Cincinnati Reds - 2011

Batter	1	2	3	4	5	6	7	8	9	AB	R	H	RBI	BB	SO	LOB
6 Drew Stubbs, R (1, 8) 77 Dave Sappelt, R (5, 8) OBP: 0.333, SLG: 1.333	G6-3			L5		G4-3 2-3		2-H HR	1-2	2 3	0 1	0 1	0 2	0 0	0 1	0 3
4 Brandon Phillips, R (1, 4) 3 Chris Valaika, R (5, 4) OBP: 0.500, SLG: 2.000	K			G5-3			G4-3	HR		2 2	0 1	0 1	0 1	0 0	1 0	0 0
19 Joey Votto, L (1, 3) 23 Yonder Alonso, L (5, 3)	G3			G3			G3-1	F9		2 2	0 0	0 0	0 0	0 0	0 0	0 0
27 Scott Rolen, R (1, 5) OBP: 0.500, SLG: 0.500 70 Todd Frazier, R (5, 5) OBP: 0.500, SLG: 1.000		32 G3-6-1 1B			F9		2B		G4-3	2 2	0 0	1 1	0 0	0 0	0 0	0 0
32 Jay Bruce, L (1, 9) 28 Chris Heisey, R (5, 9)		G3-6-1 1-2f			E7 31 S 31 G5-3		F8		26 1B 60 1B BB	2 1	1 1	0 0	0 0	0 1	0 0	1 1
31 Jonny Gomes, R (1, 7) 26 Jeremy Hermida, L (5, 7) OBP: 1.000, SLG: 1.000		G6-3			G5-3 2-H			60 2B 37 SF8 BB	60 1B 37 2B 1-2 1B	2 1	0 2	0 1	1 0	0 1	0 0	0 0
16 Edgar Renteria, R (1, 6) OBP: 0.500, SLG: 0.500 60 Zack Cozart, R (5, 6) OBP: 1.000, SLG: 1.500		55 G6-4-3 1B			F9			77 HR 1-3 2B	37 2B 25 FC3-2 1-2 2-H 1B	2 2	0 1	1 2	0 1	0 0	0 0	0 0
55 Ramon Hernandez, R (1, 2) 65 Devin Mesoraco, R (5, 2) 37 Corky Miller, R (8, PH) OBP: 0.500, SLG: 2.000 (8, 2)		G6-4-3 1-2f				F8		SF8 3-H	25 FC3-2 1-3 2-H 2B	1 1 1	0 0 0	0 0 1	0 0 2	0 0 0	0 0 0	1 0 0
15 Fred Lewis, L (1, 10) OBP: 0.500, SLG: 1.000 25 Juan Francisco, L (8, PH) (8, 10)		G5-3				77 CS 2B		K	FC3-2 77 WP 2-3 3-H	2 2	0 0	1 0	0 0	0 0	0 1	0 3
Inning Stats	R: 0 E: 0 K: 1 S: 5 H: 0 LOB: 0 BB: 0 P: 5	R: 0 E: 0 K: 0 S: 3 H: 1 LOB: 0 BB: 0 P: 3	R: 0 E: 0 K: 0 S: 3 H: 1 LOB: 0 BB: 0 P: 3	R: 0 E: 0 K: 0 S: 3 H: 0 LOB: 0 BB: 0 P: 3	R: 1 E: 1 K: 0 S: 4 H: 0 LOB: 0 BB: 0 P: 5	R: 0 E: 0 K: 0 S: 4 H: 1 LOB: 0 BB: 0 P: 4	R: 0 E: 0 K: 0 S: 4 H: 1 LOB: 1 BB: 0 P: 4	R: 4 E: 0 K: 1 S: 11 H: 3 LOB: 0 BB: 1 P: 15	R: 2 E: 0 K: 1 S: 8 H: 3 LOB: 2 BB: 1 P: 13	1B: 4 2B: 4 3B: 0 HR: 2	SF: 1 SAC: 0 DP: 2 HBP: 0						

TOP

Cincinnati Reds @ Cleveland Indians

Goodyear Ballpark, Goodyear, AZ

Sun Feb 27 2011, 3:08 PM - 5:51 PM EST

Att. 4,405 - Partly Cloudy - 55 F

livebaseballscorecards.com

AB	34
R	7
H	10
RBI	7
BB	2
SO	3
LOB	9

PA: 37

WP: 1 PB: 0 SB: 1 CS: 1

PITCHER	IP	WLS	BF	H	R	ER	SO	BB	IBB	HBP	BLK	WP	HR	S	P	ERA	WHIP
43 Josh Tomlin, R (1, 1) ERA:	2.0		6	1	0	0	1	0	0	0	0	0	0	8	8	0.00	0.500
54 Chris Perez, R (3, 1) ERA:	1.0		3	1	0	0	0	0	0	0	0	0	0	3	3	0.00	1.000
38 Joe Smith, R (4, 1) ERA:	1.0		3	0	0	0	0	0	0	0	0	0	0	3	3	0.00	0.000
50 Jensen Lewis, R (5, 1) ERA:	1.0		4	0	1	0	0	0	0	0	0	0	0	4	5	0.00	0.000
45 Doug Mathis, R (6, 1) ERA:	1.0		3	1	0	0	0	0	0	0	0	0	0	4	4	0.00	1.000
32 Aaron Laffey, L (7, 1) ERA:	1.0		4	1	0	0	0	0	0	0	0	0	0	4	4	0.00	1.000
81 Zach Putnam, R (8, 1) ERA: 36.0	1.0		7	3	4	4	1	1	0	0	0	0	2	11	15	36.00	4.000
79 Alex White, R (9, 1) ERA: 18.0	1.0	L	7	3	2	2	1	1	0	0	0	1	0	8	13	18.00	4.000

Cincinnati Reds @ Cleveland Indians

Goodyear Ballpark, Goodyear, AZ

Sun Feb 27 2011, 3:08 PM - 5:51 PM EST

Att. 4,405 - Partly Cloudy - 55 F

livebaseballscorecards.com

BOTTOM

Batter	1	2	3	4	5	6	7	8	9	AB	R	H	RBI	BB	SO	LOB
23 Michael Brantley, L (1, 8)	K		CS 1-2	F8		SH5-3 2-3	2-H HR		L3-6 2-2	2	0	0	0	0	1	0
65 Ezequiel Carrera, L (6, 8) OBP: 0.500, SLG: 2.000										2	1	1	2	0	0	1
13 Asdrúbal Cabrera, S (1, 6) OBP: 0.500, SLG: 0.500	F8			48 S 1B		22 1B 66 F7-1-5 3-H 1B	BB		P3	2	0	1	0	0	0	0
8 Adam Everett, R (5, 6) OBP: 0.667, SLG: 0.500										2	0	1	1	1	0	0
41 Carlos Santana, S (1, 2)	G6-3			K		1-3 1B	F9			1	0	0	0	0	0	0
22 Luke Carlin, S (3, 2) OBP: 0.500, SLG: 0.500										2	0	1	0	0	1	1
70 Juan Apodaca, R (7, 2)										1	0	0	0	0	0	1
48 Travis Hafner, L (1, 10)		F8		K 1-2		F7-1-5 3-3	K			2	0	0	0	0	1	1
66 Jared Goedert, R (6, PH) (7, 10)										2	0	0	0	0	1	3
26 Austin Kearns, R (1, 9) OBP: 0.500, SLG: 0.500		K			28 FC4-6 1B		9 BB 87 SF7 2B	G6-3		2	0	1	0	0	1	0
30 Chad Huffman, R (5, PR) OBP: 0.500, SLG: 1.000										2	1	1	0	0	0	0
(6, 9)																
20 Orlando Cabrera, R (1, 4)		P6			P6		87 SF7 9 BB 76 2B BB	G6-3		2	0	0	0	0	0	1
73 Cord Phelps, S (6, 4)										1	1	0	0	1	0	0
7 Matt LaPorta, R (1, 3)			K		K		87 SF7 1-2 2-3 76 2B BB	2B		2	0	0	0	0	2	1
9 Jack Hannahan, L (6, 3) OBP: 1.000, SLG: 2.000										1	1	1	0	1	0	0
28 Travis Buck, L (1, 7) OBP: 0.500, SLG: 0.500			23 CS 1B		FC4-6 1-2f		SF7 1-2 2-3 3-H	K		2	0	1	0	0	0	1
87 Jerad Head, R (7, PH) (8, 7)										1	0	0	1	0	1	1
16 Jason Donald, R (1, 5) OBP: 0.500, SLG: 1.000			K			65 SH5-3 8 1B 2B	65 HR 2-H 3-H 2B		65 L3-6 2B	2	1	1	0	0	1	1
76 Lonnie Chisenhall, L (7, 5) OBP: 1.000, SLG: 2.000										2	1	2	2	0	0	0
Inning Stats	R: 0 E: 0 K: 1 S: 5 H: 0 LOB: 0 BB: 0 P: 5	R: 0 E: 0 K: 1 S: 5 H: 0 LOB: 0 BB: 0 P: 5	R: 0 E: 0 K: 2 S: 7 H: 1 LOB: 0 BB: 0 P: 8	R: 0 E: 0 K: 2 S: 8 H: 1 LOB: 1 BB: 0 P: 9	R: 0 E: 0 K: 1 S: 6 H: 1 LOB: 1 BB: 0 P: 6	R: 1 E: 0 K: 0 S: 5 H: 3 LOB: 1 BB: 0 P: 5	R: 5 E: 0 K: 1 S: 9 H: 3 LOB: 1 BB: 3 P: 21	R: 0 E: 0 K: 1 S: 6 H: 1 LOB: 1 BB: 0 P: 6	R: 0 E: 0 K: 0 S: 3 H: 1 LOB: 0 BB: 0 P: 3	1B: 5 2B: 7 3B: 0 HR: 1	SF: 1 SAC: 1 DP: 2 HBP: 0						

	AB	33
	R	6
	H	11
	RBI	6
	BB	3
	SO	9
	LOB	12

WP: 0 PB: 0 SB: 1 CS: 1 PA: 39

PITCHER		IP	WLS	BF	H	R	ER	SO	BB	IBB	HBP	BLK	WP	HR	S	P	ERA	WHIP
56 Matt Maloney, L	(1, 1)	2.0		6	0	0	0	2	0	0	0	0	0	0	10	10	0.00	0.000
ERA:																		
63 Sam LeCure, R	(3, 1)	2.0		7	2	0	0	4	0	0	0	0	0	0	15	17	0.00	1.000
ERA:																		
51 Jared Burton, R	(5, 1)	1.0	H	4	1	0	0	1	0	0	0	0	0	0	6	6	0.00	1.000
ERA:																		
46 Carlos Fisher, R	(6, 1)	1.0	B	5	3	1	1	0	0	0	0	0	0	0	5	5	9.00	3.000
ERA: 9.0																		
80 Donnie Joseph, L	(7, 1)	0.1		6	3	5	5	0	2	0	0	0	0	1	5	13	135.00	15.000
ERA: 135.0																		

PITCHER		IP	WLS	BF	H	R	ER	SO	BB	IBB	HBP	BLK	WP	HR	S	P	ERA	WHIP
58 Daryl Thompson, R	(7, 1)	1.2	W	7	1	0	0	2	1	0	0	0	0	0	10	14	0.00	1.200
ERA:																		
33 Jose Arredondo, R	(9, 1)	1.0	S	3	1	0	0	0	0	0	0	0	0	0	3	3	0.00	1.000
ERA:																		

Cleveland Indians @ Cincinnati Reds

Goodyear Ballpark, Goodyear, AZ

Mon Feb 28 2011, 3:07 PM - 6:26 PM EST

Att. 2,095 - Sunny - 61 F

livebaseballscorecards.com

Batter	1	2	3	4	5	6	7	8	9	AB	R	H	RBI	BB	SO	LOB
23 Michael Brantley, L (1, 8) OBP: 0.400, SLG: 0.250 65 Ezequiel Carrera, L (5, PH) (5, 8) OBP: 0.400, SLG: 1.000	G4-3		17 1B 1-2 1B	BBBB 4-0 1-2 BB	G5-3		1-0 G1-4-3 1-3 2-H	9 BB 1-3 3-H 1B		2 3	0 0	1 1	0 2	1 0	0 0	0 2
76 Lonnie Chisenhall, L (1, 5) OBP: 0.500, SLG: 0.800 9 Jack Hannahan, L (6, 5) OBP: 1.000, SLG: 2.000	G6-3		SCSS 0-3 K	SSC 0-3 K		BBBB 4-0 72 BB 30 BB BB	BBBB 4-0 BB	BBBB 4-0 1-2 BB		3 0	0 0	0 0	0 0	1 2	2 0	4 0
17 Shin-Soo Choo, L (1, 10) OBP: 0.333, SLG: 0.333 74 Chun-Hsiu Chen, R (6, PH) (6, 10)	P6		1-2 2-H 1B		P5	P3	SF8 3-H	SSS K		3 2	0 0	1 0	1 1	0 0	0 1	0 4
30 Chad Huffman, R (1, 7) OBP: 0.333, SLG: 0.400 88 Matt McBride, R (7, PH) (7, 7)	L8	SCS K			E5 28 1B 12 BLK	BBBB 72 BB 1-2 BB	F9		F8	3 2	1 0	0 0	0 0	1 0	1 0	2 1
28 Travis Buck, L (1, 9) OBP: 0.800, SLG: 1.400 87 Jerad Head, R (6, PH) (6, 9)	HR		12 E 12 E 1B	CSSS 12 BLK 1-3 35 3B 1B	K	SSS K	F8	3 3	3 0	3 0	1 0	0 0	0 2	0 2
12 Jayson Nix, R (1, 4) 72 Jason Kipnis, L (6, PH) (6, 4) OBP: 0.667, SLG: 2.000	CSC K	1 SAFE E4 1 S 1-H 1 1B	BBBB 4-0 1-2 35 3B 3-H BB	BBBB 4-0 1-2 2-3 BB		HR	SCS K	2 2	2 1	0 1	1 1	1 1	1 1	0 0
35 Jordan Brown, L (1, 3) OBP: 0.333, SLG: 1.000 66 Jared Goedert, R (6, PH) (6, 3)	SSC K	CSS K	1-H 2-H 6 1B 3B	SCSS K		E5 8 FC6-4 2 E 65 1B		3 2	1 1	1 0	2 0	0 0	2 1	1 3
6 Lou Marson, R (1, 2) OBP: 0.333, SLG: 0.333 2 Paul Phillips, R (6, 2) OBP: 0.500, SLG: 0.500		G4-3	F9 3-H 1B		65 WP 8 1B 65 G1-4-3 1B		E9 8 FC6-4 1-2	3 2	0 1	1 1	1 0	0 0	0 0	1 1
1 Luis Valbuena, L (1, 6) OBP: 0.667, SLG: 0.500 8 Adam Everett, R (7, PH) (7, 6) OBP: 0.600, SLG: 0.500		BBBB 4-0 17 23 1B BB	BX 1-0 23 BB 1-H 1B	L7	65 G1-4-3 65 WP 74 SF8 1-2 1B		FC6-4 65 1B 1-2f 2-3	2 2	1 1	1 1	1 0	1 0	0 0	1 2
Inning Stats	R: 0 H: 0 E: 0 LOB: 0 K: 0 BB: 0 S: 3 P: 3	R: 1 H: 1 E: 0 LOB: 0 K: 2 BB: 0 S: 8 P: 8	R: 1 H: 2 E: 0 LOB: 2 K: 2 BB: 1 S: 9 P: 13	R: 2 H: 2 E: 2 LOB: 2 K: 2 BB: 1 S: 10 P: 15	R: 4 H: 3 E: 1 LOB: 1 K: 0 BB: 1 S: 7 P: 11	R: 0 H: 0 E: 0 LOB: 3 K: 2 BB: 3 S: 7 P: 19	R: 2 H: 2 E: 0 LOB: 1 K: 0 BB: 1 S: 5 P: 10	R: 2 H: 2 E: 2 LOB: 3 K: 2 BB: 1 S: 11 P: 15	R: 0 H: 0 E: 0 LOB: 0 K: 1 BB: 0 S: 5 P: 5	1B: 9 SF: 1 2B: 0 SAC: 0 3B: 1 DP: 0 HR: 2 HBP: 0						

TOP

AB	42
R	12
H	12
RBI	11
BB	8
SO	11
LOB	24

WP: 1 PA: 51
PB: 0
SB: 1
CS: 0

PITCHER		IP	WLS	BF	H	R	ER	SO	BB	IBB	HBP	BLK	WP	HR	S	P	ERA	WHIP
61 Bronson Arroyo, R ERA: 4.5	(1, 1)	2.0	L	7	1	1	1	2	0	0	0	0	0	1	11	11	4.50	0.500
48 Francisco Cordero, R ERA: 9.0	(3, 1)	1.0		6	2	1	1	2	1	0	0	0	0	0	9	13	9.00	3.000
50 Dontrelle Willis, L ERA:	(4, 1)	1.0		7	2	2	0	2	1	0	0	0	0	0	10	15	0.00	3.000
40 Nick Masset, R ERA: 81.0	(5, 1)	0.1		6	3	4	3	0	1	0	0	1	0	0	5	9	81.00	12.000
68 Philippe Valiquette, L ERA:	(5, 1)	0.2		2	0	0	0	0	0	0	0	0	0	0	2	2	0.00	0.000

PITCHER		IP	WLS	BF	H	R	ER	SO	BB	IBB	HBP	BLK	WP	HR	S	P	ERA	WHIP
54 Aroldis Chapman, L ERA:	(6, 1)	1.0		6	0	0	0	2	3	0	0	0	0	0	7	19	0.00	3.000
78 Chad Reineke, R ERA: 13.5	(7, 1)	2.0		14	4	4	3	2	2	0	0	0	1	1	16	25	13.50	3.000
45 Bill Bray, L ERA:	(9, 1)	1.0		3	0	0	0	1	0	0	0	0	0	0	5	5	0.00	0.000

Batter	1	2	3	4	5	6	7	8	9	AB	R	H	RBI	BB	SO	LOB
15 Fred Lewis, L (1, 7) OBP: 0.250, SLG: 0.500	L7		K			G6-3		G5-3		2	0	0	0	0	1	0
70 Todd Frazier, R (6, 7) OBP: 0.250, SLG: 0.500										2	0	0	0	0	0	0
28 Chris Heisey, R (1, 8) OBP: 0.500, SLG: 0.333	K		1B			3 F9 32 BB 1B		65 E 65 1B 1B		2	0	1	0	0	1	0
77 Dave Sappelt, R (6, 8) OBP: 0.600, SLG: 1.200										2	0	2	0	0	0	0
32 Jay Bruce, L (1, 10)	G3		G4-3			BB 1-2		E8 1-3 1B		2	0	0	0	1	0	1
65 Devin Mesoraco, R (8, PH) OBP: 0.500, SLG: 0.500 (9, 10)										1	0	1	0	0	0	0
25 Juan Francisco, L (1, 5)		G1		F7		F9 2-3		P3		2	0	0	0	0	0	0
3 Chris Valaika, R (5, 5) OBP: 0.250, SLG: 1.000										2	0	0	0	0	0	4
26 Jeremy Hermida, L (1, 9) OBP: 1.000, SLG: 1.000		BB 23 1B		1B 23 G1-6-3		F7		K		1	0	1	0	1	0	0
76 Danny Dorn, L (5, 9)										2	0	0	0	0	1	4
23 Yonder Alonso, L (1, 3) OBP: 0.250, SLG: 0.250		1B 1-2		G1-6-3 1-2f			1B 71 G5-3		F7	2	0	1	0	0	0	1
86 Neftali Soto, R (5, 3) OBP: 0.500, SLG: 0.500										2	0	1	0	0	0	0
43 Miguel Cairo, R (1, 4)		F7			G6-3		G5-3 1-2		F9	2	0	0	0	0	0	2
71 Kristopher Negrón, R (6, 4)										2	0	0	0	0	0	1
29 Ryan Hanigan, R (1, 2)		G4-3			F9		K		1B 60 FC5-4	2	0	0	0	0	0	2
73 Yasmani Grandal, S (6, 2)										1	0	0	0	0	1	1
83 Tucker Barnhart, L (8, 2) OBP: 1.000, SLG: 1.000										1	0	1	0	0	0	0
7 Paul Janish, R (1, 6)			G6-3		F9		L6		FC5-4 1-2f	2	0	0	0	0	0	0
60 Zack Cozart, R (6, 6) OBP: 0.500, SLG: 0.750										2	0	0	0	0	0	2
Inning Stats	R: 0 E: 0 K: 1 S: 5 H: 0 LOB: 0 BB: 0 P: 5	R: 0 E: 0 K: 0 S: 4 H: 1 LOB: 2 BB: 1 P: 8	R: 0 E: 0 K: 1 S: 6 H: 1 LOB: 1 BB: 0 P: 6	R: 0 E: 0 K: 0 S: 3 H: 1 LOB: 0 BB: 0 P: 3	R: 0 E: 0 K: 0 S: 3 H: 0 LOB: 0 BB: 0 P: 3	R: 0 E: 0 K: 0 S: 4 H: 1 LOB: 2 BB: 1 P: 8	R: 0 E: 0 K: 1 S: 6 H: 1 LOB: 1 BB: 0 P: 6	R: 0 E: 1 K: 1 S: 7 H: 2 LOB: 2 BB: 0 P: 7	R: 0 E: 0 K: 0 S: 4 H: 1 LOB: 1 BB: 0 P: 4	1B: 8 2B: 0 3B: 0 HR: 0	SF: 0 SAC: 0 DP: 1 HBP: 0			WP: 0 PB: 0 SB: 0 CS: 0	PA: 36			

PITCHER		IP	WLS	BF	H	R	ER	SO	BB	IBB	HBP	BLK	WP	HR	S	P	ERA	WHIP
55 Roberto Hernandez, R ERA:	(1, 1)	2.0	W	8	1	0	0	1	1	0	0	0	0	0	9	13	0.00	1.000
58 Jeanmar Gómez, R ERA:	(3, 1)	2.0	H	7	2	0	0	1	0	0	0	0	0	0	9	9	0.00	1.000
49 Tony Sipp, L ERA:	(5, 1)	1.0		3	0	0	0	0	0	0	0	0	0	0	3	3	0.00	0.000
67 Nick Hagadone, L ERA:	(6, 1)	1.0		5	1	0	0	0	1	0	0	0	0	0	4	8	0.00	2.000
39 Justin Germano, R ERA:	(7, 1)	1.0		4	1	0	0	1	0	0	0	0	0	0	6	6	0.00	1.000

PITCHER		IP	WLS	BF	H	R	ER	SO	BB	IBB	HBP	BLK	WP	HR	S	P	ERA	WHIP
56 Frank Herrmann, R ERA:	(8, 1)	1.0		5	2	0	0	1	0	0	0	0	0	0	7	7	0.00	2.000
80 Josh Judy, R ERA:	(9, 1)	1.0		4	1	0	0	0	0	0	0	0	0	0	4	4	0.00	1.000

BOTTOM

Cleveland Indians @ Cincinnati Reds

Goodyear Ballpark, Goodyear, AZ

Mon Feb 28 2011, 3:07 PM - 6:26 PM EST

Att. 2,095 - Sunny - 61 F

livebaseballscorecards.com

AB	34
R	0
H	8
RBI	0
BB	2
SO	4
LOB	18

Batter	1	2	3	4	5	6	7	8	9	AB	R	H	RBI	BB	SO	LOB
77 Dave Sappelt, R (1, 8) OBP: 0.571, SLG: 1.000 88 Jefry Sierra, R (6, PH) (6, 8)	0-0 4 S 19 1B 1B		S F S 0-3 ③ K			X 0-0 ① G3-1		X 0-0 ② ③ G5-4-3 1-2f		2 1 1 0 0 1 0 2 0 0 0 0 0 2						
4 Brandon Phillips, R (1, 4) 71 Kristopher Negrón, R (6, PH) (6, 4)	S T S 0-3 ① K 1-2			X 0-0 ① P4		H 1-0 86 G4-6-3 HBP			H 1-0 86 F8 86 S HBP	2 0 0 0 0 1 1 0 0 0 0 0 0 0						
19 Joey Votto, L (1, 3) OBP: 0.250, SLG: 0.250 86 Neftali Soto, R (6, PH) OBP: 0.250, SLG: 0.250 (6, 3)	X 0-0 26 G6-4-3 2-H 1B			S S S 0-3 ② K		X 0-0 ② ③ G4-6-3 1-2f			B X 1-0 ① F8 1-3	2 0 1 1 0 1 0 2 0 0 0 0 0 2						
26 Jeremy Hermida, L (1, 9) OBP: 0.833, SLG: 0.750 76 Danny Dorn, L (6, 9)	X 0-0 ② ③ G6-4-3 1-2f			X 0-0 1B			X 0-0 ① F8		X 0-0 ② P6	2 0 1 0 0 0 1 2 0 0 0 0 0 1						
15 Fred Lewis, L (1, 7) OBP: 0.167, SLG: 0.333 91 Juan Duran, R (6, 7)		X 0-0 ① G6-3		X 0-0 ③ G1-3			X 0-0 ② F8		B B B D 4-0 BB	2 0 0 0 0 0 1 1 0 0 0 1 0 0						
25 Juan Francisco, L (1, 5) OBP: 0.167, SLG: 0.167 88 David Vidal, R (6, 5)		X 0-0 ② G2-3			X 0-0 29 G3 1B		S S S 0-3 ③ K		X 0-0 ③ F9	2 0 1 0 0 0 0 2 0 0 0 0 1 2						
28 Chris Heisey, R (1, 10) OBP: 0.333, SLG: 0.200 83 Kyle Waldrop, L (8, PH) (8, 10)	C C C 0-3 ③ K				S S S 0-3 ① K			B B B B 4-0 73 S BB		2 0 0 0 0 2 1 0 0 0 0 1 0 0						
29 Ryan Hanigan, R (1, 2) 73 Yasmani Grandal, S (5, 2)			X 0-0 ① G5-3		X 0-0 ② G3 1-2			S S S 0-3 ① K 1-2		2 0 0 0 0 0 1 1 0 0 0 0 1 1						
7 Paul Janish, R (1, 6) 82 Billy Hamilton, S (6, 6)			X 0-0 ② F8		X 0-0 ③ P2			B B B B 4-0 88 G5-4-3 BB		2 0 0 0 0 0 1 0 0 0 0 1 0 0						
Inning Stats	R: 1 H: 2 E: 0 LOB: 0 K: 1 BB: 0 S: 6 P: 6	R: 0 H: 0 E: 0 LOB: 0 K: 1 BB: 0 S: 5 P: 5	R: 0 H: 0 E: 0 LOB: 0 K: 1 BB: 0 S: 5 P: 5	R: 0 H: 1 E: 0 LOB: 1 K: 1 BB: 0 S: 6 P: 6	R: 0 H: 1 E: 0 LOB: 1 K: 1 BB: 0 S: 6 P: 6	R: 0 H: 0 E: 0 LOB: 0 K: 0 BB: 0 S: 2 P: 3	R: 0 H: 0 E: 0 LOB: 0 K: 1 BB: 0 S: 5 P: 5	R: 0 H: 0 E: 0 LOB: 1 K: 1 BB: 2 S: 4 P: 12	R: 0 H: 0 E: 0 LOB: 2 K: 0 BB: 1 S: 3 P: 9	1B: 4 SF: 0 2B: 0 SAC: 0 3B: 0 DP: 3 HR: 0 HBP: 2						

PITCHER		IP	WLS	BF	H	R	ER	SO	BB	IBB	HBP	BLK	WP	HR	S	P	ERA	WHIP
36 Jered Weaver, R ERA: 4.5	(1, 1)	2.0		7	2	1	1	2	0	0	0	0	0	0	11	11	4.50	1.000
40 Kevin Jepsen, R ERA:	(3, 1)	1.0	W	3	0	0	0	1	0	0	0	0	0	0	5	5	0.00	0.000
51 Jordan Walden, R ERA:	(4, 1)	1.0	H	4	1	0	0	1	0	0	0	0	0	0	6	6	0.00	1.000
58 Michael Kohn, R ERA:	(5, 1)	1.0	H	4	1	0	0	1	0	0	0	0	0	0	6	6	0.00	1.000
52 Tyler Chatwood, R ERA:	(6, 1)	2.0	H	6	0	0	0	1	0	0	1	0	0	0	7	8	0.00	0.000

PITCHER		IP	WLS	BF	H	R	ER	SO	BB	IBB	HBP	BLK	WP	HR	S	P	ERA	WHIP
65 Eric Junge, R ERA:	(8, 1)	2.0	S	9	0	0	0	1	3	0	1	0	0	0	7	21	0.00	1.500

Cincinnati Reds @ Los Angeles Angels

Tempe Diablo Stadium, Tempe, AZ

Tue Mar 01 2011, 3:07 PM - 5:15 PM EST
Att. 3,050 - Partly Cloudy - 75 F

TOP

livebaseballscorecards.com

AB	28
R	1
H	4
RBI	1
BB	3
SO	7
LOB	14

WP: 0	PA: 33		
PB: 0			
SB: 3			
CS: 0			

Cincinnati Reds @ Los Angeles Angels

Tempe Diablo Stadium, Tempe, AZ

Tue Mar 01 2011, 3:07 PM - 5:15 PM EST

Att. 3,050 - Partly Cloudy - 75 F

livebaseballscorecards.com

BOTTOM

Batter	1	2	3	4	5	6	7	8	9	AB	R	H	RBI	BB	SO	LOB
2 Erick Aybar, S (1, 6) OBP: 0.429, SLG: 0.333 76 Alexi Amarista, L (6, 4) OBP: 0.333, SLG: 0.200	H 1-0 48 G6-4-3 HBP		X 0-0 53 SF8-3-6-4 1-3 2-H 1B			S S S 0-3 ② K		X 0-0 ③ 1-3 1B		1 2	0 0	1 1	1 0	0 0	0 1	0 0
53 Bobby Abreu, L (1, 10) OBP: 0.333, SLG: 0.800	X 0-0 ① L8		X 0-0 ②③ SF8-3-6-4 1-2 3-H			X 0-0 ③ F7				2	0	0	1	0	0	1
48 Torii Hunter, R (1, 9) 33 Chris Pettit, R (8, 7)	X 0-0 ②③ G6-4-3 1-2f			X 0-0 ① G4-3			X 0-0 ① G5-3			3 0	0 0	0 0	0 0	0 0	0 0	1 0
10 Vernon Wells, R (1, 7) OBP: 0.333, SLG: 0.200 49 Jeremy Moore, L (7, PR) (8, 9)		X 0-0 ① G6-3		X 0-0 ② G5-3			B B B B 4-0 20 G5-3 BB			2 0	0 0	0 0	0 0	1 0	0 0	0 0
47 Howie Kendrick, R (1, 4) OBP: 0.286, SLG: 0.167 20 Freddy Sandoval, S (6, 5)		X 0-0 ② F9		B B B B 4-0 16 CS BB			X 0-0 ② G5-3 1-2			1 1	0 0	0 0	0 0	1 0	0 0	0 1
16 Hank Conger, L (1, 2) OBP: 0.125, SLG: 0.125 46 Bobby Wilson, R (6, 2) OBP: 0.333, SLG: 0.333		X 0-0 ③ L7		S 0-1 ③ CS 1-2	X 0-0 ① G3-1		S S S 0-3 ③ K2-3			2 1	0 0	0 0	0 0	0 0	0 1	0 2
44 Mark Trumbo, R (1, 3) OBP: 0.200, SLG: 0.444 79 Jean Segura, R (6, 6) OBP: 0.250, SLG: 0.250			S S S 0-3 ① K		S S S 0-3 ② K			C C C 0-3 ① K		2 1	0 0	0 0	0 0	0 0	2 1	0 0
3 Brandon Wood, R (1, 5) OBP: 0.500, SLG: 1.000 74 Gabe Jacobo, R (6, 3) OBP: 1.000, SLG: 1.000			X 0-0 2 1B 2B		F F S 0-3 ③ K			X 0-0 76 1B 1B		2 1	1 0	1 1	0 0	0 0	1 0	0 0
25 Peter Bourjos, R (1, 8) OBP: 0.429, SLG: 0.500 90 Mike Trout, R (8, 8) OBP: 0.167, SLG: 0.167			H 1-0 2 1B 53 SF8-3-6-4 HBP			X 0-0 ① P6		X 0-0 ② F8		1 1	1 0	0 0	0 0	0 0	0 0	0 1
Inning Stats	R: 0 E: 0 K: 0 S: 2 H: 0 LOB: 0 BB: 0 P: 3	R: 0 E: 0 K: 0 S: 3 H: 0 LOB: 0 BB: 0 P: 3	R: 2 E: 0 K: 1 S: 6 H: 2 LOB: 0 BB: 0 P: 7	R: 0 E: 0 K: 0 S: 3 H: 0 LOB: 0 BB: 1 P: 7	R: 0 E: 0 K: 2 S: 7 H: 0 LOB: 0 BB: 0 P: 7	R: 0 E: 0 K: 1 S: 5 H: 0 LOB: 0 BB: 0 P: 5	R: 0 E: 0 K: 1 S: 5 H: 0 LOB: 2 BB: 1 P: 9	R: 0 E: 0 K: 1 S: 6 H: 2 LOB: 2 BB: 0 P: 6		1B: 3 2B: 2 3B: 0 HR: 0	SF: 1 SAC: 0 DP: 2 HBP: 2			WP: 0 PB: 0 SB: 0 CS: 1	PA: 29		

	AB	23
	R	2
	H	4
	RBI	2
	BB	2
	SO	6
	LOB	6

PITCHER		IP	WLS	BF	H	R	ER	SO	BB	IBB	HBP	BLK	WP	HR	S	P	ERA	WHIP
47 Johnny Cueto, R ERA: 6.0	(1, 1)	3.0	L	11	2	2	2	1	0	0	2	0	0	0	11	13	6.00	0.667
66 Logan Ondrusek, R ERA:	(4, 1)	2.0		6	0	0	0	2	1	0	0	0	0	0	10	14	0.00	0.500
74 Scott Carroll, R ERA:	(6, 1)	2.0		7	0	0	0	2	1	0	0	0	0	0	10	14	0.00	0.500
69 Jerry Gil, R ERA:	(8, 1)	1.0		4	2	0	0	1	0	0	0	0	0	0	6	6	0.00	2.000

PITCHER	IP	WLS	BF	H	R	ER	SO	BB	IBB	HBP	BLK	WP	HR	S	P	ERA	WHIP

Cincinnati Reds @ Oakland Athletics

Phoenix Municipal Stadium, Phoenix, AZ

Tue Mar 01 2011, 3:07 PM - 5:36 PM EST

Att. 1,631 - Partly Cloudy - 68 F

livebaseballscorecards.com

TOP

Batter	1	2	3	4	5	6	7	8	9	AB	R	H	RBI	BB	SO	LOB
6 Drew Stubbs, R (1, 8) 88 Felix Perez, L (6, PH) OBP: 0.500, SLG: 0.500 (6, 8)	C C B B C 2-3 ① K			F C C 0-3 ① K	X 0-0 ① P3	X 0-0 1-2 3-H 1B		S F C 0-3 ③ K		3 0 0 0 0 2 0 2 0 1 1 0 1 2						
16 Edgar Renteria, R (1, 6) OBP: 0.400, SLG: 0.600 60 Zack Cozart, R (6, PH) OBP: 0.333, SLG: 0.500 (6, 6)	C T B C 1-3 ② K			X 0-0 31 HR 2B	B C F C 1-3 ② K	X 0-0 ③ F7			C F S 0-3 ① K	3 1 1 0 0 2 0 2 0 0 0 0 1 2						
31 Jonny Gomes, R (1, 7) OBP: 0.200, SLG: 0.800 85 Michael Griffin, R (6, 7)	X 0-0 ③ G5-3			C B X 1-1 2-H HR	X 0-0 ③ G6-3		X 0-0 ① P3		X 0-0 ② FC8	3 1 1 2 0 0 0 2 0 0 0 0 0 0						
27 Scott Rolen, R (1, 5) OBP: 0.250, SLG: 0.250 87 Junior Arias, R (6, PH) (6, 5)		C F C 0-3 ① K		X 0-0 ② P3		S C B S 1-3 ① K	C F C 0-3 ② K		C F S 0-3 ③ K	2 0 0 0 0 1 0 3 0 0 0 0 3 0						
32 Jay Bruce, L (1, 9) OBP: 0.375, SLG: 0.286 89 Ryan LaMarre, R (6, PR) (6, 9)		S B B F C 2-3 ② K		X 0-0 23 HR 1B		X 0-0 3 1B 70 1B 65 1B 1B	X 0-0 ③ G6-3			3 1 2 0 0 1 0 1 1 0 0 0 0 0						
23 Yonder Alonso, L (1, 3) OBP: 0.333, SLG: 0.833 70 Todd Frazier, R (5, 3) OBP: 0.333, SLG: 0.500		F F B C 1-3 ③ K		X 0-0 1-H HR		X 0-0 3 1B 65 1B 1-2 1B		X 0-0 ① G5-3		2 1 1 2 0 1 0 2 1 1 0 0 0 0						
43 Miguel Cairo, R (1, 10) OBP: 0.200, SLG: 0.200 84 Alex Buchholz, R (8, PH) (8, 10)		X 0-0 ① F7	X 0-0 3 1B 1B			X 0-0 ② FC8		C F S 0-3 ② K		3 0 1 0 0 0 2 1 0 0 0 0 1 0						
3 Chris Valaika, R (1, 4) OBP: 0.429, SLG: 0.857 81 Miguel Rojas, R (6, 4) OBP: 1.000, SLG: 1.000		F B B F F S 2-3 ② K	X 0-0 1-3 1B			X 0-0 65 1B 88 1B 1-2 2-3 1B		X 0-0 65 1B 1B		3 1 2 0 0 1 0 1 0 1 0 0 0 0						
37 Corky Miller, R (1, 2) OBP: 0.250, SLG: 0.667 65 Devin Mesoraco, R (4, 2) OBP: 0.750, SLG: 0.750 83 Tucker Barnhart, L (8, 2) OBP: 1.000, SLG: 1.000		X 0-0 ③ G6-3	X 0-0 ③ L7			X 0-0 88 1B 1-3 2-H 3-H 1B		X 0-0 1-3 1B		2 0 0 0 0 0 2 2 0 2 2 0 0 0 0 0 0 0 0 0 0						

Inning Stats																		
	R: 0 E: 0 K: 2 S: 7	H: 0 LOB: 0 BB: 0 P: 10	R: 0 E: 0 K: 3 S: 9	H: 0 LOB: 0 BB: 0 P: 12	R: 0 E: 0 K: 1 S: 6	H: 0 LOB: 0 BB: 0 P: 8	R: 4 E: 0 K: 1 S: 12	H: 6 LOB: 2 BB: 0 P: 13	R: 0 E: 0 K: 1 S: 5	H: 0 LOB: 0 BB: 0 P: 6	R: 3 E: 0 K: 1 S: 10	H: 5 LOB: 2 BB: 0 P: 11	R: 0 E: 0 K: 1 S: 5	H: 0 LOB: 0 BB: 0 P: 5	R: 0 E: 0 K: 2 S: 9	H: 2 LOB: 2 BB: 0 P: 9	R: 0 E: 0 K: 2 S: 7	H: 0 LOB: 0 BB: 0 P: 7

1B: 10	SF: 0	WP: 0	PA: 40
2B: 1	SAC: 0	PB: 0	
3B: 0	DP: 0	SB: 0	
HR: 2	HBP: 0	CS: 0	

	AB	40
	R	7
	H	13
	RBI	7
	BB	0
	SO	14
	LOB	8

PITCHER		IP	WLS	BF	H	R	ER	SO	BB	IBB	HBP	BLK	WP	HR	S	P	ERA	WHIP
47 Gio González, L	(1, 1)	2.0		6	0	0	0	5	0	0	0	0	0	0	16	22	0.00	0.000
ERA:																		
49 Brett Anderson, L	(3, 1)	2.0	L	12	6	4	4	2	0	0	0	0	0	2	18	21	18.00	3.000
ERA: 18.0																		
57 Brian Fuentes, L	(5, 1)	1.0		3	0	0	0	1	0	0	0	0	0	0	5	6	0.00	0.000
ERA:																		
50 Grant Balfour, R	(6, 1)	1.0		8	5	3	3	1	0	0	0	0	0	0	10	11	27.00	5.000
ERA: 27.0																		
75 Fernando Cabrera, R	(7, 1)	1.0		3	0	0	0	1	0	0	0	0	0	0	5	5	0.00	0.000
ERA:																		

PITCHER		IP	WLS	BF	H	R	ER	SO	BB	IBB	HBP	BLK	WP	HR	S	P	ERA	WHIP
60 Fautino De Los Santos, R	(8, 1)	1.0		5	2	0	0	2	0	0	0	0	0	0	9	9	0.00	2.000
ERA:																		
45 Willie Eyre, R	(9, 1)	1.0		3	0	0	0	2	0	0	0	0	0	0	7	7	0.00	0.000
ERA:																		

BOTTOM

Cincinnati Reds @ Oakland Athletics

Phoenix Municipal Stadium, Phoenix, AZ

Tue Mar 01 2011, 3:07 PM - 5:36 PM EST

Att. 1,631 - Partly Cloudy - 68 F

Batter	1	2	3	4	5	6	7	8	9	AB	R	H	RBI	BB	SO	LOB
4 Coco Crisp, S (1, 8) OBP: 0.333, SLG: 1.000	F8		G3		2B		FC4		FC5 30 BB 58 SF 1-2	3	0	1	0	0	0	0
71 Michael Choice, R (6, 8) OBP: 0.429, SLG: 0.429										2	1	0	0	0	0	3
10 Daric Barton, L (1, 3) OBP: 0.333, SLG: 0.500	F9		1B		F9		F7		BBBBB 58 SF 1-2 2-3 BB	3	0	1	0	0	0	1
30 Steve Tolleson, R (7, 5) OBP: 0.429, SLG: 0.200										1	0	0	0	1	0	2
16 Josh Willingham, R (1, 7) OBP: 0.333, SLG: 0.333	G3		F7		P4			H 25 FC5 22 1B HBP	SF 1-2 2-H 3-H	3	0	0	0	0	0	2
58 Jai Miller, R (7, 7) OBP: 0.667, SLG: 1.250										0	1	0	1	0	0	0
28 Conor Jackson, R (1, 9)		G3	G1-3			F8		FC5 22 1B 29 G6-3 1-2	K	3	0	0	0	0	0	1
25 Matt Carson, R (7, 9) OBP: 0.250, SLG: 0.500										2	1	0	0	0	1	3
22 Chris Carter, R (1, 10) OBP: 0.364, SLG: 0.300		11 G4-3 67 1B 1B		P6		K		1B 1-3 2-H	F7	5	1	2	1	0	1	2
11 Landon Powell, S (1, 2) OBP: 0.167, SLG: 0.167	G4-3 1-2			F9		K		G6-3 3-H		3	0	0	0	0	1	1
29 Josh Donaldson, R (7, 2) OBP: 0.400, SLG: 0.400										1	0	0	1	0	0	0
21 Andy LaRoche, R (1, 4) OBP: 0.500, SLG: 0.500	CBBBCFB 67 1B BB		CBBBCFB BB				67 F8 36 1B 2B	G4-3		1	0	1	0	2	0	0
59 Jemile Weeks, S (7, PR) OBP: 0.667, SLG: 0.500										1	1	0	0	0	0	0
(8, 4)																
67 Wes Timmons, R (1, 5) OBP: 0.625, SLG: 0.500	1-3 2-H 1B		B2-3			F8 2-3			30 BB 71 E 58 SF 1B	4	1	2	1	0	0	2
(7, 3)																
36 Eric Sogard, L (1, 6) OBP: 0.333, SLG: 0.400	G3				G4-3	3-H 1B			K	3	0	1	1	0	0	2
52 Grant Green, R (8, 6) OBP: 0.333, SLG: 0.333										1	0	0	0	0	1	1

livebaseballscorecards.com

AB	36
R	6
H	8
RBI	5
BB	3
SO	4
LOB	20

Inning Stats	1	2	3	4	5	6	7	8	9
	R: 0 E: 0 K: 0 S: 3	H: 0 LOB: 0 BB: 0 P: 3	R: 1 E: 0 K: 0 S: 8	H: 2 LOB: 2 BB: 1 P: 12	R: 0 E: 0 K: 0 S: 4	H: 1 LOB: 1 BB: 0 P: 4	R: 0 E: 0 K: 0 S: 6	H: 0 LOB: 1 BB: 1 P: 10	R: 0 E: 0 K: 0 S: 4	H: 1 LOB: 1 BB: 0 P: 4	R: 0 E: 0 K: 2 S: 7	H: 0 LOB: 0 BB: 0 P: 7	R: 1 E: 0 K: 0 S: 5	H: 2 LOB: 2 BB: 0 P: 5	R: 2 E: 0 K: 0 S: 4	H: 1 LOB: 0 BB: 0 P: 5	R: 2 E: 2 K: 2 S: 10	H: 1 LOB: 2 BB: 1 P: 14

1B: 6	SF: 1
2B: 2	SAC: 0
3B: 0	DP: 0
HR: 0	HBP: 1

WP: 0	PA: 41
PB: 0	
SB: 0	
CS: 0	

PITCHER	IP	WLS	BF	H	R	ER	SO	BB	IBB	HBP	BLK	WP	HR	S	P	ERA	WHIP
44 Mike Leake, R (1, 1) ERA: 4.5	2.0		9	2	1	1	0	1	0	0	0	0	0	11	15	4.50	1.500
62 Jordan Smith, R (3, 1) ERA:	2.0	W	8	1	0	0	0	1	0	0	0	0	0	10	14	0.00	1.000
79 Jeremy Horst, L (5, 1) ERA:	2.0	H	7	1	0	0	2	0	0	0	0	0	0	11	11	0.00	0.500
81 Matt Klinker, R (7, 1) ERA: 13.5	2.0		10	3	3	3	0	0	0	1	0	0	0	9	10	13.50	1.500
80 Donnie Joseph, L (9, 1) ERA: 33.75	1.0	S	7	1	2	0	2	1	0	0	0	0	0	10	14	0.00	2.000

PITCHER	IP	WLS	BF	H	R	ER	SO	BB	IBB	HBP	BLK	WP	HR	S	P	ERA	WHIP

Batter	1	2	3	4	5	6	7	8	9	AB	R	H	RBI	BB	SO	LOB
1 Juan Pierre, L (1, 7) OBP: 0.667, SLG: 0.500 38 Stefan Gartrell, R (6, 7)	0-0 51 G4-6-3 1B		0-3 K			BBBB 4-0 15 BB 14 1B BB	H 1-0 67 BB 87 1B 12 BB 1-2 2-3 HBP	0-0 FC5 1-2 2-3f		2 1 1 0 1 1 1 1 1 0 0 0 0 2						
15 Gordon Beckham, R (1, 4) OBP: 0.600, SLG: 0.333 18 Brent Lillibridge, R (6, 4) OBP: 0.500, SLG: 0.250	0-0 F8			H 1-0 51 S HBP		BBBB 4-0 14 1B 20 E 1-2 BB	CCC 0-3 K	0-0 L9-6 2-2		1 1 0 0 1 0 1 2 0 0 0 0 1 5						
51 Alex Rios, R (1, 8) 76 Brandon Short, R (6, 8) OBP: 0.400, SLG: 0.250	0-0 G4-6-3 1-2f			SSS 0-3 K 1-2		0-0 P4	SSS 0-3 K		0-0 67 1B 1B	3 0 0 0 0 1 4 2 0 1 0 0 1 3						
14 Paul Konerko, R (1, 3) OBP: 0.167, SLG: 0.167 87 Jim Gallagher, L (6, 3) OBP: 0.500, SLG: 0.500		0-0 G4-3		0-0 F7		0-0 20 E 12 G4-3 1-2 2-H 1B	0-0 12 BB 67 BB 1-2 2-H 3-H 1B		0-0 F7	3 1 1 1 0 0 1 2 0 1 2 0 0 1						
20 Carlos Quentin, R (1, 9) OBP: 0.200, SLG: 0.200 67 Jordan Danks, L (6, 9) OBP: 0.500, SLG: 0.600		0-0 F9		SSS 0-3 K		0-0 E7 12 G4-3 1-3 2-H 1B	BBBB 4-0 12 BB 1-2 2-3 BB		0-0 62 FC5-4 1-2 1B	3 0 1 1 0 1 1 1 0 1 0 1 0 0						
12 A.J. Pierzynski, L (1, 10) 24 Dayan Viciedo, R (9, PH) OBP: 0.250, SLG: 0.250		0-0 G1-3			SSS 0-3 K	0-0 G4-3 2-3 3-H	BBBB 4-0 1-2 2-3 3-H BB		SSS 0-3 K	3 0 0 2 1 1 1 1 0 0 0 0 1 2						
10 Alexei Ramirez, R (1, 6) OBP: 0.200, SLG: 0.200 62 Eduardo Escobar, S (6, 6)			0-0 G3		0-0 G1-3	0-0 P6	SSS 0-3 K		0-0 FC5-4 1-2f	3 0 0 0 0 0 1 2 0 0 0 0 1 5						
22 Brent Morel, R (1, 5) OBP: 0.500, SLG: 0.600			0-0 L8		0-0 17 S 1B	BBBB 4-0 38 HBP 74 BB 87 1B BB	0-0 38 FC5 2B			3 1 2 0 1 0 0						
17 Tyler Flowers, R (1, 2) 74 Jared Price, R (6, 2)			BBBB 4-0 BB		SCC 0-3 K 1-2	BBBB 4-0 38 HBP 87 1B 1-2 BB	H 1-0 18 L9-6 38 FC5 HBP			1 0 0 0 1 1 1 0 1 0 0 1 0 0						
Inning Stats	R: 0 E: 0 K: 0 S: 3 H: 1 LOB: 0 BB: 0 P: 3	R: 0 E: 0 K: 0 S: 3 H: 0 LOB: 0 BB: 0 P: 3	R: 0 E: 0 K: 1 S: 5 H: 0 LOB: 1 BB: 1 P: 9	R: 0 E: 0 K: 2 S: 7 H: 0 LOB: 1 BB: 0 P: 8	R: 0 E: 0 K: 2 S: 8 H: 1 LOB: 1 BB: 0 P: 8	R: 3 E: 1 K: 0 S: 5 H: 2 LOB: 1 BB: 2 P: 13	R: 3 E: 0 K: 3 S: 10 H: 1 LOB: 3 BB: 4 P: 27	R: 0 E: 0 K: 0 S: 3 H: 1 LOB: 1 BB: 0 P: 4	R: 0 E: 0 K: 1 S: 7 H: 2 LOB: 2 BB: 0 P: 7	1B: 7 2B: 2 3B: 0 HR: 0 SF: 0 SAC: 0 DP: 2 HBP: 3						

TOP

Chicago White Sox @ Cincinnati Reds

Goodyear Ballpark, Goodyear, AZ

Wed Mar 02 2011, 3:04 PM - 5:55 PM EST

Att. 2,037 - Sunny - 64 F

livebaseballscorecards.com

AB	33
R	6
H	8
RBI	6
BB	7
SO	9
LOB	29

PITCHER		IP	WLS	BF	H	R	ER	SO	BB	IBB	HBP	BLK	WP	HR	S	P	ERA	WHIP
34 Homer Bailey, R ERA:	(1, 1)	2.0		6	1	0	0	0	0	0	0	0	0	0	6	6	0.00	0.500
52 Daniel Herrera, L ERA:	(3, 1)	1.0		4	0	0	0	1	1	0	0	0	0	0	5	9	0.00	1.000
51 Jared Burton, R ERA:	(4, 1)	2.0		8	1	0	0	4	0	0	1	0	0	0	15	16	0.00	0.500
46 Carlos Fisher, R ERA: 18.0	(6, 1)	1.0		7	2	3	3	0	2	0	0	0	0	0	5	13	27.00	4.000
33 Jose Arredondo, R ERA: 16.2	(7, 1)	0.2	H	7	1	3	3	2	3	0	1	0	0	0	7	20	40.50	6.000

PITCHER		IP	WLS	BF	H	R	ER	SO	BB	IBB	HBP	BLK	WP	HR	S	P	ERA	WHIP
58 Daryl Thompson, R ERA:	(7, 1)	2.1	W	11	3	0	0	2	1	0	1	0	0	0	13	18	0.00	1.714

WP	0
PB	0
SB	2
CS	0
PA	43

BOTTOM

Chicago White Sox @ Cincinnati Reds

Goodyear Ballpark, Goodyear, AZ

Wed Mar 02 2011, 3:04 PM - 5:55 PM EST

Att. 2,037 - Sunny - 64 F

livebaseballscorecards.com

Batter	1	2	3	4	5	6	7	8	9	AB	R	H	RBI	BB	SO	LOB
6 Drew Stubbs, R (1, 10) OBP: 0.250, SLG: 0.143 82 Ronald Torreyes, R (6, PH) (7, 10)	K		BB		1B	G6-3				2 1	1 0	1 0	0 0	1 0	1 0	0 1
28 Chris Heisey, R (1, 8) OBP: 0.222, SLG: 0.125 90 Andrew Means, R (6, 8)	K		G6-3		FC5	K				3 1	1 0	0 0	0 0	0 0	1 1	2 1
15 Fred Lewis, L (1, 7) OBP: 0.333, SLG: 0.375 85 Michael Griffin, R (6, 7)	BB		G6-3		1B		F7			2 1	1 0	1 0	1 0	1 0	0 0	1 0
25 Juan Francisco, L (1, 5) OBP: 0.222, SLG: 0.333 87 Junior Arias, R (6, 5)	G6-3			F8	2B		K			3 1	1 0	1 0	1 0	0 0	0 1	1 0
26 Jeremy Hermida, L (1, 9) OBP: 0.667, SLG: 1.000 88 Felix Perez, L (6, 9) OBP: 0.333, SLG: 0.333		G6-3		G4-3	HR		F7			3 1	1 0	1 0	2 0	0 0	0 0	0 0
55 Ramon Hernandez, R (1, 2) OBP: 0.333, SLG: 0.667 84 Alex Buchholz, R (4, PR) 65 Devin Mesoraco, R (5, 2) OBP: 0.667, SLG: 1.167		F7		2B	K			HR		2 0 2	0 0 1	1 0 1	0 0 1	0 0 0	0 0 1	0 0 0
60 Zack Cozart, R (1, 6) OBP: 0.375, SLG: 0.429 81 Miguel Rojas, R (6, 6) OBP: 0.333, SLG: 0.333		BB		K		F9		F7		1 2	0 0	0 0	0 0	1 0	1 0	1 0
70 Todd Frazier, R (1, 3) OBP: 0.250, SLG: 0.375 76 Danny Dorn, L (6, 3)		G4-3			G6-3	BB		G4-3		2 1	0 1	0 0	0 0	0 1	0 0	1 0
3 Chris Valaika, R (1, 4) OBP: 0.444, SLG: 0.778 71 Kristopher Negrón, R (6, 4) OBP: 0.500, SLG: 0.500			K		1B	2B		K		2 2	0 0	1 1	0 1	0 0	1 1	0 0
Inning Stats	R: 0 E: 0 K: 2 S: 7 H: 0 LOB: 1 BB: 1 P: 11	R: 0 E: 0 K: 0 S: 3 H: 0 LOB: 1 BB: 1 P: 7	R: 0 E: 0 K: 1 S: 5 H: 0 LOB: 1 BB: 1 P: 9	R: 0 E: 0 K: 1 S: 6 H: 1 LOB: 1 BB: 0 P: 6	R: 5 E: 1 K: 1 S: 13 H: 5 LOB: 0 BB: 0 P: 15	R: 1 E: 0 K: 1 S: 6 H: 1 LOB: 1 BB: 1 P: 10	R: 0 E: 0 K: 1 S: 5 H: 0 LOB: 0 BB: 0 P: 5	R: 1 E: 0 K: 1 S: 6 H: 1 LOB: 0 BB: 0 P: 6		1B: 3 2B: 3 3B: 0 HR: 2 SF: 0 SAC: 0 DP: 0 HBP: 0					

	AB	32
	R	7
	H	8
	RBI	6
	BB	4
	SO	8
	LOB	8

WP: 1 PA: 36
PB: 0
SB: 0
CS: 1

PITCHER		IP	WLS	BF	H	R	ER	SO	BB	IBB	HBP	BLK	WP	HR	S	P	ERA	WHIP
33 Edwin Jackson, R ERA:	(1, 1)	2.0		8	0	0	0	2	2	0	0	0	0	0	10	18	0.00	1.000
64 Anthony Carter, R ERA:	(3, 1)	1.0		4	0	0	0	1	1	0	0	0	0	0	5	9	0.00	1.000
40 Brian Bruney, R ERA:	(4, 1)	1.0		4	1	0	0	1	0	0	0	0	0	0	6	6	0.00	1.000
63 Kyle Cofield, R ERA:	(5, 1)	1.0		8	5	5	0	1	0	0	0	0	1	1	13	15	0.00	5.000
70 Kyle Bellamy, R ERA: 9.0	(6, 1)	1.0		5	1	1	1	1	1	0	0	0	0	0	6	10	9.00	2.000

PITCHER		IP	WLS	BF	H	R	ER	SO	BB	IBB	HBP	BLK	WP	HR	S	P	ERA	WHIP
65 Nate Jones, R ERA:	(7, 1)	1.0		3	0	0	0	1	0	0	0	0	0	0	5	5	0.00	0.000
53 Freddy Dolsi, R ERA: 9.0	(8, 1)	1.0	L	4	1	1	1	1	0	0	0	0	0	1	6	6	9.00	1.000

Batter	1	2	3	4	5	6	7	8	9	AB	R	H	RBI	BB	SO	LOB
15 Rafael Furcal, S (1, 6) OBP: 0.286, SLG: 0.286 70 Dee Strange-Gordon, L (5, 6) OBP: 0.167, SLG: 0.167	G5-3		F7 1-2		P3			G6-3		3 1	0 0	0 0	0 0	0 0	0 0	3 0
23 Casey Blake, R (1, 5) OBP: 0.286, SLG: 0.333 13 Iván De Jesús Jr., R (5, 5) OBP: 0.429, SLG: 0.429	G6-3		2-3 BB		K			72 G6-3 1B		2 1	0 0	0 1	0 0	1 0	1 0	2 0
5 Juan Uribe, R (1, 4) 72 Justin Sellers, R (5, 4) OBP: 0.444, SLG: 0.167	K		K		P3			G6-3 1-2f		3 1	0 0	0 0	0 0	0 0	2 0	4 1
31 Jay Gibbons, L (1, 10) 35 Gabe Kapler, R (9, PH) OBP: 0.100, SLG: 0.100		F8		P3		K			G3	3 1	0 0	0 0	0 0	0 0	1 0	0 0
28 Rod Barajas, R (1, 2) OBP: 0.444, SLG: 0.778 17 A.J. Ellis, R (5, 2) OBP: 0.111, SLG: 0.111		1B		F8		G5-3			77 G4-6-3 1B	2 2	0 0	1 1	0 0	0 0	0 0	0 0
75 Russell Mitchell, R (1, 3) 77 JD Closser, S (5, 3)		F9		K		P4			G4-6-3 1-2f	2 2	0 0	0 0	0 0	0 0	1 0	1 1
3 Xavier Paul, L (1, 9) OBP: 0.250, SLG: 0.300 49 Trent Oeltjen, L (5, 9)		K			68 1B 2B		K			2 1	1 0	1 0	0 0	0 0	1 1	1 0
68 Jerry Sands, R (1, 7) OBP: 0.556, SLG: 0.857 63 Jamie Hoffmann, R (5, 7) OBP: 0.444, SLG: 0.556			10 FC3-6 1B		10 1B 2-H 1B		K			2 1	0 0	2 0	1 0	0 0	0 1	0 0
10 Tony Gwynn Jr., L (1, 8) OBP: 0.333, SLG: 0.250 62 Trayvon Robinson, S (5, 8) OBP: 0.333, SLG: 0.625			FC3-6 23 S 15 S 1-2f		1-3 1B		G3			2 1	0 0	1 0	0 0	0 0	0 0	1 0
Inning Stats	R: 0 E: 0 K: 1 S: 5 H: 0 LOB: 0 BB: 0 P: 5	R: 0 E: 0 K: 1 S: 6 H: 1 LOB: 1 BB: 0 P: 6	R: 0 E: 0 K: 1 S: 6 H: 1 LOB: 2 BB: 1 P: 11	R: 0 E: 0 K: 1 S: 5 H: 0 LOB: 0 BB: 0 P: 5	R: 1 E: 0 K: 1 S: 8 H: 3 LOB: 2 BB: 0 P: 8	R: 0 E: 0 K: 1 S: 5 H: 0 LOB: 0 BB: 0 P: 5	R: 0 E: 0 K: 2 S: 7 H: 0 LOB: 0 BB: 0 P: 7	R: 0 E: 0 K: 0 S: 3 H: 1 LOB: 0 BB: 0 P: 3	R: 0 E: 0 K: 0 S: 3 H: 1 LOB: 0 BB: 0 P: 3	1B: 6 2B: 1 3B: 0 HR: 0 SF: 0 SAC: 0 DP: 2 HBP: 0						

TOP

Los Angeles Dodgers @ Cincinnati Reds

Goodyear Ballpark, Goodyear, AZ

Thu Mar 03 2011, 9:07 PM - 11:55 PM EST

Att. 4,012 - Partly Cloudy - 75 F

livebaseballscorecards.com

AB	32
R	1
H	7
RBI	1
BB	1
SO	8
LOB	14

WP: 0 PB: 0 SB: 2 CS: 0 PA: 33

PITCHER		IP	WLS	BF	H	R	ER	SO	BB	IBB	HBP	BLK	WP	HR	S	P	ERA	WHIP
30 Travis Wood, L ERA:	(1, 1)	2.0		7	1	0	0	2	0	0	0	0	0	0	11	11	0.00	0.500
48 Francisco Cordero, R ERA: 4.5	(3, 1)	1.0	W	5	1	0	0	1	1	0	0	0	0	0	6	11	0.00	2.000
56 Matt Maloney, L ERA: 1.8	(4, 1)	3.0	H	12	3	1	1	3	0	0	0	0	0	0	18	18	3.00	1.000
54 Aroldis Chapman, L ERA:	(7, 1)	1.0	H	3	0	0	0	2	0	0	0	0	0	0	7	7	0.00	0.000
63 Sam LeCure, R ERA:	(8, 1)	2.0	S	6	2	0	0	0	0	0	0	0	0	0	6	6	0.00	1.000

PITCHER	IP	WLS	BF	H	R	ER	SO	BB	IBB	HBP	BLK	WP	HR	S	P	ERA	WHIP

BOTTOM

Los Angeles Dodgers @ Cincinnati Reds

Goodyear Ballpark, Goodyear, AZ

Thu Mar 03 2011, 9:07 PM - 11:55 PM EST

Att. 4,012 - Partly Cloudy - 75 F

livebaseballscorecards.com

Batter	1	2	3	4	5	6	7	8	9	AB	R	H	RBI	BB	SO	LOB
6 Drew Stubbs, R (1, 8) OBP: 0.364, SLG: 0.400 77 Dave Sappelt, R (6, PH) OBP: 0.500, SLG: 0.875 (7, 8)	F9		19 WP / 4 1B / 19 G3 — 1B	2-H — 2B		2-1 — 3-H	P4			3	1	2	1	0	0	0
										1	0	0	0	0	0	0
4 Brandon Phillips, R (1, 4) OBP: 0.286, SLG: 0.286 82 Ronald Torreyes, R (7, 4)	19 1B — 1B		19 G3 / 19 WP / 27 1B — 1-2 — 1B	K			G4-3			3	1	2	0	0	1	1
										1	0	0	0	0	0	0
19 Joey Votto, L (1, 3) OBP: 0.333, SLG: 0.333 43 Miguel Cairo, R (5, PH) OBP: 0.143, SLG: 0.143 (6, 3)	1-3 — 1B		G3 — 1-3 2-H		G4-3		K			2	0	1	1	0	0	1
										2	0	0	0	0	1	0
27 Scott Rolen, R (1, 5) OBP: 0.286, SLG: 0.286 3 Chris Valaika, R (6, 5) OBP: 0.500, SLG: 0.900	K		31 FC3-6 — 3-H — 1B		K			83 K — 2B		3	0	1	1	0	2	2
										1	0	1	0	0	0	0
31 Jonny Gomes, R (1, 7) OBP: 0.125, SLG: 0.500 83 Kyle Waldrop, L (7, 7)	P1		FC3-6 / 76 S — 1-2f		G5-3			SAFE — 2-3	K	3	0	0	0	0	0	3
										1	0	0	0	0	1	1
76 Danny Dorn, L (1, 9) OBP: 0.222, SLG: 0.125 88 Jefry Sierra, R (7, 9)		K	G3 — 1-2			7 FC5-4 / 37 WP / 77 2-1 — 1B		K		3	0	1	0	0	1	1
										1	0	0	0	0	1	0
16 Edgar Renteria, R (1, 10) OBP: 0.429, SLG: 0.571 23 Yonder Alonso, L (6, PH) OBP: 0.286, SLG: 0.714 (7, 10)	G6-3			7 G5-3 / 29 1B — 1B		L8				2	0	1	0	0	0	0
										1	0	0	0	0	0	1
29 Ryan Hanigan, R (1, 2) OBP: 0.333, SLG: 0.333 37 Corky Miller, R (6, PH) OBP: 0.400, SLG: 0.667 (7, 2)	1B			7 G5-3 / 6 2B — 1-2 — 1B		BBBB — 7 FC5-4 — 1-2 — BB				2	1	2	0	0	0	0
										0	0	0	0	1	0	0
7 Paul Janish, R (1, 6) 60 Zack Cozart, R (6, PR) OBP: 0.375, SLG: 0.429 (7, 6)	P4			G5-3 — 1-2 2-3f		FC5-4 — 1-2f 2-3				3	0	0	0	0	0	5
										0	0	0	0	0	0	0
Inning Stats	R: 0 E: 0 K: 1 S: 7 — H: 2 LOB: 2 BB: 0 P: 7	R: 0 E: 0 K: 1 S: 6 — H: 1 LOB: 1 BB: 0 P: 6	R: 2 E: 0 K: 0 S: 6 — H: 3 LOB: 1 BB: 0 P: 8	R: 1 E: 0 K: 1 S: 7 — H: 3 LOB: 1 BB: 0 P: 7	R: 0 E: 0 K: 1 S: 5 — H: 0 LOB: 0 BB: 0 P: 5	R: 0 E: 0 K: 0 S: 3 — H: 1 LOB: 2 BB: 1 P: 8	R: 0 E: 0 K: 1 S: 5 — H: 0 LOB: 0 BB: 0 P: 5	R: 0 E: 0 K: 2 S: 7 — H: 1 LOB: 0 BB: 0 P: 7		1B: 9 2B: 2 3B: 0 HR: 0 — SF: 0 SAC: 0 DP: 1 HBP: 0						

	AB	32
	R	3
	H	11
	RBI	3
	BB	1
	SO	7
	LOB	15

WP: 2 PB: 0 SB: 1 CS: 0 — PA: 33

PITCHER		IP	WLS	BF	H	R	ER	SO	BB	IBB	HBP	BLK	WP	HR	S	P	ERA	WHIP
18 Hiroki Kuroda, R ERA: 4.15	(1, 1)	2.1	L	13	6	2	2	2	0	0	0	0	1	0	17	18	7.71	2.571
36 Blake Hawksworth, R ERA: 3.38	(3, 1)	1.2		7	3	1	1	1	0	0	0	0	0	0	9	10	5.40	1.800
66 Mike MacDougal, R ERA:	(5, 1)	1.0		3	0	0	0	1	0	0	0	0	0	0	5	5	0.00	0.000
74 Kenley Jansen, R ERA:	(6, 1)	1.0		5	1	0	0	0	1	0	0	0	1	0	3	8	0.00	2.000
78 Rubby De La Rosa, R ERA: 4.5	(7, 1)	2.0		6	1	0	0	3	0	0	0	0	0	0	12	12	0.00	0.500

PITCHER	IP	WLS	BF	H	R	ER	SO	BB	IBB	HBP	BLK	WP	HR	S	P	ERA	WHIP

Batter	1	2	3	4	5	6	7	8	9	AB	R	H	RBI	BB	SO	LOB
77 Dave Sappelt, R (1, 8) OBP: 0.455, SLG: 0.727	B SI 86 X FF 86 1-0 ① G6-3	C SI 88 X CH 81 0-1 ③ G6-3			B FA 85 C SI 87 B CU 72 B SL 79 X SI 88 3-1 23 G3-6-1 60 1B 1-H 1B		S FF 92 C FF 92 F FF 94 B FS 82 B FS 81 T FF 92 2-2 ① K		X SI 88 0-0 ② G3-1 1-2 2-3	3	0	1	1	0	0	0
89 Ryan LaMarre, R (6, 8)										2	0	0	0	0	1	2
60 Zack Cozart, R (1, 6) OBP: 0.455, SLG: 0.500	C FF 88 X SI 89 0-1 25 G3 23 1B 1B		B CU 73 B SI 88 C CH 81 F CH 81 X FF 88 2-2 ① G4-3		X SI 87 0-0 23 G3-6-1 1-2 1B		B FF 93 S FF 92 F FF 93 F FF 93 F FS 81 X FS 80 1-2 ② G3-1		X CH 75 0-0 ③ F9	3	0	2	0	0	0	0
82 Billy Hamilton, S (6, 6)										2	0	0	0	0	0	2
23 Yonder Alonso, L (1, 3) OBP: 0.400, SLG: 0.700	S SI 87 1 SAFE X SI 88 0-1 25 G3 1-2 1B		B CU 74 X CH 80 1-0 1B		X CH 80 0-0 ① ② G3-6-1 1-2f 2-3		B SL 78 C SL 78 B FF 93 X FF 92 2-1 ③ G6-3			3	0	2	0	0	0	2
86 Neftali Soto, R (6, 3) OBP: 0.200, SLG: 0.200										1	0	0	0	0	0	0
25 Juan Francisco, L (1, 5) OBP: 0.167, SLG: 0.250	C CH 80 F SI 89 X SL 89 0-2 ② G3 1-2 2-3		X FF 88 0-0 ② P5		S CH 79 B CU 73 F SI 87 C CU 74 1-3 ③ K			B CH 77 X SI 91 1-0 E3 65 L4-3		3	0	0	0	0	1	4
84 Devin Lohman, R (7, 5)										1	0	0	0	0	0	0
28 Chris Heisey, R (1, 9) OBP: 0.182, SLG: 0.100	C CH 82 D CU 75 C SI 89 S FF 90 1-3 ③ K		F CU 74 F CH 80 D CU 74 F SI 87 D CU 75 C FF 90 2-3 ③ K			C CH 82 X CH 78 0-1 ① G6-3		D SI 90 B FF 89 S FF 90 B FF 92 F FF 91 1 SAFE X FF 91 3-2 ① P4		2	0	0	0	0	2	3
70 Todd Frazier, R (5, 9) OBP: 0.200, SLG: 0.300										2	0	0	0	0	0	1
55 Ramon Hernandez, R (1, 2) OBP: 0.400, SLG: 0.800		B FF 89 B CU 74 F SI 88 F SI 88 B SI 91 X SI 89 3-2 15 1B 2B		C SI 87 C SI 87 F SI 88 F CU 75 X SL 79 0-2 ① P6		B FF 84 B FF 82 X FF 84 2-0 ② G6-3		B FF 90 B FF 89 B SI 90 C FF 90 X FF 91 3-1 ② ③ L4-3 1-1		2	1	1	0	0	0	0
73 Yasmani Grandal, S (5, 2)										1	0	0	0	0	0	0
65 Devin Mesoraco, R (7, 2) OBP: 0.571, SLG: 1.000										1	0	0	0	0	0	1
15 Fred Lewis, L (1, 10) OBP: 0.364, SLG: 0.400		X SI 89 0-0 26 G4-3 71 SF8 2-H 1B		S SI 87 X SI 88 0-1 ② G6-3		X FF 84 0-0 2B			B SI 88 F CH 74 B SI 86 X SI 87 2-1 89 G3-1 85 1B 1B	2	1	1	1	0	0	0
91 Juan Duran, R (6, PH) OBP: 0.750, SLG: 1.000										2	0	2	0	0	0	0
(6, 10)																
26 Jeremy Hermida, L (1, 7) OBP: 0.545, SLG: 0.778		C FF 88 B SI 88 X SI 89 1-1 ① G4-3 2-3		B SI 87 X SI 87 1-0 ③ G4-3		C SL 74 B SL 78 H FF 84 2-1 85 FC6-4 HBP			C SI 88 S CH 75 X FF 89 0-2 ① F7	2	0	0	0	0	0	1
76 Danny Dorn, L (6, PH) OBP: 0.273, SLG: 0.111										1	0	0	0	0	0	1
(6, 7)																
71 Kristopher Negrón, R (1, 4) OBP: 0.500, SLG: 0.600		C CU 74 F SI 90 X SI 90 0-2 ② SF8 3-H			X SI 86 0-0 77 S 77 1B 1B	F CH 84 X SI 85 0-1 ③ FC6-4 1-2f			S SI 89 D CH 77 F CH 75 B SI 88 X SI 88 2-2 89 G3-1 1-2 1B	1	1	1	1	0	0	0
85 Michael Griffin, R (6, PH) OBP: 0.200, SLG: 0.200										2	0	1	0	0	0	2
(6, 4)																
Inning Stats	R: 0 H: 2 E: 0 LOB: 2 K: 1 BB: 0 S: 11 P: 13	R: 2 H: 2 E: 0 LOB: 0 K: 0 BB: 0 S: 11 P: 15	R: 0 H: 1 E: 0 LOB: 1 K: 1 BB: 0 S: 9 P: 14	R: 0 H: 0 E: 0 LOB: 0 K: 0 BB: 0 S: 8 P: 9	R: 1 H: 3 E: 0 LOB: 1 K: 1 BB: 0 S: 8 P: 12	R: 0 H: 1 E: 0 LOB: 2 K: 0 BB: 0 S: 7 P: 11	R: 0 H: 0 E: 0 LOB: 0 K: 1 BB: 0 S: 11 P: 16	R: 0 H: 0 E: 1 LOB: 0 K: 0 BB: 0 S: 6 P: 13	R: 0 H: 2 E: 0 LOB: 2 K: 0 BB: 0 S: 10 P: 14	1B: 9 SF: 1 2B: 3 SAC: 0 3B: 0 DP: 2 HR: 0 HBP: 1						WP: 0 PA: 38 PB: 0 SB: 1 CS: 0

PITCHER		IP	WLS	BF	H	R	ER	SO	BB	IBB	HBP	BLK	WP	HR	S	P	ERA	WHIP
58 Doug Fister, R ERA: 7.2	(1, 1)	3.0	L	14	5	2	2	2	0	0	0	0	0	0	31	42	6.00	1.667
39 David Pauley, R ERA: 2.25	(4, 1)	2.0		8	3	1	1	1	0	0	0	0	0	0	16	21	4.50	1.500
32 Aaron Laffey, L ERA:	(6, 1)	1.0		5	1	0	0	0	0	0	1	0	0	0	7	11	0.00	1.000
31 Josh Lueke, R ERA:	(7, 1)	1.0		3	0	0	0	1	0	0	0	0	0	0	11	16	0.00	0.000
69 Jose Flores, R ERA: 4.5	(8, 1)	1.0		3	0	0	0	0	0	0	0	0	0	0	6	13	0.00	0.000

PITCHER		IP	WLS	BF	H	R	ER	SO	BB	IBB	HBP	BLK	WP	HR	S	P	ERA	WHIP
60 Chris Smith, R ERA:	(9, 1)	1.0		5	2	0	0	0	0	0	0	0	0	0	10	14	0.00	2.000

TOP

Cincinnati Reds @ Seattle Mariners

Peoria Stadium, Peoria, AZ

Fri Mar 04 2011, 3:06 PM - 5:22 PM EST

Att. 6,292 - Sunny - 78 F

livebaseballscorecards.com

AB	36
R	3
H	11
RBI	3
BB	0
SO	4
LOB	19

Batter	1	2	3	4	5	6	7	8	9	AB	R	H	RBI	BB	SO	LOB
51 Ichiro Suzuki, L (1, 9) OBP: 0.250, SLG: 0.273 70 Johermyn Chavez, R (6, 9) OBP: 0.200, SLG: 0.600	B SI 87 B SI 86 X FF 86 2-0 G3-1		B FF 85 X FF 86 1-0 SF8 3-H		C FS 87 X SI 93 0-1 9 WP 1B			C FF 93 S CH 82 X FF 95 0-2 F8		2 1	0 0	1 0	1 0	0 0	0 0	0 0
9 Chone Figgins, S (1, 5) OBP: 0.250, SLG: 0.333 27 Matt Tuiasosopo, R (6, 5) OBP: 0.500, SLG: 0.400	C FF 87 B FF 88 B SI 81 B FF 88 X FF 87 3-1 L9		X SI 80 0-0 F9		1 SAFE C FF 93 C FS 86 1 SAFE F SL 79 B SI 93 F SL 82 S FS 89 1-3 K 1-2			B CH 79 X FF 94 1-0 F8		3 1	0 0	0 0	0 0	0 0	1 0	2 0
15 Milton Bradley, S (1, 7) OBP: 0.500, SLG: 0.636 44 Mike Wilson, R (7, 7) OBP: 0.400, SLG: 0.250	X FF 87 0-0 G3		X SL 76 0-0 F9			C FF 89 F CU 78 C FF 90 0-3 K			X FF 89 0-0 P2	3 1	0 0	0 0	0 0	0 0	1 0	1 0
29 Jack Cust, L (1, 10) OBP: 0.333, SLG: 0.364 12 Ryan Langerhans, L (9, PH)		C FF 87 T SL 78 C FF 90 0-3 K		B FF 89 F FF 89 X SL 84 1-1 2B		C CU 80 B SL 82 F FF 90 B FF 91 B FF 91 F FF 90 F FF 92 F SL 82 F SL 82 3-2 F FF 91 X SL 82 F7			B FF 88 C FF 89 F FF 88 B SL 77 C FF 89 2-3 K	3 1	0 0	1 0	0 0	0 0	1 0	0 0
17 Justin Smoak, S (1, 3) OBP: 0.167, SLG: 0.182 20 Mike Carp, L (7, 3) OBP: 0.250, SLG: 0.375		X FF 88 0-0 16 FC6 1B		X FF 88 0-0 F9		B FF 90 X CU 78 1-0 G6-3			B FF 88 S SL 89 X FF 89 1-1 G6-3	3 1	0 0	1 0	0 0	0 0	0 0	1 0
8 Gabe Gross, L (1, 8) OBP: 0.273, SLG: 0.222 56 Greg Halman, R (8, 8) OBP: 0.222, SLG: 0.556	B SI 87 C FF 87 B FF 87 F CH 79 C SL 76 2-3 K		S SL 84 B FF 89 B FF 90 S SL 84 B SL 85 S SL 85 3-3 K			C CU 79 C SL 82 X SL 90 0-2 G6-3				3 0	0 0	0 0	0 0	0 0	2 0	2 0
16 Josh Wilson, R (1, 6) OBP: 0.273, SLG: 0.200 1 Luis Antonio Rodriguez, S (8, 6)	C SL 76 C FF 86 F FF 90 X SL 78 0-2 FC6 1-2f			C FF 88 F SL 84 X FF 88 0-2 P4				B FF 89 C FF 89 X FF 89 1-1 L6		3 0	0 0	0 0	0 0	0 0	0 0	2 0
13 Dustin Ackley, L (1, 4) OBP: 0.462, SLG: 0.333 72 Sean Kazmar Jr., R (8, 4) OBP: 0.200, SLG: 0.200		X FF 86 0-0 10 1B 51 SF8 1B			B SI 93 X FF 92 1-0 G4-3			C SL 80 X FF 89 0-1 G1-3		3 0	1 0	1 0	0 0	0 0	0 0	0 0
10 Adam Moore, R (1, 2) OBP: 0.571, SLG: 0.833 3 Josh Bard, S (7, 2) OBP: 0.667, SLG: 0.800		C SL 75 B SI 84 B SL 77 X SI 87 2-1 1-3 1B			B FF 94 C SI 93 B FF 89 F FF 93 F SL 80 B SI 94 F SI 93 F SI 92 F SL 78 3-2 X SI 93 G6-3			S CH 81 B CH 83 B FF 92 B FF 93 X FF 91 3-1 F8		2 1	0 0	1 0	0 0	0 0	0 0	0 0

Inning Stats	1	2	3	4	5	6	7	8	9
	R: 0 E: 0 K: 0 S: 4	R: 0 E: 0 K: 2 S: 11	R: 1 E: 0 K: 0 S: 6	R: 0 E: 0 K: 1 S: 9	R: 0 E: 0 K: 1 S: 15	R: 0 E: 0 K: 1 S: 12	R: 0 E: 0 K: 0 S: 7	R: 0 E: 0 K: 0 S: 6	R: 0 E: 0 K: 1 S: 6
	H: 0 LOB: 0 BB: 0 P: 9	H: 1 LOB: 1 BB: 0 P: 13	H: 2 LOB: 0 BB: 0 P: 9	H: 1 LOB: 1 BB: 0 P: 13	H: 1 LOB: 1 BB: 0 P: 20	H: 0 LOB: 0 BB: 0 P: 16	H: 0 LOB: 0 BB: 0 P: 8	H: 0 LOB: 0 BB: 0 P: 10	H: 0 LOB: 0 BB: 0 P: 9

1B: 4 SF: 1
2B: 1 SAC: 0
3B: 0 DP: 0
HR: 0 HBP: 0

WP: 1 PA: 32
PB: 0
SB: 0
CS: 0

PITCHER		IP	WLS	BF	H	R	ER	SO	BB	IBB	HBP	BLK	WP	HR	S	P	ERA	WHIP
78 Chad Reineke, R ERA: 7.2	(1, 1)	3.0	W	12	3	1	1	2	0	0	0	0	0	0	21	31	3.00	1.000
45 Bill Bray, L ERA:	(4, 1)	1.0	H	4	1	0	0	1	0	0	0	0	0	0	9	13	0.00	1.000
40 Nick Masset, R ERA: 20.25	(5, 1)	1.0	H	4	1	0	0	1	0	0	0	0	1	0	15	20	0.00	1.000
50 Dontrelle Willis, L ERA:	(6, 1)	2.0	H	6	0	0	0	1	0	0	0	0	0	0	19	24	0.00	0.000
69 Jerry Gil, R ERA:	(8, 1)	1.0	H	3	0	0	0	0	0	0	0	0	0	0	6	10	0.00	0.000

PITCHER		IP	WLS	BF	H	R	ER	SO	BB	IBB	HBP	BLK	WP	HR	S	P	ERA	WHIP
68 Philippe Valiquette, L ERA:	(9, 1)	1.0	S	3	0	0	0	1	0	0	0	0	0	0	6	9	0.00	0.000

BOTTOM

Cincinnati Reds @ Seattle Mariners

Peoria Stadium, Peoria, AZ

Fri Mar 04 2011, 3:06 PM - 5:22 PM EST

Att. 6,292 - Sunny - 78 F

livebaseballscorecards.com

AB	31
R	1
H	5
RBI	1
BB	0
SO	6
LOB	8

Batter	1	2	3	4	5	6	7	8	9	AB	R	H	RBI	BB	SO	LOB
4 Brandon Phillips, R (1, 4) OBP: 0.222, SLG: 0.222	G6-3			G4-3		G4-3			F9	2	0	0	0	0	0	0
16 Edgar Renteria, R (6, PH) OBP: 0.333, SLG: 0.444 (6, 4)										2	0	0	0	0	0	0
6 Drew Stubbs, R (1, 8) OBP: 0.385, SLG: 0.364	F9			19 K BB			43 FC6-4 1B		F9	1	0	0	0	1	0	0
28 Chris Heisey, R (6, 8) OBP: 0.231, SLG: 0.167										2	0	1	0	0	0	0
19 Joey Votto, L (1, 3) OBP: 0.250, SLG: 0.250	K			K 1-2			FC6-4 25 G4-6-3 1-2f		K	2	0	0	0	0	2	1
43 Miguel Cairo, R (6, 3) OBP: 0.111, SLG: 0.111										2	0	0	0	0	1	1
27 Scott Rolen, R (1, 5) OBP: 0.333, SLG: 0.333		G5-3			32 1B		G4-6-3 1-2f			2	0	1	0	0	0	0
25 Juan Francisco, L (6, 5) OBP: 0.154, SLG: 0.231					1B					1	0	0	0	0	0	1
31 Jonny Gomes, R (1, 7) OBP: 0.100, SLG: 0.400		G5-3			F9			37 FC5 26 BB 1B		2	0	0	0	0	0	1
23 Yonder Alonso, L (6, 7) OBP: 0.455, SLG: 0.727										1	0	1	0	0	0	0
32 Jay Bruce, L (1, 9) OBP: 0.400, SLG: 0.333		K			29 G6-4-3 1-2 1B			BB 37 FC5 1-2		2	0	1	0	0	1	0
26 Jeremy Hermida, L (5, PR) OBP: 0.583, SLG: 0.778 (5, 9)										0	0	0	0	1	0	0
29 Ryan Hanigan, R (1, 2) OBP: 0.250, SLG: 0.250			G1-4-3		G6-4-3 1-2f			FC5 1-2 2-3f		2	0	0	0	0	0	2
37 Corky Miller, R (6, 2) OBP: 0.333, SLG: 0.500										1	0	0	0	0	0	2
7 Paul Janish, R (1, 6) OBP: 0.111, SLG: 0.111			73 G5-4-3 1B			P3		F8		2	0	1	0	0	0	0
3 Chris Valaika, R (6, 6) OBP: 0.455, SLG: 0.818										1	0	0	0	0	0	2
73 Yasmani Grandal, S (1, 10)			G5-4-3 1-2f			P6		F7		1	0	0	0	0	0	1
75 Chris Denove, R (6, PH)										2	0	0	0	0	0	2
(6, 10)																
Inning Stats	R: 0 E: 0 K: 1 S: 5 H: 0 LOB: 0 BB: 0 P: 5	R: 0 E: 0 K: 1 S: 5 H: 0 LOB: 0 BB: 0 P: 5	R: 0 E: 0 K: 0 S: 3 H: 1 LOB: 0 BB: 0 P: 3	R: 0 E: 0 K: 1 S: 4 H: 0 LOB: 1 BB: 1 P: 9	R: 0 E: 0 K: 0 S: 4 H: 2 LOB: 2 BB: 0 P: 4	R: 0 E: 0 K: 0 S: 3 H: 0 LOB: 0 BB: 0 P: 3	R: 0 E: 0 K: 0 S: 3 H: 1 LOB: 0 BB: 0 P: 3	R: 0 E: 0 K: 0 S: 4 H: 1 LOB: 2 BB: 1 P: 8	R: 0 E: 0 K: 1 S: 5 H: 0 LOB: 0 BB: 0 P: 5	1B: 5 2B: 0 3B: 0 HR: 0	SF: 0 SAC: 0 DP: 3 HBP: 0						

TOP

Cincinnati Reds @ Los Angeles Dodgers

Camelback Ranch, Glendale, AZ

Sat Mar 05 2011, 3:11 PM - 5:25 PM EST

Att. 7,147 - Sunny - 77 F

livebaseballscorecards.com

AB	28
R	0
H	5
RBI	0
BB	2
SO	4
LOB	13

WP: 0 PB: 0 SB: 0 CS: 0 PA: 30

PITCHER		IP	WLS	BF	H	R	ER	SO	BB	IBB	HBP	BLK	WP	HR	S	P	ERA	WHIP
22 Clayton Kershaw, L ERA:	(1, 1)	4.0	W	12	1	0	0	3	1	0	0	0	0	0	17	22	0.00	0.500
81 Lance Cormier, R ERA: 6.0	(5, 1)	1.0	H	4	2	0	0	0	0	0	0	0	0	0	4	4	0.00	2.000
71 Jon Huber, R ERA:	(6, 1)	1.0	H	3	0	0	0	0	0	0	0	0	0	0	3	3	0.00	0.000
60 Roman Colon, R ERA:	(7, 1)	1.0	H	3	1	0	0	0	0	0	0	0	0	0	3	3	0.00	1.000
67 Wilkin De La Rosa, L ERA:	(8, 1)	1.0	H	5	1	0	0	0	1	0	0	0	0	0	4	8	0.00	2.000

PITCHER		IP	WLS	BF	H	R	ER	SO	BB	IBB	HBP	BLK	WP	HR	S	P	ERA	WHIP
52 Oscar Villarreal, R ERA: 10.8	(9, 1)	1.0	S	3	0	0	0	1	0	0	0	0	0	0	5	5	0.00	0.000

Batter	1	2	3	4	5	6	7	8	9	AB	R	H	RBI	BB	SO	LOB
15 Rafael Furcal, S (1, 6) OBP: 0.200, SLG: 0.200	F9		G5-3		FC4-6 1-2f			6 1B 6 S 49 1B 1B		3	0	0	0	0	0	2
70 Dee Strange-Gordon, L (6, 6) OBP: 0.286, SLG: 0.286										1	1	1	0	0	0	0
23 Casey Blake, R (1, 5) OBP: 0.333, SLG: 0.286	P3			HBP 16 G4-3 27 2B		G6-3		9 FC6-4 49 1B 1-3 1B		1	1	0	0	0	0	0
6 Aaron Miles, S (6, 5) OBP: 0.286, SLG: 0.357										2	0	1	0	0	0	0
16 Andre Ethier, L (1, 9) OBP: 0.077, SLG: 0.154	F8			G4-3 1-2		G6-3		9 FC6-4 1-2 3-H 1B		3	0	0	0	0	0	1
49 Trent Oeltjen, L (7, 9) OBP: 0.286, SLG: 0.167										1	0	1	1	0	0	0
27 Matt Kemp, R (1, 8) OBP: 0.417, SLG: 0.500		G5-3		31 PB 2-H 2B		G5-3		FC6-4 76 S 1-2f 2-3		2	0	1	1	0	0	0
9 Eugenio Velez, S (6, 8)										2	0	0	0	0	0	2
31 Jay Gibbons, L (1, 10)		F9		G6-3 2-3			14 G4-3 77 G3-2 2B	K 1-2		2	0	0	0	0	0	1
76 John Lindsey, R (7, PH) OBP: 0.500, SLG: 1.000										2	0	1	0	0	1	2
(8, 10)																
5 Juan Uribe, R (1, 4)		G5-3		F8			G4-3 2-3			2	0	0	0	0	0	1
14 Jamey Carroll, R (6, 4) OBP: 0.273, SLG: 0.200										1	0	0	0	0	0	1
28 Rod Barajas, R (1, 2) OBP: 0.364, SLG: 0.636			G5-3		G6-3		HBP 77 G3-2			2	0	0	0	0	0	0
17 A.J. Ellis, R (6, 2) OBP: 0.200, SLG: 0.111										0	0	0	0	0	0	0
75 Russell Mitchell, R (1, 3) OBP: 0.250, SLG: 0.200			1B		G3-1		G3-2 1-2 3-Hf			2	0	1	0	0	0	0
77 JD Closser, S (6, 3)										1	0	0	0	0	0	2
35 Gabe Kapler, R (1, 7) OBP: 0.167, SLG: 0.167			L5		15 FC4-6 1B			G6-3		2	0	1	0	0	0	1
68 Jerry Sands, R (6, 7) OBP: 0.583, SLG: 0.778										1	0	0	0	0	0	0
Inning Stats	R: 0 E: 0 K: 0 S: 3 H: 0 LOB: 0 BB: 0 P: 3	R: 0 E: 0 K: 0 S: 3 H: 0 LOB: 0 BB: 0 P: 3	R: 0 E: 0 K: 0 S: 4 H: 1 LOB: 1 BB: 0 P: 4	R: 1 E: 0 K: 0 S: 4 H: 1 LOB: 1 BB: 0 P: 6	R: 0 E: 0 K: 0 S: 4 H: 1 LOB: 1 BB: 0 P: 4	R: 0 E: 0 K: 0 S: 3 H: 0 LOB: 0 BB: 0 P: 3	R: 0 E: 0 K: 0 S: 3 H: 1 LOB: 1 BB: 0 P: 4	R: 1 E: 0 K: 1 S: 8 H: 3 LOB: 2 BB: 0 P: 10		1B: 5 2B: 3 3B: 0 HR: 0		SF: 0 SAC: 0 DP: 1 HBP: 2			WP: 0 PB: 1 SB: 2 CS: 0		PA: 32

BOTTOM

Cincinnati Reds @ Los Angeles Dodgers

Camelback Ranch, Glendale, AZ

Sat Mar 05 2011, 3:11 PM - 5:25 PM EST

Att. 7,147 - Sunny - 77 F

livebaseballscorecards.com

AB	30
R	2
H	7
RBI	2
BB	0
SO	1
LOB	13

PITCHER		IP	WLS	BF	H	R	ER	SO	BB	IBB	HBP	BLK	WP	HR	S	P	ERA	WHIP
61 Bronson Arroyo, R ERA: 1.8	(1, 1)	3.0		10	1	0	0	0	0	0	0	0	0	0	10	10	0.00	0.333
66 Logan Ondrusek, R ERA: 3.0	(4, 1)	1.0	L	5	1	1	1	0	0	0	1	0	0	0	4	6	9.00	1.000
74 Scott Carroll, R ERA:	(5, 1)	2.0		7	1	0	0	0	0	0	0	0	0	0	7	7	0.00	0.500
33 Jose Arredondo, R ERA: 10.13	(7, 1)	1.0		4	1	0	0	0	0	0	1	0	0	0	3	4	0.00	1.000
62 Jordan Smith, R ERA: 3.0	(8, 1)	1.0		6	3	1	1	1	0	0	0	0	0	0	8	10	9.00	3.000

PITCHER	IP	WLS	BF	H	R	ER	SO	BB	IBB	HBP	BLK	WP	HR	S	P	ERA	WHIP

Chicago Cubs @ Cincinnati Reds

Goodyear Ballpark, Goodyear, AZ

Sun Mar 06 2011, 3:06 PM - 5:50 PM EST

Att. 4,518 - Sunny - 72 F

TOP

livebaseballscorecards.com

Batter	1	2	3	4	5	6	7	8	9	AB	R	H	RBI	BB	SO	LOB
9 Blake DeWitt, L (1, 4) OBP: 0.250, SLG: 0.267	G4-3		G3			G6-3			P2	4	0	0	0	0	0	0
13 Starlin Castro, R (1, 6) OBP: 0.474, SLG: 0.789	G6-3		P3			G5-3			58 BB 1B	4	0	1	0	0	0	0
21 Tyler Colvin, L (1, 10) OBP: 0.313, SLG: 0.688	P5			F8			F7		K	4	0	0	0	0	1	1
12 Alfonso Soriano, R (1, 7) OBP: 0.389, SLG: 0.667 58 Matt Camp, L (7, 7) OBP: 0.444, SLG: 0.375		G6-3		K			K		1-2 BB	3 0	0 0	0 0	0 0	0 1	2 0	0 0
22 Carlos Pena, L (1, 3) OBP: 0.235, SLG: 0.071 30 Scott Moore, L (7, 3) OBP: 0.417, SLG: 0.455		G4-3		K			G6-3		K	3 1	0 0	0 0	0 0	0 0	1 1	0 2
73 Marquez Smith, R (1, 5) OBP: 0.400, SLG: 0.556		59 BB 1B			F7			BB		2	0	1	0	1	0	0
59 Brett Jackson, L (1, 8) OBP: 0.308, SLG: 0.200		1-2 BB			F7			F7		2	0	0	0	1	0	1
55 Koyie Hill, S (1, 2) 53 Welington Castillo, R (8, 2) OBP: 0.500, SLG: 0.500		F7			F7			F8		3 0	0 0	0 0	0 0	0 0	0 0	3 0
63 James Adduci, L (1, 9)			K			G4-3		F7		3	0	0	0	0	1	1
Inning Stats	R: 0 E: 0 K: 0 S: 3 H: 0 LOB: 0 BB: 0 P: 3	R: 0 E: 0 K: 0 S: 4 H: 1 LOB: 2 BB: 1 P: 8	R: 0 E: 0 K: 1 S: 5 H: 0 LOB: 0 BB: 0 P: 5	R: 0 E: 0 K: 2 S: 7 H: 0 LOB: 0 BB: 0 P: 7	R: 0 E: 0 K: 0 S: 3 H: 0 LOB: 0 BB: 0 P: 3	R: 0 E: 0 K: 0 S: 3 H: 0 LOB: 0 BB: 0 P: 3	R: 0 E: 0 K: 1 S: 5 H: 0 LOB: 0 BB: 0 P: 5	R: 0 E: 0 K: 0 S: 3 H: 0 LOB: 1 BB: 1 P: 7	R: 0 E: 0 K: 2 S: 8 H: 1 LOB: 2 BB: 1 P: 12	1B: 2 2B: 0 3B: 0 HR: 0	SF: 0 SAC: 0 DP: 0 HBP: 0						

	AB	29
	R	0
	H	2
	RBI	0
	BB	3
	SO	6
	LOB	8

WP: 0 PB: 0 SB: 0 CS: 0 PA: 32

PITCHER		IP	WLS	BF	H	R	ER	SO	BB	IBB	HBP	BLK	WP	HR	S	P	ERA	WHIP
47 Johnny Cueto, R ERA: 3.0	(1, 1)	3.0	W	11	1	0	0	1	1	0	0	0	0	0	12	16	0.00	0.667
48 Francisco Cordero, R ERA: 3.0	(4, 1)	1.0		3	0	0	0	2	0	0	0	0	0	0	7	7	0.00	0.000
51 Jared Burton, R ERA:	(5, 1)	1.0		3	0	0	0	0	0	0	0	0	0	0	3	3	0.00	0.000
52 Daniel Herrera, L ERA:	(6, 1)	1.0		3	0	0	0	0	0	0	0	0	0	0	3	3	0.00	0.000
46 Carlos Fisher, R ERA: 12.0	(7, 1)	1.0		3	0	0	0	1	0	0	0	0	0	0	5	5	0.00	0.000

PITCHER		IP	WLS	BF	H	R	ER	SO	BB	IBB	HBP	BLK	WP	HR	S	P	ERA	WHIP
58 Daryl Thompson, R ERA:	(8, 1)	1.0		4	0	0	0	0	1	0	0	0	0	0	3	7	0.00	1.000
80 Donnie Joseph, L ERA: 19.29	(9, 1)	1.0		5	1	0	0	2	1	0	0	0	0	0	8	12	0.00	2.000

Batter	1	2	3	4	5	6	7	8	9	AB	R	H	RBI	BB	SO	LOB
16 Edgar Renteria, R (1, 4) OBP: 0.417, SLG: 0.500	x 0-0 7 1B 25 SF9 1B		x 0-0 7 1B 25 2B 1B	x 0-0 ③ F9	x 0-0 ③ G6-3		x 0-0 ② G6-3 3-H			3	2	2	0	0	0	0
3 Chris Valaika, R (5, PH) OBP: 0.385, SLG: 0.692										2	0	0	1	0	0	3
(6, 4)																
7 Paul Janish, R (1, 6) OBP: 0.273, SLG: 0.273	x 0-0 25 SF9 15 BB 1-3 1B		x 0-0 25 2B 28 1B 1-3 1B		B x 1-0 HR	B B B B 4-0 43 WP 26 BB 70 G6-4-3 BB	S S S 0-3 ③ K			2	1	2	0	0	0	0
60 Zack Cozart, R (5, PH) OBP: 0.538, SLG: 0.818										1	2	1	1	1	0	0
(6, 6)																
81 Miguel Rojas, R (7, PH) OBP: 0.250, SLG: 0.250										1	0	0	0	0	1	1
(8, 6)																
15 Fred Lewis, L (1, 7) OBP: 0.385, SLG: 0.364	B B B B 4-0 28 CS 1-2 BB		S S S 0-3 ① K		C C C 0-3 ① K	B B B B 4-0 70 G6-4-3 43 WP 1-2 BB		S S S 0-3 ① K		1	0	0	0	1	1	2
26 Jeremy Hermida, L (5, PH) OBP: 0.571, SLG: 0.700										1	0	0	0	1	1	0
(6, 7)																
89 Ryan LaMarre, R (8, PH)										1	0	0	0	0	1	0
(9, 9)																
25 Juan Francisco, L (1, 5) OBP: 0.200, SLG: 0.357	x 0-0 ① SF9 2-3 3-H		x 0-0 28 1B 1-3 3-H 2B		B B B B 4-0 76 2B BB	D B B B 4-0 70 G6-4-3 1-2 2-3 BB		x 0-0 1B		1	1	1	2	0	0	0
43 Miguel Cairo, R (5, PH) OBP: 0.333, SLG: 0.200										1	1	1	0	2	0	0
(6, 5)																
23 Yonder Alonso, L (1, 3) OBP: 0.462, SLG: 0.667	x 0-0 ② F7		B B B B 4-0 28 1B BB		S S S 0-3 ② K	x 0-0 ① ② G6-4-3 1-2f 2-3 3-H		S S S 0-3 ② K		1	0	0	0	1	0	2
70 Todd Frazier, R (5, PH) OBP: 0.154, SLG: 0.231										3	0	0	0	0	2	4
(6, 3)																
28 Chris Heisey, R (1, 9) OBP: 0.267, SLG: 0.214	c 0-1 ③ CS 1-2	S S S 0-3 ① K	x 0-0 ② 1-3 2-H 3-H 1B		x 0-0 75 WP 29 1B 1-H 2B	S S S 0-3 ③ K		S S S 0-3 ③ K		2	0	1	2	0	1	0
76 Danny Dorn, L (5, PH) OBP: 0.286, SLG: 0.250										3	1	1	1	0	2	2
(6, 9)																
(9, 7)																
55 Ramon Hernandez, R (1, 2) OBP: 0.286, SLG: 0.571		x 0-0 ② F9	S S S 0-3 ③ K		D B B B 4-0 88 BB 29 1B 2-3 BB		B B B B 4-0 29 WP 88 1B 3 G6-3 BB			2	0	0	0	0	1	1
75 Chris Denove, R (5, PH) OBP: 0.286, SLG: 0.500										0	2	0	0	2	0	0
(6, 2)																
77 Dave Sappelt, R (1, 8) OBP: 0.462, SLG: 0.692		x 0-0 1B		x 0-0 ① G6-3	B B B B 4-0 29 1B 1-2 BB		x 0-0 29 WP 1-2 1B			2	0	1	0	0	0	0
88 Felix Perez, L (5, PH) OBP: 0.600, SLG: 0.500										1	0	1	0	1	0	0
(6, 8)																
65 Devin Mesoraco, R (1, 10) OBP: 0.444, SLG: 0.778		S S S 0-3 ③ K		x 0-0 ② G6-3	x 0-0 1-3 2-H 3-H 1B		D x 1-0 ① F9 1-2 2-3			2	0	0	0	0	1	1
29 Ryan Hanigan, R (5, PH) OBP: 0.300, SLG: 0.300										2	0	1	2	0	0	2
(6, 10)																
Inning Stats	R: 1 H: 2 E: 0 LOB: 1 K: 0 BB: 1 S: 5 P: 9	R: 0 H: 1 E: 0 LOB: 1 K: 2 BB: 0 S: 8 P: 8	R: 3 H: 4 E: 0 LOB: 1 K: 2 BB: 1 S: 10 P: 14	R: 0 H: 0 E: 0 LOB: 0 K: 0 BB: 0 S: 3 P: 3	R: 4 H: 3 E: 0 LOB: 2 K: 2 BB: 3 S: 10 P: 23	R: 1 H: 0 E: 0 LOB: 1 K: 1 BB: 3 S: 4 P: 16	R: 1 H: 1 E: 0 LOB: 1 K: 1 BB: 1 S: 6 P: 11	R: 0 H: 1 E: 0 LOB: 1 K: 3 BB: 0 S: 10 P: 10		1B: 9 SF: 1 2B: 2 SAC: 0 3B: 0 DP: 1 HR: 1 HBP: 0						

PITCHER		IP	WLS	BF	H	R	ER	SO	BB	IBB	HBP	BLK	WP	HR	S	P	ERA	WHIP
32 Todd Wellemeyer, R ERA: 2.25	(1, 1)	2.0	L	9	3	1	1	2	1	0	0	0	0	0	13	17	4.50	2.000
27 Casey Coleman, R ERA: 9.0	(3, 1)	2.0		10	4	3	3	2	1	0	0	0	0	0	13	17	13.50	2.500
71 Trey McNutt, R ERA: 54.0	(5, 1)	0.2		7	2	4	4	2	3	0	0	0	1	1	8	21	54.00	7.500
70 Scott Rice, L ERA: 3.86	(5, 1)	1.1		7	1	1	1	1	3	0	0	0	1	0	6	18	6.75	3.000
78 Kyle Smit, R ERA: 9.0	(7, 1)	2.0		9	2	1	1	4	1	0	0	0	1	0	16	21	4.50	1.500

PITCHER	IP	WLS	BF	H	R	ER	SO	BB	IBB	HBP	BLK	WP	HR	S	P	ERA	WHIP

BOTTOM

Chicago Cubs @ Cincinnati Reds

Goodyear Ballpark, Goodyear, AZ

Sun Mar 06 2011, 3:06 PM - 5:50 PM EST

Att. 4,518 - Sunny - 72 F

livebaseballscorecards.com

AB	32
R	10
H	12
RBI	9
BB	9
SO	11
LOB	18

Milwaukee Brewers @ Cincinnati Reds

Goodyear Ballpark, Goodyear, AZ

Mon Mar 07 2011, 3:05 PM - 5:55 PM EST

Att. 2,568 - Sunny - 77 F

TOP

livebaseballscorecards.com

Batter	1	2	3	4	5	6	7	8	9	AB	R	H	RBI	BB	SO	LOB
23 Rickie Weeks Jr., R (1, 4) OBP: 0.556, SLG: 0.429	74 1B		F8 ①	27 2B; 3 2B	3 G5-4-3; 1-2		27 HR; 2-H	F8 ①		3	1	2	0	0	0	0
63 Eric Farris, R (5, PH) OBP: 0.500, SLG: 0.533 (5, 4)	1B			1B	1B		2B			3	1	2	1	0	0	0
27 Carlos Gómez, R (1, 8) S S S	K ①		F8 ②	3 2B; 1-3	F8 ①		HR; 2-H	K ②		5	2	2	2	0	1	3
7 Chris Dickerson, L (7, 8) OBP: 0.231, SLG: 0.308			1B	2B						1	0	0	0	0	1	0
3 Yuniesky Betancourt, R (1, 6) S S S	K ②		74 1B; 62 1B	74 1B; 62 G4-6-3; 2-H 3-H	G5-4-3 ② ③; 1-2f		74 HR	G6-3 ③		4	2	2	2	0	1	3
68 Edwin Maysonet, R (5, 6) OBP: 0.500, SLG: 0.429			1B	2B			1B			2	1	1	0	0	0	0
74 Erick Almonte, R (1, 3) OBP: 0.385, SLG: 0.640	62 FC6; 1-3		62 1B; 16 1B; 1-3	62 G4-6-3; 2-3		G6-3 ① S C X	HR; 1-H		P5 ①	5	2	4	2	0	0	0
99 Hunter Morris, L (7, 3) OBP: 0.400, SLG: 0.800	1B		1B	1B						1	0	0	0	0	0	0
62 Jeremy Reed, L (1, 10) OBP: 0.364, SLG: 0.381	FC6 ③; 1-2f		16 1B; 12 1B; 1-2 3-H	G4-6-3 ① ②; 1-2f 3-H		1B H	60 G1-3; 12 3B; HBP		76 WP	4	1	2	1	0	0	3
11 Mike Rivera, R (7, PH) OBP: 0.333, SLG: 0.625 (7, 10)									1B	1	1	1	0	0	0	0
16 George Kottaras, L (1, 2) OBP: 0.278, SLG: 0.556	C C C K ①		75 BB; 12 1B; 1-3 2-H	12 1B	C C C K ②		G1-3 ②; 1-2	B B B B B	97 G5-4-3; 1-3	4	1	2	1	0	2	1
60 Martín Maldonado, R (7, PH) OBP: 0.286, SLG: 0.286 (7, 2)			1B	2B	1B				BB	1	0	0	0	0	0	1
76 Anderson De La Rosa, R (8, 2) OBP: 0.400, SLG: 1.000										0	0	0	0	1	0	0
12 Brandon Boggs, S (1, 9) OBP: 0.375, SLG: 0.545	B B X 2-0 HR		75 BB; 1-2 3-H	2-H		F7 ③	93 1B; 2-H		G5-4-3 ② ③; 1-2f	5	2	4	4	0	0	1
97 Brendan Katin, R (7, 9) OBP: 0.400, SLG: 1.000			1B	1B			3B			1	0	0	0	0	0	2
75 Zelous Wheeler, R (1, 5) OBP: 0.529, SLG: 0.533	F8 ②		B B B B 4-0 BB; 1-2 2-3	L6 ③			63 2B; 70 F8; 1B			3	1	1	0	1	0	1
93 Taylor Green, L (7, PH) OBP: 0.500, SLG: 0.500 (7, 5)							3-H 1B			1	0	1	1	0	0	0
70 Logan Schafer, L (1, 7) OBP: 0.294, SLG: 0.250	G4-3 ③		C C C K ③		63 1B		F8; 1-2			4	0	1	0	0	1	4
97 Brandon Jones, L (7, PH) (7, 7)					1B		K			1	0	0	0	0	1	1

Inning Stats																		
	R: 0	H: 2	R: 1	H: 1	R: 3	H: 5	R: 4	H: 6	R: 0	H: 2	R: 0	H: 1	R: 7	H: 7	R: 0	H: 0	R: 0	H: 1
	E: 0	LOB: 2	E: 0	LOB: 0	E: 0	LOB: 3	E: 0	LOB: 1	E: 0	LOB: 1	E: 0	LOB: 1	E: 0	LOB: 1	E: 0	LOB: 0	E: 0	LOB: 1
	K: 2	BB: 0	K: 1	BB: 0	K: 1	BB: 1	K: 0	BB: 0	K: 0	BB: 0	K: 1	BB: 0	K: 1	BB: 0	K: 1	BB: 0	K: 0	BB: 1
	S: 9	P: 9	S: 6	P: 8	S: 10	P: 14	S: 8	P: 8	S: 4	P: 4	S: 6	P: 6	S: 14	P: 15	S: 5	P: 5	S: 3	P: 7

	1B: 17	SF: 0	WP: 2	PA: 52
	2B: 4	SAC: 0	PB: 0	
	3B: 1	DP: 3	SB: 0	
	HR: 3	HBP: 1	CS: 0	

	AB	49
	R	15
	H	25
	RBI	14
	BB	2
	SO	7
	LOB	20

PITCHER		IP	WLS	BF	H	R	ER	SO	BB	IBB	HBP	BLK	WP	HR	S	P	ERA	WHIP
34 Homer Bailey, R ERA: 7.71	(1, 1)	2.2	L	14	6	4	4	3	0	0	0	0	0	1	20	22	13.50	2.250
79 Jeremy Horst, L ERA:	(3, 1)	0.1		4	2	0	0	1	1	0	0	0	0	0	5	9	0.00	9.000
44 Mike Leake, R ERA: 9.0	(4, 1)	3.0		16	9	4	4	1	0	0	0	0	0	0	18	18	12.00	3.000
45 Bill Bray, L ERA: 23.63	(7, 1)	0.2		9	6	7	7	0	0	0	1	0	0	2	10	11	94.50	9.000
66 Logan Ondrusek, R ERA: 2.7	(7, 1)	0.1		2	1	0	0	1	0	0	0	0	0	0	4	4	0.00	3.000

PITCHER		IP	WLS	BF	H	R	ER	SO	BB	IBB	HBP	BLK	WP	HR	S	P	ERA	WHIP
40 Nick Masset, R ERA: 11.57	(8, 1)	1.0		3	0	0	0	1	0	0	0	0	0	0	5	5	0.00	0.000
54 Aroldis Chapman, L ERA:	(9, 1)	1.0		4	1	0	0	0	1	0	0	0	1	0	3	7	0.00	2.000

BOTTOM

Milwaukee Brewers @ Cincinnati Reds

Goodyear Ballpark, Goodyear, AZ

Mon Mar 07 2011, 3:05 PM - 5:55 PM EST

Att. 2,568 - Sunny - 77 F

livebaseballscorecards.com

Batter	1	2	3	4	5	6	7	8	9	AB	R	H	RBI	BB	SO	LOB
32 Jay Bruce, L (1, 9) OBP: 0.308, SLG: 0.250	C C C 0-3 ① K		x 0-0 ② F7		x 0-0 ③ G5-3			x 0-0 1B		3	0	0	0	0	1	1
28 Chris Heisey, R (6, 9) OBP: 0.313, SLG: 0.267										1	0	1	0	0	0	0
7 Paul Janish, R (1, 6) OBP: 0.357, SLG: 0.357	x 0-0 1B		x 0-0 1B			S S S 0-3 ① K		x 0-0 ② F9		3	0	2	0	0	1	0
60 Zack Cozart, R (7, 6) OBP: 0.500, SLG: 0.750										1	0	0	0	0	0	1
19 Joey Votto, L (1, 3) OBP: 0.182, SLG: 0.182	S S S 0-3 ② K		S S S 0-3 ③ K			x 0-0 ② G4-3		x 0-0 ③ F8		3	0	0	0	0	2	2
76 Danny Dorn, L (7, 3) OBP: 0.267, SLG: 0.231										1	0	0	0	0	0	1
27 Scott Rolen, R (1, 5) OBP: 0.273, SLG: 0.273	S S S 0-3 ③ K			x 0-0 ① G5-3		S S S 0-3 ③ K			C C C 0-3 ① K	2	0	0	0	0	1	1
25 Juan Francisco, L (6, 5) OBP: 0.176, SLG: 0.313										2	0	0	0	0	2	0
31 Jonny Gomes, R (1, 7) OBP: 0.083, SLG: 0.333		x 0-0 E6		S S S 0-3 ② K			x 0-0 ① F7		S S S 0-3 ② K	2	0	0	0	0	1	0
26 Jeremy Hermida, L (7, 7) OBP: 0.500, SLG: 0.583										2	0	0	0	0	1	0
6 Drew Stubbs, R (1, 8) OBP: 0.333, SLG: 0.308		S S S 0-3 ① K		S S S 0-3 ③ K			B X 1-0 HR		x 0-0 73 2B 1B	2	0	0	0	0	2	1
77 Dave Sappelt, R (7, 8) OBP: 0.533, SLG: 0.933										2	2	2	1	0	0	0
43 Miguel Cairo, R (1, 10) OBP: 0.286, SLG: 0.167		x 0-0 ② F8			x 0-0 ① G5-3		H 1-0 37 G1-4-3 HBP		x 0-0 1-H 2B	2	0	0	0	0	0	1
73 Yasmani Grandal, S (7, PH) OBP: 0.333, SLG: 0.400										1	0	1	1	0	0	0
(8, 10)																
29 Ryan Hanigan, R (1, 2) OBP: 0.250, SLG: 0.250		x 0-0 ③ G5-3			x 0-0 ② F8		x 0-0 ②③ G1-4-3 1-2f		x 0-0 ③ G6-3	2	0	0	0	0	0	1
37 Corky Miller, R (7, 2) OBP: 0.250, SLG: 0.333										2	0	0	0	0	0	2
3 Chris Valaika, R (1, 4) OBP: 0.400, SLG: 0.667			x 0-0 ① G4-3		x 0-0 1B			x 0-0 ① G6-3		2	0	1	0	0	0	0
71 Kristopher Negrón, R (6, 4) OBP: 0.444, SLG: 0.500										1	0	0	0	0	0	0
Inning Stats	R: 0 E: 0 K: 3 S: 10 H: 1 LOB: 1 BB: 0 P: 10	R: 0 E: 1 K: 1 S: 6 H: 0 LOB: 1 BB: 0 P: 6	R: 0 E: 0 K: 1 S: 6 H: 1 LOB: 1 BB: 0 P: 6	R: 0 E: 0 K: 2 S: 7 H: 0 LOB: 0 BB: 0 P: 7	R: 0 E: 0 K: 0 S: 4 H: 1 LOB: 1 BB: 0 P: 4	R: 0 E: 0 K: 2 S: 7 H: 0 LOB: 0 BB: 0 P: 7	R: 1 E: 0 K: 0 S: 3 H: 1 LOB: 0 BB: 0 P: 5	R: 0 E: 0 K: 0 S: 4 H: 1 LOB: 1 BB: 0 P: 4	R: 1 E: 0 K: 2 S: 9 H: 2 LOB: 1 BB: 0 P: 9	1B: 5 2B: 1 3B: 0 HR: 1 SF: 0 SAC: 0 DP: 1 HBP: 1							

	AB	34
	R	2
	H	7
	RBI	2
	BB	0
	SO	11
	LOB	11

WP: 0 PB: 0 SB: 0 CS: 0 PA: 35

PITCHER		IP	WLS	BF	H	R	ER	SO	BB	IBB	HBP	BLK	WP	HR	S	P	ERA	WHIP
49 Yovani Gallardo, R ERA: 3.6	(1, 1)	3.0	W	12	2	0	0	5	0	0	0	0	0	0	22	22	0.00	0.667
59 John Axford, R ERA:	(4, 1)	1.0		3	0	0	0	2	0	0	0	0	0	0	7	7	0.00	0.000
50 Kameron Loe, R ERA:	(5, 1)	2.0		7	1	0	0	2	0	0	0	0	0	0	11	11	0.00	0.500
21 Zach Braddock, L ERA: 9.0	(7, 1)	1.0		4	1	1	1	0	0	0	1	0	0	1	3	5	9.00	1.000
52 Pat Egan, R ERA:	(8, 1)	1.0		4	1	0	0	0	0	0	0	0	0	0	4	4	0.00	1.000

PITCHER		IP	WLS	BF	H	R	ER	SO	BB	IBB	HBP	BLK	WP	HR	S	P	ERA	WHIP
45 Mark DiFelice, R ERA: 3.0	(9, 1)	1.0		5	2	1	1	2	0	0	0	0	0	0	9	9	9.00	2.000

Cincinnati Reds @ Kansas City Royals

Surprise Stadium, Surprise, AZ

Tue Mar 08 2011, 3:08 PM - 5:46 PM EST

Att. 2,502 - Sunny - 66 F

TOP

livebaseballscorecards.com

Batter	1	2	3	4	5	6	7	8	9	AB	R	H	RBI	BB	SO	LOB
6 Drew Stubbs, R (1, 8) OBP: 0.389, SLG: 0.563	C FF 91 B FF 90 S FC 87 B CU 77 B FF 91 X FF 90 3-2 19 WP 16 1B 1B		C FF 90 B CH 81 T CH 81 X FF 91 1-2 F9 ①	S FF 93 D CH 81 B CH 78 F FF 92 B FF 94 F FF 92 X FF 93 3-2 1-H 2-H HR			C FF 88 F FF 87 B CU 74 B FF 90 S FF 89 2-3 K ①		B SI 91 F SI 90 B SL 78 F SI 90 F SL 80 X SI 92 2-2 7 1B 2-H 1B	3	1	2	3	0	0	0
88 Felix Perez, L (6, 8) OBP: 0.571, SLG: 0.500										2	0	1	1	0	1	0
16 Edgar Renteria, R (1, 6) OBP: 0.400, SLG: 0.467	1 SAFE B FF 91 X FF 90 1-0 19 WP 1-2 1B		C FC 87 B SI 90 B FF 92 X FF 91 2-1 F9 ②	C FF 95 X CH 82 0-1 F8 ③			C FF 89 S SI 79 F FF 90 X FF 88 0-2 F8 ②		B SI 91 X SI 91 1-0 1-2 1B	3	0	1	0	0	0	0
7 Paul Janish, R (6, 6) OBP: 0.375, SLG: 0.375										2	0	1	0	0	0	0
19 Joey Votto, L (1, 3) OBP: 0.200, SLG: 0.143	2 SAFE F SI 91 D CH 84 S CH 84 F SI 91 B CU 78 S CH 82 2-3 K ① 1-2 2-3		B CU 76 B CU 77 B SI 91 C FF 90 C FF 91 F FF 92 B FF 92 4-2 27 1B BB		C FF 94 B FF 93 B CU 75 C CU 74 C FF 94 2-3 K ①		B CU 73 C FF 88 B SL 79 B FF 89 X FF 87 3-1 F7 ③		B SI 90 S SI 91 1 SAFE S CU 76 F CU 77 B CU 76 X SI 90 2-2 F9 ②	3	0	0	0	1	2	2
86 Neftali Soto, R (7, 3) OBP: 0.167, SLG: 0.167										1	0	0	0	0	0	2
27 Scott Rolen, R (1, 5) OBP: 0.286, SLG: 0.286	C FC 88 F FF 91 D CU 78 F FC 88 S FF 93 1-3 K ②		X FC 86 0-0 1-2 1B		B FF 94 C FF 91 S CH 80 F CU 77 F FF 94 B CH 81 F FF 94 F CU 77 B CH 81 3-2 F FF 93 X FF 94 F9 ②			B FF 89 B SI 89 F FF 90 B FF 91 F FF 91 B FF 91 4-2 26 1B 15 FC4 BB	B CU 78 X SI 91 1-0 F8 ③	3	0	1	0	0	1	2
43 Miguel Cairo, R (6, 5) OBP: 0.313, SLG: 0.154										1	1	0	0	1	0	2
32 Jay Bruce, L (1, 9) OBP: 0.250, SLG: 0.200	D CU 76 C CU 76 X FF 92 1-1 F8 ③		X FF 91 0-0 F8 ③		B CU 75 C FF 92 B FF 94 F FF 91 F CH 81 F FF 95 B CU 76 X FF 93 3-2 L4 ③			C FF 90 F CU 76 X FF 92 0-2 15 FC4 1-3 1B		3	0	0	0	0	0	4
26 Jeremy Hermida, L (6, 9) OBP: 0.529, SLG: 0.615										1	0	1	0	0	0	0
31 Jonny Gomes, R (1, 7) OBP: 0.067, SLG: 0.267		B SI 90 C CH 83 X FF 88 1-1 F9 ①		B FF 93 B FF 93 C FF 92 X FF 93 2-1 F8 ①		B FF 92 X FF 93 1-0 F9 ①		C FF 91 B FF 91 3 SAFE X CU 77 1-1 FC4 65 CS 1-2f 3-H		3	0	0	0	0	0	0
15 Fred Lewis, L (6, 7) OBP: 0.357, SLG: 0.333										1	0	0	1	0	0	1
55 Ramon Hernandez, R (1, 2) OBP: 0.222, SLG: 0.444		B SI 91 X FF 90 1-0 F8 ②		B FF 95 B CH 80 X FF 92 2-0 F8 ②		B SL 85 B SL 85 F FF 93 B SL 86 F FF 93 F FF 94 B SL 86 4-2 BB		F CU 74 S FF 92 X CU 79 0-2 P3 ②③ 1-2		2	0	0	0	0	0	0
65 Devin Mesoraco, R (6, PH) OBP: 0.455, SLG: 0.700										1	0	0	0	1	0	1
(6, 2)																
3 Chris Valaika, R (1, 4) OBP: 0.444, SLG: 0.647		B SI 91 X FF 89 1-0 1B		B FF 94 B FF 92 B FF 92 B FF 90 4-0 29 BB 6 HR BB		X FF 93 0-0 F9 ②			F SI 91 C SI 91 X CU 77 0-2 88 1B 2B	2	1	1	0	1	0	1
82 Ronald Torreyes, R (7, 4) OBP: 0.333, SLG: 0.667										1	1	1	0	0	0	0
29 Ryan Hanigan, R (1, 10) OBP: 0.286, SLG: 0.231		C FF 90 F CH 81 B CU 77 S FF 91 1-3 K ③		1 SAFE D CU 76 B FF 93 C FF 91 B FF 92 B FF 92 4-1 6 HR 1-2 BB		C FF 92 X FF 93 0-1 B2-3 ③			C SI 90 S SI 91 F SI 91 C CU 77 0-3 K ①	1	1	0	0	1	1	1
90 Andrew Means, R (6, PH)										2	0	0	0	0	1	2
(6, 10)																
Inning Stats	R: 0 E: 0 K: 2 S: 14 H: 2 LOB: 2 BB: 0 P: 22	R: 0 E: 0 K: 1 S: 7 H: 1 LOB: 1 BB: 0 P: 11	R: 0 E: 0 K: 0 S: 10 H: 1 LOB: 2 BB: 1 P: 17	R: 3 E: 0 K: 0 S: 10 H: 1 LOB: 0 BB: 2 P: 25	R: 0 E: 0 K: 1 S: 16 H: 0 LOB: 0 BB: 0 P: 24	R: 0 E: 0 K: 0 S: 7 H: 0 LOB: 1 BB: 1 P: 12	R: 0 E: 0 K: 1 S: 9 H: 0 LOB: 0 BB: 0 P: 14	R: 1 E: 0 K: 0 S: 10 H: 1 LOB: 0 BB: 1 P: 15	R: 1 E: 0 K: 1 S: 17 H: 3 LOB: 2 BB: 0 P: 23	1B: 7 2B: 1 3B: 0 HR: 1 SF: 0 SAC: 0 DP: 0 HBP: 0						

	AB	35
	R	5
	H	9
	RBI	5
	BB	5
	SO	6
	LOB	18

WP: 1 PB: 0 SB: 0 CS: 1 PA: 40

PITCHER		IP	WLS	BF	H	R	ER	SO	BB	IBB	HBP	BLK	WP	HR	S	P	ERA	WHIP
34 Kyle Davies, R ERA: 2.57	(1, 1)	3.0		14	4	0	0	3	1	0	0	0	1	0	31	50	0.00	1.667
68 Danny Duffy, L ERA: 9.0	(4, 1)	2.0	L	9	1	3	3	1	2	0	0	0	0	1	26	49	13.50	1.500
56 Greg Holland, R ERA:	(6, 1)	1.0		4	0	0	0	0	1	0	0	0	0	0	7	12	0.00	1.000
75 Blaine Hardy, L ERA: 9.0	(7, 1)	1.0		3	0	0	0	1	0	0	0	0	0	0	9	14	0.00	0.000
69 Patrick Keating, R ERA: 9.0	(8, 1)	1.0		4	1	1	1	0	1	0	0	0	0	0	10	15	9.00	2.000

PITCHER		IP	WLS	BF	H	R	ER	SO	BB	IBB	HBP	BLK	WP	HR	S	P	ERA	WHIP
62 Steven Shell, R ERA: 4.5	(9, 1)	1.0		6	3	1	1	1	0	0	0	0	0	0	17	23	9.00	3.000

BOTTOM

Cincinnati Reds @ Kansas City Royals

Surprise Stadium, Surprise, AZ

Tue Mar 08 2011, 3:08 PM - 5:46 PM EST

Att. 2,502 - Sunny - 66 F

livebaseballscorecards.com

Batter	1	2	3	4	5	6	7	8	9	AB	R	H	RBI	BB	SO	LOB
17 Chris Getz, L (1, 4) OBP: 0.235, SLG: 0.071 64 Lance Zawadzki, L (6, 4) OBP: 0.455, SLG: 0.900	C FF 88 B FF 88 B FC 87 X FF 90 2-1 ① G4-3		B CU 71 C FF 89 X FC 87 1-1 ① F7		F SI 90 F SL 78 1 SAFE B FF 90 S SI 89 1-3 ① K			B CH 77 B FF 87 S CH 77 C SL 77 F FF 87 S SL 80 2-3 ① K		3 1	0 0	0 0	0 0	0 0	1 1	1 0
53 Melky Cabrera, S (1, 8) OBP: 0.524, SLG: 0.706 9 Derrick Robinson, S (6, 8) OBP: 0.250, SLG: 0.375	X SI 89 0-0 1B		B CU 74 B FF 90 B FC 87 B FF 87 4-0 16 HR BB		B CU 73 1 SAFE B SI 85 B SI 87 C FF 90 F FF 89 S SL 78 3-3 ② K 1-2			L SL 78 B CH 76 B SI 87 B SL 80 X FF 86 3-1 ② G6-3		2 1	1 0	1 0	0 0	1 0	1 0	1 0
16 Billy Butler, R (1, 3) OBP: 0.391, SLG: 0.450 40 Eric Hosmer, L (6, 3) OBP: 0.471, SLG: 0.929	C FF 90 B CH 81 X CH 81 1-1 ② F9		C FF 88 B SI 88 1 SAFE X FC 87 1-1 1-H HR		B SL 81 S FC 90 F SL 79 B SI 91 B FF 91 S SL 80 3-3 ③ K			B SL 80 C CH 77 X FF 88 1-1 ③ G6-3		3 1	1 0	1 0	2 0	0 0	1 0	2 0
21 Jeff Francoeur, R (1, 9) OBP: 0.300, SLG: 0.444 46 Brett Carroll, R (6, 9)	C FF 90 S FC 88 C FC 88 0-3 ③ K		S SI 90 X CH 79 0-1 4 CS 1B			F FF 88 B SI 89 B CU 78 S SL 77 B FF 88 F CU 78 C CU 80 3-3 ① K			B FF 85 B CH 76 C FF 85 B FF 86 X FF 86 3-1 ① P4	2 2	0 0	1 0	0 0	0 0	1 1	1 0
24 Wilson Betemit, S (1, 10)		X FF 89 0-0 ① P3	C FF 89 B SI 89 1 SAFE S FF 89 B FC 86 S FF 92 2-3 ② K			C CU 77 F FF 89 B FF 90 S CU 80 1-3 ② K			X SL 79 0-0 ② L7	4	0	0	0	0	2	1
4 Alex Gordon, L (1, 7) OBP: 0.481, SLG: 0.125 15 David Lough, L (6, 7) OBP: 0.353, SLG: 0.267	B FF 89 F FF 89 B CU 74 B FC 87 F FF 91 B FC 88 4-2 22 1B 2 1B BB	B FC 87 1-0 ③ CS 1-2	X FF 90 0-0 19 G6-4-3 1B			C FF 88 C FF 89 B FF 89 X SL 81 1-2 ③ G1-3			F FF 87 B FF 88 F FF 87 B FF 89 X CH 78 2-2 ③ G1-3	1 2	0 0	1 0	0 0	1 0	0 0	0 0
19 Pedro Feliz, R (1, 5) OBP: 0.200, SLG: 0.308 8 Mike Moustakas, L (6, 5) OBP: 0.263, SLG: 0.353	F FF 88 F FF 90 X FC 87 0-2 ② F9			S SL 78 X FF 90 0-1 ① ② G6-4-3 1-2f			C CU 78 F SL 82 F SL 82 B FF 91 C FF 92 1-3 ① K		2 1	0 0	0 0	0 0	0 0	0 1	2 0
22 Lucas May, R (1, 2) OBP: 0.429, SLG: 0.417 28 Manny Piña, R (6, 2) OBP: 0.375, SLG: 0.167	C SI 89 1 SAFE B FC 86 1 SAFE X CH 82 1-1 2 1B 1-2			B SL 80 B SI 91 C FF 90 F FF 91 C FF 91 2-3 ③ K			B FF 88 X CU 78 1-0 ② G1-3		2 1	0 0	1 0	0 0	0 0	1 0	0 0
2 Alcides Escobar, R (1, 6) OBP: 0.500, SLG: 0.417 72 Irving Falu, S (6, 6) OBP: 0.200, SLG: 0.111	B FF 90 C FC 87 B CU 74 F FF 90 X FC 87 2-2 ③ 1-2 2-H 1B				C FF 87 S SL 80 B FF 89 F FF 90 B SL 80 F SL 81 X SI 91 2-2 53 S 1B			X FF 89 0-0 ③ B3-1		2 1	0 0	2 0	0 0	0 0	0 0	0 0
Inning Stats	R: 0 E: 0 K: 1 S: 8 H: 1 LOB: 1 BB: 0 P: 11	R: 0 E: 0 K: 0 S: 11 H: 2 LOB: 2 BB: 1 P: 18	R: 2 E: 0 K: 1 S: 9 H: 2 LOB: 0 BB: 1 P: 18	R: 0 E: 0 K: 1 S: 6 H: 1 LOB: 0 BB: 0 P: 8	R: 0 E: 0 K: 3 S: 14 H: 1 LOB: 1 BB: 0 P: 23	R: 0 E: 0 K: 2 S: 10 H: 0 LOB: 0 BB: 0 P: 15	R: 0 E: 0 K: 1 S: 6 H: 0 LOB: 0 BB: 0 P: 8	R: 0 E: 0 K: 1 S: 8 H: 0 LOB: 0 BB: 0 P: 14	R: 0 E: 0 K: 0 S: 6 H: 0 LOB: 0 BB: 0 P: 11	1B: 6 2B: 0 3B: 0 HR: 1	SF: 0 SAC: 0 DP: 1 HBP: 0					

	AB	31
	R	2
	H	7
	RBI	2
	BB	2
	SO	10
	LOB	8

PITCHER		IP	WLS	BF	H	R	ER	SO	BB	IBB	HBP	BLK	WP	HR	S	P	ERA	WHIP
30 Travis Wood, L ERA: 3.6	(1, 1)	3.0	W	14	5	2	2	2	2	0	0	0	0	1	28	47	6.00	2.333
63 Sam LeCure, R ERA:	(4, 1)	2.0	H	7	2	0	0	4	0	0	0	0	0	0	20	31	0.00	1.000
50 Dontrelle Willis, L ERA:	(6, 1)	2.0	H	6	0	0	0	3	0	0	0	0	0	0	16	23	0.00	0.000
56 Matt Maloney, L ERA: 1.29	(8, 1)	2.0	S	6	0	0	0	1	0	0	0	0	0	0	14	25	0.00	0.000

PITCHER	IP	WLS	BF	H	R	ER	SO	BB	IBB	HBP	BLK	WP	HR	S	P	ERA	WHIP

Cincinnati Reds @ San Diego Padres

Peoria Stadium, Peoria, AZ

Wed Mar 09 2011, 3:04 PM - 5:49 PM EST

Att. 2,278 - Sunny - 74 F

TOP

livebaseballscorecards.com

Batter	1	2	3	4	5	6	7	8	9	AB	R	H	RBI	BB	SO	LOB
77 Dave Sappelt, R (1, 8) OBP: 0.474, SLG: 0.889 90 Andrew Means, R (6, 8) OBP: 0.200, SLG: 0.400	B SI 91 B SI 92 C SI 91 X SI 92 2-1 L9	X SI 92 0-0 4 G4-3 1-H 2B	B SI 90 B FF 93 X SI 90 2-0 G5-3	B FF 92 B SL 82 X FF 92 2-0 SF9 2-3 3-H	X SI 88 0-0 71 SF9 1-3 2B	F SI 92 B SI 92 B SI 91 S SI 92 T SI 92 2-2 K	3 0 1 2 0 0 0 2 0 1 0 0 1 1									
4 Brandon Phillips, R (1, 4) OBP: 0.167, SLG: 0.167 71 Kristopher Negrón, R (4, 4) OBP: 0.500, SLG: 0.625 (6, 5) (9, 6)	S SI 91 B SI 93 C SL 78 B SL 85 S SL 84 2-3 K	S SI 92 B FF 92 X SI 91 1-1 G4-3 2-3	F SL 81 F FF 92 X FF 94 0-2 F8	B FF 92 X FF 91 1-0 25 HR 3-H 1B	C SI 89 D SL 81 B FF 87 F SI 89 F FF 90 F SL 77 X SI 89 2-2 SF9 2-3 3-H	B SI 92 F SI 91 C SI 93 X SL 87 1-2 1B	3 0 0 0 0 1 1 2 1 2 2 0 0 0									
25 Juan Francisco, L (1, 5) OBP: 0.190, SLG: 0.450 85 Michael Griffin, R (6, 4) OBP: 0.143, SLG: 0.143	C SI 92 B SI 92 X CU 76 1-1 F9	X SI 92 0-0 F7	C FF 91 X FF 90 0-1 F7	F FF 92 B FF 92 F CU 75 D CU 75 X FF 92 2-2 1-H HR	X SI 87 0-0 F8	C SI 92 F SI 92 S SI 94 0-3 K	4 1 1 2 0 0 1 2 0 0 0 0 1 3									
23 Yonder Alonso, L (1, 3) OBP: 0.471, SLG: 0.600 86 Neftali Soto, R (6, 3) OBP: 0.250, SLG: 0.250	X SI 90 0-0 28 1B 70 1B 28 WP 1B	B CU 75 B SI 91 B SI 91 B SI 88 4-0 28 HR BB	C CU 82 S CH 86 X FF 92 0-2 F7	C FF 87 B FS 82 B FF 88 F FF 90 X SL 81 2-2 F9	C SI 84 S FF 91 X FF 91 0-2 1B	F SI 93 X SI 93 0-1 F9	3 2 1 0 1 0 0 2 0 1 0 0 0 2									
28 Chris Heisey, R (1, 10) OBP: 0.368, SLG: 0.500 65 Devin Mesoraco, R (6, PH) OBP: 0.538, SLG: 0.750 (6, 10)	B SI 90 F SI 91 B SL 84 F SI 92 X SL 79 2-2 70 1B 29 HR 1-3 1B	C SI 91 X SI 91 0-1 1-H HR	B CU 80 B FF 93 F FF 93 X FF 92 2-1 F7	S FF 90 S SL 79 B SL 78 X FF 91 1-2 83 E 1B	X FF 91 0-0 82 G6-3 37 1B 1B	3 2 2 2 0 0 0 2 1 2 0 0 0 0										
70 Todd Frazier, R (1, 7) OBP: 0.188, SLG: 0.250 83 Kyle Waldrop, L (6, PH) (6, 7) 82 Cody Puckett, R (8, PH) (8, 7)	C SI 92 X SI 92 0-1 29 HR 1-2 3-H 1B	B SI 92 F SI 92 B SI 92 X FF 92 2-1 G6-3	F FF 92 1-1 E6 37 1B 76 E C SI 89 R FS 82 B SI 89 R SL 76 X SI 90 3-2 E6 1-2 F FF 92 0-1 76 E 60 2B 1-3 1B R SL 76 X FF 89 1-0 F9	S SI 84 B SI 84 C CU 77 X FF 92 1-2 G6-3 1-2	3 2 1 1 0 0 0 1 0 0 0 0 0 1 1 0 0 0 0 0 1											
29 Ryan Hanigan, R (1, 2) OBP: 0.313, SLG: 0.467 37 Corky Miller, R (6, PH) OBP: 0.364, SLG: 0.444 (6, 2)	C CU 75 X SL 83 0-1 1-H 2-H HR	B SI 92 B SI 92 B SI 92 C SI 90 S SI 92 F SI 92 F SI 92 F SI 92 F SI 92 F SI 93 3-2 F9	C CU 77 B CU 80 F SI 84 X CU 79 1-2 2-H 1B	2 1 1 3 0 0 0 3 1 2 1 0 0 2												
76 Danny Dorn, L (1, 9) OBP: 0.278, SLG: 0.250 91 Juan Duran, R (6, 9) OBP: 0.500, SLG: 0.600	F SI 92 F SI 93 X SI 92 0-2 60 FC9-6 1B	S SI 92 X SI 92 0-1 F7	C FF 91 B FF 92 F FF 92 D CU 76 F CH 80 X FF 93 2-2 E3 60 2B 77 SF9 1-2 3-H	C SI 87 X SL 79 0-1 G1-3	C FF 91 C FF 89 S FF 92 0-3 K	3 1 1 1 0 0 1 2 0 0 0 0 1 1										
60 Zack Cozart, R (1, 6) OBP: 0.471, SLG: 0.733 81 Miguel Rojas, R (6, 6) OBP: 0.400, SLG: 0.250 84 Alex Buchholz, R (9, PH) OBP: 0.500, SLG: 0.500 (9, 5)	C SI 92 X SI 92 0-1 FC9-6 77 2B 1-2f	B FF 91 B FF 91 F SI 91 X FF 89 2-1 F8	B FF 92 X FF 92 1-0 77 SF9 71 1B 1-3 2-H 2B	C SI 90 B SI 89 C SI 88 B SL 80 B SL 81 B FF 90 4-2 90 2B 71 SF9 BB	C SI 92 B SI 92 X SI 92 1-1 71 1B 1B	3 2 1 1 0 0 1 0 1 0 0 1 0 0 1 0 1 0 0 0 0										
Inning Stats	R: 0 E: 0 K: 1 S: 7 H: 0 LOB: 0 BB: 0 P: 12	R: 5 E: 0 K: 0 S: 17 H: 6 LOB: 1 BB: 0 P: 20	R: 2 E: 0 K: 0 S: 15 H: 1 LOB: 0 BB: 1 P: 24	R: 0 E: 0 K: 0 S: 6 H: 0 LOB: 0 BB: 0 P: 10	R: 0 E: 0 K: 0 S: 7 H: 0 LOB: 0 BB: 0 P: 9	R: 6 E: 3 K: 0 S: 24 H: 5 LOB: 2 BB: 0 P: 40	R: 1 E: 0 K: 0 S: 11 H: 1 LOB: 1 BB: 1 P: 17	R: 1 E: 0 K: 1 S: 13 H: 3 LOB: 1 BB: 0 P: 15	R: 0 E: 0 K: 2 S: 13 H: 2 LOB: 2 BB: 0 P: 17	1B: 12 2B: 3 3B: 0 HR: 3 SF: 2 SAC: 0 DP: 0 HBP: 0	WP: 1 PB: 0 SB: 0 CS: 0 PA: 49						

	AB	45
	R	15
	H	18
	RBI	15
	BB	2
	SO	4
	LOB	15

PITCHER		IP	WLS	BF	H	R	ER	SO	BB	IBB	HBP	BLK	WP	HR	S	P	ERA	WHIP
41 Aaron Harang, R ERA: 12.6	(1, 1)	3.0	L	17	7	7	7	1	1	0	0	0	1	2	39	56	21.00	2.667
78 Casey Kelly, R ERA:	(4, 1)	2.0		6	0	0	0	0	0	0	0	0	0	0	13	19	0.00	0.000
70 Matt Lollis, R ERA: 11.57	(6, 1)	0.1		7	4	6	1	0	0	0	0	0	0	1	14	23	27.00	12.000
61 Brad Brach, R ERA: 9.64	(6, 1)	1.2		9	2	1	1	0	1	0	0	0	0	0	21	34	5.40	1.800
21 Heath Bell, R ERA: 4.5	(8, 1)	1.0		5	3	1	1	1	0	0	0	0	0	0	13	15	9.00	3.000

PITCHER		IP	WLS	BF	H	R	ER	SO	BB	IBB	HBP	BLK	WP	HR	S	P	ERA	WHIP
50 Chad Qualls, R ERA: 4.5	(9, 1)	1.0		5	2	0	0	2	0	0	0	0	0	0	13	17	0.00	2.000

BOTTOM

Cincinnati Reds @ San Diego Padres

Peoria Stadium, Peoria, AZ

Wed Mar 09 2011, 3:04 PM - 5:49 PM EST

Att. 2,278 - Sunny - 74 F

livebaseballscorecards.com

Batter	1	2	3	4	5	6	7	8	9	AB	R	H	RBI	BB	SO	LOB
25 Will Venable, L (1, 8) OBP: 0.417, SLG: 0.650	C FF 86 B SI 78 B SI 88 B FF 86 C FF 87 F FF 88 B SI 87 4-2 BB		B FF 82 B SL 71 C FF 81 S CH 77 X SL 73 2-2 ③ G4-3		B SI 93 F FF 91 F SL 79 B FF 92 F SI 94 X CH 82 2-2 ③ G3		B SI 93 X SI 91 1-0 1-H 2-H 3B		B FA 89 B CH 86 X FA 89 2-0 ③ F8	2	0	0	0	1	0	0
60 Cedric Hunter, L (6, 8) OBP: 0.471, SLG: 0.600										2	0	1	2	0	0	0
(8, 7)																
8 Jason Bartlett, R (1, 6) OBP: 0.462, SLG: 0.500	B FF 87 1 SAFE X FF 86 1-0 ① F7			C SL 71 B SC 64 B SI 80 X CH 78 2-1 3 2B 1B		B FF 88 B FF 87 X FF 88 2-0 ① F9	B SI 92 B SI 91 B SI 92 B FF 91 4-0 BB			2	1	1	0	0	0	1
12 Logan Forsythe, R (5, 6) OBP: 0.316, SLG: 0.571										1	0	0	0	1	0	0
(7, 5)																
1 Orlando Hudson, S (1, 4) OBP: 0.235, SLG: 0.250	1 SAFE B SI 85 S SI 84 1 SAFE S CH 77 S CH 79 1-3 ② K			C CH 78 D SC 64 F CH 78 1 SAFE S SC 65 1-3 ① K		C FF 88 B CH 83 B FF 88 B FF 88 X FF 88 3-1 ② G6-3	C SI 90 F SI 91 C SL 84 0-3 ③ K			3	0	0	0	0	2	2
23 Mike Baxter, L (7, 3) OBP: 0.389, SLG: 0.533										1	0	0	0	0	1	3
3 Jorge Cantu, R (1, 3) OBP: 0.316, SLG: 0.625	B SI 87 X SI 88 1-0 ③ F9			C CH 79 B SI 81 X SI 81 1-1 1-H 13 2B 2B		B SL 84 B CH 84 B FF 86 C FF 88 X FF 88 3-1 ③ G6-3		B FC 89 F FA 90 B CH 86 S FC 90 X FA 91 2-2 98 1B 1B		3	1	1	1	0	0	1
64 Jeudy Valdez, R (7, 6) OBP: 0.143, SLG: 0.143										1	0	1	0	0	0	0
47 Ryan Ludwick, R (1, 7) OBP: 0.471, SLG: 0.533		B FF 88 X SI 88 1-0 ① P3		S SI 80 B SI 79 X SI 81 1-1 ② G5-3			C SI 90 X SI 92 0-1 13 G3 72 1B 2B	B FA 91 S CH 87 X FC 91 1-1 ① 1-3 1B		3	0	1	0	0	0	1
98 Rey Fuentes, L (7, PR) OBP: 1.000, SLG: 1.000										1	1	1	0	0	0	0
(8, 8)																
13 Chris Denorfia, R (1, 9) OBP: 0.368, SLG: 0.471		C FF 88 X FF 89 0-1 ② G4-3		C SI 81 S SC 65 F FF 80 B FF 80 B SC 65 B SC 65 X SC 65 3-2 2-H 2B			X SI 91 0-0 ① G3 2-3	B FA 91 S CH 87 B FA 91 B FA 91 X FA 90 3-1 ② F7		3	0	1	1	0	0	1
91 Rymer Liriano, R (8, 9)										1	0	0	0	0	0	1
14 Oscar Salazar, R (1, 10) OBP: 0.267, SLG: 0.500		B SI 88 C FF 88 C SL 78 B SI 89 B FF 89 X SI 89 3-2 ③ F9		C SI 81 B SI 81 B SC 65 B SI 79 X SI 81 3-1 ③ F8			C SI 89 B SI 92 B SI 91 F SI 92 C SI 92 2-3 ② K	X FA 90 0-0 ③ G6-3		2	0	0	0	0	0	1
32 Rob Johnson, R (7, PH)										2	0	0	0	0	1	3
(8, 10)																
82 Guillermo Quiroz, R (1, 2) OBP: 0.500, SLG: 0.667			B SI 80 C SI 80 X SL 71 1-1 ① G6-3		C FF 91 B CH 80 B FC 90 F FF 92 S SI 93 2-3 ① K		X SI 92 0-0 93 1B 60 3B 3-H 1B		B CH 88 X FC 89 1-0 ① G3	2	0	0	0	0	1	0
72 Jason Hagerty, S (7, 2) OBP: 0.400, SLG: 0.400										2	1	1	1	0	0	0
15 Kevin Frandsen, R (1, 5)			X SI 79 0-0 ② B2		C FF 91 B FF 92 B FF 91 X FF 89 2-1 ② F9		F SI 91 X SL 84 0-1 1-2 60 3B 1B		B FA 91 B CH 86 B CH 84 C FA 90 C FA 89 F FF 90 X FA 90 3-2 ② F8	2	0	0	0	0	0	0
93 David Newhan, L (7, 4) OBP: 0.500, SLG: 0.500										2	1	1	0	0	0	0
Inning Stats	R: 0 E: 0 K: 1 S: 8 H: 0 LOB: 1 BB: 1 P: 15	R: 0 E: 0 K: 0 S: 6 H: 0 LOB: 0 BB: 0 P: 10	R: 0 E: 0 K: 0 S: 6 H: 0 LOB: 0 BB: 0 P: 9	R: 2 E: 0 K: 1 S: 15 H: 3 LOB: 1 BB: 0 P: 26	R: 0 E: 0 K: 1 S: 9 H: 0 LOB: 0 BB: 0 P: 15	R: 0 E: 0 K: 0 S: 5 H: 0 LOB: 0 BB: 0 P: 13	R: 3 E: 0 K: 2 S: 13 H: 4 LOB: 3 BB: 1 P: 20	R: 0 E: 0 K: 0 S: 8 H: 2 LOB: 1 BB: 0 P: 14	R: 0 E: 0 K: 0 S: 6 H: 0 LOB: 0 BB: 0 P: 12	1B: 5 2B: 3 3B: 1 HR: 0 SF: 0 SAC: 0 DP: 0 HBP: 0						

	AB	35
	R	5
	H	9
	RBI	5
	BB	2
	SO	5
	LOB	14

PITCHER		IP	WLS	BF	H	R	ER	SO	BB	IBB	HBP	BLK	WP	HR	S	P	ERA	WHIP
78 Chad Reineke, R ERA: 5.14	(1, 1)	2.0	W	7	0	0	0	1	1	0	0	0	0	0	14	25	0.00	0.500
52 Daniel Herrera, L ERA: 4.5	(3, 1)	2.0		9	3	2	2	1	0	0	0	0	0	0	21	35	9.00	1.500
66 Logan Ondrusek, R ERA: 2.08	(5, 1)	1.0		3	0	0	0	1	0	0	0	0	0	0	9	15	0.00	0.000
45 Bill Bray, L ERA: 17.18	(6, 1)	1.0		3	0	0	0	0	0	0	0	0	0	0	5	13	0.00	0.000
62 Jordan Smith, R ERA: 9.0	(7, 1)	1.0		8	4	3	3	2	1	0	0	0	0	0	13	20	27.00	5.000

PITCHER		IP	WLS	BF	H	R	ER	SO	BB	IBB	HBP	BLK	WP	HR	S	P	ERA	WHIP
51 Jared Burton, R ERA:	(8, 1)	2.0		7	2	0	0	0	0	0	0	0	0	0	14	26	0.00	1.000

San Francisco Giants @ Cincinnati Reds

Goodyear Ballpark, Goodyear, AZ

Thu Mar 10 2011, 3:42 PM - 5:42 PM EST

Att. 4,087 - Cloudy - 82 F

TOP

livebaseballscorecards.com

Batter	1	2	3	4	5	6	7	8	9	AB	R	H	RBI	BB	SO	LOB
56 Andres Torres, S (1, 8) OBP: 0.476, SLG: 0.667	C C C 0-3 ① K		X 0-0 1-H ① HR		X 0-0 ② F7		S S S 0-3 ① K		S S S 0-3 ① K	3	1	1	2	0	1	0
8 Terry Evans, R (5, 8) OBP: 0.083, SLG: 0.083 (6, 9)										2	0	0	0	0	2	1
21 Freddy Sanchez, R (1, 4) OBP: 0.261, SLG: 0.364	X 0-0 ② G6-3		C X 0-1 ① HR		B B B 4-0 BB		S X 0-1 1-H 84 F9 1B		X 0-0 ② P3	2	1	1	1	1	0	0
2 Emmanuel Burriss, S (5, PR) OBP: 0.267, SLG: 0.400 (5, 4)										2	0	1	1	0	0	0
17 Aubrey Huff, L (1, 10) OBP: 0.286, SLG: 0.429	X 0-0 ③ F8		X 0-0 ② P5		X 0-0 ③ G4-3		X 0-0 ② F9 1-2		S S S 0-3 ③ K	3	0	0	0	0	0	1
50 Conor Gillaspie, L (7, PH) OBP: 0.600, SLG: 0.500										0	0	0	0	0	0	0
84 Charlie Culberson, R (7, PH) OBP: 0.250, SLG: 0.200 (7, 10)										2	0	0	0	0	1	1
13 Cody Ross, R (1, 9) OBP: 0.423, SLG: 0.545		X 0-0 ① F8	C B X 1-1 HR			X 0-0 ① P3	X 0-0 ③ G3-1			3	1	1	1	0	0	0
14 Mike Fontenot, L (6, 6) OBP: 0.417, SLG: 0.476										1	0	0	0	0	0	1
48 Pablo Sandoval, S (1, 5) OBP: 0.333, SLG: 0.576		X 0-0 ② F7	X 0-0 ③ F8			X 0-0 5 E 2B		X 0-0 29 2B 1B		3	0	1	0	0	0	0
34 Darren Ford, R (6, PR) OBP: 0.273, SLG: 0.350 (6, 8)										1	2	1	0	0	0	0
5 Pat Burrell, R (1, 7) OBP: 0.357, SLG: 0.458		X 0-0 2B		X 0-0 ① 1B		S B B B B 4-1 2-H 7 G5-3 BB		X 0-0 1-H 63 G6-3 2B		2	0	2	0	1	0	0
29 Ryan Rohlinger, R (6, PR) OBP: 0.200, SLG: 0.267 (6, 5)										1	0	1	1	0	0	0
7 Mark DeRosa, R (1, 6) OBP: 0.444, SLG: 0.560		X 0-0 ③ F7		X 0-0 ② G6-3		X 0-0 ② G5-3 1-2		X 0-0 ① G6-3 2-3		3	0	0	0	0	0	3
63 Thomas Neal, R (6, 7) OBP: 0.278, SLG: 0.375										1	0	0	0	0	0	1
9 Brandon Belt, L (1, 3) OBP: 0.323, SLG: 0.429			C C C 0-3 ① K	X 0-0 ③ G3-1		C C C 0-3 ③ K		S S S 0-3 ② K		3	0	0	0	0	2	2
6 Brad Eldred, R (6, 3) OBP: 0.176, SLG: 0.188										1	0	0	0	0	1	1
22 Eli Whiteside, R (1, 2)			B B B B 4-0 56 HR BB		X 0-0 ① F8		H 1-0 2 S 2 1B HBP	X 0-0 ③ G6-3		1	2	0	0	1	0	0
78 Ehire Adrianza, S (8, PH)										1	0	0	0	0	0	1
61 Héctor Sánchez, S (8, 2) OBP: 0.500, SLG: 0.400										0	0	0	0	0	0	0

	AB	35
	R	7
	H	9
	RBI	6
	BB	3
	SO	7
	LOB	12

Inning Stats										
	R: 0 E: 0 K: 1 S: 5	H: 0 LOB: 0 BB: 0 P: 5	R: 0 E: 0 K: 0 S: 4	H: 1 LOB: 1 BB: 0 P: 4	R: 4 E: 0 K: 1 S: 10	H: 3 LOB: 0 BB: 1 P: 15	R: 0 E: 0 K: 0 S: 3	H: 1 LOB: 0 BB: 0 P: 3	R: 0 E: 0 K: 0 S: 3	H: 0 LOB: 1 BB: 1 P: 7
	R: 1 E: 0 K: 1 S: 7	H: 1 LOB: 2 BB: 1 P: 11	R: 1 E: 0 K: 1 S: 7	H: 1 LOB: 1 BB: 0 P: 8	R: 1 E: 0 K: 1 S: 7	H: 2 LOB: 1 BB: 0 P: 7	R: 0 E: 0 K: 2 S: 7	H: 0 LOB: 0 BB: 0 P: 7		

	1B: 3	SF: 0	WP: 0	PA: 39
	2B: 3	SAC: 0	PB: 0	
	3B: 0	DP: 0	SB: 1	
	HR: 3	HBP: 1	CS: 0	

PITCHER		IP	WLS	BF	H	R	ER	SO	BB	IBB	HBP	BLK	WP	HR	S	P	ERA	WHIP
61 Bronson Arroyo, R ERA: 5.0	(1, 1)	4.0	L	17	5	4	4	2	1	0	0	0	0	3	22	27	9.00	1.500
36 Edinson Volquez, R ERA: 3.86	(5, 1)	2.1		12	2	2	1	2	2	0	1	0	0	0	15	24	3.86	1.714
79 Jeremy Horst, L ERA:	(7, 1)	0.2		2	0	0	0	0	0	0	0	0	0	0	2	2	0.00	0.000
54 Aroldis Chapman, L ERA: 1.8	(8, 1)	2.0		8	2	1	1	3	0	0	0	0	0	0	14	14	4.50	1.000

PITCHER	IP	WLS	BF	H	R	ER	SO	BB	IBB	HBP	BLK	WP	HR	S	P	ERA	WHIP

BOTTOM

San Francisco Giants @ Cincinnati Reds

Goodyear Ballpark, Goodyear, AZ

Thu Mar 10 2011, 3:42 PM - 5:42 PM EST

Att. 4,087 - Cloudy - 82 F

livebaseballscorecards.com

Batter	1	2	3	4	5	6	7	8	9	AB	R	H	RBI	BB	SO	LOB
6 Drew Stubbs, R (1, 8) OBP: 0.350, SLG: 0.500	C C C 0-3 ① K			S S S 0-3 ① K		X 0-0 ②③ G4-6-3 1-2f		X 0-0 ③ P6		2	0	0	0	0	2	0
28 Chris Heisey, R (6, PH) OBP: 0.333, SLG: 0.450 (7, 8)										2	0	0	0	0	0	1
4 Brandon Phillips, R (1, 4) OBP: 0.214, SLG: 0.214	S S S 0-3 ② K			X 0-0 19 CS 1B			X 0-0 26 WP 43 1B 1B		X 0-0 E4 70 G6-3	2	0	1	0	0	1	0
3 Chris Valaika, R (5, 4) OBP: 0.450, SLG: 0.632										2	0	1	0	0	0	0
19 Joey Votto, L (1, 3) OBP: 0.176, SLG: 0.125	X 0-0 ③ G4-3			C 1 SAFE C C C 0-3 ②③ K 1-2			S S S 0-3 ① K		X 0-0 ① G6-3 2-3	2	0	0	0	0	1	1
70 Todd Frazier, R (7, 3) OBP: 0.167, SLG: 0.222										2	0	0	0	0	1	2
27 Scott Rolen, R (1, 5) OBP: 0.313, SLG: 0.375		X 0-0 ① F9			X 0-0 2B		X 0-0 26 WP 1-2 1B		H 1-0 HBP	2	0	1	0	0	0	0
43 Miguel Cairo, R (5, PR) OBP: 0.389, SLG: 0.214 (6, 5)										1	0	1	0	0	0	0
31 Jonny Gomes, R (1, 7) OBP: 0.059, SLG: 0.235		X 0-0 ② F9			X 0-0 ① P6		D B B B 4-0 1-2 2-3 BB		C C C 0-3 ② K	2	0	0	0	0	0	1
26 Jeremy Hermida, L (7, 7) OBP: 0.526, SLG: 0.571										1	0	0	0	1	1	2
32 Jay Bruce, L (1, 9) OBP: 0.222, SLG: 0.176		X 0-0 ③ P6			S S S 0-3 ② K		C C C 0-3 ② K		X 0-0 ③ G6-3	2	0	0	0	0	1	1
15 Fred Lewis, L (7, 9) OBP: 0.313, SLG: 0.286										2	0	0	0	0	1	5
55 Ramon Hernandez, R (1, 2) OBP: 0.182, SLG: 0.364			S S S 0-3 ① K		X 0-0 ③ G6-3		X 0-0 ③ G6-3			2	0	0	0	0	1	1
65 Devin Mesoraco, R (7, 2) OBP: 0.500, SLG: 0.692										1	0	0	0	0	0	3
7 Paul Janish, R (1, 6) OBP: 0.389, SLG: 0.389			X 0-0 ② G4-3			X 0-0 28 G4-6-3 1B		X 0-0 ① F8		2	0	1	0	0	0	0
16 Edgar Renteria, R (7, 6) OBP: 0.375, SLG: 0.438										1	0	0	0	0	0	0
25 Juan Francisco, L (1, 10) OBP: 0.174, SLG: 0.409			S S S 0-3 ③ K			S S S 0-3 ① K		S S S 0-3 ② K		2	0	0	0	0	2	1
73 Yasmani Grandal, S (8, PH) OBP: 0.286, SLG: 0.333 (9, 10)										1	0	0	0	0	1	0

	AB	31
	R	0
	H	5
	RBI	0
	BB	1
	SO	12
	LOB	18

Inning Stats	1	2	3	4	5	6	7	8	9
	R: 0 E: 0 K: 2 S: 7	H: 0 LOB: 0 BB: 0 P: 7	R: 0 E: 0 K: 0 S: 3	H: 0 LOB: 0 BB: 0 P: 3	R: 0 E: 0 K: 2 S: 7	H: 0 LOB: 0 BB: 0 P: 7	R: 0 E: 0 K: 2 S: 7	H: 1 LOB: 0 BB: 0 P: 7	R: 0 E: 0 K: 1 S: 6	H: 1 LOB: 1 BB: 0 P: 6	R: 0 E: 0 K: 1 S: 5	H: 1 LOB: 0 BB: 0 P: 5	R: 0 E: 0 K: 2 S: 9	H: 2 LOB: 3 BB: 1 P: 13	R: 0 E: 0 K: 1 S: 5	H: 0 LOB: 0 BB: 0 P: 5	R: 0 E: 1 K: 1 S: 6	H: 0 LOB: 2 BB: 0 P: 7

	1B: 4	SF: 0
	2B: 1	SAC: 0
	3B: 0	DP: 1
	HR: 0	HBP: 1

	WP: 1	PA: 33
	PB: 0	
	SB: 0	
	CS: 1	

PITCHER		IP	WLS	BF	H	R	ER	SO	BB	IBB	HBP	BLK	WP	HR	S	P	ERA	WHIP
40 Madison Bumgarner, L ERA: 3.27	(1, 1)	4.0	W	12	1	0	0	6	0	0	0	0	0	0	24	24	0.00	0.250
46 Santiago Casilla, R ERA:	(5, 1)	1.0		4	1	0	0	1	0	0	0	0	0	0	6	6	0.00	1.000
49 Javier López, L ERA: 7.2	(6, 1)	1.0		3	1	0	0	1	0	0	0	0	0	0	5	5	0.00	1.000
41 Jeremy Affeldt, L ERA: 1.8	(7, 1)	1.0		6	2	0	0	2	1	0	0	0	1	0	9	13	0.00	3.000
54 Sergio Romo, R ERA:	(8, 1)	1.0		3	0	0	0	1	0	0	0	0	0	0	5	5	0.00	0.000

PITCHER		IP	WLS	BF	H	R	ER	SO	BB	IBB	HBP	BLK	WP	HR	S	P	ERA	WHIP
65 Steve Edlefsen, R ERA:	(9, 1)	1.0		5	0	0	0	1	0	0	1	0	0	0	6	7	0.00	0.000

Batter	1	2	3	4	5	6	7	8	9	AB	R	H	RBI	BB	SO	LOB
77 Dave Sappelt, R (1, 8) OBP: 0.500, SLG: 0.857 90 Andrew Means, R (7, PH) OBP: 0.143, SLG: 0.286 (7, 8)	C CH 86 X FF 88 0-1 19 S 19 1B 1B	B SI 88 C CH 82 C SL 82 F SL 82 X CU 76 1-2 ③ F9			B CH 89 B SL 80 B SI 90 C SI 90 C SI 90 X SI 90 3-2 1B		C CH 87 C SL 72 X SL 78 0-2 ① F9		C CU 72 B SI 87 F CU 72 X SC 69 1-2 ① G5-3	3 1 2 0 0 0 1 2 0 0 0 0 0 2						
6 Drew Stubbs, R (1, 10) OBP: 0.304, SLG: 0.429 65 Devin Mesoraco, R (7, PH) OBP: 0.438, SLG: 0.600 (7, 10)	C CH 86 S SL 80 F CH 82 1 SAFE S CH 81 0-3 ① K		B CH 85 X CH 85 1-0 ① G6-3		C SL 72 F SI 90 1 SAFE B CH 89 T SL 79 1-2 ② K		B SL 71 S CH 89 C SI 89 X SL 80 1-2 ② G3		B SI 87 C CU 72 B SI 87 X CU 71 2-1 ② P6	3 0 0 0 0 2 2 2 0 0 0 0 0 2						
19 Joey Votto, L (1, 3) OBP: 0.250, SLG: 0.263 70 Todd Frazier, R (7, PH) OBP: 0.150, SLG: 0.200 (7, 3)	C CH 82 D CU 74 1 SAFE C SI 87 D CH 83 X CH 81 2-2 25 G3-6-3 1-H 1B		B CH 86 F CH 86 X CH 83 1-1 25 G3-1 2B		1 SAFE B SI 91 C SL 77 X SI 90 1-1 ③ G3		B SI 90 B SI 90 S SI 91 F SI 90 S SL 81 2-3 ③ K		C SI 88 B SI 88 C CU 72 B SI 87 B CU 72 F CU 72 F CU 72 X CU 72 3-2 ③ G5-3	3 0 2 1 0 0 1 2 0 0 0 0 1 2						
25 Juan Francisco, L (1, 5) OBP: 0.154, SLG: 0.360 88 David Vidal, R (7, 5)	B CH 86 X CH 83 1-0 ②③ G3-6-3 1-2f		B CH 87 C CH 86 D CU 74 X CH 82 2-1 ② G3-1 2-3			C CH 89 S SL 80 S SL 81 0-3 ① K		B CH 88 X CH 89 1-0 ① L9		3 0 0 0 0 1 2 1 0 0 0 0 0 0						
15 Fred Lewis, L (1, 7) OBP: 0.316, SLG: 0.294 91 Juan Duran, R (7, 7) OBP: 0.429, SLG: 0.500		X CU 73 0-0 76 PB 29 BB 3 1B 1B	F FF 88 S SL 81 F CH 82 B CH 81 X SL 81 1-2 ③ G4-3			B SI 90 C SI 90 F SL 80 F SI 91 F SL 82 C SI 93 1-3 ② K		B SL 74 F SI 90 S CH 89 B SI 91 F SL 80 B SL 82 S SI 91 3-3 ② K		3 1 1 0 0 1 1 1 0 0 0 0 1 0						
29 Ryan Hanigan, R (1, 2) OBP: 0.368, SLG: 0.529 73 Yasmani Grandal, S (7, 2) OBP: 0.250, SLG: 0.286		1 SAFE C CH 84 F CH 82 1 SAFE P PO 80 D CH 80 F SL 82 F CH 87 B FF 88 4-2 B CH 80 76 PB 3 1B 1-2 BB		B FF 86 C FF 87 X FF 87 1-1 ① F9		B SI 91 X SI 91 1-0 60 E 2B		B SI 91 B SI 91 B SI 90 X 3-0 ③ G5-3		2 2 1 0 1 0 0 1 0 0 0 0 0 0						
60 Zack Cozart, R (1, 6) OBP: 0.400, SLG: 0.611 82 Billy Hamilton, S (7, 6) OBP: 0.500, SLG: 0.333		B CH 85 M FF 86 F FF 86 S CH 81 1-3 ① K		C CU 74 X FF 88 0-1 ② G4-3		B SI 92 D SL 81 F SI 91 B SI 92 C SI 92 X 3-2 E5 76 HBP 2-H			F SI 88 B CU 73 C SI 88 X SC 70 1-2 85 1B 85 S 71 2B 1B	3 0 0 0 0 1 2 1 1 1 0 0 0 0						
76 Danny Dorn, L (1, 9) OBP: 0.286, SLG: 0.222 85 Michael Griffin, R (6, PR) OBP: 0.250, SLG: 0.250 (6, 9)		C CU 73 F CH 86 B FF 89 S CU 77 1-3 ② K 1-2 2-3		X CU 76 0-0 ③ G3		D SL 82 1 SAFE H SI 90 2-0 3 FC6-4 1-2 HBP			1 SAFE 1 SAFE B SI 88 X SI 86 1-0 71 2B 1-3 1B	2 0 0 0 0 1 2 1 0 1 0 0 0 0						
3 Chris Valaika, R (1, 4) OBP: 0.435, SLG: 0.591 71 Kristopher Negrón, R (7, 4) OBP: 0.538, SLG: 0.778		X SL 83 0-0 2-H 3-H 1B			C CH 88 B SL 80 F SL 79 F SI 90 B SL 80 S SL 81 2-3 ① K	D SI 90 S SI 90 C SI 91 X SL 80 1-2 ③ FC6-4 1-2f			B SI 87 S SI 87 S SI 89 F SL 73 X SI 88 1-2 1-3 3-H 2B	3 0 1 2 0 1 2 1 0 1 1 0 0 0						
Inning Stats	R: 1 E: 0 K: 1 S: 10 H: 2 LOB: 0 BB: 0 P: 13	R: 2 E: 0 K: 2 S: 17 H: 2 LOB: 1 BB: 1 P: 23	R: 0 E: 0 K: 0 S: 9 H: 1 LOB: 1 BB: 0 P: 14	R: 0 E: 0 K: 0 S: 5 H: 0 LOB: 0 BB: 0 P: 6	R: 0 E: 0 K: 2 S: 12 H: 1 LOB: 1 BB: 0 P: 19	R: 1 E: 1 K: 2 S: 15 H: 1 LOB: 2 BB: 0 P: 23	R: 0 E: 0 K: 1 S: 9 H: 0 LOB: 0 BB: 0 P: 12	R: 0 E: 0 K: 1 S: 6 H: 0 LOB: 0 BB: 0 P: 13	R: 1 E: 0 K: 0 S: 18 H: 3 LOB: 2 BB: 0 P: 27	1B: 7 2B: 3 3B: 0 HR: 0 SF: 0 SAC: 0 DP: 1 HBP: 1	WP: 0 PB: 1 SB: 2 CS: 0 PA: 39					

PITCHER		IP	WLS	BF	H	R	ER	SO	BB	IBB	HBP	BLK	WP	HR	S	P	ERA	WHIP
48 Colby Lewis, R ERA: 4.0	(1, 1)	4.0		17	5	3	2	3	1	0	0	0	0	0	41	56	4.50	1.500
44 Michael Kirkman, L ERA: 3.0	(5, 1)	4.0		16	2	1	0	6	0	0	1	0	0	0	42	67	0.00	0.500
22 Yoshinori Tateyama, R ERA: 7.71	(9, 1)	1.0	B	6	3	1	1	0	0	0	0	0	0	0	18	27	9.00	3.000

PITCHER	IP	WLS	BF	H	R	ER	SO	BB	IBB	HBP	BLK	WP	HR	S	P	ERA	WHIP

TOP

Cincinnati Reds @ Texas Rangers

Surprise Stadium, Surprise, AZ

Fri Mar 11 2011, 3:08 PM - 5:49 PM EST

Att. 6,062 - Sunny - 77 F

livebaseballscorecards.com

AB	37
R	5
H	10
RBI	4
BB	1
SO	9
LOB	19

Cincinnati Reds @ Texas Rangers

Surprise Stadium, Surprise, AZ

Fri Mar 11 2011, 3:08 PM - 5:49 PM EST

Att. 6,062 - Sunny - 77 F

livebaseballscorecards.com

BOTTOM

Batter	1	2	3	4	5	6	7	8	9	AB	R	H	RBI	BB	SO	LOB
5 Ian Kinsler, R (1, 10) OBP: 0.469, SLG: 1.000	B SI 93 B SI 93 B FF 92 C SI 92 X SI 93 3-1 1 SH1-3 32 1B 2B	B SI 94 B SI 93 C SI 94 B SI 93 F CH 84 C CH 84 3-3 K ③			B FS 80 S FS 82 S FS 83 B FS 85 X FS 84 2-2 2-H HR		B FF 90 S FF 90 1 SAFE B SL 85 X FF 90 2-1 P4 ②		S CH 80 F SI 94 B CU 70 X CH 84 1-2 G3 ③	3	2	2	2	0	1	2
65 Doug Deeds, L (7, PH) OBP: 0.286, SLG: 0.571 (8, 10)										2	0	0	0	0	0	1
1 Elvis Andrus, R (1, 6) OBP: 0.276, SLG: 0.250	X SI 90 0-0 SH1-3 ① 2-3		B SL 86 F CH 83 X FF 88 1-1 F8 ①		B FF 90 X FF 91 1-0 32 G4-6-3 1B		C SL 83 B FF 91 X SL 82 1-1 G6-3 ③			2	0	1	0	0	0	0
3 Andrés Blanco, S (5, PR) OBP: 0.348, SLG: 0.318 (6, 6)										1	0	0	0	0	0	1
32 Josh Hamilton, L (1, 7) OBP: 0.250, SLG: 0.357	X SI 93 0-0 17 G5-4-3 3-H 1B		B FF 90 X FF 90 1-0 L7 ②		B FF 91 B FF 89 X FF 90 2-0 G4-6-3 ②③ 1-2f			C SI 90 C CH 89 B CU 70 F SI 94 X CH 82 1-2 G6-3 ①		3	0	1	1	0	0	1
9 Endy Chavez, L (6, 7) OBP: 0.188, SLG: 0.250										1	0	0	0	0	0	0
17 Nelson Cruz, R (1, 9) OBP: 0.241, SLG: 0.200	B SI 94 X SI 92 1-0 G5-4-3 ②③ 1-2f		F SL 84 F CH 84 B FF 90 X SL 85 1-2 P6 ③			B FF 90 B X FF 90 2-0 F8 ①		C SI 92 X CU 68 0-1 6 G4-3 2B		2	0	0	0	0	0	1
23 Craig Gentry, R (6, 9) OBP: 0.231, SLG: 0.182										2	0	1	0	0	0	0
10 Michael Young, R (1, 4) OBP: 0.481, SLG: 0.696		C SI 91 S CH 83 B FF 92 B CH 85 X FF 94 2-2 G4-3 ①		C FF 91 C FF 90 C FS 85 0-3 K ①		C SI 92 B SL 84 B FF 93 B FF 91 F FF 90 S FF 91 3-3 K ②		B SI 92 X SI 90 1-0 G4-3 ② 2-3		2	0	0	0	0	1	0
6 Esteban German, R (6, 4) OBP: 0.273, SLG: 0.333										2	0	0	0	0	1	1
8 Yorvit Torrealba, R (1, 2) OBP: 0.400, SLG: 0.700		B FF 93 B CH 84 C SL 84 B SI 94 X SI 93 3-1 18 2B 2B		S FS 81 B SL 79 F FS 82 X FF 92 1-2 G4-3 ②		S SI 92 X FF 91 0-1 1B		C SI 93 B CU 68 S SI 93 B FF 93 B SI 94 S SI 93 3-3 K ③		2	1	1	0	0	0	0
2 Taylor Teagarden, R (6, 2) OBP: 0.364, SLG: 0.556										2	0	1	0	0	1	1
18 Mitch Moreland, L (1, 3) OBP: 0.448, SLG: 0.760		B SI 92 C SI 92 S CH 83 X SI 93 1-2 2-H 2B		C FF 91 B FS 83 S FS 82 S FS 83 1-3 K ③		F FF 91 B SL 85 F SI 90 B SL 83 S SL 85 2-3 K ③			B SI 92 F SI 92 B CU 69 X CU 67 2-1 P3 ①	2	0	1	1	0	1	0
63 Chad Tracy, R (6, 3) OBP: 0.125, SLG: 0.267										2	0	0	0	0	1	1
19 Chris Davis, L (1, 5) OBP: 0.433, SLG: 0.750		B SI 93 B SI 93 B CH 82 C SL 83 S SL 81 S CH 85 3-3 K ②			C FF 91 X FS 81 0-1 20 SH2-3 5 HR 1B		C FF 90 C SL 83 X SL 84 0-2 G6-3 ①		B FF 92 B SI 91 X FF 90 2-0 HR	2	0	1	0	0	1	1
94 Mike Olt, R (5, PR) OBP: 0.375, SLG: 0.750 (6, 5)										2	2	1	1	0	0	0
20 Julio Borbon, L (1, 8) OBP: 0.423, SLG: 0.542		B SI 94 B CH 84 C CH 83 B SI 93 B CH 82 4-1 BB			X FF 90 0-0 SH2-3 ① 1-2		L FF 90 X SL 85 0-1 E4		X SI 94 0-0 G6-3 ②	0	0	0	0	1	0	0
43 Engel Beltre, L (6, 8)										2	0	0	0	0	0	0
Inning Stats	R: 1 E: 0 K: 0 S: 5 H: 2 LOB: 0 BB: 0 P: 9	R: 1 E: 0 K: 2 S: 15 H: 2 LOB: 2 BB: 1 P: 31	R: 0 E: 0 K: 0 S: 6 H: 0 LOB: 0 BB: 0 P: 9	R: 0 E: 0 K: 2 S: 9 H: 0 LOB: 0 BB: 0 P: 11	R: 2 E: 0 K: 0 S: 8 H: 3 LOB: 1 BB: 0 P: 13	R: 0 E: 0 K: 2 S: 9 H: 1 LOB: 1 BB: 0 P: 16	R: 0 E: 1 K: 0 S: 9 H: 0 LOB: 1 BB: 0 P: 12	R: 0 E: 0 K: 1 S: 10 H: 1 LOB: 1 BB: 0 P: 15	R: 1 E: 0 K: 0 S: 7 H: 1 LOB: 0 BB: 0 P: 12	1B: 4 2B: 4 3B: 0 HR: 2 SF: 0 SAC: 2 DP: 2 HBP: 0						

	AB	34
	R	5
	H	10
	RBI	5
	BB	1
	SO	7
	LOB	10

PITCHER		IP	WLS	BF	H	R	ER	SO	BB	IBB	HBP	BLK	WP	HR	S	P	ERA	WHIP
47 Johnny Cueto, R ERA: 4.5	(1, 1)	2.0		10	4	2	2	2	1	0	0	0	0	0	20	40	9.00	2.500
45 Bill Bray, L ERA: 13.5	(3, 1)	1.0	H	3	0	0	0	0	0	0	0	0	0	0	6	9	0.00	0.000
33 Jose Arredondo, R ERA: 9.64	(4, 1)	2.0	B	8	3	2	2	2	0	0	0	0	0	1	17	24	9.00	1.500
80 Donnie Joseph, L ERA: 10.38	(6, 1)	2.0		8	1	0	0	2	0	0	0	0	0	0	18	28	0.00	0.500
58 Daryl Thompson, R ERA: 1.29	(8, 1)	2.0		8	2	1	1	1	0	0	0	0	0	1	17	27	4.50	1.000

PITCHER	IP	WLS	BF	H	R	ER	SO	BB	IBB	HBP	BLK	WP	HR	S	P	ERA	WHIP

Batter	1	2	3	4	5	6	7	8	9	AB	R	H	RBI	BB	SO	LOB
1 Kosuke Fukudome, L (1, 9) OBP: 0.345, SLG: 0.208	B B C B B 4-1 13 HR BB		B C B X 2-1 ① L7		B B B C B 4-1 13 HR BB		B B S X 2-1 21 1B 58 G3 39 SF7 1B		B C B F S 2-3 ① K2-3	1	2	0	0	2	0	0
59 Brett Jackson, L (7, PH) OBP: 0.318, SLG: 0.316										1	1	1	0	0	0	0
(7, 9)																
98 Tony Campana, L (8, 9)										1	0	0	0	0	1	0
13 Starlin Castro, R (1, 6) OBP: 0.452, SLG: 0.833	C C 1 SAFE 1 SAFE B X 1-2 1-H HR		B X 1-0 21 1B 1B		X 0-0 1-H HR		B B C X 2-1 ① G3 1-2 2-3		X 0-0 21 S 1B	3	2	3	4	0	0	0
58 Matt Camp, L (7, PH) OBP: 0.471, SLG: 0.400										2	0	1	0	0	0	2
(7, 6)																
21 Tyler Colvin, L (1, 10) OBP: 0.313, SLG: 0.484	C B C B X 2-2 12 G6-4-3 1B		B B F 1 SAFE X 2-1 12 F9-6 1-2 1B		C F F B X 1-2 30 2-6 1B		X 0-0 30 1B 2-3 3-H 1B		1 SAFE B 1 SAFE B S B F S 3-3 ② K 1-2	5	0	4	1	0	1	1
12 Alfonso Soriano, R (1, 7) OBP: 0.286, SLG: 0.464	B F S F X 1-2 G6-4-3 1-2f		C X 0-1 ②③ F9-6 1-2		X 0-0 ② F8		B X 1-0 ② SF7 3-H		B C X 1-1 ③ G6-3	3	0	0	0	0	0	4
39 Luis Montanez, R (7, PH) OBP: 0.217, SLG: 0.286										1	0	0	1	0	0	1
(7, 7)																
30 Scott Moore, L (1, 3) OBP: 0.400, SLG: 0.792	B X 1-0 HR			C C B X 1-2 HR	C 1 SAFE D 1-1 ③ 2-6 1-2	B F B F B X 3-2 1B	C S B B B X 3-2 1-3 1B			4	2	4	2	0	0	0
(7, 4)																
28 Jeff Baker, R (1, 5) OBP: 0.393, SLG: 0.400	B B S X 2-1 ③ G6-3			X 0-0 9 G3-6-3 1B		X 0-0 ① F9	B X 1-0 ③ G5-3			3	0	1	0	0	0	1
73 Marquez Smith, R (7, PH) OBP: 0.353, SLG: 0.500										1	0	0	0	0	0	2
(7, 5)																
9 Blake DeWitt, L (1, 4) OBP: 0.214, SLG: 0.259		X 0-0 ① G3-1	B X 1-0 ①② G3-6-3 1-2f			D C S C 1-3 ② K		C X 0-1 ① G4-3		3	0	0	0	0	1	2
6 Bryan LaHair, L (7, 3) OBP: 0.304, SLG: 0.300										1	0	0	0	0	0	0
5 Reed Johnson, R (1, 8) OBP: 0.231, SLG: 0.208		C F B F X 1-2 ② G6-3		X 0-0 ③ F8		B S S S 1-3 ③ K		S C B B C 2-3 ② K		4	0	0	0	0	2	1
55 Koyie Hill, S (1, 2) OBP: 0.105, SLG: 0.111		C B X 1-1 ③ G5-3			C S B X 1-2 ① G5-3		X 0-0 58 G3 21 1B 2B	B C B F C 2-3 ③ K		3	1	1	0	0	0	0
51 Max Ramirez, R (7, 2) OBP: 0.417, SLG: 0.444										1	0	0	0	0	1	0

Inning Stats	1	2	3	4	5	6	7	8	9	1B: 10	SF: 1	WP: 0	PA: 40
	R: 3 H: 3 E: 0 LOB: 0 K: 0 BB: 1 S: 14 P: 25	R: 0 H: 0 E: 0 LOB: 0 K: 0 BB: 0 S: 7 P: 9	R: 0 H: 2 E: 0 LOB: 1 K: 0 BB: 0 S: 7 P: 12	R: 1 H: 2 E: 0 LOB: 0 K: 0 BB: 0 S: 6 P: 8	R: 2 H: 2 E: 0 LOB: 1 K: 0 BB: 1 S: 11 P: 18	R: 0 H: 1 E: 0 LOB: 1 K: 2 BB: 0 S: 10 P: 15	R: 2 H: 4 E: 0 LOB: 2 K: 0 BB: 0 S: 11 P: 20	R: 0 H: 0 E: 0 LOB: 0 K: 2 BB: 0 S: 8 P: 12	R: 0 H: 1 E: 0 LOB: 1 K: 2 BB: 0 S: 9 P: 15	2B: 2	SAC: 0	PB: 0	
										3B: 0	DP: 3	SB: 1	
										HR: 4	HBP: 0	CS: 0	

PITCHER		IP	WLS	BF	H	R	ER	SO	BB	IBB	HBP	BLK	WP	HR	S	P	ERA	WHIP
44 Mike Leake, R ERA: 9.0	(1, 1)	4.0		17	7	4	4	0	1	0	0	0	0	3	34	54	9.00	2.000
56 Matt Maloney, L ERA: 3.0	(5, 1)	2.0	B	10	3	2	2	2	1	0	0	0	0	1	21	33	9.00	2.000
68 Philippe Valiquette, L ERA: 6.75	(7, 1)	1.0		7	4	2	2	0	0	0	0	0	0	0	11	20	18.00	4.000
69 Jerry Gil, R ERA:	(8, 1)	1.0		3	0	0	0	2	0	0	0	0	0	0	8	12	0.00	0.000
74 Scott Carroll, R ERA:	(9, 1)	1.0	W	4	1	0	0	2	0	0	0	0	0	0	9	15	0.00	1.000

PITCHER	IP	WLS	BF	H	R	ER	SO	BB	IBB	HBP	BLK	WP	HR	S	P	ERA	WHIP

TOP

Chicago Cubs @ Cincinnati Reds

Cashman Field, Las Vegas, NV

Sat Mar 12 2011, 4:07 PM - 6:53 PM EST

Att. 9,047 - Partly Cloudy - 72 F

livebaseballscorecards.com

AB	37
R	8
H	15
RBI	8
BB	2
SO	6
LOB	14

Chicago Cubs @ Cincinnati Reds

Cashman Field, Las Vegas, NV

Sat Mar 12 2011, 4:07 PM - 6:53 PM EST

Att. 9,047 - Partly Cloudy - 72 F

livebaseballscorecards.com

BOTTOM

Batter	1	2	3	4	5	6	7	8	9	AB	R	H	RBI	BB	SO	LOB
6 Drew Stubbs, R (1, 8) OBP: 0.269, SLG: 0.375	G6-3	K		K 2-3		G5-4-3 1-2f		G6-3		3	0	0	0	0	2	4
90 Andrew Means, R (5, 8) OBP: 0.111, SLG: 0.222										2	0	0	0	0	0	1
60 Zack Cozart, R (1, 6) OBP: 0.478, SLG: 0.714	19 BB 25 1B 1B	19 1B 1-H 3-H 2B		76 2B 1-2 1B		G6-3		G4-3		3	2	3	2	0	0	0
82 Billy Hamilton, S (6, 6) OBP: 0.333, SLG: 0.200										2	0	0	0	0	0	1
19 Joey Votto, L (1, 3) OBP: 0.318, SLG: 0.300	15 FC5-4 25 1B 1-2 BB	2-H 1B		1-3 2-H 2B			HR	88 FC4-6 BB		1	0	1	1	1	0	0
76 Danny Dorn, L (4, PH) OBP: 0.375, SLG: 0.500 (5, 3)										2	1	2	2	1	0	0
25 Juan Francisco, L (1, 5) OBP: 0.207, SLG: 0.370	15 FC5-4 1-2 2-H 1B	G3		BB			G5-3	FC4-6 1-2f		2	0	1	1	1	0	1
88 David Vidal, R (6, 5)										2	0	0	0	0	0	1
15 Fred Lewis, L (1, 7) OBP: 0.273, SLG: 0.250	FC5-4 1-2f 2-3		F8	K			G5-3		K	3	0	0	0	0	1	5
91 Juan Duran, R (6, 7) OBP: 0.333, SLG: 0.375										2	0	0	0	0	1	0
29 Ryan Hanigan, R (1, 2) OBP: 0.381, SLG: 0.500	K		70 L6-3 BB		L7		85 1B 86 1B 1B		86 1B 85 1B 71 1B 1B	1	0	0	0	1	1	2
65 Devin Mesoraco, R (5, 2) OBP: 0.474, SLG: 0.611										3	2	2	0	0	0	0
70 Todd Frazier, R (1, 9) OBP: 0.130, SLG: 0.174		E5 3 FC5-4 77 1B 60 2B	L6-3 1-1		F9		86 1B 1-2 1B		86 1B 71 1B 1-2 1B	3	1	0	0	0	0	1
85 Michael Griffin, R (6, 9) OBP: 0.400, SLG: 0.400										2	1	2	0	0	0	0
77 Dave Sappelt, R (1, 10) OBP: 0.520, SLG: 0.826		3 FC5-4 1-2 1B		6 CS 3 HBP BB	G6-3		1-3 2-H 1B		71 1B 1-2 2-3 1B	2	0	1	0	1	0	0
86 Chris McMurray, R (7, PH) OBP: 1.000, SLG: 1.000 (8, 10)										2	0	2	1	0	0	0
3 Chris Valaika, R (1, 4) OBP: 0.462, SLG: 0.583	FC5-4 1-2f 2-3			60 1B 76 2B 1-2 HBP		90 G5-4-3 1B	F8		1-2 2-H 3-H 1B	2	2	1	0	0	0	2
71 Kristopher Negrón, R (6, PR) OBP: 0.533, SLG: 0.727 (7, 4)										2	0	1	2	0	0	2

	AB	39
	R	9
	H	16
	RBI	9
	BB	5
	SO	5
	LOB	20

Inning Stats																								
	R: 1	E: 0	K: 1	S: 11	H: 2	LOB: 2	BB: 1	P: 21	R: 3	E: 1	K: 1	S: 17	H: 3	LOB: 1	BB: 0	P: 26	R: 0	E: 0	K: 0	S: 5	H: 0	LOB: 0	BB: 1	P: 10
	R: 1	E: 0	K: 2	S: 14	H: 2	LOB: 3	BB: 2	P: 28	R: 0	E: 0	K: 0	S: 4	H: 0	LOB: 0	BB: 0	P: 7	R: 0	E: 0	K: 0	S: 6	H: 1	LOB: 1	BB: 0	P: 7
	R: 2	E: 0	K: 0	S: 19	H: 4	LOB: 2	BB: 0	P: 28	R: 0	E: 0	K: 0	S: 8	H: 0	LOB: 1	BB: 1	P: 14	R: 2	E: 0	K: 1	S: 11	H: 4	LOB: 2	BB: 0	P: 18

1B: 13	2B: 4	3B: 0	HR: 1	SF: 0	SAC: 0	DP: 3	HBP: 1	WP: 0	PB: 0	SB: 0	CS: 1	PA: 45
---	---	---	---	---	---	---	---	---	---	---	---	---

PITCHER		IP	WLS	BF	H	R	ER	SO	BB	IBB	HBP	BLK	WP	HR	S	P	ERA	WHIP
40 James Russell, L ERA: 7.88	(1, 1)	3.0		16	5	4	1	2	2	0	0	0	0	0	33	57	3.00	2.333
49 Carlos Marmol, R ERA: 1.8	(4, 1)	1.0		7	2	1	1	2	2	0	1	0	0	0	14	28	9.00	4.000
27 Casey Coleman, R ERA: 6.43	(5, 1)	4.0	H	17	5	2	2	0	1	0	0	0	0	1	37	56	4.50	1.500
76 Robert Coello, R ERA: 8.1	(9, 1)	0.1	L	5	4	2	2	1	0	0	0	0	0	0	11	18	54.00	12.000

PITCHER		IP	WLS	BF	H	R	ER	SO	BB	IBB	HBP	BLK	WP	HR	S	P	ERA	WHIP

Batter	1	2	3	4	5	6	7	8	9	AB	R	H	RBI	BB	SO	LOB
16 Edgar Renteria, R (1, 6) OBP: 0.368, SLG: 0.421 7 Paul Janish, R (6, 6) OBP: 0.400, SLG: 0.368	L7		4 G6-4-3, 2-H, 1B		K		81 SH1-3, 43 E, BB	FC6-4, 1-2f		3 1	0 1	1 0	1 0	0 1	1 0	0 1
4 Brandon Phillips, R (1, 4) OBP: 0.176, SLG: 0.176 81 Miguel Rojas, R (6, 4) OBP: 0.333, SLG: 0.200	G6-3		G6-4-3, 1-2f			F9	SH1-3, 1-2		G4-3	3 1	0 0	0 0	0 0	0 0	0 0	1 0
32 Jay Bruce, L (1, 9) OBP: 0.238, SLG: 0.200 89 Ryan LaMarre, R (7, PH) (7, 9)	P6			F8		27 1B, 31 2B, 1B	G6-3		43 WP, BB	3 1	1 0	1 0	0 0	0 1	0 0	0 1
27 Scott Rolen, R (1, 5) OBP: 0.316, SLG: 0.368 43 Miguel Cairo, R (6, 5) OBP: 0.350, SLG: 0.188	P4			F9		31 2B, 28 BB, 1-3, 1B	E5, 87 1B, 2-H		F9, 1-2	3 2	1 0	1 0	0 0	0 0	0 0	0 1
31 Jonny Gomes, R (1, 10) OBP: 0.100, SLG: 0.300 87 Henry Alejandro Rodriguez (7, PH) OBP: 0.500, SLG: 0.500 (7, 10)	F8			F8		28 BB, 1-3, 3-H, 2B	1-2, 1B		P5	3 2	0 0	1 1	1 0	0 0	0 0	0 1
26 Jeremy Hermida, L (1, 7) OBP: 0.545, SLG: 0.750 82 Cody Puckett, R (7, PH) (7, 7)	K				HR	28 BB, BB	F8			2 1	1 0	1 0	1 0	1 0	1 0	0 2
28 Chris Heisey, R (1, 8) OBP: 0.375, SLG: 0.591 88 Felix Perez, L (7, 8) OBP: 0.500, SLG: 0.429			HR		G6-3	1-2, 2-3, 3-H, BB		G6-3		2 1	1 0	1 0	2 0	1 0	0 0	0 0
23 Yonder Alonso, L (1, 3) OBP: 0.450, SLG: 0.667 83 Mike Costanzo, L (7, 3) OBP: 1.000, SLG: 1.000	G4-3				55 SF8, 3B	K		7 FC6-4, 1B		3 1	1 0	1 1	0 0	0 0	1 0	3 0
55 Ramon Hernandez, R (1, 2) OBP: 0.214, SLG: 0.462 73 Yasmani Grandal, S (7, 2) OBP: 0.222, SLG: 0.250			16 1B, 2B		SF8, 3-H	F9		K		2 1	1 0	1 0	1 0	0 0	0 1	3 1
Inning Stats	R: 0 E: 0 K: 0 S: 3 H: 0 LOB: 0 BB: 0 P: 3	R: 0 E: 0 K: 1 S: 5 H: 0 LOB: 0 BB: 0 P: 5	R: 2 E: 0 K: 0 S: 6 H: 3 LOB: 0 BB: 0 P: 6	R: 0 E: 0 K: 0 S: 3 H: 0 LOB: 0 BB: 0 P: 3	R: 2 E: 0 K: 1 S: 9 H: 2 LOB: 0 BB: 0 P: 11	R: 2 E: 0 K: 1 S: 8 H: 3 LOB: 3 BB: 2 P: 16	R: 1 E: 1 K: 0 S: 5 H: 1 LOB: 2 BB: 1 P: 9	R: 0 E: 0 K: 1 S: 6 H: 1 LOB: 1 BB: 0 P: 6	R: 0 E: 0 K: 0 S: 3 H: 0 LOB: 1 BB: 1 P: 8	1B: 5 2B: 2 3B: 1 HR: 2 SF: 1 SAC: 1 DP: 1 HBP: 0						

PITCHER	IP	WLS	BF	H	R	ER	SO	BB	IBB	HBP	BLK	WP	HR	S	P	ERA	WHIP
52 Carlos Silva, R (1, 1) ERA: 16.2	5.0		19	5	4	4	2	0	0	0	0	0	2	26	28	7.20	1.000
32 Todd Wellemeyer, R (6, 1) ERA: 4.5	2.0	L	14	4	3	2	1	3	0	0	0	0	0	13	25	9.00	3.500
71 Trey McNutt, R (8, 1) ERA: 21.6	1.0		4	1	0	0	1	0	0	0	0	0	0	6	6	0.00	1.000
64 Justin Berg, R (9, 1) ERA: 34.71	1.0		4	0	0	0	0	1	0	0	0	1	0	3	8	0.00	1.000

PITCHER	IP	WLS	BF	H	R	ER	SO	BB	IBB	HBP	BLK	WP	HR	S	P	ERA	WHIP

TOP

Cincinnati Reds @ Chicago Cubs

Hohokam Park, Mesa, AZ

Sat Mar 12 2011, 3:08 PM - 6:01 PM EST

Att. 10,327 - Partly Cloudy - 75 F

livebaseballscorecards.com

AB	35
R	7
H	10
RBI	6
BB	4
SO	4
LOB	14

WP: 1 PA: 41
PB: 0
SB: 0
CS: 0

BOTTOM

Cincinnati Reds @ Chicago Cubs

Hohokam Park, Mesa, AZ

Sat Mar 12 2011, 3:08 PM - 6:01 PM EST

Att. 10,327 - Partly Cloudy - 75 F

livebaseballscorecards.com

Batter	1	2	3	4	5	6	7	8	9	AB	R	H	RBI	BB	SO	LOB
3 Fernando Perez, R (1, 7) OBP: 0.353, SLG: 0.267	K	FC6 1-2f		G6-3 2-3 3-H	15 1B 1-2 2-H 3-H 1B			K2-3		4	0	1	3	0	1	3
86 Jae-Hoon Ha, R (8, 7)										1	0	0	0	0	1	0
15 Darwin Barney, R (1, 6) OBP: 0.318, SLG: 0.409	24 1B 1B		F7	G4-3	1-2 2-H 1B			F9		4	0	2	1	0	0	1
97 Marwin Gonzalez, S (8, 6)										1	0	0	0	0	0	0
24 Marlon Byrd, R (1, 8) OBP: 0.621, SLG: 0.846	1-2 1B		16 2B 1B		18 BB 16 1B 19 1B BB			K		3	1	2	0	1	0	2
96 Evan Crawford, R (8, 8)					G4-3					1	0	0	0	0	1	0
16 Aramis Ramirez, R (1, 5) OBP: 0.393, SLG: 0.440	K		1-3 2B		18 BB 19 1B 1-2 1B	P6			L6	4	1	2	0	0	1	2
61 Josh Vitters, R (8, 5) OBP: 0.375, SLG: 0.467										0	0	0	0	0	0	0
86 Matt Cerda, L (9, 5)										1	0	0	0	0	0	0
22 Carlos Pena, L (1, 3) OBP: 0.310, SLG: 0.292	K	K		F7	L1				L9	4	0	0	0	0	2	6
99 Rebel Ridling, R (8, 3)										1	0	0	0	0	0	0
18 Geovany Soto, R (1, 2) OBP: 0.370, SLG: 0.375		G6-3	P4		4-0 63 E 19 1B 3 1B 1-2 2-3 BB	F7			BB	3	1	0	0	1	0	2
53 Welington Castillo, R (8, 2) OBP: 0.600, SLG: 0.556										0	0	0	0	1	0	0
19 Bobby Scales, S (1, 4) OBP: 0.563, SLG: 0.769	2B			52 SH1-4 63 BB 3 G6-3 1B	63 E 3 1B 1-2 2-H 3-H 1B			K	G4-3	5	2	3	2	0	1	1
63 James Adduci, L (1, 9) OBP: 0.278, SLG: 0.188	3 FC6 BB			3 G6-3 52 SH1-4 1-2 BB	E4 3 1B 15 1B 1-2 2-3			89 G6-4-3 1B		2	1	1	0	2	0	2
52 Carlos Silva, R (1, 1)										1	0	0	0	0	1	2
90 Kyler Burke, L (5, PH)										1	0	0	0	0	1	3
32 Todd Wellemeyer, R (6, 1)										0	0	0	0	0	0	0
89 DJ LeMahieu, R (7, PH) OBP: 0.500, SLG: 2.000										1	0	0	0	0	0	1
71 Trey McNutt, R (8, 1)										0	0	0	0	0	0	0
64 Justin Berg, R (9, 1)										0	0	0	0	0	0	0
Inning Stats	R: 0 E: 0 K: 3 S: 11 H: 2 LOB: 2 BB: 0 P: 11	R: 0 E: 0 K: 1 S: 6 H: 1 LOB: 2 BB: 1 P: 10	R: 0 E: 0 K: 1 S: 7 H: 2 LOB: 2 BB: 0 P: 7	R: 1 E: 0 K: 0 S: 4 H: 1 LOB: 1 BB: 1 P: 8	R: 5 E: 1 K: 1 S: 10 H: 4 LOB: 2 BB: 2 P: 18	R: 0 E: 0 K: 0 S: 3 H: 0 LOB: 0 BB: 0 P: 3	R: 0 E: 0 K: 1 S: 5 H: 1 LOB: 0 BB: 0 P: 5	R: 0 E: 0 K: 2 S: 7 H: 0 LOB: 0 BB: 0 P: 7	R: 0 E: 0 K: 0 S: 3 H: 0 LOB: 1 BB: 1 P: 7	1B: 9 2B: 2 3B: 0 HR: 0 SF: 0 SAC: 1 DP: 1 HBP: 0	WP: 0 PB: 0 SB: 0 CS: 0 PA: 43					

	AB	37
	R	6
	H	11
	RBI	6
	BB	5
	SO	9
	LOB	25

PITCHER		IP	WLS	BF	H	R	ER	SO	BB	IBB	HBP	BLK	WP	HR	S	P	ERA	WHIP
34 Homer Bailey, R ERA: 5.19	(1, 1)	4.0		20	6	1	1	5	2	0	0	0	0	0	28	36	2.25	2.000
50 Dontrelle Willis, L ERA: 3.38	(5, 1)	0.1	H	5	2	4	2	0	2	0	0	0	0	0	3	11	54.00	12.000
62 Jordan Smith, R ERA: 6.35	(5, 1)	1.2	W	8	2	1	0	1	0	0	0	0	0	0	10	10	0.00	1.200
52 Daniel Herrera, L ERA: 3.6	(7, 1)	1.0	H	3	1	0	0	1	0	0	0	0	0	0	5	5	0.00	1.000
66 Logan Ondrusek, R ERA: 1.42	(8, 1)	2.0	S	7	0	0	0	2	1	0	0	0	0	0	10	14	0.00	0.500

PITCHER	IP	WLS	BF	H	R	ER	SO	BB	IBB	HBP	BLK	WP	HR	S	P	ERA	WHIP

Batter	1	2	3	4	5	6	7	8	9	AB	R	H	RBI	BB	SO	LOB
18 Andrew Romine, S (1, 6) OBP: 0.222, SLG: 0.188 72 Darwin Perez, S (6, 6) OBP: 0.500, SLG: 0.333	G5-3		K		G4-3			10 HBP 83 2B 1B	K	3 2	0 1	0 1	0 0	0 0	1 1	0 0
6 Alberto Callaspo, S (1, 10) OBP: 0.310, SLG: 0.310 10 Matt Long, L (8, PH) (8, 10)	G5-3			F9		83 G6-3 83 S 1B		1-0 83 2B 1-2 HBP	F7	3 1	0 1	1 0	0 0	0 0	0 0	0 0
5 Jeff Mathis, R (1, 2) OBP: 0.364, SLG: 0.429 46 Bobby Wilson, R (5, 2) OBP: 0.524, SLG: 0.667	K			83 FC5-4 1B		F9		K		2 2	0 0	1 0	0 0	0 0	1 1	0 3
83 Angel Castillo, R (1, 9) OBP: 0.286, SLG: 0.250		K		FC5-4 49 2B 1-2f		G6-3 1-3		0-0 49 3B 1-H 2-H 2B		4	2	1	2	0	1	2
49 Jeremy Moore, L (1, 7) OBP: 0.308, SLG: 0.458		K		86 1B 1-H 2B		K		0-0 86 FC4 2-H 3B		4	2	2	2	0	2	1
86 Efren Navarro, L (1, 3) OBP: 0.471, SLG: 0.563		2B		2-H 1B			E3 28 SH1-3	FC4 28 G5-3 3-H		4	0	2	2	0	0	0
28 Gil Velazquez, R (1, 5) OBP: 0.200, SLG: 0.154	G5-3		G5-3				SH1-3 1-2	G5-3 1-2		3	0	0	0	0	0	3
70 Kevin Melillo, L (1, 4) OBP: 0.154, SLG: 0.167			F7		G3		G6-3	K		4	0	0	0	0	1	2
92 Travis Witherspoon, R (1, 8) OBP: 0.100, SLG: 0.100			K		G4-3		K		G4-3	4	0	0	0	0	2	1
Inning Stats	R: 0 E: 0 K: 1 S: 5 H: 0 LOB: 0 BB: 0 P: 5	R: 0 E: 0 K: 2 S: 8 H: 1 LOB: 1 BB: 0 P: 8	R: 0 E: 0 K: 2 S: 7 H: 0 LOB: 0 BB: 0 P: 7	R: 2 E: 0 K: 0 S: 6 H: 3 LOB: 1 BB: 0 P: 6	R: 0 E: 0 K: 0 S: 3 H: 0 LOB: 0 BB: 0 P: 3	R: 0 E: 0 K: 1 S: 6 H: 1 LOB: 1 BB: 0 P: 7	R: 0 E: 1 K: 1 S: 6 H: 0 LOB: 1 BB: 0 P: 6	R: 4 E: 0 K: 2 S: 11 H: 3 LOB: 1 BB: 0 P: 12	R: 0 E: 0 K: 1 S: 5 H: 0 LOB: 0 BB: 0 P: 5	1B: 4 2B: 3 3B: 1 HR: 0 SF: 0 SAC: 1 DP: 0 HBP: 1						

PITCHER		IP	WLS	BF	H	R	ER	SO	BB	IBB	HBP	BLK	WP	HR	S	P	ERA	WHIP
30 Travis Wood, L ERA: 4.0	(1, 1)	4.0		16	4	2	2	5	0	0	0	0	0	0	26	26	4.50	1.000
48 Francisco Cordero, R ERA: 2.25	(5, 1)	1.0		3	0	0	0	0	0	0	0	0	0	0	3	3	0.00	0.000
46 Carlos Fisher, R ERA: 7.2	(6, 1)	2.0		8	1	0	0	2	0	0	0	0	0	0	12	13	0.00	0.500
51 Jared Burton, R ERA: 5.14	(8, 1)	1.0	L	8	3	4	4	2	0	0	1	0	0	0	11	12	36.00	3.000
63 Sam LeCure, R ERA:	(9, 1)	1.0		3	0	0	0	1	0	0	0	0	0	0	5	5	0.00	0.000

PITCHER	IP	WLS	BF	H	R	ER	SO	BB	IBB	HBP	BLK	WP	HR	S	P	ERA	WHIP

TOP

Los Angeles Angels @ Cincinnati Reds

Goodyear Ballpark, Goodyear, AZ

Sun Mar 13 2011, 4:05 PM - 6:35 PM EDT

Att. 3,665 - Sunny - 84 F

livebaseballscorecards.com

AB	36
R	6
H	8
RBI	6
BB	0
SO	10
LOB	12

1B: 4	SF: 0	WP: 0	PA: 38
2B: 3	SAC: 1	PB: 0	
3B: 1	DP: 0	SB: 1	
HR: 0	HBP: 1	CS: 0	

BOTTOM

Los Angeles Angels @ Cincinnati Reds

Goodyear Ballpark, Goodyear, AZ

Sun Mar 13 2011, 4:05 PM - 6:35 PM EDT

Att. 3,665 - Sunny - 84 F

Batter	1	2	3	4	5	6	7	8	9	AB	R	H	RBI	BB	SO	LOB
28 Chris Heisey, R (1, 8) OBP: 0.370, SLG: 0.542 89 Ryan LaMarre, R (7, 8)	P6		F9		BB		K			2 1	0 0	0 0	0 0	1 0	0 1	0 1
4 Brandon Phillips, R (1, 4) OBP: 0.150, SLG: 0.150 71 Kristopher Negrón, R (7, 4) OBP: 0.500, SLG: 0.667	G3		F9		F7		E6			3 1	0 0	0 0	0 0	0 0	0 0	1 0
32 Jay Bruce, L (1, 9) OBP: 0.292, SLG: 0.391 88 Jefry Sierra, R (7, 9)	HR			31 G5-3 43 E 1B	G4-3		G4-3			3 1	2 0	2 0	1 0	0 0	0 0	1 1
31 Jonny Gomes, R (1, 7) OBP: 0.130, SLG: 0.273 76 Danny Dorn, L (8, 7) OBP: 0.360, SLG: 0.476	F8			G5-3		15 F8 BB		L6		2 1	0 0	0 0	0 0	1 0	0 0	1 0
26 Jeremy Hermida, L (1, 10) OBP: 0.500, SLG: 0.667 15 Fred Lewis, L (6, PH) OBP: 0.250, SLG: 0.227 (7, 10)		G4-3		K		F8		G6-3		2 2	0 0	0 0	0 0	0 0	1 0	1 1
43 Miguel Cairo, R (1, 5) OBP: 0.391, SLG: 0.263 84 Alex Buchholz, R (8, 5) OBP: 0.333, SLG: 0.333		F8		E8 70 WP 2-H 1B		1B		K		3 1	0 0	2 0	1 0	0 0	0 1	0 0
70 Todd Frazier, R (1, 3) OBP: 0.200, SLG: 0.208 23 Yonder Alonso, L (6, PH) OBP: 0.409, SLG: 0.600 (7, 3)	65 S 1B			BB		K			F8	1 2	0 0	1 0	0 0	1 1	0 1	0 1
65 Devin Mesoraco, R (1, 2) OBP: 0.429, SLG: 0.550 73 Yasmani Grandal, S (5, 2) OBP: 0.300, SLG: 0.444 86 Chris McMurray, R (8, 2) OBP: 0.667, SLG: 0.667	G4-3			F8			16 G6-3 71 E 2B		L8	2 1 1	0 1 0	0 1 0	0 0 0	0 0 0	0 0 0	3 0 0
7 Paul Janish, R (1, 6) OBP: 0.364, SLG: 0.333 16 Edgar Renteria, R (7, 6) OBP: 0.333, SLG: 0.381			K	G5-3			G6-3		P3	2 2	0 0	0 0	0 0	1 0	0 0	0 1
Inning Stats	R: 1 H: 1 E: 0 LOB: 0 K: 0 BB: 0 S: 5 P: 6	R: 0 H: 1 E: 0 LOB: 1 K: 0 BB: 0 S: 4 P: 5	R: 0 H: 0 E: 0 LOB: 0 K: 1 BB: 0 S: 5 P: 5	R: 1 H: 2 E: 1 LOB: 2 K: 1 BB: 1 S: 7 P: 11	R: 0 H: 0 E: 0 LOB: 1 K: 0 BB: 1 S: 3 P: 7	R: 0 H: 1 E: 0 LOB: 1 K: 1 BB: 1 S: 5 P: 9	R: 1 H: 1 E: 1 LOB: 1 K: 1 BB: 0 S: 7 P: 7	R: 0 H: 0 E: 0 LOB: 0 K: 1 BB: 0 S: 5 P: 5	R: 0 H: 0 E: 0 LOB: 0 K: 0 BB: 0 S: 3 P: 3	1B: 4 SF: 0 2B: 1 SAC: 0 3B: 0 DP: 0 HR: 1 HBP: 0						

livebaseballscorecards.com

AB	33
R	3
H	6
RBI	2
BB	3
SO	5
LOB	12

WP: 1 PA: 36
PB: 0
SB: 1
CS: 0

PITCHER		IP	WLS	BF	H	R	ER	SO	BB	IBB	HBP	BLK	WP	HR	S	P	ERA	WHIP
57 Garrett Richards, R ERA: 3.86	(1, 1)	3.0		11	2	1	1	1	0	0	0	0	0	1	14	16	3.00	0.667
40 Kevin Jepsen, R ERA: 6.75	(4, 1)	1.0	B	6	2	1	1	1	1	0	0	0	1	0	7	11	9.00	3.000
65 Eric Junge, R ERA: 4.7	(5, 1)	2.0		8	1	0	0	1	2	0	0	0	0	0	8	16	0.00	1.500
64 Anthony Ortega, R ERA:	(7, 1)	1.0	W	5	1	1	0	1	0	0	0	0	0	0	7	7	0.00	1.000
45 Francisco Rodriguez, R ERA: 3.6	(8, 1)	1.0	H	3	0	0	0	1	0	0	0	0	0	0	5	5	0.00	0.000

PITCHER		IP	WLS	BF	H	R	ER	SO	BB	IBB	HBP	BLK	WP	HR	S	P	ERA	WHIP
52 Eddie McKiernan, R ERA:	(9, 1)	1.0	S	3	0	0	0	0	0	0	0	0	0	0	3	3	0.00	0.000

Batter	1	2	3	4	5	6	7	8	9	AB	R	H	RBI	BB	SO	LOB
6 Drew Stubbs, R (1, 8) OBP: 0.310, SLG: 0.385	SSS 0-3 ① K		H 1-0 19 G3-1 27 SF7 4 BB HBP		X 0-0 19 1B 1B		X 0-0 ②③ L5-3 1-1			2	1	1	0	0	1	0
77 Dave Sappelt, R (5, 8) OBP: 0.500, SLG: 0.792										1	0	0	0	0	0	1
4 Brandon Phillips, R (1, 4) OBP: 0.174, SLG: 0.136	X 0-0 E5 19 CS		BBBB 4-0 27 SF7 19 G3-1 1-2 BB		X 0-0 ② F8			SSS 0-3 ① K		2	0	0	0	1	0	1
3 Chris Valaika, R (5, 4) OBP: 0.444, SLG: 0.560										1	0	0	0	0	1	0
19 Joey Votto, L (1, 10) OBP: 0.346, SLG: 0.304	BBBB 4-0 ② 1-2 BB		X 0-0 ① G3-1 1-2 2-3		X 0-0 1-2 1B			SSS 0-3 ② K		3	0	1	0	1	1	2
27 Scott Rolen, R (1, 5) OBP: 0.273, SLG: 0.333	X 0-0 ③ F9		X 0-0 ② SF7 2-3 3-H		SSS 0-3 ③ K			X 0-0 ③ G6-3		2	0	0	1	0	1	3
25 Juan Francisco, L (5, 5) OBP: 0.200, SLG: 0.357										1	0	0	0	0	0	0
32 Jay Bruce, L (1, 9) OBP: 0.308, SLG: 0.400		X 0-0 23 1B 1B	X 0-0 ③ F8			X 0-0 ① G3			X 0-0 28 2B 1B	2	0	1	0	0	0	1
26 Jeremy Hermida, L (5, 9) OBP: 0.500, SLG: 0.650										2	1	1	0	0	0	0
31 Jonny Gomes, R (1, 7) OBP: 0.115, SLG: 0.240		X 0-0 ① F8		SSS 0-3 ① K		X 0-0 ② P6			X 0-0 29 SH5-3 43 FC4-2 1-H 2B	3	0	0	0	0	1	1
28 Chris Heisey, R (6, 7) OBP: 0.393, SLG: 0.600										1	0	1	1	0	0	0
55 Ramon Hernandez, R (1, 2) OBP: 0.188, SLG: 0.400		X 0-0 ② F9		X 0-0 ② G4-3		X 0-0 ③ F8			X 0-0 ① SH5-3 2-3	2	0	0	0	0	0	1
29 Ryan Hanigan, R (5, 2) OBP: 0.364, SLG: 0.474										1	0	0	0	0	0	0
23 Yonder Alonso, L (1, 3) OBP: 0.417, SLG: 0.591		X 0-0 1-2 1B		X 0-0 ③ F7			X 0-0 77 L5-3 1B		X 0-0 ② FC4-2 60 FC6-4 3-H	2	0	1	0	0	0	0
43 Miguel Cairo, R (5, 3) OBP: 0.400, SLG: 0.286										2	0	1	0	0	0	1
7 Paul Janish, R (1, 6) OBP: 0.333, SLG: 0.304	CCC 0-3 ③ K				X 0-0 ① G6-3		X 0-0 ① F9		X 0-0 ③ FC6-4 1-2f	2	0	0	0	0	1	2
60 Zack Cozart, R (5, 6) OBP: 0.440, SLG: 0.652										2	0	0	0	0	0	2
Inning Stats	R: 0 E: 1 K: 1 S: 5 H: 0 LOB: 1 BB: 1 P: 9	R: 0 E: 0 K: 1 S: 7 H: 2 LOB: 2 BB: 0 P: 7	R: 1 E: 0 K: 0 S: 3 H: 0 LOB: 1 BB: 1 P: 8	R: 0 E: 0 K: 1 S: 5 H: 0 LOB: 0 BB: 0 P: 5	R: 0 E: 0 K: 1 S: 7 H: 2 LOB: 2 BB: 0 P: 7	R: 0 E: 0 K: 0 S: 3 H: 0 LOB: 0 BB: 0 P: 3	R: 0 E: 0 K: 0 S: 3 H: 1 LOB: 0 BB: 0 P: 3	R: 0 E: 0 K: 2 S: 7 H: 0 LOB: 0 BB: 0 P: 7	R: 1 E: 0 K: 0 S: 5 H: 2 LOB: 1 BB: 0 P: 5	1B: 6 2B: 2 3B: 0 HR: 0	SF: 1 SAC: 1 DP: 1 HBP: 1						

TOP

Cincinnati Reds @ Colorado Rockies

Salt River Fields at Talking Stick, Scottsdale, AZ

Mon Mar 14 2011, 4:13 PM - 6:49 PM EDT

Att. 11,134 - Sunny - 80 F

livebaseballscorecards.com

AB	31
R	2
H	7
RBI	2
BB	2
SO	6
LOB	15

WP: 0 PB: 0 SB: 0 CS: 1 PA: 36

PITCHER		IP	WLS	BF	H	R	ER	SO	BB	IBB	HBP	BLK	WP	HR	S	P	ERA	WHIP
45 Jhoulys Chacín, R ERA: 3.21	(1, 1)	5.0		22	4	1	1	4	2	0	1	0	0	0	27	36	1.80	1.200
63 Rafael Betancourt, R ERA: 5.4	(6, 1)	1.0	H	3	0	0	0	0	0	0	0	0	0	0	3	3	0.00	0.000
56 Franklin Morales, L ERA:	(7, 1)	1.0	H	3	1	0	0	0	0	0	0	0	0	0	3	3	0.00	1.000
67 Rex Brothers, L ERA:	(8, 1)	1.0	H	3	0	0	0	2	0	0	0	0	0	0	7	7	0.00	0.000
40 Sean White, R ERA: 3.6	(9, 1)	1.0	W	5	2	1	1	0	0	0	0	0	0	0	5	5	9.00	2.000

PITCHER		IP	WLS	BF	H	R	ER	SO	BB	IBB	HBP	BLK	WP	HR	S	P	ERA	WHIP

BOTTOM

Cincinnati Reds @ Colorado Rockies

Salt River Fields at Talking Stick, Scottsdale, AZ

Mon Mar 14 2011, 4:13 PM - 6:49 PM EDT

Att. 11,134 - Sunny - 80 F

livebaseballscorecards.com

Batter	1	2	3	4	5	6	7	8	9	AB	R	H	RBI	BB	SO	LOB
24 Dexter Fowler, S (1, 8) OBP: 0.412, SLG: 0.429	F8		58 2B 1B	P3			G6-4-3 1-2f			4	1	1	0	0	0	3
67 Rex Brothers, L (8, 1)										0	0	0	0	0	0	0
40 Sean White, R (9, 1)										0	0	0	0	0	0	0
58 Jordan Pacheco, R (1, 2) OBP: 0.400, SLG: 0.565	G6-3		7 1B 1-H 2B		2 G6-4-3 7 WP 1B		P1			3	1	2	1	0	0	0
15 Matt Pagnozzi, R (6, 2) OBP: 0.308, SLG: 0.333										1	0	0	0	0	0	0
7 Seth Smith, L (1, 9) OBP: 0.400, SLG: 0.500	BB		2 CS 2-H 1B		2 G6-4-3 1-2 BB			K		1	0	1	1	2	0	0
70 Charlie Blackmon, L (7, 9) OBP: 0.419, SLG: 0.538										1	0	0	0	0	1	0
2 Troy Tulowitzki, R (1, 6) OBP: 0.320, SLG: 0.364	P3		1-2 BB		G6-4-3 1-2f 2-3			BB		2	0	0	0	1	0	3
35 Mike Jacobs, L (6, 3) OBP: 0.269, SLG: 0.292										0	0	0	0	1	0	0
17 Todd Helton, L (1, 3) OBP: 0.400, SLG: 0.478		F7	F8		P2			P4		3	0	0	0	0	0	2
63 Rafael Betancourt, R (6, 1)										0	0	0	0	0	0	0
87 Scott Beerer, R (7, 7)										1	0	0	0	0	0	1
21 Ty Wigginton, R (1, 5) OBP: 0.321, SLG: 0.577		G6-3		18 F9 19 E 1B		F9		G1-3		3	0	1	0	0	0	0
10 Chris Nelson, R (7, 6) OBP: 0.250, SLG: 0.300										1	0	0	0	0	0	1
19 Ryan Spilborghs, R (1, 7) OBP: 0.457, SLG: 0.414		18 FC4-6 1B		E3 45 SH1-3 1-2		G6-3			3 SH2-4 22 1B 1B	3	0	1	0	0	0	1
Matt Macri, R (7, 5) OBP: 0.800, SLG: 1.000										1	1	1	0	0	0	0
18 Jonathan Herrera, S (1, 4) OBP: 0.421, SLG: 0.588		FC4-6 1-2f		F9 2-3		F8			SH2-4 1-2	3	0	0	0	0	0	3
(6, 6)										0	0	0	0	0	0	0
56 Franklin Morales, L (7, 1)										0	0	0	0	0	0	0
3 Willy Taveras, R (8, 8) OBP: 0.324, SLG: 0.364																
45 Jhoulys Chacín, R (1, 1)			G5-3	SH1-3 1-2			24 G6-4-3 BB		2-H 1B	1	0	0	0	0	0	0
22 Jose Lopez, R (6, 4) OBP: 0.300, SLG: 0.222										1	0	1	1	1	0	0
Inning Stats	R: 0 H: 0 E: 0 LOB: 1 K: 0 BB: 1 S: 3 P: 7	R: 0 H: 1 E: 0 LOB: 1 K: 0 BB: 0 S: 4 P: 4	R: 2 H: 3 E: 0 LOB: 1 K: 0 BB: 1 S: 5 P: 9	R: 0 H: 1 E: 1 LOB: 2 K: 0 BB: 0 S: 5 P: 5	R: 0 H: 1 E: 0 LOB: 1 K: 0 BB: 1 S: 3 P: 7	R: 0 H: 0 E: 0 LOB: 0 K: 0 BB: 0 S: 3 P: 3	R: 0 H: 0 E: 0 LOB: 0 K: 0 BB: 1 S: 2 P: 6	R: 0 H: 0 E: 0 LOB: 1 K: 1 BB: 1 S: 5 P: 9	R: 1 H: 2 E: 0 LOB: 1 K: 0 BB: 0 S: 3 P: 3	1B: 7 SF: 0 2B: 1 SAC: 2 3B: 0 DP: 2 HR: 0 HBP: 0						

AB	29
R	3
H	8
RBI	3
BB	5
SO	1
LOB	14

WP: 1 PA: 36
PB: 0
SB: 0
CS: 1

PITCHER		IP	WLS	BF	H	R	ER	SO	BB	IBB	HBP	BLK	WP	HR	S	P	ERA	WHIP
78 Chad Reineke, R ERA: 4.0	(1, 1)	2.0		8	1	0	0	0	1	0	0	0	0	0	7	11	0.00	1.000
45 Bill Bray, L ERA: 12.15	(3, 1)	2.0	B	11	4	2	2	0	1	0	0	0	0	0	10	14	9.00	2.500
40 Nick Masset, R ERA: 6.23	(5, 1)	2.0		7	1	0	0	0	1	0	0	0	1	0	6	10	0.00	1.000
54 Aroldis Chapman, L ERA: 1.29	(7, 1)	2.0		7	0	0	0	1	2	0	0	0	0	0	7	15	0.00	1.000
52 Daniel Herrera, L ERA: 5.06	(9, 1)	0.1	L	3	2	1	1	0	0	0	0	0	0	0	3	3	27.00	6.000

PITCHER	IP	WLS	BF	H	R	ER	SO	BB	IBB	HBP	BLK	WP	HR	S	P	ERA	WHIP

Batter	1	2	3	4	5	6	7	8	9	AB	R	H	RBI	BB	SO	LOB
13 Mike Aviles, R (1, 5) OBP: 0.439, SLG: 0.639 8 Mike Moustakas, L (7, PH) OBP: 0.370, SLG: 0.364 (7, 5)	G5-3	F8			G4-3		K		BB	3 1	0 0	0 0	0 0	0 1	0 1	1 0
17 Chris Getz, L (1, 4) OBP: 0.314, SLG: 0.344	K	FC6-4 1-2f			F7		1B		F7	5	0	1	0	0	1	3
16 Billy Butler, R (1, 10) OBP: 0.395, SLG: 0.447	30 HR 1B		L8		F9		F8			4	1	1	0	0	0	1
30 Kila Ka'aihue, L (1, 3) OBP: 0.457, SLG: 0.848 40 Eric Hosmer, L (7, 3) OBP: 0.520, SLG: 0.950	1-H HR		K			F9		G6-3		3 1	1 0	1 0	2 0	0 0	1 0	0 0
53 Melky Cabrera, S (1, 8) OBP: 0.525, SLG: 0.771	1B		1B			G3-1		K		4	0	2	0	0	1	0
21 Jeff Francoeur, R (1, 9) OBP: 0.211, SLG: 0.235	F9		P4			G1-3		G6-3		4	0	0	0	0	0	2
4 Alex Gordon, L (1, 7) OBP: 0.565, SLG: 0.758 12 Mitch Maier, L (7, 7) OBP: 0.625, SLG: 0.808		2 1B 2B		22 CS 1B			G4-3		70 CS BB	3 0	1 0	2 0	0 0	0 1	0 0	0 0
22 Lucas May, R (1, 2) OBP: 0.381, SLG: 0.333 70 Salvador Perez, R (7, 2) OBP: 0.333, SLG: 0.313		K		F9 1-2			2 HR 1B		K 1-2	3 1	1 0	1 0	0 0	0 0	1 1	2 1
2 Alcides Escobar, R (1, 6) OBP: 0.387, SLG: 0.552 64 Lance Zawadzki, L (7, 6) OBP: 0.435, SLG: 0.714		17 FC6-4 2-H 1B		F8			1-H HR		8 S 1B	3 1	1 0	2 1	3 0	0 0	0 0	0 0
Inning Stats	R: 2 E: 0 K: 1 S: 8 H: 3 LOB: 1 BB: 0 P: 8	R: 1 E: 0 K: 1 S: 7 H: 2 LOB: 1 BB: 0 P: 7	R: 0 E: 0 K: 1 S: 6 H: 1 LOB: 1 BB: 0 P: 6	R: 0 E: 0 K: 0 S: 4 H: 1 LOB: 0 BB: 0 P: 4	R: 0 E: 0 K: 0 S: 3 H: 0 LOB: 0 BB: 0 P: 3	R: 0 E: 0 K: 0 S: 3 H: 0 LOB: 0 BB: 0 P: 3	R: 2 E: 0 K: 1 S: 8 H: 3 LOB: 1 BB: 0 P: 8	R: 0 E: 0 K: 1 S: 5 H: 0 LOB: 0 BB: 0 P: 5	R: 0 E: 0 K: 1 S: 5 H: 1 LOB: 2 BB: 2 P: 13	1B: 8 2B: 1 3B: 0 HR: 2 SF: 0 SAC: 0 DP: 0 HBP: 0						

PITCHER		IP	WLS	BF	H	R	ER	SO	BB	IBB	HBP	BLK	WP	HR	S	P	ERA	WHIP
61 Bronson Arroyo, R ERA: 5.14	(1, 1)	5.0		21	7	3	3	3	0	0	0	0	0	1	28	28	5.40	1.400
48 Francisco Cordero, R ERA: 1.8	(6, 1)	1.0		3	0	0	0	0	0	0	0	0	0	0	3	3	0.00	0.000
33 Jose Arredondo, R ERA: 11.12	(7, 1)	1.0	L	6	3	2	2	1	0	0	0	0	0	1	8	8	18.00	3.000
66 Logan Ondrusek, R ERA: 1.23	(8, 1)	1.0		3	0	0	0	1	0	0	0	0	0	0	5	5	0.00	0.000
69 Jerry Gil, R ERA:	(9, 1)	1.0		5	1	0	0	1	2	0	0	0	0	0	5	13	0.00	3.000

PITCHER	IP	WLS	BF	H	R	ER	SO	BB	IBB	HBP	BLK	WP	HR	S	P	ERA	WHIP

TOP

Kansas City Royals @ Cincinnati Reds

Goodyear Ballpark, Goodyear, AZ

Wed Mar 16 2011, 10:06 PM - 12:25 AM EDT

Att. 4,027 - Clear - 84 F

livebaseballscorecards.com

AB	36
R	5
H	11
RBI	5
BB	2
SO	6
LOB	10

BOTTOM

Kansas City Royals @ Cincinnati Reds

Goodyear Ballpark, Goodyear, AZ

Wed Mar 16 2011, 10:06 PM - 12:25 AM EDT

Att. 4,027 - Clear - 84 F

livebaseballscorecards.com

Batter	1	2	3	4	5	6	7	8	9	AB	R	H	RBI	BB	SO	LOB
6 Drew Stubbs, R (1, 8) OBP: 0.281, SLG: 0.345 77 Dave Sappelt, R (7, 8) OBP: 0.519, SLG: 0.840	C C C 0-3 ① K		x 0-0 ② FC5-4 1-2f 3-H			B S S S 1-3 ① K 1-3		x 0-0 2B		3 0 0 1 0 2 2 1 0 1 0 0 0 0						
4 Brandon Phillips, R (1, 4) OBP: 0.231, SLG: 0.208 71 Kristopher Negrón, R (7, 4) OBP: 0.471, SLG: 0.615	B B B B 4-0 19 G5-4-3 BB		x 0-0 ③ L6			x 0-0 19 WP 19 G6-3 3-H 2B		x 0-0 ③ G5-3		2 1 1 1 1 0 1 1 0 0 0 0 0 1						
19 Joey Votto, L (1, 3) OBP: 0.310, SLG: 0.269 43 Miguel Cairo, R (7, 3) OBP: 0.385, SLG: 0.273	x 0-0 ② ③ G5-4-3 1-2f			C C C 0-3 ① K		B X 1-0 ② G6-3 2-H			S S T 0-2 ① K	3 0 0 1 0 1 1 1 0 0 0 0 1 0						
27 Scott Rolen, R (1, 5) OBP: 0.240, SLG: 0.292 25 Juan Francisco, L (7, 5) OBP: 0.194, SLG: 0.345		x 0-0 ① F9		x 0-0 ② F9		S S S 0-3 ③ K			S S S 0-3 ② K	3 0 0 0 0 1 0 1 0 0 0 0 1 0						
31 Jonny Gomes, R (1, 7) OBP: 0.103, SLG: 0.214 23 Yonder Alonso, L (8, 7) OBP: 0.400, SLG: 0.565		x 0-0 ② G4-3		x 0-0 ③ G5-3			x 0-0 ① G5-3		x 0-0 E3 28 1B	3 0 0 0 0 0 0 1 0 0 0 0 0 0						
32 Jay Bruce, L (1, 9) OBP: 0.286, SLG: 0.370 28 Chris Heisey, R (7, 9) OBP: 0.400, SLG: 0.593	S S S 0-3 ③ K				x 0-0 ① G6-3		x 0-0 ② F8		x 0-0 1-2 1B	2 0 0 0 0 1 0 2 0 1 0 0 0 0						
16 Edgar Renteria, R (1, 6) OBP: 0.348, SLG: 0.391 7 Paul Janish, R (6, 6) OBP: 0.308, SLG: 0.280			x 0-0 15 29 FC4-6 6 FC5-4 1B		x 0-0 ② L9		x 0-0 ③ G6-3		x 0-0 ③ F8	2 1 1 0 0 0 0 2 0 0 0 0 0 2						
29 Ryan Hanigan, R (1, 2) OBP: 0.375, SLG: 0.476 55 Ramon Hernandez, R (6, 2) OBP: 0.176, SLG: 0.375			x 0-0 15 FC4-6 1-2 1B		x 0-0 ③ G4-3			x 0-0 ① G6-3		2 0 1 0 0 0 0 1 0 0 0 0 0 0						
15 Fred Lewis, L (1, 10) OBP: 0.222, SLG: 0.200			x 0-0 ① FC4-6 6 FC5-4 1-2f 2-3			x 0-0 E3 6 WP 6 BLK 4 2B		S S S 0-3 ② K2-3		3 1 0 0 0 1 2						

AB	33
R	3
H	5
RBI	3
BB	1
SO	8
LOB	9

Inning Stats	1	2	3	4	5	6	7	8	9	1B: 3	SF: 0	WP: 2	PA: 34
	R: 0 E: 0 K: 1 S: 4 H: 0 LOB: 0 BB: 1 P: 8	R: 0 E: 0 K: 1 S: 5 H: 0 LOB: 0 BB: 0 P: 5	R: 1 E: 0 K: 0 S: 5 H: 2 LOB: 1 BB: 0 P: 5	R: 0 E: 0 K: 1 S: 5 H: 0 LOB: 0 BB: 0 P: 5	R: 0 E: 0 K: 0 S: 3 H: 0 LOB: 0 BB: 0 P: 3	R: 2 E: 1 K: 2 S: 9 H: 1 LOB: 0 BB: 0 P: 11	R: 0 E: 0 K: 0 S: 3 H: 0 LOB: 0 BB: 0 P: 3	R: 0 E: 0 K: 1 S: 6 H: 1 LOB: 1 BB: 0 P: 6	R: 0 E: 1 K: 2 S: 9 H: 1 LOB: 2 BB: 0 P: 9	2B: 2 3B: 0 HR: 0	SAC: 0 DP: 1 HBP: 0	PB: 0 SB: 0 CS: 0	

PITCHER	IP	WLS	BF	H	R	ER	SO	BB	IBB	HBP	BLK	WP	HR	S	P	ERA	WHIP
65 Mike Montgomery, L (1, 1) ERA: 1.0	4.0		14	2	1	1	3	1	0	0	0	0	0	19	23	2.25	0.750
41 Jeremy Jeffress, R (5, 1) ERA: 2.57	2.0	W	8	1	2	0	2	0	0	0	1	2	0	12	14	0.00	0.500
Robert Fish, L (7, 1) ERA: 7.94	1.0	H	3	0	0	0	0	0	0	0	0	0	0	3	3	0.00	0.000
68 Danny Duffy, L (8, 1) ERA: 9.0	1.0	H	4	1	0	0	1	0	0	0	0	0	0	6	6	0.00	1.000
56 Greg Holland, R (9, 1) ERA:	1.0	S	5	1	0	0	2	0	0	0	0	0	0	9	9	0.00	1.000

PITCHER	IP	WLS	BF	H	R	ER	SO	BB	IBB	HBP	BLK	WP	HR	S	P	ERA	WHIP

Cleveland Indians @ Cincinnati Reds

Goodyear Ballpark, Goodyear, AZ

Thu Mar 17 2011, 4:05 PM - 6:42 PM EDT

Att. 5,181 - Sunny - 86 F

TOP

livebaseballscorecards.com

Batter	1	2	3	4	5	6	7	8	9	AB	R	H	RBI	BB	SO	LOB
23 Michael Brantley, L (1, 8) OBP: 0.294, SLG: 0.303 65 Ezequiel Carrera, L (8, 8) OBP: 0.409, SLG: 0.343	G1-3		G4-3		G6-3			8 1B	K	4 1	0 0	1 0	0 0	0 0	0 1	1 2
8 Adam Everett, R (1, 6) (7, 5) OBP: 0.455, SLG: 0.357	K			F7		F7		35 G6-3		4	0	1	0	0	1	0
17 Shin-Soo Choo, L (1, 9) OBP: 0.314, SLG: 0.290 30 Chad Huffman, R (7, 9) OBP: 0.517, SLG: 0.826	G3-1			41 CS		48 S		P3		2 1	0 0	1 0	0 0	1 0	0 0	0 2
41 Carlos Santana, S (1, 3) OBP: 0.320, SLG: 0.500 35 Jordan Brown, L (7, 3) OBP: 0.333, SLG: 0.438		G6-3		48 BB		P5		G6-3		3 1	0 0	1 0	0 0	0 0	0 0	1 2
48 Travis Hafner, L (1, 10) OBP: 0.405, SLG: 0.441		1B		BB		BB			G4-3	2	0	1	0	2	0	0
26 Austin Kearns, R (1, 7) OBP: 0.400, SLG: 0.400 47 Shelley Duncan, R (7, 7) OBP: 0.360, SLG: 0.458	F7		K		K				9 BB 6 1B	3 1	0 1	0 1	0 0	0 0	2 0	5 0
9 Jack Hannahan, L (1, 5) OBP: 0.486, SLG: 0.516 (7, 6)	F8			22 G4-3		K	K		BB 6 1B	3	0	1	0	1	1	1
22 Luke Carlin, S (1, 2) OBP: 0.214, SLG: 0.083 6 Lou Marson, R (7, 2) OBP: 0.263, SLG: 0.235		G3-1	G4-3			L7				3 1	0 0	0 1	0 1	0 0	0 0	1 0
1 Luis Valbuena, L (1, 4) OBP: 0.343, SLG: 0.533 73 Cord Phelps, S (7, PH) (7, 4) OBP: 0.316, SLG: 0.200		F7			G3		K		K	2 2	0 0	0 0	0 0	0 0	0 2	1 2
Inning Stats	R: 0 E: 0 K: 1 S: 5 H: 0 LOB: 0 BB: 0 P: 5	R: 0 E: 0 K: 0 S: 6 H: 1 LOB: 1 BB: 0 P: 6	R: 0 E: 0 K: 0 S: 3 H: 0 LOB: 0 BB: 0 P: 3	R: 0 E: 0 K: 1 S: 7 H: 2 LOB: 2 BB: 1 P: 11	R: 0 E: 0 K: 0 S: 4 H: 1 LOB: 1 BB: 0 P: 4	R: 0 E: 0 K: 1 S: 5 H: 0 LOB: 2 BB: 2 P: 13	R: 0 E: 0 K: 2 S: 7 H: 0 LOB: 0 BB: 0 P: 7	R: 0 E: 0 K: 0 S: 4 H: 2 LOB: 1 BB: 0 P: 4	R: 1 E: 0 K: 2 S: 9 H: 2 LOB: 2 BB: 1 P: 13	1B: 7 2B: 1 3B: 0 HR: 0 SF: 0 SAC: 0 DP: 1 HBP: 0						WP: 0 PB: 0 SB: 1 CS: 1 PA: 37	

PITCHER	IP	WLS	BF	H	R	ER	SO	BB	IBB	HBP	BLK	WP	HR	S	P	ERA	WHIP
44 Mike Leake, R (1, 1) ERA: 6.23	4.0	W	15	3	0	0	2	1	0	0	0	0	0	21	25	0.00	1.000
50 Dontrelle Willis, L (5, 1) ERA: 2.84	1.0	H	4	1	0	0	0	0	0	0	0	0	0	4	4	0.00	1.000
40 Nick Masset, R (6, 1) ERA: 5.06	1.0	H	5	0	0	0	1	2	0	0	0	0	0	5	13	0.00	2.000
45 Bill Bray, L (7, 1) ERA: 10.57	1.0	H	3	0	0	0	2	0	0	0	0	0	0	7	7	0.00	0.000
62 Jordan Smith, R ERA: 5.4	1.0		4	2	0	0	0	0	0	0	0	0	0	4	4	0.00	2.000

PITCHER	IP	WLS	BF	H	R	ER	SO	BB	IBB	HBP	BLK	WP	HR	S	P	ERA	WHIP
54 Aroldis Chapman, L (9, 1) ERA: 2.25	1.0		6	2	1	1	2	1	0	0	0	0	0	9	13	9.00	3.000

AB	33
R	1
H	8
RBI	1
BB	4
SO	7
LOB	18

BOTTOM

Cleveland Indians @ Cincinnati Reds

Goodyear Ballpark, Goodyear, AZ

Thu Mar 17 2011, 4:05 PM - 6:42 PM EDT

Att. 5,181 - Sunny - 86 F

livebaseballscorecards.com

Batter	1	2	3	4	5	6	7	8	9	AB	R	H	RBI	BB	SO	LOB
71 Kristopher Negrón, R (1, 5) OBP: 0.500, SLG: 0.600 25 Juan Francisco, L (7, 5) OBP: 0.188, SLG: 0.333	S S S 0-3 ① K		H 1-0 HBP		X 0-0 60 1B 60 S 28 CS 1B 3-H		X 0-0 ① FC5-2 77 3B 2-3 3-H			2 0 1 1 0 1 0 1 1 0 0 0 0 2						
60 Zack Cozart, R (1, 6) OBP: 0.464, SLG: 0.654 81 Miguel Rojas, R (7, PH) OBP: 0.286, SLG: 0.200 (8, 6)	X 0-0 28 G5-4-3 1B		S S S 0-3 ③ K		C X 0-1 28 CS 1B 1-3		X 0-0 ② SF9 3-H			3 0 2 0 0 1 1 0 0 0 1 0 0 0						
28 Chris Heisey, R (1, 8) OBP: 0.364, SLG: 0.533 77 Dave Sappelt, R (7, 8) OBP: 0.536, SLG: 0.923	X 0-0 ② ③ G5-4-3 1-2f			X 0-0 ① G4-3	P C S S 1-3 ② ③ K 1-2 3-H		X 0-0 3B 1-H			3 0 0 0 0 1 3 1 0 1 1 0 0 0						
70 Todd Frazier, R (1, 9) OBP: 0.222, SLG: 0.346 15 Fred Lewis, L (6, 9) OBP: 0.241, SLG: 0.259		C S S 0-3 ① K		B C X 1-1 HR		X 0-0 26 G4-3 2B	C S S 0-3 ③ K2-3			2 1 1 1 0 1 0 2 0 1 0 0 1 1						
26 Jeremy Hermida, L (1, 7) OBP: 0.517, SLG: 0.619 88 Felix Perez, L (8, 7) OBP: 0.556, SLG: 0.625		B B B B 4-0 43 FC5-4 BB		B B B B 4-0 43 FC6-4 BB		X 0-0 ① G4-3 2-3		X 0-0 23 G4-3 87 1B 2B		1 0 0 0 2 0 1 1 1 1 0 0 0 0						
43 Miguel Cairo, R (1, 3) OBP: 0.357, SLG: 0.250 23 Yonder Alonso, L (6, PH) OBP: 0.370, SLG: 0.520 (7, 3)	X 0-0 ② FC5-4 1-2f			X 0-0 ② FC6-4 3 S 1-2f		X 0-0 ② G6-3		X 0-0 ① G4-3 2-3		2 0 0 0 0 0 2 2 0 0 0 0 0 2						
3 Chris Valaika, R (1, 4) OBP: 0.400, SLG: 0.500 87 Brodie Greene, R (8, 4) OBP: 1.000, SLG: 1.000	X 0-0 ③ G6-3			B X 1-0 ③ G6-3 1-2		X 0-0 ③ G6-3		X 0-0 65 G6-3 65 WP 1B 3-H		3 0 0 0 0 0 3 1 0 1 1 0 0 0						
37 Corky Miller, R (1, 2) OBP: 0.308, SLG: 0.364 65 Devin Mesoraco, R (6, 2) OBP: 0.435, SLG: 0.545			X 0-0 ① L4		X 0-0 ① F7		X 0-0 86 2B 25 FC5-2 1B	B X 1-0 ② G6-3 1-3		2 0 0 0 0 0 0 2 0 1 0 0 0 1						
44 Mike Leake, R (1, 1) 50 Dontrelle Willis, L (5, 1) OBP: 1.000, SLG: 3.000 40 Nick Masset, R (6, 1) 45 Bill Bray, L (7, 1) 86 Neftali Soto, R (7, PH) OBP: 0.333, SLG: 0.444 62 Jordan Smith, R (8, 1) 83 Chase Weems, L (8, PH) 54 Aroldis Chapman, L (9, 1)			S S S 0-3 ② K		X 0-0 71 1B 3B		X 0-0 25 FC5-2 81 SF9 2B 1-3	X 0-0 ③ G5-3		1 0 0 0 0 1 0 1 1 1 0 0 0 0 0 0 0 0 0 0 0 0 0 0 0 0 0 0 1 1 1 0 0 0 0 0 0 0 0 0 0 0 1 0 0 0 0 0 1 0 0 0 0 0 0 0						
Inning Stats	R: 0 E: 0 K: 1 S: 5 H: 1 LOB: 0 BB: 0 P: 5	R: 0 E: 0 K: 1 S: 5 H: 0 LOB: 1 BB: 1 P: 9	R: 0 E: 0 K: 2 S: 7 H: 0 LOB: 1 BB: 0 P: 8	R: 1 E: 0 K: 0 S: 5 H: 1 LOB: 1 BB: 1 P: 11	R: 1 E: 0 K: 1 S: 9 H: 3 LOB: 1 BB: 0 P: 9	R: 0 E: 0 K: 0 S: 4 H: 1 LOB: 1 BB: 0 P: 4	R: 2 E: 0 K: 1 S: 8 H: 3 LOB: 1 BB: 0 P: 8	R: 1 E: 0 K: 0 S: 5 H: 2 LOB: 1 BB: 0 P: 6		1B: 5 2B: 3 3B: 2 HR: 1	SF: 1 SAC: 0 DP: 1 HBP: 1					

	AB	32
	R	5
	H	11
	RBI	5
	BB	2
	SO	6
	LOB	17

WP: 1 PB: 0 SB: 2 CS: 2 PA: 36

PITCHER		IP	WLS	BF	H	R	ER	SO	BB	IBB	HBP	BLK	WP	HR	S	P	ERA	WHIP
55 Roberto Hernandez, R ERA: 4.5	(1, 1)	6.0	L	25	6	2	2	5	2	0	1	0	0	1	35	46	3.00	1.333
33 Joe Martinez, R ERA: 10.8	(7, 1)	1.0		6	3	2	2	1	0	0	0	0	0	0	8	8	18.00	3.000
56 Frank Herrmann, R ERA: 2.84	(8, 1)	1.0		5	2	1	1	0	0	0	0	0	1	0	5	6	9.00	2.000

PITCHER	IP	WLS	BF	H	R	ER	SO	BB	IBB	HBP	BLK	WP	HR	S	P	ERA	WHIP

Batter	1	2	3	4	5	6	7	8	9	AB	R	H	RBI	BB	SO	LOB
6 Drew Stubbs, R (1, 8) OBP: 0.306, SLG: 0.364	C C C 0-3 ① K		S S S 0-3 ① K		x 0-0 19 HR 1B	x 0-0 4 S 4 E 3-H 1B		x 0-0 23 1B 71 E 25 1B 1-3 1B	B B B B 4-0 BB	4 2 2 1 0 2 0						
77 Dave Sappelt, R (8, PH) OBP: 0.567, SLG: 0.926										1 1 1 0 1 0 0						
(8, 8)																
4 Brandon Phillips, R (1, 4) OBP: 0.300, SLG: 0.296	B B B B 4-0 BB		x 0-0 27 HR 2B		x 0-0 ① F7	C x 0-1 E7 19 1B 1-H 1B		x 0-0 E6 25 1B 23 1B 26 SF7 1-2 3-H	S S S 0-3 ② K	3 2 2 1 1 0 1						
71 Kristopher Negrón, R (8, PH) OBP: 0.455, SLG: 0.529										2 1 0 1 0 1 2						
(8, 4)																
19 Joey Votto, L (1, 3) OBP: 0.364, SLG: 0.414	S S S 0-3 ② K		B B B B 4-0 27 HR BB		x 0-0 1-H HR	x 0-0 27 FC5-4 2-H 1B		x 0-0 25 1B 65 1B 1-2 2-3 1B	S S S 0-3 ③ K	3 2 2 3 1 1 1						
23 Yonder Alonso, L (8, PH) OBP: 0.379, SLG: 0.519										2 1 1 0 0 1 1						
(8, 3)																
27 Scott Rolen, R (1, 5) OBP: 0.241, SLG: 0.393	x 0-0 ③ F8		x 0-0 1-H 2-H HR		x 0-0 ② F9	x 0-0 ③ FC5-4 1-2f		x 0-0 65 1B 1-2 2-3 3-H 1B		4 1 1 3 0 0 2						
25 Juan Francisco, L (8, PH) OBP: 0.212, SLG: 0.355										1 0 1 1 0 0 0						
(8, 5)																
32 Jay Bruce, L (1, 9) OBP: 0.313, SLG: 0.419		S S S 0-3 ① K	x 0-0 29 CS 1B		x 0-0 ③ P3		x 0-0 31 F8 2B	x 0-0 ① SF7 3-H		4 0 2 0 0 1 0						
26 Jeremy Hermida, L (8, PH) OBP: 0.500, SLG: 0.619										0 0 0 1 0 0 0						
(8, 9)																
31 Jonny Gomes, R (1, 7) OBP: 0.152, SLG: 0.313		x 0-0 29 1B 2B	x 0-0 ② P6			x 0-0 29 2B 2B	x 0-0 ① F8 2-3	x 0-0 ② F8		4 2 2 0 0 0 2						
15 Fred Lewis, L (8, PH) OBP: 0.233, SLG: 0.250										1 0 0 0 0 0 2						
(8, 7)																
29 Ryan Hanigan, R (1, 2) OBP: 0.429, SLG: 0.542		x 0-0 63 FC5-4 2-H 1B	1 SAFE 0-0 ③ CS 1-2	x 0-0 ① G6-3		x 0-0 7 G4-3 6 1B 2-H 2B	B B B B 4-0 7 G6-4-3 BB	x 0-0 1-2 2-H 1B		3 1 2 2 1 0 0						
65 Devin Mesoraco, R (7, 2) OBP: 0.458, SLG: 0.565										1 0 1 1 0 0 0						
7 Paul Janish, R (1, 6) OBP: 0.267, SLG: 0.241		x 0-0 ② F9		x 0-0 ② P4		x 0-0 ① G4-3 2-3	x 0-0 ② ③ G6-4-3 1-2f	x 0-0 ③ F7		4 0 0 0 0 0 4						
56 Matt Maloney, L (7, 1)										1 0 0 0 0 0 2						
79 Jeremy Horst, L (9, 1)										0 0 0 0 0 0 0						
63 Sam LeCure, R (1, 1)		x 0-0 ③ FC5-4 1-2f		x 0-0 ③ G1-4-3		C C C 0-3 ② K		x 0-0 77 1B 71 E 1B	x 0-0 ① F7	1 0 0 0 0 0 1						
52 Daniel Herrera, L (3, 1)										1 0 0 0 0 0 0						
51 Jared Burton, R (5, 1)										1 0 0 0 0 1 1						
60 Zack Cozart, R (7, 6) OBP: 0.467, SLG: 0.643										2 1 1 0 0 0 0						
Inning Stats	R: 0 E: 0 K: 2 S: 7 H: 0 LOB: 1 BB: 1 P: 11	R: 1 E: 0 K: 1 S: 7 H: 2 LOB: 1 BB: 0 P: 7	R: 3 E: 0 K: 1 S: 7 H: 3 LOB: 0 BB: 1 P: 11	R: 0 E: 0 K: 0 S: 3 H: 0 LOB: 0 BB: 0 P: 3	R: 2 E: 0 K: 0 S: 5 H: 2 LOB: 0 BB: 0 P: 5	R: 4 E: 1 K: 1 S: 11 H: 5 LOB: 1 BB: 0 P: 11	R: 0 E: 0 K: 0 S: 3 H: 1 LOB: 1 BB: 1 P: 7	R: 4 E: 1 K: 0 S: 9 H: 5 LOB: 2 BB: 0 P: 9	R: 0 E: 0 K: 2 S: 7 H: 0 LOB: 1 BB: 1 P: 11	1B: 11 2B: 5 3B: 0 HR: 2 SF: 1 SAC: 0 DP: 1 HBP: 0						

TOP

Cincinnati Reds @ Chicago Cubs

Hohokam Park, Mesa, AZ

Fri Mar 18 2011, 4:07 PM - 7:34 PM EDT

Att. 13,182 - Sunny - 83 F

livebaseballscorecards.com

AB	43
R	14
H	18
RBI	14
BB	4
SO	7
LOB	19

WP: 0 PB: 0 SB: 1 CS: 1 PA: 49

PITCHER	IP	WLS	BF	H	R	ER	SO	BB	IBB	HBP	BLK	WP	HR	S	P	ERA	WHIP
38 Carlos Zambrano, R (1, 1) ERA: 4.08	4.2		22	7	6	6	4	2	0	0	0	0	2	28	36	11.57	1.929
40 James Russell, L (5, 1) ERA: 7.56	0.1		1	0	0	0	0	0	0	0	0	0	0	1	1	0.00	0.000
52 Carlos Silva, R (6, 1) ERA: 15.88	3.0	L	21	11	8	5	1	1	0	0	0	0	0	23	27	15.00	4.000
62 Marcos Mateo, R (9, 1) ERA: 2.25	1.0		4	0	0	0	2	1	0	0	0	0	0	7	11	0.00	1.000

PITCHER	IP	WLS	BF	H	R	ER	SO	BB	IBB	HBP	BLK	WP	HR	S	P	ERA	WHIP

BOTTOM

Cincinnati Reds @ Chicago Cubs

Hohokam Park, Mesa, AZ

Fri Mar 18 2011, 4:07 PM - 7:34 PM EDT

Att. 13,182 - Sunny - 83 F

livebaseballscorecards.com

Batter	1	2	3	4	5	6	7	8	9	AB	R	H	RBI	BB	SO	LOB
21 Tyler Colvin, L (1, 9) OBP: 0.283, SLG: 0.489	F8	1-3 2-H 2B	K		1-2 13 HR 1B		BBBBB 4-1 3 1B BB	1-2 2-3 3-H 58 G4-3 1B	G4-3	4	1	2	1	0	1	1
1 Kosuke Fukudome, L (7, 9) OBP: 0.349, SLG: 0.229										2	0	1	1	1	0	3
13 Starlin Castro, R (1, 6) OBP: 0.409, SLG: 0.744	G6-3	F9		G5-3	1-1 1-H 2-H HR		F8	1-2 2-3 3-H G4-3		4	1	1	3	0	0	2
58 Matt Camp, L (7, 6) OBP: 0.320, SLG: 0.261										2	0	0	1	0	0	3
24 Marlon Byrd, R (1, 8) OBP: 0.512, SLG: 0.641	BBBB BB		1-2 16 1B 22 1B 1B	SSS K	L7		1-2 1B	G5-3		3	1	1	0	1	1	0
3 Fernando Perez, R (7, 8) OBP: 0.310, SLG: 0.200										2	0	1	0	0	0	2
16 Aramis Ramirez, R (1, 5) OBP: 0.341, SLG: 0.368	F8		1-2 22 1B 12 2B 1B	18 BB 22 1B 1B	SSS K		F7		28 1B 53 1B 2B	4	1	2	0	0	1	1
30 Scott Moore, L (7, 5) OBP: 0.400, SLG: 0.697										2	1	1	0	0	0	2
22 Carlos Pena, L (1, 3) OBP: 0.395, SLG: 0.486		18 1B 9 FC3-6 2B	1-2 2-H 12 2B 9 SF7 1B	1-2 18 BB 1B	F8			G6-3	2-3 15 BB 53 1B 1B	4	2	3	1	0	0	1
28 Jeff Baker, R (7, 3) OBP: 0.462, SLG: 0.486										2	0	1	0	0	0	0
18 Geovany Soto, R (1, 2) OBP: 0.359, SLG: 0.429		2-3 9 FC3-6 1B	F4	BBBB 1-2 2-3 BB		F8		9 1B 5 1B 1B	1-2 3-H 15 BB 1B	3	0	1	0	1	0	2
53 Welington Castillo, R (7, 2) OBP: 0.765, SLG: 1.000										2	1	2	1	0	0	0
12 Alfonso Soriano, R (1, 7) OBP: 0.244, SLG: 0.463	P3	1-3 2-H 15 WP 15 1B 2B	G1-4-3			P3		9 1B 1 1B 1B	F7	4	1	1	1	0	0	5
5 Reed Johnson, R (7, 7) OBP: 0.257, SLG: 0.313								1-2		2	1	1	0	0	0	2
9 Blake DeWitt, L (1, 10) OBP: 0.190, SLG: 0.225	1-2f 3-H FC3-6 15 1B 21 2B	3-H SF7			G6-3	G4-3		1-3 2-H 1 1B 58 G4-3 1B	F9	5	2	1	3	0	0	3
15 Darwin Barney, R (1, 4) OBP: 0.432, SLG: 0.471	1-2 21 2B 1B	B 2-H 1B			13 HR 21 1B 1B		G5-3	58 G4-3 1 1B BB	1-2 2-3 BB	4	1	3	1	2	0	0

Inning Stats										
	R: 0 E: 0 K: 0 S: 3	H: 0 LOB: 1 BB: 1 P: 7	R: 2 E: 0 K: 0 S: 7	H: 4 LOB: 2 BB: 0 P: 7	R: 4 E: 0 K: 1 S: 10	H: 5 LOB: 1 BB: 0 P: 11	R: 0 E: 0 K: 1 S: 7	H: 2 LOB: 3 BB: 1 P: 11	R: 3 E: 0 K: 1 S: 10	H: 3 LOB: 1 BB: 0 P: 11
	R: 0 E: 0 K: 0 S: 3	H: 0 LOB: 0 BB: 0 P: 3	R: 0 E: 0 K: 0 S: 5	H: 1 LOB: 2 BB: 1 P: 9	R: 3 E: 0 K: 0 S: 7	H: 4 LOB: 2 BB: 1 P: 11	R: 1 E: 0 K: 0 S: 6	H: 3 LOB: 3 BB: 1 P: 10	1B: 17 2B: 4 3B: 0 HR: 1	SF: 1 SAC: 0 DP: 0 HBP: 0

	WP: 1	PA: 55
	PB: 1	
	SB: 0	
	CS: 0	

AB	49
R	13
H	22
RBI	13
BB	5
SO	3
LOB	27

PITCHER		IP	WLS	BF	H	R	ER	SO	BB	IBB	HBP	BLK	WP	HR	S	P	ERA	WHIP
63 Sam LeCure, R ERA: 5.79	(1, 1)	2.1		16	8	6	6	0	1	0	0	0	0	0	15	19	23.14	3.857
52 Daniel Herrera, L ERA: 3.86	(3, 1)	1.2		9	3	0	0	2	1	0	0	0	1	0	12	17	0.00	2.400
51 Jared Burton, R ERA: 7.0	(5, 1)	2.0	W	10	3	3	3	1	0	0	0	0	0	1	13	14	13.50	1.500
56 Matt Maloney, L ERA: 4.91	(7, 1)	2.0	H	13	5	3	3	0	2	0	0	0	0	0	12	20	13.50	3.500
79 Jeremy Horst, L ERA: 2.25	(9, 1)	1.0	S	7	3	1	1	0	1	0	0	0	0	0	6	10	9.00	4.000

PITCHER	IP	WLS	BF	H	R	ER	SO	BB	IBB	HBP	BLK	WP	HR	S	P	ERA	WHIP

Batter	1	2	3	4	5	6	7	8	9	AB	R	H	RBI	BB	SO	LOB
28 Chris Heisey, R (1, 8) OBP: 0.368, SLG: 0.588 66 Logan Ondrusek, R (8, 1)	7 2B HBP	F7		HR	F7		F8			4	2	1	1	0	0	2
										0	0	0	0	0	0	0
7 Paul Janish, R (1, 6) OBP: 0.265, SLG: 0.273 77 Dave Sappelt, R (8, PH) OBP: 0.548, SLG: 0.893 (8, 8)	32 1B 2B	L5		G5-3	G5-3			G5-3		4	1	1	1	0	0	0
										1	0	0	0	0	0	0
19 Joey Votto, L (1, 3) OBP: 0.378, SLG: 0.500 86 Neftali Soto, R (8, PH) OBP: 0.400, SLG: 0.444 (8, 3)	K		HR	31 BB 32 2B BB		G4-3		HBP		3	2	1	1	1	1	1
										0	0	0	0	0	0	0
31 Jonny Gomes, R (1, 7) OBP: 0.189, SLG: 0.314 23 Yonder Alonso, L (8, PH) OBP: 0.367, SLG: 0.500 (8, 7)	32 1B 3 1B 1B		F7	32 2B BB		E6 32 G3-6-3		F8		3	2	1	0	1	0	0
										1	0	0	0	0	0	1
32 Jay Bruce, L (1, 9) OBP: 0.361, SLG: 0.514 88 Felix Perez, L (8, PH) OBP: 0.500, SLG: 0.556 (8, 9)	25 F8 3 1B 1B		2B	25 2B 2B		G3-6-3		K		4	1	3	3	0	0	1
										1	0	0	0	0	1	1
3 Chris Valaika, R (1, 4) OBP: 0.412, SLG: 0.484 71 Kristopher Negrón, R (8, 4)	1B	G5-3		G5-3			29 FC4-6 25 BB BB		81 L8 2B	3	0	1	1	1	0	2
										1	0	1	0	0	0	0
25 Juan Francisco, L (1, 5) OBP: 0.243, SLG: 0.382 65 Devin Mesoraco, R (8, 2) OBP: 0.440, SLG: 0.542	F8	G3	2B	2B			29 FC4-6 BB		L5	3	0	1	1	1	0	3
										1	0	0	0	0	0	1
29 Ryan Hanigan, R (1, 2) OBP: 0.406, SLG: 0.481 81 Didi Gregorius, L (8, 6)	K			BB			FC4-6		L8	3	1	0	0	1	1	5
										1	0	0	0	0	0	1
30 Travis Wood, R (1, 1) OBP: 0.333, SLG: 1.333 46 Carlos Fisher, R (6, 1) 83 Mike Costanzo, L (8, 5) OBP: 0.500, SLG: 0.500		G4-3		HR	K		K		F9	3	1	1	2	0	1	0
										1	0	0	0	0	1	2
										1	0	0	0	0	0	1
Inning Stats	R: 3 H: 4 E: 0 LOB: 2 K: 2 BB: 0 S: 11 P: 12	R: 0 H: 0 E: 0 LOB: 0 K: 0 BB: 0 S: 3 P: 3	R: 1 H: 2 E: 0 LOB: 1 K: 0 BB: 0 S: 6 P: 8	R: 6 H: 4 E: 0 LOB: 1 K: 0 BB: 3 S: 11 P: 29	R: 0 H: 0 E: 0 LOB: 0 K: 1 BB: 0 S: 5 P: 5	R: 0 H: 0 E: 1 LOB: 0 K: 0 BB: 0 S: 3 P: 3	R: 0 H: 0 E: 0 LOB: 2 K: 1 BB: 2 S: 5 P: 13	R: 0 H: 0 E: 0 LOB: 1 K: 1 BB: 0 S: 5 P: 6	R: 0 H: 1 E: 0 LOB: 1 K: 0 BB: 0 S: 4 P: 4	1B: 3 SF: 0 2B: 5 SAC: 0 3B: 0 DP: 1 HR: 3 HBP: 2						

PITCHER		IP	WLS	BF	H	R	ER	SO	BB	IBB	HBP	BLK	WP	HR	S	P	ERA	WHIP
34 Joe Saunders, L ERA: 14.54	(1, 1)	3.0		16	6	4	4	2	0	0	1	0	0	1	20	23	12.00	2.000
21 Mike Hampton, L ERA: 11.88	(4, 1)	0.1		6	2	5	5	0	3	0	0	0	0	2	7	25	135.00	15.000
38 Sam Demel, R ERA: 2.35	(4, 1)	1.2		7	2	1	1	1	0	0	0	0	0	0	9	9	5.40	1.200
39 Jordan Norberto, L ERA: 1.35	(6, 1)	2.0		8	0	0	0	1	2	0	0	0	0	0	8	16	0.00	1.000
47 Joe Paterson, L ERA: 3.38	(8, 1)	1.0	W	4	0	0	0	1	0	0	1	0	0	0	5	6	0.00	0.000

PITCHER		IP	WLS	BF	H	R	ER	SO	BB	IBB	HBP	BLK	WP	HR	S	P	ERA	WHIP
37 Brian Sweeney, R ERA: 7.88	(9, 1)	1.0	S	4	1	0	0	0	0	0	0	0	0	0	4	4	0.00	1.000

TOP

Cincinnati Reds @ Arizona Diamondbacks

Salt River Fields at Talking Stick, Scottsdale, AZ

Sat Mar 19 2011, 4:11 PM - 7:25 PM EDT

Att. 12,398 - Sunny - 75 F

livebaseballscorecards.com

AB	38
R	10
H	11
RBI	10
BB	5
SO	5
LOB	21

BOTTOM

Cincinnati Reds @ Arizona Diamondbacks

Salt River Fields at Talking Stick, Scottsdale, AZ

Sat Mar 19 2011, 4:11 PM - 7:25 PM EDT

Att. 12,398 - Sunny - 75 F

livebaseballscorecards.com

Batter	1	2	3	4	5	6	7	8	9	AB	R	H	RBI	BB	SO	LOB
2 Kelly Johnson, L (1, 4) OBP: 0.326, SLG: 0.372 18 Willie Bloomquist, R (4, 4) OBP: 0.438, SLG: 0.478	G1-3		F7		2-H: 1B		46 WP; 75 1B; 46 SF9; 1-3: 1B	G1-3; 2-3		2 3	0 1	0 2	0 1	0 0	0 0	0 1
4 Melvin Mora, R (1, 5) OBP: 0.259, SLG: 0.167 39 Jordan Norberto, L (6, 1) 75 Russell Branyan, L (7, PH) OBP: 0.500, SLG: 0.757 47 Joe Paterson, R (8, 1) 16 Sean Burroughs, L (8, PH) 37 Brian Sweeney, R (9, 1)	G4-3		F9		F8		1-2: 1B; 3-H	E4; 33 HBP; 46 1B; 23 2B; 3-H		3 0 1 0 1 0	0 0 0 0 1 0	0 0 1 0 1 0	0 0 1 0 1 0	0 0 0 0 0 0	0 0 0 0 0 0	1 0 0 0 0 0
10 Justin Upton, R (1, 9) OBP: 0.300, SLG: 0.521 46 David Winfree, R (7, 9) OBP: 0.444, SLG: 0.500	G6-3		G6-3			K	SF9; 2-H	33 HBP; 23 2B; 1-2: 1B		3 1	0 1	0 1	0 1	0 0	1 0	0 0
26 Miguel Montero, L (1, 2) OBP: 0.350, SLG: 0.378 33 Konrad Schmidt, R (7, 2) OBP: 0.400, SLG: 0.769		K		22 G6-4-3; BB		24 HR; 1B	F9	23 2B; 29 2B; 1-2; 2-3: HBP		2 1	1 1	1 0	0 0	1 0	1 0	0 1
24 Chris Young, R (1, 8) OBP: 0.314, SLG: 0.638 23 Ed Rogers, R (7, 6) OBP: 0.500, SLG: 0.750		F9		F9		1-H: HR	29 3B; 1B; 2B			3 2	1 2	1 2	2 2	0 0	0 0	1 0
22 Xavier Nady, R (1, 7) OBP: 0.227, SLG: 0.326 29 Brandon Allen, L (8, 3) OBP: 0.364, SLG: 0.585		46 1B; 1B		G6-4-3; 1-2f		L8	HR; 3B; 2B			3 2	0 1	1 2	0 3	0 0	0 0	1 0
46 Juan Miranda, L (1, 3) OBP: 0.447, SLG: 0.595 Adam Eaton, L (8, 7) OBP: 0.400, SLG: 1.200		13 HBP; 1-3: 1B			K	G3-1	HR; F8			3 2	0 1	1 1	0 2	0 0	1 0	0 1
13 Tony Abreu, S (1, 6) OBP: 0.375, SLG: 0.533 9 Collin Cowgill, R (7, 8) OBP: 0.171, SLG: 0.371		1-2: HBP			18 1B; 2B		K	G5-3		1 2	1 0	1 0	0 0	0 1	0 0	0 0
34 Joe Saunders, L (1, 1) 21 Mike Hampton, R (4, 1) 38 Sam Demel, R (4, 1) 16 Wily Mo Peña, R (5, PH) OBP: 0.324, SLG: 0.556 14 Ryan Roberts, R (6, 5) OBP: 0.604, SLG: 0.667		K			K		18 1B; 75 1B; BB	18 G1-3; 16 E; 2B		1 0 0 1 1	0 0 0 0 2	0 0 0 0 1	0 0 0 0 0	0 0 0 1 0	1 0 0 0 0	3 0 0 1 0
Inning Stats	R: 0 E: 0 K: 0 S: 3 H: 0 LOB: 0 BB: 0 P: 3	R: 0 E: 0 K: 2 S: 9 H: 2 LOB: 3 BB: 0 P: 10	R: 0 E: 0 K: 0 S: 3 H: 0 LOB: 0 BB: 0 P: 3	R: 0 E: 0 K: 0 S: 2 H: 0 LOB: 0 BB: 1 P: 6	R: 1 E: 0 K: 2 S: 9 H: 2 LOB: 1 BB: 0 P: 9	R: 2 E: 0 K: 1 S: 9 H: 2 LOB: 0 BB: 0 P: 10	R: 2 E: 0 K: 1 S: 7 H: 2 LOB: 1 BB: 1 P: 12	R: 8 E: 1 K: 0 S: 11 H: 7 LOB: 1 BB: 0 P: 12		1B: 8 2B: 4 3B: 1 HR: 2 SF: 1 SAC: 0 DP: 1 HBP: 2		WP: 1 PB: 0 SB: 0 CS: 0 PA: 43		

	AB	38
	R	13
	H	15
	RBI	12
	BB	2
	SO	6
	LOB	10

PITCHER		IP	WLS	BF	H	R	ER	SO	BB	IBB	HBP	BLK	WP	HR	S	P	ERA	WHIP
30 Travis Wood, L ERA: 3.21	(1, 1)	5.0		20	4	1	1	4	1	0	1	0	0	0	26	31	1.80	1.000
46 Carlos Fisher, R ERA: 10.29	(6, 1)	2.0		11	4	4	4	2	1	0	0	0	1	1	16	22	18.00	2.500
66 Logan Ondrusek, R ERA: 4.32	(8, 1)	1.0	L	12	7	8	3	0	0	0	1	0	0	1	11	12	27.00	7.000

PITCHER	IP	WLS	BF	H	R	ER	SO	BB	IBB	HBP	BLK	WP	HR	S	P	ERA	WHIP

Batter	1	2	3	4	5	6	7	8	9	AB	R	H	RBI	BB	SO	LOB
7 Seth Smith, L (1, 9) OBP: 0.372, SLG: 0.432	H 1-0 18 1B 21 1B HBP	X 0-0 ③ G3			X 0-0 ① L7			X 0-0 ① G4-3	X 0-0 ② ③ L6-4 2-2	1	1	0	0	0	0	0
99 Alfredo Amezaga, S (3, 8) OBP: 0.375, SLG: 0.571										3	0	0	0	0	0	4
18 Jonathan Herrera, S (1, 6) OBP: 0.435, SLG: 0.550	X 0-0 23 1B 21 1B 9 SF9 1-3 1B		B B B B 4-0 21 G5-3 BB		1 SAFE C S S 0-3 ② K 1-2			H 1-0 HBP		2	1	1	0	1	1	1
58 Jordan Pacheco, R (7, 2) OBP: 0.367, SLG: 0.481										0	0	0	0	0	0	0
21 Ty Wigginton, R (1, 7) OBP: 0.333, SLG: 0.611	X 0-0 23 1B 1-2 3-H 1B		X 0-0 ① G5-3 1-2		X 0-0 ③ G6-3			X 0-0 ② F8		4	0	1	1	0	0	3
90 Eliezer Mesa, R (8, 7)										0	0	0	0	0	0	0
23 Jason Giambi, L (1, 3) OBP: 0.464, SLG: 0.696	X 0-0 19 FC4-6 1-2 2-3 1B		S S S 0-3 ② K			X 0-0 ① G3		X 0-0 ③ G4-3		3	0	1	0	0	1	1
35 Mike Jacobs, L (6, 3) OBP: 0.355, SLG: 0.444										1	0	0	0	0	0	1
22 Jose Lopez, R (1, 4) OBP: 0.326, SLG: 0.282	C S S 0-3 ① K		X 0-0 ③ G1-3			X 0-0 9 G6-3 1B			X 0-0 26 BB 9 1B 1 E 1B	3	0	1	0	0	1	4
27 Matt Lindstrom, R (6, 1)										0	0	0	0	0	0	0
6 Jeff Salazar, L (7, 9) OBP: 0.500, SLG: 0.500										1	1	1	0	0	0	0
9 Ian Stewart, L (1, 5) OBP: 0.250, SLG: 0.200	X 0-0 ② SF9 3-H			X 0-0 ① G3		X 0-0 ② ③ G6-3 1-2f			X 0-0 1 E 26 BB 1-2 1B	3	0	1	1	0	0	1
19 Ryan Spilborghs, R (1, 8) OBP: 0.455, SLG: 0.432	X 0-0 ③ FC4-6 1-2f			S S S 0-3 ② K			X 0-0 15 S1-4-6-3 1B		X 0-0 ① F7	3	0	1	0	0	1	2
(3, 9)										1	0	0	0	0	0	2
92 Radames Nazario, R (7, 6) OBP: 0.333, SLG: 0.667																
15 Matt Pagnozzi, R (1, 2) OBP: 0.250, SLG: 0.267		X 0-0 ① G6-3		X 0-0 ③ P4			X 0-0 ① ② G1-4-6-3 1-2f		B B B B 4-0 99 L6-4 1 E 1-2 2-3 BB	3	0	0	0	0	0	1
54 Eric Stults, L (7, 1)										0	0	0	0	0	0	0
26 Jose Morales, S (9, PH) OBP: 0.500, SLG: 0.500										0	0	0	0	1	0	0
33 John Maine, R (1, 1)		C S S 0-3 ② K			X 0-0 18 E 1B		X 0-0 ③ G4-3		X 0-0 E5 1-2 2-3 3-H	1	0	0	0	0	1	0
16 Huston Street, R (4, 1)										0	0	0	0	0	0	0
91 Delta Cleary Jr., S (5, PH) OBP: 0.667, SLG: 0.667										1	0	1	0	0	0	0
56 Franklin Morales, L (5, 1)										0	0	0	0	0	0	0
1 Eric Young Jr., S (6, 4) OBP: 0.385, SLG: 0.385										2	0	0	0	0	0	2
Inning Stats	R: 2 E: 0 K: 1 S: 8 H: 3 LOB: 2 BB: 0 P: 9	R: 0 E: 0 K: 1 S: 5 H: 0 LOB: 0 BB: 0 P: 5	R: 0 E: 0 K: 1 S: 5 H: 0 LOB: 1 BB: 1 P: 9	R: 0 E: 0 K: 1 S: 5 H: 0 LOB: 0 BB: 0 P: 5	R: 0 E: 1 K: 1 S: 6 H: 1 LOB: 1 BB: 0 P: 6	R: 0 E: 0 K: 0 S: 3 H: 1 LOB: 0 BB: 0 P: 3	R: 0 E: 0 K: 0 S: 3 H: 1 LOB: 0 BB: 0 P: 3	R: 0 E: 0 K: 0 S: 3 H: 0 LOB: 1 BB: 0 P: 4	R: 1 E: 1 K: 0 S: 5 H: 2 LOB: 2 BB: 1 P: 9	1B: 8 2B: 1 3B: 0 HR: 0 SF: 1 SAC: 0 DP: 3 HBP: 2	WP: 0 PB: 0 SB: 0 CS: 0 PA: 37					

PITCHER	IP	WLS	BF	H	R	ER	SO	BB	IBB	HBP	BLK	WP	HR	S	P	ERA	WHIP
47 Johnny Cueto, R (1, 1) ERA: 6.0	1.0		7	3	2	2	1	0	0	1	0	0	0	8	9	18.00	3.000
62 Jordan Smith, R (2, 1) ERA: 4.15	2.0	W	7	0	0	0	2	1	0	0	0	0	0	10	14	0.00	0.500
48 Francisco Cordero, R (4, 1) ERA: 1.5	1.0	H	3	0	0	0	1	0	0	0	0	0	0	5	5	0.00	0.000
45 Bill Bray, L (5, 1) ERA: 9.35	1.0	H	4	1	0	0	1	0	0	0	0	0	0	6	6	0.00	1.000
40 Nick Masset, R (6, 1) ERA: 4.26	1.0		3	1	0	0	0	0	0	0	0	0	0	3	3	0.00	1.000

PITCHER	IP	WLS	BF	H	R	ER	SO	BB	IBB	HBP	BLK	WP	HR	S	P	ERA	WHIP
69 Jerry Gil, R (7, 1) ERA:	2.0		7	1	0	0	0	0	0	1	0	0	0	6	7	0.00	0.500
80 Donnie Joseph, L (9, 1) ERA: 8.44	1.0		6	2	1	0	0	1	0	0	0	0	0	5	9	0.00	3.000

TOP

Colorado Rockies @ Cincinnati Reds

Goodyear Ballpark, Goodyear, AZ

Sat Mar 19 2011, 4:07 PM - 6:55 PM EDT

Att. 4,513 - Sunny - 75 F

livebaseballscorecards.com

AB	32
R	3
H	8
RBI	2
BB	2
SO	5
LOB	22

Colorado Rockies @ Cincinnati Reds

Goodyear Ballpark, Goodyear, AZ

Sat Mar 19 2011, 4:07 PM - 6:55 PM EDT

Att. 4,513 - Sunny - 75 F

livebaseballscorecards.com

BOTTOM

Batter	1	2	3	4	5	6	7	8	9	AB	R	H	RBI	BB	SO	LOB
6 Drew Stubbs, R (1, 8) OBP: 0.275, SLG: 0.324 88 Denis Phipps, R (7, PH) (8, 8)	P3	F9		F8		F9	K			4 1	0 0	0 0	0 0	0 0	0 1	3 2
16 Edgar Renteria, R (1, 6) OBP: 0.333, SLG: 0.481 60 Zack Cozart, R (8, 6) OBP: 0.452, SLG: 0.621	E1 27 BB 15 SF7	HR 1-H 2-H		G6-3		E9 4 2B 1-3		F9		4 1	3 0	1 0	3 0	0 0	0 0	1 0
4 Brandon Phillips, R (1, 4) OBP: 0.353, SLG: 0.400 87 Brodie Greene, R (8, 4) OBP: 0.500, SLG: 0.500	BB 27 BB	K			15 1B 2B	81 G4-3 15 WP 2B 2-H 3-H		F8		3 1	2 0	2 0	2 0	1 0	1 0	0 0
27 Scott Rolen, R (1, 5) OBP: 0.250, SLG: 0.367 40 Nick Masset, R (6, 1) 81 Jose Castro, S (6, PH) 69 Jerry Gil, R (7, 1) 90 Mark Fleury, L (8, PH) 80 Donnie Joseph, L (9, 1)	BB 1-2 2-3	F7			G6-3	G4-3 2-3		K		2 0 1 0 1 0	0 0 0 0 0 0	0 0 0 0 0 0	0 0 0 0 0 0	1 0 0 0 0 0	0 0 1 0 0 0	1 0 1 0 0 0
15 Fred Lewis, L (1, 7) OBP: 0.235, SLG: 0.258 82 Cody Puckett, R (8, 7)	SF7 3-H	F7			26 S 26 2B 1B 2-H	K 3-H				3 0	1 0	1 0	2 0	0 0	1 0	0 0
26 Jeremy Hermida, L (1, 9) OBP: 0.515, SLG: 0.792 76 Danny Dorn, L (7, PH) OBP: 0.385, SLG: 0.500 (8, 9)	G4-3 3-H	HR			1-H 2B	83 FC5-4 43 1B 1B				3 1	1 0	2 1	2 0	0 0	0 0	2 0
43 Miguel Cairo, R (1, 3) OBP: 0.406, SLG: 0.357		37 E 16 HR 1B	2B		P3	83 FC5-4 1-2 1B				4	1	3	0	0	0	1
37 Corky Miller, R (1, 2) OBP: 0.250, SLG: 0.286 83 Tucker Barnhart, L (7, PH) OBP: 0.500, SLG: 0.500 (8, 2)	E6 16 HR 1-2	G6-3			F9	FC5-4 1-2f 2-3				3 1	1 0	0 0	0 0	0 0	0 0	3 2
47 Johnny Cueto, R (1, 1) 62 Jordan Smith, R (2, 1) 48 Francisco Cordero, R (4, 1) 86 David Cook, R (4, PH) 45 Bill Bray, L (5, 1) 70 Todd Frazier, R (6, 5) OBP: 0.241, SLG: 0.333	K			K		BB 16 E 4 2B	K			0 1 0 1 0 1	0 0 0 0 0 1	0 0 0 0 0 1	0 0 0 0 0 1	0 0 0 0 0 1	0 1 0 0 0 1	0 2 0 0 0 2
Inning Stats	R: 1 E: 1 K: 0 S: 4 H: 0 LOB: 2 BB: 2 P: 12	R: 3 E: 1 K: 2 S: 10 H: 2 LOB: 0 BB: 0 P: 11	R: 1 E: 0 K: 0 S: 7 H: 2 LOB: 1 BB: 0 P: 8	R: 0 E: 0 K: 1 S: 5 H: 0 LOB: 0 BB: 0 P: 5	R: 2 E: 0 K: 0 S: 6 H: 3 LOB: 1 BB: 0 P: 7	R: 3 E: 1 K: 1 S: 7 H: 1 LOB: 0 BB: 1 P: 12	R: 0 E: 0 K: 2 S: 9 H: 2 LOB: 2 BB: 0 P: 9	R: 0 E: 0 K: 1 S: 5 H: 0 LOB: 0 BB: 0 P: 5		1B: 4 2B: 4 3B: 0 HR: 2 SF: 1 SAC: 0 DP: 0 HBP: 0 WP: 1 PB: 0 SB: 1 CS: 0 PA: 40						

	AB	36
	R	10
	H	10
	RBI	9
	BB	3
	SO	7
	LOB	20

PITCHER		IP	WLS	BF	H	R	ER	SO	BB	IBB	HBP	BLK	WP	HR	S	P	ERA	WHIP
33 John Maine, R ERA: 1.8	(1, 1)	3.0	L	17	4	5	1	2	2	0	0	0	0	2	21	31	3.00	2.000
16 Huston Street, R ERA: 3.86	(4, 1)	1.0		3	0	0	0	1	0	0	0	0	0	0	5	5	0.00	0.000
56 Franklin Morales, L ERA: 3.86	(5, 1)	1.0		6	3	2	2	0	0	0	0	0	0	0	6	7	18.00	3.000
27 Matt Lindstrom, R ERA: 4.5	(6, 1)	1.0		6	1	3	1	1	1	0	0	0	1	0	7	12	9.00	2.000
54 Eric Stults, L ERA: 6.55	(7, 1)	2.0		8	2	0	0	3	0	0	0	0	0	0	14	14	0.00	1.000

PITCHER	IP	WLS	BF	H	R	ER	SO	BB	IBB	HBP	BLK	WP	HR	S	P	ERA	WHIP

Cincinnati Reds @ Milwaukee Brewers

Maryvale Baseball Park, Phoenix, AZ

Sun Mar 20 2011, 4:09 PM - 7:33 PM EDT

Att. 6,089 - Cloudy - 73 F

livebaseballscorecards.com

TOP

Batter	1	2	3	4	5	6	7	8	9	AB	R	H	RBI	BB	SO	LOB
77 Dave Sappelt, R (1, 7) OBP: 0.543, SLG: 0.875	F9	28 3B 2B 2-H 3-H		28 1B 70 HR 1B	G6-3		P6		BB 15 WP 1-2	4	2	2	2	0	0	2
26 Jeremy Hermida, L (6, 7) OBP: 0.514, SLG: 0.760										1	0	0	0	1	0	3
28 Chris Heisey, R (1, 8) OBP: 0.386, SLG: 0.700	K	3B 2-H		70 HR 1B 1-2		G6-3		HR	K	6	2	3	2	0	2	2
15 Fred Lewis, L (1, 9) OBP: 0.225, SLG: 0.222	BB 70 1B	G4-3		F8		G6-3		G6-3	F7 1-2 2-3	5	0	0	0	1	0	5
70 Todd Frazier, R (1, 3) OBP: 0.313, SLG: 0.483	1B 1-3		BB 25 1B 60 SF8	HR 1-H 2-H		G6-3		F8		2	2	2	3	1	0	0
Yonder Alonso, L (6, PH) OBP: 0.344, SLG: 0.467 (6, 3)										2	0	0	0	0	0	0
25 Juan Francisco, L (1, 5) OBP: 0.262, SLG: 0.385	L7		1B 3 FC5 60 SF8 1-3	F7			F9	1B 54 1B		5	0	2	0	0	0	2
55 Ramon Hernandez, R (1, 2) OBP: 0.238, SLG: 0.400			F8		K		65 E 1B 3 PB 60 S			4	1	2	0	0	1	2
71 Kristopher Negrón, R (7, PR) OBP: 0.478, SLG: 0.611		1B 36 SH3-4 3 1B 77 2B								0	1	0	0	0	0	0
54 Aroldis Chapman, L (7, 1) OBP: 1.000, SLG: 1.000								1B 1-2		1	0	1	0	0	0	0
89 Nick Christiani, R (9, 1)										0	0	0	0	0	0	0
60 Zack Cozart, R (1, 6) OBP: 0.417, SLG: 0.576		F8	SF8 1-2 3-H		1B 50 SH3-4 3 1B		K 1-2	F8		4	0	1	1	0	1	4
3 Chris Valaika, R (1, 4) OBP: 0.436, SLG: 0.486		1B 36 SH3-4 77 2B 1-2	FC5 2-3		1B 50 SH3-4 1-2		BB 65 E 2-3		F8	4	1	2	0	1	0	1
36 Edinson Volquez, R (1, 1)										0	0	0	0	0	0	0
82 Justin Freeman, R (3, 1)										0	0	0	0	0	0	0
90 Brian Barton, R (4, PH)										1	0	0	0	0	0	0
50 Dontrelle Willis, L (4, 1) OBP: 1.000, SLG: 3.000										0	0	0	0	0	0	0
65 Devin Mesoraco, R (7, PH) OBP: 0.481, SLG: 0.577 (7, 2)		SH3-4 1-2 2-3		G5-3	SH3-4 1-2 2-3		E9 1-3 3-H		1B 15 WP 26 BB	2	0	2	1	0	0	0
Inning Stats	R: 0 E: 0 K: 1 S: 6 H: 1 LOB: 2 BB: 1 P: 10	R: 3 E: 0 K: 0 S: 7 H: 4 LOB: 1 BB: 0 P: 7	R: 1 E: 0 K: 0 S: 4 H: 1 LOB: 1 BB: 1 P: 8	R: 3 E: 0 K: 0 S: 6 H: 3 LOB: 0 BB: 0 P: 6	R: 0 E: 0 K: 1 S: 7 H: 2 LOB: 2 BB: 0 P: 7	R: 0 E: 0 K: 0 S: 3 H: 0 LOB: 0 BB: 0 P: 3	R: 1 E: 1 K: 1 S: 7 H: 2 LOB: 3 BB: 1 P: 11	R: 1 E: 0 K: 0 S: 7 H: 3 LOB: 2 BB: 0 P: 7	R: 0 E: 0 K: 1 S: 6 H: 1 LOB: 2 BB: 1 P: 11	1B: 13 2B: 1 3B: 1 HR: 2 SF: 1 SAC: 2 DP: 0 HBP: 0						

AB	41
R	9
H	17
RBI	9
BB	4
SO	4
LOB	21

WP: 1 PB: 1 SB: 1 CS: 0 PA: 48

PITCHER		IP	WLS	BF	H	R	ER	SO	BB	IBB	HBP	BLK	WP	HR	S	P	ERA	WHIP
38 Chris Narveson, L ERA: 6.48	(1, 1)	4.1		24	9	7	7	2	2	0	0	0	0	1	26	34	14.54	2.538
52 Pat Egan, R ERA:	(5, 1)	1.2		7	2	0	0	0	0	0	0	0	0	0	7	7	0.00	1.200
57 Mitch Stetter, L ERA: 3.0	(7, 1)	1.0	B	6	2	1	1	1	1	0	0	0	0	0	7	11	9.00	3.000
98 Darren Byrd, R ERA: 9.0	(8, 1)	1.0	L	6	3	1	1	0	0	0	0	0	0	1	7	7	9.00	3.000
64 Robert Hinton, R ERA: 2.7	(9, 1)	1.0		5	1	0	0	1	1	0	0	0	1	0	6	11	0.00	2.000

PITCHER	IP	WLS	BF	H	R	ER	SO	BB	IBB	HBP	BLK	WP	HR	S	P	ERA	WHIP

Batter	1	2	3	4	5	6	7	8	9	AB	R	H	RBI	BB	SO	LOB
27 Carlos Gómez, R (1, 8) OBP: 0.405, SLG: 0.732	G4-3		8 BB, 30 BB, 28 BB, 1B	G6-3		BBBB 4-0, 30 CS, BB		G4-3		3	1	1	0	1	0	0
7 Chris Dickerson, L (7, 9) OBP: 0.361, SLG: 0.424										1	0	0	0	0	0	0
30 Craig Counsell, L (1, 6) OBP: 0.239, SLG: 0.238	L4		BBBB 4-0, 28 BB, 8 BB, 14 1B, 1-2, 2-3, BB	F9		CX 0-1, G3, 1-2		0-0, 12 S, 33 S, 1B		3	1	0	0	1	0	1
62 Jeremy Reed, L (7, 8) OBP: 0.407, SLG: 0.518										1	0	1	0	0	0	0
8 Ryan Braun, R (1, 7) OBP: 0.379, SLG: 0.615	CSS 0-3, K		BBBB 4-0, 28 BB, 14 1B, 1-2, 2-3, 3-H, BB	F9		G5-3		BBBB 4-0, 1-2, BB		3	1	0	1	1	1	0
57 Mitch Stetter, L (7, 1)										0	0	0	0	0	0	0
98 Darren Byrd, R (8, 1)										0	0	0	0	0	0	0
33 Wil Nieves, R (8, PH) OBP: 0.333, SLG: 0.303										0	0	0	0	1	0	0
64 Robert Hinton, R (9, 1)										0	0	0	0	0	0	0
28 Prince Fielder, L (1, 3) OBP: 0.459, SLG: 0.645		F9	BBBB 4-0, 14 E, 14 1B, 16 G4-3, 1-2, 2-3, 3-H, BB	G6-3			CSS 0-3, K	BX 1-0, F8, 2-3		2	1	0	1	1	0	0
12 Brandon Boggs, S (7, 7) OBP: 0.333, SLG: 0.451										2	0	0	0	0	1	2
14 Casey McGehee, R (1, 5) OBP: 0.318, SLG: 0.667		G5-3	E8, 16 G4-3, 1-3, 2-H, 3-H, 1B	BBBB 4-0, 25 1B, 16 HR, BB			G3-1		G3-1	2	1	1	2	1	0	0
74 Erick Almonte, R (7, 5) OBP: 0.404, SLG: 0.618										2	0	0	0	0	0	0
25 Mark Kotsay, L (1, 9) OBP: 0.415, SLG: 0.400	BBBB 4-0, BB	BBBB 4-0, 16 G4-3, BB	X 0-0, 16 HR, 1-2, 1B			X 0-0, 60 BB, 1B			G6-3	1	1	1	0	2	0	0
9 Luis Alfonso Cruz, R (7, 6) OBP: 0.348, SLG: 0.455										2	0	1	0	0	0	0
16 George Kottaras, L (1, 2) OBP: 0.400, SLG: 0.698	CSC 0-3, K	G4-3	1-2, 2-3, 3-H	1-H, 2-H, HR		BBBB 4-0, 1-2, BB			F9	3	1	1	4	0	1	3
60 Martín Maldonado, R (7, PH) OBP: 0.286, SLG: 0.250										1	0	0	0	1	0	0
(8, 2)																
75 Zelous Wheeler, R (1, 4) OBP: 0.500, SLG: 0.414		BBBB 4-0, 30 BB, 27 1B, 8 BB, BB; BBBB 4-0, BB		G4-3			G4-3			2	1	0	0	2	0	2
38 Chris Narveson, L (1, 1)		CSC 0-3, K		SCC 0-3, K				CSS 0-3, K		2	0	0	0	0	1	4
52 Pat Egan, R (5, 1)										1	0	0	0	0	1	0
24 Mat Gamel, L (7, 3) OBP: 0.444, SLG: 0.375		G4-3								1	0	0	0	0	1	0
Inning Stats	R: 0 E: 0 K: 1 S: 5 H: 0 LOB: 0 BB: 0 P: 5	R: 0 E: 0 K: 1 S: 5 H: 0 LOB: 1 BB: 1 P: 9	R: 5 E: 1 K: 1 S: 7 H: 2 LOB: 3 BB: 6 P: 31	R: 0 E: 0 K: 0 S: 3 H: 0 LOB: 0 BB: 0 P: 3	R: 3 E: 0 K: 1 S: 7 H: 2 LOB: 0 BB: 1 P: 11	R: 0 E: 0 K: 0 S: 3 H: 0 LOB: 0 BB: 1 P: 7	R: 0 E: 0 K: 1 S: 6 H: 1 LOB: 2 BB: 1 P: 10	R: 0 E: 0 K: 1 S: 6 H: 1 LOB: 2 BB: 1 P: 11	R: 0 E: 0 K: 0 S: 3 H: 0 LOB: 0 BB: 0 P: 3	1B: 5 2B: 0 3B: 0 HR: 1 SF: 0 SAC: 0 DP: 0 HBP: 0						

PITCHER		IP	WLS	BF	H	R	ER	SO	BB	IBB	HBP	BLK	WP	HR	S	P	ERA	WHIP
36 Edinson Volquez, R ERA: 11.57	(1, 1)	2.1		13	1	5	5	3	5	0	0	0	0	0	14	34	19.29	2.571
82 Justin Freeman, R ERA:	(3, 1)	0.2	B	5	1	0	0	0	2	0	0	0	0	0	3	11	0.00	4.500
50 Dontrelle Willis, L ERA: 4.82	(4, 1)	3.0	B	12	2	3	3	1	2	0	0	0	0	1	13	21	9.00	1.333
54 Aroldis Chapman, L ERA: 1.8	(7, 1)	2.0	W	10	2	0	0	2	2	0	0	0	0	0	12	21	0.00	2.000
89 Nick Christiani, R ERA:	(9, 1)	1.0	S	3	0	0	0	0	0	0	0	0	0	0	3	3	0.00	0.000

PITCHER	IP	WLS	BF	H	R	ER	SO	BB	IBB	HBP	BLK	WP	HR	S	P	ERA	WHIP

BOTTOM

Cincinnati Reds @ Milwaukee Brewers

Maryvale Baseball Park, Phoenix, AZ

Sun Mar 20 2011, 4:09 PM - 7:33 PM EDT

Att. 6,089 - Cloudy - 73 F

livebaseballscorecards.com

AB	32
R	8
H	6
RBI	8
BB	11
SO	6
LOB	12

WP: 0 PA: 43
PB: 0
SB: 2
CS: 1

Batter	1	2	3	4	5	6	7	8	9	AB	R	H	RBI	BB	SO	LOB
Inning Stats																

Seattle Mariners @ Cincinnati Reds

Goodyear Ballpark, Goodyear, AZ

Mon Mar 21 2011, 4:05 PM EDT

TOP

livebaseballscorecards.com

AB	0
R	0
H	0
RBI	0
BB	0
SO	0
LOB	0

1B: 0
2B: 0
3B: 0
HR: 0

SF: 0
SAC: 0
DP: 0
HBP: 0

WP: 0
PB: 0
SB: 0
CS: 0

PA: 0

PITCHER	IP	WLS	BF	H	R	ER	SO	BB	IBB	HBP	BLK	WP	HR	S	P	ERA	WHIP

PITCHER	IP	WLS	BF	H	R	ER	SO	BB	IBB	HBP	BLK	WP	HR	S	P	ERA	WHIP

Batter	1	2	3	4	5	6	7	8	9	AB	R	H	RBI	BB	SO	LOB
Inning Stats																

BOTTOM

Seattle Mariners @ Cincinnati Reds

Goodyear Ballpark, Goodyear, AZ

Mon Mar 21 2011, 4:05 PM EDT

livebaseballscorecards.com

AB	0
R	0
H	0
RBI	0
BB	0
SO	0
LOB	0

1B: 0
2B: 0
3B: 0
HR: 0

SF: 0
SAC: 0
DP: 0
HBP: 0

WP: 0
PB: 0
SB: 0
CS: 0

PA: 0

PITCHER	IP	WLS	BF	H	R	ER	SO	BB	IBB	HBP	BLK	WP	HR	S	P	ERA	WHIP

PITCHER	IP	WLS	BF	H	R	ER	SO	BB	IBB	HBP	BLK	WP	HR	S	P	ERA	WHIP

Oakland Athletics @ Cincinnati Reds

Goodyear Ballpark, Goodyear, AZ

Tue Mar 22 2011, 4:06 PM - 7:08 PM EDT

Att. 3,540 - Sunny - 59 F

TOP

livebaseballscorecards.com

Batter	1	2	3	4	5	6	7	8	9	AB	R	H	RBI	BB	SO	LOB
4 Coco Crisp, S (1, 8) OBP: 0.467, SLG: 0.833	x 0-0 ① G6-3		B B S x 2-1 HR	B B B B 4-0 10 S 10 2B BB	x 0-0 12 BB 2-3 1B		B B B B 4-0 BB		x 0-0 ② ③ G1-6-3 1-2f	3	2	2	1	1	0	0
25 Matt Carson, R (5, 8) OBP: 0.311, SLG: 0.477										1	0	0	0	1	0	1
10 Daric Barton, L (1, 3) OBP: 0.395, SLG: 0.611	B B B S x 3-1 HR		x 0-0 ① F9	S x 0-1 12 1B 16 1B 1-H 2B	C C C 0-3 ② K		x 0-0 ③ F9			3	2	2	2	0	0	0
28 Conor Jackson, R (4, 3) OBP: 0.200, SLG: 0.191										2	0	0	0	0	1	3
12 David DeJesus, L (1, 9) OBP: 0.310, SLG: 0.297	x 0-0 ② G1		B B B B 4-0 16 1B 8 2B BB	x 0-0 15 G4-6-3 16 1B 2-3 1B	B B B B 4-0 1-2 BB			x 0-0 ① L5		2	1	1	0	2	0	0
36 Eric Sogard, L (6, 4) OBP: 0.242, SLG: 0.344										1	0	0	0	0	0	0
16 Josh Willingham, R (1, 7) OBP: 0.327, SLG: 0.333	x 0-0 ③ F9		x 0-0 15 BB 8 2B 1-3 1B	x 0-0 15 G4-6-3 1-2 3-H 1B	S S S 0-3 ③ K			x 0-0 ② L5		4	1	2	1	0	1	3
22 Chris Carter, R (7, 7) OBP: 0.418, SLG: 0.488										1	0	0	0	0	0	0
15 Ryan Sweeney, L (1, 10) OBP: 0.522, SLG: 0.667		x 0-0 14 BB 8 BB 5 G6-4-3 1B	B B B B 4-0 8 2B 14 2B 1-2 BB	x 0-0 ① ② G4-6-3 1-2f 2-3		x 0-0 ① G3		B B B B 4-0 BB		3	2	1	0	1	0	2
29 Josh Donaldson, R (8, PH) OBP: 0.344, SLG: 0.433										0	0	0	0	1	0	0
(8, 10)																
8 Kurt Suzuki, R (1, 2) OBP: 0.439, SLG: 0.588		B B B B 4-0 5 G6-4-3 14 BB 1-2 BB	x 0-0 14 2B 1-3 2-H 3-H 2B	B B B 4-0 BB		x 0-0 ② G5-3		S S S 0-3 ③ K		2	1	1	2	2	0	0
11 Landon Powell, S (7, 2) OBP: 0.303, SLG: 0.345										1	0	0	0	0	1	1
14 Mark Ellis, R (1, 4) OBP: 0.313, SLG: 0.256		B B B B 4-0 5 G6-4-3 1-2 2-3 BB	x 0-0 2-H 3-H 2B	x 0-0 ③ P4		x 0-0 ③ G6-3			B B B B 4-0 21 S 21 1B BB	3	0	1	2	1	0	2
39 Jermaine Mitchell, L (6, 9) OBP: 0.000, SLG: 0.000										0	1	0	0	1	0	0
5 Kevin Kouzmanoff, R (1, 5) OBP: 0.408, SLG: 0.523		x 0-0 ① ② G6-4-3 1-2f 2-3 3-H	S S S 0-3 ② K		x 0-0 4 1B 2 S 1B		C C C 0-3 ① K		S x 0-1 25 G1-6-3 1-H 1B	4	0	1	0	0	2	3
21 Andy LaRoche, R (7, 6) OBP: 0.392, SLG: 0.591										1	0	1	1	0	0	0
2 Cliff Pennington, S (1, 6) OBP: 0.194, SLG: 0.276		S S S 0-3 ③ K	x 0-0 ③ G3-1		S S S 0-3 ① 1-2 K		S S S 0-3 ② K		x 0-0 ① L4	4	0	0	0	0	3	3
67 Wes Timmons, R (7, 4) OBP: 0.388, SLG: 0.211										1	0	0	0	0	0	1

	AB	R	H	RBI	BB	SO	LOB
	36	10	12	9	10	8	19

Inning Stats	1	2	3	4	5	6	7	8	9
R	1	1	5	2	0	0	0	0	1
E	0	0	0	0	0	0	0	0	0
K	0	1	1	0	3	0	2	1	0
S	5	5	10	6	11	3	7	5	4
H	1	1	4	3	2	0	0	0	1
LOB	0	1	2	2	3	0	1	1	0
BB	0	2	2	2	1	0	1	1	1
P	8	13	20	14	15	3	11	9	8

1B	7
2B	3
3B	0
HR	2
SF	0
SAC	0
DP	3
HBP	0

WP	0
PB	0
SB	3
CS	0
PA	46

PITCHER		IP	WLS	BF	H	R	ER	SO	BB	IBB	HBP	BLK	WP	HR	S	P	ERA	WHIP
44 Mike Leake, R ERA: 9.39	(1, 1)	2.1	L	16	6	7	7	1	4	0	0	0	0	2	16	37	27.00	4.286
89 Nick Christiani, R ERA: 6.75	(3, 1)	1.2		9	3	2	2	1	2	0	0	0	0	0	10	18	10.80	3.000
48 Francisco Cordero, R ERA: 1.29	(5, 1)	1.0		6	2	0	0	3	1	0	0	0	0	0	11	15	0.00	3.000
40 Nick Masset, R ERA: 3.68	(6, 1)	1.0		3	0	0	0	0	0	0	0	0	0	0	3	3	0.00	0.000
54 Aroldis Chapman, L ERA: 1.64	(7, 1)	1.0		4	0	0	0	2	1	0	0	0	0	0	7	11	0.00	1.000
87 Joseph Krebs, L ERA:	(8, 1)	1.0		4	0	0	0	1	1	0	0	0	0	0	5	9	0.00	1.000
86 Scott Gaffney, R ERA: 9.0	(9, 1)	1.0		4	1	1	1	0	1	0	0	0	0	0	4	8	9.00	2.000

Oakland Athletics @ Cincinnati Reds

Goodyear Ballpark, Goodyear, AZ

Tue Mar 22 2011, 4:06 PM - 7:08 PM EDT

Att. 3,540 - Sunny - 59 F

livebaseballscorecards.com

BOTTOM

Batter	1	2	3	4	5	6	7	8	9	AB	R	H	RBI	BB	SO	LOB
6 Drew Stubbs, R (1, 8) OBP: 0.267, SLG: 0.310	K		K		K		E3 1-3 2-H 1B		K	5	0	1	0	0	4	3
4 Brandon Phillips, R (1, 4) OBP: 0.351, SLG: 0.394	F7		19 BLK 19 HR 2-H 1B		G6-3		SF9 3-H		F8	3	1	1	1	0	0	0
3 Chris Valaika, R (6, 4) OBP: 0.415, SLG: 0.472										1	0	0	1	0	0	2
19 Joey Votto, L (1, 3) OBP: 0.405, SLG: 0.622	F9		1-H HR			27 F7 2B	F8		1-H 2-H 27 DI 1B	5	1	3	4	0	0	1
27 Scott Rolen, R (1, 5) OBP: 0.216, SLG: 0.314		P3	G6-3			F7 2-3		F8	1-2	5	0	0	0	0	1	2
31 Jonny Gomes, R (1, 7) OBP: 0.220, SLG: 0.395		F9		HR		G1-3		32 G4-3 BB		3	1	1	1	1	0	1
32 Jay Bruce, L (1, 9) OBP: 0.350, SLG: 0.513		2B		K		G6-3		G4-3 1-2		4	0	1	0	0	1	2
29 Ryan Hanigan, R (1, 2) OBP: 0.361, SLG: 0.419		G6-3		F9			F8	P4		4	0	0	0	0	0	2
7 Paul Janish, R (1, 6) OBP: 0.289, SLG: 0.297			89 SH1-4 4 1B 1B	G5-3			6 1B 77 1B 6 E 1B		E5 26 1B 19 1B	4	3	2	0	0	0	0
44 Mike Leake, R (1, 1) 89 Nick Christiani, R (3, 1) 48 Francisco Cordero, R (8, 1) 28 Chris Heisey, R (5, PH) OBP: 0.375, SLG: 0.500 40 Nick Masset, R (8, 1) 54 Aroldis Chapman, L (7, 1) 77 Dave Sappelt, R (7, PH) OBP: 0.000, SLG: 0.000 87 Joseph Krebs, L (8, 1) 86 Scott Gaffney, R (8, 1) 26 Jeremy Hermida, L (9, PH) OBP: 0.429, SLG: 0.750			SH1-4 1-2		G5-3		6 E 3 SF9 1-2 1B		19 1B 19 1B 1-2 1B							

Inning Stats	1	2	3	4	5	6	7	8	9
	R: 0 E: 0 K: 1 S: 5	H: 0 LOB: 0 BB: 0 P: 5	R: 0 E: 0 K: 0 S: 4	H: 1 LOB: 1 BB: 0 P: 4	R: 3 E: 0 K: 1 S: 9	H: 3 LOB: 0 BB: 0 P: 9	R: 1 E: 0 K: 1 S: 7	H: 1 LOB: 0 BB: 0 P: 7	R: 0 E: 0 K: 1 S: 5	H: 0 LOB: 0 BB: 0 P: 5	R: 0 E: 0 K: 0 S: 4	H: 1 LOB: 1 BB: 0 P: 4	R: 2 E: 1 K: 0 S: 6	H: 3 LOB: 1 BB: 0 P: 6	R: 0 E: 0 K: 0 S: 3	H: 0 LOB: 1 BB: 1 P: 7	R: 2 E: 1 K: 2 S: 10	H: 2 LOB: 1 BB: 0 P: 10

1B: 7	SF: 1	WP: 0
2B: 2	SAC: 1	PB: 0
3B: 0	DP: 0	SB: 0
HR: 2	HBP: 0	CS: 0

PA: 40

	AB	37
	R	8
	H	11
	RBI	7
	BB	1
	SO	6
	LOB	13

PITCHER		IP	WLS	BF	H	R	ER	SO	BB	IBB	HBP	BLK	WP	HR	S	P	ERA	WHIP
49 Brett Anderson, L ERA: 4.95	(1, 1)	6.0	W	24	6	4	4	4	0	0	0	1	0	2	34	34	6.00	1.000
56 Craig Breslow, L ERA: 9.0	(7, 1)	1.0		6	3	2	1	0	0	0	0	0	0	0	6	6	9.00	3.000
13 Jerry Blevins, L ERA: 9.0	(8, 1)	1.0	H	4	0	0	0	0	1	0	0	0	0	0	3	7	0.00	1.000
48 Michael Wuertz, R ERA: 6.0	(9, 1)	1.0		6	2	2	0	2	0	0	0	0	0	0	10	10	0.00	2.000

PITCHER	IP	WLS	BF	H	R	ER	SO	BB	IBB	HBP	BLK	WP	HR	S	P	ERA	WHIP

Batter	1	2	3	4	5	6	7	8	9	AB	R	H	RBI	BB	SO	LOB
4 Brandon Phillips, R (1, 4) OBP: 0.366, SLG: 0.389 85 Michael Griffin, R (7, 4) OBP: 0.364, SLG: 0.364	C SI 91 B SI 92 T CU 76 B SI 92 X SL 87 2-2 G6-3		B CH 79 B SI 89 F SI 90 F SI 90 X SI 90 2-2 26 FC4-6 16 1B 1B		F SI 88 S SL 85 F SL 83 B CU 75 X SI 89 1-2 ① G3		H SI 89 1-0 16 FC4 HBP		X SI 89 0-0 ① F8	3 1	0 0	1 0	0 0	0 0	0 0	0 0
16 Edgar Renteria, R (1, 6) OBP: 0.355, SLG: 0.467 3 Chris Valaika, R (7, PR) OBP: 0.405, SLG: 0.459 (7, 6)	B SI 91 B SI 90 B SI 90 B SI 90 4-0 BB		S SL 85 B SI 89 B SI 88 F SL 85 X SI 88 2-2 26 FC4-6 1-2 1B		B CU 75 F SI 90 F SI 89 C SL 86 1-3 ② K		X FF 90 0-0 ② FC4 26 1B 15 2B 1-2f		S CU 67 S CH 82 X SI 90 0-2 ② G6-3	3 1	0 1	1 0	0 0	1 0	1 0	1 0
26 Jeremy Hermida, L (1, 9) OBP: 0.488, SLG: 0.677	B SL 86 X SI 89 1-0 ② L8		X SI 89 0-0 ① FC4-6 1-2f 2-3		B CU 77 B SI 90 X SI 89 2-0 ③ G3		B SI 89 X SI 90 1-0 15 2B 1-2 1B		B CU 70 B CU 78 B SI 89 C SI 89 F SI 90 X CH 84 3-2 ③ G1-3	5	1	1	0	0	0	3
15 Fred Lewis, L (1, 7) OBP: 0.227, SLG: 0.250	1 SAFE B SI 90 B SL 86 X SI 89 2-0 ③ G6-3		C SI 88 B SI 89 3 SAFE F SL 86 S SI 89 1-3 ② K			C CU 74 F SL 83 X SI 88 0-2 ① F7	X SI 90 0-0 77 2B 1-H 2-H 2B			4	1	1	2	0	1	3
28 Chris Heisey, R (1, 8) OBP: 0.383, SLG: 0.674 77 Dave Sappelt, R (6, PH) OBP: 0.553, SLG: 0.886 (6, 8)		B SI 90 F SL 86 X CU 76 1-1 25 HR 1B	B SI 88 F SI 88 X FF 88 1-1 ③ P2			B SL 85 C SI 89 X SI 88 1-1 ② G5-3	X CH 84 0-0 2-H 2B			2 2	1 0	1 1	0 1	0 0	0 0	2 0
25 Juan Francisco, L (1, 5) OBP: 0.261, SLG: 0.442		C SI 87 S SL 84 1 SAFE F SI 89 F SI 89 B SI 90 F CH 80 X SL 85 1-2 1-H HR		B CH 84 B SI 88 X SI 89 2-0 ① G4-3		S CH 80 B SI 90 B CH 80 C SL 84 B SL 85 X CH 79 3-2 ③ G3-1	X CH 77 0-0 ③ F7			4	1	1	2	0	0	1
43 Miguel Cairo, R (1, 3) OBP: 0.412, SLG: 0.367 76 Danny Dorn, L (6, 3) OBP: 0.357, SLG: 0.458		B SI 90 C SI 89 F SI 90 S SL 86 1-3 ① K		X SI 89 0-0 1B			B SI 87 X SI 88 1-0 ① G4-3	F SI 93 F SI 93 S SL 90 0-3 ① K		2 2	0 0	1 0	0 0	0 0	1 1	0 0
37 Corky Miller, R (1, 2) OBP: 0.316, SLG: 0.313 56 Matt Maloney, L (7, 1) 88 Denis Phipps, R (8, PH) 83 Ruben Medina, R (8, 1)		X SI 90 0-0 34 G4-6-3 1B		C CH 84 X SI 87 0-1 ② F8			S CH 81 B SL 82 H SI 89 2-1 65 HR HBP	C SI 93 X SI 94 0-1 ② G4-3		2 0 0 1 0	1 0 0 0 0	1 0 0 0 0	0 0 0 0 0	0 0 0 0 0	0 0 0 0 0	1 0 0 0 0
34 Homer Bailey, R (1, 1) 50 Dontrelle Willis, L (6, 1) OBP: 1.000, SLG: 3.000 63 Sam LeCure, R (6, 1) 65 Devin Mesoraco, R (7, PH) OBP: 0.483, SLG: 0.679 (7, 2)		X SI 88 0-0 ②③ G4-6-3 1-2f		C SI 88 C SI 88 S SI 88 0-3 ③ K			B SI 89 F SI 89 F SL 83 X SI 89 1-2 1-H HR	C CU 79 X SL 89 0-1 ③ F9		2 0 0 2	0 0 0 1	0 0 0 1	0 0 0 2	1 0 0 0	2 0 0 0	2 0 0 0
Inning Stats	R: 0 E: 0 K: 0 S: 5 H: 0 LOB: 1 BB: 1 P: 14	R: 2 E: 0 K: 1 S: 13 H: 3 LOB: 0 BB: 0 P: 16	R: 0 E: 0 K: 1 S: 12 H: 2 LOB: 2 BB: 0 P: 18	R: 0 E: 0 K: 1 S: 7 H: 1 LOB: 1 BB: 0 P: 9	R: 0 E: 0 K: 1 S: 8 H: 0 LOB: 0 BB: 0 P: 12	R: 0 E: 0 K: 0 S: 8 H: 0 LOB: 0 BB: 0 P: 12	R: 5 E: 0 K: 0 S: 10 H: 4 LOB: 1 BB: 0 P: 16	R: 0 E: 0 K: 1 S: 7 H: 0 LOB: 0 BB: 0 P: 7	R: 0 E: 0 K: 0 S: 7 H: 0 LOB: 0 BB: 0 P: 10	1B: 6 2B: 2 3B: 0 HR: 2 SF: 0 SAC: 0 DP: 1 HBP: 2						

PITCHER		IP	WLS	BF	H	R	ER	SO	BB	IBB	HBP	BLK	WP	HR	S	P	ERA	WHIP
46 Tim Stauffer, R ERA: 3.66	(1, 1)	6.0	W	24	6	2	2	4	1	0	0	0	0	1	53	81	3.00	1.167
57 Luke Gregerson, R ERA: 6.43	(7, 1)	1.0		9	4	5	5	0	0	0	2	0	0	1	10	16	45.00	4.000
37 Mike Adams, R ERA: 6.75	(8, 1)	1.0	H	3	0	0	0	1	0	0	0	0	0	0	7	7	0.00	0.000
26 Dustin Moseley, R ERA: 5.27	(9, 1)	1.0	S	3	0	0	0	0	0	0	0	0	0	0	7	10	0.00	0.000

PITCHER	IP	WLS	BF	H	R	ER	SO	BB	IBB	HBP	BLK	WP	HR	S	P	ERA	WHIP

TOP

Cincinnati Reds @ San Diego Padres

Peoria Stadium, Peoria, AZ

Wed Mar 23 2011, 4:07 PM - 6:51 PM EDT

Att. 3,960 - Sunny - 68 F

livebaseballscorecards.com

AB	36
R	7
H	10
RBI	7
BB	1
SO	5
LOB	13

REDS

Cincinnati Reds @ San Diego Padres

Peoria Stadium, Peoria, AZ

Wed Mar 23 2011, 4:07 PM - 6:51 PM EDT

Att. 3,960 - Sunny - 68 F

BOTTOM

livebaseballscorecards.com

Batter	1	2	3	4	5	6	7	8	9	AB	R	H	RBI	BB	SO	LOB
25 Will Venable, L (1, 9) OBP: 0.391, SLG: 0.615	C SI 89 F SI 89 B SL 86 X SI 91 1-2 IHR	S SI 92 B SI 91 F SI 93 D FF 89 S SI 92 2-3 K ③		F SI 94 F CU 78 B SI 93 S SI 93 1-3 K ③		C FF 90 C FF 92 F FF 91 B SL 84 X SL 82 1-2 13 1B 3B 1-H 2-H 3-H	C FF 84 B SL 80 S SL 77 B FF 86 F CH 77 B FF 87 S SL 80 3-3 K ②			4	1	2	3	0	2	2
99 Jaff Decker, L (6, PR) OBP: 0.500, SLG: 0.500										1	1	0	0	0	1	0
(7, 9)																
13 Chris Denorfia, R (1, 7) OBP: 0.451, SLG: 0.600	C SI 90 X CH 86 0-1 1 S 7 1B 1B		S SI 89 X SI 89 0-1 G6-3 ①		S SI 90 X CU 76 0-1 G5-3 ①	B FF 86 X FF 88 1-0 1 BB 67 1B 1B 3-H	C FF 84 B FF 86 B CH 76 F CH 76 B SL 80 B FF 85 4-2 76 1B BB			4	2	2	1	0	0	0
57 Luke Gregerson, L (7, 1)										0	0	0	0	0	0	0
32 Rob Johnson, R (7, PH) OBP: 0.273, SLG: 0.238										0	0	0	0	1	0	0
37 Mike Adams, R (8, 1)										0	0	0	0	0	0	0
26 Dustin Moseley, R (9, 1)										0	0	0	0	0	0	0
1 Orlando Hudson, S (1, 4) OBP: 0.409, SLG: 0.600	D SI 90 S SI 91 B SI 92 F SI 92 S SI 92 2-3 K ① 1-2		C CU 73 X SI 92 0-1 L7 ②		B SL 87 S SL 87 B SI 93 B SI 91 F SI 91 X SI 92 3-2 11 CS 1B	B FF 88 B FF 88 B FF 87 C FF 88 F FF 89 B FF 87 4-2 67 1B 12 1B BB 1-2	B CH 76 S CH 77 X FF 85 1-1 1-2 1B			3	1	1	0	1	1	1
76 Andy Parrino, S (7, PH) OBP: 0.182, SLG: 0.182										1	0	1	0	0	0	0
(8, 4)																
11 Brad Hawpe, L (1, 3) OBP: 0.400, SLG: 0.486	B FF 88 C SI 93 S FF 90 F SI 92 S FF 91 1-3 K ②		B SI 91 S SI 90 B SL 87 X CH 86 2-1 7 FC6-4 1B		1 SAFE F SI 91 F SI 91 1 SAFE F SI 91 F CH 86 1 SAFE B FF 90 B FF 92 4-2 ② B SI 94 B FF 93 1-2 BB	C FF 89 B FF 88 X FF 87 1-1 97 BB 12 1B 1B 1-3 2-H	C FF 85 X SL 80 0-1 L6 ③			2	0	1	0	1	1	1
67 Jesus Guzman, R (6, PH) OBP: 0.375, SLG: 0.500										1	0	1	1	0	0	0
98 Danny Payne, L (7, 7)										1	0	0	0	0	0	2
7 Chase Headley, S (1, 5) OBP: 0.500, SLG: 0.556	D CU 78 B CU 76 X SI 92 2-0 2-H 1B		F CH 87 C SI 92 X SI 91 0-2 FC6-4 ③ 1-2f		S SL 89 B SI 92 F CH 86 B SI 93 X FF 88 2-2 F8 ③	B SI 90 B SI 89 X SI 88 2-0 97 BB 1B 1-2 3-H		B SI 88 F FF 87 B SI 88 B SI 88 S FF 89 F SI 89 X SI 90 3-2 G6-3 ①		3	0	1	1	0	0	2
12 Logan Forsythe, R (6, PH) OBP: 0.382, SLG: 0.536										2	0	1	1	0	0	0
(7, 5)																
24 Cameron Maybin, R (1, 8) OBP: 0.391, SLG: 0.512	X SI 93 0-0 P3 ③			C SI 92 B CH 85 B SI 92 X SI 92 2-1 G5-3 ①		B SI 90 C FF 92 F FF 91 B SL 84 X SL 82 2-0 4 E 25 WP 1B B SI 88 C CH 87 F SI 87 B SI 88 F CH 86 X SL 79 2-2 F7 ②			X SI 90 0-0 F8 ②	3	1	1	0	0	0	1
68 Kyle Phillips, L (6, PH) OBP: 0.231, SLG: 0.333										2	0	0	0	0	0	3
(7, 2)																
4 Nick Hundley, R (1, 2) OBP: 0.500, SLG: 0.733		S SI 89 F SI 90 X SI 93 0-2 L8 ①		C SI 92 B SI 93 B FF 90 X SI 92 2-1 15 1B 2B		SAFE FF 88 FF 88 SAFE FF 88 1-3 K ③ 1-3 B SI 91 B SI 88 B SI 88 C SI 87 B SI 88 B SF 89 4-2 1-3 2-3 BB			S FF 91 C CH 84 X SI 91 0-2 2 S 2 1B 1B	3	1	1	0	0	1	1
97 Blake Tekotte, L (6, PH) OBP: 0.429, SLG: 0.500										1	1	1	0	1	0	0
(7, 8)																
15 Kevin Frandsen, R (1, 6) OBP: 0.302, SLG: 0.378		B CH 87 X SI 90 1-0 25 S 46 SH1-4 1B		B SI 92 B SI 92 X FF 93 2-0 46 SH1-4 2-H 1B		CU 79 SL 81 FF 90 FF 89 4-0 25 WP 14 BB 25 3B BB R SI 90 O CH 82 F CH 82 X SL 79 1-2 F8 ③			F SI 90 B FF 92 B CH 83 X CH 83 2-1 14 S 1-H 1B	2	0	2	1	1	0	0
2 Everth Cabrera, S (6, PR) OBP: 0.240, SLG: 0.234										2	1	1	1	0	0	3
(7, 6)																
46 Tim Stauffer, R (1, 1)		B SI 89 F CH 88 1 SAFE C CH 88 D CU 77 X SI 92 2-2 SH1-4 ② 1-2		1 SAFE X SI 90 0-0 SH1-4 ② 1-2		S FF 89 B FF 90 B FF 89 B FF 87 4-1 25 WP 25 3B BB 1-2	B SL 82 C CH 75 X CH 76 1-1 F7 ①	1 SAFE S FF 92 X SL 82 0-1 G6-3 ③ 1-2		0	0	0	0	0	0	0
14 Oscar Salazar, R (6, PH) OBP: 0.324, SLG: 0.345										2	1	0	0	1	0	1
(7, 3)																
Inning Stats	R: 2 E: 0 K: 2 S: 14 H: 3 LOB: 1 BB: 0 P: 20	R: 0 E: 0 K: 1 S: 10 H: 1 LOB: 1 BB: 0 P: 15	R: 0 E: 0 K: 0 S: 9 H: 1 LOB: 1 BB: 0 P: 11	R: 1 E: 0 K: 1 S: 9 H: 2 LOB: 1 BB: 0 P: 16	R: 0 E: 0 K: 0 S: 12 H: 1 LOB: 1 BB: 1 P: 21	R: 6 E: 1 K: 1 S: 25 H: 5 LOB: 3 BB: 4 P: 52	R: 0 E: 0 K: 1 S: 12 H: 1 LOB: 2 BB: 1 P: 21	R: 1 E: 0 K: 0 S: 12 H: 2 LOB: 1 BB: 0 P: 17		1B: 13 2B: 1 3B: 1 HR: 1 SF: 0 SAC: 2 DP: 0 HBP: 0	WP: 1 PB: 0 SB: 4 CS: 1 PA: 45					

	AB	37
	R	10
	H	16
	RBI	9
	BB	6
	SO	6
	LOB	17

PITCHER		IP	WLS	BF	H	R	ER	SO	BB	IBB	HBP	BLK	WP	HR	S	P	ERA	WHIP
34 Homer Bailey, R ERA: 5.93	(1, 1)	5.0	L	24	9	4	4	4	1	0	0	0	0	0	55	86	7.20	2.000
50 Dontrelle Willis, L ERA: 9.31	(6, 1)	0.1		7	3	4	4	1	3	0	0	0	1	0	13	29	108.00	18.000
63 Sam LeCure, R ERA: 5.4	(6, 1)	0.2		4	1	1	1	0	1	0	0	0	0	0	11	20	13.50	3.000
56 Matt Maloney, L ERA: 4.5	(7, 1)	1.0		5	1	0	0	1	1	0	0	0	0	0	12	21	0.00	2.000
83 Ruben Medina, R ERA: 9.0	(8, 1)	1.0		5	2	1	1	0	0	0	0	0	0	0	12	17	9.00	2.000

PITCHER		IP	WLS	BF	H	R	ER	SO	BB	IBB	HBP	BLK	WP	HR	S	P	ERA	WHIP

Batter	1	2	3	4	5	6	7	8	9	AB	R	H	RBI	BB	SO	LOB
20 Julio Borbon, L (1, 8) OBP: 0.397, SLG: 0.464	B4		7 E, 6 SH, 17 HR, 1B	F7		K		6, 1-3, 2B	G1-3	6	2	2	0	0	1	2
6 Esteban German, R (1, 4) OBP: 0.341, SLG: 0.462	17 S, 17, 1B, 1B		SH, 17, HR, 1-3	K		7, 1B, 1-3, 2-H, 2B		85 SH1-3, 85 WP, 18, 1B, 2-H, 3-H	G5-3	5	4	3	3	0	1	0
7 David Murphy, L (1, 7) OBP: 0.400, SLG: 0.632 85 David Paisano, R (7, 7) OBP: 0.250, SLG: 0.750	F7		FC4, 17, HR, 3-3		1B	17, 2B, 2-H, 3-H, 1B		SH1-3, 1-3		4 0	2 0	2 0	2 0	0 0	0 0	3 0
17 Nelson Cruz, R (1, 10) OBP: 0.311, SLG: 0.358 82 Johnathon Moore, R (8, PH) (8, 10)	18, 2B, 1-H, 1B		1-H, 2-H, 3-H, HR		K	1-H, 2B		K		4 1	2 0	3 0	6 0	0 0	1 1	1 1
18 Mitch Moreland, L (1, 3) OBP: 0.443, SLG: 0.684	1-H, 2B		9 1B, 15 S, 1B		F7	F8		19, HR, 3-H, 1B		5	1	3	2	0	0	2
19 Chris Davis, L (1, 5) OBP: 0.396, SLG: 0.820	K		K		F7		K	1-H, HR		5	1	1	2	0	3	3
15 Matt Treanor, R (1, 2) OBP: 0.385, SLG: 0.350 2 Taylor Teagarden, R (8, 2) OBP: 0.368, SLG: 0.467	F9	G6-3, 1-2				K	P4	E3, 9 FC4-6		5 0	0 0	0 0	0 0	0 0	1 0	1 0
9 Endy Chavez, L (1, 9) OBP: 0.313, SLG: 0.333	F8	3 CS, 2-3, 1B				3, 1B, 6, 2B, 1B	K2-3	FC4-6, 1-2f		5	1	2	0	0	1	1
3 Andrés Blanco, S (1, 6) OBP: 0.340, SLG: 0.348	L6	CS, 1-2		F9		6, 2B, 7, 1B, 1-2, 1B		20, 2B, 6, 1B, BB	G4-3	4	2	1	0	1	0	0
Inning Stats	R: 2 E: 0 K: 1 S: 8 H: 3 LOB: 1 BB: 0 P: 9	R: 0 E: 0 K: 0 S: 3 H: 0 LOB: 0 BB: 0 P: 3	R: 4 E: 2 K: 1 S: 12 H: 4 LOB: 1 BB: 0 P: 13	R: 0 E: 0 K: 1 S: 5 H: 0 LOB: 0 BB: 0 P: 5	R: 0 E: 0 K: 1 S: 6 H: 1 LOB: 1 BB: 0 P: 6	R: 4 E: 0 K: 2 S: 12 H: 5 LOB: 1 BB: 0 P: 12	R: 0 E: 0 K: 2 S: 7 H: 0 LOB: 0 BB: 0 P: 7	R: 5 E: 1 K: 1 S: 12 H: 4 LOB: 1 BB: 1 P: 18	R: 0 E: 0 K: 0 S: 3 H: 0 LOB: 0 BB: 0 P: 3	1B: 11 2B: 4 3B: 0 HR: 2	SF: 0 SAC: 2 DP: 0 HBP: 0						

TOP

Texas Rangers @ Cincinnati Reds

Goodyear Ballpark, Goodyear, AZ

Thu Mar 24 2011, 4:06 PM - 7:37 PM EDT

Att. 3,349 - Sunny - 68 F

livebaseballscorecards.com

AB	44
R	15
H	17
RBI	15
BB	1
SO	9
LOB	14

WP: 1 PB: 0 SB: 2 CS: 1 PA: 48

PITCHER		IP	WLS	BF	H	R	ER	SO	BB	IBB	HBP	BLK	WP	HR	S	P	ERA	WHIP
30 Travis Wood, L ERA: 4.66	(1, 1)	5.1		26	9	7	5	5	0	0	0	0	0	1	38	40	8.44	1.688
87 Joseph Krebs, L ERA: 16.2	(6, 1)	0.2	B	6	4	3	3	1	0	0	0	0	0	0	8	8	40.50	6.000
48 Francisco Cordero, R ERA: 1.13	(7, 1)	1.0		3	0	0	0	2	0	0	0	0	0	0	7	7	0.00	0.000
33 Jose Arredondo, R ERA: 16.2	(8, 1)	1.0	L	9	4	5	5	1	1	0	0	0	1	1	12	18	45.00	5.000
51 Jared Burton, R ERA: 6.3	(9, 1)	1.0		3	0	0	0	0	0	0	0	0	0	0	3	3	0.00	0.000

PITCHER	IP	WLS	BF	H	R	ER	SO	BB	IBB	HBP	BLK	WP	HR	S	P	ERA	WHIP

Batter	1	2	3	4	5	6	7	8	9	AB	R	H	RBI	BB	SO	LOB
32 Jay Bruce, L (1, 9) OBP: 0.341, SLG: 0.488 15 Fred Lewis, L (6, PH) OBP: 0.261, SLG: 0.250 (7, 9)	G3	SF7 3-H	BB		K	43 S BB		25 2B 83 S BB		2 0	0 1	0 0	1 0	1 2	1 0	2 0
3 Chris Valaika, R (1, 4) OBP: 0.370, SLG: 0.415 43 Miguel Cairo, R (6, PH) OBP: 0.389, SLG: 0.344 (7, 4)	K	P4	G4-3		K	P3 1-2		F7		4 2	0 0	0 0	0 0	0 0	2 0	5 3
19 Joey Votto, L (1, 3) OBP: 0.435, SLG: 0.615 83 Mike Costanzo, L (7, 3) OBP: 0.250, SLG: 0.250	27 HBP BB		25 1B 31 HR 1B	K	BB		K	K 1-2		2 2	1 0	1 0	0 0	2 0	1 2	0 1
27 Scott Rolen, R (1, 5) OBP: 0.237, SLG: 0.314 25 Juan Francisco, L (3, PH) OBP: 0.294, SLG: 0.500 (4, 5)	HBP 1-2		31 HR 1B 1-2	F8	F7		77 HR 2B	2B 2-H		0 5	0 2	0 3	0 1	0 0	0 0	0 3
31 Jonny Gomes, R (1, 7) OBP: 0.227, SLG: 0.463 26 Jeremy Hermida, L (6, PH) OBP: 0.455, SLG: 0.618 (7, 7)	F9		HR 1-H 2-H	K	K	K	K	F7		3 3	1 0	1 0	3 0	0 0	1 2	2 2
6 Drew Stubbs, R (1, 8) OBP: 0.313, SLG: 0.341 77 Dave Sappelt, R (6, PH) OBP: 0.561, SLG: 0.947 (7, 8)		29 1B 7 1B 1B	29 E 7 FC6-4 BB		29 1B 7 1B 1B	81 FC4-6 65 1B 28 3B 1B	3-1 2-H HR		F9	2 3	3 2	2 2	0 2	1 0	0 0	0 0
29 Ryan Hanigan, R (1, 2) OBP: 0.410, SLG: 0.455 65 Devin Mesoraco, R (6, 2) OBP: 0.500, SLG: 0.710	30 SH5-4 7 1B 32 SF7 1B 1-3		7 FC6-4 BB 1-3		7 1B 30 2B 1B 1-2	81 FC4-6 1-2		2B	F8	2 3	2 0	2 2	0 0	1 0	0 0	0 0
7 Paul Janish, R (1, 6) OBP: 0.317, SLG: 0.325 81 Jose Castro, S (6, PH) (7, 6)	30 SH5-4 1-2 3-H 1B		FC6-4 30 S 1-2f 3-H		30 2B 1-2 2-H 1B	FC4-6 28 3B 1-2f 2-3		BB	G6-3	3 2	0 1	2 0	3 0	0 1	0 0	1 2
30 Travis Wood, R (1, 1) OBP: 0.400, SLG: 1.200 87 Joseph Krebs, L (6, 1) 28 Chris Heisey, R (6, PH) OBP: 0.396, SLG: 0.727 48 Francisco Cordero, R (7, 1) 85 Michael Griffin, R (7, PH) OBP: 0.333, SLG: 0.333 33 Jose Arredondo, R (8, 1) 51 Jared Burton, R (9, 1)	SH5-4 1-2 2-3		F8 1-2		2B 1-3 2-H	3B 1-H 3-H	F8			2 0 1 0 1 0 0	0 0 0 0 0 0 0	1 0 1 0 0 0 0	1 0 2 0 0 0 0	0 0 0 0 0 0 0	0 0 0 0 0 0 0	1 0 0 0 2 0 0
Inning Stats	R: 0 E: 0 K: 1 S: 5 H: 0 LOB: 2 BB: 1 P: 10	R: 2 E: 0 K: 0 S: 6 H: 3 LOB: 1 BB: 0 P: 6	R: 4 E: 0 K: 0 S: 9 H: 3 LOB: 2 BB: 3 P: 24	R: 0 E: 0 K: 2 S: 7 H: 0 LOB: 0 BB: 0 P: 7	R: 2 E: 0 K: 2 S: 11 H: 4 LOB: 3 BB: 1 P: 15	R: 2 E: 0 K: 1 S: 9 H: 3 LOB: 2 BB: 1 P: 13	R: 2 E: 0 K: 2 S: 11 H: 3 LOB: 2 BB: 1 P: 18	R: 1 E: 0 K: 1 S: 6 H: 1 LOB: 1 BB: 1 P: 11	R: 0 E: 0 K: 0 S: 3 H: 0 LOB: 0 BB: 0 P: 3	1B: 10 2B: 4 3B: 1 HR: 2 SF: 1 SAC: 1 DP: 0 HBP: 1						

BOTTOM

Texas Rangers @ Cincinnati Reds

Goodyear Ballpark, Goodyear, AZ

Thu Mar 24 2011, 4:06 PM - 7:37 PM EDT

Att. 3,349 - Sunny - 68 F

livebaseballscorecards.com

AB	42
R	13
H	17
RBI	13
BB	8
SO	9
LOB	24

PITCHER		IP	WLS	BF	H	R	ER	SO	BB	IBB	HBP	BLK	WP	HR	S	P	ERA	WHIP
35 Tommy Hunter, R ERA: 10.97	(1, 1)	2.0		14	6	5	5	1	1	0	1	0	0	1	15	22	22.50	3.500
55 Mason Tobin, R ERA: 2.35	(3, 1)	2.0	B	11	2	3	2	2	3	0	0	0	0	0	14	27	9.00	2.500
56 Darren O'Day, R ERA: 9.0	(5, 1)	1.0		6	2	0	0	2	1	0	0	0	0	0	9	13	0.00	3.000
77 Derek Hankins, R ERA: 18.0	(6, 1)	1.0	B	7	3	2	2	1	1	0	0	0	0	0	9	13	18.00	4.000
93 Corey Young, L ERA: 13.5	(7, 1)	1.0	W	7	3	2	2	2	1	0	0	0	0	1	11	18	18.00	4.000

PITCHER		IP	WLS	BF	H	R	ER	SO	BB	IBB	HBP	BLK	WP	HR	S	P	ERA	WHIP
89 Justin Miller, R ERA: 9.0	(8, 1)	1.0	H	5	1	1	1	1	1	0	0	0	0	0	6	11	9.00	2.000
83 Trevor Hurley, R ERA:	(9, 1)	1.0	S	3	0	0	0	0	0	0	0	0	0	0	3	3	0.00	0.000

San Diego Padres @ Cincinnati Reds

Goodyear Ballpark, Goodyear, AZ

Fri Mar 25 2011, 4:08 PM - 7:05 PM EDT

Att. 4,421 - Sunny - 72 F

TOP

livebaseballscorecards.com

Batter	1	2	3	4	5	6	7	8	9	AB	R	H	RBI	BB	SO	LOB
13 Chris Denorfia, R (1, 8) OBP: 0.455, SLG: 0.592	1 1B	E5		2-H 1B		P4	G3		WP 1B	4	0	2	0	0	0	1
(5, 9)																
76 Andy Parrino, S (6, 7) OBP: 0.200, SLG: 0.200		2-3							2-H 1B	2	1	1	1	0	0	2
1 Orlando Hudson, S (1, 4) OBP: 0.417, SLG: 0.581	1 SAFE 3 1B 11 2B 1-2 1B	K		BB		K		67 G6-4-3 1B	67 FC6 2-H 1B	3	1	1	0	1	2	2
79 Colt Hynes, L (6, 1)										0	0	0	0	0	0	0
Beamer Weems, R (7, 6) OBP: 1.000, SLG: 1.000										2	0	2	1	0	0	0
3 Jorge Cantu, R (1, 5) OBP: 0.286, SLG: 0.465	11 2B 47 1B 1-3 1B	2B		K			93 2B 11 BB 1B	G6-4-3 1-2f	FC6 1-2f	4	1	3	0	0	1	2
67 Jesus Guzman, R (7, PR)										2	0	0	0	0	0	2
(7, 5)																
11 Brad Hawpe, L (1, 3) OBP: 0.432, SLG: 0.514	47 1B 1-3 3-H 2B	BB	G1-3				93 2B 1-2 BB	1B		2	0	1	1	2	0	0
68 Kyle Phillips, L (7, 3) OBP: 0.310, SLG: 0.407										1	0	1	0	0	0	0
47 Ryan Ludwick, R (1, 7) OBP: 0.350, SLG: 0.514	14 G6-3 2-3 3-H 1B	K	HR				97 E 1-H 2-3 2B	L4		3	1	2	2	0	1	2
93 Sawyer Carroll, L (5, 7) OBP: 0.400, SLG: 0.600										2	1	1	0	0	0	1
(6, 9)																
14 Oscar Salazar, R (1, 9) OBP: 0.333, SLG: 0.364	G6-3 1-2f	F9	2B				E8 2 E 12 2B 2-H 1B		F8	3	0	1	0	0	0	4
97 Blake Tekotte, L (5, PR) OBP: 0.444, SLG: 0.500										2	1	1	1	0	0	0
(5, 8)																
32 Rob Johnson, R (1, 2) OBP: 0.310, SLG: 0.200	13 E 78 SH5-4 BB	G6-3	G6-3				2 E 12 2B BB		F9	3	1	0	0	2	0	3
2 Everth Cabrera, S (1, 6) OBP: 0.246, SLG: 0.245	F8		78 SH1-4 13 1B BB	G4-3			E6 12 2B 1-2 2-3		12 S 12 2B 1B	3	1	0	0	1	0	4
50 Chad Qualls, R (7, 1)										0	0	0	0	0	0	0
21 Heath Bell, R (8, 1)										0	0	0	0	0	0	0
88 Mykal Stokes, R (9, PH) OBP: 1.000, SLG: 1.000										1	1	1	0	0	0	0
65 Scott Munter, R (9, 1)										0	0	0	0	0	0	0
78 Casey Kelly, R (1, 1)	SH5-4 1-2		SH1-4 1-2			G1-3	2B 1-H 2-H 3-H		76 1B 1-H 2B	0	0	0	0	0	0	0
59 Luis Perdomo, R (5, 1)										0	0	0	0	0	0	0
Kyle Blanks, R (6, PH)										1	0	0	0	0	0	0
12 Logan Forsythe, R (6, 4) OBP: 0.400, SLG: 0.576										2	1	2	4	0	0	0

	AB	R	H	RBI	BB	SO	LOB
	40	10	19	10	6	4	23

Inning Stats	1	2	3	4	5	6	7	8	9
	R: 2 E: 0 K: 0 S: 6	R: 0 E: 1 K: 1 S: 6	R: 0 E: 0 K: 1 S: 6	R: 0 E: 0 K: 1 S: 5	R: 1 E: 0 K: 0 S: 6	R: 0 E: 0 K: 1 S: 5	R: 4 E: 2 K: 0 S: 7	R: 0 E: 0 K: 0 S: 4	R: 3 E: 0 K: 0 S: 7
	H: 5 LOB: 1 BB: 0 P: 6	H: 0 LOB: 2 BB: 1 P: 10	H: 1 LOB: 2 BB: 1 P: 10	H: 1 LOB: 2 BB: 2 P: 13	H: 2 LOB: 1 BB: 0 P: 6	H: 0 LOB: 0 BB: 0 P: 5	H: 4 LOB: 2 BB: 2 P: 15	H: 2 LOB: 1 BB: 0 P: 4	H: 4 LOB: 1 BB: 0 P: 9

1B: 12 SF: 0
2B: 6 SAC: 2
3B: 0 DP: 2
HR: 1 HBP: 0

WP: 1 PA: 48
PB: 0
SB: 1
CS: 0

PITCHER		IP	WLS	BF	H	R	ER	SO	BB	IBB	HBP	BLK	WP	HR	S	P	ERA	WHIP
36 Edinson Volquez, R ERA: 8.38	(1, 1)	5.0		26	9	3	3	3	4	0	0	0	0	1	29	45	5.40	2.600
45 Bill Bray, L ERA: 8.38	(6, 1)	1.0		3	0	0	0	1	0	0	0	0	0	0	5	5	0.00	0.000
66 Logan Ondrusek, R ERA: 4.82	(7, 1)	1.0	L	8	4	4	1	0	2	0	0	0	0	0	7	15	9.00	6.000
56 Matt Maloney, L ERA: 5.79	(8, 1)	2.0		11	6	3	3	0	0	0	0	0	1	0	11	13	13.50	3.000

PITCHER	IP	WLS	BF	H	R	ER	SO	BB	IBB	HBP	BLK	WP	HR	S	P	ERA	WHIP

BOTTOM

Batter	1	2	3	4	5	6	7	8	9	AB	R	H	RBI	BB	SO	LOB
4 Brandon Phillips, R (1, 4) OBP: 0.372, SLG: 0.395	S S S 0-3 ① K		x 0-0 16 1B 2-H 1B		x 0-0 F9 ①		S F S 0-3 ② K		x 0-0 ③ G4-3	2	1	1	1	0	1	0
43 Miguel Cairo, R (5, PH) OBP: 0.359, SLG: 0.314 (6, 4)										3	0	0	0	0	1	2
16 Edgar Renteria, R (1, 6) OBP: 0.394, SLG: 0.484	B B B B 4-0 19 G6-3 BB		x 0-0 19 G3-6-3 2-H 1B		x 0-0 ② 2-3 1B		x 0-0 ③ FC4-6 1-2f			1	0	1	1	1	0	0
81 Miguel Rojas, R (5, PH) OBP: 0.333, SLG: 0.286 (6, 6)										2	0	1	0	0	0	1
19 Joey Votto, L (1, 3) OBP: 0.408, SLG: 0.571	x 0-0 ② ③ G6-3 1-2f		x 0-0 ② ③ G3-6-3 1-2f		S S S 0-3 ③ K			x 0-0 ① F8		3	0	0	0	0	1	3
76 Danny Dorn, L (6, 3) OBP: 0.345, SLG: 0.440										1	0	0	0	0	0	0
32 Jay Bruce, L (1, 9) OBP: 0.348, SLG: 0.512		x 0-0 ① G3		x 0-0 31 2B 2B		x 0-0 ① G4-3		x 0-0 15 1B 2B		2	1	1	0	0	0	0
26 Jeremy Hermida, L (6, 9) OBP: 0.457, SLG: 0.639										2	1	1	0	0	0	0
31 Jonny Gomes, R (1, 7) OBP: 0.261, SLG: 0.500		H 1-0 6 S HBP		x 0-0 2-H 2B		x 0-0 ② G5-3		x 0-0 2-H 1B		1	0	1	1	0	0	0
15 Fred Lewis, L (6, 7) OBP: 0.271, SLG: 0.262										2	0	1	1	0	0	0
6 Drew Stubbs, R (1, 8) OBP: 0.300, SLG: 0.326		D C S C 1-3 ② K 1-2		S S S 0-3 ① K		x 0-0 37 S 1B		x 0-0 ② P4		2	0	0	0	0	2	2
28 Chris Heisey, R (6, 8) OBP: 0.400, SLG: 0.717										2	0	1	0	0	0	1
65 Devin Mesoraco, R (1, 2) OBP: 0.471, SLG: 0.667		x 0-0 ③ F9		x 0-0 ② P2		B x 1-0 ③ G5-3 1-2		x 0-0 ③ F7		2	0	0	0	0	0	2
37 Corky Miller, R (6, 2) OBP: 0.286, SLG: 0.278										2	0	0	0	0	0	2
3 Chris Valaika, R (1, 5) OBP: 0.375, SLG: 0.405			B B B B 4-0 36 SH2-4 4 1B BB	S C S 0-3 ③ K			x 0-0 81 FC4-6 1B		x 0-0 ① F8	1	1	0	0	1	1	1
83 Mike Costanzo, L (7, 5) OBP: 0.333, SLG: 0.333										2	0	1	0	0	0	0
36 Edinson Volquez, R (1, 1)			x 0-0 ① SH2-4 1-2		x 0-0 81 1B 2B		x 0-0 ① F8		x 0-0 ② G6-3	0	0	0	0	0	0	0
77 Dave Sappelt, R (5, PH) OBP: 0.571, SLG: 0.974										1	0	1	0	0	0	0
45 Bill Bray, L (6, 1)										0	0	0	0	0	0	0
66 Logan Ondrusek, R (7, 1)										0	0	0	0	0	0	0
86 David Cook, R (7, PH)										1	0	0	0	0	0	1
56 Matt Maloney, L (8, 1)										0	0	0	0	0	0	0
87 Brodie Greene, R (9, PH) OBP: 0.333, SLG: 0.333										1	0	0	0	0	0	0
Inning Stats	R: 0 E: 0 K: 1 S: 4 H: 0 LOB: 0 BB: 1 P: 8	R: 0 E: 0 K: 1 S: 5 H: 0 LOB: 1 BB: 0 P: 7	R: 2 E: 0 K: 0 S: 4 H: 2 LOB: 0 BB: 1 P: 8	R: 1 E: 0 K: 2 S: 9 H: 2 LOB: 1 BB: 0 P: 9	R: 0 E: 0 K: 1 S: 6 H: 2 LOB: 1 BB: 0 P: 6	R: 0 E: 0 K: 0 S: 4 H: 1 LOB: 1 BB: 0 P: 5	R: 0 E: 0 K: 1 S: 6 H: 1 LOB: 1 BB: 0 P: 6	R: 1 E: 0 K: 0 S: 5 H: 2 LOB: 1 BB: 0 P: 5	R: 0 E: 0 K: 0 S: 3 H: 0 LOB: 0 BB: 0 P: 3	1B: 6 2B: 4 3B: 0 HR: 0		SF: 0 SAC: 1 DP: 2 HBP: 1				

PITCHER		IP	WLS	BF	H	R	ER	SO	BB	IBB	HBP	BLK	WP	HR	S	P	ERA	WHIP
78 Casey Kelly, R ERA: 3.0	(1, 1)	4.0		17	4	3	3	4	2	0	1	0	0	0	22	32	6.75	1.500
59 Luis Perdomo, R ERA:	(5, 1)	1.0		4	2	0	0	1	0	0	0	0	0	0	6	6	0.00	2.000
79 Colt Hynes, L ERA:	(6, 1)	1.0	W	4	1	0	0	0	0	0	0	0	0	0	4	5	0.00	1.000
50 Chad Qualls, R ERA: 3.0	(7, 1)	1.0		4	1	0	0	1	0	0	0	0	0	0	6	6	0.00	1.000
21 Heath Bell, R ERA: 11.12	(8, 1)	1.0		5	2	1	1	0	0	0	0	0	0	0	5	5	9.00	2.000

PITCHER		IP	WLS	BF	H	R	ER	SO	BB	IBB	HBP	BLK	WP	HR	S	P	ERA	WHIP
65 Scott Munter, R ERA: 3.86	(9, 1)	1.0		3	0	0	0	0	0	0	0	0	0	0	3	3	0.00	0.000

AB	33
R	4
H	10
RBI	4
BB	2
SO	6
LOB	15

WP: 0 PB: 0 SB: 2 CS: 0 PA: 37

San Diego Padres @ Cincinnati Reds

Goodyear Ballpark, Goodyear, AZ

Fri Mar 25 2011, 4:08 PM - 7:05 PM EDT

Att. 4,421 - Sunny - 72 F

livebaseballscorecards.com

Batter	1	2	3	4	5	6	7	8	9	AB	R	H	RBI	BB	SO	LOB
15 Fred Lewis, L (1, 9) OBP: 0.294, SLG: 0.341	B B B B 4-0 4 1B BB		X 0-0 ① F8	X 0-0 2-H 3-H HR		X 0-0 ③ G4-3			B B B B 4-0 86 G3-6-3 BB	2	1	1	3	1	0	0
88 Felix Perez, L (5, 9) OBP: 0.500, SLG: 0.500										1	0	0	0	1	0	0
4 Brandon Phillips, R (1, 4) OBP: 0.391, SLG: 0.415	X 0-0 19 G6-3 1-2 1B		X 0-0 19 1B 1B	X 0-0 ③ L7			X 0-0 ① G6-3		X 0-0 ② ③ G3-6-3 1-2f	3	0	2	0	0	0	0
16 Edgar Renteria, R (5, 4) OBP: 0.382, SLG: 0.469										1	0	0	0	0	0	0
86 Chris McMurray, R (9, PH) OBP: 0.500, SLG: 0.500										1	0	0	0	0	0	1
19 Joey Votto, L (1, 3) OBP: 0.404, SLG: 0.556	X 0-0 ① ② G6-3 1-2f		X 0-0 1-2 1B		X 0-0 ① G3-1		X 0-0 ② G3			3	0	1	0	0	0	2
43 Miguel Cairo, R (5, 3)										1	0	0	0	0	0	0
31 Jonny Gomes, R (1, 7) OBP: 0.250, SLG: 0.477	X 0-0 ③ F9		C F S 0-3 ② K		X 0-0 25 2B 6 BLK 1B		C C S 0-3 ③ K			2	0	0	0	0	1	3
26 Jeremy Hermida, L (5, PH) OBP: 0.458, SLG: 0.632										2	1	1	0	0	1	0
(5, 7)																
25 Juan Francisco, L (1, 5) OBP: 0.327, SLG: 0.596		B B X 2-0 HR	S F S 0-3 ③ K		X 0-0 6 BLK 6 1B 1-3 2B			X 0-0 1B		4	2	3	1	0	1	2
6 Drew Stubbs, R (1, 8) OBP: 0.302, SLG: 0.327	X 0-0 ① G5-3			X 0-0 ① G6-3	X 0-0 29 G6-4-3 2-H 3-H 1B			X 0-0 ① F9		3	0	1	1	0	0	0
28 Chris Heisey, R (5, 8) OBP: 0.392, SLG: 0.702										1	0	0	0	0	0	1
29 Ryan Hanigan, R (1, 2) OBP: 0.381, SLG: 0.417	X 0-0 ② G3-1			X 0-0 ② G1-3	X 0-0 ② ③ G6-4-3 1-2f			C C S 0-3 ② K		3	0	0	0	0	0	1
40 Nick Masset, R (5, 1)										0	0	0	0	0	0	0
54 Aroldis Chapman, L (6, 1) OBP: 1.000, SLG: 1.000										0	0	0	0	0	0	0
69 Jerry Gil, R (6, 1)										0	0	0	0	0	0	0
79 Jeremy Horst, L (7, 1)										0	0	0	0	0	0	0
85 Michael Griffin, R (8, PH) OBP: 0.308, SLG: 0.308										1	0	0	0	0	1	1
89 Nick Christiani, R (8, 1)										0	0	0	0	0	0	0
7 Paul Janish, R (1, 6) OBP: 0.341, SLG: 0.349	X 0-0 63 WP 1B		X 0-0 63 2B 15 HR 1B			X 0-0 ① G6-3		X 0-0 ③ G4-3		3	1	2	0	0	0	0
81 Miguel Rojas, R (6, 6) OBP: 0.300, SLG: 0.250										1	0	0	0	0	0	1
63 Sam LeCure, R (1, 1) OBP: 0.333, SLG: 0.667	B S S C 1-3 ③ K 1-2		X 0-0 15 HR 1-3 2B			C F S 0-3 ② K			C C S 0-3 ① K	2	1	1	0	0	1	1
45 Bill Bray, L (4, 1)										0	0	0	0	0	0	0
37 Corky Miller, R (5, 2) OBP: 0.261, SLG: 0.250										2	0	0	0	0	2	0
Inning Stats	R: 0 E: 0 K: 0 S: 3 H: 1 LOB: 1 BB: 1 P: 7	R: 1 E: 0 K: 1 S: 7 H: 2 LOB: 1 BB: 0 P: 10	R: 0 E: 0 K: 2 S: 9 H: 2 LOB: 2 BB: 0 P: 9	R: 3 E: 0 K: 0 S: 6 H: 3 LOB: 0 BB: 0 P: 6	R: 2 E: 0 K: 0 S: 5 H: 3 LOB: 0 BB: 0 P: 5	R: 0 E: 0 K: 1 S: 5 H: 0 LOB: 0 BB: 0 P: 5	R: 0 E: 0 K: 1 S: 5 H: 0 LOB: 0 BB: 0 P: 5	R: 0 E: 0 K: 1 S: 6 H: 1 LOB: 1 BB: 0 P: 6	R: 0 E: 0 K: 1 S: 4 H: 0 LOB: 0 BB: 1 P: 8	1B: 8 2B: 2 3B: 0 HR: 2 SF: 0 SAC: 0 DP: 3 HBP: 0						

PITCHER		IP	WLS	BF	H	R	ER	SO	BB	IBB	HBP	BLK	WP	HR	S	P	ERA	WHIP
55 Tim Lincecum, R ERA: 4.37	(1, 1)	5.0		25	11	6	6	3	1	0	0	1	1	2	30	37	10.80	2.400
66 Shane Loux, R ERA: 1.93	(6, 1)	1.0	W	3	0	0	0	1	0	0	0	0	0	0	5	5	0.00	0.000
59 Guillermo Mota, R ERA: 3.55	(7, 1)	1.0	H	3	0	0	0	1	0	0	0	0	0	0	5	5	0.00	0.000
41 Jeremy Affeldt, L ERA: 0.87	(8, 1)	1.0	H	4	1	0	0	1	0	0	0	0	0	0	6	6	0.00	1.000
65 Steve Edlefsen, R ERA: 1.04	(9, 1)	1.0	S	3	0	0	0	1	1	0	0	0	0	0	4	8	0.00	1.000

PITCHER	IP	WLS	BF	H	R	ER	SO	BB	IBB	HBP	BLK	WP	HR	S	P	ERA	WHIP

TOP

Cincinnati Reds @ San Francisco Giants

Scottsdale Stadium, Scottsdale, AZ

Sat Mar 26 2011, 6:16 PM - 9:07 PM EDT

Att. 12,096 - Partly Cloudy - 72 F

livebaseballscorecards.com

AB	36
R	6
H	12
RBI	5
BB	2
SO	7
LOB	13

WP: 1 PA: 38
PB: 0
SB: 0
CS: 0

Batter	1	2	3	4	5	6	7	8	9	AB	R	H	RBI	BB	SO	LOB
56 Andres Torres, S (1, 8) OBP: 0.338, SLG: 0.508	CSS 0-3 ① K		X 0-0 21 CS 1B	X 0-0 ③ 2-H 3-H 2B		X 0-0 17 FC5 28 E 1-3 2-H 3-H 2B	BBBB 4-0 BB			4	1	3	4	1	1	0
41 Jeremy Affeldt, L (8, 1)										0	0	0	0	0	0	0
65 Steve Edlefsen, R (9, 1)										0	0	0	0	0	0	0
21 Freddy Sanchez, R (1, 4) OBP: 0.291, SLG: 0.442	X 0-0 17 G3-1 5 1B 2B		BTSS 1-3 ①② K 1-2		X 0-0 17 G4-6-3 1B	X 0-0 ① G5-3	X 0-0 ③ F8			3	1	2	0	0	1	1
66 Shane Loux, R (6, 1)										0	0	0	0	0	0	0
94 Brett Pill, R (6, PH) (7, 3)										2	0	0	0	0	0	3
17 Aubrey Huff, L (1, 9) OBP: 0.365, SLG: 0.650	X 0-0 ② G3-1 2-3		X 0-0 28 BB 1B		X 0-0 ①② G4-6-3 1-2f	X 0-0 FC5 5 WP 28 E 48 SF8 2-3 3-H		CFS 0-3 ① K		4	1	1	1	0	0	3
82 Sharlon Schoop, R (7, 6)										1	0	0	0	0	1	0
28 Buster Posey, R (1, 2) OBP: 0.537, SLG: 0.714	BBBB 4-0 5 1B BB		BBBB 4-0 1-2 BB		BBBB 4-0 BB	X 0-0 E5 48 SF8 5 WP 1-2 3-H		X 0-0 ② P6		1	0	0	1	3	0	1
83 Chris Stewart, R (7, 2) OBP: 0.379, SLG: 0.500										1	0	0	0	0	0	0
5 Pat Burrell, R (1, 7) OBP: 0.350, SLG: 0.431	X 0-0 1-2 3-H 1B		SFC 0-3 ③ K		FFC 0-3 ③ K	BBBB 4-0 1-2 2-3 BB		X 0-0 ③ P5		3	0	1	1	1	2	3
81 Ben Copeland, L (6, PR) (7, 7)										1	0	0	0	0	0	0
48 Pablo Sandoval, S (1, 5) OBP: 0.311, SLG: 0.507	X 0-0 ③ F8			X 0-0 ① F7		10 1B 7 WP 1B SF8 2-3 3-H				3	1	1	1	0	0	2
10 Miguel Tejada, R (1, 6) OBP: 0.295, SLG: 0.345		X 0-0 ① G4-3		X 0-0 55 SH5-4 7 1B 56 2B 1B		84 1B 7 WP 56 2B 1-3 1B G5-3				4	2	2	0	0	0	2
59 Guillermo Mota, R (7, 1)										0	0	0	0	0	0	0
83 Justin Christian, R (8, 8)										0	0	0	0	0	0	0
7 Mark DeRosa, R (1, 3) OBP: 0.347, SLG: 0.391		X 0-0 ② F9		X 0-0 55 SH5-4 56 2B 1-2 1B		BH 2-0 84 1B 56 2B 1-2 3-H HBP	CCS 0-3 ① K			3	2	1	0	0	1	0
(7, 9)																
79 Juan Carlos Perez, R (8, 8) (8, 9)										0	0	0	0	0	0	0
55 Tim Lincecum, L (1, 1)		CSC 0-3 ③ K		X 0-0 ② SH5-4 1-2 2-3		X 0-0 56 2B 17 FC5 1-2 2-3 1B	CSC 0-3 ② K			1	0	0	0	0	1	0
84 Charlie Culberson, R (6, 4) OBP: 0.222, SLG: 0.188										2	1	1	0	0	1	0
Inning Stats	R: 1 E: 0 K: 1 S: 7 H: 2 LOB: 2 BB: 1 P: 11	R: 0 E: 0 K: 1 S: 5 H: 0 LOB: 0 BB: 0 P: 5	R: 0 E: 0 K: 2 S: 8 H: 2 LOB: 2 BB: 1 P: 13	R: 2 E: 0 K: 0 S: 5 H: 3 LOB: 1 BB: 0 P: 5	R: 0 E: 0 K: 1 S: 5 H: 1 LOB: 1 BB: 1 P: 9	R: 6 E: 1 K: 0 S: 9 H: 4 LOB: 2 BB: 1 P: 15	R: 0 E: 0 K: 2 S: 7 H: 0 LOB: 1 BB: 1 P: 11	R: 0 E: 0 K: 1 S: 5 H: 0 LOB: 0 BB: 0 P: 5		1B: 9 2B: 3 3B: 0 HR: 0 SF: 1 SAC: 1 DP: 1 HBP: 1						

BOTTOM

Cincinnati Reds @ San Francisco Giants

Scottsdale Stadium, Scottsdale, AZ

Sat Mar 26 2011, 6:16 PM - 9:07 PM EDT

Att. 12,096 - Partly Cloudy - 72 F

livebaseballscorecards.com

AB	33
R	9
H	12
RBI	8
BB	5
SO	8
LOB	15

PITCHER		IP	WLS	BF	H	R	ER	SO	BB	IBB	HBP	BLK	WP	HR	S	P	ERA	WHIP
63 Sam LeCure, R ERA: 4.73	(1, 1)	3.1		15	4	1	1	4	2	0	0	0	0	0	21	30	2.70	1.800
45 Bill Bray, L ERA: 9.58	(4, 1)	0.2	H	4	3	2	2	0	0	0	0	0	0	0	4	4	27.00	4.500
40 Nick Masset, R ERA: 3.24	(5, 1)	1.0	H	4	1	0	0	1	1	0	0	0	0	0	5	9	0.00	2.000
54 Aroldis Chapman, L ERA: 5.73	(6, 1)	0.0	L	5	4	5	5	0	0	0	1	0	1	0	4	6	∞	∞
69 Jerry Gil, R ERA:	(6, 1)	1.0		6	0	1	0	0	1	0	0	0	1	0	5	9	0.00	1.000

PITCHER		IP	WLS	BF	H	R	ER	SO	BB	IBB	HBP	BLK	WP	HR	S	P	ERA	WHIP
79 Jeremy Horst, L ERA: 1.8	(7, 1)	1.0		4	0	0	0	2	1	0	0	0	0	0	7	11	0.00	1.000
89 Nick Christiani, R ERA: 4.91	(8, 1)	1.0		3	0	0	0	1	0	0	0	0	0	0	5	5	0.00	0.000

WP: 2 PB: 0 SB: 0 CS: 1 PA: 41

Arizona Diamondbacks @ Cincinnati Reds

Goodyear Ballpark, Goodyear, AZ

Sun Mar 27 2011, 4:07 PM - 6:59 PM EDT

Att. 5,037 - Sunny - 68 F

TOP

livebaseballscorecards.com

Batter	1	2	3	4	5	6	7	8	9	AB	R	H	RBI	BB	SO	LOB
2 Kelly Johnson, L (1, 4) OBP: 0.343, SLG: 0.485 18 Willie Bloomquist, R (6, 6) OBP: 0.420, SLG: 0.477	8 G4-6-3 1B	BBBB 1-2 BB			F7 ②		1-2 1B	1-3 2-H 3-H 2B		2 2	0 0	1 2	0 2	1 0	0 0	0 0
8 Gerardo Parra, L (1, 8) OBP: 0.373, SLG: 0.469 49 Rafael Rodriguez, R (7, 1) 33 Russell Branyan, L (8, PH) OBP: 0.484, SLG: 0.722 52 Daniel Stange, R (8, 1)	G4-6-3 ①② 1-2f	K ③			6 3B 1B		K ①	K		4 0 1 0	1 0 0 0	1 0 0 0	0 0 0 0	0 0 0 0	2 0 1 0	5 0 2 0
6 Stephen Drew, L (1, 6) OBP: 0.346, SLG: 0.511 46 Ryan Wheeler, L (6, 5) OBP: 0.667, SLG: 1.167	1B	G1-3 ①			10 1B 1-H 3B		K ②		BBBB HBP BB	3 1	1 0	2 0	1 0	0 1	0 1	0 2
10 Justin Upton, R (1, 9) OBP: 0.329, SLG: 0.448 31 Bryan Shaw, S (5, 1) 63 Paul Goldschmidt, R (7, PH) OBP: 0.440, SLG: 0.833 (7, 3)	F8 ③	K ②			3-H 1B		K ③		L7 ①	3 0 2	0 0 0	1 0 0	1 0 0	0 0 0	1 0 0	1 0 3
46 Juan Miranda, L (1, 3) OBP: 0.415, SLG: 0.566 Adam Eaton, L (7, 9) OBP: 0.444, SLG: 0.857	H 1-0 22 2B 14 1B HBP	G4-3 ③			G3 ③			BBBB 29 FC3-6 BB	H 1-2 HBP	2 0	1 0	0 0	0 0	0 1	0 0	1 0
22 Xavier Nady, R (1, 7) OBP: 0.231, SLG: 0.328 29 Brandon Allen, L (7, 7) OBP: 0.288, SLG: 0.464	1-3 14 1B 2B	SSS K ①		F9 ①				FC3-6 ① 10 1B 1-2f 18 2B	CCC K ②	3 2	1 1	1 0	0 0	0 1	1 1	0 3
26 Miguel Montero, L (1, 2) OBP: 0.293, SLG: 0.327 10 Robby Hammock, R (7, 2) OBP: 0.500, SLG: 0.500	SSS K ①	F8 ②		G3 ②				31 BB 18 2B 2-3 1B	F9 ③	3 2	0 1	0 1	0 0	0 0	1 0	2 2
14 Ryan Roberts, R (1, 5) OBP: 0.597, SLG: 0.654 (6, 4) 70 Mike Freeman, L (8, PH) (8, 4)	44 CS 2-H 3-H 1B	G5-3 ③		G6-3 ③			SSS K ②			3 1	0 0	1 0	2 0	0 0	0 1	0 2
44 Aaron Heilman, R (1, 1) OBP: 0.167, SLG: 0.167 45 Kam Mickolio, R (3, 1) 31 AJ Pollock, R (5, PH) OBP: 0.409, SLG: 0.537 (5, 9) (7, 8)	SX 2 BB 1-2 1B			G6-3 ①			18 1B 1B	BBBB 18 2B 1-2 BB		1 0 2	0 0 0	1 0 1	0 0 0	0 0 1	0 0 0	0 0 0
Inning Stats	R: 0 E: 0 K: 0 S: 4 H: 2 LOB: 1 BB: 0 P: 4	R: 2 E: 0 K: 2 S: 10 H: 3 LOB: 2 BB: 1 P: 15	R: 0 E: 0 K: 1 S: 5 H: 0 LOB: 0 BB: 0 P: 5	R: 0 E: 0 K: 1 S: 5 H: 0 LOB: 0 BB: 0 P: 5	R: 2 E: 0 K: 0 S: 6 H: 3 LOB: 1 BB: 0 P: 6	R: 0 E: 0 K: 0 S: 3 H: 0 LOB: 0 BB: 0 P: 3	R: 0 E: 0 K: 3 S: 11 H: 2 LOB: 2 BB: 0 P: 11	R: 2 E: 1 K: 2 S: 9 H: 2 LOB: 2 BB: 2 P: 17	R: 0 E: 0 K: 1 S: 5 H: 0 LOB: 2 BB: 1 P: 10	1B: 9 2B: 2 3B: 1 HR: 0	SF: 0 SAC: 0 DP: 1 HBP: 2						

	AB	37
	R	6
	H	12
	RBI	6
	BB	4
	SO	10
	LOB	23

WP: 0 PB: 0 SB: 0 CS: 1 PA: 43

PITCHER		IP	WLS	BF	H	R	ER	SO	BB	IBB	HBP	BLK	WP	HR	S	P	ERA	WHIP
74 Scott Carroll, R ERA: 2.0	(1, 1)	4.0	W	17	5	2	2	4	1	0	1	0	0	0	24	29	4.50	1.500
87 Joseph Krebs, L ERA: 16.88	(5, 1)	1.0		6	3	2	2	0	0	0	0	0	0	0	6	6	18.00	3.000
51 Jared Burton, R ERA: 5.73	(6, 1)	1.0		3	0	0	0	0	0	0	0	0	0	0	3	3	0.00	0.000
89 Brad Boxberger, R ERA: 10.8	(7, 1)	1.2		11	4	2	2	4	2	0	0	0	0	0	17	25	10.80	3.600
Lee Tabor, L ERA:	(8, 1)	1.1	S	6	0	0	0	2	1	0	1	0	0	0	8	13	0.00	0.750

PITCHER	IP	WLS	BF	H	R	ER	SO	BB	IBB	HBP	BLK	WP	HR	S	P	ERA	WHIP

BOTTOM

Arizona Diamondbacks @ Cincinnati Reds

Goodyear Ballpark, Goodyear, AZ

Sun Mar 27 2011, 4:07 PM - 6:59 PM EDT

Att. 5,037 - Sunny - 68 F

livebaseballscorecards.com

Batter	1	2	3	4	5	6	7	8	9	AB	R	H	RBI	BB	SO	LOB
6 Drew Stubbs, R (1, 8) OBP: 0.321, SLG: 0.365 88 Denis Phipps, R (5, PH) (6, 9)	16 E 16 S 1B	4 1B 16 1B 2B	G3 ①		BBB 7 FC6-4 1-2 BB			F8 ①		3 2 2 0 0 0 0 1 0 0 0 1 0 0						
16 Edgar Renteria, R (1, 6) OBP: 0.432, SLG: 0.500 7 Paul Janish, R (5, PH) OBP: 0.326, SLG: 0.333 (6, 6)	SX E8 4 HR 1-H 1B	27 2B 4 1B 2-3 1B	BBBB 4 L3 BB		X FC6-4 ③ 1-2f			P4 ②		2 2 2 1 1 0 0 2 0 0 0 0 0 2						
4 Brandon Phillips, R (1, 4) OBP: 0.408, SLG: 0.500 87 Henry Alejandro Rodriguez, R (6, 4) OBP: 0.500, SLG: 0.500	2-H HR	27 2B 25 E 1-2 3-H 1B	L3 ②③ 1-1			90 F9-3 1B		G6-3 ③		3 2 2 3 0 0 1 2 0 1 0 0 0 0						
27 Scott Rolen, R (1, 5) OBP: 0.244, SLG: 0.342 83 Mike Costanzo, L (6, 5) OBP: 0.286, SLG: 0.286	SSS K ①	25 E 1-3 2-H 2B		P4 ①		P6 ①				3 1 1 1 0 1 0 1 0 0 0 0 0 1						
32 Jay Bruce, L (1, 9) OBP: 0.367, SLG: 0.511 90 Andrew Means, R (6, 8) OBP: 0.100, SLG: 0.200	25 F8 31 E 1B	BBBB 25 E 55 SF8 BB		CCC K		F9-3 ②③ 1-1				2 1 1 0 1 1 0 1 0 0 0 0 0 1						
31 Jonny Gomes, R (1, 7) OBP: 0.235, SLG: 0.447 28 Chris Heisey, R (6, 7) OBP: 0.404, SLG: 0.771	FC5 55 S 1-2	F7 ①	SSS K ③				FBBX 2-1 HR			3 0 0 0 0 1 4 1 1 1 1 0 0 0						
25 Juan Francisco, L (1, 3) OBP: 0.328, SLG: 0.582 76 Danny Dorn, L (7, 3) OBP: 0.333, SLG: 0.423	F8 ② 2-3	E4 1-3 2-H 3-H			88 BB 1B		G3 ①			3 0 1 1 0 0 3 1 0 0 0 0 0 0						
55 Ramon Hernandez, R (1, 2) OBP: 0.250, SLG: 0.381 37 Corky Miller, R (6, 2) OBP: 0.250, SLG: 0.238	SBBBB 1-2 BB	SF8 ② 3-H			SSS K ①		CCC K ②			1 0 0 1 1 1 1 1 0 0 0 0 1 0						
74 Scott Carroll, R (1, 1) 87 Joseph Krebs, L (5, 1) 88 Jefry Sierra, R (5, PH) 51 Jared Burton, R (6, 1) 89 Brad Boxberger, R (7, 1) Lee Tabor, L (8, 1)	F9 ③	G6-3 ③			SSS K ②		SSS K ③			2 0 0 0 0 0 4 0 0 0 0 0 0 0 1 0 0 0 0 1 1 0 0 0 0 0 0 0 1 0 0 0 0 1 0 0 0 0 0 0 0 0						
Inning Stats	R: 3 E: 2 K: 1 S: 12 — H: 4 LOB: 3 BB: 1 P: 16	R: 5 E: 1 K: 0 S: 8 — H: 4 LOB: 1 BB: 1 P: 12	R: 0 E: 0 K: 0 S: 2 — H: 0 LOB: 0 BB: 1 P: 6	R: 0 E: 0 K: 2 S: 7 — H: 0 LOB: 0 BB: 0 P: 7	R: 0 E: 0 K: 2 S: 8 — H: 1 LOB: 2 BB: 1 P: 12	R: 0 E: 0 K: 0 S: 3 — H: 1 LOB: 0 BB: 0 P: 3	R: 1 E: 0 K: 2 S: 9 — H: 1 LOB: 0 BB: 0 P: 11	R: 0 E: 0 K: 0 S: 3 — H: 0 LOB: 0 BB: 0 P: 3		1B: 7 2B: 4 3B: 0 HR: 2 — SF: 1 SAC: 0 DP: 2 HBP: 0						

PITCHER	IP	WLS	BF	H	R	ER	SO	BB	IBB	HBP	BLK	WP	HR	S	P	ERA	WHIP
44 Aaron Heilman, R (1, 1) ERA: 7.03	2.0	L	18	8	8	6	1	2	0	0	0	0	1	20	28	27.00	5.000
45 Kam Mickolio, R (3, 1) ERA: 4.38	2.0		6	0	0	0	2	1	0	0	0	0	0	9	13	0.00	0.500
31 Bryan Shaw, R (5, 1) ERA:	2.0		8	2	0	0	2	1	0	0	0	0	0	11	15	0.00	1.500
49 Rafael Rodriguez, R (7, 1) ERA: 6.94	1.0		4	1	1	0	2	0	0	0	0	0	1	9	11	0.00	1.000
52 Daniel Stange, R (8, 1) ERA: 7.71	1.0		3	0	0	0	0	0	0	0	0	0	0	3	3	0.00	0.000

PITCHER	IP	WLS	BF	H	R	ER	SO	BB	IBB	HBP	BLK	WP	HR	S	P	ERA	WHIP

AB	34
R	9
H	11
RBI	8
BB	4
SO	7
LOB	18

WP: 0 PB: 0 SB: 2 CS: 0 — PA: 39

Batter	1	2	3	4	5	6	7	8	9	AB	R	H	RBI	BB	SO	LOB
6 Drew Stubbs, R (1, 8) OBP: 0.322, SLG: 0.418	G5-3		K		HR 1-H 2-H		1 SAFE K 1-2		G3-1	3	1	1	3	0	1	0
28 Chris Heisey, R (5, 8) OBP: 0.389, SLG: 0.740										2	0	0	0	0	1	1
4 Brandon Phillips, R (1, 4) OBP: 0.412, SLG: 0.522	19 BLK 2B		P4		G4-3			P5	G6-3	2	0	1	0	0	0	0
16 Edgar Renteria, R (5, PH) OBP: 0.400, SLG: 0.459 (5, 4)										3	0	0	0	0	0	0
19 Joey Votto, L (1, 3) OBP: 0.382, SLG: 0.521	K 2-3			G6-3	G4-3			E5 90 HR 85 BB	83 HR BB	3	0	0	0	0	1	1
86 Neftali Soto, R (5, 3) OBP: 0.417, SLG: 0.400										1	2	0	0	1	0	0
27 Scott Rolen, R (1, 5) OBP: 0.227, SLG: 0.317	G3			F7		P3		K	HR 1-H	3	0	0	0	0	0	1
83 Mike Costanzo, L (6, 5) OBP: 0.333, SLG: 0.667										2	1	1	2	0	1	1
31 Jonny Gomes, R (1, 7) OBP: 0.264, SLG: 0.521		HR		BB		29 FC5-4 BB		90 HR 1-2 BB	37 FC5 90 1B 1B	1	1	1	1	1	0	0
25 Juan Francisco, L (5, 7) OBP: 0.339, SLG: 0.582										0	0	0	0	1	0	0
85 Michael Griffin, R (8, PH) OBP: 0.400, SLG: 0.357 (8, 7)										1	1	1	0	1	0	0
32 Jay Bruce, L (1, 9) OBP: 0.373, SLG: 0.500		29 G1-6-3 BB		F8		K		HR 1-H 2-H	37 FC5 1B 1-2	1	0	0	0	1	0	1
43 Miguel Cairo, R (5, 9) OBP: 0.341, SLG: 0.297										1	0	0	0	0	1	1
90 Brian Barton, R (8, PH) OBP: 0.667, SLG: 1.667 (8, 9)										2	1	2	3	0	0	0
29 Ryan Hanigan, R (1, 2) OBP: 0.356, SLG: 0.385	G1-6-3 1-2f				G5-3	FC5-4 1-2f		81 FC5 55 1B 1B	FC5 1-2 2-3f	3	0	0	0	0	0	2
37 Corky Miller, R (6, 2) OBP: 0.269, SLG: 0.261										2	0	1	0	0	0	2
55 Ramon Hernandez, R (7, 10) OBP: 0.286, SLG: 0.400	K				7 E 6 HR 1B		G4-3	81 FC5 1-2 1B		4	1	2	0	0	1	0
7 Paul Janish, R (1, 6) OBP: 0.313, SLG: 0.319			G5-3		FC5 6 HR 1-2		28 K 1B	FC5 1-2 2-3f		2	1	0	0	0	0	1
81 Miguel Rojas, R (5, 6) OBP: 0.333, SLG: 0.300										2	0	1	0	0	0	2
Inning Stats	R: 0 E: 0 K: 1 S: 6 H: 1 LOB: 1 BB: 0 P: 6	R: 1 E: 0 K: 1 S: 6 H: 1 LOB: 0 BB: 1 P: 11	R: 0 E: 0 K: 1 S: 5 H: 0 LOB: 0 BB: 0 P: 5	R: 0 E: 0 K: 0 S: 3 H: 0 LOB: 1 BB: 1 P: 7	R: 3 E: 1 K: 0 S: 7 H: 2 LOB: 0 BB: 0 P: 9	R: 0 E: 0 K: 1 S: 5 H: 0 LOB: 1 BB: 1 P: 9	R: 0 E: 0 K: 1 S: 5 H: 1 LOB: 0 BB: 0 P: 5	R: 3 E: 1 K: 1 S: 9 H: 3 LOB: 2 BB: 1 P: 13	R: 2 E: 0 K: 0 S: 6 H: 3 LOB: 2 BB: 1 P: 12	1B: 6 2B: 1 3B: 0 HR: 4 SF: 0 SAC: 0 DP: 1 HBP: 0						

PITCHER	IP	WLS	BF	H	R	ER	SO	BB	IBB	HBP	BLK	WP	HR	S	P	ERA	WHIP
50 John Danks, L (1, 1) ERA: 3.04	5.0	L	21	4	4	3	3	2	0	0	1	0	2	27	38	5.40	1.200
57 Ramon Pena, R (6, 1) ERA: 3.6	2.0		7	1	0	0	2	1	0	0	0	0	0	10	14	0.00	1.000
77 Will Ohman, L (8, 1) ERA: 6.0	1.0		8	3	3	0	1	1	0	0	0	0	1	9	13	0.00	4.000
94 Orlando Santos, R (9, 1) ERA: 18.0	1.0		7	3	2	2	0	1	0	0	0	0	1	6	12	18.00	4.000

PITCHER	IP	WLS	BF	H	R	ER	SO	BB	IBB	HBP	BLK	WP	HR	S	P	ERA	WHIP

TOP

Cincinnati Reds @ Chicago White Sox

Camelback Ranch, Glendale, AZ

Mon Mar 28 2011, 4:09 PM - 6:59 PM EDT

Att. 5,317 - Sunny - 74 F

livebaseballscorecards.com

AB	38
R	9
H	11
RBI	9
BB	5
SO	6
LOB	13

WP: 0 PA: 43
PB: 0
SB: 0
CS: 0

Batter	1	2	3	4	5	6	7	8	9	AB	R	H	RBI	BB	SO	LOB
1 Juan Pierre, L (1, 7) OBP: 0.360, SLG: 0.344	G3		FC4-6 15 CS 1-2f		G1-3 1-2		F8 1-3		BB 1-2 2-3	4	0	0	0	1	0	4
15 Gordon Beckham, R (1, 4) OBP: 0.338, SLG: 0.500	P3		CS 1-2	G1-3	K			G6-3	F4	5	0	0	0	0	1	5
44 Adam Dunn, L (1, 10) OBP: 0.320, SLG: 0.400	1B			G4-3		14 G4-6-3 BB		K	K	4	0	1	0	1	2	3
14 Paul Konerko, R (1, 3) OBP: 0.329, SLG: 0.478 83 Luis Sierra, L (8, PR) (9, 3)	G3-1			1B		G4-6-3 1-2f		88 1B		4 0	0 0	2 0	0 0	0 0	0 0	2 0
51 Alex Rios, R (1, 8) OBP: 0.343, SLG: 0.613 88 Kenneth Williams, S (6, PR) OBP: 0.167, SLG: 0.167 (7, 8)		F8	F8			1B		1-2 1B		3 1	0 0	1 1	0 0	0 0	0 0	1 0
20 Carlos Quentin, R (1, 9) OBP: 0.358, SLG: 0.625		G6-3		11 BB 18 1B		F7		K		4	1	1	0	0	1	3
12 A.J. Pierzynski, L (1, 2) OBP: 0.291, SLG: 0.327		K			F8		F8		1 BB 18 BB	4	0	1	0	0	1	1
11 Omar Vizquel, S (1, 5) OBP: 0.392, SLG: 0.543 86 Drew Garcia, S (9, PH) OBP: 0.250, SLG: 0.375			1 FC4-6	18 1B 1-2			F7			2 1	0 0	1 0	0 0	1 0	0 1	0 1
18 Brent Lillibridge, R (1, 6) OBP: 0.328, SLG: 0.400			K		1 G1-3 1-3 2-H				1 BB 1-2	2	0	1	1	2	1	1
Inning Stats	R: 0 H: 1 E: 0 LOB: 1 K: 0 BB: 0 S: 4 P: 4	R: 0 H: 0 E: 0 LOB: 0 K: 1 BB: 0 S: 5 P: 5	R: 0 H: 1 E: 0 LOB: 0 K: 1 BB: 0 S: 5 P: 6	R: 0 H: 1 E: 0 LOB: 1 K: 0 BB: 0 S: 4 P: 4	R: 1 H: 2 E: 0 LOB: 2 K: 1 BB: 1 S: 7 P: 11	R: 0 H: 1 E: 0 LOB: 1 K: 0 BB: 1 S: 3 P: 7	R: 0 H: 0 E: 0 LOB: 1 K: 0 BB: 1 S: 3 P: 8	R: 0 H: 2 E: 0 LOB: 2 K: 2 BB: 0 S: 9 P: 9	R: 0 H: 1 E: 0 LOB: 3 K: 2 BB: 2 S: 8 P: 16	1B: 9 2B: 0 3B: 0 HR: 0	SF: 0 SAC: 0 DP: 1 HBP: 0			WP: 0 PB: 0 SB: 0 CS: 1	PA: 40		

PITCHER	IP	WLS	BF	H	R	ER	SO	BB	IBB	HBP	BLK	WP	HR	S	P	ERA	WHIP
44 Mike Leake, R (1, 1) ERA: 7.29	5.2	W	23	6	1	1	3	2	0	0	0	0	0	27	36	1.59	1.412
89 Nick Christiani, R (6, 1) ERA: 4.5	0.1	H	1	0	0	0	0	0	0	0	0	0	0	1	1	0.00	0.000
51 Jared Burton, R (7, 1) ERA: 5.4	0.2	H	3	0	0	0	0	1	0	0	0	0	0	2	6	0.00	1.500
40 Nick Masset, R (7, 1) ERA: 2.89	1.0	H	3	0	0	0	1	0	0	0	0	0	0	5	6	0.00	0.000
56 Matt Maloney, L (8, 1) ERA: 5.28	1.1		9	3	0	0	3	2	0	0	0	0	0	13	21	0.00	3.750

PITCHER	IP	WLS	BF	H	R	ER	SO	BB	IBB	HBP	BLK	WP	HR	S	P	ERA	WHIP

BOTTOM

Cincinnati Reds @ Chicago White Sox

Camelback Ranch, Glendale, AZ

Mon Mar 28 2011, 4:09 PM - 6:59 PM EDT

Att. 5,317 - Sunny - 74 F

livebaseballscorecards.com

AB	34
R	1
H	9
RBI	1
BB	5
SO	7
LOB	21

Batter	1	2	3	4	5	6	7	8	9	AB	R	H	RBI	BB	SO	LOB
6 Drew Stubbs, R (1, 8) OBP: 0.306, SLG: 0.397	K	G4-3			E6 4 G3-1 19 1B		G3-1 2-3	43 BB 1-2 HBP		3	1	0	0	0	1	1
88 Felix Perez, L (6, 8) OBP: 0.500, SLG: 0.455										1	0	0	0	0	0	1
4 Brandon Phillips, R (1, 4) OBP: 0.407, SLG: 0.510	27 1B 32 1B 1B	G4-3			G3-1 1-2		F7	BBBB 1-2 2-3 BB		3	1	1	0	0	0	1
43 Miguel Cairo, R (6, 4) OBP: 0.349, SLG: 0.289										1	0	0	0	1	0	1
19 Joey Votto, L (1, 3) OBP: 0.379, SLG: 0.510	K	G4-3			27 CS 2-H 1B			25 1B 2B	K	3	0	1	1	0	1	1
83 Mike Costanzo, L (6, 3) OBP: 0.364, SLG: 0.727										2	1	1	0	0	1	3
27 Scott Rolen, R (1, 5) OBP: 0.255, SLG: 0.326	32 1B 1-3 1B		BBBB		BCCC 1-2			28 1B 88 1B 28 E 2-H 1B	SSS K	2	0	1	0	1	1	1
25 Juan Francisco, L (6, 5) OBP: 0.344, SLG: 0.579			BB							2	1	1	1	0	1	0
32 Jay Bruce, L (1, 9) OBP: 0.370, SLG: 0.490	1-2 3-H 1B	G4-3				G3-1		28 E 7 FC5-4 1-2 1B	SSS K	3	0	1	1	0	0	1
88 Denis Phipps, R (6, 9) OBP: 0.333, SLG: 0.200										2	1	1	0	0	1	0
31 Jonny Gomes, R (1, 7) OBP: 0.273, SLG: 0.580	K		BCX HR			G1-3		E4 7 FC5-4 1-3 2-H 1B	BBBB 7 BB 29 1B BB	2	1	1	1	0	1	2
28 Chris Heisey, R (6, PH) OBP: 0.404, SLG: 0.731										2	1	1	0	1	0	0
(6, 7)																
16 Edgar Renteria, R (1, 6) OBP: 0.381, SLG: 0.436		G5-3		CCC K		B2-3		FC5-4 29 S 1-2f 3-H 1B	BBBB 29 1B 1-2 BB	2	0	0	0	0	1	0
7 Paul Janish, R (6, PH) OBP: 0.314, SLG: 0.306										2	1	0	1	1	0	1
(6, 6)																
55 Ramon Hernandez, R (1, 2) OBP: 0.267, SLG: 0.370		G6-3		G3			88 G3-1 61 SH2-3 1B	BSSS 1-3 K 1-2	1-2 2-H 1B	2	0	0	0	0	0	0
29 Ryan Hanigan, R (6, 2) OBP: 0.375, SLG: 0.405										3	0	2	1	0	1	1
61 Bronson Arroyo, R (1, 1) OBP: 0.500, SLG: 0.500										2	0	1	0	0	1	0
45 Bill Bray, L (7, 1)										0	0	0	0	0	0	0
Jake Kahaulelio, R (8, PH) OBP: 1.000, SLG: 1.000										1	0	1	1	0	0	0
66 Logan Ondrusek, R (8, 1)										0	0	0	0	0	0	0
54 Aroldis Chapman, L (8, 1) OBP: 1.000, SLG: 1.000										0	0	0	0	0	0	0
86 David Cook, R (9, PH)										1	0	0	0	0	0	2
69 Jerry Gil, R (9, 1)										0	0	0	0	0	0	0
Inning Stats	R: 1 E: 0 K: 3 S: 12 H: 3 LOB: 2 BB: 0 P: 12	R: 0 E: 0 K: 0 S: 4 H: 1 LOB: 1 BB: 0 P: 4	R: 0 E: 0 K: 0 S: 3 H: 0 LOB: 1 BB: 1 P: 7	R: 1 E: 0 K: 2 S: 9 H: 1 LOB: 0 BB: 0 P: 10	R: 1 E: 1 K: 1 S: 6 H: 1 LOB: 0 BB: 0 P: 7	R: 0 E: 0 K: 0 S: 3 H: 0 LOB: 0 BB: 0 P: 3	R: 0 E: 0 K: 0 S: 4 H: 1 LOB: 1 BB: 0 P: 4	R: 4 E: 1 K: 2 S: 12 H: 5 LOB: 3 BB: 1 P: 18	R: 1 E: 0 K: 2 S: 8 H: 1 LOB: 2 BB: 2 P: 16	1B: 11 2B: 1 3B: 0 HR: 1	SF: 0 SAC: 1 DP: 0 HBP: 1						

PITCHER		IP	WLS	BF	H	R	ER	SO	BB	IBB	HBP	BLK	WP	HR	S	P	ERA	WHIP
63 Justin Masterson, R ERA: 5.4	(1, 1)	5.0	L	22	6	3	2	6	1	0	0	0	0	1	34	40	3.60	1.400
Jess Todd, R ERA: 0.93	(6, 1)	2.0		7	1	0	0	0	0	0	0	0	0	0	7	7	0.00	0.500
53 Rafael Perez, L ERA: 6.75	(8, 1)	0.1		5	4	4	4	0	0	0	0	0	0	0	5	5	108.00	12.000
37 Chad Durbin, R ERA: 11.57	(8, 1)	0.2		5	1	0	0	2	1	0	1	0	0	0	7	13	0.00	3.000
Eric Berger, L ERA: 9.0	(9, 1)	1.0		6	1	1	1	2	2	0	0	0	0	0	8	16	9.00	3.000

PITCHER	IP	WLS	BF	H	R	ER	SO	BB	IBB	HBP	BLK	WP	HR	S	P	ERA	WHIP

TOP

Cincinnati Reds @ Cleveland Indians

Goodyear Ballpark, Goodyear, AZ

Tue Mar 29 2011, 3:08 PM - 5:44 PM EDT

Att. 4,108 - Sunny - 73 F

livebaseballscorecards.com

AB	39
R	8
H	13
RBI	7
BB	4
SO	10
LOB	16

1B: 11	SF: 0	WP: 0	PA: 45
2B: 1	SAC: 1	PB: 0	
3B: 0	DP: 0	SB: 1	
HR: 1	HBP: 1	CS: 1	

Cincinnati Reds @ Cleveland Indians

Goodyear Ballpark, Goodyear, AZ

Tue Mar 29 2011, 3:08 PM - 5:44 PM EDT

Att. 4,108 - Sunny - 73 F

livebaseballscorecards.com

BOTTOM

Batter	1	2	3	4	5	6	7	8	9	AB	R	H	RBI	BB	SO	LOB
17 Shin-Soo Choo, L (1, 9) OBP: 0.412, SLG: 0.593	B B B C X 3-1 HR	X 0-0 E4 1-3			B B C C X 2-2 HR		S S S 0-3 ③ K			3	2	2	2	0	0	1
John Drennen, L (6, 9)										1	0	0	0	0	1	0
13 Asdrúbal Cabrera, S (1, 6) OBP: 0.426, SLG: 0.600	X 0-0 ① F9	X 0-0 ③ F8			C C C 0-3 ② K			H 1-0 84 2B 35 SF8 HBP		3	0	0	0	0	1	2
85 Karexon Sanchez, S (6, 4) OBP: 1.000, SLG: 1.000										0	1	0	0	0	0	0
28 Travis Buck, L (1, 8) OBP: 0.469, SLG: 0.696	X 0-0 ② L5		X 0-0 ① F8		X 0-0 1B			X 0-0 22 G5-3 1-3 2B		3	0	1	0	0	0	0
84 Tim Fedroff, L (8, PH) OBP: 0.500, SLG: 2.000 (9, 8)										1	0	1	0	0	0	0
47 Shelley Duncan, R (1, 7) OBP: 0.319, SLG: 0.422	X 0-0 48 2B 1B		X 0-0 ② F8		X 0-0 ③ G5-3			X 0-0 ① SF8 3-H		3	0	1	0	0	0	1
35 Jordan Brown, L (7, 7) OBP: 0.267, SLG: 0.333										0	0	0	1	0	0	0
48 Travis Hafner, L (1, 10) OBP: 0.391, SLG: 0.429	X 0-0		X 0-0 ③ F8			X 0-0 9 G6-3 1B		X 0-0 ② G5-3 2-3		3	0	2	0	0	0	0
22 Luke Carlin, S (8, PH) OBP: 0.217, SLG: 0.286 (9, 10)	1-3 2B									1	0	0	0	0	0	1
7 Matt LaPorta, R (1, 3) OBP: 0.215, SLG: 0.356	S S S 0-3 ③ K			X 0-0 ① G6-3		X 0-0 ① F8		X 0-0 ③ P6		3	0	0	0	0	1	3
88 Matt McBride, R (7, 3) OBP: 0.188, SLG: 0.250										1	0	0	0	0	0	1
9 Jack Hannahan, L (1, 5) OBP: 0.426, SLG: 0.434		X 0-0 ① L1		X 0-0 ② P5		X 0-0 ② ③ G6-3 1-2f			X 0-0 ① F9	3	0	0	0	0	0	1
83 Matt Lawson, R (7, 5)										1	0	0	0	0	0	0
8 Adam Everett, R (1, 4) OBP: 0.377, SLG: 0.267 (6, 6)		X 0-0 ② F9		X 0-0 ③ F7			X 0-0 ① F8		C C C 0-3 ② K	4	0	0	0	0	1	0
6 Lou Marson, R (1, 2) OBP: 0.219, SLG: 0.172		B B B 4-0 17 E BB			S S S 0-3 ① K		S S S 0-3 ② K		S S S 0-3 ③ K	1	0	0	0	1	1	0
2 Paul Phillips, R (7, 2) OBP: 0.406, SLG: 0.548										2	0	0	0	0	2	0

Inning Stats	1	2	3	4	5	6	7	8	9
	R: 1 H: 3 E: 0 LOB: 2 K: 1 BB: 0 S: 9 P: 12	R: 0 H: 0 E: 1 LOB: 2 K: 0 BB: 1 S: 4 P: 8	R: 0 H: 0 E: 0 LOB: 0 K: 0 BB: 0 S: 3 P: 3	R: 0 H: 0 E: 0 LOB: 0 K: 0 BB: 0 S: 3 P: 3	R: 1 H: 2 E: 0 LOB: 1 K: 2 BB: 0 S: 11 P: 13	R: 0 H: 1 E: 0 LOB: 0 K: 0 BB: 0 S: 3 P: 3	R: 0 H: 0 E: 0 LOB: 0 K: 2 BB: 0 S: 7 P: 7	R: 1 H: 1 E: 0 LOB: 1 K: 0 BB: 0 S: 4 P: 5	R: 0 H: 0 E: 0 LOB: 0 K: 2 BB: 0 S: 7 P: 7

1B: 3 SF: 1
2B: 2 SAC: 0
3B: 0 DP: 1
HR: 2 HBP: 1

WP: 0 PA: 36
PB: 0
SB: 0
CS: 0

	AB	33
	R	3
	H	7
	RBI	3
	BB	1
	SO	7
	LOB	10

PITCHER		IP	WLS	BF	H	R	ER	SO	BB	IBB	HBP	BLK	WP	HR	S	P	ERA	WHIP
61 Bronson Arroyo, R ERA: 4.43	(1, 1)	6.1	W	26	6	2	2	3	1	0	0	0	0	2	34	43	2.84	1.105
45 Bill Bray, L ERA: 9.0	(7, 1)	0.2	H	2	0	0	0	2	0	0	0	0	0	0	6	6	0.00	0.000
66 Logan Ondrusek, R ERA: 5.59	(8, 1)	0.1		3	1	1	1	0	0	0	1	0	0	0	2	3	27.00	3.000
54 Aroldis Chapman, L ERA: 5.4	(8, 1)	0.2		2	0	0	0	0	0	0	0	0	0	0	2	2	0.00	0.000
69 Jerry Gil, R ERA:	(9, 1)	1.0		3	0	0	0	2	0	0	0	0	0	0	7	7	0.00	0.000

PITCHER		IP	WLS	BF	H	R	ER	SO	BB	IBB	HBP	BLK	WP	HR	S	P	ERA	WHIP

Batter	1	2	3	4	5	6	7	8	9	AB	R	H	RBI	BB	SO	LOB
23 Rickie Weeks Jr., R (1, 4) OBP: 0.400, SLG: 1.200	C FF 92 C SI 91 B KC 79 F KC 77 B FF 95 F FF 95 X FF 94 2-2 HR	B KC 80 X CH 82 1-0 2-H 2B		C KC 76 B CH 82 F SI 93 X SI 94 1-2 ③ G6-3			C SL 82 B SL 84 B SI 91 F SI 90 C SI 92 2-3 ① K		B FC 92 S FC 90 X CU 78 1-1 ① G3-1	5	1	2	2	0	1	0
27 Carlos Gómez, R (1, 8) OBP: 0.400, SLG: 1.000	S FF 94 X SI 93 0-1 HR	C KC 76 F CH 83 S FF 94 0-3 ② K			B KC 77 B CH 79 X FF 93 2-0 ① F7		B SL 83 S SL 83 M SI 92 B SL 83 X SI 90 2-2 ② L5		B SL 91 B FC 90 F FC 89 F FF 92 B CU 80 B FC 89 4-2 8 S BB	4	1	1	1	1	1	1
8 Ryan Braun, R (1, 7) OBP: 0.800, SLG: 1.667	B KC 80 B SI 94 B FF 95 C SI 94 S SI 94 B CH 84 4-2 28 1B 14 SF9 BB	C FF 95 B SI 95 S CH 86 D KC 80 F CH 85 B FF 96 F FF 95 B KC 79 4-2 BB			S CH 82 X FF 94 0-1 HR		B SL 84 B SI 90 C SL 83 F SL 84 B SI 92 X SL 83 3-2 E7 14 BLK 14 1B 1B		1 SAFE C FC 89 1 SAFE 1 SAFE S FF 91 B FC 91 1 SAFE B CU 80 F CU 78 2-3 ② S FF 91 K 1-2	3	3	2	1	2	1	1
28 Prince Fielder, L (1, 3) OBP: 0.600, SLG: 0.333	1 SAFE C SI 93 X CH 82 0-1 3 WP 1-3 1B	S CH 84 F FF 95 F SI 95 X CH 85 0-2 ③ G3			C KC 76 B CH 83 B CH 82 S CH 82 X SI 93 2-2 ② G5-3		I I IN 76 I IN 76 I IN 77 4-0 14 1B 14 BLK IBB		I IN 74 I IN 77 I IN 79 I IN 79 4-0 IBB	3	0	1	0	2	0	2
14 Casey McGehee, R (1, 5) OBP: 0.200, SLG: 0.250	B KC 79 F SI 93 X CH 83 1-1 ① SF9 3-H	C FF 91 X KC 77 0-1 ① F8			F KC 76 S CH 83 B KC 78 C CH 83 1-3 ③ K		S SL 83 B SI 90 B SI 92 S SL 82 X SI 93 2-2 1-3 2-H 1B		X FC 90 0-0 ③ G6-3	4	0	1	2	0	1	2
25 Mark Kotsay, L (1, 9) 22 Erick Almonte, R (7, PH) 2 Nyjer Morgan, L (7, 9)	B FF 95 F SI 94 B KC 77 C CH 81 S SI 94 2-3 ② K	C KC 75 X CH 83 0-1 ② G3			C KC 75 B FF 91 X CH 81 1-1 ① G4-3	B X FF 90 1-0 ③ P3				3 1 0	0 0 0	0 0 0	0 0 0	0 0 0	1 0 0	1 2 0
3 Yuniesky Betancourt, R (1, 6)	C FF 94 B KC 78 F KC 77 B SI 94 S FF 95 2-3 ③ K 1-2	B FF 93 X CH 80 1-0 ③ G5-3			F CH 82 F FF 94 B KC 77 B CH 82 X CH 83 2-2 ② G6-3			C FF 88 X SL 79 0-1 ① F7		4	0	0	0	0	1	1
33 Wil Nieves, R (1, 2) OBP: 0.500, SLG: 0.750		X SI 91 0-0 23 2B 2B		X FF 90 0-0 ① G5-3		C KC 75 B KC 77 X KC 76 1-1 49 FC6-4 1B		C FF 89 X SL 78 0-1 ② G5-3		4	1	2	0	0	0	0
49 Yovani Gallardo, R (1, 1) 50 Kameron Loe, R (7, 1) 7 Jeremy Reed, L (8, PH) 40 Takashi Saito, L (8, 1) 59 John Axford, R (9, 1)		L FF 90 B FF 92 2 SAFE L FF 93 L KC 78 1-3 ① K		C FF 90 X KC 75 0-1 ② G2-3		X FF 91 0-0 ③ FC6-4 1-2f		F SI 88 B FF 90 X KC 73 1-1 ③ F8		3 0 1 0 0	0 0 0 0 0	0 0 0 0 0	0 0 0 0 0	1 0 0 0 0	2 0 0 0 0
Inning Stats	R: 3 H: 3 E: 0 LOB: 1 K: 2 BB: 1 S: 19 P: 30	R: 1 H: 2 E: 0 LOB: 2 K: 2 BB: 1 S: 16 P: 22	R: 0 H: 0 E: 0 LOB: 0 K: 0 BB: 0 S: 5 P: 6	R: 0 H: 0 E: 0 LOB: 0 K: 0 BB: 0 S: 6 P: 7	R: 1 H: 1 E: 0 LOB: 0 K: 1 BB: 0 S: 9 P: 14	R: 0 H: 1 E: 0 LOB: 1 K: 0 BB: 0 S: 8 P: 12	R: 1 H: 2 E: 1 LOB: 2 K: 1 BB: 1 S: 13 P: 27	R: 0 H: 0 E: 0 LOB: 0 K: 0 BB: 0 S: 6 P: 7	R: 0 H: 0 E: 0 LOB: 2 K: 1 BB: 2 S: 9 P: 20	1B: 4 SF: 1 2B: 2 SAC: 0 3B: 0 DP: 0 HR: 3 HBP: 0						

PITCHER	IP	WLS	BF	H	R	ER	SO	BB	IBB	HBP	BLK	WP	HR	S	P	ERA	WHIP
36 Edinson Volquez, R (1, 1) ERA: 7.5	6.0		27	7	5	5	5	2	0	0	0	1	3	63	91	7.50	1.500
62 Jordan Smith, R (7, 1) ERA: 13.5	0.2		5	2	1	1	1	0	1	0	1	0	0	12	25	13.50	3.000
45 Bill Bray, L (7, 1) ERA:	0.1		1	0	0	0	0	0	0	0	0	0	0	1	2	0.00	0.000
63 Sam LeCure, R (8, 1) ERA:	1.0		3	0	0	0	0	0	0	0	0	0	0	6	7	0.00	0.000
66 Logan Ondrusek, R (9, 1) ERA:	1.0	W	5	0	0	0	1	1	1	0	0	0	0	9	20	0.00	1.000

PITCHER	IP	WLS	BF	H	R	ER	SO	BB	IBB	HBP	BLK	WP	HR	S	P	ERA	WHIP

Milwaukee Brewers @ Cincinnati Reds

Great American Ball Park, Cincinnati, OH

Thu Mar 31 2011, 2:16 PM - 5:23 PM EDT

Att. 42,398 - Overcast - 41 F

TOP

livebaseballscorecards.com

AB	35
R	6
H	9
RBI	6
BB	5
SO	7
LOB	12

WP: 1 PA: 41
PB: 0
SB: 1
CS: 0

Milwaukee Brewers @ Cincinnati Reds

Great American Ball Park, Cincinnati, OH

Thu Mar 31 2011, 2:16 PM - 5:23 PM EDT

Att. 42,398 - Overcast - 41 F

BOTTOM

Batter	1	2	3	4	5	6	7	8	9	AB	R	H	RBI	BB	SO	LOB
6 Drew Stubbs, R (1, 8) OBP: 0.400, SLG: 1.200	C FF 90 X FF 92 0-1 4 SH1-3 19 SF8 2B	B FF 93 B FF 94 X FF 89 2-0 ③ G5-3		C FF 92 B FF 93 X FF 93 1-1 HR		D CU 82 C CU 80 C FF 93 S FF 92 1-3 ③ K		B CU 75 X FF 89 1-0 ③ P3		5	2	2	1	0	1	5
4 Brandon Phillips, R (1, 4) OBP: 0.250, SLG: 0.250	B FF 91 F SL 86 X FF 92 1-1 ① SH1-3 2-3		X SL 87 0-0 ① G5-3	F SL 88 F FF 93 S FF 92 0-3 ③ K			C SI 88 S SI 88 S SI 89 0-3 ① K		X FF 95 0-0 27 FC5 19 BB 31 SF8 1B	4	1	1	0	0	2	0
19 Joey Votto, L (1, 3) OBP: 0.600, SLG: 2.000	B FF 92 X SL 88 1-0 ② SF8 3-H		B FF 93 B CH 85 C FF 93 B FF 93 F FF 93 B FF 94 4-2 32 1B BB		S CU 78 C FF 92 X FF 90 0-2 ① G6-3		C SI 89 X SL 78 0-1 HR		B FF 93 B FF 94 C FF 94 B FF 95 B FF 94 4-1 27 FC5 55 HR 1-2 BB	2	2	1	2	2	0	0
27 Scott Rolen, R (1, 5)	B FF 93 F FF 93 B FF 95 C FF 94 F FF 95 F FF 94 B SL 88 B FF 90 4-2 32 1B BB		C SL 88 B FF 92 B FF 93 C SL 88 F FF 93 S FF 93 2-3 ② K		C CU 81 X FF 91 0-1 ② G5-3		B SI 89 B SI 88 F SI 88 B SI 88 F SI 87 F SI 89 S SI 90 3-3 ② K		C FF 94 D SL 85 C FF 94 B FF 95 F FF 95 B FF 95 X FF 94 3-2 FC5 55 HR 1-2 2-3	4	1	0	0	1	2	3
32 Jay Bruce, L (1, 9) OBP: 0.400, SLG: 0.400	C FF 91 C FF 92 B SL 88 F FF 93 X CH 85 1-2 1-2 1B		S FF 92 C FF 93 B FF 93 X SL 88 1-2 31 BB 1-3 1B		X CU 81 0-0 ③ G4-3		C SI 89 B SI 84 S SI 89 S SI 91 1-3 ③ K		C FF 94 F FF 94 B FF 94 F FF 94 S CU 80 1-3 ① K	5	0	2	0	0	2	3
31 Jonny Gomes, R (1, 7)	X SL 88 0-0 ③ G1-3		B FF 93 B SL 88 D SL 88 B FF 94 4-0 1-2 BB			C SI 92 B SL 86 X CU 78 1-1 ① P3		B FF 87 F FF 89 S SL 80 S SL 80 1-3 ① K	X FF 94 0-0 ② SF8 3-H	3	0	0	1	1	1	2
55 Ramon Hernandez, R (1, 2) OBP: 0.800, SLG: 1.400		C FF 91 B SL 86 C FF 91 B FF 92 F FF 92 F FF 94 X FF 93 2-2 36 SH1-3 1B	C SL 87 X FF 93 0-1 ③ F8			C CU 80 F SL 85 B FF 92 F FF 92 F CU 80 B FF 93 F FF 93 X FF 92 2-2 7 1B 1B		B SL 79 B FF 90 X FF 89 2-0 7 1B 1B	C SL 84 X FF 93 0-1 1-H 2-H HR	5	1	4	3	0	0	3
7 Paul Janish, R (1, 6) OBP: 0.500, SLG: 0.500		C FF 92 S SL 88 B SL 88 F FF 93 B FF 93 X FF 93 2-2 ① F7		B FF 90 X FF 91 1-0 ① P3		B CU 78 B CU 83 F SL 91 S FF 92 F FF 92 X SL 85 2-2 1-2 1B		B FF 90 F FF 90 C SL 80 X CU 75 1-2 1-2 1B		4	0	2	0	0	0	1
36 Edinson Volquez, R (1, 1) 25 Juan Francisco, L (6, PH) 62 Jordan Smith, R (7, 1) 45 Bill Bray, L (7, 1) 63 Sam LeCure, R (8, 1) 43 Miguel Cairo, R (8, PH) 66 Logan Ondrusek, R (9, 1)		X FF 91 0-0 ② SH1-3 1-2		C FF 90 F FF 93 S SL 86 0-3 ② K		C FF 92 X SL 86 0-1 ② P5		C FF 90 C SL 80 B SL 80 B FF 90 S FF 90 2-3 ② K		1 1 0 0 0 0 1 0	0 0 0 0 0 0 0 0	0 0 0 0 0 0 0 0	0 0 0 0 0 0 1 0	1 0 0 0 0 0 0 0	0 2 0 0 0 0 2 0	0 0 0 0 0 0 2 0
Inning Stats	R: 1 E: 0 K: 0 S: 14 H: 2 LOB: 2 BB: 1 P: 21	R: 0 E: 0 K: 0 S: 11 H: 1 LOB: 1 BB: 0 P: 17	R: 0 E: 0 K: 1 S: 12 H: 1 LOB: 3 BB: 2 P: 23	R: 1 E: 0 K: 2 S: 9 H: 1 LOB: 0 BB: 0 P: 11	R: 0 E: 0 K: 0 S: 6 H: 0 LOB: 0 BB: 0 P: 6	R: 0 E: 0 K: 1 S: 17 H: 2 LOB: 2 BB: 0 P: 23	R: 1 E: 0 K: 3 S: 13 H: 1 LOB: 0 BB: 0 P: 17	R: 0 E: 0 K: 2 S: 11 H: 2 LOB: 2 BB: 0 P: 18	R: 4 E: 0 K: 1 S: 13 H: 2 LOB: 0 BB: 1 P: 21	1B: 8 2B: 1 3B: 0 HR: 3 SF: 2 SAC: 2 DP: 0 HBP: 0						

livebaseballscorecards.com

AB	35
R	7
H	12
RBI	7
BB	4
SO	10
LOB	21

WP: 0 PA: 43
PB: 0
SB: 0
CS: 0

PITCHER		IP	WLS	BF	H	R	ER	SO	BB	IBB	HBP	BLK	WP	HR	S	P	ERA	WHIP
49 Yovani Gallardo, R ERA: 3.0	(1, 1)	6.0		28	7	2	2	4	3	0	0	0	0	1	69	101	3.00	1.667
50 Kameron Loe, R ERA: 9.0	(7, 1)	1.0		4	1	1	1	3	0	0	0	0	0	1	13	17	9.00	1.000
40 Takashi Saito, R ERA:	(8, 1)	1.0	H	5	2	0	0	2	0	0	0	0	0	0	11	18	0.00	2.000
59 John Axford, R ERA: 54.0	(9, 1)	0.2	L	6	2	4	4	1	1	0	0	0	0	1	13	21	54.00	4.500

PITCHER	IP	WLS	BF	H	R	ER	SO	BB	IBB	HBP	BLK	WP	HR	S	P	ERA	WHIP

Batter	1	2	3	4	5	6	7	8	9	AB	R	H	RBI	BB	SO	LOB
23 Rickie Weeks Jr., R (1, 4) OBP: 0.222, SLG: 0.667	B SI 91 C FF 91 F FF 89 X FF 94 1-2 ① G4-3			C FC 86 C FF 90 C FF 92 0-3 ① K		X FC 86 0-0 ① F8		B FC 90 S FC 90 F SL 79 B FF 95 1 SAFE S SL 80 2-3 ③ K		4	0	0	0	0	2	1
27 Carlos Gómez, R (1, 8) OBP: 0.333, SLG: 0.625	X FF 92 0-0 ② G5-3			B FC 87 F FC 88 X FC 89 1-1 ② F8		B FF 90 C FC 86 C FC 88 F CU 74 B CH 79 S CH 78 2-3 ② K			X FF 91 0-0 8 FC6-4 1B	4	0	1	0	0	1	0
8 Ryan Braun, R (1, 7) OBP: 0.556, SLG: 0.857	C SI 91 C FC 90 X FF 92 0-2 ③ G6-3			C FC 89 C FC 87 B FF 94 X FC 89 1-2 28 1B 1B		B FC 88 C FC 87 F FC 87 S FF 92 1-3 ③ K			1 SAFE C FF 92 D SL 88 D SL 88 X SL 87 2-1 ① FC6-4 28 G4-3 14 1B 1-2f	4	1	1	0	0	1	1
28 Prince Fielder, L (1, 3) OBP: 0.556, SLG: 0.429		C FC 87 C FF 91 B FF 92 S SL 80 1-3 ① K		C FF 90 S FF 91 F FF 91 X FF 91 0-2 1-2 1B			C FF 89 F FC 86 X SL 79 0-2 22 G5-4-3 1B		D CH 86 F FF 92 D CH 87 X CH 85 2-1 ② G4-3 1-2	4	0	2	0	0	1	1
14 Casey McGehee, R (1, 5) OBP: 0.222, SLG: 0.250		B FF 91 B SI 90 F SI 91 S CH 78 F FF 94 X CH 80 2-2 ② G4-3		F FC 88 C CU 74 S FF 93 0-3 ③ K			C FC 87 C FC 86 B FF 90 B FF 92 B SI 91 F FC 88 X FC 88 3-2 ① F9		X SL 87 0-0 2-H 1B	4	0	1	1	0	1	3
22 Erick Almonte, R (1, 9) OBP: 0.200, SLG: 0.800		B FF 91 S FF 91 B FF 91 F SI 90 F FF 92 X FC 88 2-2 ③ G5-3			X FC 86 0-0 HR		F FF 90 X FF 90 0-1 ②③ G5-4-3 1-2f		C FF 93 B FF 94 F FF 94 B FF 94 S SL 88 2-3 ③ K	4	1	1	1	0	1	2
3 Yuniesky Betancourt, R (1, 6)			C FF 89 X FC 89 0-1 ① G5-3		F SI 90 X CH 78 0-1 ① F8			C FF 94 F SI 96 F SL 80 X FF 95 0-2 ① P4		3	0	0	0	0	0	0
33 Wil Nieves, R (1, 2) OBP: 0.333, SLG: 0.500 2 Nyjer Morgan, L (8, PH) OBP: 1.000, SLG: 1.000 54 Sean Green, R (8, 1)			X FF 90 0-0 ② P6		C FF 90 B CU 72 F FC 88 F CU 73 S CH 78 1-3 ② K			X FF 96 0-0 1B		2 1 0	0 0 0	0 1 0	0 0 0	0 0 0	1 0 0	0 0 0
18 Shaun Marcum, R (1, 1) 21 Zach Braddock, L (5, 1) 52 Sergio Mitre, R (6, 1) 30 Craig Counsell, L (8, PH) 16 George Kottaras, L (8, 2)			C FF 89 C FF 90 B FC 89 C FF 92 1-3 ③ K		S FC 87 B FF 90 C FF 89 X FF 91 1-2 ③ L6			S FF 94 F FS 86 F FS 88 B FF 94 S FS 87 1-3 ② K		2 0 0 1 0	0 0 0 0 0	0 0 0 1 0	0 0 0 1 0	0 0 0 1 0	1 0 0 0 0	0 0 0 1 0
Inning Stats	R: 0 E: 0 K: 0 S: 7 H: 0 LOB: 0 BB: 0 P: 8	R: 0 E: 0 K: 1 S: 11 H: 0 LOB: 0 BB: 0 P: 16	R: 0 E: 0 K: 1 S: 6 H: 0 LOB: 0 BB: 0 P: 7	R: 0 E: 0 K: 2 S: 15 H: 2 LOB: 2 BB: 0 P: 17	R: 1 E: 0 K: 1 S: 10 H: 1 LOB: 0 BB: 0 P: 12	R: 0 E: 0 K: 2 S: 8 H: 0 LOB: 0 BB: 0 P: 11	R: 0 E: 0 K: 0 S: 9 H: 1 LOB: 0 BB: 0 P: 12	R: 0 E: 0 K: 2 S: 12 H: 1 LOB: 1 BB: 0 P: 15	R: 1 E: 0 K: 1 S: 9 H: 2 LOB: 1 BB: 0 P: 15	1B: 6 2B: 0 3B: 0 HR: 1	SF: 0 SAC: 0 DP: 1 HBP: 0			WP: 0 PB: 0 SB: 0 CS: 0	PA: 33		

PITCHER	IP	WLS	BF	H	R	ER	SO	BB	IBB	HBP	BLK	WP	HR	S	P	ERA	WHIP
30 Travis Wood, L (1, 1) ERA: 1.29	7.0	W	24	4	1	1	7	0	0	0	0	0	1	66	83	1.29	0.571
40 Nick Masset, R (8, 1) ERA:	1.0	H	4	1	0	0	2	0	0	0	0	0	0	12	15	0.00	1.000
48 Francisco Cordero, R (9, 1) ERA: 9.0	1.0	S	5	2	1	1	1	0	0	0	0	0	0	9	15	9.00	2.000

PITCHER	IP	WLS	BF	H	R	ER	SO	BB	IBB	HBP	BLK	WP	HR	S	P	ERA	WHIP

TOP

Milwaukee Brewers @ Cincinnati Reds

Great American Ball Park, Cincinnati, OH

Sat Apr 02 2011, 7:11 PM - 9:41 PM EDT

Att. 37,967 - Partly Cloudy - 56 F

livebaseballscorecards.com

AB	33
R	2
H	7
RBI	2
BB	0
SO	10
LOB	9

BOTTOM

Milwaukee Brewers @ Cincinnati Reds

Great American Ball Park, Cincinnati, OH

Sat Apr 02 2011, 7:11 PM - 9:41 PM EDT

Att. 37,967 - Partly Cloudy - 56 F

livebaseballscorecards.com

Batter	1	2	3	4	5	6	7	8	9	AB	R	H	RBI	BB	SO	LOB
6 Drew Stubbs, R (1, 8) OBP: 0.556, SLG: 1.250	B FF 88 B SL 82 B FC 85 B FF 85 4-0 4 CS 4 S BB	X FC 85 0-0 19 E 2-H 3B		C CU 74 B CU 75 S CH 79 B FC 85 S SL 79 2-3 ② K			C CU 77 X CU 77 0-1 4 G6-4-3 1B			3	1	2	1	1	1	0
4 Brandon Phillips, R (1, 4) OBP: 0.125, SLG: 0.125	B FF 87 C FC 83 1 SAFE B SI 88 B FC 85 F FF 89 S SL 81 3-3 ①② K 1-3	F CU 75 F FF 87 B CH 82 S CH 82 1-3 ② K		X FC 86 0-0 ③ F8			1 SAFE S SI 89 1 SAFE X SI 88 0-1 ①② G6-4-3 1-2f			4	0	0	0	0	2	3
19 Joey Votto, L (1, 3) OBP: 0.444, SLG: 0.833	X FF 90 0-0 27 HR 1B	X CH 81 0-0 E4 3-H			F FF 86 B FC 85 X CH 81 1-1 ① F7		C SI 90 B FF 88 X CH 82 1-1 ③ F7			4	1	1	0	0	0	0
27 Scott Rolen, R (1, 5) OBP: 0.222, SLG: 0.500	C FC 86 F CU 74 F CH 83 X FF 87 0-2 1-H HR	B FC 84 B FC 85 B FC 86 C FF 87 X FC 85 3-1 ③ P6			C CU 74 F FC 85 C SL 78 0-3 ② K			B FF 84 X FF 84 1-0 ① G6-3		4	1	1	2	0	1	1
31 Jonny Gomes, R (1, 7) 48 Francisco Cordero, R (9, 1)	B FC 86 B FC 86 B CH 81 B FC 83 4-0 32 BB BB	B CH 80 B FF 88 B SL 83 B FC 86 4-0 BB			S SL 80 B CH 82 S SL 82 B SL 81 B FF 88 B FC 87 4-2 BB			C FF 85 X SI 86 0-1 ② G6-3		1 0	0 0	0 0	0 0	3 0	0 0	0 0
32 Jay Bruce, L (1, 9) OBP: 0.333, SLG: 0.250	B CH 82 B CH 80 1 SAFE B CH 82 C FF 85 B SI 88 4-1 1-2 BB	C SI 86 B CH 81 B CH 82 1 SAFE F SI 87 S CH 75 2-3 ① K			C FF 91 F FF 92 C FF 93 0-3 ③ K			X FF 84 0-0 ③ G6-3		3	0	0	0	1	2	2
16 Edgar Renteria, R (1, 6)	C FC 85 B FC 84 C FC 86 C FF 88 1-3 ③ K	B FF 87 F CU 73 S FC 86 X SL 77 1-2 ② P4				C FF 89 B CU 78 B SI 90 F SI 90 F FF 89 F CU 78 X SI 89 2-2 ① G5-3				3	0	0	0	0	1	3
29 Ryan Hanigan, R (1, 2) OBP: 0.333, SLG: 0.333		X FF 87 0-0 30 SH1-3 6 3B 1B	B FC 85 B CH 80 C SI 87 X FF 86 2-1 ③ F8				F FF 89 C FF 90 X FF 89 0-2 ② G4-3			3	1	1	0	0	0	1
30 Travis Wood, R (1, 1) 40 Nick Masset, R (8, 1) 28 Chris Heisey, R (9, 7)		C FC 84 B FC 84 L FC 84 1 SAFE F FC 86 X SL 79 1-2 ① SH1-3		S FC 84 S FC 85 S FC 83 0-3 ① K			B SI 90 C SI 88 B FF 89 X FF 88 2-1 ③ G4-3			2 0 0	0 0 0	0 0 0	0 0 0	1 0 0	0 0 0	0 0 0
Inning Stats	R: 2 E: 0 K: 2 S: 12 H: 2 LOB: 2 BB: 3 P: 28	R: 2 E: 1 K: 1 S: 12 H: 2 LOB: 1 BB: 0 P: 17	R: 0 E: 0 K: 1 S: 8 H: 0 LOB: 1 BB: 1 P: 17	R: 0 E: 0 K: 2 S: 7 H: 0 LOB: 0 BB: 0 P: 9	R: 0 E: 0 K: 2 S: 10 H: 0 LOB: 1 BB: 1 P: 15	R: 0 E: 0 K: 0 S: 10 H: 0 LOB: 0 BB: 0 P: 14	R: 0 E: 0 K: 0 S: 6 H: 1 LOB: 0 BB: 0 P: 7	R: 0 E: 0 K: 0 S: 4 H: 0 LOB: 0 BB: 0 P: 5		1B: 3 2B: 0 3B: 1 HR: 1	SF: 0 SAC: 1 DP: 1 HBP: 0				WP: 0 PB: 0 SB: 1 CS: 1	PA: 33	

	AB	27
	R	4
	H	5
	RBI	3
	BB	5
	SO	8
	LOB	10

PITCHER		IP	WLS	BF	H	R	ER	SO	BB	IBB	HBP	BLK	WP	HR	S	P	ERA	WHIP
18 Shaun Marcum, R ERA: 5.79	(1, 1)	4.2	L	23	4	4	3	7	5	0	0	0	0	1	46	83	5.79	1.929
21 Zach Braddock, L ERA:	(5, 1)	0.1		1	0	0	0	1	0	0	0	0	0	0	3	3	0.00	0.000
52 Sergio Mitre, R ERA:	(6, 1)	2.0		6	1	0	0	0	0	0	0	0	0	0	16	21	0.00	0.500
54 Sean Green, R ERA:	(8, 1)	1.0		3	0	0	0	0	0	0	0	0	0	0	4	5	0.00	0.000

PITCHER	IP	WLS	BF	H	R	ER	SO	BB	IBB	HBP	BLK	WP	HR	S	P	ERA	WHIP

Milwaukee Brewers @ Cincinnati Reds

Great American Ball Park, Cincinnati, OH

Sun Apr 03 2011, 1:11 PM - 4:16 PM EDT

Att. 24,805 - Partly Cloudy - 58 F

TOP

livebaseballscorecards.com

Batter	1	2	3	4	5	6	7	8	9	AB	R	H	RBI	BB	SO	LOB
23 Rickie Weeks Jr., R (1, 4) OBP: 0.308, SLG: 0.923	C FF 86 B FF 87 F SI 87 B SL 77 F CU 70 X SI 87 2-2 HR		X FF 87 0-0 2-H 2B		S SI 86 F CH 74 X SL 75 0-2 ③ G6-3		C SL 73 S SL 74 S SL 74 0-3 ③ K			4	1	2	2	0	1	1
27 Carlos Gómez, R (1, 8) OBP: 0.231, SLG: 0.417	S FF 86 X FF 84 0-1 P5 ①		B SL 72 C CU 70 B SL 72 F CU 70 S SL 72 2-3 ② K			S CH 74 F CU 68 B FF 85 B SI 85 X CU 69 2-2 ① F7		B FC 91 F FF 92 F CU 78 S CU 82 1-3 K 14 1B		4	0	0	0	0	2	1
8 Ryan Braun, R (1, 7) OBP: 0.462, SLG: 0.909	F FF 85 B SI 87 B SI 87 T SI 86 S SI 87 2-3 ② K		X CU 70 0-0 ③ G4-3			B SI 88 B SL 73 C CH 77 F SI 88 X CH 76 2-2 HR		C FC 89 S CU 78 S FF 93 0-3 ① K		4	1	1	1	0	2	2
28 Prince Fielder, L (1, 3) OBP: 0.462, SLG: 0.300 59 John Axford, R (8, 1) 50 Kameron Loe, R (8, 1)	X SI 86 0-0 ③ P6			C CH 71 X CU 71 0-1 ① F9		B FF 89 F SI 86 F CH 80 H FF 87 2-2 HBP		B CU 78 C FF 92 F CH 81 B CU 80 S FC 92 2-3 ② K		3 0 0	0 0 0	0 0 0	0 0 0	0 0 0	1 0 0	1 0 0
14 Casey McGehee, R (1, 5) OBP: 0.308, SLG: 0.417		C CU 66 B FF 84 X FF 83 1-1 ① G6-3		C FF 87 X FF 86 0-1 2B		B CU 70 F CU 67 F SI 87 B SI 88 X SI 86 2-2 ② L8		C CU 80 B FF 95 B FF 94 B FF 94 X FF 93 3-1 1-2 1B		4	0	2	0	0	0	1
25 Mark Kotsay, L (1, 9)		C FF 86 X SI 86 0-1 ② G6-3		F CU 68 X SI 84 0-1 ② L8		X SI 87 0-0 ③ G4-3		C FC 93 F CU 78 B FC 92 X CH 84 1-2 ③ F7		4	0	0	0	0	0	4
3 Yuniesky Betancourt, R (1, 6)		F SI 86 B SI 86 X FF 85 1-1 ③ F8		F FF 88 B FF 87 B SL 75 X SL 74 2-1 ③ F8			F CH 76 X SI 86 0-1 ① G6-3		X FF 99 0-0 ① G3	4	0	0	0	0	0	1
16 George Kottaras, L (1, 2) OBP: 0.250, SLG: 0.500			C FF 85 S CH 80 B FF 86 F CH 79 S CH 74 1-3 ① K		B CU 66 C CU 66 X CU 71 1-1 ① G3-1		X SI 86 0-0 2B		B FF 101 C FF 100 F FF 101 B S FF 101 2-3 ② K	4	0	1	0	0	2	0
43 Randy Wolf, L (1, 1) OBP: 1.000, SLG: 2.000 7 Jeremy Reed, L (5, PH) 61 Brandon Kintzler, R (5, 1) 57 Mitch Stetter, L (6, 1) 2 Nyjer Morgan, L (7, PH) OBP: 0.500, SLG: 0.500 54 Sean Green, R (7, 1) 22 Erick Almonte, R (8, 3) OBP: 0.167, SLG: 0.667			C CH 78 X SI 88 0-1 23 2B 2B		B SI 85 C CH 74 X CH 74 1-1 ② G1-3		B CU 68 C CU 67 S CU 68 F SI 82 F SL 73 C CH 79 1-3 ② K		C FF 101 S SL 88 F FF 102 B FF 98 B SL 89 X FF 101 2-2 ③ G4-3	1 1 0 0 1 0 1	1 0 0 0 0 0 0	1 0 0 0 0 0 0	0 0 0 0 0 0 0	0 0 0 0 1 0 0	0 0 0 0 0 0 0	0 0 0 0 1 0 0
Inning Stats	R: 1 E: 0 K: 1 S: 10 H: 1 LOB: 0 BB: 0 P: 14	R: 0 E: 0 K: 0 S: 6 H: 0 LOB: 0 BB: 0 P: 8	R: 1 E: 0 K: 2 S: 11 H: 2 LOB: 1 BB: 0 P: 14	R: 0 E: 0 K: 0 S: 8 H: 1 LOB: 1 BB: 0 P: 10	R: 0 E: 0 K: 0 S: 7 H: 0 LOB: 0 BB: 0 P: 9	R: 1 E: 0 K: 0 S: 12 H: 1 LOB: 1 BB: 0 P: 20	R: 0 E: 0 K: 2 S: 11 H: 1 LOB: 1 BB: 0 P: 12	R: 0 E: 0 K: 3 S: 14 H: 1 LOB: 2 BB: 0 P: 21	R: 0 E: 0 K: 1 S: 8 H: 0 LOB: 0 BB: 0 P: 12	1B: 1 2B: 4 3B: 0 HR: 2	SF: 0 SAC: 0 DP: 0 HBP: 1					

	AB	35
	R	3
	H	7
	RBI	3
	BB	0
	SO	9
	LOB	12

PITCHER	IP	WLS	BF	H	R	ER	SO	BB	IBB	HBP	BLK	WP	HR	S	P	ERA	WHIP
61 Bronson Arroyo, R (1, 1) ERA: 3.86	7.0	W	28	6	3	3	5	0	0	1	0	0	2	65	87	3.86	0.857
66 Logan Ondrusek, R (8, 1) ERA:	1.0		5	1	0	0	3	0	0	0	0	1	0	14	21	0.00	1.000
54 Aroldis Chapman, L (9, 1) ERA:	1.0		3	0	0	0	1	0	0	0	0	0	0	8	12	0.00	0.000

PITCHER	IP	WLS	BF	H	R	ER	SO	BB	IBB	HBP	BLK	WP	HR	S	P	ERA	WHIP

WP: 1 PA: 36
PB: 0
SB: 0
CS: 0

Batter	1	2	3	4	5	6	7	8	9	AB	R	H	RBI	BB	SO	LOB
6 Drew Stubbs, R (1, 8) OBP: 0.538, SLG: 1.000 28 Chris Heisey, R (7, PH) OBP: 0.500, SLG: 0.500 (8, 8)	C SI 87 B CU 66 C CU 67 T FF 88 1-2 ① K	B CU 68 B CU 67 B SI 88 C SI 89 B FF 88 4-1 BB		C CU 68 B FF 88 S CU 68 X CU 69 1-2 4 HR 1B 2-3 3-H	B SI 92 D SL 84 X SI 92 2-0 ③ G6-3		T SI 86 B FF 85 B CU 70 B FF 84 F FF 86 X FF 84 3-2 4 G3 43 1B 1B	B FF 94 T FF 94 B SL 85 F SL 84 F FF 93 D SL 85 X SL 84 3-2 ② P5		3 2	1 1	1 1	1 0	1 0	1 0	1 2
4 Brandon Phillips, R (1, 4) OBP: 0.286, SLG: 0.500	B SI 90 B CH 80 B CH 78 C SI 87 F SI 88 F SI 89 X FF 89 3-2 19 G6-3 1B	S FC 85 B CU 69 C SL 83 B FF 90 S FF 91 2-3 ③ K		1 SAFE 1 SAFE X FC 85 0-0 1-H 3-H HR		F FF 91 C SI 91 X SI 92 0-2 27 BLK 19 E 27 SF8 1B	C FF 85 F FF 84 X CU 72 0-2 ② G3 1-2	B B SI 87 B SI 86 C FF 87 F SI 86 X SI 90 3-2 ③ G3		6	2	3	3	0	1	6
19 Joey Votto, L (1, 3) OBP: 0.429, SLG: 0.600 66 Logan Ondrusek, R (8, 1) 54 Aroldis Chapman, L (9, 1)	F FF 89 C SI 88 1 SAFE B FF 88 X SL 82 1-2 ② ③ G6-3 1-2f		B CH 77 C SL 80 X CU 67 1-1 ① G4-3	B CU 67 B SI 88 B CH 78 C FF 88 S SL 80 F SL 82 F SI 88 X FF 90 3-2 27 2B 1B		X SI 91 0-0 FC6 31 1B 27 BLK 29 HR 1-2	B CU 71 B FF 85 B SI 86 C FF 84 B SI 85 4-1 31 BB 43 1B BB			4 0 0	1 0 0	1 0 0	0 0 0	1 0 0	0 0 0	2 0 0
27 Scott Rolen, R (1, 5) OBP: 0.231, SLG: 0.545 43 Miguel Cairo, R (7, PH) OBP: 0.500, SLG: 0.500 (8, 3)		X SI 87 0-0 ① G3 C SI 88 B CU 66 S SL 82 B FF 88 X FF 89	2-2 ② P4	B CH 78 X SI 88 1-0 1-3 2B		C SI 93 F SI 93 F SI 93 2 SAFE B SI 94 B SI 91 F CH 86 B SI 93 F SI 94 3-2 ① SF8 X SI 93 1-2 2-H	B SI 86 X SI 87 1-0 31 BB 1-2 2-H 1B			3 1	0 0	1 1	1 1	0 0	0 0	0 0
31 Jonny Gomes, R (1, 7) OBP: 0.500, SLG: 0.625		C SI 88 X SL 85 0-1 HR	C SI 89 B CU 67 B CU 66 X CH 80 2-1 ③ G4-3	C CU 66 D CU 67 B FF 87 C CU 66 S CU 66 2-3 ③ K		B SL 84 S SL 82 C SI 92 X SI 93 1-2 32 S 29 HR 2-3 1B	C CU 70 B FF 86 B CU 71 S FF 85 B SI 85 B SI 84 4-2 1-2 2-3 BB			4	2	2	1	1	1	2
32 Jay Bruce, L (1, 9) OBP: 0.286, SLG: 0.231		B FF 87 X FF 89 1-0 29 1B 29 S 7 1B 1B		C SI 86 F SI 87 B SL 82 S SL 82 1-3 ① K	F SI 92 B CH 84 T SI 91 B SL 83 F SL 82 F FF 93 S CH 86 2-3 ① K	B CH 80 B SL 75 S CH 80 X FF 81 2-1 ② P6 1-2	C SI 87 X FF 86 0-1 ③ G6-3			5	1	1	0	0	2	5
29 Ryan Hanigan, R (1, 2) OBP: 0.750, SLG: 1.571		B SI 88 B CH 77 C CH 78 B SI 89 F SI 89 X CH 78 3-2 61 SH1-3 7 1B 1-3 1B		B CH 79 B SI 88 C SI 88 B CH 78 B CH 78 4-1 7 2B 6 1B BB	B SL 82 C SI 92 F SI 93 X SL 83 1-2 HR	C FF 82 X SL 75 0-1 2-H 3-H HR		B FF 95 B FF 94 C FF 95 F FF 94 F FF 95 B FF 93 F FF 94 X FF 94 3-2 25 1B 1B		4	3	4	4	1	0	0
7 Paul Janish, R (1, 6) OBP: 0.444, SLG: 0.556		T CU 67 D CU 68 1 SAFE X SI 89 1-1 61 SH1-3 1-2 3-H 1B		C SL 82 D CU 67 F SL 82 B FF 89 X CH 78 2-2 6 1B 4 HR 1-3 2B	B SI 94 B SI 93 X SI 92 2-0 ② G5-3	B FF 81 B SI 81 C FF 80 B CH 80 F CH 79 X FF 81 3-2 ③ L7		B FF 93 B FF 94 X FF 94 2-0 ① F9		5	1	2	1	0	0	1
61 Bronson Arroyo, R (1, 1) OBP: 0.500, SLG: 1.000 25 Juan Francisco, L (7, PH) OBP: 0.333, SLG: 0.333 (8, 5)		X 0-0 ② SH1-3 1-2 2-3		C CU 67 B CU 69 B SL 84 B SL 84 S SI 89 S SI 89 3-3 ② K	C SI 92 B SI 93 X SI 92 1-1 2B		B C FF 84 C F FF 86 X FF 85 1-2 ① G6-3	X FF 92 0-0 1-2 1B		2 2	0 0	1 1	0 0	0 0	1 0	2 0
Inning Stats	R: 0 E: 0 K: 1 S: 10 H: 1 LOB: 0 BB: 0 P: 15	R: 2 E: 0 K: 1 S: 14 H: 4 LOB: 3 BB: 1 P: 25	R: 0 E: 0 K: 0 S: 7 H: 0 LOB: 0 BB: 0 P: 12	R: 4 E: 1 K: 3 S: 23 H: 5 LOB: 2 BB: 1 P: 40	R: 1 E: 0 K: 1 S: 12 H: 2 LOB: 1 BB: 0 P: 20	R: 4 E: 1 K: 0 S: 20 H: 3 LOB: 0 BB: 0 P: 29	R: 1 E: 0 K: 0 S: 16 H: 2 LOB: 3 BB: 2 P: 29	R: 0 E: 0 K: 0 S: 14 H: 2 LOB: 2 BB: 0 P: 25		1B: 12 2B: 3 3B: 0 HR: 4 SF: 1 SAC: 1 DP: 1 HBP: 0					WP: 0 PB: 0 SB: 2 CS: 0 PA: 47	

PITCHER		IP	WLS	BF	H	R	ER	SO	BB	IBB	HBP	BLK	WP	HR	S	P	ERA	WHIP
43 Randy Wolf, L ERA: 13.5	(1, 1)	4.0	L	23	10	6	6	5	2	0	0	0	0	2	54	92	13.50	3.000
61 Brandon Kintzler, R ERA: 6.75	(5, 1)	1.1		9	4	4	2	1	0	0	0	1	0	1	25	37	13.50	3.000
57 Mitch Stetter, L ERA: 13.5	(6, 1)	0.2		3	1	1	0	0	0	0	0	0	0	1	7	12	0.00	1.500
54 Sean Green, R ERA: 4.5	(7, 1)	1.0		7	2	1	1	0	2	0	0	0	0	0	16	29	9.00	4.000
59 John Axford, R ERA: 27.0	(8, 1)	0.2		4	2	0	0	0	0	0	0	0	0	0	11	19	0.00	3.000

PITCHER		IP	WLS	BF	H	R	ER	SO	BB	IBB	HBP	BLK	WP	HR	S	P	ERA	WHIP
50 Kameron Loe, R ERA: 6.75	(8, 1)	0.1		1	0	0	0	0	0	0	0	0	0	0	3	6	0.00	0.000

BOTTOM

Milwaukee Brewers @ Cincinnati Reds

Great American Ball Park, Cincinnati, OH

Sun Apr 03 2011, 1:11 PM - 4:16 PM EDT

Att. 24,805 - Partly Cloudy - 58 F

livebaseballscorecards.com

AB	41
R	12
H	19
RBI	12
BB	4
SO	6
LOB	21

Houston Astros @ Cincinnati Reds

Great American Ball Park, Cincinnati, OH

Tue Apr 05 2011, 7:11 PM - 9:48 PM EDT

Att. 11,821 - Partly Cloudy - 52 F

TOP

livebaseballscorecards.com

Batter	1	2	3	4	5	6	7	8	9	AB	R	H	RBI	BB	SO	LOB
21 Michael Bourn, L (1, 8) OBP: 0.278, SLG: 0.375	C CH 84 B FC 86 B SI 86 X CH 84 2-1 ① G4-3		X SI 86 0-0 ② F7		B KC 75 C CH 80 B KC 78 X FC 87 2-1 1-3 36 1B 2B			C SI 89 B SL 84 S SL 83 F SI 90 X SI 90 1-2 9 1B 1B		4	1	2	0	0	0	1
36 Angel Sanchez, R (1, 6) OBP: 0.353, SLG: 0.333	C CH 84 C SI 87 C FC 88 0-3 ② K		B FF 86 B CH 82 B SI 86 B SI 86 4-0 BB		S SL 82 B SI 90 B FC 88 X SL 82 2-1 2-H 3-H 1B			B SI 90 C SI 89 F SI 90 S SL 83 1-3 ① K		3	0	1	2	1	2	1
9 Hunter Pence, R (1, 9) OBP: 0.375, SLG: 0.625	B FC 86 C SI 86 X SI 88 1-1 ③ F9		C FF 87 F SI 89 F FF 88 B FC 89 B FC 87 F SI 89 S SL 84 2-3 ③ K		S FC 86 X FF 87 0-1 ③ F7			C SL 82 F SI 91 D SL 82 X FF 91 1-2 1-2 1B		4	0	1	0	0	1	3
45 Carlos Lee, R (1, 7) OBP: 0.313, SLG: 0.600		B CH 82 B SL 84 C SI 85 B FC 88 C SI 87 X FC 88 3-2 ① G5-3		B CH 82 S SL 83 F SI 87 B SL 83 X SI 88 2-2 ① P2		C SL 81 C SL 79 X SI 87 0-2 ① F8		S SL 82 X SI 91 0-1 ② P5		4	0	0	0	0	0	2
22 Bill Hall, R (1, 4) OBP: 0.067, SLG: 0.133 59 Wilton Lopez, R (6, 1) 47 Jeff Fulchino, R (7, 1) 4 Jason Michaels, R (8, PH) 37 Brandon Lyon, R (8, 1)		F SI 85 B FC 86 X CH 83 1-1 ② F9		F FC 86 B SI 89 B SI 88 S SL 83 X FC 89 2-2 ② G6-3		C CH 84 S SL 80 F FC 88 F FC 85 S SI 89 0-3 ② K		C SI 91 C SL 82 S CH 84 0-3 ③ K		3 0 0 1 0	0 0 0 0 0	0 0 0 0 0	0 0 0 0 0	0 0 0 1 0	1 0 0 1 0	0 0 0 2 0
29 Brett Wallace, L (1, 3) OBP: 0.188, SLG: 0.133		B SI 87 X SI 87 1-0 ③ 23 FC6-4 1B		B KC 76 F FC 86 B CH 84 X FC 87 2-1 ③ G6-3		B KC 76 S FC 85 X CH 84 1-1 ③ F8			B FF 86 B FF 85 C SI 86 B SI 86 X SI 88 3-1 ① L8	4	0	1	0	0	0	0
23 Chris Johnson, R (1, 5) OBP: 0.313, SLG: 0.286		C FF 86 F SI 88 B FF 87 X FC 88 1-2 ③ FC6-4 1-2f			C SL 83 B FF 85 S SL 81 H FF 86 2-2 21 2B 36 1B HBP		F SI 89 B FF 91 F SL 81 X SL 83 1-2 ① F8		X SI 84 0-0 ② F8	3	1	0	0	0	0	1
55 Humberto Quintero, R (1, 2) OBP: 0.167, SLG: 0.091			B CH 83 B SL 83 S SI 86 B FC 84 C SI 85 F SI 88 B SI 90 4-2 30 SH3-4 BB		C SL 79 B SI 87 B SI 87 B SI 89 C SI 88 F SI 88 S FC 88 3-3 ① K		X SI 91 0-0 ② F7		C SI 84 C CU 68 F SI 89 X CH 78 0-2 ③ G6-3	3	0	0	0	1	1	1
30 J.A. Happ, L (1, 1) 3 Joe Inglett, L (5, PH) 62 Aneury Rodriguez, R (5, 1) 16 Matt Downs, R (6, 4)			L CH 84 X SI 86 0-1 ① SH3-4 1-2		F FC 87 X SI 87 0-1 ② F7		F SI 92 F SL 82 B SI 93 S SL 84 1-3 ③ K			0 1 0 1	0 0 0 0	0 0 0 0	0 0 0 0	0 0 0 1	0 0 0 0	0 1 0 0
Inning Stats	R: 0 E: 0 K: 1 S: 7 H: 0 LOB: 0 BB: 0 P: 10	R: 0 E: 0 K: 0 S: 9 H: 1 LOB: 1 BB: 0 P: 15	R: 0 E: 0 K: 1 S: 11 H: 0 LOB: 2 BB: 2 P: 21	R: 0 E: 0 K: 0 S: 8 H: 0 LOB: 0 BB: 0 P: 14	R: 2 E: 0 K: 1 S: 14 H: 2 LOB: 1 BB: 0 P: 23	R: 0 E: 0 K: 1 S: 10 H: 0 LOB: 0 BB: 0 P: 11	R: 0 E: 0 K: 1 S: 7 H: 0 LOB: 0 BB: 0 P: 9	R: 0 E: 0 K: 2 S: 15 H: 2 LOB: 2 BB: 0 P: 18	R: 0 E: 0 K: 0 S: 7 H: 0 LOB: 0 BB: 0 P: 10	1B: 4 2B: 1 3B: 0 HR: 0 SF: 0 SAC: 1 DP: 0 HBP: 1						

	AB	31
	R	2
	H	5
	RBI	2
	BB	2
	SO	7
	LOB	12

WP: 0 PB: 0 SB: 0 CS: 0 PA: 35

PITCHER		IP	WLS	BF	H	R	ER	SO	BB	IBB	HBP	BLK	WP	HR	S	P	ERA	WHIP
44 Mike Leake, R ERA: 3.0	(1, 1)	6.0	W	24	3	2	2	4	2	0	1	0	0	0	59	94	3.00	0.833
62 Jordan Smith, R ERA: 3.38	(7, 1)	2.0		8	2	0	0	3	0	0	0	0	0	0	22	27	0.00	1.000
56 Matt Maloney, L ERA:	(9, 1)	1.0		3	0	0	0	0	0	0	0	0	0	0	7	10	0.00	0.000

PITCHER		IP	WLS	BF	H	R	ER	SO	BB	IBB	HBP	BLK	WP	HR	S	P	ERA	WHIP

Houston Astros @ Cincinnati Reds

Great American Ball Park, Cincinnati, OH

Tue Apr 05 2011, 7:11 PM - 9:48 PM EDT

Att. 11,821 - Partly Cloudy - 52 F

BOTTOM

livebaseballscorecards.com

Batter	1	2	3	4	5	6	7	8	9	AB	R	H	RBI	BB	SO	LOB
6 Drew Stubbs, R (1, 8) OBP: 0.500, SLG: 0.813	C FF 86 X FF 89 0-1 G6-3 ①	B FF 88 B SI 88 C FF 88 X FF 87 2-1 19 1B, 4 BB, 31 BB, 1B	B SI 88 F CH 78 B CU 75 F FF 87 F CU 73 F CH 78 B SL 79 X SI 89 3-2 F8 ③		1 SAFE B FF 89 B SL 76 X FF 89 2-0 43 S, 1B 1-3		D SL 85 X FF 93 1-0 G4-3 ③			5	1	2	0	0	0	1
4 Brandon Phillips, R (1, 4) OBP: 0.412, SLG: 0.563 43 Miguel Cairo, R (5, PH) OBP: 0.250, SLG: 0.333 (6, 4)	F FF 88 B CU 76 X SL 83 1-1 19 S, 27 1B, 1B	1 SAFE B CU 72 S FF 88 1 SAFE B CU 75 B CH 77 F FF 89 F FF 89 F SI 89 4-2 B FF 90 31 BB, 19 1B, 28 HBP, 1-2 BB		B CH 77 F FF 86 X SL 81 1-1 19 2B, 1B	C FF 90 B FF 90 T SL 79 B FF 91 F SL 80 X FF 91 2-2 SF8 ② 1-2 3-H			C FC 88 B CU 76 B CU 76 C FF 90 B CH 85 X FF 90 3-2 G4-3 ①		2 1	3 0	2 0	0 1	1 0	0 0	0 0
19 Joey Votto, L (1, 3) OBP: 0.474, SLG: 0.643	F FF 90 B FF 89 S CH 82 D SI 89 F CH 82 B SL 84 B CH 80 4-2 31 BB, 27 1B, 28 BB, 1-2 BB	X SL 83 0-0 28 HBP, 31 BB, 1-2, 2-3, 1B		X FF 87 0-0 31 F8, 28 1B, 1-H, 2B	C FF 92 F SL 79 X FF 91 0-2 L9 ③			B FC 88 F CH 86 B FF 89 X FC 88 2-1 G3-1 ②		4	2	2	1	1	0	1
27 Scott Rolen, R (1, 5) OBP: 0.222, SLG: 0.438	X FF 89 0-0 28 BB, 31 BB, 55 FC4-6, 1-2, 2-H, 1B	B SL 82 D FF 89 C FF 89 C FF 90 F SL 83 X FF 89 2-2 P2 ②		F CH 81 D CU 73 C FF 88 X SL 82 1-2 F9 ①		B FF 90 F SI 89 B SI 91 S FF 92 X FF 92 2-2 G4-3 ①		C FF 90 B FC 89 C CH 86 B SI 89 B FF 91 S SI 86 3-3 K ③		5	1	1	1	0	1	4
31 Jonny Gomes, R (1, 7) OBP: 0.500, SLG: 0.500	C SL 83 B CH 80 D SL 84 C SI 91 B FF 91 B CH 80 4-2 55 FC4-6, 28 BB, 1-2, 2-3, BB	B SL 84 S CH 81 B FF 88 B FF 90 B FF 90 4-1 28 HBP, 1-2, 2-3, 3-H, BB		X SL 79 0-0 F8 ② 2-3		C FF 92 F SI 91 B SI 93 S SI 92 1-3 K ②				2	0	0	1	2	1	1
28 Chris Heisey, R (1, 9) OBP: 0.667, SLG: 0.500	C FF 91 B CU 79 B CU 78 B FF 91 B FF 90 4-1 55 FC4-6, 1-2, 2-3, 3-H, BB	F CU 76 H FF 88 1-1 1-2, 2-3, 3-H, HBP		B CH 79 X SI 90 1-0 55 FC6-4, 3-H, 1B		S SI 92 X SI 93 0-1 L9 ③				2	0	1	3	1	0	0
55 Ramon Hernandez, R (1, 2) OBP: 0.444, SLG: 0.778	B SL 83 X FF 90 1-0 FC4-6 ② 1-2f, 2-3, 3-H	B CH 83 X FF 89 1-0 P3 ③		F SL 82 X FF 90 0-1 FC6-4 ③ 1-2f			B FF 92 C FF 93 S CH 84 S CH 85 1-3 K ①			4	0	0	1	0	1	6
7 Paul Janish, R (1, 6) OBP: 0.385, SLG: 0.462	C SL 82 C SI 91 B SL 86 F FF 92 X FF 90 1-2 P3 ③		C FF 85 F FF 87 C FF 86 0-3 K ①		B FF 90 F FF 90 C SL 78 X FF 91 1-2 L8 ①		C SL 84 B CH 85 X FF 94 1-1 1B			4	0	1	0	0	1	2
44 Mike Leake, R (1, 1) OBP: 0.333, SLG: 0.333 62 Jordan Smith, R (7, 1) 56 Matt Maloney, L (9, 1)		B FF 86 X FF 87 1-0 P4 ①	B FF 86 B FF 88 C FF 88 S FF 88 B CH 79 S FF 88 3-3 K ②		C FF 92 X FF 92 0-1 6 1B, 43 SF8, 1B		B SI 91 S FF 92 C SI 93 X SI 94 1-2 F9 ②			3 1 0	1 0 0	1 0 0	0 0 0	0 0 0	1 0 0	0 1 0

Inning Stats	1	2	3	4	5	6	7	8	9
	R: 3 H: 2 E: 0 LOB: 2 K: 0 BB: 3 S: 16 P: 31	R: 2 H: 2 E: 0 LOB: 3 K: 0 BB: 2 S: 15 P: 30	R: 0 H: 0 E: 0 LOB: 0 K: 2 BB: 0 S: 11 P: 17	R: 2 H: 3 K: 0 LOB: 1 S: 10 BB: 0 P: 13	R: 1 H: 2 E: 0 LOB: 1 K: 0 BB: 0 S: 13 P: 18	R: 0 H: 0 E: 0 LOB: 0 K: 1 BB: 0 S: 8 P: 11	R: 0 H: 1 E: 0 LOB: 1 K: 1 BB: 0 S: 9 P: 13	R: 0 H: 0 E: 0 LOB: 0 K: 1 BB: 0 S: 8 P: 16	

AB	33
R	8
H	10
RBI	8
BB	5
SO	5
LOB	16

	1B	SF	WP	PA
	9	1	0	40
	2B: 1	SAC: 0	PB: 0	
	3B: 0	DP: 0	SB: 2	
	HR: 0	HBP: 1	CS: 0	

PITCHER		IP	WLS	BF	H	R	ER	SO	BB	IBB	HBP	BLK	WP	HR	S	P	ERA	WHIP
30 J.A. Happ, L ERA: 15.75	(1, 1)	4.0	L	25	7	7	7	2	5	0	1	0	0	0	52	91	15.75	3.000
62 Aneury Rodriguez, R ERA: 15.43	(5, 1)	1.0		5	2	1	1	0	0	0	0	0	0	0	13	18	9.00	2.000
59 Wilton Lopez, R ERA:	(6, 1)	1.0		3	0	0	0	1	0	0	0	0	0	0	8	11	0.00	0.000
47 Jeff Fulchino, R ERA: 3.0	(7, 1)	1.0		4	1	0	0	1	0	0	0	0	0	0	9	13	0.00	1.000
37 Brandon Lyon, R ERA: 20.25	(8, 1)	1.0		3	0	0	0	1	0	0	0	0	0	0	8	16	0.00	0.000

PITCHER	IP	WLS	BF	H	R	ER	SO	BB	IBB	HBP	BLK	WP	HR	S	P	ERA	WHIP

Houston Astros @ Cincinnati Reds

Great American Ball Park, Cincinnati, OH

Wed Apr 06 2011, 7:14 PM - 10:23 PM EDT

Att. 17,719 - Clear - 68 F

TOP

livebaseballscorecards.com

Batter	1	2	3	4	5	6	7	8	9	AB	R	H	RBI	BB	SO	LOB
21 Michael Bourn, L (1, 8) OBP: 0.318, SLG: 0.421 11 Jason Bourgeois, R (7, 8) OBP: 0.333, SLG: 0.333	4-2 45 S 36 1B 29 BB BB 1-3 K			C FF 92 B CH 82 B CH 83 X FF 93 2-1 2B		C FF 93 C CU 79 S CH 82 0-3 K			C FF 92 C CU 81 B CU 80 B FF 93 X CU 79 2-2 F9	3	1	1	0	1	2	4
										1	0	0	0	0	0	0
36 Angel Sanchez, R (1, 6) OBP: 0.409, SLG: 0.333	C FF 94 D FF 93 1 SAFE 1 SAFE X SI 92 1-1 29 BB 45 S 23 1B 1-2 1B	B FF 92 B FF 93 B FF 92 B SI 92 4-0 22 BLK BB		B FF 95 B FF 94 F FF 95 C KC 78 D CH 84 B CH 84 4-2 9 G4-3-6 BB			B FF 98 C FF 98 F FF 100 B FF 100 X SL 86 2-2 F9		B FF 93 F FF 93 C CU 79 B FF 92 F FF 92 B CU 80 F FF 94 C CU 80 3-3 K	3	1	1	0	2	1	0
9 Hunter Pence, R (1, 9) OBP: 0.333, SLG: 0.500	B KC 78 B KC 77 S FF 93 F FF 94 S KC 78 2-3 K	C CH 83 B SI 95 S KC 78 F CH 84 C FF 94 1-3 K		S KC 79 S CH 85 D KC 80 D CH 85 X KC 81 2-2 G4-3-6 1-2f			B FF 98 B FF 97 B FF 96 B FF 96 4-0 22 1B BB		B FF 92 B CU 77 C FF 94 B SL 88 F FF 94 X FF 94 3-2 G4-3	4	0	0	0	1	2	5
45 Carlos Lee, R (1, 7) OBP: 0.300, SLG: 0.500	C KC 79 B FF 94 B FF 94 B CH 84 F CH 84 B FF 96 4-2 29 BB 23 1B 1-2 2-3 BB	B FF 94 F CH 82 1 SAFE F FF 94 F KC 78 S CH 85 1-3 K			X FF 93 0-0 F9		C FF 96 X FF 98 0-1 F8			3	1	0	0	1	1	2
22 Bill Hall, R (1, 4) OBP: 0.105, SLG: 0.158	D SI 94 S FF 94 B KC 78 F FF 96 S FF 96 2-3 K	F FF 94 C FF 92 F CH 84 S KC 80 0-3 K 1-2			C FF 93 B KC 79 F KC 78 S FF 96 1-3 K		S FF 100 F FF 99 B FF 102 F FF 102 B FF 102 B SL 87 F FF 100 X FF 101 3-2 1B 1-3			4	0	1	0	0	3	4
29 Brett Wallace, L (1, 3) OBP: 0.200, SLG: 0.111	B FF 95 F FF 95 B FF 94 B CH 84 B FF 95 4-1 23 1B 46 1B 1-2 2-3 3-H BB	B FF 93 C CH 81 X FF 94 1-1 G3-1			B KC 75 F FF 94 B CH 85 F FF 96 S KC 82 2-3 K		F FF 97 C SL 86 F FF 102 X SL 90 0-2 G6-3			3	1	0	1	1	1	2
23 Chris Johnson, R (1, 5) OBP: 0.300, SLG: 0.278	F FF 95 X KC 78 0-1 28 1B 46 1B 1-2 2-H 3-H 1B	B FF 93 B FF 94 X FF 93 2-0 G6-3				S FC 92 B FC 92 X FC 92 1-1 F9		C FF 88 F SI 89 F SL 84 F SI 91 F SL 83 X FF 90 0-2 L4		4	0	1	2	0	0	0
46 J.R. Towles, R (1, 2) OBP: 0.250, SLG: 0.250	C CH 82 B FF 95 D CH 82 X FF 95 2-1 28 1B 1-2 2-H 1B	C FF 93 C FF 94 X CH 83 0-2 G5-3				B FC 92 F FC 92 C CU 80 S FC 93 1-3 K		C SL 82 S SL 82 X SI 89 0-2 G4-3		4	0	1	1	0	1	0
28 Nelson Figueroa, R (1, 1) OBP: 0.667, SLG: 0.667 58 Fernando Abad, L (6, 1) 54 Mark Melancon, R (6, 1) 16 Matt Downs, R (8, PH) 66 Enerio Del Rosario, R (8, 1)	X FF 93 0-0 1-2 2-3 1B			C FF 91 B KC 74 X FF 91 1-1 G6-3		B FC 93 C FF 91 X FC 91 1-1 1B		B SL 83 F FF 90 T FF 90 S FF 92 1-3 K		3	0	2	0	0	0	0
										0	0	0	0	0	0	0
										0	0	0	0	0	0	0
										1	0	0	0	0	1	0
										0	0	0	0	0	0	0

	AB	R	H	RBI	BB	SO	LOB
	33	4	7	4	6	12	17

Inning Stats																														
	R: 4	H: 4	R: 0	H: 0	R: 0	H: 0	R: 0	H: 1	R: 0	H: 1	R: 0	H: 1	R: 0	H: 0	R: 0	H: 0	1B: 6	SF: 0	WP: 0	PA: 39
	E: 0	LOB: 3	E: 0	LOB: 1	E: 0	LOB: 0	E: 0	LOB: 1	E: 0	LOB: 1	E: 0	LOB: 2	E: 0	LOB: 0	E: 0	LOB: 0	2B: 1	SAC: 0	PB: 0	
	K: 3	BB: 3	K: 3	BB: 1	K: 0	BB: 0	K: 0	BB: 1	K: 2	BB: 0	K: 0	BB: 1	K: 1	BB: 0	K: 1	BB: 0	3B: 0	DP: 1	SB: 2	
	S: 24	P: 44	S: 12	P: 18	S: 6	P: 9	S: 9	P: 18	S: 7	P: 10	S: 10	P: 13	S: 14	P: 23	S: 12	P: 13	HR: 0	HBP: 0	CS: 0	
																	S: 11	P: 19		

PITCHER		IP	WLS	BF	H	R	ER	SO	BB	IBB	HBP	BLK	WP	HR	S	P	ERA	WHIP
36 Edinson Volquez, R ERA: 7.36	(1, 1)	5.0	W	24	5	4	4	8	5	0	0	1	0	0	58	99	7.20	2.000
66 Logan Ondrusek, R ERA:	(6, 1)	1.0	H	4	1	0	0	2	0	0	0	0	0	0	10	13	0.00	1.000
54 Aroldis Chapman, L ERA:	(7, 1)	1.0		5	1	0	0	0	1	0	0	0	0	0	14	23	0.00	2.000
45 Bill Bray, L ERA:	(8, 1)	1.0		3	0	0	0	1	0	0	0	0	0	0	12	13	0.00	0.000
48 Francisco Cordero, R ERA: 4.5	(9, 1)	1.0		3	0	0	0	1	0	0	0	0	0	0	11	19	0.00	0.000

PITCHER		IP	WLS	BF	H	R	ER	SO	BB	IBB	HBP	BLK	WP	HR	S	P	ERA	WHIP

Houston Astros @ Cincinnati Reds

Great American Ball Park, Cincinnati, OH

Wed Apr 06 2011, 7:14 PM - 10:23 PM EDT

Att. 17,719 - Clear - 68 F

BOTTOM

livebaseballscorecards.com

Batter	1	2	3	4	5	6	7	8	9	AB	R	H	RBI	BB	SO	LOB
6 Drew Stubbs, R (1, 8) OBP: 0.435, SLG: 0.667	C FF 85 F FF 87 B SL 82 B FF 87 X FF 87 2-2 ① F9		B CU 77 X FF 88 1-0 ① G5-3 S FF 85 C SL 80 B CU 73 T FF 86 1-2 ① K			B CU 75 F FF 88 S FF 86 X SL 82 1-2 4 1B 19 2B 1B 1-3 2-H	S FC 92 C FF 91 S FC 92 0-3 ③ K			5	1	1	1	0	2	1
4 Brandon Phillips, R (1, 4) OBP: 0.500, SLG: 0.650 48 Francisco Cordero, R (9, 1)	X SL 81 0-0 19 G6-3 2B		B FF 88 B FF 89 F FF 88 B FF 88 B FF 88 4-1 19 1B 27 2B BB	X CU 74 0-0 ② G5-3		X CU 75 0-0 19 2B 27 FC6 1B 1-3 3-H		F SI 89 F SI 89 X SL 81 0-2 19 BB 16 1B 1B		4 0	3 0	3 0	1 0	1 0	0 0	0 0
19 Joey Votto, L (1, 3) OBP: 0.500, SLG: 0.667	B SL 81 B FF 88 S SL 83 B FS 81 F SL 81 X FF 87 3-2 ② G6-3 2-3		C FF 87 B FF 88 X SL 81 1-1 27 2B 1-3 1B	S FS 79 S SL 81 F FS 80 B SL 82 X FF 87 1-2 ③ F8		C KC 76 B CH 72 B KC 77 F FF 91 B FF 91 F KC 75 F FF 91 X FF 91 3-2 1-3 3-H 2B		C SI 89 B SI 90 B SI 90 B SI 90 D SI 89 4-1 16 1B 32 E 1-2 BB		4	2	2	1	1	0	1
27 Scott Rolen, R (1, 5) OBP: 0.227, SLG: 0.450 45 Bill Bray, L (8, 1) 16 Edgar Renteria, R (8, PH) OBP: 0.250, SLG: 0.250 (9, 4)	C CU 75 B FF 87 B FF 86 X FF 88 2-1 ③ F9		B SL 82 X FF 89 1-0 32 1B 28 E 2B 1-H 3-H		F FF 87 F FF 86 B FF 88 X FF 86 1-2 ① G6-3	B KC 72 B KC 75 B FF 89 C FF 88 C FF 90 X FF 91 3-2 FC6 3-H		F SI 88 C SI 90 X FF 90 0-2 28 BB 32 E 1B 1-3 2-H		4 0 1	1 0 0	1 0 1	3 0 1	0 0 0	0 0 0	2 0 0
32 Jay Bruce, L (1, 9) OBP: 0.316, SLG: 0.278		B FF 86 B FF 87 B FF 87 C FF 87 X FF 87 3-1 55 1B 7 1B 1B	X CU 75 0-0 55 S 28 E 55 E 1B 2-3		X SL 81 0-0 ② F8	B KC 78 C FF 91 C CH 75 D KC 80 S FF 90 2-3 ② K		B FF 89 X CH 83 1-0 E6 28 BB 1-2 3-H		5	2	2	1	0	1	3
28 Chris Heisey, R (1, 7) OBP: 0.455, SLG: 0.250		S CU 76 B FF 88 F FF 87 D CU 76 X FF 85 2-2 ① P4	S SL 83 X FF 87 0-1 E1 55 S 7 1B 1-2 3-H		B CU 75 X CU 74 1-0 ③ P5	C KC 81 S KC 84 C KC 84 0-3 ③ K		B SI 88 F CH 85 B SI 88 B SI 88 B CH 86 4-1 7 G6-4-3 BB 1-2 2-3		4	1	0	1	1	1	4
55 Ramon Hernandez, R (1, 2) OBP: 0.357, SLG: 0.571		X FF 88 0-0 36 B2-5-4 7 1B 1B 1-3	B FF 88 X CU 75 1-0 ② P4 1-3 2-H			X SL 81 0-0 ① F8 C KC 82 C KC 83 B FC 92 X FC 91 1-2 ① G2-3		S SL 80 D SI 89 X SL 79 1-1 ① F4		5	0	1	0	0	0	4
7 Paul Janish, R (1, 6) OBP: 0.444, SLG: 0.500		B FF 86 B SL 82 F SL 83 B CU 74 X SL 82 3-1 1-2 3-H 1B	C CU 74 C FF 88 D CU 75 F FF 88 X FS 81 1-2 3-H 1B			B FF 88 X SL 82 1-0 43 S 6 1B 1B X FC 92 0-0 E6 25 FC6-4		F SL 78 B SI 88 X CH 86 1-1 ② G6-4-3 ③ 1-2f		5	1	3	2	0	0	3
36 Edinson Volquez, R (1, 1) 66 Logan Ondrusek, R (6, 1) 43 Miguel Cairo, R (6, PH) OBP: 0.200, SLG: 0.250 54 Aroldis Chapman, L (7, 1) 25 Juan Francisco, L (7, PH) OBP: 0.250, SLG: 0.250 (8, 5)		X FF 87 0-0 ②③ B2-5-4 2-3f	C FF 89 B CU 74 S CU 74 S CU 73 1-3 ③ K			B CU 76 X CU 75 1-0 6 1B E5 4 1B 1-2 X FF 91 0-0 ② FC6-4 1-2f				2 0 1 0 1	0 0 1 0 0	0 0 1 0 1	0 0 0 0 0	0 0 0 0 0	1 0 0 0 0	3 0 1 0 1
Inning Stats	R: 0 E: 0 K: 0 S: 9 H: 1 LOB: 1 BB: 0 P: 16	R: 1 E: 0 K: 0 S: 9 H: 3 LOB: 1 BB: 0 P: 17	R: 5 E: 1 K: 1 S: 16 H: 4 LOB: 1 BB: 1 P: 26	R: 0 E: 0 K: 1 S: 8 H: 0 LOB: 0 BB: 0 P: 10	R: 0 E: 0 K: 0 S: 5 H: 0 LOB: 0 BB: 0 P: 7	R: 4 E: 1 K: 2 S: 21 H: 4 LOB: 2 BB: 0 P: 32	R: 0 E: 1 K: 1 S: 8 H: 0 LOB: 1 BB: 0 P: 9	R: 2 E: 1 K: 0 S: 13 H: 2 LOB: 2 BB: 2 P: 24		1B: 11 2B: 3 3B: 0 HR: 0 SF: 0 SAC: 0 DP: 2 HBP: 0					WP: 0 PB: 0 SB: 4 CS: 0 PA: 44	

	AB	41
	R	12
	H	14
	RBI	11
	BB	3
	SO	5
	LOB	23

PITCHER		IP	WLS	BF	H	R	ER	SO	BB	IBB	HBP	BLK	WP	HR	S	P	ERA	WHIP
28 Nelson Figueroa, R ERA: 10.13	(1, 1)	5.1	L	29	11	10	6	2	1	0	0	0	0	0	54	86	10.12	2.250
58 Fernando Abad, L ERA:	(6, 1)	0.1		3	1	0	0	1	0	0	0	0	0	0	11	19	0.00	3.000
54 Mark Melancon, R ERA:	(6, 1)	1.1		5	0	0	0	2	0	0	0	0	0	0	11	12	0.00	0.000
66 Eneric Del Rosario, R ERA: 6.75	(8, 1)	1.0		7	2	2	2	0	2	0	0	0	0	0	13	24	18.00	4.000

PITCHER	IP	WLS	BF	H	R	ER	SO	BB	IBB	HBP	BLK	WP	HR	S	P	ERA	WHIP

Houston Astros @ Cincinnati Reds

Great American Ball Park, Cincinnati, OH

Thu Apr 07 2011, 12:37 PM - 3:30 PM EDT

Att. 20,014 - Sunny - 64 F

TOP

livebaseballscorecards.com

Batter	1	2	3	4	5	6	7	8	9	AB	R	H	RBI	BB	SO	LOB
11 Jason Bourgeois, R (1, 8) OBP: 0.250, SLG: 0.250	B FF 88 C FF 90 X CH 81 1-1 36 SH1-3 36 S 9 G6-3 1B		C FF 90 C FF 90 B FF 91 F FF 90 B FF 90 B FF 91 F SI 89 F FF 90 F FF 90 3-3 ① F FF 89 S SL 79 K		C FF 89 B FF 90 F SL 80 F FF 90 F CH 81 C SI 89 1-3 ② K			F FF 95 B FF 95 F FF 95 S SL 83 1-3 ② K	X FC 90 0-0 ③ G3-1	5	1	1	0	0	3	2
36 Angel Sanchez, R (1, 6) OBP: 0.400, SLG: 0.333	1 SAFE 1 SAFE T FF 89 X FF 91 0-1 ① SH1-3 1-3		C SL 78 X SL 80 0-1 ② L5		C SI 85 B FF 89 X SI 89 1-1 ③ G5-3			X SI 95 0-0 9 BB 1B		3	0	1	0	0	0	0
9 Hunter Pence, R (1, 9) OBP: 0.320, SLG: 0.435	C FF 89 B FF 89 X SL 80 1-1 ② G6-3 3-H		B SL 79 C SL 79 S CH 81 B FF 88 F CH 82 B CH 81 S SL 77 3-3 ③ K			C SI 89 B SL 83 C SL 81 B SL 85 B SL 83 X SI 90 3-2 ① G4-3		B SI 92 C FF 91 C SL 81 1 SAFE B FF 94 B SL 83 B FF 94 4-2 1-2 BB		3	0	0	1	1	1	0
45 Carlos Lee, R (1, 7) OBP: 0.292, SLG: 0.545	C FF 90 B SL 80 B FF 91 F FF 90 B FF 91 X FF 91 3-2 ③ G6-3			X FF 85 0-0 29 G6-3 3B		B SI 90 C SI 91 F SL 82 X SL 83 1-2 ② P3		B FF 95 X SI 93 1-0 ③ G5-3		4	1	1	0	0	0	2
29 Brett Wallace, L (1, 3) OBP: 0.250, SLG: 0.143		B SI 88 B FF 89 B SI 87 B FF 88 4-0 55 F9 22 1B BB		B FF 88 S KC 73 B FF 87 B FF 87 X FF 90 3-1 ① G6-3 3-H		S SL 90 S SL 84 B SL 84 B SL 82 T SL 82 2-2 ③ K			C FF 94 X FF 94 0-1 55 1B 16 2B 1B	3	1	1	1	1	1	0
23 Chris Johnson, R (1, 5) OBP: 0.292, SLG: 0.273		X FF 89 0-0 ① L9		B FF 92 B CH 83 F CH 82 B FF 89 F FF 89 F FF 88 S SL 78 3-3 ② K			F SI 90 X SL 81 0-1 55 G6-4-3 1B		1 SAFE B SI 92 X FF 92 1-0 ① F9	4	0	1	0	0	1	2
22 Bill Hall, R (1, 4) OBP: 0.182, SLG: 0.190 58 Fernando Abad, L (7, 1) 4 Jason Michaels, R (9, PH) 37 Brandon Lyon, R (9, 1)		B FF 90 B FF 88 B SL 80 F FF 89 S FF 89 X FF 89 3-2 1-2 1B		B FF 88 B FF 90 F FF 91 B FF 89 B FF 89 4-1 BB			X SI 90 0-0 ① F9		X FC 92 0-0 ② F7	2 0 1 0	0 0 0 0	1 0 0 0	0 0 0 0	1 0 0 0	0 0 0 0	1 0 1 0
55 Humberto Quintero, R (1, 2) OBP: 0.188, SLG: 0.133		X SL 79 0-0 ② F9 2-3		B FF 88 C FF 88 F FF 88 1 SAFE C FF 89 1-3 ③ K			X SI 91 0-0 ②③ G6-4-3 1-2f		B FF 95 F FF 95 B SL 80 F FF 95 X SL 80 2-2 16 2B 1-2 1B	4	0	1	0	0	1	4
39 Brett Myers, R (1, 1) OBP: 0.500, SLG: 0.500 54 Mark Melancon, R (7, 1) 16 Matt Downs, R (7, 4) OBP: 0.250, SLG: 0.500		S SL 80 C FF 88 B SL 79 T FF 90 1-2 ③ K			B CH 83 C FF 88 X FF 88 1-1 ① G4-3			F FF 91 F FF 92 B SL 82 F SI 94 C SL 82 1-3 ① K	B SL 81 F FC 90 B FF 92 X SL 80 2-1 1-3 2-H 2B	2 0 2	0 0 0	0 0 1	0 0 1	0 0 0	1 0 1	2 0 0
Inning Stats	R: 1 E: 0 K: 0 S: 9 H: 1 LOB: 0 BB: 0 P: 14	R: 0 E: 0 K: 1 S: 8 H: 1 LOB: 2 BB: 1 P: 16	R: 0 E: 0 K: 2 S: 14 H: 0 LOB: 0 BB: 0 P: 20	R: 1 E: 0 K: 2 S: 11 H: 1 LOB: 1 BB: 1 P: 22	R: 0 E: 0 K: 1 S: 9 H: 0 LOB: 0 BB: 0 P: 12	R: 0 E: 0 K: 1 S: 9 H: 0 LOB: 0 BB: 0 P: 15	R: 0 E: 0 K: 0 S: 4 H: 1 LOB: 0 BB: 0 P: 4	R: 0 E: 0 K: 2 S: 11 H: 1 LOB: 2 BB: 1 P: 18	R: 1 E: 0 K: 0 S: 10 H: 3 LOB: 2 BB: 0 P: 15	1B: 6 2B: 1 3B: 1 HR: 0 SF: 0 SAC: 1 DP: 1 HBP: 0						

PITCHER		IP	WLS	BF	H	R	ER	SO	BB	IBB	HBP	BLK	WP	HR	S	P	ERA	WHIP
63 Sam LeCure, R ERA: 3.0	(1, 1)	5.0		20	3	2	2	6	2	0	0	0	0	0	51	84	3.60	1.000
62 Jordan Smith, R ERA: 1.93	(6, 1)	2.0		6	1	0	0	1	0	0	0	0	0	0	13	19	0.00	0.500
40 Nick Masset, R ERA: 3.0	(8, 1)	2.0	L	11	4	1	1	2	1	0	0	0	0	0	21	33	4.50	2.500

PITCHER	IP	WLS	BF	H	R	ER	SO	BB	IBB	HBP	BLK	WP	HR	S	P	ERA	WHIP

AB	33
R	3
H	8
RBI	3
BB	3
SO	9
LOB	14

WP: 0 PA: 37
PB: 0
SB: 1
CS: 0

Houston Astros @ Cincinnati Reds

Great American Ball Park, Cincinnati, OH

Thu Apr 07 2011, 12:37 PM - 3:30 PM EDT

Att. 20,014 - Sunny - 64 F

BOTTOM

livebaseballscorecards.com

Batter	1	2	3	4	5	6	7	8	9	AB	R	H	RBI	BB	SO	LOB
6 Drew Stubbs, R (1, 8) OBP: 0.357, SLG: 0.538	F FC 87 B FF 88 B FF 89 F SL 81 B FF 90 X FC 88 3-2 F9 ①	C CU 76 C FC 89 D SL 78 B SL 83 B FF 90 F FF 90 X FF 88 3-2 P4 ③			B FF 88 F FF 88 F FF 88 X SL 82 1-2 FC9-6 4 G6-4-3 ① 1-2f		B KC 82 B FF 94 B FF 91 C FC 91 X FF 93 3-1 F9 ②		C CU 77 X CU 76 0-1 G3-1 ②	5	0	0	0	0	0	4
4 Brandon Phillips, R (1, 4) OBP: 0.481, SLG: 0.600	B FF 88 X FF 88 1-0 G6-3 ②		C FF 86 X CU 76 0-1 F9 ①		1 SAFE F FF 88 X SI 89 0-1 G6-4-3 ②③ 1-2f		C KC 82 B KC 84 X FF 92 1-1 19 1B 1B		B CU 78 C CU 77 B FC 89 C CU 78 B CU 78 X FC 86 3-2 19 1B 1B	5	0	2	0	0	0	1
19 Joey Votto, L (1, 3) OBP: 0.483, SLG: 0.609	S FC 85 X SL 83 0-1 P6 ③		S SL 82 B CU 76 C FF 87 B CU 77 B CH 83 S SL 81 3-3 K ②			C FF 86 B FF 87 B FF 88 F SL 81 F SL 81 C CH 80 2-3 K ①	X KC 77 0-0 1-2 1B		S FC 88 X FC 89 0-1 1-2 55 FC6-4 1B	5	0	2	0	0	2	0
31 Jonny Gomes, R (1, 7) OBP: 0.455, SLG: 0.385 40 Nick Masset, R (8, 1) 55 Ramon Hernandez, R (5, PH) OBP: 0.333, SLG: 0.533		B FC 87 C FF 88 B SI 87 B CH 81 B SL 82 4-1 16 2B BB	B FF 88 B SI 88 B FF 87 C FF 88 X FF 89 3-1 P4 ③			X FF 88 0-0 F8 ②	C CH 71 C FF 90 F KC 78 B FF 92 X FF 91 1-2 F9 ③		B FF 91 C CU 78 F CU 78 X CU 78 1-2 FC6-4 ③ 1-2f	3 0 1	1 0 0	0 0 0	0 0 0	1 0 0	0 0 0	2 0 2
32 Jay Bruce, L (1, 9) OBP: 0.304, SLG: 0.273		B SL 83 C SL 82 S FF 90 B FF 90 S CU 75 2-3 K ①		F CU 72 F SL 81 F FF 89 F CU 76 X CH 83 0-2 G4-3 ①		B CH 80 F CH 80 B FF 88 B CU 73 S SL 82 X CU 74 3-2 16 1B 1B		B FF 89 F CH 70 B FF 90 C FF 90 X FF 91 2-2 P5 ①		4	0	1	0	0	1	1
16 Edgar Renteria, R (1, 6) OBP: 0.625, SLG: 0.714		B SL 82 B FF 89 T FF 87 F FF 88 X FC 90 2-2 25 G3 1-H 2B		B SL 82 C SL 82 C SI 89 B CU 77 X CU 75 2-2 1B		C CU 74 B CH 81 F FF 85 X CH 82 1-2 1-2 1B		C KC 72 B KC 77 B FF 90 B FF 88 C FF 89 B KC 74 4-2 BB		3	0	3	1	1	0	0
25 Juan Francisco, L (1, 5) OBP: 0.125, SLG: 0.125		X SL 84 0-0 G3 ② 2-3		B CH 81 C CU 74 F SL 82 F CU 75 B FF 88 1 SAFE C CU 75 2-3 K ②		X SL 82 0-0 P6 ③		X FF 90 0-0 P5 ②		4	0	0	0	0	1	5
29 Ryan Hanigan, R (1, 2) OBP: 0.583, SLG: 1.100		I IN 66 I IN 66 I IN 67 I IN 68 4-0 63 BB IBB		X SI 89 0-0 F9 ③			B CH 85 C FF 86 B FF 88 F FF 86 X FF 88 2-2 L8 ①	B FF 91 C KC 74 B FF 91 X FF 90 2-1 P4 ③		3	0	0	0	1	0	2
63 Sam LeCure, R (1, 1) 43 Miguel Cairo, R (5, PH) OBP: 0.333, SLG: 0.400 62 Jordan Smith, R (6, 1) 27 Scott Rolen, R (7, PH) OBP: 0.261, SLG: 0.619 28 Chris Heisey, R (8, 7) OBP: 0.417, SLG: 0.222		B SL 83 C SL 82 D CU 75 T FC 89 D CU 75 B FF 88 4-2 1-2 BB			C FF 86 X CH 80 0-1 6 FC9-6 1B		C FF 87 X FF 86 0-1 HR		B FC 89 C FF 90 C CU 75 B CU 76 X FF 91 2-2 F9 ①	0 1 0 1 1	0 0 0 1 0	0 1 0 1 0	0 0 0 0 0	1 0 0 0 0	0 0 0 0 0	0 0 0 0 0
Inning Stats	R: 0 E: 0 K: 0 S: 6 H: 0 LOB: 0 BB: 0 P: 10	R: 1 E: 0 K: 1 S: 14 H: 1 LOB: 3 BB: 3 P: 33	R: 0 E: 0 K: 1 S: 7 H: 0 LOB: 0 BB: 0 P: 13	R: 0 E: 0 K: 1 S: 13 H: 1 LOB: 1 BB: 0 P: 17	R: 0 E: 0 K: 0 S: 7 H: 1 LOB: 0 BB: 0 P: 8	R: 0 E: 0 K: 1 S: 12 H: 2 LOB: 2 BB: 0 P: 18	R: 1 E: 0 K: 0 S: 14 H: 3 LOB: 2 BB: 0 P: 21	R: 0 E: 0 K: 0 S: 8 H: 0 LOB: 1 BB: 1 P: 16	R: 0 E: 0 K: 0 S: 13 H: 2 LOB: 2 BB: 0 P: 19	1B: 8 2B: 1 3B: 0 HR: 1	SF: 0 SAC: 0 DP: 1 HBP: 0		WP: 0 PB: 0 SB: 0 CS: 0	PA: 40			

	AB	36
	R	2
	H	10
	RBI	2
	BB	4
	SO	4
	LOB	17

PITCHER		IP	WLS	BF	H	R	ER	SO	BB	IBB	HBP	BLK	WP	HR	S	P	ERA	WHIP
39 Brett Myers, R ERA: 2.03	(1, 1)	6.1		27	6	2	2	4	2	1	0	0	0	1	64	106	2.84	1.263
54 Mark Melancon, R ERA:	(7, 1)	0.1		2	1	0	0	0	0	0	0	0	0	0	4	8	0.00	3.000
58 Fernando Abad, L ERA:	(7, 1)	1.1	W	6	1	0	0	0	1	0	0	0	0	0	13	22	0.00	1.500
37 Brandon Lyon, R ERA: 11.57	(9, 1)	1.0	S	5	2	0	0	0	0	0	0	0	0	0	13	19	0.00	2.000

PITCHER	IP	WLS	BF	H	R	ER	SO	BB	IBB	HBP	BLK	WP	HR	S	P	ERA	WHIP

Batter	1	2	3	4	5	6	7	8	9	AB	R	H	RBI	BB	SO	LOB
6 Drew Stubbs, R (1, 8) OBP: 0.344, SLG: 0.500	C FF 90 B FF 91 S CH 81 B KC 78 C CH 81 2-3 ① K		D CH 80 F SL 83 X KC 77 1-1 19 PO 2-3 1B			B CH 80 B SL 81 F FF 87 F FF 88 S CH 80 2-3 ① K		B SL 85 C FF 90 X SI 90 1-1 ② P4		4	0	1	0	0	2	1
4 Brandon Phillips, R (1, 4) OBP: 0.419, SLG: 0.536	F SI 91 B SL 86 B SL 86 S CH 80 F CH 81 F KC 77 X SI 91 2-2 ② F9		S CH 80 S CH 81 F CH 80 B FF 90 1 SAFE F FF 90 X CH 82 1-2 ② SF9 3-H			B KC 77 S CH 79 B FF 89 S CH 80 X CH 81 2-2 ② G5-3		F CH 80 F CH 81 S FF 92 0-3 ③ K		3	0	0	1	0	1	1
19 Joey Votto, L (1, 3) OBP: 0.485, SLG: 0.741	X SL 86 0-0 ③ G4-3		1 SAFE 1 SAFE 0-0 ③ PO 1-2	B CH 84 X CH 78 1-0 2B		F KC 77 C FF 89 C FF 91 0-3 ③ K			B SI 90 C SI 90 X SL 86 1-1 HR	4	1	2	1	0	1	0
27 Scott Rolen, R (1, 5) OBP: 0.269, SLG: 0.583 25 Juan Francisco, L (9, PH) OBP: 0.222, SLG: 0.222		B FF 88 F SI 87 B FF 90 C FF 90 B CH 80 X FF 89 3-2 31 BB 1B		S SI 88 F FF 89 S FF 90 0-3 ① K			B SI 87 X FF 86 1-0 ① P3		F SI 90 B CH 82 B CH 82 F SI 90 F SI 90 X CH 82 2-2 31 BB 1B	3 1	0 0	1 1	0 0	0 0	1 0	1 0
32 Jay Bruce, L (1, 9) OBP: 0.296, SLG: 0.308		C SI 89 C FF 90 S KC 78 0-3 ① K		C SI 90 S KC 78 S KC 78 0-3 ② K			F FF 85 X SI 86 0-1 2B		F CH 81 X SI 90 0-1 ① F7	4	0	1	0	0	2	3
31 Jonny Gomes, R (1, 7) OBP: 0.462, SLG: 0.333		B SL 85 C FF 89 B FF 90 S CH 80 F SI 91 1 SAFE D KC 78 B CH 82 4-2 29 G6-4-3 1-2 BB		S SL 86 B FF 86 D KC 77 X SL 85 2-1 ③ F8			B SI 88 B SI 90 B SI 88 F SI 91 S CH 82 3-3 ② K		B SI 90 B SI 90 C SI 91 C SI 91 D CH 83 F SI 92 F SI 92 B SI 92 4-2 1-2 BB	2	0	0	0	2	1	2
29 Ryan Hanigan, R (1, 2) OBP: 0.467, SLG: 0.846 56 Matt Maloney, L (7, 1) 45 Bill Bray, L (8, 1) 28 Chris Heisey, R (9, PH) OBP: 0.385, SLG: 0.200		C SL 84 D KC 77 X SI 90 1-1 G6-4-3 1-2f			C FF 87 X FF 87 0-1 ① G5-3		B KC 77 C SL 84 B KC 77 F SI 91 F CH 82 X FF 90 2-2 ③ F9		C SI 91 B SI 89 F SL 84 X SI 92 1-2 ② F8	3 0 0 1	0 0 0 0	0 0 0 0	0 0 0 0	0 0 0 0	0 0 0 0	3 0 0 2
7 Paul Janish, R (1, 6) OBP: 0.455, SLG: 0.500			B SI 87 X SI 88 1-0 6 1B 30 SH1-4 4 SF9 1B		B FF 88 C SL 84 F FF 88 S CH 80 1-3 ② K			C SI 86 X CH 78 0-1 1B	B SI 90 B SI 91 X SI 91 2-0 ③ L9	4	1	2	0	0	1	2
30 Travis Wood, R (1, 1) 66 Logan Ondrusek, R (6, 1) 55 Ramon Hernandez, R (7, 2) OBP: 0.313, SLG: 0.500			X SI 87 0-0 ① SH1-4 1-2		X FF 90 0-0 ③ L4			C FF 88 B SI 89 S FF 89 X FF 90 1-2 ① F8		1 0 1	0 0 0	0 0 0	0 0 0	0 0 0	0 0 0	0 0 1
Inning Stats	R: 0 E: 0 K: 1 S: 9 H: 0 LOB: 0 BB: 0 P: 13	R: 0 E: 0 K: 1 S: 11 H: 1 LOB: 1 BB: 1 P: 19	R: 1 E: 0 K: 0 S: 9 H: 2 LOB: 0 BB: 0 P: 12	R: 0 E: 0 K: 2 S: 9 H: 1 LOB: 1 BB: 0 P: 12	R: 0 E: 0 K: 1 S: 6 H: 0 LOB: 0 BB: 0 P: 7	R: 0 E: 0 K: 2 S: 9 H: 0 LOB: 0 BB: 0 P: 13	R: 0 E: 0 K: 1 S: 10 H: 1 LOB: 1 BB: 0 P: 16	R: 0 E: 0 K: 1 S: 10 H: 1 LOB: 1 BB: 0 P: 12	R: 1 E: 0 K: 0 S: 16 H: 2 LOB: 2 BB: 1 P: 26	1B: 5 2B: 2 3B: 0 HR: 1 SF: 1 SAC: 1 DP: 1 HBP: 0						

PITCHER	IP	WLS	BF	H	R	ER	SO	BB	IBB	HBP	BLK	WP	HR	S	P	ERA	WHIP
31 Ian Kennedy, R (1, 1) ERA: 2.57	8.0	W	29	6	1	1	9	1	0	0	0	0	0	73	104	1.12	0.875
44 Aaron Heilman, R (9, 1) ERA: 4.5	1.0		6	2	1	1	0	1	0	0	0	0	1	16	26	9.00	3.000

PITCHER	IP	WLS	BF	H	R	ER	SO	BB	IBB	HBP	BLK	WP	HR	S	P	ERA	WHIP

TOP

Cincinnati Reds @ Arizona Diamondbacks

Chase Field, Phoenix, AZ

Fri Apr 08 2011, 6:41 PM - 9:25 PM MST

Att. 48,030 - Cloudy - 58 F

livebaseballscorecards.com

AB	31
R	2
H	8
RBI	2
BB	2
SO	9
LOB	16

PA: 36

WP: 0
PB: 0
SB: 0
CS: 0

BOTTOM

Cincinnati Reds @ Arizona Diamondbacks

Chase Field, Phoenix, AZ

Fri Apr 08 2011, 6:41 PM - 9:25 PM MST

Att. 48,030 - Cloudy - 58 F

livebaseballscorecards.com

Batter	1	2	3	4	5	6	7	8	9	AB	R	H	RBI	BB	SO	LOB
18 Willie Bloomquist, R (1, 7) OBP: 0.400, SLG: 0.536	B FC 89 C FC 86 X FC 88 1-1 2 SH2-3 10 1B 2B	C FF 91 F FF 90 B FF 93 B FF 92 B CH 80 X FF 93 3-2 ③ L9 3-H			B CU 71 X CH 77 1-0 ② P4	X FC 90 0-0 ③ G4-3		C CU 69 B FF 87 B CH 78 C FF 86 F CU 70 X SI 88 2-2 2 HR 1-3 2-H 1B		5	2	2	1	0	0	2
2 Kelly Johnson, L (1, 4) OBP: 0.214, SLG: 0.370	X FC 87 0-0 ① SH2-3 2-3		C FF 90 F FF 89 X FF 91 0-2 ① G5-3		X SL 80 0-0 ③ F8		B FF 87 B SL 78 C SI 84 X FF 85 2-1 ① F7	X SL 81 0-0 1-H 3-H HR		4	1	1	3	0	0	0
10 Justin Upton, R (1, 9) OBP: 0.286, SLG: 0.500 44 Aaron Heilman, R (9, 1)	C FF 90 X FF 91 0-1 24 G5-3 6 2B 3-H 1B		B FC 90 F FC 88 X CH 78 1-1 ② G6-3			B CU 72 B FC 87 B FC 87 B FF 87 4-0 6 BB 24 1B 22 2B BB	F FF 84 B CH 78 B CH 77 X CH 79 2-1 HR	B FF 88 B CU 70 C FF 85 F SI 85 S CH 80 2-3 ② K		4 0	3 0	2 0	2 0	1 0	1 0	0 0
24 Chris Young, R (1, 8) OBP: 0.286, SLG: 0.519	1 SAFE F FF 90 B FC 87 C FF 91 X FF 92 1-2 ② G5-3 1-2		C FF 89 B FF 90 F FC 89 F FF 93 S CH 78 1-3 ③ K			C FF 89 1 SAFE F FF 91 X FC 88 0-2 6 BB 22 2B 1-2 1B	X SI 84 0-0 ② P2	B CU 71 C CH 78 X CU 70 1-1 HR		5	2	2	1	0	1	1
6 Stephen Drew, L (1, 6) OBP: 0.500, SLG: 0.500	C FF 91 B FF 91 B SL 82 S FF 92 X FF 92 2-2 2-H 2B			B CU 72 X FF 88 1-0 ① P5		B FC 89 B FC 88 S FC 90 B FC 91 B FC 90 4-1 22 2B 4 SF8 1-2 2-3 BB	C SI 87 C SL 80 F FF 89 B CU 71 C CU 69 1-3 ③ K	B FF 89 B FF 89 S FC 90 F SL 85 C FF 90 2-3 ③ K		4	1	1	1	1	2	0
22 Xavier Nady, R (1, 3) OBP: 0.333, SLG: 0.556	F FF 91 B FF 91 C FC 87 S SL 82 1-3 ③ K			B FF 88 B FF 88 X FF 90 2-0 ② F7		S FC 90 X FC 90 0-1 4 SF8 31 FC3-2-5-1 1-3 2-H 3-H 2B		C FF 83 X SL 79 0-1 26 2B 2B		4	1	2	2	0	1	1
26 Miguel Montero, L (1, 2) OBP: 0.600, SLG: 0.955 12 Henry Blanco, R (9, 2)		T FF 87 C SL 79 B FF 90 X FC 86 1-2 31 SH5-3 18 WP 2B		C FF 89 F FF 91 X FF 92 0-2 1B		B FF 92 B FF 92 F FF 92 B FF 90 D FF 90 4-1 31 FC3-2-5-1 BB		X FF 85 0-0 18 1B 2-H 2B		3 0	2 0	3 0	1 0	1 0	0 0	0 0
4 Melvin Mora, R (1, 5) OBP: 0.143, SLG: 0.154		B SI 91 T FF 90 B FF 91 F FF 90 S FF 92 2-3 ① K		F FF 90 X FF 91 0-1 ③ P3		S FC 91 X FF 92 0-1 ① SF8 2-3 3-H		B CH 79 B CU 69 X FF 86 2-0 ① F8		3	0	0	1	0	1	3
31 Ian Kennedy, R (1, 1) 46 Juan Miranda, L (8, PH) OBP: 0.400, SLG: 0.250 8 Gerardo Parra, L (9, 9) OBP: 0.400, SLG: 0.444		X FF 89 0-0 ② SH5-3 2-3			C FF 87 F CU 88 B FF 91 T FF 90 1-2 ① K	C FF 91 P PO 88 S SI 93 X FF 92 1-2 ② FC3-2-5-1 1-3 3-H		B SL 79 B SL 80 F SI 88 B SL 80 B FF 88 4-1 18 1B 2 HR BB		2 0 0	0 1 0	0 0 0	0 0 0	1 0 0	0 0 0	2 0 0
Inning Stats	R: 2 E: 0 K: 1 S: 14 H: 3 LOB: 1 BB: 0 P: 19	R: 1 E: 0 K: 1 S: 10 H: 1 LOB: 0 BB: 0 P: 16	R: 0 E: 0 K: 1 S: 9 H: 0 LOB: 0 BB: 0 P: 11	R: 0 E: 0 K: 0 S: 7 H: 1 LOB: 1 BB: 0 P: 10	R: 0 E: 0 K: 1 S: 5 H: 0 LOB: 0 BB: 0 P: 7	R: 3 E: 0 K: 0 S: 14 H: 2 LOB: 2 BB: 3 P: 26	R: 1 E: 0 K: 1 S: 9 H: 1 LOB: 0 BB: 0 P: 14	R: 6 E: 0 K: 2 S: 18 H: 5 LOB: 0 BB: 1 P: 31		1B: 4 2B: 6 3B: 0 HR: 3 SF: 1 SAC: 2 DP: 0 HBP: 0					WP: 1 PB: 0 SB: 0 CS: 0 PA: 41	

	AB	34
	R	13
	H	13
	RBI	12
	BB	4
	SO	7
	LOB	9

PITCHER		IP	WLS	BF	H	R	ER	SO	BB	IBB	HBP	BLK	WP	HR	S	P	ERA	WHIP
30 Travis Wood, L ERA: 5.25	(1, 1)	5.0	L	24	7	6	6	4	2	0	0	0	1	0	51	77	10.80	1.800
66 Logan Ondrusek, R ERA:	(6, 1)	1.0		4	0	0	0	0	1	0	0	0	0	0	8	12	0.00	1.000
56 Matt Maloney, L ERA: 23.63	(7, 1)	1.2		12	6	7	7	2	1	0	0	0	0	3	24	40	37.80	4.200
45 Bill Bray, L ERA:	(8, 1)	0.1		1	0	0	0	1	0	0	0	0	0	0	3	5	0.00	0.000

PITCHER	IP	WLS	BF	H	R	ER	SO	BB	IBB	HBP	BLK	WP	HR	S	P	ERA	WHIP

Batter	1	2	3	4	5	6	7	8	9	AB	R	H	RBI	BB	SO	LOB
6 Drew Stubbs, R (1, 8) OBP: 0.324, SLG: 0.441	S SI 93 B SI 92 F SI 94 B SI 94 S CH 82 2-3 K		B SL 84 X SI 93 1-0 G5-3		S CH 81 B SI 93 1 SAFE S CH 82 S CH 82 1-3 K			C FF 94 F CH 85 B CU 80 F FF 94 F FF 94 B FF 95 B CH 86 B FF 92 4-2 BB	B FF 91 S SL 82 B SL 82 B SI 90 X FF 91 3-1 L3 1-1	4	0	0	0	1	2	3
4 Brandon Phillips, R (1, 4) OBP: 0.400, SLG: 0.500	S CH 81 X SI 94 0-1 19 BB 27 1B 1B		S SI 94 X SI 94 0-1 F9		1 SAFE C SI 92 F SI 93 B SI 94 B SI 93 2-2 CS 1-2	C SL 86 S SL 87 X CH 83 0-2 G1-3		F FF 93 1 SAFE 1 SAFE C FF 92 P PO 86 B FF 93 B CH 84 S SI 92 3-3 K		4	1	1	0	0	1	1
19 Joey Votto, L (1, 3) OBP: 0.514, SLG: 0.714	B SI 93 B CH 82 C SI 93 B SI 94 S CH 82 F SI 94 B SI 94 4-2 31 BB 27 1B 32 SF8-3-5 1-2 BB		B SL 86 C CH 84 B CH 84 B FF 95 S CH 84 F SI 95 B SI 94 4-2 BB			B SI 94 B SI 93 C SL 87 S SL 87 B FF 94 X CH 83 3-2 G3			B FF 93 B CU 83 F FF 94 C SI 94 B FF 94 D CU 83 4-2 27 E 31 2B BB	1	2	0	0	3	0	0
27 Scott Rolen, R (1, 5) OBP: 0.267, SLG: 0.536	F SI 94 X SI 93 0-1 32 SF8-3-5 31 BB 1-2 2-H 1B		B SI 93 1 SAFE F SI 93 B CH 82 F SI 94 B CH 83 S CH 83 3-3 K			S SL 87 B SI 93 F SI 93 X SI 94 1-2 G6-3			B SI 93 C CU 81 X FF 93 1-1 E1 31 2B 1-3	4	1	1	1	0	1	2
31 Jonny Gomes, R (1, 7) OBP: 0.467, SLG: 0.389 48 Francisco Cordero, R (9, 1)	B FF 94 B CH 82 B SI 93 C FF 94 B FF 92 4-1 1-2 2-3 BB			B SL 86 X SI 93 1-0 F7			C SL 86 T SL 86 B SI 94 B SI 93 C SI 94 2-3 K		B SI 94 F SI 94 X SI 95 1-1 32 E 29 1B 2-H 3-H 2B	3 0	1 0	1 0	2 0	1 0	1 0	0 0
32 Jay Bruce, L (1, 9) OBP: 0.258, SLG: 0.276	S CH 84 X SI 93 0-1 SF8-3-5 2-3 3-H			X SI 94 0-0 F7			B CH 81 F CH 81 F SL 87 C SI 94 1-3 K		S CU 79 S CU 80 B CU 80 B FF 94 2 SAFE D CU 81 S CU 80 3-3 K 2-3	3	0	0	1	0	2	1
29 Ryan Hanigan, R (1, 2) OBP: 0.421, SLG: 0.706		C SI 92 X SI 94 0-1 F9		C SI 94 B SL 86 C SI 93 F SI 94 F SI 93 C SI 93 1-3 K			C SI 93 F SI 94 F CH 83 S SI 94 0-3 K		C CU 83 B SI 94 X SI 94 1-1 7 1B 28 1B 3-H 1B	4	1	1	1	0	2	0
7 Paul Janish, R (1, 6) OBP: 0.462, SLG: 0.500		C SI 94 B SL 84 B SL 86 X SI 92 2-1 G6-3			S CH 80 B CH 82 F CH 81 X SI 93 1-2 4 CS 1B			X FF 93 0-0 G5-3	B SI 91 B SI 90 X FF 91 2-0 28 1B 1-2 1B	4	0	2	0	0	0	0
61 Bronson Arroyo, R (1, 1) OBP: 0.250, SLG: 0.500 45 Bill Bray, L (7, 1) 25 Juan Francisco, L (8, PH) OBP: 0.200, SLG: 0.200 54 Aroldis Chapman, L (8, 1) 28 Chris Heisey, R (9, PH) OBP: 0.429, SLG: 0.273 (9, 7)		C SI 95 C SL 85 S FF 94 0-3 K			L SI 93 S SI 93 X SI 92 0-2 B1			C CU 77 B CU 80 X CU 78 1-1 G3	C FF 92 F SL 83 X SI 91 0-2 6 L3 1-2 2-H 1B	2 0 0 1 0 1	0 0 0 0 0 0	0 0 0 0 0 1	0 0 0 0 0 1	0 0 0 0 0 0	1 0 0 0 0 0	1 0 0 0 0 0
Inning Stats	R: 2 E: 0 K: 1 S: 13 H: 2 LOB: 1 BB: 2 P: 23	R: 0 E: 0 K: 1 S: 7 H: 0 LOB: 0 BB: 0 P: 9	R: 0 E: 0 K: 1 S: 9 H: 0 LOB: 1 BB: 1 P: 17	R: 0 E: 0 K: 1 S: 7 H: 0 LOB: 0 BB: 0 P: 9	R: 0 E: 0 K: 1 S: 11 H: 1 LOB: 0 BB: 0 P: 15	R: 0 E: 0 K: 0 S: 9 H: 0 LOB: 0 BB: 0 P: 13	R: 0 E: 0 K: 3 S: 10 H: 0 LOB: 0 BB: 0 P: 13	R: 0 E: 0 K: 1 S: 11 H: 0 LOB: 1 BB: 1 P: 18	R: 4 E: 2 K: 1 S: 17 H: 4 LOB: 1 BB: 1 P: 32	1B: 6 2B: 3 3B: 0 HR: 0 SF: 1 SAC: 0 DP: 2 HBP: 0						WP: 0 PB: 0 SB: 0 CS: 1 PA: 38	

TOP

Cincinnati Reds @ Arizona Diamondbacks

Chase Field, Phoenix, AZ

Sat Apr 09 2011, 5:11 PM - 8:05 PM MST

Att. 20,729 - Roof Closed - 67 F

livebaseballscorecards.com

AB	31
R	6
H	7
RBI	6
BB	5
SO	10
LOB	8

PITCHER		IP	WLS	BF	H	R	ER	SO	BB	IBB	HBP	BLK	WP	HR	S	P	ERA	WHIP
41 Daniel Hudson, R ERA: 3.46	(1, 1)	7.0	L	25	3	2	2	8	3	0	0	0	0	0	66	99	2.57	0.857
30 David Hernandez, R ERA:	(8, 1)	1.0		4	0	0	0	1	1	0	0	0	0	0	11	18	0.00	1.000
58 Juan Gutierrez, R ERA: 9.0	(9, 1)	0.1		5	2	4	3	1	1	0	0	0	0	0	11	21	81.00	9.000
38 Sam Demel, R ERA: 6.75	(9, 1)	0.2		3	2	0	0	0	0	0	0	0	0	0	6	11	0.00	3.000

PITCHER	IP	WLS	BF	H	R	ER	SO	BB	IBB	HBP	BLK	WP	HR	S	P	ERA	WHIP

Batter	1	2	3	4	5	6	7	8	9	AB	R	H	RBI	BB	SO	LOB
2 Kelly Johnson, L (1, 4) OBP: 0.219, SLG: 0.355	B SI 84 C CU 69 F SI 86 F SI 87 B FF 88 S CH 81 2-3 K ①		B CU 70 C CU 68 B FF 86 X SI 85 2-1 1B		X SI 86 0-0 FC6-4 6 S ① 1-2f		B SI 90 S FF 90 C SI 90 B SL 84 B SL 85 S FF 90 3-3 K ②			4	0	1	0	0	2	1
6 Stephen Drew, L (1, 6) OBP: 0.400, SLG: 0.375	C SI 86 X SI 87 0-1 10 1B 10 S 1B		B CU 69 1 SAFE C CH 80 B CH 80 X CH 80 2-1 F7 ②		1 SAFE C FF 86 B FF 87 X CH 82 1-1 F7 ② 1-2		B FF 90 B FF 90 B FF 90 C FF 90 F FF 90 C FF 90 3-3 K ③			4	0	1	0	0	1	2
10 Justin Upton, R (1, 9) OBP: 0.281, SLG: 0.467	B SI 87 B CH 79 X SL 75 2-0 33 S 1-3 1B		X CU 69 0-0 F7 ③		F SI 88 D CH 80 C SI 87 F FF 87 X SI 86 1-2 G1-3 ③			C FF 101 C SL 88 X FF 99 0-2 G6-3 ①		4	0	1	0	0	0	2
33 Russell Branyan, L (1, 3) OBP: 0.545, SLG: 0.556	B CH 77 F FF 84 C SI 87 F FF 88 F FF 87 B FF 88 D SI 84 T CH 78 3-2 K ② 1-2			B FF 86 X CU 68 1-0 26 1B 2B		B SL 72 F CU 71 S FC 84 S SI 84 1-3 K ①		C FF 100 X FF 102 0-1 1B		4	0	2	0	0	2	2
24 Chris Young, R (1, 8) OBP: 0.281, SLG: 0.484	B FF 87 B FF 87 C FF 88 C CH 80 S SL 77 2-3 K ③			F FF 86 X SL 72 0-1 P3 ①		B CH 78 F SL 76 S FF 88 X SI 88 1-2 26 E 4 1B 1B		X FF 100 0-0 L8 ②		4	1	1	0	0	1	4
26 Miguel Montero, L (1, 2) OBP: 0.552, SLG: 0.846		B CH 74 X FF 85 1-0 G4-3 ①		X SI 86 0-0 2-3 1B		1 SAFE 1 SAFE B SL 81 X FF 86 1-0 P6 ② 1-3		F FF 102 C FF 102 D FF 103 S FF 103 1-3 K ③		4	0	1	0	0	1	2
4 Melvin Mora, R (1, 5) OBP: 0.167, SLG: 0.176		B CH 76 B SL 76 F SI 86 S FF 88 B FF 88 S CU 70 3-3 K ②		F SL 74 X SI 86 0-1 P4 ②		B SI 87 C SI 86 F SI 87 B SI 87 F FF 87 B FF 87 X CU 70 3-2 3-H 1B			B FF 92 C FF 91 C CU 80 B FF 94 X CU 80 2-2 G5-3 ①	4	0	1	1	0	1	2
8 Gerardo Parra, L (1, 7) OBP: 0.333, SLG: 0.364		B FF 87 S CH 80 F FF 85 B FF 87 F SI 88 F SL 76 T CU 69 2-2 K ③		B FF 87 F FF 86 F CH 81 F FF 87 B SI 85 F FF 86 B CH 79 X CH 78 3-2 G4-3 ③		B SI 85 X CH 79 1-0 G4-3 ③			B FF 92 C FF 93 F CH 85 F FF 93 X CU 79 1-2 F7 ②	4	0	0	0	0	1	3
41 Daniel Hudson, R (1, 1) OBP: 0.500, SLG: 0.500 14 Ryan Roberts, R (7, PH) OBP: 0.385, SLG: 0.545 30 David Hernandez, R (8, 1) 58 Juan Gutierrez, R (9, 1) 38 Sam Demel, R (9, 1) 46 Juan Miranda, L (9, PH) OBP: 0.375, SLG: 0.231			C SI 85 X CU 70 0-1 F7 ①		X CU 68 0-0 2 FC6-4 1B		C FF 90 F SL 83 B CH 85 F SL 84 X CH 85 1-2 G6-3 ①		C CH 85 S FF 93 B FF 93 B CH 87 F CU 80 X FF 95 2-2 G6-3 ③	2 1 0 0 0 1	0 0 0 0 0 0	1 0 0 0 0 0	0 0 0 0 0 0	0 0 0 0 0 0	0 0 0 0 0 0	0 0 0 0 0 0
Inning Stats	R: 0 E: 0 K: 3 S: 15 H: 2 LOB: 2 BB: 0 P: 24	R: 0 E: 0 K: 2 S: 9 H: 0 LOB: 0 BB: 0 P: 15	R: 0 E: 0 K: 0 S: 7 H: 1 LOB: 1 BB: 0 P: 11	R: 0 E: 0 K: 0 S: 11 H: 2 LOB: 2 BB: 0 P: 15	R: 0 E: 0 K: 0 S: 8 H: 1 LOB: 1 BB: 0 P: 10	R: 1 E: 1 K: 1 S: 12 H: 2 LOB: 1 BB: 0 P: 19	R: 0 E: 0 K: 2 S: 10 H: 0 LOB: 0 BB: 0 P: 17	R: 0 E: 0 K: 1 S: 9 H: 1 LOB: 1 BB: 0 P: 10	R: 0 E: 0 K: 0 S: 11 H: 0 LOB: 0 BB: 0 P: 16	1B: 8 2B: 1 3B: 0 HR: 0	SF: 0 SAC: 0 DP: 0 HBP: 0	WP: 0 PB: 0 SB: 3 CS: 0	PA: 36			

PITCHER		IP	WLS	BF	H	R	ER	SO	BB	IBB	HBP	BLK	WP	HR	S	P	ERA	WHIP
61 Bronson Arroyo, R ERA: 2.08	(1, 1)	6.0	W	26	8	1	0	6	0	0	0	0	0	0	62	94	0.00	1.333
45 Bill Bray, L ERA:	(7, 1)	1.0	H	3	0	0	0	2	0	0	0	0	0	0	10	17	0.00	0.000
54 Aroldis Chapman, L ERA:	(8, 1)	1.0	H	4	1	0	0	1	0	0	0	0	0	0	9	10	0.00	1.000
48 Francisco Cordero, R ERA: 3.0	(9, 1)	1.0		3	0	0	0	0	0	0	0	0	0	0	11	16	0.00	0.000

PITCHER	IP	WLS	BF	H	R	ER	SO	BB	IBB	HBP	BLK	WP	HR	S	P	ERA	WHIP

BOTTOM

Cincinnati Reds @ Arizona Diamondbacks

Chase Field, Phoenix, AZ

Sat Apr 09 2011, 5:11 PM - 8:05 PM MST

Att. 20,729 - Roof Closed - 67 F

livebaseballscorecards.com

AB	36
R	1
H	9
RBI	1
BB	0
SO	9
LOB	18

Cincinnati Reds @ Arizona Diamondbacks

Chase Field, Phoenix, AZ

Sun Apr 10 2011, 1:12 PM - 4:30 PM MST

Att. 19,728 - Sunny - 57 F

livebaseballscorecards.com

TOP

Batter	1	2	3	4	5	6	7	8	9	AB	R	H	RBI	BB	SO	LOB
6 Drew Stubbs, R (1, 8) OBP: 0.310, SLG: 0.395	K	4 2B 19 1B BB	F7			G5-3		K		4	1	0	0	1	2	3
4 Brandon Phillips, R (1, 4) OBP: 0.425, SLG: 0.528	19 1B 31 BB BB	19 1B 2B		L3		G6-3			19 1B 27 SF8 1B	4	2	2	0	1	0	0
19 Joey Votto, L (1, 3) OBP: 0.548, SLG: 0.727	31 BB 27 BB 16 SF9 1B	2-H 3-H 1B		31 S 1B			G3		31 1B 1B	5	1	4	1	0	0	0
27 Scott Rolen, R (1, 5) OBP: 0.314, SLG: 0.581	16 SF9 31 BB 32 E BB		32 2B 2B	P3			31 HR 1B		SF8	3	3	2	1	1	0	1
31 Jonny Gomes, R (1, 7) OBP: 0.486, SLG: 0.545	32 S BB		P4	K			HR		1B	4	1	2	3	1	1	2
16 Edgar Renteria, R (1, 6) OBP: 0.583, SLG: 0.700 54 Aroldis Chapman, L (7, 1) 40 Nick Masset, R (8, 1) 25 Juan Francisco, L (9, PH) OBP: 0.182, SLG: 0.182	SF9	32 2B 44 FC3-2 1B			55 G6-4-3 1B		K	K	K	3 0 0 1	0 0 0 0	2 0 0 0	1 0 0 0	0 0 0 1	1 0 0 0	0 0 0 2
32 Jay Bruce, L (1, 9) OBP: 0.250, SLG: 0.294	G3	44 FC3-2 2B			K		F7		K	5	0	1	1	0	2	4
55 Ramon Hernandez, R (1, 2) OBP: 0.300, SLG: 0.421		F7	44 FC3-2 IBB		G6-4-3			G6-3		3	0	0	0	1	0	1
44 Mike Leake, R (1, 1) OBP: 0.200, SLG: 0.200 62 Jordan Smith, R (5, 1) 43 Miguel Cairo, R (6, PH) OBP: 0.286, SLG: 0.333 66 Logan Ondrusek, R (6, 1) 7 Paul Janish, R (7, 6) OBP: 0.444, SLG: 0.481		G5-3	FC3-2			F8		F8		2 0 1 0 1	0 0 0 0 0	0 0 0 0 0	0 0 0 0 0	0 0 0 0 0	0 0 0 0 0	3 0 0 0 0

Inning Stats	1	2	3	4	5	6	7	8	9
	R: 3 H: 1 E: 0 LOB: 1 K: 1 BB: 3 S: 18 P: 36	R: 1 H: 2 E: 0 LOB: 2 K: 0 BB: 1 S: 11 P: 18	R: 1 H: 3 E: 0 LOB: 3 K: 0 BB: 1 S: 14 P: 29	R: 0 H: 1 E: 0 LOB: 1 K: 1 BB: 0 S: 11 P: 16	R: 0 H: 1 E: 0 LOB: 0 K: 1 BB: 0 S: 6 P: 6	R: 0 H: 0 E: 0 LOB: 0 K: 0 BB: 0 S: 7 P: 12	R: 2 H: 2 E: 0 LOB: 0 K: 1 BB: 0 S: 10 P: 17	R: 0 H: 0 E: 0 LOB: 0 K: 1 BB: 0 S: 7 P: 9	R: 1 H: 3 E: 0 LOB: 2 K: 2 BB: 0 S: 17 P: 24

1B: 9 SF: 2
2B: 3 SAC: 0
3B: 0 DP: 1
HR: 1 HBP: 0

WP: 0 PA: 43
PB: 0
SB: 2
CS: 0

	AB	36
	R	8
	H	13
	RBI	7
	BB	5
	SO	7
	LOB	16

PITCHER	IP	WLS	BF	H	R	ER	SO	BB	IBB	HBP	BLK	WP	HR	S	P	ERA	WHIP
34 Joe Saunders, L (1, 1) ERA: 6.0	3.0		19	6	5	4	1	4	1	0	0	0	0	43	83	12.00	3.333
45 Kam Mickolio, R (4, 1) ERA: 4.15	2.0		7	2	0	0	2	0	0	0	0	0	0	17	22	0.00	1.000
44 Aaron Heilman, R (6, 1) ERA: 5.4	3.0	W	11	2	2	2	2	0	0	0	0	0	1	24	38	6.00	0.667
40 J.J. Putz, R (9, 1) ERA: 3.0	1.0	S	6	3	1	1	2	0	0	0	0	0	0	17	24	9.00	3.000

PITCHER	IP	WLS	BF	H	R	ER	SO	BB	IBB	HBP	BLK	WP	HR	S	P	ERA	WHIP

Batter	1	2	3	4	5	6	7	8	9	AB	R	H	RBI	BB	SO	LOB
18 Willie Bloomquist, R (1, 7) OBP: 0.429, SLG: 0.545	B CH 82 C CH 83 B CH 84 C SI 85 F FC 87 F SI 90 X SL 82 2-2 ① G1-3		X CH 84 0-0 E6 10 S 6 2B 1B		C CH 84 X SL 82 0-1 2 1B 6 1B 1B	C FF 91 F FC 89 F FF 94 B CU 79 F CU 81 X FC 91 1-2 2 CS 1B		1 SAFE B SI 91 1 SAFE 1 SAFE X SI 91 1-0 ① F9		5	2	3	0	0	0	1
2 Kelly Johnson, L (1, 4) OBP: 0.243, SLG: 0.343	C SI 85 B FC 85 F FC 86 B FC 88 F CH 83 F SI 88 X CH 83 2-2 ② G4-3		F CH 84 B SI 86 B CH 82 F SI 86 S SL 84 2-3 ① K		1 SAFE C CH 81 X SI 87 0-1 6 1B 10 1B 24 SF7 1-3 1B	B FC 91 1 SAFE B FF 91 F FF 91 F FC 89 D CH 82 F FC 89 S FC 89 3-3 ①② K 1-2		B FS 85 B FF 94 C FF 94 B SL 81 B SI 95 4-1 6 1B 24 HR 1-2 BB		4	2	1	0	1	2	2
10 Justin Upton, R (1, 9) OBP: 0.324, SLG: 0.471	B CH 84 X FF 85 1-0 6 1B 1B		C SI 88 B SI 89 B SI 88 B SL 82 B FC 88 4-1 6 2B 2-3 BB		B SI 88 S SL 82 T SI 89 B FC 89 X SI 90 2-2 46 G3-1 6 1B 14 HR 1-2 1B	C CU 80 B FF 92 F FC 92 B CU 80 X FC 88 2-2 ③ F8		B SL 81 F SI 94 C SI 95 B SL 83 F SL 81 X SI 95 2-2 ② L4		4	1	2	0	1	0	2
6 Stephen Drew, L (1, 6) OBP: 0.600, SLG: 0.667	B SI 86 X CH 81 1-0 1-2 1B		1 SAFE B SI 86 C SI 87 X KC 77 1-1 1-3 3-H 2B		B SI 86 X FF 87 1-0 46 G3-1 14 HR 1-2 2-3 3-H 1B		B FF 95 B FF 94 B C FF 97 B FF 96 4-1 24 CS BB	X FF 94 0-0 24 HR 1-2 2-H 1B		4	2	4	3	1	0	0
24 Chris Young, R (1, 8) OBP: 0.270, SLG: 0.543	B SI 86 B FC 86 X SI 87 2-0 ③ P6		X SI 88 0-0 ② P6		S SL 81 X SI 88 0-1 ① SF7 3-H		1 SAFE C C F F C 0-3 ①② K 1-2	B SL 82 B FC 91 S FC 91 F SI 95 B SI 94 F SI 92 X SI 92 3-2 1-H 2-H HR		4	1	1	4	0	1	5
46 Juan Miranda, L (1, 3) OBP: 0.333, SLG: 0.176		S CH 81 S FF 86 B FC 89 X CH 83 1-2 ① G3-1	X SL 86 0-0 ③ G3-1		C SI 87 B SI 88 D CH 84 B SI 89 X SI 89 3-1 ② G3-1 1-2 2-3		B FF 95 B FF 94 B FF 95 C FF 95 B FF 96 4-1 14 BB BB	B FS 90 X SI 95 1-0 ③ F7		4	0	0	0	1	0	4
14 Ryan Roberts, R (1, 5) OBP: 0.412, SLG: 0.714		B SI 86 X FF 85 1-0 E9	F CH 83 C SI 90 T FC 89 0-2 ① K		B SL 81 X SI 88 1-0 2-H 3-H HR		B FF 94 B SL 80 1 SAFE B FF 92 B FF 93 4-0 1-2 BB			3	1	1	3	1	1	0
12 Henry Blanco, R (1, 2)		S FF 85 C SL 82 S SI 90 0-3 ② K	C SI 86 B FC 84 S SL 81 F SI 85 B FC 88 X SL 83 2-2 ② F9		B SI 87 B SI 86 B FF 86 C SI 86 F FC 85 B SI 89 4-2 BB		C FF 93 B SL 82 B SL 84 F FF 95 T FF 98 2-2 ③ K			3	0	0	0	1	2	3
34 Joe Saunders, L (1, 1) 45 Kam Mickolio, R (4, 1) 33 Russell Branyan, L (5, PH) OBP: 0.500, SLG: 0.500 44 Aaron Heilman, R (6, 1) 8 Gerardo Parra, L (8, PH) OBP: 0.360, SLG: 0.391 40 J.J. Putz, R (9, 1)		C SI 88 F SI 87 S SL 83 0-3 ③ K	B SI 88 C SI 87 X SI 87 1-1 ③ G6-3		B SL 82 B SI 91 X SL 83 2-0 ③ G5-3			B SI 94 C SI 93 B SL 79 X SI 94 2-1 2 BB 6 1B 1B		1 1 1 0 1 0 0	0 0 0 0 1 0 0	0 0 0 0 1 0 0	0 0 0 0 0 0 0	0 0 0 0 0 0 0	1 0 0 0 0 0 0	1 0 1 0 0 0 0
Inning Stats	R: 0 E: 0 K: 0 S: 13 H: 2 LOB: 2 BB: 0 P: 21	R: 0 E: 1 K: 2 S: 10 H: 0 LOB: 1 BB: 0 P: 12	R: 1 E: 1 K: 1 S: 9 H: 2 LOB: 2 BB: 1 P: 16	R: 0 E: 0 K: 1 S: 9 H: 0 LOB: 0 BB: 0 P: 12	R: 5 E: 0 K: 0 S: 16 H: 5 LOB: 1 BB: 1 P: 29	R: 0 E: 0 K: 1 S: 12 H: 1 LOB: 0 BB: 0 P: 18	R: 0 E: 0 K: 2 S: 10 H: 0 LOB: 2 BB: 3 P: 24	R: 4 E: 0 K: 0 S: 14 H: 3 LOB: 0 BB: 1 P: 27		1B: 10 2B: 2 3B: 0 HR: 2 SF: 1 SAC: 0 DP: 1 HBP: 0						

PITCHER		IP	WLS	BF	H	R	ER	SO	BB	IBB	HBP	BLK	WP	HR	S	P	ERA	WHIP
44 Mike Leake, R ERA: 6.75	(1, 1)	4.2		26	9	6	6	4	2	0	0	0	0	1	56	87	11.57	2.357
62 Jordan Smith, R ERA: 1.8	(5, 1)	0.1		1	0	0	0	0	0	0	0	0	0	0	1	3	0.00	0.000
66 Logan Ondrusek, R ERA:	(6, 1)	1.0		3	1	0	0	1	0	0	0	0	0	0	12	18	0.00	1.000
54 Aroldis Chapman, L ERA:	(7, 1)	1.0	H	5	0	0	0	2	3	0	0	0	0	0	10	24	0.00	3.000
40 Nick Masset, R ERA: 11.25	(8, 1)	1.0	L	7	3	4	4	0	1	0	0	0	0	1	14	27	36.00	4.000

PITCHER	IP	WLS	BF	H	R	ER	SO	BB	IBB	HBP	BLK	WP	HR	S	P	ERA	WHIP

BOTTOM

Cincinnati Reds @ Arizona Diamondbacks

Chase Field, Phoenix, AZ

Sun Apr 10 2011, 1:12 PM - 4:30 PM MST

Att. 19,728 - Sunny - 57 F

livebaseballscorecards.com

AB	35
R	10
H	13
RBI	10
BB	6
SO	7
LOB	19

WP: 0 PA: 42
PB: 0
SB: 1
CS: 2

Cincinnati Reds @ San Diego Padres

PETCO Park, San Diego, CA

Mon Apr 11 2011, 10:08 PM - 1:01 AM EDT

Att. 18,022 - Clear - 63 F

TOP

livebaseballscorecards.com

Batter	1	2	3	4	5	6	7	8	9	AB	R	H	RBI	BB	SO	LOB
28 Chris Heisey, R (1, 8) (8, 7) OBP: 0.389, SLG: 0.467	B FF 94 X FC 93 1-0 ① F8		B SL 84 F CH 81 X SI 94 1-1 ② G6-3		1 SAFE B SL 81 X SI 88 1-0 1-H HR			F CH 90 C FF 90 S SI 92 0-3 ① K		4	1	1	2	0	1	0
4 Brandon Phillips, R (1, 4) OBP: 0.455, SLG: 0.538	S FC 93 B FF 95 B FF 95 S CH 82 F FC 96 B FS 87 F FF 95 D SL 84 4-2 27 S BB		F FF 95 B CU 78 X SL 84 1-1 ③ G6-3		F FC 93 F SL 82 B CU 77 B CU 77 X FF 92 2-2 1B			F SI 92 X FF 91 0-1 19 BB 1B		3	0	2	0	1	0	0
19 Joey Votto, L (1, 3) OBP: 0.543, SLG: 0.694	C SI 92 1 SAFE S CH 81 C SI 92 0-3 ② K			B CH 80 F SL 82 X FC 91 1-1 27 CS 1B	1 SAFE C SI 89 B FF 90 B SL 84 X SI 89 2-1 ③ G4-3			1 SAFE B SI 90 1 SAFE F FF 89 B CH 82 B FF 90 1 SAFE 1 SAFE B CH 90 4-1 1-2 BB		3	0	1	0	1	1	2
27 Scott Rolen, R (1, 5) OBP: 0.308, SLG: 0.529	1 SAFE C FC 94 B SI 94 S SL 84 F SI 95 D SL 88 F SL 85 H FF 94 3-2 1-2 HBP			S SI 91 B SI 92 D SL 84 S SL 80 S FF 94 2-3 ① ② K 1-2		X SI 92 0-0 ① F9		F SI 92 F SI 92 S SL 88 0-3 ② K		3	0	0	0	0	2	3
31 Jonny Gomes, R (1, 7) OBP: 0.462, SLG: 0.615 45 Bill Bray, L (8, 1) 48 Francisco Cordero, R (9, 1)	S SL 85 S SL 85 D SL 86 C SI 96 1-3 ③ K			B CH 81 C FC 92 X CU 75 1-1 HR		B FF 91 B SI 92 X FF 91 2-0 ② F8		C SL 87 D SI 94 B SI 93 X SL 86 2-1 ③ F8		4 0 0	1 0 0	1 0 0	1 0 0	0 0 0	1 0 0	4 0 0
32 Jay Bruce, L (1, 9) OBP: 0.225, SLG: 0.263		F SI 89 C CU 76 B FF 94 B SL 84 C SI 91 2-3 ① K		C SI 90 X CH 82 0-1 ③ F7		F FF 90 B SI 91 B CH 81 F SL 86 F SI 92 X CU 77 2-2 ③ F8			B SI 86 B SL 82 F SI 85 F CH 74 X SL 84 2-2 ① F8	4	0	0	0	0	1	0
55 Ramon Hernandez, R (1, 2) OBP: 0.250, SLG: 0.348		X FF 93 0-0 ② G2			B FC 91 C SL 82 B CU 78 X SI 90 2-1 ① F8		C SL 74 F SL 76 B SI 91 B SI 91 B CH 89 F FF 89 S FF 89 3-3 ① K		B SI 86 C SL 83 S SL 83 F SL 83 B SI 86 F SL 82 S SL 82 2-3 ② K	4	0	0	0	0	2	0
7 Paul Janish, R (1, 6) OBP: 0.419, SLG: 0.433		C SI 94 B FF 95 S SL 86 C CU 79 1-3 ③ K			B SI 93 F FF 93 F CU 76 B SI 94 B FF 92 B SI 89 4-2 28 HR BB		B FF 90 B SL 74 C FF 89 B CH 91 F FF 91 C FF 91 3-3 ② K		C SI 86 C SI 86 X SL 83 0-2 ③ L9	3	1	0	0	1	2	0
36 Edinson Volquez, R (1, 1) 43 Miguel Cairo, R (7, PH) OBP: 0.250, SLG: 0.286 62 Jordan Smith, R (7, 1) 6 Drew Stubbs, R (8, 8) OBP: 0.310, SLG: 0.395			B FF 93 B FF 92 C SI 91 F FF 91 F SI 94 S CH 88 2-3 ① K		B SI 92 L FF 90 M L CU 79 1-3 ② K		C SL 76 B SI 92 F FF 91 F SI 92 X SL 77 1-2 ③ G5-3			2 1 0 0	0 0 0 0	0 0 0 0	0 0 0 0	0 0 0 0	2 0 0 0	1 0 0 0
Inning Stats	R: 0 E: 0 K: 2 S: 15 H: 0 LOB: 2 BB: 1 P: 24	R: 0 E: 0 K: 2 S: 7 H: 0 LOB: 0 BB: 0 P: 10	R: 0 E: 0 K: 1 S: 8 H: 0 LOB: 0 BB: 0 P: 12	R: 1 E: 0 K: 1 S: 9 H: 2 LOB: 0 BB: 0 P: 13	R: 2 E: 0 K: 1 S: 13 H: 2 LOB: 1 BB: 1 P: 25	R: 0 E: 0 K: 0 S: 6 H: 0 LOB: 0 BB: 0 P: 10	R: 0 E: 0 K: 2 S: 11 H: 0 LOB: 0 BB: 0 P: 18	R: 0 E: 0 K: 2 S: 11 H: 1 LOB: 2 BB: 1 P: 17	R: 0 E: 0 K: 1 S: 11 H: 0 LOB: 0 BB: 0 P: 15	1B: 3 2B: 0 3B: 0 HR: 2 SF: 0 SAC: 0 DP: 0 HBP: 1						

	AB	31
	R	3
	H	5
	RBI	3
	BB	3
	SO	12
	LOB	10

	WP: 0	PA: 35
	PB: 0	
	SB: 1	
	CS: 1	

PITCHER		IP	WLS	BF	H	R	ER	SO	BB	IBB	HBP	BLK	WP	HR	S	P	ERA	WHIP
38 Mat Latos, R ERA: 4.5	(1, 1)	6.0	L	24	4	3	3	7	2	0	1	0	0	2	58	94	4.50	1.000
39 Ernesto Frieri, R ERA: 3.6	(7, 1)	1.1		6	1	0	0	3	1	0	0	0	0	0	17	28	0.00	1.500
50 Chad Qualls, R ERA:	(8, 1)	0.2		2	0	0	0	1	0	0	0	0	0	0	5	7	0.00	0.000
34 Pat Neshek, R ERA: 3.38	(9, 1)	1.0		3	0	0	0	1	0	0	0	0	0	0	11	15	0.00	0.000

PITCHER	IP	WLS	BF	H	R	ER	SO	BB	IBB	HBP	BLK	WP	HR	S	P	ERA	WHIP

Batter	1	2	3	4	5	6	7	8	9	AB	R	H	RBI	BB	SO	LOB
25 Will Venable, L (1, 9) OBP: 0.250, SLG: 0.214 3 Jorge Cantu, R (8, PH) OBP: 0.238, SLG: 0.263 34 Pat Neshek, S (9, 1)	C SI 93 F FF 95 B KC 80 X SI 96 1-2 1 1B 47 HBP 1B	B SI 94 B FF 95 B FF 94 C SI 94 X FF 96 3-1 ① G6-3	F SI 95 X KC 78 0-1 7 CS 1B	C FF 89 B SI 87 B SI 91 F SI 90 1 SAFE F FF 92 F FF 91 F SL 85 F SI 91 3-3 ②③ F CH 87 B CH 86 1 SAFE S SL 84 K 1-2		3 1 0	1 0 0	2 0 0	0 0 0	0 1 0	0 1 0	0 1 0
1 Orlando Hudson, S (1, 4) OBP: 0.395, SLG: 0.375	1 SAFE P PO 92 X SI 94 1-0 47 HBP 7 S 11 SF8 1-3 1B	B KC 79 C KC 77 F SI 96 B CH 84 B CH 83 F SI 96 X SI 96 3-2 ② G4-3	1 SAFE 1 SAFE F SI 93 C FF 94 S KC 79 0-3 ① K	C FF 94 C CH 86 F CU 87 B FF 94 B CU 82 B FF 94 X FF 95 3-2 47 S 1B	4	1	2	0	0	1	1
7 Chase Headley, S (1, 5) OBP: 0.400, SLG: 0.429	B SI 95 B CH 84 B FF 96 C SI 94 B CH 82 4-1 47 HBP 1-2 BB	S CH 85 C KC 79 F SI 96 X CH 85 0-2 ③ G3-1	1 SAFE B FF 94 1 SAFE C CH 82 B FF 95 F CH 84 B KC 80 D CH 86 4-2 ② 1-2 BB	B FF 95 1 SAFE C FF 94 F FF 89 C FF 96 1-3 ① K	2	0	0	0	2	1	1
47 Ryan Ludwick, R (1, 7) OBP: 0.286, SLG: 0.250	H CH 84 1-0 4 G6-4-3 1-2 2-3 3-H HBP	F FF 95 C CH 83 S FF 97 0-3 ① K	B KC 78 X FF 94 1-0 ③ P4	1 SAFE S SL 88 S SL 87 B SL 88 B FF 94 B FF 94 X SL 89 3-2 ② P4 1-2	3	0	0	1	0	1	2
11 Brad Hawpe, L (1, 3) OBP: 0.179, SLG: 0.192	C SI 94 B B SI 97 F FF 96 F CH 86 X SI 94 2-2 ① SF8 3-H	S KC 78 B CH 85 S CH 83 B FF 97 B CH 84 F CH 85 C 3-3 ② K	S SL 84 X SL 84 0-1 ① F8	B FF 95 S CH 87 B FF 95 X CH 86 2-1 ③ G3-1	3	0	0	1	0	1	1
4 Nick Hundley, R (1, 2) OBP: 0.469, SLG: 0.750	B KC 79 S FF 94 X KC 78 1-1 ②③ G6-4-3 1-2f	S CH 84 S FF 97 B SI 96 F KC 80 B CH 86 S SI 97 2-3 ③ K	F SI 92 S SL 82 B SI 92 X SI 91 1-2 ② G6-3		3	0	0	0	0	1	2
24 Cameron Maybin, R (1, 8) OBP: 0.303, SLG: 0.548	B KC 76 B SI 94 F SI 95 C SI 95 B KC 78 F SI 97 B CH 84 4-2 14 G6-4-3 BB	C KC 78 S CH 85 B KC 78 S CH 85 1-3 ① K	C SL 81 B SL 84 S SL 83 B CH 83 B SI 92 F CH 83 F SL 84 T SI 92 3-2 ③ K		2	0	0	0	1	2	0
14 Alberto Gonzalez, R (1, 6) OBP: 0.300, SLG: 0.400	X SI 96 0-0 ①② G6-4-3 1-2f	B FF 94 X SI 94 1-0 ② F9	C SL 82 B SL 83 X SL 82 1-1 13 FC2-5 2B		3	0	1	0	0	0	1
38 Mat Latos, R (1, 1) 39 Ernesto Frieri, R (7, 1) 50 Chad Qualls, R (8, 1) 13 Chris Denorfia, R (8, PH) OBP: 0.294, SLG: 0.143 (9, 9)	C SI 95 X SI 94 0-1 ③ G5-3	B FF 92 B FF 93 C SI 92 F FF 92 B SI 96 X FF 94 3-2 ③ G5-3	X FF 91 0-0 ① FC2-5 3 CS 2-3		2 0 0 1	0 0 0 0	0 0 0 0	0 0 0 0	0 0 0 0	0 0 0 1	0 0 0 1
Inning Stats	R: 2 E: 0 K: 0 S: 12 H: 2 LOB: 1 BB: 1 P: 21	R: 0 E: 0 K: 0 S: 6 H: 0 LOB: 0 BB: 1 P: 10	R: 0 E: 0 K: 0 S: 10 H: 0 LOB: 0 BB: 0 P: 16	R: 0 E: 0 K: 3 S: 11 H: 0 LOB: 0 BB: 0 P: 16	R: 0 E: 0 K: 1 S: 7 H: 0 LOB: 0 BB: 0 P: 12	R: 0 E: 0 K: 1 S: 8 H: 1 LOB: 1 BB: 1 P: 13	R: 0 E: 0 K: 1 S: 10 H: 0 LOB: 0 BB: 0 P: 14	R: 0 E: 0 K: 1 S: 11 H: 1 LOB: 1 BB: 0 P: 15	R: 0 E: 0 K: 1 S: 12 H: 1 LOB: 1 BB: 0 P: 21	1B: 4 2B: 2 3B: 0 HR: 0 SF: 1 SAC: 0 DP: 3 HBP: 1						

PITCHER		IP	WLS	BF	H	R	ER	SO	BB	IBB	HBP	BLK	WP	HR	S	P	ERA	WHIP
36 Edinson Volquez, R ERA: 5.82	(1, 1)	6.0	W	22	3	2	2	5	3	0	1	0	0	0	54	88	3.00	1.000
62 Jordan Smith, R ERA: 1.42	(7, 1)	1.1	H	5	1	0	0	1	0	0	0	0	0	0	13	18	0.00	0.750
45 Bill Bray, L ERA:	(8, 1)	0.2	H	1	0	0	0	1	0	0	0	0	0	0	8	11	0.00	0.000
48 Francisco Cordero, R ERA: 2.25	(9, 1)	1.0	S	4	1	0	0	1	0	0	0	0	0	0	12	21	0.00	1.000

PITCHER	IP	WLS	BF	H	R	ER	SO	BB	IBB	HBP	BLK	WP	HR	S	P	ERA	WHIP

BOTTOM

Cincinnati Reds @ San Diego Padres

PETCO Park, San Diego, CA

Mon Apr 11 2011, 10:08 PM - 1:01 AM EDT

Att. 18,022 - Clear - 63 F

livebaseballscorecards.com

AB	27
R	2
H	5
RBI	2
BB	3
SO	8
LOB	10

WP: 0		PA:	32
PB: 0			
SB: 2			
CS: 2			

Batter	1	2	3	4	5	6	7	8	9	10	11	AB	R	H	RBI	BB	SO	LOB
6 Drew Stubbs, R (1, 8) OBP: 0.313, SLG: 0.455	C FF 92 S FF 91 S FF 94 0-3 ① K		C F FF 91 X FF 93 0-2 ① L7		C FF 91 X SL 88 0-1 ② G4-3 3-H			X CH 81 0-0 19 FC1-6 1B		B FF 91 B FF 92 S SL 87 F SL 87 B SL 89 C SL 89 3-3 ② K	X SI 90 0-0 1-H 2-H HR	6	1	2	4	0	2	1
4 Brandon Phillips, R (1, 4) OBP: 0.440, SLG: 0.500	X FF 91 0-0 19 1B 31 2B 1B		C FF 90 F SI 92 F FF 88 B CH 86 F CH 85 B FF 93 B SI 92 B CH 84 4-2 19 G4-6-3 BB		X SL 86 0-0 ③ P3			1 SAFE F CH 85 F FF 91 1 SAFE B SI 92 B FF 90 X CH 83 2-2 ① F8		X SL 88 0-0 ③ G6-3	B CU 79 C SL 81 S CH 83 X CH 86 1-2 ③ G1-3	5	1	1	0	1	0	2
19 Joey Votto, L (1, 3) OBP: 0.510, SLG: 0.634	X FF 91 0-0 31 2B 1-2 1B		1 SAFE X SL 87 0-0 ② ③ G4-6-3 1-2f			B FF 90 C SL 86 C SL 88 F SL 86 X FF 94 1-2 ① G1-3		1 SAFE B FF 90 B SL 84 F SL 83 B SI 90 1 SAFE S SL 85 X SI 90 3-2 ② FC1-6 1-2f			X CU 79 0-0 ① F7	5	0	1	0	0	0	2
27 Scott Rolen, R (1, 5) OBP: 0.273, SLG: 0.462	C SL 86 B FF 92 F FF 90 F FF 92 F SL 86 S CH 84 1-3 ② K			F SL 86 F FF 89 X FF 93 0-2 ① P3		B CU 77 B SL 88 F SL 85 X SI 92 2-1 ② G6-3		1 SAFE X SI 89 0-0 ③ F7			B SI 91 B SL 80 X FF 91 2-0 ② F8	5	0	0	0	0	1	3
31 Jonny Gomes, R (1, 7) 48 Francisco Cordero, R (11, 1)	C CH 84 B FF 91 C SL 87 X FF 94 1-2 1-3 2-H 2B			C FF 90 B FF 92 B CH 86 C SL 88 F FF 94 X SL 87 2-2 ② L4		B FF 91 B FF 90 C SL 88 B SI 88 B FF 92 4-1 29 FC6-4 BB			C SI 94 C SI 93 B FF 94 B SI 94 X SI 94 2-2 ① P4		C FF 91 B CH 86 S SL 83 X FF 93 1-2 29 2B 1B	4 0	1 0	2 0	1 0	1 0	0 0	0 0
29 Ryan Hanigan, R (1, 2) OBP: 0.375, SLG: 0.636	C SI 91 F SL 88 B FF 94 X SI 93 1-2 G3			C CU 76 C FF 92 F SI 95 B CH 84 X FF 94 1-2 ③ F9		X FF 91 0-0 ③ FC6-4 1-2f			X SI 94 0-0 ② G3		B SI 91 C SL 80 1 SAFE S SL 82 1 SAFE B SL 83 B FF 92 F SL 83 X FF 91 3-2 1-H 28 1B 2B	5	1	1	1	0	0	3
32 Jay Bruce, L (1, 9) OBP: 0.267, SLG: 0.268		B SL 83 X SI 90 1-0 ① P6			B FF 90 C SI 90 T SI 91 B SL 85 X FF 91 2-2 63 SH2-4 7 E 6 G4-3 1B		S SI 89 B SL 84 F FF 90 B FF 93 X SI 91 2-2 ① G3		B SI 93 S CU 81 F FF 94 B SI 93 F SI 93 B FF 95 F FF 94 B CU 81 4-2 BB		B FF 92 S SL 80 S SL 84 F SL 83 B SL 84 B SI 90 B CU 79 4-2 28 1B 16 1B BB	3	2	1	0	2	0	0
7 Paul Janish, R (1, 6) 66 Logan Ondrusek, R (9, 1) 28 Chris Heisey, R (11, PH) OBP: 0.421, SLG: 0.500 (11, 7)		C SL 89 F FF 90 X SI 93 0-2 ② G1-3			X FF 90 0-0 FC1 63 SH2-4 1-2		C SI 88 F SI 89 F FF 92 B SL 85 F SI 92 B SL 86 S SL 87 2-3 ② K		S FF 92 C FF 93 C FF 93 0-3 ③ K		X SL 82 0-0 16 1B 6 HR 1-3 2-H 1B	4 0 1	0 0 1	0 0 1	0 0 1	0 0 0	2 0 0	2 0 0
63 Sam LeCure, R (1, 1) 43 Miguel Cairo, R (7, PH) OBP: 0.222, SLG: 0.250 54 Aroldis Chapman, L (7, 1) 40 Nick Masset, R (8, 1) 45 Bill Bray, L (9, 1) 16 Edgar Renteria, R (9, 6) OBP: 0.571, SLG: 0.667		B SI 91 C FF 91 S SI 92 S FF 94 1-3 ③ K			X SI 93 0-0 ① SH2-4 1-2 2-3		F SI 89 B SL 86 X FF 91 1-1 ③ P4			B SL 88 F FF 91 C SL 87 X SL 88 1-2 ① G6-3	F FF 90 B SL 85 B FF 89 X SI 89 2-1 6 HR 1-2 3-H 1B	1 1 0 0 0 2	0 0 0 0 0 1	0 0 0 0 0 1	0 0 0 0 0 1	1 0 0 0 0 0	0 0 0 0 0 0	0 0 0 0 0 0
Inning Stats	R: 1 E: 0 K: 2 S: 16 H: 3 LOB: 2 BB: 0 P: 19	R: 0 E: 0 K: 1 S: 7 H: 0 LOB: 0 BB: 0 P: 9	R: 0 E: 0 K: 0 S: 9 H: 0 LOB: 0 BB: 1 P: 13	R: 0 E: 0 K: 0 S: 11 H: 0 LOB: 0 BB: 0 P: 14	R: 1 E: 1 K: 0 S: 8 H: 1 LOB: 1 BB: 0 P: 10	R: 0 E: 0 K: 0 S: 8 H: 0 LOB: 1 BB: 1 P: 15	R: 0 E: 0 K: 1 S: 10 H: 0 LOB: 0 BB: 0 P: 15	R: 0 E: 0 K: 0 S: 8 H: 1 LOB: 1 BB: 0 P: 13	R: 0 E: 0 K: 1 S: 11 H: 0 LOB: 1 BB: 1 P: 17	R: 0 E: 0 K: 1 S: 7 H: 0 LOB: 0 BB: 0 P: 11	R: 6 E: 0 K: 0 S: 20 H: 5 LOB: 0 BB: 1 P: 33	1B: 7 2B: 2 3B: 0 HR: 1 SF: 0 SAC: 1 DP: 1 HBP: 0						

PITCHER		IP	WLS	BF	H	R	ER	SO	BB	IBB	HBP	BLK	WP	HR	S	P	ERA	WHIP
33 Clayton Richard, L ERA: 2.45	(1, 1)	7.2		30	5	2	1	4	2	0	0	0	0	0	76	107	1.17	0.913
57 Luke Gregerson, R ERA: 1.69	(8, 1)	0.1		1	0	0	0	0	0	0	0	0	0	0	1	1	0.00	0.000
21 Heath Bell, R ERA:	(9, 1)	1.0		4	0	0	0	1	1	0	0	0	0	0	11	17	0.00	1.000
37 Mike Adams, R ERA: 1.8	(10, 1)	1.0		3	0	0	0	1	0	0	0	0	0	0	7	11	0.00	0.000
52 Cory Luebke, L ERA: 11.37	(11, 1)	1.0	L	9	5	6	6	0	1	0	0	0	0	1	20	33	54.00	6.000

PITCHER	IP	WLS	BF	H	R	ER	SO	BB	IBB	HBP	BLK	WP	HR	S	P	ERA	WHIP

TOP

Cincinnati Reds @ San Diego Padres

PETCO Park, San Diego, CA

Tue Apr 12 2011, 10:05 PM - 1:26 AM EDT

Att. 17,379 - Partly Cloudy - 64 F

livebaseballscorecards.com

AB	42
R	8
H	10
RBI	8
BB	4
SO	6
LOB	13

WP: 0	PA: 47
PB: 0	
SB: 0	
CS: 0	

Batter	1	2	3	4	5	6	7	8	9	10	11	AB	R	H	RBI	BB	SO	LOB
25 Will Venable, L (1, 9) OBP: 0.270, SLG: 0.194	B SI 86 C SI 88 B CH 81 B CH 83 B FF 90 4-1 1 G4-3 BB		C KC 73 C SI 88 B CH 81 F SI 88 F CH 81 S SL 80 1-3 ② K			B SI 87 B SI 88 F SI 87 X CH 80 2-1 ② F9		C FF 91 X SL 81 0-1 ③ G4-3		I IN 71 I IN 75 I IN 78 I IN 75 4-0 1 1B IBB		3	0	0	0	2	1	1
1 Orlando Hudson, S (1, 4) OBP: 0.395, SLG: 0.405	B FF 90 C SI 88 1 SAFE B FF 91 S SI 89 X CH 81 2-2 ① G4-3 1-2		C CH 82 B FF 90 F CH 81 X SI 91 1-2 ③ G3-1			C SI 87 B SI 89 C KC 74 C SI 89 1-3 ③ K			S FF 89 B CH 90 B CH 84 X FF 90 2-1 4 BB 2B	X SI 93 0-0 1-2 2-3 1B		5	0	2	0	0	1	1
7 Chase Headley, S (1, 5) OBP: 0.350, SLG: 0.364	C KC 74 B CH 79 T SI 89 S FF 90 1-3 ② K			S CH 82 F FF 88 B SL 79 X CH 82 1-2 ① G3			B FF 93 S FF 92 C FF 92 B FF 93 F FF 95 C SL 83 2-3 ① K		X FF 90 0-0 ① B2	C SI 93 F SI 94 B FF 94 F FF 92 B CH 83 T CU 92 2-2 ② K		5	0	0	0	0	3	5
47 Ryan Ludwick, R (1, 7) OBP: 0.275, SLG: 0.219 52 Cory Luebke, R (11, 1)	X SL 80 0-0 ③ F8			B FF 89 X SL 78 1-0 ② F7			X FF 94 0-0 ② P3		I IN 79 I IN 81 I IN 81 I IN 80 4-0 4 BB IBB	C CU 80 X CU 83 0-1 ③ F7		4 0	0 0	0 0	0 0	1 0	0 0	4 0
11 Brad Hawpe, L (1, 3) OBP: 0.161, SLG: 0.172 3 Jorge Cantu, R (9, PH) OBP: 0.217, SLG: 0.238 (10, 3)		C SI 91 F SI 90 B SI 88 F SI 90 S SI 89 1-3 ① K			B CH 82 B CH 80 F CH 79 X CH 80 2-1 ③ F7		B SL 83 S SL 81 S FF 96 C FF 98 1-3 ③ K		C SI 92 F CU 80 D CU 82 F CU 80 S FC 90 1-3 ② K		B FF 92 X FF 90 1-0 ① F9	3 2	0 0	0 0	0 0	0 1	2 2	0 2
4 Nick Hundley, R (1, 2) OBP: 0.486, SLG: 0.710		B SL 81 C SL 80 B SI 90 B SL 80 B FF 90 4-1 14 3B BB	B SL 77 C SI 89 B SI 88 B FF 89 X SI 88 3-1 ① G6-3					B SI 94 X FF 90 1-0 24 2B 9 G4-3 1B	D CU 80 B CU 78 C CU 78 F FC 90 D CU 83 F CU 79 D CU 79 4-2 1-2 2-3 BB		C FF 90 F SL 84 S CU 78 0-3 ② K	3	2	1	0	2	1	0
24 Cameron Maybin, R (1, 8) OBP: 0.316, SLG: 0.543		C SI 88 F SI 88 B SI 89 S CH 81 1-3 ② K	C CH 80 B SL 79 F CH 82 C SI 89 1-3 ② K					D SI 93 1 SAFE X FF 93 1-0 9 G4-3 1-3 2B	X SI 90 0-0 F9		B FF 92 B SL 84 B FF 91 B FF 91 4-0 BB	4	0	1	0	1	2	4
14 Alberto Gonzalez, R (1, 6) OBP: 0.333, SLG: 0.533		C SI 88 1 SAFE F FF 90 1 SAFE X SI 89 0-2 ③ 1-H 3B	C FF 88 B FF 86 B FF 88 S CH 80 B FF 88 S CH 80 3-3 ③ K					F FF 90 M FF 91 F B FC 92 F FC 91 S FS 92 1-3 ① K		C SI 94 X SI 92 0-1 1 1B 13 G1-3 1B	B FF 90 C FF 90 S SL 85 F SL 85 X CU 78 1-2 ③ F9	5	0	2	1	0	2	3
33 Clayton Richard, L (1, 1) 57 Luke Gregerson, L (8, 1) 9 Eric Patterson, L (8, PH) OBP: 0.250, SLG: 0.500 21 Heath Bell, R (9, 1) 37 Mike Adams, R (10, 1) 13 Chris Denorfia, R (10, PH) OBP: 0.278, SLG: 0.133 (11, 7)			C SI 87 F SL 78 B FF 88 F SL 79 X FF 90 1-2 ① F8			B CH 77 B FF 86 B FF 86 C SI 85 F SI 88 C SI 87 3-3 ① K		F FS 89 B SI 95 D FS 88 X FS 88 2-1 ② G4-3 2-3 3-H		1 SAFE S SI 93 1 SAFE X SI 92 0-1 ① G1-3 1-2		2 0 1 0 0 1	0 0 0 0 0 0	0 0 1 0 0 0	0 0 0 0 0 0	1 0 0 0 0 1	0 0 1 0 0 1	0 0 1 0 0 1
Inning Stats	R: 0 E: 0 K: 1 S: 8 H: 0 LOB: 1 BB: 1 P: 15	R: 1 E: 0 K: 2 S: 11 H: 1 LOB: 1 BB: 1 P: 17	R: 0 E: 0 K: 1 S: 12 H: 0 LOB: 0 BB: 0 P: 15	R: 0 E: 0 K: 0 S: 6 H: 0 LOB: 0 BB: 0 P: 10	R: 0 E: 0 K: 2 S: 8 H: 0 LOB: 0 BB: 0 P: 15	R: 0 E: 0 K: 2 S: 9 H: 0 LOB: 0 BB: 0 P: 15	R: 0 E: 0 K: 2 S: 8 H: 0 LOB: 0 BB: 0 P: 11	R: 1 E: 0 K: 1 S: 11 H: 2 LOB: 1 BB: 0 P: 16	R: 0 E: 0 K: 1 S: 11 H: 1 LOB: 3 BB: 2 P: 22	R: 0 E: 0 K: 1 S: 11 H: 2 LOB: 3 BB: 1 P: 17	R: 0 E: 0 K: 1 S: 8 H: 0 LOB: 1 BB: 1 P: 14	1B: 3 2B: 2 3B: 1 HR: 0 SF: 0 SAC: 0 DP: 0 HBP: 0						

PITCHER		IP	WLS	BF	H	R	ER	SO	BB	IBB	HBP	BLK	WP	HR	S	P	ERA	WHIP
63 Sam LeCure, R ERA: 2.25	(1, 1)	6.0		20	1	1	1	8	2	0	0	0	0	0	54	87	1.50	0.500
54 Aroldis Chapman, L ERA:	(7, 1)	1.0	H	3	0	0	0	2	0	0	0	0	0	0	8	11	0.00	0.000
40 Nick Masset, R ERA: 10.8	(8, 1)	1.0	B	5	2	1	1	1	0	0	0	0	0	0	11	16	9.00	2.000
45 Bill Bray, L ERA:	(9, 1)	0.1		3	1	0	0	0	0	1	0	0	0	0	3	9	0.00	3.000
66 Logan Ondrusek, R ERA:	(9, 1)	1.2	W	9	2	0	0	2	1	1	0	0	0	0	19	30	0.00	1.800

PITCHER		IP	WLS	BF	H	R	ER	SO	BB	IBB	HBP	BLK	WP	HR	S	P	ERA	WHIP
48 Francisco Cordero, R ERA: 1.8	(11, 1)	1.0		4	0	0	0	1	1	0	0	0	0	0	8	14	0.00	1.000

BOTTOM

Cincinnati Reds @ San Diego Padres

PETCO Park, San Diego, CA

Tue Apr 12 2011, 10:05 PM - 1:26 AM EDT

Att. 17,379 - Partly Cloudy - 64 F

livebaseballscorecards.com

AB	38
R	2
H	6
RBI	2
BB	6
SO	14
LOB	22

WP: 0 PA: 44
PB: 0
SB: 0
CS: 0

Cincinnati Reds @ San Diego Padres

PETCO Park, San Diego, CA

Wed Apr 13 2011, 6:38 PM - 9:35 PM EDT

Att. 17,057 - Overcast - 65 F

TOP

livebaseballscorecards.com

Batter	1	2	3	4	5	6	7	8	9	AB	R	H	RBI	BB	SO	LOB
6 Drew Stubbs, R (1, 8) OBP: 0.321, SLG: 0.449	C SI 91 X SL 87 0-1 ① G6-3		C CU 78 S SI 82 B SL 87 B CU 79 F CH 82 B SI 92 X SL 84 3-2 1B		B SI 89 C CH 82 X CU 76 1-1 4 G4-3 19 2B 1B		B SL 73 B CH 88 C CH 89 X SI 90 2-1 ① L6		C CU 82 C FF 93 F SI 94 B FF 93 B FF 94 S FF 94 2-3 ③ K	5	1	2	0	0	1	0
4 Brandon Phillips, R (1, 4) OBP: 0.407, SLG: 0.458 43 Miguel Cairo, R (9, 4) OBP: 0.222, SLG: 0.250	B SL 87 B SI 92 F SI 92 C SL 87 X SI 92 2-2 ② G1-3		1 SAFE C CU 76 B SL 85 F SI 89 F CH 80 1 SAFE X SL 86 1-2 ③ F8		1 SAFE L SI 88 B SL 84 F CH 78 B SL 85 1 SAFE X FF 87 2-2 ① G4-3 1-2		C FF 90 B SI 91 F SI 91 F FF 91 B SI 92 X FF 92 2-2 ② F9			4 0	0 0	0 0	0 0	0 0	0 0	2 0
19 Joey Votto, L (1, 3) OBP: 0.527, SLG: 0.667	C SI 92 F CH 83 B FF 92 B SI 93 B CH 82 F CH 83 F SI 92 S CU 78 3-3 ③ K2-3			C CU 76 F CH 80 B SL 86 B SI 90 F SI 92 B CU 78 F SI 91 X SI 91 3-2 31 1B 25 FC4-6 1B	X CH 78 0-0 31 S 2B 2-H		C SL 75 C SI 91 X FF 91 0-2 1B			4	1	3	1	0	1	0
31 Jonny Gomes, R (1, 7) OBP: 0.479, SLG: 0.606		C SI 89 C CU 76 C SL 85 0-3 ① K		B SI 90 B SI 90 C SI 89 B SL 86 1 SAFE C SI 90 X SI 89 3-2 25 FC4-6 1B 1-3	B SI 93 B SI 92 F SI 91 B SL 85 B SI 93 4-1 25 G1-6-3 BB 2-3		P PO 84 X FF 91 1-0 ③ P3			3	0	1	0	1	1	1
25 Juan Francisco, L (1, 5) OBP: 0.200, SLG: 0.143		B CU 76 B SI 90 F SI 91 B SI 91 F SI 91 F SI 91 F SL 88 B FF 92 4-2 28 FC6-4 BB		C SI 90 1 SAFE X SL 86 0-1 ① FC4-6 28 2B 1-2f 3-H	F SI 93 B SI 92 1 SAFE X SI 92 1-1 ②③ G1-6-3 1-2f			B FF 91 C SL 87 B SL 87 X SL 86 2-1 ① F7		3	0	0	1	1	0	3
28 Chris Heisey, R (1, 9) OBP: 0.391, SLG: 0.500		B SI 91 C SI 90 S SL 86 X SI 91 1-2 ② FC6-4 1-2f		F SL 85 X FF 89 0-1 2B 1-3		S CH 85 X CH 86 0-1 ① F8		B CU 80 S SL 88 X SL 87 1-1 ② P5		4	0	1	0	0	0	1
55 Ramon Hernandez, R (1, 2) OBP: 0.286, SLG: 0.385 40 Nick Masset, R (8, 1)		1 SAFE 1 SAFE 1 SAFE C SL 86 F SI 89 F CH 80 B SI 92 X CU 77 1-2 ③ G6-3		B CU 76 B SL 85 I IN 80 I IN 80 4-0 IBB		S CH 85 B SL 73 S CH 87 F FF 90 X FF 91 1-2 7 P3 2B		C FF 92 C FF 92 S FF 93 0-3 ③ K		3 0	0 0	1 0	0 0	1 0	1 0	1 0
7 Paul Janish, R (1, 6) OBP: 0.333, SLG: 0.342			C SI 89 F SL 85 B SI 90 X CU 77 1-2 ① G6-3	C FF 91 D SL 86 B SI 90 F SI 90 X SL 85 2-2 ② F4		C SL 74 X SI 89 0-1 ② P3 2-3			T FF 92 S FF 92 F FF 93 B FF 93 F FF 93 B CU 82 X FF 92 2-2 ① P4	4	0	0	0	0	0	4
30 Travis Wood, R (1, 1) 62 Jordan Smith, R (7, 1) 54 Aroldis Chapman, L (8, 1) 29 Ryan Hanigan, R (8, 2) OBP: 0.360, SLG: 0.609			C SL 84 B SI 90 S SL 85 B SI 89 B SL 86 F SI 89 S SI 91 3-3 ② K	B SI 90 F SI 90 F SL 85 B CU 77 C SI 93 2-3 ③ K		F FF 89 C FF 90 S FF 90 0-3 ③ K			C FF 92 B FF 94 X FF 93 1-1 ② L7	3 0 0 1	0 0 0 0	0 0 0 0	0 0 0 0	3 0 0 0	0 0 0 0	4 0 0 0

AB	34
R	2
H	8
RBI	2
BB	3
SO	7
LOB	16

Inning Stats	1	2	3	4	5	6	7	8	9
	R: 0 E: 0 K: 1 S: 10	R: 0 E: 0 K: 1 S: 14	R: 0 E: 0 K: 1 S: 15	R: 1 E: 0 K: 1 S: 18	R: 1 E: 0 K: 0 S: 9	R: 0 E: 0 K: 1 S: 11	R: 0 E: 0 K: 0 S: 11	R: 0 E: 0 K: 1 S: 7	R: 0 E: 0 K: 1 S: 11
	H: 0 LOB: 0 BB: 0 P: 15	H: 0 LOB: 1 BB: 1 P: 20	H: 1 LOB: 1 BB: 0 P: 23	H: 3 LOB: 3 BB: 1 P: 32	H: 2 LOB: 1 BB: 1 P: 17	H: 1 LOB: 1 BB: 0 P: 12	H: 1 LOB: 1 BB: 0 P: 15	H: 0 LOB: 0 BB: 0 P: 10	H: 0 LOB: 0 BB: 0 P: 16

| | | |

BOTTOM

Cincinnati Reds @ San Diego Padres

PETCO Park, San Diego, CA

Wed Apr 13 2011, 6:38 PM - 9:35 PM EDT

Att. 17,057 - Overcast - 65 F

livebaseballscorecards.com

Batter	1	2	3	4	5	6	7	8	9	AB	R	H	RBI	BB	SO	LOB
24 Cameron Maybin, R (1, 8) OBP: 0.317, SLG: 0.514 25 Will Venable, L (7, PH) OBP: 0.282, SLG: 0.188 (8, 9)	B FF 88 C FF 89 F FC 87 B FF 93 B FC 85 D FF 90 4-2 BB		C FF 90 S CH 78 D CH 79 S CH 78 1-3 K ③		S CH 76 B FF 91 1 SAFE X FF 91 1-1 F9 ③		C SL 83 S CH 82 F SI 91 X CH 84 0-2 F8 ③		I IN 78 I IN 80 I IN 81 I IN 80 4-0 1 1B 8 FC5-2 IBB 1-2	2 1	0 0	0 0	0 0	1 1	1 0	2 2
8 Jason Bartlett, R (1, 6) OBP: 0.229, SLG: 0.129	C FF 88 B FC 85 1 SAFE S CH 79 F FC 88 B FF 90 1 SAFE S CH 80 2-3 K ①			C FC 88 B CH 78 X FF 91 1-1 F9 ①		B CH 76 F FF 90 B CH 76 X FF 91 2-1 L3 ①		B FF 94 B FF 93 C FF 93 B FF 92 B FF 93 4-1 FC1-5 1 E 1 BB	B FF 93 F SI 95 X SI 93 1-1 FC5-2 1 1B ② 1-2 2-3 3-Hf	4	0	0	0	1	1	4
1 Orlando Hudson, S (1, 4) OBP: 0.396, SLG: 0.390	X FF 89 0-0 F8 ②			B FF 91 B CH 77 B FF 90 C FF 88 B FF 90 4-1 3 FC5-4 BB		C SI 90 S FF 90 B FF 92 S FC 87 1-3 K ②		1 SAFE B FF 93 B FF 91 C CH 92 X CH 89 3-1 FC1-5 3 E 3 S 3 G5-3 ① 1-3	X FF 95 0-0 1B 1-2 2-3 3-H	4	1	1	1	1	1	2
3 Jorge Cantu, R (1, 3) OBP: 0.185, SLG: 0.200	B FC 86 1 SAFE F SI 90 F FF 89 1 SAFE X FF 90 1-2 F8 ③			D CU 74 B FF 91 X FC 88 2-0 FC5-4 ② 1-2f		S CH 76 B FC 90 X FC 89 1-1 G6-3 ③		1 SAFE S FF 90 B SI 92 D SI 95 B FF 91 X FF 92 3-1 G5-3 ② 1-H		4	0	0	1	0	0	2
47 Ryan Ludwick, R (1, 7) OBP: 0.295, SLG: 0.229		X FF 86 0-0 13 G6-4-3 1B		B FC 89 B SI 90 S CH 80 B FC 88 C FF 90 C CH 78 3-3 K ③			B CH 77 X FF 90 1-0 F9 ① 1-2	B SI 91 B SI 93 B FF 95 B FF 95 4-0 BB		3	0	1	0	1	1	1
7 Chase Headley, S (1, 5) OBP: 0.364, SLG: 0.378		B FF 86 1 SAFE B SI 88 F SI 88 X SI 78 2-1 F8 ① 1-2			C FF 90 X FF 87 0-1 9 FC9-6 32 1B 1B		C FF 90 B CU 74 X SI 78 1-1 32 BB 13 1B 4 SF9 1B	X SI 95 0-0 G3 ③		4	1	2	0	0	0	2
13 Chris Denorfia, R (1, 9) OBP: 0.273, SLG: 0.158 (8, 8)		B SI 89 C FF 89 X FF 90 1-1 G6-4-3 ②③ 1-2f			X CH 75 0-0 F8 ①		B FF 88 C FF 89 X FF 90 1-1 4 SF9 32 BB 1-2 1B		B FF 95 C SI 91 C SL 78 B SI 93 B SL 81 X SI 91 3-2 F9 ①	4	0	1	0	0	0	2
32 Rob Johnson, R (1, 2) OBP: 0.375, SLG: 0.429 37 Mike Adams, R (8, 1) 21 Heath Bell, R (9, 1) 11 Brad Hawpe, L (9, PH) OBP: 0.188, SLG: 0.172			B FF 88 F FC 87 S CH 77 B FC 86 B FC 88 X FF 91 3-2 F9 ①		B FF 88 B FF 88 C CH 77 X FF 89 2-1 9 FC9-6 1-2 1B		B CH 80 D CH 79 B FF 90 B FF 89 4-0 1-2 2-3 BB		B SL 79 B SI 94 S SI 95 F FS 90 B SL 82 B SI 95 4-2 4 1B 8 FC5-2 BB	2 0 0 0	0 0 0 0	1 0 0 0	0 0 0 0	1 0 0 1	0 0 0 0	0 0 0 0
46 Tim Stauffer, R (1, 1) 50 Chad Qualls, R (5, 1) 9 Eric Patterson, L (5, PH) OBP: 0.200, SLG: 0.400 39 Ernesto Frieri, R (6, 1) 4 Nick Hundley, R (7, PH) OBP: 0.487, SLG: 0.719 (8, 2)			C SI 90 B FC 86 B FC 88 B SI 90 C FF 89 C FF 91 3-3 K ②		X FC 88 0-0 FC9-6 ② 1-2f 2-3		F FF 90 B FC 89 B CH 78 C FF 91 B FF 87 X FC 88 3-2 SF9 ② 2-3 3-H		1 SAFE C FF 92 B SI 95 B FF 94 X FF 92 2-1 8 FC5-2 25 IBB 1 1B 1-3	1 0 1 0 1	0 0 0 0 1	0 0 0 0 1	0 0 0 0 1	0 0 0 0 0	1 0 2 0 0	0 0 0 0 0
Inning Stats	R: 0 E: 0 K: 1 S: 10 H: 0 LOB: 1 BB: 1 P: 17	R: 0 E: 0 K: 0 S: 5 H: 1 LOB: 0 BB: 0 P: 8	R: 0 E: 0 K: 2 S: 9 H: 0 LOB: 0 BB: 0 P: 16	R: 0 E: 0 K: 1 S: 7 H: 0 LOB: 1 BB: 1 P: 17	R: 0 E: 0 K: 0 S: 8 H: 2 LOB: 2 BB: 0 P: 11	R: 0 E: 0 K: 1 S: 7 H: 0 LOB: 0 BB: 0 P: 11	R: 1 E: 0 K: 0 S: 12 H: 2 LOB: 2 BB: 1 P: 22	R: 1 E: 1 K: 0 S: 6 H: 0 LOB: 1 BB: 2 P: 20	R: 1 E: 0 K: 0 S: 10 H: 2 LOB: 3 BB: 2 P: 24	1B: 7 2B: 0 3B: 0 HR: 0	SF: 1 SAC: 0 DP: 1 HBP: 0			WP: 0 PB: 0 SB: 1 CS: 0	PA: 39		

PITCHER		IP	WLS	BF	H	R	ER	SO	BB	IBB	HBP	BLK	WP	HR	S	P	ERA	WHIP
30 Travis Wood, L ERA: 3.86	(1, 1)	6.2		27	5	1	1	5	3	0	0	0	0	0	54	98	1.35	1.200
62 Jordan Smith, R ERA: 1.35	(7, 1)	0.1	H	1	0	0	0	0	0	0	0	0	0	0	4	4	0.00	0.000
54 Aroldis Chapman, L ERA:	(8, 1)	0.1	H	2	0	1	0	0	1	0	0	0	0	0	3	10	0.00	3.000
40 Nick Masset, R ERA: 9.95	(8, 1)	1.1	L	9	2	1	1	0	2	1	0	0	0	0	13	34	6.75	3.000

PITCHER	IP	WLS	BF	H	R	ER	SO	BB	IBB	HBP	BLK	WP	HR	S	P	ERA	WHIP

AB	31
R	3
H	7
RBI	3
BB	7
SO	5
LOB	19

Batter	1	2	3	4	5	6	7	8	9	AB	R	H	RBI	BB	SO	LOB
22 Andrew McCutchen, R (1, 8) OBP: 0.302, SLG: 0.370	C CU 70 B SL 75 B SL 73 F CU 70 C FF 87 2-3 K	F FF 86 B SI 86 B CH 78 B SL 74 F CU 70 F CH 77 C FF 87 3-3 K		C CH 77 F FF 85 F FF 87 B SL 78 S SL 75 1-3 K	C CH 79 B CH 79 B SI 88 F CH 78 F CH 80 S FF 87 2-3 K			C CH 77 X CU 70 0-1 E6 31 1B		5	0	0	0	0	4	3
31 Jose Tabata, R (1, 7) OBP: 0.475, SLG: 0.542	C FF 86 B SI 86 X CH 78 1-1 18 FC3-6 37 S 1B		B SI 85 C CH 80 F SL 74 B SI 84 F SL 74 X SL 75 2-2 F9	C SL 76 C FF 87 B FF 86 B SL 75 X SI 87 2-2 37 1B 2B		B SI 85 F SI 85 X SI 83 1-1 37 G4-6-3 1B		1 SAFE C FF 85 B FF 87 1 SAFE X FF 85 1-1 1-2 1B		5	1	4	0	0	0	0
37 Lyle Overbay, L (1, 3) OBP: 0.351, SLG: 0.400	1 SAFE B SI 86 1 SAFE B SI 86 C CH 79 B CH 81 C CU 72 F SI 87 4-2 B FF 88 18 FC3-6 1-2 BB		C CU 70 T SI 87 B SI 86 X CH 81 1-2 24 2B 19 1B 1B	F CU 72 X SI 86 0-1 18 HR 2-H 1B		X SL 80 0-0 G4-6-3 1-2f		X SL 80 0-0 F7		4	2	2	1	1	0	3
18 Neil Walker, S (1, 4) OBP: 0.333, SLG: 0.519	B CH 82 X CH 81 1-0 FC3-6 24 FC6 1-2f 2-3		F SI 86 B SI 88 C CU 71 F SI 85 F FF 86 F SL 73 X FF 87 1-2 F8	C FF 86 T CH 81 X SI 86 0-2 1-H HR		C CH 77 X SI 86 0-1 F8			B CU 78 B SI 94 B FF 92 C FF 94 B FF 93 4-1 46 BB 19 1B BB	4	2	1	2	1	0	3
24 Pedro Alvarez, L (1, 5) OBP: 0.241, SLG: 0.235	C FF 88 X SI 83 0-1 FC6 1-2f		X SI 86 0-0 19 1B 1-3 2B	F CH 77 S SL 73 B FF 86 B FF 85 B FF 85 C CH 77 3-3 K			C SL 79 X CU 69 0-1 F8		B FF 91 F FC 89 C FF 91 F FC 91 F CU 79 S FC 89 1-3 K	5	0	1	0	0	2	3
46 Garrett Jones, L (1, 9) OBP: 0.342, SLG: 0.406		C FF 86 B FF 87 X FF 84 1-1 HR	I I IN 56 I IN 56 I IN 57 4-0 19 1B IBB		B FF 87 S SI 86 F FF 87 B FF 88 F SL 80 X FF 88 2-2 5 2B 1B		X SL 77 0-0 G1-3		D SI 93 B FF 93 S FC 88 B CU 77 B FC 88 4-1 5 FC5 19 1B 1-2 BB	3	1	2	1	2	0	0
19 Chris Snyder, R (1, 2) OBP: 0.500, SLG: 0.571		C CH 78 C SI 87 X FF 86 0-2 50 SH1-4 2B	B CH 78 C CU 69 F SL 73 B SI 84 F FF 87 X SL 75 2-2 1-2 2-3 3-H 1B		C FF 88 B FF 88 S CH 78 S CH 79 1-3 K		C CH 78 C CU 70 B SI 88 F CH 79 B CH 80 X CH 79 2-2 G1-3		X FC 91 0-0 5 FC5 1-2 2-H 1B	5	0	3	2	0	1	1
5 Ronny Cedeno, R (1, 6) OBP: 0.244, SLG: 0.216		B SI 86 C FF 85 C FF 86 B SL 77 F SL 74 X SI 86 2-2 P3	F CU 69 X SI 85 0-1 G5-3		S CH 79 X FF 88 0-1 1-3 2B			C CH 77 X CH 78 0-1 F9	C FC 88 B SI 92 D FC 89 X FC 89 2-1 FC5 1-2 2-3f	5	0	1	0	0	0	6
50 Charlie Morton, R (1, 1)		C SI 86 X SL 73 0-1 SH1-4 2-3		X SI 84 0-0 L5	P PO 82 B CH 76 S SI 86 F FF 87 S SI 88 2-3 K			C CU 70 B FF 86 F SI 84 S CH 80 1-3 K	X FC 89 0-0 F8	4	0	0	0	0	2	4
Inning Stats	R: 0 E: 0 K: 1 S: 11 H: 1 LOB: 2 BB: 1 P: 19	R: 1 E: 0 K: 1 S: 15 H: 2 LOB: 1 BB: 0 P: 21	R: 1 E: 0 K: 0 S: 20 H: 3 LOB: 3 BB: 1 P: 30	R: 3 E: 0 K: 2 S: 16 H: 3 LOB: 0 BB: 0 P: 22	R: 0 E: 0 K: 3 S: 17 H: 2 LOB: 2 BB: 0 P: 23	R: 0 E: 0 K: 0 S: 5 H: 1 LOB: 0 BB: 0 P: 6	R: 0 E: 0 K: 0 S: 7 H: 0 LOB: 0 BB: 0 P: 9	R: 0 E: 1 K: 1 S: 10 H: 1 LOB: 2 BB: 0 P: 12	R: 1 E: 0 K: 1 S: 11 H: 1 LOB: 2 BB: 2 P: 22	1B: 8 2B: 4 3B: 0 HR: 2 SF: 0 SAC: 1 DP: 1 HBP: 0						

TOP

Pittsburgh Pirates @ Cincinnati Reds

Great American Ball Park, Cincinnati, OH

Fri Apr 15 2011, 7:11 PM - 9:46 PM EDT

Att. 21,312 - Cloudy - 61 F

livebaseballscorecards.com

AB	40
R	6
H	14
RBI	6
BB	4
SO	9
LOB	23

WP: 0 PB: 0 SB: 1 CS: 0 PA: 45

PITCHER		IP	WLS	BF	H	R	ER	SO	BB	IBB	HBP	BLK	WP	HR	S	P	ERA	WHIP
61 Bronson Arroyo, R ERA: 4.24	(1, 1)	4.0	L	23	9	5	5	4	1	1	0	0	0	2	62	92	11.25	2.500
56 Matt Maloney, L ERA: 9.45	(5, 1)	4.0		16	4	0	0	4	0	0	0	0	0	0	39	50	0.00	1.000
66 Logan Ondrusek, R ERA: 1.17	(9, 1)	1.0		6	1	1	1	1	2	0	0	0	0	0	11	22	9.00	3.000

PITCHER	IP	WLS	BF	H	R	ER	SO	BB	IBB	HBP	BLK	WP	HR	S	P	ERA	WHIP

Pittsburgh Pirates @ Cincinnati Reds

Great American Ball Park, Cincinnati, OH

Fri Apr 15 2011, 7:11 PM - 9:46 PM EDT

Att. 21,312 - Cloudy - 61 F

livebaseballscorecards.com

Batter	1	2	3	4	5	6	7	8	9	AB	R	H	RBI	BB	SO	LOB
6 Drew Stubbs, R (1, 8) OBP: 0.333, SLG: 0.453	C FF 92 C SI 92 F SI 92 F FF 93 B CU 78 B SI 92 F SI 92 X FF 93 2-2 16 S 1B		C SI 92 F SI 86 X SI 91 0-2 ③ G5-3			L SI 90 B SI 92 X SI 90 1-1 27 FC6-4 19 S 1B		C SI 91 C CU 80 S CU 78 0-3 ① K		4	0	2	0	0	1	0
16 Edgar Renteria, R (1, 6) OBP: 0.444, SLG: 0.500	1 SAFE C SI 92 C SI 91 B SI 90 B SI 92 F SI 92 F SI 92 C CU 78 2-3 ① K 1-2			C SI 92 B FF 92 X SI 92 1-1 ① G4-3		X SI 89 0-0 ① F8		C SI 91 X SI 90 0-1 ② G4-3		4	0	0	0	0	1	2
19 Joey Votto, L (1, 3) OBP: 0.525, SLG: 0.638	B SI 90 F SI 92 B SI 86 B FF 93 B SI 92 4-1 27 G6-4-3 BB			F SI 93 B SI 90 F SI 91 F FF 93 F FC 88 X SI 91 1-2 ② G3-1		B SI 91 B SI 90 B SI 89 C SI 90 B SI 91 4-1 27 FC6-4 1-2 BB		F SI 90 C SI 90 X CU 78 0-2 ③ P6		2	0	0	0	2	0	0
27 Scott Rolen, R (1, 5) OBP: 0.271, SLG: 0.442	C SI 92 S SI 92 X SI 92 0-2 ②③ G6-4-3 1-2f			X SI 92 0-0 1B		B SI 91 X SI 91 1-0 ② FC6-4 1-2f 2-3			C SI 90 X SI 91 0-1 ① G6-3	4	0	1	0	0	0	4
31 Jonny Gomes, R (1, 7) OBP: 0.442, SLG: 0.541		B SI 92 X SI 92 1-0 ① G4-3		C SI 92 B SI 91 F SI 91 F CU 79 B SI 92 X SI 94 2-2 ③ G6-3		C SI 92 T SI 91 X SI 93 0-2 ③ F9			B SI 92 X SI 90 1-0 ② F7	4	0	0	0	0	0	3
32 Jay Bruce, L (1, 9) OBP: 0.265, SLG: 0.333		B FF 89 C SI 93 X SI 91 1-1 ② G4-3			B SI 91 X SI 91 1-0 ① F7		B SI 92 X SI 90 1-0 ① F7		C SI 91 B SI 87 X SI 91 1-1 HR	4	1	1	1	0	0	0
43 Miguel Cairo, R (1, 4) OBP: 0.231, SLG: 0.250		B SI 92 C FF 91 X SI 92 1-1 ③ G6-3			C SI 93 F SI 90 X 0-2 ② G3-1		F SI 92 X SI 93 0-1 1B		C SI 92 C CU 77 X SI 92 0-2 ③ F9	4	0	1	0	0	0	0
29 Ryan Hanigan, R (1, 2) OBP: 0.321, SLG: 0.538			C SI 91 X SI 91 0-1 ① G6-3		C SI 91 C SI 93 B CU 78 F CU 79 X SI 93 1-2 E6		B SI 91 C SI 90 B SI 90 1 SAFE X SI 90 2-1 ② F9			3	0	0	0	0	0	1
61 Bronson Arroyo, R (1, 1) OBP: 0.200, SLG: 0.400 56 Matt Maloney, L (5, 1) 66 Logan Ondrusek, R (9, 1)			C SI 91 C SI 91 C FF 91 0-3 ② K		C SI 92 F SI 90 X SI 91 0-2 ③ G1-3		B SI 91 X SI 91 1-0 ③ L6			1 2 0	0 0 0	0 0 0	0 0 0	0 0 0	1 0 0	0 2 0

Inning Stats	1	2	3	4	5	6	7	8	9
	R: 0 H: 1 E: 0 LOB: 1 K: 1 BB: 1 S: 15 P: 23	R: 0 H: 0 E: 0 LOB: 0 K: 0 BB: 0 S: 5 P: 8	R: 0 H: 0 E: 0 LOB: 0 K: 1 BB: 0 S: 8 P: 8	R: 0 H: 1 E: 0 LOB: 1 K: 0 BB: 0 S: 12 P: 16	R: 0 H: 0 E: 1 LOB: 1 K: 0 BB: 0 S: 11 P: 13	R: 0 H: 1 E: 0 LOB: 2 K: 0 BB: 1 S: 8 P: 14	R: 0 H: 1 E: 0 LOB: 1 K: 0 BB: 0 S: 6 P: 10	R: 0 H: 0 E: 0 LOB: 0 K: 1 BB: 0 S: 8 P: 8	R: 1 H: 1 E: 0 LOB: 0 K: 0 BB: 0 S: 8 P: 10

1B: 4	SF: 0	WP: 0	PA: 34
2B: 0	SAC: 0	PB: 0	
3B: 0	DP: 1	SB: 2	
HR: 1	HBP: 0	CS: 0	

PITCHER	IP	WLS	BF	H	R	ER	SO	BB	IBB	HBP	BLK	WP	HR	S	P	ERA	WHIP
50 Charlie Morton, R (1, 1) ERA: 1.64	9.0	W	34	5	1	1	3	2	0	0	0	0	1	81	110	1.00	0.778

PITCHER	IP	WLS	BF	H	R	ER	SO	BB	IBB	HBP	BLK	WP	HR	S	P	ERA	WHIP

AB	32
R	1
H	5
RBI	1
BB	2
SO	3
LOB	12

Batter	1	2	3	4	5	6	7	8	9	AB	R	H	RBI	BB	SO	LOB
22 Andrew McCutchen, R (1, 8) OBP: 0.328, SLG: 0.367	C CH 81 X CH 83 0-1 37 G3-1 31 S 1B		B SL 83 B SL 85 C SI 86 X CH 81 2-1 ② F9		C CH 84 C SL 80 S SL 83 0-3 ① K		B SL 80 B SL 80 B FF 90 C FF 90 B FF 90 4-1 BB		B FF 94 B SI 94 B SI 94 C FF 93 F SI 93 B FF 94 4-2 BB	3	0	1	0	2	1	0
31 Jose Tabata, R (1, 7) OBP: 0.438, SLG: 0.491	C CH 84 B CH 84 F SL 84 B FC 85 B SI 86 S SL 82 3-3 ① K 1-2		F SI 86 B FC 87 B SL 83 C SI 89 F FC 89 S SI 90 2-3 ③ K		B SL 81 B SI 86 X SI 85 2-0 ② G6-3		C SI 90 D SL 84 X FF 90 1-1 ③ G4-3		C FC 94 S FF 92 B SL 84 X SL 79 1-2 ③ G6-3	5	0	0	0	0	2	4
37 Lyle Overbay, L (1, 3) OBP: 0.328, SLG: 0.370	F FC 84 B SI 87 B CH 82 X FC 85 2-1 ② G3-1 2-3			S KC 74 S FC 87 B CH 83 B SI 90 B FC 89 S CH 83 3-3 ① K	B CH 81 C SI 86 X FC 86 1-1 ③ G6-3			C SI 90 B SI 89 X CH 85 1-1 ① F8		4	0	0	0	0	1	1
18 Neil Walker, S (1, 4) OBP: 0.344, SLG: 0.500	B FC 86 D CH 82 B FC 85 B CH 79 4-0 24 FC6 BB			C SI 86 F FF 87 B CH 84 B FC 85 D SL 84 B SI 90 4-2 41 1B 24 BB 46 BB BB		C CH 81 B CH 80 B FC 85 X CH 84 2-1 ① G4-3		C SI 90 F SL 82 F SI 90 B FF 90 B CH 84 F SI 91 X SL 84 2-2 ② P4		2	1	0	0	2	0	0
24 Pedro Alvarez, L (1, 5) OBP: 0.276, SLG: 0.245	F SL 84 C SI 87 X FC 88 0-2 ③ FC6 1-2f			F FC 87 B CH 83 B SI 88 1 SAFE B FC 88 B SI 88 4-1 46 BB 41 1B 5 SF7 1-2 BB		C CH 84 S CH 81 B FC 84 X FC 88 1-2 41 G4-6-3 1B		B SL 85 B SI 90 B FF 91 B FF 89 4-0 41 2B BB		2	1	1	0	2	0	2
41 Ryan Doumit, S (1, 2) OBP: 0.314, SLG: 0.455		B CH 83 C CH 79 S FC 86 X SI 88 1-2 ① G4-3		B FC 87 C SI 88 S CH 82 B SL 84 F FC 89 X SI 88 2-2 5 SF7 46 BB 1-2 2-3 1B		B CH 84 X SI 88 1-0 ②③ G4-6-3 1-2f		B FF 91 X SI 90 1-0 1-3 2B		4	0	2	0	0	0	1
46 Garrett Jones, L (1, 9) OBP: 0.381, SLG: 0.429		C CH 85 F CH 82 X SI 88 0-2 5 G4-6-3 1B		B SI 87 B CH 83 B CH 82 C SI 87 B SI 88 4-1 5 SF7 BB 1-2 2-3 3-H			C SI 90 B SL 84 X SI 89 1-1 5 G5-3 1B	C SL 84 X CH 85 0-1 ③ G4-3		3	0	2	1	1	0	2
5 Ronny Cedeno, R (1, 6) OBP: 0.222, SLG: 0.200		B FC 87 F SI 87 F SI 87 X FC 87 1-2 ②③ G4-6-3 1-2f		B SL 83 B CH 82 C FC 87 X SI 88 2-1 ② SF7 1-2 2-3 3-H			B SI 89 F FF 88 F SI 90 X SL 82 1-2 ① G5-3 1-2		B FF 93 C FF 92 B SI 92 S SI 93 F FF 94 B SL 80 S SI 93 3-3 ① K	3	0	0	1	0	1	2
53 James McDonald, L (1, 1) OBP: 0.167, SLG: 0.167 60 Michael Crotta, R (5, 1) 97 Joe Beimel, L (6, 1) 14 John Bowker, L (7, PH) OBP: 0.222, SLG: 0.125 30 Chris Resop, R (7, 1) 47 Evan Meek, R (8, 1) 51 Steve Pearce, R (9, PH) OBP: 0.250, SLG: 0.250			F CH 81 B SL 83 S CH 78 B SI 86 F SI 85 S CH 81 2-3 ① K	F CH 82 B FC 86 F FF 86 B SI 88 S FC 87 2-3 ③ K			X FF 90 0-0 ② F8		B FF 94 C SI 93 S FC 90 B SL 81 B FC 91 F FF 94 S FF 95 3-3 ② K	2 0 0 1 0 0 0 1	0 0 0 0 0 0 0 0	0 0 0 0 0 0 0 0	0 0 0 0 0 0 0 0	0 0 0 0 0 0 0 0	2 0 0 0 0 0 0 1	2 0 0 1 0 0 0 0
Inning Stats	R: 0 E: 0 K: 1 S: 10 H: 1 LOB: 2 BB: 1 P: 19	R: 0 E: 0 K: 0 S: 9 H: 1 LOB: 0 BB: 0 P: 11	R: 0 E: 0 K: 2 S: 10 H: 0 LOB: 0 BB: 0 P: 16	R: 2 E: 0 K: 2 S: 16 H: 1 LOB: 2 BB: 3 P: 37	R: 0 E: 0 K: 1 S: 6 H: 0 LOB: 0 BB: 0 P: 9	R: 0 E: 0 K: 0 S: 6 H: 1 LOB: 0 BB: 0 P: 10	R: 0 E: 0 K: 0 S: 9 H: 1 LOB: 2 BB: 1 P: 16	R: 0 E: 0 K: 0 S: 10 H: 1 LOB: 2 BB: 1 P: 18	R: 0 E: 0 K: 2 S: 13 H: 0 LOB: 1 BB: 1 P: 24	1B: 5 2B: 1 3B: 0 HR: 0 SF: 1 SAC: 0 DP: 2 HBP: 0						

PITCHER		IP	WLS	BF	H	R	ER	SO	BB	IBB	HBP	BLK	WP	HR	S	P	ERA	WHIP
44 Mike Leake, R ERA: 5.4	(1, 1)	6.0	W	24	4	2	2	6	4	0	0	0	0	0	57	102	3.00	1.333
62 Jordan Smith, R ERA: 1.17	(7, 1)	1.0		5	1	0	0	0	1	0	0	0	0	0	9	16	0.00	2.000
45 Bill Bray, L ERA:	(8, 1)	1.0		5	1	0	0	0	1	0	0	0	0	0	10	18	0.00	2.000
40 Nick Masset, R ERA: 8.59	(9, 1)	1.0		4	0	0	0	2	1	0	0	0	0	0	13	24	0.00	1.000

PITCHER	IP	WLS	BF	H	R	ER	SO	BB	IBB	HBP	BLK	WP	HR	S	P	ERA	WHIP

TOP

Pittsburgh Pirates @ Cincinnati Reds

Great American Ball Park, Cincinnati, OH

Sat Apr 16 2011, 1:10 PM - 4:08 PM EDT

Att. 26,418 - Cloudy - 50 F

livebaseballscorecards.com

AB	30
R	2
H	6
RBI	2
BB	7
SO	8
LOB	15

1B: 5	SF: 1
2B: 1	SAC: 0
3B: 0	DP: 2
HR: 0	HBP: 0

WP: 0		PA:	38
PB: 0			
SB: 1			
CS: 0			

Batter	1	2	3	4	5	6	7	8	9	AB	R	H	RBI	BB	SO	LOB
6 Drew Stubbs, R (1, 8) OBP: 0.355, SLG: 0.526	B FF 91 C FF 92 B SI 91 F FF 91 S CH 81 2-3 K ①		B CU 74 X FF 90 1-0 19 1B 2B	C CU 74 X CU 76 0-1 L7 ③	C SI 92 S SL 84 B SI 92 D SL 83 X SI 92 2-2 1-H HR		B CU 73 B SI 90 B SI 90 C SI 89 B CH 88 4-1 43 FC6 BB			4	2	2	2	1	1	2
43 Miguel Cairo, R (1, 4) OBP: 0.167, SLG: 0.176 (7, 3)	C FF 91 F SI 91 B CU 75 F FF 92 B CH 82 X FF 90 2-2 P2 ②		X CH 79 0-0 G6-3 ②		B FF 90 3-1 C FF 90 C CH 78 B FF 90 X SI 90 E5 19 1B 25 1B B SI 92 2-2 ③ S FF 92 F SI 92 B FF 90 X SI 91 G6-3		X CH 88 0-0 FC6 ③ 1-2f			5	1	0	0	0	0	2
19 Joey Votto, L (1, 3) OBP: 0.540, SLG: 0.686 62 Jordan Smith, R (7, 1) 45 Bill Bray, L (8, 1) 28 Chris Heisey, R (8, PH) OBP: 0.375, SLG: 0.476 (9, 7)	X SI 92 0-0 F7 ③		B SI 90 S CH 82 X CH 80 1-1 2-H 1B		X SI 91 0-0 25 1B 31 S 55 HR 1-3 1B	C FF 86 C SI 87 B FF 88 B FF 88 F FF 88 B FF 89 X FF 87 3-2 31 HR 3B		C FC 90 X FC 91 0-1 G1-3 ①		4 0 0 1	2 0 0 0	3 0 0 0	1 0 0 0	0 0 0 0	0 0 0 0	0 0 0 0
31 Jonny Gomes, R (1, 7) OBP: 0.456, SLG: 0.683 40 Nick Masset, R (9, 1)		C B CH 81 X SI 91 1-1 HR	B FF 91 C FF 92 B CH 82 B FF 91 B FF 91 4-1 BB		1 SAFE B CU 74 C CU 73 S CU 74 S CU 76 1-3 K ① 1-2	B SI 84 X SI 85 1-0 3-H HR		C FF 91 B CU 83 F FF 92 B CU 84 S CU 82 2-3 K ②		4 0	2 0	2 0	3 0	1 0	2 0	2 0
32 Jay Bruce, L (1, 9) OBP: 0.278, SLG: 0.327		C FF 91 B FF 90 S CH 80 X FF 91 1-2 F9 ①	B FF 92 D CH 80 B SI 92 C FF 91 S FF 92 F SI 92 F FF 91 F FF 92 X SI 91 3-2 F8 ③		I IN 60 I IN 64 I IN 60 I IN 62 4-0 25 1B 55 HR IBB	C SI 87 B SL 78 B CH 78 C FF 86 S SL 76 2-3 K ①		X FF 92 0-0 25 1B 1B		4	1	1	0	1	1	2
25 Juan Francisco, L (1, 5) OBP: 0.250, SLG: 0.211 30 Travis Wood, R (8, PR) 27 Scott Rolen, R (9, 5) OBP: 0.271, SLG: 0.442		F SI 92 B SI 92 X CH 81 1-1 G3 ②		F SI 90 B SI 91 F FF 91 X CU 76 1-2 G5-3 ①	S CU 75 B CU 76 B SI 92 B CU 74 X SI 89 3-1 55 HR 1-2 2-3 3-H 1B	C SL 76 B FF 85 S FF 86 S SL 78 1-3 K ②		B FF 92 B FF 93 X FC 94 2-0 55 BB 1-3 1B		5 0 0	1 0 0	2 0 0	1 0 0	0 0 0	1 0 0	0 0 0
55 Ramon Hernandez, R (1, 2) OBP: 0.364, SLG: 0.567		B FF 92 S FF 92 X CH 82 1-1 2B		B FF 90 F FF 90 B CU 73 F FF 91 X CU 75 2-2 44 SH1-4 7 1B 1B	F FF 91 B CU 75 X FF 91 1-1 1-H 2-H 3-H HR	B SI 83 C SI 85 X CH 77 1-1 G6-3 ③		B CU 83 B FF 94 B FF 94 B FC 92 4-0 1-2 BB		4	1	3	4	1	0	0
7 Paul Janish, R (1, 6) OBP: 0.318, SLG: 0.326		C FF 92 B FF 91 B FF 93 S FF 92 B CU 76 F FF 92 X FF 93 3-2 F9 ③		X FF 90 0-0 44 SH1-4 1-2 1B	C SI 92 C SL 84 F FF 90 B SL 85 X SI 92 1-2 F9 ②		T SI 91 B SI 91 F CH 88 B SI 93 B CU 76 F SI 92 X SI 92 3-2 G4-3 ①	F FF 90 B FF 93 B CU 81 S FF 92 F FF 94 F FF 93 X CU 82 2-2 P6 ③		5	0	1	0	0	0	4
44 Mike Leake, R (1, 1) OBP: 0.286, SLG: 0.286 16 Edgar Renteria, R (7, 4) OBP: 0.421, SLG: 0.471			C FF 91 X CU 73 0-1 G5-3 ①	B FF 90 X FF 89 1-0 SH1-4 ② 1-2 2-3	X SI 91 0-0 6 HR 1B		F CU 74 C FF 88 C SI 92 0-3 K ②			2 1	1 0	1 0	0 0	0 1	0 0	0 0
Inning Stats	R: 0 E: 0 K: 1 S: 8 H: 0 LOB: 0 BB: 0 P: 12	R: 1 E: 0 K: 0 S: 13 H: 2 LOB: 1 BB: 0 P: 20	R: 1 E: 0 K: 0 S: 13 H: 2 LOB: 2 BB: 1 P: 22	R: 0 E: 0 K: 0 S: 10 H: 2 LOB: 2 BB: 0 P: 14	R: 7 E: 1 K: 1 S: 21 H: 5 LOB: 0 BB: 1 P: 38	R: 2 E: 0 K: 2 S: 13 H: 2 LOB: 0 BB: 0 P: 21	R: 0 E: 0 K: 1 S: 9 H: 0 LOB: 1 BB: 1 P: 16	R: 0 E: 0 K: 1 S: 12 H: 2 LOB: 3 BB: 1 P: 22		1B: 8 2B: 2 3B: 1 HR: 4 SF: 0 SAC: 1 DP: 0 HBP: 0				WP: 0 PB: 0 SB: 1 CS: 0 PA: 44		

PITCHER	IP	WLS	BF	H	R	ER	SO	BB	IBB	HBP	BLK	WP	HR	S	P	ERA	WHIP
53 James McDonald, R (1, 1) ERA: 7.47	4.1	L	25	9	7	6	2	1	1	0	0	0	2	54	90	12.46	2.308
60 Michael Crotta, R (5, 1) ERA: 5.06	0.2		4	2	2	2	0	0	0	0	0	0	1	11	16	27.00	3.000
97 Joe Beimel, L (6, 1) ERA: 18.0	1.0		5	2	2	2	2	0	0	0	0	0	1	13	21	18.00	2.000
30 Chris Resop, R (7, 1) ERA: 2.35	1.0		4	0	0	0	1	1	0	0	0	0	0	9	16	0.00	1.000
47 Evan Meek, R (8, 1) ERA: 7.71	1.0		6	2	0	0	1	1	0	0	0	0	0	12	22	0.00	3.000

PITCHER	IP	WLS	BF	H	R	ER	SO	BB	IBB	HBP	BLK	WP	HR	S	P	ERA	WHIP

BOTTOM

Pittsburgh Pirates @ Cincinnati Reds

Great American Ball Park, Cincinnati, OH

Sat Apr 16 2011, 1:10 PM - 4:08 PM EDT

Att. 26,418 - Cloudy - 50 F

livebaseballscorecards.com

AB	39
R	11
H	15
RBI	11
BB	4
SO	6
LOB	12

Pittsburgh Pirates @ Cincinnati Reds

Great American Ball Park, Cincinnati, OH

Sun Apr 17 2011, 1:11 PM - 4:40 PM EDT

Att. 32,105 - Sunny - 60 F

livebaseballscorecards.com

Batter	1	2	3	4	5	6	7	8	9	AB	R	H	RBI	BB	SO	LOB
22 Andrew McCutchen, R (1, 8) OBP: 0.381, SLG: 0.462	B FF 92 C FF 91 X FF 92 1-1 HR	B FF 93 B SI 91 C CH 80 C SI 94 F CH 82 X KC 78 2-2 31 FC4-6 1B		B CH 80 B CH 82 B FF 92 B FF 92 4-0 31 CS BB		B SL 81 B SL 80 B SI 89 B SI 91 4-0 BB		C CU 79 F FC 88 X CU 81 0-2 1-3 2-H 1B		3	1	3	2	2	0	0
31 Jose Tabata, R (1, 7) OBP: 0.420, SLG: 0.517 Joel Hanrahan, R (8, 1)	X FF 90 0-0 HR	S FF 93 B CH 80 F SI 92 B CH 83 X SI 94 2-2 ① FC4-6 37 S 1-2f		1 SAFE 1 SAFE B KC 75 1 SAFE C CH 80 1-1 ③ CS 1-2	B SI 90 B CH 80 C FF 92 F FF 92 S FF 94 2-3 ① K	C SI 89 B SI 91 F SL 82 B SI 90 B SL 82 S SI 90 3-3 ③ K		S SI 93 F FF 92 F FF 94 F FF 93 1 SAFE B FF 93 X FF 93 1-2 ③ G1-3		5 0	1 0	1 0	1 0	0 0	2 0	5 0
37 Lyle Overbay, L (1, 3) OBP: 0.333, SLG: 0.351	B FF 92 B FF 91 B FF 91 B FF 91 4-0 18 2B 19 BB BB	C FF 90 B FF 94 B CH 82 D CH 81 S SI 92 F CH 83 F FF 94 B FF 94 4-2 18 G4-6-3 1-2 BB			X KC 75 0-0 ② F8		X SI 88 0-0 ① F9		F FF 92 B CH 84 S CH 85 X CH 86 1-2 ① G4-3	3	1	0	0	2	0	0
18 Neil Walker, S (1, 4) OBP: 0.364, SLG: 0.517	C KC 76 X CH 80 0-1 19 BB 5 SF8 1-3 2B	F KC 78 B FF 94 X FF 93 1-1 ② ③ G4-6-3 1-2f			C FF 90 X KC 76 0-1 ③ G4-3		B SI 88 X CH 83 1-0 24 G4-6-3 1B		F CU 78 B FF 93 B CH 85 B CH 85 F CH 85 F CH 85 F CU 80 F CH 85 B FF 94 4-2 46 S BB	4	1	2	0	1	0	2
24 Pedro Alvarez, L (1, 5) OBP: 0.258, SLG: 0.228 30 Chris Resop, R (7, 1) 47 Evan Meek, R (8, 1) 23 Matt Diaz, R (8, 7) OBP: 0.208, SLG: 0.208	B KC 76 F FF 92 S CH 83 C FF 95 1-3 ① K		B CH 80 F FF 92 B KC 76 S CH 81 B FF 94 X CH 83 3-2 ① G4-3			C KC 74 S CH 81 B FF 91 S CH 82 1-3 ① K	1 SAFE X SL 82 0-0 ② ③ G4-6-3 1-2f		1 SAFE S SL 86 1 SAFE X FF 91 0-1 ② F9	4 0 0 1	0 0 0 0	0 0 0 0	0 0 0 0	0 0 0 0	2 0 0 0	3 0 0 1
46 Garrett Jones, L (1, 9) OBP: 0.404, SLG: 0.513	B KC 78 S CH 82 B FF 95 B FF 96 S CH 82 F KC 78 B FF 94 4-2 5 SF8 19 BB BB		C KC 76 B CH 82 F FF 94 B CH 82 X CH 83 2-2 ② G4-3			B FF 93 B CH 83 C FF 93 C FF 93 X FF 94 2-2 HR		X CU 78 0-0 19 SH 19 S 5 FC1-2 1B	T FF 92 B CH 83 S CH 84 S SL 88 1-3 ③ K 1-2	4	1	2	1	1	1	1
19 Chris Snyder, R (1, 2) OBP: 0.455, SLG: 0.444	B KC 77 B SI 92 F FF 94 B FF 93 B FF 94 4-1 1-2 2-3 3-H BB		F FF 93 C KC 77 S CH 83 0-3 ③ K			C KC 76 B KC 78 C FF 94 F CH 82 B KC 77 S CH 83 2-3 ② K		L FF 91 1 SAFE P PO 83 X SI 92 1-1 SH 5 FC1-2 22 1B 1-3		2	1	0	1	1	2	0
5 Ronny Cedeno, R (1, 6) OBP: 0.224, SLG: 0.190	C FF 95 X KC 78 0-1 ② SF8 2-3 3-H			B FF 91 B FF 91 X FF 92 2-0 ① G5-3		B KC 77 C FF 93 B KC 78 B FF 91 B FF 93 4-1 14 2B BB		X FF 92 0-0 ① FC1-2 22 1B 1-2 3-H		2	1	0	1	1	0	2
27 Jeff Karstens, R (1, 1) 25 Daniel McCutchen, R (5, 1) 14 John Bowker, L (6, PH) OBP: 0.300, SLG: 0.333 43 Jose Veras, R (6, 1) 51 Steve Pearce, R (7, 5) OBP: 0.231, SLG: 0.231	C FF 92 B FF 92 F SI 92 F KC 76 C SI 94 1-3 ③ K			B FF 91 C FF 90 B KC 75 X FF 90 2-1 ② G6-3		1 SAFE B SI 88 B SL 82 1 SAFE X FF 89 2-0 1-H 2B		C CU 78 X FF 93 0-1 ② F6		2 0 1 0 1	0 0 0 0 0	0 0 1 0 0	0 0 1 0 0	1 0 0 0 0	2 0 0 0 0	2 0 0 0 2
Inning Stats	R: 4 H: 3 E: 0 LOB: 2 K: 2 BB: 3 S: 18 P: 33	R: 0 H: 1 E: 0 LOB: 1 K: 0 BB: 1 S: 13 P: 22	R: 0 H: 0 E: 0 LOB: 0 K: 1 BB: 0 S: 9 P: 14	R: 0 H: 0 E: 0 LOB: 0 K: 0 BB: 1 S: 4 P: 13	R: 0 H: 0 E: 0 LOB: 0 K: 1 BB: 0 S: 6 P: 8	R: 2 H: 2 E: 0 LOB: 2 K: 3 BB: 2 S: 15 P: 33	R: 0 H: 1 E: 0 LOB: 0 K: 0 BB: 0 S: 3 P: 4	R: 1 H: 2 E: 1 LOB: 2 K: 0 BB: 0 S: 16 P: 17	R: 0 H: 0 E: 0 LOB: 1 K: 1 BB: 1 S: 13 P: 19	1B: 4 SF: 1 2B: 2 SAC: 1 3B: 0 DP: 2 HR: 3 HBP: 0						

TOP	
AB	32
R	7
H	9
RBI	7
BB	8
SO	8
LOB	18

WP: 0 PA: 43
PB: 0
SB: 3
CS: 1

PITCHER		IP	WLS	BF	H	R	ER	SO	BB	IBB	HBP	BLK	WP	HR	S	P	ERA	WHIP
36 Edinson Volquez, R ERA: 6.75	(1, 1)	5.2		26	5	6	6	6	6	0	0	0	0	3	61	110	9.53	1.941
62 Jordan Smith, R ERA: 1.13	(6, 1)	0.1		3	1	0	0	1	1	0	0	0	0	0	4	13	0.00	6.000
45 Bill Bray, L ERA:	(7, 1)	1.0		3	1	0	0	0	0	0	0	0	0	0	3	4	0.00	1.000
66 Logan Ondrusek, R ERA: 1.04	(8, 1)	1.0	L	6	2	1	0	0	0	0	0	0	0	0	16	17	0.00	2.000
48 Francisco Cordero, R ERA: 1.5	(9, 1)	1.0		4	0	0	0	1	1	0	0	0	0	0	13	19	0.00	1.000

PITCHER	IP	WLS	BF	H	R	ER	SO	BB	IBB	HBP	BLK	WP	HR	S	P	ERA	WHIP

Pittsburgh Pirates @ Cincinnati Reds

Great American Ball Park, Cincinnati, OH

Sun Apr 17 2011, 1:11 PM - 4:40 PM EDT

Att. 32,105 - Sunny - 60 F

BOTTOM

livebaseballscorecards.com

Batter	1	2	3	4	5	6	7	8	9	AB	R	H	RBI	BB	SO	LOB
6 Drew Stubbs, R (1, 8) OBP: 0.338, SLG: 0.492	C FF 86 B SI 89 S CU 70 B CU 70 B CU 69 F SI 86 F FF 88 X SI 85 3-2 ① G6-3		C SI 87 F SI 88 X SL 77 0-2 ② F8		F SI 86 C CU 72 F FF 87 F SI 87 F CU 70 S SL 77 0-3 ① K	B CU 78 F SI 93 X SI 93 1-1 1-2 43 HBP 1B		C FF 93 F CU 83 F FF 95 F CU 84 S CU 84 0-3 ① K	B FF 97 B FF 98 X FF 97 2-0 ③ F8	6	0	1	0	0	2	3
43 Miguel Cairo, R (1, 4) OBP: 0.304, SLG: 0.429	B FF 86 B FF 88 C FF 86 X SI 87 2-1 ② F9		B SI 87 B FF 87 X FF 85 2-0 1B		X FF 87 0-0 HR	C SI 94 B CU 78 D CU 80 T SI 94 F SI 94 H CU 78 3-2 1-2 2-3 HBP		F FF 95 C FF 93 X FF 94 0-2 27 L6-4 19 BB 1B		4	1	3	1	0	0	0
19 Joey Votto, L (1, 3) OBP: 0.544, SLG: 0.667	C SI 90 B CH 80 S CH 83 B SL 80 B FF 91 F CH 84 B FF 91 4-2 BB		F FF 90 C FF 91 F FF 91 1 SAFE S FF 90 0-3 ③ K		X FF 90 0-0 27 2B 1B	C FS 82 B SI 93 F SI 94 S SI 94 1-3 ② K		B FF 93 F FF 92 S FF 96 B FF 94 B FF 96 F FF 97 B FF 95 4-2 1-2 BB		3	1	1	0	2	2	4
27 Scott Rolen, R (1, 5) OBP: 0.264, SLG: 0.438	B FF 90 C CH 84 D CU 70 1 SAFE X SI 86 2-1 ③ G1-3			B FF 86 B CH 77 C SI 86 C SI 85 B FF 89 C SI 88 3-3 ① K	1 SAFE 1 SAFE F SI 88 X SI 88 0-1 1-H 32 1B 2B	X CU 77 0-0 ③ G4-3		B FF 98 B FF 96 S FF 98 X FF 98 2-1 ② ③ 2-2 L6-4		5	1	1	1	0	1	6
31 Jonny Gomes, R (1, 7) OBP: 0.435, SLG: 0.696		C SI 88 B SL 78 X SL 77 1-1 HR		C FF 89 F SI 90 C FF 90 0-3 ② K	X FF 88 0-0 ② F7		C CU 78 S CU 77 B CU 79 B SI 94 S CU 79 2-3 ① K		X FF 97 0-0 ① G5-3	5	1	1	1	0	2	1
32 Jay Bruce, L (1, 9) OBP: 0.322, SLG: 0.426		F SI 88 F CH 79 C SI 90 0-3 ① K		X FF 86 0-0 55 7 1B 1B	B SI 88 B FF 88 X CH 81 2-0 55 FC5-4 2-H 1B		B FS 82 S FS 81 X SI 92 1-1 HR		B FF 98 B FF 97 T FF 97 X FF 98 2-1 ② 1B	5	2	4	2	0	1	0
55 Ramon Hernandez, R (1, 2) OBP: 0.361, SLG: 0.545 62 Jordan Smith, R (6, 1) 45 Bill Bray, L (7, 1) 28 Chris Heisey, R (7, PH) OBP: 0.400, SLG: 0.476 66 Logan Ondrusek, R (8, 1) 48 Francisco Cordero, R (9, 1) 16 Edgar Renteria, R (9, PH) OBP: 0.450, SLG: 0.500		C SL 78 C SI 88 F CH 79 X SL 77 0-2 ② F9		1 SAFE F SI 88 1 SAFE X FF 88 0-1 7 E 7 1B 1-2 1B	B SL 82 F SI 89 X CH 81 1-1 ③ FC5-4 1-2f		C CU 78 B CU 78 B CU 76 B SI 93 B SI 93 4-1 7 WP BB	X FF 98 0-0 29 WP 7 1B 1B	3 0 1 0 0 0 1 0 0 0 0 0 0 0 0 0 0 0 0 0 0 0 0 0 0 1 0 0 0 0 0 0 0 0 0 0 0 0 0 0 0 0 1 0 1 0 0 0 0						
7 Paul Janish, R (1, 6) OBP: 0.327, SLG: 0.333		B SI 88 X SI 87 1-0 ③ G5-3		X SL 80 0-0 E8 1-3 2-H 1B	B SI 92 X SI 92 1-0 ① F9	1 SAFE 1 SAFE C SI 93 1 SAFE F SI 90 1 SAFE B CU 78 S CU 77 1-3 ② 1-2 K		B FF 96 X FF 99 1-0 29 WP 1-2 1B	5	0	2	1	0	1	1
36 Edinson Volquez, R (1, 1) 29 Ryan Hanigan, R (6, 2) OBP: 0.323, SLG: 0.500			C FF 86 B FF 87 C SI 84 S SL 77 1-3 ① K	C SI 89 B SL 76 B FF 88 X FF 86 2-1 ③ G5-3	B SI 94 C SI 93 B CU 78 B SI 94 C SI 94 F SI 94 X SI 94 3-2 43 HBP 6 1B E3	C CU 74 X SI 92 0-1 ③ P4		B SL 84 B FF 98 B FF 98 C FF 97 B FF 98 4-1 1-2 2-3 BB	2 0 0 0 0 1 2 2 0 0 0 1 0 1						

	AB	41
	R	6
	H	15
	RBI	6
	BB	4
	SO	10
	LOB	19

Inning Stats	1	2	3	4	5	6	7	8	9
	R: 0 E: 0 K: 0 S: 12	R: 1 E: 0 K: 1 S: 10	R: 0 E: 0 K: 2 S: 11	R: 1 E: 1 K: 2 S: 12	R: 3 E: 0 K: 1 S: 14	R: 0 E: 1 K: 1 S: 14	R: 1 E: 0 K: 2 S: 11	R: 0 E: 0 K: 1 S: 13	R: 0 E: 0 K: 0 S: 7
	H: 0 LOB: 1 BB: 1 P: 23	H: 1 LOB: 0 BB: 0 P: 12	H: 1 LOB: 1 BB: 0 P: 14	H: 3 LOB: 2 BB: 0 P: 17	H: 4 LOB: 1 BB: 0 P: 17	H: 1 LOB: 3 BB: 0 P: 23	H: 1 LOB: 1 BB: 1 P: 19	H: 1 LOB: 1 BB: 1 P: 19	H: 3 LOB: 3 BB: 1 P: 16

	1B: 11	SF: 0	WP: 2	PA: 46
	2B: 2	SAC: 0	PB: 0	
	3B: 0	DP: 1	SB: 0	
	HR: 3	HBP: 1	CS: 0	

PITCHER		IP	WLS	BF	H	R	ER	SO	BB	IBB	HBP	BLK	WP	HR	S	P	ERA	WHIP
27 Jeff Karstens, R ERA: 4.5	(1, 1)	4.1		22	8	5	5	6	1	0	0	0	0	2	55	76	10.38	2.077
25 Daniel McCutchen, R ERA:	(5, 1)	0.2		3	1	0	0	0	0	0	0	0	0	0	4	7	0.00	1.500
43 Jose Veras, R ERA: 5.68	(6, 1)	1.2	B	10	2	1	1	3	1	0	1	0	1	1	23	40	5.40	1.800
30 Chris Resop, R ERA: 2.25	(7, 1)	0.1	W	1	0	0	0	0	0	0	0	0	0	0	2	2	0.00	0.000
47 Evan Meek, R ERA: 7.2	(8, 1)	0.1	H	3	1	0	0	1	1	0	0	0	0	0	11	15	0.00	6.000

PITCHER		IP	WLS	BF	H	R	ER	SO	BB	IBB	HBP	BLK	WP	HR	S	P	ERA	WHIP
Joel Hanrahan, R ERA: 3.0	(8, 1)	1.2	S	7	3	0	0	0	1	0	0	0	1	0	9	20	0.00	2.400

Batter	1	2	3	4	5	6	7	8	9	AB	R	H	RBI	BB	SO	LOB
22 Andrew McCutchen, R (1, 8) OBP: 0.377, SLG: 0.456	C FF 90 B FF 90 C SI 91 B FF 93 X FF 91 2-2 G3-1 ①	B CH 78 C FF 89 T FC 88 F FC 87 B FF 92 B CH 80 C FF 90 3-3 K ②		B FF 88 B FF 88 X FC 86 2-0 23 1B 2B 2-H 3-H	B CH 80 C CH 79 B SI 87 D CH 79 B FF 87 4-1 23 HBP 31 1B 18 G1-2-3 BB		B CH 79 X CH 78 1-0 G6-3 ②		C FF 101 F SL 92 B FF 102 B FF 102 S FF 101 2-3 K ②	5	1	1	2	1	2	0
31 Jose Tabata, R (1, 7) OBP: 0.427, SLG: 0.524	B CU 75 C FF 90 B CH 79 F FF 90 B FF 92 F FF 92 F FF 92 F FF 92 B FF 93 4-2 23 1B 18 1B BB	B FF 90 C FC 88 F FC 88 X FF 92 1-2 2B		G SI 88 F SI 90 S SL 83 0-3 K ②	B SI 88 C CH 79 B FF 87 F CH 80 F CH 81 X CH 80 2-2 23 HBP 1B 1-2 2-3		B SL 70 C SI 87 F FF 88 F SI 88 B CH 80 X CH 79 2-2 G4-3 ③		X FF 101 0-0 G4-3 ③	5	1	2	0	1	1	1
23 Matt Diaz, R (1, 9) OBP: 0.276, SLG: 0.250	X SI 90 0-0 18 1B 51 1B 1B 1-3	F FF 89 X FF 89 0-1 F9 ③		X SL 81 0-0 18 BB 51 1B 1B 2-H	S SI 88 B FF 87 C SI 87 H SL 82 2-2 HBP 1-2 2-3 3-H			C FF 94 B SI 94 X SI 94 1-1 G4-3 ①		4	2	2	2	0	0	1
18 Neil Walker, S (1, 4) OBP: 0.380, SLG: 0.516	B FF 90 F FF 89 X FF 91 1-1 51 1B 19 1B 1B 1-3 3-H	C FF 87 F FF 87 F FF 89 X CH 79 0-2 F7 ①	C FF 90 D SL 83 C SL 81 F FF 91 1 SAFE 1 SAFE B FF 90 D SL 83 B SL 81 4-2 51 1B 37 2B BB 1-2	D CH 80 X CH 79 1-0 G1-2-3 ②③ 3-Hf			C FF 95 F FF 95 X FS 89 0-2 19 BB 51 BB 1B		4	2	2	1	1	0	3
51 Steve Pearce, R (1, 5) OBP: 0.333, SLG: 0.294	C FF 89 B FF 90 B FF 90 B FF 89 X FF 90 3-1 19 1B 1B 1-2 3-H	C CU 73 X FF 90 0-1 F9 ②	C SI 90 B FF 91 B SI 88 B SL 84 X SI 92 2-2 37 2B 1B 1-2 2-H			C CH 77 C CH 79 B SI 88 F SI 90 B SL 71 S CH 81 2-3 K ①		S FC 91 B FF 93 B SI 94 B FF 92 B FF 95 4-1 19 BB BB 1-2		4	0	2	2	1	1	0
37 Lyle Overbay, L (1, 3) OBP: 0.343, SLG: 0.377 14 John Bowker, L (8, PH) OBP: 0.273, SLG: 0.300 (8, 3)	B SL 83 C FF 92 B FF 92 F FF 90 F FF 92 F FF 92 S SL 83 2-3 K ②	C FF 90 F SL 82 S FF 92 0-3 K ③	B SI 92 D CH 84 F SI 91 X FF 91 2-1 2B 1-3 2-H			F SL 80 F SI 86 X SL 81 1-2 1B		B FF 95 B FF 96 F FF 95 C FF 95 S FS 87 2-3 K ②		4 1	0 0	2 0	1 0	0 0	2 1	2 2
19 Chris Snyder, R (1, 2) OBP: 0.500, SLG: 0.462	B CU 74 X FF 91 1-0 1-2 2-H 1B			S CU 74 2-2 C FF 88 C FF 88 B SI 77 X CH 79 29 SH3-4 5 1B 22 2B 1B X SI 90 0-0 G5-3 ③		B CH 79 C SI 85 C SL 71 F CH 80 B SL 72 S CH 80 2-3 K ②		C SL 79 B SI 95 B FC 91 D FF 92 C FF 96 B FF 96 4-2 1-2 2-3 BB		4	1	2	1	1	1	3
5 Ronny Cedeno, R (1, 6) OBP: 0.241, SLG: 0.213	B FF 88 C FF 90 F FF 92 F CH 82 F SI 91 B FF 92 F FF 91 F FC 89 2-2 X CH 81 F9 ③			B FF 89 1 SAFE F FC 86 F FC 87 B FC 87 F FF 89 X FC 87 2-2 29 SH3-4 22 2B 1B 1-2	C FF 86 F CH 78 B SI 88 X CH 79 1-2 31 1B 29 SH3-4 23 HBP 1B	C CH 79 B CH 78 F SI 87 F CH 80 F CH 79 S SI 89 1-3 K ③		X SI 95 0-0 L6 ③		5	2	2	0	0	1	6
29 Kevin Correia, R (1, 1)		C FF 89 X FF 89 0-1 P3 ①		L CH 79 D CU 73 B FF 87 X FF 86 2-1 SH3-4 ① 1-2 2-3	X SI 87 0-0 SH3-4 ① 1-2		F SL 68 X SI 86 0-1 F7 ①		B FF 100 B FF 100 C FF 97 F FF 99 B FF 101 F FF 99 F FF 101 X FF 101 3-2 G1-3 ①	3	0	0	0	0	0	0
Inning Stats	R: 3 E: 0 K: 1 S: 27 H: 4 LOB: 2 BB: 1 P: 42	R: 0 E: 0 K: 1 S: 11 H: 1 LOB: 1 BB: 0 P: 15	R: 0 E: 0 K: 1 S: 9 H: 0 LOB: 0 BB: 0 P: 9	R: 5 E: 0 K: 1 S: 23 H: 6 LOB: 2 BB: 1 P: 39	R: 1 E: 0 K: 0 S: 12 H: 2 LOB: 2 BB: 1 P: 22	R: 0 E: 0 K: 3 S: 16 H: 1 LOB: 1 BB: 0 P: 22	R: 0 E: 0 K: 0 S: 7 H: 0 LOB: 0 BB: 0 P: 10	R: 0 E: 0 K: 1 S: 12 H: 1 LOB: 3 BB: 2 P: 23	R: 0 E: 0 K: 1 S: 9 H: 0 LOB: 0 BB: 0 P: 14	1B: 12 2B: 3 3B: 0 HR: 0 SF: 0 SAC: 2 DP: 1 HBP: 1						

PITCHER		IP	WLS	BF	H	R	ER	SO	BB	IBB	HBP	BLK	WP	HR	S	P	ERA	WHIP
30 Travis Wood, L ERA: 5.73	(1, 1)	3.1	L	19	8	6	6	3	1	0	0	0	0	0	57	84	16.20	2.700
62 Jordan Smith, R ERA: 3.12	(4, 1)	0.2		6	3	2	2	1	1	0	0	0	0	0	13	21	27.00	6.000
56 Matt Maloney, L ERA: 7.45	(5, 1)	3.0		13	3	1	1	3	1	0	1	0	0	0	35	54	3.00	1.333
40 Nick Masset, R ERA: 7.56	(8, 1)	1.0		6	1	0	0	1	2	0	0	0	0	0	12	23	0.00	3.000
54 Aroldis Chapman, L ERA:	(9, 1)	1.0		3	0	0	0	1	0	0	0	0	0	0	9	14	0.00	0.000

PITCHER	IP	WLS	BF	H	R	ER	SO	BB	IBB	HBP	BLK	WP	HR	S	P	ERA	WHIP

TOP

Pittsburgh Pirates @ Cincinnati Reds

Great American Ball Park, Cincinnati, OH

Mon Apr 18 2011, 7:10 PM - 10:11 PM EDT

Att. 12,777 - Cloudy - 72 F

livebaseballscorecards.com

AB	39
R	9
H	15
RBI	9
BB	5
SO	9
LOB	18

WP: 0 PA: 47
PB: 0
SB: 0
CS: 0

BOTTOM

Pittsburgh Pirates @ Cincinnati Reds

Great American Ball Park, Cincinnati, OH

Mon Apr 18 2011, 7:10 PM - 10:11 PM EDT

Att. 12,777 - Cloudy - 72 F

Batter	1	2	3	4	5	6	7	8	9	AB	R	H	RBI	BB	SO	LOB
6 Drew Stubbs, R (1, 8) OBP: 0.324, SLG: 0.470	C FF 89 B FF 90 X FF 89 1-1 G5-3 ①		C FF 92 B CU 79 S CH 87 B SL 88 C FC 90 2-3 K ②		B FF 91 X SL 87 1-0 F8 ③			B FF 90 B FF 90 X FF 89 2-0 16 FC6-4 1B		3	0	0	0	0	1	0
7 Paul Janish, R (8, 6) OBP: 0.340, SLG: 0.347										1	0	1	0	0	0	0
16 Edgar Renteria, R (1, 6) OBP: 0.417, SLG: 0.429 (8, 4)	B FF 92 C SL 87 C CU 77 F FC 89 T FF 92 1-2 K ②		F FC 92 S FF 89 B FF 91 B FF 92 B CU 76 B SL 86 4-2 19 BB BB			B FF 90 X SL 86 1-0 P3 ①		C SL 87 X CU 78 0-1 FC6-4 ③ 1-2f		3	0	0	0	1	1	1
19 Joey Votto, L (1, 3) OBP: 0.535, SLG: 0.643 40 Nick Masset, R (8, 1) 54 Aroldis Chapman, L (9, 1) 55 Ramon Hernandez, R (R PH) OBP: 0.378, SLG: 0.559	S SI 91 C SL 87 X CH 87 0-2 G6-3 ③		B CH 87 B SI 91 F SI 89 B SL 89 B SL 88 4-1 27 FC6-4 1-2 BB			B FF 89 B SI 90 X SI 89 2-0 G3-1 ②			F FF 90 X FF 90 0-1 28 HR 1B	2 0 0 1	0 0 0 1	0 0 0 1	0 0 0 1	1 0 0 0	0 0 0 0	0 0 0 0
27 Scott Rolen, R (1, 5) OBP: 0.263, SLG: 0.442		B FF 90 F FF 88 X FF 90 1-1 31 PB 31 E 2B	B FF 91 D SL 87 C FF 90 X FF 90 2-1 FC6-4 1-2f ③			X SL 87 0-0 F9 ③			X FF 88 0-0 P3 ①	4	1	1	0	0	0	3
31 Jonny Gomes, R (1, 7) OBP: 0.409, SLG: 0.640		B SL 90 X SL 86 1-0 E5 2-H		B FC 90 B FF 89 C FF 89 S SL 85 X FF 90 2-2 F9 ①			X FF 90 0-0 P5 ①		C FF 89 B FF 89 B CH 84 X SL 84 2-1 F8 ②	4	0	0	0	0	0	1
32 Jay Bruce, L (1, 9) OBP: 0.311, SLG: 0.411 56 Matt Maloney, L (5, 1) 28 Chris Heisey, R (7, PH) OBP: 0.407, SLG: 0.609 (8, 8)		C FF 89 B CH 85 B CH 85 F SL 85 B SL 89 1 SAFE F SL 84 F FF 89 C CH 86 3-3 K ①		B SI 91 X FF 90 1-0 F8 ②			B FF 90 X SL 86 1-0 L7 ②		F SL 87 X CU 77 0-1 1-H HR	2 0 2	0 0 1	0 0 1	0 0 2	0 0 0	1 0 0	1 0 0
43 Miguel Cairo, R (1, 4) OBP: 0.259, SLG: 0.360 (8, 3)		C FF 88 1 SAFE T CU 76 F CH 87 F FF 89 X CU 77 0-2 F8 ②		X FF 90 0-0 P5 ③			C FF 90 F FF 89 S CU 79 0-3 K ③		F FF 91 S FF 90 X SI 91 0-2 G5-3 ③	4	0	0	0	0	1	1
29 Ryan Hanigan, R (1, 2) OBP: 0.294, SLG: 0.452		C FC 90 C FC 91 B SL 86 X SL 85 1-2 L7 ③			C FF 89 X CU 76 0-1 F8 ①			B FF 89 C FF 89 F FF 89 X FF 90 1-2 G1-3 ①		3	0	0	0	0	0	1
30 Travis Wood, R (1, 1) 62 Jordan Smith, R (4, 1) 26 Jeremy Hermida, L (5, 9)			C FF 90 S FF 91 X SL 87 0-2 G6-3 ①		C FF 90 B CH 85 T SI 91 S CH 86 1-3 K ②			B FF 89 S SI 89 B CH 87 X SL 85 2-1 F9 ②		1 0 2	0 0 0	0 0 0	0 0 0	0 0 0	0 0 1	0 0 0
Inning Stats	R: 0 E: 0 K: 1 S: 9 H: 0 LOB: 0 BB: 0 P: 11	R: 1 E: 1 K: 1 S: 16 H: 1 LOB: 1 BB: 0 P: 22	R: 0 E: 0 K: 1 S: 11 H: 0 LOB: 2 BB: 2 P: 23	R: 0 E: 0 K: 0 S: 5 H: 0 LOB: 0 BB: 0 P: 8	R: 0 E: 0 K: 1 S: 6 H: 0 LOB: 0 BB: 0 P: 8	R: 0 E: 0 K: 0 S: 3 H: 0 LOB: 0 BB: 0 P: 6	R: 0 E: 0 K: 1 S: 5 H: 0 LOB: 0 BB: 0 P: 6	R: 0 E: 0 K: 0 S: 8 H: 1 LOB: 1 BB: 0 P: 13	R: 2 E: 0 K: 0 S: 10 H: 2 LOB: 0 BB: 0 P: 12	1B: 2 2B: 1 3B: 0 HR: 1 SF: 0 SAC: 0 DP: 0 HBP: 0						

livebaseballscorecards.com

AB	32
R	3
H	4
RBI	2
BB	2
SO	5
LOB	8

WP: 0 PB: 1 SB: 0 CS: 0 PA: 34

PITCHER		IP	WLS	BF	H	R	ER	SO	BB	IBB	HBP	BLK	WP	HR	S	P	ERA	WHIP
29 Kevin Correia, R ERA: 2.48	(1, 1)	9.0	W	34	4	3	2	5	2	0	0	0	0	1	73	109	2.00	0.667

PITCHER	IP	WLS	BF	H	R	ER	SO	BB	IBB	HBP	BLK	WP	HR	S	P	ERA	WHIP

Arizona Diamondbacks @ Cincinnati Reds

Great American Ball Park, Cincinnati, OH

Tue Apr 19 2011, 7:12 PM - 10:15 PM EDT

Att. 12,994 - Cloudy - 74 F

livebaseballscorecards.com

TOP

Batter	1	2	3	4	5	6	7	8	9	AB	R	H	RBI	BB	SO	LOB
2 Kelly Johnson, L (1, 4) OBP: 0.250, SLG: 0.323	B FF 89 F SI 89 B FF 90 F FF 91 F FF 91 F CH 81 B SI 88 C FF 90 3-3 ① K		C KC 73 X CH 81 0-1 HR		C FF 90 B SI 89 B FF 90 X FF 90 2-1 ② 14 HR 1-3 1B		B SL 85 C FF 89 B SL 85 F SL 86 F SL 85 X SL 85 2-2 ① F9		B FF 94 C CU 78 B FF 94 C CU 79 F FF 94 S FC 90 2-3 ③ K	5	2	2	1	0	2	0
14 Ryan Roberts, R (1, 5) OBP: 0.462, SLG: 0.765	B FF 91 B FF 91 X FF 90 2-0 HR		C FF 91 B SL 81 X FF 91 1-1 ② G4-3		X FF 90 0-0 2-H HR		C FF 92 F FF 92 B FF 91 B SI 90 B FF 91 F FF 91 B SI 90 4-2 6 S BB			3	2	2	3	1	0	0
10 Justin Upton, R (1, 9) OBP: 0.391, SLG: 0.583	S SL 79 B FF 88 F FF 88 C FF 89 1-3 ② K		C FF 90 X FF 90 0-1 ③ G5-3		F SL 80 B FF 90 B FF 90 X FF 89 2-1 3B		X SI 91 0-0 ② F8			4	0	1	0	0	1	1
6 Stephen Drew, L (1, 6) OBP: 0.370, SLG: 0.452	C FF 91 B CH 81 X CH 83 1-1 ③ G4-3			C SI 86 B SI 90 X CH 80 1-1 26 G4-3 1B	B FF 89 X CH 81 1-0 ③ G3-1		1 SAFE C CH 86 S CH 86 B SL 85 C SI 91 1-3 ③ K 1-2			4	0	1	0	0	1	2
24 Chris Young, R (1, 8) OBP: 0.290, SLG: 0.547		B FF 88 C CH 80 B SL 80 B CH 81 C FF 91 X SI 90 3-2 ① G6-3		B FF 89 C FF 89 F SL 77 1 SAFE B FF 90 1 SAFE F FF 90 1 SAFE B SI 90 3-2 ① P3		B SL 78 B SI 86 B SI 88 X FF 88 3-0 HR		B CU 77 B FC 90 C FF 93 S FC 90 B CU 80 S FC 90 3-3 ① K		4	1	1	1	0	1	1
26 Miguel Montero, L (1, 2) OBP: 0.456, SLG: 0.620		B FF 90 B FF 89 X CH 81 2-0 1B		B SI 88 B FF 89 B SI 89 F FF 90 F FF 90 X SI 89 3-2 ② G4-3 1-2		B FF 91 F SI 89 B SI 89 F CH 81 S KC 74 2-3 ① K		B FC 91 S CU 79 X FF 94 1-1 ② G4-3		4	0	1	0	0	1	1
8 Gerardo Parra, L (1, 7) OBP: 0.286, SLG: 0.303		C FF 88 B FF 89 X SI 87 1-1 ② F7		B FF 90 X SI 88 1-0 ③ G6-3		S SL 84 S SL 84 B SL 84 F SL 83 C FF 91 1-3 ② K		B FF 96 F FC 90 B CH 82 F CH 83 X CH 85 2-2 ③ F7		4	0	0	0	0	1	2
46 Juan Miranda, L (1, 3) OBP: 0.375, SLG: 0.407		C SI 90 B SI 87 B FF 88 X FF 88 2-1 ③ F9			X SI 89 0-0 59 FC1-5 2B	C FF 90 B SL 84 X SI 92 1-1 1B			F FF 95 X CU 78 0-1 ① G4-3	4	0	2	0	0	0	1
59 Armando Galarraga, R (1, 1) 32 Esmerling Vasquez, R (7, 1) 30 David Hernandez, R (8, 1) 33 Russell Branyan, L (9, PH) OBP: 0.414, SLG: 0.520 40 J.J. Putz, R (9, 1)			B FF 88 X FF 88 1-0 ① G5-3		L FF 85 B CH 82 X KC 76 1-1 ① FC1-5 2 1B 2-3	C FF 92 B SI 90 S FF 89 F SI 92 S SI 92 1-3 ③ K			C CU 79 X FF 94 0-1 ② F7	3 0 0 1 0	0 0 0 0 0	0 0 0 0 0	0 0 0 0 0	0 0 0 0 0	1 0 0 0 0	2 0 0 0 0
Inning Stats	R: 1 E: 0 K: 2 S: 11 H: 1 LOB: 0 BB: 0 P: 18	R: 0 E: 0 K: 0 S: 8 H: 1 LOB: 1 BB: 0 P: 16	R: 1 E: 0 K: 0 S: 7 H: 1 LOB: 0 BB: 0 P: 9	R: 0 E: 0 K: 0 S: 13 H: 1 LOB: 1 BB: 0 P: 21	R: 2 E: 0 K: 0 S: 9 H: 4 LOB: 1 BB: 0 P: 15	R: 1 E: 0 K: 3 S: 14 H: 2 LOB: 1 BB: 0 P: 22	R: 0 E: 0 K: 1 S: 11 H: 0 LOB: 1 BB: 1 P: 18	R: 0 E: 0 K: 1 S: 8 H: 0 LOB: 0 BB: 0 P: 14	R: 0 E: 0 K: 1 S: 8 H: 0 LOB: 0 BB: 0 P: 10	1B: 4 2B: 1 3B: 1 HR: 4	SF: 0 SAC: 0 DP: 0 HBP: 0		WP: 0 PB: 0 SB: 1 CS: 0	PA: 37			

	AB	36
	R	5
	H	10
	RBI	5
	BB	1
	SO	8
	LOB	10

PITCHER		IP	WLS	BF	H	R	ER	SO	BB	IBB	HBP	BLK	WP	HR	S	P	ERA	WHIP
63 Sam LeCure, R ERA: 4.15	(1, 1)	5.1	L	24	9	5	5	3	0	0	0	0	0	4	52	88	8.44	1.688
45 Bill Bray, L ERA:	(6, 1)	1.2		7	1	0	0	3	1	0	0	0	0	0	21	31	0.00	1.200
66 Logan Ondrusek, R ERA: 0.84	(8, 1)	2.0		6	0	0	0	2	0	0	0	0	0	0	16	24	0.00	0.000

PITCHER	IP	WLS	BF	H	R	ER	SO	BB	IBB	HBP	BLK	WP	HR	S	P	ERA	WHIP

BOTTOM

Batter	1	2	3	4	5	6	7	8	9	AB	R	H	RBI	BB	SO	LOB
6 Drew Stubbs, R (1, 8) OBP: 0.347, SLG: 0.515	B SI 90 F SI 90 X SI 91 1-1 F8 ①		C SI 91 B SI 91 F SL 85 F SI 91 X SI 93 1-2 HR		C SI 91 B SL 83 F SL 86 B SI 89 B SL 85 B SL 86 4-2 4 G5-4-3 BB			B FF 93 B FF 93 B FF 93 C FF 93 S FF 93 B FF 95 4-2 4 E 4 S 4 1B BB		2	2	1	1	2	0	0
4 Brandon Phillips, R (1, 4) OBP: 0.414, SLG: 0.481	S SL 88 S SL 88 B SL 88 B SL 86 B SL 88 X SL 88 3-2 G5-3 ②		F SI 92 F SI 91 B SL 87 B SL 88 F SL 87 X SI 92 2-2 27 2B 2B		X SL 82 0-0 G5-4-3 ① ② 1-2f			C CU 79 F FF 95 B CU 79 B CH 83 F FF 96 F FF 96 X FF 95 2-2 1-H 1B		4	1	2	1	0	0	1
19 Joey Votto, L (1, 3) OBP: 0.520, SLG: 0.610	B SI 92 C SI 93 B SI 87 H SL 88 3-1 HBP		C SI 91 B SI 88 F SI 90 B SL 86 X SI 90 2-2 F9 ①		B SI 86 X SI 91 1-0 G3 ③			S FF 94 F FF 95 S FF 95 0-3 K ①		3	0	0	0	0	1	2
27 Scott Rolen, R (1, 5) OBP: 0.262, SLG: 0.446	B SI 92 C SI 89 S SL 85 1 SAFE X SL 86 1-2 F9 ③		F SL 82 2 SAFE C SI 89 X SI 90 0-2 32 G2-3 2-H 2B			B SI 90 B SL 84 F SI 90 X SL 86 2-1 P4 ①		B FF 94 X FF 95 1-0 P2 ②		4	0	1	1	0	0	2
32 Jay Bruce, L (1, 9) OBP: 0.292, SLG: 0.383		C SI 90 F SI 90 B SI 92 C SL 86 1-3 K ①	F SI 91 B SI 89 S SL 86 X SL 86 1-2 G2-3 ② 2-3			F SI 90 S SI 88 S SI 90 0-3 K ②		F FF 94 B FF 94 X SI 94 1-1 F8 ③		4	0	0	0	0	2	2
31 Jonny Gomes, R (1, 7) OBP: 0.414, SLG: 0.642		B SL 85 C SI 90 B SI 91 B SL 85 C SI 91 X SI 93 3-2 7 S 7 SF9 2B	B SL 86 C SL 88 S SL 85 B SL 87 C SL 87 2-3 K ③			C SL 86 B SI 91 B SI 91 C SL 86 C SI 88 2-3 K ③			B FF 91 B FF 91 C SI 92 H SI 93 3-1 29 SH1-4 HBP	3	1	1	0	0	2	1
29 Ryan Hanigan, R (1, 2) OBP: 0.297, SLG: 0.424		C SL 87 B SI 91 B SL 86 S SL 87 B SL 86 F SL 87 F SI 92 D SL 86 4-2 BB	X SI 90 0-0 F9 ①			C SI 92 X CU 75 0-1 L6 ①			B FF 91 X FF 92 1-0 SH1-4 ① 1-2	2	0	0	0	1	0	0
7 Paul Janish, R (1, 6) OBP: 0.315, SLG: 0.327		C SI 91 B SI 92 L SL 88 X SI 89 1-2 SF9 ② 2-H	B SI 89 S SL 82 F SI 90 B SL 86 F SL 86 X SI 91 2-2 G5-3 ②			C CU 74 S CU 75 B SI 96 F SI 95 X SI 96 1-2 G4-3 ②			F FF 91 C FF 92 F SL 85 F SL 83 F FF 93 F FS 84 X SL 88 0-2 G5-3 ②	3	0	0	1	0	0	1
63 Sam LeCure, R (1, 1) 45 Bill Bray, L (6, 1) 26 Jeremy Hermida, L (7, PH) 66 Logan Ondrusek, R (8, 1) 28 Chris Heisey, R (9, PH) OBP: 0.393, SLG: 0.583		B SI 91 C SI 89 C SI 90 C SL 85 1-3 K ③	F SI 90 F SI 91 S SL 86 0-3 K ③			S SI 94 C SI 94 B SI 86 B SI 96 S CH 86 2-3 K ③			S SL 88 D SL 89 S SL 86 B FF 92 T FS 86 2-2 K ③	2 0 1 0 1	0 0 0 0 0	0 0 0 0 0	0 0 0 0 0	0 0 0 0 1	2 0 1 0 1	1 0 0 0 1
Inning Stats	R: 0 H: 0 E: 0 LOB: 1 K: 0 BB: 0 S: 9 P: 17	R: 1 H: 1 E: 0 LOB: 1 K: 2 BB: 1 S: 16 P: 26	R: 2 H: 3 E: 0 LOB: 1 K: 1 BB: 0 S: 20 P: 28	R: 0 H: 0 E: 0 LOB: 0 K: 1 BB: 0 S: 8 P: 10	R: 0 H: 0 E: 0 LOB: 0 K: 0 BB: 1 S: 4 P: 9	R: 0 H: 0 E: 0 LOB: 0 K: 2 BB: 0 S: 8 P: 12	R: 0 H: 0 E: 0 LOB: 0 K: 1 BB: 0 S: 9 P: 12	R: 1 H: 1 E: 0 LOB: 1 K: 1 BB: 1 S: 13 P: 21	R: 0 H: 0 E: 0 LOB: 1 K: 1 BB: 0 S: 12 P: 18	1B: 1 SF: 1 2B: 3 SAC: 1 3B: 0 DP: 1 HR: 1 HBP: 2						WP: 0 PA: 36 PB: 0 SB: 2 CS: 0

PITCHER	IP	WLS	BF	H	R	ER	SO	BB	IBB	HBP	BLK	WP	HR	S	P	ERA	WHIP
59 Armando Galarraga, R (1, 1) ERA: 6.0	6.0	W	24	4	3	3	6	2	0	1	0	0	1	65	102	4.50	1.000
32 Esmerling Vasquez, R (7, 1) ERA: 1.8	1.0	H	3	0	0	0	1	0	0	0	0	0	0	9	12	0.00	0.000
30 David Hernandez, R (8, 1) ERA:	1.0	H	5	1	1	0	1	1	0	0	0	0	0	13	21	0.00	2.000
40 J.J. Putz, R (9, 1) ERA: 1.29	1.0	S	4	0	0	0	1	0	0	1	0	0	0	12	18	0.00	0.000

PITCHER	IP	WLS	BF	H	R	ER	SO	BB	IBB	HBP	BLK	WP	HR	S	P	ERA	WHIP

Arizona Diamondbacks @ Cincinnati Reds

Great American Ball Park, Cincinnati, OH

Tue Apr 19 2011, 7:12 PM - 10:15 PM EDT

Att. 12,994 - Cloudy - 74 F

livebaseballscorecards.com

AB	29
R	4
H	5
RBI	4
BB	3
SO	9
LOB	11

Arizona Diamondbacks @ Cincinnati Reds

Great American Ball Park, Cincinnati, OH

Wed Apr 20 2011, 7:10 PM - 10:15 PM EDT

Att. 14,915 - Cloudy - 50 F

livebaseballscorecards.com

TOP

Batter	1	2	3	4	5	6	7	8	9	AB	R	H	RBI	BB	SO	LOB
18 Willie Bloomquist, R (1, 7) OBP: 0.328, SLG: 0.426	C CU 71 B SL 76 X CH 77 1-1 2 2B 10 SF8 2B	X CU 68 0-0 ③ P3			C FF 88 B FF 88 F FF 87 F FF 87 F SI 87 F FF 88 B FF 88 X CH 80 2-2 ③ L9		S FF 94 C SL 85 S SL 85 0-3 ③ K			4	1	1	0	0	1	3
2 Kelly Johnson, L (1, 4) OBP: 0.250, SLG: 0.333	F SI 86 B FF 86 B CH 79 B CH 80 X CH 75 3-1 2-3 2B	C CU 67 B FF 87 B FF 86 F FF 87 S FF 86 2-3 ① K				C CH 73 B FF 86 F FF 87 B FF 87 C FF 86 2-3 ① K		B FF 96 F FF 95 B SL 84 B FF 97 F FF 97 F FF 97 F FF 97 F FF 99 X FF 98 3-2 ① G6-3		4	0	1	0	0	2	0
10 Justin Upton, R (1, 9) OBP: 0.370, SLG: 0.556	B SI 87 F SI 86 B SI 87 B SI 87 C SL 73 X SI 88 3-2 ① SF8 3-H	C FF 87 B FF 87 F CH 81 S SL 75 1-3 ② K				C CH 77 S FF 88 F SI 88 B SL 78 B SL 78 F FF 87 X CH 81 2-2 ② F9		X FF 98 0-0 ② G6-3		3	0	0	1	0	1	0
33 Russell Branyan, L (1, 3) OBP: 0.394, SLG: 0.464	B FF 86 S FF 86 B FF 86 X FF 86 2-1 ② F7	S FF 87 B FF 87 F FF 87 B SI 83 S SI 82 2-3 ③ K				B CH 78 B CH 78 F CH 78 B FF 87 S FF 86 F FF 86 F CH 80 S FF 87 3-3 ③ K		S FF 98 B FF 99 B FF 98 B FF 97 C FF 98 B FF 98 4-2 BB		3	0	0	0	1	2	1
24 Chris Young, R (1, 8) OBP: 0.274, SLG: 0.515	C FF 86 B CH 79 C CH 80 X FF 87 1-2 ③ F8			C CH 78 B SI 88 S CU 71 B SI 86 C FF 88 2-3 ① K			S CH 79 B FF 86 X FF 85 1-1 ① L8	D SL 82 X FF 96 1-0 ③ P5		4	0	0	0	0	1	2
6 Stephen Drew, L (1, 6) OBP: 0.380, SLG: 0.478		F FF 84 C FF 87 X FF 87 0-2 14 F9 31 G5-3 2B		B SI 83 X CH 81 1-0 ② G4-3			B FF 86 C FF 85 X SI 86 1-1 14 2B 1B		S CH 81 C CH 90 B CH 85 X CH 84 1-2 ① G4-3	4	2	2	0	0	0	0
14 Ryan Roberts, R (1, 5) OBP: 0.465, SLG: 0.757		C SL 74 B FC 85 X CU 69 1-1 ① F9 2-3		F CH 78 S SI 88 B SL 78 B SL 75 S CH 79 2-3 ③ K			1 SAFE 1 SAFE 1 SAFE C SI 85 S CH 82 1 SAFE B FF 84 F CH 82 F SI 86 1-2 X FF 87 1-H 2B		B SL 83 B SL 85 B SL 85 C FF 91 B SL 86 4-1 26 G3-6-1 BB	3	0	1	1	1	1	1
26 Miguel Montero, L (1, 2) OBP: 0.443, SLG: 0.585		F FF 88 B FC 82 B FC 83 B FC 81 B CU 68 4-1 31 G5-3 BB			C FF 86 B FF 87 F FF 85 S FF 88 1-3 ① K		C FF 96 S SL 85 X FF 100 0-2 ② P6		X CH 84 0-0 ②③ G3-6-1 1-2f	3	0	0	0	1	1	2
31 Ian Kennedy, R (1, 1) 58 Juan Gutierrez, R (6, 1) 22 Xavier Nady, R (7, PH) OBP: 0.400, SLG: 0.375 38 Sam Demel, R (7, 1) 30 David Hernandez, R (8, 1) 40 J.J. Putz, R (9, 1)		1 SAFE M SI 85 P PO 81 B SI 86 X SI 85 2-1 ② G5-3 1-2 3-H			X FF 87 0-0 ② G6-3		B FF 97 F FF 97 B FF 97 B FF 95 S FF 96 B FF 97 4-2 BB			2 0 0 0 0 0	0 0 0 0 0 0	0 0 0 0 0 0	1 0 0 0 0 0	0 0 1 0 0 0	0 0 0 0 0 0	1 0 0 0 0 0
Inning Stats	R: 1 E: 0 K: 0 S: 12 H: 2 LOB: 1 BB: 0 P: 22	R: 1 E: 0 K: 0 S: 10 H: 1 LOB: 1 BB: 1 P: 16	R: 0 E: 0 K: 3 S: 9 H: 0 LOB: 0 BB: 0 P: 14	R: 0 E: 0 K: 2 S: 7 H: 0 LOB: 0 BB: 0 P: 12	R: 0 E: 0 K: 1 S: 10 H: 0 LOB: 0 BB: 0 P: 13	R: 0 E: 0 K: 2 S: 13 H: 0 LOB: 0 BB: 0 P: 20	R: 1 E: 0 K: 1 S: 17 H: 2 LOB: 2 BB: 1 P: 24	R: 0 E: 0 K: 0 S: 10 H: 0 LOB: 1 BB: 1 P: 18	R: 0 E: 0 K: 0 S: 5 H: 0 LOB: 0 BB: 1 P: 10	1B: 1 2B: 4 3B: 0 HR: 0	SF: 1 SAC: 0 DP: 1 HBP: 0					

	AB	30
	R	3
	H	5
	RBI	3
	BB	4
	SO	9
	LOB	10

WP: 0 PB: 0 SB: 0 CS: 0 PA: 35

PITCHER		IP	WLS	BF	H	R	ER	SO	BB	IBB	HBP	BLK	WP	HR	S	P	ERA	WHIP
61 Bronson Arroyo, R ERA: 4.24	(1, 1)	6.1	L	25	5	3	3	8	1	0	0	0	0	0	70	109	4.26	0.947
54 Aroldis Chapman, L ERA:	(7, 1)	1.2		7	0	0	0	1	2	0	0	0	0	0	18	30	0.00	1.200
48 Francisco Cordero, R ERA: 1.29	(9, 1)	1.0		3	0	0	0	0	1	0	0	0	0	0	5	10	0.00	1.000

PITCHER	IP	WLS	BF	H	R	ER	SO	BB	IBB	HBP	BLK	WP	HR	S	P	ERA	WHIP

BOTTOM

Arizona Diamondbacks @ Cincinnati Reds

Great American Ball Park, Cincinnati, OH

Wed Apr 20 2011, 7:10 PM - 10:15 PM EDT

Att. 14,915 - Cloudy - 50 F

livebaseballscorecards.com

Batter	1	2	3	4	5	6	7	8	9	AB	R	H	RBI	BB	SO	LOB
6 Drew Stubbs, R (1, 8) OBP: 0.354, SLG: 0.500	F FF 88 B FF 88 C FF 88 B FF 89 B FF 90 F CH 80 F FF 90 B FF 90 4-2 BB		C FF 88 B SL 84 B KC 76 F SL 84 X CH 80 2-2 ③ G5-3			C SL 81 C KC 73 B FF 88 B FF 89 B CH 80 B CH 79 4-2 19 2B BB		B FF 92 X FF 92 1-0 ① G4-3		2	1	0	0	2	0	0
4 Brandon Phillips, R (1, 4) OBP: 0.387, SLG: 0.446	1 SAFE B FF 88 1 SAFE C FF 89 X CH 80 1-1 ① F7			B CH 77 B CH 79 C FF 88 F FF 88 X CH 80 2-2 ① G6-3		1 SAFE F FF 88 D KC 76 S FF 88 F FF 89 1 SAFE F CH 80 B FF 90 1 SAFE 2-2 X FF 88 ① F8		C CU 77 S CU 80 F CU 80 F CU 80 B FF 95 F CU 80 B FF 94 B CU 80 F FF 95 3-2 X FF 85 ② L4		4	0	0	0	0	0	2
19 Joey Votto, L (1, 3) OBP: 0.519, SLG: 0.619	B FF 89 S SL 85 1 SAFE 1 SAFE B FF 90 B CH 80 1 SAFE F FF 90 1 SAFE 3-2 X FF 81 ② F7			F KC 76 X FF 89 0-1 27 G4-6-3 1B		D CH 82 C KC 76 1 SAFE X SL 85 1-1 1-H 2B		C FF 94 C CU 79 F FF 95 F FF 95 X CU 81 0-2 ③ F9		4	0	2	1	0	0	1
27 Scott Rolen, R (1, 5) OBP: 0.246, SLG: 0.417	1 SAFE 1 SAFE B FF 90 C FF 90 S CH 80 B FF 90 C FF 91 2-3 ③ K			X FF 88 0-0 ②③ G4-6-3 1-2f		B FF 94 B CU 81 B FF 94 C FF 93 X FF 93 3-1 ② F7			C FF 90 X SL 86 0-1 ① F7	4	0	0	0	0	1	3
32 Jay Bruce, L (1, 9) OBP: 0.294, SLG: 0.381 54 Aroldis Chapman, L (7, 1) 48 Francisco Cordero, R (9, 1) 31 Jonny Gomes, R (9, PH) OBP: 0.408, SLG: 0.630		F FF 87 B KC 75 F KC 75 B KC 78 B FF 90 X FF 90 3-2 ① F7			B KC 74 F FF 87 C KC 75 F KC 79 F FF 90 B FF 90 X FF 90 2-2 29 1B 1B	F FF 94 B CU 80 C CU 80 S CU 80 1-3 ③ K			C SL 86 C FF 93 F FF 92 C FF 92 0-3 ② K	3	0	1	0	0	1	1
26 Jeremy Hermida, L (1, 7)		B FF 89 C FF 88 S CH 81 B FF 89 F FF 89 F CH 80 X FF 90 2-2 ② G3			B FF 88 F SI 87 S CH 81 C FF 90 1-3 ① K		C FF 92 F FC 89 B FF 92 B FC 89 F FF 92 S CH 85 2-3 ① K		X SI 92 0-0 ③ G6-3	4	0	0	0	0	2	1
29 Ryan Hanigan, R (1, 2) OBP: 0.325, SLG: 0.429		X SL 83 0-0 ③ F9			C FF 89 P PO 84 C FF 88 1 SAFE D CH 81 F FF 89 F CH 80 F CH 80 X FF 91 2-2 1-2 1B		C SL 81 B FC 89 B FC 89 B SI 92 B FF 91 4-1 7 G5-3 BB			2	0	1	0	1	0	0
7 Paul Janish, R (1, 6) OBP: 0.298, SLG: 0.309			C SL 86 B CH 78 B CH 79 X FF 87 2-1 ① G4-3		B SL 84 B SL 84 B SL 84 C FF 88 F FF 88 F CH 79 X CH 80 3-2 ② F6		F FF 92 C FF 92 X FF 92 0-2 ② G5-3 1-2			3	0	0	0	0	0	3
61 Bronson Arroyo, R (1, 1) OBP: 0.143, SLG: 0.286 28 Chris Heisey, R (7, 9) OBP: 0.379, SLG: 0.560			F FF 87 C KC 74 B KC 76 S FF 90 1-3 ② K		S FF 89 C FF 90 X FF 88 1-2 ③ P6		C SL 84 B SL 83 C FF 91 S SL 83 1-3 ③ K			2	0	0	0	0	1	2
										1	0	0	0	0	1	1
Inning Stats	R: 0 E: 0 K: 1 S: 12 H: 0 LOB: 1 BB: 1 P: 22	R: 0 E: 0 K: 0 S: 9 H: 0 LOB: 0 BB: 0 P: 14	R: 0 E: 0 K: 1 S: 8 H: 0 LOB: 0 BB: 0 P: 13	R: 0 E: 0 K: 0 S: 6 H: 1 LOB: 0 BB: 0 P: 8	R: 0 E: 0 K: 1 S: 22 H: 2 LOB: 2 BB: 0 P: 30	R: 1 E: 0 K: 1 S: 14 H: 1 LOB: 1 BB: 1 P: 25	R: 0 E: 0 K: 2 S: 11 H: 0 LOB: 1 BB: 1 P: 18	R: 0 E: 0 K: 0 S: 13 H: 0 LOB: 0 BB: 0 P: 17	R: 0 E: 0 K: 1 S: 7 H: 0 LOB: 0 BB: 0 P: 7	1B: 3 2B: 1 3B: 0 HR: 0 SF: 0 SAC: 0 DP: 1 HBP: 0						

	AB	30
	R	1
	H	4
	RBI	1
	BB	3
	SO	7
	LOB	14

WP: 0 PB: 0 SB: 0 CS: 0 PA: 33

PITCHER	IP	WLS	BF	H	R	ER	SO	BB	IBB	HBP	BLK	WP	HR	S	P	ERA	WHIP
31 Ian Kennedy, R (1, 1) ERA: 5.64	5.1	W	21	4	1	1	3	2	0	0	0	0	0	66	103	1.69	1.125
58 Juan Gutierrez, R (6, 1) ERA: 6.48	0.2	H	2	0	0	0	1	0	0	0	0	0	0	5	9	0.00	0.000
38 Sam Demel, R (7, 1) ERA: 4.05	1.0	H	4	0	0	0	2	1	0	0	0	0	0	11	18	0.00	1.000
30 David Hernandez, R (8, 1) ERA:	1.0	H	3	0	0	0	0	0	0	0	0	0	0	13	17	0.00	0.000
40 J.J. Putz, R (9, 1) ERA: 1.13	1.0	S	3	0	0	0	1	0	0	0	0	0	0	7	7	0.00	0.000

PITCHER	IP	WLS	BF	H	R	ER	SO	BB	IBB	HBP	BLK	WP	HR	S	P	ERA	WHIP

Batter	1	2	3	4	5	6	7	8	9	AB	R	H	RBI	BB	SO	LOB
2 Kelly Johnson, L (1, 4) OBP: 0.263, SLG: 0.377	B CH 83 F CH 83 X FC 85 1-1 ① F9	B FC 86 B FF 86 B CH 81 B CH 80 4-0 BB			C SI 88 X FF 89 0-1 HR			S SI 93 F CH 82 B SI 94 S FF 91 1-3 ① K		3	1	1	1	1	1	0
14 Ryan Roberts, R (1, 5) OBP: 0.447, SLG: 0.732	C CH 85 B FC 85 X SI 87 1-1 6 1B 2B	B SL 81 C SL 81 B FC 88 X FC 87 2-1 ③ G6-3			B FC 88 F CH 82 B FC 89 F CH 83 X FF 91 2-2 ② F9			B FF 92 X FF 94 1-0 ② G6-3		4	1	1	0	0	0	2
10 Justin Upton, R (1, 9) OBP: 0.351, SLG: 0.522	B CH 84 B SL 81 X SI 87 2-0 ② P5		X SL 82 0-0 ① G5-3		B SL 83 F SI 90 B SI 85 S CH 84 S FC 85 2-3 ③ K			C FC 90 F CU 80 X FC 90 0-2 ③ F9		4	0	0	0	0	1	1
6 Stephen Drew, L (1, 6) OBP: 0.389, SLG: 0.540	B KC 75 B SI 86 2 SAFE C CH 80 F SI 86 X SI 88 2-2 2-H 1B		B SI 90 B SI 89 B SI 88 C SI 88 C FF 88 C FC 89 3-3 ② K			C CH 81 B SI 88 X SI 91 1-1 ① G4-3			B FF 92 C FF 90 B CH 84 B FF 92 X FF 91 3-1 HR	4	1	2	2	0	1	0
24 Chris Young, R (1, 8) OBP: 0.260, SLG: 0.486	C SI 87 F SI 87 1 SAFE 1 SAFE B CH 82 F CH 81 1 SAFE S FC 88 1-3 ③ K		C FC 90 B SI 85 X SI 90 1-1 ③ F9			C SI 90 B FC 85 X FC 84 1-1 ② P5			S SL 86 B FF 92 S SL 86 C FF 93 1-3 ① K	4	0	0	0	0	2	1
46 Juan Miranda, L (1, 3) OBP: 0.361, SLG: 0.367		B CH 84 B CH 79 B SI 85 C CH 85 F SI 87 B SL 82 4-2 8 1B 41 SH4-1 BB	F FC 88 B CH 83 F CH 84 F FF 90 X SI 91 1-2 ① G4-3			B CH 84 B CH 83 S SI 90 C CH 84 B FC 85 C SI 91 3-3 ③ K			C CH 85 B FF 93 S CU 80 F FF 94 F SL 86 S CH 87 1-3 ② K	3	1	0	0	1	2	0
8 Gerardo Parra, L (1, 7) OBP: 0.308, SLG: 0.324		C SI 88 X FC 88 0-1 4-1 SH4-1 1-3 1B	S CH 84 X FF 89 0-1 ② G4-3				C SI 87 S CH 81 B CH 84 B SI 88 F CH 83 B FC 90 F CH 84 F FC 89 F FC 90 3-2 ① K T SL 84		F CU 78 X FF 93 0-1 26 DI 1B	4	0	2	0	0	1	0
12 Henry Blanco, R (1, 2) 26 Miguel Montero, L (9, PH) OBP: 0.452, SLG: 0.585		X FC 86 0-0 ① P6	C SI 90 X FC 90 0-1 ③ P2				B FC 86 S FC 88 C SI 89 C FC 90 1-3 ② K		B FF 93 B CH 85 B CH 85 C FF 92 C CH 85 B CH 86 4-2 1-2 BB	3 0	0 0	0 0	0 0	0 1	1 0	2 0
41 Daniel Hudson, R (1, 1) OBP: 0.500, SLG: 0.500 38 Sam Demel, R (6, 1) 18 Willie Bloomquist, R (7, PH) OBP: 0.323, SLG: 0.419 55 Josh Collmenter, R (7, 1) 33 Russell Branyan, L (9, PH) OBP: 0.382, SLG: 0.448		X SI 87 0-0 ② SH4-1 1-2 3-H			X SI 87 0-0 ① G5-3		F SL 82 X SI 85 0-1 ③ L7		B FF 95 B CH 86 S CH 86 S CH 86 B FF 95 X CH 86 3-2 ③ G4-3	1 0 1 0 1	0 0 0 0 0	0 0 0 0 0	1 0 0 0 0	0 0 0 0 0	0 0 0 0 0	0 0 0 0 2
Inning Stats	R: 1 H: 2 E: 0 LOB: 1 K: 1 BB: 0 S: 12 P: 19	R: 1 H: 1 E: 0 LOB: 2 K: 0 BB: 2 S: 8 P: 18	R: 0 H: 0 E: 0 LOB: 0 K: 1 BB: 0 S: 6 P: 10	R: 0 H: 0 E: 0 LOB: 0 K: 0 BB: 0 S: 8 P: 9	R: 1 H: 1 E: 0 LOB: 0 K: 1 BB: 0 S: 9 P: 13	R: 0 H: 0 E: 0 LOB: 0 K: 1 BB: 0 S: 7 P: 12	R: 0 H: 0 E: 0 LOB: 0 K: 2 BB: 0 S: 12 P: 16	R: 0 H: 0 E: 0 LOB: 0 K: 1 BB: 0 S: 7 P: 9	R: 1 H: 2 E: 0 LOB: 2 K: 2 BB: 1 S: 17 P: 29	1B: 3 SF: 0 2B: 1 SAC: 1 3B: 0 DP: 0 HR: 2 HBP: 0						

TOP

Arizona Diamondbacks @ Cincinnati Reds

Great American Ball Park, Cincinnati, OH

Thu Apr 21 2011, 12:36 PM - 3:13 PM EDT

Att. 17,319 - Partly Cloudy - 51 F

livebaseballscorecards.com

AB	32
R	4
H	6
RBI	4
BB	3
SO	9
LOB	8

WP: 0 PB: 0 SB: 0 CS: 0 PA: 36

PITCHER		IP	WLS	BF	H	R	ER	SO	BB	IBB	HBP	BLK	WP	HR	S	P	ERA	WHIP
44 Mike Leake, R ERA: 4.94	(1, 1)	7.0	W	27	4	3	3	6	2	0	0	0	0	1	62	97	3.86	0.857
66 Logan Ondrusek, R ERA: 0.77	(8, 1)	1.0		3	0	0	0	1	0	0	0	0	0	0	7	9	0.00	0.000
48 Francisco Cordero, R ERA: 2.25	(9, 1)	1.0		6	2	1	1	2	1	0	0	0	0	1	17	29	9.00	3.000

PITCHER		IP	WLS	BF	H	R	ER	SO	BB	IBB	HBP	BLK	WP	HR	S	P	ERA	WHIP

BOTTOM

Arizona Diamondbacks @ Cincinnati Reds

Great American Ball Park, Cincinnati, OH

Thu Apr 21 2011, 12:36 PM - 3:13 PM EDT

Att. 17,319 - Partly Cloudy - 51 F

livebaseballscorecards.com

Batter	1	2	3	4	5	6	7	8	9	AB	R	H	RBI	BB	SO	LOB
28 Chris Heisey, R (1, 8) (8, 7) OBP: 0.333, SLG: 0.483	B FF 92 X FF 91 1-0 ① F8	C SL 84 B SL 84 L FF 92 B CH 81 X CH 83 2-2 ① L5			F SL 84 C FF 91 S SI 94 0-3 ① K	S SL 82 B SI 90 S SI 91 C SL 82 1-3 ③ K				4	0	0	0	0	2	1
4 Brandon Phillips, R (1, 4) OBP: 0.394, SLG: 0.450	S SL 85 B FF 92 X FF 93 1-1 19 1B 32 BB 1B	B FF 93 X CH 81 1-0 ② F7			B SL 85 B SL 85 C SL 85 B FF 93 C FF 94 X SL 85 3-2 ② G6-3		F FC 85 B CH 73 X CH 73 1-1 19 G3-6-1 1B			4	1	2	0	0	0	0
19 Joey Votto, L (1, 3) OBP: 0.518, SLG: 0.657	C FF 91 F FF 92 B CH 81 B CH 80 B FF 93 1 SAFE X CH 82 3-2 32 BB 31 BB 43 1B 1-3 1B	B FF 93 F CH 82 B FF 93 S FF 92 F FF 93 F FF 93 S SL 84 2-3 ③ K			C FF 93 X SL 86 0-1 HR		C FC 85 C FC 86 F FC 85 X FC 85 0-2 ① ② G3-6-1 1-2f			4	2	2	1	0	1	1
31 Jonny Gomes, R (1, 7) OBP: 0.400, SLG: 0.596 66 Logan Ondrusek, R (8, 1) 48 Francisco Cordero, R (9, 1)	B FF 92 B FF 92 B FF 92 C FF 93 B FF 92 4-1 32 BB 43 1B 1-2 BB	X SL 84 0-0 ① P4			C FF 93 C SI 94 F FF 94 B FF 94 B CH 83 B FF 92 X CH 82 3-2 ③ L5		C FC 86 B CU 68 F FC 85 S CH 73 1-3 ③ K			3 0 0	1 0 0	0 0 0	0 0 0	1 0 0	1 0 0	0 0 0
32 Jay Bruce, L (1, 9) OBP: 0.306, SLG: 0.379	B CH 82 S CH 81 B FF 94 B FF 94 D FF 92 4-1 55 HBP 43 1B 7 BB 1-2 2-3 3-H BB	C FF 91 B CH 82 B SI 93 S CH 83 B FF 92 F FF 93 X CH 84 3-2 ② P6				S CH 81 S CH 82 B FF 94 F SI 93 X CH 83 1-2 ① G4-3		C CH 73 B FC 85 F FC 85 B CU 69 X CH 74 2-2 55 CS 1B		3	1	1	1	1	0	0
43 Miguel Cairo, R (1, 5) OBP: 0.290, SLG: 0.357	C SL 85 B FF 92 X FF 92 1-1 7 BB 55 HBP 1-2 2-H 3-H 1B	C FF 92 B CH 82 C SL 84 F CH 83 X FF 93 1-2 ③ F8				B FF 91 B SL 85 B FF 91 C FF 91 B FF 92 4-1 55 2B BB		B FC 86 1 SAFE S FC 85 F FC 85 F CH 73 S FC 86 1-3 ① K		3	1	1	2	1	1	1
55 Ramon Hernandez, R (1, 2) OBP: 0.415, SLG: 0.595	B SL 85 F FF 92 C FF 92 H CH 82 2-2 7 BB 1-2 2-3 HBP	X SI 92 0-0 ① G3				B SL 84 1 SAFE X FF 91 1-0 7 1B 1-H 2B		C CH 74 B FC 87 F CH 74 X FC 87 1-2 ② 1-2 1B		3	1	2	1	0	0	0
7 Paul Janish, R (1, 6) OBP: 0.311, SLG: 0.310	F FF 93 B FF 93 B SL 86 B CH 82 B FF 93 4-1 44 G6-4-3 1-2 2-3 3-H BB	C FF 91 X SL 84 0-1 ② G6-3				B FC 85 B FF 90 B SL 79 C SL 80 X SL 80 2-2 2-H 1B		B FC 85 B FC 86 S FC 86 F FC 87 X CH 75 2-2 ③ F7		3	0	1	2	1	0	1
44 Mike Leake, R (1, 1) OBP: 0.200, SLG: 0.200 6 Drew Stubbs, R (8, 8) OBP: 0.354, SLG: 0.500	C FF 93 B FF 92 B FF 94 X FF 92 2-1 ② ③ G6-4-3 1-2f	C FF 92 B SL 86 C FF 92 C CH 82 1-3 ③ K				X SI 92 0-0 ② G5-3				3 0	0 0	0 0	0 0	0 0	1 0	4 0
Inning Stats	R: 4 H: 3 E: 0 LOB: 2 K: 0 BB: 3 S: 15 P: 37	R: 0 H: 0 E: 0 LOB: 0 K: 1 BB: 0 S: 9 P: 14	R: 0 H: 0 E: 0 LOB: 0 K: 0 BB: 0 S: 9 P: 13	R: 0 H: 0 E: 0 LOB: 0 K: 1 BB: 0 S: 6 P: 7	R: 1 H: 1 E: 0 LOB: 0 K: 1 BB: 0 S: 12 P: 18	R: 2 H: 2 E: 0 LOB: 1 K: 1 BB: 1 S: 13 P: 22	R: 0 H: 1 E: 0 LOB: 0 K: 1 BB: 0 S: 9 P: 11	R: 0 H: 2 E: 0 LOB: 1 K: 1 BB: 0 S: 13 P: 19		1B: 7 SF: 0 2B: 1 SAC: 0 3B: 0 DP: 2 HR: 1 HBP: 1				WP: 0 PA: 35 PB: 0 SB: 0 CS: 1		

	AB	30
	R	7
	H	9
	RBI	7
	BB	4
	SO	6
	LOB	8

PITCHER	IP	WLS	BF	H	R	ER	SO	BB	IBB	HBP	BLK	WP	HR	S	P	ERA	WHIP
41 Daniel Hudson, R (1, 1) ERA: 5.92	5.1	L	25	5	7	7	3	4	0	1	0	0	1	57	101	11.81	1.688
38 Sam Demel, R (6, 1) ERA: 3.68	0.2		3	1	0	0	1	0	0	0	0	0	0	7	10	0.00	1.500
55 Josh Collmenter, R (7, 1) ERA:	2.0		7	3	0	0	2	0	0	0	0	0	0	22	30	0.00	1.500

PITCHER	IP	WLS	BF	H	R	ER	SO	BB	IBB	HBP	BLK	WP	HR	S	P	ERA	WHIP

Cincinnati Reds @ St. Louis Cardinals

Busch Stadium, St. Louis, MO

Fri Apr 22 2011, 7:18 PM - 12:36 AM CDT

Att. 40,327 - Partly Cloudy - 72 F

TOP

livebaseballscorecards.com

Batter	1	2	3	4	5	6	7	8	9	AB	R	H	RBI	BB	SO	LOB
6 Drew Stubbs, R (1, 8) OBP: 0.369, SLG: 0.500	B SI 92 B FF 92 B SI 91 B SI 92 4-0 4 G4-3 4 S BB		B SI 87 X SI 89 1-0 ② L9		B SL 86 C SI 89 S SI 88 F SI 89 B CU 72 S SI 89 2-3 ② K		C SI 88 B SL 84 X SL 83 1-1 32 WP 19 WP 1-2 1B	C SL 83 B SL 84 S FF 94 1 SAFE 1-2 ③ CS 2-3	F SI 94 B SI 95 X SI 96 1-1 19 DI 1B	4	0	2	0	1	1	0
4 Brandon Phillips, R (1, 4) OBP: 0.394, SLG: 0.492	C FF 91 B SI 92 L CU 71 F CU 72 X SI 91 1-2 ① G4-3 1-3		C SL 85 S CU 74 B CU 72 B SL 85 F CU 72 X SI 90 2-2 1B		S SI 89 X SI 90 0-1 HR		X FF 94 0-0 ① F8		D SL 87 X SI 94 1-0 ① F8	5	1	2	1	0	0	4
19 Joey Votto, L (1, 3) OBP: 0.500, SLG: 0.620	B SI 91 C SI 91 S CH 82 T SI 92 1-2 ② K		1 SAFE F SI 88 X SI 89 0-1 ③ G4-3		C SI 88 B CH 81 X CH 80 1-1 ③ G4-3		C SI 95 B SI 95 B SL 81 B FF 94 B FF 94 4-1 32 WP 1-2 2-3 BB		B SI 97 C SI 96 B SI 94 B SI 97 S SI 98 F SI 97 F SI 96 X SI 96 3-2 ② F7 1-2	4	0	0	0	1	1	3
31 Jonny Gomes, R (1, 7) OBP: 0.400, SLG: 0.583	D SL 88 B CU 74 C SI 90 X SL 87 2-1 ③ F8			B SI 88 B SI 88 X SI 87 2-0 32 G4-6-3 1B		C SL 83 F CU 72 B CU 73 F SI 88 B SI 88 B CU 72 B SI 89 4-2 32 1B 32 S 16 FC5-2-6-3 BB	B SL 79 F FF 94 B SL 80 S FF 94 F FF 94 X SL 79 2-2 ② SF7 3-H		X SL 86 0-0 ③ P3	3	0	1	1	1	0	2
32 Jay Bruce, L (1, 9) OBP: 0.303, SLG: 0.371		B SI 88 F SI 89 X CH 83 1-1 ① F7		B CH 82 X SI 87 1-0 ①② G4-6-3 1-2f		C SI 87 F CH 80 B CU 72 B CU 72 X SI 89 2-2 16 FC5-2-6-3 1-3 1B	F FF 94 F SL 79 F FF 95 B CH 81 X FF 96 1-2 ③ F8 1-2 2-3			4	0	1	0	0	0	3
16 Edgar Renteria, R (1, 6) OBP: 0.393, SLG: 0.400		B SI 89 C SI 89 B SI 90 B SL 87 C SI 89 F SI 89 F SI 90 X SI 90 3-2 ② F9		B SI 88 X SI 87 1-0 43 BB 1B		D SL 86 1 SAFE X SI 88 1-0 ① FC5-2-6-3 1-3 3-H		C FF 96 C SI 94 B FF 96 F FC 88 F FF 95 S FF 96 1-3 ① K		4	0	1	0	0	1	2
43 Miguel Cairo, R (1, 5) OBP: 0.343, SLG: 0.387		X SI 90 0-0 55 FC6-4 1B		1 SAFE B SL 84 S SL 84 D CU 71 D SI 89 F SI 88 B SI 89 4-2 1-2 BB		X SL 84 0-0 ② G6-3		C SL 85 S FF 97 B FF 98 F FF 98 B SI 93 F FF 93 X FF 94 2-2 6 CS 28 1B 1B		3	0	2	0	1	0	2
55 Ramon Hernandez, R (1, 2) OBP: 0.386, SLG: 0.550 40 Nick Masset, R (6, 1) 28 Chris Heisey, R (8, PH) OBP: 0.353, SLG: 0.500 45 Bill Bray, L (8, 1)		X SI 89 0-0 ③ FC6-4 1-2f		B CU 73 F CU 71 X SI 89 1-1 ③ F8		D CU 74 C CU 72 F SI 88 X CU 73 1-2 ③ F7		B FF 95 S FF 96 X FC 90 1-1 1-2 1B		3 0 1 0	0 0 0 0	0 0 1 0	0 0 0 0	0 0 0 0	0 0 0 0	5 0 0 0
36 Edinson Volquez, R (1, 1) 56 Matt Maloney, L (1, 1) 62 Jordan Smith, R (3, 1) 29 Ryan Hanigan, R (6, 2) OBP: 0.333, SLG: 0.417			X SI 88 0-0 ① G4-3		B SI 88 C SI 88 B SI 88 F SI 88 X SL 85 2-2 ① G5-3		B SI 87 B SI 87 B SI 86 B SI 87 4-0 19 WP 6 1B 31 SF7 BB	C FF 96 B FF 94 B FF 96 S FF 94 F FF 95 F FF 96 F FF 96 B FC 88 F FF 95 3-2 F FF 96 X FF 97 F7		0 1 1 1	0 0 0 1	0 0 0 1	0 0 0 0	0 0 0 1	0 0 0 0	0 0 0 2
Inning Stats	R: 0 E: 0 K: 1 S: 9 H: 0 LOB: 1 BB: 1 P: 17	R: 0 E: 0 K: 0 S: 9 H: 1 LOB: 1 BB: 0 P: 13	R: 0 E: 0 K: 0 S: 8 H: 1 LOB: 1 BB: 0 P: 11	R: 0 E: 0 K: 0 S: 7 H: 2 LOB: 2 BB: 1 P: 16	R: 1 E: 0 K: 1 S: 11 H: 1 LOB: 0 BB: 0 P: 16	R: 0 E: 0 K: 0 S: 11 H: 1 LOB: 2 BB: 1 P: 19	R: 1 E: 0 K: 0 S: 12 H: 1 LOB: 2 BB: 2 P: 24	R: 0 E: 0 K: 1 S: 22 H: 2 LOB: 1 BB: 0 P: 30	R: 0 E: 0 K: 0 S: 9 H: 1 LOB: 1 BB: 0 P: 14	1B: 9 2B: 0 3B: 0 HR: 1	SF: 1 SAC: 0 DP: 1 HBP: 0			WP: 2 PB: 0 SB: 2 CS: 1	PA: 41		

PITCHER	IP	WLS	BF	H	R	ER	SO	BB	IBB	HBP	BLK	WP	HR	S	P	ERA	WHIP
44 Miguel Batista, R (1, 1) ERA: 1.29	0.0		1	0	0	0	0	1	0	0	0	0	0	0	4	∞	∞
46 Kyle McClellan, R (1, 1) ERA: 2.16	6.0	W	27	7	2	2	2	3	0	0	0	0	1	57	95	3.00	1.667
52 Eduardo Sanchez, R (7, 1) ERA:	1.0	H	4	0	0	0	0	1	0	0	0	2	0	10	17	0.00	1.000
30 Jason Motte, R (8, 1) ERA: 1.86	0.2	H	4	2	0	0	1	0	0	0	0	0	0	20	27	0.00	3.000
41 Mitchell Boggs, R (8, 1) ERA: 1.59	1.1	S	4	1	0	0	0	0	0	0	0	0	0	11	17	0.00	0.750

PITCHER	IP	WLS	BF	H	R	ER	SO	BB	IBB	HBP	BLK	WP	HR	S	P	ERA	WHIP

AB	34
R	2
H	10
RBI	2
BB	5
SO	3
LOB	23

BOTTOM

Cincinnati Reds @ St. Louis Cardinals

Busch Stadium, St. Louis, MO

Fri Apr 22 2011, 7:18 PM - 12:36 AM CDT

Att. 40,327 - Partly Cloudy - 72 F

livebaseballscorecards.com

Batter	1	2	3	4	5	6	7	8	9	AB	R	H	RBI	BB	SO	LOB
Ryan Theriot, R (1, 6) OBP: 0.367, SLG: 0.369	C FF 87 B CH 78 C CH 77 B FF 88 F FF 88 F CU 73 X CU 74 2-2 28 1B 5 SF8 1B	X FF 84 0-0 5 1B 2B		C SI 92 B SL 81 X SL 81 1-1 28 G4-6-3 1-2 1B		B FC 89 F SI 95 C SL 81 B FF 92 B SL 82 F FF 95 F FF 96 X SI 95 3-2 ③ F9				4	2	3	0	0	0	0
28 Colby Rasmus, L (1, 8) OBP: 0.435, SLG: 0.575 41 Mitchell Boggs, R (8, 1)	B FF 89 B FF 86 C FF 87 1 SAFE F SL 79 X FF 87 2-2 23 1B 7 1B 1-3 1B	B SL 83 S SL 83 T FF 89 F CH 79 B SL 83 B SL 84 B SL 82 4-2 5 1B BB		C SI 91 X CH 84 0-1 ① ② G4-6-3 1-2f 2-3			C FS 87 X FF 94 0-1 ① F8			3 0	0 0	1 0	0 0	1 0	0 0	2 0
5 Albert Pujols, R (1, 3) OBP: 0.311, SLG: 0.488	B FF 89 B CH 77 F CH 78 B FF 86 X CH 78 3-1 ① SF8 3-H	B FF 90 C CU 74 F CH 81 B FF 90 B SL 85 X FF 90 3-2 1-3 2-H 1B		C SL 84 D CH 85 X CH 84 1-1 ③ G6-3			C SI 92 X SI 93 0-1 ② G4-3			3	0	1	2	0	0	1
7 Matt Holliday, R (1, 7) OBP: 0.567, SLG: 0.681	1 SAFE C SI 86 D CU 72 X FF 84 1-1 23 1B 1-2 1B	B FF 88 C CH 78 B FF 88 B FF 84 X FF 88 3-1 ③ F8			B SI 91 B SI 92 C SL 82 B SI 91 F SL 83 H CH 83 4-2 12 1B HBP		C SI 95 F FF 93 B SI 95 B SI 95 B SL 81 X FF 92 3-2 ③ G3-1			3	0	1	0	0	0	2
12 Lance Berkman, S (1, 9) OBP: 0.414, SLG: 0.698	B FF 89 S CH 78 C FF 88 B SL 84 X CH 80 2-2 ② L8		S FF 82 X CU 73 0-1 23 E 2B		X SI 91 0-0 ① 23 WP 4 1B 1-3 1B			B FF 89 S FF 88 B FF 90 B FF 90 C FF 89 X FF 91 3-2 ① F9		4	2	2	0	0	0	2
23 David Freese, R (1, 5) OBP: 0.373, SLG: 0.484	B CH 79 B CH 78 C FF 89 F SL 81 X CH 82 2-2 1-2 2-3 1B		B FF 87 B FF 85 F SI 84 F CH 76 X SL 81 2-2 E9 4 G5-4-3 2-H 1B		C SI 92 D SL 84 1 SAFE B SL 85 B SI 92 C SL 82 X SL 84 3-2 ② F8 1-2			C SL 86 X SL 85 0-1 ② G6-3		4	0	2	0	0	0	1
4 Yadier Molina, R (1, 2) OBP: 0.323, SLG: 0.351	C CU 74 C CU 73 F SL 84 F SI 84 F SL 84 B FF 90 B CH 80 S CH 79 3-3 ③ K		1 SAFE 1 SAFE B SI 90 C SI 90 1 SAFE X SL 80 1-1 ① ② G5-4-3 1-2f		B SI 91 X SL 82 1-0 33 CS 2-H 1B			C SI 90 F FF 90 F FF 91 F SL 85 B FF 91 X FF 89 1-2 ③ F7		4	0	1	1	0	1	4
33 Daniel Descalso, L (1, 4) OBP: 0.206, SLG: 0.273		C FF 87 F FF 88 F SL 83 F FF 88 X FF 89 0-2 ① P5	C SI 90 S CH 85 B FF 90 X SI 91 1-2 ③ F8		S SI 91 S SL 84 0-2 ③ CS 1-2	C SI 95 S FS 87 F FS 89 F FF 96 X FS 88 0-2 ① F9				3	0	0	0	0	0	0
44 Miguel Batista, R (1, 1) 46 Kyle McClellan, R (1, 1) OBP: 0.364, SLG: 0.400 52 Eduardo Sanchez, R (7, 1) 30 Jason Motte, R (8, 1) 19 Jon Jay, L (8, 8) OBP: 0.370, SLG: 0.364		F FF 87 B CH 79 X CH 78 1-1 ② F8		X SI 91 0-0 28 G4-6-3 1B 1B		B FF 95 C FF 95 C FF 95 F SL 80 S FF 92 1-3 ② K				0 3 0 0 0	0 0 0 0 0	0 1 0 0 0	0 0 0 0 0	0 1 0 0 0	0 0 0 0 0	0 0 0 0 0
Inning Stats	R: 1 E: 0 K: 1 S: 24 H: 4 LOB: 3 BB: 0 P: 39	R: 1 E: 0 K: 0 S: 16 H: 2 LOB: 2 BB: 1 P: 27	R: 1 E: 1 K: 0 S: 10 H: 2 LOB: 0 BB: 0 P: 14	R: 0 E: 0 K: 0 S: 7 H: 2 LOB: 1 BB: 0 P: 9	R: 1 E: 0 K: 0 S: 9 H: 2 LOB: 0 BB: 0 P: 17	R: 0 E: 0 K: 1 S: 14 H: 0 LOB: 0 BB: 0 P: 18	R: 0 E: 0 K: 0 S: 7 H: 0 LOB: 0 BB: 0 P: 10	R: 0 E: 0 K: 0 S: 10 H: 0 LOB: 0 BB: 0 P: 14		1B: 10 2B: 2 3B: 0 HR: 0	SF: 1 SAC: 0 DP: 2 HBP: 1					

	AB	R	H	RBI	BB	SO	LOB
AB	31						
R	4						
H	12						
RBI	3						
BB	1						
SO	2						
LOB	12						

WP: 1 PA: 35
PB: 0
SB: 0
CS: 1

PITCHER		IP	WLS	BF	H	R	ER	SO	BB	IBB	HBP	BLK	WP	HR	S	P	ERA	WHIP
36 Edinson Volquez, R ERA: 6.75	(1, 1)	0.0		0	0	0	0	0	0	0	0	0	0	0	0	0	∞	∞
56 Matt Maloney, L ERA: 8.49	(1, 1)	2.0	L	15	8	3	3	1	1	0	0	0	0	0	45	73	13.50	4.500
62 Jordan Smith, R ERA: 3.09	(3, 1)	3.0		10	4	1	1	0	0	0	1	0	1	0	21	33	3.00	1.333
40 Nick Masset, R ERA: 6.1	(6, 1)	2.0		6	0	0	0	1	0	0	0	0	0	0	21	28	0.00	0.000
45 Bill Bray, L ERA:	(8, 1)	1.0		3	0	0	0	0	0	0	0	0	0	0	10	14	0.00	0.000

PITCHER	IP	WLS	BF	H	R	ER	SO	BB	IBB	HBP	BLK	WP	HR	S	P	ERA	WHIP

Cincinnati Reds @ St. Louis Cardinals

Busch Stadium, St. Louis, MO

Sat Apr 23 2011, 3:13 PM - 6:47 PM CDT

Att. 41,877 - Overcast - 62 F

TOP

livebaseballscorecards.com

Batter	1	2	3	4	5	6	7	8	9	AB	R	H	RBI	BB	SO	LOB
6 Drew Stubbs, R (1, 8) OBP: 0.360, SLG: 0.474	B SI 92 F SI 92 F FC 88 B CU 73 B SI 93 X SI 92 3-2 ① G4-3		C FC 88 B CU 74 B SI 91 S SI 92 B FC 88 B FC 87 4-2 BB			C SI 93 B SI 92 S SI 92 B FC 89 S FC 88 2-3 ① K		B SI 94 X SI 94 1-0 E5 31 HBP 32 BB	C SI 92 B SI 91 F FF 91 X SI 92 1-2 ② G4-3	4	1	0	0	1	1	1
4 Brandon Phillips, R (1, 4) OBP: 0.382, SLG: 0.464	B SI 93 X SI 93 1-0 ② G1-3		1 SAFE 1 SAFE S FC 87 D FC 89 S CU 74 1 SAFE D CU 74 S FC 89 2-3 ③ K			F FC 89 B FC 88 F CU 75 B FC 88 B FC 88 B SI 93 4-2 19 HR BB		B SL 88 C SL 89 F SI 94 S SI 89 1-3 ② K	B FS 85 S SI 92 F SI 92 X CU 78 1-2 E6 2-3	4	1	0	0	1	2	3
19 Joey Votto, L (1, 3) OBP: 0.505, SLG: 0.649	B SI 93 C SI 93 B CH 86 C SI 92 B CU 76 F FF 93 B CH 84 4-2 31 FC4-6 BB			C CU 74 B CU 75 B SI 92 F SI 93 X SI 93 3-2 ① F7		B FF 93 B SI 91 B SI 92 X SI 92 3-0 1-H HR		I IN 46 I IN 54 I IN 54 I IN 52 4-0 32 BB 31 HBP 43 1B IBB	C FF 91 X FF 91 0-1 ③ G5-3	3	2	1	2	2	0	2
31 Jonny Gomes, R (1, 7) OBP: 0.393, SLG: 0.556	B SI 93 B FF 92 C FC 89 X SI 93 2-1 ③ FC4-6 1-2f			C SI 92 S CU 76 B CU 76 S FC 88 1-3 ② K		S FC 89 C FC 88 S CU 75 0-3 ② K		C SL 87 F SL 88 H SL 88 1-2 32 BB 43 1B 1-2 2-3 HBP		3	1	0	0	0	2	1
32 Jay Bruce, L (1, 9) OBP: 0.300, SLG: 0.356		C SI 90 B FF 91 F CH 84 B FF 91 X SI 91 2-2 ① G3		B CH 86 X SI 92 1-0 ③ F8		F FF 94 B FC 90 B FF 92 B SI 93 X SI 93 3-1 ③ L6		B SL 79 F FF 86 S SL 77 B SL 77 B FF 87 B SL 80 4-2 43 1B 1-2 2-3 3-H BB		3	0	0	1	1	0	0
43 Miguel Cairo, R (1, 5) OBP: 0.333, SLG: 0.371		C FC 86 B CU 74 S FC 87 C CU 75 1-3 ② K			B FC 86 B FC 86 B SI 91 C SI 90 C SI 91 X SI 92 3-2 ① L6		S FF 90 B KC 81 C KC 80 X KC 82 1-2 ① G5-3	C FF 91 F CH 84 X FS 82 0-2 1-3 2-H 3-H 1B		4	0	1	2	0	1	0
55 Ramon Hernandez, R (1, 2) OBP: 0.362, SLG: 0.512 54 Aroldis Chapman, L (7, 1) 26 Jeremy Hermida, L (8, PH) 66 Logan Ondrusek, R (8, 1) 48 Francisco Cordero, R (9, 1)		B SI 92 S FC 88 F SI 91 X CU 76 1-2 ③ G1			C CU 74 F SI 91 X FC 90 0-2 ② G3-1		F FF 92 F FF 92 B KC 83 F KC 82 F FF 93 S CH 85 1-3 ② K	X SI 91 0-0 ③ F8		3 0 1 0 0	0 0 0 0 0	0 0 0 0 0	0 0 0 0 0	1 0 0 0 0	0 0 0 0 0	0 0 2 0 0
7 Paul Janish, R (1, 6) OBP: 0.308, SLG: 0.306			C SI 90 B CU 74 S FC 87 S CU 73 1-3 ① K		F FC 86 C CU 75 B FC 88 B CU 75 X CU 75 2-2 1B		C FF 91 S FF 92 F FF 92 B KC 82 B FF 90 F FF 93 F FF 91 X CH 86 2-2 ③ G5-3		B SI 90 F FF 89 B SL 84 F FF 89 F SL 84 F SI 92 F SI 92 F FS 85 X SI 92 2-2 ① G3-1	4	0	1	0	0	1	0
30 Travis Wood, R (1, 1) 29 Ryan Hanigan, R (7, 2) OBP: 0.341, SLG: 0.447			C SI 90 C SI 93 B CU 75 F SI 91 X FC 87 1-2 ② P4		S FC 86 X FC 87 0-1 ③ G1-3			B SI 94 C SI 94 B SI 94 F SI 93 F SI 94 X SL 87 2-2 ① G3-1	C FS 83 X FF 90 0-1 4 E 2B	2 2	0 0	0 1	0 0	0 0	0 0	1 0
Inning Stats	R: 0 E: 0 K: 0 S: 9 H: 0 LOB: 1 BB: 1 P: 19	R: 0 E: 0 K: 1 S: 9 H: 0 LOB: 0 BB: 0 P: 13	R: 0 E: 0 K: 2 S: 12 H: 0 LOB: 1 BB: 1 P: 20	R: 0 E: 0 K: 1 S: 7 H: 0 LOB: 0 BB: 0 P: 12	R: 0 E: 0 K: 0 S: 11 H: 1 LOB: 1 BB: 0 P: 16	R: 2 E: 0 K: 2 S: 11 H: 1 LOB: 0 BB: 1 P: 23	R: 0 E: 0 K: 1 S: 14 H: 0 LOB: 0 BB: 0 P: 18	R: 3 E: 1 K: 1 S: 16 H: 1 LOB: 2 BB: 2 P: 29	R: 0 E: 1 K: 0 S: 17 H: 1 LOB: 2 BB: 0 P: 21	1B: 2 2B: 1 3B: 0 HR: 1 SF: 0 SAC: 0 DP: 0 HBP: 1						WP: 0 PB: 0 SB: 0 CS: 0 PA: 39	

	AB	33
	R	5
	H	4
	RBI	5
	BB	5
	SO	8
	LOB	10

PITCHER		IP	WLS	BF	H	R	ER	SO	BB	IBB	HBP	BLK	WP	HR	S	P	ERA	WHIP
29 Chris Carpenter, R ERA: 3.9	(1, 1)	6.0		23	2	2	2	6	3	0	0	0	0	1	59	103	3.00	0.833
59 Fernando Salas, R ERA: 1.8	(7, 1)	1.0	H	3	0	0	0	1	0	0	0	0	0	0	14	18	0.00	0.000
44 Miguel Batista, R ERA: 1.17	(8, 1)	0.2	L	5	0	3	0	1	0	1	1	0	0	0	10	19	0.00	0.000
43 Trever Miller, L ERA: 2.25	(8, 1)	0.0	B	1	0	0	0	0	1	0	0	0	0	0	2	6	∞	∞
31 Ryan Franklin, R ERA: 7.88	(8, 1)	1.1		7	2	0	0	0	0	0	0	0	0	0	21	25	0.00	1.500

PITCHER		IP	WLS	BF	H	R	ER	SO	BB	IBB	HBP	BLK	WP	HR	S	P	ERA	WHIP

BOTTOM

Batter	1	2	3	4	5	6	7	8	9	AB	R	H	RBI	BB	SO	LOB
Ryan Theriot, R (1, 6) OBP: 0.355, SLG: 0.356	C FF 88 C FC 86 B FF 92 B FF 91 S FC 88 2-3 ① **K**		X FF 88 0-0 ① **SH5-3** 2-3		B CH 77 F FF 89 F CH 76 B FF 94 C FF 93 2-3 ③ **K**		X FF 98 0-0 ③ **G6-3**			3	0	0	0	0	2	1
28 Colby Rasmus, L (1, 8) OBP: 0.427, SLG: 0.566	F FF 89 F FF 91 X FF 92 0-2 7 S 1B		D SL 84 X FF 92 1-0 ② **SF8** 3-H			X FC 85 0-0 ① **P5**		B SI 93 B FC 91 C SI 94 X FF 92 2-1 ① **F9**		3	0	1	1	0	0	0
5 Albert Pujols, R (1, 3) OBP: 0.309, SLG: 0.512	X FF 90 0-0 ② **F8**		B FF 90 C FF 90 F CH 74 S FF 94 1-3 ③ **K**			C FF 88 B FF 90 X CH 75 1-1 **HR**		C FF 96 B FF 92 X FC 90 1-1 ② **F9**		4	1	1	1	0	1	1
7 Matt Holliday, R (1, 7) OBP: 0.531, SLG: 0.627	C FF 89 C FF 90 B FC 88 B FC 87 F FC 87 X FF 92 2-2 ③ **F8** 1-2			B CU 74 B FF 90 S CH 76 F FF 89 C FC 88 2-3 ① **K**		X FF 88 0-0 ② **F9**		B FF 95 B FF 95 F FF 93 S FF 94 X FC 91 2-2 ③ **L9**		4	0	0	0	0	1	1
12 Lance Berkman, S (1, 9) OBP: 0.432, SLG: 0.712		B FF 88 X FF 88 1-0 23 1B **2B**		B CH 76 B FF 91 C FF 89 B FF 90 B FF 91 4-1 4 CS 23 1B **BB**		X FF 88 0-0 **1B**			B FF 93 B FF 92 X FF 92 2-0 ① **L4**	3	1	2	0	1	0	0
23 David Freese, R (1, 5) OBP: 0.380, SLG: 0.485		B FF 88 X FC 87 1-0 8 G6-4-3 2-H **1B**		D CH 79 S FF 90 C FC 88 X CH 81 1-2 4 CS 1-2 **1B**		1 SAFE B FF 88 S FF 88 1 SAFE B FF 88 F FF 89 B FC 87 S FF 90 3-3 ③ **K**			C SL 86 S SL 86 B SL 88 F SL 85 X FF 93 1-2 ② **G6-3**	4	0	2	1	0	1	1
4 Yadier Molina, R (1, 2) OBP: 0.318, SLG: 0.361		1 SAFE X FF 89 0-0 ① **F8**		B FC 89 B FF 88 F FC 90 B FC 88 S FF 91 X FF 92 3-2 ② ③ **F8** 1-2 2-3			B FF 88 B FF 88 B FF 88 C FF 86 X FF 88 3-1 8 SH1-4 **2B**		S SL 86 F SL 87 B FF 92 X FF 93 1-2 ③ **G5-3**	4	0	1	0	0	0	3
8 Nick Punto, S (1, 4) OBP: 0.364, SLG: 0.125		1 SAFE 1 SAFE C FF 89 X CH 79 0-1 ② ③ **G6-4-3** 1-2f			C FF 88 B FC 88 C FC 88 B FC 88 B FF 92 X FF 92 3-2 ① **G4-3**		L FF 88 X FF 87 0-1 ① **SH1-4** 2-3			2	0	0	0	0	0	1
29 Chris Carpenter, R (1, 1) OBP: 0.200, SLG: 0.222 59 Fernando Salas, R (7, 1) 27 Tyler Greene, R (7, PH) OBP: 0.333, SLG: 0.353 44 Miguel Batista, R (8, 1) 43 Trever Miller, R (8, 1) 31 Ryan Franklin, R (8, 1)			B FF 88 C FF 89 B FF 89 B FF 89 X FF 89 3-1 SH5-3 28 SF8 **2B**		B FF 90 F FF 89 X FC 87 1-1 ② **G5-3**		B FF 98 B FF 97 S FF 95 F FF 98 F FF 98 S SL 83 2-3 ② **K**			2 0 1 0 0 0	1 0 0 0 0 0	1 0 0 0 0 0	0 0 0 0 0 0	0 0 1 0 0 0	0 0 1 0 0 0	0 0 1 0 0 0
Inning Stats	R: 0 E: 0 K: 1 S: 11 H: 1 LOB: 1 BB: 0 P: 15	R: 1 E: 0 K: 0 S: 5 H: 2 LOB: 0 BB: 0 P: 7	R: 1 E: 0 K: 1 S: 7 H: 1 LOB: 0 BB: 0 P: 12	R: 0 E: 0 K: 1 S: 10 H: 1 LOB: 1 BB: 1 P: 20	R: 0 E: 0 K: 1 S: 8 H: 0 LOB: 0 BB: 0 P: 14	R: 1 E: 0 K: 1 S: 8 H: 2 LOB: 1 BB: 0 P: 12	R: 0 E: 0 K: 1 S: 9 H: 1 LOB: 1 BB: 0 P: 14	R: 0 E: 0 K: 0 S: 7 H: 0 LOB: 0 BB: 0 P: 12	R: 0 E: 0 K: 0 S: 8 H: 0 LOB: 0 BB: 0 P: 12	1B: 4 2B: 3 3B: 0 HR: 1	SF: 1 SAC: 2 DP: 1 HBP: 0				WP: 0 PB: 0 SB: 1 CS: 2	PA: 34	

PITCHER		IP	WLS	BF	H	R	ER	SO	BB	IBB	HBP	BLK	WP	HR	S	P	ERA	WHIP
30 Travis Wood, L ERA: 5.4	(1, 1)	6.1		26	8	3	3	5	1	0	0	0	0	0	53	87	4.26	1.421
54 Aroldis Chapman, L ERA:	(7, 1)	0.2	W	2	0	0	0	1	0	0	0	0	0	0	5	7	0.00	0.000
66 Logan Ondrusek, R ERA: 0.71	(8, 1)	1.0	H	3	0	0	0	0	0	0	0	0	0	0	7	12	0.00	0.000
48 Francisco Cordero, R ERA: 2.0	(9, 1)	1.0	S	3	0	0	0	0	0	0	0	0	0	0	8	12	0.00	0.000

PITCHER	IP	WLS	BF	H	R	ER	SO	BB	IBB	HBP	BLK	WP	HR	S	P	ERA	WHIP

Cincinnati Reds @ St. Louis Cardinals

Busch Stadium, St. Louis, MO

Sat Apr 23 2011, 3:13 PM - 6:47 PM CDT

Att. 41,877 - Overcast - 62 F

livebaseballscorecards.com

AB	30
R	3
H	8
RBI	3
BB	1
SO	6
LOB	9

Cincinnati Reds @ St. Louis Cardinals

Busch Stadium, St. Louis, MO

Sun Apr 24 2011, 7:13 PM - 10:03 PM CDT

Att. 38,201 - Cloudy - 57 F

livebaseballscorecards.com

Batter	1	2	3	4	5	6	7	8	9	AB	R	H	RBI	BB	SO	LOB
6 Drew Stubbs, R (1, 8) OBP: 0.344, SLG: 0.451	G5-3			K		G1-3		L8		4	0	0	0	0	1	0
4 Brandon Phillips, R (1, 4) OBP: 0.388, SLG: 0.493	G1-3			2B		2B			L4	4	0	2	0	0	0	0
19 Joey Votto, L (1, 3) OBP: 0.515, SLG: 0.658	G4-3			BB		31 FC5-4 IBB			2B	2	0	1	0	2	0	0
31 Jonny Gomes, R (1, 7) OBP: 0.386, SLG: 0.530		32 CS BB		F8		FC5-4 1-2f			K	3	0	0	0	1	1	5
32 Jay Bruce, L (1, 9) OBP: 0.286, SLG: 0.338		G4-3 1-2		F7			K		K	4	0	0	0	0	2	4
43 Miguel Cairo, R (1, 5) OBP: 0.333, SLG: 0.368		K			29 G4-6-3 1B		K			3	0	1	0	0	2	0
29 Ryan Hanigan, R (1, 2) OBP: 0.319, SLG: 0.415			G6-3		G4-6-3 1-2f		G5-3			3	0	0	0	0	0	1
7 Paul Janish, R (1, 6) OBP: 0.294, SLG: 0.292			F8		G1-3			K		3	0	0	0	0	1	0
36 Edinson Volquez, R (1, 1)			K			K		K		2	0	0	0	0	2	0
40 Nick Masset, R (6, 1)										0	0	0	0	0	0	0
28 Chris Heisey, R (8, PH) OBP: 0.343, SLG: 0.484										1	0	0	0	0	1	0
54 Aroldis Chapman, L (8, 1)										0	0	0	0	0	0	0
Inning Stats	R: 0 E: 0 K: 0 S: 7 H: 0 LOB: 0 BB: 0 P: 11	R: 0 E: 0 K: 1 S: 7 H: 0 LOB: 0 BB: 1 P: 16	R: 0 E: 0 K: 1 S: 7 H: 0 LOB: 0 BB: 0 P: 10	R: 0 E: 0 K: 1 S: 9 H: 1 LOB: 2 BB: 1 P: 17	R: 0 E: 0 K: 0 S: 8 H: 1 LOB: 0 BB: 0 P: 14	R: 0 E: 0 K: 1 S: 10 H: 1 LOB: 2 BB: 1 P: 19	R: 0 E: 0 K: 2 S: 9 H: 0 LOB: 0 BB: 0 P: 12	R: 0 E: 0 K: 2 S: 7 H: 0 LOB: 0 BB: 0 P: 10	R: 0 E: 0 K: 2 S: 11 H: 1 LOB: 1 BB: 0 P: 16	1B: 1 2B: 3 3B: 0 HR: 0 SF: 0 SAC: 0 DP: 1 HBP: 0						

TOP

AB	29
R	0
H	4
RBI	0
BB	3
SO	10
LOB	10

WP: 0 PB: 0 SB: 0 CS: 1 PA: 32

PITCHER	IP	WLS	BF	H	R	ER	SO	BB	IBB	HBP	BLK	WP	HR	S	P	ERA	WHIP
35 Jake Westbrook, R (1, 1) ERA: 7.4	6.0	W	22	3	0	0	4	2	1	0	0	0	0	48	87	0.00	0.833
59 Fernando Salas, R (7, 1) ERA: 1.5	1.0	H	3	0	0	0	2	0	0	0	0	0	0	9	12	0.00	0.000
52 Eduardo Sanchez, R (8, 1) ERA:	1.0	H	3	0	0	0	2	0	0	0	0	0	0	7	10	0.00	0.000
41 Mitchell Boggs, R (9, 1) ERA: 1.46	1.0	S	4	1	0	0	2	0	0	0	0	0	0	11	16	0.00	1.000

BOTTOM

Cincinnati Reds @ St. Louis Cardinals

Busch Stadium, St. Louis, MO

Sun Apr 24 2011, 7:13 PM - 10:03 PM CDT

Att. 38,201 - Cloudy - 57 F

livebaseballscorecards.com

Batter	1	2	3	4	5	6	7	8	9	AB	R	H	RBI	BB	SO	LOB
Ryan Theriot, R (1, 6) OBP: 0.361, SLG: 0.356	C SI 94 B KC 80 C KC 78 X SI 94 1-2 G6-3 ①		C KC 76 S KC 76 B SI 94 X SI 95 1-2 5 S 1B		S SI 93 B CH 85 B SI 94 B CH 82 B SI 93 4-1 BB		B FF 93 F SI 93 X FF 94 1-1 G6-3 ①			3	0	1	0	1	0	0
28 Colby Rasmus, L (1, 8) OBP: 0.410, SLG: 0.540	C SI 96 S CH 84 B CH 85 S CH 85 1-3 K ②		B SI 95 S CH 83 1 SAFE S CH 83 1 SAFE 1 SAFE S CH 85 1-3 K ①		1 SAFE X FF 94 0-0 P5 ③		C SL 78 S FS 88 B SL 80 S FS 88 1-3 K ②			4	0	0	0	0	3	2
5 Albert Pujols, R (1, 3) OBP: 0.306, SLG: 0.500 52 Eduardo Sanchez, R (8, 1) 41 Mitchell Boggs, R (9, 1)	C SI 96 X FF 96 0-1 7 S 1B		B SI 96 F FF 93 F SI 95 B FF 95 B CH 84 S CH 86 3-3 K ② 1-2			C KC 79 B KC 81 B CH 85 X CH 84 2-1 P3 ①	C SL 79 X SI 93 0-1 G5-3 ③			4 0 0	0 0 0	1 0 0	0 0 0	0 0 0	1 0 0	1 0 0
7 Matt Holliday, R (1, 7) OBP: 0.515, SLG: 0.618	B SI 94 S FF 95 B SI 97 1 SAFE 1 SAFE B FF 96 C FF 95 S FF 95 3-3 K ③ 1-2		F FF 96 F KC 78 D CH 86 B FF 95 X CH 84 2-2 G6-3 ③			X SI 92 0-0 4 HR 2B		B FF 99 F FF 98 X FF 100 1-1 G6-3 ①		4	1	1	0	0	1	2
12 Lance Berkman, S (1, 9) (8, 3) OBP: 0.449, SLG: 0.725		X SI 93 0-0 4 1B 1B		B SI 94 S CH 83 S FF 94 F CH 83 X CH 86 1-2 G3 ①		I IN 60 I IN 63 I IN 64 I IN 63 4-0 4 HR IBB		F FF 100 S FF 100 X FF 100 0-2 2B		3	1	2	0	1	0	0
33 Daniel Descalso, L (1, 5) OBP: 0.211, SLG: 0.250		S SI 95 F FF 94 B SI 93 F CH 83 B SI 96 F FF 96 C SI 96 2-3 K ①		S CH 83 F FF 95 B KC 78 S CH 85 1-3 K ②		B CH 82 C CH 82 B FF 95 X FF 94 2-1 P3 ②		S FF 98 B FF 98 B FF 98 B FF 97 C FF 97 B FF 99 4-2 4 G3-6-1 BB		3	0	0	0	1	2	3
4 Yadier Molina, R (1, 2) OBP: 0.329, SLG: 0.415		B CH 84 B SI 94 X FF 94 2-0 1-2 1B		C KC 79 C CH 84 F FF 97 F CH 87 S SI 94 0-3 K ③		X SI 94 0-0 1-H 2-H HR		B FF 100 X FF 98 1-0 G3-6-1 ②③ 1-2f		4	1	2	3	0	1	2
8 Nick Punto, S (1, 4) OBP: 0.357, SLG: 0.100		B CH 84 B CH 84 C FF 96 F FF 95 B FF 94 X SI 95 3-2 F8 ②			B FF 95 L SI 94 X FF 94 1-1 G3 ①	B KC 77 F SI 94 B CH 83 B KC 79 B FF 93 4-1 23 FC6-4 BB				2	0	0	0	1	0	2
35 Jake Westbrook, R (1, 1) OBP: 0.182, SLG: 0.273 23 David Freese, R (6, PH) OBP: 0.375, SLG: 0.478 59 Fernando Salas, R (7, 1) 19 Jon Jay, L (8, 9) OBP: 0.370, SLG: 0.364		B FF 94 S SI 94 X FF 94 1-1 G6-3 ③			B SI 94 B FF 92 C FF 92 C FF 93 F FF 95 B FF 92 F SI 94 X FF 94 3-2 F8 ②	1 SAFE C SI 93 C SL 79 B SI 95 X SI 95 1-2 FC6-4 ③ 1-2f				2 1 0 0	0 0 0 0	0 0 0 0	0 0 0 0	0 0 0 0	0 0 0 0	2 1 0 0
Inning Stats	R: 0 E: 0 K: 2 S: 11 H: 1 LOB: 1 BB: 0 P: 16	R: 0 E: 0 K: 1 S: 12 H: 2 LOB: 2 BB: 0 P: 20	R: 0 E: 0 K: 2 S: 12 H: 1 LOB: 1 BB: 0 P: 19	R: 0 E: 0 K: 2 S: 12 H: 0 LOB: 0 BB: 0 P: 14	R: 0 E: 0 K: 0 S: 9 H: 0 LOB: 1 BB: 1 P: 17	R: 3 E: 0 K: 0 S: 10 H: 2 LOB: 1 BB: 2 P: 23	R: 0 E: 0 K: 1 S: 7 H: 0 LOB: 0 BB: 0 P: 9	R: 0 E: 0 K: 0 S: 8 H: 1 LOB: 1 BB: 1 P: 14		1B: 4 2B: 2 3B: 0 HR: 1 SF: 0 SAC: 0 DP: 1 HBP: 0					WP: 0 PB: 0 SB: 2 CS: 0 PA: 34	

PITCHER	IP	WLS	BF	H	R	ER	SO	BB	IBB	HBP	BLK	WP	HR	S	P	ERA	WHIP
36 Edinson Volquez, R (1, 1) ERA: 6.35	5.2	L	26	6	3	3	7	2	1	0	0	0	1	63	105	4.76	1.412
40 Nick Masset, R (6, 1) ERA: 5.4	1.1		4	0	0	0	1	0	0	0	0	0	0	10	13	0.00	0.000
54 Aroldis Chapman, L (8, 1) ERA:	1.0		4	1	0	0	0	1	0	0	0	0	0	8	14	0.00	2.000

PITCHER	IP	WLS	BF	H	R	ER	SO	BB	IBB	HBP	BLK	WP	HR	S	P	ERA	WHIP

AB	30
R	3
H	7
RBI	3
BB	4
SO	8
LOB	15

Cincinnati Reds @ Milwaukee Brewers

Miller Park, Milwaukee, WI

Mon Apr 25 2011, 7:12 PM - 10:26 PM CDT

Att. 35,794 - Roof Closed - 66 F

TOP

livebaseballscorecards.com

Batter	1	2	3	4	5	6	7	8	9	AB	R	H	RBI	BB	SO	LOB
6 Drew Stubbs, R (1, 8) OBP: 0.357, SLG: 0.460	C SI 88 B SI 88 B CH 80 F FF 88 F CH 80 B CH 80 F SI 87 S SI 88 3-3 **K** ①		X SI 89 0-0 32 HR 1B B CH 86 3-2 1-2 1B ②			C FF 91 B CH 86 F FF 91 B CH 86 X FF 91 2-2 **G5-3** ②			B FF 90 X SI 87 1-0 4 S 32 S 4 1B 1B	5	2	3	0	0	1	0
32 Jay Bruce, L (1, 9) OBP: 0.292, SLG: 0.370	B FF 90 X FF 89 1-0 **G6-3** ②		C FF 90 0-1 1 SAFE X FC 85 1-H HR B CH 87 3-2 F9 ③			B FF 92 B SL 80 F FF 91 X FF 90 2-1 **F8** ③			B SI 89 B SI 88 B SI 88 B SI 88 4-0 4 S 4 1B 1-2 BB	4	2	1	2	1	0	2
19 Joey Votto, L (1, 3) OBP: 0.500, SLG: 0.642	B SI 90 B CH 81 X SI 90 2-0 **F7** ③		T CU 74 X CH 80 0-1 4 1B 2B	C SI 91 B FF 92 B CH 86 S CH 87 S CH 86 2-3 **K** ①			B FF 90 B FF 90 X FF 89 2-0 **G4-3** ①		B SI 89 B SI 88 S SI 89 B SI 87 X SI 87 3-1 **F7** ①	5	1	1	0	0	1	2
4 Brandon Phillips, R (1, 4) OBP: 0.412, SLG: 0.519		B SI 88 S CH 80 S CH 80 F CH 80 B FF 88 X CH 80 2-2 43 1B 29 G5-3 2B	L CH 82 B FF 89 F SI 88 X CU 76 1-2 31 1B 2-H 1B	B SL 85 C SI 94 B CH 86 F SI 94 S CH 86 2-3 **K** ②			B CH 85 F FF 89 B FF 90 B FF 88 B FF 87 4-1 BB		B SI 88 C CU 78 B SI 89 X SI 88 2-1 1-H 2-H 1B	4	2	3	3	1	1	0
31 Jonny Gomes, R (1, 7) OBP: 0.376, SLG: 0.507 62 Jordan Smith, R (9, 1)	C CH 80 S CU 74 S CU 74 0-3 **K** ①		B CH 81 B SI 89 F CH 82 F CH 81 F CU 74 X CH 81 2-2 29 2B 2-H 1B	C SI 93 C SI 94 S CH 87 0-3 **K** ③			C FF 89 F SL 80 C FF 90 0-3 **K** ②		B CU 76 B SI 90 C SI 88 S CU 77 B CU 79 C SI 88 3-3 **K** ②	5 0	1 0	1 0	1 0	0 0	4 0	3 0
43 Miguel Cairo, R (1, 5) OBP: 0.319, SLG: 0.349	C FF 88 B SI 88 B FF 88 C CH 80 D CH 80 X FF 88 3-2 7 BLK 29 G5-3 2-3 1B	C FF 88 1 SAFE B CH 82 1 SAFE B CU 73 F SI 88 X CU 73 2-2 **F7** ①	B SI 91 C SI 92 F SI 92 X CH 86 1-2 **G5-3** ①			F FF 91 F FF 92 F FF 92 F FF 90 S SL 80 0-3 **K** ③			X FF 89 0-0 **F7** ③	5	0	1	0	0	1	3
29 Ryan Hanigan, R (1, 2) OBP: 0.314, SLG: 0.422	C CH 81 B SI 88 F SI 88 B CH 80 D CU 75 X FF 89 3-2 **G5-3** ② 1-2 3-H	B SI 87 1 SAFE X CH 81 1-0 61 1B 1-H 2B	X SI 93 0-0 **G6-3** ②					C FF 91 S SL 84 S CU 77 0-3 **K** ①		4	1	1	2	0	1	1
7 Paul Janish, R (1, 6) OBP: 0.292, SLG: 0.279	S CH 81 B FF 89 C SI 89 B CH 80 B SI 89 F CH 80 B SI 88 4-2 2-3 BB	C SI 92 B SL 83 F SI 93 D CH 86 D CH 85 S FF 93 3-3 **K** ②	C SL 83 B SI 93 F SI 92 S CH 86 1-3 **K** ③					C FF 92 C SL 85 X CU 77 0-2 **G5-3** ②		3	0	0	0	1	2	1
61 Bronson Arroyo, R (1, 1) OBP: 0.200, SLG: 0.300 66 Logan Ondrusek, R (7, 1) 26 Jeremy Hermida, L (8, PH) 45 Bill Bray, L (8, 1) 40 Nick Masset, R (8, 1) 28 Chris Heisey, R (9, 7) OBP: 0.343, SLG: 0.484	S CH 80 X SI 89 0-1 **B1-3** ③	B FF 93 X SI 93 1-0 6 1B 2-H 1B				C FF 88 S FF 89 C FF 89 0-3 **K** ①		B FF 91 S FF 91 C CU 76 B CU 78 T FF 92 2-2 **K** ③		3 0 1 0 0 0	0 0 0 0 0 0	1 0 0 0 0 0	1 0 0 0 0 0	0 0 1 0 0 0	1 0 0 0 0 0	2 0 0 0 0 0
Inning Stats	R: 0 E: 0 K: 1 S: 7 H: 0 LOB: 0 BB: 0 P: 13	R: 1 E: 0 K: 1 S: 18 H: 2 LOB: 2 BB: 1 P: 30	R: 6 E: 0 K: 1 S: 26 H: 8 LOB: 2 BB: 0 P: 42	R: 0 E: 0 K: 3 S: 9 H: 0 LOB: 0 BB: 0 P: 13	R: 0 E: 0 K: 1 S: 7 H: 0 LOB: 0 BB: 0 P: 9	R: 0 E: 0 K: 1 S: 8 H: 0 LOB: 0 BB: 0 P: 12	R: 0 E: 0 K: 2 S: 10 H: 0 LOB: 1 BB: 1 P: 16	R: 0 E: 0 K: 2 S: 9 H: 0 LOB: 0 BB: 0 P: 11	R: 2 E: 0 K: 1 S: 9 H: 2 LOB: 1 BB: 1 P: 22	1B: 8 2B: 3 3B: 0 HR: 1 SF: 0 SAC: 0 DP: 0 HBP: 0						

	AB	39
	R	9
	H	12
	RBI	9
	BB	3
	SO	13
	LOB	14

WP: 0 PB: 0 SB: 3 CS: 0 PA: 42

PITCHER		IP	WLS	BF	H	R	ER	SO	BB	IBB	HBP	BLK	WP	HR	S	P	ERA	WHIP
38 Chris Narveson, L ERA: 4.33	(1, 1)	2.1	L	16	8	7	7	2	1	0	0	1	0	1	41	65	27.00	3.857
61 Brandon Kintzler, R ERA: 4.22	(3, 1)	2.2		10	2	0	0	5	0	0	0	0	0	0	26	42	0.00	0.750
21 Zach Braddock, L ERA: 2.16	(6, 1)	2.0		7	0	0	0	3	1	0	0	0	0	0	18	28	0.00	0.500
32 LaTroy Hawkins, R ERA: 4.5	(8, 1)	1.0		3	0	0	0	2	0	0	0	0	0	0	9	11	0.00	0.000
52 Sergio Mitre, R ERA: 2.25	(9, 1)	1.0		6	2	2	2	1	1	0	0	0	0	0	9	22	18.00	3.000

PITCHER		IP	WLS	BF	H	R	ER	SO	BB	IBB	HBP	BLK	WP	HR	S	P	ERA	WHIP

BOTTOM

Cincinnati Reds @ Milwaukee Brewers

Miller Park, Milwaukee, WI

Mon Apr 25 2011, 7:12 PM - 10:26 PM CDT

Att. 35,794 - Roof Closed - 66 F

livebaseballscorecards.com

Batter	1	2	3	4	5	6	7	8	9	AB	R	H	RBI	BB	SO	LOB
23 Rickie Weeks Jr., R (1, 4) OBP: 0.367, SLG: 0.506	B CH 76 X CU 71 1-0 ① P6		C SI 85 B SI 85 F CH 80 C FF 88 1-3 ① K		C SL 78 B SL 74 X SL 76 1-1 ① P3		F FF 86 B CH 82 C CH 81 X SL 75 1-2 27 SF8 1-3 2B		C SI 90 B CH 84 X SI 90 1-1 8 HR 1B	5	1	2	0	0	1	1
27 Carlos Gómez, R (1, 8) OBP: 0.283, SLG: 0.329	C CH 77 B FF 85 F SI 86 B FF 86 F FF 87 B SL 75 X CU 70 3-2 ② F7		F CH 76 X SI 88 0-1 1B		C SL 78 X FC 81 0-1 ② F8 2-3		D CU 78 X CU 76 1-0 ② SF8 2-3 3-H		B FF 91 C SI 90 X FF 90 1-1 ① F9	4	0	1	1	0	0	2
8 Ryan Braun, R (1, 7) OBP: 0.475, SLG: 0.707	B FF 87 B SI 87 B SI 85 C SL 72 F SI 86 X SI 87 3-2 28 S 1B		B SI 87 C CU 71 B SI 87 F CH 81 1 SAFE S SI 86 2-3 ② K		B SL 75 C SL 74 B SI 86 X SI 86 2-1 ③ L8		C FC 91 X FF 93 0-1 ③ G1-3		S SI 91 B SI 90 B FF 92 X FF 90 2-1 1-H HR	5	1	2	2	0	1	3
28 Prince Fielder, L (1, 3) OBP: 0.433, SLG: 0.571	1 SAFE B FF 87 1 SAFE B SI 86 B CH 80 C FF 86 B FF 86 4-1 1-2 BB		C CH 76 F CH 78 X SI 85 0-2 ③ F8			X FF 85 0-0 ① F8		B SL 83 S SL 84 X SL 83 1-1 ① G4-3	C FF 90 X SL 85 0-1 ② F7	4	0	0	0	1	0	1
14 Casey McGehee, R (1, 5) OBP: 0.351, SLG: 0.435	X SI 86 0-0 ③ F9			B FF 85 C CH 74 X CH 78 1-1 ① G6-3		C FF 85 X SI 86 0-1 25 G4-3 2B		C FF 89 F SL 82 X FF 90 0-2 20 1B 25 BB 1B	B SI 91 X SL 82 1-0 ③ G5-3	5	1	2	0	0	0	2
25 Mark Kotsay, L (1, 9) OBP: 0.377, SLG: 0.289		C CU 69 B FF 86 X SI 84 1-1 ① G6-3		B SI 86 C FF 85 B SI 84 X CH 78 2-1 ② P6		B SI 86 F CH 79 B SI 86 X SI 86 2-1 ② G4-3 2-3		B SI 90 S SL 84 B SL 84 B SL 84 B SI 91 4-1 20 1B 1-2 BB		3	0	0	0	1	0	1
3 Yuniesky Betancourt, R (1, 6) OBP: 0.271, SLG: 0.308		C SI 86 X FF 86 0-1 1B		C CH 76 X CH 77 0-1 ③ G6-3		B FF 85 C SL 77 F CH 80 B SI 86 B SI 85 S FF 86 3-3 ③ K		B FF 91 X FC 90 1-0 ② F8		4	0	1	0	0	1	3
20 Jonathan Lucroy, R (1, 2) OBP: 0.421, SLG: 0.514		C CH 81 C SL 73 S SL 75 0-3 ② K			F SI 86 B FF 87 X SL 74 1-1 22 E 2B		C CU 71 B FF 85 F SL 76 B FF 82 B SI 86 X CH 79 3-2 ① F8	B FF 94 X SI 92 1-0 1-2 2-H 1B		4	1	2	1	0	1	1
38 Chris Narveson, L (1, 1) OBP: 0.100, SLG: 0.100 61 Brandon Kintzler, R (3, 1) 22 Erick Almonte, R (5, PH) OBP: 0.103, SLG: 0.207 21 Zach Braddock, L (6, 1) 30 Craig Counsell, L (7, PH) OBP: 0.308, SLG: 0.182 32 LaTroy Hawkins, R (8, 1) 12 Brandon Boggs, S (8, PH) OBP: 0.125, SLG: 0.500 52 Sergio Mitre, R (9, 1)		C CU 68 X FF 85 0-1 ③ G3			S SL 76 B SI 86 X CH 80 1-1 E6 27 F8 2-H		C FF 86 B FF 86 B FF 85 F CH 82 F FF 87 F CH 77 B SL 75 B CU 69 4-2 23 2B 27 SF8 BB	C SI 94 S FS 88 C FF 90 0-3 ③ K		1 0 1 0 0 0 1 0	0 0 0 0 1 0 0 0	0 0 0 0 0 0 0 0	0 0 0 0 1 0 0 0	0 0 0 0 0 0 0 0	1 0 0 0 0 0 0 1	0 0 0 0 0 0 0 2
Inning Stats	R: 0 H: 1 E: 0 LOB: 2 K: 0 BB: 1 S: 10 P: 21	R: 0 H: 1 E: 0 LOB: 1 K: 1 BB: 0 S: 9 P: 10	R: 0 H: 1 E: 0 LOB: 1 K: 2 BB: 0 S: 11 P: 14	R: 0 H: 0 K: 0 LOB: 0 S: 6 BB: 0 P: 9	R: 1 H: 1 E: 1 LOB: 1 K: 0 BB: 0 S: 10 P: 15	R: 0 H: 1 E: 0 LOB: 1 K: 1 BB: 0 S: 8 P: 13	R: 1 H: 1 E: 0 LOB: 1 K: 0 BB: 1 S: 13 P: 22	R: 1 H: 2 E: 0 LOB: 2 K: 1 BB: 1 S: 11 P: 18	R: 2 H: 2 E: 0 LOB: 0 K: 0 BB: 0 S: 9 P: 14	1B: 6 2B: 3 3B: 0 HR: 1	SF: 1 SAC: 0 DP: 0 HBP: 0			WP: 0 PB: 0 SB: 1 CS: 0	PA: 41		

	AB	R	H	RBI	BB	SO	LOB
AB	37						
R	5						
H	10						
RBI	4						
BB	3						
SO	5						
LOB	17						

PITCHER	IP	WLS	BF	H	R	ER	SO	BB	IBB	HBP	BLK	WP	HR	S	P	ERA	WHIP
61 Bronson Arroyo, R (1, 1) ERA: 3.64	6.1	W	28	6	2	1	4	2	0	0	0	0	0	64	100	1.42	1.263
66 Logan Ondrusek, R (7, 1) ERA: 0.68	0.2		2	0	0	0	0	0	0	0	0	0	0	3	4	0.00	0.000
45 Bill Bray, L (8, 1) ERA: 1.04	0.1		3	1	1	1	0	1	0	0	0	0	0	6	11	27.00	6.000
40 Nick Masset, R (8, 1) ERA: 5.11	0.2		3	1	0	0	1	0	0	0	0	0	0	5	7	0.00	1.500
62 Jordan Smith, R (9, 1) ERA: 4.26	1.0		5	2	2	2	0	0	0	0	0	0	1	9	14	18.00	2.000

PITCHER	IP	WLS	BF	H	R	ER	SO	BB	IBB	HBP	BLK	WP	HR	S	P	ERA	WHIP

Cincinnati Reds @ Milwaukee Brewers

Miller Park, Milwaukee, WI

Tue Apr 26 2011, 7:12 PM - 9:36 PM CDT

Att. 37,062 - Roof Closed - 70 F

livebaseballscorecards.com

TOP

Batter	1	2	3	4	5	6	7	8	9	AB	R	H	RBI	BB	SO	LOB
6 Drew Stubbs, R (1, 8) OBP: 0.343, SLG: 0.440	C FF 90 B FF 91 S FF 91 B FF 92 S FF 93 2-3 ① **K**		C CU 80 B FF 90 S CH 77 B FF 92 F FF 91 B FF 90 S CU 80 3-3 ③ **K**		B CU 80 B CU 80 X FF 90 2-0 ③ **G6-3**			1 SAFE B SI 89 F SI 88 F SI 89 B SI 90 B SI 89 S SI 89 3-3 ② **K**		4	0	0	0	0	3	3
32 Jay Bruce, L (1, 9) OBP: 0.290, SLG: 0.357	B FF 92 C FF 90 C CH 78 B CH 76 B CU 82 B FF 92 4-2 19 G6-3 **BB**			X FF 89 0-0 ① **F7**		B CH 75 C FF 89 B CU 79 F FF 90 S CH 77 2-3 ① **K**		B SI 89 B SI 89 C SI 88 B SI 89 F SI 88 X SI 90 3-2 ③ **G4-3**		3	0	0	0	1	1	1
19 Joey Votto, L (1, 3) OBP: 0.500, SLG: 0.627	C FF 92 F CH 77 X FF 90 0-2 ②③ **G6-3** 1-2f			B CU 79 C CH 75 B FF 90 C FF 91 B CH 78 B CH 77 4-2 4 HR **BB**		B CU 79 B CH 76 C FF 90 B FF 90 B FF 91 4-1 4 G6-4-3 **BB**			C FF 93 S CU 81 S FF 95 0-3 ① **K**	2	1	0	0	2	1	1
4 Brandon Phillips, R (1, 4) OBP: 0.404, SLG: 0.543		C CU 79 B FF 91 S CH 78 B FF 91 X CH 78 2-2 ① **G5-3**		C CU 81 B CU 81 S FF 90 F CH 77 F FF 90 X CH 78 1-2 **HR** 1-H		B FF 90 S CU 81 F FF 90 1 SAFE F CU 82 X FF 90 1-2 ②③ **G6-4-3** 1-2f			B CU 80 B SL 85 B FF 93 C FF 93 X FF 94 3-1 ② **F9**	4	1	1	2	0	0	1
16 Edgar Renteria, R (1, 6) OBP: 0.344, SLG: 0.345		F FF 92 F FF 91 B CH 79 B CH 76 F FF 92 B CH 78 X FF 93 3-2 ② **G6-3**		C CU 80 S FF 90 B CU 81 X CU 81 1-2 ② **G6-3**			C FF 90 B CU 79 C CU 80 X FF 90 1-2 ① **G5-3**		B FF 95 F FF 95 S CU 81 F SL 85 X SL 85 1-2 ③ **F8**	4	0	0	0	0	0	0
26 Jeremy Hermida, L (1, 7)		B FF 93 X FF 91 1-0 ③ **G6-3**		B CH 77 X FF 90 1-0 ③ **L9**			C FF 91 F FF 90 S CH 76 0-3 ② **K**			3	0	0	0	0	1	0
55 Ramon Hernandez, R (1, 2) OBP: 0.360, SLG: 0.489			X FF 90 0-0 ① **F8**		H CU 78 1-0 44 SH1-3 **HBP**		S CH 74 B FF 89 C CU 78 S CH 73 1-3 ③ **K**			2	0	0	0	0	1	0
7 Paul Janish, R (1, 5) OBP: 0.293, SLG: 0.271			B FF 90 C CU 80 X FF 92 1-1 ② **P4**		F FF 90 B CU 80 B CU 80 M FF 88 F CU 81 B FF 90 F FF 91 F FF 88 X FF 88 3-2 ① **F9**			C SI 88 F SI 89 F SI 91 B SL 80 H SI 90 2-2 **HBP**		2	0	0	0	0	0	1
44 Mike Leake, R (1, 1) OBP: 0.250, SLG: 0.250 66 Logan Ondrusek, R (8, 1) 54 Aroldis Chapman, L (8, 1)			B FF 91 C FF 88 C FF 90 F FF 92 X CU 79 1-2 **1B**		X CU 79 0-0 ② **SH1-3** 1-2			C SI 87 B SI 89 L SI 87 S SI 91 1-3 ① **K**		2 0 0	0 0 0	1 0 0	0 0 0	0 0 0	1 0 0	1 0 0
Inning Stats	R: 0 E: 0 K: 1 S: 8 H: 0 LOB: 0 BB: 1 P: 14	R: 0 E: 0 K: 0 S: 8 H: 0 LOB: 0 BB: 0 P: 14	R: 0 E: 0 K: 1 S: 11 H: 1 LOB: 1 BB: 0 P: 16	R: 2 E: 0 K: 0 S: 12 H: 1 LOB: 0 BB: 1 P: 19	R: 0 E: 0 K: 0 S: 8 H: 0 LOB: 1 BB: 0 P: 14	R: 0 E: 0 K: 1 S: 8 H: 0 LOB: 0 BB: 1 P: 15	R: 0 E: 0 K: 2 S: 9 H: 0 LOB: 0 BB: 0 P: 11	R: 0 E: 0 K: 2 S: 12 H: 0 LOB: 1 BB: 0 P: 21	R: 0 E: 0 K: 1 S: 9 H: 0 LOB: 0 BB: 0 P: 13	1B: 1 2B: 0 3B: 0 HR: 1	SF: 0 SAC: 1 DP: 2 HBP: 2					

	AB	26
	R	2
	H	2
	RBI	2
	BB	3
	SO	8
	LOB	8

WP: 0 PB: 0 SB: 0 CS: 0 PA: 32

PITCHER	IP	WLS	BF	H	R	ER	SO	BB	IBB	HBP	BLK	WP	HR	S	P	ERA	WHIP
41 Marco Estrada, R (1, 1) ERA: 3.0	7.0		25	2	2	2	5	3	0	1	0	0	1	64	103	2.57	0.714
50 Kameron Loe, R (8, 1) ERA: 3.09	1.0	W	4	0	0	0	2	0	0	1	0	0	0	12	21	0.00	0.000
59 John Axford, R (9, 1) ERA: 5.79	1.0	S	3	0	0	0	1	0	0	0	0	0	0	9	13	0.00	0.000

PITCHER	IP	WLS	BF	H	R	ER	SO	BB	IBB	HBP	BLK	WP	HR	S	P	ERA	WHIP

Batter	1	2	3	4	5	6	7	8	9	AB	R	H	RBI	BB	SO	LOB
23 Rickie Weeks Jr., R (1, 4) OBP: 0.373, SLG: 0.560	B SI 88 X SI 87 1-0 G6-3 ①		B SL 83 B FC 85 F SI 90 B SI 90 F SI 91 C FC 90 3-3 K ②		F SI 90 B FC 90 X FC 89 1-1 3B			B FF 94 X FC 91 1-0 HR		4	1	2	1	0	1	1
30 Craig Counsell, L (1, 5) OBP: 0.267, SLG: 0.154	C SI 85 B FF 87 C SL 86 C SL 83 1-3 K ②		B CH 83 X SI 90 1-0 FC6-4 ③ 1-2f		B FC 88 B FC 88 B CH 84 C SI 89 3 SAFE S FC 89 C FC 89 3-3 K ③			C SI 94 B CH 83 S CH 82 F FC 92 B FC 93 F FF 94 X FC 91 2-2 G4-3 ①		4	0	0	0	0	2	2
8 Ryan Braun, R (1, 7) OBP: 0.466, SLG: 0.721	C SI 88 S SL 83 B FF 92 S SI 91 1-3 K ③			X SL 81 0-0 HR		C SI 86 B SI 90 B SI 91 B CH 84 C SI 90 X FC 90 3-2 G5-3 ①		X FF 94 0-0 G6-3 ②		4	1	1	1	0	1	0
28 Prince Fielder, L (1, 3) OBP: 0.426, SLG: 0.591		B SI 87 X CH 85 1-0 HR		B SI 89 X FF 88 1-0 G3-1 ①		X CH 83 0-0 L9 ②		C FF 100 C SL 87 S SL 88 0-3 K ③		4	1	1	1	0	1	0
25 Mark Kotsay, L (1, 9) OBP: 0.357, SLG: 0.271		C SI 87 F FC 88 B FC 89 B CH 84 X CH 83 2-2 L8 ①		X SI 88 0-0 F7 ②		B SI 90 B CH 84 X SI 89 2-0 G3-1 ③				3	0	0	0	0	0	0
3 Yuniesky Betancourt, R (1, 6) OBP: 0.284, SLG: 0.321		T SI 87 F FC 87 F SI 88 C FC 90 0-3 K ②		C FC 88 B SI 90 B CH 85 X SI 90 2-1 1B			F SL 80 B SI 89 B SI 90 X FC 87 2-1 20 FC1-6 1B			3	0	2	0	0	1	0
20 Jonathan Lucroy, R (1, 2) OBP: 0.390, SLG: 0.474		B SI 89 X FC 88 1-0 F9 ③		B FC 88 1 SAFE F SI 88 1 SAFE B SL 84 C FC 89 B FC 89 X FF 90 3-2 F9 ③			1 SAFE C SI 86 1 SAFE 1 SAFE L SL 81 X FC 88 0-2 FC1-6 ① 1 FC6-4 1-2f			3	0	0	0	0	0	2
27 Carlos Gómez, R (1, 8) OBP: 0.284, SLG: 0.330			B FC 86 B SI 88 C SI 86 B FF 89 F FF 89 F FC 89 C SI 85 3-3 K ①		B FF 86 B CH 82 C SI 88 B FC 88 C SI 90 X FC 90 3-2 41 G6-3 1B		B SL 83 X SI 89 1-0 F7 ②			3	0	1	0	0	1	1
41 Marco Estrada, R (1, 1) OBP: 0.333, SLG: 0.333 1 Corey Hart, R (7, PH) 50 Kameron Loe, R (8, 1) 59 John Axford, R (9, 1)			C SI 88 X FC 88 0-1 30 FC6-4 1B		L SI 87 P PO 82 L FF 87 B SL 83 1 SAFE B SL 85 X SI 91 3-2 G6-3 ①② 1-2		C SL 83 F SI 90 F FC 90 X SI 86 0-2 FC6-4 ③ 1-2f			2 1 0 0	0 0 0 0	1 0 0 0	0 0 0 0	0 0 0 0	0 0 0 0	1 1 0 0
Inning Stats	R: 0 E: 0 K: 2 S: 7 H: 0 LOB: 0 BB: 0 P: 10	R: 1 E: 0 K: 1 S: 9 H: 1 LOB: 0 BB: 0 P: 13	R: 0 E: 0 K: 2 S: 10 H: 1 LOB: 1 BB: 0 P: 17	R: 1 E: 0 K: 0 S: 8 H: 2 LOB: 1 BB: 0 P: 14	R: 0 E: 0 K: 1 S: 12 H: 2 LOB: 1 BB: 0 P: 21	R: 0 E: 0 K: 0 S: 5 H: 0 LOB: 0 BB: 0 P: 10	R: 0 E: 0 K: 0 S: 10 H: 1 LOB: 1 BB: 0 P: 13	R: 1 E: 0 K: 1 S: 10 H: 1 LOB: 0 BB: 0 P: 13		1B: 4 2B: 0 3B: 1 HR: 3	SF: 0 SAC: 0 DP: 0 HBP: 0			WP: 0 PB: 0 SB: 0 CS: 0	PA: 31	

PITCHER		IP	WLS	BF	H	R	ER	SO	BB	IBB	HBP	BLK	WP	HR	S	P	ERA	WHIP
44 Mike Leake, R ERA: 4.4	(1, 1)	7.0		27	7	2	2	6	0	0	0	0	0	2	61	98	2.57	1.000
66 Logan Ondrusek, R ERA: 1.29	(8, 1)	0.2	L	3	1	1	1	0	0	0	0	0	0	1	7	10	13.50	1.500
54 Aroldis Chapman, L ERA:	(8, 1)	0.1		1	0	0	0	1	0	0	0	0	0	0	3	3	0.00	0.000

PITCHER	IP	WLS	BF	H	R	ER	SO	BB	IBB	HBP	BLK	WP	HR	S	P	ERA	WHIP

BOTTOM

Cincinnati Reds @ Milwaukee Brewers

Miller Park, Milwaukee, WI

Tue Apr 26 2011, 7:12 PM - 9:36 PM CDT

Att. 37,062 - Roof Closed - 70 F

livebaseballscorecards.com

AB	31
R	3
H	8
RBI	3
BB	0
SO	7
LOB	8

Batter	1	2	3	4	5	6	7	8	9	10	AB	R	H	RBI	BB	SO	LOB
6 Drew Stubbs, R (1, 8) OBP: 0.352, SLG: 0.469	X SI 90 0-0 32 1B 19 HR 1B	B SL 85 B FF 89 X FF 90 2-0 ① F8		C CU 81 B FF 92 F FF 91 C SL 86 1-3 ① K		F CU 81 B FF 90 S SL 84 B SL 91 B CU 83 F SL 85 D SL 86 4-2 19 1B 32 SH5-3 4 1B 1-2 BB	B CU 75 X FF 92 1-0 ③ FC6-4 1-2f			C SI 88 C SL 82 B SL 83 X SI 89 1-2 HR	5	3	2	1	1	1	2
32 Jay Bruce, L (1, 9) OBP: 0.306, SLG: 0.371	B FF 90 1 SAFE C FF 89 B SL 84 X FF 90 2-1 19 HR 1-3 1B	X SI 91 0-0 19 G4-3 1B		D CH 86 B SL 87 X FF 91 2-0 ② F8 2-3		X SL 75 0-0 ① SH5-3 1-2 2-3		B SI 89 S SI 88 S SL 79 F SL 81 S SI 90 1-3 ① K		B CH 83 B SI 88 F SI 89 B SI 88 X SI 88 3-1 19 BB 1B	5	1	3	0	0	1	1
19 Joey Votto, L (1, 3) OBP: 0.509, SLG: 0.655	D CU 79 B FF 92 B SL 86 C SL 86 X FF 91 3-1 1-H 3-H HR	B FF 91 D CH 84 B SL 86 C FF 92 F SL 86 X SL 86 3-2 ② G4-3 1-2		B CH 86 B FF 92 C SL 86 B SL 86 B SL 86 4-1 BB		C FF 82 F SL 76 B SL 77 F SL 77 X SL 78 1-2 31 WP 4 1B 2-3 3-H 1B		B SI 89 X SI 87 1-0 ② G6-3		B CU 77 B CU 76 F SI 88 C SI 88 F SL 81 B SI 88 B SI 89 4-2 4 G5-4-3 1-2 BB	4	1	2	4	2	0	1
4 Brandon Phillips, R (1, 4) OBP: 0.400, SLG: 0.523	B SL 85 B SI 90 X SI 92 2-0 ① G5-3	D SL 86 C FF 92 X CU 80 1-1 ③ F9		C CU 82 F FF 92 B FF 93 S CU 83 1-3 ③ K		F SI 84 F SI 86 F CU 72 X FF 84 0-2 31 WP 1-2 3-H 1B		B SI 90 B SL 79 B SI 88 B FF 87 4-0 BB		B FF 88 X SI 89 1-0 ②③ G5-4-3 1-2f	5	0	1	1	1	1	5
31 Jonny Gomes, R (1, 7) OBP: 0.367, SLG: 0.480 54 Aroldis Chapman, L (8, 1) 48 Francisco Cordero, R (10, 1)	B FF 91 C SL 85 S SL 84 B CU 79 B SL 84 B SL 86 4-2 43 1B 43 S 7 SF9 BB		B SL 86 B FF 90 X FF 89 2-0 ① G6-3		B FF 90 S CU 82 S CU 78 C FF 92 1-3 ① K	C SI 85 B CU 72 C CU 72 B CU 73 B SI 85 S CU 72 3-3 ② K 1-2 2-3		X SL 76 0-0 ③ P6			4 0 0	1 0 0	0 0 0	0 0 0	1 0 0	2 0 0	3 0 0
43 Miguel Cairo, R (1, 5) OBP: 0.320, SLG: 0.348 45 Bill Bray, L (5, 1) 3 Chris Valaika, R (6, PH) 62 Jordan Smith, R (6, 1) 40 Nick Masset, R (7, 1) 66 Logan Ondrusek, R (8, 1) 28 Chris Heisey, R (8, 7) OBP: 0.333, SLG: 0.469	B FF 92 B SL 84 C FF 91 X SL 86 2-1 29 1B 1-3 1B		B FF 91 F FF 90 F FF 91 X CU 80 1-2 ② F7		B FF 90 B FF 91 C FF 91 X SL 85 2-1 ② P6	B SI 85 B SI 85 C CU 72 C CU 71 S CU 73 2-3 ③ K		B FF 94 B FF 94 B FF 92 C FF 92 F FF 92 X FF 93 3-2 ① F8		3 0 1 0 0 0 0 1	0 0 0 0 0 0 0 0	1 0 0 0 0 0 0 0	0 0 0 0 0 0 0 0	0 0 1 0 0 0 0 0	0 0 0 0 0 0 0 0	0 0 2 0 0 0 0 0
7 Paul Janish, R (1, 6) OBP: 0.313, SLG: 0.311 (5, 5)	X SL 86 0-0 ② SF9 3-H		B FF 92 X FF 90 1-0 29 FC5-4 1B		B CU 80 B FF 92 X FF 92 2-0 2B		B FF 90 X FF 90 1-0 6 FC6-4 1B		C FF 92 C CU 80 B SL 84 B CU 81 X SL 83 2-2 ② P5		4	0	3	1	0	0	0
29 Ryan Hanigan, R (1, 2) OBP: 0.304, SLG: 0.400	B CU 78 C FF 92 X FF 90 1-1 1-2 1B		B FF 91 B SL 85 C FF 91 S CH 84 X CU 79 2-2 ③ FC5-4 1-2f		D CU 80 C SL 86 X SL 86 1-1 ③ G6-3		1 SAFE C FF 90 X CU 75 0-1 ① P4		F FF 94 B CU 81 X FF 94 1-1 ③ P3		5	0	1	0	0	0	3
63 Sam LeCure, R (1, 1) OBP: 0.333, SLG: 0.400 16 Edgar Renteria, R (5, 6) OBP: 0.343, SLG: 0.344	S SL 86 X FF 91 0-1 ③ F9			B FF 88 C FF 90 X FF 90 1-1 32 F8 2B		B SL 88 C FF 89 B SL 83 F FF 89 X CU 79 2-2 32 SH5-3 6 BB 19 1B 1B	B FF 89 B FF 90 X FF 91 2-0 ② L9			B FF 89 C FF 88 X SI 88 1-1 ① G6-3	2 3	0 1	1 1	0 0	0 0	0 1	2 1
Inning Stats	R: 4 H: 5 E: 0 LOB: 2 K: 0 BB: 1 S: 15 P: 29	R: 0 H: 1 E: 0 LOB: 1 K: 0 BB: 0 S: 7 P: 13	R: 0 H: 1 E: 0 LOB: 1 K: 0 BB: 0 S: 8 P: 14	R: 0 H: 1 E: 0 LOB: 2 K: 2 BB: 1 S: 10 P: 19	R: 0 H: 1 E: 0 LOB: 1 K: 1 BB: 0 S: 8 P: 14	R: 2 H: 3 E: 0 LOB: 2 K: 2 BB: 1 S: 21 P: 33	R: 0 H: 1 E: 0 LOB: 1 K: 0 BB: 0 S: 5 P: 9	R: 0 H: 0 E: 0 LOB: 1 K: 1 BB: 1 S: 6 P: 12	R: 0 H: 0 E: 0 LOB: 0 K: 0 BB: 0 S: 8 P: 14	R: 1 H: 2 E: 0 LOB: 1 K: 0 BB: 1 S: 11 P: 21	1B: 11 2B: 2 3B: 0 HR: 2	SF: 1 SAC: 1 DP: 1 HBP: 0	WP: 1 PB: 0 SB: 1 CS: 0	PA: 49			

PITCHER		IP	WLS	BF	H	R	ER	SO	BB	IBB	HBP	BLK	WP	HR	S	P	ERA	WHIP
49 Yovani Gallardo, R ERA: 5.7	(1, 1)	5.0		28	10	6	6	3	3	0	0	0	0	1	54	101	10.80	2.600
57 Mitch Stetter, L ERA: 1.8	(6, 1)	0.1		2	1	0	0	0	0	0	0	0	0	0	5	6	0.00	3.000
54 Sean Green, R ERA: 6.75	(6, 1)	0.2		3	1	0	0	2	0	0	0	0	1	0	10	15	0.00	1.500
32 LaTroy Hawkins, R ERA: 3.0	(7, 1)	1.0		4	1	0	0	0	0	0	0	0	0	0	5	9	0.00	1.000
50 Kameron Loe, R ERA: 2.84	(8, 1)	1.0		4	0	0	0	1	1	0	0	0	0	0	6	12	0.00	1.000
59 John Axford, R ERA: 5.23	(9, 1)	1.0		3	0	0	0	0	0	0	0	0	0	0	8	14	0.00	0.000
52 Sergio Mitre, R ERA: 3.0	(10, 1)	1.0	L	5	2	1	1	0	1	0	0	0	0	1	11	21	9.00	3.000

TOP

Cincinnati Reds @ Milwaukee Brewers

Miller Park, Milwaukee, WI

Wed Apr 27 2011, 12:10 PM - 4:03 PM CDT

Att. 33,848 - Roof Closed - 66 F

livebaseballscorecards.com

AB	42
R	7
H	15
RBI	7
BB	5
SO	6
LOB	20

Cincinnati Reds @ Milwaukee Brewers

Miller Park, Milwaukee, WI

Wed Apr 27 2011, 12:10 PM - 4:03 PM CDT

Att. 33,848 - Roof Closed - 66 F

livebaseballscorecards.com

Batter	1	2	3	4	5	6	7	8	9	10	AB	R	H	RBI	BB	SO	LOB
23 Rickie Weeks Jr., R (1, 4) OBP: 0.383, SLG: 0.574	C SL 78 C SI 88 B FF 92 B SI 90 C SI 90 2-3 K		C SI 89 B SI 90 B SI 89 X CH 81 2-1 27 1B 1-3 2B		B SI 88 B SI 89 C SI 90 S SI 90 F SI 90 F SI 89 X FF 90 2-2 27 SH5-3 28 E 1B	S SL 83 S SL 84 B SL 84 X CH 83 1-2 SF7 2-H		F FF 98 H FF 98 1-1 1-2 2-3 HBP			3	2	2	1	0	1	0
27 Carlos Gómez, R (1, 8) OBP: 0.283, SLG: 0.326	C SL 79 B SI 89 B SI 89 B SI 89 X SI 89 3-1 P5		B SI 91 C SI 90 X SI 90 1-1 2-H 3-H 1B		1 SAFE X FF 88 0-0 SH5-3 1-2	1 SAFE X SI 91 0-0 FC5-4 1-2f		F FF 98 C FF 100 F FF 100 F FF 99 F FF 100 S SL 88 0-3 K			4	0	1	2	0	1	4
8 Ryan Braun, R (1, 7) OBP: 0.454, SLG: 0.689	C SI 90 B SL 80 F SI 89 F SL 79 X SI 90 1-2 L9		1 SAFE C SI 89 X SL 79 0-1 F8		C SI 89 B SI 91 B SI 89 B SI 91 F SL 80 H SI 89 4-2 28 FC3-6 HBP		C SI 94 C SL 78 B FF 94 B SL 81 S SI 94 2-3 K	F FF 99 B FF 101 F FF 98 X FF 100 1-2 G5-3			4	0	0	0	0	1	4
28 Prince Fielder, L (1, 3) OBP: 0.415, SLG: 0.565		C KC 73 B SI 89 F SI 90 X SL 80 1-2 F8		B SI 87 F CH 81 B CH 80 B KC 75 B SI 90 4-1 3 1B 1 1B 20 FC6-4 BB	B SL 85 X SI 90 1-0 FC3-6 1-2f 2-H		F SI 94 B FF 94 X FS 87 1-1 F8		F FF 98 C SL 84 C FF 100 0-3		4	1	0	0	1	1	1
14 Casey McGehee, R (1, 5) OBP: 0.343, SLG: 0.416		B SI 89 X SI 89 1-0 F8		1 SAFE X SL 79 0-0 F7	B SI 88 F FF 89 X CH 85 1-1 F9		B FC 90 F SI 94 B FF 90 S FC 90 B SL 79 B FC 92 4-2 BB		X FF 99 0-0 F9		4	0	0	0	1	0	2
1 Corey Hart, R (1, 9) OBP: 0.333, SLG: 0.333 52 Sergio Mitre, R (10, 1)		C SI 90 X SI 89 0-1 G6-3		C SI 89 X SI 90 0-1 20 FC6-4 3 1B 1-2 1B		F SI 89 B SL 82 S SL 81 B SL 82 F CH 83 X SL 81 2-2 G6-3	S FF 91 C SI 92 S SL 82 0-3 K		C SL 87 C SL 89 X FF 100 0-2 3 CS 1B		5 0	0 0	2 0	0 0	1 0	1 0	1 0
3 Yuniesky Betancourt, R (1, 6) OBP: 0.290, SLG: 0.337			C FF 89 F SL 79 X SL 80 0-2 G6-3	F SL 78 B FF 89 S SI 88 B SI 91 F SI 88 X SI 89 2-2 20 FC6-4 1-2 2-3 1B		X SI 89 0-0 20 1B 25 1B 2B		F FC 93 F CU 80 S FC 92 0-3 K	1 SAFE 0-0 CS 1-2	C SL 86 S SL 87 F SL 87 B FF 94 X SL 88 1-2 G6-3	5	1	2	0	0	1	0
20 Jonathan Lucroy, R (1, 2) OBP: 0.413, SLG: 0.476			C SL 79 C SI 89 X SL 80 0-2 49 FC1-6 1B	X SI 89 0-0 FC6-4 1-2f 2-3 3-H		B SI 90 F FF 90 B SI 91 X SL 81 2-1 23 WP 25 1B 23 SF7 2-3 1B		B FC 91 B SI 94 B FC 90 B FF 94 4-0 23 HBP 30 1B BB		C SL 86 C FF 93 X FF 93 0-2 G6-3	4	1	2	1	1	0	2
49 Yovani Gallardo, R (1, 1) OBP: 0.321, SLG: 0.482 57 Mitch Stetter, L (8, 1) 54 Sean Green, R (8, 1) 25 Mark Kotsay, L (9, PH) OBP: 0.308, SLG: 0.308 32 LaTroy Hawkins, R (7, 1) 50 Kameron Loe, R (8, 1) 30 Craig Counsell, L (9, PH) OBP: 0.299, SLG: 0.299 59 John Axford, R (9, 1) 12 Brandon Boggs, S (10, 3) OBP: 0.111, SLG: 0.944			L SL 76 X SI 88 0-1 FC1-6 23 2B 27 1B 1-2f	B SL 79 C SI 90 F SL 79 C SI 91 1-3 K		B SL 84 X SL 82 1-0 27 FC5-4 1-2 3-H 1B		X FC 89 0-0 23 HBP 1-2 1B	B CH 85 B FF 92 F FF 93 X CH 86 2-1 G3-1	2 1 0 0 0 1 3 0 0 0 0 0 0 0 0 0 0 0 0 0 0 1 0 1 1 0 0 0 0 0 0 0 0 0 0 0 0 0 0 0 0 0 1 0 1 0 0 0 0 0 0 0 0 0 0 0 1 0 0 0 0 0 0							

Inning Stats																						
	R: 0 E: 0 K: 1 S: 9	H: 0 LOB: 0 BB: 0 P: 15	R: 0 E: 0 K: 0 S: 6	H: 0 LOB: 0 BB: 0 P: 8	R: 2 E: 0 K: 0 S: 14	H: 3 LOB: 1 BB: 0 P: 17	R: 1 E: 0 K: 1 S: 12	H: 2 LOB: 2 BB: 1 P: 19	R: 1 E: 1 K: 0 S: 11	H: 1 LOB: 1 BB: 0 P: 19	R: 2 E: 0 K: 0 S: 12	H: 3 LOB: 1 BB: 0 P: 18	R: 0 E: 0 K: 2 S: 10	H: 0 LOB: 1 BB: 1 P: 17	R: 0 E: 0 K: 2 S: 14	H: 1 LOB: 3 BB: 1 P: 20	R: 0 E: 0 K: 1 S: 7	H: 1 LOB: 0 BB: 0 P: 7	R: 0 E: 0 K: 0 S: 9	H: 0 LOB: 0 BB: 0 P: 12	1B: 9 2B: 2 3B: 0 HR: 0	SF: 1 SAC: 1 DP: 0 HBP: 2

PITCHER		IP	WLS	BF	H	R	ER	SO	BB	IBB	HBP	BLK	WP	HR	S	P	ERA	WHIP
63 Sam LeCure, R ERA: 4.57	(1, 1)	4.1		21	6	4	3	2	1	0	1	0	0	0	49	73	6.23	1.615
45 Bill Bray, L ERA: 0.96	(5, 1)	0.2		2	0	0	0	0	0	0	0	0	0	0	3	5	0.00	0.000
62 Jordan Smith, R ERA: 5.27	(6, 1)	1.0	B	6	3	2	2	0	0	0	0	0	1	0	12	18	18.00	3.000
40 Nick Masset, R ERA: 4.73	(7, 1)	1.0		4	0	0	0	2	1	0	0	0	0	0	10	17	0.00	1.000
66 Logan Ondrusek, R ERA: 1.26	(8, 1)	0.1		3	1	0	0	1	1	0	0	0	0	0	4	8	0.00	6.000

PITCHER		IP	WLS	BF	H	R	ER	SO	BB	IBB	HBP	BLK	WP	HR	S	P	ERA	WHIP
54 Aroldis Chapman, L ERA:	(8, 1)	1.2	W	6	1	0	0	2	0	0	1	0	0	0	17	19	0.00	0.600
48 Francisco Cordero, R ERA: 1.8	(10, 1)	1.0	S	3	0	0	0	0	0	0	0	0	0	0	9	12	0.00	0.000

AB	38
R	6
H	11
RBI	5
BB	3
SO	7
LOB	17

WP: 1		PA:	46
PB: 0			
SB: 0			
CS: 1			

Florida Marlins @ Cincinnati Reds

Great American Ball Park, Cincinnati, OH

Fri Apr 29 2011, 7:11 PM - 10:12 PM EDT

Att. 27,051 - Clear - 60 F

TOP

livebaseballscorecards.com

Batter	1	2	3	4	5	6	7	8	9	AB	R	H	RBI	BB	SO	LOB
1 Emilio Bonifácio, S (1, 7) OBP: 0.373, SLG: 0.419	C FF 86 X FF 88 0-1 13 SF8 3B C CH 79 F FC 87 D FC 88 B FC 88 X CH 78 1-2 FC6-4 1-2f			X FF 88 0-0 2 1B 1-3 2B		C SI 90 F CH 84 S SL 83 0-3 K ①			B SI 89 B CH 82 C FF 89 B CH 83 C SI 89 X SL 82 3-2 P3 ②	5	2	2	0	0	1	3
13 Omar Infante, R (1, 4) OBP: 0.271, SLG: 0.296	F FF 90 B FF 91 F FC 87 X FF 92 1-2 SF8 ① 3-H	C FF 87 C CH 80 B CU 75 F CH 79 B FF 90 X CH 78 2-2 P3 ①		B CH 78 B FF 89 X CH 79 2-0 L7 ①		X SL 81 0-0 G5-4-3 ②③ 1-2f			C CH 83 B SI 89 C FF 89 F SL 82 X SL 81 1-2 2B	4	0	1	1	0	0	3
2 Hanley Ramirez, R (1, 6) OBP: 0.304, SLG: 0.272	C FF 90 B FF 91 S FC 87 X FF 94 1-2 14 HR 2B	B FF 88 B CH 77 B FC 87 C FF 87 C FF 90 X CH 78 3-2 G6-3 ②		S FC 88 B FC 89 F SL 78 F FF 93 X FC 87 1-2 15 CS 2-H 3-H 1B			C SI 90 C SL 81 X CH 85 0-2 G5-3 ①		B FF 90 S FF 91 F FF 90 B FF 90 S SL 83 2-3 K ③	5	1	2	2	0	1	1
15 Gaby Sanchez, R (1, 3) OBP: 0.388, SLG: 0.461	B FF 91 S CH 82 B FC 87 B SI 90 S CH 80 B FC 88 4-2 14 HR BB	X FF 88 0-0 1B		1 SAFE C FC 88 B SI 89 B FF 92 X FC 90 2-1 1-2 ② 1B			C SL 80 F FF 90 B FF 92 F FF 91 X SI 90 1-2 F7 ②			3	1	2	0	1	0	0
27 Giancarlo Stanton, R (1, 9) OBP: 0.360, SLG: 0.453	X FF 91 0-0 P3 ②	B CH 77 D CH 78 B FF 89 C FF 86 C FF 88 S FC 87 3-3 K ③		X FF 91 0-0 L9 ③			C SL 82 B SL 84 S CH 82 T SL 83 1-2 K ③			4	0	0	0	0	2	4
14 John Buck, R (1, 2) OBP: 0.273, SLG: 0.370	C FF 90 D CU 73 F FC 88 B FF 91 F FC 88 X FF 91 2-2 1-H 2-H HR		C CH 76 F FC 88 B CU 72 C SI 90 1-3 K ①		B FF 89 F FF 92 X SL 78 1-1 F9 ①			B SI 93 X SI 94 1-0 G5-3 ①		4	1	1	3	0	1	0
18 Wes Helms, R (1, 5) OBP: 0.280, SLG: 0.333	B FF 91 X CH 80 1-0 33 BB 23 1B 1B		B FF 90 B FC 87 S FF 88 F FC 87 F FC 88 X FF 90 2-2 F9 ②		C FC 90 B FF 91 C FC 87 B FF 94 S SL 79 2-3 K ②			C FF 94 S SI 93 S SL 81 0-3 K ②		4	1	1	0	0	2	0
33 Scott Cousins, L (1, 8) OBP: 0.241, SLG: 0.308	S FF 88 C FF 90 D SL 82 F FF 91 D FC 87 D FF 87 F FF 92 B FF 92 4-2 23 1B 1-2 BB		B FC 86 S FC 85 F FF 89 F FC 87 F FF 91 F SL 83 F CH 79 S SL 83 1-3 K ③		B SL 77 F FC 88 B FC 91 F FF 92 X SL 77 2-2 G4-3 ③			S FS 88 X FF 94 0-1 G4-3 ③		3	0	0	0	1	1	0
23 Javier Vazquez, R (1, 1) OBP: 0.571, SLG: 0.500 34 Edward Mujica, R (7, 1) 40 Mike Dunn, L (8, 1) 22 Donnie Murphy, R (9, PH) OBP: 0.186, SLG: 0.128 46 Juan Carlos Oviedo, R (9, 1)	B FC 90 C FF 89 B FC 86 F FF 89 B FF 91 F FF 90 F FF 90 X FF 91 3-2 1 FC6-4 1-3 2-H 1B			B FF 87 C FF 88 B SL 85 X FF 88 2-1 1 2B 2 1B 1B		B SI 89 B SI 90 B FF 87 B FF 89 4-0 13 G5-4-3 BB		C FF 88 B CH 82 X CH 83 1-1 F8 ①	2	1	2	1	1	0	0
										0	0	0	0	0	0	0
										0	0	0	0	0	0	0
										1	0	0	0	0	0	0
										0	0	0	0	0	0	0

	AB	35
	R	7
	H	11
	RBI	7
	BB	3
	SO	8
	LOB	11

Inning Stats																		
	R: 5	H: 5	R: 0	H: 1	R: 0	H: 0	R: 2	H: 4	R: 0	H: 0	R: 0	H: 0	R: 0	H: 0	R: 0	H: 0	R: 0	H: 1
	E: 0	LOB: 2	E: 0	LOB: 1	E: 0	LOB: 0	E: 0	LOB: 1	E: 0	LOB: 0	E: 0	LOB: 0	E: 0	LOB: 0	E: 0	LOB: 0	E: 0	LOB: 1
	K: 0	BB: 2	K: 1	BB: 0	K: 2	BB: 0	K: 0	BB: 0	K: 1	BB: 0	K: 1	BB: 1	K: 1	BB: 0	K: 1	BB: 0	K: 1	BB: 0
	S: 28	P: 46	S: 11	P: 19	S: 14	P: 18	S: 11	P: 18	S: 8	P: 13	S: 4	P: 8	S: 10	P: 12	S: 6	P: 7	S: 12	P: 19

	1B: 6	SF: 1
	2B: 3	SAC: 0
	3B: 1	DP: 1
	HR: 1	HBP: 0

	WP: 0	PA: 39
	PB: 0	
	SB: 0	
	CS: 1	

PITCHER		IP	WLS	BF	H	R	ER	SO	BB	IBB	HBP	BLK	WP	HR	S	P	ERA	WHIP
30 Travis Wood, L ERA: 6.82	(1, 1)	3.1	L	20	8	7	7	3	2	0	0	0	0	1	57	91	18.90	3.000
46 Carlos Fisher, R ERA:	(4, 1)	1.2		6	2	0	0	1	0	0	0	0	0	0	15	23	0.00	1.200
62 Jordan Smith, R ERA: 4.6	(6, 1)	2.0		6	0	0	0	2	1	0	0	0	0	0	14	20	0.00	0.500
40 Nick Masset, R ERA: 4.4	(8, 1)	1.0		3	0	0	0	1	0	0	0	0	0	0	6	7	0.00	0.000
45 Bill Bray, L ERA: 0.87	(9, 1)	1.0		4	1	0	0	1	0	0	0	0	0	0	12	19	0.00	1.000

PITCHER		IP	WLS	BF	H	R	ER	SO	BB	IBB	HBP	BLK	WP	HR	S	P	ERA	WHIP

BOTTOM

Batter	1	2	3	4	5	6	7	8	9	AB	R	H	RBI	BB	SO	LOB
6 Drew Stubbs, R (1, 8) OBP: 0.354, SLG: 0.460	B FF 84 F FF 84 S SL 80 C CU 66 1-3 ① K		S FF 87 C FF 89 B SL 75 F FF 89 B SL 84 X CU 70 2-2 ③ F9		B FF 86 B FF 88 B SL 80 B FF 85 4-0 BB		B SL 83 B FF 91 C SI 92 F FF 92 B FF 93 X FF 93 3-2 ③ F9		X SL 85 0-0 2-H 32 S 1B	4	0	1	1	1	1	1
32 Jay Bruce, L (1, 9) OBP: 0.311, SLG: 0.398	C FF 88 B CH 82 X FF 88 1-1 HR			B FF 86 B C SL 80 B FF 86 3-1 19 BB 26 HR BB	X SL 81 0-0 ③ G3			B FF 93 C FF 94 F SL 87 B SL 87 X FF 93 2-2 ① F8	B CH 85 S FF 93 1 SAFE B CH 87 S CH 85 F CH 90 C SL 87 2-3 ③ K 1-2	4	2	1	1	1	1	2
19 Joey Votto, L (1, 3) OBP: 0.509, SLG: 0.644	B FF 89 F SL 80 B CH 77 X CU 73 2-1 ② F7			F SL 79 B SL 82 B FF 86 B CU 74 C FF 88 B SL 81 4-2 1-2 26 HR BB		X SL 82 0-0 ① 1B		S FF 94 C SL 86 B FF 94 T FF 94 1-2 ② K		3	1	1	0	1	1	0
4 Brandon Phillips, R (1, 4) OBP: 0.404, SLG: 0.517	C SL 80 B CH 81 F FF 88 B FF 89 F FF 90 X CU 69 2-2 ③ F8			B SL 82 F FF 86 X SL 75 1-1 ① P4		B FF 85 B FF 87 C SL 79 X SL 79 2-1 1B		B FF 94 F FF 94 B FF 93 F FF 94 B FF 94 4-2 BB		3	0	1	0	1	0	2
26 Jeremy Hermida, L (1, 7) OBP: 0.067, SLG: 0.267 31 Jonny Gomes, R (8, PH) OBP: 0.364, SLG: 0.474 (9, 7)		C FF 88 B CU 74 F SI 88 S SL 81 1-3 ① K		X CH 79 0-0 1-H 2-H HR		C FF 87 X FF 87 0-1 ② F8		D SL 87 C FF 93 B FF 93 C FF 93 B FF 94 F FF 94 X FF 94 3-2 ③ F8		3 1	1 0	1 0	3 0	0 0	1 0	1 1
43 Miguel Cairo, R (1, 5) OBP: 0.296, SLG: 0.320		B SL 82 B SL 79 C FF 88 X FF 88 2-1 ② F9		B SL 81 C SL 82 B FF 88 F FF 88 X CU 69 2-2 ② G4-3		B CU 70 B SL 79 C FF 87 1 SAFE F FF 87 X CU 70 2-2 ③ F7			C FF 93 F FF 95 X SL 86 0-2 ① F9	4	0	0	0	0	0	1
55 Ramon Hernandez, R (1, 2) OBP: 0.352, SLG: 0.490		B SL 76 C CU 72 X CU 74 1-1 ③ G5-3		C CU 75 F SL 83 S CU 73 0-3 ③ K			C FS 85 X FF 91 0-1 ① P3		B FF 94 B FF 92 C FF 91 X FF 94 2-1 7 2B 2B	4	1	1	0	0	1	0
7 Paul Janish, R (1, 6) OBP: 0.310, SLG: 0.321			B FF 85 X SL 78 1-0 ① L5		C SL 80 X SL 81 0-1 ① L6		C SI 91 C SI 91 F FS 86 B FF 91 B FS 86 X FS 85 2-2 ② G5-3		X FF 94 0-0 2-H 6 1B 2B	4	1	1	1	0	0	0
30 Travis Wood, R (1, 1) 46 Carlos Fisher, R (4, 1) 3 Chris Valaika, R (5, PH) 62 Jordan Smith, R (6, 1) 16 Edgar Renteria, R (7, PH) OBP: 0.361, SLG: 0.344 40 Nick Masset, R (8, 1) 45 Bill Bray, L (9, 1) 28 Chris Heisey, R (9, PH) OBP: 0.324, SLG: 0.455			C SL 80 C SL 77 X CU 67 0-2 ② F7		B FF 86 F SL 80 B FF 87 B FF 87 F FF 86 X SL 80 3-2 ② F9		F FF 92 B FS 87 C FF 91 B FS 88 B FS 86 B FS 87 4-2 BB		C SL 83 S SL 85 D CH 88 F SL 85 F CH 87 F CH 86 D SL 86 B CH 86 F FF 94 3-3 ② S CH 87 K	1 0 1 0 0 0 0 0 1	0 0 0 0 0 0 0 0 0	0 0 0 0 0 0 0 0 0	0 0 0 0 0 1 0 0 0	0 0 0 0 0 0 0 0 1	0 0 0 0 0 0 0 0 1	0 0 0 0 0 0 0 0 1
Inning Stats	R: 1 H: 1 E: 0 LOB: 0 K: 1 BB: 0 S: 11 P: 17	R: 0 H: 0 E: 0 LOB: 0 K: 1 BB: 0 S: 7 P: 11	R: 0 H: 0 E: 0 LOB: 0 K: 0 BB: 0 S: 8 P: 11	R: 3 H: 1 E: 0 LOB: 0 K: 1 BB: 2 S: 12 P: 22	R: 0 H: 0 E: 0 LOB: 1 K: 0 BB: 1 S: 6 P: 13	R: 0 H: 2 E: 0 LOB: 1 K: 0 BB: 0 S: 8 P: 12	R: 0 H: 0 E: 0 LOB: 1 K: 0 BB: 1 S: 11 P: 20	R: 0 H: 0 E: 0 LOB: 1 K: 1 BB: 1 S: 12 P: 22	R: 2 H: 3 E: 0 LOB: 1 K: 2 BB: 0 S: 18 P: 25	1B: 3 SF: 0 2B: 2 SAC: 0 3B: 0 DP: 0 HR: 2 HBP: 0						

PITCHER		IP	WLS	BF	H	R	ER	SO	BB	IBB	HBP	BLK	WP	HR	S	P	ERA	WHIP
23 Javier Vazquez, R ERA: 6.39	(1, 1)	6.0	W	24	4	4	4	3	3	0	0	0	0	2	52	86	6.00	1.167
34 Edward Mujica, R ERA: 3.48	(7, 1)	1.0	H	4	0	0	0	0	1	0	0	0	0	0	11	20	0.00	1.000
40 Mike Dunn, L ERA:	(8, 1)	1.0	H	4	0	0	0	1	1	0	0	0	0	0	12	22	0.00	1.000
46 Juan Carlos Oviedo, R ERA: 2.77	(9, 1)	1.0	S	6	3	2	2	2	0	0	0	0	0	0	18	25	18.00	3.000

PITCHER	IP	WLS	BF	H	R	ER	SO	BB	IBB	HBP	BLK	WP	HR	S	P	ERA	WHIP

Florida Marlins @ Cincinnati Reds

Great American Ball Park, Cincinnati, OH

Fri Apr 29 2011, 7:11 PM - 10:12 PM EDT

Att. 27,051 - Clear - 60 F

livebaseballscorecards.com

AB	33
R	6
H	7
RBI	6
BB	5
SO	6
LOB	9

WP: 0 PA: 38
PB: 0
SB: 1
CS: 0

Florida Marlins @ Cincinnati Reds

Great American Ball Park, Cincinnati, OH

Sat Apr 30 2011, 7:13 PM - 11:04 PM EDT

Att. 40,286 - Clear - 71 F

TOP

livebaseballscorecards.com

Batter	1	2	3	4	5	6	7	8	9	10	AB	R	H	RBI	BB	SO	LOB
8 Chris Coghlan, L (1, 8) OBP: 0.352, SLG: 0.521	C FF 93 B KC 77 B KC 78 B FF 94 B FF 93 4-1 13 S 13 1B BB	B CH 83 B CH 83 C FF 94 X FF 95 2-1 ③ F7			B KC 74 B FF 93 F FF 93 B FF 93 B FF 93 4-1 13 CS BB		B SL 83 C SL 83 B SL 84 C FF 91 X SI 90 2-2 ③ G3		B FF 91 1 SAFE C FF 91 1 SAFE D CH 85 S CH 85 D CH 86 X CH 85 3-2 ① G4-3 1-2		3	1	0	0	2	0	4
13 Omar Infante, R (1, 4) OBP: 0.282, SLG: 0.307 33 Scott Cousins, L (5, 7) OBP: 0.226, SLG: 0.286	B SI 93 B CH 81 C FF 93 X FF 94 2-1 15 BB 1-H 1B	C FF 93 S KC 79 F SI 95 F CH 83 B KC 81 F KC 77 F FF 94 X CH 85 1-2 1B	1 SAFE C FF 93 B FF 93 1 SAFE B KC 78 F FF 93 F KC 77 X KC 80 2-2 ① ② G5-3 1-2		F FF 98 B SL 88 S FF 100 S FF 100 1-3 ① K		B CH 85 F FF 92 D CH 87 X CH 88 2-1 ② G3 2-3		3 2	0 0	2 0	1 0	0 0	0 1	1 1
2 Hanley Ramirez, R (1, 6) OBP: 0.299, SLG: 0.259	D SI 94 C KC 76 F SI 93 S CH 82 1-3 ① K	C KC 79 S CH 82 B FF 96 C FF 91 1-3 ① K	S KC 78 B CH 83 S CH 83 X FF 96 1-2 ③ G3-1		B FF 98 B FF 100 C FF 99 F FF 99 B SL 89 B FF 100 4-2 27 BB 15 WP 18 2B BB		D SL 89 B SL 89 X SL 88 2-0 ③ G6-3		4	1	0	0	1	2	3
15 Gaby Sanchez, R (1, 3) OBP: 0.389, SLG: 0.446	B KC 78 D CH 82 B FF 94 B FF 94 4-0 27 G4-6-3 1-2 BB	1 SAFE B CH 82 C FF 94 B FF 94 S CH 83 X FF 94 2-2 ② F7			X FC 92 0-0 ① G1-4-3			1 SAFE 1 SAFE B FF 98 B FF 96 B FF 99 B FF 98 4-0 27 BB 18 2B 1-2 BB	C CU 80 X SL 88 0-1 ① G6-3		3	1	0	0	2	0	1
27 Giancarlo Stanton, R (1, 9) OBP: 0.350, SLG: 0.426	C KC 79 D KC 79 S FF 94 B FF 95 X FF 95 2-2 ② ③ G4-6-3 1-2f	B KC 79 B KC 79 F FF 93 B CH 84 F FF 94 X FF 95 3-2 ③ F8			C CU 82 B FC 92 X CU 81 1-1 ② G1-3			B FF 99 F FF 98 B SL 86 S FF 97 F FF 100 B FF 102 B FF 100 4-2 18 2B 1-2 2-3 BB	C FF 93 B SL 87 F SL 86 T FF 93 1-2 ② K		4	0	0	0	1	1	3
29 Greg Dobbs, L (1, 5) OBP: 0.391, SLG: 0.450 18 Wes Helms, R (8, PH) OBP: 0.296, SLG: 0.385 (8, 5)		F FF 93 X SI 93 0-1 ① F7		B FF 90 S CH 82 B FF 92 T FF 92 F SI 93 X CH 84 2-2 E1		B CU 78 S CH 82 B FC 91 F CH 81 F FF 96 F FC 91 B FC 91 X CH 83 3-2 ③ G6-3		F FF 98 S FF 100 B FF 101 B FF 100 X FF 98 2-2 1-3 2-H 3-H 2B	C CU 79 S SL 87 S SL 87 0-3 ③ K		3 2	0 0	0 1	0 2	0 0	0 1	0 0
14 John Buck, R (1, 2) OBP: 0.272, SLG: 0.357		C KC 77 B SI 92 F KC 79 B FF 94 B CH 84 F FF 95 B FF 96 4-2 55 BB BB		B KC 77 B CH 81 1 SAFE F FF 93 F KC 77 1 SAFE X FF 92 2-2 ① F9			B CU 80 C CU 78 X FF 93 1-1 ① P4	B FF 101 C SL 88 F FF 98 S SL 86 1-3 ② K		3	0	0	0	1	1	3
1 Emilio Bonifácio, S (1, 7) OBP: 0.366, SLG: 0.409 (5, 4)		C FF 95 B CH 84 X FF 95 1-1 ② F7		B FF 92 C KC 75 S CH 81 C FF 95 1-3 ② K			L FF 95 B CU 80 F CH 83 X FC 91 1-2 55 G1-3 1B	B FF 98 S FF 97 S SL 87 F SL 89 B FF 100 S SL 86 2-3 K		4	0	1	0	0	2	4
55 Josh Johnson, L (1, 1) OBP: 0.200, SLG: 0.143 38 Randy Choate, L (8, 1) 34 Edward Mujica, R (8, 1) 58 Ryan Webb, R (8, 1) 56 Osvaldo Martinez, R (9, PH) OBP: 0.333, SLG: 0.333 40 Mike Dunn, L (9, 1)		B FF 93 B FF 94 C FF 93 B FF 93 C FF 94 B FF 95 4-2 1-2 BB		B KC 76 C FF 93 F FF 94 F KC 78 S CH 84 1-3 ③ K			B FF 90 1 SAFE X FF 92 1-0 ② G1-3 1-2		S SL 87 X SL 88 0-1 33 G3 8 G4-3 1B	2 0 0 0 1 0	0 0 0 0 0 0	0 0 0 0 1 0	0 0 0 0 1 0	1 0 0 0 0 0	1 0 0 0 0 0	2 0 0 0 0 0
Inning Stats	R: 1 E: 0 K: 1 S: 9 H: 1 LOB: 1 BB: 2 P: 22	R: 0 E: 0 K: 0 S: 11 H: 0 LOB: 2 BB: 2 P: 22	R: 0 E: 0 K: 1 S: 16 H: 1 LOB: 1 BB: 0 P: 23	R: 0 E: 1 K: 2 S: 14 H: 0 LOB: 1 BB: 0 P: 20	R: 0 E: 0 K: 0 S: 8 H: 0 LOB: 0 BB: 1 P: 15	R: 0 E: 0 K: 0 S: 8 H: 0 LOB: 0 BB: 0 P: 12	R: 0 E: 0 K: 0 S: 9 H: 1 LOB: 1 BB: 0 P: 14	R: 2 E: 0 K: 3 S: 18 H: 1 LOB: 2 BB: 3 P: 36	R: 0 E: 0 K: 0 S: 8 H: 1 LOB: 1 BB: 0 P: 15	R: 0 E: 0 K: 2 S: 8 H: 0 LOB: 0 BB: 0 P: 9	1B: 4 2B: 1 3B: 0 HR: 0	SF: 0 SAC: 0 DP: 1 HBP: 0						

PITCHER		IP	WLS	BF	H	R	ER	SO	BB	IBB	HBP	BLK	WP	HR	S	P	ERA	WHIP
36 Edinson Volquez, R ERA: 5.67	(1, 1)	5.0		21	2	1	1	4	5	0	0	0	0	0	58	102	1.80	1.400
66 Logan Ondrusek, R ERA: 1.13	(6, 1)	1.2		6	1	0	0	0	0	0	0	0	0	0	14	21	0.00	0.600
45 Bill Bray, L ERA: 0.84	(7, 1)	0.1		1	0	0	0	0	0	0	0	0	0	0	3	5	0.00	0.000
54 Aroldis Chapman, L ERA: 1.42	(8, 1)	1.0		7	1	2	2	3	3	0	0	0	1	0	18	36	18.00	4.000
48 Francisco Cordero, R ERA: 1.5	(9, 1)	2.0	W	7	1	0	0	2	0	0	0	0	0	0	16	24	0.00	0.500

PITCHER	IP	WLS	BF	H	R	ER	SO	BB	IBB	HBP	BLK	WP	HR	S	P	ERA	WHIP

AB	34
R	3
H	5
RBI	3
BB	8
SO	9
LOB	22

WP: 1 PA: 42
PB: 0
SB: 1
CS: 1

Florida Marlins @ Cincinnati Reds

Great American Ball Park, Cincinnati, OH

Sat Apr 30 2011, 7:13 PM - 11:04 PM EDT

Att. 40,286 - Clear - 71 F

livebaseballscorecards.com

BOTTOM

Batter	1	2	3	4	5	6	7	8	9	10	AB	R	H	RBI	BB	SO	LOB
6 Drew Stubbs, R (1, 8) OBP: 0.339, SLG: 0.438	B CH 90 C FF 92 S CU 76 B SL 87 F FF 92 C SL 84 2-3 ① K		C SL 82 X CU 75 0-1 ① G5-3		C SI 92 C CU 76 F FF 93 B CU 77 B FF 95 B FF 94 F FF 95 S FF 95 3-3 ① K		C SL 83 T CU 80 B CU 81 S FF 95 1-3 ③ K		X FF 94 0-0 ① P6		5	0	0	0	0	3	0
32 Jay Bruce, L (1, 9) OBP: 0.306, SLG: 0.381	F FF 93 B SL 87 S FF 93 X FF 93 1-2 ② L7		C CH 84 B CH 83 C FF 94 B SL 87 B CU 77 B FF 95 4-2 4 S 19 BB BB		X FF 95 0-0 ② G3			C SL 74 C SL 75 C FF 88 0-3 ① K	B FF 94 F FF 94 S SL 87 F FF 94 X SL 88 1-2 ② P6		4	0	0	0	1	1	0
19 Joey Votto, L (1, 3) OBP: 0.504, SLG: 0.628	C FF 94 F CU 77 X FF 94 0-2 4 1B 1B		B FF 93 B CH 85 1 SAFE C FF 94 1 SAFE B CH 85 B FF 95 4-1 4 S BB 1-2		F CH 87 B FF 94 C FF 94 F CU 80 F FF 96 F SL 87 B FF 95 F FF 95 X CU 80 2-2 ③ F8			T SI 87 B SL 76 C SL 74 C SL 75 1-3 ② K	X SL 85 0-0 ③ G1-3		4	0	1	0	1	1	0
4 Brandon Phillips, R (1, 4) OBP: 0.413, SLG: 0.527	B FF 94 1 SAFE C SL 85 B FF 93 X FF 93 2-1 1-3 1B		F FF 93 B SL 86 F FF 95 B SL 83 F FF 93 D SL 84 S SL 87 3-3 ② K 1-2 2-3			X CU 76 0-0 ① G5-3		C FF 91 B SL 80 X FF 92 1-1 31 1B 2B	B FF 92 F FF 93 C FF 94 B SL 89 B SL 86 F FF 94 B FF 94 4-2 43 SH 31 BB 55 FC6-2 BB		4	1	2	0	1	1	2
31 Jonny Gomes, R (1, 7) OBP: 0.365, SLG: 0.463	B SL 84 1 SAFE 1 SAFE B FF 94 F FF 93 1 SAFE C SL 85 T FF 95 2-2 ③ K		C FF 94 B CU 76 B FF 94 X SL 83 2-1 ③ F8			B FF 94 B SL 85 B FF 94 C FF 94 F FF 94 F FF 96 X SL 88 3-2 ② P6		F FS 87 F FS 88 X FS 88 0-2 2-H 43 1B 1B	1 SAFE C SL 86 B FF 93 1 SAFE B FF 93 B FF 93 B FF 93 4-1 55 FC6-2 43 SH 16 1B 1-2 BB		4	2	1	1	1	1	4
43 Miguel Cairo, R (1, 5) OBP: 0.310, SLG: 0.333		F CH 90 X CU 75 0-1 ① F9		B FF 92 B SL 84 X FF 93 2-0 ① F9		F FF 95 B SL 86 S FF 94 F FF 95 F SL 90 B SL 87 X FF 96 2-2 55 FC6-4 1B		X FF 93 0-0 55 1B 7 1B 2-H 1B	X FF 92 0-0 SH 16 1B 55 FC6-2 1-2 2-3		4	1	2	1	0	0	0
55 Ramon Hernandez, R (1, 2) OBP: 0.356, SLG: 0.481		F FF 92 B FF 92 X SL 84 1-1 ② G6-3		X FF 94 0-0 1B		X SL 87 0-0 ③ FC6-4 1-2f		X FS 87 0-0 7 1B 1-2 1B	B FF 92 F FF 93 X FF 93 1-1 ① FC6-2 16 1B 1-2 2-3 3-Hf		5	0	2	0	0	0	4
7 Paul Janish, R (1, 6) OBP: 0.315, SLG: 0.337		B FF 93 B FF 94 X FF 93 2-0 2B	B SL 84 B FF 94 X FF 93 2-0 ② F9				B SL 84 F FF 93 F CU 77 F FF 94 X FF 94 1-2 ① G3-1	B SI 94 C SI 94 B SI 94 S SI 95 X SI 94 2-2 28 FC6-4 1B 1-2 2-H	B FF 93 B FF 93 C FF 93 B FF 93 C FF 92 X FF 93 3-2 ② F3		5	0	2	1	0	0	4
36 Edinson Volquez, R (1, 1) 66 Logan Ondrusek, R (6, 1) 45 Bill Bray, L (7, 1) 26 Jeremy Hermida, L (7, PH) OBP: 0.063, SLG: 0.250 54 Aroldis Chapman, L (8, 1) 28 Chris Heisey, R (8, PH) OBP: 0.316, SLG: 0.441 48 Francisco Cordero, R (9, 1) 16 Edgar Renteria, R (10, PH) OBP: 0.378, SLG: 0.364		M SL 84 S SL 84 X FF 94 0-2 ③ G6-3	T FF 94 S SL 82 S SL 85 0-3 ③ K				B FF 94 F FF 95 B CU 77 F FF 95 B SL 83 X FF 95 3-2 ② G6-3	X SI 95 0-0 ③ FC6-4 1-2f	C FF 93 B FF 93 F FF 92 X FF 94 1-2 2-3 3-H 1B	2 0 0 0 0 1 2 0 0 0 0 0 0 0 0 0 0 0 0 0 0 1 0 0 0 0 0 0 0 0 0 0 0 0 0 1 0 0 0 0 0 2 0 0 0 0 0 0 0 1 0 1 1 0 0 0							
Inning Stats	R: 0 H: 2 E: 0 LOB: 2 K: 2 BB: 0 S: 15 P: 22	R: 0 H: 1 E: 0 LOB: 1 K: 0 BB: 0 S: 8 P: 11	R: 0 H: 0 E: 0 LOB: 2 K: 1 BB: 2 S: 11 P: 24	R: 0 H: 1 E: 0 LOB: 1 K: 1 BB: 0 S: 6 P: 10	R: 0 H: 1 E: 0 LOB: 0 K: 1 BB: 0 S: 14 P: 19	R: 0 H: 1 E: 0 LOB: 1 K: 0 BB: 0 S: 11 P: 16	R: 0 H: 0 E: 0 LOB: 0 K: 1 BB: 0 S: 10 P: 15	R: 3 H: 5 E: 0 LOB: 2 K: 2 BB: 0 S: 17 P: 21	R: 0 H: 0 E: 0 LOB: 0 K: 0 BB: 0 S: 6 P: 7	R: 1 H: 1 E: 1 LOB: 3 K: 0 BB: 2 S: 13 P: 26	1B: 9 2B: 2 3B: 0 HR: 0	SF: 0 SAC: 1 DP: 0 HBP: 0		WP: 0 PB: 0 SB: 2 CS: 0	PA: 45			

PITCHER		IP	WLS	BF	H	R	ER	SO	BB	IBB	HBP	BLK	WP	HR	S	P	ERA	WHIP
55 Josh Johnson, R ERA: 0.88	(1, 1)	7.0		28	5	0	0	6	2	0	0	0	0	0	75	117	0.00	1.000
38 Randy Choate, L ERA: 1.93	(8, 1)	0.2	H	2	0	0	0	2	0	0	0	0	0	0	6	7	0.00	0.000
34 Edward Mujica, R ERA: 6.1	(8, 1)	0.0		4	4	2	2	0	0	0	0	0	0	0	7	8	∞	∞
58 Ryan Webb, R ERA: 2.7	(8, 1)	0.1	B	2	1	1	1	0	0	0	0	0	0	0	4	6	27.00	3.000
40 Mike Dunn, L ERA:	(9, 1)	1.2	L	9	1	1	0	0	2	0	0	0	0	0	19	33	0.00	1.800

PITCHER	IP	WLS	BF	H	R	ER	SO	BB	IBB	HBP	BLK	WP	HR	S	P	ERA	WHIP

AB	40
R	4
H	11
RBI	4
BB	4
SO	8
LOB	18

Florida Marlins @ Cincinnati Reds

Great American Ball Park, Cincinnati, OH

Sun May 01 2011, 4:10 PM - 7:03 PM EDT

Att. 26,941 - Cloudy - 69 F

TOP

livebaseballscorecards.com

Batter	1	2	3	4	5	6	7	8	9	AB	R	H	RBI	BB	SO	LOB
8 Chris Coghlan, L (1, 8) OBP: 0.345, SLG: 0.505	B CU 69 C CU 69 B CH 78 X SI 83 2-1 G1-3 ①		C FF 85 X SI 86 0-1 G6-3 ①		C SI 86 B SI 86 F SL 74 B SI 87 F SI 86 F SI 86 X SL 75 2-2 G3 ②		C FF 84 B CH 79 B FF 84 C CH 79 F FF 85 F FF 85 S CH 76 2-3 K ②		X FF 91 0-0 13 G5-3 1B	5	0	1	0	0	1	1
13 Omar Infante, R (1, 4) OBP: 0.278, SLG: 0.295	C SL 78 F FF 87 B SI 86 B SL 76 B SL 76 B CU 72 4-2 2 HR BB		C FF 87 B SI 86 X SI 87 1-1 G5-3 ②		C SI 86 B FF 87 C SL 74 B SL 76 X CU 69 2-2 P3 ③		C CU 68 B CU 72 F SI 85 S CH 76 1-3 K ③		S SL 79 B SL 79 B FF 90 F FF 92 X FF 92 2-2 G5-3 ① 1-2	4	1	0	0	1	1	2
2 Hanley Ramirez, R (1, 6) OBP: 0.294, SLG: 0.289	C SI 87 X CH 80 0-1 1-H HR		C SI 87 C FF 87 F FF 87 B SL 77 X FF 87 1-2 G5-3 ③			C SL 72 X SL 76 0-1 P5 ①		B FF 94 X FC 90 1-0 G6-3 ①	B SL 79 C SL 78 S SL 78 B SI 94 F FF 94 S FF 93 2-3 K ②	5	1	1	2	0	1	1
15 Gaby Sanchez, R (1, 3) OBP: 0.381, SLG: 0.433	X SL 80 0-0 G6-3 ②			B FF 84 C CU 69 X SL 75 1-1 F8 ①		F SI 87 X SL 79 0-1 27 G5-4-3 1B		X FC 90 0-0 G1-3 ②	B SL 80 S FC 91 X FC 92 1-1 G1-3 ③	5	0	1	0	0	0	1
27 Giancarlo Stanton, R (1, 9) OBP: 0.345, SLG: 0.458	F FF 85 B FF 87 T FF 86 B FF 87 S SL 74 2-3 K ③			B FF 86 X FF 85 1-0 P4 ②		X SL 74 0-0 G5-4-3 ②③ 1-2f		B FF 95 X FF 94 1-0 HR		4	1	1	1	0	1	1
29 Greg Dobbs, L (1, 5) OBP: 0.440, SLG: 0.558		F SI 84 B SI 86 B FF 86 B CH 78 X CH 78 3-1 HR		B SI 86 B CU 70 X CU 68 2-0 14 1B 1B			X CU 67 0-0 14 HR 1B	B FF 95 B FF 94 B FF 93 B SI 93 4-0 14 1 HR 1B BB		3	3	3	1	1	0	0
14 John Buck, R (1, 2) OBP: 0.292, SLG: 0.409		C FF 86 X SL 74 0-1 G5-3 ①		B SI 86 F SI 86 X SI 86 1-1 1-2 1B			F SL 72 F CH 82 1 SAFE B SI 86 X SL 75 1-2 1-H HR	X FF 92 0-0 1 HR 1-2 1B		4	2	3	2	0	0	0
1 Emilio Bonifácio, S (1, 7) OBP: 0.373, SLG: 0.449		C FF 86 F SI 86 F FF 86 B FF 86 X SI 86 1-2 L5 ②		X SI 86 0-0 G3 ③			C SI 86 S FF 86 B FF 86 B FF 86 B SI 86 B CH 81 4-2 47 SH1-4 BB	B SI 94 F FS 87 S FS 88 B FF 94 F FS 88 X FS 88 2-2 1-H 2-H HR		3	1	1	3	1	0	2
47 Ricky Nolasco, R (1, 1) OBP: 0.167, SLG: 0.091 33 Scott Cousins, L (8, PH) OBP: 0.219, SLG: 0.276 38 Randy Choate, L (8, 1) 32 Clay Hensley, R (8, 1) 44 Brian Sanches, R (9, 1) OBP: 1.000, SLG: 1.000 46 Juan Carlos Oviedo, R (9, 1)		C SI 85 S SI 86 B FF 87 X SI 87 1-2 G5-3 ③			C SL 72 X SL 73 0-1 G3 ①		P PO 80 L FF 84 X FF 82 1-1 SH1-4 ① 1-2	B FF 94 S FS 86 C SL 80 B FF 95 X SL 80 2-2 F7 ③		2 1 0 0 0 0	0 0 0 0 0 0	0 0 0 0 0 0	0 0 0 0 0 0	0 0 0 0 0 0	0 0 0 0 0 0	0 0 0 0 0 0
Inning Stats	R: 2 E: 0 K: 1 S: 10 H: 1 LOB: 0 BB: 1 P: 18	R: 1 E: 0 K: 0 S: 11 H: 1 LOB: 0 BB: 0 P: 16	R: 0 E: 0 K: 0 S: 8 H: 0 LOB: 0 BB: 0 P: 10	R: 0 E: 0 K: 0 S: 7 H: 2 LOB: 2 BB: 0 P: 12	R: 0 E: 0 K: 0 S: 10 H: 0 LOB: 0 BB: 0 P: 14	R: 0 E: 0 K: 0 S: 5 H: 1 LOB: 0 BB: 0 P: 5	R: 2 E: 0 K: 2 S: 17 H: 2 LOB: 1 BB: 1 P: 25	R: 4 E: 0 K: 0 S: 11 H: 3 LOB: 0 BB: 1 P: 21	R: 0 E: 0 K: 1 S: 10 H: 1 LOB: 1 BB: 0 P: 15	1B: 6 2B: 0 3B: 0 HR: 5 SF: 0 SAC: 1 DP: 1 HBP: 0						

	AB	36
	R	9
	H	11
	RBI	9
	BB	3
	SO	4
	LOB	8

WP: 0 PA: 40
PB: 0
SB: 0
CS: 0

PITCHER		IP	WLS	BF	H	R	ER	SO	BB	IBB	HBP	BLK	WP	HR	S	P	ERA	WHIP
61 Bronson Arroyo, R ERA: 4.17	(1, 1)	7.0	L	29	7	5	5	3	2	0	0	0	0	3	68	100	6.43	1.286
40 Nick Masset, R ERA: 6.46	(8, 1)	1.0		7	3	4	4	0	1	0	0	0	0	2	11	21	36.00	4.000
46 Carlos Fisher, R ERA:	(9, 1)	1.0		4	1	0	0	1	0	0	0	0	0	0	10	15	0.00	1.000

PITCHER	IP	WLS	BF	H	R	ER	SO	BB	IBB	HBP	BLK	WP	HR	S	P	ERA	WHIP

Batter	1	2	3	4	5	6	7	8	9	AB	R	H	RBI	BB	SO	LOB
6 Drew Stubbs, R (1, 8) OBP: 0.350, SLG: 0.440	F FF 90 B FF 90 F CU 75 B SL 82 X FF 92 2-2 32 HR 1B		C CU 76 B FC 89 T SL 83 X FC 90 1-2 32 G3 32 S 1B		B SL 81 C FF 92 H FC 89 2-1 HBP		B SL 83 C SL 80 C CU 75 S SL 83 1-3 ③ K		F SI 92 S CH 86 B CH 88 B CH 87 B SL 85 S CH 85 3-3 ② K	4	1	2	0	0	2	3
32 Jay Bruce, L (1, 9) OBP: 0.310, SLG: 0.406	B SI 88 B FS 80 X SI 88 2-0 1-H HR		1 SAFE B FS 83 B FF 89 F SL 82 F FF 88 1 SAFE 1 SAFE F SL 81 B SL 82 3-2 ② F SL 82 X FF 92 G3 1-3		C CU 75 B CU 75 S FS 83 B FC 92 D CU 77 X FS 82 3-2 ③ F7			B SL 74 B SI 85 B SI 86 C SI 85 F SI 84 C SI 86 3-3 ① K	B SL 85 B CH 84 D CH 85 B FF 92 4-0 BB	4	1	1	2	1	1	3
19 Joey Votto, L (1, 3) OBP: 0.492, SLG: 0.602	B FF 90 C CU 74 B CU 76 B FS 82 B FF 91 4-1 4 G6-4-3 BB		C CU 77 F FS 83 X CU 76 0-2 ③ G4-3			B FF 89 C SL 81 X FS 82 1-1 ① F9		F SL 75 B SL 76 X SL 76 1-1 ② F7	F CH 84 F FF 95 X CH 89 0-2 ③ G1-3	4	0	0	0	1	0	4
4 Brandon Phillips, R (1, 4) OBP: 0.407, SLG: 0.546	C SL 81 L FF 90 X SL 81 0-2 ① ② G6-4-3 1-2f			C CU 74 X SL 82 0-1 ① G5-3		B FF 90 X FF 90 1-0 HR		B SI 86 B SI 84 X SI 86 2-0 ③ G5-3		4	1	1	1	0	0	1
31 Jonny Gomes, R (1, 7) OBP: 0.352, SLG: 0.440	B CU 75 B SL 83 B SI 90 C FF 90 X FF 91 3-1 ③ G5-3			X SL 81 0-0 ② F8		C SL 80 B CU 75 T SL 82 B CU 76 S SL 84 2-3 ② K			B FF 86 X FF 87 1-0 ① F8	4	0	0	0	0	1	0
29 Ryan Hanigan, R (1, 2) OBP: 0.300, SLG: 0.389		C FF 89 B SL 82 X FF 89 1-1 ① G5-3		C FF 90 C CU 76 F SL 84 B SI 90 B SL 84 C FF 92 2-3 ③ K		X FF 91 0-0 ③ G4-3			B FF 86 C FF 86 B SL 78 X FF 87 2-1 3 BB 7 1B 28 2B 1B	4	1	1	0	0	1	0
7 Paul Janish, R (1, 6) OBP: 0.323, SLG: 0.356		C SL 82 C CU 75 B CU 76 B FF 90 F SL 81 S SL 82 2-3 ② K			C SL 81 B SL 82 X FF 90 1-1 ① G6-3		C SI 88 C CU 73 B CU 75 X SL 83 1-2 26 G3 2B		F FF 87 X SL 77 0-1 3 BB 28 2B 1-2 1B	4	1	2	0	0	1	0
3 Chris Valaika, R (1, 5)		B FC 91 F FF 90 X CU 75 1-1 ③ F9			B CU 74 X FF 91 1-0 ② G6-3		S SL 81 X CU 75 0-1 ① F8		B FF 87 B SL 80 F FF 86 F SL 79 F FO 74 B FF 88 F FF 87 B FF 88 4-2 28 2B 1-2 2-3 BB	3	0	0	0	1	0	1
61 Bronson Arroyo, R (1, 1) OBP: 0.250, SLG: 0.417 26 Jeremy Hermida, L (7, PH) OBP: 0.059, SLG: 0.235 40 Nick Masset, R (8, 1) 46 Carlos Fisher, R (9, 1) 28 Chris Heisey, R (9, PH) OBP: 0.333, SLG: 0.486			C FF 89 S SL 82 B SL 82 S SL 82 1-3 ① K		X FF 91 0-0 2B		B CU 74 C FS 81 F FF 91 X CU 75 1-2 ② G3 2-3		C FF 88 D SL 81 F FO 73 B FO 74 X FF 87 2-2 1-3 2-H 3-H 2B	2 1 0 0 1	0 0 0 0 0	1 0 0 0 2	0 0 0 0 0	0 0 0 0 0	1 0 0 0 0	0 1 0 0 0
Inning Stats	R: 2 E: 0 K: 0 S: 10 H: 2 LOB: 0 BB: 1 P: 21	R: 0 E: 0 K: 0 S: 8 H: 0 LOB: 0 BB: 0 P: 12	R: 0 E: 0 K: 1 S: 14 H: 1 LOB: 1 BB: 0 P: 19	R: 0 E: 0 K: 1 S: 7 H: 0 LOB: 0 BB: 0 P: 9	R: 0 E: 0 K: 0 S: 8 H: 1 LOB: 2 BB: 0 P: 15	R: 1 E: 0 K: 1 S: 7 H: 1 LOB: 0 BB: 0 P: 11	R: 0 E: 0 K: 1 S: 11 H: 1 LOB: 1 BB: 0 P: 14	R: 0 E: 0 K: 1 S: 6 H: 0 LOB: 0 BB: 0 P: 12	R: 2 E: 0 K: 1 S: 18 H: 3 LOB: 3 BB: 2 P: 34	1B: 4 2B: 3 3B: 0 HR: 2 SF: 0 SAC: 0 DP: 1 HBP: 1						

PITCHER		IP	WLS	BF	H	R	ER	SO	BB	IBB	HBP	BLK	WP	HR	S	P	ERA	WHIP
47 Ricky Nolasco, R ERA: 3.35	(1, 1)	7.0	W	28	6	3	3	5	1	0	1	0	0	2	65	101	3.86	1.000
38 Randy Choate, L ERA: 1.69	(8, 1)	0.2		2	0	0	0	1	0	0	0	0	0	0	5	9	0.00	0.000
32 Clay Hensley, R ERA: 2.61	(8, 1)	0.1		1	0	0	0	0	0	0	0	0	0	0	1	3	0.00	0.000
44 Brian Sanches, R ERA: 1.8	(9, 1)	0.1		5	3	2	2	0	1	0	0	0	0	0	12	21	54.00	12.000
46 Juan Carlos Oviedo, R ERA: 2.63	(9, 1)	0.2	S	3	0	0	0	1	1	0	0	0	0	0	6	13	0.00	1.500

PITCHER	IP	WLS	BF	H	R	ER	SO	BB	IBB	HBP	BLK	WP	HR	S	P	ERA	WHIP

BOTTOM

Florida Marlins @ Cincinnati Reds

Great American Ball Park, Cincinnati, OH

Sun May 01 2011, 4:10 PM - 7:03 PM EDT

Att. 26,941 - Cloudy - 69 F

livebaseballscorecards.com

AB	35
R	5
H	9
RBI	5
BB	3
SO	7
LOB	13

WP: 0	PA: 39	1B: 4	SF: 0			
PB: 0		2B: 3	SAC: 0			
SB: 1		3B: 0	DP: 1			
CS: 0		HR: 2	HBP: 1			

Batter	1	2	3	4	5	6	7	8	9	AB	R	H	RBI	BB	SO	LOB
21 Michael Bourn, L (1, 8) OBP: 0.356, SLG: 0.375	C SI 86 X FC 86 0-1 ① G4-3		L CH 80 S SL 77 C SI 88 0-3 ② K	C CH 82 X SI 86 0-1 11 2B 1B 1-2		X SI 88 0-0 ① G4-3		S SI 92 B SL 79 X SI 93 1-1 ① L7		5	1	1	0	0	1	1
11 Jason Bourgeois, R (1, 7) OBP: 0.390, SLG: 0.512	C SI 86 X SL 81 0-1 2B		C SI 88 C FC 88 X SI 90 0-2 ③ G4-3	B SL 78 X SI 89 1-0 1-H 2-H 2B		B FF 89 C FF 89 C FC 87 X FF 91 1-2 9 WP 9 S 1B		X FC 90 0-0 ② FC6-4 1-2f		5	0	3	2	0	0	1
9 Hunter Pence, R (1, 9) OBP: 0.344, SLG: 0.458	B FC 87 B KC 77 C FC 86 F CH 81 B FC 88 F SL 82 S FC 88 3-3 ② K			B SL 86 S SL 87 F FC 86 X SI 86 3-0 23 G3-1 29 1B 12 2B 1B B SL 77 B SL 78 X SI 90 2-0 ③ G5-3		B FC 88 C SI 90 B SL 79 F SL 79 B FF 94 F SL 78 S FF 93 3-3 ② K 1-3		1 SAFE B FF 93 F FC 90 X SL 80 1-1 ③ G3		5	1	1	0	0	2	4
29 Brett Wallace, L (1, 3) OBP: 0.448, SLG: 0.543	S FC 86 C SI 88 F FC 88 B SI 89 B SL 83 B SI 89 F FC 89 F FC 88 F FC 88 3-3 ③ K			F FC 87 X FC 86 0-1 23 G3-1 12 2B 1B 1-2	F FF 90 C SL 82 B SL 83 F FF 90 X SI 90 1-2 HR	B FF 92 F FF 92 F SL 79 X FF 93 1-2 ③ L3			S FC 91 B CH 83 B FC 89 F FC 91 F CU 79 B FC 91 X FC 88 3-2 ① F8	5	2	2	1	0	1	2
23 Chris Johnson, R (1, 5) OBP: 0.235, SLG: 0.361		C CH 84 B FC 85 F FC 85 X FC 88 1-2 HR		S SL 82 C SI 90 B FF 88 B SL 83 B SL 83 X SL 84 3-2 ① G3-1 1-2 2-3	B FF 90 B SL 81 F SI 91 F SI 92 B SL 83 X FF 89 3-2 ① F9		F FF 90 X FC 88 0-1 ① G1-3		B FC 90 S FC 88 X CU 77 1-1 22 SF9 3B	5	2	2	1	0	0	2
22 Bill Hall, R (1, 4) OBP: 0.276, SLG: 0.315		B SI 86 C SI 85 F SI 88 B CH 83 B CH 84 F SI 89 X FC 88 3-2 ① G6-3		B SI 90 B CH 82 S SL 82 B SI 91 F SL 84 B SI 90 4-2 12 2B 55 G6-3 BB	F SI 91 S SL 81 B SL 85 B SL 84 F SL 80 B FF 90 B SI 90 4-2 12 2B 55 SF8 BB		S FC 88 B SL 82 B SL 79 F FF 91 B FF 92 X SI 92 3-2 ② G6-3		C FC 87 B FC 89 D FF 92 F FC 90 X FC 90 2-2 ② SF9 3-H	2	2	0	1	2	0	0
12 Clint Barmes, R (1, 6) OBP: 0.250, SLG: 0.364		X SI 86 0-0 ② F8		B CH 83 B FC 88 X FC 88 2-0 55 G6-3 30 1B 2B 1-3 2-H 3-H	B SI 91 F SL 82 X FF 90 1-1 1-3 2B		B FF 91 F FC 88 C SL 80 F SL 80 F FF 92 F FF 91 B SL 81 B SL 79 B FF 91 4-2 BB		C FC 93 B FF 95 F FF 93 S CH 83 1-3 ③ K	4	1	2	2	1	1	0
55 Humberto Quintero, R (1, 2) OBP: 0.310, SLG: 0.364		F SI 88 T FC 87 S FC 89 0-3 ③ K2-3		B SI 88 B SI 88 X FF 86 2-0 ② G6-3 2-3 3-H	F FF 90 B SI 92 X SL 82 1-1 ② SF8 3-H		B FF 90 F FF 90 B SI 88 F FC 89 F FF 92 F FF 92 B SI 91 T FF 92 3-2 ③ K			3	0	0	2	0	2	2
30 J.A. Happ, L (1, 1) OBP: 0.545, SLG: 0.600 66 Enerio Del Rosario, R (7, 1) 58 Fernando Abad, L (7, 1) 19 Brian Bogusevic, L (8, PH) OBP: 0.333, SLG: 0.333 54 Mark Melancon, R (8, 1) 28 Nelson Figueroa, R (9, 1) OBP: 0.222, SLG: 0.222			C SL 84 C SL 84 C SI 86 0-3 ① K	X SL 86 0-0 21 1B 11 2B 1B 3-H	C FF 88 D SI 91 S SL 80 B SL 81 C FF 92 2-3 ③ K			X SI 92 0-0 11 FC6-4 1B		3 0 0 1 0 0	1 0 0 0 0 0	1 0 0 1 0 0	1 0 0 0 0 0	0 0 0 0 0 0	2 0 0 0 0 0	1 0 0 0 0 0
Inning Stats	R: 0 E: 0 K: 2 S: 15 H: 1 LOB: 1 BB: 0 P: 21	R: 1 E: 0 K: 1 S: 11 H: 1 LOB: 0 BB: 0 P: 15	R: 0 E: 0 K: 2 S: 9 H: 0 LOB: 0 BB: 0 P: 9	R: 6 E: 0 K: 0 S: 15 H: 6 LOB: 1 BB: 1 P: 32	R: 2 E: 0 K: 1 S: 17 H: 2 LOB: 1 BB: 1 P: 29	R: 0 E: 0 K: 1 S: 11 H: 1 LOB: 1 BB: 0 P: 16	R: 0 E: 0 K: 1 S: 15 H: 0 LOB: 1 BB: 1 P: 25	R: 0 E: 0 K: 0 S: 6 H: 1 LOB: 1 BB: 0 P: 8	R: 1 E: 0 K: 1 S: 12 H: 1 LOB: 0 BB: 0 P: 19	1B: 6 2B: 4 3B: 1 HR: 2 SF: 2 SAC: 0 DP: 0 HBP: 0						

TOP

Houston Astros @ Cincinnati Reds

Great American Ball Park, Cincinnati, OH

Tue May 03 2011, 7:12 PM - 10:16 PM EDT

Att. 12,005 - Overcast - 53 F

livebaseballscorecards.com

AB	38
R	10
H	13
RBI	10
BB	3
SO	9
LOB	13

WP: 1 PA: 43
PB: 0
SB: 1
CS: 0

PITCHER		IP	WLS	BF	H	R	ER	SO	BB	IBB	HBP	BLK	WP	HR	S	P	ERA	WHIP
44 Mike Leake, R ERA: 5.77	(1, 1)	3.2	L	19	7	7	7	5	1	0	0	0	0	1	48	72	17.18	2.182
62 Jordan Smith, R ERA: 5.29	(4, 1)	1.1		8	3	2	2	1	1	0	0	0	0	1	19	34	13.50	3.000
46 Carlos Fisher, R ERA:	(6, 1)	2.0		8	1	0	0	2	1	0	0	0	1	0	26	41	0.00	1.000
40 Nick Masset, R ERA: 6.06	(8, 1)	1.0		4	1	0	0	0	0	0	0	0	0	0	6	8	0.00	1.000
66 Logan Ondrusek, R ERA: 1.59	(9, 1)	1.0		4	1	1	1	1	0	0	0	0	0	0	12	19	9.00	1.000

PITCHER	IP	WLS	BF	H	R	ER	SO	BB	IBB	HBP	BLK	WP	HR	S	P	ERA	WHIP

BOTTOM

Houston Astros @ Cincinnati Reds

Great American Ball Park, Cincinnati, OH

Tue May 03 2011, 7:12 PM - 10:16 PM EDT

Att. 12,005 - Overcast - 53 F

Batter	1	2	3	4	5	6	7	8	9	AB	R	H	RBI	BB	SO	LOB
6 Drew Stubbs, R (1, 8) OBP: 0.352, SLG: 0.442	C CH 87 C FF 87 T FF 89 0-2 ① K		S CU 76 S SI 91 S FF 91 0-3 ② K		B CU 77 D CU 77 C FF 91 X FF 91 2-1 1-H 2-H 2B		B SL 77 F SI 89 B CH 84 B SI 87 B SI 88 4-1 16 FC5-4 1-2 2-3 BB		B CU 76 X CU 77 1-0 ② L6	4	0	1	2	1	2	1
16 Edgar Renteria, R (1, 6) OBP: 0.381, SLG: 0.351	C SI 89 C CH 88 B CU 76 X FF 89 1-2 19 2B 4 SF8 1B		B FF 91 C FF 91 B FF 92 B FF 89 F FF 90 F FF 92 F SI 92 X CH 82 3-2 ③ P4		B SL 83 B FF 91 B CH 81 C FF 90 C FF 91 D CH 82 4-2 BB		C SI 87 B SL 78 F SI 89 B SI 91 X SI 88 2-2 ② FC5-4 1-2f 2-3 3-H		F SL 82 S FS 79 X FS 80 0-2 ③ G6-3	4	1	1	1	1	0	3
19 Joey Votto, L (1, 3) OBP: 0.492, SLG: 0.608	B CH 80 C FF 90 B FF 89 S FF 90 F CH 81 X FF 91 2-2 4 SF8 1-3 2B			B FF 89 X CH 80 1-0 31 CS 1B	X CH 80 0-0 ③ F8		X CH 71 0-0 ③ P4			4	0	2	0	0	0	4
4 Brandon Phillips, R (1, 4) OBP: 0.393, SLG: 0.530	B CH 81 T FF 90 X SL 85 1-1 ② SF8 2-3 3-H			C SI 90 X CU 75 0-1 ① F8		B SI 88 F CH 80 F CU 74 B FF 88 X CU 79 2-2 ① G5-3		F FF 92 C FF 93 B KC 83 X FC 92 1-2 ① G3-1		3	0	0	1	0	0	1
31 Jonny Gomes, R (1, 7) OBP: 0.339, SLG: 0.420	C FF 90 D CU 77 B SL 81 C FF 91 F FF 92 C FF 92 2-3 ③ K			B CH 78 X SL 81 1-0 ②③ F7 1-2		C FF 89 B CU 76 F FF 90 F CU 76 B FF 91 B FF 90 X CH 80 3-2 ② P4		X KC 81 0-0 ② G4-3		4	0	0	0	0	1	2
28 Chris Heisey, R (1, 9) OBP: 0.326, SLG: 0.462		B FF 88 C CH 79 S FF 89 B CU 76 C FF 90 2-3 ① K			B FF 89 F CH 88 B CU 75 F CH 79 F FF 89 X SL 81 2-2 ① L7	S CH 79 F FF 89 F CU 76 X FF 91 0-2 ③ G6-3		C FF 93 F FS 83 X FC 94 0-2 1B		4	0	1	0	0	1	0
55 Ramon Hernandez, R (1, 2) OBP: 0.365, SLG: 0.483		C FF 90 F SL 84 B SL 85 X CH 80 1-2 ② G5-3			B FF 88 S FF 89 X FF 90 1-1 26 1B 6 2B 1B		F FF 87 C FF 88 X CU 76 0-2 6 BB 3 1B 16 FC5-4 1B	C FF 92 S KC 83 S KC 83 0-3 ③ K		4	2	2	0	0	1	1
7 Paul Janish, R (1, 5) OBP: 0.309, SLG: 0.341		C FF 90 B SL 83 X CH 80 1-1 ③ L6			X CH 81 0-0 ② L7		B SL 83 C CH 79 S SL 83 B FF 89 X CH 78 2-2 ① P3		C SL 81 X CU 74 0-1 ① F7	4	0	0	0	0	0	2
44 Mike Leake, R (1, 1) OBP: 0.231, SLG: 0.231 62 Jordan Smith, R (4, 1) 26 Jeremy Hermida, L (5, PH) OBP: 0.111, SLG: 0.278 46 Carlos Fisher, R (6, 1) 3 Chris Valaika, R (7, PH) OBP: 0.286, SLG: 0.167 40 Nick Masset, R (8, 1) 66 Logan Ondrusek, R (9, 1) 32 Jay Bruce, L (9, PH) OBP: 0.316, SLG: 0.406			B SI 89 B CH 81 C FF 88 F FF 89 T FF 90 2-2 ① K		B SL 84 X FF 89 1-0 6 2B 1-2 1B		F FF 88 B CU 76 F FF 90 F CU 77 B FF 90 F CH 79 B SI 90 F FF 90 F FF 90 3-2 X SL 83 16 FC5-4 6 BB 1-2 1B		B SL 82 B FF 86 F SL 82 S FF 87 F SL 81 F FS 80 B FF 88 B FF 88 4-2 BB	1 0 1 0 1 0 1 0 0	0 0 1 0 0 0 0 0 0	0 0 1 0 0 0 0 0 0	0 0 0 0 0 0 0 0 1	0 0 0 0 0 0 0 0 0	1 0 0 0 0 0 0 0 0	0 0 0 0 0 0 0 0 0
Inning Stats	R: 1 E: 0 K: 2 S: 16 H: 2 LOB: 1 BB: 0 P: 22	R: 0 E: 0 K: 1 S: 8 H: 0 LOB: 0 BB: 0 P: 12	R: 0 E: 0 K: 2 S: 11 H: 0 LOB: 0 BB: 0 P: 16	R: 0 E: 0 K: 0 S: 4 H: 1 LOB: 0 BB: 0 P: 6	R: 2 E: 0 K: 0 S: 13 H: 3 LOB: 2 BB: 1 P: 23	R: 0 E: 0 K: 0 S: 11 H: 0 LOB: 0 BB: 0 P: 16	R: 1 E: 0 K: 0 S: 18 H: 2 LOB: 2 BB: 1 P: 29	R: 0 E: 0 K: 1 S: 10 H: 1 LOB: 1 BB: 0 P: 11	R: 0 E: 0 K: 0 S: 10 H: 0 LOB: 1 BB: 1 P: 15	1B: 7 2B: 2 3B: 0 HR: 0 SF: 1 SAC: 0 DP: 0 HBP: 0						

AB	34
R	4
H	9
RBI	4
BB	3
SO	6
LOB	14

livebaseballscorecards.com

PITCHER		IP	WLS	BF	H	R	ER	SO	BB	IBB	HBP	BLK	WP	HR	S	P	ERA	WHIP
30 J.A. Happ, L ERA: 6.23	(1, 1)	6.1	W	27	8	4	4	5	1	0	0	0	0	0	76	113	5.68	1.421
66 Enerio Del Rosario, R ERA: 5.4	(7, 1)	0.1		2	0	0	0	0	1	0	0	0	0	0	4	10	0.00	3.000
58 Fernando Abad, L ERA: 5.91	(7, 1)	0.1		1	0	0	0	0	0	0	0	0	0	0	1	1	0.00	0.000
54 Mark Melancon, R ERA: 1.76	(8, 1)	1.0		4	1	0	0	1	0	0	0	0	0	0	10	11	0.00	1.000
28 Nelson Figueroa, R ERA: 7.96	(9, 1)	1.0		4	0	0	0	0	1	0	0	0	0	0	10	15	0.00	1.000

PITCHER	IP	WLS	BF	H	R	ER	SO	BB	IBB	HBP	BLK	WP	HR	S	P	ERA	WHIP

Batter	1	2	3	4	5	6	7	8	9	AB	R	H	RBI	BB	SO	LOB
21 Michael Bourn, L (1, 8) OBP: 0.352, SLG: 0.364	C FF 90 S SL 83 S SL 83 0-3 ① K		B FF 89 F FF 89 P PO 82 B SL 78 B FC 87 4-1 11 1B 9 1B BB		C CU 69 S SL 79 B FF 89 B SL 80 F FF 89 F FF 89 F FF 90 C CU 72 2-3 ① K		B SL 84 S SL 84 B SL 83 C SL 84 B SL 84 S SL 83 3-3 ③ K			3	1	0	0	1	3	0
11 Jason Bourgeois, R (1, 7) OBP: 0.400, SLG: 0.500	C SI 90 S CH 81 F FF 92 B FF 92 B CH 80 F CH 82 X FF 93 2-2 ② G6-3		C CH 78 1 SAFE B CH 76 L SI 90 F FF 91 D CH 79 1 SAFE X CH 78 2-2 9 1B 1-2 3-H 1B		B FF 88 B CU 71 B FC 85 B FF 85 4-0 9 CS BB			B FC 90 X FC 90 1-0 ① G4-3		3	0	1	1	1	0	0
9 Hunter Pence, R (1, 9) OBP: 0.341, SLG: 0.451	C CU 72 F SI 91 F FF 92 F CH 83 B FF 92 B CH 82 F CH 82 S FF 92 2-3 ③ K		X CH 78 0-0 29 G6-3 1-2 2-H 1B		1 SAFE F FF 89 1 SAFE 1 SAFE B CH 75 X SI 89 1-1 ②③ F8 1-2			B CU 76 X FC 90 1-0 ② G6-3		4	0	1	1	0	1	1
29 Brett Wallace, L (1, 3) OBP: 0.431, SLG: 0.520		F FF 88 S SL 82 C FF 91 0-3 ① K	D SL 82 C FF 90 B FF 89 S FF 90 F FF 91 B SL 83 F FF 91 X SL 83 3-2 ②③ G6-3 1-2f			B SL 78 X FF 88 1-0 ① G6-3		C FF 95 B FC 92 S CU 81 B FF 94 F CH 81 S CH 80 2-3 ③ K		4	0	0	0	0	2	2
23 Chris Johnson, R (1, 5) OBP: 0.236, SLG: 0.356		C CH 79 F FF 92 B FF 92 F FF 91 X CH 82 1-2 ② F9		B FF 87 B CH 77 X FF 88 2-0 62 FC5 46 BB 1B		C CH 76 X SL 82 0-1 ② L6			B SL 84 S SL 85 B SL 85 B SL 85 X SL 84 3-1 ① G4-3	4	0	1	0	0	0	0
22 Bill Hall, R (1, 4) OBP: 0.284, SLG: 0.326		X SI 90 0-0 2B		F FF 87 C FF 88 S FF 89 0-3 ① K		B FF 88 B FF 90 F FF 89 C FF 90 F FF 91 B FF 90 B FF 89 4-2 BB			B SL 78 B FF 91 C FF 92 B SL 85 F SL 86 X SL 86 3-2 ② L9	3	0	1	0	1	1	1
12 Clint Barmes, R (1, 6) OBP: 0.250, SLG: 0.400		S CH 77 B CH 80 F FF 90 D CH 82 S FF 91 2-3 ③ K		X FF 88 0-0 ② P6		C CU 70 D CH 77 C FC 86 1 SAFE F FC 87 B CH 81 1 SAFE 1 SAFE B FC 87 3-3 ③ C CU 71 K			B CU 76 F FF 92 X CU 78 1-1 2B	4	0	1	0	0	2	3
46 J.R. Towles, R (1, 2) OBP: 0.465, SLG: 0.611			C FF 87 B CH 77 B CH 76 F FF 89 X FF 90 2-2 62 SH1-4 11 1B 2B	B FF 89 D CU 73 B FF 88 C FF 86 D FC 86 4-1 62 FC5 1-2 BB			C FF 89 S CH 84 F FF 91 F FF 91 B CH 84 X FF 90 1-2 ① F9		B FF 92 X FF 92 1-0 ③ F9	3	1	1	0	1	0	1
62 Aneury Rodriguez, R (1, 1) 59 Wilton Lopez, R (6, 1) 16 Matt Downs, R (7, PH) OBP: 0.306, SLG: 0.424 58 Fernando Abad, L (7, 1) 54 Mark Melancon, R (7, 1) 47 Jeff Fulchino, R (8, 1) 37 Brandon Lyon, R (9, 1) OBP: 1.000, SLG: 2.000			X FF 85 0-0 ① SH1-4 2-3	X FF 89 0-0 ③ FC5 1-2 2-3f			X FF 91 0-0 ② F7			1 0 1 0 0 0 0	0 0 0 0 0 0 0	0 0 0 0 0 0 0	0 0 0 0 0 0 0	0 0 0 0 0 0 0	0 0 0 0 0 0 0	2 0 0 0 0 0 0
Inning Stats	R: 0 E: 0 K: 2 S: 14 H: 0 LOB: 0 BB: 0 P: 18	R: 0 E: 0 K: 2 S: 11 H: 1 LOB: 1 BB: 0 P: 14	R: 2 E: 0 K: 0 S: 16 H: 3 LOB: 1 BB: 1 P: 26	R: 0 E: 0 K: 1 S: 7 H: 1 LOB: 2 BB: 1 P: 13	R: 0 E: 0 K: 1 S: 8 H: 0 LOB: 0 BB: 1 P: 15	R: 0 E: 0 K: 1 S: 10 H: 0 LOB: 1 BB: 1 P: 18	R: 0 E: 0 K: 1 S: 9 H: 0 LOB: 0 BB: 0 P: 13	R: 0 E: 0 K: 1 S: 6 H: 0 LOB: 0 BB: 0 P: 10	R: 0 E: 0 K: 0 S: 8 H: 1 LOB: 1 BB: 0 P: 16	1B: 3 2B: 3 3B: 0 HR: 0 SF: 0 SAC: 1 DP: 1 HBP: 0						

PITCHER		IP	WLS	BF	H	R	ER	SO	BB	IBB	HBP	BLK	WP	HR	S	P	ERA	WHIP
30 Travis Wood, L ERA: 6.21	(1, 1)	6.0		25	5	2	2	7	4	0	0	0	0	0	66	104	3.00	1.500
45 Bill Bray, L ERA: 0.77	(7, 1)	1.0		3	0	0	0	1	0	0	0	0	0	0	9	13	0.00	0.000
66 Logan Ondrusek, R ERA: 1.5	(8, 1)	1.0		3	0	0	0	1	0	0	0	0	0	0	6	10	0.00	0.000
48 Francisco Cordero, R ERA: 1.38	(9, 1)	1.0	W	4	1	0	0	0	0	0	0	0	0	0	8	16	0.00	1.000

PITCHER	IP	WLS	BF	H	R	ER	SO	BB	IBB	HBP	BLK	WP	HR	S	P	ERA	WHIP

TOP

Houston Astros @ Cincinnati Reds

Great American Ball Park, Cincinnati, OH

Wed May 04 2011, 12:36 PM - 3:36 PM EDT

Att. 12,340 - Overcast - 44 F

livebaseballscorecards.com

AB	30
R	2
H	6
RBI	2
BB	4
SO	9
LOB	10

WP: 0	PA: 35																	
PB: 0																		
SB: 0																		
CS: 1																		

Batter	1	2	3	4	5	6	7	8	9	AB	R	H	RBI	BB	SO	LOB
6 Drew Stubbs, R (1, 8) OBP: 0.348, SLG: 0.431	B FF 92 C FF 90 F FF 92 X FF 91 1-2 ① G6-3		C SL 78 D SL 78 S FF 89 B FF 90 X FF 91 2-2 ③ F8			L SI 90 S SI 91 B SI 91 F SI 92 S FF 92 1-3 ② K			B FF 89 B FF 89 B FF 90 B FF 88 4-0 28 1B, 28 WP, 19 1B BB	3	1	0	0	1	1	1
28 Chris Heisey, R (1, 7) OBP: 0.340, SLG: 0.452	C FF 92 F FF 92 X SL 81 0-2 ② P4			L FF 91 B FF 90 B FF 89 B FF 89 X FF 89 3-1 ① P6		B SL 84 B FF 90 F SI 90 F SI 90 B SI 90 B SI 90 4-2 19 FC4-6 BB			B CU 76 C FF 90 S FC 87 B FC 89 F CU 77 F FF 90 X FF 89 2-2 19 1B 1-3 4 1B 1B	3	1	1	0	1	0	0
19 Joey Votto, L (1, 3) OBP: 0.485, SLG: 0.594	B FF 92 F FF 91 F FF 92 B CH 86 S FF 93 2-3 ③ K			F FF 91 B CH 80 B FF 90 X FF 90 2-1 ② G3		B FS 81 C SI 91 B SI 90 X FS 82 2-1 ③ FC4-6 1-2f			F FF 89 B FC 88 X FF 89 1-1 4 1B 1-2 32 2B 3-H 1B	4	1	1	1	0	1	1
4 Brandon Phillips, R (1, 4) OBP: 0.397, SLG: 0.524		B FF 92 F FF 90 F FF 90 F FF 92 B SL 80 B SL 79 X FF 91 3-2 ① F9		B SL 74 B SL 74 B FF 90 C FF 89 F FF 90 B FF 90 4-2 BB			F FF 88 B CH 75 B FF 89 B FF 89 C FF 86 F FF 90 F FF 88 F FF 88 F FF 90 3-2 ① G4-3 X FF 90		B CU 77 C CU 77 B CU 77 X FC 89 2-1 32 2B 1-2 2-H 1B	3	0	1	1	1	0	0
32 Jay Bruce, L (1, 9) OBP: 0.314, SLG: 0.410		B FF 91 C SL 76 B CH 83 F FF 92 B FF 91 C FF 92 3-3 ② K		1 SAFE B FF 90 C FF 90 B FF 90 X FF 90 2-1 ③ F8			C CH 74 B CH 76 S CH 75 B KC 77 S CH 75 2-3 ② K		X FC 89 0-0 1-3 2-H 2B	4	0	1	1	0	2	1
29 Ryan Hanigan, R (1, 2) OBP: 0.286, SLG: 0.368		C FF 91 C SL 77 B SL 80 B SL 80 B FF 92 F FF 91 X FF 91 3-2 ③ F9			B FF 88 B FF 89 F FF 89 X FF 88 2-1 ① P4		C FF 93 F FC 90 F KC 83 F KC 81 X KC 82 0-2 ③ G2-3			3	0	0	0	0	0	0
7 Paul Janish, R (1, 6) OBP: 0.300, SLG: 0.330			C FF 90 B SL 79 C FF 90 F SL 80 X CH 82 1-2 ① P4		B FF 90 B FF 89 F FF 89 C FF 88 F FF 90 F FF 90 B SL 76 X FF 90 3-2 ② G6-3			C FF 92 C SI 94 B CH 84 F CH 84 F FF 95 B CH 84 X SI 94 2-2 ① L3		3	0	0	0	0	0	0
3 Chris Valaika, R (1, 5) OBP: 0.300, SLG: 0.444			B SL 76 X FF 90 1-0 3B		F FF 91 B FF 90 F FF 90 X SL 78 1-2 ③ G1-3			X SI 94 0-0 ② F9		3	0	1	0	0	0	0
30 Travis Wood, R (1, 1) 43 Miguel Cairo, R (6, PH) OBP: 0.305, SLG: 0.327 45 Bill Bray, L (7, 1) 66 Logan Ondrusek, R (8, 1) 15 Fred Lewis, L (8, PH) 48 Francisco Cordero, R (9, 1)			B SL 78 L FF 90 S FF 90 S SL 79 1-3 ② K			C SI 90 C FS 83 B SI 92 B FS 84 X SI 90 2-2 ① G5-3		C SI 94 F CH 86 F CH 84 B FF 95 B FF 94 S CH 86 2-3 ③ K		1 1 0 0 1 0	0 0 0 0 0 0	0 0 0 0 0 0	0 0 0 0 0 0	0 0 0 0 1 0	1 0 0 0 0 0	1 0 0 0 0 0
Inning Stats	R: 0 E: 0 K: 1 S: 9 H: 0 LOB: 0 BB: 0 P: 12	R: 0 E: 0 K: 1 S: 11 H: 0 LOB: 0 BB: 0 P: 20	R: 0 E: 0 K: 1 S: 11 H: 1 LOB: 1 BB: 0 P: 16	R: 0 E: 0 K: 0 S: 8 H: 0 LOB: 1 BB: 1 P: 19	R: 0 E: 0 K: 0 S: 10 H: 0 LOB: 0 BB: 0 P: 16	R: 0 E: 0 K: 1 S: 11 H: 0 LOB: 1 BB: 1 P: 20	R: 0 E: 0 K: 1 S: 15 H: 0 LOB: 0 BB: 0 P: 20	R: 0 E: 0 K: 1 S: 10 H: 0 LOB: 0 BB: 0 P: 14	R: 3 E: 0 K: 0 S: 10 H: 4 LOB: 2 BB: 1 P: 19	1B: 3 2B: 1 3B: 1 HR: 0 SF: 0 SAC: 0 DP: 0 HBP: 0						

PITCHER		IP	WLS	BF	H	R	ER	SO	BB	IBB	HBP	BLK	WP	HR	S	P	ERA	WHIP
62 Aneury Rodriguez, R ERA: 4.15	(1, 1)	5.0		17	1	0	0	3	1	0	0	0	0	0	49	83	0.00	0.400
59 Wilton Lopez, R ERA: 6.35	(6, 1)	1.0	H	4	0	0	0	1	1	0	0	0	0	0	11	20	0.00	1.000
58 Fernando Abad, L ERA: 5.56	(7, 1)	0.2	H	2	0	0	0	1	0	0	0	0	0	0	10	15	0.00	0.000
54 Mark Melancon, R ERA: 1.72	(7, 1)	0.1	H	1	0	0	0	0	0	0	0	0	0	0	5	5	0.00	0.000
47 Jeff Fulchino, R ERA: 3.21	(8, 1)	1.0	H	3	0	0	0	1	0	0	0	0	0	0	10	14	0.00	0.000

PITCHER		IP	WLS	BF	H	R	ER	SO	BB	IBB	HBP	BLK	WP	HR	S	P	ERA	WHIP
37 Brandon Lyon, R ERA: 7.15	(9, 1)	0.0	L	5	4	3	3	0	1	0	0	0	1	0	10	19	∞	∞

BOTTOM

Houston Astros @ Cincinnati Reds

Great American Ball Park, Cincinnati, OH

Wed May 04 2011, 12:36 PM - 3:36 PM EDT

Att. 12,340 - Overcast - 44 F

livebaseballscorecards.com

AB	29
R	3
H	5
RBI	3
BB	3
SO	6
LOB	4

Batter	1	2	3	4	5	6	7	8	9	AB	R	H	RBI	BB	SO	LOB
21 Michael Bourn, L (1, 8) OBP: 0.346, SLG: 0.351	C FF 93 S CH 86 B FF 94 X CH 87 1-2 ① L6		C FF 93 F FF 91 B FF 93 S SL 87 1-3 ② K			B KC 74 B FF 91 X CH 88 2-0 ① F9	C SL 82 D SL 88 B FF 98 C FF 96 B FF 100 B FF 95 4-2 11 BB 9 1B 1-2 2-3 BB		C CH 81 B FF 92 B FF 91 B CH 84 C SI 89 X SI 89 3-2 ③ G3-1	4	1	0	0	1	1	1
11 Jason Bourgeois, R (1, 7) OBP: 0.429, SLG: 0.500	C SL 87 F FF 94 B FF 94 F SI 93 X CH 87 1-2 ② G6-3		C SL 86 D KC 78 B SL 86 D SL 82 B FF 93 4-1 1-2 BB			B CH 88 B FF 90 X SI 90 2-0 9 2B 9 S 1B	B FF 96 F FF 96 B SL 82 B SL 82 D FF 95 4-1 29 S 9 1B 1-2 2-3 3-H BB			2	1	1	1	2	0	0
9 Hunter Pence, R (1, 9) OBP: 0.346, SLG: 0.460	F KC 79 B FF 94 F SL 88 F SL 86 B FF 94 X SL 87 2-2 ③ F9		F SI 94 B SL 86 X SL 87 1-1 ③ G1-3			C SI 92 D CH 83 X SL 85 1-1 29 G4-3 1-H 2B	D FF 95 F X SL 81 1-1 29 S 1-2 2-H 3-H 1B			4	0	2	3	0	0	2
29 Brett Wallace, L (1, 3) OBP: 0.416, SLG: 0.500		S KC 76 B FF 93 F SI 92 F FF 92 F CH 85 F FF 94 B SL 87 S CH 86 2-3 ① K		B FF 90 B FF 92 B KC 77 C FF 93 C FF 93 X FF 93 3-2 ① G1-3		C FF 91 S SL 83 F SL 83 B FF 92 F FF 92 X SL 84 1-2 ② G4-3 2-3	C SL 83 F SL 83 B SL 84 F SL 84 X SL 82 1-2 ③ G5-3 1-2 2-3			4	0	0	0	0	1	3
23 Chris Johnson, R (1, 5) OBP: 0.229, SLG: 0.346 66 Enerio Del Rosario, R (6, 1) 36 Angel Sanchez, R (7, 4) OBP: 0.325, SLG: 0.361		C SL 86 S SL 85 S FF 92 0-3 ② K		C FF 94 C SL 88 X SL 88 0-2 ② F9		S SL 84 B FF 90 S FF 90 B FF 92 B FF 91 F SL 84 C FF 93 3-3 ③ K		F FC 91 B SL 82 C FC 92 F SL 82 F FF 96 B FF 93 X FC 91 2-2 ① G4-3		3 0 1	0 0 0	0 0 0	0 0 0	0 0 0	2 0 0	1 0 0
22 Bill Hall, R (1, 4) OBP: 0.286, SLG: 0.326 47 Jeff Fulchino, R (7, 1) 19 Brian Bogusevic, L (8, PH) OBP: 0.286, SLG: 0.286 28 Nelson Figueroa, R (8, 1) OBP: 0.222, SLG: 0.222		B FF 94 C FF 94 B KC 79 B FF 93 X FF 93 3-1 1B		C SL 86 C FF 93 S FF 94 0-3 ③ K			C FC 89 C CU 76 B FC 90 F FC 89 S FF 93 1-3 ① K	C SL 80 S FF 95 F SL 82 S FF 96 0-3 ② K		3 0 1 0	0 0 0 0	1 0 0 0	0 0 0 0	0 0 0 0	2 0 1 0	0 0 0 0
12 Clint Barmes, R (1, 6) OBP: 0.250, SLG: 0.368		X SL 83 0-0 ③ G3			B FF 90 C FF 91 X SL 84 1-1 ① F7		C CU 77 X FC 89 0-1 21 BB 16 1B 11 BB 1B	C SL 80 B FC 92 B FC 91 S FF 95 F SL 82 B FC 92 F FF 96 S FF 95 3-3 ③ K		4	1	1	0	0	1	1
55 Humberto Quintero, R (1, 2) OBP: 0.307, SLG: 0.357			B FF 91 X FF 92 1-0 11 BB 1B		B FF 92 C SL 82 C FF 93 S SL 83 1-3 ② K		C FC 87 B FF 90 X FC 88 1-1 ② P6		C SL 80 S FF 91 C FF 92 0-3 ① K	4	0	1	0	0	2	1
39 Brett Myers, R (1, 1) OBP: 0.188, SLG: 0.188 16 Matt Downs, R (6, 5) OBP: 0.316, SLG: 0.429			L CH 85 L CH 89 B KC 75 L SL 85 1-3 ① K		B FF 93 B FF 92 C FF 90 X FF 92 2-1 ③ G4-3		B FC 90 B SL 87 X FC 88 2-0 11 BB 21 BB 9 1B 1-2 1B		X FF 91 0-0 ② F9	2 2	0 1	0 1	0 0	0 0	1 0	1 0
Inning Stats	R: 0 E: 0 K: 0 S: 11 H: 0 LOB: 0 BB: 0 P: 15	R: 0 E: 0 K: 2 S: 12 H: 1 LOB: 1 BB: 0 P: 17	R: 0 E: 0 K: 2 S: 10 H: 1 LOB: 2 BB: 1 P: 18	R: 0 E: 0 K: 1 S: 9 H: 0 LOB: 0 BB: 0 P: 12	R: 0 E: 0 K: 1 S: 7 H: 0 LOB: 0 BB: 0 P: 11	R: 1 E: 0 K: 1 S: 13 H: 2 LOB: 1 BB: 0 P: 22	R: 3 E: 0 K: 1 S: 18 H: 3 LOB: 2 BB: 2 P: 32	R: 0 E: 0 K: 2 S: 14 H: 0 LOB: 0 BB: 0 P: 19	R: 0 E: 0 K: 1 S: 7 H: 0 LOB: 0 BB: 0 P: 10	1B: 6 2B: 1 3B: 0 HR: 0 SF: 0 SAC: 0 DP: 0 HBP: 0						

TOP

Houston Astros @ Cincinnati Reds

Great American Ball Park, Cincinnati, OH

Thu May 05 2011, 12:37 PM - 3:34 PM EDT

Att. 14,765 - Sunny - 55 F

livebaseballscorecards.com

AB	34
R	4
H	7
RBI	4
BB	3
SO	11
LOB	10

WP: 0 PA: 37
PB: 0
SB: 3
CS: 0

PITCHER		IP	WLS	BF	H	R	ER	SO	BB	IBB	HBP	BLK	WP	HR	S	P	ERA	WHIP
34 Homer Bailey, R ERA: 1.5	(1, 1)	6.0	W	23	4	1	1	7	1	0	0	0	0	0	62	95	1.50	0.833
66 Logan Ondrusek, R ERA: 2.41	(7, 1)	0.2		4	2	2	2	1	0	0	0	0	0	0	9	13	27.00	3.000
54 Aroldis Chapman, L ERA: 2.13	(7, 1)	0.0		3	1	1	1	0	2	0	0	0	0	0	5	14	∞	∞
45 Bill Bray, L ERA: 0.75	(7, 1)	0.1	H	1	0	0	0	0	0	0	0	0	0	0	4	5	0.00	0.000
40 Nick Masset, R ERA: 5.71	(8, 1)	1.0	H	3	0	0	0	2	0	0	0	0	0	0	14	19	0.00	0.000

PITCHER		IP	WLS	BF	H	R	ER	SO	BB	IBB	HBP	BLK	WP	HR	S	P	ERA	WHIP
63 Sam LeCure, R ERA: 4.37	(9, 1)	1.0		3	0	0	0	1	0	0	0	0	0	0	7	10	0.00	0.000

Houston Astros @ Cincinnati Reds

Great American Ball Park, Cincinnati, OH

Thu May 05 2011, 12:37 PM - 3:34 PM EDT

Att. 14,765 - Sunny - 55 F

BOTTOM

Batter	1	2	3	4	5	6	7	8	9	AB	R	H	RBI	BB	SO	LOB
28 Chris Heisey, R (1, 8) (9, 7) OBP: 0.346, SLG: 0.444	S FF 87 S CH 82 T CH 83 0-2 ① K		B SL 82 B CH 83 B FC 88 B FF 87 4-0 16 G6-4-3 BB		X SL 81 0-0 16 S 16 1B 1B	B SL 78 C CH 87 X SI 89 1-1 ③ G5-3		X SL 81 0-0 ② SF8 2-3 3-H		3	1	1	1	1	1	0
16 Edgar Renteria, R (1, 6) OBP: 0.383, SLG: 0.357	B FF 88 B SL 82 B FF 89 C FC 87 F FC 86 F CH 82 F CH 81 S FC 88 3-3 ② K		C CU 75 X FF 88 0-1 ②③ G6-4-3 1-2f		1 SAFE C CU 74 1 SAFE D CU 76 P PO 83 S FF 87 X FF 88 2-2 19 G1-3 1-H 1B		S FF 92 C FF 93 B FF 92 F CH 84 F FF 92 B SL 84 C SI 94 2-3 ① K	S FF 86 X FF 87 0-1 3-H 1B		5	0	2	2	0	2	1
19 Joey Votto, L (1, 3) OBP: 0.475, SLG: 0.577	B FF 88 B SI 88 C FF 88 C CH 84 X SL 83 2-2 ③ G1-3			C FF 86 X CH 83 0-1 32 2B 29 1B 1B	B FC 85 B CH 83 B SL 83 C SL 81 F SL 82 X SI 89 3-2 ① G1-3 1-2		S FF 92 F FF 94 F CH 86 S CH 85 0-3 ② K	B FF 87 C FF 87 F CU 76 B FF 86 F FF 86 D FS 78 X FF 87 3-2 ③ L4		5	1	1	0	0	1	2
4 Brandon Phillips, R (1, 4) OBP: 0.383, SLG: 0.505		C SI 86 B FC 88 F SI 88 F CH 83 X FC 89 1-2 ① F8		1 SAFE B FF 87 X SI 88 1-0 ① F9	C CU 76 S CU 77 B SL 78 C CU 77 1-3 ② K		F FF 93 X FF 95 0-1 ③ G4-3			4	0	0	0	0	1	2
32 Jay Bruce, L (1, 9) OBP: 0.328, SLG: 0.459		B SI 88 B SI 88 X FF 88 2-0 31 BB 29 1B 1B		D CH 82 C CU 74 X SI 87 1-1 29 1B 1-3 2B	S CU 78 D SL 78 F SL 82 X CU 78 1-2 ③ G3			B FF 85 B FS 74 X SL 80 2-0 HR		4	3	3	1	0	0	1
31 Jonny Gomes, R (1, 7) OBP: 0.353, SLG: 0.433 63 Sam LeCure, R (9, 1) OBP: 0.333, SLG: 0.400		B SL 84 D SL 84 B FF 89 B FC 86 4-0 29 1B 7 CS 1-2 BB		D CU 76 B CU 76 B CU 75 I IN 66 4-0 29 1B IBB		C CU 72 X 0-1 29 F8 7 SF8 2B		C FF 86 B SL 82 B FF 88 F SL 81 X FF 86 2-2 ① F8		2 0	1 0	1 0	0 0	2 0	0 0	0 0
29 Ryan Hanigan, R (1, 2) OBP: 0.313, SLG: 0.393		C SL 81 B CH 82 X CH 81 1-1 1-3 2-H 1B		C SL 82 X CU 76 0-1 1-2 2-H 3-H 1B		C SL 80 F SL 82 B FC 86 X FC 86 1-2 ① F8 2-3		C FF 86 F SL 82 B FF 85 X CU 76 1-2 7 1B 6 2B 1B		4	1	3	3	0	0	1
7 Paul Janish, R (1, 5) OBP: 0.298, SLG: 0.330		F SL 83 D CU 76 B FF 88 M CU 76 F CU 76 X FF 89 2-2 ②③ P6 3-H		B SL 82 F FC 89 F SL 83 D SL 78 X SL 82 2-2 ② F7		B FF 88 B FC 88 X FC 87 2-0 ② SF8 3-H		F SL 79 B FF 85 X FF 85 1-1 6 2B 28 SF8 1-2 1B		3	1	1	1	0	0	4
34 Homer Bailey, R (1, 1) 15 Fred Lewis, L (6, PH) OBP: 0.500, SLG: 2.000 66 Logan Ondrusek, R (7, 1) 54 Aroldis Chapman, L (7, 1) 45 Bill Bray, L (7, 1) 40 Nick Masset, R (8, 1) 6 Drew Stubbs, R (8, PH) OBP: 0.353, SLG: 0.444 (9, 8)			C FF 88 C CU 75 X CU 74 0-2 ① G4-3	F FF 89 C CU 75 S CU 76 0-3 ③ K		B CU 72 C CU 73 X CH 82 1-1 HR		D CU 75 F SL 81 D CU 74 F SL 82 X CU 75 2-2 28 SF8 16 1B 1-3 2-H 2B		2 1 0 0 0 0 1	0 1 0 0 0 0 1	0 1 0 0 0 0 1	0 1 0 0 0 0 1	1 0 0 0 0 0 0	0 0 0 0 0 0 0	2 0 0 0 0 0 0
Inning Stats	R: 0 E: 0 K: 2 S: 11 H: 0 LOB: 0 BB: 0 P: 16	R: 1 E: 0 K: 0 S: 11 H: 2 LOB: 1 BB: 1 P: 21	R: 0 E: 0 K: 0 S: 5 H: 0 LOB: 0 BB: 1 P: 9	R: 2 E: 0 K: 1 S: 13 H: 3 LOB: 2 BB: 1 P: 21	R: 1 E: 0 K: 1 S: 14 H: 2 LOB: 1 BB: 0 P: 20	R: 2 E: 0 K: 0 S: 10 H: 2 LOB: 0 BB: 0 P: 15	R: 0 E: 0 K: 2 S: 11 H: 0 LOB: 0 BB: 0 P: 13	R: 4 E: 0 K: 0 S: 19 H: 5 LOB: 1 BB: 0 P: 30		1B: 9 2B: 3 3B: 0 HR: 2 SF: 2 SAC: 0 DP: 1 HBP: 0				WP: 0 PB: 0 SB: 1 CS: 1 PA: 39		

livebaseballscorecards.com

AB	34
R	10
H	14
RBI	10
BB	3
SO	6
LOB	13

PITCHER		IP	WLS	BF	H	R	ER	SO	BB	IBB	HBP	BLK	WP	HR	S	P	ERA	WHIP
39 Brett Myers, R ERA: 4.47	(1, 1)	5.2	L	27	9	6	6	4	2	1	0	0	0	1	62	99	9.53	1.941
66 Enerio Del Rosario, R ERA: 5.27	(6, 1)	0.1		1	0	0	0	0	0	0	0	0	0	0	2	3	0.00	0.000
47 Jeff Fulchino, R ERA: 3.0	(7, 1)	1.0		3	0	0	0	2	0	0	0	0	0	0	11	13	0.00	0.000
28 Nelson Figueroa, R ERA: 9.0	(8, 1)	1.0		8	5	4	4	0	0	0	0	0	0	1	19	30	36.00	5.000

PITCHER	IP	WLS	BF	H	R	ER	SO	BB	IBB	HBP	BLK	WP	HR	S	P	ERA	WHIP

Cincinnati Reds @ Chicago Cubs

Wrigley Field, Chicago, IL

Fri May 06 2011, 1:25 PM - 4:34 PM CDT

Att. 35,471 - Partly Cloudy - 64 F

TOP

livebaseballscorecards.com

Batter	1	2	3	4	5	6	7	8	9	AB	R	H	RBI	BB	SO	LOB
6 Drew Stubbs, R (1, 8) OBP: 0.341, SLG: 0.426	C FF 89 T FF 92 X FF 94 0-2 ① F9		F FF 94 B CU 77 C CU 75 S FF 93 1-3 ③ K		X CU 75 0-0 ② G5-3		B FF 95 B FF 96 C FF 95 B FF 95 F FF 95 S FF 95 3-3 ① K		B FF 95 B FF 90 B FF 94 C FF 94 X FF 93 3-1 ② G4-3	5	0	0	0	0	2	1
16 Edgar Renteria, R (1, 6) OBP: 0.404, SLG: 0.356	B SL 86 X SI 93 1-0 ② G2-3			C CU 74 X SL 85 0-1 19 BB, 32 HR, 1B	C SI 94 D CU 78 F FF 94 F SL 87 B SI 95 B SI 94 B SL 87 4-2 19 1B, 4 1B, BB		B FF 95 C FF 96 B SL 85 S FF 96 B FF 97 B FF 95 4-2 BB		B FF 96 B SL 90 S SL 91 B SL 89 C FF 94 S SL 91 3-3 ③ K	3	2	1	0	2	1	0
19 Joey Votto, L (1, 3) OBP: 0.476, SLG: 0.570	B FF 91 C CH 84 B FF 94 T FF 94 S SL 88 2-3 ③ K			B FF 92 B SI 92 D CU 75 B FF 93 4-0 1-2 32 HR, BB	B FF 95 F SI 94 X CH 85 1-1 4 1B, 1-3 3-H, 1B		C CU 77 S SI 90 S SL 84 0-3 ② K			3	1	1	1	1	2	1
4 Brandon Phillips, R (1, 4) OBP: 0.379, SLG: 0.495		C FF 89 B CU 75 X CH 84 2-1 ① G6-3		S SL 85 F FF 94 B SI 94 S SI 94 1-3 ① K	C SL 86 X SL 86 0-1 1-2 3-H, 1B		C SI 90 X CU 76 0-1 ③ G1-3			4	0	1	1	0	1	3
32 Jay Bruce, L (1, 9) OBP: 0.325, SLG: 0.478		C CU 74 X SI 90 0-1 ② P6		C CU 77 X SL 85 0-1 1-H, 2-H, HR	C FF 94 S CU 77 B FF 94 F SL 87 S SL 86 1-3 ③ K			L CU 73 C FF 89 B CU 81 F CU 79 X FF 89 1-2 ① F7		4	1	1	3	0	1	2
31 Jonny Gomes, R (1, 7) OBP: 0.350, SLG: 0.436 40 Nick Masset, R (8, 1) 48 Francisco Cordero, R (9, 1)		B SI 93 C SL 85 B FF 94 X SL 86 2-1 2B		B FF 94 B FF 93 S CH 86 B SI 94 S CH 87 S CH 84 3-3 ② K		C FF 92 F FF 94 X SI 94 0-2 ① G1-4-3		B FF 94 S SL 90 F SL 89 X FF 95 1-2 ② F8		4 0 0	0 0 0	1 0 0	0 0 0	0 0 0	1 0 0	0 0 0
55 Ramon Hernandez, R (1, 2) OBP: 0.358, SLG: 0.468		B SI 93 X SI 93 1-0 ③ G6-3		B CU 76 B CH 84 F FF 94 X SI 94 2-1 ③ F7		F FF 94 C CU 76 S SL 87 0-3 ② K		B FF 96 B SL 91 X FF 94 2-0 1B		4	0	1	0	0	1	1
7 Paul Janish, R (1, 5) OBP: 0.306, SLG: 0.340			B FF 91 C FF 92 F SL 84 B SL 85 F SL 85 F SI 94 S SL 87 2-3 ① K		X FF 92 0-0 36 SH3-4, 19 1B, 2B	H SI 94 1-0 HBP		B FF 94 F SL 89 S SL 90 B FF 95 F CU 80 X SL 89 2-2 ③ F8		3	1	1	0	0	1	1
36 Edinson Volquez, R (1, 1) 63 Sam LeCure, R (6, 1) OBP: 0.333, SLG: 0.400 28 Chris Heisey, R (8, 7) OBP: 0.340, SLG: 0.435			C FF 93 X FF 93 0-1 ② G1-3		B SI 92 X FF 93 1-0 ① SH3-4 2-3	X FF 93 0-0 ③ G4-3			X FF 93 0-0 ① L8	2 0 1	0 0 0	0 0 0	0 0 0	0 0 0	0 0 0	1 0 0
Inning Stats	R: 0 E: 0 K: 1 S: 7 H: 0 LOB: 0 BB: 0 P: 10	R: 0 E: 0 K: 0 S: 7 H: 1 LOB: 1 BB: 0 P: 12	R: 0 E: 0 K: 2 S: 10 H: 0 LOB: 0 BB: 0 P: 13	R: 3 E: 0 K: 2 S: 12 H: 2 LOB: 0 BB: 1 P: 22	R: 2 E: 0 K: 1 S: 14 H: 3 LOB: 2 BB: 1 P: 21	R: 0 E: 0 K: 1 S: 7 H: 0 LOB: 0 BB: 0 P: 8	R: 0 E: 0 K: 2 S: 10 H: 0 LOB: 1 BB: 1 P: 17	R: 0 E: 0 K: 0 S: 12 H: 1 LOB: 1 BB: 0 P: 18	R: 0 E: 0 K: 1 S: 6 H: 0 LOB: 0 BB: 0 P: 12	1B: 4 2B: 2 3B: 0 HR: 1 SF: 0 SAC: 1 DP: 0 HBP: 1						

	AB	33
	R	5
	H	7
	RBI	5
	BB	3
	SO	10
	LOB	10

WP: 0 PB: 0 SB: 0 CS: 0 PA: 38

PITCHER	IP	WLS	BF	H	R	ER	SO	BB	IBB	HBP	BLK	WP	HR	S	P	ERA	WHIP
17 Matt Garza, R (1, 1) ERA: 4.43	6.0	L	27	6	5	5	7	2	0	1	0	0	1	57	86	7.50	1.333
62 Marcos Mateo, R (7, 1) ERA: 6.57	0.1		2	0	0	0	1	1	0	0	0	0	0	5	12	0.00	3.000
45 Sean Marshall, L (7, 1) ERA: 0.64	1.0		3	0	0	0	1	0	0	0	0	0	0	9	10	0.00	0.000
34 Kerry Wood, R (8, 1) ERA: 1.5	1.2		6	1	0	0	1	0	0	0	0	0	0	14	25	0.00	0.600

PITCHER	IP	WLS	BF	H	R	ER	SO	BB	IBB	HBP	BLK	WP	HR	S	P	ERA	WHIP

Cincinnati Reds @ Chicago Cubs

Wrigley Field, Chicago, IL

Fri May 06 2011, 1:25 PM - 4:34 PM CDT

Att. 35,471 - Partly Cloudy - 64 F

livebaseballscorecards.com

Batter	1	2	3	4	5	6	7	8	9	AB	R	H	RBI	BB	SO	LOB
1 Kosuke Fukudome, L (1, 9) OBP: 0.447, SLG: 0.366	B FF 94 C FF 94 B CH 83 B FF 94 F SI 95 X SI 95 3-2 ① L6		X FF 95 0-0 FC3 15 FC4-6 1-2		C FF 90 B CH 82 C CH 81 X KC 78 1-2 ① G3-1	C CH 82 F FF 90 F SL 78 B FF 90 C SI 88 1-3 ① K			B CH 83 B FF 92 C FF 92 B FF 93 C FF 93 B FF 93 4-2 15 L1-3 BB	4	0	0	0	1	1	4
15 Darwin Barney, R (1, 4) OBP: 0.339, SLG: 0.418	C FF 96 C KC 78 B KC 80 B FF 98 S CH 84 2-3 ② K		C SI 94 F KC 80 X SI 95 0-2 ① FC4-6 16 PB 13 S 1-2f 2-3		C KC 77 F SI 91 B CH 83 B FF 95 X SI 93 2-2 13 1B 16 1B 1B	B SL 80 B SI 88 X SI 91 2-0 ② P2			B CH 88 C FF 90 C FF 92 D SL 87 1 SAFE 1 SAFE X SL 86 2-2 ①② L1-3 1-1	5	1	1	0	0	1	6
13 Starlin Castro, R (1, 6) OBP: 0.333, SLG: 0.404	B KC 80 B SI 95 B FF 95 C FF 95 T FF 94 F FF 96 F CH 83 X FF 95 3-2 ③ G4-3		C KC 78 F CH 84 D CH 86 B SI 92 F CH 86 1 SAFE B SI 97 X CH 84 3-2 ② G5-3 1-2		X SI 93 0-0 12 L4-6 16 1B 1-2 1B	C SL 80 S FF 90 B FF 90 B FF 89 X SL 79 2-2 ③ G6-3			B SL 88 B FF 93 F FF 92 B SL 89 X FF 94 3-1 ③ F9	5	0	1	0	0	0	5
16 Aramis Ramirez, R (1, 5) OBP: 0.341, SLG: 0.377		X SI 93 0-0 ① L7	C SI 94 B FF 96 S CH 82 X SI 97 1-2 ③ G6-3 2-3 3-H		X CH 82 0-0 1-2 2-H 1B		B SL 80 B SL 78 C FF 90 F SI 91 C SI 91 2-3 ① K			4	0	1	1	0	1	1
12 Alfonso Soriano, R (1, 7) OBP: 0.274, SLG: 0.580 34 Kerry Wood, R (8, 1)		C KC 78 B CH 84 F SI 94 S KC 80 1-3 ② K2-3		F CH 82 F KC 81 F CH 84 B FF 94 B CH 86 B SI 94 B CH 84 4-2 22 WP 24 1B 18 G6-3 BB	F KC 80 X SI 94 0-1 ②③ L4-6 2-2		X SL 78 0-0 ② F8			3	1	0	0	1	1	2
24 Marlon Byrd, R (1, 8) OBP: 0.328, SLG: 0.397		B SI 95 X SI 95 1-0 E5 22 WP		B KC 80 B SI 92 C FF 94 B FF 92 X FF 94 3-1 18 G6-3 22 WP 1-2 1B		C KC 76 B CH 83 S CH 81 X FF 94 1-2 22 BB 18 1B 1B	C SI 91 S SL 80 B SL 80 X SI 91 1-2 ③ G6-3			0	0	0	0	0	0	0
22 Carlos Pena, L (1, 3) OBP: 0.313, SLG: 0.256		B FF 94 B FF 95 B CH 84 F FF 94 D CH 85 4-1 1-2 BB		S FF 95 B CH 85 B CH 82 B SI 95 B SI 95 4-1 18 G6-3 1-2 2-3 BB		B SI 94 1 SAFE D CH 83 B SI 96 B FF 96 4-0 18 1B 1-2 BB		F SI 94 B SI 94 C SL 80 S FS 89 1-3 ① K	1	0	0	0	3	1	0
18 Geovany Soto, R (1, 2) OBP: 0.336, SLG: 0.414		C KC 79 B FF 95 S CH 84 F FF 96 F KC 79 B CH 85 B CH 85 S CH 85 3-3 ③ K		D KC 80 X SI 93 1-0 ①② G6-3 1-2f 2-3 3-H		B SL 80 B SL 80 C FF 89 F SL 81 B FF 90 X SL 78 3-2 5 HBP 1-3 2-H 1B		B FF 92 B SI 95 B SI 95 C SI 96 X FF 95 3-1 ② L4	4	0	1	1	0	1	4
17 Matt Garza, R (1, 1) OBP: 0.063, SLG: 0.063 5 Reed Johnson, R (6, PH) OBP: 0.441, SLG: 0.586 62 Marcos Mateo, R (7, 1) 45 Sean Marshall, L (7, 1) 21 Tyler Colvin, L (8, 7) OBP: 0.217, SLG: 0.296			C SI 91 S KC 77 X KC 77 0-2 15 FC4-6 1 E 16 PB 1B	X FF 94 0-0 ③ G2		B SI 88 B SL 80 F FF 90 F CH 81 H FF 88 3-2 1-2 HBP		S SL 80 F FF 96 S SI 95 0-3 ③ K	2 0 0 0 1	1 0 0 0 0	1 0 0 0 0	0 0 0 0 0	0 0 0 0 1	0 0 0 0 0	1 0 0 0 0

Inning Stats	1	2	3	4	5	6	7	8	9
	R: 0 E: 0 K: 1 S: 11 H: 0 LOB: 0 BB: 0 P: 19	R: 0 E: 1 K: 2 S: 11 H: 0 LOB: 2 BB: 1 P: 20	R: 1 E: 1 K: 0 S: 14 H: 1 LOB: 1 BB: 0 P: 18	R: 1 E: 0 K: 0 S: 8 H: 1 LOB: 1 BB: 2 P: 20	R: 1 E: 0 K: 0 S: 10 H: 3 LOB: 1 BB: 0 P: 13	R: 1 E: 0 K: 1 S: 16 H: 2 LOB: 3 BB: 1 P: 32	R: 0 E: 0 K: 1 S: 7 H: 0 LOB: 0 BB: 0 P: 10	R: 0 E: 0 K: 2 S: 8 H: 0 LOB: 0 BB: 1 P: 12	R: 0 E: 0 K: 0 S: 7 H: 0 LOB: 0 BB: 1 P: 16

1B: 7	SF: 0
2B: 2	SAC: 0
3B: 0	DP: 3
HR: 0	HBP: 1
WP: 2	PA: 39
PB: 1	
SB: 1	
CS: 0	

BOTTOM	
AB	33
R	4
H	7
RBI	2
BB	5
SO	7
LOB	23

PITCHER		IP	WLS	BF	H	R	ER	SO	BB	IBB	HBP	BLK	WP	HR	S	P	ERA	WHIP
36 Edinson Volquez, R ERA: 5.63	(1, 1)	5.0	W	25	6	4	3	3	4	0	0	0	2	0	57	98	5.40	2.000
63 Sam LeCure, R ERA: 4.01	(6, 1)	2.0	H	8	1	0	0	2	0	0	1	0	0	0	20	34	0.00	0.500
40 Nick Masset, R ERA: 5.4	(8, 1)	1.0	H	3	0	0	0	2	0	0	0	0	0	0	8	12	0.00	0.000
48 Francisco Cordero, R ERA: 1.29	(9, 1)	1.0	S	3	0	0	0	0	1	0	0	0	0	0	7	16	0.00	1.000

PITCHER	IP	WLS	BF	H	R	ER	SO	BB	IBB	HBP	BLK	WP	HR	S	P	ERA	WHIP

Batter	1	2	3	4	5	6	7	8	9	AB	R	H	RBI	BB	SO	LOB
6 Drew Stubbs, R (1, 8) OBP: 0.345, SLG: 0.424	B SL 88 B SI 88 B SI 88 B SL 88 4-0 16 S BB		X SL 89 0-0 ① F9		C CU 75 F SL 90 B FF 91 B CH 83 X SL 88 2-2 ② L5		S SL 90 B SL 89 C FF 93 X FF 95 1-2 2-H 1B			3	0	1	1	1	0	1
16 Edgar Renteria, R (1, 6) OBP: 0.393, SLG: 0.347	C SI 89 B FF 90 1 SAFE S CH 82 C SL 90 1-3 ① K 1-2		B FF 87 C CU 76 B SL 90 C SI 90 X SL 90 2-2 4 HBP 1-2 1B		B SI 88 C SI 88 X CU 76 1-1 ③ P3		1 SAFE 1 SAFE P PO 85 F FF 93 1 SAFE B FF 93 F SL 89 S CU 81 2-3 ③ K			4	0	1	0	0	2	2
19 Joey Votto, L (1, 3) OBP: 0.476, SLG: 0.560	B SI 90 S CU 77 C SL 88 B SL 88 S CH 84 2-3 ② K		B CH 84 S CU 79 D SL 90 C CH 84 F SL 89 B SI 89 S CH 83 3-3 ② K			B SI 87 B FF 86 B CH 81 B SI 88 4-0 4 G6-4-3 BB		B CU 72 C SL 78 C SL 79 F SL 81 B SL 81 B FF 89 B SL 78 4-2 BB		2	0	0	0	2	2	3
4 Brandon Phillips, R (1, 4) OBP: 0.375, SLG: 0.482	B CU 78 X SL 89 1-0 ③ F9		B CU 78 B SL 88 F SI 90 B CU 76 H SI 89 4-1 32 FC4-6 1-2 2-3 HBP			B SL 89 C SI 89 B CU 77 X SL 89 2-1 ①② G6-4-3 1-2f		X SL 78 0-0 ① F7		3	0	0	0	0	0	3
32 Jay Bruce, L (1, 9) OBP: 0.315, SLG: 0.462		C SL 88 F FF 85 C FF 87 0-3 ① K	F SL 89 D CH 84 B SL 88 X CH 82 2-1 ③ FC4-6 1-2f			B SL 89 F FF 87 F CU 77 F CH 83 F CH 84 F FF 91 C SL 88 1-3 ③ K		F SL 80 F FF 88 X SL 80 0-2 ② P6		4	0	0	0	0	2	4
28 Chris Heisey, R (1, 7) OBP: 0.333, SLG: 0.408		B SI 89 B FF 87 C SI 88 X SL 88 2-1 ② G4-3		X CU 74 0-0 ① P6			B CU 75 B SL 88 C FF 87 B CU 76 B SL 88 4-1 29 1B 15 FC6-4 BB	B SL 85 X FF 92 1-0 ③ P4		3	1	0	0	1	0	1
29 Ryan Hanigan, R (1, 2) OBP: 0.324, SLG: 0.400		C CU 75 X SL 89 0-1 1B		B CU 71 C CU 74 X CU 74 1-1 ② F7			B SL 87 1 SAFE X SL 86 1-0 15 FC6-4 1-3 1B		B FF 92 B FF 92 C FF 92 F FF 93 B SL 88 X FF 94 3-2 ① G5-3	4	0	2	0	0	0	0
3 Chris Valaika, R (1, 5) OBP: 0.250, SLG: 0.364 15 Fred Lewis, L (7, PH) OBP: 0.333, SLG: 1.333 43 Miguel Cairo, R (7, 5) OBP: 0.300, SLG: 0.321		B CU 75 X SL 88 1-0 ③ F9		B FF 89 B SL 89 X SL 88 2-0 ③ G1-3			F FF 93 X FF 93 0-1 ① FC6-4 61 SH1-4 6 1B 1-2f 3-H		B FF 94 B FF 93 X FF 92 2-0 ② G4-3	2 1 1	0 1 0	0 1 0	0 0 0	0 1 0	1 1 0	1 0 0
61 Bronson Arroyo, R (1, 1) OBP: 0.286, SLG: 0.429 66 Logan Ondrusek, R (8, 1) 31 Jonny Gomes, R (9, PH) OBP: 0.347, SLG: 0.432 48 Francisco Cordero, R (9, 1)			B SI 86 B SI 86 C FF 86 F SL 87 F SL 89 F CU 76 F SI 89 F CU 78 X FF 90 2-2 4 HBP 16 1B 1B		B SI 86 C FF 86 C CU 74 S CU 76 1-3 ① K		L FF 92 L FF 91 B SL 90 B CU 80 1 SAFE X FF 92 2-2 ② SH1-4 1-2		C SL 87 F FF 94 S SL 85 0-3 ③ K	2 0 1 0	0 0 0 0	1 0 0 0	0 0 0 0	1 0 0 0	0 0 0 0	0 0 0 0

TOP

Cincinnati Reds @ Chicago Cubs

Wrigley Field, Chicago, IL

Sat May 07 2011, 12:13 PM - 3:01 PM CDT

Att. 37,666 - Cloudy - 55 F

livebaseballscorecards.com

AB	30
R	2
H	5
RBI	2
BB	4
SO	8
LOB	16

Inning Stats	1	2	3	4	5	6	7	8	9
	R: 0 E: 0 K: 2 S: 7	R: 0 E: 0 K: 1 S: 8	R: 0 E: 0 K: 1 S: 18	R: 0 E: 0 K: 0 S: 4	R: 0 E: 0 K: 1 S: 8	R: 0 E: 0 K: 1 S: 8	R: 2 E: 0 K: 1 S: 14	R: 0 E: 0 K: 0 S: 8	R: 0 E: 0 K: 1 S: 7
	H: 0 LOB: 1 BB: 1 P: 15	H: 1 LOB: 1 BB: 0 P: 11	H: 2 LOB: 3 BB: 0 P: 31	H: 0 LOB: 0 BB: 0 P: 7	H: 0 LOB: 0 BB: 0 P: 12	H: 0 LOB: 0 BB: 1 P: 15	H: 2 LOB: 1 BB: 1 P: 23	H: 0 LOB: 1 BB: 1 P: 13	H: 0 LOB: 0 BB: 0 P: 12

1B: 5 SF: 0
2B: 0 SAC: 1
3B: 0 DP: 1
HR: 0 HBP: 1

WP: 0 PA: 36
PB: 0
SB: 1
CS: 0

PITCHER		IP	WLS	BF	H	R	ER	SO	BB	IBB	HBP	BLK	WP	HR	S	P	ERA	WHIP
27 Casey Coleman, R ERA: 6.29	(1, 1)	6.0		25	4	2	2	6	3	0	1	0	0	0	55	98	3.00	1.167
34 Kerry Wood, R ERA: 1.38	(7, 1)	1.0	B	4	1	0	0	1	0	0	0	0	0	0	12	16	0.00	1.000
40 James Russell, L ERA: 7.85	(8, 1)	0.2		3	0	0	0	0	1	0	0	0	0	0	7	11	0.00	1.500
62 Marcos Mateo, R ERA: 5.93	(8, 1)	1.1	W	4	0	0	0	1	0	0	0	0	0	0	8	14	0.00	0.000

PITCHER	IP	WLS	BF	H	R	ER	SO	BB	IBB	HBP	BLK	WP	HR	S	P	ERA	WHIP

Cincinnati Reds @ Chicago Cubs

Wrigley Field, Chicago, IL

Sat May 07 2011, 12:13 PM - 3:01 PM CDT

Att. 37,666 - Cloudy - 55 F

livebaseballscorecards.com

BOTTOM

Batter	1	2	3	4	5	6	7	8	9	AB	R	H	RBI	BB	SO	LOB
1 Kosuke Fukudome, L (1, 9) OBP: 0.467, SLG: 0.400	C CU 70 S SI 86 B FF 86 F SI 87 B CH 82 X SI 86 2-2 15 G6-4-3 1B		B SI 86 C CH 78 B CH 77 B CH 76 B CH 80 4-1 15 FC5-4 BB		C SI 86 B CH 80 F CH 77 X SI 86 1-2 2B			C SI 86 C SI 86 X CH 76 0-2 ① G3-1	B CH 87 C CH 87 B FF 94 F FF 94 X FF 95 2-2 2-3 3-H 1B	4	0	3	1	1	0	0
15 Darwin Barney, R (1, 6) OBP: 0.336, SLG: 0.412	1 SAFE X CH 78 0-0 ① G6-4-3 1-2		C CU 71 X SL 73 0-1 ② FC5-4 24 1B 1-2f		C FF 85 F SL 72 X SL 72 0-2 ② P2			B CH 79 X CH 74 1-0 1B		4	0	1	0	0	0	3
24 Marlon Byrd, R (1, 8) OBP: 0.326, SLG: 0.392	C SI 87 X SI 87 0-1 ② G6-3		1 SAFE 1 SAFE F FF 85 X FF 85 0-1 1-2 1B		X SI 87 0-0 ③ L5			B SI 93 C CH 88 B FC 88 F FC 89 S FC 89 2-3 ② K		4	0	1	0	0	1	3
16 Aramis Ramirez, R (1, 5) OBP: 0.331, SLG: 0.364	B FF 88 X SI 87 1-0 ③ G6-3		B FF 85 C CH 80 X CH 77 1-1 ③ F8			B CU 71 F CH 77 B SI 86 F SI 86 X CH 77 2-2 ① L6		F FC 89 B FC 91 F CU 78 1 SAFE F FC 91 F FC 89 S FC 90 1-3 ③ K		4	0	0	0	0	1	4
22 Carlos Pena, L (1, 3) OBP: 0.330, SLG: 0.317		B CU 71 C CU 71 X SI 86 1-1 ① G3	B FF 85 C CH 78 F CH 78 X FF 86 1-2 18 G5-4-3 1B			F SI 85 S CH 76 X CH 79 0-2 18 CS 1B			B FF 92 X FF 93 1-0 HR	4	1	3	1	0	0	0
18 Geovany Soto, R (1, 2) OBP: 0.333, SLG: 0.402		C FF 87 F SL 73 B SL 74 B FF 87 B SI 87 B CH 79 4-2 BB	B CH 79 1 SAFE 1 SAFE X SI 86 1-0 ①② G5-4-3 1-2f			1 SAFE B SI 86 C SL 73 B SL 73 1 SAFE B CH 80 F CH 78 1 SAFE S CH 81 3-3 ②③ K 1-2			C CU 79 X SL 87 0-1 ① G4-3	3	0	0	0	1	1	2
9 Blake DeWitt, L (1, 4) OBP: 0.346, SLG: 0.480		B SI 85 D SI 85 X FF 84 2-0 ② F8	C FF 86 B FF 86 X FF 86 1-1 HR				F CU 67 X SI 87 0-1 ① G6-3		B CH 85 B FF 92 X FF 93 2-0 28 2B 1 1B	4	2	2	1	0	0	1
21 Tyler Colvin, L (1, 7) OBP: 0.203, SLG: 0.276		C FF 86 F SI 86 X FF 86 0-2 ③ F7	F CU 71 C SI 87 F SI 87 F SI 86 S CH 77 0-3 ③ K				F FF 86 F SI 87 F SI 86 X CH 77 0-2 ② G3-1		S CH 86 1 SAFE F CH 84 D CH 86 S CH 86 1-3 ② K	4	0	0	0	0	2	2
27 Casey Coleman, L (1, 1) OBP: 0.286, SLG: 0.429 34 Kerry Wood, R (7, 1) 5 Reed Johnson, R (7, PH) OBP: 0.429, SLG: 0.567 40 James Russell, L (8, 1) OBP: 0.167, SLG: 0.167 62 Marcos Mateo, R (8, 1) 28 Jeff Baker, R (9, PH) OBP: 0.387, SLG: 0.500			C CH 79 C CU 69 X SI 84 0-2 ① L6		F CH 78 C SI 86 S SI 86 0-3 ① K		C CH 79 S FF 86 B SL 78 X SI 83 1-2 ③ G6-3		B SL 86 B SL 86 C SL 86 1 SAFE X SL 86 2-1 1 1B 1-3 2B	2 0 1 0 0 1	0 0 0 0 0 0	0 0 0 0 0 0	0 0 0 0 0 0	1 0 0 0 0 0	0 0 0 0 0 0	0 0 0 0 0 0
Inning Stats	R: 0 E: 0 K: 0 S: 8 H: 1 LOB: 1 BB: 0 P: 11	R: 0 E: 0 K: 0 S: 8 H: 0 LOB: 1 BB: 1 P: 15	R: 0 E: 0 K: 0 S: 10 H: 1 LOB: 2 BB: 1 P: 15	R: 1 E: 0 K: 1 S: 11 H: 2 LOB: 0 BB: 0 P: 14	R: 0 E: 0 K: 1 S: 10 H: 1 LOB: 1 BB: 0 P: 11	R: 0 E: 0 K: 1 S: 9 H: 1 LOB: 1 BB: 0 P: 14	R: 0 E: 0 K: 0 S: 9 H: 0 LOB: 0 BB: 0 P: 10	R: 0 E: 0 K: 2 S: 12 H: 1 LOB: 1 BB: 0 P: 16	R: 2 E: 0 K: 1 S: 12 H: 4 LOB: 2 BB: 0 P: 20	1B: 7 2B: 3 3B: 0 HR: 2 SF: 0 SAC: 0 DP: 2 HBP: 0						

AB	35
R	3
H	11
RBI	3
BB	2
SO	6
LOB	15

WP: 0 PA: 37
PB: 0
SB: 0
CS: 1

PITCHER		IP	WLS	BF	H	R	ER	SO	BB	IBB	HBP	BLK	WP	HR	S	P	ERA	WHIP
61 Bronson Arroyo, R ERA: 3.68	(1, 1)	7.1		29	7	1	1	3	2	0	0	0	0	1	69	95	1.23	1.227
66 Logan Ondrusek, R ERA: 2.33	(8, 1)	0.2	H	2	0	0	0	2	0	0	0	0	0	0	8	11	0.00	0.000
48 Francisco Cordero, R ERA: 2.45	(9, 1)	0.2	L	6	4	2	2	1	0	0	0	0	0	1	12	20	27.00	6.000

PITCHER	IP	WLS	BF	H	R	ER	SO	BB	IBB	HBP	BLK	WP	HR	S	P	ERA	WHIP

Batter	1	2	3	4	5	6	7	8	9	AB	R	H	RBI	BB	SO	LOB
6 Drew Stubbs, R (1, 8) OBP: 0.349, SLG: 0.457	B FF 89 X SI 88 1-0 16 SH5-3 2B		C SL 83 X SL 84 0-1 ① L5		B SI 87 C SI 87 S SL 82 B SL 84 F SL 84 X SI 89 2-2 HR			C SL 84 S SL 85 S FS 84 0-3 ② K		4	1	2	1	0	1	0
16 Edgar Renteria, R (1, 6) OBP: 0.373, SLG: 0.327	X SI 89 0-0 ① SH5-3 2-3		C SI 88 B SI 89 C SI 92 X SI 92 1-2 ② G6-3		C SL 84 C SL 83 F SL 84 B FF 90 S FS 80 1-3 ③ K			C FF 93 X SL 85 0-1 ③ F7		3	0	0	0	0	1	0
19 Joey Votto, L (1, 3) OBP: 0.464, SLG: 0.542	B FF 90 C SI 89 T SL 85 S FF 90 1-3 ② K		B SL 85 F SL 85 T SI 91 X FS 81 1-2 ③ F7			F FS 79 B FS 81 B FF 90 B SL 84 C SL 85 X SL 84 3-2 ① G4-3			S FF 92 F SL 83 B SL 82 S SL 80 1-3 ① K	4	0	0	0	0	2	1
4 Brandon Phillips, R (1, 4) OBP: 0.364, SLG: 0.466	B SL 83 X FF 88 1-0 ③ F9			S SL 82 C SL 84 B SL 84 F SI 90 X SI 91 1-2 ① G1-3		B SI 90 S SL 86 F SI 90 X SL 85 1-2 ② G1-3			B FF 90 X FF 90 1-0 ② G6-3	4	0	0	0	0	0	1
32 Jay Bruce, L (1, 9) OBP: 0.328, SLG: 0.467		B SI 85 B SI 89 C SI 90 S SL 84 F SL 85 X SI 89 2-2 31 G4-3 55 1B 1B		X SI 91 0-0 1B		F FF 91 B SL 86 X SI 91 1-1 ③ F7			S SL 82 B SL 83 F FF 91 B SL 82 B SL 81 B SL 80 4-2 31 HBP BB	3	1	2	0	1	0	0
31 Jonny Gomes, R (1, 7) 48 Francisco Cordero, R (9, 1)		C SI 89 B SI 89 1 SAFE 1 SAFE X SI 88 1-1 ① G4-3 1-2		1 SAFE F SL 85 F SI 91 S SL 86 0-3 ② K			S SL 84 X SL 86 0-1 ① F9		C FF 91 H FF 90 1-1 1-2 HBP	3 0	0 0	0 0	0 0	0 0	1 0	2 0
55 Ramon Hernandez, R (1, 2) OBP: 0.352, SLG: 0.455		C SL 84 X SI 89 0-1 43 FC4-6 2-H 1B		1 SAFE C SI 89 B SI 88 F SL 84 S SI 90 1-3 ③ K			X SI 89 0-0 ② G1-3		B SL 83 X SL 83 1-0 ③ G1	4	0	1	1	0	1	3
43 Miguel Cairo, R (1, 5) OBP: 0.286, SLG: 0.305		C SI 89 B SI 89 F SL 85 X SI 90 1-2 ② FC4-6 1-2f			X SI 85 0-0 ① G6-3		B SI 90 X SL 83 1-0 ③ F9			3	0	0	0	0	0	1
47 Johnny Cueto, R (1, 1) 45 Bill Bray, L (7, 1) 63 Sam LeCure, R (7, 1) OBP: 0.333, SLG: 0.400 15 Fred Lewis, L (8, PH) OBP: 0.250, SLG: 1.000 40 Nick Masset, R (8, 1) 28 Chris Heisey, R (9, 7) OBP: 0.333, SLG: 0.408		F SI 88 X SI 90 0-1 ③ G1-3		C SI 85 X SI 89 0-1 ② G4-3				B FF 92 B FF 91 X FF 91 2-0 ① F8		2 0 0 1 0 0	0 0 0 0 0 0	0 0 0 0 0 0	0 0 0 0 0 0	0 0 0 0 0 0	0 0 0 0 0 0	1 0 0 0 0 0
Inning Stats	R: 0 E: 0 K: 1 S: 6 H: 1 LOB: 1 BB: 0 P: 9	R: 1 E: 0 K: 0 S: 13 H: 2 LOB: 1 BB: 0 P: 17	R: 0 E: 0 K: 0 S: 8 H: 0 LOB: 0 BB: 0 P: 10	R: 0 E: 0 K: 2 S: 11 H: 1 LOB: 1 BB: 0 P: 13	R: 1 E: 0 K: 1 S: 11 H: 1 LOB: 0 BB: 0 P: 14	R: 0 E: 0 K: 0 S: 8 H: 0 LOB: 0 BB: 0 P: 13	R: 0 E: 0 K: 0 S: 4 H: 0 LOB: 0 BB: 0 P: 5	R: 0 E: 0 K: 1 S: 6 H: 0 LOB: 0 BB: 0 P: 8	R: 0 E: 0 K: 1 S: 8 H: 0 LOB: 2 BB: 1 P: 16	1B: 3 2B: 1 3B: 0 HR: 1	SF: 0 SAC: 1 DP: 0 HBP: 1			WP: 0 PB: 0 SB: 0 CS: 0	PA: 34	

PITCHER		IP	WLS	BF	H	R	ER	SO	BB	IBB	HBP	BLK	WP	HR	S	P	ERA	WHIP
46 Ryan Dempster, R ERA: 7.2	(1, 1)	7.0	L	26	5	2	2	4	0	0	0	0	0	1	61	81	2.57	0.714
29 Jeff Samardzija, R ERA: 2.33	(8, 1)	1.0		3	0	0	0	1	0	0	0	0	0	0	6	8	0.00	0.000
49 Carlos Marmol, R ERA: 1.72	(9, 1)	1.0		5	0	0	0	1	1	0	1	0	0	0	8	16	0.00	1.000

PITCHER	IP	WLS	BF	H	R	ER	SO	BB	IBB	HBP	BLK	WP	HR	S	P	ERA	WHIP

TOP

Cincinnati Reds @ Chicago Cubs

Wrigley Field, Chicago, IL

Sun May 08 2011, 1:24 PM - 3:55 PM CDT

Att. 31,931 - Partly Cloudy - 63 F

livebaseballscorecards.com

AB	31
R	2
H	5
RBI	2
BB	1
SO	6
LOB	9

Batter	1	2	3	4	5	6	7	8	9	AB	R	H	RBI	BB	SO	LOB
1 Kosuke Fukudome, L (1, 9) OBP: 0.468, SLG: 0.397	C FF 90 B FF 91 C CH 83 B SL 84 X SL 83 2-2 13 G5-4-3 1B		B SI 92 C CH 81 B FC 89 F SL 87 X FF 92 2-2 FC6 24 1B 13 FC5-2 1-3		C SL 83 X CH 83 0-1 ② G6-3		B SL 79 B SI 90 B SI 88 C FF 90 B FF 90 4-1 13 FC5 1-2 2-3 BB			3	0	1	0	1	0	1
13 Starlin Castro, R (1, 6) OBP: 0.324, SLG: 0.393	C FF 90 ① F FF 88 ② B SI 92 B SL 82 F SL 82 X SI 91 2-2 G5-4-3 1-2f		X SI 93 0-0 ② FC5-2 24 1B 1-2 3-H		B FF 92 S FF 93 B SL 82 C SL 82 S FC 88 2-3 ③ K		B SI 90 F FF 91 X SL 79 1-1 ③ FC5 1-2 2-3f			4	0	0	0	0	1	6
24 Marlon Byrd, R (1, 8) OBP: 0.324, SLG: 0.388	B FF 92 F FF 90 B SL 82 B SL 86 F SI 93 C SI 93 3-3 ③ K		S SL 84 D CH 84 X SI 92 1-1 1-2 2-3 1B			F FC 89 B SL 82 F FF 94 B FF 93 F CH 84 B FF 94 X SL 79 3-2 ① F7		C SI 94 C SL 81 S SL 82 0-3 ① K		4	0	1	0	0	2	0
16 Aramis Ramirez, R (1, 5) OBP: 0.336, SLG: 0.364		B FF 90 B CH 88 F FF 94 B SL 84 B FF 93 4-1 28 FC5-4 BB	B SI 94 B CH 81 C SL 82 X SI 92 2-1 ③ F7			B FF 91 F FF 94 X FC 91 1-1 ② L9		B FF 91 F SI 94 X SL 80 1-1 12 BLK 1B		3	0	1	0	1	0	3
28 Jeff Baker, R (1, 4) OBP: 0.364, SLG: 0.469		C SI 91 B SL 84 B SI 92 F FF 88 X SL 84 2-2 ① FC5-4 1-2f		C SL 82 X SI 93 0-1 ① G6-3		C SL 80 C SL 84 S SL 84 0-3 ③ K		B FF 95 B SI 95 S SI 95 F SI 95 D SL 83 X SI 94 3-2 ② F8		4	0	0	0	0	1	2
12 Alfonso Soriano, R (1, 7) OBP: 0.273, SLG: 0.569		B SI 93 1 SAFE B FF 92 C FF 91 F SI 92 F CH 83 X SL 82 2-2 ② F9		B SL 81 F CU 76 F CH 83 X SI 94 1-2 ② G6-3			C SI 93 F CU 77 B FF 92 X SL 83 1-2 1 BB 5 HBP 1B	C SL 82 F SL 82 S FF 92 0-3 ③ K 1-2		4	0	1	0	0	1	2
22 Carlos Pena, L (1, 3) OBP: 0.327, SLG: 0.314		F SI 93 B FF 92 F FF 92 B SL 86 B CH 84 C SI 93 3-3 ③ K		B CH 82 B CH 82 F SI 94 F SL 87 B FF 94 X FF 94 3-2 18 BLK 1B			B SL 84 S SL 85 F FF 90 B FF 91 T SL 84 2-2 ① K		B FF 93 X FF 91 1-0 ① F8	4	0	1	0	0	2	2
18 Geovany Soto, R (1, 2) OBP: 0.322, SLG: 0.387			B FF 90 C FF 93 B SL 83 F SI 92 X FF 94 2-2 ① G6-3	C FF 89 F SI 92 B SL 86 X SI 92 1-2 ③ F7 1-2			C SL 79 X FF 89 0-1 ② F8		C FF 92 B CU 80 C CU 78 S SL 86 1-3 ② K	4	0	0	0	0	1	2
46 Ryan Dempster, R (1, 1) OBP: 0.077, SLG: 0.077 5 Reed Johnson, R (7, PH) OBP: 0.444, SLG: 0.567 29 Jeff Samardzija, R (8, 1) 49 Carlos Marmol, R (9, 1) 9 Blake DeWitt, L (9, PH) OBP: 0.333, SLG: 0.462			B SI 92 X CH 86 1-0 1 E 1 FC6 13 FC5-2 1B		B FF 89 C FF 93 X SL 83 1-1 ① G6-3		H SL 80 1-0 13 FC5 1 BB 1-2 HBP		B CH 84 C FF 92 B CH 84 F CH 85 B FF 94 F FF 94 X FF 94 3-2 ③ F8	2 0 0 0 1	0 0 0 0 0	1 0 0 0 0	0 0 0 0 0	0 0 0 0 0	0 0 0 0 0	0 0 0 0 0
Inning Stats	R: 0 E: 0 K: 1 S: 10 H: 1 LOB: 0 BB: 0 P: 17	R: 0 E: 0 K: 1 S: 11 H: 0 LOB: 1 BB: 1 P: 22	R: 0 E: 1 K: 0 S: 12 H: 2 LOB: 3 BB: 0 P: 20	R: 0 E: 0 K: 0 S: 11 H: 1 LOB: 1 BB: 0 P: 16	R: 0 E: 0 K: 1 S: 7 H: 0 LOB: 0 BB: 0 P: 10	R: 0 E: 0 K: 1 S: 9 H: 0 LOB: 0 BB: 0 P: 13	R: 0 E: 0 K: 1 S: 11 H: 1 LOB: 3 BB: 1 P: 20	R: 0 E: 0 K: 2 S: 11 H: 1 LOB: 1 BB: 0 P: 15	R: 0 E: 0 K: 1 S: 8 H: 0 LOB: 0 BB: 0 P: 13	1B: 6 2B: 0 3B: 0 HR: 0		SF: 0 SAC: 0 DP: 1 HBP: 1		WP: 0 PB: 0 SB: 0 CS: 0	PA: 36	

PITCHER		IP	WLS	BF	H	R	ER	SO	BB	IBB	HBP	BLK	WP	HR	S	P	ERA	WHIP
47 Johnny Cueto, R ERA:	(1, 1)	6.0	W	24	5	0	0	4	1	0	0	1	0	0	63	102	0.00	1.000
45 Bill Bray, L ERA: 0.73	(7, 1)	0.1	H	1	0	0	0	1	0	0	0	0	0	0	3	5	0.00	0.000
63 Sam LeCure, R ERA: 3.91	(7, 1)	0.2	H	4	0	0	0	0	1	0	1	0	0	0	5	11	0.00	1.500
40 Nick Masset, R ERA: 5.12	(8, 1)	1.0	H	4	1	0	0	2	0	0	0	1	0	0	11	15	0.00	1.000
48 Francisco Cordero, R ERA: 2.3	(9, 1)	1.0	S	3	0	0	0	1	0	0	0	0	0	0	8	13	0.00	0.000

PITCHER	IP	WLS	BF	H	R	ER	SO	BB	IBB	HBP	BLK	WP	HR	S	P	ERA	WHIP

BOTTOM

Cincinnati Reds @ Chicago Cubs

Wrigley Field, Chicago, IL

Sun May 08 2011, 1:24 PM - 3:55 PM CDT

Att. 31,931 - Partly Cloudy - 63 F

livebaseballscorecards.com

AB	33
R	0
H	6
RBI	0
BB	2
SO	8
LOB	18

Batter	1	2	3	4	5	6	7	8	9	AB	R	H	RBI	BB	SO	LOB
6 Drew Stubbs, R (1, 8) OBP: 0.351, SLG: 0.455	C FF 91 B FF 91 X FF 91 1-1 F8 ①		B FF 92 F FF 91 B CH 84 F FF 91 X FF 92 2-2 16 G5-3 1B	B SL 79 S SL 78 C FF 89 D CH 84 F FF 89 X SL 79 2-2 F8 ③		C FF 87 B FF 88 C FF 87 B FF 88 B SL 82 F SL 81 X FF 88 3-2 1-2 3-H 1B		C SL 80 F SI 93 B SL 84 B FF 95 F SL 84 F FF 96 S SL 85 2-3 K ③		5	0	2	1	0	1	1
16 Edgar Renteria, R (1, 6) OBP: 0.359, SLG: 0.304	F FF 92 B CH 84 C FF 92 S CH 84 1-3 K ②		X SL 78 0-0 G5-3 ① 1-2		B SL 78 C FF 89 B FF 90 F FF 90 B FF 90 F FF 90 B CH 82 4-2 4 S BB	X SL 83 0-0 L6 ③			B SL 82 S SI 92 B SI 94 B FF 94 C SI 94 X SI 92 3-2 G4-3 ①	4	0	0	0	1	1	3
32 Jay Bruce, L (1, 9) OBP: 0.324, SLG: 0.452	C FF 92 B FF 91 S FF 92 S FF 92 1-3 K ③		B FF 90 X FF 89 1-0 F8 ②		X FF 89 0-0 P6 ①		C CU 73 B CU 73 B SL 82 B FF 88 F FF 87 D FF 88 4-2 4 BB BB		F SL 82 B SI 94 C SI 94 B SI 95 F SL 85 F SL 85 B SI 95 X FF 94 3-2 E3 31 FC5-4 4 1B	4	0	0	0	1	1	2
4 Brandon Phillips, R (1, 4) OBP: 0.372, SLG: 0.467		B FF 90 F FF 91 X FF 91 1-1 1B ①	D SL 78 B CH 85 C SL 78 B FF 90 F CH 83 F CH 83 S SL 79 3-3 K ③		B SL 79 S SL 78 X SL 78 1-1 F9 ② 1-2		1 SAFE B FF 89 B FF 89 B SL 82 B FF 87 4-0 1-2 BB		B FF 94 B FF 95 1 SAFE X FF 93 2-0 31 FC5-4 1-2 1B	4	0	2	0	1	1	2
15 Fred Lewis, L (1, 7) OBP: 0.250, SLG: 0.625 44 Mike Leake, R (9, 1) OBP: 0.231, SLG: 0.231		B FF 93 B FF 92 B FF 90 C FF 92 X FF 92 3-1 G6-3 ②		B FF 89 B FF 90 X FF 89 2-0 55 HR 1B	B FF 90 B FF 88 F FF 89 X FF 90 2-1 L4 ③		C CU 75 C FF 89 F SL 81 S FF 88 0-3 K ①		B SL 82 C SI 93 F SL 83 X SL 84 1-2 FC5-4 ② 1-2f 2-3	4 0	1 0	1 0	0 0	0 0	1 0	3 0
55 Ramon Hernandez, R (1, 3) OBP: 0.342, SLG: 0.479		B FF 92 X FF 91 1-0 G6-3 ③		S FF 90 1 SAFE X FF 90 0-1 1-H HR		C FF 88 C FF 87 X CU 74 0-2 G5-3 ①	B CU 73 S SL 83 X FF 88 1-1 L3 ②		F SL 82 F SI 93 S SL 84 0-3 K ③	5	1	1	2	0	1	4
3 Chris Valaika, R (1, 5) OBP: 0.313, SLG: 0.467			B FF 90 X FF 89 1-0 29 1B 30 HR 2B	C SL 79 B SL 78 X FF 90 1-1 F9 ①		X FF 88 0-0 29 1B 6 1B 1B	C CU 74 F FF 88 S FF 87 0-3 K ③			4	2	2	0	0	1	2
29 Ryan Hanigan, R (1, 2) OBP: 0.347, SLG: 0.420			X FF 90 0-0 30 HR 2-3 1B	B SL 78 B FF 90 C FF 91 B FF 90 C FF 90 X FF 90 3-2 1B		C SL 82 B FF 87 F FF 85 F FF 87 1 SAFE X SL 82 1-2 6 1B 1-3 1B		X FF 93 0-0 G6-3 ①		4	1	3	0	0	0	0
30 Travis Wood, R (1, 1) OBP: 0.071, SLG: 0.286 45 Bill Bray, L (7, 1) 66 Logan Ondrusek, R (7, 1) 28 Chris Heisey, R (7, 7) OBP: 0.328, SLG: 0.400 31 Jonny Gomes, R (9, PH) OBP: 0.341, SLG: 0.414			C SL 78 1 SAFE X FF 89 0-1 1-H 3-H HR	C SL 79 B F FF 89 F SL 78 X FF 89 1-2 P3 ②		L SL 82 M SL 83 S SL 83 0-3 K ②		B FF 94 F FF 94 F SL 81 S SL 83 1-3 K ②		3 0 0 1 1	1 0 0 0 0	1 0 0 0 0	3 0 0 0 0	0 0 0 1 0	1 0 0 0 0	3 0 0 0 2
Inning Stats	R: 0 E: 0 K: 2 S: 8 H: 0 LOB: 0 BB: 0 P: 11	R: 0 E: 0 K: 0 S: 5 H: 1 LOB: 0 BB: 0 P: 10	R: 3 E: 0 K: 1 S: 13 H: 4 LOB: 1 BB: 0 P: 20	R: 2 E: 0 K: 0 S: 16 H: 3 LOB: 1 BB: 0 P: 25	R: 0 E: 0 K: 0 S: 8 H: 0 LOB: 1 BB: 1 P: 15	R: 1 E: 0 K: 1 S: 16 H: 3 LOB: 2 BB: 0 P: 20	R: 0 E: 0 K: 2 S: 11 H: 0 LOB: 0 BB: 2 P: 20	R: 0 E: 0 K: 2 S: 9 H: 0 LOB: 0 BB: 0 P: 12	R: 0 E: 1 K: 1 S: 15 H: 1 LOB: 2 BB: 0 P: 24	1B: 9 2B: 1 3B: 0 HR: 2 SF: 0 SAC: 0 DP: 0 HBP: 0						

PITCHER		IP	WLS	BF	H	R	ER	SO	BB	IBB	HBP	BLK	WP	HR	S	P	ERA	WHIP
62 Aneury Rodriguez, R ERA: 5.5	(1, 1)	5.0	L	23	8	5	5	3	1	0	0	0	0	2	50	81	9.00	1.800
28 Nelson Figueroa, R ERA: 8.69	(6, 1)	2.0		11	3	1	1	3	2	0	0	0	0	0	27	40	4.50	2.500
60 Jose Valdez, R ERA: 9.39	(8, 1)	2.0		8	1	0	0	3	0	0	0	0	0	0	24	36	0.00	0.500

PITCHER	IP	WLS	BF	H	R	ER	SO	BB	IBB	HBP	BLK	WP	HR	S	P	ERA	WHIP

TOP

Cincinnati Reds @ Houston Astros

Minute Maid Park, Houston, TX

Mon May 09 2011, 7:08 PM - 10:10 PM CDT

Att. 20,174 - Roof Closed - 73 F

livebaseballscorecards.com

AB	39
R	6
H	12
RBI	6
BB	3
SO	9
LOB	22

WP: 0	PA: 42																	
PB: 0																		
SB: 1																		
CS: 0																		

Cincinnati Reds @ Houston Astros

Minute Maid Park, Houston, TX

Mon May 09 2011, 7:08 PM - 10:10 PM CDT

Att. 20,174 - Roof Closed - 73 F

livebaseballscorecards.com

BOTTOM

Batter	1	2	3	4	5	6	7	8	9	AB	R	H	RBI	BB	SO	LOB
21 Michael Bourn, L (1, 8) OBP: 0.342, SLG: 0.349	X FF 89 0-0 ① F9		C SI 90 C SL 83 X SI 90 0-2 46 FC5-4 1B		C SL 82 C SL 81 B SL 82 B FF 88 S SL 82 2-3 ② K		B CH 86 D SL 85 S SL 85 X CH 86 2-1 1-2 2-3 1B		C FC 89 F CH 83 S SL 81 0-3 ③ K	5	0	2	0	0	2	2
46 J.R. Towles, R (1, 2) OBP: 0.392, SLG: 0.500	C SI 89 S CH 78 X CH 80 0-2 ② G5-3		X CH 76 0-0 ② FC5-4 1-2f		B CH 79 C FC 87 C FC 88 B FF 91 B FF 91 X FC 88 3-2 ③ L4		C FC 92 F FC 92 X FC 93 0-2 ③ G6-3			4	0	0	0	0	0	6
9 Hunter Pence, R (1, 9) OBP: 0.346, SLG: 0.493	B CH 78 F SI 90 X SI 91 1-1 3B		B FF 90 D CH 79 C CH 80 X CH 80 2-1 ③ F8			B FF 89 X FF 87 1-0 ① G5-3		X FC 92 0-0 HR		4	1	2	1	0	0	1
45 Carlos Lee, R (1, 7) OBP: 0.269, SLG: 0.370	C CH 79 F FF 91 B FF 91 B FC 89 C FF 88 2-3 ③ K			C CU 70 F CH 76 F FC 89 B FF 92 B CH 78 S FC 89 2-3 ① K		B FF 87 B FC 86 C CU 72 B FC 87 X FF 89 3-1 ② F7		F FC 92 X FC 94 0-1 29 G6-4-3 22 HBP 1B		4	0	1	0	0	2	1
22 Bill Hall, R (1, 4) OBP: 0.288, SLG: 0.327		C FF 88 S CH 80 X SI 90 0-2 29 FC1-6-5-4 2B		B CU 73 C FF 90 B CH 76 C CU 74 S CH 78 2-3 ② K		C FF 88 B CH 79 X FF 89 1-1 ③ P4		B FC 91 B FC 91 H FC 92 3-0 29 G6-4-3 1-2 HBP		3	0	1	0	0	1	0
29 Brett Wallace, L (1, 3) OBP: 0.397, SLG: 0.464		C SL 82 S SL 83 B FF 92 X SL 84 1-2 ① FC1-6-5-4 2-3		C CU 74 S FC 88 B SL 85 X FC 88 1-2 ③ G6-3			B FF 85 F FF 84 F FF 89 B FC 88 B FF 91 F SL 83 B FF 87 4-2 ① ② 21 1B 36 1B BB	X FF 94 0-0 ① ② G6-4-3 1-2f 2-3		3	0	0	0	1	0	3
23 Chris Johnson, R (1, 5) OBP: 0.222, SLG: 0.357		B CH 81 B CH 81 1 SAFE 1 SAFE S CH 80 F FF 88 F FF 90 F FF 91 X CH 82 2-2 ② F7			S CU 73 F FF 88 S CH 78 0-3 ① K		C FF 85 S CH 78 X FF 88 0-2 ① L4	X FC 92 0-0 ③ G6-3		4	0	0	0	0	1	3
12 Clint Barmes, R (1, 6) OBP: 0.278, SLG: 0.303		C FC 88 X CH 80 0-1 ③ F7			B CH 75 S FF 89 B CU 75 X FC 87 2-1 16 1B 1B		D CU 73 B FF 88 B FF 88 C FF 87 C FC 87 X FF 88 3-2 ② F8		B FC 88 F CH 80 B SI 90 B FC 89 F FC 89 X FC 90 3-2 ① G5-3	4	0	1	0	0	0	2
62 Aneury Rodriguez, R (1, 1) 16 Matt Downs, R (5, PH) OBP: 0.325, SLG: 0.432 28 Nelson Figueroa, R (6, 1) OBP: 0.222, SLG: 0.222 36 Angel Sanchez, R (7, PH) OBP: 0.331, SLG: 0.353 60 Jose Valdez, R (8, 1) 19 Brian Bogusevic, L (9, PH) OBP: 0.333, SLG: 0.333			B SI 88 C FF 87 F FF 88 C FF 90 1-3 ① K		F FC 88 B CH 79 F FF 89 X CH 79 1-2 1-2 1B		C FC 86 B FF 90 X FF 87 1-1 1-2 21 1B 1B		B SI 89 S SL 83 B CH 84 X FC 89 2-1 ② G4-3	1 1 0 1 0 1	0 0 0 0 0 0	0 1 0 1 0 0	0 0 0 0 0 0	0 0 0 0 0 0	1 0 0 0 0 0	0 0 0 0 0 0
Inning Stats	R: 0 E: 0 K: 1 S: 9 H: 1 LOB: 1 BB: 0 P: 12	R: 0 E: 0 K: 0 S: 13 H: 1 LOB: 1 BB: 0 P: 16	R: 0 E: 0 K: 1 S: 9 H: 1 LOB: 1 BB: 0 P: 12	R: 0 E: 0 K: 2 S: 10 H: 0 LOB: 0 BB: 0 P: 15	R: 0 E: 0 K: 2 S: 14 H: 2 LOB: 2 BB: 0 P: 22	R: 0 E: 0 K: 0 S: 5 H: 0 LOB: 0 BB: 0 P: 10	R: 0 E: 0 K: 0 S: 16 H: 2 LOB: 3 BB: 1 P: 26	R: 1 E: 0 K: 0 S: 5 H: 2 LOB: 1 BB: 0 P: 8	R: 0 E: 0 K: 1 S: 8 H: 0 LOB: 0 BB: 0 P: 13	1B: 6 2B: 1 3B: 1 HR: 1 SF: 0 SAC: 0 DP: 1 HBP: 1			WP: 0 PB: 0 SB: 0 CS: 0		PA: 37	

PITCHER		IP	WLS	BF	H	R	ER	SO	BB	IBB	HBP	BLK	WP	HR	S	P	ERA	WHIP
30 Travis Wood, L ERA: 5.28	(1, 1)	6.2	W	27	6	0	0	6	1	0	0	0	0	0	71	106	0.00	1.050
45 Bill Bray, L ERA: 0.73	(7, 1)	0.0		1	1	0	0	0	0	0	0	0	0	0	2	4	∞	∞
66 Logan Ondrusek, R ERA: 2.61	(7, 1)	1.1		6	2	1	1	0	0	0	1	0	0	1	8	11	6.75	1.500
44 Mike Leake, R ERA: 5.6	(9, 1)	1.0		3	0	0	0	1	0	0	0	0	0	0	8	13	0.00	0.000

PITCHER	IP	WLS	BF	H	R	ER	SO	BB	IBB	HBP	BLK	WP	HR	S	P	ERA	WHIP

AB	35
R	1
H	9
RBI	1
BB	1
SO	7
LOB	18

Batter	1	2	3	4	5	6	7	8	9	AB	R	H	RBI	BB	SO	LOB
6 Drew Stubbs, R (1, 8) OBP: 0.350, SLG: 0.446	C FF 87 B FF 88 F FF 88 B CH 83 B CU 77 F FF 88 B FF 88 4-2 16 BB 19 2B BB	X SL 82 0-0 19 2B 1-2 1B	C FF 90 C FF 89 B FF 90 B FF 90 B SL 83 C SI 90 3-3 ③ K			B FF 86 C FF 87 F FF 87 B FF 88 F FF 89 S CH 82 2-3 ① K	C CH 86 D SI 89 C CH 84 X FF 91 1-2 ② FC3-2 1-2 2-3 3-Hf		F FC 92 X FF 93 0-1 ② G6-3	5	2	1	0	1	2	4
16 Edgar Renteria, R (1, 6) OBP: 0.371, SLG: 0.300	B CU 75 B FF 88 1 SAFE B FF 88 C FC 89 F FC 89 F FF 88 1 SAFE B FC 88 4-2 19 2B 4 G6-3 1-2 BB	B FF 88 F FF 88 C CU 74 F FF 88 S CH 82 1-3 ① K	X FF 86 0-0 ① F7			C SI 88 B CH 83 B FC 88 B CH 80 B FF 86 4-1 BB	F CH 84 B SI 89 B CH 84 D SL 76 F FF 87 S CH 82 3-3 ③ K		X FC 92 0-0 19 PO 1B	4	1	1	0	2	2	5
19 Joey Votto, L (1, 3) OBP: 0.468, SLG: 0.560	F SL 83 B CH 83 X SL 82 1-1 4 G6-3 32 HR 1-3 2-H 2B	S CU 75 B CU 75 B FC 90 D FF 88 F FC 88 F SL 82 X FC 89 3-2 4 1B 1-H 2-H 2B		B CH 82 X CH 82 1-0 ② G3		X CH 82 0-0 ② F8		X FS 82 0-0 4 1B 1B	B FS 85 S FC 93 B FC 94 D FC 92 1 SAFE 3-1 ③ PO 1-2	5	1	3	3	0	0	1
4 Brandon Phillips, R (1, 4) OBP: 0.373, SLG: 0.465	B CU 76 X CU 75 1-0 ① G6-3 2-3 3-H B FF 90 C CH 82 F CU 76 X CH 83 1-2 2-3 1B		C FF 87 X FF 87 0-1 ③ F9		B FF 90 X CU 76 1-0 ③ G5-3			F FF 91 X SI 91 0-1 32 E 1-3 1B		5	0	2	1	0	0	2
32 Jay Bruce, L (1, 9) OBP: 0.326, SLG: 0.469	B CU 76 B FF 90 B SL 83 F FF 90 X SL 82 3-1 3-H HR	B CH 83 B CH 83 X SI 88 2-0 ② F7			C FF 86 S CH 81 S CH 84 0-3 ① K		B SI 91 B CH 80 C SI 90 B SI 90 B SI 90 4-1 43 HBP 31 1B 29 1B BB	C FF 91 F FF 92 B FF 92 X FS 85 1-2 ① F7 1-2		4	2	1	2	1	1	4
31 Jonny Gomes, R (1, 7) OBP: 0.344, SLG: 0.413 54 Aroldis Chapman, L (8, 1) 40 Nick Masset, R (8, 1) 45 Bill Bray, L (9, 1)	C FC 88 F CH 84 F CU 76 C FF 89 0-3 K	C FF 88 F FF 89 F CH 84 S SL 84 2 ② 0-3 ③ K			X FF 88 0-0 43 1B 1B		B FF 88 B FF 89 X FF 88 2-0 29 1B 43 HBP 6 FC3-2 1-2 1B	B FF 92 S FS 85 F FF 93 B FS 85 F FS 86 B SL 85 F SI 92 S SL 86 3-3 ② K		5 0 0 0	0 0 0 0	2 0 0 0	0 0 0 0	3 0 0 0	0 0 0 0	4 0 0 0
43 Miguel Cairo, R (1, 5) OBP: 0.338, SLG: 0.355	B FF 89 X FF 88 1-0 1B	C FF 87 S FF 88 B SI 88 X SL 82 1-2 2B	C FF 87 S FF 88 C FF 86 B FF 87 F SI 87 X FF 87 3-2 ② 1-3 1B		B FF 87 B FF 87 3-2 ② 1B		B FF 89 H FF 86 2-0 6 FC3-2 29 1B 1-2 2-3 HBP	D SL 87 S SL 84 B SL 83 B SI 92 F FF 92 F SL 86 B FS 85 4-2 BB		3	0	3	0	1	0	0
29 Ryan Hanigan, R (1, 2) OBP: 0.350, SLG: 0.411	B SL 82 C SL 80 B FF 89 C SL 82 S FF 89 2-3 ③ K	B SL 87 B SL 83 C FF 88 B SL 83 X SL 81 3-1 ① F7	I IN 64 I IN 66 I IN 68 I IN 69 4-0 IBB				D SI 89 D SL 80 B SI 88 C SI 88 F FF 88 X FF 89 3-2 6 FC3-2 1-2 2-3 3-H 1B	B SL 85 C FF 93 B SI 91 S FF 91 S SI 93 2-3 ③ K		4	0	1	1	1	2	5
34 Homer Bailey, R (1, 1) OBP: 0.167, SLG: 0.167 28 Chris Heisey, R (8, 7) OBP: 0.322, SLG: 0.392		C FC 88 X CU 75 0-1 6 1B 19 2B 1B	C FF 89 S SL 83 C FF 90 0-3 ② K		X SL 82 0-0 ③ F8		B FF 88 F CH 85 B FF 86 F FF 88 C CH 85 2-3 ① K		C FC 92 F KC 83 X KC 83 0-2 ① F8	4 1	1 0	1 0	0 0	0 0	2 0	6 0

Inning Stats	1	2	3	4	5	6	7	8	9
	R: 4 E: 0 K: 2 S: 19	R: 2 E: 0 K: 2 S: 19	R: 0 E: 0 K: 2 S: 11	R: 0 E: 0 K: 0 S: 4	R: 0 E: 0 K: 1 S: 8	R: 0 E: 0 K: 1 S: 7	R: 1 E: 0 K: 2 S: 14	R: 0 E: 1 K: 2 S: 17	R: 0 E: 0 K: 0 S: 7
	H: 3 LOB: 1 BB: 2 P: 35	H: 4 LOB: 2 BB: 0 P: 26	H: 1 LOB: 1 BB: 0 P: 18	H: 0 LOB: 0 BB: 0 P: 5	H: 2 LOB: 2 BB: 1 P: 15	H: 0 LOB: 1 BB: 1 P: 14	H: 2 LOB: 3 BB: 1 P: 31	H: 2 LOB: 3 BB: 1 P: 27	H: 1 LOB: 0 BB: 0 P: 10

	1B: 11	SF: 0	WP: 0	PA: 48
	2B: 3	SAC: 0	PB: 0	
	3B: 0	DP: 0	SB: 0	
	HR: 1	HBP: 1	CS: 0	

PITCHER		IP	WLS	BF	H	R	ER	SO	BB	IBB	HBP	BLK	WP	HR	S	P	ERA	WHIP
39 Brett Myers, R ERA: 5.01	(1, 1)	6.0	L	31	10	6	6	8	3	1	0	0	0	1	68	113	9.00	2.167
52 Sergio Escalona, L ERA:	(7, 1)	0.0		1	0	1	1	0	1	0	0	0	0	0	1	5	∞	∞
66 Enerio Del Rosario, R ERA: 4.8	(7, 1)	1.0		6	2	0	0	2	0	0	1	0	0	0	13	26	0.00	2.000
59 Wilton Lopez, R ERA: 4.5	(8, 1)	1.0		6	2	0	0	2	1	0	0	0	0	0	17	27	0.00	3.000
54 Mark Melancon, R ERA: 1.53	(9, 1)	1.0		3	1	0	0	0	0	0	0	0	0	0	7	10	0.00	1.000

PITCHER	IP	WLS	BF	H	R	ER	SO	BB	IBB	HBP	BLK	WP	HR	S	P	ERA	WHIP

TOP

Cincinnati Reds @ Houston Astros

Minute Maid Park, Houston, TX

Tue May 10 2011, 7:08 PM - 10:17 PM CDT

Att. 24,499 - Roof Closed - 73 F

livebaseballscorecards.com

AB	40
R	7
H	15
RBI	7
BB	6
SO	12
LOB	31

Cincinnati Reds @ Houston Astros

Minute Maid Park, Houston, TX

Tue May 10 2011, 7:08 PM - 10:17 PM CDT

Att. 24,499 - Roof Closed - 73 F

livebaseballscorecards.com

BOTTOM

Batter	1	2	3	4	5	6	7	8	9	AB	R	H	RBI	BB	SO	LOB
21 Michael Bourn, L (1, 8) OBP: 0.338, SLG: 0.338	B FF 92 C FF 91 B CH 86 C FF 92 B CH 87 X FF 92 3-2 ① G4-3		B KC 77 S FF 92 B CH 87 F FF 93 F SL 86 F FF 92 X CH 86 2-2 ③ FC5-4 1-2f			B KC 73 D FF 90 F CH 89 D CH 86 C FF 92 X FF 91 3-2 ①② G4-3 1-2f		D FF 98 B FF 100 B FF 98 B FF 99 4-0 36 BB 9 1B 1-2 2-3 BB	B SI 92 S SL 86 F SL 85 B SL 86 X SL 85 2-2 ③ F7	4	1	0	0	1	0	3
36 Angel Sanchez, R (1, 6) OBP: 0.328, SLG: 0.345	C FF 92 X SL 88 0-1 ② P3			B KC 75 S SL 88 X FF 91 1-1 ① F8		C SL 88 X FF 93 0-1 ③ L9		D SL 88 B FF 100 B FF 98 C FF 100 C FF 97 B FF 95 4-2 9 1B 1-2 2-3 3-H BB		3	0	0	1	1	0	0
9 Hunter Pence, R (1, 9) OBP: 0.344, SLG: 0.486	C FF 94 C FF 94 F FF 94 B SL 88 X SL 88 1-2 ③ L8			B KC 79 B FF 93 C FF 93 S KC 80 B SL 88 S FF 95 3-3 ② K			C FF 92 S KC 78 T SL 87 0-2 ① K	X FC 91 0-0 1-2 2-H 3-H 1B		4	0	1	2	0	2	0
45 Carlos Lee, R (1, 7) OBP: 0.268, SLG: 0.366		B FF 91 B FF 92 B SL 84 C FF 92 C FF 94 S SL 88 3-3 ① K		B FF 94 X FF 93 1-0 ③ G6-3			B KC 78 X FF 93 1-0 29 1B 1B	C FC 91 B FC 92 B SL 80 X FF 95 2-1 ① F9		4	0	1	0	0	1	2
29 Brett Wallace, L (1, 3) OBP: 0.400, SLG: 0.466		C KC 78 X CH 88 0-1 ② G4-3			B CH 88 B SL 83 B KC 75 C FF 91 X FF 92 3-1 1B		B KC 76 B SL 86 X FF 92 2-0 1-2 1B	F SI 94 S FS 89 C SL 81 0-3 ② K		4	0	2	0	0	1	2
22 Bill Hall, R (1, 4) OBP: 0.279, SLG: 0.315		F FF 92 B FF 92 X KC 79 1-1 ③ F7			B SL 90 C FF 90 S SL 86 B FF 92 T FF 94 2-2 ① K		B FF 92 S SL 85 F FF 92 X FF 92 1-2 ② F8	S FC 92 F FC 93 S SL 84 0-3 ③ K		4	0	0	0	0	2	5
23 Chris Johnson, R (1, 5) OBP: 0.215, SLG: 0.345		B SL 85 F SL 86 X KC 77 1-1 ① F7			B FF 93 C KC 76 X SL 88 1-1 ② F9		C SL 87 S KC 78 C FF 92 0-3 ③ K		F SL 78 F FF 95 B FC 93 X FC 91 1-2 ① G6-3	4	0	0	0	0	1	3
55 Humberto Quintero, R (1, 2) OBP: 0.299, SLG: 0.346		S SL 86 X SL 87 0-1 ② L7			B FF 93 S SL 86 F FF 94 X FF 94 1-2 ③ G5-3			B FF 100 B FF 97 B FF 98 C FF 97 B FF 96 4-1 21 BB 16 HBP 36 BB BB	B FC 90 S SI 93 B FF 91 F FF 94 F FC 92 B FC 92 X FF 96 3-2 46 G4-3 46 WP 1B	3	1	1	0	1	0	1
39 Brett Myers, R (1, 1) 3 Joe Inglett, L (8, PH) 52 Sergio Escalona, L (7, 1) 66 Enerio Del Rosario, R (7, 1) 59 Wilton Lopez, R (8, 1) 16 Matt Downs, R (8, PH) 54 Mark Melancon, R (8, 1) 19 Brian Bogusevic, L (9, PH) 46 J.R. Towles, R (9, PH)			B FF 93 B FF 91 C FF 92 F FF 93 F FF 94 F FF 92 X FF 91 2-2 21 FC5-4 1B			X FF 90 0-0 21 G4-3 1B		B FF 98 C FF 98 F FF 98 H FF 100 2-2 36 BB 21 BB 9 1B 1-2 HBP	C CH 86 B CH 87 C SI 90 X CH 86 1-2 ② G4-3 1-3	1 1 0 0 0 0 0 0 1	0 0 0 0 0 1 0 0 0	1 1 0 0 0 0 0 0 0	0 0 0 0 0 0 0 0 0	0 0 0 0 0 0 0 0 0	0 0 0 0 0 0 0 0 0	0 0 0 0 0 0 0 0 1
Inning Stats	R: 0 E: 0 K: 0 S: 9 H: 0 LOB: 0 BB: 0 P: 13	R: 0 E: 0 K: 1 S: 7 H: 0 LOB: 0 BB: 0 P: 11	R: 0 E: 0 K: 0 S: 14 H: 1 LOB: 1 BB: 0 P: 19	R: 0 E: 0 K: 1 S: 6 H: 0 LOB: 0 BB: 0 P: 11	R: 0 E: 0 K: 1 S: 10 H: 1 LOB: 1 BB: 0 P: 17	R: 0 E: 0 K: 0 S: 6 H: 1 LOB: 0 BB: 0 P: 9	R: 0 E: 0 K: 2 S: 11 H: 2 LOB: 2 BB: 0 P: 15	R: 3 E: 0 K: 2 S: 14 H: 1 LOB: 2 BB: 3 P: 30	R: 0 E: 0 K: 0 S: 13 H: 1 LOB: 1 BB: 0 P: 20	1B: 7 2B: 0 3B: 0 HR: 0	SF: 0 SAC: 0 DP: 1 HBP: 1	WP: 1 PB: 0 SB: 0 CS: 0	PA: 37				

	AB	33
	R	3
	H	7
	RBI	3
	BB	3
	SO	7
	LOB	17

PITCHER		IP	WLS	BF	H	R	ER	SO	BB	IBB	HBP	BLK	WP	HR	S	P	ERA	WHIP
34 Homer Bailey, R ERA: 0.69	(1, 1)	7.0	W	25	5	0	0	5	0	0	0	0	0	0	63	95	0.00	0.714
54 Aroldis Chapman, L ERA: 4.26	(8, 1)	0.0		4	0	3	3	0	3	0	1	0	0	0	5	19	∞	∞
40 Nick Masset, R ERA: 4.79	(8, 1)	1.1		6	2	0	0	2	0	0	0	0	0	0	16	22	0.00	1.500
45 Bill Bray, L ERA: 0.69	(9, 1)	0.2		2	0	0	0	0	0	0	0	0	1	0	6	9	0.00	0.000

PITCHER	IP	WLS	BF	H	R	ER	SO	BB	IBB	HBP	BLK	WP	HR	S	P	ERA	WHIP

Batter	1	2	3	4	5	6	7	8	9	AB	R	H	RBI	BB	SO	LOB
6 Drew Stubbs, R (1, 8) OBP: 0.352, SLG: 0.465	B FF 89 X FF 88 1-0 ① G5-3		B CU 76 B FF 90 B CU 77 C FF 89 F SI 88 X SI 89 3-2 16 S 1B		C CU 75 C CH 83 B FF 90 B FF 90 F CU 76 B SI 89 1 SAFE 1 SAFE X CU 76 3-2 ② G5-3 1-2		F CH 83 C CU 78 B CH 82 X SI 89 1-2 HR		B KC 82 B KC 82 C FC 92 F FC 93 X KC 83 2-2 ② G4-3	5	1	2	1	0	0	1
16 Edgar Renteria, R (1, 6) OBP: 0.347, SLG: 0.277 44 Mike Leake, R (9, 1) OBP: 0.231, SLG: 0.231	C FF 89 X FF 89 0-1 ② F7		B CU 73 C CU 73 B CH 82 B SI 87 X SI 88 3-1 ③ P3 1-2		X SI 89 0-0 ③ F9		B SI 87 B CU 74 C CU 75 B SI 88 X SI 88 3-1 E5 4 1B		C KC 82 S KC 82 X KC 83 0-2 ③ G4-3	5 0	0 0	0 0	0 0	0 0	0 0	2 0
19 Joey Votto, L (1, 3) OBP: 0.469, SLG: 0.574	S SI 89 B SI 89 B SI 89 X CH 83 2-1 ③ G3-1			B SI 89 X SI 89 1-0 4 G6-3 3B		C SI 89 B CH 84 B CH 85 X SI 90 2-1 55 G2-3 31 1B	B SI 88 X SI 88 1-0 ② F7			4	1	2	0	0	0	1
4 Brandon Phillips, R (1, 4) OBP: 0.370, SLG: 0.458		B SI 89 F FF 90 X FF 91 1-1 ① F9		D CU 76 C CU 78 B FF 90 B FF 90 X CU 78 3-1 ① G6-3 3-H		B SI 90 F SI 89 B CU 76 F CU 77 1 SAFE S CH 84 2-3 ① K	X CH 84 0-0 31 FC4-6 1-3 1B			4	0	1	1	0	1	1
31 Jonny Gomes, R (1, 7) OBP: 0.341, SLG: 0.407 66 Logan Ondrusek, R (7, 1) 40 Nick Masset, R (8, 1) 43 Miguel Cairo, R (9, 5) OBP: 0.338, SLG: 0.355		X SI 89 0-0 ② F9		C SI 90 B FF 90 B SI 91 B CH 82 C SI 90 T SI 90 3-2 ② K		B CH 84 F FF 89 C SI 89 B SI 89 X CH 84 2-2 55 G2-3 1-2 1B	X SI 89 0-0 ③ FC4-6 1-2f			4 0 0 0	0 0 0 0	1 0 0 0	0 0 0 0	0 0 0 0	1 0 0 0	2 0 0 0
55 Ramon Hernandez, R (1, 2) OBP: 0.350, SLG: 0.480		C SI 90 B FF 89 X SI 90 1-1 32 FC4-6 1B		X SI 90 0-0 1B		C CU 75 X CU 75 0-1 ② G2-3 1-2 2-3		C SL 82 F SI 90 B SI 90 X FS 83 1-2 ① G5-3		4	0	2	0	0	0	2
32 Jay Bruce, L (1, 9) OBP: 0.318, SLG: 0.455		B SI 89 B SI 88 C CU 75 X SI 89 2-1 ③ FC4-6 1-2f		B SI 88 B CU 76 S SI 87 F CU 76 C SI 89 2-3 ③ K		X SI 90 0-0 ③ G3-1		X SI 90 0-0 ② G1-3		4	0	0	0	0	1	4
7 Paul Janish, R (1, 5) OBP: 0.295, SLG: 0.327 (9, 6)			C FF 89 B CH 83 B FF 90 X CH 84 2-1 ① G6-3		C CU 75 F CU 75 B CU 73 F FF 90 X CU 76 1-2 ① G5-3		C SI 88 S CU 74 B FF 90 B SI 89 F CU 75 B CU 76 X FF 89 3-2 ① L9	X SI 92 0-0 ③ G5-3		4	0	0	0	0	0	0
36 Edinson Volquez, R (1, 1) 3 Chris Valaika, R (5, PH) OBP: 0.353, SLG: 0.500 63 Sam LeCure, R (5, 1) OBP: 0.333, SLG: 0.400 28 Chris Heisey, R (7, PH) OBP: 0.328, SLG: 0.453 (7, 7)			B FF 90 C FF 89 B CU 76 F SI 89 S CU 76 2-3 ② K		C CU 75 X FF 89 0-1 6 G5-3 1B		B FF 88 F SI 89 B CU 75 X CU 75 2-1 HR		F FC 92 B FC 93 C FC 92 B KC 83 X KC 83 2-2 ① G6-3	1 1 0 2	0 0 0 1	0 1 0 1	0 0 0 1	1 0 0 0	0 0 0 0	0 0 0 0
Inning Stats	R: 0 E: 0 K: 0 S: 5 H: 0 LOB: 0 BB: 0 P: 8	R: 0 E: 0 K: 0 S: 7 H: 1 LOB: 1 BB: 0 P: 11	R: 0 E: 0 K: 1 S: 10 H: 1 LOB: 1 BB: 0 P: 20	R: 1 E: 0 K: 2 S: 10 H: 2 LOB: 1 BB: 0 P: 19	R: 0 E: 0 K: 0 S: 11 H: 1 LOB: 1 BB: 0 P: 15	R: 0 E: 0 K: 1 S: 11 H: 2 LOB: 2 BB: 0 P: 17	R: 2 E: 1 K: 0 S: 14 H: 3 LOB: 2 BB: 0 P: 24	R: 0 E: 0 K: 0 S: 5 H: 0 LOB: 0 BB: 0 P: 6	R: 0 E: 0 K: 0 S: 9 H: 0 LOB: 0 BB: 0 P: 13	1B: 7 2B: 0 3B: 1 HR: 2	SF: 0 SAC: 0 DP: 0 HBP: 0					

PITCHER	IP	WLS	BF	H	R	ER	SO	BB	IBB	HBP	BLK	WP	HR	S	P	ERA	WHIP
51 Wandy Rodriguez, L (1, 1) ERA: 3.98	7.0		32	10	3	3	4	0	0	0	0	0	2	68	114	3.86	1.429
59 Wilton Lopez, R (8, 1) ERA: 4.0	1.0		3	0	0	0	0	0	0	0	0	0	0	5	6	0.00	0.000
54 Mark Melancon, R (9, 1) ERA: 1.45	1.0	W	3	0	0	0	0	0	0	0	0	0	0	9	13	0.00	0.000

PITCHER	IP	WLS	BF	H	R	ER	SO	BB	IBB	HBP	BLK	WP	HR	S	P	ERA	WHIP

TOP

Cincinnati Reds @ Houston Astros

Minute Maid Park, Houston, TX

Wed May 11 2011, 1:09 PM - 4:04 PM CDT

Att. 21,008 - Roof Closed - 71 F

livebaseballscorecards.com

AB	38
R	3
H	10
RBI	3
BB	0
SO	4
LOB	13

REDS

Cincinnati Reds @ Houston Astros

Minute Maid Park, Houston, TX

Wed May 11 2011, 1:09 PM - 4:04 PM CDT

Att. 21,008 - Roof Closed - 71 F

livebaseballscorecards.com

BOTTOM

Batter	1	2	3	4	5	6	7	8	9	AB	R	H	RBI	BB	SO	LOB
21 Michael Bourn, L (1, 8) OBP: 0.340, SLG: 0.348	B FF 91 B FF 92 B FF 92 C FF 92 X FF 93 3-1 ① **G3-1**	B KC 78 S FF 95 C KC 78 B FF 95 B CH 84 F FF 96 X KC 81 3-2 **1-3** **2-H** **3-H** **1B**		L CH 82 X KC 78 0-1 **2B**			F FC 91 B CU 82 C FF 94 B FF 95 F FC 91 B FC 93 S FF 94 3-3 ① **K**		B CH 88 S CH 79 X FC 87 1-1 ① **G6-3**	5	0	2	2	0	1	0
46 J.R. Towles, R (1, 2) OBP: 0.386, SLG: 0.458	B FF 93 B FF 92 B FF 93 B FF 92 4-0 **BB**	**B FF 94** **S CH 83** 1 SAFE F FF 93 X KC 79 1-2 ③ **G5-3**		C KC 78 B CH 82 S CH 81 X FF 94 1-2 ③ **G4-3**			B FC 94 C FC 91 X FC 92 1-1 ② **L9**		B FF 87 B FC 87 C FF 87 B FF 89 B FF 89 4-1 **9** **2B** **BB**	3	1	0	0	2	0	3
9 Hunter Pence, R (1, 9) OBP: 0.352, SLG: 0.500	C KC 77 B SI 92 B FF 94 F CH 81 F FF 95 T KC 80 2-2 ② **K**		B FF 92 S CH 81 B FF 93 B FF 92 B FF 95 4-1 **29** **FC4-6** **BB**		F SL 79 B FF 88 S FF 88 X SL 78 1-2 ① **F8**		B CU 80 X FC 92 1-0 **23** **BB** **2B**		**S FF 88** **B SL 82** **B SL 82** 1 SAFE 1 SAFE B FF 88 S SL 82 X FC 89 3-2 **1-H** **2B**	4	0	2	1	1	1	1
29 Brett Wallace, L (1, 3) OBP: 0.396, SLG: 0.454	S FF 94 B CH 83 B CH 84 F FF 93 C FF 93 2-3 ③ **K**		C FF 91 S CH 83 B FF 93 X CH 82 1-2 ① **FC4-6** **23** **2B** **16** **SF8** **1-2f**		X KC 70 0-0 ② **G3**		I I IN 70 I IN 70 I IN 71 4-0 **23** **BB** **IBB**			3	1	0	0	1	1	2
23 Chris Johnson, R (1, 5) OBP: 0.224, SLG: 0.353		B FF 91 X FF 92 1-0 ① **L4**	B FF 94 C KC 79 X CH 82 1-1 **1-3** **2B**		C FF 88 S SL 77 B SI 91 B SI 90 S SL 77 2-3 ③ **K**		B FC 92 B FC 91 F FF 93 B CU 80 B FC 91 4-1 **1-2** **2-3** **BB**			3	0	1	0	1	1	0
16 Matt Downs, R (1, 4) OBP: 0.333, SLG: 0.410		B FF 92 B FF 92 B FF 93 B FF 93 4-0 **12** **BB** **19** **BB** **21** **1B** **BB**	C KC 78 F FF 93 X FF 93 0-2 ② **SF8** **3-H**			B KC 76 F SL 77 B FF 86 B SL 77 C FF 90 T SL 77 3-2 ① **K**	B CU 80 B CU 75 X FC 89 2-0 ③ **F8**			2	1	0	1	1	1	3
19 Brian Bogusevic, L (1, 7) OBP: 0.385, SLG: 0.273		1 SAFE B FF 92 B CH 83 B FF 95 B FF 92 4-0 **12** **BB** **21** **1B** **1-2** **BB**	C CH 83 B SI 92 S FF 93 S CH 84 1-3 ③ **K**			C KC 72 B CH 82 B KC 75 B FF 89 B FF 90 4-1 **BB**		T FF 93 B SL 82 S FS 87 X FF 94 1-2 ① **G4-3**		2	1	0	0	2	1	1
12 Clint Barmes, R (1, 6) OBP: 0.275, SLG: 0.278		B KC 77 C KC 78 B CH 82 D FF 95 B FF 94 4-1 **21** **1B** **1-2** **2-3** **BB**		B FF 90 F FF 92 B KC 75 S FF 93 F KC 80 F CH 83 F FF 93 B FF 94 F KC 78 3-2 ① **L7**		**B FF 89** **S SL 77** 1 SAFE T FF 88 B SL 77 1 SAFE X KC 74 2-2 ② **F7**		F FC 90 C SL 80 F FF 96 S SL 84 0-3 ② **K**	3	0	0	0	1	1	1
51 Wandy Rodriguez, S (1, 1) OBP: 0.176, SLG: 0.176 59 Wilton Lopez, R (8, 1) 3 Joe Inglett, L (8, PH) OBP: 0.222, SLG: 0.259 54 Mark Melancon, R (9, 1)		X FF 92 0-0 ② **F6**		B FF 92 C FF 92 F FF 92 B KC 79 X KC 78 2-2 ② **F9**		S FF 88 1 SAFE X KC 73 0-1 ③ **G4-3**		B SI 95 X FF 95 1-0 ③ **F7**	3 0 1 0	0 0 0 0	0 0 0 0	0 0 0 0	0 0 0 0	0 0 0 0	4 0 0 0
Inning Stats	R: 0 E: 0 K: 2 S: 9 H: 0 LOB: 1 BB: 1 P: 20	R: 2 E: 0 K: 0 S: 10 H: 1 LOB: 2 BB: 3 P: 27	R: 1 E: 0 K: 1 S: 12 H: 1 LOB: 1 BB: 1 P: 19	R: 0 E: 0 K: 0 S: 16 H: 1 LOB: 1 BB: 0 P: 22	R: 0 E: 0 K: 1 S: 7 H: 0 LOB: 0 BB: 0 P: 10	R: 0 E: 0 K: 1 S: 9 H: 0 LOB: 1 BB: 1 P: 18	R: 0 E: 0 K: 1 S: 9 H: 1 LOB: 3 BB: 2 P: 24	R: 0 E: 0 K: 1 S: 8 H: 0 LOB: 0 BB: 0 P: 10	R: 1 E: 0 K: 0 S: 6 H: 1 LOB: 1 BB: 1 P: 14	1B: 1 2B: 4 3B: 0 HR: 0 SF: 1 SAC: 0 DP: 0 HBP: 0						WP: 0 PB: 0 SB: 0 CS: 0 PA: 39	

	AB	29
	R	4
	H	5
	RBI	4
	BB	9
	SO	7
	LOB	15

PITCHER		IP	WLS	BF	H	R	ER	SO	BB	IBB	HBP	BLK	WP	HR	S	P	ERA	WHIP
36 Edinson Volquez, R ERA: 5.74	(1, 1)	4.0		20	3	3	3	3	5	0	0	0	0	0	47	88	6.75	2.000
63 Sam LeCure, R ERA: 3.62	(5, 1)	2.0		7	0	0	0	2	1	0	0	0	0	0	16	28	0.00	0.500
66 Logan Ondrusek, R ERA: 2.49	(7, 1)	1.0		6	1	0	0	1	1	1	0	0	0	0	9	24	0.00	2.000
40 Nick Masset, R ERA: 4.57	(8, 1)	1.0		3	0	0	0	1	0	0	0	0	0	0	8	10	0.00	0.000
44 Mike Leake, R ERA: 5.8	(9, 1)	0.1	L	3	1	1	1	0	1	0	0	0	0	0	6	14	27.00	6.000

PITCHER	IP	WLS	BF	H	R	ER	SO	BB	IBB	HBP	BLK	WP	HR	S	P	ERA	WHIP

Batter	1	2	3	4	5	6	7	8	9	10	AB	R	H	RBI	BB	SO	LOB
8 Nick Punto, S (1, 4) OBP: 0.369, SLG: 0.389	C CH 76 B SI 86 F SI 86 B FF 87 X SI 87 2-2 P5 ①		F CH 77 B FF 88 F CH 78 X FF 88 1-2 G3-1 ③		C FF 85 B FF 86 B CU 68 B CU 68 B CH 80 4-1 BB		B SI 90 C FF 88 C FF 90 B SL 84 F FF 92 B SI 89 B SI 89 4-2 28 FC4-6 BB		B FF 95 C SI 94 B FF 94 F FF 95 T SL 80 2-2 K ①		3	0	0	0	2	1	0
28 Colby Rasmus, L (1, 8) OBP: 0.397, SLG: 0.470	B FF 88 B FF 87 B SI 83 B CH 80 4-0 BB			F FF 86 B CH 75 C CH 80 X CH 75 1-2 5 1B 7 2B 1B	X SI 86 0-0 P6 ②		C SL 84 B SL 84 1 SAFE B SL 84 X SL 84 2-1 FC4-6 ① 5 1B 7 1B 1-2f		C SL 79 T FS 89 B FF 96 S SL 84 1-3 K ②		4	2	1	0	1	1	2
5 Albert Pujols, R (1, 3) OBP: 0.345, SLG: 0.433	C FF 87 B SI 88 1 SAFE F FF 87 C FF 89 1-3 K ②			B FF 82 F CH 82 B FF 87 F FF 88 X SI 84 2-2 7 2B 12 SF8 1-2 1B	B FF 86 X SI 88 1-0 F9 ③		1 SAFE C SL 82 B FC 89 X SL 82 1-1 12 WP 7 1B 4 G1-2-3 1-2 1B		B SI 92 B FC 91 B FC 90 B FF 96 4-0 7 S BB		4	1	2	0	1	1	2
7 Matt Holliday, R (1, 7) OBP: 0.483, SLG: 0.618	1 SAFE 1 SAFE T FF 88 F SL 76 X SL 75 0-2 F8 ③			B SI 83 F CH 82 B SI 83 F CU 70 F SI 88 X SI 84 2-2 4 G1-3 33 2B 1-3 2-H 2B		F SI 84 B SI 87 F SI 85 B SL 75 X SL 74 2-2 4 FC5-4 1B	B FC 89 B SI 89 B FC 89 C FC 88 X FC 89 3-1 12 WP 1-2 2-H 1B		1 SAFE C SI 96 B SI 95 C SL 81 X SI 95 1-2 F8 ③ 1-2		5	1	3	2	0	0	2
12 Lance Berkman, S (1, 9) OBP: 0.438, SLG: 0.600 44 Miguel Batista, R (7, 1) 43 Trever Miller, R (7, 1) 59 Fernando Salas, R (7, 1) 52 Eduardo Sanchez, R (9, 1) 38 Mark Hamilton, L (10, PH) OBP: 0.267, SLG: 0.286 21 Allen Craig, R (10, 9) OBP: 0.377, SLG: 0.422		F FF 84 F FF 87 X FF 86 0-2 P6 ①		C SI 86 F SI 86 F FF 85 B FF 87 B SI 85 F CH 80 B SL 76 X SL 74 3-2 SF8 ① 3-H		C SI 85 F SI 87 S SI 87 0-3 K ①	B FC 88 F FC 88 B FC 88 I IN 74 I IN 73 4-1 1-2 2-3 IBB			B CH 84 B FF 92 C FF 92 X CH 86 2-1 F9 ①	2	0	0	1	1	1	1
4 Yadier Molina, R (1, 2) OBP: 0.331, SLG: 0.421		B SL 72 C SL 74 B SL 74 T CH 77 X FF 88 2-2 L8 ②		C SL 74 B SI 88 X SI 87 1-1 G1-3 ② 2-3		1 SAFE X SL 77 0-0 FC5-4 ② 33 1B 1-2f	X SL 80 0-0 G1-2-3 ② ③ 3-Hf			C CU 80 X SL 88 0-1 33 G4-3 1B	5	1	1	0	0	0	5
33 Daniel Descalso, L (1, 5) OBP: 0.299, SLG: 0.360		B CH 79 C CH 79 B FF 88 B FF 88 X CH 79 3-1 F9 ③		B CU 69 B CU 72 S CU 71 C FF 86 B FF 85 X CH 80 3-2 2-H 2B		F SI 84 X SI 86 0-1 2-H 1B		X FF 95 0-0 L8 ①		B CH 85 F FF 93 F CH 86 B FF 94 X FF 93 2-2 G4-3 ② 1-2	5	0	2	2	0	0	1
27 Tyler Greene, R (1, 6) OBP: 0.345, SLG: 0.340			F CU 67 S CH 81 B FF 86 X SI 88 1-2 L9 ①	C SL 74 B SI 86 X SL 73 1-1 L7 ③		I IN 55 I IN 57 4-0 IBB		B FF 94 F FF 95 B SI 95 F SI 95 S FC 92 2-3 K ②		C SL 88 B FF 93 B FF 93 C SL 88 F FF 94 D SL 90 F SL 88 B SL 88 4-2 BB	3	0	0	0	2	1	1
26 Kyle Lohse, R (1, 1) OBP: 0.136, SLG: 0.136 19 Jon Jay, L (7, 9) OBP: 0.396, SLG: 0.432 30 Jason Motte, R (10, 1)			C CH 79 X SI 88 0-1 G1-3 ②		C CU 70 S CU 72 F FF 86 F SL 72 S SL 73 0-3 K ①	S SI 85 X SI 86 0-1 G5-3 ③		C SI 95 C SL 81 S SL 82 0-3 K ③		S CH 86 C FF 94 B SL 89 D CH 88 S CH 88 2-3 K ③	3 2 0	0 0 0	0 0 0	0 0 0	0 0 0	1 2 0	2 2 0
Inning Stats	R: 0 H: 0 E: 0 LOB: 1 K: 1 BB: 1 S: 9 P: 16	R: 0 H: 0 E: 0 LOB: 0 K: 0 BB: 0 S: 8 P: 13	R: 0 H: 0 E: 0 LOB: 0 K: 0 BB: 0 S: 8 P: 10	R: 3 H: 4 E: 0 LOB: 1 K: 0 BB: 0 S: 22 P: 35	R: 0 H: 0 E: 0 LOB: 1 K: 1 BB: 1 S: 8 P: 13	R: 1 H: 2 E: 1 LOB: 2 K: 1 BB: 1 S: 11 P: 17	R: 1 H: 2 E: 0 LOB: 2 K: 0 BB: 2 S: 11 P: 25	R: 0 H: 0 E: 0 LOB: 0 K: 2 BB: 0 S: 7 P: 9	R: 0 H: 0 E: 0 LOB: 1 K: 2 BB: 1 S: 9 P: 17	R: 0 H: 1 E: 0 LOB: 2 K: 1 BB: 1 S: 14 P: 24	1B: 7 2B: 2 3B: 0 HR: 0	SF: 1 SAC: 0 DP: 1 HBP: 0						

PITCHER		IP	WLS	BF	H	R	ER	SO	BB	IBB	HBP	BLK	WP	HR	S	P	ERA	WHIP
61 Bronson Arroyo, R ERA: 3.78	(1, 1)	6.0		27	6	4	3	3	2	1	0	0	0	0	66	104	4.50	1.333
45 Bill Bray, L ERA: 1.35	(7, 1)	0.1		2	0	1	1	0	1	0	0	0	0	0	5	11	27.00	3.000
44 Mike Leake, R ERA: 5.7	(7, 1)	0.2		4	2	0	0	0	0	1	0	0	1	0	6	14	0.00	3.000
40 Nick Masset, R ERA: 4.18	(8, 1)	2.0		7	0	0	0	4	1	0	0	0	0	0	16	26	0.00	0.500
48 Francisco Cordero, R ERA: 2.16	(10, 1)	1.0	W	5	1	0	0	1	1	0	0	0	0	0	14	24	0.00	2.000

PITCHER	IP	WLS	BF	H	R	ER	SO	BB	IBB	HBP	BLK	WP	HR	S	P	ERA	WHIP

TOP

St. Louis Cardinals @ Cincinnati Reds

Great American Ball Park, Cincinnati, OH

Fri May 13 2011, 7:11 PM - 11:04 PM EDT

Att. 32,972 - Overcast - 68 F

livebaseballscorecards.com

AB	37
R	5
H	9
RBI	5
BB	7
SO	8
LOB	18

WP: 1	PA: 45		
PB: 0			
SB: 1			
CS: 0			

Batter	1	2	3	4	5	6	7	8	9	10	AB	R	H	RBI	BB	SO	LOB
6 Drew Stubbs, R (1, 8) OBP: 0.351, SLG: 0.453	C SI 88 F CH 79 B SI 88 B SI 88 F SI 89 B SI 90 X SI 89 3-2 G4-3 ①		B SL 82 X CH 79 1-0 FC6-2 ② 2-3 3-H		B SI 89 B SI 89 B SL 82 C SL 81 B CH 78 4-1 1-2 2-3 BB		C SL 83 B SI 93 B SI 92 F SL 86 B SI 91 B SI 92 4-2 16 2B 1-2 BB	X FF 91 0-0 F8 ③		B FF 96 X FF 95 1-0 F9 ②	4	1	0	0	2	0	4
16 Edgar Renteria, R (1, 6) OBP: 0.358, SLG: 0.290	C SI 90 C SI 89 X CH 78 0-2 F8 ②		1 SAFE B SL 82 C SL 82 D SI 90 X SL 82 2-1 P3 ③		S SL 83 S SL 82 F SL 82 B SI 90 F SI 90 B SL 80 B SL 81 S SI 88 3-3 K		C SL 85 F SL 87 X SL 85 0-2 4 SH1-3 1-H 2-H 2B		B FF 92 B FF 92 B FF 92 B FF 92 4-0 19 G3-1 19 WP 4 1B BB	S FF 96 B FF 98 F FF 97 B FF 97 F FF 96 B FC 89 F FF 97 B FF 96 4-2 19 1B BB	4	1	1	2	2	1	5
19 Joey Votto, L (1, 3) OBP: 0.470, SLG: 0.575	F CU 73 F CH 79 S CH 79 0-3 K ③			C SI 88 F CH 79 B SL 81 B SI 88 B SI 88 T SI 88 3-2 K ①		X CH 77 0-0 4 G4-3 32 1B 2B	B SL 79 D SL 77 C FF 87 S SI 86 B FF 89 F FF 88 F SI 89 F SL 77 F FF 89 4-2 B SI 89 4 SH1-3 BB		B FF 91 C SL 77 X FF 92 1-1 G3-1 ① 1-3	B FF 96 C FF 96 C FF 96 F FF 97 B FF 97 X FF 96 2-2 1-2 2-H 1B	5	1	2	1	1	2	1
4 Brandon Phillips, R (1, 4) OBP: 0.373, SLG: 0.459		F SI 88 X SL 82 0-1 27 G4-3-5 1B		C SL 83 B SL 83 T CH 80 B SI 90 F SI 90 C SI 90 2-3 K ②		B SI 88 B SI 88 X SI 88 2-0 G4-3 ① 2-3	X FF 89 0-0 SH1-3 ① 1-2 2-3		C SL 77 B SL 78 S SL 78 X SL 79 1-2 27 1B 3-H 1B		4	0	2	1	0	1	1
32 Jay Bruce, L (1, 9) OBP: 0.320, SLG: 0.449		B SI 88 B SI 87 F SI 88 1 SAFE F CH 78 B SI 89 X CH 78 3-2 P2 ①		B SI 90 B SI 89 X FF 88 2-0 F8 ③		B FF 89 F CH 79 C SI 89 B SI 89 X SI 89 2-2 27 2B 3-H 1B	I IN 60 I IN 61 I IN 62 I IN 60 4-0 IBB		B FF 91 X FF 89 1-0 F8 ②		4	1	1	1	1	0	2
27 Scott Rolen, R (1, 5) OBP: 0.271, SLG: 0.446		C SI 89 B SI 89 X SI 89 1-1 G4-3-5 ② ③ 1-3f			C SI 88 C SL 82 B SI 89 X CH 78 1-2 61 FC1-5 15 1B 1B	B SI 88 X SI 88 1-0 1-H 2B	B FF 91 F FF 92 X FF 89 1-1 F4 ②		C FF 92 1 SAFE P PO 86 B SL 77 B FF 90 X FF 91 3-1 1-3 1B		5	0	3	1	0	0	4
15 Fred Lewis, L (1, 7) OBP: 0.364, SLG: 0.636 44 Mike Leake, R (7, 1) OBP: 0.231, SLG: 0.231 43 Miguel Cairo, R (7, PH) OBP: 0.333, SLG: 0.349 40 Nick Masset, R (8, 1) 31 Jonny Gomes, R (9, PH) OBP: 0.338, SLG: 0.404 48 Francisco Cordero, R (10, 1)			X SI 89 0-0 61 SH1-4 29 BB 6 FC6-2 1B		B SI 88 X SI 88 1-0 6 BB 61 FC1-5 1-2 1B	C CH 79 B CH 78 F SL 83 X CH 77 1-2 F7 ②	F FF 91 B FF 92 F FF 92 B FF 93 F FF 92 X FF 92 2-2 L8 ③		C SL 78 S SL 78 S SL 79 0-3 K ③		3 0 1 0 1	0 0 0 0 0	2 0 0 0 0	0 0 0 0 0	0 0 0 0 1	0 0 0 0 2	1 3 0 0 2
29 Ryan Hanigan, R (1, 2) OBP: 0.357, SLG: 0.400 30 Travis Wood, R (8, PR) OBP: 0.071, SLG: 0.286 55 Ramon Hernandez, R (9, 2) OBP: 0.358, SLG: 0.500			1 SAFE C SI 87 B SI 87 1 SAFE 1 SAFE F SL 82 B FF 89 D CH 78 B SI 89 4-2 6 FC6-2 61 SH1-4 1-2 BB		B SI 89 B SI 89 C SI 89 X SI 89 2-1 L4 ① C SL 82 B SL 82 X SI 88 1-1 G5-3 ③			F FF 91 B FF 90 B KC 79 F FF 91 H CH 82 3-2 28 L1-3 HBP	C FF 96 B FF 96 B FC 87 F FF 95 F FF 96 F FF 96 B FF 96 X FF 94 3-2 28 FC3-5-6-3-1 2B	2 0 1	0 0 0	0 0 1	0 0 0	1 0 0	0 0 0	3 0 0
61 Bronson Arroyo, R (1, 1) OBP: 0.267, SLG: 0.400 45 Bill Bray, L (7, 1) 28 Chris Heisey, R (7, 7) OBP: 0.328, SLG: 0.446			C SI 87 X CU 77 0-1 SH1-4 ① 1-2 2-3		M SL 81 L SI 84 B SI 86 X SL 81 1-2 FC1-5 ② 6 BB 1-2 2-3f		B SI 92 X SI 91 1-0 6 BB 16 2B 1B	1 SAFE X FF 89 0-0 L1-3 ① ② 1-1	C FF 96 X FF 96 0-1 FC3-5-6-3-1 ① 19 1B 2-3	1 0 3	0 0 2	0 0 1	0 0 0	0 0 0	0 0 2	2 0 2
Inning Stats	R: 0 E: 0 K: 1 S: 10 H: 0 LOB: 0 BB: 0 P: 13	R: 0 E: 0 K: 0 S: 7 H: 1 LOB: 0 BB: 0 P: 11	R: 0 E: 0 K: 0 S: 8 H: 1 LOB: 2 BB: 1 P: 15	R: 0 E: 0 K: 2 S: 8 H: 0 LOB: 0 BB: 0 P: 15	R: 0 E: 0 K: 1 S: 15 H: 2 LOB: 3 BB: 1 P: 27	R: 2 E: 0 K: 0 S: 11 H: 3 LOB: 1 BB: 0 P: 18	R: 2 E: 0 K: 0 S: 19 H: 2 LOB: 3 BB: 3 P: 35	R: 0 E: 0 K: 0 S: 4 H: 0 LOB: 1 BB: 0 P: 7	R: 1 E: 0 K: 1 S: 12 H: 2 LOB: 2 BB: 1 P: 21	R: 1 E: 0 K: 0 S: 16 H: 2 LOB: 2 BB: 1 P: 26	1B: 9 2B: 6 3B: 0 HR: 0	SF: 0 SAC: 2 DP: 2 HBP: 1	WP: 1 PB: 0 SB: 0 CS: 0	PA: 48			

PITCHER		IP	WLS	BF	H	R	ER	SO	BB	IBB	HBP	BLK	WP	HR	S	P	ERA	WHIP
26 Kyle Lohse, R ERA: 2.31	(1, 1)	6.0		26	7	2	2	4	2	0	0	0	0	0	59	99	3.00	1.500
44 Miguel Batista, R ERA: 1.69	(7, 1)	0.0		3	2	2	2	0	1	0	0	0	0	0	6	11	∞	∞
43 Trever Miller, L ERA: 3.0	(7, 1)	0.0		1	0	0	0	0	1	0	0	0	0	0	6	10	∞	∞
59 Fernando Salas, R ERA: 1.15	(7, 1)	2.0	H	7	0	0	0	0	0	1	1	0	0	0	11	21	0.00	0.000
52 Eduardo Sanchez, R ERA: 3.0	(9, 1)	1.0	B	6	2	1	1	1	1	0	0	0	1	0	12	21	9.00	3.000

PITCHER		IP	WLS	BF	H	R	ER	SO	BB	IBB	HBP	BLK	WP	HR	S	P	ERA	WHIP
30 Jason Motte, R ERA: 2.16	(10, 1)	0.2	L	5	2	1	1	0	1	0	0	0	0	0	16	26	13.50	4.500

BOTTOM

St. Louis Cardinals @ Cincinnati Reds

Great American Ball Park, Cincinnati, OH

Fri May 13 2011, 7:11 PM - 11:04 PM EDT

Att. 32,972 - Overcast - 68 F

livebaseballscorecards.com

AB	38
R	6
H	13
RBI	6
BB	7
SO	5
LOB	30

Batter	1	2	3	4	5	6	7	8	9	AB	R	H	RBI	BB	SO	LOB
Ryan Theriot, R (1, 6) OBP: 0.338, SLG: 0.311	C FF 93 B FF 91 C SL 84 B FF 94 B SI 94 B FF 94 4-2 28 FC6-4 BB		P PO 86 1 SAFE C SL 81 1 SAFE 1 SAFE X SI 93 1-1 ② ③ G6-4-3 1-2f			X FF 92 0-0 ③ F8		C SL 83 B SL 85 X FF 94 1-1 ② F9		3	0	0	0	1	0	1
28 Colby Rasmus, L (1, 8) OBP: 0.393, SLG: 0.461	X SI 92 0-0 ① FC6-4 7 FC6-4 1-2f			C SI 93 B CH 84 F FF 94 B SL 86 F SL 87 B FF 96 F SL 85 F FF 94 S CH 82 3-3 ① K			X CH 80 0-0 ① L3	B FF 94 B FF 94 B SI 94 C FF 93 B FF 95 4-1 5 1B BB		3	0	0	0	1	1	1
5 Albert Pujols, R (1, 3) OBP: 0.343, SLG: 0.429	C FF 91 F SI 92 S SI 93 0-3 ② K			C SL 85 B FC 91 F SL 83 X SI 95 1-2 ② G3			C FF 92 B SL 81 X FC 90 1-1 ② G1-3	B FF 92 F FF 92 D CU 80 X FC 91 2-1 1-2 1B		4	0	1	0	0	1	1
7 Matt Holliday, R (1, 7) OBP: 0.476, SLG: 0.614	X SI 92 0-0 ③ FC6-4 1-2f			C SL 83 S SL 86 B FF 95 X FF 96 1-2 ③ G5-3			F SI 95 F SI 94 B SL 89 X SL 79 1-2 2B	B FF 94 F FF 93 X CU 79 1-1 ③ P2		4	0	1	0	0	0	3
12 Lance Berkman, S (1, 9) OBP: 0.429, SLG: 0.675 31 Ryan Franklin, R (7, 1) 30 Jason Motte, R (8, 1) 8 Nick Punto, S (9, PH) OBP: 0.364, SLG: 0.382		F FF 92 F SI 92 B SL 86 B SL 85 B FF 94 X FF 94 3-2 ① F9			B FF 93 X FF 94 1-0 ① F7		B FF 94 C CH 81 X FF 94 1-1 ③ F8		C FF 91 B CH 85 F FF 93 B FF 93 X CH 87 2-2 ① F7	3 0 0 1	0 0 0 0	0 0 0 0	0 0 0 0	0 0 0 0	0 0 0 0	1 0 0 0
4 Yadier Molina, R (1, 2) OBP: 0.320, SLG: 0.407		B FF 94 C FF 91 F SL 82 B B SI 94 C FF 96 3-3 ② K			X FF 95 0-0 ② F8			B FF 92 X FC 92 1-0 ① F9	X CU 81 0-0 ② G5-3	4	0	0	0	0	1	0
33 Daniel Descalso, L (1, 5) OBP: 0.287, SLG: 0.344		B CH 84 C FF 95 X CH 84 1-1 ③ G3-1			B SI 95 C FF 95 S FF 94 X FF 95 1-2 ③ P6			B FF 94 X CH 80 1-0 E6 27 E 19 HR	C CU 79 B FF 94 X CH 86 1-1 ③ F8	4	1	0	0	0	0	0
27 Tyler Greene, R (1, 4) OBP: 0.345, SLG: 0.340			B FC 90 X FC 91 1-0 G6-4-3 1B			B CU 76 B SI 94 F FF 93 C SI 95 B SI 95 F FF 95 F FF 95 F FF 95 S FF 95 3-3 ① K		B FF 92 C SL 80 X SI 90 1-1 E5 19 HR 1-2		3	1	1	0	0	1	1
46 Kyle McClellan, R (1, 1) OBP: 0.263, SLG: 0.278 19 Jon Jay, L (7, 9) OBP: 0.407, SLG: 0.511			B CH 87 1 SAFE M SI 91 B SL 84 1 SAFE X FF 94 2-1 ① F9			C FF 94 S CU 77 B FF 95 S SL 87 1-3 ② K		B FF 94 X CH 79 1-0 1-H 2-H HR		2 1	0 1	0 1	0 3	0 0	1 0	1 0
Inning Stats	R: 0 E: 0 K: 1 S: 7 H: 0 LOB: 1 BB: 1 P: 11	R: 0 E: 0 K: 1 S: 8 H: 0 LOB: 0 BB: 0 P: 15	R: 0 E: 0 K: 0 S: 6 H: 1 LOB: 0 BB: 0 P: 9	R: 0 E: 0 K: 1 S: 12 H: 0 LOB: 0 BB: 0 P: 17	R: 0 E: 0 K: 0 S: 5 H: 0 LOB: 0 BB: 0 P: 7	R: 0 E: 0 K: 2 S: 10 H: 0 LOB: 0 BB: 0 P: 14	R: 0 E: 0 K: 0 S: 8 H: 1 LOB: 1 BB: 0 P: 11	R: 3 E: 2 K: 0 S: 12 H: 2 LOB: 2 BB: 1 P: 24	R: 0 E: 0 K: 0 S: 6 H: 0 LOB: 0 BB: 0 P: 9	1B: 2 2B: 1 3B: 0 HR: 1	SF: 0 SAC: 0 DP: 1 HBP: 0					

PITCHER		IP	WLS	BF	H	R	ER	SO	BB	IBB	HBP	BLK	WP	HR	S	P	ERA	WHIP
47 Johnny Cueto, R ERA:	(1, 1)	7.2	W	29	3	3	0	5	2	0	0	0	0	1	64	101	0.00	0.652
66 Logan Ondrusek, R ERA: 2.45	(8, 1)	0.1	H	2	1	0	0	0	0	0	0	0	0	0	4	7	0.00	3.000
48 Francisco Cordero, R ERA: 2.04	(9, 1)	1.0		3	0	0	0	0	0	0	0	0	0	0	6	9	0.00	0.000

PITCHER	IP	WLS	BF	H	R	ER	SO	BB	IBB	HBP	BLK	WP	HR	S	P	ERA	WHIP

TOP

St. Louis Cardinals @ Cincinnati Reds

Great American Ball Park, Cincinnati, OH

Sat May 14 2011, 4:14 PM - 6:44 PM EDT

Att. 41,307 - Cloudy - 64 F

livebaseballscorecards.com

AB	32
R	3
H	4
RBI	3
BB	2
SO	5
LOB	9

St. Louis Cardinals @ Cincinnati Reds

Great American Ball Park, Cincinnati, OH

Sat May 14 2011, 4:14 PM - 6:44 PM EDT

Att. 41,307 - Cloudy - 64 F

livebaseballscorecards.com

BOTTOM

Batter	1	2	3	4	5	6	7	8	9	AB	R	H	RBI	BB	SO	LOB
6 Drew Stubbs, R (1, 8) OBP: 0.364, SLG: 0.467	C SI 88 B CU 70 F CH 87 B CU 71 F FF 88 B SL 85 F SI 89 X SI 89 3-2 4 PO 1B		B SL 85 F SI 88 B SI 88 B SL 84 B SI 88 4-1 19 G1-6-3 1-2 BB		X SL 84 0-0 ① FC5-4 7 S 4 1B 1-2f		C FC 89 B FF 90 B SI 90 B FF 90 C FF 90 F FF 90 X FF 90 3-2 7 SH1-3 4 SF9 2B	P PO 91 F FF 95 B FF 95 1 SAFE F FF 95 1 SAFE B FC 90 F FC 86 X FC 86 3-2 7 WP 1-3 1B		4	2	3	0	1	0	1
7 Paul Janish, R (1, 6) OBP: 0.284, SLG: 0.315	1 SAFE M FF 88 1 SAFE P PO 83 X SI 88 1-1 ① F9		X SL 84 0-0 ① F5		1 SAFE S SI 87 X SL 84 0-1 ② L6 1-2		X FS 87 0-0 ① SH1-3 2-3	C FF 96 S FF 97 F FF 97 F FF 97 B FC 92 X FC 89 1-2 ③ G4-3 1-2 3-H		4	0	0	0	0	0	5
19 Joey Votto, L (1, 3) OBP: 0.471, SLG: 0.566	C SI 88 C SI 87 1 SAFE X FF 88 0-2 ② F7		F SI 88 B CH 81 B CH 81 F CH 81 F CU 70 D CU 72 X CH 83 3-2 ②③ G1-6-3 1-2f		B CU 71 B CU 68 I IN 56 4-0 4 1B IBB		I IN 62 I IN 67 I IN 72 I IN 68 4-0 IBB			2	0	0	0	2	0	3
4 Brandon Phillips, R (1, 4) OBP: 0.377, SLG: 0.486	C SI 89 1 SAFE F FF 89 1 SAFE D CU 72 1 SAFE 1-2 ③ PO 1-2	B SL 83 C SL 84 B SL 83 X SI 88 2-1 HR	X FF 88 0-0 ① F9	X SL 84 0-0 1-2 2-H 1B	C FF 90 1 SAFE F SI 90 B CU 77 B FF 91 X CU 76 2-2 ② SF9 3-H				3	1	2	3	0	0	0
32 Jay Bruce, L (1, 9) OBP: 0.312, SLG: 0.436		C FF 88 X CH 81 0-1 ① P5	B SL 83 L SL 83 B CU 70 F SI 88 B CH 83 X FF 88 3-2 ② G3-1	B CH 80 S SI 87 F CH 80 F CU 72 B SI 87 X CH 80 2-2 ③ F7			F FC 89 X FS 83 0-1 ③ G1-3			4	0	0	0	0	0	3
27 Scott Rolen, R (1, 5) OBP: 0.284, SLG: 0.449		C FF 87 B FF 87 X FF 87 1-1 ② F8	F SL 84 B SL 85 X SI 87 1-1 1B		B CU 69 C SL 80 F SI 86 B CU 72 B SI 86 X FF 87 3-2 ① G5-3			C FF 88 B CU 78 B FF 90 X FC 90 2-1 55 1B 15 1B 1B		4	1	2	0	0	0	0
31 Jonny Gomes, R (1, 7) OBP: 0.329, SLG: 0.389 28 Chris Heisey, R (9, 7) OBP: 0.328, SLG: 0.446		C SI 88 C FF 89 F CU 72 S CU 72 0-3 ③ K2-3	C SI 88 B CU 70 1 SAFE X CU 71 1-1 ③ G5-3		F SL 82 B CU 71 X SL 84 1-1 ② G6-3			C FF 90 X CU 75 0-1 ① F7		4 0	0 0	0 0	0 0	0 0	1 0	2 0
55 Ramon Hernandez, R (1, 2) OBP: 0.388, SLG: 0.595			X SI 87 0-0 HR		X SI 87 0-0 HR		B CH 79 C CU 72 B CU 71 B CU 69 T SL 84 F SL 84 B CU 70 4-2 BB	1 SAFE C SI 90 B SI 90 B SI 90 B FF 88 1 SAFE X FF 89 3-1 15 1B 1-2 1B		3	2	3	2	1	0	0
47 Johnny Cueto, R (1, 1) OBP: 0.200, SLG: 0.200 66 Logan Ondrusek, R (8, 1) 15 Fred Lewis, L (8, PH) OBP: 0.417, SLG: 0.667 48 Francisco Cordero, R (9, 1)			C SI 87 C SI 88 X SI 87 0-2 E6 6 BB		B SI 86 X SI 85 1-0 6 FC5-4 1B		X SL 84 0-0 ③ G5-3	C FF 95 X FF 95 0-1 ② 6 1B 7 WP 1-3 2-H 1B		3 0 1 0	0 0 1 0	1 0 1 0	0 0 1 0	0 0 0 0	0 0 0 0	1 0 0 0
Inning Stats	R: 0 E: 0 K: 0 S: 13 H: 1 LOB: 0 BB: 0 P: 17	R: 1 E: 0 K: 1 S: 10 H: 1 LOB: 0 BB: 0 P: 13	R: 1 E: 1 K: 0 S: 10 H: 1 LOB: 1 BB: 1 P: 17	R: 0 E: 0 K: 0 S: 8 H: 1 LOB: 1 BB: 0 P: 13	R: 2 E: 0 K: 0 S: 10 H: 3 LOB: 2 BB: 1 P: 17	R: 0 E: 0 K: 0 S: 9 H: 0 LOB: 1 BB: 1 P: 17	R: 1 E: 0 K: 0 S: 10 H: 1 LOB: 1 BB: 1 P: 19	R: 2 E: 0 K: 0 S: 18 H: 4 LOB: 1 BB: 0 P: 26		1B: 8 2B: 1 3B: 0 HR: 3 SF: 1 SAC: 1 DP: 1 HBP: 0				WP: 1 PB: 0 SB: 1 CS: 0 PA: 39		

PITCHER		IP	WLS	BF	H	R	ER	SO	BB	IBB	HBP	BLK	WP	HR	S	P	ERA	WHIP
46 Kyle McClellan, R ERA: 3.62	(1, 1)	6.0	L	27	7	4	4	1	2	1	0	0	0	3	60	94	6.00	1.500
31 Ryan Franklin, R ERA: 9.88	(7, 1)	1.1		8	3	3	3	0	0	1	0	0	0	0	16	30	20.25	2.250
30 Jason Motte, R ERA: 2.6	(8, 1)	0.2		3	2	0	0	0	0	0	0	0	1	0	12	15	0.00	3.000

PITCHER	IP	WLS	BF	H	R	ER	SO	BB	IBB	HBP	BLK	WP	HR	S	P	ERA	WHIP

Batter	1	2	3	4	5	6	7	8	9	AB	R	H	RBI	BB	SO	LOB
Ryan Theriot, R (1, 6) OBP: 0.340, SLG: 0.321	B SI 87 C FF 86 S X 1-2 G1-3 ①	B FC 86 X FC 86 1-0 G6-3 ③			D CH 77 1 SAFE D CH 78 X FF 87 2-0 8 G4-6-3 1-2 1B		B FC 89 C FC 90 B CU 79 S FC 89 B FF 92 X FF 92 3-2 G6-3 ③		D FF 93 B FF 92 C SI 93 X SI 93 2-1 8 2B 1-3 2-H 3-H 2B	5	1	2	2	0	0	2
8 Nick Punto, S (1, 5) OBP: 0.352, SLG: 0.383	B FF 88 C FF 88 B CU 73 F FF 89 X 2-2 F8 ②		B SI 87 C SI 88 X CU 73 1-1 B1-3 ①		B CH 78 C B FC 87 X SI 89 2-1 G4-6-3 ② ③ 1-2f			B FF 89 C FF 90 B FF 89 B FF 90 C FF 89 X FF 90 3-2 P6 ①	C FF 91 X FF 92 0-1 7 FC6-4 2-H 3-H 2B	5	0	1	2	0	0	2
5 Albert Pujols, R (1, 3) OBP: 0.339, SLG: 0.418	S FF 90 B B FF 89 C FF 90 X FC 89 2-2 F8 ③		C CH 76 X FC 86 0-1 P6 ②			S FC 85 B FF 89 F CH 79 X CU 75 1-2 E5 12 FC5-4		X FF 91 0-0 F9 ②	C FF 93 F H FF 92 1-2 7 FC6-4 HBP	4	0	0	0	0	0	0
7 Matt Holliday, R (1, 7) OBP: 0.461, SLG: 0.591		B B FF 87 X CH 78 2-0 F9 ①	B CU 74 X CU 73 1-0 G5-3 ③			C FF 89 B FC 86 F FF 88 B FF 90 C FC 87 2-3 K ①		B FF 93 S FF 90 B FS 84 B FF 91 X FF 91 3-1 F9 ③	S SL 87 B FF 92 X FF 93 1-1 FC6-4 ② 1-2f 2-3	5	0	0	0	0	1	3
12 Lance Berkman, S (1, 9) OBP: 0.434, SLG: 0.694		F FF 87 B FF 88 B FF 88 S CH 76 X FF 90 2-2 HR		S CH 72 C FF 88 X CU 74 0-2 27 P3 1B		B FF 87 D CH 77 X CH 78 2-0 FC5-4 4 1B 1-2f			B FF 96 B FF 96 B FF 96 B FF 94 27 F8 4 BB 21 BB BB C CH 86 C CH 86 C CH 86 B FF 96 1 SAFE F FF 96 2-3 K	4	2	2	1	1	1	3
4 Yadier Molina, R (1, 2) OBP: 0.333, SLG: 0.438		B FF 88 X FF 89 1-0 HR		C SL 85 S CH 78 F FC 86 F FC 87 S CH 79 0-3 K ①		D CU 72 B CH 78 B FC 86 X FF 86 3-0 1-2 1B			C FF 95 B SL 82 B FF 96 B FF 94 B FF 96 4-1 21 BB 13 BB 1-2 2B BB	3	2	2	1	1	1	1
27 Tyler Greene, R (1, 4) OBP: 0.339, SLG: 0.352		B CH 76 B FF 89 C CU 73 X FF 87 2-1 29 G4-3 2B		1 SAFE B CH 76 F CH 77 B CH 77 B FC 87 F F FC 86 F CH 80 X FF 89 3-2 P3 ② ③ 1-1f		B CH 79 F FF 88 F FF 90 F FF 89 C FF 91 1-3 K ③			B FF 96 C FF 94 B FF 93 X FF 95 2-1 F8 ① 2-3	4	0	1	0	0	1	5
19 Jon Jay, L (1, 8) OBP: 0.421, SLG: 0.511 13 Gerald Laird, R (9, PH) OBP: 0.317, SLG: 0.389		B FF 87 S SL 82 C FF 88 B FC 87 B SL 82 F FF 90 B FF 90 4-2 29 G4-3 BB			B SL 80 S FC 86 C FF 89 B SL 82 B SL 82 X FF 90 3-2 1B 1B		C FF 92 B CH 82 F FC 90 S CH 82 1-3 K ①		C FF 97 B FF 96 D SL 84 D FF 96 B FF 95 4-1 21 BB 1-2 2B BB	2 0	0 1	1 0	0 0	1 1	1 0	0 0
29 Chris Carpenter, R (1, 1) OBP: 0.158, SLG: 0.167 43 Trever Miller, R (7, 1) 41 Mitchell Boggs, R (8, 1) 21 Allen Craig, R (9, PH) OBP: 0.389, SLG: 0.422		F FF 88 L FC 86 D SL 83 X FC 86 1-2 G4-3 ② 1-2 2-3			C FF 87 L CH 77 F FF 87 F FF 88 X FC 85 0-2 P4 ①		B FC 90 B FF 91 X FF 93 2-0 P3 ②		D FF 95 B FF 94 D FF 96 B FF 95 4-0 2B 8 2B 1-2 2-3 3-H BB	3 0 0 0	0 0 0 1	0 0 0 0	0 0 0 1	0 0 0 1	0 0 0 0	3 0 0 0
Inning Stats	R: 0 E: 0 K: 0 S: 9 H: 0 LOB: 0 BB: 0 P: 14	R: 2 E: 0 K: 0 S: 14 H: 3 LOB: 2 BB: 1 P: 27	R: 0 E: 0 K: 0 S: 5 H: 0 LOB: 0 BB: 0 P: 7	R: 0 E: 0 K: 1 S: 13 H: 1 LOB: 0 BB: 0 P: 16	R: 0 E: 0 K: 0 S: 11 H: 2 LOB: 1 BB: 0 P: 18	R: 0 E: 1 K: 2 S: 12 H: 1 LOB: 2 BB: 0 P: 21	R: 0 E: 0 K: 1 S: 7 H: 0 LOB: 0 BB: 0 P: 13	R: 0 E: 0 K: 0 S: 6 H: 0 LOB: 0 BB: 0 P: 12	R: 5 E: 0 K: 1 S: 16 H: 2 LOB: 2 BB: 4 P: 40	1B: 4 2B: 4 3B: 0 HR: 2 SF: 0 SAC: 0 DP: 2 HBP: 1						

PITCHER		IP	WLS	BF	H	R	ER	SO	BB	IBB	HBP	BLK	WP	HR	S	P	ERA	WHIP
30 Travis Wood, L ERA: 5.01	(1, 1)	6.0	W	25	7	2	2	3	1	0	0	0	0	2	64	103	3.00	1.333
66 Logan Ondrusek, R ERA: 2.35	(7, 1)	1.0	H	3	0	0	0	1	0	0	0	0	0	0	7	13	0.00	0.000
33 Jose Arredondo, R ERA:	(8, 1)	1.0		3	0	0	0	0	0	0	0	0	0	0	6	12	0.00	0.000
54 Aroldis Chapman, L ERA: 6.92	(9, 1)	0.1		5	0	4	4	0	4	0	0	0	0	0	5	23	108.00	12.000
40 Nick Masset, R ERA: 4.56	(9, 1)	0.0		1	1	0	0	0	0	0	0	0	0	0	2	4	∞	∞

PITCHER		IP	WLS	BF	H	R	ER	SO	BB	IBB	HBP	BLK	WP	HR	S	P	ERA	WHIP
48 Francisco Cordero, R ERA: 1.96	(9, 1)	0.2	S	4	1	1	1	1	0	0	1	0	0	0	9	13	13.50	1.500

TOP

St. Louis Cardinals @ Cincinnati Reds

Great American Ball Park, Cincinnati, OH

Sun May 15 2011, 1:11 PM - 4:04 PM EDT

Att. 24,672 - Drizzle - 55 F

livebaseballscorecards.com

AB	35
R	7
H	9
RBI	7
BB	5
SO	5
LOB	19

St. Louis Cardinals @ Cincinnati Reds

Great American Ball Park, Cincinnati, OH

Sun May 15 2011, 1:11 PM - 4:04 PM EDT

Att. 24,672 - Drizzle - 55 F

livebaseballscorecards.com

BOTTOM

Batter	1	2	3	4	5	6	7	8	9	AB	R	H	RBI	BB	SO	LOB
6 Drew Stubbs, R (1, 8) OBP: 0.371, SLG: 0.468	B SI 89 F SI 90 C SI 91 C 1-3 ① K		B FC 88 B SI 92 X SI 92 2-0 1B		B CU 73 C FF 91 C SI 92 X FC 88 1-2 ① G4-3		C SI 92 B SI 92 X SI 92 1-1 7 SH5-3 4 2B 1-2 1B	B SL 81 B B FF 94 B SI 93 4-0 7 G4-6-3 BB		4	1	2	0	1	1	0
7 Paul Janish, R (1, 6) OBP: 0.275, SLG: 0.304	B SI 91 C SI 93 B SI 92 F SI 92 X FC 88 2-2 ② F8		C SI 91 X FC 88 0-1 ② P3		L FC 88 B FC 87 F SI 91 F FC 88 B CU 76 X SI 92 2-2 ② G3		L SI 89 L FC 86 X SI 90 0-2 ① SH5-3 1-2 2-3	D SL 80 C FF 94 D FF 94 X FF 94 2-1 ② ③ G4-6-3 1-2f		4	0	0	0	0	0	2
19 Joey Votto, L (1, 3) OBP: 0.471, SLG: 0.561	B SI 91 B FC 84 C FC 87 S FC 88 F SI 92 X 2-2 1B		D FC 87 C SI 92 B FF 93 S CH 85 S CH 86 2-3 ③ K		S CU 74 B FC 89 X FC 87 1-1 ③ G6-3		I IN 65 I IN 65 I IN 65 I IN 65 4-0 4 2B 32 2B IBB			3	1	1	0	1	1	1
4 Brandon Phillips, R (1, 4) OBP: 0.373, SLG: 0.486	X FF 92 0-0 ③ F9			C FC 86 X FF 91 0-1 ① G6-3		C CU 73 C CU 74 B CU 76 X FC 87 1-2 E3 27 3B	B SI 92 F SI 91 X SI 93 1-1 32 2B 1-3 2-H 3-H 2B			4	2	1	2	0	0	1
32 Jay Bruce, L (1, 9) OBP: 0.317, SLG: 0.444		F FC 86 X FC 82 0-1 ① G3		S FF 90 B FC 84 X SI 92 1-1 27 1B 27 E 1B		C SI 92 B CH 86 B SI 91 1 SAFE B SI 93 T SI 92 F S FC 87 3-3 ① K	X SL 77 0-0 2-H 3-H 2B			4	1	2	2	0	1	1
27 Scott Rolen, R (1, 5) OBP: 0.295, SLG: 0.479		C SI 91 B CU 73 B FF 92 F SI 93 X SI 94 2-2 ② F9		F SI 91 X FC 88 0-1 E8 15 G4-3 1-H 1B		C FC 89 B SI 92 F SI 92 X SI 94 1-2 15 FC4-2 1-H 3B	C FF 87 D CH 82 X CH 80 1-1 ② P3			4	1	2	1	0	0	1
15 Fred Lewis, L (1, 7) OBP: 0.313, SLG: 0.500 33 Jose Arredondo, R (8, 1) 54 Aroldis Chapman, L (9, 1) 40 Nick Masset, R (9, 1) 48 Francisco Cordero, R (9, 1)		C FF 92 S FC 89 S CU 76 0-3 ③ K		B FC 87 X FC 88 1-0 ② G4-3 3-H		D CU 75 X FC 90 1-0 ② FC4-2 3-H	S FF 86 X SI 86 0-1 ③ G6-3			4 0 0 0 0	0 0 0 0 0	0 0 0 0 0	1 0 0 0 0	0 0 0 0 0	1 0 0 0 0	2 0 0 0 0
55 Ramon Hernandez, R (1, 2) OBP: 0.393, SLG: 0.627			B FC 86 C FC 84 C CU 74 X 1-2 HR	X FC 89 0-0 1B		S SI 93 X SI 94 0-1 ③ G5-3		C FF 94 X SL 80 0-1 ① G6-3		4	1	2	1	0	0	1
30 Travis Wood, R (1, 1) OBP: 0.063, SLG: 0.250 66 Logan Ondrusek, R (7, 1) 43 Miguel Cairo, R (7, PH) OBP: 0.343, SLG: 0.349 28 Chris Heisey, R (8, 7) OBP: 0.338, SLG: 0.509			C SI 91 C SI 91 X CU 75 0-2 ① G5-3	S SI 90 F SI 92 B FC 88 S FC 87 1-3 ③ K			B FC 87 C SI 91 C SI 92 B SI 92 B SI 92 B SI 92 4-2 7 SH5-3 6 1B 4 2B BB	B SI 93 F FF 95 B FC 93 B SI 93 X SI 93 3-1 HR		2 0 0 1	0 0 1 1	0 0 0 1	0 0 0 1	1 0 0 0	0 0 0 0	1 0 0 0
Inning Stats	R: 0 E: 0 K: 1 S: 11 H: 1 LOB: 1 BB: 0 P: 16	R: 0 E: 0 K: 1 S: 8 H: 0 LOB: 0 BB: 0 P: 10	R: 1 E: 0 K: 1 S: 12 H: 2 LOB: 1 BB: 0 P: 17	R: 2 E: 1 K: 1 S: 11 H: 3 LOB: 1 BB: 0 P: 14	R: 0 E: 0 K: 0 S: 9 H: 0 LOB: 0 BB: 0 P: 13	R: 1 E: 1 K: 1 S: 13 H: 1 LOB: 1 BB: 0 P: 19	R: 4 E: 0 K: 0 S: 14 H: 3 LOB: 1 BB: 2 P: 25	R: 1 E: 0 K: 0 S: 6 H: 1 LOB: 0 BB: 1 P: 15		1B: 6 2B: 2 3B: 1 HR: 2 SF: 0 SAC: 1 DP: 1 HBP: 0				WP: 0 PB: 0 SB: 0 CS: 0 PA: 38		

	AB	34
	R	9
	H	11
	RBI	8
	BB	3
	SO	5
	LOB	10

PITCHER		IP	WLS	BF	H	R	ER	SO	BB	IBB	HBP	BLK	WP	HR	S	P	ERA	WHIP
29 Chris Carpenter, R ERA: 4.95	(1, 1)	6.1	L	31	9	8	7	5	1	1	0	0	0	1	73	108	9.95	1.579
43 Trever Miller, L ERA: 2.7	(7, 1)	0.2		3	1	0	0	0	0	0	0	0	0	0	5	6	0.00	1.500
41 Mitchell Boggs, R ERA: 3.66	(8, 1)	1.0		4	1	1	1	0	1	0	0	0	0	1	6	15	9.00	2.000

PITCHER	IP	WLS	BF	H	R	ER	SO	BB	IBB	HBP	BLK	WP	HR	S	P	ERA	WHIP

Chicago Cubs @ Cincinnati Reds

Great American Ball Park, Cincinnati, OH

Mon May 16 2011, 7:13 PM - 10:02 PM EDT

Att. 16,981 - Cloudy - 51 F

TOP

livebaseballscorecards.com

Batter	1	2	3	4	5	6	7	8	9	AB	R	H	RBI	BB	SO	LOB
1 Kosuke Fukudome, L (1, 9) OBP: 0.434, SLG: 0.368	B KC 75 C FF 90 C CH 86 F FF 93 F FF 92 F FF 92 B CH 85 S SL 88 2-3 K ①		B CH 85 C FF 91 C FF 91 X FF 91 1-2 G4-3 ①		C SI 91 B FF 91 X SI 91 1-1 FC5-2 ① 15 1B 2-3 3-H		B SI 89 F FF 90 B KC 74 X FF 91 2-1 G4-3 ①		C CU 77 B CH 86 X CH 84 1-1 G4-3 ②	5	0	0	0	0	1	2
15 Darwin Barney, R (1, 4) OBP: 0.370, SLG: 0.432	C SL 86 B KC 78 B SL 87 S FF 92 B FF 94 F SL 86 F FF 94 B FF 93 4-2 16 BB 13 BB BB		C FF 91 X SL 86 0-1 13 G4-6-3 1B		C SI 91 X SI 90 0-1 1-3 3-H 1B		C FF 91 C FF 91 F SL 80 B SI 90 B SL 79 B SI 89 X FF 89 3-2 13 G4-3 1B		C CU 78 B SL 87 X SL 87 1-1 G6-3 ③	4	0	3	1	1	0	0
13 Starlin Castro, R (1, 6) OBP: 0.359, SLG: 0.436	B SL 85 B FF 90 B SL 87 B SI 92 4-0 16 BB 1-2 BB		S FF 91 1 SAFE C SI 91 B SL 87 F FF 90 F SL 87 X SL 86 1-2 G4-6-3 ② ③ 1-2f		X SL 84 0-0 F9 ②		C SL 78 B FF 89 B FF 88 X SI 89 2-1 G4-3 ② 1-2			3	0	0	0	1	0	4
16 Aramis Ramirez, R (1, 5) OBP: 0.347, SLG: 0.368	B SL 87 B FF 92 B SL 86 C FF 92 B FF 93 4-1 1-2 2-3 BB			X KC 76 0-0 F7 ① C SI 90 B SL 86 B FF 90 F SL 85 B SI 93 X FF 91 3-2 G4-3 ③			X SL 79 0-0 P4 ③			3	0	0	0	1	0	3
12 Alfonso Soriano, R (1, 7) OBP: 0.292, SLG: 0.540	B SL 88 F FF 92 S FF 93 S SL 87 1-3 K ②			B SL 87 B SI 93 C SL 86 F KC 77 X FF 92 2-2 F8 ②		B CH 88 F SL 84 B FF 89 F KC 74 F FF 92 X FF 92 2-2 G6-3 ①		B SI 90 B FF 91 X FF 91 2-0 24 1B 2B		4	0	1	0	0	1	3
24 Marlon Byrd, R (1, 8) OBP: 0.345, SLG: 0.392	C FF 94 S SL 86 T SL 88 0-2 K ③			B SL 87 B SL 86 B FF 93 C FF 90 F FF 93 X SL 86 3-2 G6-3 ③		C SL 86 B FF 93 B SL 84 F FF 91 X FF 92 2-2 22 HR 1B		C SL 79 X SL 79 0-1 22 G3-1 ① 2-H 1B		4	1	2	0	0	1	3
22 Carlos Pena, L (1, 3) OBP: 0.349, SLG: 0.352		F FF 91 B SL 86 X SI 91 1-1 F9 ①			B KC 76 C FF 90 X FF 91 1-1 55 1B 38 E 1B	X CH 88 0-0 1-H HR		F CH 85 S SL 85 B SL 84 B SL 84 X SL 85 2-2 G3-1 ② 2-3		4	2	2	2	0	0	1
55 Kovie Hill, S (1, 2) OBP: 0.242, SLG: 0.367		B SI 92 B FF 92 C FF 91 B FF 91 X CH 89 3-1 F8 ②			X SI 91 0-0 38 E 1 FC5-2 1-3 1B	C CH 88 B KC 73 F SI 89 B CH 83 B CH 83 X FF 90 3-2 F8 ②		C FF 90 B FF 90 X FF 90 1-1 G6-3 ③		4	0	1	0	0	0	1
38 Carlos Zambrano, S (1, 1) OBP: 0.250, SLG: 0.450 62 Marcos Mateo, R (6, 1) 40 James Russell, L (7, 1) OBP: 0.167, SLG: 0.167 29 Jeff Samardzija, R (7, 1) 49 Carlos Marmol, R (8, 1) 9 Blake DeWitt, L (9, PH) OBP: 0.294, SLG: 0.394		X SI 90 0-0 F7 ③			B CH 87 F CH 89 F SL 82 X SI 90 1-2 FC5 1 FC5-2 15 1B 1-3 3-H	S KC 75 C SI 92 B CH 84 S SL 85 1-3 K ③			C CH 91 X CU 79 0-1 F9 ①	3 0 0 0 0 1	1 0 0 0 0 0	0 0 0 0 0 0	0 0 0 0 0 0	0 0 0 0 0 0	1 0 0 0 0 0	1 0 0 0 0 0
Inning Stats	R: 0 E: 0 K: 3 S: 17 H: 0 LOB: 3 BB: 3 P: 32	R: 0 E: 0 K: 0 S: 5 H: 0 LOB: 0 BB: 0 P: 9	R: 0 E: 0 K: 0 S: 10 H: 1 LOB: 0 BB: 0 P: 12	R: 0 E: 0 K: 0 S: 7 H: 0 LOB: 0 BB: 0 P: 12	R: 2 E: 1 K: 0 S: 14 H: 3 LOB: 2 BB: 0 P: 20	R: 2 E: 0 K: 1 S: 14 H: 2 LOB: 0 BB: 0 P: 22	R: 0 E: 0 K: 0 S: 9 H: 1 LOB: 1 BB: 0 P: 16	R: 0 E: 0 K: 0 S: 8 H: 2 LOB: 1 BB: 0 P: 13	R: 0 E: 0 K: 0 S: 6 H: 0 LOB: 0 BB: 0 P: 8	1B: 7 2B: 1 3B: 0 HR: 1 SF: 0 SAC: 0 DP: 1 HBP: 0						

	AB	35
	R	4
	H	9
	RBI	3
	BB	3
	SO	4
	LOB	18

WP: 0 PA: 38
PB: 0
SB: 0
CS: 0

PITCHER		IP	WLS	BF	H	R	ER	SO	BB	IBB	HBP	BLK	WP	HR	S	P	ERA	WHIP
34 Homer Bailey, R ERA: 1.89	(1, 1)	6.0	W	27	6	4	3	4	3	0	0	0	0	1	67	107	4.50	1.500
63 Sam LeCure, R ERA: 3.45	(7, 1)	1.1	H	6	3	0	0	0	0	0	0	0	0	0	12	21	0.00	2.250
45 Bill Bray, L ERA: 1.29	(8, 1)	0.2	H	2	0	0	0	0	0	0	0	0	0	0	5	8	0.00	0.000
48 Francisco Cordero, R ERA: 1.86	(9, 1)	1.0	S	3	0	0	0	0	0	0	0	0	0	0	6	8	0.00	0.000

PITCHER	IP	WLS	BF	H	R	ER	SO	BB	IBB	HBP	BLK	WP	HR	S	P	ERA	WHIP

BOTTOM

Batter	1	2	3	4	5	6	7	8	9	AB	R	H	RBI	BB	SO	LOB
6 Drew Stubbs, R (1, 8) OBP: 0.372, SLG: 0.463	C FF 85 S FF 86 B FF 85 X SI 88 1-2 ① F8		B SI 88 B SL 78 B SL 77 B FF 87 4-0 1-2 BB			2-2 16 BB 19 1B 1B 2-2 ② G5-3 1-2 2-3		B FF 92 B FF 92 C SL 81 F SL 82 S SL 81 2-3 ③ K		4	1	1	0	1	1	3
16 Edgar Renteria, R (1, 6) OBP: 0.353, SLG: 0.278	C SI 87 B FS 87 B SL 78 C SL 77 F SI 88 S FF 90 2-3 ② K		S SI 88 B SI 89 B SI 89 X SI 89 2-1 ②③ G5-3 2-3f			B SI 88 4-1 SAFE 19 1B 4 1B 1-2 BB F SL 82 S SL 83 F SL 83 F FF 84 B SL 86 S SL 87 1-3 ③ K				3	1	0	0	1	2	4
19 Joey Votto, L (1, 3) OBP: 0.472, SLG: 0.556	C SI 88 B CU 70 B SL 78 B FS 83 F SL 79 B SI 91 4-2 BB			C FF 90 X SI 90 0-1 ① G6-3 F CU 71 C CU 71 X SI 91 0-2 ② G6-3 X SI 90 0-0 ③ F7		B SI 89 X SI 89 1-0 4 1B 32 1B 1-2 2-H 1B S SI 90 X SL 79 0-1 32 1B 27 2B 1-2 2-H 1B F SI 89 F FF 90 X FS 84 0-2 27 2B 31 WP 1-3 2-H 1B	B FF 85 B SL 78 B FF 85 C FC 88 X SL 78 3-1 ① P6 B FC 85 S CH 83 X FF 86 1-1 ② P4 X FF 88 0-0 2B		3	1	1	1	1	0	0
4 Brandon Phillips, R (1, 4) OBP: 0.370, SLG: 0.479	C SL 77 B FF 89 B FF 89 B SI 89 X SL 78 3-1 ③ P6									4	1	1	1	0	0	1
32 Jay Bruce, L (1, 9) OBP: 0.321, SLG: 0.453		B FF 88 C SL 79 F FF 90 B SI 91 F FS 82 B FS 84 X FS 82 3-2 ① F7								4	1	2	1	0	0	0
27 Scott Rolen, R (1, 5) OBP: 0.293, SLG: 0.481		C SI 90 C SI 90 X FF 91 0-2 ② F9			B SI 88 B SI 88 C SL 74 X SI 88 2-1 ① F9 B SI 90 F SI 91 B SI 92 X SI 91 2-1 31 WP 31 HR 1-3 3-H 2B	C FF 91 B SL 83 F FF 92 S FS 83 1-3 ③ K			4	1	1	1	0	1	1
31 Jonny Gomes, R (1, 7) OBP: 0.326, SLG: 0.410 48 Francisco Cordero, R (9, 1)		B FF 88 B FF 89 X SI 89 2-0 ③ F9			C SI 88 S CU 70 S SL 82 0-3 ② K	B SL 83 S SL 81 X SL 82 1-1 2-H 3-H HR		B SL 82 X SL 81 1-0 ① F9		4 0	1 0	1 0	2 0	0 0	1 0	0 0
29 Ryan Hanigan, R (1, 2) OBP: 0.364, SLG: 0.390		B FF 87 C FS 86 C SL 77 X SL 78 1-2 ① F8			B SI 89 C SL 79 F FF 90 B FS 84 B SL 81 F SL 80 X SI 91 3-2 ③ G1-3	B FF 93 B FF 91 B FF 92 B FF 91 4-0 6 G5-3 43 BB BB		B FF 93 B SI 94 C SL 81 B SL 81 B FF 91 4-1 BB		2	0	0	0	2	0	0
34 Homer Bailey, R (1, 1) OBP: 0.286, SLG: 0.286 43 Miguel Cairo, R (6, PH) OBP: 0.347, SLG: 0.344 63 Sam LeCure, R (7, 1) OBP: 0.333, SLG: 0.400 45 Bill Bray, L (8, 1) 28 Chris Heisey, R (8, PH) OBP: 0.333, SLG: 0.500 (9, 7)			B SI 88 X SI 86 1-0 16 G5-3 6 BB 1B			3-3 ① K B CH 88 B SL 80 F FF 89 B FF 92 C FF 92 B FF 93 4-2 6 G5-3 1-2 BB		S SL 82 S SL 81 B SL 82 S SL 81 2-3 ② K		1 1 0 0 1	0 0 0 0 0	1 0 0 0 0	0 1 0 0 0	0 1 0 0 1	0 1 0 0 1	0 0 0 0 1
Inning Stats	R: 0 E: 0 K: 1 S: 11 H: 0 LOB: 1 BB: 1 P: 21	R: 0 E: 0 K: 0 S: 8 H: 0 LOB: 0 BB: 0 P: 13	R: 0 E: 0 K: 0 S: 6 H: 1 LOB: 1 BB: 1 P: 14	R: 0 E: 0 K: 0 S: 6 H: 0 LOB: 0 BB: 0 P: 6	R: 0 E: 0 K: 1 S: 9 H: 0 LOB: 0 BB: 0 P: 14	R: 7 E: 0 K: 2 S: 27 H: 6 LOB: 2 BB: 3 P: 51	R: 0 E: 0 K: 1 S: 8 H: 1 LOB: 1 BB: 0 P: 13	R: 0 E: 0 K: 2 S: 8 H: 0 LOB: 1 BB: 1 P: 17		1B: 5 2B: 2 3B: 0 HR: 1 SF: 0 SAC: 0 DP: 1 HBP: 0		WP: 1 PB: 0 SB: 0 CS: 0 PA: 37		

PITCHER		IP	WLS	BF	H	R	ER	SO	BB	IBB	HBP	BLK	WP	HR	S	P	ERA	WHIP
38 Carlos Zambrano, R ERA: 4.89	(1, 1)	5.1	L	24	6	6	6	3	3	0	0	0	0	0	55	95	10.12	1.688
62 Marcos Mateo, R ERA: 5.74	(6, 1)	0.2		5	1	1	1	1	2	0	0	0	1	1	12	24	13.50	4.500
40 James Russell, L ERA: 7.2	(7, 1)	0.2		3	1	0	0	0	0	0	0	0	0	0	5	9	0.00	1.500
29 Jeff Samardzija, R ERA: 3.22	(7, 1)	0.1		1	0	0	0	1	0	0	0	0	0	0	3	4	0.00	0.000
49 Carlos Marmol, R ERA: 1.53	(8, 1)	1.0		4	0	0	0	2	1	0	0	0	0	0	8	17	0.00	1.000

PITCHER	IP	WLS	BF	H	R	ER	SO	BB	IBB	HBP	BLK	WP	HR	S	P	ERA	WHIP

Chicago Cubs @ Cincinnati Reds

Great American Ball Park, Cincinnati, OH

Mon May 16 2011, 7:13 PM - 10:02 PM EDT

Att. 16,981 - Cloudy - 51 F

livebaseballscorecards.com

AB	31
R	7
H	8
RBI	6
BB	6
SO	7
LOB	10

Chicago Cubs @ Cincinnati Reds

Great American Ball Park, Cincinnati, OH

Tue May 17 2011, 7:13 PM - 10:28 PM EDT

Att. 18,861 - Overcast - 50 F

TOP

livebaseballscorecards.com

Batter	1	2	3	4	5	6	7	8	9	AB	R	H	RBI	BB	SO	LOB
1 Kosuke Fukudome, L (1, 9) OBP: 0.432, SLG: 0.364	F8		G4-3		F7		13 G5-3 15 BB 1-2 2-3 BB		15 FC6-4 1B	4	0	1	0	1	0	1
15 Darwin Barney, R (1, 4) OBP: 0.371, SLG: 0.427	13 S 22 HR 1B		G3-1		G6-3		1-2 2-3 3-H BB		FC6-4 13 G4-3 1-2f	4	1	1	1	1	0	2
13 Starlin Castro, R (1, 6) OBP: 0.354, SLG: 0.435	K 1-2		K			22 G4-3 2B	2-3f	G5-3	G4-3 1-2	5	0	1	0	0	2	5
16 Aramis Ramirez, R (1, 5) OBP: 0.348, SLG: 0.364	22 HR HBP			L7		G5-3		22 1B 1 2B 1B		4	2	1	0	0	0	2
22 Carlos Pena, L (1, 3) OBP: 0.361, SLG: 0.389	1-H 2-H HR			BB		G4-3 2-3		1 2B 1-2 1B		3	1	2	3	1	0	1
24 Marlon Byrd, R (1, 8) OBP: 0.337, SLG: 0.383	K			K		K		K		4	0	0	0	0	4	4
12 Alfonso Soriano, R (1, 7) OBP: 0.293, SLG: 0.532 1 Tony Campana, L (7, PR) OBP: 1.000, SLG: 2.000 (7, 7)		F7		C CH 82 F KC 81 B FF 92 F CH 83 1 SAFE S CH 85 K			1 BB 53 1B 15 BB BB		1-3 2-H 2B	2 1	0 1	0 1	0 1	1 0	1 0	1 0
53 Welington Castillo, R (1, 2) OBP: 0.125, SLG: 0.125		K			E6		15 BB 1 BB 1-2 1B	G6-3		4	0	1	0	0	1	2
17 Matt Garza, R (1, 1) OBP: 0.050, SLG: 0.050 5 Reed Johnson, R (7, PH) OBP: 0.444, SLG: 0.615 45 Sean Marshall, L (7, 1) 9 Blake DeWitt, L (8, PH) OBP: 0.286, SLG: 0.382 34 Kerry Wood, R (8, 1)		K			K		K	G4-3		2 1 0 1 0	0 0 0 0 0	0 0 0 0 0	0 0 0 0 0	0 0 0 0 0	2 1 0 0 0	1 2 0 2 0
Inning Stats	R: 3 E: 0 K: 2 S: 13 H: 2 LOB: 0 BB: 0 P: 20	R: 0 E: 0 K: 2 S: 8 H: 0 LOB: 0 BB: 0 P: 10	R: 0 E: 0 K: 1 S: 10 H: 0 LOB: 0 BB: 0 P: 16	R: 0 E: 0 K: 2 S: 9 H: 0 LOB: 1 BB: 1 P: 16	R: 0 E: 1 K: 1 S: 14 H: 0 LOB: 1 BB: 0 P: 19	R: 0 E: 0 K: 1 S: 10 H: 1 LOB: 1 BB: 0 P: 16	R: 1 E: 0 K: 1 S: 16 H: 1 LOB: 2 BB: 3 P: 29	R: 1 E: 0 K: 1 S: 13 H: 3 LOB: 2 BB: 0 P: 17	R: 0 E: 0 K: 0 S: 4 H: 1 LOB: 1 BB: 0 P: 7	1B: 5 2B: 2 3B: 0 HR: 1 SF: 0 SAC: 0 DP: 1 HBP: 1						

	AB	35
	R	5
	H	8
	RBI	5
	BB	4
	SO	11
	LOB	23

WP: 0 PA: 40
PB: 0
SB: 1
CS: 0

PITCHER		IP	WLS	BF	H	R	ER	SO	BB	IBB	HBP	BLK	WP	HR	S	P	ERA	WHIP
36 Edinson Volquez, R ERA: 5.59	(1, 1)	6.0		24	3	3	3	9	1	0	1	0	0	1	64	97	4.50	0.667
33 Jose Arredondo, R ERA: 6.75	(7, 1)	0.1		5	1	1	1	1	3	0	0	0	0	0	12	25	27.00	12.000
62 Jordan Smith, R ERA: 5.4	(7, 1)	1.1		6	3	1	1	1	0	0	0	0	0	0	16	19	6.75	2.250
45 Bill Bray, L ERA: 1.26	(8, 1)	0.1	W	1	0	0	0	0	0	0	0	0	0	0	1	2	0.00	0.000
40 Nick Masset, R ERA: 4.38	(9, 1)	1.0	S	4	1	0	0	0	0	0	0	0	0	0	4	7	0.00	1.000

PITCHER	IP	WLS	BF	H	R	ER	SO	BB	IBB	HBP	BLK	WP	HR	S	P	ERA	WHIP

Chicago Cubs @ Cincinnati Reds

Great American Ball Park, Cincinnati, OH

Tue May 17 2011, 7:13 PM - 10:28 PM EDT

Att. 18,861 - Overcast - 50 F

livebaseballscorecards.com

BOTTOM

Batter	1	2	3	4	5	6	7	8	9	AB	R	H	RBI	BB	SO	LOB
6 Drew Stubbs, R (1, 8) OBP: 0.367, SLG: 0.455	C FF 92 B SI 92 S SL 86 F SL 84 X FF 93 1-2 ① F9		B CU 74 X SL 84 1-0 19 S 1B	C FF 92 B CU 76 X SL 85 1-1 ③ G1-6-3		F CU 74 B SL 83 S FF 93 S FF 93 1-3 ③ K		C SL 91 X FF 90 0-1 ② G5-3		5	0	1	0	0	1	3
7 Paul Janish, R (1, 6) OBP: 0.272, SLG: 0.299	C FF 92 B FF 93 B CH 84 X SI 94 2-1 ② G4-3		1 SAFE 1 SAFE S FF 92 X FF 92 0-1 ② B5		B FF 90 X FF 91 1-0 ① P6		X SI 89 0-0 ① F8	X FF 90 0-0 19 2B 1B		5	1	1	0	0	0	1
19 Joey Votto, L (1, 3) OBP: 0.470, SLG: 0.555	B CU 75 B CH 83 B CH 84 B FF 93 4-0 4 BB BB		C FF 92 1 SAFE C FF 94 F SI 94 D CH 87 X FF 94 1-2 ③ F7 1-2		B CH 85 X SI 92 1-0 ② G4-3		B SI 91 C SL 87 C CU 77 B CU 78 S SL 86 2-3 ② K	B SL 92 F SL 88 B SL 89 S FF 94 1 SAFE X SL 91 2-2 1-H 2B		4	0	1	1	1	1	1
4 Brandon Phillips, R (1, 4) OBP: 0.383, SLG: 0.483	C SL 85 F SI 94 D CU 78 F SL 86 D SL 86 F FF 94 D SL 87 D SL 86 4-2 1-2 BB			B FF 92 B FF 92 X FF 92 2-0 15 G3-1 32 WP 36 E 1B	X FF 91 0-0 1B		B CU 79 B SI 91 B SI 91 B SI 91 4-0 BB	F FF 94 B SL 89 S FF 93 X FF 94 1-2 ③ F8		3	1	2	0	2	0	1
32 Jay Bruce, L (1, 9) OBP: 0.314, SLG: 0.441	S CH 84 F CU 76 S FF 94 0-3 ③ K			L CH 83 F FF 92 B SL 86 B SL 85 B CU 75 F CH 84 X FF 93 3-2 ① P5 1-2	B CH 83 B FF 92 X CH 84 2-0 ③ P6		C SL 85 X SL 84 0-1 ③ F8			4	0	0	0	0	1	5
27 Scott Rolen, R (1, 5) OBP: 0.314, SLG: 0.500		S FF 92 F FF 94 X FF 94 0-2 ① P4		C FF 93 B CH 83 B FF 93 F FF 93 F SL 86 B FF 92 D SL 88 4-2 15 G3-1 36 E BB		F FF 92 B SL 85 F FF 93 X FF 93 1-2 15 FC4-6 1B		M SL 89 B FF 94 X SL 90 1-1 29 FC1 29 E 2B		3	2	2	0	1	0	0
15 Fred Lewis, L (1, 7) OBP: 0.300, SLG: 0.450 40 Nick Masset, R (9, 1)		S FF 93 X CH 84 0-1 ② F9		B SI 93 B SI 91 F FF 92 F SI 92 X FF 94 2-2 ② G3-1 1-2 2-3		C CH 84 B CU 75 1 SAFE X CH 85 1-1 ① FC4-6 55 CS 1-2f		F FF 94 B FF 90 F SL 90 X FF 89 1-2 29 E 29 E 1B		4 0	1 0	1 0	0 0	0 0	0 0	3 0
55 Ramon Hernandez, R (1, 2) OBP: 0.402, SLG: 0.624 30 Travis Wood, R (6, PR) OBP: 0.063, SLG: 0.250 29 Ryan Hanigan, R (7, 2) OBP: 0.360, SLG: 0.385		B CU 76 B SI 94 F FF 93 F FF 94 X FF 94 2-2 ③ G4-3		I IN 85 I IN 88 I IN 87 I IN 84 4-0 36 E 36 E IBB		B SL 85 S FF 92 F SI 93 B SL 85 B FF 92 X SL 85 3-2 ② 43 K 1-2 1B		X SL 90 0-0 FC1 28 SF9 1-H 2-H		2 0 1	1 0 1	1 0 0	0 0 0	1 0 0	0 0 0	0 0 0
36 Edinson Volquez, R (1, 1) 43 Miguel Cairo, R (6, PH) OBP: 0.342, SLG: 0.338 33 Jose Arredondo, R (7, 1) 62 Jordan Smith, R (7, 1) 45 Bill Bray, L (8, 1) 28 Chris Heisey, R (8, PH) OBP: 0.328, SLG: 0.500 (9, 7)			B FF 93 C FF 92 C FF 91 X SL 86 1-2 ① G5-3	X FF 94 0-0 E3 1-H 2-H 3-H		C CU 75 S SL 84 S SL 85 0-3 K 1-2		B FF 94 B FF 94 F SL 90 X FF 94 2-1 ① SF9 3-H		2 1 0 0 0 0	0 0 0 0 0 0	0 0 0 0 0 1	0 0 0 0 0 0	0 1 0 0 0 0	0 1 0 0 0 0	0 1 0 0 0 0
Inning Stats	R: 0 E: 0 K: 1 S: 13 H: 0 LOB: 2 BB: 2 P: 24	R: 0 E: 0 K: 0 S: 8 H: 0 LOB: 0 BB: 0 P: 10	R: 0 E: 0 K: 0 S: 10 H: 1 LOB: 1 BB: 0 P: 13	R: 3 E: 1 K: 0 S: 14 H: 1 LOB: 1 BB: 2 P: 30	R: 0 E: 0 K: 0 S: 4 H: 1 LOB: 1 BB: 0 P: 8	R: 0 E: 1 K: 2 S: 14 H: 2 LOB: 2 BB: 0 P: 20	R: 0 E: 0 K: 1 S: 6 H: 0 LOB: 1 BB: 1 P: 12	R: 4 E: 1 K: 0 S: 17 H: 4 LOB: 1 BB: 0 P: 24		1B: 7 2B: 2 3B: 0 HR: 0 SF: 1 SAC: 0 DP: 0 HBP: 0				WP: 1 PB: 0 SB: 1 CS: 1 PA: 40		

	AB	34
	R	7
	H	9
	RBI	2
	BB	5
	SO	4
	LOB	15

PITCHER		IP	WLS	BF	H	R	ER	SO	BB	IBB	HBP	BLK	WP	HR	S	P	ERA	WHIP
17 Matt Garza, R ERA: 3.72	(1, 1)	6.0		28	5	3	0	3	3	1	0	0	1	0	63	105	0.00	1.333
45 Sean Marshall, L ERA: 1.59	(7, 1)	1.0	H	4	0	0	0	1	1	0	0	0	0	0	6	12	0.00	1.000
34 Kerry Wood, R ERA: 2.25	(8, 1)	1.0	L	8	4	4	0	0	0	0	0	0	0	0	17	24	0.00	4.000

PITCHER	IP	WLS	BF	H	R	ER	SO	BB	IBB	HBP	BLK	WP	HR	S	P	ERA	WHIP

Batter	1	2	3	4	5	6	7	8	9	AB	R	H	RBI	BB	SO	LOB
22 Andrew McCutchen, R (1, 8) OBP: 0.333, SLG: 0.462	C SI 86 C FF 87 F FF 88 X FF 88 0-2 ① F9		B SL 76 C SL 78 C CH 81 X SL 77 1-2 ② F8		B CH 78 X CH 80 1-0 ② G5-3		B CH 82 X CH 80 1-0 3-H HR		1 SAFE X SL 78 0-0 ③ F8	5	1	1	2	0	0	1
31 Jose Tabata, R (1, 7) OBP: 0.338, SLG: 0.356	B SL 74 C SL 73 B SL 76 B CU 70 S SL 73 F SI 87 S SI 88 3-3 ② K		X FF 88 0-0 ③ F8		B SI 85 F CU 72 B SI 86 B SI 85 B SI 84 4-1 BB		B FF 86 X SI 87 1-0 ② G4-3			3	0	0	0	1	1	0
46 Garrett Jones, L (1, 9) OBP: 0.361, SLG: 0.452	B SI 87 X CH 82 1-0 18 1B 1B			B CH 77 X CH 82 1-0 ① P5	1 SAFE F FF 85 1 SAFE B FF 85 1 SAFE S SI 86 P PO 78 B FF 84 X CH 79 3-2 ③ G3-1		F FF 85 B SI 86 B SI 86 S CH 81 X SI 85 2-2 ③ P3			4	0	1	0	0	0	1
18 Neil Walker, S (1, 4) OBP: 0.353, SLG: 0.429	C SI 84 B SI 87 B FF 87 B SI 87 C SL 73 X CH 81 3-2 1-3 1B			B CH 78 C CU 71 B SI 87 B FF 87 F CH 81 F SI 84 B SI 88 4-2 37 1B 24 HR BB		S FF 86 F CH 76 F FF 87 B FF 87 B FF 87 X FF 86 2-2 ① F8		C FF 88 X KC 74 0-1 ① G4-1		3	1	1	0	1	0	0
37 Lyle Overbay, L (1, 3) OBP: 0.307, SLG: 0.360	B SL 74 B SI 88 B SL 74 F SI 88 C SI 82 X CH 81 3-2 ③ G3-1			B CU 69 1 SAFE X CU 68 1-0 24 HR 1-2 1B		X FF 87 0-0 24 G4-3 2B		C FF 88 B FF 89 B CH 80 F KC 72 F SI 88 X SI 88 2-2 ② F7		4	1	2	0	0	0	2
24 Pedro Alvarez, L (1, 5) OBP: 0.276, SLG: 0.309		B CU 70 B CU 69 C CU 71 C CH 78 F SI 87 F SI 87 F SL 75 S CH 79 2-3 ① K		B CH 82 X CH 79 1-0 1-H 2-H HR		B FF 86 X SI 86 1-0 ② G4-3 2-3		C SI 90 B CH 81 C FF 90 B KC 75 B SI 89 X KC 74 3-2 ③ G4-3		4	1	1	3	0	1	1
19 Chris Snyder, R (1, 2) OBP: 0.342, SLG: 0.348		C FF 87 X SI 84 0-1 ② P6		C CH 78 B SI 86 S SL 73 X CU 69 1-2 ② L7		X SI 86 0-0 ③ G5-3			C SL 77 B SL 79 C FF 89 C FF 89 1-3 ① K	4	0	0	0	0	1	1
5 Ronny Cedeno, R (1, 6) OBP: 0.313, SLG: 0.345		C CH 77 B FF 86 B SL 78 X CH 79 2-1 ③ G5-3		B SI 87 X FF 86 1-0 ③ F8			B CH 80 X SI 86 1-0 50 SH2-4 22 HR 2B		X SI 90 0-0 1B	4	1	2	0	0	0	0
50 Charlie Morton, R (1, 1) OBP: 0.053, SLG: 0.111			C SL 77 S SL 73 B FF 86 S FF 85 1-3 ① K		B CU 67 F CH 74 B CH 78 F SI 84 C SI 86 2-3 ① K		X FF 85 0-0 ① SH2-4 2-3		F SI 89 L SL 78 L CH 84 0-3 ② K	3	0	0	0	0	3	1
Inning Stats	R: 0 E: 0 K: 1 S: 15 H: 2 LOB: 2 BB: 0 P: 25	R: 0 E: 0 K: 1 S: 10 H: 0 LOB: 0 BB: 0 P: 14	R: 0 E: 0 K: 1 S: 7 H: 0 LOB: 0 BB: 0 P: 9	R: 3 E: 0 K: 0 S: 10 H: 2 LOB: 0 BB: 1 P: 19	R: 0 E: 0 K: 1 S: 9 H: 0 LOB: 1 BB: 1 P: 18	R: 0 E: 0 K: 0 S: 7 H: 1 LOB: 1 BB: 0 P: 10	R: 2 E: 0 K: 0 S: 7 H: 2 LOB: 0 BB: 0 P: 12	R: 0 E: 0 K: 0 S: 9 H: 0 LOB: 0 BB: 0 P: 14	R: 0 E: 0 K: 2 S: 8 H: 1 LOB: 1 BB: 0 P: 9	1B: 4 2B: 2 3B: 0 HR: 2 SF: 0 SAC: 1 DP: 0 HBP: 0						

PITCHER		IP	WLS	BF	H	R	ER	SO	BB	IBB	HBP	BLK	WP	HR	S	P	ERA	WHIP
61 Bronson Arroyo, R ERA: 4.11	(1, 1)	7.0	L	30	7	5	5	4	2	0	0	0	0	2	65	107	6.43	1.286
63 Sam LeCure, R ERA: 3.23	(8, 1)	2.0		7	1	0	0	2	0	0	0	0	0	0	17	23	0.00	0.500

PITCHER	IP	WLS	BF	H	R	ER	SO	BB	IBB	HBP	BLK	WP	HR	S	P	ERA	WHIP

TOP

Pittsburgh Pirates @ Cincinnati Reds

Great American Ball Park, Cincinnati, OH

Wed May 18 2011, 7:11 PM - 9:26 PM EDT

Att. 16,543 - Overcast - 59 F

livebaseballscorecards.com

AB	34
R	5
H	8
RBI	5
BB	2
SO	6
LOB	7

WP: 0 PA: 37
PB: 0
SB: 0
CS: 0

BOTTOM

Pittsburgh Pirates @ Cincinnati Reds

Great American Ball Park, Cincinnati, OH

Wed May 18 2011, 7:11 PM - 9:26 PM EDT

Att. 16,543 - Overcast - 59 F

livebaseballscorecards.com

Batter	1	2	3	4	5	6	7	8	9	AB	R	H	RBI	BB	SO	LOB
6 Drew Stubbs, R (1, 8) OBP: 0.365, SLG: 0.450	B SI 92 C SI 92 S SI 92 X SI 92 1-2 ① G4-3		B SI 92 X SI 92 1-0 ② G6-3		C SI 92 F FS 86 B CU 77 S SI 91 1-3 ③ K			X SI 89 0-0 7 FC5-4 1B 1-2		4	0	1	0	0	1	0
7 Paul Janish, R (1, 6) OBP: 0.271, SLG: 0.292	C SI 94 C SI 92 X SI 92 0-2 ② L4		C CU 78 L SI 92 S FS 86 0-3 ③ K			B SI 91 B SI 91 S SI 91 B SI 90 B SI 91 4-1 4 G5-4-3 BB		F SI 89 C CU 78 B FS 86 X FS 86 1-2 ② FC5-4 1-2f 2-3		3	0	0	0	1	1	2
19 Joey Votto, L (1, 3) OBP: 0.465, SLG: 0.547	C FF 93 B SI 87 C SI 93 X SI 95 1-2 4 2B 1B			B SI 90 C SI 91 B FF 90 F SI 90 F CU 78 B FF 93 S SI 92 3-3 ① K		X SI 90 0-0 ① L8		X FS 84 0-0 ③ F7		4	0	1	0	0	1	3
4 Brandon Phillips, R (1, 4) OBP: 0.380, SLG: 0.484	C SI 94 B FF 87 F SI 92 X SI 92 1-2 1-3 2B			B SI 92 X SI 92 1-0 ② G5-3		B SI 91 X SI 91 1-0 ②③ G5-4-3 1-2f			B SI 90 B SI 90 C SI 91 F SI 91 F CU 78 F SI 91 X SI 92 2-2 ① G6-3	4	0	1	0	0	0	1
27 Scott Rolen, R (1, 5) OBP: 0.311, SLG: 0.482	B SI 93 B SI 92 X SI 92 2-0 ③ P2			B SI 93 F SI 92 B SI 87 B SI 93 B SI 92 4-1 15 1B BB			B SI 92 B SI 92 C SI 91 X SI 92 2-1 ① G6-3		X SI 91 0-0 ② G5-3	3	0	0	0	1	0	2
15 Fred Lewis, L (1, 9) OBP: 0.292, SLG: 0.417		X SI 91 0-0 ① B6		F SI 92 B FS 85 X SI 92 1-1 31 FC6-4 1-2 1B			B FS 84 X SI 91 1-0 ② G4-3		B SI 91 X SI 90 1-0 ③ F7	4	0	1	0	0	0	0
31 Jonny Gomes, R (1, 7) OBP: 0.320, SLG: 0.400 63 Sam LeCure, R (8, 1) OBP: 0.333, SLG: 0.400		C SI 92 B CU 78 F CU 78 B FF 95 B SI 91 X SI 92 3-2 ② G4-3		B SI 92 X FF 91 1-0 ③ FC6-4 1-2f			F SI 92 X FS 85 0-1 ③ F7			3 0	0 0	0 0	0 0	0 0	0 0	2 0
29 Ryan Hanigan, R (1, 2) OBP: 0.348, SLG: 0.370		B SI 93 C SI 92 C CU 78 S SI 92 1-3 ③ K			C SI 92 F SI 87 F SI 89 F SI 92 B FS 85 X SI 92 1-2 ① G6-3			B SI 91 C SI 91 X SI 90 1-1 ① G1-3		3	0	0	0	0	1	0
61 Bronson Arroyo, R (1, 1) OBP: 0.235, SLG: 0.353 28 Chris Heisey, R (8, 7) OBP: 0.338, SLG: 0.508			C SI 92 B SI 91 X SI 92 1-1 ① G4-3		B FF 91 S SI 90 S FF 91 C CU 78 1-3 ② K			X SI 91 0-0 7 FC5-4 6 1B 1B		2 1	0 0	0 1	0 0	0 0	1 0	0 0
Inning Stats	R: 0 H: 2 E: 0 LOB: 2 K: 0 BB: 0 S: 13 P: 18	R: 0 H: 0 E: 0 LOB: 0 K: 1 BB: 0 S: 7 P: 11	R: 0 H: 0 E: 0 LOB: 0 K: 1 BB: 0 S: 6 P: 8	R: 0 H: 1 E: 0 LOB: 2 K: 1 BB: 1 S: 9 P: 19	R: 0 H: 0 E: 0 LOB: 0 K: 2 BB: 0 S: 11 P: 14	R: 0 H: 0 E: 0 LOB: 0 K: 0 BB: 1 S: 3 P: 8	R: 0 H: 0 E: 0 LOB: 0 K: 0 BB: 0 S: 5 P: 8	R: 0 H: 2 E: 0 LOB: 2 K: 0 BB: 0 S: 8 P: 10	R: 0 H: 0 E: 0 LOB: 0 K: 0 BB: 0 S: 7 P: 10	1B: 4 2B: 1 3B: 0 HR: 0	SF: 0 SAC: 0 DP: 1 HBP: 0						

PITCHER	IP	WLS	BF	H	R	ER	SO	BB	IBB	HBP	BLK	WP	HR	S	P	ERA	WHIP
50 Charlie Morton, R (1, 1) ERA: 2.62	9.0	W	33	5	0	0	5	2	0	0	0	0	0	69	106	0.00	0.778

PITCHER	IP	WLS	BF	H	R	ER	SO	BB	IBB	HBP	BLK	WP	HR	S	P	ERA	WHIP

AB	31
R	0
H	5
RBI	0
BB	2
SO	5
LOB	10

WP: 0 PA: 33
PB: 0
SB: 0
CS: 0

Batter	1	2	3	4	5	6	7	8	9	AB	R	H	RBI	BB	SO	LOB
22 Andrew McCutchen, R (1, 8) OBP: 0.341, SLG: 0.475	C FF 91 B FF 90 B SI 92 F FF 92 B SI 93 X SI 92 3-2 F8		B SL 88 C FC 89 X SL 82 1-1 G6-3		X FC 91 0-0 38 1B 2B	C SL 82 F FF 91 B FF 92 B SL 84 B SL 82 B FF 91 4-2 1-2 BB		B SL 81 X SI 93 1-0 1-3 2-H 2B		4	1	2	1	1	0	0
38 Xavier Paul, L (1, 7) OBP: 0.283, SLG: 0.295 (7, 9)	C FF 92 C FF 92 F SL 86 X FF 93 0-2 F7		F SI 91 S CH 84 F SL 86 S FF 95 0-3 K		F FF 93 X FC 90 0-1 18 2B 2-H 1B	B SL 82 C FF 90 S FS 82 F FS 84 S FF 92 1-3 K		F SI 93 B FS 88 S FS 88 D SI 94 S SL 82 2-3 K		5	1	1	1	0	3	4
46 Garrett Jones, L (1, 9) OBP: 0.357, SLG: 0.439 25 Daniel McCutchen, R (7, 1) 23 Matt Diaz, R (8, PH) OBP: 0.250, SLG: 0.297 43 Jose Veras, R (8, 1) 97 Joe Beimel, L (8, 1) Joel Hanrahan, R (9, 1)	C SI 94 B FF 94 F FF 94 S SL 85 1-3 K		C CH 85 X SI 93 0-1 G6-3		B CH 84 B SI 92 S CH 81 B FF 92 S CH 82 B SL 86 4-2 18 2B BB		B FF 92 C FS 84 B SL 90 F FS 83 S FS 83 2-3 K	X SL 82 0-0 G4-1		3 0 1 0 0 0	1 0 0 0 0 0	0 0 0 0 0 0	1 0 0 0 0 0	2 0 0 0 0 0	0 0 2 0 0 0
18 Neil Walker, S (1, 4) OBP: 0.360, SLG: 0.443		F FF 91 B FF 92 F SI 92 B SL 85 B SL 85 B FF 93 4-2 41 F7 37 1B BB	F SL 81 F FF 93 B FF 94 X CH 84 1-2 G6-3		F FF 93 B SL 81 B SL 83 B CH 79 F SL 82 F FF 94 X SL 86 3-2 1-H 2-H 2B		X FF 92 0-0 37 G3-1 2B		B FF 90 B CH 83 C FF 89 X FF 90 2-1 L8	4	0	2	2	1	0	0
37 Lyle Overbay, L (1, 3) OBP: 0.304, SLG: 0.354		B FF 91 B SI 91 F CH 78 B FF 91 F SI 91 F SL 80 X FF 93 3-2 24 BB 1-2 1B	B SI 92 F SI 93 S FF 94 B SL 87 X FF 94 2-2 G5-3		X FF 94 0-0 F8		C FF 92 B FS 85 X FS 84 1-1 G3-1 2-3		B SL 84 B FF 91 C SI 91 F SL 84 F FF 90 S SL 84 2-3 K	5	0	1	0	0	1	2
41 Ryan Doumit, S (1, 2) OBP: 0.360, SLG: 0.494		B FF 92 B SI 93 C FF 93 X FF 93 2-1 F7 2-3	B CH 84 S CH 84 B FF 92 X CH 82 2-1 1B		B FF 92 F FF 90 B FF 92 S SL 83 F SL 84 B FF 90 X SI 91 3-2 HR		B FF 91 C FS 84 X FF 91 1-1 F9		C CH 86 S SL 83 B FF 92 F SI 92 B SL 84 S CH 86 2-3 K	5	1	2	1	0	1	3
24 Pedro Alvarez, L (1, 5) OBP: 0.283, SLG: 0.304		B FF 93 S FF 93 F FF 92 B SL 85 B FC 88 B SL 85 4-2 1-2 BB	B FF 91 X FF 93 1-0 F7		X SI 89 0-0 F7			B FF 92 B SI 93 S SI 93 B SI 93 F SI 93 B 4-2 5 E 22 2B BB		2	1	0	0	2	0	1
5 Ronny Cedeno, R (1, 6) OBP: 0.304, SLG: 0.333		S SL 84 C FF 93 B SI 93 B SI 93 B FF 96 C SL 79 3-3 K			F FF 90 C SI 92 B FF 92 B FC 86 S FF 93 2-3 K	C SL 82 X SI 91 0-1 F8		C FC 91 B SI 95 B SL 79 1 SAFE B SI 93 X SI 94 3-1 E1 22 2B 1-2		4	0	0	0	0	2	4
53 James McDonald, L (1, 1) OBP: 0.167, SLG: 0.118 31 Jose Tabata, R (7, 7) OBP: 0.335, SLG: 0.353		S FF 94 X CH 83 0-1 L8			S FF 94 C SL 83 S FF 94 0-3 K	F FF 91 B SL 83 B FF 90 X FF 90 2-1 22 BB 1B		B FF 93 2 SAFE X SI 92 1-0 B2		3 1	0 0	1 0	0 0	0 0	1 0	3 2
Inning Stats	R: 0 E: 0 K: 1 S: 10 H: 0 LOB: 0 BB: 0 P: 14	R: 0 E: 0 K: 1 S: 15 H: 1 LOB: 3 BB: 2 P: 31	R: 0 E: 0 K: 1 S: 8 H: 0 LOB: 0 BB: 0 P: 9	R: 0 E: 0 K: 0 S: 9 H: 1 LOB: 1 BB: 0 P: 15	R: 3 E: 0 K: 2 S: 16 H: 3 LOB: 1 BB: 1 P: 25	R: 1 E: 0 K: 1 S: 15 H: 2 LOB: 2 BB: 1 P: 25	R: 0 E: 0 K: 1 S: 8 H: 1 LOB: 1 BB: 0 P: 12	R: 1 E: 1 K: 1 S: 10 H: 1 LOB: 2 BB: 1 P: 21	R: 0 E: 0 K: 2 S: 10 H: 0 LOB: 0 BB: 0 P: 16	1B: 4 2B: 4 3B: 0 HR: 1 SF: 0 SAC: 0 DP: 0 HBP: 0						

PITCHER		IP	WLS	BF	H	R	ER	SO	BB	IBB	HBP	BLK	WP	HR	S	P	ERA	WHIP
47 Johnny Cueto, R ERA: 1.45	(1, 1)	5.0	L	23	5	3	3	5	3	0	0	0	0	0	58	94	5.40	1.600
62 Jordan Smith, R ERA: 5.68	(6, 1)	0.2		5	2	1	1	0	1	0	0	0	0	1	11	20	13.50	4.500
33 Jose Arredondo, R ERA: 3.38	(6, 1)	1.1		5	1	0	0	2	0	0	0	0	0	0	12	17	0.00	0.750
40 Nick Masset, R ERA: 4.21	(8, 1)	1.0		6	1	1	0	1	1	0	0	0	0	0	10	21	0.00	2.000
45 Bill Bray, L ERA: 1.17	(9, 1)	1.0		3	0	0	0	2	0	0	0	0	0	0	10	16	0.00	0.000

PITCHER	IP	WLS	BF	H	R	ER	SO	BB	IBB	HBP	BLK	WP	HR	S	P	ERA	WHIP

TOP

Pittsburgh Pirates @ Cincinnati Reds

Great American Ball Park, Cincinnati, OH

Thu May 19 2011, 12:38 PM - 3:39 PM EDT

Att. 26,018 - Overcast - 62 F

livebaseballscorecards.com

AB	37
R	5
H	9
RBI	5
BB	5
SO	10
LOB	21

BOTTOM

Pittsburgh Pirates @ Cincinnati Reds

Great American Ball Park, Cincinnati, OH

Thu May 19 2011, 12:38 PM - 3:39 PM EDT

Att. 26,018 - Overcast - 62 F

livebaseballscorecards.com

Batter	1	2	3	4	5	6	7	8	9	AB	R	H	RBI	BB	SO	LOB
28 Chris Heisey, R (1, 8) OBP: 0.347, SLG: 0.500	C FF 90 C FF 92 B CU 76 B FF 93 F FF 92 B CU 77 F FF 93 X FF 93 3-2 16 L8-4-3 1B		B CU 74 S FF 93 F FF 94 B CU 78 X FF 93 2-2 ② F9			B CU 72 F FF 92 F FF 92 S FF 93 1-3 ① K		B SI 95 B SI 95 B SI 94 B SI 93 4-0 19 PB 19 1B BB		3	1	1	0	1	1	0
16 Edgar Renteria, R (1, 6) OBP: 0.337, SLG: 0.263	1 SAFE C FF 91 1 SAFE B FF 92 B CH 82 F FF 92 F FF 91 F CU 75 1 SAFE 2-2 ①② X FF 91 L8-4-3 1-1		B FF 92 F FF 92 B FF 91 X FF 91 2-1 ③ P3			B FF 92 C FF 91 B CU 74 X FF 92 2-1 ② G4-3		B CU 78 C SI 94 C CU 77 F CU 77 S CU 78 1-3 ② K		4	0	0	0	0	1	2
19 Joey Votto, L (1, 3) OBP: 0.466, SLG: 0.542	B FF 93 B SI 93 C FF 92 B CH 82 B FF 93 4-1 BB			F FF 93 X CU 76 0-1 ① L8		F FF 92 X SI 90 0-1 ③ G3-1		B FF 86 S FF 85 X SL 78 1-1 1-H 1B		3	0	1	1	1	0	0
4 Brandon Phillips, R (1, 4) OBP: 0.383, SLG: 0.484	B FF 92 B FF 93 F FF 93 1 SAFE F FF 91 F CU 77 F FF 92 X CU 77 2-2 ③ F9			B FF 93 X SI 91 1-0 43 CS 1B			B FF 90 F FF 91 F FF 92 F FF 92 F CU 77 X FF 92 1-2 ① 1B	S SI 84 X SI 85 0-1 ③ G4-3		4	0	2	0	0	0	2
32 Jay Bruce, L (1, 9) OBP: 0.324, SLG: 0.487		B FF 92 B FF 91 X SI 92 2-0 HR		C CU 75 F FF 93 S FF 92 0-3 ② K			C CU 74 X FF 92 0-1 15 1B 1B		B FF 95 B FF 96 C FF 97 X FF 97 2-1 HR	4	2	3	2	0	1	1
43 Miguel Cairo, R (1, 5) OBP: 0.338, SLG: 0.333		S FF 92 C CU 74 B FF 93 X FF 93 1-2 ① P4		1 SAFE B FF 92 1-0 ③ CS 1-2	C FF 92 C FF 92 F CU 77 X FF 92 0-2 15 G4-3 1B		B CU 74 X FF 91 1-0 ② L9		B FF 98 C FF 98 B SL 87 X FF 96 2-1 ① G6-3	4	0	1	0	0	0	1
15 Fred Lewis, L (1, 7) OBP: 0.286, SLG: 0.393		C FF 93 S FF 94 X FF 93 0-2 ② G1-3		F FF 92 C CU 77 B FF 94 D CU 77 1 SAFE F FF 93 B SI 91 1 SAFE X FF 92 3-2 ① G4-3 1-2			X FF 92 0-0 1-2 1B		C FF 97 B FF 98 X FF 96 1-1 ② L7	4	0	1	0	0	0	1
55 Ramon Hernandez, R (1, 2) OBP: 0.385, SLG: 0.596		C FF 92 B CU 77 B CU 76 X FF 93 2-1 ③ P4			B CU 76 B CU 75 F FF 93 B CU 76 F FF 93 S FF 94 3-3 ② K		F SL 88 F SL 85 X FF 93 0-2 ③ G4-3		B FF 98 X FF 97 1-0 ③ L8	4	0	0	0	0	1	3
47 Johnny Cueto, R (1, 1) OBP: 0.167, SLG: 0.167 31 Jonny Gomes, R (5, PH) OBP: 0.318, SLG: 0.397 62 Jordan Smith, R (6, 1) 33 Jose Arredondo, R (6, 1) 40 Nick Masset, R (8, 1) 6 Drew Stubbs, R (8, PH) OBP: 0.363, SLG: 0.447 45 Bill Bray, L (9, 1)			B FF 90 C FF 91 X FF 91 1-1 ① B1-3		S FF 93 D CU 78 S FF 93 C FF 94 1-3 ③ K			B SI 94 B SI 94 C SI 93 C SI 94 B CU 77 X SI 94 3-2 ① G6-3		1 1 0 0 0 1 0	0 0 0 0 0 0 0	0 0 0 0 0 0 0	0 0 0 0 0 0 0	0 1 0 0 0 0 0	0 1 0 0 0 0 0	0 1 0 0 0 0 0
Inning Stats	R: 0 E: 0 K: 0 S: 16 H: 1 LOB: 1 BB: 1 P: 27	R: 1 E: 0 K: 0 S: 9 H: 1 LOB: 0 BB: 0 P: 14	R: 0 E: 0 K: 0 S: 7 H: 0 LOB: 0 BB: 0 P: 12	R: 0 E: 0 K: 1 S: 6 H: 1 LOB: 0 BB: 0 P: 8	R: 0 E: 0 K: 2 S: 14 H: 1 LOB: 1 BB: 0 P: 21	R: 0 E: 0 K: 1 S: 7 H: 0 LOB: 0 BB: 0 P: 10	R: 0 E: 0 K: 0 S: 12 H: 3 LOB: 2 BB: 0 P: 14	R: 1 E: 0 K: 1 S: 11 H: 1 LOB: 1 BB: 1 P: 20	R: 1 E: 0 K: 0 S: 7 H: 1 LOB: 0 BB: 0 P: 13	1B: 7 2B: 1 3B: 0 HR: 2	SF: 0 SAC: 0 DP: 1 HBP: 0		WP: 0 PB: 1 SB: 0 CS: 1	PA: 36			

	AB	33
	R	3
	H	9
	RBI	3
	BB	2
	SO	5
	LOB	11

PITCHER		IP	WLS	BF	H	R	ER	SO	BB	IBB	HBP	BLK	WP	HR	S	P	ERA	WHIP
53 James McDonald, R ERA: 5.51	(1, 1)	6.2	W	25	7	1	1	4	1	0	0	0	0	1	68	103	1.35	1.200
25 Daniel McCutchen, R ERA: 0.52	(7, 1)	0.1	H	1	0	0	0	0	0	0	0	0	0	0	3	3	0.00	0.000
43 Jose Veras, R ERA: 2.95	(8, 1)	0.2		3	0	1	0	1	1	0	0	0	0	0	7	15	0.00	1.500
97 Joe Beimel, L ERA: 4.63	(8, 1)	0.1		2	1	0	0	0	0	0	0	0	0	0	4	5	0.00	3.000
Joel Hanrahan, R ERA: 1.74	(9, 1)	1.0	S	4	1	1	1	0	0	0	0	0	0	1	7	13	9.00	1.000

PITCHER	IP	WLS	BF	H	R	ER	SO	BB	IBB	HBP	BLK	WP	HR	S	P	ERA	WHIP

Batter	1	2	3	4	5	6	7	8	9	AB	R	H	RBI	BB	SO	LOB
6 Drew Stubbs, R (1, 8) OBP: 0.359, SLG: 0.437	C FF 93 B SI 92 C SI 94 S SI 95 1-3 ① **K**		F SI 92 B SI 94 B SI 93 1 SAFE S SI 94 B FF 93 F SI 94 F FF 95 F SI 95 4-2 F SI 85 F SI 95 B SI 93 19 FC3 · 31 BB · 19 E 1-2 BB		C SI 93 B FF 91 B SL 83 F FF 94 X SI 94 2-2 ① **F7**		B FF 89 X SI 88 1-0 ① **L8**		C FF 93 S FF 93 B FF 93 B FF 94 X FF 93 2-2 ① **F9**	4	1	0	0	1	1	1
31 Jonny Gomes, R (1, 10) OBP: 0.314, SLG: 0.384	B SI 93 X SI 93 1-0 ② **G6-3**		B SI 95 B FF 94 B SI 95 B SI 94 4-0 4 L8 · 19 E 1-2 2-3 BB		C SL 82 X SI 94 0-1 ② **F8**		B SL 79 C SI 90 B SL 80 X SI 89 2-1 ② **G3**		B SL 80 X FF 93 1-0 ②③ **L1-3** 1-1	4	0	0	0	1	0	1
19 Joey Votto, L (1, 3) OBP: 0.462, SLG: 0.535	F SI 95 B FS 89 F SI 95 B FF 95 B SI 90 F FF 95 X FF 96 3-2 ③ **G4-3**		B SI 94 B FS 88 X SI 93 2-0 1-2 2-H 3-H **FC3**		B SI 93 F SI 94 F SL 83 B SI 94 C SI 95 2-3 ③ **K**		X FF 92 0-0 4 FC6-4 1B			4	0	1	1	0	1	1
4 Brandon Phillips, R (1, 4) OBP: 0.380, SLG: 0.478		X FF 92 0-0 ① **G4-3**	C SI 92 B FF 93 F FS 88 F FF 94 X FS 89 1-2 ② **L8** 2-3			B FF 93 F SI 93 C FF 94 B SI 94 X FF 93 2-2 32 1B · 27 E 1B	1 SAFE B FF 91 F FF 92 1 SAFE C FF 92 1 SAFE F FF 91 D SL 83 X FF 92 2-2 ③ **FC6-4** 1-2f			4	1	1	0	0	0	3
32 Jay Bruce, L (1, 9) OBP: 0.328, SLG: 0.494		C SI 95 X SI 91 0-1 **2B**	B SI 96 B SI 95 S SI 90 X FS 89 2-1 ③ **G3**			1 SAFE B FF 92 F FS 91 B SL 82 F FF 91 F SL 85 X SI 93 2-2 28 WP · 27 E · 28 1B 1-3 1B		B SL 83 B SL 81 X FF 92 2-0 ① **F7**		4	1	2	0	0	0	2
27 Scott Rolen, R (1, 5) OBP: 0.309, SLG: 0.471		C SI 94 B FF 91 C SL 86 B SL 88 F SI 92 T SI 95 2-2 ② **K**		B FF 84 X FF 93 1-0 ① **F9**		D SL 84 X FF 93 1-0 28 1B · 28 WP 1-2 3-H		C SL 81 F FF 93 B FF 94 B FF 93 F FF 93 X SI 93 2-2 29 E · 29 S 1B		4	0	1	1	0	1	2
28 Chris Heisey, R (1, 7) OBP: 0.342, SLG: 0.485		C SI 96 B FF 95 B FF 96 F FF 95 X SI 96 2-2 ③ **P4**		C FF 94 C SL 85 B SI 94 B FF 94 C SL 83 2-3 ② **K**		C SL 80 S SL 81 B FF 91 F SI 89 F SL 82 X FF 91 1-2 7 CS 1-3 2-H 1B		S SL 82 S SL 82 S FF 93 0-3 ② **K**		4	0	1	1	0	2	2
29 Ryan Hanigan, R (1, 2) OBP: 0.344, SLG: 0.365			C SI 93 C SL 86 F SI 93 T FF 92 0-2 ① **K**	B FF 94 C SI 92 X SL 83 1-1 **1B**		B SL 80 B FF 90 C FF 90 X SL 80 2-1 ① **P4**		C FF 93 F FF 93 B FF 94 X FF 94 1-2 ③ **L4** 1-3		4	0	1	0	0	1	3
7 Paul Janish, R (1, 6) OBP: 0.273, SLG: 0.287 15 Fred Lewis, L (9, PH) OBP: 0.310, SLG: 0.393			F FF 90 B SI 91 S FS 87 F SI 95 B FF 94 B FS 89 B SI 95 4-2 31 BB · 6 BB · 19 FC3 BB	X FF 93 0-0 ③ **F9**		F FF 90 F FF 92 F SL 80 B FF 91 B SI 90 F FF 92 F FF 91 X FF 92 2-2 ②③ **G1-3** 1-2			B FF 94 B FF 94 B FF 95 C FF 94 B FF 94 4-1 31 L1-3 BB	2 0	1 0	0 0	0 0	1 1	0 0	3 0
Inning Stats	R: 0 E: 0 K: 1 S: 8 H: 0 LOB: 0 BB: 0 P: 13	R: 0 E: 0 K: 1 S: 10 H: 1 LOB: 1 BB: 0 P: 14	R: 2 E: 1 K: 1 S: 21 H: 0 LOB: 2 BB: 3 P: 38	R: 0 E: 0 K: 1 S: 7 H: 1 LOB: 1 BB: 0 P: 11	R: 0 E: 0 K: 1 S: 8 H: 0 LOB: 0 BB: 0 P: 12	R: 2 E: 1 K: 0 S: 21 H: 3 LOB: 1 BB: 0 P: 31	R: 0 E: 0 K: 0 S: 8 H: 1 LOB: 1 BB: 0 P: 13	R: 0 E: 0 K: 1 S: 11 H: 1 LOB: 1 BB: 0 P: 16	R: 0 E: 0 K: 0 S: 5 H: 0 LOB: 0 BB: 1 P: 12	1B: 6 2B: 2 3B: 0 HR: 0 SF: 0 SAC: 0 DP: 1 HBP: 0						

TOP

Cincinnati Reds @ Cleveland Indians

Progressive Field, Cleveland, OH

Fri May 20 2011, 7:08 PM - 10:22 PM EDT

Att. 31,622 - Clear - 65 F

livebaseballscorecards.com

AB	34
R	4
H	7
RBI	3
BB	4
SO	6
LOB	18

PITCHER		IP	WLS	BF	H	R	ER	SO	BB	IBB	HBP	BLK	WP	HR	S	P	ERA	WHIP
32 Alex White, R ERA: 3.6	(1, 1)	3.0		14	1	2	1	3	3	0	0	0	0	0	39	65	3.00	1.333
56 Frank Herrmann, R ERA: 7.11	(4, 1)	2.0		10	3	2	1	2	0	0	0	0	0	0	23	36	4.50	1.500
38 Joe Smith, R ERA: 2.25	(6, 1)	1.2		5	1	0	0	0	0	0	0	0	1	0	16	24	0.00	0.600
49 Tony Sipp, L ERA: 1.33	(7, 1)	0.2		3	1	0	0	0	0	0	0	0	0	0	6	10	0.00	1.500
52 Vinnie Pestano, R ERA: 1.65	(8, 1)	0.2	W	3	1	0	0	1	0	0	0	0	0	0	10	13	0.00	1.500

PITCHER		IP	WLS	BF	H	R	ER	SO	BB	IBB	HBP	BLK	WP	HR	S	P	ERA	WHIP
54 Chris Perez, R ERA: 3.0	(9, 1)	1.0	S	3	0	0	0	0	1	0	0	0	0	0	5	12	0.00	1.000

Cincinnati Reds @ Cleveland Indians

Progressive Field, Cleveland, OH

Fri May 20 2011, 7:08 PM - 10:22 PM EDT

Att. 31,622 - Clear - 65 F

livebaseballscorecards.com

BOTTOM

Batter	1	2	3	4	5	6	7	8	9	AB	R	H	RBI	BB	SO	LOB
23 Michael Brantley, L (1, 8) OBP: 0.357, SLG: 0.411	C FF 89 C SL 83 B FF 92 S FF 92 1-3 K ①			B FC 86 C FC 87 B CU 74 F FF 91 X FF 91 2-2 G1-3 ①		C FC 86 F FF 90 X SL 82 0-2 E9 17 HBP 41 BB 1-3 3-H 1B		C FF 92 S SL 86 B FF 93 X SL 85 1-2 F7 ①		4	1	1	1	0	1	0
13 Asdrúbal Cabrera, S (1, 6) OBP: 0.349, SLG: 0.480	B CU 74 C FF 91 X CH 79 1-1 F7 ②			B CU 75 B FF 90 X FF 90 2-0 L8 ②		B FF 90 B FF 91 C FF 91 B FF 91 F FF 92 B FC 90 4-2 41 BB 17 HBP 47 SF7 BB		B FF 93 B FF 91 X FF 91 2-0 F8 ②		3	1	0	0	1	0	0
17 Shin-Soo Choo, L (1, 9) OBP: 0.324, SLG: 0.383	C SI 91 B CU 76 C FF 92 F FF 94 B CU 75 S CU 75 2-3 K ③			C SL 83 S SL 84 B FF 93 B FC 90 C FF 93 2-3 K ③		B FC 88 C FC 87 H FF 90 2-1 41 BB 1-2 2-3 3-H HBP		B SL 86 X SL 85 1-0 12 1B 3B		3	1	1	1	0	2	0
41 Carlos Santana, S (1, 2) OBP: 0.361, SLG: 0.397		B CU 72 F FC 88 B FC 89 C FF 90 B CH 78 B FF 92 4-2 20 G4-6-3 BB			C CH 77 X CH 79 0-1 G6-3 ①	B SI 94 B SI 93 B FC 91 C FF 91 F FC 91 B FF 91 4-2 20 FC6-4 1-2 2-3 3-H BB		I IN 82 I IN 80 I IN 82 I IN 79 4-0 12 1B IBB		1	0	0	1	3	0	0
47 Shelley Duncan, R (1, 10) OBP: 0.237, SLG: 0.357 12 Ezequiel Carrera, L (8, PH) OBP: 1.000, SLG: 1.000 (9, 10)		B FF 89 B FF 88 F FC 88 F FF 90 X FF 91 2-2 L7 ①			B CH 78 X FF 90 1-0 F8 ②	B FF 92 B FF 92 X FF 90 2-0 SF7 ② 3-H		X FF 94 0-0 1-2 3-H 1B		2 1	0 0	0 1	1 1	0 0	0 0	1 0
20 Orlando Cabrera, R (1, 4) OBP: 0.292, SLG: 0.351		F FF 91 X FF 90 0-1 G4-6-3 1-2f ② ③			B CH 79 B CH 80 C FF 91 X FF 91 2-1 P4 ③	B CH 78 X FF 91 1-0 FC6-4 1-2f ③		B SL 82 X FF 92 1-0 G1-3 ③		4	0	0	0	0	0	5
7 Matt LaPorta, R (1, 3) OBP: 0.352, SLG: 0.488			B FF 88 B FF 88 B FF 89 C FF 88 X FF 90 3-1 F8 ①			B CH 76 F FF 88 B CU 74 S CH 79 B FF 92 X FF 91 3-2 G6-3 ① X FF 91 0-0 G6-3 ①				3	0	0	0	0	0	0
26 Austin Kearns, R (1, 7) OBP: 0.270, SLG: 0.246			B FF 90 C FF 91 B CH 79 S CH 77 F FF 93 F FF 92 X CH 79 2-2 G6-3 ②			F FF 90 B FF 91 B FF 90 B FF 90 C CH 78 X FF 92 3-2 9 1B 23 E 1B C FF 93 F FF 96 F FC 92 B SL 85 S FC 92 1-3 K ②				3	1	1	0	0	1	0
9 Jack Hannahan, L (1, 5) OBP: 0.319, SLG: 0.371			B FF 92 B SL 83 B FF 90 C FF 89 X FF 92 3-1 G3-1 ③			F FF 89 B FC 87 F FF 91 F FF 92 B SL 84 X SL 83 2-2 23 E 17 HBP 1-3 1B C FF 96 X FC 93 0-1 G4-3 ③				3	1	1	0	0	0	0
Inning Stats	R: 0 E: 0 K: 2 S: 9 H: 0 LOB: 0 BB: 0 P: 13	R: 0 E: 0 K: 0 S: 7 H: 0 LOB: 0 BB: 1 P: 13	R: 0 E: 0 K: 0 S: 9 H: 0 LOB: 0 BB: 0 P: 17	R: 0 E: 0 K: 1 S: 7 H: 0 LOB: 0 BB: 0 P: 13	R: 0 E: 0 K: 0 S: 5 H: 0 LOB: 0 BB: 0 P: 8	R: 4 E: 1 K: 0 S: 20 H: 3 LOB: 2 BB: 2 P: 41	R: 0 E: 0 K: 1 S: 7 H: 0 LOB: 0 BB: 0 P: 8	R: 1 E: 0 K: 0 S: 7 H: 2 LOB: 2 BB: 1 P: 16		1B: 4 2B: 0 3B: 1 HR: 0 SF: 1 SAC: 0 DP: 1 HBP: 1				WP: 0 PB: 0 SB: 0 CS: 0 PA: 33	

	AB	27
	R	5
	H	5
	RBI	5
	BB	4
	SO	4
	LOB	6

PITCHER		IP	WLS	BF	H	R	ER	SO	BB	IBB	HBP	BLK	WP	HR	S	P	ERA	WHIP
30 Travis Wood, L ERA: 5.17	(1, 1)	5.1		21	3	4	4	3	2	0	1	0	0	0	53	94	6.75	0.938
66 Logan Ondrusek, R ERA: 2.19	(6, 1)	1.2	B	6	0	0	0	1	1	0	0	0	0	0	11	19	0.00	0.600
45 Bill Bray, L ERA: 1.69	(8, 1)	0.2	L	4	1	1	1	0	0	1	0	0	0	0	5	13	13.50	1.500
40 Nick Masset, R ERA: 4.15	(8, 1)	0.1		2	1	0	0	0	0	0	0	0	0	0	2	3	0.00	3.000

PITCHER	IP	WLS	BF	H	R	ER	SO	BB	IBB	HBP	BLK	WP	HR	S	P	ERA	WHIP

Batter	1	2	3	4	5	6	7	8	9	AB	R	H	RBI	BB	SO	LOB
6 Drew Stubbs, R (1, 8) OBP: 0.356, SLG: 0.433	X FF 88 0-0 19 G4-6-3 1B		C FC 86 C FC 85 F SI 90 B CU 75 X FF 89 1-2 ③ P4			B FF 87 B FC 84 B FC 83 C SI 87 X SI 86 3-1 ② G5-3 1-2		S SI 93 B SI 93 S SI 92 B FF 93 C FF 94 2-3 ② K		4	0	1	0	0	1	2
31 Jonny Gomes, R (1, 10) OBP: 0.306, SLG: 0.372	C FC 83 1 SAFE B FC 85 S CH 80 1 SAFE S CU 74 1-3 ① K			C FC 82 F FF 88 X CU 74 0-2 ① F9		C FC 83 S CU 73 C CU 74 0-3 ③ K		S SL 81 S SL 83 P PO 93 C FF 94 1-3 ③ K		4	0	0	0	0	3	3
19 Joey Votto, L (1, 3) OBP: 0.457, SLG: 0.525	B FC 86 1 SAFE B CH 79 F SI 87 B SI 89 X CH 79 3-1 ② ③ G4-6-3 1-2f			F CH 80 F FF 88 X CU 75 0-2 ② L8			X FC 85 0-0 ① F9		B FF 95 B FF 94 B FF 94 B FF 94 4-0 4 G6-4-3 BB	3	0	0	0	1	0	1
4 Brandon Phillips, R (1, 4) OBP: 0.377, SLG: 0.470		C FF 87 B FC 84 C FC 84 C FF 89 1-3 ① K		B FF 88 X FF 84 1-0 ③ G6-3			C FF 88 F FF 87 B FF 89 F SI 89 H FF 88 2-2 32 1B 27 G4-3 HBP		B FF 95 C FF 94 S SL 82 F FF 95 X SL 84 1-2 ① ② G6-4-3 1-2f	3	1	0	0	0	1	1
32 Jay Bruce, L (1, 9) OBP: 0.337, SLG: 0.494		B FC 85 B CH 81 F FF 86 B CH 82 F SI 89 B FC 86 4-2 BB			F FC 84 C CH 79 B FF 88 X CU 76 1-2 ① F7		1 SAFE C CH 79 B SI 84 F FF 85 X CU 74 1-2 27 G4-3 1-3 1B		B SL 82 B FF 93 B FF 95 C FF 93 B FF 93 4-1 BB	2	0	1	0	2	0	0
27 Scott Rolen, R (1, 5) OBP: 0.296, SLG: 0.451		C FC 84 X FF 88 0-1 ② F8			X FC 84 0-0 ② G5-3		C FC 83 X FC 85 0-1 ② G4-3 1-2 3-H		F FF 93 F SL 83 S SL 85 0-3 ③ K	4	0	0	1	0	1	3
15 Fred Lewis, L (1, 7) OBP: 0.281, SLG: 0.355		C SI 86 X CH 80 0-1 ③ G1-3			B FF 87 F CH 80 B CH 82 B SI 86 F CH 85 F CH 86 X FF 85 3-2 ③ F8		F CH 81 X CU 74 0-1 ③ F8			3	0	0	0	0	0	2
29 Ryan Hanigan, R (1, 2) OBP: 0.354, SLG: 0.375 30 Travis Wood, R (8, PR) OBP: 0.063, SLG: 0.250 55 Ramon Hernandez, R (8, 2) OBP: 0.385, SLG: 0.596			C FC 83 X CU 72 0-1 ① L5			B SI 86 F CH 82 B SI 86 B SI 86 X SI 84 3-1 6 G5-3 1B		C FF 92 X SL 80 0-1 1B		3 0 0	0 0 0	2 0 0	0 0 0	0 0 0	0 0 0	0 0 0
16 Edgar Renteria, R (1, 6) OBP: 0.326, SLG: 0.253			B SI 87 B FC 84 B SI 88 C SI 86 X SI 86 3-1 ② F7			B FC 83 X SI 86 1-0 ① F8		S FF 91 B FF 93 1 SAFE S FF 92 S FF 93 1-3 ① K		3	0	0	0	0	1	2
Inning Stats	R: 0 H: 1 E: 0 LOB: 0 K: 1 BB: 0 S: 6 P: 10	R: 0 H: 0 E: 0 LOB: 1 K: 1 BB: 1 S: 9 P: 14	R: 0 H: 0 E: 0 LOB: 0 K: 0 BB: 0 S: 8 P: 12	R: 0 H: 0 E: 0 LOB: 0 K: 0 BB: 0 S: 7 P: 8	R: 0 H: 0 E: 0 LOB: 0 K: 0 BB: 0 S: 8 P: 12	R: 0 H: 1 E: 0 LOB: 1 K: 1 BB: 0 S: 8 P: 15	R: 1 H: 1 E: 0 LOB: 1 K: 0 BB: 0 S: 11 P: 14	R: 0 H: 1 E: 0 LOB: 1 K: 3 BB: 0 S: 12 P: 15	R: 0 H: 0 E: 0 LOB: 1 K: 1 BB: 2 S: 8 P: 17	1B: 4 SF: 0 2B: 0 SAC: 0 3B: 0 DP: 2 HR: 0 HBP: 1						

TOP

Cincinnati Reds @ Cleveland Indians

Progressive Field, Cleveland, OH

Sat May 21 2011, 4:06 PM - 6:26 PM EDT

Att. 40,631 - Sunny - 72 F

livebaseballscorecards.com

AB	29
R	1
H	4
RBI	1
BB	3
SO	7
LOB	14

PITCHER		IP	WLS	BF	H	R	ER	SO	BB	IBB	HBP	BLK	WP	HR	S	P	ERA	WHIP
43 Josh Tomlin, R ERA: 2.41	(1, 1)	7.0	W	25	3	1	1	3	1	0	1	0	0	0	57	85	1.29	0.571
52 Vinnie Pestano, R ERA: 1.56	(8, 1)	1.0	H	4	1	0	0	3	0	0	0	0	0	0	12	15	0.00	1.000
54 Chris Perez, R ERA: 2.84	(9, 1)	1.0	S	4	0	0	0	1	2	0	0	0	0	0	8	17	0.00	2.000

PITCHER	IP	WLS	BF	H	R	ER	SO	BB	IBB	HBP	BLK	WP	HR	S	P	ERA	WHIP

WP: 0 PA: 33
PB: 0
SB: 0
CS: 0

Batter	1	2	3	4	5	6	7	8	9	AB	R	H	RBI	BB	SO	LOB
23 Michael Brantley, L (1, 7) OBP: 0.354, SLG: 0.406	B SI 91 C SI 91 X SL 86 1-1 ① G3-1			X FF 90 0-0 ① G3-4-1		B SI 91 F FF 92 B SI 93 B KC 75 F FF 93 X SI 93 3-2 ③ G4-3		C FS 84 S FS 84 F FF 92 X FF 92 0-2 13 FC4-6 1B		4	0	1	0	0	0	0
13 Asdrúbal Cabrera, S (1, 6) OBP: 0.347, SLG: 0.475	C KC 76 B SI 92 B FF 92 F KC 77 X SL 85 2-2 ② G3			C SL 84 B CH 85 F CH 84 B FF 90 F SI 92 B CH 84 F FF 93 X KC 76 3-2 ② F8			C KC 72 B CH 87 B SI 91 C KC 75 X SI 91 2-2 28 HR 1B	B FF 91 1 SAFE 1 SAFE B FS 81 C FS 82 X FS 84 2-1 ③ FC4-6 1-2f		4	1	1	0	0	0	1
17 Shin-Soo Choo, L (1, 9) OBP: 0.324, SLG: 0.382	B KC 78 B KC 77 B SI 93 C FF 92 F FF 92 C SI 93 3-3 ③ K			X SL 85 0-0 1B			C CH 89 1 SAFE X FF 90 0-1 ① F7			3	0	1	0	0	1	1
41 Carlos Santana, S (1, 2) OBP: 0.355, SLG: 0.388		C CH 89 C KC 75 B CH 85 B CH 84 F CH 84 B FF 91 X KC 75 3-2 ① G6-3		1 SAFE B FF 90 C FF 90 1 SAFE F CH 89 B FF 90 B SI 90 S SI 91 3-3 ③ K			1 SAFE B KC 74 F CH 89 B SI 90 F FF 90 C KC 75 2-3 ② K			3	0	0	0	0	2	2
28 Travis Buck, L (1, 10) OBP: 0.283, SLG: 0.400		B SI 91 B SI 92 C FF 92 X SI 92 2-1 ② G5-3			B CH 89 X SI 90 1-0 ① F7		X SI 91 0-0 1-H HR			3	1	1	2	0	0	0
20 Orlando Cabrera, R (1, 4) OBP: 0.293, SLG: 0.357		C SL 86 C KC 77 X SL 86 0-2 ③ G6-3			S KC 75 F SI 91 B SL 86 X SL 84 1-2 ② G6-3		C KC 75 X SL 86 0-1 2B			3	0	1	0	0	0	0
7 Matt LaPorta, R (1, 3) OBP: 0.345, SLG: 0.476			C SL 84 B KC 76 F FF 92 B CH 86 F SL 87 F SL 85 X FF 91 2-2 ① P5		B KC 76 C SL 85 X SI 92 1-1 ③ L8		B KC 74 B KC 73 S SL 84 B KC 74 S SL 85 S SL 85 3-3 ③ K			3	0	0	0	0	1	1
9 Jack Hannahan, L (1, 5) OBP: 0.312, SLG: 0.362			C KC 75 B FF 92 X FF 91 1-1 ② F8			C CH 88 B CH 83 X SL 90 1-1 ① G4-3		C FF 92 B FS 83 B FS 84 F FF 91 C FS 83 2-3 ① K		3	0	0	0	0	1	0
12 Ezequiel Carrera, L (1, 8) OBP: 0.250, SLG: 0.250			C FF 91 B CH 86 F SI 91 F CH 85 X SL 85 1-2 ③ G1-3			C KC 74 B CH 85 F FF 91 F CH 84 F CH 85 F CH 86 X FF 92 1-2 ② G4-3		B FF 92 L FF 91 L FS 84 C FS 84 1-3 ② K		3	0	0	0	0	1	0
Inning Stats	R: 0 E: 0 K: 1 S: 8 H: 0 LOB: 0 BB: 0 P: 14	R: 0 E: 0 K: 0 S: 9 H: 0 LOB: 0 BB: 0 P: 14	R: 0 E: 0 K: 0 S: 11 H: 0 LOB: 0 BB: 0 P: 15	R: 0 E: 0 K: 1 S: 10 H: 1 LOB: 1 BB: 0 P: 16	R: 0 E: 0 K: 0 S: 6 H: 0 LOB: 0 BB: 0 P: 9	R: 0 E: 0 K: 0 S: 11 H: 0 LOB: 0 BB: 0 P: 16	R: 2 E: 0 K: 2 S: 14 H: 3 LOB: 1 BB: 0 P: 21	R: 0 E: 0 K: 2 S: 12 H: 1 LOB: 1 BB: 0 P: 17		1B: 3 2B: 1 3B: 0 HR: 1 SF: 0 SAC: 0 DP: 0 HBP: 0						

PITCHER		IP	WLS	BF	H	R	ER	SO	BB	IBB	HBP	BLK	WP	HR	S	P	ERA	WHIP
34 Homer Bailey, R ERA: 2.08	(1, 1)	7.0	L	25	4	2	2	4	0	0	0	0	0	1	69	105	2.57	0.571
33 Jose Arredondo, R ERA: 2.45	(8, 1)	1.0		4	1	0	0	2	0	0	0	0	0	0	12	17	0.00	1.000

PITCHER	IP	WLS	BF	H	R	ER	SO	BB	IBB	HBP	BLK	WP	HR	S	P	ERA	WHIP

BOTTOM

Cincinnati Reds @ Cleveland Indians

Progressive Field, Cleveland, OH

Sat May 21 2011, 4:06 PM - 6:26 PM EDT

Att. 40,631 - Sunny - 72 F

livebaseballscorecards.com

AB	29
R	2
H	5
RBI	2
BB	0
SO	6
LOB	5

Cincinnati Reds @ Cleveland Indians

Progressive Field, Cleveland, OH

Sun May 22 2011, 1:08 PM - 4:13 PM EDT

Att. 26,833 - Partly Cloudy - 80 F

TOP

livebaseballscorecards.com

Batter	1	2	3	4	5	6	7	8	9	AB	R	H	RBI	BB	SO	LOB
6 Drew Stubbs, R (1, 8) OBP: 0.353, SLG: 0.432	B SI 94 C FF 94 B SI 94 B SI 94 F SI 94 F SI 94 X FF 92 3-2 E6 28 CS		C SI 92 B CU 80 B SI 92 F SI 92 F CH 87 F SI 94 X CU 80 2-2 ② P4		C CU 80 S SL 84 S SL 84 0-3 ③ K		C FC 90 B FC 90 C SI 92 S FC 89 1-3 ② K		C SL 82 X FF 92 0-1 1-3 2B	5	0	1	0	0	2	2
28 Chris Heisey, R (1, 7) OBP: 0.333, SLG: 0.479	C SI 93 1 SAFE S CU 79 D CU 78 1 SAFE X FF 94 1-2 ①② L9 1-2		B CU 80 C SI 92 F CH 86 C FF 93 1-3 ③ K			F FF 92 X CH 86 0-1 19 2B 2B	C FC 89 S FC 89 B FC 89 S FC 90 1-3 ③ K		X SL 81 0-0 ③ F7	5	1	1	0	0	2	5
19 Joey Votto, L (1, 3) OBP: 0.458, SLG: 0.549 43 Miguel Cairo, R (8, 3) OBP: 0.338, SLG: 0.333	B SI 94 B SI 92 X SI 92 2-0 HR			C CH 83 B SI 92 S CU 79 F SI 93 S CU 81 1-3 ① K		B SI 94 B CH 86 F CH 87 X CU 79 2-1 4 WP 4 G6-3 2-H 2B		C SL 86 B SL 86 C SL 85 X SL 86 1-2 ① G6-3		4 0	2 0	2 0	2 0	0 0	1 0	0 0
4 Brandon Phillips, R (1, 4) OBP: 0.374, SLG: 0.461	C CU 80 B FF 93 S CU 80 B SI 92 F CU 80 F FF 94 B CU 82 B SI 93 4-2 BB			C SI 93 F CH 87 B SL 82 F FF 93 F CU 80 B SI 93 F CH 88 X CU 81 2-2 ② L5		B CU 80 F SI 94 F SI 94 B SL 84 X CU 81 2-2 ① G6-3 2-H		F SL 85 X SL 84 0-1 ② G5-3	3	0	0	1	1	0	0
32 Jay Bruce, L (1, 9) OBP: 0.341, SLG: 0.512	X FF 92 0-0 ③ L7			B CH 86 S CH 86 B CU 82 B SI 92 X SI 92 3-1 HR		B CU 80 X CH 86 1-0 ② G4-3		B SL 85 F SL 85 S SL 87 X SL 85 1-2 1B		4	1	2	1	0	0	1
27 Scott Rolen, R (1, 5) OBP: 0.294, SLG: 0.453 16 Edgar Renteria, R (8, 6) OBP: 0.326, SLG: 0.253		C FF 92 B SI 94 X SI 92 1-1 ① L4		B SI 94 F SI 93 X SI 93 1-1 2B		B FF 93 B SI 93 X SI 93 2-0 ③ L7		F FF 90 B SL 84 X FF 90 1-1 ③ G6-3		4 0	0 0	1 0	0 0	0 0	0 0	1 0
15 Fred Lewis, L (1, 10) OBP: 0.278, SLG: 0.371		C SI 93 C SI 93 B SI 93 F SI 94 X CU 80 1-2 ② G4-3		C SI 94 X CH 88 0-1 ③ G3-1			X FF 91 0-0 2B		B FF 93 B FF 92 F FF 92 B FF 92 F FF 92 S FF 94 3-3 ① K	4	0	1	0	0	1	1
55 Ramon Hernandez, R (1, 2) OBP: 0.390, SLG: 0.591	S CU 80 B SI 93 S CU 81 B CU 81 F SI 94 B FF 94 X SI 94 3-2 ③ F9				F FF 92 C CU 80 X SL 84 0-2 ① G1-3		B FC 89 B SI 91 B FC 89 C FF 90 F FC 89 F FC 88 X SI 92 3-2 1B		C SL 80 B FF 93 C SL 81 B SL 82 F FF 92 X SL 82 2-2 6 2B 1B	4	0	2	0	0	0	0
7 Paul Janish, R (1, 6) OBP: 0.265, SLG: 0.278 (8, 5)			X SI 91 0-0 ① F8		B SI 94 F SI 90 X CH 86 1-1 ② G4-3		S FC 88 S FC 88 F FC 88 D SI 92 B SI 91 F FC 88 X FC 88 2-2 ① F9		B FF 91 F FF 91 B SL 80 F FF 91 X SL 82 2-2 ② L8	4	0	0	0	0	0	3

Inning Stats																				
	R: 1 E: 1 K: 0 S: 13	H: 1 LOB: 1 BB: 1 P: 23	R: 0 E: 0 K: 0 S: 10	H: 0 LOB: 0 BB: 0 P: 15	R: 0 E: 0 K: 1 S: 9	H: 0 LOB: 0 BB: 0 P: 12	R: 1 E: 0 K: 1 S: 16	H: 2 LOB: 1 BB: 0 P: 23	R: 0 E: 0 K: 1 S: 8	H: 0 LOB: 0 BB: 0 P: 9	R: 2 E: 0 K: 0 S: 9	H: 2 LOB: 0 BB: 0 P: 16	R: 0 E: 0 K: 2 S: 16	H: 2 LOB: 2 BB: 0 P: 23	R: 0 E: 0 K: 0 S: 10	H: 1 LOB: 1 BB: 0 P: 13	R: 0 E: 0 K: 1 S: 13	H: 2 LOB: 2 BB: 0 P: 20	1B: 3 2B: 5 3B: 0 HR: 2	SF: 0 SAC: 0 DP: 0 HBP: 0	WP: 1 PB: 0 SB: 0 CS: 1	PA: 38

PITCHER		IP	WLS	BF	H	R	ER	SO	BB	IBB	HBP	BLK	WP	HR	S	P	ERA	WHIP
59 Carlos Carrasco, R ERA: 5.16	(1, 1)	6.0	W	25	6	4	4	3	1	0	0	0	1	2	66	99	6.00	1.167
37 Chad Durbin, R ERA: 4.82	(7, 1)	1.0		4	1	0	0	2	0	0	0	0	0	0	15	22	0.00	1.000
53 Rafael Perez, L ERA: 1.13	(8, 1)	1.0		4	1	0	0	0	0	0	0	0	0	0	10	13	0.00	1.000
45 Josh Judy, R ERA:	(9, 1)	1.0		5	2	0	0	1	0	0	0	0	0	0	13	20	0.00	2.000

PITCHER	IP	WLS	BF	H	R	ER	SO	BB	IBB	HBP	BLK	WP	HR	S	P	ERA	WHIP

AB	37
R	4
H	10
RBI	4
BB	1
SO	6
LOB	13

Batter	1	2	3	4	5	6	7	8	9	AB	R	H	RBI	BB	SO	LOB
23 Michael Brantley, L (1, 8) OBP: 0.361, SLG: 0.421	B FF 93 C FF 93 B FF 92 F SI 93 X KC 80 2-2 13 HR 1B	X SI 93 0-0 13 1B 13 S 17 1B 1B	B FF 95 B CH 83 C CH 83 F FF 95 F KC 81 X CH 85 2-2 ② SF8 3-H		B CH 83 B CH 82 F FF 91 C SI 92 F SL 76 X SI 92 2-2 ③ G3-1		B SI 92 C SI 91 F SL 84 X CH 85 1-2 13 1B 17 SF7 1-3 2-H 2B			4	3	3	2	0	0	0
12 Ezequiel Carrera, L (8, 8) OBP: 0.250, SLG: 0.250										0	0	0	0	0	0	0
13 Asdrúbal Cabrera, S (1, 6) OBP: 0.363, SLG: 0.522	B FF 94 X SI 93 1-0 1-H HR	1 SAFE B SI 93 B CH 82 1 SAFE F FF 94 S KC 79 X CH 85 2-2 17 1B 1-3 1B	X KC 78 0-0 17 S 2-H 1B			B FF 90 B FF 88 C SI 90 B CH 83 X SI 92 3-1 HR	B C CH 85 B SI 92 F SL 85 F SL 83 F FF 92 X SL 84 2-2 2-3 3-H 1B			5	2	5	5	0	0	0
17 Shin-Soo Choo, L (1, 9) OBP: 0.332, SLG: 0.393	X SI 94 0-0 41 G4-3 20 E 2B	C KC 80 X FF 95 0-1 1-3 3-H 1B	C FF 93 D SL 80 B SI 92 B KC 76 B SI 91 4-1 1-2 BB			B FF 92 C KC 75 B CH 82 F CH 82 X SI 92 2-2 ① G5-3	C SI 90 X SI 90 0-1 ② SF7 3-H			3	1	2	2	1	0	0
41 Carlos Santana, S (1, 3) OBP: 0.345, SLG: 0.375	C KC 78 F FF 95 D CH 86 X CH 84 1-2 ① G4-3 2-3	B KC 80 C KC 79 B FF 95 D CH 85 C FF 94 S CH 83 3-3 ① K	C KC 75 X SI 92 0-1 ③ G1			B CH 81 B SL 82 F SI 91 C KC 76 C SI 92 2-3 ② K	X SI 92 0-0 ③ P6			5	0	0	0	0	2	6
28 Travis Buck, L (1, 10) OBP: 0.275, SLG: 0.367	B KC 81 D KC 82 B CH 84 C FF 95 C SI 94 B CH 84 4-2 20 S 20 S BB	X FF 94 0-0 ② P6		B FF 90 C CH 81 B SI 90 F CH 82 C SI 91 2-3 ① K		C KC 75 B CH 84 B SI 92 B KC 72 F SI 90 X KC 75 3-2 ③ G4-3		B FF 92 B FF 93 C FF 92 B FF 93 X FF 91 3-1 ① G4-3		4	1	0	0	1	1	2
20 Orlando Cabrera, R (1, 4) OBP: 0.290, SLG: 0.352	C SI 94 1 SAFE F SI 96 B CH 84 B CH 83 X FF 95 2-2 ② F8 1-H 3-H	C KC 80 S KC 79 S KC 82 0-3 ③ K	C SI 92 B SI 92 B SL 81 B FF 92 X FF 91 3-1 ② F7				F SI 90 S SL 82 S SL 82 0-3 ① K	X CU 79 0-0 9 FC4 1B		5	0	1	0	0	2	2
26 Austin Kearns, R (1, 7) OBP: 0.294, SLG: 0.283	C KC 78 S CH 84 B CH 85 B CH 85 F SI 95 B CH 86 B FF 94 4-2 9 BB BB		S KC 79 H SI 91 1-1 6 WP 9 BB 23 SF8 HBP	S SL 80 C FF 91 S SL 80 0-3 ③ K			X SL 80 0-0 9 2B 3B	B SL 86 B SL 88 C SL 88 X CU 80 2-1 ② F8		3	2	1	0	1	1	1
9 Jack Hannahan, L (1, 5) OBP: 0.322, SLG: 0.369	B SI 94 B FF 93 B FF 94 C SI 94 B FF 94 4-1 1-2 BB		B FF 96 T CH 85 B FF 95 B CH 86 F FF 95 F FF 96 1 SAFE B CH 84 4-2 6 WP 13 1B 1-2 BB		C FF 91 B KC 73 S KC 75 F SI 91 F SL 79 T CH 81 1-2 ① K		X CH 84 0-0 23 2B 3-H 2B	D CH 85 B CH 86 C FF 93 X FF 94 2-1 ③ FC4 1-2f		3	2	1	1	2	1	1
6 Lou Marson, R (1, 2) OBP: 0.318, SLG: 0.385	X FF 95 0-0 ③ G3		B KC 82 F KC 79 B SI 94 B SI 94 C CH 83 S KC 78 3-3 ① K 1-2 2-3		C FF 92 S SL 79 X SL 79 0-2 ② L6		B SI 92 B SI 93 S SI 92 B SI 92 B SI 90 4-1 23 2B 13 1B BB			3	1	0	0	1	1	4
Inning Stats	R: 4 E: 0 K: 0 S: 18 H: 3 LOB: 2 BB: 3 P: 36	R: 1 E: 0 K: 2 S: 13 H: 3 LOB: 2 BB: 0 P: 18	R: 2 E: 0 K: 1 S: 15 H: 1 LOB: 2 BB: 2 P: 29	R: 0 E: 0 K: 2 S: 8 H: 0 LOB: 0 BB: 0 P: 13	R: 0 E: 0 K: 1 S: 12 H: 0 LOB: 0 BB: 0 P: 15	R: 1 E: 0 K: 1 S: 11 H: 1 LOB: 0 BB: 0 P: 21	R: 4 E: 0 K: 1 S: 17 H: 4 LOB: 1 BB: 1 P: 24	R: 0 E: 0 K: 0 S: 7 H: 1 LOB: 1 BB: 0 P: 14		1B: 7 2B: 3 3B: 1 HR: 2 SF: 2 SAC: 0 DP: 0 HBP: 1				WP: 1 PB: 0 SB: 4 CS: 0 PA: 44		

PITCHER		IP	WLS	BF	H	R	ER	SO	BB	IBB	HBP	BLK	WP	HR	S	P	ERA	WHIP
36 Edinson Volquez, R ERA: 6.35	(1, 1)	2.2	L	20	7	7	6	3	4	0	1	0	1	1	43	76	20.25	4.125
63 Sam LeCure, R ERA: 3.18	(3, 1)	3.1		12	1	1	1	4	1	0	0	0	0	1	34	56	2.70	0.600
62 Jordan Smith, R ERA: 7.2	(7, 1)	1.0		8	4	4	4	1	1	0	0	0	0	0	17	24	36.00	5.000
48 Francisco Cordero, R ERA: 1.77	(8, 1)	1.0		4	1	0	0	0	0	0	0	0	0	0	7	14	0.00	1.000

PITCHER	IP	WLS	BF	H	R	ER	SO	BB	IBB	HBP	BLK	WP	HR	S	P	ERA	WHIP

BOTTOM

Cincinnati Reds @ Cleveland Indians

Progressive Field, Cleveland, OH

Sun May 22 2011, 1:08 PM - 4:13 PM EDT

Att. 26,833 - Partly Cloudy - 80 F

livebaseballscorecards.com

AB	35
R	12
H	13
RBI	10
BB	6
SO	8
LOB	16

Cincinnati Reds @ Philadelphia Phillies

Citizens Bank Park, Philadelphia, PA

Mon May 23 2011, 7:08 PM - 9:52 PM EDT

Att. 45,841 - Overcast - 77 F

TOP

livebaseballscorecards.com

Batter	1	2	3	4	5	6	7	8	9	AB	R	H	RBI	BB	SO	LOB
6 Drew Stubbs, R (1, 8) OBP: 0.346, SLG: 0.422	B FF 92 F FF 92 B FC 87 B CH 83 S CH 84 S FF 94 3-3 ① **K**		C FC 90 B FF 93 B CH 84 F FF 95 B FC 91 S FC 91 3-3 ② **K**		C FF 87 B CU 75 S CH 84 B CU 78 B FF 91 X FF 93 3-2 ① **G6-3**		S SL 84 B SL 83 F SL 84 S FF 94 1-3 ② **K**			4	0	0	0	0	3	1
7 Paul Janish, R (1, 6) OBP: 0.257, SLG: 0.269	C FF 92 C CU 77 X FF 91 0-2 ② **G5-3**		S CH 84 F FC 91 X CH 85 0-2 ③ **FC5-4** 1-2f		X FF 89 0-0 ② **F7**		B SL 80 F FF 94 F FF 93 B FF 94 X SL 82 2-2 ③ **P2**			4	0	0	0	0	0	1
19 Joey Votto, L (1, 3) OBP: 0.449, SLG: 0.536	X FF 90 0-0 ③ **F7**			B FF 90 X FF 91 1-0 ① **F8**	B FF 89 F FF 91 S CH 85 F FF 94 B FF 89 F FF 95 X CU 79 2-2 ③ **G4-3**			B FF 94 C SL 85 B SL 85 X FF 94 2-1 ① **L4**		4	0	0	0	0	0	0
4 Brandon Phillips, R (1, 4) OBP: 0.372, SLG: 0.456 66 Logan Ondrusek, R (8, 1)		S FC 88 B FF 92 F FF 89 B FC 90 F FF 93 X CH 85 2-2 ① **F9**		X FF 91 0-0 27 1B 32 HR 1B		C CH 84 F FC 93 B CU 77 F CH 84 B FF 91 X CH 85 2-2 ① **G5-3**		B FF 93 B SL 83 S FF 93 F FF 94 X SL 83 2-2 ② **P4**		4 0	1 0	1 0	0 0	0 0	0 0	0 0
27 Scott Rolen, R (1, 5) OBP: 0.302, SLG: 0.449		S FF 89 F FF 94 C FF 94 0-3 ② **K**		B FF 92 F CH 83 C FF 92 F FC 90 X FC 88 1-2 32 HR 1B		B CU 75 C FF 93 H CU 77 2-1 32 1B HBP		C SL 83 B FF 92 X FF 93 1-1 ③ **F9**		3	1	1	0	0	1	0
32 Jay Bruce, L (1, 9) OBP: 0.349, SLG: 0.535		B FC 89 B FC 90 S CH 84 X FF 90 2-1 15 FC5-4 1B		F FF 90 B CU 76 S FF 94 F FC 91 X CH 85 1-2 1-H 2-H HR		S FF 92 B FF 93 B FF 92 B FF 93 S FF 90 X FF 90 3-2 **1-2** 1B			C SI 92 B CU 76 B SI 94 C SI 92 B SI 89 C SI 94 3-3 ① **K**	4	1	3	3	0	1	0
15 Fred Lewis, L (1, 7) OBP: 0.250, SLG: 0.333		F FF 89 X FF 93 0-1 ③ **FC5-4** 1-2f		C FF 94 F FF 94 X FC 91 0-2 ② **L6**		S FC 88 C CU 76 S CU 77 0-3 ② **K**			C SI 92 B CU 77 C SI 94 X CU 77 1-2 ② **F8**	4	0	0	0	0	1	3
29 Ryan Hanigan, R (1, 2) OBP: 0.359, SLG: 0.367			B FC 88 B CH 82 B FF 92 B FF 92 4-0 61 FC1-6 BB	B FF 92 B FF 94 B FF 94 B FF 94 4-0 56 BLK BB		C CH 83 D CU 77 X FF 92 1-1 ③ **G6-3**			B SI 93 B SI 92 B SI 92 C SI 93 X SI 94 3-1 ③ **G6-3**	2	0	0	0	2	0	2
61 Bronson Arroyo, R (1, 1) OBP: 0.222, SLG: 0.333 56 Matt Maloney, L (3, 1) 21 Todd Frazier, R (7, PH) 33 Jose Arredondo, R (7, 1) 43 Miguel Cairo, R (8, 4) OBP: 0.338, SLG: 0.333			L CH 82 1 SAFE L CH 84 X FF 92 0-2 ① **FC1-6** 7 FC5-4 1-2f	B FF 92 C FF 91 B FF 93 B FF 91 C FF 92 X FF 92 3-2 ③ **G6-3** 1-2			S FF 93 B FF 94 C SL 83 S FF 94 1-3 ① **K**			1 1 1 0 0	0 0 0 0 0	0 0 0 0 0	0 0 0 0 0	0 0 0 0 0	0 0 1 0 0	1 1 0 0 0

	AB	32
	R	3
	H	5
	RBI	3
	BB	2
	SO	7
	LOB	9

Inning Stats	1	2	3	4	5	6	7	8	9
	R: 0 E: 0 K: 1 S: 7	H: 0 LOB: 0 BB: 0 P: 10	R: 0 E: 0 K: 1 S: 11	H: 1 LOB: 1 BB: 0 P: 15	R: 0 E: 0 K: 1 S: 9	H: 0 LOB: 1 BB: 1 P: 16	R: 3 E: 0 K: 0 S: 16	H: 3 LOB: 1 BB: 1 P: 26	R: 0 E: 0 K: 0 S: 9	H: 0 LOB: 0 BB: 0 P: 14
	R: 0 E: 0 K: 1 S: 13	H: 1 LOB: 2 BB: 0 P: 21	R: 0 E: 0 K: 2 S: 9	H: 0 LOB: 0 BB: 0 P: 13	R: 0 E: 0 K: 0 S: 7	H: 0 LOB: 0 BB: 0 P: 12	R: 0 E: 0 K: 1 S: 8	H: 0 LOB: 0 BB: 0 P: 15		

	1B: 4	SF: 0	WP: 0	PA: 35
	2B: 0	SAC: 0	PB: 0	
	3B: 0	DP: 0	SB: 0	
	HR: 1	HBP: 1	CS: 0	

PITCHER		IP	WLS	BF	H	R	ER	SO	BB	IBB	HBP	BLK	WP	HR	S	P	ERA	WHIP
35 Cole Hamels, L ERA: 3.06	(1, 1)	6.0	W	26	5	3	3	4	2	0	1	1	0	1	65	102	4.50	1.167
40 Michael Stutes, R ERA: 2.35	(7, 1)	1.0		3	0	0	0	2	0	0	0	0	0	0	9	13	0.00	0.000
37 Antonio Bastardo, L ERA: 1.1	(8, 1)	1.0		3	0	0	0	0	0	0	0	0	0	0	7	12	0.00	0.000
55 Danys Baez, R ERA: 4.19	(9, 1)	1.0		3	0	0	0	1	0	0	0	0	0	0	8	15	0.00	0.000

PITCHER	IP	WLS	BF	H	R	ER	SO	BB	IBB	HBP	BLK	WP	HR	S	P	ERA	WHIP

BOTTOM

Cincinnati Reds @ Philadelphia Phillies

Citizens Bank Park, Philadelphia, PA

Mon May 23 2011, 7:08 PM - 9:52 PM EDT

Att. 45,841 - Overcast - 77 F

livebaseballscorecards.com

Batter	1	2	3	4	5	6	7	8	9	AB	R	H	RBI	BB	SO	LOB
11 Jimmy Rollins, S (1, 6) OBP: 0.344, SLG: 0.367	C CH 77 B SI 86 F SI 88 B SI 86 B SL 76 X SI 88 3-2 27 HR 1B	B SI 88 B SL 74 C SI 87 C SI 87 F SI 88 B CH 80 X CH 79 3-2 ③ F8	B CH 81 B CU 68 B CH 78 C CH 81 C CH 79 F CU 69 X CH 80 3-2 1-H 2-H HR		X CH 75 0-0 ③ P5			C FF 94 B CU 78 C FF 95 B FF 95 F SI 94 C SI 95 2-3 ① K		5	2	2	3	0	1	2
26 Chase Utley, L (1, 4) 55 Danys Baez, R (9, 1)	1 SAFE B SI 87 X SI 87 1-0 ① F8		G1-3 K			B FF 86 B FF 88 X FF 87 2-0 ① F8		B SI 95 F SI 94 S CH 83 X SI 96 1-2 ② G4-3		5 0	0 0	0 0	0 0	0 0	1 0	1 0
27 Placido Polanco, R (1, 5) OBP: 0.380, SLG: 0.439	B FF 88 C CH 80 X SI 83 1-1 1-H HR		B SI 88 C SI 88 B SI 88 B SI 90 X SI 88 3-1 6 1B 29 1B 1B	B CU 68 B CH 80 B FF 88 B FF 85 4-0 6 6-F8 BB		C SI 83 B CH 76 F SI 84 X FF 86 1-2 ② F9		B SI 95 B FF 94 X FF 93 2-0 ③ G5-3		4	2	2	2	1	0	0
6 Ryan Howard, L (1, 3) OBP: 0.323, SLG: 0.486	F CU 70 S SI 87 B SI 89 B SI 88 C SI 89 2-3 ② K		X SI 88 0-0 51 BB 29 1B 15 1B 1-2 1B	F SL 80 F SI 86 B CU 73 D CU 71 B SL 83 X FF 88 3-2 ①② F8 1-2		B FF 87 F SI 86 B CU 70 X FF 87 2-1 2B				4	1	2	0	0	1	1
29 Raul Ibanez, L (1, 7) OBP: 0.297, SLG: 0.384	B SI 87 C SI 88 B SI 88 X SI 83 2-1 ③ G3-1		X SI 86 0-0 51 BB 15 1B 1-2 2-H 1B	C FF 84 B CU 69 B FF 88 X FF 86 2-1 HR		B SL 80 S SL 81 S SL 81 X CU 70 1-2 ③ G3-1				4	2	2	2	0	0	1
51 Carlos Ruiz, R (1, 2) OBP: 0.343, SLG: 0.356		B SL 72 X CU 72 1-0 9 2B 35 FC3-2 1B	B SL 74 B CH 79 B SI 86 C CH 80 B CH 80 4-1 15 1B 35 1B 1-2 2-3 BB	C CH 76 X SI 85 0-1 2B			C SL 80 X FF 93 0-1 7 FC4-6 1B			3	1	3	0	1	0	0
9 Domonic Brown, L (1, 9) OBP: 0.125, SLG: 0.250		B SI 86 F CH 81 X CH 77 1-1 35 FC3-2 1-3 2B	B FF 87 F SL 75 F SI 87 X SI 84 1-2 ② L7	X SL 82 0-0 ③ P4			C FF 92 C FS 82 S SL 84 0-3 ① K			4	0	1	0	0	1	5
15 John Mayberry Jr., R (1, 8) OBP: 0.329, SLG: 0.362		C SI 86 S SL 77 B SL 77 F SL 73 S CU 70 1-3 ① K	B SI 87 S SI 86 X SI 87 1-1 35 1B 11 HR 1-3 2-H 3-H 1B		C FF 86 S CH 77 F CH 78 B SL 86 C FF 89 1-3 ① K		B FF 93 C FF 93 X SL 80 1-1 ② P3			4	1	1	2	0	2	3
35 Cole Hamels, L (1, 1) OBP: 0.250, SLG: 0.333 40 Michael Stutes, R (7, 1) 7 Ross Gload, L (7, PH) OBP: 0.294, SLG: 0.294 37 Antonio Bastardo, R (8, 1) 21 Wilson Valdez, R (9, 4) OBP: 0.261, SLG: 0.290		B CU 70 B SL 72 C FF 86 F FF 87 X SI 88 2-2 ② FC3-2 2-3 3-H	B SI 86 S SI 85 S FF 87 X SI 86 1-2 11 HR 3-H 1B		B SI 87 C SL 81 X CU 70 1-1 ② G4-3		S FS 84 F FS 84 X FS 85 0-2 ③ FC4-6 1-2f			3 0 1 0 0	1 0 0 0 0	1 0 0 0 0	1 0 0 0 0	0 0 0 0 0	0 0 0 0 0	2 0 1 0 0
Inning Stats	R: 2 E: 0 K: 1 S: 11 H: 2 LOB: 0 BB: 0 P: 20	R: 0 E: 0 K: 1 S: 14 H: 2 LOB: 2 BB: 0 P: 22	R: 7 E: 0 K: 1 S: 27 H: 6 LOB: 0 BB: 1 P: 45	R: 1 E: 0 K: 0 S: 8 H: 2 LOB: 1 BB: 1 P: 17	R: 0 E: 0 K: 1 S: 7 H: 0 LOB: 0 BB: 0 P: 9	R: 0 E: 0 K: 0 S: 9 H: 1 LOB: 1 BB: 0 P: 15	R: 0 E: 0 K: 1 S: 10 H: 1 LOB: 1 BB: 0 P: 11	R: 0 E: 0 K: 1 S: 8 H: 0 LOB: 0 BB: 0 P: 13		1B: 8 2B: 3 3B: 0 HR: 3 SF: 0 SAC: 0 DP: 0 HBP: 0						

	AB	37
	R	10
	H	14
	RBI	10
	BB	2
	SO	6
	LOB	16

	WP: 0	PA: 39
	PB: 0	
	SB: 0	
	CS: 0	

PITCHER		IP	WLS	BF	H	R	ER	SO	BB	IBB	HBP	BLK	WP	HR	S	P	ERA	WHIP
61 Bronson Arroyo, R ERA: 5.28	(1, 1)	2.2	L	19	10	9	9	2	1	0	0	0	0	2	46	78	30.38	4.125
56 Matt Maloney, L ERA: 7.2	(3, 1)	3.1		13	3	1	1	2	1	0	0	0	0	1	30	50	2.70	1.200
33 Jose Arredondo, R ERA: 1.93	(7, 1)	1.0		4	1	0	0	1	0	0	0	0	0	0	10	11	0.00	1.000
66 Logan Ondrusek, R ERA: 2.1	(8, 1)	1.0		3	0	0	0	1	0	0	0	0	0	0	8	13	0.00	0.000

PITCHER		IP	WLS	BF	H	R	ER	SO	BB	IBB	HBP	BLK	WP	HR	S	P	ERA	WHIP

Cincinnati Reds @ Philadelphia Phillies

Citizens Bank Park, Philadelphia, PA

Tue May 24 2011, 7:07 PM - 10:01 PM EDT

Att. 45,740 - Partly Cloudy - 83 F

livebaseballscorecards.com

Batter	1	2	3	4	5	6	7	8	9	AB	R	H	RBI	BB	SO	LOB
6 Drew Stubbs, R (1, 8) OBP: 0.347, SLG: 0.427	B FF 89 F SL 82 B SI 90 X FF 90 2-1 L4 ①	C SI 91 C SI 91 B CH 85 B SI 90 F FF 91 B CH 85 S SI 92 3-3 K ③			X FF 92 0-0 1-3 4 E 2B	B SI 93 F SI 92 C SL 87 B SL 89 B SL 88 F SI 94 C SI 92 3-3 K ③			X FF 94 0-0 27 1B 32 2B 1B	5	2	2	0	0	2	2
4 Brandon Phillips, R (1, 4) OBP: 0.372, SLG: 0.451	C CH 84 X KC 76 0-1 P4 ②	B SL 81 C FF 90 B FF 89 B SI 92 B FF 92 4-1 BB	C SI 89 X FF 86 0-1 27 F8 2-H 3-H 1B		B FF 93 X FF 92 1-0 G6-3 ①		C FF 95 B FF 93 S CH 85 B FF 95 B FF 94 F FF 95 X CH 85 3-2 L6 ②	4	0	1	2	1	0	1
19 Joey Votto, L (1, 3) OBP: 0.458, SLG: 0.544	B SI 91 C SL 84 S FF 92 B SI 91 X CH 86 2-2 27 1B 2B	B FF 92 C SI 90 X CH 85 1-1 F7 ①	B SI 91 B FF 91 B SI 91 F FF 91 B FF 92 4-1 27 F8 BB		C FF 94 S SL 84 X SL 81 0-2 1B		I IN 58 I IN 59 I IN 64 2 SAFE I IN 64 4-0 27 1B 32 2B IBB	3	2	2	0	2	0	1
27 Scott Rolen, R (1, 5) OBP: 0.306, SLG: 0.447	B SI 89 B SI 91 C CH 84 X FF 91 2-1 2-H 1B	B SI 90 X SL 85 1-0 F8 ②	B FF 91 X FF 92 1-0 F8 ① 1-2 2-3		X FF 93 0-0 P5 ②		B FF 95 X FF 94 1-0 1-2 2-3 32 2B 1B	5	1	2	1	0	0	4
32 Jay Bruce, L (1, 9) OBP: 0.345, SLG: 0.531	B SI 91 B SI 89 B CH 85 C FF 89 S FF 90 S FF 92 3-3 K ③	S SL 84 B SI 91 F FF 90 B FF 92 X FF 86 2-2 P6 ③	C FF 91 D CH 86 S FF 91 F FF 90 B FF 90 S FF 92 2-3 K ②		1 SAFE 1 SAFE C FF 91 1 SAFE 1 SAFE S FF 93 S FF 93 0-3 K ③		S CH 86 B SI 96 X FF 94 1-1 1-H 2-H 3-H 2B	5	0	1	3	0	3	5
55 Ramon Hernandez, R (1, 2) OBP: 0.390, SLG: 0.588		C FF 88 X KC 77 0-1 28 1B 2B	C FF 90 B CH 85 X SI 90 1-1 G6-3 ①	B SL 87 B FF 92 B SI 90 I IN 70 4-0 IBB			C FF 92 L FF 92 B FF 91 X FF 93 1-2 P6 ①	F FF 95 B FF 94 B FF 93 S CH 87 D CH 85 X FF 95 3-2 G6-3 ③	4	0	1	0	1	0	1
28 Chris Heisey, R (1, 7) OBP: 0.329, SLG: 0.467		B SI 90 S SI 89 X FF 91 1-1 47 SH1-3 2-3 1B	X SL 85 0-0 F7 ②	C SI 93 B FF 89 S SI 91 B SI 86 B SI 91 X FF 94 3-2 P3 ③			B FF 92 S SL 83 F SL 84 F FF 93 F FF 93 X FF 93 1-2 P6 ②		4	0	1	0	0	0	3
7 Paul Janish, R (1, 6) OBP: 0.250, SLG: 0.261 66 Logan Ondrusek, R (8, 1) 48 Francisco Cordero, R (9, 1)		B SI 90 X SL 84 1-0 P4 ①	B FF 91 F FF 92 X FF 93 1-1 G3 ③		X SI 94 0-0 G5-3 ①		C SL 83 S SL 82 B FF 93 S SL 82 1-3 K2-3 ③		4 0 0	0 0 0	0 0 0	0 0 0	1 0 0	0 0 0	2 0 0
47 Johnny Cueto, R (1, 1) OBP: 0.250, SLG: 0.143 45 Bill Bray, L (7, 1) 16 Edgar Renteria, R (8, 6) OBP: 0.323, SLG: 0.250		C SI 86 P PO 86 1 SAFE L FF 88 X FF 90 1-2 SH1-3 ② 1-2		C FF 90 B SL 84 B FF 90 B FF 91 C FF 89 B FF 91 4-2 6 2B 4 E BB	C SI 92 B SI 93 X SI 89 1-1 G5-3 ②			X SI 94 0-0 F8 ①	1 0 1	1 0 0	0 0 0	0 0 0	1 0 0	0 0 0	0 0 0
Inning Stats	R: 1 E: 0 K: 1 S: 12 H: 2 LOB: 1 BB: 0 P: 21	R: 0 E: 0 K: 1 S: 13 H: 2 LOB: 2 BB: 0 P: 18	R: 0 E: 0 K: 0 S: 7 H: 0 LOB: 1 BB: 1 P: 15	R: 0 E: 0 K: 0 S: 5 H: 0 LOB: 0 BB: 0 P: 7	R: 2 E: 1 K: 1 S: 14 H: 2 LOB: 3 BB: 3 P: 32	R: 0 E: 0 K: 1 S: 7 H: 0 LOB: 0 BB: 0 P: 11	R: 0 E: 0 K: 1 S: 8 H: 1 LOB: 1 BB: 0 P: 9	R: 0 E: 0 K: 1 S: 11 H: 0 LOB: 0 BB: 0 P: 14	R: 3 E: 1 K: 0 S: 12 H: 3 LOB: 1 BB: 1 P: 24	1B: 6 2B: 4 3B: 0 HR: 0 SF: 0 SAC: 1 DP: 0 HBP: 0						

TOP	
AB	36
R	6
H	10
RBI	6
BB	5
SO	6
LOB	19

WP: 0 PB: 0 SB: 0 CS: 0 PA: 42

PITCHER		IP	WLS	BF	H	R	ER	SO	BB	IBB	HBP	BLK	WP	HR	S	P	ERA	WHIP
49 Vance Worley, R ERA: 2.14	(1, 1)	5.0		25	6	3	3	3	3	1	0	0	0	0	51	93	5.40	1.800
57 David Herndon, R ERA: 7.43	(6, 1)	1.0		3	0	0	0	1	0	0	0	0	0	0	7	11	0.00	0.000
40 Michael Stutes, R ERA: 2.08	(7, 1)	1.0		4	1	0	0	1	0	0	0	0	0	0	8	9	0.00	1.000
37 Antonio Bastardo, L ERA: 1.04	(8, 1)	1.0		3	0	0	0	1	0	0	0	0	0	0	11	14	0.00	0.000
46 Ryan Madson, R ERA: 1.8	(9, 1)	1.0	L	7	3	3	3	0	0	1	0	0	0	0	12	24	27.00	3.000

PITCHER		IP	WLS	BF	H	R	ER	SO	BB	IBB	HBP	BLK	WP	HR	S	P	ERA	WHIP

BOTTOM

Cincinnati Reds @ Philadelphia Phillies

Citizens Bank Park, Philadelphia, PA

Tue May 24 2011, 7:07 PM - 10:01 PM EDT

Att. 45,740 - Partly Cloudy - 83 F

livebaseballscorecards.com

Batter	1	2	3	4	5	6	7	8	9	AB	R	H	RBI	BB	SO	LOB
11 Jimmy Rollins, S (1, 6) OBP: 0.341, SLG: 0.368	C SI 93 F CH 85 B FF 94 B SL 84 X CH 83 2-2 ① G1-3		X SI 94 0-0 ② 26 1B 2B		C SI 93 B CH 82 B CH 83 X SL 82 2-1 ① G3-1		C FF 92 B SL 86 X SL 86 1-1 ② L6		X CU 80 0-0 ③ L3	5	0	1	0	0	0	0
26 Chase Utley, L (1, 4) OBP: 0.111, SLG: 0.111	C SI 94 B SI 94 X CH 83 1-1 ② F8		B SI 94 F SI 94 X SI 94 1-1 ② 2-H 1B		S SI 95 B SI 95 B FF 94 X CH 83 2-1 ② G3-1		B SL 86 C SL 86 B FF 93 B FF 92 C FF 92 X SL 86 3-2 ③ G4-3			4	0	1	0	0	0	0
27 Placido Polanco, R (1, 5) OBP: 0.373, SLG: 0.429	C SI 95 F SI 96 B FC 88 X SI 96 1-2 ③ F8		B SL 87 B CH 83 C SI 94 X SI 94 2-1 ③ G4-3		C SL 87 F SL 85 F SL 87 F SI 95 F SI 95 X CH 86 0-2 ③ G5-3			B FF 89 C FF 91 B CH 86 F CH 86 F SL 86 X FF 92 2-2 ① L4		4	0	0	0	0	0	1
6 Ryan Howard, L (1, 3) OBP: 0.327, SLG: 0.489		S SI 92 B SI 93 S CH 83 B SI 94 B FC 86 X SI 95 3-2 29 2B 2B		F CH 82 B SL 87 B FF 91 C CH 82 B CH 86 X CH 81 3-2 ① P5		B FF 93 S SI 94 S SL 87 F SI 95 B SL 87 B SL 88 F SL 86 F SI 95 B CH 82 4-2 9 FC4-6 51 1B BB		B SL 87 B SL 85 X SL 85 2-0 ② G6-3		3	1	1	0	1	0	0
29 Raul Ibanez, L (1, 7) OBP: 0.307, SLG: 0.399		F SI 94 F CH 85 B SI 95 F SI 94 X CH 85 1-2 51 G3 9 SF8 2-H 2B		B SI 94 B SI 93 X CH 81 2-0 51 2B 1B		B SI 93 B SL 82 C SI 93 F SI 92 B SL 83 F SL 81 F SI 93 X SI 94 3-2 ① L7		B FF 92 B FF 92 X FF 91 2-0 51 BB 1B		4	2	3	1	0	0	1
51 Carlos Ruiz, R (1, 2) OBP: 0.358, SLG: 0.378		C SI 96 F SI 94 X SI 94 0-2 ① G3 2-3		X CU 75 0-0 15 FC5-4 1-H 2B		1 SAFE X SI 94 0-0 9 FC4-6 1-2 1B		B FF 92 B FF 91 B FC 90 B FF 92 4-0 9 FC3-6 1-2 BB		3	0	2	1	1	0	1
9 Domonic Brown, L (1, 9) OBP: 0.167, SLG: 0.200		B SI 95 X SI 94 1-0 ② SF8 3-H		C SL 84 C CH 82 B FF 94 B SI 93 B SL 84 F FF 94 D CH 86 4-2 15 FC5-4 BB		S SI 93 B SL 84 F SL 84 B FF 94 X SL 85 2-2 ② FC4-6 1-2f 2-3		C CH 80 F FF 91 F SI 92 B FF 92 X CH 80 1-2 ③ FC3-6 1-2f		2	0	0	1	1	0	4
15 John Mayberry Jr., R (1, 8) OBP: 0.313, SLG: 0.342		B SL 84 S SI 94 C CH 87 X SI 96 1-2 ③ G6-3		F SI 93 X SI 93 0-1 ② FC5-4 1-2f 2-3		C SI 94 B SI 94 X SI 94 1-1 ③ G5-3			C FF 92 S SL 87 B CH 88 B SL 88 X FF 94 2-2 ① P4	4	0	0	0	0	0	4
49 Vance Worley, R (1, 1) OBP: 0.286, SLG: 0.286 57 David Herndon, R (6, 1) 40 Michael Stutes, R (7, 1) 10 Ben Francisco, R (7, PH) OBP: 0.327, SLG: 0.357 37 Antonio Bastardo, R (8, 1) 46 Ryan Madson, L (9, 1) 7 Michael Martinez, S (9, PH) OBP: 0.231, SLG: 0.189			B SI 92 X FF 89 1-0 ① F9	B SL 82 C SL 81 F SI 92 B CH 85 F SI 92 F SI 92 S SL 83 2-3 ③ K			B FF 91 C FF 90 B SL 85 F FF 92 B SL 85 X FF 91 3-2 ① P2		B FF 93 C FF 92 X CU 79 1-1 ② G6-3	2 0 0 1 0 0 0 1	0 0 0 0 0 0 0 0	0 0 0 0 0 0 0 0	0 0 0 0 0 0 0 0	1 0 0 0 0 0 0 0	2 0 0 0 0 0 0 0	2 0 0 0 0 0 0 0
Inning Stats	R: 0 E: 0 K: 0 S: 8 H: 0 LOB: 0 BB: 0 P: 12	R: 2 E: 0 K: 0 S: 14 H: 2 LOB: 0 BB: 0 P: 20	R: 0 E: 0 K: 0 S: 6 H: 2 LOB: 1 BB: 0 P: 10	R: 1 E: 0 K: 1 S: 15 H: 2 LOB: 2 BB: 1 P: 26	R: 0 E: 0 K: 0 S: 10 H: 0 LOB: 0 BB: 0 P: 14	R: 0 E: 0 K: 0 S: 16 H: 1 LOB: 2 BB: 1 P: 26	R: 0 E: 0 K: 0 S: 8 H: 0 LOB: 0 BB: 0 P: 15	R: 0 E: 0 K: 0 S: 10 H: 1 LOB: 2 BB: 1 P: 21	R: 0 E: 0 K: 0 S: 6 H: 0 LOB: 0 BB: 0 P: 9	1B: 4 2B: 4 3B: 0 HR: 0	SF: 1 SAC: 0 DP: 0 HBP: 0		WP: 0 PB: 0 SB: 0 CS: 0	PA: 37		

	AB	33
	R	3
	H	8
	RBI	3
	BB	3
	SO	1
	LOB	13

PITCHER		IP	WLS	BF	H	R	ER	SO	BB	IBB	HBP	BLK	WP	HR	S	P	ERA	WHIP
47 Johnny Cueto, R ERA: 2.19	(1, 1)	6.0		26	7	3	3	1	2	0	0	0	0	0	69	108	4.50	1.500
45 Bill Bray, L ERA: 1.53	(7, 1)	1.2		6	1	0	0	0	0	0	0	0	0	0	14	27	0.00	0.600
66 Logan Ondrusek, R ERA: 2.08	(8, 1)	0.1	W	2	0	0	0	0	1	0	0	0	0	0	4	9	0.00	3.000
48 Francisco Cordero, R ERA: 1.69	(9, 1)	1.0	S	3	0	0	0	0	0	0	0	0	0	0	6	9	0.00	0.000

PITCHER	IP	WLS	BF	H	R	ER	SO	BB	IBB	HBP	BLK	WP	HR	S	P	ERA	WHIP

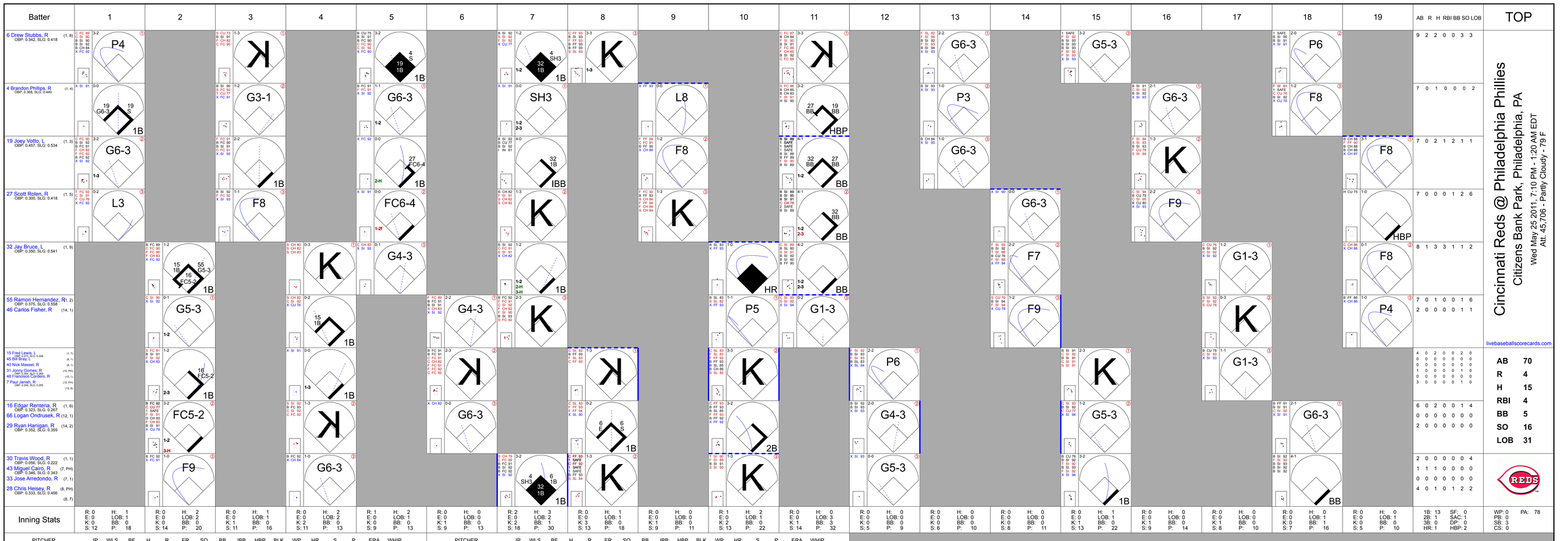

PITCHER		IP	WLS	BF	H	R	ER	SO	BB	IBB	HBP	BLK	WP	HR	S	P	ERA	WHIP
34 Roy Halladay, R	(1, 1)	7.0		33	11	3	3	6	0	1	0	0	0	0	84	123	3.86	1.571
ERA: 2.35																		
40 Michael Stutes, R	(8, 1)	1.0		4	1	0	0	3	0	0	0	0	0	0	13	18	0.00	1.000
ERA: 1.86																		
46 Ryan Madson, R	(9, 1)	1.0		3	0	0	0	1	0	0	0	0	0	0	9	11	0.00	0.000
ERA: 1.71																		
37 Antonio Bastardo, L	(10, 1)	0.2		4	2	1	1	1	0	0	0	0	0	1	10	18	13.50	3.000
ERA: 1.5																		
38 Kyle Kendrick, R	(10, 1)	0.2		3	0	0	0	2	0	0	1	0	0	0	10	17	0.00	0.000
ERA: 3.2																		

PITCHER		IP	WLS	BF	H	R	ER	SO	BB	IBB	HBP	BLK	WP	HR	S	P	ERA	WHIP
16 J.C. Romero, L	(11, 1)	0.1		3	0	0	0	0	0	0	0	0	0	0	4	16	0.00	9.000
ERA: 3.75																		
57 David Herndon, R	(11, 1)	2.1		7	0	0	0	0	0	0	0	0	0	0	14	22	0.00	0.000
ERA: 6.32																		
55 Danys Baez, R	(14, 1)	5.0		17	1	0	0	3	1	0	0	0	0	0	45	73	0.00	0.400
ERA: 3.33																		
21 Wilson Valdez, R	(19, 1)	1.0	W	4	0	0	0	0	0	0	1	0	0	0	5	10	0.00	0.000
ERA:																		

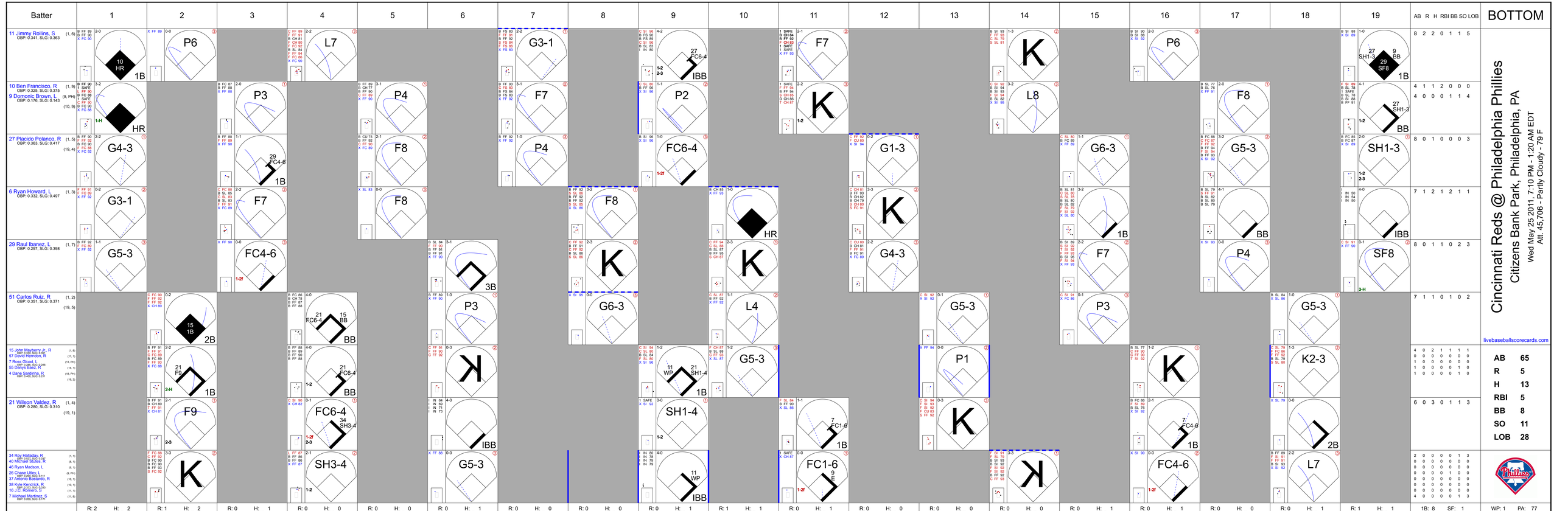
Batter
1
2
3
4
5
6
7
8
9
10
11
12
13
14
15
16
17
18
19
AB R H RBI BB SO LOB
BOTTOM
11 Jimmy Rollins, S (1, 6) OBP: 0.341, SLG: 0.363
10 Ben Francisco, R (1, 9) OBP: 0.325, SLG: 0.375
9 Domonic Brown, L (9, PH) (10, 9) OBP: 0.176, SLG: 0.143
27 Placido Polanco, R (1, 5) (19, 4) OBP: 0.363, SLG: 0.417
6 Ryan Howard, L (1, 3) OBP: 0.332, SLG: 0.497
29 Raul Ibanez, L (1, 7) OBP: 0.297, SLG: 0.398
51 Carlos Ruiz, R (1, 2) (19, 5) OBP: 0.351, SLG: 0.371
15 John Mayberry Jr., R (1, 8) 57 David Herndon, R (11, 1) 7 Ross Gload, L (15, PH) OBP: 0.286, SLG: 0.286 55 Danys Baez, R (14, 1) 4 Dane Sardinha, R (18, PH) (18, 2) OBP: 0.400, SLG: 0.571
21 Wilson Valdez, R (1, 4) (19, 1) OBP: 0.280, SLG: 0.310
34 Roy Halladay, R (1, 1) 40 Michael Stutes, R (8, 1) 46 Ryan Madson, L (8, 1) 26 Chase Utley, L (9, PH) 37 Antonio Bastardo, R (10, 1) 38 Kyle Kendrick, R (10, 1) OBP: 0.333, SLG: 0.333 16 J.C. Romero, S (11, 1) 7 Michael Martinez, S (11, 8) OBP: 0.209, SLG: 0.171
Inning Stats
Cincinnati Reds @ Philadelphia Phillies
Citizens Bank Park, Philadelphia, PA
Wed May 25 2011, 7:10 PM - 1:20 AM EDT
Att: 45,706 - Partly Cloudy - 79 F
livebaseballscorecards.com
AB 65
R 5
H 13
RBI 5
BB 8
SO 11
LOB 28
WP: 1 PA: 77
PB: 0
SB: 0
CS: 0
1B: 8 SF: 1
2B: 2 SAC: 3
3B: 1 DP: 0
HR: 2 HBP: 0
PITCHER IP WLS BF H R ER SO BB IBB HBP BLK WP HR S P ERA WHIP
30 Travis Wood, L (1, 1) ERA: 5.11 6.0 27 6 3 3 2 1 0 0 0 0 1 57 102 4.50 1.333
33 Jose Arredondo, R (7, 1) ERA: 1.59 1.0 3 0 0 0 0 0 0 0 0 0 0 7 13 0.00 0.000
45 Bill Bray, L (8, 1) ERA: 1.47 0.2 2 0 0 0 1 0 0 0 0 0 0 6 11 0.00 0.000
40 Nick Masset, R (8, 1) ERA: 3.95 1.1 7 1 0 0 0 0 2 0 0 0 1 0 11 22 0.00 0.750
48 Francisco Cordero, R (10, 1) ERA: 1.93 2.0 B 8 2 1 1 2 0 0 0 0 0 1 17 27 4.50 1.000
PITCHER IP WLS BF H R ER SO BB IBB HBP BLK WP HR S P ERA WHIP
66 Logan Ondrusek, R (12, 1) ERA: 1.93 2.0 6 0 0 0 0 0 0 0 0 0 0 17 22 0.00 0.000
46 Carlos Fisher, R (14, 1) ERA: 0.87 5.2 L 24 4 1 1 4 2 1 0 0 0 0 53 95 1.59 1.059

Batter	1	2	3	4	5	6	7	8	9	AB	R	H	RBI	BB	SO	LOB
6 Drew Stubbs, R (1, 8) OBP: 0.339, SLG: 0.413	C FF 91 B FF 92 F CH 85 S SI 93 1-3 ① K		C FF 92 S CU 76 B CU 77 B FF 92 T FC 86 2-2 ② K		L CH 84 T FF 92 B FC 87 X FF 93 1-2 ① F9		B SI 91 X FF 91 1-0 1B		B SL 89 B SL 85 X SI 90 2-0 ③ P2	5	0	1	0	0	2	0
4 Brandon Phillips, R (1, 4) OBP: 0.365, SLG: 0.435	X FF 93 0-0 ② L9		F FF 93 F CU 76 B FF 93 X CU 76 1-2 ③ F7		F FC 86 S FC 86 X SI 93 0-2 19 G6-3 1B		B FF 90 X SI 91 1-0 ② F9			4	0	1	0	0	0	1
19 Joey Votto, L (1, 3) OBP: 0.453, SLG: 0.527	X FF 92 0-0 43 FC6-4 1B			C FF 90 B FC 87 S FC 86 C FC 86 1-3 ① K	F FF 92 F FC 87 1 SAFE X FF 92 0-2 ②③ G6-3 1-2f		S FC 85 C SI 91 1 SAFE B SI 93 S FC 86 1-3 ③ K			4	0	1	0	0	2	2
43 Miguel Cairo, R (1, 5) OBP: 0.366, SLG: 0.392	F FF 92 C FF 92 1 SAFE X FC 88 0-2 ③ FC6-4 1-2f			C SI 92 B CH 86 X FF 92 1-1 32 1B 7 1B 2B		B FF 90 C FF 90 X CH 85 1-1 32 HR 2B		B FF 89 C FF 90 C FC 84 B CU 73 X FC 85 2-2 32 G4-3 1B		4	2	3	0	0	0	1
32 Jay Bruce, L (1, 9) OBP: 0.353, SLG: 0.556		F FC 86 X FC 86 0-1 ① G4-3		C FC 87 X FF 91 0-1 29 BB 7 1B 2-3 1B		B FF 91 S SI 91 C FF 91 X FC 87 1-2 2-H HR		B SI 90 C SI 90 X CH 80 1-1 ① G4-3 1-2		4	2	2	2	0	0	1
28 Chris Heisey, R (1, 7) OBP: 0.330, SLG: 0.446 33 Jose Arredondo, R (8, 1)		X FF 91 0-0 1B		S CH 84 S CH 84 S FF 92 0-3 ② K		B FF 92 C FF 92 B FF 92 S FF 91 F SI 92 B CU 74 F FF 92 F SI 92 X SI 92 3-2 ① P4		B FF 91 X SI 90 1-0 ② F9		4 0	0 0	1 0	0 0	0 0	1 0	3 0
29 Ryan Hanigan, R (1, 2) OBP: 0.349, SLG: 0.347		B FF 90 C CH 84 X CH 84 1-1 ② P4		B FF 92 D CH 85 B CH 84 B FF 90 4-0 7 1B 1-2 BB		C SI 92 C SI 93 B SI 93 S CU 76 1-3 ② K		C FF 90 B FC 85 F SI 91 C SI 92 1-3 ③ K		3	0	0	0	1	2	2
7 Paul Janish, R (1, 6) OBP: 0.245, SLG: 0.255		B SI 91 L CH 84 F CH 85 B FF 92 X FF 91 2-2 ③ G1-3		B FF 92 C FF 91 F FF 92 X SI 93 1-2 1-2 2-H 3-H 1B		F FF 92 F FF 92 B CH 85 X SI 93 1-2 ③ F8			C SI 90 X SI 90 0-1 ① P5	4	0	1	2	0	0	1
34 Homer Bailey, R (1, 1) OBP: 0.222, SLG: 0.222 58 Daryl Thompson, R (5, 1) 31 Jonny Gomes, R (8, 7) OBP: 0.302, SLG: 0.366			C FF 91 X FC 86 0-1 ① G1-3	C FF 92 S SI 92 X CU 76 0-2 ③ G3			C FF 90 F FF 92 F FF 92 S CU 75 0-3 ① K		B SI 93 F SI 87 C FS 78 F SL 86 B SI 93 F FS 79 C FS 78 2-3 ② K	2 1 1	0 0 0	0 0 0	0 0 0	0 0 0	0 1 1	2 0 0
Inning Stats	R: 0 E: 0 K: 1 S: 8 H: 1 LOB: 1 BB: 0 P: 9	R: 0 E: 0 K: 0 S: 8 H: 1 LOB: 1 BB: 0 P: 11	R: 0 E: 0 K: 1 S: 8 H: 0 LOB: 0 BB: 0 P: 11	R: 2 E: 0 K: 2 S: 16 H: 3 LOB: 2 BB: 1 P: 23	R: 0 E: 0 K: 0 S: 9 H: 1 LOB: 0 BB: 0 P: 10	R: 2 E: 0 K: 1 S: 17 H: 2 LOB: 0 BB: 0 P: 24	R: 0 E: 0 K: 2 S: 9 H: 1 LOB: 1 BB: 0 P: 12	R: 0 E: 0 K: 1 S: 9 H: 1 LOB: 1 BB: 0 P: 14	R: 0 E: 0 K: 1 S: 8 H: 0 LOB: 0 BB: 0 P: 12	1B: 7 2B: 2 3B: 0 HR: 1 SF: 0 SAC: 0 DP: 1 HBP: 0						

PITCHER	IP	WLS	BF	H	R	ER	SO	BB	IBB	HBP	BLK	WP	HR	S	P	ERA	WHIP
33 Cliff Lee, L (1, 1) ERA: 3.5	8.0	W	34	10	4	4	8	1	0	0	0	0	1	84	114	4.50	1.375
52 Jose Contreras, R (9, 1) ERA:	1.0		3	0	0	0	1	0	0	0	0	0	0	8	12	0.00	0.000

PITCHER	IP	WLS	BF	H	R	ER	SO	BB	IBB	HBP	BLK	WP	HR	S	P	ERA	WHIP

TOP

Cincinnati Reds @ Philadelphia Phillies

Citizens Bank Park, Philadelphia, PA

Thu May 26 2011, 1:07 PM - 4:11 PM EDT

Att. 45,650 - Partly Cloudy - 87 F

livebaseballscorecards.com

AB	36
R	4
H	10
RBI	4
BB	1
SO	9
LOB	13

WP: 0 PA: 37
PB: 0
SB: 0
CS: 0

Batter	1	2	3	4	5	6	7	8	9	AB	R	H	RBI	BB	SO	LOB
7 Michael Martinez, S (1, 6) OBP: 0.229, SLG: 0.222	C SI 91 X FF 90 0-1 26 G6-3 6 2B 2B		C FF 89 B SI 91 C CH 89 X CH 86 1-2 ① G5-3		F SI 90 B SI 91 S FF 92 F CH 86 X SI 94 1-2 ① F8	C FF 92 B SI 93 X SI 91 1-1 ① SF7 3-H	X FF 87 0-0 1-2 3-H 1B			4	1	2	2	0	0	0
9 Domonic Brown, L (1, 9) OBP: 0.273, SLG: 0.278	C KC 75 B SL 86 X SL 87 1-1 ① F7		B FF 89 C SI 91 F KC 76 B CH 86 X CH 85 2-2 29 HR 2B		B CU 65 B SI 92 S CH 81 B CU 70 F SI 93 F FF 94 B SI 94 4-2 26 G4-3 BB	B CH 79 F SI 92 X CH 80 1-1 2-3 1B	F CH 77 C SI 89 B CH 79 F CH 78 B SL 77 X CU 66 2-2 ③ F9			4	1	2	0	1	0	3
26 Chase Utley, L (1, 4) OBP: 0.200, SLG: 0.357	B SL 84 B FF 90 X KC 76 2-0 ② G6-3 2-3		B KC 75 X FF 90 1-0 ② F7		B CU 66 F FF 89 F SI 91 B CH 79 X CH 81 2-2 ② G4-3 1-2	B CH 88 C CH 80 S CH 81 1 SAFE X CH 89 1-2 ② F7		C SL 79 X FS 85 0-1 HR		5	1	1	1	0	0	5
6 Ryan Howard, L (1, 3) OBP: 0.338, SLG: 0.500	D SI 90 S SL 86 C KC 77 F KC 77 F SI 92 X SL 85 1-2 3-H 2B		B SI 91 B KC 77 2 SAFE B SI 91 I 4-0 29 HR IBB		C CU 67 B SI 90 B SI 91 B SI 94 B SI 92 4-1 BB	B CH 79 F SI 93 B CH 81 X SI 91 2-1 ③ G3		C FF 92 B FS 86 C SL 79 B FS 86 C FF 92 2-3 ① K		3	1	1	1	2	1	2
29 Raul Ibanez, L (1, 7) OBP: 0.300, SLG: 0.415	C SI 91 B CH 85 F SI 92 B SI 92 S CH 85 2-3 ③ K		C SI 90 C SI 90 F SI 90 X SI 92 0-2 1-H 2-H HR		B CH 81 C FF 91 B CH 80 F SI 91 X CH 81 2-2 ③ G3-1		X CU 65 0-0 ① G4-3	B SL 84 C FF 91 B FS 85 X FF 91 2-1 15 FC5-4 1B		5	1	2	3	0	1	3
15 John Mayberry Jr., R (1, 8) OBP: 0.333, SLG: 0.346		C SI 90 B SL 85 B SI 90 X FF 90 2-1 ① L5	X FF 91 0-0 ③ F8			B SI 90 B FF 93 S SI 90 B SI 93 F FF 91 B SI 94 4-2 21 1B 33 2B BB	B CU 65 B SI 90 C SI 90 B SI 89 X FF 92 3-1 21 G1-3 33 1B 1B	C FF 93 C SL 81 X FS 86 0-2 ② FC5-4 21 FC5-4 1-2f		4	2	1	0	1	0	1
21 Wilson Valdez, R (1, 5) OBP: 0.276, SLG: 0.305		C SI 91 X SI 92 0-1 ② G4-3		B SL 81 C CH 87 F CH 86 B CH 83 X CH 88 2-2 ① F9		1 SAFE 1 SAFE B SI 91 X SI 89 1-0 4 BB 33 2B 1-3 1B	1 SAFE F CH 88 X CH 83 0-1 ② G1-3 1-2	F FF 93 F FF 93 X FF 92 0-2 ③ FC5-4 1-2f		5	1	1	0	0	0	2
4 Dane Sardinha, R (1, 2) OBP: 0.448, SLG: 0.238		C SI 90 F SI 90 B SL 86 F SL 87 F KC 76 B SI 91 X SI 92 2-2 1B		B CH 86 B SL 81 F CH 86 B SL 81 F CH 86 X CH 88 3-2 ② P4		F FF 91 C CH 83 B CH 86 B CH 83 B CH 85 B FF 92 4-2 33 2B 7 SF7 1-2 BB	B SL 80 S SL 80 C SL 80 B CH 84 B FF 91 D SL 81 4-2 33 1B 7 1B BB			2	2	1	0	2	0	0
33 Cliff Lee, L (1, 1) OBP: 0.240, SLG: 0.250 52 Jose Contreras, R (9, 1)		D SI 90 S FF 91 C KC 76 F FF 91 S CH 85 1-3 ③ K		B KC 71 X CH 85 1-0 ③ F9		X CH 89 0-0 9 1B 1-3 2-H 3-H 2B	C CU 64 X FF 90 0-1 7 1B 1-3 2-H 1B			4 0	0 0	2 0	3 0	0 0	1 0	1 0
Inning Stats	R: 1 E: 0 K: 1 S: 13 H: 2 LOB: 1 BB: 0 P: 19	R: 0 E: 0 K: 1 S: 13 H: 1 LOB: 1 BB: 0 P: 18	R: 3 E: 0 K: 0 S: 12 H: 2 LOB: 0 BB: 1 P: 20	R: 0 E: 0 K: 0 S: 7 H: 0 LOB: 0 BB: 0 P: 13	R: 0 E: 0 K: 0 S: 14 H: 0 LOB: 2 BB: 2 P: 27	R: 3 E: 0 K: 0 S: 15 H: 3 LOB: 2 BB: 2 P: 29	R: 2 E: 0 K: 0 S: 14 H: 3 LOB: 2 BB: 1 P: 23	R: 1 E: 0 K: 1 S: 13 H: 2 LOB: 1 BB: 0 P: 17		1B: 7 2B: 4 3B: 0 HR: 2 SF: 1 SAC: 0 DP: 0 HBP: 0						

PITCHER	IP	WLS	BF	H	R	ER	SO	BB	IBB	HBP	BLK	WP	HR	S	P	ERA	WHIP
34 Homer Bailey, R (1, 1) ERA: 3.0	4.0		18	5	4	4	2	0	1	0	0	0	1	45	70	9.00	1.250
58 Daryl Thompson, R (5, 1) ERA: 15.0	3.0	L	20	6	5	5	0	5	0	0	0	0	0	43	79	15.00	3.667
33 Jose Arredondo, R (8, 1) ERA: 2.7	1.0		5	2	1	1	1	0	0	0	0	0	1	13	17	9.00	2.000

PITCHER	IP	WLS	BF	H	R	ER	SO	BB	IBB	HBP	BLK	WP	HR	S	P	ERA	WHIP

BOTTOM

Cincinnati Reds @ Philadelphia Phillies

Citizens Bank Park, Philadelphia, PA

Thu May 26 2011, 1:07 PM - 4:11 PM EDT

Att. 45,650 - Partly Cloudy - 87 F

livebaseballscorecards.com

AB	36
R	10
H	13
RBI	10
BB	6
SO	3
LOB	17

Cincinnati Reds @ Atlanta Braves

Turner Field, Atlanta, GA

Fri May 27 2011, 7:37 PM - 11:02 PM EDT

Att. 30,701 - Partly Cloudy - 80 F

TOP

livebaseballscorecards.com

Batter	1	2	3	4	5	6	7	8	9	AB	R	H	RBI	BB	SO	LOB
6 Drew Stubbs, R (1, 8) OBP: 0.331, SLG: 0.401	C FF 92 B CU 75 B CU 76 F FF 94 B FF 94 S FF 92 3-3 ① **K**		C SL 82 F FF 91 S SL 83 0-3 ① **K**		C FF 92 S CU 75 B SL 79 F CU 75 F FF 91 X CU 75 1-2 ① **G6-3**	B FO 84 X SI 92 1-0 ② **F9** 2-3		B SL 84 C FF 94 B CU 77 B SL 83 F FF 94 C CU 76 3-3 ② **K** 1-2	F FF 97 1 SAFE B KC 86 1 SAFE S KC 86 B KC 87 C KC 85 2-3 ③ **K**	6	0	0	0	0	4	5
4 Brandon Phillips, R (1, 4) OBP: 0.371, SLG: 0.434	C SL 82 B FF 94 S FF 94 B SL 85 B SL 84 F FF 94 X FF 94 3-2 ② **G3**		B FF 94 D CH 84 F FF 93 B FF 95 F FF 94 B FF 94 4-2 **BB**		C FF 93 F FF 92 B FF 92 F FF 93 X FF 93 1-2 **19 F7 32 1B 19 S 1B**	C FF 94 D SL 83 X SL 82 1-1 ③ **G4-3**		B SL 83 B SL 84 B FF 94 B FF 94 4-0 **19 1B BB**		3	1	1	0	2	0	2
19 Joey Votto, L (1, 3) OBP: 0.452, SLG: 0.522	F FF 93 C FF 93 X CU 76 0-2 ③ **G4-3**		C CU 76 C CU 77 B FF 94 B FF 94 X CU 76 2-2 ② **F9** 2-3		1 SAFE S SL 81 1 SAFE B FF 91 S CU 76 X FF 92 1-2 ② **F7** 1-3		B FF 94 C FO 82 B SL 81 B FF 93 B FF 93 4-1 **15 G6-3 27 1B BB**	B SL 83 C SL 84 F SL 85 X SL 84 1-2 **27 FC6-4 1B** 1-2 2-3		4	0	1	0	1	0	3
27 Scott Rolen, R (1, 5) OBP: 0.312, SLG: 0.421		C SL 84 B SL 82 X SL 82 1-1 **15 2B 1B**	D SL 83 B FF 93 C FF 93 1 SAFE B SL 85 F FF 94 X FF 94 3-2 ③ **G6-3**		D CU 74 C SL 81 B FF 93 B CH 81 B FF 93 4-1 **32 1B BB**		F FF 94 B FF 94 1 SAFE 1 SAFE F FO 83 X SL 82 1-2 **15 G6-3 1B**	D SI 91 B SI 91 X SI 92 2-0 ③ **FC6-4** 1-2f		4	1	2	0	1	0	5
32 Jay Bruce, L (1, 9) OBP: 0.354, SLG: 0.550		D FF 92 B CH 81 X CH 81 2-0 ① **P5**		B CU 74 F CH 81 C CU 75 B CU 76 X FF 93 2-2 ① **F8**	B SL 74 C SL 74 B SL 75 B SL 75 X SL 74 3-1 **1-2 3-H 1B**		F FF 91 B FO 83 F FO 83 F SL 82 T FF 93 1-2 ① **K**		B KC 86 B FF 97 B FF 95 B FF 95 4-0 **55 HR BB**	4	1	1	1	1	1	3
15 Fred Lewis, L (1, 7) OBP: 0.292, SLG: 0.370 66 Logan Ondrusek, R (7, 1) 45 Bill Bray, L (8, 1) 40 Nick Masset, R (8, 1) 43 Miguel Cairo, R (9, PH) OBP: 0.361, SLG: 0.387 29 Ryan Hanigan, R (9, 2) OBP: 0.349, SLG: 0.347		B FF 92 1 SAFE S FF 92 X FF 92 1-1 **1-H 2B**		F FF 92 C SL 81 B CU 76 B CU 76 F FF 93 B SL 81 B FF 94 4-2 **55 E 7 SH1-3 55 FC1 BB**	C FF 88 X SL 75 0-1 ③ **F7**		C FF 92 B FF 92 B SL 82 B FF 92 F FF 93 X FF 95 3-2 ② **G6-3** 1-2 2-3		B KC 87 F FF 96 1 SAFE L FF 96 S KC 89 1-3 ① **K**	3 0 0 0 0 1 0	1 0 0 0 0 0 0	1 0 0 0 0 0 0	1 0 0 0 0 1 0	1 0 0 0 0 0 0	0 0 0 0 0 1 0	4 0 0 0 0 1 0
55 Ramon Hernandez, R (1, 2) OBP: 0.368, SLG: 0.569 48 Francisco Cordero, R (9, 1)		F FF 92 S SL 83 B SL 82 B FF 93 X SL 83 2-2 ② **G5-3**		S SL 80 C FF 94 F FF 92 X FF 92 0-2 **FC1 44 WP 7 SH1-3** 1-3		F FF 93 B SL 82 B FO 84 X FF 94 2-1 **E3 6 F9 44 E**	C SI 93 X SL 81 0-1 ③ **G6-3**		S FF 97 1 SAFE X FF 97 0-1 **1-H HR**	5 0	1 0	1 0	2 0	0 0	0 0	4 0
7 Paul Janish, R (1, 6) OBP: 0.239, SLG: 0.248		C FF 94 B FF 94 F SL 83 S FF 95 1-3 ③ **K**		1 SAFE B FF 93 1 SAFE B FF 92 X FF 93 2-0 ② **SH1-3** 1-2 3-H		B FF 95 X FF 94 1-0 ① **F9**		C FF 94 B FF 94 X FF 93 1-1 ① **F9**	B FF 97 B FF 98 C FF 95 X FF 96 2-1 ② **L8**	4	0	0	1	0	1	2
44 Mike Leake, R (1, 1) OBP: 0.250, SLG: 0.313 28 Chris Heisey, R (7, 7) OBP: 0.344, SLG: 0.459			B FF 92 X FF 92 1-0 **19 F9 2B**	S SL 82 S SL 81 C SL 80 0-3 ③ **K** 2-3		L FF 95 X FF 95 0-1 **FC1** 1-2		S FF 93 X SL 82 0-1 **19 1B 6 S 1B**	B FF 96 S FF 96 X FF 97 1-1 **1B**	3 2	0 0	1 2	0 0	0 0	1 0	2 0

	AB	R	H	RBI	BB	SO	LOB
	39	5	10	5	6	8	31

Inning Stats	1	2	3	4	5	6	7	8	9	1B	SF	WP	PA
	R: 0 E: 0 K: 1 S: 10	H: 0 LOB: 0 BB: 0 P: 16	R: 1 E: 0 K: 1 S: 11	H: 2 LOB: 1 BB: 0 P: 18	R: 0 E: 0 K: 1 S: 12	H: 1 LOB: 2 BB: 1 P: 22	R: 1 E: 1 K: 1 S: 14	H: 0 LOB: 1 BB: 1 P: 22	R: 1 E: 0 K: 0 S: 17	H: 2 LOB: 2 BB: 1 P: 27	R: 0 E: 2 K: 0 S: 8	H: 0 LOB: 2 BB: 0 P: 13	R: 0 E: 0 K: 1 S: 14	H: 1 LOB: 2 BB: 1 P: 23	R: 0 E: 0 K: 1 S: 11	H: 2 LOB: 3 BB: 1 P: 22	R: 2 E: 0 K: 2 S: 12	H: 2 LOB: 1 BB: 1 P: 22	1B: 7 2B: 2 3B: 0 HR: 1	SF: 0 SAC: 1 DP: 0 HBP: 0	WP: 1 PB: 0 SB: 2 CS: 0	PA: 46

PITCHER		IP	WLS	BF	H	R	ER	SO	BB	IBB	HBP	BLK	WP	HR	S	P	ERA	WHIP
48 Tommy Hanson, R ERA: 2.8	(1, 1)	4.2	L	22	4	3	2	4	3	0	0	0	1	0	60	98	3.86	1.500
52 George Sherrill, L ERA: 2.13	(5, 1)	0.1		2	1	0	0	0	0	0	0	0	0	0	4	7	0.00	3.000
19 Scott Linebrink, R ERA: 5.19	(6, 1)	2.0		10	1	0	0	1	1	0	0	0	0	0	22	36	0.00	1.000
43 Scott Proctor, R ERA: 1.93	(8, 1)	0.2		4	1	0	0	1	1	0	0	0	0	0	7	15	0.00	3.000
34 Eric O'Flaherty, L ERA: 1.37	(8, 1)	0.1		2	1	0	0	0	0	0	0	0	0	0	4	7	0.00	3.000

PITCHER		IP	WLS	BF	H	R	ER	SO	BB	IBB	HBP	BLK	WP	HR	S	P	ERA	WHIP
46 Craig Kimbrel, R ERA: 3.24	(9, 1)	1.0		6	2	2	2	2	1	0	0	0	0	1	12	22	18.00	3.000

Batter	1	2	3	4	5	6	7	8	9	AB	R	H	RBI	BB	SO	LOB
1 Jordan Schafer, L (1, 8) OBP: 0.400, SLG: 0.385	C SI 89 B FC 88 B CH 83 X SI 90 2-1 14 G5-4-3 1B		L SI 89 X FC 90 0-1 ② G4-3		X CH 85 0-0 14 FC6-4 1B 1-2		B SI 93 X FF 91 1-0 ② P5		B FF 92 B FF 92 B FF 91 C FF 92 B FF 92 4-1 10 DI BB	4	0	2	0	1	0	1
14 Martín Prado, R (1, 7) OBP: 0.322, SLG: 0.425	B FC 88 1 SAFE 1 SAFE F SI 89 1 SAFE F FC 89 1 SAFE 1 SAFE F SL 83 2-2 B SI 92 1 SAFE X SI 94 G5-4-3 ① ② 1-2f		B SI 92 B FC 90 C SI 90 F FC 90 B SI 92 X SI 92 3-2 ③ 1B		B SI 90 X CH 85 1-0 ③ FC6-4 1-2f		C FC 90 B FF 92 D FC 90 C CU 77 D SI 91 X FC 90 3-2 ③ F9		C CU 80 X SL 88 0-1 ② F8	5	0	1	0	0	0	5
10 Chipper Jones, S (1, 5) OBP: 0.353, SLG: 0.431	B FF 90 B SI 92 B CH 84 F SI 92 B SI 92 4-1 16 BB BB			C KC 76 B SI 91 B FF 89 B SI 90 B SI 90 4-1 26 L5-4 16 1B BB		X KC 76 0-0 ① F7		C FF 90 B FF 91 F CH 86 B SL 85 B SL 84 B FF 91 4-2 5 BB 26 1B BB	B CH 84 C FF 93 X CU 79 1-1 ③ F8 1-2	2	0	0	0	3	0	1
16 Brian McCann, L (1, 2) OBP: 0.349, SLG: 0.404	B KC 78 B SI 89 B CH 82 B FC 89 4-0 1-2 BB			B FC 88 X SI 90 1-0 1-2 1B		C FC 86 B SI 85 F KC 79 X SL 83 1-2 20 1B 26 SF8 2B		S SL 84 B FF 91 F SL 86 F SL 85 B SL 85 B FF 92 F SL 86 F SL 85 S FF 92 3-3 ① K		3	1	2	0	1	1	1
20 Eric Hinske, L (1, 9) OBP: 0.355, SLG: 0.534	X CH 82 0-0 ③ F7			C KC 78 B SI 90 B CH 84 X CH 84 2-1 ① F7		B CH 83 B FF 87 C KC 77 B FC 87 F FC 89 X FC 89 3-2 2-3 1B		B SL 85 C SI 92 X SL 86 1-1 ② F8		4	0	1	0	0	0	5
26 Dan Uggla, R (1, 4) OBP: 0.250, SLG: 0.335		B SI 90 B SL 82 B SI 90 C SI 89 F FC 89 F FC 91 F SI 86 X SL 85 3-2 ① F7	C SL 83 B SL 84 B FC 90 F SL 83 B SI 92 F FF 90 X SI 91 3-2 ② ③ L5-4 2-2		X SI 89 0-0 ② SF8 3-H		B SI 94 C SL 80 B SL 83 X SL 81 2-1 5 BB 1-2 1B		3	0	1	1	0	0	2
5 Freddie Freeman, L (1, 3) OBP: 0.326, SLG: 0.367		B SI 91 B CH 84 F SI 91 B SI 92 F FF 91 X SL 84 3-2 ② F7			B FC 88 S CH 82 B CH 84 C SI 90 F SL 84 S SL 84 2-3 ① K	B KC 78 B CH 83 T SI 89 F SI 90 F SL 84 F SI 87 X FC 89 2-2 ③ G3		F SI 97 F FS 89 D SL 83 F FF 96 D FS 89 F SI 96 D SL 82 B SL 80 4-2 2 FC6-4 BB 1-2 2-3		3	0	0	0	1	1	1
2 Alex Gonzalez, R (1, 6) OBP: 0.297, SLG: 0.397		X SI 88 0-0 ③ F9			C SI 90 X SI 90 0-1 1 1B		B FF 92 X FF 93 1-0 ① G5-3	C SL 81 X SI 96 0-1 ③ FC6-4 1-2f		4	0	1	0	0	0	3
48 Tommy Hanson, R (1, 1) 52 George Sherrill, L (0, 1) 30 Wilkin Ramirez, R (0, PH) 19 Scott Linebrink, R (0, 1) 24 Diory Hernandez, R (0, PH) RF: 0 PO: 0 A: 0 E: 0 DP: 0 43 Scott Proctor, R (0, 1) 34 Eric O'Flaherty, L (0, 1) 46 Craig Kimbrel, R (0, 1) 7 Brooks Conrad, S (0, PH) RF: 0 PO: 0 A: 0 E: 0 DP: 0			C SI 86 X SL 80 0-1 ① G5-3		C SL 83 F SI 91 B SI 85 S KC 84 1-3 ② K		C FF 94 B FF 91 C CU 79 F FF 92 X CH 83 1-2 1B		C FF 92 S CU 79 B CH 86 C CU 80 1-3 ① K	1 0 1 0 1 0 0 0 1	0 0 0 0 0 0 0 0 0	0 0 0 0 1 0 0 0 0	0 0 0 0 0 0 0 0 0	0 0 1 0 0 0 0 0 1	0 0 1 0 0 0 0 0 0	0 0 1 0 0 0 0 0 0
Inning Stats	R: 0 E: 0 K: 0 S: 8 H: 1 LOB: 2 BB: 2 P: 20	R: 0 E: 0 K: 0 S: 9 H: 0 LOB: 0 BB: 0 P: 15	R: 0 E: 0 K: 0 S: 7 H: 1 LOB: 1 BB: 0 P: 10	R: 0 E: 0 K: 0 S: 8 H: 1 LOB: 1 BB: 1 P: 18	R: 0 E: 0 K: 2 S: 11 H: 2 LOB: 2 BB: 0 P: 15	R: 1 E: 0 K: 0 S: 13 H: 2 LOB: 1 BB: 0 P: 19	R: 0 E: 0 K: 0 S: 9 H: 1 LOB: 1 BB: 0 P: 15	R: 0 E: 0 K: 1 S: 18 H: 1 LOB: 3 BB: 2 P: 32	R: 0 E: 0 K: 1 S: 8 H: 0 LOB: 1 BB: 1 P: 14	1B: 8 2B: 2 3B: 0 HR: 0 SF: 1 SAC: 0 DP: 2 HBP: 0						

PITCHER		IP	WLS	BF	H	R	ER	SO	BB	IBB	HBP	BLK	WP	HR	S	P	ERA	WHIP
44 Mike Leake, R ERA: 5.1	(1, 1)	6.0	W	25	7	1	1	2	3	0	0	0	0	0	56	97	1.50	1.667
66 Logan Ondrusek, R ERA: 1.86	(7, 1)	1.0	H	4	1	0	0	0	0	0	0	0	0	0	9	15	0.00	1.000
45 Bill Bray, L ERA: 1.42	(8, 1)	0.2	H	3	0	0	0	1	1	0	0	0	0	0	10	18	0.00	1.500
40 Nick Masset, R ERA: 3.9	(8, 1)	0.1	H	3	1	0	0	0	1	0	0	0	0	0	8	14	0.00	6.000
48 Francisco Cordero, R ERA: 1.85	(9, 1)	1.0		4	0	0	0	1	1	0	0	0	0	0	8	14	0.00	1.000

PITCHER	IP	WLS	BF	H	R	ER	SO	BB	IBB	HBP	BLK	WP	HR	S	P	ERA	WHIP

BOTTOM

Cincinnati Reds @ Atlanta Braves

Turner Field, Atlanta, GA

Fri May 27 2011, 7:37 PM - 11:02 PM EDT

Att. 30,701 - Partly Cloudy - 80 F

livebaseballscorecards.com

AB	32
R	1
H	9
RBI	1
BB	6
SO	4
LOB	20

Batter	1	2	3	4	5	6	7	8	9	10	11	12	AB	R	H	RBI	BB	SO	LOB
6 Drew Stubbs, R (1, 8) OBP: 0.333, SLG: 0.406	C SI 87 B SI 90 B SI 89 X SI 88 2-1 27 WP 19 S 1B		C SI 89 B SI 87 F SL 80 F CH 84 X SL 80 1-2 27 BB 4 G6-3 1B	F SI 87 X SI 89 0-1 4 2B 1-H 2-H 3-H 2B	C SL 82 X SL 82 0-1 ③ F8			X SI 97 0-0 ① G6-3	B FF 97 S FF 97 B FF 97 C FF 97 X KC 89 2-2 ① G1-3	B SI 92 C SI 92 F SL 82 B SL 80 X FF 92 2-2 ② ③ G6-3 1-2f	7	1	3	3	0	0	3
4 Brandon Phillips, R (1, 4) OBP: 0.370, SLG: 0.436	B SI 89 1 SAFE 1 SAFE X SI 87 1-0 ① F7		B SL 80 D SI 88 1 SAFE X SI 89 2-0 ② G6-3 1-2	X SI 88 0-0 19 1B 2-H 2B		C SL 82 B SL 82 F SL 82 X CH 86 1-2 ① G2-3		C SI 96 X SI 97 0-1 ② G3	B FF 96 C KC 87 S KC 90 B FF 98 X KC 89 2-2 19 G4-6-3 1B		6	1	2	1	0	0	2
19 Joey Votto, L (1, 3) OBP: 0.458, SLG: 0.521	1 SAFE C SI 88 B CH 84 B CH 84 B SI 88 B CH 84 4-1 27 WP 1-2 BB		D CH 84 B SI 88 B SI 89 F CH 84 B SI 89 4-1 27 BB BB	X CH 83 0-0 2-H 1B		B SL 81 B CH 84 F CH 84 X SI 90 2-1 ② G3-1		B SI 97 S SI 97 B SL 87 C SL 86 X SL 87 2-2 27 1B 1B	B FF 96 C FF 97 1 SAFE B FF 97 X KC 89 2-2 ② ③ G4-6-3 1-2f		4	0	2	1	2	0	1
27 Scott Rolen, R (1, 5) OBP: 0.321, SLG: 0.415	S SL 81 C SL 80 B SI 88 B CH 84 D SL 82 B CH 83 4-2 32 G6-3 1-2 2-3 BB		B SI 89 B SL 82 2 SAFE B SI 89 B SI 87 4-0 1-2 2-3 BB	C SI 88 1 SAFE 1 SAFE 1 SAFE F SI 90 X SL 84 0-2 ② F9		X SI 90 0-0 ③ G1-3		B SI 97 X SI 95 1-0 ③ 1-3 1B		B FF 92 B FO 82 S FF 91 F FF 92 X FF 94 2-2 ① G4-3		4	0	1	0	2	0	1
32 Jay Bruce, L (1, 9) OBP: 0.344, SLG: 0.533	C CH 84 F SL 82 B CH 84 F CH 84 F CH 84 X SI 90 1-2 ② ③ G6-3 1-2f		B CH 84 B SI 88 X SI 89 2-0 ③ G3-1	C CH 81 B SI 90 1 SAFE X CH 83 1-1 ③ G4-3			B FF 92 C CU 76 B CU 74 S SL 84 B FF 94 F FF 94 X CU 77 3-2 ① G4-3	S SI 96 F SI 96 S SL 86 0-3 ① K		S SI 92 B SL 81 X SL 81 1-1 ② F8		6	0	0	0	0	1	7
31 Jonny Gomes, R (1, 7) OBP: 0.317, SLG: 0.390 66 Logan Ondrusek, R (9, 1) 55 Ramon Hernandez (1R, PH) OBP: 0.364, SLG: 0.564 46 Carlos Fisher, R (11, 1)		B SI 86 B CH 82 C SI 88 X CH 83 2-1 ① F8	C SI 88 B FC 85 B SI 88 B SL 81 X SI 88 3-1 43 1B 16 BB 6 2B 1B	X SI 89 0-0 57 1B 2B			B SL 82 C FF 93 C FF 93 F SL 82 X SL 80 1-2 29 BB 1B	C SI 96 B SI 97 F SI 95 B SI 96 X SI 96 2-2 29 1B 1B		B SL 80 F SI 92 F SL 81 F SL 81 B FF 93 X SL 82 2-2 ③ P3		5 0 1 0	2 0 0 0	4 0 0 0	0 0 0 0	0 0 0 0	0 0 0 0	0 0 0 0
16 Edgar Renteria, R (1, 6) OBP: 0.324, SLG: 0.264	C SI 88 C SI 90 X FC 85 0-2 ② F8		B SI 88 B SI 88 B SI 88 C FC 87 S SI 88 F SI 88 F SI 88 1 SAFE B SI 88 4-2 43 1B 6 2B 1-2 BB	C SL 82 B CH 83 X CH 83 1-1 ① L1-5-3			B FF 92 C FF 92 1 SAFE X FF 92 1-1 ② F9	D SI 96 C SI 96 S SI 95 1 SAFE B SI 96 F SL 86 X SI 96 2-2 ② F9		C FF 92 X SL 80 0-1 29 S 1B		5	1	1	0	1	0	3
29 Ryan Hanigan, R (1, 2) OBP: 0.348, SLG: 0.340	F SI 88 B SI 90 B CH 84 X SI 90 2-1 ③ G6-3		C SI 88 F SI 88 B SI 88 T SL 81 1-2 ① K	C CH 82 B SL 82 F CH 84 C SI 91 1-3 ② K			C FF 92 B FF 93 1 SAFE B FF 92 F SL 82 B FF 94 F FF 94 F FF 94 B CU 75 4-2 1-2 BB	C SI 96 1 SAFE F SI 96 B SI 96 F SI 96 F SL 86 D SL 86 X SI 97 2-2 1-2 1B		B FF 92 1 SAFE L FF 91 B FC 90 F FC 90 C FO 83 2-3 ① K 1-2		5	0	1	0	1	3	4
61 Bronson Arroyo, R (1, 1) GIDP: 0 SH: 0 SO: 0 43 Miguel Cairo, R (4, PH) GIDP: 0 SH: 0 SO: 0 57 Jeremy Horst, L (8, 1) GIDP: 0 SH: 0 SO: 0 33 Jose Arredondo, R (6, 1) 15 Fred Lewis, L (7, PH) GIDP: 0 SH: 0 SO: 0 45 Bill Bray, L (7, 1) 49 Nick Masset, R (8, 1) 28 Chris Heisey, R (9, PH) GIDP: 0 SH: 0 SO: 0 (9, 1)			C SI 87 S SL 79 B SL 81 C SI 88 1-3 ① K	C SL 80 B CH 83 C SL 80 D SL 80 X SL 81 2-2 6 2B 1-2 2-3 1B	B SI 90 F SI 89 C CH 83 B SI 90 X CH 83 2-2 2-H 1B	C FF 93 X SL 80 0-1 ③ F8	D SI 96 T SL 86 S SI 95 B SL 87 S SL 87 2-3 ③ K			B SL 82 B FO 82 B SL 80 I IN 68 4-0 6 G6-3 IBB	1 0 0 0 0 1 0 1 1 1 0 0 0 0 1 0 1 1 0 0 0 0 0 0 0 0 0 0 1 0 0 0 0 0 2 0 0 0 0 0 0 0 0 0 0 0 0 0 0 1 0 0 0 1 1 2						
Inning Stats	R: 0 H: 1 E: 0 LOB: 2 K: 0 BB: 2 S: 11 P: 23	R: 0 H: 0 E: 0 LOB: 0 K: 0 BB: 0 S: 7 P: 11	R: 0 H: 1 E: 0 LOB: 3 K: 1 BB: 2 S: 10 P: 24	R: 5 H: 5 E: 0 LOB: 1 K: 1 BB: 1 S: 21 P: 32	R: 1 H: 2 E: 0 LOB: 1 K: 1 BB: 0 S: 11 P: 15	R: 0 H: 0 E: 0 LOB: 0 K: 0 BB: 0 S: 6 P: 9	R: 0 H: 1 E: 0 LOB: 2 K: 0 BB: 1 S: 16 P: 25	R: 0 H: 2 E: 0 LOB: 2 K: 0 BB: 0 S: 7 P: 10	R: 0 H: 2 E: 0 LOB: 2 K: 2 BB: 0 S: 18 P: 26	R: 0 H: 1 E: 0 LOB: 0 K: 0 BB: 0 S: 9 P: 15	R: 0 H: 0 E: 0 LOB: 0 K: 0 BB: 0 S: 9 P: 14	R: 0 H: 1 E: 0 LOB: 1 K: 1 BB: 1 S: 8 P: 16	1B: 13 2B: 3 3B: 0 HR: 0	SF: 0 SAC: 0 DP: 3 HBP: 0	WP: 1 PB: 0 SB: 2 CS: 0	PA: 55			

PITCHER		IP	WLS	BF	H	R	ER	SO	BB	IBB	HBP	BLK	WP	HR	S	P	ERA	WHIP
32 Derek Lowe, R ERA: 4.03	(1, 1)	3.1		21	7	5	5	2	5	0	0	0	1	0	44	84	13.50	3.600
50 Cristhian Martinez, R ERA: 3.12	(4, 1)	2.2		10	2	1	1	1	0	0	0	0	0	0	22	30	3.38	0.750
43 Scott Proctor, R ERA: 1.59	(7, 1)	1.0		5	1	0	0	0	1	0	0	0	0	0	16	25	0.00	2.000
39 Jonny Venters, L ERA: 0.55	(8, 1)	2.0		9	4	0	0	2	0	0	0	0	0	0	25	36	0.00	2.000
46 Craig Kimbrel, R ERA: 3.12	(10, 1)	1.0		3	1	0	0	0	0	0	0	0	0	0	9	15	0.00	1.000

PITCHER		IP	WLS	BF	H	R	ER	SO	BB	IBB	HBP	BLK	WP	HR	S	P	ERA	WHIP
19 Scott Linebrink, R ERA: 4.66	(11, 1)	2.0	W	7	1	0	0	1	0	1	0	0	0	0	17	30	0.00	0.500

TOP

Cincinnati Reds @ Atlanta Braves

Turner Field, Atlanta, GA

Sat May 28 2011, 7:16 PM - 11:18 PM EDT

Att. 36,615 - Partly Cloudy - 84 F

livebaseballscorecards.com

AB	48
R	6
H	16
RBI	6
BB	7
SO	6
LOB	25

Batter	1	2	3	4	5	6	7	8	9	10	11	12	AB	R	H	RBI	BB	SO	LOB
1 Jordan Schafer, L (1, 8) OBP: 0.381, SLG: 0.333	C SI 83 X SI 86 0-1 G6-3	X CU 71 0-0 14 CS 2-3 3-H 1B		C FF 90 S FF 89 B FF 90 B SL 82 C SL 82 2-3 K		F FF 87 C FF 88 B FF 89 F SL 82 B FF 88 B FA 89 F FF 88 X FF 88 3-2 F8 2-3			B SI 94 X SI 94 1-0 G6-3			B SI 88 F FF 90 S FF 91 B FF 92 B SL 79 F FF 92 B FF 92 4-2 14 BB 10 1B BB	5	1	1	1	1	1	1
14 Martín Prado, R (1, 7) OBP: 0.322, SLG: 0.420	B SI 88 X SI 89 1-0 F9	L SL 72 P PO 82 F SI 88 1 SAFE 1 SAFE F SL 77 B FF 88 B CH 80 F SL 76 3-2 X CH 80 1-2 3-H 1B		C FF 90 F FF 90 B FF 90 X FF 89 1-2 P4		C SL 80 X FF 95 0-1 F8			B FF 93 F FF 95 X FF 91 1-1 F9			B FC 86 1 SAFE B FF 91 L FF 91 1 SAFE B FF 90 B SI 91 4-1 10 1B 1-2 BB	5	0	1	1	1	0	1
10 Chipper Jones, S (1, 5) OBP: 0.353, SLG: 0.425	B SI 89 S SI 88 B FF 89 B SI 89 B SI 84 4-1 16 1B 20 1B BB	B SI 88 S FF 87 X SI 88 1-1 F8		B FF 91 C FF 89 C FF 90 C SL 82 1-3 K			C FF 91 B FF 90 F FF 91 F FF 92 T FF 92 1-2 K		F SI 95 B FF 93 F FF 94 B FF 94 B SI 93 F FF 94 F SI 94 F FF 93 X FF 93 3-2 F7			D SI 91 X FF 92 1-0 1-2 2-H 1B	5	1	1	1	1	2	1
16 Brian McCann, L (1, 2) OBP: 0.360, SLG: 0.449	C SI 89 X SI 89 0-1 20 1B 1-3 1B		X FF 86 0-0 HR	S SL 82 F FF 90 B SL 82 B SL 80 X SL 82 2-2 HR			X FF 92 0-0 1B			C CH 82 B SI 95 S CH 83 S CH 84 1-3 K			5	2	4	2	0	1	0
20 Eric Hinske, L (1, 9) 39 Jonny Venters, L (8, 1) 46 Craig Kimbrel, R (10, 1) 7 Brooks Conrad, S (10, PH) OBP: 0.303, SLG: 0.308 19 Scott Linebrink, R (11, 1)	C SL 74 B SI 89 X SI 89 1-1 1-3 3-H 1B		B SI 86 C CH 80 X CH 82 1-1 F9	F FF 90 C FF 89 B FF 89 F FF 89 B SL 82 F FF 89 S FF 89 2-3 K			B SL 84 S SL 86 X SL 86 1-1 G6-3			C CU 78 B FF 96 B SI 95 S SI 93 X SI 95 2-2 F7			4 0 0 0 1 0	0 0 0 0 0 0	1 0 0 0 0 0	1 0 0 0 0 0	0 0 0 0 0 0	1 0 0 0 0 0	0 0 0 0 0 0
26 Dan Uggla, R (1, 4) OBP: 0.244, SLG: 0.327	C SI 90 S SI 90 B SL 79 F SI 89 B SI 89 F SI 90 B FF 90 X FF 90 3-2 P5		F SL 76 B SI 89 X SI 88 1-1 F8	F FF 89 C FF 90 B FF 88 X FF 89 1-2 F7				X FF 92 0-0 F8		F FF 93 X FF 93 0-1 F8			5	0	0	0	0	0	2
5 Freddie Freeman, L (1, 3)		X CH 80 0-0 2 1B 1 1B 2B	B SI 88 X CH 79 1-0 HR	C FF 89 B FF 89 F FF 87 S FF 90 1-3 K				X SI 95 0-0 2 1B			B SL 78 X SI 90 1-0 F9		5	2	3	1	0	1	0
2 Alex Gonzalez, R (1, 6) OBP: 0.300, SLG: 0.397		F CH 78 B SI 89 X SI 90 1-1 1 1B 32 SH1-4 14 1B 2-3 1B	S SI 87 B SI 88 F SI 87 F SI 88 X SL 77 1-2 1B			B SI 80 S FF 88 F SI 80 B FF 89 X SI 81 2-2 P6			D FF 94 S FF 94 B SI 96 F FC 93 S SL 84 2-3 K 1-2			C SI 89 B SI 90 X FC 88 1-1 F9	5	1	2	0	0	1	1
32 Derek Lowe, R (1, 1) OBP: 0.222, SLG: 0.125 50 Cristhian Martinez, R (4, 1) OBP: 0.333, SLG: 0.667 30 Wilkin Ramirez, R (6, PH) OBP: 0.333, SLG: 0.667 43 Scott Proctor, R (7, 1) 4 Joe Mather, R (8, 9) OBP: 0.357, SLG: 0.500		X SI 87 0-0 SH1-4 1-2	C SI 87 B SI 88 X SI 87 1-1 G6-3			B FF 88 X FF 88 1-0 1 F8 2B			B SL 81 X FF 93 1-0 G5-3			X FC 88 0-0 G4-3	1 0 1 0 2	0 0 0 0 0	0 0 1 0 0	0 0 0 0 0	0 0 0 0 0	1 0 0 0 1	0 0 0 0 1
Inning Stats	R: 1 E: 0 K: 0 S: 13 H: 2 LOB: 2 BB: 1 P: 22	R: 2 E: 0 K: 0 S: 13 H: 4 LOB: 1 BB: 0 P: 17	R: 2 E: 0 K: 0 S: 12 H: 3 LOB: 1 BB: 0 P: 17	R: 0 E: 0 K: 2 S: 9 H: 0 LOB: 0 BB: 0 P: 13	R: 1 E: 0 K: 2 S: 14 H: 1 LOB: 0 BB: 0 P: 20	R: 0 E: 0 K: 0 S: 11 H: 1 LOB: 1 BB: 0 P: 17	R: 0 E: 0 K: 1 S: 7 H: 1 LOB: 0 BB: 0 P: 9	R: 0 E: 0 K: 1 S: 6 H: 1 LOB: 1 BB: 0 P: 9	R: 0 E: 0 K: 0 S: 9 H: 0 LOB: 0 BB: 0 P: 14	R: 0 E: 0 K: 1 S: 8 H: 0 LOB: 0 BB: 0 P: 11	R: 0 E: 0 K: 0 S: 4 H: 0 LOB: 0 BB: 0 P: 6	R: 1 E: 0 K: 0 S: 5 H: 1 LOB: 2 BB: 1 P: 14	1B: 9 2B: 2 3B: 0 HR: 3 SF: 0 SAC: 1 DP: 0 HBP: 0	WP: 0 PB: 0 SB: 1 CS: 1 PA: 48					

PITCHER	IP	WLS	BF	H	R	ER	SO	BB	IBB	HBP	BLK	WP	HR	S	P	ERA	WHIP
61 Bronson Arroyo, R (1, 1) ERA: 5.74	3.0		18	9	5	5	0	1	0	0	0	0	2	38	56	15.00	3.333
57 Jeremy Horst, L (4, 1) ERA: 3.38	2.2		10	2	1	1	4	0	0	0	0	0	1	32	48	3.38	0.750
33 Jose Arredondo, R (6, 1) ERA: 2.57	0.1		1	0	0	0	0	0	0	0	0	0	0	2	2	0.00	0.000
45 Bill Bray, L (7, 1) ERA: 1.35	1.0		3	1	0	0	1	0	0	0	0	0	0	7	9	0.00	1.000
40 Nick Masset, R (8, 1) ERA: 3.77	1.0		4	1	0	0	1	0	0	0	0	0	0	6	9	0.00	1.000

PITCHER	IP	WLS	BF	H	R	ER	SO	BB	IBB	HBP	BLK	WP	HR	S	P	ERA	WHIP
66 Logan Ondrusek, R (9, 1) ERA: 1.74	2.0		6	0	0	0	1	0	0	0	0	0	0	9	17	0.00	0.000
46 Carlos Fisher, R (11, 1) ERA: 1.59	1.0	L	6	1	1	1	0	2	0	0	0	0	0	9	20	9.00	3.000

BOTTOM

Cincinnati Reds @ Atlanta Braves

Turner Field, Atlanta, GA

Sat May 28 2011, 7:16 PM - 11:18 PM EDT

Att. 36,615 - Partly Cloudy - 84 F

livebaseballscorecards.com

AB	44
R	7
H	14
RBI	7
BB	3
SO	7
LOB	8

Cincinnati Reds @ Atlanta Braves

Turner Field, Atlanta, GA

Sun May 29 2011, 8:10 PM - 10:39 PM EDT

Att. 36,392 - Clear - 86 F

TOP

livebaseballscorecards.com

Batter	1	2	3	4	5	6	7	8	9	AB	R	H	RBI	BB	SO	LOB
6 Drew Stubbs, R (1, 8) OBP: 0.328, SLG: 0.399	X FF 90 0-0 ① F8		C FF 91 B FF 90 B SL 79 B SL 79 C FF 91 F FF 92 C FF 93 3-3 ③ K			M SL 78 B SL 80 B FF 92 X FF 89 2-1 ① P4		C SL 82 F FF 93 T FF 93 0-2 ② K		4	0	0	0	0	2	1
4 Brandon Phillips, R (1, 4) OBP: 0.368, SLG: 0.432	B FF 88 X FF 88 1-0 ② F8			C CH 83 F SL 80 X FF 92 0-2 ① F8		B FF 93 X SL 80 1-0 ② F8		C FF 91 B FF 90 B SL 80 X CH 83 2-1 ③ 2-H 1B		4	0	1	0	0	0	0
19 Joey Votto, L (1, 3) OBP: 0.463, SLG: 0.521	C FF 89 B FF 89 B FF 91 C CH 84 B FF 91 S CH 85 3-3 ③ K			B CH 84 X CH 84 1-0 27 F8 1B		B FF 88 B FF 89 B CH 85 C FF 90 B FF 91 4-1 27 CS BB			B FF 97 B FF 96 B FF 97 B FF 96 4-0 15 1B BB	2	0	1	0	2	1	0
27 Scott Rolen, R (1, 5) OBP: 0.311, SLG: 0.402		F FF 90 X FF 89 0-1 ① L8		B FF 90 1 SAFE 1 SAFE C CH 83 S FF 91 F FF 93 1 SAFE X CH 84 1-2 ② F8 1-2		S SL 81 1 SAFE F FF 92 B FF 91 1 SAFE F FF 93 B SL 83 B SL 82 3-2 ③ CS 1-2	C CH 82 X CH 83 0-1 ① G1-3		B FF 98 1 SAFE C FF 97 F KC 88 X FF 99 1-2 ① P4	4	0	0	0	0	0	2
32 Jay Bruce, L (1, 9) OBP: 0.351, SLG: 0.550		B FF 89 X CH 85 1-0 HR		B SL 80 B SL 80 I IN 74 I IN 72 4-0 IBB			C FF 90 B FF 91 B CH 84 B FF 90 X FF 90 3-1 1B		C KC 88 S KC 87 S FF 99 0-3 ② K	3	1	2	1	1	1	1
15 Fred Lewis, L (1, 7) OBP: 0.283, SLG: 0.353		B FF 89 F FF 90 X FF 90 1-1 ② F7		F FF 91 F FF 92 B FF 91 X SL 80 1-2 ③ F8			X CH 81 0-0 ② F9		C FF 98 B FF 98 B FF 97 B KC 87 X FF 96 3-1 1-2 1B	4	0	1	0	0	0	3
55 Ramon Hernandez, R (1, 2) OBP: 0.352, SLG: 0.544		B FF 91 C FF 90 X CH 84 1-1 ③ G6-3			X SL 77 0-0 ① G6-3		C FF 91 C FF 89 F FF 91 X FF 93 0-2 ③ G6-3		B FF 98 C KC 88 S FF 98 F FF 99 S FF 98 1-3 ③ K	4	0	0	0	0	1	3
7 Paul Janish, R (1, 6) OBP: 0.247, SLG: 0.257			C FF 89 X FF 89 0-1 47 K 1B		C FF 89 F FF 92 X FF 92 0-2 ② F7			X SI 90 0-0 47 SH1-4 4 1B 1B		3	0	2	0	0	0	0
47 Johnny Cueto, R (1, 1) OBP: 0.200, SLG: 0.111			B FC 87 1 SAFE S FF 90 F FF 91 T FF 92 1-2 ①② K 1-2		B FF 90 C FF 89 B SL 79 C FF 90 F FF 90 T FF 92 2-2 ③ K			1 SAFE X 0-0 ① SH1-4 1-2		2	0	0	0	0	2	1
Inning Stats	R: 0 E: 0 K: 1 S: 5 H: 0 LOB: 0 BB: 0 P: 9	R: 1 E: 0 K: 0 S: 7 H: 1 LOB: 0 BB: 0 P: 10	R: 0 E: 0 K: 2 S: 9 H: 1 LOB: 0 BB: 0 P: 13	R: 0 E: 0 K: 0 S: 11 H: 1 LOB: 2 BB: 1 P: 18	R: 0 E: 0 K: 1 S: 8 H: 0 LOB: 0 BB: 0 P: 10	R: 0 E: 0 K: 0 S: 7 H: 0 LOB: 0 BB: 1 P: 17	R: 0 E: 0 K: 0 S: 9 H: 1 LOB: 1 BB: 0 P: 12	R: 0 E: 0 K: 1 S: 7 H: 2 LOB: 2 BB: 0 P: 9	R: 0 E: 0 K: 2 S: 12 H: 1 LOB: 2 BB: 1 P: 21	1B: 6 2B: 0 3B: 0 HR: 1 SF: 0 SAC: 1 DP: 0 HBP: 0						

	AB	30
	R	1
	H	7
	RBI	1
	BB	3
	SO	7
	LOB	11

WP: 0 PA: 35
PB: 0
SB: 0
CS: 1

PITCHER		IP	WLS	BF	H	R	ER	SO	BB	IBB	HBP	BLK	WP	HR	S	P	ERA	WHIP
49 Jair Jurrjens, R ERA: 1.51	(1, 1)	8.0	W	29	6	1	1	5	1	1	0	0	0	1	63	98	1.12	0.875
46 Craig Kimbrel, R ERA: 3.0	(9, 1)	1.0	S	5	1	0	0	2	1	0	0	0	0	0	12	21	0.00	2.000

PITCHER		IP	WLS	BF	H	R	ER	SO	BB	IBB	HBP	BLK	WP	HR	S	P	ERA	WHIP

Cincinnati Reds @ Atlanta Braves

Turner Field, Atlanta, GA

Sun May 29 2011, 8:10 PM - 10:39 PM EDT

Att. 36,392 - Clear - 86 F

BOTTOM

Batter	1	2	3	4	5	6	7	8	9	AB	R	H	RBI	BB	SO	LOB
1 Jordan Schafer, L (1, 8) OBP: 0.400, SLG: 0.333	C FF 91 B FF 92 X FF 93 1-1 14 G6-4-3 1B		B SI 96 X SI 95 1-0 ② G4-3			B SI 92 B SI 92 C SI 93 F SI 93 F SL 85 F CH 83 F SI 95 B SL 84 B SI 94 4-2 14 HR BB	C SL 84 X FF 94 0-1 ③ F7			3	1	1	0	1	0	1
14 Martín Prado, R (1, 7) OBP: 0.325, SLG: 0.432	C SI 92 ① 1 SAFE ② F FC 89 1 SAFE X SI 93 0-2 G6-4-3 1-2f		B FF 91 B FF 91 F FF 95 X SL 86 2-1 ③ G5-3			B SI 93 B SI 93 1 SAFE X SI 93 2-0 1-H HR		B FF 90 B FF 91 C SL 82 F SI 94 B SI 96 B SI 95 4-2 20 G4-3 10 G4-3 BB		3	1	1	2	1	0	1
10 Chipper Jones, S (1, 5) OBP: 0.346, SLG: 0.415	B SI 94 C SI 94 S SI 94 B FF 94 S SL 85 2-3 ③ K			B SI 92 B SI 92 B SI 92 C SI 93 X SI 92 3-1 ① G4-3		B SI 94 S SI 94 S CH 84 B SL 87 F FF 95 X FF 94 2-2 ① F7		B SI 94 X FF 93 1-0 ① G4-3 1-2		4	0	0	0	0	1	1
20 Eric Hinske, L (1, 9) OBP: 0.347, SLG: 0.505 4 Joe Mather, R (9, 9) OBP: 0.357, SLG: 0.500		B FF 94 B FF 93 B CH 80 C SI 92 X SI 94 3-1 ① G5-3		F SI 94 C CH 83 X SL 85 0-2 ② G4-3		B CH 84 B CH 82 F CH 80 B FF 94 B CH 80 4-1 BB		B CH 83 B SI 94 C CH 83 X FF 94 2-1 ② G4-3 2-3		3 0	0 0	0 0	0 0	1 0	0 0	1 0
5 Freddie Freeman, L (1, 3) OBP: 0.332, SLG: 0.390		B FF 95 H FF 94 2-0 2 FC5 26 1B HBP		B SL 83 F SL 81 F FF 95 B SL 87 B SL 86 S SL 85 3-3 ③ K		C FF 92 B SL 82 X SL 81 1-1 ② F7		B FF 95 C FF 95 B SL 88 X CH 84 2-1 ③ G6-3		3	0	0	0	0	1	2
26 Dan Uggla, R (1, 4) OBP: 0.246, SLG: 0.327		B FF 90 X FC 90 1-0 2 FC5 1-2 1B			X SL 83 0-0 ① G6-3	B SI 94 F SI 92 B SL 84 B SL 83 X SI 93 3-1 ③ G6-3				3	0	1	0	0	0	1
2 Alex Gonzalez, R (1, 6) OBP: 0.305, SLG: 0.398		C SI 93 X SI 93 0-1 ② FC5 1-2 2-3f			B FF 94 X SL 85 1-0 49 B2-5-4 8 1B 1B		H SI 93 1-0 49 SH3-4 HBP			2	0	1	0	0	0	2
8 David Ross, R (1, 2) OBP: 0.357, SLG: 0.564		B SL 83 F SL 80 C SI 93 S SI 93 1-3 ③ K			X SI 91 0-0 1-2 1B		1 SAFE B SI 92 1 SAFE F SL 83 F SI 93 B SL 85 S SI 93 2-3 ① K			3	0	1	0	0	2	3
49 Jair Jurrjens, R (1, 1) OBP: 0.130, SLG: 0.091 46 Craig Kimbrel, R (9, 1)			C FF 91 F FF 89 B SL 82 B SI 93 F FF 95 C FF 94 2-3 ① K		L SI 89 B SL 84 B SI 91 X SI 90 2-1 ②③ B2-5-4 2-3f		X CH 83 0-0 ② SH3-4 1-2			2 0	0 0	0 0	0 0	1 0	2 0	2 0
Inning Stats	R: 0 E: 0 K: 1 S: 8 H: 1 LOB: 0 BB: 0 P: 11	R: 0 E: 0 K: 1 S: 8 H: 1 LOB: 2 BB: 0 P: 15	R: 0 E: 0 K: 1 S: 7 H: 0 LOB: 0 BB: 0 P: 12	R: 0 E: 0 K: 1 S: 8 H: 0 LOB: 0 BB: 0 P: 14	R: 0 E: 0 K: 0 S: 5 H: 2 LOB: 1 BB: 0 P: 8	R: 2 E: 0 K: 0 S: 15 H: 1 LOB: 1 BB: 2 P: 31	R: 0 E: 0 K: 1 S: 6 H: 0 LOB: 1 BB: 0 P: 9	R: 0 E: 0 K: 0 S: 7 H: 0 LOB: 1 BB: 1 P: 16		1B: 4 2B: 0 3B: 0 HR: 1 SF: 0 SAC: 1 DP: 2 HBP: 2				WP: 0 PB: 0 SB: 0 CS: 0 PA: 32		

livebaseballscorecards.com

AB	26
R	2
H	5
RBI	2
BB	3
SO	5
LOB	14

PITCHER	IP	WLS	BF	H	R	ER	SO	BB	IBB	HBP	BLK	WP	HR	S	P	ERA	WHIP
47 Johnny Cueto, R (1, 1) ERA: 2.2	8.0	L	32	5	2	2	5	3	0	2	0	0	1	64	116	2.25	1.000

PITCHER	IP	WLS	BF	H	R	ER	SO	BB	IBB	HBP	BLK	WP	HR	S	P	ERA	WHIP

Batter	1	2	3	4	5	6	7	8	9	AB	R	H	RBI	BB	SO	LOB
23 Rickie Weeks Jr., R (1, 4) OBP: 0.358, SLG: 0.486	B SI 90 X FF 89 1-0 ① P3		B FF 89 X SI 91 1-0 ② F9		B FF 90 C FF 89 F FC 90 F FF 94 B FF 93 F FF 92 F FF 92 F FF 90 X CU 77 2-2 ② F8		C FF 94 B FF 94 B FF 94 B SL 78 S FF 94 B FF 94 4-2 2 G4-6-3 1-2 BB		C CU 77 S SL 88 B CU 81 B CU 81 S CH 89 2-3 ③ K 1-2	4	0	0	0	1	1	2
1 Corey Hart, R (1, 9) OBP: 0.310, SLG: 0.468 2 Nyjer Morgan, L (5, PR) OBP: 0.372, SLG: 0.512 (5, 9)	B SI 90 S FF 91 S FF 92 F FF 92 F FF 91 B CH 81 B CH 77 X FF 93 3-2 ② G6-3		B CH 76 B FF 91 F FF 91 S CH 78 S CH 79 2-3 ③ K		B FF 90 F FF 89 X CH 78 1-1 8 2B 1B		B FF 93 C FF 92 X FF 91 1-1 ②③ G4-6-3 1-2f			3 1	0 1	1 0	0 0	0 0	1 0	1 2
8 Ryan Braun, R (1, 7) OBP: 0.414, SLG: 0.586	S CH 79 S CH 78 B CH 80 F CH 79 X FF 93 1-2 ③ G4-3			B CU 75 B CH 73 B FF 90 C FF 92 F FC 89 F FF 94 X CH 79 3-2 ① G4-3	1 SAFE 1 SAFE X FF 90 0-0 1-H 2B			C FF 93 B SI 94 B SI 94 B FC 92 F SI 94 F SL 82 S FF 95 3-3 ① K		4	0	1	1	0	1	0
28 Prince Fielder, L (1, 3) OBP: 0.388, SLG: 0.543		B FF 90 C FF 91 X FC 88 1-1 14 FC5-4 1B		B FF 91 B SL 84 C FC 87 X FF 89 2-1 20 FC5-4 1B	X FF 91 0-0 ③ F7			B SI 93 C FS 88 C FF 95 B SL 83 X FF 94 2-2 2B		4	0	3	0	0	0	2
14 Casey McGehee, R (1, 5) OBP: 0.309, SLG: 0.365		C CH 76 X FC 87 0-1 ① FC5-4 1-2f		D CH 77 1 SAFE C FC 88 D CH 77 S CH 78 X CH 80 2-2 ② F8		B CU 72 X FF 89 1-0 ① P6		X SI 93 0-0 ② G6-3		4	0	0	0	0	0	3
20 Jonathan Lucroy, R (1, 2) OBP: 0.356, SLG: 0.480		C CH 78 B FC 87 F FC 88 X FF 92 1-2 ② P3		C CU 76 F CH 80 B FF 93 F FC 89 X CH 80 1-2 ③ FC5-4 1-2f		B CH 77 X CH 76 1-0 ② G5-3		C SL 80 F SI 95 S FF 94 0-3 ③ K		4	0	0	0	0	1	3
3 Yuniesky Betancourt, R (1, 6) OBP: 0.255, SLG: 0.331		C SI 90 F CH 78 X FF 92 0-2 ③ L7			X CH 73 0-0 ① F7	B FF 89 B FF 89 F FF 90 F FF 90 X FF 92 2-2 ③ G6-3			B FF 91 B FF 92 X FF 91 2-0 23 DI 1B	4	0	1	0	0	0	1
27 Carlos Gómez, R (1, 8) OBP: 0.280, SLG: 0.359			B FF 89 C FF 90 B FF 91 F FF 89 C FF 93 2-3 ① K		C CU 75 F FF 90 B FC 88 F FF 91 B FF 91 X CH 80 2-2 HR		B FF 92 F FF 93 B SL 80 X FF 92 2-1 ① P4		C CU 77 X FF 92 0-1 ① F8	4	1	1	1	0	1	1
38 Chris Narveson, L (1, 1) OBP: 0.200, SLG: 0.158 9 Josh Wilson, R (5, PH) OBP: 0.250, SLG: 0.583 52 Sergio Mitre, R (5, 1) 30 Craig Counsell, L (7, PH) OBP: 0.308, SLG: 0.228 48 Tim Dillard, R (7, 1) 25 Mark Kotsay, L (9, PH) OBP: 0.336, SLG: 0.293			X SI 90 0-0 1B		B FF 90 F FF 91 X FF 89 1-1 HR		C FF 93 B FS 83 C FS 83 X FS 87 1-2 23 BLK 1B		S CH 85 X CH 86 0-1 ② P6	1 1 0 1 0 0 1	0 1 0 0 1 0 0	1 1 0 1 0 0 0	0 1 0 0 0 0 0	0 0 0 0 0 0 0	0 0 0 0 0 0 0	0 0 0 0 0 0 1
Inning Stats	R: 0 E: 0 K: 0 S: 10 H: 0 LOB: 0 BB: 0 P: 15	R: 0 E: 0 K: 0 S: 10 H: 1 LOB: 1 BB: 0 P: 12	R: 0 E: 0 K: 2 S: 8 H: 1 LOB: 1 BB: 0 P: 13	R: 0 E: 0 K: 0 S: 14 H: 1 LOB: 1 BB: 0 P: 22	R: 3 E: 0 K: 0 S: 18 H: 4 LOB: 2 BB: 0 P: 24	R: 0 E: 0 K: 0 S: 5 H: 0 LOB: 0 BB: 0 P: 9	R: 0 E: 0 K: 0 S: 9 H: 1 LOB: 1 BB: 1 P: 17	R: 0 E: 0 K: 2 S: 11 H: 1 LOB: 1 BB: 0 P: 16	R: 0 E: 0 K: 1 S: 8 H: 1 LOB: 1 BB: 0 P: 12	1B: 6 2B: 2 3B: 0 HR: 2	SF: 0 SAC: 0 DP: 1 HBP: 0			WP: 0 PB: 0 SB: 0 CS: 0	PA: 37	

PITCHER		IP	WLS	BF	H	R	ER	SO	BB	IBB	HBP	BLK	WP	HR	S	P	ERA	WHIP
30 Travis Wood, L ERA: 5.05	(1, 1)	6.0	W	25	7	3	3	2	0	0	0	0	0	2	65	95	4.50	1.167
33 Jose Arredondo, R ERA: 2.25	(7, 1)	1.0		4	1	0	0	0	1	0	0	1	0	0	9	17	0.00	2.000
40 Nick Masset, R ERA: 3.64	(8, 1)	1.0		4	1	0	0	2	0	0	0	0	0	0	11	16	0.00	1.000
48 Francisco Cordero, R ERA: 1.78	(9, 1)	1.0		4	1	0	0	1	0	0	0	0	0	0	8	12	0.00	1.000

PITCHER	IP	WLS	BF	H	R	ER	SO	BB	IBB	HBP	BLK	WP	HR	S	P	ERA	WHIP

TOP

Milwaukee Brewers @ Cincinnati Reds

Great American Ball Park, Cincinnati, OH

Mon May 30 2011, 7:11 PM - 10:00 PM EDT

Att. 21,564 - Clear - 87 F

livebaseballscorecards.com

AB	36
R	3
H	10
RBI	3
BB	1
SO	5
LOB	16

Batter	1	2	3	4	5	6	7	8	9	AB	R	H	RBI	BB	SO	LOB
28 Chris Heisey, R (1, 8) (8, 7) OBP: 0.343, SLG: 0.438	C SI 87 B FF 88 B CH 80 F SI 88 B CH 80 F SI 87 F SI 89 S SI 87 3-3 **K** ①		C CH 80 S CH 81 B CH 82 S CH 80 1-3 **K** ②	F CH 81 C SI 89 D CH 80 S SI 89 1-3 **K** ③		1 SAFE H SI 89 1-0 1-2 HBP				3	0	0	0	0	3	1
4 Brandon Phillips, R (1, 4) OBP: 0.361, SLG: 0.424	X SI 88 0-0 **F9** ②		C SI 88 F SI 89 S CU 74 0-3 **K** ③		C CU 77 X FF 89 0-1 **F9** ①	B SI 88 X SI 88 1-0 **G4-3** ③				4	0	0	0	0	1	2
19 Joey Votto, L (1, 3) OBP: 0.463, SLG: 0.515	B SI 89 B CU 72 F SI 89 B CU 72 C SI 90 B SI 90 4-2 **BB**			B CU 71 B CH 79 B CH 82 C SI 88 B SI 88 4-1 27 1B 32 HR **BB**	C SI 88 X CH 82 0-1 **L7** ②		C SI 86 F SI 88 C SI 86 0-3 **K** ①			2	1	0	0	2	1	0
27 Scott Rolen, R (1, 5) OBP: 0.309, SLG: 0.397	1 SAFE B SI 89 X SI 88 1-0 **F9** ③			C CH 81 1 SAFE 1 SAFE F SI 88 X CH 81 0-2 32 HR 1-2 1B	B SI 89 C CU 78 B SL 84 F FF 89 X SI 89 2-2 **F7** ③		C SI 87 S SL 73 B SL 74 S SI 88 1-3 **K** ②			4	1	1	0	0	1	1
32 Jay Bruce, L (1, 9) OBP: 0.358, SLG: 0.578		C SI 88 B SI 88 B CU 72 X SI 88 2-1 31 SF7 3B		C SI 90 S CU 74 X CU 74 0-2 1-H 2-H HR		B CU 76 X FF 87 1-0 **F7** ①	C SI 87 S SI 88 X SI 89 0-2 **1B**			4	2	3	3	0	0	0
31 Jonny Gomes, R (1, 7) OBP: 0.315, SLG: 0.396 40 Nick Masset, R (8, 1) 48 Francisco Cordero, R (9, 1)		C CH 80 C SI 88 D CU 75 B CU 74 X FF 88 2-2 **SF7** ① 3-H		C SI 89 B CH 81 F CH 80 X CU 73 1-2 7 1B **2B**		S SI 89 C FF 88 S CU 78 0-3 **K** ② B SI 89 X SI 88	1-0 **F9** ③			3 0 0	1 0 0	1 0 0	1 0 0	0 0 0	1 0 0	1 0 0
29 Ryan Hanigan, R (1, 2) OBP: 0.345, SLG: 0.337		B SI 88 C CH 80 F SI 88 X CH 80 1-2 **G5-3** ②		C CH 80 C SI 88 D SI 89 X CH 81 1-2 **G5-3** ①		C SI 88 B CU 78 S CU 78 F FF 90 B SI 88 F CU 78 F SI 88 X SL 80 2-2 7 1B 15 1B **1B**		C SI 86 F SL 73 B SI 87 X SL 73 1-2 **F8** ①		4	1	1	0	0	0	1
7 Paul Janish, R (1, 6) OBP: 0.253, SLG: 0.263		C SI 88 C CH 81 S CU 73 0-3 **K** ③		B CH 80 B SI 88 X SI 88 2-0 30 S 2-H 1B		C CU 77 F SI 88 X CU 78 0-2 15 1B 15 E 1-2 **1B**		C SI 87 B SI 89 S SL 73 B SL 74 S SL 74 2-3 **K** ②		4	1	2	1	0	2	0
30 Travis Wood, R (1, 1) OBP: 0.050, SLG: 0.200 15 Fred Lewis, L (6, PH) OBP: 0.296, SLG: 0.365 33 Jose Arredondo, R (7, 1) 6 Drew Stubbs, R (8, 8) OBP: 0.327, SLG: 0.397			C SI 88 F CH 81 F FF 90 B CU 74 C CU 73 1-3 **K** ①	B CU 70 1 SAFE C SI 86 S CH 81 D CU 74 S CH 80 2-3 **K** ② 1-2		D CH 82 B CH 82 F SI 88 X SI 88 2-1 **E2** 28 HBP 1-H 2-H **1B**		S SL 73 C SI 88 S SL 75 0-3 **K** ③		2 1 0 1	0 0 0 0	0 1 0 0	0 1 0 0	0 0 0 0	2 0 0 1	1 0 0 0
Inning Stats	R: 0 E: 0 K: 1 S: 9 H: 0 LOB: 1 BB: 1 P: 17	R: 1 E: 0 K: 1 S: 11 H: 1 LOB: 0 BB: 0 P: 16	R: 0 E: 0 K: 3 S: 10 H: 0 LOB: 0 BB: 0 P: 12	R: 4 E: 0 K: 2 S: 20 H: 4 LOB: 1 BB: 1 P: 31	R: 0 E: 0 K: 0 S: 7 H: 0 LOB: 0 BB: 0 P: 9	R: 2 E: 1 K: 1 S: 16 H: 3 LOB: 2 BB: 0 P: 23	R: 0 E: 0 K: 2 S: 10 H: 1 LOB: 1 BB: 0 P: 12	R: 0 E: 0 K: 2 S: 9 H: 0 LOB: 0 BB: 0 P: 12		1B: 6 2B: 1 3B: 1 HR: 1	SF: 1 SAC: 0 DP: 0 HBP: 1	WP: 0 PB: 0 SB: 1 CS: 0	PA: 36			

PITCHER		IP	WLS	BF	H	R	ER	SO	BB	IBB	HBP	BLK	WP	HR	S	P	ERA	WHIP
38 Chris Narveson, L ERA: 4.68	(1, 1)	4.0	L	19	5	5	5	7	2	0	0	0	0	1	50	76	11.25	1.750
52 Sergio Mitre, R ERA: 1.96	(5, 1)	2.0		10	3	2	1	1	0	0	1	0	0	0	23	32	4.50	1.500
48 Tim Dillard, R ERA: 6.0	(7, 1)	2.0		7	1	0	0	4	0	0	0	0	0	0	19	24	0.00	0.500

PITCHER	IP	WLS	BF	H	R	ER	SO	BB	IBB	HBP	BLK	WP	HR	S	P	ERA	WHIP

BOTTOM

Milwaukee Brewers @ Cincinnati Reds

Great American Ball Park, Cincinnati, OH

Mon May 30 2011, 7:11 PM - 10:00 PM EDT

Att. 21,564 - Clear - 87 F

livebaseballscorecards.com

AB	32
R	7
H	9
RBI	6
BB	2
SO	12
LOB	7

Batter	1	2	3	4	5	6	7	8	9	AB	R	H	RBI	BB	SO	LOB
23 Rickie Weeks Jr., R (1, 4) OBP: 0.363, SLG: 0.489	C FF 87 F SL 78 B FF 90 B FF 90 X FF 87 2-2 ① G6-3		B SL 76 B CH 80 X FF 87 2-0 1-3 1 HR 1B		B CH 84 C FF 87 X FF 85 1-1 1 G6-4-3 1B		F SL 77 B CH 83 F SL 78 B FF 87 B FF 86 B SL 76 4-2 1-2 1 1B BB		S SL 82 X FF 88 0-1 ① SF9 3-H	3	1	2	1	1	0	0
1 Corey Hart, R (1, 9) OBP: 0.324, SLG: 0.500 27 Carlos Gómez, R (9, PR) OBP: 0.280, SLG: 0.359 (9, 8)	X FF 89 0-0 ② F9		B SL 80 F FF 87 1 SAFE B CH 79 S CH 79 X FF 88 2-2 1-H 3-H HR		C FF 85 1 SAFE B SL 78 F SL 77 X FF 89 1-2 ① ② 1-2f G6-4-3		B CH 80 X CH 79 1-0 1-3 2-H 1B		F SI 88 S FF 88 B CH 80 B CH 81 F CH 81 B SL 81 B FF 88 4-2 1-2 8 G3 BB	4 0	1 0	2 0	4 0	1 0	0 0	1 0
8 Ryan Braun, R (1, 7) OBP: 0.409, SLG: 0.574	B SL 79 B FF 87 C FF 88 X SL 84 2-1 ③ P4		C FF 87 B FF 87 B FF 87 B SL 80 F FF 88 B SL 79 4-2 28 CS BB		C SL 78 X CH 79 0-1 ③ F7		B SI 89 S SI 86 F SL 82 B FF 90 T FF 87 2-2 ② K		C CH 79 F FF 88 F SL 80 B FF 88 X FF 88 1-2 ② G3 1-2 2-3	4	0	0	0	1	1	4
28 Prince Fielder, L (1, 3) OBP: 0.388, SLG: 0.535		B FF 87 B FF 87 B SI 86 C FF 87 X SI 87 3-1 ① L8	B FF 85 F SL 82 B FF 88 S SL 82 B SL 78 B SL 83 4-2 ② 14 FC6-4 1-2 BB			H SL 81 1-0 14 G4-6-3 HBP	B SL 83 B SL 80 C SL 81 C SL 81 F FF 88 X SL 82 2-2 ③ G6-3		B SL 81 B SL 81 B SL 83 C FF 88 X SL 82 3-1 ③ G4-3	3	0	0	0	1	0	5
14 Casey McGehee, R (1, 5) OBP: 0.304, SLG: 0.357		B FF 88 F SL 83 C FF 90 S SL 80 1-3 ② K	B SL 83 F FF 88 X SL 79 1-1 ③ FC6-4 1-2f			C SL 76 X SL 82 0-1 ① ② 1-2f G4-6-3		F FF 89 F FF 89 F SL 82 B FF 89 F SL 83 X FF 89 1-2 ① G5-3		4	0	0	0	0	1	2
20 Jonathan Lucroy, R (1, 2) OBP: 0.353, SLG: 0.496		C FF 89 B SL 81 X SL 80 1-1 ③ G5-3		B FF 86 F FF 86 B SL 77 B SL 80 C FF 86 X SL 76 3-2 ① G5-3		B FF 86 B SL 81 X FF 86 2-0 HR		C SI 89 X CH 81 0-1 ② G1-3		4	1	1	1	0	0	0
3 Yuniesky Betancourt, R (1, 6) OBP: 0.250, SLG: 0.324			B FF 87 X SL 77 1-0 2 E6 1B	X FF 87 0-0 ② F9		S SL 81 B CH 78 X SL 80 1-1 ③ L7		C CH 80 B FF 88 T CH 80 B FF 89 S SL 81 2-3 ③ K		4	1	0	0	0	1	0
2 Nyjer Morgan, L (1, 8) OBP: 0.404, SLG: 0.545 (9, 9)			S SL 76 X FF 88 0-1 23 1B 23 S 1 HR 2-H 1B	B SI 85 B CH 79 B SL 81 B FF 85 4-0 BB			B CH 76 X CH 84 1-0 ① L9		C FF 89 F SL 82 F SL 82 X FF 88 0-2 9 E 23 SF9 2B	3	2	2	1	1	0	0
13 Zack Greinke, R (1, 1) OBP: 0.273, SLG: 0.500 30 Craig Counsell, L (7, PH) OBP: 0.318, SLG: 0.228 41 Marco Estrada, R (7, 1) OBP: 0.250, SLG: 0.250 50 Kameron Loe, R (8, 1) 9 Josh Wilson, R (9, PH) OBP: 0.231, SLG: 0.538 59 John Axford, R (9, 1)			B FF 87 L FF 86 1 SAFE B FF 85 X FF 86 2-1 ① F7	S SL 81 S SL 78 F SL 80 C FF 89 0-3 ③ K			C CH 83 B CH 77 B CH 78 B SL 81 B SL 81 4-1 23 WP 1 1B BB		F CH 79 C CH 80 X SL 82 0-2 8 1 G3 BB 2-3	2 0 0 0 1 0	0 1 0 0 0 0	0 0 0 0 0 0	0 0 0 0 0 0	1 1 0 0 0 0	2 0 0 0 1 0	2 0 0 0 1 0

Inning Stats	1	2	3	4	5	6	7	8	9	1B	SF	WP	PA
	R: 0 E: 0 K: 0 S: 6	R: 0 E: 0 K: 1 S: 7	R: 4 E: 1 K: 0 S: 15	R: 0 E: 0 K: 1 S: 8	R: 0 E: 0 K: 0 S: 7	R: 1 E: 0 K: 0 S: 5	R: 1 E: 0 K: 1 S: 12	R: 0 E: 0 K: 1 S: 10	R: 1 E: 1 K: 0 S: 18	2B: 1 3B: 0 HR: 2	SAC: 0 DP: 2 HBP: 1	PB: 0 SB: 1 CS: 1	
	H: 0 LOB: 0 BB: 0 P: 10	H: 0 LOB: 0 BB: 0 P: 12	H: 3 LOB: 1 BB: 2 P: 31	H: 0 LOB: 1 BB: 1 P: 15	H: 1 LOB: 0 BB: 0 P: 9	H: 1 LOB: 0 BB: 0 P: 9	H: 1 LOB: 2 BB: 2 P: 26	H: 0 LOB: 0 BB: 0 P: 13	H: 1 LOB: 3 BB: 1 P: 26				

PITCHER	IP	WLS	BF	H	R	ER	SO	BB	IBB	HBP	BLK	WP	HR	S	P	ERA	WHIP
52 Chad Reineke, R (1, 1) ERA: 7.11	6.1	L	28	5	6	5	2	5	0	1	0	1	2	52	99	7.11	1.579
57 Jeremy Horst, L (7, 1) ERA: 1.69	2.2		12	2	1	0	2	1	0	0	0	0	0	36	52	0.00	1.125

PITCHER	IP	WLS	BF	H	R	ER	SO	BB	IBB	HBP	BLK	WP	HR	S	P	ERA	WHIP

TOP

Milwaukee Brewers @ Cincinnati Reds

Great American Ball Park, Cincinnati, OH

Tue May 31 2011, 7:11 PM - 10:12 PM EDT

Att. 14,294 - Clear - 89 F

livebaseballscorecards.com

AB	32
R	7
H	7
RBI	7
BB	6
SO	4
LOB	15

Batter	1	2	3	4	5	6	7	8	9	AB	R	H	RBI	BB	SO	LOB
6 Drew Stubbs, R (1, 8) OBP: 0.328, SLG: 0.402	B FF 92 X FF 92 1-0 32 1B 2B		C FF 91 F SL 82 B SL 82 F CU 64 X FF 93 1-2 4 G4-3 1B	S SL 84 C SL 82 C FF 92 0-3 ③ K			B CU 79 B CU 80 B FF 92 C FF 90 C CU 80 C FF 93 3-3 ② K		B FF 95 B FF 94 C FF 94 C FF 94 C CU 80 2-3 ③ K	5	1	2	0	0	3	3
4 Brandon Phillips, R (1, 4) OBP: 0.355, SLG: 0.415	B CU 70 B CU 71 F SI 93 B SI 91 X SI 94 3-1 ① L3		1 SAFE C CU 76 X SI 94 0-1 ① G4-3 1-2		B CU 66 S FF 92 F FF 92 F SL 83 F FF 93 F CU 64 S SL 83 1-3 ① K		F FF 92 X CU 81 0-1 ③ G6-3			4	0	0	0	0	1	2
19 Joey Votto, L (1, 3) OBP: 0.464, SLG: 0.513	B CU 76 X SI 95 1-0 ② L8		C CH 86 D CH 87 C FF 94 D SL 83 F FF 94 F CH 88 B FF 94 F SL 87 F SI 94 4-2 B SL 84 BB		X CU 75 0-0 32 FC4-6 1B			C SI 89 B SI 89 C SI 88 X SI 91 1-2 ① G6-3		3	0	1	0	1	0	1
32 Jay Bruce, L (1, 9) OBP: 0.357, SLG: 0.572	B CU 68 X SI 93 1-0 2-H 1B		C CH 87 C CH 85 B FF 93 F CH 75 B SL 80 F CH 86 F FF 94 S SL 85 2-3 ② K		F CH 86 D CH 85 X SI 93 1-1 ② FC4-6 1-2f			B SI 90 X SI 89 1-0 ② F7		4	0	1	1	0	1	3
27 Scott Rolen, R (1, 5) OBP: 0.301, SLG: 0.385	C FF 94 F SI 94 B SL 86 F SL 84 X FF 95 1-2 ③ L9		X CU 79 0-0 ③ G4-3		C FF 92 C FF 91 X SL 82 0-2 ③ P6			C SI 91 X SI 91 0-1 ③ G3		4	0	0	0	0	0	4
31 Jonny Gomes, R (1, 7) OBP: 0.320, SLG: 0.390		B FF 92 B FF 91 B FF 93 B FF 92 4-0 55 G5-4-3 BB		S FF 93 F FF 93 B FF 93 F FF 94 B SL 84 B SL 84 B SL 82 4-2 55 1B 16 1B 52 G6-4-3 BB		F FF 91 B CU 67 C FF 91 S SL 84 1-3 ① K2-3			C FF 96 B FF 98 S FF 97 F FF 98 B FF 96 C FF 97 2-3 ① K	2	1	0	0	2	2	0
16 Edgar Renteria, R (1, 6) OBP: 0.324, SLG: 0.266 57 Jeremy Horst, L (7, 1) OBP: 1.000, SLG: 1.000 28 Chris Heisey, R (9, PH) OBP: 0.350, SLG: 0.444		C SI 93 C CU 77 F SL 82 S SL 84 0-3 ① K		C SL 84 X SI 94 0-1 52 G6-4-3 55 1B 1-2 1B		F FF 93 B SL 82 X FF 92 1-1 ② L9			T FF 97 F FF 97 B CU 82 F FF 97 X SL 85 1-2 55 WP 1B	3 0 1	0 0 0	1 0 1	0 0 0	0 0 0	1 0 0	1 0 0
55 Ramon Hernandez, R (1, 2) OBP: 0.357, SLG: 0.538		B SI 94 1 SAFE B SL 83 C CU 76 1 SAFE B SI 94 C SI 94 X SL 85 3-2 ② G5-4-3 1-2		C SL 82 F SI 93 D SL 83 F FF 93 B SL 83 X SL 84 2-2 52 G6-4-3 1-2 2-3 1B		X SI 93 0-0 ③ G6-3			B FF 95 B FF 95 C FF 95 C FF 94 F FF 95 B FF 95 B FF 94 4-2 1-2 BB	3	0	1	0	1	0	1
52 Chad Reineke, R (1, 1) 7 Paul Janish, R (7, 6) OBP: 0.250, SLG: 0.260		S SL 84 S SL 83 B SL 82 B SL 84 B FF 95 C FF 94 3-3 ③ K		S SL 84 S SL 84 D SL 83 F SI 94 D SL 84 B SL 85 X FF 92 3-2 ① ② G6-4-3 1-2f 2-3 3-H			C FF 92 C FF 92 B CU 81 F FF 92 B CU 80 X FF 92 2-2 ① P6		C FF 94 B FF 94 S FF 94 B FF 94 S FF 94 2-3 ② K	2 2	0 0	0 0	0 0	0 0	1 1	3 2
Inning Stats	R: 1 E: 0 K: 0 S: 9 H: 2 LOB: 1 BB: 0 P: 16	R: 0 E: 0 K: 2 S: 10 H: 0 LOB: 1 BB: 1 P: 20	R: 0 E: 0 K: 1 S: 19 H: 1 LOB: 2 BB: 1 P: 26	R: 1 E: 0 K: 1 S: 16 H: 2 LOB: 1 BB: 1 P: 25	R: 0 E: 0 K: 1 S: 12 H: 1 LOB: 1 BB: 0 P: 14	R: 0 E: 0 K: 1 S: 6 H: 0 LOB: 0 BB: 0 P: 8	R: 0 E: 0 K: 1 S: 9 H: 0 LOB: 0 BB: 0 P: 14	R: 0 E: 0 K: 0 S: 6 H: 0 LOB: 0 BB: 0 P: 8	R: 0 E: 0 K: 3 S: 17 H: 1 LOB: 2 BB: 1 P: 28	1B: 6 2B: 1 3B: 0 HR: 0		SF: 0 SAC: 0 DP: 1 HBP: 0		WP: 1 PB: 0 SB: 0 CS: 0		PA: 37

PITCHER		IP	WLS	BF	H	R	ER	SO	BB	IBB	HBP	BLK	WP	HR	S	P	ERA	WHIP
13 Zack Greinke, R ERA: 5.29	(1, 1)	6.0	W	26	6	2	2	6	3	0	0	0	0	0	72	109	3.00	1.500
41 Marco Estrada, R ERA: 3.68	(7, 1)	1.0		3	0	0	0	1	0	0	0	0	0	0	9	14	0.00	0.000
50 Kameron Loe, R ERA: 3.81	(8, 1)	1.0		3	0	0	0	0	0	0	0	0	0	0	6	8	0.00	0.000
59 John Axford, R ERA: 3.7	(9, 1)	1.0		5	1	0	0	3	1	0	0	0	1	0	17	28	0.00	2.000

PITCHER	IP	WLS	BF	H	R	ER	SO	BB	IBB	HBP	BLK	WP	HR	S	P	ERA	WHIP

BOTTOM

Milwaukee Brewers @ Cincinnati Reds

Great American Ball Park, Cincinnati, OH

Tue May 31 2011, 7:11 PM - 10:12 PM EDT

Att. 14,294 - Clear - 89 F

livebaseballscorecards.com

AB	33
R	2
H	7
RBI	1
BB	4
SO	10
LOB	20

Batter	1	2	3	4	5	6	7	8	9	AB	R	H	RBI	BB	SO	LOB
23 Rickie Weeks Jr., R (1, 4) OBP: 0.365, SLG: 0.502	C SI 88 X FC 88 0-1 HR	C CU 76 S SL 81 F SL 81 B SI 91 X CH 83 1-2 ③ FC5 2-3			B CH 82 B SI 90 X SI 91 2-0 2 FC3-6 1B			C FF 93 B B FS 83 C FF 93 F FS 85 X FF 92 2-2 ① G5-3		4	1	2	1	0	0	1
2 Nyjer Morgan, L (1, 8) OBP: 0.431, SLG: 0.596	X SI 87 0-0 8 G4-3 3B		C FF 86 H FC 87 1-1 8 G4-3 HBP		B CH 79 1 SAFE X CH 80 1-0 ② FC3-6 8 PO 1-2f			B SL 86 S SL 85 F SL 86 B SL 86 X SL 87 2-2 28 1B	1B	3	1	2	0	0	0	1
8 Ryan Braun, R (1, 7) OBP: 0.402, SLG: 0.563	B FC 88 S SI 90 B SL 82 F SI 90 X SI 91 3-2 ① G4-3 3-H		B FC 86 X FC 87 1-0 ①② G4-3 1-2f		B FC 87 1 SAFE 1-0 ③ PO 1-2	B SL 81 B SI 89 C FC 88 B FC 88 C FC 88 X SI 86 3-2 ① F8		B FF 93 B CH 87 C FF 93 X SI 92 2-1 ② F7		4	0	0	1	0	0	2
28 Prince Fielder, L (1, 3) OBP: 0.390, SLG: 0.534	B FF 87 S CH 83 C CU 78 B SI 91 F FC 89 X CH 83 2-2 1B		B KC 77 B KC 78 C SI 90 B KC 78 F CH 84 F CH 84 X SI 85 3-2 ③ G6-3			X CH 83 0-0 ② G5-3		C SI 93 X SL 87 0-1 1-2 1B		4	0	2	0	0	0	0
1 Corey Hart, R (1, 9) OBP: 0.321, SLG: 0.500	C FC 87 C SL 82 B SI 89 B SI 90 X FC 88 2-2 ② F9			F KC 75 B SL 80 X SI 90 1-1 20 F9 3 1B 2B		B SL 83 B KC 78 S FC 88 S SL 83 F SL 83 S SL 83 2-3 ③ K		C FF 92 S SL 81 B FC 93 B FF 95 S SL 83 2-3 ③ K		4	1	1	0	0	2	3
20 Jonathan Lucroy, R (1, 2) OBP: 0.343, SLG: 0.481	X FC 86 0-0 ③ P2			C SL 79 S SL 81 B CH 83 X SL 82 1-2 ① F9 2-3			B FF 92 C FF 92 B FS 86 X FS 84 2-2 ① F8		B SL 88 C FF 92 S SL 88 F FF 94 S FF 93 1-3 ① K	4	0	0	0	0	1	2
3 Yuniesky Betancourt, R (1, 6) OBP: 0.255, SLG: 0.328		C SI 86 B SL 80 F CH 82 X CH 83 1-2 23 FC5 30 G4-3 1B		C SI 89 X SI 90 0-1 30 L5-3 3-H 1B			C SL 81 B FS 88 F SL 81 B FF 93 X FS 86 2-2 ② L5		B SL 88 C FF 92 B SL 90 B SL 90 S SL 89 X SL 90 2-2 ② G1-3	4	0	2	1	0	0	0
30 Craig Counsell, L (1, 5) OBP: 0.314, SLG: 0.217	1 SAFE F SI 87 B KC 77 1 SAFE 1 SAFE 1 SAFE B CU 76 X CH 81 2-1 ① G4-3 1-2			S CH 82 B SI 89 1 SAFE B CH 81 X FC 85 2-1 ②③ L5-3 1-1			C FF 92 B FS 85 B SL 83 S FS 84 F FF 93 B FS 84 F FF 92 F FS 83 B FF 92 4-2 18 FC5-4 BB		B CH 85 C FF 94 B CH 86 C FF 94 C FF 95 2-3 ③ K	3	0	0	0	1	1	2
18 Shaun Marcum, R (1, 1) OBP: 0.192, SLG: 0.167 50 Kameron Loe, R (8, 1)	C KC 75 S SL 80 S SL 81 0-3 ② K				C SI 88 C FF 88 F CH 83 F SI 91 S SL 82 0-3 ① K		B FF 92 B FF 92 C FF 91 B FF 92 X FF 91 3-1 ③ FC5-4 1-2f			3 0	0 0	0 0	0 0	0 0	2 0	2 0
Inning Stats	R: 2 E: 0 K: 0 S: 14 H: 3 LOB: 1 BB: 0 P: 21	R: 0 E: 0 K: 1 S: 12 H: 1 LOB: 1 BB: 0 P: 16	R: 0 E: 0 K: 0 S: 6 H: 0 LOB: 0 BB: 0 P: 11	R: 1 E: 0 K: 0 S: 9 H: 2 LOB: 0 BB: 0 P: 13	R: 0 E: 0 K: 1 S: 7 H: 1 LOB: 0 BB: 0 P: 11	R: 0 E: 0 K: 1 S: 8 H: 0 LOB: 0 BB: 0 P: 13	R: 0 E: 0 K: 0 S: 13 H: 0 LOB: 1 BB: 1 P: 24	R: 0 E: 0 K: 1 S: 14 H: 2 LOB: 2 BB: 0 P: 22	R: 0 E: 0 K: 2 S: 11 H: 0 LOB: 0 BB: 0 P: 16	1B: 6 2B: 2 3B: 1 HR: 1	SF: 0 SAC: 0 DP: 2 HBP: 1	WP: 0 PB: 0 SB: 0 CS: 0	PA: 36				

PITCHER		IP	WLS	BF	H	R	ER	SO	BB	IBB	HBP	BLK	WP	HR	S	P	ERA	WHIP
44 Mike Leake, R ERA: 5.03	(1, 1)	6.0		23	7	3	3	3	0	0	1	0	0	1	56	85	4.50	1.167
33 Jose Arredondo, R ERA: 1.93	(7, 1)	1.1		5	0	0	0	0	1	0	0	0	0	0	17	30	0.00	0.750
45 Bill Bray, L ERA: 1.33	(8, 1)	0.1		3	2	0	0	0	0	0	0	0	0	0	7	11	0.00	6.000
40 Nick Masset, R ERA: 3.6	(8, 1)	0.1	W	1	0	0	0	1	0	0	0	0	0	0	3	5	0.00	0.000
48 Francisco Cordero, R ERA: 1.71	(9, 1)	1.0	S	3	0	0	0	2	0	0	0	0	0	0	11	16	0.00	0.000

PITCHER	IP	WLS	BF	H	R	ER	SO	BB	IBB	HBP	BLK	WP	HR	S	P	ERA	WHIP

TOP

Milwaukee Brewers @ Cincinnati Reds

Great American Ball Park, Cincinnati, OH

Wed Jun 01 2011, 7:10 PM - 9:53 PM EDT

Att. 22,213 - Clear - 87 F

livebaseballscorecards.com

AB	33
R	3
H	9
RBI	3
BB	1
SO	6
LOB	13

BOTTOM

Milwaukee Brewers @ Cincinnati Reds

Great American Ball Park, Cincinnati, OH

Wed Jun 01 2011, 7:10 PM - 9:53 PM EDT

Att. 22,213 - Clear - 87 F

livebaseballscorecards.com

Batter	1	2	3	4	5	6	7	8	9	AB	R	H	RBI	BB	SO	LOB
6 Drew Stubbs, R (1, 8) OBP: 0.323, SLG: 0.395	B CH 80 B FF 86 C SL 80 X FC 82 2-1 L7 ①		B CU 74 F SL 80 C FF 88 B SL 82 C FC 84 2-3 K ③			M CU 73 S SL 78 B CH 79 S CH 82 1-3 K ②		C SI 90 F SI 90 B SL 83 S SI 90 1-3 K ②		4	0	0	0	0	3	0
4 Brandon Phillips, R (1, 4) OBP: 0.353, SLG: 0.410	B FF 88 F FC 82 B CU 69 B CH 79 X SL 82 3-1 F8 ②			X SL 81 0-0 P6 ①		B FF 88 S CH 79 X SL 81 1-1 F8 ③		H SI 90 1-0 19 HR HBP		3	1	0	0	0	0	0
19 Joey Votto, L (1, 3) OBP: 0.468, SLG: 0.532	B FF 87 C CH 80 B CH 74 C FC 84 X CH 82 2-2 1B			B FF 88 B SL 81 C FF 89 B FF 88 F CH 76 F SI 89 S CH 80 3-3 K ②			C CH 77 B CH 78 B SI 85 X CH 77 2-1 32 HR 1B	F SI 90 B SI 92 D SI 88 X SI 90 2-1 1-H HR		4	2	3	2	0	1	0
32 Jay Bruce, L (1, 9) OBP: 0.355, SLG: 0.580	F CH 83 S CH 78 B CH 78 S CH 82 1-3 K ③			C FF 88 S CH 79 S CH 75 0-3 K ③			F CH 80 X CH 74 0-1 1-H HR	C SI 90 B SL 79 B SI 90 F SI 89 B SI 92 X SI 90 3-2 L9 ③		4	1	1	2	0	2	1
16 Edgar Renteria, R (1, 6) OBP: 0.324, SLG: 0.268		C FF 85 X CU 69 0-1 E6 15 FC6-5			X SL 80 0-0 43 F8 15 G4-3 1B		S CU 71 X CU 71 0-1 G6-3 ①			3	0	1	0	0	0	0
15 Fred Lewis, L (1, 7) OBP: 0.281, SLG: 0.345		B CU 71 C CH 80 F CH 82 F CH 73 X FF 88 1-2 FC6-5 43 FC1-4 ① 2-3			X CH 78 0-0 G4-3 ① 1-2		C SI 86 B CU 69 S CH 79 F CH 76 B FF 89 X FC 85 2-2 G4-3 ②			3	0	0	0	0	0	2
43 Miguel Cairo, R (1, 5) OBP: 0.368, SLG: 0.405 45 Bill Bray, L (8, 1) 40 Nick Masset, R (8, 1) 48 Francisco Cordero, R (9, 1)		C FC 86 B CU 74 1 SAFE 1 SAFE X CH 80 1-1 FC1-4 29 CS ② 1-2f			C CU 72 X CH 78 0-1 F8 ② 2-3		X SL 78 0-0 2B			3 0 1 0 0 0 2 0 0 0 0 0 0 0 0 0 0 0 0 0 0 0 0 0 0 0 0 0						
29 Ryan Hanigan, R (1, 2) OBP: 0.336, SLG: 0.327		B FF 88 C SL 80 S CH 80 B CH 80 2-2 CS ③ 1-2	X FC 82 0-0 G3 ①		B CU 68 C SL 77 C CH 80 F CH 81 X FC 86 1-2 F9 ③		B CU 68 D CU 68 B FC 84 C SL 79 F CH 78 F FF 88 F FF 89 X CH 80 3-2 G5-3 ③			3	0	0	0	0	0	2
44 Mike Leake, R (1, 1) OBP: 0.235, SLG: 0.294 28 Chris Heisey, R (6, PH) OBP: 0.346, SLG: 0.440 33 Jose Arredondo, R (7, 1) 27 Scott Rolen, R (8, 5) OBP: 0.299, SLG: 0.382			B SL 82 B SL 78 B FF 83 C FF 84 C FF 86 S FC 83 3-3 K ②			C SL 80 B FF 87 S CH 76 B SL 78 B FF 88 C SL 82 3-3 K ①		C SI 90 X SI 90 0-1 F8 ①		1 0 0 0 0 1 0 1 0 0 0 0 1 0 0 0 0 0 0 0 0 1 0 0 0 0 0 0						
Inning Stats	R: 0 E: 0 K: 1 S: 10 H: 1 LOB: 1 BB: 0 P: 18	R: 0 E: 1 K: 0 S: 10 H: 0 LOB: 0 BB: 0 P: 14	R: 0 E: 0 K: 2 S: 7 H: 0 LOB: 0 BB: 0 P: 12	R: 0 E: 0 K: 2 S: 8 H: 0 LOB: 0 BB: 0 P: 11	R: 0 E: 0 K: 0 S: 8 H: 1 LOB: 1 BB: 0 P: 9	R: 0 E: 0 K: 2 S: 8 H: 0 LOB: 0 BB: 0 P: 13	R: 2 E: 0 K: 0 S: 16 H: 3 LOB: 1 BB: 0 P: 23	R: 2 E: 0 K: 1 S: 10 H: 1 LOB: 0 BB: 0 P: 17		1B: 3 2B: 1 3B: 0 HR: 2 SF: 0 SAC: 0 DP: 0 HBP: 1						

	AB	30
	R	4
	H	6
	RBI	4
	BB	0
	SO	8
	LOB	7

WP: 0 PA: 32
PB: 0
SB: 0
CS: 1

PITCHER		IP	WLS	BF	H	R	ER	SO	BB	IBB	HBP	BLK	WP	HR	S	P	ERA	WHIP
18 Shaun Marcum, R ERA: 2.78	(1, 1)	7.0		26	5	2	2	7	0	0	0	0	0	1	67	100	2.57	0.714
50 Kameron Loe, R ERA: 4.33	(8, 1)	1.0	L	5	1	2	2	1	0	0	1	0	0	1	10	17	18.00	1.000

PITCHER		IP	WLS	BF	H	R	ER	SO	BB	IBB	HBP	BLK	WP	HR	S	P	ERA	WHIP

Los Angeles Dodgers @ Cincinnati Reds

Great American Ball Park, Cincinnati, OH

Fri Jun 03 2011, 7:12 PM - 10:10 PM EDT

Att. 31,402 - Clear - 81 F

TOP

livebaseballscorecards.com

Batter	1	2	3	4	5	6	7	8	9	AB	R	H	RBI	BB	SO	LOB
15 Rafael Furcal, S (1, 6) OBP: 0.246, SLG: 0.273 14 Jamey Carroll, R (3, PH) OBP: 0.350, SLG: 0.353 (3, 6)	B FF 86 B SI 84 X SI 85 2-0 F7		C SI 85 B FF 87 F CH 78 F SL 75 B SL 75 B SI 86 X SI 87 3-2 G6-3		C CU 69 X FF 86 0-1 G1-3			C FF 94 B FC 91 T FC 91 S FF 93 1-3 K		1 3	0 0	0 0	0 0	0 0	0 1	0 0
23 Casey Blake, R (1, 5) OBP: 0.400, SLG: 0.494	C SI 86 B SI 86 X FF 86 1-1 16 G6-3 2B		B SI 86 C CH 79 C SI 87 B SI 88 F SI 88 F FF 85 F SI 88 F CU 68 B SL 77 3-3 S CH 77 K			C CH 76 B SI 84 X SI 86 1-1 F8		B FC 91 F FF 95 B SL 80 B FF 93 C FF 96 F SI 95 X SI 96 3-2 G6-3		4	0	1	0	0	1	0
16 Andre Ethier, L (1, 9) OBP: 0.411, SLG: 0.468	B SI 87 X SI 87 1-0 G6-3 2-3			F CU 72 B SI 87 X FF 85 1-1 31 HBP 7 SF7-6 27 1B 1B		B FF 85 B CH 81 B SI 85 F CH 79 B CH 78 4-1 27 1B BB		B FF 95 X SI 96 1-0 2B		3	1	2	0	1	0	1
27 Matt Kemp, R (1, 8) OBP: 0.388, SLG: 0.547	C CU 68 S SL 76 S SL 78 0-3 K			B SI 87 B SL 79 X SI 88 2-0 7 SF7-6 31 HBP 1-2 1B		C SI 86 B SI 86 X CU 69 1-1 1-2 1B		I IN 80 I IN 79 I IN 81 I IN 80 4-0 IBB		3	0	2	0	1	1	1
31 Jay Gibbons, L (1, 7) OBP: 0.323, SLG: 0.345 66 Mike MacDougal, S (7, 1) 57 Scott Elbert, L (7, 1) 28 Rod Barajas, R (8, PH) OBP: 0.255, SLG: 0.380 55 Matt Guerrier, R (8, 1)		B SI 83 X SI 84 1-0 1B		B CU 71 C SI 85 F SI 84 F SI 86 F FF 87 F SI 87 B FF 87 F FF 86 F FC 84 3-2 H FF 86 30 FC4-6 1-2 2-3 HBP		B SI 87 C SI 85 F SI 84 B SI 86 B CH 79 X CH 80 3-1 F9		B FF 93 B FC 94 X FF 92 2-0 F9		2 0 0 0 1 0	0 0 0 0 0 0	1 0 0 0 0 0	0 0 0 0 0 0	0 0 0 0 0 0	0 0 0 0 0 0	2 0 0 2 0
7 James Loney, L (1, 3) OBP: 0.283, SLG: 0.315		C SI 87 B SI 86 F FF 86 F FF 87 B FF 88 B SI 87 X CH 80 3-2 F7		X SI 86 0-0 SF7-6 2-3 3-H		C FF 85 B SI 86 F FF 84 B FF 87 B CH 80 X FC 85 3-2 G6-3			F CH 84 C FF 92 B CH 86 S CH 85 1-3 K	3	0	0	1	0	1	3
30 Dioner Navarro, S (1, 2) OBP: 0.255, SLG: 0.294		B SI 82 1 SAFE C SL 72 C SI 83 B SI 84 X FF 86 2-2 P6		F SI 86 B FF 86 D CH 79 F CU 72 F FF 87 F FF 87 F CH 77 X CH 76 2-2 FC4-6 1-2f			C FF 94 B CH 82 F SI 95 F SI 95 X SI 95 1-2 G4-3		B FF 93 X CH 84 1-0 F9	4	0	0	0	0	0	2
6 Aaron Miles, S (1, 4) OBP: 0.278, SLG: 0.303		C FF 86 C FF 86 F SI 87 B SI 87 F SI 87 F SI 86 B FF 87 F SL 74 X SL 76 2-2 G3			B FF 85 X CH 79 1-0 G4-3		B CU 78 F SI 93 X SI 94 1-1 G5-3		C FF 93 X CU 79 0-1 F8	4	0	0	0	0	0	1
18 Hiroki Kuroda, R (1, 1) OBP: 0.172, SLG: 0.077 47 Jerry Sands, R (7, PH) OBP: 0.315, SLG: 0.364 (7, 7)			B SI 85 C CH 82 X SI 85 1-1 G5-3		C SL 72 S SI 87 F FF 85 F SI 85 X SL 76 0-2 L6		B FC 93 C CU 77 B FC 92 X FC 91 2-1 G4-3			2 1	0 0	0 0	0 0	0 0	0 0	0 0

Inning Stats	1	2	3	4	5	6	7	8	9
	R: 0 E: 0 K: 1 S: 7 H: 1 LOB: 1 BB: 0 P: 11	R: 0 E: 0 K: 0 S: 15 H: 1 LOB: 1 BB: 0 P: 23	R: 0 E: 0 K: 1 S: 13 H: 0 LOB: 0 BB: 0 P: 20	R: 1 E: 0 K: 0 S: 17 H: 2 LOB: 1 BB: 0 P: 25	R: 0 E: 0 K: 0 S: 8 H: 0 LOB: 0 BB: 0 P: 9	R: 0 E: 0 K: 0 S: 10 H: 1 LOB: 2 BB: 1 P: 22	R: 0 E: 0 K: 0 S: 8 H: 0 LOB: 0 BB: 0 P: 12	R: 0 E: 0 K: 1 S: 9 H: 1 LOB: 2 BB: 1 P: 20	R: 0 E: 0 K: 1 S: 6 H: 0 LOB: 0 BB: 0 P: 8

AB	31
R	1
H	6
RBI	1
BB	2
SO	4
LOB	12

1B: 4 SF: 1
2B: 3 SAC: 0
3B: 0 DP: 1
HR: 0 HBP: 1

WP: 0 PA: 35
PB: 0
SB: 0
CS: 0

PITCHER		IP	WLS	BF	H	R	ER	SO	BB	IBB	HBP	BLK	WP	HR	S	P	ERA	WHIP
61 Bronson Arroyo, R ERA: 5.37	(1, 1)	6.0	W	24	5	1	1	2	1	0	1	0	0	0	70	110	1.50	1.000
66 Logan Ondrusek, R ERA: 1.69	(7, 1)	1.0	H	3	0	0	0	0	0	0	0	0	0	0	8	12	0.00	0.000
40 Nick Masset, R ERA: 3.48	(8, 1)	1.0	H	5	1	0	0	1	0	1	0	0	0	0	9	20	0.00	1.000
48 Francisco Cordero, R ERA: 1.65	(9, 1)	1.0	S	3	0	0	0	1	0	0	0	0	0	0	6	8	0.00	0.000

PITCHER		IP	WLS	BF	H	R	ER	SO	BB	IBB	HBP	BLK	WP	HR	S	P	ERA	WHIP

BOTTOM

Los Angeles Dodgers @ Cincinnati Reds

Great American Ball Park, Cincinnati, OH

Fri Jun 03 2011, 7:12 PM - 10:10 PM EDT

Att. 31,402 - Clear - 81 F

livebaseballscorecards.com

Batter	1	2	3	4	5	6	7	8	9	AB	R	H	RBI	BB	SO	LOB
6 Drew Stubbs, R (1, 8) OBP: 0.326, SLG: 0.397	B FS 89 S SI 90 B SI 91 X SL 83 2-1 ① G6-3		C CU 78 B SI 92 B SI 92 C SI 91 C SI 92 2-3 ① K		X CU 76 0-0 32 BB, 43 G6-3, 27 1B, 1B		B SI 95 X SI 95 1-0 43 SH1-4, 1B			4	1	2	0	0	1	0
43 Miguel Cairo, R (1, 4) OBP: 0.356, SLG: 0.390	F SI 92 X FS 86 0-1 ② G1-3		B SL 84 F SI 91 B SI 91 X SL 84 2-1 ② G5-3		C SI 90 B SI 91 B SL 83 1 SAFE X SI 90 2-1 ② G6-3, 1-2		C SI 94 X SI 95 0-1 ① SH1-4, 1-2			3	0	0	0	0	0	1
19 Joey Votto, L (1, 3) OBP: 0.469, SLG: 0.529	C SI 92 B SI 91 S FS 85 B FS 87 X SL 83 2-2 ③ G4-3		B FS 87 B FS 87 B SI 92 C SI 91 C SI 91 F FF 92 X SL 85 3-2 32 S, 1B		D FS 87 C SI 92 B FF 92 D FS 88 B SI 93 4-1 32 BB, 27 1B, BB		C SI 91 C SL 88 S SL 88 0-3 ② K			3	1	1	0	1	1	1
32 Jay Bruce, L (1, 9) OBP: 0.361, SLG: 0.579		B SI 89 C SI 89 B FF 90 S FS 86 X SI 90 2-2 15 CS, 27 1B, 1B	1 SAFE B SI 92 B FS 86 I IN 64 I IN 69 4-0 1-2 IBB		D FS 87 B SI 92 B SI 91 B SI 89 4-0 27 1B, 1-2, 2-3, BB		D SL 88 X FF 92 1-0 ③ P6			2	0	1	0	2	0	1
27 Scott Rolen, R (1, 5) OBP: 0.304, SLG: 0.385		B SI 90 1 SAFE C SL 82 X SI 91 1-1 7 BB, 15 1B, 1-2, 1B	B SI 93 C SL 82 F FF 94 D FS 88 B FF 93 F SL 84 X SI 92 3-2 ③ G4-3		B SL 83 F SI 92 B SI 93 X SI 91 2-1 1-3, 2-H, 3-H, 1B			B FF 91 X FF 90 1-0 ① P2		4	0	2	2	0	0	2
15 Fred Lewis, L (1, 7) OBP: 0.279, SLG: 0.339 48 Francisco Cordero, R (9, 1)		T SI 90 2 SAFE X SI 90 0-1 ① 7 BB, 1-2, 2-3, 1B		B SI 89 B FF 90 F FS 89 B SI 89 F FS 89 X SI 90 3-2 ① G6-3	B FF 91 C SI 91 B SL 82 X FF 91 2-1 ③ L1			X SI 90 0-0 ② G6-3		4 0	0 0	1 0	0 0	0 0	0 0	2 0
29 Ryan Hanigan, R (1, 2) OBP: 0.325, SLG: 0.315		B SL 84 B SL 83 C SI 91 S SI 90 S SL 84 2-3 ② K	C SI 91 F CU 76 B FF 93 B SL 84 X SI 92 2-2 ② G1-3			X SI 90 0-0 ① G6-3		C FF 92 B FF 91 F FC 86 F CU 78 X FF 91 1-2 ③ G4-3		4	0	0	0	0	1	2
7 Paul Janish, R (1, 6) OBP: 0.251, SLG: 0.256		F FF 93 D SL 85 D SL 85 C SI 92 D SL 85 B SL 84 4-2 61 FC6-4, 1-2, 2-3, BB	B CU 79 B FF 91 X FF 90 2-0 ③ G4-3			C FS 88 F CU 81 X SL 83 0-2 ② F8				2	0	0	0	1	0	0
61 Bronson Arroyo, R (1, 1) OBP: 0.190, SLG: 0.286 31 Jonny Gomes, R (6, PH) OBP: 0.318, SLG: 0.387 66 Logan Ondrusek, R (7, 1) 40 Nick Masset, R (8, 1) 28 Chris Heisey, R (9, 7) OBP: 0.346, SLG: 0.440		B SL 85 C SI 92 I FF 92 B SL 85 X SL 85 2-2 ③ FC6-4, 1-2f			B SI 91 C SI 90 C SI 90 X SI 92 1-2 ① P3	S SL 84 B SL 85 B SL 84 C SL 82 B SI 91 S SL 82 3-3 ③ K				2 1 0 0 0	0 0 0 0 0	0 0 0 0 0	0 0 0 0 0	0 1 0 0 0	0 0 0 0 0	3 0 0 0 0
Inning Stats	R: 0 E: 0 K: 0 S: 7 H: 0 LOB: 0 BB: 0 P: 11	R: 0 E: 0 K: 1 S: 15 H: 3 LOB: 3 BB: 1 P: 26	R: 0 E: 0 K: 1 S: 13 H: 1 LOB: 2 BB: 1 P: 27	R: 0 E: 0 K: 0 S: 7 H: 0 LOB: 0 BB: 0 P: 14	R: 2 E: 0 K: 0 S: 11 H: 2 LOB: 2 BB: 2 P: 26	R: 0 E: 0 K: 1 S: 7 H: 0 LOB: 0 BB: 0 P: 10	R: 0 E: 0 K: 1 S: 7 H: 1 LOB: 1 BB: 0 P: 9	R: 0 E: 0 K: 0 S: 6 H: 0 LOB: 0 BB: 0 P: 8		1B: 7 2B: 0 3B: 0 HR: 0 SF: 0 SAC: 1 DP: 0 HBP: 0					WP: 0 PB: 0 SB: 1 CS: 1 PA: 34	

	AB	29
	R	2
	H	7
	RBI	2
	BB	4
	SO	4
	LOB	12

PITCHER	IP	WLS	BF	H	R	ER	SO	BB	IBB	HBP	BLK	WP	HR	S	P	ERA	WHIP
18 Hiroki Kuroda, R (1, 1) ERA: 3.46	6.0	L	27	6	2	2	3	3	1	0	0	0	0	60	114	3.00	1.500
66 Mike MacDougal, R (7, 1) ERA: 1.42	0.1		2	1	0	0	0	0	0	0	0	0	0	3	4	0.00	3.000
57 Scott Elbert, L (7, 1) ERA:	0.2		2	0	0	0	1	0	0	0	0	0	0	4	5	0.00	0.000
55 Matt Guerrier, R (8, 1) ERA: 3.14	1.0		3	0	0	0	0	0	0	0	0	0	0	6	8	0.00	0.000

PITCHER	IP	WLS	BF	H	R	ER	SO	BB	IBB	HBP	BLK	WP	HR	S	P	ERA	WHIP

Batter	1	2	3	4	5	6	7	8	9	10	11	AB	R	H	RBI	BB	SO	LOB
14 Jamey Carroll, R (1, 6) OBP: 0.363, SLG: 0.364	B FF 91 B FF 90 B FF 90 C FF 89 X FF 90 3-1 16 FC3-6 1B		X FF 91 0-0 2-3 1B			C FF 90 X SI 93 0-1 ① G6-3		C FC 91 X SI 94 0-1 6 E 6 1B 27 HR 1-3 1B	B FF 92 B FF 91 C FF 91 B FF 92 C FF 91 B FF 92 4-2 6 1B BB		B FF 90 X FF 90 1-0 6 1B 16 FC1 1-2 3-H 1B	5	2	4	1	1	0	0
6 Aaron Miles, S (1, 4) OBP: 0.287, SLG: 0.313 (10, 5)	1 SAFE C SI 91 C SL 83 S SL 83 0-3 ① K		X SL 85 0-0 ② SF9 3-H			F FF 94 B CH 87 S CH 85 X SI 94 1-2 ② G4-3		B FS 88 X FF 94 1-0 E8 16 BB 27 HR 1-3 3-H 1B	X FS 82 0-0 1-2 1B		X FF 92 0-0 16 E 16 FC1 27 FC3-6 1-3 2-H 1B	5	2	3	3	0	1	1
16 Andre Ethier, L (1, 9) OBP: 0.405, SLG: 0.457	1 SAFE F FF 92 F FF 92 B SL 83 X SL 83 1-2 ② FC3-6 27 PO 1-2f		B FF 92 B SI 92 X CH 82 2-0 G3			F SI 94 X FF 94 0-1 ③ G4-3		B SL 86 B SL 85 C SL 85 S SI 92 B FF 91 B FF 91 4-2 27 HR 1-2 BB	B FF 92 C FS 86 B FF 93 S FF 91 S FS 86 2-3 ③ K		C SI 91 X FF 92 0-1 FC1 27 FC3-6 1-3 3-H	5	1	0	1	1	1	5
27 Matt Kemp, R (1, 8) OBP: 0.395, SLG: 0.576	C FF 90 B FF 91 F SI 92 1 SAFE 1-2 ③ PO 1-2	F SL 82 X SI 93 0-1 47 WP 23 G6-3 1B	C FF 89 F FC 87 B FF 91 B SL 86 B SL 87 B SL 80 4-2 23 G5-4-3 BB				B FF 90 X FF 90 1-0 HR	B FF 91 X FF 92 1-0 1-H 2-H 3-H HR		B SL 87 B SL 87 C SL 87 S SL 87 B SL 88 S SL 88 3-3 ① K	B FF 91 C FF 91 B SL 81 X FC 91 2-1 ② FC3-6 7 BLK 54 BB 1-2f 3-H	5	2	3	6	1	1	1
23 Casey Blake, R (1, 5) 54 Javy Guerra, R (10, 1) 38 Ramon Troncoso, R (11, 1)		1 SAFE 1 SAFE B FC 88 C FC 88 B FF 92 F SL 81 B SI 93 F SL 80 X SI 92 3-2 ① G6-3 1-2		B SL 81 X SI 93 1-0 ① ② G5-4-3 1-2f			B SL 85 C SI 93 B SL 85 F SI 94 F SL 86 B SL 87 S SI 93 3-3 ① K	B FF 92 C FF 92 C CU 78 B FC 92 F FF 92 B CU 81 S FC 90 3-3 ② K		C FF 92 B SL 87 B FF 93 B SL 88 B SL 89 4-1 7 F8-3 BB	B FF 91 C FF 91 1 SAFE B FF 90 B FF 90 B FF 90 4-1 7 BLK 1-2 BB	4 0 0	0 0 0	0 0 0	0 0 0	1 1 0	2 0 0	2 0 0
7 James Loney, L (1, 3) OBP: 0.280, SLG: 0.311		B FF 92 C FF 93 C FC 90 D SL 84 S CH 84 2-3 ② K		B CH 85 F FF 94 X FF 93 1-1 ③ G3			X CH 85 0-0 ② L4	B CH 81 C CH 79 F FC 90 X FF 95 1-2 1B		1 SAFE B FF 94 1 SAFE B CH 86 F CH 86 1 SAFE F CH 86 F FF 95 X CH 86 2-2 ② ③ F8-3 1-1	B FF 88 B FF 88 F FF 87 D FA 89 X FF 88 3-1 ③ F9 1-2 2-3	6	0	1	0	0	1	4
47 Jerry Sands, R (1, 7) OBP: 0.305, SLG: 0.351 57 Scott Elbert, L (8, 1) 55 Matt Guerrier, R (9, 1) 3 Juan Castro, R (10, 4) OBP: 0.333, SLG: 0.286		B SL 85 C FC 88 X SI 94 1-1 ③ F9 2-3			C FF 89 F SL 85 B FF 94 X FC 89 1-2 ① G6-3		B SL 86 F SI 94 F SL 86 B SL 88 X SI 95 2-2 ③ G6-3	D FF 91 X FC 90 1-0 ③ F9			C FF 91 X SL 78 0-1 10 1B 30 SH1-4 14 1B 1B	4 0 0 1	0 0 0 1	0 0 0 1	0 0 0 1	0 0 0 0	0 0 0 0	2 0 0 0
30 Dioner Navarro, S (1, 2) OBP: 0.254, SLG: 0.291			X SI 92 0-0 14 1B 22 SH1-4 6 SF9 1B		B SI 93 C SI 94 B CH 85 F FF 93 B SL 85 X FF 94 3-2 ② F9			C SI 93 S FS 88 F SL 82 S SL 81 0-3 ① K	B FF 92 C FF 92 X FS 82 1-1 ① F7		X FF 90 0-0 ① SH1-4 1-2	4	1	1	0	0	1	0
22 Clayton Kershaw, L (1, 1) OBP: 0.259, SLG: 0.231 66 Mike MacDougal, S (7, 1) 10 Tony Gwynn Jr., L (8, PH) OBP: 0.244, SLG: 0.291 (8, 7)			L CH 88 X FF 90 0-1 ① SH1-4 1-2		C FF 92 B SL 82 B FF 92 X SI 91 2-1 ③ G5-3			B FF 93 X FF 92 1-0 14 1B 6 1B 1B	B FF 92 C FS 84 C FS 84 B SL 91 F FS 85 B FF 92 X SL 83 3-2 ② G3-1		C SI 92 B SI 93 X FF 93 1-1 14 1B 6 1B 2-3 1B	1 0 3	0 0 2	0 0 2	0 0 0	0 0 0	0 0 0	0 0 0
Inning Stats	R: 0 H: 1 E: 0 LOB: 0 K: 1 BB: 0 S: 10 P: 15	R: 0 H: 1 E: 0 LOB: 1 K: 1 BB: 0 S: 11 P: 17	R: 1 H: 2 E: 0 LOB: 1 K: 0 BB: 0 S: 6 P: 8	R: 0 H: 0 E: 0 LOB: 0 K: 0 BB: 1 S: 5 P: 11	R: 0 H: 0 E: 0 LOB: 0 K: 0 BB: 0 S: 8 P: 14	R: 0 H: 0 E: 0 LOB: 0 K: 0 BB: 0 S: 7 P: 8	R: 1 H: 1 E: 0 LOB: 0 K: 1 BB: 0 S: 9 P: 15	R: 5 H: 5 E: 1 LOB: 1 K: 2 BB: 1 S: 19 P: 31	R: 0 H: 1 E: 0 LOB: 2 K: 1 BB: 1 S: 12 P: 22	R: 0 H: 0 E: 0 LOB: 0 K: 1 BB: 1 S: 8 P: 17	R: 4 H: 4 E: 1 LOB: 2 K: 0 BB: 1 S: 14 P: 25	1B: 13 SF: 1 2B: 1 SAC: 2 3B: 0 DP: 2 HR: 2 HBP: 0						

PITCHER		IP	WLS	BF	H	R	ER	SO	BB	IBB	HBP	BLK	WP	HR	S	P	ERA	WHIP
47 Johnny Cueto, R ERA: 2.27	(1, 1)	7.0		25	5	2	2	3	1	0	0	0	1	1	56	88	2.57	0.857
40 Nick Masset, R ERA: 4.31	(8, 1)	0.1		4	3	3	3	1	0	0	0	0	0	0	8	10	81.00	9.000
45 Bill Bray, L ERA: 1.77	(8, 1)	0.0		1	0	0	0	0	1	0	0	0	0	0	2	6	∞	∞
66 Logan Ondrusek, R ERA: 1.93	(8, 1)	0.2	B	4	2	2	2	1	0	0	0	0	0	1	9	15	27.00	3.000
33 Jose Arredondo, R ERA: 1.74	(9, 1)	1.0		5	1	0	0	1	1	0	0	0	0	0	12	22	0.00	2.000

PITCHER		IP	WLS	BF	H	R	ER	SO	BB	IBB	HBP	BLK	WP	HR	S	P	ERA	WHIP
48 Francisco Cordero, R ERA: 1.59	(10, 1)	1.0		3	0	0	0	1	1	0	0	0	0	0	8	17	0.00	1.000
46 Carlos Fisher, R ERA: 3.75	(11, 1)	0.2	L	8	4	4	3	0	1	0	0	0	0	0	12	20	40.50	7.500
57 Jeremy Horst, L ERA: 1.59	(11, 1)	0.1		1	0	0	0	0	0	0	0	1	0	0	2	5	0.00	0.000

TOP

Los Angeles Dodgers @ Cincinnati Reds

Great American Ball Park, Cincinnati, OH

Sat Jun 04 2011, 4:13 PM - 8:10 PM EDT

Att. 40,324 - Sunny - 91 F

livebaseballscorecards.com

AB	43
R	11
H	15
RBI	11
BB	5
SO	7
LOB	15

WP: 1 PA: 52
PB: 0
SB: 0
CS: 0

Los Angeles Dodgers @ Cincinnati Reds

Great American Ball Park, Cincinnati, OH

Sat Jun 04 2011, 4:13 PM - 8:10 PM EDT

Att. 40,324 - Sunny - 91 F

livebaseballscorecards.com

BOTTOM

Batter	1	2	3	4	5	6	7	8	9	10	11	AB	R	H	RBI	BB	SO	LOB
6 Drew Stubbs, R (1, 8) OBP: 0.330, SLG: 0.401	B FF 91 X FF 91 1-0 P4			B FF 91 F FF 92 S FF 92 C SL 84 1-3 K		F FF 93 F SL 82 B SL 84 B FF 93 F FF 92 B SL 82 4-2 4 1B 19 HR BB	B FF 96 B SI 96 B SI 95 C SI 95 X SI 94 3-1 1-H 2B			C SL 89 B SL 86 B FF 94 F FF 93 F FF 92 F FF 95 S SL 90 2-3 K	X SI 91 0-0 1-2 1B	5	1	2	1	1	2	0
4 Brandon Phillips, R (1, 4) OBP: 0.353, SLG: 0.407	B FF 92 F FF 92 F FF 93 S SL 86 1-3 K			B FF 93 B FF 92 F FF 91 F FF 92 S SL 86 2-3 K		B FF 92 S FF 92 X FF 92 1-1 19 HR 1-3 2-H 1B	C SI 97 B SL 89 X SL 88 1-1 G4-3			S SL 92 B SL 92 B FF 94 F FC 94 F FF 95 X SL 90 2-2 19 BB 1B	S SL 84 B SL 83 S SL 83 B SL 81 X SI 92 2-2 L9	6	1	2	1	0	2	3
19 Joey Votto, L (1, 3) OBP: 0.471, SLG: 0.543	C FF 94 C SL 83 F SL 86 S FF 94 0-3 K			B SL 83 X FF 94 1-0 27 CS 1B		B FF 94 C FF 93 F SL 84 X SL 82 1-2 1-H 3-H HR		C SL 87 S SL 87 B SL 87 B FF 90 S SL 87 2-3 K		1 SAFE B SL 90 B SL 82 B FC 92 1 SAFE C SL 89 T FF 92 B SL 87 4-2 1-2 BB		4	1	2	3	1	2	0
27 Scott Rolen, R (1, 5) OBP: 0.294, SLG: 0.371		X FF 91 0-0 F9		C FF 92 1 SAFE F FF 93 F SL 84 1 SAFE 0-2 CS 1-2	B FF 91 B FF 92 C FF 92 C FF 92 F SL 83 F FF 93 B FF 93 S SL 86 3-3 K	X FF 93 0-0 F9		C FF 92 F SL 88 B FF 93 X SL 87 1-2 F8		C SL 88 X SL 89 0-1 F8		5	0	0	0	0	1	2
32 Jay Bruce, L (1, 9) OBP: 0.358, SLG: 0.571 57 Jeremy Horst, L (11, 1) OBP: 1.000, SLG: 1.000		C FF 92 B FF 94 S SL 85 S SL 84 1-3 K		C FF 94 B FF 94 S SL 87 C SL 84 1-3 K			X FF 92 0-0 55 BB 7 1B 1B	B SL 88 S SL 87 X FF 93 1-1 G4-3		D CU 74 F SL 90 X SL 92 1-1 G4-3		5 0	0 0	1 0	0 0	0 0	2 0	2 0
31 Jonny Gomes, R (1, 7) OBP: 0.313, SLG: 0.379 40 Nick Masset, R (8, 1) 45 Bill Bray, L (8, 1) 66 Logan Ondrusek, R (8, 1) 33 Jose Arredondo, R (9, 1) 43 Miguel Cairo, R (9, PH) OBP: 0.352, SLG: 0.386 29 Ryan Hanigan, R (10, 2) OBP: 0.331, SLG: 0.321		C FF 94 B CH 84 F CH 82 F SL 86 B FF 94 F SL 82 F SL 83 F FF 94 F SL 85 2-3 C SL 82 K		B FF 94 B CH 81 C FF 92 F FF 92 S SL 83 2-3 K		X FF 92 0-0 F8	B FC 86 X FF 91 1-0 F9		B FC 90 B FF 90 B FF 92 C FC 93 C FC 92 F FC 92 F FC 93 F FF 93 X FF 93 3-2 15 G3-1 15 WP 7 G4-3 1B	3 0 0 0 0 0 1 1	0 0 0 0 0 0 0 1	0 0 0 0 0 0 0 1	0 0 0 0 0 0 0 0	0 0 0 0 0 0 0 0	2 0 0 0 0 0 0 0	1 0 0 0 0 0 0 0
55 Ramon Hernandez, R (1, 2) OBP: 0.369, SLG: 0.542 44 Mike Leake, R (9, PR) OBP: 0.235, SLG: 0.294 48 Francisco Cordero, R (10, 1) 46 Carlos Fisher, R (11, 1) 15 Fred Lewis, L (11, 9) OBP: 0.274, SLG: 0.333			B FF 92 C FF 91 X FF 92 1-1 P2		X FF 91 0-0 47 SH1-4 4 1B 1B	1 SAFE B FF 91 B CH 80 B FF 93 B FF 92 4-0 7 1B 28 1B 1-2 BB	B FC 87 L FC 85 X FF 91 1-1 1B		B SL 88 C FC 92 F SL 87 B SL 91 X FF 93 2-2 G3-1 1-3	3 0 0 0 1	2 0 0 0 0	2 0 0 0 0	0 0 0 0 0	1 0 0 0 0	0 0 0 0 0	0 0 0 0 1
7 Paul Janish, R (1, 6) OBP: 0.250, SLG: 0.255			B FF 91 B FF 91 X FF 92 2-0 G6-3		X FF 92 0-0 F8	X FF 93 0-0 28 1B 1-3 2-H 1B	1 SAFE B FF 92 1 SAFE X FF 91 1-0 P5		B SI 91 C SI 92 X SI 93 1-1 G4-3 3-H	5	1	1	1	0	0	2
47 Johnny Cueto, R (1, 1) OBP: 0.182, SLG: 0.100 28 Chris Heisey, R (7, PH) OBP: 0.355, SLG: 0.447 (8, 7)			C FF 91 S FF 92 X FF 94 0-2 F8		X FF 90 0-0 SH1-4 1-2	C SL 87 B SI 97 X SL 86 1-1 6 2B 2-H 3-H 1B	C FC 86 1 SAFE C FF 91 B CU 78 X CU 78 1-2 F8		C SI 92 F SI 93 B SL 83 X SL 84 1-2 6 1B 1B	1 3	0 1	0 2	0 2	0 0	0 0	0 1

Inning Stats	1	2	3	4	5	6	7	8	9	10	11
	R: 0 E: 0 K: 2 S: 8 H: 0 LOB: 0 BB: 0 P: 10	R: 0 E: 0 K: 2 S: 12 H: 0 LOB: 0 BB: 0 P: 15	R: 0 E: 0 K: 0 S: 6 H: 0 LOB: 0 BB: 0 P: 9	R: 0 E: 0 K: 2 S: 10 H: 1 LOB: 0 BB: 0 P: 14	R: 0 E: 0 K: 3 S: 11 H: 0 LOB: 0 BB: 0 P: 17	R: 4 E: 0 K: 0 S: 11 H: 3 LOB: 0 BB: 1 P: 17	R: 3 E: 0 K: 0 S: 9 H: 4 LOB: 1 BB: 1 P: 18	R: 0 E: 0 K: 1 S: 8 H: 0 LOB: 0 BB: 0 P: 12	R: 0 E: 0 K: 0 S: 7 H: 1 LOB: 1 BB: 0 P: 11	R: 0 E: 0 K: 1 S: 14 H: 1 LOB: 2 BB: 1 P: 23	R: 1 E: 0 K: 0 S: 18 H: 3 LOB: 2 BB: 0 P: 27

1B: 11	SF: 0
2B: 1	SAC: 1
3B: 0	DP: 0
HR: 1	HBP: 0

WP: 1	PA: 48
PB: 0	
SB: 0	
CS: 1	

AB	43
R	8
H	13
RBI	8
BB	3
SO	11
LOB	12

PITCHER		IP	WLS	BF	H	R	ER	SO	BB	IBB	HBP	BLK	WP	HR	S	P	ERA	WHIP
22 Clayton Kershaw, L ERA: 3.05	(1, 1)	6.2		26	6	6	6	9	2	0	0	0	0	1	61	89	8.10	1.200
66 Mike MacDougal, R ERA: 1.86	(7, 1)	0.1		3	2	1	1	0	0	0	0	0	0	0	6	11	27.00	6.000
57 Scott Elbert, L ERA:	(8, 1)	1.0		3	0	0	0	1	0	0	0	0	0	0	8	12	0.00	0.000
55 Matt Guerrier, R ERA: 3.03	(9, 1)	1.0		4	1	0	0	0	0	0	0	0	0	0	7	11	0.00	1.000
54 Javy Guerra, R ERA: 3.24	(10, 1)	1.1	W	7	2	1	1	1	1	0	0	0	1	0	23	37	6.75	2.250

PITCHER		IP	WLS	BF	H	R	ER	SO	BB	IBB	HBP	BLK	WP	HR	S	P	ERA	WHIP
38 Ramon Troncoso, R ERA: 5.79	(11, 1)	0.2		4	2	0	0	0	0	0	0	0	0	0	9	13	0.00	3.000

Batter	1	2	3	4	5	6	7	8	9	AB	R	H	RBI	BB	SO	LOB
14 Jamey Carroll, R (1, 6) OBP: 0.366, SLG: 0.362	B FF 88 C FF 88 S FC 86 B FF 92 F FC 87 B FC 90 B FF 91 4-2 6 2B 16 SF7 BB	C FF 91 B CU 76 C CU 76 B FF 92 C FC 90 2-3 ③ K	B CU 73 X FF 90 1-0 F9 ③		D SL 83 C SL 76 B FF 85 B SL 82 B FF 86 4-1 BB		B FF 85 C FF 85 C CH 79 X FF 86 1-2 6 FC5-4 1B		C FF 91 B FC 88 C SL 80 B SL 81 F FF 92 X SL 80 2-2 ① F8	4	1	1	0	2	1	3
6 Aaron Miles, S (1, 4) OBP: 0.288, SLG: 0.319	X FF 89 0-0 27 HR 1-3 2B		B FF 89 B FF 89 C FF 89 F FF 90 X FC 88 2-2 ① F9	B CH 76 X FF 89 1-0 ① P6	C FF 85 F SL 77 B SL 82 B FF 88 S SL 75 2-3 ③ K		L FF 86 C SL 80 X SL 80 0-2 ① FC5-4 16 FC3-6 1-2f		B SI 92 B SL 78 F SI 92 B SI 92 C FF 92 X FF 92 3-2 27 BB 1B	6	1	2	0	0	1	3
16 Andre Ethier, L (1, 9) OBP: 0.407, SLG: 0.462	X FC 88 0-0 ① SF7 3-H		F SL 83 B FF 91 X FF 91 1-1 23 1B 28 2B 2B	X FC 86 0-0 27 WP 1B		B SL 81 B SL 81 B FA 87 B FA 88 4-0 27 1B 47 1B BB	F FF 86 X FF 88 0-1 ② FC3-6 27 BB 1-2f		B FF 90 X FF 91 1-0 ② P5	4	2	2	1	1	0	2
27 Matt Kemp, R (1, 8) OBP: 0.406, SLG: 0.591	C CU 76 X FC 87 0-1 2-H HR		I IN 66 I IN 66 I IN 68 I IN 66 4-0 23 1B 28 2B IBB	B CU 74 C CU 72 F CH 77 B FF 91 B FF 91 X CH 78 2-2 ② G5-3 1-2		B FF 87 S CH 79 B SI 79 F SL 79 F FF 88 X CH 78 2-2 47 1B 1-2 1B	B CH 80 B CH 79 B SL 81 C CH 78 D SL 80 4-1 1-2 BB		B SL 81 B FC 90 B SL 81 B FC 90 4-0 23 FC6-4 1-2 BB	3	2	2	2	3	0	1
23 Casey Blake, R (1, 5) OBP: 0.376, SLG: 0.448	B FF 90 C SI 91 B CH 80 B CH 80 X FF 89 3-1 ② F8		B CH 76 X FF 90 1-0 28 2B 58 BB 1-2 2-3 1B	F CH 77 B FF 90 X FF 90 1-1 ③ F7		B CH 79 B FF 86 C SL 79 F FF 87 D SL 82 F SL 78 F FF 88 F SL 80 X CH 80 3-2 ① F9	B SL 81 X FF 92 1-0 ③ F7		C SL 81 B FC 90 X FC 89 1-1 ③ FC6-4 1-2f	6	1	1	0	0	0	7
47 Jerry Sands, R (1, 7) OBP: 0.301, SLG: 0.345	C SI 91 C FF 91 B FC 90 C FC 89 1-3 ③ K		C FF 90 S CH 79 C FC 89 0-3 ② K		B SI 87 F CH 77 F FF 88 X FC 88 1-2 ① G6-3	D SI 88 X SI 80 1-0 1-3 2-H 1B		B FF 90 C SL 80 B FS 83 F FF 91 B SL 84 S FF 92 3-3 ① K		5	0	1	1	0	3	3
28 Rod Barajas, R (1, 2) OBP: 0.253, SLG: 0.381		C FF 88 B CH 77 X FF 89 1-1 ① L7	B CU 75 F CH 78 F FF 91 B FF 90 F CH 80 F FC 89 X FC 88 2-2 58 BB 1-3 2-H 3-H 2B		B CH 76 X CH 76 1-0 ② P6	B FF 87 C SI 80 B FF 88 X FF 87 2-1 ② P3		C SL 81 C FS 84 S FS 85 0-3 ② K		5	0	1	2	0	1	2
7 James Loney, L (1, 3) OBP: 0.291, SLG: 0.313		C FF 90 B FF 91 X FC 88 1-1 ② F7	I IN 64 I IN 64 I IN 64 I IN 66 4-0 58 BB IBB		B SL 81 B FF 90 B SL 84 C FF 90 B FF 89 4-1 58 2B BB	B SL 81 F FF 87 D FA 88 S SL 81 B FF 87 F SL 80 B SL 80 4-2 13 FC5-4 BB		B SL 84 C FS 84 F FF 92 F SL 84 B SL 84 X SL 84 2-2 1B	2	1	1	0	3	0	0
58 Chad Billingsley, R (1, 1) OBP: 0.385, SLG: 0.565 13 Iván De Jesús Jr., R (6, PH) OBP: 0.235, SLG: 0.188 48 John Ely, R (6, 1) 52 Josh Lindblom, R (9, 1)		C FF 90 B SI 91 S SI 91 F FF 92 B FF 91 F FF 91 B CH 81 F FF 91 F FF 92 3-2 F FF 93 X FF 92 HR	S CH 76 B FF 89 B CU 74 B FF 90 C FF 89 B FF 90 4-2 1-2 2-3 3-H BB		B FF 89 C FF 88 B CH 78 B FF 88 X FF 88 3-1 1-H 2B	C FF 87 F SL 80 B FF 88 X FA 87 1-2 ③ FC5-4 1-2f		C FF 92 S SL 82 B FF 91 X FS 84 1-2 ③ G5-3	2 1 1 0	1 0 0 0	2 0 0 0	3 0 0 0	1 0 0 0	0 0 0 0	0 3 1 0
Inning Stats	R: 3 E: 0 K: 1 S: 12 H: 2 LOB: 0 BB: 1 P: 20	R: 1 E: 0 K: 1 S: 15 H: 1 LOB: 0 BB: 0 P: 22	R: 3 E: 0 K: 1 S: 17 H: 3 LOB: 3 BB: 3 P: 36	R: 0 E: 0 K: 0 S: 8 H: 1 LOB: 1 BB: 0 P: 12	R: 1 E: 0 K: 1 S: 11 H: 1 LOB: 2 BB: 2 P: 26	R: 1 E: 0 K: 0 S: 19 H: 2 LOB: 3 BB: 2 P: 36	R: 0 E: 0 K: 0 S: 10 H: 1 LOB: 2 BB: 1 P: 16	R: 0 E: 0 K: 2 S: 13 H: 1 LOB: 1 BB: 0 P: 19	R: 0 E: 0 K: 0 S: 10 H: 1 LOB: 2 BB: 1 P: 21	1B: 7 2B: 4 3B: 0 HR: 2 SF: 1 SAC: 0 DP: 0 HBP: 0						

PITCHER		IP	WLS	BF	H	R	ER	SO	BB	IBB	HBP	BLK	WP	HR	S	P	ERA	WHIP
30 Travis Wood, L ERA: 5.72	(1, 1)	4.2	L	27	8	8	8	3	3	2	0	0	1	2	59	106	15.43	2.357
52 Chad Reineke, R ERA: 6.75	(5, 1)	0.1		2	0	0	0	1	1	0	0	0	0	0	4	10	0.00	3.000
57 Jeremy Horst, L ERA: 2.45	(6, 1)	1.2		11	3	1	1	0	3	0	0	0	0	0	28	50	5.40	3.600
33 Jose Arredondo, R ERA: 1.54	(7, 1)	1.1		5	1	0	0	2	0	0	0	0	0	0	14	21	0.00	0.750
46 Carlos Fisher, R ERA: 3.46	(9, 1)	1.0		5	1	0	0	0	1	0	0	0	0	0	10	21	0.00	2.000

PITCHER	IP	WLS	BF	H	R	ER	SO	BB	IBB	HBP	BLK	WP	HR	S	P	ERA	WHIP

TOP

Los Angeles Dodgers @ Cincinnati Reds

Great American Ball Park, Cincinnati, OH

Sun Jun 05 2011, 1:11 PM - 4:59 PM EDT

Att. 28,327 - Sunny - 83 F

livebaseballscorecards.com

AB	39
R	9
H	13
RBI	9
BB	10
SO	6
LOB	25

WP: 1	PA: 50		
PB: 0			
SB: 0			
CS: 0			

BOTTOM

Los Angeles Dodgers @ Cincinnati Reds

Great American Ball Park, Cincinnati, OH

Sun Jun 05 2011, 1:11 PM - 4:59 PM EDT

Att. 28,327 - Sunny - 83 F

livebaseballscorecards.com

Batter	1	2	3	4	5	6	7	8	9	AB	R	H	RBI	BB	SO	LOB
6 Drew Stubbs, R (1, 8) OBP: 0.333, SLG: 0.413	HR	BB		1B		K	FC6-4		K	5	2	2	1	1	2	4
4 Brandon Phillips, R (1, 4) OBP: 0.354, SLG: 0.412	F8	1B		G3		2B		G6-3		5	1	2	2	0	0	1
19 Joey Votto, L (1, 3) OBP: 0.466, SLG: 0.535	K	K		G3		1B		K		5	0	1	2	0	3	2
32 Jay Bruce, L (1, 9) OBP: 0.355, SLG: 0.563	1B	P5		L4		K		F7		5	0	1	0	0	1	3
15 Fred Lewis, L (1, 7) OBP: 0.273, SLG: 0.317	HBP		F8		F8	G5-3			BB	3	0	0	0	0	0	1
33 Jose Arredondo, R (7, 1)										0	0	0	0	0	0	0
46 Carlos Fisher, R (9, 1)										0	0	0	0	0	0	0
29 Ryan Hanigan, R (9, PH) OBP: 0.336, SLG: 0.321										0	1	0	0	1	0	0
43 Miguel Cairo, R (1, 5) OBP: 0.354, SLG: 0.372	G6-3		55 1B BB		G6-3		G6-3		55 HBP BB	3	0	0	0	2	0	2
55 Ramon Hernandez, R (1, 2) OBP: 0.385, SLG: 0.541		L8	1B	7 1B BB					HBP	2	0	1	0	2	0	0
7 Paul Janish, R (1, 6) OBP: 0.260, SLG: 0.265		6 BB 30 1B 4 1B 1B	F7				6 FC6-4 1B		P2	5	1	3	0	0	0	5
30 Travis Wood, R (1, 1) OBP: 0.091, SLG: 0.227		6 BB 4 1B 1B	K		L4		K		SF9	2	1	1	0	0	1	2
52 Chad Reineke, R (5, 1)										0	0	0	0	0	0	0
31 Jonny Gomes, R (5, PH) OBP: 0.311, SLG: 0.377										1	0	0	0	0	0	2
57 Jeremy Horst, L (6, 1) OBP: 1.000, SLG: 1.000										0	0	0	0	0	0	0
28 Chris Heisey, R (7, 7) OBP: 0.349, SLG: 0.442										1	0	0	1	0	1	2

Inning Stats	1	2	3	4	5	6	7	8	9
	R: 1 E: 0 K: 1 S: 12 H: 2 LOB: 2 BB: 0 P: 22	R: 2 E: 0 K: 1 S: 21 H: 3 LOB: 2 BB: 1 P: 32	R: 0 E: 0 K: 1 S: 11 H: 1 LOB: 2 BB: 1 P: 19	R: 1 E: 0 K: 0 S: 12 H: 1 LOB: 0 BB: 0 P: 15	R: 0 E: 0 K: 0 S: 8 H: 1 LOB: 2 BB: 1 P: 18	R: 1 E: 1 K: 2 S: 19 H: 2 LOB: 1 BB: 0 P: 29	R: 0 E: 0 K: 1 S: 8 H: 1 LOB: 2 BB: 1 P: 16	R: 0 E: 0 K: 1 S: 5 H: 0 LOB: 0 BB: 0 P: 8	R: 1 E: 0 K: 1 S: 15 H: 0 LOB: 2 BB: 2 P: 29

1B: 9 2B: 1 3B: 0 HR: 1 SF: 1 SAC: 0 DP: 0 HBP: 2

WP: 0 PB: 0 SB: 2 CS: 0 PA: 46

	AB	37
	R	6
	H	11
	RBI	6
	BB	6
	SO	8
	LOB	24

PITCHER	IP	WLS	BF	H	R	ER	SO	BB	IBB	HBP	BLK	WP	HR	S	P	ERA	WHIP
58 Chad Billingsley, R (1, 1) ERA: 3.7	5.0	W	27	8	4	4	3	3	0	1	0	0	1	64	106	7.20	2.200
48 John Ely, R (6, 1) ERA: 6.23	3.0	H	14	3	2	2	4	2	0	0	0	0	0	33	58	6.00	1.667
52 Josh Lindblom, R (9, 1) ERA:	1.0		5	0	0	0	1	1	0	1	0	0	0	14	24	0.00	1.000

PITCHER	IP	WLS	BF	H	R	ER	SO	BB	IBB	HBP	BLK	WP	HR	S	P	ERA	WHIP

Batter	1	2	3	4	5	6	7	8	9	AB	R	H	RBI	BB	SO	LOB
1 Kosuke Fukudome, L (1, 9) OBP: 0.422, SLG: 0.400	B SL 86 C SI 87 X FC 87 1-1 15 FC3-6 1B		C SI 88 B SI 90 X FF 90 1-1 22 1B 15 HBP 1B		B KC 74 X SI 88 1-0 15 1B 13 SF9 2B		B SI 88 C FC 88 B FC 88 C FC 89 B CH 83 F FC 90 F FC 90 X FC 90 3-2 ② G4-3		S FF 91 B FF 92 B FF 92 B FF 92 T FF 91 F FF 91 F SI 92 F FF 92 F FF 92 3-2 ③ X SL 84 L7	5	1	3	0	0	0	0
15 Darwin Barney, R (1, 4) OBP: 0.325, SLG: 0.374	B SI 88 S SI 88 1 SAFE L SI 89 X FC 89 1-2 ① FC3-6 13 1B 22 SF7 1-2f		1 SAFE D SL 83 H FC 88 2-0 22 1B 1-2 HBP		B FC 87 C SI 89 B FC 88 X FC 88 2-1 22 BB 2-3 1B		C FC 89 X SI 90 0-1 1B			3	1	2	0	0	0	1
13 Starlin Castro, R (1, 6) OBP: 0.328, SLG: 0.412	B SL 82 X SL 82 1-0 1-3 1B		C FC 88 B FC 88 C SI 90 F FC 89 C FC 89 1-3 ② K		X FC 88 0-0 ② SF9 3-H		B SI 89 C FC 89 B FC 89 X FC 88 2-1 ③ F8			3	0	1	1	0	1	3
22 Carlos Pena, L (1, 3) OBP: 0.359, SLG: 0.381	D SI 90 X SI 90 1-0 ② SF7 3-H		B SL 83 B SI 90 B CH 83 C CH 82 X SI 91 3-1 ③ 1-2 2-3 1B		S CH 82 1 SAFE B FC 87 B FC 88 B CH 84 S FC 89 B SL 84 4-2 1-2 BB			B KC 74 C SI 88 F CH 82 F FC 89 B CH 84 S SL 82 2-3 ① K		2	0	1	1	1	0
16 Aramis Ramirez, R (1, 5) OBP: 0.343, SLG: 0.394	F FF 88 X FC 88 0-1 ③ F9			F SL 86 B SI 91 X FC 88 1-1 ① G4-3	C FC 89 F SI 90 X FC 90 0-2 ③ G4-3			B SL 81 X FC 88 1-0 ② P4		4	0	0	0	0	0	3
9 Blake DeWitt, L (1, 7) OBP: 0.301, SLG: 0.417		C SI 86 X CH 82 0-1 18 G5-4-3 1B		C KC 76 B FF 90 X SL 81 1-1 18 G1-3 2B		C FC 86 B FC 86 B SI 89 B SI 89 F SI 89 F SI 90 F SI 92 X SI 91 3-2 ① F7		B SL 77 X FC 87 1-0 1B		4	0	3	0	0	0	0
18 Geovany Soto, R (1, 2) OBP: 0.310, SLG: 0.362		F FC 88 1 SAFE F SI 88 B FC 88 X FC 90 1-2 ① ② G5-4-3 1-2f		C FC 87 B FC 88 S SL 81 X FC 88 1-2 ② G1-3 2-3		X FC 88 0-0 ② P3		D FC 87 C FC 88 F FC 88 D SL 85 X FC 88 2-2 ③ G5-3		4	0	0	0	0	0	3
21 Tyler Colvin, L (1, 8) OBP: 0.159, SLG: 0.198		C KC 76 B SI 91 X SI 91 1-1 ③ G6-3		C SI 90 B SI 91 B FF 90 F FF 88 X SI 92 2-2 ③ G6-3		C SI 85 B SI 91 X SI 90 1-1 ③ G6-3		C FF 91 S SL 85 B SL 86 B CH 86 X CH 85 2-2 ① G4-3		4	0	0	0	0	0	1
22 Matt Garza, R (1, 1) OBP: 0.048, SLG: 0.048 33 DJ LeMahieu, R (5, PH) OBP: 0.167, SLG: 0.167 29 Jeff Samardzija, R (5, 1) 1 Tony Campana, L (7, PH) OBP: 0.281, SLG: 0.290 40 James Russell, L (7, 1) OBP: 0.125, SLG: 0.125 43 John Grabow, L (8, 1) 39 Luis Montanez, R (9, PH) OBP: 0.313, SLG: 0.400			C SI 87 S FF 87 S FC 88 0-3 ① K		X KC 73 0-0 ① F8		X SI 87 0-0 ① G6-3		C SI 90 B CH 86 B FF 92 X FF 90 2-1 ② F9	1 1 0 1 0 0 1	0 0 0 0 0 0 0	0 0 0 0 0 0 0	0 0 0 0 0 0 0	1 0 0 0 0 0 0	0 0 0 0 0 0 0	0 0 0 0 0 0 0
Inning Stats	R: 1 E: 0 K: 0 S: 9 H: 2 LOB: 1 BB: 0 P: 13	R: 0 E: 0 K: 0 S: 7 H: 1 LOB: 0 BB: 0 P: 9	R: 0 E: 0 K: 2 S: 11 H: 2 LOB: 3 BB: 0 P: 18	R: 0 E: 0 K: 0 S: 10 H: 1 LOB: 1 BB: 0 P: 15	R: 1 E: 0 K: 0 S: 10 H: 2 LOB: 2 BB: 1 P: 17	R: 0 E: 0 K: 0 S: 8 H: 0 LOB: 0 BB: 0 P: 12	R: 0 E: 0 K: 0 S: 10 H: 1 LOB: 1 BB: 0 P: 15	R: 0 E: 0 K: 1 S: 9 H: 1 LOB: 1 BB: 0 P: 15	R: 0 E: 0 K: 0 S: 12 H: 0 LOB: 0 BB: 0 P: 19	1B: 8 2B: 2 3B: 0 HR: 0	SF: 2 SAC: 0 DP: 1 HBP: 1				WP: 0 PB: 0 SB: 0 CS: 0	PA: 37	

PITCHER		IP	W/L/S	BF	H	R	ER	SO	BB	IBB	HBP	BLK	WP	HR	S	P	ERA	WHIP
44 Mike Leake, R ERA: 4.63	(1, 1)	8.0	W	34	10	2	2	3	1	0	1	0	0	0	74	114	2.25	1.375
45 Bill Bray, L ERA: 1.69	(9, 1)	1.0		3	0	0	0	0	0	0	0	0	0	0	12	19	0.00	0.000

PITCHER	IP	W/L/S	BF	H	R	ER	SO	BB	IBB	HBP	BLK	WP	HR	S	P	ERA	WHIP

Chicago Cubs @ Cincinnati Reds

Great American Ball Park, Cincinnati, OH

Mon Jun 06 2011, 7:11 PM - 10:07 PM EDT

Att. 22,568 - Clear - 87 F

TOP

livebaseballscorecards.com

AB	33
R	2
H	10
RBI	2
BB	1
SO	3
LOB	11

Chicago Cubs @ Cincinnati Reds

Great American Ball Park, Cincinnati, OH

Mon Jun 06 2011, 7:11 PM - 10:07 PM EDT

Att. 22,568 - Clear - 87 F

livebaseballscorecards.com

BOTTOM

Batter	1	2	3	4	5	6	7	8	9	AB	R	H	RBI	BB	SO	LOB
6 Drew Stubbs, R (1, 8) OBP: 0.331, SLG: 0.421	C FF 92 B SL 84 S FF 93 F FF 93 F SL 86 B SL 85 S FF 94 2-3 ① **K**		S SL 85 B CU 75 X FF 94 1-1 **HR**	B FF 94 X FF 94 1-0 ② **FC6-4** 1-2f 2-3 3-H		B FF 96 B SL 81 F FF 96 C SL 81 S FS 85 2-3 ① **K**		X FF 88 0-0 ① **L7**		5	1	1	2	0	2	2
4 Brandon Phillips, R (1, 4) OBP: 0.347, SLG: 0.403	B CU 74 F SL 85 F FF 95 X FF 94 1-2 ② **G1-3**		F FF 94 X CH 84 0-1 ② **G6-3**	F FF 94 1 SAFE X SI 94 0-1 ③ **L4**		B SL 81 B FF 96 F FF 95 X SL 81 2-1 ② **P3**		B FF 87 F FF 88 S FF 89 B CH 82 F CH 81 X SL 82 2-2 ② **F7**		5	0	0	0	0	0	2
19 Joey Votto, L (1, 3) OBP: 0.465, SLG: 0.530	B CU 73 B FF 93 C FF 92 B FF 93 F SI 93 F SL 86 S SL 86 3-3 ③ **K**		B CU 75 B FF 94 C FF 94 C FF 94 X FF 95 2-2 **1B**		S FC 95 H FF 95 1-1 32 2B 31 HR **HBP**	F SL 82 X FF 97 0-1 ③ **L7**		B SL 83 B SL 84 C SL 83 C FF 88 S CH 81 2-3 ③ **K**		4	1	1	0	0	2	0
32 Jay Bruce, L (1, 9) OBP: 0.361, SLG: 0.575		B FF 91 B CH 84 F CH 83 X CH 84 2-1 31 1B **2B**	B FF 92 F FF 93 X FF 93 1-1 ③ **G4-3**		S FF 96 C FS 85 F FS 84 B FS 86 1 SAFE B FS 85 F SL 83 F FF 97 1 SAFE 2-2 F SL 82 X SL 82 1-3 31 HR **2B**		X SL 81 0-0 29 BB 31 HBP 7 E **1B**			4	3	3	0	0	0	1
31 Jonny Gomes, R (1, 7) OBP: 0.320, SLG: 0.403		S FF 93 F FF 93 F FF 95 F SL 86 X FF 94 0-2 43 G6-4-3 **1B** 2-H		F SL 83 X FF 94 0-1 ① **L6**	C FF 98 D FF 95 2 SAFE X SL 81 1-1 2-H 3-H **HR**		C FF 88 F CH 81 H FF 88 1-2 7 E 29 BB 44 G5-2-3 **HBP** 1-2			3	1	2	4	0	0	0
43 Miguel Cairo, R (1, 5) OBP: 0.350, SLG: 0.360		C FF 93 F FF 94 B SI 93 F SL 85 F CU 76 X SL 85 1-2 ① ② **G6-4-3** 1-2f		B FF 92 B FF 91 B FF 92 B FF 91 4-0 7 BB 29 1B 44 1B **BB**	C FF 96 X FF 96 0-1 ① **F9**		F FF 90 X CH 82 0-1 ① **F8**			3	1	0	0	1	0	3
29 Ryan Hanigan, R (1, 2) OBP: 0.356, SLG: 0.333		B FF 94 B FF 92 B FF 92 C FF 93 B FF 93 4-1 7 FC6-4 **BB**		X FF 91 0-0 44 1B 7 BB 6 FC6-4 **1B** 1-2	C FF 97 X FF 97 0-1 **1B**		B SL 81 B FF 88 B FF 90 C FF 89 C FF 90 F FF 91 F FF 89 B FF 89 4-2 7 E **BB** 1-2 2-3			2	1	2	0	2	0	0
7 Paul Janish, R (1, 6) OBP: 0.260, SLG: 0.260		D SL 86 C FF 93 S SL 86 X FF 93 1-2 ③ **FC6-4** 1-2f		B SL 84 S SL 84 B FF 93 B SL 85 T SL 85 B FF 94 4-2 6 FC6-4 44 1B **BB** 1-2 2-3	B FF 96 B FF 96 F FF 95 X FF 96 2-1 ② **F9**		F FF 90 F FF 90 X SL 82 0-2 **E5** 1-2 2-3 3-H			3	0	0	0	1	0	4
44 Mike Leake, R (1, 1) OBP: 0.238, SLG: 0.286 45 Bill Bray, L (9, 1)			B FF 92 B FF 93 C FF 92 S FF 92 S SL 85 2-3 ① **K**	B SI 93 C FF 94 F FF 93 X SL 86 1-2 6 FC6-4 **1B** 1-2 2-3 3-H	C FF 95 X FF 96 0-1 ③ **P2**		B FF 90 B FF 90 S FF 89 S FF 89 X FF 90 2-2 ② ③ **G5-2-3** 3-Hf			4 0	0 0	1 0	1 0	0 0	1 0	4 0
Inning Stats	R: 0 E: 0 K: 2 S: 12 H: 0 LOB: 0 BB: 0 P: 18	R: 1 E: 0 K: 0 S: 16 H: 2 LOB: 1 BB: 1 P: 24	R: 1 E: 0 K: 1 S: 12 H: 2 LOB: 1 BB: 0 P: 18	R: 2 E: 0 K: 0 S: 11 H: 2 LOB: 2 BB: 2 P: 21	R: 3 E: 0 K: 0 S: 18 H: 3 LOB: 1 BB: 0 P: 24	R: 0 E: 0 K: 1 S: 7 H: 0 LOB: 0 BB: 0 P: 11	R: 1 E: 1 K: 0 S: 15 H: 1 LOB: 2 BB: 1 P: 22	R: 0 E: 0 K: 1 S: 8 H: 0 LOB: 0 BB: 0 P: 12		1B: 6 2B: 2 3B: 0 HR: 2 SF: 0 SAC: 0 DP: 2 HBP: 2			WP: 0 PB: 0 SB: 0 CS: 0 PA: 39	

	AB	33
	R	8
	H	10
	RBI	7
	BB	4
	SO	5
	LOB	16

PITCHER		IP	WLS	BF	H	R	ER	SO	BB	IBB	HBP	BLK	WP	HR	S	P	ERA	WHIP
22 Matt Garza, R ERA: 4.07	(1, 1)	4.0	L	20	6	4	4	3	3	0	0	0	0	1	51	81	9.00	2.250
29 Jeff Samardzija, R ERA: 4.68	(5, 1)	2.0		10	3	3	3	1	0	0	1	0	0	1	25	35	13.50	1.500
40 James Russell, L ERA: 5.66	(7, 1)	1.0		6	1	1	0	0	1	0	1	0	0	0	15	22	0.00	2.000
43 John Grabow, L ERA: 3.75	(8, 1)	1.0		3	0	0	0	1	0	0	0	0	0	0	8	12	0.00	0.000

PITCHER		IP	WLS	BF	H	R	ER	SO	BB	IBB	HBP	BLK	WP	HR	S	P	ERA	WHIP

Chicago Cubs @ Cincinnati Reds

Great American Ball Park, Cincinnati, OH

Tue Jun 07 2011, 7:12 PM - 10:04 PM EDT

Att. 24,921 - Partly Cloudy - 89 F

TOP

livebaseballscorecards.com

Batter	1	2	3	4	5	6	7	8	9	AB	R	H	RBI	BB	SO	LOB
1 Kosuke Fukudome, L (1, 9) OBP: 0.418, SLG: 0.392	B FF 93 C FF 93 C FF 94 B CH 82 S FF 94 2-3 ① **K**	B FF 96 C KC 79 B CH 82 B CH 83 B CH 82 4-1 **BB**			C SI 93 B CH 83 B FF 94 X SI 92 2-1 ② **L8**		B CH 83 X SI 94 1-0 ③ **F8**			3	0	0	0	1	1	1
15 Darwin Barney, R (1, 4) OBP: 0.332, SLG: 0.381	X FF 95 0-0 13 G5-3 1B	B FF 93 S FF 94 S CH 84 B CH 85 B SI 94 F FF 96 F FF 95 X SI 95 3-2 ③ **G4-3**			B FF 93 C CH 83 B FF 94 X FF 93 2-1 **1B**			B FF 94 X FF 94 1-0 13 G6-3 1B		4	0	3	0	0	0	3
13 Starlin Castro, R (1, 6) OBP: 0.323, SLG: 0.406	B KC 78 B SI 95 X SI 94 2-0 ② **G5-3** 1-2		C KC 78 B CH 83 X SI 93 1-1 ① **G3-1**		1 SAFE S KC 80 1 SAFE S CH 82 F CH 84 1 SAFE 1 SAFE B KC 81 X CH 84 1-2 ③ **F9**			C SI 92 S FF 94 X SL 81 0-2 ① **G6-3** 1-2		4	0	0	0	0	0	3
22 Carlos Pena, L (1, 3) OBP: 0.357, SLG: 0.374	B KC 78 C KC 78 B FF 96 F CH 83 S FF 96 2-3 ③ **K**		B KC 81 B FF 94 C KC 77 F SI 94 B CH 83 F CH 83 X FF 95 3-2 ② **F8**			B SI 92 B CH 83 B SI 93 B FF 93 4-0 16 G6-4-3 BB			B SI 94 B FS 89 S FF 95 B FF 96 X FF 94 3-1 ② **P6**	3	0	0	0	1	1	2
16 Aramis Ramirez, R (1, 5) OBP: 0.341, SLG: 0.396		B FF 92 B FF 94 X FF 93 2-0 9 2B 2B	X FF 94 0-0 ③ **F9**			B SI 92 C FF 93 S CH 84 X FF 95 1-2 ①② **G6-4-3** 1-2f			X SI 94 0-0 ③ **L9**	4	1	1	0	0	0	2
9 Blake DeWitt, L (1, 7) OBP: 0.325, SLG: 0.461		D SI 95 B FF 94 F SI 94 D SI 96 X FF 94 3-1 18 1B 2-H 2B		B KC 77 F FF 92 X FF 94 1-1 18 G6-4-3 1B		C FF 96 X FF 94 0-1 ③ **F7**			B FF 89 B FF 88 C FF 87 C FF 88 X SL 81 2-2 39 1B 2B	4	1	3	1	0	0	0
1 Tony Campana, L (1, 8) OBP: 0.257, SLG: 0.265 39 Luis Montanez, R (9, PH) OBP: 0.353, SLG: 0.438		B SI 94 B SI 94 2 SAFE X FF 94 2-0 ① **B2-3**		F SI 93 L FF 94 D KC 79 S CH 85 1-3 ① **K**			C FF 93 S CH 81 B SI 93 F CH 82 S KC 81 1-3 ① **K**		B FF 88 C FF 88 B CH 79 F FF 88 F FF 90 F FF 89 F FF 88 B SL 81 X FF 88 3-2 18 G4-6-3 2-H 1B	3 1	0 0	0 1	0 1	0 0	2 0	2 0
18 Geovany Soto, R (1, 2) OBP: 0.309, SLG: 0.359		B KC 78 S CH 83 B FF 94 X SI 94 2-1 32 SH2-4 2-3 1B		X KC 80 0-0 ②③ **G6-4-3** 1-2f			C FF 94 S CH 82 B CH 83 S CH 84 1-3 ② **K**		C FF 88 B CH 80 F FF 88 X CH 80 1-2 ①② **G4-6-3** 1-2f	4	0	1	0	0	1	2
32 Doug Davis, R (1, 1) 50 Rodrigo Lopez, R (5, 1) 56 Brad Snyder, L (7, PH) OBP: 0.250, SLG: 0.250 43 John Grabow, L (7, 1) 29 Jeff Samardzija, R (8, 1) 33 DJ LeMahieu, R (9, PH) OBP: 0.143, SLG: 0.143		B FF 91 X FF 92 1-0 ② **SH2-4** 1-2			B FF 92 C FF 92 X FF 90 1-1 ① **G5-3**		C KC 78 S CH 84 B CH 84 F SI 95 X CH 85 1-2 **1B**		F FF 90 B FF 89 S FF 88 F FF 89 X SL 82 1-2 ③ **G6-3**	1 0 1 0 0 1	0 0 0 0 0 0	0 0 1 0 0 0	0 0 0 0 0 0	0 0 0 0 0 0	0 0 0 0 0 0	0 0 0 0 0 0
Inning Stats	R: 0 E: 0 K: 2 S: 8 H: 1 LOB: 1 BB: 0 P: 14	R: 1 E: 0 K: 0 S: 13 H: 3 LOB: 3 BB: 1 P: 30	R: 0 E: 0 K: 0 S: 7 H: 0 LOB: 0 BB: 0 P: 11	R: 0 E: 0 K: 1 S: 6 H: 1 LOB: 0 BB: 0 P: 8	R: 0 E: 0 K: 0 S: 10 H: 1 LOB: 1 BB: 0 P: 16	R: 0 E: 0 K: 0 S: 5 H: 0 LOB: 0 BB: 1 P: 10	R: 0 E: 0 K: 2 S: 12 H: 1 LOB: 1 BB: 0 P: 16	R: 0 E: 0 K: 0 S: 7 H: 1 LOB: 1 BB: 0 P: 11	R: 1 E: 0 K: 0 S: 16 H: 2 LOB: 0 BB: 0 P: 23	1B: 7 2B: 3 3B: 0 HR: 0 SF: 0 SAC: 1 DP: 3 HBP: 0						

	AB	33
	R	2
	H	10
	RBI	2
	BB	2
	SO	5
	LOB	15

WP: 0 PB: 0 SB: 0 CS: 0 PA: 36

PITCHER		IP	WLS	BF	H	R	ER	SO	BB	IBB	HBP	BLK	WP	HR	S	P	ERA	WHIP
36 Edinson Volquez, R ERA: 5.74	(1, 1)	7.0	W	28	7	1	1	5	2	0	0	0	0	0	61	105	1.29	1.286
40 Nick Masset, R ERA: 4.18	(8, 1)	1.0		4	1	0	0	0	0	0	0	0	0	0	7	11	0.00	1.000
57 Jeremy Horst, L ERA: 3.24	(9, 1)	1.0		4	2	1	1	0	0	0	0	0	0	0	16	23	9.00	2.000

PITCHER		IP	WLS	BF	H	R	ER	SO	BB	IBB	HBP	BLK	WP	HR	S	P	ERA	WHIP

Chicago Cubs @ Cincinnati Reds

Great American Ball Park, Cincinnati, OH

Tue Jun 07 2011, 7:12 PM - 10:04 PM EDT

Att. 24,921 - Partly Cloudy - 89 F

livebaseballscorecards.com

BOTTOM

Batter	1	2	3	4	5	6	7	8	9	AB	R	H	RBI	BB	SO	LOB
6 Drew Stubbs, R (1, 8) OBP: 0.336, SLG: 0.426	C SI 85 B CH 78 S FF 85 F SI 85 X CH 79 1-2 G5-3 ①		C FF 85 X SI 86 0-1 2-H 2B		B CH 79 B FC 82 X CH 78 2-0 19 BB 4 BB 31 SF9 1-2 1B	C SL 82 C SL 83 B SL 83 S FF 89 1-3 K ③		F SL 82 F FF 94 H FS 83 1-2 HBP		4	1	2	1	0	1	1
4 Brandon Phillips, R (1, 4) OBP: 0.348, SLG: 0.404	X SI 87 0-0 G4-3 ②		C CU 70 F FC 83 S FC 83 0-3 K ②		B CU 70 C FC 82 B CH 80 B FC 82 B FC 81 4-1 31 SF9 19 BB 1-2 2-3 BB		C SL 82 B FF 88 C CH 80 B SL 82 B CH 82 X FF 88 3-2 19 1B 43 HR 2B	C SL 81 F FF 93 F SL 81 F SL 82 B FF 95 S SL 81 1-3 K ②		4	1	1	0	1	2	2
19 Joey Votto, L (1, 3) OBP: 0.467, SLG: 0.527	B FF 86 C FC 83 B CU 71 B CH 80 B CH 80 4-1 BB		C FF 85 F FC 83 B FF 86 X CU 72 2-1 G4-1 ③		C FC 83 B CH 79 S CH 80 B FC 83 B FC 83 F FC 85 B SI 87 4-2 43 FC4-6 1-2 2-3 3-H BB		C SL 82 X SL 83 0-1 32 BB 43 HR 2-3 1B	B SL 82 X FF 95 1-0 L8 ③		3	1	1	1	2	0	2
32 Jay Bruce, L (1, 9) OBP: 0.363, SLG: 0.571	C FC 83 B CU 72 1 SAFE X FC 82 1-1 F7 ③			B FF 84 B FF 84 B FC 82 C FF 83 X FC 83 3-1 43 1B 55 SF9 1B	B FC 84 F CH 80 F CH 79 S FC 84 1-3 K ①		B SL 83 B SL 83 B FF 89 B FF 89 4-0 43 HR 1-2 BB			3	2	1	0	1	1	4
31 Jonny Gomes, R (1, 7) OBP: 0.319, SLG: 0.401 40 Nick Masset, R (8, 1) 57 Jeremy Horst, L (9, 1) OBP: 1.000, SLG: 1.000		C FC 82 B CU 69 B CH 78 B FC 84 F FF 86 X CU 70 3-2 43 FC5-4 1B		C CU 71 S FC 81 S FC 83 0-3 K ①	B FF 89 C SI 90 B SI 90 X FF 89 2-1 SF9 ② 2-3 3-H		B FF 88 C CH 81 S CH 81 S CH 82 1-3 K ①			3 0 0	0 0 0	1 0 0	1 0 0	0 0 0	2 0 0	4 0 0
43 Miguel Cairo, R (1, 5) OBP: 0.356, SLG: 0.398		C FC 83 B FC 84 D CH 79 F CH 78 X FC 84 2-2 FC5-4 ① 55 G6-4-3 1-2f		X SI 85 0-0 1-3 1B	X FF 90 0-0 FC4-6 ③ 1-2f		B CH 81 S CH 81 X CH 82 1-1 1-H 2-H 3-H HR			4	1	2	4	0	0	3
55 Ramon Hernandez, R (1, 2) OBP: 0.374, SLG: 0.528		C FF 85 1 SAFE 1 SAFE B SI 85 X FC 83 1-1 G6-4-3 ②③ 1-2f		X FC 82 0-0 SF9 ② 3-H		B SL 82 X FF 88 1-0 P4 ① B FF 89 X FF 88 1-0 F8 ②			3	0	0	1	0	0	1
7 Paul Janish, R (1, 6) OBP: 0.259, SLG: 0.260			C FF 83 B FC 82 X FC 82 1-1 36 SH5-4 6 2B 1B C SI 83 1 SAFE D CH 78 F CH 78 S FC 82 1-3 K ③			X SL 81 0-0 E6 36 SH1-4 C SL 84 F CH 82 X CH 82 0-2 G4-3 ③			4	1	1	0	0	1	1
36 Edinson Volquez, R (1, 1) OBP: 0.059, SLG: 0.059 28 Chris Heisey, R (8, 7) OBP: 0.345, SLG: 0.438			L FC 81 1 SAFE X CU 69 0-1 SH5-4 ① 1-2		B FF 83 C FF 83 B FC 80 X FC 80 2-1 4 BB 6 1B 19 BB 1B	C FF 88 X FF 87 0-1 SH1-4 ② 1-2		B FF 92 F FF 93 B FF 93 F FF 94 X FF 92 2-2 P3 ①		1 1	1 0	1 0	0 0	0 0	0 0	0 0
Inning Stats	R: 0 E: 0 K: 0 S: 8 H: 0 LOB: 1 BB: 1 P: 14	R: 0 E: 0 K: 0 S: 8 H: 1 LOB: 0 BB: 0 P: 14	R: 1 E: 0 K: 1 S: 11 H: 2 LOB: 1 BB: 0 P: 14	R: 1 E: 0 K: 2 S: 10 H: 2 LOB: 1 BB: 0 P: 14	R: 2 E: 0 K: 1 S: 13 H: 2 LOB: 2 BB: 2 P: 28	R: 0 E: 1 K: 1 S: 7 H: 0 LOB: 1 BB: 0 P: 9	R: 4 E: 0 K: 1 S: 14 H: 3 LOB: 0 BB: 1 P: 24	R: 0 E: 0 K: 1 S: 11 H: 0 LOB: 1 BB: 0 P: 16		1B: 7 2B: 2 3B: 0 HR: 1 SF: 2 SAC: 2 DP: 1 HBP: 1					WP: 0 PB: 0 SB: 0 CS: 0 PA: 39	

	AB	30
	R	8
	H	10
	RBI	8
	BB	4
	SO	7
	LOB	18

PITCHER		IP	WLS	BF	H	R	ER	SO	BB	IBB	HBP	BLK	WP	HR	S	P	ERA	WHIP
32 Doug Davis, L ERA: 6.38	(1, 1)	4.1	L	22	7	4	4	4	3	0	0	0	0	0	47	79	8.31	2.308
50 Rodrigo Lopez, R ERA: 8.59	(5, 1)	1.2		6	0	0	0	1	0	0	0	0	0	0	10	14	0.00	0.000
43 John Grabow, L ERA: 5.04	(7, 1)	1.0		7	3	4	4	1	1	0	0	0	0	1	14	24	36.00	4.000
29 Jeff Samardzija, R ERA: 4.54	(8, 1)	1.0		4	0	0	0	1	0	0	1	0	0	0	11	16	0.00	0.000

PITCHER	IP	WLS	BF	H	R	ER	SO	BB	IBB	HBP	BLK	WP	HR	S	P	ERA	WHIP

Batter	1	2	3	4	5	6	7	8	9	AB	R	H	RBI	BB	SO	LOB
1 Kosuke Fukudome, L (1, 9) OBP: 0.423, SLG: 0.407	B FF 85 C CH 80 B SI 86 C SI 86 B FF 87 X CH 81 3-2 G6-3 ①		B SI 88 B SL 72 C CU 71 X CH 80 2-1 F9 ③		X FF 87 0-0 15 PB 2B		B CH 80 C SI 85 C SI 87 X FF 86 1-2 15 SH1-3 16 BLK 2B	C FF 93 B CH 81 B SI 93 B FF 93 B FF 93 4-1 BB		4	1	2	0	1	0	0
15 Darwin Barney, R (1, 6) OBP: 0.326, SLG: 0.374	X CH 79 0-0 G5-3 ②			B CU 67 C SL 72 X SL 76 1-1 G1-3 ①	L SI 84 B SL 76 B SI 86 C CH 81 F FF 87 X SL 75 2-2 F9 ① 2-3		C CU 69 B SL 74 B FF 83 X CU 71 2-1 SH1-3 ① 2-3	B FF 92 F FC 90 B FF 92 F FF 91 D FC 90 F FF 92 X CU 76 3-2 F8 ③		4	0	0	0	0	0	3
9 Blake DeWitt, L (1, 4) OBP: 0.317, SLG: 0.444 49 Carlos Marmol, R (9, 1)	B SL 72 B CH 75 B CH 78 C SI 83 X SI 85 3-1 1B			C FF 86 X CH 78 0-1 E6 22 HR	X CH 81 0-0 G4-3 ②		S SL 86 F CH 86 D SL 85 D SL 86 S SL 86 2-3 K ②		B CU 78 B FF 91 X CH 90 2-0 F7 ①	5 0	1 0	1 0	0 0	0 0	1 0	2 0
22 Carlos Pena, L (1, 3) OBP: 0.358, SLG: 0.389	X SI 86 0-0 G4-3 ③			B CH 79 F FF 87 B FF 86 C CH 80 F FF 85 F SI 87 X FF 86 2-2 1-H HR	B SI 88 X CH 80 1-0 L7 ③		C CH 86 F CH 86 B SL 86 B FF 93 D SL 86 B FF 92 4-2 16 BLK BB		C CU 79 B CH 85 C CH 84 B FF 93 F CH 86 S CU 81 2-3 K ②	4	1	1	2	1	1	2
16 Aramis Ramirez, R (1, 5) OBP: 0.342, SLG: 0.408		C FF 86 X FF 85 0-1 L4 ①		X CU 70 0-0 HR		X CH 81 0-0 F8 ①	B FF 90 B FF 92 D FF 92 C FF 91 C SL 83 B FS 84 4-2 1-2 3-H BB		X SL 85 0-0 F8 ③	4	1	1	1	1	0	0
56 Brad Snyder, L (1, 7) OBP: 0.125, SLG: 0.125 34 Kerry Wood, R (7, 1) 45 Sean Marshall, L (8, 1) 33 DJ LeMahieu, R (9, 4) OBP: 0.143, SLG: 0.143		C CU 72 C SI 87 S FF 86 0-3 K ②		F CH 76 B FF 86 F SI 86 X FF 86 1-2 G4-3 ②		B SI 88 C CU 71 B SL 75 S CH 81 F SI 83 S CH 76 2-3 K ②	2 SAFE B FF 91 B FS 83 F FF 92 F FS 84 C SL 86 2-3 ③			4 0 0 0 0	0 0 0 0 0	0 0 0 0 0	0 0 0 0 0	3 0 0 0 0	2 0 0 0 0	
1 Tony Campana, L (1, 8) OBP: 0.282, SLG: 0.289		C CH 79 B SI 88 F CH 78 X FF 87 1-2 G1-3 ③		B CH 77 B CH 79 F CH 81 B SI 85 C CH 80 X SI 86 3-2 55 1B 1B		F FF 88 B SI 87 S CH 79 X CH 76 1-2 55 S 1B		F FF 93 M CH 85 F FF 94 B CH 82 B CH 81 X FF 93 2-2 L7 ①		4	0	2	0	0	0	0
55 Koyie Hill, S (1, 2) OBP: 0.293, SLG: 0.353			C CU 71 X SI 86 0-1 G1-3 ①	P PO 75 1 SAFE B CH 80 C SI 85 X SI 87 2-1 1-3 1B		B SI 87 1 SAFE B SI 83 I IN 58 I IN 57 4-0 1-2 IBB		C FF 93 B SI 94 B FF 93 S FF 94 X FF 93 2-2 2B		3	0	2	0	1	0	0
46 Ryan Dempster, R (1, 1) OBP: 0.125, SLG: 0.087 39 Luis Montanez, R (7, 7) OBP: 0.333, SLG: 0.412			C CH 78 B SI 86 F SI 86 X FF 86 1-2 L9 ②	X SI 86 0-0 G1-3 ③		C SI 86 S SL 74 F SI 87 B SI 87 S SI 87 1-3 K ③		B CU 78 B FF 91 B FF 91 C FF 91 F FF 92 F FF 91 X FF 92 3-2 G1-3 ②		3 1	0 0	0 0	0 0	0 0	1 0	4 1
Inning Stats	R: 0 E: 0 K: 0 S: 7 H: 1 LOB: 1 BB: 0 P: 13	R: 0 E: 0 K: 1 S: 8 H: 0 LOB: 0 BB: 0 P: 9	R: 0 E: 0 K: 0 S: 7 H: 0 LOB: 0 BB: 0 P: 10	R: 3 E: 1 K: 0 S: 20 H: 4 LOB: 2 BB: 0 P: 28	R: 0 E: 0 K: 0 S: 7 H: 1 LOB: 1 BB: 0 P: 10	R: 0 E: 0 K: 2 S: 12 H: 1 LOB: 2 BB: 1 P: 20	R: 1 E: 0 K: 2 S: 15 H: 1 LOB: 2 BB: 2 P: 30	R: 0 E: 0 K: 0 S: 16 H: 1 LOB: 2 BB: 1 P: 30	R: 0 E: 0 K: 1 S: 6 H: 0 LOB: 0 BB: 0 P: 10	1B: 4 2B: 3 3B: 0 HR: 2 SF: 0 SAC: 1 DP: 0 HBP: 0						

PITCHER	IP	WLS	BF	H	R	ER	SO	BB	IBB	HBP	BLK	WP	HR	S	P	ERA	WHIP
61 Bronson Arroyo, R (1, 1) ERA: 5.28	6.1	L	29	8	4	3	3	0	1	0	0	0	2	66	98	4.26	1.263
45 Bill Bray, L (7, 1) ERA: 1.66	0.1		2	0	0	0	1	1	0	0	0	0	0	5	11	0.00	3.000
33 Jose Arredondo, R (7, 1) ERA: 1.5	0.1		2	0	0	0	1	1	0	0	1	0	0	5	11	0.00	3.000
66 Logan Ondrusek, R (8, 1) ERA: 1.87	1.0		5	1	0	0	0	1	0	0	0	0	0	16	30	0.00	2.000
48 Francisco Cordero, R (9, 1) ERA: 1.53	1.0		3	0	0	0	1	0	0	0	0	0	0	6	10	0.00	0.000

PITCHER	IP	WLS	BF	H	R	ER	SO	BB	IBB	HBP	BLK	WP	HR	S	P	ERA	WHIP

TOP

Chicago Cubs @ Cincinnati Reds

Great American Ball Park, Cincinnati, OH

Wed Jun 08 2011, 12:37 PM - 3:40 PM EDT

Att. 31,367 - Partly Cloudy - 90 F

livebaseballscorecards.com

AB	36
R	4
H	9
RBI	3
BB	4
SO	6
LOB	14

WP: 0	PA: 41		
PB: 1			
SB: 1			
CS: 0			

Chicago Cubs @ Cincinnati Reds

Great American Ball Park, Cincinnati, OH

Wed Jun 08 2011, 12:37 PM - 3:40 PM EDT

Att. 31,367 - Partly Cloudy - 90 F

BOTTOM

livebaseballscorecards.com

Batter	1	2	3	4	5	6	7	8	9	AB	R	H	RBI	BB	SO	LOB
6 Drew Stubbs, R (1, 8) OBP: 0.334, SLG: 0.423	L6		4 G4-3 · 4 S · 32 1B · 1B		K			K		4	1	1	0	0	2	0
4 Brandon Phillips, R (1, 4) OBP: 0.346, SLG: 0.399	19 1B · HBP		G4-3 · 1-3		G5-3			L5		3	0	0	0	0	0	1
19 Joey Votto, L (1, 3) OBP: 0.464, SLG: 0.522	32 BB · 1-3 · 1B		K			K		K		4	0	1	0	0	3	1
32 Jay Bruce, L (1, 9) OBP: 0.365, SLG: 0.568	1-2 · BB		43 FC6-4 · 3-H · 1B			K			F9	3	0	1	1	1	1	0
43 Miguel Cairo, R (1, 5) OBP: 0.343, SLG: 0.381	F4		FC6-4 · 1-2f			K			G1-3	4	0	0	0	0	1	4
15 Fred Lewis, L (1, 7) OBP: 0.257, SLG: 0.299	G3-1			K			K		F8	4	0	0	0	0	2	3
29 Ryan Hanigan, R (1, 2) OBP: 0.348, SLG: 0.325		G6-3		G6-3			F9			3	0	0	0	0	0	0
7 Paul Janish, R (1, 6) OBP: 0.261, SLG: 0.273		G6-3		K			3B			3	0	1	0	0	1	0
61 Bronson Arroyo, R (1, 1) OBP: 0.174, SLG: 0.261		K			G5-3		K			2	0	0	0	0	1	0
45 Bill Bray, L (7, 1)										0	0	0	0	0	0	0
33 Jose Arredondo, R (7, 1)										0	0	0	0	0	0	0
31 Jonny Gomes, R (7, PH) OBP: 0.317, SLG: 0.399										1	0	0	0	0	1	1
66 Logan Ondrusek, R (8, 1)										0	0	0	0	0	0	0
48 Francisco Cordero, R (9, 1)										0	0	0	0	0	0	0
Inning Stats	R: 0 E: 0 K: 0 S: 11 · H: 1 LOB: 3 BB: 1 P: 23		R: 0 E: 0 K: 1 S: 6 · H: 0 LOB: 0 BB: 0 P: 11	R: 1 E: 0 K: 1 S: 17 · H: 2 LOB: 1 BB: 0 P: 29	R: 0 E: 0 K: 2 S: 12 · H: 0 LOB: 0 BB: 0 P: 19	R: 0 E: 0 K: 1 S: 7 · H: 0 LOB: 0 BB: 0 P: 12	R: 0 E: 0 K: 3 S: 11 · H: 0 LOB: 0 BB: 0 P: 19	R: 0 E: 0 K: 2 S: 12 · H: 1 LOB: 1 BB: 0 P: 19	R: 0 E: 0 K: 2 S: 9 · H: 0 LOB: 0 BB: 0 P: 13	R: 0 E: 0 K: 0 S: 8 · H: 0 LOB: 0 BB: 0 P: 12	1B: 3 2B: 0 3B: 1 HR: 0 · SF: 0 SAC: 0 DP: 0 HBP: 1						

	AB	31
	R	1
	H	4
	RBI	1
	BB	1
	SO	12
	LOB	10

WP: 0 PB: 0 SB: 1 CS: 0 · PA: 33

PITCHER		IP	WLS	BF	H	R	ER	SO	BB	IBB	HBP	BLK	WP	HR	S	P	ERA	WHIP
46 Ryan Dempster, R ERA: 5.96	(1, 1)	6.0	W	23	3	1	1	8	1	0	1	0	0	0	64	113	1.50	0.667
34 Kerry Wood, R ERA: 2.25	(7, 1)	1.0	H	4	1	0	0	2	0	0	0	0	0	0	12	19	0.00	1.000
45 Sean Marshall, L ERA: 1.03	(8, 1)	1.0	H	3	0	0	0	2	0	0	0	0	0	0	9	13	0.00	0.000
49 Carlos Marmol, R ERA: 3.21	(9, 1)	1.0	S	3	0	0	0	0	0	0	0	0	0	0	8	12	0.00	0.000

PITCHER	IP	WLS	BF	H	R	ER	SO	BB	IBB	HBP	BLK	WP	HR	S	P	ERA	WHIP

Cincinnati Reds @ San Francisco Giants

AT&T Park, San Francisco, CA

Thu Jun 09 2011, 7:17 PM - 10:10 PM PDT

Att. 41,106 - Clear - 59 F

livebaseballscorecards.com

Batter	1	2	3	4	5	6	7	8	9	AB	R	H	RBI	BB	SO	LOB
6 Drew Stubbs, R (1, 8) OBP: 0.332, SLG: 0.417	B FF 92 C FF 93 C FC 89 B CU 77 X FF 94 2-2 ① L7		S FF 92 B FF 92 F FC 86 D CU 75 B FC 86 T FC 86 3-2 ① K		B FF 92 C FC 84 S FC 87 B CU 78 X FF 92 2-2 ③ F8			C SL 82 S FF 91 F KC 76 B FF 93 X SL 83 1-2 ① G6-3	1 SAFE B SI 93 B SL 86 1 SAFE B SI 94 F SI 93 B SI 94 4-1 4 1B 1-2 BB	4	0	0	0	1	1	2
4 Brandon Phillips, R (1, 4) OBP: 0.347, SLG: 0.399	X CU 78 0-0 19 CS 1B		F FC 86 X FF 92 0-1 ②③ G6-4-3 1-2f			B FF 90 B CU 82 B FF 91 C FF 88 X FF 91 3-1 ① F9		S SI 93 S SL 83 B FF 93 X SI 93 1-2 ② G5-3	B SI 94 B SL 86 F SL 86 D CH 87 T SL 86 F CH 86 F SI 94 X SL 86 3-2 1-3 2-H 1B	5	0	2	1	0	0	2
19 Joey Votto, L (1, 3) OBP: 0.463, SLG: 0.524	B FF 93 F FF 94 1 SAFE S FF 93 S FF 93 1-3 ②③ K 1-2			B FC 86 F FF 92 B FF 92 B FF 92 C FF 92 T FC 84 3-2 ① K		F FF 93 B FF 92 X FF 92 1-1 1B		B KC 79 S SI 94 B SI 94 C B SI 94 X KC 79 3-2 27 BB 31 PB 2B	F SL 80 X SI 87 0-1 ③ G3	5	1	2	0	0	2	3
32 Jay Bruce, L (1, 9) OBP: 0.364, SLG: 0.561		X FF 92 0-0 ① F9		C FF 92 B CU 77 B CU 77 F FC 85 F FC 85 C FF 92 2-3 ② K		B FC 87 B CU 75 1 SAFE F FC 86 X FF 91 2-1 ② F8		I IN 64 I I I 4-0 31 PB 27 BB IBB		3	0	0	0	1	1	1
27 Scott Rolen, R (1, 5) OBP: 0.299, SLG: 0.378		C FF 89 B CH 84 S FC 88 F FF 92 B FC 87 X FF 92 2-2 ② F8		B FF 91 S CH 85 X CH 85 1-1 31 1B 2B		1 SAFE 1 SAFE F FC 86 B FF 92 B FF 92 C FC 86 F FC 87 1 SAFE F FF 93 2-2 ③ P5		B SI 94 D SL 86 F SI 94 B SI 95 B SI 95 4-1 31 PB 1-2 2-3 BB		3	1	1	0	1	0	1
31 Jonny Gomes, R (1, 7) OBP: 0.326, SLG: 0.408 40 Nick Masset, R (8, 1) 48 Francisco Cordero, R (9, 1)		B FF 93 B FC 87 C FF 91 F FC 87 F FF 93 F CU 76 X FF 93 2-2 1B		B FC 87 C FC 86 X FF 91 1-1 2-H 1B			C FF 91 C FF 91 B FF 91 X FC 85 1-2 55 G5-3 16 1B 1B	C SI 93 S SL 86 B FF 93 X SI 92 1-2 ③ G6-3 1-2 2-3 3-H		4 0 0	0 0 0	3 0 0	1 0 0	0 0 0	0 0 0	2 0 0
16 Edgar Renteria, R (1, 6) OBP: 0.322, SLG: 0.267 7 Paul Janish, R (9, 6) OBP: 0.261, SLG: 0.273		1 SAFE B FF 93 B FF 92 F FC 87 F FF 92 1 SAFE S FC 89 2-3 ③ K		1 SAFE C FF 92 1 SAFE F FC 88 F CU 78 B FF 92 X FC 87 1-2 ③ G6-3			1 SAFE X FF 90 0-0 55 G5-3 1-2 1B		B SI 93 C SI 93 B CH 87 X SI 93 2-1 ① P4	4 0	0 0	1 0	0 0	0 0	1 0	2 0
55 Ramon Hernandez, R (1, 2) OBP: 0.371, SLG: 0.527			B FC 86 S FC 86 B FF 92 S FC 86 X FF 92 2-2 2B		F FF 91 B FF 92 C FC 85 S FC 87 1-3 ① K2-3		C CU 74 X FC 83 0-1 ①② G5-3 1-2 2-3f		C SL 85 B SL 86 S SL 88 C SI 94 1-3 ② K	4	0	1	0	0	2	2
47 Johnny Cueto, R (1, 1) OBP: 0.143, SLG: 0.077 28 Chris Heisey, R (8, 7) OBP: 0.351, SLG: 0.443			M FC 88 B FC 88 C FF 93 X FC 88 1-2 FC3 4 G6-4-3		C FF 91 B CU 78 F FF 92 F FC 86 B FF 92 C FF 92 2-3 ② K		X FC 86 0-0 ③ F8		B SL 86 B SL 87 X SI 93 2-0 6 BB 4 1B 1B	3 1	0 1	0 1	0 0	0 0	1 0	2 0
Inning Stats	R: 0 E: 0 K: 1 S: 7 H: 1 LOB: 1 BB: 0 P: 10	R: 0 E: 0 K: 1 S: 13 H: 1 LOB: 1 BB: 0 P: 19	R: 0 E: 0 K: 1 S: 11 H: 1 LOB: 1 BB: 0 P: 17	R: 1 E: 0 K: 2 S: 15 H: 2 LOB: 1 BB: 0 P: 23	R: 0 E: 0 K: 2 S: 11 H: 0 LOB: 0 BB: 0 P: 16	R: 0 E: 0 K: 0 S: 11 H: 1 LOB: 1 BB: 0 P: 19	R: 0 E: 0 K: 0 S: 7 H: 2 LOB: 1 BB: 0 P: 8	R: 1 E: 0 K: 0 S: 14 H: 1 LOB: 2 BB: 2 P: 28	R: 1 E: 0 K: 1 S: 14 H: 2 LOB: 2 BB: 1 P: 26	1B: 8 2B: 4 3B: 0 HR: 0	SF: 0 SAC: 0 DP: 3 HBP: 0						

PITCHER		IP	WLS	BF	H	R	ER	SO	BB	IBB	HBP	BLK	WP	HR	S	P	ERA	WHIP
40 Madison Bumgarner, L ERA: 3.23	(1, 1)	7.0	L	27	8	1	1	7	0	0	0	0	0	0	75	112	1.29	1.143
46 Santiago Casilla, R ERA: 1.35	(8, 1)	1.0		6	1	1	0	0	1	1	0	0	0	0	14	28	0.00	2.000
59 Guillermo Mota, R ERA: 4.3	(9, 1)	0.2		5	2	1	1	1	1	0	0	0	0	0	12	24	13.50	4.500
49 Javier López, L ERA: 2.31	(9, 1)	0.1		1	0	0	0	0	0	0	0	0	0	0	2	2	0.00	0.000

PITCHER	IP	WLS	BF	H	R	ER	SO	BB	IBB	HBP	BLK	WP	HR	S	P	ERA	WHIP

AB	36
R	3
H	11
RBI	2
BB	3
SO	8
LOB	17

WP: 0 PA: 39
PB: 1
SB: 0
CS: 1

Batter	1	2	3	4	5	6	7	8	9	AB	R	H	RBI	BB	SO	LOB
56 Andres Torres, S (1, 8) OBP: 0.342, SLG: 0.403	B FF 91 B SI 92 B SI 91 B SI 90 4-0 10 CS BB		B CH 84 B SI 93 C FC 90 B FF 92 C FF 92 S SL 84 3-3 ② K		B SI 94 X SL 84 1-0 ③ G4-3			B SI 95 X FF 96 1-0 ② G4-3		3	0	0	0	1	1	0
10 Miguel Tejada, R (1, 5) OBP: 0.246, SLG: 0.286	B FF 91 B SL 78 F FF 92 B SI 91 X SI 93 3-1 ① 21 G5-3 1-2 2B		B FF 92 C FF 91 B SL 84 F FC 89 F SI 94 T SL 87 2-2 ③ K			C FF 89 B SL 86 F SL 82 F SI 94 X SI 94 1-2 21 SH1 2B		C SI 95 B SI 92 S FF 96 S SL 84 1-3 ③ K		4	0	2	0	0	2	0
21 Freddy Sanchez, R (1, 4) OBP: 0.331, SLG: 0.397	B SL 81 C SL 81 X SI 93 1-1 ② G5-3 2-3			C FF 92 B SL 86 X SL 82 1-1 12 F9 17 1B 1B		X SI 93 0-0 ① SH1 2-3			C FF 91 B SL 88 S SL 88 X SL 88 1-2 ① G4-3	3	0	1	0	0	0	1
17 Aubrey Huff, L (1, 3) OBP: 0.281, SLG: 0.382	B FF 94 B FF 92 B CH 84 C SL 85 B SI 92 4-1 BB			B FF 89 1 SAFE X FF 90 1-0 1-2 1B		B FF 94 S SL 85 B FF 94 C FF 94 S SL 88 2-3 ② K			B FF 92 B FF 93 C FF 92 B FF 92 C FF 92 X FF 93 3-2 ② G4-3	3	0	1	0	1	1	1
12 Nate Schierholtz, L (1, 9) OBP: 0.297, SLG: 0.415	C SI 92 X SL 86 0-1 ③ P5			F SI 92 F FF 94 F SL 85 X FF 94 0-2 ① F9 2-3		F FF 93 B SL 86 X SL 85 1-1 ③ G3			C FF 93 B CH 86 X CH 87 1-1 ③ G4-3	4	0	0	0	0	0	5
13 Cody Ross, R (1, 7) OBP: 0.340, SLG: 0.430		B FF 92 B FF 91 F SI 93 X SI 92 2-1 ① G5-3		F SI 94 B FF 93 F FF 92 F FF 93 D SI 94 1 SAFE S CH 86 2-3 ② K			B SL 84 C FF 91 B SI 91 C SL 83 S SI 95 2-3 ① K			3	0	0	0	0	2	2
35 Brandon Crawford, L (1, 6) OBP: 0.340, SLG: 0.409		B SI 94 F SI 94 B SI 93 B CH 83 C FF 91 X FF 93 3-2 ② G4-3		B FF 92 B FF 94 B CH 82 X SI 95 3-0 ③ F7			S SL 84 B CH 86 B CH 85 X FF 92 2-1 ② G3-1			3	0	0	0	0	0	2
22 Eli Whiteside, R (1, 2) OBP: 0.271, SLG: 0.279		C SI 93 B SL 85 C SL 82 S SI 94 1-3 ③ K			B SL 84 S SL 81 F SI 95 B SL 86 F SI 94 X SI 94 2-2 ① L4		B C SL 84 F SL 84 B FF 95 X SL 83 2-2 ③ G1-3			3	0	0	0	0	1	0
40 Madison Bumgarner, R (1, 1) OBP: 0.280, SLG: 0.273 46 Santiago Casilla, R (8, 1) 50 Conor Gillaspie, L (8, PH) OBP: 0.333, SLG: 0.333 59 Guillermo Mota, R (9, 1) 49 Javier López, L (9, 1)			C FF 89 S SL 79 B SL 79 B FF 93 F FF 95 C SL 82 2-3 ① K		C FF 94 F SI 94 F SI 84 S SI 94 0-3 ② K			C SI 95 B FS 89 T FS 88 B SL 81 X FF 96 2-2 ① G4-3		2 0 1 0 0	0 0 0 0 0	0 0 0 0 0	0 0 0 0 0	2 0 0 0 0	0 0 0 0 0
Inning Stats	R: 0 E: 0 K: 0 S: 7 H: 1 LOB: 2 BB: 2 P: 19	R: 0 E: 0 K: 1 S: 8 H: 0 LOB: 0 BB: 0 P: 14	R: 0 E: 0 K: 3 S: 11 H: 0 LOB: 0 BB: 0 P: 18	R: 0 E: 0 K: 1 S: 12 H: 2 LOB: 2 BB: 0 P: 19	R: 0 E: 0 K: 1 S: 9 H: 0 LOB: 0 BB: 0 P: 12	R: 0 E: 0 K: 1 S: 10 H: 1 LOB: 1 BB: 0 P: 14	R: 0 E: 0 K: 1 S: 8 H: 0 LOB: 0 BB: 0 P: 14	R: 0 E: 0 K: 1 S: 7 H: 0 LOB: 0 BB: 0 P: 11	R: 0 E: 0 K: 0 S: 8 H: 0 LOB: 0 BB: 0 P: 13	1B: 2 2B: 2 3B: 0 HR: 0 SF: 0 SAC: 1 DP: 0 HBP: 0						WP: 0 PB: 0 SB: 0 CS: 1 PA: 32

PITCHER	IP	WLS	BF	H	R	ER	SO	BB	IBB	HBP	BLK	WP	HR	S	P	ERA	WHIP
47 Johnny Cueto, R (1, 1) ERA: 1.93	7.0	W	26	4	0	0	8	2	0	0	0	0	0	65	110	0.00	0.857
40 Nick Masset, R (8, 1) ERA: 4.05	1.0	H	3	0	0	0	1	0	0	0	0	0	0	7	11	0.00	0.000
48 Francisco Cordero, R (9, 1) ERA: 1.48	1.0	S	3	0	0	0	0	0	0	0	0	0	0	8	13	0.00	0.000

PITCHER	IP	WLS	BF	H	R	ER	SO	BB	IBB	HBP	BLK	WP	HR	S	P	ERA	WHIP

BOTTOM

Cincinnati Reds @ San Francisco Giants

AT&T Park, San Francisco, CA

Thu Jun 09 2011, 7:17 PM - 10:10 PM PDT

Att. 41,106 - Clear - 59 F

livebaseballscorecards.com

AB	29
R	0
H	4
RBI	0
BB	2
SO	9
LOB	11

Cincinnati Reds @ San Francisco Giants

AT&T Park, San Francisco, CA

Fri Jun 10 2011, 7:17 PM - 10:26 PM PDT

Att. 41,686 - Partly Cloudy - 57 F

livebaseballscorecards.com

Batter	1	2	3	4	5	6	7	8	9	AB	R	H	RBI	BB	SO	LOB
6 Drew Stubbs, R (1, 8) OBP: 0.330, SLG: 0.413	B FF 93 C SI 91 B SI 92 X SI 92 2-1 ① P4		F CU 77 F SI 91 F FF 92 C FF 92 0-3 ② K	C SI 91 C SI 91 B CU 77 B FF 92 S SI 91 2-3 ③ K		C FF 91 X CU 74 0-1 4 FC5-6-4 1B			D SI 93 1 SAFE L FF 92 C SI 93 B SI 94 1 SAFE S SI 94 2-3 ① K	5	0	1	0	0	3	3
4 Brandon Phillips, R (1, 4) OBP: 0.352, SLG: 0.403	B FF 93 B FF 93 F SI 92 X SL 89 2-1 1B		C CH 85 B CH 85 F FF 93 X SL 88 1-2 19 BB 1B		C CU 78 X SI 92 0-1 32 1B 28 G3 19 BB 1B	X FF 90 0-0 ③ FC5-6-4 1-2f			C SL 90 B SL 90 1 SAFE S SI 96 B FF 96 F SI 93 X SI 96 2-2 ②③ G4-3 1-2f	5	1	3	0	0	0	2
19 Joey Votto, L (1, 3) OBP: 0.464, SLG: 0.519	B SI 92 B FF 93 F FF 92 S CH 84 X CU 77 2-2 ② F7		B CH 83 B FF 92 1 SAFE B SL 89 B SI 92 4-0 1-2 BB		B SI 90 B SI 90 C CH 84 B FF 92 B SI 92 4-1 28 G3 32 1B 1-2 BB		B CU 77 C SI 94 C SI 94 F CU 78 B FF 88 C CU 77 2-3 ① K			2	0	0	0	2	1	1
32 Jay Bruce, L (1, 9) OBP: 0.362, SLG: 0.556	C CH 84 F CH 84 S FF 93 0-3 ③ K		B FF 93 C CU 77 2 SAFE X CH 85 1-1 ③ F8		F SI 91 B FF 90 S CU 77 X FF 93 1-2 28 G3 1-2 2-3 1B		C CU 78 S SI 94 S CU 78 0-3 ② K			4	0	1	0	0	2	3
27 Scott Rolen, R (1, 5) OBP: 0.298, SLG: 0.388		B FF 93 B FF 93 C SI 92 F CH 85 B SI 94 X SI 93 3-2 ① F8		F FF 90 C CU 76 B CU 76 F CU 76 X FF 92 1-2 29 1B 3B	C SI 91 F SI 91 T FF 91 0-2 ① K		C SI 94 B CH 90 B CU 78 X SI 94 2-1 ③ G6-3			4	1	1	0	0	1	3
28 Chris Heisey, R (1, 7) OBP: 0.348, SLG: 0.430		C CU 78 X SI 93 0-1 E6 29 1B	B SI 90 F CH 84 B CU 77 B SI 92 F SI 91 B CU 76 4-2 30 SH1-4 29 1B BB	S CU 76 B CU 77 S CU 76 B SI 91 X SI 91 2-2 ② G3 1-2 2-3 3-H			C SL 78 S SL 79 C FF 91 0-3 ① K		3	0	0	1	1	1	2
29 Ryan Hanigan, R (1, 2) OBP: 0.353, SLG: 0.331		C FF 92 F SI 91 B SI 91 F CU 76 1 SAFE 1 SAFE X CU 76 1-2 7 G6-4-3 1-2 1B	F CH 84 B SI 91 X SI 90 1-1 30 SH1-4 1-2 3-H 1B	C FF 92 B CU 77 X CU 77 1-1 ③ G6-3			C FF 91 S SL 78 S SL 79 F SL 77 C FF 91 0-3 ② K		4	0	2	1	0	1	2
7 Paul Janish, R (1, 6) OBP: 0.255, SLG: 0.267		B CU 77 C FF 92 F CU 76 B FF 93 X SI 92 2-2 ②③ G6-4-3 1-2f	B SL 87 B FF 92 F SI 91 C SI 91 C CU 76 2-3 ① K			B FF 91 B FF 91 F FF 91 C SI 90 X SI 90 2-2 ① G5-3		S SL 78 S SL 77 B SL 76 S SL 78 1-3 ③ K		4	0	0	0	0	2	4
30 Travis Wood, R (1, 1) OBP: 0.083, SLG: 0.208 15 Fred Lewis, L (9, PH) OBP: 0.268, SLG: 0.309 33 Jose Arredondo, R (9, 1) 45 Bill Bray, L (9, 1) 66 Logan Ondrusek, R (9, 1)			C FF 91 C CU 76 B CU 76 F FF 93 X SI 92 1-2 ① G6-3	X FF 91 0-0 ② SH1-4 1-2 2-3		C FF 91 C CU 76 F CU 75 F FF 90 F CU 73 S CU 74 0-3 ② K2-3			C SL 88 C SI 95 X SL 87 0-2 4 G4-3 1B	2 1 0 0 0	0 0 0 0 0	0 1 0 0 0	0 0 0 0 0	0 0 0 0 0	1 0 0 0 0	0 0 0 0 0

TOP

AB	34
R	2
H	9
RBI	2
BB	3
SO	12
LOB	20

Inning Stats	1	2	3	4	5	6	7	8	9
	R: 0 E: 0 K: 1 S: 10	H: 1 LOB: 1 BB: 0 P: 16	R: 0 E: 1 K: 0 S: 12	H: 1 LOB: 1 BB: 0 P: 18	R: 0 E: 0 K: 1 S: 13	H: 1 LOB: 2 BB: 1 P: 20	R: 1 E: 0 K: 2 S: 15	H: 2 LOB: 2 BB: 1 P: 25	R: 1 E: 0 K: 1 S: 14	H: 2 LOB: 2 BB: 1 P: 22	R: 0 E: 0 K: 1 S: 12	H: 1 LOB: 1 BB: 0 P: 14	R: 0 E: 0 K: 2 S: 9	H: 0 LOB: 0 BB: 0 P: 13	R: 0 E: 0 K: 3 S: 11	H: 0 LOB: 0 BB: 0 P: 12	R: 0 E: 0 K: 1 S: 10	H: 1 LOB: 0 BB: 0 P: 14

| | | |

Cincinnati Reds @ San Francisco Giants

AT&T Park, San Francisco, CA

Fri Jun 10 2011, 7:17 PM - 10:26 PM PDT

Att. 41,686 - Partly Cloudy - 57 F

livebaseballscorecards.com

BOTTOM

Batter	1	2	3	4	5	6	7	8	9	AB	R	H	RBI	BB	SO	LOB
2 Emmanuel Burriss, S (1, 6) (5, 4) OBP: 0.292, SLG: 0.292	B FF 88 X FF 89 1-0 G1-3		X CH 77 0-0 13 CS 21 1B 1B		B FF 89 X FC 88 1-0 G1-3		X FF 89 0-0 B3		1 SAFE X FF 90 0-0 SH1-3 1-2	4	0	1	0	0	0	2
10 Miguel Tejada, R (1, 5) OBP: 0.257, SLG: 0.300	X FF 90 0-0 13 1B 2B		B FF 90 1 SAFE 1 SAFE 1 SAFE B FF 89 X FF 89 2-0 F8		B FF 88 B FF 91 X FC 88 2-0 2-H 2B		B CH 78 B CH 76 F CH 78 B CU 73 B CH 75 4-1 35 G6-4-3 1-2 BB		I IN 72 I IN 74 I IN 72 I IN 72 4-0 12 1B 13 BB IBB	3	1	2	1	2	0	1
21 Freddy Sanchez, R (1, 4) OBP: 0.332, SLG: 0.397 35 Brandon Crawford, L (5, 6) OBP: 0.321, SLG: 0.383	B CH 76 X CH 76 1-0 F7		1 SAFE F FF 90 F FF 90 F FF 90 F FF 93 1 SAFE F FF 91 X FF 91 0-2 1-2 1B		B FF 91 B FF 92 F FF 90 B SI 90 X FF 90 3-1 F8		B FF 90 X SI 90 1-0 G6-4-3 1-2f		C SL 87 F SL 86 S SL 87 0-3 K	2 3	0 0	1 0	0 0	0 0	0 1	1 5
13 Cody Ross, R (1, 9) OBP: 0.348, SLG: 0.432	B CH 76 X CH 76 1-0 2-H 1B		B CU 74 B CH 78 B SI 90 C FF 89 C FF 89 T FF 90 3-2 K 2-3			X CH 77 0-0 F7		B FF 89 X FF 90 1-0 18 FC1-6 1B	B CU 78 B CU 78 B FF 92 C FF 92 D CU 78 4-1 12 1B 1-2 2-3 BB	4	0	2	1	1	1	2
5 Pat Burrell, R (1, 7) OBP: 0.340, SLG: 0.372 41 Jeremy Affeldt, L (7, 1) 54 Sergio Romo, R (8, 1) 18 Matt Cain, R (8, PH) OBP: 0.133, SLG: 0.138 38 Brian Wilson, R (9, 1) 12 Nate Schierholtz, L (9, PH) OBP: 0.302, SLG: 0.420		C SI 87 C FF 89 S FF 90 0-3 K		B CU 72 F FF 89 C FF 89 B FF 90 C FF 92 2-3 K		C CU 71 X CU 73 0-1 P5		B FF 86 M FF 87 C CU 73 X CU 72 1-2 FC1-6 33 E 33 1B 1-2f	F FC 91 X FC 91 0-1 1-2 2-3 3-H 1B	3 0 0 1 0 0	0 0 0 0 0 0	0 0 0 0 0 1	0 0 0 0 0 0	2 0 0 0 0 0	0 0 0 0 0 0	0 0 0 1 0 0
17 Aubrey Huff, L (1, 3) OBP: 0.285, SLG: 0.388		F FF 89 X FC 86 0-1 33 1B 1B		B FF 90 X FF 89 1-0 G4-3		B CU 72 X FF 89 1-0 2B		C FF 90 B FF 90 X FF 90 1-1 P6		4	0	2	0	0	0	1
33 Aaron Rowand, R (1, 8) OBP: 0.291, SLG: 0.367 (7, 7)		B CH 77 B SI 90 X FF 90 2-0 1-3 1B		B CU 75 B CH 78 X FF 90 2-0 G1-3		I IN 63 I IN 69 I IN 68 4-0 IBB		C CU 74 S CH 78 X CH 75 0-2 E7 1-3 1B		3	0	2	0	1	0	0
37 Chris Stewart, R (1, 2) OBP: 0.143, SLG: 0.077		B FF 90 X FF 91 1-0 P4			F FF 86 X CH 76 0-1 32 SH1-4 10 2B 1B	C FF 88 F FF 89 B FF 90 X FF 90 1-2 G5-3		B FF 90 B FF 89 X FF 89 2-0 F7		4	1	1	0	0	0	6
32 Ryan Vogelsong, R (1, 1) OBP: 0.222, SLG: 0.278 56 Andres Torres, S (7, 8) OBP: 0.351, SLG: 0.403		B FF 90 S CH 79 B FF 90 T SI 91 B FF 93 C FF 93 3-3			B SI 87 T SI 89 L FF 88 F FF 89 X FF 88 1-2 SH1-4 1-2		B CU 72 C CU 71 F SI 88 B FF 91 B FF 90 F FF 90 B FF 89 4-2 10 BB BB		B FF 91 B FF 91 B FF 90 B FF 91 4-0 13 BB 2 SH1-3 12 1B BB	1 0	0 1	0 0	0 0	1 2	2 0	0 0
Inning Stats	R: 1 E: 0 K: 0 S: 4 H: 2 LOB: 1 BB: 0 P: 7	R: 0 E: 0 K: 2 S: 10 H: 2 LOB: 2 BB: 0 P: 16	R: 0 E: 0 K: 1 S: 11 H: 2 LOB: 1 BB: 0 P: 16	R: 0 E: 0 K: 1 S: 5 H: 0 LOB: 0 BB: 0 P: 10	R: 1 E: 0 K: 0 S: 10 H: 2 LOB: 1 BB: 0 P: 17	R: 0 E: 0 K: 0 S: 7 H: 1 LOB: 2 BB: 1 P: 13	R: 0 E: 0 K: 0 S: 6 H: 0 LOB: 1 BB: 2 P: 15	R: 0 E: 1 K: 0 S: 10 H: 2 LOB: 2 BB: 0 P: 15	R: 1 E: 0 K: 1 S: 7 H: 1 LOB: 3 BB: 3 P: 19	1B: 9 2B: 3 3B: 0 HR: 0 SF: 0 SAC: 2 DP: 1 HBP: 0						

	AB	33
	R	3
	H	12
	RBI	3
	BB	6
	SO	5
	LOB	21

WP: 0 PB: 0 SB: 0 CS: 1 PA: 41

PITCHER		IP	WLS	BF	H	R	ER	SO	BB	IBB	HBP	BLK	WP	HR	S	P	ERA	WHIP
30 Travis Wood, L ERA: 5.38	(1, 1)	8.0		35	11	2	2	4	2	1	0	0	0	0	63	109	2.25	1.625
33 Jose Arredondo, R ERA: 2.19	(9, 1)	0.1	L	3	0	1	1	0	1	1	0	0	0	0	1	9	27.00	3.000
45 Bill Bray, L ERA: 1.64	(9, 1)	0.1		1	0	0	0	1	0	0	0	0	0	0	3	3	0.00	0.000
66 Logan Ondrusek, R ERA: 1.87	(9, 1)	0.0		2	1	0	0	0	1	0	0	0	0	0	3	7	∞	∞

PITCHER	IP	WLS	BF	H	R	ER	SO	BB	IBB	HBP	BLK	WP	HR	S	P	ERA	WHIP

Batter	1	2	3	4	5	6	7	8	9	AB	R	H	RBI	BB	SO	LOB
6 Drew Stubbs, R (1, 8) OBP: 0.337, SLG: 0.415	B FF 92 S FF 93 F FF 93 S FF 93 1-3 ① K		B FF 93 D SL 88 B FF 92 B FF 93 4-0 19 1B 4 FC1-5 32 G3 BB		B SI 88 B CH 82 B CH 81 B FF 90 4-0 4 2B 1-2 BB	S SL 85 X SL 85 0-1 19 1B 2B		S SI 92 S SI 92 S SI 93 0-3 ① K	B SI 88 B SL 83 C SI 87 F SI 88 F SI 88 D SL 83 B SI 87 4-2 4 FC6-4 1-2 2-3 3-H BB	3	2	1	1	3	2	0
4 Brandon Phillips, R (1, 4) OBP: 0.348, SLG: 0.402	B FF 93 B FF 94 X FF 92 2-0 ② G6-3		X SI 92 0-0 ① FC1-5 32 G3 19 1B 27 WP 1-2 2-3f		X SI 89 0-0 19 2B 1-H 2-H 2B	D CH 88 C CH 87 B SI 94 C SI 93 F SI 93 F SI 94 F CH 85 F SI 93 F SI 93 2-2 ② F9 X CH 88		B FF 93 X SI 93 1-0 ② G6-3	X SI 92 0-0 ③ FC6-4 1-2f	6	2	1	2	0	0	6
19 Joey Votto, L (1, 3) OBP: 0.466, SLG: 0.525	F FF 93 C FF 93 B FF 94 B SI 94 X FF 94 2-2 ③ L7		D CU 80 X FF 93 1-0 27 WP 32 G3 1-2 2-3 1B		C X CU 75 0-1 32 G3 27 SF7 2-H 2B	C SI 94 C SI 94 F SI 93 2 SAFE X SI 94 0-2 2-3 1B		B SI 94 B SI 92 F SI 93 S SI 93 X SI 94 2-2 ③ F7		5	1	3	1	0	0	0
32 Jay Bruce, L (1, 9) OBP: 0.359, SLG: 0.549		B FF 93 B FF 92 X FF 92 2-0 15 WP 15 S 29 1B	C CH 84 F CH 83 B FF 94 F SI 94 D SL 83 B CH 84 X SL 82 3-2 ② G3 1-2 2-3 3-H		B SI 93 X CH 85 1-0 ① G3 2-3	S CH 86 B SI 94 F SI 94 X CH 86 1-2 ③ G6-3			B S SL 82 B SI 87 X SL 82 2-1 ① P5	5	1	1	1	0	0	5
27 Scott Rolen, R (1, 5) OBP: 0.291, SLG: 0.380 43 Miguel Cairo, R (8, 5) OBP: 0.349, SLG: 0.381		X FF 92 0-0 ① P5	B CU 80 B FF 93 C CH 83 X CH 82 2-1 ③ F7 2-3 3-H		B SI 93 D CH 87 X SI 92 2-0 ② SF7 3-H		B SL 86 C SL 85 B SL 87 C SL 86 S SL 86 2-3 ① K		B SI 88 B SI 88 C SI 88 B SI 88 B SI 87 4-1 7 1B 29 BB 31 BB BB	3 0	0 1	0 0	1 0	0 1	1 0	2 0
15 Fred Lewis, L (1, 7) OBP: 0.289, SLG: 0.300		1 SAFE B FF 93 B SL 81 B CH 83 F FF 93 D CH 84 4-1 29 1B 1-3 BB		B SI 92 B FF 91 C FF 93 B CU 81 B FF 93 4-1 7 CS BB	B SI 92 C SI 92 B CH 87 B SI 92 C FF 92 B SI 92 4-2 29 BB BB		C CH 88 F CH 87 F CH 90 B SL 88 F FF 93 B CH 89 B FF 93 C FF 94 3-3 ② K		C SL 82 F SL 82 B CU 76 S SI 88 1-3 ② K	2	0	0	0	3	2	1
29 Ryan Hanigan, R (1, 2) OBP: 0.368, SLG: 0.339		B SI 92 1 SAFE D CU 80 B FF 93 C FF 92 X FF 93 3-1 7 G6-3 1-2 3-H 1B		1 SAFE X FF 90 0-0 ① F9	B SI 92 B SL 84 C SI 93 D CH 87 B SI 93 4-1 1-2 BB		C FF 93 F SL 88 F SL 90 F SL 88 B FF 93 F FF 95 B SL 90 B SL 87 X FF 90 3-2 7 2B 1B		B SL 83 B CH 80 B SI 89 B SI 86 4-0 31 BB 7 1B 6 BB 1-2 BB	3	2	2	1	2	0	1
7 Paul Janish, R (1, 6) OBP: 0.259, SLG: 0.276		B FF 93 F CH 84 B SL 85 B FF 92 C FF 93 X CH 84 3-2 ② ③ G6-3 1-2f		1 SAFE C FF 91 F FF 92 X SL 87 0-2 ② ③ G4-3 1-2	C SL 86 X SL 86 0-1 ③ F9		F FF 93 F FF 93 F SL 89 X SL 89 0-2 1-H 2B		B SI 88 C SI 87 X CH 81 1-1 6 BB 31 BB 1-2 2-3 1B	5	0	2	1	0	0	5
44 Mike Leake, R (1, 1) OBP: 0.280, SLG: 0.360 31 Jonny Gomes, R (9, PH) OBP: 0.330, SLG: 0.408 46 Carlos Fisher, R (9, 1)			C FF 92 C CH 86 B SL 86 X SL 83 1-2 4 FC1-5 2B		F FF 91 B FF 91 X FF 90 1-1 6 BB 4 2B 1B	B SI 94 F SI 93 C SL 86 F SI 92 F SL 85 X SL 86 1-2 ① P3	F FF 92 B FF 92 F FF 92 S SL 87 1-3 ③ K		B SL 82 B SI 88 B SI 88 B SI 87 4-0 6 BB 1-2 2-3 3-H BB	4 0 0	1 0 0	2 0 0	0 1 0	0 1 0	1 0 0	1 0 0

Inning Stats	1	2	3	4	5	6	7	8	9
	R: 0 E: 0 K: 1 S: 7	H: 0 LOB: 0 BB: 0 P: 12	R: 1 E: 0 K: 0 S: 8	H: 2 LOB: 1 BB: 1 P: 20	R: 2 E: 0 K: 0 S: 11	H: 2 LOB: 1 BB: 1 P: 22	R: 0 E: 0 K: 0 S: 5	H: 0 LOB: 0 BB: 1 P: 9	R: 4 E: 0 K: 0 S: 12	H: 3 LOB: 2 BB: 3 P: 28	R: 0 E: 0 K: 0 S: 22	H: 2 LOB: 2 BB: 0 P: 26	R: 1 E: 0 K: 3 S: 21	H: 2 LOB: 1 BB: 0 P: 30	R: 0 E: 0 K: 1 S: 7	H: 0 LOB: 0 BB: 0 P: 10	R: 2 E: 0 K: 1 S: 12	H: 1 LOB: 3 BB: 4 P: 32

PITCHER		IP	WLS	BF	H	R	ER	SO	BB	IBB	HBP	BLK	WP	HR	S	P	ERA	WHIP
55 Tim Lincecum, R ERA: 3.41	(1, 1)	4.0	L	21	7	7	7	1	4	0	0	0	2	0	36	73	15.75	2.750
59 Guillermo Mota, R ERA: 4.02	(5, 1)	2.0		10	2	0	0	0	2	0	0	0	0	0	29	44	0.00	2.000
52 Ramon E Ramirez, R ERA: 1.69	(7, 1)	1.0		5	2	1	1	3	0	0	0	0	0	0	21	30	9.00	2.000
46 Santiago Casilla, R ERA: 1.17	(8, 1)	1.0		3	0	0	0	1	0	0	0	0	0	0	7	10	0.00	0.000
49 Javier López, L ERA: 3.0	(9, 1)	0.2		7	1	2	2	1	4	0	0	0	0	0	11	31	27.00	7.500

PITCHER		IP	WLS	BF	H	R	ER	SO	BB	IBB	HBP	BLK	WP	HR	S	P	ERA	WHIP
41 Jeremy Affeldt, L ERA: 4.15	(9, 1)	0.1		1	0	0	0	0	0	0	0	0	0	0	1	1	0.00	0.000

TOP

Cincinnati Reds @ San Francisco Giants

AT&T Park, San Francisco, CA

Sat Jun 11 2011, 1:14 PM - 4:28 PM PDT

Att. 41,735 - Cloudy - 60 F

livebaseballscorecards.com

AB	36
R	10
H	12
RBI	9
BB	10
SO	6
LOB	21

1B: 7	SF: 1	WP: 2	PA: 47
2B: 5	SAC: 0	PB: 0	
3B: 0	DP: 1	SB: 1	
HR: 0	HBP: 0	CS: 1	

Cincinnati Reds @ San Francisco Giants

AT&T Park, San Francisco, CA

Sat Jun 11 2011, 1:14 PM - 4:28 PM PDT

Att. 41,735 - Cloudy - 60 F

livebaseballscorecards.com

BOTTOM

Batter	1	2	3	4	5	6	7	8	9	AB	R	H	RBI	BB	SO	LOB
2 Emmanuel Burriss, S (1, 4) (5, 6) OBP: 0.264, SLG: 0.264	B SI 88 C SI 86 B SI 90 X SI 87 2-1 F8 ①		F SI 88 X SI 88 0-1 F8 ②		X SI 88 0-0 FC3-6 ② 1-2f		C SI 88 B SI 88 X SI 89 1-1 F9 ③		X SI 91 0-0 L8 ③	5	0	0	0	0	0	3
10 Miguel Tejada, R (1, 5) OBP: 0.254, SLG: 0.296 50 Conor Gillaspie, L (8, 5) OBP: 0.286, SLG: 0.286	B SI 86 B FF 88 X FC 87 2-0 G4-3 ②		B FC 86 F SI 89 F FC 88 F SL 83 X FC 88 1-2 E3 1-2		B SL 86 F SI 86 C SI 89 X FC 88 1-2 G1-3 ③			C KC 74 F SI 86 X CH 82 0-2 F8 ①		3 1	0 0	0 0	0 0	0 0	0 0	2 0
17 Aubrey Huff, L (1, 3) OBP: 0.281, SLG: 0.383 37 Chris Stewart, R (8, 3) OBP: 0.133, SLG: 0.071	B SI 87 C KC 76 C SI 89 B SI 88 X SI 90 2-2 G6-3 ③		X SI 88 0-0 F7 ③			B KC 72 C SI 87 B SI 89 X SI 86 2-1 P3 ①		B SL 86 X FC 86 1-0 F7 ②		3 1	0 0	0 0	0 0	0 0	0 0	2 0
13 Cody Ross, R (1, 7) (7, 8) OBP: 0.345, SLG: 0.433		C FC 85 S SL 80 B SI 88 B SL 82 C CH 83 2-3 K ①	S SL 79 B CH 86 F FC 88 S SL 82 1-3 K ①			C FC 86 B SL 86 X SI 89 1-1 2B		B FC 86 F FC 87 B FC 88 B FC 87 F FC 88 C SI 90 3-3 K ③		4	0	1	0	0	3	0
12 Nate Schierholtz, L (1, 9) OBP: 0.301, SLG: 0.415		C KC 76 F CH 87 B SI 89 B SI 90 X SI 90 2-2 1B	F CH 81 C SI 88 S SL 83 0-3 K ②			C KC 75 F SI 87 B CH 87 F SL 82 C SI 89 1-3 K ②			X SI 90 0-0 F7 ①	4	0	1	0	0	2	1
33 Aaron Rowand, R (1, 8) OBP: 0.297, SLG: 0.368 52 Ramon E Ramirez, R (7, 1) 46 Santiago Casilla, R (8, 1) 49 Javier López, L (9, 1) 41 Jeremy Affeldt, L (9, 1) 56 Andres Torres, S (9, PH) OBP: 0.355, SLG: 0.403		C FF 87 B FC 88 1 SAFE 1 SAFE B SI 88 F FC 88 1 SAFE F FF 88 F FC 89 2-3 S SL 82 K ②	C SI 89 B FC 88 S CH 84 B SL 84 F SL 82 B SL 83 X FC 89 3-2 1B			C FC 88 F SL 82 B SL 82 H FC 88 2-2 HBP			B SI 92 B SI 91 S FF 90 F SI 92 F FF 93 B SL 80 F FF 92 B SI 92 4-2 5 HR BB	2 0 0 0 0 0 0	0 0 0 0 0 1 0	1 0 0 0 0 0 0	0 0 0 0 0 0 0	0 0 0 0 0 0 1	1 0 0 0 0 0 0	1 0 0 0 0 0 0
35 Brandon Crawford, L (1, 6) OBP: 0.309, SLG: 0.367		X SI 87 0-0 G4-3 ③	X SI 88 0-0 F7 ③			B FC 87 F FF 87 B FF 88 S FC 88 S FC 88 2-3 K ③			B FF 89 C FF 90 X FF 90 1-1 1-H HR	2	0	0	0	0	0	2
22 Eli Whiteside, R (1, 2) OBP: 0.284, SLG: 0.292			C SL 85 F SL 82 B SL 83 B SI 90 B SI 89 X SI 90 3-2 55 FC1-6 1B		B FC 86 B SI 86 X FC 86 2-0 F9 ①		X SI 85 0-0 P3 ①		F FF 92 B SL 80 B FF 92 X FF 92 2-1 1B	4	0	2	0	0	0	0
55 Tim Lincecum, L (1, 1) OBP: 0.100, SLG: 0.069 59 Guillermo Mota, R (5, 1) 6 Bill Hall, R (5, 4) OBP: 0.273, SLG: 0.336 5 Pat Burrell, R (6, PH) OBP: 0.341, SLG: 0.396 (7, 7)			X SI 86 0-0 FC1-6 10 E 1-2f ①		B SI 87 B SI 88 B FC 86 B SI 87 4-0 2 FC3-6 BB		C SL 85 F FC 85 F SL 81 B KC 79 S SL 83 1-3 K ②		B FC 89 F FF 92 B FC 90 S FF 92 B FF 92 X FF 92 3-2 P3 ②	1 0 2 2	0 0 0 1	0 0 0 1	0 0 0 2	0 0 1 0	0 0 1 1	1 0 1 2
Inning Stats	R: 0 E: 0 K: 0 S: 6 H: 0 LOB: 0 BB: 0 P: 12	R: 0 E: 0 K: 2 S: 12 H: 1 LOB: 1 BB: 0 P: 18	R: 0 E: 1 K: 0 S: 11 H: 1 LOB: 2 BB: 0 P: 15	R: 0 E: 0 K: 2 S: 11 H: 1 LOB: 1 BB: 0 P: 15	R: 0 E: 0 K: 0 S: 5 H: 0 LOB: 1 BB: 1 P: 12	R: 0 E: 0 K: 2 S: 13 H: 1 LOB: 2 BB: 0 P: 21	R: 0 E: 0 K: 1 S: 7 H: 0 LOB: 0 BB: 0 P: 9	R: 0 E: 0 K: 1 S: 7 H: 0 LOB: 0 BB: 0 P: 11	R: 2 E: 0 K: 0 S: 13 H: 2 LOB: 1 BB: 1 P: 23	1B: 4 2B: 1 3B: 0 HR: 1 SF: 0 SAC: 0 DP: 0 HBP: 1						

	AB	34
	R	2
	H	6
	RBI	2
	BB	2
	SO	8
	LOB	15

WP: 0 PB: 0 SB: 0 CS: 0 PA: 37

PITCHER		IP	WLS	BF	H	R	ER	SO	BB	IBB	HBP	BLK	WP	HR	S	P	ERA	WHIP
44 Mike Leake, R ERA: 4.06	(1, 1)	8.0	W	31	4	0	0	8	1	0	1	0	0	0	72	113	0.00	0.625
46 Carlos Fisher, R ERA: 4.5	(9, 1)	1.0		6	2	2	2	0	1	0	0	0	0	1	13	23	18.00	3.000

PITCHER	IP	WLS	BF	H	R	ER	SO	BB	IBB	HBP	BLK	WP	HR	S	P	ERA	WHIP

Cincinnati Reds @ San Francisco Giants

AT&T Park, San Francisco, CA

Sun Jun 12 2011, 5:13 PM - 8:31 PM PDT

Att. 42,084 - Clear - 62 F

TOP

livebaseballscorecards.com

Batter	1	2	3	4	5	6	7	8	9	AB	R	H	RBI	BB	SO	LOB
6 Drew Stubbs, R (1, 8) OBP: 0.345, SLG: 0.420	B FF 90 C FF 91 B FF 91 F FF 90 B FF 91 F FF 90 B FF 89 4-2 19 G4-6-3 BB		X FF 88 0-0 4 FC5 1-2 1B		B SI 88 C CH 78 F FF 88 B FF 90 X FF 86 2-2 1-2 1B		C FF 94 H FF 93 1-1 4 BLK HBP			2	0	2	0	1	0	0
4 Brandon Phillips, R (1, 4) OBP: 0.343, SLG: 0.395	C SL 80 S SL 82 F SL 82 B CH 84 F FF 92 F CH 85 1 SAFE S CH 85 1-3 K		F B D CH 84 X SL 80 2-1 FC5 1-2 2-3f		S FF 88 C CH 86 B FF 89 S SL 81 1-3 K		1 SAFE F FF 93 F SL 88 S SL 90 0-3 K 1-2			4	0	0	0	0	3	6
19 Joey Votto, L (1, 3) OBP: 0.463, SLG: 0.519	C FF 90 B FF 90 X SI 91 1-1 G4-6-3 1-2f			B SL 80 B FF 89 B FF 89 C FF 89 H FF 86 4-1 32 BB 27 2B HBP	F SL 78 X SI 88 0-1 F7-4 2-2			B SL 82 S SL 82 C SI 88 F SL 82 S CU 76 1-3 K		3	1	0	0	0	1	3
32 Jay Bruce, L (1, 9) OBP: 0.361, SLG: 0.544		B SI 89 B SI 88 B FF 90 C SI 89 B SI 89 4-1 31 CS BB		F SI 90 B CH 82 B SI 87 D CH 81 S FF 88 F FF 90 1 SAFE D CH 82 4-2 27 2B 16 SF7 1-2 BB		F FF 87 B SI 88 B FF 88 F FF 87 B CH 86 F FF 88 F CH 81 C FF 87 3-3 K		L SI 85 C SI 88 S SL 82 0-3 K		2	1	0	0	2	2	0
27 Scott Rolen, R (1, 5) OBP: 0.290, SLG: 0.383		C FF 89 C FF 90 B FF 91 F SL 82 B CH 85 1 SAFE F CH 83 X FF 90 2-2 P4		B FF 89 X CH 82 1-0 1-3 2-H 2B		B FF 88 X CH 86 1-0 F8		C SL 79 C FF 91 F FF 90 X SL 80 0-2 P3		4	0	1	1	0	0	1
31 Jonny Gomes, R (1, 7) OBP: 0.333, SLG: 0.403		1 SAFE B CH 83 C FF 90 F FF 89 B SL 84 B SL 81 T FF 90 3-2 K 1-2		B FF 89 B SI 88 B FF 89 B FF 89 4-0 55 G5-4-3 BB		B FF 86 B CH 80 B CH 81 B FF 87 4-0 16 FC6-4 BB			C SI 93 S SL 88 B SI 94 B SL 88 C SL 89 2-3 K	2	0	0	0	2	2	1
16 Edgar Renteria, R (1, 6) OBP: 0.311, SLG: 0.260			C FF 89 X SI 91 0-1 F8	S SL 78 D FF 88 B CH 81 C CH 82 X CH 82 2-2 SF7 3-H		1 SAFE S FF 87 B SL 80 X SL 77 1-1 FC6-4 1-2f			B SI 93 B SI 94 C SL 88 B SI 94 C SL 88 X SL 89 3-2 G4-3	3	0	0	1	0	0	1
55 Ramon Hernandez, R (1, 2) OBP: 0.374, SLG: 0.526 44 Mike Leake, R (9, PR) OBP: 0.280, SLG: 0.360			C FF 90 X FF 90 0-1 4 FC5 6 1B 1B	C SL 78 X SI 88 0-1 G5-4-3 1-2f			X FF 93 0-0 G6-3		C SL 90 B SI 90 B SI 94 X SL 90 2-1 1B	4 0	0 0	2 0	0 0	0 0	0 0	2 0
36 Edinson Volquez, R (1, 1) OBP: 0.105, SLG: 0.105 15 Fred Lewis, L (7, PH) OBP: 0.286, SLG: 0.296 33 Jose Arredondo, R (7, 1) 45 Bill Bray, L (7, 1) 40 Nick Masset, R (7, 1) 28 Chris Heisey, R (9, PH) OBP: 0.345, SLG: 0.426			1 SAFE B L E M SL 80 1-3 K	C FF 87 X CH 85 0-1 19 F7-4 6 1B 1B		F FF 92 B FF 92 B CH 88 B CH 88 F FF 92 F FF 94 F CH 89 F CH 88 F FF 94 3-3 C FF 93 K		B SL 90 C SI 95 B SI 96 B SL 89 C SI 95 F SL 91 F SI 95 X SI 94 3-2 G5-3	2 1 0 0 0 0 0 1	0 0 0 0 0 0 0 0	1 0 0 0 0 0 0 0	0 0 0 0 0 0 0 0	0 0 0 0 0 0 0 0	1 1 0 0 0 0 0 1	1 0 0 0 0 0 0 1
Inning Stats	R: 0 E: 0 K: 1 S: 11 H: 0 LOB: 0 BB: 1 P: 17	R: 0 E: 0 K: 1 S: 9 H: 0 LOB: 0 BB: 1 P: 18	R: 0 E: 0 K: 1 S: 10 H: 2 LOB: 2 BB: 0 P: 13	R: 2 E: 0 K: 0 S: 10 H: 1 LOB: 1 BB: 2 P: 25	R: 0 E: 0 K: 1 S: 10 H: 2 LOB: 1 BB: 0 P: 13	R: 0 E: 0 K: 1 S: 8 H: 0 LOB: 1 BB: 1 P: 17	R: 0 E: 0 K: 2 S: 12 H: 0 LOB: 1 BB: 0 P: 16	R: 0 E: 0 K: 2 S: 11 H: 0 LOB: 0 BB: 0 P: 12	R: 0 E: 0 K: 1 S: 13 H: 1 LOB: 1 BB: 0 P: 23	1B: 5 2B: 2 3B: 0 HR: 0 SF: 1 SAC: 0 DP: 3 HBP: 2						

	AB	28
	R	2
	H	6
	RBI	2
	BB	5
	SO	10
	LOB	16

WP: 0 PB: 0 SB: 0 CS: 1 PA: 36

PITCHER		IP	WLS	BF	H	R	ER	SO	BB	IBB	HBP	BLK	WP	HR	S	P	ERA	WHIP
57 Jonathan Sánchez, L ERA: 3.47	(1, 1)	6.0		25	5	2	2	5	5	0	1	0	0	0	58	103	3.00	1.667
52 Ramon E Ramirez, R ERA: 1.63	(7, 1)	1.0	W	4	0	0	0	2	0	0	1	1	0	0	12	16	0.00	0.000
49 Javier López, L ERA: 2.92	(8, 1)	0.2	H	2	0	0	0	2	0	0	0	0	0	0	7	8	0.00	0.000
54 Sergio Romo, R ERA: 2.29	(8, 1)	0.1	H	1	0	0	0	0	0	0	0	0	0	0	4	4	0.00	0.000
38 Brian Wilson, R ERA: 2.7	(9, 1)	1.0	S	4	1	0	0	1	0	0	0	0	0	0	13	23	0.00	1.000

PITCHER	IP	WLS	BF	H	R	ER	SO	BB	IBB	HBP	BLK	WP	HR	S	P	ERA	WHIP

BOTTOM

Cincinnati Reds @ San Francisco Giants

AT&T Park, San Francisco, CA

Sun Jun 12 2011, 5:13 PM - 8:31 PM PDT

Att. 42,084 - Clear - 62 F

livebaseballscorecards.com

Batter	1	2	3	4	5	6	7	8	9	AB	R	H	RBI	BB	SO	LOB
56 Andres Torres, S (1, 8) OBP: 0.356, SLG: 0.406	B FF 93 B FF 93 B FF 93 B FF 93 4-0 10 CS BB		S SI 94 B KC 81 B KC 80 X SI 93 2-1 ③ G3		C KC 79 B CH 85 C SI 94 X KC 81 1-2 ② G6-3		B FS 83 B FF 92 C FS 84 F FF 91 X FS 84 2-2 1-3 17 1B 2B	C FS 88 B SL 81 S SI 96 X SI 95 1-2 ③ G4-3		4	1	1	0	1	0	3
10 Miguel Tejada, R (1, 5) OBP: 0.258, SLG: 0.297	B FF 94 B FF 94 F FF 93 X FF 95 2-1 ① 12 S 1-2 1B			B FF 92 C FF 92 S KC 79 B KC 81 X FF 94 2-2 ① F9	C SI 94 X KC 82 0-1 ③ G5-3		I IN 74 I IN 77 I IN 77 I IN 75 4-0 17 1B IBB			3	0	1	0	1	0	1
12 Nate Schierholtz, L (1, 9) OBP: 0.306, SLG: 0.416	1 SAFE D SI 93 C KC 79 F FF 94 B FF 95 D CH 84 F FF 95 S CH 85 3-3 ② K 1-2			X SI 93 0-0 17 2B 1B		B KC 78 B KC 78 B SI 93 C FF 92 B SI 94 4-1 17 1B 13 FC6-4 BB	X SL 87 0-0 ② SF8 3-H			2	2	1	1	1	1	1
17 Aubrey Huff, L (1, 3) OBP: 0.288, SLG: 0.393	D KC 79 B FF 95 C KC 79 F FF 95 B KC 78 X KC 79 3-2 ③ G3			C SI 96 B SI 93 X SI 95 1-1 1-H 2B		C FF 94 B KC 80 1 SAFE F KC 79 B CH 86 B SI 94 F SI 94 X SI 95 3-2 13 FC6-4 1-3 1B	C CH 87 B FF 92 B SL 88 F SL 87 F FF 93 F SI 88 X SL 85 2-2 1-2 2-H 1B			4	0	3	2	0	0	1
13 Cody Ross, R (1, 7) OBP: 0.343, SLG: 0.425		B FF 92 F FF 92 B KC 80 X KC 79 2-1 ① G3		C KC 81 B CH 84 B SI 96 B CH 83 B SI 96 4-1 BB		X CH 83 0-0 ① FC6-4 35 FC6-4 1-2f 3-H	B FF 92 F FF 92 F SI 95 B SL 84 X SL 80 2-2 ③ F8			3	0	0	1	1	0	3
35 Brandon Crawford, L (1, 6) OBP: 0.288, SLG: 0.340		B SI 94 C SI 93 S FF 95 B CH 84 B FF 96 F SI 94 F SI 96 X SI 94 3-2 ② G6-3		D KC 79 F SI 94 C CH 83 B CH 84 F FF 94 T CH 84 2-2 ② K		1 SAFE S CH 82 B SI 95 1 SAFE C FF 94 X SI 95 1-2 ② FC6-4 1-2f		C SI 93 B FS 88 S FS 88 B SL 82 B FF 95 X SI 95 3-2 ① G5-3		4	0	0	0	0	1	3
2 Emmanuel Burriss, S (1, 4) OBP: 0.263, SLG: 0.250		F SI 95 S KC 80 S KC 82 0-3 ③ K2-3		C KC 79 C CH 82 F FF 96 X CH 86 0-2 ③ L5		D KC 79 X CH 84 1-0 ③ G3		B SI 95 B SI 95 F SI 96 B FF 96 C SI 94 B SI 95 4-2 37 G1-3 BB		3	0	0	0	1	1	3
37 Chris Stewart, R (1, 2) OBP: 0.211, SLG: 0.176			C SI 92 C KC 80 F KC 78 S CH 82 0-3 ① K		C SI 93 B KC 79 B SI 92 F SI 91 X CH 84 2-2 2B		B FF 92 B FF 92 B FF 92 B FF 92 4-0 56 2B 12 SF8 BB	1 SAFE P PO 91 B SI 94 F SI 95 1 SAFE X SI 95 2-1 ② G1-3 1-2		3	1	1	0	1	1	1
57 Jonathan Sánchez, L (1, 1) OBP: 0.259, SLG: 0.385 52 Ramon E Ramirez, R (7, 1) 5 Pat Burrell, R (7, PH) OBP: 0.339, SLG: 0.393 49 Javier Lopez, L (8, 1) 54 Sergio Romo, R (8, 1) 50 Conor Gillaspie, L (8, PH) OBP: 0.375, SLG: 0.286 38 Brian Wilson, R (9, 1)			B SI 93 X FF 93 1-0 ② G4-3		M SI 92 2 SAFE T SI 94 M CH 84 0-3 ① K		C FF 91 B FS 84 C FF 90 D FF 88 C FS 83 2-3 ① K	B SL 80 F FS 88 F SI 95 B SL 83 B SL 81 B FS 87 4-2 BB		2 0 1 0 0 0 0	0 0 0 0 0 0 0	0 0 0 0 0 0 0	0 0 0 0 0 0 1	1 0 1 0 0 1 0	1 0 1 0 0 0 0	1 0 1 0 0 1 0
Inning Stats	R: 0 E: 0 K: 1 S: 9 H: 1 LOB: 1 BB: 1 P: 21	R: 0 E: 0 K: 1 S: 10 H: 0 LOB: 0 BB: 0 P: 15	R: 0 E: 0 K: 1 S: 7 H: 0 LOB: 0 BB: 0 P: 10	R: 1 E: 0 K: 1 S: 15 H: 2 LOB: 2 BB: 1 P: 24	R: 0 E: 0 K: 1 S: 11 H: 1 LOB: 1 BB: 0 P: 14	R: 1 E: 0 K: 0 S: 10 H: 1 LOB: 1 BB: 1 P: 19	R: 2 E: 0 K: 1 S: 15 H: 2 LOB: 2 BB: 2 P: 31	R: 0 E: 0 K: 0 S: 13 H: 0 LOB: 2 BB: 2 P: 26		1B: 4 2B: 3 3B: 0 HR: 0	SF: 1 SAC: 0 DP: 0 HBP: 0			WP: 0 PB: 0 SB: 1 CS: 1	PA: 37	

PITCHER		IP	WLS	BF	H	R	ER	SO	BB	IBB	HBP	BLK	WP	HR	S	P	ERA	WHIP
36 Edinson Volquez, R ERA: 5.48	(1, 1)	6.0		25	5	2	2	5	3	0	0	0	0	0	62	103	3.00	1.333
33 Jose Arredondo, R ERA: 3.55	(7, 1)	0.1	L	4	1	2	2	1	1	1	0	0	0	0	6	18	54.00	6.000
45 Bill Bray, L ERA: 1.61	(7, 1)	0.1		2	1	0	0	0	0	0	0	0	0	0	6	8	0.00	3.000
40 Nick Masset, R ERA: 3.89	(7, 1)	1.1		6	0	0	0	0	2	0	0	0	0	0	16	31	0.00	1.500

PITCHER	IP	WLS	BF	H	R	ER	SO	BB	IBB	HBP	BLK	WP	HR	S	P	ERA	WHIP

AB	29
R	4
H	7
RBI	4
BB	7
SO	6
LOB	18

Batter	1	2	3	4	5	6	7	8	9	AB	R	H	RBI	BB	SO	LOB
6 Drew Stubbs, R (1, 8) OBP: 0.340, SLG: 0.412	B FF 91 F SI 90 X SI 91 1-1 G6-3	C FS 85 S SI 93 D FS 87 S FS 88 1-3 K			F SI 93 D FS 88 S FS 88 S FS 88 1-3 K		X SI 88 0-0 P4		B SL 86 S SL 84 1 SAFE B FF 91 B SL 85 S FF 91 C SI 93 3-3 1-2 K	5	0	0	0	0	3	5
4 Brandon Phillips, R (1, 4) OBP: 0.344, SLG: 0.393	B SI 93 F SI 91 F SI 92 B SL 85 B SI 91 X SL 85 3-2 19 WP 1B		X SI 91 0-0 G6-3		S SL 85 D FF 94 B FF 93 1 SAFE X SI 94 2-1 G4-3		F FC 87 B SI 90 C SI 90 B CU 80 F FC 87 D FC 87 B SI 92 4-2 19 HR 1-2 BB		B CU 72 C SL 84 X SL 84 1-1 G5-3	4	1	1	0	1	0	1
19 Joey Votto, L (1, 3) OBP: 0.460, SLG: 0.527	1 SAFE F SI 91 1 SAFE S FS 86 F FS 86 F SI 92 B FS 88 D FS 87 S FS 87 2-3 K 1-2		B CU 79 C SI 90 C FF 91 F FS 88 B SI 92 X FS 87 2-2 G1-6-3			B FS 86 B SI 92 C SI 92 B FF 91 X SI 92 3-1 L6	C CU 78 B SI 91 B FF 89 D CH 82 C FF 91 X FF 91 3-2 1-H 2-H HR			4	1	1	3	0	1	1
32 Jay Bruce, L (1, 9) OBP: 0.359, SLG: 0.538	C FF 92 S FF 93 B FF 93 B FS 87 F FS 87 B SI 92 X FS 86 3-2 F8		X FF 92 0-0 G3-1			B FF 93 B SI 92 X SI 94 2-0 G6-3	F FF 90 S FF 91 B FF 90 B FC 86 B FF 90 B CU 79 4-2 BB			3	0	0	0	1	0	1
28 Chris Heisey, R (1, 7) OBP: 0.350, SLG: 0.457		X CU 78 0-0 43 G4-6-3 7 1B 1B	B SI 92 B SI 91 F SI 91 F SI 92 X SL 84 2-2 F7			X FF 93 0-0 HR	1 SAFE X FC 86 0-0 F8			4	2	2	1	0	0	1
43 Miguel Cairo, R (1, 5) OBP: 0.336, SLG: 0.366		B SI 91 1 SAFE B SI 91 X SI 91 2-0 G4-6-3 1-2	B SI 92 F FF 91 F SI 93 F FS 88 B FS 88 T SI 92 2-2 K			B SI 93 C SI 91 F FS 88 F FS 88 F SL 85 F FS 87 C SI 94 1-3 K		B FF 90 F SL 84 F SL 84 B FF 93 F FF 93 X CU 72 2-2 G3-1		4	0	0	0	0	2	1
29 Ryan Hanigan, R (1, 2) OBP: 0.358, SLG: 0.328		B FF 93 C SI 92 X SI 92 1-1 P3	B FF 93 F SI 93 F SI 92 F SI 92 S FS 88 1-3 K				B SI 92 C SI 91 X SI 93 1-1 E6 7 FC5-4	B SI 91 C FF 90 X FF 92 1-1 F9		4	0	0	0	0	1	1
7 Paul Janish, R (1, 6) OBP: 0.264, SLG: 0.280		B SI 93 X SL 86 1-0 61 1B 2-H 1B			B SI 92 C SI 92 C SI 91 B FS 87 F SI 91 F SI 90 X SI 91 2-2 61 FC1-6 1B		X SI 92 0-0 FC5-4 61 1B 1-2f	X FF 92 0-0 F9		4	1	2	1	0	0	1
61 Bronson Arroyo, R (1, 1) OBP: 0.231, SLG: 0.308 45 Bill Bray, L (8, 1) 15 Fred Lewis, L (9, PH) OBP: 0.295, SLG: 0.296 48 Francisco Cordero, R (9, 1)		B SI 92 F SI 92 B SI 92 F SI 91 X SL 85 2-2 1-2 1B			M SI 90 L SI 90 X SI 91 0-2 FC1-6 1-2f		X SI 94 0-0 4 BB 19 HR 2-H 1B		C CU 70 B FF 90 F SI 90 B CU 71 H FF 90 3-2 6 CS HBP	3 0 0 0	1 0 0 0	2 0 0 0	1 0 0 0	0 0 0 0	0 0 0 0	1 0 0 0
Inning Stats	R: 0 E: 0 K: 1 S: 14 H: 1 LOB: 1 BB: 0 P: 23	R: 1 E: 0 K: 1 S: 11 H: 3 LOB: 2 BB: 0 P: 18	R: 0 E: 0 K: 0 S: 6 H: 0 LOB: 0 BB: 0 P: 8	R: 0 E: 0 K: 2 S: 11 H: 0 LOB: 0 BB: 0 P: 16	R: 0 E: 0 K: 1 S: 13 H: 1 LOB: 1 BB: 0 P: 18	R: 1 E: 0 K: 1 S: 10 H: 1 LOB: 0 BB: 0 P: 16	R: 4 E: 2 K: 0 S: 14 H: 2 LOB: 1 BB: 2 P: 26	R: 0 E: 0 K: 0 S: 7 H: 0 LOB: 0 BB: 0 P: 10	R: 0 E: 0 K: 1 S: 7 H: 0 LOB: 0 BB: 0 P: 14	1B: 6 2B: 0 3B: 0 HR: 2 SF: 0 SAC: 0 DP: 0 HBP: 1				WP: 1 PB: 0 SB: 0 CS: 1	PA: 38	

PITCHER	IP	WLS	BF	H	R	ER	SO	BB	IBB	HBP	BLK	WP	HR	S	P	ERA	WHIP
18 Hiroki Kuroda, R (1, 1) ERA: 3.31	6.1	L	27	7	4	3	6	0	0	0	0	1	1	69	104	4.26	1.105
55 Matt Guerrier, R (7, 1) ERA: 4.36	0.2		5	1	2	1	0	2	0	0	0	0	1	10	21	13.50	4.500
52 Josh Lindblom, R (8, 1) ERA: 1.29	2.0		6	0	0	0	1	0	0	1	0	0	0	14	24	0.00	0.000

PITCHER	IP	WLS	BF	H	R	ER	SO	BB	IBB	HBP	BLK	WP	HR	S	P	ERA	WHIP

TOP

Cincinnati Reds @ Los Angeles Dodgers

Dodger Stadium, Los Angeles, CA

Mon Jun 13 2011, 7:12 PM - 10:12 PM PDT

Att. 31,372 - Clear - 67 F

livebaseballscorecards.com

AB	35
R	6
H	8
RBI	6
BB	2
SO	7
LOB	13

BOTTOM

Cincinnati Reds @ Los Angeles Dodgers

Dodger Stadium, Los Angeles, CA

Mon Jun 13 2011, 7:12 PM - 10:12 PM PDT

Att. 31,372 - Clear - 67 F

livebaseballscorecards.com

Batter	1	2	3	4	5	6	7	8	9	AB	R	H	RBI	BB	SO	LOB
9 Dee Strange-Gordon, L (1, 6) OBP: 0.296, SLG: 0.370	C SL 73 X SI 86 0-1 B1-3		S CH 76 B FF 86 F FF 85 X SI 88 1-2 F8		C CH 79 B SI 88 B CH 79 S CH 78 F SI 89 X FF 87 2-2 P6			X CH 79 0-0 6 SF7 1-H 3B		4	1	1	1	0	0	0
6 Aaron Miles, S (1, 4) (8, 5) OBP: 0.307, SLG: 0.339	X CU 71 0-0 F8		C CH 82 C SI 87 B SI 87 X CH 82 1-2 G5-3			C CU 69 X SI 86 0-1 G3-1		B SI 85 F SI 85 T SL 74 X SI 85 1-2 SF7 3-H		3	0	0	1	0	0	0
16 Andre Ethier, L (1, 9) OBP: 0.396, SLG: 0.448	B SI 86 X SI 87 1-0 27 HBP 7 1B 1B		B SI 86 X SL 73 1-0 F8			X CU 70 0-0 F8		B FF 91 F FF 92 C SL 87 S SL 86 1-3 K		4	1	1	0	0	1	0
27 Matt Kemp, R (1, 8) OBP: 0.416, SLG: 0.640	H SI 88 1-0 7 1B 1-2 HBP			F CH 77 B FC 82 B CH 76 F SL 72 X SI 89 2-2 7 1B 5 G5-4-3 1B		C CH 81 X SL 74 0-1 P4			C FF 92 B FF 93 S FF 93 B FF 93 B FF 93 D SL 89 4-2 7 S BB	2	1	1	0	1	0	0
7 James Loney, L (1, 3) OBP: 0.306, SLG: 0.338	C SI 88 X SI 88 0-1 1-3 2-H 1B			X SI 86 0-0 5 G5-4-3 1-3 1B			B SI 83 C CU 71 X SI 82 1-1 F7		C FF 94 B FF 93 C FF 95 F FF 94 F FF 95 F FF 95 D CH 88 S CH 87 2-3 K 1-2	4	0	2	1	0	1	1
5 Juan Uribe, R (1, 5) OBP: 0.286, SLG: 0.321 52 Josh Lindblom, R (8, 1) 28 Rod Barajas, R (9, PH) OBP: 0.270, SLG: 0.405	C SI 88 B CH 80 S SL 75 F SI 89 F SI 88 F SL 77 F SL 76 X SL 76 1-2 P3			B SI 88 X SI 87 1-0 G5-4-3 1-2f 3-H			T CH 76 B SI 85 F SI 85 B SI 88 X SI 88 2-2 F9		S SL 90 C FF 90 D SL 89 D SL 90 S SL 90 2-3 K	3 0 1	0 0 0	0 0 0	0 0 0	0 0 1	0 0 1	3 0 1
30 Dioner Navarro, S (1, 2) OBP: 0.221, SLG: 0.236		C SI 86 F SI 87 B SI 87 B SI 87 X CH 76 2-2 L6		B SL 75 B CH 81 F SL 72 X SI 86 2-1 G4-3			C SI 87 B SI 86 B SI 86 F SI 87 F FF 87 F SI 88 B SI 84 X CH 80 3-2 F8		B FF 94 F FF 94 F CH 85 B FF 96 S FF 96 2-3 K	4	0	0	0	0	1	1
10 Tony Gwynn Jr., L (1, 7) OBP: 0.264, SLG: 0.305		C SI 88 C SI 88 F SI 88 B SI 87 B SL 76 X FF 88 2-2 G3-1			C CU 70 X CH 79 0-1 G5-3			B CU 70 X SL 72 1-0 9 3B 1B		3	1	1	0	0	0	0
18 Hiroki Kuroda, R (1, 1) OBP: 0.152, SLG: 0.067 55 Matt Guerrier, R (7, 1) 14 Jamey Carroll, R (8, 4) OBP: 0.383, SLG: 0.389		B SI 88 B CH 81 C CH 80 B SI 85 C SI 83 S SI 86 3-3 K			B SI 85 X SI 84 1-0 F8			C SI 86 B SL 76 C SL 74 F SL 77 1 SAFE X SI 87 1-2 L4		2 0 1	0 0 0	0 0 0	0 0 0	0 0 0	1 0 0	0 0 1
Inning Stats	R: 1 E: 0 K: 0 S: 13 H: 2 LOB: 2 BB: 0 P: 16	R: 0 E: 0 K: 1 S: 10 H: 0 LOB: 0 BB: 0 P: 17	R: 0 E: 0 K: 0 S: 7 H: 0 LOB: 0 BB: 0 P: 10	R: 1 E: 0 K: 0 S: 7 H: 2 LOB: 0 BB: 0 P: 12	R: 0 E: 0 K: 0 S: 7 H: 0 LOB: 0 BB: 0 P: 10	R: 0 E: 0 K: 0 S: 5 H: 0 LOB: 0 BB: 0 P: 5	R: 0 E: 0 K: 0 S: 10 H: 0 LOB: 0 BB: 0 P: 16	R: 2 E: 0 K: 1 S: 12 H: 2 LOB: 0 BB: 0 P: 16	R: 0 E: 0 K: 3 S: 14 H: 0 LOB: 1 BB: 1 P: 24	1B: 5 2B: 0 3B: 1 HR: 0 SF: 1 SAC: 0 DP: 1 HBP: 1						

	AB	31
	R	4
	H	6
	RBI	3
	BB	1
	SO	5
	LOB	7

WP: 0 PB: 0 SB: 1 CS: 0 PA: 34

PITCHER		IP	WLS	BF	H	R	ER	SO	BB	IBB	HBP	BLK	WP	HR	S	P	ERA	WHIP
61 Bronson Arroyo, R ERA: 5.23	(1, 1)	7.2	W	29	6	4	4	1	0	0	1	0	0	0	68	98	4.70	0.783
45 Bill Bray, L ERA: 1.59	(8, 1)	0.1	H	1	0	0	0	1	0	0	0	0	0	0	3	4	0.00	0.000
48 Francisco Cordero, R ERA: 1.44	(9, 1)	1.0	S	4	0	0	0	3	1	0	0	0	0	0	14	24	0.00	1.000

PITCHER	IP	WLS	BF	H	R	ER	SO	BB	IBB	HBP	BLK	WP	HR	S	P	ERA	WHIP

Cincinnati Reds @ Los Angeles Dodgers

Dodger Stadium, Los Angeles, CA

Tue Jun 14 2011, 7:13 PM - 10:13 PM PDT

Att. 39,233 - Clear - 67 F

TOP

livebaseballscorecards.com

Batter	1	2	3	4	5	6	7	8	9	AB	R	H	RBI	BB	SO	LOB
6 Drew Stubbs, R (1, 8) OBP: 0.345, SLG: 0.417	F7			1B		1B		SH1-4		4	1	3	1	0	0	0
4 Brandon Phillips, R (1, 4) OBP: 0.341, SLG: 0.389	G5-3			P4		K			L4	5	0	1	0	0	1	4
19 Joey Votto, L (1, 3) OBP: 0.458, SLG: 0.522	K			K		F7				4	0	1	1	0	2	2
32 Jay Bruce, L (1, 9) OBP: 0.358, SLG: 0.531		E4		BB			F8	K		3	0	0	0	1	1	2
27 Scott Rolen, R (1, 5) OBP: 0.289, SLG: 0.386		G6-4-3		2B			G5-3	G5-3		4	0	1	1	0	0	3
28 Chris Heisey, R (1, 7) OBP: 0.347, SLG: 0.459		K			F8		2B		G6-3	4	0	1	0	0	1	0
55 Ramon Hernandez, R (1, 2) OBP: 0.377, SLG: 0.519			F8		G6-3		FC6-4		BB	2	0	0	0	2	0	0
44 Mike Leake, R (9, PR) OBP: 0.280, SLG: 0.360							IBB			0	1	0	0	0	0	0
29 Ryan Hanigan, R (9, 2) OBP: 0.358, SLG: 0.328										0	0	0	0	0	0	0
7 Paul Janish, R (1, 6) OBP: 0.259, SLG: 0.275			G1-3		F8		FC6-4		L5	4	0	0	0	0	0	3
47 Johnny Cueto, R (1, 1) OBP: 0.125, SLG: 0.067			F8			G6-3		1B	1B	2	0	0	0	0	0	0
43 Miguel Cairo, R (8, PH) OBP: 0.342, SLG: 0.373										1	1	1	0	0	0	0
66 Logan Ondrusek, R (8, 1)										0	0	0	0	0	0	0
15 Fred Lewis, L (9, PH) OBP: 0.304, SLG: 0.306										1	0	1	0	0	0	0
48 Francisco Cordero, R (9, 1)										0	0	0	0	0	0	0

	AB	34
	R	3
	H	9
	RBI	3
	BB	3
	SO	5
	LOB	14

Inning Stats	1	2	3	4	5	6	7	8	9
	R: 0 E: 0 K: 1 S: 13	H: 0 LOB: 0 BB: 0 P: 20	R: 0 E: 1 K: 1 S: 9	H: 0 LOB: 0 BB: 0 P: 15	R: 0 E: 0 K: 0 S: 6	H: 0 LOB: 0 BB: 0 P: 9	R: 1 E: 0 K: 1 S: 15	H: 2 LOB: 2 BB: 1 P: 25	R: 0 E: 0 K: 0 S: 5	H: 0 LOB: 0 BB: 0 P: 6	R: 0 E: 0 K: 1 S: 10	H: 1 LOB: 1 BB: 0 P: 13	R: 0 E: 0 K: 0 S: 9	H: 1 LOB: 2 BB: 1 P: 16	R: 1 E: 0 K: 1 S: 14	H: 3 LOB: 2 BB: 0 P: 21	R: 1 E: 0 K: 0 S: 10	H: 2 LOB: 2 BB: 1 P: 16

	1B: 7	SF: 0	WP: 0	PA: 38
	2B: 2	SAC: 1	PB: 0	
	3B: 0	DP: 1	SB: 2	
	HR: 0	HBP: 0	CS: 0	

PITCHER		IP	WLS	BF	H	R	ER	SO	BB	IBB	HBP	BLK	WP	HR	S	P	ERA	WHIP
22 Clayton Kershaw, L ERA: 3.28	(1, 1)	7.0		26	4	1	1	4	1	1	0	0	0	0	67	104	1.29	0.714
36 Blake Hawksworth, R ERA: 3.27	(8, 1)	0.1	L	3	2	1	1	0	0	0	0	0	0	0	7	11	27.00	6.000
57 Scott Elbert, L ERA: 5.19	(8, 1)	0.1		2	1	0	0	1	0	0	0	0	0	0	5	7	0.00	3.000
66 Mike MacDougal, R ERA: 2.28	(8, 1)	1.1		7	2	1	1	0	1	0	0	0	0	0	12	19	6.75	2.250

PITCHER	IP	WLS	BF	H	R	ER	SO	BB	IBB	HBP	BLK	WP	HR	S	P	ERA	WHIP

Cincinnati Reds @ Los Angeles Dodgers

Dodger Stadium, Los Angeles, CA

Tue Jun 14 2011, 7:13 PM - 10:13 PM PDT

Att. 39,233 - Clear - 67 F

livebaseballscorecards.com

BOTTOM

Batter	1	2	3	4	5	6	7	8	9	AB	R	H	RBI	BB	SO	LOB
9 Dee Strange-Gordon, L (1, 6) OBP: 0.323, SLG: 0.387	B FF 91 F SI 92 F FF 92 X SL 81 1-2 14 BB 16 E 1B		B FF 94 X FF 93 1-0 ② FC6-4 1-2f			X FF 92 0-0 E1 16 S 1B		X FF 91 0-0 ② FC1-6 1-2f		4	1	2	0	0	0	2
14 Jamey Carroll, R (1, 4) OBP: 0.381, SLG: 0.384	B SI 91 B CH 87 F SI 90 B FF 90 B FF 91 4-1 16 FC6-4 1-2 BB		C SL 83 1 SAFE C SL 83 1 SAFE X SL 83 0-2 ③ G6-3			C SL 81 X SI 93 0-1 ② G6-3		1 SAFE C FF 92 T FC 91 F FC 93 1 SAFE 1 SAFE B FF 94 S CU 81 1-3 ③ K		3	0	0	0	1	1	3
16 Andre Ethier, L (1, 9) OBP: 0.391, SLG: 0.441	C SI 92 X FC 90 0-1 ① FC6-4 27 G5-4-3 1-2f 2-H			C FF 92 S SL 85 S FF 96 0-3 ① K		C SL 83 B FF 96 B FF 95 F FF 93 S SL 82 2-3 ③ K 2-3			C CU 78 S CH 85 B CH 87 X CH 86 1-2 ① F9	4	0	0	0	0	2	2
27 Matt Kemp, R (1, 8) OBP: 0.417, SLG: 0.636	X SI 94 0-0 ②③ G5-4-3 1-2f			C FF 95 B SL 86 B CH 86 S CH 84 B SI 95 X SL 83 3-2 ② 1B			B SL 80 S SL 79 F SI 94 F SL 84 S SL 87 1-3 ① K		F CU 79 B SL 87 F SL 88 B FF 93 B SL 89 B 4-2 7 S 7 1B BB	3	1	1	0	1	1	1
7 James Loney, L (1, 3) OBP: 0.305, SLG: 0.336 49 Trent Oeltjen, L (9, PR) OBP: 0.400, SLG: 0.250		F FF 94 F FF 91 X SL 87 0-2 ① F9		B SI 96 C SI 94 B SL 84 C SL 83 F FF 96 B CH 85 X CH 85 3-2 ③ G3			B CH 83 C CH 83 B SI 95 F FF 96 B SL 85 F SL 83 F FF 95 S FF 93 3-3 ② K		1 SAFE 1 SAFE C FF 93 1 SAFE 1 SAFE B CH 85 1 SAFE 1 SAFE 2-2 B FF 94 S CH 86 X FF 95 23 S 1-H 1B	4 0	0 0	1 0	1 0	0 0	1 0	0 0
5 Juan Uribe, R (1, 5) OBP: 0.287, SLG: 0.327 36 Blake Hawksworth, R (8, 1) 57 Scott Elbert, L (8, 1) 66 Mike MacDougal, S (8, 1) 23 Casey Blake, R (9, PH) OBP: 0.352, SLG: 0.421		B FC 93 F FF 93 F SI 94 F SL 85 S FC 86 1-3 ② K			B FF 92 F FF 93 X SL 85 1-1 ① G5-3		B SL 86 B FF 93 X FF 93 2-0 2B		C SL 89 S FF 93 S FF 93 0-3 ② K 1-2	3 0 0 0 1	0 0 0 0 0	1 0 0 0 0	0 0 0 0 0	0 0 0 0 1	1 0 0 0 0	0 0 0 0 1
28 Rod Barajas, R (1, 2) OBP: 0.265, SLG: 0.395		C SI 96 X FF 93 0-1 ③ G5-3			C CU 76 B SL 87 S SL 84 X SI 94 1-2 ② P4		B SL 85 X SI 94 1-0 ③ G5-3		B SL 90 F FF 93 D SL 89 X SL 90 2-1 ③ P6	4	0	0	0	0	0	3
10 Tony Gwynn Jr., L (1, 7) OBP: 0.257, SLG: 0.296			B SI 94 C SI 94 C SL 86 F SL 86 X SI 95 1-2 ① G1-3		B CH 84 F SI 95 B FF 94 F CH 82 X SL 83 2-2 ③ G4-3			B SI 95 C FF 94 C CU 79 B FF 92 F FC 90 X CH 84 2-2 ① G4-3		3	0	0	0	0	0	0
22 Clayton Kershaw, L (1, 1) OBP: 0.313, SLG: 0.290 6 Aaron Miles, S (8, 5) OBP: 0.311, SLG: 0.342			B FF 96 C SI 94 B SI 96 B FF 94 C SI 92 F FF 95 F SI 94 F FF 92 F FF 95 3-2 F FF 94 F FF 93 X FF 93 9 FC6-4 1B			C FF 90 B SI 93 F SL 80 X SL 81 1-2 ① G4-3		B CU 79 X SI 94 1-0 9 FC1-6 1B		2 1	0 0	1 1	0 0	0 0	0 0	0 0
Inning Stats	R: 1 E: 1 K: 0 S: 7 H: 1 LOB: 0 BB: 1 P: 12	R: 0 E: 0 K: 1 S: 9 H: 0 LOB: 0 BB: 0 P: 10	R: 0 E: 0 K: 0 S: 17 H: 1 LOB: 1 BB: 0 P: 22	R: 0 E: 0 K: 1 S: 10 H: 1 LOB: 0 BB: 0 P: 16	R: 0 E: 0 K: 0 S: 8 H: 0 LOB: 0 BB: 0 P: 12	R: 0 E: 1 K: 1 S: 9 H: 1 LOB: 1 BB: 0 P: 12	R: 0 E: 0 K: 2 S: 11 H: 1 LOB: 1 BB: 0 P: 18	R: 0 E: 0 K: 1 S: 10 H: 1 LOB: 1 BB: 0 P: 14	R: 1 E: 0 K: 1 S: 13 H: 1 LOB: 2 BB: 1 P: 22	1B: 6 2B: 1 3B: 0 HR: 0		SF: 0 SAC: 0 DP: 1 HBP: 0			WP: 0 PB: 0 SB: 3 CS: 0	PA: 34

	AB	32
	R	2
	H	7
	RBI	1
	BB	2
	SO	7
	LOB	12

PITCHER		IP	WLS	BF	H	R	ER	SO	BB	IBB	HBP	BLK	WP	HR	S	P	ERA	WHIP
47 Johnny Cueto, R ERA: 1.68	(1, 1)	7.0	W	25	5	1	0	5	1	0	0	0	0	0	71	102	0.00	0.857
66 Logan Ondrusek, R ERA: 1.82	(8, 1)	1.0	H	4	1	0	0	1	0	0	0	0	0	0	10	14	0.00	1.000
48 Francisco Cordero, R ERA: 1.67	(9, 1)	1.0	S	5	1	1	1	1	1	0	0	0	0	0	13	22	9.00	2.000

PITCHER	IP	WLS	BF	H	R	ER	SO	BB	IBB	HBP	BLK	WP	HR	S	P	ERA	WHIP

Batter	1	2	3	4	5	6	7	8	9	AB	R	H	RBI	BB	SO	LOB
28 Chris Heisey, R (1, 8) OBP: 0.333, SLG: 0.439	B FF 91 X SI 91 1-0 ① F9	L FF 93 B SI 93 B FC 87 B FC 84 F FF 90 S FF 93 3-3 ③ K	C FF 93 S FF 92 C SI 92 0-3 ③ K		B FF 93 B FF 93 S SL 86 F FF 91 T FF 93 2-2 ③ K 2-3			S SL 84 X SL 90 0-1 ② L8		5	0	0	0	0	3	6
16 Edgar Renteria, R (1, 6) OBP: 0.315, SLG: 0.259	S FF 91 B FF 92 F FF 92 F SL 77 B SI 92 B FF 94 B SI 92 4-2 19 CS BB		B FF 89 C FF 92 F SI 92 F FF 93 B FF 94 X FC 88 2-2 4 F9 19 1B 27 1B 1B	X FF 92 0-0 ① G6-3		S FF 90 B FF 90 X SI 92 1-1 ① F8		C FF 93 S FF 94 B FF 96 B SL 83 X FF 95 2-2 ③ P4		4	1	1	0	1	0	1
19 Joey Votto, L (1, 3) OBP: 0.457, SLG: 0.518	B SI 90 C FC 89 F CH 86 B SL 78 D SL 77 1 SAFE S FF 91 3-3 ② ③ K 1-2		C FF 92 B SI 88 B SI 93 C FF 94 F SL 79 1 SAFE X FF 91 2-2 31 1B 27 1B 15 BB 1B 1-2	B SI 92 B SI 92 B SI 94 B FF 92 4-0 4 FC4-6 BB		F FF 91 X FF 92 0-1 ② F7			B SI 91 C SL 84 B CU 76 C SL 84 B SI 93 S CU 77 3-3 ① K2-3	4	1	1	0	1	2	1
4 Brandon Phillips, R (1, 4) OBP: 0.339, SLG: 0.386		X FF 91 0-0 27 2B 1B	F FF 93 X SL 78 0-1 ① F9 2-3	C FF 89 B FF 93 X FF 93 1-1 ② FC4-6 1-2f 27 2B		F SL 86 B CU 72 S SL 85 F FF 92 B FF 92 F FF 92 F SL 86 F SL 86 F FF 92 3-2 B CH 84 X FF 91 ③ F9			X SI 91 0-0 ② G4-3	5	2	1	0	0	0	3
27 Scott Rolen, R (1, 5) OBP: 0.298, SLG: 0.405		C SI 92 D SI 90 F FF 93 X FF 94 1-2 31 F8 15 2B 2B 1-H	B FF 88 F FF 90 X CH 86 1-1 15 BB 31 1B 29 1B 1B 1-2 3-H	F FC 90 X SI 93 0-1 2B 1-H			C FF 91 B FF 91 X FF 91 1-1 ① F9		F SI 92 S CU 78 S CU 77 0-3 ③ K	5	2	3	3	0	1	0
31 Jonny Gomes, R (1, 7) OBP: 0.332, SLG: 0.399		B FF 90 C FF 90 X SL 76 1-1 ① F8 2-3	C SI 91 X SI 93 0-1 15 BB 29 1B 1B 1-2 2-3	B FC 89 C FC 90 X FC 85 1-1 ③ G5-3			C FC 87 X FF 91 0-1 ② F7			4	1	1	0	0	0	2
15 Fred Lewis, L (1, 9) OBP: 0.325, SLG: 0.347 33 Jose Arredondo, R (7, 1) 45 Bill Bray, L (8, 1) 40 Nick Masset, R (9, 1)		B FF 89 F FC 90 F FC 86 X SL 78 1-2 30 SH1-4 2B 3-H	B SI 88 B SI 92 F FF 91 B FF 93 B FF 91 4-1 29 1B BB 1-2 2-3 3-H		C FF 91 C SL 86 B FF 92 X SL 86 1-2 28 PB 2B		B SI 91 B SI 88 C SI 88 F SI 89 C FC 86 2-3 ③ K			3 0 0 0	0 0 0 0	2 0 0 0	2 0 0 0	1 0 0 0	1 0 0 0	0 0 0 0
29 Ryan Hanigan, R (1, 2) OBP: 0.368, SLG: 0.336		B SI 91 B FF 92 B SI 92 B FF 91 4-0 30 SH1-4 BB	S FF 93 S FF 93 F FF 94 B SL 78 F FF 94 B SI 93 X SL 77 2-2 1-2 2-H 3-H 1B		C FF 91 X FF 92 0-1 ① L4			B FF 91 B SL 87 C FF 92 X FF 93 2-1 1B		3	0	2	2	1	0	1
30 Travis Wood, R (1, 1) OBP: 0.077, SLG: 0.192 32 Jay Bruce, L (7, 9) OBP: 0.357, SLG: 0.529		M FF 92 X SI 91 0-1 ② SH1-4 1-2 2-3	B FF 93 X FF 91 1-0 ② P3		X FF 92 0-0 ② P5			B FF 90 B FF 91 B SL 89 C FF 94 F FF 93 C FF 93 3-3 ① K		2 1	0 0	0 0	0 0	0 1	0 1	3 1
Inning Stats	R: 0 E: 0 K: 1 S: 7 H: 0 LOB: 1 BB: 1 P: 15	R: 2 E: 0 K: 1 S: 14 H: 3 LOB: 2 BB: 1 P: 24	R: 4 E: 0 K: 1 S: 24 H: 5 LOB: 2 BB: 1 P: 36	R: 1 E: 0 K: 0 S: 7 H: 1 LOB: 1 BB: 1 P: 13	R: 0 E: 0 K: 1 S: 9 H: 1 LOB: 1 BB: 0 P: 12	R: 0 E: 0 K: 0 S: 12 H: 0 LOB: 0 BB: 0 P: 16	R: 0 E: 0 K: 1 S: 7 H: 0 LOB: 0 BB: 0 P: 10	R: 0 E: 0 K: 1 S: 10 H: 1 LOB: 1 BB: 0 P: 17	R: 0 E: 0 K: 2 S: 7 H: 0 LOB: 0 BB: 0 P: 10	1B: 7 2B: 5 3B: 0 HR: 0 SF: 0 SAC: 1 DP: 1 HBP: 0	WP: 0 PB: 1 SB: 0 CS: 1 PA: 41					

TOP

Cincinnati Reds @ Los Angeles Dodgers

Dodger Stadium, Los Angeles, CA

Wed Jun 15 2011, 12:12 PM - 3:23 PM PDT

Att. 30,443 - Sunny - 72 F

livebaseballscorecards.com

AB	36
R	7
H	11
RBI	7
BB	4
SO	8
LOB	18

PITCHER		IP	WLS	BF	H	R	ER	SO	BB	IBB	HBP	BLK	WP	HR	S	P	ERA	WHIP
58 Chad Billingsley, R ERA: 4.65	(1, 1)	4.0	L	24	9	7	7	3	4	0	0	0	0	0	52	88	15.75	3.250
52 Josh Lindblom, R ERA: 1.0	(5, 1)	2.0		7	1	0	0	1	0	0	0	0	0	0	21	28	0.00	0.500
55 Matt Guerrier, R ERA: 4.24	(7, 1)	1.0		3	0	0	0	1	0	0	0	0	0	0	7	10	0.00	0.000
54 Javy Guerra, R ERA: 2.92	(8, 1)	1.0		4	1	0	0	1	0	0	0	0	0	0	10	17	0.00	1.000
38 Ramon Troncoso, R ERA: 6.28	(9, 1)	1.0		3	0	0	0	2	0	0	0	0	0	0	7	10	0.00	0.000

PITCHER	IP	WLS	BF	H	R	ER	SO	BB	IBB	HBP	BLK	WP	HR	S	P	ERA	WHIP

BOTTOM

Batter	1	2	3	4	5	6	7	8	9	AB	R	H	RBI	BB	SO	LOB
9 Dee Strange-Gordon, L (1, 6) OBP: 0.333, SLG: 0.389	X FF 89 0-0 E6 14 CS	C FF 91 C FF 92 F FF 93 X FF 92 0-2 14 G6-4-3 1-2 1B		F FF 91 X FF 90 0-1 1-2 1B		X FF 89 0-0 ③ FC4-6 1-2f		B SL 88 X FF 93 1-0 ③ F7		5	0	2	0	0	0	2
14 Jamey Carroll, R (1, 4) OBP: 0.382, SLG: 0.381	1 SAFE C FF 89 B CH 78 C CH 78 B SL 83 X CH 76 2-2 ① ② P4 1-2	C FF 92 B FF 91 X FF 91 1-1 ② ③ G6-4-3 1-2f		C CH 78 S FF 91 S FF 92 0-3 ② K			B SL 83 X FF 92 1-0 27 2B 5 G6-3 1B		B SI 94 B FF 93 B FF 95 B FF 95 4-0 27 G5-4-3 BB	4	1	1	0	1	1	5
16 Andre Ethier, L (1, 9) OBP: 0.391, SLG: 0.442	F FF 90 X SL 83 0-1 5 BB 33 BB 2B		H FF 89 1-0 5 BB HBP	B FF 90 B FF 92 C FF 90 B CU 73 C FF 91 X FF 93 3-2 ③ L7			B FF 92 B FF 91 X FF 92 2-0 ① P4		B SI 96 S SI 96 B SI 96 F FF 95 S FS 89 2-3 ① K	4	1	1	0	0	1	4
27 Matt Kemp, R (1, 8) OBP: 0.420, SLG: 0.638	I IN 67 I IN 70 I IN 70 I IN 70 4-0 33 BB 5 BB IBB	C CH 76 B FF 91 B CH 77 S FF 91 F CH 79 B FF 92 F FF 92 S FF 93 3-3 ① K			B CH 76 B FF 90 X FF 89 2-0 33 G6-4-3 1B		X FF 92 0-0 1-3 2B		C SI 92 B FF 96 S FF 92 B SL 82 F FF 94 X SL 82 2-2 ② G5-4-3 1-2	4	0	2	0	1	1	2
5 Juan Uribe, R (1, 5) OBP: 0.290, SLG: 0.322	B FF 90 B CH 78 B CH 77 F FF 91 B CH 79 4-1 33 BB 1-2 2-3 BB	B FF 92 B FF 91 B FF 91 B SI 90 4-1 1-2 BB			B FF 90 1 SAFE B FF 89 X FF 89 2-0 ① F7		D FS 85 B FF 92 S FF 93 X FS 85 2-1 ② G6-3 3-H		B SI 91 X FF 91 1-0 ③ G6-3	3	0	0	1	2	0	3
33 Marcus Thames, R (1, 7) OBP: 0.204, SLG: 0.326	F SI 90 B FF 92 B FF 92 B FF 92 S FF 92 B FF 91 4-2 1-2 2-3 3-H BB		X CH 79 0-0 ② F9		C SI 89 B FF 90 X FF 89 1-1 ② ③ G6-4-3 1-2f		C FF 91 X FF 91 0-1 ③ F8			3	0	0	1	1	0	4
7 James Loney, L (1, 3) OBP: 0.301, SLG: 0.331	F FF 91 S FF 91 B FF 90 B FC 90 B FC 90 F FF 92 X FF 93 3-2 ③ L9		F FF 92 B FF 92 F FF 92 B FC 90 X FF 92 2-2 ③ L7			B FF 88 X FF 89 1-0 ① F7		C FF 92 B SL 87 X FF 92 1-1 ① P6		4	0	0	0	0	0	5
28 Rod Barajas, R (1, 2) OBP: 0.264, SLG: 0.389		B FF 90 C FF 89 S CH 77 F CH 79 B CH 76 X FF 91 2-2 ① P5		B FF 88 F FF 90 F FF 90 B FF 91 B FF 92 F FF 92 X FF 93 3-2 E6 9 1B		B CH 75 S FF 90 B SI 91 F FF 90 F FF 90 B FF 91 B FF 90 4-2 10 FC6-4 BB		B FF 92 B FF 92 C FF 92 F FF 92 F FF 92 F FF 94 S CH 88 2-3 ② K	3	0	0	0	1	1	0
58 Chad Billingsley, R (1, 1) OBP: 0.379, SLG: 0.538 23 Casey Blake, R (4, PH) OBP: 0.350, SLG: 0.417 52 Josh Lindblom, R (5, 1) 10 Tony Gwynn Jr., L (6, PH) OBP: 0.264, SLG: 0.294 55 Matt Guerrier, R (7, 1) 54 Javy Guerra, R (8, 1) 6 Aaron Miles, S (8, PH) OBP: 0.314, SLG: 0.346 38 Ramon Troncoso, R (9, 1)		C FF 91 X CU 75 0-1 9 1B 1B		S FF 90 B CH 78 B FF 91 X FF 90 2-1 ① F7		C FF 90 C FF 90 B FF 91 F FF 92 B SL 81 F FF 90 F CU 72 X FF 91 2-2 ② FC6-4 9 FC4-6 1-2f		C FF 92 F FF 92 F FF 93 X FF 93 0-2 1B		1 1 0 1 0 0 0 1	0 0 0 0 0 0 0 0	1 0 0 0 0 0 0 1	0 0 0 0 0 0 0 0	0 0 0 0 0 0 0 0	0 1 0 1 0 0 0 0	0 1 0 1 0 0 0 0
Inning Stats	R: 1 E: 1 K: 0 S: 13 H: 1 LOB: 3 BB: 3 P: 30	R: 0 E: 0 K: 0 S: 12 H: 2 LOB: 1 BB: 0 P: 15	R: 0 E: 0 K: 1 S: 10 H: 0 LOB: 2 BB: 1 P: 20	R: 0 E: 1 K: 1 S: 14 H: 1 LOB: 2 BB: 0 P: 22	R: 0 E: 0 K: 0 S: 4 H: 1 LOB: 0 BB: 0 P: 9	R: 0 E: 0 K: 0 S: 11 H: 0 LOB: 1 BB: 1 P: 18	R: 1 E: 0 K: 0 S: 7 H: 2 LOB: 1 BB: 0 P: 12	R: 0 E: 0 K: 1 S: 12 H: 1 LOB: 1 BB: 0 P: 16	R: 0 E: 0 K: 1 S: 8 H: 0 LOB: 1 BB: 1 P: 17	1B: 6 2B: 2 3B: 0 HR: 0	SF: 0 SAC: 0 DP: 2 HBP: 1	WP: 0 PB: 0 SB: 0 CS: 1	PA: 41			

PITCHER	IP	WLS	BF	H	R	ER	SO	BB	IBB	HBP	BLK	WP	HR	S	P	ERA	WHIP
30 Travis Wood, L (1, 1) ERA: 5.11	6.0	W	28	5	1	1	2	4	1	1	0	0	0	64	114	1.50	1.500
33 Jose Arredondo, R (7, 1) ERA: 3.95	1.0		5	2	1	1	0	0	0	0	0	0	0	7	12	9.00	2.000
45 Bill Bray, L (8, 1) ERA: 1.52	1.0		4	1	0	0	1	0	0	0	0	0	0	12	16	0.00	1.000
40 Nick Masset, R (9, 1) ERA: 3.79	1.0		4	0	0	0	1	1	0	0	0	0	0	8	17	0.00	1.000

PITCHER	IP	WLS	BF	H	R	ER	SO	BB	IBB	HBP	BLK	WP	HR	S	P	ERA	WHIP

Cincinnati Reds @ Los Angeles Dodgers

Dodger Stadium, Los Angeles, CA

Wed Jun 15 2011, 12:12 PM - 3:23 PM PDT

Att. 30,443 - Sunny - 72 F

livebaseballscorecards.com

AB	34
R	2
H	8
RBI	2
BB	6
SO	4
LOB	27

Batter	1	2	3	4	5	6	7	8	9	AB	R	H	RBI	BB	SO	LOB
5 Yunel Escobar, R (1, 6) OBP: 0.361, SLG: 0.431	F SI 86 C SL 80 B SL 81 B SL 82 X KC 78 2-2 G4-3			B KC 74 X FC 85 1-0 G6-3		B FC 86 F FC 87 D SL 82 X SL 82 2-1 FC5-4 1-2f		B FF 90 B FF 92 X FF 93 2-0 G6-3 2-3		4	0	0	0	0	0	2
16 Corey Patterson, L (1, 8) (9, 7) OBP: 0.307, SLG: 0.413	L SI 87 B FF 88 B SI 87 F KC 75 S SL 81 2-3 K			X SI 87 0-0 G3			H FC 84 1-0 19 S 19 2B HBP	X SI 94 0-0 FC4-2 19 WP 3-H		3	1	0	0	0	1	1
19 José Bautista, R (1, 9) OBP: 0.486, SLG: 0.679	B FC 87 C FC 87 F FC 87 B FC 88 S SL 81 2-3 K			C FC 86 X FC 87 0-1 26 CS 1B			1 SAFE B FC 87 B FC 87 S FC 87 B FC 87 X FC 87 3-1 26 HR 1-H 2B	C CU 79 B CU 80 B FF 94 B FF 90 X FF 93 3-1 P3 1-2		4	1	2	1	0	1	1
26 Adam Lind, L (1, 3) OBP: 0.381, SLG: 0.638		B SI 85 F KC 76 S SL 80 X FC 87 1-2 F9		1 SAFE F SI 88 B SL 81 F SL 80 1 SAFE B SL 82 2-2 CS 1-2	B SI 86 X SI 87 1-0 G4-3		X SL 79 0-0 2-H HR		C FF 95 X FS 88 0-1 F8	4	1	1	2	0	0	0
20 Juan Rivera, R (1, 7) OBP: 0.310, SLG: 0.362 50 Frank Francisco, R (9, 1)		F FC 86 X FC 87 0-1 G3-1			C SL 80 X SL 80 0-1 G4-3		B KC 76 B FC 87 X SI 88 2-0 G4-3		F FC 92 S SL 80 S SL 83 0-3 K	4 0	0 0	0 0	0 0	0 0	1 0	0 0
9 J.P. Arencibia, R (1, 2) OBP: 0.280, SLG: 0.455		C FC 86 B SL 81 F SI 88 B FC 88 X FC 88 2-2 G6-3			B FC 87 B SI 90 S FC 87 S FC 88 X SI 90 2-2 G4-3		C CU 76 F FC 87 S SL 81 0-3 K		C FF 95 B FC 92 F FF 92 B SL 84 X SL 79 2-2 G5-3	4	0	0	0	0	1	0
2 Aaron Hill, R (1, 4) OBP: 0.294, SLG: 0.343			B KC 73 S FC 85 B SL 79 X FC 87 2-1 G1-3			C KC 75 X FC 87 0-1 F9	B SL 80 B SL 80 C FF 88 C FC 87 X SL 82 2-2 28 FC6-4 1B			3	0	1	0	0	0	0
28 Jayson Nix, R (1, 5) OBP: 0.257, SLG: 0.331 29 Octavio Dotel, R (7, 1) 34 Marc Rzepczynski, L (8, 1) 11 Rajai Davis, R (9, 8) OBP: 0.277, SLG: 0.352			X FC 86 0-0 G6-3			B KC 77 C KC 77 F SL 82 X FC 88 1-2 F9	1 SAFE F FC 85 1 SAFE B SL 80 C FC 86 1 SAFE X SL 80 1-2 FC6-4 1-2f			3 0 0 0	0 0 0 0	0 0 0 0	0 0 0 0	0 0 0 0	0 0 0 0	1 0 0 0
37 Jo-Jo Reyes, L (1, 1) OBP: 0.500, SLG: 0.500 6 John McDonald, R (7, 5) OBP: 0.259, SLG: 0.311			B SI 89 C SI 87 X SI 90 1-1 G6-3			F SI 88 B SL 82 C FC 88 B FC 89 X SI 89 2-2 5 FC5-4 1B		X FF 92 0-0 5 G6-3 16 FC4-2 2B		2 1	0 0	1 1	0 0	0 0	0 0	0 0
Inning Stats	R: 0 E: 0 K: 2 S: 9 H: 0 LOB: 0 BB: 0 P: 15	R: 0 E: 0 K: 0 S: 8 H: 0 LOB: 0 BB: 0 P: 11	R: 0 E: 0 K: 0 S: 5 H: 0 LOB: 0 BB: 0 P: 8	R: 0 E: 0 K: 0 S: 6 H: 1 LOB: 0 BB: 0 P: 9	R: 0 E: 0 K: 0 S: 6 H: 0 LOB: 0 BB: 0 P: 9	R: 0 E: 0 K: 0 S: 10 H: 1 LOB: 1 BB: 0 P: 15	R: 3 E: 0 K: 1 S: 13 H: 3 LOB: 1 BB: 0 P: 22	R: 0 E: 0 K: 0 S: 5 H: 1 LOB: 1 BB: 0 P: 10	R: 0 E: 0 K: 1 S: 8 H: 0 LOB: 0 BB: 0 P: 10	1B: 3 2B: 2 3B: 0 HR: 1 SF: 0 SAC: 0 DP: 0 HBP: 1						

PITCHER	IP	WLS	BF	H	R	ER	SO	BB	IBB	HBP	BLK	WP	HR	S	P	ERA	WHIP
44 Mike Leake, R (1, 1) ERA: 4.04	7.0	L	26	5	3	3	3	0	0	1	0	0	1	57	89	3.86	0.714
66 Logan Ondrusek, R (8, 1) ERA: 1.77	1.0		4	1	0	0	0	0	0	0	0	1	0	5	10	0.00	1.000
40 Nick Masset, R (9, 1) ERA: 3.68	1.0		3	0	0	0	1	0	0	0	0	0	0	8	10	0.00	0.000

PITCHER	IP	WLS	BF	H	R	ER	SO	BB	IBB	HBP	BLK	WP	HR	S	P	ERA	WHIP

TOP

Toronto Blue Jays @ Cincinnati Reds

Great American Ball Park, Cincinnati, OH

Fri Jun 17 2011, 7:12 PM - 9:41 PM EDT

Att. 32,026 - Partly Cloudy - 85 F

livebaseballscorecards.com

AB	32
R	3
H	6
RBI	3
BB	0
SO	4
LOB	5

WP: 1	PA: 34		
PB: 0			
SB: 1			
CS: 1			

BOTTOM

Batter	1	2	3	4	5	6	7	8	9	AB	R	H	RBI	BB	SO	LOB
6 Drew Stubbs, R (1, 8) OBP: 0.344, SLG: 0.425	C SI 89 F SI 90 F FF 89 S CH 83 0-3 ① K		B SI 90 B CH 82 T FF 90 S CH 82 B FF 91 C CH 82 3-3 ② K			X SI 90 0-0 HR		C FF 90 C FF 91 C FF 93 0-3 ① K		4	1	1	1	0	3	0
4 Brandon Phillips, R (1, 4) OBP: 0.338, SLG: 0.387	X SI 90 0-0 19 G3 2B		X FF 90 0-0 ③ G6-3			B FF 89 F FF 90 B FF 90 S FF 90 F FF 91 F FF 92 X SL 85 2-2 ② F9		C FC 91 F FF 91 S FF 92 0-3 ② K		4	0	1	0	0	1	0
19 Joey Votto, L (1, 3) OBP: 0.451, SLG: 0.510	S FF 88 B SI 89 X SL 83 1-1 ② G3 2-3			C FF 88 B FF 88 B CH 80 B SI 90 C FF 89 F SL 84 X CH 82 3-2 ① G5-3		B FF 89 X SI 91 1-0 ③ G4-3		B SI 91 X SI 91 1-0 ③ G4-3		4	0	0	0	0	0	1
32 Jay Bruce, L (1, 9) OBP: 0.352, SLG: 0.521	C FF 88 S FF 88 B SL 85 S SI 90 1-3 ③ K			F FF 90 B FF 92 X FF 91 1-1 ② G4-3			L FF 89 C FF 88 B FF 89 F SI 89 T SL 83 1-2 ① K		B FF 94 F FF 94 C CU 77 S FF 95 1-3 ① K	4	0	0	0	0	3	1
27 Scott Rolen, R (1, 5) OBP: 0.297, SLG: 0.419		C SI 88 X SI 90 0-1 ① F9		C CH 82 B SI 92 F SI 91 B FF 90 F CH 82 F FF 90 F CH 83 F FF 91 B SI 92 3-2 ③ G5-3			C SI 90 F FF 89 B FF 88 B FF 89 X CH 81 2-2 HR		B FS 87 C FS 86 C CU 78 F FF 96 B CU 81 C FF 96 2-3 ② K	4	1	1	1	0	1	0
31 Jonny Gomes, R (1, 7) OBP: 0.337, SLG: 0.404 66 Logan Ondrusek, R (8, 1) 40 Nick Masset, R (9, 1) 15 Fred Lewis, L (9, PH) OBP: 0.333, SLG: 0.355		C SI 89 S CH 82 B FF 89 B FF 87 X CH 83 2-2 1B			X CH 82 0-0 ① G5-3		B SI 90 X SI 90 1-0 28 FC5 29 1B 1B		C FF 95 B FF 94 B FS 88 B FF 95 C FF 95 X FF 94 3-2 1B	3 0 0 1	0 0 0 0	2 0 0 1	0 0 0 0	0 0 0 0	0 0 0 0	0 0 0 0
29 Ryan Hanigan, R (1, 2) OBP: 0.365, SLG: 0.333		1 SAFE B CH 83 C SI 89 B CH 82 C SI 89 X FF 88 2-2 ② L6			B SI 89 X SI 90 1-0 ② F9		D CH 82 C FF 88 F FF 87 1 SAFE X FF 87 1-2 28 FC5 1-2 1B		C FF 95 X FF 95 0-1 ③ F9	4	0	1	0	0	0	2
7 Paul Janish, R (1, 6) OBP: 0.255, SLG: 0.270		C SI 90 X SI 89 0-1 ③ F7			B SI 90 C SI 90 X FF 90 1-1 ③ G5-3		B FF 91 C FF 89 B FC 90 X FC 90 2-1 ② F9			3	0	0	0	0	0	3
44 Mike Leake, R (1, 1) OBP: 0.259, SLG: 0.333 28 Chris Heisey, R (7, PH) OBP: 0.331, SLG: 0.435 (8, 7)			C SI 88 B FF 89 F SI 90 F CH 82 S FF 88 1-3 ① K			B SI 90 X FF 90 1-0 ① F8	C FC 92 B FC 92 S SL 81 B FC 92 B FC 90 X FF 89 3-2 ③ FC5 1-2 2-3f			2 1	0 0	0 0	0 0	0 0	1 0	0 2
Inning Stats	R: 0 E: 0 K: 2 S: 10 H: 1 LOB: 1 BB: 0 P: 12	R: 0 E: 0 K: 0 S: 10 H: 1 LOB: 1 BB: 0 P: 14	R: 0 E: 0 K: 2 S: 8 H: 0 LOB: 0 BB: 0 P: 12	R: 0 E: 0 K: 0 S: 13 H: 0 LOB: 0 BB: 0 P: 20	R: 0 E: 0 K: 0 S: 4 H: 0 LOB: 0 BB: 0 P: 6	R: 1 E: 0 K: 0 S: 8 H: 1 LOB: 0 BB: 0 P: 12	R: 1 E: 0 K: 1 S: 16 H: 3 LOB: 2 BB: 0 P: 26	R: 0 E: 0 K: 2 S: 7 H: 0 LOB: 0 BB: 0 P: 8	R: 0 E: 0 K: 2 S: 12 H: 1 LOB: 1 BB: 0 P: 18	1B: 4 2B: 1 3B: 0 HR: 2	SF: 0 SAC: 0 DP: 0 HBP: 0		WP: 0 PB: 0 SB: 0 CS: 0	PA: 34			

PITCHER		IP	WLS	BF	H	R	ER	SO	BB	IBB	HBP	BLK	WP	HR	S	P	ERA	WHIP
37 Jo-Jo Reyes, L ERA: 4.18	(1, 1)	6.1	W	25	6	2	2	5	0	0	0	0	0	1	64	92	2.84	0.947
29 Octavio Dotel, R ERA: 4.82	(7, 1)	1.1	H	4	0	0	0	2	0	0	0	0	0	0	11	16	0.00	0.000
34 Marc Rzepczynski, L ERA: 3.54	(8, 1)	0.1	H	1	0	0	0	0	0	0	0	0	0	0	1	2	0.00	0.000
50 Frank Francisco, R ERA: 4.95	(9, 1)	1.0	S	4	1	0	0	2	0	0	0	0	0	0	12	18	0.00	1.000

PITCHER	IP	WLS	BF	H	R	ER	SO	BB	IBB	HBP	BLK	WP	HR	S	P	ERA	WHIP

Toronto Blue Jays @ Cincinnati Reds

Great American Ball Park, Cincinnati, OH

Fri Jun 17 2011, 7:12 PM - 9:41 PM EDT

Att. 32,026 - Partly Cloudy - 85 F

livebaseballscorecards.com

AB	34
R	2
H	7
RBI	2
BB	0
SO	9
LOB	9

Toronto Blue Jays @ Cincinnati Reds

Great American Ball Park, Cincinnati, OH

Sat Jun 18 2011, 7:12 PM - 10:05 PM EDT

Att. 31,688 - Partly Cloudy - 76 F

livebaseballscorecards.com

Batter	1	2	3	4	5	6	7	8	9	AB	R	H	RBI	BB	SO	LOB
5 Yunel Escobar, R (1, 6) OBP: 0.359, SLG: 0.431	C FF 93 C KC 79 F KC 79 C FF 94 0-3 ① K		C KC 78 S CH 82 B KC 80 F CH 84 B FF 95 X CH 84 2-2 16 FC 2B	B KC 80 S CH 83 C FF 94 D KC 80 S CH 85 2-3 ③ K		C SL 83 C SL 82 F SL 85 B FF 88 B FF 90 F FS 86 S FS 85 2-3 ③ K			B FC 90 B FC 89 X FF 92 2-0 ② F9	5	1	1	0	0	3	0
16 Corey Patterson, L (1, 7) OBP: 0.306, SLG: 0.414	B FF 94 F FF 93 S CH 85 S CH 85 1-3 ② K		X SI 92 0-0 ① FC 2-H		F KC 76 X SI 93 0-1 19 1B 2B		C FS 84 S FS 84 B SL 85 X FS 83 1-2 ① G3-1		C SL 82 F SL 82 B FC 92 X FC 89 1-2 ③ P4	5	1	1	0	0	1	0
19 José Bautista, R (1, 9) OBP: 0.486, SLG: 0.676	B KC 80 C CH 84 S FF 95 X KC 81 1-2 ③ G5-3		B FF 94 B CH 84 C CH 84 B FF 96 C CH 83 F SI 94 S KC 80 3-3 ② K		B KC 80 B SI 93 S CH 84 X SI 95 2-1 2 FC4-6 1B 2-H		C SL 82 B FS 84 X FS 84 1-1 26 BB 1B			4	0	2	1	0	1	0
26 Adam Lind, L (1, 3) OBP: 0.384, SLG: 0.633		B FF 94 C KC 78 B FF 91 X SI 92 2-1 E3 8 2B	X SI 92 0-0 2 FC5-4 1B		C CH 81 S KC 80 B FF 94 S CH 86 1-3 ① K		C FF 91 B FS 83 B FF 91 S FS 83 1 SAFE B FF 92 B FS 83 4-2 2 G6-4-3 1-2 BB			3	0	1	0	1	1	1
2 Aaron Hill, R (1, 4) OBP: 0.289, SLG: 0.337		C FF 92 B SI 93 C SI 94 B KC 81 S CH 83 2-3 ① K	D KC 81 X FF 93 1-0 ③ FC5-4 1-2f		1 SAFE B KC 81 D CH 83 S CH 83 1 SAFE X FF 93 2-1 ② FC4-6 11 BLK 8 S 1-2f		X SL 82 0-0 ② ③ G6-4-3 1-2f			4	0	0	0	0	1	5
8 José Molina, R (1, 2) OBP: 0.389, SLG: 0.456		B FF 94 B FF 93 X FF 94 2-0 1-3 2B		X FF 91 0-0 HR	B KC 78 B KC 80 B CH 85 C CH 83 B KC 78 4-1 11 BLK 1-2 BB			C FF 89 X SL 79 0-1 ① G5-3		3	1	2	1	1	0	0
11 Rajai Davis, R (1, 8) OBP: 0.276, SLG: 0.360		B KC 79 X KC 80 1-0 ② G5-3		C SI 93 X FF 92 0-1 28 SF7 3B	F KC 79 S CH 84 S CH 83 0-3 ③ K 1-2 2-3			F SL 78 X SL 80 0-1 ② G6-3		4	1	1	0	0	1	4
28 Jayson Nix, R (1, 5) OBP: 0.257, SLG: 0.326 60 Jon Rauch, R (8, 1)		I IN 70 I IN 76 I IN 78 I IN 75 4-0 IBB		D KC 80 B KC 78 C CH 84 L SI 92 X CH 84 2-2 ① SF7 3-H		B FF 92 B SL 83 F FF 91 F FS 84 B FS 84 T FS 84 3-2 ① K		B FC 90 F FF 90 X FC 90 1-1 ③ P6		2 0	0 0	0 0	1 0	1 0	1 0	0 0
23 Brandon Morrow, R (1, 1) 54 Jason Frasor, R (7, 1) 6 John McDonald, R (8, 5) OBP: 0.256, SLG: 0.308		S FF 93 D KC 81 X FF 95 1-1 ③ G6-3	C FF 93 S KC 78 S KC 79 0-3 ② K			S FF 92 S SL 84 B SL 86 X FS 84 1-2 ② G6-3			B FC 90 X FF 91 1-0 ① F7	3 0 1	0 0 0	0 0 0	0 0 0	0 0 0	1 0 0	3 0 0
Inning Stats	R: 0 E: 0 K: 2 S: 10 H: 0 LOB: 0 BB: 0 P: 12	R: 0 E: 1 K: 1 S: 9 H: 1 LOB: 3 BB: 1 P: 21	R: 1 E: 1 K: 1 S: 11 H: 2 LOB: 1 BB: 0 P: 17	R: 2 E: 0 K: 2 S: 12 H: 2 LOB: 0 BB: 0 P: 16	R: 1 E: 0 K: 2 S: 13 H: 2 LOB: 2 BB: 1 P: 22	R: 0 E: 0 K: 2 S: 11 H: 0 LOB: 0 BB: 0 P: 17	R: 0 E: 0 K: 0 S: 8 H: 1 LOB: 1 BB: 1 P: 14	R: 0 E: 0 K: 0 S: 6 H: 0 LOB: 0 BB: 0 P: 7	R: 0 E: 0 K: 0 S: 5 H: 0 LOB: 0 BB: 0 P: 9	1B: 3 2B: 3 3B: 1 HR: 1 SF: 1 SAC: 1 DP: 1 HBP: 0						

	AB	34
	R	4
	H	8
	RBI	3
	BB	3
	SO	10
	LOB	13

WP: 0 PB: 0 SB: 1 CS: 0 PA: 38

PITCHER	IP	WLS	BF	H	R	ER	SO	BB	IBB	HBP	BLK	WP	HR	S	P	ERA	WHIP
36 Edinson Volquez, R (1, 1) ERA: 5.61	5.0	L	25	7	4	4	8	1	1	0	1	0	1	55	88	7.20	1.600
33 Jose Arredondo, R (6, 1) ERA: 3.45	2.0		7	1	0	0	2	1	0	0	0	0	0	19	31	0.00	1.000
46 Carlos Fisher, R (8, 1) ERA: 3.94	2.0		6	0	0	0	0	0	0	0	0	0	0	11	16	0.00	0.000

PITCHER	IP	WLS	BF	H	R	ER	SO	BB	IBB	HBP	BLK	WP	HR	S	P	ERA	WHIP

Batter	1	2	3	4	5	6	7	8	9	AB	R	H	RBI	BB	SO	LOB
6 Drew Stubbs, R (1, 8) OBP: 0.340, SLG: 0.419	X FF 93 0-0 ① G6-3		F SL 86 S SL 86 B SL 86 F SL 87 S SL 88 1-3 ② K			B KC 75 F FF 91 B FF 93 X SI 90 2-1 ① G5-3		X FF 88 0-0 ① G5-3		4	0	0	0	0	1	1
4 Brandon Phillips, R (1, 4) OBP: 0.337, SLG: 0.385	F FF 94 B KC 79 F FF 95 F FF 95 X SL 89 1-2 19 CS 1B		S FF 95 T FF 95 B FF 95 F FF 95 F FF 95 F FF 96 B FF 96 X SL 86 2-2 ③ G5-3			F SI 89 B FS 82 B FS 84 X FF 93 2-1 ② F9		C FF 88 S FF 89 X SL 85 0-2 ② G6-3		4	0	1	0	0	0	1
19 Joey Votto, L (1, 3) OBP: 0.445, SLG: 0.502	C SI 94 B FF 94 D FS 85 C FF 96 B FF 94 1 SAFE F FF 95 T FF 96 3-2 ② ③ K 1-2			X SI 92 0-0 ① G5-3		C KC 80 B SL 87 F FF 92 S FF 96 1-3 ③ K		B FF 89 C FC 88 B FF 89 X CH 82 2-1 ③ F7		4	0	0	0	0	2	1
32 Jay Bruce, L (1, 9) OBP: 0.354, SLG: 0.521		B FS 84 B FF 93 B FF 93 C FF 94 F FF 95 X FF 95 3-2 1B		X FS 84 0-0 ① 27 FC5-4 1B			C KC 77 B SI 91 B FF 92 B FF 92 S FF 90 F FF 95 S SL 86 3-3 ① K		B FF 89 C FF 89 X FC 89 1-1 ① F8	4	0	2	0	0	1	0
27 Scott Rolen, R (1, 5) OBP: 0.301, SLG: 0.421		X FF 93 0-0 ① F8		C FF 93 S SI 91 X FF 93 0-2 ② FC5-4 28 FC4-6 1-2f			C FF 92 B FF 92 X FF 93 1-1 15 BB 28 HBP 1B		C SL 86 F FF 89 X SL 85 0-2 28 1B 1B	4	0	2	0	0	0	2
28 Chris Heisey, R (1, 7) OBP: 0.336, SLG: 0.432		F SL 86 1 SAFE S SL 86 D SL 89 X SL 86 1-2 ② F9		B SL 86 X FF 91 1-0 ③ FC4-6 1-2f			H FF 90 1-0 15 BB 1-2 HBP		C FF 90 B FC 89 X SL 86 1-1 1-2 1B	3	0	1	0	0	0	2
55 Ramon Hernandez, R (1, 2) OBP: 0.368, SLG: 0.504		C KC 77 C FF 94 F FF 94 S SL 89 0-3 ③ K			C FF 91 B FS 89 X SI 90 1-1 ① G4-3		F SI 91 B SL 85 F FF 92 B FF 93 B SL 89 F SL 88 S FF 95 3-3 ② K		B SL 84 F FF 89 F FC 89 B SL 84 B FC 89 X SL 83 3-2 ② F7	4	0	0	0	0	2	5
7 Paul Janish, R (1, 6) OBP: 0.257, SLG: 0.273 15 Fred Lewis, L (7, PH) OBP: 0.341, SLG: 0.355 46 Carlos Fisher, R (8, 1) 31 Jonny Gomes, R (9, PH) OBP: 0.335, SLG: 0.401			C SL 86 B FF 94 X SL 87 1-1 36 SH1-3 1B		F KC 76 B SL 87 C FF 93 X SL 88 1-2 ② L8		C KC 78 B KC 75 B FF 93 B FF 95 B FF 95 4-1 1-2 2-3 BB		F FC 90 F SL 83 B FF 90 F SL 83 B FF 89 C SL 86 2-3 ③ K	2 0 0 1	0 0 0 0	1 0 0 0	0 0 0 0	0 1 0 0	0 0 0 2	0 0 0 1
36 Edinson Volquez, R (1, 1) OBP: 0.105, SLG: 0.105 43 Miguel Cairo, R (5, PH) OBP: 0.339, SLG: 0.369 33 Jose Arredondo, R (6, 1) 16 Edgar Renteria, R (7, PH) OBP: 0.312, SLG: 0.257 (8, 6)			X FF 91 0-0 ① SH1-3 1-2		F FF 93 B FF 95 B SI 90 F FF 92 B SI 92 F FF 92 X FF 94 3-2 ③ G4-3		F FF 93 X FF 92 0-1 ③ F9			0 1 0 1	0 0 0 0	0 0 0 0	0 0 0 0	0 0 0 0	0 0 0 0	0 0 0 3
Inning Stats	R: 0 H: 1 E: 0 LOB: 1 K: 1 BB: 0 S: 9 P: 13	R: 0 H: 1 E: 0 LOB: 1 K: 1 BB: 0 S: 11 P: 15	R: 0 H: 1 E: 0 LOB: 1 K: 1 BB: 0 S: 13 P: 17	R: 0 H: 1 E: 0 LOB: 1 K: 0 BB: 0 S: 6 P: 7	R: 0 H: 0 E: 0 LOB: 0 K: 0 BB: 0 S: 9 P: 14	R: 0 H: 0 E: 0 LOB: 0 K: 1 BB: 0 S: 7 P: 12	R: 0 H: 1 E: 0 LOB: 3 K: 2 BB: 1 S: 13 P: 25	R: 0 H: 0 E: 0 LOB: 0 K: 0 BB: 0 S: 6 P: 8	R: 0 H: 2 E: 0 LOB: 2 K: 1 BB: 0 S: 14 P: 21	1B: 7 2B: 1 3B: 0 HR: 0	SF: 0 SAC: 1 DP: 1 HBP: 1			WP: 0 PB: 0 SB: 0 CS: 1	PA: 35		

PITCHER	IP	WLS	BF	H	R	ER	SO	BB	IBB	HBP	BLK	WP	HR	S	P	ERA	WHIP
23 Brandon Morrow, R (1, 1) ERA: 5.02	6.2	W	26	5	0	0	6	1	0	1	0	0	0	66	101	0.00	0.900
54 Jason Frasor, R (7, 1) ERA: 2.83	0.1	H	1	0	0	0	0	0	0	0	0	0	0	2	2	0.00	0.000
60 Jon Rauch, R (8, 1) ERA: 4.2	2.0		8	2	0	0	1	0	0	0	0	0	0	20	29	0.00	1.000

PITCHER	IP	WLS	BF	H	R	ER	SO	BB	IBB	HBP	BLK	WP	HR	S	P	ERA	WHIP

BOTTOM

Toronto Blue Jays @ Cincinnati Reds

Great American Ball Park, Cincinnati, OH

Sat Jun 18 2011, 7:12 PM - 10:05 PM EDT

Att. 31,688 - Partly Cloudy - 76 F

livebaseballscorecards.com

AB	32
R	0
H	7
RBI	0
BB	1
SO	7
LOB	17

Batter	1	2	3	4	5	6	7	8	9	AB	R	H	RBI	BB	SO	LOB
5 Yunel Escobar, R (1, 6) OBP: 0.357, SLG: 0.428	C CH 75 B CH 83 X FF 84 1-1 1B		F FF 86 B SI 86 B SI 86 C CH 78 X SL 74 2-2 ③ G4-3			B SI 86 C SL 73 F CU 68 B SI 88 X SI 87 2-2 ① G5-3		B SI 88 C SI 88 C SI 88 S SL 75 1-3 ② K		4	0	1	0	0	1	0
16 Corey Patterson, L (1, 8) OBP: 0.301, SLG: 0.408	C CU 69 F FF 84 B FF 85 X FF 86 1-2 ① L9			C CU 69 B FF 84 X CH 75 1-1 ① P6		X SI 87 0-0 ② G4-3		F SI 88 F CH 77 X FF 89 0-2 ③ G4-3		4	0	0	0	0	0	1
19 José Bautista, R (1, 9) OBP: 0.483, SLG: 0.668	B CH 78 C SL 77 F SL 77 B CH 76 X CU 68 2-2 ② P6			C SI 87 B CH 77 B CH 76 F CH 77 B SI 88 C CU 70 3-3 ② K		C CU 70 X SI 87 0-1 1B			B SL 86 S SL 85 B SL 87 C SL 85 X SL 87 2-2 ① L8	4	0	1	0	0	1	1
26 Adam Lind, L (1, 3) OBP: 0.376, SLG: 0.619	C SI 86 B SI 86 B CH 76 C CU 69 F FF 87 S SI 85 2-3 ③ K			B FF 87 X FF 87 1-0 ③ L8		X CU 69 0-0 ③ F9			S CH 84 X CH 86 0-1 ② G3-1	4	0	0	0	0	1	2
2 Aaron Hill, R (1, 4) OBP: 0.288, SLG: 0.349		B CU 66 B SL 76 C CH 75 B SI 86 X FF 85 3-1 ① F8			B SI 85 C CU 70 X CU 72 1-1 HR		X CH 81 0-0 ① P6		B FF 92 C SL 88 X FF 92 1-1 ③ F9	4	1	1	1	0	0	0
20 Juan Rivera, R (1, 7) OBP: 0.314, SLG: 0.364		B SI 87 F CH 77 X SL 75 1-1 ② G5-3			B SI 85 X SI 85 1-0 9 1B 6 B3-5 1B		B SI 86 B CH 77 B CH 78 B SL 75 4-0 BB			2	0	1	0	1	0	0
9 J.P. Arencibia, R (1, 2) OBP: 0.281, SLG: 0.453		C FF 87 C FF 86 F FF 87 B SL 76 F SL 73 X FF 86 1-2 ③ F8			F CH 77 C SI 86 F SL 75 X SI 84 0-2 1-3 1B		F SL 73 S SI 86 B SI 84 S SL 74 1-3 ② K			3	0	1	0	0	1	1
6 John McDonald, R (1, 5) OBP: 0.252, SLG: 0.303 10 Edwin Encarnación, R (7, PH) OBP: 0.293, SLG: 0.372 18 Mike McCoy, R (7, 5) OBP: 0.325, SLG: 0.313			X SL 77 0-0 ① G5-3		X SI 86 0-0 ①② B3-5 3-3f		B SI 87 B SI 86 C CH 76 D SI 87 C CU 70 F CU 68 F SI 88 F SI 87 X SI 87 3-2 ③ G6-3			2 1 0	0 0 0	0 0 0	0 0 0	0 0 0	0 0 0	2 1 0
33 Carlos Villanueva, R (1, 1) 11 Rajai Davis, R (8, PH) OBP: 0.275, SLG: 0.358 34 Marc Rzepczynski, L (8, 1) 29 Octavio Dotel, R (8, 1)			C CH 78 B FF 84 X FF 83 1-1 ② G6-3		C CU 70 X SL 73 0-1 ③ P4			C CU 67 S SL 74 B SL 76 B FF 87 T CU 71 2-2 ① K		2 1 0 0	0 0 0 0	0 0 0 0	0 0 0 0	0 1 0 0	0 0 0 0	1 0 0 0
Inning Stats	R: 0 E: 0 K: 1 S: 12 H: 1 LOB: 1 BB: 0 P: 18	R: 0 E: 0 K: 0 S: 9 H: 0 LOB: 0 BB: 0 P: 14	R: 0 E: 0 K: 0 S: 6 H: 0 LOB: 0 BB: 0 P: 9	R: 0 E: 0 K: 1 S: 6 H: 0 LOB: 0 BB: 0 P: 11	R: 1 E: 0 K: 0 S: 10 H: 3 LOB: 1 BB: 0 P: 12	R: 0 E: 0 K: 0 S: 7 H: 1 LOB: 1 BB: 0 P: 9	R: 0 E: 0 K: 1 S: 10 H: 0 LOB: 1 BB: 1 P: 18	R: 0 E: 0 K: 2 S: 9 H: 0 LOB: 0 BB: 0 P: 12	R: 0 E: 0 K: 0 S: 7 H: 0 LOB: 0 BB: 0 P: 10	1B: 4 2B: 1 3B: 0 HR: 1	SF: 0 SAC: 0 DP: 1 HBP: 0					

TOP

Toronto Blue Jays @ Cincinnati Reds

Great American Ball Park, Cincinnati, OH

Sun Jun 19 2011, 1:11 PM - 3:36 PM EDT

Att. 32,618 - Overcast - 73 F

livebaseballscorecards.com

AB	31
R	1
H	5
RBI	1
BB	1
SO	5
LOB	9

| | | | | |

Toronto Blue Jays @ Cincinnati Reds

Great American Ball Park, Cincinnati, OH

Sun Jun 19 2011, 1:11 PM - 3:36 PM EDT

Att. 32,618 - Overcast - 73 F

livebaseballscorecards.com

BOTTOM

Batter	1	2	3	4	5	6	7	8	9	AB	R	H	RBI	BB	SO	LOB
6 Drew Stubbs, R (1, 8) OBP: 0.335, SLG: 0.414	C FF 87 C FF 88 B SL 80 B FF 89 X SL 80 2-2 ① G4-3		B CU 71 X CH 80 1-0 ② F7		X SL 81 0-0 ③ F8		X CU 73 0-0 ③ F9			4	0	0	0	0	0	1
4 Brandon Phillips, R (1, 4) OBP: 0.332, SLG: 0.380	C FF 88 B FF 89 X FF 89 1-1 ② G6-3		B SL 81 S SL 81 F FF 90 X CU 76 1-2 ③ L8			F FF 88 F FF 89 B CH 84 X FF 89 1-2 ① G4-3		X SI 90 0-0 ① F9		4	0	0	0	0	0	0
19 Joey Votto, L (1, 3) OBP: 0.449, SLG: 0.506	X FF 89 0-0 1B			X CU 71 0-0 ① P6		C FF 90 B FF 90 C FF 89 F SL 83 F FF 91 X FF 91 1-2 43 HR 1B		C SI 90 B SL 82 B SL 84 X SI 92 2-1 32 2B 1B		4	1	3	0	0	0	0
32 Jay Bruce, L (1, 9) OBP: 0.356, SLG: 0.524	C FF 87 F SL 81 F FF 90 X SL 82 0-2 ③ F9			B CH 81 X FF 87 1-0 43 S 1B		1 SAFE 1 SAFE C FF 87 F FF 90 X SL 82 0-2 ② P2		S SL 82 S SL 83 X SL 84 0-2 1-3 2B		4	0	2	0	0	0	2
43 Miguel Cairo, R (1, 5) OBP: 0.336, SLG: 0.393		B FF 88 B B FF 86 C CH 84 X FF 88 3-1 ① P3		1 SAFE S SL 81 F SL 83 B FF 89 X FF 89 1-2 ② P3 1-2		X FF 89 0-0 1-H HR		F FF 90 S FF 90 F FF 92 D SL 81 B FF 90 S FF 88 2-3 ② K		4	1	1	2	0	1	3
15 Fred Lewis, L (1, 7) OBP: 0.360, SLG: 0.380 48 Francisco Cordero, R (9, 1)		C FF 87 B FF 89 B CH 82 X CH 82 2-1 2B		X FF 90 0-0 ③ G4-3		B SI 89 B CH 82 F FF 88 X CU 74 2-1 1B		I I I I 4-0 IBB		3 0	0 0	2 0	0 0	1 0	0 0	1 0
16 Edgar Renteria, R (1, 6) OBP: 0.302, SLG: 0.248 7 Paul Janish, R (9, 6) OBP: 0.257, SLG: 0.273		X FF 88 0-0 ② F7			C FF 87 B SL 82 B CH 81 X FF 89 2-1 ① G6-3	1 SAFE S FF 88 B SL 79 X SL 80 1-1 ③ F7		S FF 90 F FC 90 X FC 91 0-2 ③ L9		4 0	0 0	0 0	0 0	0 0	0 0	5 0
29 Ryan Hanigan, R (1, 2) OBP: 0.365, SLG: 0.333		C FF 89 B FF 88 X FF 89 1-1 ③ G5-3			C FF 87 B CU 76 X SL 81 1-1 1B		C FF 85 B FF 87 F FF 87 B SL 83 X FF 88 2-2 ① L6			3	0	1	0	0	0	1
61 Bronson Arroyo, R (1, 1) OBP: 0.207, SLG: 0.276 28 Chris Heisey, R (9, 7) OBP: 0.336, SLG: 0.432			B FF 87 C FF 86 S SL 78 B SL 81 C SL 81 2-3 ① K		C FF 87 L SL 82 B FF 88 S SL 83 1-3 ② K		C CU 73 S SL 82 B SL 83 F SL 82 S FF 88 1-3 ② K			3 0	0 0	0 0	0 0	0 0	3 0	1 0
Inning Stats	R: 0 E: 0 K: 0 S: 10 H: 1 LOB: 1 BB: 0 P: 13	R: 0 E: 0 K: 0 S: 7 H: 1 LOB: 1 BB: 0 P: 13	R: 0 E: 0 K: 1 S: 7 H: 0 LOB: 0 BB: 0 P: 11	R: 0 E: 0 K: 0 S: 6 H: 1 LOB: 1 BB: 0 P: 8	R: 0 E: 0 K: 1 S: 8 H: 1 LOB: 1 BB: 0 P: 12	R: 2 E: 0 K: 0 S: 16 H: 3 LOB: 1 BB: 0 P: 21	R: 0 E: 0 K: 1 S: 8 H: 0 LOB: 0 BB: 0 P: 11	R: 0 E: 0 K: 1 S: 13 H: 2 LOB: 3 BB: 1 P: 21		1B: 6 2B: 2 3B: 0 HR: 1 SF: 0 SAC: 0 DP: 0 HBP: 0					WP: 0 PB: 0 SB: 1 CS: 0 PA: 34	

	AB	33
	R	2
	H	9
	RBI	2
	BB	1
	SO	4
	LOB	14

PITCHER		IP	WLS	BF	H	R	ER	SO	BB	IBB	HBP	BLK	WP	HR	S	P	ERA	WHIP
33 Carlos Villanueva, R ERA: 3.17	(1, 1)	7.0	L	28	7	2	2	3	0	0	0	0	0	1	62	89	2.57	1.000
34 Marc Rzepczynski, L ERA: 3.49	(8, 1)	0.1		3	2	0	0	0	0	0	0	0	0	0	6	8	0.00	6.000
29 Octavio Dotel, R ERA: 4.66	(8, 1)	0.2		3	0	0	0	1	0	1	0	0	0	0	7	13	0.00	0.000

PITCHER	IP	WLS	BF	H	R	ER	SO	BB	IBB	HBP	BLK	WP	HR	S	P	ERA	WHIP

New York Yankees @ Cincinnati Reds

Great American Ball Park, Cincinnati, OH

Mon Jun 20 2011, 7:12 PM - 9:56 PM EDT

Att. 41,173 - Cloudy - 73 F

TOP

livebaseballscorecards.com

Batter	1	2	3	4	5	6	7	8	9	AB	R	H	RBI	BB	SO	LOB
33 Nick Swisher, S (1, 9) OBP: 0.367, SLG: 0.388	C FF 87 B CH 78 B CH 79 C SI 89 X FF 91 2-2 25 13 1B 1B	B FF 87 C FF 88 B CH 78 C CH 75 F FF 91 F CH 78 B CU 73 B FC 88 4-2 25 FC5-4 BB	1 SAFE C FC 86 B FC 87 B CH 77 C FC 87 B FF 92 X FF 91 3-2 ②③ G6-3 1-2	B CH 72 C SL 85 C SI 90 X FF 91 1-2 ③ F7						3	1	1	0	1	0	1
27 Chris Dickerson, L (9, 9) OBP: 0.389, SLG: 0.438										0	0	0	0	0	0	0
14 Curtis Granderson, L (1, 8) OBP: 0.356, SLG: 0.593	C FF 87 B FF 87 B FF 87 F FF 90 S FF 90 2-3 ① K	B SL 82 X FF 89 1-0 ② F8			C CU 71 F SL 81 X SL 81 0-2 ① G3-1			B FF 91 B FS 84 C FF 89 S FS 85 F FS 85 B SL 83 B FS 83 4-2 25 CS 13 WP BB		3	1	0	0	1	1	2
25 Mark Teixeira, S (1, 3) OBP: 0.363, SLG: 0.532	B CH 76 C FF 88 F FF 89 X FF 91 1-2 13 24 2B 1B 1-2 1B	C CU 72 B CH 79 X CH 78 1-1 ③ FC5-4 1-2f			C FC 86 F CH 76 F FF 89 B FF 91 X CH 79 1-2 ② F8			B FF 91 1 SAFE B FF 92 S FF 92 B FF 92 C FF 89 S SL 85 3-3 K 1-3 ①		4	1	1	0	0	1	2
13 Alex Rodriguez, R (1, 5) OBP: 0.374, SLG: 0.506	C SI 90 X FC 88 0-1 24 2B 55 G6-3 1-2 2-H 1B	B CU 71 B SI 87 X CH 75 2-0 ① P3			B CU 72 C FF 88 F CU 73 C FC 86 1-3 ③ K			C SL 83 F FS 87 B SL 88 B FF 92 F SL 87 X SL 83 2-2 24 G6-3 3-H 1B		4	1	2	1	0	1	0
19 Ramiro Pena, S (8, PR) OBP: 0.286, SLG: 0.714										0	0	0	0	0	0	0
(8, 5)																
24 Robinson Canó, L (1, 4) OBP: 0.341, SLG: 0.520	S FF 90 F FF 90 X SI 90 0-2 55 G6-3 18 1B 1-3 2-H 2B	F FF 88 B SL 82 X SL 81 1-1 55 1B 1B				X SL 81 0-0 ① F7		1 SAFE C FF 93 1 SAFE X FS 85 0-1 ②③ G6-3 1-2f		4	1	2	1	0	0	1
55 Russell Martin, R (1, 2) OBP: 0.349, SLG: 0.416	B FF 87 C FF 90 B FF 90 B FF 90 C FF 91 X FF 91 3-2 ② G6-3 2-3 3-H	1 SAFE C CU 72 X SI 89 0-1 18 G5-4-3 1-2 1B				B CU 72 F FF 87 B FF 87 B FF 90 F FF 87 F FC 87 C FF 92 3-3 ② K			X FC 88 0-0 ① F8	4	0	1	1	0	1	1
18 Andruw Jones, R (1, 7) OBP: 0.289, SLG: 0.400	C FF 90 B SI 91 T FF 91 X FF 92 1-2 3-H 1B	B FC 87 B FC 87 X FC 86 2-0 ②③ G5-4-3 1-2f				F FF 88 X FF 89 0-1 ③ F8			C SI 91 C SL 79 S FC 93 0-3 ② K	3	0	1	1	0	0	2
11 Brett Gardner, L (7, 7) OBP: 0.371, SLG: 0.444										1	0	0	0	0	1	0
26 Eduardo Núñez, R (1, 6) OBP: 0.299, SLG: 0.383	F CH 78 B CU 74 C SI 91 D CH 79 1 SAFE X FC 89 2-2 ③ P3			C FF 85 X CH 75 0-1 33 CS 1B			C CH 76 X FC 86 0-1 ① F7		B FF 91 F FC 88 F SL 80 C FF 93 1-3 ③ K	4	0	1	0	0	1	1
47 Iván Nova, R (1, 1)		C SI 85 S SI 86 F FF 89 F FF 90 S CH 77 0-3 ① K		B FF 87 1 SAFE 1 SAFE F FF 85 L SI 88 L SI 88 1-3 ① K			B FF 87 C FF 88 F FF 88 S CH 75 1-3 ② K			3	0	0	0	0	3	1
38 Luis Ayala, R (9, 1)										0	0	0	0	0	0	0
48 Boone Logan, R (9, 1)										0	0	0	0	0	0	0
42 Mariano Rivera, R (9, 1)										0	0	0	0	0	0	0
Inning Stats	R: 4 E: 0 K: 1 S: 23 H: 5 LOB: 1 BB: 0 P: 34	R: 0 E: 0 K: 1 S: 12 H: 0 LOB: 1 BB: 1 P: 18	R: 0 E: 0 K: 0 S: 6 H: 2 LOB: 1 BB: 0 P: 11	R: 0 E: 0 K: 1 S: 8 H: 1 LOB: 0 BB: 0 P: 12	R: 0 E: 0 K: 1 S: 10 H: 0 LOB: 0 BB: 0 P: 12	R: 0 E: 0 K: 1 S: 7 H: 0 LOB: 0 BB: 0 P: 10	R: 0 E: 0 K: 1 S: 8 H: 0 LOB: 0 BB: 0 P: 10	R: 1 E: 0 K: 1 S: 12 H: 1 LOB: 1 BB: 1 P: 21	R: 0 E: 0 K: 2 S: 7 H: 0 LOB: 0 BB: 0 P: 8	1B: 8 2B: 1 3B: 0 HR: 0 SF: 0 SAC: 0 DP: 2 HBP: 0						

	AB	33
	R	5
	H	9
	RBI	4
	BB	2
	SO	9
	LOB	11

WP: 1 PA: 35
PB: 0
SB: 0
CS: 2

PITCHER		IP	WLS	BF	H	R	ER	SO	BB	IBB	HBP	BLK	WP	HR	S	P	ERA	WHIP
30 Travis Wood, L ERA: 5.11	(1, 1)	7.0	L	28	8	4	4	6	1	0	0	0	0	0	74	107	5.14	1.286
33 Jose Arredondo, R ERA: 3.24	(8, 1)	1.0		4	1	1	0	1	1	0	0	0	1	0	12	21	0.00	2.000
46 Carlos Fisher, R ERA: 3.71	(9, 1)	1.0		3	0	0	0	2	0	0	0	0	0	0	7	8	0.00	0.000

PITCHER		IP	WLS	BF	H	R	ER	SO	BB	IBB	HBP	BLK	WP	HR	S	P	ERA	WHIP

New York Yankees @ Cincinnati Reds

Great American Ball Park, Cincinnati, OH

Mon Jun 20 2011, 7:12 PM - 9:56 PM EDT

Att. 41,173 - Cloudy - 73 F

livebaseballscorecards.com

BOTTOM

Batter	1	2	3	4	5	6	7	8	9	AB	R	H	RBI	BB	SO	LOB
6 Drew Stubbs, R (1, 8) OBP: 0.334, SLG: 0.411	C FF 91 B CU 76 X FF 92 1-1 4 1B 4 S 19 G4-6-3 1B		B SI 91 F CH 85 S SL 83 B FF 92 S CU 82 2-3 K			C CU 83 F FF 90 F SL 84 B CU 81 F CU 79 B CU 82 S SL 83 2-3 ① K		S SL 82 B SL 84 F SI 93 B CU 80 C SL 84 2-3 ③ K		4	1	1	0	0	3	1
4 Brandon Phillips, R (1, 4) OBP: 0.334, SLG: 0.382	B FF 94 1 SAFE B SI 93 X SI 94 2-0 19 G4-6-3 1-3 1B		1 SAFE C CU 81 1 SAFE F FF 91 D CU 81 1 SAFE B SL 83 D SI 94 F SL 83 3-2 X FF 82 L7 ③			X FF 93 0-0 G6-3 ②			C FF 89 B SL 83 B FF 90 C SI 91 X SL 81 2-2 32 G3 19 HBP 27 1B 1B	4	1	2	0	0	0	1
19 Joey Votto, L (1, 3) OBP: 0.446, SLG: 0.500	F FF 94 X CH 87 0-1 G4-6-3 ① ② 1-2f 3-H			C FF 92 B SL 83 B SL 82 X CH 87 2-1 L4 ①		C FF 91 B SI 90 F SI 90 X SI 91 1-2 G5-3 ③			1 SAFE 1 SAFE H SI 91 1-0 27 1B 32 G3 28 FC1-6 HBP 1-2	3	1	0	0	0	0	1
32 Jay Bruce, L (1, 9) OBP: 0.351, SLG: 0.517	B FF 93 X CH 87 1-0 G3-1 ③			X CH 86 0-0 G4-3 ②			B SI 90 B FF 91 F SI 90 X CH 86 2-1 G3 ①		B FC 91 F FC 91 F FC 91 B FC 91 B FC 91 F FC 92 F FC 92 X FC 91 3-2 G3 ① 1-2 2-3	4	0	0	0	0	0	2
27 Scott Rolen, R (1, 5) OBP: 0.300, SLG: 0.417		C FF 92 B FF 91 S SL 83 X FF 92 1-2 G1-3 ①		B FF 93 B FF 90 C FF 91 F FF 93 B SL 85 X FF 94 3-2 L7 ③			B SL 84 C SL 84 F SL 84 X FF 92 1-2 G4-3 ②		B FC 92 X FC 91 1-0 28 FC1-6 1B 2-3 3-H	4	0	1	1	0	0	0
28 Chris Heisey, R (1, 7) OBP: 0.326, SLG: 0.418		F FF 93 B SL 84 X CU 78 1-1 G5-3 ②			B CU 77 C FF 91 F CU 78 S SL 85 1-3 K ①		B FF 92 B SL 85 F FF 91 F FF 91 S CU 80 2-3 K ③		C FC 92 X FC 92 0-1 FC1-6 16 DI ② 1-2f 3-H	4	0	0	1	0	2	1
29 Ryan Hanigan, R (1, 2) OBP: 0.358, SLG: 0.326 16 Edgar Renteria, R (9, PH) OBP: 0.300, SLG: 0.246		F SI 92 F FF 92 F FF 93 B FF 92 T CU 82 1-2 K ③			L FF 93 B SL 85 F FF 93 F CU 82 X FF 92 1-2 G5-3 ②			X FF 91 0-0 G5-3 ①	C FC 92 C FC 90 F FC 92 B FC 91 B FC 91 F FC 92 S FC 92 2-3 K ③ 1-2	3 1	0 0	0 0	0 0	1 1	0 1	0 1
7 Paul Janish, R (1, 6) OBP: 0.258, SLG: 0.274			C FF 91 B FF 90 X FF 92 1-1 G4-3 ①		B FF 91 X SI 92 1-0 1B			C FF 92 C SL 83 B CU 80 B SL 83 B FF 92 X FF 92 3-2 G1-3 ②		3	0	1	0	0	0	0
30 Travis Wood, R (1, 1) OBP: 0.071, SLG: 0.179 33 Jose Arredondo, R (8, 1) 15 Fred Lewis, L (8, PH) OBP: 0.367, SLG: 0.388 46 Carlos Fisher, R (9, 1)			C SI 93 S SL 83 X SI 94 0-2 G6-3 ②		D SL 84 1 SAFE C SI 92 M FF 93 C SL 83 1-3 K ③			C FF 93 X FF 94 0-1 1B		2 0 1 0	0 0 0 0	0 0 1 0	0 0 0 0	1 0 0 0	0 0 0 0	1 0 0 0

| | | |

New York Yankees @ Cincinnati Reds

Great American Ball Park, Cincinnati, OH

Wed Jun 22 2011, 12:37 PM - 3:23 PM EDT

Att. 40,010 - Partly Cloudy - 74 F

livebaseballscorecards.com

Batter	1	2	3	4	5	6	7	8	9	AB	R	H	RBI	BB	SO	LOB
11 Brett Gardner, L (1, 7) OBP: 0.369, SLG: 0.440	B FC 85 B SI 88 B SI 87 C FC 86 C SI 88 X FC 88 3-2 ① G4-3		C KC 75 C FC 88 B SI 89 B SI 89 X SI 89 2-2 14 1B 33 G3 1B		C FC 86 B SI 89 X SI 88 1-1 ② P6		C FF 91 B FS 86 B FS 82 X FF 90 2-1 ③ P6			4	1	1	0	0	0	0
14 Curtis Granderson, L (1, 8) OBP: 0.354, SLG: 0.588	B KC 76 C FC 88 B CH 83 T CH 83 S CH 83 2-3 ② K		**1 SAFE** **1 SAFE** **1 SAFE** **C KC 75** **1 SAFE** **B FF 86** **1 SAFE** 1 SAFE **S CH 82** 3-2 1 SAFE B FF 87 F CH 83 D CH 84 F CH 83 F KC 80 X CH 84 **1-3** 24 1B 33 G3 1B		C KC 76 B FC 87 B FC 88 B CH 84 F FC 88 X SI 90 3-2 ③ F7			C SL 85 B SI 92 F CH 86 B SI 93 X SL 86 2-2 ① F9	4	1	1	0	0	1	0
33 Nick Swisher, S (1, 9) OBP: 0.362, SLG: 0.381 30 David Robertson, R (8, 1) 42 Mariano Rivera, R (9, 1)	C FC 88 B SI 90 B FC 88 B CH 82 X FC 88 3-1 ③ G4-3		C FC 89 B FC 88 1 SAFE S FC 88 F FC 89 D SL 84 X FC 90 2-2 ② G3 **1-2** **3-H**			F FC 88 C FC 87 F CH 83 B FC 90 B CH 85 X FC 89 2-2 ① F7		B SI 91 X FF 91 1-0 ② F7		4 0 0	0 0 0	0 0 0	1 0 0	0 0 0	0 0 0	1 0 0
24 Robinson Canó, L (1, 4) OBP: 0.343, SLG: 0.520		X CH 79 0-0 ① G1-3	C FC 88 B FC 88 F FC 86 X CH 84 1-2 **2-H** 1B			C FC 88 F FC 88 X FC 89 0-2 20 HR 1B		B SI 91 C CH 87 B FF 90 B FF 91 F FF 91 F SI 92 F FF 92 F CH 86 X SL 86 3-2 ③ G6-3		4	1	2	1	0	0	0
20 Jorge Posada, S (1, 3) OBP: 0.322, SLG: 0.392 25 Mark Teixeira, S (8, 3) OBP: 0.362, SLG: 0.530		F FC 86 B FC 87 F SI 88 B CH 88 B SI 90 B FC 88 4-2 19 HBP BB	C FC 87 C SI 88 B SI 89 C SI 88 1-3 ③ K			X KC 75 0-0 **1-H** HR			B CH 80 B FF 92 C FF 90 C FF 92 X FF 92 2-2 ① G5-3	2 1	1 0	1 0	2 0	1 0	1 0	1 0
26 Eduardo Núñez, R (1, 6) OBP: 0.297, SLG: 0.388		F FC 88 X FC 87 0-1 ② L4		C KC 76 X SL 80 0-1 ① G6-3		B FC 87 F SL 82 B FC 87 F SL 82 B SI 89 F FC 88 X SL 82 3-2 ② P5			B FF 92 X SL 79 1-0 19 CS 2B	4	0	1	0	0	0	1
19 Ramiro Pena, S (1, 5) OBP: 0.273, SLG: 0.500		C FC 88 F SL 86 H SL 83 1-2 **1-2** HBP		C KC 75 F KC 77 F SI 89 F FC 88 B FC 89 B CH 84 F FC 89 F FC 89 F CH 84 2-2 ② X FC 89 L9		C FC 87 X CH 84 0-1 ③ F8			B SL 80 F FF 90 2 SAFE X FF 92 1-1 ② ③ P4 2-3	3	0	0	0	0	0	1
17 Francisco Cervelli, R (1, 2) OBP: 0.238, SLG: 0.263		C FC 88 B CH 87 S SL 83 F FC 87 B SI 89 B SL 83 S SL 82 3-3 ③ K		F FC 88 C SI 91 S SL 83 0-3 ③ K			C FF 90 B SL 83 S FS 83 X FS 84 1-2 ① G6-3			3	0	0	0	0	2	2
36 Freddy Garcia, R (1, 1) 27 Chris Dickerson, L (8, 9) OBP: 0.389, SLG: 0.438			C SI 86 B SL 86 X FC 86 1-1 ① G1-3		B SL 84 C SL 84 X FC 84 1-1 ① G5-3		F SL 90 F FF 91 X SL 81 0-2 ② G6-3			3 0	0 0	0 0	0 0	0 0	0 0	0 0
Inning Stats	R: 0 E: 0 K: 1 S: 8 H: 0 LOB: 0 BB: 0 P: 16	R: 0 E: 0 K: 1 S: 11 H: 0 LOB: 2 BB: 1 P: 19	R: 2 E: 0 K: 1 S: 21 H: 3 LOB: 1 BB: 0 P: 31	R: 0 E: 0 K: 1 S: 13 H: 0 LOB: 0 BB: 0 P: 15	R: 0 E: 0 K: 0 S: 7 H: 0 LOB: 0 BB: 0 P: 12	R: 2 E: 0 K: 0 S: 14 H: 2 LOB: 0 BB: 0 P: 19	R: 0 E: 0 K: 0 S: 8 H: 0 LOB: 0 BB: 0 P: 11	R: 0 E: 0 K: 0 S: 10 H: 0 LOB: 0 BB: 0 P: 16	R: 0 E: 0 K: 0 S: 6 H: 1 LOB: 0 BB: 0 P: 10	1B: 4 2B: 1 3B: 0 HR: 1 SF: 0 SAC: 0 DP: 0 HBP: 1						

TOP	
AB	32
R	4
H	6
RBI	4
BB	1
SO	4
LOB	6

WP: 0 PB: 0 SB: 0 CS: 1 PA: 34

PITCHER		IP	WLS	BF	H	R	ER	SO	BB	IBB	HBP	BLK	WP	HR	S	P	ERA	WHIP
44 Mike Leake, R ERA: 4.19	(1, 1)	6.0	L	25	5	4	4	4	1	0	1	0	0	1	74	112	6.00	1.000
33 Jose Arredondo, R ERA: 3.06	(7, 1)	1.0		3	0	0	0	0	0	0	0	0	0	0	8	11	0.00	0.000
45 Bill Bray, L ERA: 1.46	(8, 1)	1.0		3	0	0	0	0	0	0	0	0	0	0	10	16	0.00	0.000
63 Sam LeCure, R ERA: 3.09	(9, 1)	1.0		3	1	0	0	0	0	0	0	0	0	0	6	10	0.00	1.000

PITCHER	IP	WLS	BF	H	R	ER	SO	BB	IBB	HBP	BLK	WP	HR	S	P	ERA	WHIP

New York Yankees @ Cincinnati Reds

Great American Ball Park, Cincinnati, OH

Wed Jun 22 2011, 12:37 PM - 3:23 PM EDT

Att. 40,010 - Partly Cloudy - 74 F

livebaseballscorecards.com

BOTTOM

Batter	1	2	3	4	5	6	7	8	9	AB	R	H	RBI	BB	SO	LOB
15 Fred Lewis, L (1, 7) OBP: 0.351, SLG: 0.373	C FS 83 B SI 84 B CH 77 X SI 85 2-1 ① L9		B FS 78 C SL 78 X CH 78 1-1 ② G6-3		F SL 78 D FS 81 X FS 81 1-1 ② SF8 3-H			C FC 93 B FC 91 C FC 93 F FC 93 F FC 92 F FC 94 F FF 94 X KC 80 1-2 ② G4-3		3	0	0	1	0	0	0
4 Brandon Phillips, R (1, 4) OBP: 0.337, SLG: 0.387	C CU 67 X SI 85 0-1 2B		S SL 76 S FS 78 F FS 79 B FS 80 F FS 79 B FF 86 S FS 78 2-3 ③ K		C SL 79 B FS 81 B SL 79 C SL 78 F SL 80 X FS 80 2-2 ③ F9 2-3			S FC 91 C KC 79 B KC 80 B FC 90 F FC 94 X KC 80 2-2 1B		4	0	2	0	0	1	1
19 Joey Votto, L (1, 3) OBP: 0.444, SLG: 0.494	C SL 78 B FS 77 B FF 84 B FS 76 B FS 79 4-1 BB			B FS 78 C SL 79 F SI 86 F SL 78 S FS 80 1-3 ① K		X SL 79 0-0 ① G4-3		C KC 79 C FC 94 T FC 94 0-2 ③ K		3	0	0	0	1	2	1
32 Jay Bruce, L (1, 9) OBP: 0.350, SLG: 0.516	B FF 85 C SL 78 S FS 78 S FS 77 1-3 ② K			X CU 72 0-0 ② B1-3		C CH 78 B FF 85 B SL 80 X SL 81 2-1 27 L7-4 2B			F FC 90 B FC 91 F FC 90 S FC 91 1-3 ① K	4	0	1	0	0	2	2
27 Scott Rolen, R (1, 5) OBP: 0.294, SLG: 0.408	B FF 87 C SL 76 F SI 87 F FS 78 X FS 79 1-2 ③ F7			C FF 88 F FS 79 S FF 86 0-3 ③ K		X CU 69 0-0 ②③ L7-4 2-2			C FC 91 B FC 91 B FC 91 F FC 92 X FF 92 2-2 ② G5-3	4	0	0	0	0	1	3
6 Drew Stubbs, R (1, 8) OBP: 0.330, SLG: 0.406		X FF 85 0-0 ① F9			C CU 74 B SL 76 B SL 77 B SL 79 C SI 88 X SI 89 3-2 E5 16 1B 29 E		X SL 76 0-0 E5 16 G5-4-3		C FC 93 F FC 92 F B FC 92 B FC 91 B FC 93 S FC 91 3-3 ③ K	4	1	0	0	0	1	0
16 Edgar Renteria, R (1, 6) OBP: 0.301, SLG: 0.248		C FS 84 B CU 75 S CU 69 B FS 79 X SI 87 2-2 ② L1			1 SAFE 1 SAFE C SL 76 P PO 81 F SI 87 X FS 80 1-2 44 SH5-4 29 E 15 SF8 1-3 1B		B SI 87 X SL 80 1-0 ①② G5-4-3 1-2f			3	1	1	0	0	0	1
29 Ryan Hanigan, R (1, 2) OBP: 0.352, SLG: 0.319		C FF 85 B SL 84 X FS 78 1-1 ③ L4			C SL 77 F SL 81 B FS 80 1 SAFE X FS 80 1-2 FC5 4 WP 44 SH5-4 1-2 3-H		C SI 87 X SL 79 0-1 ③ G5-3			3	0	0	0	0	0	1
44 Mike Leake, R (1, 1) OBP: 0.250, SLG: 0.321 33 Jose Arredondo, R (7, 1) 45 Bill Bray, L (8, 1) 28 Chris Heisey, R (8, PH) OBP: 0.324, SLG: 0.415 63 Sam LeCure, R (9, 1) OBP: 0.333, SLG: 0.400			B FF 85 C SI 85 C SL 76 B SL 75 B SL 77 X FF 86 3-2 ① F8		X SI 85 0-0 ① SH5-4 1-2 2-3			B C FC 91 C FC 92 X KC 80 1-2 ① P4		1 0 0 1 0	0 0 0 0 0	0 0 0 0 0	0 0 0 0 0	0 0 0 0 0	0 0 0 0 0	0 0 0 0 0
Inning Stats	R: 0 H: 1 E: 0 LOB: 2 K: 1 BB: 1 S: 12 P: 20	R: 0 H: 0 E: 0 LOB: 0 K: 0 BB: 0 S: 6 P: 9	R: 0 H: 0 E: 0 LOB: 0 K: 1 BB: 0 S: 10 P: 16	R: 0 H: 0 E: 0 LOB: 0 K: 2 BB: 0 S: 8 P: 9	R: 2 H: 1 E: 2 LOB: 1 K: 0 BB: 0 S: 17 P: 24	R: 0 H: 1 E: 0 LOB: 0 K: 0 BB: 0 S: 4 P: 6	R: 0 H: 0 E: 1 LOB: 0 K: 0 BB: 0 S: 4 P: 5	R: 0 H: 1 E: 0 LOB: 1 K: 1 BB: 0 S: 17 P: 21	R: 0 H: 0 E: 0 LOB: 0 K: 2 BB: 0 S: 10 P: 16	1B: 2 2B: 3 3B: 0 HR: 0	SF: 1 SAC: 1 DP: 2 HBP: 0			WP: 1 PB: 0 SB: 0 CS: 0	PA: 33		

	AB	30
	R	2
	H	4
	RBI	1
	BB	1
	SO	7
	LOB	9

PITCHER		IP	WLS	BF	H	R	ER	SO	BB	IBB	HBP	BLK	WP	HR	S	P	ERA	WHIP
36 Freddy Garcia, R ERA: 3.3	(1, 1)	7.0	W	26	3	2	0	4	1	0	0	0	1	0	61	89	0.00	0.571
30 David Robertson, R ERA: 1.19	(8, 1)	1.0	H	4	1	0	0	1	0	0	0	0	0	0	17	21	0.00	1.000
42 Mariano Rivera, R ERA: 1.84	(9, 1)	1.0	S	3	0	0	0	2	0	0	0	0	0	0	10	16	0.00	0.000

PITCHER	IP	WLS	BF	H	R	ER	SO	BB	IBB	HBP	BLK	WP	HR	S	P	ERA	WHIP

New York Yankees @ Cincinnati Reds

Great American Ball Park, Cincinnati, OH

Wed Jun 22 2011, 7:12 PM - 10:03 PM EDT

Att. 41,367 - Partly Cloudy - 77 F

TOP

livebaseballscorecards.com

Batter	1	2	3	4	5	6	7	8	9	AB	R	H	RBI	BB	SO	LOB
11 Brett Gardner, L (1, 7) OBP: 0.363, SLG: 0.432	B FF 93 C SI 93 B FF 94 X FF 94 2-1 ① G1-3		B FF 94 C SI 93 C FF 90 X SL 84 1-2 ① G1-3 1-2			B FF 93 C SI 94 C FF 93 S SL 84 1-3 ① K		C FF 88 X SL 84 0-1 ① F7		4	0	0	0	0	1	1
14 Curtis Granderson, L (1, 8) OBP: 0.356, SLG: 0.584	B FF 94 B FF 92 B FF 94 C FF 91 C FF 93 B SL 84 4-2 BB		C FF 92 X SL 85 0-1 ② F7			B CH 83 B CH 83 F FF 94 B FF 94 F FF 94 C SL 82 3-3 ② K		B SL 85 B FF 90 B SI 90 B FF 89 4-0 13 2B BB		2	1	0	0	2	1	1
25 Mark Teixeira, S (1, 3) OBP: 0.357, SLG: 0.522	B SI 93 X FF 93 1-0 ② P6		X FF 94 0-0 ③ L3			B CH 88 B FF 95 C CH 82 F FF 94 F SL 85 F SL 83 F FF 97 F SL 84 S CH 86 2-3 ③ K		C FF 89 B CH 83 F SL 84 F SL 85 F SI 89 F CH 83 B FF 90 T SL 84 2-2 ② K		4	0	0	0	0	2	3
13 Alex Rodriguez, R (1, 5) OBP: 0.375, SLG: 0.510	C FF 94 C FF 94 1 SAFE 1 SAFE S SL 86 0-3 ③ K			F SL 84 B FF 95 X SL 83 1-1 ① G5-3			X SI 94 0-0 24 E 33 WP 19 FC3-2 1B	B FF 96 X SI 95 1-0 1-H 2B		4	0	2	1	0	1	1
33 Nick Swisher, S (1, 9) OBP: 0.364, SLG: 0.393		X SI 91 0-0 HR		C SL 87 B CH 86 B FF 94 X FF 93 2-1 ② G4-3			B FF 90 B CH 82 B CH 82 B SI 93 4-0 19 FC3-2 24 E 1-2 BB	C FF 96 C FS 88 C SL 82 0-3 ③ K		3	1	1	1	1	1	1
55 Russell Martin, R (1, 2) OBP: 0.342, SLG: 0.407		B FF 91 B SI 94 X SI 94 2-0 ① G5-3		C SL 86 B FF 96 F SL 80 B FF 94 B SI 95 X SL 79 3-2 ③ P3			C SI 93 B FF 94 B FF 94 B SL 79 S SI 93 F SI 94 S SL 82 3-3 ① K		B FF 94 B SI 94 C FF 94 X FF 94 2-1 ① F9	4	0	0	0	0	1	2
26 Eduardo Núñez, R (1, 6) OBP: 0.290, SLG: 0.379 24 Robinson Canó, L (7, PH) OBP: 0.344, SLG: 0.520 (7, 4)		B FF 94 B FF 94 F SI 94 C FF 92 F SI 95 X SL 84 2-2 ② P6			F SI 93 S SL 86 B SI 96 B SL 83 F SL 84 X FF 95 2-2 ① G6-3		B FF 94 F CH 84 F FF 93 X SL 84 1-2 1-2 2-3 E1 19 FC3-2		B FF 96 X SI 96 1-0 19 DI 1B	2 2	0 0	0 1	0 0	0 0	0 2	0 2
19 Ramiro Pena, S (1, 4) OBP: 0.200, SLG: 0.357 (7, 6)		B FF 95 B FF 95 C SL 84 X FF 94 2-1 ③ G5-3			C FF 95 B CH 85 X CH 83 1-1 ② P5		X FF 93 0-0 ② FC3-2 1-2 2-3 3-Hf		B FF 94 C SI 94 S FS 88 S SL 80 1-3 ② K 1-2	4	0	0	0	0	1	4
22 Brian Gordon, L (1, 1) 48 Boone Logan, R (6, 1) 53 Cory Wade, R (6, 1) 20 Jorge Posada, S (7, PH) OBP: 0.321, SLG: 0.390 64 Hector Noesí, R (7, 1) 38 Luis Ayala, R (8, 1) 27 Chris Dickerson, L (9, PH) OBP: 0.368, SLG: 0.412			B SI 94 B FF 95 B FF 92 B FF 92 4-0 11 G1-3 BB		F SI 96 F FF 94 S SL 84 0-3 ③ K		X FF 93 0-0 ③ G4-3		C FF 96 F FF 96 B FF 95 S SL 83 1-3 ③ K	1 0 0 1 0 0 1	0 0 0 0 0 0 0	0 0 0 0 0 0 0	0 0 0 0 0 0 0	1 0 0 0 0 0 0	1 0 0 0 0 0 1	0 0 0 3 0 0 1
Inning Stats	R: 0 E: 0 K: 1 S: 8 H: 0 LOB: 1 BB: 1 P: 15	R: 1 E: 0 K: 0 S: 8 H: 1 LOB: 0 BB: 0 P: 14	R: 0 E: 0 K: 0 S: 6 H: 0 LOB: 1 BB: 1 P: 11	R: 0 E: 0 K: 0 S: 7 H: 0 LOB: 0 BB: 0 P: 13	R: 0 E: 0 K: 1 S: 9 H: 0 LOB: 0 BB: 0 P: 12	R: 0 E: 0 K: 3 S: 13 H: 0 LOB: 0 BB: 0 P: 19	R: 0 E: 1 K: 1 S: 10 H: 1 LOB: 3 BB: 1 P: 18	R: 1 E: 0 K: 2 S: 12 H: 1 LOB: 1 BB: 1 P: 19	R: 0 E: 0 K: 2 S: 9 H: 1 LOB: 1 BB: 0 P: 14	1B: 2 2B: 1 3B: 0 HR: 1 SF: 0 SAC: 0 DP: 0 HBP: 0					WP: 1 PB: 0 SB: 0 CS: 0	PA: 36

	AB	32
	R	2
	H	4
	RBI	2
	BB	4
	SO	10
	LOB	19

PITCHER		IP	WLS	BF	H	R	ER	SO	BB	IBB	HBP	BLK	WP	HR	S	P	ERA	WHIP
47 Johnny Cueto, R ERA: 1.63	(1, 1)	7.0	W	27	2	1	1	6	3	0	0	0	1	1	61	102	1.29	0.714
45 Bill Bray, L ERA: 1.78	(8, 1)	0.2		3	0	1	1	1	1	0	0	0	0	0	8	14	13.50	1.500
40 Nick Masset, R ERA: 3.55	(8, 1)	1.1		6	2	0	0	3	0	0	0	0	0	0	13	19	0.00	1.500

PITCHER		IP	WLS	BF	H	R	ER	SO	BB	IBB	HBP	BLK	WP	HR	S	P	ERA	WHIP

BOTTOM

Batter	1	2	3	4	5	6	7	8	9	AB	R	H	RBI	BB	SO	LOB
28 Chris Heisey, R (1, 8) (8, 7) OBP: 0.333, SLG: 0.492	C FC 88 B FC 88 S FC 88 B FC 89 B CU 68 F FC 90 X FC 87 3-2 HR		C SL 81 B FF 89 X FF 89 1-1 ① L9		X SL 80 0-0 2-H HR		B CU 78 X CU 78 1-0 ② FC6-2 19 1B 4 1B 32 HBP 2-3 3-H	X CU 78 0-0 1-H HR		5	4	3	5	0	0	2
4 Brandon Phillips, R (1, 4) OBP: 0.338, SLG: 0.385	F FC 89 F CU 69 B CU 68 B FF 89 X FF 89 2-2 ① G6-3		C FC 88 F FC 88 B SL 81 B FC 89 F FC 89 B SL 81 X SL 81 3-2 ② F7		C FC 86 B FF 88 F FF 88 X CU 68 1-2 ③ L8		X CU 79 0-0 32 HBP 19 1B 1-2 3-H 1B	B FF 92 B FF 93 C FF 93 B FF 93 4-1 BB		4	0	1	1	1	0	0
19 Joey Votto, L (1, 3) OBP: 0.440, SLG: 0.489	B FF 89 B CH 81 X CH 82 2-0 ② G4-3		S FC 88 B FF 88 F CH 81 B FC 88 F FC 89 X FC 89 2-2 ③ F9			B SI 93 B FF 92 F SI 92 S FF 93 F SL 81 F SI 94 X SL 80 2-2 ① G4-3	C CU 78 B SL 85 F FF 93 B FF 93 X CH 86 2-2 32 HBP 1-2 2-3 1B	S CH 83 X CH 85 0-1 ③ G5-3		5	0	1	0	0	0	1
32 Jay Bruce, L (1, 9) OBP: 0.348, SLG: 0.511	B FF 89 C FF 88 B FF 88 X CH 82 2-1 ③ F7			F CH 80 X FC 88 0-1 ① F8		C FF 93 F SL 82 B SL 84 S SL 79 1-3 ② K	S CU 77 H FF 92 1-1 1-2 2-3 3-H HBP			3	0	0	1	0	1	0
31 Jonny Gomes, R (1, 7) OBP: 0.338, SLG: 0.421 45 Bill Bray, L (8, 1) 40 Nick Masset, R (8, 1)		C FC 89 F CU 68 X CU 68 0-2 HR	C FC 88 B FF 88 X FC 88 1-1 ② L9			F FF 88 F FF 88 B FF 88 X FC 87 1-2 55 CS 1B	X FF 93 0-0 ③ F9			4 0 0	1 0 0	2 0 0	1 0 0	0 0 0	0 0 0	3 0 0
55 Ramon Hernandez, R (1, 2) OBP: 0.371, SLG: 0.503		B FC 88 B FC 86 C FC 87 B FC 89 X FC 87 3-1 7 FC5-4 1B	C FC 87 C SL 79 B SL 79 F SL 80 B FC 87 X FF 87 2-2 ③ G6-3			1 SAFE B CU 71 1 SAFE C FC 88 1-1 ③ CS 1-2	C FF 91 S FF 93 B CU 78 S FF 94 1-3 ① K	B FF 92 C FF 93 X CU 77 1-1 6 FC6-4 1B		4	0	2	0	0	1	0
43 Miguel Cairo, R (1, 5) OBP: 0.336, SLG: 0.391 6 Drew Stubbs, R (8, 8) OBP: 0.329, SLG: 0.405		C SL 79 B FC 88 X SL 79 1-1 ① F8			C FC 87 C FF 86 F FF 87 S CU 68 0-3 ① K		X FF 93 0-0 7 1B 27 2B 1B	B FF 93 C FF 93 B SL 86 X SI 93 2-1 ① FC6-4 7 F8 7 S 27 1B 1-2f		3 1	1 1	1 0	0 0	1 0	1 0	1 1
7 Paul Janish, R (1, 6) OBP: 0.263, SLG: 0.278		C FF 88 B FC 87 X FF 87 1-1 ② FC5-4 47 FC6-4 1-2f			B FC 87 X FF 86 1-0 47 SH1-4 28 HR 1B		1 SAFE C FF 92 X FF 92 0-1 27 2B 28 FC6-2 1-2 1B	B SI 92 B FF 92 X FF 93 2-0 ② F8 1-3		4	1	2	0	0	0	2
47 Johnny Cueto, R (1, 1) OBP: 0.118, SLG: 0.063 27 Scott Rolen, R (7, PH) (8, 5) OBP: 0.301, SLG: 0.420		X FF 88 0-0 ③ FC6-4 1-2f			L FC 86 X FF 86 0-1 ② SH1-4 1-2		F FF 93 C SL 85 X SL 84 0-2 28 FC6-2 4 1B 1-3 2-H 2B	B FF 93 B FF 93 B SL 86 C FF 94 X FF 94 3-1 28 HR 3-H 1B		1 2	0 2	0 2	0 2	0 0	0 0	1 0
Inning Stats	R: 1 E: 0 K: 0 S: 10 H: 1 LOB: 0 BB: 0 P: 19	R: 1 E: 0 K: 0 S: 10 H: 2 LOB: 1 BB: 0 P: 15	R: 0 E: 0 K: 0 S: 10 H: 0 LOB: 0 BB: 0 P: 16	R: 0 E: 0 K: 0 S: 8 H: 0 LOB: 0 BB: 0 P: 11	R: 2 E: 0 K: 1 S: 11 H: 2 LOB: 0 BB: 0 P: 13	R: 0 E: 0 K: 1 S: 12 H: 1 LOB: 0 BB: 0 P: 17	R: 3 E: 0 K: 1 S: 16 H: 5 LOB: 3 BB: 0 P: 21	R: 3 E: 0 K: 0 S: 11 H: 3 LOB: 1 BB: 1 P: 23		1B: 9 2B: 1 3B: 0 HR: 4 SF: 0 SAC: 1 DP: 0 HBP: 1						

PITCHER		IP	WLS	BF	H	R	ER	SO	BB	IBB	HBP	BLK	WP	HR	S	P	ERA	WHIP
22 Brian Gordon, R ERA: 5.23	(1, 1)	5.0	L	20	5	4	4	1	0	0	0	0	0	3	49	74	7.20	1.000
48 Boone Logan, L ERA: 3.78	(6, 1)	0.2		2	0	0	0	1	0	0	0	0	0	0	8	11	0.00	0.000
53 Cory Wade, R ERA:	(6, 1)	0.1		1	1	0	0	0	0	0	0	0	0	0	4	6	0.00	3.000
64 Hector Noesí, R ERA: 4.12	(7, 1)	1.2		15	8	6	6	1	1	0	1	0	0	1	25	42	32.40	5.400
38 Luis Ayala, R ERA: 1.57	(8, 1)	0.1		1	0	0	0	0	0	0	0	0	0	0	2	2	0.00	0.000

PITCHER		IP	WLS	BF	H	R	ER	SO	BB	IBB	HBP	BLK	WP	HR	S	P	ERA	WHIP

New York Yankees @ Cincinnati Reds
Great American Ball Park, Cincinnati, OH
Wed Jun 22 2011, 7:12 PM - 10:03 PM EDT
Att. 41,367 - Partly Cloudy - 77 F

livebaseballscorecards.com

AB	36
R	10
H	14
RBI	10
BB	1
SO	3
LOB	11

Batter	1	2	3	4	5	6	7	8	9	10	11	12	AB	R	H	RBI	BB	SO	LOB
28 Chris Heisey, R (1, 7) OBP: 0.333, SLG: 0.481	C FC 89 C FF 89 C FF 90 0-3 K		S FC 85 X CU 76 0-1 1B		B CU 76 B CH 87 B FF 88 B FF 89 4-0 4 2B 1-2 BB	C FF 93 S FC 92 D SL 84 S SL 83 1-3 K			F FC 87 C FF 91 F FC 88 B FF 92 F FF 92 B FC 89 X FF 92 2-2 F9		S FF 88 S FF 88 F FF 89 X FF 88 0-2 F9		5	1	1	0	1	2	2
4 Brandon Phillips, R (1, 4) OBP: 0.337, SLG: 0.387	F FF 90 S FF 90 B FF 91 X FF 90 1-2 G4-3		B CH 85 C FF 90 F FC 89 B FF 91 F FF 90 F FF 90 F FF 90 X FF 89 2-2 F8		C CU 77 B FF 90 X FF 89 1-1 19 2B 1-H 2-H 2B		X FF 94 0-0 G5-3		B FC 88 B FC 88 F FF 93 X CU 80 2-1 P4			B FF 93 X FF 92 1-0 19 FC4-6 1B	6	1	2	2	0	0	2
19 Joey Votto, L (1, 3) OBP: 0.436, SLG: 0.486	B FF 89 X FF 90 1-0 F7		F FF 89 F CH 81 X FC 86 0-2 L9		X CH 80 0-0 2-H 2B		B SI 95 F SI 95 B SI 95 S CH 88 B SI 96 X CH 89 3-2 G3-1		B FF 93 B FC 88 B FF 92 S FF 92 C FC 89 S FC 89 3-3 K			1 SAFE C FF 93 S SL 85 B SL 81 1 SAFE F FF 93 B FF 94 X SL 84 2-2 FC4-6 32 2B 1-2f	6	0	1	1	0	1	3
27 Scott Rolen, R (1, 5) OBP: 0.302, SLG: 0.417		B CH 87 X CU 75 1-0 F7		C CH 87 B FC 86 X FF 88 1-1 F8	C FC 89 C FC 90 B FF 90 X FF 90 1-2 P4		B SI 96 S SI 95 B SI 95 X SI 94 2-1 32 2B 1B			C FF 88 X FF 89 0-1 1B		F FF 92 X FF 93 0-1 F9	6	0	2	0	0	0	2
32 Jay Bruce, L (1, 9) OBP: 0.351, SLG: 0.516		C FF 88 B FF 90 B CH 87 F FF 89 B CH 81 B CU 77 4-2 31 CS BB		X CH 81 0-0 G3	C FF 92 C FF 93 B SL 85 X SI 86 1-2 F9		B SI 94 X SI 95 1-0 1-3 2B			C FS 80 C FF 89 B FS 82 S FS 82 1-3 K		X FF 94 0-0 1-H 2B	5	0	2	0	1	1	1
31 Jonny Gomes, R (1, 10) OBP: 0.340, SLG: 0.423		C FC 87 F CU 76 B FF 91 B FF 92 B FF 90 B FF 92 4-2 1-2 BB		B CH 88 F FF 88 C CU 76 X FF 90 1-2 L9	C SL 84 X SL 84 0-1 55 WP 7 1B 2B		C SI 95 F SI 94 B CU 81 X SI 95 1-2 G1-3			B FS 81 F FF 88 1 SAFE S FF 88 X FS 83 1-2 F8			4	1	1	0	1	0	3
6 Drew Stubbs, R (1, 8) OBP: 0.325, SLG: 0.398	B FF 90 B FC 86 S FF 90 B FF 90 S FC 90 C FF 90 3-3 K		C CH 84 S CH 86 X FC 84 0-2 F8	F FF 92 C FF 93 B SL 84 S SL 84 1-3 K		X SI 94 0-0 G6-3		C FF 89 B FF 88 F FF 88 F FF 89 B FF 89 C FF 88 2-3 K			5	0	0	0	0	3	3
55 Ramon Hernandez, R (1, 2) OBP: 0.378, SLG: 0.510			C CH 87 X FF 88 0-1 2B	C CH 87 C CU 76 B CU 76 X CU 76 1-2 28 BB 4 2B 1B	C FF 92 B SL 83 F FF 94 B FC 94 D SL 84 B FF 94 4-2 7 1B 2-3 BB		B SI 94 B SI 94 X SI 94 2-0 F8				B FF 88 F FF 89 S FF 88 B FF 89 B FS 81 X FF 89 3-2 G3-1		4	1	2	0	1	0	0
7 Paul Janish, R (1, 6) OBP: 0.261, SLG: 0.276			L CH 87 B FF 88 F FF 88 S CU 76 1-3 K	X CH 87 0-0 F8	X SL 83 0-0 1-2 3-H 1B		C FF 94 C SI 94 C SI 95 0-3 K				B FF 89 F FF 88 S FF 88 B FF 88 S FF 89 2-3 K		5	0	1	1	0	3	2
Inning Stats	R: 0 E: 0 K: 1 S: 7 H: 0 LOB: 0 BB: 0 P: 9	R: 0 E: 0 K: 1 S: 8 H: 0 LOB: 1 BB: 2 P: 20	R: 0 E: 0 K: 1 S: 16 H: 2 LOB: 2 BB: 0 P: 19	R: 0 E: 0 K: 0 S: 6 H: 0 LOB: 0 BB: 0 P: 8	R: 3 E: 0 K: 0 S: 13 H: 3 LOB: 1 BB: 1 P: 20	R: 1 E: 0 K: 2 S: 14 H: 2 LOB: 2 BB: 1 P: 21	R: 0 E: 0 K: 0 S: 10 H: 2 LOB: 2 BB: 0 P: 17	R: 0 E: 0 K: 1 S: 5 H: 0 LOB: 0 BB: 0 P: 7	R: 0 E: 0 K: 1 S: 10 H: 0 LOB: 0 BB: 0 P: 17	R: 0 E: 0 K: 2 S: 12 H: 1 LOB: 1 BB: 0 P: 16	R: 0 E: 0 K: 1 S: 10 H: 0 LOB: 0 BB: 0 P: 15	R: 0 E: 0 K: 0 S: 8 H: 2 LOB: 2 BB: 0 P: 11						

PITCHER		IP	WLS	BF	H	R	ER	SO	BB	IBB	HBP	BLK	WP	HR	S	P	ERA	WHIP
36 Chris Jakubauskas, R ERA: 5.18	(1, 1)	5.0		22	5	3	3	3	3	0	0	0	0	0	50	76	5.40	1.600
49 Jason Berken, R ERA: 6.26	(6, 1)	1.0	B	6	2	1	1	2	1	0	0	0	1	0	14	21	9.00	3.000
43 Jim Johnson, R ERA: 2.4	(7, 1)	2.0		8	2	0	0	1	0	0	0	0	0	0	15	24	0.00	1.000
63 Kevin Gregg, R ERA: 3.07	(9, 1)	1.0		3	0	0	0	1	0	0	0	0	0	0	10	17	0.00	0.000
19 Koji Uehara, R ERA: 2.31	(10, 1)	2.0		7	1	0	0	3	0	0	0	0	0	0	22	31	0.00	0.500

PITCHER		IP	WLS	BF	H	R	ER	SO	BB	IBB	HBP	BLK	WP	HR	S	P	ERA	WHIP
51 Michael Gonzalez, L ERA: 6.12	(12, 1)	1.0	W	4	2	0	0	0	0	0	0	0	0	0	8	11	0.00	2.000

TOP

Cincinnati Reds @ Baltimore Orioles

Oriole Park at Camden Yards, Baltimore, MD

Fri Jun 24 2011, 7:07 PM - 11:01 PM EDT

Att. 45,382 - Partly Cloudy - 88 F

livebaseballscorecards.com

AB	46
R	4
H	12
RBI	4
BB	4
SO	10
LOB	18

1B: 6	SF: 0	WP: 1	PA: 50
2B: 6	SAC: 0	PB: 0	
3B: 0	DP: 0	SB: 0	
HR: 0	HBP: 0	CS: 1	

Batter	1	2	3	4	5	6	7	8	9	10	11	12	AB	R	H	RBI	BB	SO	LOB
2 J.J. Hardy, R (1, 6) OBP: 0.371, SLG: 0.534	C SI 93 B SI 93 B KC 80 F SI 93 B CH 85 X FF 95 3-2 G6-3 ①	B KC 81 B KC 81 B FF 94 B FF 94 4-0 21 G4-6-3 BB		C CH 83 F SI 94 B KC 82 D CH 85 D CH 86 X CH 83 3-2 21 1B 2-H 1B		B SL 78 B SL 77 S SI 88 X SL 79 2-1 G6-3 ①		C FF 93 1 SAFE 1 SAFE B FF 94 B FF 92 F FC 90 B FF 93 X CU 78 3-2 F8 ②			C FF 92 B SL 82 B FF 91 B FS 94 C FF 92 F FS 85 X FF 92 3-2 2B		5	0	2	1	1	0	1
21 Nick Markakis, L (1, 9) OBP: 0.323, SLG: 0.344	B FF 95 C FF 94 B CH 84 B FF 94 F SI 94 F FF 94 B FF 95 4-2 10 S BB	X SI 93 0-0 G4-6-3 ② ③ 1-2f		D CH 85 C CH 83 X SI 94 1-1 1-2 1B		C CH 80 B CH 80 B FF 90 F KC 73 F SI 90 F SL 77 S KC 74 2-3 K ②		1 SAFE C SL 84 B SL 85 B SL 85 X FF 91 2-1 F8 ③			X FF 92 0-0 G5-3 ①		5	0	1	0	1	1	4
10 Adam Jones, R (1, 8) OBP: 0.332, SLG: 0.473	B FF 94 C KC 79 F SI 92 S CH 84 1-3 K ② 1-2		C FF 93 B KC 79 F FF 94 F FF 95 F CH 84 X SI 94 1-2 HR	S KC 81 X CH 86 0-1 F8 ③		C SL 80 B SI 90 S FF 92 F FF 92 B SL 80 X SL 79 2-2 F7 ③			X FF 91 0-0 G1-3 ①		C FS 86 F FF 93 X FS 88 0-2 F9 ②		6	1	1	1	0	1	4
27 Vladimir Guerrero, R (1, 10) OBP: 0.315, SLG: 0.392	B KC 80 B SI 95 S KC 80 D SI 95 F CH 84 B SI 94 4-2 BB		F KC 80 X FF 95 0-1 G6-3 ①		B KC 78 S KC 76 B SI 94 X KC 79 2-1 P4 ①		B FF 94 B CU 76 X FF 93 2-0 G6-3 ①		C SL 79 X FF 94 0-1 G1-3 ②		I IN 72 I IN 74 I IN 73 I IN 72 4-0 18 FC3-6 IBB		4	0	0	0	2	0	0
30 Luke Scott, L (1, 7) OBP: 0.316, SLG: 0.417 18 Felix Pie, L (8, 7) OBP: 0.257, SLG: 0.299	F FF 95 B CH 84 F CH 83 S CH 84 1-3 K ③		C SI 93 B KC 80 B KC 80 X SI 93 2-1 G6-3 ②		B CH 83 B CH 83 B FF 91 B FF 93 4-0 25 2B BB		C CU 81 S CH 84 X FC 95 0-2 G4-3 ②		B FF 95 B FS 86 B FF 95 B FF 96 4-0 BB		S FS 86 X FS 86 0-1 FC3-6 ③ 1-2f		3 1	0 0	0 0	0 0	1 1	1 0	2 2
25 Derrek Lee, R (1, 3) OBP: 0.310, SLG: 0.361		C SI 93 B SI 91 C KC 78 B CH 84 F SI 93 B CH 85 B SI 95 4-2 32 2B 28 3B BB	B KC 80 B SI 93 S FF 95 F SI 94 X SI 93 2-2 F9 ③		C KC 80 F FF 95 D CH 85 1 SAFE B CH 85 1 SAFE F KC 80 X SI 95 2-2 1-3 2B		B FF 93 B FF 93 B FF 91 S FF 92 C FC 90 X FC 92 3-2 1B		C FF 91 C SL 79 1 SAFE F SL 82 F FF 95 P PO 91 S SL 82 1-3 K ③			F FF 93 C SL 82 B FS 87 X FS 85 1-2 HR	5	2	3	1	1	1	1
32 Matt Wieters, S (1, 2) OBP: 0.317, SLG: 0.397	F FF 95 X FF 95 0-1 28 3B 1-3 2B			B KC 79 C CH 84 F FF 94 B CH 85 B CH 84 X FF 95 3-2 2 1B 2B	S KC 71 B FF 89 C FF 89 S SI 91 1-3 K ②		C FC 93 1 SAFE S CH 84 D CH 84 1 SAFE X CH 83 1-2 P5 ③				S SL 78 X FF 94 0-1 G4-3 ①		5	2	2	0	0	1	3
12 Mark Reynolds, R (1, 5) OBP: 0.352, SLG: 0.456	B KC 80 F CH 84 B SI 94 D KC 80 S FF 94 F FF 95 S FF 94 3-3 K ①			X KC 79 0-0 P4 ①	I IN 66 I IN 71 I IN 73 I IN 73 4-0 IBB			F CU 76 B FF 92 B FF 94 B FF 94 X FF 90 3-1 G6-3 ①			C FF 91 B SL 81 B SL 80 S FF 92 B SL 81 B FF 93 4-2 28 L6-3 BB		3	0	0	0	2	1	3
28 Blake Davis, L (1, 4) OBP: 0.222, SLG: 0.444	X FF 96 0-0 2-H 3-H 3B			C KC 79 S CH 85 S CH 86 0-3 K ②	F KC 71 S SL 81 C SI 91 0-3 K ③			X FF 94 0-0 1B			F FF 94 B FS 88 X FS 86 1-1 L6-3 ② ③ 1-1		5	0	2	2	0	2	5
Inning Stats	R: 0 E: 0 K: 2 S: 14 H: 0 LOB: 2 BB: 2 P: 27	R: 2 E: 0 K: 1 S: 11 H: 2 LOB: 1 BB: 2 P: 22	R: 1 E: 0 K: 0 S: 12 H: 1 LOB: 0 BB: 0 P: 17	R: 1 E: 0 K: 1 S: 14 H: 3 LOB: 2 BB: 0 P: 21	R: 0 E: 0 K: 2 S: 12 H: 1 LOB: 3 BB: 2 P: 25	R: 0 E: 0 K: 1 S: 11 H: 0 LOB: 0 BB: 0 P: 17	R: 0 E: 0 K: 0 S: 10 H: 1 LOB: 1 BB: 0 P: 16	R: 0 E: 0 K: 0 S: 8 H: 1 LOB: 1 BB: 0 P: 16	R: 0 E: 0 K: 1 S: 9 H: 0 LOB: 1 BB: 1 P: 13	R: 0 E: 0 K: 0 S: 6 H: 0 LOB: 0 BB: 1 P: 11	R: 0 E: 0 K: 0 S: 10 H: 1 LOB: 2 BB: 1 P: 17	R: 1 E: 0 K: 0 S: 3 H: 1 LOB: 0 BB: 0 P: 4	1B: 4 2B: 5 3B: 1 HR: 2 SF: 0 SAC: 0 DP: 2 HBP: 0	WP: 0 PB: 0 SB: 1 CS: 0 PA: 51					

PITCHER	IP	WLS	BF	H	R	ER	SO	BB	IBB	HBP	BLK	WP	HR	S	P	ERA	WHIP
36 Edinson Volquez, R (1, 1) ERA: 5.77	4.1		24	7	4	4	4	5	0	0	0	0	1	57	101	8.31	2.769
63 Sam LeCure, R (5, 1) ERA: 2.95	1.2		6	0	0	0	3	0	1	0	0	0	0	17	28	0.00	0.000
66 Logan Ondrusek, R (7, 1) ERA: 1.69	1.2		7	2	0	0	0	0	0	0	0	0	0	16	28	0.00	1.200
45 Bill Bray, L (8, 1) ERA: 1.75	0.1		1	0	0	0	0	0	0	0	0	0	0	2	4	0.00	0.000
40 Nick Masset, R (9, 1) ERA: 3.38	2.0		7	0	0	0	1	2	0	0	0	0	0	15	24	0.00	1.000

PITCHER	IP	WLS	BF	H	R	ER	SO	BB	IBB	HBP	BLK	WP	HR	S	P	ERA	WHIP
33 Jose Arredondo, R (11, 1) ERA: 3.38	1.0	L	6	2	1	1	0	0	1	0	0	0	1	13	21	9.00	2.000

BOTTOM

Cincinnati Reds @ Baltimore Orioles

Oriole Park at Camden Yards, Baltimore, MD

Fri Jun 24 2011, 7:07 PM - 11:01 PM EDT

Att. 45,382 - Partly Cloudy - 88 F

livebaseballscorecards.com

AB	42
R	5
H	11
RBI	5
BB	9
SO	8
LOB	25

Cincinnati Reds @ Baltimore Orioles

Oriole Park at Camden Yards, Baltimore, MD

Sat Jun 25 2011, 7:08 PM - 10:06 PM EDT
Att. 38,976 - Partly Cloudy - 85 F

livebaseballscorecards.com

TOP

Batter	1	2	3	4	5	6	7	8	9	AB	R	H	RBI	BB	SO	LOB
28 Chris Heisey, R (1, 7) OBP: 0.329, SLG: 0.478	F FF 88 B FF 88 L FC 88 B SL 81 S FF 89 2-3 **K** ①	F CU 73 C FF 88 0-2 **CS** ③ 2-3	F SI 87 S CH 80 B FC 88 B SL 88 X SL 88 2-2 19 HR **2B**	S CH 80 1 SAFE B FF 86 1 SAFE B FF 86 T CH 80 F CH 81 C FF 87 2-3 **K** ③		S SL 84 F FF 92 B SI 92 B FF 91 S SL 87 2-3 **K** ③		F FF 88 X SL 83 0-1 **P3** ②		5	1	1	0	0	3	2
4 Brandon Phillips, R (1, 4) OBP: 0.341, SLG: 0.394	F CU 75 F FF 89 B FC 89 B CH 81 X FC 88 2-2 **G3** ②		C FF 87 F CH 80 X SL 82 0-2 19 HR **1B**		X CH 78 0-0 19 HR **2B**		C FF 92 F SI 92 B FF 93 F FF 91 T FF 91 1-2 **K** ①	F SI 88 B SI 88 F SI 88 X SI 89 1-2 **E8** **1B** 2-H		5	2	3	1	0	1	0
19 Joey Votto, L (1, 3) OBP: 0.441, SLG: 0.511	X FF 88 0-0 27 FC5-4 **1B**		S CU 73 F FF 88 F CU 74 F SL 81 D CU 70 B FF 88 B FF 87 X CU 73 3-2 1-H 2-H **HR**		B FF 86 S SL 80 B FF 85 X FF 85 2-1 2-H **HR**		B SI 92 C FF 90 F FF 92 B FF 93 F SL 85 F SL 85 F FF 92 B SI 92 B FF 92 4-2 27 HR **BB**	C SL 80 B FF 92 D SL 81 C SL 83 X FF 94 2-2 **G1-3** ③		4	3	3	5	1	0	1
27 Scott Rolen, R (1, 5) OBP: 0.304, SLG: 0.432	D FF 88 C FC 86 B SL 88 X CU 72 2-1 **FC5-4** ③ 1-2f		B CH 80 F FF 86 X FF 85 1-1 **F9** ①		B FC 86 B CH 80 C FF 86 X CU 73 2-1 **F7** ①		C FF 90 1 SAFE B FF 91 1 SAFE X FF 90 1-1 1-H **HR**		B SL 76 B FF 91 C CH 86 B FF 92 C CH 86 X FF 92 3-2 31 WP **1B**	5	1	2	2	0	0	1
32 Jay Bruce, L (1, 9) OBP: 0.346, SLG: 0.507		C FF 88 F FF 86 C SL 80 0-3 **K** ①	S SL 84 F SL 82 B FC 87 S CH 80 1-3 **K** ②		B FF 86 F SL 81 F SL 79 B SL 78 S CH 80 2-3 **K** ②		X CH 85 0-0 **G4-3** ②		B FF 91 F SL 78 X FF 93 1-1 **F9** ①	5	0	0	0	0	3	1
31 Jonny Gomes, R (1, 10) OBP: 0.346, SLG: 0.438		B FF 88 B CU 73 X FF 88 2-0 **HR**	C CH 80 C CH 81 X SL 82 0-2 **G5-3** ③		F SL 86 B SI 92 B SL 85 B SL 86 B FF 93 4-1 **BB**		B FF 90 C SL 85 T SL 84 F SL 83 S SL 83 1-3 **K** ③		C SL 78 B FF 92 B CH 82 B SL 82 B CH 84 4-1 1-2 **BB**	3	1	1	1	2	1	0
6 Drew Stubbs, R (1, 8) OBP: 0.326, SLG: 0.408		X FF 88 0-0 28 CS 16 BB **1B**	B FF 86 B SL 85 C CH 79 X FF 86 2-1 **P6** ①		X SI 90 0-0 **F7** ③			X SI 88 0-0 **HR**	C FF 92 S FF 91 S FF 92 0-3 **K** ②	5	1	2	1	0	1	3
16 Edgar Renteria, R (1, 6) OBP: 0.314, SLG: 0.252 7 Paul Janish, R (8, 6) OBP: 0.260, SLG: 0.275		1 SAFE B CU 73 B FF 87 B FF 87 B SL 86 4-0 1-2 **BB**	B FC 86 B CU 72 F FF 85 S CH 81 X CH 80 2-2 **1B**		B FF 91 B FF 91 B SI 92 C FF 92 X SI 93 3-1 **F9** ①		B SI 89 B FF 90 F FF 90 B SL 83 B FF 90 4-1 4 E 29 G5-3 **BB**		B FF 93 B SL 79 T FF 92 X FF 92 2-1 **F8** ③	2 1	1 0	1 0	0 0	2 0	0 0	0 2
29 Ryan Hanigan, R (1, 2) OBP: 0.343, SLG: 0.311		X FF 88 0-0 **F9** ②		C FC 86 D CH 80 1 SAFE X CH 80 1-1 **F8** ②		C FF 93 X SL 86 0-1 **G3** ②		X SI 90 0-0 **G5-3** ① 1-2		4	0	0	0	0	0	4
Inning Stats	R: 0 E: 0 K: 1 S: 9 H: 1 LOB: 1 BB: 0 P: 15	R: 1 E: 0 K: 1 S: 8 H: 2 LOB: 1 BB: 1 P: 14	R: 3 E: 0 K: 1 S: 19 H: 3 LOB: 0 BB: 0 P: 26	R: 0 E: 0 K: 1 S: 11 H: 1 LOB: 1 BB: 0 P: 18	R: 2 E: 0 K: 1 S: 10 H: 2 LOB: 1 BB: 1 P: 20	R: 0 E: 0 K: 1 S: 7 H: 0 LOB: 0 BB: 0 P: 12	R: 2 E: 0 K: 2 S: 16 H: 1 LOB: 0 BB: 1 P: 23	R: 2 E: 1 K: 0 S: 11 H: 2 LOB: 1 BB: 1 P: 18	R: 0 E: 0 K: 1 S: 11 H: 1 LOB: 2 BB: 1 P: 21	1B: 6 2B: 2 3B: 0 HR: 5 SF: 0 SAC: 0 DP: 0 HBP: 0						

	AB	39
	R	10
	H	13
	RBI	10
	BB	5
	SO	9
	LOB	14

WP: 1 PA: 45
PB: 0
SB: 0
CS: 1

PITCHER		IP	WLS	BF	H	R	ER	SO	BB	IBB	HBP	BLK	WP	HR	S	P	ERA	WHIP
17 Brian Matusz, L ERA: 6.85	(1, 1)	4.2	L	23	9	6	6	5	1	0	0	0	0	3	55	87	11.57	2.143
35 Brad Bergesen, R ERA: 5.88	(5, 1)	3.0		15	3	4	4	3	3	0	0	0	0	2	33	54	12.00	2.000
51 Michael Gonzalez, L ERA: 5.81	(8, 1)	1.1		6	1	0	0	1	1	0	0	0	1	0	14	26	0.00	1.500

PITCHER		IP	WLS	BF	H	R	ER	SO	BB	IBB	HBP	BLK	WP	HR	S	P	ERA	WHIP

BOTTOM

Batter	1	2	3	4	5	6	7	8	9	AB	R	H	RBI	BB	SO	LOB
2 J.J. Hardy, R (1, 6) OBP: 0.373, SLG: 0.550	C SI 85 B FF 85 X CU 69 1-1 ① L5		C CH 77 B SI 86 X FF 86 1-1 21 HR 1B	C SL 79 1 SAFE X SL 78 0-1 ②③ G6-4-3 1-2f			B SI 87 C SI 88 X CH 80 1-1 HR			4	2	2	1	0	0	2
21 Nick Markakis, L (1, 9) OBP: 0.325, SLG: 0.356	C SI 85 B CH 74 B CH 76 C CU 69 X SI 88 2-2 ② G4-3		X CH 80 0-0 1-H HR		C SI 86 B SI 88 C SL 75 X SI 86 1-2 27 G5-4-3 10 BB 1B		C CH 87 B CH 87 S SL 85 B SL 86 F SL 86 B FF 88 S SL 85 3-3 ② K			4	1	2	2	0	1	0
10 Adam Jones, R (1, 8) OBP: 0.334, SLG: 0.482	C SI 88 B SL 77 X CU 71 1-1 HR		C SL 72 B SI 87 F SI 88 F SI 89 T SL 76 1-2 ① K		B SI 87 B SI 87 1 SAFE B CH 76 B CH 77 4-0 27 G5-4-3 1-2 BB		C FF 92 F FF 92 B CH 87 B FF 92 F FF 92 S FF 91 2-3 ③ K			3	1	1	1	1	2	0
27 Vladimir Guerrero, R (1, 10) OBP: 0.314, SLG: 0.390	C CH 79 B SI 86 F SI 87 B SL 76 X SI 87 2-2 30 2B 1B		X CH 79 0-0 ② G6-3		X SI 88 0-0 ①② G5-4-3 1-2f 2-3			C FF 90 X FF 93 0-1 ① G5-3		4	0	1	0	0	0	2
30 Luke Scott, L (1, 7) OBP: 0.315, SLG: 0.419	B CU 70 S CU 70 F CH 78 X SI 84 1-2 1-3 2B		B SI 88 B CU 71 C CU 70 S CH 79 S CH 77 2-3 ③ K		B SI 87 C SL 75 F CH 78 X CH 81 1-2 ③ F7			C CU 78 F FF 96 S CH 84 0-3 ② K		4	0	1	0	0	2	1
25 Derrek Lee, R (1, 3) OBP: 0.305, SLG: 0.354	C CH 76 B SI 86 C FF 86 B SL 75 S SL 75 2-3 ③ K			C SI 88 F SL 74 F SI 88 B SL 76 S SI 86 1-3 ① K		B CH 78 B CH 77 C SI 86 F SL 73 F SI 88 F SI 89 F CH 79 X CH 78 2-2 ① F8		C FF 94 C FF 96 B FF 96 F FF 92 F FF 96 B FF 94 F FF 94 F FF 94 X FC 92 2-2 ③ F8		4	0	0	0	0	2	2
32 Matt Wieters, S (1, 2) OBP: 0.316, SLG: 0.408		C CH 77 F SI 86 X CH 76 0-2 ① G6-3		B SL 73 X CH 81 1-0 HR		B SI 87 B CU 69 C SI 85 X FF 86 2-1 ② F7			C FF 97 S FF 99 S FF 101 0-3 ① K	4	1	1	1	0	1	0
12 Mark Reynolds, R (1, 5) OBP: 0.354, SLG: 0.452		B SI 85 B CH 77 B SL 78 B CH 80 4-0 11 G1-6-3 BB		C SI 89 F SL 81 B FF 88 B SL 77 B SI 89 F SI 88 F SI 88 B SI 88 4-2 11 1B 11 S BB		C CH 78 F SL 80 B SL 76 B SI 86 F CU 69 S FF 87 2-3 ③ K			B FF 99 B FF 97 C FF 96 B FF 96 C FF 97 S FF 97 3-3 ② K	2	0	0	0	2	2	0
11 Robert Andino, R (1, 4) OBP: 0.325, SLG: 0.303		X CH 78 0-0 ②③ G1-6-3 1-2f		1 SAFE B CU 69 B SL 72 C CU 70 X SL 74 2-1 2 G6-4-3 1-3 1B			B FF 87 C SI 87 F SI 88 S SL 76 1-3 ① K		C FF 99 F FF 97 S FF 101 0-3 ③ K	4	0	1	0	0	2	1
Inning Stats	R: 1 E: 0 K: 1 S: 16 H: 3 LOB: 2 BB: 0 P: 25	R: 0 E: 0 K: 0 S: 4 H: 0 LOB: 0 BB: 1 P: 8	R: 2 E: 0 K: 2 S: 11 H: 2 LOB: 0 BB: 0 P: 15	R: 1 E: 0 K: 1 S: 13 H: 2 LOB: 1 BB: 1 P: 21	R: 0 E: 0 K: 0 S: 7 H: 1 LOB: 1 BB: 1 P: 13	R: 0 E: 0 K: 1 S: 12 H: 0 LOB: 0 BB: 0 P: 18	R: 1 E: 0 K: 3 S: 13 H: 1 LOB: 0 BB: 0 P: 20	R: 0 E: 0 K: 1 S: 12 H: 0 LOB: 0 BB: 0 P: 14	R: 0 E: 0 K: 3 S: 9 H: 0 LOB: 0 BB: 0 P: 12	1B: 4 2B: 1 3B: 0 HR: 4 SF: 0 SAC: 0 DP: 3 HBP: 0						

PITCHER	IP	WLS	BF	H	R	ER	SO	BB	IBB	HBP	BLK	WP	HR	S	P	ERA	WHIP
61 Bronson Arroyo, R (1, 1) ERA: 5.01	6.1	W	28	9	5	5	6	3	0	0	0	0	4	68	107	7.11	1.895
45 Bill Bray, L (7, 1) ERA: 1.71	0.2	H	2	0	0	0	2	0	0	0	0	0	0	8	13	0.00	0.000
66 Logan Ondrusek, R (8, 1) ERA: 1.64	1.0		3	0	0	0	1	0	0	0	0	0	0	12	14	0.00	0.000
54 Aroldis Chapman, L (9, 1) ERA: 6.43	1.0		3	0	0	0	3	0	0	0	0	0	0	9	12	0.00	0.000

PITCHER	IP	WLS	BF	H	R	ER	SO	BB	IBB	HBP	BLK	WP	HR	S	P	ERA	WHIP

Cincinnati Reds @ Baltimore Orioles
Oriole Park at Camden Yards, Baltimore, MD
Sat Jun 25 2011, 7:08 PM - 10:06 PM EDT
Att. 38,976 - Partly Cloudy - 85 F

livebaseballscorecards.com

AB	33
R	5
H	9
RBI	5
BB	3
SO	12
LOB	8

WP: 0 PB: 0 SB: 1 CS: 0 PA: 36

Cincinnati Reds @ Baltimore Orioles

Oriole Park at Camden Yards, Baltimore, MD

Sun Jun 26 2011, 1:38 PM - 4:47 PM EDT

Att. 27,809 - Partly Cloudy - 85 F

livebaseballscorecards.com

Batter	1	2	3	4	5	6	7	8	9	AB	R	H	RBI	BB	SO	LOB
28 Chris Heisey, R (1, 9) OBP: 0.329, SLG: 0.472	L6	P6			F7	1B	1B		F7	6	1	2	1	0	0	2
4 Brandon Phillips, R (1, 4) OBP: 0.345, SLG: 0.405	1B		F9		HR	BB	G1-3			4	2	2	1	1	0	2
19 Joey Votto, L (1, 3) OBP: 0.443, SLG: 0.507	BB		K		BB	BB		G4-3		2	0	0	0	3	1	0
31 Jonny Gomes, R (1, 10) OBP: 0.347, SLG: 0.431	K		E5		BB	BB		K		3	0	0	1	2	2	2
15 Fred Lewis, L (1, 7) OBP: 0.354, SLG: 0.360	K		P6		F8	BB		BB		3	0	0	1	2	1	5
6 Drew Stubbs, R (1, 8) OBP: 0.324, SLG: 0.404		1B		P2	K	FC6-4		P3		5	0	1	0	0	1	6
55 Ramon Hernandez, R (1, 2) OBP: 0.379, SLG: 0.526		FC5		K	G6-3	1B			HR	5	1	2	1	0	1	1
43 Miguel Cairo, R (1, 5) OBP: 0.339, SLG: 0.400		L8		1B	2B		K		G3	5	1	2	0	0	1	3
7 Paul Janish, R (1, 6) OBP: 0.256, SLG: 0.270		F5		F8	L6		L5		G6-3	4	0	0	0	0	0	5
27 Scott Rolen, R (9, PH) OBP: 0.303, SLG: 0.430										1	0	0	0	0	0	0

AB	38
R	5
H	9
RBI	5
BB	8
SO	7
LOB	26

Inning Stats	1	2	3	4	5	6	7	8	9
	R: 0 E: 0 K: 2 S: 17	H: 1 LOB: 2 BB: 1 P: 28	R: 0 E: 1 K: 0 S: 9	H: 1 LOB: 2 BB: 0 P: 12	R: 0 E: 1 K: 1 S: 9	H: 0 LOB: 1 BB: 0 P: 17	R: 0 E: 0 K: 1 S: 8	H: 1 LOB: 1 BB: 0 P: 14	R: 1 E: 0 K: 1 S: 15	H: 1 LOB: 2 BB: 2 P: 25	R: 3 E: 0 K: 0 S: 14	H: 2 LOB: 3 BB: 4 P: 33	R: 0 E: 0 K: 1 S: 9	H: 2 LOB: 2 BB: 0 P: 13	R: 0 E: 0 K: 1 S: 9	H: 0 LOB: 1 BB: 1 P: 15	R: 1 E: 0 K: 0 S: 9	H: 1 LOB: 0 BB: 0 P: 16

| | | | | | | | | | |

BOTTOM

Cincinnati Reds @ Baltimore Orioles

Oriole Park at Camden Yards, Baltimore, MD

Sun Jun 26 2011, 1:38 PM - 4:47 PM EDT

Att. 27,809 - Partly Cloudy - 85 F

livebaseballscorecards.com

Batter	1	2	3	4	5	6	7	8	9	AB	R	H	RBI	BB	SO	LOB
2 J.J. Hardy, R (1, 6) OBP: 0.369, SLG: 0.538	B FF 92 C FF 93 B FF 93 X FF 94 2-1 ① P3		C FF 92 X FF 92 0-1 ② F4 1 SAFE 1 SAFE S SL 86 X FF 92 0-1 ③ P4		F SL 83 B FF 92 F FF 91 F FS 87 B FS 86 X FS 85 2-2 ② P5 2-3			B SL 85 B CH 91 B SL 84 C CH 90 F SL 85 B CU 79 4-2 21 FC6 BB		4	0	0	0	1	0	4
21 Nick Markakis, L (1, 9) OBP: 0.329, SLG: 0.360	F FF 92 B B KC 79 X FF 92 2-1 ② L6		C SI 93 B CH 88 X FF 93 1-1 ③ 1B 1-3 2-H		B KC 72 C CH 84 B FF 93 F FF 91 B SL 87 X FF 92 3-2 10 2B 25 FC6-2 1B	B FF 93 C FS 85 F FS 87 X SL 86 1-2 10 S 1B 3-H		D CH 85 1 SAFE X CH 83 1-0 ③ FC6 1-2f		5	0	3	2	0	0	1
10 Adam Jones, R (1, 8) OBP: 0.337, SLG: 0.486	C FF 94 B SL 89 X SL 87 1-1 ③ G5-3			B FF 91 S SI 92 F FF 92 X FF 94 1-2 27 1B 25 HR 1B	X FF 90 0-0 30 BB 1-3 2B	P PO 86 S SL 84 F FF 92 D SL 85 F FS 85 F SL 83 C SL 84 2-3 ③ K 1-2				4	1	2	0	0	1	1
27 Vladimir Guerrero, R (1, 10) OBP: 0.314, SLG: 0.388		S SL 87 F FF 91 B SL 89 F FF 92 S KC 80 1-3 ① K2-3		1 SAFE B SI 90 X SL 86 1-0 25 HR 1B 1-3	D KC 76 X FF 92 1-0 ① P3		B FF 95 B FF 94 F FF 95 F FF 95 S SL 86 2-3 ① K2-3			4	1	1	0	0	2	2
25 Derrek Lee, R (1, 3) OBP: 0.304, SLG: 0.366		F SI 93 B FF 92 F KC 78 B CH 89 S FF 95 2-3 ② K		X FF 92 0-0 ② HR 1-H 3-H	X SL 88 0-0 ② FC6-2 30 BB 3-H		C FF 98 B FF 99 B FF 96 F FF 96 S FF 100 2-3 ② K			4	1	1	3	0	2	2
30 Luke Scott, L (1, 7) OBP: 0.318, SLG: 0.433 18 Felix Pie, L (8, 7) OBP: 0.257, SLG: 0.299		B KC 77 B KC 78 T FF 93 C FF 92 F SL 87 F FF 94 S FF 94 2-3 ③ K		B KC 77 F FF 94 S FF 94 F SL 87 B SL 89 S CH 88 2-3 ① K	D CH 87 B CH 86 D CH 87 B FF 91 4-0 BB 1-2 2-3		B FF 97 B FF 97 F FF 98 X FF 96 2-1 HR			3 0	1 0	1 0	1 0	1 0	2 0	0 0
12 Mark Reynolds, R (1, 5) OBP: 0.356, SLG: 0.463			X FF 89 0-0 ① P4	F SL 89 B FF 94 F KC 78 F FF 92 X CH 87 1-2 HR	T FF 93 B FF 92 B SL 87 X FF 93 2-1 ③ P3		F FF 97 C SL 88 B FF 99 B SL 87 F FF 97 F FF 97 B SL 85 B FF 94 4-2 11 CS BB			3	1	1	1	1	0	3
28 Blake Davis, L (1, 4) OBP: 0.417, SLG: 0.545 11 Robert Andino, R (7, PH) OBP: 0.323, SLG: 0.302 (8, 4)			B FF 92 F SI 92 B KC 78 X FF 91 2-1 15 S 21 1B 1B	C KC 77 S CH 88 X FF 94 0-2 1B		B FF 91 B FF 88 C FF 89 B C FF 89 B SL 90 4-2 2 WP 15 SH2-4 21 1B BB	1 SAFE 1 SAFE 0-0 ③ CS 1-2	B FF 91 X FF 91 1-0 ① F8		2 1	2 0	2 0	0 0	1 0	0 0	0 0
15 Craig Tatum, R (1, 2) OBP: 0.400, SLG: 0.300			B SL 85 B SL 86 S FF 92 C FF 93 B SL 88 F SL 87 B FF 92 4-2 21 1B BB 1-2	C FF 92 C KC 75 S SL 89 0-3 ② K		1 SAFE B FF 92 1 SAFE S FF 90 1 SAFE X SL 82 1-1 ① SH2-4 1-2		C CU 78 S SL 86 B SL 86 X CU 78 1-2 ② G6-3		2	0	0	0	1	1	1
Inning Stats	R: 0 E: 0 K: 0 S: 6 H: 0 LOB: 0 BB: 0 P: 11	R: 0 E: 0 K: 3 S: 12 H: 0 LOB: 0 BB: 0 P: 17	R: 1 E: 0 K: 0 S: 10 H: 2 LOB: 2 BB: 1 P: 17	R: 4 E: 0 K: 2 S: 21 H: 5 LOB: 1 BB: 0 P: 26	R: 0 E: 0 K: 0 S: 8 H: 2 LOB: 3 BB: 1 P: 18	R: 1 E: 0 K: 1 S: 17 H: 1 LOB: 1 BB: 1 P: 26	R: 1 E: 0 K: 2 S: 12 H: 1 LOB: 0 BB: 1 P: 22	R: 0 E: 0 K: 0 S: 7 H: 0 LOB: 1 BB: 1 P: 14		1B: 7 2B: 1 3B: 0 HR: 3	SF: 0 SAC: 1 DP: 0 HBP: 0	WP: 1 PB: 0 SB: 2 CS: 1	PA: 39			

	AB	32
	R	7
	H	11
	RBI	7
	BB	5
	SO	8
	LOB	14

PITCHER		IP	WLS	BF	H	R	ER	SO	BB	IBB	HBP	BLK	WP	HR	S	P	ERA	WHIP
34 Homer Bailey, R ERA: 3.86	(1, 1)	5.0	L	25	9	5	5	5	2	0	0	0	0	2	57	89	9.00	2.200
33 Jose Arredondo, R ERA: 3.66	(6, 1)	1.0		5	1	1	1	1	1	0	0	0	1	0	17	26	9.00	2.000
54 Aroldis Chapman, L ERA: 6.6	(7, 1)	1.0		4	1	1	1	2	1	0	0	0	0	1	12	22	9.00	2.000
48 Francisco Cordero, R ERA: 1.57	(8, 1)	1.0		4	0	0	0	0	1	0	0	0	0	0	7	14	0.00	1.000

PITCHER	IP	WLS	BF	H	R	ER	SO	BB	IBB	HBP	BLK	WP	HR	S	P	ERA	WHIP

Cincinnati Reds @ Tampa Bay Rays

Tropicana Field, St. Petersburg, FL

Mon Jun 27 2011, 7:13 PM - 10:03 PM EDT

Att. 19,891 - Dome - 72 F

TOP

livebaseballscorecards.com

Batter	1	2	3	4	5	6	7	8	9	AB	R	H	RBI	BB	SO	LOB
15 Fred Lewis, L (1, 7) OBP: 0.365, SLG: 0.367	F FF 91 B FF 92 L CH 81 B FF 92 F CH 81 X CH 81 2-2 4 2B 1B	B FF 90 B FF 90 1 SAFE B FF 90 B FF 90 4-0 1-2 BB		X CH 79 0-0 4 1B 1-3 1B		B FF 88 B FF 89 C FF 91 F FF 90 F FF 91 F FF 90 S FF 91 2-3 ③ K 1-2		C SI 95 X SI 95 0-1 ③ F7		4	1	2	0	1	1	1
28 Chris Heisey, R (8, 7) OBP: 0.329, SLG: 0.472										0	0	0	0	0	0	0
4 Brandon Phillips, R (1, 4) OBP: 0.352, SLG: 0.415	C FF 91 B CU 75 B CH 80 1 SAFE 1 SAFE B CH 80 S FF 92 X CH 80 3-2 27 G5-3 32 1B 1-H 2B	S CH 82 F FF 91 S CU 78 0-3 ③ K		1 SAFE F FF 91 D CU 77 X CH 82 1-1 1-2 3-H 1B			B CH 85 B FF 92 C CH 86 X CH 85 2-1 19 1B 27 E 1B		B FC 88 X FC 87 1-0 19 G3-5-1 1B	5	2	4	2	0	1	2
19 Joey Votto, L (1, 3) OBP: 0.440, SLG: 0.502	C FF 92 C FF 93 B FF 93 X FF 92 1-2 ① L5		X CH 80 0-0 ① F7	S FF 90 X FF 90 0-1 ③ F8			B FF 92 F SI 92 X SI 93 1-1 27 E 1-2 1B		B FC 85 C FC 85 X CU 79 1-1 ①② G3-5-1 1-2f	5	0	1	0	0	0	4
27 Scott Rolen, R (1, 5) OBP: 0.296, SLG: 0.419	S CH 82 F FF 91 X CH 82 0-2 ② G5-3 2-3		B FF 90 C FF 91 C FF 91 B CU 77 B CU 76 F FF 91 S CH 82 3-3 ② K		F FF 89 F FF 89 B CU 77 S CH 80 1-3 ① K		B FF 93 X FF 93 1-0 E4 31 HBP 1-3 2-H		C FC 88 F CU 76 B FC 88 X SL 81 1-2 ③ G4-3	5	0	0	0	0	2	2
32 Jay Bruce, L (1, 9) OBP: 0.345, SLG: 0.503	B CU 76 C FF 92 B FF 92 X CH 81 2-1 3-H 1B		F FF 91 F FF 91 F CU 78 B CU 78 X CH 81 1-2 ③ G4-3		F CH 79 B FF 91 C FF 91 T CU 78 1-2 ② K		X SI 93 0-0 ① P5			4	0	1	1	0	1	2
31 Jonny Gomes, R (1, 10) OBP: 0.350, SLG: 0.446	C CH 80 X CH 80 0-1 ③ L7			X CU 73 0-0 HR	B FF 92 C CH 81 C FF 92 B CU 78 S FF 92 2-3 ③ K		B SI 94 S SI 94 H SI 93 2-1 55 G6-3 1-2 HBP			3	1	1	1	0	1	1
55 Ramon Hernandez, R (1, 2) OBP: 0.370, SLG: 0.513		B FF 90 B FF 92 B FF 92 C FF 91 X FF 92 3-1 ① F8	B FF 90 B FF 90 F FF 91 S CH 81 S CH 82 2-3 ① K			X CH 79 0-0 ① F8	C SL 87 B SL 86 X SI 94 1-1 ②③ G6-3 1-2f			4	0	0	0	0	1	3
6 Drew Stubbs, R (1, 8) OBP: 0.326, SLG: 0.404		C FF 92 B FF 92 F CH 82 S CU 76 1-3 ② K		F CH 80 B CU 77 B CH 80 S CH 81 F FF 92 B CH 80 S CH 80 3-3 ② K		L FF 90 F CH 78 B CU 77 B CH 81 X FF 91 3-2 15 S 1B		B SI 94 B SI 94 F SI 94 F SI 95 F SI 95 B SI 95 4-2 7 G5-3-6 BB		3	0	1	0	1	2	0
7 Paul Janish, R (1, 6) OBP: 0.255, SLG: 0.269		B FF 91 X FF 91 1-0 15 BB 1B	B FF 90 S CH 80 B FF 91 C FF 91 B CH 81 X CH 81 3-2 E5 15 1B 4 1B			B FF 88 X FF 90 1-0 ② L9		B SL 87 F SI 94 D SI 95 X SL 87 2-1 ①② G5-3-6 1-3f		4	1	1	0	0	0	2
Inning Stats	R: 2 E: 0 K: 0 S: 17 H: 3 LOB: 1 BB: 0 P: 25	R: 0 E: 0 K: 2 S: 9 H: 1 LOB: 2 BB: 1 P: 18	R: 0 E: 0 K: 1 S: 9 H: 0 LOB: 0 BB: 0 P: 13	R: 2 E: 1 K: 2 S: 16 H: 3 LOB: 2 BB: 0 P: 25	R: 0 E: 0 K: 3 S: 9 H: 0 LOB: 0 BB: 0 P: 13	R: 0 E: 0 K: 1 S: 10 H: 1 LOB: 1 BB: 0 P: 16	R: 1 E: 1 K: 0 S: 9 H: 2 LOB: 2 BB: 0 P: 16	R: 0 E: 0 K: 0 S: 7 H: 0 LOB: 0 BB: 1 P: 13	R: 0 E: 0 K: 0 S: 6 H: 1 LOB: 0 BB: 0 P: 9	1B: 9 2B: 2 3B: 0 HR: 1 SF: 0 SAC: 0 DP: 3 HBP: 1						

AB	37
R	5
H	11
RBI	4
BB	2
SO	9
LOB	17

WP: 0 PB: 0 SB: 1 CS: 0 PA: 40

PITCHER		IP	WLS	BF	H	R	ER	SO	BB	IBB	HBP	BLK	WP	HR	S	P	ERA	WHIP
58 Jeremy Hellickson, R ERA: 3.18	(1, 1)	6.0	L	28	8	4	3	9	1	0	0	0	0	1	70	110	4.50	1.500
27 Cesár Ramos, L ERA: 4.07	(7, 1)	0.1		4	2	1	0	0	0	0	0	0	0	0	6	10	0.00	6.000
36 Adam Russell, R ERA: 2.48	(7, 1)	1.2		5	0	0	0	0	1	0	1	0	0	0	10	19	0.00	0.600
21 Andy Sonnanstine, R ERA: 5.71	(9, 1)	1.0		3	1	0	0	0	0	0	0	0	0	0	6	9	0.00	1.000

PITCHER	IP	WLS	BF	H	R	ER	SO	BB	IBB	HBP	BLK	WP	HR	S	P	ERA	WHIP

BOTTOM

Batter	1	2	3	4	5	6	7	8	9	AB	R	H	RBI	BB	SO	LOB
22 Johnny Damon, L (1, 10) OBP: 0.319, SLG: 0.409	B SI 85 B SI 87 F SL 86 F SI 90 B SL 82 F FC 90 F FC 90 C SI 91 3-3 ① K		B KC 77 C SI 91 B KC 80 B SI 92 X FF 92 3-1 ③ P4		B KC 77 F SI 89 1 SAFE B FC 89 C CH 83 1 SAFE X SL 84 2-2 ③ F9			C KC 74 B FF 91 X SL 80 1-1 ① F8		4	0	0	0	0	1	1
18 Ben Zobrist, S (1, 4) OBP: 0.351, SLG: 0.481	B FC 89 B CH 83 C FC 88 B FC 89 X SI 91 3-1 2B			B KC 74 C FC 86 X CH 82 1-1 ① G4-3		B KC 74 F FC 87 X FC 88 1-1 20 F7 2B		X CH 84 0-0 ② G6-3		4	0	2	0	0	0	0
3 Evan Longoria, R (1, 5) OBP: 0.343, SLG: 0.470	B SL 82 X FF 89 1-0 ② P5			C SI 88 X SL 83 0-1 ② G5-3		B CH 82 B SI 89 B SL 83 C SI 89 B SL 83 4-1 20 F7 BB		S SL 81 B FF 94 X SL 82 1-1 ③ F7		3	0	0	0	1	0	1
20 Matt Joyce, L (1, 9) OBP: 0.375, SLG: 0.541	X FC 88 0-0 ③ P6			C CH 83 X FC 89 0-1 2B		F SL 82 B CH 84 F CH 84 B SI 91 B FC 90 F SL 83 F SL 83 X FC 90 3-2 ① ② F7 1-2 2-3			B FF 95 B FF 95 C SI 95 B FS 89 S SI 94 X FF 95 3-2 2B	4	0	2	0	0	0	3
11 Casey Kotchman, L (1, 3) OBP: 0.396, SLG: 0.461		B KC 73 B SI 89 C SI 90 C FC 87 F SI 90 C SI 91 2-3 ① K		B FC 88 B KC 77 B CH 82 B SI 89 4-0 BB		B FC 90 B KC 78 C FC 89 X FC 90 2-1 ③ G4-3			S FS 89 X FF 96 0-1 ① G1-3	3	0	0	0	1	1	2
2 B.J. Upton, R (1, 8) OBP: 0.311, SLG: 0.390		B SI 92 C CH 84 S SL 84 B FC 91 S SL 85 2-3 ② K		X SL 82 0-0 ③ P4			S SL 81 F SI 91 B SL 80 C SI 91 1-3 ① K		X FC 92 0-0 ② L7	4	0	0	0	0	2	3
28 John Jaso, L (1, 2) OBP: 0.291, SLG: 0.337		S SI 90 F FC 89 F SI 92 B SI 86 B SI 85 F CH 85 X SL 84 2-2 ③ G4-3			B KC 74 B CH 81 B FC 87 C FC 87 C FC 87 X FC 89 3-2 ① G6-3		B FF 91 B CH 83 B FF 92 C FF 91 C FF 92 X FF 92 3-2 5 G4-3 2B		F FS 89 C SL 81 F FF 96 D SL 84 X FS 90 1-2 ③ G3	4	0	1	0	0	0	1
5 Sam Fuld, L (1, 7) OBP: 0.293, SLG: 0.359			B SI 87 B FC 87 C SI 90 B SI 91 F FC 90 F FC 90 X FC 90 3-2 ① G4-3		B SI 90 C FC 88 B CH 84 F FC 88 B SI 91 X FC 90 3-2 ② G4-3		C KC 74 B SL 79 F FF 92 X SL 78 1-2 ② G4-3 2-3			3	0	0	0	0	0	1
15 Reid Brignac, L (1, 6) OBP: 0.234, SLG: 0.217			C KC 78 X CH 83 0-1 ② G4-3		F SI 91 X SI 86 0-1 1B		X CH 82 0-0 ③ L6			3	0	1	0	0	0	1
Inning Stats	R: 0 E: 0 K: 1 S: 9 H: 1 LOB: 1 BB: 0 P: 16	R: 0 E: 0 K: 2 S: 12 H: 0 LOB: 0 BB: 0 P: 18	R: 0 E: 0 K: 0 S: 8 H: 0 LOB: 0 BB: 0 P: 14	R: 0 E: 0 K: 0 S: 7 H: 1 LOB: 2 BB: 1 P: 12	R: 0 E: 0 K: 0 S: 11 H: 1 LOB: 1 BB: 0 P: 19	R: 0 E: 0 K: 0 S: 10 H: 1 LOB: 1 BB: 1 P: 20	R: 0 E: 0 K: 1 S: 10 H: 1 LOB: 1 BB: 0 P: 15	R: 0 E: 0 K: 0 S: 5 H: 0 LOB: 0 BB: 0 P: 7	R: 0 E: 0 K: 0 S: 10 H: 1 LOB: 1 BB: 0 P: 14	1B: 1 2B: 6 3B: 0 HR: 0	SF: 0 SAC: 0 DP: 1 HBP: 0			WP: 0 PB: 0 SB: 0 CS: 0	PA: 34		

PITCHER		IP	WLS	BF	H	R	ER	SO	BB	IBB	HBP	BLK	WP	HR	S	P	ERA	WHIP
44 Mike Leake, R ERA: 3.89	(1, 1)	6.0	W	23	4	0	0	3	2	0	0	0	0	0	57	99	0.00	1.000
63 Sam LeCure, R ERA: 2.79	(7, 1)	2.0		7	1	0	0	1	0	0	0	0	0	0	15	22	0.00	0.500
40 Nick Masset, R ERA: 3.29	(9, 1)	1.0		4	1	0	0	0	0	0	0	0	0	0	10	14	0.00	1.000

PITCHER	IP	WLS	BF	H	R	ER	SO	BB	IBB	HBP	BLK	WP	HR	S	P	ERA	WHIP

Cincinnati Reds @ Tampa Bay Rays

Tropicana Field, St. Petersburg, FL

Mon Jun 27 2011, 7:13 PM - 10:03 PM EDT

Att. 19,891 - Dome - 72 F

livebaseballscorecards.com

AB	32
R	0
H	6
RBI	0
BB	2
SO	4
LOB	13

Cincinnati Reds @ Tampa Bay Rays

Tropicana Field, St. Petersburg, FL

Tue Jun 28 2011, 7:12 PM - 9:56 PM EDT

Att. 20,894 - Dome - 72 F

TOP

livebaseballscorecards.com

Batter	1	2	3	4	5	6	7	8	9	AB	R	H	RBI	BB	SO	LOB
28 Chris Heisey, R (1, 7) OBP: 0.321, SLG: 0.459	B FF 94 S FF 93 F SI 94 B FF 97 S SI 95 2-3 ① K			X FF 94 0-0 ① F8		L SI 96 S FF 96 S FF 97 0-3 ② K		L FF 94 1 SAFE L FF 93 S FF 95 0-3 ① K		4	0	0	0	0	3	1
4 Brandon Phillips, R (1, 4) OBP: 0.351, SLG: 0.416	B FF 97 S SI 93 X SI 96 1-1 ② F9			C FF 95 S SI 96 F SI 97 X FF 96 0-2 ② G6-3		C CH 86 F FF 97 X FF 97 0-2 2B		S CH 83 B FC 91 1 SAFE S CH 81 S CH 86 1-3 ② K		4	0	1	0	0	1	1
19 Joey Votto, L (1, 3) OBP: 0.440, SLG: 0.503	C FF 96 C SI 96 C FF 97 0-3 ③ K			S FF 96 F FF 96 B FF 97 S FF 97 1-3 ③ K		S FF 96 B SI 96 B SI 97 S FF 96 B FF 98 B FF 97 4-2 BB		F FF 95 C FF 96 B FF 96 X FF 96 1-2 27 WP 2B 1-H		3	0	1	1	1	2	0
27 Scott Rolen, R (1, 5) OBP: 0.290, SLG: 0.411		B SI 94 C FF 94 F FF 95 C FF 96 1-3 ① K			F FF 94 X FF 96 0-1 ① F9	B SI 95 F SI 95 F SI 96 F FF 97 B FF 92 F SI 96 B FF 97 F CH 84 X CH 84 3-2 ③ G6-3		B CU 78 C CU 78 C FF 91 S FS 82 1-3 ③ K 2-3		4	0	0	0	0	2	3
32 Jay Bruce, L (1, 9) OBP: 0.343, SLG: 0.510		C FF 96 B FC 89 S SI 96 T FF 97 1-2 ② K			B FF 96 B SI 96 F SI 96 C SI 97 F SI 98 X SI 97 2-2 ② L4		F SI 94 F KC 80 F FF 96 F SI 95 B SI 96 X SI 96 1-2 ① P5		B SI 93 S SI 94 B SI 89 F SI 91 B FC 89 X SI 90 3-2 HR	4	1	1	1	0	1	0
31 Jonny Gomes, R (1, 10) OBP: 0.348, SLG: 0.441		B SI 96 C FF 97 C FF 98 F SI 98 X FF 98 1-2 ③ P3			F FF 97 X FF 97 0-1 55 1B 1B		S CH 83 C FC 91 B FF 97 B KC 79 S CH 84 2-3 ② K		C SL 88 B FF 96 B FC 91 B FF 97 C FF 97 S SL 90 3-3 ① K	4	0	1	0	0	2	0
55 Ramon Hernandez, R (1, 2) OBP: 0.367, SLG: 0.506			X SI 94 0-0 ① F9		B KC 79 B KC 79 C CH 84 1 SAFE C CH 83 B SI 96 X CH 82 3-2 1-3 1B		C KC 79 T CH 85 B SI 94 X CH 86 1-2 ③ G4-3		X FC 92 0-0 ② G6-3	4	0	1	0	0	0	0
6 Drew Stubbs, R (1, 8) OBP: 0.328, SLG: 0.411			C FF 96 C SI 96 B FF 97 S SI 94 1-3 ② K		S FF 97 S FF 97 S FF 98 0-3 ③ K			B FF 94 X SI 93 1-0 16 1B 3B	B SI 96 B FF 97 X FF 97 2-0 16 CS 1B	4	1	2	0	0	2	2
16 Edgar Renteria, R (1, 6) OBP: 0.314, SLG: 0.254			C KC 80 B SI 97 B KC 81 B KC 79 X SI 95 3-1 ③ F8			C FF 95 C FF 96 F FF 96 F FF 94 B CH 86 B FC 91 C SI 95 2-3 ① K		X FF 96 0-0 19 S 19 2B 1B 3-H	1 SAFE B FC 92 1 SAFE 1 SAFE C FF 97 1-1 ③ CS 1-2	3	1	1	1	0	1	0

Inning Stats	1	2	3	4	5	6	7	8	9
	R: 0 E: 0 K: 2 S: 8	R: 0 E: 0 K: 2 S: 10	R: 0 E: 0 K: 1 S: 6	R: 0 E: 0 K: 1 S: 8	R: 0 E: 0 K: 1 S: 14	R: 0 E: 0 K: 2 S: 19	R: 0 E: 0 K: 1 S: 11	R: 2 E: 0 K: 3 S: 14	R: 1 E: 0 K: 1 S: 9
	H: 0 LOB: 0 BB: 0 P: 11	H: 0 LOB: 0 BB: 0 P: 13	H: 0 LOB: 0 BB: 0 P: 10	H: 0 LOB: 0 BB: 0 P: 9	H: 2 LOB: 2 BB: 0 P: 19	H: 1 LOB: 2 BB: 1 P: 28	H: 0 LOB: 0 BB: 0 P: 15	H: 3 LOB: 1 BB: 0 P: 18	H: 2 LOB: 0 BB: 0 P: 18

	AB	34
	R	3
	H	8
	RBI	3
	BB	1
	SO	14
	LOB	7

	1B: 4	SF: 0	WP: 1	PA: 36
	2B: 2	SAC: 0	PB: 0	
	3B: 1	DP: 0	SB: 1	
	HR: 1	HBP: 0	CS: 1	

PITCHER		IP	WLS	BF	H	R	ER	SO	BB	IBB	HBP	BLK	WP	HR	S	P	ERA	WHIP
14 David Price, L ERA: 3.43	(1, 1)	7.2		30	6	2	2	12	1	0	0	0	0	0	87	119	2.35	0.913
62 Joel Peralta, R ERA: 3.96	(8, 1)	0.1		1	0	0	0	1	0	0	0	0	1	0	3	4	0.00	0.000
43 Kyle Farnsworth, R ERA: 2.2	(9, 1)	1.0	W	4	2	1	1	1	0	0	0	0	0	1	9	18	9.00	2.000

PITCHER	IP	WLS	BF	H	R	ER	SO	BB	IBB	HBP	BLK	WP	HR	S	P	ERA	WHIP

BOTTOM

Cincinnati Reds @ Tampa Bay Rays

Tropicana Field, St. Petersburg, FL

Tue Jun 28 2011, 7:12 PM - 9:56 PM EDT

Att. 20,894 - Dome - 72 F

livebaseballscorecards.com

Batter	1	2	3	4	5	6	7	8	9	AB	R	H	RBI	BB	SO	LOB
22 Johnny Damon, L (1, 10) OBP: 0.321, SLG: 0.423	C FF 92 B FF 92 X FF 92 1-1 ① P5			B SL 82 X FF 94 1-0 HR		B FF 95 B SL 80 C SL 81 B FF 93 X FF 93 3-1 ② L4		C CH 86 S SL 84 B SL 85 F SI 92 B SL 87 X SL 87 2-2 1-H 2-H 2B		4	1	2	3	0	0	0
18 Ben Zobrist, S (1, 4) OBP: 0.347, SLG: 0.475	C FF 94 B FF 94 B CH 82 F FF 94 B SL 83 X SI 95 3-2 ② G3-1			S CH 84 B FF 93 F CH 85 B SL 84 X SL 86 2-2 ① G6-3		S CH 87 B FF 95 F CH 84 F SL 86 S SL 84 1-3 ③ K		B CH 85 B CH 86 C SI 92 C SL 85 2-3 ③ K		4	0	0	0	0	2	2
3 Evan Longoria, R (1, 5) OBP: 0.341, SLG: 0.481	B FF 93 C FF 96 X FF 95 1-1 ③ G5-3			F FF 95 B SL 82 F SL 84 F FF 95 S SL 82 1-3 ② K			B SL 78 X SL 84 1-0 ① F7		C CU 78 X FC 92 0-1 HR	4	1	1	1	0	1	0
20 Matt Joyce, L (1, 9) OBP: 0.371, SLG: 0.534		B FF 94 B FF 92 C SL 78 S FF 95 S SL 84 2-3 ① K		S CH 88 S FC 88 B SL 83 S CH 87 1-3 ③ K			B FF 92 F CH 83 X FF 94 1-1 ② P6			3	0	0	0	0	2	0
11 Casey Kotchman, L (1, 3) OBP: 0.395, SLG: 0.464		F FF 96 X FF 96 0-1 ② F8			X FF 92 0-0 2B		C SI 96 B FF 94 B FF 95 X CH 81 2-1 ③ G4-3			3	0	1	0	0	0	0
2 B.J. Upton, R (1, 8) OBP: 0.308, SLG: 0.385		F FF 96 X FC 88 0-1 ③ F9			B FF 94 D SL 78 X SL 79 2-0 ① G5-3			C FC 90 F SL 84 S SL 85 0-3 ① K		3	0	0	0	0	1	1
28 John Jaso, L (1, 2) 16 Justin Ruggiano, R (8, PR) 10 Kelly Shoppach, R (9, 2) OBP: 0.291, SLG: 0.337 OBP: 0.333, SLG: 0.508 OBP: 0.278, SLG: 0.309		C FF 95 C CH 79 B SL 82 B FF 95 X CH 84 2-2 ① L6			B SL 82 X CH 81 1-1 ② G5-3			B SI 95 B CH 83 X SL 81 2-0 5 1B 22 2B 1B		3 0 0	0 1 0	1 0 0	0 0 0	0 0 0	0 0 0	1 0 0
5 Sam Fuld, L (1, 7) OBP: 0.298, SLG: 0.360		B SI 95 B SI 95 C FF 94 B SL 84 C SI 95 B FF 94 4-2 15 CS BB			X FF 95 0-0 ③ G5-3			B SL 78 C FC 90 X SL 79 1-1 1-2 22 2B 1B		2	1	1	0	1	0	1
15 Reid Brignac, L (1, 6) OBP: 0.229, SLG: 0.213		1 SAFE B SL 81 1 SAFE S FF 90 S CH 87 S FF 96 1-3 ② ③ K 1-2				C SL 80 B SL 83 B SL 80 F FC 91 X SL 82 2-2 ① F8		F CH 79 B FF 92 F FF 93 X SL 82 1-2 ② F7		3	0	0	0	0	1	3
Inning Stats	R: 0 E: 0 K: 0 S: 7 H: 0 LOB: 0 BB: 0 P: 12	R: 0 E: 0 K: 1 S: 7 H: 0 LOB: 0 BB: 0 P: 9	R: 0 E: 0 K: 1 S: 8 H: 0 LOB: 0 BB: 1 P: 15	R: 1 E: 0 K: 2 S: 11 H: 1 LOB: 0 BB: 0 P: 16	R: 0 E: 0 K: 0 S: 5 H: 1 LOB: 1 BB: 0 P: 8	R: 0 E: 0 K: 1 S: 9 H: 0 LOB: 0 BB: 0 P: 15	R: 0 E: 0 K: 0 S: 5 H: 0 LOB: 0 BB: 0 P: 9	R: 2 E: 0 K: 2 S: 16 H: 3 LOB: 2 BB: 0 P: 24	R: 1 E: 0 K: 0 S: 2 H: 1 LOB: 0 BB: 0 P: 2	1B: 2 2B: 2 3B: 0 HR: 2 SF: 0 SAC: 0 DP: 0 HBP: 0						

	AB	29
	R	4
	H	6
	RBI	4
	BB	1
	SO	7
	LOB	8

PITCHER		IP	WLS	BF	H	R	ER	SO	BB	IBB	HBP	BLK	WP	HR	S	P	ERA	WHIP
47 Johnny Cueto, R ERA: 1.84	(1, 1)	7.2		27	4	3	3	6	1	0	0	0	0	1	61	97	3.52	0.652
45 Bill Bray, L ERA: 1.69	(8, 1)	0.1	B	2	1	0	0	1	0	0	0	0	0	0	7	11	0.00	3.000
66 Logan Ondrusek, R ERA: 1.88	(9, 1)	0.0	L	1	1	1	1	0	0	0	0	0	0	1	2	2	∞	∞

PITCHER	IP	WLS	BF	H	R	ER	SO	BB	IBB	HBP	BLK	WP	HR	S	P	ERA	WHIP

WP: 0 PB: 0 SB: 0 CS: 1 PA: 30

Cincinnati Reds @ Tampa Bay Rays

Tropicana Field, St. Petersburg, FL

Wed Jun 29 2011, 12:12 PM - 2:52 PM EDT

Att. 25,968 - Dome - 72 F

TOP

livebaseballscorecards.com

Batter	1	2	3	4	5	6	7	8	9	AB	R	H	RBI	BB	SO	LOB
15 Fred Lewis, L (1, 7) OBP: 0.361, SLG: 0.362 28 Chris Heisey, R (7, 7) OBP: 0.321, SLG: 0.459	B SI 91 B FF 91 C SI 91 X FC 89 2-1 ① G1-3		B FF 89 B FC 87 B FC 88 C FF 89 F FF 89 C CH 83 3-3 ② K		X FC 87 0-0 ② G4-3		D KC 79 B SL 87 X FC 88 2-0 1-3 3-H 1B			4 0	0 0	1 0	1 0	0 0	1 0	0 0
4 Brandon Phillips, R (1, 4) OBP: 0.347, SLG: 0.411	C FF 92 F CH 84 B CH 86 X CH 84 1-2 ② G1-3		C KC 76 X CH 84 0-1 ③ G5-3		C KC 76 S KC 77 X KC 76 0-2 ③ G5-3		F FF 91 F CH 84 X CH 84 0-2 ③ G5-3			4	0	0	0	0	0	2
19 Joey Votto, L (1, 3) OBP: 0.441, SLG: 0.503	X SI 91 0-0 27 PO 1B			C KC 76 B FC 87 X CH 83 1-1 27 1B 29 HR 1B		C FC 86 F KC 78 C FC 84 0-3 ① K		B KC 77 C KC 77 C SI 86 B KC 79 C KC 80 2-3 ① K		4	1	2	0	0	2	0
27 Scott Rolen, R (1, 5) OBP: 0.290, SLG: 0.408	B FF 92 C FF 91 1 SAFE 1-1 ③ PO 1-2	C FF 90 B CH 84 B FF 92 F CH 85 S FF 92 2-3 ① K		S CH 84 X SI 90 0-1 1-2 29 HR 1B		C FC 84 X KC 77 0-1 ② G6-3		B SI 87 B SI 87 C CH 80 B CH 80 X SI 87 3-1 ② F7		4	1	1	0	0	1	0
32 Jay Bruce, L (1, 9) OBP: 0.339, SLG: 0.503		C SI 91 F CH 85 B CH 85 C FC 89 1-3 ② K		S KC 80 S KC 79 S KC 79 0-3 ① K		B KC 79 S KC 76 F KC 77 F FC 84 F KC 78 F FC 86 B CH 85 F KC 79 C FF 90 2-3 ③ K		S KC 79 F SI 86 S KC 78 0-3 ③ K		4	0	0	0	0	4	2
31 Jonny Gomes, R (1, 10) OBP: 0.350, SLG: 0.440		B FF 91 B FC 88 X FF 92 2-0 29 1B 1B		S KC 80 D CH 85 S KC 78 S CH 85 1-3 ② K			B FC 84 B CH 83 B FF 90 C FF 88 C FF 89 F CH 84 B FC 87 4-2 6 FC5-6 29 BB 15 1B BB		B FC 87 B FC 85 F FF 94 X FF 93 2-1 ① F8	3	1	1	0	1	1	2
29 Ryan Hanigan, R (1, 2) OBP: 0.353, SLG: 0.338		B FF 92 C FF 92 F KC 78 B CH 86 B FC 89 X FF 92 3-2 1-3 1B	B CH 83 C FF 92 B KC 79 X KC 78 2-1 1-H 2-H HR				B FF 92 B FF 91 B FF 90 B FF 89 4-0 6 FC5-6 1-2 BB		C FF 94 F SL 82 B FF 93 F FC 90 F SL 81 B FF 94 B FC 89 F FC 87 S SL 80 3-3 ② K	3	1	2	3	1	1	0
6 Drew Stubbs, R (1, 8) OBP: 0.324, SLG: 0.406		B KC 77 C FF 91 S CH 85 F CH 86 S CH 85 1-3 ③ K	X FF 90 0-0 ③ G4-3				X FF 90 0-0 ① FC5-6 15 1B 1-2f 2-3		B FF 94 C FC 86 F FF 93 S FC 90 1-3 ③ K	4	0	0	0	0	2	4
7 Paul Janish, R (1, 6) OBP: 0.252, SLG: 0.266			X FF 90 0-0 ① P6		C FF 89 B FC 84 C FF 90 S CH 84 1-3 ① K		1 SAFE 1 SAFE F CH 83 F CH 83 D KC 78 1 SAFE T CH 84 1-2 ② K			3	0	0	0	0	2	2

	AB	33
	R	4
	H	7
	RBI	4
	BB	2
	SO	14
	LOB	12

Inning Stats	1	2	3	4	5	6	7	8	9	1B: 6	SF: 0	WP: 0	PA: 36
	R: 0 E: 0 K: 0 S: 7	R: 0 E: 0 K: 3 S: 14	R: 0 E: 0 K: 1 S: 6	R: 3 E: 0 K: 2 S: 13	R: 0 E: 0 K: 1 S: 7	R: 0 E: 0 K: 2 S: 12	R: 1 E: 0 K: 1 S: 11	R: 0 E: 0 K: 2 S: 8	R: 0 E: 0 K: 2 S: 11	2B: 0 3B: 0 HR: 1	SAC: 0 DP: 0 HBP: 0	PB: 0 SB: 0 CS: 0	
	H: 1 LOB: 0 BB: 0 P: 11	H: 2 LOB: 2 BB: 0 P: 23	H: 0 LOB: 0 BB: 0 P: 9	H: 3 LOB: 0 BB: 0 P: 17	H: 0 LOB: 0 BB: 0 P: 8	H: 0 LOB: 0 BB: 0 P: 14	H: 1 LOB: 2 BB: 2 P: 22	H: 0 LOB: 0 BB: 0 P: 13	H: 0 LOB: 0 BB: 0 P: 17				

PITCHER		IP	WLS	BF	H	R	ER	SO	BB	IBB	HBP	BLK	WP	HR	S	P	ERA	WHIP
33 James Shields, R ERA: 2.45	(1, 1)	7.0	L	29	7	4	4	10	2	0	0	0	0	1	70	104	5.14	1.286
39 J.P. Howell, L ERA: 8.44	(8, 1)	1.0		3	0	0	0	2	0	0	0	0	0	0	8	13	0.00	0.000
37 Juan Cruz, R ERA: 3.03	(9, 1)	1.0		3	0	0	0	2	0	0	0	0	0	0	11	17	0.00	0.000

PITCHER	IP	WLS	BF	H	R	ER	SO	BB	IBB	HBP	BLK	WP	HR	S	P	ERA	WHIP

Batter	1	2	3	4	5	6	7	8	9	AB	R	H	RBI	BB	SO	LOB
22 Johnny Damon, L (1, 10) OBP: 0.320, SLG: 0.421	B KC 76 F FF 92 B KC 76 S FF 94 X SI 93 2-2 G6-3 ①		C CH 84 X SI 95 0-1 G4-3 ③			C KC 77 B CH 84 C KC 78 X CH 84 1-2 18 BB 3 2B 1B		B SL 86 X SL 87 1-0 G5-3 ②		4	1	1	0	0	0	0
18 Ben Zobrist, S (1, 9) (9, 4) OBP: 0.349, SLG: 0.472	B FF 93 B CH 84 B CH 85 D SI 94 4-0 3 G6-3 BB			C CH 81 B SI 93 B SI 94 C FF 95 F CH 85 S FF 95 2-3 K ①		1 SAFE B CH 83 B SI 93 B SI 92 B SI 94 4-0 3 2B 1-2 BB		C SI 92 B SI 92 S SI 92 S SI 93 1-3 K ③		2	1	0	0	2	2	0
3 Evan Longoria, R (1, 5) OBP: 0.339, SLG: 0.481	X FF 94 0-0 G6-3 ②③ 1-2f			C FF 95 S CH 84 F FF 95 B CH 85 B KC 81 X FF 95 2-2 P3 ②		F FF 94 B FF 95 X FF 93 1-1 20 L4-6 1-H 2-H 2B			B SL 87 B SL 87 B FF 94 C FF 92 F SL 87 X SL 89 3-2 G3-1 ①	4	0	1	2	0	0	1
20 Matt Joyce, L (1, 7) (9, 9) OBP: 0.369, SLG: 0.529		F SI 91 B CH 83 S CH 83 F SI 92 S CH 84 1-3 K ①		X CH 83 0-0 F9 ③		B SI 94 X SI 94 1-0 L4-6 ②③ 2-2			B CH 86 X CH 87 1-0 11 G6-3 1B	4	0	1	0	0	1	1
11 Casey Kotchman, L (1, 3) OBP: 0.397, SLG: 0.462		B KC 77 C FF 94 B CH 85 B CH 84 B FF 94 4-1 BB			B SI 93 C SI 93 S SI 94 B SI 95 B SI 94 X SI 93 3-2 1B		C FF 92 F SI 91 X CH 85 1-2 G3-1 ①		1 SAFE B CH 85 F FF 95 1 SAFE X CH 87 1-1 G6-3 ②③ 1-2f	3	0	1	0	1	0	1
2 B.J. Upton, R (1, 8) OBP: 0.308, SLG: 0.396		B FF 94 B FF 94 C FF 94 C FF 95 F FF 95 C FF 95 2-3 K ②			B FF 94 B FF 94 F FF 93 X FF 95 2-1 F9 ①		B FF 92 B CH 83 X FF 94 2-0 HR			3	1	1	1	0	1	2
1 Sean Rodríguez, R (1, 4) (9, 6) OBP: 0.309, SLG: 0.400		B FF 93 F FF 94 B SI 94 F FF 95 S KC 79 2-3 K ③			B KC 79 S SI 93 F KC 80 S FF 96 1-3 K ②		B FF 94 X FC 91 1-0 F8 ②			3	0	0	0	0	2	2
10 Kelly Shoppach, R (1, 2) OBP: 0.271, SLG: 0.301			S SI 93 S KC 79 B KC 78 B CH 84 X KC 81 2-2 G5-3 ①		C KC 80 S FF 94 S FF 94 0-3 K ③		B FC 92 C FC 91 S FC 91 X FC 92 1-2 G6-3 ③			3	0	0	0	0	1	1
9 Elliot Johnson, S (1, 6) OBP: 0.260, SLG: 0.347 16 Justin Ruggiano, R (8, PH) OBP: 0.328, SLG: 0.500 (9, 7)			F FF 93 S CH 84 F CH 85 F KC 80 X CH 85 0-2 G4-3 ②			C CH 82 B SI 94 B FF 93 S CH 83 S CH 86 2-3 K ①		C CU 78 X FC 93 0-1 F9 ①		2 1	0 0	0 0	0 0	0 0	1 0	0 0
Inning Stats	R: 0 E: 0 K: 0 S: 4 H: 0 LOB: 0 BB: 1 P: 10	R: 0 E: 0 K: 3 S: 12 H: 0 LOB: 1 BB: 1 P: 21	R: 0 E: 0 K: 0 S: 10 H: 0 LOB: 0 BB: 0 P: 12	R: 0 E: 0 K: 1 S: 9 H: 0 LOB: 0 BB: 0 P: 13	R: 0 E: 0 K: 2 S: 11 H: 1 LOB: 1 BB: 0 P: 17	R: 2 E: 0 K: 1 S: 9 H: 2 LOB: 0 BB: 1 P: 18	R: 1 E: 0 K: 0 S: 8 H: 1 LOB: 0 BB: 0 P: 13	R: 0 E: 0 K: 1 S: 6 H: 0 LOB: 0 BB: 0 P: 8	R: 0 E: 0 K: 0 S: 6 H: 1 LOB: 0 BB: 0 P: 11	1B: 3 2B: 2 3B: 0 HR: 1	SF: 0 SAC: 0 DP: 3 HBP: 0			WP: 0 PB: 0 SB: 0 CS: 0	PA: 32		

BOTTOM

Cincinnati Reds @ Tampa Bay Rays

Tropicana Field, St. Petersburg, FL

Wed Jun 29 2011, 12:12 PM - 2:52 PM EDT

Att. 25,968 - Dome - 72 F

livebaseballscorecards.com

AB	29
R	3
H	5
RBI	3
BB	3
SO	8
LOB	8

PITCHER		IP	WLS	BF	H	R	ER	SO	BB	IBB	HBP	BLK	WP	HR	S	P	ERA	WHIP
36 Edinson Volquez, R ERA: 5.65	(1, 1)	6.1	W	24	4	3	3	7	3	0	0	0	0	1	59	98	4.26	1.105
66 Logan Ondrusek, R ERA: 1.83	(7, 1)	1.0	H	3	0	0	0	0	0	0	0	0	0	0	6	8	0.00	0.000
45 Bill Bray, L ERA: 1.65	(8, 1)	0.2	H	2	0	0	0	1	0	0	0	0	0	0	4	6	0.00	0.000
48 Francisco Cordero, R ERA: 1.53	(9, 1)	1.0	S	3	1	0	0	0	0	0	0	0	0	0	6	11	0.00	1.000

PITCHER	IP	WLS	BF	H	R	ER	SO	BB	IBB	HBP	BLK	WP	HR	S	P	ERA	WHIP

Cleveland Indians @ Cincinnati Reds

Great American Ball Park, Cincinnati, OH

Fri Jul 01 2011, 7:11 PM - 9:59 PM EDT

Att. 40,440 - Partly Cloudy - 82 F

TOP

livebaseballscorecards.com

Batter	1	2	3	4	5	6	7	8	9	AB	R	H	RBI	BB	SO	LOB
23 Michael Brantley, L (1, 7) OBP: 0.329, SLG: 0.380	C SI 84 B FF 86 C CH 75 X SI 85 1-2 ① F7		B CH 80 B SI 85 X SI 84 2-0 ① FC3-6 20 FC6-4 1-2f		B SL 74 F SI 84 X SI 83 1-1 20 41 1B 1B	C FF 87 X KC 71 0-1 ② G4-3			C SI 92 F SL 78 F FS 87 B FF 93 B SL 81 X FS 86 2-2 ① L8	5	1	1	0	0	0	1
20 Orlando Cabrera, R (1, 4) OBP: 0.289, SLG: 0.351	B SL 79 C CH 77 X SI 87 1-1 ② G5-3		B SI 86 1 SAFE C SI 86 B SI 87 F CH 79 1 SAFE X SI 87 2-2 ② FC6-4 13 HR 1-2f		B CH 78 X CH 77 1-0 41 1B 24 2B 1B 1-2	C SL 77 B FF 91 B SL 80 B SL 79 F FF 91 F SI 91 X SL 79 3-2 1B			C FF 93 B FC 89 F FC 89 B SL 80 X FF 94 2-2 ② P3	5	2	2	0	0	0	1
13 Asdrúbal Cabrera, S (1, 6) OBP: 0.346, SLG: 0.505	C SI 86 F CH 76 X SI 86 0-2 ③ G3-1		F FF 86 F CH 79 1 SAFE B FF 86 X FF 86 1-2 1-H HR		C SI 85 F SI 84 B SI 83 F CH 77 F CU 68 X CH 78 1-2 ② F9	B SI 88 F SI 88 C SI 91 F KC 74 S SI 91 1-3 ③ K			X FS 85 0-0 ③ G4-3	5	1	1	2	0	1	3
41 Carlos Santana, S (1, 3) OBP: 0.358, SLG: 0.421 9 Jack Hannahan, L (9, 3) OBP: 0.306, SLG: 0.336		C CU 66 B SI 84 B FF 86 T FF 85 F FF 87 F SI 87 F SL 77 X SI 88 2-2 ① L5	B CU 70 X CU 71 1-0 HR		C CU 70 B FF 85 B CH 78 B CH 78 C CU 71 X FC 83 3-2 24 2B 28 1B 1B 1-2 2-H		F FF 96 S FF 98 B SL 90 B SL 85 X FF 98 2-2 ① G6-3			4 0	2 0	2 0	2 0	0 0	0 0	0 0
24 Grady Sizemore, L (1, 8) OBP: 0.297, SLG: 0.463		C CU 69 S CH 75 X SI 87 0-2 HR	B SI 83 B SI 82 C CH 77 F FF 84 F CH 77 B CH 78 S CH 78 3-3 ③ K		C SI 86 X CH 78 0-1 28 1B 2B 1-3 2-H		C FF 99 B FF 98 B FF 97 C FF 97 T FF 99 2-2 ② K			4	2	2	2	0	2	0
28 Travis Buck, L (1, 9) OBP: 0.295, SLG: 0.374 26 Austin Kearns, R (5, PR) OBP: 0.279, SLG: 0.263 (5, 9)		B CH 81 B SI 84 C CU 69 X CH 77 2-1 1B		C SI 85 F SI 83 F SI 86 B SI 86 X CH 76 1-2 ① F8	C FF 90 S FF 91 B FF 89 B FF 92 F FF 91 B SI 90 F SI 89 X FF 91 3-2 8 1B 1B 2-H 3-H		F FF 98 B FF 98 X FF 97 1-1 ③ G6-3			3 1	0 0	2 0	2 0	0 0	0 0	0 0
8 Lonnie Chisenhall, L (1, 5) OBP: 0.333, SLG: 0.500		C CU 69 1 SAFE B FF 85 1 SAFE X SL 74 1-1 ② F7		C SI 86 C CH 79 B FF 85 B CH 76 F CH 76 B CH 76 F FF 86 X SL 75 2-2 ② F7	F FF 88 B CH 78 C SI 89 F SI 90 F SL 78 X SI 90 1-2 1-2 1B			B FF 92 C FF 91 B FF 92 F FF 91 B FS 84 S FF 92 3-3 ① K		4	0	1	0	0	1	1
6 Lou Marson, R (1, 2) OBP: 0.283, SLG: 0.316		C CH 79 F SI 86 P PO 80 T SL 77 1-2 ③ K		C SI 86 X FF 84 0-1 ③ G4-3	C SL 80 C FF 92 B SL 79 B FF 92 B SL 79 S SL 78 3-3 ③ K			C FF 91 B FF 91 B SL 84 F FF 92 S FS 86 2-3 ② K		4	0	0	0	0	3	3
63 Justin Masterson, R (1, 1) OBP: 0.167, SLG: 0.167 37 Chad Durbin, R (9, 1)			C CH 77 C SI 83 F FF 84 F SL 73 X SL 74 0-2 23 FC3-6 1B		C SL 77 X FF 82 0-1 ① G1-4-3	S FF 90 F SL 78 B SI 90 C SI 91 1-3 ① K			X FF 91 0-0 ③ G5-3	4 0	0 0	1 0	0 0	0 0	1 0	0 0

Inning Stats	1	2	3	4	5	6	7	8	9
	R: 0 E: 0 K: 0 S: 8	R: 1 E: 0 K: 1 S: 17	R: 3 E: 0 K: 1 S: 17	R: 0 E: 0 K: 0 S: 11	R: 4 E: 0 K: 1 S: 28	R: 0 E: 0 K: 2 S: 13	R: 0 E: 0 K: 1 S: 8	R: 0 E: 0 K: 2 S: 7	R: 0 E: 0 K: 0 S: 8
	H: 0 LOB: 0 BB: 0 P: 10	H: 2 LOB: 1 BB: 0 P: 22	H: 3 LOB: 0 BB: 0 P: 26	H: 0 LOB: 0 BB: 0 P: 14	H: 6 LOB: 2 BB: 0 P: 41	H: 1 LOB: 1 BB: 0 P: 18	H: 0 LOB: 0 BB: 0 P: 13	H: 0 LOB: 0 BB: 0 P: 12	H: 0 LOB: 0 BB: 0 P: 12

1B: 8	SF: 0	WP: 0	PA: 39
2B: 1	SAC: 0	PB: 0
3B: 0	DP: 0	SB: 0
HR: 3	HBP: 0	CS: 0

	AB	39
	R	8
	H	12
	RBI	8
	BB	0
	SO	8
	LOB	9

PITCHER		IP	WLS	BF	H	R	ER	SO	BB	IBB	HBP	BLK	WP	HR	S	P	ERA	WHIP
61 Bronson Arroyo, R ERA: 5.49	(1, 1)	4.2	L	23	9	8	8	2	0	0	0	0	0	3	68	93	15.43	1.929
63 Sam LeCure, R ERA: 2.7	(5, 1)	1.1		7	3	0	0	3	0	0	0	0	0	0	26	38	0.00	2.250
54 Aroldis Chapman, L ERA: 6.19	(7, 1)	1.0		3	0	0	0	1	0	0	0	0	0	0	8	13	0.00	0.000
33 Jose Arredondo, R ERA: 3.48	(8, 1)	1.0		3	0	0	0	2	0	0	0	0	0	0	7	12	0.00	0.000
40 Nick Masset, R ERA: 3.21	(9, 1)	1.0		3	0	0	0	0	0	0	0	0	0	0	8	12	0.00	0.000

PITCHER		IP	WLS	BF	H	R	ER	SO	BB	IBB	HBP	BLK	WP	HR	S	P	ERA	WHIP

BOTTOM

Cleveland Indians @ Cincinnati Reds

Great American Ball Park, Cincinnati, OH

Fri Jul 01 2011, 7:11 PM - 9:59 PM EDT

Att. 40,440 - Partly Cloudy - 82 F

livebaseballscorecards.com

Batter	1	2	3	4	5	6	7	8	9	AB	R	H	RBI	BB	SO	LOB
15 Fred Lewis, L (1, 7) OBP: 0.357, SLG: 0.357	X FF 92 0-0 4 CS 1B		C FF 95 B SI 94 B CH 86 B FF 95 F FF 91 F FF 95 F FF 94 F FF 94 F FF 96 3-2 ③ X FF 84 G4-3			C FF 91 X FF 93 0-1 ①② G6-4-3 1-2f			X FF 90 0-0 ① P5	4	0	1	0	0	0	1
4 Brandon Phillips, R (1, 4) OBP: 0.351, SLG: 0.433	F FF 92 B SI 91 C SI 91 B FF 94 B FF 96 F FF 94 X SI 91 3-2 ① 19 G4-6-3 1-2 1B			X FF 91 0-0 HR		B FF 93 C FF 94 B SL 85 F SI 92 B FF 94 X SI 91 3-2 ③ L9			C FF 91 S FC 88 F FC 87 B SI 91 F SI 91 F FC 88 B CU 82 B SI 90 F FC 88 3-2 F FC 89 X SI 91 HR	4	2	3	2	0	0	0
19 Joey Votto, L (1, 3) OBP: 0.436, SLG: 0.497	X FF 93 0-0 ②③ G4-6-3 1-2f			B FF 93 C FF 92 X SL 80 1-1 ① G4-3			C SL 77 S FF 93 F SI 94 B FF 93 F FF 95 F SL 83 S FF 94 1-3 ① K		F SI 92 X FC 88 0-1 ② F8	4	0	0	0	0	1	1
27 Scott Rolen, R (1, 5) OBP: 0.289, SLG: 0.405		C FF 91 B FF 93 B FF 93 X SI 92 2-1 1B		C SL 81 B FF 94 X SI 91 1-1 ② G5-3			B FF 93 F FF 92 F SI 93 B FF 94 X SI 94 2-2 ② G5-3		C FC 89 X FC 88 0-1 ③ F8	4	0	1	0	0	0	0
32 Jay Bruce, L (1, 9) OBP: 0.336, SLG: 0.498		B FF 93 X FF 92 1-0 ① P6		B CH 82 B SI 93 X FF 94 2-0 ③ F8			B FF 93 X SI 93 1-0 ③ G4-3			3	0	0	0	0	0	1
6 Drew Stubbs, R (1, 8) OBP: 0.324, SLG: 0.404		C SL 80 S SI 93 S SL 84 0-3 ② K			B FF 93 C FF 92 X SL 79 1-1 ① G5-3			C SL 77 B FF 93 B SI 92 F FF 92 B FF 94 H SI 87 4-2 29 G4-3 HBP		2	0	0	0	0	1	1
16 Edgar Renteria, R (1, 6) OBP: 0.308, SLG: 0.248		B FF 94 F FF 93 B SL 82 B SL 83 S SL 82 3-3 ③ K			X FF 92 0-0 ② G6-3			C FF 91 X SL 79 0-1 ① F8		3	0	0	0	0	1	2
29 Ryan Hanigan, R (1, 2) OBP: 0.347, SLG: 0.331			B FF 94 C SI 92 X SL 82 1-1 ① G4-3		C FF 92 C FF 94 T FF 94 0-2 ③ K			C SI 88 S SI 88 F SL 82 X FF 94 0-2 ② G4-3 1-2		3	0	0	0	0	1	1
61 Bronson Arroyo, R (1, 1) OBP: 0.200, SLG: 0.267 63 Sam LeCure, R (5, 1) OBP: 0.333, SLG: 0.400 43 Miguel Cairo, R (6, PH) OBP: 0.344, SLG: 0.400 54 Aroldis Chapman, L (7, 1) 33 Jose Arredondo, R (8, 1) 31 Jonny Gomes, R (8, PH) OBP: 0.349, SLG: 0.438 40 Nick Masset, R (9, 1)			C FF 93 C FF 92 B FF 96 B FF 95 X FF 92 2-2 ② L9			B FF 92 B FF 92 B FF 90 B SL 87 4-0 15 G6-4-3 BB		B FF 93 B FF 90 C FF 91 C FF 94 C FF 93 2-3 ③ K		1 0 0 0 0 1 0	0 0 0 0 0 0 0	0 0 0 0 0 0 0	0 0 0 0 1 0 0	0 0 0 0 0 0 0	0 0 0 0 0 1 0	0 0 0 0 0 1 0
Inning Stats	R: 0 E: 0 K: 0 S: 6 H: 2 LOB: 0 BB: 0 P: 9	R: 0 E: 0 K: 2 S: 9 H: 1 LOB: 1 BB: 0 P: 15	R: 0 E: 0 K: 0 S: 12 H: 0 LOB: 0 BB: 0 P: 18	R: 1 E: 0 K: 0 S: 6 H: 1 LOB: 0 BB: 0 P: 10	R: 0 E: 0 K: 1 S: 6 H: 0 LOB: 0 BB: 0 P: 7	R: 0 E: 0 K: 0 S: 5 H: 0 LOB: 0 BB: 1 P: 12	R: 0 E: 0 K: 1 S: 10 H: 0 LOB: 0 BB: 0 P: 14	R: 0 E: 0 K: 1 S: 11 H: 0 LOB: 1 BB: 0 P: 17	R: 1 E: 0 K: 0 S: 13 H: 1 LOB: 0 BB: 0 P: 16	1B: 3 2B: 0 3B: 0 HR: 2	SF: 0 SAC: 0 DP: 2 HBP: 1						

AB	29
R	2
H	5
RBI	2
BB	1
SO	5
LOB	8

WP: 0 PB: 0 SB: 0 CS: 1 PA: 31

PITCHER		IP	WLS	BF	H	R	ER	SO	BB	IBB	HBP	BLK	WP	HR	S	P	ERA	WHIP
63 Justin Masterson, R ERA: 2.85	(1, 1)	8.0	W	27	4	1	1	5	1	0	1	0	0	1	65	102	1.12	0.625
37 Chad Durbin, R ERA: 6.75	(9, 1)	1.0		4	1	1	1	0	0	0	0	0	0	1	13	16	9.00	1.000

PITCHER	IP	WLS	BF	H	R	ER	SO	BB	IBB	HBP	BLK	WP	HR	S	P	ERA	WHIP

Batter	1	2	3	4	5	6	7	8	9	AB	R	H	RBI	BB	SO	LOB
23 Michael Brantley, L (1, 7) OBP: 0.328, SLG: 0.389	C FF 92 F SL 88 X SL 87 0-2 ① G6-3		B FF 90 D SL 87 X FF 92 2-0 1-H 2-H HR	C FF 94 D CH 89 X FF 94 1-1 ③ P6			C SL 88 C SL 89 B FF 94 X SI 94 1-2 ② F8			4	1	1	3	0	0	2
20 Orlando Cabrera, R (1, 4) OBP: 0.292, SLG: 0.353	S SL 88 F FF 93 X FF 95 0-2 1B		F FF 93 B FF 94 B SL 88 F FF 92 X FF 93 2-2 ① F9		C FF 92 C SL 89 X SL 88 0-2 ① P6		F FF 95 F FF 94 B FF 95 X FF 94 1-2 1B			4	0	2	0	0	0	1
13 Asdrúbal Cabrera, S (1, 6) OBP: 0.344, SLG: 0.502	B FF 93 F FF 93 S FF 93 B CH 87 F FF 93 S SL 87 2-3 ② K		X FF 94 0-0 41 FC4-6 1B		C KC 78 F CH 89 B FF 93 S CH 88 1-3 ② K		B CH 84 F FF 94 B SL 89 F SI 93 1 SAFE F CH 88 S CH 87 2-3 ③ K			4	0	1	0	0	3	2
41 Carlos Santana, S (1, 3) OBP: 0.357, SLG: 0.423	C FF 92 1 SAFE S SL 88 S FF 93 0-3 ③ K		1 SAFE B FF 92 C SL 88 1 SAFE D SI 91 F FF 92 F KC 78 F CH 87 1 SAFE 2-2 ② X FF 92 FC4-6 1-2f		S KC 79 B FF 90 S CH 89 B FF 95 X FF 94 2-2 2B			C FF 91 F FF 91 B SL 84 X FF 91 1-2 ① F9		4	0	1	0	0	1	2
24 Grady Sizemore, L (1, 8) OBP: 0.291, SLG: 0.454		F CH 89 B SL 87 F SL 86 X CH 85 1-2 ① G4-3	F CH 85 X FF 93 0-1 ③ G4-3		C CH 88 S FF 94 S FF 94 0-3 ③ K			S FF 91 B SL 84 T FF 91 S SL 85 1-3 ② K		4	0	0	0	0	2	2
8 Lonnie Chisenhall, L (1, 5) OBP: 0.313, SLG: 0.438 49 Tony Sipp, L (8, 1) 37 Chad Durbin, R (8, 1) 52 Vinnie Pestano, R (9, 1)		B FF 92 C KC 77 X FF 93 1-1 ② G3-1	F KC 77 X FF 91 0-1 56 FC5-6 26 1B 1B		F FF 90 F FF 92 X FF 94 0-2 ① G1-3			C FF 91 B SL 84 F SL 83 B FF 91 B SL 85 S SL 85 3-3 ③ K		4 0 0 0	0 0 0 0	1 0 0 0	0 0 0 0	1 0 0 0	0 0 0 0	0 0 0 0
26 Austin Kearns, R (1, 9) OBP: 0.287, SLG: 0.265		B FF 91 S SL 87 T SL 88 B SI 92 F SL 88 C FF 94 2-3 ③ K	X SL 87 0-0 56 FC5-6 1-2 1B		B FF 94 F SL 88 B FF 95 B FF 94 F FF 94 F SL 89 B KC 80 4-2 6 L1-3 BB				X FC 92 0-0 ① G6-3	3	0	1	0	1	1	0
6 Lou Marson, R (1, 2) OBP: 0.282, SLG: 0.314			X FF 92 0-0 55 E 23 HR 1B	D SI 92 D SL 87 S SL 87 C FF 92 S SL 88 2-3 ① K		1 SAFE X SL 89 0-0 ②③ L1-3 1-1			B FC 92 S FC 90 X CU 78 1-1 ② P3	4	1	1	0	0	1	3
55 Roberto Hernandez, R (1, 1) 43 Josh Tomlin, R (3, PR) OBP: 1.000, SLG: 1.000 56 Frank Herrmann, L (3, 1) 53 Rafael Perez, L (6, 1) 35 Cord Phelps, S (7, PH) OBP: 0.283, SLG: 0.357 38 Joe Smith, R (7, 1) 9 Jack Hannahan, L (8, 5) OBP: 0.305, SLG: 0.335			X CH 89 0-0 FC5 23 HR 1-2	B SI 90 X CH 89 1-0 ② FC5-6 1-2f 2-3			C KC 77 B CH 89 C FF 93 X CH 89 1-2 ① L9		C FF 95 B FF 93 F FF 93 B FF 92 F FC 92 F FC 91 B FC 94 F FC 94 S FF 93 3-3 ③ K	1 0 1 0 1 0 0	0 1 0 0 0 0 0	0 0 0 0 0 0 0	0 0 0 0 0 0 0	0 0 0 0 0 0 0	0 0 0 0 0 0 1	1 0 2 0 0 0 0
Inning Stats	R: 0 E: 0 K: 2 S: 13 H: 1 LOB: 1 BB: 0 P: 15	R: 0 E: 0 K: 1 S: 9 H: 0 LOB: 0 BB: 0 P: 13	R: 3 E: 1 K: 0 S: 14 H: 3 LOB: 1 BB: 0 P: 20	R: 0 E: 0 K: 1 S: 9 H: 2 LOB: 2 BB: 0 P: 13	R: 0 E: 0 K: 2 S: 12 H: 1 LOB: 1 BB: 0 P: 15	R: 0 E: 0 K: 0 S: 7 H: 0 LOB: 0 BB: 1 P: 11	R: 0 E: 0 K: 1 S: 13 H: 1 LOB: 1 BB: 0 P: 18	R: 0 E: 0 K: 2 S: 9 H: 0 LOB: 0 BB: 0 P: 14	R: 0 E: 0 K: 1 S: 9 H: 0 LOB: 0 BB: 0 P: 13	1B: 6 2B: 2 3B: 0 HR: 1 SF: 0 SAC: 0 DP: 1 HBP: 0						

PITCHER		IP	WLS	BF	H	R	ER	SO	BB	IBB	HBP	BLK	WP	HR	S	P	ERA	WHIP
34 Homer Bailey, R ERA: 3.64	(1, 1)	7.0	L	30	8	3	2	7	1	0	0	0	0	1	77	105	2.57	1.286
45 Bill Bray, L ERA: 1.59	(8, 1)	1.0		3	0	0	0	2	0	0	0	0	0	0	9	14	0.00	0.000
66 Logan Ondrusek, R ERA: 1.79	(9, 1)	1.0		3	0	0	0	1	0	0	0	0	0	0	9	13	0.00	0.000

PITCHER	IP	WLS	BF	H	R	ER	SO	BB	IBB	HBP	BLK	WP	HR	S	P	ERA	WHIP

TOP

Cleveland Indians @ Cincinnati Reds

Great American Ball Park, Cincinnati, OH

Sat Jul 02 2011, 4:12 PM - 7:25 PM EDT

Att. 41,580 - Sunny - 87 F

livebaseballscorecards.com

AB	35
R	3
H	8
RBI	3
BB	1
SO	10
LOB	15

Cleveland Indians @ Cincinnati Reds

Great American Ball Park, Cincinnati, OH

Sat Jul 02 2011, 4:12 PM - 7:25 PM EDT

Att. 41,580 - Sunny - 87 F

livebaseballscorecards.com

BOTTOM

Batter	1	2	3	4	5	6	7	8	9	AB	R	H	RBI	BB	SO	LOB
6 Drew Stubbs, R (1, 8) OBP: 0.325, SLG: 0.402	X FF 93 0-0 19 G4-3 4 G6-3 1B		C FF 94 F SL 84 S SL 85 0-3 ① K		B SL 85 B SI 94 F FF 93 S FF 93 F FF 95 T FF 94 2-2 ③ K		F SI 91 C SI 90 B SL 82 X SL 81 1-2 ② FC5-2 1-2 2-3 3-Hf		B FF 91 B FF 92 B FF 93 B FF 92 4-0 19 1B BB	4	0	1	0	1	2	4
4 Brandon Phillips, R (1, 4) OBP: 0.346, SLG: 0.427	F FF 92 1 SAFE B SI 93 X SI 92 1-1 ① G6-3 1-2		S FF 95 B FF 95 B SL 85 B FF 94 F FS 93 F FF 93 X FF 92 3-2 ② G5-3			C FF 86 S FF 87 F FF 86 X FF 87 0-2 ① G4-3	B SL 82 C SI 90 C SL 81 B FF 92 S SL 82 2-3 ③ K		B FF 92 S FF 93 B SL 82 S FF 93 S FF 94 2-3 ② K	5	0	0	0	0	2	5
19 Joey Votto, L (1, 3) OBP: 0.436, SLG: 0.505	B FF 93 F CH 84 B SI 94 B FF 93 X CH 84 3-1 ② G4-3 2-3		B SI 94 B FF 93 F FF 95 B SI 95 F SI 94 F SI 94 X FF 94 3-2 ③ G3			T FF 90 S FF 86 S SL 87 0-3 ② K		C FF 92 B FF 92 X FF 93 1-1 HR	X FF 93 0-0 1-3 1B	5	1	2	1	0	1	1
27 Scott Rolen, R (1, 5) OBP: 0.291, SLG: 0.414	B SI 94 X SI 94 1-0 ③ G6-3			C FF 94 S FF 94 B FF 95 F FF 95 B FF 94 F FF 96 F SL 85 F FF 96 X FF 94 2-2 ① G5-3		C FF 89 B FF 90 X FF 90 1-1 2B		B FF 93 S FF 94 B FF 94 F FF 93 X FF 94 2-2 2B	F FF 94 B FF 93 F FF 93 S FF 94 1-3 ③ K	5	0	2	0	0	1	3
32 Jay Bruce, L (1, 9) OBP: 0.335, SLG: 0.495		B SI 94 B CH 87 X SI 94 2-0 7 FC6-4 29 HBP 1B		B SL 80 C FF 94 X SL 85 1-1 ② F8		B FF 86 S FF 86 B FF 85 X FF 86 2-1 ③ G4-3		S SL 83 S SL 83 D SL 83 B SL 84 S SL 84 2-3 ① K		4	0	1	0	0	1	2
31 Jonny Gomes, R (1, 7) OBP: 0.351, SLG: 0.433 66 Logan Ondrusek, R (9, 1)		B SI 94 C SI 93 S SI 93 B SI 93 T SI 92 2-2 ① K		B FF 96 C FF 95 C SL 85 F FF 96 X SL 86 1-2 ③ G5-3			B FF 91 C SI 89 C SI 89 B FF 91 B SI 90 B SI 89 4-2 16 1B 15 1B 6 FC5-2 BB	B FF 94 D SL 84 C FF 92 B FF 92 B FF 92 4-1 BB		2 0	0 0	0 0	0 0	2 0	1 0	1 0
29 Ryan Hanigan, R (1, 2) OBP: 0.344, SLG: 0.325		1 SAFE C SI 93 B SI 92 B CH 86 F SI 93 F SI 93 H SI 92 3-2 7 FC6-4 1-2 HBP			X FF 93 0-0 ① P4		B SI 88 C SL 81 1 SAFE F SI 89 S SL 82 1-3 ① K	B FC 87 F FC 87 S FF 90 B FC 88 X SI 91 2-2 ② F8		3	0	0	0	0	1	3
7 Paul Janish, R (1, 6) OBP: 0.254, SLG: 0.268 15 Fred Lewis, L (7, PH) OBP: 0.363, SLG: 0.364 45 Bill Bray, L (8, 1) 28 Chris Heisey, R (8, PH) OBP: 0.319, SLG: 0.456 (9, 7)		B SI 92 B SI 91 X SI 92 2-0 ② FC6-4 1-2f 2-3			C SI 94 X FF 94 0-1 34 SH3 1B		C SL 80 F FF 91 F FF 90 B SL 81 B SI 91 1 SAFE X SI 90 2-2 6 FC5-2 16 1B 1-2 1B	C CU 77 D CU 78 S FC 88 F FC 87 B FC 86 S FC 88 2-3 ③ K		2 1 0 1	0 0 0 0	1 1 0 0	0 0 0 0	0 0 0 1	0 0 0 2	2 0 0 2
34 Homer Bailey, R (1, 1) OBP: 0.200, SLG: 0.200 16 Edgar Renteria, R (7, PH) OBP: 0.310, SLG: 0.252 (8, 6)		F SI 92 X SI 93 0-1 ③ G1-3			C CH 87 X SL 89 0-1 ② SH3 1-2		C SI 89 S SL 81 B SL 81 X SI 90 1-2 6 FC5-2 1-2 2-3 1B		C FF 93 B SL 83 B FF 92 B FF 92 C FF 91 T FF 92 3-2 ① K	1 2	0 0	0 1	0 0	0 0	0 1	2 0
Inning Stats	R: 0 E: 0 K: 0 S: 6 H: 1 LOB: 1 BB: 0 P: 11	R: 0 E: 0 K: 1 S: 10 H: 1 LOB: 2 BB: 0 P: 19	R: 0 E: 0 K: 1 S: 11 H: 0 LOB: 0 BB: 0 P: 17	R: 0 E: 0 K: 0 S: 13 H: 0 LOB: 0 BB: 0 P: 17	R: 0 E: 0 K: 1 S: 9 H: 1 LOB: 1 BB: 0 P: 11	R: 0 E: 0 K: 1 S: 11 H: 1 LOB: 1 BB: 0 P: 14	R: 0 E: 0 K: 2 S: 18 H: 2 LOB: 3 BB: 1 P: 29	R: 1 E: 0 K: 2 S: 16 H: 2 LOB: 2 BB: 1 P: 29	R: 0 E: 0 K: 3 S: 10 H: 1 LOB: 2 BB: 1 P: 20	1B: 6 2B: 2 3B: 0 HR: 1	SF: 0 SAC: 1 DP: 0 HBP: 1	WP: 0 PB: 0 SB: 0 CS: 0	PA: 40			

	AB	35
	R	1
	H	9
	RBI	1
	BB	3
	SO	11
	LOB	25

PITCHER		IP	WLS	BF	H	R	ER	SO	BB	IBB	HBP	BLK	WP	HR	S	P	ERA	WHIP
55 Roberto Hernandez, R ERA: 5.78	(1, 1)	2.0		9	2	0	0	1	0	0	1	0	0	0	16	30	0.00	1.000
56 Frank Herrmann, R ERA: 4.44	(3, 1)	3.0	W	10	1	0	0	2	0	0	0	0	0	0	33	45	0.00	0.333
53 Rafael Perez, L ERA: 1.6	(6, 1)	1.0	H	4	1	0	0	1	0	0	0	0	0	0	11	14	0.00	1.000
38 Joe Smith, R ERA: 0.99	(7, 1)	1.0	H	6	2	0	0	2	1	0	0	0	0	0	18	29	0.00	3.000
49 Tony Sipp, L ERA: 2.65	(8, 1)	0.1	H	4	2	1	1	1	1	0	0	0	0	1	9	18	27.00	9.000

PITCHER		IP	WLS	BF	H	R	ER	SO	BB	IBB	HBP	BLK	WP	HR	S	P	ERA	WHIP
37 Chad Durbin, R ERA: 6.61	(8, 1)	0.2	H	2	0	0	0	1	0	0	0	0	0	0	7	11	0.00	0.000
52 Vinnie Pestano, R ERA: 1.47	(9, 1)	1.0	S	5	1	0	0	3	1	0	0	0	0	0	10	20	0.00	2.000

Cleveland Indians @ Cincinnati Reds

Great American Ball Park, Cincinnati, OH

Sun Jul 03 2011, 1:11 PM - 3:52 PM EDT

Att. 34,948 - Partly Cloudy - 87 F

livebaseballscorecards.com

Batter	1	2	3	4	5	6	7	8	9	AB	R	H	RBI	BB	SO	LOB
23 Michael Brantley, L (1, 7) OBP: 0.330, SLG: 0.391	B SI 86 B SI 86 C CH 84 X SI 87 2-1 13 S 2B		C KC 73 B SL 78 X CH 83 1-1 ① L4			B SL 86 B KC 74 B SI 88 C SI 87 B FC 88 4-1 41 G3 35 BB 24 1B BB	B SI 94 C FS 86 X SL 79 1-1 ②③ G4-6-3 1-2f			3	1	1	0	1	0	1
35 Cord Phelps, S (1, 4) OBP: 0.280, SLG: 0.333	B KC 73 X KC 74 1-0 ① F9		B SI 88 F FF 88 B FC 88 X CH 82 2-1 ② F8			B SI 86 B CH 82 B FC 88 C FC 87 1 SAFE F FC 88 B FC 89 4-2 41 G3 24 1B 1-2 BB		B FF 99 C FF 98 C FF 100 F FF 102 S SL 89 1-3 ① K		3	1	0	0	1	1	1
13 Asdrúbal Cabrera, S (1, 6) OBP: 0.341, SLG: 0.496	B CH 87 C FC 86 B FC 88 S SL 80 S SL 82 2-3 ② K 2-3		C KC 76 B FC 87 F FF 89 C SI 91 1-3 ③ K			S FC 88 F SL 82 S SL 84 0-3 ① K		S FF 99 X SL 89 0-1 ② G5-3		4	0	0	0	0	3	3
41 Carlos Santana, S (1, 3) OBP: 0.353, SLG: 0.416	B FC 87 F CH 82 B FC 88 S FC 88 B SL 82 S SL 82 3-3 ③ K			C KC 74 S FC 88 F CH 83 B SI 90 F SL 82 F SI 90 F FC 90 F SL 83 S SI 90 1-3 ① K		B CH 83 C CH 83 B FC 88 X FC 89 2-1 ② G3 1-2 2-3		T FF 101 T FF 101 F FF 101 B SL 90 B SL 91 F FF 101 F FF 102 S SL 90 2-3 ③ K		4	0	0	0	0	3	3
24 Grady Sizemore, L (1, 8) OBP: 0.290, SLG: 0.449		B SL 85 X CH 78 1-0 ① G3		B FC 88 B SI 90 B CH 83 C SI 90 F FC 90 F FC 90 F FF 90 S SL 84 3-3 ② K		C FC 90 X SI 91 0-1 2-H 3-H 1B			S CU 78 X CH 85 0-1 ① G6-3	4	0	1	2	0	1	0
8 Lonnie Chisenhall, L (1, 5) OBP: 0.300, SLG: 0.400		C FC 86 F FC 86 F SI 89 F SL 81 X CH 84 0-2 47 HR 1B		C KC 76 B SI 90 X FC 89 1-1 ③ F7		S SL 82 X FC 88 0-1 ③ G4-3			C CU 77 B FF 93 S CH 84 B FF 94 B FF 94 X CU 79 3-2 ② G4-3	4	1	1	0	0	0	1
47 Shelley Duncan, R (1, 9) OBP: 0.270, SLG: 0.404		C SI 86 F SL 81 X SI 89 0-2 1-H HR			B SL 85 B FC 87 F FC 87 B SI 89 X FC 89 3-1 ① F8		B FC 90 F FC 90 X FC 91 1-1 6 G4-3 48 1B 1B		C SL 86 B FF 92 S SL 88 F SL 88 B FF 93 X CU 81 2-2 1B	4	2	3	2	0	0	0
6 Lou Marson, R (1, 2) OBP: 0.272, SLG: 0.302		X SI 87 0-0 ② G4-3			C FC 88 C SL 81 C FC 88 0-3 ② K		B SI 93 X SI 93 1-0 ① G4-3 1-2		X SL 86 0-0 ③ G6-3	4	0	0	0	0	1	2
51 Mitch Talbot, R (1, 1) 9 Jack Hannahan, L (5, PH) OBP: 0.303, SLG: 0.333 45 Josh Judy, R (5, 1) 48 Travis Hafner, L (7, PH) OBP: 0.419, SLG: 0.563 37 Chad Durbin, R (7, 1) 38 Joe Smith, R (8, 1)		C SI 86 S FC 86 S SL 82 0-3 ③ K			X FC 87 0-0 ③ G4-3		C SL 80 D FS 88 X SI 94 1-1 23 G4-6-3 2-H 1B			1 1 0 1 0 0	0 0 0 0 0 0	0 0 0 1 0 0	0 0 0 1 0 0	0 0 0 0 0 0	1 0 0 0 0 0	0 0 0 0 0 0
Inning Stats	R: 0 E: 0 K: 2 S: 9 H: 1 LOB: 1 BB: 0 P: 17	R: 2 E: 0 K: 1 S: 13 H: 2 LOB: 0 BB: 0 P: 14	R: 0 E: 0 K: 1 S: 7 H: 0 LOB: 0 BB: 0 P: 11	R: 0 E: 0 K: 2 S: 15 H: 0 LOB: 0 BB: 0 P: 20	R: 0 E: 0 K: 1 S: 6 H: 0 LOB: 0 BB: 0 P: 9	R: 2 E: 0 K: 1 S: 12 H: 1 LOB: 1 BB: 2 P: 22	R: 1 E: 0 K: 0 S: 7 H: 2 LOB: 0 BB: 0 P: 11	R: 0 E: 0 K: 2 S: 12 H: 0 LOB: 0 BB: 0 P: 15	R: 0 E: 0 K: 0 S: 10 H: 1 LOB: 1 BB: 0 P: 15	1B: 5 2B: 1 3B: 0 HR: 1	SF: 0 SAC: 0 DP: 1 HBP: 0					

PITCHER		IP	WLS	BF	H	R	ER	SO	BB	IBB	HBP	BLK	WP	HR	S	P	ERA	WHIP
44 Mike Leake, R ERA: 4.03	(1, 1)	6.0	W	24	4	4	4	8	2	0	0	0	0	1	62	93	6.00	1.000
40 Nick Masset, R ERA: 3.35	(7, 1)	1.0	H	4	2	1	1	0	0	0	0	0	0	0	7	11	9.00	2.000
54 Aroldis Chapman, L ERA: 5.82	(8, 1)	1.0	H	3	0	0	0	2	0	0	0	0	0	0	12	15	0.00	0.000
48 Francisco Cordero, R ERA: 1.49	(9, 1)	1.0	S	4	1	0	0	0	0	0	0	0	0	0	10	15	0.00	1.000

PITCHER	IP	WLS	BF	H	R	ER	SO	BB	IBB	HBP	BLK	WP	HR	S	P	ERA	WHIP

AB	33
R	5
H	7
RBI	5
BB	2
SO	10
LOB	11

WP: 0 PA: 35
PB: 0
SB: 1
CS: 0

BOTTOM

Cleveland Indians @ Cincinnati Reds

Great American Ball Park, Cincinnati, OH

Sun Jul 03 2011, 1:11 PM - 3:52 PM EDT

Att. 34,948 - Partly Cloudy - 87 F

Batter	1	2	3	4	5	6	7	8	9	AB	R	H	RBI	BB	SO	LOB
15 Fred Lewis, L (1, 7) OBP: 0.364, SLG: 0.365 48 Francisco Cordero, R (9, 1)	C SI 85 B CH 77 C SI 87 S FF 90 1-3 ① K	B CH 78 X FF 91 1-0 2-H 1B		X SI 90 0-0 19 SF8 4 1B 55 SF7-2-6 1-2 3-H 1B	F FF 91 B FF 93 B FF 91 X FF 92 2-1 ③ P5			C SL 81 B SI 89 B SL 81 F FF 90 X FF 90 2-2 ③ F8		5 0	1 0	2 0	2 0	0 0	1 0	1 0
4 Brandon Phillips, R (1, 4) OBP: 0.345, SLG: 0.425	C SI 92 B FF 91 B FF 90 X SI 92 2-1 E5	F FF 91 F SL 84 B FC 90 B SI 92 F FC 91 T FF 92 2-2 ③ K		B SI 91 X SI 91 1-0 55 SF7-2-6 19 SF8 1-2 2-3 1B		B SL 81 S FF 91 B FF 92 C SL 80 F SL 82 B FF 92 F SL 81 F SL 80 F FF 90 3-2 ① X SL 82 F8				4	0	1	0	0	1	1
19 Joey Votto, L (1, 3) OBP: 0.431, SLG: 0.500	C SI 90 S FF 90 F CH 78 S FF 90 0-3 ② K		X FF 91 0-0 ① G3-1	S SI 91 B SI 90 X SI 91 1-1 ① SF8 1-2 2-3 3-H		F SL 82 F FF 90 B FF 88 X FF 92 1-2 ② G4-3				3	0	0	1	0	1	1
32 Jay Bruce, L (1, 9) OBP: 0.334, SLG: 0.490	C SI 89 X CH 77 0-1 ③ G2-3		B SI 89 C SI 90 C SL 81 X CH 78 1-2 ② P5	I IN 54 I IN 55 I IN 52 I IN 51 4-0 IBB		F SL 80 F SL 80 B FF 94 F FF 92 X SL 83 1-2 ③ F9				3	0	0	0	1	0	1
55 Ramon Hernandez, R (1, 2) OBP: 0.365, SLG: 0.503		C SI 90 B SL 82 B SI 91 X FF 90 2-1 ① G6-3	X FF 91 0-0 28 1B 1B	X SI 91 0-0 ② ③ SF7-2-6 2-3 3-H			C SI 89 C SI 89 B FC 86 F FC 87 X SI 90 1-2 ① G3-1			3	0	1	1	0	0	0
28 Chris Heisey, R (1, 8) OBP: 0.324, SLG: 0.477 (9, 7)		B SI 92 F FF 90 X SL 84 1-1 HR	F SI 92 X FF 91 0-1 1-2 1B		B FF 92 S SL 80 S SL 81 C FF 92 1-3 ① K		X FF 90 0-0 ② P3			4	1	2	1	0	1	0
16 Edgar Renteria, R (1, 6) OBP: 0.315, SLG: 0.282 54 Aroldis Chapman, L (8, 1) 6 Drew Stubbs, R (9, 8) OBP: 0.325, SLG: 0.402		B SI 90 C SI 92 B FC 91 C FF 91 X FF 91 2-2 43 WP 43 1B 1B	S SL 84 F FF 91 X CH 80 0-2 ③ G4-3		C SL 81 F FF 92 B SL 83 X FF 90 1-2 HR		C SI 90 S FC 87 B CU 79 B FC 88 X FF 88 2-2 ③ F8			4 0 0	2 0 0	2 0 0	1 0 0	0 0 0	0 0 0	2 0 0
43 Miguel Cairo, R (1, 5) OBP: 0.356, SLG: 0.407		F SI 92 B FF 93 F FC 90 F SI 92 B CH 80 B FF 92 X SI 92 3-2 1-H 44 SH1-4 15 1B 1B		C FF 87 B FC 90 X SI 92 1-1 44 1B 15 1B 1B	B FF 92 B FF 92 B FF 91 B FF 92 4-0 44 FC2-6 BB			C SI 88 B SL 80 X SI 88 1-1 ① L8		3	2	2	1	1	0	0
44 Mike Leake, R (1, 1) OBP: 0.267, SLG: 0.333 40 Nick Masset, R (7, 1) 7 Paul Janish, R (8, 6) OBP: 0.253, SLG: 0.267		L SI 93 B SI 93 X SI 91 1-1 ② SH1-4 1-2		B SI 91 L FF 91 T SL 82 X FF 92 1-2 4 1B 15 1B 19 SF8 1-3 1B	B FF 89 X SL 80 1-0 ② FC2-6 1-2f			F FF 90 B SI 88 F SI 88 B FF 91 B SL 80 F SI 88 X SI 88 3-2 ② G5-3		2 0 1	1 0 0	1 0 0	0 0 0	0 0 0	0 0 0	1 0 0

Inning Stats	1	2	3	4	5	6	7	8	9
	R: 0 H: 0 E: 1 LOB: 1 K: 2 BB: 0 S: 11 P: 14	R: 3 H: 4 E: 0 LOB: 1 K: 1 BB: 0 S: 18 P: 30	R: 0 H: 2 E: 0 LOB: 2 K: 0 BB: 0 S: 10 P: 11	R: 3 H: 4 E: 0 LOB: 1 K: 0 BB: 1 S: 10 P: 18	R: 1 H: 1 E: 0 LOB: 1 K: 1 BB: 1 S: 9 P: 18	R: 0 H: 0 E: 0 LOB: 0 K: 0 BB: 0 S: 14 P: 19	R: 0 H: 0 E: 0 LOB: 0 K: 0 BB: 0 S: 8 P: 11	R: 0 H: 0 E: 0 LOB: 0 K: 0 BB: 0 S: 9 P: 15	

	AB	R	H	RBI	BB	SO	LOB
	32	7	11	7	2	4	7

1B: 9 SF: 2
2B: 1 SAC: 1
3B: 0 DP: 1
HR: 2 HBP: 0

WP: 1 PA: 37
PB: 0
SB: 0
CS: 0

livebaseballscorecards.com

PITCHER		IP	WLS	BF	H	R	ER	SO	BB	IBB	HBP	BLK	WP	HR	S	P	ERA	WHIP
51 Mitch Talbot, R ERA: 5.6	(1, 1)	4.0	L	23	10	6	6	3	0	1	0	0	1	1	49	73	13.50	2.500
45 Josh Judy, R ERA: 3.0	(5, 1)	2.0		8	1	1	1	1	1	0	0	0	0	1	23	37	4.50	1.000
37 Chad Durbin, R ERA: 6.42	(7, 1)	1.0		3	0	0	0	0	0	0	0	0	0	0	8	11	0.00	0.000
38 Joe Smith, R ERA: 0.95	(8, 1)	1.0		3	0	0	0	0	0	0	0	0	0	0	9	15	0.00	0.000

PITCHER	IP	WLS	BF	H	R	ER	SO	BB	IBB	HBP	BLK	WP	HR	S	P	ERA	WHIP

Batter	1	2	3	4	5	6	7	8	9	AB	R	H	RBI	BB	SO	LOB
15 Fred Lewis, L (1, 7) OBP: 0.352, SLG: 0.352	B SI 92 C SI 92 B FF 90 X FF 92 2-1 L1		F FC 87 B SI 93 B CU 74 F FC 86 S FC 88 2-3 K			X FC 89 0-0 L6		C CU 74 B CU 74 B SI 91 X SI 92 2-1 F7		4	0	0	0	0	1	0
4 Brandon Phillips, R (1, 4) OBP: 0.342, SLG: 0.420	F FF 92 B FF 93 S FC 88 B FC 89 C FC 88 2-3 K		B FC 88 F SI 92 X SI 93 1-1 F9			F FF 93 C CU 75 F CU 76 X FC 89 0-2 F8		S FC 90 X FC 89 0-1 F8		4	0	0	0	0	1	0
19 Joey Votto, L (1, 3) OBP: 0.435, SLG: 0.503	C SI 94 B CU 74 F FC 89 B SI 94 F SI 89 B SI 94 F FF 95 F FF 95 X SI 93 3-2 27 1B 1B			B CU 73 F SI 92 X CH 85 1-1 L7		B CU 73 F FC 89 F FC 89 B FF 94 F CU 77 B CU 77 F SI 96 X SI 95 3-2 1B		B CU 75 C SI 94 B CU 76 F FC 88 F FC 90 F FC 89 B CU 77 F CU 75 X FF 95 3-2 27 FC6 1B		4	0	3	0	0	0	0
27 Scott Rolen, R (1, 5) OBP: 0.291, SLG: 0.411	C FF 95 B FF 94 X FC 89 1-1 1-2 1B			C SI 93 B SI 93 C SI 94 X FC 89 1-2 G4-3		B FC 89 X FF 91 1-0 F9		F SI 94 X SI 94 0-1 FC6 1-2f		4	0	1	0	0	0	2
32 Jay Bruce, L (1, 9) OBP: 0.330, SLG: 0.484	B CU 75 F SI 93 F SI 94 B FF 95 X CU 75 2-2 P4			B SI 93 B CH 86 X CH 86 2-0 L9			B CU 74 X SI 93 1-0 G4-3		S CH 86 B CH 86 B SI 92 F CH 85 S CH 84 2-3 K	4	0	0	0	0	1	2
55 Ramon Hernandez, R (1, 2) OBP: 0.368, SLG: 0.500		B FF 90 F SI 92 B SI 91 X SI 93 2-1 G6-3			X FC 87 0-0 6 FC5-4 1B		B CU 75 B FF 94 C SI 92 B SI 94 B SI 93 4-1 6 1B BB		C KC 78 S FF 92 F FF 93 F KC 81 B KC 80 B FF 90 C KC 81 2-3 K	3	0	1	0	1	1	0
6 Drew Stubbs, R (1, 8) OBP: 0.324, SLG: 0.400		B SI 92 F SI 92 B SI 94 X FF 91 2-1 G6-3			C FC 88 X FF 92 0-1 FC5-4 16 G5-3 1-2f		C SI 92 F SI 92 B FF 94 B CU 76 F CU 76 X SI 92 2-2 1-2 1B		F KC 80 B FF 92 B FF 93 C SI 92 X KC 80 2-2 F9	4	0	1	0	0	0	1
16 Edgar Renteria, R (1, 6) OBP: 0.309, SLG: 0.276		S SI 89 C FF 90 B CU 76 C CU 74 1-3 K			B FC 88 C FC 88 1 SAFE X SI 91 1-1 G5-3 1-2		S FF 91 X FC 90 0-1 F9			3	0	0	0	0	1	3
47 Johnny Cueto, R (1, 1) OBP: 0.100, SLG: 0.053			C SI 90 B FF 92 C FC 88 X CU 74 1-2 L1		B FC 90 B SI 93 F SI 93 X SI 92 2-1 G1		B SI 94 X SI 92 1-0 G4-3			3	0	0	0	0	0	3
Inning Stats	R: 0 E: 0 K: 1 S: 16 H: 2 LOB: 2 BB: 0 P: 26	R: 0 E: 0 K: 1 S: 7 H: 0 LOB: 0 BB: 0 P: 12	R: 0 E: 0 K: 1 S: 8 H: 0 LOB: 0 BB: 0 P: 12	R: 0 E: 0 K: 0 S: 6 H: 0 LOB: 0 BB: 0 P: 10	R: 0 E: 0 K: 0 S: 7 H: 1 LOB: 1 BB: 0 P: 10	R: 0 E: 0 K: 0 S: 11 H: 1 LOB: 1 BB: 0 P: 15	R: 0 E: 0 K: 0 S: 9 H: 1 LOB: 2 BB: 1 P: 17	R: 0 E: 0 K: 0 S: 12 H: 1 LOB: 1 BB: 0 P: 17	R: 0 E: 0 K: 2 S: 11 H: 0 LOB: 0 BB: 0 P: 17	1B: 6 2B: 0 3B: 0 HR: 0 SF: 0 SAC: 0 DP: 0 HBP: 0						

TOP

Cincinnati Reds @ St. Louis Cardinals

Busch Stadium, St. Louis, MO

Mon Jul 04 2011, 5:16 PM - 7:40 PM CDT

Att. 40,551 - Partly Cloudy - 84 F

livebaseballscorecards.com

AB	33
R	0
H	6
RBI	0
BB	1
SO	5
LOB	11

WP: 0 PA: 34
PB: 0
SB: 0
CS: 0

PITCHER		IP	WLS	BF	H	R	ER	SO	BB	IBB	HBP	BLK	WP	HR	S	P	ERA	WHIP
29 Chris Carpenter, R ERA: 3.74	(1, 1)	8.0	W	31	6	0	0	3	1	0	0	0	0	0	76	119	0.00	0.875
59 Fernando Salas, R ERA: 2.54	(9, 1)	1.0	S	3	0	0	0	2	0	0	0	0	0	0	11	17	0.00	0.000

PITCHER	IP	WLS	BF	H	R	ER	SO	BB	IBB	HBP	BLK	WP	HR	S	P	ERA	WHIP

BOTTOM

Cincinnati Reds @ St. Louis Cardinals

Busch Stadium, St. Louis, MO

Mon Jul 04 2011, 5:16 PM - 7:40 PM CDT

Att. 40,551 - Partly Cloudy - 84 F

livebaseballscorecards.com

Batter	1	2	3	4	5	6	7	8	9	AB	R	H	RBI	BB	SO	LOB
Ryan Theriot, R (1, 6) OBP: 0.343, SLG: 0.351	B FF 92 B SI 90 B SI 90 C SI 89 C SI 90 X SI 93 3-2 ① F8		C SL 82 B SL 82 X FF 94 1-1 ③ 2-H 1B			X SI 93 0-0 ② L9		B CH 86 B CH 87 C SI 93 C SL 79 B SI 94 X CU 74 3-2 ③ G4-3		4	0	1	0	0	0	1
19 Jon Jay, L (1, 9) OBP: 0.352, SLG: 0.433	C SI 94 X SI 93 0-1 7 G4-3 1B			B SI 93 B SL 81 F SI 93 B FC 91 B FF 93 4-1 7 CS BB		C SI 95 X SI 95 0-1 ③ G5-3				2	0	1	0	1	0	0
7 Matt Holliday, R (1, 7) OBP: 0.417, SLG: 0.535	B SI 91 B SI 92 B SL 79 C SI 93 X SI 93 3-1 ②③ G4-3 1-2f			F SI 94 B SI 94 D SL 84 B SI 94 C SL 79 F SI 96 B SL 78 4-2 ① 1-2 BB			F SL 83 F SI 95 B CH 87 X SI 95 1-2 ① F9			2	0	0	0	1	0	1
12 Lance Berkman, S (1, 3) OBP: 0.408, SLG: 0.606		B FF 92 X SI 90 1-0 ① L4		B FF 91 B FF 91 F FF 92 B SL 81 X FF 91 3-1 ② P3			B CU 77 F SL 84 B SI 95 B SL 81 B SI 94 4-1 23 G4-6-3 BB			2	0	0	0	1	0	1
23 David Freese, R (1, 5) OBP: 0.392, SLG: 0.450		C FF 93 B SL 79 B CH 80 X SI 94 2-1 ② G1-6-3		C FF 92 X SL 80 0-1 ③ L9			1 SAFE C CH 84 T SI 94 B SI 93 F SI 95 X SL 86 1-2 ②③ G4-6-3 1-2f			3	0	0	0	0	0	2
28 Colby Rasmus, L (1, 8) OBP: 0.341, SLG: 0.433		C SL 81 C SI 92 X SL 80 0-2 ③ G3-1			B FF 91 S CH 82 B FF 92 F SI 94 B CH 84 X SL 84 3-2 4 G4-3 1B			B FC 86 C SI 94 S SL 86 X SI 95 1-2 55 F8 4 SH1-3 38 1B 1B		3	1	2	0	0	0	0
4 Yadier Molina, R (1, 2) OBP: 0.333, SLG: 0.417			B SI 89 C SI 91 X CU 79 1-1 55 FC3-6 1B		C SL 85 C SI 93 B SI 94 X FF 94 1-2 ①② G4-3 1-2f			1 SAFE L SI 94 L FF 90 F SI 93 B FC 90 1 SAFE X SI 94 1-2 ① SH1-3 1-2		2	0	1	0	0	0	1
55 Skip Schumaker, L (1, 4) OBP: 0.290, SLG: 0.339			X SI 92 0-0 ① FC3-6 29 SH1-4 1-2f 1B		B CH 89 C CH 82 X CH 86 1-1 ③ G1-4-3			X FF 90 0-0 ② F8 2-3		3	0	0	0	0	0	2
29 Chris Carpenter, R (1, 1) OBP: 0.125, SLG: 0.129 38 Mark Hamilton, L (8, PH) OBP: 0.265, SLG: 0.267 59 Fernando Salas, R (9, 1)			B F FF 93 X 1-1 ② SH1-4 1-2			S FF 91 B SL 84 S CH 90 X CU 76 1-2 ① P6		F SI 94 B SI 93 X FF 94 1-1 3-H 1B		1 1 0	0 0 0	0 1 0	0 1 0	0 1 0	0 0 0	0 0 0
Inning Stats	R: 0 E: 0 K: 0 S: 7 H: 1 LOB: 0 BB: 0 P: 13	R: 0 E: 0 K: 0 S: 6 H: 0 LOB: 0 BB: 0 P: 9	R: 0 E: 0 K: 0 S: 7 H: 2 LOB: 2 BB: 0 P: 10	R: 0 E: 0 K: 0 S: 8 H: 0 LOB: 1 BB: 2 P: 19	R: 0 E: 0 K: 0 S: 8 H: 1 LOB: 0 BB: 0 P: 13	R: 0 E: 0 K: 0 S: 6 H: 0 LOB: 0 BB: 0 P: 7	R: 0 E: 0 K: 0 S: 8 H: 0 LOB: 0 BB: 1 P: 14	R: 1 E: 0 K: 0 S: 13 H: 2 LOB: 1 BB: 0 P: 19		1B: 6 2B: 0 3B: 0 HR: 0 SF: 0 SAC: 2 DP: 3 HBP: 0						

PITCHER	IP	WLS	BF	H	R	ER	SO	BB	IBB	HBP	BLK	WP	HR	S	P	ERA	WHIP
47 Johnny Cueto, R (1, 1) ERA: 1.77	8.0	L	28	6	1	1	0	3	0	0	0	0	0	63	104	1.12	1.125

PITCHER	IP	WLS	BF	H	R	ER	SO	BB	IBB	HBP	BLK	WP	HR	S	P	ERA	WHIP

AB	23
R	1
H	6
RBI	1
BB	3
SO	0
LOB	8

WP: 0 PA: 28
PB: 0
SB: 0
CS: 1

Cincinnati Reds @ St. Louis Cardinals

Busch Stadium, St. Louis, MO

Tue Jul 05 2011, 6:11 PM - 9:02 PM CDT

Att. 36,090 - Clear - 87 F

TOP

livebaseballscorecards.com

Batter	1	2	3	4	5	6	7	8	9	AB	R	H	RBI	BB	SO	LOB
6 Drew Stubbs, R (1, 8) OBP: 0.323, SLG: 0.395	B FF 91 C FF 91 C SI 91 S SL 86 1-3 ① K		F FF 91 S SL 87 B SL 86 S SL 85 1-3 ③ K		B CU 71 S CH 83 D CU 74 B CH 83 B FF 90 4-1 4 FC6-4 1-2 BB		C CU 77 B SI 94 C SI 93 C SI 96 1-3 ③ K		C SI 97 C SI 96 S SL 87 0-3 ③ K	4	0	0	0	1	4	6
4 Brandon Phillips, R (1, 4) OBP: 0.341, SLG: 0.422 16 Edgar Renteria, R (8, PH) OBP: 0.307, SLG: 0.274 (8, 4)	C SI 91 S B SL 87 S SL 86 1-3 ② K			S CH 84 B FC 91 S CH 84 B FF 90 F SI 91 X FF 90 2-2 19 G3 27 G6-3 2B	S SL 84 C CU 73 D CU 76 X CH 82 1-2 ③ FC6-4 1-2f			S SI 92 B CU 78 C SI 93 C CU 79 1-3 ① K		3 1	1 0	1 0	0 0	0 0	1 1	3 0
19 Joey Votto, L (1, 3) OBP: 0.431, SLG: 0.498 43 Miguel Cairo, R (8, PH) OBP: 0.353, SLG: 0.403 (8, 3)	B FF 91 X SI 90 1-0 ③ F8			B SL 86 F SL 86 X FF 89 1-1 ① G3 2-3		C FF 90 B CU 73 S SL 84 X CU 74 1-2 ① G4-3		B SI 93 C FF 93 C SI 93 F SI 95 S CU 79 1-3 ② K		3 1	0 0	0 0	0 0	0 1	0 0	1 0
27 Scott Rolen, R (1, 5) OBP: 0.286, SLG: 0.404		B FC 90 C FC 90 B FF 90 C FF 90 X FF 90 2-2 ① G4-3		B FF 91 C FF 90 X FC 90 1-1 ② G6-3 3-H		B FC 91 B FC 88 B FF 90 C FF 89 X FF 90 3-1 ② F8		C SI 95 S SI 94 F FF 96 F SI 94 B FF 95 X FF 94 1-2 ③ G4-3		4	0	0	1	0	0	0
32 Jay Bruce, L (1, 9) OBP: 0.327, SLG: 0.478		B FC 91 T FC 90 X SL 87 1-1 ② G4-3		C FF 90 X SL 87 0-1 ③ G1-3		F SL 86 F SL 88 B CU 75 B FC 91 B SL 86 X FF 90 3-2 ③ F8			C SI 95 B SI 96 B SI 96 F SI 96 F SL 86 X SI 97 2-2 ① F7	4	0	0	0	0	0	0
31 Jonny Gomes, R (1, 7) OBP: 0.350, SLG: 0.426		B FF 92 C FF 91 S SI 91 S CH 85 1-3 ③ K			B CH 82 X FF 89 1-0 ① G5-3		B SI 95 X SI 94 1-0 ① F9		B SI 95 B SL 84 B FF 95 B SI 96 4-0 7 BB 29 BB BB	3	0	0	0	1	1	0
29 Ryan Hanigan, R (1, 2) OBP: 0.353, SLG: 0.327			C FC 91 B FF 91 B CH 85 X FF 91 2-1 ① G5-3		C FC 89 B FF 90 F CH 84 F SL 85 B CH 84 B SL 84 B FF 90 4-2 36 1B BB		C SI 94 C SI 94 B SI 96 X CU 80 1-2 7 2B 1B		B SI 93 B SI 94 B SI 96 B SI 97 4-0 7 BB 1-2 BB	2	0	1	0	2	0	0
7 Paul Janish, R (1, 6) OBP: 0.261, SLG: 0.273			C FC 91 B FF 91 B FF 91 B FF 89 S FC 89 F FF 90 B FF 90 4-2 36 SH5-4 BB	B SI 90 D FF 88 X FF 89 2-0 ② L8		S SI 93 C SI 94 B SI 95 F SI 93 B CU 80 F SI 94 F SI 92 F CU 78 X CU 78 2-2 1-3 2B		B SI 96 B SI 96 D SI 96 B SI 96 4-0 1-2 2-3 BB	2	0	1	0	2	0	1
36 Edinson Volquez, R (1, 1) OBP: 0.150, SLG: 0.150 63 Sam LeCure, R (6, 1) OBP: 0.333, SLG: 0.400 28 Chris Heisey, R (7, PH) OBP: 0.322, SLG: 0.474 54 Aroldis Chapman, L (7, 1) 33 Jose Arredondo, R (8, 1) 15 Fred Lewis, L (9, PH) OBP: 0.350, SLG: 0.349			B FF 90 M FC 89 1 SAFE X FF 91 1-1 ② SH5-4 1-2	B FF 90 S FF 89 B FF 88 F FC 90 X SL 84 2-2 6 BB 1-3 1B			B SI 93 C SI 94 F FF 94 C SI 95 1-3 ② K		C SL 86 B SI 96 B SL 85 F SI 96 S SL 85 2-3 ② K	1 0 1 0 0 0	0 0 0 0 0 0	1 0 0 0 0 0	0 0 0 0 0 0	0 0 1 0 0 1	0 0 2 0 0 3	0 0 0 0 0 0

Inning Stats	1	2	3	4	5	6	7	8	9	1B: 2	SF: 0	WP: 0	PA: 37
R:	0	0	0	1	0	0	0	0	0	2B: 2	SAC: 1	PB: 0	
E:	0	0	0	0	0	0	0	0	0	3B: 0	DP: 0	SB: 0	
K:	2	1	1	0	0	0	2	2	2	HR: 0	HBP: 0	CS: 0	
S:	7	8	10	10	12	8	17	12	10				
H:	0	0	0	1	1	0	2	0	0				
LOB:	0	0	1	0	3	0	0	0	3				
BB:	0	0	1	0	2	0	2	0	3				
P:	10	12	18	14	26	15	23	15	26				

PITCHER	IP	WLS	BF	H	R	ER	SO	BB	IBB	HBP	BLK	WP	HR	S	P	ERA	WHIP
54 Jaime García, L (1, 1) ERA: 3.23	6.0	W	23	2	1	1	4	3	0	0	0	0	0	55	95	1.50	0.833
62 Lance Lynn, R (7, 1) ERA: 4.42	2.0		8	2	0	0	4	0	0	0	0	0	0	29	38	0.00	1.000
41 Mitchell Boggs, R (9, 1) ERA: 2.87	1.0		6	0	0	0	2	3	0	0	0	0	0	10	26	0.00	3.000

PITCHER	IP	WLS	BF	H	R	ER	SO	BB	IBB	HBP	BLK	WP	HR	S	P	ERA	WHIP

AB	30
R	1
H	4
RBI	1
BB	6
SO	10
LOB	16

BOTTOM

Cincinnati Reds @ St. Louis Cardinals

Busch Stadium, St. Louis, MO

Tue Jul 05 2011, 6:11 PM - 9:02 PM CDT

Att. 36,090 - Clear - 87 F

Batter	1	2	3	4	5	6	7	8	9	AB	R	H	RBI	BB	SO	LOB
Ryan Theriot, R (1, 6) OBP: 0.342, SLG: 0.353	B FF 93 B FF 94 C FF 92 B SI 93 F FF 94 X SI 95 3-2 ① **G4-3**	B KC 80 C FF 93 X SI 95 1-1 ③ **FC6-4** 1-2f			B KC 80 B SI 92 X FF 94 2-0 **E6** 19 1B 7 HR	X SL 79 0-0 1-H 3-H **2B**				4	1	1	2	0	0	1
19 Jon Jay, L (1, 9) (8, 8) OBP: 0.351, SLG: 0.429	B CH 85 S FF 96 X FF 95 1-1 ② **F8**		B SI 94 F CH 84 S CH 84 B CH 87 S CH 86 2-3 ① **K**		B CH 83 X SI 94 1-0 **7 HR** 1-2 **1B**	B SI 90 B FF 90 F SI 90 X SI 90 2-1 ② **G6-3**				4	1	1	0	0	1	1
7 Matt Holliday, R (1, 7) OBP: 0.418, SLG: 0.562	B FF 95 F FF 95 X CH 84 1-1 **HR**		C SI 95 B SI 97 F CH 84 X SI 96 1-2 ② **G6-3**		F SI 95 X SI 95 0-1 1-H 2-H **HR**	S SL 82 B FF 91 S SL 81 D SL 78 S SI 93 2-3 ③ **K**				4	2	2	4	0	1	1
12 Lance Berkman, S (1, 3) 41 Mitchell Boggs, R (9, 1) OBP: 0.406, SLG: 0.612	X SI 96 0-0 **HR**		B CH 86 C CH 86 S KC 82 B FF 96 X CH 86 2-2 ③ **L6**		S CH 85 S CH 85 X KC 79 0-2 ② **L8**		C FF 100 F FF 100 T FF 101 0-2 ① **K**			4 0	1 0	1 0	1 0	0 0	1 0	0 0
23 David Freese, R (1, 5) (9, 3) OBP: 0.395, SLG: 0.447	B KC 80 B KC 81 B SI 96 C SI 96 C SI 95 B SI 96 4-2 **BB**			B KC 80 B FF 94 X FF 94 2-0 **1B**	C KC 78 S CH 84 S KC 81 0-3 ③ **K**		B FF 100 C FF 99 X FF 99 1-1 ② **L9**			3	0	1	0	1	1	0
28 Colby Rasmus, L (1, 8) OBP: 0.338, SLG: 0.429 8 Nick Punto, S (7, PH) (8, 4) OBP: 0.356, SLG: 0.418	X CH 84 0-0 ③ **G4-3**			X SI 94 0-0 ① **F8**		B KC 77 C CH 82 S CH 85 B CH 85 S CH 85 2-3 ① **K**	C FF 102 C FF 100 F FF 103 B FF 102 B SL 91 F FF 100 C FF 101 2-3 ③ **K**			3 1	0 0	0 0	0 0	0 0	1 1	2 0
4 Yadier Molina, R (1, 2) OBP: 0.333, SLG: 0.414 48 Tony Cruz, R (8, PH) (9, 2) OBP: 0.333, SLG: 0.361		B KC 78 X FF 95 1-0 ① **G6-3**		B FF 97 1 SAFE B KC 81 B KC 80 C FF 95 X FF 95 3-1 ② **F8**		B CH 84 B CH 84 B FF 96 C SI 95 B SI 95 4-1 55 2B 38 1B **BB**		B FF 94 C FF 94 S FF 94 B FS 88 B FS 88 S FF 94 3-3 ① **K**		2 1	1 0	0 0	0 0	1 0	0 1	1 0
55 Skip Schumaker, L (1, 4) (8, 9) OBP: 0.289, SLG: 0.343		B SI 94 C CH 85 B CH 85 X SI 94 2-1 ② **G6-3**		B CH 84 D SI 94 C CH 83 C SI 95 F FF 95 X CH 86 2-2 ③ **G3**		1 SAFE B KC 79 B CH 81 C SI 94 X SI 94 2-1 38 1B 1-3 **2B**		B FF 93 S FS 86 F FS 88 F FF 89 B X FF 89 2-2 ② **G3**		4	1	1	0	0	0	1
54 Jaime García, L (1, 1) OBP: 0.111, SLG: 0.086 38 Mark Hamilton, L (6, PH) OBP: 0.280, SLG: 0.283 62 Lance Lynn, S (7, 1) 33 Daniel Descalso, L (8, PH) OBP: 0.311, SLG: 0.348 (9, 5)		C SI 93 X SI 94 0-1 FC6-4 **1B**			C SI 92 B CH 84 B SI 92 F SI 93 B KC 79 F FF 93 X SI 92 3-2 ① **F7**	X KC 72 0-0 **2B** 2-3 3-H **1B**		B FF 93 F FS 86 S FF 88 F SL 88 B FF 89 X FF 93 2-2 ③ **F8**		2 1 0 1	0 1 0 0	1 1 0 0	0 1 0 0	0 0 0 0	0 0 0 0	0 0 0 0
Inning Stats	R: 2 E: 0 K: 0 S: 11 H: 2 LOB: 1 BB: 1 P: 20	R: 0 E: 0 K: 0 S: 7 H: 1 LOB: 1 BB: 0 P: 11	R: 0 E: 0 K: 1 S: 9 H: 0 LOB: 0 BB: 0 P: 14	R: 0 E: 0 K: 0 S: 8 H: 1 LOB: 1 BB: 0 P: 15	R: 3 E: 1 K: 1 S: 14 H: 2 LOB: 0 BB: 0 P: 20	R: 3 E: 0 K: 2 S: 13 H: 3 LOB: 1 BB: 1 P: 25	R: 0 E: 0 K: 2 S: 10 H: 0 LOB: 0 BB: 0 P: 13	R: 0 E: 0 K: 1 S: 11 H: 0 LOB: 0 BB: 0 P: 18		1B: 4 2B: 2 3B: 0 HR: 3	SF: 0 SAC: 0 DP: 0 HBP: 0			WP: 0 PB: 0 SB: 0 CS: 0	PA: 36	

livebaseballscorecards.com

	AB	34
	R	8
	H	9
	RBI	8
	BB	2
	SO	7
	LOB	7

PITCHER	IP	WLS	BF	H	R	ER	SO	BB	IBB	HBP	BLK	WP	HR	S	P	ERA	WHIP
36 Edinson Volquez, R (1, 1) ERA: 5.93	5.1	L	26	7	7	6	3	2	0	0	0	0	3	55	94	10.12	1.688
63 Sam LeCure, R (6, 1) ERA: 2.88	0.2		4	2	1	1	1	0	0	0	0	0	0	7	11	13.50	3.000
54 Aroldis Chapman, L (7, 1) ERA: 5.5	1.0		3	0	0	0	2	0	0	0	0	0	0	10	13	0.00	0.000
33 Jose Arredondo, R (8, 1) ERA: 3.32	1.0		3	0	0	0	1	0	0	0	0	0	0	11	18	0.00	0.000

PITCHER	IP	WLS	BF	H	R	ER	SO	BB	IBB	HBP	BLK	WP	HR	S	P	ERA	WHIP

Batter	1	2	3	4	5	6	7	8	9	10	11	12	13	AB	R	H	RBI	BB	SO	LOB
28 Chris Heisey, R (1, 8) (8, 7) OBP: 0.326, SLG: 0.484	X SI 89 0-0 HR	B FC 87 S FC 85 B SI 91 B SI 92 X SI 90 3-1 ② G6-3	X FC 87 0-0 ② G6-3	S CH 83 S FF 94 F FF 94 B SL 85 B FF 93 B SL 84 B CH 83 4-2 16 FC6-4 BB	S SL 83 S SL 84 C FF 96 0-3 ① K	B KC 80 B FF 93 F KC 80 S CH 86 F FF 93 S CH 85 2-3 ③ K	I IN 72 I IN 69 I IN 67 I IN 65 4-0 IBB	5	1	1	1	2	2	1
16 Edgar Renteria, R (1, 6) OBP: 0.304, SLG: 0.271 7 Paul Janish, R (9, 6) OBP: 0.259, SLG: 0.271	B SI 89 L SI 90 X SI 89 1-1 19 BB 4 3B 1B	C CU 79 B SI 89 C CU 80 R SI 89 X SI 91 2-2 ③ G4-3	D FC 87 C FC 85 F SI 90 X CU 79 1-2 ③ L4	S SI 90 B SI 91 F SL 84 F SI 91 F SI 91 D SL 85 X SI 90 2-2 ③ FC6-4 1-2f	C SI 95 C SL 83 B SI 96 F SL 84 S FF 96 1-3 ② K	B FF 90 X FF 89 1-0 ① P4	C CU 74 B FF 85 F CU 75 C FF 86 1-3 ③ K	5 2	1 0	1 0	0 0	0 0	1 1	2 3
19 Joey Votto, L (1, 3) OBP: 0.432, SLG: 0.497	B SI 88 B SI 89 B SI 88 C SI 89 B CH 78 4-1 4 3B 1-2 BB	F SI 86 X FC 85 0-1 ① F7	B SI 88 B SI 87 C SI 91 X FC 86 2-1 ① G4-3	B FF 94 C SL 83 B SL 83 X SI 90 2-1 4 G5-4-3 1B	X SI 95 0-0 4 WP 1B	B KC 78 S KC 80 C FF 92 B FF 89 S KC 82 2-3 ② K	5	1	2	0	1	1	0
4 Brandon Phillips, R (1, 4) OBP: 0.341, SLG: 0.426	X SI 90 0-0 1-H 2-H 32 HR 3B	X FC 86 0-0 ② L3	B CU 79 F SI 88 X SI 91 1-1 27 S 27 HR 1B	X FF 85 0-0 ② F7	B SI 89 X SL 83 1-0 ① G5-4-3 1-2f	B SL 82 D SL 83 B FF 94 C SI 97 X SI 97 3-1 ③ F8 1-2	B KC 81 X FF 92 0-1 ③ G5-3	6	2	2	2	0	0	2
32 Jay Bruce, L (1, 9) OBP: 0.330, SLG: 0.489	D CH 79 X CH 79 1-0 3-H HR	B SI 89 C SI 89 B SI 90 B SI 90 X SI 90 3-1 2B	B CH 82 B SI 88 X SI 89 2-0 ③ L5	B CH 87 X SI 96 1-0 ① P5	B CU 77 C FF 86 B CU 77 S CU 77 B CU 78 B CU 77 4-2 6 1B 55 2B BB	5	2	2	2	1	0	1
27 Scott Rolen, R (1, 5) OBP: 0.283, SLG: 0.410	C SI 90 X CU 80 0-1 ① G6-3	C SI 89 F SI 89 D CH 79 B SI 90 B SI 89 X SI 88 3-2 ③ L7	C FF 89 1 SAFE B FF 89 C FF 89 B FF 89 X FF 83 2-2 1-H HR	B FF 92 C FF 91 X SL 84 1-1 ① G6-3	B FF 96 F SI 96 X SL 84 1-1 ② G5-3	C FF 87 C FF 86 B FF 87 F FF 87 F FF 87 C SI 87 1-3 ① K	6	1	1	2	0	1	2
15 Fred Lewis, L (1, 7) OBP: 0.354, SLG: 0.375 6 Drew Stubbs, R (8, 8) OBP: 0.324, SLG: 0.396	C SI 90 F SI 90 X CH 79 0-2 ② F8	B CH 80 F CU 76 X SI 90 1-1 HR	C SL 80 B SL 77 F FF 88 S FF 90 1-3 ③ K	B SI 91 B SI 88 C SI 89 B FF 93 B SI 89 4-1 29 1B BB	B SL 84 X SI 96 1-0 ③ G4-3	C SI 86 C CU 75 B CU 77 F SI 87 X CH 75 2-2 55 2B 1-2 1B	3 2	1 0	1 1	1 0	1 0	1 0	0 0
29 Ryan Hanigan, R (1, 2) OBP: 0.353, SLG: 0.327	C SI 90 C SI 90 B SI 89 X SI 91 1-2 ③ G4-3	C SI 90 B CU 80 B FC 86 B SI 91 X SI 91 3-1 61 SH5-4 1B	C SL 81 B FF 94 F FF 93 S SI 90 1-3 ① K	1 SAFE B FF 93 1 SAFE 1 SAFE F SL 82 B SL 84 1 SAFE X SL 82 2-1 43 G1-6-3 1-3 1B	C FF 91 B FF 91 S KC 80 B FF 92 X CH 83 2-2 ① P6	C CU 76 B FF 86 X FF 87 1-1 ② F9	6	0	2	0	0	1	2
61 Bronson Arroyo, R (1, 1) 45 Bill Bray, L (7, 1) 66 Logan Ondrusek, R (7, 1) 43 Miguel Cairo, R (8, PH) 40 Nick Masset, R (8, 1) 48 Francisco Cordero, R (8, 1) 63 Sam LeCure, R (9, 1) 31 Jonny Gomes, R (10, PH) 33 Jose Arredondo, R (9, 1) 55 Ramon Hernandez, R (10, PH) 54 Aroldis Chapman, L (9, 1)	C SI 87 B CU 78 B SI 89 X SI 90 2-1 ① G6-3	X SI 90 0-0 ① SH5-4 1-2	B FF 92 S SL 80 C SL 83 B SL 84 S FF 93 2-3 ② K	P PO 92 B FF 98 X FF 97 2-0 ② ③ G1-6-3 1-2f	C KC 80 B KC 78 S FF 92 S FF 93 1-3 ② K	C FF 87 F CU 78 X SI 87 0-2 1-3 2-H 2B	2 0 0 0 0 1 0 0 0 0 0 0 0 0 0 0 0 0 0 0 0 1 0 0 0 0 0 0 2 0 0 0 0 0 0 0 0 0 0 0 0 0 0 0 0 0 0 0 0 0 1 0 0 0 0 1 0 0 0 0 0 0 0 0 1 0 1 1 0 0 0 0 0 0 0 0 0 0							
Inning Stats	R: 5 E: 0 K: 0 S: 14 H: 4 LOB: 0 BB: 1 P: 21	R: 0 E: 0 K: 0 S: 7 H: 0 LOB: 0 BB: 0 P: 14	R: 0 E: 0 K: 0 S: 8 H: 1 LOB: 1 BB: 0 P: 14	R: 1 E: 0 K: 0 S: 9 H: 2 LOB: 1 BB: 0 P: 14	R: 2 E: 0 K: 1 S: 11 H: 2 LOB: 0 BB: 0 P: 17	R: 0 E: 0 K: 2 S: 14 H: 0 LOB: 1 BB: 1 P: 23	R: 0 E: 0 K: 0 S: 4 H: 1 LOB: 0 BB: 0 P: 9	R: 0 E: 0 K: 0 S: 7 H: 1 LOB: 1 BB: 1 P: 15	R: 0 E: 0 K: 2 S: 10 H: 1 LOB: 1 BB: 0 P: 14	R: 0 E: 0 K: 0 S: 4 H: 0 LOB: 0 BB: 0 P: 7	R: 0 E: 0 K: 2 S: 10 H: 0 LOB: 0 BB: 0 P: 15	R: 0 E: 0 K: 1 S: 6 H: 0 LOB: 0 BB: 0 P: 9	R: 1 E: 0 K: 2 S: 18 H: 2 LOB: 3 BB: 2 P: 31	1B: 7 2B: 2 3B: 1 HR: 4	SF: 0 SAC: 1 DP: 2 HBP: 0		WP: 1 PB: 0 SB: 1 CS: 0	PA: 56		

PITCHER		IP	WLS	BF	H	R	ER	SO	BB	IBB	HBP	BLK	WP	HR	S	P	ERA	WHIP
35 Jake Westbrook, R ERA: 5.34	(1, 1)	4.1		22	8	7	7	0	1	0	0	0	0	3	42	70	14.54	2.077
43 Trever Miller, L ERA: 4.2	(5, 1)	0.2		3	1	1	1	1	0	0	0	0	0	1	7	10	13.50	1.500
65 Brandon Dickson, R ERA:	(6, 1)	2.1		10	2	0	0	2	2	0	0	0	0	0	23	44	0.00	1.714
30 Jason Motte, R ERA: 2.62	(8, 1)	0.2		1	0	0	0	0	0	0	0	0	0	0	2	3	0.00	0.000
41 Mitchell Boggs, R ERA: 2.7	(9, 1)	2.0		7	1	0	0	2	0	0	0	0	1	0	14	21	0.00	0.500

PITCHER		IP	WLS	BF	H	R	ER	SO	BB	IBB	HBP	BLK	WP	HR	S	P	ERA	WHIP
59 Fernando Salas, R ERA: 2.41	(11, 1)	2.0		6	0	0	0	3	0	0	0	0	0	0	16	24	0.00	0.000
37 Raul Valdes, L ERA: 4.91	(13, 1)	1.0	L	7	2	1	1	2	1	1	0	0	0	0	18	31	9.00	3.000

TOP

Cincinnati Reds @ St. Louis Cardinals

Busch Stadium, St. Louis, MO

Wed Jul 06 2011, 7:15 PM - 11:26 PM CDT

Att. 37,223 - Partly Cloudy - 89 F

livebaseballscorecards.com

AB	50
R	9
H	14
RBI	9
BB	5
SO	10
LOB	15

Batter	1	2	3	4	5	6	7	8	9	10	11	12	13	AB	R	H	RBI	BB	SO	LOB
Ryan Theriot, R (1, 6) OBP: 0.338, SLG: 0.353	C CH 82 F SL 75 B SL 77 B SL 76 F CU 71 B CH 77 X SI 88 3-2 G1-3			X SI 87 0-0 G1-3		B SI 89 C CH 80 X SI 88 1-1 G4-3 3-H	F FF 92 B FF 92 X FF 91 1-1 5 1B 2-H 2B		C FF 93 X FF 92 0-1 F9		B FF 92 B FF 92 F FF 92 S SL 85 1 SAFE F SL 83 B FS 86 S FF 87 3-3 K 1-2			6	1	1	2	0	1	1
55 Skip Schumaker, L (1, 4) OBP: 0.296, SLG: 0.337 (11, 9)	C SI 85 X SI 86 0-1 G4-3			C SL 72 B CH 77 C CH 78 F SL 76 X SI 88 1-2 G3-1		B SI 86 B SI 88 B CH 82 B CH 80 4-0 5 FC4-6 BB	B FF 88 B SL 87 B FF 86 C FF 92 B FF 94 4-1 5 1B BB		B CU 78 C FF 94 B CH 84 B CU 77 B FF 93 4-1 5 G5-4-3 BB			B FF 90 C FF 89 X FF 91 1-1 P4		3	0	0	0	3	0	0
5 Albert Pujols, R (1, 3) OBP: 0.352, SLG: 0.493	C CH 80 F SI 87 B SL 76 X SI 87 1-2 F9			B CU 67 X CH 75 1-0 G6-3		C SI 89 X CH 79 0-1 FC4-6 1-2f	C FF 94 B FC 91 X FF 94 1-1 7 FC6-4 1B 1-2 2-H		D SL 89 B SL 87 B CU 78 C FF 93 X CU 79 3-1 G5-4-3 1-2f			X FF 91 0-0 L9		6	0	1	1	0	0	2
7 Matt Holliday, R (1, 7) OBP: 0.416, SLG: 0.569		B SL 76 C SI 87 X CH 79 1-1 G5-3			X SI 88 0-0 L9		HR FC6-4 1-2			S FF 92 F SI 92 T SI 94 0-2 K		C FF 91 S SL 85 B SL 84 B FS 86 B FF 92 X FS 85 3-2 1B		6	1	2	1	0	1	2
12 Lance Berkman, S (1, 9) OBP: 0.404 SLG: 0.667 65 Brandon Dickson, R (6, 1) ERA: 0.000, K: 1.000 30 Jason Motte, R (8, 1) 38 Mark Hamilton, L (8, PH) OBP: 0.275, SLG: 0.277 41 Mitchell Boggs, R (9, 1) 23 David Freese, R (10, PH) OBP: 0.388, SLG: 0.440 (11, 5) 37 Raul Valdes, L (13, 1)		B SI 87 C CH 79 X SL 78 1-1 P6			B SL 74 B CH 77 X CH 80 2-0 F9		X CH 79 0-0 28 1B 33 1B 1B C FS 88 B SI 95 B SL 82 C FS 88 1-3 K			B FF 94 X FF 92 1-0 G5-3		B FF 90 C FF 92 1 SAFE 1 SAFE F FF 91 1 SAFE F SL 84 S FS 88 1-3 K		2 1 0 1 0 2 0	0 1 0 0 0 0 0	0 1 0 0 0 1 0	0 0 0 0 0 0 0	0 0 0 0 0 1 0	0 0 0 0 0 0 0	0 0 0 0 0 1 0
28 Colby Rasmus, L (1, 8) OBP: 0.336, SLG: 0.425 59 Fernando Salas, R (11, 1) 8 Nick Punto, S (13, 4) OBP: 0.352, SLG: 0.413		C SI 88 B SI 89 F SL 76 F SI 89 B CH 77 T CH 77 2-2 K			F SI 89 F SL 77 B SI 91 F SI 90 B SI 89 F SL 77 F CH 75 S CH 76 2-3 K		B CH 81 F SI 88 B SL 75 B SL 75 F CH 80 X SI 90 3-2 33 1B 33 E 1B 1-2	C FS 89 B SI 94 C SL 80 S SI 95 1-3 K		C FF 92 B SI 92 B SI 93 B SI 93 S SI 93 S SI 94 3-3 K			C FF 97 B SL 85 X FF 97 1-1 G4-3	5 0 1	1 0 0	1 0 0	0 0 0	0 0 0	4 0 0	0 0 0
4 Yadier Molina, R (1, 2) OBP: 0.332, SLG: 0.412 48 Tony Cruz, R (6, 2) OBP: 0.364, SLG: 0.400			C CH 77 B SI 88 B CH 80 X SI 87 2-1 G3-1			C CH 80 B FF 89 S SL 76 X SL 78 1-2 33 2B 2B	B SI 89 C SI 90 T SI 89 B SI 90 X SI 89 2-2 F9	B FF 95 F SI 92 B FF 96 B SI 92 F SI 95 B SI 96 4-2 BB		C FF 92 C SL 85 B FF 87 F FS 86 X FF 92 1-2 P5			B FF 97 X FF 96 1-0 1B	1 4	0 1	0 2	0 0	0 1	0 0	0 2
33 Daniel Descalso, L (1, 5) OBP: 0.320, SLG: 0.362 (11, 4) (13, 5)	C CU 71 B SI 88 X CH 78 1-1 35 CS 1B			F CU 71 S SL 75 B SI 86 B CH 78 B CH 78 X CH 74 3-2 19 G3-1 G4-3 2-H 2B	B SL 86 X SL 86 1-0 E8 2B 1-H 2-H 1B	S FF 95 1 SAFE X FS 88 0-1 F7		B FF 92 X FF 92 1-0 WP 1B		C FF 97 B FF 97 1 SAFE S FF 96 S FF 98 1-3 K		6	2	4	2	0	1	2
35 Jake Westbrook, R (1, 1) OBP: 0.148, SLG: 0.192 43 Trever Miller, R (5, 1) 19 Jon Jay, L (6, 9) OBP: 0.347, SLG: 0.438 (11, 8)	S SI 86 C SL 76 B SL 77 F SI 88 F SL 77 X SL 75 1-2 F8			X SI 87 0-0 G3-1 2-3	B FF 87 D SL 87 C SL 86 X FF 92 2-1 F7		C CH 84 B CH 85 B CH 84 X CH 86 2-1 HR		C FF 91 D FS 86 B FF 92 X FF 91 2-1 P4		B FF 99 1 SAFE F FF 99 F FF 98 C FF 100 1-3 K	1 0 5	0 0 1	0 0 1	0 0 0	0 0 1	0 0 0	1 0 4
Inning Stats	R: 0 E: 0 K: 0 S: 9 H: 0 LOB: 0 BB: 0 P: 13	R: 0 E: 0 K: 1 S: 8 H: 0 LOB: 0 BB: 0 P: 12	R: 0 E: 0 K: 0 S: 9 H: 1 LOB: 0 BB: 0 P: 13	R: 0 E: 0 K: 0 S: 6 H: 0 LOB: 0 BB: 0 P: 8	R: 0 E: 0 K: 1 S: 8 H: 0 LOB: 0 BB: 0 P: 12	R: 2 E: 0 K: 0 S: 11 H: 2 LOB: 1 BB: 1 P: 20	R: 5 E: 1 K: 0 S: 20 H: 6 LOB: 2 BB: 1 P: 36	R: 0 E: 0 K: 0 S: 10 H: 0 LOB: 1 BB: 1 P: 16	R: 1 E: 0 K: 0 S: 7 H: 1 LOB: 0 BB: 1 P: 16	R: 0 E: 0 K: 2 S: 7 H: 0 LOB: 0 BB: 0 P: 11	R: 0 E: 0 K: 1 S: 11 H: 1 LOB: 1 BB: 0 P: 18	R: 0 E: 0 K: 1 S: 10 H: 1 LOB: 1 BB: 0 P: 15	R: 0 E: 0 K: 2 S: 9 H: 1 LOB: 1 BB: 0 P: 13	1B: 8 2B: 3 3B: 0 HR: 2 SF: 0 SAC: 0 DP: 1 HBP: 0	WP: 1 PB: 0 SB: 0 CS: 1 PA: 54						

PITCHER		IP	WLS	BF	H	R	ER	SO	BB	IBB	HBP	BLK	WP	HR	S	P	ERA	WHIP
61 Bronson Arroyo, R ERA: 5.58	(1, 1)	6.1		25	6	5	5	2	1	0	0	0	0	1	61	94	7.11	1.105
45 Bill Bray, L ERA: 2.2	(7, 1)	0.1		4	2	1	1	0	1	0	0	0	0	0	6	14	27.00	9.000
66 Logan Ondrusek, R ERA: 1.77	(7, 1)	0.1	H	2	1	1	1	0	0	0	0	0	0	0	4	6	27.00	3.000
40 Nick Masset, R ERA: 3.27	(8, 1)	1.0	H	4	0	0	0	2	1	0	0	0	0	0	10	16	0.00	1.000
48 Francisco Cordero, R ERA: 1.69	(9, 1)	1.0	B	4	1	1	1	0	1	0	0	0	0	1	7	16	9.00	2.000

PITCHER		IP	WLS	BF	H	R	ER	SO	BB	IBB	HBP	BLK	WP	HR	S	P	ERA	WHIP
63 Sam LeCure, R ERA: 2.81	(10, 1)	1.0		3	0	0	0	2	0	0	0	0	0	0	7	11	0.00	0.000
33 Jose Arredondo, R ERA: 3.04	(11, 1)	2.0	W	8	2	0	0	2	0	0	0	0	1	0	21	33	0.00	1.000
54 Aroldis Chapman, L ERA: 5.21	(13, 1)	1.0	S	4	1	0	0	2	0	0	0	0	0	0	9	13	0.00	1.000

BOTTOM

Cincinnati Reds @ St. Louis Cardinals

Busch Stadium, St. Louis, MO

Wed Jul 06 2011, 7:15 PM - 11:26 PM CDT

Att. 37,223 - Partly Cloudy - 89 F

livebaseballscorecards.com

AB	50
R	8
H	13
RBI	7
BB	4
SO	10
LOB	15

Cincinnati Reds @ Milwaukee Brewers

Miller Park, Milwaukee, WI

Thu Jul 07 2011, 7:11 PM - 10:02 PM CDT

Att. 34,102 - Partly Cloudy - 80 F

TOP

livebaseballscorecards.com

Batter	1	2	3	4	5	6	7	8	9	AB	R	H	RBI	BB	SO	LOB
6 Drew Stubbs, R (1, 8) OBP: 0.325, SLG: 0.394	C SI 87 X FF 87 0-1 ① F9		D SI 88 X CH 81 1-0 43 1B 2-3 1B		B CU 70 S SI 86 F FF 87 B CU 73 X CH 80 2-2 ① G1-3		S FF 92 B FF 92 B SL 82 F FF 92 X SL 82 2-2 ② L5		B CU 82 F SL 85 B CU 82 B FF 96 B FF 96 4-1 43 CS BB	4	0	1	0	1	0	0
43 Miguel Cairo, R (1, 5) OBP: 0.353, SLG: 0.400	B FF 87 C SI 87 L SI 87 B CU 74 X CH 79 2-2 ② F9		F SI 88 F SI 87 B CU 75 F SI 88 1 SAFE B CU 75 X CH 82 1-2 3-H 1B		T SI 87 B CH 80 L SI 88 X CU 74 1-2 ② L7		B FF 93 X SI 92 1-0 ③ G1-3		C FF 95 P PO 88 S SL 86 F FF 96 B CU 81 F FF 97 X SL 85 2-2 ② 19 1B 1-2 1B	5	0	2	1	0	0	0
19 Joey Votto, L (1, 3) OBP: 0.434, SLG: 0.497	B SI 89 C FC 82 F SI 89 S CU 72 1-3 ③ K		X FC 83 0-0 ② F7		C FC 82 B FC 82 B CU 73 B FC 82 B SI 89 4-1 4 FC6-4 BB			B FF 91 F FF 91 B SL 87 X SL 87 2-1 4 1B 32 G3-4-3 1B	X FF 97 0-0 1-3 1B	4	1	2	0	1	1	2
4 Brandon Phillips, R (1, 4) OBP: 0.342, SLG: 0.426		F FF 87 F SI 87 F SI 88 B CH 79 X CH 79 1-2 2 WP 31 CS 1B	C SI 88 F CH 82 S FF 87 0-3 ③ K		S CH 82 1 SAFE T SI 88 D CU 75 F SI 88 X CH 82 1-2 ③ FC6-4 1-2f			B FF 90 F SL 86 F FF 92 B FF 93 D SL 90 X FF 93 3-2 32 G3-4-3 1-3 1B	B SL 84 X SL 87 1-0 ③ G1-3	5	0	2	0	0	1	5
32 Jay Bruce, L (1, 9) OBP: 0.329, SLG: 0.485		B FF 88 B SI 88 1 SAFE B FC 82 C SI 87 X SI 88 3-1 ① F8	B FC 81 X SI 89 1-0 ① F8			B FF 86 B FC 81 C SI 87 B CH 78 C SI 87 B CH 77 4-2 2 G6-4-3 31 1B BB		F SL 87 F FF 93 B FF 92 F SL 87 F FF 93 X SL 87 1-2 ① G3-4-3 1-2 3-H		3	0	0	1	1	0	2
31 Jonny Gomes, R (1, 7) OBP: 0.347, SLG: 0.421 40 Nick Masset, R (8, 1)		1 SAFE C SI 89 S CH 80 1 SAFE D CH 80 1 SAFE 1 SAFE S CH 80 1-3 ② K 1-2	B FF 88 C SI 89 S CH 81 B CH 81 S CU 74 2-3 ② K			X CH 80 0-0 2 G6-4-3 1-2 1B		S SL 88 X SL 89 0-1 ② L9		4 0	0 0	1 0	0 0	0 0	2 0	2 0
2 Zack Cozart, R (1, 6) OBP: 0.333, SLG: 0.333 28 Chris Heisey, R (8, PH) OBP: 0.324, SLG: 0.481 (8, 7)		C CH 79 T FF 88 B CH 78 F SI 88 B CH 78 X CH 81 2-2 ③ P6 2-3	B SI 88 B CH 81 X FF 88 2-0 55 55 1B 1B			X CH 80 0-0 ① ② G6-4-3 1-2f 2-3		D SL 88 F FF 94 X FF 93 1-1 ③ G4-3		3 1	1 0	1 0	0 0	0 0	0 0	4 1
55 Ramon Hernandez, R (1, 2) OBP: 0.374, SLG: 0.526			T FF 87 B CH 80 F FF 87 S CH 81 1-3 ① K B CH 81 C SI 87 X CH 80 1-1 1-H 1B			X SI 86 0-0 ③ G5-3			X FF 96 0-0 HR	4	1	2	2	0	1	1
34 Homer Bailey, R (1, 1) OBP: 0.250, SLG: 0.333 15 Fred Lewis, L (7, PH) OBP: 0.352, SLG: 0.372 66 Logan Ondrusek, R (7, 1) 16 Edgar Renteria, R (8, 6) OBP: 0.302, SLG: 0.270			C FF 87 B FF 88 X CH 81 1-1 6 1B 43 1B 2B	D CH 82 F SI 89 S CH 81 D CH 81 X SI 89 2-2 ③ L9			B FF 91 X FF 92 1-0 ① G4-3		B FF 96 F FF 96 B FF 96 C SL 85 X CU 82 2-2 ① G1-3	2 1 0 1	1 0 0 0	1 0 0 0	0 0 0 0	0 0 0 0	0 0 0 0	1 0 0 0

	AB	37
	R	4
	H	12
	RBI	4
	BB	3
	SO	5
	LOB	18

Inning Stats	1	2	3	4	5	6	7	8	9
	R: 0 E: 0 K: 1 S: 8	H: 0 LOB: 0 BB: 0 P: 11	R: 0 E: 0 K: 1 S: 13	H: 1 LOB: 1 BB: 0 P: 20	R: 1 E: 0 K: 2 S: 14	H: 3 LOB: 2 BB: 0 P: 19	R: 1 E: 0 K: 1 S: 10	H: 2 LOB: 1 BB: 0 P: 18	R: 0 E: 0 K: 0 S: 11	H: 0 LOB: 1 BB: 1 P: 19
	R: 0 E: 0 K: 0 S: 5	H: 1 LOB: 1 BB: 1 P: 9	R: 0 E: 0 K: 0 S: 5	H: 0 LOB: 0 BB: 0 P: 9	R: 1 E: 0 K: 0 S: 14	H: 2 LOB: 1 BB: 0 P: 21	R: 1 E: 0 K: 0 S: 13	H: 3 LOB: 2 BB: 1 P: 21	1B: 10 2B: 1 3B: 0 HR: 1	SF: 0 SAC: 0 DP: 1 HBP: 0

WP: 1 PA: 40
PB: 0
SB: 0
CS: 3

PITCHER		IP	WLS	BF	H	R	ER	SO	BB	IBB	HBP	BLK	WP	HR	S	P	ERA	WHIP
38 Chris Narveson, L ERA: 4.75	(1, 1)	6.0	W	26	7	2	2	5	2	0	0	0	1	0	61	96	3.00	1.500
40 Takashi Saito, R ERA: 4.5	(7, 1)	1.0	H	3	0	0	0	0	0	0	0	0	0	0	5	9	0.00	0.000
32 LaTroy Hawkins, R ERA: 1.13	(8, 1)	1.0	H	5	2	1	1	0	0	0	0	0	0	0	14	21	9.00	2.000
59 John Axford, R ERA: 2.9	(9, 1)	1.0	S	6	3	1	1	0	1	0	0	0	0	1	13	21	9.00	4.000

PITCHER	IP	WLS	BF	H	R	ER	SO	BB	IBB	HBP	BLK	WP	HR	S	P	ERA	WHIP

Batter	1	2	3	4	5	6	7	8	9	AB	R	H	RBI	BB	SO	LOB
23 Rickie Weeks Jr., R (1, 4) OBP: 0.345, SLG: 0.476	C FF 94 F SL 89 B SI 93 X FF 95 1-2 2 G3-6 1B	B SL 88 B SL 87 S FF 94 B FF 95 D SL 87 4-1 2 FC6-4 BB	X FF 92 0-0 1-H 2-H HR	B CU 78 B FC 90 C FC 90 X CU 77 2-1 ① G5-3			3	1	2	3	1	0	0
2 Nyjer Morgan, L (1, 8) (8, 7) OBP: 0.354, SLG: 0.493	B SI 92 1 SAFE B FF 92 X FF 91 2-0 ①② G3-6 1-2f	C KC 77 B CH 88 X FF 93 1-1 ② FC6-4 1-2f 2-3	C KC 76 F FF 93 B FF 94 X CH 87 1-2 ① F9	C CU 76 B CH 84 B CH 81 B FC 90 F FC 89 X SL 87 3-2 ② G4-3			4	0	0	0	0	0	3
1 Corey Hart, R (1, 9) OBP: 0.342, SLG: 0.467	C B SL 90 F SL 89 X FF 94 1-2 ③ F7	B SL 87 X FF 93 1-0 ③ G6-3	X SL 88 0-0 28 S 25 1B 1B	C FC 90 B CU 80 S CU 80 F FC 90 X FC 89 1-2 28 BB 1B			4	1	2	0	0	0	2
28 Prince Fielder, L (1, 3) OBP: 0.418, SLG: 0.588	F FF 93 B SL 89 X KC 78 1-1 25 G4-3 3 SF9 2B	C FF 93 B CH 89 S FF 94 B CH 89 F SI 95 F SL 91 B CH 89 X CH 88 3-2 ① F8	F SI 92 F FF 92 F SL 89 B CH 88 F CH 85 B FF 93 F FF 93 F FF 95 F CH 87 2-2 T SL 88 ② K 1-2	B FF 94 D CH 80 C CU 78 D CH 81 S CU 75 B FF 90 4-2 25 FC3-6 1-2 BB			3	1	1	0	1	1	1
25 Mark Kotsay, L (1, 7) 27 Carlos Gómez, R (8, 8) OBP: 0.317, SLG: 0.327 OBP: 0.272, SLG: 0.378	X FF 92 0-0 ① G4-3 2-3	B SI 92 B SI 94 C FF 93 C FF 94 X SI 95 2-2 ② F7	X CH 87 0-0 2-H 1B	B FC 90 C CU 73 F FC 88 X FC 89 1-2 ③ FC3-6 1-2f			4 0	0 0	1 0	1 0	0 0	0 0	3 0
3 Yuniesky Betancourt, R (1, 6) OBP: 0.260, SLG: 0.347	C SL 88 X SL 89 0-1 ② SF9 3-H	B SI 94 X SI 92 1-0 2B	X KC 78 0-0 ③ F8	X SI 93 0-0 ① G6-3			3	0	1	1	0	0	1
14 Casey McGehee, R (1, 5) OBP: 0.273, SLG: 0.316	C FF 95 C FF 95 B SL 89 X FF 94 1-2 ③ F9	B SL 88 X SL 87 1-0 ③ P4	F SL 88 B KC 78 X SI 92 1-1 ① P4	C SI 94 B SL 80 C SL 79 S FF 95 1-3 ② K			4	0	0	0	0	1	1
20 Jonathan Lucroy, R (1, 2) OBP: 0.328, SLG: 0.427	C FF 92 X SL 88 0-1 ① G6-3	X SI 90 0-0 38 BB 23 HR 1B	C SL 88 X SL 88 0-1 ② G6-3	B SI 91 C SI 94 B SL 80 X SI 94 2-1 ③ L8			4	1	1	0	0	0	0
38 Chris Narveson, L (1, 1) 30 Craig Counsell, L (6, PH) OBP: 0.242, SLG: 0.258 OBP: 0.277, SLG: 0.214 40 Takashi Saito, L (7, 1) 32 LaTroy Hawkins, R (8, 1) 59 John Axford, R (9, 1)	B FF 92 B FF 91 C FF 93 F FF 93 F SI 94 B CH 88 X SI 92 3-2 2 FC6-4 2B	B CH 88 B CH 88 B SI 90 B CH 89 4-0 23 HR 1-2 BB	B KC 79 X FF 92 1-0 ③ F7				1 1 0 0 0	1 0 0 0 0	1 0 0 0 0	0 0 0 0 0	1 0 0 0 0	0 0 0 0 0	1 0 0 0 0
Inning Stats	R: 0 E: 0 K: 0 S: 7 H: 1 LOB: 0 BB: 0 P: 11	R: 1 E: 0 K: 0 S: 8 H: 1 LOB: 0 BB: 0 P: 10	R: 0 E: 0 K: 0 S: 10 H: 1 LOB: 2 BB: 1 P: 19	R: 0 E: 0 K: 0 S: 10 H: 1 LOB: 1 BB: 0 P: 17	R: 4 E: 0 K: 1 S: 16 H: 4 LOB: 1 BB: 1 P: 23	R: 0 E: 0 K: 0 S: 5 H: 0 LOB: 0 BB: 0 P: 7	R: 0 E: 0 K: 0 S: 14 H: 1 LOB: 2 BB: 1 P: 25	R: 0 E: 0 K: 1 S: 6 H: 0 LOB: 0 BB: 0 P: 9		1B: 5 2B: 3 3B: 0 HR: 1	SF: 1 SAC: 0 DP: 1 HBP: 0			WP: 0 PB: 0 SB: 1 CS: 0	PA: 35

PITCHER		IP	WLS	BF	H	R	ER	SO	BB	IBB	HBP	BLK	WP	HR	S	P	ERA	WHIP
34 Homer Bailey, R ERA: 4.13	(1, 1)	6.0	L	27	8	5	5	1	2	0	0	0	0	1	56	87	7.50	1.667
66 Logan Ondrusek, R ERA: 1.73	(7, 1)	1.0		5	1	0	0	0	1	0	0	0	0	0	14	25	0.00	2.000
40 Nick Masset, R ERA: 3.2	(8, 1)	1.0		3	0	0	0	1	0	0	0	0	0	0	6	9	0.00	0.000

PITCHER	IP	WLS	BF	H	R	ER	SO	BB	IBB	HBP	BLK	WP	HR	S	P	ERA	WHIP

BOTTOM

Cincinnati Reds @ Milwaukee Brewers

Miller Park, Milwaukee, WI

Thu Jul 07 2011, 7:11 PM - 10:02 PM CDT

Att. 34,102 - Partly Cloudy - 80 F

livebaseballscorecards.com

AB	31
R	5
H	9
RBI	5
BB	3
SO	2
LOB	11

Cincinnati Reds @ Milwaukee Brewers

Miller Park, Milwaukee, WI

Fri Jul 08 2011, 7:10 PM - 10:25 PM CDT

Att. 39,050 - Clear - 83 F

livebaseballscorecards.com

Batter	1	2	3	4	5	6	7	8	9	AB	R	H	RBI	BB	SO	LOB
6 Drew Stubbs, R (1, 8) OBP: 0.328, SLG: 0.397	B FF 93 B FF 94 X FF 93 2-0 16 CS 1B		B CU 76 F FF 92 X CU 74 1-1 19 BB 16 HBP 27 E 1B	B FF 91 B CU 78 C SI 92 X SI 92 2-1 2 FC6-4 1B			C FF 91 B SL 79 C FF 91 B SL 80 B FF 91 F FF 90 C FF 91 3-3 K ①		X FF 91 0-0 F9 ①	5	1	3	0	0	1	0
16 Edgar Renteria, R (1, 6) OBP: 0.304, SLG: 0.268 2 Zack Cozart, R (4, PH) OBP: 0.333, SLG: 0.333 (4, 6)	S FF 92 F FF 96 B FF 94 S SL 85 1-3 K2-3 1-2 ① ②		H SI 91 1-0 19 BB 27 E 1-2 HBP	B FF 92 X SL 82 1-0 FC6-4 1-2f ③			F FF 93 B SL 80 X FF 92 1-1 19 E 1B		F FF 91 B FF 91 X FF 92 1-1 G1-3 ②	1 3	1 1	0 1	0 1	0 0	1 0	1 1
19 Joey Votto, L (1, 3) OBP: 0.436, SLG: 0.509	X FF 93 0-0 HR		D CH 87 C CU 78 B SL 84 B FF 92 C FF 94 2 SAFE B FF 93 4-2 27 E 1-2 2-3 BB		X CU 66 0-0 P5 ①		F SL 79 B FF 91 D SL 81 X FF 91 2-1 E7 4 SF9 1-H 2B		C FF 92 B CU 79 B FF 92 F CH 78 F FF 92 F CU 79 X FF 89 2-2 G3-1 ③	4	2	2	1	1	0	0
4 Brandon Phillips, R (1, 4) OBP: 0.341, SLG: 0.428	B SI 95 B SL 80 F FF 94 S CU 77 X FF 95 2-2 32 1B 2B		B SL 85 C SL 86 B SI 93 S SL 86 T SL 86 2-2 K ①		B CU 68 F FF 92 B SI 93 S CU 78 X FF 90 2-2 G5-3 ②		F SL 78 B FF 90 B SL 77 X FF 90 2-1 SF9 3-H ②			3	1	1	1	0	1	3
32 Jay Bruce, L (1, 9) OBP: 0.331, SLG: 0.494	B CH 84 X CH 86 1-0 2-H 1B		B SL 87 S CH 86 D FF 94 F CH 87 D SL 86 F FF 93 F SL 85 S SL 85 3-3 K ②		X CU 66 0-0 F8 ③		B SL 82 X FF 92 1-0 HR			4	1	2	2	0	1	3
27 Scott Rolen, R (1, 5) OBP: 0.278, SLG: 0.403	C SI 93 B SI 93 F SL 84 F FF 94 1 SAFE S SL 85 1-3 K ③		B FF 94 X SL 84 1-0 E5 1-2 2-H 3-H			C SI 91 C FF 91 B SL 82 B SI 92 F SL 84 S SL 79 2-3 K ①	T SI 90 S SL 80 B SI 89 F SL 80 F SI 91 F SI 91 X SL 81 1-2 G3-1 ③			4	0	0	0	0	2	2
28 Chris Heisey, R (1, 7) OBP: 0.317, SLG: 0.470		F FF 92 S CU 65 B SL 87 B SL 85 B SL 86 C FF 95 3-3 K ①	B SL 80 C SI 93 F SI 93 F SL 85 F FF 94 S SL 86 1-3 K2-3 ③			B SI 92 C CU 78 S EP 61 X SL 83 1-2 F7 ②		X SL 76 0-0 B1-3 ①		4	0	0	0	0	2	2
29 Ryan Hanigan, R (1, 2) OBP: 0.351, SLG: 0.321		F FF 94 F SL 80 B FF 94 B CU 66 F SL 86 B FF 94 X FF 93 3-2 G4-3 ②		C CU 77 C FF 91 B SL 84 F FF 92 T FF 92 1-2 K ①		B FF 94 C SI 92 B SI 92 B CU 79 B FF 93 4-1 BB		C SL 77 S SL 80 X SL 81 0-2 G5-3 ②		3	0	0	0	1	1	0
44 Mike Leake, R (1, 1) OBP: 0.242, SLG: 0.303 63 Sam LeCure, R (6, 1) OBP: 0.333, SLG: 0.400 45 Bill Bray, L (7, 1) 66 Logan Ondrusek, R (7, 1) 15 Fred Lewis, L (8, PH) OBP: 0.349, SLG: 0.368 40 Nick Masset, R (8, 1) 48 Francisco Cordero, R (9, 1)		B FF 94 B CU 78 C FF 93 C FF 94 C SL 85 2-3 K ③		X FF 92 0-0 G4-3 ②		B CU 73 C SI 93 S SI 93 B SL 85 S SL 85 2-3 K ③		C SL 79 F FF 91 S SL 80 0-3 K ③		3 0 0 0 1 0	0 0 0 0 0 0	0 0 0 0 0 0	0 0 0 0 0 0	0 0 0 0 1 0	2 0 0 0 0 0	1 0 0 0 0 0
Inning Stats	R: 2 E: 0 K: 2 S: 13 H: 4 LOB: 1 BB: 0 P: 20	R: 0 E: 0 K: 2 S: 10 H: 0 LOB: 0 BB: 0 P: 18	R: 2 E: 1 K: 3 S: 18 H: 1 LOB: 2 BB: 1 P: 31	R: 0 E: 0 K: 1 S: 8 H: 1 LOB: 1 BB: 0 P: 12	R: 0 E: 0 K: 0 S: 5 H: 0 LOB: 0 BB: 0 P: 7	R: 0 E: 0 K: 2 S: 11 H: 0 LOB: 1 BB: 1 P: 20	R: 3 E: 1 K: 1 S: 17 H: 3 LOB: 0 BB: 0 P: 27	R: 0 E: 0 K: 1 S: 7 H: 0 LOB: 0 BB: 0 P: 7	R: 0 E: 0 K: 0 S: 8 H: 0 LOB: 0 BB: 0 P: 11	1B: 5 2B: 2 3B: 0 HR: 2			SF: 1 SAC: 0 DP: 0 HBP: 1		WP: 0 PB: 0 SB: 0 CS: 1	PA: 39

TOP

AB	35
R	7
H	9
RBI	4
BB	2
SO	12
LOB	13

PITCHER		IP	WLS	BF	H	R	ER	SO	BB	IBB	HBP	BLK	WP	HR	S	P	ERA	WHIP
13 Zack Greinke, R ERA: 5.45	(1, 1)	6.0		27	6	4	2	10	2	0	1	0	0	1	65	108	3.00	1.333
21 Zach Braddock, L ERA: 5.19	(7, 1)	0.2	B	5	3	3	3	1	0	0	0	0	0	1	11	20	40.50	4.500
50 Kameron Loe, R ERA: 4.71	(7, 1)	1.1		4	0	0	0	1	0	0	0	0	0	0	13	14	0.00	0.000
41 Marco Estrada, R ERA: 4.47	(9, 1)	1.0	W	3	0	0	0	0	0	0	0	0	0	0	8	11	0.00	0.000

PITCHER	IP	WLS	BF	H	R	ER	SO	BB	IBB	HBP	BLK	WP	HR	S	P	ERA	WHIP

Batter	1	2	3	4	5	6	7	8	9	AB	R	H	RBI	BB	SO	LOB
23 Rickie Weeks Jr., R (1, 4) OBP: 0.346, SLG: 0.486	C FC 88 B FC 88 F SL 81 B FC 91 B FC 91 X FF 91 3-2 G5-3 ①		C SI 90 X SI 89 0-1 IHR		B FF 88 X FF 88 1-0 2 1B 1-H 2B		B FF 90 C SI 90 C SI 90 S SL 82 1-3 K ①		D SL 88 B SL 88 B SL 87 S FF 92 X SL 88 3-1 F9 ①	5	2	2	2	0	1	1
2 Nyjer Morgan, L (1, 8) OBP: 0.356, SLG: 0.503	C KC 77 X CH 83 0-1 F7 ②		F KC 77 B SI 91 C FC 90 S KC 80 1-3 K 1 1B		C SI 90 B CU 78 B SI 90 B KC 78 X FC 89 3-1 1 1B 28 SF9 2-H 1B		C SI 90 X SL 80 0-1 F8 ②		C FF 94 B FF 93 X CH 85 1-1 1 FC6-2 1-H 3B	5	1	2	2	0	1	0
1 Corey Hart, R (1, 9) OBP: 0.347, SLG: 0.470	B FF 88 B SL 81 C SI 91 T KC 79 B SI 92 X FF 90 3-2 E6		1 SAFE C FC 88 1 SAFE 1 SAFE C FC 88 X FC 88 0-2 1-2 1B		X SI 90 0-0 24 BLK 2-3 1B		X SL 82 0-0 28 1B 1B		F FF 91 C FF 93 X SL 88 0-2 FC6-2 14 1B 28 BB 25 1B 3-H	5	1	3	0	0	0	1
28 Prince Fielder, L (1, 3) OBP: 0.417, SLG: 0.586 27 Carlos Gómez, R (9, PR) OBP: 0.272, SLG: 0.378	X FF 89 0-0 G6-3 ③		B SI 91 B FC 89 X SI 91 2-0 G4-3 ③		C FC 90 X SI 91 0-1 SF9 ② 3-H		B SL 85 S SL 86 S SL 86 B SL 86 B SL 87 X SL 86 3-2 1-3 1B		C CH 86 B FF 95 F FF 94 D SL 88 B FF 95 D CH 87 4-2 14 1B 25 1B 1-2 BB	3 0	0 1	1 0	1 0	1 0	0 0	3 0
24 Mat Gamel, L (1, 5) OBP: 0.154, SLG: 0.160 14 Casey McGehee, R (7, 5) OBP: 0.274, SLG: 0.317		C FC 86 B SI 89 F FF 87 C SI 91 1-3 K ①	B FC 87 B FC 89 F FC 89 X FC 90 2-1 G3-1 ① 1 SAFE C FC 89 F SI 91 X FC 89 0-2 G4-3 ③ 1-2				B FC 94 B FC 92 F FC 93 C CU 77 F FF 95 F FC 93 C CU 80 2-3 K ③		X SL 88 0-0 25 1B 1-2 2-3 1B	3 2	0 0	0 1	0 2	0 0	1 1	1 2
25 Mark Kotsay, L (1, 7) OBP: 0.320, SLG: 0.348		X FC 86 0-0 F8 ②	C FC 89 B CH 83 X FC 90 1-1 G4-3 ②			C FC 87 X SI 90 0-1 HR		B FF 94 B FF 94 B SI 94 C SI 94 C SI 94 F SI 95 F SI 95 X FF 95 3-2 F8 ①	C FF 94 B FF 94 F FF 94 B FF 95 X FF 95 2-2 1-2 2-H 3-H 1B	5	1	2	3	0	0	0
3 Yuniesky Betancourt, R (1, 6) OBP: 0.256, SLG: 0.342		C FF 88 B SL 81 F SL 82 F SI 92 X FC 90 1-2 F9 ③	B KC 78 C SI 90 X SI 91 1-1 F9 ③			T SL 81 X FC 90 0-1 G6-3 ①		C FF 96 B FF 92 B SI 92 X FF 95 2-1 F8 ②		4	0	0	0	0	0	0
20 Jonathan Lucroy, R (1, 2) OBP: 0.327, SLG: 0.422 41 Marco Estrada, R (9, 1) OBP: 0.222, SLG: 0.222			C FC 86 X FC 88 0-1 G5-3 ①		C SL 82 C SI 91 F FC 90 B FF 90 S SL 84 1-3 K ①	B SL 81 B SL 80 B SI 90 B FC 88 4-0 30 CS BB		B FF 93 C SI 95 C SL 80 F FF 95 F SL 83 S SL 82 1-3 K ③		3 0	0 0	0 0	0 0	1 0	2 0	0 0
13 Zack Greinke, R (1, 1) OBP: 0.286, SLG: 0.400 30 Craig Counsell, L (6, PH) OBP: 0.274, SLG: 0.212 21 Zach Braddock, L (7, 1) 50 Kameron Loe, R (7, 1) 9 George Kottaras, L (9, 2) OBP: 0.298, SLG: 0.419			F FC 88 X FF 89 0-1 G6-3 ②		X SL 82 0-0 23 2B 1B	1 SAFE 1 SAFE S FF 91 T FF 90 F SI 91 B FF 89 B FF 92 X FF 91 2-2 P3 ②③ 1-2			T FF 91 B SL 88 S CH 85 B CH 86 B CH 85 F FF 92 B CH 86 4-2 2 WP 2 3B BB	2 1 0 0 0	1 0 0 0 1	1 0 0 0 0	0 0 0 0 0	0 0 0 0 1	0 0 0 0 0	0 1 0 0 0
Inning Stats	R: 0 E: 1 K: 0 S: 9 H: 0 LOB: 1 BB: 0 P: 15	R: 0 E: 0 K: 1 S: 8 H: 0 LOB: 0 BB: 0 P: 10	R: 1 E: 0 K: 1 S: 13 H: 2 LOB: 2 BB: 0 P: 16	R: 0 E: 0 K: 0 S: 6 H: 0 LOB: 0 BB: 0 P: 10	R: 3 E: 0 K: 1 S: 14 H: 4 LOB: 1 BB: 0 P: 19	R: 1 E: 0 K: 0 S: 8 H: 1 LOB: 0 BB: 1 P: 14	R: 0 E: 0 K: 2 S: 14 H: 2 LOB: 2 BB: 0 P: 20	R: 0 E: 0 K: 1 S: 12 H: 0 LOB: 0 BB: 0 P: 18	R: 3 E: 0 K: 0 S: 16 H: 3 LOB: 2 BB: 2 P: 30	1B: 8 2B: 1 3B: 1 HR: 2 SF: 1 SAC: 0 DP: 0 HBP: 0						

PITCHER	IP	WLS	BF	H	R	ER	SO	BB	IBB	HBP	BLK	WP	HR	S	P	ERA	WHIP
44 Mike Leake, R (1, 1) ERA: 4.28	5.1		26	7	5	5	3	1	0	0	1	1	1	54	78	8.44	1.500
63 Sam LeCure, R (6, 1) ERA: 2.72	1.1		4	1	0	0	1	0	0	0	0	0	0	10	13	0.00	0.750
45 Bill Bray, L (7, 1) ERA: 2.2	0.0		1	1	0	0	0	0	0	0	0	0	0	3	6	∞	∞
66 Logan Ondrusek, R (7, 1) ERA: 1.71	0.1	H	1	0	0	0	1	0	0	0	0	0	0	5	7	0.00	0.000
40 Nick Masset, R (8, 1) ERA: 3.13	1.0	H	3	0	0	0	1	0	0	0	0	0	0	12	18	0.00	0.000

PITCHER	IP	WLS	BF	H	R	ER	SO	BB	IBB	HBP	BLK	WP	HR	S	P	ERA	WHIP
48 Francisco Cordero, R (9, 1) ERA: 2.37	0.2	L	7	3	3	3	0	2	0	0	0	1	0	16	30	40.50	7.500

BOTTOM

Cincinnati Reds @ Milwaukee Brewers

Miller Park, Milwaukee, WI

Fri Jul 08 2011, 7:10 PM - 10:25 PM CDT

Att. 39,050 - Clear - 83 F

livebaseballscorecards.com

AB	38
R	8
H	12
RBI	8
BB	3
SO	6
LOB	9

WP: 2 PA: 42
PB: 0
SB: 0
CS: 1

TOP

Cincinnati Reds @ Milwaukee Brewers

Miller Park, Milwaukee, WI

Sat Jul 09 2011, 6:11 PM - 9:57 PM CDT

Att. 43,119 - Clear - 86 F

livebaseballscorecards.com

Batter	1	2	3	4	5	6	7	8	9	10	AB	R	H	RBI	BB	SO	LOB
6 Drew Stubbs, R (1, 8) OBP: 0.323, SLG: 0.391	C FF 87 B SI 84 F SL 77 B FF 88 S CH 82 2-3 K ①	X CU 73 0-0 G5-3 ③		B CU 72 C FF 88 C FC 86 C FC 86 1-3 K ③		B SL 78 C FF 88 X FF 89 1-1 F9 ③		F CU 76 1 SAFE D CU 78 D FF 94 X FF 93 2-1 F8 ③		B CU 80 D CU 81 F FF 92 F FF 91 S CH 78 2-3 K ②	6	0	0	0	0	3	3
2 Zack Cozart, R (1, 6) OBP: 0.364, SLG: 0.364 48 Francisco Cordero, R (10, 1) OBP: 0.364, SLG: 0.364	C SL 82 F FF 89 B FC 84 F CH 81 B CH 83 X FF 90 2-2 F8 ②		C CU 72 X CU 71 0-1 4 F8 19 BB 1B		C FF 84 F CH 79 B CU 73 X SL 79 1-2 32 1B 19 E 27 FC5-2 1B		C FF 90 F SI 91 S SI 92 0-3 K ①		B FF 95 X FF 96 1-0 F8 ①	B CU 79 C FF 92 F FF 91 X CH 78 1-2 19 1B 4 1B 1B 1-2 2-H	5 0	0 0	2 0	0 0	0 0	1 0	0 0
19 Joey Votto, L (1, 3) OBP: 0.440, SLG: 0.510	X CU 68 0-0 1B		F CH 81 1 SAFE B CH 79 B FF 88 B CH 81 1 SAFE B CH 77 4-1 4 F8 BB 1-2		D SI 87 D CU 70 X CH 81 2-0 E2 27 FC5-2 32 1B 1-2		C CU 77 B CU 77 X SI 88 1-1 4 FC4-6 1B		C FF 96 C FF 96 B FF 98 B FF 98 X SL 86 2-2 G3 ②	F FF 92 B CH 79 B FF 88 C FF 92 X FF 89 2-2 4 1B 1B 1-3 2-H	5	0	3	1	1	0	1
4 Brandon Phillips, R (1, 4) OBP: 0.338, SLG: 0.423	B FC 87 C CU 68 1 SAFE X CH 80 1-1 F8 ③		X CU 72 0-0 F8 ① 1-2 2-3		B FF 88 B SI 87 X SI 87 2-0 L7 ①		S CU 77 F CU 77 X SI 92 0-2 FC4-6 32 1B ② 1-2f		S CU 84 B FF 98 B SL 87 X FF 98 2-1 L9 ③	B CU 82 X CU 80 1-0 1B 1-2 3-H	6	0	1	1	0	0	6
32 Jay Bruce, L (1, 9) OBP: 0.339, SLG: 0.506		B CU 68 B CU 74 C FF 88 B CH 78 B FF 88 4-1 15 2B BB	B SI 87 D CH 80 B CH 79 I IN 60 4-0 IBB		S CH 80 X CH 80 0-1 27 FC5-2 1-2 2-3 1B		B CU 77 C CU 77 B SI 92 1 SAFE B CU 77 X SI 91 3-1 1-2 1B			HR L8	4	2	3	1	2	0	2
27 Scott Rolen, R (1, 5) OBP: 0.277, SLG: 0.403		1 SAFE B FC 86 1 SAFE X SL 78 1-0 F8 ①	B FF 88 C CU 73 C CU 69 F SI 87 F SL 81 T FC 86 1-2 K ②		S CH 81 T FF 88 B FC 86 X FF 86 1-2 FC5-2 ② 1-2 2-3 3-Hf		D CU 77 B FF 92 C CU 76 F SI 90 S CU 78 2-3 K ③			B FF 92 F FF 91 X CU 80 1-1 16 SH1-4 55 1B 2B	5	1	1	0	0	2	9
15 Fred Lewis, L (1, 7) OBP: 0.346, SLG: 0.373 66 Logan Ondrusek, R (8, 1) 45 Bill Bray, L (9, 1) 16 Edgar Renteria, R (9, 6) OBP: 0.304, SLG: 0.268 43 Miguel Cairo, R (10, PH) OBP: 0.357, SLG: 0.405		C FF 86 1 SAFE B CH 79 1 SAFE B FC 86 F FF 89 F CH 81 B FF 88 1 SAFE 3-2 X SL 79 1-H 55 HR 2B	C CU 70 B CU 62 C FF 88 B FF 89 B FC 84 S SI 89 3-3 K ③		C FF 88 B FF 86 X SI 88 1-1 G4-3 ③			F FF 92 B FF 92 C FF 92 S CU 79 1-3 K ①		B FF 91 L CU 80 X CU 79 1-1 SH1-4 ① 2-3	4 0 0 0 1	1 0 0 0 1	1 0 0 0 1	1 0 0 0 1	0 0 0 0 0	2 0 0 0 0	6 0 0 0 0
55 Ramon Hernandez, R (1, 2) OBP: 0.374, SLG: 0.540		C D CU 72 X SL 76 1-1 2-H HR		C CU 72 C CH 80 B SL 82 B CU 69 B SL 80 X FF 89 3-2 L9 ①		C FF 86 C FC 85 B FC 85 X SL 81 1-2 L9 ①		B FF 91 C CU 77 C CU 78 X FF 92 1-2 G6-3 ②		C FF 91 F FF 92 X CU 80 0-2 28 E 43 1B 1B 3-H	5	2	2	3	0	0	0
47 Johnny Cueto, R (1, 1) OBP: 0.087, SLG: 0.045 54 Aroldis Chapman, L (7, 1) 28 Chris Heisey, R (8, PH) OBP: 0.314, SLG: 0.464 (8, 7)		B FF 88 C FC 84 B SL 80 X SI 88 2-1 G3 ②		C CH 81 X FF 88 0-1 B1-3 ②		C SL 76 F FF 88 F FC 85 B CH 80 F SL 77 X FC 85 1-2 G1-3 ②		B FF 93 X CU 77 1-0 E6		C FF 92 B FF 91 X CU 80 1-1 E5 43 1B 19 1B 1-2	3 0 2	0 0 1	0 0 0	0 0 0	0 0 0	0 0 0	0 0 1
Inning Stats	R: 0 E: 0 K: 1 S: 10 H: 1 LOB: 1 BB: 0 P: 15	R: 3 E: 0 K: 0 S: 11 H: 2 LOB: 0 BB: 1 P: 22	R: 0 E: 0 K: 2 S: 12 H: 1 LOB: 3 BB: 2 P: 24	R: 0 E: 0 K: 1 S: 8 H: 0 LOB: 0 BB: 0 P: 12	R: 0 E: 1 K: 0 S: 12 H: 2 LOB: 3 BB: 0 P: 19	R: 0 E: 0 K: 0 S: 10 H: 0 LOB: 0 BB: 0 P: 13	R: 0 E: 0 K: 2 S: 13 H: 2 LOB: 2 BB: 0 P: 19	R: 0 E: 1 K: 1 S: 9 H: 0 LOB: 1 BB: 0 P: 14	R: 0 E: 0 K: 0 S: 6 H: 0 LOB: 0 BB: 0 P: 11	R: 5 E: 1 K: 1 S: 22 H: 6 LOB: 2 BB: 0 P: 32	1B: 10 2B: 2 3B: 0 HR: 2 SF: 0 SAC: 1 DP: 0 HBP: 0						

PITCHER	IP	WLS	BF	H	R	ER	SO	BB	IBB	HBP	BLK	WP	HR	S	P	ERA	WHIP
18 Shaun Marcum, R (1, 1) ERA: 3.39	6.0		28	6	3	3	4	2	1	0	0	0	1	63	105	4.50	1.333
40 Takashi Saito, R (7, 1) ERA: 3.6	1.0		5	2	0	0	2	0	0	0	0	0	0	13	19	0.00	2.000
32 LaTroy Hawkins, R (8, 1) ERA: 1.08	1.0		4	0	0	0	1	0	0	0	0	0	0	9	14	0.00	0.000
59 John Axford, R (9, 1) ERA: 2.83	1.0		3	0	0	0	0	0	0	0	0	0	0	6	11	0.00	0.000
41 Marco Estrada, R (10, 1) ERA: 4.71	1.0	L	10	6	5	2	1	0	0	0	0	0	1	22	32	18.00	6.000

PITCHER	IP	WLS	BF	H	R	ER	SO	BB	IBB	HBP	BLK	WP	HR	S	P	ERA	WHIP

AB	46
R	8
H	14
RBI	8
BB	3
SO	8
LOB	28

WP: 0 PA: 50
PB: 0
SB: 0
CS: 0

Batter	1	2	3	4	5	6	7	8	9	10	AB	R	H	RBI	BB	SO	LOB
23 Rickie Weeks Jr., R (1, 4) OBP: 0.348, SLG: 0.485	X SI 94 0-0 2 F9 2 E 1 1B 1B	C SL 81 B SI 96 B SI 95 X SL 80 2-1 ③ G6-3		B SL 85 S SL 82 B SI 96 S SI 96 B FC 88 B SL 80 4-2 2 1B BB		C SL 83 X SI 94 0-1 ③ F8			X CU 79 0-0 1 F9 2 E 1B	C CU 78 X SL 86 0-1 ③ FC6-4 1-2f	5	1	2	0	1	0	1
2 Nyjer Morgan, L (1, 8) OBP: 0.351, SLG: 0.494	B SI 92 L SI 91 1 SAFE 1 SAFE B SI 92 X SL 79 2-1 ① F9 1-3		B FF 90 C SL 80 X SI 92 1-1 ① G4-3	B SL 81 B FF 91 F SI 94 C FF 93 1 SAFE F FF 95 F CH 87 X SI 94 2-2 1-2 1B			C FF 90 B SL 81 S SL 81 F FF 93 F SL 81 B SL 82 F CH 86 T SL 84 2-2 ① K		1 SAFE C SI 91 2 SAFE C SI 92 L SL 85 0-3 ① K 1-2		5	0	1	0	0	2	2
1 Corey Hart, R (1, 9) OBP: 0.348, SLG: 0.466	B SI 95 B SI 94 X SL 82 2-0 28 WP 25 1B 3-H 1B		X FF 91 0-0 ② G5-3	F SI 95 S SI 94 B SI 94 B SI 94 D SL 83 F SI 95 X SL 87 3-2 ③ G1-3			C SL 83 B SL 81 B SI 94 B FF 91 B FC 90 4-1 28 CS BB		F FF 92 X SL 85 0-1 ② F9 2-3		4	1	1	1	1	0	3
28 Prince Fielder, L (1, 3) OBP: 0.417, SLG: 0.580	F FF 93 C FF 92 B FF 94 B CH 85 B SL 83 X FF 94 3-2 ② G6-3 1-2		B CH 85 S CH 84 X FF 94 1-1 E1 14 BB 25 BB		C CH 83 C SL 80 F SL 83 X FF 93 0-2 ① G6-3		S FF 99 1 SAFE B SL 89 B FF 99 B FF 99 D FF 100 4-1 ② 1-2 BB		B SL 86 B SL 86 I IN 80 I IN 81 4-0 IBB		3	0	0	0	2	0	1
25 Mark Kotsay, L (1, 7) OBP: 0.322, SLG: 0.346 41 Marco Estrada, R (10, 1) OBP: 0.222, SLG: 0.222	B FF 93 B FF 93 B CH 83 C FF 94 X FF 93 3-1 14 FC6-4 2-H 1B		C SI 94 S SL 84 B FF 94 D CH 86 D CH 86 B SL 82 4-2 14 BB 1-2 BB		X CH 85 0-0 ② G3-1		D FF 98 B FF 99 C FF 98 B FF 95 C FF 96 F FF 97 C FF 99 3-3 ③ K		X CH 86 0-0 ③ L8		4 0	0 0	1 0	1 0	1 0	1 0	3 0
14 Casey McGehee, R (1, 5) OBP: 0.280, SLG: 0.318 9 Josh Wilson, R (8, PR) OBP: 0.286, SLG: 0.500 (9, 5) (10, 7)	X FF 92 0-0 ③ FC6-4 1-2f		C SI 94 B SI 94 B SI 95 B SL 81 B FF 92 4-1 3 FC6-4 1-2 2-3 BB		C FF 92 C SL 81 B SI 95 B SL 87 X FF 95 2-2 3 FC5-4 1B			B FC 91 C FC 91 B FC 92 B FC 92 B FC 94 4-1 3 B1-6-4 BB		C CH 90 B CU 76 S SL 85 X SL 84 1-2 3 1B 2B	2 1	0 1	1 1	0 0	2 0	0 0	1 0
3 Yuniesky Betancourt, R (1, 6) OBP: 0.259, SLG: 0.347		B FF 90 B SI 92 X FF 89 2-0 20 G1-3 18 SH1-3 2B	C SI 95 B SI 95 F SI 96 X SI 96 1-2 ③ FC6-4 1-2f		X SL 81 0-0 ③ FC5-4 1-2f			1 SAFE X FC 92 0-0 ① ② B1-6-4 1-2f		D SL 86 F FF 91 F SL 85 B FF 91 X FF 91 2-2 23 FC6-4 2-H 1B	5	1	2	1	0	0	5
20 Jonathan Lucroy, R (1, 2) OBP: 0.324, SLG: 0.417		B SL 80 X SI 93 1-0 ① G1-3 2-3		C SL 82 X CH 87 0-1 ① G6-3		B SL 81 X SL 80 1-0 ① F8		B FC 92 C FC 92 C CU 78 X FC 91 1-2 9 FC4-6 1B		C SL 86 S SL 86 B SL 87 F FF 92 S SL 86 1-3 ① K	5	0	1	0	0	1	2
18 Shaun Marcum, R (1, 1) OBP: 0.176, SLG: 0.250 24 Mat Gamel, L (6, PH) OBP: 0.148, SLG: 0.154 40 Takashi Saito, L (7, 1) 32 LaTroy Hawkins, R (8, 1) 9 George Kottaras, L (8, PH) OBP: 0.292, SLG: 0.409 59 John Axford, R (9, 1) 30 Craig Counsell, L (10, 5) OBP: 0.272, SLG: 0.210		S SI 94 B FC 87 X SI 95 1-1 ② SH1-3 3-H		B FF 91 B SI 92 S FF 94 T FF 96 T FF 96 2-2 ② K		X SL 81 0-0 ② F7		D CU 76 C CU 76 X FC 91 1-1 ③ FC4-6 1-2f		F FF 92 B CU 78 C CU 78 F CH 86 X FF 93 1-2 ② F9	1 1 0 0 1 0 1	0 0 0 0 0 0 0	0 0 0 0 0 0 0	1 0 0 0 0 0 0	0 0 0 0 0 0 0	1 0 0 0 0 0 0	0 0 0 0 1 0 1
Inning Stats	R: 2 H: 3 E: 1 LOB: 1 K: 0 BB: 0 S: 10 P: 20	R: 1 H: 1 E: 0 LOB: 0 K: 0 BB: 0 S: 6 P: 12	R: 0 H: 0 E: 1 LOB: 3 K: 0 BB: 2 S: 11 P: 22	R: 0 H: 1 E: 0 LOB: 2 K: 1 BB: 1 S: 16 P: 27	R: 0 H: 1 E: 0 LOB: 1 K: 0 BB: 0 S: 9 P: 11	R: 0 H: 0 E: 0 LOB: 0 K: 0 BB: 0 S: 4 P: 5	R: 0 H: 0 E: 0 LOB: 1 K: 2 BB: 2 S: 12 P: 25	R: 0 H: 1 E: 0 LOB: 1 K: 0 BB: 1 S: 7 P: 13	R: 0 H: 1 E: 1 LOB: 2 K: 1 BB: 1 S: 7 P: 11	R: 1 H: 2 E: 0 LOB: 1 K: 1 BB: 0 S: 16 P: 21	1B: 8 SF: 0 2B: 2 SAC: 1 3B: 0 DP: 1 HR: 0 HBP: 0						

PITCHER		IP	WLS	BF	H	R	ER	SO	BB	IBB	HBP	BLK	WP	HR	S	P	ERA	WHIP
47 Johnny Cueto, R ERA: 1.96	(1, 1)	6.1		30	6	3	3	2	4	0	0	0	1	0	63	110	4.26	1.579
54 Aroldis Chapman, L ERA: 5.03	(7, 1)	0.2		2	0	0	0	1	1	0	0	0	0	0	5	12	0.00	1.500
66 Logan Ondrusek, R ERA: 1.67	(8, 1)	1.0		5	2	0	0	0	1	0	0	0	0	0	8	14	0.00	3.000
45 Bill Bray, L ERA: 2.12	(9, 1)	1.0	W	4	0	0	0	1	0	1	0	0	0	0	6	10	0.00	0.000
48 Francisco Cordero, R ERA: 2.54	(10, 1)	1.0		5	2	1	1	1	0	0	0	0	0	0	16	21	9.00	2.000

PITCHER	IP	WLS	BF	H	R	ER	SO	BB	IBB	HBP	BLK	WP	HR	S	P	ERA	WHIP

BOTTOM

Cincinnati Reds @ Milwaukee Brewers

Miller Park, Milwaukee, WI

Sat Jul 09 2011, 6:11 PM - 9:57 PM CDT

Att. 43,119 - Clear - 86 F

livebaseballscorecards.com

AB	38
R	4
H	10
RBI	4
BB	7
SO	5
LOB	20

WP: 1		PA:	46
PB: 0			
SB: 0			
CS: 1			

Cincinnati Reds @ Milwaukee Brewers

Miller Park, Milwaukee, WI

Sun Jul 10 2011, 1:12 PM - 3:59 PM CDT

Att. 43,896 - Partly Cloudy - 88 F

TOP

livebaseballscorecards.com

Batter	1	2	3	4	5	6	7	8	9	AB	R	H	RBI	BB	SO	LOB
6 Drew Stubbs, R (1, 8) OBP: 0.324, SLG: 0.387	B SI 85 B CH 76 S SI 86 S SI 87 F SI 87 B FF 88 B CH 77 4-2 32 BB 2 F9 27 HBP BB	B CU 65 C SI 86 X CU 66 1-1 ② FC5-4 2 1B 19 1B 1-2f		B CU 68 B FC 84 C CH 78 F CU 65 B FF 88 F SI 88 F FF 88 B CU 68 4-2 2 FC5-4 BB		F SI 87 X CU 67 0-1 ③ G5-3			C SI 88 B SI 89 X SL 78 1-1 ② G6-3	3	2	0	0	2	0	2
2 Zack Cozart, R (1, 6) OBP: 0.313, SLG: 0.313	C SI 86 D CU 67 F CU 66 X FF 88 1-2 ① F9 1-2	B CU 65 1 SAFE 1 SAFE X FC 84 1-0 19 1B 1-2 1B		B CU 65 F CU 67 X CU 66 1-1 ② FC5-4 1-2f 2-H			F SI 87 X CU 66 0-1 ① G6-3		C SI 88 B SI 89 S SI 90 B SL 80 B SI 90 S SI 89 3-3 ③ K	5	0	1	0	0	1	2
19 Joey Votto, L (1, 3) OBP: 0.438, SLG: 0.507	X FF 88 0-0 ② F7	B SI 88 X CH 78 1-0 1-3 2-H 1B		C SL 84 1 SAFE X CU 67 0-1 ③ P5			C SL 80 F SI 87 B SL 78 S FF 90 1-3 ② K			4	0	1	1	0	1	2
4 Brandon Phillips, R (1, 4) OBP: 0.338, SLG: 0.420	B SI 87 B CH 78 B CH 78 C SI 87 C CU 66 B SI 88 4-2 27 HBP 32 BB BB	B SI 88 S SI 89 X CU 69 1-1 ③ F8			B CH 77 F SI 87 X SI 87 1-1 ① F9		B CU 66 F CU 67 C SI 88 F SI 89 F SI 89 F SI 89 B SI 88 X CH 79 2-2 ③ G5-3			3	0	0	0	1	0	2
32 Jay Bruce, L (1, 9) OBP: 0.343, SLG: 0.509	C FC 84 B FC 84 B SL 85 C SI 89 B SI 90 F SL 85 B SI 89 4-2 31 FC5 27 HBP 1-2 2-3 BB		C CH 76 B SI 86 X SL 83 1-1 ① 2B		T SI 87 B CH 77 C CH 76 F FF 88 S SI 87 1-3 ② K			B FF 93 B FF 91 B FF 89 B FF 90 4-0 27 G5-3 BB		2	0	1	0	2	1	0
27 Scott Rolen, R (1, 5) OBP: 0.276, SLG: 0.398	H SL 84 1-0 31 FC5 1-2 2-3 3-H HBP		B SI 88 F SI 87 B FC 84 F SL 84 X SI 88 2-2 ② L8		F CU 64 B FF 85 F SL 82 F SL 83 B FF 87 F FF 88 X FF 88 2-2 ③ L8			F SL 76 X SI 89 0-1 ① G5-3 1-2		3	0	0	1	0	0	1
31 Jonny Gomes, R (1, 7) OBP: 0.345, SLG: 0.417 48 Francisco Cordero, R (9, 1)	B CU 68 C CU 69 C FF 89 F FF 90 X CU 69 1-2 ③ FC5 1-2 2-3f		B CH 78 S CH 78 X CH 79 1-1 ③ F8			C SI 87 C FF 86 F FF 88 F SI 88 X CU 66 0-2 55 L6-3 1B		C SI 89 S SL 79 B SI 90 B SI 91 T SL 81 2-2 ② K		4 0	0 0	1 0	0 0	0 0	1 0	4 0
55 Ramon Hernandez, R (1, 2) OBP: 0.377, SLG: 0.539		C SI 86 X CU 66 0-1 50 FC1-6 1B		X SI 87 0-0 50 SH1-3 2 E 1B		X SL 83 0-0 ① ② L6-3 1-1		X SI 90 0-0 ③ G6-3		4	1	2	0	0	0	2
50 Dontrelle Willis, L (1, 1) OBP: 0.500, SLG: 1.000 54 Aroldis Chapman, L (7, 1) 28 Chris Heisey, R (9, PH) OBP: 0.312, SLG: 0.461 (9, 7)		X SI 84 0-0 ① FC1-6 6 FC5-4 1-2f		F SL 82 B FF 86 X FF 86 1-1 ① SH1-3 1-2		B SI 88 X FF 88 1-0 2B			X SI 88 0-0 ① F7	2 0 1	0 0 0	1 0 0	0 0 0	0 0 0	0 0 0	1 0 0
Inning Stats	R: 1 E: 0 K: 0 S: 16 H: 0 LOB: 3 BB: 3 P: 31	R: 1 E: 0 K: 0 S: 9 H: 3 LOB: 2 BB: 0 P: 13	R: 0 E: 0 K: 0 S: 7 H: 1 LOB: 0 BB: 0 P: 11	R: 1 E: 1 K: 0 S: 11 H: 1 LOB: 1 BB: 1 P: 17	R: 0 E: 0 K: 1 S: 11 H: 0 LOB: 0 BB: 0 P: 15	R: 0 E: 0 K: 0 S: 9 H: 2 LOB: 1 BB: 0 P: 10	R: 0 E: 0 K: 1 S: 11 H: 0 LOB: 0 BB: 0 P: 14	R: 0 E: 0 K: 1 S: 6 H: 0 LOB: 1 BB: 1 P: 12	R: 0 E: 0 K: 1 S: 6 H: 0 LOB: 0 BB: 0 P: 10	1B: 5 2B: 3 3B: 0 HR: 0 SF: 0 SAC: 1 DP: 1 HBP: 1						

PITCHER		IP	WLS	BF	H	R	ER	SO	BB	IBB	HBP	BLK	WP	HR	S	P	ERA	WHIP
43 Randy Wolf, L ERA: 3.65	(1, 1)	7.0		31	7	3	2	2	4	0	1	0	0	0	74	111	2.57	1.571
21 Zach Braddock, L ERA: 5.19	(8, 1)	0.0		1	0	0	0	0	1	0	0	0	0	0	0	4	∞	∞
50 Kameron Loe, R ERA: 4.5	(8, 1)	2.0	W	6	0	0	0	2	0	0	0	0	0	0	12	18	0.00	0.000

PITCHER	IP	WLS	BF	H	R	ER	SO	BB	IBB	HBP	BLK	WP	HR	S	P	ERA	WHIP

AB	31
R	3
H	7
RBI	2
BB	5
SO	4
LOB	16

WP: 0 PA: 38
PB: 0
SB: 0
CS: 0

BOTTOM

Batter	1	2	3	4	5	6	7	8	9	AB	R	H	RBI	BB	SO	LOB
23 Rickie Weeks Jr., R (1, 4) OBP: 0.351, SLG: 0.486	C FF 87 X SL 83 0-1 27 SH1-4 1 1B 2B	C SI 90 F FF 91 B SL 82 B FF 90 B CU 80 B SI 86 4-2 27 3B BB			F FF 89 X FF 90 0-1 ① G1-6-3		B FF 100 C FF 99 B SL 91 T FF 100 F FF 101 S SL 92 2-3 ② K		H FF 92 1-0 1-2 2-3 HBP	3	2	1	0	1	1	0
27 Carlos Gómez, R (1, 8) OBP: 0.273, SLG: 0.387 30 Craig Counsell, L (9, PH) OBP: 0.270, SLG: 0.210	L FF 88 B FF 87 X SI 88 1-1 ① SH1-4 2-3	1 SAFE F SI 86 X CU 80 0-1 1-H 3B			C CU 80 L SI 90 X FF 89 0-2 ② G6-3		F FF 100 T FF 100 B FF 102 B FF 95 S FF 101 2-3 ③ K		B SL 88 C FF 94 T CH 86 B CH 87 X CH 87 2-2 ② SF7 3-H	3 0	0 0	1 0	1 1	0 0	1 0	0 0
1 Corey Hart, R (1, 9) OBP: 0.350, SLG: 0.465	B FF 89 B SL 81 F SI 89 X SI 90 2-1 14 BB 28 BB 3-H 1B	X FF 90 0-0 ③ G6-3			B SI 90 B SI 89 B CU 78 B SI 86 4-0 BB			F FF 98 B SL 86 X FF 98 1-1 ① L5		3	0	1	1	1	0	1
28 Prince Fielder, L (1, 3) OBP: 0.415, SLG: 0.575	B SI 90 B FF 90 C SL 82 F FF 89 D SL 84 D SL 82 4-2 14 BB 1-2 BB		B FF 91 X SI 89 1-0 ① G6-3		C SI 90 B SI 90 C SL 82 1 SAFE B SL 85 C SL 83 2-3 ③ K			X FF 99 0-0 ② G6-3		3	0	0	0	1	1	1
14 Casey McGehee, R (1, 5) OBP: 0.279, SLG: 0.315	C FF 85 B FF 89 B SL 81 D SI 86 B FF 88 4-1 9 FC5-4 1-2 2-3 BB		C SI 89 B SI 90 C CU 80 X SL 83 1-2 ② G5-3			B SI 90 B CU 79 X SI 84 2-0 ① G1-3		B FF 100 B FF 98 C FF 96 F FF 97 S SL 90 2-3 ③ K		3	0	0	0	1	1	0
3 Yuniesky Betancourt, R (1, 6) OBP: 0.255, SLG: 0.342	B FF 87 D SL 77 C FF 87 F SI 87 X SL 82 2-2 ② P6		X SI 88 0-0 ③ G6-3			C SI 89 F SL 82 B SI 90 F FF 88 B FF 85 F CH 78 B CU 73 F CU 76 X FF 89 3-2 ② L5			C SL 85 B SL 88 X SL 87 1-1 ① G6-3	4	0	0	0	0	0	3
9 Josh Wilson, R (1, 7) OBP: 0.289, SLG: 0.488 2 Nyjer Morgan, L (9, PH) OBP: 0.355, SLG: 0.497	C SI 89 X SL 85 0-1 ③ FC5-4 1-2f			C SI 88 B CU 79 C CU 79 F SI 89 X SL 82 1-2 ① F8		S SL 81 B FF 89 B SI 90 X CU 79 2-1 9 FC6 1B			C FF 92 B SL 87 X FF 92 1-1 9 S 25 1B 1B	3 1	0 1	1 1	0 1	0 0	0 0	3 0
9 George Kottaras, L (1, 2) OBP: 0.288, SLG: 0.383		C FF 89 S SI 89 C SI 91 0-3 ① K		B SI 90 X SI 88 1-0 ② F8		F SI 89 1 SAFE B SL 84 B SL 84 S SL 84 1 SAFE 1 SAFE X SL 83 2-2 ③ FC6 1-2f			1 SAFE 1 SAFE 1 SAFE F FF 92 B FF 93 B FF 92 S FF 93 B SL 88 B SL 88 4-2 23 HBP 25 1B 30 SF7 1-2 BB	3	1	0	0	1	1	1
43 Randy Wolf, L (1, 1) OBP: 0.219, SLG: 0.313 20 Jonathan Lucroy, R (7, PH) OBP: 0.323, SLG: 0.415 21 Zach Braddock, L (8, 1) 50 Kameron Loe, R (8, 1) 25 Mark Kotsay, L (9, PH) OBP: 0.326, SLG: 0.350		C SI 86 F SI 91 F SL 83 S SL 81 0-3 ② K		S SI 90 F SI 90 B FF 92 B SL 83 S CU 80 2-3 ③ K			C FF 98 S FF 98 S SL 88 0-3 ① K		B SL 87 T FF 94 B SL 86 F FF 94 B FF 95 X FF 94 3-2 23 HBP 1-2 2-H 1B	2 1 0 0 1	0 0 0 0 0	0 0 0 0 1	0 0 0 0 0	2 1 0 0 0	0 0 0 0 0	0 0 0 0 0
Inning Stats	R: 1 H: 2 E: 0 LOB: 3 K: 0 BB: 2 S: 14 P: 27	R: 1 H: 1 E: 0 LOB: 1 K: 2 BB: 1 S: 12 P: 16	R: 0 H: 0 E: 0 LOB: 0 K: 0 BB: 0 S: 5 P: 7	R: 0 H: 0 E: 0 LOB: 0 K: 1 BB: 0 S: 8 P: 12	R: 0 H: 0 E: 0 LOB: 1 K: 1 BB: 1 S: 8 P: 14	R: 0 H: 1 E: 0 LOB: 1 K: 0 BB: 0 S: 12 P: 21	R: 0 H: 0 E: 0 LOB: 0 K: 3 BB: 0 S: 10 P: 14	R: 0 H: 0 E: 0 LOB: 0 K: 1 BB: 0 S: 6 P: 9	R: 2 H: 2 E: 0 LOB: 2 K: 0 BB: 1 S: 12 P: 24	1B: 4 2B: 1 3B: 1 HR: 0	SF: 1 SAC: 1 DP: 0 HBP: 1			WP: 0 PB: 0 SB: 1 CS: 0	PA: 38		

PITCHER		IP	WLS	BF	H	R	ER	SO	BB	IBB	HBP	BLK	WP	HR	S	P	ERA	WHIP
50 Dontrelle Willis, L ERA: 3.0	(1, 1)	6.0		26	4	2	2	4	4	0	0	0	0	0	59	97	3.00	1.333
54 Aroldis Chapman, L ERA: 4.57	(7, 1)	2.0	H	6	0	0	0	4	0	0	0	0	0	0	16	23	0.00	0.000
48 Francisco Cordero, R ERA: 2.95	(9, 1)	0.2	L	6	2	2	2	0	1	0	1	0	0	0	12	24	27.00	4.500

PITCHER	IP	WLS	BF	H	R	ER	SO	BB	IBB	HBP	BLK	WP	HR	S	P	ERA	WHIP

Cincinnati Reds @ Milwaukee Brewers

Miller Park, Milwaukee, WI

Sun Jul 10 2011, 1:12 PM - 3:59 PM CDT

Att. 43,896 - Partly Cloudy - 88 F

livebaseballscorecards.com

AB	30
R	4
H	6
RBI	4
BB	5
SO	8
LOB	9

St. Louis Cardinals @ Cincinnati Reds

Great American Ball Park, Cincinnati, OH

Fri Jul 15 2011, 7:11 PM - 10:16 PM EDT

Att. 41,238 - Clear - 86 F

TOP

livebaseballscorecards.com

Batter	1	2	3	4	5	6	7	8	9	AB	R	H	RBI	BB	SO	LOB
Ryan Theriot, R (1, 6) OBP: 0.332, SLG: 0.347	C FF 91 B SL 84 F FF 92 F SL 85 X SI 93 1-2 G6-3		C SL 83 B SL 82 X SI 94 1-1 G1-3			B FF 92 C FF 89 X SL 78 1-1 28 G3-1 1B	C SL 82 B SL 82 B SL 83 X FF 94 2-1 G6-3		B FC 89 B FC 89 B FF 92 B FC 89 4-0 1-2 BB	4	0	1	0	1	0	3
28 Colby Rasmus, L (1, 8) OBP: 0.327, SLG: 0.408	B FF 92 F FF 90 F FF 92 X SL 84 1-2 F9		B FF 92 B CH 85 C CH 85 B FF 92 X FF 92 3-1 G3-1			1 SAFE 1 SAFE X CH 86 0-0 1-2 G3-1		B FF 99 B FF 99 B FF 97 C FF 96 S FF 96 B FF 98 4-2 5 HR BB	F CU 76 F FC 91 B CH 81 B CH 80 B CU 77 S FC 88 3-3 K	4	1	0	0	1	1	4
5 Albert Pujols, R (1, 3) OBP: 0.357, SLG: 0.508	B FF 90 X FF 91 1-0 F8			B SL 84 F SL 82 X FF 94 1-1 G5-3			C SL 82 F SL 84 B FF 94 X FF 94 1-2 12 BB 7 1B 23 G4-3 1B	B FF 97 1 SAFE 1 SAFE 1 SAFE B FF 96 X FF 96 2-0 1-H HR	B FC 91 B FC 90 C CU 76 F FC 88 X CU 80 2-2 F7	5	2	2	2	0	0	2
7 Matt Holliday, R (1, 7) OBP: 0.423, SLG: 0.576		B SI 92 B SI 94 B SL 80 F FF 92 B SI 94 4-1 12 G4-3 BB		B SL 84 B SL 83 C SI 96 F SI 95 T FF 95 2-2 K			1 SAFE B FF 94 B FF 93 S SL 82 X SI 94 2-1 23 G4-3 12 BB 4 G5-3 1B 1-2	B FF 100 B FF 98 B FF 96 C FF 96 B FF 96 4-1 12 FC3-6 BB		2	1	1	0	2	1	0
12 Lance Berkman, S (1, 9) OBP: 0.402, SLG: 0.596		X FC 89 0-0 1-2f G4-3		F FF 96 S FC 87 B FC 88 B FF 95 S CH 86 2-3 K			B FF 93 B SI 94 B SI 94 F SI 94 B FF 92 4-1 55 E 23 G4-3 48 1B 1-2 2-3 BB	B SI 94 1 SAFE C SI 94 X FS 87 1-1 1-2f FC3-6 4 BLK		3	1	0	0	1	1	2
23 David Freese, R (1, 5) OBP: 0.378, SLG: 0.444 62 Lance Lynn, S (8, 1) 59 Fernando Salas, R (9, 1)		C FF 95 B SL 84 X SL 84 1-1 2B			C FF 91 F CH 85 X SI 94 0-2 G4-3		X SI 95 0-0 1-2 2-3 3-H G4-3	C SL 80 1 SAFE F SI 95 F SI 94 S SL 81 0-3 K		4 0 0	0 0 0	1 0 0	1 0 0	0 0 0	1 0 0	3 0 0
4 Yadier Molina, R (1, 2) OBP: 0.328, SLG: 0.408		F FF 91 X SI 93 0-1 P2			F FF 93 B SL 86 C SL 80 B FF 94 X SI 95 2-2 G5-3		C SL 85 X SI 96 0-1 3-H G5-3	F FF 92 P PO 90 S SL 81 F SI 96 B FF 95 F SI 95 F SL 82 X SL 82 2-2 1-2 L5		4	0	0	1	0	0	3
55 Skip Schumaker, L (1, 4) OBP: 0.308, SLG: 0.355 8 Nick Punto, S (9, PH) OBP: 0.343, SLG: 0.389 (9, 4)			B FF 93 B FF 91 X FF 93 2-0 E3 35 SH2-4		B CH 85 T CH 86 F FF 93 X SL 86 1-2 F7		C FF 94 X FF 92 0-1 2-3 E4 48 1B		C SI 90 F CH 83 F SI 90 B SL 84 X SL 84 1-2 33 CS 1B	3 1	0 0	0 1	0 0	0 0	0 0	1 0
35 Jake Westbrook, R (1, 1) 19 Jon Jay, L (8, PH) 37 Raul Valdes, L (8, 1) 40 P.J. Walters, R (8, 1) 48 Tony Cruz, R (7, PH) 41 Mitchell Boggs, R (7, 1) 43 Trever Miller, R (7, 1) 30 Jason Motte, R (7, 1) 33 Daniel Descalso, L (8, S)			X SI 92 0-0 1-2 SH2-4			X FF 92 0-0 P6	X SI 94 0-0 1-2 3-H 1B		L SL 85 B SI 90 B SL 86 S SL 85 B FF 90 B SL 85 4-2 1-2 BB BB	0 1 0 0 1 0 0 0 0	0 0 0 0 0 0 0 0 0	0 0 0 0 1 0 0 0 0	0 0 0 0 1 0 0 0 1	0 0 0 0 0 0 0 0 0	0 0 0 0 0 0 0 0 0	0 0 0 0 0 0 0 0 0
Inning Stats	R: 0 E: 0 K: 0 S: 8 H: 0 LOB: 0 BB: 0 P: 11	R: 0 E: 0 K: 0 S: 6 H: 1 LOB: 1 BB: 1 P: 11	R: 0 E: 1 K: 0 S: 6 H: 0 LOB: 1 BB: 0 P: 12	R: 0 E: 0 K: 2 S: 8 H: 0 LOB: 0 BB: 0 P: 13	R: 0 E: 0 K: 0 S: 9 H: 0 LOB: 0 BB: 0 P: 12	R: 0 E: 0 K: 0 S: 4 H: 1 LOB: 0 BB: 0 P: 5	R: 3 E: 1 K: 0 S: 14 H: 3 LOB: 2 BB: 1 P: 23	R: 2 E: 0 K: 1 S: 17 H: 1 LOB: 1 BB: 2 P: 29	R: 0 E: 0 K: 1 S: 12 H: 1 LOB: 2 BB: 2 P: 26	1B: 5 2B: 1 3B: 0 HR: 1 SF: 0 SAC: 1 DP: 1 HBP: 0						

	AB	32
	R	5
	H	7
	RBI	5
	BB	6
	SO	4
	LOB	18

WP: 0 PB: 0 SB: 0 CS: 1 PA: 39

PITCHER		IP	WLS	BF	H	R	ER	SO	BB	IBB	HBP	BLK	WP	HR	S	P	ERA	WHIP
47 Johnny Cueto, R ERA: 2.01	(1, 1)	7.0		28	5	3	2	2	2	0	0	0	0	0	55	87	2.57	1.000
54 Aroldis Chapman, L ERA: 5.4	(8, 1)	0.0	B	3	1	2	2	0	2	0	0	0	0	1	4	14	∞	∞
40 Nick Masset, R ERA: 3.06	(8, 1)	1.0		3	0	0	0	1	0	0	0	1	0	0	13	15	0.00	0.000
45 Bill Bray, L ERA: 2.1	(9, 1)	0.1		2	1	0	0	0	1	0	0	0	0	0	6	11	0.00	6.000
66 Logan Ondrusek, R ERA: 1.65	(9, 1)	0.2	W	3	0	0	0	1	1	0	0	0	0	0	6	15	0.00	1.500

PITCHER	IP	WLS	BF	H	R	ER	SO	BB	IBB	HBP	BLK	WP	HR	S	P	ERA	WHIP

Batter	1	2	3	4	5	6	7	8	9	AB	R	H	RBI	BB	SO	LOB
28 Chris Heisey, R (1, 8) (8, 7) OBP: 0.314, SLG: 0.494	B SI 88 B SI 89 B SI 89 C SI 90 F SI 90 X SI 90 3-2 HR		B CU 79 F FC 84 X SI 89 1-1 ① F8		B SI 90 S FC 86 F FC 85 B CH 81 B CH 81 X CU 79 3-2 HR		C SI 94 X SI 94 0-1 FC5 2 1B 19 2B 1-3		C KC 78 S FF 91 B FF 91 F CH 85 B FF 89 F FF 92 S CH 84 2-3 ① K	5	3	2	2	0	1	1
2 Zack Cozart, R (1, 6) OBP: 0.381, SLG: 0.381	C SI 91 B SI 90 X SI 91 1-1 19 F9 1B		B SI 90 C SI 90 B FC 87 B SI 90 C SI 91 X SI 90 3-2 ② G3-1		C SI 91 B SI 92 B SI 91 F FC 86 X SI 92 2-2 ③ G6-3		B FF 94 X SI 94 1-0 19 2B 27 G1-2-3 1-2 3-H 1B		X FF 90 0-0 4 HR 1B	5	1	3	1	0	0	0
19 Joey Votto, L (1, 3) OBP: 0.438, SLG: 0.509	1 SAFE B SI 89 F SI 90 X FC 87 1-1 ① F9 1-2		C CU 76 B CH 79 T CU 76 B FC 85 X SI 90 2-2 ③ L8			B FF 87 B SI 87 X SI 86 2-0 32 1B 4 P2 1B	B SI 88 X FF 87 1-0 1-3 2-H 2B		F CH 85 X CH 85 0-1 ② L9	5	0	2	1	0	0	2
4 Brandon Phillips, R (1, 4) OBP: 0.338, SLG: 0.426	F SI 89 T SI 90 D CH 80 S CH 81 1-3 ② K			B FC 85 X FC 85 1-0 ① P4	X CU 76 0-0 ① P2 1-2	I IN 80 I IN 82 I IN 82 I IN 84 4-0 IBB			B KC 81 1 SAFE X FF 91 1-0 1-H HR	4	1	1	2	1	1	2
32 Jay Bruce, L (1, 9) OBP: 0.342, SLG: 0.506	F FC 86 B SI 90 B SI 90 B SI 90 X SI 90 3-1 ③ G4-3			B SI 88 X SI 90 1-0 ② F8	B CU 76 B CU 76 C SI 86 X CU 75 2-1 27 BB 2-3 1B	F SL 75 F FF 88 B SL 75 S SL 76 1-3 ① K				4	0	1	0	0	1	4
27 Scott Rolen, R (1, 5) OBP: 0.284, SLG: 0.406 45 Bill Bray, L (9, 1) 66 Logan Ondrusek, R (9, 1)		C SI 90 B SI 88 B SI 89 X SI 89 2-1 2B		C SI 89 X SI 88 0-1 1B	B SL 75 D SL 77 B SI 89 B SI 88 4-0 1-2 BB	B FF 96 S FF 96 S FF 97 X FF 98 1-2 ② ③ G1-2-3 3-Hf				3 0 0	0 0 0	2 0 0	0 0 0	1 0 0	0 0 0	3 0 0
15 Fred Lewis, L (1, 7) OBP: 0.338, SLG: 0.364 54 Aroldis Chapman, L (8, 1) 40 Nick Masset, R (8, 1) 43 Miguel Cairo, R (8, 5) OBP: 0.355, SLG: 0.402		C FC 87 B FC 87 X SI 90 1-1 ① G6-3		F FC 86 1 SAFE F CH 78 D FC 85 D CU 78 F CH 79 S FC 85 2-3 ③ K		C CH 76 B SI 90 S CH 77 B CH 76 F CH 77 C SI 90 2-3 ② K		C SI 92 B FF 93 F SI 93 X CU 79 1-2 ① L7		3 0 0 1	0 0 0 0	0 0 0 0	0 0 0 0	2 0 0 0	5 0 0 0
55 Ramon Hernandez, R (1, 2) OBP: 0.369, SLG: 0.527		T CU 80 D CU 80 C CU 80 D CH 80 T SI 90 2-2 ② K			F FC 85 F SI 88 F CU 80 S CU 79 0-3 ① K2-3	B SL 78 B SI 90 X SL 78 2-0 ③ G5-3		X CU 78 0-0 ② G4-3		4	0	0	0	0	2	4
47 Johnny Cueto, R (1, 1) OBP: 0.080, SLG: 0.042 6 Drew Stubbs, R (7, PH) (8, 8) OBP: 0.325, SLG: 0.386		C SI 90 C SI 90 S CU 79 0-3 ③ K			B SI 90 C SI 88 S SI 89 B CU 78 X SI 90 2-2 ② G1-3		C FF 93 B SL 80 B FF 95 B SI 93 B SI 96 4-1 28 E 28 FC5 2 1B BB	B SI 94 F CU 78 S FF 93 B FF 92 T FF 95 2-2 ③ K		2 1	0 1	0 1	0 0	1 1	1 1	1 0
Inning Stats	R: 1 H: 2 E: 0 LOB: 1 K: 1 BB: 0 S: 12 P: 21	R: 0 H: 1 E: 0 LOB: 1 K: 2 BB: 0 S: 10 P: 15	R: 0 H: 0 E: 0 LOB: 0 K: 0 BB: 0 S: 8 P: 14	R: 0 H: 1 E: 0 LOB: 1 K: 1 BB: 0 S: 8 P: 12	R: 1 H: 1 E: 0 LOB: 0 K: 1 BB: 0 S: 13 P: 20	R: 0 H: 2 E: 0 LOB: 3 K: 1 BB: 1 S: 9 P: 21	R: 2 H: 2 E: 1 LOB: 2 K: 1 BB: 2 S: 11 P: 23	R: 0 H: 0 E: 0 LOB: 0 K: 1 BB: 0 S: 7 P: 10	R: 2 H: 2 E: 0 LOB: 0 K: 1 BB: 0 S: 9 P: 12	1B: 6 2B: 2 3B: 0 HR: 3	SF: 0 SAC: 0 DP: 1 HBP: 0			WP: 0 PB: 0 SB: 0 CS: 0	PA: 40		

PITCHER		IP	WLS	BF	H	R	ER	SO	BB	IBB	HBP	BLK	WP	HR	S	P	ERA	WHIP
35 Jake Westbrook, R ERA: 5.26	(1, 1)	5.0		20	5	2	2	5	0	0	0	0	0	2	51	82	3.60	1.000
37 Raul Valdes, L ERA: 3.6	(6, 1)	0.1		3	2	0	0	0	0	0	0	0	0	0	4	8	0.00	6.000
40 P.J. Walters, R ERA:	(6, 1)	0.2		3	0	0	0	1	1	0	0	0	0	0	5	13	0.00	1.500
41 Mitchell Boggs, R ERA: 3.24	(7, 1)	0.0	B	3	1	2	1	0	1	0	0	0	0	0	4	9	∞	∞
43 Trever Miller, L ERA: 4.02	(7, 1)	0.1		3	1	0	0	1	0	1	0	0	0	0	4	10	0.00	3.000

PITCHER		IP	WLS	BF	H	R	ER	SO	BB	IBB	HBP	BLK	WP	HR	S	P	ERA	WHIP
30 Jason Motte, R ERA: 2.5	(7, 1)	0.2		1	0	0	0	0	0	0	0	0	0	0	3	4	0.00	0.000
62 Lance Lynn, R ERA: 3.63	(8, 1)	1.0	H	3	0	0	0	1	0	0	0	0	0	0	7	10	0.00	0.000
59 Fernando Salas, R ERA: 2.62	(9, 1)	0.2	L	4	2	2	2	1	0	0	0	0	0	1	9	12	27.00	3.000

BOTTOM

St. Louis Cardinals @ Cincinnati Reds

Great American Ball Park, Cincinnati, OH

Fri Jul 15 2011, 7:11 PM - 10:16 PM EDT

Att. 41,238 - Clear - 86 F

livebaseballscorecards.com

AB	37
R	6
H	11
RBI	6
BB	3
SO	9
LOB	22

Batter	1	2	3	4	5	6	7	8	9	AB	R	H	RBI	BB	SO	LOB
33 Daniel Descalso, L (1, 6) (9, 5) OBP: 0.326, SLG: 0.366	C CU 71 S SL 74 F SI 85 B SI 84 F SI 86 B SI 86 X SI 88 2-2 ① P5		C SI 87 X SI 86 0-1 1B		1 SAFE C SI 86 F FF 88 X SI 87 0-2 ② F7		1 SAFE 1 SAFE C CU 72 B SL 73 1 SAFE X CU 69 1-1 ② G4-3 1-2		X SL 86 0-0 ③ G4-3	5	0	1	0	0	0	3
19 Jon Jay, L (1, 8) OBP: 0.357, SLG: 0.441	B SI 87 X SI 84 1-0 5 G5-4-3 1B		F SI 88 B SI 88 F SI 88 1 SAFE B SI 88 B CH 82 C SL 76 3-3 ③ K		X CU 70 0-0 E1 5 HR 1-3 1B		B FF 85 F CH 78 D SI 88 X SI 86 2-1 2-H 1B			4	1	3	1	0	1	1
5 Albert Pujols, R (1, 3) OBP: 0.356, SLG: 0.515	X CH 77 0-0 ② ③ G5-4-3 1-2f			C SL 72 F CH 77 S SL 76 0-3 ① K	C SI 87 B SL 77 B CH 81 X FF 82 2-1 1-H 3-H HR		C FC 90 X CU 78 0-1 ③ G1-3			4	1	1	3	0	1	2
7 Matt Holliday, R (1, 7) OBP: 0.420, SLG: 0.569		B SI 86 X CH 77 1-0 ① G5-3		C CH 80 B SI 89 B CH 82 B CH 80 B SI 88 4-1 23 BB BB	B CH 78 X SI 87 1-0 ③ G4-3			B FF 92 C SI 91 C FF 92 B SL 82 F SI 93 X SL 81 2-2 ① F8		3	0	0	0	1	0	0
12 Lance Berkman, S (1, 9) OBP: 0.400, SLG: 0.591		B SI 86 C SI 87 F SI 87 F SI 88 B CH 76 X CH 80 2-2 23 FC6-4 1B		B SL 72 X SL 75 1-0 ② L4		F SI 85 B FF 87 B CH 76 B CH 81 C CH 77 F SL 75 C SI 87 3-3 ① K		C SI 91 F FF 89 B FF 92 B FF 91 C SI 91 2-3 ② K		4	0	1	0	0	2	1
23 David Freese, R (1, 5) OBP: 0.375, SLG: 0.435 8 Nick Punto, S (8, 5) OBP: 0.343, SLG: 0.389 Ryan Theriot, R (9, 6) OBP: 0.332, SLG: 0.347		C SI 87 X CH 80 0-1 ② FC6-4 4 FC6-4 1-2f		B SL 75 B CH 79 C CH 82 D CH 81 B CH 79 4-1 1-2 BB		C SI 87 S SL 80 S SL 76 0-3 ② K		B SI 92 B SI 91 F SI 92 X SL 81 2-1 ③ F9		3 0 0	0 0 0	0 0 0	0 0 0	1 0 0	1 0 0	1 0 0
4 Yadier Molina, R (1, 2) OBP: 0.324, SLG: 0.402		X SI 86 0-0 ③ FC6-4 1-2f		B SI 88 F SI 87 X SL 75 1-1 ③ F8		X CH 77 0-0 ③ G6-3			X SL 80 0-0 ① G6-3	4	0	0	0	0	0	3
29 Chris Carpenter, R (1, 1) OBP: 0.162, SLG: 0.222 28 Colby Rasmus, L (9, PH) OBP: 0.329, SLG: 0.408 59 Fernando Salas, R (9, 1)			C SI 86 C SI 87 X SI 88 0-2 ① G4-3		C CU 68 F SI 86 F SL 76 X SI 86 0-2 55 FC4-5 2B		X SI 86 0-0 ① F8		B SI 90 B KC 73 B KC 72 B FF 91 4-0 BB	3 0 0	0 0 0	1 0 0	0 0 0	0 1 0	0 0 0	0 0 0
55 Skip Schumaker, L (1, 4) OBP: 0.307, SLG: 0.353			B SI 87 C SI 87 B CH 81 F CH 81 B CH 82 S SL 74 3-3 ② K		B CU 70 B CU 69 C CU 71 F SI 86 B CH 80 X SI 87 3-2 ① FC4-5 19 E 5 HR 19 1B 2-3		B SI 87 X SI 86 1-0 33 G4-3 19 1B 1B		1 SAFE C FF 90 C SL 85 B SL 86 F FF 92 F FF 91 D SL 86 X SL 85 2-2 ② F8	4	2	1	0	0	1	2
Inning Stats	R: 0 E: 0 K: 0 S: 7 H: 1 LOB: 0 BB: 0 P: 10	R: 0 E: 0 K: 0 S: 8 H: 1 LOB: 1 BB: 0 P: 11	R: 0 E: 0 K: 2 S: 11 H: 1 LOB: 1 BB: 0 P: 17	R: 0 E: 0 K: 1 S: 8 H: 0 LOB: 2 BB: 2 P: 18	R: 3 E: 1 K: 0 S: 14 H: 3 LOB: 0 BB: 0 P: 20	R: 0 E: 0 K: 2 S: 8 H: 0 LOB: 0 BB: 0 P: 11	R: 1 E: 0 K: 0 S: 8 H: 2 LOB: 1 BB: 0 P: 12	R: 0 E: 0 K: 1 S: 9 H: 0 LOB: 0 BB: 0 P: 15	R: 0 E: 0 K: 0 S: 7 H: 0 LOB: 1 BB: 1 P: 13	1B: 6 2B: 1 3B: 0 HR: 1 SF: 0 SAC: 0 DP: 1 HBP: 0						

PITCHER		IP	WLS	BF	H	R	ER	SO	BB	IBB	HBP	BLK	WP	HR	S	P	ERA	WHIP
61 Bronson Arroyo, R ERA: 5.57	(1, 1)	6.2	L	29	8	4	4	5	2	0	0	0	0	1	62	97	5.40	1.500
66 Logan Ondrusek, R ERA: 1.64	(7, 1)	0.1		1	0	0	0	0	0	0	0	0	0	0	2	2	0.00	0.000
63 Sam LeCure, R ERA: 2.64	(8, 1)	1.1		5	0	0	0	1	1	0	0	0	0	0	10	20	0.00	0.750
45 Bill Bray, L ERA: 2.05	(9, 1)	0.2		2	0	0	0	0	0	0	0	0	0	0	6	8	0.00	0.000

PITCHER	IP	WLS	BF	H	R	ER	SO	BB	IBB	HBP	BLK	WP	HR	S	P	ERA	WHIP

TOP

St. Louis Cardinals @ Cincinnati Reds

Great American Ball Park, Cincinnati, OH

Sat Jul 16 2011, 7:12 PM - 9:58 PM EDT

Att. 40,204 - Cloudy - 83 F

livebaseballscorecards.com

AB	34
R	4
H	8
RBI	4
BB	3
SO	6
LOB	13

WP: 0	PA: 37																	
PB: 0																		
SB: 0																		
CS: 0																		

BOTTOM

St. Louis Cardinals @ Cincinnati Reds

Great American Ball Park, Cincinnati, OH

Sat Jul 16 2011, 7:12 PM - 9:58 PM EDT

Att. 40,204 - Cloudy - 83 F

livebaseballscorecards.com

Batter	1	2	3	4	5	6	7	8	9	AB	R	H	RBI	BB	SO	LOB
6 Drew Stubbs, R (1, 8) OBP: 0.331, SLG: 0.393	C FF 90 S FF 90 F FF 91 B CU 75 C CU 75 1-3 K ①		S FC 87 B CU 75 B CU 74 S SI 91 B SI 93 B SI 92 4-2 16 1B 19 1B BB		X SI 91 0-0 16 F8-6 2B		X SI 92 0-0 1-2 1B		B FF 91 X FF 91 1-0 16 DI 1B	4	1	3	0	1	1	0
16 Edgar Renteria, R (1, 6) OBP: 0.307, SLG: 0.279	B SI 92 X FF 92 1-0 2B		1 SAFE B SI 92 1 SAFE 1 SAFE X SI 92 1-0 4 E 19 1B 1-2 1B		S SI 92 F SI 93 B SI 93 X CU 74 1-2 ② ③ F8-6 2-2		B CU 75 X FC 87 1-0 ③ P2		B FF 91 C FF 90 S CH 83 B CH 85 S CH 85 2-3 ③ K 1-2	5	0	2	0	0	1	4
19 Joey Votto, L (1, 3) OBP: 0.438, SLG: 0.507	B FF 92 B CU 74 F CU 75 F SI 91 B FC 90 B FC 90 4-2 BB		X SI 93 0-0 4 E 1-2 2-H 1B			F FC 87 B CU 74 S CU 72 X CU 74 1-2 ① F7		C FC 84 B FC 86 C FF 92 B FC 86 X FC 87 2-2 E6 27 E		3	0	1	1	1	0	0
4 Brandon Phillips, R (1, 4) OBP: 0.335, SLG: 0.422	D FC 88 F FC 89 B SI 93 C SI 93 C CU 76 2-3 ② K		D FC 89 X FC 87 1-0 E1 32 G6-3 1-2 2-3			B CU 74 X SI 90 1-0 ② L4		C FC 88 F FC 88 X CU 75 0-2 ① F9		4	0	0	0	0	1	5
32 Jay Bruce, L (1, 9) OBP: 0.341, SLG: 0.503	F SI 92 B FC 88 X FC 89 1-1 ③ G3-1		C CU 76 B FC 88 X SI 92 1-1 ② ③ G6-3 1-2f			C CU 73 B FF 92 S CU 73 B FF 94 X FF 93 2-2 1B		S FC 88 B SI 92 F SI 92 F FC 89 B FC 89 C SI 94 2-3 ② K		4	0	1	0	0	1	6
27 Scott Rolen, R (1, 5) OBP: 0.279, SLG: 0.399		X FF 91 0-0 ① F8		B SI 89 C FA 90 B SI 91 X SI 91 2-1 ① G5-3		B CU 74 S FC 88 S CU 75 S FF 93 1-3 ③ K		S FC 89 D FC 89 F FF 93 X CU 75 1-2 E5 1-3		4	0	0	0	0	1	2
28 Chris Heisey, R (1, 7) OBP: 0.313, SLG: 0.486 45 Bill Bray, L (9, 1)		B FF 92 B FC 87 F FC 87 X FF 94 2-1 ② G6-3		C SI 92 B CU 75 S CU 75 B FC 88 B SI 94 B FC 88 4-2 29 G5-3-6 BB			B FC 86 X SI 91 1-0 ① G6-3	B FF 94 D FC 88 B FC 88 C FC 87 F FF 93 S CU 76 3-3 ③ K		3	0	0	0	1	1	2
										0	0	0	0	0	0	0
29 Ryan Hanigan, R (1, 2) OBP: 0.348, SLG: 0.320		B FF 93 C FF 93 X FF 94 1-1 ③ G6-3		X SI 92 0-0 ② ③ G5-3-6 1-3f			C SI 92 B SI 90 X SI 90 1-1 6 1B 1B		C FF 90 B FF 91 X FF 92 1-1 ① F9	4	0	1	0	0	0	1
61 Bronson Arroyo, R (1, 1) OBP: 0.176, SLG: 0.235 66 Logan Ondrusek, R (7, 1) 31 Jonny Gomes, R (7, PH) OBP: 0.344, SLG: 0.415 63 Sam LeCure, R (8, 1) OBP: 0.333, SLG: 0.400 15 Fred Lewis, L (9, 7) OBP: 0.336, SLG: 0.361			C FF 89 C SI 93 S SI 92 0-3 K		C FC 85 F FC 87 C FF 91 0-3 K		B SI 92 B SI 92 C SI 92 X SI 91 2-1 P3		B FF 90 B FF 90 S FF 90 B FF 91 S FF 90 X FF 92 3-2 G3-1	2	0	0	0	0	2	0
										0	0	0	0	0	0	0
										1	0	0	0	0	0	1
										0	0	0	0	0	0	0
										1	0	0	0	0	0	0
Inning Stats	R: 0 E: 0 K: 2 S: 12 H: 1 LOB: 2 BB: 1 P: 21	R: 0 E: 0 K: 0 S: 5 H: 0 LOB: 0 BB: 0 P: 8	R: 1 E: 1 K: 1 S: 10 H: 2 LOB: 2 BB: 1 P: 17	R: 0 E: 0 K: 0 S: 5 H: 0 LOB: 0 BB: 0 P: 11	R: 0 E: 0 K: 1 S: 7 H: 1 LOB: 0 BB: 0 P: 8	R: 0 E: 0 K: 1 S: 10 H: 1 LOB: 1 BB: 0 P: 15	R: 0 E: 0 K: 0 S: 7 H: 2 LOB: 2 BB: 0 P: 12	R: 0 E: 2 K: 2 S: 16 H: 0 LOB: 2 BB: 0 P: 24	R: 0 E: 0 K: 1 S: 9 H: 1 LOB: 1 BB: 0 P: 16	1B: 6 2B: 4 3B: 0 HR: 0 SF: 0 SAC: 0 DP: 3 HBP: 0						

PITCHER		IP	WLS	BF	H	R	ER	SO	BB	IBB	HBP	BLK	WP	HR	S	P	ERA	WHIP	PITCHER	IP	WLS	BF	H	R	ER	SO	BB	IBB	HBP	BLK	WP	HR	S	P	ERA	WHIP
29 Chris Carpenter, R	(1, 1)	8.0	W	34	7	1	1	7	3	0	0	0	0	0	72	116	1.12	1.250																	
ERA: 3.69																																			
59 Fernando Salas, R	(9, 1)	1.0	S	4	1	0	0	1	0	0	0	0	0	0	9	16	0.00	1.000																	
ERA: 2.56																																			

PITCHER		IP	WLS	BF	H	R	ER	SO	BB	IBB	HBP	BLK	WP	HR	S	P	ERA	WHIP	PITCHER	IP	WLS	BF	H	R	ER	SO	BB	IBB	HBP	BLK	WP	HR	S	P	ERA	WHIP
29 Chris Carpenter, R	(1, 1)	8.0	W	34	7	1	1	7	3	0	0	0	0	0	72	116	1.12	1.250																	
ERA: 3.69																																			
59 Fernando Salas, R	(9, 1)	1.0	S	4	1	0	0	1	0	0	0	0	0	0	9	16	0.00	1.000																	
ERA: 2.56																																			

AB	35
R	1
H	8
RBI	1
BB	3
SO	8
LOB	21

WP: 0	PB: 0	SB: 0	CS: 0
PA: 38			

Batter	1	2	3	4	5	6	7	8	9	AB	R	H	RBI	BB	SO	LOB
Ryan Theriot, R (1, 6) OBP: 0.330, SLG: 0.344	F FF 92 B KC 76 X SL 88 1-1 ① F7		1 SAFE B CH 89 1 SAFE 1 SAFE X SL 85 1-0 ②③ G4-6-3 1-2f			B KC 78 C KC 75 B SL 87 X SL 87 2-1 ② L8		X CH 87 0-0 ② L7		3	0	0	0	0	0	1
33 Daniel Descalso, L (6, 6) OBP: 0.325, SLG: 0.364										1	0	0	0	0	0	2
28 Colby Rasmus, L (1, 8) OBP: 0.326, SLG: 0.404	C KC 77 S CH 87 S CH 84 0-3 ② K			B FF 90 X FF 90 1-0 ① F7		X CH 87 0-0 ③ G4-3		F FC 91 B FF 91 X FF 95 1-1 ③ L4		3	0	0	0	0	1	0
4 Yadier Molina, R (8, PH) OBP: 0.322, SLG: 0.401										1	0	0	0	0	0	2
(8, 2)																
5 Albert Pujols, R (1, 3) OBP: 0.352, SLG: 0.508	B FF 92 C SL 86 B SL 88 F SL 89 X SL 87 2-2 ③ G4-3			X FF 93 0-0 ② L9			B SL 88 X SL 88 1-0 ① F8		F FF 92 F FF 92 B SL 88 F FF 94 X SL 88 1-2 ① F8	4	0	0	0	0	0	0
7 Matt Holliday, R (1, 7) OBP: 0.421, SLG: 0.566		C KC 75 B SL 86 S SL 87 B SI 91 S SL 87 2-3 ① K		B SL 87 C SL 87 F SL 87 B FF 92 F FF 94 X SI 93 2-2 1B			S SL 89 B SL 88 B SL 88 B SI 93 B SL 88 4-1 12 G3 BB		F CU 79 F SL 88 B FF 95 X FF 94 1-2 ② L4	3	0	1	0	1	1	0
12 Lance Berkman, S (1, 9) OBP: 0.398, SLG: 0.596		B CH 85 B FF 92 X SL 85 2-0 HR		B FF 93 B FF 91 F FF 92 X CH 87 2-1 ③ G4-3			D CH 88 X SL 84 1-0 ② G3 1-2		B CH 86 X FF 94 1-0 ③ F7	4	1	1	1	0	0	2
23 David Freese, R (1, 5) OBP: 0.368, SLG: 0.426		X FF 91 0-0 ② F8			B KC 76 B KC 77 B FF 92 C SI 92 S SL 87 X SL 89 3-2 ① L9		X SL 85 0-0 ③ L7			3	0	0	0	0	0	1
48 Tony Cruz, R (1, 2) OBP: 0.396, SLG: 0.426		C SI 90 F SL 86 S FF 92 0-3 ③ K			B FF 93 B FF 91 F FF 93 B SI 93 C FF 93 B FF 93 4-2 55 CS 54 SH3-4 BB			F FF 93 F FF 93 F SL 87 B SL 87 S SL 86 1-3 ① K		2	0	0	0	1	2	0
(8, 4)																
54 Jaime García, L (1, 1) OBP: 0.105, SLG: 0.081			B FF 91 C CH 89 X SI 90 1-1 ① G6-3		X FF 92 0-0 ② SH3-4 1-2			S CH 85 B SL 87 B CH 86 B CH 86 B FF 92 4-1 8 1B BB		1	0	0	0	0	0	0
19 Jon Jay, L (8, PH) OBP: 0.360, SLG: 0.441										0	0	0	0	1	0	0
(8, 8)																
55 Skip Schumaker, L (1, 4) OBP: 0.309, SLG: 0.354			X FF 91 0-0 G4-6-3 1B		B KC 76 C KC 75 S CH 86 2 SAFE 1-2 ③ CS 2-3	B KC 75 B KC 74 B FF 92 C SI 91 X SI 90 3-1 ① F7		C FF 90 C FF 90 F FF 91 F FF 91 F FF 90 X FF 91 0-2 1-2 1B		2	0	1	0	0	0	0
8 Nick Punto, S (8, PH) OBP: 0.350, SLG: 0.396										1	0	1	0	0	0	0
62 Lance Lynn, S (8, 1)										0	0	0	0	0	0	0
Inning Stats	R: 0 E: 0 K: 1 S: 8 H: 0 LOB: 0 BB: 0 P: 11	R: 1 E: 0 K: 2 S: 8 H: 1 LOB: 0 BB: 0 P: 12	R: 0 E: 0 K: 0 S: 4 H: 1 LOB: 0 BB: 0 P: 6	R: 0 E: 0 K: 0 S: 8 H: 1 LOB: 1 BB: 0 P: 13	R: 0 E: 0 K: 0 S: 8 H: 0 LOB: 0 BB: 1 P: 16	R: 0 E: 0 K: 0 S: 5 H: 0 LOB: 0 BB: 0 P: 10	R: 0 E: 0 K: 0 S: 4 H: 0 LOB: 1 BB: 1 P: 10	R: 0 E: 0 K: 1 S: 14 H: 1 LOB: 2 BB: 1 P: 20	R: 0 E: 0 K: 0 S: 8 H: 0 LOB: 0 BB: 0 P: 11	1B: 3 2B: 0 3B: 0 HR: 1	SF: 0 SAC: 1 DP: 1 HBP: 0					

PITCHER		IP	WLS	BF	H	R	ER	SO	BB	IBB	HBP	BLK	WP	HR	S	P	ERA	WHIP
34 Homer Bailey, R ERA: 3.74	(1, 1)	7.1	W	26	3	1	1	4	3	0	0	0	0	1	50	88	1.23	0.818
45 Bill Bray, L ERA: 2.03	(8, 1)	0.1	H	2	1	0	0	0	0	0	0	0	0	0	7	7	0.00	3.000
40 Nick Masset, R ERA: 3.04	(8, 1)	0.1	H	1	0	0	0	0	0	0	0	0	0	0	2	3	0.00	0.000
48 Francisco Cordero, R ERA: 2.88	(9, 1)	1.0	S	3	0	0	0	0	0	0	0	0	0	0	8	11	0.00	0.000

PITCHER	IP	WLS	BF	H	R	ER	SO	BB	IBB	HBP	BLK	WP	HR	S	P	ERA	WHIP

TOP

St. Louis Cardinals @ Cincinnati Reds

Great American Ball Park, Cincinnati, OH

Sun Jul 17 2011, 1:11 PM - 3:55 PM EDT

Att. 24,841 - Partly Cloudy - 86 F

livebaseballscorecards.com

AB	28
R	1
H	4
RBI	1
BB	3
SO	4
LOB	8

Batter	1	2	3	4	5	6	7	8	9	AB	R	H	RBI	BB	SO	LOB
6 Drew Stubbs, R (1, 8) OBP: 0.333, SLG: 0.397	F FF 91 X SI 90 0-1 19 G3 1B		B CH 84 B SI 90 X SI 90 2-0 2B			B FF 90 X FF 90 1-0 ① G6-3	C SL 84 D SL 86 1 SAFE B SL 84 B FF 90 F FF 89 C SL 86 3-3 ③			4	0	2	0	0	1	1
2 Zack Cozart, R (1, 6) OBP: 0.400, SLG: 0.520	B FF 90 B CH 83 1 SAFE B FF 90 C FF 91 F FF 90 X FF 91 3-2 ① P4		C SI 90 B CH 84 F CH 84 B SL 84 C SL 85 2-3 ③			F FF 90 B CU 71 X CH 83 1-1 4 WP 19 E 31 WP 1B		B FF 93 F CU 78 B FF 94 S FF 93 F FF 94 B FF 94 F FF 93 X SI 93 3-2 HR		4	2	2	1	0	1	2
19 Joey Votto, L (1, 3) OBP: 0.436, SLG: 0.507	F SI 90 X SL 86 0-1 ② G3 1-2			B CU 71 F SI 89 X CU 72 1-1 4 F8 2B		C FF 90 X SL 85 0-1 FC4 31 WP 4 WP 1-2		F CU 79 S FF 93 S CU 80 0-3 ① K		4	0	1	0	0	1	2
4 Brandon Phillips, R (1, 4) OBP: 0.332, SLG: 0.417	C SI 90 F SL 85 S CU 74 0-3 ③ K			B SL 84 C FF 90 F SI 90 D SL 86 F SI 89 X CU 73 2-2 ① F8 2-3		D FF 91 F FF 90 F FF 91 F SL 85 S CU 77 1-3 ② K 1-2 2-3		B CU 81 C CU 79 F CU 80 F CU 78 S FF 95 1-3 ② K		4	0	0	0	0	3	4
31 Jonny Gomes, R (1, 7) OBP: 0.339, SLG: 0.408 48 Francisco Cordero, R (9, 1)		X SI 91 0-0 ① G4-3		C CU 72 S CU 75 B FF 90 B FF 90 B SL 84 S CU 76 3-3 ② K		C FF 91 S CU 76 D CU 78 B CU 77 X FF 91 2-2 ③ G6-3 2-3 3-H		C FF 94 S CU 80 B CU 80 S FF 94 1-3 ③ K		4 0	0 0	0 0	0 0	0 0	2 0	2 0
32 Jay Bruce, L (1, 9) OBP: 0.339, SLG: 0.499		B FF 90 F SI 91 F SI 90 F SL 86 B SL 85 F SL 87 B SI 91 F SI 92 X FF 90 3-2 ② F7		D SL 86 S SL 85 F FF 91 X CU 77 1-2 ③ G4-3			X FF 89 0-0 ① P3			3	0	0	0	0	0	1
43 Miguel Cairo, R (1, 5) OBP: 0.354, SLG: 0.415		C FF 90 X CH 84 0-1 ③ G5-3			X SI 89 0-0 ① F9		B SI 90 B FF 89 C FF 90 X SI 90 2-1 29 1B 3B			3	1	1	0	0	0	0
29 Ryan Hanigan, R (1, 2) OBP: 0.348, SLG: 0.320			C FF 90 B FF 90 B CH 83 X FF 91 2-1 ① G5-3		B FF 90 B SI 89 C SI 90 X SI 90 2-1 ② F9		B FF 90 C SI 90 X SI 91 1-1 3-H 1B			3	0	1	1	0	0	0
34 Homer Bailey, R (1, 1) OBP: 0.200, SLG: 0.267 45 Bill Bray, L (8, 1) 40 Nick Masset, R (8, 1) 28 Chris Heisey, R (9, 7) OBP: 0.313, SLG: 0.486			C FF 89 B FF 91 F FF 90 B SL 83 B FF 91 X SI 90 3-2 ② G6-3		X SI 89 0-0 ③ F9		1 SAFE L FF 89 M SI 90 1 SAFE F SL 85 S SL 86 0-3 ② K			3 0 0 0	0 0 0 0	0 0 0 0	0 0 0 0	1 0 0 0	0 0 0 0	1 0 0 0
Inning Stats	R: 0 E: 0 K: 1 S: 10 H: 1 LOB: 1 BB: 0 P: 13	R: 0 E: 0 K: 0 S: 9 H: 0 LOB: 0 BB: 0 P: 12	R: 0 E: 0 K: 1 S: 9 H: 1 LOB: 1 BB: 0 P: 18	R: 0 E: 0 K: 1 S: 12 H: 1 LOB: 1 BB: 0 P: 19	R: 0 E: 0 K: 0 S: 4 H: 0 LOB: 0 BB: 0 P: 6	R: 1 E: 1 K: 1 S: 12 H: 1 LOB: 1 BB: 0 P: 17	R: 1 E: 0 K: 2 S: 12 H: 2 LOB: 1 BB: 0 P: 18	R: 1 E: 0 K: 3 S: 15 H: 1 LOB: 0 BB: 0 P: 20		1B: 3 2B: 2 3B: 1 HR: 1	SF: 0 SAC: 0 DP: 0 HBP: 0			WP: 2 PB: 0 SB: 0 CS: 0	PA: 32	

PITCHER		IP	WLS	BF	H	R	ER	SO	BB	IBB	HBP	BLK	WP	HR	S	P	ERA	WHIP
54 Jaime García, L ERA: 3.11	(1, 1)	7.0	L	28	6	2	1	6	0	0	0	0	2	0	68	103	1.29	0.857
62 Lance Lynn, R ERA: 3.86	(8, 1)	1.0		4	1	1	1	3	0	0	0	0	0	1	15	20	9.00	1.000

PITCHER	IP	WLS	BF	H	R	ER	SO	BB	IBB	HBP	BLK	WP	HR	S	P	ERA	WHIP

BOTTOM

St. Louis Cardinals @ Cincinnati Reds

Great American Ball Park, Cincinnati, OH

Sun Jul 17 2011, 1:11 PM - 3:55 PM EDT

Att. 24,841 - Partly Cloudy - 86 F

livebaseballscorecards.com

AB	32
R	3
H	7
RBI	2
BB	0
SO	9
LOB	13

Cincinnati Reds @ Pittsburgh Pirates

PNC Park, Pittsburgh, PA

Mon Jul 18 2011, 8:01 PM - 11:58 PM EDT

Att. 22,016 - Overcast - 77 F

livebaseballscorecards.com

Batter	1	2	3	4	5	6	7	8	9	AB	R	H	RBI	BB	SO	LOB
6 Drew Stubbs, R (1, 8) OBP: 0.334, SLG: 0.395	C SI 93 B SI 92 S SI 92 H SI 92 2-2 2 1B HBP	S SI 91 D FS 82 B SI 91 B SI 91 S SI 90 F SI 89 B SI 87 4-2 1-2 BB			X CU 76 0-0 ① G6-3		B SI 91 B CH 83 X SI 91 2-0 ③ F8			2	0	0	0	1	0	0
2 Zack Cozart, R (1, 6) OBP: 0.379, SLG: 0.483	B SI 91 1 SAFE B SI 92 S SI 91 1 SAFE F SI 92 B SI 92 F SI 92 X SI 92 3-2 19 G1-3 1-3 1B	C SI 91 F SI 90 F SI 91 B CU 76 B CU 76 F SI 89 X SI 92 2-2 ③ P3			B SI 90 B SI 90 C SI 88 F SI 89 F FF 93 F CU 76 B SI 91 X SI 92 3-2 ② G5-3			B SI 90 F SI 90 C SI 90 X SI 91 1-2 ① F8		4	0	1	0	0	0	2
19 Joey Votto, L (1, 3) OBP: 0.435, SLG: 0.504	B SI 92 F SI 91 D CU 78 B SI 92 X SI 91 3-1 ① G1-3 1-2		C SI 91 B CU 78 X FS 82 1-1 ① F8		B FC 89 B FS 83 X FC 88 2-0 1B			B SL 82 F SI 90 S SI 84 S SI 91 1-3 ② K		4	0	1	0	0	1	2
4 Brandon Phillips, R (1, 4) OBP: 0.329, SLG: 0.414	C CU 77 B SI 91 B CU 78 F SI 91 S SI 91 2-3 ② K		B SI 91 F FF 91 F CU 77 F FF 93 B SI 90 S CU 77 2-3 ② K		X SI 91 0-0 ③ F9			B SI 90 F SI 90 B SI 91 S 2-2 CI 32 BB		3	0	0	0	0	2	3
32 Jay Bruce, L (1, 9) OBP: 0.340, SLG: 0.496	C CU 76 B CU 76 B CU 77 I IN 67 I IN 69 4-1 43 FC6-4 IBB		C SI 92 F CU 78 F FC 89 B CU 75 S CU 77 1-3 ③ K			X SI 90 0-0 ① G4-3		B SI 90 B SI 90 F SI 90 B SL 85 B SL 84 4-1 1-2 BB		2	0	0	0	2	1	0
43 Miguel Cairo, R (1, 5) OBP: 0.351, SLG: 0.406	F SI 92 F SI 91 F CU 78 D CU 79 F SI 92 F SI 93 B CU 77 X SI 92 2-2 ③ FC6-4 1-2f			H SI 90 1-0 15 SH1-3 HBP		B SI 92 C SI 91 X SI 92 1-1 ② B5-3		B FF 92 X SL 86 1-0 ③ P2		3	0	0	0	0	0	5
15 Fred Lewis, L (1, 7) OBP: 0.331, SLG: 0.355 63 Sam LeCure, R (6, 1) OBP: 0.333, SLG: 0.400 54 Aroldis Chapman, L (8, 1) 16 Edgar Renteria, R (9, PH) OBP: 0.305, SLG: 0.277		X SI 91 0-0 ① G2-3		X FC 88 0-0 ① SH1-3 1-2		B SI 91 B SI 91 C SI 92 F SI 92 X SI 91 2-2 ③ G1-3			C FF 96 C FF 96 B FF 97 S SL 86 1-3 ① K	2 0 0 1	0 0 0 0	0 0 0 0	0 0 0 0	0 0 0 1	0 0 0 0	0 0 0 0
55 Ramon Hernandez, R (1, 2) OBP: 0.362, SLG: 0.516		C SI 91 B SI 90 X SI 91 1-1 ② G5-3		C SI 89 C FS 81 X SI 88 0-2 ② G5-3			F SI 89 X SI 90 0-1 ① F8		X FF 97 0-0 ② G6-3	4	0	0	0	0	0	1
50 Dontrelle Willis, L (1, 1) OBP: 0.500, SLG: 0.750 57 Jeremy Horst, L (5, 1) OBP: 1.000, SLG: 1.000 28 Chris Heisey, R (6, 7) OBP: 0.310, SLG: 0.480		B SI 92 X SI 92 1-0 6 BB 1B		X SI 90 0-0 ③ F8			B SI 91 X SI 90 1-0 ② B1-3		F FF 96 F FF 97 B SL 85 B SL 85 B SL 86 X FF 97 3-2 ③ G6-3	2 0 2	0 0 0	1 0 0	0 0 0	0 0 0	0 0 0	1 0 0

	AB	29
	R	0
	H	3
	RBI	0
	BB	3
	SO	5
	LOB	14

Inning Stats																								
	R: 0	H: 1	R: 0	H: 1	R: 0	H: 0	R: 0	H: 0	R: 0	H: 1	R: 0	H: 0	R: 0	H: 0	R: 0	H: 0	1B: 3	SF: 0	WP: 0	PA: 36
	E: 0	LOB: 3	E: 0	LOB: 2	E: 0	LOB: 1	E: 0	LOB: 1	E: 0	LOB: 0	E: 0	LOB: 0	E: 0	LOB: 0	E: 1	LOB: 2	2B: 0	SAC: 1	PB: 0	
	K: 1	BB: 1	K: 0	BB: 1	K: 2	BB: 0	K: 0	BB: 0	K: 0	BB: 0	K: 0	BB: 0	K: 0	BB: 0	K: 1	BB: 1	3B: 0	DP: 0	SB: 0	
	S: 18	P: 34	S: 12	P: 20	S: 10	P: 14	S: 5	P: 6	S: 8	P: 13	S: 6	P: 9	S: 4	P: 7	S: 10	P: 19	HR: 0	HBP: 2	CS: 0	

PITCHER		IP	WLS	BF	H	R	ER	SO	BB	IBB	HBP	BLK	WP	HR	S	P	ERA	WHIP
50 Charlie Morton, R ERA: 3.62	(1, 1)	5.0	W	22	3	0	0	3	1	1	2	0	0	0	53	87	0.00	0.800
65 Tony Watson, L ERA: 2.4	(6, 1)	2.2	H	10	0	0	0	1	1	0	0	0	0	0	19	33	0.00	0.375
25 Daniel McCutchen, R ERA: 2.23	(8, 1)	0.1	H	1	0	0	0	0	0	0	0	0	0	0	1	2	0.00	0.000
Joel Hanrahan, R ERA: 1.27	(9, 1)	1.0	S	3	0	0	0	1	0	0	0	0	0	0	7	11	0.00	0.000

PITCHER	IP	WLS	BF	H	R	ER	SO	BB	IBB	HBP	BLK	WP	HR	S	P	ERA	WHIP

Batter	1	2	3	4	5	6	7	8	9	AB	R	H	RBI	BB	SO	LOB
44 Alex Presley, L (1, 7) OBP: 0.405, SLG: 0.521	C FF 86 C SI 88 F SL 82 X SL 86 0-2 12 FC6-4 1B	C SL 81 B SI 90 B SI 88 S SI 86 F SI 88 F FF 90 B CU 72 S CH 83 3-3 ③ K	X SI 89 0-0 1-2 1B			C FF 100 X FF 101 0-1 ② L7		4	0	2	0	0	1	0
12 Chase d'Arnaud, R (1, 6) OBP: 0.250, SLG: 0.294 62 Josh Harrison, R (5, PH) OBP: 0.275, SLG: 0.311 (6, 5)	1 SAFE C FF 86 X FF 87 0-1 ① FC6-4 18 1B 1-2f			B SI 88 X SI 89 1-0 18 1B 22 G6-3 1B	B FF 90 X SL 83 1-0 ③ F8			B FF 100 F FF 99 S FF 100 F FF 102 S SL 91 1-3 ③ K		2 2	1 0	1 0	0 0	0 0	0 1	1 2
18 Neil Walker, S (1, 4) OBP: 0.339, SLG: 0.412	1 SAFE B SI 87 X SI 87 1-0 22 G6-4-3 1-2 1B			C SI 89 1 SAFE F CU 76 F FF 90 F CH 78 F CU 77 X CU 78 0-2 22 G6-3 23 SF9 1-3 1B		C FF 89 X CH 83 0-1 ① F8				3	1	2	0	0	0	0
22 Andrew McCutchen, R (1, 8) OBP: 0.381, SLG: 0.491	X SI 89 0-0 ②③ G6-4-3 1-2f			C CH 78 F FF 90 B FF 90 F SL 81 X FF 91 1-2 ① G6-3 2-3 3-H		B SL 82 B SL 82 S SI 92 B SL 81 F SI 92 X SI 93 3-2 ② G4-3				3	0	0	1	0	0	3
23 Matt Diaz, R (1, 9) OBP: 0.305, SLG: 0.345 25 Daniel McCutchen, R (8, 1) Joel Hanrahan, R (9, 1)		B SI 89 F SI 87 B CU 75 X SI 87 2-1 ① G4-3		F SL 84 X FF 90 0-1 ② SF9 3-H		B SL 82 C FF 93 F SL 82 B FF 91 X SL 81 2-2 ③ P6				2 0 0	0 0 0	0 0 0	1 0 0	0 0 0	0 0 0	0 0 0
37 Lyle Overbay, L (1, 3) OBP: 0.307, SLG: 0.362		F FF 89 S SL 83 S FF 92 0-3 ② K		S CU 78 F SI 92 S SL 83 0-3 ③ K			C SI 90 C FF 89 B SI 91 X SL 79 1-2 ① F8			3	0	0	0	0	2	0
2 Brandon Wood, R (1, 5) OBP: 0.281, SLG: 0.357 (6, 6)		B CU 77 B FF 90 F FF 90 S CH 78 S FF 89 2-3 ③ K			B FF 90 B SI 88 S FF 88 C CU 76 F FF 88 X SL 82 2-2 55 G4-6-3 1B		S SL 82 B SI 91 X SL 81 1-1 ② G5-3			3	0	1	0	0	1	0
55 Michael McKenry, R (1, 2) OBP: 0.279, SLG: 0.333			C SI 86 B CU 78 X SI 89 1-1 ① G6-3		1 SAFE C CU 74 X CH 76 0-1 ①② G4-6-3 1-2f		C FF 93 X SL 82 0-1 ③ P6			3	0	0	0	0	0	1
50 Charlie Morton, R (1, 1) OBP: 0.063, SLG: 0.067 65 Tony Watson, L (6, 1) 38 Xavier Paul, L (8, 9) OBP: 0.281, SLG: 0.341			B SI 86 F FF 86 F FF 86 C CU 76 1-3 ② K		F SI 86 F FF 87 B CU 74 B FF 87 F CU 75 B SI 89 B CH 83 4-2 44 1B BB			S FF 98 B SL 85 B FF 99 S FF 98 S FF 101 2-3 ① K		1 0 1	0 0 0	0 0 0	0 0 0	1 0 0	1 0 1	0 0 0
Inning Stats	R: 0 E: 0 K: 0 S: 8 H: 2 LOB: 1 BB: 0 P: 9	R: 0 E: 0 K: 2 S: 8 H: 0 LOB: 0 BB: 0 P: 12	R: 0 E: 0 K: 2 S: 10 H: 0 LOB: 0 BB: 0 P: 15	R: 2 E: 0 K: 1 S: 16 H: 2 LOB: 0 BB: 0 P: 18	R: 0 E: 0 K: 0 S: 11 H: 2 LOB: 2 BB: 1 P: 18	R: 0 E: 0 K: 0 S: 8 H: 0 LOB: 0 BB: 0 P: 13	R: 0 E: 0 K: 0 S: 7 H: 0 LOB: 0 BB: 0 P: 9	R: 0 E: 0 K: 2 S: 9 H: 0 LOB: 0 BB: 0 P: 12		1B: 6 2B: 0 3B: 0 HR: 0 SF: 1 SAC: 0 DP: 2 HBP: 0				WP: 0 PB: 0 SB: 0 CS: 0 PA: 29		

BOTTOM

Cincinnati Reds @ Pittsburgh Pirates

PNC Park, Pittsburgh, PA

Mon Jul 18 2011, 8:01 PM - 11:58 PM EDT

Att. 22,016 - Overcast - 77 F

livebaseballscorecards.com

AB	27
R	2
H	6
RBI	2
BB	1
SO	7
LOB	7

PITCHER		IP	WLS	BF	H	R	ER	SO	BB	IBB	HBP	BLK	WP	HR	S	P	ERA	WHIP
50 Dontrelle Willis, L ERA: 3.38	(1, 1)	4.2	L	18	5	2	2	5	1	0	0	0	0	0	51	69	3.86	1.286
57 Jeremy Horst, L ERA: 3.0	(5, 1)	0.2		3	1	0	0	0	0	0	0	0	0	0	4	5	0.00	1.500
63 Sam LeCure, R ERA: 2.54	(6, 1)	1.2		5	0	0	0	0	0	0	0	0	0	0	13	20	0.00	0.000
54 Aroldis Chapman, L ERA: 5.16	(8, 1)	1.0		3	0	0	0	2	0	0	0	0	0	0	9	12	0.00	0.000

PITCHER	IP	WLS	BF	H	R	ER	SO	BB	IBB	HBP	BLK	WP	HR	S	P	ERA	WHIP

Batter	1	2	3	4	5	6	7	8	9	AB	R	H	RBI	BB	SO	LOB
6 Drew Stubbs, R (1, 8) OBP: 0.331, SLG: 0.391	F FF 92 B SI 92 X FF 92 1-1 F9 ①		C CU 73 S SI 92 S FF 94 0-3 K ①		C CU 76 C CU 77 S CU 78 0-3 K ③		X FF 93 0-0 G3 ③			4	0	0	0	0	2	5
2 Zack Cozart, R (1, 6) OBP: 0.333, SLG: 0.424	C FF 93 F FF 92 B FF 92 S FF 93 1-3 K ②		X SI 91 0-0 FC4-6 1-2f ②			X FF 91 0-0 G5-3 ①		C FF 90 X FF 94 0-1 F7 ①		4	0	0	0	0	1	1
19 Joey Votto, L (1, 3) OBP: 0.431, SLG: 0.499	F FF 94 B SI 91 B FF 94 C SI 93 S CU 77 2-3 K ③		F FF 94 D CH 83 X CU 76 1-1 G3 ③			C CU 75 B CH 82 F SI 93 F CU 78 B FF 94 S SI 94 2-3 K ②		S CU 81 B FF 93 B CU 80 S FF 93 S FF 94 2-3 K ②		4	0	0	0	0	3	1
4 Brandon Phillips, R (1, 4) OBP: 0.326, SLG: 0.409		X FF 91 0-0 F9 ①		B FF 91 B SL 79 X SI 92 2-0 G6-3 ①		B SI 92 F SI 92 F CU 77 B CU 78 X FF 93 2-2 G5-3 ③		F FF 94 S FF 93 X FF 93 0-2 G6-3 ③		4	0	0	0	0	0	0
43 Miguel Cairo, R (1, 5) OBP: 0.355, SLG: 0.404		B FF 91 B FF 92 C FF 91 F FF 92 B FF 92 X FF 93 3-2 28 FC4-6 1B	C SL 80 F CU 76 S CU 77 0-3 K ②			B FF 91 B SL 79 B SI 88 C FF 90 B FF 92 4-1 15 1B 28 SH5-3 BB	C FF 96 B FF 97 X FF 96 1-1 G4-3 ①		3	0	1	0	1	1	0
28 Chris Heisey, R (1, 9) OBP: 0.305, SLG: 0.472 (7, 7)		B SI 92 1 SAFE C CU 74 B CU 75 X FF 93 2-1 FC4-6 15 BLK 15 S 1-2f ②	C SL 81 B FF 94 F FF 93 B FF 93 B CU 78 S FF 94 3-3 K ③			1 SAFE X SI 91 0-0 SH5-3 1-2 ①	X FF 97 0-0 F8 ②		3	0	0	0	1	1	0
15 Fred Lewis, L (1, 7) OBP: 0.338, SLG: 0.357 40 Nick Masset, R (7, 1) 66 Logan Ondrusek, R (8, 1) 55 Ramon Hernandez, R (8, PH) OBP: 0.365, SLG: 0.519 61 Bronson Arroyo, R (9, PR) OBP: 0.176, SLG: 0.235		B FF 94 F SI 92 1 SAFE B CH 82 S CH 83 B CU 76 B FF 94 4-2 1-3 BB			X CU 72 0-0 F9 ①		B SI 93 F CH 83 C CU 76 F FF 94 X CU 78 1-2 29 BB 2-3 1B		B FF 97 X FF 98 1-0 29 1B 1B	2 0 0 0 1 0 0	0 0 0 0 0 0 0	1 0 0 0 1 0 0	0 0 0 0 0 0 0	1 0 0 0 0 0 0	0 0 0 0 0 0 0	0 0 0 0 0 0 0
29 Ryan Hanigan, R (1, 2) OBP: 0.356, SLG: 0.331		F FF 93 F SI 92 F CU 77 X FF 92 0-2 F8 ③			X FF 90 0-0 44 G4-3 2B		B SI 92 B CU 75 B FF 92 B FF 91 4-0 1-2 BB		B FF 96 C FF 98 F SL 86 D SL 87 X FF 98 2-2 1-2 1B	3	0	2	0	1	0	2
44 Mike Leake, R (1, 1) OBP: 0.257, SLG: 0.314 32 Jay Bruce, L (7, PH) OBP: 0.338, SLG: 0.493 (7, 9)			B FF 90 X FF 90 1-0 2 FC4-6 1B		X SI 93 0-0 G4-3 ② 2-3		B FF 87 B FF 88 F FF 86 F FF 86 S SL 78 2-3 K ②		B FF 97 S FF 97 X FF 97 1-1 G4-3 ③	2 2	0 0	1 0	0 0	0 0	0 1	1 5

Inning Stats										
	R: 0 E: 0 K: 2 S: 8	H: 0 LOB: 0 BB: 0 P: 12	R: 0 E: 0 K: 0 S: 12	H: 1 LOB: 2 BB: 1 P: 21	R: 0 E: 0 K: 1 S: 7	H: 1 LOB: 1 BB: 0 P: 9	R: 0 E: 0 K: 2 S: 7	H: 0 LOB: 0 BB: 0 P: 12	R: 0 E: 0 K: 1 S: 6	H: 1 LOB: 1 BB: 0 P: 6
	R: 0 E: 0 K: 1 S: 8	H: 0 LOB: 0 BB: 0 P: 12	R: 0 E: 0 K: 1 S: 10	H: 1 LOB: 3 BB: 2 P: 21	R: 0 E: 0 K: 1 S: 8	H: 0 LOB: 0 BB: 0 P: 10	R: 0 E: 0 K: 0 S: 9	H: 2 LOB: 2 BB: 0 P: 14	1B: 5 2B: 1 3B: 0 HR: 0	SF: 0 SAC: 1 DP: 0 HBP: 0

PITCHER		IP	WLS	BF	H	R	ER	SO	BB	IBB	HBP	BLK	WP	HR	S	P	ERA	WHIP
53 James McDonald, R ERA: 4.15	(1, 1)	6.1	W	26	4	0	0	7	3	0	0	1	0	0	54	87	0.00	1.105
97 Joe Beimel, L ERA: 5.02	(7, 1)	0.1	H	1	0	0	0	1	0	0	0	0	0	0	3	5	0.00	0.000
30 Chris Resop, R ERA: 3.3	(7, 1)	1.1	H	4	0	0	0	1	0	0	0	0	0	0	9	11	0.00	0.000
Joel Hanrahan, R ERA: 1.24	(9, 1)	1.0	S	5	2	0	0	0	0	0	0	0	0	0	9	14	0.00	2.000

PITCHER | IP | WLS | BF | H | R | ER | SO | BB | IBB | HBP | BLK | WP | HR | S | P | ERA | WHIP

TOP

Cincinnati Reds @ Pittsburgh Pirates

PNC Park, Pittsburgh, PA

Tue Jul 19 2011, 7:06 PM - 9:48 PM EDT

Att. 26,058 - Partly Cloudy - 86 F

livebaseballscorecards.com

AB	32
R	0
H	6
RBI	0
BB	3
SO	9
LOB	16

REDS

Batter	1	2	3	4	5	6	7	8	9	AB	R	H	RBI	BB	SO	LOB
44 Alex Presley, L (1, 7) OBP: 0.410, SLG: 0.527	B FC 88 S CH 82 X CH 83 1-1 ① G3		B KC 75 C SI 89 X CH 83 1-1 ① L6			B SI 89 C KC 75 B CH 83 B CH 84 S FC 90 F SI 92 B SL 85 4-2 62 CS BB		C FF 96 F FC 93 F FC 95 B CH 84 X FC 92 1-2 2B		3	0	1	0	1	0	0
62 Josh Harrison, R (1, 5) OBP: 0.274, SLG: 0.309	B FC 89 X FC 89 1-0 18 2B 22 G6-3 1B		B SI 91 B FF 91 C FC 90 B SL 83 X FC 91 3-1 ② G5-3			B FC 88 1 SAFE 1 SAFE 1 SAFE S SL 84 S SL 84 X SL 83 1-2 ①② F9 1-2		F CU 76 C FF 92 D FF 92 B FC 90 F CU 80 X FF 93 2-2 ③ G6-3		4	1	1	0	0	0	2
18 Neil Walker, S (1, 4) OBP: 0.338, SLG: 0.414	B CH 84 1 SAFE C SI 91 1 SAFE B CH 83 1 SAFE X CH 83 2-1 22 G6-3 1-3 2B		B FC 90 C SI 91 S FC 91 B KC 80 B SL 84 F SL 84 X SI 92 3-2 ③ G6-3			C SI 91 B SL 83 C SI 90 F FC 90 F SI 91 F SL 84 C SI 90 1-3 ③ K				3	0	1	0	0	1	0
22 Andrew McCutchen, R (1, 8) OBP: 0.381, SLG: 0.488	B SL 83 X FC 91 1-0 ② G6-3 2-3 3-H			B SL 81 B SL 81 C FC 90 B SL 84 C FC 90 F FC 90 X SI 93 3-2 ① L4			B FF 92 F FC 92 B SL 78 B FF 94 S SI 95 F FF 95 B SL 78 4-2 46 FC1-6 BB			2	0	0	1	1	0	1
46 Garrett Jones, L (1, 9) OBP: 0.325, SLG: 0.415 38 Xavier Paul, L (7, PR) OBP: 0.281, SLG: 0.341 (8, 9)	C SI 91 B SI 91 F SI 92 B FC 90 F 2-2 CI			B SI 91 C FF 90 F SL 83 F KC 80 B SI 92 C CU 80 2-3 ② K			B FF 94 C FF 95 X FF 94 1-1 ① FC1-6 37 CS 1-2f			2 0	0 0	0 0	0 0	0 0	1 0	1 0
37 Lyle Overbay, L (1, 3) OBP: 0.308, SLG: 0.362	C SI 91 B FC 89 C FF 91 B SI 91 S SI 86 2-3 ③ K			X KC 78 0-0 ③ F9			C SI 94 B FS 88 S FF 95 B SL 82 F SI 95 B SL 78 X FF 95 3-2 ② 1-2 1B			3	0	1	0	0	1	2
2 Brandon Wood, R (1, 6) OBP: 0.282, SLG: 0.352		B FC 88 S SI 90 B SL 83 F SI 90 B SI 86 B SI 93 4-2 53 G1-6-3 BB			B SL 81 B FC 89 S FC 88 X FC 90 2-1 ① F9		F FC 92 C SL 79 1 SAFE C SL 81 0-3 ③ K			2	0	0	0	1	1	1
55 Michael McKenry, R (1, 2) OBP: 0.270, SLG: 0.321		C FC 90 C FC 90 S SL 84 0-3 ① K			S SL 82 B SI 90 X SL 82 1-1 ② G5-3			S FC 91 B FC 93 X FC 92 1-1 ① P4		3	0	0	0	0	1	1
53 James McDonald, L (1, 1) OBP: 0.139, SLG: 0.088 97 Joe Beimel, L (7, 1) 30 Chris Resop, R (7, 1) 23 Matt Diaz, R (8, PH) OBP: 0.303, SLG: 0.343 Joel Hanrahan, R (9, 1)		B SI 91 1 SAFE C FC 89 L FC 90 X FC 89 1-2 ②③ G1-6-3 1-2f			S SI 85 X SI 90 0-1 ③ G4-3			F FC 91 B CU 80 F CU 79 F CU 80 X FC 93 1-2 ② G4-3		2 0 0 1 0	0 0 0 0 0	0 0 0 0 0	0 0 0 0 0	0 0 0 0 0	0 0 0 0 0	1 0 0 0 0
Inning Stats	R: 1 E: 1 K: 1 S: 12 H: 2 LOB: 2 BB: 0 P: 21	R: 0 E: 0 K: 1 S: 8 H: 0 LOB: 0 BB: 1 P: 13	R: 0 E: 0 K: 0 S: 8 H: 0 LOB: 0 BB: 0 P: 15	R: 0 E: 0 K: 1 S: 9 H: 0 LOB: 0 BB: 0 P: 14	R: 0 E: 0 K: 0 S: 6 H: 0 LOB: 0 BB: 0 P: 9	R: 0 E: 0 K: 1 S: 12 H: 0 LOB: 0 BB: 1 P: 18	R: 0 E: 0 K: 1 S: 12 H: 1 LOB: 1 BB: 1 P: 20	R: 0 E: 0 K: 0 S: 14 H: 1 LOB: 1 BB: 0 P: 19		1B: 2 2B: 2 3B: 0 HR: 0 SF: 0 SAC: 0 DP: 1 HBP: 0						

PITCHER	IP	WLS	BF	H	R	ER	SO	BB	IBB	HBP	BLK	WP	HR	S	P	ERA	WHIP
44 Mike Leake, R (1, 1) ERA: 4.11	6.0	L	21	2	1	1	4	2	0	0	0	0	0	55	90	1.50	0.667
40 Nick Masset, R (7, 1) ERA: 2.98	1.0		4	1	0	0	1	1	0	0	0	0	0	12	20	0.00	2.000
66 Logan Ondrusek, R (8, 1) ERA: 1.6	1.0		4	1	0	0	0	0	0	0	0	0	0	14	19	0.00	1.000

PITCHER	IP	WLS	BF	H	R	ER	SO	BB	IBB	HBP	BLK	WP	HR	S	P	ERA	WHIP

BOTTOM

Cincinnati Reds @ Pittsburgh Pirates

PNC Park, Pittsburgh, PA

Tue Jul 19 2011, 7:06 PM - 9:48 PM EDT

Att. 26,058 - Partly Cloudy - 86 F

livebaseballscorecards.com

AB	25
R	1
H	4
RBI	1
BB	3
SO	5
LOB	9

WP: 0 PA: 29
PB: 0
SB: 0
CS: 2

Cincinnati Reds @ Pittsburgh Pirates

PNC Park, Pittsburgh, PA

Wed Jul 20 2011, 12:38 PM - 3:15 PM EDT

Att. 25,207 - Partly Cloudy - 87 F

TOP

livebaseballscorecards.com

Batter	1	2	3	4	5	6	7	8	9	AB	R	H	RBI	BB	SO	LOB
28 Chris Heisey, R (1, 8) (7, 7) OBP: 0.309, SLG: 0.473	S FF 89 C SI 91 B FF 90 F CU 69 B FF 91 F FF 85 X SI 88 2-2 E6 16 SH1-3 19 SF7		C SI 89 X SI 89 0-1 16 G6-4-3 1B		C FC 82 S SL 78 F FF 89 X SL 79 0-2 16 1B 1-2 1B		X FF 90 0-0 ③ F9			4	1	2	0	0	0	1
16 Edgar Renteria, R (1, 6) OBP: 0.306, SLG: 0.278 2 Zack Cozart, R (8, 6) OBP: 0.333, SLG: 0.424	L FF 89 X CU 69 0-1 ① SH1-3 2-3		1 SAFE F SI 88 T FF 89 X SL 80 0-2 ① ② G6-4-3 1-2f		C SI 89 X SL 80 0-1 1-2 2-H 1B			F FF 92 B FF 93 X SL 84 1-1 ① G5-3		3 0	0 0	1 0	1 0	0 0	0 0	1 0
19 Joey Votto, L (1, 3) OBP: 0.427, SLG: 0.494	F FC 88 B SL 76 D CU 70 X CH 79 2-1 ② SF7 3-H		X CH 81 0-0 ③ G4-3		C CU 74 C FF 90 S FF 91 0-3 ③ K			C FF 93 B CH 85 X CH 85 1-1 ② F7		3	0	0	1	0	1	2
27 Scott Rolen, R (1, 5) OBP: 0.279, SLG: 0.397	B FF 90 X FF 88 1-0 ③ F7			C FF 90 X FC 86 0-1 ① F8		B SI 88 X SI 86 1-0 ① L5		C SL 86 X SL 86 0-1 32 WP 1B		4	0	1	0	0	0	0
32 Jay Bruce, L (1, 9) OBP: 0.345, SLG: 0.496		B FF 87 C FF 89 B FC 85 F CH 84 B FF 89 B SI 88 4-2 31 1B 31 S 43 SF8 BB		B FF 90 S FC 85 X CH 80 1-1 55 G6-4-3 1B		B CH 78 B SI 89 X FF 83 2-0 55 G4-3 1B		C FF 92 B FF 93 B CH 84 I IN 66 I IN 69 4-1 1-2 IBB		2	1	2	0	2	0	0
55 Ramon Hernandez, R (1, 2) OBP: 0.358, SLG: 0.508		F FF 89 X SL 79 0-1 ① F8		1 SAFE C SL 80 1 SAFE S FF 90 X SL 81 0-2 ② ③ G6-4-3 1-2f		X SL 81 0-0 ② ③ G4-3 1-2f		F SI 93 F FF 93 F FF 93 X SL 85 0-2 ③ G6-3		4	0	0	0	0	0	5
31 Jonny Gomes, R (1, 7) OBP: 0.338, SLG: 0.407 6 Drew Stubbs, R (7, 8) OBP: 0.330, SLG: 0.389		C SL 81 X CU 71 0-1 1-3 1B			C SI 89 C FF 90 X CU 66 0-2 ① F8		X FC 86 0-0 ① F8		B SI 93 B SI 94 X SI 93 2-0 ① F9	3 1	0 0	1 0	0 0	0 0	0 0	0 0
43 Miguel Cairo, R (1, 4) OBP: 0.353, SLG: 0.410		1 SAFE B SI 89 C SL 79 1 SAFE B FF 89 F SL 79 X FC 87 2-2 ② SF8 3-H			B SI 89 C SI 88 X SL 80 1-1 ② G6-3		C FF 88 F FC 85 F FF 90 B CU 72 X SL 77 1-2 47 G6-3 2B		C SI 94 C CU 78 B CU 79 F CU 78 X CU 79 1-2 ② L6	3	0	1	1	0	0	0
47 Johnny Cueto, R (1, 1) OBP: 0.071, SLG: 0.037 45 Bill Bray, L (7, 1) 66 Logan Ondrusek, R (7, 1) 54 Aroldis Chapman, L (8, 1) 15 Fred Lewis, L (9, PH) OBP: 0.336, SLG: 0.354 48 Francisco Cordero, R (9, 1)		X SI 88 0-0 ③ G3			B SI 88 X SI 87 1-0 E6 28 1B 16 1B		2 SAFE B FF 89 X SI 88 1-0 ② G6-3 2-3		B FS 85 C SI 95 B FS 84 X SI 94 2-1 ③ G5-3	3 0 0 0 1 0	1 0 0 0 0 0	0 0 0 0 0 0	0 0 0 0 0 0	0 0 0 0 0 0	0 0 0 0 0 0	2 0 0 0 0 0
Inning Stats	R: 1 E: 1 K: 0 S: 10 H: 0 LOB: 0 BB: 0 P: 15	R: 1 E: 0 K: 0 S: 10 H: 1 LOB: 1 BB: 1 P: 16	R: 0 E: 0 K: 0 S: 6 H: 1 LOB: 0 BB: 0 P: 6	R: 0 E: 0 K: 0 S: 7 H: 1 LOB: 0 BB: 0 P: 8	R: 1 E: 1 K: 1 S: 15 H: 2 LOB: 2 BB: 0 P: 17	R: 0 E: 0 K: 0 S: 3 H: 1 LOB: 0 BB: 0 P: 6	R: 0 E: 0 K: 0 S: 7 H: 1 LOB: 1 BB: 0 P: 9	R: 0 E: 0 K: 0 S: 11 H: 1 LOB: 2 BB: 1 P: 17	R: 0 E: 0 K: 0 S: 7 H: 0 LOB: 0 BB: 0 P: 12	1B: 7 2B: 1 3B: 0 HR: 0	SF: 2 SAC: 1 DP: 3 HBP: 0					

	AB	31
	R	3
	H	8
	RBI	3
	BB	2
	SO	1
	LOB	11

WP: 1 PA: 36
PB: 0
SB: 1
CS: 0

PITCHER		IP	WLS	BF	H	R	ER	SO	BB	IBB	HBP	BLK	WP	HR	S	P	ERA	WHIP
27 Jeff Karstens, R ERA: 2.28	(1, 1)	7.0	L	28	7	3	1	1	1	0	0	0	0	0	58	77	1.29	1.143
25 Daniel McCutchen, R ERA: 2.19	(8, 1)	1.0		5	1	0	0	0	0	1	0	0	1	0	11	17	0.00	1.000
43 Jose Veras, R ERA: 3.12	(9, 1)	1.0		3	0	0	0	0	0	0	0	0	0	0	7	12	0.00	0.000

PITCHER		IP	WLS	BF	H	R	ER	SO	BB	IBB	HBP	BLK	WP	HR	S	P	ERA	WHIP

Cincinnati Reds @ Pittsburgh Pirates

PNC Park, Pittsburgh, PA

Wed Jul 20 2011, 12:38 PM - 3:15 PM EDT

Att. 25,207 - Partly Cloudy - 87 F

livebaseballscorecards.com

BOTTOM

Batter	1	2	3	4	5	6	7	8	9	AB	R	H	RBI	BB	SO	LOB
44 Alex Presley, L (1, 7) OBP: 0.414, SLG: 0.519	C SI 90 C CH 88 B SL 81 B SL 79 S FC 90 2-3 **K** ①		B SL 78 X CH 82 1-0 2-3 1B		C FC 90 B SL 81 B SL 81 F FC 91 B SL 81 F FC 90 F SI 94 B SL 82 4-2 12 1B BB		B SI 92 2 SAFE X SI 92 1-0 **FC1-5** ① 1-2 2-3f			3	0	1	0	1	1	2
12 Chase d'Arnaud, R (1, 6) OBP: 0.250, SLG: 0.292	C FF 92 C SI 93 F SI 94 F SL 83 X FF 93 0-2 **G5-3** ②		X FF 94 0-0 **F9** ③		C SL 80 1 SAFE X SI 93 0-1 1-2 1B		C CU 76 F FF 93 D CU 80 D CU 79 X CU 78 2-2 **F7** ②			4	0	1	0	0	0	4
18 Neil Walker, S (1, 4) OBP: 0.338, SLG: 0.411	B FC 91 B CH 82 X CH 81 2-0 **F8** ③			B FC 90 F FF 91 S SL 80 B FF 93 H SL 81 3-2 22 2B HBP	F SL 82 X FF 92 0-1 **G4-3** ③		C FC 91 S FC 93 S FC 91 0-3 **K** ③			3	1	0	0	0	1	4
22 Andrew McCutchen, R (1, 8) OBP: 0.380, SLG: 0.489		C SL 84 B SL 80 B SL 82 F SI 93 S SI 93 2-3 **K** ①		B SI 92 B SL 82 X SI 93 2-0 46 G3-1 1-H 2B		C SL 83 B SI 94 F SI 94 X SL 83 1-2 **F9** ①		C CU 79 B FF 94 F CU 78 X CU 82 1-2 **G6-3** ①		4	0	1	1	0	1	0
37 Lyle Overbay, L (1, 3) OBP: 0.304, SLG: 0.357		B FC 90 B FC 89 C SI 92 X FC 91 2-1 **G1-3** ②		B SI 92 C SL 82 X SI 92 1-1 **G5-3** ①		X FC 91 0-0 **L4** ②		B FF 95 X FF 97 1-0 **G4-3** ②		4	0	0	0	0	0	1
46 Garrett Jones, L (1, 9) OBP: 0.324, SLG: 0.410		B SI 92 C CH 84 X FF 93 1-1 **F8** ③		B CH 84 F FF 91 X CH 86 1-1 2-3 **G3-1** ②		B CH 83 B CH 80 F FC 90 T CH 83 F SL 84 B SL 83 B SI 94 4-2 BB		F FF 97 S SL 87 B SL 88 S SL 87 1-3 **K** ③		3	0	0	0	1	1	1
2 Brandon Wood, R (1, 5) OBP: 0.275, SLG: 0.344			B SL 86 X SL 88 1-0 **F8** ①	B SL 84 X FF 93 1-0 **P3** ③		B FC 90 B FC 88 B SL 86 S FF 92 F SI 93 F SI 93 X CH 83 3-2 **L7** ③			C FF 93 X SL 86 0-1 **G6-3** ①	4	0	0	0	0	0	2
55 Michael McKenry, R (1, 2) OBP: 0.258, SLG: 0.307			B FF 93 B FC 89 B SL 87 C FF 91 F FF 93 F FF 93 F SL 79 F FF 93 F FF 94 3-3 **K** ②		B FC 87 X FC 89 1-0 **F8** ①		X SL 80 0-0 44 FC1-5 **E5** 23 1B		B SL 84 B FF 93 C FF 93 C SL 86 X SL 87 2-2 **G2-3** ②	4	0	0	0	0	1	0
27 Jeff Karstens, R (1, 1) OBP: 0.147, SLG: 0.152 38 Xavier Paul, L (7, PH) OBP: 0.281, SLG: 0.341 23 Matt Diaz, R (7, PH) OBP: 0.307, SLG: 0.347 25 Daniel McCutchen, R (8, 1) 43 Jose Veras, R (9, 1) 62 Josh Harrison, R (9, PH) OBP: 0.271, SLG: 0.305			C FF 94 S SL 82 B SL 80 X FF 93 1-2 44 1B 2B		C SL 88 C SI 92 S SL 79 0-3 **K** ②		B CH 86 F SL 86 F SI 91 X SL 86 1-2 44 FC1-5 1-2 1B		B CU 77 X FF 93 1-0 **G6-3** ③	2 0 1 0 0 0 1	0 0 0 0 0 0 0	1 0 1 0 0 0 0	0 0 0 0 0 0 0	0 0 0 0 0 0 0	1 0 0 0 0 0 0	0 0 0 0 0 0 0
Inning Stats	R: 0 E: 0 K: 1 S: 9 H: 0 LOB: 0 BB: 0 P: 13	R: 0 E: 0 K: 1 S: 7 H: 0 LOB: 0 BB: 0 P: 12	R: 0 E: 0 K: 1 S: 14 H: 2 LOB: 2 BB: 0 P: 20	R: 1 E: 0 K: 0 S: 8 H: 1 LOB: 1 BB: 0 P: 16	R: 0 E: 0 K: 1 S: 12 H: 1 LOB: 2 BB: 1 P: 17	R: 0 E: 0 K: 0 S: 11 H: 0 LOB: 1 BB: 1 P: 19	R: 0 E: 1 K: 1 S: 11 H: 1 LOB: 2 BB: 0 P: 15	R: 0 E: 0 K: 1 S: 7 H: 0 LOB: 0 BB: 0 P: 10	R: 0 E: 0 K: 0 S: 6 H: 0 LOB: 0 BB: 0 P: 9	1B: 3 2B: 2 3B: 0 HR: 0 SF: 0 SAC: 0 DP: 0 HBP: 1						

	AB	33
	R	1
	H	5
	RBI	1
	BB	2
	SO	6
	LOB	14

WP: 0 PB: 0 SB: 0 CS: 0 PA: 36

PITCHER		IP	WLS	BF	H	R	ER	SO	BB	IBB	HBP	BLK	WP	HR	S	P	ERA	WHIP
47 Johnny Cueto, R ERA: 1.98	(1, 1)	6.0	W	26	4	1	1	4	2	0	1	0	0	0	62	98	1.50	1.000
45 Bill Bray, L ERA: 2.01	(7, 1)	0.1	H	2	1	0	0	0	0	0	0	0	0	0	4	6	0.00	3.000
66 Logan Ondrusek, R ERA: 1.57	(7, 1)	1.0	H	3	0	0	0	1	0	0	0	0	0	0	9	12	0.00	0.000
54 Aroldis Chapman, L ERA: 5.01	(8, 1)	0.2	H	2	0	0	0	1	0	0	0	0	0	0	4	6	0.00	0.000
48 Francisco Cordero, R ERA: 2.81	(9, 1)	1.0	S	3	0	0	0	0	0	0	0	0	0	0	6	9	0.00	0.000

PITCHER		IP	WLS	BF	H	R	ER	SO	BB	IBB	HBP	BLK	WP	HR	S	P	ERA	WHIP

Batter	1	2	3	4	5	6	7	8	9	AB	R	H	RBI	BB	SO	LOB
14 Martín Prado, R (1, 5) OBP: 0.326, SLG: 0.442	B CU 71 B CU 69 C SL 77 X SI 86 2-1 G6-3		C SI 88 C SI 88 B FF 88 B SI 88 X SI 89 2-2 F8		C CH 77 X CH 78 0-1 22 FC6-4 1-2 1B		B SI 89 B SI 88 C SI 88 X SI 88 2-1 HR		X FC 92 0-0 1B	5	1	3	1	0	0	0
22 Jason Heyward, L (1, 9) OBP: 0.318, SLG: 0.420	C FF 86 X FF 87 0-1 P2			C SL 74 X SI 88 0-1 HR	X SI 87 0-0 FC6-4 1-2f		S FF 99 C FF 100 S FF 101 0-3 K		X FF 90 0-0 P6	5	1	1	1	0	1	3
16 Brian McCann, L (1, 2) OBP: 0.382, SLG: 0.517	B SI 86 X SI 86 1-0 L4			X SI 87 0-0 HR		C SL 73 B SL 76 B SI 89 F SL 75 F SL 78 B SI 90 B CU 70 4-2 20 2B 2 1B BB		C FF 98 S FF 98 F FF 100 S SL 91 0-3 K		3	2	1	1	1	1	0
5 Freddie Freeman, L (1, 3) OBP: 0.351, SLG: 0.473		X SI 85 0-0 2 G6-4-3 20 1B 1B		C SL 74 B SL 76 B CH 77 B CH 79 B CH 77 4-1 20 L3 BB		B CH 78 B SL 73 X SL 72 2-0 F7		F FF 99 B SL 89 B FF 98 X FF 98 2-1 P6		3	0	1	0	1	0	1
20 Eric Hinske, L (1, 7) OBP: 0.313, SLG: 0.446 46 Craig Kimbrel, R (9, 1)		X SI 86 0-0 2 G6-4-3 1-2 1B		B SL 72 X CU 68 1-0 L3 1-1		B SI 87 F SI 88 C SI 89 X SL 76 1-2 2 1B 1-3 2B		C FF 99 B FF 99 C FF 97 F FF 101 X SL 90 1-2 P5		4 0	0 0	2 0	0 0	0 0	0 0	1 0
2 Alex Gonzalez, R (1, 6) OBP: 0.261, SLG: 0.341		B SI 87 C SI 87 B SI 88 X SI 87 2-1 G6-4-3 1-2f 2-3		X SI 87 0-0 F7		D CH 79 B SI 88 B SI 88 C SI 83 X SI 87 3-1 2-H 3-H 1B			B FC 91 F SI 94 X FC 90 1-1 7 SH1-3 26 HR 1B	4	1	2	1	0	0	2
7 Brooks Conrad, S (1, 4) OBP: 0.346, SLG: 0.462		B SL 73 B CU 70 C CU 71 B SI 88 C CH 80 S SL 75 3-3 K			X CH 76 0-0 L3	C CU 70 B SI 84 S SL 74 X SL 73 1-2 F7			1 SAFE X SI 93 0-0 SH1-3 1-2	3	0	0	0	0	1	2
13 Nate McLouth, L (1, 8) OBP: 0.340, SLG: 0.336 (9, 7)			B SI 84 X SI 83 1-0 G3-1		C CU 68 X FF 86 0-1 G3		B CU 72 X SI 86 1-0 G4-3		C FS 87 B SL 80 S SI 94 D SL 82 X SI 94 2-2 L4	4	0	0	0	0	0	1
49 Jair Jurrjens, R (1, 1) OBP: 0.128, SLG: 0.105 30 Wilkin Ramirez, R (7, PH) OBP: 0.375, SLG: 0.381 19 Scott Linebrink, R (7, 1) 39 Jonny Venters, L (8, 1) 26 Dan Uggla, R (9, PH) OBP: 0.269, SLG: 0.390 1 Jordan Schafer, L (9, 8) OBP: 0.301, SLG: 0.314			B CH 79 C SI 86 C SI 88 X SL 78 1-2 F7		C SI 87 B FF 87 X FF 86 1-1 14 1B 1B		B CH 78 C CH 78 B SI 88 F SL 74 S SI 88 2-3 K		C SL 80 B FC 92 D SL 81 B FF 94 F SI 95 F SL 80 X FF 96 3-2 2-H HR	2 1 0 0 0 1 0	0 0 0 0 0 1 0	1 0 0 0 0 2 0	0 0 0 0 0 0 0	0 0 0 0 0 0 0	0 1 0 0 0 0 0	0 0 0 0 0 0 0
Inning Stats	R: 0 E: 0 K: 0 S: 5 H: 0 LOB: 0 BB: 0 P: 8	R: 0 E: 0 K: 1 S: 7 H: 2 LOB: 1 BB: 0 P: 12	R: 0 E: 0 K: 0 S: 7 H: 0 LOB: 0 BB: 0 P: 11	R: 2 E: 0 K: 0 S: 6 H: 2 LOB: 0 BB: 1 P: 11	R: 0 E: 0 K: 0 S: 8 H: 2 LOB: 2 BB: 0 P: 9	R: 1 E: 0 K: 0 S: 12 H: 2 LOB: 1 BB: 1 P: 23	R: 1 E: 0 K: 2 S: 9 H: 1 LOB: 0 BB: 0 P: 14	R: 0 E: 0 K: 1 S: 10 H: 0 LOB: 0 BB: 0 P: 13	R: 2 E: 0 K: 0 S: 12 H: 3 LOB: 1 BB: 0 P: 18	1B: 7 2B: 2 3B: 0 HR: 4 SF: 0 SAC: 1 DP: 2 HBP: 0						

PITCHER		IP	WLS	BF	H	R	ER	SO	BB	IBB	HBP	BLK	WP	HR	S	P	ERA	WHIP
61 Bronson Arroyo, R ERA: 5.56	(1, 1)	6.2		28	9	4	4	2	2	0	0	0	0	3	51	85	5.40	1.650
54 Aroldis Chapman, L ERA: 4.74	(7, 1)	1.1		4	0	0	0	2	0	0	0	0	0	0	13	16	0.00	0.000
40 Nick Masset, R ERA: 3.31	(9, 1)	0.2	L	5	3	2	2	0	0	0	0	0	0	1	11	17	27.00	4.500
45 Bill Bray, L ERA: 1.99	(9, 1)	0.1		1	0	0	0	0	0	0	0	0	0	0	1	1	0.00	0.000

PITCHER	IP	WLS	BF	H	R	ER	SO	BB	IBB	HBP	BLK	WP	HR	S	P	ERA	WHIP

TOP

Atlanta Braves @ Cincinnati Reds

Great American Ball Park, Cincinnati, OH

Fri Jul 22 2011, 7:11 PM - 9:56 PM EDT

Att. 34,118 - Partly Cloudy - 93 F

livebaseballscorecards.com

AB	35
R	6
H	12
RBI	6
BB	2
SO	4
LOB	10

Atlanta Braves @ Cincinnati Reds

Great American Ball Park, Cincinnati, OH

Fri Jul 22 2011, 7:11 PM - 9:56 PM EDT

Att. 34,118 - Partly Cloudy - 93 F

livebaseballscorecards.com

BOTTOM

Batter	1	2	3	4	5	6	7	8	9	AB	R	H	RBI	BB	SO	LOB
28 Chris Heisey, R (1, 9) OBP: 0.308, SLG: 0.465	B CH 85 F SL 74 S SL 76 S SL 77 1-3 ① K		B SI 87 B FF 87 H SI 87 3-0 2 G5-4-3 HBP		F FF 88 M SL 78 B SL 79 B FF 91 X SL 78 2-2 ③ F9		B FF 93 S FF 90 B FF 94 1 SAFE S FF 92 T FF 93 2-2 ② K			3	0	0	0	0	2	1
2 Zack Cozart, R (1, 6) OBP: 0.324, SLG: 0.486	B FF 86 B CH 86 F FF 86 B SI 87 X FC 87 3-1 HR		B FC 87 1 SAFE F CH 83 X CH 81 1-1 ① ② G5-4-3 1-2f			L SL 74 B SL 75 C SL 76 C FF 88 1-3 ① K	B FF 94 1 SAFE B FF 92 F FF 94 B FF 93 F FF 94 S SL 81 3-3 ③ K			4	1	1	1	0	2	2
19 Joey Votto, L (1, 3) OBP: 0.425, SLG: 0.490	C CH 82 C SL 78 F CH 82 T FF 89 0-2 ② K		F SL 77 B FF 88 X SI 87 1-1 ③ F8			B CH 83 B CH 82 B FC 88 S FF 86 C CH 82 D CH 83 4-2 15 HR BB		X SI 96 0-0 ① G3-1		3	1	0	0	1	1	0
4 Brandon Phillips, R (1, 4) OBP: 0.325, SLG: 0.408	B SL 78 X SL 78 1-0 ③ G5-3			F FF 86 B SL 77 X FF 88 1-1 15 S 1B		F FF 88 S FC 90 1 SAFE D CH 84 X CH 83 1-2 ② L8		S SI 95 B SI 96 F SI 94 B FF 96 X SI 96 2-2 ② G4-3		4	0	1	0	0	0	1
15 Fred Lewis, L (1, 7) OBP: 0.340, SLG: 0.377 45 Bill Bray, L (9, 1)		B CH 85 C SL 77 B FF 87 B CH 81 C FF 86 F CH 82 B FF 88 4-2 43 WP 6 S BB		B FF 88 X FC 88 1-0 ① F7 1-2		X SL 79 0-0 1-H HR		S SI 96 S SI 96 B SI 96 B SI 96 S SI 96 2-3 ③ K		3 0	1 0	1 0	2 0	1 0	1 0	1 0
6 Drew Stubbs, R (1, 8) OBP: 0.329, SLG: 0.396		1 SAFE B SL 76 B FF 88 1 SAFE S SL 77 F SL 78 1 SAFE B FF 89 F SL 78 3-3 ① S SL 80 K 1-2		C CH 83 S FF 90 D SL 78 B SL 78 C CH 83 2-3 ② K		X SL 78 0-0 HR			B FF 96 C FF 96 F FF 96 F KC 87 S FF 96 1-3 ① K	4	1	1	1	0	3	2
43 Miguel Cairo, R (1, 5) OBP: 0.346, SLG: 0.401 54 Aroldis Chapman, L (7, 1) 40 Nick Masset, R (9, 1) 31 Jonny Gomes, R (9, 7) OBP: 0.337, SLG: 0.405		C FF 88 B CH 83 B FF 88 F CH 84 L FF 91 2-3 ② K 2-3		X SL 80 0-0 ③ F9		F FC 88 B FF 88 F CH 82 F FF 88 B SL 79 T SL 79 2-2 ③ K			C KC 84 S KC 87 C FF 97 0-3 ② K	3 0 0 1	0 0 0 0	0 0 0 0	0 0 0 0	2 0 0 1	2 0 0 0	2 0 0 0
29 Ryan Hanigan, R (1, 2) OBP: 0.354, SLG: 0.326		I IN 76 I IN 78 I IN 77 I IN 78 4-0 IBB			B FC 86 C SI 86 X CH 81 1-1 ① F8		X FF 92 0-0 ① G5-3		B FF 97 F FF 96 X FF 96 1-1 ③ F9	3	0	0	0	1	0	0
61 Bronson Arroyo, R (1, 1) OBP: 0.167, SLG: 0.222 21 Todd Frazier, R (7, 5) OBP: 0.500, SLG: 0.500		S SL 78 B SL 80 S SL 80 F FF 90 F SL 79 F SL 79 C FF 91 1-3 ③ K			B SL 77 C FF 88 S SL 77 B SL 76 S FF 90 2-3 ② K		X FF 93 0-0 1B			2 1	0 0	0 1	0 0	0 0	2 0	2 0
Inning Stats	R: 1 E: 0 K: 2 S: 10 H: 1 LOB: 0 BB: 0 P: 15	R: 0 E: 0 K: 3 S: 16 H: 0 LOB: 2 BB: 2 P: 30	R: 0 E: 0 K: 0 S: 4 H: 0 LOB: 0 BB: 0 P: 9	R: 0 E: 0 K: 1 S: 7 H: 1 LOB: 1 BB: 0 P: 11	R: 0 E: 0 K: 1 S: 8 H: 0 LOB: 0 BB: 0 P: 13	R: 3 E: 0 K: 2 S: 14 H: 2 LOB: 0 BB: 1 P: 22	R: 0 E: 0 K: 2 S: 8 H: 1 LOB: 1 BB: 0 P: 13	R: 0 E: 0 K: 1 S: 7 H: 0 LOB: 0 BB: 0 P: 11	R: 0 E: 0 K: 2 S: 9 H: 0 LOB: 0 BB: 0 P: 11	1B: 2 2B: 0 3B: 0 HR: 3 SF: 0 SAC: 0 DP: 1 HBP: 1						WP: 1 PB: 0 SB: 2 CS: 0 PA: 35	

AB	31
R	4
H	5
RBI	4
BB	3
SO	14
LOB	11

PITCHER		IP	WLS	BF	H	R	ER	SO	BB	IBB	HBP	BLK	WP	HR	S	P	ERA	WHIP
49 Jair Jurrjens, R ERA: 2.44	(1, 1)	6.0		25	4	4	4	9	2	1	1	0	1	3	59	100	6.00	1.000
19 Scott Linebrink, R ERA: 2.97	(7, 1)	1.0		4	1	0	0	2	0	0	0	0	0	0	8	13	0.00	1.000
39 Jonny Venters, L ERA: 1.34	(8, 1)	1.0	W	3	0	0	0	1	0	0	0	0	0	0	7	11	0.00	0.000
46 Craig Kimbrel, R ERA: 2.16	(9, 1)	1.0	S	3	0	0	0	2	0	0	0	0	0	0	9	11	0.00	0.000

PITCHER	IP	WLS	BF	H	R	ER	SO	BB	IBB	HBP	BLK	WP	HR	S	P	ERA	WHIP

Atlanta Braves @ Cincinnati Reds

Great American Ball Park, Cincinnati, OH

Sat Jul 23 2011, 4:12 PM - 7:10 PM EDT

Att. 41,192 - Partly Cloudy - 92 F

TOP

livebaseballscorecards.com

Batter	1	2	3	4	5	6	7	8	9	AB	R	H	RBI	BB	SO	LOB
14 Martín Prado, R (1, 5) OBP: 0.324, SLG: 0.436	C FF 92 S SL 86 B FF 94 B SL 88 X SL 88 2-2 G5-3	D SI 92 D SI 92 B C FF 90 B SL 86 4-1 BB		S FF 91 B SL 86 F FF 91 B FF 93 X FF 92 2-2 F7		B FF 89 B SL 87 C FF 91 X FF 92 2-1 F8			C FF 92 X FF 92 0-1 G6-3	4	0	0	0	1	0	2
22 Jason Heyward, L (1, 9) OBP: 0.316, SLG: 0.420	C KC 76 B CH 86 X FF 93 1-1 5 1B 2B	B FF 91 B KC 76 B FF 93 C FF 91 X FF 92 3-1 P6		C KC 75 B FF 92 X CH 85 1-1 FC3-6 1-2f 2-3			C SL 86 B SL 84 X SL 85 1-1 G4-3		B FF 92 B FS 85 X FF 91 2-0 P5	5	0	1	0	0	0	5
16 Brian McCann, L (1, 2) OBP: 0.377, SLG: 0.511 8 David Ross, R (8, 2) OBP: 0.358, SLG: 0.507	C FF 92 2 SAFE B CH 86 F FF 91 F SL 85 F SL 86 S CH 86 1-3 K	F FF 92 B FF 93 S SL 87 X FF 92 1-2 F8		B SL 85 B FF 91 X FF 91 2-0 F9			S SI 91 S SL 85 S SL 84 0-3 K			4 0	0 0	0 0	0 0	0 0	2 0	6 0
5 Freddie Freeman, L (1, 3) OBP: 0.349, SLG: 0.470	F CH 86 D CH 86 B CH 86 D FF 92 X CH 85 3-1 2-H 1B		F SL 86 B SL 87 X CH 85 1-1 G5-3		B FF 91 F SI 90 B CH 83 B FF 92 X FF 91 3-1 E9		C SL 85 S SL 86 B SL 85 B SI 93 B SL 85 X SI 90 3-2 F8			4	0	1	0	0	0	0
26 Dan Uggla, R (1, 4) OBP: 0.269, SLG: 0.390		B SL 86 C FF 91 X FF 92 1-1 13 1B 20 BB 32 2B 1B	C SL 87 B KC 78 H FF 92 2-1 2 FC5-4 HBP		T SL 84 X SL 84 0-1 P5			X FC 91 0-0 P6		3	1	1	0	0	0	1
20 Eric Hinske, L (1, 7)		B FF 91 C KC 76 B FF 92 S KC 77 F CH 87 F FF 92 D CH 86 B KC 74 4-2 13 1B 32 2B 1-2 BB	S KC 76 B FF 90 B CH 84 F FF 91 B FF 93 S FF 92 3-3 K		F FF 90 C FF 90 X FF 92 0-2 F8			B FF 95 F FC 90 S CU 79 F CU 83 B FF 95 S CU 79 2-3 K		3	1	0	0	1	2	2
2 Alex Gonzalez, R (1, 6) OBP: 0.261, SLG: 0.340		C SL 86 F SI 91 X FF 92 0-2 P2	D FF 90 X FF 92 1-0 FC5-4 1-2f		1 SAFE B FF 92 C FF 92 S SL 88 B FF 92 S FF 93 2-3 K			X FC 92 0-0 1B		4	0	1	0	0	1	4
13 Nate McLouth, L (1, 8) OBP: 0.342, SLG: 0.336		X FF 92 0-0 32 2B 1-2 2-3 1B		C CH 89 B CH 85 B SI 90 B FF 91 B FF 91 4-1 22 FC3-6 32 SH BB		B KC 73 C KC 74 B KC 74 X FF 90 2-1 G4-3		B FF 93 F FF 92 C CH 80 F CH 81 D CU 81 S CU 80 2-3 K		3	0	1	0	1	1	1
32 Derek Lowe, R (1, 1) OBP: 0.256, SLG: 0.324 52 George Sherrill, L (6, 1) 43 Scott Proctor, R (6, 1) 50 Cristhian Martinez, R (7, 1) OBP: 0.250, SLG: 0.500 7 Brooks Conrad, S (9, PH) OBP: 0.342, SLG: 0.455		B SL 86 F FF 92 F FF 92 B SI 90 X SL 87 2-2 1-3 2-H 3-H 2B		X CH 88 0-0 SH 22 FC3-6 1-2		C FF 91 X FF 92 0-1 G4-3			B FF 92 B FF 92 C FF 91 C FF 92 S FS 85 2-3 K	2 0 0 0 1	0 0 0 0 0	1 0 0 0 0	2 0 0 0 1	0 0 0 0 0	0 0 0 0 1	0 0 0 0 0
Inning Stats	R: 0 E: 0 K: 1 S: 12 H: 2 LOB: 2 BB: 0 P: 19	R: 2 E: 0 K: 0 S: 19 H: 3 LOB: 3 BB: 2 P: 34	R: 0 E: 0 K: 1 S: 7 H: 0 LOB: 1 BB: 0 P: 14	R: 0 E: 0 K: 0 S: 8 H: 0 LOB: 2 BB: 1 P: 17	R: 0 E: 1 K: 1 S: 10 H: 0 LOB: 1 BB: 0 P: 15	R: 0 E: 0 K: 0 S: 6 H: 0 LOB: 0 BB: 0 P: 10	R: 0 E: 0 K: 1 S: 8 H: 0 LOB: 0 BB: 0 P: 12	R: 0 E: 0 K: 2 S: 10 H: 1 LOB: 1 BB: 0 P: 14	R: 0 E: 0 K: 1 S: 6 H: 0 LOB: 0 BB: 0 P: 10	1B: 4 2B: 2 3B: 0 HR: 0 SF: 0 SAC: 1 DP: 0 HBP: 1						

AB	33
R	2
H	6
RBI	2
BB	3
SO	7
LOB	21

WP: 0 PB: 0 SB: 0 CS: 0 PA: 38

PITCHER		IP	WLS	BF	H	R	ER	SO	BB	IBB	HBP	BLK	WP	HR	S	P	ERA	WHIP
34 Homer Bailey, R ERA: 3.67	(1, 1)	6.0	W	28	5	2	2	3	3	0	1	0	0	0	62	109	3.00	1.333
45 Bill Bray, L ERA: 1.93	(7, 1)	1.0	H	3	0	0	0	1	0	0	0	0	0	0	8	12	0.00	0.000
66 Logan Ondrusek, R ERA: 1.53	(8, 1)	1.0		4	1	0	0	2	0	0	0	0	0	0	10	14	0.00	1.000
33 Jose Arredondo, R ERA: 2.92	(9, 1)	1.0		3	0	0	0	1	0	0	0	0	0	0	6	10	0.00	0.000

PITCHER	IP	WLS	BF	H	R	ER	SO	BB	IBB	HBP	BLK	WP	HR	S	P	ERA	WHIP

Atlanta Braves @ Cincinnati Reds

Great American Ball Park, Cincinnati, OH

Sat Jul 23 2011, 4:12 PM - 7:10 PM EDT

Att. 41,192 - Partly Cloudy - 92 F

BOTTOM

Batter	1	2	3	4	5	6	7	8	9	AB	R	H	RBI	BB	SO	LOB
6 Drew Stubbs, R (1, 8) OBP: 0.331, SLG: 0.395	B SI 87 C SL 80 F SI 87 B SL 81 F SL 80 B CH 81 F SL 81 B SI 88 4-2 2 SH1-3 2 S 19 G3 BB		X CH 83 0-0 ③ G6-3			B SI 87 2 SAFE B SI 88 X SI 88 2-0 16 2B 2-3 1B	X SL 84 0-0 ① SH1-3 2-3	X SI 90 0-0 ① G6-3		3	2	1	0	1	0	0
2 Zack Cozart, R (1, 6) OBP: 0.324, SLG: 0.486 16 Edgar Renteria, R (4, 6) OBP: 0.310, SLG: 0.290	B SI 86 S SI 88 X SL 79 1-1 ① SH1-3 1-3			C SI 87 B SI 88 X SI 88 1-1 ① G1-3		X SL 79 0-0 19 1B 4 2B 1-H 2B 3-H	B FF 94 B FF 93 F FF 94 X FF 94 2-1 19 BB 4 2B 3-H 1B	S SI 90 B SI 90 X SI 89 1-1 ② F8		0 4	0 2	0 2	0 3	0 0	0 0	0 0
19 Joey Votto, L (1, 3) OBP: 0.427, SLG: 0.491	X SI 88 0-0 ② G3 3-H			B CH 82 B CH 82 F SL 79 B SI 88 S SI 88 F SI 88 X SI 88 3-2 ② G4-3		B SI 88 F SL 80 X SI 87 1-1 4 2B 2-3 1B	B CU 74 C FF 87 B FF 94 B FF 93 D FF 89 4-1 4 2B 43 BB 1-2 BB	X SI 90 0-0 15 WP 4 1B 1B		4	1	2	1	1	0	0
4 Brandon Phillips, R (1, 4) OBP: 0.329, SLG: 0.415	B SI 87 S SL 81 X SI 88 1-1 ③ G5-3			F CH 83 B SI 88 X CH 84 1-1 ③ G4-3		X CH 83 0-0 1-3 2B 3-H	B SI 89 X SL 80 1-0 43 BB 21 2B 1-3 2B 2-H	B SL 83 F SI 90 X CH 84 1-1 15 WP 1-2 1B		5	1	3	2	0	0	0
15 Fred Lewis, L (1, 9) OBP: 0.342, SLG: 0.368 (7, 7)		C SL 78 H SI 87 1-1 31 G5-4-3 HBP			B SI 87 S CH 82 X CH 83 1-1 ① G4-3	B SL 73 C SL 75 B FF 87 C FF 87 D SL 73 X FF 87 3-2 ① G6-3	I IN 74 I IN 74 I IN 74 I IN 74 4-0 43 BB 21 2B IBB	C SI 89 B SI 90 B CH 82 B SI 88 X SI 88 3-1 ③ F8 1-2 2-3		3	1	0	0	1	0	4
31 Jonny Gomes, R (1, 7) OBP: 0.337, SLG: 0.401 45 Bill Bray, L (7, 1) 43 Miguel Cairo, R (7, PH) OBP: 0.350, SLG: 0.401 66 Logan Ondrusek, R (8, 1) 33 Jose Arredondo, R (9, 1)		1 SAFE B SI 87 C CH 82 1 SAFE B SI 86 X SL 80 2-1 ① ② G5-4-3 1-2f			B SL 80 C CH 83 C CH 83 B SL 81 B SI 89 B SI 89 4-2 21 G5-3 BB	S FF 92 B FF 93 C FF 94 S FF 95 1-3 ② K	B SI 89 B CH 83 B FF 88 C FF 87 F FF 87 B CH 83 4-2 21 2B 1-2 2-3 3-H BB			2 0 0 0 0	0 0 1 0 0	0 0 0 0 0	1 0 1 0 0	1 0 1 0 0	3 0 0 0 0
21 Todd Frazier, R (1, 5) OBP: 0.333, SLG: 0.500		B SL 80 S CH 83 F CH 82 S SL 81 1-3 ③ K			X CH 83 0-0 ② G5-3 1-2	S SL 82 B SL 84 X SL 83 1-1 ③ G5-3	C SL 81 X SL 80 0-1 29 G4-3 1-H 2-H 3-H 2B			4	0	1	3	0	1	3
29 Ryan Hanigan, R (1, 2) OBP: 0.357, SLG: 0.335			C SI 88 C CH 83 B SL 80 B SI 88 X SI 89 2-2 34 B2-6-4 1B		C SI 80 B CH 84 X CH 83 1-1 ③ G6-3					4	1	2	0	0	0	2
34 Homer Bailey, R (1, 1) OBP: 0.188, SLG: 0.250 32 Jay Bruce, L (6, PH) OBP: 0.347, SLG: 0.500 44 Mike Leake, R (6, PR) OBP: 0.257, SLG: 0.314 28 Chris Heisey, R (7, 9) OBP: 0.310, SLG: 0.466			X SI 86 0-0 ① ② B2-6-4 1-2f			C SL 79 X CH 82 0-1 6 1B 16 2B 2B				1 1 0 2	0 0 1 1	0 1 0 1	0 0 0 0	0 0 0 0	0 0 0 0	1 0 0 1
Inning Stats	R: 1 E: 0 K: 0 S: 9 H: 0 LOB: 0 BB: 1 P: 15	R: 0 E: 0 K: 1 S: 6 H: 0 LOB: 0 BB: 0 P: 10	R: 0 E: 0 K: 0 S: 5 H: 1 LOB: 0 BB: 0 P: 7	R: 0 E: 0 K: 0 S: 8 H: 0 LOB: 0 BB: 0 P: 13	R: 0 E: 0 K: 0 S: 7 H: 0 LOB: 1 BB: 1 P: 13	R: 3 E: 0 K: 1 S: 15 H: 5 LOB: 2 BB: 0 P: 23	R: 7 E: 0 K: 0 S: 18 H: 5 LOB: 1 BB: 3 P: 38	R: 0 E: 0 K: 0 S: 8 H: 2 LOB: 2 BB: 0 P: 13		1B: 7 2B: 6 3B: 0 HR: 0 SF: 0 SAC: 2 DP: 2 HBP: 1		WP: 1 PB: 0 SB: 1 CS: 0 PA: 41		

	AB	33
	R	11
	H	13
	RBI	11
	BB	5
	SO	2
	LOB	14

livebaseballscorecards.com

PITCHER		IP	WLS	BF	H	R	ER	SO	BB	IBB	HBP	BLK	WP	HR	S	P	ERA	WHIP
32 Derek Lowe, R ERA: 4.49	(1, 1)	5.0	L	22	6	4	4	1	2	0	1	0	0	0	42	68	7.20	1.600
52 George Sherrill, L ERA: 2.63	(6, 1)	0.1		1	0	0	0	0	0	0	0	0	0	0	3	6	0.00	0.000
43 Scott Proctor, R ERA: 7.36	(6, 1)	1.0		7	3	4	4	1	1	0	0	0	0	0	13	24	36.00	4.000
50 Cristhian Martinez, R ERA: 4.1	(7, 1)	1.2		11	4	3	3	0	1	1	0	0	1	0	18	34	16.20	3.000

PITCHER	IP	WLS	BF	H	R	ER	SO	BB	IBB	HBP	BLK	WP	HR	S	P	ERA	WHIP

Atlanta Braves @ Cincinnati Reds

Great American Ball Park, Cincinnati, OH

Sun Jul 24 2011, 8:10 PM - 10:58 PM EDT

Att. 33,036 - Partly Cloudy - 80 F

TOP

livebaseballscorecards.com

Batter	1	2	3	4	5	6	7	8	9	AB	R	H	RBI	BB	SO	LOB
14 Martín Prado, R (1, 5) OBP: 0.323, SLG: 0.433	C FF 84 C CU 76 S CU 78 0-3 ① K	S SL 82 C SL 82 S SL 84 0-3 ② K	B CH 84 B CH 82 C CU 74 X SI 86 2-1 ③ G5-3	X SI 94 0-0 22 G6-3 1B 1-2						4	0	1	0	0	2	2
22 Jason Heyward, L (1, 9) OBP: 0.312, SLG: 0.413	F FF 89 X FF 86 0-1 ② F7	S SL 85 X SL 83 0-1 ③ G4-3				B SL 85 C SI 89 B SI 89 X CU 78 2-1 ① G4-3	C FF 98 X SL 87 0-1 ②③ G6-3 1-2f			4	0	0	0	0	0	4
16 Brian McCann, L (1, 2) OBP: 0.376, SLG: 0.517	F FF 88 X CU 77 0-1 ③ G3-1			B SL 82 B SL 81 F SI 85 X SI 85 2-1 HR		C SL 80 F FF 88 X SL 85 0-2 ② F8		X FF 97 0-0 ① F7		4	1	1	1	0	0	0
26 Dan Uggla, R (1, 4) OBP: 0.271, SLG: 0.389		B FF 86 B CH 82 B FF 85 B FF 87 4-0 2 G5-4-3 BB		B SI 84 S CU 74 B SI 88 B CU 77 F FF 85 X CU 76 3-2 ① G6-3		F FF 87 B SL 82 B FF 88 X CU 77 2-1 5 BB 1B		B SL 88 S FF 98 S FF 100 F FF 100 S SL 90 1-3 ② K		3	0	1	0	1	1	0
5 Freddie Freeman, L (1, 3) OBP: 0.351, SLG: 0.472		X FF 86 0-0 ① F9		X CU 77 0-0 2 1B 30 FC6-4 2B		B SL 84 T SL 83 B SI 88 B SL 78 B SL 82 4-1 1-2 BB		X FF 101 0-0 ③ L3		3	1	1	0	1	0	1
2 Alex Gonzalez, R (1, 6) OBP: 0.263, SLG: 0.341		S CH 82 F SI 85 B CU 78 F CU 76 B FF 89 F FF 86 F FF 85 X SL 80 2-2 ②③ G5-4-3 1-2f		B SI 87 X SI 87 1-0 30 FC6-4 1B 2-3		C CU 77 X FF 90 0-1 ③ G2-3			S FF 92 B CU 80 F SL 88 X CU 79 1-2 13 F8 20 S 1B	4	0	2	0	0	0	3
30 Wilkin Ramirez, R (1, 7) OBP: 0.370, SLG: 0.348 20 Eric Hinske, L (9, PH) OBP: 0.310, SLG: 0.436 (9, 7)			B CH 81 B FF 86 F CH 82 F CU 75 F FF 86 F CU 78 B CH 79 B CH 81 4-2 13 E 13 1B BB	X SL 84 0-0 ② FC6-4 13 CS 1-2f 3-H			B CU 77 F CU 76 F CH 79 B SL 81 F FF 87 S CU 79 2-3 ① K		D CH 87 B CU 78 B FF 93 C FF 92 F FF 93 F FF 95 F FF 95 1 SAFE 1 SAFE 3-3 S CH 86 ① K 1-2	2 1	0 0	0 0	1 0	1 0	1 1	1 1
13 Nate McLouth, L (1, 8) OBP: 0.345, SLG: 0.339			C CU 73 S CH 84 B CU 77 X SI 88 1-2 E9 37 SH3-4 1B 1-3	1 SAFE 0-0 ③ CS 1-2	C CU 76 X SL 79 0-1 ① P6		C CU 78 X SL 82 0-1 28 WP 28 1B 1B		C CH 86 B FF 94 X CH 88 1-1 ② F8 2-3	4	1	2	0	0	0	1
37 Brandon Beachy, R (1, 1) OBP: 0.048, SLG: 0.048 28 Julio Lugo, R (7, PH) OBP: 0.200, SLG: 0.130 34 Eric O'Flaherty, L (7, 1) 39 Jonny Venters, L (8, 1) 7 Brooks Conrad, S (9, PH) OBP: 0.338, SLG: 0.448 19 Scott Linebrink, R (9, 1)			X FF 85 0-0 ① SH3-4 1-2		B FF 84 S CH 84 X CU 74 1-1 ② G6-3		B SI 84 X CU 76 1-0 14 1B 1B 1-H		C CU 81 B FF 94 F CU 82 C FF 94 1-3 ③ K	1 1 0 0 1 0	0 0 0 0 0 0	0 1 0 0 0 0	0 1 0 0 0 0	0 1 0 0 1 0	0 0 0 0 1 0	0 0 0 0 1 0

	AB	R	H	RBI	BB	SO	LOB
	32	3	9	3	3	6	14

Inning Stats	1	2	3	4	5	6	7	8	9	1B: 7	SF: 0	WP: 1	PA: 37
	R: 0 E: 0 K: 1 S: 7	R: 0 E: 0 K: 0 S: 7	R: 0 E: 1 K: 1 S: 13	R: 2 E: 0 K: 0 S: 8	R: 0 E: 0 K: 0 S: 6	R: 0 E: 0 K: 0 S: 10	R: 1 E: 0 K: 1 S: 10	R: 0 E: 0 K: 1 S: 6	R: 0 E: 0 K: 2 S: 13	2B: 1 3B: 0 HR: 1	SAC: 1 DP: 2 HBP: 0	PB: 0 SB: 1 CS: 1	
	H: 0 LOB: 0 BB: 0 P: 7	H: 0 LOB: 0 BB: 1 P: 13	H: 1 LOB: 2 BB: 1 P: 18	H: 3 LOB: 0 BB: 0 P: 14	H: 0 LOB: 0 BB: 0 P: 9	H: 1 LOB: 2 BB: 1 P: 18	H: 3 LOB: 1 BB: 0 P: 13	H: 0 LOB: 0 BB: 0 P: 7	H: 1 LOB: 1 BB: 0 P: 19				

PITCHER		IP	WLS	BF	H	R	ER	SO	BB	IBB	HBP	BLK	WP	HR	S	P	ERA	WHIP
50 Dontrelle Willis, L ERA: 3.71	(1, 1)	6.1		27	7	3	3	3	3	0	0	0	1	1	58	89	4.26	1.579
40 Nick Masset, R ERA: 3.31	(7, 1)	0.0		1	1	0	0	0	0	0	0	0	0	0	1	1	∞	∞
54 Aroldis Chapman, L ERA: 4.44	(7, 1)	1.2		4	0	0	0	1	0	0	0	0	0	0	8	9	0.00	0.000
48 Francisco Cordero, R ERA: 2.74	(9, 1)	1.0	W	4	1	0	0	2	0	0	0	0	0	0	13	19	0.00	1.000

PITCHER		IP	WLS	BF	H	R	ER	SO	BB	IBB	HBP	BLK	WP	HR	S	P	ERA	WHIP

Atlanta Braves @ Cincinnati Reds

Great American Ball Park, Cincinnati, OH

Sun Jul 24 2011, 8:10 PM - 10:58 PM EDT

Att. 33,036 - Partly Cloudy - 80 F

BOTTOM

Batter	1	2	3	4	5	6	7	8	9	AB	R	H	RBI	BB	SO	LOB
6 Drew Stubbs, R (1, 8) OBP: 0.334, SLG: 0.404	C FF 93 B FF 93 X FF 92 1-1 E5 4 S 4 HR	C SL 82 F FF 91 1 SAFE B FF 92 B SL 82 B CH 80 B SL 84 4-2 1-2 BB		B SL 82 X SL 82 1-0 ③ F7			F SI 91 B SL 82 X SI 91 1-1 16 SH2-4 1B		X FF 92 0-0 HR	4	2	2	1	1	0	1
16 Edgar Renteria, R (1, 6) OBP: 0.305, SLG: 0.285	1 SAFE L FF 90 F FF 91 S FF 93 0-3 ① K	B FF 92 B FF 89 S FF 91 B CH 80 S FF 90 F FF 91 X FF 92 3-2 ③ F8			C SL 81 C FF 90 B FF 92 X FF 90 1-2 ① F9		B SI 89 1 SAFE X SI 89 1-0 ① SH2-4 1-2			3	0	0	0	0	1	3
19 Joey Votto, L (1, 3) OBP: 0.425, SLG: 0.487	S CU 74 X CH 79 0-1 ② P5		B FF 91 C SL 82 B CU 73 B SL 79 S SI 92 S SI 92 3-3 ① K		B FF 92 S FF 91 B FF 91 B CU 75 T FF 91 F FF 92 F FF 91 B SL 81 4-2 4 F8 BB		B SL 81 F SL 82 B SL 82 B SL 84 F SI 89 S SL 84 3-3 ② K			3	0	0	0	1	2	2
4 Brandon Phillips, R (1, 4) OBP: 0.330, SLG: 0.422	1 SAFE B FF 91 C FF 91 X FF 91 1-1 1-H HR		F FF 91 X SL 82 0-1 ② F8		S CH 78 B FF 89 1 SAFE X SL 84 1-1 ②③ F8 1-2		I I IN 63 I IN 60 I IN 63 4-0 IBB			3	1	1	2	1	0	1
32 Jay Bruce, L (1, 9) OBP: 0.346, SLG: 0.497	B CH 78 B CU 74 B CH 78 X FF 91 3-0 ③ G3-1		B FF 91 S SL 82 B FF 91 X SI 91 2-1 1B			B FF 90 C FF 88 B FF 89 X SL 82 2-1 ① F8	C SI 91 S SL 84 B SI 92 B SL 84 S SI 91 2-3 ③ K			4	0	1	0	0	1	2
28 Chris Heisey, R (1, 7) OBP: 0.308, SLG: 0.458		C FF 91 B FF 92 B SL 82 F CH 79 B FF 93 F FF 92 C SL 84 3-3 ① K	D CU 72 F CH 79 X FF 91 1-1 ③ P3			B FF 90 S SL 82 B FF 90 B FF 90 F FF 89 B FF 90 4-2 55 WP 43 G5-3 BB		S SI 95 B SI 95 F SI 94 X SI 96 1-2 ① F9		3	0	0	0	1	1	1
43 Miguel Cairo, R (1, 5) OBP: 0.348, SLG: 0.418		F FF 90 C FF 93 B FF 92 B FF 93 B SL 84 X FF 92 3-2 HR		B FF 90 C FF 91 F FF 92 X CU 74 1-2 ① G1-3		C FF 89 X CU 71 0-1 ② G5-3 1-2		X SI 96 0-0 ② G6-3		4	1	1	1	0	0	1
55 Ramon Hernandez, R (1, 2) OBP: 0.366, SLG: 0.508 61 Bronson Arroyo, R (8, PR) OBP: 0.167, SLG: 0.222 29 Ryan Hanigan, R (9, 2) OBP: 0.357, SLG: 0.335		F FF 91 B CU 74 X CH 79 1-1 6 BB 1B		S FF 93 B SL 84 C CU 74 X CU 75 1-2 ② G5-3		C CU 70 B SL 80 I IN 65 I IN 70 I IN 70 4-1 2-3 IBB		B SI 97 B SI 96 B SI 95 B SI 94 4-0 31 FC6-4 BB		2 0 0	0 0 0	1 0 0	0 0 0	2 0 0	0 0 0	0 0 0
50 Dontrelle Willis, L (1, 1) OBP: 0.429, SLG: 0.571 40 Nick Masset, R (7, 1) 54 Aroldis Chapman, L (7, 1) 31 Jonny Gomes, R (8, PH) OBP: 0.336, SLG: 0.399 48 Francisco Cordero, R (9, 1)		1 SAFE B FF 90 L CH 77 1 SAFE S CH 79 S FF 92 1-3 ② K		C CH 79 B CU 75 S CU 73 B CU 74 F FF 92 X CH 79 2-2 1B		X CU 71 0-0 ③ G3		X SI 95 0-0 ③ FC6-4 1-2f		3 0 0 1 0	0 0 0 0 0	1 0 0 0 0	0 0 0 0 0	1 0 0 0 0	3 0 0 1 0	0 0 0 1 0
Inning Stats	R: 2 E: 1 K: 1 S: 10 H: 1 LOB: 0 BB: 0 P: 15	R: 1 E: 0 K: 2 S: 18 H: 2 LOB: 2 BB: 1 P: 33	R: 0 E: 0 K: 1 S: 9 H: 1 LOB: 1 BB: 0 P: 15	R: 0 E: 0 K: 0 S: 11 H: 1 LOB: 1 BB: 0 P: 16	R: 0 E: 0 K: 0 S: 9 H: 0 LOB: 0 BB: 1 P: 15	R: 0 E: 0 K: 0 S: 8 H: 0 LOB: 2 BB: 2 P: 18	R: 0 E: 0 K: 2 S: 9 H: 1 LOB: 2 BB: 1 P: 20	R: 0 E: 0 K: 0 S: 5 H: 0 LOB: 1 BB: 1 P: 10	R: 1 E: 0 K: 0 S: 1 H: 1 LOB: 0 BB: 0 P: 1	1B: 4 2B: 0 3B: 0 HR: 3	SF: 0 SAC: 1 DP: 0 HBP: 0			WP: 1 PB: 0 SB: 1 CS: 0	PA: 37		

PITCHER	IP	WLS	BF	H	R	ER	SO	BB	IBB	HBP	BLK	WP	HR	S	P	ERA	WHIP
37 Brandon Beachy, R (1, 1) ERA: 3.58	6.0		27	5	3	1	4	3	1	0	0	1	2	65	112	1.50	1.333
34 Eric O'Flaherty, L (7, 1) ERA: 0.96	1.0		5	1	0	0	2	0	1	0	0	0	0	9	20	0.00	1.000
39 Jonny Venters, L (8, 1) ERA: 1.32	1.0		4	0	0	0	0	1	0	0	0	0	0	5	10	0.00	1.000
19 Scott Linebrink, R (9, 1) ERA: 3.2	0.0	L	1	1	1	1	0	0	0	0	0	0	1	1	1	∞	∞

PITCHER	IP	WLS	BF	H	R	ER	SO	BB	IBB	HBP	BLK	WP	HR	S	P	ERA	WHIP

livebaseballscorecards.com

AB	30
R	4
H	7
RBI	4
BB	6
SO	6
LOB	15

New York Mets @ Cincinnati Reds

Great American Ball Park, Cincinnati, OH

Mon Jul 25 2011, 7:13 PM - 10:17 PM EDT

Att. 25,480 - Partly Cloudy - 86 F

TOP

livebaseballscorecards.com

Batter	1	2	3	4	5	6	7	8	9	AB	R	H	RBI	BB	SO	LOB
7 José Reyes, S (1, 6) OBP: 0.391, SLG: 0.525	B SI 86 B SI 88 F SI 88 S CH 82 B SL 83 F CH 84 F SI 90 F FC 91 X SI 91 3-2 ① F8		X CH 81 0-0 ① F9		C SI 89 F SL 81 B SI 89 F KC 80 F SL 83 B SI 86 B SI 92 F FC 91 X SL 82 3-2 ② G4-3		F SL 80 X FC 88 0-1 2 1B 15 SF8 1B	X FF 91 0-0 ③ G5-3		5	1	1	0	0	0	0
2 Justin Turner, R (1, 4) OBP: 0.343, SLG: 0.365	X SI 89 0-0 1B		B SI 89 C SI 88 C SI 89 F FF 90 X SL 83 1-2 ② G4-3		B SL 82 B FC 90 F SI 90 B SI 86 B SI 90 4-1 BB		1 SAFE C FC 87 F SL 81 P PO 82 1 SAFE B FC 88 F FC 88 1 SAFE B SL 82 3-2 X SI 85 5 1B 28 2B 1-3 1B		H FF 90 1-0 5 G5-4-3 15 BB HBP	3	1	2	0	1	0	0
15 Carlos Beltrán, S (1, 9) OBP: 0.389, SLG: 0.514	B SI 88 C SI 88 1 SAFE F FF 88 B SL 83 1 SAFE S SL 81 2-3 ② K		B KC 76 B KC 77 C SL 80 F SL 82 X SI 92 2-2 ③ G4-3		B SI 89 C FC 88 F FC 89 1 SAFE B SL 82 1 SAFE F SL 83 X SI 90 2-2 ③ P5		S SL 85 X SI 92 0-1 ② SF8 3-H		C FF 91 B SL 85 B FF 91 B FF 92 B FF 91 4-1 5 G5-4-3 1-2 BB	3	0	0	1	1	1	2
5 David Wright, R (1, 5) OBP: 0.346, SLG: 0.442	F FC 89 C SI 90 B FC 90 F SL 82 X SI 91 1-2 ③ G5-3			B SL 80 F SL 81 F FF 85 X FC 90 1-2 ① G6-3		F SL 81 X SL 81 0-1 30 1B 1B	1 SAFE X FC 91 0-0 28 2B 1-2 1B		B FF 93 C SL 85 B FS 85 X SL 85 2-1 ①② G5-4-3 1-2f 2-3	5	1	2	0	0	0	3
28 Daniel Murphy, L (1, 3) OBP: 0.348, SLG: 0.444		C SI 86 B FC 87 B CH 82 X CH 81 2-1 44 FC1-5 2B		B SI 91 X SI 92 1-0 ② G4-3		F FF 90 B SL 81 X FC 88 1-1 ① F8	C CU 78 X FF 93 0-1 44 2B 1-H 2-H 2B		C FF 92 F FS 86 F SL 84 F SL 85 X FS 86 0-2 ③ L3	5	1	2	2	0	0	2
44 Jason Bay, R (1, 7) OBP: 0.316, SLG: 0.322		B FC 88 S SI 88 B SL 83 X SI 89 2-1 ① FC1-5 20 1B 2-3		B FC 90 F FC 88 B SL 83 B SL 83 B SI 91 4-1 30 1B BB		P PO 84 C FC 89 X SL 82 1-1 ② F9	B FC 92 C CU 78 X FC 91 1-1 2-H 2B			3	0	1	1	1	0	2
30 Josh Thole, L (1, 2) OBP: 0.339, SLG: 0.319		B FC 88 C SI 89 S SI 90 B SI 90 S SL 82 2-3 ② K		F FC 88 X SL 82 0-1 1-3 1B		1 SAFE F FC 88 X FC 88 0-1 1-2 1B	B CH 79 X CU 77 1-0 ③ F8			4	0	2	0	0	1	2
20 Jason Pridie, L (1, 8) OBP: 0.297, SLG: 0.358		1 SAFE B SI 90 X SI 89 1-0 1-2 1B		B FC 89 F FC 89 F FC 89 X SI 86 1-2 ③ F7		B SL 82 B SL 82 X SL 82 2-0 ③ F8		C KC 72 B SI 91 F KC 74 F FF 92 S SL 80 1-3 ① K2-3		4	0	1	0	0	1	4
43 R.A. Dickey, R (1, 1) OBP: 0.194, SLG: 0.171 27 Pedro Beato, R (7, 1) 40 Tim Byrdak, L (7, 1) 21 Lucas Duda, L (8, PH) OBP: 0.348, SLG: 0.437 39 Bobby Parnell, R (8, 1) 45 Jason Isringhausen, R (9, 1)		B SI 90 C SI 88 S SL 83 S SL 84 1-3 ③ K			C SI 88 X FF 87 0-1 ① G4-3		X SI 87 0-0 ① F8	C FF 92 B SI 92 B FF 92 S KC 74 B SL 80 X SI 90 3-2 ② F7		3 0 0 1 0 0	0 0 0 0 0 0	0 0 0 0 0 0	0 0 0 0 0 0	1 0 0 0 0 0	0 0 0 0 0 0	2 0 0 0 0 0

	AB	36
	R	4
	H	11
	RBI	4
	BB	3
	SO	4
	LOB	17

Inning Stats	1	2	3	4	5	6	7	8	9
	R: 0 E: 0 K: 1 S: 14	R: 0 E: 0 K: 2 S: 11	R: 0 E: 0 K: 0 S: 8	R: 0 E: 0 K: 0 S: 10	R: 0 E: 0 K: 0 S: 13	R: 0 E: 0 K: 0 S: 10	R: 4 E: 0 K: 0 S: 16	R: 0 E: 0 K: 1 S: 8	R: 0 E: 0 K: 0 S: 8
	H: 1 LOB: 1 BB: 0 P: 20	H: 2 LOB: 2 BB: 0 P: 19	H: 0 LOB: 0 BB: 0 P: 11	H: 1 LOB: 2 BB: 1 P: 17	H: 0 LOB: 1 BB: 1 P: 22	H: 2 LOB: 2 BB: 0 P: 13	H: 5 LOB: 1 BB: 0 P: 20	H: 0 LOB: 0 BB: 0 P: 12	H: 0 LOB: 1 BB: 1 P: 15

| | | |

New York Mets @ Cincinnati Reds

Great American Ball Park, Cincinnati, OH

Mon Jul 25 2011, 7:13 PM - 10:17 PM EDT

Att. 25,480 - Partly Cloudy - 86 F

BOTTOM

Batter	1	2	3	4	5	6	7	8	9	AB	R	H	RBI	BB	SO	LOB
6 Drew Stubbs, R (1, 8) OBP: 0.333, SLG: 0.402	C KN 71 C KN 79 B FF 81 F KN 79 F KN 80 F EP 86 C KN 79 1-3 ① K		B KN 75 X KN 75 1-0 ② G6-3		S KN 77 S KN 80 C KN 81 0-3 ③ K		F KN 76 X KN 80 0-1 43 S 1B 2-H		F FC 89 C CU 76 B FF 91 B CU 78 F FC 89 S FC 88 2-3 ② K	5	0	1	1	0	3	4
43 Miguel Cairo, R (1, 5) OBP: 0.355, SLG: 0.420	B KN 73 X FF 84 1-0 ② G5-3		X KN 76 0-0 ③ F8			C KN 74 X KN 76 0-1 4 2B 1B	B FF 91 1 SAFE B FF 90 B FF 92 B FF 93 4-0 1-2 BB		B FC 89 B FF 91 C FF 90 X FC 89 2-1 32 BB 1-2 1B	4	1	2	0	1	0	1
32 Jay Bruce, L (1, 9) OBP: 0.346, SLG: 0.497	C FF 85 B KN 74 B KN 77 B KN 74 F KN 76 X FF 86 3-2 2B			B KN 74 X KN 74 1-0 ① F7		C KN 76 B KN 78 B KN 78 F KN 75 1 SAFE F KN 79 S KN 79 2-3 ① K	S SL 83 S SL 84 S SL 84 0-3 ③ K		B FF 91 B FF 90 B FC 90 C FF 90 B FC 88 4-1 1-2 2-3 BB	4	0	1	0	1	2	3
4 Brandon Phillips, R (1, 4) OBP: 0.329, SLG: 0.422	X KN 74 0-0 ③ G3			C KN 75 T KN 78 S EP 60 0-3 K 15 CS		X FF 84 0-0 1-H 2B		C FF 95 F FF 96 S FF 95 0-3 ① K	S FF 90 S CU 77 B FF 90 S FC 88 1-3 ③ K	5	0	1	1	0	3	4
15 Fred Lewis, L (1, 7) OBP: 0.346, SLG: 0.363		C KN 74 B KN 79 C KN 74 B KN 79 F KN 78 F KN 77 S KN 79 2-3 ① K		1 SAFE 1 SAFE C KN 72 S KN 79 S KN 81 0-3 ② ③ K 1-2		B KN 76 D KN 75 B KN C FF 83 B FF 84 4-1 55 G6-4-3 BB		F FF 96 C FF 97 B FF 96 B KC 86 B FF 96 B FF 99 4-2 BB		2	0	0	0	2	2	1
55 Ramon Hernandez, R (1, 2) OBP: 0.361, SLG: 0.500 66 Logan Ondrusek, R (7, 1) 63 Sam LeCure, R (8, 1) OBP: 0.333, SLG: 0.400 19 Joey Votto, L (8, PH) OBP: 0.424, SLG: 0.485 33 Jose Arredondo, R (9, 1)		B KN 75 F FF 86 X KN 78 1-1 ② G3			B KN 72 F FF 84 F FF 85 X KN 80 1-2 ① G5-3	X KN 76 0-0 ② ③ G6-4-3 1-2f		F FF 98 B FF 96 B FF 98 X FF 98 2-1 ② F7		3 0 0 1 0	0 0 0 0 0	0 0 0 0 0	0 0 0 0 0	0 0 0 1 0	0 0 0 0 0	2 0 0 1 0
21 Todd Frazier, R (1, 3) OBP: 0.300, SLG: 0.400		C FF 85 B FF 86 B KN 78 F KN 77 S KN 81 2-3 ③ K			X KN 76 0-0 44 SH1-4 7 1B 1B		C KN 71 B KN 78 B KN 76 X FF 84 2-1 ① G6-3	C FF 97 F FF 99 B FF 100 X FF 98 1-2 ③ G4-3		4	0	1	0	0	1	1
7 Paul Janish, R (1, 6) OBP: 0.267, SLG: 0.283			C FF 84 X KN 78 0-1 44 SH3-4 1B		1 SAFE B FF 83 X FF 84 1-0 44 SH1-4 1-2 1B		X FF 84 0-0 6 1B 2B		B FF 90 C FF 91 X FC 89 1-1 ① G3	4	1	3	0	0	0	0
44 Mike Leake, R (1, 1) OBP: 0.257, SLG: 0.314 45 Bill Bray, L (7, 1) 29 Ryan Hanigan, R (7, 2) OBP: 0.353, SLG: 0.332			C KN 83 X FF 84 0-1 ① SH3-4 1-2		X FF 81 0-0 ② SH1-4 1-2 2-3		B KN 72 B FF 84 2 SAFE C FF 84 C FF 85 F KN 79 D KN 78 X FF 85 3-2 ② G6-3		C FC 90 B CU 78 B FC 90 F FF 91 F FC 89 F FC 89 X FF 90 2-2 E5 32 BB 43 1B	0 0 2	0 0 0	0 0 0	0 0 0	0 0 0	0 0 0	0 0 1
Inning Stats	R: 0 E: 0 K: 1 S: 11 H: 1 LOB: 1 BB: 0 P: 16	R: 0 E: 0 K: 2 S: 10 H: 0 LOB: 0 BB: 0 P: 15	R: 0 E: 0 K: 0 S: 6 H: 1 LOB: 1 BB: 0 P: 7	R: 0 E: 0 K: 2 S: 7 H: 0 LOB: 0 BB: 0 P: 8	R: 0 E: 0 K: 1 S: 9 H: 2 LOB: 2 BB: 0 P: 11	R: 1 E: 0 K: 1 S: 9 H: 2 LOB: 1 BB: 1 P: 15	R: 1 E: 0 K: 1 S: 12 H: 2 LOB: 2 BB: 1 P: 21	R: 0 E: 0 K: 1 S: 10 H: 0 LOB: 1 BB: 1 P: 17	R: 0 E: 1 K: 2 S: 17 H: 1 LOB: 3 BB: 1 P: 29	1B: 6 2B: 3 3B: 0 HR: 0 SF: 0 SAC: 2 DP: 1 HBP: 0						WP: 0 PB: 1 SB: 1 CS: 1 PA: 40	

livebaseballscorecards.com

	AB	34
	R	2
	H	9
	RBI	2
	BB	4
	SO	11
	LOB	18

PITCHER		IP	WLS	BF	H	R	ER	SO	BB	IBB	HBP	BLK	WP	HR	S	P	ERA	WHIP
43 R.A. Dickey, R ERA: 3.74	(1, 1)	6.2	W	28	8	2	2	7	1	0	0	0	0	0	61	86	2.70	1.350
27 Pedro Beato, R ERA: 3.46	(7, 1)	0.0		1	0	0	0	0	1	0	0	0	0	0	0	4	∞	∞
40 Tim Byrdak, L ERA: 3.55	(7, 1)	0.1	H	1	0	0	0	1	0	0	0	0	0	0	3	3	0.00	0.000
39 Bobby Parnell, R ERA: 3.19	(8, 1)	1.0	H	4	0	0	0	1	1	0	0	0	0	0	10	17	0.00	1.000
45 Jason Isringhausen, R ERA: 2.6	(9, 1)	1.0	S	6	1	0	0	2	1	0	0	0	0	0	17	29	0.00	2.000

PITCHER	IP	WLS	BF	H	R	ER	SO	BB	IBB	HBP	BLK	WP	HR	S	P	ERA	WHIP

New York Mets @ Cincinnati Reds

Great American Ball Park, Cincinnati, OH

Tue Jul 26 2011, 7:12 PM - 10:36 PM EDT

Att. 27,552 - Partly Cloudy - 88 F

TOP

livebaseballscorecards.com

Batter	1	2	3	4	5	6	7	8	9	AB	R	H	RBI	BB	SO	LOB
7 José Reyes, S (1, 6) OBP: 0.387, SLG: 0.518	B FF 91 B SI 92 C SI 91 F SL 80 X FF 92 2-2 ① F7		B CH 82 B CH 82 C SI 92 B SI 93 X SI 91 3-1 E4 2 1B 15 1B	X CH 81 0-0 ② F8		X FF 98 0-0 ② F7	C CH 84 X SL 83 0-1 ③ P2			5	1	0	0	0	0	5
2 Justin Turner, R (1, 4) OBP: 0.344, SLG: 0.369	C FC 88 X FF 93 0-1 15 E 5 G6-3 2B		C CH 88 B SL 80 1 SAFE F FF 93 1 SAFE B SI 93 B FC 88 X SL 79 3-2 15 1B 1-3 1B	1 SAFE F SL 83 F FF 92 1 SAFE D SL 80 F SL 85 F SI 93 F FF 91 F CH 85 1-2 ③ X CH 64 F8		B FF 99 B FF 98 F FF 98 C FF 98 B SL 92 S SL 86 3-3 ③ K		C SL 82 B SL 81 C SI 92 C FF 93 1-3 ① K	5	1	2	0	0	2	2
15 Carlos Beltrán, S (1, 9) OBP: 0.391, SLG: 0.513	X SL 82 0-0 E3 5 G6-3 28 1B 2-3		F FC 90 B SL 82 X FF 91 1-1 ① 28 HBP 5 1B 44 SF8 1-3 1B 3-H		X CH 80 0-0 ① G3-1		C SI 93 B FS 87 B FS 87 F FF 94 B SL 80 F SL 78 B SL 80 4-2 5 1B 28 1B BB	B SI 92 B KC 76 B SI 92 C FF 93 B FF 93 4-1 28 1B BB		3	3	1	1	2	0	1
5 David Wright, R (1, 5) OBP: 0.347, SLG: 0.441	C FF 93 B FF 93 C FF 94 B FF 94 1 SAFE X FF 93 2-2 ② G6-3 1-2 3-H		C SL 83 B SI 94 F FC 89 B SI 94 B SI 94 F SI 94 F SL 82 X SI 94 3-2 44 SF8 28 HBP 1-2 1B		B SL 82 B SL 78 C SI 93 B CH 82 X SI 92 3-1 ② G6-3		X SI 94 0-0 9 1B 28 1B 20 FC3-2 1-2 1B	C SL 81 B SI 90 C SI 92 C SI 93 1-3 ② K		5	0	2	1	0	1	2
28 Daniel Murphy, L (1, 3) OBP: 0.354, SLG: 0.448	C FF 92 X FF 90 0-1 1B 2-H		B FF 95 F SL 83 S SI 93 F SL 81 H FC 90 2-2 44 SF8 HBP 1-2 2-3		B SI 94 S CH 82 B SL 82 B SL 80 F SI 91 X FF 92 3-2 ③ G5-3		X FF 95 0-0 20 FC3-2 9 1B 16 1B 1B 1-2 2-H	C SI 92 X KC 76 0-1 1B 1-3		4	1	3	2	0	0	0
44 Jason Bay, R (1, 7) OBP: 0.314, SLG: 0.319 27 Pedro Beato, R (8, 1) 40 Tim Byrdak, L (9, 1)	F FF 93 B SL 81 F SL 80 B SI 93 S SL 80 2-3 ③ K		D SL 81 F SI 94 B SI 94 X FF 93 2-1 ② SF8 1-2 2-3 3-H			B SL 80 B FF 92 B SI 91 B FC 90 4-0 9 E 9 FC5 20 2B BB	C SI 92 C SL 80 S SI 94 0-3 ① K	B SL 83 X FF 92 1-0 F9		3 0 0	1 0 0	0 0 0	1 0 0	1 0 0	2 0 0	5 0 0
9 Ronny Paulino, R (1, 2) OBP: 0.333, SLG: 0.385		C SL 87 S SL 78 B SL 79 B SL 87 B SL 80 S SL 78 3-3 ① K	F SL 86 B FC 88 B SL 86 X CH 83 2-1 ③ G5-3			B SL 86 C SL 86 F SI 93 X SL 82 1-2 FC5 20 2B 1-3	B FF 90 X FC 91 1-0 16 1B 20 FC3-2 1-2 2-3 1B		X CU 79 0-0 ① F7	5	1	1	0	0	1	3
20 Jason Pridie, L (1, 8) OBP: 0.301, SLG: 0.367		F SI 94 F FF 90 S SL 82 0-3 ② K2-3		B SI 92 B SI 90 S SL 81 X FF 89 2-1 1B		S CH 84 F FF 90 B FF 94 B FF 92 X CH 84 2-2 2-H 3-H 2B	F FS 89 B FF 94 C SL 80 B SL 83 F SL 82 X SL 82 2-2 ② FC3-2 16 1B 1-2 2-3 3-Hf		B FF 92 B CH 84 B FF 92 C FF 92 C FF 93 S FF 93 3-3 ② K	5	0	2	2	0	2	3
49 Jonathon Niese, L (1, 1) OBP: 0.140, SLG: 0.125 21 Lucas Duda, L (6, PH) OBP: 0.346, SLG: 0.433 46 Manny Acosta, R (6, 1) 16 Ángel Pagán, S (7, PH) OBP: 0.312, SLG: 0.346 18 Ryota Igarashi, R (7, 1) 22 Willie Harris, L (8, 7) OBP: 0.354, SLG: 0.338		C SI 91 F FF 91 B SL 80 C SL 79 1-3 ③ K		B CH 86 C CH 87 L CH 85 L SL 77 1-3 ① K		C FF 97 S SL 86 B FF 100 B FF 98 B FF 98 S FF 98 3-3 ① K	B FS 88 B SL 79 X SI 94 2-0 1-2 2-3 3-H 1B		F CU 79 C FF 94 B SL 88 B CH 88 S CU 81 2-3 ③ K	2 1 0 1 0 1	0 0 0 0 0 0	0 0 0 1 0 0	0 0 0 1 0 0	2 1 0 0 0 0	1 1 0 0 0 0	1 1 0 0 0 0
Inning Stats	R: 2 E: 1 K: 1 S: 14 H: 2 LOB: 1 BB: 0 P: 20	R: 0 E: 0 K: 3 S: 9 H: 0 LOB: 0 BB: 0 P: 13	R: 2 E: 1 K: 0 S: 19 H: 3 LOB: 2 BB: 0 P: 35	R: 0 E: 0 K: 1 S: 13 H: 1 LOB: 1 BB: 0 P: 17	R: 0 E: 0 K: 0 S: 6 H: 0 LOB: 0 BB: 0 P: 12	R: 2 E: 1 K: 2 S: 13 H: 1 LOB: 1 BB: 1 P: 26	R: 2 E: 0 K: 1 S: 16 H: 4 LOB: 3 BB: 1 P: 25	R: 0 E: 0 K: 2 S: 10 H: 1 LOB: 2 BB: 1 P: 17	R: 0 E: 0 K: 2 S: 7 H: 0 LOB: 0 BB: 0 P: 12	1B: 10 2B: 2 3B: 0 HR: 0 SF: 1 SAC: 0 DP: 0 HBP: 1						

AB	40
R	8
H	12
RBI	8
BB	3
SO	12
LOB	23

WP: 0 PB: 0 SB: 0 CS: 0 PA: 45

PITCHER		IP	WLS	BF	H	R	ER	SO	BB	IBB	HBP	BLK	WP	HR	S	P	ERA	WHIP
47 Johnny Cueto, R ERA: 1.88	(1, 1)	5.0	L	26	7	6	0	5	1	0	1	0	0	0	67	110	0.00	1.600
54 Aroldis Chapman, L ERA: 4.28	(6, 1)	1.0		3	0	0	0	2	0	0	0	0	0	0	7	13	0.00	0.000
40 Nick Masset, R ERA: 3.62	(7, 1)	0.2		7	4	2	2	1	1	0	0	0	0	0	14	23	27.00	7.500
45 Bill Bray, L ERA: 1.89	(7, 1)	0.1		1	0	0	0	0	0	0	0	0	0	0	2	2	0.00	0.000
63 Sam LeCure, R ERA: 2.44	(8, 1)	1.0		5	1	0	0	2	1	0	0	0	0	0	10	17	0.00	2.000

PITCHER		IP	WLS	BF	H	R	ER	SO	BB	IBB	HBP	BLK	WP	HR	S	P	ERA	WHIP
48 Francisco Cordero, R ERA: 2.68	(9, 1)	1.0		3	0	0	0	2	0	0	0	0	0	0	7	12	0.00	0.000

New York Mets @ Cincinnati Reds

Great American Ball Park, Cincinnati, OH

Tue Jul 26 2011, 7:12 PM - 10:36 PM EDT

Att. 27,552 - Partly Cloudy - 88 F

livebaseballscorecards.com

BOTTOM

Batter	1	2	3	4	5	6	7	8	9	AB	R	H	RBI	BB	SO	LOB
6 Drew Stubbs, R (1, 8) OBP: 0.331, SLG: 0.399	X FF 90 0-0 ① G6-3		C FF 90 B CU 74 C CU 74 S FF 91 1-3 ② K		X SI 90 0-0 16 2B 2-3 1B	F FF 95 S FF 96 S FF 95 0-3 ③ K		B FF 92 X FF 92 1-0 ③ F7		5	1	1	0	0	2	4
16 Edgar Renteria, R (1, 6) OBP: 0.302, SLG: 0.288	C FF 89 C CU 73 F FF 91 B FC 87 X FF 91 1-2 ② G6-3		B FC 87 F FC 85 B CU 72 X SI 90 2-1 ③ F8		B CU 72 B FC 87 X FC 86 2-0 19 HR 2-H 3-H 2B		C FF 92 X SI 93 0-1 ① G6-3		C FF 93 F FF 94 S KC 81 0-3 ① K	5	1	1	2	0	1	1
19 Joey Votto, L (1, 3) OBP: 0.426, SLG: 0.493	F FF 91 B CH 86 B FF 91 S FC 87 B CU 76 F CU 74 B FF 92 4-2 BB			B FC 86 C FC 86 C FF 91 F SI 90 X CU 75 1-2 ① L7	D SI 90 X FC 86 1-0 2-H HR		B FF 93 C CH 84 B CH 86 S CH 85 B SI 92 F CH 84 C CH 85 3-3 ② K		F FF 94 S FF 89 B FF 93 B SI 88 X FF 90 2-2 4 FC6-4 1B	4	1	2	2	1	1	0
4 Brandon Phillips, R (1, 4) OBP: 0.330, SLG: 0.422	S SI 91 F FC 88 B FF 92 S CU 76 1-3 ③ K2-3			X FF 89 0-0 32 S 28 1B 1B	B CU 74 C CH 85 X CU 73 1-1 ② G1-3		C CU 77 X SI 94 0-1 1B		X KC 80 0-0 ② FC6-4 1-2f	5	1	2	0	0	1	2
32 Jay Bruce, L (1, 9) OBP: 0.342, SLG: 0.490		C FF 90 C CU 74 B FF 91 B FC 87 F FC 87 B FF 92 S FC 87 3-3 ① K		F FF 91 C FF 90 F FC 87 F FF 91 S FF 91 0-3 ② K 1-2	B FC 86 B FC 87 X FF 91 2-0 ③ G3		B FF 92 F CH 83 B CH 84 F CH 85 F SI 92 B CH 85 S CH 84 3-3 ③ K		B SL 83 B SL 82 F SL 82 F SL 83 F SL 84 S SL 84 2-3 ③ K	5	0	0	0	0	4	3
28 Chris Heisey, R (1, 7) OBP: 0.312, SLG: 0.464		C SI 91 F CU 74 C SI 92 0-3 ② K		B SI 90 B SI 90 S FC 86 X SI 91 2-1 43 FC6-4 2-H 1B		B FF 94 S FF 94 C SL 80 X FF 95 1-2 ① F9		C FF 92 X CU 78 0-1 15 1B 2B		4	1	2	1	0	1	0
43 Miguel Cairo, R (1, 5) OBP: 0.347, SLG: 0.409		C FF 91 F FF 91 B SI 91 B CU 76 F FC 87 X FC 86 2-2 ③ G6-3		B FF 90 X SI 90 1-0 ③ FC6-4 1-2f		X FF 95 0-0 ② G4-3		C FF 91 B SI 92 F CU 79 X SI 92 1-2 ① G1-3		4	0	0	0	0	0	2
55 Ramon Hernandez, R (1, 2) OBP: 0.368, SLG: 0.502			B FF 88 C FF 89 F FC 86 X CU 74 1-2 47 SH1-4 1B		B FF 90 B CH 84 C FC 86 B FF 91 B FF 90 4-1 6 1B 47 SH1-4 16 2B BB	B SL 79 C FF 95 B SL 80 S SL 81 X CH 86 2-2 23 2B 1B		F SI 91 S FF 92 F SI 92 B CH 84 X CH 85 1-2 ② G1-3		3	1	2	0	1	0	1
47 Johnny Cueto, R (1, 1) OBP: 0.071, SLG: 0.037 54 Aroldis Chapman, L (6, 1) 23 Yonder Alonso, L (6, PH) OBP: 1.000, SLG: 2.000 40 Nick Masset, R (7, 1) 45 Bill Bray, L (7, 1) 63 Sam LeCure, R (8, 1) OBP: 0.333, SLG: 0.400 15 Fred Lewis, L (8, PH) OBP: 0.350, SLG: 0.368 48 Francisco Cordero, R (9, 1)			X FF 89 0-0 ① SH1-4 1-2		X SI 89 0-0 ① SH1-4 1-2	B CH 86 X CH 86 1-0 1-3 2B		C CH 85 B CU 77 B CH 86 S CH 85 X CH 84 2-2 2-H 1B		0 0 1 0 0 0 0 1 0	0 0 0 0 0 0 0 0 0	0 0 1 0 0 0 0 1 0	0 0 0 0 0 0 0 0 0	0 0 0 0 0 0 0 0 0	0 0 0 0 0 0 0 0 0	0 0 0 0 0 0 0 0 0
Inning Stats	R: 0 E: 0 K: 1 S: 11 H: 0 LOB: 1 BB: 1 P: 17	R: 0 E: 0 K: 2 S: 11 H: 0 LOB: 0 BB: 0 P: 16	R: 0 E: 0 K: 1 S: 9 H: 1 LOB: 1 BB: 0 P: 13	R: 1 E: 0 K: 1 S: 13 H: 2 LOB: 1 BB: 0 P: 17	R: 4 E: 0 K: 0 S: 8 H: 3 LOB: 0 BB: 1 P: 18	R: 0 E: 0 K: 1 S: 11 H: 2 LOB: 2 BB: 0 P: 15	R: 0 E: 0 K: 2 S: 12 H: 1 LOB: 1 BB: 0 P: 18	R: 1 E: 0 K: 0 S: 13 H: 2 LOB: 1 BB: 0 P: 18	R: 0 E: 1 K: 2 S: 11 H: 1 LOB: 1 BB: 0 P: 15	1B: 8 2B: 3 3B: 0 HR: 1 SF: 0 SAC: 2 DP: 0 HBP: 0						

	AB	37
	R	6
	H	12
	RBI	6
	BB	2
	SO	10
	LOB	13

PITCHER		IP	WLS	BF	H	R	ER	SO	BB	IBB	HBP	BLK	WP	HR	S	P	ERA	WHIP
49 Jonathon Niese, L ERA: 3.97	(1, 1)	5.0	W	23	6	5	5	5	2	0	0	0	0	1	52	81	9.00	1.600
46 Manny Acosta, R ERA: 5.29	(6, 1)	1.0	H	5	2	0	0	1	0	0	0	0	0	0	11	15	0.00	2.000
18 Ryota Igarashi, R ERA: 4.5	(7, 1)	1.2	H	8	3	1	1	2	0	0	0	0	0	0	24	34	5.40	1.800
27 Pedro Beato, R ERA: 3.38	(8, 1)	1.0	H	4	1	0	0	1	0	0	0	0	0	0	8	11	0.00	1.000
40 Tim Byrdak, L ERA: 3.51	(9, 1)	0.1	S	1	0	0	0	1	0	0	0	0	0	0	4	6	0.00	0.000

PITCHER	IP	WLS	BF	H	R	ER	SO	BB	IBB	HBP	BLK	WP	HR	S	P	ERA	WHIP

New York Mets @ Cincinnati Reds

Great American Ball Park, Cincinnati, OH

Wed Jul 27 2011, 7:11 PM - 9:49 PM EDT

Att. 23,616 - Partly Cloudy - 90 F

TOP

livebaseballscorecards.com

Batter	1	2	3	4	5	6	7	8	9	AB	R	H	RBI	BB	SO	LOB
7 José Reyes, S (1, 6) OBP: 0.387, SLG: 0.519	C SI 86 X SI 87 0-1 16 PB 5 1B 16 2B 1B		B FF 85 F CH 79 X SL 75 1-1 ① B1-3		L SI 85 X SI 87 0-1 ① FC6-4 22 E 22 S 28 2B 1-2f	X SI 87 0-0 ③ G4-3		C SI 93 X FS 87 0-1 2B		5	2	2	0	0	0	1
22 Willie Harris, L (1, 4) OBP: 0.355, SLG: 0.331	C SI 86 B SI 87 1 SAFE 1 SAFE B CH 80 1 SAFE C SL 72 S SL 76 2-3 ① K		S CU 70 X SI 87 0-1 ② G6-3		B SI 87 S SI 86 F SI 87 1 SAFE 1 SAFE P PO 84 F SI 89 B SI 88 4-2 F SI 88 F SL 77 B SI 88 28 2B 5 SF9 1-3 BB		B FF 89 C FF 90 C FS 84 B SL 84 B SL 82 F FF 90 F FF 89 B FF 91 4-2 28 1B 5 HR BB	B SL 78 X SI 93 1-0 ③ G3		3	2	0	0	2	1	2
28 Daniel Murphy, L (1, 3) OBP: 0.360, SLG: 0.458	1 SAFE 1 SAFE C SI 86 B SI 87 B SI 88 B SI 88 X SL 73 3-1 ② F8		X CH 76 0-0 2B		B SI 88 B SI 87 B SI 86 C CH 81 X SI 87 3-1 1-3 3-H 2B		C FS 84 C SL 83 B FF 91 X FS 84 1-2 5 HR 1-2 1B		F CU 77 B CH 80 X CU 75 1-1 1B	5	1	4	1	0	0	1
5 David Wright, R (1, 5) OBP: 0.348, SLG: 0.460	B SI 88 X SI 88 1-0 16 PB 16 2B 1-2 1B		F SI 87 B FF 87 F SL 77 B SL 76 S SI 87 2-3 ③ K		C SL 80 X SI 87 0-1 ② SF9 3-H		B FS 83 X FF 90 1-0 1-H 2-H HR		B FC 89 B CU 78 F FC 89 D FC 89 X FC 89 3-1 ① L8	4	2	2	4	0	1	2
16 Ángel Pagán, S (1, 8) OBP: 0.313, SLG: 0.348	B SL 75 X SL 74 1-0 1-H 2-H 2B			X FF 86 0-0 ① B3	I IN 56 I IN 58 I IN 57 I IN 56 4-0 IBB		B FF 91 C FS 83 F FS 84 X SL 84 1-2 ① G3-1		B FC 91 F SI 92 B FF 94 X SI 91 2-1 ② F7	4	0	1	2	1	0	1
44 Jason Bay, R (1, 7) OBP: 0.309, SLG: 0.313	X CH 79 0-0 ③ G6-3			C FF 87 X CH 77 0-1 ② G5-3	B CU 69 C SL 72 B SL 74 F CH 78 F FF 88 F SL 76 S CH 81 2-3 ③ K		F FF 88 B FS 84 B FS 83 B SL 83 X FF 91 3-1 ② G6-3		S CU 79 X FC 90 0-1 ③ L9	5	0	0	0	0	1	4
21 Lucas Duda, L (1, 9) OBP: 0.350, SLG: 0.455		B SI 84 B FF 83 C SL 73 F CH 77 B FC 84 X CH 78 3-2 ① F9		C SL 73 C SI 87 B SI 85 B SI 87 B SI 87 F SL 75 F CH 80 B SI 87 4-2 BB		F CU 71 F SI 86 B FF 87 F FF 87 F FF 88 F FF 88 X CH 76 1-2 HR	C FS 83 B FF 90 F FF 90 F FS 85 X FS 84 1-2 ③ G3-1			3	1	1	1	1	0	0
9 Ronny Paulino, R (1, 2) OBP: 0.325, SLG: 0.375		C CH 78 X FF 83 0-1 ② P4		B CH 79 C SI 87 B SI 86 F CH 79 X SL 76 2-2 ③ F8		B CH 80 X SI 86 1-0 ① G1-3		B FF 92 X FF 92 1-0 ① F9		4	0	0	0	0	0	1
34 Mike Pelfrey, R (1, 1) OBP: 0.103, SLG: 0.081		C FF 82 X FF 87 0-1 ③ G6-3			C CH 77 X SI 84 0-1 7 FC6-4 1B	X SI 87 0-0 ② G6-3		B FF 92 X FF 92 1-0 ② L8		4	0	1	0	0	0	0
Inning Stats	R: 2 E: 0 K: 1 S: 10 H: 3 LOB: 1 BB: 0 P: 17	R: 0 E: 0 K: 0 S: 7 H: 0 LOB: 0 BB: 0 P: 10	R: 0 E: 0 K: 1 S: 8 H: 1 LOB: 1 BB: 0 P: 11	R: 0 E: 0 K: 0 S: 10 H: 0 LOB: 1 BB: 1 P: 16	R: 2 E: 0 K: 1 S: 19 H: 2 LOB: 2 BB: 2 P: 31	R: 1 E: 0 K: 0 S: 9 H: 1 LOB: 0 BB: 0 P: 11	R: 3 E: 0 K: 0 S: 17 H: 2 LOB: 0 BB: 1 P: 28	R: 0 E: 0 K: 0 S: 5 H: 1 LOB: 1 BB: 0 P: 8	R: 0 E: 0 K: 0 S: 8 H: 1 LOB: 1 BB: 0 P: 14	1B: 5 2B: 4 3B: 0 HR: 2 SF: 1 SAC: 0 DP: 0 HBP: 0						

	AB	37
	R	8
	H	11
	RBI	8
	BB	4
	SO	3
	LOB	12

PITCHER	IP	WLS	BF	H	R	ER	SO	BB	IBB	HBP	BLK	WP	HR	S	P	ERA	WHIP
61 Bronson Arroyo, R (1, 1) ERA: 5.58	6.0	L	28	7	5	4	3	2	1	0	0	0	1	63	96	6.00	1.500
33 Jose Arredondo, R (7, 1) ERA: 3.71	1.0		6	2	3	3	0	1	0	0	0	0	1	17	28	27.00	3.000
40 Nick Masset, R (8, 1) ERA: 3.55	1.0		4	1	0	0	0	0	0	0	0	0	0	5	8	0.00	1.000
66 Logan Ondrusek, R (9, 1) ERA: 1.86	1.0		4	1	0	0	0	0	0	0	0	0	0	8	14	0.00	1.000

PITCHER	IP	WLS	BF	H	R	ER	SO	BB	IBB	HBP	BLK	WP	HR	S	P	ERA	WHIP

New York Mets @ Cincinnati Reds

Great American Ball Park, Cincinnati, OH

Wed Jul 27 2011, 7:11 PM - 9:49 PM EDT

Att. 23,616 - Partly Cloudy - 90 F

livebaseballscorecards.com

BOTTOM

Batter	1	2	3	4	5	6	7	8	9	AB	R	H	RBI	BB	SO	LOB
6 Drew Stubbs, R (1, 8) OBP: 0.330, SLG: 0.398	C FF 90 X FF 90 0-1 ① G5-3		B SI 91 S SL 83 B FS 84 B FF 92 X FF 92 3-1 ③ FC4-6 1-2f			L FF 92 X CU 70 0-1 ② F7		F FF 93 X FS 84 0-1 1B		4	0	1	0	0	0	1
43 Miguel Cairo, R (1, 5) OBP: 0.345, SLG: 0.411	C FF 90 X FF 90 0-1 ② F9			X SL 83 0-0 ① G1-3		C FF 91 B SI 90 F FF 92 B SL 84 X FS 83 2-2 2B		X FF 94 0-0 ③ F9		4	0	1	0	0	0	1
19 Joey Votto, L (1, 3) OBP: 0.427, SLG: 0.504	F FF 90 F FF 92 B FF 92 X FF 91 1-2 ③ F7			C FS 85 B FF 90 B FS 84 X FS 84 2-1 HR		B FF 92 B SL 85 B FF 92 C FF 92 C FS 84 F FF 92 X FS 85 3-2 ③ G4-3			X FS 87 0-0 2B	4	1	2	1	0	0	1
4 Brandon Phillips, R (1, 4) OBP: 0.329, SLG: 0.420		F FF 91 F FF 91 B FF 92 X FS 85 1-2 28 CS 1B		C SL 83 F SL 84 B FF 92 B FS 85 S FS 84 2-3 ② K			S SL 83 F CU 74 X FF 93 0-2 ① G3-1		X SL 86 0-0 ① G6-3	4	0	1	0	0	1	1
32 Jay Bruce, L (1, 9) OBP: 0.341, SLG: 0.493		1 SAFE B FS 82 1 SAFE F FS 81 F SI 90 S CU 74 1-3 ① K		B SL 85 S SL 86 F FF 92 F CU 74 F CU 77 X FF 93 1-2 ③ G5-3			X SL 85 0-0 28 SF9 3B		X FS 85 0-0 ② G1-3	4	1	1	0	0	1	2
28 Chris Heisey, R (1, 7) OBP: 0.308, SLG: 0.460 40 Nick Masset, R (8, 1) 66 Logan Ondrusek, R (9, 1) 21 Todd Frazier, R (9, PH) OBP: 0.273, SLG: 0.364		1 SAFE 1 SAFE F FF 90 B FF 90 C FF 92 1 SAFE B FF 90 F FS 84 F SL 82 2-3 ② ③ S FF 82 K 1-2			X FF 92 0-0 ① B5-3		D CU 78 D FS 85 X FF 92 2-0 ② SF9 3-H		B FF 93 F FF 93 F FF 93 F FF 94 B FF 94 F FF 94 X SL 85 2-2 ③ G4-3	2 0 0 1	0 0 0 0	0 0 0 1	1 0 0 0	0 0 0 0	1 0 0 0	1 0 0 1
29 Ryan Hanigan, R (1, 2) OBP: 0.353, SLG: 0.332			F FF 90 X FF 91 0-1 61 FC2-6 1B		B FF 91 C FF 90 C FS 84 B FS 84 B FF 92 X FS 85 3-2 ② G4-3		C FS 84 B FF 93 B FF 93 X FS 85 2-1 ③ G1-3			3	0	1	0	0	0	0
7 Paul Janish, R (1, 6) OBP: 0.264, SLG: 0.280			B SI 89 F FF 91 X SI 90 1-1 ① P3		B FF 91 X FF 92 1-0 ③ F9			C FF 93 B CU 75 B CU 70 F FF 93 B FF 93 F FF 93 X FF 92 3-2 ① P3		3	0	0	0	0	0	1
61 Bronson Arroyo, R (1, 1) OBP: 0.162, SLG: 0.216 15 Fred Lewis, L (6, PH) OBP: 0.348, SLG: 0.365 33 Jose Arredondo, R (7, 1) 23 Yonder Alonso, L (8, 7) OBP: 0.500, SLG: 1.000			X SI 89 0-0 ② FC2-6 6 FC4-6 1-2f			B SI 91 X SL 82 1-0 ① G4-3		C FF 94 X FF 92 0-1 ② F7		1 1 0 1	0 0 0 0	0 0 0 0	0 0 0 0	0 0 0 0	0 0 0 0	1 0 0 0
Inning Stats	R: 0 E: 0 K: 0 S: 7 H: 0 LOB: 0 BB: 0 P: 8	R: 0 E: 0 K: 2 S: 11 H: 1 LOB: 0 BB: 0 P: 15	R: 0 E: 0 K: 0 S: 7 H: 1 LOB: 1 BB: 0 P: 11	R: 1 E: 0 K: 1 S: 11 H: 1 LOB: 0 BB: 0 P: 16	R: 0 E: 0 K: 0 S: 5 H: 0 LOB: 0 BB: 0 P: 9	R: 0 E: 0 K: 0 S: 10 H: 1 LOB: 1 BB: 0 P: 16	R: 1 E: 0 K: 0 S: 7 H: 1 LOB: 0 BB: 0 P: 11	R: 0 E: 0 K: 0 S: 9 H: 1 LOB: 1 BB: 0 P: 12	R: 0 E: 0 K: 0 S: 8 H: 1 LOB: 1 BB: 0 P: 10	1B: 3 2B: 2 3B: 1 HR: 1 SF: 1 SAC: 0 DP: 0 HBP: 0						

	AB	32
	R	2
	H	7
	RBI	2
	BB	0
	SO	3
	LOB	10

WP: 0 PB: 0 SB: 0 CS: 1 PA: 33

PITCHER	IP	WLS	BF	H	R	ER	SO	BB	IBB	HBP	BLK	WP	HR	S	P	ERA	WHIP
34 Mike Pelfrey, R (1, 1) ERA: 4.55	9.0	W	33	7	2	2	3	0	0	0	0	0	1	75	108	2.00	0.778

PITCHER	IP	WLS	BF	H	R	ER	SO	BB	IBB	HBP	BLK	WP	HR	S	P	ERA	WHIP

Batter	1	2	3	4	5	6	7	8	9	AB	R	H	RBI	BB	SO	LOB
7 José Reyes, S (1, 6) OBP: 0.385, SLG: 0.514	X FF 91 0-0 ① L9		C FF 92 C CH 85 F FF 93 X SL 86 0-2 ② P6	X KC 76 0-0 ③ G3-1	B FF 94 C FF 93 F SL 81 B FF 92 X SI 92 2-2 ③ L8			B FF 100 C FF 97 B FF 98 B FF 95 B FF 98 4-1 2 E BB		4	0	0	0	1	0	3
2 Justin Turner, R (1, 4) OBP: 0.342, SLG: 0.366	C FF 92 B SL 88 X FF 93 1-1 ② F9		X SL 87 0-0 ③ G6-3		C FF 91 X KC 76 0-1 5 1B 28 BB 16 1B 1B	F FF 91 X FF 91 0-1 ① F9		1 SAFE 1 SAFE B FF 96 1 SAFE X FF 94 1-0 ② L9 1-2		5	1	1	0	0	0	1
28 Daniel Murphy, L (1, 3) OBP: 0.363, SLG: 0.457	C FF 92 S SL 88 X FF 93 0-2 5 S 5 1B 1B			B FF 92 C KC 76 B FF 94 B SL 87 B FF 93 4-1 16 1B 5 1B 21 2B BB	B FF 90 D CH 86 D CH 87 B KC 78 4-0 16 1B 5 1B 1-2 44 2B BB	B FF 94 B CH 83 X SI 93 2-0 G5-3		F FF 97 X SL 85 0-1 G3		3	3	1	0	2	0	1
5 David Wright, R (1, 5) OBP: 0.354, SLG: 0.464	F FF 93 B KC 79 B FF 91 C KC 76 F SI 92 X CH 87 2-2 ③ 1-H 1B			F FF 93 X SI 92 0-1 16 1B 21 2B 1-2 1B	D KC 77 F FF 92 X SI 91 1-1 16 1B 44 2B 1-2 2-3 1B	B KC 73 B KC 75 F SI 93 C FF 93 X FF 92 2-2 ③ G4-3			B CU 78 B CU 78 X FF 93 2-0 ① G6-3	5	2	3	1	0	0	0
16 Ángel Pagán, S (1, 8) OBP: 0.318, SLG: 0.352		C FF 89 B FF 91 X KC 74 1-1 ① F8		C SI 90 B FF 93 X FF 92 1-1 21 2B 1-2 2-3 1B	C FF 91 X SL 87 0-1 44 2B 1-2 2-3 3-H 1B		B FF 90 S FS 83 B FF 91 X FS 83 2-1 ① L8		B CH 82 X FF 93 1-0 30 BB 44 S 22 WP 1B	5	3	3	1	0	0	0
44 Jason Bay, R (1, 7) OBP: 0.317, SLG: 0.326		C FF 93 B SL 86 X FF 91 1-1 21 1B 2B		F FF 93 B SL 87 B SL 88 S SL 88 F FF 93 S KC 77 2-3 ① K	B SL 86 B FF 91 F SL 87 X FF 91 2-1 30 F8 1-H 2-H 3-H 2B		C SL 80 B FS 85 X FF 91 1-1 1B		B FC 90 1 SAFE D FC 90 F FC 90 F FF 92 1 SAFE 1 SAFE B CU 80 D CU 78 4-2 22 WP 30 BB 1-2 BB	4	0	3	3	1	1	3
21 Lucas Duda, L (1, 9) OBP: 0.359, SLG: 0.465 20 Jason Pridie, L (9, 9) OBP: 0.301, SLG: 0.367		C KC 74 X FF 90 0-1 30 G4-3 2-3 1B		C FF 94 F SL 88 B FF 94 X KC 78 1-2 30 1B 1-H 2-H 3-H 2B	F FF 91 B SL 80 F FF 91 B SI 92 B SI 91 B SL 80 4-2 30 F8 BB		C FF 91 C FF 92 S FS 85 0-3 ② K		D FC 89 B FC 89 F FF 92 X FC 90 2-1 ② P5	4 0	1 0	2 0	3 0	1 0	1 0	3 0
30 Josh Thole, L (1, 2) OBP: 0.340, SLG: 0.318		B FF 91 X CH 85 1-0 ② ③ G4-3 1-2f		F CH 87 F FF 94 B SL 88 B SL 88 X CH 87 2-2 38 SH3-4 2-H 1B	C SI 90 B FF 92 F SI 91 F KC 75 F SI 92 X SL 79 1-2 ① F8 1-2 2-3		F FF 90 D FS 85 B FS 85 X FS 83 2-1 ③ P5		C FC 91 F FC 92 F FF 91 B CH 80 B CU 80 B CH 79 B CH 79 4-2 22 WP 1-2 2-3 BB	4	0	1	1	1	0	5
38 Chris Capuano, L (1, 1) OBP: 0.067, SLG: 0.121 46 Manny Acosta, R (6, 1) 27 Pedro Beato, R (7, 1) 12 Scott Hairston, R (8, PH) OBP: 0.324, SLG: 0.495 39 Bobby Parnell, R (8, 1) 22 Willie Harris, L (9, PH) OBP: 0.353, SLG: 0.329 45 Jason Isringhausen, R (9, 1)			C FF 91 S KC 77 S SL 87 0-3 ① K	L FF 92 X FF 91 0-1 ② SH3-4 1-2	X KC 73 0-0 ② B2-3			F FF 96 S SL 86 B SL 89 B SL 85 S FF 97 2-3 ① K	F CH 79 B FC 91 B FC 91 B FF 92 F SI 92 F FC 90 X SI 92 3-2 ③ G3 1-2 2-3 3-H	2 0 0 1 0 0 1 0	0 0 0 0 0 0 0 0	0 0 0 0 0 0 0 0	0 0 0 0 0 0 0 0	1 0 0 1 0 0 1 0	2 0 0 0 0 0 2 0	2 0 0 0 0 0 0 0
Inning Stats	R: 1 E: 0 K: 0 S: 10 H: 2 LOB: 1 BB: 0 P: 13	R: 0 E: 0 K: 0 S: 7 H: 2 LOB: 1 BB: 0 P: 10	R: 0 E: 0 K: 1 S: 8 H: 0 LOB: 0 BB: 0 P: 8	R: 4 E: 0 K: 1 S: 18 H: 4 LOB: 1 BB: 1 P: 28	R: 4 E: 0 K: 0 S: 19 H: 4 LOB: 2 BB: 2 P: 33	R: 0 E: 0 K: 0 S: 6 H: 0 LOB: 0 BB: 0 P: 10	R: 0 E: 0 K: 1 S: 9 H: 1 LOB: 1 BB: 0 P: 14	R: 0 E: 1 K: 1 S: 7 H: 0 LOB: 1 BB: 1 P: 14	R: 1 E: 0 K: 0 S: 13 H: 1 LOB: 2 BB: 2 P: 29	1B: 11 2B: 3 3B: 0 HR: 0 SF: 0 SAC: 1 DP: 1 HBP: 0						

PITCHER		IP	WLS	BF	H	R	ER	SO	BB	IBB	HBP	BLK	WP	HR	S	P	ERA	WHIP
34 Homer Bailey, R ERA: 4.68	(1, 1)	4.0	L	24	12	9	9	2	2	0	0	0	0	0	51	74	20.25	3.500
63 Sam LeCure, R ERA: 2.34	(5, 1)	2.0		7	0	0	0	0	1	0	0	0	0	0	17	28	0.00	0.500
33 Jose Arredondo, R ERA: 3.58	(7, 1)	1.0		4	1	0	0	1	0	0	0	0	0	0	9	14	0.00	1.000
54 Aroldis Chapman, L ERA: 4.13	(8, 1)	1.0		4	0	0	0	1	1	0	0	0	0	0	7	14	0.00	1.000
66 Logan Ondrusek, R ERA: 2.01	(9, 1)	1.0		6	1	1	1	0	2	0	0	0	1	0	13	29	9.00	3.000

PITCHER	IP	WLS	BF	H	R	ER	SO	BB	IBB	HBP	BLK	WP	HR	S	P	ERA	WHIP

TOP

New York Mets @ Cincinnati Reds

Great American Ball Park, Cincinnati, OH

Thu Jul 28 2011, 12:37 PM - 4:01 PM EDT

Att. 25,400 - Partly Cloudy - 91 F

livebaseballscorecards.com

AB	38
R	10
H	14
RBI	9
BB	6
SO	4
LOB	20

WP: 1	PA: 45
PB: 0	
SB: 2	
CS: 0	

New York Mets @ Cincinnati Reds

Great American Ball Park, Cincinnati, OH

Thu Jul 28 2011, 12:37 PM - 4:01 PM EDT

Att. 25,400 - Partly Cloudy - 91 F

BOTTOM

Batter	1	2	3	4	5	6	7	8	9	AB	R	H	RBI	BB	SO	LOB
6 Drew Stubbs, R (1, 8) OBP: 0.329, SLG: 0.394	F SI 87 B SI 87 B CH 76 B SI 86 B SI 86 4-1 19 2B BB	X CH 77 0-0 ③ G6-3		C CH 78 B SL 80 F SI 88 X SL 76 1-2 ③ P4		C SL 79 X FF 94 0-1 ② L6		S KC 86 X SL 88 0-1 ② F7		4	1	0	0	1	0	1
16 Edgar Renteria, R (1, 6) OBP: 0.305, SLG: 0.298	C SI 86 B SI 85 1 SAFE B SI 86 X SI 85 2-1 ① F7		F SI 86 B SL 83 C SI 86 B SL 75 X SI 88 2-2 19 G6-4-3 1B		C SI 85 S CH 77 B CH 75 S CH 78 1-3 ① K	C SL 79 C CH 84 B SL 82 X FF 94 1-2 2B		C FF 99 B FF 99 C SL 87 S SL 87 1-3 ③ K		5	0	2	0	0	2	1
19 Joey Votto, L (1, 3) OBP: 0.427, SLG: 0.513	1 SAFE X SI 87 0-0 4 2B 1-H 2B		B SI 88 C SI 88 X SI 89 1-1 ①② G6-4-3 1-2f		C SI 90 F CH 76 F SI 90 X SI 91 0-2 ② G6-3	F FF 94 B FF 94 S SL 81 B FF 94 X SL 82 2-2 ③ G3-1			X FF 89 0-0 HR	5	2	2	2	0	0	2
4 Brandon Phillips, R (1, 4) OBP: 0.330, SLG: 0.425	C CH 77 X SI 87 0-1 55 WP 2-H 2B		X CH 77 0-0 2B		B SI 90 B CH 79 B SI 88 C SI 86 X SI 89 3-1 ③ L6		C SI 88 X KC 79 0-1 ① F9		B FF 91 X FF 90 1-0 ① F9	5	0	2	1	0	0	0
28 Chris Heisey, R (1, 7) OBP: 0.305, SLG: 0.458	B SI 88 S CH 77 S CH 77 B SI 89 S CH 77 2-3 ② K		D CH 79 F SI 88 2 SAFE B SI 89 S CH 79 F CH 79 X SI 86 2-2 ③ G6-3			S CH 75 S CH 78 B CH 77 X CH 78 1-2 ① G1-3	B KC 77 S FF 93 X KC 78 1-1 32 2B		C FC 89 B CU 77 B FC 88 C FF 92 S FC 87 2-3 ② K	5	1	1	0	0	2	2
32 Jay Bruce, L (1, 9) OBP: 0.344, SLG: 0.496	B SL 80 B SL 80 B SI 88 B SI 89 4-0 55 WP BB			C SI 87 F CH 75 X SL 80 0-2 ① F9		C SI 89 X CH 79 0-1 55 2B 1B	C SI 88 B FF 92 B CH 87 S FF 91 B FF 92 X FF 92 3-2 2-H 2B		F FC 89 S CU 78 F FF 91 B CU 77 X CU 78 1-2 ③ F7	4	1	2	1	1	0	0
55 Ramon Hernandez, R (1, 2) OBP: 0.366, SLG: 0.502	C SI 89 C SI 88 B SI 90 B CH 80 B SI 90 S SI 88 3-3 ③ K 1-2 2-3			C SI 88 B SI 84 X SI 88 1-1 ② G5-3		X SI 86 0-0 43 HR 1-H 2B	L SI 89 B FF 94 C KC 81 X KC 81 1-2 ② L8			4	1	1	1	0	1	3
21 Todd Frazier, R (1, 5) OBP: 0.333, SLG: 0.429 54 Aroldis Chapman, L (8, 1) 66 Logan Ondrusek, R (9, 1)		C SI 85 B CH 83 C SI 86 B CH 75 X SI 87 2-2 ① L8		C SI 88 B SI 86 F SI 89 B SI 90 X CH 76 2-2 34 1B 2B		B CH 78 F SI 89 S SI 89 B SI 90 B FC 86 F SI 89 B SI 90 4-2 43 HR BB	X FF 94 0-0 ③ G6-3			3 0 0	2 0 0	1 0 0	0 0 0	1 0 0	0 0 0	1 0 0
34 Homer Bailey, R (1, 1) OBP: 0.222, SLG: 0.278 63 Sam LeCure, R (5, 1) OBP: 0.333, SLG: 0.400 43 Miguel Cairo, R (6, PH) OBP: 0.348, SLG: 0.434 33 Jose Arredondo, R (7, 1) 7 Paul Janish, R (8, 5) OBP: 0.263, SLG: 0.278		C SI 86 S SI 89 F SI 90 B CH 79 C SI 89 1-3 ② K		S SI 88 D CH 80 X SI 88 1-1 2-H 1B		X FF 93 0-0 1-H 2-H HR		B FF 95 X FF 95 1-0 ① P4		2 0 1 0 1	0 0 1 0 0	1 0 1 0 0	1 0 3 0 0	0 0 0 0 0	1 0 0 0 0	0 0 0 0 0
Inning Stats	R: 2 E: 0 K: 2 S: 12 H: 2 LOB: 2 BB: 2 P: 27	R: 0 E: 0 K: 1 S: 8 H: 0 LOB: 0 BB: 0 P: 11	R: 0 E: 0 K: 0 S: 10 H: 2 LOB: 1 BB: 0 P: 15	R: 1 E: 0 K: 0 S: 13 H: 2 LOB: 1 BB: 0 P: 18	R: 0 E: 0 K: 1 S: 9 H: 0 LOB: 0 BB: 0 P: 13	R: 4 E: 0 K: 0 S: 18 H: 4 LOB: 1 BB: 1 P: 26	R: 1 E: 0 K: 0 S: 11 H: 2 LOB: 1 BB: 0 P: 16	R: 0 E: 0 K: 1 S: 6 H: 0 LOB: 0 BB: 0 P: 8	R: 1 E: 0 K: 1 S: 9 H: 1 LOB: 0 BB: 0 P: 13	1B: 3 2B: 8 3B: 0 HR: 2 SF: 0 SAC: 0 DP: 1 HBP: 0						

livebaseballscorecards.com

AB	39
R	9
H	13
RBI	9
BB	3
SO	6
LOB	10

WP: 1 PA: 42
PB: 0
SB: 0
CS: 0

PITCHER		IP	WLS	BF	H	R	ER	SO	BB	IBB	HBP	BLK	WP	HR	S	P	ERA	WHIP
38 Chris Capuano, L ERA: 4.51	(1, 1)	5.1	W	26	8	6	6	4	3	0	0	0	1	0	61	98	10.12	2.062
46 Manny Acosta, R ERA: 5.6	(6, 1)	0.2		4	2	1	1	0	0	0	0	0	0	1	9	12	13.50	3.000
27 Pedro Beato, R ERA: 3.5	(7, 1)	1.0	H	5	2	1	1	0	0	0	0	0	0	0	11	16	9.00	2.000
39 Bobby Parnell, R ERA: 3.09	(8, 1)	1.0	H	3	0	0	0	1	0	0	0	0	0	0	6	8	0.00	0.000
45 Jason Isringhausen, R ERA: 2.78	(9, 1)	1.0	S	4	1	1	1	1	0	0	0	0	0	1	9	13	9.00	1.000

PITCHER	IP	WLS	BF	H	R	ER	SO	BB	IBB	HBP	BLK	WP	HR	S	P	ERA	WHIP

San Francisco Giants @ Cincinnati Reds

Great American Ball Park, Cincinnati, OH

Fri Jul 29 2011, 7:11 PM - 11:35 PM EDT

Att. 29,016 - Partly Cloudy - 92 F

TOP

livebaseballscorecards.com

Batter	1	2	3	4	5	6	7	8	9	10	11	12	13	AB	R	H	RBI	BB	SO	LOB
33 Aaron Rowand, R (1, 8) OBP: 0.292, SLG: 0.375	C FF 84 B CU 74 F SI 85 X SL 82 1-2 15 1B 2B		B FF 87 F SI 85 X CH 74 1-1 F7		C FF 89 S CU 76 F FF 90 B CU 78 F SL 83 F FF 90 X FF 90 1-2 G5-3		S SI 90 B SL 80 B SL 79 B FF 92 F SI 95 X SI 96 3-2 G6-3		C CU 81 F FF 93 B FF 94 B FF 94 S CH 86 2-3 K		B FF 99 B FF 98 C FF 97 S FF 98 C FF 101 2-3 K			4	1	1	0	0	0	0
46 Santiago Casilla, R (7, 1)														0	0	0	0	0	0	0
54 Sergio Romo, R (8, 1)														0	0	0	0	0	0	0
56 Andres Torres, S (9, PH) OBP: 0.322, SLG: 0.393														1	0	0	0	0	1	0
52 Ramon E Ramirez, R (9, 1)														0	0	0	0	0	0	0
35 Brandon Crawford, L (10, 6) OBP: 0.280, SLG: 0.267														1	0	0	0	0	1	0
8 Jeff Keppinger, R (1, 4) OBP: 0.315, SLG: 0.422	B FF 86 B SI 84 B SI 84 H SI 87 4-0 48 F9-5 15 1B HBP		C FF 87 B CU 75 X FF 86 1-1 2B		B CH 77 B CH 79 X SI 87 2-0 F7		X FF 94 0-0 2B		C SL 88 C FF 94 X FF 94 0-2 G3					5	0	2	0	0	0	0
15 Carlos Beltrán, S (1, 9) OBP: 0.387, SLG: 0.503	X FF 84 0-0 1-2 2-H 1B		C SL 80 C SL 82 F FF 90 F SL 82 D SL 82 S CH 80 1-3 K			B CU 78 B SL 80 C SI 88 B SL 80 B SI 84 4-1 13 BB 48 1B 17 SF8 BB	B SL 85 F SL 84 F SL 85 B SI 90 B CH 85 S SL 85 3-3 K		B CH 84 B FF 93 C FF 94 B CH 87 X FF 94 3-1 G4-3		S FF 98 B SL 88 F FF 99 B FF 92 F SL 89 S FF 99 2-3 K		5	1	1	1	3	2
48 Pablo Sandoval, S (1, 5) OBP: 0.346, SLG: 0.494	B FF 85 X SI 86 1-0 F9-5 2-3			X FF 86 0-0 13 FC6-4 1B		X SL 80 0-0 13 BB 1-2 1B	B SL 85 F SL 86 X FF 91 1-1 L8		S CU 81 B FF 95 X CH 88 1-1 22 WP 17 1B 1B		B FF 100 F FF 99 X FF 98 1-1 P6		6	0	3	0	0	0	2
13 Cody Ross, R (1, 7) OBP: 0.341, SLG: 0.393 (7, 8)	C FF 85 C FF 87 F SL 82 B FF 89 F FF 87 S CH 78 1-3 K			B SL 82 F CH 77 B FF 88 B CU 72 X SI 86 3-1 FC6-4 22 F8 17 1B 1-2f		B FF 88 B FF 88 B FF 87 C FF 87 B FF 86 4-1 1-2 2-3 BB	B CH 86 F FF 91 B SL 84 S FF 92 B SI 92 B SL 84 4-2 17 FC2-6 BB		X SL 88 0-0 F7		C FF 98 F FF 99 S SL 91 0-3 K		4	0	0	0	2	2	3
17 Aubrey Huff, L (1, 3) OBP: 0.296, SLG: 0.365		B FF 89 C SL 80 B SI 86 F SI 87 C SI 91 2-3 K		B SL 81 C SL 81 B SI 89 S SI 88 X SL 83 2-2 1-2 1B		F SL 86 C SI 91 D SI 92 X FF 91 1-2 SF8 3-H		S SL 84 X SL 86 0-1 FC2-6 22 2B 1-2f		C FF 95 B FF 93 B FF 95 X CH 86 2-1 22 S 1-2 1B		C FS 83 X FF 90 0-1 P4	5	1	2	1	0	1	1
22 Eli Whiteside, R (1, 2) OBP: 0.312, SLG: 0.370	B SI 84 B CH 83 F FF 87 C CU 75 B SL 80 X SI 85 3-2 P4		C SI 87 F CH 78 X SL 82 0-2 F8 2-3		S CH 80 X CH 80 0-1 L7	C FF 91 F FF 92 X FF 92 0-2 1-H 2B		S SL 88 S FF 95 D FF 96 F FF 95 B SL 90 F FF 95 D FF 96 B SL 89 4-2 1-2 2-3 BB		X FF 90 0-0 F8	5	0	1	1	1	0	4
14 Mike Fontenot, L (1, 6) OBP: 0.292, SLG: 0.348	B FF 87 B FF 86 F FF 87 S FF 88 F FF 90 F SL 80 F FF 86 X SI 89 2-2 G4-3		F SL 83 X SL 84 0-1 G4-3		B SL 82 C CH 83 X SI 89 1-1 G4-3		C SL 86 B SL 84 S SL 86 S SL 86 1-3 K		C CU 80 S CH 88 S CH 88 0-3 K		X FS 82 0-0 G6-3			5	0	0	0	0	2	8
49 Javier López, L (10, 1)														0	0	0	0	0	0	0
59 Guillermo Mota, R (10, 1) OBP: 0.200, SLG: 0.400														0	0	0	0	0	0	0
9 Brandon Belt, L (13, PH) OBP: 0.333, SLG: 0.343														1	0	0	0	0	0	0
38 Brian Wilson, R (13, 1)														0	0	0	0	0	0	0
32 Ryan Vogelsong, R (1, 1) OBP: 0.228, SLG: 0.257			F SI 86 C CU 74 X CU 76 0-2 G1-3		B SL 81 B SI 85 B FF 86 C FF 85 C FF 86 X FF 88 3-2 L9		C SI 94 B SI 95 B FS 87 F FF 95 B SL 80 F SI 95 X SI 95 3-2 F7		S FF 92 B FF 93 B FF 94 F FF 94 B FF 95 X FF 94 3-2 L7		C FF 98 S FF 100 B FF 100 S FF 100 1-3 K			2	0	0	0	0	0	0
12 Nate Schierholtz, L (7, PH) OBP: 0.324, SLG: 0.433														3	0	0	0	0	1	0
(7, 7)																				

	AB	R	H	RBI	BB	SO	LOB
	47	3	10	3	4	11	20

| Inning Stats | | | | | | | | | | | | | | | | | | |

BOTTOM

San Francisco Giants @ Cincinnati Reds

Great American Ball Park, Cincinnati, OH

Fri Jul 29 2011, 7:11 PM - 11:35 PM EDT

Att. 29,016 - Partly Cloudy - 92 F

livebaseballscorecards.com

Batter	1	2	3	4	5	6	7	8	9	10	11	12	13	AB	R	H	RBI	BB	SO	LOB
6 Drew Stubbs, R (1, 8) OBP: 0.327, SLG: 0.390	B FF 91 X FF 90 1-0 15 2B 4 SF8 1B	F CU 74 X CU 74 0-1 ① FC4-6 15 CS 1-2f 3-H		B FF 89 X CH 83 1-0 ② P4			B SI 92 S SL 86 X SI 93 1-1 ① G5-3		C SL 88 1 SAFE 1 SAFE C SL 88 B FF 92 B FF 90 S FF 91 2-3 ② K 1-2		X SL 86 0-0 ③ F7			6	1	1	1	0	1	2
15 Fred Lewis, L (1, 7) OBP: 0.358, SLG: 0.383 28 Chris Heisey, R (8, 7) OBP: 0.303, SLG: 0.454	C FF 88 B FF 88 C SI 90 1 SAFE X CU 77 1-2 32 1B 1-3 2B	B SL 86 1 SAFE F CH 81 C SI 90 P PO 86 X FF 91 2-2 ② 19 1B 1-2 1B		B SL 88 X CH 83 1-0 ③ P6			F SI 94 S SI 94 B FF 93 B KC 80 F KC 80 X SI 94 2-2 1B		B SL 86 S SL 86 X SL 88 1-1 ③ F9			B SI 92 X SL 84 1-0 ① P3		4 2	1 0	3 0	0 0	0 0	0 2	0 0
19 Joey Votto, L (1, 3) OBP: 0.428, SLG: 0.510	B SL 88 B SL 87 B CH 84 I IN 83 4-0 32 1B IBB	X SI 90 0-0 1-2 1B			C SL 88 B CH 84 X SL 86 1-1 ① P6		B FF 94 B SI 93 B KC 79 X SI 93 3-0 ② L7			B SL 82 F SL 82 S SI 89 F SI 87 B CU 73 F SI 90 B SL 84 F SL 82 D SI 88 4-2 4 1B 21 F7-2 BB		B SI 92 B CH 86 C SI 92 B SI 93 X CH 85 3-1 ② G4-3		4	0	1	0	2	0	1
4 Brandon Phillips, R (1, 4) OBP: 0.327, SLG: 0.422	C CU 76 B FF 90 B CH 83 F FF 92 F SI 91 F FF 90 X CU 74 2-2 ① SF8 3-H	X CH 83 0-0 ③ F7			B SI 90 C CU 77 B FF 92 F CH 84 F FF 90 S FF 92 2-3 ② K		1 SAFE X FF 94 0-0 ③ G6-3			D SL 81 1 SAFE F SI 89 X SI 89 1-1 43 IBB 1-3 1B		C CH 86 F CH 87 B CH 85 S CH 85 1-3 ③ K		5	0	1	1	0	2	3
32 Jay Bruce, L (1, 9) OBP: 0.344, SLG: 0.492	B CU 75 B CH 83 C SL 84 B FF 91 S CH 84 X CH 82 3-2 1-2 2-H 1B		C CU 76 B FF 89 X CH 84 1-1 ① G3		C SL 88 B FF 91 F SL 87 B FF 91 X SL 88 2-2 ③ G3			S SL 83 B CH 83 B SI 89 B FF 90 S FF 90 S FF 90 3-3 ① K		C SL 83 B SL 82 F SL 83 B CU 75 X SI 86 2-2 ① L7			B SL 87 C SL 88 B SL 89 S SI 94 B SI 94 B SI 94 4-2 33 1B 16 1B BB	5	1	1	1	1	1	2
43 Miguel Cairo, R (1, 5) OBP: 0.342, SLG: 0.421	C FF 92 B FF 91 X CU 74 1-1 ② L5		B SL 91 B CH 83 C SL 87 X CU 76 2-1 ② G6-3			X FF 90 0-0 ① P3		B FF 90 L FF 90 S SL 79 B SL 79 S SL 79 2-3 ② K		I IN 76 I IN 76 I IN 76 I IN 77 4-0 1-2 IBB			1 SAFE C SL 88 X SL 90 0-1 ① F9	5	0	0	0	1	1	3
55 Ramon Hernandez, R (1, 2) OBP: 0.368, SLG: 0.500 48 Francisco Cordero, R (9, 1) 21 Todd Frazier, R (10, PH) OBP: 0.313, SLG: 0.400 54 Aroldis Chapman, L (11, 1) 33 Jose Arredondo, R (13, 1) OBP: 1.000, SLG: 1.000	C FF 91 B FF 91 F SI 90 F FF 91 X CU 75 1-2 F8		C CU 76 B CU 74 B SL 87 X FF 91 2-1 1B			B SL 89 C CH 84 B CH 83 B SL 87 F FF 92 B CH 84 4-2 BB		B SL 80 B SL 79 S SL 80 F FF 89 X FF 89 2-2 G4-3		B SI 92 B SL 84 C SI 93 F SI 93 F SI 93 X FF 92 2-2 F7-2 3-H			B SL 88 L SL 92 X SL 89 1-1 16 1B 1-2 1B	3 0 1 0 1 0	0 0 0 0 0 0	1 0 0 0 1 1	0 0 0 0 0 0	1 0 0 0 0 0	0 0 3 0 0 0	2 0 0 0 0 0
7 Paul Janish, R (1, 6) OBP: 0.264, SLG: 0.276 23 Yonder Alonso, L (9, PH) OBP: 0.667, SLG: 1.000 16 Edgar Renteria, R (9, PR) OBP: 0.307, SLG: 0.300 (10, 6)		B FF 90 C SL 85 B FF 90 F SL 86 H SL 88 3-2 50 1B 6 FC4-6 HBP	S CH 82 C FF 90 F FF 91 B CU 72 X CH 81 1-2 ③ G1-3			1 SAFE X SL 87 0-0 ② F7			B FF 92 S CH 87 F CH 88 B CH 88 X CH 89 2-2 6 WP 1B			C SI 92 C SI 92 C SL 86 B SI 94 F SL 86 X SI 94 2-2 ① G6-3		F FF 93 B SI 93 F FF 94 X SL 88 1-2 2-H 1B	2 1 2	1 0 0	0 1 1	0 0 0	0 0 0	0 0 0	2 0 0
50 Dontrelle Willis, L (1, 1) OBP: 0.400, SLG: 0.500 40 Nick Masset, R (7, 1) 45 Bill Bray, L (7, 1) 29 Ryan Hanigan, R (9, 2) OBP: 0.350, SLG: 0.328		L FF 90 B SL 86 B SL 86 1 SAFE X SI 90 2-1 6 FC4-6 1-3 1B		X CU 76 0-0 ① G3		S CH 83 X SL 88 0-1 ③ G4-3			X SL 86 0-0 ① B2			C SL 86 S CH 86 B CH 86 S CH 87 1-3 ② K		3 0 0 2	0 0 0 0	1 0 0 0	0 0 0 0	0 0 0 1	0 0 0 1	1 0 0 1
Inning Stats	R: 2 H: 3 E: 0 LOB: 2 K: 0 BB: 1 S: 18 P: 31	R: 1 H: 3 E: 0 LOB: 2 K: 0 BB: 0 S: 12 P: 18	R: 0 H: 1 E: 0 LOB: 1 K: 0 BB: 0 S: 10 P: 16	R: 0 H: 0 E: 0 LOB: 0 K: 0 BB: 0 S: 3 P: 5	R: 0 H: 0 E: 0 LOB: 0 K: 1 BB: 0 S: 9 P: 14	R: 0 H: 0 E: 0 LOB: 1 K: 0 BB: 1 S: 6 P: 10	R: 0 H: 1 E: 0 LOB: 1 K: 0 BB: 0 S: 8 P: 14	R: 0 H: 0 E: 0 LOB: 0 K: 2 BB: 0 S: 9 P: 16	R: 0 H: 1 E: 0 LOB: 2 K: 1 BB: 0 S: 9 P: 14	R: 0 H: 1 E: 0 LOB: 2 K: 0 BB: 0 S: 14 P: 27	R: 0 H: 0 E: 0 LOB: 0 K: 1 BB: 2 S: 8 P: 32	R: 0 H: 0 E: 0 LOB: 0 K: 1 BB: 0 S: 6 P: 11	R: 1 H: 2 E: 0 LOB: 2 K: 0 BB: 1 S: 9 P: 15	1B: 11 SF: 1 2B: 2 SAC: 0 3B: 0 DP: 1 HR: 0 HBP: 1		WP: 1 PA: 53 PB: 0 SB: 0 CS: 1				

PITCHER		IP	WLS	BF	H	R	ER	SO	BB	IBB	HBP	BLK	WP	HR	S	P	ERA	WHIP
32 Ryan Vogelsong, R ERA: 2.23	(1, 1)	6.0		27	7	3	3	1	1	1	1	0	0	0	58	94	4.50	1.333
46 Santiago Casilla, R ERA: 1.78	(7, 1)	1.0		4	1	0	0	0	0	0	0	0	0	0	8	14	0.00	1.000
54 Sergio Romo, R ERA: 1.78	(8, 1)	1.0		3	0	0	0	2	0	0	0	0	0	0	9	16	0.00	0.000
52 Ramon E Ramirez, R ERA: 2.11	(9, 1)	1.0		4	1	0	0	1	0	0	0	0	1	0	9	14	0.00	1.000
49 Javier López, L ERA: 2.03	(10, 1)	0.1		3	1	0	0	0	1	0	0	0	0	0	10	17	0.00	6.000

PITCHER		IP	WLS	BF	H	R	ER	SO	BB	IBB	HBP	BLK	WP	HR	S	P	ERA	WHIP
59 Guillermo Mota, R ERA: 3.88	(10, 1)	2.2		8	0	0	0	2	0	1	0	0	0	0	18	32	0.00	0.000
38 Brian Wilson, R ERA: 2.88	(13, 1)	0.1	L	4	2	1	1	0	1	0	0	0	0	0	9	15	27.00	9.000

AB	46
R	4
H	12
RBI	4
BB	5
SO	6
LOB	22

Batter	1	2	3	4	5	6	7	8	9	AB	R	H	RBI	BB	SO	LOB
56 Andres Torres, S (1, 8) OBP: 0.320, SLG: 0.360	C KC 74 B SI 89 B FC 88 F KC 75 F SI 89 B SL 84 X FC 89 3-2 **G3-1** ①		S FC 89 B SI 90 S KC 77 C SI 91 1-3 **K** ②		C FC 89 B FC 89 X FC 89 1-1 8 E **1B** 1-2		B FC 89 F SI 90 F FC 89 S SL 83 1-3 **K** ①		C SI 94 B FF 95 B FS 86 X SI 94 2-1 **G3-1** ①	5	0	1	0	0	2	2
8 Jeff Keppinger, R (1, 4) OBP: 0.317, SLG: 0.421	S FC 88 C FC 90 B FC 89 X FC 90 1-2 **G3-1** ②		X SI 91 0-0 **F7** ③		B SI 91 X SI 90 1-0 **E6** 1-3 2-H		C SI 90 C FC 88 D SL 84 F SI 91 X SL 83 1-2 **1B** 1-2 2-3		S FC 91 F SI 95 F FF 95 F SL 82 X FF 93 0-2 48 1B 15 DI **1B**	5	0	2	0	0	0	1
15 Carlos Beltrán, S (1, 9) OBP: 0.382, SLG: 0.496	B SI 89 C SI 90 C SI 90 B SI 86 S SL 84 2-3 **K** ③			C KC 74 X CH 83 0-1 **G4-3** ①	F SL 82 B SI 91 C SI 90 F SL 83 B FC 91 1 SAFE B FC 90 X FC 90 3-2 **F7** ③		B FF 91 F FF 90 F SL 86 X SL 85 1-2 **F7** ②		F FF 95 B SL 79 C SL 78 X FF 95 1-2 **F7** ② 1-2	5	0	0	0	0	1	6
48 Pablo Sandoval, S (1, 5) OBP: 0.351, SLG: 0.508		B SI 86 X FF 87 1-0 **HR**		X KC 76 0-0 **1B**		C FC 87 S SI 89 B KC 80 F KC 79 F KC 80 F SI 91 X KC 79 1-2 **L7** ①	S FF 92 B FF 91 S SI 90 B SI 91 B SI 91 F FF 91 X SI 90 3-2 **G5-3** ③		B SL 82 B SI 94 F FS 88 X SL 82 2-1 12 DI 2-3 **1B**	5	1	3	1	0	0	3
12 Nate Schierholtz, L (1, 7) OBP: 0.322, SLG: 0.432		F KC 75 B SI 90 B CH 83 F SI 89 F CH 85 B FF 92 S SL 84 3-3 **K** ①		C SI 88 F CH 84 F CH 82 F SL 83 S FC 90 0-3 **K** ②		X CH 84 0-0 9 G4-3 **2B**		C CU 77 S CH 83 X CH 82 0-2 **G4-3** ①	F FS 88 S FS 88 F FS 89 B SI 95 S SL 81 1-3 **K** ③ 1-2	5	0	1	0	0	3	3
9 Brandon Belt, L (1, 3) OBP: 0.329, SLG: 0.351		B KC 77 B SI 89 F FF 90 B FF 90 X FC 89 3-1 **2B**		B KC 79 B SI 92 X CH 85 2-0 **G4-3** ③		F CH 84 C SI 89 X SI 90 0-2 **G4-3** ② 2-3		S CH 83 B CH 80 F FF 93 B CU 83 B CU 78 S CU 77 3-3 **K** ②		4	0	1	0	0	1	2
Brandon Crawford, L (1, 6) OBP: 0.275, SLG: 0.261 41 Jeremy Affeldt, L (6, 1) 33 Aaron Rowand, R (8, PH) OBP: 0.294, SLG: 0.380 52 Ramon E Ramirez, R (8, 1)		F SI 90 B SI 90 X SI 90 1-1 **L6** ②			B CH 80 B SI 88 S SI 88 X SI 89 2-1 **G4-3** ①	B SI 91 C SI 90 F SI 91 S SL 85 1-3 **K** ③		C CU 77 B FC 92 F FC 90 X CU 82 1-2 37 WP **2B**		3 0 1 0	0 0 0 0	0 0 1 0	0 0 0 0	1 0 0 0	0 0 0 0	2 0 0 0
37 Chris Stewart, R (1, 2) OBP: 0.303, SLG: 0.278		C FC 90 B FF 90 B SI 91 C SI 89 X SL 83 2-2 **L7** ③			C SI 90 B SI 89 B FC 89 X FC 89 2-1 **E6** 56 1B 8 E		X SI 86 0-0 8 1B 14 1B **1B**		B FC 91 D CU 77 C FC 89 F FC 89 F CU 78 D CU 78 B FC 89 4-2 **BB** 2-3	3	1	1	0	1	0	1
40 Madison Bumgarner, R (1, 1) OBP: 0.200, SLG: 0.216 17 Aubrey Huff, L (5, PH) OBP: 0.296, SLG: 0.364 46 Santiago Casilla, R (5, 1) 14 Mike Fontenot, L (6, 6) OBP: 0.294, SLG: 0.350			S SI 88 F FC 89 B FC 89 F FC 89 T SI 90 1-2 **K** ①		C SI 90 B SI 90 X SI 89 1-1 **F9** ②		C KC 75 B CH 82 X FC 88 1-1 8 1B **1B** 1-2	X FF 91 0-0 **G6-3** ③		1 1 0 2	0 0 0 0	0 0 0 1	0 0 0 0	0 0 0 0	1 0 0 0	0 1 0 2
Inning Stats	R: 0 E: 0 K: 1 S: 10 H: 0 LOB: 0 BB: 0 P: 16	R: 1 E: 0 K: 1 S: 12 H: 2 LOB: 1 BB: 0 P: 22	R: 0 E: 0 K: 2 S: 8 H: 0 LOB: 0 BB: 0 P: 10	R: 0 E: 0 K: 1 S: 9 H: 1 LOB: 1 BB: 0 P: 11	R: 1 E: 2 K: 0 S: 13 H: 1 LOB: 2 BB: 0 P: 23	R: 0 E: 0 K: 1 S: 13 H: 1 LOB: 1 BB: 0 P: 15	R: 0 E: 0 K: 1 S: 17 H: 3 LOB: 3 BB: 0 P: 24	R: 0 E: 0 K: 1 S: 13 H: 1 LOB: 2 BB: 1 P: 21	R: 0 E: 0 K: 1 S: 16 H: 2 LOB: 2 BB: 0 P: 22	1B: 7 2B: 3 3B: 0 HR: 1 SF: 0 SAC: 0 DP: 0 HBP: 0						WP: 1 PB: 0 SB: 0 CS: 0 PA: 41	

TOP

San Francisco Giants @ Cincinnati Reds

Great American Ball Park, Cincinnati, OH

Sat Jul 30 2011, 7:12 PM - 10:23 PM EDT

Att. 40,402 - Partly Cloudy - 82 F

livebaseballscorecards.com

AB	40
R	2
H	11
RBI	1
BB	1
SO	9
LOB	23

PITCHER		IP	WLS	BF	H	R	ER	SO	BB	IBB	HBP	BLK	WP	HR	S	P	ERA	WHIP
44 Mike Leake, R ERA: 3.89	(1, 1)	6.1	W	29	8	2	1	7	0	0	0	0	0	1	75	110	1.42	1.263
45 Bill Bray, L ERA: 2.04	(7, 1)	0.2	H	2	0	0	0	0	0	0	0	0	0	0	7	11	0.00	0.000
66 Logan Ondrusek, R ERA: 1.97	(8, 1)	1.0		5	1	0	0	1	1	0	0	0	1	0	13	21	0.00	2.000
40 Nick Masset, R ERA: 3.44	(9, 1)	1.0		5	2	0	0	1	0	0	0	0	0	0	16	22	0.00	2.000

PITCHER	IP	WLS	BF	H	R	ER	SO	BB	IBB	HBP	BLK	WP	HR	S	P	ERA	WHIP

BOTTOM

San Francisco Giants @ Cincinnati Reds

Great American Ball Park, Cincinnati, OH

Sat Jul 30 2011, 7:12 PM - 10:23 PM EDT

Att. 40,402 - Partly Cloudy - 82 F

livebaseballscorecards.com

Batter	1	2	3	4	5	6	7	8	9	AB	R	H	RBI	BB	SO	LOB
6 Drew Stubbs, R (1, 8) OBP: 0.328, SLG: 0.389	G5-3 BB			16 BLK 16 E 1B		K		F9		4	1	1	0	1	1	0
16 Edgar Renteria, R (1, 6) OBP: 0.304, SLG: 0.303 40 Nick Masset, R (9, 1)	19 1B 4 1B 2B K			E5 43 E 1-H		G5-3		P4		5 0	2 0	1 0	0 0	0 0	1 0	3 0
19 Joey Votto, L (1, 3) OBP: 0.427, SLG: 0.508	43 HBP 4 1B 32 E 2-3 1B	F7		G2-3		43 WP 4 BB BB		P6		4	1	1	0	1	0	1
4 Brandon Phillips, R (1, 4) OBP: 0.331, SLG: 0.422	43 HBP 32 E 1-2 3-H 1B	F9		43 E BB		43 WP 1-2 BB				2	1	1	1	2	0	0
43 Miguel Cairo, R (1, 5) OBP: 0.351, SLG: 0.422	32 E 28 1B 1-2 2-3 HBP	L8		E7 1-3 2-H 1B		1-2 2-3 BB				2	1	1	1	1	0	0
32 Jay Bruce, L (1, 9) OBP: 0.343, SLG: 0.490	E8 28 1B 1-3 2-H 3-H 1B		K	F9		K				4	1	1	2	0	2	5
28 Chris Heisey, R (1, 7) OBP: 0.302, SLG: 0.450	44 SH5-4 29 BB 2-H 3-H 1B		F7	P4			G1-3			4	0	1	2	0	0	0
29 Ryan Hanigan, R (1, 2) OBP: 0.348, SLG: 0.323	44 SH5-4 1-2 BB		K	F9			G3			3	0	0	0	1	1	0
44 Mike Leake, R (1, 1) OBP: 0.243, SLG: 0.297	SH5-4 1-2 2-3			K		K	G3			2	0	0	0	0	2	0
45 Bill Bray, L (7, 1)										0	0	0	0	0	0	0
21 Todd Frazier, R (7, PH) OBP: 0.294, SLG: 0.375										1	0	0	0	0	0	0
66 Logan Ondrusek, R (8, 1)										0	0	0	0	0	0	0
7 Paul Janish, R (9, 6) OBP: 0.264, SLG: 0.276										0	0	0	0	0	0	0
Inning Stats	R: 5 E: 1 K: 1 S: 23 H: 5 LOB: 3 BB: 2 P: 40	R: 0 E: 0 K: 0 S: 7 H: 0 LOB: 0 BB: 0 P: 9	R: 0 E: 0 K: 2 S: 8 H: 0 LOB: 0 BB: 0 P: 12	R: 2 E: 2 K: 1 S: 20 H: 2 LOB: 2 BB: 1 P: 28	R: 0 E: 0 K: 1 S: 11 H: 0 LOB: 0 BB: 0 P: 15	R: 0 E: 0 K: 2 S: 15 H: 0 LOB: 3 BB: 3 P: 32	R: 0 E: 0 K: 0 S: 8 H: 0 LOB: 0 BB: 0 P: 11	R: 0 E: 0 K: 0 S: 8 H: 0 LOB: 0 BB: 0 P: 10								

| | | | | | | | | | |

San Francisco Giants @ Cincinnati Reds

Great American Ball Park, Cincinnati, OH

Sun Jul 31 2011, 1:12 PM - 3:49 PM EDT

Att. 37,864 - Partly Cloudy - 86 F

livebaseballscorecards.com

TOP

Batter	1	2	3	4	5	6	7	8	9	AB	R	H	RBI	BB	SO	LOB
33 Aaron Rowand, R (1, 8) OBP: 0.293, SLG: 0.379	C FF 92 B SI 92 F FF 91 F SI 93 X SL 84 1-2 ① G2-3			F SL 83 X SI 94 0-1 ① G6-3		X FF 91 0-0 1-2 1B			C SL 79 F SI 94 F SL 82 S SL 85 0-3 ① K	4	0	1	0	0	1	0
8 Jeff Keppinger, R (1, 4) OBP: 0.316, SLG: 0.418	X FF 92 0-0 15 G6-4-3 1B			C FF 92 B SL 79 T SL 84 X SI 95 1-2 ② G6-3		C SL 86 F FF 94 B SI 94 B SL 85 S SL 84 2-3 ③ K2-3			B FF 95 F FF 95 F SL 77 X SI 96 1-2 ② G6-3	4	0	1	0	0	1	2
15 Carlos Beltrán, S (1, 9) OBP: 0.382, SLG: 0.495 14 Mike Fontenot, L (7, 5) OBP: 0.293, SLG: 0.347	C SI 92 B FF 90 X FF 89 1-1 ②③ G6-4-3 1-2f			F SI 95 B SL 86 B SL 84 C SI 95 B SL 84 X SI 94 3-2 ③ G3-1			B FF 92 X FF 91 1-0 12 G6-3 1B		S SI 96 B SI 96 S CH 88 F FF 95 S SL 85 1-3 ③ K	3 1	0 0	1 0	0 0	0 0	0 1	1 0
48 Pablo Sandoval, S (1, 5) OBP: 0.347, SLG: 0.502 52 Ramon E Ramirez, R (7, 1) 49 Javier López, L (8, 1)		B SI 92 S SI 92 X FF 92 1-1 ① P6			B CH 84 S CH 84 X FF 92 1-1 ① G1-3		S FF 91 F FF 91 X SL 84 0-2 ① F8			3 0 0	0 0 0	0 0 0	0 0 0	0 0 0	0 0 0	1 0 0
12 Nate Schierholtz, L (1, 7) OBP: 0.319, SLG: 0.428		C SI 93 S CH 86 B CH 86 F FF 94 F SL 84 F CH 85 B FF 94 F SL 86 F SL 85 2-2 ② F8			T SI 94 F SL 84 B FF 93 S SL 85 1-3 ② K		B SI 93 F SI 93 B SL 85 F SI 93 B SL 86 F SL 81 F SI 94 X SI 94 3-2 ②③ G6-3 1-2f			3	0	0	0	0	1	1
43 Orlando Cabrera, R (1, 6) OBP: 0.275, SLG: 0.318		X FF 94 0-0 ③ L7			C FF 92 B SL 79 C SL 83 S SL 84 1-3 ③ K			C SL 88 X FF 93 0-1 ① P4		3	0	0	0	0	1	0
9 Brandon Belt, L (1, 3) OBP: 0.330, SLG: 0.342			B FF 92 S FF 92 S CH 84 B SL 84 F FF 94 X CH 86 2-2 ① G3-1			B CH 83 B FF 91 F SI 93 B CH 84 F FF 91 F FF 91 F FF 92 B SI 92 4-2 33 1B BB		B FF 92 S CH 83 X FF 92 1-1 ① E6		2	0	0	0	1	0	0
22 Eli Whiteside, R (1, 2) OBP: 0.306, SLG: 0.362			C FF 94 S SL 85 S SL 84 0-3 ② K2-3			B SL 81 X SI 92 1-0 ① F7		X SL 81 0-0 ② P4		3	0	0	0	0	1	2
75 Barry Zito, L (1, 1) 17 Aubrey Huff, L (6, PH) OBP: 0.295, SLG: 0.363 59 Guillermo Mota, R (6, 1) OBP: 0.200, SLG: 0.400 56 Andres Torres, S (7, 9) OBP: 0.319, SLG: 0.359			C SI 94 F FF 92 X SL 83 0-2 ③ G4-3			C FF 92 X FF 92 0-1 ② F9		B SI 93 X FF 94 1-0 ③ P5		1 1 0 1	0 0 0 0	0 0 0 0	0 0 0 0	0 0 0 0	0 0 0 0	0 1 0 1
Inning Stats	R: 0 E: 0 K: 0 S: 7 H: 1 LOB: 0 BB: 0 P: 9	R: 0 E: 0 K: 0 S: 12 H: 0 LOB: 0 BB: 0 P: 15	R: 0 E: 0 K: 1 S: 10 H: 0 LOB: 0 BB: 0 P: 12	R: 0 E: 0 K: 0 S: 8 H: 0 LOB: 0 BB: 0 P: 12	R: 0 E: 0 K: 2 S: 8 H: 0 LOB: 0 BB: 0 P: 11	R: 0 E: 0 K: 1 S: 11 H: 1 LOB: 2 BB: 1 P: 18	R: 0 E: 0 K: 0 S: 9 H: 1 LOB: 0 BB: 0 P: 13	R: 0 E: 1 K: 0 S: 6 H: 0 LOB: 1 BB: 0 P: 8	R: 0 E: 0 K: 2 S: 11 H: 0 LOB: 0 BB: 0 P: 13	1B: 3 2B: 0 3B: 0 HR: 0 SF: 0 SAC: 0 DP: 2 HBP: 0						

	AB	29
	R	0
	H	3
	RBI	0
	BB	1
	SO	6
	LOB	9

WP: 0 PB: 0 SB: 0 CS: 0 PA: 30

PITCHER	IP	WLS	BF	H	R	ER	SO	BB	IBB	HBP	BLK	WP	HR	S	P	ERA	WHIP
47 Johnny Cueto, R (1, 1) ERA: 1.72	9.0	W	30	3	0	0	6	1	0	0	0	0	0	82	111	0.00	0.444

PITCHER	IP	WLS	BF	H	R	ER	SO	BB	IBB	HBP	BLK	WP	HR	S	P	ERA	WHIP

Batter	1	2	3	4	5	6	7	8	9	AB	R	H	RBI	BB	SO	LOB
6 Drew Stubbs, R (1, 8) OBP: 0.333, SLG: 0.396	C SI 83 F FC 79 B CU 70 B CU 70 X SI 84 2-2 16 1B 19 1B 1B	B FC 78 B CH 72 F FC 79 X CH 80 2-1 1-2 1B	C CH 72 C CH 75 B SI 83 C FF 83 1-3 ③ K				X SI 91 0-0 16 1B 19 HR 1B	X SI 88 0-0 23 1B 2B		5	3	4	0	0	1	0
16 Edgar Renteria, R (1, 6) OBP: 0.313, SLG: 0.309 7 Paul Janish, R (8, 6) OBP: 0.263, SLG: 0.275	1 SAFE C SI 84 B CH 74 1 SAFE F FF 84 F FF 84 X CU 70 1-2 4 WP 4 SF8 19 1B 1B	S CH 74 B FF 81 1 SAFE F FC 80 S FF 82 1-3 ③ K			B FC 78 B FC 76 B SI 82 B FF 82 4-0 4 1B 32 SF8 BB		F SI 91 B SI 91 B SI 91 B CH 83 1 SAFE F SI 92 F SI 92 X SI 91 3-2 1-3 19 HR 1B	X SI 88 0-0 ② F9		3 1	3 0	2 0	0 0	1 0	1 0	2 1
19 Joey Votto, L (1, 3) OBP: 0.428, SLG: 0.515 23 Yonder Alonso, L (8, 3) OBP: 0.750, SLG: 1.000	C CU 68 X SI 83 0-1 4 SF8 4 WP 32 1B 1-2 2-H 1B	F FF 82 C FF 84 B FF 82 X CU 71 1-2 ① F8	B CH 80 C SI 83 B FF 84 1 SAFE B FC 78 X FF 82 3-1 ① F9				B SI 93 B SI 92 S SI 92 C SI 92 B SI 93 X SI 92 3-2 1-H 3-H HR	F SL 83 B CU 76 B SI 89 S SL 82 B SI 91 F SL 83 F SI 88 X SI 88 3-2 2-H 1B		4 1	2 0	2 1	4 1	0 0	0 0	1 0
4 Brandon Phillips, R (1, 4) OBP: 0.332, SLG: 0.423	F SI 85 F CU 71 B CU 71 B CH 75 X CH 73 2-2 ① SF8 1-3 2-H	C FC 80 F SI 83 B SI 83 X SI 84 1-2 1B	C SI 84 X SI 84 0-1 1-3 1B				C SL 84 F CH 85 B SI 93 B CH 87 F SL 85 X CH 85 2-2 ① G5-3	F SL 82 S SL 81 S SL 82 0-3 ③ K		4	0	2	1	0	1	1
32 Jay Bruce, L (1, 9) OBP: 0.345, SLG: 0.490	B FF 84 B FC 80 X CH 73 2-0 28 CS 3-H 1B	1 SAFE 1 SAFE S CU 70 F CU 70 B CU 70 S FF 85 1-3 ② K	B CU 70 3 SAFE B SI 84 X FC 79 2-0 ② SF8 3-H				B SI 93 C CH 84 B SI 84 B CH 85 B CH 85 4-1 28 HBP BB			2	0	1	2	1	1	1
28 Chris Heisey, R (1, 7) OBP: 0.301, SLG: 0.443	C SI 82 F SI 84 1 SAFE X CU 70 0-2 ② ③ G5-3 1-2	S CH 74 C SI 85 B SI 83 1 SAFE S FF 86 1-3 ③ K	1 SAFE F SI 83 X SI 82 0-1 ③ P2				H FF 89 1-0 1-2 HBP			3	0	0	0	0	1	3
55 Ramon Hernandez, R (1, 2) OBP: 0.362, SLG: 0.491		X SI 82 0-0 ① G6-3		C CU 68 B CU 70 B FC 78 X CH 74 2-1 ① G5-3		X SI 92 0-0 ① G6-3	S SL 90 B SL 90 B FF 91 X SL 85 2-1 ② L8			4	0	0	0	0	0	2
21 Todd Frazier, R (1, 5) OBP: 0.286, SLG: 0.500		X SI 82 0-0 ② L7		C CH 72 B FF 83 X CU 70 1-1 HR		C SI 92 B SI 92 B SI 93 X SI 92 2-1 ② G4-3	D SL 85 F SL 85 S FF 91 S SL 85 1-3 ③ K			4	1	1	1	0	1	2
47 Johnny Cueto, R (1, 1) OBP: 0.094, SLG: 0.033		B SI 83 B SI 81 B SI 80 B SI 81 4-0 6 1B BB		B SI 83 C SI 83 C SI 84 X CU 70 1-2 ② P2		B SI 91 C SI 92 F SI 92 X SL 84 1-2 ③ G6-3		C SI 86 B SI 88 X SI 87 1-1 ① G4-3		3	0	0	0	1	0	0
Inning Stats	R: 3 E: 0 K: 0 S: 16 H: 4 LOB: 0 BB: 0 P: 23	R: 0 E: 0 K: 1 S: 7 H: 1 LOB: 2 BB: 1 P: 14	R: 0 E: 0 K: 2 S: 12 H: 1 LOB: 1 BB: 0 P: 16	R: 1 E: 0 K: 1 S: 10 H: 1 LOB: 0 BB: 0 P: 15	R: 1 E: 0 K: 0 S: 7 H: 1 LOB: 1 BB: 1 P: 16	R: 0 E: 0 K: 0 S: 6 H: 0 LOB: 0 BB: 0 P: 9	R: 3 E: 0 K: 1 S: 18 H: 3 LOB: 2 BB: 1 P: 34	R: 1 E: 0 K: 1 S: 12 H: 2 LOB: 1 BB: 0 P: 16		1B: 10 2B: 1 3B: 0 HR: 2 SF: 2 SAC: 0 DP: 0 HBP: 1			WP: 1 PB: 0 SB: 0 CS: 1 PA: 40	

PITCHER	IP	WLS	BF	H	R	ER	SO	BB	IBB	HBP	BLK	WP	HR	S	P	ERA	WHIP
75 Barry Zito, L (1, 1) ERA: 5.62	5.0	L	24	8	5	5	4	2	0	0	0	1	1	52	84	9.00	2.000
59 Guillermo Mota, R (6, 1) ERA: 4.3	1.1		8	3	3	3	0	1	0	0	0	0	1	19	34	20.25	3.000
52 Ramon E Ramirez, R (7, 1) ERA: 2.03	0.2		3	0	0	0	1	0	0	1	0	0	0	5	9	0.00	0.000
49 Javier López, L (8, 1) ERA: 2.2	1.0		5	2	1	1	1	0	0	0	0	0	0	12	16	9.00	2.000

PITCHER	IP	WLS	BF	H	R	ER	SO	BB	IBB	HBP	BLK	WP	HR	S	P	ERA	WHIP

BOTTOM

San Francisco Giants @ Cincinnati Reds

Great American Ball Park, Cincinnati, OH

Sun Jul 31 2011, 1:12 PM - 3:49 PM EDT

Att. 37,864 - Partly Cloudy - 86 F

livebaseballscorecards.com

AB	34
R	9
H	13
RBI	9
BB	3
SO	6
LOB	13

Batter	1	2	3	4	5	6	7	8	9	10	AB	R	H	RBI	BB	SO	LOB
6 Drew Stubbs, R (1, 8) OBP: 0.334, SLG: 0.397	X FF 91 0-0 19 G3-1 43 SH1-3 1B		B FF 92 F SL 85 B FF 92 X SL 86 2-1 43 S 19 2B 1B	C SL 88 C FF 91 B SL 87 X FF 93 1-2 ③ P4		B CU 72 F CU 73 F FF 89 D CU 76 B CU 76 S CU 76 3-3 ② K			1 SAFE X KC 81 0-0 ① SH1-3 1-2		4	1	2	0	0	1	3
43 Miguel Cairo, R (1, 5) OBP: 0.349, SLG: 0.418	1 SAFE C SL 85 1 SAFE X SL 86 0-1 ① SH1-3 1-2		B FF 91 1 SAFE 1 SAFE S SL 84 B FF 92 X CH 82 2-1 ① G5-3 1-2		C FC 90 F CH 82 B FC 90 X FF 92 1-2 4 1B 19 1B 32 G4-6-3 1B	C CU 75 B FF 92 B CU 78 X CU 77 2-1 ③ F8			B KC 82 C KC 82 X FC 93 1-1 ② P3		4	1	1	0	0	0	3
19 Joey Votto, L (1, 3) OBP: 0.430, SLG: 0.517	B SL 87 X SL 86 1-0 ② G3-1 2-3		B FF 94 S SL 88 X FF 93 1-1 4 1B 2-H 2B		X CH 83 0-0 32 G4-6-3 4 1B 1-2 1B		B CU 78 S CH 80 C CH 80 S CU 80 1-3 ① K		I I IN 68 I IN 65 I IN 65 4-0 IBB		4	1	2	1	1	1	1
4 Brandon Phillips, R (1, 4) OBP: 0.333, SLG: 0.423	T FF 94 X FF 94 0-1 ③ G4-1		S SL 88 S SL 87 B FF 92 F SL 87 X SL 88 1-2 32 CS 2-H 1B		F FF 91 S SL 87 X FF 90 0-2 32 G4-6-3 1-2 2-3 1B		F SI 89 X SI 90 0-1 ② G4-3		D KC 82 C KC 82 F KC 82 B KC 82 S KC 83 2-3 ③ K		5	0	2	1	0	1	3
32 Jay Bruce, L (1, 9) OBP: 0.343, SLG: 0.488		C FF 92 B CH 82 B CH 83 X SL 89 2-1 23 F8 2B	B SL 87 B FF 92 C CH 80 1 SAFE S SL 89 B FF 94 S SL 89 3-3 ②③ K 1-2		B FC 93 F CH 83 B CH 84 S SL 88 F SL 88 X FF 94 2-2 ①② G4-6-3 1-2f 2-3 3-H		B CH 80 B SI 90 X CH 80 2-0 ③ F7			C KC 81 C FF 92 B KC 82 B FC 92 X KC 83 2-2 ① G3-1	5	0	1	0	0	1	3
23 Yonder Alonso, L (1, 7) OBP: 0.500, SLG: 0.571 40 Nick Masset, R (9, 1) 15 Fred Lewis, L (10, PH) OBP: 0.356, SLG: 0.380 66 Logan Ondrusek, R (10, 1)		X FF 93 0-0 ① F8 2-3		B FF 89 X CH 82 1-0 ① G3-1	B CH 82 B SL 89 C CH 83 F SL 89 B SL 88 F SL 88 F CH 83 B SL 87 4-2 BB			B CU 77 X SI 89 1-0 ① G1		B FC 92 F KC 81 X FC 92 1-1 ② G4-3	3 0 1 0	0 0 0 0	0 0 0 0	0 0 0 0	1 0 0 0	0 0 0 0	1 0 0 0
29 Ryan Hanigan, R (1, 2) OBP: 0.345, SLG: 0.317		B FF 93 B FF 92 C SL 88 C FF 93 S SL 89 2-3 ② K	B FF 90 B SL 87 B FF 91 C FF 92 B FF 92 4-1 7 2B BB		S SL 87 D SL 87 F SL 87 F SL 86 F SL 85 B FF 93 B CH 84 X FF 93 3-2 ③ P6			B FF 93 C SL 83 F FF 93 B FF 95 B SL 83 C SL 83 3-3 ② K	B FC 92 C FC 92 C FC 94 B KC 83 F FC 93 B FC 91 X KC 81 3-2 ③ G6-3	4	0	0	0	1	2	3
7 Paul Janish, R (1, 6) OBP: 0.270, SLG: 0.288		B SL 88 B SL 88 B FF 93 I IN 69 4-0 IBB	F SL 88 C CH 82 B SL 86 B FF 92 B CH 83 X SL 89 3-2 1-3 2B			F FF 89 B SL 89 F CH 82 B FF 91 X CH 82 2-2 61 SH5-4 2B		C FF 94 F FF 94 F FF 95 B SL 84 F FF 94 F FF 94 X FF 94 1-2 ③ G6-3		3	0	2	0	1	0	0
61 Bronson Arroyo, R (1, 1) OBP: 0.154, SLG: 0.205 28 Chris Heisey, R (9, PH) OBP: 0.304, SLG: 0.446 (9, 7)		B FF 93 S SL 86 X SL 86 1-1 ③ B2-3	F SL 88 C FF 92 B FF 92 X FF 91 1-2 ② G1-3			X FF 88 0-0 ① SH5-4 2-3			B FC 92 X KC 82 1-0 6 SH1-3 1B		2 1	0 0	0 1	0 0	0 0	0 0	4 0
Inning Stats	R: 0 E: 0 K: 0 S: 6 H: 1 LOB: 1 BB: 0 P: 7	R: 0 E: 0 K: 1 S: 8 H: 1 LOB: 2 BB: 1 P: 17	R: 2 E: 0 K: 1 S: 13 H: 3 LOB: 1 BB: 0 P: 22	R: 0 E: 0 K: 0 S: 11 H: 1 LOB: 2 BB: 1 P: 21	R: 1 E: 0 K: 0 S: 20 H: 3 LOB: 2 BB: 1 P: 30	R: 0 E: 0 K: 1 S: 9 H: 1 LOB: 1 BB: 0 P: 16	R: 0 E: 0 K: 1 S: 6 H: 0 LOB: 0 BB: 0 P: 9	R: 0 E: 0 K: 1 S: 10 H: 0 LOB: 0 BB: 0 P: 15	R: 0 E: 0 K: 1 S: 7 H: 1 LOB: 2 BB: 1 P: 15	R: 0 E: 0 K: 0 S: 9 H: 0 LOB: 0 BB: 0 P: 15	1B: 7 2B: 5 3B: 0 HR: 0 SF: 0 SAC: 3 DP: 2 HBP: 0	WP: 0 PB: 0 SB: 1 CS: 1 PA: 43					

PITCHER		IP	WLS	BF	H	R	ER	SO	BB	IBB	HBP	BLK	WP	HR	S	P	ERA	WHIP
20 Bud Norris, R ERA: 3.47	(1, 1)	5.0		26	10	3	3	2	2	1	0	0	0	0	61	102	5.40	2.400
43 Fernando Rodriguez Jr., R ERA: 2.6	(6, 1)	1.0		3	0	0	0	1	0	0	0	0	0	0	6	11	0.00	0.000
52 Sergio Escalona, L ERA: 2.53	(7, 1)	1.1		4	0	0	0	1	0	0	0	0	0	0	7	11	0.00	0.000
28 David Carpenter, R ERA: 4.91	(8, 1)	0.2		2	0	0	0	1	0	0	0	0	0	0	9	13	0.00	0.000
54 Mark Melancon, R ERA: 2.98	(9, 1)	2.0	W	8	1	0	0	1	0	1	0	0	0	0	16	30	0.00	0.500

PITCHER	IP	WLS	BF	H	R	ER	SO	BB	IBB	HBP	BLK	WP	HR	S	P	ERA	WHIP

TOP

Cincinnati Reds @ Houston Astros

Minute Maid Park, Houston, TX

Mon Aug 01 2011, 7:07 PM - 10:24 PM CDT
Att. 21,502 - Roof Closed - 73 F

livebaseballscorecards.com

AB	36
R	3
H	11
RBI	2
BB	4
SO	6
LOB	21

Cincinnati Reds @ Houston Astros

Minute Maid Park, Houston, TX

Mon Aug 01 2011, 7:07 PM - 10:24 PM CDT

Att. 21,502 - Roof Closed - 73 F

BOTTOM

livebaseballscorecards.com

Batter	1	2	3	4	5	6	7	8	9	10	AB	R	H	RBI	BB	SO	LOB
3 Luis Durango, S (1, 8)	B SL 72 B SI 84 C SI 84 C SI 85 B SI 85 B SL 74 4-2 27 FC6-4 BB	C FF 86 B SI 86 X FF 86 1-1 ③ G1-3			X SI 86 0-0 ② B1-3			C SL 74 B SI 88 X SL 78 1-1 1B		I IN 76 I IN 77 I IN 78 I IN 78 4-0 27 FC4 1-2 IBB	2	0	0	0	1	0	1
19 Brian Bogusevic, L (8, PH) OBP: 0.326, SLG: 0.243 (9, 9)											1	0	1	0	1	0	0
27 Jose Altuve, R (1, 4) OBP: 0.326, SLG: 0.386	L CH 80 C SL 74 X SL 76 0-2 ① FC6-4 11 G4-6-3 1-2f		B SI 85 C CH 78 T FC 84 X SI 85 1-2 ① P4		C FF 88 B FF 89 X FF 83 1-1 ③ G5-3			X SL 80 0-0 ② F8		F FF 92 C CU 80 B FC 90 X FC 90 1-2 FC4 1-2 2-3 3-H	5	0	0	1	0	0	4
11 Jason Bourgeois, R (1, 9) OBP: 0.363, SLG: 0.435 (9, 8)	C SI 87 X SI 87 0-1 ②③ G4-6-3 1-2f		B FF 87 C CH 81 X SI 88 1-1 ② G5-3			C SL 74 B SL 77 B FC 82 F FC 82 S SL 75 2-3 ① K		B FF 88 1 SAFE F SL 81 1 SAFE 1 SAFE 1 SAFE B FF 87 F FF 88 S FF 89 2-3 ③ K			4	0	0	0	0	2	2
45 Carlos Lee, R (1, 3) OBP: 0.320, SLG: 0.431		B FF 86 C FF 86 B FF 87 F SI 87 B FF 89 B CH 79 4-2 14 1B BB	B CH 81 X CH 79 1-0 ③ F9			C FF 88 B FF 89 C FF 88 X SL 78 1-2 ② P4			B SI 91 F FC 94 X FC 94 1-1 ① G4-3		3	0	0	0	1	0	0
14 J.D. Martinez, R (1, 7) OBP: 0.333, SLG: 0.375		B SL 79 S SL 79 B FF 87 F SI 88 X SL 78 2-2 ① 12 1B 38 3B 1-3 1B		F SI 86 X SI 88 0-1 ① G5-3		X FF 89 0-0 ③ G6-3			B FF 92 B FF 94 B FF 95 X FF 94 3-0 ② F9		4	1	1	0	0	0	0
12 Clint Barmes, R (1, 6) OBP: 0.322, SLG: 0.398		B SI 87 B CH 80 X CH 80 2-0 38 3B 1-2 1B		C SL 75 B SL 77 X CH 79 1-1 38 FC4-6 1B			X SL 73 0-0 ① F7		B FF 94 X FC 92 1-0 1B		4	1	3	0	0	0	0
38 Jimmy Paredes, S (1, 5) OBP: 0.250, SLG: 0.750		B SL 72 S CU 70 B SI 87 F SL 74 X FC 84 2-2 55 2B 1-H 2-H 3B		X SI 86 0-0 ② FC4-6 55 FC6-4 1-2f			L FF 87 C SL 76 F SI 85 B FF 88 B CH 80 B CH 77 X SL 75 3-2 ② F8		B FF 94 B FF 94 F SI 94 1 SAFE S FS 87 1 SAFE T FS 89 2-2 ③ K		4	1	1	2	0	1	2
55 Humberto Quintero, R (1, 2) OBP: 0.288, SLG: 0.346		X SI 86 0-0 20 SH1-3 3-H 2B		1 SAFE C FF 87 X CH 82 0-1 ③ FC6-4 1-2f			F FF 87 F FF 89 X SL 78 0-2 ③ P4			X FC 93 0-0 36 1B 27 FC4 1B	4	1	2	1	0	0	1
20 Bud Norris, R (1, 1) OBP: 0.132, SLG: 0.135 43 Fernando Rodriguez Jr., R (6, 1) 52 Sergio Escalona, L (7, 1) 28 David Carpenter, R (8, 1) 4 Jason Michaels, R (8, PH) OBP: 0.222, SLG: 0.296 54 Mark Melancon, R (9, 1) 36 Angel Sanchez, R (10, PH) OBP: 0.311, SLG: 0.309		F SL 72 X SL 74 0-1 ② SH1-3 2-3			C CH 81 B SL 76 C SL 74 C FF 88 1-3 ① K			F SL 77 S FF 88 B SL 76 X SI 88 1-2 ① G5-3		1 SAFE L FC 89 B FF 91 1 SAFE X FC 90 1-1 27 FC4 19 IBB 1-3 1B	1 0 0 0 1 0 0	0 0 0 0 0 0 0	0 0 0 0 0 0 1	0 0 0 0 0 0 0	0 0 0 0 0 0 0	1 0 0 0 0 0 0	0 0 0 0 0 0 0
Inning Stats	R: 0 E: 0 K: 0 S: 7 H: 0 LOB: 0 BB: 1 P: 11	R: 3 E: 0 K: 0 S: 14 H: 4 LOB: 1 BB: 1 P: 25	R: 0 E: 0 K: 0 S: 6 H: 0 LOB: 0 BB: 0 P: 9	R: 0 E: 0 K: 0 S: 7 H: 1 LOB: 1 BB: 0 P: 8	R: 0 E: 0 K: 1 S: 6 H: 0 LOB: 0 BB: 0 P: 8	R: 0 E: 0 K: 1 S: 7 H: 0 LOB: 0 BB: 0 P: 10	R: 0 E: 0 K: 0 S: 8 H: 0 LOB: 0 BB: 0 P: 11	R: 0 E: 0 K: 1 S: 9 H: 1 LOB: 1 BB: 0 P: 13	R: 0 E: 0 K: 1 S: 7 H: 1 LOB: 1 BB: 0 P: 14	R: 1 E: 0 K: 0 S: 6 H: 2 LOB: 3 BB: 1 P: 12	1B: 7 2B: 1 3B: 1 HR: 0	SF: 0 SAC: 1 DP: 1 HBP: 0					

PITCHER	IP	WLS	BF	H	R	ER	SO	BB	IBB	HBP	BLK	WP	HR	S	P	ERA	WHIP
61 Bronson Arroyo, R (1, 1) ERA: 5.45	8.0		30	6	3	3	3	2	0	0	0	0	0	64	95	3.38	1.000
40 Nick Masset, R (9, 1) ERA: 3.38	1.0		4	1	0	0	1	0	0	0	0	0	0	7	14	0.00	1.000
66 Logan Ondrusek, R (10, 1) ERA: 2.15	0.0	L	4	2	1	1	0	0	1	0	0	0	0	6	12	∞	∞

PITCHER	IP	WLS	BF	H	R	ER	SO	BB	IBB	HBP	BLK	WP	HR	S	P	ERA	WHIP

AB	34
R	4
H	9
RBI	4
BB	3
SO	4
LOB	10

WP: 0 PA: 38
PB: 0
SB: 0
CS: 0

Batter	1	2	3	4	5	6	7	8	9	AB	R	H	RBI	BB	SO	LOB
6 Drew Stubbs, R (1, 8) OBP: 0.333, SLG: 0.394	C FF 90 B CU 71 X CU 73 1-1 ① G5-3		B CU 75 B CU 77 B SI 89 C SI 89 F FF 90 S CU 76 3-3 ② K		C CU 76 B CU 77 B CU 76 B CU 78 B CH 84 4-1 16 HR 1-2 2-3 BB		S FF 92 B SL 79 B SL 77 X FF 92 2-1 ③ G4-3			3	1	0	0	1	1	0
16 Edgar Renteria, R (1, 6) OBP: 0.312, SLG: 0.324 7 Paul Janish, R (8, 6) OBP: 0.270, SLG: 0.288	C FF 90 C FF 90 B SI 90 F CU 74 F CU 75 S FF 91 1-3 ② K		B SI 89 B CU 75 X FF 89 2-0 ③ P6		B CU 77 X SI 88 1-0 1-H 2-H 3-H HR			B FF 92 S FF 92 C SL 83 F FF 93 S FF 93 1-3 ① K		4 0	1 0	1 0	4 0	0 0	2 0	0 0
19 Joey Votto, L (1, 3) OBP: 0.428, SLG: 0.515	B FF 90 X SI 89 1-0 1B			C FF 89 F CU 74 B SI 88 X CU 74 1-2 ① F9	F SI 88 B CU 76 C CU 76 F SI 89 B FF 89 X CU 76 2-2 ② F7			B FF 92 B FF 92 S FF 93 X SL 82 2-1 ② F7		4	0	1	0	0	0	0
4 Brandon Phillips, R (1, 4) OBP: 0.330, SLG: 0.419	X SI 89 0-0 ③ F9			X CU 76 0-0 ② G6-3	B SI 88 X SI 88 1-0 ③ F9			C SL 82 F FF 94 B FF 94 F FF 94 X FF 94 1-2 ③ F9		4	0	0	0	0	0	1
43 Miguel Cairo, R (1, 5) OBP: 0.342, SLG: 0.408		C SI 88 B CH 82 X FF 89 1-1 ① F9		C SI 87 X FF 89 0-1 ③ P4		C FF 92 B FF 92 F SL 78 X FF 94 1-2 ① F9			X SI 89 0-0 ① G5-3	4	0	0	0	0	0	0
28 Chris Heisey, R (1, 9) OBP: 0.307, SLG: 0.452 (9, 7)		C SI 88 X CU 72 0-1 ② G4-3			B SI 88 F CU 72 F CU 75 B SI 91 X CU 76 2-2 55 2B 2B	B SL 76 C FF 92 B FF 93 F FF 92 S FF 92 2-3 ② K			C SI 90 X SI 90 0-1 55 S 1B	4	1	2	0	0	1	0
55 Ramon Hernandez, R (1, 2) OBP: 0.364, SLG: 0.493		B FF 88 F FF 90 B CU 76 B CU 76 B CH 83 4-1 BB			X SI 90 0-0 6 BB 16 HR 2-H 2B	C FF 93 X FF 92 0-1 ③ F8			B SL 80 C SI 90 1 SAFE F FF 90 B FF 92 B SI 90 S FF 88 3-3 ② K 1-2	3	1	1	1	1	1	1
21 Todd Frazier, R (1, 7) OBP: 0.292, SLG: 0.478 32 Jay Bruce, L (9, PH) OBP: 0.345, SLG: 0.488 (9, 9)		B SI 89 C CU 75 X CU 75 1-1 ③ P4			D CU 77 C CU 78 B SI 90 X CU 76 2-1 ① G5-3		B FF 93 B FF 91 F FF 92 T FF 92 X FF 92 2-2 34 FC3-6 1B		I IN 77 I IN 75 I IN 76 I IN 76 4-0 IBB	3 0	0 0	1 0	0 0	0 1	0 0	2 0
34 Homer Bailey, R (1, 1) OBP: 0.238, SLG: 0.250 23 Yonder Alonso, L (9, PH) OBP: 0.444, SLG: 0.500 54 Aroldis Chapman, L (9, 1)			C FF 87 C CU 71 S FF 88 0-3 ① K		C CU 75 S CU 74 D CU 75 B FF 90 D CU 77 F FF 90 F FF 90 F FF 90 B CU 77 4-2 6 BB 16 HR BB		B FF 92 L FF 91 1 SAFE X FF 90 1-1 ① ② FC3-6 1-2f		X SI 91 0-0 ③ G4-3	2 1 0	1 0 0	0 0 0	0 0 0	1 0 0	1 0 0	1 2 0
Inning Stats	R: 0 E: 0 K: 1 S: 9 H: 1 LOB: 1 BB: 0 P: 12	R: 0 E: 0 K: 0 S: 7 H: 0 LOB: 1 BB: 1 P: 13	R: 0 E: 0 K: 2 S: 7 H: 0 LOB: 0 BB: 0 P: 12	R: 0 E: 0 K: 0 S: 6 H: 0 LOB: 0 BB: 0 P: 7	R: 5 E: 0 K: 0 S: 18 H: 3 LOB: 0 BB: 2 P: 34	R: 0 E: 0 K: 1 S: 8 H: 0 LOB: 0 BB: 0 P: 11	R: 0 E: 0 K: 0 S: 7 H: 1 LOB: 0 BB: 0 P: 12	R: 0 E: 0 K: 1 S: 10 H: 0 LOB: 0 BB: 0 P: 14	R: 0 E: 0 K: 1 S: 7 H: 1 LOB: 2 BB: 1 P: 14	1B: 3 2B: 2 3B: 0 HR: 1 SF: 0 SAC: 0 DP: 0 HBP: 0						

PITCHER		IP	WLS	BF	H	R	ER	SO	BB	IBB	HBP	BLK	WP	HR	S	P	ERA	WHIP
51 Wandy Rodriguez, L ERA: 3.69	(1, 1)	5.0	L	22	4	5	5	3	3	0	0	0	0	1	47	78	9.00	1.400
62 Aneury Rodriguez, R ERA: 4.79	(6, 1)	2.0		6	1	0	0	1	0	0	0	0	0	0	15	23	0.00	0.500
28 David Carpenter, R ERA: 4.32	(8, 1)	1.0		3	0	0	0	1	0	0	0	0	0	0	10	14	0.00	0.000
66 Enerio Del Rosario, R ERA: 4.4	(9, 1)	1.0		5	1	0	0	1	0	1	0	0	0	0	7	14	0.00	1.000

PITCHER	IP	WLS	BF	H	R	ER	SO	BB	IBB	HBP	BLK	WP	HR	S	P	ERA	WHIP

TOP

Cincinnati Reds @ Houston Astros

Minute Maid Park, Houston, TX

Tue Aug 02 2011, 7:08 PM - 9:29 PM CDT

Att. 22,603 - Roof Closed - 73 F

livebaseballscorecards.com

AB	32
R	5
H	6
RBI	5
BB	4
SO	6
LOB	7

WP: 0 PA: 36
PB: 0
SB: 1
CS: 0

Cincinnati Reds @ Houston Astros

Minute Maid Park, Houston, TX

Tue Aug 02 2011, 7:08 PM - 9:29 PM CDT

Att. 22,603 - Roof Closed - 73 F

livebaseballscorecards.com

BOTTOM

Batter	1	2	3	4	5	6	7	8	9	AB	R	H	RBI	BB	SO	LOB
3 Luis Durango, S (1, 8) OBP: 0.286, SLG: 0.167	C FF 92 L FF 93 F SL 89 B FF 94 F FF 92 X SL 89 1-2 ① G6-3		C FF 93 S KC 78 S KC 81 0-3 ② K		C FF 93 D KC 78 B FF 93 F KC 78 B SL 87 X FF 91 3-2 27 G5-4-3 1-2 3-H 1B			B SL 89 C SL 89 C FF 91 X FF 92 1-2 ① G5-3		4	0	1	1	0	1	0
27 Jose Altuve, R (1, 4) OBP: 0.340, SLG: 0.383	X FF 92 0-0 ② F9		C FF 93 B KC 80 B SL 88 B SL 89 B FF 92 4-1 BB		C KC 76 F SL 85 X FF 92 0-2 ② ③ G5-4-3 1-2f			X FF 90 0-0 19 G3 19 WP 1B		3	0	1	0	1	0	2
19 Brian Bogusevic, L (1, 9) OBP: 0.319, SLG: 0.268	C FF 93 C FF 92 X CH 87 0-2 45 WP 2B		X KC 77 0-0 ③ G1-3			B FF 92 F FF 92 B CH 85 S FF 93 F FF 93 T FF 92 2-2 ① K		C CH 88 S KC 75 D CH 86 B SL 84 X FF 91 2-2 ② G3 1-3		4	0	1	0	0	1	2
45 Carlos Lee, R (1, 3) OBP: 0.317, SLG: 0.426	B SL 88 X FF 94 1-0 ③ F9 2-3			X FF 92 0-0 ① F9		B SL 86 X SL 84 1-0 ② G5-3		B FF 92 X SL 85 1-0 ③ G6-3		4	0	0	0	0	0	2
14 J.D. Martinez, R (1, 7) OBP: 0.231, SLG: 0.250		B SL 88 X SI 91 1-0 ① G5-3		T FF 92 B KC 78 F SL 87 T SL 86 1-2 ② K		S SL 85 F FF 93 T FF 91 0-2 ③ K			B FF 99 C FF 97 F FF 98 B SL 89 C FF 98 2-3 ① K	4	0	0	0	0	3	0
12 Clint Barmes, R (1, 6) OBP: 0.322, SLG: 0.394		C FF 93 B KC 80 S KC 79 B FF 93 X FF 93 2-2 ② G5-3		X SL 88 0-0 ③ F8			B KC 79 S FF 94 T FF 93 B SL 86 F KC 78 F FF 94 F FF 94 B CH 86 F FF 92 4-2 B FF 93 38 G4-3 BB		C FF 98 C SL 88 B FF 100 X SL 90 1-2 ② G5-3	3	0	0	0	1	0	0
38 Jimmy Paredes, S (1, 5) OBP: 0.375, SLG: 0.571		B KC 80 X FF 93 1-0 1B			B KC 76 B FF 92 C FF 92 S FF 94 B SL 87 B FF 93 4-2 22 1B 3 1B BB		F FF 91 B CH 84 X CH 84 1-1 ① G4-3 1-2		B FF 97 C FF 98 F FF 98 F SL 91 T FF 100 1-2 ③ K	3	1	1	0	1	1	1
22 Carlos Corporán, S (1, 2) OBP: 0.235, SLG: 0.253		X FF 93 0-0 ③ F7			F FF 92 B CH 86 X CH 87 1-1 3 1B 1-3 1B		X KC 75 0-0 ② F7			3	0	1	0	0	0	2
51 Wandy Rodriguez, S (1, 1) OBP: 0.119, SLG: 0.119 4 Jason Michaels, R (5, PH) OBP: 0.250, SLG: 0.293 62 Aneury Rodriguez, R (6, 1) 16 Matt Downs, R (7, PH) OBP: 0.319, SLG: 0.450 28 David Carpenter, R (8, 1) 66 Enerio Del Rosario, R (9, 1)			C FF 92 C KC 78 X SL 88 0-2 ① P5		X KC 78 0-0 ① P4		B FF 91 B KC 78 X FF 92 2-0 ③ P6			1 1 0 1 0 0	0 0 0 0 0 0	0 0 0 0 0 0	0 0 0 0 0 0	0 0 0 0 0 0	0 2 0 1 0 0	0 0 0 1 0 0
Inning Stats	R: 0 E: 0 K: 0 S: 10 H: 1 LOB: 1 BB: 0 P: 12	R: 0 E: 0 K: 0 S: 6 H: 1 LOB: 1 BB: 0 P: 10	R: 0 E: 0 K: 1 S: 8 H: 0 LOB: 1 BB: 1 P: 12	R: 0 E: 0 K: 1 S: 5 H: 0 LOB: 0 BB: 0 P: 6	R: 1 E: 0 K: 0 S: 11 H: 2 LOB: 1 BB: 1 P: 19	R: 0 E: 0 K: 2 S: 8 H: 0 LOB: 0 BB: 0 P: 11	R: 0 E: 0 K: 0 S: 10 H: 0 LOB: 1 BB: 1 P: 17	R: 0 E: 0 K: 0 S: 8 H: 1 LOB: 1 BB: 0 P: 12	R: 0 E: 0 K: 2 S: 10 H: 0 LOB: 0 BB: 0 P: 14	1B: 4 2B: 1 3B: 0 HR: 0	SF: 0 SAC: 0 DP: 1 HBP: 0		WP: 2 PB: 0 SB: 0 CS: 0	PA: 34			

	AB	31
	R	1
	H	5
	RBI	1
	BB	3
	SO	6
	LOB	12

PITCHER		IP	WLS	BF	H	R	ER	SO	BB	IBB	HBP	BLK	WP	HR	S	P	ERA	WHIP
34 Homer Bailey, R ERA: 4.3	(1, 1)	8.0	W	31	5	1	1	4	3	0	0	0	2	0	66	99	1.12	1.000
54 Aroldis Chapman, L ERA: 3.73	(9, 1)	1.0		3	0	0	0	2	0	0	0	0	0	0	10	14	0.00	0.000

PITCHER	IP	WLS	BF	H	R	ER	SO	BB	IBB	HBP	BLK	WP	HR	S	P	ERA	WHIP

Batter	1	2	3	4	5	6	7	8	9	AB	R	H	RBI	BB	SO	LOB
6 Drew Stubbs, R (1, 8) OBP: 0.331, SLG: 0.391	B SL 86 C SL 85 S SI 88 C SI 89 1-3 ① K		B SL 87 F FF 89 X CH 80 1-1 ② F7		B FF 89 B CU 76 B CH 81 C FF 91 F FF 91 X FF 91 3-2 ③ G1-3		F FF 91 C CU 77 S SI 89 0-3 ③ K			4	0	0	0	0	2	1
16 Edgar Renteria, R (1, 6) OBP: 0.306, SLG: 0.317	C SL 86 S CH 81 T FF 90 0-2 ② K		X CH 81 0-0 ③ F7			B FF 89 C SL 86 F CH 81 F FF 89 X SL 86 1-2 ① F9		B FF 93 B FF 92 C FF 92 C FF 93 C CU 77 2-3 ① K		4	0	0	0	0	2	1
19 Joey Votto, L (1, 3) OBP: 0.431, SLG: 0.522	C SL 86 B FF 90 B SL 88 B CH 83 F CH 82 X FF 92 3-2 ③ 1B			F SL 86 S FF 90 X CU 76 0-2 32 G4-3 2B		F SL 86 S SL 85 F SL 85 B FF 91 X SL 85 1-2 4 1B 2B		B FF 94 B CU 77 C CU 74 B FF 93 C CU 77 X CU 78 3-2 ② G4-3		4	1	3	0	0	0	0
4 Brandon Phillips, R (1, 4) OBP: 0.329, SLG: 0.417		B SL 85 B FF 90 B SL 87 C FF 88 F FF 90 F FF 90 X SL 87 3-2 E6		B SL 86 F CH 82 X FF 88 1-1 ① F8		X SL 88 0-0 2-H 1B		C FF 93 X FF 93 0-1 ③ F9		4	0	1	1	0	0	1
32 Jay Bruce, L (1, 9) OBP: 0.344, SLG: 0.486		B SI 88 F SL 86 B SL 86 1 SAFE X CH 81 2-1 ① F8		B SI 89 B SI 89 F CH 81 F FF 90 F SL 86 X CH 82 2-2 ② G4-3 2-3		B SI 88 1 SAFE X SI 89 1-0 ② F7			C FC 93 B FF 94 C FF 94 F FC 94 B KC 84 X FF 94 2-2 55 G6-3 15 G1-3 23 1B 1B	4	1	1	0	0	0	3
15 Fred Lewis, L (1, 7) OBP: 0.347, SLG: 0.370		C SL 87 B FF 90 F SL 86 D CU 77 B FF 90 F SL 85 X FF 90 3-2 ② L7		B SL 87 B SL 86 B CH 82 C SL 85 X SL 86 3-1 ③ G1-3		X SL 87 0-0 ③ G1-3			B FC 93 B FF 92 C FC 93 X FC 93 2-1 ① G1-3 1-2	4	0	0	0	0	0	4
55 Ramon Hernandez, R (1, 2) OBP: 0.358, SLG: 0.484		C SL 86 F SI 88 B FF 89 X CU 77 1-2 ③ G6-3			B SL 86 X SL 85 1-0 ① F9		S FF 91 S CH 80 B CU 78 X FF 90 1-2 ① F8		B FC 92 C FC 90 F KC 82 X KC 83 1-2 ② G6-3 2-3	4	0	0	0	0	0	2
21 Todd Frazier, R (1, 5) OBP: 0.333, SLG: 0.600 23 Yonder Alonso, L (9, PH) OBP: 0.500, SLG: 0.556 61 Bronson Arroyo, R (9, PR) OBP: 0.154, SLG: 0.205			H SI 87 1-0 50 SH1-3 HBP		X SL 85 0-0 HR		B FF 88 S SI 88 X FF 87 1-1 ② P6		B KC 82 B FC 92 B KC 82 C FF 92 F FF 93 X FF 94 3-2 3-H 1B	2 1 0	1 0 0	1 1 0	1 1 0	0 0 0	0 0 0	0 0 0
50 Dontrelle Willis, L (1, 1) OBP: 0.417, SLG: 0.750 40 Nick Masset, R (7, 1) 63 Sam LeCure, R (7, 1) OBP: 0.333, SLG: 0.400 43 Miguel Cairo, R (9, PH) OBP: 0.340, SLG: 0.406			X FF 88 0-0 ① SH1-3 1-2		B FF 89 F SL 86 X FF 89 1-1 ② F8		B SI 90 X SL 86 1-0 HR		X FC 92 0-0 ③ F8	2 0 0 1	1 0 0 0	1 0 0 0	1 0 0 0	0 0 0 0	0 0 0 0	0 0 0 1
Inning Stats	R: 0 E: 0 K: 2 S: 9 H: 1 LOB: 1 BB: 0 P: 13	R: 0 E: 1 K: 0 S: 13 H: 0 LOB: 1 BB: 0 P: 22	R: 0 E: 0 K: 0 S: 4 H: 0 LOB: 1 BB: 0 P: 6	R: 0 E: 0 K: 0 S: 11 H: 1 LOB: 1 BB: 0 P: 17	R: 1 E: 0 K: 0 S: 7 H: 1 LOB: 0 BB: 0 P: 12	R: 1 E: 0 K: 0 S: 11 H: 2 LOB: 1 BB: 0 P: 14	R: 1 E: 0 K: 1 S: 9 H: 1 LOB: 0 BB: 0 P: 12	R: 0 E: 0 K: 1 S: 8 H: 0 LOB: 0 BB: 0 P: 13	R: 1 E: 0 K: 0 S: 13 H: 2 LOB: 1 BB: 0 P: 21	1B: 4 2B: 2 3B: 0 HR: 2 SF: 0 SAC: 1 DP: 0 HBP: 1						

PITCHER		IP	WLS	BF	H	R	ER	SO	BB	IBB	HBP	BLK	WP	HR	S	P	ERA	WHIP
41 Jordan Lyles, R ERA: 4.36	(1, 1)	7.0	W	28	6	3	3	3	0	0	1	0	0	2	64	96	3.86	0.857
43 Fernando Rodriguez Jr., R ERA: 2.51	(8, 1)	1.0	H	3	0	0	0	1	0	0	0	0	0	0	8	13	0.00	0.000
54 Mark Melancon, R ERA: 3.1	(9, 1)	1.0	S	5	2	1	1	0	0	0	0	0	0	0	13	21	9.00	2.000

PITCHER	IP	WLS	BF	H	R	ER	SO	BB	IBB	HBP	BLK	WP	HR	S	P	ERA	WHIP

TOP

Cincinnati Reds @ Houston Astros

Minute Maid Park, Houston, TX

Wed Aug 03 2011, 7:07 PM - 9:32 PM CDT

Att. 22,102 - Roof Closed - 73 F

livebaseballscorecards.com

AB	34
R	4
H	8
RBI	4
BB	0
SO	4
LOB	13

WP: 0	PA: 36					
PB: 0						
SB: 0						
CS: 0						

Batter	1	2	3	4	5	6	7	8	9	AB	R	H	RBI	BB	SO	LOB
11 Jason Bourgeois, R (1, 8) OBP: 0.364, SLG: 0.434	B CH 83 F SI 85 X FF 86 1-1 14 WP 27 SH1-3 14 HR 1B	B SI 87 X CU 75 1-0 ③ F9			B CU 76 F CH 76 X FF 90 1-1 ② G6-3		1 SAFE B FF 93 X FF 93 1-0 27 1B 14 2B 1-2 1B	S FF 92 S FF 93 B FF 92 X SI 92 1-2 ③ G1-3		5	2	2	0	0	0	0
27 Jose Altuve, R (1, 4) OBP: 0.358, SLG: 0.400	X CH 82 0-0 ① SH1-3 1-2		B SI 87 B SI 85 X SI 86 2-0 ① L4		X SI 88 0-0 1B		B FF 93 B SI 93 M SI 93 B SI 93 X FF 94 3-1 14 2B 4 G1-2-3 1-2 2-3 1B			3	0	2	0	0	0	0
14 J.D. Martinez, R (1, 7) OBP: 0.353, SLG: 0.625	F SI 87 B SL 81 S CH 82 F CH 82 D SL 82 X CH 76 2-2 2-H HR		F SI 91 F FF 90 X SL 84 0-2 45 G6-4-3 1B		1 SAFE X SI 89 0-0 ③ F8		X FF 94 0-0 4 G1-2-3 1-3 2-H 3-H 2B			4	1	3	4	0	0	1
45 Carlos Lee, R (1, 3) OBP: 0.316, SLG: 0.423	B SI 89 B SI 85 C SI 86 X SI 87 2-1 ② G5-3		X SI 87 0-0 ②③ G6-4-3 1-2f			B SI 90 X SI 90 1-0 ① G4-3	I IN 81 I IN 83 I IN 86 I IN 82 4-0 4 G1-2-3 IBB			3	0	0	0	1	0	1
4 Jason Michaels, R (1, 9) OBP: 0.258, SLG: 0.308 43 Fernando Rodriguez Jr., R (8, 1) 54 Mark Melancon, R (9, 1)	B SI 85 X CH 83 1-0 38 1B 2B	B SL 78 X CU 76 1-0 ① G5-3				C SI 89 F FF 90 F CH 79 B SL 81 B CU 73 B CH 79 X SI 89 3-2 38 2B 1B	B SL 83 X FF 91 1-0 ①② G1-2-3 1-2 2-3 3-Hf			4 0 0	0 0 0	2 0 0	0 0 0	0 0 0	0 0 0	3 0 0
38 Jimmy Paredes, S (1, 5) OBP: 0.417, SLG: 0.636	C SI 88 X SL 80 0-1 2-3 1B	X CU 74 0-0 ② L6				B CU 75 1 SAFE 1 SAFE X CH 78 1-0 1-3 2B	B FF 92 S KC 75 X FF 92 1-1 ③ P5			4	0	2	0	0	0	2
12 Clint Barmes, R (1, 6) OBP: 0.321, SLG: 0.389	B SI 89 X SI 86 1-0 ③ L6			B FF 87 B SI 85 B SI 86 B SI 86 4-0 BB		B SL 85 C SL 83 B FF 92 F SL 84 S FF 91 2-3 ② K		B SL 82 F SL 81 T FF 92 S FF 92 1-3 ① K		3	0	0	0	1	2	4
55 Humberto Quintero, R (1, 2) OBP: 0.287, SLG: 0.363		B FF 84 X SI 85 1-0 ① G6-3		B CU 74 D CU 75 S CH 82 S SL 75 F SI 89 X SI 86 2-2 ③ G6-3		F CU 78 T SI 92 F FF 91 X CU 79 0-2 ③ G1-3		X SL 82 0-0 HR		4	1	1	1	0	0	3
41 Jordan Lyles, R (1, 1) OBP: 0.190, SLG: 0.105 19 Brian Bogusevic, L (7, PH) OBP: 0.327, SLG: 0.262 (8, 9)		C FF 86 C CU 73 B CU 74 B FF 88 S SL 80 2-3 ② K			C SI 86 B CU 76 X SI 87 1-1 ① G6-3		B FC 94 B FF 93 B FF 93 B FF 93 4-0 27 1B 11 1B 14 2B BB	B FF 92 S FF 91 F FF 92 T SI 91 1-2 ② K		2 1	0 1	0 1	0 0	0 1	1 1	0 0
Inning Stats	R: 2 E: 0 K: 0 S: 13 H: 4 LOB: 2 BB: 0 P: 20	R: 0 E: 0 K: 1 S: 5 H: 0 LOB: 0 BB: 0 P: 9	R: 0 E: 0 K: 0 S: 5 H: 1 LOB: 0 BB: 0 P: 7	R: 0 E: 0 K: 0 S: 6 H: 0 LOB: 1 BB: 1 P: 13	R: 0 E: 0 K: 0 S: 6 H: 1 LOB: 1 BB: 0 P: 8	R: 0 E: 0 K: 1 S: 13 H: 2 LOB: 2 BB: 0 P: 20	R: 2 E: 0 K: 0 S: 7 H: 3 LOB: 2 BB: 2 P: 21	R: 1 E: 0 K: 2 S: 10 H: 1 LOB: 0 BB: 0 P: 13		1B: 7 2B: 3 3B: 0 HR: 2 SF: 0 SAC: 1 DP: 2 HBP: 0				WP: 1 PB: 0 SB: 0 CS: 0 PA: 37		

PITCHER		IP	WLS	BF	H	R	ER	SO	BB	IBB	HBP	BLK	WP	HR	S	P	ERA	WHIP
50 Dontrelle Willis, L ERA: 3.41	(1, 1)	6.0		26	8	2	2	2	1	0	0	0	1	1	48	77	3.00	1.500
40 Nick Masset, R ERA: 3.71	(7, 1)	0.0	L	5	3	2	2	0	1	1	0	0	0	0	4	16	∞	∞
63 Sam LeCure, R ERA: 2.42	(7, 1)	2.0		6	1	1	1	2	0	0	0	0	0	1	13	18	4.50	0.500

PITCHER	IP	WLS	BF	H	R	ER	SO	BB	IBB	HBP	BLK	WP	HR	S	P	ERA	WHIP

BOTTOM

Cincinnati Reds @ Houston Astros

Minute Maid Park, Houston, TX

Wed Aug 03 2011, 7:07 PM - 9:32 PM CDT

Att. 22,102 - Roof Closed - 73 F

livebaseballscorecards.com

AB	33
R	5
H	12
RBI	5
BB	3
SO	4
LOB	14

Batter	1	2	3	4	5	6	7	8	9	AB	R	H	RBI	BB	SO	LOB
6 Drew Stubbs, R (1, 8) OBP: 0.327, SLG: 0.386	F FF 90 F FF 91 B FF 89 S SL 85 1-3 K ①		B SI 90 B SL 84 X SI 91 2-0 L9 ①	F SL 85 B SL 88 B SL 87 S SI 92 X SI 92 2-2 F9 ③ 1-2 3-H		F SL 85 S SI 93 C SI 92 0-3 K ③		F SL 90 C SL 92 S FF 97 0-3 K ③		5	0	0	0	0	3	4
7 Paul Janish, R (1, 6) OBP: 0.273, SLG: 0.285	C FF 88 B SI 89 F FF 91 F FF 92 B SL 86 F SL 86 F FF 91 F FF 92 B SL 84 4-2 F SL 86 B SI 92 4 1B BB		F SI 91 X SI 89 0-1 F8 ②		C SI 90 B FF 88 B SL 84 F FF 90 X SI 92 2-2 P2 ①		F SL 86 B CU 78 X SL 87 1-1 G5-3 ①		H SL 84 1-0 32 BB HBP	3	0	0	0	1	0	0
19 Joey Votto, L (1, 3) OBP: 0.431, SLG: 0.518	F SI 92 B SI 91 S FS 81 S FS 83 1-3 K ②		S SI 91 B FF 92 B SL 85 B SI 91 F FF 93 B FF 92 4-2 BB		B FS 81 F FS 82 B SI 92 X SL 86 2-1 G4-3 ②		B SL 87 C SL 87 B FF 93 B CU 79 C SL 87 D CU 79 4-2 BB		C FF 92 B FF 90 F SL 84 B SL 85 F SL 86 S SL 85 2-3 K ①	3	0	0	0	2	2	2
4 Brandon Phillips, R (1, 4) OBP: 0.330, SLG: 0.417	B SI 90 X SI 91 1-0 32 BB 1-3 1B		X SI 91 0-0 F9 ③		F SL 84 X SL 85 0-1 1B		X SI 92 0-0 F8 ②		C FF 92 B SL 86 C SL 85 B SL 84 1 SAFE F SL 86 F SL 86 X SL 85 2-2 F9 ②	5	0	2	0	0	0	3
32 Jay Bruce, L (1, 9) OBP: 0.344, SLG: 0.482	B SI 91 B FS 82 B FS 81 B SI 91 4-0 1-2 BB			X SI 86 0-0 G3 ①	B SI 91 1 SAFE B SI 91 F SI 89 F SL 86 1 SAFE X FF 91 2-2 G4-3 ③		1 SAFE C SL 85 S SL 85 1 SAFE B FF 93 B CU 79 1 SAFE S CU 78 2-3 K ③		B FF 92 C SL 84 B SL 85 B SL 84 B SL 84 4-1 1-2 BB	3	0	0	0	2	1	2
55 Ramon Hernandez, R (1, 2) OBP: 0.355, SLG: 0.491	C SI 91 C FC 87 B SL 86 S FS 82 1-3 K ③			C SL 83 F SL 85 B SL 84 C SL 86 1-3 K ②		T SI 88 X SI 91 0-1 G6-3 ①		B FF 95 X FF 94 1-0 HR	B SL 86 C SL 83 B FF 90 X SL 85 2-1 G4-3 ③	5	1	1	1	0	2	5
23 Yonder Alonso, L (1, 7) OBP: 0.500, SLG: 0.615 28 Chris Heisey, R (8, PR) OBP: 0.307, SLG: 0.452 43 Miguel Cairo, R (8, 5) OBP: 0.340, SLG: 0.406		X SI 86 0-0 G4-3 ①		C SI 86 B SI 91 B FS 82 C FS 81 X FS 83 2-2 21 BB 44 1B 1B		B SI 86 S SI 91 B SI 91 B SL 85 X SI 86 3-1 F9 ②		B FF 95 B FF 94 B SL 89 C FF 92 S SL 91 X SL 90 3-2 2B		4 0 0	1 0 0	2 0 0	0 0 0	0 0 0	0 0 0	0 0 0
21 Todd Frazier, R (1, 5) (8, 7) OBP: 0.355, SLG: 0.556		B FF 84 X SL 84 1-0 P6 ②		B SI 91 B SL 84 B SL 85 B SI 90 4-0 44 1B 6 WP 1-2 BB		C SI 91 B SI 91 F SL 86 B FF 91 F FF 91 B SL 86 F SL 85 B FF 91 4-2 44 BB BB		M FF 94 S FF 96 F FF 95 C CU 76 0-3 K ①		2	1	0	0	2	1	1
44 Mike Leake, R (1, 1) OBP: 0.275, SLG: 0.308 33 Jose Arredondo, R (7, 1) OBP: 1.000, SLG: 1.000 45 Bill Bray, L (7, 1) 66 Logan Ondrusek, R (7, 1) 15 Fred Lewis, L (8, PH) OBP: 0.345, SLG: 0.367 54 Aroldis Chapman, L (8, 1)		C SI 88 B SI 91 F SL 85 X FF 88 1-2 G5-3 ③		B SI 90 B FF 91 C FF 92 X FF 92 2-1 6 WP 1-3 2-H 1B		B SI 90 B SI 91 B FF 91 C SI 89 B SI 90 4-1 1-2 BB		B CU 76 C FF 95 T FF 96 F CU 78 F FF 95 T SL 91 1-2 K ②		2 0 0 0 1 0	0 0 0 0 0 0	1 0 0 0 0 0	1 0 0 0 0 0	1 0 0 0 1 0	0 0 0 0 0 0	0 0 0 0 1 0

Inning Stats	1	2	3	4	5	6	7	8	9
	R: 0 E: 0 K: 3 S: 17 H: 1 LOB: 3 BB: 2 P: 29	R: 0 E: 0 K: 0 S: 5 H: 0 LOB: 0 BB: 0 P: 7	R: 0 E: 0 K: 0 S: 6 H: 0 LOB: 1 BB: 1 P: 12	R: 2 E: 0 K: 1 S: 12 H: 2 LOB: 1 BB: 1 P: 23	R: 0 E: 0 K: 0 S: 10 H: 1 LOB: 1 BB: 0 P: 16	R: 0 E: 0 K: 1 S: 12 H: 0 LOB: 2 BB: 2 P: 23	R: 0 E: 0 K: 1 S: 8 H: 0 LOB: 1 BB: 1 P: 15	R: 1 E: 0 K: 3 S: 16 H: 2 LOB: 1 BB: 0 P: 21	R: 0 E: 0 K: 1 S: 12 H: 0 LOB: 2 BB: 1 P: 23

PITCHER		IP	WLS	BF	H	R	ER	SO	BB	IBB	HBP	BLK	WP	HR	S	P	ERA	WHIP
46 Ryan Dempster, R ERA: 4.87	(1, 1)	6.0	W	28	4	2	2	5	6	0	0	0	1	0	62	110	3.00	1.667
45 Sean Marshall, L ERA: 2.72	(7, 1)	1.0	H	4	0	0	0	1	1	0	0	0	0	0	8	15	0.00	1.000
34 Kerry Wood, R ERA: 3.79	(8, 1)	1.0	H	5	2	1	1	3	0	0	0	0	0	1	16	21	9.00	2.000
49 Carlos Marmol, R ERA: 3.61	(9, 1)	1.0	S	5	0	0	0	1	1	0	1	0	0	0	12	23	0.00	1.000

PITCHER	IP	WLS	BF	H	R	ER	SO	BB	IBB	HBP	BLK	WP	HR	S	P	ERA	WHIP

TOP

Cincinnati Reds @ Chicago Cubs

Wrigley Field, Chicago, IL

Fri Aug 05 2011, 1:24 PM - 4:30 PM CDT

Att. 42,245 - Cloudy - 78 F

livebaseballscorecards.com

AB	33
R	3
H	6
RBI	2
BB	8
SO	10
LOB	18

1B: 4	SF: 0	WP: 1	PA: 42
2B: 1	SAC: 0	PB: 0	
3B: 0	DP: 0	SB: 0	
HR: 1	HBP: 1	CS: 0	

Batter	1	2	3	4	5	6	7	8	9	AB	R	H	RBI	BB	SO	LOB
13 Starlin Castro, R (1, 6) OBP: 0.341, SLG: 0.429	C SI 85 B SL 86 F KC 78 B FC 88 B FC 88 X SI 90 3-2 1 IHR 1B	B KC 76 X CH 83 1-0 1B			C SL 78 B SL 80 X CH 83 1-1 ① G6-3		B FF 93 B FS 84 B FS 84 B FF 93 4-0 1 2B 22 SF7 BB	1 SAFE X FF 97 0-0 1 1B 1-2 1B		4	2	3	0	1	0	0
1 Tony Campana, L (1, 8) OBP: 0.313, SLG: 0.340	B SI 86 1 SAFE B CH 86 X SI 88 2-0 1-H IHR	B FF 86 F CH 84 X SI 89 1-1 ③ B1-3			C CH 83 F FC 87 B SI 90 F SI 89 B SL 82 B SI 85 X FC 88 3-2 ② L4		C FF 91 C FS 85 B FS 85 X FF 92 1-2 1-3 2B	B FF 99 S FF 98 B FF 99 F FF 97 F FF 100 B SL 91 X FF 96 3-2 ③ 1-2 2-H 1B		5	1	3	2	0	0	1
16 Aramis Ramirez, R (1, 5) OBP: 0.329, SLG: 0.499	C FC 87 B SI 88 X FF 88 1-1 2B	B SI 88 F SL 80 B SI 89 X FF 88 2-1 ① F8			B KC 79 C FC 88 B FC 88 B SI 85 F CH 84 F FC 90 X FC 89 3-2 ③ G6-3		I IN 76 I IN 77 I IN 77 I IN 75 4-0 IBB			3	0	1	0	1	0	0
22 Carlos Pena, L (1, 3) OBP: 0.341, SLG: 0.444	B FF 86 F CH 83 F FF 87 B SL 81 F SI 90 B SL 82 C SI 90 3-3 ① K	S CH 83 X SI 88 0-1 ② P5				F SL 84 B CH 82 B CH 83 B KC 76 B FF 87 4-1 9 2B BB	B SL 85 S FF 91 B FF 91 X FF 92 2-1 ① SF7 3-H			2	0	0	1	1	1	1
9 Blake DeWitt, L (1, 4) OBP: 0.286, SLG: 0.390 3 Jeff Baker, R (7, PH) OBP: 0.311, SLG: 0.394 34 Kerry Wood, R (8, 1) 49 Carlos Marmol, R (9, 1)	B FC 87 B FF 87 D CH 83 C SI 88 F FC 86 X SL 81 3-2 ② F9	B KC 76 C KC 77 C FF 88 C FF 89 1-3 ③ K				S SI 88 X FF 89 0-1 1-3 2B	S CU 78 B CU 78 F FF 90 B SI 92 F SI 91 X CU 78 2-2 ② F9			3 1 0 0	0 0 0 0	1 0 0 0	0 0 0 0	0 0 0 0	1 0 0 0	1 2 0 0
12 Alfonso Soriano, R (1, 7) OBP: 0.276, SLG: 0.458	F SL 81 C SI 90 X FC 89 0-2 ③ F9			X KC 76 0-0 ① F8		F SI 90 B SI 90 X SL 81 1-1 ① G5-3	T FF 92 B CU 78 X CU 79 1-1 ③ G1-3			4	0	0	0	0	0	5
21 Tyler Colvin, L (1, 9) OBP: 0.190, SLG: 0.276		B SI 86 F SI 88 F FF 86 X SL 81 1-2 HR		C SI 88 B CH 82 B CH 82 B SI 90 C SI 90 F SI 91 C FC 90 3-3 ② K		I IN 63 I IN 66 I IN 68 I IN 67 4-0 IBB		C FF 99 C SL 88 S SL 92 0-3 ① K		3	1	1	1	1	2	0
55 Koyie Hill, S (1, 2) OBP: 0.282, SLG: 0.316		X SI 88 0-0 ① F8		C SI 90 B FC 88 S SL 82 B KC 79 B KC 78 B SL 81 4-2 46 FC4-6 BB		C SL 80 F FC 87 C SI 91 0-3 ② K		B FF 100 T FF 98 L FF 99 S SL 93 1-3 ② K		3	0	0	0	1	2	3
46 Ryan Dempster, R (1, 1) OBP: 0.098, SLG: 0.075 5 Reed Johnson, R (6, PH) OBP: 0.364, SLG: 0.533 45 Sean Marshall, L (7, 1) 15 Darwin Barney, R (8, 4) OBP: 0.323, SLG: 0.365		B SI 87 B SI 89 C SI 90 C SI 88 X SL 82 2-2 ② G1-3		S SL 80 X SI 90 0-1 ③ FC4-6 1-2f		B SL 81 F SL 81 B SL 83 F FC 90 S FC 90 2-3 ③ K		B FF 99 B FF 98 B FF 98 C FF 96 B FF 95 4-1 13 1B 1 1B BB		2 1 0 0	0 0 0 0	0 0 0 0	0 0 0 1	0 1 0 0	0 0 0 0	1 3 0 0
Inning Stats	R: 2 H: 3 E: 0 LOB: 1 K: 1 BB: 0 S: 16 P: 28	R: 1 H: 2 E: 0 LOB: 1 K: 0 BB: 0 S: 10 P: 15	R: 0 H: 0 E: 0 LOB: 0 K: 1 BB: 0 S: 7 P: 10	R: 0 H: 0 E: 0 LOB: 1 K: 1 BB: 1 S: 9 P: 16	R: 0 H: 0 E: 0 LOB: 0 K: 0 BB: 0 S: 10 P: 17	R: 0 H: 1 E: 0 LOB: 3 K: 2 BB: 2 S: 11 P: 22	R: 1 H: 1 E: 0 LOB: 2 K: 0 BB: 2 S: 11 P: 25	R: 0 H: 2 E: 0 LOB: 2 K: 2 BB: 1 S: 12 P: 20		1B: 4 SF: 1 2B: 3 SAC: 0 3B: 0 DP: 0 HR: 2 HBP: 0						

PITCHER	IP	WLS	BF	H	R	ER	SO	BB	IBB	HBP	BLK	WP	HR	S	P	ERA	WHIP
44 Mike Leake, R (1, 1) ERA: 3.92	6.0	L	27	6	3	3	5	2	1	0	0	0	1	63	108	4.50	1.333
33 Jose Arredondo, R (7, 1) ERA: 3.77	0.0		3	1	1	1	0	1	1	0	0	0	0	3	12	∞	∞
45 Bill Bray, L (7, 1) ERA: 2.02	0.1		1	0	0	0	0	0	0	0	0	0	0	2	4	0.00	0.000
66 Logan Ondrusek, R (7, 1) ERA: 2.12	0.2		2	0	0	0	0	0	0	0	0	0	0	6	9	0.00	0.000
54 Aroldis Chapman, L (8, 1) ERA: 3.62	1.0		5	2	0	0	2	1	0	0	0	0	0	12	20	0.00	3.000

PITCHER	IP	WLS	BF	H	R	ER	SO	BB	IBB	HBP	BLK	WP	HR	S	P	ERA	WHIP

BOTTOM

Cincinnati Reds @ Chicago Cubs

Wrigley Field, Chicago, IL

Fri Aug 05 2011, 1:24 PM - 4:30 PM CDT

Att. 42,245 - Cloudy - 78 F

livebaseballscorecards.com

AB	31
R	4
H	9
RBI	4
BB	6
SO	7
LOB	17

WP: 0 PA: 38
PB: 0
SB: 0
CS: 0

Cincinnati Reds @ Chicago Cubs

Wrigley Field, Chicago, IL

Sat Aug 06 2011, 12:10 PM - 3:20 PM CDT

Att. 41,978 - Cloudy - 82 F

TOP

livebaseballscorecards.com

Batter	1	2	3	4	5	6	7	8	9	AB	R	H	RBI	BB	SO	LOB
6 Drew Stubbs, R (1, 8) OBP: 0.326, SLG: 0.383	C FS 85 B SI 88 F SI 88 F SL 78 B SL 80 S CU 72 2-3 K ①	B SL 79 X SI 92 1-0 G6-3 ③		B SI 90 X SI 91 1-0 G6-3 ②		C CU 73 B SL 79 D CU 72 B SI 93 F SI 92 F SL 80 S FF 90 3-3 K ③			B FF 90 F FF 90 T SL 84 B SL 84 B CH 82 F FF 90 B FF 89 4-2 29 DI 19 1B BB	4	1	0	0	1	2	2
16 Edgar Renteria, R (1, 6) OBP: 0.305, SLG: 0.316 40 Nick Masset, R (7, 1) 48 Francisco Cordero, R (8, 1) 29 Ryan Hanigan, R (9, PH) OBP: 0.343, SLG: 0.315	C SI 89 B SI 90 B SI 90 X SI 91 2-1 G6-3 ②		C SL 76 B SL 80 B SL 79 C SI 92 F SL 81 X SI 93 2-2 4 43 1B 1B	C SI 92 F SI 92 F SI 93 C SL 82 0-3 K ③			S FF 96 B SI 94 S SL 86 B FS 86 F SI 94 X SI 96 2-2 G5-3 ①		C FF 89 B CH 83 F CH 83 D CH 82 X FF 90 2-2 P5 ② 1-2	4 0 0 1	1 0 0 0	1 0 0 0	0 0 0 0	0 0 0 0	1 0 0 0	0 0 0 1
19 Joey Votto, L (1, 3) OBP: 0.430, SLG: 0.516	B SI 92 F SI 91 S SL 79 B FF 89 B CU 71 B SL 79 4-2 32 BB 4 BB BB	C SI 90 X FS 83 0-1 L8 ①	F SI 87 C SI 92 B SI 91 B FF 90 B SL 82 F SI 93 S SL 80 3-3 K ①			T SI 96 S FS 85 B FF 97 B FS 86 S FS 87 2-3 K ②			B SL 84 C SL 83 X SL 84 1-1 2-H 1B	4	0	1	1	1	2	1
4 Brandon Phillips, R (1, 4) OBP: 0.333, SLG: 0.419 21 Todd Frazier, R (5, PH) OBP: 0.324, SLG: 0.500 (5, 5)	B SI 91 S SL 77 C SL 78 F FF 92 1 SAFE F SI 92 B CU 69 B SL 80 B SL 77 4-2 32 BB 1-2 BB	X SI 91 0-0 43 1B 23 1B 1-2 1B	B SI 92 C SI 92 B SI 92 B SI 92 F SI 92 X SI 93 3-2 G6-3 ②	X SI 93 0-0 L4 ③		S SL 87 F FF 97 B FS 87 F SL 88 B SI 96 S SL 87 2-3 K ③			F FF 90 B FF 89 C CH 83 F CH 84 F FF 89 X SL 84 1-2 G5-3 ③	1 3	1 0	1 0	0 0	1 0	0 1	0 1
32 Jay Bruce, L (1, 9) OBP: 0.346, SLG: 0.484	B SI 92 B FS 83 B SI 93 B FF 91 4-0 1-2 2-3 BB	C FF 91 B SI 92 S SL 80 C SI 93 1-3 K ②						C FF 89 B SL 81 X SL 81 1-1 43 G4-3 2B		3	0	1	0	1	1	2
43 Miguel Cairo, R (1, 5) OBP: 0.338, SLG: 0.402 (5, 4)	B SI 91 C SI 92 S SL 80 S FF 93 1-3 K ③	X SI 92 0-0 23 1B 1-3 2-H 1B				B FS 86 B SI 90 B SI 88 C SI 88 C SI 89 X SI 90 3-2 G6-3 ①			X FF 89 0-0 G4-3 ① 2-3	4	0	1	1	0	1	4
23 Yonder Alonso, L (1, 7) OBP: 0.588, SLG: 0.867 33 Jose Arredondo, R (6, 1) OBP: 1.000, SLG: 1.000 7 Paul Janish, R (7, 6) OBP: 0.272, SLG: 0.283		F B SI 89 C FF 89 B FS 82 B SI 93 B SI 91 4-2 47 SH3-4 BB	F SI 92 F SL 80 B FF 91 F SI 94 B SI 92 B CU 70 F SI 92 X SI 93 3-2 1-2 3-H 1B			X SI 91 0-0 HR		D CH 83 B FF 89 X CH 82 2-0 P6 ②		2 0 1	1 0 0	2 0 0	2 0 0	1 0 0	0 0 0	0 0 1
55 Ramon Hernandez, R (1, 2) OBP: 0.353, SLG: 0.487		F SI 91 S SI 90 F SL 80 B SL 81 X SL 78 1-2 F8 ①	F SI 94 X SL 82 0-1 L8 ③			B SI 92 C SL 79 B CU 68 X FF 89 2-1 15 FC6 1B		S FF 90 S SL 85 S SL 83 0-3 K ③		4	0	1	0	0	1	4
47 Johnny Cueto, R (1, 1) OBP: 0.091, SLG: 0.032 63 Sam LeCure, R (4, 1) OBP: 0.333, SLG: 0.400 15 Fred Lewis, L (6, PH) OBP: 0.341, SLG: 0.362 (6, 7)		B FS 86 X FS 86 1-0 SH3-4 ② 1-2		C FS 85 B FF 88 X FF 89 0-2 L9 ①		C FF 91 B FF 90 C SL 79 B SI 92 X SI 92 2-2 FC6 ② 1-2f			C FF 88 C SL 81 B SL 82 B SL 83 X SL 82 2-2 F8 ①	1 0 2	0 0 0	0 0 0	0 0 0	0 0 0	0 0 0	0 0 1

Inning Stats																																			
	R: 0	E: 0	K: 2	S: 15	H: 0	LOB: 3	BB: 3	P: 32	R: 0	E: 0	K: 0	S: 8	H: 0	LOB: 1	BB: 1	P: 15	R: 2	E: 0	K: 1	S: 18	H: 4	LOB: 2	BB: 0	P: 24	R: 0	E: 0	K: 1	S: 8	H: 0	LOB: 0	BB: 0	P: 9	R: 0	E: 0	K: 1	S: 8	H: 0	LOB: 0	BB: 0	P: 14
	R: 1	E: 0	K: 1	S: 13	H: 2	LOB: 1	BB: 0	P: 23	R: 0	E: 0	K: 2	S: 11	H: 0	LOB: 0	BB: 0	P: 17	R: 0	E: 0	K: 1	S: 7	H: 1	LOB: 1	BB: 0	P: 10	R: 1	E: 0	K: 0	S: 16	H: 1	LOB: 1	BB: 1	P: 26	1B: 6	2B: 1	3B: 0	HR: 1	SF: 0	SAC: 1	DP: 0	HBP: 0	WP: 0	PB: 0	SB: 0	CS: 0	PA: 40

PITCHER	IP	WLS	BF	H	R	ER	SO	BB	IBB	HBP	BLK	WP	HR	S	P	ERA	WHIP
38 Carlos Zambrano, R (1, 1) ERA: 4.46	6.0	W	28	6	3	3	6	4	0	0	0	0	1	70	117	4.50	1.667
29 Jeff Samardzija, R (7, 1) ERA: 3.63	1.0		3	0	0	0	2	0	0	0	0	0	0	11	17	0.00	0.000
43 John Grabow, L (8, 1) ERA: 5.13	2.0		9	2	1	1	1	1	0	0	0	0	0	23	36	4.50	1.500

PITCHER	IP	WLS	BF	H	R	ER	SO	BB	IBB	HBP	BLK	WP	HR	S	P	ERA	WHIP

AB	34
R	4
H	8
RBI	4
BB	5
SO	9
LOB	17

Batter	1	2	3	4	5	6	7	8	9	AB	R	H	RBI	BB	SO	LOB
13 Starlin Castro, R (1, 6) OBP: 0.341, SLG: 0.431	B FF 90 F SI 91 C SL 79 S SI 92 1-3 K ①		B FF 92 B FF 92 B FC 89 C FF 90 X SI 92 3-1 F9 ①	X SI 94 0-0 FC4 ② 16 WP 15 1B 22 BB 1-2f 3-H	B SL 81 C SL 79 X SI 92 1-1 16 E 2B 1-3 2-H 3-H	C FF 91 B FS 85 B FS 84 T FS 82 F FF 91 F FS 86 F FS 85 F FS 84 F FS 86 2-2 F FS 86 F FS 86 X FF 90 1-2 2-H 1B				5	2	2	4	0	1	1
15 Darwin Barney, R (1, 4) OBP: 0.321, SLG: 0.362	C FF 93 X FF 93 0-1 G6-3 ②		C FF 91 B CU 76 B SL 82 F SI 93 X SL 82 2-2 G5-3 ②	1 SAFE B FF 91 C SI 94 X SI 94 1-1 22 BB 16 WP 1-2 1B	B SL 80 F FF 93 C FF 93 S SI 94 1-3 K ②	B FF 92 F FS 85 X FF 90 1-1 P4 ③				5	0	1	0	0	1	4
16 Aramis Ramirez, R (1, 5) OBP: 0.335, SLG: 0.501 3 Jeff Baker, R (7, PH) OBP: 0.309, SLG: 0.391 (8, 5)	B FF 92 F FF 93 H SI 94 2-1 22 HBP HBP		B FF 92 C FF 93 X SL 82 1-1 22 2B 1B	B FF 90 S SI 93 B FF 89 B FO 89 B SL 81 4-1 22 BB 1-2 2-3 BB	X SI 93 0-0 E6 22 2B 1B 2-H 3-H		B FF 90 X FF 94 1-0 F8 ①			2 1	2 0	2 0	1 0	1 0	0 0	0 0
22 Carlos Pena, L (1, 3) OBP: 0.347, SLG: 0.452	B CH 82 C SI 92 H FF 93 2-1 1-2 HBP		B FF 91 S CH 84 B FF 91 F SI 93 B SL 84 F SI 94 X SL 81 3-2 1-H 2B	B FF 92 B FF 93 B FF 91 C SI 92 B SI 92 4-1 1-2 2-3 3-H BB	B SL 76 D KC 74 X SI 91 2-0 1-H 2B		C SL 79 B FS 89 B SI 96 B SI 95 F SI 94 X SI 95 3-2 G3-1 ②			3	0	2	3	1	0	0
24 Marlon Byrd, R (1, 8) OBP: 0.343, SLG: 0.437	B FF 92 D SL 78 X FF 90 2-0 G6-3 ③		X SL 79 0-0 G6-3 ③	C SI 92 B SL 82 B SI 93 S SL 80 T SI 93 2-2 K ③	B SI 94 F SL 80 X FF 93 1-1 G3-1 ③		B FF 90 X FF 93 1-0 G1-3 ③			5	0	0	0	0	1	7
5 Reed Johnson, R (1, 9) OBP: 0.365, SLG: 0.535		C FF 90 X SI 93 0-1 F7 ①	B FF 90 S SL 80 B FF 91 X SI 94 2-1 12 2B 2B	C FF 90 T SL 81 B SI 93 F SI 92 X SI 92 1-2 12 E 13 2B 1B	C FF 90 C FS 85 X FS 87 0-2 E5 13 1B			C CH 90 B CU 78 B SL 87 X SL 86 2-1 G6-3 ①		5	3	2	0	0	0	0
12 Alfonso Soriano, R (1, 7) OBP: 0.283, SLG: 0.462		B FF 91 F CU 76 F SI 93 B SL 81 F SI 94 B SI 94 F SL 78 B FF 94 4-2 18 G6-4-3 BB	B SL 81 F SI 91 X SI 91 1-1 18 1B 13 FC4 2B 2-H	F SL 80 C FF 93 B FF 91 F FF 94 F SL 79 X SL 81 1-2 E7 13 2B 1B 1-3	B FF 92 B SL 81 B FF 91 B FF 90 4-0 13 1B BB			C FF 91 X CU 79 0-1 P3 ②		3	2	2	1	2	0	0
18 Geovany Soto, R (1, 2) OBP: 0.329, SLG: 0.420		B FF 90 C SL 83 B SI 92 B FF 91 X SI 95 3-1 G6-4-3 ②③ 1-2f	X FC 90 0-0 13 FC4 2-3 1B	T SL 81 B SI 92 F SI 92 B SI 92 B SL 80 B SL 81 4-2 13 2B 16 1B BB	B FF 91 C FS 83 C FS 84 S FS 86 1-3 K ①			C CU 77 C SL 86 F CU 78 F FF 93 B FF 91 B SL 86 B CU 79 S SL 86 3-3 K ③		4	1	1	0	1	2	3
38 Carlos Zambrano, S (1, 1) OBP: 0.364, SLG: 0.524 21 Tyler Colvin, L (6, PH) OBP: 0.189, SLG: 0.274 29 Jeff Samardzija, R (7, 1) 43 John Grabow, L (8, 1)			C SI 92 B SI 93 X CH 83 1-1 HR	B SI 93 F SL 84 S SL 83 S SL 81 1-3 K ①	F SI 93 S SI 92 F SI 93 F SI 93 S SL 79 0-3 K ①	B FS 83 S FS 85 X FS 85 1-1 F4 ②				3 1 0 0	1 0 0 0	1 0 0 0	1 0 0 0	0 0 0 0	2 0 0 0	5 2 0 0
Inning Stats	R: 0 E: 0 K: 1 S: 8 H: 0 LOB: 2 BB: 0 P: 15	R: 0 E: 0 K: 0 S: 8 H: 0 LOB: 0 BB: 1 P: 15	R: 2 E: 0 K: 0 S: 14 H: 3 LOB: 1 BB: 0 P: 24	R: 3 E: 0 K: 2 S: 16 H: 4 LOB: 3 BB: 2 P: 31	R: 5 E: 2 K: 2 S: 25 H: 5 LOB: 1 BB: 1 P: 36	R: 1 E: 1 K: 1 S: 20 H: 1 LOB: 2 BB: 1 P: 29	R: 0 E: 0 K: 0 S: 5 H: 0 LOB: 0 BB: 0 P: 10	R: 0 E: 0 K: 1 S: 9 H: 0 LOB: 0 BB: 0 P: 14		1B: 7 2B: 5 3B: 0 HR: 1 SF: 0 SAC: 0 DP: 1 HBP: 2				WP: 1 PB: 0 SB: 0 CS: 0 PA: 44		

PITCHER		IP	WLS	BF	H	R	ER	SO	BB	IBB	HBP	BLK	WP	HR	S	P	ERA	WHIP
47 Johnny Cueto, R ERA: 2.06	(1, 1)	3.2	L	22	7	5	5	2	3	0	2	0	1	1	43	80	12.27	2.727
63 Sam LeCure, R ERA: 3.21	(4, 1)	1.1		10	5	5	5	3	1	0	0	0	0	0	28	41	33.75	4.500
33 Jose Arredondo, R ERA: 3.64	(6, 1)	1.0		6	1	1	0	1	1	0	0	0	0	0	20	29	0.00	2.000
40 Nick Masset, R ERA: 3.64	(7, 1)	1.0		3	0	0	0	0	0	0	0	0	0	0	5	10	0.00	0.000
48 Francisco Cordero, R ERA: 2.51	(8, 1)	1.0		3	0	0	0	1	0	0	0	0	0	0	9	14	0.00	0.000

PITCHER	IP	WLS	BF	H	R	ER	SO	BB	IBB	HBP	BLK	WP	HR	S	P	ERA	WHIP

BOTTOM

Cincinnati Reds @ Chicago Cubs

Wrigley Field, Chicago, IL

Sat Aug 06 2011, 12:10 PM - 3:20 PM CDT

Att. 41,978 - Cloudy - 82 F

livebaseballscorecards.com

AB	37
R	11
H	13
RBI	10
BB	5
SO	7
LOB	22

Batter	1	2	3	4	5	6	7	8	9	AB	R	H	RBI	BB	SO	LOB
17 Dave Sappelt, R (1, 7) OBP: 0.200, SLG: 0.200	X FF 88 0-0 ① L8		C CU 81 F SI 88 B SI 88 X SL 82 1-2 ① G6-3		C SL 82 X SI 86 0-1 ① 16 HR 1B		C SL 81 B SL 81 C CH 80 X CU 82 1-2 ② G5-3		B FF 94 B FF 93 F FF 94 B FF 95 F FF 94 C FF 94 3-3 ① K	5	1	1	0	0	1	0
16 Edgar Renteria, R (1, 6) OBP: 0.302, SLG: 0.328	C FF 88 B SI 87 B FF 89 X SI 88 2-1 ② G5-3		B CU 80 B SL 82 X SI 88 2-0 ② F9		1 SAFE 1 SAFE P PO 81 1 SAFE X FF 87 1-0 1-H HR		C SI 87 B CH 81 B CH 81 B FC 86 C SI 86 X SL 82 3-2 ③ F7		S SL 86 F SL 88 S FF 98 0-3 ② K	5	1	1	2	0	1	0
19 Joey Votto, L (1, 3) OBP: 0.430, SLG: 0.517	B SI 88 X SI 88 1-0 ③ F7		S CH 82 S SL 86 B FC 86 X CH 82 1-2 ③ G5-3		C CH 82 C FF 88 X FC 87 0-2 21 G6-4-3 1B			B CU 76 X SL 87 1-0 21 2B 2B	B SL 88 B FF 98 B SL 88 C FF 97 C SL 88 S FS 89 3-3 ③ K	5	1	2	0	0	1	0
32 Jay Bruce, L (1, 9) OBP: 0.345, SLG: 0.481		X SI 86 0-0 ① F7		B CH 80 B SL 81 X SI 86 2-0 21 HR 1B	C SI 87 1 SAFE S CH 81 1 SAFE D SL 84 S CH 81 1-3 ① K			C CU 77 F FF 93 B FF 92 F FF 93 S CU 77 1-3 ① K		4	1	1	0	0	2	2
21 Todd Frazier, R (1, 5) OBP: 0.342, SLG: 0.618		C FF 88 B SI 87 B SI 87 X SL 82 2-1 ② F9		1 SAFE X SI 87 0-0 1-H HR	B SL 83 F CH 82 F CH 81 B FF 89 X SL 81 2-2 ②③ G6-4-3 1-2f			B FF 93 F SL 85 B FF 92 S SL 86 X CU 76 2-2 2-H 29 1B 2B		4	2	2	3	0	0	1
6 Drew Stubbs, R (1, 8) OBP: 0.329, SLG: 0.391		X SI 87 0-0 HR		C SL 82 X SL 84 0-1 29 G6-3 7 WP 29 S 1B		C SL 81 X SI 87 0-1 ① G5-3		B SL 86 C SL 86 B FF 92 B CU 76 C SL 84 B CU 75 4-2 29 1B 23 G5-2-3 BB		3	2	2	1	1	0	0
29 Ryan Hanigan, R (1, 2) OBP: 0.346, SLG: 0.319		X FF 88 0-0 7 BB 1B		1 SAFE 1 SAFE B FF 88 C SI 87 C SL 81 X SL 81 1-2 ① G6-3 1-3		C SI 87 B CH 80 F CH 80 B SL 85 X SL 82 2-2 ② G5-3		C SL 85 B FF 92 B SL 84 F SL 85 F SL 85 X CU 77 2-2 7 BB 1-3 2-H 1B		4	0	2	1	0	0	1
7 Paul Janish, R (1, 4) OBP: 0.275, SLG: 0.281		B SL 84 B SI 88 D SL 84 B SI 88 4-0 1-2 BB		B CH 82 C SI 88 B SL 81 X FF 88 2-1 ② G6-3 3-H		X SI 86 0-0 ③ F9		P PO 85 B SI 94 F FF 95 B SI 95 C SL 85 B SI 96 4-2 1-2 BB		2	0	0	0	2	0	0
61 Bronson Arroyo, R (1, 1) OBP: 0.146, SLG: 0.195 15 Fred Lewis, L (7, PH) OBP: 0.339, SLG: 0.360 66 Logan Ondrusek, R (7, 1) 45 Bill Bray, L (7, 1) 40 Nick Masset, R (7, 1) 23 Yonder Alonso, L (8, PH) OBP: 0.556, SLG: 0.813 54 Aroldis Chapman, L (8, 1) 48 Francisco Cordero, R (9, 1)		C SL 83 S SL 81 B FC 87 B SL 82 F CU 81 D SL 83 X SL 82 3-2 ③ P3		B SI 88 F SI 88 B SI 87 B SI 87 X FC 86 3-1 ③ F7			B SI 85 X CH 85 1-0 ① G3	X SI 98 0-0 ②③ G5-2-3 3-Hf		2 1 0 0 0 1 0 0 0	0 0 0 0 0 0 0 0 0	0 0 0 0 0 0 0 0 0	0 0 0 0 0 0 0 3 0	0 0 0 0 0 0 0 0 0	0 0 0 0 0 0 0 0 0	2 0 0 0 0 0 0 0 0
Inning Stats	R: 0 E: 0 K: 0 S: 4 H: 0 LOB: 0 BB: 0 P: 7	R: 1 E: 0 K: 0 S: 9 H: 2 LOB: 2 BB: 1 P: 18	R: 0 E: 0 K: 0 S: 7 H: 0 LOB: 0 BB: 0 P: 11	R: 3 E: 0 K: 0 S: 11 H: 3 LOB: 0 BB: 0 P: 19	R: 2 E: 0 K: 1 S: 13 H: 3 LOB: 0 BB: 0 P: 16	R: 0 E: 0 K: 0 S: 6 H: 0 LOB: 0 BB: 0 P: 8	R: 0 E: 0 K: 0 S: 7 H: 0 LOB: 0 BB: 0 P: 12	R: 2 E: 0 K: 1 S: 18 H: 3 LOB: 2 BB: 2 P: 31	R: 0 E: 0 K: 3 S: 9 H: 0 LOB: 0 BB: 0 P: 15	1B: 6 2B: 2 3B: 0 HR: 3 SF: 0 SAC: 0 DP: 2 HBP: 0					WP: 1 PB: 0 SB: 1 CS: 0	PA: 39	

PITCHER		IP	WLS	BF	H	R	ER	SO	BB	IBB	HBP	BLK	WP	HR	S	P	ERA	WHIP
36 Randy Wells, R	(1, 1)	7.0		29	8	6	6	1	1	0	0	0	1	3	57	91	7.71	1.286
ERA: 6.05																		
45 Sean Marshall, L	(8, 1)	0.1	L	5	3	2	2	1	1	0	0	0	0	0	14	24	54.00	12.000
ERA: 3.04																		
29 Jeff Samardzija, R	(8, 1)	1.2		5	0	0	0	3	1	0	0	0	0	0	13	22	0.00	0.600
ERA: 3.53																		

PITCHER	IP	WLS	BF	H	R	ER	SO	BB	IBB	HBP	BLK	WP	HR	S	P	ERA	WHIP

TOP

Cincinnati Reds @ Chicago Cubs

Wrigley Field, Chicago, IL

Sun Aug 07 2011, 1:22 PM - 4:38 PM CDT

Att. 39,619 - Sunny - 84 F

livebaseballscorecards.com

AB	36
R	8
H	11
RBI	7
BB	3
SO	5
LOB	9

Batter	1	2	3	4	5	6	7	8	9	AB	R	H	RBI	BB	SO	LOB
13 Starlin Castro, R (1, 6) OBP: 0.342, SLG: 0.437	C SL 74 B SI 89 F SI 88 B SI 90 F SI 89 X SI 90 2-2 ① F9	F CH 80 B SI 88 X CH 79 1-1 HR	C SI 87 B SI 88 B SI 88 C SI 88 F SL 77 F SL 76 X CU 71 2-2 ① F7	C FC 90 X FC 90 0-1 16 FC5-4 24 2B 1 1B 1-3 1B	C FF 100 F SL 90 B FF 101 S FF 100 1-3 ③ K		5	2	2	1	0	1	0
1 Tony Campana, L (1, 7) OBP: 0.308, SLG: 0.333	C SI 88 C SL 75 B SI 88 B SL 75 C SL 74 2-3 ② K	C SL 72 F SI 89 X SI 89 0-2 ① G6-3	B SI 88 S CH 80 X SI 88 1-1 ② B1	L FF 91 B FF 91 B FC 90 F FC 90 X CU 78 2-2 16 FC5-4 1B 1-2 3-H	C FF 94 B FF 95 B FF 94 S FF 93 B FF 95 X FF 95 3-2 ① G6-3		5	0	1	1	0	1	0
16 Aramis Ramirez, R (1, 5) OBP: 0.331, SLG: 0.495	B SI 88 X FF 89 1-0 ③ F8	B SI 88 B SI 88 X CH 78 2-0 ② F7	X CH 76 0-0 ③ P4	S FF 90 B FC 92 X SI 90 1-1 ① FC5-4 24 2B 18 WP 1-2f 2-3	B SL 88 B SL 89 S SL 90 X SL 89 2-1 ② P5		5	1	0	0	0	0	2
22 Carlos Pena, L (1, 3) OBP: 0.345, SLG: 0.447	B SI 87 C SI 87 X SL 74 1-1 ① F8	C SL 73 B SI 88 F SI 87 F SI 89 B SI 89 F SI 88 B CH 77 B CH 76 4-2 24 2B BB	S SL 75 F SL 76 B SI 85 S SI 90 1-3 ① K	F SL 86 B SL 86 C SL 85 F SL 87 D SL 87 C FF 93 2-3 ② K	C CH 87 B CH 87 F CH 87 B FF 96 X CH 87 2-2 ③ G3-1		4	1	0	0	1	2	2
24 Marlon Byrd, R (1, 8) OBP: 0.352, SLG: 0.449	X SI 88 0-0 21 BB 9 1B 1B	C CU 68 B SL 75 F SL 74 B SL 77 X CU 71 2-2 1-H 2B	B SI 88 B SI 88 C SI 89 B SI 88 C CH 79 B CU 71 4-2 9 HR BB	B SI 94 B SI 96 C SI 94 B SL 82 X SI 95 3-1 18 WP 1-3 3-H 2B			3	1	3	2	1	0	0
9 Blake DeWitt, L (1, 4) OBP: 0.296, SLG: 0.411 45 Sean Marshall, L (8, 1) 29 Jeff Samardzija, R (8, 1)	B SI 87 B SL 74 B SL 72 C SI 88 C SI 87 X SI 88 3-2 21 BB 1-2 1B	B CU 71 C CH 78 C SI 89 X FF 89 1-2 ③ G3	C SI 89 S CH 78 B SI 89 X SI 89 1-2 1-H HR	I IN 78 I IN 80 I IN 78 I IN 79 4-0 18 WP IBB			3 0 0	1 0 0	2 0 0	2 0 0	1 0 0	0 0 0	1 0 0
18 Geovany Soto, R (1, 2) OBP: 0.325, SLG: 0.414	B SI 89 X SI 88 1-0 ② F7	S CH 80 B SI 88 B SL 76 X CU 70 2-1 ① F7	B SI 89 C SL 73 B SI 88 C SI 88 S CH 76 2-3 ② K	B SL 82 S FF 94 B FF 93 F SI 95 S SL 84 2-3 ③ K 1-2 2-3 3-H			4	0	0	0	0	2	4
21 Tyler Colvin, L (1, 9) OBP: 0.192, SLG: 0.269 3 Jeff Baker, R (8, PH) OBP: 0.307, SLG: 0.389 (9, 9)	B CH 79 B SI 89 C SI 88 F CH 78 F FF 89 B SI 90 B CH 78 4-2 1-2 2-3 BB	S CU 71 F SI 88 B SI 89 F SI 89 X CH 82 1-2 ② G4-3	B SI 87 S CU 71 X CH 75 1-1 ③ G4-3	B FF 98 C FF 95 F FF 98 F SL 89 B FF 98 F SL 87 F FF 98 B FF 100 S FF 98 3-3 ① K			2 1	0 0	0 0	0 0	1 0	0 1	0 0
36 Randy Wells, R (1, 1) OBP: 0.167, SLG: 0.167 5 Reed Johnson, R (7, PH) OBP: 0.368, SLG: 0.535 15 Darwin Barney, R (8, 4) OBP: 0.321, SLG: 0.361	C SL 75 F SI 88 F SI 89 F SL 76 T SL 76 0-2 ③ K	C CH 79 F SI 88 B SI 86 X SI 86 1-2 ③ P3	H CU 76 1-0 13 1B 1 1B HBP	C FF 98 B FF 99 F FF 97 F FF 100 B FF 100 B SL 90 S FF 99 3-3 ② K			2 0 1	0 1 0	0 0 0	0 0 0	1 0 1	3 0 0
Inning Stats	R: 0 H: 0 E: 0 LOB: 0 K: 1 BB: 0 S: 8 P: 13	R: 0 H: 2 E: 0 LOB: 3 K: 1 BB: 1 S: 15 P: 24	R: 2 H: 2 E: 0 LOB: 1 K: 0 BB: 1 S: 16 P: 26	R: 0 H: 0 E: 0 LOB: 0 K: 0 BB: 0 S: 9 P: 13	R: 0 H: 0 E: 0 LOB: 0 K: 0 BB: 0 S: 8 P: 11	R: 2 H: 1 E: 0 LOB: 0 K: 2 BB: 1 S: 13 P: 22	R: 3 H: 3 E: 0 LOB: 2 K: 2 BB: 1 S: 16 P: 31	R: 0 H: 0 E: 0 LOB: 0 K: 3 BB: 0 S: 13 P: 20	R: 0 H: 0 E: 0 LOB: 0 K: 0 BB: 0 S: 8 P: 15	1B: 4 2B: 2 3B: 0 HR: 2	SF: 0 SAC: 0 DP: 0 HBP: 1		WP: 1 PB: 0 SB: 0 CS: 0	PA: 40			

BOTTOM

Cincinnati Reds @ Chicago Cubs

Wrigley Field, Chicago, IL

Sun Aug 07 2011, 1:22 PM - 4:38 PM CDT

Att. 39,619 - Sunny - 84 F

livebaseballscorecards.com

AB	35
R	7
H	8
RBI	6
BB	4
SO	9
LOB	12

PITCHER		IP	WLS	BF	H	R	ER	SO	BB	IBB	HBP	BLK	WP	HR	S	P	ERA	WHIP
61 Bronson Arroyo, R ERA: 5.48	(1, 1)	6.0		26	5	4	4	4	3	0	0	0	0	2	69	109	6.00	1.333
66 Logan Ondrusek, R ERA: 2.63	(7, 1)	0.1	H	4	2	3	3	0	0	0	1	0	0	0	7	11	81.00	6.000
45 Bill Bray, L ERA: 2.0	(7, 1)	0.1	H	1	0	0	0	1	0	0	0	0	0	0	4	6	0.00	0.000
40 Nick Masset, R ERA: 3.62	(7, 1)	0.1	W	3	1	0	0	1	0	1	0	0	1	0	5	14	0.00	3.000
54 Aroldis Chapman, L ERA: 3.51	(8, 1)	1.0	H	3	0	0	0	3	0	0	0	0	0	0	13	20	0.00	0.000

PITCHER		IP	WLS	BF	H	R	ER	SO	BB	IBB	HBP	BLK	WP	HR	S	P	ERA	WHIP
48 Francisco Cordero, R ERA: 2.45	(9, 1)	1.0	S	3	0	0	0	0	0	0	0	0	0	0	8	15	0.00	0.000

Colorado Rockies @ Cincinnati Reds

Great American Ball Park, Cincinnati, OH

Mon Aug 08 2011, 7:12 PM - 11:56 PM EDT

Att. 27,055 - Partly Cloudy - 86 F

TOP

livebaseballscorecards.com

Batter	1	2	3	4	5	6	7	8	9	AB	R	H	RBI	BB	SO	LOB
Dexter Fowler, S (1, 8) OBP: 0.366, SLG: 0.401	C SI 93 C KC 80 B SI 93 B FF 92 B FF 93 X FF 93 3-2 F8 ①	1 SAFE B KC 78 B KC 78 B SI 91 C FF 93 F FF 93 X KC 78 3-2 G3-1 ③		B SI 86 S CH 81 B FF 88 S SI 89 F SI 90 B FF 91 B CH 81 4-2 14 S BB		C FF 91 B FS 84 S FS 85 S FS 85 1-3 K ①		B FF 90 F FF 88 X SL 84 1-1 5 HR 1B	T FS 87 C SL 79 B SL 83 X FS 88 1-2 14 2B 1B	5	2	2	0	1	1	1
14 Mark Ellis, R (1, 4) OBP: 0.270, SLG: 0.326	C FF 93 B SL 90 F SL 88 B SI 93 B FF 94 F FF 92 X SI 94 3-2 F8 ②		C FF 92 X KC 79 0-1 17 1B 17 1B 1B	B FF 89 1 SAFE C SL 79 F SL 80 H SI 88 2-2 1-2 HBP		C FF 92 S FS 86 X FF 92 0-2 F9 ②		X FF 90 0-0 B3 ①	1 SAFE B SI 93 C SI 92 1 SAFE X FF 91 1-1 1-H 2B	5	1	2	1	0	0	1
5 Carlos González, L (1, 9) OBP: 0.356, SLG: 0.490	C SI 94 H FF 94 1-1 HBP		B SI 91 X KC 79 1-0 P4 ①	C KC 73 B SI 92 S KC 71 C SI 91 1-3 K ③		B FS 84 B FS 85 X FS 83 2-0 2 BB 1B		F SL 82 B FF 88 B SL 84 X SL 84 2-1 1-H HR	S SL 80 B FF 92 B FF 93 X FS 86 2-1 F7 ③	5	1	2	2	0	1	4
2 Troy Tulowitzki, R (1, 6) OBP: 0.367, SLG: 0.529	C FF 93 X SL 88 0-1 P3 ③		1 SAFE X SL 87 0-0 P4 ②		B FF 87 B SL 80 X SI 90 2-0 17 HR 1B	1 SAFE B SL 85 1 SAFE B SL 84 B FS 85 B SL 83 4-0 1-2 BB		B CH 84 B FF 91 X FF 91 2-0 7 E 2B		4	1	2	0	1	0	2
17 Todd Helton, L (1, 3) OBP: 0.392, SLG: 0.484		F FF 92 B CH 87 X CH 86 1-1 7 HR 1B	1 SAFE S FF 92 F FF 92 P PO 86 B SL 81 F SL 86 F FF 92 F FF 93 B SL 90 3-2 X KC 79 1-H 7 HR 1B		S FF 89 B FF 89 C SI 87 F FF 92 B FF 92 X FF 90 2-2 1-H HR	C FF 92 C SL 85 B FF 91 B SL 86 D FS 87 X FS 84 3-2 G3-1 ③		D SL 86 C FF 91 C SI 92 X SL 86 1-2 G6-3 ②		5	3	3	3	0	0	3
7 Seth Smith, L (1, 7) OBP: 0.335, SLG: 0.491		B SI 93 X SI 92 1-0 1-H HR	B KC 78 F FF 94 X FF 93 1-1 1-H HR		B KC 71 B KC 72 B SI 88 B SI 89 4-0 20 G3-6-1 21 BB BB		B FS 85 B FF 91 C FF 91 F FF 90 S FS 86 2-3 K ①	B SL 85 X SI 92 1-0 E4 2-3		4	2	2	4	1	1	1
21 Ty Wigginton, R (1, 5) OBP: 0.332, SLG: 0.464		X FF 94 0-0 1B	B FF 95 S SL 89 F SL 90 B FF 93 B SL 89 F FF 93 X FF 93 3-2 F7 ③		1 SAFE S SL 79 C SI 87 D SL 80 B SL 75 B FF 90 B SI 89 4-2 20 G3-6-1 1-2 BB BB		B SL 84 B SL 84 C FS 86 B FS 85 C FF 91 B FS 87 4-2 20 S BB	F FF 91 B CH 82 X FF 91 1-1 P3 ③		3	0	1	0	2	0	2
20 Chris Iannetta, R (1, 2) OBP: 0.384, SLG: 0.432		S SL 87 F SL 86 B FF 93 1 SAFE B FF 92 1 SAFE S SL 87 2-3 K ①		B FF 88 X FF 88 1-0 F8 ①	S SL 80 C FF 89 X SI 90 0-2 G3-6-1 ①② 1-2f 2-3		B FF 91 B SL 82 B SL 83 C FF 90 F FF 90 1 SAFE S FS 85 3-3 1-2 K ②		B SI 90 F FF 92 B SL 80 F SI 93 S SL 81 2-3 K ①	5	0	0	0	0	3	4
46 Jason Hammel, R (1, 1) 10 Chris Nelson, R (5, PH) 51 Matt Reynolds, L (6, 1) 56 Josh Roenicke, R (6, 1) 9 Ian Stewart, L (7, PH) 49 Rex Brothers, L (7, 1) 34 Matt Belisle, R (7, 1) 63 Rafael Betancourt, R (8, 1) 1 Eric Young Jr., S (8, PH) 16 Huston Street, R (9, 1)		C B SL 86 F FF 90 L KC 79 1-3 K ②		C FF 86 C FF 91 C SI 90 0-3 ②	C SL 80 B SI 90 B SL 79 C FF 91 X SI 89 2-2 G1-3 ③	C FS 83 B FF 91 2 SAFE S FS 86 D FS 86 X SL 85	2-2 F8 ③		C SI 93 C SL 81 F FS 87 F SL 81 B SI 94 F SI 93 X FS 88 1-2 G3 ②	2 0 0 0 0 2 1 1 0 0 0 0 0 1 0 0 0 0 0 0 0 0 0 0 0 0 0 0 1 0 0 0 0 0 1 0 0 0 0 0 0 0 0 0 0 0 0 0 0 0 0 0 0 0 0 0 1 0 0 0 0 0 0 0 0 0 0 0 0 0						

Inning Stats																							
	R: 0 E: 0 K: 0 S: 10	H: 0 LOB: 1 BB: 0 P: 17	R: 2 E: 0 K: 2 S: 13	H: 3 LOB: 1 BB: 0 P: 21	R: 3 E: 0 K: 0 S: 17	H: 3 LOB: 0 BB: 0 P: 24	R: 0 E: 0 K: 2 S: 12	H: 0 LOB: 2 BB: 1 P: 20	R: 2 E: 0 K: 0 S: 13	H: 2 LOB: 1 BB: 2 P: 27	R: 0 E: 0 K: 1 S: 10	H: 1 LOB: 2 BB: 1 P: 20	R: 0 E: 0 K: 2 S: 11	H: 0 LOB: 1 BB: 1 P: 22	R: 2 E: 1 K: 0 S: 12	H: 3 LOB: 2 BB: 0 P: 20	R: 1 E: 0 K: 1 S: 16	H: 2 LOB: 1 BB: 0 P: 23	1B: 8 2B: 2 3B: 0 HR: 4	SF: 0 SAC: 0 DP: 1 HBP: 2	WP: 0 PB: 0 SB: 2 CS: 0	PA: 48

	AB	41
	R	10
	H	14
	RBI	10
	BB	5
	SO	8
	LOB	21

PITCHER		IP	WLS	BF	H	R	ER	SO	BB	IBB	HBP	BLK	WP	HR	S	P	ERA	WHIP
34 Homer Bailey, R ERA: 4.72	(1, 1)	3.0		16	6	5	5	2	0	0	1	0	0	2	40	62	15.00	2.000
63 Sam LeCure, R ERA: 3.42	(4, 1)	2.0		11	2	2	2	2	3	0	1	0	0	1	25	47	9.00	2.500
33 Jose Arredondo, R ERA: 3.41	(6, 1)	2.0		9	1	0	0	3	2	0	0	0	0	0	21	42	0.00	1.500
45 Bill Bray, L ERA: 2.43	(8, 1)	1.0	L	7	3	2	2	0	0	0	0	0	0	1	12	20	18.00	3.000
40 Nick Masset, R ERA: 3.72	(9, 1)	1.0		5	2	1	1	1	0	0	0	0	0	0	16	23	9.00	2.000

PITCHER	IP	WLS	BF	H	R	ER	SO	BB	IBB	HBP	BLK	WP	HR	S	P	ERA	WHIP

Colorado Rockies @ Cincinnati Reds

Great American Ball Park, Cincinnati, OH

Mon Aug 08 2011, 7:12 PM - 11:56 PM EDT

Att. 27,055 - Partly Cloudy - 86 F

livebaseballscorecards.com

BOTTOM

Batter	1	2	3	4	5	6	7	8	9	AB	R	H	RBI	BB	SO	LOB
15 Fred Lewis, L (1, 7) OBP: 0.339, SLG: 0.355 17 Dave Sappelt, R (7, PH) OBP: 0.286, SLG: 0.286 (8, 7)	B FF 91 B CH 85 B FF 92 C FF 92 B FF 93 4-1 19 BB 32 HR BB	B CU 77 X CH 86 1-0 G4-3	C SL 83 B CU 78 C CU 78 B FF 94 X CU 79 2-2 G4-3	F FF 94 B SL 82 C FF 94 F SL 84 X SL 86 1-2 32 G4-3 19 BB 1B	C SI 89 C SI 89 S SL 83 0-3 K	2 1 0 0 1 0 1 2 0 1 0 0 1 0										
16 Edgar Renteria, R (1, 6) OBP: 0.300, SLG: 0.330	C FF 92 X FF 92 0-1 F7	S FF 92 F FF 92 B SL 83 X FF 92 1-2 32 1B 2B	C KC 78 B FF 89 X CH 84 1-1 G5-3	1 SAFE X FF 94 0-0 F9	B SI 88 B SI 88 C SI 89 F SL 83 S SL 83 2-3 K	5 1 1 0 0 1 2										
19 Joey Votto, L (1, 3) OBP: 0.432, SLG: 0.515	C FF 93 B CH 87 B FF 93 B CU 77 1 SAFE B FF 92 4-1 32 HR 1-2 BB	C FF 92 B CU 77 B CH 86 X FF 93 2-1 F7	B FF 90 C FF 88 B KC 80 B CH 81 B KC 79 4-1 32 F9-6 BB	C SL 83 B FF 92 1 SAFE B SL 84 F FF 93 1 SAFE B FF 94 B SL 84 4-2 32 G4-3 1-2 BB		1 1 0 0 3 0 1										
32 Jay Bruce, L (1, 9) OBP: 0.346, SLG: 0.489	F FF 93 C FF 94 F FF 94 X SL 84 0-2 1-H 2-H HR	B CH 87 X FF 93 1-0 6 HR 2-H 1B	B FF 90 X KC 78 1-0 F9-6 1-2	F FF 93 B FF 94 X SL 84 1-1 G4-3 1-2 2-3		4 2 2 4 0 0 3										
21 Todd Frazier, R (1, 5) OBP: 0.310, SLG: 0.553 45 Bill Bray, L (8, 1) 40 Nick Masset, R (9, 1)	X FF 94 0-0 G4-3	C FF 94 F FF 93 B FF 93 F FF 93 D CU 80 S CH 85 2-3 K	C CU 78 B SI 93 C SI 94 B SL 86 S SL 85 2-3 K	B FF 89 F FF 89 S SL 83 X FF 90 1-2 P3		4 0 0 0 0 2 3 0 0 0 0 0 0 0 0 0 0 0 0 0 0										
6 Drew Stubbs, R (1, 8) OBP: 0.329, SLG: 0.397	C FF 93 F CH 86 C FF 94 0-3 K	X FF 92 0-0 1-H HR	S CU 78 X SL 85 0-1 L7	L SL 80 B SL 81 B FF 92 S FF 92 C FF 91 2-3 K		4 1 1 2 0 2 0										
55 Ramon Hernandez, R (1, 2) OBP: 0.355, SLG: 0.485	B FF 94 C SL 84 F FF 92 F FF 93 F FF 94 H CU 76 2-2 34 SH1-4 HBP	B CU 78 X FF 93 1-0 G3	B FF 94 C SI 94 X FF 94 1-1 1B	C SL 81 B FF 92 C SL 81 F FC 92 B FF 92 S FF 91 2-3 K		3 0 1 0 0 1 0										
7 Paul Janish, R (1, 4) OBP: 0.271, SLG: 0.277	X FF 93 0-0 F8	B SL 83 C SL 84 B FF 92 B SL 83 X FF 92 3-1 L4	X SL 86 0-0 P5	C SL 82 S FF 92 B FC 91 B SL 80 S FF 91 2-3 K		4 0 0 0 0 1 2										
34 Homer Bailey, R (1, 1) OBP: 0.238, SLG: 0.250 63 Sam LeCure, R (4, 1) OBP: 0.286, SLG: 0.333 33 Jose Arredondo, R (6, 1) OBP: 1.000, SLG: 1.000 4 Brandon Phillips, R (7, PH) OBP: 0.334, SLG: 0.427 43 Miguel Cairo, R (8, 5) OBP: 0.337, SLG: 0.400	X FF 93 0-0 SH1-4 1-2	B FF 92 B FF 92 B FF 92 C FF 91 C FF 91 X FF 92 3-2 G1	X FF 94 0-0 HR	C SI 89 B SI 89 B SI 82 X SI 88 2-1 F8		0 0 0 0 0 0 0 1 0 0 0 0 0 0 0 0 0 0 0 0 0 1 1 1 1 0 0 0 1 0 0 0 0 0 0										
Inning Stats	R: 3 E: 0 K: 1 S: 12 H: 1 LOB: 0 BB: 2 P: 20	R: 0 E: 0 K: 0 S: 7 H: 0 LOB: 1 BB: 0 P: 10	R: 3 E: 0 K: 1 S: 12 H: 3 LOB: 0 BB: 0 P: 19	R: 0 E: 0 K: 0 S: 8 H: 0 LOB: 0 BB: 0 P: 16	R: 0 E: 0 K: 0 S: 4 H: 0 LOB: 0 BB: 1 P: 10	R: 0 E: 0 K: 1 S: 8 H: 1 LOB: 1 BB: 0 P: 11	R: 1 E: 0 K: 0 S: 13 H: 2 LOB: 2 BB: 1 P: 20	R: 0 E: 0 K: 3 S: 10 H: 0 LOB: 0 BB: 0 P: 16	R: 0 E: 0 K: 2 S: 8 H: 0 LOB: 0 BB: 0 P: 12	1B: 3 2B: 2 3B: 0 HR: 3 SF: 0 SAC: 1 DP: 1 HBP: 1						

	AB	32
	R	7
	H	7
	RBI	7
	BB	4
	SO	8
	LOB	12

	WP: 0	PA: 38
	PB: 0	
	SB: 0	
	CS: 0	

PITCHER		IP	WLS	BF	H	R	ER	SO	BB	IBB	HBP	BLK	WP	HR	S	P	ERA	WHIP
46 Jason Hammel, R ERA: 5.14	(1, 1)	4.0		19	4	6	6	2	2	0	1	0	0	2	39	65	13.50	1.500
51 Matt Reynolds, L ERA: 3.63	(5, 1)	1.0		3	0	0	0	0	1	0	0	0	0	0	4	10	0.00	1.000
56 Josh Roenicke, R ERA:	(6, 1)	1.0	H	4	1	0	0	1	0	0	0	0	0	0	8	11	0.00	1.000
49 Rex Brothers, L ERA: 4.44	(7, 1)	0.2	B	5	2	1	1	0	1	0	0	0	0	1	10	16	13.50	4.500
34 Matt Belisle, R ERA: 3.78	(7, 1)	0.1	W	1	0	0	0	0	0	0	0	0	0	0	3	4	0.00	0.000

PITCHER		IP	WLS	BF	H	R	ER	SO	BB	IBB	HBP	BLK	WP	HR	S	P	ERA	WHIP
63 Rafael Betancourt, R ERA: 3.69	(8, 1)	1.0	H	3	0	0	0	3	0	0	0	0	0	0	10	16	0.00	0.000
16 Huston Street, R ERA: 4.06	(9, 1)	1.0	S	3	0	0	0	2	0	0	0	0	0	0	8	12	0.00	0.000

Colorado Rockies @ Cincinnati Reds

Great American Ball Park, Cincinnati, OH

Tue Aug 09 2011, 7:10 PM - 10:07 PM EDT

Att. 17,378 - Clear - 84 F

TOP

livebaseballscorecards.com

Batter	1	2	3	4	5	6	7	8	9	AB	R	H	RBI	BB	SO	LOB
1 Eric Young Jr., S (1, 7) OBP: 0.306, SLG: 0.253	B FF 86 C FF 87 L FF 87 S SL 81 1-3 ① K			L SI 85 X SL 77 0-1 ① G5-3	D CU 79 S CU 74 F FF 90 F FF 90 X CU 76 1-2 ② FC5-2 1B 1-2 2-3 3-Hf			C SI 88 B CU 76 F SI 88 B CU 78 F CU 77 B FF 88 F CH 82 X FF 85 3-2 ① F7		4	0	0	0	0	1	3
56 Josh Roenicke, R (8, 1)										0	0	0	0	0	0	0
49 Rex Brothers, L (8, 1)										0	0	0	0	0	0	0
63 Rafael Betancourt, R (9, 1)										0	0	0	0	0	0	0
Dexter Fowler, S (1, 8) OBP: 0.368, SLG: 0.402	C FF 87 S FF 88 B SL 80 X FF 89 1-2 ② G4-3			X SI 88 0-0 5 FC6-4 1B	B CU 76 X CU 73 1-0 1-2 2-3 3-H 1B			C CH 78 T CU 76 C FF 90 0-3 ② K		4	0	2	1	0	1	0
5 Carlos González, L (1, 9) OBP: 0.352, SLG: 0.485	B SI 91 F SI 88 B SI 90 F SI 90 B FF 92 F SI 87 S FF 92 3-3 ③ K			1 SAFE 1 SAFE B SI 88 S SL 80 X FF 88 1-1 ② FC6-4 2 HR 1-2f	X FF 90 0-0 ③ F8			S CU 78 X FF 90 0-1 ③ F7		4	1	0	0	0	1	4
2 Troy Tulowitzki, R (1, 6) OBP: 0.369, SLG: 0.535		C FF 88 C FF 90 B SL 83 T FF 90 1-2 ① K		1 SAFE S SL 81 X SL 81 0-1 1-H HR		C SI 90 T FF 90 X SI 89 0-2 ① G1-3			B FF 96 F FF 95 F SL 86 B FF 99 B FF 99 B FF 98 4-2 21 G5-4-3 BB	3	1	1	2	1	1	0
17 Todd Helton, L (1, 3) OBP: 0.388, SLG: 0.479		B SI 88 B FF 89 F SI 88 C FF 88 S CU 77 2-3 ② K		B CU 79 F SI 89 C SI 88 B SI 89 S CU 74 2-3 ③ K		C CU 78 F CU 79 B SI 90 T FF 91 1-2 ② K			B FF 94 C FF 97 S FF 96 1 SAFE S FF 98 1-3 ① K	4	0	0	0	0	4	1
21 Ty Wigginton, R (1, 5) OBP: 0.331, SLG: 0.461		X FF 87 0-0 ③ F9			S CH 80 F FF 89 B CH 81 B CU 75 X CU 78 2-2 48 1B 14 G6-3 1 FC5-2 1B	B SI 89 B CH 78 C SI 89 C SI 88 X SI 88 2-2 ③ G5-3			B FF 96 B FF 94 B FF 93 1 SAFE C FF 94 T FF 94 X FF 95 3-2 ②③ G5-4-3 1-2f	4	0	1	0	0	0	1
14 Mark Ellis, R (1, 4) OBP: 0.268, SLG: 0.323			C SI 84 X CH 78 0-1 ① G6-3	B SI 84 C FF 85 F CU 73 B FF 86 B SI 85 X CH 76 3-2 ① G6-3 1-2			C CH 78 F CH 76 B SI 88 B SI 87 F CU 74 X SI 87 2-2 ① G3			3	0	0	0	0	0	1
20 Chris Iannetta, R (1, 2) OBP: 0.383, SLG: 0.429			B SI 85 F FF 84 F SI 87 C CU 79 1-3 ② K	B FF 88 B CU 75 C CU 75 B FF 89 B CU 76 4-1 1 FC5-2 48 1B 1B BB			X SI 87 0-0 ② F9			2	1	0	0	1	1	0
48 Esmil Rogers, R (1, 1) OBP: 0.357, SLG: 0.357			B FF 84 B SI 85 C CH 84 L SI 84 T CU 78 2-2 ③ K	L SI 85 B CU 75 X SI 86 1-1 1B 1 FC5-2 1-2 2-3			C CU 74 F SL 77 B CU 77 S SI 88 1-3 ③ K			2	0	1	0	0	1	0
10 Chris Nelson, R (7, PH) OBP: 0.261, SLG: 0.368										1	0	0	0	0	1	0
51 Matt Reynolds, L (7, 1)										0	0	0	0	0	0	0
7 Seth Smith, L (8, 7) OBP: 0.335, SLG: 0.491										0	0	0	0	0	0	0

Inning Stats	1	2	3	4	5	6	7	8	9
	R: 0 H: 0 E: 0 LOB: 0 K: 2 BB: 0 S: 10 P: 15	R: 0 H: 0 E: 0 LOB: 0 K: 2 BB: 0 S: 7 P: 10	R: 0 H: 0 E: 0 LOB: 0 K: 2 BB: 0 S: 8 P: 11	R: 2 H: 2 E: 0 LOB: 0 K: 1 BB: 0 S: 10 P: 13	R: 1 H: 3 E: 0 LOB: 3 K: 0 BB: 1 S: 15 P: 27	R: 0 H: 0 E: 0 LOB: 0 K: 1 BB: 0 S: 9 P: 12	R: 0 H: 0 E: 0 LOB: 0 K: 1 BB: 0 S: 8 P: 11	R: 0 H: 0 E: 0 LOB: 0 K: 1 BB: 0 S: 10 P: 13	R: 0 H: 0 E: 0 LOB: 0 K: 1 BB: 1 S: 8 P: 16

1B: 4	SF: 0	WP: 0	PA: 33
2B: 0	SAC: 0	PB: 0	
3B: 0	DP: 1	SB: 0	
HR: 1	HBP: 0	CS: 0	

	AB	31
	R	3
	H	5
	RBI	3
	BB	2
	SO	11
	LOB	10

PITCHER		IP	WLS	BF	H	R	ER	SO	BB	IBB	HBP	BLK	WP	HR	S	P	ERA	WHIP
50 Dontrelle Willis, L ERA: 3.41	(1, 1)	8.0	L	30	5	3	3	10	1	0	0	0	0	1	77	112	3.38	0.750
54 Aroldis Chapman, L ERA: 3.41	(9, 1)	1.0		3	0	0	0	1	1	0	0	0	0	0	8	16	0.00	1.000

PITCHER		IP	WLS	BF	H	R	ER	SO	BB	IBB	HBP	BLK	WP	HR	S	P	ERA	WHIP

Batter	1	2	3	4	5	6	7	8	9	AB	R	H	RBI	BB	SO	LOB
17 Dave Sappelt, R (1, 7) OBP: 0.250, SLG: 0.250	B FF 95 F FF 94 F FF 95 B FF 96 B SL 84 T FF 95 3-2 **K** ①	X FF 95 0-0 **FC4-2** 16 1B ② **3-H**		B FF 93 X FF 93 1-0 16 FC1-6 **1-2** 1B		X FF 95 0-0 **F9** ② **2-3**			C FF 92 C SL 81 F FC 92 B FF 93 X FF 92 1-2 **F8** ①	5	0	1	0	0	1	3
16 Edgar Renteria, R (1, 6) OBP: 0.302, SLG: 0.332	C FF 95 B FF 95 F FF 95 X FF 95 1-2 4 G1-3 19 BB **1B**	1 SAFE 1 SAFE B SL 86 F FF 94 1 SAFE B SL 85 F CH 86 1 SAFE F SL 84 2-2 F FF 94 F CH 86 X SL 86 **1-2** 19 FC4-6 **1B**		2 SAFE C FF 94 D SL 86 D SL 86 C SL 82 X FF 96 2-2 **FC1-6** ② **1-2f** **2-H**		B FF 94 B SL 87 D SL 86 C FF 94 X FF 94 3-1 **FC6-4** ③ **1-2f**			C FF 92 F FF 92 B SL 82 X SL 81 1-2 **P5** ②	5	0	2	0	0	0	3
19 Joey Votto, L (1, 3) OBP: 0.430, SLG: 0.511	1 SAFE B FF 93 B CH 87 B FF 94 B FF 94 4-0 4 G1-3 **1-2** BB	X FF 94 0-0 **FC4-6** ③ **1-2f**		C FF 94 B CH 86 S FF 95 S SL 86 1-3 **K** ③			C FF 89 X KC 80 0-1 **G4-3** ①		F CH 86 F FC 92 B SL 81 B FC 91 B CH 84 X FF 92 3-2 **L7** ③	4	0	0	0	1	1	3
4 Brandon Phillips, R (1, 4) OBP: 0.333, SLG: 0.424	F FF 96 D SL 88 D CH 88 S SL 87 D SL 87 X SL 83 3-2 **G1-3** ② **1-2** **2-3**		H CH 85 1-0 6 1B **HBP**		B FF 95 X CH 84 1-0 **P6** ①		X CH 85 0-0 **L7** ②			3	0	0	0	0	0	2
32 Jay Bruce, L (1, 9) OBP: 0.345, SLG: 0.485	I IN 77 I IN 76 I IN 77 I IN 76 4-0 **IBB**		C FF 94 C FF 93 F SL 87 F SL 86 B FF 93 D SL 87 F FF 94 S SL 83 2-3 **K** ①		F CH 84 F FF 94 B SL 86 S SL 84 1-3 **K** ②		B FF 90 B FF 89 S KC 80 C FF 90 S KC 82 2-3 **K** ③			3	0	0	0	1	3	1
6 Drew Stubbs, R (1, 8) OBP: 0.328, SLG: 0.396	B SL 83 X CH 87 1-0 **G5-3** ③		S CH 87 B FF 95 1 SAFE B FF 95 S SL 88 1 SAFE B SL 84 X CH 86 3-2 55 G6-4-3 **1-2** **1B**		C SL 82 S SL 87 B FF 95 F SL 86 F SL 87 S FF 96 1-3 **K** ③			B CU 76 F FF 93 C CU 77 B FF 92 S SL 85 2-3 **K** ①		4	0	1	0	0	2	3
55 Ramon Hernandez, R (1, 2) OBP: 0.362, SLG: 0.489 15 Fred Lewis, L (8, PR) OBP: 0.339, SLG: 0.355 29 Ryan Hanigan, R (9, 2) OBP: 0.346, SLG: 0.319		F FF 93 B CH 86 C SL 81 F FF 95 X SL 81 1-2 50 3B **1B**	F FF 95 F FF 95 X SL 86 0-2 **G6-4-3** ② ③ **1-2f**			C SL 81 B CH 85 B SL 83 X FF 95 2-1 50 FC1-5 21 1B **1B**		X SL 85 0-0 **1B**		4 0 0	1 0 0	3 0 0	0 0 0	0 0 0	0 0 0	2 0 0
21 Todd Frazier, R (1, 5) OBP: 0.304, SLG: 0.524		C FF 94 B CH 87 X CH 87 1-1 **F8** ①		B SL 82 B SL 82 C FF 95 F FF 94 S SL 86 2-3 **K** 17 1B 16 FC1-6		S FF 95 B SL 85 1 SAFE B SL 86 X SL 84 2-1 17 F9 50 FC1-5 **1-2** **1B**		C CU 78 B FF 93 B SL 84 1 SAFE 1 SAFE F FF 92 C FF 93 2-3 **K** ②		4	1	1	0	0	2	2
50 Dontrelle Willis, L (1, 1) OBP: 0.400, SLG: 0.800 23 Yonder Alonso, L (8, PH) OBP: 0.526, SLG: 0.765 54 Aroldis Chapman, L (9, 1)		B FF 94 X SL 82 1-0 17 FC4-2 **1-H** 3B		B FF 94 C FF 94 B CH 84 1 SAFE X CH 84 2-1 **P6** ①		X FF 93 0-0 **FC1-5** 16 FC6-4 ① **1-2** **2-3f**		B SL 82 B FF 95 B FF 96 C FF 95 X FF 94 3-1 **F8** ③		3 1 0	0 0 0	1 0 0	1 0 0	0 0 0	0 0 0	3 1 0

Colorado Rockies @ Cincinnati Reds

Great American Ball Park, Cincinnati, OH

Tue Aug 09 2011, 7:10 PM - 10:07 PM EDT

Att. 17,378 - Clear - 84 F

livebaseballscorecards.com

BOTTOM

AB	36
R	2
H	9
RBI	1
BB	2
SO	9
LOB	23

Inning Stats	1	2	3	4	5	6	7	8	9
	R: 0 E: 0 K: 1 S: 10	R: 1 E: 0 K: 0 S: 15	R: 0 E: 0 K: 1 S: 12	R: 1 E: 0 K: 2 S: 12	R: 0 E: 0 K: 0 S: 9	R: 0 E: 0 K: 0 S: 8	R: 0 E: 0 K: 1 S: 6	R: 0 E: 0 K: 2 S: 9	R: 0 E: 0 K: 0 S: 10
	H: 1 LOB: 3 BB: 2 P: 26	H: 3 LOB: 2 BB: 0 P: 20	H: 1 LOB: 1 BB: 0 P: 18	H: 1 LOB: 1 BB: 2 P: 20	H: 0 LOB: 0 BB: 0 P: 12	H: 2 LOB: 2 BB: 0 P: 15	H: 0 LOB: 0 BB: 0 P: 8	H: 1 LOB: 1 BB: 0 P: 16	H: 0 LOB: 0 BB: 0 P: 15

1B: 8 SF: 0 WP: 1 PA: 39
2B: 0 SAC: 0 PB: 0
3B: 1 DP: 1 SB: 0
HR: 0 HBP: 1 CS: 0

PITCHER		IP	WLS	BF	H	R	ER	SO	BB	IBB	HBP	BLK	WP	HR	S	P	ERA	WHIP
48 Esmil Rogers, R ERA: 5.85	(1, 1)	6.0	W	29	8	2	2	6	1	1	1	0	1	0	66	111	3.00	1.500
51 Matt Reynolds, L ERA: 3.54	(7, 1)	1.0	H	3	0	0	0	1	0	0	0	0	0	0	6	8	0.00	0.000
56 Josh Roenicke, R ERA:	(8, 1)	0.2	H	3	1	0	0	2	0	0	0	0	0	0	7	11	0.00	1.500
49 Rex Brothers, L ERA: 4.38	(8, 1)	0.1	H	1	0	0	0	0	0	0	0	0	0	0	2	5	0.00	0.000
63 Rafael Betancourt, R ERA: 3.61	(9, 1)	1.0	S	3	0	0	0	0	0	0	0	0	0	0	10	15	0.00	0.000

PITCHER	IP	WLS	BF	H	R	ER	SO	BB	IBB	HBP	BLK	WP	HR	S	P	ERA	WHIP

Batter	1	2	3	4	5	6	7	8	9	AB	R	H	RBI	BB	SO	LOB
Dexter Fowler, S (1, 8) OBP: 0.368, SLG: 0.402	B SI 86 B SI 85 C FF 88 C KC 76 S CH 83 2-3 ① K		C CH 83 X SI 89 0-1 1-2 1B		F FF 90 X SI 86 0-1 ① 10 1B 3-H 1B		C FF 87 B SI 89 F SL 84 F KC 80 S FC 91 1-3 ① K		D FF 94 B FF 95 C FF 95 X FF 94 2-1 ② FC1-5-2-6 10 FC5 2-H	5	0	2	1	0	2	1
10 Chris Nelson, R (1, 4) OBP: 0.266, SLG: 0.370	C FC 87 B SL 81 F FC 87 X FC 89 1-2 ② L7		C KC 75 X SI 90 0-1 ③ G6-3		F SI 89 1 SAFE 1 SAFE X SI 90 0-1 5 G4-3 1-2 1B		C KC 77 X KC 79 0-1 5 G6-4-3 1B		D FF 94 B SL 89 F FF 95 B SL 88 X SL 89 3-1 ③ FC5 2-3	5	0	2	0	0	0	3
5 Carlos González, L (1, 9) OBP: 0.349, SLG: 0.479	C KC 74 X SI 89 0-1 ③ G4-3			C CH 82 B SI 89 X CH 83 1-1 ① F7	C SI 91 B SI 90 X SI 89 1-1 ②③ G4-3 1-2f		X SI 91 0-0 ②③ G6-4-3 1-2f			4	0	0	0	0	0	3
2 Troy Tulowitzki, R (1, 6) OBP: 0.370, SLG: 0.541		B SI 87 C FC 87 B KC 77 B SI 89 C FC 89 X SL 83 3-2 ① G6-3		B FC 89 B SI 90 C KC 78 X SI 90 2-1 ① 7 HBP 17 1B 21 G2-3 1B		X FC 88 0-0 HR		C SI 90 C SI 90 B SI 91 F SL 83 B SI 92 X SL 83 2-2 ① G6-3		4	1	2	1	0	0	0
17 Todd Helton, L (1, 3) OBP: 0.389, SLG: 0.479		B SI 88 X SI 88 1-0 7 G1-4-3 1B		B SI 90 X SI 90 1-0 7 HBP 1-2 1B		C KC 76 B SI 91 C FC 90 B SI 90 C FF 91 2-3 ① K		B SL 85 B SL 86 B SL 84 C FF 91 F FF 92 X SL 84 3-2 ② G3-1		4	0	2	0	0	1	0
7 Seth Smith, L (1, 7) OBP: 0.339, SLG: 0.493		C CH 82 B SI 89 X SI 89 1-1 ②③ G1-4-3 1-2f		C CH 82 S SI 91 B SI 90 H SL 83 2-2 1-2 2-3 HBP		B FC 89 X SI 91 1-0 21 S 1B		B SL 85 S SL 86 S SL 85 X SL 85 1-2 1B		3	0	2	0	0	0	1
21 Ty Wigginton, R (1, 5) OBP: 0.328, SLG: 0.455 34 Matt Belisle, R (8, 1)			B SI 87 X CH 82 1-0 ① L8 B SI 91 X SI 90 1-0 ②③ G2-3 3-Hf		B SI 90 B SI 89 S CU 78 B SI 91 S FC 89 C KC 77 3-3 ② K 1-2		B FF 93 S FF 92 X SI 93 1-1 ③ L8			4 0	0 0	0 0	0 0	0 0	1 0	5 0
20 Chris Iannetta, R (1, 2) OBP: 0.385, SLG: 0.432			S FC 87 C SI 89 B FF 90 C SI 88 1-3 ② K		C KC 74 F SL 82 B SL 82 X SL 81 1-2 40 SH1-4 1B 2B	I IN 68 I IN 69 I IN 68 I IN 69 4-0 IBB			S SL 85 F SL 86 B FF 94 X SL 86 1-2 ① P3	3	1	1	0	1	1	0
40 Kevin Millwood, R (1, 1) OBP: 0.500, SLG: 0.500 18 Jonathan Herrera, S (8, 5) OBP: 0.319, SLG: 0.299 55 Eliezer Alfonzo, R (9, PH) OBP: 0.417, SLG: 0.500 1 Eric Young Jr., S (9, PR) OBP: 0.306, SLG: 0.253			C SI 87 S FC 87 X FC 88 0-2 1B 1B		L KC 74 X SI 89 0-1 ① SH1-4 2-3	C SI 88 B SI 89 B CU 77 X SI 89 2-1 ③ G2-3			C FF 93 B SL 88 X SL 87 1-1 S FC1-5-2-6 2B	2 0 1 0	0 0 0 0	1 0 1 0	0 0 0 0	0 0 0 0	0 0 0 0	2 0 0 0
Inning Stats	R: 0 H: 0 E: 0 LOB: 0 K: 1 BB: 0 S: 8 P: 11	R: 0 H: 1 E: 0 LOB: 0 K: 0 BB: 0 S: 6 P: 11	R: 0 H: 2 E: 0 LOB: 2 K: 1 BB: 0 S: 11 P: 13	R: 0 H: 2 E: 0 LOB: 2 K: 0 BB: 0 S: 8 P: 15	R: 1 H: 3 E: 0 LOB: 1 K: 0 BB: 0 S: 11 P: 13	R: 1 H: 2 E: 0 LOB: 2 K: 2 BB: 1 S: 10 P: 22	R: 0 H: 1 E: 0 LOB: 0 K: 1 BB: 0 S: 7 P: 8	R: 0 H: 1 E: 0 LOB: 1 K: 0 BB: 0 S: 12 P: 19	R: 0 H: 1 E: 0 LOB: 1 K: 0 BB: 0 S: 9 P: 16	1B: 10 SF: 0 2B: 2 SAC: 1 3B: 0 DP: 4 HR: 1 HBP: 1						

TOP

Colorado Rockies @ Cincinnati Reds

Great American Ball Park, Cincinnati, OH

Wed Aug 10 2011, 7:11 PM - 9:48 PM EDT

Att. 21,673 - Partly Cloudy - 78 F

livebaseballscorecards.com

AB	35
R	2
H	13
RBI	2
BB	1
SO	5
LOB	15

WP: 0 PA: 38
PB: 0
SB: 2
CS: 0

PITCHER		IP	WLS	BF	H	R	ER	SO	BB	IBB	HBP	BLK	WP	HR	S	P	ERA	WHIP
44 Mike Leake, R ERA: 3.84	(1, 1)	7.1	W	31	11	2	2	5	0	1	1	0	0	1	65	99	2.46	1.500
45 Bill Bray, L ERA: 2.41	(8, 1)	0.1	H	2	1	0	0	0	0	0	0	0	0	0	6	10	0.00	3.000
40 Nick Masset, R ERA: 3.7	(8, 1)	0.1	H	1	0	0	0	0	0	0	0	0	0	0	2	3	0.00	0.000
48 Francisco Cordero, R ERA: 2.4	(9, 1)	1.0	S	4	1	0	0	0	0	0	0	0	0	0	9	16	0.00	1.000

PITCHER	IP	WLS	BF	H	R	ER	SO	BB	IBB	HBP	BLK	WP	HR	S	P	ERA	WHIP

BOTTOM

Batter	1	2	3	4	5	6	7	8	9	AB	R	H	RBI	BB	SO	LOB
17 Dave Sappelt, R (1, 7) OBP: 0.188, SLG: 0.188	B FC 89 C SI 89 B SL 83 X FF 88 2-1 G4-3 ①		B SL 83 F SL 83 D CU 73 C FF 89 F SL 81 F FF 90 X FF 90 2-2 G3-1 ③		C FF 90 B FF 90 B CU 73 B FF 88 X FF 88 3-1 G6-3 ②			X FF 90 0-0 G6-3 ①		4	0	0	0	0	0	1
16 Edgar Renteria, R (1, 6) OBP: 0.306, SLG: 0.349	C FC 90 B FF 90 X FF 90 1-1 G3-1 ②			C FF 88 C FF 89 B FF 88 B FF 88 X FF 88 2-2 HR	X FC 89 0-0 L8 ③			X FF 92 0-0 19 G3-6-3 1B		4	1	2	1	0	0	0
19 Joey Votto, L (1, 3) OBP: 0.429, SLG: 0.515	B SI 90 C SL 83 C CH 82 B SI 90 S SL 82 2-3 K ③			S FC 90 F SL 83 B FF 90 T SL 82 1-2 K ①		C SL 82 B CH 80 B FC 89 B CH 80 F SL 83 F SL 82 X SL 83 3-2 HR		F FF 90 B FF 92 S FF 91 X SL 86 1-2 G3-6-3 ②③ 1-2f		4	1	1	1	0	2	1
32 Jay Bruce, L (1, 9) OBP: 0.348, SLG: 0.494		C FF 89 S FC 89 B FC 90 F CU 73 X SL 82 1-2 G3-1 ①		S FS 81 B FC 88 X CU 72 1-1 HR		B FC 88 S FC 88 X FC 88 1-1 21 G5-4-3 1B				3	1	2	1	0	0	0
21 Todd Frazier, R (1, 5) OBP: 0.286, SLG: 0.489		X SL 82 0-0 G5-3 ②		X SL 80 0-0 E1		X SL 82 0-0 G5-4-3 ①② 1-2f				3	0	0	0	0	0	1
6 Drew Stubbs, R (1, 8) OBP: 0.326, SLG: 0.393		B FC 89 S SL 82 S FC 90 B FC 88 S SL 82 2-3 K ③		C SL 82 C FF 89 B FF 90 D SL 82 C FF 91 2-3 K ②		F SL 83 B CU 74 X SL 81 1-1 L9 ③				3	0	0	0	0	2	1
29 Ryan Hanigan, R (1, 2) OBP: 0.346, SLG: 0.316		B FC 89 C SI 88 C FF 90 X SL 82 1-2 G4-3 ①		B FF 87 B FF 91 B SL 82 B FF 89 4-0 BB			C FF 87 F FF 88 X CU 72 0-2 F7 ①			2	0	0	0	1	0	0
7 Paul Janish, R (1, 4) OBP: 0.275, SLG: 0.281		B FF 88 C SI 90 X SL 82 1-1 44 SH3-4 1B		B FF 89 X SL 82 1-0 L7 ③			F SL 81 F FF 87 X FF 90 0-2 44 CS 1B			3	0	2	0	0	0	2
44 Mike Leake, R (1, 1) OBP: 0.262, SLG: 0.293 45 Bill Bray, L (8, 1) 40 Nick Masset, R (8, 1) 48 Francisco Cordero, R (9, 1)			L FF 88 1 SAFE B FF 88 B FF 89 1 SAFE X FF 88 2-1 SH3-4 ② 1-2		F FC 86 C FF 88 S SL 80 0-3 K ①		1 SAFE B FF 87 B FF 88 B FF 89 C FF 88 S FF 89 C FF 88 3-3 K ②③ 1-2			2 0 0 0	0 0 0 0	0 0 0 0	0 0 0 0	0 0 0 0	2 0 0 0	1 0 0 0
Inning Stats	R: 0 E: 0 K: 1 S: 7 H: 0 LOB: 0 BB: 0 P: 12	R: 0 E: 0 K: 1 S: 8 H: 0 LOB: 0 BB: 0 P: 11	R: 0 E: 0 K: 0 S: 12 H: 1 LOB: 1 BB: 0 P: 18	R: 2 E: 1 K: 2 S: 13 H: 2 LOB: 2 BB: 1 P: 24	R: 0 E: 0 K: 1 S: 6 H: 0 LOB: 0 BB: 0 P: 9	R: 1 E: 0 K: 0 S: 9 H: 2 LOB: 0 BB: 0 P: 14	R: 0 E: 0 K: 1 S: 9 H: 1 LOB: 0 BB: 0 P: 12	R: 0 E: 0 K: 0 S: 5 H: 1 LOB: 0 BB: 0 P: 6		1B: 4 2B: 0 3B: 0 HR: 3 SF: 0 SAC: 1 DP: 2 HBP: 0						

PITCHER		IP	WLS	BF	H	R	ER	SO	BB	IBB	HBP	BLK	WP	HR	S	P	ERA	WHIP
40 Kevin Millwood, R ERA: 3.86	(1, 1)	7.0	L	27	6	3	3	6	1	0	0	0	0	0	64	100	3.86	1.000
34 Matt Belisle, R ERA: 3.71	(8, 1)	1.0		3	1	0	0	0	0	0	0	0	0	0	5	6	0.00	1.000

PITCHER	IP	WLS	BF	H	R	ER	SO	BB	IBB	HBP	BLK	WP	HR	S	P	ERA	WHIP

Colorado Rockies @ Cincinnati Reds

Great American Ball Park, Cincinnati, OH

Wed Aug 10 2011, 7:11 PM - 9:48 PM EDT

Att. 21,673 - Partly Cloudy - 78 F

livebaseballscorecards.com

AB	28
R	3
H	7
RBI	3
BB	1
SO	6
LOB	7

Batter	1	2	3	4	5	6	7	8	9	AB	R	H	RBI	BB	SO	LOB
Dexter Fowler, S (1, 8) OBP: 0.370, SLG: 0.401	B FF 90 S SI 90 S SL 80 S SL 79 1-3 ① K		S SI 92 B SL 83 B SI 93 S CH 83 S SL 82 2-3 ② K		C SL 81 B SL 78 C FF 92 X SL 78 1-2 14 BB 1-3 1B			C FF 94 B SL 87 B FF 96 B FF 95 S FF 94 B FF 93 4-2 5 G6-4-3 14 1B BB		3	0	1	0	1	2	0
14 Mark Ellis, R (1, 4) OBP: 0.273, SLG: 0.326	F FF 90 B FC 87 X FC 89 1-1 ② F8		C SL 78 B SL 85 S FF 94 B SI 94 F SL 82 B SL 82 F FF 93 X FF 93 3-2 1B		B SI 92 C SL 82 F SI 92 B FF 94 D CH 87 F SL 83 1 SAFE B SI 94 4-2 1-2 BB			C FF 93 B FF 93 1 SAFE F FF 93 1 SAFE X SL 87 1-2 5 G6-4-3 1-2 1B		3	0	2	0	1	0	0
5 Carlos González, L (1, 9) OBP: 0.348, SLG: 0.476	B SI 91 F SI 90 H FC 89 2-1 HBP		X CH 82 0-0 ③ G3		C FF 94 B FF 93 C FF 94 D SL 84 F SL 85 S FF 94 2-3 ③ K			S FF 95 F FF 97 B FF 99 B FF 99 X FF 99 2-2 ① ② G6-4-3 1-2f 2-3		3	0	0	0	0	1	6
55 Eliezer Alfonzo, R (1, 2) OBP: 0.375, SLG: 0.447	S FF 90 B SI 90 F SI 90 1 SAFE 1 SAFE F SL 80 B FF 89 B FF 91 X SL 79 3-2 ③ P3			C SL 82 S SL 81 S SI 94 0-3 ① K		F SI 92 X SL 82 0-1 ① P5		B FF 98 C FF 97 S FF 98 S FF 100 1-3 ③ K		4	0	0	0	0	2	2
7 Seth Smith, L (1, 7) OBP: 0.338, SLG: 0.499		B SI 89 X CH 80 1-0 ① G3		C SI 95 C SI 94 B FF 93 B SL 82 S CH 84 2-3 ② K		C CH 83 C SI 94 B SI 94 F SI 94 F SI 94 B FF 95 X CH 82 3-2 ② F8			C CH 85 X CH 86 0-1 HR	4	1	1	1	0	1	0
10 Chris Nelson, R (1, 5) OBP: 0.258, SLG: 0.358		F CH 88 B SI 91 B SL 80 S SI 92 T FF 93 2-2 ② K		B SL 78 B SL 82 F SI 94 B SI 93 S SI 93 C SI 94 3-3 K		C SL 86 S SI 96 S SI 96 0-3 ③ K			B SL 87 X SL 88 1-0 ① P5	4	0	0	0	0	3	0
21 Ty Wigginton, R (1, 3) OBP: 0.327, SLG: 0.451		B FF 90 B FC 89 S SL 78 S SL 81 D SL 83 B SL 80 4-2 BB			F SL 81 B FF 92 B CH 82 C SI 93 F SL 81 X SI 92 2-2 ① P4		X SL 80 0-0 ① G5-3		C FF 93 B SL 86 B SL 87 X SL 87 2-1 ② F7	3	0	0	0	1	0	0
18 Jonathan Herrera, S (1, 6) OBP: 0.315, SLG: 0.296 2 Troy Tulowitzki, R (9, PH) OBP: 0.369, SLG: 0.540		S SI 92 F FF 90 1 SAFE F SL 83 F FF 92 B CH 82 X CH 81 1-2 ③ F8			C CH 83 F FF 94 X FF 94 0-2 ② G4-3		B SI 94 F SI 92 B CH 82 B SI 90 C SI 91 X SI 92 3-2 ② F7		C FF 94 X SL 89 0-1 ③ L3	3 1	0 0	0 0	0 0	0 0	0 0	1 0
45 Jhoulys Chacín, R (1, 1) OBP: 0.184, SLG: 0.167			C SI 91 B SI 92 X FF 89 1-1 ① F9		S FF 92 B SI 93 X SL 77 1-1 1B 1B		F SI 93 B SL 82 B SL 81 C FF 92 C FF 94 2-3 ③ K			3	0	1	0	0	1	0

Inning Stats	1	2	3	4	5	6	7	8	9
R:	0	0	0	0	0	0	0	0	1
E:	0	0	0	0	0	0	0	0	0
K:	1	1	1	3	1	1	1	1	0
S:	10	11	11	9	19	9	7	11	7
H:	0	0	1	0	2	0	0	1	1
LOB:	1	1	1	0	3	0	0	1	0
BB:	0	1	0	0	1	0	0	1	0
P:	17	19	17	14	29	12	12	19	10

1B:	4	SF:	0
2B:	0	SAC:	0
3B:	0	DP:	1
HR:	1	HBP:	1

WP:	0	PA:	35
PB:	0		
SB:	0		
CS:	0		

PITCHER		IP	WLS	BF	H	R	ER	SO	BB	IBB	HBP	BLK	WP	HR	S	P	ERA	WHIP
47 Johnny Cueto, R ERA: 1.94	(1, 1)	7.0	W	27	3	0	0	9	2	0	1	0	0	0	76	120	0.00	0.714
54 Aroldis Chapman, L ERA: 3.31	(8, 1)	1.0	H	4	1	0	0	1	1	0	0	0	0	0	11	19	0.00	2.000
48 Francisco Cordero, R ERA: 2.54	(9, 1)	1.0	S	4	1	1	1	0	0	0	0	0	0	1	7	10	9.00	1.000

PITCHER		IP	WLS	BF	H	R	ER	SO	BB	IBB	HBP	BLK	WP	HR	S	P	ERA	WHIP

TOP

Colorado Rockies @ Cincinnati Reds

Great American Ball Park, Cincinnati, OH

Thu Aug 11 2011, 12:37 PM - 3:06 PM EDT

Att. 20,546 - Sunny - 73 F

livebaseballscorecards.com

AB	31
R	1
H	5
RBI	1
BB	3
SO	10
LOB	9

BOTTOM

Colorado Rockies @ Cincinnati Reds

Great American Ball Park, Cincinnati, OH

Thu Aug 11 2011, 12:37 PM - 3:06 PM EDT

Att. 20,546 - Sunny - 73 F

livebaseballscorecards.com

Batter	1	2	3	4	5	6	7	8	9	AB	R	H	RBI	BB	SO	LOB
17 Dave Sappelt, R (1, 7) OBP: 0.200, SLG: 0.200	X FF 90 0-0 ① P3	X FF 92 0-0 ② G4-3			C FF 92 X SL 83 0-1 ② F8		X SI 90 0-0 16 BB 1-3 1B			4	0	1	0	0	0	0
16 Edgar Renteria, R (1, 6) OBP: 0.305, SLG: 0.344	B FF 90 C FF 91 X CH 85 1-1 ② G5-3	B FF 90 X FF 90 1-0 ③ G6-3			X SL 82 0-0 ③ G5-3		B FF 90 C FF 92 B CH 83 F SI 91 B SI 92 B SL 83 4-2 1-2 BB			3	0	0	0	1	0	0
19 Joey Votto, L (1, 3) OBP: 0.427, SLG: 0.515	X FF 92 0-0 32 1B 2B		C FF 92 B FF 91 S CH 84 C SI 90 1-3 ① K			X CH 85 0-0 ① F9	C FF 92 X FF 92 0-1 ③ L9			4	1	1	0	0	1	3
32 Jay Bruce, L (1, 9) OBP: 0.349, SLG: 0.496	B SI 91 C CH 86 B SI 91 2 SAFE 2 SAFE X FF 91 2-1 6 1B 55 1B 6 E 2-H 1B		B FF 92 C SI 92 S CH 86 C SI 92 1-3 ② K			F FF 93 B FF 94 X SL 82 1-1 55 G6-3 2B		B SI 89 B CH 83 F CH 83 T SI 90 B SI 91 F SL 83 T SI 91 3-2 ① K		4	1	2	1	0	2	0
55 Ramon Hernandez, R (1, 2) OBP: 0.360, SLG: 0.485	1 SAFE X FF 92 0-0 6 E 1-2 1B		C SI 92 S SL 83 C SI 93 0-3 ③ K			B CU 76 C SL 82 X SI 91 1-1 ② G6-3 2-3		S SL 84 B CU 80 F SI 92 B FF 93 F SI 92 S SL 83 2-3 ② K		4	0	1	0	0	2	1
6 Drew Stubbs, R (1, 8) OBP: 0.326, SLG: 0.392	C SL 82 B FF 90 2 SAFE S SL 81 B SL 84 B SL 83 X SL 81 3-2 E5 21 BB 1-3 2-H 1B			M FF 89 S SL 82 B FF 91 C FF 92 1-3 ① K		B SL 85 S SL 82 C SI 93 B SL 83 D SI 88 S SI 93 3-3 ③ K		F SI 92 B FF 92 F CU 79 B SI 93 F CH 86 C SI 93 2-3 ③ K		4	0	1	0	0	3	1
21 Todd Frazier, R (1, 5) OBP: 0.288, SLG: 0.468	1 SAFE 1 SAFE D SL 82 B FF 90 B CU 79 C FF 91 B SL 80 4-1 7 FC6-4 1-2 BB			T SL 82 C SL 85 B SI 93 B SL 86 X CH 87 2-2 ② F8			B SL 81 C SL 80 B SI 90 B SI 92 X SI 91 3-1 ① G5-3			2	0	0	0	1	0	0
7 Paul Janish, R (1, 4) OBP: 0.272, SLG: 0.278	S SI 90 X SI 90 0-1 ③ FC6-4 1-2f			B SI 91 B SL 81 X SI 90 2-0 ③ L3			X FF 90 0-0 ② G5-3			3	0	0	0	0	0	3
47 Johnny Cueto, R (1, 1) OBP: 0.086, SLG: 0.030 23 Yonder Alonso, L (7, PH) OBP: 0.550, SLG: 0.765 54 Aroldis Chapman, L (8, 1) 48 Francisco Cordero, R (9, 1)		C FF 89 X SI 89 0-1 ① G5-3			C FF 88 L SI 90 B SL 82 B SL 80 S SI 91 2-3 ① K		C FF 93 B CH 84 B CH 86 B CU 78 B CH 84 4-1 17 1B BB			2 0 0 0	0 0 0 0	0 0 0 0	0 1 0 0	0 0 0 0	1 0 0 0	0 0 0 0
Inning Stats	R: 2 E: 1 K: 0 S: 13 H: 4 LOB: 3 BB: 1 P: 23	R: 0 E: 0 K: 0 S: 4 H: 0 LOB: 0 BB: 0 P: 5	R: 0 E: 0 K: 3 S: 9 H: 0 LOB: 0 BB: 0 P: 11	R: 0 E: 0 K: 1 S: 7 H: 0 LOB: 0 BB: 0 P: 12	R: 0 E: 0 K: 1 S: 6 H: 0 LOB: 0 BB: 0 P: 8	R: 0 E: 0 K: 1 S: 8 H: 1 LOB: 1 BB: 0 P: 13	R: 0 E: 0 K: 0 S: 9 H: 1 LOB: 3 BB: 2 P: 20	R: 0 E: 0 K: 3 S: 12 H: 0 LOB: 0 BB: 0 P: 19		1B: 4 2B: 2 3B: 0 HR: 0	SF: 0 SAC: 0 DP: 0 HBP: 0			WP: 0 PB: 0 SB: 0 CS: 0	PA: 33	

	AB	30
	R	2
	H	6
	RBI	1
	BB	3
	SO	9
	LOB	8

PITCHER	IP	WLS	BF	H	R	ER	SO	BB	IBB	HBP	BLK	WP	HR	S	P	ERA	WHIP
45 Jhoulys Chacín, R (1, 1) ERA: 3.39	8.0	L	33	6	2	2	9	3	0	0	0	0	0	68	111	2.25	1.125

PITCHER	IP	WLS	BF	H	R	ER	SO	BB	IBB	HBP	BLK	WP	HR	S	P	ERA	WHIP

Batter	1	2	3	4	5	6	7	8	9	AB	R	H	RBI	BB	SO	LOB
25 Will Venable, L (1, 9) OBP: 0.337, SLG: 0.377	C SI 87 B SI 88 B SL 77 X SL 77 2-1 G3-1 ①	F SI 86 B FF 87 B CH 81 C SL 74 H FC 82 3-2 8 G6-4-3 1-2 HBP		B FF 87 F FF 85 B SI 85 B SL 73 X CU 68 3-1 G4-3 ③			C SI 90 B SI 90 F KC 73 S SI 90 1-3 K ①	C SL 85 B SL 85 S SL 84 F FF 93 F SI 90 S SL 85 1-3 K ③		4	0	0	0	0	2	3
8 Jason Bartlett, R (1, 6) OBP: 0.319, SLG: 0.315	S CH 77 X SL 76 0-1 E1 15 FC6-4 24 BB 1 1B	C FF 86 B SL 75 X SI 86 1-1 G6-4-3 ② ③ 1-2f			B CH 76 C SL 76 F FF 86 B SL 75 S CU 69 2-3 K ①		C SL 79 S SL 79 F FF 93 B SL 80 F FF 91 B SL 77 F FF 90 B SL 78 F SI 91 4-2 BB		C FF 92 X SL 87 0-1 G1-5-3 ①	4	1	0	0	1	1	2
24 Cameron Maybin, R (1, 8) OBP: 0.330, SLG: 0.404	1 SAFE B SI 86 B SI 86 1 SAFE B CH 80 C SI 87 F SL 74 B SI 88 4-2 15 FC6-4 1-2 BB		C FF 86 B FF 87 X SL 79 1-1 G6-3 ①		S SL 73 B SI 86 X FF 86 1-1 F9 ②		P PO 79 1 SAFE X FF 91 1-0 F9 ②		C SL 88 F SL 87 B FF 94 X SL 88 1-2 G6-3 ②	4	0	0	0	1	0	1
15 Jesus Guzman, R (1, 3) OBP: 0.381, SLG: 0.562 44 Josh Spence, L (8, 1) 28 Aaron Cunningham, R (9, PH) OBP: 0.278, SLG: 0.471	F SL 74 S FF 88 B FF 87 X SL 78 1-2 FC6-4 1 1B ② 1-2f 2-3	C CU 69 F FF 84 X FF 88 0-2 G5-3 ②		F CH 78 B SI 88 B SI 87 F FF 87 B FF 87 F CU 71 X CU 69 3-2 F8 ③		1 SAFE B FF 89 1 SAFE X FF 90 1-0 P2 ③			B SL 87 C FF 93 F FF 93 F FF 93 B SL 87 X SL 88 2-2 G4-3 ③	4 0 1	0 0 0	0 0 0	0 0 0	0 0 0	0 0 0	3 0 0
1 Orlando Hudson, S (1, 4) OBP: 0.339, SLG: 0.330	1 SAFE B FF 88 B SL 75 C CH 79 C FF 88 F FF 88 F FF 87 1 SAFE B FF 86 3-2 X CH 78 1-3 3-H 1B	B SL 73 B CH 80 C CU 69 B SI 86 F SI 85 F SI 87 X CH 82 3-2 1B		C FF 85 B CH 76 F CH 74 B SL 72 X FF 87 2-2 G4-3 ①			F FF 91 C KC 74 B SI 91 B FF 91 B SI 90 F SI 91 B SI 91 4-2 23 SH1-3 11 1B BB		3	1	2	1	1	0	0
23 Blake Tekotte, L (1, 7) OBP: 0.278, SLG: 0.281	C CU 72 F FF 86 B SI 84 F SL 76 1 SAFE B FF 87 B SL 75 C SL 73 3-3 K ③	1 SAFE X SI 85 0-0 G4-3 ③		C SL 74 B SL 73 B CH 78 F CU 69 B SI 86 F SI 87 S SI 86 3-3 K ②				1 SAFE X SI 88 0-0 SH1-3 ① 1-2		3	0	0	0	0	2	3
4 Nick Hundley, R (1, 2) OBP: 0.318, SLG: 0.365		C CH 81 B SL 75 C FF 86 X SI 87 1-2 HR		B CH 76 C CU 68 C SI 86 X SI 88 1-2 11 E 1B		B CH 82 B SL 77 S SL 76 C SL 77 X SL 78 2-2 2B		I IN 70 I IN 70 I IN 70 I IN 72 4-0 11 1B IBB		3	1	3	1	1	0	0
11 Logan Forsythe, R (1, 5) OBP: 0.275, SLG: 0.283		C CH 78 F SI 86 X SI 86 0-2 25 S 1B		1 SAFE C CU 71 B SL 74 1 SAFE X SL 77 1-1 F9 ① 1-2		I IN 57 I I I IN 56 4-0 IBB		2 SAFE C SI 90 C SI 91 B SI 92 F SI 92 X FF 91 1-2 88 S 1-3 2-H 1B		3	0	2	1	1	0	1
38 Mat Latos, R (1, 1) OBP: 0.077, SLG: 0.179 88 Kyle Blanks, R (8, PH) OBP: 0.338, SLG: 0.424 (8, 3)		C SI 85 L SI 85 S SL 75 0-3 K ①		C SI 86 B SL 74 F FF 86 B SI 86 F CU 69 C FF 87 2-3 K ②		F CU 70 S SL 74 S FF 86 0-3 K ③		B SI 89 F FF 91 S FF 90 B FF 90 D SL 79 C SI 92 3-3 K ② 1-2		3 1	0 0	0 0	0 0	0 0	3 1	4 2
Inning Stats	R: 1 H: 1 E: 1 LOB: 2 K: 1 BB: 1 S: 18 P: 31	R: 1 H: 2 E: 0 LOB: 1 K: 1 BB: 0 S: 13 P: 18	R: 0 H: 1 E: 0 LOB: 1 K: 0 BB: 0 S: 10 P: 14	R: 0 H: 1 E: 1 LOB: 1 K: 1 BB: 0 S: 11 P: 18	R: 0 H: 0 E: 0 LOB: 0 K: 1 BB: 0 S: 9 P: 15	R: 0 H: 1 E: 0 LOB: 2 K: 2 BB: 1 S: 13 P: 24	R: 0 H: 0 E: 0 LOB: 1 K: 1 BB: 1 S: 12 P: 18	R: 1 H: 1 E: 0 LOB: 2 K: 2 BB: 2 S: 16 P: 29	R: 0 H: 0 E: 0 LOB: 0 K: 0 BB: 0 S: 9 P: 12	1B: 5 SF: 0 2B: 1 SAC: 1 3B: 0 DP: 1 HR: 1 HBP: 1						

PITCHER		IP	WLS	BF	H	R	ER	SO	BB	IBB	HBP	BLK	WP	HR	S	P	ERA	WHIP
61 Bronson Arroyo, R ERA: 5.31	(1, 1)	6.0		27	6	2	1	6	1	1	1	0	0	1	74	120	1.50	1.167
63 Sam LeCure, R ERA: 3.47	(7, 1)	1.2		9	1	1	1	2	2	1	0	0	0	0	23	41	5.40	1.800
45 Bill Bray, L ERA: 2.39	(8, 1)	0.1	W	1	0	0	0	1	0	0	0	0	0	0	5	6	0.00	0.000
48 Francisco Cordero, R ERA: 2.49	(9, 1)	1.0	S	3	0	0	0	0	0	0	0	0	0	0	9	12	0.00	0.000

PITCHER	IP	WLS	BF	H	R	ER	SO	BB	IBB	HBP	BLK	WP	HR	S	P	ERA	WHIP

TOP

San Diego Padres @ Cincinnati Reds

Great American Ball Park, Cincinnati, OH

Fri Aug 12 2011, 7:11 PM - 10:26 PM EDT

Att. 28,346 - Clear - 80 F

livebaseballscorecards.com

AB	33
R	3
H	7
RBI	3
BB	5
SO	9
LOB	19

WP: 0 PA: 40
PB: 0
SB: 2
CS: 0

BOTTOM

Batter	1	2	3	4	5	6	7	8	9	AB	R	H	RBI	BB	SO	LOB
15 Fred Lewis, L (1, 7) OBP: 0.333, SLG: 0.348	C FC 91 B FC 91 F FS 82 3-3 ① **K**		X SL 82 0-0 ③ **F9**			C FC 91 F SI 92 B SI 91 B SL 83 B FF 94 X FC 94 3-2 ① **G4-3**		B SI 82 B CH 76 C SI 82 B CU 77 F SI 84 B CU 77 4-2 **16 G1-3 32 HR BB**		3	0	0	0	0	1	1
55 Ramon Hernandez, R (8, PH) OBP: 0.362, SLG: 0.485										0	0	0	0	1	0	0
4 Brandon Phillips, R (8, PR) OBP: 0.333, SLG: 0.424										0	1	0	0	0	0	0
48 Francisco Cordero, R (9, 1)										0	0	0	0	0	0	0
7 Paul Janish, R (1, 6) OBP: 0.273, SLG: 0.282	C FF 94 B CU 78 F FC 93 F FC 94 B SL 84 F FF 95 B SL 80 F FC 95 T FC 95 3-2 ② **K**			C FS 83 F FC 92 F FF 94 F CU 78 X CU 76 0-2 **32 2B 2B**		X FC 93 0-0 ② **G6-3**		B CU 77 X SI 83 1-0 ② **G1-3** **1-2**		3	1	1	0	0	1	0
16 Edgar Renteria, R (8, PH) OBP: 0.303, SLG: 0.343										1	0	0	0	0	0	1
(9, 6)																
19 Joey Votto, L (1, 3) OBP: 0.426, SLG: 0.511	S CU 76 C FC 94 B CU 78 B CU 78 B SI 92 X FF 95 3-2 ③ **G6-3**			C FF 95 B FF 94 B CH 82 S FF 94 S FF 96 2-3 ① **K**		C CU 77 B SI 93 X CU 79 1-1 ③ **F8**		I IN 60 I IN 56 I IN 58 I IN 54 4-0 **32 HR IBB**		3	1	0	0	1	1	1
32 Jay Bruce, L (1, 9) OBP: 0.350, SLG: 0.506		F FF 92 C SI 91 B SL 84 B FF 92 F CU 77 X FC 93 2-2 ① **F8**		D CH 83 X FF 93 1-0 **2-H** **2B**			C CU 75 B CU 77 X FF 92 1-1 ① **P6**	F CU 78 X CU 76 0-1 **1-H 2-H HR**		4	1	2	4	0	0	0
43 Miguel Cairo, R (1, 4) OBP: 0.335, SLG: 0.408		C FC 94 S FF 95 B FF 96 B FF 96 X SL 84 2-2 ② **F7**		S SL 84 B CU 79 F FF 95 B FF 95 F FF 95 F SL 82 S SL 85 2-3 ② **K**			X FF 94 0-0 **6 1B 3B**	B SI 84 X SI 84 1-0 ③ **G5-3**		4	1	1	0	0	1	2
6 Drew Stubbs, R (1, 8) OBP: 0.326, SLG: 0.391		B SL 84 X FC 94 1-0 ③ **G5-3**		B CH 81 F SL 82 D SL 84 F FF 95 X FC 94 2-2 ③ **F9**			F FF 93 D CU 79 S FC 93 B FF 94 X FF 94 2-2 **3-H** **1B**			3	0	1	1	0	0	1
29 Ryan Hanigan, R (1, 2) OBP: 0.342, SLG: 0.311			B FC 92 C SL 82 F FC 94 X CU 77 1-2 ① **G4-3**		C FC 92 X SL 82 0-1 ① **G5-3**		F FF 95 1 SAFE S SL 82 P PO 83 B SL 83 F SL 81 X FF 92 2-2 ② **F8**			3	0	0	0	0	0	1
21 Todd Frazier, R (1, 5) OBP: 0.291, SLG: 0.449			S SL 84 S SL 84 B SL 85 B FF 95 B FF 94 B SL 84 4-2 **61 SH1-4 BB**		B CU 78 B SL 82 B FF 94 C FF 93 F FC 93 X FF 95 3-2 ② **F8**		1 SAFE 1 SAFE B FC 93 C SL 83 C FC 92 S SL 84 1-3 ③ **K**			2	0	0	0	1	1	1
61 Bronson Arroyo, R (1, 1) OBP: 0.143, SLG: 0.190			L FF 94 X FF 93 0-1 ② **SH1-4** **1-2**		B FF 95 S FF 94 X FF 94 1-1 ③ **P4**			X SI 82 0-0 ① **F7**		1	0	0	0	0	0	0
63 Sam LeCure, R (7, 1) OBP: 0.286, SLG: 0.333										0	0	0	0	0	0	0
45 Bill Bray, L (8, 1)										0	0	0	0	0	0	0
17 Dave Sappelt, R (8, PH) OBP: 0.190, SLG: 0.190										1	0	0	0	0	0	0
(9, 7)																
Inning Stats	R: 0 E: 0 K: 2 S: 12 H: 0 LOB: 0 BB: 0 P: 21	R: 0 E: 0 K: 0 S: 8 H: 0 LOB: 0 BB: 0 P: 13	R: 0 E: 0 K: 0 S: 8 H: 0 LOB: 1 BB: 1 P: 13	R: 1 E: 0 K: 2 S: 17 H: 2 LOB: 1 BB: 0 P: 24	R: 0 E: 0 K: 0 S: 7 H: 0 LOB: 0 BB: 0 P: 11	R: 0 E: 0 K: 0 S: 6 H: 0 LOB: 0 BB: 0 P: 10	R: 1 E: 0 K: 1 S: 14 H: 2 LOB: 1 BB: 0 P: 19	R: 3 E: 0 K: 0 S: 7 H: 1 LOB: 1 BB: 2 P: 17		1B: 1 2B: 2 3B: 1 HR: 1 SF: 0 SAC: 1 DP: 0 HBP: 0				WP: 0 PB: 0 SB: 0 CS: 0 PA: 32		

PITCHER		IP	WLS	BF	H	R	ER	SO	BB	IBB	HBP	BLK	WP	HR	S	P	ERA	WHIP
38 Mat Latos, R ERA: 3.8	(1, 1)	7.0		26	4	2	2	5	1	0	0	0	0	0	72	111	2.57	0.714
44 Josh Spence, L ERA: 1.61	(8, 1)	1.0	L	6	1	3	3	0	1	1	0	0	0	1	7	17	27.00	2.000

PITCHER	IP	WLS	BF	H	R	ER	SO	BB	IBB	HBP	BLK	WP	HR	S	P	ERA	WHIP

San Diego Padres @ Cincinnati Reds
Great American Ball Park, Cincinnati, OH
Fri Aug 12 2011, 7:11 PM - 10:26 PM EDT
Att. 28,346 - Clear - 80 F

livebaseballscorecards.com

AB	28
R	5
H	5
RBI	5
BB	3
SO	5
LOB	8

Batter	1	2	3	4	5	6	7	8	9	AB	R	H	RBI	BB	SO	LOB
25 Will Venable, L (1, 9) OBP: 0.339, SLG: 0.377	C KC 80 X FF 94 0-1 8 F9 1B		F FF 94 F SL 88 B FF 94 B FF 94 B FF 95 F KC 80 B SI 94 4-2 1-2 BB		B KC 80 C FF 92 F FF 93 X CH 85 1-2 ② G3-1			C FF 90 X FF 90 0-1 ① L8		3	0	1	0	1	0	0
8 Jason Bartlett, R (1, 6) OBP: 0.318, SLG: 0.314	1 SAFE 1 SAFE C FF 95 F SL 90 B KC 81 F SL 88 X FF 95 1-2 ①② F9 1-2		C FF 95 F SL 88 F FF 94 S FF 95 0-3 ② K		F FF 93 X FF 94 0-1 1B			B FS 79 F FF 90 S FS 82 S SL 84 1-3 ② K		4	0	1	0	0	2	3
24 Cameron Maybin, R (1, 8) OBP: 0.330, SLG: 0.403 23 Blake Tekotte, L (7, 8) OBP: 0.270, SLG: 0.273	B FF 95 S FF 94 F FF 96 X SL 89 1-2 88 S 1B		C KC 80 B FF 94 X FF 94 1-1 ③ G4-3		F FF 94 C FF 94 D KC 81 S KC 80 1-3 ③ K			B FF 90 S FS 82 S FS 83 B FS 84 S FS 83 2-3 ③ K		3 1	0 0	1 0	0 0	0 0	1 1	3 0
88 Kyle Blanks, R (1, 3) OBP: 0.347, SLG: 0.476	1 SAFE B FF 94 1 SAFE S FF 95 1 SAFE B FF 95 1 SAFE B FF 94 C KC 78 3-3 ③ S FF 84 K 1-2			C KC 79 F FF 94 B KC 81 B SL 87 X FF 94 2-2 HR	B KC 78 C SL 85 X KC 79 1-1 ① G1-3				C FF 89 X CH 78 0-1 32 HBP 1B	4	1	2	1	0	1	1
1 Orlando Hudson, S (1, 4) OBP: 0.335, SLG: 0.326 40 Erik Hamren, R (6, 1) 54 Joe Thatcher, L (8, 1) 32 Rob Johnson, R (9, PH) OBP: 0.260, SLG: 0.301		B FF 93 B FF 93 C FF 92 X FF 93 2-1 ① L8		B FF 94 C CH 88 X KC 79 1-1 ① G1-3		F FF 94 F FF 95 B CH 87 C CH 89 1-3 ② K			C SI 88 H FF 89 1-1 1-2 HBP	3 0 0 0	0 0 0 0	0 0 0 0	0 0 0 0	0 0 0 0	1 0 0 0	0 0 0 0
4 Nick Hundley, R (1, 2) OBP: 0.317, SLG: 0.363		C KC 80 X SL 88 0-1 ② F8		F FF 94 X FF 94 0-1 1B		C KC 80 B SL 88 S CH 88 F FF 95 S KC 82 1-3 ③ K			C FF 90 B FF 90 F SI 91 B CU 74 S CU 75 2-3 ① K	4	0	1	0	0	2	2
28 Aaron Cunningham, R (1, 7) OBP: 0.263, SLG: 0.444 45 Anthony Bass, R (4, 1) 14 Alberto Gonzalez, R (6, 4) OBP: 0.256, SLG: 0.280		B FF 94 B FF 94 B FF 94 C FF 93 S FF 94 F FF 94 X FF 95 3-2 ③ F9		B FF 94 D SL 88 F FF 93 S FF 93 B FF 95 F FF 94 C KC 77 3-3 ② K			B KC 77 C FF 93 X FF 94 1-1 ① F9		B FF 91 C FF 90 F SI 91 B CU 73 S FF 91 2-3 ② K	2 0 2	0 0 0	0 0 0	0 0 0	0 0 0	1 0 1	1 0 2
11 Logan Forsythe, R (1, 5) OBP: 0.264, SLG: 0.271			C FF 93 S SL 88 F KC 80 X SL 89 0-2 ① G5-3	C SL 87 F KC 80 B FF 94 B KC 80 X FF 94 2-2 ③ F9			C FF 94 T KC 80 B CH 88 X KC 79 1-2 ② G5-3		C FF 91 B CU 74 B CU 73 B FF 90 X SI 90 3-1 ③ F9	4	0	0	0	0	0	3
46 Tim Stauffer, R (1, 1) OBP: 0.167, SLG: 0.152 22 James Darnell, R (4, 7) OBP: 0.167, SLG: 0.167			S FF 94 B FF 94 C KC 78 B FF 95 B KC 79 X FF 92 3-2 25 BB 1B		B FF 93 S SL 87 S SL 88 B FF 94 C FF 94 2-3 ① K		B FF 96 F FF 95 C SL 87 F FF 95 B KC 81 X FF 95 2-2 ③ G4-3			1 2	0 0	1 0	0 0	0 0	0 1	0 0
Inning Stats	R: 0 E: 0 K: 1 S: 12 H: 2 LOB: 1 BB: 0 P: 17	R: 0 E: 0 K: 0 S: 8 H: 0 LOB: 0 BB: 0 P: 13	R: 0 E: 0 K: 1 S: 16 H: 1 LOB: 2 BB: 1 P: 24	R: 1 E: 0 K: 1 S: 15 H: 2 LOB: 1 BB: 0 P: 23	R: 0 E: 0 K: 2 S: 11 H: 1 LOB: 1 BB: 0 P: 15	R: 0 E: 0 K: 2 S: 9 H: 0 LOB: 0 BB: 0 P: 12	R: 0 E: 0 K: 0 S: 9 H: 0 LOB: 0 BB: 0 P: 13	R: 0 E: 0 K: 2 S: 8 H: 0 LOB: 0 BB: 0 P: 11	R: 0 E: 0 K: 2 S: 11 H: 1 LOB: 2 BB: 0 P: 19	1B: 6 2B: 0 3B: 0 HR: 1	SF: 0 SAC: 0 DP: 0 HBP: 1					

PITCHER		IP	WLS	BF	H	R	ER	SO	BB	IBB	HBP	BLK	WP	HR	S	P	ERA	WHIP
34 Homer Bailey, R ERA: 4.43	(1, 1)	7.0	W	27	6	1	1	7	1	0	0	0	0	1	80	117	1.29	1.000
33 Jose Arredondo, R ERA: 3.31	(8, 1)	1.0		3	0	0	0	2	0	0	0	0	0	0	8	11	0.00	0.000
30 Travis Wood, L ERA: 5.06	(9, 1)	1.0		5	1	0	0	2	0	0	1	0	0	0	11	19	0.00	1.000

PITCHER	IP	WLS	BF	H	R	ER	SO	BB	IBB	HBP	BLK	WP	HR	S	P	ERA	WHIP

TOP

San Diego Padres @ Cincinnati Reds

Great American Ball Park, Cincinnati, OH

Sat Aug 13 2011, 7:10 PM - 10:01 PM EDT

Att. 31,374 - Overcast - 82 F

livebaseballscorecards.com

AB	33
R	1
H	7
RBI	1
BB	1
SO	11
LOB	15

WP: 0	PA: 35		
PB: 0			
SB: 1			
CS: 0			

Batter	1	2	3	4	5	6	7	8	9	AB	R	H	RBI	BB	SO	LOB
17 Dave Sappelt, R (1, 7) (9, 8) OBP: 0.231, SLG: 0.231	C SI 88 F SI 89 F CU 79 F FF 90 B SL 86 B CU 77 B SI 90 F FF 90 X FF 91 3-2 ① G1-3	C SI 90 X SL 86 0-1 ③ G6-3		X FF 95 0-0 7 G4-6-3 1B		B SL 78 X SI 92 1-0 ② F9		C FF 84 B FF 85 F FF 84 F FF 85 B SL 77 F SL 76 B FF 85 X FF 84 3-2 1B		5	0	2	0	0	0	0
7 Paul Janish, R (1, 6) OBP: 0.268, SLG: 0.277	C SI 91 F FF 90 S CH 81 0-3 ② K		C CH 78 B SI 88 M SL 85 B SL 89 F CH 80 B SI 90 F SI 89 F CH 79 X SL 85 3-2 ① P4	C FF 92 F SL 86 F FF 90 F SL 87 X SL 86 0-2 ①② G4-6-3 1-2f		B SI 91 C SI 91 X SL 78 1-1 ③ G5-3		B FF 84 F FF 84 B FF 84 X FF 84 2-1 ③ G5-3		5	0	0	0	0	1	2
19 Joey Votto, L (1, 3) OBP: 0.427, SLG: 0.519 23 Yonder Alonso, L (7, 3) OBP: 0.524, SLG: 0.722	B FF 91 C CU 77 B CU 76 X CH 81 2-1 HR		B SL 87 F FF 91 B SI 90 X SL 86 2-1 32 HR 1B	B FF 95 F CH 84 C FF 95 B SL 86 B SL 88 X CH 83 3-2 ③ F7			B CH 80 C SL 79 B SI 90 S SL 78 S SI 92 2-3 ① K			3 1	2 0	2 0	1 0	0 0	0 1	0 0
32 Jay Bruce, L (1, 9) OBP: 0.353, SLG: 0.514	C SI 91 B FF 90 F CU 77 B FF 92 B FF 91 B FF 91 4-2 43 HR BB		F CH 79 C FF 89 B FF 90 F SI 89 F CU 71 1 SAFE B FF 89 F FF 90 X CU 76 2-2 1-H HR		S CH 83 X FF 94 0-1 43 HR 1B		C SL 79 S CH 81 B CH 81 B SI 93 F SL 79 B SI 92 F SL 80 F SI 92 C SL 79 3-3 ② K			3	3	2	2	1	1	0
43 Miguel Cairo, R (1, 4) OBP: 0.338, SLG: 0.441	C SI 89 B SI 89 X FF 88 1-1 1-H HR		S SL 85 B SL 86 B FF 89 B SI 88 X FF 89 3-1 ② F8		B SL 85 B FF 92 X FF 91 2-0 1-H HR		C SL 79 C SL 79 F SL 79 F SI 93 B CH 81 B SL 80 B SI 93 S SL 80 3-3 ③ K			4	2	2	4	0	1	0
6 Drew Stubbs, R (1, 8) OBP: 0.327, SLG: 0.394 30 Travis Wood, R (9, 1) OBP: 0.071, SLG: 0.179	X SL 87 0-0 ③ F9		C CU 77 B SI 90 X FF 88 1-1 21 BB 29 HR 1B		C SL 82 T SL 85 B FF 91 B SL 86 S CH 83 2-3 ① K			X FC 84 0-0 29 HR 2B		4 0	2 0	2 0	0 0	0 0	1 0	0 0
21 Todd Frazier, R (1, 5) OBP: 0.305, SLG: 0.500		C FF 87 X CU 76 0-1 HR	B SL 82 D SL 84 1 SAFE B SI 88 B SL 88 4-0 1-2 29 HR BB		F SL 86 B FF 93 B CH 83 C SL 84 F FF 94 X CH 81 2-2 ② L7			X FF 85 0-0 ① L9		3	2	1	1	1	0	1
29 Ryan Hanigan, R (1, 2) OBP: 0.344, SLG: 0.343		B SI 89 B CH 80 X SI 88 2-0 ① G1-3	B FF 87 B FF 88 F FF 89 X CH 77 2-1 1-H 2-H HR		B FC 95 C SL 83 X FF 94 1-1 ③ F9			C FF 86 F FF 86 B FF 87 F SL 76 F SL 77 F FF 86 F FF 84 F FF 85 X SL 77 1-2 2-H HR		4	2	2	5	0	0	0
34 Homer Bailey, R (1, 1) OBP: 0.208, SLG: 0.217 33 Jose Arredondo, R (8, 1) OBP: 1.000, SLG: 1.000 15 Fred Lewis, L (8, PH) OBP: 0.331, SLG: 0.346 (9, 7)		C SI 90 B FF 89 B SI 89 X FF 89 2-1 ② G1-3	C FF 90 B SL 86 B SI 90 F SI 89 X SL 86 2-2 ③ G1-3			C SI 90 C SL 78 T SL 79 0-2 ① K		S FF 85 B SL 76 C SL 75 B FF 85 S FF 85 2-3 ② K		3 0 1	0 0 0	0 0 0	0 0 0	0 0 0	1 0 1	0 0 0
Inning Stats	R: 3 H: 2 E: 0 LOB: 0 K: 1 BB: 1 S: 16 P: 26	R: 1 H: 1 E: 0 LOB: 0 K: 0 BB: 0 S: 7 P: 11	R: 5 H: 4 E: 0 LOB: 0 K: 0 BB: 1 S: 23 P: 42	R: 0 H: 1 E: 0 LOB: 0 K: 0 BB: 0 S: 9 P: 12	R: 2 H: 2 E: 0 LOB: 0 K: 1 BB: 0 S: 12 P: 19	R: 0 H: 0 E: 0 LOB: 0 K: 1 BB: 0 S: 6 P: 8	R: 0 H: 0 E: 0 LOB: 0 K: 3 BB: 0 S: 14 P: 22	R: 2 H: 3 E: 0 LOB: 1 K: 1 BB: 0 S: 20 P: 28		1B: 5 SF: 0 2B: 1 SAC: 0 3B: 0 DP: 1 HR: 7 HBP: 0				WP: 0 PA: 38 PB: 0 SB: 0 CS: 0		

PITCHER		IP	WLS	BF	H	R	ER	SO	BB	IBB	HBP	BLK	WP	HR	S	P	ERA	WHIP
46 Tim Stauffer, R ERA: 3.53	(1, 1)	3.0	L	18	7	9	9	1	2	0	0	0	0	5	46	79	27.00	3.000
45 Anthony Bass, R ERA: 1.8	(4, 1)	2.0		8	3	2	2	1	0	0	0	0	0	1	21	31	9.00	1.500
40 Erik Hamren, R ERA: 3.86	(6, 1)	2.0		6	0	0	0	4	0	0	0	0	0	0	20	30	0.00	0.000
54 Joe Thatcher, L ERA: 9.0	(8, 1)	1.0		6	3	2	2	1	0	0	0	0	0	1	20	28	18.00	3.000

PITCHER	IP	WLS	BF	H	R	ER	SO	BB	IBB	HBP	BLK	WP	HR	S	P	ERA	WHIP

BOTTOM

San Diego Padres @ Cincinnati Reds

Great American Ball Park, Cincinnati, OH

Sat Aug 13 2011, 7:10 PM - 10:01 PM EDT

Att. 31,374 - Overcast - 82 F

livebaseballscorecards.com

AB	36
R	13
H	13
RBI	13
BB	2
SO	7
LOB	3

San Diego Padres @ Cincinnati Reds

Great American Ball Park, Cincinnati, OH

Sun Aug 14 2011, 1:10 PM - 4:18 PM EDT

Att. 35,286 - Overcast - 71 F

livebaseballscorecards.com

Batter	1	2	3	4	5	6	7	8	9	AB	R	H	RBI	BB	SO	LOB
24 Cameron Maybin, R (1, 8) OBP: 0.331, SLG: 0.402	X FF 85 0-0 ① G4-3		C SL 78 B SL 78 B CH 76 B FF 86 F SI 84 B SL 76 4-2 88 WP, 1 1B, 88 G5-3, 1-2 BB	F FF 90 X SL 77 0-1 ② G5-3			B FS 83 S FS 82 1 SAFE C FF 92 S FS 84 1-3 ① K		C FF 96 B CH 89 F FF 96 B FF 100 F FF 99 X FF 99 2-2 8 WP, 8 S, 8 1B 1B	4	2	1	0	1	1	1
8 Jason Bartlett, R (1, 6) OBP: 0.319, SLG: 0.315	B FF 84 B SI 86 C CH 82 F FF 84 F CU 77 F FF 86 X SL 78 2-2 1B		B FF 85 X CU 75 1-0 ① F9	B KC 69 C FF 90 X SI 89 1-1 ③ G4-3			C FF 92 1 SAFE X FS 85 0-1 ② FC6-4, 1 3B, 1-2f		1 SAFE 1 SAFE B FF 96 L FF 96 B FF 97 B FF 95 X FF 96 3-1 1 G5-3, 1-H 1B	5	1	2	1	0	0	3
1 Orlando Hudson, S (1, 4) OBP: 0.337, SLG: 0.335	1 SAFE C SI 84 C CH 78 F SI 86 F FF 88 1 SAFE F CH 77 S CU 80 1-3 ② K		B SL 80 B FF 84 C CH 84 B FF 86 X FF 84 3-1 28 WP, 88 WP, 11 1B, 1-2, 2-3 1B		B FF 87 S CH 80 X FF 91 1-1 ① G3-1		B FF 92 1 SAFE C FS 83 B FS 84 F FS 84 1 SAFE 1 SAFE X FS 85 2-2 1-H 3B		B FF 95 1 SAFE B FF 94 1 SAFE B FF 94 C FF 92 1 SAFE X FF 94 3-1 ① G5-3, 1-2	5	1	2	1	0	1	2
88 Kyle Blanks, R (1, 3) OBP: 0.325, SLG: 0.441	B FF 88 B SI 89 F FF 87 B FF 88 X SI 85 3-1 ③ L7		B SL 77 B SI 88 S CU 78 C SL 80 B SL 82 X CU 79 3-2 ② G5-3, 1-2, 2-H, 3-H		B KC 73 B SL 79 C FF 90 S SL 80 X SL 80 2-2 ② F7		C FS 84 X FS 86 0-1 ③ G5-3		F FF 96 B CH 89 F FF 95 F SL 87 S FF 98 1-3 ② K	5	0	0	1	0	1	4
28 Aaron Cunningham, R (1, 9) OBP: 0.279, SLG: 0.410 (8, 7)		C SI 84 B CH 79 X FF 86 1-1 ① G6-3	B FF 88 D CH 78 F CH 84 C CU 77 B SL 81 D SL 77 4-2 11 1B, 22 1B, 2-3 BB		S FF 92 B SI 91 B SL 79 X SL 76 2-1 ③ F7			C SI 93 S SL 79 B SL 83 H SI 93 2-2 11 G6-3, 22 1B HBP	C FF 97 B FF 97 C FF 95 B SL 89 S FF 97 2-3 ③ K	3	2	0	0	1	1	1
11 Logan Forsythe, R (1, 5) OBP: 0.273, SLG: 0.280		B FF 83 X FF 85 1-0 1B	C CH 82 1 SAFE F FF 87 X SL 80 0-2 22 1B, 1-2, 3-H 1B			B SL 89 C SL 83 S FS 83 B FS 85 B FS 82 S FS 83 3-3 ① K		1 SAFE 1 SAFE C SI 94 B SI 92 1 SAFE X SI 94 1-1 ① G6-3, 1-2		4	0	2	1	0	1	1
22 James Darnell, R (1, 7) OBP: 0.313, SLG: 0.267 57 Luke Gregerson, L (8, 1) 21 Heath Bell, R (9, 1)		C SI 85 B CU 76 B CU 75 C CU 75 1 SAFE B FF 86 X SL 78 3-2 ② P4	B FF 84 X FF 86 1-0 1-3, 2-H 1B			B FS 84 B FF 90 B FS 83 B FF 89 4-0 32 G4-3 BB		C SI 94 D SL 82 F SI 94 D SL 82 B SL 80 X SI 95 3-2 32 S, 2-H 1B		3 0 0	0 0 0	2 0 0	2 0 0	1 0 0	0 0 0	1 0 0
32 Rob Johnson, R (1, 2) OBP: 0.254, SLG: 0.294		X FF 85 0-0 ③ G1-3	C FF 88 X SL 78 0-1 ③ F9			C FF 89 C FS 84 X FS 86 0-2 ②③ G4-3, 1-2f		L FC 92 B FC 90 S FF 92 B SL 82 S SL 79 2-3 ② K, 1-2		4	0	0	0	0	1	5
49 Wade LeBlanc, L (1, 1) OBP: 0.111, SLG: 0.111 14 Alberto Gonzalez, R (7, PH) OBP: 0.260, SLG: 0.280 50 Chad Qualls, R (7, 1) 25 Will Venable, L (8, PH) OBP: 0.338, SLG: 0.375 (8, 9)			C SI 86 X SI 86 0-1 1 1B, 24 BB, 88 WP, 1B	C FF 88 B FF 87 F FF 89 C KC 73 1-3 ① K			B FF 91 B FS 83 B FF 90 C FF 90 B FF 90 4-1 8 FC6-4, BB	C SL 80 X SI 94 0-1 ③ F8	2 0 0 1	1 0 0 0	1 0 0 0	0 1 0 0	0 0 0 0	1 0 0 0	0 0 0 1
Inning Stats	R: 0 H: 1 E: 0 LOB: 1 K: 1 BB: 0 S: 13 P: 19	R: 0 H: 1 E: 0 LOB: 1 K: 0 BB: 0 S: 7 P: 12	R: 4 H: 4 E: 0 LOB: 2 K: 0 BB: 2 S: 18 P: 34	R: 0 H: 0 E: 0 LOB: 0 K: 1 BB: 0 S: 7 P: 9	R: 0 H: 0 E: 0 LOB: 0 K: 0 BB: 0 S: 7 P: 12	R: 0 H: 0 E: 0 LOB: 0 K: 1 BB: 1 S: 6 P: 13	R: 1 H: 1 E: 0 LOB: 1 K: 1 BB: 1 S: 11 P: 18	R: 1 H: 1 E: 0 LOB: 1 K: 1 BB: 0 S: 12 P: 20	R: 1 H: 2 E: 0 LOB: 1 K: 2 BB: 0 S: 15 P: 26	1B: 9 2B: 0 3B: 1 HR: 0	SF: 0 SAC: 0 DP: 1 HBP: 1	WP: 3 PB: 0 SB: 2 CS: 0	PA: 41			

TOP	
AB	36
R	7
H	10
RBI	6
BB	4
SO	7
LOB	19

PITCHER		IP	WLS	BF	H	R	ER	SO	BB	IBB	HBP	BLK	WP	HR	S	P	ERA	WHIP
50 Dontrelle Willis, L ERA: 4.08	(1, 1)	2.2	L	16	6	4	4	1	2	0	0	0	2	0	36	63	13.50	3.000
63 Sam LeCure, R ERA: 3.34	(3, 1)	2.1		7	0	0	0	1	0	0	0	0	0	0	16	23	0.00	0.000
33 Jose Arredondo, R ERA: 3.38	(6, 1)	2.0		8	1	1	1	2	2	0	0	0	0	0	17	31	4.50	1.500
40 Nick Masset, R ERA: 3.79	(8, 1)	1.0		5	1	1	1	1	0	0	1	0	0	0	12	20	9.00	1.000
54 Aroldis Chapman, L ERA: 3.47	(9, 1)	1.0		5	2	1	1	2	0	0	0	0	1	0	15	26	9.00	2.000

PITCHER	IP	WLS	BF	H	R	ER	SO	BB	IBB	HBP	BLK	WP	HR	S	P	ERA	WHIP

San Diego Padres @ Cincinnati Reds

Great American Ball Park, Cincinnati, OH

Sun Aug 14 2011, 1:10 PM - 4:18 PM EDT

Att. 35,286 - Overcast - 71 F

livebaseballscorecards.com

BOTTOM

Batter	1	2	3	4	5	6	7	8	9	AB	R	H	RBI	BB	SO	LOB
17 Dave Sappelt, R (1, 7) OBP: 0.233, SLG: 0.233	B FF 85 X SI 85 1-0 ① G6-3		X SI 86 0-0 ② G6-3		C SI 86 C FC 82 F CH 73 S FC 83 0-3 ② K			B SI 90 B SL 84 C SL 85 B SI 90 C SI 90 X SL 86 3-2 16 1B 1B		4	0	1	0	0	1	0
16 Edgar Renteria, R (1, 6) OBP: 0.307, SLG: 0.343	B SI 86 B SI 86 B FC 82 B SI 86 4-0 4 FC9-6 19 BB BB		B SI 86 X CH 75 1-0 ③ F8		B SI 86 C SI 87 B FC 83 F FC 83 C SI 86 2-3 ③ K			C SI 90 C SI 90 F SL 85 1 SAFE B SL 86 X SI 90 1-2 1-2 1B		3	0	1	0	1	1	0
19 Joey Votto, L (1, 3) OBP: 0.430, SLG: 0.519	S SI 86 B SI 87 F SI 86 B CH 76 1 SAFE B SI 87 B FC 82 4-2 4 FC9-6 1-2 BB			B CU 73 F CU 80 B SI 86 C SI 88 B FF 88 B FC 83 4-2 4 WP 32 HR BB		X FC 82 0-0 4 G6-4-3 1B		B SI 90 X SL 85 1-0 ② F8		2	1	1	0	2	0	2
4 Brandon Phillips, R (1, 4) OBP: 0.333, SLG: 0.421	X SI 86 0-0 ② FC9-6 1-2f 2-3			B CU 74 B SI 87 B FC 82 B SI 87 4-0 32 HR 1-2 BB		1 SAFE F FC 82 1 SAFE T CH 75 F FF 84 1 SAFE B SI 86 F FC 83 F SI 87 1-2 ① ② G6-4-3 1-2f		B SI 90 B SI 90 S SL 85 B SI 90 S SL 86 X SL 86 3-2 ③ F8		3	1	0	0	1	0	5
32 Jay Bruce, L (1, 9) OBP: 0.353, SLG: 0.519	C SI 88 B SI 88 1 SAFE F FC 82 F CH 74 1 SAFE S FF 88 1-3 ③ K			F SI 87 X SI 88 0-1 1-H 2-H HR		C FC 81 B SI 84 B SI 85 F CH 75 C FF 84 2-3 ③ K			C FF 92 B FF 93 C FF 93 S FF 94 1-3 ① K	4	1	1	3	0	3	2
6 Drew Stubbs, R (1, 8) OBP: 0.324, SLG: 0.391		C SI 85 B FF 84 F FF 87 B FC 82 B CH 77 F FF 88 X SI 86 3-2 ① G6-3		S SI 86 S CH 75 B CU 75 F FF 84 C FC 83 1-3 ① K			B SI 92 F SI 92 F SL 86 B SL 89 X SL 86 2-2 ① G5-3		C FF 93 B CU 82 C CU 82 B FF 92 X FF 92 2-2 ② L8	4	0	0	0	0	1	0
43 Miguel Cairo, R (1, 5) OBP: 0.332, SLG: 0.432		C SI 87 B SI 87 F SI 87 B FF 87 F FF 88 X CH 76 2-2 ② L8		C FC 82 X SI 87 0-1 ② G4-3			X SI 94 0-0 ② G6-3		B FF 92 X FF 92 1-0 ③ L9	4	0	0	0	0	0	0
55 Ramon Hernandez, R (1, 2) OBP: 0.358, SLG: 0.479		B SI 86 X CH 76 1-0 ③ G6-3		C FF 84 B SI 88 F FC 83 F FF 88 F FF 84 F CH 74 X FC 83 1-2 ③ G5-3			C SI 94 B SL 88 C SL 86 F SL 89 B SL 88 S SL 88 2-3 ③ K			3	0	0	0	0	1	0
50 Dontrelle Willis, L (1, 1) OBP: 0.400, SLG: 0.800 63 Sam LeCure, R (3, 1) OBP: 0.250, SLG: 0.286 15 Fred Lewis, L (5, PH) OBP: 0.330, SLG: 0.344 33 Jose Arredondo, R (6, 1) OBP: 1.000, SLG: 1.000 40 Nick Masset, R (8, 1) 23 Yonder Alonso, L (8, PH) OBP: 0.500, SLG: 0.684 54 Aroldis Chapman, L (9, 1)			C SI 85 B SI 85 S CH 75 B FC 83 X CH 75 2-2 ① F8		B SI 85 F CU 80 F FC 81 B CU 73 S CH 73 2-3 ① K			X SI 89 0-0 ① G3-1		0 1 1 0 0 0 1 0	0 0 0 0 0 0 0 0	0 0 0 0 0 0 0 0	0 0 1 0 0 0 0 0	0 0 0 0 0 0 0 0	0 0 1 0 0 0 0 0	0 0 0 0 0 0 0 0
Inning Stats	R: 0 E: 0 K: 1 S: 8 H: 0 LOB: 2 BB: 2 P: 18	R: 0 E: 0 K: 0 S: 9 H: 0 LOB: 0 BB: 0 P: 15	R: 0 E: 0 K: 0 S: 5 H: 0 LOB: 0 BB: 0 P: 8	R: 3 E: 0 K: 1 S: 16 H: 1 LOB: 0 BB: 2 P: 26	R: 0 E: 0 K: 3 S: 10 H: 0 LOB: 0 BB: 0 P: 14	R: 0 E: 0 K: 1 S: 10 H: 1 LOB: 0 BB: 0 P: 13	R: 0 E: 0 K: 1 S: 8 H: 0 LOB: 0 BB: 0 P: 12	R: 0 E: 0 K: 0 S: 12 H: 2 LOB: 2 BB: 0 P: 20	R: 0 E: 0 K: 1 S: 7 H: 0 LOB: 0 BB: 0 P: 11	1B: 3 2B: 0 3B: 0 HR: 1 SF: 0 SAC: 0 DP: 1 HBP: 0						

	AB	30
	R	3
	H	4
	RBI	3
	BB	4
	SO	8
	LOB	9

WP: 1 PA: 34
PB: 0
SB: 0
CS: 0

PITCHER		IP	WLS	BF	H	R	ER	SO	BB	IBB	HBP	BLK	WP	HR	S	P	ERA	WHIP
49 Wade LeBlanc, L ERA: 4.54	(1, 1)	6.0	W	23	2	3	3	6	4	0	0	0	1	1	58	94	4.50	1.000
50 Chad Qualls, R ERA: 3.88	(7, 1)	1.0	H	3	0	0	0	1	0	0	0	0	0	0	8	12	0.00	0.000
57 Luke Gregerson, R ERA: 2.93	(8, 1)	1.0	H	5	2	0	0	0	0	0	0	0	0	0	12	20	0.00	2.000
21 Heath Bell, R ERA: 2.64	(9, 1)	1.0		3	0	0	0	1	0	0	0	0	0	0	7	11	0.00	0.000

PITCHER	IP	WLS	BF	H	R	ER	SO	BB	IBB	HBP	BLK	WP	HR	S	P	ERA	WHIP

Batter	1	2	3	4	5	6	7	8	9	AB	R	H	RBI	BB	SO	LOB
6 Drew Stubbs, R (1, 8) OBP: 0.323, SLG: 0.389	C SI 89 B SI 90 T SI 89 B SI 91 X SI 91 2-2 4 F9 19 S 32 1B 1B	F SI 90 B SL 83 F SI 90 F CU 77 B SL 84 F SI 91 X SI 91 2-2 ② L8			S SL 82 S SI 91 B CU 79 B SL 84 X SI 93 2-2 ② L4		C SI 91 B SL 81 D SI 87 X SI 91 2-1 ① L8		S FF 96 F SL 85 B SI 97 F SL 86 S SL 85 1-3 ② K	5	1	1	0	0	1	2
16 Edgar Renteria, R (1, 6) OBP: 0.306, SLG: 0.345 7 Paul Janish, R (7, PR) OBP: 0.267, SLG: 0.276 (7, 6)	C SI 89 X SI 89 0-1 ① P5	B SL 83 C SL 82 X SI 92 1-1 ③ L9			B SL 83 C SI 90 X SI 90 1-1 ③ G6-3		X SI 92 0-0 1-H 2B		C FF 95 C SI 96 X SL 85 0-2 ③ L7	4 1	0 0	1 0	1 0	0 0	0 0	2 0
19 Joey Votto, L (1, 3) OBP: 0.430, SLG: 0.520	F SI 90 B SI 88 B SI 88 F SI 89 1 SAFE B SI 90 B SI 89 4-2 32 1B 55 1B 1-2 BB		B SI 90 F FS 81 F SI 91 B CU 79 X SI 92 2-2 ① L7			X SI 89 0-0 4 G4-3 32 G3-1 2B	B CH 81 X FF 93 1-0 ② P4			3	2	1	0	1	0	1
4 Brandon Phillips, R (1, 4) OBP: 0.330, SLG: 0.417	X SI 90 0-0 ② F9 2-3		F SI 93 X SI 91 0-1 ② G6-3			X SL 82 0-0 ① G4-3 2-3	B CU 78 F CH 82 B FF 95 C FF 94 B FF 93 F CH 82 S FF 93 3-3 ③ K			4	0	0	0	0	1	4
32 Jay Bruce, L (1, 9) OBP: 0.352, SLG: 0.516	B SI 91 F SI 89 X SI 91 1-1 55 1B 1-3 1B 3-H		B SI 92 C FS 83 X FS 84 1-1 ③ F9			B SI 92 D SI 88 X FS 81 2-0 ② G3-1 3-H		B FF 93 F CH 82 S FF 92 X FF 93 1-2 ① P5		4	0	1	2	0	0	0
55 Ramon Hernandez, R (1, 2) OBP: 0.357, SLG: 0.476	X SI 89 0-0 1-3 3-H 1B			X SI 88 0-0 ① L8		C SI 92 X SL 85 0-1 E6 23 1B		B FF 93 B FF 91 C CH 81 F FF 92 X FF 92 2-2 ② F7		4	0	1	1	0	0	0
23 Yonder Alonso, L (1, 7) OBP: 0.500, SLG: 0.652 45 Bill Bray, L (8, 1)	B CU 76 X SI 90 1-0 ③ F7			B SI 89 X SI 89 1-0 ② F7		X SI 91 0-0 1-2 1B		C CH 82 X CH 81 0-1 1B		4 0	0 0	2 0	0 0	0 0	0 0	2 0
21 Todd Frazier, R (1, 5) OBP: 0.286, SLG: 0.464		B SI 89 X SI 89 1-0 E5 44 SH3-4		X SL 83 0-0 ③ P2		C SL 82 F SI 91 B SL 82 B SI 94 D FS 79 X SI 91 3-2 ③ G1-3		C FF 93 D CU 79 F FF 93 B FF 93 X CH 82 2-2 ③ P3		4	0	0	0	0	0	3
44 Mike Leake, R (1, 1) OBP: 0.256, SLG: 0.286 15 Fred Lewis, L (7, PH) OBP: 0.333, SLG: 0.348 33 Jose Arredondo, R (7, 1) OBP: 1.000, SLG: 1.000 17 Dave Sappelt, R (8, 7) OBP: 0.226, SLG: 0.226		X SI 87 0-0 ① SH3-4 1-2			C SI 88 X SL 80 0-1 ① G5-3		B SI 90 X SI 89 1-0 16 2B 1B		C FF 96 C SI 96 S SL 86 0-3 ① K	1 1 0 1	0 1 0 0	0 1 0 0	0 0 0 0	0 0 0 0	0 0 0 1	0 0 0 0
Inning Stats	R: 2 H: 3 E: 0 LOB: 2 K: 0 BB: 1 S: 12 P: 20	R: 0 H: 0 E: 1 LOB: 1 K: 0 BB: 0 S: 9 P: 13	R: 0 H: 0 E: 0 LOB: 0 K: 0 BB: 0 S: 7 P: 10	R: 0 H: 0 E: 0 LOB: 0 K: 0 BB: 0 S: 3 P: 4	R: 0 H: 0 E: 0 LOB: 0 K: 0 BB: 0 S: 7 P: 10	R: 1 H: 2 E: 1 LOB: 2 K: 0 BB: 0 S: 9 P: 14	R: 1 H: 2 E: 0 LOB: 1 K: 1 BB: 0 S: 9 P: 16	R: 0 H: 1 E: 0 LOB: 1 K: 0 BB: 0 S: 11 P: 16	R: 0 H: 0 E: 0 LOB: 0 K: 2 BB: 0 S: 10 P: 11	1B: 6 SF: 0 2B: 2 SAC: 1 3B: 0 DP: 0 HR: 0 HBP: 0						

PITCHER	IP	WLS	BF	H	R	ER	SO	BB	IBB	HBP	BLK	WP	HR	S	P	ERA	WHIP
40 Chien-Ming Wang, R (1, 1) ERA: 4.22	6.1	W	29	7	4	4	0	1	0	0	0	0	0	51	78	5.68	1.263
36 Tyler Clippard, R (7, 1) ERA: 1.6	1.2	H	6	1	0	0	1	0	0	0	0	0	0	16	25	0.00	0.600
22 Drew Storen, R (9, 1) ERA: 2.76	1.0	S	3	0	0	0	2	0	0	0	0	0	0	10	11	0.00	0.000

PITCHER	IP	WLS	BF	H	R	ER	SO	BB	IBB	HBP	BLK	WP	HR	S	P	ERA	WHIP

TOP

Cincinnati Reds @ Washington Nationals

Nationals Park, Washington, DC

Tue Aug 16 2011, 7:10 PM - 9:31 PM EDT

Att. 23,888 - Clear - 84 F

livebaseballscorecards.com

AB	36
R	4
H	8
RBI	4
BB	1
SO	3
LOB	14

REDS

Batter	1	2	3	4	5	6	7	8	9	AB	R	H	RBI	BB	SO	LOB
24 Rick Ankiel, L (1, 8) OBP: 0.309, SLG: 0.380	X SI 88 0-0 11 1B 38 2B 1B	F SI 90 S SI 89 B SI 92 S SL 83 1-3 ② K		B FC 90 S KC 79 X FC 90 1-1 E3 3-H			X FS 84 0-0 ① G4-3			4	1	1	0	0	1	0
8 Danny Espinosa, S (1, 4) OBP: 0.309, SLG: 0.408	B SI 88 X SI 87 1-0 ① F7	B SI 85 X SI 85 1-0 ③ P5		1 SAFE B KC 79 B FC 89 F SI 89 C KC 78 1 SAFE B SI 91 X SL 82 3-2 ③ G3-1			C FS 85 B FS 85 F FF 91 F FS 87 B FS 87 S FS 86 2-3 ② K			4	0	0	0	0	1	2
11 Ryan Zimmerman, R (1, 5) OBP: 0.368, SLG: 0.453	1 SAFE C SI 90 B KC 78 F SI 89 B SI 92 X SI 91 2-2 38 2B 20 1B 1B 1-2	B FC 88 C SI 90 B FC 89 X SL 84 2-2 ① G6-3	C SL 80 X SI 90 0-1 HR				B FS 87 C FF 92 X FS 87 1-1 ③ G6-3			4	2	2	1	0	0	0
38 Michael Morse, R (1, 3) OBP: 0.372, SLG: 0.566	C SI 91 F SI 92 X FF 91 0-2 20 1B 2B 1-3 2-H	C SI 91 B SL 83 B SL 80 X SL 82 2-1 HR	B SI 90 C FC 89 X SI 90 1-1 ① G6-3					B FF 90 X FF 92 1-0 ① G5-3		4	2	2	2	0	0	0
28 Jayson Werth, R (1, 9) OBP: 0.331, SLG: 0.384	D SL 82 D SL 84 B SI 91 B SI 90 4-0 20 1B BB	B SI 89 B FC 88 B SI 89 C SI 90 X FF 90 3-1 ② F9	B SI 90 B SL 82 B SI 90 C SI 89 F SI 91 C FC 90 3-3 ② K					C FF 91 C CH 86 F FF 93 B SL 85 F SL 85 X SI 93 1-2 2B		3	0	1	0	1	1	0
19 Laynce Nix, L (1, 7) OBP: 0.298, SLG: 0.458 30 Jonny Gomes, R (8, PH) OBP: 0.334, SLG: 0.411 22 Drew Storen, S (9, 1)	S SI 90 F FC 90 S SL 85 0-3 ② K	B KC 79 F KC 77 X FC 88 1-1 ③ G3-1	F KC 78 X SI 86 0-1 ③ G4-3					D CH 86 X FF 91 1-0 ② L8		3 1 0	0 0 0	0 0 0	0 0 0	0 0 0	1 0 0	3 1 0
20 Ian Desmond, R (1, 6) OBP: 0.279, SLG: 0.324	B SL 83 X SI 86 1-0 1-2 2-H 3-H 1B			B SI 89 B SI 89 X FC 88 2-0 ① G3	F SL 79 C SI 90 X SL 82 0-2 ① G6-3			X FF 92 0-0 ③ F9		4	0	1	2	0	0	1
3 Wilson Ramos, R (1, 2) OBP: 0.316, SLG: 0.396	B SI 91 X SL 82 1-0 ③ F9			B SI 89 X FC 90 1-0 40 G6-3 24 E 2B	F SI 89 X SI 91 0-1 ② G6-3					3	1	1	0	0	0	2
40 Chien-Ming Wang, R (1, 1) 36 Tyler Clippard, R (7, 1) 43 Brian Bixler, R (9, 7) OBP: 0.258, SLG: 0.246		B SI 87 S SI 89 C SI 90 S SL 82 1-3 ① K		B SI 90 S SL 82 S SL 81 X SL 81 1-2 ② G6-3 2-3			S SI 89 B SI 90 S SI 90 S SI 85 1-3 ③ K			3 0 0	0 0 0	0 0 0	0 0 0	0 0 0	2 0 0	1 0 0
Inning Stats	R: 3 H: 4 E: 0 LOB: 2 K: 1 BB: 1 S: 13 P: 22	R: 0 H: 0 E: 0 LOB: 0 K: 2 BB: 0 S: 7 P: 10	R: 1 H: 1 E: 0 LOB: 0 K: 0 BB: 0 S: 9 P: 17	R: 1 H: 1 E: 1 LOB: 1 K: 0 BB: 0 S: 10 P: 18	R: 1 H: 1 E: 0 LOB: 0 K: 1 BB: 0 S: 9 P: 13	R: 0 H: 0 E: 0 LOB: 0 K: 1 BB: 0 S: 8 P: 9	R: 0 H: 0 E: 0 LOB: 0 K: 1 BB: 0 S: 7 P: 10	R: 0 H: 1 E: 0 LOB: 1 K: 0 BB: 0 S: 8 P: 11		1B: 3 SF: 0 2B: 3 SAC: 0 3B: 0 DP: 0 HR: 2 HBP: 0						

PITCHER		IP	WLS	BF	H	R	ER	SO	BB	IBB	HBP	BLK	WP	HR	S	P	ERA	WHIP
44 Mike Leake, R ERA: 4.0	(1, 1)	6.0	L	27	7	6	5	5	1	0	0	0	0	2	56	89	7.50	1.333
33 Jose Arredondo, R ERA: 3.28	(7, 1)	1.0		3	0	0	0	1	0	0	0	0	0	0	7	10	0.00	0.000
45 Bill Bray, L ERA: 2.33	(8, 1)	1.0		4	1	0	0	0	0	0	0	0	0	0	8	11	0.00	1.000

PITCHER	IP	WLS	BF	H	R	ER	SO	BB	IBB	HBP	BLK	WP	HR	S	P	ERA	WHIP

BOTTOM

Cincinnati Reds @ Washington Nationals

Nationals Park, Washington, DC

Tue Aug 16 2011, 7:10 PM - 9:31 PM EDT

Att. 23,888 - Clear - 84 F

livebaseballscorecards.com

AB	33
R	6
H	8
RBI	5
BB	1
SO	6
LOB	10

Cincinnati Reds @ Washington Nationals

Nationals Park, Washington, DC

Wed Aug 17 2011, 7:07 PM - 9:52 PM EDT

Att. 20,374 - Partly Cloudy - 85 F

livebaseballscorecards.com

Batter	1	2	3	4	5	6	7	8	9	AB	R	H	RBI	BB	SO	LOB
4 Brandon Phillips, R (1, 4) OBP: 0.329, SLG: 0.415	C FF 93 F SI 94 S SL 82 0-3 ① **K**		F SI 92 F SI 95 X SL 81 0-2 17 2B **1B**		X SI 90 0-0 ① **G5-3**		C SL 85 M SL 85 B SI 95 X SL 85 1-2 ② **F7**		C FF 99 T SL 84 F FF 100 B FF 100 X SL 84 1-2 ① **G5-3**	5	0	1	0	0	1	0
17 Dave Sappelt, R (1, 7) OBP: 0.222, SLG: 0.250	C SI 94 F FF 95 B FF 96 S SL 81 1-3 ② **K2-3**		B SI 92 F SI 92 B SI 94 F FF 93 B SI 94 X CH 86 3-2 **1-3** **2B**		C SI 92 X SI 93 0-1 ② **F8**		C SI 95 B SI 95 S SL 86 C SI 96 1-3 ③ **K**		X FF 99 0-0 ② **F7**	5	0	1	0	0	2	0
19 Joey Votto, L (1, 3) OBP: 0.434, SLG: 0.528	B FF 96 F FF 95 B FF 95 B FF 94 X FF 95 3-1 **HR**		C SI 94 B SL 82 B SI 94 B SI 92 B FF 91 4-1 **BB**		B FF 93 F SL 80 F SL 79 B SI 93 B SL 81 B SI 94 4-2 **BB**			C SI 92 B SL 78 X SI 92 1-1 32 1B 43 FC1-5 **1B**	C SI 100 F CH 94 B CH 94 T FF 99 1-2 ③ **K**	3	1	2	1	2	1	0
32 Jay Bruce, L (1, 9) OBP: 0.351, SLG: 0.514	B FF 95 X SI 94 1-0 ③ **G3**		F SI 93 S FF 93 S SI 95 0-3 ② **K**		B FF 92 B SI 92 S SI 92 X SI 91 2-1 ③ **F9**			B FF 92 B SI 91 X SI 92 2-0 6 BB 43 FC1-5 55 G4-3 **1-3** **1B**		4	1	1	0	0	1	4
43 Miguel Cairo, R (1, 5) OBP: 0.335, SLG: 0.434		C SI 91 F SI 93 B SL 81 F SL 82 F FF 95 X FF 95 1-2 6 CS **1B**	C SL 80 X FF 94 0-1 ③ **P4**			B SI 90 X CH 85 1-0 6 FC5-4 **1B**		B SI 93 B CH 86 X SI 92 2-0 ① **FC1-5** 55 G4-3 6 BB **1-2** **3-H**		4	0	2	0	0	0	5
6 Drew Stubbs, R (1, 8) OBP: 0.323, SLG: 0.387		F SI 92 B SI 93 B FF 92 F SI 93 S FF 95 2-3 ① ② **K** **1-2**		F SI 91 B SI 92 C SL 79 F FF 95 B SL 80 B FF 94 X SI 91 3-2 ① **G6-3**		B SI 90 B SI 90 X SI 92 2-0 ① **FC5-4** **1-2f**		B SI 92 F SI 93 D CH 85 B SI 93 B SI 91 4-1 55 G4-3 **1-2** **2-3** **BB**		3	0	0	0	1	1	2
55 Ramon Hernandez, R (1, 2) OBP: 0.355, SLG: 0.472		C SI 92 X CH 85 0-1 **1B**		B SI 92 S FF 90 B FF 93 X SI 90 2-1 ② **F9**		B SI 92 1 SAFE 1 SAFE B FF 90 F SI 91 C FF 90 F SL 80 X SI 92 2-2 ② **F9**		X SI 96 0-0 ② **G4-3** **1-2** **2-3** **3-H**		4	0	1	1	0	0	3
7 Paul Janish, R (1, 6) OBP: 0.271, SLG: 0.277		C SI 92 F SI 92 D SL 82 C SL 82 1-3 ③ **K**		B FF 91 F SI 91 B CH 83 X SI 90 2-1 **1B**		B FF 92 B SI 90 F SI 90 F FF 91 B CH 87 X SI 92 3-2 ③ **G6-3**		B SL 83 S SL 85 B SI 96 D SL 85 B SI 97 4-1 **BB**		3	0	1	0	1	1	2
47 Johnny Cueto, R (1, 1) OBP: 0.077, SLG: 0.027 48 Francisco Cordero, R (9, 1)			C SI 91 F SI 93 S SL 80 0-3 ① **K**	L SI 92 B SL 79 C SI 91 B SI 93 C FF 93 2-3 ③ **K**			C SI 95 C SI 95 C SL 85 0-3 ① **K**	B FF 96 C SI 94 C FF 96 X SI 96 1-2 ③ **G4-3**		4 0	0 0	0 0	0 0	0 0	3 0	4 0

| Inning Stats | | |

Batter	1	2	3	4	5	6	7	8	9	AB	R	H	RBI	BB	SO	LOB
20 Ian Desmond, R (1, 6) OBP: 0.277, SLG: 0.321	F SI 94 S SL 83 B SI 95 F SI 95 B SL 86 C SL 82 2-3 ① K		C FF 95 F FC 92 B SI 96 B SI 96 X SI 97 2-2 ③ G4-3			X SL 82 0-0 ① F7		B SI 96 X SL 81 1-0 ② P3		4	0	0	0	0	1	1
24 Rick Ankiel, L (1, 8) OBP: 0.312, SLG: 0.382	T SI 96 F FF 95 B FF 96 F SL 84 S SL 85 1-3 ② K			F SL 81 X CH 84 0-1 38 G5-3 11 1B 1B		B SI 94 F CH 84 X SL 82 1-1 1B		B SI 94 C SI 95 C SI 95 B FF 95 X SL 83 2-2 ③ F8		4	0	2	0	0	1	1
11 Ryan Zimmerman, R (1, 5) OBP: 0.370, SLG: 0.466	B FF 92 B FF 96 C SI 96 F SI 96 S SL 85 2-3 ③ K			C FF 91 B SL 82 X SL 82 1-1 38 G5-3 **1-2** 1B		B FF 94 B SL 82 X SI 95 2-0 ② F9			X FF 94 0-0 HR	4	1	2	1	0	1	1
38 Michael Morse, R (1, 3) OBP: 0.371, SLG: 0.563		B FF 94 X SI 95 1-0 E5 8 G4-3 1B		C SI 95 B SI 95 B SI 95 C SI 94 B SI 95 X SI 96 3-2 ① G5-3 **1-2** **2-3**		C SI 96 B SI 96 X SI 95 1-1 ③ G4-3			B FF 92 S SL 88 X FF 93 1-1 ① G5-3	4	0	1	0	0	0	3
28 Jayson Werth, R (1, 9) OBP: 0.331, SLG: 0.381		C SI 95 S SL 81 B FF 95 X SI 94 1-2 ① G5-3		X SI 97 0-0 ② P6			C SL 84 B SI 94 X SI 95 1-1 ① P6		B SL 89 C SL 86 B FF 93 B SL 88 F SL 88 F SL 89 B FF 95 4-2 30 E 8 1B BB	3	0	0	0	1	0	3
8 Danny Espinosa, S (1, 4) OBP: 0.308, SLG: 0.406		F SI 96 F FF 95 D SL 85 B SL 83 F SI 95 B FF 95 X SL 82 3-2 ② G4-3 **2-3**		X FF 96 0-0 ③ L4			C CH 85 F SI 95 B SI 96 C FC 86 1-3 ② K		1 SAFE 1 SAFE B CH 88 X FF 95 1-0 30 E **1-2** 1B	4	0	1	0	0	1	3
30 Jonny Gomes, R (1, 7) OBP: 0.330, SLG: 0.405		B SL 85 F FF 97 X FF 96 1-1 ③ F8			B CU 77 B SL 82 C FF 96 C FF 95 X SL 80 2-2 ① G6-3		B SL 85 C FF 95 B FF 95 X SL 82 2-1 ③ G6-3		D SL 89 C SL 89 B SL 90 B SL 90 C FF 95 X SL 90 3-2 E6 3 G4-6-3 **1-2** **2-3**	4	0	0	0	0	0	3
3 Wilson Ramos, R (1, 2) OBP: 0.315, SLG: 0.394			X FF 92 0-0 ① F9		B SI 96 X SI 95 1-0 ② G6-3			B SL 80 C SI 94 S FF 94 X SI 96 1-2 1B	X SL 90 0-0 ② ③ G4-6-3 **1-2f**	4	0	1	0	0	0	3
48 Ross Detwiler, R (1, 1) OBP: 0.125, SLG: 0.125 60 Todd Coffey, R (7, 1) 17 Sean Burnett, L (8, 1) OBP: 1.000, SLG: 1.000 52 Ryan Mattheus, R (8, 1) 19 Laynce Nix, L (8, PH) OBP: 0.297, SLG: 0.457 63 Henry Alberto Rodriguez, R (9, 1)			C FF 92 C SL 81 B CU 74 X SI 93 1-2 ② G4-3		C FF 96 B SI 96 F FF 95 B SL 84 X SL 82 2-2 ③ G6-3			C FF 94 F SL 83 D SL 84 S FF 95 1-3 ① K		2 0 0 0 0 0 0 0 0 0 0 0 0 0 0 0 0 0 0 0 0 0 0 0 0 0 0 0 1 0 0 0 0 1 1 0 0 0 0 0 0 0						
Inning Stats	R: 0 H: 0 E: 0 LOB: 0 K: 3 BB: 0 S: 11 P: 16	R: 0 H: 1 E: 1 LOB: 1 K: 0 BB: 0 S: 10 P: 16	R: 0 H: 0 E: 0 LOB: 0 K: 0 BB: 0 S: 7 P: 10	R: 0 H: 2 E: 0 LOB: 2 K: 0 BB: 0 S: 9 P: 13	R: 0 H: 0 E: 0 LOB: 0 K: 0 BB: 0 S: 7 P: 12	R: 0 H: 1 E: 0 LOB: 1 K: 0 BB: 0 S: 6 P: 10	R: 0 H: 0 E: 0 LOB: 0 K: 1 BB: 0 S: 7 P: 11	R: 0 H: 1 E: 0 LOB: 1 K: 1 BB: 0 S: 10 P: 15	R: 1 H: 2 E: 1 LOB: 2 K: 0 BB: 1 S: 11 P: 20	1B: 6 SF: 0 2B: 0 SAC: 0 3B: 0 DP: 1 HR: 1 HBP: 0						

PITCHER	IP	WLS	BF	H	R	ER	SO	BB	IBB	HBP	BLK	WP	HR	S	P	ERA	WHIP
47 Johnny Cueto, R (1, 1) ERA: 1.89	8.0	W	30	6	1	1	5	0	0	0	0	0	1	68	104	1.12	0.750
48 Francisco Cordero, R (9, 1) ERA: 2.44	1.0	S	5	1	0	0	0	1	0	0	0	0	0	10	19	0.00	2.000

PITCHER	IP	WLS	BF	H	R	ER	SO	BB	IBB	HBP	BLK	WP	HR	S	P	ERA	WHIP

BOTTOM

Cincinnati Reds @ Washington Nationals

Nationals Park, Washington, DC

Wed Aug 17 2011, 7:07 PM - 9:52 PM EDT

Att. 20,374 - Partly Cloudy - 85 F

livebaseballscorecards.com

AB	34
R	1
H	7
RBI	1
BB	1
SO	5
LOB	19

Cincinnati Reds @ Washington Nationals

Nationals Park, Washington, DC

Thu Aug 18 2011, 7:39 PM - 10:46 PM EDT

Att. 19,508 - Overcast - 85 F

TOP

livebaseballscorecards.com

Batter	1	2	3	4	5	6	7	8	9	AB	R	H	RBI	BB	SO	LOB
4 Brandon Phillips, R (1, 4) OBP: 0.333, SLG: 0.418	C FF 95 B FF 96 F SL 89 B FF 95 B FF 96 F FF 96 B SL 88 4-2 19 G3-1 BB		F SL 85 F FF 94 B FF 94 X FF 95 1-2 19 1B 1B		C SL 87 F FF 94 X CU 80 0-2 1B		C FF 98 F FF 99 D FF 100 B SL 86 B FF 98 X FF 100 3-2 ① G3 1-H		C FF 97 F SL 84 B FF 96 X SL 84 1-2 1-2 1B	4	0	3	1	1	0	0
17 Dave Sappelt, R (1, 7) OBP: 0.195, SLG: 0.220	X FF 94 0-0 ① F8		C FF 94 X FF 94 0-1 ② F9		C FF 93 C FF 94 F FF 94 B FF 94 1 SAFE B SL 86 F FF 95 B FF 94 X FF 94 3-2 ② P5		C FF 99 C SL 83 S SL 85 0-3 ② K		B FF 96 C FF 94 B FF 95 C FF 94 X FF 95 2-2 ③ P6	5	0	0	0	0	1	5
19 Joey Votto, L (1, 3) OBP: 0.432, SLG: 0.525	1 SAFE F FF 95 X CU 79 0-1 ② G3-1 1-2		B FF 94 X CU 79 1-0 ② 1-2 1B		S FF 93 X FF 93 0-1 ③ F7		S CH 92 S CH 93 S CH 93 0-3 ③ K			4	0	1	0	0	1	2
32 Jay Bruce, L (1, 9) OBP: 0.348, SLG: 0.509	C CU 78 F FF 96 B FF 95 B SL 87 B CU 79 X CU 79 3-2 ③ G4-3		B FF 95 X FF 95 1-0 ③ G1-3			X CU 77 0-0 ① G4-3		S FF 93 S FF 94 T FF 94 0-2 ① K		4	0	0	0	0	1	3
43 Miguel Cairo, R (1, 5) OBP: 0.333, SLG: 0.427		B FF 94 F FF 94 B FF 94 F FF 94 B CU 80 X FF 95 3-2 ① L9		C FF 94 C CU 78 F FF 93 B CU 80 H CU 79 2-2 29 1B HBP		C FF 92 B SL 87 F FF 94 X CU 79 1-2 ② G5-3		B FF 94 S CH 82 B CU 80 F FF 94 X CH 83 2-2 ② P4		3	0	0	0	0	0	0
6 Drew Stubbs, R (1, 8) OBP: 0.322, SLG: 0.384		C FF 96 C SL 88 B FF 95 B SL 89 F FF 96 B CU 80 C SL 88 3-3 ② K		B FF 94 X FF 94 1-0 ① F9		F SL 87 C SL 87 B FF 94 B FF 95 F FF 95 B CU 80 B FF 95 4-2 29 1B BB		B FF 94 C CH 81 F FF 94 B FF 93 B FF 93 C CH 80 3-3 ③ K		3	0	0	0	1	2	1
29 Ryan Hanigan, R (1, 2) OBP: 0.355, SLG: 0.359		C FF 95 C FF 95 F FF 95 F FF 94 B FF 96 B FF 95 X SL 90 2-2 2B		B FF 94 1 SAFE B FF 93 F FF 94 X FF 93 2-1 7 G1-6-3 1-3 1B		B FF 93 B FF 93 1 SAFE F FF 94 F FF 94 X FF 94 2-2 1-3 1B			B FF 97 C FF 96 B FF 97 B FF 95 C FF 94 F FF 95 X FF 96 3-2 4 1B 1B	4	0	4	0	0	0	0
7 Paul Janish, R (1, 6) OBP: 0.268, SLG: 0.274 23 Yonder Alonso, L (9, PH) OBP: 0.481, SLG: 0.625		B FF 95 C FF 94 F FF 94 X CU 79 1-2 ③ F7		F FF 94 F FF 94 B FF 94 X FF 95 1-2 ②③ G1-6-3 1-2f		F SI 93 B SI 92 S SL 83 D SL 83 S SI 93 2-3 ③ K			T SI 95 C SI 95 D SL 85 C SL 85 1-3 ① K	3	0	0	0	0	1	5
										1	0	0	0	0	1	1
61 Bronson Arroyo, R (1, 1) OBP: 0.136, SLG: 0.182 15 Fred Lewis, L (7, PH) OBP: 0.331, SLG: 0.346 33 Jose Arredondo, R (7, 1) OBP: 1.000, SLG: 1.000 45 Bill Bray, L (7, 1) 40 Nick Masset, R (7, 1) 55 Ramon Hernandez, R (9, PH) OBP: 0.354, SLG: 0.470			B FF 91 C FF 92 B FF 93 X FF 92 2-1 ① F7		B FF 90 C FF 92 X SL 87 1-1 ① P4		C FF 98 X SI 99 0-1 E6 4 PB 4 WP 4 G3		C FF 96 C FF 96 B FF 97 D SL 85 X SL 84 2-2 ② L7	2	0	0	0	0	0	0
										1	1	0	0	0	0	0
										0	0	0	0	0	0	0
										0	0	0	0	0	0	0
										0	0	0	0	0	0	0
										1	0	0	0	0	0	1

	AB	35
	R	1
	H	8
	RBI	1
	BB	2
	SO	7
	LOB	18

Inning Stats	1	2	3	4	5	6	7	8	9
	R: 0 E: 0 K: 0 S: 9	H: 0 LOB: 1 BB: 1 P: 16	R: 0 E: 0 K: 1 S: 15	H: 1 LOB: 1 BB: 0 P: 24	R: 0 E: 0 K: 0 S: 9	H: 2 LOB: 2 BB: 0 P: 14	R: 0 E: 0 K: 0 S: 9	H: 1 LOB: 1 BB: 0 P: 15	R: 0 E: 0 K: 0 S: 12	H: 1 LOB: 1 BB: 0 P: 16	R: 0 E: 0 K: 1 S: 13	H: 1 LOB: 2 BB: 1 P: 22	R: 1 E: 1 K: 2 S: 11	H: 0 LOB: 0 BB: 0 P: 14	R: 0 E: 0 K: 2 S: 9	H: 0 LOB: 0 BB: 0 P: 14	R: 0 E: 0 K: 1 S: 16	H: 2 LOB: 2 BB: 0 P: 25

	1B: 7	SF: 0	WP: 1	PA: 38
	2B: 1	SAC: 0	PB: 1	
	3B: 0	DP: 1	SB: 0	
	HR: 0	HBP: 1	CS: 0	

PITCHER		IP	WLS	BF	H	R	ER	SO	BB	IBB	HBP	BLK	WP	HR	S	P	ERA	WHIP
27 Jordan Zimmermann, R ERA: 3.11	(1, 1)	5.2	W	25	6	0	0	1	2	0	1	0	0	0	64	102	0.00	1.412
52 Ryan Mattheus, R ERA: 2.67	(6, 1)	0.1	H	1	0	0	0	1	0	0	0	0	0	0	3	5	0.00	0.000
63 Henry Alberto Rodriguez, R ERA: 4.47	(7, 1)	1.0	H	4	0	1	0	2	0	0	0	0	1	0	11	14	0.00	0.000
36 Tyler Clippard, R ERA: 1.58	(8, 1)	1.0	H	3	0	0	0	2	0	0	0	0	0	0	9	14	0.00	0.000
22 Drew Storen, R ERA: 2.72	(9, 1)	1.0	S	5	2	0	0	1	0	0	0	0	0	0	16	25	0.00	2.000

PITCHER		IP	WLS	BF	H	R	ER	SO	BB	IBB	HBP	BLK	WP	HR	S	P	ERA	WHIP

Cincinnati Reds @ Washington Nationals

Nationals Park, Washington, DC

Thu Aug 18 2011, 7:39 PM - 10:46 PM EDT

Att. 19,508 - Overcast - 85 F

livebaseballscorecards.com

BOTTOM

Batter	1	2	3	4	5	6	7	8	9	AB	R	H	RBI	BB	SO	LOB
20 Ian Desmond, R (1, 6) OBP: 0.277, SLG: 0.320	C FF 87 B SI 88 B SI 87 B SI 89 C CH 80 B SL 77 4-2 24 CS BB		C CU 69 D SL 78 F CU 70 B SL 77 S SI 89 2-3 ② K		X CU 70 0-0 ③ P6		1 SAFE B FF 92 1 SAFE X FF 92 1-0 ① SH3-4 1-2			2	0	0	0	1	1	1
24 Rick Ankiel, L (1, 8) OBP: 0.311, SLG: 0.378	B SI 87 D CH 81 C SI 86 1 SAFE F CH 80 B SI 89 X SL 73 3-2 ①② F9 1-2		S CH 82 T SI 89 B FF 89 S SI 89 1-3 ③ K			B SL 74 B CH 76 X CH 78 2-0 ① G5-3	B SL 86 F FF 87 B SL 87 D SL 88 S FF 93 B FF 93 4-2 11 BB BB			3	0	0	0	1	1	2
11 Ryan Zimmerman, R (1, 5) OBP: 0.371, SLG: 0.464	B CH 82 X FF 88 1-0 ③ L9			C CH 73 X SL 78 0-1 1B		C SL 76 B SI 90 B CH 78 C FF 90 B FF 91 X FF 90 3-2 ② G1-3	B FF 93 F FF 93 S FF 93 B FF 96 B SL 81 D SL 80 4-2 38 G6-4-3 1-2 2-3 BB			3	0	1	0	1	0	0
38 Michael Morse, R (1, 3) OBP: 0.370, SLG: 0.558		B SL 74 X SL 75 1-0 ① G5-3		D SI 89 C SI 89 F SI 89 X FF 90 1-2 ① L9		C SI 90 B SL 79 B CU 70 C CU 69 B SI 90 B SI 90 4-2 8 1B 28 1B 30 1B BB	X SI 96 0-0 ②③ G6-4-3 1-2f			3	1	0	0	1	0	4
28 Jayson Werth, R (1, 9) OBP: 0.332, SLG: 0.382		C CH 78 C SI 88 B SL 78 F SI 89 B SI 90 B SI 89 F FF 90 F CH 79 X SL 78 3-2 ② F8		B CH 79 C CH 80 1 SAFE C CU 70 F SI 89 X FF 89 1-2 ② P5		B SI 89 C FF 90 F SI 90 1 SAFE X SI 90 1-2 8 1B 30 1B 1-2 1B		C FF 92 C SL 78 B SL 84 B SL 81 X FF 92 2-2 30 FC5-4 1B		4	1	2	0	0	0	1
8 Danny Espinosa, S (1, 4) OBP: 0.310, SLG: 0.407		X FF 88 0-0 1B		L SI 88 X CH 79 0-1 ③ L7		B SL 76 X FF 89 1-0 30 1B 1-2 2-3 1B		X SI 95 0-0 ① F7		4	0	2	0	0	0	2
30 Jonny Gomes, R (1, 7) OBP: 0.329, SLG: 0.402 22 Drew Storen, S (9, 1)		B FF 89 B SI 88 B CH 79 C SL 75 F SL 75 C FF 89 3-3 ③ K			X CH 79 0-0 ① G6-3	B FF 89 X CH 80 1-0 1-2 2-H 3-H 1B		X SI 93 0-0 ② FC5-4 1-2f		4 0	0 0	1 0	2 0	0 0	1 0	2 0
26 Jesus Flores, R (1, 2) OBP: 0.279, SLG: 0.390			B CH 78 F CH 80 C SI 89 F SI 90 X SL 79 1-2 ① G5-3		C CH 80 B SL 77 F CH 78 X SI 87 1-2 HR	X SL 76 0-0 ③ F7		D FF 94 X FF 95 1-0 ③ F9		4	1	1	1	0	0	3
27 Jordan Zimmermann, R (1, 1) OBP: 0.244, SLG: 0.231 52 Ryan Mattheus, R (6, 1) 63 Henry Alberto Rodriguez, R (7, 1) 19 Laynce Nix, L (7, PH) OBP: 0.299, SLG: 0.457 36 Tyler Clippard, R (8, 1) 43 Brian Bixler, R (9, 7) OBP: 0.258, SLG: 0.246			C CH 80 B SI 89 X FF 89 1-1 1B		C SI 86 B SL 75 F SL 74 B SI 90 X SI 89 2-2 ② G1-3		B FS 84 C FF 93 B FS 85 B FS 83 F FF 93 B FS 85 4-2 11 BB 20 SH3-4 BB			2 0 0 0 0 0 0	0 0 0 0 0 0 0	1 0 0 0 0 0 0	0 0 0 0 0 0 0	0 0 0 1 0 0 0	0 0 0 0 0 0 0	0 0 0 0 0 0 0
Inning Stats	R: 0 E: 0 K: 0 S: 6 H: 0 LOB: 0 BB: 1 P: 14	R: 0 E: 0 K: 1 S: 11 H: 1 LOB: 1 BB: 0 P: 18	R: 0 E: 0 K: 2 S: 12 H: 1 LOB: 1 BB: 1 P: 17	R: 0 E: 0 K: 0 S: 11 H: 1 LOB: 1 BB: 0 P: 13	R: 1 E: 0 K: 0 S: 8 H: 1 LOB: 0 BB: 0 P: 11	R: 2 E: 0 K: 0 S: 12 H: 3 LOB: 2 BB: 1 P: 24	R: 0 E: 0 K: 0 S: 8 H: 0 LOB: 2 BB: 3 P: 21	R: 0 E: 0 K: 0 S: 6 H: 1 LOB: 1 BB: 0 P: 9		1B: 7 2B: 0 3B: 0 HR: 1	SF: 0 SAC: 1 DP: 1 HBP: 0		WP: 0 PB: 0 SB: 0 CS: 1	PA: 35		

	AB	29
	R	3
	H	8
	RBI	3
	BB	5
	SO	3
	LOB	15

PITCHER		IP	WLS	BF	H	R	ER	SO	BB	IBB	HBP	BLK	WP	HR	S	P	ERA	WHIP
61 Bronson Arroyo, R ERA: 5.28	(1, 1)	6.0	L	26	7	3	3	3	2	0	0	0	0	1	60	97	4.50	1.500
33 Jose Arredondo, R ERA: 3.25	(7, 1)	0.1		2	0	0	0	0	1	0	0	0	0	0	3	8	0.00	3.000
45 Bill Bray, L ERA: 2.33	(7, 1)	0.0		1	0	0	0	0	1	0	0	0	0	0	2	6	∞	∞
40 Nick Masset, R ERA: 3.68	(7, 1)	1.2		6	1	0	0	0	1	0	0	0	0	0	9	16	0.00	1.200

PITCHER	IP	WLS	BF	H	R	ER	SO	BB	IBB	HBP	BLK	WP	HR	S	P	ERA	WHIP

Cincinnati Reds @ Pittsburgh Pirates

PNC Park, Pittsburgh, PA

Fri Aug 19 2011, 7:47 PM - 11:45 PM EDT

Att. 36,620 - Cloudy - 70 F

TOP

livebaseballscorecards.com

Batter	1	2	3	4	5	6	7	8	9	AB	R	H	RBI	BB	SO	LOB
4 Brandon Phillips, R (1, 4) OBP: 0.336, SLG: 0.426	C FF 91 X FF 92 0-1 15 FC6-4 1B		B CU 79 F FC 91 X FC 91 1-1 ③ G4-3		B CU 78 X CU 79 1-0 1-H 3-H HR		B SI 92 B SI 91 X FF 92 2-0 15 FC5-4 1B	F FF 94 X CU 80 0-1 ② FC6-4 1-2f 3-H		5	1	3	4	0	0	1
15 Fred Lewis, L (1, 7) OBP: 0.330, SLG: 0.344 45 Bill Bray, L (7, 1) 33 Jose Arredondo, R (7, 1) OBP: 1.000, SLG: 1.000 23 Yonder Alonso, L (8, PH) OBP: 0.464, SLG: 0.600 40 Nick Masset, R (8, 1) 30 Travis Wood, R (8, 1) OBP: 0.071, SLG: 0.179 48 Francisco Cordero, R (9, 1)	B SI 90 D SI 92 F SI 91 C SL 89 F SL 87 F FF 91 X FF 91 2-2 ① FC6-4 19 L5-3 1-2f			X CH 86 0-0 19 HR 1B	C FF 92 B CH 85 B FF 92 F FF 91 X FF 91 2-2 ① G6-3		1 SAFE B SI 90 B SI 90 X FF 91 2-0 ② FC5-4 19 BB 32 1B 1-2f	X SI 95 0-0 ③ L5		4 0 0 1 0 0 0	2 0 0 0 0 0 0	1 0 0 0 0 0 0	0 0 0 0 0 0 0	0 0 0 0 0 0 0	0 0 0 1 0 0 0	2 0 0 1 0 0 0
19 Joey Votto, L (1, 3) OBP: 0.434, SLG: 0.531	B FC 90 D CH 87 X SI 92 2-0 ② ③ L5-3 1-1			B SL 87 B FF 90 F SL 88 C SL 87 B FF 91 F FC 89 F SI 91 X FF 90 3-2 1-H HR	B CH 86 B CH 84 B FC 92 C SI 91 X SL 89 3-1 ② L7		F SI 91 B FF 91 B SI 92 C CH 84 B FF 92 F CH 84 B SI 91 4-2 32 1B 1-2 BB		C FF 96 B SL 85 C FF 97 B FF 97 F SL 86 F FF 98 B SL 85 B FF 98 4-2 17 1B 6 FC4 BB	3	2	1	2	2	0	1
32 Jay Bruce, L (1, 9) OBP: 0.347, SLG: 0.506		B SI 90 F SI 91 B SL 88 X FC 90 2-1 ① F7		X FF 91 0-0 ① F7	C CH 84 X SL 89 0-1 ③ G4-1		X SL 81 0-0 17 BB 1-3 2-H 1B		B SL 86 B FF 96 X FF 97 2-0 ① P5	5	0	1	1	0	0	1
21 Todd Frazier, R (1, 5) OBP: 0.288, SLG: 0.458 63 Sam LeCure, R (6, 1) OBP: 0.250, SLG: 0.286 54 Aroldis Chapman, L (6, 1) 17 Dave Sappelt, R (7, PH) OBP: 0.233, SLG: 0.238 (7, 7)		X FF 92 0-0 ② L9		B FC 90 B FC 90 C FF 91 B FF 90 X FF 91 3-1 ② G5-3		B FC 89 X SL 87 1-0 6 G6-4-3 1B	B CH 82 B SI 87 B SI 86 B SI 86 4-0 1-2 BB		B SL 85 B FF 98 B FF 98 C FF 98 F FF 97 F FF 98 X FF 97 3-2 6 E 6 FC4 29 1B 1-3 1B	3 0 0 1	0 0 0 1	1 0 0 1	0 0 0 1	0 0 0 0	0 0 0 0	0 0 0 0
6 Drew Stubbs, R (1, 8) OBP: 0.321, SLG: 0.382		B FC 90 X FC 89 1-0 1B		F CU 79 F FC 91 B FF 90 B CU 80 S FF 92 2-3 ③ K		X SL 86 0-0 ① ② G6-4-3 1-2f	B SL 82 S FF 92 F FF 92 B SL 81 S FF 92 2-3 ③ K		B SL 87 C SL 86 X FF 97 1-1 FC4 29 1B 1-3 3-H	5	1	1	1	0	2	5
29 Ryan Hanigan, R (1, 2) OBP: 0.360, SLG: 0.376		C FF 91 C SI 91 X FF 92 0-2 ③ G4-3			B SI 91 X FF 90 1-0 HR	B SL 88 B SL 88 B SL 87 C FF 90 B FF 90 4-1 BB		B FF 93 C FF 94 B CU 82 X FF 95 2-1 ① L9	C FF 97 D SL 86 D SL 86 F FF 98 F SL 85 F SL 85 X FF 96 2-2 2-H 3-H 1B	4	1	2	3	1	0	1
7 Paul Janish, R (1, 6) OBP: 0.270, SLG: 0.280			B FC 91 X SI 92 1-0 ① G5-3		B SL 88 B SL 88 B SL 88 C FF 90 X SL 87 3-1 34 SH 4 HR 2B	B FC 90 B FF 90 B FC 89 C FF 90 X FF 89 3-1 ③ P3		X FF 94 0-0 43 1B 43 S 4 FC6-4 1B	B SI 93 B SI 93 X SI 93 2-0 ② P6	5	2	2	0	0	0	2
34 Homer Bailey, R (1, 1) OBP: 0.200, SLG: 0.208 43 Miguel Cairo, R (6, 5) OBP: 0.333, SLG: 0.426			F SI 91 C CU 79 B CU 82 B FC 91 F SL 87 F FC 91 X SI 91 2-2 ② G4-3		B CH 86 X SI 90 1-0 SH 4 HR 2-3		X FF 92 0-0 ① F7	B CU 79 C SI 95 D CU 83 X CU 81 2-1 4 FC6-4 1-3 1B	B CU 78 C SI 93 C CU 77 D CU 78 S CU 78 2-3 ③ K	1 3	1 0	0 1	0 0	0 0	0 1	0 1
Inning Stats	R: 0 E: 0 K: 0 S: 8 H: 1 LOB: 0 BB: 0 P: 12	R: 0 E: 0 K: 0 S: 7 H: 1 LOB: 1 BB: 0 P: 10	R: 0 E: 0 K: 0 S: 8 H: 0 LOB: 0 BB: 0 P: 12	R: 2 E: 0 K: 1 S: 12 H: 2 LOB: 0 BB: 0 P: 20	R: 4 E: 0 K: 0 S: 12 H: 3 LOB: 0 BB: 0 P: 23	R: 0 E: 0 K: 0 S: 5 H: 1 LOB: 1 BB: 1 P: 13	R: 1 E: 0 K: 1 S: 10 H: 2 LOB: 3 BB: 2 P: 24	R: 1 E: 0 K: 0 S: 8 H: 2 LOB: 1 BB: 0 P: 12	R: 3 E: 1 K: 1 S: 20 H: 2 LOB: 1 BB: 1 P: 36	1B: 10 2B: 2 3B: 0 HR: 3 SF: 0 SAC: 1 DP: 2 HBP: 0						WP: 0 PB: 0 SB: 1 CS: 0 PA: 45	

	AB	40
	R	11
	H	14
	RBI	11
	BB	4
	SO	3
	LOB	15

PITCHER		IP	WLS	BF	H	R	ER	SO	BB	IBB	HBP	BLK	WP	HR	S	P	ERA	WHIP
29 Kevin Correia, R ERA: 4.79	(1, 1)	6.0		26	8	6	6	1	1	0	0	0	0	3	52	90	9.00	1.500
32 Brad Lincoln, R ERA: 5.4	(7, 1)	0.2		4	1	1	1	0	1	0	0	0	0	0	6	14	13.50	3.000
97 Joe Beimel, L ERA: 4.81	(7, 1)	0.0		2	1	0	0	0	1	0	0	0	0	0	1	5	∞	∞
39 Jason Grilli, R ERA: 3.86	(7, 1)	0.1		1	0	0	0	1	0	0	0	0	0	0	3	5	0.00	0.000
30 Chris Resop, R ERA: 4.04	(8, 1)	1.0		5	2	1	1	0	0	0	0	0	0	0	8	12	9.00	2.000

PITCHER		IP	WLS	BF	H	R	ER	SO	BB	IBB	HBP	BLK	WP	HR	S	P	ERA	WHIP
Joel Hanrahan, R ERA: 1.48	(9, 1)	0.1	L	5	2	3	2	0	1	0	0	0	0	0	16	28	54.00	9.000
43 Jose Veras, R ERA: 3.1	(9, 1)	0.2		2	0	0	0	1	0	0	0	0	0	0	4	8	0.00	0.000

BOTTOM

Cincinnati Reds @ Pittsburgh Pirates

PNC Park, Pittsburgh, PA

Fri Aug 19 2011, 7:47 PM - 11:45 PM EDT

Att. 36,620 - Cloudy - 70 F

livebaseballscorecards.com

Batter	1	2	3	4	5	6	7	8	9	AB	R	H	RBI	BB	SO	LOB
31 Jose Tabata, R (1, 9) (9, 7) OBP: 0.352, SLG: 0.363	C FF 94 S FF 89 X FF 94 0-2 G6-3		C KC 79 X FF 95 0-1 L4		B FF 93 C FF 92 B CH 87 B FF 92 X FF 93 3-1 41 1B 46 S 18 SF7 1B	B SI 91 X SI 91 1-0 G1-3		F SI 95 X SI 94 0-1 46 2B 22 1B 2-3 1B		5	2	2	0	0	0	1
46 Garrett Jones, L (1, 3) OBP: 0.330, SLG: 0.450	C KC 80 F FF 93 B FF 93 X CH 88 1-2 22 S 1B		B CH 88 F FF 93 F SL 88 S FF 93 1-3 K		B FF 91 C KC 77 1 SAFE T FF 93 B FF 92 B KC 79 F FF 93 F FF 94 F FF 93 3-3 C KC 78 K 1-2	B FF 100 C FF 97 X FF 99 1-1 G4-3		F SI 95 F SL 81 1 SAFE B SI 94 B SL 82 1 SAFE X SI 95 2-2 22 1B 1-3 3-H 2B		5	0	2	1	0	2	2
22 Andrew McCutchen, R (1, 8) OBP: 0.375, SLG: 0.470	F FF 94 F KC 80 B FF 92 D KC 78 S SL 86 2-3 K 1-2			C FF 92 X KC 78 0-1 36 BB 18 1B 2 SF9 1B	B FF 90 B FF 90 F SL 85 S SL 84 B FF 92 B SL 86 4-2 41 1B BB		B SL 85 B FF 90 F FF 90 S FF 90 F CH 84 X SI 90 2-2 L7	B SI 95 X SI 94 1-0 41 1B 36 F8-2 2-H 3-H 1B		4	1	2	1	1	1	1
41 Ryan Doumit, S (1, 2) OBP: 0.352, SLG: 0.457	C FF 94 D SL 87 B SL 88 B FF 94 B FF 94 4-1 BB			1 SAFE B FF 92 B FF 91 X FF 92 2-0 F7	B SL 85 F FF 92 X SI 93 1-1 1-2 2-3 1B		C FF 91 B SL 86 B SL 86 S SL 86 B SL 85 X FF 91 3-2 G5-3	B FF 95 B FS 88 C SL 80 C SL 82 B FF 95 X SL 80 3-2 18 BB 2-3 1B		4	0	2	0	1	0	1
18 Neil Walker, S (1, 4) OBP: 0.336, SLG: 0.397	C CH 87 B FF 93 C FF 93 D CH 88 S FF 95 2-3 K			X SI 92 0-0 36 BB 5 1B 1-2 1B	D CH 85 X SI 91 1-0 SF7 3-H		H FF 91 1-0 36 2B 2 1B HBP	B FF 89 B FC 86 B FF 90 C FF 90 B FF 90 4-1 1-2 BB		2	2	1	1	1	1	2
36 Ryan Ludwick, R (1, 7) OBP: 0.308, SLG: 0.360 Joel Hanrahan, R (9, 1) 43 Jose Veras, R (9, 1)		F FF 93 S KC 80 B SL 89 S FF 93 1-3 K		B FF 91 S FF 93 C FF 92 B SL 88 2 SAFE B FF 94 F FF 94 B FF 92 4-2 5 1B 1-2 2-3 BB	C SL 86 S FF 91 F FF 92 S FF 93 0-3 K		B SL 86 B FF 91 C SI 90 X FF 91 2-1 2 1B 1-3 2B	C FF 91 B FF 91 C FF 91 X FF 91 1-2 F8-2 3-H		4 0 0	1 0 0	1 0 0	0 0 0	1 0 0	2 0 0	5 0 0
2 Brandon Wood, R (1, 5) OBP: 0.277, SLG: 0.347		C KC 79 B SL 87 S SL 87 X FF 93 1-2 L1		B FF 93 F FF 93 B FF 93 S SL 87 X FF 95 2-2 SF9 3-H		C FF 90 B FF 87 B SL 79 B SL 78 S SI 90 X SI 91 3-2 5 2B 23 G4-3 1B	X FF 93 0-0 2-H 3-H 1B	C FF 93 B SL 87 X FF 94 1-1 F9		4	1	2	3	0	0	0
5 Ronny Cedeno, R (1, 6) OBP: 0.303, SLG: 0.345		F FF 95 F FF 94 X SL 87 0-2 G6-3		F FF 93 S FF 93 B FF 93 X SL 88 1-2 1-3 2-H 1B		C FF 88 B SI 89 X SI 90 1-1 23 G4-3 1-3 2B	C FS 85 B FF 92 S FF 92 C FS 86 1-3	C SL 88 X SL 87 0-1 G6-3		5	0	2	1	0	1	1
29 Kevin Correia, R (1, 1) OBP: 0.106, SLG: 0.130 23 Matt Diaz, R (6, PH) OBP: 0.297, SLG: 0.329 32 Brad Lincoln, L (7, 1) 97 Joe Beimel, L (7, 1) 39 Jason Grilli, R (7, 1) 30 Chris Resop, R (8, 1) 38 Xavier Paul, L (8, PH) OBP: 0.301, SLG: 0.359 (9, 9)			C FF 93 S SL 88 X SL 89 0-2 G6-3	C FF 94 F FF 95 X KC 80 0-2 F8		B SL 81 S SL 82 B FF 90 F SI 90 B SI 91 X SL 82 3-2 G4-3 2-3 3-H		C SI 95 X FS 86 0-1 31 1B 46 2B 2B	B CH 88 C FF 94 S CU 80 X CH 88 1-2 G1-3		2 1 0 0 0 0 2	0 0 0 0 0 1 1	0 1 0 0 0 0 1	0 0 0 0 0 0 0	0 0 0 0 0 0 0	0 0 0 0 0 0 0	2 0 0 0 0 0 0
Inning Stats	R: 0 E: 0 K: 2 S: 13 H: 1 LOB: 2 BB: 1 P: 22	R: 0 E: 0 K: 1 S: 9 H: 0 LOB: 0 BB: 0 P: 11	R: 0 E: 0 K: 1 S: 8 H: 0 LOB: 0 BB: 0 P: 9	R: 2 E: 0 K: 0 S: 16 H: 3 LOB: 2 BB: 1 P: 25	R: 1 E: 0 K: 2 S: 17 H: 2 LOB: 2 BB: 1 P: 29	R: 1 E: 0 K: 0 S: 11 H: 2 LOB: 1 BB: 0 P: 20	R: 2 E: 0 K: 1 S: 13 H: 2 LOB: 1 BB: 0 P: 22	R: 2 E: 0 K: 0 S: 15 H: 5 LOB: 2 BB: 1 P: 26	R: 0 E: 0 K: 0 S: 7 H: 0 LOB: 0 BB: 0 P: 9	1B: 11 2B: 5 3B: 0 HR: 0 SF: 2 SAC: 0 DP: 1 HBP: 1	WP: 0 PB: 0 SB: 2 CS: 0 PA: 45					

PITCHER		IP	WLS	BF	H	R	ER	SO	BB	IBB	HBP	BLK	WP	HR	S	P	ERA	WHIP
34 Homer Bailey, R ERA: 4.48	(1, 1)	5.0		24	6	3	3	6	3	0	0	0	0	0	63	96	5.40	1.800
63 Sam LeCure, R ERA: 3.45	(6, 1)	0.2	H	4	2	1	1	0	0	0	0	0	0	0	9	17	13.50	3.000
54 Aroldis Chapman, L ERA: 3.44	(6, 1)	0.1	H	1	0	0	0	0	0	0	0	0	0	0	2	3	0.00	0.000
45 Bill Bray, L ERA: 2.75	(7, 1)	0.2	H	4	1	2	2	0	0	0	1	0	0	0	9	17	27.00	1.500
33 Jose Arredondo, R ERA: 3.22	(7, 1)	0.1	H	2	1	0	0	1	0	0	0	0	0	0	4	5	0.00	3.000

PITCHER		IP	WLS	BF	H	R	ER	SO	BB	IBB	HBP	BLK	WP	HR	S	P	ERA	WHIP
40 Nick Masset, R ERA: 3.97	(8, 1)	0.1	B	5	5	2	2	0	0	0	0	0	0	0	11	17	54.00	15.000
30 Travis Wood, L ERA: 5.02	(8, 1)	0.2	W	2	0	0	0	0	1	0	0	0	0	0	4	9	0.00	1.500
48 Francisco Cordero, R ERA: 2.39	(9, 1)	1.0	S	3	0	0	0	0	0	0	0	0	0	0	7	9	0.00	0.000

AB	38
R	8
H	15
RBI	8
BB	4
SO	7
LOB	16

Cincinnati Reds @ Pittsburgh Pirates

PNC Park, Pittsburgh, PA

Sat Aug 20 2011, 4:12 PM - 7:38 PM EDT

Att. 37,826 - Partly Cloudy - 85 F

TOP

livebaseballscorecards.com

Batter	1	2	3	4	5	6	7	8	9	AB	R	H	RBI	BB	SO	LOB
4 Brandon Phillips, R (1, 4) OBP: 0.340, SLG: 0.429	B SI 92 C SI 90 X SI 92 1-1 15 G5-3 19 1B 1B		C SI 91 X FS 82 0-1 15 FC5-4 1B			B SI 89 B SI 90 C SI 89 X FF 88 2-1 15 1B 19 1B 1B	I IN 68 I IN 68 I IN 68 I IN 66 4-0 IBB		F FF 98 X FF 97 0-1 ③ G4-3	4	2	3	0	1	0	0
15 Fred Lewis, L (1, 7) OBP: 0.330, SLG: 0.343 16 Edgar Renteria, R (7, PH) OBP: 0.305, SLG: 0.344 54 Aroldis Chapman, L (7, 1) 63 Sam LeCure, R (7, 1) OBP: 0.250, SLG: 0.286	B SI 89 1 SAFE C SI 90 1 SAFE X SI 89 1-1 ① G5-3 1-2		L FC 88 1 SAFE C CU 79 B FF 90 F CU 79 B FF 91 1 SAFE X CU 80 2-2 ② FC5-4 19 CS 1-2f			1 SAFE X SI 88 0-0 32 G4-3 19 1B 1-3 1B	C SI 92 B SI 92 X CH 84 1-1 ③ F8			3 0 1 0 0 0 2 1 0 0 0 0 0 2 0 0 0 0 0 0 0 0 0 0 0 0 0 0						
19 Joey Votto, L (1, 3) OBP: 0.438, SLG: 0.533	B FF 88 X FF 89 1-0 43 S 2-H 1B		F FS 81 B CU 79 F CU 79 B FF 90 2-2 ③ CS 1-2	B SI 90 B SI 90 B SI 90 B SI 89 4-0 32 HBP BB		B CU 79 B CU 80 B SI 89 X SI 89 3-0 32 G4-3 1-2 3-H 1B		B SI 93 B SI 93 F SI 93 B FS 83 F SI 93 B CU 77 4-2 32 1B BB		2	0	2	2	2	0	0
32 Jay Bruce, L (1, 9) OBP: 0.348, SLG: 0.504	B SI 90 C FC 89 C CU 80 S CU 79 1-3 ② K			S SI 88 S CU 79 D CU 80 F CU 79 B FF 91 1 SAFE H FF 92 3-2 ① 43 G6-3 1-2 HBP		C SI 92 S CU 79 F CU 80 D CU 79 X CU 79 1-2 ① ② G4-3 1-2f 2-3		D CU 79 X SI 94 1-0 1-2 1B		3	0	1	0	0	1	3
43 Miguel Cairo, R (1, 5) OBP: 0.328, SLG: 0.417	1 SAFE B SI 92 B SI 91 F SI 90 X SI 88 2-1 ③ L5 1-2			B SI 90 F SI 90 B SI 90 F SI 90 B CU 80 X SI 91 3-2 ② G6-3 1-2		C CU 79 X SI 92 0-1 ③ L1-3		X SI 94 0-0 ① F9		4	0	0	0	0	0	5
6 Drew Stubbs, R (1, 8) OBP: 0.322, SLG: 0.383		F SI 90 C FS 83 B CU 79 B CU 79 F SI 91 B FF 92 F SI 91 F SI 92 X SI 92 3-2 55 G4-3 1B		B CU 82 X SI 91 1-0 ③ F9			C FF 93 B CU 80 F FF 94 X CU 80 1-2 55 S 55 2B 1B	B CU 79 C CU 78 B SI 96 S SI 95 B CU 79 C CU 79 3-3 ② K		4	1	2	0	0	1	3
55 Ramon Hernandez, R (1, 2) OBP: 0.354, SLG: 0.472 17 Dave Sappelt, R (7, PR) OBP: 0.227, SLG: 0.233 (7, 7)		1 SAFE 1 SAFE B SI 88 X SI 90 1-0 ① ② G4-3 1-2f			B SI 88 B SI 90 S SI 91 X SI 90 2-1 ① G5-3		1 SAFE 1 SAFE B FF 95 C FF 95 B FF 96 F FF 96 F FF 95 F FF 95 B FF 96 3-2 X FF 85 1-H 2B	C CU 78 B SI 97 B SI 96 C SI 96 F CU 80 S SI 96 2-3 ③ K		3 0 1 1 0 0 1 1 0 0 0 0 1 2						
7 Paul Janish, R (1, 6) OBP: 0.266, SLG: 0.276		C SI 92 X FC 87 0-1 ③ G4-3			C SI 93 X FS 82 0-1 ② G6-3		B SI 90 L SI 90 L SI 91 X SI 92 1-2 ① B1		C FF 97 B FF 97 F FF 97 B FF 96 F FF 97 X FF 98 2-2 ① F8	4	0	0	0	0	0	1
50 Dontrelle Willis, L (1, 1) OBP: 0.353, SLG: 0.706 29 Ryan Hanigan, R (7, PH) OBP: 0.357, SLG: 0.372 (7, 2)			B FF 89 F SI 90 B FC 89 B SI 92 T SI 91 S SI 90 3-3 ① K		C SI 91 X FS 86 0-1 ③ G4-3		B SI 93 C SI 92 F SI 92 B SI 93 X SI 93 2-2 ② G6-3		C FF 98 B FF 98 C FF 97 B FF 98 F FF 98 F FF 98 F SL 86 X SL 86 2-2 ② G5-3	2 0 0 0 0 1 0 2 0 0 0 0 0 1						

	AB	33
	R	3
	H	10
	RBI	3
	BB	3
	SO	4
	LOB	20

Inning Stats																				
	R: 1 E: 0 K: 1 S: 10	H: 2 LOB: 1 BB: 0 P: 16	R: 0 E: 0 K: 0 S: 9	H: 1 LOB: 0 BB: 0 P: 13	R: 0 E: 0 K: 1 S: 11	H: 1 LOB: 0 BB: 0 P: 18	R: 0 E: 0 K: 0 S: 7	H: 0 LOB: 1 BB: 1 P: 18	R: 0 E: 0 K: 0 S: 6	H: 0 LOB: 0 BB: 0 P: 8	R: 1 E: 0 K: 0 S: 10	H: 3 LOB: 1 BB: 0 P: 16	R: 1 E: 0 K: 0 S: 16	H: 2 LOB: 2 BB: 1 P: 28	R: 0 E: 0 K: 2 S: 11	H: 1 LOB: 2 BB: 1 P: 21	R: 0 E: 0 K: 0 S: 12	H: 0 LOB: 0 BB: 0 P: 16	1B: 9 2B: 1 3B: 0 HR: 0	SF: 0 SAC: 0 DP: 2 HBP: 1	WP: 0 PB: 0 SB: 2 CS: 1	PA: 38

PITCHER		IP	WLS	BF	H	R	ER	SO	BB	IBB	HBP	BLK	WP	HR	S	P	ERA	WHIP
50 Charlie Morton, R ERA: 3.42	(1, 1)	6.0		23	7	2	2	2	1	0	1	0	0	0	53	89	3.00	1.333
30 Chris Resop, R ERA: 4.2	(7, 1)	0.0	B	2	2	1	1	0	0	0	0	0	0	0	8	12	∞	∞
44 Tony Watson, L ERA: 2.63	(7, 1)	1.0	W	4	0	0	0	0	0	1	0	0	0	0	8	16	0.00	0.000
43 Jose Veras, R ERA: 3.05	(8, 1)	1.0	H	5	1	0	0	2	1	0	0	0	0	0	11	21	0.00	2.000
Joel Hanrahan, R ERA: 1.46	(9, 1)	1.0	S	3	0	0	0	0	0	0	0	0	0	0	12	16	0.00	0.000

PITCHER	IP	WLS	BF	H	R	ER	SO	BB	IBB	HBP	BLK	WP	HR	S	P	ERA	WHIP

Cincinnati Reds @ Pittsburgh Pirates

PNC Park, Pittsburgh, PA

Sat Aug 20 2011, 4:12 PM - 7:38 PM EDT

Att. 37,826 - Partly Cloudy - 85 F

livebaseballscorecards.com

BOTTOM

Batter	1	2	3	4	5	6	7	8	9	AB	R	H	RBI	BB	SO	LOB
31 Jose Tabata, R (1, 9) (8, 7) OBP: 0.356, SLG: 0.363	B FF 85 B CH 84 B CH 83 B FF 86 4-0 22 G5-3 BB		C CH 80 F FF 89 F CU 80 B FF 90 B CH 80 B SL 82 B FF 84 4-2 BB		C FF 88 X SI 89 0-1 46 HBP 36 1B 1B	B CH 79 X CH 78 1-0 ② P4		C SL 79 B FF 89 B FF 91 C SI 91 B SL 81 S SI 92 3-3 ① K		3	1	1	0	2	1	1
46 Garrett Jones, L (1, 3) OBP: 0.328, SLG: 0.445	C FF 86 C FF 90 S SL 80 0-3 ① K		C SL 83 F FF 91 B FF 92 F SI 92 X SL 83 1-2 ③ G4-3		C SI 92 B SI 91 1 SAFE S SL 84 H SI 90 2-2 36 1B 18 1B 1-2 HBP	1 SAFE T SL 85 S SL 85 1 SAFE 0-2 ③ CS 1-2	S FF 97 S SL 88 B FF 100 B SL 91 F FF 98 S FF 101 2-3 ① K	C KC 73 S SI 89 F SI 90 B SI 90 S SL 78 1-3 ② K		4	1	0	0	0	3	2
22 Andrew McCutchen, R (1, 8) OBP: 0.376, SLG: 0.469	**B FF 88** **B SL 77** **1 SAFE** C FF 87 1 SAFE B SI 88 F SI 85 F CU 79 X FF 86 3-2 ② G5-3 **1-2**			B SI 88 C SL 80 C SI 88 F SL 81 X FF 89 1-2 36 1B 5 1B 1B	C SI 88 F SI 90 C SI 91 0-3 ① K		F FF 99 X FF 99 0-1 36 BB 18 1B 1B	C SI 87 S FF 93 F FF 92 X SL 80 0-2 ③ G5-3		5	2	2	0	0	1	3
36 Ryan Ludwick, R (1, 7) OBP: 0.311, SLG: 0.362 43 Jose Veras, R (8, 1) Joel Hanrahan, R (9, 1)	F FF 89 X SL 81 0-1 ③ F7			X FF 87 0-0 5 1B 1-2 1B	F SL 84 B SI 90 B SI 88 F SL 83 F FF 89 F CH 75 F FF 90 B FF 89 X FF 89 3-2 18 1B 1-3 2-H 1B		**1 SAFE** **1 SAFE** **F FF 97** **1 SAFE** 1 SAFE B FF 98 B FF 97 B FF 97 1 SAFE 4-2 F FF 97 F FF 97 F FF 98 1 SAFE B FF 98 18 1B 2 2B 1-2 BB		3 0 0	1 0 0	2 0 0	1 0 0	1 0 0	0 0 0	1 0 0
18 Neil Walker, S (1, 4) OBP: 0.339, SLG: 0.400		B SI 87 B FF 87 F SI 86 X SI 86 2-1 5 G1-4-3 1B		X SI 88 0-0 ① B1	S CH 78 T FF 91 B FF 82 F CH 80 F SL 83 X SI 90 1-2 3-H 1B		X FF 98 0-0 2 2B 1-3 2-H 1B			4	0	3	2	0	0	2
2 Brandon Wood, R (1, 5) OBP: 0.276, SLG: 0.350		B FF 88 X FF 86 1-0 ① F8		B CU 78 F CU 79 S SI 89 F FF 90 F SL 83 T FF 91 1-2 ② K	S CU 77 B FF 91 F SI 91 S FF 90 1-3 ② K		B FF 96 F FF 94 C SL 89 X FF 99 1-2 1-3 3-H 2B			4	0	1	1	0	2	5
5 Ronny Cedeno, R (1, 6) OBP: 0.303, SLG: 0.343		C FF 87 B SL 81 1 SAFE X CU 76 1-1 ②③ G1-4-3 1-2f		C CU 80 B SL 80 B SI 89 B CU 78 X CU 77 3-1 1-3 2-H 1B	B SI 89 X CH 78 1-0 ③ G4-3		F FF 96 F SL 88 C SL 90 0-3 ② K			4	0	1	1	0	1	5
55 Michael McKenry, R (1, 2) OBP: 0.280, SLG: 0.345			B SI 86 X SI 85 1-0 ① F7 I IN 78 I IN 78 I IN 78 I IN 77 4-0 IBB			X CH 81 0-0 ① P3	F FF 96 B SL 90 B FF 96 B FF 96 S FF 97 B FF 96 4-2 BB			2	0	0	0	2	0	0
50 Charlie Morton, R (1, 1) OBP: 0.067, SLG: 0.095 23 Matt Diaz, R (6, PH) OBP: 0.300, SLG: 0.332 30 Chris Resop, R (7, 1) 44 Tony Watson, L (7, 1) 51 Steve Pearce, R (7, PH) OBP: 0.270, SLG: 0.267 38 Xavier Paul, L (7, PH) OBP: 0.300, SLG: 0.357 (8, 9)			C FF 86 S SL 79 S CU 80 0-3 ② K	S SI 86 F SL 81 X FF 89 0-2 ③ G4-3		B SI 88 X SI 88 1-0 46 CS 1B	C SI 92 F FF 90 B FF 92 C SI 91 1-3 ③ K			2 1 0 0 0 0 1	0 0 0 0 0 0 0	0 1 0 0 0 0 0	0 0 0 0 0 0 0	1 0 0 0 0 0 0	3 0 0 0 0 0 1	3 0 0 0 0 0 3
Inning Stats	R: 0 E: 0 K: 1 S: 9 H: 0 LOB: 1 BB: 1 P: 16	R: 0 E: 0 K: 0 S: 5 H: 1 LOB: 0 BB: 0 P: 9	R: 0 E: 0 K: 1 S: 11 H: 0 LOB: 1 BB: 1 P: 17	R: 1 E: 0 K: 1 S: 16 H: 3 LOB: 3 BB: 1 P: 25	R: 2 E: 0 K: 2 S: 22 H: 3 LOB: 2 BB: 0 P: 30	R: 0 E: 0 K: 0 S: 5 H: 1 LOB: 0 BB: 0 P: 7	R: 2 E: 0 K: 3 S: 22 H: 3 LOB: 3 BB: 2 P: 34	R: 0 E: 0 K: 2 S: 11 H: 0 LOB: 0 BB: 0 P: 15		1B: 10 2B: 1 3B: 0 HR: 0 SF: 0 SAC: 0 DP: 1 HBP: 1		WP: 0 PB: 0 SB: 0 CS: 1 PA: 40			

	AB	33
	R	5
	H	11
	RBI	5
	BB	5
	SO	10
	LOB	25

PITCHER		IP	WLS	BF	H	R	ER	SO	BB	IBB	HBP	BLK	WP	HR	S	P	ERA	WHIP
50 Dontrelle Willis, L ERA: 4.14	(1, 1)	6.0		28	8	3	3	5	2	1	1	0	0	0	68	104	4.50	1.667
54 Aroldis Chapman, L ERA: 3.86	(7, 1)	0.2	L	7	3	2	2	2	2	0	0	0	0	0	19	30	27.00	7.500
63 Sam LeCure, R ERA: 3.38	(7, 1)	1.1		4	0	0	0	3	0	0	0	0	0	0	14	19	0.00	0.000

PITCHER	IP	WLS	BF	H	R	ER	SO	BB	IBB	HBP	BLK	WP	HR	S	P	ERA	WHIP

Cincinnati Reds @ Pittsburgh Pirates

PNC Park, Pittsburgh, PA

Sun Aug 21 2011, 2:17 PM - 5:29 PM EDT

Att. 29,967 - Cloudy - 80 F

TOP

livebaseballscorecards.com

Batter	1	2	3	4	5	6	7	8	9	AB	R	H	RBI	BB	SO	LOB
4 Brandon Phillips, R (1, 4) OBP: 0.341, SLG: 0.429	B FF 91 B FF 91 C FF 92 B FF 92 F FF 91 B FF 92 4-2 32 S 15 G6-3 BB		B SL 80 F FF 92 B SI 92 X FF 92 2-1 ① ② G4-6-3 1-2f			C FF 93 X SL 81 0-1 19 HR 2B	C SL 81 F FF 92 B FF 93 F FF 93 F FF 92 F SL 82 B FF 92 X SL 81 2-2 ③ P4		B FF 98 X FF 98 1-0 ② FC4-6 15 BB 1-2f 2-3 3-H	4	1	1	1	1	0	5
15 Fred Lewis, L (1, 7) OBP: 0.332, SLG: 0.337 48 Francisco Cordero, R (9, 1)	C FF 93 1 SAFE X FF 92 0-1 ① G6-3 1-2		C FF 92 C FF 93 B SI 91 S CU 78 1-3 ③ K			B FF 93 B FF 92 B FF 93 C FF 92 B FF 92 4-1 19 HR BB		C SI 92 X FS 83 0-1 ① G3-1	C FF 98 B FF 98 D FF 96 B FF 97 F FF 97 F FF 96 F FF 98 B FF 98 4-2 1-2 BB	3 0	1 0	0 0	0 0	2 0	1 0	1 0
19 Joey Votto, L (1, 3) OBP: 0.436, SLG: 0.536	B FF 94 C FF 94 D CU 78 F CU 76 F FF 93 B CU 79 S FF 94 3-3 ② K			B FF 92 C CH 83 B FF 92 X FF 92 2-1 ① P6		B SI 90 F FF 92 2 SAFE B FF 91 F SI 93 B FF 94 X FF 93 3-2 1-H 2-H HR		B SI 92 C SI 94 X CU 78 1-1 ② F7	F CH 84 B SI 93 F CH 84 B FF 94 S CH 84 2-3 ③ K	5	1	1	3	0	2	4
32 Jay Bruce, L (1, 9) OBP: 0.347, SLG: 0.501	B FF 94 S FF 93 B FF 93 F SI 92 F CU 77 F FF 94 F CU 78 F FF 94 B SI 93 4-2 B FF 85 2-3 BB			F CU 74 X FF 93 0-1 ② F8		B SI 94 S CH 84 F CH 84 X FF 94 1-2 ② F7		B SI 94 C FS 85 S CU 79 S CU 79 1-3 ③ K		3	0	0	0	1	1	0
21 Todd Frazier, R (1, 5) OBP: 0.286, SLG: 0.444 (9, 6)	S FF 94 C CU 76 S CU 77 0-3 ③ K			F FF 93 X CU 78 0-1 ③ F7		C SL 80 S FF 94 X SL 82 0-2 ③ G6-3			C FF 97 B FF 96 B FF 96 S FF 97 X FF 98 2-2 29 BB 55 1B 1B	4	1	1	0	0	1	2
6 Drew Stubbs, R (1, 8) OBP: 0.322, SLG: 0.381		B FF 90 C FF 91 S SL 78 F SL 81 H FF 92 2-2 29 G6-4-3 HBP			S SL 77 B FF 92 X SL 81 1-1 ① F9		F FF 91 F FF 92 S SL 80 0-3 ① K		B FF 97 X FF 97 1-0 ① F8	3	0	0	0	0	1	1
29 Ryan Hanigan, R (1, 2) OBP: 0.359, SLG: 0.372 17 Dave Sappelt, R (9, PR) OBP: 0.227, SLG: 0.233 (9, 7)		1 SAFE 1 SAFE X FF 91 0-0 ① ② G6-4-3 1-2f			C FF 93 B SL 82 F FF 94 F FF 92 X SL 81 1-2 ② F7		C FF 90 B SL 79 F FF 91 X SL 80 1-2 23 BB 1B		B FF 97 B FF 97 C FF 97 B FF 97 B FF 97 4-1 43 1B 55 1B 4 FC4-6 1-2 BB	3 0	0 1	1 0	0 0	1 0	0 0	1 0
7 Paul Janish, R (1, 6) OBP: 0.264, SLG: 0.273 55 Ramon Hernandez, R (8, PH) OBP: 0.356, SLG: 0.475 (9, 2)	B FF 91 C FF 90 B SL 80 F FF 93 F FF 94 S CU 77 2-3 ③ K			X FF 92 0-0 ③ F8		B B FF 90 F FF 92 S FF 92 B FF 92 S SL 82 3-3 ② K			F FF 98 S FF 98 X SL 86 0-2 4 FC4-6 43 1B 1-2 2-H 1B	3 1	0 0	0 1	0 1	0 0	2 0	1 0
44 Mike Leake, R (1, 1) OBP: 0.267, SLG: 0.295 23 Yonder Alonso, L (7, PH) OBP: 0.483, SLG: 0.600 34 Homer Bailey, R (7, PR) OBP: 0.200, SLG: 0.208 33 Jose Arredondo, R (7, 1) OBP: 1.000, SLG: 1.000 43 Miguel Cairo, R (9, PH) OBP: 0.330, SLG: 0.420 (9, 5)			C FF 92 S SL 81 X CU 77 0-2 4 G4-6-3 1B			B FF 88 C FF 92 B FF 92 F FF 92 S FF 93 2-3 ① K	B FF 91 C FF 91 F FF 92 F FF 93 F SL 82 B FF 92 D SL 81 F FF 92 B SI 92 4-2 1-2 BB		X FF 97 0-0 4 FC4-6 1-2 2-3 1B	2 0 0 0 1	0 0 0 0 0	1 0 0 0 1	0 1 0 0 0	0 0 0 0 0	1 0 0 0 0	0 0 0 0 0

Inning Stats	1	2	3	4	5	6	7	8	9
	R: 0 E: 0 K: 2 S: 17	R: 0 E: 0 K: 1 S: 8	R: 0 E: 0 K: 1 S: 8	R: 0 E: 0 K: 0 S: 6	R: 0 E: 0 K: 0 S: 7	R: 3 E: 0 K: 1 S: 15	R: 0 E: 0 K: 2 S: 20	R: 0 E: 0 K: 1 S: 7	R: 2 E: 0 K: 1 S: 17
	H: 0 LOB: 2 BB: 2 P: 28	H: 0 LOB: 0 BB: 0 P: 12	H: 1 LOB: 0 BB: 0 P: 11	H: 0 LOB: 0 BB: 0 P: 8	H: 0 LOB: 0 BB: 0 P: 9	H: 2 LOB: 0 BB: 1 P: 25	H: 1 LOB: 2 BB: 1 P: 30	H: 0 LOB: 0 BB: 0 P: 9	H: 3 LOB: 3 BB: 2 P: 31

	AB	R	H	RBI	BB	SO	LOB
	32	5	7	5	6	9	15

	1B	SF	WP	PA
	5	0	0	39
	2B	SAC	PB	
	1	0	0	
	3B	DP	SB	
	0	2	1	
	HR	HBP	CS	
	1	1	0	

PITCHER		IP	WLS	BF	H	R	ER	SO	BB	IBB	HBP	BLK	WP	HR	S	P	ERA	WHIP
53 James McDonald, R ERA: 4.21	(1, 1)	6.0		23	3	3	3	5	3	0	1	0	0	1	61	93	4.50	1.000
39 Jason Grilli, R ERA: 3.63	(7, 1)	1.0	H	5	1	0	0	2	1	0	0	0	0	0	20	30	0.00	2.000
43 Jose Veras, R ERA: 3.0	(8, 1)	1.0	H	3	0	0	0	1	0	0	0	0	0	0	7	9	0.00	0.000
Joel Hanrahan, R ERA: 1.76	(9, 1)	0.2	L	7	3	2	2	0	2	0	0	0	0	0	14	26	27.00	7.500
25 Daniel McCutchen, R ERA: 2.88	(9, 1)	0.1		1	0	0	0	1	0	0	0	0	0	0	3	5	0.00	0.000

PITCHER		IP	WLS	BF	H	R	ER	SO	BB	IBB	HBP	BLK	WP	HR	S	P	ERA	WHIP

Cincinnati Reds @ Pittsburgh Pirates

PNC Park, Pittsburgh, PA

Sun Aug 21 2011, 2:17 PM - 5:29 PM EDT

Att. 29,967 - Cloudy - 80 F

BOTTOM

livebaseballscorecards.com

Batter	1	2	3	4	5	6	7	8	9	AB	R	H	RBI	BB	SO	LOB
31 Jose Tabata, R (1, 9) (9, 7) OBP: 0.357, SLG: 0.372	B FC 86 X SI 88 1-0 22 HR 1B		C FF 87 B FC 88 X SI 90 1-1 ① L9			B FC 88 F FC 87 F SI 90 F SI 91 B SI 91 B SI 91 X FC 90 3-2 46 HR 3B		X FF 90 0-0 ① F7		4	2	2	0	0	0	0
46 Garrett Jones, L (1, 3) OBP: 0.327, SLG: 0.452 25 Daniel McCutchen, R (9, 1)	B KC 72 B FF 88 1 SAFE C FF 88 B SI 88 F FF 89 X CH 84 3-2 ① P4		B FF 88 C SI 89 X SI 85 1-1 ② F7			C SI 90 B SI 90 C SI 90 X SL 84 1-2 3-H HR		B FS 84 F FF 90 B FS 83 X FS 83 2-1 ② F8		4 0	1 0	1 0	2 0	0 0	0 0	1 0
22 Andrew McCutchen, R (1, 8) OBP: 0.375, SLG: 0.474	B CU 77 B FC 88 B SI 90 C SI 89 X CH 84 3-1 1-H HR		X FC 89 0-0 ③ F9			B FC 90 C SI 91 C FC 90 X SL 84 1-2 ① G1-3		C FS 85 F FS 84 X FS 86 0-2 ③ G6-3		4	1	1	2	0	0	0
41 Ryan Doumit, S (1, 2) OBP: 0.349, SLG: 0.451 5 Josh Harrison, R (9, PR) OBP: 0.262, SLG: 0.294	B SI 88 X FF 89 1-0 ② G4-3			B SI 88 C SI 89 B SI 90 B SI 90 F SI 90 X SI 90 3-2 ① F8		B SI 90 X SI 90 1-0 ② F8			B FF 93 F FF 92 B CH 87 X FF 94 2-1 18 CS 1B	4 0	0 0	1 0	0 0	0 0	0 0	0 0
18 Neil Walker, S (1, 4) OBP: 0.340, SLG: 0.401	C SI 89 B CH 84 C FC 88 B SI 90 F FC 88 C SI 90 2-3 ③ K			B SI 85 C FC 88 X FC 89 1-1 ② F7		B SI 90 B FC 90 B FC 88 C FC 88 B FC 90 4-1 36 FC5-4 BB			F FF 94 C CH 86 B FF 94 X FF 94 1-2 ① 38 F9 1-2 2B	3	0	1	0	1	1	0
36 Ryan Ludwick, R (1, 7) OBP: 0.312, SLG: 0.364 38 Xavier Paul, L (9, 9) OBP: 0.299, SLG: 0.355		C FC 87 X KC 77 0-1 2B		C FC 90 X FC 89 0-1 ③ G6-3		X SI 90 0-0 ③ FC5-4 1-2f			B FF 93 X CH 86 1-0 ② F9 2-3	3 1	0 0	1 0	0 0	0 0	0 0	1 2
2 Brandon Wood, R (1, 5) OBP: 0.272, SLG: 0.344		B KC 78 B FC 88 F CU 81 F FC 89 T FC 89 2-2 ① K			B SL 81 F FC 88 B FC 90 F SL 80 S FC 90 2-3 ① K		C FS 82 S FS 84 C FS 84 0-3 ① K		F FF 92 S SL 89 F SL 89 B FF 92 F FF 94 X SL 89 1-2 ③ G5-3	4	0	0	0	0	3	3
5 Ronny Cedeno, R (1, 6) OBP: 0.300, SLG: 0.340		B FC 87 B SI 89 X FC 88 2-0 ② F7			C KC 76 C SI 90 X FC 90 0-2 ② G6-3		X FS 83 0-0 ② G5-3			3	0	0	0	0	0	1
53 James McDonald, L (1, 1) OBP: 0.125, SLG: 0.109 39 Jason Grilli, R (7, 1) 23 Matt Diaz, R (7, PH) OBP: 0.269, SLG: 0.330 43 Jose Veras, R (8, 1) Joel Hanrahan, R (9, 1) 51 Steve Pearce, R (9, 3) OBP: 0.270, SLG: 0.267		C FC 87 F SI 89 B SI 90 F FC 88 S SL 81 1-3 ③ K			C FC 86 B SI 88 F FC 89 F SI 86 S SL 82 1-3 ③ K		S FS 85 S FS 84 F FS 86 B FF 91 F FS 84 C FS 85 1-3 ③ K			2 0 1 0 0 0 0	0 0 0 0 0 0 0	0 0 0 0 0 0 0	0 0 0 0 0 0 0	0 0 0 0 0 0 0	2 0 1 0 0 0 0	1 0 0 0 0 0 0
Inning Stats	R: 2 E: 0 K: 1 S: 11 H: 2 LOB: 0 BB: 0 P: 21	R: 0 E: 0 K: 2 S: 10 H: 1 LOB: 1 BB: 0 P: 15	R: 0 E: 0 K: 0 S: 5 H: 0 LOB: 0 BB: 0 P: 7	R: 0 E: 0 K: 0 S: 7 H: 0 LOB: 0 BB: 0 P: 11	R: 0 E: 0 K: 2 S: 10 H: 0 LOB: 0 BB: 0 P: 13	R: 2 E: 0 K: 0 S: 13 H: 2 LOB: 1 BB: 1 P: 23	R: 0 E: 0 K: 2 S: 9 H: 0 LOB: 0 BB: 0 P: 10	R: 0 E: 0 K: 0 S: 6 H: 0 LOB: 0 BB: 0 P: 8	R: 0 E: 0 K: 0 S: 11 H: 2 LOB: 2 BB: 0 P: 16	1B: 2 2B: 2 3B: 1 HR: 2	SF: 0 SAC: 0 DP: 0 HBP: 0		WP: 0 PB: 0 SB: 0 CS: 1	PA: 34		

	AB	R	H	RBI	BB	SO	LOB
	33	4	7	4	1	7	9

PITCHER		IP	WLS	BF	H	R	ER	SO	BB	IBB	HBP	BLK	WP	HR	S	P	ERA	WHIP
44 Mike Leake, R ERA: 4.09	(1, 1)	6.0		24	5	4	4	5	1	0	0	0	0	2	56	90	6.00	1.000
33 Jose Arredondo, R ERA: 3.05	(7, 1)	2.0	W	6	0	0	0	2	0	0	0	0	0	0	15	18	0.00	0.000
48 Francisco Cordero, R ERA: 2.35	(9, 1)	1.0	S	4	2	0	0	0	0	0	0	0	0	0	11	16	0.00	2.000

PITCHER	IP	WLS	BF	H	R	ER	SO	BB	IBB	HBP	BLK	WP	HR	S	P	ERA	WHIP

Cincinnati Reds @ Florida Marlins

Sun Life Stadium, Miami, FL

Tue Aug 23 2011, 7:12 PM - 10:42 PM EDT

Att. 21,204 - Partly Cloudy - 84 F

TOP

livebaseballscorecards.com

Batter	1	2	3	4	5	6	7	8	9	AB	R	H	RBI	BB	SO	LOB
4 Brandon Phillips, R (1, 4) OBP: 0.342, SLG: 0.429	C FF 89 X FF 89 0-1 ① L8		B SL 81 X FF 90 1-0 43 1B, 32 S, 23 1B, 1B		C FF 86 F SI 90 C CU 74 0-3 ① K		F FF 88 S SL 83 S SL 86 0-3 ② K		S FF 94 B FF 96 B FF 94 F FF 93 B FF 95 F FF 94 X FF 94 3-2 17 2B, 1-2, 1B	5	2	2	0	0	2	0
17 Dave Sappelt, R (1, 7) OBP: 0.265, SLG: 0.292	C FF 90 X FF 92 0-1 1B		B X 1-0 ① L8		B SL 82 C SI 91 X SL 85 1-1 ② G6-3		C SI 90 B SL 84 X SI 92 1-1 32 HR, 1B		C FF 94 B FF 96 C SI 93 X CH 86 1-2 23 2B, 1-H, 2-H, 2B	5	2	3	2	0	0	1
32 Jay Bruce, L (1, 9) OBP: 0.348, SLG: 0.505	B FF 89 B FS 80 S SI 90 S FF 89 1 SAFE X FF 91 2-2 ② L8		1 SAFE 1 SAFE B FF 90 D SL 86 S FF 91 S SI 91 S SL 82 2-3 ② K, 1-2		S FS 82 B FF 92 F FF 91 C SL 84 1-3 ③ K2-3		B SI 93 F FF 92 X CU 74 1-1 1-H, HR		I IN 65 I IN 65 I IN 64 I IN 63 4-0 23 2B, IBB	4	2	1	2	1	2	2
43 Miguel Cairo, R (1, 5) OBP: 0.332, SLG: 0.420	C SI 92 F SL 85 X 0-2 ③ F7		B FF 93 X SI 92 1-0 23 1B, 2-3, 1B			B FF 87 B FF 89 C FF 87 X SI 90 2-1 6 1B, 23 BB, 1B	B SI 92 B SI 92 B SI 92 C SI 92 C SI 92 X SI 92 3-2 ③ G6-3		B SI 96 S FF 96 S FF 95 B FF 95 S FF 95 2-3 ② K	5	0	2	0	0	1	3
23 Yonder Alonso, L (1, 3) OBP: 0.529, SLG: 0.759 48 Francisco Cordero, R (9, 1)		X SI 89 0-0 HR	F FS 82 X CU 75 0-1 1-2, 3-H, 1B			C FF 90 B FS 80 F FS 79 B SL 81 B SI 91 B FF 90 4-2 7 G5-3, 6 1B, 1-2, BB		S FS 86 F FS 86 S FS 88 0-3 ① K	B FF 95 B CH 88 X FF 96 2-0 6 1B, 1-H, 2-H, 2B	4 0	1 0	3 0	4 0	1 0	1 0	0 0
6 Drew Stubbs, R (1, 8) OBP: 0.324, SLG: 0.382		F FF 90 B SI 90 S SL 83 B SL 87 H FF 90 3-2 47 S, 55 S, HBP	B SL 84 B FF 91 S SI 91 F SL 85 B FF 91 S SL 85 3-3 ③ K			X SL 81 0-0 1-2, 2-3, 1B		B FF 92 B FS 88 F FF 92 X FF 93 2-1 ② G6-3	C SI 91 B SI 92 C SI 93 B SI 93 X SI 92 2-2 55 FC5-4, 2-3, 1B	4	0	2	0	0	1	2
55 Ramon Hernandez, R (1, 2) OBP: 0.350, SLG: 0.465		B SI 90 1 SAFE C FF 90 B FC 90 C SL 85 X SL 84 2-2 ① L9, 1-2		X FF 87 0-0 ① P2		F SI 91 B SI 91 F SL 86 F FF 92 X FF 92 1-2 ① F8		B FF 93 B SL 83 F FF 93 S FF 93 S FS 88 2-3 ③ K	B SI 93 B SI 92 X SI 91 2-0 ③ FC5-4, 1-2f	5	0	0	0	0	1	6
7 Paul Janish, R (1, 6) OBP: 0.260, SLG: 0.269		B SL 83 X FF 91 1-0 ② G5-3		B FF 86 C FF 90 F SL 84 B FF 90 F FF 91 X FF 90 2-2 ② G5-3		X SI 92 0-0 ② ③ G5-3, 2-3f			B FF 93 C SI 92 B FF 94 C SI 92 X FF 95 2-2 ① G1-3	4	0	0	0	0	0	4
47 Johnny Cueto, R (1, 1) OBP: 0.073, SLG: 0.026 63 Sam LeCure, R (6, 1) OBP: 0.250, SLG: 0.286 15 Fred Lewis, L (7, PH) OBP: 0.330, SLG: 0.335 40 Nick Masset, R (7, 1) 54 Aroldis Chapman, L (8, 1) 19 Joey Votto, L (9, PH) OBP: 0.437, SLG: 0.536 (9, 3)		S SL 85 B SL 85 B SI 93 F FF 92 B SL 85 S FF 92 3-3 ③ K, 2-3		S FF 92 B SI 92 C SL 83 C CU 75 1-3 ③ K			C SI 87 B SL 80 B SL 84 F FF 89 T FF 90 2-2 ① K		C FF 94 B FF 97 B CH 84 S FF 94 B FF 96 F FF 94 F FF 94 F FF 94 B FF 93 4-2 4 1B, 17 2B, BB	2 0 1 0 0 0 0	0 0 0 0 0 0 1	0 0 0 0 0 0 0	0 0 0 0 0 0 0	2 0 1 0 0 0 1	0 0 0 0 0 0 0	1 0 0 0 0 0 0
Inning Stats	R: 0 E: 0 K: 0 S: 10 H: 1 LOB: 1 BB: 0 P: 12	R: 1 E: 0 K: 1 S: 10 H: 1 LOB: 1 BB: 0 P: 19	R: 1 E: 0 K: 2 S: 11 H: 3 LOB: 2 BB: 0 P: 19	R: 0 E: 0 K: 1 S: 8 H: 0 LOB: 0 BB: 0 P: 11	R: 0 E: 0 K: 2 S: 8 H: 0 LOB: 0 BB: 0 P: 10	R: 0 E: 0 K: 0 S: 10 H: 2 LOB: 2 BB: 1 P: 17	R: 2 E: 0 K: 2 S: 13 H: 2 LOB: 0 BB: 0 P: 20	R: 0 E: 0 K: 2 S: 8 H: 0 LOB: 0 BB: 0 P: 12	R: 4 E: 0 K: 1 S: 23 H: 4 LOB: 2 BB: 2 P: 45	1B: 9 2B: 2 3B: 0 HR: 2 SF: 0 SAC: 0 DP: 1 HBP: 1						

PITCHER		IP	WLS	BF	H	R	ER	SO	BB	IBB	HBP	BLK	WP	HR	S	P	ERA	WHIP
47 Ricky Nolasco, R ERA: 4.3	(1, 1)	6.2		30	9	4	4	8	1	0	1	0	0	2	67	102	5.40	1.500
58 Ryan Webb, R ERA: 3.75	(7, 1)	0.1	H	1	0	0	0	0	0	0	0	0	0	0	3	6	0.00	0.000
34 Edward Mujica, R ERA: 2.76	(8, 1)	1.0	H	3	0	0	0	2	0	0	0	0	0	0	8	12	0.00	0.000
46 Juan Carlos Oviedo, R ERA: 4.63	(9, 1)	0.2	L	7	3	4	4	1	1	1	0	0	0	0	19	37	54.00	6.000
31 Steve Cishek, R ERA: 2.68	(9, 1)	0.1		2	1	0	0	0	0	0	0	0	0	0	4	8	0.00	3.000

PITCHER		IP	WLS	BF	H	R	ER	SO	BB	IBB	HBP	BLK	WP	HR	S	P	ERA	WHIP

AB	39
R	8
H	13
RBI	8
BB	3
SO	11
LOB	19

PA: 43

WP: 0
PB: 0
SB: 3
CS: 0

Batter	1	2	3	4	5	6	7	8	9	AB	R	H	RBI	BB	SO	LOB
1 Emilio Bonifácio, S (1, 6) OBP: 0.359, SLG: 0.371	C FF 92 F FF 92 X SL 83 0-2 ① G4-3	B FF 95 B FF 94 B CH 83 B SI 93 4-0 11 FC6 BB			B CH 84 C SI 92 B FF 94 X CH 84 2-1 11 E 29 SF7 1B	C KC 71 F FF 90 B SI 90 D SL 78 B SI 91 X KC 73 3-2 2-H HR		F FF 96 B SI 96 B SI 94 D FS 88 X FS 88 3-1 ② SF8 1-2 3-H		3	2	2	3	1	0	0
11 Bryan Petersen, L (1, 7) OBP: 0.355, SLG: 0.448	B FF 93 C FF 91 S CH 82 B SL 80 F FF 94 B FF 93 B SI 93 4-2 29 FC3-6 27 BB BB	B FF 95 B SL 83 C SI 94 C SL 82 X SL 82 2-2 ③ FC6 1-2f			F FF 93 1 SAFE B FF 94 F SL 84 C SI 95 1-3 ① K 1-3	B SI 92 C CH 81 B FF 91 B SI 89 C FF 91 C SI 91 3-3 ② K		B FF 99 C FF 98 S FF 99 B FF 100 S FF 99 2-3 ③ K		4	0	0	0	1	3	5
27 Giancarlo Stanton, R (1, 9) OBP: 0.351, SLG: 0.544	C SI 93 D SL 80 1 SAFE B SL 81 B SI 94 B SL 78 4-1 29 FC3-6 1-2 BB		S SI 94 B SL 78 S SL 78 B SI 95 B SI 95 F SL 81 B SI 95 4-2 12 G5-3 BB		B SI 96 B SI 96 B SI 96 3 SAFE B CH 82 4-0 29 SF7 12 1B BB	C SL 80 C FF 92 B FF 92 B SI 91 F FF 92 B SL 78 C SI 92 3-3 ③ K			C FF 92 B SL 88 F SL 87 F FF 93 X SL 87 1-2 ① G5-3	2	1	0	0	3	1	0
29 Greg Dobbs, L (1, 5) OBP: 0.319, SLG: 0.377	C SI 92 B FC 90 X SL 80 1-1 ② FC3-6 1-2f 2-3		F SI 94 F SL 80 F FF 95 S CH 84 0-3 ① K		S FF 95 B FF 94 F SL 81 X SI 94 1-2 ② SF7 1-2 3-H		X SI 94 0-0 ① G3-1		B CH 87 X FF 95 1-0 ② L7	4	0	0	1	0	1	3
12 Omar Infante, R (1, 4) OBP: 0.319, SLG: 0.358	B SL 82 B SI 94 C SI 93 B SI 93 C SL 79 F SI 93 X SL 81 3-2 ③ G5-3		X SI 95 0-0 ② G5-3 1-2		B SI 96 C SL 82 X SI 94 1-1 15 2B 2-H 1B		B FF 93 C FF 94 B FF 91 X SI 94 2-1 ② P6		C CU 80 S SL 88 S SL 88 0-3 ③ K	5	1	1	1	0	1	3
15 Gaby Sanchez, R (1, 3) OBP: 0.345, SLG: 0.430		B CU 77 F SI 93 F CH 81 B FF 94 F SI 94 B SL 82 B FF 95 4-2 24 1B 14 FC5-2 BB	C SL 82 B SL 80 F SI 95 F FF 95 F SI 95 F CH 86 F SL 81 F SL 82 D CH 85 2-3 ③ F SI 86 S FF 96 K		1 SAFE X SL 81 0-0 1-H 2B		C FF 90 C SL 80 F FF 95 X SL 82 0-2 ③ P6			3	0	1	1	1	1	1
24 Mike Cameron, R (1, 8) OBP: 0.261, SLG: 0.318	F FF 93 D SL 81 B SL 81 B FF 93 X FF 94 3-1 47 SH1-4 14 FC5-2 1-3 1B		C FF 93 B SL 81 X SI 93 1-1 ① G5-3		B FF 94 B SI 95 X SI 93 2-0 ③ P4			C FF 93 B SL 79 F FF 94 F SL 82 S SL 82 1-3 ① K		4	0	1	0	0	1	1
14 John Buck, R (1, 2) OBP: 0.321, SLG: 0.392	X SI 95 0-0 ① FC5-2 47 SH1-4 1-2 3-H		C SI 93 F SI 95 X SI 95 0-2 ② G5-3			B SL 80 F FF 90 F SI 89 X SL 78 1-2 47 SH3-4 1 HR 1B		B SI 93 X SI 95 1-0 11 1B 11 BLK 1 SF8 1B		4	2	2	0	0	0	2
47 Ricky Nolasco, R (1, 1) OBP: 0.152, SLG: 0.119 58 Ryan Webb, R (7, 1) 34 Edward Mujica, R (8, 1) 11 Jose Lopez, R (8, PH) OBP: 0.241, SLG: 0.330 46 Juan Carlos Oviedo, R (9, 1) 31 Steve Cishek, R (9, 1)	B FF 95 X FF 90 1-0 ② SH1-4 1-2 2-3		C FF 94 B FF 94 X SI 94 1-1 ③ L8			L FF 88 X SL 77 0-1 ① SH3-4 1-2		B FF 92 S FF 93 S SL 81 F SL 83 X SI 96 1-2 1 SF8 1-3 1B		1 0 0 0 1 0 0	0 0 0 0 0 0 0	0 0 0 0 1 0 0	0 0 0 0 0 0 0	0 0 0 0 0 0 0	0 0 0 0 0 0 0	0 0 0 0 0 0 0
Inning Stats	R: 0 E: 0 K: 0 S: 13 H: 0 LOB: 2 BB: 2 P: 25	R: 0 E: 0 K: 0 S: 10 H: 1 LOB: 3 BB: 2 P: 24	R: 0 E: 0 K: 2 S: 17 H: 0 LOB: 1 BB: 1 P: 23	R: 0 E: 0 K: 0 S: 7 H: 0 LOB: 0 BB: 0 P: 9	R: 3 E: 1 K: 1 S: 12 H: 3 LOB: 1 BB: 1 P: 23	R: 2 E: 0 K: 2 S: 15 H: 2 LOB: 0 BB: 0 P: 25	R: 0 E: 0 K: 0 S: 7 H: 0 LOB: 0 BB: 0 P: 9	R: 1 E: 0 K: 2 S: 14 H: 2 LOB: 1 BB: 0 P: 22	R: 0 E: 0 K: 1 S: 8 H: 0 LOB: 0 BB: 0 P: 10	1B: 6 2B: 1 3B: 0 HR: 1 SF: 2 SAC: 2 DP: 0 HBP: 0						

PITCHER		IP	WLS	BF	H	R	ER	SO	BB	IBB	HBP	BLK	WP	HR	S	P	ERA	WHIP
47 Johnny Cueto, R ERA: 2.03	(1, 1)	5.0		25	4	3	3	3	6	0	0	0	0	0	59	104	5.40	2.000
63 Sam LeCure, R ERA: 3.61	(6, 1)	1.0		5	2	2	2	2	0	0	0	0	0	1	15	25	18.00	2.000
40 Nick Masset, R ERA: 4.01	(7, 1)	1.2		7	2	1	1	1	0	0	0	1	0	0	18	26	5.40	1.200
54 Aroldis Chapman, L ERA: 3.82	(8, 1)	0.1	W	1	0	0	0	1	0	0	0	0	0	0	3	5	0.00	0.000
48 Francisco Cordero, R ERA: 2.3	(9, 1)	1.0	S	3	0	0	0	1	0	0	0	0	0	0	8	10	0.00	0.000

PITCHER	IP	WLS	BF	H	R	ER	SO	BB	IBB	HBP	BLK	WP	HR	S	P	ERA	WHIP

BOTTOM

Cincinnati Reds @ Florida Marlins

Sun Life Stadium, Miami, FL

Tue Aug 23 2011, 7:12 PM - 10:42 PM EDT

Att. 21,204 - Partly Cloudy - 84 F

livebaseballscorecards.com

AB	31
R	6
H	8
RBI	6
BB	6
SO	8
LOB	15

WP: 0 PA: 41
PB: 0
SB: 0
CS: 0

Batter	1	2	3	4	5	6	7	8	9	AB	R	H	RBI	BB	SO	LOB
4 Brandon Phillips, R (1, 4) OBP: 0.341, SLG: 0.430	C FF 87 S FF 91 F FF 91 T FF 93 0-2 ① K		X SL 78 0-0 ① SH1-3 2-3		B FF 92 X FF 92 1-0 17 G6-3 2-H 2B		F FF 92 X SI 93 0-1 ② L9		X SI 92 0-0 ② F8	4	0	1	1	0	1	2
17 Dave Sappelt, R (1, 7) OBP: 0.241, SLG: 0.264	C SI 91 F FF 92 X FF 92 0-2 ② F8		B SL 84 C FF 93 X FF 92 1-1 ② P3		S FF 90 C FF 92 F FF 92 X CU 69 0-2 ② G6-3 2-3		F FF 92 B SL 86 B FF 93 B SI 93 F SI 93 X FF 92 3-2 ③ L7		B SI 91 C SI 92 C SI 92 B SI 94 F SI 94 X SI 94 2-2 ③ G1-3	5	0	0	0	0	0	4
19 Joey Votto, L (1, 3) OBP: 0.439, SLG: 0.543	C FF 94 B FF 92 B FF 93 C SI 93 F FF 93 F FF 92 X FF 93 2-2 1B		B FF 92 B SI 93 X SL 82 2-0 3-H HR		B SI 92 F FF 93 B FF 94 C FF 93 D CH 79 B SI 94 4-2 BB			B FF 94 C FF 94 F FF 94 X FF 95 1-2 ① L8		3	1	2	2	1	0	0
32 Jay Bruce, L (1, 9) OBP: 0.345, SLG: 0.501	C CH 81 B FF 92 F FF 93 B CH 77 S FF 93 2-3 ③ K		F FF 91 B CH 81 B SI 91 S FF 93 F FF 92 T FF 93 2-2 ③ K		S FF 94 S SI 94 D CH 78 B CH 79 1 SAFE S CH 81 2-3 ③ K			F FF 95 C FF 94 F FF 95 B FF 94 X SL 87 1-2 ② F7		4	0	0	0	0	3	3
55 Ramon Hernandez, R (1, 2) OBP: 0.345, SLG: 0.458		B CU 74 S SI 90 X CU 78 1-1 ① G6-3		S FF 89 F FF 90 B SL 84 S CU 65 1-3 ① K		B CU 74 B CU 77 S FF 90 F FF 92 S FF 92 2-3 ① K		C SI 91 S SI 93 T SL 81 0-2 ③ K		4	0	0	0	0	3	0
6 Drew Stubbs, R (1, 8) OBP: 0.324, SLG: 0.383		C FF 91 C CU 73 B FF 91 B FF 92 T FF 93 2-2 ② K		B SL 84 X SL 80 1-0 ② G5-3		C FF 93 X CU 71 0-1 ② F8			B FF 91 F FF 92 B FF 92 X FF 92 2-1 21 HR 2B	4	1	1	0	0	1	0
21 Todd Frazier, R (1, 5) OBP: 0.297, SLG: 0.507		X SI 92 0-0 2B		B FF 91 S FF 92 S FF 93 S FF 93 1-3 ③ K		S FF 93 B CU 73 B FF 92 F FF 93 F FF 93 S FF 94 2-3 ③ K			X FF 92 0-0 2-H HR	4	1	2	2	0	2	0
16 Edgar Renteria, R (1, 6) OBP: 0.306, SLG: 0.342 7 Paul Janish, R (6, 6) OBP: 0.260, SLG: 0.268 15 Fred Lewis, L (9, PH) OBP: 0.328, SLG: 0.333		C FF 92 S SL 86 B SL 87 S CU 70 1-3 ③ K		B FF 90 B FF 90 C SI 91 F FF 91 B FF 92 F FF 91 B FF 91 4-2 34 SH1-4 4 2B BB		T FF 90 B FF 91 C FF 92 S CU 70 1-3 ① K		X FS 87 0-0 ① G4-3	1 1 1	1 0 0	0 0 0	0 0 0	1 0 0	1 1 0	1 0 0
34 Homer Bailey, R (1, 1) OBP: 0.259, SLG: 0.308 33 Jose Arredondo, R (8, 1) OBP: 1.000, SLG: 1.000 45 Bill Bray, L (8, 1) 63 Sam LeCure, R (8, 1) OBP: 0.250, SLG: 0.286 23 Yonder Alonso, L (9, PH) OBP: 0.543, SLG: 0.759 43 Miguel Cairo, R (9, PR) OBP: 0.332, SLG: 0.420			C FF 89 F FF 90 B CU 74 X FF 90 1-2 4 SH1-3 19 HR 2B		L CH 80 X CU 77 0-1 ① SH1-4 1-2		B SL 79 X FF 91 1-0 1B		B FS 88 B FS 87 B FS 88 C FF 92 D FS 88 4-1 BB	2 0 0 0 0 0	1 0 0 0 0 0	2 0 0 0 0 0	0 0 0 0 0 0	0 0 0 0 0 0	0 0 0 0 0 0	0 0 0 0 0 0
Inning Stats	R: 0 E: 0 K: 2 S: 15 H: 1 LOB: 1 BB: 0 P: 19	R: 0 E: 0 K: 2 S: 9 H: 1 LOB: 1 BB: 0 P: 13	R: 2 E: 0 K: 1 S: 11 H: 2 LOB: 0 BB: 0 P: 17	R: 0 E: 0 K: 2 S: 7 H: 0 LOB: 0 BB: 0 P: 10	R: 1 E: 0 K: 1 S: 15 H: 1 LOB: 2 BB: 2 P: 26	R: 0 E: 0 K: 2 S: 9 H: 0 LOB: 0 BB: 0 P: 13	R: 0 E: 0 K: 1 S: 9 H: 1 LOB: 1 BB: 0 P: 14	R: 0 E: 0 K: 1 S: 10 H: 0 LOB: 0 BB: 0 P: 12	R: 2 E: 0 K: 0 S: 10 H: 2 LOB: 1 BB: 1 P: 18	1B: 2 2B: 4 3B: 0 HR: 2 SF: 0 SAC: 2 DP: 0 HBP: 0						

PITCHER		IP	WLS	BF	H	R	ER	SO	BB	IBB	HBP	BLK	WP	HR	S	P	ERA	WHIP
23 Javier Vazquez, R ERA: 4.63	(1, 1)	7.0		29	6	3	3	11	2	0	0	0	0	1	75	112	3.86	1.143
40 Mike Dunn, L ERA: 3.47	(8, 1)	0.2		2	0	0	0	0	0	0	0	0	0	0	7	9	0.00	0.000
58 Ryan Webb, R ERA: 3.72	(8, 1)	0.1	W	1	0	0	0	1	0	0	0	0	0	0	3	3	0.00	0.000
34 Edward Mujica, R ERA: 3.03	(9, 1)	0.1	H	4	2	2	2	0	1	0	0	0	0	1	5	11	54.00	9.000
31 Steve Cishek, R ERA: 2.63	(9, 1)	0.2	S	2	0	0	0	0	0	0	0	0	0	0	5	7	0.00	0.000

PITCHER	IP	WLS	BF	H	R	ER	SO	BB	IBB	HBP	BLK	WP	HR	S	P	ERA	WHIP

TOP

Cincinnati Reds @ Florida Marlins

Sun Life Stadium, Miami, FL

Wed Aug 24 2011, 4:11 PM - 6:51 PM EDT

Partly Cloudy - 91 F

livebaseballscorecards.com

AB	33
R	5
H	8
RBI	5
BB	3
SO	12
LOB	10

PA: 38

WP: 0
PB: 0
SB: 0
CS: 0

Cincinnati Reds @ Florida Marlins

Sun Life Stadium, Miami, FL

Wed Aug 24 2011, 4:11 PM - 6:51 PM EDT

Partly Cloudy - 91 F

livebaseballscorecards.com

BOTTOM

Batter	1	2	3	4	5	6	7	8	9	AB	R	H	RBI	BB	SO	LOB
1 Emilio Bonifácio, S (1, 6) OBP: 0.358, SLG: 0.375	B FF 91 C SI 89 B FF 92 F FF 92 X FF 93 2-2 ① G5-3		B FF 93 C KC 78 X SI 91 1-1 ③ F7		F SI 90 F CH 85 F CH 86 B FF 94 F FF 92 F FF 92 B SI 92 X CH 88 2-2 ② F7			L SL 84 C FS 85 F FS 84 B FF 92 X FS 86 1-2 12 1B 3B		4	1	1	0	0	0	1
12 Omar Infante, R (1, 4) OBP: 0.321, SLG: 0.361	B FF 92 F FF 92 C KC 78 B SI 92 X SL 87 2-2 5 G3-1 2B			C FF 91 C KC 76 X FF 90 0-2 ① P5	X SL 86 0-0 ③ F7			P PO 85 S FS 86 X FS 86 1-1 5 1B 29 2B 1B 3-H		4	1	2	1	0	0	1
5 Logan Morrison, L (1, 7) OBP: 0.329, SLG: 0.473 6 Alfredo Amezaga, S (9, 7) OBP: 0.256, SLG: 0.203	B FF 92 C KC 75 X FF 93 1-1 ② G3-1 2-3			B KC 77 X SI 92 1-0 HR		B SI 90 B SI 92 X SI 93 2-0 ① G3		D SL 85 X SI 88 1-0 29 2B 1B 1-3		4 0	2 0	2 0	1 0	0 0	0 0	1 0
27 Giancarlo Stanton, R (1, 9) OBP: 0.350, SLG: 0.544	B FF 94 B FF 93 F FF 92 S SL 87 X FF 93 2-2 ③ P6			X SI 93 0-0 11 HR 2B		C SL 85 B SL 87 B FF 92 S SL 87 F FF 94 B KC 78 F FF 94 X SL 89 3-2 ② G6-3		B FF 90 X SI 91 1-0 ② P5		4	1	1	0	0	0	3
29 Greg Dobbs, L (1, 5) OBP: 0.319, SLG: 0.379		C SI 92 B CH 87 X CH 89 1-1 ① G4-3		C SI 91 B SI 92 F SI 91 B SL 86 S SL 86 2-3 ② K		B CH 88 X CH 89 1-0 ③ G4-3		B CH 85 B SL 86 X CH 86 2-0 1-H 3-H 2B		4	0	1	2	0	1	1
11 Jose Lopez, R (1, 3) OBP: 0.241, SLG: 0.344 34 Edward Mujica, R (9, 1) 31 Steve Cishek, R (9, 1)		B SI 92 F SI 91 B FF 93 F FF 92 B KC 79 X FF 93 3-2 ② F9		F SL 86 F FF 91 F KC 77 X FF 92 0-2 2-H HR			B SI 94 X SL 86 1-0 ① G5-3	F SL 80 C FF 91 B SI 91 F SI 90 F SL 79 X SL 79 1-2 ③ G5-3		4 0 0	1 0 0	1 0 0	2 0 0	0 0 0	0 0 0	1 0 0
24 Mike Cameron, R (1, 8) OBP: 0.258, SLG: 0.313 58 Ryan Webb, R (8, 1) 15 Gaby Sanchez, R (9, 3) OBP: 0.345, SLG: 0.430		B FF 93 C FF 91 B SL 87 C SL 87 F KC 78 B FF 93 F KC 77 S FF 92 3-3 ③ K		B FF 93 S SL 85 C FF 93 B FF 94 S KC 77 2-3 ③ K			L SL 87 C KC 79 S SL 86 0-3 ② K			3 0 0	0 0 0	0 0 0	0 0 0	0 0 0	3 0 0	0 0 0
14 John Buck, R (1, 2) OBP: 0.321, SLG: 0.391			X FF 91 0-0 ① F7		B CH 89 B SL 86 B FF 90 C FF 91 X FF 92 3-1 23 SH3-4 1B		C KC 77 C KC 79 F FF 95 B SL 85 X KC 80 1-2 ③ F8			3	0	1	0	0	0	0
23 Javier Vazquez, R (1, 1) OBP: 0.214, SLG: 0.220 40 Mike Dunn, L (8, 1) 11 Bryan Petersen, L (8, 8) OBP: 0.352, SLG: 0.443			C FF 91 B SL 86 X FF 90 1-1 ② F8		B SI 90 L CH 88 X CH 84 1-1 ① SH3-4 1-2			C FF 92 B FS 83 F FS 84 S FS 86 1-3 ① K		1 0 1	0 0 0	0 0 0	0 0 0	0 0 1	0 0 0	0 0 0
Inning Stats	R: 0 E: 0 K: 0 S: 11 H: 1 LOB: 1 BB: 0 P: 18	R: 0 E: 0 K: 1 S: 10 H: 0 LOB: 0 BB: 0 P: 17	R: 0 E: 0 K: 0 S: 5 H: 0 LOB: 0 BB: 0 P: 7	R: 3 E: 0 K: 2 S: 15 H: 3 LOB: 0 BB: 0 P: 20	R: 0 E: 0 K: 0 S: 11 H: 1 LOB: 1 BB: 0 P: 17	R: 0 E: 0 K: 0 S: 7 H: 0 LOB: 0 BB: 0 P: 13	R: 0 E: 0 K: 1 S: 8 H: 0 LOB: 0 BB: 0 P: 10	R: 3 E: 0 K: 1 S: 18 H: 4 LOB: 1 BB: 0 P: 25		1B: 3 2B: 3 3B: 1 HR: 2 SF: 0 SAC: 1 DP: 0 HBP: 0				WP: 0 PB: 0 SB: 0 CS: 0 PA: 33		

	AB	32
	R	6
	H	9
	RBI	6
	BB	0
	SO	5
	LOB	8

PITCHER		IP	WLS	BF	H	R	ER	SO	BB	IBB	HBP	BLK	WP	HR	S	P	ERA	WHIP
34 Homer Bailey, R ERA: 4.44	(1, 1)	7.0		26	5	3	3	4	0	0	0	0	0	2	67	102	3.86	0.714
33 Jose Arredondo, R ERA: 3.49	(8, 1)	0.1	L	3	2	2	2	1	0	0	0	0	0	0	10	12	54.00	6.000
45 Bill Bray, L ERA: 2.95	(8, 1)	0.1		3	2	1	1	0	0	0	0	0	0	0	3	7	27.00	6.000
63 Sam LeCure, R ERA: 3.59	(8, 1)	0.1		1	0	0	0	0	0	0	0	0	0	0	5	6	0.00	0.000

PITCHER	IP	WLS	BF	H	R	ER	SO	BB	IBB	HBP	BLK	WP	HR	S	P	ERA	WHIP

Cincinnati Reds @ Florida Marlins

Sun Life Stadium, Miami, FL

Wed Aug 24 2011, 7:26 PM - 9:55 PM EDT

Att. 22,505 - Partly Cloudy - 87 F

TOP

livebaseballscorecards.com

Batter	1	2	3	4	5	6	7	8	9	AB	R	H	RBI	BB	SO	LOB
4 Brandon Phillips, R (1, 4) OBP: 0.340, SLG: 0.428	B SI 91 B SI 92 F SI 92 B SI 92 F SI 92 X SI 92 3-2 15 1B 19 1B 1B	X SL 83 0-0 G6-3			C FF 89 X CU 76 0-1 G6-3		C SI 89 F SI 90 B SI 91 B SI 90 X SI 91 2-2 G6-3			4	1	1	0	0	0	1
15 Fred Lewis, L (1, 7) OBP: 0.327, SLG: 0.331	B SI 91 X FF 91 1-0 19 1B 32 2B 1-3 1B		F FF 90 B SI 90 B SI 90 F SI 91 F SI 91 B FF 90 C SI 92 3-3 K		B CH 83 X SI 91 1-0 G4-3			X SI 88 0-0 G1-3		4	1	1	0	0	1	0
19 Joey Votto, L (1, 3) OBP: 0.441, SLG: 0.551	X FF 92 0-0 32 2B 43 G4-3 1-3 3-H 1B		B SI 92 B FF 92 F SI 91 X SI 92 2-1 HR		C CU 76 X FF 91 0-1 F7			B SL 77 B FS 84 X SI 88 2-0 32 FC4-6 1B		4	1	3	2	0	0	0
32 Jay Bruce, L (1, 9) OBP: 0.344, SLG: 0.501	C CH 84 X FF 91 0-1 43 G4-3 1-3 3-H 2B		S CH 85 C SI 92 B SL 86 F SL 86 B SI 93 F CH 85 X SI 93 2-2 L6			S CH 81 B CH 82 F FF 89 S CU 77 1-3 K		B SI 88 C SI 89 B FS 83 X FS 84 2-1 FC4-6 43 S 1-2f		4	0	1	1	0	1	1
43 Miguel Cairo, R (1, 5) OBP: 0.331, SLG: 0.414	B SL 84 C SL 84 F SI 92 X SI 91 1-2 G4-3 2-3 3-Hf		C SL 84 X SI 91 0-1 F7			B SL 83 F SI 91 B SI 91 B SI 91 F SI 92 B SL 83 4-2 29 S BB		C SI 88 1 SAFE B SI 88 S SL 78 F SI 89 1 SAFE B SI 88 B SI 89 X SI 89 3-2 G6-3 1-2		3	0	0	0	1	0	3
6 Drew Stubbs, R (1, 8) OBP: 0.321, SLG: 0.380	C FF 91 B SL 86 B SL 86 B SI 91 C SI 93 C SI 92 3-3 K			C SL 82 X SI 90 0-1 G4-3		C FF 90 B SL 84 1 SAFE S SI 90 T SI 90 1-2 K			B FF 92 X FF 91 1-0 F9	4	0	0	0	0	2	2
29 Ryan Hanigan, R (1, 2) OBP: 0.357, SLG: 0.367		B SI 90 B SI 90 C SI 91 X SI 91 2-1 G4-3		B FF 90 B FF 92 C SI 92 C FF 91 B SI 93 F SL 85 F SI 92 B SI 90 4-2 7 G6-3 BB		C SI 91 F SL 85 B CU 77 B SL 82 B SI 91 X SI 91 3-2 L9 1-2			C FF 92 B SL 84 C SL 83 B FF 92 T FF 92 2-2 K	3	0	0	0	1	1	1
7 Paul Janish, R (1, 6) OBP: 0.256, SLG: 0.264		B SI 91 X SI 91 1-0 E1 61 SH5-4		B SI 90 F SI 91 B FF 91 X SI 91 2-1 G6-3 1-2			C SI 90 B SI 90 B SI 90 S SI 89 S SI 90 2-3 K		B FF 90 X SL 84 1-0 G3	4	0	0	0	0	1	1
61 Bronson Arroyo, R (1, 1) OBP: 0.130, SLG: 0.174 48 Francisco Cordero, R (9, 1)		X SI 90 0-0 SH5-4 1-2		S SL 85 B SL 83 C SI 91 F SL 83 F SI 92 F SL 87 B SI 91 S SL 84 2-3 K			C SI 88 B SL 79 F SI 89 S SL 79 1-3 K			2 0	0 0	0 0	0 0	0 0	2 0	1 0
Inning Stats	R: 2 E: 0 K: 1 S: 13 H: 4 LOB: 1 BB: 0 P: 21	R: 0 E: 1 K: 0 S: 5 H: 0 LOB: 1 BB: 0 P: 8	R: 1 E: 0 K: 1 S: 13 H: 1 LOB: 0 BB: 0 P: 20	R: 0 E: 0 K: 1 S: 14 H: 0 LOB: 1 BB: 1 P: 22	R: 0 E: 0 K: 0 S: 5 H: 0 LOB: 0 BB: 0 P: 6	R: 0 E: 0 K: 2 S: 11 H: 0 LOB: 1 BB: 1 P: 20	R: 0 E: 0 K: 2 S: 9 H: 0 LOB: 0 BB: 0 P: 14	R: 0 E: 0 K: 0 S: 8 H: 1 LOB: 1 BB: 0 P: 15	R: 0 E: 0 K: 1 S: 5 H: 0 LOB: 0 BB: 0 P: 9	1B: 4 2B: 2 3B: 0 HR: 1 SF: 0 SAC: 1 DP: 1 HBP: 0						

PITCHER	IP	WLS	BF	H	R	ER	SO	BB	IBB	HBP	BLK	WP	HR	S	P	ERA	WHIP
41 Chris Volstad, R (1, 1) ERA: 5.61	6.0	L	25	5	3	3	5	2	0	0	0	0	1	61	97	4.50	1.167
31 Burke Badenhop, R (7, 1) ERA: 3.91	2.0		7	1	0	0	2	0	0	0	0	0	0	17	29	0.00	0.500
50 Jose Ceda, R (9, 1) ERA: 4.5	1.0		3	0	0	0	1	0	0	0	0	0	0	5	9	0.00	0.000

PITCHER	IP	WLS	BF	H	R	ER	SO	BB	IBB	HBP	BLK	WP	HR	S	P	ERA	WHIP

AB	32
R	3
H	6
RBI	3
BB	2
SO	8
LOB	10

WP	0
PB	0
SB	2
CS	0
PA	35

Cincinnati Reds @ Florida Marlins

Sun Life Stadium, Miami, FL

Wed Aug 24 2011, 7:26 PM - 9:55 PM EDT

Att. 22,505 - Partly Cloudy - 87 F

livebaseballscorecards.com

BOTTOM

Batter	1	2	3	4	5	6	7	8	9	AB	R	H	RBI	BB	SO	LOB
1 Emilio Bonifácio, S (1, 6) OBP: 0.357, SLG: 0.374	C CU 69 F FF 85 B SI 86 B FF 86 X SI 87 2-2 ① G6-3			C SI 84 F SI 86 B FF 88 F SI 88 X SI 87 1-2 ① P5		B SI 86 C CH 80 F SI 86 X SI 88 1-2 ② F7		X SI 86 0-0 1B		4	0	1	0	0	0	1
12 Omar Infante, R (1, 4) OBP: 0.322, SLG: 0.363	X CH 78 0-0 ② L7			C CU 69 B SL 76 X SI 87 1-1 1B		B SI 87 X SI 84 1-0 1-2 1B		X SI 88 0-0 ③ G1-3		4	0	2	0	0	0	1
5 Logan Morrison, L (1, 7) OBP: 0.325, SLG: 0.468	C SI 85 F SI 84 B SI 88 F FF 88 B CH 75 B CH 75 X SL 74 3-2 ③ F8			X SI 86 0-0 ② F8		C SL 72 B SI 86 B SL 73 B CU 70 C SL 72 X FF 88 3-2 ③ G4-3			C FF 91 C CU 77 B FF 92 X CH 85 1-2 ① G6-3	4	0	0	0	0	0	3
27 Giancarlo Stanton, R (1, 9) OBP: 0.351, SLG: 0.546		B CH 77 B SL 72 B CU 71 C SI 85 C SI 87 F CH 77 X SI 87 3-2 29 G4-6-3 1B		B SI 87 X SI 86 1-0 ③ F9			B CU 69 X CU 71 1-0 29 G4-3 2B		C CU 76 S SL 85 B FF 92 B SL 86 X CU 79 2-2 E5 29 WP 29 2B	4	1	2	0	0	0	1
29 Greg Dobbs, L (1, 5) OBP: 0.318, SLG: 0.380		C SI 87 B SI 87 X SI 87 1-1 ①② G4-6-3 1-2f			B SI 85 F SI 86 B SI 88 C CU 70 X SI 88 2-2 ① F8		B SI 87 F FF 85 B SI 85 X CH 80 2-1 ① G4-3 2-3		B FF 92 S CH 84 C FF 92 B FF 93 X CH 86 2-2 15 1B 1-H 2B	4	1	1	1	0	0	2
15 Gaby Sanchez, R (1, 3) OBP: 0.345, SLG: 0.428		C SI 87 X SI 87 0-1 ③ P4			C CU 68 F SI 88 F SL 78 F SI 88 B FF 87 F SI 89 F FF 88 T SL 77 1-2 ② K		B SI 86 D CH 76 F SI 86 B FF 87 X SI 87 3-1 ② F8		F FF 92 D SL 87 B FF 92 X SL 88 2-1 2-H 1B	4	0	1	1	0	1	1
11 Bryan Petersen, L (1, 8) OBP: 0.349, SLG: 0.431			H CU 70 1-0 41 B1-6-4 HBP		C CH 78 B SI 87 C SI 87 X SI 88 1-2 ③ F8		B SI 86 D SI 87 B CH 79 C FF 85 C CU 71 F CU 70 F SI 86 X SI 88 3-2 ③ P6		S FF 94 D CH 87 D CH 88 F FF 93 X FF 94 2-2 ② F7	3	0	0	0	0	0	2
9 Brett Hayes, R (1, 2) OBP: 0.298, SLG: 0.406 11 Jose Lopez, R (9, PH) OBP: 0.240, SLG: 0.342			C CU 72 B SI 87 B SI 86 X CH 82 2-1 ① F7			B CH 77 S CH 77 S SI 83 X SL 73 1-2 12 1B 1B		B FF 86 B FF 85 C CH 79 F CH 78 F FF 88 X SI 87 2-2 ① P1	S SL 89 B SL 88 F SL 88 X SL 89 1-2 ③ G1-3	3 1	0 0	1 0	0 0	0 0	0 0	1 1
41 Chris Volstad, R (1, 1) OBP: 0.200, SLG: 0.229 6 Alfredo Amezaga, S (6, PH) OBP: 0.253, SLG: 0.200 31 Burke Badenhop, R (7, 1) OBP: 0.429, SLG: 0.500 24 Mike Cameron, R (8, PH) OBP: 0.257, SLG: 0.312 50 Jose Ceda, R (9, 1)			X SI 85 0-0 ②③ B1-6-4 1-2f			C CU 68 B FF 86 B SI 86 X CH 81 2-1 ① L9		B CH 78 X CH 78 1-0 ② P4		1 1 0 1 0	0 0 0 0 0	0 0 0 0 0	0 0 0 0 0	0 0 0 0 0	0 0 0 0 0	1 1 0 0 0
Inning Stats	R: 0 E: 0 K: 0 S: 8 H: 0 LOB: 0 BB: 0 P: 13	R: 0 E: 0 K: 0 S: 8 H: 1 LOB: 0 BB: 0 P: 12	R: 0 E: 0 K: 0 S: 3 H: 0 LOB: 0 BB: 0 P: 6	R: 0 E: 0 K: 0 S: 8 H: 1 LOB: 1 BB: 0 P: 11	R: 0 E: 0 K: 1 S: 13 H: 0 LOB: 0 BB: 0 P: 17	R: 0 E: 0 K: 0 S: 12 H: 2 LOB: 2 BB: 0 P: 20	R: 0 E: 0 K: 0 S: 10 H: 1 LOB: 1 BB: 0 P: 19	R: 0 E: 0 K: 0 S: 7 H: 1 LOB: 1 BB: 0 P: 10	R: 2 E: 1 K: 0 S: 17 H: 2 LOB: 1 BB: 0 P: 27	1B: 6 2B: 2 3B: 0 HR: 0 SF: 0 SAC: 0 DP: 2 HBP: 1						

	AB	34
	R	2
	H	8
	RBI	2
	BB	0
	SO	1
	LOB	15

WP: 1 PA: 35
PB: 0
SB: 0
CS: 0

PITCHER		IP	WLS	BF	H	R	ER	SO	BB	IBB	HBP	BLK	WP	HR	S	P	ERA	WHIP
61 Bronson Arroyo, R ERA: 5.02	(1, 1)	8.0	W	29	6	0	0	1	0	0	1	0	0	0	69	108	0.00	0.750
48 Francisco Cordero, R ERA: 2.43	(9, 1)	1.0	S	6	2	2	1	0	0	0	0	0	1	0	17	27	9.00	2.000

PITCHER	IP	WLS	BF	H	R	ER	SO	BB	IBB	HBP	BLK	WP	HR	S	P	ERA	WHIP

Batter	1	2	3	4	5	6	7	8	9	AB	R	H	RBI	BB	SO	LOB
20 Ian Desmond, R (1, 6) OBP: 0.287, SLG: 0.336	B FF 85 C FF 86 F FF 87 B SL 82 B FF 86 B SI 86 4-2 38 G5-3 43 BB BB	X CU 76 0-0 G5-3 ③		B SI 86 B CH 79 C SI 85 F CH 84 F CU 79 X SI 89 2-2 G4-3 ②			B CH 80 B SI 87 F SI 86 C FF 85 X SL 83 2-2 11 G5-3 43 1B 1B		C SL 85 C SL 86 B SL 87 F SL 86 X FF 92 1-2 43 SH3-4 1B	4	0	2	0	1	0	2
43 Brian Bixler, R (1, 8) OBP: 0.276, SLG: 0.257	1 SAFE 1 SAFE B SI 85 1 SAFE B FF 85 B SI 85 C FF 84 B FF 86 4-1 38 G5-3 1-2 BB		C SI 84 B CH 79 F CH 78 X SI 88 1-2 E4 28 CS 38 1B	B CH 78 B CH 77 S SI 86 X SI 86 2-1 G6-3 ③			C SI 86 X SL 84 0-1 11 G5-3 1-2 1B		1 SAFE X SL 84 0-0 SH3-4 ① 1-2	3	0	1	0	1	0	0
11 Ryan Zimmerman, R (1, 5) OBP: 0.364, SLG: 0.465	C CU 76 F FF 88 S FF 90 0-3 K ①		B SI 88 C SI 89 X CU 77 1-1 F9 ①		B SI 88 B CH 79 C SI 87 F SI 90 S SL 83 2-3 K ①		C SL 85 B SL 84 F SL 83 B FF 88 B FF 88 X SL 82 3-2 G5-3 ② 1-2 2-3		C SL 86 S SL 86 S SL 87 0-3 K ②	5	0	0	0	0	3	6
38 Michael Morse, R (1, 3) OBP: 0.372, SLG: 0.543 23 Collin Balester, R (9, 1)	C FF 88 F FF 90 D SL 82 X CU 78 1-2 G5-3 ② 1-2 2-3		1 SAFE F FF 88 F CU 77 B FF 87 1 SAFE F FF 90 B CU 76 X CU 77 2-2 28 FC6-4 1-2 1B		B SL 84 X CU 76 1-0 P4 ②		B SI 90 B SI 90 C SL 85 S FF 90 C FF 90 2-3 K ③		S FF 92 F FF 93 B SL 88 F SL 88 X FF 93 1-2 G6-3 ③	5 0	0 0	1 0	0 0	0 0	1 0	5 0
28 Jayson Werth, R (1, 9) OBP: 0.329, SLG: 0.384	B CU 79 B SI 86 C CH 77 F CU 74 F FF 90 B SI 89 X CU 76 3-2 G6-3 ③		B CU 76 F FF 86 F SI 87 F SI 89 D CH 79 X CU 77 2-2 FC6-4 ② ③ 1-2f 2-3		S CH 75 B FF 90 B SI 88 X CU 77 2-1 F8 ③			B FF 97 C FF 98 F FF 98 B FF 100 X FF 99 2-2 3 FC1-6 8 SH1-3 1B		4	0	1	0	0	0	4
8 Danny Espinosa, S (1, 4) OBP: 0.316, SLG: 0.412		S SI 84 B CH 78 B SI 86 F CU 76 X SL 80 2-2 3 G4-3 2B		B CH 78 B SI 85 B SI 86 B FF 86 4-0 30 1B 3 HR BB		B SI 85 B CU 77 B SI 84 B FF 85 4-0 3 G6-4-3 BB		X FF 97 0-0 SH1-3 ① 1-2	1	1	1	0	2	0	0
30 Jonny Gomes, R (1, 7) OBP: 0.329, SLG: 0.404		C SI 88 S CH 76 F FF 88 X CH 79 0-2 G5-3 ①		F FF 85 1 SAFE B SI 88 X FF 86 1-1 3 HR 1-2 1B		F FF 87 F SI 90 D CH 80 1 SAFE 1 SAFE 1 SAFE S SL 84 1-3 K ①		C FF 98 B SL 90 B FF 98 B FF 98 B FF 97 4-1 3 FC1-6 BB	3	1	1	0	1	1	2
3 Wilson Ramos, R (1, 2) OBP: 0.313, SLG: 0.409		C CU 76 X FF 89 0-1 G4-3 ② 2-3		B CU 75 X SI 87 1-0 1-H 2-H HR		F SL 81 X SL 84 0-1 G6-4-3 ② ③ 1-2f		X FF 98 0-0 FC1-6 ② 1-2f 2-3	4	1	1	3	0	0	4
40 Chien-Ming Wang, R (1, 1) 13 Alex Cora, L (7, PH) OBP: 0.276, SLG: 0.252 32 Tom Gorzelanny, R (7, 1) OBP: 0.172, SLG: 0.111 60 Todd Coffey, R (7, 1) 26 Jesus Flores, R (8, PH) OBP: 0.283, SLG: 0.380 17 Sean Burnett, L (8, 1) OBP: 1.000, SLG: 1.000 19 Laynce Nix, L (9, 3) OBP: 0.297, SLG: 0.459		B SI 88 D CU 74 B FF 85 B FF 85 4-0 BB		C FF 85 X SI 85 0-1 G4-3 ①			B SI 87 C SI 86 X SL 84 1-1 G5-3 ①	B FF 99 S FF 99 C FF 99 X FF 102 1-2 G5-3 ③		1 1 0 0 1 0 0	0 0 0 0 0 0 0	0 0 0 0 0 0 0	0 0 0 0 0 0 0	1 0 0 0 0 0 0	0 0 0 0 0 0 0	0 0 0 0 2 0 0
Inning Stats	R: 0 E: 0 K: 1 S: 13 H: 0 LOB: 2 BB: 2 P: 25	R: 0 E: 0 K: 0 S: 10 H: 1 LOB: 2 BB: 1 P: 16	R: 0 E: 1 K: 0 S: 13 H: 1 LOB: 1 BB: 0 P: 19	R: 3 E: 0 K: 0 S: 11 H: 2 LOB: 0 BB: 1 P: 21	R: 0 E: 0 K: 1 S: 6 H: 0 LOB: 0 BB: 0 P: 11	R: 0 E: 0 K: 1 S: 5 H: 0 LOB: 0 BB: 1 P: 10	R: 0 E: 0 K: 1 S: 13 H: 2 LOB: 2 BB: 0 P: 21	R: 0 E: 0 K: 0 S: 9 H: 1 LOB: 2 BB: 1 P: 16	R: 0 E: 0 K: 1 S: 12 H: 1 LOB: 1 BB: 0 P: 14	1B: 6 2B: 1 3B: 0 HR: 1 SF: 0 SAC: 2 DP: 1 HBP: 0						

PITCHER		IP	WLS	BF	H	R	ER	SO	BB	IBB	HBP	BLK	WP	HR	S	P	ERA	WHIP
50 Dontrelle Willis, L ERA: 4.1	(1, 1)	7.0		31	6	3	3	4	5	0	0	0	0	1	71	123	3.86	1.571
54 Aroldis Chapman, L ERA: 3.72	(8, 1)	1.0		5	1	0	0	0	1	0	0	0	0	0	9	16	0.00	2.000
48 Francisco Cordero, R ERA: 2.38	(9, 1)	1.0	W	4	1	0	0	1	0	0	0	0	0	0	12	14	0.00	1.000

PITCHER	IP	WLS	BF	H	R	ER	SO	BB	IBB	HBP	BLK	WP	HR	S	P	ERA	WHIP

TOP

Washington Nationals @ Cincinnati Reds

Great American Ball Park, Cincinnati, OH

Fri Aug 26 2011, 7:12 PM - 10:43 PM EDT

Att. 35,089 - Clear - 83 F

livebaseballscorecards.com

AB	32
R	3
H	8
RBI	3
BB	6
SO	5
LOB	25

WP: 0	PA: 40
PB: 0	
SB: 0	
CS: 1	

BOTTOM

Batter	1	2	3	4	5	6	7	8	9	AB	R	H	RBI	BB	SO	LOB
4 Brandon Phillips, R (1, 4) OBP: 0.341, SLG: 0.429	C SL 86 X FS 86 0-1 ① F9	B SL 83 X SL 82 1-0 1-2 3-H 1B		X SI 91 0-0 ③ G6-3		B SI 92 X SI 92 1-0 1-2 2-H 1B		X SI 92 0-0 ① SH1-3 1-2		4	0	2	2	0	0	1
15 Fred Lewis, L (1, 7) OBP: 0.325, SLG: 0.326 16 Edgar Renteria, R (8, PH) OBP: 0.309, SLG: 0.345 48 Francisco Cordero, R (9, 1)	B SI 88 F SI 89 B SI 90 F SI 88 B SI 90 B SI 90 4-2 32 F7 19 S BB	B SI 91 C SI 90 C SI 92 F SI 91 D SI 91 F CU 78 F SI 91 X SI 91 2-2 ③ F7			F SI 88 X SI 91 0-1 ① G4-3	X SI 91 0-0 ③ G4-3		C CH 84 B SI 92 B SI 92 X CH 85 2-1 2-3 1B		3 1 0	0 0 0	0 1 0	0 0 0	1 0 0	0 0 0	4 0 0
19 Joey Votto, L (1, 3) OBP: 0.441, SLG: 0.549	C SI 90 B FS 81 B SI 89 B SI 89 B SI 90 4-1 32 F7 1-2 BB		X SI 86 0-0 ① G3-1		C SI 90 F CU 76 B SI 92 X CU 79 1-2 55 FC6-4 1B		C FF 88 X SL 80 0-1 ① G4-3	B SI 91 F SI 92 F SI 91 B SI 90 C SL 78 2-3 ② K		4	0	1	0	1	1	2
32 Jay Bruce, L (1, 9) OBP: 0.345, SLG: 0.498	F SI 90 B SI 89 C SI 90 F CU 76 X SI 90 1-2 ② F7 1-2 2-3		B SI 89 B SI 88 B SI 88 B SI 88 4-0 BB		F SI 91 X SI 91 0-1 ② F7		B SL 80 F SI 89 B SL 80 B FF 90 B SI 90 4-1 55 1B 21 1B BB	S SI 91 B SL 77 S SI 92 F SI 90 1 SAFE F SI 91 S SL 78 1-3 ③ K		3	1	0	0	2	1	5
55 Ramon Hernandez, R (1, 2) OBP: 0.344, SLG: 0.455 61 Bronson Arroyo, R (7, PR) OBP: 0.130, SLG: 0.174 29 Ryan Hanigan, R (8, 2) OBP: 0.356, SLG: 0.365	S SL 80 X SI 91 0-1 ③ G5-3		B SI 88 X SI 89 1-0 ② L9		D SL 83 S SI 92 X SI 92 1-1 ③ FC6-4 1-2f		F SI 90 1 SAFE X CH 84 0-1 21 1B 1-2 1B		B FF 94 B FF 94 C FF 92 X FF 95 2-1 ① G6-3	4 0 1	0 0 0	1 0 0	0 0 0	0 0 0	0 0 0	4 0 0
6 Drew Stubbs, R (1, 8) OBP: 0.320, SLG: 0.378		B SI 90 C SI 88 B SL 82 F SI 89 B SI 91 F SI 90 C SI 89 3-3 ① K	B SI 91 F SI 89 S SI 90 1 SAFE S SI 91 1-3 ③ K			B SI 89 X SI 89 1-0 ① F8	S SI 90 F SI 90 C FF 91 0-3 ② K		C FF 95 B CU 80 X FF 93 1-1 21 1B 43 1B 1B	5	1	1	0	0	3	3
21 Todd Frazier, R (1, 5) OBP: 0.304, SLG: 0.500 (8, 6)		B FF 92 X SI 88 1-0 E6 50 1B 4 1B	B SI 88 S SL 82 X SI 90 1-1 ① G5-3			S SL 81 B SL 84 X SI 91 1-1 ② G5-3	X SI 89 0-0 1-2 2-H 1B		X FF 95 0-0 43 1B 1-2 1B	5	1	2	1	0	0	0
7 Paul Janish, R (1, 6) OBP: 0.257, SLG: 0.263 43 Miguel Cairo, R (7, PH) OBP: 0.332, SLG: 0.415 (8, 5)		C SI 90 X SI 90 0-1 ② F7	X SI 90 0-0 ② G5-3			C FF 92 F SI 91 B SI 90 B SI 92 F SL 84 F SI 92 B SL 83 F SI 91 F SI 90 4-2 50 1B 4 1B BB	F SI 93 D SI 92 F SL 85 D SL 85 S FF 92 2-3 ③ K		B CU 80 X FF 94 1-0 1-2 2-H 1B	2 2	1 0	0 1	0 1	1 0	0 1	1 2
50 Dontrelle Willis, L (1, 1) OBP: 0.450, SLG: 0.800 54 Aroldis Chapman, L (8, 1) 17 Dave Sappelt, R (8, PH) OBP: 0.255, SLG: 0.264 (9, 7)		B SI 91 D SI 89 F SI 89 X SI 90 2-1 4 1B 1-3 1B		X SI 90 0-0 2B		X SI 91 0-0 4 1B 1-2 1B		F SI 90 B SI 92 F SI 91 F SL 77 B CH 85 F SI 91 B SI 91 F SI 91 B SI 92 4-2 16 1B 4 SH1-3 BB		3 0 0	0 0 0	3 0 0	0 0 0	0 0 1	0 0 0	0 0 0
Inning Stats	R: 0 H: 0 E: 0 LOB: 2 K: 0 BB: 2 S: 11 P: 20	R: 1 H: 2 E: 1 LOB: 2 K: 1 BB: 0 S: 16 P: 25	R: 0 H: 0 E: 0 LOB: 1 K: 1 BB: 1 S: 5 P: 11	R: 0 H: 1 E: 0 LOB: 1 K: 0 BB: 0 S: 5 P: 6	R: 0 H: 1 E: 0 LOB: 1 K: 0 BB: 0 S: 9 P: 11	R: 1 H: 2 E: 0 LOB: 2 K: 0 BB: 1 S: 12 P: 19	R: 1 H: 2 E: 0 LOB: 2 K: 2 BB: 1 S: 12 P: 18	R: 0 H: 1 E: 0 LOB: 2 K: 2 BB: 1 S: 16 P: 25	R: 1 H: 3 E: 0 LOB: 2 K: 0 BB: 0 S: 6 P: 10	1B: 11 2B: 1 3B: 0 HR: 0	SF: 0 SAC: 1 DP: 0 HBP: 0						

PITCHER		IP	WLS	BF	H	R	ER	SO	BB	IBB	HBP	BLK	WP	HR	S	P	ERA	WHIP
40 Chien-Ming Wang, R ERA: 3.82	(1, 1)	6.0		29	6	2	1	2	4	0	0	0	0	0	58	92	1.50	1.667
32 Tom Gorzelanny, L ERA: 4.4	(7, 1)	0.2	B	5	2	1	1	1	1	0	0	0	0	0	9	13	13.50	4.500
60 Todd Coffey, R ERA: 3.88	(7, 1)	0.1		1	0	0	0	1	0	0	0	0	0	0	3	5	0.00	0.000
17 Sean Burnett, L ERA: 4.4	(8, 1)	1.0		5	1	0	0	2	1	0	0	0	0	0	16	25	0.00	2.000
23 Collin Balester, R ERA: 4.03	(9, 1)	0.1	L	4	3	1	1	0	0	0	0	0	0	0	6	10	27.00	9.000

PITCHER	IP	WLS	BF	H	R	ER	SO	BB	IBB	HBP	BLK	WP	HR	S	P	ERA	WHIP

Washington Nationals @ Cincinnati Reds

Great American Ball Park, Cincinnati, OH

Fri Aug 26 2011, 7:12 PM - 10:43 PM EDT

Att. 35,089 - Clear - 83 F

livebaseballscorecards.com

AB	37
R	4
H	12
RBI	4
BB	6
SO	6
LOB	22

WP: 0	PA: 44		
PB: 0			
SB: 1			
CS: 0			

Batter	1	2	3	4	5	6	7	8	9	AB	R	H	RBI	BB	SO	LOB
20 Ian Desmond, R (1, 6) OBP: 0.289, SLG: 0.336	C SI 87 C KC 76 B FC 88 B FF 89 B SI 91 F SL 83 B SI 91 4-2 28 G4-3 BB		B SI 90 F FC 89 X SI 91 1-1 ② L6		B FC 86 B SL 81 C FC 89 C FC 89 B SI 92 X FC 90 3-2 28 G6-3 1B		C SI 92 F SL 82 B SL 81 F SL 81 F SL 81 B FF 92 B SL 80 C SI 91 3-3 ③ K			3	0	1	0	1	1	0
28 Jayson Werth, R (1, 8) OBP: 0.328, SLG: 0.389	C FC 88 B SI 89 1 SAFE X FC 88 1-1 G4-3 1-2 ①		C FC 89 B FC 89 C FC 89 B SL 82 X FC 90 2-2 HR		C SI 90 F SI 90 B SL 82 1 SAFE B SI 90 F FF 90 1 SAFE 1 SAFE X SL 82 2-2 ② G6-3 1-2			B FF 90 S SL 81 C FF 91 F SI 91 B FF 91 B SL 79 C SL 80 3-3 ① K		4	1	1	1	0	1	2
11 Ryan Zimmerman, R (1, 5) OBP: 0.359, SLG: 0.458 23 Collin Balester, R (8, 1)	C FC 88 S FC 88 B SI 91 F FC 89 B FF 90 S CU 81 2-3 ② K		B SI 89 B FC 90 X FC 90 2-0 ③ G1-3		C FF 88 B FC 88 S FC 88 F SL 83 X SL 82 1-2 ③ G1-3			C FF 92 C FF 92 B SI 93 S FF 92 1-3 ② K		4 0	0 0	0 0	0 0	0 0	2 0	2 0
38 Michael Morse, R (1, 7) OBP: 0.371, SLG: 0.547	C FC 89 X SI 91 0-1 ③ G4-3			S SI 88 X SI 90 0-1 ① G6-3		B SI 88 C FC 87 B SI 90 X SI 90 2-1 ① G1-3		B FF 92 C FF 92 F FF 91 B FF 90 X FF 91 2-2 HR		4	1	1	1	0	0	1
8 Danny Espinosa, S (1, 4) OBP: 0.315, SLG: 0.411		C KC 73 F CH 83 B SI 85 B CH 85 T CH 84 2-2 ① K		B FF 89 B FC 88 C FF 89 B FF 90 F SI 90 F FF 91 F FF 91 F SI 92 S SL 84 3-3 ② K		X FC 88 0-0 ② G3-1		X SI 92 0-0 E4 1B		4	0	1	0	0	2	0
19 Laynce Nix, L (1, 9) OBP: 0.301, SLG: 0.461 30 Jonny Gomes, R (8, PH) OBP: 0.328, SLG: 0.403 (8, 9)		B SI 90 B SI 89 C SI 89 C SI 90 X CU 80 2-2 ② G5-3		S FC 90 B SI 91 B SI 91 X SI 90 2-1 14 1B 1B		F SI 90 B KC 79 B KC 78 X SI 91 2-1 1B		C FF 90 C FF 90 B FF 90 X SL 85 1-2 ③ L5		3 1	0 0	2 0	0 0	0 0	0 1	0 1
14 Chris Marrero, R (1, 3) OBP: 0.250, SLG: 0.250		B FF 89 X FC 89 1-0 ③ F8		B SI 90 X FC 90 1-0 1-2 1B		C FC 88 S SL 82 X SL 81 0-2 ③ G6-3			B FF 92 C FF 91 C SL 85 B SL 86 S SL 86 2-3 ① K	4	0	1	0	0	1	1
3 Wilson Ramos, R (1, 2) OBP: 0.313, SLG: 0.416			X KC 75 0-0 HR	B SI 92 B FC 90 F SI 91 B FC 90 S FC 90 F SL 83 S FC 90 3-3 ③ K			B FF 93 B SI 91 B SI 92 X FF 92 3-0 ① F9		C CU 76 F CU 78 B SL 88 B SL 87 X SL 86 2-2 ② G6-3	4	1	1	1	0	1	2
48 Ross Detwiler, R (1, 1) OBP: 0.083, SLG: 0.083 13 Alex Cora, L (7, PH) OBP: 0.275, SLG: 0.250 63 Henry Alberto Rodriguez, R (7, 1) 43 Brian Bixler, R (8, 5) OBP: 0.273, SLG: 0.254			B FC 87 B SI 89 C SI 90 X SI 88 2-1 ① G6-3		C SL 84 S SL 80 B SI 89 F FC 87 X FC 89 1-2 ① F9		C SI 90 B SL 76 F SI 90 C 1-3 ② K		B FF 92 F FF 92 X SL 86 1-1 ③ G6-3	2 1 0 1	0 0 0 0	0 0 0 0	0 0 0 0	0 0 0 0	0 1 0 0	0 0 0 0

Inning Stats	1	2	3	4	5	6	7	8	9
	R: 0 E: 0 K: 1 S: 11	H: 0 LOB: 1 BB: 1 P: 18	R: 0 E: 0 K: 1 S: 7	H: 0 LOB: 0 BB: 0 P: 12	R: 2 E: 0 K: 0 S: 9	H: 2 LOB: 0 BB: 0 P: 16	R: 0 E: 0 K: 2 S: 15	H: 2 LOB: 2 BB: 0 P: 24	R: 0 E: 0 K: 0 S: 15	H: 1 LOB: 1 BB: 0 P: 22	R: 0 E: 0 K: 0 S: 8	H: 1 LOB: 1 BB: 0 P: 12	R: 0 E: 0 K: 2 S: 9	H: 0 LOB: 0 BB: 0 P: 16	R: 1 E: 1 K: 2 S: 14	H: 2 LOB: 1 BB: 0 P: 21	R: 0 E: 0 K: 1 S: 8	H: 0 LOB: 0 BB: 0 P: 13

1B: 5	SF: 0
2B: 0	SAC: 0
3B: 0	DP: 0
HR: 3	HBP: 0

WP: 0	PA: 36
PB: 0	
SB: 0	
CS: 0	

PITCHER		IP	WLS	BF	H	R	ER	SO	BB	IBB	HBP	BLK	WP	HR	S	P	ERA	WHIP
44 Mike Leake, R ERA: 4.04	(1, 1)	6.0	W	25	6	2	2	4	1	0	0	0	0	2	65	104	3.00	1.167
63 Sam LeCure, R ERA: 3.64	(7, 1)	1.2		7	2	1	1	4	0	0	0	0	0	1	20	33	5.40	1.200
45 Bill Bray, L ERA: 2.93	(8, 1)	0.1	H	1	0	0	0	0	0	0	0	0	0	0	3	4	0.00	0.000
48 Francisco Cordero, R ERA: 2.34	(9, 1)	1.0	S	3	0	0	0	1	0	0	0	0	0	0	8	13	0.00	0.000

PITCHER		IP	WLS	BF	H	R	ER	SO	BB	IBB	HBP	BLK	WP	HR	S	P	ERA	WHIP

TOP

Washington Nationals @ Cincinnati Reds

Great American Ball Park, Cincinnati, OH

Sat Aug 27 2011, 7:12 PM - 9:57 PM EDT

Att. 30,423 - Clear - 84 F

livebaseballscorecards.com

AB	35
R	3
H	8
RBI	3
BB	1
SO	9
LOB	9

BOTTOM

Washington Nationals @ Cincinnati Reds

Great American Ball Park, Cincinnati, OH

Sat Aug 27 2011, 7:12 PM - 9:57 PM EDT

Att. 30,423 - Clear - 84 F

livebaseballscorecards.com

Batter	1	2	3	4	5	6	7	8	9	AB	R	H	RBI	BB	SO	LOB
4 Brandon Phillips, R (1, 4) OBP: 0.343, SLG: 0.429	B SI 90 B SI 90 C FF 91 X SI 92 2-1 E3 19 G3-1 17 SH2-4 32 WP		B SI 91 X SI 90 1-0 19 FC3 17 1B 19 E 1B	B CH 83 X FF 91 1-0 ③ 2-H 1B			B FF 96 B FF 95 B FF 96 C FF 95 F FF 95 X FF 97 3-2 ① G6-3			4	2	2	1	0	0	0
17 Dave Sappelt, R (1, 7) OBP: 0.259, SLG: 0.268	X SI 92 0-0 ① SH2-4 1-2		F SI 90 X FF 92 0-1 32 BB 19 E 43 SF9 1-2 1B		S SI 89 X SI 89 0-1 ① G6-3		B FF 99 B FF 98 S FF 97 X FF 97 2-1 ② G6-3			3	1	1	0	0	0	0
19 Joey Votto, L (1, 3) OBP: 0.438, SLG: 0.544	C FF 92 B SL 80 X SI 92 1-1 ② G3-1 2-3		F FF 92 B SI 91 X SI 91 1-1 FC3 43 SF9 32 BB 6 SF8 1-2 2-H		C SL 76 C FF 92 X SI 93 0-2 ② G3		C FF 96 C FF 98 S CH 93 0-3 ③ K			4	1	0	0	0	1	2
32 Jay Bruce, L (1, 9) OBP: 0.344, SLG: 0.495	C SI 92 B FF 93 B CH 87 F FF 92 F SI 92 B SL 79 S SI 91 3-3 ③ K 3-H		B FF 90 B FF 92 F SI 92 B SI 92 B FF 92 4-1 16 CS 1-2 2-3 BB		S FF 91 B SL 79 S SI 91 S SL 78 1-3 ③ K			X FF 94 0-0 ① G3		3	0	0	0	1	2	0
43 Miguel Cairo, R (1, 5) OBP: 0.331, SLG: 0.418		C SI 90 X SI 91 0-1 ① G4-3	F SI 91 B SL 79 F SI 92 X FF 93 1-2 ① SF9 2-3 3-H			C SI 91 X SL 77 0-1 6 S 16 SF8 2B		B FF 94 F FF 93 C FF 93 C CU 80 1-3 ② K		3	1	1	1	0	1	0
6 Drew Stubbs, R (1, 8) OBP: 0.323, SLG: 0.382		C SI 89 B FF 92 B CH 83 F FF 89 B FF 93 X SI 92 3-2 29 S 16 1B 1B	B SI 91 X CH 83 1-0 ② SF8 3-H			F FF 91 B FF 92 B FF 91 B SI 90 S SI 92 X SI 92 3-2 2-3 1B		X FF 94 0-0 1B		3	0	3	1	0	0	0
16 Edgar Renteria, R (1, 6) OBP: 0.308, SLG: 0.345 7 Paul Janish, R (9, 6) OBP: 0.257, SLG: 0.263		B SI 90 X FF 91 1-0 1-2 1B	C SI 91 B SI 92 B CH 84 2-1 ③ CS 1-2	X SI 88 0-0 ① G6-3		F SI 91 F SI 92 X SI 92 0-2 ① SF8 3-H		C CU 78 B FF 94 1 SAFE C FF 94 B CU 80 S CU 81 2-3 ③ K2-3		3 0	0 0	1 0	1 0	0 0	1 0	1 0
29 Ryan Hanigan, R (1, 2) OBP: 0.356, SLG: 0.365		B SI 91 C SI 90 F FF 92 C FF 92 1-3 ② 2-3		C SI 90 B SI 90 F FF 91 F FF 92 F FF 93 X FF 93 1-2 44 SH3 4 1B 1B		1 SAFE B SI 91 C SI 91 X CH 84 1-1 ② F7				3	1	1	0	0	1	3
44 Mike Leake, R (1, 1) OBP: 0.255, SLG: 0.283 63 Sam LeCure, R (7, 1) OBP: 0.250, SLG: 0.286 45 Bill Bray, L (8, 1) 48 Francisco Cordero, R (9, 1)		X FF 92 0-0 ③ F9		X SI 91 0-0 ② SH3 1-2		F SI 91 B SI 91 C SL 77 S SL 78 1-3 ③ K				2 0 0 0	0 0 0 0	0 0 0 0	0 0 0 0	0 0 0 0	1 0 0 0	3 0 0 0
Inning Stats	R: 1 E: 1 K: 1 S: 9 H: 0 LOB: 0 BB: 0 P: 15	R: 0 E: 0 K: 1 S: 10 H: 2 LOB: 2 BB: 0 P: 15	R: 3 E: 1 K: 0 S: 11 H: 2 LOB: 0 BB: 1 P: 21	R: 1 E: 0 K: 0 S: 8 H: 2 LOB: 1 BB: 0 P: 10	R: 0 E: 0 K: 1 S: 8 H: 0 LOB: 0 BB: 0 P: 9	R: 1 E: 0 K: 1 S: 13 H: 2 LOB: 1 BB: 0 P: 18	R: 0 E: 0 K: 1 S: 8 H: 0 LOB: 0 BB: 0 P: 13	R: 0 E: 0 K: 2 S: 8 H: 1 LOB: 1 BB: 0 P: 11		1B: 8 2B: 1 3B: 0 HR: 0 SF: 3 SAC: 2 DP: 0 HBP: 0				WP: 1 PB: 0 SB: 2 CS: 1 PA: 35		

PITCHER	IP	WLS	BF	H	R	ER	SO	BB	IBB	HBP	BLK	WP	HR	S	P	ERA	WHIP
48 Ross Detwiler, L (1, 1) ERA: 2.86	6.0	L	27	8	6	3	4	1	0	0	0	1	0	59	88	4.50	1.500
63 Henry Alberto Rodriguez, R (7, 1) ERA: 4.11	1.0		3	0	0	0	1	0	0	0	0	0	0	8	13	0.00	0.000
23 Collin Balester, R (8, 1) ERA: 3.86	1.0		4	1	0	0	2	0	0	0	0	0	0	8	11	0.00	1.000

PITCHER	IP	WLS	BF	H	R	ER	SO	BB	IBB	HBP	BLK	WP	HR	S	P	ERA	WHIP

AB	28
R	6
H	9
RBI	4
BB	1
SO	7
LOB	9

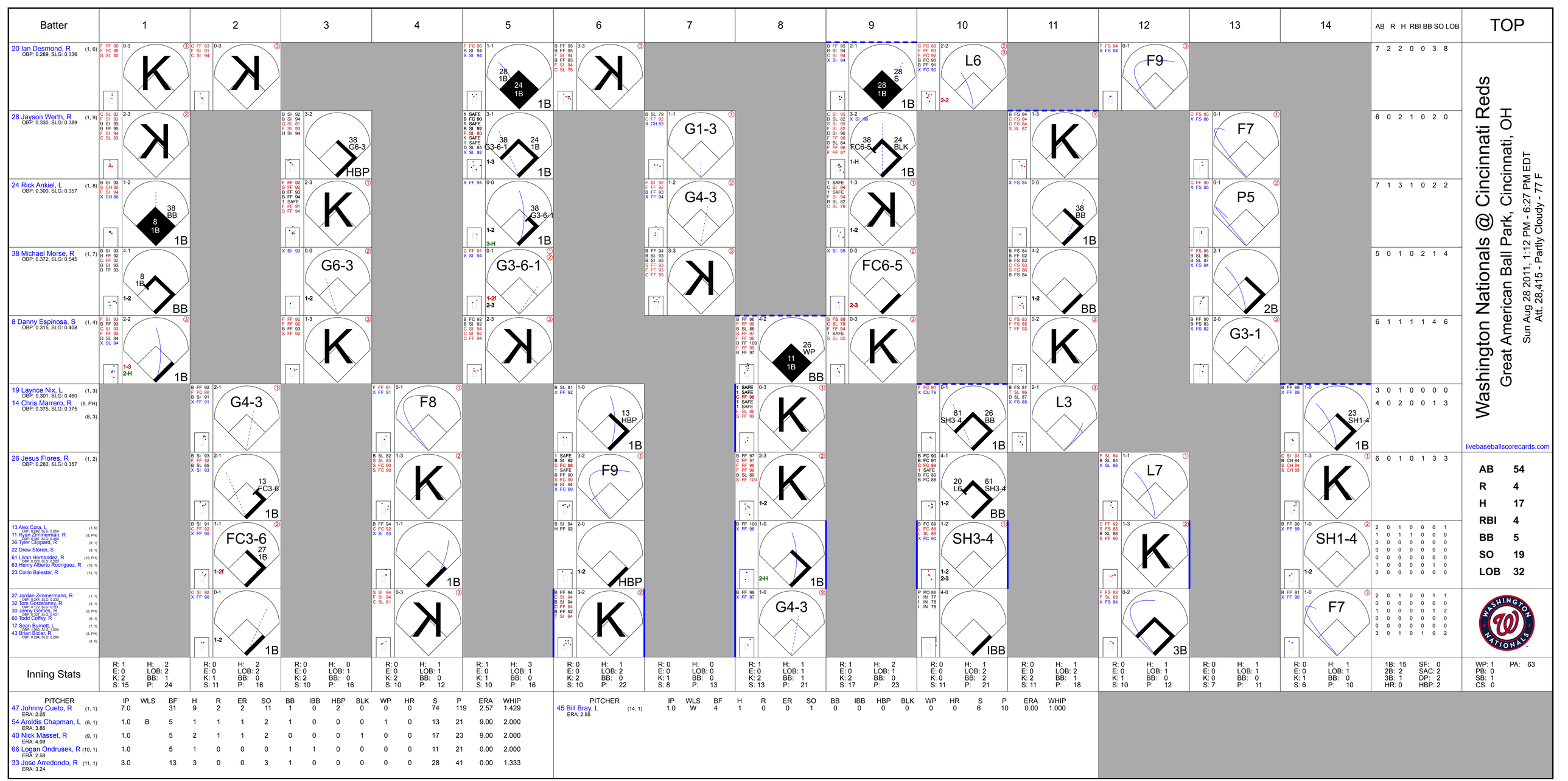
Batter
1
2
3
4
5
6
7
8
9
10
11
12
13
14
AB R H RBI BB SO LOB
TOP
20 Ian Desmond, R (1, 6) OBP: 0.289, SLG: 0.336
28 Jayson Werth, R (1, 9) OBP: 0.330, SLG: 0.389
24 Rick Ankiel, L (1, 8) OBP: 0.300, SLG: 0.357
38 Michael Morse, R (1, 7) OBP: 0.372, SLG: 0.545
8 Danny Espinosa, S (1, 4) OBP: 0.315, SLG: 0.408
19 Laynce Nix, L (1, 3) OBP: 0.301, SLG: 0.460
14 Chris Marrero, R (8, PH) OBP: 0.375, SLG: 0.375
(8, 3)
26 Jesus Flores, R (1, 2) OBP: 0.283, SLG: 0.357
13 Alex Cora, L (1, 5) OBP: 0.262, SLG: 0.254
11 Ryan Zimmerman, R (8, PH) OBP: 0.261, SLG: 0.460
36 Tyler Clippard, R (8, 1)
22 Drew Storen, S (9, 1)
61 Livan Hernandez, R (10, PH) OBP: 0.220, SLG: 0.220
63 Henry Alberto Rodriguez, R (10, 1)
23 Collin Balester, R (12, 1)
27 Jordan Zimmermann, R (1, 1) OBP: 0.244, SLG: 0.233
32 Tom Gorzelanny, R (5, 1) OBP: 0.172, SLG: 0.151
30 Jonny Gomes, R (6, PH) OBP: 0.327, SLG: 0.401
60 Todd Coffey, R (6, 1)
17 Sean Burnett, L (7, 1) OBP: 1.000, SLG: 1.000
43 Brian Bixler, R (8, PH) OBP: 0.284, SLG: 0.284
(8, 5)
Inning Stats
R: 1 H: 2 E: 0 LOB: 2 K: 2 BB: 1 S: 15 P: 24
R: 0 H: 2 E: 0 LOB: 2 K: 1 BB: 0 S: 11 P: 16
R: 0 H: 0 E: 0 LOB: 1 K: 2 BB: 0 S: 10 P: 16
R: 0 H: 1 E: 0 LOB: 1 K: 2 BB: 0 S: 10 P: 12
R: 1 H: 3 E: 0 LOB: 1 K: 1 BB: 0 S: 10 P: 16
R: 0 H: 1 E: 0 LOB: 2 K: 2 BB: 0 S: 10 P: 22
R: 0 H: 0 E: 0 LOB: 0 K: 1 BB: 0 S: 8 P: 13
R: 1 H: 1 E: 0 LOB: 1 K: 2 BB: 1 S: 13 P: 21
R: 1 H: 2 E: 0 LOB: 1 K: 2 BB: 0 S: 17 P: 23
R: 0 H: 1 E: 0 LOB: 2 K: 0 BB: 2 S: 11 P: 21
R: 0 H: 1 E: 0 LOB: 2 K: 2 BB: 1 S: 11 P: 18
R: 0 H: 1 E: 0 LOB: 2 K: 1 BB: 0 S: 10 P: 12
R: 0 H: 1 E: 0 LOB: 1 K: 0 BB: 0 S: 7 P: 11
R: 0 H: 1 E: 0 LOB: 1 K: 0 BB: 0 S: 6 P: 10
1B: 15 SF: 0 2B: 2 SAC: 2 3B: 1 DP: 2 HR: 0 HBP: 2
WP: 1 PA: 63 PB: 0 SB: 1 CS: 0
PITCHER IP WLS BF H R ER SO BB IBB HBP BLK WP HR S P ERA WHIP
47 Johnny Cueto, R (1, 1) ERA: 2.05 7.0 31 9 2 2 11 1 0 2 0 0 0 74 119 2.57 1.429
54 Aroldis Chapman, L (8, 1) ERA: 3.86 1.0 B 5 1 1 1 2 1 0 0 0 1 0 13 21 9.00 2.000
40 Nick Masset, R (9, 1) ERA: 4.09 1.0 5 2 1 1 2 0 0 0 1 0 0 17 23 9.00 2.000
66 Logan Ondrusek, R (10, 1) ERA: 2.58 1.0 5 1 0 0 0 1 1 0 0 0 0 11 21 0.00 2.000
33 Jose Arredondo, R (11, 1) ERA: 3.24 3.0 13 3 0 0 3 1 0 0 0 0 0 28 41 0.00 1.333
PITCHER IP WLS BF H R ER SO BB IBB HBP BLK WP HR S P ERA WHIP
45 Bill Bray, L (14, 1) ERA: 2.85 1.0 W 4 1 0 0 1 0 0 0 0 0 0 6 10 0.00 1.000
Washington Nationals @ Cincinnati Reds
Great American Ball Park, Cincinnati, OH
Sun Aug 28 2011, 1:12 PM - 6:27 PM EDT
Att. 28,415 - Partly Cloudy - 77 F
livebaseballscorecards.com
AB 54
R 4
H 17
RBI 4
BB 5
SO 19
LOB 32

BOTTOM

Washington Nationals @ Cincinnati Reds

Great American Ball Park, Cincinnati, OH

Sun Aug 28 2011, 1:12 PM - 6:27 PM EDT

Att. 28,415 - Partly Cloudy - 77 F

livebaseballscorecards.com

	AB	R	H	RBI	BB	SO	LOB
4 Brandon Phillips, R (1, 4) OBP: 0.346, SLG: 0.431	5	0	2	0	1	2	0
15 Fred Lewis, L (1, 7) OBP: 0.325, SLG: 0.322	2	0	0	1	1	1	0
17 Dave Sappelt, R (7, PH) (8, 7) OBP: 0.258, SLG: 0.283	4	0	1	0	0	0	4
19 Joey Votto, L (1, 3) OBP: 0.440, SLG: 0.555	5	2	2	2	2	1	3
32 Jay Bruce, L (1, 9) OBP: 0.342, SLG: 0.497	6	1	1	1	0	1	8
21 Todd Frazier, R (1, 5) OBP: 0.294, SLG: 0.474	6	0	1	0	0	3	0
6 Drew Stubbs, R (1, 8) OBP: 0.324, SLG: 0.382	5	0	1	0	1	2	1
29 Ryan Hanigan, R (1, 2) OBP: 0.366, SLG: 0.371	4	1	3	0	2	1	1
7 Paul Janish, R (1, 6) OBP: 0.255, SLG: 0.260	3	0	0	0	0	0	4
16 Edgar Renteria, R (8, PH) (9, 6) OBP: 0.304, SLG: 0.341	3	0	0	0	0	1	4
47 Johnny Cueto, R							
43 Miguel Cairo, R (AB: 133 H: 31)							
54 Aroldis Chapman, L							
40 Nick Masset, R							
23 Yonder Alonso, L (AB: 0 H: 0 HR: 0)							
66 Logan Ondrusek, R							
33 Jose Arredondo, R (AB: 0 H: 0 HR: 0)							
50 Dontrelle Willis, L (AB: 0 H: 0 HR: 0)							
45 Bill Bray, L							
	2	0	1	0	0	1	0
	1	0	1	0	0	0	0
	0	0	0	0	0	0	0
	0	0	0	0	0	0	0
	1	1	1	0	0	0	0
	0	0	0	0	0	0	0
	1	0	0	0	0	1	0
	1	0	0	0	0	1	0
	0	0	0	0	0	0	0

AB	49
R	5
H	14
RBI	5
BB	7
SO	15
LOB	25

Inning Stats	1	2	3	4	5	6	7	8	9	10	11	12	13	14
	R: 1 E: 0 K: 1 S: 12	R: 0 E: 0 K: 1 S: 10	R: 0 E: 0 K: 2 S: 8	R: 1 E: 0 K: 2 S: 15	R: 1 E: 0 K: 1 S: 14	R: 0 E: 0 K: 1 S: 11	R: 0 E: 0 K: 0 S: 9	R: 0 E: 0 K: 2 S: 12	R: 1 E: 0 K: 2 S: 9	R: 0 E: 0 K: 1 S: 12	R: 0 E: 0 K: 1 S: 9	R: 0 E: 1 K: 0 S: 9	R: 0 E: 0 K: 1 S: 8	R: 1 E: 0 K: 0 S: 3
	H: 1 LOB: 0 BB: 0 P: 17	H: 2 LOB: 1 BB: 0 P: 16	H: 0 LOB: 0 BB: 0 P: 10	H: 1 LOB: 0 BB: 0 P: 20	H: 2 LOB: 3 BB: 1 P: 25	H: 0 LOB: 1 BB: 1 P: 19	H: 2 LOB: 2 BB: 1 P: 17	H: 1 LOB: 1 BB: 0 P: 19	H: 2 LOB: 0 BB: 0 P: 15	H: 0 LOB: 2 BB: 2 P: 26	H: 0 LOB: 2 BB: 2 P: 22	H: 1 LOB: 1 BB: 0 P: 17	H: 1 LOB: 0 BB: 0 P: 13	H: 1 LOB: 0 BB: 0 P: 6

	1B	SF	WP	PA
	7	0	1	57
	2B	SAC	PB	
	5	0	0	
	3B	DP	SB	
	0	2	1	
	HR	HBP	CS	
	4	1	1	

PITCHER	IP	WLS	BF	H	R	ER	SO	BB	IBB	HBP	BLK	WP	HR	S	P	ERA	WHIP
27 Jordan Zimmermann, R (1, 1) ERA: 3.18	4.1		20	6	3	3	6	1	0	1	0	0	2	55	81	6.23	1.615
32 Tom Gorzelanny, L (5, 1) ERA: 4.37	0.2		2	0	0	0	1	0	0	0	0	0	0	4	7	0.00	0.000
60 Todd Coffey, R (6, 1) ERA: 3.81	1.0		4	0	0	0	1	1	0	0	0	0	0	11	19	0.00	1.000
17 Sean Burnett, L (7, 1) ERA: 4.31	1.0		5	2	0	0	0	0	1	0	0	0	0	9	17	0.00	2.000
36 Tyler Clippard, R (8, 1) ERA: 1.88	1.0		4	1	0	0	2	0	0	0	0	0	0	12	19	0.00	1.000

PITCHER	IP	WLS	BF	H	R	ER	SO	BB	IBB	HBP	BLK	WP	HR	S	P	ERA	WHIP
22 Drew Storen, R (9, 1) ERA: 2.87	1.0	B	4	2	1	1	2	0	0	0	0	0	1	9	15	9.00	2.000
63 Henry Alberto Rodriguez, R (10, 1) ERA: 3.96	2.0		10	0	0	0	2	3	1	0	0	1	0	21	48	0.00	1.500
23 Collin Balester, R (12, 1) ERA: 3.91	2.0	L	8	3	1	1	1	0	0	0	0	0	1	20	36	4.50	1.500

Philadelphia Phillies @ Cincinnati Reds

Great American Ball Park, Cincinnati, OH

Mon Aug 29 2011, 7:11 PM - 9:47 PM EDT

Att. 21,360 - Clear - 78 F

TOP

livebaseballscorecards.com

Batter	1	2	3	4	5	6	7	8	9	AB	R	H	RBI	BB	SO	LOB
8 Shane Victorino, S (1, 8) OBP: 0.381, SLG: 0.544	C FF 91 F SI 91 X FF 92 0-2 ① P4			B FF 91 B CH 86 B SL 83 C FF 91 X FF 91 3-1 ① F8	B FF 91 C FF 91 B FF 92 B FF 91 S KC 76 C KC 77 3-3 ③ K			X KC 75 0-0 1-H HR		4	1	1	2	0	1	2
27 Placido Polanco, R (1, 5) OBP: 0.333, SLG: 0.341	C FF 92 B FF 92 B SL 88 C KC 77 B SL 86 S FF 92 3-3 ② K			C SL 86 F SL 85 B SI 92 X FF 91 1-2 ② G1-3		C FF 92 F SI 91 B FF 93 B FF 92 S FF 92 2-3 ① K		F FF 92 F FF 91 B FF 92 S SL 85 1-3 ② K		4	0	0	0	0	3	0
26 Chase Utley, L (1, 4) OBP: 0.362, SLG: 0.458	C FF 92 F SI 91 B KC 79 B CH 86 C SL 85 2-3 ③ K			X SI 91 0-0 1B		C SL 86 F SL 86 S FF 93 0-3 ② K		B CH 85 X SL 84 1-0 ③ P6		4	0	1	0	0	2	0
6 Ryan Howard, L (1, 3) OBP: 0.338, SLG: 0.477		S SL 84 C FF 90 F FF 90 S SL 86 0-3 ① K		B FF 92 X FF 91 1-0 ③ F8		B SL 88 B SL 86 F FF 91 S SL 86 X SL 86 2-2 ③ P4			C FF 91 S SL 84 B SL 86 B SL 84 S SL 85 2-3 ① K	4	0	0	0	0	2	1
3 Hunter Pence, R (1, 9) OBP: 0.365, SLG: 0.482		B SL 86 X SL 87 1-0 ② P2			C FF 91 F FF 91 X FF 89 0-2 15 FC3-6 1B		C KC 75 B SL 85 X SL 85 1-1 ① G6-3		C SL 79 B FF 94 X SL 81 1-1 ② F8	4	0	1	0	0	0	0
15 John Mayberry Jr., R (1, 7) OBP: 0.326, SLG: 0.517		C FF 92 X SL 85 0-1 ③ G3-1			F SI 90 X SL 85 0-1 ① FC3-6 51 1B 21 2B 1-2f		C FF 91 C SL 87 X FF 91 0-2 ② P3		C FF 95 X FF 94 0-1 ③ F7	4	1	0	0	0	0	1
51 Carlos Ruiz, R (1, 2) OBP: 0.364, SLG: 0.381			X SL 85 0-0 ① L6		1 SAFE C CH 89 S FF 91 B SL 85 F FF 91 F SI 92 D SI 91 F SI 90 X SL 86 2-2 21 2B 1-3 1B		B SL 85 S KC 76 F FF 91 X FF 91 1-2 ③ P3			3	0	1	0	0	0	0
21 Wilson Valdez, R (1, 6) OBP: 0.294, SLG: 0.339			C FF 92 F FF 92 X FF 91 0-2 ② G6-3		X KC 77 0-0 1-3 3-H 2B			X FF 90 0-0 8 HR 1B		3	1	2	1	0	0	0
35 Cole Hamels, L (1, 1) OBP: 0.169, SLG: 0.175 37 Antonio Bastardo, R (7, 1) 7 Michael Martinez, S (8, PH) OBP: 0.250, SLG: 0.297 40 Michael Stutes, R (8, 1) 46 Ryan Madson, L (9, 1)			C FF 91 B KC 78 C KC 76 C SI 92 1-3 ③ K		B FF 92 C FF 91 B FF 92 F SI 91 S FF 91 2-3 ② K			1 SAFE L CH 88 1 SAFE X CH 86 0-1 ① B3		2 0 1 0 0	0 0 0 0 0	0 0 0 0 0	0 0 0 0 0	2 0 0 0 0	2 0 1 0 0	2 0 1 0 0

Inning Stats	R: 0 E: 0 K: 2 S: 9	H: 0 LOB: 0 BB: 0 P: 14	R: 0 E: 0 K: 1 S: 7	H: 0 LOB: 0 BB: 0 P: 8	R: 0 E: 0 K: 1 S: 7	H: 0 LOB: 0 BB: 0 P: 8	R: 0 E: 0 K: 0 S: 7	H: 1 LOB: 1 BB: 0 P: 12	R: 1 E: 0 K: 2 S: 18	H: 3 LOB: 2 BB: 0 P: 25	R: 0 E: 0 K: 2 S: 9	H: 0 LOB: 0 BB: 0 P: 13	R: 0 E: 0 K: 0 S: 8	H: 0 LOB: 0 BB: 0 P: 10	R: 2 E: 0 K: 1 S: 8	H: 2 LOB: 0 BB: 0 P: 10	R: 0 E: 0 K: 1 S: 7	H: 0 LOB: 0 BB: 0 P: 10	1B: 4 2B: 1 3B: 0 HR: 1	SF: 0 SAC: 0 DP: 0 HBP: 0	WP: 0 PB: 0 SB: 0 CS: 0	PA: 33
---	---	---	---	---	---	---	---	---	---	---	---	---	---	---	---	---	---	---	---	---	---	---	---	---

PITCHER		IP	WLS	BF	H	R	ER	SO	BB	IBB	HBP	BLK	WP	HR	S	P	ERA	WHIP
34 Homer Bailey, R ERA: 4.35	(1, 1)	8.0	L	30	6	3	3	9	0	0	0	0	0	1	73	100	3.38	0.750
45 Bill Bray, L ERA: 2.83	(9, 1)	0.1		1	0	0	0	1	0	0	0	0	0	0	3	5	0.00	0.000
40 Nick Masset, R ERA: 4.04	(9, 1)	0.2		2	0	0	0	0	0	0	0	0	0	0	4	5	0.00	0.000

PITCHER		IP	WLS	BF	H	R	ER	SO	BB	IBB	HBP	BLK	WP	HR	S	P	ERA	WHIP

AB	33
R	3
H	6
RBI	3
BB	0
SO	10
LOB	7

BOTTOM

Philadelphia Phillies @ Cincinnati Reds

Great American Ball Park, Cincinnati, OH

Mon Aug 29 2011, 7:11 PM - 9:47 PM EDT

Att. 21,360 - Clear - 78 F

livebaseballscorecards.com

Batter	1	2	3	4	5	6	7	8	9	AB	R	H	RBI	BB	SO	LOB
4 Brandon Phillips, R (1, 4) OBP: 0.347, SLG: 0.436	C CH 79 F FF 91 C FF 90 0-3 ① K			B FC 85 F FF 90 X FC 87 1-1 19 G4-3 3B		B CU 74 B CU 73 B CU 72 C FF 90 C CH 81 X FF 89 3-2 ② F8 2-3		D SL 81 D SL 82 C SL 79 B FF 91 F FF 91 F SL 80 F SL 79 X SL 80 3-2 17 E 17 1B 1-3 1B		4	1	2	0	0	1	1
17 Dave Sappelt, R (1, 7) OBP: 0.258, SLG: 0.281	B FF 90 C FF 91 F FC 88 S CH 84 1-3 ② K2-3			B CU 74 F FF 89 T CH 83 B CH 83 F CH 82 F CH 84 F CH 82 B FF 92 T CH 84 3-2 ① K		S CH 81 B CU 75 C FF 91 B CU 76 S CH 84 2-3 ③ K		1 SAFE C FF 92 C SL 81 X SL 80 0-2 E5 1-3 3-H 1B		4	0	1	1	0	3	2
19 Joey Votto, L (1, 3) OBP: 0.438, SLG: 0.551	C CU 74 F FF 92 X FF 92 0-2 ③ F7			C CU 76 S CH 84 D CU 78 B FF 90 X CU 79 2-2 ② G4-3 3-H			B SL 82 B FF 91 B FF 92 F FF 92 B FF 92 4-1 BB	B SL 81 B FF 91 X SL 80 2-0 ③ G4-3		3	0	0	1	1	0	2
32 Jay Bruce, L (1, 9) OBP: 0.341, SLG: 0.495		C FF 90 B FF 90 F FF 91 X FF 92 1-2 ① L4		B FC 89 X FC 88 1-0 ③ G5-3			S SL 83 S SL 83 S SL 82 0-3 ① K		B CH 84 C FF 93 B FF 93 S CH 83 B CH 83 X FF 94 3-2 6 FC5-4 1B	4	0	1	0	0	1	1
23 Yonder Alonso, L (1, 5) OBP: 0.500, SLG: 0.765		X FF 90 0-0 ② G3			B FF 84 B CH 81 C FF 87 T FF 91 S CH 84 2-3 ① K		B FF 92 1 SAFE 1 SAFE S SL 83 D SL 84 1 SAFE F SL 82 C FF 93 2-3 ② K		S CH 83 S CH 83 F FF 94 S CH 83 0-3 ① K	4	0	0	0	0	3	2
6 Drew Stubbs, R (1, 8) OBP: 0.321, SLG: 0.379		B CU 75 B CH 82 B FF 90 C FF 89 F FF 92 C FF 90 3-3 ③ K			S FF 90 X FF 91 0-1 ② G5-3		C SL 81 B FF 93 S SL 81 B SL 82 S SL 82 2-3 ③ K		C FC 94 S CH 84 X CH 84 0-2 ② FC5-4 16 S 1-2f	4	0	0	0	0	2	2
16 Edgar Renteria, R (1, 6) OBP: 0.300, SLG: 0.335			B FF 89 B FF 91 B CH 83 C FF 91 F FF 91 S CH 83 3-3 ① K		X FF 90 0-0 ③ G4-3			B FF 92 X FF 92 1-0 ① P3	B CH 85 B FF 93 S CH 83 X FF 93 2-1 ③ G3 1-2	4	0	0	0	0	1	1
29 Ryan Hanigan, R (1, 2) OBP: 0.370, SLG: 0.375			X FF 91 0-0 ② F9			B FF 89 C CH 81 X FC 88 1-1 4 F8 34 SH2-4 1B		C FF 92 F FF 92 B SL 82 B SL 82 X FF 93 2-2 4 1B 17 1B 1B		3	1	2	0	0	0	0
34 Homer Bailey, R (1, 1) OBP: 0.250, SLG: 0.296 15 Fred Lewis, L (8, PH) OBP: 0.324, SLG: 0.320 45 Bill Bray, L (9, 1) 40 Nick Masset, R (9, 1)			B FC 87 S FF 90 B FF 91 B CH 83 S FF 91 X FF 92 3-2 ③ G4-3			X CH 81 0-0 ① SH2-4 1-2		D SL 83 1 SAFE C SL 80 B FF 92 B FF 92 F FF 92 C FF 92 3-3 ② K		1 1 0 0	0 0 0 0	0 0 0 0	0 0 0 0	0 1 0 0	0 1 0 0	0 1 0 0
Inning Stats	R: 0 E: 0 K: 2 S: 9 H: 0 LOB: 0 BB: 0 P: 10	R: 0 E: 0 K: 1 S: 7 H: 0 LOB: 0 BB: 0 P: 11	R: 0 E: 0 K: 1 S: 7 H: 0 LOB: 0 BB: 0 P: 13	R: 1 E: 0 K: 1 S: 12 H: 1 LOB: 0 BB: 0 P: 19	R: 0 E: 0 K: 1 S: 6 H: 0 LOB: 0 BB: 0 P: 8	R: 0 E: 0 K: 1 S: 9 H: 1 LOB: 1 BB: 0 P: 15	R: 0 E: 0 K: 3 S: 10 H: 0 LOB: 1 BB: 1 P: 18	R: 1 E: 1 K: 1 S: 16 H: 3 LOB: 2 BB: 0 P: 27	R: 0 E: 0 K: 1 S: 12 H: 1 LOB: 1 BB: 0 P: 17	1B: 5 2B: 0 3B: 1 HR: 0 SF: 0 SAC: 1 DP: 0 HBP: 0						

	AB	32
	R	2
	H	6
	RBI	2
	BB	1
	SO	12
	LOB	12

WP: 0 PA: 34
PB: 0
SB: 1
CS: 0

PITCHER		IP	WLS	BF	H	R	ER	SO	BB	IBB	HBP	BLK	WP	HR	S	P	ERA	WHIP
35 Cole Hamels, L ERA: 2.58	(1, 1)	6.0		20	2	1	1	7	0	0	0	0	0	0	50	76	1.50	0.333
37 Antonio Bastardo, L ERA: 1.42	(7, 1)	1.0	W	4	0	0	0	3	1	0	0	0	0	0	10	18	0.00	1.000
40 Michael Stutes, R ERA: 3.78	(8, 1)	1.0	H	6	3	1	1	1	0	0	0	0	0	0	16	27	9.00	3.000
46 Ryan Madson, R ERA: 3.04	(9, 1)	1.0	S	4	1	0	0	1	0	0	0	0	0	0	12	17	0.00	1.000

PITCHER		IP	WLS	BF	H	R	ER	SO	BB	IBB	HBP	BLK	WP	HR	S	P	ERA	WHIP

TOP

Philadelphia Phillies @ Cincinnati Reds

Great American Ball Park, Cincinnati, OH

Tue Aug 30 2011, 7:11 PM - 10:00 PM EDT

Att. 19,317 - Partly Cloudy - 80 F

livebaseballscorecards.com

Batter	1	2	3	4	5	6	7	8	9	AB	R	H	RBI	BB	SO	LOB
8 Shane Victorino, S (1, 8) OBP: 0.381, SLG: 0.543	C FF 84 F SI 86 X FF 87 0-2 ① G3		C SI 87 B SI 87 B CH 76 S CU 72 X SI 86 2-2 ③ P5		C SI 83 B CH 77 X FF 85 1-1 27 F8 2B	B FF 91 B FC 91 F FC 90 T FF 91 F FC 90 X FC 89 2-2 ② P3 2-3		B SI 92 B SI 89 B SI 91 C FF 92 F SI 91 B SI 90 4-2 BB		4	0	1	0	1	0	1
27 Placido Polanco, R (1, 5) OBP: 0.328, SLG: 0.336	X CH 78 0-0 ② F9			C FF 85 F FC 83 B FF 88 X FF 88 1-2 ① L7	C SL 76 F SL 76 B SI 86 X FC 83 1-2 ② F8 2-3	B FC 90 F FC 89 C FF 91 X FC 89 1-2 ③ G5-3		X FF 91 0-0 ③ L8		5	0	0	0	0	0	3
26 Chase Utley, L (1, 4) OBP: 0.363, SLG: 0.455	C FF 84 B SI 86 B SI 86 S SI 87 X SI 86 2-2 1B			B FF 83 B CU 68 F FF 85 B SI 86 F FF 88 F SI 87 B SI 86 4-2 6 HR BB	X FF 87 0-0 ③ P5		C FC 89 B CH 82 X CH 81 1-1 ① P6		C SI 88 S SI 91 B CH 83 B SI 90 X CH 83 2-2 ① G3-1	4	1	1	0	1	0	1
6 Ryan Howard, L (1, 3) OBP: 0.339, SLG: 0.489	B SI 86 B SI 87 F SI 88 1 SAFE X SI 87 2-1 ③ F7			F FF 85 1 SAFE X SI 87 0-1 1-H HR	B SL 73 B CU 68 C CU 71 C SL 74 C SI 87 2-3 ① K	B FC 89 C CU 80 S FC 90 S CU 82 1-3 ② K			S SL 80 B SI 91 B SI 90 S SL 80 B SI 92 F SL 80 F SL 80 F FF 92 X SL 78 3-2 HR	5	2	2	3	0	2	1
3 Hunter Pence, R (1, 9) OBP: 0.366, SLG: 0.487		C CH 77 S SI 86 B SL 78 F FF 88 F CU 67 B FF 88 B FF 88 X FF 88 3-2 ① F9		X SL 78 0-0 ② G6-3	C SI 87 B FF 87 S SL 78 X FF 87 1-2 HR	C FF 92 B FC 92 F CU 79 B SL 84 F CU 83 B FC 91 X CU 80 3-2 29 HR 1B			C SL 80 B FF 92 B FF 91 C FF 91 F SI 91 B SL 79 F SI 91 X SL 80 3-2 ② G5-3	5	2	2	1	0	0	0
29 Raul Ibanez, L (1, 7) OBP: 0.288, SLG: 0.419		C FF 86 C SI 88 B CH 78 F SL 78 X SL 74 1-2 ② P5		C FF 85 B SI 84 X CH 76 1-1 51 BB 1B	X CU 68 0-0 21 E 51 1B 34 2B 1B	D FF 89 D FC 88 B FF 88 C FF 90 X FC 88 3-1 1-H HR			C SI 88 B FF 91 C FF 90 F SI 91 X SI 90 1-2 ③ G6-3	5	2	3	2	0	0	0
51 Carlos Ruiz, R (1, 2) OBP: 0.366, SLG: 0.381		B FF 87 C CH 79 F FF 88 X SI 89 1-2 ③ P4		B SI 86 B SI 86 B SL 78 B CH 77 4-0 21 FC5-4 1-2 BB	F SI 86 X CH 80 0-1 21 E 34 2B 1-2 1B	X FF 92 0-0 ③ F9				3	1	1	0	1	0	0
21 Wilson Valdez, R (1, 6) OBP: 0.289, SLG: 0.333			B CU 69 S CU 70 B CH 77 S CH 78 F SI 87 C FF 89 2-3 ① K	X CH 78 0-0 ③ FC5-4 1-2f	X SI 87 0-0 FC5 34 2B 1-2 2-3			B SL 79 F FF 90 X SL 78 1-1 ① G5-3		4	1	0	0	0	1	4
34 Roy Halladay, R (1, 1) OBP: 0.143, SLG: 0.148 7 Ross Gload, L (8, PH) OBP: 0.253, SLG: 0.294 54 Brad Lidge, R (8, 1) 39 Michael Schwimer, R (9, 1)			C CH 80 F FF 85 B FF 88 F SL 76 X CU 67 1-2 ② G5-3		X CH 78 0-0 ① G6-3	X SI 86 0-0 8 WP 1-H 2-H 3-H 2B		B FF 90 F FF 89 B KC 74 X FF 91 2-1 ② G3-1		3 1 0 0	0 0 0 0	1 0 0 0	3 0 0 0	0 0 0 0	0 0 0 0	0 0 0 0

	AB	39
	R	9
	H	11
	RBI	9
	BB	3
	SO	3
	LOB	10

Inning Stats	1	2	3	4	5	6	7	8	9
	R: 0 E: 0 K: 0 S: 9 H: 1 LOB: 1 BB: 0 P: 13	R: 0 E: 0 K: 0 S: 12 H: 0 LOB: 0 BB: 0 P: 17	R: 0 E: 0 K: 1 S: 11 H: 0 LOB: 0 BB: 0 P: 16	R: 2 E: 0 K: 0 S: 12 H: 2 LOB: 2 BB: 2 P: 22	R: 0 E: 0 K: 0 S: 7 H: 1 LOB: 1 BB: 0 P: 9	R: 4 E: 1 K: 1 S: 18 H: 4 LOB: 1 BB: 0 P: 24	R: 2 E: 0 K: 1 S: 12 H: 2 LOB: 0 BB: 0 P: 20	R: 0 E: 0 K: 0 S: 7 H: 0 LOB: 1 BB: 1 P: 14	R: 1 E: 0 K: 0 S: 18 H: 1 LOB: 0 BB: 0 P: 27

	1B: 5	SF: 0	WP: 1	PA: 42
	2B: 2	SAC: 0	PB: 0	
	3B: 0	DP: 0	SB: 0	
	HR: 4	HBP: 0	CS: 0	

PITCHER		IP	WLS	BF	H	R	ER	SO	BB	IBB	HBP	BLK	WP	HR	S	P	ERA	WHIP
61 Bronson Arroyo, R ERA: 5.13	(1, 1)	5.1	L	27	8	6	5	2	2	0	0	0	0	2	62	91	8.44	1.875
66 Logan Ondrusek, R ERA: 2.83	(6, 1)	1.2		7	2	2	2	1	0	0	0	0	1	1	19	30	10.80	1.200
63 Sam LeCure, R ERA: 3.66	(8, 1)	2.0		8	1	1	1	0	1	0	0	0	0	1	25	41	4.50	1.000

PITCHER		IP	WLS	BF	H	R	ER	SO	BB	IBB	HBP	BLK	WP	HR	S	P	ERA	WHIP

BOTTOM

Philadelphia Phillies @ Cincinnati Reds

Great American Ball Park, Cincinnati, OH

Tue Aug 30 2011, 7:11 PM - 10:00 PM EDT

Att. 19,317 - Partly Cloudy - 80 F

livebaseballscorecards.com

Batter	1	2	3	4	5	6	7	8	9	AB	R	H	RBI	BB	SO	LOB
4 Brandon Phillips, R (1, 4) OBP: 0.346, SLG: 0.434	C FC 90 X CH 83 0-1 19 BB 1B		C SI 92 F FC 94 X CU 77 0-2 ② G6-3			S FC 90 B SI 92 F FC 89 B FC 90 F FC 89 X CU 77 2-2 ② G1-3		X FF 91 0-0 ① FC6-4 19 1B 1-2f		4	0	1	0	0	0	1
16 Edgar Renteria, R (1, 6) OBP: 0.295, SLG: 0.329	C FC 90 X SI 91 0-1 ① F8		C FC 93 F FC 90 B FC 91 B CH 85 B SI 92 F FC 90 X FC 92 3-2 ③ G4-3			C CU 75 F CH 82 C FC 88 0-3 ③ K		F SL 82 X SL 83 0-1 ② L6		4	0	0	0	0	1	2
19 Joey Votto, L (1, 3) OBP: 0.440, SLG: 0.554	B FC 90 B CU 77 C FC 89 B CU 77 B FC 89 4-1 1-2 BB			C FC 88 B SI 92 X CH 84 1-1 ① G4-3			B FC 89 X FC 89 1-0 6 BB 2B	X FF 90 0-0 1-3 1B		3	0	2	0	1	0	0
32 Jay Bruce, L (1, 9) OBP: 0.341, SLG: 0.492	B CH 84 B FC 88 C FC 90 F FC 90 D FC 90 S CU 78 3-3 ② K			C SI 92 S CH 83 B FC 90 B SI 92 F FC 90 X CU 77 2-2 ② G4-3			C FC 89 B SI 91 F FC 89 H FC 88 2-2 6 BB HBP	B SL 81 C SL 80 B FF 88 S SL 82 S SL 82 2-3 ③ K		3	0	0	0	0	2	4
43 Miguel Cairo, R (1, 5) OBP: 0.329, SLG: 0.415 17 Dave Sappelt, R (8, 8) OBP: 0.269, SLG: 0.292	B FC 89 C FC 89 X CH 84 1-1 ③ G1-3			S CU 77 F SI 92 B SI 92 B CH 85 F FC 90 B CU 77 C CU 77 3-3 ③ K			B FC 90 B SI 91 F SI 92 B FC 89 F SI 91 F SI 91 S CH 81 3-3 ① K		C FF 91 X FF 92 0-1 21 DI 1B	3 1	0 0	0 1	0 0	0 0	2 0	4 0
6 Drew Stubbs, R (1, 8) OBP: 0.321, SLG: 0.378 63 Sam LeCure, R (8, 1) OBP: 0.250, SLG: 0.286 7 Paul Janish, R (9, PH) OBP: 0.254, SLG: 0.259		B CU 74 F FC 88 F FC 93 B CH 84 F CU 77 X SI 92 2-2 ① F8			X CU 76 0-0 ① F8		B CH 82 C SI 91 B FC 90 C FC 89 B CH 82 B CU 77 4-2 29 FC5-4 1-2 2-3 BB		C SL 80 S CH 81 X SL 83 0-2 ① L9	2 0 1	0 0 0	0 0 0	1 0 0	0 0 0	0 0 1	0 0 0
15 Fred Lewis, L (1, 7) OBP: 0.321, SLG: 0.317 66 Logan Ondrusek, R (6, 1) 21 Todd Frazier, R (7, PH) OBP: 0.287, SLG: 0.463 (8, 5)		S FC 89 C FC 89 C FC 89 0-3 ② K			C SI 92 X CU 76 0-1 ② P5		S FC 90 B FC 90 D CU 78 C CU 76 C SI 92 2-3 ② K		B CH 80 F CH 81 B SL 80 C SL 79 S FF 91 2-3 ② K 1-2	2 0 2	0 0 0	0 0 0	0 0 0	1 0 2	0 0 0	0 0 4
29 Ryan Hanigan, R (1, 2) OBP: 0.364, SLG: 0.369		C CU 77 F CH 84 C SI 92 0-3 ③ K			B CH 86 C FC 89 B SI 92 C FC 90 C FC 90 2-3 ③ K		F FC 90 B FC 90 D CU 77 F SI 91 X CH 83 2-2 ③ FC5-4 1-2f		C FF 92 B SL 82 C SL 80 X CH 81 1-2 ③ F7	4	0	0	0	2	4	
61 Bronson Arroyo, R (1, 1) OBP: 0.128, SLG: 0.170 23 Yonder Alonso, L (6, 7) OBP: 0.500, SLG: 0.743			B FC 90 C SI 92 F FC 91 C CU 78 1-3 ① K			B CU 74 X FC 88 1-0 ① G4-3		C SL 80 B SL 81 B SL 80 C SL 81 B FF 90 B SL 82 4-2 4 FC6-4 BB		1 1	0 0	0 0	0 0	0 1	1 0	0 0
Inning Stats	R: 0 E: 0 K: 1 S: 10 H: 1 LOB: 2 BB: 1 P: 18	R: 0 E: 0 K: 2 S: 10 H: 0 LOB: 0 BB: 0 P: 12	R: 0 E: 0 K: 1 S: 10 H: 0 LOB: 0 BB: 0 P: 14	R: 0 E: 0 K: 1 S: 10 H: 0 LOB: 0 BB: 0 P: 16	R: 0 E: 0 K: 1 S: 6 H: 0 LOB: 0 BB: 0 P: 8	R: 0 E: 0 K: 1 S: 8 H: 0 LOB: 0 BB: 0 P: 11	R: 0 E: 0 K: 2 S: 15 H: 1 LOB: 3 BB: 1 P: 29	R: 0 E: 0 K: 1 S: 9 H: 1 LOB: 2 BB: 1 P: 15	R: 0 E: 0 K: 1 S: 11 H: 1 LOB: 1 BB: 0 P: 14	1B: 3 2B: 1 3B: 0 HR: 0 SF: 0 SAC: 0 DP: 0 HBP: 1						WP: 0 PB: 0 SB: 0 CS: 0 PA: 35	

PITCHER		IP	WLS	BF	H	R	ER	SO	BB	IBB	HBP	BLK	WP	HR	S	P	ERA	WHIP
34 Roy Halladay, R ERA: 2.47	(1, 1)	7.0	W	26	2	0	0	9	2	0	1	0	0	0	69	108	0.00	0.571
54 Brad Lidge, R ERA: 1.8	(8, 1)	1.0		5	1	0	0	1	1	0	0	0	0	0	9	15	0.00	2.000
39 Michael Schwimer, R ERA: 3.6	(9, 1)	1.0		4	1	0	0	1	0	0	0	0	0	0	11	14	0.00	1.000

PITCHER	IP	WLS	BF	H	R	ER	SO	BB	IBB	HBP	BLK	WP	HR	S	P	ERA	WHIP

Batter	1	2	3	4	5	6	7	8	9	AB	R	H	RBI	BB	SO	LOB
8 Shane Victorino, S (1, 8) OBP: 0.382, SLG: 0.539	B FF 84 B FF 85 C FF 85 B SI 86 B FF 85 4-1 26 FC4-6 27 BB 6 FC3-6 BB	B SL 82 B FF 88 C CU 78 F SL 82 X FF 90 2-2 ② F4		B FF 86 B SI 86 X FF 86 2-0 ③ G3			B CU 78 B FF 88 C CU 77 B CU 79 B FF 85 4-1 27 1B 26 FC6-4 BB		B FF 100 S FF 99 B FF 100 B FF 97 F FF 98 S FF 99 3-3 ① K	3	2	0	0	2	1	3
27 Placido Polanco, R (1, 5) OBP: 0.332, SLG: 0.338	B FF 83 C CU 75 B FF 84 1 SAFE B SL 76 F FF 86 B SL 79 4-2 26 FC4-6 1-2 BB	X SL 82 0-0 ③ G1-3			C SI 85 C SL 80 B FF 89 B SI 88 S SL 81 2-3 ① K		F SL 80 B SL 83 X SL 80 1-1 26 FC6-4 1-3 1B		B FF 99 B FF 98 C FF 98 F FF 97 B FF 101 X FF 100 3-2 1B	4	0	2	0	1	1	3
26 Chase Utley, L (1, 4) OBP: 0.358, SLG: 0.448	C FF 86 B SI 88 X FF 84 1-1 ① FC4-6 6 FC3-6 1-2f 2-3		C FF 90 S CU 79 B SL 81 X SL 84 1-2 ① G4-3		B SI 90 C SL 82 S CU 79 B SI 90 F FF 91 B SI 90 C CU 78 3-3 ② K		D SI 89 B SL 83 X SI 89 2-0 ① FC6-4 6 G6-3 1-2f 3-H		C FF 99 D FF 100 1 SAFE X FF 99 1-1 ② F7	5	0	0	1	0	1	4
6 Ryan Howard, L (1, 3) OBP: 0.336, SLG: 0.484	C SL 82 X SI 90 0-1 ② FC3-6 1-2f 3-H		S SL 80 S SI 89 S FF 90 0-3 ② K		F FF 92 B FF 91 S SI 90 S SL 80 1-3 ③ K		D SL 84 1 SAFE S SL 84 B FF 89 T SL 82 B FF 90 X SL 82 3-2 ② G6-3 1-2		C FF 99 S SL 89 F FF 101 F SL 91 X SL 93 0-2 ③ F7	5	0	0	1	0	2	3
3 Hunter Pence, R (1, 9) OBP: 0.367, SLG: 0.492	B SI 86 B FF 85 C SI 86 X CU 79 2-1 ③ F8		B CH 79 B SI 88 B SL 78 B FF 87 4-0 15 BB BB			B CH 80 F FF 88 B FF 88 X CU 76 2-1 HR	B FS 86 B FS 87 C FS 85 X FS 86 2-1 ③ L7			3	1	1	1	1	0	2
15 John Mayberry Jr., R (1, 7) OBP: 0.329, SLG: 0.514		B SI 84 F FF 86 B FF 86 X CU 75 2-1 ① G5-3	B CU 76 B SI 86 B SI 87 B FF 87 4-0 1-2 BB			C FF 87 S SL 82 B SL 82 S CH 80 1-3 ① K		C FS 86 B FF 91 C FF 92 X FS 86 1-2 21 G6-3 51 1B 1B		3	0	1	0	1	1	0
51 Carlos Ruiz, R (1, 2) OBP: 0.370, SLG: 0.385		B FF 85 C CU 71 F SI 87 B FF 88 F FF 87 X FF 88 2-2 33 SH 21 1B 1B	C CU 78 X FF 89 0-1 ③ F9			F CU 80 B FF 88 B CH 78 F SL 81 F FF 89 F SI 89 F CH 79 X SL 84 2-2 21 FC5-4 1B		F FF 92 B FF 93 1 SAFE 1 SAFE S FS 85 F FS 87 F FS 86 X FS 85 1-2 21 G6-3 1-2 1B		4	0	3	0	0	0	2
21 Wilson Valdez, R (1, 6) OBP: 0.289, SLG: 0.332		C FF 86 B SI 87 B FF 85 X SI 85 2-1 33 SH 1-2 1B		B FF 84 C CU 78 X CU 76 1-1 G6-3		X CH 78 0-0 ② FC5-4 33 WP 1-2f		B FF 93 C FS 84 S FF 93 F FF 88 X FF 93 1-2 ①② G6-3 1-2f 2-3		4	0	1	0	0	0	3
33 Cliff Lee, L (1, 1) OBP: 0.219, SLG: 0.339 46 Ryan Madson, L (9, 1)		X FF 88 0-0 SH 1-2 2-3		X SI 87 0-0 ② G4-3		S SL 76 S SL 78 B SL 81 B CU 78 S SI 90 2-3 ③ K 1-2		C FS 86 C FF 92 B FF 92 X FS 87 1-2 ③ G6-3		3 0	0 0	0 0	0 0	0 0	1 0	2 0
Inning Stats	R: 1 E: 0 K: 0 S: 9 H: 0 LOB: 1 BB: 2 P: 20	R: 0 E: 0 K: 0 S: 13 H: 2 LOB: 3 BB: 0 P: 21	R: 0 E: 0 K: 1 S: 8 H: 0 LOB: 2 BB: 2 P: 17	R: 0 E: 0 K: 0 S: 4 H: 0 LOB: 0 BB: 0 P: 7	R: 0 E: 0 K: 3 S: 10 H: 0 LOB: 0 BB: 0 P: 16	R: 1 E: 0 K: 2 S: 15 H: 2 LOB: 1 BB: 0 P: 22	R: 1 E: 0 K: 0 S: 9 H: 1 LOB: 1 BB: 1 P: 21	R: 0 E: 0 K: 0 S: 15 H: 2 LOB: 1 BB: 0 P: 19	R: 0 E: 0 K: 1 S: 13 H: 1 LOB: 1 BB: 0 P: 20	1B: 7 2B: 0 3B: 0 HR: 1 SF: 0 SAC: 1 DP: 1 HBP: 0						

PITCHER		IP	WLS	BF	H	R	ER	SO	BB	IBB	HBP	BLK	WP	HR	S	P	ERA	WHIP
50 Dontrelle Willis, L ERA: 4.1	(1, 1)	6.2	L	31	5	3	3	6	5	0	0	0	1	1	66	120	4.05	1.500
33 Jose Arredondo, R ERA: 3.14	(7, 1)	1.1		5	2	0	0	0	0	0	0	0	0	0	17	23	0.00	1.500
54 Aroldis Chapman, L ERA: 3.76	(9, 1)	1.0		4	1	0	0	1	0	0	0	0	0	0	13	20	0.00	1.000

PITCHER	IP	WLS	BF	H	R	ER	SO	BB	IBB	HBP	BLK	WP	HR	S	P	ERA	WHIP

TOP

Philadelphia Phillies @ Cincinnati Reds

Great American Ball Park, Cincinnati, OH

Wed Aug 31 2011, 7:10 PM - 10:03 PM EDT

Att. 18,567 - Partly Cloudy - 88 F

livebaseballscorecards.com

AB	34
R	3
H	8
RBI	3
BB	5
SO	7
LOB	22

BOTTOM

Philadelphia Phillies @ Cincinnati Reds

Great American Ball Park, Cincinnati, OH

Wed Aug 31 2011, 7:10 PM - 10:03 PM EDT

Att. 18,567 - Partly Cloudy - 88 F

livebaseballscorecards.com

Batter	1	2	3	4	5	6	7	8	9	AB	R	H	RBI	BB	SO	LOB
4 Brandon Phillips, R (1, 4) OBP: 0.343, SLG: 0.431	C FF 91 F FF 91 B FF 92 X SI 92 1-2 ① L9		B CU 73 B SI 90 F CH 83 C SI 91 X CU 75 2-2 ③ G6-3			B SI 90 F SI 90 F SI 91 X CH 83 1-2 ② P6			C CH 82 X CU 72 0-1 ① G5-3	4	0	0	0	0	0	1
17 Dave Sappelt, R (1, 7) OBP: 0.268, SLG: 0.290	C FF 91 B CU 75 X FC 85 1-1 ② L7			C FF 90 C SI 90 X CH 83 0-2 19 CS 1B		S SI 91 C FC 86 B FC 86 X CH 86 1-2 ③ G6-3			B CH 82 X CH 81 1-0 ② P3	4	0	1	0	0	0	0
19 Joey Votto, L (1, 3) OBP: 0.439, SLG: 0.554	B FC 87 C FF 91 X FF 91 1-1 ③ G4-3			B SI 90 B SI 89 B FC 85 C FC 84 S FF 90 S CH 84 3-3 ① ② K 1-2			C CH 81 B FC 84 B FF 91 B FF 90 C FC 86 F FC 87 X FF 91 3-2 ① G6-3		B SI 90 F FC 86 X CU 72 1-1 43 HBP 2B	4	0	1	0	0	1	1
32 Jay Bruce, L (1, 9) OBP: 0.342, SLG: 0.491		C SI 89 B SI 90 B SI 91 X CH 82 2-1 ① G3		C CU 74 S FC 86 F SI 92 F FC 83 B CH 84 X SI 92 1-2 1B			B FC 86 S CH 82 F CH 82 S CU 75 1-3 ② K		B SI 90 F CH 82 B FC 84 C CH 83 B CU 73 F CH 82 B CH 83 4-2 43 HBP BB	3	0	1	0	1	1	0
43 Miguel Cairo, R (1, 5) OBP: 0.328, SLG: 0.410		B CH 83 B FC 85 C CH 83 B SI 91 F SI 90 S FC 86 3-3 ② K		X SI 91 0-0 ③ F9			C FF 91 F CU 74 B CU 75 C FF 92 1-3 ③ K		F SI 90 F CH 83 H CU 75 1-2 HBP 1-2 2-3	3	0	0	0	0	2	1
6 Drew Stubbs, R (1, 8) OBP: 0.323, SLG: 0.379 23 Yonder Alonso, L (9, PH) OBP: 0.488, SLG: 0.722		C SI 91 C SI 91 S CU 76 0-3 ③ K			X CH 82 0-0 55 FC6-4 1B			B C FC 84 X FF 90 1-1 1B	B F FC 93 X CH 84 1-1 ③ P5	3 1	0 0	2 0	0 0	0 0	1 0	0 3
55 Ramon Hernandez, R (1, 2) OBP: 0.343, SLG: 0.454			C CU 72 X FF 91 0-1 50 SH3-4 1B		1 SAFE F FC 86 B CU 73 F CH 83 X FC 86 1-2 ① ② FC6-4 1-2f			B CH 82 C FF 89 B FC 85 X FC 84 2-1 ① F8		3	0	1	0	0	0	2
7 Paul Janish, R (1, 6) OBP: 0.252, SLG: 0.257			C SI 90 B SI 90 B SI 90 F FC 86 T CH 83 2-2 ① K		F CH 84 F FC 85 B CU 75 B CH 84 B CH 85 X FF 91 3-2 ③ F7			X FF 90 0-0 ② F9		3	0	0	0	0	1	2
50 Dontrelle Willis, L (1, 1) OBP: 0.409, SLG: 0.727 33 Jose Arredondo, R (7, 1) OBP: 0.500, SLG: 0.500 21 Todd Frazier, R (8, PH) OBP: 0.284, SLG: 0.457 54 Aroldis Chapman, L (9, 1)			X SI 90 0-0 ② SH3-4 1-2			X SI 90 0-0 ① G6-3		S CH 82 B FF 92 B FC 86 F FF 91 C SI 91 2-3 ③ K		1 0 1 0	0 0 0 0	0 0 0 0	0 0 0 0	0 0 1 0	0 0 1 0	0 0 1 0
Inning Stats	R: 0 E: 0 K: 0 S: 7 H: 0 LOB: 0 BB: 0 P: 10	R: 0 E: 0 K: 2 S: 8 H: 0 LOB: 0 BB: 0 P: 13	R: 0 E: 0 K: 1 S: 9 H: 1 LOB: 1 BB: 0 P: 13	R: 0 E: 0 K: 1 S: 12 H: 2 LOB: 1 BB: 0 P: 16	R: 0 E: 0 K: 0 S: 7 H: 1 LOB: 0 BB: 0 P: 11	R: 0 E: 0 K: 0 S: 7 H: 0 LOB: 0 BB: 0 P: 9	R: 0 E: 0 K: 2 S: 10 H: 0 LOB: 0 BB: 0 P: 15	R: 0 E: 0 K: 1 S: 8 H: 1 LOB: 1 BB: 0 P: 13	R: 0 E: 0 K: 0 S: 12 H: 1 LOB: 3 BB: 1 P: 20	1B: 5 2B: 2 3B: 0 HR: 0 SF: 0 SAC: 1 DP: 1 HBP: 1						

	AB	30
	R	0
	H	6
	RBI	0
	BB	1
	SO	7
	LOB	11

PITCHER		IP	WLS	BF	H	R	ER	SO	BB	IBB	HBP	BLK	WP	HR	S	P	ERA	WHIP
33 Cliff Lee, L ERA: 2.59	(1, 1)	8.2	W	32	6	0	0	7	1	0	1	0	0	0	78	117	0.00	0.808
46 Ryan Madson, R ERA: 3.02	(9, 1)	0.1	S	1	0	0	0	0	0	0	0	0	0	0	2	3	0.00	0.000

PITCHER	IP	WLS	BF	H	R	ER	SO	BB	IBB	HBP	BLK	WP	HR	S	P	ERA	WHIP

Philadelphia Phillies @ Cincinnati Reds

Great American Ball Park, Cincinnati, OH

Thu Sep 01 2011, 12:36 PM - 3:38 PM EDT

Att. 21,438 - Partly Cloudy - 89 F

livebaseballscorecards.com

Batter	1	2	3	4	5	6	7	8	9	AB	R	H	RBI	BB	SO	LOB
8 Shane Victorino, S (1, 8) OBP: 0.382, SLG: 0.538	B CH 85 C SI 87 X SL 86 1-1 L6 ①	B SI 87 C FC 89 F FC 87 F SL 82 B FF 89 X FC 89 2-2 1B 1-2 2-H ①			B CH 85 B SI 87 X SI 89 2-0 7 L3 1B ①		C FF 91 X SI 92 0-1 G4-3 ② 2-3		B FF 91 1 SAFE 1 SAFE B CH 89 X FF 92 2-0 G3 ① 1-2	5	0	2	1	0	0	2
7 Michael Martinez, S (1, 5) OBP: 0.249, SLG: 0.312	C FC 85 X KC 75 0-1 G4-3 ② B CH 84 S FC 88 B SL 81 B FC 88 X SI 90 3-1 F9 ③				1 SAFE P PO 82 F CH 86 F SI 88 1 SAFE 1 SAFE 1 SAFE X SI 89 1-2 L3 ② ③ 1-1		B SI 93 C FF 91 B CH 86 F FF 92 B FF 92 X FF 91 3-2 HR 3-H		C CH 85 C FF 93 D FF 94 X CH 86 1-2 G3-1 ② 2-3	5	1	1	2	0	0	5
26 Chase Utley, L (1, 4) OBP: 0.355, SLG: 0.444	C SI 88 F SI 88 B CH 84 F SI 90 B FC 89 B CH 84 X CH 84 3-2 F9 ③		C SL 83 B SI 89 X SI 88 1-1 L7 ①			C FC 86 F CH 83 X FC 90 0-2 G3-1 ①	B FF 91 C CH 86 B SI 92 X CH 85 2-1 6 1B 1B		C CU 81 X CH 86 0-1 G6-3 ③	5	0	1	0	0	0	2
6 Ryan Howard, L (1, 3) OBP: 0.337, SLG: 0.490		C SL 83 F KC 78 C SI 88 0-3 K ① B KC 78 C FC 88 X SL 81 1-1 F8 ②				B FC 88 X FC 88 1-0 HR	B SL 83 F FF 89 D SL 81 F SL 82 X SL 81 2-2 3 FC6-4 1B 1-3			4	1	2	1	0	1	0
3 Hunter Pence, R (1, 9) OBP: 0.366, SLG: 0.492		B SL 85 B SL 80 S SL 80 B SI 90 F FC 88 X SL 82 3-2 23 1B 2B F FC 87 F CH 84 B SI 90 C SI 90 1-3 K ③				X SL 82 0-0 F8 ②	F SI 90 F CH 82 B FF 89 X CH 82 1-2 FC6-4 ③ 1-2f			4	1	1	0	0	1	2
29 Raul Ibanez, L (1, 7) OBP: 0.288, SLG: 0.416		D SI 88 B SI 88 B SI 88 C SI 87 B FC 88 4-1 21 1B 23 1B 49 1B BB	C KC 73 F SI 88 F SI 89 B KC 80 B SI 89 F KC 79 X SI 91 2-2 G3 ①			B SI 90 X KC 78 1-0 E3		B SI 89 C FF 92 B FF 90 B SL 85 F FF 91 X FF 91 3-2 F8 ①		3	1	0	0	1	0	0
23 Brian Schneider, L (1, 2) OBP: 0.248, SLG: 0.275 51 Carlos Ruiz, R (8, PH) OBP: 0.369, SLG: 0.384 (8, 2)	B KC 76 C SI 89 S FC 88 B SL 81 B SI 89 X FF 89 3-2 21 1B 49 1B 1B 1-2 2-H	C KC 77 X SI 88 0-1 G6-3 ②			B SI 87 F FC 87 F SL 81 B CH 84 B SI 90 S KC 79 3-3 K ③		B FF 90 F FF 91 B SI 92 X FF 90 2-1 F7 ②		3 1	0 0	1 0	1 0	0 0	1 0	1 0
21 Wilson Valdez, R (1, 6) OBP: 0.292, SLG: 0.335	C SI 90 B FC 88 B SI 89 X KC 79 2-1 49 1B 8 1B 1B 1-2 2-3	C FC 88 S FC 89 B KC 81 X KC 78 1-2 L7 ③					C FF 91 B FC 92 X FC 92 1-1 8 G4-3 49 SH2-4 7 HR 1B	C FF 91 X FF 92 0-1 L7 ③		4	2	2	0	0	0	0
49 Vance Worley, R (1, 1) OBP: 0.243, SLG: 0.270 54 Brad Lidge, R (7, 1) 37 Antonio Bastardo, R (7, 1) 7 Ross Gload, L (9, PH) OBP: 0.281, SLG: 0.302 15 John Mayberry Jr., R (9, PR) OBP: 0.325, SLG: 0.614 46 Ryan Madson, L (9, 1)	S FC 89 S KC 78 B FC 88 X FF 89 1-2 8 1B 1B 1-2 2-H 3-H ②			C SI 86 X KC 75 0-1 G6-3 ①		X FF 90 0-0 SH2-4 ① 1-2	C CU 78 B FF 92 X CH 85 1-1 7 G3-1 8 G3 1B		2 0 0 1 0 0	0 0 0 0 0 0	1 0 0 1 0 0	1 0 0 0 0 0	0 0 0 0 0 0	0 0 0 0 0 0	0 0 0 0 0 0

	AB	37
	R	6
	H	12
	RBI	6
	BB	1
	SO	3
	LOB	12

Inning Stats	1	2	3	4	5	6	7	8	9	1B: 9	SF: 0	WP: 0	PA: 39
R:	0	3	0	0	0	1	2	0	0	2B: 2	SAC: 1	PB: 0	
E:	0	0	0	0	0	1	0	0	0	3B: 0	DP: 1	SB: 0	
K:	0	1	1	0	0	1	0	0	0	HR: 2	HBP: 0	CS: 0	
S:	8	21	7	10	7	9	16	7	8				
H:	0	5	0	0	1	1	4	0	1				
LOB:	0	2	0	0	0	1	2	0	2				
BB:	0	1	0	0	0	0	0	0	0				
P:	12	39	10	13	9	14	25	12	12				

PITCHER		IP	WLS	BF	H	R	ER	SO	BB	IBB	HBP	BLK	WP	HR	S	P	ERA	WHIP
44 Mike Leake, R ERA: 4.12	(1, 1)	6.0	L	25	7	4	4	3	1	0	0	0	0	1	62	97	6.00	1.333
51 Jared Burton, R ERA: 27.0	(7, 1)	0.2		5	3	2	2	0	0	0	0	0	0	1	10	16	27.00	4.500
57 Jeremy Horst, L ERA: 2.89	(7, 1)	0.1		2	1	0	0	0	0	0	0	0	0	0	6	9	0.00	3.000
45 Bill Bray, L ERA: 2.76	(8, 1)	1.0		3	0	0	0	0	0	0	0	0	0	0	7	12	0.00	0.000
48 Francisco Cordero, R ERA: 2.3	(9, 1)	1.0		4	1	0	0	0	0	0	0	0	0	0	8	12	0.00	1.000

PITCHER	IP	WLS	BF	H	R	ER	SO	BB	IBB	HBP	BLK	WP	HR	S	P	ERA	WHIP

BOTTOM

Philadelphia Phillies @ Cincinnati Reds

Great American Ball Park, Cincinnati, OH

Thu Sep 01 2011, 12:36 PM - 3:38 PM EDT

Att. 21,438 - Partly Cloudy - 89 F

livebaseballscorecards.com

Batter	1	2	3	4	5	6	7	8	9	AB	R	H	RBI	BB	SO	LOB
4 Brandon Phillips, R (1, 4) OBP: 0.345, SLG: 0.433	C SL 87 X FF 87 0-1 1B		C FF 88 B CH 83 F FF 89 F KC 77 X FC 88 1-2 16 G6-3 19 SF8 2B		C SL 86 X SL 86 0-1 ② G6-3		B SL 81 C SL 82 F SL 80 S SL 81 1-3 ① K			4	1	2	0	0	1	0
16 Edgar Renteria, R (1, 6) OBP: 0.298, SLG: 0.333	B CH 86 1 SAFE B FF 87 B FC 88 C SL 88 C FF 88 F FF 88 X FC 88 3-2 ① F9		X FF 90 0-0 ① G6-3 2-3		B FF 91 X SL 84 1-0 2B		B FF 90 B FF 90 C FF 88 B SL 81 B FF 88 4-1 19 G3-6-3 BB			3	0	1	0	1	0	2
19 Joey Votto, L (1, 3) OBP: 0.436, SLG: 0.550	F FC 89 B SL 85 X FF 89 1-1 ② F7		X SL 85 0-0 ② SF8 3-H		F KC 76 F FF 91 B FF 91 B SL 84 C SI 91 2-3 ③ K		D SL 84 B FF 92 B SL 83 F FF 92 X FF 93 3-1 ②③ G3-6-3 1-2f			3	0	0	1	0	1	3
32 Jay Bruce, L (1, 9) OBP: 0.341, SLG: 0.489	X SL 84 0-0 ③ F8		B FC 89 X SL 82 1-0 1B			B FC 90 B SL 84 B FF 90 C FF 90 S FC 91 X SI 90 3-2 ① F7		C FF 92 S SL 83 B SL 85 S SL 83 1-3 ① K		4	0	1	0	0	1	1
25 Juan Francisco, L (1, 5) OBP: 0.250, SLG: 0.182		B FC 89 B CH 80 B FF 89 B FC 89 4-0 23 1B BB	C FC 88 F SL 86 C FF 90 0-3 ③ K			C FF 91 B SL 85 B FC 80 S FC 92 B FC 92 X FF 91 3-2 ② G3-1		S SL 84 S SL 84 B SL 85 S SL 84 1-3 ② K		3	0	0	0	1	2	1
23 Yonder Alonso, L (1, 7) OBP: 0.468, SLG: 0.675		C FC 88 F FC 90 X FF 89 0-2 1-2 1B		B SL 84 F SI 89 S SL 85 B FF 91 F SL 86 F SL 84 C FF 92 2-3 ① K		B SL 86 B FF 90 C FC 91 B CH 83 C FF 91 S FC 91 3-3 ③ K		B FF 92 C SL 83 B FF 93 C FF 92 S SL 85 2-3 ③ K		4	0	1	0	0	3	0
6 Drew Stubbs, R (1, 8) OBP: 0.323, SLG: 0.380		C SL 84 F FF 89 C FF 89 0-3 ① K		B FF 91 X SL 85 1-0 ② G6-3			X SL 86 0-0 29 1B 28 HR 2B		M FF 92 F FF 91 B CH 81 S CH 83 1-3 ① K	4	1	1	0	0	2	2
29 Ryan Hanigan, R (1, 2) OBP: 0.363, SLG: 0.367		C FF 89 F SL 88 B SL 85 B FC 89 C FF 89 2-3 ② K		B FC 91 X FF 91 1-0 ③ G4-3			B CH 84 B SL 84 F FF 88 X SL 87 2-1 28 HR 2-3 1B		B FF 93 C FF 92 B CH 83 B CH 82 X FF 92 3-1 ② G5-3	4	1	1	0	0	1	2
44 Mike Leake, R (1, 1) OBP: 0.245, SLG: 0.271 51 Jared Burton, R (7, 1) 57 Jeremy Horst, L (7, 1) OBP: 1.000, SLG: 1.000 28 Chris Heisey, R (7, PH) OBP: 0.310, SLG: 0.468 45 Bill Bray, L (8, 1) 48 Francisco Cordero, R (9, 1) 55 Ramon Hernandez, R (9, PH) OBP: 0.342, SLG: 0.452	C SI 89 X SL 84 0-1 ③ G5-3		C FC 90 B SL 85 S SL 85 C FF 91 1-3 ① K				F SL 85 X SL 84 0-1 1-H 3-H HR		S CH 84 B CH 84 B CH 84 S FF 92 X CH 84 2-2 ③ G6-3	2 0 0 1 0 0 0 1	0 0 0 1 0 0 0 0	0 0 0 1 0 0 0 0	0 0 0 0 0 0 0 0	0 0 0 0 0 0 0 0	1 0 0 0 0 0 0 0	2 0 0 0 0 0 0 0
Inning Stats	R: 0 E: 0 K: 0 S: 9 H: 1 LOB: 1 BB: 0 P: 13	R: 0 E: 0 K: 2 S: 11 H: 1 LOB: 2 BB: 1 P: 17	R: 1 E: 0 K: 1 S: 10 H: 2 LOB: 1 BB: 0 P: 12	R: 0 E: 0 K: 1 S: 7 H: 0 LOB: 0 BB: 0 P: 11	R: 0 E: 0 K: 2 S: 9 H: 1 LOB: 1 BB: 0 P: 13	R: 0 E: 0 K: 1 S: 9 H: 0 LOB: 0 BB: 0 P: 18	R: 3 E: 0 K: 1 S: 11 H: 3 LOB: 0 BB: 1 P: 21	R: 0 E: 0 K: 3 S: 9 H: 0 LOB: 0 BB: 0 P: 13	R: 0 E: 0 K: 1 S: 8 H: 0 LOB: 0 BB: 0 P: 14	1B: 4 2B: 3 3B: 0 HR: 1 SF: 1 SAC: 0 DP: 1 HBP: 0						

	AB	R	H	RBI	BB	SO	LOB
	33	4	8	4	2	12	13

PITCHER		IP	WLS	BF	H	R	ER	SO	BB	IBB	HBP	BLK	WP	HR	S	P	ERA	WHIP
49 Vance Worley, R ERA: 2.85	(1, 1)	6.0	W	27	8	4	4	7	1	0	0	0	0	1	60	91	6.00	1.500
54 Brad Lidge, R ERA: 1.74	(7, 1)	0.1	H	2	0	0	0	1	1	0	0	0	0	0	4	9	0.00	3.000
37 Antonio Bastardo, L ERA: 1.38	(7, 1)	1.2	H	4	0	0	0	3	0	0	0	0	0	0	11	18	0.00	0.000
46 Ryan Madson, R ERA: 2.96	(9, 1)	1.0	S	3	0	0	0	1	0	0	0	0	0	0	8	14	0.00	0.000

PITCHER	IP	WLS	BF	H	R	ER	SO	BB	IBB	HBP	BLK	WP	HR	S	P	ERA	WHIP

Cincinnati Reds @ St. Louis Cardinals

Busch Stadium, St. Louis, MO

Fri Sep 02 2011, 7:18 PM - 10:30 PM CDT

Att. 36,970 - Clear - 98 F

TOP

livebaseballscorecards.com

Batter	1	2	3	4	5	6	7	8	9	AB	R	H	RBI	BB	SO	LOB
4 Brandon Phillips, R (1, 4) OBP: 0.347, SLG: 0.436	C SI 90 S CU 74 B CU 74 B FF 94 F CU 75 F FF 93 B FF 94 S FC 88 3-3 **K** ①	B FF 94 C CU 74 F FF 93 X CU 75 1-2 16 1B 3-H **2B**		C CU 73 B FC 87 S FC 85 F FF 93 X SI 95 1-2 **G4-3** ②		S FC 88 S FC 88 H SI 94 1-2 **HBP**		B SI 98 X SL 85 1-0 16 G5-4-3 **1B**		4	1	2	1	0	1	0
16 Edgar Renteria, R (1, 6) OBP: 0.304, SLG: 0.336 7 Paul Janish, R (8, 6) OBP: 0.252, SLG: 0.257	B SI 94 B SI 94 B SI 92 B FF 94 4-0 **BB**	F FC 87 F SI 94 X FC 87 0-2 19 1B 32 1B 2-H **1B**		X FF 93 0-0 **1B**		1 SAFE C FC 86 1 SAFE 1 SAFE B FC 87 X FC 86 1-1 ③ **F8**		B SI 95 1 SAFE B SI 96 X SI 94 2-0 ②③ **G5-4-3** 1-2f		4 0	1 0	2 0	1 0	1 0	0 0	2 0
19 Joey Votto, L (1, 3) OBP: 0.436, SLG: 0.549	C SI 91 B CU 75 F SI 92 S FC 86 1-3 **K** ②	X FC 86 0-0 32 1B 1-3 **1B**		B CU 73 B FC 86 C FC 87 X CH 85 2-1 ③ **G4-3**			C SI 92 X SI 92 0-1 ① **G4-3**		X FF 89 0-0 32 FC4-6 **1B**	5	0	2	0	0	1	2
32 Jay Bruce, L (1, 9) OBP: 0.342, SLG: 0.488	X SI 92 0-0 **G6-3** ③	B SI 91 F FC 87 X SI 92 1-1 1-2 3-H **1B**		F FC 86 C CU 75 B SI 93 B SI 92 F FC 88 F CU 73 X FC 87 2-2 ① **F8**			C SI 92 X SL 84 0-1 23 HR **1B**		X SL 81 0-0 ① **FC4-6** 43 HBP 1-2f 25 HR	5	2	2	1	0	0	2
23 Yonder Alonso, L (1, 7) OBP: 0.471, SLG: 0.750 45 Bill Bray, L (7, 1) 66 Logan Ondrusek, R (7, 1) 54 Aroldis Chapman, L (8, 1) 43 Miguel Cairo, R (9, PH) OBP: 0.331, SLG: 0.410 48 Francisco Cordero, R (9, 1)		X FF 92 0-0 6 SH 25 2B **2B**		C FC 86 S CU 74 C CU 74 B SI 92 X FC 85 2-2 ③ **G4-3**	C CU 75 B CU 75 B CU 74 F FC 87 F FF 94 F FC 87 F FF 93 B FF 94 S FC 88 3-3 **K** ②		F SI 92 X SL 83 0-1 1-H **HR**		1 SAFE F SI 90 F SI 91 1 SAFE F CU 74 H SI 90 1-2 25 HR 1-2 **HBP**	4 0 0 0 0 0 0	2 0 0 0 0 1 0	2 0 0 0 0 0 1	2 0 0 0 0 0 0	0 0 0 0 0 0 0	1 0 0 0 0 0 0	2 0 0 0 0 0 0
6 Drew Stubbs, R (1, 8) OBP: 0.322, SLG: 0.378		X FC 86 0-0 SH 25 2B 2-3	C SI 90 F CU 74 B SI 92 B FC 86 C FC 85 2-3 ① **K**	X SI 93 0-0 ③ **G5-3**		B CH 84 B SI 92 B SI 91 C SI 91 B SI 92 4-1 55 WP 25 S **BB**		T SI 92 C CU 73 D CU 76 F CU 73 C SI 92 1-3 ② **K**	3	1	0	0	1	2	2
25 Juan Francisco, L (1, 5) OBP: 0.276, SLG: 0.370		X FF 91 0-0 55 G6-3 4 2B 1-H 3-H **2B**	C CU 74 X CH 86 0-1 ② **G4-3**			C CU 72 B CU 73 C CU 73 F FC 86 F FF 92 X CU 76 1-2 ① **L8**	C SI 92 C SL 82 S SL 84 0-3 ② **K** 1-2	B CU 72 D CH 83 B CU 72 F SL 86 X SL 87 3-1 1-H 2-H **HR**	5	2	2	5	0	1	1
55 Ramon Hernandez, R (1, 2) OBP: 0.340, SLG: 0.448		B SI 93 F SI 92 C CU 75 X CU 74 1-2 ① **G6-3** 2-3	B CU 73 C CU 73 F FC 84 S FF 92 1-3 ③ **K**			C CU 74 B FC 87 X FC 87 1-1 ② **G5-3**	C SL 84 B SL 85 B SL 86 X SI 97 2-1 ③ **G4-3** 2-3		B SL 87 B SI 91 F SI 90 B SL 87 X SI 91 3-1 **1B**	5	0	1	0	0	1	2
47 Johnny Cueto, R (1, 1) OBP: 0.089, SLG: 0.047 21 Todd Frazier, R (6, PH) OBP: 0.292, SLG: 0.500 33 Jose Arredondo, R (6, 1) OBP: 0.500, SLG: 0.500 28 Chris Heisey, R (7, 7) OBP: 0.307, SLG: 0.464		B SI 92 C SI 93 F SI 94 X FC 85 1-2 ② **G6-3**		C X FC 85 0-1 ① **G6-3**		C CU 75 B CU 75 X FF 93 1-1 **HR**		F SI 93 B SL 85 C SI 96 B SI 96 B SL 87 X SI 97 3-2 ① **G5-3**	C SI 90 S CU 72 C FF 92 0-3 ③ **K**	2 1 0 2	0 1 0 0	0 1 0 1	0 1 0 1	0 0 0 0	0 0 0 1	1 0 0 1
Inning Stats	R: 0 E: 0 K: 2 S: 9 H: 0 LOB: 1 BB: 1 P: 17	R: 5 E: 0 K: 0 S: 21 H: 6 LOB: 2 BB: 0 P: 27	R: 0 E: 0 K: 2 S: 8 H: 0 LOB: 0 BB: 0 P: 11	R: 0 E: 0 K: 0 S: 9 H: 1 LOB: 1 BB: 0 P: 12	R: 0 E: 0 K: 1 S: 12 H: 0 LOB: 0 BB: 0 P: 17	R: 1 E: 0 K: 0 S: 13 H: 1 LOB: 1 BB: 0 P: 18	R: 2 E: 0 K: 1 S: 12 H: 2 LOB: 1 BB: 1 P: 18	R: 0 E: 0 K: 0 S: 5 H: 1 LOB: 0 BB: 0 P: 11	R: 3 E: 0 K: 2 S: 16 H: 3 LOB: 1 BB: 0 P: 24	1B: 8 2B: 3 3B: 0 HR: 3	SF: 0 SAC: 1 DP: 1 HBP: 2			WP: 1 PB: 0 SB: 1 CS: 0	PA: 45		

PITCHER		IP	WLS	BF	H	R	ER	SO	BB	IBB	HBP	BLK	WP	HR	S	P	ERA	WHIP
29 Chris Carpenter, R ERA: 3.92	(1, 1)	6.0		29	8	6	6	5	1	0	1	0	0	1	72	102	9.00	1.500
34 Marc Rzepczynski, L ERA: 2.77	(7, 1)	0.2	L	5	2	2	2	1	1	0	0	0	0	1	10	14	27.00	4.500
41 Mitchell Boggs, R ERA: 3.54	(7, 1)	1.1		4	1	0	0	0	0	0	0	0	1	0	7	15	0.00	0.750
53 Arthur Rhodes, L ERA: 4.97	(9, 1)	0.1		2	1	1	1	0	0	0	0	0	0	0	2	2	27.00	3.000
46 Kyle McClellan, R ERA: 3.99	(9, 1)	0.2		5	2	2	2	2	0	0	1	0	0	1	14	22	27.00	3.000

PITCHER	IP	WLS	BF	H	R	ER	SO	BB	IBB	HBP	BLK	WP	HR	S	P	ERA	WHIP

AB	40
R	11
H	14
RBI	11
BB	2
SO	8
LOB	15

Cincinnati Reds @ St. Louis Cardinals

Busch Stadium, St. Louis, MO

Fri Sep 02 2011, 7:18 PM - 10:30 PM CDT

Att. 36,970 - Clear - 98 F

livebaseballscorecards.com

BOTTOM

Batter	1	2	3	4	5	6	7	8	9	AB	R	H	RBI	BB	SO	LOB
15 Rafael Furcal, S (1, 6) OBP: 0.284, SLG: 0.327	B SI 92 B FF 92 X FF 92 2-0 ① G3	B SI 94 F FF 94 D CH 86 B CH 86 F SI 95 X SI 95 3-2 ③ G4-3			B FF 95 B SI 96 B SI 95 C SI 91 C SI 94 X SI 95 3-2 HR		B FF 90 C FF 90 B CH 84 X FF 92 2-1 ① F7	C FF 98 F FF 99 X FF 101 0-2 1-3 3-H 1B		5	1	2	2	0	0	2
19 Jon Jay, L (1, 8) OBP: 0.346, SLG: 0.417 43 Shane Robinson, R (8, PH) (9, 8)	C FF 93 X FF 94 0-1 ② G6-3		C CH 86 S FF 95 F SI 96 X SL 84 0-2 5 12 1B 1B		C CH 86 S SL 86 B SI 96 X SI 96 1-2 5 1B 7 G6-4-3 1B		C SL 85 H FF 89 1-1 5 WP HBP	B FF 98 1 SAFE C FF 97 1 SAFE B FF 98 F FF 96 B FF 99 X FF 98 3-2 ③ G4-3		3 1	2 0	2 0	0 0	0 0	0 2
5 Albert Pujols, R (1, 3) OBP: 0.366, SLG: 0.552	F SI 92 B SI 92 F SL 84 S SI 95 1-3 ③ K		C SL 83 X SI 94 0-1 12 1B 1-2 1B		B SI 94 C SL 82 B FC 89 F SI 95 B SI 95 F SL 82 1 SAFE X SI 96 3-2 7 G6-4-3 1-3 1B		C SI 90 D FF 91 S CU 80 B FF 88 B FC 90 D CU 77 4-2 1-2 BB		C FF 93 F SL 86 X CU 80 0-2 ① P3	4	0	2	0	1	1	0
7 Matt Holliday, R (1, 7) OBP: 0.397, SLG: 0.547		B SI 94 B SL 84 B SI 94 C SI 91 B SI 94 4-1 12 1B 23 1B BB	B SL 83 S SI 95 B SI 95 F SL 82 S SI 96 2-3 ① K		X SL 85 0-0 ① ② G6-4-3 1-2f 3-H		B CU 79 X CU 80 1-0 ② F8		S CU 77 B CU 80 B SL 87 X CU 78 2-1 HR	4	2	1	1	1	1	5
12 Lance Berkman, S (1, 9) OBP: 0.399, SLG: 0.554		F SI 93 X SL 84 0-1 23 1B 4 FC6-4 1-2 1B	X SL 84 0-0 23 G6-4-3 1-3 2-H 1B		X CH 87 0-0 ③ G3		X SI 92 0-0 ③ F8		X CH 86 0-0 ② F8	5	1	2	1	0	0	2
23 David Freese, R (1, 5) OBP: 0.354, SLG: 0.443		B SI 95 X SI 95 1-0 4 FC6-4 1-3 2-H 1B	X CH 85 0-0 ② ③ G6-4-3 1-2f		B FF 94 C FS 87 S FS 88 B FF 88 B FS 85 X FS 86 3-2 HR			X FF 100 0-0 ① G5-3	B FF 93 C SL 87 T SL 87 B FF 92 X CU 80 2-2 1B	5	1	3	2	0	0	2
4 Yadier Molina, R (1, 2) OBP: 0.333, SLG: 0.451		F FF 94 F SI 95 F SI 95 F SI 95 X FF 94 0-2 ① FC6-4 29 SH1-4 BB 1-2f 3-H	F FC 89 B FF 94 X FF 92 1-1 ① F8		B FF 94 X FF 93 1-0 ① F9			B FF 100 B FF 98 B FF 98 C FF 98 B FF 98 4-1 21 FC4-6 15 1B BB	D SL 88 B SL 87 X FF 92 2-0 ③ F9	4	1	0	1	1	0	2
Ryan Theriot, R (1, 4) OBP: 0.321, SLG: 0.336		F SL 85 B CH 88 B SI 94 B SL 81 F SI 95 B SL 77 4-2 29 SH1-4 1-2 BB	X FC 91 0-0 ② L8		B FF 93 B FF 94 C FF 92 X FF 92 2-1 ② F9			B FF 98 D FF 97 B FF 97 B FF 96 4-0 21 FC4-6 1-2 BB		2	0	0	0	2	0	0
29 Chris Carpenter, R (1, 1) OBP: 0.186, SLG: 0.211 44 Corey Patterson, L (6, PH) OBP: 0.277, SLG: 0.367 34 Marc Rzepczynski, L (7, 1) 41 Mitchell Boggs, R (7, 1) 21 Allen Craig, R (8, PH) OBP: 0.360, SLG: 0.503 53 Arthur Rhodes, L (9, 1) 46 Kyle McClellan, R (9, 1) OBP: 0.167, SLG: 0.171		X SI 92 0-0 ② SH1-4 1-2 2-3	C SI 90 C SL 79 F FC 90 F SI 94 B SI 95 X SL 80 1-2 ③ G4-3		F FS 87 T FF 92 S FS 86 0-3 ③ K		C FF 98 C FF 96 X FF 100 0-2 ② FC4-6 15 1B 1-2f 2-3		1 0 0 0 0 0 0 1 0 0 0 0 1 0 0 0 0 0 0 0 0 0 0 0 0 0 0 0 1 0 0 0 0 0 2 0 0 0 0 0 0 0 0 0 0 0 0 0 0						
Inning Stats	R: 0 E: 0 K: 1 S: 6 H: 0 LOB: 0 BB: 0 P: 9	R: 2 E: 0 K: 0 S: 15 H: 2 LOB: 2 BB: 2 P: 27	R: 1 E: 0 K: 1 S: 11 H: 3 LOB: 1 BB: 0 P: 13	R: 0 E: 0 K: 0 S: 8 H: 0 LOB: 0 BB: 0 P: 10	R: 2 E: 0 K: 0 S: 12 H: 3 LOB: 0 BB: 0 P: 19	R: 1 E: 0 K: 1 S: 9 H: 1 LOB: 0 BB: 0 P: 15	R: 0 E: 0 K: 0 S: 7 H: 0 LOB: 2 BB: 1 P: 15	R: 1 E: 0 K: 0 S: 11 H: 1 LOB: 2 BB: 2 P: 22	R: 1 E: 0 K: 0 S: 10 H: 2 LOB: 1 BB: 0 P: 16	1B: 9 2B: 0 3B: 0 HR: 3 SF: 0 SAC: 1 DP: 2 HBP: 1						

	AB	36
	R	8
	H	12
	RBI	7
	BB	5
	SO	3
	LOB	17

WP: 1 PA: 43
PB: 0
SB: 0
CS: 0

PITCHER		IP	WLS	BF	H	R	ER	SO	BB	IBB	HBP	BLK	WP	HR	S	P	ERA	WHIP
47 Johnny Cueto, R ERA: 2.29	(1, 1)	5.0		23	8	5	5	2	2	0	0	0	0	1	52	78	9.00	2.000
33 Jose Arredondo, R ERA: 3.27	(6, 1)	1.0	W	4	1	1	1	1	0	0	0	0	0	1	9	15	9.00	1.000
45 Bill Bray, L ERA: 2.74	(7, 1)	0.1	H	2	0	0	0	0	0	0	1	0	0	0	3	6	0.00	0.000
66 Logan Ondrusek, R ERA: 2.8	(7, 1)	0.2	H	3	0	0	0	0	1	0	0	0	1	0	4	9	0.00	1.500
54 Aroldis Chapman, L ERA: 3.89	(8, 1)	1.0	H	6	1	1	1	0	2	0	0	0	0	0	11	22	9.00	3.000

PITCHER		IP	WLS	BF	H	R	ER	SO	BB	IBB	HBP	BLK	WP	HR	S	P	ERA	WHIP
48 Francisco Cordero, R ERA: 2.41	(9, 1)	1.0		5	2	1	1	0	0	0	0	0	0	1	10	16	9.00	2.000

Cincinnati Reds @ St. Louis Cardinals

Busch Stadium, St. Louis, MO

Sat Sep 03 2011, 3:14 PM - 6:14 PM CDT

Att. 41,839 - Sunny - 98 F

TOP

livebaseballscorecards.com

Batter	1	2	3	4	5	6	7	8	9	AB	R	H	RBI	BB	SO	LOB
4 Brandon Phillips, R (1, 4) OBP: 0.346, SLG: 0.434	B FC 90 B FC 89 C FC 89 F FF 91 B FF 91 X SI 90 3-2 16 S 16 2B 1B	X SI 91 0-0 ③ P3			C FC 90 B CU 74 F CH 83 S CH 84 1-3 ② K		B SL 87 F SI 96 C SI 96 D SL 86 X SI 96 2-2 ③ F9			4	1	1	0	0	1	2
16 Edgar Renteria, R (1, 6) OBP: 0.310, SLG: 0.347	B FC 90 S FC 90 B SI 92 F SI 91 D CH 86 F FF 91 X FF 90 3-2 1-H 2B		F FF 90 X CH 85 0-1 ① F8		C FC 91 X CH 84 0-1 1B			C SI 94 B SL 85 X SI 95 1-1 32 HR 1B		4	1	3	1	0	0	0
19 Joey Votto, L (1, 3) OBP: 0.435, SLG: 0.546	D FF 91 S SL 86 F SL 86 S SL 87 1-3 ① K		B FF 91 B FF 90 C FF 90 B FF 89 B FF 90 4-1 32 1B BB		C SL 86 B CU 75 S SL 86 S CU 77 1-3 ③ K			X SL 81 0-0 ① F7		3	0	0	0	1	2	3
32 Jay Bruce, L (1, 9) OBP: 0.343, SLG: 0.494	S SL 87 F SL 87 B FF 91 S CU 74 1-3 ② K		B FF 91 X FF 90 1-0 ② 1-3 1B			B FC 89 F FC 89 F CU 72 F FC 91 S CU 75 1-3 ① K		B SL 81 S SL 80 B SL 82 X SL 80 2-1 1-H HR		4	1	2	2	0	2	1
28 Chris Heisey, R (1, 7) OBP: 0.302, SLG: 0.455	F FC 90 S CH 85 D CH 86 D CU 77 B CH 84 S FF 91 3-3 ③ K		C CU 74 F CH 84 F B F SL 86 X CU 75 1-2 ③ P2			S FC 90 X CU 73 0-1 ② G5-3		F FC 91 C FF 96 B FF 98 S FF 98 1-3 ② K		4	0	0	0	0	2	2
6 Drew Stubbs, R (1, 8) OBP: 0.322, SLG: 0.377		X SI 91 0-0 ① G6-3		B SI 90 B FF 89 F FF 88 C FF 89 F SL 85 X FF 89 2-2 21 CS 1B		B FC 90 F FC 89 B CH 84 S CH 84 B CH 83 X FC 90 3-2 ③ G5-3		F FF 98 B FF 97 X FF 97 1-1 F9		4	0	1	0	0	0	0
21 Todd Frazier, R (1, 5) OBP: 0.293, SLG: 0.494 25 Juan Francisco, L (9, PH) OBP: 0.267, SLG: 0.357		C FF 91 C CU 74 B SL 87 B SL 85 X SL 86 2-2 29 E 34 1B 1B		1 SAFE B FF 89 D CH 82 S FF 88 F CH 83 1 SAFE X CH 83 2-2 ①② G3 1-2			S SI 94 X SI 95 0-1 ① G3-1		S FF 97 S FF 98 B FF 97 F FF 98 B FF 99 F FF 98 S FF 98 2-3 ① K	3 1	1 0	1 0	0 0	0 0	0 1	1 0
29 Ryan Hanigan, R (1, 2) OBP: 0.358, SLG: 0.361		B SI 91 X FF 91 1-0 ② F7 1-3		C FF 89 B CH 83 B CH 83 C FF 90 X CH 83 2-2 ③ G1-3			B SI 94 F SI 94 C SI 95 B SL 87 F FF 97 B SL 88 X SI 95 3-2 ② G2-3		C FF 97 B FF 98 F FF 98 F FF 98 X FF 98 1-2 ② G3-1	4	0	0	0	0	0	1
34 Homer Bailey, R (1, 1) OBP: 0.276, SLG: 0.321 46 Carlos Fisher, R (4, 1) 3 Chris Valaika, R (5, PH) OBP: 0.333, SLG: 0.471 63 Sam LeCure, R (5, 1) OBP: 0.250, SLG: 0.286 39 Devin Mesoraco, R (7, PH) OBP: 1.000, SLG: 2.000 57 Jeremy Horst, L (7, 1) OBP: 1.000, SLG: 1.000 40 Nick Masset, R (8, 1) 23 Yonder Alonso, L (9, PH) OBP: 0.462, SLG: 0.733		B C FF 90 X FF 90 1-1 3-H 1B			C FC 89 X CH 83 0-1 ① G5-3		X SI 94 0-0 2B		X FF 98 0-0 ③ P6	1 0 0 1 0 1 0 0 1	0 0 0 0 0 0 0 0 0	1 0 0 0 1 0 0 0 0	1 0 0 0 0 0 0 0 0	0 0 0 0 0 0 0 0 0	0 0 0 0 0 0 0 0 0	0 0 0 0 0 0 0 0 0

Inning Stats	1	2	3	4	5	6	7	8	9
	R: 1 E: 0 K: 3 S: 16 H: 2 LOB: 1 BB: 0 P: 27	R: 1 E: 1 K: 0 S: 8 H: 2 LOB: 1 BB: 0 P: 12	R: 0 E: 0 K: 0 S: 9 H: 1 LOB: 1 BB: 1 P: 15	R: 0 E: 0 K: 0 S: 10 H: 1 LOB: 0 BB: 0 P: 16	R: 0 E: 0 K: 2 S: 10 H: 1 LOB: 1 BB: 0 P: 12	R: 0 E: 0 K: 1 S: 9 H: 0 LOB: 0 BB: 0 P: 13	R: 0 E: 0 K: 0 S: 10 H: 1 LOB: 1 BB: 0 P: 15	R: 2 E: 0 K: 1 S: 10 H: 2 LOB: 0 BB: 0 P: 15	R: 0 E: 0 K: 1 S: 10 H: 0 LOB: 0 BB: 0 P: 13

| | | |

Batter	1	2	3	4	5	6	7	8	9	AB	R	H	RBI	BB	SO	LOB
15 Rafael Furcal, S (1, 6) OBP: 0.280, SLG: 0.322	B SI 92 C SI 91 B CH 87 X SI 92 2-1 G3 ①	C KC 77 S FF 92 F SI 94 B KC 78 F SI 92 S SI 94 1-3 K ③			X SI 91 0-0 G5-3 ①		F FF 90 B CH 82 S SI 82 X SI 82 1-2 F8 ①			4	0	0	0	0	1	1
19 Jon Jay, L (1, 8) OBP: 0.348, SLG: 0.426 30 Jason Motte, R (8, 1)	F SI 91 B SI 93 B CH 87 C KC 78 B CH 87 X SI 94 3-2 G3-1 ②		X SL 85 0-0 5 1B 3B		C SI 90 B CH 83 B SL 76 C KC 73 X SI 92 2-2 7 1B 2B		C FF 90 B FF 91 B FF 90 X SL 84 2-1 G4-3 ②			4	2	2	0	0	0	0
										0	0	0	0	0	0	0
5 Albert Pujols, R (1, 3) OBP: 0.369, SLG: 0.555	B SI 94 X SL 88 1-0 G2 ③		F CH 87 B SI 93 F SI 92 X SI 93 1-2 7 1B 12 FC4-6 1B 3-H		I IN 72 I IN 78 I IN 77 I IN 80 4-0 7 1B IBB		C CH 84 B CH 83 X CH 83 1-1 2B			3	1	2	1	1	0	0
7 Matt Holliday, R (1, 7) OBP: 0.400, SLG: 0.548		C KC 78 X SL 87 0-1 G6-3 ①	F SL 86 1 SAFE S SL 86 F SI 93 D SL 86 B CH 86 F FF 94 1 SAFE F SL 86 3-2 F SL 86 F FF 94 B FF 94 X CH 86 12 FC4-6 1B 1-3		X SI 90 0-0 1B 1-2 2-H		I IN 74 I IN 74 I IN 76 I IN 76 4-0 IBB			3	0	2	1	1	0	0
12 Lance Berkman, S (1, 9) OBP: 0.398, SLG: 0.550 Ryan Theriot, R (8, 4) OBP: 0.321, SLG: 0.336		B SI 94 B FF 94 B CH 86 C KC 79 B SI 92 4-1 55 13 1B BB	F SI 93 C SI 92 B SI 93 B SI 93 X SI 93 2-2 FC4-6 23 CS ① 1-2f 3-H		B SI 91 B SI 91 B SI 90 X SI 92 3-0 L9 ②		B CH 83 C CH 83 B FF 90 C FF 90 B FF 90 F FF 82 X FF 90 3-2 G3 ③			3	1	0	1	1	0	5
										0	0	0	0	0	0	0
23 David Freese, R (1, 5) OBP: 0.349, SLG: 0.436 33 Daniel Descalso, L (9, 5) OBP: 0.327, SLG: 0.347		C SL 86 F FF 93 S CH 88 0-3 K ②	1 SAFE B KC 75 S SL 86 C SL 86 B FF 92 B SI 93 S SL 86 3-3 K ②③ 1-2		X SL 81 0-0 F8 ③			B SI 94 B SI 95 C SI 95 X SI 94 2-1 F9 ①		4	0	0	0	0	2	4
										0	0	0	0	0	0	0
55 Skip Schumaker, L (1, 4) OBP: 0.345, SLG: 0.371 (8, 9)		C SI 93 C SI 92 1 SAFE X CH 86 0-2 13 13 1B E 1B 1-2		X SI 92 0-0 G6-3 ①		B KC 73 F SI 90 X KC 73 1-1 F8 ①		X SI 95 0-0 13 BB 1B		4	1	2	0	0	0	0
13 Gerald Laird, R (1, 2) OBP: 0.305, SLG: 0.365		D SI 93 F SI 93 F FF 92 F SL 88 B SI 93 B SI 94 X FF 94 3-2 E7 54 1B 1B 1-H 2-H		C SI 91 X SL 81 0-1 B5-3 ②		C SI 92 B SL 83 F SL 80 F SI 92 B SI 92 B SL 79 X SI 92 3-2 P3 ②		P PO 91 S SI 95 F SI 95 1 SAFE B SL 80 1 SAFE D SL 82 1 SAFE B SI 96 4-2 43 G6-4-3 1-2 BB		3	1	1	1	1	0	0
54 Jaime García, L (1, 1) OBP: 0.130, SLG: 0.170 44 Corey Patterson, L (6, PH) OBP: 0.276, SLG: 0.366 41 Mitchell Boggs, R (7, 1) 53 Arthur Rhodes, L (8, 1) 43 Shane Robinson, R (8, 8)		F SI 93 B SI 94 B SI 94 X FF 92 2-1 2-H		C FF 90 S FF 87 S SI 93 0-3 K ③		B FF 92 S KC 74 S CH 82 B SI 92 S SL 77 2-3 K2-3 ③		C SI 95 B SI 96 B SI 95 X SI 95 2-1 G6-4-3 ②③ 1-2f		2	0	1	1	0	1	0
										1	0	0	0	0	1	0
										0	0	0	0	0	0	0
										0	0	0	0	0	0	0
										1	0	0	0	0	0	2
Inning Stats	R: 0 E: 0 K: 0 S: 6 H: 0 LOB: 0 BB: 0 P: 12	R: 3 E: 1 K: 2 S: 20 H: 3 LOB: 1 BB: 1 P: 30	R: 2 E: 0 K: 1 S: 18 H: 3 LOB: 1 BB: 0 P: 27	R: 0 E: 0 K: 1 S: 6 H: 0 LOB: 0 BB: 0 P: 6	R: 1 E: 0 K: 0 S: 7 H: 2 LOB: 2 BB: 0 P: 16	R: 0 E: 0 K: 1 S: 9 H: 0 LOB: 0 BB: 0 P: 15	R: 0 E: 0 K: 0 S: 11 H: 1 LOB: 2 BB: 1 P: 22	R: 0 E: 0 K: 0 S: 8 H: 1 LOB: 1 BB: 1 P: 15		1B: 7 2B: 3 3B: 1 HR: 0 SF: 0 SAC: 0 DP: 2 HBP: 0				WP: 0 PB: 0 SB: 0 CS: 1 PA: 36		

PITCHER	IP	WLS	BF	H	R	ER	SO	BB	IBB	HBP	BLK	WP	HR	S	P	ERA	WHIP
34 Homer Bailey, R (1, 1) ERA: 4.57	3.0	L	15	6	5	4	3	1	0	0	0	0	0	44	69	12.00	2.333
46 Carlos Fisher, R (4, 1) ERA: 3.5	1.0		3	0	0	0	1	0	0	0	0	0	0	6	6	0.00	0.000
63 Sam LeCure, R (5, 1) ERA: 3.69	2.0		9	2	1	1	1	0	1	0	0	0	0	16	31	4.50	1.000
57 Jeremy Horst, L (7, 1) ERA: 2.61	1.0		5	1	0	0	0	0	1	0	0	0	0	11	22	0.00	1.000
40 Nick Masset, R (8, 1) ERA: 3.98	1.0		4	1	0	0	0	1	0	0	0	0	0	8	15	0.00	2.000

PITCHER	IP	WLS	BF	H	R	ER	SO	BB	IBB	HBP	BLK	WP	HR	S	P	ERA	WHIP

BOTTOM

Cincinnati Reds @ St. Louis Cardinals

Busch Stadium, St. Louis, MO

Sat Sep 03 2011, 3:14 PM - 6:14 PM CDT

Att. 41,839 - Sunny - 98 F

livebaseballscorecards.com

AB	32
R	6
H	10
RBI	5
BB	4
SO	5
LOB	12

Batter	1	2	3	4	5	6	7	8	9	10	AB	R	H	RBI	BB	SO	LOB
4 Brandon Phillips, R (1, 4) OBP: 0.348, SLG: 0.437	B FF 91 S SI 92 F FF 93 B CH 88 X SI 94 2-2 16 HR 1B	B SL 88 D SL 89 B SL 85 B FF 93 4-0 1-2 2-3 BB		S SL 88 0-1 ③ 2-1 3-H	B FF 93 F FF 94 B SL 87 X SL 86 2-1 ① L5		B FF 94 F FF 93 X FF 94 1-1 2B		B FC 91 S FF 91 S FC 92 F FF 92 B FF 92 X SL 82 2-2 ② P4		4	1	2	0	1	0	0
16 Edgar Renteria, R (1, 6) OBP: 0.308, SLG: 0.356	1 SAFE B SI 92 X SL 86 1-0 1-H HR	C FF 93 B FF 94 S FF 94 S FF 95 1-3 ③ K			B SL 86 S SI 94 B FF 95 B FF 95 F SI 94 C FF 94 3-3 ② K		B SL 87 F SL 87 C FF 95 S FF 97 1-3 ② K		C FF 93 B FC 93 C FF 92 B FF 93 X SL 82 2-2 ③ L4		5	1	1	2	0	3	4
19 Joey Votto, L (1, 3) OBP: 0.431, SLG: 0.540	T SI 93 B CH 88 X FF 95 1-1 ① F8		B CU 80 C CH 86 B SL 86 C SI 94 B SL 85 F CH 87 F FF 94 F SI 94 S SL 85 3-3 ① K		B SI 95 X SL 84 1-0 ③ L8		S FF 96 S SI 97 B FF 98 B FF 98 C SL 86 2-3 ③ K			C CH 86 B KC 83 F FF 92 S CH 88 1-3 ① K	5	0	0	0	0	3	1
32 Jay Bruce, L (1, 9) OBP: 0.340, SLG: 0.489	C SI 94 S FF 95 F SI 95 S SL 86 0-3 ② K		F CH 88 X SI 95 0-1 ② F9			C CH 86 B FF 94 B SL 86 X SI 93 2-1 ① F9		S SL 84 B SL 84 S SI 91 C SL 85 1-3 ① K		B CH 86 X CH 87 1-0 ② G3-1	5	0	0	0	0	2	0
23 Yonder Alonso, L (1, 7) OBP: 0.456, SLG: 0.700 3 Chris Valaika, R (10, PR) OBP: 0.333, SLG: 0.471 48 Francisco Cordero, R (10, 1)	B SI 96 X CH 88 1-0 ③ G4-3		F SI 95 F FF 96 B CU 83 S SL 86 1-3 ③ K			F SI 96 B FF 95 B FF 95 B CH 86 F SI 94 X SI 94 3-2 25 1B 1B		X SI 92 0-0 ② G3-1		C CH 88 X CH 86 0-1 6 BB 25 1B 1B	5 0 0	0 1 0	2 0 0	0 0 0	0 0 0	1 0 0	0 0 0
6 Drew Stubbs, R (1, 8) OBP: 0.324, SLG: 0.380		S SL 87 B SL 86 B SI 94 S FF 95 X SI 96 2-2 4 BB 29 1B 1B		C SL 85 B FF 94 F SI 93 B CU 82 X FF 94 2-2 ① L8		B SL 85 X SL 86 1-0 ② P3		B SI 92 C SI 90 B CH 85 B CH 85 X SI 93 3-1 25 1B 2B		C KC 83 1 SAFE 1 SAFE B SI 93 B KC 85 C KC 84 1 SAFE D KC 86 B FF 92 4-2 1-2 25 1B BB	4	0	2	0	1	0	1
25 Juan Francisco, L (1, 5) OBP: 0.343, SLG: 0.455		F FF 95 X CH 88 0-1 ① F8		B CH 88 F CH 86 X SI 95 1-1 61 SH2-4 4 2-1 2B		X CH 86 0-0 1-3 1B		B SI 92 S SL 85 S SL 85 X SL 84 1-2 2-3 1B		D CH 88 X CH 87 1-0 1-3 2-H 1B	5	0	4	1	0	0	1
29 Ryan Hanigan, R (1, 2) OBP: 0.358, SLG: 0.359		1 SAFE B SL 87 B SL 86 1 SAFE B SI 96 C SI 94 X SI 94 3-1 4 BB 1-2 1B		C SL 85 B FF 94 B FF 95 F SL 85 D SL 88 B SL 88 4-2 61 SH2-4 BB		X FF 96 0-0 ③ F9		C FC 91 B FF 92 F SL 81 B FF 92 F FF 93 F FF 91 F FC 92 F SL 82 F FC 92 2-2 X CU 78 G5-3		X FF 92 0-0 ③ F8	4	0	1	0	1	0	6
61 Bronson Arroyo, R (1, 1) OBP: 0.122, SLG: 0.163 28 Chris Heisey, R (9, PH) OBP: 0.301, SLG: 0.453 33 Jose Arredondo, R (9, 1) OBP: 0.500, SLG: 0.500 45 Bill Bray, L (9, 1) 17 Dave Sappelt, R (10, 7) OBP: 0.268, SLG: 0.290		L SI 92 L FF 92 X FF 92 0-2 ② B2		B FF 90 T FF 91 X FF 93 1-1 ② SH2-4 1-2 2-3			C FF 94 C FF 94 S FF 95 0-3 ① K		C SL 80 F SL 80 B FF 93 F FF 93 F FC 93 S SL 82 1-3 ① K		2 1 0 0 0	0 0 0 0 0	0 0 0 0 0	0 0 0 0 0	1 1 0 0 0	0 0 0 0 0	2 0 0 0 0
Inning Stats	R: 2 H: 2 E: 0 LOB: 0 K: 1 BB: 0 S: 11 P: 16	R: 0 H: 2 E: 0 LOB: 3 K: 1 BB: 1 S: 13 P: 23	R: 0 H: 0 E: 0 LOB: 0 K: 2 BB: 0 S: 11 P: 15	R: 0 H: 1 E: 0 LOB: 2 K: 0 BB: 1 S: 10 P: 18	R: 0 H: 0 E: 0 LOB: 0 K: 1 BB: 0 S: 6 P: 12	R: 0 H: 2 E: 0 LOB: 2 K: 0 BB: 0 S: 8 P: 14	R: 0 H: 1 E: 0 LOB: 1 K: 3 BB: 0 S: 11 P: 15	R: 0 H: 2 E: 0 LOB: 2 K: 1 BB: 0 S: 17 P: 24	R: 0 H: 0 E: 0 LOB: 0 K: 1 BB: 0 S: 12 P: 17	R: 1 H: 2 E: 0 LOB: 2 K: 1 BB: 1 S: 10 P: 17	1B: 8 2B: 3 3B: 0 HR: 1	SF: 0 SAC: 1 DP: 0 HBP: 0		WP: 0 PB: 0 SB: 0 CS: 0	PA: 44			

PITCHER		IP	WLS	BF	H	R	ER	SO	BB	IBB	HBP	BLK	WP	HR	S	P	ERA	WHIP
22 Edwin Jackson, R ERA: 3.78	(1, 1)	7.0		31	8	2	2	8	2	0	0	0	0	1	70	113	2.57	1.429
34 Marc Rzepczynski, L ERA: 2.73	(8, 1)	0.2		4	2	0	0	1	0	0	0	0	0	0	9	14	0.00	3.000
28 Octavio Dotel, R ERA: 3.15	(8, 1)	1.1		4	0	0	0	1	0	0	0	0	0	0	20	27	0.00	0.000
59 Fernando Salas, R ERA: 2.47	(10, 1)	1.0	L	6	2	1	1	1	1	0	0	0	0	0	10	17	9.00	3.000

PITCHER	IP	WLS	BF	H	R	ER	SO	BB	IBB	HBP	BLK	WP	HR	S	P	ERA	WHIP

TOP

Cincinnati Reds @ St. Louis Cardinals

Busch Stadium, St. Louis, MO

Sun Sep 04 2011, 1:18 PM - 4:42 PM CDT

Att. 41,647 - Overcast - 70 F

livebaseballscorecards.com

AB	40
R	3
H	12
RBI	3
BB	3
SO	11
LOB	15

Cincinnati Reds @ St. Louis Cardinals

Busch Stadium, St. Louis, MO

Sun Sep 04 2011, 1:18 PM - 4:42 PM CDT

Att. 41,647 - Overcast - 70 F

livebaseballscorecards.com

Batter	1	2	3	4	5	6	7	8	9	10	AB	R	H	RBI	BB	SO	LOB
15 Rafael Furcal, S (1, 6) OBP: 0.275, SLG: 0.315	B SI 84 C SL 72 G SL 73 B SI 86 F SI 88 X CU 67 2-2 F7 ①	B FF 88 B SI 87 X CH 76 2-0 L1-3 ③		B FF 83 C FF 88 X SI 88 1-1 F8 ③			X CU 69 0-0 B5 ①		B FF 92 B FS 84 C FS 84 X FF 92 2-1 G3-1 ② 1-3		5	0	0	0	0	0	4
19 Jon Jay, L (1, 8) OBP: 0.349, SLG: 0.435 23 David Freese, R (9, PH) OBP: 0.348, SLG: 0.435 59 Fernando Salas, R (10, 1)	C SI 87 F SL 75 F SI 88 B SI 88 B SI 88 F SI 88 X SI 88 2-2 HR		C CU 69 X SI 84 0-1 G3-1 ①		X CH 76 0-0 1B		B SI 86 X CH 79 1-0 P5 ②		B FF 89 S FF 91 S SL 85 B SL 84 B SL 84 X FF 90 3-2 F7 ③		4 1 0	1 0 0	2 0 0	1 0 0	0 0 0	0 0 0	0 1 0
5 Albert Pujols, R (1, 3) OBP: 0.368, SLG: 0.553	F SI 88 X SI 88 0-1 F9 ②		B CH 78 B SI 86 X CH 81 2-0 2B		C SI 88 F CH 78 X SL 77 0-2 P4 ①		C SI 88 B SL 76 S CU 70 B SI 90 X SI 88 2-2 F9 ③			C SL 84 B FF 92 S SL 86 F SL 86 B FF 93 B FF 92 X SL 88 3-2 G4-3 ①	5	0	1	0	0	0	1
7 Matt Holliday, R (1, 7) OBP: 0.398, SLG: 0.543	B SI 87 B SI 87 B CH 80 X SI 85 3-0 1B		B CH 78 B SI 89 F SL 73 F SI 88 S SI 89 2-3 K ②		B SI 88 X SI 87 1-0 L9 ②			C CU 69 B SL 75 X CU 69 1-1 P3 ①		X SL 87 0-0 G6-3 ②	5	0	1	0	0	1	2
12 Lance Berkman, S (1, 9) OBP: 0.397, SLG: 0.547 44 Corey Patterson, L (8, PR) OBP: 0.276, SLG: 0.365 (9, 9) (10, 8)	S SL 76 B SI 88 X SL 75 1-1 F9 ③		B SI 89 B FF 84 X CU 68 2-0 L9 ③		B SI 88 B SI 89 X SI 85 2-0 L9 ③			X SI 86 0-0 55 FC4-6 1B		B CH 85 X CH 85 1-0 G4-3 ③	4 1	0 0	1 0	0 0	0 0	0 0	3 0
55 Skip Schumaker, L (1, 4) OBP: 0.347, SLG: 0.373		B CU 69 C CU 69 X CU 70 1-1 33 E 33 1B 1B		C CH 77 X SI 86 0-1 G3-1 ①		C CU 70 F SI 86 B SI 88 F SL 76 F FF 89 B SI 88 B CH 76 X CU 70 3-2 1B		B SI 86 B SI 87 1 SAFE 1 SAFE C CH 78 1 SAFE X CU 70 2-1 FC4-6 ② 1-2f			4	0	2	0	0	0	1
13 Gerald Laird, R (1, 2) OBP: 0.303, SLG: 0.360		C CH 79 C SL 76 S SL 76 0-3 K ①		C SI 86 B FF 84 B SI 87 F CU 69 F SI 90 F SL 78 B SI 89 X SI 89 3-2 33 3B 1B		1 SAFE B SI 88 X CH 79 1-0 P3 ①		F CU 68 C SL 73 X SL 76 0-2 P3 ③			4	1	1	0	0	1	3
33 Daniel Descalso, L (1, 5) OBP: 0.329, SLG: 0.355		X SI 87 0-0 E8 1-3 1B		1 SAFE B SI 86 X SL 74 1-0 1-H 3B		X CU 71 0-0 F7 ②			B FS 84 F FF 92 B FS 86 X FS 85 2-1 F9 ①		4	0	2	1	0	0	1
22 Edwin Jackson, R (1, 1) OBP: 0.261, SLG: 0.227 34 Marc Rzepczynski, L (8, 1) 28 Octavio Dotel, R (8, 1) 21 Allen Craig, R (9, PH) OBP: 0.364, SLG: 0.507 (10, 9)		C SL 73 S SL 73 F SI 88 S SL 76 0-3 K ②		C SI 88 B SL 76 S SL 76 B SL 76 C SL 76 2-3 K ②		F CH 80 S CH 82 S SL 74 0-3 K ③			F FS 87 B FS 83 B FS 87 S FS 86 B FS 86 X FS 85 3-2 15 G3-1 15 WP 1B		3 0 0 1	0 0 0 0	0 0 0 1	0 0 0 0	3 0 0 0	0 0 0 0	4 0 0 0
Inning Stats	R: 1 H: 2 E: 0 LOB: 1 K: 0 BB: 0 S: 14 P: 22	R: 0 H: 2 E: 1 LOB: 2 K: 2 BB: 0 S: 11 P: 14	R: 0 H: 1 E: 0 LOB: 1 K: 1 BB: 0 S: 7 P: 13	R: 1 H: 2 E: 0 LOB: 1 K: 1 BB: 0 S: 13 P: 20	R: 0 H: 1 E: 0 LOB: 1 K: 0 BB: 0 S: 6 P: 9	R: 0 H: 1 E: 0 LOB: 1 K: 1 BB: 0 S: 10 P: 14	R: 0 H: 0 E: 0 LOB: 0 K: 0 BB: 0 S: 5 P: 8	R: 0 H: 1 E: 0 LOB: 1 K: 0 BB: 0 S: 8 P: 11	R: 0 H: 1 E: 0 LOB: 1 K: 0 BB: 0 S: 10 P: 20	R: 0 H: 0 E: 0 LOB: 0 K: 0 BB: 0 S: 6 P: 10	1B: 8 2B: 1 3B: 1 HR: 1	SF: 0 SAC: 0 DP: 0 HBP: 0					

BOTTOM

AB	41
R	2
H	11
RBI	2
BB	0
SO	5
LOB	20

WP: 1 PA: 41
PB: 0
SB: 0
CS: 0

PITCHER		IP	WLS	BF	H	R	ER	SO	BB	IBB	HBP	BLK	WP	HR	S	P	ERA	WHIP
61 Bronson Arroyo, R ERA: 5.0	(1, 1)	8.0		34	10	2	2	5	0	0	0	0	0	1	74	111	2.25	1.250
33 Jose Arredondo, R ERA: 3.22	(9, 1)	0.2		3	1	0	0	0	0	0	0	0	1	0	7	14	0.00	1.500
45 Bill Bray, L ERA: 2.72	(9, 1)	0.1	W	1	0	0	0	0	0	0	0	0	0	0	3	6	0.00	0.000
48 Francisco Cordero, R ERA: 2.37	(10, 1)	1.0	S	3	0	0	0	0	0	0	0	0	0	0	6	10	0.00	0.000

PITCHER	IP	WLS	BF	H	R	ER	SO	BB	IBB	HBP	BLK	WP	HR	S	P	ERA	WHIP

Cincinnati Reds @ Chicago Cubs

Wrigley Field, Chicago, IL

Mon Sep 05 2011, 1:27 PM - 4:00 PM CDT

Att. 41,341 - Partly Cloudy - 62 F

TOP

livebaseballscorecards.com

Batter	1	2	3	4	5	6	7	8	9	AB	R	H	RBI	BB	SO	LOB
4 Brandon Phillips, R (1, 4) OBP: 0.348, SLG: 0.437	B FF 93 C FF 90 T SI 92 B FF 93 F FF 94 F SI 93 C SI 93 2-3 ① K		C SL 84 B FF 94 F SI 93 F SL 85 X SL 84 1-2 ① F7		C FF 92 X SL 84 0-1 ②③ G6-4-3 1-2f			C FF 94 B CU 77 B SI 94 X SL 84 2-1 6 WP 19 E 2B		4	1	1	0	0	1	2
6 Drew Stubbs, R (1, 8) OBP: 0.325, SLG: 0.380	C SI 93 S SI 93 B FF 93 B SL 87 B SI 94 B SI 93 4-2 32 1B 23 1B BB		F CU 74 X FF 94 0-1 19 F9-6 19 S 1B			B SL 84 C FF 93 B SI 93 F SL 82 F FF 94 S SL 85 2-3 ① K		C CU 75 F FF 93 B FF 92 F FF 92 B SL 85 C FF 93 2-3 ② K 2-3		3	1	1	0	1	2	1
19 Joey Votto, L (1, 3) OBP: 0.428, SLG: 0.536	F SI 91 B CU 75 1 SAFE F CH 85 X FF 92 1-2 ② F8		1 SAFE F FF 93 B SI 91 B SL 84 C CH 85 X CU 76 2-2 ②③ F9-6 1-2			X FF 94 0-0 ② P6		X FF 94 0-0 E6 32 BB 3-H		4	0	0	0	0	0	2
32 Jay Bruce, L (1, 9) OBP: 0.341, SLG: 0.488	1 SAFE 1 SAFE B FF 90 X FF 92 1-0 23 1B 1-2 1B			C SI 92 B CU 76 B CU 76 B FF 94 C FF 94 F FF 94 S SL 85 3-3 ① K		C CU 75 B CU 77 B CH 87 S SL 85 F FF 94 C SL 85 2-3 ③ K		C FF 95 1 SAFE D CU 77 B FF 94 B SL 83 B FF 94 4-1 1-2 BB		3	0	1	0	1	2	0
23 Yonder Alonso, L (1, 7) OBP: 0.459, SLG: 0.685	B CU 74 X SI 93 1-0 1-2 2-H 1B			F FF 94 B CH 86 B FF 95 F FF 93 C SL 85 2-3 ② K			F FF 94 B CU 76 F FF 94 B SL 86 B SL 85 X FF 96 3-2 E9 39 G6-3 1B	C SL 78 S SL 81 B SL 83 B FF 90 X SL 81 2-2 ③ G4-3		4	1	2	1	0	1	2
25 Juan Francisco, L (1, 5) OBP: 0.308, SLG: 0.405	C SL 83 B CU 75 B SL 81 F FF 94 X SL 84 2-2 ③ F8			S CU 76 F SL 85 S FF 93 0-3 ③ K			S CU 76 F FF 94 S FF 93 0-3 ① K		C SL 82 B SL 84 S SL 84 F SL 82 B SL 82 X SL 80 2-2 ① G4-3	4	0	0	0	0	2	3
39 Devin Mesoraco, R (1, 2) OBP: 0.200, SLG: 0.400		B SI 93 X FF 92 1-0 ① F8			C FF 93 B CU 75 X SL 84 1-1 ① G5-3		S SI 94 X SI 94 0-1 ② G6-3 3-H		X FF 90 0-0 ② G3	4	0	0	1	0	0	0
7 Paul Janish, R (1, 6) OBP: 0.252, SLG: 0.255 28 Chris Heisey, R (9, PH) OBP: 0.300, SLG: 0.451		C FF 91 X SI 92 0-1 ② F8			C SL 85 B SL 85 B SI 94 C FF 94 B FF 93 B FF 94 4-2 50 1B BB		S SL 85 X SI 94 0-1 ③ G6-3		C FF 90 X FF 89 0-1 ③ G6-3	2 1	0 0	0 0	0 0	1 0	0 0	0 0
50 Dontrelle Willis, L (1, 1) OBP: 0.400, SLG: 0.680 46 Carlos Fisher, R (8, 1) 54 Aroldis Chapman, L (8, 1)		X FF 91 0-0 ③ P5			X FF 91 0-0 ① 4 G6-4-3 1-2 1B			X CU 75 0-0 ① G4-3		3 0 0	0 0 0	1 0 0	0 0 0	0 0 0	0 0 0	0 0 0

Inning Stats																								
	R: 1	H: 2	R: 0	H: 0	R: 0	H: 1	R: 0	H: 0	R: 0	H: 1	R: 0	H: 0	R: 1	H: 1	R: 1	H: 1	R: 0	H: 0	1B: 5	SF: 0	WP: 1	PA: 35
	E: 0	LOB: 2	E: 0	LOB: 0	E: 0	LOB: 0	E: 0	LOB: 0	E: 0	LOB: 1	E: 0	LOB: 0	E: 1	LOB: 0	E: 1	LOB: 2	E: 0	LOB: 0	2B: 2	SAC: 0	PB: 0	
	K: 1	BB: 1	K: 0	BB: 0	K: 0	BB: 0	K: 3	BB: 0	K: 0	BB: 1	K: 2	BB: 0	K: 1	BB: 0	K: 1	BB: 1	K: 0	BB: 0	3B: 0	DP: 2	SB: 1	
	S: 15	P: 26	S: 4	P: 5	S: 9	P: 12	S: 10	P: 15	S: 7	P: 12	S: 9	P: 13	S: 10	P: 13	S: 12	P: 22	S: 7	P: 9	HR: 0	HBP: 0	CS: 0	

PITCHER		IP	WLS	BF	H	R	ER	SO	BB	IBB	HBP	BLK	WP	HR	S	P	ERA	WHIP
22 Matt Garza, R ERA: 3.52	(1, 1)	7.2	W	31	6	3	1	8	3	0	0	0	1	0	73	113	1.17	1.174
40 James Russell, L ERA: 4.1	(8, 1)	0.1	H	1	0	0	0	0	0	0	0	0	0	0	3	5	0.00	0.000
49 Carlos Marmol, R ERA: 4.2	(9, 1)	1.0	S	3	0	0	0	0	0	0	0	0	0	0	7	9	0.00	0.000

PITCHER	IP	WLS	BF	H	R	ER	SO	BB	IBB	HBP	BLK	WP	HR	S	P	ERA	WHIP

AB	32
R	3
H	6
RBI	2
BB	3
SO	8
LOB	10

Cincinnati Reds @ Chicago Cubs

Wrigley Field, Chicago, IL

Mon Sep 05 2011, 1:27 PM - 4:00 PM CDT

Att. 41,341 - Partly Cloudy - 62 F

BOTTOM

Batter	1	2	3	4	5	6	7	8	9	AB	R	H	RBI	BB	SO	LOB
13 Starlin Castro, R (1, 6) OBP: 0.334, SLG: 0.428	C FF 84 F CU 78 F FF 87 F FF 88 X FF 88 0-2 ① F8			B CU 76 B CU 74 B FF 85 B FF 86 4-0 3 BB, 16 BB, 12 1B BB	C CU 75 X CH 81 0-1 5 2B, 16 1B 1B	X SL 81 0-0 ③ F8				3	2	1	0	1	0	1
5 Reed Johnson, R (1, 9) OBP: 0.368, SLG: 0.509	C FF 84 X SI 86 0-1 ② F8			1 SAFE C FF 85 F FF 87 S FF 87 0-3 ① K	B CU 73 X SL 80 1-0 16 1B 1-3 2B		C FF 87 C FF 89 B SL 82 F CH 81 F FF 89 S CU 72 1-3 ① K			4	1	1	0	0	2	1
16 Aramis Ramirez, R (1, 5) OBP: 0.359, SLG: 0.512	F FF 85 F SI 86 C FF 88 0-3 ③ K			F SI 87 B FF 86 B FF 87 B FF 85 B SI 86 4-1 12 1B, 3 BB 1-2 BB	B FF 91 C FF 91 B FF 91 F SI 91 F FF 92 F FF 90 X SI 92 2-2 3 2B, 24 WP 2-H 3-H 1B		B CU 79 B FF 87 B FF 87 B FF 88 4-0 BB			2	1	1	2	2	1	0
3 Jeff Baker, R (1, 4) OBP: 0.309, SLG: 0.391 22 Carlos Pena, L (9, 3) OBP: 0.357, SLG: 0.457		X SI 85 0-0 ① G6-3		C SI 88 B FF 86 B CU 75 B FF 86 C FF 85 B FF 86 4-2 12 1B 1-2 2-3 BB	B CU 75 S CU 74 X FF 88 1-1 24 WP 1-3 2B		F FF 85 B FF 86 F CU 78 S FF 89 1-3 ② K			3 0	0 0	1 0	0 0	1 0	1 0	1 0
12 Alfonso Soriano, R (1, 7) OBP: 0.286, SLG: 0.476 1 Tony Campana, L (8, 7) OBP: 0.306, SLG: 0.322		C SI 86 B FF 88 S CU 75 B SI 90 B SL 82 S CU 76 3-3 ② K		X FF 89 0-0 1-2 2-3 3-H 1B	I IN 74 I IN 78 I IN 76 I IN 75 4-0 24 WP IBB		X SL 85 0-0 ③ L7			3 0	0 0	1 0	1 0	1 0	1 0	1 0
24 Marlon Byrd, R (1, 8) OBP: 0.333, SLG: 0.405		X SI 86 0-0 ③ G6-3		C SI 89 S FF 91 S FF 91 0-3 ② K	B CU 78 F CU 78 X SI 90 1-1 ③ F8 1-2 2-3 3-H			X FF 90 0-0 ① P2		4	0	0	0	0	1	5
18 Geovany Soto, R (1, 2) OBP: 0.314, SLG: 0.404			B SI 84 C CU 75 C FF 86 X FF 88 1-2 ① G6-3	X CU 77 0-0 ③ F9		B SI 86 X CU 75 1-0 ① F7		C FF 92 B FC 89 B FC 90 X SL 80 2-1 E5 6 2B		4	0	0	0	0	0	3
6 Bryan LaHair, L (1, 3) OBP: 0.375, SLG: 0.500 49 Carlos Marmol, R (9, 1)			B CU 76 C SI 89 C SI 89 X SL 82 1-2 ② F8		X SI 88 0-0 ① G3-1	C SI 91 B SI 90 C SI 88 B FF 91 F FF 91 F FF 90 F CU 75 X FF 91 2-2 ② G1-6-3		X FF 96 0-0 ② 1-H 2B		4 0	0 0	1 0	0 0	0 0	0 0	0 0
22 Matt Garza, R (1, 1) OBP: 0.125, SLG: 0.109 40 James Russell, L (8, 1) OBP: 0.125, SLG: 0.125 15 Darwin Barney, R (8, PH) OBP: 0.314, SLG: 0.353 (9, 4)			C FF 85 S CU 75 S FF 88 0-3 ③ K		B SI 85 B FF 86 C FF 86 F FF 85 S CU 74 2-3 ② K	F FF 85 X SI 87 0-1 1B		T FF 99 B FF 100 S FF 99 B FF 99 F FF 97 S FF 99 2-3 ③ K		3 0 1	0 0 0	1 0 0	0 0 0	0 0 1	2 0 1	0 0 1
Inning Stats	R: 0 E: 0 K: 1 S: 10 H: 0 LOB: 0 BB: 0 P: 10	R: 0 E: 0 K: 1 S: 5 H: 0 LOB: 0 BB: 0 P: 8	R: 0 E: 0 K: 1 S: 9 H: 0 LOB: 0 BB: 0 P: 11	R: 1 E: 0 K: 2 S: 11 H: 1 LOB: 3 BB: 3 P: 23	R: 3 E: 0 K: 1 S: 16 H: 4 LOB: 2 BB: 1 P: 27	R: 0 E: 0 K: 0 S: 10 H: 1 LOB: 1 BB: 0 P: 13	R: 0 E: 0 K: 2 S: 9 H: 0 LOB: 1 BB: 1 P: 15	R: 0 E: 1 K: 1 S: 8 H: 1 LOB: 1 BB: 0 P: 12		1B: 4 2B: 3 3B: 0 HR: 0 SF: 0 SAC: 0 DP: 0 HBP: 0				WP: 1 PB: 0 SB: 0 CS: 0 PA: 36	

livebaseballscorecards.com

AB	31
R	4
H	7
RBI	3
BB	5
SO	9
LOB	13

PITCHER		IP	WLS	BF	H	R	ER	SO	BB	IBB	HBP	BLK	WP	HR	S	P	ERA	WHIP
50 Dontrelle Willis, L ERA: 4.21	(1, 1)	7.0	L	32	6	4	4	8	4	1	0	0	1	0	70	107	5.14	1.429
46 Carlos Fisher, R ERA: 3.44	(8, 1)	0.1		2	0	0	0	0	0	0	0	0	0	0	3	5	0.00	0.000
54 Aroldis Chapman, L ERA: 3.83	(8, 1)	0.2		2	1	0	0	1	0	0	0	0	0	0	5	7	0.00	1.500

PITCHER	IP	WLS	BF	H	R	ER	SO	BB	IBB	HBP	BLK	WP	HR	S	P	ERA	WHIP

Cincinnati Reds @ Chicago Cubs

Wrigley Field, Chicago, IL

Tue Sep 06 2011, 7:08 PM - 11:00 PM CDT

Att. 35,297 - Clear - 61 F

livebaseballscorecards.com

Batter	1	2	3	4	5	6	7	8	9	10	11	12	13	AB	R	H	RBI	BB	SO	LOB
4 Brandon Phillips, R (1, 4) OBP: 0.346, SLG: 0.434	C FF 84 X SI 85 0-1 F8		C SL 80 F SI 86 X SI 88 0-2 17 G6-3 32 1B 1B		C CH 81 X CU 74 0-1 G1-3		X FF 98 0-0 F9			C FF 92 F FF 91 F FF 91 F SL 82 T SL 82 0-2 K		B FF 88 B CH 80 S SL 81 C SL 81 F CH 82 X CH 82 2-2 G4-3		6	0	1	0	0	1	1
17 Dave Sappelt, R (1, 8) OBP: 0.299, SLG: 0.338 (9, 7) 48 Francisco Cordero, R (13, 1)	C SI 85 C SI 85 B FF 86 B SI 88 X SI 86 2-2 39 1B 2B		B SI 85 1 SAFE 1 SAFE X CH 81 1-0 G6-3 1-2			C SI 86 B CH 82 B CH 83 X SI 88 2-1 19 2B 1B 1 SAFE X FF 85 0-0 32 1B 39 G6-4-3 1-H 2B	F FF 95 B SL 89 F SI 97 B FS 88 X SI 97 2-2 G4-3	B FF 92 B SL 84 B SL 82 B FF 91 4-0 BB		X FF 87 0-0 19 2B 2B	5 0	2 0	3 0	0 0	1 0	0 0	1 0
19 Joey Votto, L (1, 3) OBP: 0.427, SLG: 0.538	C SL 82 C SI 88 B FF 88 B SI 88 C SI 88 2-3 K		X CH 82 0-0 F7				B FS 90 B FF 97 C SL 89 X FF 98 2-1 G1			D FF 92 C FF 92 B FF 90 S SL 84 D SL 85 S SL 84 3-3 K			X FF 87 0-0 43 1B 2-H 2B	6	2	2	2	0	2	3
32 Jay Bruce, L (1, 9) OBP: 0.343, SLG: 0.487	F SL 82 B SI 88 B SL 83 B SI 87 C SL 81 B FF 89 4-2 39 1B BB		B SI 87 F SL 82 B SI 87 2 SAFE X SI 88 2-1 2-H 1B			B SI 86 B CH 82 X SL 78 2-0 39 G6-4-3 2-3 1B	B FF 98 C SL 89 B FF 98 F SL 88 B FC 90 T SI 98 3-2 K			B SL 86 C SL 86 B CU 78 S SL 88 C FF 93 2-3 K			C SL 82 S SL 83 S SL 82 0-3 K	5	0	2	0	1	3	1
39 Devin Mesoraco, R (1, 2) OBP: 0.200, SLG: 0.300 33 Jose Arredondo, R (11, 1) OBP: 0.500, SLG: 0.500 54 Aroldis Chapman, L (11, 1) 28 Chris Heisey, R (13, PH) OBP: 0.299, SLG: 0.449 (13, 7)	C SI 87 B SL 82 X SL 83 1-1 1-2 2-3 1B			F SI 86 F SI 86 B FF 87 B CH 84 F SI 88 F SL 82 X FF 88 3-2 P4		B CH 81 B SI 87 B CH 82 C SI 85 X SL 81 3-1 G6-4-3 1-2f 3-H		C FF 94 B SL 89 X SL 91 1-1 G5-3		F SL 88 F FF 94 B CU 79 F CU 78 C CU 79 1-3 K		X CH 82 0-0 P6	5 0 0 1	0 0 0 0	1 0 0 0	0 0 0 0	1 0 0 0	1 0 0 1	1 0 0 1
43 Miguel Cairo, R (1, 5) OBP: 0.335, SLG: 0.409	C SI 87 B FF 89 C SI 88 F FF 88 B SI 90 X SI 90 2-2 F9			B SI 87 C CH 83 S CH 84 X FF 88 1-2 P6		B CH 82 X SI 87 1-0 21 WP 1B		C FF 95 X SL 89 0-1 F8		B CU 77 B SL 86 B SL 88 B FF 92 4-0 6 CS BB			B CH 82 X SL 82 1-0 2-H 1B	5	0	2	1	1	0	3
21 Todd Frazier, R (1, 7) OBP: 0.281, SLG: 0.472 6 Drew Stubbs, R (9, PR) OBP: 0.326, SLG: 0.379 (9, 8)	X SI 85 0-0 P6			C SI 87 F SI 86 F FF 86 X SL 82 0-2 G6-3		B SL 80 F SL 81 S SL 79 S SL 82 1-3 K 1-2		F SL 91 S CU 75 X CU 76 0-2 E5		1 SAFE B CU 78 C CU 77 1 SAFE S CU 78 1 SAFE 1-2 CS 1-2	F FF 87 B SL 80 X CH 82 1-1 G6-3	D CH 81 B CH 82 B SL 81 I IN 74 4-0 IBB	4 1	0 0	0 0	0 1	1 0	1 0	1 0
3 Chris Valaika, R (1, 6) OBP: 0.318, SLG: 0.400 7 Paul Janish, R (9, 6) OBP: 0.254, SLG: 0.256	B SI 86 C SI 86 C SI 87 F FF 87 B FF 87 F SI 86 B SL 82 F SL 81 F FF 88 4-2 F FF 85 B SC 80 44 G1-6-3 BB				C SL 80 F FF 85 X FF 88 0-2 F9		S FF 96 F SI 97 F FF 96 B FF 96 B FS 88 X SI 97 2-2 L5		1 SAFE X SL 92 0-0 F9		X FF 88 0-0 1B	B FF 90 X SL 81 1-0 F8	3 2	0 0	0 1	0 0	1 0	0 0	1 2
44 Mike Leake, R (1, 1) OBP: 0.231, SLG: 0.255 23 Yoenis Cespedes, L (10, PH) OBP: 0.444, SLG: 0.673 45 Bill Bray, L (10, 1) 40 Nick Masset, R (10, 1) 63 Sam LeCure, R (10, 1) OBP: 0.200, SLG: 0.286 29 Ryan Hanigan, R (11, 2) OBP: 0.357, SLG: 0.358	L CU 76 1 SAFE B SL 79 F SI 88 X SL 81 1-2 G1-6-3 1-2f				C SL 80 F SI 87 S SL 82 0-3 K		S FF 97 F FF 97 S FF 97 0-3 K			C FF 91 B FF 92 C SL 84 S SL 85 1-3 K		X FF 86 0-0 P6	3 1 0 0 0 1	0 0 0 0 0 0	0 0 0 0 0 0	0 0 0 0 0 0	2 1 0 0 0 0	1 0 0 0 0 1	1 0 0 0 0 1
Inning Stats	R: 0 E: 0 K: 1 S: 16 H: 2 LOB: 3 BB: 1 P: 27		R: 0 E: 0 K: 0 S: 11 H: 0 LOB: 0 BB: 1 P: 16	R: 0 E: 0 K: 0 S: 7 H: 2 LOB: 2 BB: 0 P: 10	R: 0 E: 0 K: 0 S: 12 H: 0 LOB: 0 BB: 0 P: 16	R: 0 E: 0 K: 1 S: 8 H: 0 LOB: 0 BB: 0 P: 8	R: 2 E: 0 K: 1 S: 10 H: 4 LOB: 1 BB: 0 P: 19	R: 0 E: 0 K: 1 S: 8 H: 0 LOB: 0 BB: 0 P: 10	R: 0 E: 0 K: 1 S: 8 H: 0 LOB: 0 BB: 0 P: 15	R: 0 E: 1 K: 0 S: 8 H: 0 LOB: 1 BB: 0 P: 9	R: 0 E: 0 K: 3 S: 11 H: 0 LOB: 1 BB: 1 P: 19	R: 0 E: 0 K: 2 S: 9 H: 0 LOB: 0 BB: 1 P: 17	R: 0 E: 0 K: 0 S: 8 H: 1 LOB: 1 BB: 0 P: 11	R: 2 E: 0 K: 1 S: 8 H: 3 LOB: 2 BB: 1 P: 14	1B: 8 2B: 4 3B: 0 HR: 0	SF: 0 SAC: 0 DP: 2 HBP: 0	WP: 1 PB: 0 SB: 0 CS: 1	PA: 54						

TOP

AB	48
R	4
H	12
RBI	3
BB	5
SO	11
LOB	17

PITCHER		IP	WLS	BF	H	R	ER	SO	BB	IBB	HBP	BLK	WP	HR	P	S	ERA	WHIP
50 Rodrigo Lopez, R ERA: 4.82	(1, 1)	5.2		24	8	2	2	2	2	0	0	0	0	0	61	92	3.18	1.765
32 Ramon Ortiz, R ERA: 5.4	(6, 1)	0.1		1	0	0	0	1	0	0	0	0	1	0	3	4	0.00	0.000
29 Jeff Samardzija, R ERA: 3.26	(7, 1)	2.0		6	0	0	0	2	0	0	0	0	0	0	16	25	0.00	0.000
34 Kerry Wood, R ERA: 3.35	(9, 1)	1.0		4	0	0	0	0	0	0	0	0	0	0	8	9	0.00	0.000
49 Carlos Marmol, R ERA: 4.13	(10, 1)	1.0		4	0	0	0	3	1	0	0	0	0	0	11	19	0.00	1.000
45 Sean Marshall, L ERA: 2.42	(11, 1)	1.0		3	0	0	0	2	1	0	0	0	0	0	9	17	0.00	1.000
43 John Grabow, L ERA: 4.78	(12, 1)	2.0	L	11	4	2	2	1	0	1	0	0	0	0	16	25	9.00	2.000

Batter	1	2	3	4	5	6	7	8	9	10	11	12	13	AB	R	H	RBI	BB	SO	LOB
13 Starlin Castro, R (1, 6) OBP: 0.333, SLG: 0.426	X SI 86 0-0 L8			B SI 87 X SI 91 1-0 G6-3			B SI 90 X CH 85 1-0 P4		B SI 92 S SI 91 S SL 82 B SL 83 X SI 88 2-2 6 DI 6 HR 1B		B FS 83 1 SAFE C FS 83 1 SAFE 1 SAFE F FS 85 X FF 89 1-2 FC6-4 39 CS 1-2f		C SL 86 X SL 85 0-1 F8	6	1	1	0	0	0	1
15 Darwin Barney, R (1, 4) OBP: 0.313, SLG: 0.361 6 Bryan LaHair, L (9, PH) OBP: 0.444, SLG: 0.889 49 Carlos Marmol, R (10, 1) 45 Sean Marshall, L (11, 1) 39 Luis Montanez, R (11, PH) OBP: 0.286, SLG: 0.404 (12, 9)	C SI 85 B SI 88 F SI 87 B KC 79 S SI 89 2-3 K			X SI 91 0-0 G5-3			C SI 90 X SI 89 0-1 CI		B SI 90 B SI 90 X SI 90 2-0 1-H HR		1 SAFE C FS 86 D FS 87 1 SAFE 1 SAFE P PO 88 S FS 84 X FS 87 2-2 1-2 2B			2	0	0	0	1	0
														1	1	1	2	0	0	0
														0	0	0	0	0	0	0
														0	0	0	0	0	0	0
														1	0	1	0	0	0	0
16 Aramis Ramirez, R (1, 5) OBP: 0.358, SLG: 0.508	B SI 89 F SI 89 F SI 92 B SI 85 F SI 92 S SL 80 2-3 K			C SI 89 S SI 92 S FC 88 0-3 K			B SI 90 X SI 90 1-0 F9		B SI 88 X CH 84 1-0 F8		I IN 74 I IN 76 I IN 76 I IN 77 4-0 IBB			4	0	0	0	1	2	1
22 Carlos Pena, L (1, 3) OBP: 0.354, SLG: 0.452 43 John Grabow, L (12, 1)		B SI 89 B SI 90 C SI 90 B SI 91 F SI 92 F SI 86 S FC 91 3-3 K			F SI 88 B SI 90 F SI 85 F SI 85 F FF 91 B SL 83 F SL 83 F SI 92 S FC 91 2-3 K		X SI 90 0-0 F7			C FF 91 B SL 87 S SL 86 B FF 92 B SL 87 S CH 86 3-3 K	B SL 88 S FF 98 C SL 87 B FF 101 X FF 101 2-2 G4-3			5	0	0	0	0	3	3
														0	0	0	0	0	0	0
12 Alfonso Soriano, R (1, 7) OBP: 0.290, SLG: 0.477 1 Tony Campana, L (10, PR) OBP: 0.304, SLG: 0.319 (11, 7)		F FC 90 C SL 82 X SL 81 0-2 24 G4-3 1B			X SI 92 0-0 F9			B SI 91 F SI 90 H SI 91 2-1 24 G6-4-3 HBP		F FF 94 B SI 94 X SI 94 1-1 21 1B 3 G5-2-3 1B		C FF 98 X SL 88 0-1 G3		3	0	2	0	0	0	0
														1	0	0	0	0	0	0
24 Marlon Byrd, R (1, 8) OBP: 0.331, SLG: 0.401		C SL 80 X SI 90 0-1 G4-3 1-2f			C SI 91 F SI 92 S FC 90 0-3 K			F FF 90 B SI 91 B SI 85 X SI 91 2-1 G6-4-3 1-2f		1 SAFE 1 SAFE P PO 90 1 SAFE 1 SAFE B SI 94 B SI 94 B SI 96 4-0 21 1B 1-2 BB		B FF 98 S FF 96 F FF 98 X FF 99 1-2 G4-3			4	0	0	0	1	1	2
21 Tyler Colvin, L (1, 9) OBP: 0.200, SLG: 0.304 (12, 3)		C SI 88 B KC 75 X CH 82 1-1 G3-1			C SI 88 X CH 83 0-1 F8			C FC 89 X FC 89 0-1 F8		X SI 95 0-0 1-2 2-3 1B		C SL 89 F SL 90 S FF 101 0-3 K		5	0	1	0	0	1	0
18 Geovany Soto, R (1, 2) OBP: 0.312, SLG: 0.402 9 Blake DeWitt, L (9, PH) OBP: 0.301, SLG: 0.422 3 Jeff Baker, R (10, 4) OBP: 0.305, SLG: 0.387		B SI 89 B SI 91 X SI 90 2-0 P3			X SI 90 0-0 G5-3				C SI 90 B KC 78 F CH 85 X FF 90 1-2 G6-3	B SI 89 S SL 80 X SL 79 1-1 G5-2-3 3-Hf			F FF 92 B SL 84 F SL 84 B SL 86 S FF 92 2-3 K	2	0	0	0	0	0	0
														1	0	0	0	0	0	0
														2	0	0	0	0	1	3
50 Rodrigo Lopez, R (1, 1) OBP: 0.093, SLG: 0.093 32 Ramon Ortiz, R (6, 1) 33 DJ LeMahieu, R (6, PH) OBP: 0.237, SLG: 0.263 29 Jeff Samardzija, R (7, 1) 34 Kerry Wood, R (9, 1) 5 Reed Johnson, R (9, PH) OBP: 0.367, SLG: 0.507 55 Koyie Hill, C (10, 2) OBP: 0.265, SLG: 0.296	C SI 88 C SI 89 X SI 90 0-2 G2-3			B SI 91 C SI 90 X SI 91 1-1 G4-3				F SI 91 F SI 92 X SL 83 0-2 G6-3		B FF 93 B FS 84 B FF 91 C FS 83 B FS 84 4-1 13 FC6-4 BB			B CU 76 C FF 92 B CH 85 C FF 92 S CH 84 2-3 K	1	0	0	0	0	0	0
														0	0	0	0	0	0	0
														1	0	0	0	0	0	0
														0	0	0	0	0	0	0
														0	0	0	0	0	0	0
														1	0	0	0	0	0	0
														1	0	0	0	1	1	0
Inning Stats	R: 0 E: 0 K: 2 S: 8 H: 0 LOB: 0 BB: 0 P: 12	R: 0 E: 0 K: 1 S: 9 H: 1 LOB: 0 BB: 0 P: 12	R: 0 E: 0 K: 0 S: 6 H: 0 LOB: 0 BB: 0 P: 9	R: 0 E: 0 K: 1 S: 5 H: 0 LOB: 0 BB: 0 P: 6	R: 0 E: 0 K: 2 S: 11 H: 0 LOB: 0 BB: 0 P: 13	R: 0 E: 0 K: 0 S: 5 H: 0 LOB: 0 BB: 0 P: 6	R: 0 E: 1 K: 0 S: 5 H: 0 LOB: 1 BB: 0 P: 7	R: 0 E: 0 K: 0 S: 5 H: 0 LOB: 0 BB: 0 P: 9	R: 2 E: 0 K: 0 S: 11 H: 2 LOB: 0 BB: 0 P: 17	R: 0 E: 0 K: 1 S: 9 H: 2 LOB: 2 BB: 1 P: 17	R: 0 E: 0 K: 0 S: 11 H: 1 LOB: 2 BB: 2 P: 23	R: 0 E: 0 K: 1 S: 8 H: 0 LOB: 0 BB: 0 P: 9	R: 0 E: 0 K: 2 S: 8 H: 0 LOB: 0 BB: 0 P: 12	1B: 4 2B: 1 3B: 0 HR: 1 SF: 0 SAC: 0 DP: 3 HBP: 1	WP: 0 PB: 0 SB: 1 CS: 1 PA: 46						

PITCHER		IP	WLS	BF	H	R	ER	SO	BB	IBB	HBP	BLK	WP	HR	S	P	ERA	WHIP
44 Mike Leake, R ERA: 4.0	(1, 1)	9.0		30	3	2	2	6	0	0	1	0	0	1	65	91	2.00	0.333
45 Bill Bray, L ERA: 2.7	(10, 1)	0.1		1	0	0	0	1	0	0	0	0	0	0	3	6	0.00	0.000
40 Nick Masset, R ERA: 3.98	(10, 1)	0.0		3	2	0	0	0	1	0	0	0	0	0	4	8	∞	∞
63 Sam LeCure, R ERA: 3.65	(10, 1)	0.2		1	0	0	0	0	0	0	0	0	0	0	2	3	0.00	0.000
33 Jose Arredondo, R ERA: 3.18	(11, 1)	0.2		4	1	0	0	0	1	1	0	0	0	0	8	18	0.00	3.000

PITCHER		IP	WLS	BF	H	R	ER	SO	BB	IBB	HBP	BLK	WP	HR	S	P	ERA	WHIP
54 Aroldis Chapman, L ERA: 3.71	(11, 1)	1.1	W	4	0	0	0	1	0	0	0	0	0	0	11	14	0.00	0.000
48 Francisco Cordero, R ERA: 2.34	(13, 1)	1.0	S	3	0	0	0	2	0	0	0	0	0	0	8	12	0.00	0.000

BOTTOM

Cincinnati Reds @ Chicago Cubs

Wrigley Field, Chicago, IL

Tue Sep 06 2011, 7:08 PM - 11:00 PM CDT

Att. 35,297 - Clear - 61 F

livebaseballscorecards.com

AB	41
R	2
H	6
RBI	2
BB	3
SO	10
LOB	10

Batter	1	2	3	4	5	6	7	8	9	AB	R	H	RBI	BB	SO	LOB
4 Brandon Phillips, R (1, 4) OBP: 0.345, SLG: 0.432	B SI 85 X SI 87 1-0 ① F8		B SI 85 F SI 87 B FF 89 X FF 88 2-1 ① F9		C SI 88 X SI 89 0-1 ② L9		B FF 89 B FF 89 X FF 87 2-0 19 SF9, 16 1B, 32 2B, 1-2, 1B		C SL 83 B SL 84 B SL 85 F SL 83 F FF 91 S FF 92 2-3 ① K	5	1	1	0	0	1	0
16 Edgar Renteria, R (1, 6) OBP: 0.310, SLG: 0.357	C SI 88 X SI 87 0-1 ② L8		B SI 86 X SI 86 1-0 ② P6		B SI 89 F FF 88 B SI 90 F FF 89 F FF 91 B FF 86 X FF 87 3-2 1B		F FF 87 D SL 84 D SL 85 X FF 90 2-1 32 2B, 23 F8-2, 1-2, 2-3, 1B		C FF 92 S FF 89 S SL 84 0-3 ② K	5	0	2	0	0	1	0
19 Joey Votto, L (1, 3) OBP: 0.427, SLG: 0.543	C SI 86 B FF 90 C SI 90 F FF 90 F SI 90 X SI 91 1-2 23 1B, 3B		B FF 89 F SL 81 X SI 88 1-1 2B		X SI 89 0-0 ③ G4-3		X CU 72 0-0 ① SF9, 2-3, 3-H		C FF 92 B FF 92 X SL 83 1-1 ③ G3	4	1	2	1	0	0	1
32 Jay Bruce, L (1, 9) OBP: 0.345, SLG: 0.490	B SI 90 C SI 89 F SI 92 B FF 91 B SI 90 B SL 86 4-2 23 1B, BB		C SI 89 B FF 89 2 SAFE F FF 91 X FF 91 1-2 ③ G4-3			X FF 88 0-0 6 SH1-4, 23 1B, 1B	F FF 89 B SL 80 B FF 89 B SL 79 F CU 71 X FF 89 3-2 1-3, 3-H, 2B			3	0	2	1	1	0	1
23 Yonder Alonso, L (1, 7) OBP: 0.470, SLG: 0.678 28 Chris Heisey, R (7, 7) OBP: 0.299, SLG: 0.449	B SI 87 C SI 90 S FS 80 F SI 90 F FF 92 B SL 85 X SL 86 2-2 1-2, 3-H, 1B			B FF 87 B FF 89 F FF 87 C FS 79 B FS 82 X FF 88 3-2 1B		F FF 87 B SL 84 F FF 88 1 SAFE X FS 79 1-2 55 L6-4, 6 SH1-4, 1-2, 1B	B FF 88 C FF 89 B SL 80 X FF 89 2-1 ② ③ F8-2, 3-H			4 0	0 0	3 0	1 0	0 0	0 0	2 0
6 Drew Stubbs, R (1, 8) OBP: 0.326, SLG: 0.379	C SL 85 C SL 85 S FF 91 0-3 ③ K			X SI 89 0-0 ① F9		L FF 88 X SL 83 0-1 ① SH1-4, 1-2, 2-3		S FF 96 X FF 96 0-1 25 WP, 1B		3	0	1	0	0	1	3
25 Juan Francisco, L (1, 5) OBP: 0.302, SLG: 0.375		C FF 88 B FF 90 X FF 90 1-1 ① L3		1 SAFE 1 SAFE C FF 89 F SI 90 S FF 90 0-3 ② K		B FF 89 B FF 89 B FF 90 I IN 67 4-0 IBB		1 SAFE B FF 95 S FF 96 S CU 78 S FF 96 1-3 ① K, 1-2		3	0	0	0	1	2	2
55 Ramon Hernandez, R (1, 2) OBP: 0.336, SLG: 0.441		X SI 87 0-0 ② F7		B FF 89 X FF 90 1-0 ③ F9		C FF 87 D FS 81 C FS 81 X FS 82 1-2 ② ③ L6-4, 2-2		B FF 97 B FF 96 B SL 90 C SL 92 C SL 92 X SL 92 3-2 ② F9		4	0	0	0	0	0	5
47 Johnny Cueto, R (1, 1) OBP: 0.104, SLG: 0.065 39 Devin Mesoraco, R (8, PH) OBP: 0.182, SLG: 0.273 66 Logan Ondrusek, R (8, 1) 45 Bill Bray, L (8, 1)		C FF 86 B SI 87 X FF 87 1-1 ③ G4-3			B SI 85 B FF 86 C FF 88 X FF 87 2-1 ① P4		B FF 88 B FF 87 C FF 87 X FF 87 2-1 16 1B, 4 1B, 19 SF9, 1B	B SL 93 B SL 94 S FF 98 X FF 98 2-1 ③ P2		3 1 0 0	1 0 0 0	1 0 0 0	0 0 0 0	0 0 0 0	0 0 0 0	0 1 0 0
Inning Stats	R: 1 H: 2 E: 0 LOB: 2 K: 1 BB: 1 S: 18 P: 26	R: 0 H: 0 E: 0 LOB: 0 K: 0 BB: 0 S: 5 P: 7	R: 0 H: 1 E: 0 LOB: 1 K: 0 BB: 0 S: 8 P: 13	R: 0 H: 1 E: 0 LOB: 1 K: 1 BB: 0 S: 8 P: 12	R: 0 H: 1 E: 0 LOB: 1 K: 0 BB: 0 S: 9 P: 14	R: 0 H: 2 E: 0 LOB: 2 K: 0 BB: 1 S: 9 P: 15	R: 2 H: 4 E: 0 LOB: 1 K: 0 BB: 0 S: 11 P: 22	R: 0 H: 1 E: 0 LOB: 1 K: 1 BB: 0 S: 10 P: 16	R: 0 H: 0 E: 0 LOB: 0 K: 2 BB: 0 S: 9 P: 12	1B: 9 2B: 4 3B: 1 HR: 0	SF: 1 SAC: 1 DP: 2 HBP: 0						

PITCHER		IP	WLS	BF	H	R	ER	SO	BB	IBB	HBP	BLK	WP	HR	S	P	ERA	WHIP
46 Ryan Dempster, R ERA: 4.74	(1, 1)	6.0		29	10	3	3	2	1	1	0	0	0	0	62	98	4.50	1.833
40 James Russell, L ERA: 4.04	(7, 1)	1.0	B	3	1	0	0	0	0	0	0	0	0	0	6	11	0.00	1.000
34 Kerry Wood, R ERA: 3.28	(8, 1)	1.0	W	4	1	0	0	1	0	0	0	0	1	0	10	16	0.00	1.000
49 Carlos Marmol, R ERA: 4.07	(9, 1)	1.0	S	3	0	0	0	2	0	0	0	0	0	0	9	12	0.00	0.000

PITCHER	IP	WLS	BF	H	R	ER	SO	BB	IBB	HBP	BLK	WP	HR	S	P	ERA	WHIP

TOP

Cincinnati Reds @ Chicago Cubs

Wrigley Field, Chicago, IL

Wed Sep 07 2011, 7:06 PM - 9:45 PM CDT

Att. 36,797 - Clear - 64 F

livebaseballscorecards.com

AB	35
R	3
H	12
RBI	3
BB	2
SO	5
LOB	15

1B: 9	SF: 1	WP: 1	PA: 39
2B: 4	SAC: 1	PB: 0	
3B: 1	DP: 2	SB: 0	
HR: 0	HBP: 0	CS: 0	

BOTTOM

Cincinnati Reds @ Chicago Cubs

Wrigley Field, Chicago, IL

Wed Sep 07 2011, 7:06 PM - 9:45 PM CDT

Att. 36,797 - Clear - 64 F

Batter	1	2	3	4	5	6	7	8	9	AB	R	H	RBI	BB	SO	LOB
13 Starlin Castro, R (1, 6) OBP: 0.334, SLG: 0.426	C FF 92 X SI 92 0-1 ① G5-3			C SL 83 F SL 81 B SL 84 B SI 95 X SI 94 2-2 ① G5-3		C FF 93 F CU 73 F FF 94 F SI 94 B SL 86 F SL 81 B FF 95 X CU 76 2-2 5 1B 16 2B 1B		F FC 92 X CU 81 0-1 5 SH3-4 22 HR 1B		4	2	2	0	0	0	0
5 Reed Johnson, R (1, 8) OBP: 0.366, SLG: 0.505	B FF 93 C FF 90 B SL 85 F FF 92 X SI 93 2-2 ② G6-3			C SL 80 T CH 88 X SI 95 0-2 ② G5-3		1 SAFE C SL 81 X SI 94 0-1 16 2B 1-2 1B		1 SAFE X FF 92 0-0 ① SH3-4 1-2		3	1	1	0	0	0	0
16 Aramis Ramirez, R (1, 5) OBP: 0.359, SLG: 0.509	B FF 93 X FF 91 1-0 ③ G5-3			B FF 95 F FF 94 B FF 94 X SL 81 2-1 ③ G5-3		B SI 94 C SL 79 X SI 94 1-1 22 G4-3 1-H 2-H 2B		I IN 80 I I IN 81 4-0 22 HR IBB		3	1	1	2	1	0	0
22 Carlos Pena, L (1, 3) OBP: 0.355, SLG: 0.461		B SI 93 S SI 94 C FF 94 B FF 95 F SL 86 X SI 92 2-2 ① F7			S CH 82 X FF 94 0-1 6 WP 33 1B 2B	X CH 83 0-0 ② G4-3 2-3		X CH 85 0-0 1-H 2-H HR		4	2	2	3	0	0	1
12 Alfonso Soriano, R (1, 7) OBP: 0.287, SLG: 0.473 1 Tony Campana, L (9, 7) OBP: 0.304, SLG: 0.319		B FF 94 X SI 94 1-0 ② G5-3			C SL 80 F SL 83 B FF 93 B FF 93 F SI 94 B CH 84 F CH 84 F SI 94 X CU 77 3-2 ① F7	B SL 82 B FC 88 C SI 95 B SL 83 X FF 94 3-1 ③ F9		B FF 90 B FF 88 C FF 89 B FF 90 X FF 90 3-1 ② F7		4 0	0 0	0 0	0 0	0 0	0 0	2 0
6 Bryan LaHair, L (1, 9) OBP: 0.385, SLG: 0.692 49 Carlos Marmol, R (9, 1)		B SI 94 S CH 86 F FF 94 B SL 83 F SL 86 B SI 94 S CH 84 3-3 ③ K			B FF 94 F FF 94 B SL 83 B FF 95 F CH 85 C SI 95 3-3 ② K 2-3	B CH 82 X CH 83 1-0 55 G4-3 33 SH2-3 1B		C FF 91 F SL 85 S SL 85 0-3 ③ K		4 0	0 0	1 0	0 0	0 0	3 0	1 0
33 DJ LeMahieu, R (1, 4) OBP: 0.275, SLG: 0.300			F FF 94 F SI 94 F SI 94 B CH 88 B SL 83 X SI 94 2-2 55 G6-3 1B		C SL 84 X FF 94 0-1 3-H 1B	C SL 79 B CH 84 X CU 77 1-1 ① SH2-3 1-2				2	0	2	1	0	0	0
55 Koyie Hill, S (1, 2) OBP: 0.278, SLG: 0.288			X SI 93 0-0 ① ② G6-3 1-2f		B SI 93 X CH 83 1-0 ③ F8	X SL 86 0-0 ② G4-3 2-3				3	0	0	0	0	0	3
46 Ryan Dempster, R (1, 1) OBP: 0.096, SLG: 0.078 40 James Russell, L (7, 1) OBP: 0.125, SLG: 0.125 9 Blake DeWitt, L (7, PH) OBP: 0.300, SLG: 0.420 34 Kerry Wood, R (8, 1) 39 Luis Montanez, R (9, 9) OBP: 0.286, SLG: 0.404			C FF 92 C CU 75 F SI 93 F SL 86 B FF 93 S SI 95 1-3 ③ K			C CH 87 B SL 82 B SI 92 F FF 91 X SI 93 2-2 ① G1-3	B FF 94 F FF 95 X SL 86 1-1 ③ L7			2 0 0 1 0 0	0 0 0 0 0 0	0 0 0 0 0 0	0 0 0 0 0 0	1 0 0 0 0 0	0 0 1 0 0 0	0 0 1 0 0 0
Inning Stats	R: 0 E: 0 K: 0 S: 6 H: 0 LOB: 0 BB: 0 P: 9	R: 0 E: 0 K: 1 S: 9 H: 0 LOB: 0 BB: 0 P: 15	R: 0 E: 0 K: 1 S: 10 H: 1 LOB: 0 BB: 0 P: 13	R: 0 E: 0 K: 0 S: 8 H: 0 LOB: 0 BB: 0 P: 12	R: 1 E: 0 K: 1 S: 14 H: 2 LOB: 1 BB: 0 P: 21	R: 2 E: 0 K: 0 S: 16 H: 3 LOB: 0 BB: 0 P: 24	R: 0 E: 0 K: 0 S: 6 H: 1 LOB: 1 BB: 0 P: 9	R: 3 E: 0 K: 1 S: 9 H: 2 LOB: 0 BB: 1 P: 16		1B: 6 2B: 2 3B: 0 HR: 1 SF: 0 SAC: 2 DP: 1 HBP: 0						

PITCHER		IP	WLS	BF	H	R	ER	SO	BB	IBB	HBP	BLK	WP	HR	S	P	ERA	WHIP
47 Johnny Cueto, R ERA: 2.36	(1, 1)	7.0		27	7	3	3	3	0	0	0	0	1	0	69	103	3.86	1.000
66 Logan Ondrusek, R ERA: 3.11	(8, 1)	0.1	L	3	1	2	2	0	0	1	0	0	0	0	3	7	54.00	3.000
45 Bill Bray, L ERA: 2.86	(8, 1)	0.2		3	1	1	1	1	0	0	0	0	0	1	6	9	13.50	1.500

PITCHER	IP	WLS	BF	H	R	ER	SO	BB	IBB	HBP	BLK	WP	HR	S	P	ERA	WHIP

AB	30
R	6
H	9
RBI	6
BB	1
SO	4
LOB	8

WP: 1 PA: 33
PB: 0
SB: 0
CS: 0

livebaseballscorecards.com

Batter	1	2	3	4	5	6	7	8	9	AB	R	H	RBI	BB	SO	LOB
4 Brandon Phillips, R (1, 4) OBP: 0.347, SLG: 0.433	C FF 90 F FF 89 F FF 91 X FF 92 0-2 G5-3		C CU 77 F SL 83 B SL 85 B SL 84 B FF 89 X FF 90 3-2 ① P3			B CU 78 B SL 82 B CH 82 B FF 90 4-0 17 FC6-4 BB	B FF 93 S SI 92 S SL 84 F FF 93 X SL 86 1-2 17 SH1-4 2B		C SL 85 F CU 76 F FF 89 H FF 89 1-2 17 G5-4-3 1-2 HBP	3	0	1	0	1	0	0
17 Dave Sappelt, R (1, 7) OBP: 0.296, SLG: 0.346	C FF 91 B FF 91 X CH 87 1-1 2B		B FF 90 X FC 92 1-0 ② P3			B CH 87 C CH 87 1 SAFE C FF 88 F FF 89 X SL 82 1-2 ① FC6-4 19 E 19 1-2f	D SL 85 X FF 93 1-0 ① SH1-4 2-3		X FF 89 0-0 ②③ G5-4-3 1-2f	4	1	1	0	0	0	3
19 Joey Votto, L (1, 3) OBP: 0.426, SLG: 0.541	B SI 90 B SL 83 F FF 90 C CH 87 F SL 85 S SL 80 2-3 ② K		C CH 86 F CH 86 B FF 89 X FF 90 1-2 ③ G6-3			B FF 90 X SL 80 1-0 E6 25 WP 29 1B 1-H 1B	B SL 84 D SL 85 B FF 93 C FF 92 S FF 93 S FF 94 3-3 ② K			4	1	1	0	0	2	2
32 Jay Bruce, L (1, 9) OBP: 0.345, SLG: 0.487	F FF 92 B FF 91 F SI 90 F SL 83 X FF 91 1-2 ③ G3-1			B FF 89 B FF 88 F SI 89 F CH 84 B FF 90 X CU 79 3-2 ① G4-3		B SI 91 B FC 90 B CH 85 F SI 91 B FF 89 4-1 6 BB 29 1B BB	C FF 93 S FF 94 B FF 94 X SL 86 1-2 ③ F8			3	1	0	0	1	0	2
25 Juan Francisco, L (1, 5) OBP: 0.277, SLG: 0.341		C FF 90 X SI 88 0-1 ① F8		X FF 89 0-0 ② F8		C FF 90 S CH 80 B CH 80 S FF 92 1-3 ② K 2-3		B FF 96 F SI 94 B CH 88 F SL 83 F FF 96 X SL 85 2-2 ① G5-3		4	0	0	0	0	1	2
6 Drew Stubbs, R (1, 8) OBP: 0.327, SLG: 0.378		B FF 90 C CH 86 X SL 83 1-1 29 1B 29 WP 7 FC1-2-5 1B		B FF 91 C SI 90 B FF 91 X FF 91 2-1 ③ G6-3		B CU 78 D CU 77 B FF 94 C FF 94 C FF 93 B FF 95 4-2 29 1B 7 1B 1-2 BB		C FF 96 S SL 86 B FF 97 B SL 85 B FF 96 S SL 84 3-3 ② K		3	1	1	0	1	1	0
29 Ryan Hanigan, R (1, 2) OBP: 0.359, SLG: 0.360		F FF 90 D SL 82 B SL 82 X FF 90 2-1 1-3 1B			B SI 88 B FF 89 F SI 88 F SI 89 X FF 90 2-2 ① G5-3	C FF 94 D CU 80 B FF 94 X FF 94 2-1 7 1B 1-3 2-H 3-H 1B		C FF 96 C SL 86 B FF 96 B SL 84 X SL 83 2-2 ③ F8		4	0	2	2	0	0	0
7 Paul Janish, R (1, 6) OBP: 0.254, SLG: 0.256		F FF 90 B SL 83 F SL 85 X FF 91 1-2 ② FC1-2-5 3-H			C CU 79 B CU 78 S SL 82 C FF 89 1-3 ② K	B CU 77 F FF 94 X SL 84 1-1 1-2 3-H 1B			F FF 89 S FF 89 B FF 90 C CU 78 1-3 ① K	4	0	1	1	0	2	2
34 Homer Bailey, R (1, 1) OBP: 0.250, SLG: 0.290 54 Aroldis Chapman, L (8, 1) 23 Yonder Alonso, L (9, PH) OBP: 0.478, SLG: 0.683 3 Chris Valaika, R (9, PR) OBP: 0.318, SLG: 0.400 48 Francisco Cordero, R (9, 1)		X FF 91 0-0 ③ G4-3			C FF 90 B SL 81 B SI 89 B FF 90 S FF 89 F FF 90 F FF 89 F FF 88 F SL 80 3-3 ③ K	F FF 93 B CU 78 S FF 93 C SL 85 1-3 ③ K			B CU 76 X FF 90 1-0 4 HBP 1B	3 0 1 0 0	0 0 0 0 0	0 0 1 0 0	0 0 0 0 0	0 0 0 0 0	2 0 0 0 0	4 0 0 0 0
Inning Stats	R: 0 E: 0 K: 1 S: 14 H: 1 LOB: 1 BB: 0 P: 18	R: 0 E: 0 K: 0 S: 10 H: 2 LOB: 2 BB: 0 P: 14	R: 0 E: 0 K: 0 S: 7 H: 0 LOB: 0 BB: 0 P: 12	R: 0 E: 0 K: 0 S: 6 H: 0 LOB: 0 BB: 0 P: 11	R: 0 E: 0 K: 2 S: 14 H: 0 LOB: 0 BB: 0 P: 20	R: 4 E: 1 K: 2 S: 18 H: 3 LOB: 2 BB: 3 P: 37	R: 0 E: 0 K: 1 S: 11 H: 1 LOB: 1 BB: 0 P: 17	R: 0 E: 0 K: 1 S: 10 H: 0 LOB: 0 BB: 0 P: 17	R: 0 E: 0 K: 1 S: 8 H: 1 LOB: 2 BB: 0 P: 11	1B: 6 2B: 2 3B: 0 HR: 0 SF: 0 SAC: 1 DP: 1 HBP: 1						

PITCHER		IP	WLS	BF	H	R	ER	SO	BB	IBB	HBP	BLK	WP	HR	S	P	ERA	WHIP
45 Jhoulys Chacín, R ERA: 3.64	(1, 1)	5.1	L	22	4	3	3	3	2	0	0	0	1	0	57	91	5.06	1.125
51 Matt Reynolds, L ERA: 4.21	(6, 1)	0.1		1	0	0	0	1	0	0	0	0	1	0	3	4	0.00	0.000
30 Josh Roenicke, R ERA: 2.19	(6, 1)	0.1		4	2	1	1	1	1	0	0	0	0	0	9	17	27.00	9.000
61 Edgmer Escalona, R ERA: 2.41	(7, 1)	1.0		4	1	0	0	1	0	0	0	0	0	0	11	17	0.00	1.000
27 Matt Lindstrom, R ERA: 2.98	(8, 1)	1.0		3	0	0	0	1	0	0	0	0	0	0	10	17	0.00	0.000

PITCHER		IP	WLS	BF	H	R	ER	SO	BB	IBB	HBP	BLK	WP	HR	S	P	ERA	WHIP
37 Greg Reynolds, R ERA: 6.08	(9, 1)	1.0		4	1	0	0	1	0	0	1	0	0	0	8	11	0.00	1.000

TOP

Cincinnati Reds @ Colorado Rockies

Coors Field, Denver, CO

Fri Sep 09 2011, 6:43 PM - 9:51 PM MDT

Att. 39,933 - Clear - 73 F

livebaseballscorecards.com

AB	33
R	4
H	8
RBI	3
BB	3
SO	8
LOB	15

WP: 2 PA: 38
PB: 0
SB: 0
CS: 0

Cincinnati Reds @ Colorado Rockies

Coors Field, Denver, CO

Fri Sep 09 2011, 6:43 PM - 9:51 PM MDT

Att. 39,933 - Clear - 73 F

BOTTOM

livebaseballscorecards.com

Batter	1	2	3	4	5	6	7	8	9	AB	R	H	RBI	BB	SO	LOB
Dexter Fowler, S (1, 8) OBP: 0.367, SLG: 0.444	C FF 91 F FF 91 F FF 93 C FF 93 0-3 K		F FF 94 H FF 95 1-1 5 FC4-6 1-2 HBP		B KC 77 B CH 89 X FF 92 2-0 14 G4-3 14 E 1B		C FF 93 C SL 87 F CH 89 X SL 88 0-2 G4-3		B CU 78 C FF 92 F CH 85 B FF 94 F CU 80 T CH 86 2-2 K	4	0	1	0	0	2	0
14 Mark Ellis, R (1, 4) OBP: 0.280, SLG: 0.337	C FF 93 B FF 93 F FF 93 X FF 93 1-2 5 G4-3 1B		C FF 93 B FF 94 C FF 94 D SL 87 S SL 87 2-3 K		1 SAFE 1 SAFE X SL 86 0-0 G4-3 1-3		B FF 94 S SL 88 B SL 88 S SL 88 B FF 93 X FF 95 3-2 G6-3			4	0	1	0	0	1	3
5 Carlos González, L (1, 9) OBP: 0.366, SLG: 0.527 21 Ty Wigginton, R (6, 7) OBP: 0.317, SLG: 0.422	C KC 77 B FF 92 X KC 78 1-1 G4-3 1-2		C SI 94 F CH 89 F FF 94 D CH 89 X CH 88 1-2 FC4-6 1-2f 2-3		B FF 94 C FF 93 B FF 94 C FF 94 S FF 89 2-3 K			S SL 88 F SL 88 B SL 88 X FF 94 1-2 F8		3 1	0 0	0 0	0 0	0 0	1 0	4 0
17 Todd Helton, L (1, 3) OBP: 0.384, SLG: 0.468	B FF 93 X CH 86 1-0 G4-3		B FF 93 X FF 94 1-0 F8		B FF 92 F CH 89 B CH 88 B CH 89 C FF 94 X SL 87 3-2 G4-3			B SL 90 B FF 94 F SL 88 F SL 89 X FF 95 2-2 L9		4	0	0	0	0	0	4
15 Kevin Kouzmanoff, R (1, 5) OBP: 0.272, SLG: 0.332		C SL 86 B FF 94 X FF 93 1-1 L6	S SL 86 B FF 92 F SL 85 S SL 88 1-3 K		X FF 91 0-0 F9			H SL 86 1-0 7 BB HBP		3	0	0	0	0	1	0
7 Seth Smith, L (1, 7) OBP: 0.348, SLG: 0.508 (6, 9)		C FF 94 C KC 80 B FF 91 B SL 90 S KC 80 2-3 K2-3	C CH 88 F FF 94 F FF 93 B KC 79 X KC 79 1-2 20 E 20 S 20 FC5-2-6 1B		B KC 77 C SL 87 F KC 78 X KC 79 1-2 1B			B FF 98 C FF 97 B SL 87 F FF 96 F FF 100 B FF 101 B FF 98 4-2 1-2 BB		3	0	2	0	1	1	0
20 Wilin Rosario, R (1, 2) OBP: 0.250, SLG: 0.455		C KC 79 S SL 85 X FF 95 0-2 G6-3	1 SAFE S SL 85 B SL 88 B SL 86 X SL 88 2-1 FC5-2-6 1-H		B FF 92 B SL 86 F SL 87 D SL 87 X FF 93 3-1 L7			S FF 98 S FF 99 F FF 99 B SL 88 C SL 88 1-3 K		4	0	0	0	0	1	4
10 Chris Nelson, R (1, 6) OBP: 0.263, SLG: 0.358			B SL 86 C SL 86 X KC 78 1-1 HR	I I IN 65 I IN 64 I IN 64 4-0 IBB	B SI 94 B FF 94 C FF 92 S SL 88 S FF 95 2-3 K				B FF 93 C FF 92 X SL 87 1-1 G6-3	3	1	1	1	1	1	1
45 Jhoulys Chacín, R (1, 1) OBP: 0.190, SLG: 0.193 51 Matt Reynolds, L (6, 1) 30 Josh Roenicke, R (6, 1) 61 Edgmer Escalona, R (7, 1) 20 Chris Iannetta, R (7, PH) OBP: 0.369, SLG: 0.408 27 Matt Lindstrom, R (8, 1) 37 Greg Reynolds, R (9, 1) OBP: 0.167, SLG: 0.167 58 Jordan Pacheco, R (9, PH) OBP: 0.222, SLG: 0.222			C FF 92 S SL 88 X FF 94 0-2 5 FC4-6 HBP 1B	X FF 94 0-0 F9		X FF 93 0-0 F9			C SL 86 S SL 87 X SL 86 0-2 G6-3	2 0 0 0 0 1 0 0 1	0 0 0 0 0 0 0 0 0	1 0 0 0 0 0 0 0 0	0 0 0 0 0 0 0 0 0	0 0 0 0 0 0 0 0 0	0 0 0 0 0 0 0 0 0	2 0 0 0 0 0 0 0 0
Inning Stats	R: 0 E: 0 K: 1 S: 10 H: 1 LOB: 1 BB: 0 P: 13	R: 0 E: 0 K: 1 S: 8 H: 0 LOB: 0 BB: 0 P: 11	R: 1 E: 0 K: 1 S: 14 H: 2 LOB: 2 BB: 0 P: 20	R: 0 E: 0 K: 1 S: 10 H: 1 LOB: 2 BB: 1 P: 18	R: 0 E: 1 K: 1 S: 8 H: 1 LOB: 1 BB: 0 P: 15	R: 0 E: 0 K: 1 S: 9 H: 1 LOB: 1 BB: 0 P: 15	R: 0 E: 0 K: 0 S: 8 H: 0 LOB: 0 BB: 0 P: 11	R: 0 E: 0 K: 1 S: 13 H: 0 LOB: 2 BB: 1 P: 22	R: 0 E: 0 K: 1 S: 9 H: 0 LOB: 0 BB: 0 P: 12	1B: 5 2B: 0 3B: 0 HR: 1		SF: 0 SAC: 0 DP: 0 HBP: 2		WP: 0 PB: 0 SB: 1 CS: 0	PA: 37	

	AB	33
	R	1
	H	6
	RBI	1
	BB	2
	SO	8
	LOB	18

PITCHER		IP	WLS	BF	H	R	ER	SO	BB	IBB	HBP	BLK	WP	HR	S	P	ERA	WHIP
34 Homer Bailey, R ERA: 4.34	(1, 1)	7.2	W	32	6	1	1	6	0	1	2	0	0	1	73	113	1.17	0.783
54 Aroldis Chapman, L ERA: 3.68	(8, 1)	0.1	H	2	0	0	0	1	1	0	0	0	0	0	7	12	0.00	3.000
48 Francisco Cordero, R ERA: 2.3	(9, 1)	1.0	S	3	0	0	0	1	0	0	0	0	0	0	9	12	0.00	0.000

PITCHER	IP	WLS	BF	H	R	ER	SO	BB	IBB	HBP	BLK	WP	HR	S	P	ERA	WHIP

Cincinnati Reds @ Colorado Rockies

Coors Field, Denver, CO

Sat Sep 10 2011, 2:11 PM - 5:36 PM MDT

Att. 38,407 - Sunny - 73 F

livebaseballscorecards.com

Batter	1	2	3	4	5	6	7	8	9	AB	R	H	RBI	BB	SO	LOB
4 Brandon Phillips, R (1, 4) OBP: 0.344, SLG: 0.429	B FF 92 X FF 92 1-0 ① P3		C FF 92 B FS 87 X FF 91 1-1 ① G2-3		C FF 92 B SL 85 F FS 86 B SL 82 X SI 94 2-2 ① G4-3		X FF 92 0-0 ① G4-3		C SL 82 X FF 94 0-1 ③ P6	5	0	0	0	0	0	0
28 Chris Heisey, R (1, 7) OBP: 0.306, SLG: 0.481 63 Sam LeCure, R (7, 1) OBP: 0.250, SLG: 0.286 54 Aroldis Chapman, L (8, 1) 57 Jeremy Horst, L (8, 1) OBP: 1.000, SLG: 1.000	X FF 94 0-0 E1 19 E 1B		B FF 94 X FF 91 1-0 HR		F FF 92 X FF 93 0-1 HR		X CU 71 0-0 ② G6-3			4 0 0 0	3 0 0 0	3 0 0 0	2 0 0 0	0 0 0 0	0 0 0 0	0 0 0 0
19 Joey Votto, L (1, 3) OBP: 0.428, SLG: 0.550	B FF 94 B FF 93 F FS 87 F FF 93 B FF 94 F FS 89 F SL 86 X SI 92 3-2 E8 32 G6-3 1B 3-H		B FS 86 B FF 92 F FF 92 F FF 93 X FS 87 2-2 ② F8		C SL 86 C SL 86 X FF 92 0-2 HR		F FF 94 C SL 85 X SL 85 0-2 2B			4	1	3	2	0	0	0
32 Jay Bruce, L (1, 9) OBP: 0.346, SLG: 0.492	F FF 93 B FF 94 S FF 92 B FF 94 B SI 92 F FF 92 X SL 88 3-2 ② G6-3 2-3		B FF 93 B FF 92 B FF 92 C FF 92 B FF 94 4-1 BB 25 HR		B FS 86 F FF 91 B SL 86 B FS 86 X FF 92 3-1 HR		C FF 96 F SI 96 X SL 87 0-2 ③ G3			3	2	1	1	1	0	2
25 Juan Francisco, L (1, 5) OBP: 0.280, SLG: 0.404 43 Miguel Cairo, R (8, PH) OBP: 0.333, SLG: 0.408 (8, 5)	X FF 92 0-0 ③ G4-3		X FF 92 0-0 1-H HR		B FS 86 B FS 90 X FF 90 2-0 ② F8			F SL 83 T SI 90 F SL 84 B SI 91 F SL 84 B SL 84 F SI 92 F SI 94 F SI 92 2-3 ① K		3 1	1 0	1 0	2 0	0 1	0 0	1 0
6 Drew Stubbs, R (1, 8) OBP: 0.325, SLG: 0.376		S FF 92 F FS 90 X FF 93 0-2 ① F8	B FF 93 C SL 84 B FF 92 B FS 87 F FF 93 X FF 93 3-2 ③ F9		B FS 89 X FF 92 1-0 ③ F9			B SI 92 F SI 91 B CH 83 F SI 92 C SI 92 2-3 ② K		4	0	0	0	0	1	0
29 Ryan Hanigan, R (1, 2) OBP: 0.360, SLG: 0.361 56 Matt Maloney, L (4, 1) 50 Dontrelle Willis, L (6, PH) OBP: 0.385, SLG: 0.654 46 Carlos Fisher, R (6, 1) 45 Bill Bray, L (6, 1) 17 Dave Sappelt, R (7, 7) OBP: 0.293, SLG: 0.342		C FF 93 F SI 92 B FF 93 F SL 88 F FF 95 X SL 86 1-2 1B	C FF 91 B FS 85 X FF 91 1-1 ① F8		B FF 90 X FF 90 1-0 ① G3-1			B SI 92 C SI 91 F SI 92 B SL 85 F SI 92 F SI 93 S SL 85 2-3 ③ K		2 0 1 0 0 1	0 0 0 0 0 0	1 0 0 0 0 0	0 0 0 0 0 0	0 0 0 0 0 1	0 0 0 0 0 0	0 0 0 0 0 0
3 Chris Valaika, R (1, 6) OBP: 0.280, SLG: 0.348 23 Yonder Alonso, L (9, PH) OBP: 0.471, SLG: 0.672		C FF 91 X SI 92 0-1 ② F9	C SL 82 B FF 93 X FF 92 1-1 ② P4		C CU 71 F SL 88 S FF 94 0-3 ② K				B FF 92 C FF 93 S CH 86 X FF 94 1-2 ① F8	3 1	0 0	0 0	0 0	0 0	1 0	1 0
61 Bronson Arroyo, R (1, 1) OBP: 0.120, SLG: 0.160 30 Travis Wood, R (2, 1) OBP: 0.071, SLG: 0.179 39 Devin Mesoraco, R (4, PH) OBP: 0.143, SLG: 0.214 (4, 2)		B FF 92 S FF 92 C FF 92 B FF 92 X FF 92 2-2 ③ F8	C FF 93 F FF 94 B FF 94 S FF 94 1-3 ③ K		F SL 91 F SL 89 F FC 94 B FC 93 S SL 87 1-3 ③ K2-3				S FF 94 B SL 82 X FF 94 1-1 ② F9	1 0 3	0 0 0	0 0 0	0 0 0	0 0 0	0 0 2	1 0 0
Inning Stats	R: 1 E: 2 K: 0 S: 12 H: 2 LOB: 1 BB: 0 P: 19	R: 0 E: 0 K: 0 S: 13 H: 1 LOB: 1 BB: 0 P: 16	R: 3 E: 0 K: 0 S: 11 H: 2 LOB: 0 BB: 1 P: 22	R: 0 E: 0 K: 1 S: 7 H: 0 LOB: 0 BB: 0 P: 10	R: 3 E: 0 K: 0 S: 12 H: 3 LOB: 0 BB: 0 P: 20	R: 0 E: 0 K: 2 S: 8 H: 0 LOB: 0 BB: 0 P: 10	R: 0 E: 0 K: 0 S: 8 H: 1 LOB: 1 BB: 0 P: 8	R: 0 E: 0 K: 3 S: 16 H: 0 LOB: 0 BB: 0 P: 22	R: 0 E: 0 K: 0 S: 7 H: 0 LOB: 0 BB: 0 P: 9	1B: 3 2B: 1 3B: 0 HR: 5	SF: 0 SAC: 0 DP: 0 HBP: 0		WP: 0 PB: 0 SB: 0 CS: 0	PA: 37			

PITCHER		IP	WLS	BF	H	R	ER	SO	BB	IBB	HBP	BLK	WP	HR	S	P	ERA	WHIP
6 Alex White, R ERA: 6.32	(1, 1)	5.0	W	24	8	7	6	1	1	0	0	0	0	5	55	87	10.80	1.800
34 Matt Belisle, R ERA: 3.56	(6, 1)	1.2	H	5	0	0	0	2	0	0	0	0	0	0	10	12	0.00	0.000
49 Rex Brothers, L ERA: 3.34	(7, 1)	0.1	H	2	1	0	0	0	0	0	0	0	0	0	6	6	0.00	3.000
16 Huston Street, R ERA: 3.65	(8, 1)	1.0	H	3	0	0	0	3	0	0	0	0	0	0	16	22	0.00	0.000
63 Rafael Betancourt, R ERA: 3.09	(9, 1)	1.0		3	0	0	0	0	0	0	0	0	0	0	7	9	0.00	0.000

PITCHER	IP	WLS	BF	H	R	ER	SO	BB	IBB	HBP	BLK	WP	HR	S	P	ERA	WHIP

TOP		
AB	36	
R	7	
H	9	
RBI	7	
BB	1	
SO	6	
LOB	5	

Batter	1	2	3	4	5	6	7	8	9	AB	R	H	RBI	BB	SO	LOB
Dexter Fowler, S (1, 8) OBP: 0.366, SLG: 0.448	C CH 74 F SI 86 B SI 87 B FF 88 S SL 77 2-3 ① K	S CH 78 B FF 86 C CH 77 F SL 75 X FF 88 1-2 2-H HR		X SI 87 0-0 E5 14 FC4-6	F SI 89 B CH 81 C CH 80 B FF 90 1 SAFE X CH 81 2-2 ③ G1-3			P PO 78 L FF 89 1 SAFE B KC 72 F SL 81 1 SAFE S KC 74 2-3 ① K		5	1	1	2	0	2	2
14 Mark Ellis, R (1, 4) OBP: 0.282, SLG: 0.344 10 Chris Nelson, R (6, PR) OBP: 0.268, SLG: 0.363 (7, 4)	B CH 81 X SL 77 1-0 HR	B SI 88 C FF 87 X SI 88 1-1 ① P4		C SI 84 S CH 79 X CH 81 0-2 ① FC4-6 5 1B 2 SF7 1-2f		C FC 91 T FC 88 F SL 88 H FF 93 1-2 5 G3 HBP		X SL 81 0-0 2 WP 5 BB 23 BB 1-3 1B		3 1	2 1	1 1	1 0	0 0	0 0	1 0
5 Carlos González, L (1, 9) OBP: 0.369, SLG: 0.529	B FF 87 X SL 74 1-0 2 1B 2B	C SI 89 C FF 89 C SI 91 0-3 ② K		X SI 88 0-0 1-3 1B		B FF 89 B FC 89 1 SAFE C FC 90 B FC 90 X FC 92 3-1 ① G3 1-2		B FF 98 B FF 97 B FF 97 1 SAFE 1 SAFE F FF 98 F FF 97 B SL 84 4-2 23 BB 2 WP 58 1B 1-2 BB		4	2	2	0	1	1	1
2 Troy Tulowitzki, R (1, 6) OBP: 0.376, SLG: 0.552	B SI 88 C SI 88 C FF 87 D SI 88 X SI 88 2-2 2-H 23 HR 1B	B FF 90 F SI 90 B FF 90 B SI 89 F SI 89 C FF 91 3-3 ③ K		B CH 79 C CH 81 S SI 88 X SI 89 1-2 ② SF7 3-H		C FC 90 C SL 82 F FF 94 F FF 95 B SL 88 C SL 83 1-3 ② K		B FF 96 B FF 96 B FF 95 C FF 97 B FF 96 4-1 23 BB 58 1B 1-2 2-3 3-H BB		3	2	1	2	1	2	2
23 Jason Giambi, L (1, 3) OBP: 0.367, SLG: 0.639 21 Ty Wigginton, R (9, 3) OBP: 0.317, SLG: 0.422	C CH 79 F FF 87 B FF 86 B FF 87 F FF 88 F CH 77 X FF 88 2-2 1-H HR		F SI 88 B FF 85 C FF 89 B FF 91 F FF 90 H FF 91 3-2 20 BB HBP	1 SAFE B CH 84 B SI 90 F SI 87 X FF 88 2-1 ③ F7		C SI 90 S CH 85 S CH 86 0-3 ③ K		B FF 91 B CH 81 B FF 87 B SI 89 4-0 58 1B 1-2 2-3 3-H BB		3 0	1 0	1 0	3 0	1 0	1 0	3 0
7 Seth Smith, L (1, 7) OBP: 0.344, SLG: 0.502	B CH 79 C CH 78 C SL 75 X FF 87 1-2 ② P3	L SI 88 B FF 90 X FF 89 1-1 ① F7			B FF 88 C CH 79 F CH 79 F SL 83 B SI 90 B SL 74 S CH 80 3-3 ① K		X SI 88 0-0 ① F8	C SL 81 X SL 81 0-1 ② F1		5	0	0	0	0	1	4
58 Jordan Pacheco, R (1, 5) OBP: 0.357, SLG: 0.571	C SI 86 B CU 71 B FF 86 C CH 80 B SI 87 X SI 87 3-2 1B	B FF 89 F FF 90 B SI 89 X FF 89 2-1 ② F8			B SI 87 F CH 81 B CH 81 B SI 87 X SI 88 3-1 HR		B FF 91 B C FF 92 F FF 92 F SL 80 S SL 81 2-3 ② K	B CH 82 F CH 82 B FF 90 X CH 81 2-1 1-2 2-H 3-H 1B		5	1	3	3	0	1	1
20 Chris Iannetta, R (1, 2) OBP: 0.367, SLG: 0.403	1 SAFE C SI 87 X FC 82 0-1 ③ F9		S FF 90 B SI 90 F SI 90 1 SAFE B FF 92 B SI 91 F FF 92 B FF 92 4-2 1-2 BB		C FF 89 S CH 80 B SI 88 X CH 80 1-2 ② G1-3		C FF 93 F SL 82 F FF 90 S KC 74 0-3 ③ K	B FF 89 S CH 82 X CH 82 1-1 ③ P3		4	0	0	0	1	1	3
6 Alex White, R (1, 1) OBP: 0.111, SLG: 0.222 55 Eliezer Alfonzo, R (5, PH) OBP: 0.295, SLG: 0.311 34 Matt Belisle, R (6, 1) OBP: 0.500, SLG: 1.000 49 Rex Brothers, L (7, 1) 16 Huston Street, R (8, 1) 1 Eric Young Jr., S (8, PH) OBP: 0.327, SLG: 0.254 63 Rafael Betancourt, R (9, 1)		C CH 82 S SI 86 F SL 80 X FF 88 0-2 HR 2B	B SI 89 F SI 90 F SI 90 F FF 91 B CH 81 B FF 91 F SI 90 X FF 91 3-2 ③ L7		C SI 88 X SL 75 0-1 1B			X FF 90 0-0 10 1B 2 WP 1B		2 1 0 0 0 1 0	1 0 0 0 0 1 0	1 1 0 0 0 1 0	0 0 0 0 0 0 0	0 0 0 0 0 0 0	0 0 0 0 0 0 0	2 0 0 0 0 0 0
Inning Stats	R: 4 E: 0 K: 1 S: 21 H: 5 LOB: 1 BB: 0 P: 33	R: 2 E: 0 K: 2 S: 16 H: 2 LOB: 0 BB: 0 P: 21	R: 0 E: 0 K: 0 S: 15 H: 0 LOB: 2 BB: 1 P: 28	R: 1 E: 1 K: 0 S: 10 H: 1 LOB: 1 BB: 0 P: 13	R: 1 E: 0 K: 1 S: 14 H: 2 LOB: 1 BB: 0 P: 23	R: 0 E: 0 K: 2 S: 13 H: 0 LOB: 2 BB: 0 P: 18	R: 0 E: 0 K: 2 S: 9 H: 0 LOB: 0 BB: 0 P: 11	R: 4 E: 0 K: 1 S: 15 H: 3 LOB: 2 BB: 3 P: 31		1B: 7 2B: 2 3B: 0 HR: 4		SF: 1 SAC: 0 DP: 0 HBP: 2		WP: 1 PB: 0 SB: 0 CS: 0	PA: 44	

PITCHER		IP	WLS	BF	H	R	ER	SO	BB	IBB	HBP	BLK	WP	HR	S	P	ERA	WHIP
61 Bronson Arroyo, R ERA: 5.28	(1, 1)	1.0		10	7	6	6	1	0	0	0	0	0	3	29	42	54.00	7.000
30 Travis Wood, L ERA: 4.92	(2, 1)	2.0		8	0	0	0	2	1	0	1	0	0	0	23	40	0.00	0.500
56 Matt Maloney, L ERA: 6.88	(4, 1)	2.0	L	10	3	2	1	1	0	0	0	0	0	1	24	36	4.50	1.500
46 Carlos Fisher, R ERA: 3.32	(6, 1)	0.2		3	0	0	0	1	0	0	1	0	0	0	10	15	0.00	0.000
45 Bill Bray, L ERA: 2.82	(6, 1)	0.2		2	0	0	0	1	0	0	0	0	0	0	4	4	0.00	0.000

PITCHER		IP	WLS	BF	H	R	ER	SO	BB	IBB	HBP	BLK	WP	HR	S	P	ERA	WHIP
63 Sam LeCure, R ERA: 3.86	(7, 1)	1.0		5	2	2	2	3	0	0	0	0	0	0	14	17	18.00	2.000
54 Aroldis Chapman, L ERA: 4.09	(8, 1)	0.0		2	0	0	0	0	2	0	0	0	1	0	3	11	∞	∞
57 Jeremy Horst, L ERA: 2.45	(8, 1)	0.2		4	1	2	2	0	1	0	0	0	0	0	6	13	27.00	3.000

BOTTOM

Cincinnati Reds @ Colorado Rockies

Coors Field, Denver, CO

Sat Sep 10 2011, 2:11 PM - 5:36 PM MDT

Att. 38,407 - Sunny - 73 F

livebaseballscorecards.com

AB	37
R	12
H	13
RBI	11
BB	4
SO	9
LOB	19

Batter	1	2	3	4	5	6	7	8	9	AB	R	H	RBI	BB	SO	LOB
6 Drew Stubbs, R (1, 8) OBP: 0.324, SLG: 0.374	C FF 92 B FF 92 S FF 91 S FF 92 1-3 ① K		B FF 90 C FF 90 C KC 78 D KC 78 F FF 90 D CH 84 B FF 90 4-2 16 G6-3 BB			X FF 94 0-0 ① G1-3		C SL 84 B SL 84 X FF 94 1-1 ③ F8		3	0	0	0	1	1	0
16 Edgar Renteria, R (1, 6) OBP: 0.306, SLG: 0.351	B FF 91 C FF 91 X CH 84 1-1 ② P4		F FF 89 B FF 90 B KC 77 X FF 89 2-1 ②③ G6-3 1-2f			B FF 94 C FF 94 B SL 84 C SL 84 F FF 95 S SL 84 2-3 ② K			S FF 94 S SL 85 F FF 94 C SL 85 0-3 ① K	4	0	0	0	0	2	2
19 Joey Votto, L (1, 3) OBP: 0.427, SLG: 0.553	B FF 93 C FF 92 B FF 92 B FF 91 X SI 91 3-1 ③ F7			B SI 88 C KC 75 X FF 87 1-1 ① G4-3		B FF 95 F SL 84 F SI 95 X FF 94 1-2 ③ G1-4-3			F FF 95 B CH 88 F FF 94 B FF 94 X FF 95 2-2 HR	4	1	1	1	0	0	0
32 Jay Bruce, L (1, 9) OBP: 0.345, SLG: 0.490		B FF 91 B FF 90 F FF 90 H SI 91 3-1 28 G4-6-3 HBP		B KC 77 X FF 89 1-0 ② F9			F FF 94 X CH 86 0-1 ① F7		C CH 89 S CU 77 C FF 94 0-3 ② K	3	0	0	0	0	1	0
28 Chris Heisey, R (1, 7) OBP: 0.305, SLG: 0.485		C FF 90 X SL 84 0-1 ①② G4-6-3 1-2f		C SI 89 B KC 77 F FF 90 C FF 90 1-3 ③ K			B FF 96 X FF 95 1-0 3B		X SL 86 0-0 ③ P6	4	0	1	0	0	1	1
55 Ramon Hernandez, R (1, 2) OBP: 0.335, SLG: 0.438		B FF 91 C FF 91 B FF 91 B CH 84 F SI 90 F FF 91 B KC 78 4-2 BB			X FF 89 0-0 ① G5-3		D FF 93 B SL 86 C FF 94 X FF 94 2-1 ② P4			2	0	0	0	1	0	1
21 Todd Frazier, R (1, 5) OBP: 0.273, SLG: 0.457		F FF 90 S FF 89 X FF 90 0-2 ③ F7			B FF 90 B CH 81 C SI 89 B SL 82 X SI 89 3-1 ② G6-3		B SL 85 B FF 95 F SL 85 X FF 95 2-1 ③ F8			3	0	0	0	0	0	2
3 Chris Valaika, R (1, 4) OBP: 0.333, SLG: 0.400 43 Miguel Cairo, R (5, 4) OBP: 0.332, SLG: 0.406			B SI 90 X SI 89 1-0 36 SH5-3 1B		F SI 90 B CH 81 X FF 89 1-1 1B			C FF 93 F CU 76 B SL 84 C SL 82 1-3 ① K		2 1	0 0	2 0	0 0	0 1	0 0	0 0
36 Edinson Volquez, R (1, 1) OBP: 0.143, SLG: 0.143 66 Logan Ondrusek, R (6, 1) 23 Yonder Alonso, L (8, PH) OBP: 0.464, SLG: 0.661 33 Jose Arredondo, R (8, 1) OBP: 0.500, SLG: 0.500			X FF 88 0-0 ① SH5-3 1-2		F FF 90 B KC 77 X SI 89 1-1 ③ G5-3			C CU 77 X FF 93 0-1 ② G4-3		1 0 1 0	0 0 0 0	0 0 0 0	0 0 0 0	0 0 0 0	0 0 0 0	1 0 0 0

TOP

Cincinnati Reds @ Colorado Rockies

Coors Field, Denver, CO

Sun Sep 11 2011, 1:12 PM - 3:43 PM MDT

Att. 39,240 - Sunny - 75 F

livebaseballscorecards.com

AB	28
R	1
H	4
RBI	1
BB	2
SO	6
LOB	7

Inning Stats	1	2	3	4	5	6	7	8	9
	R: 0 E: 0 K: 1 S: 7	R: 0 E: 0 K: 0 S: 9	R: 0 E: 0 K: 0 S: 7	R: 0 E: 0 K: 1 S: 6	R: 0 E: 0 K: 0 S: 7	R: 0 E: 0 K: 1 S: 8	R: 0 E: 0 K: 0 S: 7	R: 0 E: 0 K: 1 S: 7	R: 1 E: 0 K: 2 S: 11
	H: 0 LOB: 0 BB: 0 P: 12	H: 0 LOB: 1 BB: 1 P: 16	H: 1 LOB: 1 BB: 1 P: 14	H: 0 LOB: 0 BB: 0 P: 9	H: 1 LOB: 1 BB: 0 P: 12	H: 0 LOB: 0 BB: 0 P: 11	H: 1 LOB: 1 BB: 0 P: 12	H: 0 LOB: 0 BB: 0 P: 9	H: 1 LOB: 0 BB: 0 P: 13

1B: 2	SF: 0	WP: 0
2B: 0	SAC: 1	PB: 0
3B: 1	DP: 2	SB: 0
HR: 1	HBP: 1	CS: 0

PA: 32

PITCHER		IP	WLS	BF	H	R	ER	SO	BB	IBB	HBP	BLK	WP	HR	S	P	ERA	WHIP
13 Drew Pomeranz, L ERA:	(1, 1)	5.0	W	18	2	0	0	2	2	0	1	0	0	0	36	63	0.00	0.800
46 Jason Hammel, R ERA: 4.91	(6, 1)	4.0	S	14	2	1	1	4	0	0	0	0	0	1	33	45	2.25	0.500

PITCHER	IP	WLS	BF	H	R	ER	SO	BB	IBB	HBP	BLK	WP	HR	S	P	ERA	WHIP

Batter	1	2	3	4	5	6	7	8	9	AB	R	H	RBI	BB	SO	LOB
1 Eric Young Jr., S (1, 4) OBP: 0.325, SLG: 0.261	B FF 92 B FF 93 C SI 92 F FF 95 S CH 83 2-3 ① **K**		C KC 77 F CH 82 B FF 94 F CH 83 S FF 95 1-3 ② **K** 2-3		B FF 94 L FF 93 B KC 79 B FF 93 C FF 94 X CH 83 3-2 58 S 58 1B S 1B		S FC 90 B FC 92 X CH 84 1-1 1B 58 PB S 1B			4	2	2	0	0	2	1
Dexter Fowler, S (1, 8) OBP: 0.369, SLG: 0.448	B FF 94 B FF 94 B SI 94 B SI 93 4-0 58 G5-3 BB		S CH 85 B FF 95 D CH 84 B CH 82 B FF 94 4-1 BB		B FF 94 1 SAFE B FF 92 B FF 95 C FF 95 C CH 81 X FF 96 3-2 ② L4 1-2		B SI 93 B FF 92 B CH 81 C FF 94 S FF 94 X FC 92 3-2 58 G4-3 58 PB 15 G4-3 1B 1-3			2	1	1	0	2	0	1
58 Jordan Pacheco, R (1, 3) OBP: 0.333, SLG: 0.500	C FF 93 F FF 92 B CH 82 B FF 94 1 SAFE X CH 82 2-2 ② G5-3 1-2		C CH 80 F SI 93 1 SAFE X CH 84 0-2 ③ G6-3		F CH 82 B KC 78 F CH 82 D KC 81 B CH 85 F CH 82 X FF 94 3-2 15 FC5 7 BB 1B 2-H		B CU 80 F FF 93 X FF 93 1-1 ① G4-3 1-3 3-H			4	0	1	1	0	0	4
7 Seth Smith, L (1, 9) OBP: 0.345, SLG: 0.500	B KC 78 F CH 81 F SI 94 B CH 81 X CH 82 2-2 ③ G1-3			C SI 93 C KC 80 F CH 83 B SI 94 X KC 80 1-2 ① G4-3	B CH 82 T FF 94 B FF 94 1 SAFE S CH 83 F FF 95 B FF 95 B FF 94 4-2 15 FC5 BB 1-2		I IN 80 I IN 80 I IN 81 4-0 15 G4-3 IBB			2	0	0	0	2	0	1
15 Kevin Kouzmanoff, R (1, 5) OBP: 0.267, SLG: 0.324		F FF 95 X KC 77 0-1 ① F8		X KC 81 0-0 ② G5-3	B CH 84 X CH 84 1-0 ③ FC5 1-2 2-3f		B FF 93 X FF 93 1-0 ② G4-3 1-2 3-H			4	0	0	1	0	0	3
21 Ty Wigginton, R (1, 7) OBP: 0.319, SLG: 0.431		F FF 94 S CH 82 F FF 96 F CH 84 S CH 84 0-3 ② **K**		B KC 80 C KC 79 S CH 82 B KC 81 X CH 83 2-2 HR		B FC 92 X FC 92 1-0 20 FC6-4 1B	C CU 80 B CU 80 S FC 92 S FF 93 1-3 ③ **K**			4	1	2	1	0	2	1
20 Wilin Rosario, R (1, 2) OBP: 0.250, SLG: 0.400		B KC 79 B CH 82 B FF 95 C FF 93 X SI 94 3-1 ③ F7		B KC 78 X SI 94 1-0 1B	X FF 91 0-0 ① FC6-4 14 G4-3 1-2f			F FF 93 B SL 84 B SL 84 S FS 82 B FS 86 F FF 93 X FS 83 3-2 ① G1		4	0	1	0	0	0	1
14 Tommy Field, R (1, 6)			B SI 92 B SI 94 B SI 92 C SI 91 D SI 92 4-1 1 PB 13 SH1-4 BB	B FF 94 B FF 93 S FF 93 S FF 92 B FF 95 X FF 94 3-2 ③ P4		X FF 93 0-0 ② G4-3 1-2		C FF 94 F FF 94 B FS 83 F SL 84 B SL 84 F FS 85 B FF 93 X FF 93 3-2 ② F8		3	0	0	0	1	0	2
13 Drew Pomeranz, R (1, 1) 20 Chris Iannetta, R (5, PH) OBP: 0.366, SLG: 0.402 46 Jason Hammel, R (6, 1) OBP: 0.178, SLG: 0.250			M FF 88 X SI 90 0-1 ① SH1-4 1-2		X FF 93 0-0 ① F7	F FF 92 C CU 79 X SI 94 0-2 ③ G5-3		B FF 93 S FF 93 F FF 93 B SL 83 B FS 84 S FS 83 3-3 ③ **K**		0 1 2	0 0 0	0 0 0	0 0 0	0 0 0	0 0 1	0 0 1
Inning Stats	R: 0 H: 0 E: 0 LOB: 1 K: 1 BB: 1 S: 9 P: 19	R: 0 H: 0 E: 0 LOB: 0 K: 1 BB: 0 S: 9 P: 12	R: 0 H: 0 E: 0 LOB: 2 K: 1 BB: 2 S: 11 P: 20	R: 1 H: 2 E: 0 LOB: 1 K: 0 BB: 0 S: 12 P: 19	R: 1 H: 2 E: 0 LOB: 2 K: 0 BB: 1 S: 15 P: 29	R: 0 H: 1 E: 0 LOB: 1 K: 0 BB: 0 S: 6 P: 7	R: 2 H: 2 E: 0 LOB: 1 K: 1 BB: 1 S: 11 P: 22	R: 0 H: 0 E: 0 LOB: 0 K: 1 BB: 0 S: 12 P: 21		1B: 6 SF: 0 2B: 0 SAC: 1 3B: 0 DP: 0 HR: 1 HBP: 0				WP: 0 PA: 36 PB: 2 SB: 3 CS: 0		

PITCHER	IP	WLS	BF	H	R	ER	SO	BB	IBB	HBP	BLK	WP	HR	S	P	ERA	WHIP
36 Edinson Volquez, R (1, 1) ERA: 5.8	5.0	L	23	4	2	2	3	4	0	0	0	0	1	56	99	3.60	1.600
66 Logan Ondrusek, R (6, 1) ERA: 3.16	2.0		10	3	2	1	1	0	1	0	0	0	0	17	29	4.50	1.500
33 Jose Arredondo, R (8, 1) ERA: 3.11	1.0		3	0	0	0	1	0	0	0	0	0	0	12	21	0.00	0.000

PITCHER	IP	WLS	BF	H	R	ER	SO	BB	IBB	HBP	BLK	WP	HR	S	P	ERA	WHIP

BOTTOM

Cincinnati Reds @ Colorado Rockies

Coors Field, Denver, CO

Sun Sep 11 2011, 1:12 PM - 3:43 PM MDT

Att. 39,240 - Sunny - 75 F

livebaseballscorecards.com

AB	30
R	4
H	7
RBI	3
BB	5
SO	5
LOB	15

Chicago Cubs @ Cincinnati Reds

Great American Ball Park, Cincinnati, OH

Mon Sep 12 2011, 7:11 PM - 10:21 PM EDT

Att. 19,874 - Partly Cloudy - 81 F

TOP

livebaseballscorecards.com

Batter	1	2	3	4	5	6	7	8	9	AB	R	H	RBI	BB	SO	LOB
13 Starlin Castro, R (1, 6) OBP: 0.338, SLG: 0.433	BB			2B	HR			2B		4	4	3	3	1	0	0
5 Reed Johnson, R (1, 9) OBP: 0.361, SLG: 0.496	1B			FC6-2	F9			1B		5	2	2	1	0	0	2
16 Aramis Ramirez, R (1, 5) OBP: 0.359, SLG: 0.512	2B		F8	1B	HR			G5-3		5	1	3	2	0	0	1
3 Jeff Baker, R (1, 3) OBP: 0.307, SLG: 0.397	BB		HR	K	1B			K		4	2	2	1	1	2	4
32 Ramon Ortiz, R (8, 1)										0	0	0	0	0	0	0
40 James Russell, L (9, 1) OBP: 0.125, SLG: 0.125										0	0	0	0	0	0	0
12 Alfonso Soriano, R (1, 7) OBP: 0.289, SLG: 0.475	1B	G6-3		2B		K		P3		5	0	2	3	0	1	2
1 Tony Campana, L (8, 7) OBP: 0.295, SLG: 0.304										0	0	0	0	0	0	0
24 Marlon Byrd, R (1, 8) OBP: 0.332, SLG: 0.400	FC5-2		1B	F9		G6-4-3			F9	5	1	1	0	0	0	6
18 Geovany Soto, R (1, 2) OBP: 0.313, SLG: 0.398	FC6-4		2B	G5-3			F8		K	5	0	1	2	0	1	2
15 Darwin Barney, R (1, 4) OBP: 0.315, SLG: 0.354	G5-3			1B	1B		F8		G1-3	5	2	2	0	0	0	2
50 Rodrigo Lopez, R (1, 1) OBP: 0.111, SLG: 0.077		G4-3		BB	K		K			2	0	0	0	1	1	1
48 Andrew Cashner, R (6, 1)										0	0	0	0	0	0	0
39 Luis Montanez, R (7, PH) OBP: 0.280, SLG: 0.396										1	0	0	0	0	1	0
54 John Gaub, R (7, 1)										0	0	0	0	0	0	0
6 Bryan LaHair, L (8, 3) OBP: 0.565, SLG: 0.950										0	0	0	0	0	0	0

	AB	41
	R	12
	H	16
	RBI	12
	BB	3
	SO	6
	LOB	20

Inning Stats	1	2	3	4	5	6	7	8	9
	R: 3 E: 0 K: 0 S: 14	H: 3 LOB: 2 BB: 2 P: 25	R: 0 E: 0 K: 0 S: 9	H: 0 LOB: 0 BB: 0 P: 14	R: 2 E: 0 K: 0 S: 10	H: 3 LOB: 1 BB: 0 P: 14	R: 3 E: 0 K: 1 S: 25	H: 4 LOB: 2 BB: 1 P: 38	R: 2 E: 0 K: 1 S: 11	H: 2 LOB: 0 BB: 0 P: 16	R: 1 E: 0 K: 1 S: 11	H: 2 LOB: 0 BB: 0 P: 15	R: 0 E: 0 K: 1 S: 7	H: 0 LOB: 0 BB: 0 P: 9	R: 1 E: 0 K: 1 S: 15	H: 2 LOB: 1 BB: 0 P: 18	R: 0 E: 0 K: 1 S: 8	H: 0 LOB: 0 BB: 0 P: 11

	1B: 8	SF: 0
	2B: 5	SAC: 0
	3B: 0	DP: 1
	HR: 3	HBP: 0

	WP: 0	PA: 44
	PB: 0	
	SB: 1	
	CS: 0	

PITCHER		IP	WLS	BF	H	R	ER	SO	BB	IBB	HBP	BLK	WP	HR	S	P	ERA	WHIP
50 Dontrelle Willis, L (1, 1) ERA: 5.04		3.1	L	21	9	8	8	0	3	0	0	0	0	1	46	73	21.60	3.600
51 Jared Burton, R (4, 1) ERA: 13.5		0.2		3	1	0	0	1	0	0	0	0	0	0	12	18	0.00	1.500
46 Carlos Fisher, R (5, 1) ERA: 4.29		2.0		9	4	3	3	2	0	0	0	0	0	2	22	31	13.50	2.000
57 Jeremy Horst, L (7, 1) ERA: 2.77		2.0		8	2	1	1	2	0	0	0	0	0	0	22	27	4.50	1.000
40 Nick Masset, R (9, 1) ERA: 3.92		1.0		3	0	0	0	1	0	0	0	0	0	0	8	11	0.00	0.000

PITCHER		IP	WLS	BF	H	R	ER	SO	BB	IBB	HBP	BLK	WP	HR	S	P	ERA	WHIP

BOTTOM

Batter	1	2	3	4	5	6	7	8	9	AB	R	H	RBI	BB	SO	LOB
4 Brandon Phillips, R (1, 4) OBP: 0.346, SLG: 0.441	B SI 87 X FF 86 1-0 ① P4	B SL 82 X CH 83 1-0 1-H HR			X FF 87 0-0 HR	S SL 86 S SL 86 F FF 98 C FF 98 0-3 ③ K			C SL 84 S SL 86 B SL 85 B SL 84 B SL 83 F SL 82 B SL 84 4-2 19 2B BB	4	3	2	3	1	1	1
17 Dave Sappelt, R (1, 8) OBP: 0.276, SLG: 0.321	X FF 85 0-0 ② F9	C FF 89 C SI 88 X FF 89 0-2 ③ G4-3			C SI 87 C SL 80 B FF 89 B SI 89 X SI 89 2-2 ① G6-3		F FF 94 B FF 92 C SL 86 F SL 85 S SI 87 1-3 ① K		B SI 91 C SI 91 F SI 91 F SL 84 F SL 83 C SL 81 1-3 ① K	5	0	0	0	0	2	1
19 Joey Votto, L (1, 3) OBP: 0.427, SLG: 0.554	B FF 87 X CH 81 1-0 32 1B 1B		X FF 84 0-0 ① F8		B SI 89 B SL 80 X SI 87 2-0 ② G4-3		S SL 86 B FF 94 B SL 78 X SL 86 2-1 ② G3-1		C FF 89 B SL 80 X SL 79 1-1 1-H 2B	5	0	2	1	0	0	0
32 Jay Bruce, L (1, 9) OBP: 0.347, SLG: 0.490	C SL 80 B SL 82 X CH 84 1-1 1-2 1B		B SL 80 B SI 88 B SL 78 B SI 87 4-0 23 CS BB		F SI 88 X CH 84 0-1 1B		S SL 85 S SL 85 B SL 85 F FF 94 X SL 85 1-2 ③ F7		B FF 89 F FF 90 S SL 80 B SL 81 B FF 90 X SL 79 3-2 ② F7	4	0	2	0	1	0	1
23 Yonder Alonso, L (1, 7) OBP: 0.446, SLG: 0.621	B SL 80 C SL 80 S SI 84 B FF 90 S SL 82 2-3 ③ K		1 SAFE B SI 88 C SL 80 F SI 89 B SI 88 B SL 82 F SL 83 1 SAFE S SI 88 3-3 ②③ K 1-2		B FF 88 B SL 81 C SI 87 B SI 87 X SL 80 3-1 ③ F8			S FF 90 B CH 85 B FF 92 F FF 92 F SL 86 B SL 87 B SL 84 4-2 39 2B 25 G3 BB	B SL 81 S FF 89 F FF 90 X CU 74 1-2 ③ G4-3	4	1	0	0	1	2	5
39 Devin Mesoraco, R (1, 2) OBP: 0.222, SLG: 0.500		F FF 86 F FF 86 B SI 88 F CH 83 X FF 89 1-2 ① F9		C FF 86 X SL 82 0-1 ① G4-3		X SI 86 0-0 HR		X FF 89 0-0 25 G3 7 SF8 1-3 2B		4	2	2	1	0	0	0
25 Juan Francisco, L (1, 5) OBP: 0.296, SLG: 0.471		B FF 88 X FF 83 1-0 HR		B FF 88 C FF 88 B SL 80 B SL 79 X SI 88 3-1 21 FC5-4 1B		C SL 78 B SL 80 B SI 87 S SI 88 F SL 82 S SI 89 2-3 ① K		S SL 82 D SL 84 X SL 83 1-1 ① G3 2-3 3-H		4	1	2	2	0	1	1
7 Paul Janish, R (1, 6) OBP: 0.251, SLG: 0.254		B FF 88 C FF 87 F FF 88 X SI 90 1-2 ② G6-3		B SI 87 F FF 88 F FF 88 B SL 83 F SI 89 F FF 89 D SL 83 S SI 88 3-3 ② K		S SL 80 B SL 82 F FF 88 B FF 89 X SI 88 2-2 E6 43 G4-3		X SL 79 0-0 ② SF8 3-H		3	0	0	1	0	1	1
50 Dontrelle Willis, L (1, 1) OBP: 0.407, SLG: 0.667 51 Jared Burton, R (4, 1) 21 Todd Frazier, R (4, PH) OBP: 0.270, SLG: 0.452 46 Carlos Fisher, R (5, 1) 43 Miguel Cairo, R (6, PH) OBP: 0.331, SLG: 0.404 57 Jeremy Horst, L (7, 1) OBP: 1.000, SLG: 1.000 28 Chris Heisey, R (8, PH) OBP: 0.304, SLG: 0.483 40 Nick Masset, R (9, 1)		F SL 79 C FF 89 X SL 81 0-2 4 HR 1B		B SI 88 B SL 82 X FF 88 2-0 ③ FC5-4 1-2f		B FF 96 F FF 96 B SL 85 F FF 97 X FF 98 2-2 ② G4-3 1-2		C SI 91 B SL 82 F SL 79 S SL 85 1-3 ③ K	1 1 1 0 0 0 0 0 0 0 0 0 0 0 1 0 0 0 0 0 1 0 0 0 0 0 0 0 1 0 0 0 0 0 1 0 0 0 0 0 0 0 1 0 0 0 0 1 0 0 0 0 0 0 0 0						
Inning Stats	R: 0 H: 2 E: 0 LOB: 2 K: 1 BB: 0 S: 8 P: 13	R: 3 H: 3 E: 0 LOB: 0 K: 0 BB: 0 S: 15 P: 19	R: 0 H: 0 E: 0 LOB: 1 K: 1 BB: 1 S: 5 P: 12	R: 0 H: 1 E: 0 LOB: 1 K: 0 BB: 0 S: 10 P: 18	R: 1 H: 2 E: 0 LOB: 1 K: 0 BB: 0 S: 9 P: 16	R: 1 H: 1 E: 1 LOB: 1 K: 2 BB: 0 S: 15 P: 21	R: 0 H: 0 E: 0 LOB: 0 K: 1 BB: 0 S: 10 P: 14	R: 2 H: 1 E: 0 LOB: 0 K: 1 BB: 1 S: 10 P: 16	R: 1 H: 1 E: 0 LOB: 1 K: 1 BB: 1 S: 16 P: 26	1B: 5 2B: 3 3B: 0 HR: 4	SF: 1 SAC: 0 DP: 1 HBP: 0			WP: 0 PB: 0 SB: 0 CS: 1	PA: 41		

PITCHER		IP	WLS	BF	H	R	ER	SO	BB	IBB	HBP	BLK	WP	HR	S	P	ERA	WHIP
50 Rodrigo Lopez, R ERA: 5.04	(1, 1)	5.1	W	26	9	5	5	4	1	0	0	0	0	0	55	90	8.44	1.875
48 Andrew Cashner, R ERA: 1.29	(6, 1)	0.2		2	0	0	0	1	0	0	0	0	0	0	7	9	0.00	0.000
54 John Gaub, L ERA: 13.5	(7, 1)	1.1		6	1	2	2	1	1	0	0	0	0	0	16	25	13.50	1.500
32 Ramon Ortiz, R ERA: 5.4	(8, 1)	1.0		4	0	1	1	2	1	0	0	0	0	0	12	18	9.00	1.000
40 James Russell, L ERA: 3.97	(9, 1)	0.2		3	1	0	0	0	0	0	0	0	0	0	8	13	0.00	1.500

PITCHER	IP	WLS	BF	H	R	ER	SO	BB	IBB	HBP	BLK	WP	HR	S	P	ERA	WHIP

Chicago Cubs @ Cincinnati Reds

Great American Ball Park, Cincinnati, OH

Mon Sep 12 2011, 7:11 PM - 10:21 PM EDT

Att. 19,874 - Partly Cloudy - 81 F

livebaseballscorecards.com

AB	37
R	8
H	11
RBI	8
BB	3
SO	8
LOB	12

Batter	1	2	3	4	5	6	7	8	9	AB	R	H	RBI	BB	SO	LOB
13 Starlin Castro, R (1, 6) OBP: 0.337, SLG: 0.431	B SI 87 B SI 88 F SI 88 B CH 83 B SI 90 4-1 16 F9 15 1B BB		F KC 78 X KC 79 0-1 ② G4-3		C CH 83 X KC 77 0-1 ① F8		X KC 77 0-0 ③ F8			3	0	0	0	1	0	1
15 Darwin Barney, R (1, 4) OBP: 0.316, SLG: 0.358	C SI 88 1 SAFE B SI 88 1 SAFE F SI 88 F SI 89 X FC 88 1-2 1-2 1B		B SI 90 C SL 80 C KC 78 X SI 91 1-2 2B		F CH 84 X SI 85 0-1 ② F9			C SI 89 X SL 82 0-1 ① G5-3		4	0	2	0	0	0	1
16 Aramis Ramirez, R (1, 5) OBP: 0.356, SLG: 0.508	X SI 89 0-0 ① F9 2-3		B CH 84 X SI 85 1-0 ③ G6-3		F SI 90 X FF 86 0-1 ③ G4-3			F CH 84 F SI 91 X KC 79 0-2 ② G5-3		4	0	0	0	0	0	4
22 Carlos Pena, L (1, 3) OBP: 0.358, SLG: 0.474	B SI 88 B CH 83 1 SAFE S CH 84 F FC 88 S SL 82 2-3 ② K			X FC 88 0-0 6 G4-6-3 1B	B CH 80 C CH 83 X CH 83 1-1 6 1B 12 G6-4-3 2B			C CU 77 B FC 89 B CH 85 X SI 85 2-1 ③ L9		4	1	2	0	0	1	2
6 Bryan LaHair, L (1, 9) OBP: 0.519, SLG: 0.833	X SI 91 0-0 ③ F8			B FC 88 X FC 89 1-0 ①② G4-6-3 1-2f	X FC 88 0-0 12 G6-4-3 2-3 1B				C CH 83 X CH 86 0-1 ① G3	4	0	1	0	0	0	3
12 Alfonso Soriano, R (1, 7) OBP: 0.289, SLG: 0.471		X SI 87 0-0 ① P5		B SI 92 B FF 91 B SL 83 C SI 90 B SL 83 4-1 24 1B BB	C SI 89 X SI 90 0-1 ①② G6-4-3 1-2f 3-H				B SL 86 B FF 91 C SL 86 S FF 92 X FF 92 2-2 ② P6	3	0	0	0	1	0	1
24 Marlon Byrd, R (1, 8) OBP: 0.331, SLG: 0.399		B SI 89 C CH 82 S SL 80 X SL 82 1-2 ② L1		C SL 81 S FF 91 F CU 80 B FC 89 F SI 85 X FF 91 1-2 18 FC5-4 1-2 1B	B SL 82 F FF 91 X SI 91 1-1 ③ G5-3				F SL 85 F SL 87 B SL 88 X SL 86 1-2 ③ G4-3	4	0	1	0	0	0	0
18 Geovany Soto, R (1, 2) OBP: 0.311, SLG: 0.395		C SL 81 F CU 78 B SL 82 S SL 82 1-3 ③ K		B SL 82 X SI 85 1-0 ③ FC5-4 1-2f			C SL 80 C CU 77 B CU 79 B FC 90 B SI 92 X SI 92 3-2 ① G1-3			3	0	0	0	0	1	2
46 Ryan Dempster, R (1, 1) OBP: 0.093, SLG: 0.075 45 Sean Marshall, L (8, 1)			C SI 86 X SI 89 0-1 ① G5-3		B CH 85 B SI 88 B SI 88 C SI 88 C SI 88 X 3-2 CI		B SI 90 X SI 90 1-0 ② L4			2 0	0 0	0 0	0 0	0 0	0 0	0 0
Inning Stats	R: 0 H: 1 E: 0 LOB: 2 K: 1 BB: 1 S: 10 P: 17	R: 0 H: 0 E: 0 LOB: 0 K: 1 BB: 0 S: 7 P: 9	R: 0 H: 1 E: 0 LOB: 1 K: 0 BB: 0 S: 8 P: 10	R: 0 H: 2 E: 0 LOB: 2 K: 0 BB: 1 S: 9 P: 16	R: 0 H: 0 E: 1 LOB: 1 K: 0 BB: 0 S: 9 P: 12	R: 1 H: 2 E: 0 LOB: 0 K: 0 BB: 0 S: 7 P: 9	R: 0 H: 0 E: 0 LOB: 0 K: 0 BB: 0 S: 5 P: 9	R: 0 H: 0 E: 0 LOB: 0 K: 0 BB: 0 S: 7 P: 9	R: 0 H: 0 E: 0 LOB: 0 K: 0 BB: 0 S: 8 P: 11	1B: 4 SF: 0 2B: 2 SAC: 0 3B: 0 DP: 2 HR: 0 HBP: 0						

PITCHER		IP	WLS	BF	H	R	ER	SO	BB	IBB	HBP	BLK	WP	HR	S	P	ERA	WHIP
44 Mike Leake, R ERA: 3.86	(1, 1)	8.0	W	31	6	1	1	2	2	0	0	0	0	0	62	91	1.12	1.000
48 Francisco Cordero, R ERA: 2.26	(9, 1)	1.0	S	3	0	0	0	0	0	0	0	0	0	0	8	11	0.00	0.000

PITCHER	IP	WLS	BF	H	R	ER	SO	BB	IBB	HBP	BLK	WP	HR	S	P	ERA	WHIP

TOP

Chicago Cubs @ Cincinnati Reds

Great American Ball Park, Cincinnati, OH

Tue Sep 13 2011, 7:11 PM - 9:39 PM EDT

Att. 19,159 - Clear - 85 F

livebaseballscorecards.com

AB	31
R	1
H	6
RBI	0
BB	2
SO	2
LOB	14

PA: 34

WP: 0	PB: 0	SB: 0	CS: 0

BOTTOM

Chicago Cubs @ Cincinnati Reds

Great American Ball Park, Cincinnati, OH

Tue Sep 13 2011, 7:11 PM - 9:39 PM EDT

Att. 19,159 - Clear - 85 F

livebaseballscorecards.com

Batter	1	2	3	4	5	6	7	8	9	AB	R	H	RBI	BB	SO	LOB
4 Brandon Phillips, R (1, 4) OBP: 0.349, SLG: 0.446	B FF 89 C FF 89 B FF 90 B FF 90 F FF 90 X FF 90 3-2 HR		B SL 85 F SL 84 S SL 82 S FS 82 1-3 ① K		B SL 84 F SL 85 B FF 89 B FF 88 S FC 84 B FF 89 4-2 19 BB 16 1B 1-2 BB		B FF 91 F FS 81 B FS 82 F FF 91 F FF 91 B SL 85 B SL 86 4-2 16 F9 16 E BB			2	1	1	1	2	1	0
16 Edgar Renteria, R (1, 6) OBP: 0.312, SLG: 0.361	X FF 91 0-0 2B		C FF 90 X SL 87 0-1 19 G4-6-3 1B		B FF 90 C SI 91 X FF 90 1-1 19 BB 1-2 2-H 1B		B FF 90 1 SAFE B FF 90 B SL 84 C FF 88 X FF 90 3-1 ② F9 1-3			4	0	3	1	0	0	1
19 Joey Votto, L (1, 3) OBP: 0.429, SLG: 0.553	B FF 89 B FF 90 B FC 86 B FF 90 4-0 BB		C FF 90 D FS 82 X FS 82 1-1 ②③ G4-6-3 1-2f		B SL 86 B SL 84 B FS 82 C FF 92 B FF 92 4-1 32 G6-3 1-2 2-3 BB		B FF 90 B FS 81 B SL 86 B FF 91 4-0 BB			1	0	0	0	3	0	1
32 Jay Bruce, L (1, 9) OBP: 0.345, SLG: 0.486	C SL 84 F SL 85 F FF 90 F FS 83 S FS 82 0-3 ① K			S SL 82 B FF 90 S FF 91 B SL 85 S SL 85 2-3 ① K	C FF 91 B FF 90 F SL 85 F FF 91 X FF 90 1-2 ②③ G6-3 1-2f		C SL 86 B FF 90 F FF 91 F FF 91 C FS 82 1-3 ③ K			4	0	0	0	0	3	7
23 Yonder Alonso, L (1, 7) OBP: 0.449, SLG: 0.614 48 Francisco Cordero, R (9, 1)	B FF 90 B SL 84 B SL 82 F FF 89 S FS 81 X FF 91 3-2 ② F8			B FF 89 F FF 91 B FS 82 X FS 80 2-1 6 FC6-4 1B		X SL 79 0-0 39 FC6-4 1B		X SL 86 0-0 ① L4		4 0	0 0	2 0	0 0	0 0	0 0	2 0
6 Drew Stubbs, R (1, 8) OBP: 0.322, SLG: 0.371	C FF 89 C FF 90 F SL 84 B FF 91 S FF 91 1-3 ③ K			S SL 84 S FF 89 B FF 89 B FS 82 B SL 84 X SL 84 3-2 ② FC6-4 1-2f		X SL 83 0-0 ① L6		C CU 76 C CU 76 S CU 77 0-3 ② K		4	0	0	0	0	2	4
25 Juan Francisco, L (1, 5) OBP: 0.276, SLG: 0.436		F FF 91 B FC 91 F FF 90 B FF 91 B FF 92 T FF 91 3-2 ① K		1 SAFE 1 SAFE P PO 84 B FF 89 F FF 90 B FF 90 F FF 91 X FF 91 3-2 ③ P4		F FF 90 X FF 90 0-1 ② F8		B SI 92 F CU 77 C CU 77 X CU 78 1-2 ③ F9		4	0	0	0	0	1	2
39 Devin Mesoraco, R (1, 2) OBP: 0.238, SLG: 0.450		C SL 84 X FF 91 0-1 ② P4			B FF 89 B SL 84 B FF 89 B FF 88 4-0 44 FC3-6 BB	D SL 85 B SL 84 C FF 91 X FF 91 2-1 ③ FC6-4 1-2f				2	0	0	0	1	0	1
44 Mike Leake, R (1, 1) OBP: 0.218, SLG: 0.241 28 Chris Heisey, R (9, 7) OBP: 0.304, SLG: 0.483		B FF 91 B FF 91 C FF 89 S FF 91 B FF 92 S FF 92 3-3 ③ K			L FC 85 X FC 86 0-1 ① FC3-6 4 BB 16 1B 1-2f		C FF 89 C FF 90 S FC 90 0-3 ① K			3 0	1 0	0 0	0 0	0 0	2 0	1 0
Inning Stats	R: 1 E: 0 K: 2 S: 16 H: 2 LOB: 2 BB: 1 P: 27	R: 0 E: 0 K: 2 S: 8 H: 0 LOB: 0 BB: 0 P: 14	R: 0 E: 0 K: 1 S: 7 H: 1 LOB: 0 BB: 0 P: 9	R: 0 E: 0 K: 1 S: 12 H: 1 LOB: 1 BB: 0 P: 21	R: 1 E: 0 K: 0 S: 11 H: 1 LOB: 2 BB: 3 P: 25	R: 0 E: 0 K: 0 S: 6 H: 1 LOB: 1 BB: 0 P: 8	R: 0 E: 1 K: 2 S: 12 H: 0 LOB: 2 BB: 2 P: 24	R: 0 E: 0 K: 1 S: 7 H: 0 LOB: 0 BB: 0 P: 8		1B: 4 2B: 1 3B: 0 HR: 1 SF: 0 SAC: 0 DP: 2 HBP: 0				WP: 0 PB: 0 SB: 0 CS: 0 PA: 34		

	AB	28
	R	2
	H	6
	RBI	2
	BB	6
	SO	9
	LOB	19

PITCHER		IP	WLS	BF	H	R	ER	SO	BB	IBB	HBP	BLK	WP	HR	S	P	ERA	WHIP
46 Ryan Dempster, R ERA: 4.66	(1, 1)	7.0	L	31	6	2	2	8	6	0	0	0	0	1	72	128	2.57	1.714
45 Sean Marshall, L ERA: 2.48	(8, 1)	1.0		3	0	0	0	1	0	0	0	0	0	0	7	8	0.00	0.000

PITCHER	IP	WLS	BF	H	R	ER	SO	BB	IBB	HBP	BLK	WP	HR	S	P	ERA	WHIP

Chicago Cubs @ Cincinnati Reds

Great American Ball Park, Cincinnati, OH

Wed Sep 14 2011, 7:11 PM - 9:32 PM EDT

Att. 18,304 - Overcast - 68 F

TOP

livebaseballscorecards.com

Batter	1	2	3	4	5	6	7	8	9	AB	R	H	RBI	BB	SO	LOB
13 Starlin Castro, R (1, 6) OBP: 0.340, SLG: 0.432	C FF 93 B SL 86 X FF 91 1-1 5 G5-4-3 1B	B SL 83 B SL 79 B CH 82 B FF 92 4-0 5 HBP BB	C FF 89 F CH 80 X SL 80 0-2 16 1B 22 2B 1B	S CU 78 X FF 91 0-1 ③ F8			3	1	2	0	1	0	1
5 Reed Johnson, R (1, 9) OBP: 0.359, SLG: 0.489	F FF 92 X SL 84 0-1 ① ② G5-4-3 1-2f	H SI 93 1-0 1-2 HBP	C SL 79 F CH 80 T SI 91 0-2 ① K	B FF 94 B FF 94 C SI 95 X FF 94 2-1 ① F7				3	0	0	0	0	1	2
16 Aramis Ramirez, R (1, 5) OBP: 0.357, SLG: 0.508	S FF 92 F FF 92 X SL 88 0-2 1B	X SI 93 0-0 ③ P3	B FF 91 B SL 81 F SL 80 X SI 90 2-1 22 2B 12 G6-3 1-3 1B	X FF 93 0-0 ② F8				4	1	2	0	0	0	2
22 Carlos Pena, L (1, 3) OBP: 0.357, SLG: 0.474	S CH 83 F FF 92 B FF 92 B SL 87 F CH 84 X FF 92 2-2 ③ F8	B SI 92 X CH 84 1-0 ① L4	B FF 92 B CH 81 X SI 90 2-0 1-3 3-H 2B	F FS 89 S FS 89 C SL 84 0-3 ③				4	0	1	1	0	1	1
12 Alfonso Soriano, R (1, 7) OBP: 0.287, SLG: 0.467	C FC 89 S SL 79 B SL 84 F SI 94 F CU 71 X SI 93 1-2 ① F7	C SL 81 B SL 80 S FF 94 X SL 79 1-2 ② P4	B SL 80 B SL 82 C FF 92 X SI 92 2-1 ② G6-3 3-H	C FF 90 S FS 84 B FF 92 S SL 85 1-3 ① K				4	0	0	1	0	1	1
24 Marlon Byrd, R (1, 8) OBP: 0.330, SLG: 0.397	X FF 93 0-0 15 CS 1B	B FF 90 C FF 91 B SL 82 X SI 90 2-1 ③ F8	X SL 81 0-0 ③ F8	C FF 92 B SL 84 X FS 84 1-1 ② G5-3				4	0	1	0	0	0	1
15 Darwin Barney, R (1, 4) OBP: 0.314, SLG: 0.355	B FC 88 C SL 82 1 SAFE B FF 93 F SI 90 B FF 94 S SL 80 3-3 ② ③ K 1-2	B FF 90 X SL 78 1-0 ① G6-3	B FF 93 C FF 91 B CU 78 B FC 90 C FF 92 S FC 89 3-3 ① K	B FF 90 F FF 92 B FS 85 B SL 84 X FF 91 3-1 ③ G6-3				4	0	0	0	0	2	1
18 Geovany Soto, R (1, 2) OBP: 0.309, SLG: 0.392	B FF 92 S FF 89 F SL 84 C FF 92 1-3 ① K	X FF 91 0-0 ② F9	B FC 92 B FF 93 C FF 93 C FC 92 B CU 81 S FC 90 3-3 ② K					3	0	0	0	0	2	0
27 Casey Coleman, L (1, 1) OBP: 0.136, SLG: 0.182 54 John Gaub, R (4, 1) 39 Luis Montanez, R (5, PH) OBP: 0.275, SLG: 0.388 43 John Grabow, L (5, 1) 21 Tyler Colvin, L (7, PH) OBP: 0.212, SLG: 0.320 34 Kerry Wood, R (7, 1) 32 Ramon Ortiz, R (8, 1)	B SI 94 F SI 94 X SL 86 1-1 ② G3-1	F FF 91 B FF 90 C FF 90 X KC 73 1-2 ③ L8	C CU 78 B CH 83 F FF 93 B FF 91 B CH 80 X FC 89 3-2 1B					1 0 1 0 1 0 0	0 0 0 0 0 0 0	0 0 0 0 1 0 0	0 0 0 0 0 0 0	0 0 0 0 0 0 0	0 0 0 0 0 0 0	0 0 0 0 0 0 0
Inning Stats	R: 0 E: 0 K: 0 S: 11 H: 2 LOB: 1 BB: 0 P: 14	R: 0 E: 0 K: 1 S: 9 H: 1 LOB: 1 BB: 0 P: 13	R: 0 E: 0 K: 1 S: 6 H: 0 LOB: 2 BB: 1 P: 13	R: 0 E: 0 K: 0 S: 6 H: 0 LOB: 0 BB: 0 P: 10	R: 0 E: 0 K: 0 S: 5 H: 0 LOB: 0 BB: 0 P: 7	R: 2 E: 0 K: 1 S: 12 H: 3 LOB: 1 BB: 0 P: 18	R: 0 E: 0 K: 2 S: 11 H: 1 LOB: 1 BB: 0 P: 20	R: 0 E: 0 K: 1 S: 6 H: 0 LOB: 0 BB: 0 P: 8	R: 0 E: 0 K: 1 S: 7 H: 0 LOB: 0 BB: 0 P: 12	1B: 6 2B: 2 3B: 0 HR: 0 SF: 0 SAC: 0 DP: 2 HBP: 1						

PITCHER		IP	WLS	BF	H	R	ER	SO	BB	IBB	HBP	BLK	WP	HR	S	P	ERA	WHIP
47 Johnny Cueto, R ERA: 2.31	(1, 1)	3.2		14	3	0	0	2	1	0	1	0	0	0	30	46	0.00	1.091
63 Sam LeCure, R ERA: 3.98	(4, 1)	2.1	W	10	3	2	2	1	0	0	0	0	0	0	19	29	7.71	1.286
66 Logan Ondrusek, R ERA: 3.1	(7, 1)	1.0		4	1	0	0	2	0	0	0	0	0	0	11	20	0.00	1.000
40 Nick Masset, R ERA: 3.86	(8, 1)	1.0		3	0	0	0	1	0	0	0	0	0	0	6	8	0.00	0.000
33 Jose Arredondo, R ERA: 3.04	(9, 1)	1.0		3	0	0	0	1	0	0	0	0	0	0	7	12	0.00	0.000

PITCHER	IP	WLS	BF	H	R	ER	SO	BB	IBB	HBP	BLK	WP	HR	S	P	ERA	WHIP

AB	32
R	2
H	7
RBI	2
BB	1
SO	7
LOB	9

WP: 0 PB: 0 SB: 0 CS: 1 PA: 34

Chicago Cubs @ Cincinnati Reds

Great American Ball Park, Cincinnati, OH

Wed Sep 14 2011, 7:11 PM - 9:32 PM EDT

Att. 18,304 - Overcast - 68 F

BOTTOM

Batter	1	2	3	4	5	6	7	8	9	AB	R	H	RBI	BB	SO	LOB
4 Brandon Phillips, R (1, 4) OBP: 0.346, SLG: 0.443	C FF 88 B SI 89 C SI 89 B CU 77 T FF 92 2-2 ① K	B CU 78 F FF 91 C CU 76 S CU 75 1-3 ③ K		F CU 76 B SI 90 X FF 91 1-1 ② G4-3 2-3			F FF 94 B SL 92 B FF 94 B FF 95 T SL 91 C SL 91 3-3 ① K			4	0	0	0	0	3	1
16 Edgar Renteria, R (1, 6) OBP: 0.314, SLG: 0.363 7 Paul Janish, R (9, 6) OBP: 0.251, SLG: 0.254	S FF 88 B FF 87 X CH 82 1-1 1B		B FF 89 C CU 75 F CU 77 F CU 77 B FF 93 B SI 90 C SI 90 3-3 ① K	B CU 78 C SI 90 F CU 76 X FF 92 1-2 1B 3-H			F FF 95 X FF 95 0-1 ② L9			4 0	0 0	2 0	1 0	0 0	1 0	0 0
19 Joey Votto, L (1, 3) OBP: 0.428, SLG: 0.550	F FF 92 B CU 76 C FF 88 X CU 76 1-2 ② F7		C CH 82 B CH 80 B FF 88 C FF 88 F SI 91 B CH 80 B FF 89 4-2 28 G6-3 32 S 25 1B BB	D SL 84 S FF 91 C FF 91 F FF 91 S SL 85 1-3 ③ K			B SL 90 B FF 95 F SL 91 B SL 90 S FF 94 S FF 95 3-3 ③ K			3	1	0	0	1	2	2
32 Jay Bruce, L (1, 9) OBP: 0.344, SLG: 0.483	C CU 76 X CH 81 0-1 ③ F8		B CU 75 1 SAFE S CH 81 B FF 88 B CU 76 B CH 82 4-1 28 G6-3 25 1B 1-2 BB		B FF 88 C FF 87 F CH 80 F SL 81 F SL 82 X SL 82 1-2 ① P6			X SI 92 0-0 ① G5-3		3	1	0	0	1	0	1
28 Chris Heisey, R (1, 7) OBP: 0.307, SLG: 0.496		X FF 86 0-0 ① F8	B FF 89 C CU 75 X FF 88 1-1 ② G6-3 1-2 2-3		S FF 87 X FF 89 0-1 25 L4-3 1B			F SI 92 X SL 84 0-1 HR		4	1	2	1	0	0	2
25 Juan Francisco, L (1, 5) OBP: 0.290, SLG: 0.458		F FF 92 F CH 80 F FF 91 B CU 82 X FF 90 1-2 55 HR 2B	B CH 80 X CH 80 1-0 6 S 2-H 3-H 1B		F SL 82 X SL 82 0-1 ② ③ L4-3 1-1			B SI 91 X CH 84 1-0 ② G4-3		4	1	2	2	0	0	1
6 Drew Stubbs, R (1, 8) OBP: 0.322, SLG: 0.369	S CU 76 C SI 90 B FF 93 B CU 77 B FF 88 D CU 78 4-2 55 HR BB		S FF 92 S FF 90 B CU 78 X CU 77 1-2 ③ G5-3 1-2			B CH 80 F FF 88 C SL 81 B SL 81 B SL 81 S SL 83 3-3 ① K		C SI 92 X SI 92 0-1 ③ G4-3		3	1	0	0	1	1	1
55 Ramon Hernandez, R (1, 2) OBP: 0.339, SLG: 0.455		B SI 88 S FF 90 F CU 77 X FF 88 1-2 1-H 2-H HR		B FF 90 B SI 88 X FF 88 2-0 4 G4-3 16 1B 2B			B FF 90 C SL 83 F CH 83 X CH 82 1-2 ② G1-3			3	2	2	3	0	0	0
47 Johnny Cueto, R (1, 1) OBP: 0.102, SLG: 0.064 63 Sam LeCure, R (4, 1) OBP: 0.222, SLG: 0.250 17 Dave Sappelt, R (6, PH) OBP: 0.273, SLG: 0.318 66 Logan Ondrusek, R (7, 1) 40 Nick Masset, R (8, 1) 33 Jose Arredondo, R (9, 1) OBP: 0.500, SLG: 0.500		B FF 91 X SI 90 1-0 ② G4-3		M FF 86 M FF 85 B FF 91 B CU 74 B FF 90 T FF 90 3-2 ① K			B FF 89 X FF 90 1-0 ③ G4-3			1 1 1 0 0 0	0 0 0 0 0 0	0 0 0 0 0 0	0 0 0 0 0 0	0 1 0 0 0 0	0 1 0 0 0 0	0 1 0 0 0 0
Inning Stats	R: 0 E: 0 K: 1 S: 10 H: 1 LOB: 1 BB: 0 P: 14	R: 3 E: 0 K: 1 S: 14 H: 2 LOB: 0 BB: 1 P: 22	R: 2 E: 0 K: 1 S: 14 H: 1 LOB: 1 BB: 2 P: 28	R: 1 E: 0 K: 2 S: 13 H: 2 LOB: 1 BB: 0 P: 21	R: 0 E: 0 K: 0 S: 9 H: 1 LOB: 0 BB: 0 P: 10	R: 0 E: 0 K: 1 S: 7 H: 0 LOB: 0 BB: 0 P: 12	R: 0 E: 0 K: 2 S: 8 H: 0 LOB: 0 BB: 0 P: 14	R: 1 E: 0 K: 0 S: 6 H: 1 LOB: 0 BB: 0 P: 7		1B: 4 2B: 3 3B: 0 HR: 2 SF: 0 SAC: 0 DP: 1 HBP: 0			WP: 0 PB: 0 SB: 2 CS: 0 PA: 34	

livebaseballscorecards.com

AB	31
R	7
H	8
RBI	7
BB	3
SO	8
LOB	9

PITCHER		IP	WLS	BF	H	R	ER	SO	BB	IBB	HBP	BLK	WP	HR	S	P	ERA	WHIP
27 Casey Coleman, R ERA: 7.06	(1, 1)	3.2	L	20	6	6	6	4	3	0	0	0	0	1	47	80	14.73	2.455
54 John Gaub, L ERA: 10.8	(4, 1)	0.1		1	0	0	0	1	0	0	0	0	0	0	4	5	0.00	0.000
43 John Grabow, L ERA: 4.84	(5, 1)	2.0		6	1	0	0	1	0	0	0	0	0	0	16	22	0.00	0.500
34 Kerry Wood, R ERA: 3.51	(7, 1)	1.0		3	0	0	0	2	0	0	0	0	0	0	8	14	0.00	0.000
32 Ramon Ortiz, R ERA: 5.52	(8, 1)	1.0		4	1	1	1	0	0	0	0	0	0	1	6	7	9.00	1.000

PITCHER	IP	WLS	BF	H	R	ER	SO	BB	IBB	HBP	BLK	WP	HR	S	P	ERA	WHIP

Batter	1	2	3	4	5	6	7	8	9	10	11	AB	R	H	RBI	BB	SO	LOB
13 Starlin Castro, R (1, 6) OBP: 0.340, SLG: 0.431	B SL 85 B SI 90 S FF 90 F FF 90 X FF 90 2-2 ① P4	X SL 85 0-0 ② 1B		X FF 90 0-0 ② L3			B FS 85 B FF 91 C FS 85 B FF 92 X FF 90 3-1 ① F9		F SL 87 D SL 88 B SL 88 X SL 88 2-1 ① F8 2-3		B FF 92 B SI 94 B FF 94 B FF 94 4-0 ② 15 G1-6-3 BB	5	0	1	0	1	0	1
15 Darwin Barney, R (1, 4) OBP: 0.312, SLG: 0.352	C SI 90 B SL 85 X SL 82 1-1 ② F7	1 SAFE F CH 89 B SL 83 1 SAFE 1 SAFE B SL 83 F SL 85 F SL 83 X FF 90 2-2 ③ L7		C SL 83 F SL 84 B FF 92 S SL 83 1-3 ③ K			C FF 91 C FS 85 C SL 82 0-3 ② K		D SL 88 S SL 87 X FF 93 1-1 16 G6-4-3 3-H 1B		X SI 92 0-0 ②③ G1-6-3 1-2f	6	0	1	1	0	2	2
16 Aramis Ramirez, R (1, 5) OBP: 0.361, SLG: 0.509	B SL 83 X SI 91 1-0 22 HR 1B		F FF 89 X SL 84 0-1 6 WP 22 BB 1B		B SL 83 B SI 90 B FF 90 C SI 90 B FF 91 4-1 BB		B FF 92 S FS 83 H FS 83 2-1 HBP		1 SAFE C SL 87 F SL 87 X FF 92 0-2 ②③ G6-4-3 1-2f			3	1	2	0	1	0	1
22 Carlos Pena, L (1, 3) OBP: 0.358, SLG: 0.478	C FF 89 S SI 90 B KC 76 D CH 85 B SI 90 X FF 90 3-2 1-H HR		C KC 73 D CH 86 D CH 85 B KC 74 C KC 73 B SI 90 4-2 6 WP 1-2 BB		C KC 73 C CH 87 B SI 91 C FF 90 1-3 ① K		B SL 85 X FF 90 1-0 ③ P3			B FF 97 S FF 96 S FF 97 S SL 89 1-3 ① K		4	1	1	2	1	2	2
6 Bryan LaHair, L (1, 7) OBP: 0.531, SLG: 0.778 33 DJ LeMahieu, R (10, PR) OBP: 0.273, SLG: 0.279 3 Jeff Baker, R (10, 9) OBP: 0.307, SLG: 0.397	B SI 90 B KC 74 B CH 89 C CH 88 C KC 76 X FF 91 3-2 24 HR 1B		F KC 74 B FF 92 B CH 86 B FF 91 F FF 91 B FF 91 4-2 1-2 2-3 BB		B SI 89 C CH 89 C KC 75 S CH 89 1-3 ② K			C FF 89 B SL 84 B SL 84 C FF 89 B SL 84 F CH 84 T FF 90 3-2 ① K		B FF 98 B FF 96 B FF 97 B FF 97 4-0 24 BB BB	3 0 0	1 0 0	1 0 0	0 0 0	2 0 0	2 0 0	1 0 0
24 Marlon Byrd, R (1, 8) OBP: 0.331, SLG: 0.403	X FF 90 0-0 1-H HR		B SL 84 X SL 85 1-0 ① L4		X SL 84 0-0 ③ F8			C FF 88 F CH 83 X FF 89 0-2 ② F9		B FF 95 B FF 95 B FF 95 1 SAFE B FF 94 4-0 1-2 BB		4	1	1	2	1	0	4
21 Tyler Colvin, L (1, 9) OBP: 0.209, SLG: 0.315 5 Reed Johnson, R (8, PH) OBP: 0.356, SLG: 0.485 (8, 9) (10, 7)	S KC 76 B CH 84 C SI 90 F SI 90 S KC 76 1-3 ③ K		F FF 91 S FF 90 S SI 90 0-3 ② K			C KC 73 L FF 90 S CH 88 0-3 ① K		B CH 84 B FF 89 C FF 89 B FF 89 C FF 90 X FF 90 3-2 ③ F7		C FF 94 D SL 85 C FF 93 X SL 84 1-2 ② F8		3 2	0 0	0 0	0 0	0 0	3 0	3 2
55 Koyie Hill, S (1, 2) OBP: 0.271, SLG: 0.280 1 Tony Campana, L (9, PH) OBP: 0.301, SLG: 0.310 18 Geovany Soto, R (9, 2) OBP: 0.308, SLG: 0.391		B SI 90 C KC 75 C SI 90 S KC 75 1-3 ① K	C KC 74 F KC 76 B FF 90 B KC 77 S KC 75 2-3 ③ K			F CH 89 X KC 76 0-1 ② G1-3			C FF 92 M CH 86 B FF 92 F FF 93 F SL 85 B CH 85 B CH 85 F FF 93 F FF 93 3-2 F FF 93 F FF 94 X FF 93 12 2B 1B	C FF 97 C SL 88 X FF 98 0-2 ③ F8		3 1 1	0 1 0	0 1 0	0 0 0	2 0 0	3 0 2
36 Randy Wells, R (1, 1) OBP: 0.000, SLG: 0.000, 1 HBP 29 Jeff Samardzija, R (6, 1) 39 Luis Montanez, R (8, PH) OBP: 0.000, SLG: 0.000 48 Andrew Cashner, R (8, 1) 54 John Gaub, R (8, 1) 34 Kerry Wood, R (7, 1) 49 Carlos Marmol, R (8, 1) 12 Alfonso Soriano, R (9, PH) OBP: 0.286, SLG: 0.571 45 Sean Marshall, L (8, 1) 9 Blake DeWitt, L (11, PH) OBP: 0.000, SLG: 0.000 40 James Russell, L (11, 1) OBP: 0.100, SLG: 0.100		C CH 88 B SL 85 X SL 83 1-1 ② P3		C CH 88 B CH 88 B CH 89 F CH 88 F FF 91 F KC 76 F FF 90 X FF 90 2-2 ① F9		C CH 89 B SL 84 B SL 84 F SL 84 S SI 91 2-3 ③ K			S SL 87 X FF 92 0-1 13 F8 15 1B 1-H 2B		B FF 93 X SI 94 1-0 ① G3-1	2 0 1 0 0 0 0 0 1 0 0	0 0 0 0 0 0 0 0 0 0 0	0 0 0 0 0 0 0 0 1 0 0	0 0 0 0 0 0 0 0 0 0 0	0 0 0 0 0 0 0 0 0 0 0	0 0 0 0 0 0 0 0 0 0 0	0 0 1 0 0 0 0 0 0 0 0
Inning Stats	R: 4 E: 0 K: 1 S: 17 H: 4 LOB: 0 BB: 0 P: 28	R: 0 E: 0 K: 1 S: 10 H: 1 LOB: 1 BB: 0 P: 14	R: 0 E: 0 K: 2 S: 13 H: 1 LOB: 3 BB: 2 P: 24	R: 0 E: 0 K: 1 S: 10 H: 0 LOB: 0 BB: 0 P: 13	R: 0 E: 0 K: 2 S: 8 H: 0 LOB: 1 BB: 1 P: 14	R: 0 E: 0 K: 2 S: 8 H: 0 LOB: 0 BB: 0 P: 10	R: 0 E: 0 K: 1 S: 7 H: 0 LOB: 1 BB: 0 P: 13	R: 0 E: 0 K: 1 S: 10 H: 0 LOB: 0 BB: 0 P: 16	R: 2 E: 0 K: 0 S: 18 H: 3 LOB: 0 BB: 0 P: 24	R: 0 E: 0 K: 1 S: 9 H: 0 LOB: 2 BB: 2 P: 19	R: 0 E: 0 K: 0 S: 2 H: 0 LOB: 0 BB: 1 P: 7	1B: 6 2B: 1 3B: 0 HR: 2	SF: 0 SAC: 0 DP: 2 HBP: 1	WP: 1 PB: 0 SB: 0 CS: 0	PA: 47		

PITCHER		IP	WLS	BF	H	R	ER	SO	BB	IBB	HBP	BLK	WP	HR	S	P	ERA	WHIP
34 Homer Bailey, R ERA: 4.43	(1, 1)	6.0		27	6	4	4	9	3	0	0	0	1	2	66	103	6.00	1.500
33 Jose Arredondo, R ERA: 3.0	(7, 1)	0.2	H	3	0	0	0	1	0	0	1	0	0	0	6	11	0.00	0.000
45 Bill Bray, L ERA: 2.74	(7, 1)	1.1	H	4	0	0	0	1	0	0	0	0	0	0	11	18	0.00	0.000
48 Francisco Cordero, R ERA: 2.51	(9, 1)	1.0	B	5	3	2	2	0	0	0	0	0	0	0	18	24	18.00	3.000
54 Aroldis Chapman, L ERA: 4.0	(10, 1)	1.0		5	0	0	0	1	2	0	0	0	0	0	9	19	0.00	2.000

PITCHER		IP	WLS	BF	H	R	ER	SO	BB	IBB	HBP	BLK	WP	HR	S	P	ERA	WHIP
40 Nick Masset, R ERA: 3.8	(11, 1)	1.0	W	3	0	0	0	0	1	0	0	0	0	0	2	7	0.00	1.000

Chicago Cubs @ Cincinnati Reds

Great American Ball Park, Cincinnati, OH

Thu Sep 15 2011, 7:12 PM - 11:12 PM EDT

Att. 23,792 - Clear - 61 F

TOP

livebaseballscorecards.com

AB	40
R	6
H	9
RBI	6
BB	6
SO	12
LOB	21

Chicago Cubs @ Cincinnati Reds

Great American Ball Park, Cincinnati, OH

Thu Sep 15 2011, 7:12 PM - 11:12 PM EDT

Att. 23,792 - Clear - 61 F

livebaseballscorecards.com

BOTTOM

Batter	1	2	3	4	5	6	7	8	9	10	11	AB	R	H	RBI	BB	SO	LOB
4 Brandon Phillips, R (1, 4) OBP: 0.348, SLG: 0.450	C FC 86 B FC 85 X FC 85 1-1 F9 ①		C FF 87 X FF 87 0-1 HR		B FF 88 B SL 81 B SL 81 C FF 88 X CU 81 3-1 6 1B 23 BB 1-3 2B	B FF 95 F FF 95 C SL 83 B FF 97 S SL 85 2-3 K ②		B SL 86 F FF 91 B SL 82 B SL 82 C SL 84 F SL 83 D SL 84 4-2 1-2 BB		C CU 76 F CU 77 B SI 90 B FF 90 X CU 77 2-2 G5-3 ②		5	2	2	1	1	1	2
6 Drew Stubbs, R (1, 8) OBP: 0.323, SLG: 0.370	X FC 87 0-0 23 WP 19 1B 1B		F FF 88 B FF 88 B SL 81 S CU 81 F FF 90 S FF 88 2-3 K ②		F SL 81 F FF 89 F FF 88 F FF 89 D SL 81 B FC 89 D SL 81 X FF 90 3-2 23 BB 19 BB 28 1B 2-3 3-H 1B	S FF 95 S FF 96 X FF 95 0-2 19 WP 1-3 1B		B FF 90 C SL 84 B SL 84 B SL 83 C SL 83 C SL 82 3-3 K ②		B SL 85 B SL 86 X SL 85 2-0 F9 ③		6	1	3	1	0	2	3
19 Joey Votto, L (1, 3) OBP: 0.428, SLG: 0.550	B CH 85 B FC 86 X SI 87 2-0 23 WP 1-2 1B		B FF 89 B CH 81 B FF 89 C FF 89 X SL 82 3-1 F8 ③		1 SAFE B FF 88 B SI 87 1 SAFE 1 SAFE F CH 81 B FC 86 B CH 82 4-1 28 1B 23 BB 1-2 BB	B FF 91 C FF 90 B SL 84 F FF 88 D SL 76 S SL 84 3-3 K ③ 1-2 3-H		C SL 84 C FF 91 B SL 83 F SL 83 F SL 82 X SL 83 1-2 G3-4-1 ③			C SL 82 B FF 88 B FF 88 B SL 80 C SL 80 X SL 81 3-2 32 HR 2B	5	1	2	0	1	1	3
23 Yonder Alonso, L (1, 7) OBP: 0.451, SLG: 0.597 44 Mike Leake, R (7, PR) OBP: 0.218, SLG: 0.241 32 Jay Bruce, L (8, 9) OBP: 0.345, SLG: 0.489	C SI 86 D CH 80 S CH 80 B CH 80 B SI 89 S CH 80 3-3 K ② 1-2 2-3			X FC 87 0-0 G6-3 ① C CU 79 B FF 89 X FF 88 1-1 HR	F SI 89 C SL 85 D CH 83 D CH 81 D CH 82 4-2 28 1B 1-2 2-3 3-H BB	B SL 74 B FF 90 B FF 90 B FF 90 4-0 BB		C CU 78 C SI 92 C CU 80 C CU 78 1-3 K ①		X SL 81 0-0 2-H HR	2 0 2	0 0 1	0 0 1	1 0 2	2 0 1	1 0 0	2 0 0
28 Chris Heisey, R (1, 9) OBP: 0.309, SLG: 0.506 (8, 7)	B SI 88 D SI 88 S SL 81 B FF 87 F FF 89 S SL 82 3-3 K ③			C CU 79 B FF 89 X FF 88 1-1 HR	C SI 92 B SI 94 S SL 86 X SL 89 1-2 1-2 2-3 3-H 1B		C FF 93 B SL 89 S SL 90 B FF 94 F SL 90 D CU 75 X SL 90 3-2 P3 ①		S CU 80 B SI 92 B CU 78 S CU 79 S CU 79 2-3 K ②		5	1	2	2	0	2	3
21 Todd Frazier, R (1, 5) OBP: 0.267, SLG: 0.439		S FF 88 X FC 87 0-1 F8 ①		B SL 81 B SL 81 S FF 90 B FF 90 C SL 81 X SL 82 3-2 G6-3 ②	F FF 93 C FF 93 D FS 86 S FF 93 1-3 K ②		B FF 95 B SL 90 X SL 90 2-0 P6 ②		B SI 92 B SI 92 C SL 88 S SL 87 X FF 92 2-2 1B		5	0	1	0	0	1	4
29 Ryan Hanigan, R (1, 2) OBP: 0.356, SLG: 0.357 55 Ramon Hernandez, R (PH) OBP: 0.337, SLG: 0.451 (8, 2)	B FF 88 C SI 88 B FC 86 B SI 88 X FF 88 3-1 F8 ②			C SL 81 B CH 80 B CH 83 C SL 86 F CU 80 B SL 81 X SL 84 3-2 P3 ③	B FF 94 C FF 94 X FF 95 1-1 G4-3 ③		X FF 93 0-0 F9 ③		C CU 79 F CU 79 S CU 79 0-3 K ③		3 2	0 0	0 0	0 0	0 1	0 2	3 2
7 Paul Janish, R (1, 6) OBP: 0.251, SLG: 0.252 16 Edgar Renteria, R (10, PH) OBP: 0.316, SLG: 0.363 (11, 6)	C FF 88 X SI 86 0-1 G6-3 ③				B FF 88 X FC 87 1-0 P6 ①	B FF 94 S FF 93 S FF 92 F FF 94 B SL 85 F FF 95 B FF 97 B FF 95 4-2 6 1B 19 WP BB		B FF 91 C FF 91 X SL 82 1-1 G5-3 ①		B SL 87 C SL 86 B CU 76 B CU 78 B SL 86 4-1 17 SH1-4 BB	3 0	1 0	0 0	0 0	0 1	1 0	0 0
34 Homer Bailey, R (1, 1) OBP: 0.257, SLG: 0.294 33 Jose Arredondo, R (7, 1) OBP: 0.500, SLG: 0.500 45 Bill Bray, L (7, 1) 43 Miguel Cairo, R (8, PH) OBP: 0.333, SLG: 0.407 48 Francisco Cordero, R (9, 1) 54 Aroldis Chapman, L (10, 1) 17 Dave Sappelt, R (10, PH) OBP: 0.273, SLG: 0.318 40 Nick Masset, R (11, 1)			S FC 85 B SI 87 C FF 87 X SL 79 1-2 G5-3 ①		C FF 88 B FF 88 X SL 86 1-1 4 2B 6 1B 1B	B FF 94 M FF 94 L FF 93 S FF 96 1-3 K ①		B FF 90 C SL 82 C SL 82 X SL 83 1-2 4 S 1B		B FF 92 L SL 86 X SI 90 1-1 SH1-4 ① 1-2	3 0 0 0 1 0 0 0 0	1 0 0 0 0 0 0 0 0	1 0 0 0 1 0 0 0 0	0 0 0 0 0 0 0 0 0	0 0 0 0 0 0 0 0 0	1 0 0 0 0 0 0 0 0	1 0 0 0 0 0 0 0 0
Inning Stats	R: 0 E: 0 K: 2 S: 10 H: 2 LOB: 2 BB: 0 P: 19	R: 0 E: 0 K: 0 S: 6 H: 0 LOB: 0 BB: 0 P: 9	R: 1 E: 0 K: 1 S: 11 H: 1 LOB: 0 BB: 0 P: 17	R: 1 E: 0 K: 0 S: 10 H: 1 LOB: 0 BB: 0 P: 17	R: 3 E: 0 K: 1 S: 21 H: 4 LOB: 3 BB: 2 P: 40	R: 1 E: 0 K: 3 S: 16 H: 1 LOB: 1 BB: 1 P: 26	R: 0 E: 0 K: 0 S: 6 H: 0 LOB: 1 BB: 1 P: 15	R: 0 E: 0 K: 1 S: 16 H: 1 LOB: 2 BB: 1 P: 26	R: 0 E: 0 K: 3 S: 12 H: 1 LOB: 1 BB: 0 P: 17	R: 0 E: 0 K: 0 S: 7 H: 0 LOB: 1 BB: 1 P: 16	R: 2 E: 0 K: 0 S: 4 H: 2 LOB: 0 BB: 0 P: 7	1B: 8 2B: 2 3B: 0 HR: 3 SF: 0 SAC: 1 DP: 0 HBP: 0	WP: 2 PB: 0 SB: 1 CS: 0 PA: 49						

PITCHER	IP	WLS	BF	H	R	ER	SO	BB	IBB	HBP	BLK	WP	HR	S	P	ERA	WHIP
36 Randy Wells, R (1, 1) ERA: 4.93	4.1		22	7	5	5	3	2	0	0	0	1	2	50	91	10.38	2.077
29 Jeff Samardzija, R (5, 1) ERA: 3.09	0.2		3	1	0	0	1	0	0	0	0	0	0	8	11	0.00	1.500
48 Andrew Cashner, R (6, 1) ERA: 2.35	0.2		4	1	1	1	2	1	0	0	0	0	0	13	20	13.50	3.000
54 John Gaub, L (6, 1) ERA: 9.0	0.1		2	0	0	0	1	1	0	0	0	1	0	3	10	0.00	3.000
34 Kerry Wood, R (7, 1) ERA: 3.44	1.0		3	0	0	0	0	0	0	0	0	0	0	6	11	0.00	0.000

PITCHER	IP	WLS	BF	H	R	ER	SO	BB	IBB	HBP	BLK	WP	HR	S	P	ERA	WHIP
49 Carlos Marmol, R (8, 1) ERA: 3.95	1.0		5	1	0	0	1	1	0	0	0	0	0	16	26	0.00	2.000
45 Sean Marshall, L (9, 1) ERA: 2.41	2.0		8	1	0	0	3	1	0	0	0	0	0	19	33	0.00	1.000
40 James Russell, L (11, 1) ERA: 4.25	0.0	L	2	2	2	2	0	0	0	0	0	0	1	4	7	∞	∞

AB	42
R	8
H	13
RBI	7
BB	6
SO	11
LOB	23

Batter	1	2	3	4	5	6	7	8	9	AB	R	H	RBI	BB	SO	LOB
2 Nyjer Morgan, L (1, 8) (7, 9) OBP: 0.356, SLG: 0.431	C CH 76 B SI 84 C SL 72 B FF 86 X SL 74 2-2 ① P6		B SL 72 B SI 87 C SI 86 B CH 78 C FF 86 B FF 86 4-2 25 HR BB		C CH 77 X CH 72 0-1 ② G5-3		C SI 89 B SL 83 B SI 88 X SI 88 2-1 ② G3		S CH 85 B CH 84 D CH 86 B FC 91 B FF 90 4-1 1-2 BB	3	1	0	0	2	0	0
25 Mark Kotsay, L (1, 9) OBP: 0.318, SLG: 0.363 27 Carlos Gómez, R (7, 8) OBP: 0.262, SLG: 0.364	B SL 72 C SL 73 B CH 75 B CH 76 C SL 73 X SL 75 3-2 ② G3-1		X SI 86 0-0 1-H HR		B SI 86 X CH 73 1-0 2B		C SL 81 S SL 83 B SI 89 B SI 89 X SL 80 2-2 ③ P4		S SL 84 B SL 84 S FF 90 B SL 85 X SL 84 2-2 ③ F9	4 1	1 0	2 0	2 0	0 0	0 0	0 2
8 Ryan Braun, R (1, 7) OBP: 0.396, SLG: 0.590	C FF 87 X SL 76 0-1 ③ F9		X CH 79 0-0 HR		C SL 74 B SI 86 F SI 86 B SL 76 X SI 86 2-2 ③ G6-3			B FF 90 C SI 88 B SI 88 X CH 82 2-1 HR		4	2	2	2	0	0	1
28 Prince Fielder, L (1, 3) OBP: 0.409, SLG: 0.548		B FF 86 B CH 77 B CH 79 C SL 72 X CU 67 3-1 HR	B SI 87 B SI 87 B FF 88 C CH 80 B CH 80 4-1 BB			B CU 70 C CU 70 B CH 74 B SI 85 F SI 85 C CH 77 3-3 ① K		B SL 83 C FF 88 X SL 81 1-1 15 G5-4-3 1B		3	1	2	1	1	1	0
23 Rickie Weeks Jr., R (1, 4) OBP: 0.350, SLG: 0.473 22 Logan Schafer, L (6, PR) 14 Casey McGehee, R (6, 5) OBP: 0.289, SLG: 0.354		B CH 77 C CH 78 B FF 87 X FF 86 2-1 ① F9	S CU 71 X SL 74 0-1 ③ P3			B FF 87 C CU 71 S SL 74 B SL 74 B CU 68 F SL 73 B FF 87 4-2 5 FC3-6 BB		F SI 89 B SI 89 F SI 87 B SL 83 S FF 89 2-3 ① K		2 0 1	0 0 0	0 0 0	0 0 0	1 0 1	0 0 1	1 0 1
5 Taylor Green, L (1, 5) OBP: 0.286, SLG: 0.393 15 Jerry Hairston, R (6, 4) OBP: 0.332, SLG: 0.359		C CH 77 B SI 85 X CH 77 1-1 ② G4-3		B SI 85 C SI 83 C SL 73 X SL 73 1-2 ① P4		B SI 87 C CU 69 1 SAFE 1 SAFE X CH 75 1-1 ② FC3-6 1-2f		B CH 82 B CH 81 F SI 90 X SL 82 2-1 ②③ G5-4-3 1-2f		3 1	0 0	0 0	0 0	0 0	0 0	1 1
3 Yuniesky Betancourt, R (1, 6) OBP: 0.268, SLG: 0.371		C CH 79 C SI 88 F SL 77 X FF 86 0-2 ③ P6		B FF 86 F SL 72 X SI 87 1-1 ② G6-3		C FF 86 S SL 75 S SL 74 0-3 ③ K			X FF 91 0-0 ① F9	4	0	0	0	0	1	1
9 George Kottaras, L (1, 2) OBP: 0.303, SLG: 0.480 59 John Axford, R (9, 1)			B CH 78 B CH 78 B SI 83 C CH 78 C SI 85 X SL 73 3-2 ① L8	C CU 68 B FF 87 F CH 78 F FF 87 X FF 87 1-2 ③ F8			B CU 70 X CU 68 1-0 HR		B FF 90 B CH 85 C FF 91 B CH 86 B FF 90 4-1 20 FC5-4 BB	3 0	1 0	1 0	1 0	1 0	0 0	0 0
43 Randy Wolf, L (1, 1) OBP: 0.169, SLG: 0.220 57 Francisco Rodríguez, R (8, 1) OBP: 0.500, SLG: 0.500 20 Jonathan Lucroy, R (9, PH) (9, 2) OBP: 0.309, SLG: 0.391			B CH 81 F FF 86 C SL 73 F SL 75 F FF 87 F FF 87 X SL 77 1-2 ② L7		F FF 86 F CU 72 B FF 86 B CH 74 X CU 72 2-2 ① P6		S CH 75 F CH 73 B SI 84 F FF 84 B FF 86 F SI 86 B SL 74 F CU 69 F SL 72 3-2 X SI 84 ① G4-3		C FF 92 X SL 84 0-1 ② FC5-4 2 BB 1-2f	3 0 1	0 0 0	0 0 0	0 0 0	0 0 0	0 0 0	0 0 1
Inning Stats	R: 0 E: 0 K: 0 S: 8 H: 0 LOB: 0 BB: 0 P: 13	R: 1 E: 0 K: 0 S: 10 H: 1 LOB: 0 BB: 0 P: 16	R: 3 E: 0 K: 0 S: 16 H: 2 LOB: 1 BB: 2 P: 28	R: 0 E: 0 K: 0 S: 9 H: 0 LOB: 0 BB: 0 P: 12	R: 0 E: 0 K: 0 S: 9 H: 1 LOB: 1 BB: 0 P: 14	R: 0 E: 0 K: 2 S: 11 H: 0 LOB: 1 BB: 1 P: 19	R: 1 E: 0 K: 0 S: 13 H: 1 LOB: 0 BB: 0 P: 21	R: 1 E: 0 K: 1 S: 9 H: 2 LOB: 0 BB: 0 P: 16	R: 0 E: 0 K: 0 S: 8 H: 0 LOB: 2 BB: 2 P: 18	1B: 1 2B: 1 3B: 0 HR: 5 SF: 0 SAC: 0 DP: 1 HBP: 0						

PITCHER		IP	WLS	BF	H	R	ER	SO	BB	IBB	HBP	BLK	WP	HR	S	P	ERA	WHIP
61 Bronson Arroyo, R ERA: 5.34	(1, 1)	6.1	L	27	5	5	5	2	3	0	0	0	0	4	71	114	7.11	1.263
57 Jeremy Horst, L ERA: 3.07	(7, 1)	1.2		6	2	1	1	1	0	0	0	0	0	1	14	25	5.40	1.200
51 Jared Burton, R ERA: 7.71	(9, 1)	1.0		5	0	0	0	0	2	0	0	0	0	0	8	18	0.00	2.000

PITCHER	IP	WLS	BF	H	R	ER	SO	BB	IBB	HBP	BLK	WP	HR	S	P	ERA	WHIP

TOP

Milwaukee Brewers @ Cincinnati Reds

Great American Ball Park, Cincinnati, OH

Fri Sep 16 2011, 7:11 PM - 9:49 PM EDT

Att. 32,506 - Partly Cloudy - 60 F

livebaseballscorecards.com

AB	33
R	6
H	7
RBI	6
BB	5
SO	3
LOB	9

BOTTOM

Milwaukee Brewers @ Cincinnati Reds

Great American Ball Park, Cincinnati, OH

Fri Sep 16 2011, 7:11 PM - 9:49 PM EDT

Att. 32,506 - Partly Cloudy - 60 F

livebaseballscorecards.com

Batter	1	2	3	4	5	6	7	8	9	AB	R	H	RBI	BB	SO	LOB
4 Brandon Phillips, R (1, 4) OBP: 0.349, SLG: 0.450	C SI 85 X CU 67 0-1 ① F9		B CH 78 F CH 78 X CH 78 1-1 19 1B 1B		F CU 68 F CU 68 F FF 88 B FF 89 B FF 89 F CH 80 X CU 64 2-2 ③ F8			F CU 68 C SI 87 B SI 88 X CU 70 1-2 19 1B 1-2 2-3 1B		4	0	2	0	0	0	0
17 Dave Sappelt, R (1, 7) OBP: 0.275, SLG: 0.330 23 Yonder Alonso, L (8, PH) OBP: 0.446, SLG: 0.589 51 Jared Burton, R (9, 1)	C SI 86 B SI 86 X SI 87 1-1 19 1B 2B		C SI 86 1 SAFE 1 SAFE L CH 78 C CU 70 0-3 ① K			B SI 86 B CH 77 B SI 86 C SI 85 X SI 86 3-1 ① F9		B CU 75 D SI 90 X SI 89 2-0 ① F7		3 1 0	1 0 0	1 0 0	0 0 0	0 0 0	1 0 0	1 3 0
19 Joey Votto, L (1, 3) OBP: 0.430, SLG: 0.552	B FF 88 C FF 88 X CU 69 1-1 32 HBP 2-H 1B		X CH 78 0-0 32 G4-6-3 1-2 1B			S SL 84 F SI 86 B FF 89 S FF 89 1-3 ② K		B SI 90 B SI 90 C SI 90 X SI 90 2-1 32 G6-3 1-2 2-H 3-H 1B		4	0	3	3	0	1	0
32 Jay Bruce, L (1, 9) OBP: 0.344, SLG: 0.486	B FF 87 H SI 88 2-0 43 FC4-6 1-2 HBP		B SL 82 B SL 83 X SL 82 2-0 ② ③ G4-6-3 1-2f			X SI 88 0-0 ③ F7		X SI 90 0-0 ② ③ G6-3 1-2f		3	0	0	0	0	0	4
28 Chris Heisey, R (1, 8) OBP: 0.304, SLG: 0.498	C SI 88 D CU 71 X CH 79 1-1 ② L7			B CU 66 B CH 78 B SI 88 C FF 87 F CH 78 C SI 88 3-3 ① K			S FF 86 S CU 67 F SI 87 X SI 87 0-2 ① F9		C FF 94 X FF 95 0-1 E6 43 G6-4-3	4	0	0	0	0	1	2
43 Miguel Cairo, R (1, 5) OBP: 0.328, SLG: 0.400	X SI 87 0-0 ③ FC4-6 1-2f			C SI 88 S FF 86 B SI 88 B FF 87 F SL 86 X SI 88 2-2 ② F9			B CU 68 F SI 87 F SL 82 S FC 84 1-3 ② K		C FF 95 B CU 80 C FF 95 X FF 94 1-2 ① ② G6-4-3 1-2f	4	0	0	0	0	1	3
55 Ramon Hernandez, R (1, 2) OBP: 0.335, SLG: 0.449		F SI 88 F CH 85 X SI 89 0-2 ① F8		C CH 80 B SL 84 B SL 85 B CH 79 C CH 79 F SI 88 F SL 84 X SI 88 3-2 ③ G6-3			C SL 83 X SL 82 0-1 ③ P5		C FF 96 B CU 81 C SL 84 B FF 96 B SL 86 X FF 96 3-2 1B	4	0	1	0	0	0	0
7 Paul Janish, R (1, 6) OBP: 0.251, SLG: 0.252 25 Juan Francisco, L (9, PH) OBP: 0.286, SLG: 0.450		C SI 87 S SI 88 B SI 88 X FF 86 1-2 ② G5-3			B CU 68 F SI 87 C SL 82 B FF 88 F FC 84 S FC 85 2-3 ① K			X SI 85 0-0 4 1B 21 1B 19 1B 1B	X FF 95 0-0 ③ L7	3 1	1 0	1 0	0 0	0 0	1 0	0 1
61 Bronson Arroyo, R (1, 1) OBP: 0.115, SLG: 0.154 57 Jeremy Horst, L (7, 1) OBP: 1.000, SLG: 1.000 21 Todd Frazier, R (8, PH) OBP: 0.274, SLG: 0.444 (9, 7)		B SI 87 S SI 87 B SI 87 S SI 88 S SI 89 2-3 ③ K			L SI 88 B CU 69 F SI 88 S SI 88 1-3 ② K			C SI 86 S CU 68 X CU 68 0-2 4 1B 19 1B 1-2 1B		2 0 1	0 0 1	0 0 1	0 0 0	0 0 0	2 0 0	0 0 0
Inning Stats	R: 1 H: 2 E: 0 LOB: 2 K: 0 BB: 0 S: 9 P: 14	R: 0 H: 0 E: 0 LOB: 0 K: 1 BB: 0 S: 9 P: 12	R: 0 H: 2 E: 0 LOB: 1 K: 1 BB: 0 S: 7 P: 10	R: 0 H: 0 E: 0 LOB: 0 K: 1 BB: 0 S: 12 P: 20	R: 0 H: 0 E: 0 LOB: 0 K: 2 BB: 0 S: 12 P: 17	R: 0 H: 0 E: 0 LOB: 0 K: 1 BB: 0 S: 6 P: 10	R: 0 H: 0 E: 0 LOB: 0 K: 1 BB: 0 S: 9 P: 10	R: 2 H: 4 E: 0 LOB: 1 K: 0 BB: 0 S: 11 P: 16	R: 0 H: 1 E: 1 LOB: 1 K: 0 BB: 0 S: 9 P: 13	1B: 8 2B: 1 3B: 0 HR: 0	SF: 0 SAC: 0 DP: 3 HBP: 1			WP: 0 PB: 0 SB: 0 CS: 0	PA: 35		

PITCHER		IP	WLS	BF	H	R	ER	SO	BB	IBB	HBP	BLK	WP	HR	S	P	ERA	WHIP
43 Randy Wolf, L ERA: 3.45	(1, 1)	7.0	W	28	7	3	3	7	0	0	1	0	0	0	71	101	3.86	1.000
57 Francisco Rodríguez, R ERA: 2.82	(8, 1)	1.0	H	3	1	0	0	0	0	0	0	0	0	0	4	8	0.00	1.000
59 John Axford, R ERA: 2.07	(9, 1)	1.0	S	4	1	0	0	0	0	0	0	0	0	0	9	13	0.00	1.000

PITCHER	IP	WLS	BF	H	R	ER	SO	BB	IBB	HBP	BLK	WP	HR	S	P	ERA	WHIP

AB	34
R	3
H	9
RBI	3
BB	0
SO	7
LOB	14

Batter	1	2	3	4	5	6	7	8	9	AB	R	H	RBI	BB	SO	LOB
1 Corey Hart, R (1, 9) OBP: 0.354, SLG: 0.502	C FF 93 F FF 93 X KC 79 0-2 2 G4-3 8 1B 2B	B FF 93 C CH 81 B FF 94 X FF 94 2-1 ① P3	S CH 82 S CH 85 B FF 94 X CH 85 1-2 ③ L6		B CH 82 S CH 81 C SI 92 S KC 79 1-3 ② K	B SL 81 F FF 88 S FC 90 S SL 80 1-3 ② K		5	1	1	0	0	2	2
2 Nyjer Morgan, L (1, 8) OBP: 0.359, SLG: 0.432 (8, 7)	F SI 92 F KC 78 X CH 84 0-2 ① G4-3 2-3	C CH 82 B KC 79 S SI 95 F KC 81 X CH 84 1-2 ② G6-3			B KC 77 X SI 93 1-0 8 WP 3 1B 1B	C CH 81 D CH 83 H KC 79 2-1 8 HR HBP	B FC 90 C SI 92 X FC 88 1-1 8 1B 2-H 1B			4	2	2	1	0	0	1
8 Ryan Braun, R (1, 7) OBP: 0.398, SLG: 0.595 27 Carlos Gómez, R (8, 8) OBP: 0.262, SLG: 0.364	B KC 79 D SI 94 F SI 93 X CH 81 2-1 14 F9 28 BB 3-H 1B	C KC 78 B CH 84 S SI 94 X CH 84 1-2 ③ G6-3			B CH 82 C SI 91 F CH 82 F KC 79 S CH 86 1-3 ① K 1-2	D FS 84 B FS 82 X FF 92 2-0 1-H 2-H HR	B FC 90 C FF 92 B FC 90 C FF 94 X SL 80 2-2 1-2 1B			5	1	3	4	0	1	1
28 Prince Fielder, L (1, 3) OBP: 0.411, SLG: 0.547 50 Kameron Loe, R (8, 1) 63 Frankie De La Cruz, R (9, 1)	1 SAFE B SI 92 B CH 82 F CH 81 1 SAFE F CH 80 B FF 93 F KC 79 B CH 84 4-2 1-2 BB			B KC 76 B SI 92 B SI 92 C FF 94 X SI 94 3-1 14 G6-3 1B	I IN 66 I IN 66 I IN 63 I IN 64 4-0 3 1B IBB	C FS 84 B FF 91 B FS 83 C FS 83 X FS 84 2-2 L8	B FF 89 B FF 88 B FF 88 C FF 87 C FF 89 C FF 91 3-3 ③ K			0 0 0	0 0 0	1 0 0	0 0 0	2 0 0	1 0 0	2 0 0
14 Casey McGehee, R (1, 5) OBP: 0.287, SLG: 0.351	B SI 93 B KC 77 S FF 94 X FF 94 2-1 ② F9 2-3			B KC 78 F CH 81 C FF 94 D KC 78 X SI 94 2-2 ①② G6-3 1-2f	B KC 80 S CH 82 B SI 92 F CH 81 S CH 84 2-3 ② K		S FC 88 S SL 80 B FF 92 B FF 94 F SL 81 S FC 88 2-3 ① K	B FC 87 C FF 88 B FC 88 F SI 90 F FF 91 F FF 90 F FC 88 B CH 79 F CH 81 3-2 ① F FF 91 F FF 91 X FC 89 F9	5	0	0	0	0	2	5
3 Yuniesky Betancourt, R (1, 6) OBP: 0.270, SLG: 0.378 9 Josh Wilson, R (9, PH) OBP: 0.261, SLG: 0.357 (9, 6)	X KC 79 0-0 ③ F7			F FF 95 F SI 94 B CH 84 F CH 82 B KC 80 F SI 93 X FF 94 2-2 HR	C KC 79 B KC 79 F CH 83 D CH 85 D KC 81 X CH 84 3-2 1-3 2-H 1B		C FC 88 B SL 81 B FC 88 B FF 92 X FF 91 3-1 E8 30 1B 25 2B	C SI 91 C FF 91 C CU 77 0-3 ② K	4 1	2 0	2 0	2 0	0 1	0 0	2 0
20 Jonathan Lucroy, R (1, 2) OBP: 0.308, SLG: 0.388 12 Martín Maldonado, R (9, PH) (9, 2)	C FF 92 B CH 81 C SI 93 S CH 83 1-3 ① K			C KC 78 C SI 94 F CH 82 B FF 92 X KC 79 1-2 ③ G6-3	C KC 78 X KC 79 0-1 ③ L4		B SL 78 C FC 88 B FF 93 B FF 92 B FC 89 4-1 30 1B 25 2B BB	F FF 92 C CU 77 S FF 92 0-3 ③ K	3 1	1 0	0 0	0 0	1 0	1 0	2 0
30 Craig Counsell, L (1, 4) OBP: 0.278, SLG: 0.219	B SI 94 F SI 94 X SI 94 1-1 ② P6			C SI 92 C KC 79 F SI 93 B CH 84 X SI 93 1-2 ① G4-3		B KC 74 B FF 93 C SI 94 B FF 93 C FF 92 B FF 92 4-2 22 SH5-4 8 HR BB	B FC 89 B SI 91 C FF 93 D FF 89 X FF 94 3-1 1-2 2-3 25 2B 1B		3	2	1	0	1	0	0
49 Yovani Gallardo, R (1, 1) OBP: 0.261, SLG: 0.333 22 Logan Schafer, L (7, PH) 32 LaTroy Hawkins, R (7, 1) 25 Mark Kotsay, L (8, PH) OBP: 0.321, SLG: 0.371 (8, 3)	C FF 93 F CH 82 S CH 84 0-3 ③ K			F FF 95 C KC 79 C KC 82 0-3 ② K		1 SAFE 1 SAFE X SI 91 0-0 ① SH5-4 1-2	B SI 93 X SI 93 1-0 2 1B 1-H 2-H 3-H 2B		2 0 0 1	0 0 0 1	0 0 0 1	0 0 0 3	0 0 0 0	2 0 0 0	0 0 0 0

Inning Stats	1	2	3	4	5	6	7	8	9
	R: 1 E: 0 K: 0 S: 14	H: 2 LOB: 2 BB: 1 P: 22	R: 0 E: 0 K: 2 S: 8	H: 0 LOB: 0 BB: 0 P: 10	R: 0 E: 0 K: 0 S: 9	H: 0 LOB: 0 BB: 0 P: 13	R: 1 E: 0 K: 0 S: 14	H: 2 LOB: 0 BB: 0 P: 22	R: 0 E: 0 K: 1 S: 10	H: 0 LOB: 0 BB: 0 P: 12	R: 1 E: 0 K: 2 S: 13	H: 2 LOB: 2 BB: 1 P: 24	R: 3 E: 0 K: 1 S: 11	H: 1 LOB: 0 BB: 1 P: 22	R: 4 E: 1 K: 3 S: 21	H: 4 LOB: 2 BB: 1 P: 41	R: 0 E: 0 K: 2 S: 15	H: 0 LOB: 0 BB: 0 P: 18

| | | |

Batter	1	2	3	4	5	6	7	8	9	AB	R	H	RBI	BB	SO	LOB
4 Brandon Phillips, R (1, 4) OBP: 0.347, SLG: 0.447	X FF 91 0-0 ① F8		B SL 87 F SL 86 B FF 92 X SL 88 2-1 ② L7		B FF 92 B SL 86 F SL 86 S FF 92 F FF 93 S CU 81 2-3 K 16 S			C SI 90 S SL 81 B SL 81 X SL 82 1-2 ② G6-3		4	0	0	0	0	1	0
21 Todd Frazier, R (9, 4) OBP: 0.274, SLG: 0.444										0	0	0	0	0	0	0
16 Edgar Renteria, R (1, 6) OBP: 0.319, SLG: 0.363	B FF 92 B FF 92 F FF 92 C FF 92 B SL 87 B FF 92 4-2 19 G4-3 BB		B FF 92 B SL 87 F FF 92 X FF 92 2-1 19 E 19 FC6 1B		1 SAFE C SL 86 S SL 85 B FF 93 D CU 81 S CU 81 2-3 ③ K 1-2			S SI 90 B SL 81 X SI 90 1-1 ③ F8		3	0	1	0	1	1	1
7 Paul Janish, R (9, 6) OBP: 0.251, SLG: 0.252										0	0	0	0	0	0	0
19 Joey Votto, L (1, 3) OBP: 0.429, SLG: 0.549	C SL 87 X FF 92 0-1 ② G4-3 1-2		B FF 93 F FF 92 C SL 87 X SL 86 1-2 FC6 1-3			B CU 80 B SL 86 B SL 86 C FF 90 S SL 84 B FF 92 4-2 23 CS BB			B FF 90 C FF 90 F CH 84 S CH 84 1-3 ① K	3	0	0	0	1	1	2
32 Jay Bruce, L (1, 9) OBP: 0.344, SLG: 0.483	C FF 92 D SL 89 B SL 88 S SL 88 S CU 81 2-3 ③ K		C SL 88 B FF 92 T CU 80 S CU 81 1-3 ③ K			S FF 91 S SL 86 B CU 80 B SL 85 S CU 80 2-3 ① K			B FF 91 C FF 89 B FF 90 B FF 90 B CH 88 4-1 23 G5-6-3 BB	3	0	0	0	1	3	4
23 Yonder Alonso, L (1, 7) OBP: 0.437, SLG: 0.610		C FF 92 B SI 93 B SL 87 B FF 92 X FF 93 3-1 HR		B SL 86 X FF 90 1-0 ① L8		B CU 80 C CU 80 C FF 92 F CU 80 B FF 91 B FF 91 S SL 86 3-3 ②③ K 1-2			B FF 89 F CH 82 F FF 90 X CH 83 1-2 ②③ G5-6-3 1-2f	4	1	1	1	0	1	2
25 Juan Francisco, L (1, 5) OBP: 0.273, SLG: 0.429		C SL 88 B FF 92 F FF 92 F CU 80 B FF 91 B SL 86 S FF 92 3-3 ① K		X CU 80 0-0 ② G6-3			B FF 90 C SL 86 F SL 87 S FF 92 1-3 ① K			3	0	0	0	0	2	0
6 Drew Stubbs, R (1, 8) OBP: 0.322, SLG: 0.369	S SL 87 C SI 92 B FF 91 B CU 80 S SL 87 2-3 ② K		C SL 86 C FF 91 B CU 80 S CU 80 1-3 ③ K				B SL 86 F FF 92 F SL 86 B SL 86 X FF 93 2-2 ② G1-3			3	0	0	0	0	2	0
30 Travis Wood, R (8, 1) OBP: 0.071, SLG: 0.179										0	0	0	0	0	0	0
39 Devin Mesoraco, R (1, 2) OBP: 0.208, SLG: 0.391	C FF 92 C FF 92 B CU 81 F SL 86 F FF 92 B SL 87 S CU 81 2-3 ③ K				S SL 86 F FF 91 C CU 80 0-3 ① K		X FF 91 0-0 ③ G5-3			3	0	0	0	0	2	0
36 Edinson Volquez, R (1, 1) OBP: 0.130, SLG: 0.130			C FF 91 C FF 90 B SI 91 S SL 85 1-3 ① K		S FF 92 B FF 92 F SL 85 S FF 92 1-3 ② K			B SI 90 S SI 88 X SI 90 1-1 ① F8		2	0	0	0	0	2	0
33 Jose Arredondo, R (7, 1) OBP: 0.500, SLG: 0.500										0	0	0	0	0	0	0
46 Carlos Fisher, R (8, 1)										0	0	0	0	0	0	0
28 Chris Heisey, R (8, 8) OBP: 0.303, SLG: 0.496										1	0	0	0	0	0	0
Inning Stats	R: 0 E: 0 K: 1 S: 8 H: 0 LOB: 1 BB: 1 P: 14	R: 1 E: 0 K: 3 S: 14 H: 1 LOB: 0 BB: 0 P: 24	R: 0 E: 1 K: 2 S: 13 H: 1 LOB: 2 BB: 0 P: 20	R: 0 E: 0 K: 1 S: 5 H: 0 LOB: 0 BB: 0 P: 7	R: 0 E: 0 K: 4 S: 13 H: 0 LOB: 1 BB: 0 P: 18	R: 0 E: 0 K: 2 S: 9 H: 0 LOB: 1 BB: 1 P: 18	R: 0 E: 0 K: 1 S: 7 H: 0 LOB: 0 BB: 0 P: 10	R: 0 E: 0 K: 0 S: 7 H: 0 LOB: 0 BB: 0 P: 10	R: 0 E: 0 K: 1 S: 7 H: 0 LOB: 0 BB: 1 P: 13	1B: 1 2B: 1 3B: 0 HR: 1 SF: 0 SAC: 0 DP: 2 HBP: 0	WP: 1 PB: 0 SB: 1 CS: 1 PA: 32					

BOTTOM

Milwaukee Brewers @ Cincinnati Reds

Great American Ball Park, Cincinnati, OH

Sat Sep 17 2011, 7:12 PM - 10:13 PM EDT

Att. 39,766 - Partly Cloudy - 70 F

livebaseballscorecards.com

AB	29
R	1
H	2
RBI	1
BB	3
SO	15
LOB	9

PITCHER		IP	WLS	BF	H	R	ER	SO	BB	IBB	HBP	BLK	WP	HR	S	P	ERA	WHIP
49 Yovani Gallardo, R ERA: 3.6	(1, 1)	6.0	W	23	2	1	1	13	2	0	0	0	1	1	62	101	1.50	0.667
32 LaTroy Hawkins, R ERA: 2.54	(7, 1)	1.0		3	0	0	0	1	0	0	0	0	0	0	7	10	0.00	0.000
50 Kameron Loe, R ERA: 3.38	(8, 1)	1.0		3	0	0	0	0	0	0	0	0	0	0	7	10	0.00	0.000
63 Frankie De La Cruz, R ERA: 2.31	(9, 1)	1.0		3	0	0	0	1	1	0	0	0	0	0	7	13	0.00	1.000

PITCHER	IP	WLS	BF	H	R	ER	SO	BB	IBB	HBP	BLK	WP	HR	S	P	ERA	WHIP

Milwaukee Brewers @ Cincinnati Reds

Great American Ball Park, Cincinnati, OH

Sun Sep 18 2011, 1:12 PM - 3:52 PM EDT

Att. 37,845 - Overcast - 63 F

TOP

livebaseballscorecards.com

Batter	1	2	3	4	5	6	7	8	9	AB	R	H	RBI	BB	SO	LOB
1 Corey Hart, R (1, 9) OBP: 0.357, SLG: 0.513	B SI 86 F SI 87 F CH 78 B CH 80 F SI 89 X SI 89 2-2 27 HR 2B	B SI 88 B SI 87 B SI 84 X SI 86 3-0 8 1B 27 1B 28 FC3-2 1B		C FF 88 B KC 74 B SL 82 X FF 90 2-1 ① P3		B FF 93 S FC 90 B CU 77 F FF 93 X FC 92 2-2 HR			B FF 91 S FF 91 F CH 84 F CU 78 B FF 93 B CH 86 X CH 86 3-2 1B	4	2	3	1	0	0	0
22 Logan Schafer, L (9, PH) OBP: 0.500, SLG: 0.500										1	0	1	0	0	0	0
(9, 9)																
27 Carlos Gómez, R (1, 8) OBP: 0.264, SLG: 0.378	X CH 79 0-0 2-H HR	X CH 79 0-0 8 1B 28 E 1-2 1B		F SL 81 X CH 80 0-1 ② F7		B CU 76 S FC 93 X FC 92 1-1 ③ P3			X SL 86 0-0 ① F7	5	2	2	2	0	0	1
8 Ryan Braun, R (1, 7) OBP: 0.400, SLG: 0.597	C SI 88 B SI 90 F FF 90 B FF 86 F CH 80 X CH 80 2-2 28 HR 1B	D SI 85 C CH 78 F CH 78 X SI 88 1-2 28 E 1-2 23 1B 2-3 1B		C KC 74 B SL 82 C SI 91 B KC 76 F FF 89 B SI 88 X SI 92 3-2 ③ G4-3			F FF 96 X SL 89 0-1 1B		C CU 78 B FF 93 F CH 86 X SL 85 1-2 ② P5	4	2	3	0	0	0	0
2 Nyjer Morgan, L (9, PH) OBP: 0.358, SLG: 0.431										1	0	0	0	0	0	1
(9, 7)																
28 Prince Fielder, L (1, 3) OBP: 0.410, SLG: 0.550	X SI 87 0-0 1-H HR	S SL 85 D CH 80 B SL 82 F SI 89 B SL 73 X SI 87 3-2 ② FC3-2 23 1B 1-3 2-H 3-Hf			B SI 90 C SL 82 B CH 83 X CH 84 2-1 ① G4-3		C FF 99 S FF 99 F FF 100 S SL 91 0-3 ① K		X CH 85 0-0 ③ P5	4	2	1	2	0	1	3
25 Mark Kotsay, L (8, 3) OBP: 0.320, SLG: 0.369										1	0	0	0	0	0	1
23 Rickie Weeks Jr., R (1, 4) OBP: 0.353, SLG: 0.477	B SI 88 B SI 88 C CH 79 X CH 79 2-1 2B	S CH 79 C CH 76 B SI 88 B SL 75 X CH 79 2-2 14 FC5-4 2-H 3-H 1B			B SL 83 F FF 89 B SI 90 B FF 91 B FF 90 4-1 BB		B FF 99 C FF 98 S FF 99 B FF 99 B FF 97 X FF 99 3-2 ② F9			3	0	2	2	1	0	1
15 Jerry Hairston, R (7, 4) OBP: 0.332, SLG: 0.359										0	0	0	0	0	0	0
14 Casey McGehee, R (1, 5) OBP: 0.285, SLG: 0.348	X CH 78 0-0 ① F9	B FF 88 X SL 80 1-0 ③ FC5-4 1-2f			F SI 88 F CH 85 X CH 84 0-2 ② P2		B FF 99 F FF 98 B FF 99 B FF 97 X FF 98 3-1 ③ F8			4	0	0	0	0	0	4
3 Yuniesky Betancourt, R (1, 6) OBP: 0.268, SLG: 0.375	C CH 77 B SI 88 X CH 79 1-1 ② G1-3		B SL 78 B FF 88 T FF 89 F SL 80 F FF 89 X KC 72 2-2 ① P5		F FF 91 F SL 85 X CH 85 0-2 ③ P2			F SI 91 X SL 80 0-1 ① G6-3		4	0	0	0	0	0	2
9 Josh Wilson, R (8, 6) OBP: 0.261, SLG: 0.357										0	0	0	0	0	0	0
20 Jonathan Lucroy, R (1, 2) OBP: 0.305, SLG: 0.384	C CH 78 B SI 89 S SI 87 F SI 88 B SL 75 X SI 87 2-2 ③ P3		B FF 90 B FF 89 C SI 88 F SI 90 B SL 80 F SI 90 X FF 90 3-2 ② F9			B FF 92 F FF 93 B FF 91 X FF 91 2-1 ① P5		C SI 93 X SI 93 0-1 ② G5-3		4	0	0	0	0	0	1
13 Zack Greinke, R (1, 1) OBP: 0.208, SLG: 0.222		X SI 87 0-0 ① L5	F SI 90 S KC 73 X FF 88 0-2 ③ G4-3			X FF 93 0-0 ② F7		C SI 94 S SL 81 B SL 82 B FS 88 X FF 95 2-2 ③ F9		3	0	0	0	0	0	0
5 Taylor Green, L (8, PH) OBP: 0.276, SLG: 0.379										1	0	0	0	0	0	0
48 Tim Dillard, R (8, 1)										0	0	0	0	0	0	0
40 Takashi Saito, L (9, 1)										0	0	0	0	0	0	0
Inning Stats	R: 4 H: 5 E: 0 LOB: 1 K: 0 BB: 0 S: 19 P: 28	R: 3 H: 4 E: 1 LOB: 1 K: 0 BB: 0 S: 13 P: 23	R: 0 H: 0 E: 0 LOB: 0 K: 0 BB: 0 S: 11 P: 16	R: 0 H: 0 E: 0 LOB: 0 K: 0 BB: 0 S: 8 P: 13	R: 0 H: 0 E: 0 LOB: 1 K: 0 BB: 1 S: 9 P: 15	R: 1 H: 1 E: 0 LOB: 0 K: 0 BB: 0 S: 8 P: 13	R: 0 H: 1 E: 0 LOB: 1 K: 1 BB: 0 S: 11 P: 17	R: 0 H: 0 E: 0 LOB: 0 K: 0 BB: 0 S: 7 P: 9	R: 0 H: 1 E: 0 LOB: 1 K: 0 BB: 0 S: 9 P: 13	1B: 7 2B: 2 3B: 0 HR: 3	SF: 0 SAC: 0 DP: 0 HBP: 0			WP: 0 PB: 0 SB: 0 CS: 0	PA: 40		

	AB	39
	R	8
	H	12
	RBI	7
	BB	1
	SO	1
	LOB	14

PITCHER		IP	WLS	BF	H	R	ER	SO	BB	IBB	HBP	BLK	WP	HR	S	P	ERA	WHIP
56 Matt Maloney, L ERA: 9.16	(1, 1)	1.2	L	14	9	7	6	0	0	0	0	0	0	2	31	49	32.40	5.400
63 Sam LeCure, R ERA: 3.86	(2, 1)	2.1		7	0	0	0	0	0	0	0	0	0	0	20	31	0.00	0.000
51 Jared Burton, R ERA: 5.4	(5, 1)	1.0		4	0	0	0	0	1	0	0	0	0	0	9	15	0.00	1.000
66 Logan Ondrusek, R ERA: 3.2	(6, 1)	1.0		4	1	1	1	0	0	0	0	0	0	1	8	13	9.00	1.000
54 Aroldis Chapman, L ERA: 3.91	(7, 1)	1.0		4	1	0	0	1	0	0	0	0	0	0	11	17	0.00	1.000

PITCHER		IP	WLS	BF	H	R	ER	SO	BB	IBB	HBP	BLK	WP	HR	S	P	ERA	WHIP
40 Nick Masset, R ERA: 3.74	(8, 1)	1.0		3	0	0	0	0	0	0	0	0	0	0	7	9	0.00	0.000
48 Francisco Cordero, R ERA: 2.47	(9, 1)	1.0		4	1	0	0	0	0	0	0	0	0	0	9	13	0.00	1.000

Milwaukee Brewers @ Cincinnati Reds

Great American Ball Park, Cincinnati, OH

Sun Sep 18 2011, 1:12 PM - 3:52 PM EDT

Att. 37,845 - Overcast - 63 F

livebaseballscorecards.com

Batter	1	2	3	4	5	6	7	8	9	AB	R	H	RBI	BB	SO	LOB
4 Brandon Phillips, R (1, 4) OBP: 0.344, SLG: 0.444	C FF 89 F FF 91 B FF 92 B SL 80 F SL 85 B CU 79 F FF 92 F SL 79 F FF 91 3-2 F SL 84 X SI 93 G3 ①			C FF 90 B SI 91 F CU 78 F SI 91 B SL 84 F SL 82 S FF 94 2-3 K ①	D SL 81 C SL 80 X FF 93 1-1 F9 ③			B SL 73 B SI 86 S SI 87 S SI 86 B SI 87 S SI 87 3-3 K ②		4	0	0	0	0	2	3
16 Edgar Renteria, R (1, 6) OBP: 0.315, SLG: 0.357	B FF 92 B SI 92 X SI 92 2-0 G6-3 ②			F FF 92 B SI 93 S CU 79 B SL 85 B SL 80 F SI 92 F SI 93 X SL 84 3-2 E6 19 CS		C CU 68 B SI 90 F FF 91 S CU 79 1-3 K ①		C SI 87 B SI 90 S SL 75 F SL 74 X SL 74 1-2 G5-3 ③		4	0	0	0	0	1	0
19 Joey Votto, L (1, 3) OBP: 0.427, SLG: 0.545	X FF 91 0-0 F7 ③			C FF 92 C FF 92 B FF 93 B CH 85 D SL 84 C FF 93 3-3 K ② ③ 1-2		B FF 92 X CU 73 1-0 G3-1 ②			B SI 86 X SI 84 1-0 G4-3 ①	4	0	0	0	0	1	1
32 Jay Bruce, L (1, 9) OBP: 0.341, SLG: 0.480		B FF 90 B CH 80 C FF 91 T CU 77 S CU 78 2-3 K ①			F FF 92 B FF 90 X CU 77 1-1 G3-1 ①	F CU 70 B SI 92 X FF 91 1-1 F7 ③			X SI 88 0-0 L8 ②	4	0	0	0	0	1	0
23 Yonder Alonso, L (1, 7) OBP: 0.418, SLG: 0.580		C FF 91 B CU 68 S CH 85 X FF 94 1-2 L7 ②			C CU 71 X CH 84 0-1 G4-3 ②		C CU 67 F FF 91 B SL 81 C SL 82 1-3 K ①		C CU 75 X SI 85 0-1 G4-3 ③	4	0	0	0	0	1	0
25 Juan Francisco, L (1, 5) OBP: 0.290, SLG: 0.431		C FF 92 C SI 92 F FF 93 B SL 82 S FF 93 1-3 K ③			X SI 92 0-0 6 BB 39 1B 1B		C FF 91 B SL 81 F CH 83 B FF 92 B SL 80 B FF 90 4-2 BB			2	1	1	0	1	1	0
6 Drew Stubbs, R (1, 8) OBP: 0.322, SLG: 0.367			C FF 91 B CU 68 B FF 92 S SI 91 S FF 93 2-3 K ①		B CU 69 B SI 91 B SI 91 C SI 92 S SI 92 B SL 84 4-2 21 WP 39 1B 1-2 BB		F CU 78 F FF 92 D SL 83 C SI 92 1-3 K ②			2	0	0	0	1	2	1
39 Devin Mesoraco, R (1, 2) OBP: 0.222, SLG: 0.385			F FF 92 B FF 92 B CU 69 S FF 92 S SL 83 2-3 K ②		X CU 78 0-0 21 WP 1-2 2-H 1B		S CU 68 F FF 91 F FF 91 D SL 84 X SL 80 1-2 P4 ③			3	0	1	1	0	1	1
56 Matt Maloney, L (1, 1) 63 Sam LeCure, R (2, 1) SW 2-2/3, BLG 1-1/3, BBB 51 Jared Burton, R (6, 1) 21 Todd Frazier, R (5, PH) SW 1-2/3, BLG 1-1/3 66 Logan Ondrusek, R (6, 1) 54 Aroldis Chapman, L (7, 1) 40 Nick Masset, R (8, 1) 17 Dave Sappelt, R (8, PH) SW 1-2/3, BLG 1/3 48 Francisco Cordero, R (9, 1)			F FF 91 B FF 93 C FF 92 B SL 82 B FF 93 C FF 91 3-3 K ③		B CU 68 C SI 93 B SL 84 B FF 94 B SI 94 4-1 1-2 2-3 BB			C SI 86 S SI 87 X SL 75 0-2 G6-3 ①								
Inning Stats	R: 0 E: 0 K: 0 S: 10 H: 0 LOB: 0 BB: 0 P: 15	R: 0 E: 0 K: 2 S: 10 H: 0 LOB: 0 BB: 0 P: 14	R: 0 E: 0 K: 3 S: 9 H: 0 LOB: 0 BB: 0 P: 16	R: 0 E: 1 K: 2 S: 13 H: 0 LOB: 1 BB: 0 P: 21	R: 1 E: 0 K: 0 S: 11 H: 2 LOB: 3 BB: 2 P: 21	R: 0 E: 0 K: 1 S: 6 H: 0 LOB: 0 BB: 0 P: 9	R: 0 E: 0 K: 2 S: 12 H: 0 LOB: 1 BB: 1 P: 19	R: 0 E: 0 K: 1 S: 10 H: 0 LOB: 0 BB: 0 P: 14	R: 0 E: 0 K: 0 S: 4 H: 0 LOB: 0 BB: 0 P: 5	1B: 2 2B: 1 3B: 0 HR: 0 SF: 0 SAC: 0 DP: 1 HBP: 0						

	AB	29
	R	1
	H	2
	RBI	1
	BB	3
	SO	11
	LOB	6

WP: 1 PA: 32
PB: 0
SB: 0
CS: 1

PITCHER		IP	WLS	BF	H	R	ER	SO	BB	IBB	HBP	BLK	WP	HR	S	P	ERA	WHIP
13 Zack Greinke, R ERA: 3.75	(1, 1)	7.0	W	26	2	1	1	10	3	0	0	0	1	0	71	115	1.29	0.714
48 Tim Dillard, R ERA: 4.39	(8, 1)	1.0		3	0	0	0	1	0	0	0	0	0	0	10	14	0.00	0.000
40 Takashi Saito, R ERA: 1.9	(9, 1)	1.0		3	0	0	0	0	0	0	0	0	0	0	4	5	0.00	0.000

PITCHER	IP	WLS	BF	H	R	ER	SO	BB	IBB	HBP	BLK	WP	HR	S	P	ERA	WHIP

Batter	1	2	3	4	5	6	7	8	9	AB	R	H	RBI	BB	SO	LOB
11 Jason Bourgeois, R (1, 8) (9, 7) OBP: 0.326, SLG: 0.358	F SI 88 B CU 74 B CU 74 X SI 89 2-1 27 SH5-3 27 S 1B		C CH 79 X FF 86 0-1 ① G4-3		L CH 78 B CU 74 B CU 75 F FF 89 X FF 88 2-2 27 S 1B		1 SAFE L FF 88 X FF 92 0-1 ① F8		X FC 88 0-0 ① P2	5	0	2	0	0	0	1
27 Jose Altuve, R (1, 4) OBP: 0.284, SLG: 0.354	C FF 88 X FF 88 0-1 ① SH5-3 1-3		B CH 77 C CH 80 B FF 89 X FF 87 2-1 ② G4-3		C FF 88 B FF 86 X CH 78 1-1 ③ L9 1-2		F SL 84 1 SAFE F FF 93 B SL 84 F FS 86 X SL 82 1-2 ② P3		X FF 90 0-0 ② L8	4	0	0	0	0	0	2
14 J.D. Martinez, R (1, 7) OBP: 0.323, SLG: 0.426 54 Mark Melancon, R (9, 1)	F FF 87 S FF 87 C FC 88 0-3 ② K		B CU 75 B FF 89 S CH 80 C FF 88 X CU 75 2-2 1B			X FC 89 0-0 16 FC5 45 BB 16 E 1B	B SL 83 1 SAFE S FS 84 B FF 93 F FS 84 B FF 93 D SL 85 4-2 45 FC6-4 1-2 BB		B FC 88 F FF 91 F FC 89 B FF 91 C FC 89 2-3 ③ K	4 0	1 0	2 0	0 0	1 0	2 0	1 0
45 Carlos Lee, R (1, 3) OBP: 0.339, SLG: 0.453	B CU 75 B FF 89 B SI 90 B FF 90 4-0 16 BB BB		C FF 88 X FF 88 0-1 ③ F9			B FC 86 F FC 87 B FC 88 B CU 77 B FC 90 4-1 38 1B 16 E 12 FC5-4 1-2 BB	B FF 94 C SL 84 X FF 92 1-1 ③ FC6-4 1-2f			2	1	0	0	2	0	3
16 Matt Downs, R (1, 9) OBP: 0.359, SLG: 0.519 41 Jordan Lyles, R (8, 1) OBP: 0.185, SLG: 0.120 53 Wesley Wright, R (8, 1) 1 Jordan Schafer, L (9, 8) OBP: 0.312, SLG: 0.321	B FC 87 S CH 80 B FF 88 B FF 88 B FF 91 4-1 1-2 BB			F CH 77 S FF 89 B FF 89 B FF 87 B FF 88 F FF 90 X FF 88 3-2 38 G6-4-3 1B		S FC 89 X FF 90 0-1 FC5 12 FC5-4 38 1B 1-2 2-H		B SI 92 F SI 92 F SI 91 B SL 83 X SI 93 2-2 HR	3 0 0 0	1 0 0 0	2 0 0 0	1 0 0 0	1 0 0 0	0 0 0 0	1 0 0 0
38 Jimmy Paredes, S (1, 5) OBP: 0.338, SLG: 0.411	X FF 88 0-0 ③ P4			C CH 78 X FF 86 0-1 ①② G6-4-3 1-2f		X CU 74 0-0 12 FC5-4 1-2 2-3 1B		S FS 88 F FS 88 B SL 81 X FS 89 1-2 ① G3		4	0	1	0	0	0	4
12 Clint Barmes, R (1, 6) OBP: 0.321, SLG: 0.393		B FF 88 C FF 88 F CH 79 X FF 90 1-2 ① P3		C CH 77 X CH 80 0-1 ③ P2		D CU 76 B FC 86 X FF 91 2-0 ① FC5-4 55 L1-3 1-2f 2-3 3-H		S FF 91 B SL 80 X FF 91 1-1 1B		4	0	1	1	0	0	2
55 Humberto Quintero, R (1, 2) OBP: 0.267, SLG: 0.329		C FF 88 S FF 87 F FC 88 S CU 76 0-3 ② K			B SL 85 F CH 76 X FF 87 1-1 ① F8	S SI 90 D CU 75 X FF 91 1-1 ②③ L1-3 1-1		S FF 94 S FF 93 S SL 80 0-3 ② K		4	0	0	0	0	2	3
30 J.A. Happ, L (1, 1) OBP: 0.227, SLG: 0.268 8 JB Shuck, L (7, PH) OBP: 0.371, SLG: 0.300 66 Eneiro Del Rosario, R (7, 1) 28 David Carpenter, R (7, 1) 19 Brian Bogusevic, L (8, PH) OBP: 0.346, SLG: 0.465 (8, 9) (8, 9)		F SI 90 B FF 89 X FF 89 1-1 ③ G3-1			F FF 86 B FF 89 B SL 82 X FF 87 2-1 ② G4-3		B FS 82 S FS 84 B FF 92 X FS 83 2-1 14 BB 1B	C SL 78 B FF 93 B FS 88 X FS 89 2-1 ③ G4-3		2 1 0 0 0 1	0 0 0 0 0 0	0 1 0 0 0 0	0 0 0 0 0 0	0 0 0 0 0 0	0 0 0 0 0 0	0 0 0 0 0 1
Inning Stats	R: 0 E: 0 K: 1 S: 9 H: 1 LOB: 3 BB: 2 P: 19	R: 0 E: 0 K: 1 S: 9 H: 0 LOB: 0 BB: 0 P: 11	R: 0 E: 0 K: 0 S: 9 H: 1 LOB: 1 BB: 0 P: 13	R: 0 E: 0 K: 0 S: 8 H: 1 LOB: 0 BB: 0 P: 11	R: 0 E: 0 K: 0 S: 9 H: 1 LOB: 1 BB: 0 P: 15	R: 2 E: 1 K: 0 S: 8 H: 2 LOB: 1 BB: 1 P: 15	R: 0 E: 0 K: 0 S: 12 H: 1 LOB: 2 BB: 1 P: 20	R: 1 E: 0 K: 1 S: 13 H: 2 LOB: 1 BB: 0 P: 19	R: 0 E: 0 K: 1 S: 5 H: 0 LOB: 0 BB: 0 P: 7	1B: 8 2B: 1 3B: 0 HR: 1	SF: 0 SAC: 1 DP: 2 HBP: 0					

PITCHER		IP	WLS	BF	H	R	ER	SO	BB	IBB	HBP	BLK	WP	HR	S	P	ERA	WHIP
30 Travis Wood, L ERA: 4.62	(1, 1)	5.0		20	4	0	0	2	2	0	0	0	0	0	44	69	0.00	1.200
66 Logan Ondrusek, R ERA: 3.3	(6, 1)	1.0	B	6	2	2	1	0	1	0	0	0	0	0	8	15	9.00	3.000
33 Jose Arredondo, R ERA: 3.1	(7, 1)	1.0		5	1	0	0	0	1	0	0	0	0	0	12	20	0.00	2.000
40 Nick Masset, R ERA: 3.82	(8, 1)	1.0	L	5	2	1	1	1	0	0	0	0	0	1	13	19	9.00	2.000
46 Carlos Fisher, R ERA: 4.76	(9, 1)	1.0		3	0	0	0	1	0	0	0	0	0	0	5	7	0.00	0.000

PITCHER	IP	WLS	BF	H	R	ER	SO	BB	IBB	HBP	BLK	WP	HR	S	P	ERA	WHIP

TOP

Houston Astros @ Cincinnati Reds

Great American Ball Park, Cincinnati, OH

Mon Sep 19 2011, 7:11 PM - 9:56 PM EDT

Att. 21,168 - Overcast - 64 F

livebaseballscorecards.com

AB	34
R	3
H	9
RBI	2
BB	4
SO	4
LOB	18

BOTTOM

Houston Astros @ Cincinnati Reds

Great American Ball Park, Cincinnati, OH

Mon Sep 19 2011, 7:11 PM - 9:56 PM EDT

Att. 21,168 - Overcast - 64 F

Batter	1	2	3	4	5	6	7	8	9	AB	R	H	RBI	BB	SO	LOB
4 Brandon Phillips, R (1, 4) OBP: 0.345, SLG: 0.448	B CH 88 C FF 90 X CH 81 1-1 HR	B SI 90 F FF 91 F FF 90 C FF 89 1-3 K ③			B SL 84 B FF 88 F FF 90 F FF 90 B SL 85 B FF 90 4-2 BB		D SL 86 B FF 93 D FF 94 X FF 93 3-0 FC6-4 ③ 1-2f			3	1	1	1	1	1	4
16 Edgar Renteria, R (1, 6) OBP: 0.311, SLG: 0.352	C FF 89 C FF 89 S FF 89 0-3 K ①		X CH 80 0-0 E5 19 G4-6-3		C CH 81 B FF 88 C FF 89 B FF 90 B CH 80 X CH 79 3-2 G5-3 ②③ 2-3f			F FF 90 C FF 92 F SI 88 B FF 92 B CH 81 X SI 88 2-2 E5 19 G3-6-3		4	0	0	0	0	1	2
19 Joey Votto, L (1, 3) OBP: 0.424, SLG: 0.541	F SL 84 S FF 89 S FF 91 0-3 K ②		B SL 84 C FF 89 B FF 90 C FF 91 B CH 90 F FF 90 F FF 90 X CH 82 3-2 G4-6-3 ①② 1-2f			F FF 90 B SL 84 F FF 90 B CH 81 S FF 90 2-3 K ①		F SI 91 B SI 92 F SI 91 X FF 91 1-2 G3-6-3 ①② 1-2f		4	0	0	0	0	2	2
32 Jay Bruce, L (1, 9) OBP: 0.339, SLG: 0.476	C FF 90 B CH 82 X FF 89 1-1 G6-3 ③		C SL 84 B FF 90 F FF 90 B FF 90 X CH 81 2-2 L9 ③			F FF 90 F FF 90 B FF 91 S FF 91 1-3 K ②		B SL 86 X SL 86 1-0 F9 ③		4	0	0	0	0	1	0
28 Chris Heisey, R (1, 7) OBP: 0.299, SLG: 0.488		S CH 79 B FF 90 S FF 89 B FF 91 S FF 90 2-3 K ①	X CH 88 0-0 P4 ①			S CH 81 F FF 92 F FF 92 0-3 K ③			B FC 93 X FF 94 1-0 P4 ①	4	0	0	0	0	2	0
6 Drew Stubbs, R (1, 8) OBP: 0.322, SLG: 0.365		S FF 90 B FF 90 B SI 90 F FF 91 F FF 90 F CU 75 B SI 91 B FF 91 4-2 21 S 21 2B BB	F FF 88 B FF 88 C CH 79 X CH 88 1-2 P5 ②				X FF 88 0-0 F9 ①		F KC 81 B KC 83 C FF 94 S KC 84 1-3 K ②	3	1	0	0	1	1	0
21 Todd Frazier, R (1, 5) OBP: 0.284, SLG: 0.455 25 Juan Francisco, L (7, PH) OBP: 0.282, SLG: 0.418 (8, 5)		S FF 90 C FF 91 F FF 89 D CU 76 F FF 91 1 SAFE B FF 91 X CU 76 2-2 30 S 1-H 2B	F FF 89 B SL 82 C FF 90 B FF 90 F FF 90 S FF 92 2-3 K ③				B FF 88 X SI 89 1-0 F7 ②		C KC 83 B KC 82 B FF 93 S KC 83 F FF 94 B KC 84 S KC 83 3-3 K ③	2	0	1	1	0	1	0
										2	0	0	0	0	1	0
55 Ramon Hernandez, R (1, 2) OBP: 0.342, SLG: 0.451 44 Mike Leake, R (7, PR) OBP: 0.218, SLG: 0.241 39 Devin Mesoraco, R (8, 2) OBP: 0.222, SLG: 0.385		C FF 89 B SL 84 B SL 85 B FF 90 F FF 90 B FF 91 4-2 BB			B SI 88 B SI 88 C CH 79 X CH 88 2-1 16 G5-3 30 SH1-4 1B		C SI 90 B CH 84 B CH 84 B FF 88 B SL 80 4-1 43 1B BB			1	0	1	0	2	0	0
										0	0	0	0	0	0	0
										0	0	0	0	0	0	0
30 Travis Wood, R (1, 1) OBP: 0.069, SLG: 0.172 66 Logan Ondrusek, R (6, 1) 33 Jose Arredondo, R (7, 1) OBP: 0.500, SLG: 0.500 43 Miguel Cairo, R (7, PH) OBP: 0.331, SLG: 0.402 40 Nick Masset, R (8, 1) 46 Carlos Fisher, R (9, 1)		C FF 90 2 SAFE B FF 92 F SL 84 F FF 90 B FF 90 B CU 75 F FF 91 C FF 90 3-3 K ② 2-3			X FF 89 0-0 SH1-4 ① 1-2		F FF 88 F FF 90 1 SAFE B SI 91 1 SAFE B SI 89 X SI 86 2-2 4 FC6-4 1-2 1B			1	0	0	0	0	1	2
										0	0	0	0	0	0	0
										0	0	0	0	0	0	0
										1	0	1	0	0	0	0
										0	0	0	0	0	0	0
										0	0	0	0	0	0	0

livebaseballscorecards.com

AB	29
R	2
H	4
RBI	2
BB	4
SO	11
LOB	10

Inning Stats	1	2	3	4	5	6	7	8	9
	R: 1 H: 1 E: 0 LOB: 0 K: 2 BB: 0 S: 10 P: 12	R: 1 H: 1 E: 0 LOB: 2 K: 3 BB: 2 S: 22 P: 38	R: 0 H: 0 E: 1 LOB: 0 K: 0 BB: 0 S: 9 P: 14	R: 0 H: 0 E: 0 LOB: 0 K: 1 BB: 0 S: 9 P: 12	R: 0 H: 1 E: 0 LOB: 1 K: 0 BB: 1 S: 8 P: 17	R: 0 H: 0 E: 0 LOB: 0 K: 3 BB: 0 S: 9 P: 12	R: 0 H: 1 E: 0 LOB: 2 K: 0 BB: 1 S: 7 P: 17	R: 0 H: 0 E: 1 LOB: 0 K: 0 BB: 0 S: 8 P: 12	R: 0 H: 0 E: 0 LOB: 0 K: 2 BB: 0 S: 8 P: 13

1B: 2	SF: 0	
2B: 1	SAC: 1	
3B: 0	DP: 3	
HR: 1	HBP: 0	
WP: 0	PA: 34	
PB: 0		
SB: 2		
CS: 0		

PITCHER		IP	WLS	BF	H	R	ER	SO	BB	IBB	HBP	BLK	WP	HR	S	P	ERA	WHIP
30 J.A. Happ, L ERA: 5.48	(1, 1)	6.0		23	3	2	2	9	3	0	0	0	0	1	67	105	3.00	1.000
66 Enerio Del Rosario, R ERA: 4.24	(7, 1)	0.2		4	1	0	0	0	1	0	0	0	0	0	6	13	0.00	3.000
28 David Carpenter, R ERA: 3.52	(7, 1)	0.1	W	1	0	0	0	0	0	0	0	0	0	0	1	4	0.00	0.000
41 Jordan Lyles, R ERA: 5.24	(8, 1)	0.0		1	0	0	0	0	0	0	0	0	0	0	4	6	∞	∞
53 Wesley Wright, L ERA: 0.84	(8, 1)	1.0	H	2	0	0	0	0	0	0	0	0	0	0	4	6	0.00	0.000

PITCHER		IP	WLS	BF	H	R	ER	SO	BB	IBB	HBP	BLK	WP	HR	S	P	ERA	WHIP
54 Mark Melancon, R ERA: 2.94	(9, 1)	1.0	S	3	0	0	0	2	0	0	0	0	0	0	8	13	0.00	0.000

Houston Astros @ Cincinnati Reds

Great American Ball Park, Cincinnati, OH

Tue Sep 20 2011, 7:23 PM - 10:48 PM EDT

Att. 23,847 - Overcast - 68 F

TOP

livebaseballscorecards.com

Batter	1	2	3	4	5	6	7	8	9	AB	R	H	RBI	BB	SO	LOB
1 Jordan Schafer, L (1, 8) OBP: 0.316, SLG: 0.324	F FF 90 C FF 92 S FF 93 0-3 ① K		B CH 89 B FF 91 B CH 89 C FF 90 B FF 91 4-1 36 G3-1 36 S 14 HR BB		S CH 87 S CH 86 B SL 87 X SI 93 1-2 ① G4-3		B CH 87 F FF 94 X FF 93 1-1 1B		X FF 94 0-0 1B	4	1	2	0	1	1	0
36 Angel Sanchez, R (1, 6) OBP: 0.298, SLG: 0.281 12 Clint Barmes, R (9, PH) OBP: 0.320, SLG: 0.392	C FF 93 B SL 87 F SL 85 B KC 80 B SI 92 F FF 93 B SI 94 4-2 14 1B BB		C SI 91 L FF 92 X SI 91 0-2 ① G3-1 1-3		B FF 94 C FF 94 X SL 89 1-1 ② G3-1		1 SAFE 1 SAFE B FF 91 F FF 93 X FF 94 1-1 ③ F8		C SL 87 X SL 86 0-1 ② F8	3 1	0 0	0 0	0 0	1 0	0 0	2 1
14 J.D. Martinez, R (1, 7) OBP: 0.330, SLG: 0.448	S FF 93 B SL 89 B FF 92 X FF 92 2-1 1-2 1B		X FF 91 0-0 3-H HR		B FF 93 F FF 94 S SI 89 F CH 88 F FF 95 F FF 94 F KC 81 B KC 80 B CH 88 3-2 X FF 95 ③ G6-3			C FS 84 F SL 84 X FF 93 0-2 23 HR 1B	C SL 88 B SL 88 S SL 87 B SL 87 X SL 89 2-2 ③ G5-3	5	2	3	2	0	0	1
45 Carlos Lee, R (1, 3) OBP: 0.338, SLG: 0.452	C FF 92 B FF 92 B FF 92 X FF 92 2-1 ② F7		B SL 87 B SL 87 X FF 92 2-0 38 FC4-6 1B			B FF 92 F SL 86 B FF 94 B KC 78 C FF 92 X SL 87 3-2 ① G6-3		C FF 95 B SL 84 C SL 84 B FS 87 F FF 94 X FF 93 2-2 ① P5		4	0	1	0	0	0	3
19 Brian Bogusevic, L (1, 9) OBP: 0.344, SLG: 0.459	S FF 93 B FF 93 X SI 92 1-1 ③ F7		X FF 91 0-0 ② P6			B CH 89 B FF 93 C SI 92 B FF 93 X SI 91 3-1 1B		S SL 85 F FF 91 T SL 85 0-2 ② K		4	0	1	0	0	1	4
38 Jimmy Paredes, S (1, 5) OBP: 0.331, SLG: 0.403 23 Chris Johnson, R (8, PH) OBP: 0.286, SLG: 0.378 (8, 5)		C FF 91 F CH 87 F FF 93 B CH 87 S FF 92 1-3 ① K	S FF 92 B CH 85 F CH 87 X SL 87 1-2 ③ FC4-6 1-2f			1 SAFE X FF 91 0-0 ② L8		C FF 90 B CH 84 F CH 86 F FF 92 F SL 85 F FF 91 B FF 91 B CH 85 F CH 85 3-2 F FF 92 X SI 90 1-H HR		3 1	0 1	0 1	0 2	0 0	1 0	2 0
27 Jose Altuve, R (1, 4) OBP: 0.283, SLG: 0.357		F FF 92 B SL 88 X FF 93 1-1 ② G6-3		F FF 93 X SL 85 0-1 ① G6-3		B FF 92 F FF 90 F SL 86 1 SAFE F FF 93 F CH 87 B FF 94 F KC 78 F FF 92 3-2 B FF 85 X FF 94 ③ G5-3		B SL 84 B FF 90 B FF 90 C FF 91 X FF 91 3-1 2B		4	0	1	0	0	0	1
55 Humberto Quintero, R (1, 2) OBP: 0.267, SLG: 0.329 16 Matt Downs, R (8, PH) OBP: 0.357, SLG: 0.516 46 J.R. Towles, R (8, 2) OBP: 0.259, SLG: 0.290		F FF 93 F SL 88 F SL 89 F FF 94 B SL 86 B FF 92 X SL 88 2-2 1B	B FF 93 B SL 88 X FF 92 2-0 ② F9				S SI 93 F SI 94 X SL 86 0-2 ① G5-3	B SL 84 B SL 83 X CH 84 2-0 ③ G4-3		3 1 0	0 0 0	1 0 0	0 0 0	0 0 0	0 0 0	0 1 0
20 Bud Norris, R (1, 1) 64 Lucas Harrell, S (3, 1) 62 Aneury Rodriguez, R (6, 1) 63 Xavier Cedeño, L (6, 1) 29 Brett Wallace, L (7, PH) 68 Juan Abreu, R (7, 1) 59 Wilton Lopez, R (8, 1) 53 Wesley Wright, R (8, 1) 6 JB Shuck, L (9, PH)		C FF 92 B KC 78 F FF 93 S FF 93 1-3 ③ K	C FF 92 S FF 94 B FF 92 B FF 93 S FF 94 2-3 ③ K				C FF 95 B CH 88 S SI 94 S SL 88 1-3 ② K		C CU 79 B CH 86 X CH 86 1-1 ① L4	1 1 0 0 1 0 0 0 1	0 0 0 0 0 0 0 0 0	0 0 0 0 0 0 0 0 0	0 0 0 0 0 0 0 0 0	1 0 0 0 0 1 0 0 0	1 0 0 0 0 0 0 0 0	1 0 0 0 0 0 0 0 0
Inning Stats	R: 0 E: 0 K: 1 S: 12 H: 1 LOB: 2 BB: 1 P: 21	R: 0 E: 0 K: 2 S: 14 H: 1 LOB: 1 BB: 0 P: 19	R: 2 E: 0 K: 0 S: 10 H: 2 LOB: 1 BB: 1 P: 17	R: 0 E: 0 K: 1 S: 6 H: 0 LOB: 0 BB: 0 P: 10	R: 0 E: 0 K: 0 S: 12 H: 0 LOB: 0 BB: 0 P: 17	R: 0 E: 0 K: 0 S: 13 H: 1 LOB: 1 BB: 0 P: 22	R: 0 E: 0 K: 1 S: 10 H: 1 LOB: 1 BB: 0 P: 13	R: 2 E: 0 K: 1 S: 21 H: 3 LOB: 1 BB: 0 P: 31	R: 0 E: 0 K: 0 S: 8 H: 1 LOB: 1 BB: 0 P: 11	1B: 7 2B: 1 3B: 0 HR: 2	SF: 0 SAC: 0 DP: 0 HBP: 0					

	AB	37
	R	4
	H	10
	RBI	4
	BB	2
	SO	6
	LOB	16

WP: 0 PB: 0 SB: 1 CS: 0 PA: 39

PITCHER		IP	WLS	BF	H	R	ER	SO	BB	IBB	HBP	BLK	WP	HR	S	P	ERA	WHIP
34 Homer Bailey, R ERA: 4.32	(1, 1)	7.0	W	29	6	2	2	5	2	0	0	0	0	1	77	119	2.57	1.143
33 Jose Arredondo, R ERA: 3.26	(8, 1)	0.1	H	2	1	1	1	0	0	0	0	0	0	0	7	9	27.00	3.000
45 Bill Bray, L ERA: 2.91	(8, 1)	0.1	H	2	1	1	1	1	0	0	0	0	0	1	11	14	27.00	3.000
51 Jared Burton, R ERA: 4.91	(8, 1)	0.1	H	2	1	0	0	0	0	0	0	0	0	0	3	8	0.00	3.000
48 Francisco Cordero, R ERA: 2.43	(9, 1)	1.0	S	4	1	0	0	0	0	0	0	0	0	0	8	11	0.00	1.000

PITCHER	IP	WLS	BF	H	R	ER	SO	BB	IBB	HBP	BLK	WP	HR	S	P	ERA	WHIP

Houston Astros @ Cincinnati Reds

Great American Ball Park, Cincinnati, OH

Tue Sep 20 2011, 7:23 PM - 10:48 PM EDT

Att. 23,847 - Overcast - 68 F

BOTTOM

Batter	1	2	3	4	5	6	7	8	9	AB	R	H	RBI	BB	SO	LOB
4 Brandon Phillips, R (1, 4) OBP: 0.346, SLG: 0.452	B SL 87 C FF 90 B FF 90 X FF 91 2-1 G6-3 ①	F FF 92 B FF 93 T FF 93 B SI 93 F FF 93 B SL 87 F CH 84 F SL 88 B CH 84 4-2 17 1B BB 1-2 2-3		X SI 91 0-0 P4 ①		B FF 90 T FF 90 B FF 91 S FF 90 B FF 90 T FF 90 3-2 K ① 1-2		B FF 93 X FF 92 1-0 HR		4	1	1	1	1	1	2
17 Dave Sappelt, R (1, 7) OBP: 0.289, SLG: 0.333	F FF 91 B SL 84 B SL 86 B SL 86 F FF 91 X SL 88 3-2 1B	B FF 92 B SL 87 X FF 92 2-0 19 G6-3 1B 1-2 2-3 3-H		C SI 91 B SI 92 B SL 88 B SL 88 B SI 91 4-1 19 WP 32 1B BB 1-2		C FF 90 C FF 90 X FF 90 0-2 F7 ②		F SI 91 X FF 93 0-1 L9 ②		4	1	2	1	1	0	1
19 Joey Votto, L (1, 3) OBP: 0.424, SLG: 0.539	C CH 83 1 SAFE B CH 81 B FF 92 1 SAFE 1 SAFE B SL 86 C CH 83 X SL 88 3-2 L7 ②	F FF 94 B CH 84 B FF 93 C SI 94 X SL 87 2-2 G6-3 ②③ 1-2f		B CH 79 C CH 80 S SL 88 B SL 88 D CH 80 3 SAFE X CH 80 3-2 P5 ② 1-2 2-3		I IN 73 I IN 74 I IN 77 I IN 78 4-0 32 1B IBB		B FS 84 S FS 85 C FS 86 F FF 92 X FF 93 1-2 32 1B 1B		4	0	1	0	1	0	6
32 Jay Bruce, L (1, 9) OBP: 0.341, SLG: 0.478	F FF 92 1 SAFE B SL 87 B CH 83 F CH 84 S FF 94 2-3 K ③		F CH 82 X FF 92 0-1 F8 ①	B SL 89 F CH 80 B SL 88 X SL 87 2-1 2-H 3-H 1B		C CU 74 B CU 76 X SI 88 1-1 1-2 2-H 1B ③		B SI 90 B SI 89 X FS 83 2-0 1-3 1B		5	0	3	2	0	1	1
25 Juan Francisco, L (1, 5) OBP: 0.289, SLG: 0.417		X FF 91 0-0 39 HR 1B	B SL 86 S SL 86 B SI 91 X SL 86 2-1 6 BB 1B	S CU 74 X SI 91 0-1 G1-3 ③			B FF 96 F FF 96 C SL 81 B SL 82 S FF 96 2-3 K ①	C SI 91 F FF 91 X SI 91 0-2 G3 ③		5	1	2	0	0	1	3
6 Drew Stubbs, R (1, 8) OBP: 0.321, SLG: 0.363		C FF 91 F CH 83 B FF 92 S SL 87 1-3 K ① 1 SAFE S SL 86 D SL 85 C CH 81 B SL 87 B FF 93 B SL 87 4-2 1-2 BB		C FF 92 B SL 80 B SL 79 X FF 91 2-1 F7 ①			T FF 97 B FF 97 S FF 97 B FF 96 S FF 96 2-3 K ②			3	0	0	0	1	2	1
39 Devin Mesoraco, R (1, 2) OBP: 0.258, SLG: 0.483	S SL 87 B SL 88 1 SAFE F FF 93 F SL 86 X FF 93 1-2 1-H HR	C FF 93 B SL 87 1 SAFE F CH 85 F FF 92 B SL 87 S SL 86 2-3 K ②		C FF 93 F FF 92 B SL 81 B CH 86 X FF 92 2-2 P4 ②			F FF 97 F SL 82 F FF 97 B FF 96 B FF 97 B FF 97 B SL 81 4-2 7 FC6-4 BB			3	1	1	2	1	1	2
7 Paul Janish, R (1, 6) OBP: 0.251, SLG: 0.252		X SL 87 0-0 4 BB 34 1B 17 1B 1B	C SL 86 F FF 92 B CU 74 D CU 74 X SL 85 2-2 G4-3 ③	F FF 91 C FF 91 B SL 80 B FF 92 X FF 92 2-2 F8 ③			B FF 96 B FF 94 C FF 95 F FF 94 X FF 96 2-2 FC6-4 ③ 1-2f			4	1	1	0	0	0	3
34 Homer Bailey, R (1, 1) OBP: 0.316, SLG: 0.351 33 Jose Arredondo, R (8, 1) OBP: 0.500, SLG: 0.500 45 Bill Bray, L (8, 1) 51 Jared Burton, R (8, 1) 23 Yonder Alonso, L (8, PH) OBP: 0.413, SLG: 0.573 48 Francisco Cordero, R (9, 1)		C FF 92 X SL 87 0-1 17 1B 4 BB 1-2 1B		C SI 91 B SI 91 B FF 91 X SI 91 2-1 19 WP 17 BB 32 1B 1B		F FF 90 B SL 80 F SL 80 B FF 91 X SL 80 2-2 4 WP 32 1B 1B		C FS 84 C SI 92 S SI 92 0-3 K ①		3 0 0 0 1 0	1 0 0 0 0 0	3 0 0 0 0 0	0 0 0 0 1 0	0 0 0 0 0 0	0 0 0 0 1 0	0 0 0 0 0 0
Inning Stats	R: 0 E: 0 K: 1 S: 11 H: 1 LOB: 1 BB: 0 P: 21	R: 3 E: 0 K: 1 S: 20 H: 5 LOB: 2 BB: 1 P: 30	R: 0 E: 0 K: 1 S: 13 H: 1 LOB: 2 BB: 1 P: 23	R: 2 E: 0 K: 0 S: 11 H: 2 LOB: 1 BB: 1 P: 22	R: 0 E: 0 K: 0 S: 8 H: 0 LOB: 0 BB: 0 P: 14	R: 0 E: 0 K: 1 S: 11 H: 2 LOB: 2 BB: 1 P: 21	R: 0 E: 0 K: 2 S: 12 H: 0 LOB: 1 BB: 1 P: 22	R: 1 E: 0 K: 1 S: 14 H: 3 LOB: 2 BB: 0 P: 18		1B: 12 2B: 0 3B: 0 HR: 2 SF: 0 SAC: 0 DP: 1 HBP: 0				WP: 2 PB: 0 SB: 0 CS: 0 PA: 41		

livebaseballscorecards.com

AB	36
R	6
H	14
RBI	6
BB	5
SO	7
LOB	19

PITCHER		IP	WLS	BF	H	R	ER	SO	BB	IBB	HBP	BLK	WP	HR	S	P	ERA	WHIP
20 Bud Norris, R ERA: 3.77	(1, 1)	2.2	L	16	7	3	3	3	2	0	0	0	0	1	41	69	10.12	3.375
64 Lucas Harrell, R ERA: 3.86	(3, 1)	1.1		7	2	2	2	0	1	0	0	0	1	0	14	27	13.50	2.250
62 Aneury Rodriguez, R ERA: 5.07	(5, 1)	1.2		7	1	0	0	1	0	1	0	0	1	0	17	32	0.00	0.600
63 Xavier Cedeño, L ERA:	(6, 1)	0.1		1	1	0	0	0	0	0	0	0	0	0	2	3	0.00	3.000
68 Juan Abreu, R ERA: 2.45	(7, 1)	1.0		4	0	0	0	2	1	0	0	0	0	0	12	22	0.00	1.000
59 Wilton Lopez, R ERA: 2.93	(8, 1)	0.2		5	3	1	1	1	0	0	0	0	0	1	11	15	13.50	4.500
53 Wesley Wright, L ERA: 0.82	(8, 1)	0.1		1	0	0	0	0	0	0	0	0	0	0	3	3	0.00	0.000

Batter	1	2	3	4	5	6	7	8	9	AB	R	H	RBI	BB	SO	LOB
1 Jordan Schafer, L (1, 8) OBP: 0.312, SLG: 0.319	X CU 71 0-0 ① F8			B CH 78 B CH 77 C FF 85 B SL 76 X SL 72 3-1 ① F8		X 0-0 ② G3 2-3		B SI 88 B SI 88 C FF 87 B SI 87 F FF 87 S FF 87 3-3 ③ K		4	0	0	0	0	1	3
8 JB Shuck, L (1, 9) OBP: 0.347, SLG: 0.277	C SI 84 X CH 76 0-1 ② F7			B SI 87 X SI 86 1-0 E6 14 G6-4-3		B SI 86 B FF 87 C X CH 80 2-1 ③ L7			B SI 85 C FF 84 B FF 86 C SL 72 B FF 86 F SL 74 F SL 74 X FF 87 3-2 ① F9	4	0	0	0	0	0	1
14 J.D. Martinez, R (1, 7) OBP: 0.328, SLG: 0.443	X SI 85 0-0 ③ F8			X SI 87 0-0 ②③ G6-4-3 1-2f			X CH 76 0-0 16 F7-4-3 1B		C SI 86 F SI 88 X FF 87 0-2 ② F8	4	0	1	0	0	0	1
45 Carlos Lee, R (1, 3) OBP: 0.338, SLG: 0.450		C CH 80 X SI 85 0-1 ① F8			B SL 74 B FF 87 X SI 88 2-0 16 G4-3 1B		B FF 86 B FF 86 C SL 75 X CU 69 2-1 ① P3		S CU 71 X FF 89 0-1 ③ G6-3	4	0	1	0	0	0	1
16 Matt Downs, R (1, 4) OBP: 0.352, SLG: 0.508		C SL 76 C SL 74 X SL 75 0-2 ② L7			B CU 67 B CH 77 F CH 79 1 SAFE X SI 88 2-1 ①② G4-3 1-2f		X CH 80 0-0 ②③ F7-4-3 1-1			3	0	0	0	0	0	2
23 Chris Johnson, R (1, 5) OBP: 0.289, SLG: 0.383		B SI 86 C CH 81 X FF 85 1-1 ③ G4-3			C SI 87 X SI 85 0-1 2B			B SL 76 X CU 69 1-0 46 1B 1B		3	0	2	0	0	0	0
12 Clint Barmes, R (1, 6) OBP: 0.318, SLG: 0.389			C CH 81 C FF 87 X FF 88 0-2 ① F7		F SL 75 B CH 79 S CH 80 X SI 86 1-2 ③ F9			X CH 78 0-0 ① F8		3	0	0	0	0	0	2
46 J.R. Towles, R (1, 2) OBP: 0.267, SLG: 0.306			C CH 80 X SL 77 0-1 ② G5-3			L CU 68 B SL 75 X 1-1 1 G3 2B		1 SAFE C FF 88 F FF 84 B FF 87 F SL 75 X SL 76 1-2 1-3 1B		3	0	2	0	0	0	0
51 Wandy Rodriguez, S (1, 1) OBP: 0.167, SLG: 0.200 19 Brian Bogusevic, L (8, PH) OBP: 0.341, SLG: 0.456 28 David Carpenter, R (8, 1)			B SI 87 F CH 80 F SI 88 B SI 87 X CH 79 2-2 ③ G4-3			L SL 72 X 0-1 ① F8		B CH 82 B SL 74 C CU 71 F S SI 87 2-3 ② K		2 1 0	0 0 0	0 0 0	0 0 0	0 1 0	0 2 0	1 2 0
Inning Stats	R: 0 E: 0 K: 0 S: 4 H: 0 LOB: 0 BB: 0 P: 4	R: 0 E: 0 K: 0 S: 7 H: 0 LOB: 0 BB: 0 P: 8	R: 0 E: 0 K: 0 S: 8 H: 0 LOB: 0 BB: 0 P: 10	R: 0 E: 1 K: 0 S: 4 H: 0 LOB: 0 BB: 0 P: 8	R: 0 E: 0 K: 0 S: 8 H: 2 LOB: 1 BB: 0 P: 13	R: 0 E: 0 K: 0 S: 7 H: 1 LOB: 1 BB: 0 P: 10	R: 0 E: 0 K: 0 S: 4 H: 1 LOB: 0 BB: 0 P: 6	R: 0 E: 0 K: 2 S: 12 H: 2 LOB: 2 BB: 0 P: 19	R: 0 E: 0 K: 0 S: 10 H: 0 LOB: 0 BB: 0 P: 13	1B: 4 2B: 3 3B: 0 HR: 0 SF: 0 SAC: 0 DP: 3 HBP: 0						

PITCHER	IP	WLS	BF	H	R	ER	SO	BB	IBB	HBP	BLK	WP	HR	S	P	ERA	WHIP
61 Bronson Arroyo, R (1, 1) ERA: 5.09	9.0	W	31	6	0	0	2	0	0	0	0	0	0	64	91	0.00	0.667

PITCHER	IP	WLS	BF	H	R	ER	SO	BB	IBB	HBP	BLK	WP	HR	S	P	ERA	WHIP

TOP

Houston Astros @ Cincinnati Reds

Great American Ball Park, Cincinnati, OH

Wed Sep 21 2011, 12:35 PM - 2:47 PM EDT

Att. 20,875 - Overcast - 69 F

livebaseballscorecards.com

AB	31
R	0
H	6
RBI	0
BB	0
SO	2
LOB	13

WP: 0 PA: 31
PB: 0
SB: 0
CS: 0

BOTTOM

Houston Astros @ Cincinnati Reds

Great American Ball Park, Cincinnati, OH

Wed Sep 21 2011, 12:35 PM - 2:47 PM EDT

Att. 20,875 - Overcast - 69 F

Batter	1	2	3	4	5	6	7	8	9	AB	R	H	RBI	BB	SO	LOB
4 Brandon Phillips, R (1, 4) OBP: 0.348, SLG: 0.454	C FF 88 B CH 83 S CH 83 X CH 84 1-2 19 S 28 1B 1B		B CU 76 B CU 76 C FF 88 X CH 83 2-1 ① F8		C CU 73 X CU 74 0-1 E5 1-3 1B			B FF 93 B FF 94 X FF 94 2-0 32 BLK 16 SH5-3 1B		4	1	3	0	0	0	0
16 Edgar Renteria, R (1, 6) OBP: 0.308, SLG: 0.349 7 Paul Janish, R (9, 6) OBP: 0.251, SLG: 0.252	X FF 88 0-0 ① P4		C FF 89 C CU 74 X CU 74 0-2 ② L4-3		B CU 76 C CU 74 X CU 76 1-1 ③ G5-3			X FF 94 0-0 ① SH5-3 1-2		3 0	0 0	0 0	0 0	0 0	0 0	3 0
19 Joey Votto, L (1, 3) OBP: 0.423, SLG: 0.536	B FF 89 C SI 88 C CU 75 S FF 88 1-3 ② K 1-2		B FF 89 B CU 77 B CU 75 X SI 89 3-1 ③ G4-3			B SI 87 C CU 76 C FF 89 F FF 89 S CU 75 1-3 ① K		I IN 66 I IN 73 I IN 71 I IN 70 4-0 32 BLK IBB		3	0	0	0	1	2	1
28 Chris Heisey, R (1, 8) OBP: 0.301, SLG: 0.486	C FF 89 B CH 83 F CH 83 X CU 76 1-2 2-H 1B			L FF 90 B CU 75 F CU 75 F FF 90 F CU 76 X FF 90 1-2 ① F9		C FF 89 B B CU 73 B CH 83 F FF 89 B CU 75 4-2 BB		B SL 87 C FF 93 S FF 96 C FF 96 1-3 ② K		3	0	1	1	1	1	2
32 Jay Bruce, L (1, 9) OBP: 0.341, SLG: 0.475	B SI 88 F CU 75 B CU 75 X SI 88 2-1 ③ F7			X CU 74 0-0 ② F7		1 SAFE B C CU 76 X FF 87 1-1 ② F7		B FF 94 C FF 95 B SL 85 B FF 94 F FF 95 F FF 94 D FF 93 4-2 1-2 2-3 BB		3	0	0	0	1	0	2
43 Miguel Cairo, R (1, 5) OBP: 0.330, SLG: 0.412		C FF 88 F CH 83 X FF 90 0-2 HR		C CH 84 X FF 89 0-1 ③ L4		F CU 74 S FF 88 D 1 SAFE 1 SAFE F FF 88 S CU 76 1-3 ③ K		F FF 94 S FF 95 X FF 95 0-2 ③ F9		4	1	1	1	0	1	4
17 Dave Sappelt, R (1, 7) OBP: 0.280, SLG: 0.323		X FF 89 0-0 ① F9	B FF 88 S CH 82 F CU 76 B CU 75 B FF 89 F CH 83 X CU 75 3-2 ① G4-3			B CU 76 X FC 89 1-0 ① F8				3	0	0	0	0	0	0
39 Devin Mesoraco, R (1, 2) OBP: 0.235, SLG: 0.438		B FF 90 C FF 89 S CH 84 B CU 73 B CH 84 X CH 85 3-2 ② L7			X CH 82 0-0 ② G6-3	X FF 88 0-0 ② F8				3	0	0	0	0	0	0
61 Bronson Arroyo, R (1, 1) OBP: 0.127, SLG: 0.148		B FF 89 X FF 89 1-0 ③ G5-3			T FF 89 B FC 90 B CU 73 B CU 75 S FF 88 B FF 89 4-2 4 E 4 1B BB	C FC 88 C CU 74 B CU 74 C CU 76 1-3 ③ K				2	0	0	0	1	1	0
Inning Stats	R: 1 E: 0 K: 1 S: 12 H: 2 LOB: 1 BB: 0 P: 17	R: 1 E: 0 K: 0 S: 8 H: 1 LOB: 0 BB: 0 P: 12	R: 0 E: 0 K: 0 S: 7 H: 0 LOB: 0 BB: 0 P: 12	R: 0 E: 0 K: 0 S: 8 H: 0 LOB: 0 BB: 0 P: 9	R: 0 E: 1 K: 0 S: 11 H: 1 LOB: 2 BB: 1 P: 19	R: 0 E: 0 K: 2 S: 12 H: 0 LOB: 1 BB: 1 P: 19	R: 0 E: 0 K: 1 S: 5 H: 0 LOB: 0 BB: 0 P: 7	R: 0 E: 0 K: 1 S: 11 H: 1 LOB: 3 BB: 2 P: 22		1B: 4 2B: 0 3B: 0 HR: 1 SF: 0 SAC: 1 DP: 0 HBP: 0				WP: 0 PB: 0 SB: 1 CS: 0 PA: 33		

livebaseballscorecards.com

AB	28
R	2
H	5
RBI	2
BB	4
SO	5
LOB	12

PITCHER	IP	WLS	BF	H	R	ER	SO	BB	IBB	HBP	BLK	WP	HR	S	P	ERA	WHIP
51 Wandy Rodriguez, L (1, 1) ERA: 3.51	7.0	L	27	4	2	2	4	2	0	0	0	0	1	63	95	2.57	0.857
28 David Carpenter, R (8, 1) ERA: 3.38	1.0		6	1	0	0	1	1	1	0	1	0	0	11	22	0.00	2.000

PITCHER	IP	WLS	BF	H	R	ER	SO	BB	IBB	HBP	BLK	WP	HR	S	P	ERA	WHIP

Cincinnati Reds @ Pittsburgh Pirates

PNC Park, Pittsburgh, PA

Fri Sep 23 2011, 7:08 PM - 10:28 PM EDT

Att. 23,632 - Overcast - 62 F

TOP

livebaseballscorecards.com

Batter	1	2	3	4	5	6	7	8	9	AB	R	H	RBI	BB	SO	LOB
4 Brandon Phillips, R (1, 4) OBP: 0.350, SLG: 0.455	B SI 90 F SI 90 B SI 91 S CH 79 B SI 90 B SI 90 4-2 6 CS BB		B CH 79 B SI 89 X SI 88 2-0 ② F8 2-3		B SI 90 X SI 89 1-0 6 FC6-4 1-2 1B		C FF 93 X SI 94 0-1 ① P3		F FF 96 B FF 97 B FF 96 S FF 97 X FF 96 2-2 32 S 6 FC3-5 21 HBP 1-2 1B	4	1	2	0	1	0	2
6 Drew Stubbs, R (1, 8) OBP: 0.320, SLG: 0.362	C KC 73 S KC 75 B FF 91 1 SAFE F KC 78 B SI 91 S CH 79 2-3 ① ② K 1-2		F KC 73 B SI 90 X CH 79 1-1 ③ F8		C SI 90 B KC 76 B SI 89 F SI 89 X SI 90 2-2 ② FC6-4 19 2B 1-2f		M SI 93 C FF 94 B CU 82 B FF 94 X FF 94 2-2 19 S 1B		B FF 96 L FF 95 B FF 97 X FF 97 2-1 ① FC3-5 21 HBP 32 S 1-2 2-3f	5	0	1	0	0	1	7
19 Joey Votto, L (1, 3) OBP: 0.421, SLG: 0.535	C SI 90 B SI 90 B KC 75 C SI 90 X SI 91 2-2 ③ L6			F SI 88 S SI 89 B KC 73 X SI 90 1-2 ① F8	B CH 78 C SI 90 B SI 89 X SI 90 2-1 1-3 2-H 2B		F SI 90 1 SAFE L SL 83 S SI 90 0-3 ② K 1-2		B FF 97 F FF 97 F FF 97 F FF 97 S SL 87 1-3 ② K	5	0	1	1	0	2	3
32 Jay Bruce, L (1, 9) OBP: 0.340, SLG: 0.472		B SI 88 B SI 89 B SI 89 C SI 87 F SI 87 F SI 88 X SI 90 3-2 ① F8		C KC 73 C KC 74 X SI 88 0-2 ② F8	B SL 82 S SL 81 F SL 81 S SL 81 1-3 ③ K		B SL 84 S SL 83 F SI 91 S SL 84 1-3 ③ K		B FF 98 B FF 98 B FF 97 I IN 70 4-0 21 HBP 1-2 2-3 IBB	4	0	0	0	1	2	3
21 Todd Frazier, R (1, 5) OBP: 0.298, SLG: 0.457		X KC 74 0-0 ② G6-3		B SI 90 B CH 78 F SI 90 F SI 90 X SI 90 2-2 17 2B 1B		S SI 94 L SL 83 F SL 83 B SI 93 F SL 83 X SL 83 1-2 7 1B 17 G1-3 1B		F FF 93 C FF 93 F SL 83 S FF 93 0-3 ① K	C FF 97 B FF 98 B SL 87 S FF 97 B FF 99 F FF 96 F FF 98 H FF 98 4-2 1-2 2-3 3-H HBP	4	1	2	1	0	1	0
17 Dave Sappelt, R (1, 7) OBP: 0.276, SLG: 0.327 45 Bill Bray, L (9, 1) 40 Nick Masset, R (9, 1)		B SI 88 X SI 90 1-0 ③ F8		C KC 73 F KC 77 F KC 80 X SI 90 0-2 1-3 2B		F SI 93 X SL 82 0-1 ① G1-3 1-2		X FF 94 0-0 ② P4	F FF 98 X FF 97 0-1 ③ F8	5 0 0	0 0 0	1 0 0	0 0 0	0 0 0	0 0 0	4 0 0
55 Ramon Hernandez, R (1, 2) OBP: 0.340, SLG: 0.448 44 Mike Leake, R (8, PR) OBP: 0.218, SLG: 0.241 39 Devin Mesoraco, R (8, 2) OBP: 0.235, SLG: 0.438			B SI 86 C CH 78 X CH 79 1-1 36 FC1-5 7 1B 1B	B SI 89 F CH 78 X SI 89 1-1 ③ G6-3	B SL 82 C SL 81 F FF 94 X SL 82 1-2 ② F8		S FF 93 B FF 94 F FF 94 S SL 82 1-3 K			4 0 0	0 0 0	1 0 0	0 0 0	0 0 0	1 0 0	3 0 0
7 Paul Janish, R (1, 6) OBP: 0.255, SLG: 0.256 25 Juan Francisco, L (8, PH) OBP: 0.286, SLG: 0.411 16 Edgar Renteria, R (8, 6) OBP: 0.308, SLG: 0.349			B SI 85 F SI 89 X KC 73 1-1 4 F8 36 FC1-5 1-2 1B		B SI 89 B SI 89 C SI 86 X CH 78 2-1 ① F7		C SL 82 B SL 83 F SL 82 F SI 92 D SL 84 X FF 92 2-2 2-H 1B		B SL 83 B SL 83 S FF 95 C FF 93 F SL 85 F SL 83 S FF 93 2-3 ③ K	3 1 0	0 0 0	2 0 0	1 0 0	0 0 0	0 1 0	0 1 0
36 Edinson Volquez, R (1, 1) OBP: 0.160, SLG: 0.125 23 Yonder Alonso, L (6, PH) OBP: 0.409, SLG: 0.566 54 Aroldis Chapman, L (6, 1) 63 Sam LeCure, R (8, 1) OBP: 0.200, SLG: 0.222 28 Chris Heisey, R (9, PH) OBP: 0.304, SLG: 0.488 (9, 7)			X SI 87 0-0 ① FC1-5 1-2 2-3f		B SI 90 B SI 89 B SI 87 C SI 87 C SI 89 B SI 89 4-2 4 1B 19 2B BB		B SI 92 B FF 93 C SI 92 X SI 92 2-1 ③ G4-3		F FF 96 B SL 86 X FF 97 1-1 6 FC3-5 4 1B 1B	1 1 0 0 0 1	1 0 0 0 0 0	0 0 0 0 0 1	0 0 0 0 0 0	1 0 0 0 0 0	0 0 0 0 0 0	2 1 0 0 0 0

	AB	38
	R	3
	H	11
	RBI	3
	BB	3
	SO	8
	LOB	26

Inning Stats	1	2	3	4	5	6	7	8	9	1B: 9	SF: 0	WP: 1	PA: 42
	R: 0 E: 0 K: 1 S: 9 H: 0 LOB: 0 BB: 1 P: 17	R: 0 E: 0 K: 0 S: 6 H: 0 LOB: 0 BB: 0 P: 10	R: 0 E: 0 K: 0 S: 8 H: 2 LOB: 2 BB: 0 P: 13	R: 0 E: 0 K: 0 S: 15 H: 2 LOB: 2 BB: 0 P: 19	R: 1 E: 0 K: 1 S: 13 H: 2 LOB: 2 BB: 1 P: 25	R: 1 E: 0 K: 0 S: 16 H: 2 LOB: 1 BB: 0 P: 22	R: 0 E: 0 K: 2 S: 11 H: 1 LOB: 1 BB: 0 P: 14	R: 0 E: 0 K: 3 S: 13 H: 0 LOB: 1 BB: 0 P: 16	R: 1 E: 0 K: 1 S: 17 H: 2 LOB: 3 BB: 1 P: 31	2B: 2 3B: 0 HR: 0	SAC: 0 DP: 0 HBP: 1	PB: 0 SB: 3 CS: 1	

PITCHER		IP	WLS	BF	H	R	ER	SO	BB	IBB	HBP	BLK	WP	HR	S	P	ERA	WHIP
37 Jeff Locke, L ERA: 4.97	(1, 1)	4.2		21	6	1	1	1	2	0	0	0	0	0	48	80	1.93	1.714
57 Daniel Moskos, L ERA: 2.31	(5, 1)	0.1		1	0	0	0	1	0	0	0	0	0	0	3	4	0.00	0.000
63 Chris Leroux, R ERA: 3.0	(6, 1)	1.0	H	5	2	1	1	0	0	0	0	0	0	0	16	22	9.00	2.000
30 Chris Resop, R ERA: 4.46	(7, 1)	0.1	H	2	1	0	0	0	0	0	0	0	0	0	5	7	0.00	3.000
44 Tony Watson, L ERA: 3.89	(7, 1)	0.2	H	2	0	0	0	2	0	0	0	0	0	0	6	7	0.00	0.000

PITCHER		IP	WLS	BF	H	R	ER	SO	BB	IBB	HBP	BLK	WP	HR	S	P	ERA	WHIP
39 Jason Grilli, R ERA: 2.64	(8, 1)	1.0	H	4	0	0	0	3	0	0	0	0	1	0	13	16	0.00	0.000
Joel Hanrahan, R ERA: 1.86	(9, 1)	1.0	W	7	2	1	1	1	0	1	1	0	0	0	17	31	9.00	2.000

Cincinnati Reds @ Pittsburgh Pirates

PNC Park, Pittsburgh, PA

Fri Sep 23 2011, 7:08 PM - 10:28 PM EDT

Att. 23,632 - Overcast - 62 F

BOTTOM

Batter	1	2	3	4	5	6	7	8	9	AB	R	H	RBI	BB	SO	LOB
7 Alex Presley, L (1, 7) OBP: 0.336, SLG: 0.457	B FF 90 C FF 92 C KC 75 B KC 78 B FF 94 X FF 92 3-2 1B		C SI 93 B KC 78 B CH 81 F FF 92 B FF 93 X FF 93 3-2 ① F7		B KC 77 F SI 91 S KC 78 X KC 77 1-2 ① G4-3		B FF 97 B FF 96 C FF 96 X FF 96 2-1 ③ P4			4	0	1	0	0	0	0
18 Neil Walker, S (1, 4) OBP: 0.331, SLG: 0.397	B SI 94 1 SAFE X FF 92 1-0 ① F9		C KC 78 B CH 83 X SI 92 1-1 ② G3		B CH 82 B CH 82 F SI 92 B CH 83 C SI 93 F SI 94 X SI 93 3-2 ② G6-3			C FF 89 B SL 76 B CH 82 X SI 90 2-1 ① G5-3		4	0	0	0	0	0	1
22 Andrew McCutchen, R (1, 8) OBP: 0.365, SLG: 0.464	C FF 93 S CH 81 F SI 94 S FF 95 0-3 ② K		B FF 92 C KC 80 S CH 84 B KC 81 X FF 93 2-2 41 1B 2B		C KC 78 B KC 79 X KC 78 1-1 3B			F FF 91 F KC 74 S SL 80 0-3 ② K		4	1	2	0	0	2	1
25 Derrek Lee, R (1, 3) OBP: 0.322, SLG: 0.451	C FF 94 B KC 79 B KC 79 B FF 94 F FF 93 C KC 79 3-3 ③ K		C KC 78 D CH 84 F CH 83 B FF 94 B FF 94 F FF 94 B CH 83 4-2 41 1B BB		B SI 92 B CH 82 S CH 82 X FF 92 2-1 ③ F9			B SL 80 B FF 91 F SI 91 C SL 81 X SI 90 2-2 ③ F9		3	0	0	0	1	1	2
41 Ryan Doumit, S (1, 2) OBP: 0.352, SLG: 0.479		C SI 94 B SI 93 X CH 81 1-1 46 HR 1B	B CH 82 C SI 93 B CH 83 X FF 93 2-1 1-2 2-H 1B			X FF 98 0-0 ① F9			C SI 90 C SI 91 X SL 86 0-2 ① G5-3	4	1	2	1	0	0	0
46 Garrett Jones, L (1, 9) OBP: 0.318, SLG: 0.436		B FF 94 X FF 94 1-0 1-H HR	S CH 83 X FF 92 0-1 ③ G1-3			C FF 98 S SL 89 X FF 99 0-2 ② G3-1			C FF 91 B FF 90 F SI 91 B FF 91 F FF 91 F SI 91 X CH 84 2-2 36 1B 2B	3	1	1	2	0	0	2
Joel Hanrahan, R (9, 1)										0	0	0	0	0	0	0
35 Jason Jaramillo, S (9, PH) OBP: 0.387, SLG: 0.414										1	0	1	0	0	0	0
3 Chase d'Arnaud, R (9, PR) OBP: 0.227, SLG: 0.259										0	1	0	0	0	0	0
24 Pedro Alvarez, L (1, 5) OBP: 0.276, SLG: 0.290		B SI 92 C CH 82 F SI 93 F KC 80 B CH 83 B CH 83 B CH 84 4-2 5 FC5-4 BB	B CH 81 C SI 93 C KC 76 B SI 92 F KC 78 S CH 84 2-3 ① K			B FF 96 B FF 96 F FF 97 F FF 98 F SL 92 S FF 100 2-3 ③ K			S SI 91 C SL 80 B SL 80 F SI 93 X SI 91 1-2 2-H 1B	2	0	0	0	1	2	0
36 Ryan Ludwick, R (9, PH) OBP: 0.309, SLG: 0.366										1	0	1	1	0	0	0
5 Ronny Cedeno, R (1, 6) OBP: 0.299, SLG: 0.341		C FF 92 B KC 77 1 SAFE C FF 93 F CH 82 X CH 83 1-2 ① FC5-4 37 B2-6-4 1-2f			S FF 92 C FF 94 B KC 79 S CH 84 1-3 ② K		S FF 97 X FF 98 0-1 ① G5-3			3	0	0	0	0	1	1
37 Jeff Locke, L (1, 1)		B FF 91 X FF 91 1-0 ② ③ B2-6-4 1-2f	C FF 92 C FF 93 C KC 78 0-3 ③ K				B FF 98 S FF 97 S FF 96 F FF 98 B CH 92 S FF 98 2-3 ② K			2	0	0	0	0	1	1
57 Daniel Moskos, R (5, 1)										0	0	0	0	0	0	0
63 Chris Leroux, L (6, 1)										0	0	0	0	0	0	0
30 Chris Resop, R (7, 1)										0	0	0	0	0	0	0
44 Tony Watson, L (7, 1)										0	0	0	0	0	0	0
2 Brandon Wood, R (7, PH) OBP: 0.271, SLG: 0.341										1	0	0	0	0	1	0
39 Jason Grilli, R (8, 1)										0	0	0	0	0	0	0
38 Xavier Paul, L (9, 9) OBP: 0.293, SLG: 0.341										0	0	0	0	0	0	0
Inning Stats	R: 0 E: 0 K: 2 S: 11 H: 1 LOB: 1 BB: 0 P: 18	R: 2 E: 0 K: 0 S: 11 H: 2 LOB: 0 BB: 1 P: 19	R: 1 E: 0 K: 0 S: 15 H: 2 LOB: 2 BB: 1 P: 27	R: 0 E: 0 K: 3 S: 10 H: 0 LOB: 0 BB: 0 P: 13	R: 0 E: 0 K: 0 S: 11 H: 1 LOB: 1 BB: 0 P: 18	R: 0 E: 0 K: 1 S: 8 H: 0 LOB: 0 BB: 0 P: 10	R: 0 E: 0 K: 1 S: 8 H: 0 LOB: 0 BB: 0 P: 12	R: 0 E: 0 K: 1 S: 8 H: 0 LOB: 0 BB: 0 P: 12	R: 1 E: 0 K: 0 S: 12 H: 2 LOB: 2 BB: 0 P: 15	1B: 4 2B: 2 3B: 1 HR: 1	SF: 0 SAC: 0 DP: 1 HBP: 0						

	AB	32
	R	4
	H	8
	RBI	4
	BB	2
	SO	8
	LOB	8

WP: 0 PB: 0 SB: 0 CS: 0 PA: 34

livebaseballscorecards.com

PITCHER	IP	WLS	BF	H	R	ER	SO	BB	IBB	HBP	BLK	WP	HR	S	P	ERA	WHIP
36 Edinson Volquez, R (1, 1) ERA: 5.84	5.0		22	6	3	3	5	2	0	0	0	0	1	58	95	5.40	1.600
54 Aroldis Chapman, L (6, 1) ERA: 3.75	2.0		6	0	0	0	2	0	0	0	0	0	0	16	22	0.00	0.000
63 Sam LeCure, R (8, 1) ERA: 3.81	1.0		3	0	0	0	1	0	0	0	0	0	0	8	12	0.00	0.000
45 Bill Bray, L (9, 1) ERA: 3.09	0.1	L	2	1	1	1	0	0	0	0	0	0	0	8	10	27.00	3.000
40 Nick Masset, R (9, 1) ERA: 3.82	0.0		1	1	0	0	0	0	0	0	0	0	0	4	5	∞	∞

PITCHER	IP	WLS	BF	H	R	ER	SO	BB	IBB	HBP	BLK	WP	HR	S	P	ERA	WHIP

Batter	1	2	3	4	5	6	7	8	9	AB	R	H	RBI	BB	SO	LOB
4 Brandon Phillips, R (1, 4) OBP: 0.352, SLG: 0.459	B FF 92 F FF 92 B SI 92 X SI 92 2-1 19 2B 2B		B FF 91 S CH 83 X FF 92 1-1 19 F9 2B		C CH 82 X FF 91 0-1 ① F8	C SI 93 B SI 94 T SI 93 D SI 93 F SI 94 S SL 84 2-3 ③ K			B SL 81 F FF 93 B FF 94 X FF 93 2-1 28 WP 1B	5	1	3	0	0	1	2
6 Drew Stubbs, R (1, 8) OBP: 0.321, SLG: 0.360	B SI 91 S SI 92 L CU 81 B SI 92 F SI 92 B CU 83 X CU 81 3-2 ① F9		B SI 90 L SI 90 F CU 80 S FF 92 1-3 ① K		B FF 92 F SI 90 D CU 81 1 SAFE B SI 90 B FF 91 4-1 19 2B 1-2 BB		B SI 91 F SI 91 B CH 85 B SI 91 B SI 91 4-1 19 G4-6-3 BB		C FF 94 S SL 82 C FF 95 0-3 ① K	3	0	0	0	2	2	3
19 Joey Votto, L (1, 3) OBP: 0.421, SLG: 0.537	X SI 91 0-0 2-H 2B		B FF 92 2 SAFE B FF 92 X FF 92 2-0 ② F9 2-3		B FF 91 S CH 84 X FF 92 1-1 1-3 2-H 2B		B SI 91 F SI 91 1 SAFE X SI 92 1-1 ①② G4-6-3 1-2f		C FF 95 B FF 94 C FF 93 X SL 82 1-2 ② F8	5	0	2	2	0	0	3
28 Chris Heisey, R (1, 7) OBP: 0.302, SLG: 0.481	C SI 92 X CU 82 0-1 ② F7		C CU 82 B FF 93 B FF 92 S CH 85 D CH 85 F FF 92 B FF 93 4-2 BB		C FF 91 F CU 82 C FF 92 0-3 ② K		C SI 92 F CH 85 S SL 82 0-3 ③ K		F SL 83 B FF 94 S SL 82 B SL 83 F FF 94 B SL 83 X SL 83 3-2 ③ G5-3 1-2	4	0	0	0	1	2	4
32 Jay Bruce, L (1, 9) OBP: 0.341, SLG: 0.470	C FF 92 X CH 84 0-1 ③ G4-3		F FF 91 F FF 92 B FF 91 S CH 84 1-3 ③ K		I IN 71 I IN 75 I IN 76 I IN 76 4-0 IBB			C FS 84 B FS 85 F SI 93 B CU 77 B CU 79 F SI 94 D SI 94 4-2 25 WP 16 1B BB		2	1	0	0	2	1	3
39 Devin Mesoraco, R (1, 2) OBP: 0.211, SLG: 0.389		B FF 91 X FF 91 1-0 ① G5-3		C FF 91 B FF 92 S CH 84 X CU 82 1-2 ① F8	B CU 81 X FF 92 1-0 ③ F8			C SI 94 D CU 80 C CU 80 T CU 80 1-2 ① K		4	0	0	0	0	1	4
25 Juan Francisco, L (1, 5) OBP: 0.296, SLG: 0.442		X FF 90 0-0 2B		F FF 92 S CH 83 X FF 91 0-2 ② P6		F FF 90 B FF 90 X CH 83 1-1 2B		F FS 85 C CU 79 S CU 79 0-3 ② K 1-2		4	0	2	0	0	1	1
16 Edgar Renteria, R (1, 6) OBP: 0.307, SLG: 0.347		B SI 91 B FF 92 X SI 92 2-0 ② G5-3		B FF 91 X SI 91 1-0 ③ G4-3		C SI 92 F SI 93 S SI 93 0-3 ① K		B CU 80 C SI 94 B SI 95 B CU 78 C SI 95 X SI 95 3-2 2-H 1B		4	0	1	1	0	1	2
30 Travis Wood, R (1, 1) OBP: 0.667, SLG: 0.667 46 Carlos Fisher, R (0, 1) 17 Dave Sappelt, R (0, PH) OBP: 0.000, SLG: 0.000 51 Jared Burton, R (0, 1) 21 Todd Frazier, R (0, PH) OBP: 0.333, SLG: 0.400 57 Jeremy Horst, L (0, 1) OBP: 0.000, SLG: 0.000 33 Jose Arredondo, R (0, 1) OBP: 0.400, SLG: 0.600 23 Yonder Alonso, L (0, PH) OBP: 0.400, SLG: 0.600 66 Logan Ondrusek, R (0, 1)		C FF 92 F FF 93 S CU 82 0-3 ③ K			B FF 89 B FF 91 B FF 90 C FF 91 B FF 91 4-1 6 BB 19 2B BB		B SI 92 B SL 83 B SI 92 C SI 92 F SI 92 F SI 93 S SI 93 3-3 ② K		B SI 95 B FS 86 F SI 94 X SI 94 2-1 ③ F7	1 0 0 0 0 1 0 0 1 0	0 0 1 0 0 0 0 0 0 0	0 0 0 0 0 0 0 0 0 0	0 0 0 0 1 0 0 0 0 0	0 1 0 1 0 0 0 0 0 0	1 0 0 1 0 0 0 0 0 0	1 0 0 1 0 0 0 0 1 0
Inning Stats	R: 1 E: 0 K: 0 S: 11 H: 2 LOB: 1 BB: 0 P: 16	R: 0 E: 0 K: 1 S: 6 H: 1 LOB: 1 BB: 0 P: 9	R: 0 E: 0 K: 2 S: 12 H: 1 LOB: 2 BB: 1 P: 21	R: 0 E: 0 K: 0 S: 7 H: 0 LOB: 0 BB: 0 P: 9	R: 1 E: 0 K: 1 S: 10 H: 1 LOB: 3 BB: 3 P: 24	R: 0 E: 0 K: 3 S: 13 H: 1 LOB: 1 BB: 0 P: 19	R: 0 E: 0 K: 1 S: 6 H: 0 LOB: 0 BB: 1 P: 11	R: 1 E: 0 K: 2 S: 14 H: 1 LOB: 1 BB: 1 P: 24	R: 0 E: 0 K: 1 S: 12 H: 1 LOB: 1 BB: 0 P: 18	1B: 2 2B: 6 3B: 0 HR: 0 SF: 0 SAC: 0 DP: 1 HBP: 0						

PITCHER		IP	WLS	BF	H	R	ER	SO	BB	IBB	HBP	BLK	WP	HR	S	P	ERA	WHIP
32 Brad Lincoln, R ERA: 4.72	(1, 1)	5.0	W	25	6	2	2	4	3	1	0	0	0	0	48	82	3.60	1.800
48 Jared Hughes, R ERA: 0.9	(6, 1)	1.0	H	3	0	0	0	3	0	0	0	0	0	0	11	16	0.00	0.000
44 Tony Watson, L ERA: 3.79	(7, 1)	1.0	H	3	0	0	0	1	1	0	0	0	0	0	6	11	0.00	1.000
43 Jose Veras, R ERA: 3.8	(8, 1)	1.0	H	5	1	1	1	2	1	0	0	0	1	0	14	24	9.00	2.000
39 Jason Grilli, R ERA: 2.56	(9, 1)	1.0	S	4	1	0	0	1	0	0	0	0	1	0	12	18	0.00	1.000

PITCHER	IP	WLS	BF	H	R	ER	SO	BB	IBB	HBP	BLK	WP	HR	S	P	ERA	WHIP

TOP

Cincinnati Reds @ Pittsburgh Pirates

PNC Park, Pittsburgh, PA

Sat Sep 24 2011, 7:08 PM - 10:22 PM EDT

Att. 37,388 - Partly Cloudy - 70 F

livebaseballscorecards.com

AB	34
R	3
H	8
RBI	3
BB	6
SO	11
LOB	25

REDS

Batter	1	2	3	4	5	6	7	8	9	AB	R	H	RBI	BB	SO	LOB
7 Alex Presley, L (1, 7) OBP: 0.333, SLG: 0.450	C FF 87 B FF 88 F FF 88 B FF 90 F FF 88 F FF 90 X FF 89 2-2 ① G6-3	X SL 81 0-0 ③ 2-H 1B		C FC 91 T FC 90 F FF 94 B FC 92 B FC 90 X FC 90 2-2 ② G1-3		C FF 91 B SL 82 X SL 82 1-1 ② F8		B FF 92 X FC 90 1-0 ② G4-3 1-2		5	0	1	0	0	0	1
5 Josh Harrison, R (1, 5) OBP: 0.289, SLG: 0.387	C SI 87 B FC 87 S CH 80 F FF 89 X CH 79 1-2 25 S 22 BB 1B		L SI 85 F FF 87 X CU 74 0-2 22 SF8 3B	B FF 93 C FC 90 X FC 89 1-1 2B		B FF 92 F SI 83 F FF 90 X FF 90 1-2 22 BB 1B		B FF 94 X FF 93 1-0 ③ F7		5	1	4	0	0	0	1
22 Andrew McCutchen, R (1, 8) OBP: 0.367, SLG: 0.464	B SI 88 D SI 89 B FF 88 C FF 86 B FF 88 4-1 25 S 1-2 BB		S FF 86 F FF 89 X FF 89 0-2 ① SF8 3-H	F FC 92 B SL 81 B SL 82 F FF 95 F FF 97 B SL 84 B SL 81 4-2 BB		1 SAFE 1 SAFE 1 SAFE B FF 94 B FF 92 1 SAFE B FF 93 F FF 93 B SL 84 4-1 1-2 BB				0	0	0	1	3	0	0
25 Derrek Lee, R (1, 3) OBP: 0.322, SLG: 0.449	C FF 89 B CH 80 F FC 86 B FF 90 F FC 89 C FF 91 2-3 ② K 1-2 2-3		C FF 87 B CH 75 X CH 77 1-1 18 2B 36 SF8 1B	B FF 96 D FC 90 B FF 95 S FF 94 F FF 95 X FF 95 3-2 ③ F9		S FS 83 S FS 86 X FF 93 0-2 ③ F8				4	1	1	0	0	1	6
18 Neil Walker, S (1, 4) OBP: 0.333, SLG: 0.401	F FF 90 F FF 89 S FF 90 0-3 ③ K		C FF 87 X FF 86 0-1 35 1B 1-3 2B		C FF 90 S CH 84 X CH 85 0-2 36 S 1B		C FF 93 F FF 88 B FF 88 B FS 85 X FS 85 2-2 36 CS 1B			4	1	3	0	0	1	2
36 Ryan Ludwick, R (1, 9) OBP: 0.309, SLG: 0.365 43 Jose Veras, R (8, 1) 39 Jason Grilli, R (9, 1)		B FF 86 B FF 86 B FF 88 B FF 89 4-0 35 2B 5 SF7 BB	F FF 88 B FF 88 F FC 87 B FF 89 X FF 91 2-2 ② SF8 3-H		B SI 90 B SI 89 F FF 89 B FA 90 C SI 89 F SL 85 F FF 91 F FF 91 S CH 85 3-3 ① K 1-3		B FF 93 S FS 83 F FS 85 F FF 94 B SL 82 F FS 86 B FF 94 F FF 85 S FS 86 3-3 ① ② K 1-2			2 0 0	1 0 0	0 0 0	1 0 0	1 0 0	2 0 0	2 0 0
35 Jason Jaramillo, S (1, 2) OBP: 0.400, SLG: 0.455		B FF 89 C FF 88 B FF 88 1 SAFE B FF 88 X FF 88 3-1 7 1B 1-3 2B	D CH 79 F FF 87 B FC 87 S CH 78 B CH 80 X CH 79 3-2 2-H 1B		C SL 84 F FF 90 B FF 90 X CH 85 1-2 ② G3		C FS 83 S FS 86 C FF 92 0-3 ③ K			4	0	2	1	0	1	1
5 Ronny Cedeno, R (1, 6) OBP: 0.299, SLG: 0.339		S FF 88 F FF 88 F FC 87 F FF 90 F FF 90 B CU 75 B FC 88 F FF 90 X FC 88 2-2 ① SF7 3-H	B FF 92 X FC 92 1-0 ③ F9		C SL 84 F CH 84 B FF 90 S FF 90 1-3 ③ K			B FF 92 B FF 92 B FF 91 B FF 90 4-0 7 G4-3 BB		2	0	0	1	1	1	2
32 Brad Lincoln, L (1, 1) OBP: 0.154, SLG: 0.167 48 Jared Hughes, R (6, 1) 3 Pedro Ciriaco, R (6, PH) OBP: 0.313, SLG: 0.438 44 Tony Watson, L (7, 1) 38 Xavier Paul, L (8, 9) OBP: 0.291, SLG: 0.339		X FF 88 0-0 ② L6		B FF 92 B FF 92 C FF 92 X FC 90 2-1 ① G6-3		B SI 83 F SI 82 F FF 90 X FF 89 1-2 ① L3		1 SAFE L FF 89 P PO 85 L FF 91 F SI 92 T CH 80 1-2 ① K		2 0 1 0 1	0 0 0 0 0	0 0 0 0 0	0 0 0 0 0	0 0 0 0 1	0 0 0 0 1	1 0 0 0 1
Inning Stats	R: 0 E: 0 K: 2 S: 17 H: 1 LOB: 2 BB: 1 P: 26	R: 1 E: 0 K: 0 S: 11 H: 2 LOB: 2 BB: 1 P: 20	R: 3 E: 0 K: 0 S: 17 H: 4 LOB: 1 BB: 0 P: 24	R: 0 E: 0 K: 0 S: 14 H: 1 LOB: 2 BB: 1 P: 26	R: 0 E: 0 K: 2 S: 15 H: 1 LOB: 1 BB: 0 P: 20	R: 0 E: 0 K: 2 S: 12 H: 1 LOB: 2 BB: 1 P: 19	R: 0 E: 0 K: 2 S: 12 H: 1 LOB: 0 BB: 0 P: 17	R: 0 E: 0 K: 1 S: 7 H: 0 LOB: 1 BB: 1 P: 13		1B: 7 2B: 3 3B: 1 HR: 0	SF: 3 SAC: 0 DP: 0 HBP: 0		WP: 0 PB: 0 SB: 4 CS: 1	PA: 38	

PITCHER		IP	WLS	BF	H	R	ER	SO	BB	IBB	HBP	BLK	WP	HR	S	P	ERA	WHIP
30 Travis Wood, L ERA: 4.84	(1, 1)	2.2	L	16	7	4	4	2	2	0	0	0	0	0	44	68	13.50	3.375
46 Carlos Fisher, R ERA: 4.5	(3, 1)	1.1		6	1	0	0	0	1	0	0	0	0	0	15	28	0.00	1.500
51 Jared Burton, R ERA: 3.86	(5, 1)	1.0		4	1	0	0	2	0	0	0	0	0	0	15	20	0.00	1.000
57 Jeremy Horst, L ERA: 2.93	(6, 1)	0.2		3	1	0	0	0	0	0	0	0	0	0	8	11	0.00	1.500
33 Jose Arredondo, R ERA: 3.18	(6, 1)	1.1		5	1	0	0	2	1	0	0	0	0	0	16	25	0.00	1.500

PITCHER		IP	WLS	BF	H	R	ER	SO	BB	IBB	HBP	BLK	WP	HR	S	P	ERA	WHIP
66 Logan Ondrusek, R ERA: 3.25	(8, 1)	1.0		4	0	0	0	1	1	0	0	0	0	0	7	13	0.00	1.000

BOTTOM

Cincinnati Reds @ Pittsburgh Pirates

PNC Park, Pittsburgh, PA

Sat Sep 24 2011, 7:08 PM - 10:22 PM EDT

Att. 37,388 - Partly Cloudy - 70 F

livebaseballscorecards.com

AB	30
R	4
H	11
RBI	4
BB	5
SO	7
LOB	17

Batter	1	2	3	4	5	6	7	8	9	AB	R	H	RBI	BB	SO	LOB
4 Brandon Phillips, R (1, 4) OBP: 0.354, SLG: 0.458	B FF 92 B FF 93 B FF 92 B FF 91 4-0 19 1B 32 1B BB	B CU 77 F FF 94 X CU 76 1-1 17 S 3-H 1B		F FF 93 S SL 80 C CU 78 0-3 ③ K		B SI 93 B SL 84 C SL 82 B SI 94 F SI 94 S SL 84 3-3 ② K		B SL 84 B SL 84 F FF 90 D SL 86 B FF 91 4-1 1-2 BB		3	1	1	1	2	2	1
17 Dave Sappelt, R (1, 7) OBP: 0.279, SLG: 0.314 6 Drew Stubbs, R (8, 8) OBP: 0.321, SLG: 0.360	C FF 92 X FF 93 0-1 ① F8	C SL 80 C CU 78 F FF 94 D CU 78 B CU 76 B FF 93 F FF 93 F FF 94 F SI 94 4-2 2 SAFE F FF 94 B SL 82 1-2 BB			C SL 78 C FF 92 B CU 76 F FF 90 B CU 78 X SL 81 2-2 ① P5	B SL 83 C FF 93 C SL 83 F SI 92 S SL 82 1-3 ③ K2-3		D SL 84 B FF 91 C FF 92 X FF 91 2-1 ③ F8		4 0	0 0	0 0	0 0	1 0	1 0	4 0
19 Joey Votto, L (1, 3) OBP: 0.420, SLG: 0.534	1 SAFE B SI 92 S FF 93 C CU 76 B FF 94 X FF 94 2-2 28 CS 32 1B 1-2 1B	F FF 95 B CU 78 D CU 77 S FF 94 F CU 78 F FF 95 B FF 94 S FF 95 3-3 ③ K			C FF 93 B CH 82 C CU 79 S CU 79 1-3 ② K		C FF 91 X CU 74 0-1 ① L8		C CU 76 S SL 82 S SL 81 0-3 ① K	5	0	1	0	0	3	2
32 Jay Bruce, L (1, 9) OBP: 0.341, SLG: 0.471	B CU 75 2 SAFE B FF 94 X SI 92 2-0 1-2 2-H 1B		C FF 93 C CU 76 B FF 93 B CH 81 F FF 94 B CU 78 X FF 93 3-2 ① F8		F FF 94 C FF 93 X FF 95 0-2 2B		B CU 76 X FC 91 1-0 ② G3-1		B FF 91 F SL 81 B SL 82 B FF 90 S SL 81 X SL 81 3-2 ② F9	5	0	2	1	0	0	0
28 Chris Heisey, R (1, 8) OBP: 0.307, SLG: 0.481 (8, 7)	B FF 94 B FF 94 S FF 94 C FF 94 F CU 78 B FF 95 X FF 95 3-2 ②③ F9 2-3		B SL 80 F SL 79 X FF 93 1-1 25 FC5-4 1B		S FF 92 D CU 78 S CU 77 B CU 79 C FF 93 2-3 ③ K		C FF 92 X FF 92 1-1 1B		B SI 90 B CH 90 B SI 90 F FF 91 F FF 90 B SL 82 4-2 BB	4	0	2	0	1	1	3
25 Juan Francisco, L (1, 5) OBP: 0.291, SLG: 0.439		B FF 92 C CU 75 F CU 77 B FF 93 X CU 77 2-2 39 E 7 SF7 2B	1 SAFE B FF 93 X SI 91 1-0 ② FC5-4 1-2f			B SL 81 L SL 81 X SI 92 1-1 ① G1-3	F FF 91 S CU 80 B FC 92 S CU 79 1-3 ③ K		X CU 77 0-0 ③ F8	5	1	1	0	0	1	3
39 Devin Mesoraco, R (1, 2) OBP: 0.214, SLG: 0.375		F FF 94 B SI 93 B FF 94 B FF 94 X FF 94 3-1 E5 7 SF7 4 1B 2-3	S SL 80 F FF 94 B SI 94 F CU 78 F FF 94 X FF 94 2-2 ③ F8			B SI 92 X SI 93 1-0 7 2B 50 2B 1B		C FF 90 F SL 84 S SL 85 0-3 ① K		4	2	1	0	0	1	2
7 Paul Janish, R (1, 6) OBP: 0.255, SLG: 0.260		B FF 93 B SI 92 X FF 93 2-0 ① SF7 2-3 3-H	S SL 79 B SL 79 X FF 93 1-1 ① F9			C SI 92 F SI 92 F FF 93 B SL 84 F SL 85 B CH 86 X CH 85 2-2 50 2B 1-3 2B		C SL 84 B SI 92 X SI 90 1-1 ② F9		3	1	1	1	0	0	0
50 Dontrelle Willis, L (1, 1) OBP: 0.400, SLG: 0.667 63 Sam LeCure, R (7, 1) OBP: 0.200, SLG: 0.222 23 Yonder Alonso, L (8, PH) OBP: 0.411, SLG: 0.565 44 Mike Leake, R (8, PR) OBP: 0.218, SLG: 0.241 54 Aroldis Chapman, L (8, 1) 48 Francisco Cordero, R (9, 1)		X FF 95 0-0 ② G3	B FF 90 B FF 92 C FF 93 F FF 93 X FF 94 2-2 ② G1-3			C SI 93 X SL 84 0-1 2-H 3-H 2B		X FF 91 0-0 4 BB 1B		3 0 1 0 0 0	0 0 0 0 0 0	1 0 1 0 0 0	2 0 0 0 0 0	0 0 0 0 0 0	0 0 0 0 0 0	1 0 0 0 0 0

TOP

Cincinnati Reds @ Pittsburgh Pirates

PNC Park, Pittsburgh, PA

Sun Sep 25 2011, 1:37 PM - 4:48 PM EDT

Att. 28,758 - Cloudy - 78 F

livebaseballscorecards.com

	AB	R	H	RBI	BB	SO	LOB
	37	5	11	5	4	9	16

Inning Stats	1	2	3	4	5	6	7	8	9	1B: 7	SF: 1	WP: 0	PA: 42
R	1	2	0	0	0	2	0	0	0	2B: 4	SAC: 0	PB: 0	
E	0	1	0	0	0	0	0	0	0	3B: 0	DP: 0	SB: 1	
K	0	1	0	1	2	2	1	1	1	HR: 0	HBP: 0	CS: 1	
S	10	21	12	8	13	17	8	9	9				
H	2	2	1	0	1	3	1	1	0				
LOB	1	2	0	0	1	0	0	0	0				
BB	1	1	0	0	0	0	0	1	1				
P	21	36	19	11	18	25	11	16	16				

PITCHER		IP	WLS	BF	H	R	ER	SO	BB	IBB	HBP	BLK	WP	HR	S	P	ERA	WHIP
53 James McDonald, R ERA: 4.21	(1, 1)	5.0		23	6	3	1	4	2	0	0	0	0	0	64	105	1.80	1.600
57 Daniel Moskos, L ERA: 3.04	(6, 1)	0.1	L	4	3	2	2	0	0	0	0	0	0	0	10	14	54.00	9.000
63 Chris Leroux, R ERA: 2.92	(6, 1)	0.2		2	0	0	0	2	0	0	0	0	0	0	7	11	0.00	0.000
47 Evan Meek, R ERA: 3.66	(7, 1)	1.0		4	1	0	0	1	0	0	0	0	0	0	8	11	0.00	1.000
25 Daniel McCutchen, R ERA: 3.83	(8, 1)	1.0		5	1	0	0	1	1	0	0	0	0	0	9	16	0.00	2.000

PITCHER		IP	WLS	BF	H	R	ER	SO	BB	IBB	HBP	BLK	WP	HR	S	P	ERA	WHIP
71 Brian Burres, L ERA: 3.75	(9, 1)	1.0		4	0	0	0	1	1	0	0	0	0	0	9	16	0.00	1.000

Cincinnati Reds @ Pittsburgh Pirates

PNC Park, Pittsburgh, PA

Sun Sep 25 2011, 1:37 PM - 4:48 PM EDT

Att. 28,758 - Cloudy - 78 F

livebaseballscorecards.com

BOTTOM

Batter	1	2	3	4	5	6	7	8	9	AB	R	H	RBI	BB	SO	LOB
7 Alex Presley, L (1, 7) OBP: 0.327, SLG: 0.442	C FF 86 C CU 77 B SL 81 F SL 84 F FF 90 F SI 90 F FF 91 S CU 72 1-3 **K** ①		C CU 76 F SL 82 B FF 90 B SI 90 S FF 89 2-3 **K** ①			B SI 88 F SI 84 F FF 88 X FF 91 1-2 **F7** ①		C FF 98 B FF 99 B FF 97 1 SAFE S FF 98 F FF 98 B SL 87 F FF 95 F FF 97 3-3 **K** ② 1-2		4	0	0	0	0	3	1
5 Josh Harrison, R (1, 5) OBP: 0.284, SLG: 0.379	B SI 86 C FF 86 B FF 88 X CU 75 2-1 **F8** ②		B CH 78 C FF 87 C SL 83 B SL 77 B SI 87 F SL 81 F SL 82 X FF 86 3-2 **F9** ②			B CH 85 B CH 83 C CU 73 X SL 80 2-1 **F9** ②		C FF 98 B SL 90 X FF 98 1-1 **F9** ③		4	0	0	0	0	0	1
22 Andrew McCutchen, R (1, 8) OBP: 0.368, SLG: 0.463	C SI 85 X SI 86 0-1 **P6** ③		C CU 76 B SL 83 B CH 79 B CU 75 X FF 85 3-1 **F8** ③			B SI 84 B FF 86 C CU 74 B SL 80 B SI 84 4-1 **BB**			B FF 93 B FF 92 B FF 93 C FF 92 F FF 93 B SL 87 4-2 18 WP, 18 2B **BB**	2	1	0	0	2	0	0
25 Derrek Lee, R (1, 3) OBP: 0.321, SLG: 0.447		C CH 85 B SI 89 F CU 77 B FF 88 B CH 79 X SI 86 3-2 36 WP, 18 WP, 3 3B **1B**		C SI 89 B SL 84 X CH 80 1-1 **G4-3** ①		B SI 86 C CU 79 C SL 80 S FF 90 1-3 **K** ③			C SL 86 B SL 87 F SL 88 F CU 79 S SL 87 1-3 **K** ①	4	1	1	0	0	2	2
18 Neil Walker, S (1, 4) OBP: 0.333, SLG: 0.401		C FF 84 F CU 76 B FF 86 B FF 87 B CU 79 S FF 87 3-3 **K** ① 1-2		B SI 88 B SI 88 F CH 84 B CH 76 C CU 75 X SL 81 3-2 **P3** ②			C KC 75 F FF 92 B FF 90 S SL 76 1-3 **K** ①		C CH 85 B CH 86 F CU 79 B FF 95 B SL 86 X CH 87 3-2 1-H **2B**	4	0	1	1	0	2	1
36 Ryan Ludwick, R (1, 9) OBP: 0.309, SLG: 0.363 46 Garrett Jones, L (9, PH) OBP: 0.317, SLG: 0.435		B FF 87 D CU 76 B CU 72 B FF 86 4-0 3 3B **BB** 2-3		X SI 87 0-0 **G6-3** ③			C SL 82 C SL 82 B FF 92 C SI 93 1-3 **K** ②		C CH 86 F CH 87 S FF 95 0-3 **K** ②	2 1	1 0	0 0	0 0	1 0	1 1	0 1
3 Chase d'Arnaud, R (1, 6) OBP: 0.236, SLG: 0.283 24 Pedro Alvarez, L (9, PH) OBP: 0.275, SLG: 0.289		B CU 73 X CH 84 1-0 55 SF7 **3B** 1-H 3-H	C CU 75 X FF 88 0-1 55 CS **1B**				X SI 93 0-0 **G3** ③		S CH 86 B CH 88 B CH 86 S CH 86 X CH 88 2-2 **F7** ③	3 1	1 0	2 0	2 0	0 0	0 1	0
55 Michael McKenry, R (1, 2) OBP: 0.273, SLG: 0.324		B FF 90 D CU 74 F CH 78 D CH 76 C CU 76 F CU 77 X FF 88 3-2 **SF7** ② 3-H	1 SAFE B SI 84 1 SAFE C CU 74 B CH 78 F SL 82 X FF 88 2-2 **L4** ①② 1-2					B FF 97 B FF 96 B FF 96 B FF 95 4-0 35 FC6-4 **BB**		1	0	0	1	1	0	1
53 James McDonald, L (1, 1) OBP: 0.138, SLG: 0.109 2 Brandon Wood, R (5, PH) OBP: 0.270, SLG: 0.340 57 Daniel Moskos, R (6, 1) 63 Chris Leroux, L (6, 1) 47 Evan Meek, R (7, 1) 25 Daniel McCutchen, R (8, 1) 35 Jason Jaramillo, S (8, PH) OBP: 0.389, SLG: 0.441 71 Brian Burres, L (9, 1)		C FF 86 C FF 89 S CU 73 0-3 **K** ③	S FF 88 B FF 88 F SL 82 S FF 89 1-3 **K** ③					B FF 97 C FF 96 B FF 95 F FF 94 X FF 95 2-2 **FC6-4** ① 1-2f		1 1 0 0 0 0 1	0 0 0 0 0 0 0	0 0 0 0 0 0 0	0 0 0 0 0 0 0	1 1 0 0 0 0 0	0 0 0 0 0 0 1	0 0 0 0 0 0 0
Inning Stats	R: 0 E: 0 K: 1 S: 11 H: 0 LOB: 0 BB: 0 P: 14	R: 3 E: 0 K: 2 S: 14 H: 2 LOB: 0 BB: 1 P: 28	R: 0 E: 0 K: 1 S: 10 H: 0 LOB: 0 BB: 0 P: 18	R: 0 E: 0 K: 0 S: 6 H: 0 LOB: 0 BB: 0 P: 10	R: 0 E: 0 K: 1 S: 8 H: 1 LOB: 0 BB: 0 P: 11	R: 0 E: 0 K: 1 S: 9 H: 0 LOB: 1 BB: 1 P: 17	R: 0 E: 0 K: 2 S: 7 H: 0 LOB: 0 BB: 0 P: 9	R: 0 E: 1 K: 1 S: 13 H: 0 LOB: 1 BB: 1 P: 23	R: 1 E: 0 K: 2 S: 15 H: 1 LOB: 1 BB: 1 P: 25	1B: 2 2B: 1 3B: 1 HR: 0 SF: 1 SAC: 0 DP: 0 HBP: 0						

	AB	29
	R	4
	H	4
	RBI	4
	BB	4
	SO	11
	LOB	9

WP: 3 PB: 0 SB: 0 CS: 1 PA: 34

PITCHER		IP	WLS	BF	H	R	ER	SO	BB	IBB	HBP	BLK	WP	HR	S	P	ERA	WHIP
50 Dontrelle Willis, L ERA: 5.0	(1, 1)	6.0	W	22	3	3	3	6	2	0	0	0	2	0	58	98	4.50	0.833
63 Sam LeCure, R ERA: 3.76	(7, 1)	1.0	H	3	0	0	0	2	0	0	0	0	0	0	7	9	0.00	0.000
54 Aroldis Chapman, L ERA: 3.67	(8, 1)	1.0	H	4	0	0	0	1	1	0	0	0	0	0	13	23	0.00	1.000
48 Francisco Cordero, R ERA: 2.53	(9, 1)	1.0	S	5	1	1	1	2	1	0	0	0	1	0	15	25	9.00	2.000

PITCHER	IP	WLS	BF	H	R	ER	SO	BB	IBB	HBP	BLK	WP	HR	S	P	ERA	WHIP

Batter	1	2	3	4	5	6	7	8	9	AB	R	H	RBI	BB	SO	LOB
4 Brandon Phillips, R (1, 4) OBP: 0.353, SLG: 0.458	B FF 88 B FC 87 X FC 87 2-0 16 SH1-3 19 SF8 2B		C CU 73 X CU 74 0-1 ① L5		X SI 87 0-0 ① F8	S FS 86 X FF 96 0-1 ③ G4-3		C FF 94 X SL 84 0-1 ② G3-1		5	1	1	0	0	0	3
16 Edgar Renteria, R (1, 6) OBP: 0.306, SLG: 0.349 7 Paul Janish, R (8, 6) OBP: 0.255, SLG: 0.260	X FF 88 0-0 ① SH1-3 2-3		B FF 90 B FF 89 C SI 87 B CU 76 S FF 89 X FF 88 3-2 ② F9		C FF 89 B FF 89 B SI 89 X FF 90 2-1 2B		C FS 84 B SI 94 S FS 87 F FF 95 X FS 86 1-2 ① G6-3	F FF 94 X FF 93 0-1 ③ F8		4 0	0 0	1 0	0 0	0 0	0 0	0 0
19 Joey Votto, L (1, 3) OBP: 0.418, SLG: 0.532	X FC 87 0-0 ② SF8 3-H		F FC 87 B FF 90 F FC 88 B CH 82 B FC 88 F FC 88 S FF 90 3-3 ③ K		B FF 88 B FC 86 C FC 87 B FF 89 X FC 88 3-1 ② F8		B FF 86 X SL 77 1-0 32 28 HR 1B		C FF 95 B FF 94 X KC 82 1-1 ① L9	4	1	1	1	0	1	1
32 Jay Bruce, L (1, 9) OBP: 0.340, SLG: 0.469	C SI 89 S CH 81 B FF 90 C FC 88 1-3 ③ K			B CU 72 F CH 82 X FF 89 1-1 ① F8	B FC 86 X CU 74 1-0 ③ L3		B SL 81 S SL 80 1 SAFE S SL 81 D SL 81 X SL 82 2-2 28 HR 1-2 1B		S FF 95 S FF 96 S FF 96 0-3 ② K	5	1	1	0	0	2	1
28 Chris Heisey, R (1, 8) OBP: 0.312, SLG: 0.494 (7, 7)		F FC 87 S FF 89 B FC 89 C CH 81 1-3 ① K		X FF 88 0-0 25 S 17 1B 1B		B SI 83 X SI 83 1-0 17 SH 25 1B 1B	X SL 87 0-0 1-H 2-H HR		F FF 97 C KC 85 B FF 100 B KC 86 B FF 98 X FF 99 3-2 ③ G6-3	5	2	3	3	0	1	0
25 Juan Francisco, L (1, 5) OBP: 0.289, SLG: 0.430		B FF 89 B CU 74 B FF 88 C FF 89 F FC 88 F FF 90 F FC 90 X CH 81 3-2 ② G6-3		C SI 87 F FC 86 B FF 90 1 SAFE F CH 82 1 SAFE F FC 87 D CU 75 1 SAFE 3-3 1 SAFE B CH 82 S CH 82 1-2 ② K		X SI 82 0-0 17 SH 1-2 1B	B FF 92 B FF 93 F FF 92 B CH 86 F FF 93 X FF 93 3-2 ② F8			4	0	1	0	0	1	1
17 Dave Sappelt, R (1, 7) OBP: 0.289, SLG: 0.318 40 Nick Masset, R (7, 1) 33 Jose Arredondo, R (8, 1) OBP: 0.500, SLG: 0.500 48 Francisco Cordero, R (9, 1)		C FF 90 B FC 88 S CH 82 X FC 90 1-2 E1 39 S 39 2B		X FC 88 0-0 2-H 1B	B SI 83 X SI 80 1-0 SH 1-2 2-3	C FF 93 B SL 87 B FF 93 B FF 93 C FF 94 B FF 93 4-2 BB			2 0 0 0	1 0 0 0	1 0 0 0	1 0 0 0	1 0 0 0	0 0 0 0	0 0 0 0
39 Devin Mesoraco, R (1, 2) OBP: 0.239, SLG: 0.395		F FC 88 1 SAFE F SI 89 F FF 89 1 SAFE B FC 88 F CH 81 B SI 89 B CH 82 3-2 X FF 89 1-H 2B		I IN 69 I IN 75 I IN 75 I IN 76 4-0 IBB	X FF 95 0-0 ① F3	C SL 86 X FF 92 0-1 ③ F7			3	0	1	1	1	0	4
34 Homer Bailey, R (1, 1) OBP: 0.300, SLG: 0.333 23 Yonder Alonso, L (6, PH) OBP: 0.406, SLG: 0.558 45 Bill Bray, L (6, 1) 66 Logan Ondrusek, R (6, 1) 6 Drew Stubbs, R (7, 8) OBP: 0.320, SLG: 0.360		C FF 87 D CH 82 B FF 88 F FF 88 C CH 81 2-3 ③ K		B FC 87 C CU 72 F FF 87 F SI 89 X CH 81 1-2 ③ F8	B CU 79 B SI 90 F SI 94 B SI 95 C FF 94 S FF 95 3-3 ② K		B FF 93 C FF 92 B SL 83 B FF 92 S FF 92 C FF 93 3-3 ① K		2 1 0 0 1	0 0 0 0 0	0 0 0 0 0	0 0 0 0 0	1 0 0 0 0	3 3 0 0 0	3 0 0 0 0
Inning Stats	R: 1 E: 0 K: 1 S: 6 H: 1 LOB: 0 BB: 0 P: 9	R: 1 E: 1 K: 2 S: 19 H: 1 LOB: 1 BB: 0 P: 29	R: 0 E: 0 K: 1 S: 9 H: 0 LOB: 0 BB: 0 P: 15	R: 1 E: 0 K: 1 S: 13 H: 2 LOB: 2 BB: 1 P: 22	R: 0 E: 0 K: 0 S: 6 H: 1 LOB: 1 BB: 0 P: 12	R: 0 E: 1 K: 1 S: 9 H: 2 LOB: 3 BB: 0 P: 14	R: 3 E: 0 K: 0 S: 16 H: 3 LOB: 1 BB: 1 P: 27	R: 0 E: 0 K: 1 S: 7 H: 0 LOB: 0 BB: 0 P: 10	R: 0 E: 0 K: 1 S: 8 H: 0 LOB: 0 BB: 0 P: 12	1B: 6 2B: 3 3B: 0 HR: 1 SF: 1 SAC: 2 DP: 0 HBP: 0						

PITCHER		IP	WLS	BF	H	R	ER	SO	BB	IBB	HBP	BLK	WP	HR	S	P	ERA	WHIP
63 Chris Schwinden, R ERA: 4.71	(1, 1)	5.0		22	5	3	2	5	0	1	0	0	0	0	53	87	3.60	1.000
19 Daniel Herrera, L ERA: 4.82	(6, 1)	0.0		3	2	0	0	0	0	0	0	0	0	0	3	5	∞	∞
18 Ryota Igarashi, R ERA: 4.86	(6, 1)	1.1	H	4	0	0	0	1	0	0	0	0	0	0	10	14	0.00	0.000
40 Tim Byrdak, L ERA: 3.86	(7, 1)	0.0	L	2	2	0	0	0	0	0	0	0	0	0	4	7	∞	∞
64 Josh Stinson, R ERA: 7.5	(7, 1)	0.2	B	4	1	3	3	0	1	0	0	0	0	1	8	15	40.50	3.000

PITCHER		IP	WLS	BF	H	R	ER	SO	BB	IBB	HBP	BLK	WP	HR	S	P	ERA	WHIP
36 Dale Thayer, R ERA: 2.89	(8, 1)	1.0		3	0	0	0	1	0	0	0	0	0	0	7	10	0.00	0.000
39 Bobby Parnell, R ERA: 3.66	(9, 1)	1.0		3	0	0	0	1	0	0	0	0	0	0	8	12	0.00	0.000

TOP

Cincinnati Reds @ New York Mets

Citi Field, Flushing, NY

Mon Sep 26 2011, 7:11 PM - 10:29 PM EDT

Att. 28,651 - Cloudy - 76 F

livebaseballscorecards.com

AB	36
R	6
H	10
RBI	6
BB	2
SO	8
LOB	16

WP	0
PB	0
SB	2
CS	0
PA	41

Cincinnati Reds @ New York Mets

Citi Field, Flushing, NY

Mon Sep 26 2011, 7:11 PM - 10:29 PM EDT

Att. 28,651 - Cloudy - 76 F

livebaseballscorecards.com

BOTTOM

Batter	1	2	3	4	5	6	7	8	9	AB	R	H	RBI	BB	SO	LOB
7 José Reyes, S (1, 6) OBP: 0.381, SLG: 0.481	C FF 91 B SI 90 C SI 92 X FF 92 1-2 ① G3-1		C CH 87 X FF 92 0-1 11 1B; 5 1B; 1B	F FF 95 C SL 87 F FF 94 B FF 94 X KC 80 1-2 ② SF9 3-H		F FF 92 S CH 86 X CH 85 0-2 22 S; 1B		B FS 83 C FS 83 B FS 84 X FF 92 2-1 ② 1-H 2B		4	1	3	2	0	0	0
11 Rubén Tejada, R (1, 4) OBP: 0.358, SLG: 0.336	C FF 91 B SL 85 X SL 86 1-1 22 1B; 1B		C FF 91 X FF 91 0-1 5 1B; 6 2B 1-2 1B	B FF 94 B KC 79 X SI 94 2-0 ③ G6-3 1-2		B CH 84 F FF 91 S FF 91 C SI 91 1-3 ② K		B FS 86 S FS 84 B FF 93 B FF 93 C FF 93 X FS 84 3-2 22 CS; 1B		5	1	3	0	0	1	2
22 Willie Harris, L (1, 7) OBP: 0.360, SLG: 0.329	C FF 91 X FF 92 0-1 1-2 1B		B CH 86 B CH 86 B FF 94 C FF 92 C FF 93 X FF 94 3-2 ② F9		C SI 91 F SL 85 S SL 85 0-3 ① K	B FF 91 D SL 85 B FF 91 C FF 91 B FF 92 4-1 1-2 BB		1 SAFE S FS 84 B FS 85 1-1 ③ CS 1-2	B FF 92 X FF 92 1-0 6 FC1-5; 2B	4	0	2	0	1	1	2
5 David Wright, R (1, 5) OBP: 0.346, SLG: 0.430	B SI 92 C KC 77 B CH 87 F FF 92 S FF 92 2-3 ② K		C KC 79 S KC 80 B FF 93 B KC 79 B FF 94 X SL 87 3-2 6 2B 1-3 2-H 1B		B FF 94 B FF 93 X FF 91 2-0 ② F8	B CU 77 F FF 90 B CU 77 B FC 91 X FC 90 3-1 ③ L8			C SL 86 H FF 91 1-1 6 FC1-5; HBP	4	1	1	1	0	1	4
6 Nick Evans, R (1, 9) (6, 3) OBP: 0.314, SLG: 0.405	C SL 86 F FF 92 F FF 93 F SL 86 T SI 93 0-2 ③ K		B FF 94 B FF 94 B KC 76 C FF 93 X FF 94 3-1 1-H 2B; 3-H		S KC 79 B SL 86 X KC 77 1-1 3 HBP; 30 1B; 1B		C FF 95 B FF 92 F SI 95 C SL 81 1-3 ① K		D SL 84 B CH 89 L CH 89 X CH 90 2-1 ① FC1-5; 30 G4-6-3 1-2 2-3f	5	0	2	2	0	2	4
30 Josh Thole, L (1, 2) OBP: 0.343, SLG: 0.343		C FF 90 B KC 78 F SI 92 X FF 93 1-2 ① G4-3	X KC 78 0-0 ③ G4-3		B CH 86 B FF 91 X FF 92 2-0 3 HBP; 1B 1-2		B SI 95 B FS 90 C SI 95 S FF 95 F SL 82 F SI 90 B SL 82 X SI 96 3-2 ② F7		D CH 86 X CH 86 1-0 ② ③ G4-6-3 1-2f	5	0	1	0	0	0	3
3 Josh Satin, R (1, 3) OBP: 0.217, SLG: 0.227 19 Daniel Herrera, L (6, 1) 18 Ryota Igarashi, R (6, 1) 40 Tim Byrdak, L (7, 1) 64 Josh Stinson, R (7, 1) 15 Valentino Pascucci, R (7, PH) OBP: 0.300, SLG: 0.600 36 Dale Thayer, R (8, 1) 39 Bobby Parnell, R (9, 1)	B FF 90 F FF 92 B FF 93 B FF 92 X FF 94 3-1 ② G5-3			B SI 91 C KC 76 B FF 93 F FF 92 S FF 93 2-3 ① K	F FF 92 B FF 93 F FF 92 F KC 78 H FF 94 2-2 1-2 2-3 HBP	B FC 92 C FF 95 C SL 80 B SL 82 B SL 81 F FF 94 S FF 95 3-3 ③ K			2 0 0 0 0 1 0	0 0 0 0 0 0 0	0 0 0 0 0 0 0	0 0 0 0 0 0 0	1 0 0 0 0 1 0	0 0 0 0 0 0 0
20 Jason Pridie, L (1, 8) OBP: 0.313, SLG: 0.375	C FF 94 B CH 88 F CH 87 S FF 94 1-3 ③ K			C FF 94 F KC 78 X FF 93 0-2 7 SF9; 3B	F FF 92 B KC 77 C FF 94 B FF 94 S FF 94 2-3 ③ K			S FS 85 B FS 87 S FS 85 B FF 93 S FS 87 2-3 ① K		4	1	1	0	0	3	3
63 Chris Schwinden, R (1, 1) OBP: 0.286, SLG: 0.167 23 Mike Baxter, L (6, 9) OBP: 0.333, SLG: 0.357			C FF 91 B FF 92 C FF 93 C FF 93 1-3 ① K	P PO 86 C FF 94 F KC 77 B FF 94 B FF 93 B FF 94 4-2 11 WP; BB		B FF 91 F FF 90 B SL 85 S SL 85 B SL 85 S SL 84 3-3 ① K		B FF 94 B FS 84 B FF 93 B FF 92 4-0 7 2B; BB		1 1	0 1	0 1	0 1	1 1	1 1	0 0
Inning Stats	R: 0 E: 0 K: 2 S: 15 H: 2 LOB: 2 BB: 0 P: 19	R: 0 E: 0 K: 1 S: 8 H: 0 LOB: 0 BB: 0 P: 13	R: 3 E: 0 K: 1 S: 16 H: 4 LOB: 1 BB: 0 P: 26	R: 1 E: 0 K: 1 S: 14 H: 1 LOB: 1 BB: 1 P: 22	R: 0 E: 0 K: 2 S: 13 H: 2 LOB: 3 BB: 0 P: 22	R: 0 E: 0 K: 2 S: 12 H: 1 LOB: 2 BB: 1 P: 23	R: 0 E: 0 K: 2 S: 12 H: 0 LOB: 0 BB: 0 P: 19	R: 1 E: 0 K: 1 S: 9 H: 2 LOB: 0 BB: 1 P: 21	R: 0 E: 0 K: 0 S: 5 H: 1 LOB: 1 BB: 0 P: 10	1B: 9 2B: 3 3B: 1 HR: 0 SF: 1 SAC: 0 DP: 1 HBP: 2						

AB	36
R	5
H	13
RBI	5
BB	3
SO	12
LOB	18

WP: 1 PA: 43
PB: 0
SB: 1
CS: 1

PITCHER		IP	WLS	BF	H	R	ER	SO	BB	IBB	HBP	BLK	WP	HR	S	P	ERA	WHIP
34 Homer Bailey, R ERA: 4.43	(1, 1)	5.0		26	9	4	4	7	1	0	1	0	1	0	66	102	7.20	2.000
45 Bill Bray, L ERA: 3.04	(6, 1)	0.2		4	1	0	0	2	1	0	0	0	0	0	10	18	0.00	3.000
66 Logan Ondrusek, R ERA: 3.23	(6, 1)	0.1	W	1	0	0	0	0	0	0	0	0	0	0	2	5	0.00	0.000
40 Nick Masset, R ERA: 3.76	(7, 1)	1.0	H	3	0	0	0	2	0	0	0	0	0	0	12	19	0.00	0.000
33 Jose Arredondo, R ERA: 3.29	(8, 1)	1.0	H	4	2	1	1	1	1	0	0	0	0	0	9	21	9.00	3.000

PITCHER		IP	WLS	BF	H	R	ER	SO	BB	IBB	HBP	BLK	WP	HR	S	P	ERA	WHIP
48 Francisco Cordero, R ERA: 2.49	(9, 1)	1.0	S	4	1	0	0	0	0	0	1	0	0	0	5	10	0.00	1.000

Batter	1	2	3	4	5	6	7	8	9	10	11	12	13	AB	R	H	RBI	BB	SO	LOB
4 Brandon Phillips, R (1, 4) OBP: 0.353, SLG: 0.457	F SI 88 X CH 80 0-1 G5-3		C SL 80 B SI 86 X CH 79 1-1 6 2B 1B		C CH 77 1 SAFE F FC 86 1 SAFE B CH 79 B CH 79 F SL 85 1 SAFE S CH 79 2-3 K		1 SAFE B SL 80 C SL 83 F SL 81 S FF 90 1-3 K		F FF 98 B FF 97 X FF 97 1-1 1-3 2-H 2B		C SI 94 X CH 88 0-1 G4-3		F FF 93 S FF 94 X FF 94 0-2 6 SH5-3 3B	3	0	1	0	0	1	1
25 Juan Francisco, L (7, PH) OBP: 0.298, SLG: 0.467 (7, 5)														4	1	2	1	0	1	1
6 Drew Stubbs, R (1, 8) OBP: 0.323, SLG: 0.367	B SI 88 F SI 87 C SI 85 B SI 91 B CH 79 B SI 89 4-2 19 FC3-6 BB		X SI 84 0-0 1-3 2B		C SI 89 D CH 80 B SI 89 B CH 79 C SI 89 C SI 89 3-3			X FF 94 0-0 28 CS 32 1B 1B	C FF 97 X KC 83 0-1 P6		B FS 86 F SI 94 X FS 85 1-1 3B		X FF 94 0-0 SH5-3 3-H	5	0	3	1	1	1	3
19 Joey Votto, L (1, 3) OBP: 0.417, SLG: 0.534	1 SAFE X SI 86 0-0 FC3-6 32 HR 1-2f		B SI 89 C CH 78 F SI 89 B CH 78 F SI 89 S CH 78 2-3 K			C SI 88 B SI 90 C SL 79 B SI 88 X SI 88 2-1 HR		C SI 95 F SI 94 1 SAFE B FF 95 S SL 81 1-3 K		B SL 75 S SL 75 B SC 66 X SC 66 2-1 F8	I IN 88 I IN 86 I IN 87 I IN 87 1 4-0 32 BB IBB		B SI 94 B FF 93 X SI 92 2-0 G3	6	2	1	1	1	2	4
32 Jay Bruce, L (1, 9) OBP: 0.343, SLG: 0.477	C SI 88 1 SAFE B SL 79 X SI 89 1-1 1-H HR		B SL 83 C SI 90 B SI 91 X SI 90 2-1 F7			F SI 89 C SL 79 B SI 90 X CH 78 1-2 G4-3		1 SAFE 1 SAFE S FF 93 X CH 86 0-1 1-2 28 CS 1B		B SL 76 X SL 75 1-0 21 G5-3 2B	B FS 85 B CU 78 C FF 93 S SI 94 B FF 94 B FF 93 4-2 1-2 BB			5	1	3	2	1	0	2
28 Chris Heisey, R (1, 7) OBP: 0.309, SLG: 0.486	C SI 88 F CH 79 B CH 79 B SI 90 S CH 79 2-3 K			F SL 76 B CH 78 C SI 88 B CH 79 S CH 78 2-3 K		S CH 78 B CH 79 X SL 77 1-1 P3		S SL 82 B FF 95 C SL 83 B SL 84 F SL 82 F FF 96 X FF 95 3-2 G6-3 1-2 2-3		I IN 87 I IN 87 I IN 87 I IN 88 4-0 21 G5-3 IBB	B FS 85 L FF 94 F SI 94 F SI 95 B FS 86 X FF 96 2-2 G5-3			5	0	0	0	1	2	5
21 Todd Frazier, R (1, 5) OBP: 0.289, SLG: 0.438 (7, 4)		S CH 76 C CH 77 F SI 88 C SI 89 0-3		F CH 77 F SL 79 C SI 90 0-3		C SI 89 X CH 79 0-1 G5-3			C SL 81 F FF 95 B FF 95 B FF 97 X SL 83 2-2 G3	B FS 85 B FF 94 B SI 95 C SI 94 S FF 95 X SI 96 3-2 G5-3 1-2 2-3			C SL 86 B SL 86 B FF 92 B SL 86 X FF 92 3-1 55 G6-4-3 1B	6	0	1	0	0	2	2
39 Devin Mesoraco, R (1, 2) OBP: 0.240, SLG: 0.383		C CH 78 B SL 76 X CH 79 1-1 F8		B CH 80 B CH 78 F SI 89 X CH 78 2-1 G6-3			C KC 79 F SI 89 S FF 91 0-3		B SL 82 X FF 95 1-0 16 1B 25 2B 1B	C FS 88 B FS 87 B FS 87 H FF 95 3-1 HBP		X SL 86 0-0 G6-4-3 1-2f		4	0	1	0	0	1	0
17 Dave Sappelt, R (9, PR) OBP: 0.289, SLG: 0.318														0	1	0	0	0	0	0
55 Ramon Hernandez, R (9, 2) OBP: 0.341, SLG: 0.446		C SI 88 S CH 78 F CH 80 F CH 80 F SI 90 B SI 90 S CH 79 1-3 K			X SI 88 0-0 61 FC2-6 1B		X FF 91 0-0 1B		F CH 88 F FF 96 B CH 89 D SL 84 1 SAFE C SL 80 2-3 K	S FF 95 F SI 96 S FF 95 0-3 K		F SL 86 S FF 92 B FF 92 F FF 92 S SL 87 1-3 K		1	0	0	0	0	1	0
7 Paul Janish, R (1, 6) OBP: 0.333, SLG: 0.444														0	0	0	0	0	0	0
23 Yonder Alonso, L (8, PH) OBP: 0.333, SLG: 0.500														0	0	0	0	0	0	0
54 Ariolis Chapman, L (8, 1) OBP: 0.000, SLG: 0.000														1	0	0	0	0	1	3
50 Donbelle Willis, L (10, PR) OBP: 0.000, SLG: 0.000														0	0	0	0	0	0	0
40 Nick Masset, R (10, 1) OBP: 0.000, SLG: 0.000														0	0	0	0	0	0	0
45 Bill Bray, L (11, 1) OBP: 0.000, SLG: 0.000														0	0	0	0	0	0	0
44 Mike Leake, R (12, PR) OBP: 0.000, SLG: 0.000														1	0	0	0	0	1	0
63 Sam LeCure, R (12, 1) OBP: 0.000, SLG: 0.000														0	0	0	0	0	0	0
48 Francisco Cordero, R (13, 1) OBP: 0.000, SLG: 0.000														0	0	0	0	0	0	0
61 Bronson Arroyo, R (1, 1) OBP: 0.121, SLG: 0.140	C SI 86 S CH 76 B CH 78 S SI 88 1-3 K				X SI 84 0-0 FC2-6 1-2f		L FF 91 C KC 78 S KC 78 0-3 K		F FF 94 C SL 84 B FF 96 F FF 97 S SL 83 X SL 83 2-2 25 2B 1-2 1B		X SI 94 0-0 G6-3		C FF 93 C FF 94 F FF 93 B FF 93 X SL 82 1-2 P3	3	0	0	0	0	2	2
16 Edgar Renteria, R (9, PH) OBP: 0.307, SLG: 0.349 (9, 6)														3	0	1	0	0	0	0

Inning Stats														
	R: 2	H: 1	R: 0	H: 0	R: 0	H: 2	R: 0	H: 0	R: 0	H: 1	R: 1	H: 1	R: 0	H: 1
	E: 0	LOB: 0	E: 0	LOB: 0	E: 0	LOB: 2	E: 0	LOB: 0	E: 0	LOB: 1	E: 0	LOB: 0	E: 0	LOB: 3
	K: 1	BB: 1	K: 2	BB: 0	K: 2	BB: 0	K: 2	BB: 0	K: 3	BB: 0	K: 1	BB: 0	K: 1	BB: 1
	S: 10	P: 17	S: 12	P: 14	S: 12	P: 18	S: 8	P: 12	S: 10	P: 11	S: 11	P: 15	S: 15	P: 23

Inning Stats														
	R: 0	H: 1	R: 0	H: 1	R: 0	H: 2	R: 0	H: 1	R: 0	H: 1	R: 1	H: 2	R: 0	H: 1
	E: 0	LOB: 3	E: 0	LOB: 0	E: 0	LOB: 0	E: 0	LOB: 2	E: 0	LOB: 0	E: 0	LOB: 1	E: 0	LOB: 0
	K: 1	BB: 1	K: 1	BB: 0	K: 1	BB: 0	K: 1	BB: 0	K: 1	BB: 0	K: 1	BB: 0	K: 0	BB: 0
	S: 10	P: 23	S: 11	P: 22	S: 7	P: 11	S: 9	P: 12	1B: 8	SF: 0	WP: 0	PA: 57		
									2B: 3	SAC: 1	PB: 0			
									3B: 2	DP: 1	SB: 0			
									HR: 2	HBP: 1	CS: 2			

PITCHER		IP	WLS	BF	H	R	ER	SO	BB	IBB	HBP	BLK	WP	HR	S	P	ERA	WHIP
38 Chris Capuano, L	(1, 1)	6.0		24	5	3	3	9	1	0	0	0	0	2	60	88	4.50	1.000
ERA: 4.55																		
27 Pedro Beato, R	(7, 1)	0.2	H	3	1	0	0	2	0	0	0	0	0	0	7	7	0.00	1.500
ERA: 4.3																		
40 Tim Byrdak, L	(7, 1)	0.1	H	1	0	0	0	1	0	0	0	0	0	0	3	4	0.00	0.000
ERA: 3.82																		
46 Manny Acosta, R	(8, 1)	1.2	H	8	4	1	1	2	0	0	0	0	0	0	22	33	5.40	2.400
ERA: 3.45																		
39 Bobby Parnell, R	(9, 1)	0.1	B	2	1	0	0	0	0	0	0	0	0	0	4	5	0.00	3.000
ERA: 3.64																		

PITCHER		IP	WLS	BF	H	R	ER	SO	BB	IBB	HBP	BLK	WP	HR	S	P	ERA	WHIP
19 Daniel Herrera, L	(10, 1)	0.1		2	1	0	0	0	0	0	0	0	0	0	3	6	0.00	3.000
ERA: 4.66																		
18 Ryota Igarashi, R	(10, 1)	1.2		10	1	0	0	1	1	2	1	0	0	0	18	39	0.00	1.200
ERA: 4.66																		
64 Josh Stinson, R	(12, 1)	1.0		3	1	0	0	1	0	0	0	0	0	0	7	11	0.00	1.000
ERA: 6.92																		
36 Dale Thayer, R	(13, 1)	1.0	L	4	1	1	1	0	0	0	0	0	0	0	9	12	9.00	1.000
ERA: 3.48																		

TOP

Cincinnati Reds @ New York Mets

Citi Field, Flushing, NY

Tue Sep 27 2011, 7:12 PM - 11:31 PM EDT

Att. 30,027 - Cloudy - 70 F

livebaseballscorecards.com

AB	51
R	5
H	15
RBI	5
BB	4
SO	16
LOB	25

Cincinnati Reds @ New York Mets

Citi Field, Flushing, NY

Tue Sep 27 2011, 7:12 PM - 11:31 PM EDT

Att. 30,027 - Cloudy - 70 F

livebaseballscorecards.com

BOTTOM

Batter	1	2	3	4	5	6	7	8	9	10	11	12	13	AB	R	H	RBI	BB	SO	LOB
7 José Reyes, S (1, 6) OBP: 0.383, SLG: 0.493	C CU 70 X SL 74 0-1 G4-3		B SI 88 X CH 78 1-0 HR		B SI 85 B SI 86 C SI 87 B SI 87 C SL 76 X SL 77 3-2 HR		C CU 69 B SI 86 F SI 85 X FF 88 1-2 F8		B FF 98 C FF 97 F FF 97 X FF 100 1-2 E1 11 S 1B		C FF 90 B CH 84 X FF 92 1-1 F9			6	2	3	2	0	0	1
11 Rubén Tejada, R (1, 4) OBP: 0.344, SLG: 0.340 19 Daniel Herrera, L (10, 1) 18 Ryota Igarashi, R (10, 1) 64 Josh Stinson, R (12, 1) 9 Ronny Paulino, R (12, PH) OBP: 0.316, SLG: 0.356 36 Dale Thayer, R (13, 1)	C CH 77 H SI 87 1-1 22 G4-3 5 1B HBP		B CH 77 C SL 74 F SL 76 B SI 88 X SI 88 2-2 5 FC6-4 1B		C CU 70 F SI 84 B SL 76 B SL 76 S SL 76 2-3 K		F SL 74 B CU 66 B CU 69 F SL 72 X FF 88 2-2 22 G4-6-3 1B		B FF 98 B FF 97 C FF 97 F FF 98 F FF 100 B FF 100 F FF 98 F FF 98 B FF 99 4-2 22 DI 2-3 BB			C SL 82 X SL 82 0-1 G1-3		3 0 0 0 0 1 0	1 0 0 0 0 0 0	2 0 0 0 0 0 0	0 0 0 0 0 1 0	1 0 0 0 0 0 0	1 0 0 0 0 0 0	0 0 0 0 0 0 0
22 Willie Harris, L (1, 7) OBP: 0.353, SLG: 0.321	C FF 86 B SI 86 X SI 87 1-1 G4-3 1-2		B SI 88 1 SAFE C CU 70 B FF 88 B SL 75 B CU 70 F CH 80 S SL 76 3-3 K		X CH 80 0-0 G3-1		B SL 72 B SI 85 X SI 86 2-0 G4-6-3 1-2f		B FF 98 C FF 95 B FF 98 B FF 95 X FF 95 3-1 L7 1-2			C KC 75 C SL 76 C SI 92 0-3 K		6	0	0	0	0	2	5
5 David Wright, R (1, 5) OBP: 0.344, SLG: 0.426	B SI 87 B SI 88 C SL 75 X SL 78 2-1 2-H 1B		C SL 75 F SI 88 1 SAFE B FF 88 X SI 88 1-2 FC6-4 1-2f			X CH 80 0-0 G5-3		F SI 87 S CH 76 F SL 76 B SL 78 X SI 88 1-2 F8		C SL 79 C SI 95 B SL 83 B SI 94 B SL 80 C SL 79 3-3		C FF 93 X SL 77 0-1 G6-3		6	0	1	1	0	1	1
6 Nick Evans, R (1, 3) OBP: 0.314, SLG: 0.405 (12, 9)	S CU 69 B SI 87 X SI 87 1-1 G6-3			C SI 87 B SI 87 C CU 70 S SL 76 1-3 K		B SI 86 F SI 87 X SI 87 1-1 30 1B 2B		X SI 88 0-0 G5-3		C SI 92 B SL 82 X SI 94 1-1 G5-3			B SL 85 B SL 86 B CH 89 C FF 90 B CH 90 4-1 30 CS BB		5	1	1	0	1	1	1
30 Josh Thole, L (1, 2) OBP: 0.345, SLG: 0.344 44 Jason Bay, R (13, PR) OBP: 0.329, SLG: 0.374		C CH 75 B SI 86 B SI 87 S SL 74 X SL 77 2-2 G4-3		B SL 72 X CU 70 1-0 G4-3		B SI 87 B SI 86 C SL 75 F SL 75 X FF 88 2-2 20 F9 23 BB 2-H 1B		B CH 79 X CH 77 1-0 1B		X SI 90 0-0 G3			L CH 84 B CH 89 1 SAFE T FF 92 B CH 86 B CU 78 B CH 83 4-2 20 BB 3 BLK 1-2 BB		5 0	0 0	2 0	1 0	1 0	0 0	0 0
23 Mike Baxter, L (1, 9) OBP: 0.351, SLG: 0.355 3 Josh Satin, R (11, PH) OBP: 0.240, SLG: 0.217 (12, 3)		B SI 88 C CU 70 B FF 88 B FF 87 F SL 73 X SL 77 3-2 F8		F SI 87 X SI 89 0-1 1B		F FF 87 C SI 84 B SI 88 F FF 87 B CH 76 B SL 75 F CU 69 B SL 76 4-2 1-2 BB		C SL 74 F SL 76 B FF 88 S SL 74 1-3 K		C FF 90 F CH 86 S FF 91 0-3 K			D SL 86 D SL 86 1 SAFE C FF 93 B SL 88 B SL 88 4-1 2 L4 20 BB 1-2 BB		3 1	0 0	1 0	0 0	1 1	1 1	1 0
20 Jason Pridie, L (1, 8) OBP: 0.309, SLG: 0.366		C SI 88 S SI 87 B FF 87 X FF 88 1-2 G3-1		B SI 88 X SI 87 1-0 G3		X CH 80 0-0 F9 2-3		C FF 96 C FF 97 F SL 89 S FF 97 0-3 K		L SL 85 B SL 85 F FF 91 B SL 84 B SL 85 C FF 92 3-3 K			D CH 86 D FF 93 B FF 94 B FF 92 4-0 1-2 2-3 BB		5	0	0	0	1	2	3
38 Chris Capuano, L (1, 1) OBP: 0.297, SLG: 0.107 15 Valentino Pascucci, R (6, PH) OBP: 0.223, SLG: 0.345 27 Pedro Beato, R (7, 1) 40 Tim Byrdak, L (7, 1) 46 Manny Acosta, R (8, 1) 39 Bobby Parnell, R (9, 1) 2 Justin Turner, R (9, PH) OBP: 0.336, SLG: 0.359 (10, 4)			C S CH 74 F FF 87 B FF 88 F SI 88 S SI 89 1-3 K2-3		C CH 81 C SL 75 C FF 88 0-3 K	B SI 92 S CU 70 C SI 88 B SL 76 B SL 76 X CU 70 3-2 F8			B FF 96 S FF 94 S FF 96 F FF 98 B SL 91 X FF 99 2-2 G6-3		B FF 91 B FF 91 B CH 85 B FF 88 4-0 BB		B SI 88 C FF 93 X SL 88 1-1 L4 2-2	2 1 0 0 0 0 2	0 0 0 0 0 0 0	0 0 0 0 0 0 0	0 0 0 0 0 1 0	2 0 0 0 0 0 3	0 2 0 0 0 0 0
Inning Stats	R: 1 H: 1 E: 0 LOB: 1 K: 0 BB: 0 S: 9 P: 14	R: 0 H: 0 E: 0 LOB: 0 K: 0 BB: 0 S: 9 P: 15	R: 1 H: 2 E: 0 LOB: 1 K: 2 BB: 0 S: 15 P: 23	R: 0 H: 1 E: 0 LOB: 1 K: 1 BB: 0 S: 7 P: 10	R: 1 H: 1 E: 0 LOB: 0 K: 2 BB: 1 S: 10 P: 15	R: 1 H: 2 E: 0 LOB: 2 K: 0 BB: 1 S: 14 P: 24	R: 0 H: 1 E: 0 LOB: 0 K: 0 BB: 0 S: 7 P: 12	R: 0 H: 1 E: 0 LOB: 1 K: 1 BB: 0 S: 9 P: 12	R: 0 H: 1 E: 1 LOB: 2 K: 1 BB: 1 S: 18 P: 28	R: 0 H: 0 E: 0 LOB: 0 K: 1 BB: 0 S: 6 P: 10	R: 0 H: 0 E: 0 LOB: 1 K: 2 BB: 1 S: 8 P: 16	R: 0 H: 0 E: 0 LOB: 0 K: 1 BB: 0 S: 7 P: 7	R: 0 H: 0 E: 0 LOB: 2 K: 0 BB: 4 S: 6 P: 23	1B: 7 2B: 2 3B: 0 HR: 2	SF: 0 SAC: 0 DP: 2 HBP: 1	WP: 0 PB: 0 SB: 1 CS: 1	PA: 54		

PITCHER		IP	WLS	BF	H	R	ER	SO	BB	IBB	HBP	BLK	WP	HR	S	P	ERA	WHIP
61 Bronson Arroyo, R ERA: 5.07	(1, 1)	8.0		34	9	4	4	6	1	0	1	0	0	2	80	125	4.50	1.250
54 Aroldis Chapman, L ERA: 3.6	(9, 1)	1.0		5	1	0	0	1	1	0	0	0	0	0	18	28	0.00	2.000
40 Nick Masset, R ERA: 3.71	(10, 1)	1.0		3	0	0	0	1	0	0	0	0	0	0	6	10	0.00	0.000
45 Bill Bray, L ERA: 2.98	(11, 1)	1.0		4	0	0	0	2	1	0	0	0	0	0	8	16	0.00	1.000
63 Sam LeCure, R ERA: 3.71	(12, 1)	1.0	W	3	0	0	0	1	0	0	0	0	0	0	7	7	0.00	0.000

PITCHER		IP	WLS	BF	H	R	ER	SO	BB	IBB	HBP	BLK	WP	HR	S	P	ERA	WHIP
48 Francisco Cordero, R ERA: 2.45	(13, 1)	1.0	S	5	0	0	0	0	4	0	0	1	0	0	6	23	0.00	4.000

AB	46
R	4
H	10
RBI	4
BB	7
SO	11
LOB	17

Cincinnati Reds @ New York Mets

Citi Field, Flushing, NY

Wed Sep 28 2011, 1:13 PM - 3:26 PM EDT

Att. 28,816 - Cloudy - 72 F

TOP

livebaseballscorecards.com

Batter	1	2	3	4	5	6	7	8	9	AB	R	H	RBI	BB	SO	LOB
6 Drew Stubbs, R (1, 8) OBP: 0.321, SLG: 0.364	B FF 90 C FF 91 B SI 92 S SI 91 B SL 85 X SI 92 3-2 ① G5-3		X SL 84 0-0 ② L7			B SI 91 X SI 91 1-0 ① G6-3		C SI 90 B SI 91 B SI 92 B FF 91 X FF 91 3-1 ③ G6-3		4	0	0	0	0	0	0
16 Edgar Renteria, R (1, 6) OBP: 0.306, SLG: 0.348	C FF 92 B FF 93 X SI 92 1-1 19 G3-4-1 1B		C SI 93 F FF 94 B FF 92 C SL 87 1-3 ③ K			S SI 93 B CU 77 C SL 85 B FF 93 F FF 93 B SL 86 C SL 84 3-3 ② K			S SL 82 B SL 82 F SL 85 B FF 92 F FF 92 F FF 92 X SL 85 2-2 ① G6-3	4	0	1	0	0	2	0
19 Joey Votto, L (1, 3) OBP: 0.416, SLG: 0.531	S FF 92 F FF 92 D SL 88 F SL 88 B FF 92 B FF 93 X SL 86 3-2 ② G3-4-1 1-2			F SI 91 B CH 81 F SL 86 B SL 86 B FF 93 F SI 93 X SI 93 3-2 ① G6-3		B CH 81 B CH 81 F FF 93 B SI 93 F SI 92 B SI 93 4-2 BB			C SL 86 F SL 85 B SL 86 X SL 87 1-2 ② G3-1	3	0	0	0	1	0	1
32 Jay Bruce, L (1, 9) OBP: 0.341, SLG: 0.474	F SI 93 X SI 92 0-1 ③ G4-3			B CH 82 X CH 81 1-0 ② F8		T SI 92 F SI 92 B FF 91 B SI 93 B SL 84 C SL 84 3-3 ③ K			B CH 82 B CH 82 X SI 93 2-0 ③ F7	4	0	0	0	0	1	2
28 Chris Heisey, R (1, 7) OBP: 0.309, SLG: 0.487		C SI 91 F SI 93 F SL 88 B FF 93 F SI 92 B SL 80 B SL 86 F SL 85 X SI 93 3-2 39 G6-3 2B		X CH 83 0-0 ③ F7			F FF 90 X SI 90 0-1 ① F7			3	0	1	0	0	0	0
25 Juan Francisco, L (1, 5) OBP: 0.289, SLG: 0.452		X SI 94 0-0 ① G5-3			B SI 90 F CH 81 F SL 86 X FF 92 1-2 ① P6		F CH 79 S SL 86 B SL 84 B SL 83 F SL 84 B FF 92 X SI 90 3-2 ② G3			3	0	0	0	0	0	1
39 Devin Mesoraco, R (1, 2) OBP: 0.226, SLG: 0.360		C SI 92 X SI 93 0-1 ② G6-3 2-3			F SL 80 X SL 86 0-1 ② G1-3		B FF 93 B FF 89 X FF 90 2-0 ③ P3			3	0	0	0	0	0	1
7 Paul Janish, R (1, 4) OBP: 0.259, SLG: 0.262		B SI 92 X SI 93 1-0 ③ P1			B SL 83 B SL 84 B SI 91 B FF 90 4-0 BB			C FF 89 C SI 91 F FF 91 C SL 85 0-3 ① K		2	0	0	0	1	1	1
36 Edinson Volquez, R (1, 1) OBP: 0.148, SLG: 0.115 23 Yonder Alonso, L (8, PH) OBP: 0.398, SLG: 0.545 33 Jose Arredondo, R (8, 1) OBP: 0.500, SLG: 0.500			C FF 90 C FF 92 B FF 92 X FF 92 1-2 ① G4-3		S SL 88 C FF 90 F SL 85 B FF 91 S FF 91 1-3 ③ K			X CH 79 0-0 ② G4-3		2 1 0	0 0 0	0 0 0	0 0 0	0 0 0	1 0 0	1 0 0
Inning Stats	R: 0 E: 0 K: 0 S: 11 H: 1 LOB: 1 BB: 0 P: 18	R: 0 E: 0 K: 0 S: 10 H: 1 LOB: 1 BB: 0 P: 14	R: 0 E: 0 K: 1 S: 7 H: 0 LOB: 0 BB: 0 P: 9	R: 0 E: 0 K: 0 S: 6 H: 0 LOB: 0 BB: 0 P: 10	R: 0 E: 0 K: 1 S: 9 H: 0 LOB: 1 BB: 1 P: 15	R: 0 E: 0 K: 2 S: 10 H: 0 LOB: 1 BB: 1 P: 21	R: 0 E: 0 K: 0 S: 7 H: 0 LOB: 0 BB: 0 P: 12	R: 0 E: 0 K: 1 S: 7 H: 0 LOB: 0 BB: 0 P: 10	R: 0 E: 0 K: 0 S: 9 H: 0 LOB: 0 BB: 0 P: 14	1B: 1 2B: 1 3B: 0 HR: 0	SF: 0 SAC: 0 DP: 0 HBP: 0					

PITCHER	IP	WLS	BF	H	R	ER	SO	BB	IBB	HBP	BLK	WP	HR	S	P	ERA	WHIP
47 Miguel Batista, R (1, 1) ERA: 3.6	9.0	W	31	2	0	0	5	2	0	0	0	0	0	76	123	0.00	0.444

PITCHER	IP	WLS	BF	H	R	ER	SO	BB	IBB	HBP	BLK	WP	HR	S	P	ERA	WHIP

AB	29
R	0
H	2
RBI	0
BB	2
SO	5
LOB	7

WP: 0 PB: 0 SB: 0 CS: 0 PA: 31

Batter	1	2	3	4	5	6	7	8	9	AB	R	H	RBI	BB	SO	LOB
7 José Reyes, S (1, 6) OBP: 0.384, SLG: 0.493 2 Justin Turner, R (1, PR) OBP: 0.334, SLG: 0.356 (2, 4)	B FF 89 X SI 89 1-0 1B		B FF 91 B FF 92 B FF 91 C FF 90 C FF 91 F FF 92 S FF 92 3-3 ③ K		C KC 76 B CH 81 X KC 78 1-1 ② G6-3		S CH 82 C KC 77 X CH 82 0-2 ③ G6-3			1 3	0 0	1 0	0 0	0 0	0 1	0 1
11 Rubén Tejada, R (1, 4) (2, 6) OBP: 0.360, SLG: 0.335	1 SAFE B FF 91 C FF 89 D FF 90 F FF 90 X KC 77 2-2 ① F9			X CH 79 0-0 ① P3	C KC 78 X CH 81 0-1 ③ G6-3			B FF 91 B FF 91 S FF 92 C FF 91 F FS 83 S FS 85 2-3 ① K		4	0	0	0	0	1	2
22 Willie Harris, L (1, 7) OBP: 0.351, SLG: 0.317	X FF 91 0-0 ② P6			B SI 88 L FF 90 B KC 75 F SI 89 B FF 92 B FF 92 4-2 5 1B 6 1B BB		C KC 74 F CH 81 B KC 78 X SI 93 1-2 ① G3-1		B FS 84 F FF 90 B FS 84 X FF 91 2-1 ② L4		3	1	0	0	1	0	1
5 David Wright, R (1, 5) OBP: 0.345, SLG: 0.427 3 Josh Satin, R (4, PR) OBP: 0.259, SLG: 0.240 (5, 5)	C KC 76 F CH 80 1 SAFE X KC 78 0-2 ③ G1-3			D CH 79 F SI 89 D KC 76 F FF 91 F KC 76 F CH 80 1 SAFE F FF 90 1 SAFE 3-2 B CH 80 F CH 81 F FF 93 X FF 91 6 1B 1-2 1B		C KC 76 X FF 92 0-1 23 HR 1B		C SL 82 B FF 92 B FS 85 S FS 82 S FS 83 2-3 ③ K		2 2	0 1	1 1	0 0	0 1	0 0	1 0
6 Nick Evans, R (1, 3) OBP: 0.314, SLG: 0.403		C FF 91 C KC 74 X CH 80 0-2 ① G5-3		C CH 80 X CH 81 0-1 9 FC6-4 1-2 2-H 1B		C FF 93 B KC 78 C FF 94 F FF 93 F CH 84 F KC 79 S CH 82 1-3 ② K				3	0	1	1	0	1	1
23 Mike Baxter, L (1, 9) OBP: 0.350, SLG: 0.441		X FF 92 0-0 ② G4-3		B CH 80 X FF 90 1-0 ② P6		C SI 92 B CH 83 X SI 93 1-1 1-H HR				3	1	1	2	0	0	2
9 Ronny Paulino, R (1, 2) OBP: 0.312, SLG: 0.351		F FF 92 B FF 93 B FF 93 C FF 92 F KC 77 S CH 81 2-3 ③ K		X FF 92 0-0 ③ FC6-4 1-2f		F KC 77 B CH 82 F KC 79 B FF 92 F CH 82 X KC 79 2-2 ③ F8				3	0	0	0	0	1	2
20 Jason Pridie, L (1, 8) OBP: 0.309, SLG: 0.370			B FF 89 B CH 78 B SI 91 C FF 91 S FF 89 X FF 91 3-2 ① G3		X SI 90 0-0 47 SH1-3 2B		C KC 76 B CH 83 F CH 83 S KC 78 1-3 ① K			3	0	1	0	0	1	0
47 Miguel Batista, R (1, 1)			F FF 90 X FF 92 0-1 ② G5-3		X FF 87 0-0 ① SH1-3 2-3		S FF 92 F CH 81 S KC 79 0-3 ② K2-3			2	0	0	0	0	1	0
Inning Stats	R: 0 E: 0 K: 0 S: 8 H: 1 LOB: 1 BB: 0 P: 11	R: 0 E: 0 K: 1 S: 8 H: 0 LOB: 0 BB: 0 P: 10	R: 0 E: 0 K: 1 S: 9 H: 0 LOB: 0 BB: 0 P: 15	R: 1 E: 0 K: 0 S: 15 H: 2 LOB: 2 BB: 1 P: 23	R: 0 E: 0 K: 0 S: 6 H: 1 LOB: 1 BB: 0 P: 7	R: 2 E: 0 K: 1 S: 17 H: 2 LOB: 2 BB: 0 P: 22	R: 0 E: 0 K: 2 S: 9 H: 0 LOB: 0 BB: 0 P: 10	R: 0 E: 0 K: 2 S: 9 H: 0 LOB: 0 BB: 0 P: 15		1B: 4 2B: 1 3B: 0 HR: 1	SF: 0 SAC: 1 DP: 0 HBP: 0			WP: 0 PB: 0 SB: 0 CS: 0	PA: 31	

PITCHER	IP	WLS	BF	H	R	ER	SO	BB	IBB	HBP	BLK	WP	HR	S	P	ERA	WHIP
36 Edinson Volquez, R (1, 1) ERA: 5.71	7.0	L	28	6	3	3	5	1	0	0	0	0	1	72	98	3.86	1.000
33 Jose Arredondo, R (8, 1) ERA: 3.23	1.0		3	0	0	0	2	0	0	0	0	0	0	9	15	0.00	0.000

PITCHER	IP	WLS	BF	H	R	ER	SO	BB	IBB	HBP	BLK	WP	HR	S	P	ERA	WHIP

BOTTOM

Cincinnati Reds @ New York Mets

Citi Field, Flushing, NY

Wed Sep 28 2011, 1:13 PM - 3:26 PM EDT

Att. 28,816 - Cloudy - 72 F

livebaseballscorecards.com

AB	29
R	3
H	6
RBI	3
BB	1
SO	7
LOB	10