

Cincinnati Reds - 2012

Batter	1	2	3	4	5	6	7	8	9	AB	R	H	RBI	BB	SO	LOB	TOP			
23 Michael Brantley, L OBP: 0.500, SLG: 1.000 12 Ezequiel Carrera, L OBP: 0.600, SLG: 0.933										3	1	1	0	0	0	2				
13 Asdrubal Cabrera, S OBP: 0.167, SLG: 0.167 66 Juan Diaz, L OBP: 0.500, SLG: 0.833										3	0	1	1	0	0	0				
17 Shin-Soo Choo, L 1 Ryan Spilborghs, R										2	0	0	0	1	1	0				
41 Carlos Santana, S 62 Michel Hernandez, R										3	1	1	3	0	0	0				
48 Travis Hafner, L										4	0	0	0	0	0	1				
35 Casey Kotchman, L 79 Russ Canzler, R										3	0	1	0	0	2	1				
22 Jason Kipnis, L 46 Cord Phelps, S										3	0	1	0	0	0	1				
8 Lonnie Chisenhall, L 16 Jason Donald, R										2	0	1	0	0	0	1				
29 Felix Pie, L 65 Thomas Neal, R										2	1	0	0	1	0	2				
Inning Stats	R: 1 E: 0 K: 1 S: 6	H: 1 LOB: 0 BB: 0 P: 7	R: 0 E: 0 K: 1 S: 6	H: 1 LOB: 1 BB: 0 P: 6	R: 0 E: 0 K: 0 S: 3	H: 0 LOB: 0 BB: 0 P: 3	R: 0 E: 0 K: 0 S: 3	H: 2 LOB: 2 BB: 0 P: 5	R: 3 E: 0 K: 1 S: 7	H: 2 LOB: 1 BB: 1 P: 12	R: 1 E: 0 K: 0 S: 3	H: 1 LOB: 1 BB: 1 P: 8	R: 0 E: 0 K: 0 S: 3	H: 0 LOB: 1 BB: 1 P: 7	R: 2 E: 0 K: 1 S: 7	H: 2 LOB: 1 BB: 0 P: 8	1B: 5 2B: 2 3B: 2 HR: 1	SF: 1 SAC: 0 DP: 1 HBP: 2	WP: 0 PB: 0 SB: 0 CS: 0	PA: 40
PITCHER	IP WLS BF H R ER SO BB IBB HBP BLK WP HR S P ERA WHIP																			
47 Johnny Cueto, R ERA: 4.5	2.0 W 8 2 1 1 2 0 0 0 0 0 0 0 12 13 4.50 1.000																			
26 Jeff Francis, L ERA:	2.0 6 0 0 0 0 0 0 0 0 0 0 0 6 6 0.00 0.000																			
63 Sam LeCure, R ERA: 13.5	2.0 11 4 3 3 1 1 0 0 0 0 1 12 17 13.50 2.500																			
52 Chad Reineke, R ERA: 4.5	2.0 9 1 1 1 0 2 0 0 1 0 0 0 6 15 4.50 1.500																			
56 Josh Judy, R ERA: 18.0	1.0 6 2 2 2 1 0 0 0 1 0 0 0 7 8 18.00 2.000																			

Cleveland Indians @ Cincinnati Reds
Goodyear Ballpark, Goodyear, AZ
Mon Mar 05 2012, 3:07 PM - 6:02 PM EST
Att: 2,831 - Sunny - 78 F

AB 34
R 7
H 9
RBI 7
BB 3
SO 4
LOB 13



Batter	1	2	3	4	5	6	7	8	9	AB	R	H	RBI	BB	SO	LOB	BOTTOM			
4 Brandon Phillips, R OBP: 0.400, SLG: 0.600 74 Henry Alejandro Rodriguez, S OBP: 0.750, SLG: 0.667										3	1	1	1	0	0	1				
7 Paul Janish, R OBP: 0.444, SLG: 0.167 68 Didi Gregorius, L OBP: 0.333, SLG: 0.667										1	2	0	0	3	0	0				
19 Joey Votto, L OBP: 0.400, SLG: 0.600 43 Miguel Cairo, R OBP: 0.400, SLG: 0.600										3	1	1	2	0	1	1				
27 Scott Rolen, R OBP: 0.600, SLG: 0.600 67 Kristopher Negron, R OBP: 0.200, SLG: 0.200										3	0	1	1	0	0	2				
32 Jay Bruce, L OBP: 0.800, SLG: 1.000 21 Todd Frazier, R OBP: 0.286, SLG: 0.857										2	0	2	2	1	0	0				
48 Ryan Ludwick, R 9 Willie Harris, L										3	0	0	0	0	2	4				
6 Drew Stubbs, R ERA: 40.5 28 Chris Heisey, R OBP: 0.250, SLG: 0.286										1	1	1	0	1	0	0				
39 Devin Mesoraco, R OBP: 0.250, SLG: 0.250 37 Corky Miller, R OBP: 0.250, SLG: 1.000										2	0	0	0	0	2	2				
29 Ryan Hanigan, R OBP: 0.250, SLG: 0.250 30 Dioner Navarro, S OBP: 0.333, SLG: 0.800										2	1	1	0	0	0	1				
Inning Stats	R: 1 E: 0 K: 1 S: 7	H: 2 LOB: 2 BB: 1 P: 12	R: 5 E: 0 K: 1 S: 9	H: 4 LOB: 1 BB: 2 P: 17	R: 0 E: 0 K: 0 S: 4	H: 1 LOB: 1 BB: 0 P: 4	R: 0 E: 0 K: 1 S: 5	H: 0 LOB: 0 BB: 0 P: 5	R: 2 E: 0 K: 0 S: 5	H: 2 LOB: 3 BB: 3 P: 19	R: 4 E: 0 K: 1 S: 10	H: 4 LOB: 0 BB: 0 P: 11	R: 0 E: 0 K: 2 S: 8	H: 1 LOB: 1 BB: 0 P: 8	R: 0 E: 0 K: 1 S: 5	H: 0 LOB: 0 BB: 0 P: 5	1B: 9 2B: 4 3B: 0 HR: 1	SF: 0 SAC: 0 DP: 0 HBP: 0	WP: 1 PB: 0 SB: 3 CS: 0	PA: 44
PITCHER	IP WLS BF H R ER SO BB IBB HBP BLK WP HR S P ERA WHIP																			
63 Justin Masterson, R ERA:	1.1 L 12 5 6 6 1 3 0 0 0 0 0 0 5 5 0.00 1.500																			
92 Cody Allen, R ERA:	0.2 3 1 0 0 1 0 0 0 0 0 0 0 5 5 0.00 0.500																			
26 Derek Lowe, R ERA:	2.0 7 1 0 0 1 0 0 0 0 0 0 0 9 9 0.00 0.500																			
49 Tony Sipp, L ERA: 18.0	1.0 8 2 2 2 0 3 0 0 0 0 0 0 5 19 18.00 5.000																			
44 Dan Wheeler, R ERA: 36.0	1.0 7 4 4 4 1 0 0 0 0 0 0 1 10 11 36.00 4.000																			

Cleveland Indians @ Cincinnati Reds
Goodyear Ballpark, Goodyear, AZ
Mon Mar 05 2012, 3:07 PM - 6:02 PM EST
Att: 2,831 - Sunny - 78 F

AB 38
R 12
H 14
RBI 12
BB 6
SO 7
LOB 20



Batter	1	2	3	4	5	6	7	8	9	AB	R	H	RBI	BB	SO	LOB	TOP					
67 Kristopher Negron, R (1.4) <small>OBP: 0.286, SLG: 0.167</small> 74 Henry Alejandro Rodriguez, S (5.4) <small>OBP: 0.714, SLG: 0.600</small>										1	0	0	0	0	1	0	Cincinnati Reds @ Seattle Mariners Peoria Stadium, Peoria, AZ Tue Mar 06 2012, 3:05 PM - 6:07 PM EST Att.: 4,093 - Sunny - 75 F					
9 Willie Harris, L (1.7) <small>OBP: 0.333, SLG: 0.250</small> 21 Todd Frazier, R (5.7) <small>OBP: 0.400, SLG: 0.750</small>										1	1	0	0	1	1	1						
70 Daryl Jones, L (1.8) <small>OBP: 0.250, SLG: 0.250</small> 23 Denis Phipps, R (5.8) <small>OBP: 0.286, SLG: 0.857</small>										2	0	0	0	0	2	2						
48 Ryan Ludwick, R (1.10) <small>OBP: 0.143, SLG: 0.143</small> 25 Juan Francisco, L (5.10) <small>OBP: 0.400, SLG: 0.833</small>										2	0	1	1	0	0	1						
28 Chris Heisey, R (1.9) <small>OBP: 0.300, SLG: 0.250</small> 73 Donald Lutz, L (5.9) <small>OBP: 0.600, SLG: 1.400</small>										1	0	0	0	1	0	0						
43 Miguel Cairo, R (1.3) <small>OBP: 0.286, SLG: 0.429</small> 69 Neftali Soto, R (5.3) <small>OBP: 0.333, SLG: 0.833</small>										2	0	0	0	0	1	2						
29 Ryan Hanigan, R (1.2) <small>OBP: 0.250, SLG: 0.571</small> 30 Dioner Navarro, S (5.2) <small>OBP: 0.250, SLG: 0.571</small>										2	0	0	0	0	0	2						
15 Wilson Valdez, R (1.5) <small>OBP: 0.429, SLG: 0.333</small> 3 Chris Valaika, R (6.5) <small>OBP: 0.500, SLG: 0.500</small>										1	1	0	0	1	0	0						
7 Paul Janish, R (1.6) <small>OBP: 0.364, SLG: 0.125</small> 68 Didi Gregorius, L (6.6) <small>OBP: 0.200, SLG: 0.400</small>										2	0	0	0	0	0	1						
Inning Stats	R: 0 E: 0 K: 2 S: 11	H: 0 LOB: 1 BB: 0 P: 15	R: 0 E: 0 K: 1 S: 5	H: 0 LOB: 0 BB: 0 P: 6	R: 0 E: 0 K: 1 S: 10	H: 0 LOB: 0 BB: 0 P: 14	R: 1 E: 0 K: 1 S: 16	H: 1 LOB: 2 BB: 1 P: 31	R: 3 E: 0 K: 1 S: 17	H: 2 LOB: 0 BB: 1 P: 29	R: 1 E: 0 K: 1 S: 10	H: 2 LOB: 1 BB: 1 P: 11	R: 0 E: 0 K: 1 S: 9	H: 0 LOB: 1 BB: 1 P: 16	R: 1 E: 1 K: 2 S: 10	H: 1 LOB: 1 BB: 2 P: 15		R: 0 E: 0 K: 0 S: 5	H: 0 LOB: 1 BB: 2 P: 13	1B: 4 2B: 0 3B: 0 HR: 2	SF: 0 SAC: 0 DP: 1 HBP: 1	WP: 1 PB: 0 SB: 2 CS: 0
PITCHER	IP WLS BF ERA	H R ER SO	BB IBB HBP BLK	WP HR S P	ERA WHIP	IP WLS BF ERA	H R ER SO	BB IBB HBP BLK	WP HR S P	ERA WHIP	IP WLS BF ERA	H R ER SO	BB IBB HBP BLK	WP HR S P	ERA WHIP							
34 Felix Hernandez, R (1.1) <small>ERA: 4.5</small> 57 Shawn Camp, R (4.1) <small>ERA: 18.0</small> 52 Hung-Chih Kuo, L (5.1) <small>ERA: 4.5</small> 59 Chance Ruffin, R (6.1) <small>ERA: 4.5</small> 46 Aaron Heilman, R (7.1) <small>ERA: 4.5</small>	3.0 W 10 0.00	0 0 0 4	0 0 1 0	0 0 26 35	0.00 0.000	1.0 H 5 1	1 1 1 2	0 0 0 0	0 1 10 15	9.00 1.000	1.0 S 4 0	0 0 0 0	2 0 0 0	1 0 5 13	0.00 2.000							
9 Chone Figgins, S (1.6) <small>OBP: 0.400, SLG: 0.333</small> 64 Carlos Truñel, R (7.6) <small>OBP: 0.500, SLG: 0.500</small>										2	1	0	0	2	0	1	Cincinnati Reds @ Seattle Mariners Peoria Stadium, Peoria, AZ Tue Mar 06 2012, 3:05 PM - 6:07 PM EST Att.: 4,093 - Sunny - 75 F					
61 Munenori Kawasaki, L (1.4) <small>OBP: 0.450, SLG: 0.333</small> 26 Stefan Romero, R (6.4) <small>OBP: 0.500, SLG: 0.500</small>										2	1	1	0	1	0	2						
51 Ichiro Suzuki, L (1.9) <small>OBP: 0.550, SLG: 0.429</small> 7 Darren Ford, R (3.9) <small>OBP: 0.333, SLG: 0.333</small>										3	1	3	2	0	0	0						
17 Justin Smoak, S (1.3) <small>OBP: 0.500, SLG: 0.500</small> 91 Jharmidy De Jesus, R (6.3) <small>OBP: 0.364, SLG: 0.909</small>										1	0	0	0	0	1	1						
20 Mike Carp, L (1.7) <small>OBP: 0.250, SLG: 0.167</small> 4 Carlos Peguero, L (6.7) <small>OBP: 0.364, SLG: 0.909</small>										2	0	0	1	0	1	2						
33 Casper Wells, R (1.8) <small>OBP: 0.333, SLG: 0.222</small>										2	0	0	1	1	0	0						
16 Alex Liddi, R (1.5) <small>OBP: 0.444, SLG: 0.333</small> 66 Francisco Martinez, R (6.5) <small>OBP: 0.600, SLG: 1.200</small>										2	1	0	0	1	1	0						
70 Jhohmyn Chavez, R (1.10) <small>OBP: 0.429, SLG: 1.000</small>										3	1	0	0	1	1	1						
10 Adam Moore, R (1.2) <small>OBP: 0.750, SLG: 1.333</small> 3 Guillermo Quiroz, R (6.2) <small>OBP: 0.333, SLG: 0.833</small>										2	2	2	2	0	0	0						
Inning Stats	R: 0 E: 0 K: 0 S: 11	H: 2 LOB: 2 BB: 1 P: 20	R: 0 E: 0 K: 0 S: 5	H: 0 LOB: 0 BB: 0 P: 11	R: 5 E: 1 K: 1 S: 20	H: 3 LOB: 0 BB: 1 P: 33	R: 1 E: 0 K: 2 S: 14	H: 1 LOB: 2 BB: 1 P: 23	R: 2 E: 0 K: 1 S: 13	H: 1 LOB: 1 BB: 2 P: 25	R: 0 E: 0 K: 1 S: 9	H: 1 LOB: 1 BB: 1 P: 16	R: 0 E: 0 K: 2 S: 9	H: 0 LOB: 0 BB: 0 P: 11	R: 0 E: 0 K: 0 S: 5	H: 0 LOB: 0 BB: 0 P: 11		1B: 7 2B: 2 3B: 1 HR: 0	SF: 3 SAC: 0 DP: 1 HBP: 1	WP: 0 PB: 0 SB: 1 CS: 1	PA: 38	
PITCHER	IP WLS BF ERA	H R ER SO	BB IBB HBP BLK	WP HR S P	ERA WHIP	IP WLS BF ERA	H R ER SO	BB IBB HBP BLK	WP HR S P	ERA WHIP	IP WLS BF ERA	H R ER SO	BB IBB HBP BLK	WP HR S P	ERA WHIP							
55 Mat Latos, R (1.1) <small>ERA: 27.0</small> 36 Brett Tomko, R (3.1) <small>ERA: 9.0</small> 80 Nick Christiani, R (4.1) <small>ERA: 9.0</small> 50 Andrew Brackman, R (5.1) <small>ERA: 9.0</small> 82 Clay Zavada, L (7.1) <small>ERA: 9.0</small>	2.0 L 8 0.00	3 5 3 1	1 0 0 0	0 0 20 33	27.00 4.000	1.0 S 3 0	0 0 0 2	0 0 0 0	0 0 9 11	0.00 0.000	1.0 H 3 0	0 0 0 0	0 0 0 0	0 0 2 11	0.00 0.000							

AB	33
R	6
H	6
RBI	6
BB	6
SO	10
LOB	20



Batter	1	2	3	4	5	6	7	8	9	AB	R	H	RBI	BB	SO	LOB	TOP																		
72 Jaff Decker, L OBP: 0.364, SLG: 0.700 (1, 8)	F8		G4-6-3		G3		F9		G3	4	1	2	1	1	0	1	San Diego Padres @ Cincinnati Reds Goodyear Ballpark, Goodyear, AZ Wed Mar 07 2012, 3:08 PM - 5:44 PM EST Att. 1,643 - Partly Cloudy - 63 F																		
47 Jeremy Hermida, L OBP: 0.500, SLG: 0.750 93 Luis Domorumo, L (5, 9)	HR		G4-6-3		G4-3		F9		G3	3	1	1	1	0	0	3																			
23 Yonder Alonso, L OBP: 0.300, SLG: 0.490 98 Nate Freiman, R (6, 3)	L4				F8		K		SF9	3	0	1	0	0	0	0																			
88 Kyle Blanks, R OBP: 0.300, SLG: 0.222 91 Rey Fuentes, L (6, PR)	F7				K		K		K	2	0	0	0	1	1	1																			
4 Nick Hundley, R OBP: 0.333, SLG: 0.833 78 Jason Hagerty, S OBP: 0.750, SLG: 1.500 (1, 2)					F7		HR			3	1	1	2	0	0	1																			
12 Yasmani Grandal, S OBP: 0.333, SLG: 0.444 (1, 10)	F8				K		HR			4	0	1	0	0	2	4																			
70 Jedd Gyorko, R OBP: 0.300, SLG: 0.300 (1, 5)	G6-3									4	1	2	0	0	0	0																			
60 Jeudy Valdez, R OBP: 0.429, SLG: 0.571 Drew Cumberland, L (8, PH)										3	0	1	0	0	0	2																			
3 Andy Parrino, S OBP: 0.200, SLG: 0.200 (1, 4)										4	0	1	0	0	0	5																			
Inning Stats	R: 1 E: 0 K: 0 S: 4	H: 1 LOB: 0 BB: 0 P: 4	R: 0 E: 0 K: 0 S: 3	H: 0 LOB: 0 BB: 0 P: 3	R: 0 E: 0 K: 0 S: 3	H: 1 LOB: 1 BB: 1 P: 7	R: 0 E: 0 K: 2 S: 8	H: 1 LOB: 1 BB: 0 P: 8	R: 1 E: 0 K: 0 S: 5	H: 2 LOB: 1 BB: 0 P: 5	R: 2 E: 0 K: 0 S: 7	H: 3 LOB: 2 BB: 1 P: 13	R: 0 E: 0 K: 2 S: 8	H: 1 LOB: 3 BB: 2 P: 17	R: 0 E: 0 K: 0 S: 2	H: 0 LOB: 0 BB: 1 P: 6		R: 1 E: 0 K: 1 S: 6	H: 1 LOB: 0 BB: 0 P: 6	1B: 5 2B: 3 3B: 0 HR: 2	SF: 1 SAC: 0 DP: 2 HBP: 0	WP: 1 PB: 0 SB: 1 CS: 0	PA: 40												
PITCHER	IP	WLS	BF	H	R	ER	SO	BB	IBB	HBP	BLK	WP	HR	S	P	ERA	WHIP	PITCHER	IP	WLS	BF	H	R	ER	SO	BB	IBB	HBP	BLK	WP	HR	S	P	ERA	WHIP
61 Bronson Arroyo, R ERA: 3.0 (1, 1)	3.0	L	11	2	1	1	0	1	0	0	0	0	1	10	14	3.00	1.000	65 Kanekoa Teixeira, R ERA: 13.5 (9, 1)	1.0		4	1	1	1	1	0	0	0	0	0	6	6	9.00	1.000	
33 Jose Arredondo, R ERA: 3.0 (4, 1)	2.0		9	3	1	1	2	0	0	0	0	0	0	13	13	4.50	1.500																		
58 Ron Mahay, L ERA: 18.0 (6, 1)	1.0		7	3	2	2	0	1	0	0	0	0	1	7	13	18.00	4.000																		
40 Nick Masset, R ERA: (7, 1)	0.2		5	1	0	0	1	2	0	0	0	1	0	5	14	0.00	4.500																		
66 Logan Ondrusek, R ERA: (7, 1)	1.1		4	0	0	0	1	1	0	0	0	0	0	5	9	0.00	0.750																		

Batter	1	2	3	4	5	6	7	8	9	AB	R	H	RBI	BB	SO	LOB	BOTTOM																		
4 Brandon Phillips, R OBP: 0.286, SLG: 0.429 9 Willie Harris, L OBP: 0.364, SLG: 0.222 (1, 4)	K				G4-3				G6-3	2	0	0	0	0	1	0	San Diego Padres @ Cincinnati Reds Goodyear Ballpark, Goodyear, AZ Wed Mar 07 2012, 3:08 PM - 5:44 PM EST Att. 1,643 - Partly Cloudy - 63 F																		
2 Zack Cozart, R OBP: 0.429, SLG: 0.500 15 Wilson Valdez, R OBP: 0.333, SLG: 0.250 (1, 6)	BB				G5-3				F8	1	0	0	0	1	0	0																			
19 Joey Votto, L OBP: 0.286, SLG: 0.429 73 Donald Lutz, L OBP: 0.429, SLG: 1.000 (1, 3)	K				G5-3				K	2	0	0	0	0	1	1																			
27 Scott Rolen, R OBP: 0.571, SLG: 0.714 25 Juan Francisco, L OBP: 0.200, SLG: 0.200 (1, 5)	CS								K	2	0	1	0	0	1	0																			
32 Jay Bruce, L OBP: 0.714, SLG: 1.000 23 Denis Phipps, R OBP: 0.222, SLG: 0.667 (1, 9)									K	2	0	1	0	0	0	1																			
48 Ryan Ludwick, R OBP: 0.222, SLG: 0.125 70 Daryl Jones, L OBP: 0.200, SLG: 0.200 (1, 7)									K	1	0	0	0	1	1	1																			
6 Drew Stubbs, R OBP: 0.667, SLG: 0.857 67 Kristopher Negrón, R OBP: 0.250, SLG: 0.143 (1, 8)									K	1	0	0	0	1	1	0																			
39 Devin Mesoraco, R OBP: 0.167, SLG: 0.167 37 Corky Miller, R OBP: 0.200, SLG: 0.800 (1, 2)									K	1	0	0	0	0	0	0																			
77 Brian Esposito, R (1, 10)									P6	2	0	0	0	0	2	3																			
78 Tucker Barnhart, L (8, PH)										1	0	0	0	0	0	0																			
Inning Stats	R: 0 E: 0 K: 2 S: 6	H: 0 LOB: 0 BB: 1 P: 11	R: 0 E: 0 K: 2 S: 7	H: 1 LOB: 0 BB: 0 P: 8	R: 0 E: 0 K: 2 S: 7	H: 0 LOB: 0 BB: 0 P: 7	R: 0 E: 0 K: 0 S: 3	H: 0 LOB: 0 BB: 0 P: 3	R: 0 E: 0 K: 1 S: 6	H: 1 LOB: 3 BB: 2 P: 14	R: 0 E: 0 K: 2 S: 8	H: 1 LOB: 2 BB: 1 P: 12	R: 0 E: 0 K: 1 S: 5	H: 0 LOB: 0 BB: 0 P: 5	R: 0 E: 0 K: 0 S: 3	H: 0 LOB: 0 BB: 0 P: 3	R: 0 E: 0 K: 3 S: 9	H: 0 LOB: 0 BB: 0 P: 9	1B: 1 2B: 2 3B: 0 HR: 0	SF: 0 SAC: 0 DP: 0 HBP: 0	WP: 0 PB: 0 SB: 0 CS: 1	PA: 33													
PITCHER	IP	WLS	BF	H	R	ER	SO	BB	IBB	HBP	BLK	WP	HR	S	P	ERA	WHIP	PITCHER	IP	WLS	BF	H	R	ER	SO	BB	IBB	HBP	BLK	WP	HR	S	P	ERA	WHIP
52 Cory Luebke, L ERA: (1, 1)	2.0	W	6	1	0	0	4	1	0	0	0	0	0	10	10	0.00	0.000	40 Erik Hamren, R ERA: (8, 1)	1.0		3	0	0	0	0	0	0	0	0	3	3	0.00	0.000		
68 Casey Kelly, R ERA: (3, 1)	2.0	H	6	0	0	0	2	0	0	0	0	0	0	10	10	0.00	0.000	58 Brad Brach, R ERA: 9.0 (9, 1)	1.0		3	0	0	0	3	0	0	0	0	9	9	0.00	0.000		
34 Andrew Cashner, R ERA: (5, 1)	1.0	H	6	1	0	0	1	2	0	0	0	0	0	6	14	0.00	3.000																		
86 Dale Thayer, R ERA: (6, 1)	1.0		5	1	0	0	2	1	0	0	0	0	0	8	12	0.00	2.000																		
82 Matt Palmer, R ERA: 4.5 (7, 1)	1.0		3	0	0	0	1	0	0	0	0	0	0	5	5	0.00	0.000																		

AB	34
R	5
H	10
RBI	5
BB	5
SO	5
LOB	20

AB	28
R	0
H	3
RBI	0
BB	4
SO	13
LOB	13



Batter	1	2	3	4	5	6	7	8	9	AB	R	H	RBI	BB	SO	LOB	TOP									
3 Chris Vataika, R OBP: 0.400, SLG: 0.400 74 Henry Alejandro Rodriguez, R OBP: 0.556, SLG: 0.429										3	0	1	0	0	1	1	Cincinnati Reds @ Milwaukee Brewers Maryvale Baseball Park, Phoenix, AZ Thu Mar 08 2012, 3:07 PM - 6:00 PM EST Att: 4,190 - Sunny - 65 F									
7 Paul Janish, R OBP: 0.357, SLG: 0.273 68 Didi Gregorius, L OBP: 0.429, SLG: 0.857										3	1	1	1	0	1	1										
28 Chris Heisey, R OBP: 0.368, SLG: 0.455 70 Daryl Jones, L OBP: 0.429, SLG: 0.429										3	1	1	1	0	1	1										
25 Juan Francisco, L OBP: 0.200, SLG: 0.500										5	1	1	2	0	2	4										
43 Miguel Cairo, R OBP: 0.333, SLG: 0.444 69 Neftali Soto, R OBP: 0.222, SLG: 0.556										2	0	1	0	0	0	0										
23 Denis Phipps, R OBP: 0.417, SLG: 0.727 16 Ryan LaMarre, R										2	1	2	0	0	0	0										
21 Todd Frazier, R OBP: 0.375, SLG: 0.875 73 Donald Lutz, L										3	1	1	1	0	0	3										
29 Ryan Hanigan, R OBP: 0.250, SLG: 0.250 30 Dioner Navarro, S OBP: 0.200, SLG: 0.444 77 Brian Esposito, R										2	0	1	0	0	0	2										
67 Kristopher Negrón, R OBP: 0.300, SLG: 0.125 27 Mike Costanzo, L OBP: 0.500, SLG: 2.000										1	0	0	0	0	0	1										
Inning Stats	R: 0 E: 0 K: 3 S: 9	H: 0 LOB: 0 BB: 0 P: 9	R: 2 E: 1 K: 1 S: 8	H: 3 LOB: 1 BB: 0 P: 8	R: 0 E: 0 K: 1 S: 6	H: 1 LOB: 1 BB: 0 P: 6	R: 0 E: 0 K: 0 S: 3	H: 1 LOB: 1 BB: 0 P: 5	R: 4 E: 0 K: 0 S: 8	H: 4 LOB: 1 BB: 0 P: 13	R: 1 E: 0 K: 2 S: 6	H: 3 LOB: 2 BB: 0 P: 6	R: 0 E: 0 K: 2 S: 7	H: 0 LOB: 0 BB: 0 P: 7	R: 0 E: 0 K: 0 S: 3	H: 0 LOB: 0 BB: 0 P: 3		R: 1 E: 0 K: 1 S: 7	H: 2 LOB: 1 BB: 0 P: 7	1B: 8 2B: 3 3B: 2 HR: 2	SF: 0 SAC: 0 DP: 1 HBP: 2	WP: 2 PB: 0 SB: 1 CS: 0	PA: 42			
PITCHER	IP	WLS	BF	H	R	ER	SO	BB	IBB	HBP	BLK	WP	HR	S	P	ERA	WHIP									
13 Zack Greinke, R ERA: 2.25 40 Jose Veras, R ERA: 10.8 63 Frankie De La Cruz, R ERA: 10.8 48 Tim Lillard, R ERA: 3.38 58 Mike McClendon, R ERA:	2.0		9	3	2	1	4	0	0	0	0	0	0	0	17	17	4.50	1.500								
97 Victor Garate, L ERA: 9.0	1.0		5	2	1	1	1	0	0	0	0	0	0	7	7	9.00	2.000									

Batter	1	2	3	4	5	6	7	8	9	AB	R	H	RBI	BB	SO	LOB	BOTTOM									
23 Rickie Weeks Jr., R OBP: 0.600, SLG: 0.667 5 Taylor Green, L OBP: 0.500, SLG: 0.500										1	1	1	0	1	0	0	Cincinnati Reds @ Milwaukee Brewers Maryvale Baseball Park, Phoenix, AZ Thu Mar 08 2012, 3:07 PM - 6:00 PM EST Att: 4,190 - Sunny - 65 F									
2 Nyjer Morgan, L OBP: 0.091, SLG: 0.091 65 Jeff Bianchi, R OBP: 0.200, SLG: 0.200										3	0	0	0	0	2	2										
8 Ryan Braun, R OBP: 0.167, SLG: 0.667 7 Norichika Aoki, L OBP: 0.286, SLG: 0.385										2	1	1	2	0	0	1										
16 Aramis Ramirez, R 3 Cesar Izturis, S OBP: 0.333, SLG: 0.250										2	0	0	0	0	0	1										
24 Mat Gamel, L OBP: 0.200, SLG: 0.500 12 Martin Maldonado, R										3	2	2	1	0	0	0										
11 Alex Gonzalez, R OBP: 0.300, SLG: 0.600 54 Caleb Gindl, L OBP: 0.500, SLG: 0.833										2	0	1	0	0	0	0										
20 Jonathan Lucroy, R OBP: 0.571, SLG: 0.657 66 Brock Keldgaard, R										3	0	1	0	0	0	1										
14 Brooks Conrad, S OBP: 0.273, SLG: 0.111										3	0	1	0	1	0	0										
27 Carlos Gómez, R OBP: 0.200, SLG: 0.200 22 Logan Schafer, L OBP: 0.286, SLG: 0.500										2	0	0	0	0	0	1										
Inning Stats	R: 0 E: 0 K: 0 S: 4	H: 1 LOB: 1 BB: 0 P: 4	R: 1 E: 0 K: 0 S: 7	H: 2 LOB: 1 BB: 0 P: 7	R: 2 E: 0 K: 0 S: 4	H: 1 LOB: 0 BB: 1 P: 9	R: 0 E: 0 K: 0 S: 3	H: 1 LOB: 0 BB: 0 P: 4	R: 0 E: 0 K: 0 S: 3	H: 0 LOB: 0 BB: 0 P: 3	R: 3 E: 0 K: 0 S: 8	H: 4 LOB: 3 BB: 1 P: 13	R: 0 E: 0 K: 1 S: 5	H: 1 LOB: 0 BB: 0 P: 6	R: 0 E: 0 K: 0 S: 4	H: 1 LOB: 1 BB: 0 P: 4		1B: 6 2B: 2 3B: 0 HR: 3	SF: 0 SAC: 0 DP: 0 HBP: 0	WP: 0 PB: 0 SB: 1 CS: 2	PA: 38					
PITCHER	IP	WLS	BF	H	R	ER	SO	BB	IBB	HBP	BLK	WP	HR	S	P	ERA	WHIP									
44 Mike Leake, R ERA: 4.5 51 Sean Marshall, L ERA: 18.0 53 Carlos Fisher, R ERA: 62 Jordan Smith, R ERA: 13.5 64 Sean Gallagher, R ERA:	2.0		5	3	1	1	0	1	0	0	0	0	0	1	4	9	18.00	2.000								
	2.0	W	6	1	0	0	0	0	0	0	0	0	0	6	7	0.00	0.500									
	1.0		8	4	3	3	0	1	0	0	0	0	1	8	13	27.00	5.000									
	3.0	S	10	2	0	0	1	0	0	0	0	0	0	12	13	0.00	0.667									

Batter	1	2	3	4	5	6	7	8	9	AB	R	H	RBI	BB	SO	LOB	TOP										
4 Brandon Phillips, R OBP: 0.300, SLG: 0.400 74 Henry Alejandro Rodriguez, S OBP: 0.545, SLG: 0.444	F9		G6-4-3				1B		P5	3	0	1	0	0	0	1	Cincinnati Reds @ San Francisco Giants Scottsdale Stadium, Scottsdale, AZ Fri Mar 09 2012, 3:07 PM - 5:44 PM EST Att: 10,435 - Sunny - 71 F										
2 Zack Cozart, R OBP: 0.400, SLG: 0.444 15 Wilson Valdez, R OBP: 0.455, SLG: 0.444	K		1B		F7		1B		BB	3	0	1	0	0	1	2											
48 Ryan Ludwick, R OBP: 0.250, SLG: 0.273 3 Danny Dorn, L OBP: 0.500, SLG: 1.000	2B		FC6-4		F4		2B		BB	3	0	1	0	0	3	3											
25 Juan Francisco, L OBP: 0.231, SLG: 0.452 3 Chris Valaika, R OBP: 0.286, SLG: 0.286	K				F9		G1-3		K	3	0	1	1	0	1	1											
28 Chris Heisey, R OBP: 0.313, SLG: 0.385 70 Daryl Jones, L OBP: 0.333, SLG: 0.333	K				F7		K		K	2	0	0	0	1	1	2											
43 Miguel Cairo, R OBP: 0.417, SLG: 0.455 43 Miguel Rojas, R (8, PH)	1B				HBP		F8		F9	2	0	1	0	0	0	0											
21 Todd Frazier, R OBP: 0.375, SLG: 0.857 27 Mike Costanzo, L OBP: 0.333, SLG: 1.333	K				K		HR		K	3	1	1	1	0	2	3											
39 Devin Mesoraco, R OBP: 0.111, SLG: 0.111 77 Brian Esposito, R OBP: 0.333, SLG: 0.333	F8				P5		K		1B	3	0	0	0	0	1	3											
23 Denis Phipps, R OBP: 0.429, SLG: 0.667 67 Kristopher Negron, R OBP: 0.250, SLG: 0.100					E4		G6-3		FC4-6	1	1	0	0	0	0	0											
					1B					2	0	0	0	0	0	1											
Inning Stats	R: 0 E: 0 K: 2 S: 8	H: 1 LOB: 1 BB: 0 P: 8	R: 0 E: 0 K: 2 S: 8	H: 1 LOB: 1 BB: 0 P: 9	R: 0 E: 0 K: 0 S: 3	H: 1 LOB: 1 BB: 0 P: 4	R: 0 E: 0 K: 1 S: 5	H: 0 LOB: 2 BB: 1 P: 10	R: 1 E: 0 K: 0 S: 6	H: 2 LOB: 2 BB: 0 P: 6	R: 0 E: 0 K: 2 S: 9	H: 2 LOB: 2 BB: 0 P: 9	R: 0 E: 0 K: 1 S: 6	H: 1 LOB: 1 BB: 0 P: 6	R: 1 E: 0 K: 2 S: 8	H: 1 LOB: 1 BB: 1 P: 12		1B: 6 2B: 3 3B: 0 HR: 1	SF: 0 SAC: 0 DP: 1 HBP: 2	WP: 0 PB: 0 SB: 1 CS: 0	PA: 41						
PITCHER	IP	WLS	BF	H	R	ER	SO	BB	IBB	HBP	BLK	WP	HR	S	P	ERA		WHIP									
18 Matt Cain, R ERA: 2.25	3.0	W	12	3	0	0	4	0	0	1	0	0	0	19	21	0.00	1.000										
62 Brian Burres, L ERA: 2.25	3.0	H	15	3	2	1	2	1	0	1	0	0	1	17	22	3.00	1.333										
49 Javier López, L ERA: 2.25	1.0	H	5	2	0	0	2	0	0	0	0	0	0	9	9	0.00	2.000										
46 Santiago Casilla, R ERA: 3.0	1.0	H	4	1	0	0	1	0	0	0	0	0	0	6	6	0.00	1.000										
60 Heath Hembree, R ERA: 3.0	1.0		5	1	1	1	2	1	0	0	0	0	0	8	12	9.00	2.000										

Batter	1	2	3	4	5	6	7	8	9	AB	R	H	RBI	BB	SO	LOB	BOTTOM										
53 Melky Cabrera, S OBP: 0.588, SLG: 1.294 10 Gary Brown, R OBP: 0.125, SLG: 0.125	F8		HR		1B		F8			3	2	2	2	0	0	0	Cincinnati Reds @ San Francisco Giants Scottsdale Stadium, Scottsdale, AZ Fri Mar 09 2012, 3:07 PM - 5:44 PM EST Att: 10,435 - Sunny - 71 F										
21 Freddy Sanchez, R OBP: 0.250, SLG: 0.250	K		F8		1B		P4			4	0	1	0	0	1	0											
48 Pablo Sandoval, S OBP: 0.250, SLG: 0.287 85 Chris Dominguez, R OBP: 0.250, SLG: 0.250	K				1B		G5-3			3	0	1	1	0	1	0											
28 Buster Posey, R OBP: 0.273, SLG: 0.455 63 Jackson Williams, R OBP: 0.273, SLG: 0.455	F9				1B		F8			1	0	0	0	0	0	0											
6 Brett Pill, R OBP: 0.364, SLG: 0.700	G6-3				2B		F8			3	1	1	0	0	0	2											
17 Aubrey Huff, L OBP: 0.313, SLG: 0.429 51 Justin Christian, R OBP: 0.250, SLG: 0.250	F7				1B		G3			3	0	0	0	0	0	3											
12 Nate Schierholtz, L OBP: 0.420, SLG: 0.429 9 Brandon Belt, L OBP: 0.421, SLG: 0.778	G4-3				1B		2B			2	0	1	1	0	0	0											
13 Joaquin Arias, R OBP: 0.273, SLG: 0.400 66 Joe Panik, L OBP: 0.750, SLG: 1.250	G5-3				1B		F8			3	0	1	0	0	0	1											
35 Brandon Crawford, L OBP: 0.500, SLG: 0.384 52 Ehire Adrianza, S ERA: 6.0					1B		G3-4			2	1	0	0	1	0	3											
					BB					0	0	0	0	0	0	0											
Inning Stats	R: 0 E: 0 K: 2 S: 7	H: 0 LOB: 0 BB: 0 P: 7	R: 0 E: 0 K: 0 S: 3	H: 0 LOB: 0 BB: 0 P: 3	R: 2 E: 0 K: 0 S: 5	H: 1 LOB: 0 BB: 1 P: 9	R: 2 E: 0 K: 0 S: 7	H: 4 LOB: 2 BB: 0 P: 8	R: 1 E: 0 K: 0 S: 6	H: 3 LOB: 2 BB: 0 P: 6	R: 0 E: 0 K: 0 S: 4	H: 1 LOB: 1 BB: 0 P: 4	R: 0 E: 0 K: 0 S: 3	H: 0 LOB: 0 BB: 0 P: 3	R: 1 E: 0 K: 1 S: 6	H: 1 LOB: 0 BB: 0 P: 10		1B: 6 2B: 2 3B: 0 HR: 2	SF: 0 SAC: 0 DP: 1 HBP: 1	WP: 0 PB: 0 SB: 1 CS: 0	PA: 35						
PITCHER	IP	WLS	BF	H	R	ER	SO	BB	IBB	HBP	BLK	WP	HR	S	P	ERA		WHIP									
54 Aroldis Chapman, L ERA: 2.25	2.0	L	12	5	4	4	0	1	0	0	0	0	1	12	17	18.00	3.000										
81 Daniel Corcino, R ERA: 4.5	2.0		10	4	1	1	0	0	0	0	0	0	0	10	10	4.50	2.000										
75 Clayton Tanner, L ERA: 6.0	1.0		3	0	0	0	0	0	0	0	0	0	0	3	3	0.00	0.000										
52 Chad Reineke, R ERA: 6.0	1.0		4	1	1	1	1	0	0	1	0	0	1	6	10	9.00	1.000										

AB	37
R	3
H	10
RBI	3
BB	2
SO	11
LOB	24



AB	33
R	6
H	10
RBI	6
BB	1
SO	3
LOB	13



livebaseballscores.com

livebaseballscores.com

Batter	1	2	3	4	5	6	7	8	9	AB	R	H	RBI	BB	SO	LOB	TOP								
1 Jarrod Dyson, L (1.8) 26 Derrick Robinson, S (6.8) OBP: 0.222, SLG: 0.222 OBP: 0.571, SLG: 0.950	G6-3			G3-1		B2-3		F7		3	0	0	0	0	0	0									
9 Johnny Givonella, R (1.4) 78 Anthony Seratelli, S (6.4)	G1-3			G6-3				K		3	0	1	0	0	0	0									
35 Eric Hosmer, L (1.10) OBP: 0.333, SLG: 0.308	F8					G4-3			G6-3	3	0	0	0	1	0	1									
4 Alex Gordon, L (1.7) 18 David Lough, L (6.7) OBP: 0.429, SLG: 0.667 OBP: 0.500, SLG: 0.750										2	0	1	0	0	1	1									
13 Salvador Perez, R (1.2) 66 Cody Clark, R (6.2) OBP: 0.250, SLG: 0.333										2	0	0	0	0	0	1									
25 Clint Robinson, L (1.3) 65 Max Ramirez, R (6.3) OBP: 0.286, SLG: 0.167 OBP: 0.636, SLG: 1.625										2	0	0	0	0	0	1									
6 Lorenzo Cain, R (1.9) 70 Wil Myers, R (6.9) OBP: 0.583, SLG: 0.909 OBP: 0.273, SLG: 0.273										1	0	1	0	1	0	0									
24 Kevin Kouzmanoff, R (1.5) 64 Irving Falu, S (6.5) OBP: 0.375, SLG: 0.625 OBP: 0.400, SLG: 0.700										2	0	0	0	0	1	2									
2 Alcides Escobar, R (1.6) 19 Tony Abreu, S (6.6) OBP: 0.111, SLG: 0.333 OBP: 0.429, SLG: 0.333										2	0	0	0	0	0	0									
Inning Stats	R: 0 E: 0 K: 0 S: 3	H: 0 LOB: 0 BB: 0 P: 3	R: 0 E: 0 K: 0 S: 3	H: 1 LOB: 0 BB: 0 P: 3	R: 0 E: 0 K: 0 S: 2	H: 0 LOB: 0 BB: 1 P: 6	R: 0 E: 0 K: 1 S: 5	H: 0 LOB: 1 BB: 1 P: 9	R: 0 E: 0 K: 1 S: 6	H: 1 LOB: 0 BB: 0 P: 6	R: 0 E: 0 K: 0 S: 4	H: 1 LOB: 1 BB: 0 P: 4	R: 1 E: 0 K: 0 S: 4	H: 1 LOB: 0 BB: 0 P: 4	R: 0 E: 0 K: 2 S: 8	H: 1 LOB: 1 BB: 0 P: 8	R: 0 E: 0 K: 1 S: 6	H: 1 LOB: 1 BB: 0 P: 7	1B: 4 2B: 1 3B: 1 HR: 0	SF: 1 SAC: 0 DP: 2 HBP: 0	WP: 0 PB: 0 SB: 0 CS: 0	PA: 33			
PITCHER	IP	WLS	BF	H	R	ER	SO	BB	IBB	HBP	BLK	WP	HR	S	P	ERA	WHIP								
34 Homer Bailey, R (1.1) ERA: 5.4	3.0		9	1	0	0	0	1	0	0	0	0	0	8	12	0.00	0.667								
56 Josh Judy, R (4.1) ERA: 6.0	2.0	W	8	1	0	0	2	1	0	0	0	0	0	11	15	0.00	1.000								
76 Pedro Villarreal, R (6.1) ERA: 4.5	2.0		8	2	1	1	0	0	0	0	0	0	0	8	8	4.50	1.000								
50 Andrew Brackman, R (8.1) ERA: 6.0	1.0		4	1	0	0	2	0	0	0	0	0	0	8	8	0.00	1.000								
80 Nick Christiani, R (9.1) ERA: 4.5	1.0		4	1	0	0	1	0	0	0	0	0	0	6	7	0.00	1.000								

Kansas City Royals @ Cincinnati Reds
 Goodyear Ballpark, Goodyear, AZ
 Fri Mar 09 2012, 3:07 PM - 5:28 PM EST
 Att: 2,105 - Sunny - 77 F

livebaseballscores.com

AB 30
R 1
H 6
RBI 1
BB 2
SO 5
LOB 10




Batter	1	2	3	4	5	6	7	8	9	AB	R	H	RBI	BB	SO	LOB	BOTTOM								
6 Drew Stubbs, R (1.8) 16 Ryan LaMarre, R (5.8) OBP: 0.545, SLG: 0.667	F9			K						2	0	0	0	0	1	0									
9 Willie Harris, L (1.4) 2 Brodie Greene, R (5.4) Cody Puckett, R (7.4) OBP: 0.308, SLG: 0.182 OBP: 1.000, SLG: 1.000	K			G4-3				FC5-4		2	0	0	0	0	1	0									
19 Joey Votto, L (1.3) 69 Neftali Soto, R (6.3) OBP: 0.333, SLG: 0.444 OBP: 0.273, SLG: 0.500	K								F8	2	1	1	0	0	1	0									
32 Jay Bruce, L (1.9) 9 Felix Perez, L (6.9) OBP: 0.667, SLG: 0.875										2	1	1	0	0	1	0									
27 Scott Rolen, R (1.5) 31 David Vidal, R (6.5) OBP: 0.556, SLG: 0.667										2	1	1	1	0	1	0									
73 Donald Lutz, L (1.7) 41 Josh Fellhauer, L (6.7) OBP: 0.167, SLG: 0.364										2	1	1	3	0	1	0									
30 Dioner Navarro, S (1.10) 78 Tucker Barnhart, L (7.10) OBP: 0.167, SLG: 0.364										2	0	0	0	0	0	0									
29 Ryan Hanigan, R (1.2) 37 Corky Miller, R (6.2) OBP: 0.200, SLG: 0.200 OBP: 0.333, SLG: 0.833										2	0	0	0	0	0	0									
7 Paul Janish, R (1.6) 68 Didi Gregorius, L (6.6) OBP: 0.313, SLG: 0.231 OBP: 0.375, SLG: 0.750										2	0	0	0	0	1	0									
Inning Stats	R: 0 E: 0 K: 2 S: 7	H: 0 LOB: 0 BB: 0 P: 7	R: 0 E: 0 K: 3 S: 9	H: 0 LOB: 0 BB: 0 P: 9	R: 0 E: 0 K: 0 S: 3	H: 0 LOB: 0 BB: 0 P: 3	R: 4 E: 0 K: 1 S: 10	H: 4 LOB: 0 BB: 0 P: 11	R: 1 E: 0 K: 2 S: 9	H: 1 LOB: 2 BB: 2 P: 17	R: 0 E: 0 K: 1 S: 5	H: 0 LOB: 0 BB: 0 P: 5	R: 0 E: 0 K: 1 S: 6	H: 1 LOB: 1 BB: 0 P: 6	R: 0 E: 0 K: 1 S: 5	H: 0 LOB: 0 BB: 0 P: 5	1B: 5 2B: 0 3B: 0 HR: 1	SF: 0 SAC: 0 DP: 0 HBP: 0	WP: 0 PB: 0 SB: 1 CS: 0	PA: 32					
PITCHER	IP	WLS	BF	H	R	ER	SO	BB	IBB	HBP	BLK	WP	HR	S	P	ERA	WHIP								
23 Danny Duffy, L (1.1) ERA: 9.0	2.0	L	10	4	4	4	1	0	0	0	0	0	1	13	14	18.00	2.000								
33 Chris Dwyer, L (5.1) ERA: 3.0	1.0		6	1	1	1	2	2	0	0	0	0	0	9	17	9.00	3.000								
53 Will Smith, L (6.1) ERA: 9.0	2.0		7	1	0	0	2	0	0	0	0	0	0	11	11	0.00	0.500								
56 Greg Holland, R (8.1) ERA: 9.0	1.0		3	0	0	0	1	0	0	0	0	0	0	5	5	0.00	0.000								

Kansas City Royals @ Cincinnati Reds
 Goodyear Ballpark, Goodyear, AZ
 Fri Mar 09 2012, 3:07 PM - 5:28 PM EST
 Att: 2,105 - Sunny - 77 F

livebaseballscores.com

AB 30
R 5
H 6
RBI 5
BB 2
SO 11
LOB 5



Batter	1	2	3	4	5	6	7	8	9	AB	R	H	RBI	BB	SO	LOB	TOP																					
24 Cameron Maybin, R (1, 8) OBP: 0.375, SLG: 0.450 72 Jaff Decker, L (5, 8) OBP: 0.440, SLG: 0.818										3	1	2	0	0	0	0																						
3 Andy Parrino, S (1, 4) OBP: 0.192, SLG: 0.423										5	2	1	1	0	1	2																						
15 Jesus Guzman, R (1, 7) OBP: 0.375, SLG: 0.318 95 Sawyer Carroll, L (5, PR) (5, 7)										3	1	2	0	0	1	0																						
88 Kyle Blanks, R (1, 10) OBP: 0.318, SLG: 0.450										5	0	2	1	0	2	1																						
22 James Darnell, R (1, 5) OBP: 0.269, SLG: 0.440										5	0	3	2	0	0	2																						
21 John Baker, L (1, 2) OBP: 0.273, SLG: 0.273 12 Yasmani Grandal, S (7, 2) OBP: 0.214, SLG: 0.286										4	1	1	1	0	1	3																						
Rymer Liriano, R (1, 9) OBP: 0.375, SLG: 0.467										4	1	2	1	0	1	2																						
89 Matt Clark, L (1, 3) OBP: 0.462, SLG: 0.923										4	1	1	2	0	0	3																						
60 Judy Valdez, R (1, 6) OBP: 0.400, SLG: 0.471 90 Cory Spangenberg, L (8, 4)										4	1	1	0	0	1	0																						
										0	0	0	0	0	0	0																						
Inning Stats	R: 1 E: 0 K: 1 S: 10	H: 3 LOB: 1 BB: 0 P: 13	R: 0 E: 0 K: 0 S: 3	H: 1 LOB: 0 BB: 0 P: 3	R: 0 E: 0 K: 1 S: 5	H: 0 LOB: 0 BB: 0 P: 5	R: 4 E: 0 K: 2 S: 13	H: 4 LOB: 0 BB: 0 P: 15	R: 3 E: 1 K: 2 S: 12	H: 4 LOB: 2 BB: 0 P: 12	R: 0 E: 0 K: 0 S: 3	H: 0 LOB: 0 BB: 0 P: 3	R: 0 E: 0 K: 1 S: 6	H: 1 LOB: 1 BB: 0 P: 6	R: 1 E: 0 K: 0 S: 5	H: 2 LOB: 1 BB: 0 P: 5	R: 0 E: 0 K: 0 S: 4	H: 1 LOB: 1 BB: 0 P: 4	1B: 11 2B: 3 3B: 0 HR: 2	SF: 0 SAC: 0 DP: 0 HBP: 0	WP: 0 PB: 0 SB: 0 CS: 2	PA: 42																
PITCHER	IP WLS BF H R ER SO BB IBB HBP BLK WP HR S P ERA WHIP																																					
54 Aroldis Chapman, L (1, 1) ERA: 2.57	3.0		11	4	1	1	2	0	0	0	0	0	0	0	1	18	21	3.00	1.333																			
33 Jose Arredondo, R (4, 1) ERA: 9.0	1.0	L	7	4	4	4	2	0	0	0	1	0	1	13	15	36.00	4.000																					
58 Ron Mahay, L (5, 1) ERA: 13.5	1.0		8	4	3	2	2	0	0	0	0	0	0	12	12	18.00	4.000																					
71 Kyle Lotzkar, R (6, 1) ERA:	1.0		3	0	0	0	0	0	0	0	0	0	0	3	3	0.00	0.000																					
75 Clayton Tanner, L (7, 1) ERA:	1.0		4	1	0	0	1	0	0	0	0	0	0	6	6	0.00	1.000																					

San Diego Padres @ Cincinnati Reds
Goodyear Ballpark, Goodyear, AZ
Wed Mar 14, 2012, 4:08 PM - 6:49 PM EDT
Att: 2,271 - Sunny - 75 F

AB	42
R	9
H	16
RBI	9
BB	0
SO	7
LOB	14



Batter	1	2	3	4	5	6	7	8	9	AB	R	H	RBI	BB	SO	LOB	BOTTOM																				
4 Brandon Phillips, R (1, 4) OBP: 0.263, SLG: 0.316 15 Wilson Valdez, R (7, 4) OBP: 0.350, SLG: 0.333										3	0	1	0	0	0	0																					
2 Zack Cozart, R (1, 6) OBP: 0.350, SLG: 0.421 68 Didi Gregorius, L (7, 6) OBP: 0.267, SLG: 0.500										3	0	0	0	0	1	2																					
28 Chris Heisey, R (1, 7) OBP: 0.251, SLG: 0.261 9 Willie Harris, L (6, PH) OBP: 0.333, SLG: 0.368										2	0	0	0	0	1	0																					
27 Scott Rolen, R (1, 5) OBP: 0.563, SLG: 0.714 3 Chris Valaika, R (6, PH) OBP: 0.357, SLG: 0.455										2	1	1	0	0	1	0																					
23 Denis Phipps, R (1, 8) OBP: 0.375, SLG: 0.545 P.J. Phillips, R (6, 8) OBP: 0.500, SLG: 0.500										2	1	1	0	0	0	0																					
70 Daryl Jones, L (1, 9) OBP: 0.383, SLG: 0.353 73 Donald Lutz, L (6, 9) OBP: 0.368, SLG: 0.737										2	0	1	0	0	1	2																					
21 Todd Frazier, R (1, 3) OBP: 0.360, SLG: 0.826 43 Miguel Cairo, R (6, 3) OBP: 0.389, SLG: 0.375										2	0	1	2	0	0	1																					
29 Ryan Hanigan, R (1, 2) OBP: 0.313, SLG: 0.267 77 Brian Esposito, R (7, 2) OBP: 0.333, SLG: 0.333										2	0	1	0	0	0	0																					
30 Dioner Navarro, S (1, 10) OBP: 0.200, SLG: 0.368										4	0	0	0	0	1	4																					
Inning Stats	R: 0 E: 0 K: 0 S: 3	H: 0 LOB: 0 BB: 0 P: 3	R: 2 E: 0 K: 2 S: 10	H: 3 LOB: 1 BB: 0 P: 11	R: 0 E: 0 K: 1 S: 5	H: 0 LOB: 0 BB: 0 P: 5	R: 0 E: 0 K: 1 S: 6	H: 1 LOB: 1 BB: 0 P: 6	R: 0 E: 0 K: 1 S: 6	H: 2 LOB: 2 BB: 0 P: 6	R: 0 E: 0 K: 2 S: 9	H: 2 LOB: 0 BB: 0 P: 9	R: 0 E: 0 K: 0 S: 4	H: 1 LOB: 1 BB: 0 P: 4	R: 2 E: 0 K: 0 S: 7	H: 4 LOB: 2 BB: 0 P: 7	R: 0 E: 0 K: 0 S: 3	H: 0 LOB: 0 BB: 0 P: 3	1B: 9 2B: 5 3B: 0 HR: 0	SF: 0 SAC: 0 DP: 1 HBP: 0	WP: 0 PB: 0 SB: 1 CS: 1	PA: 39															
PITCHER	IP WLS BF H R ER SO BB IBB HBP BLK WP HR S P ERA WHIP																																				
33 Clayton Richard, L (1, 1) ERA: 5.4	3.0		12	3	2	2	3	0	0	0	0	0	0	0	18	19	6.00	1.000																			
68 Casey Kelly, R (4, 1) ERA:	3.0	W	13	5	0	0	4	0	0	0	0	0	0	21	21	0.00	1.667																				
Jose De Paula, L (7, 1) ERA: 6.75	2.0		11	5	2	2	0	0	0	0	0	0	0	11	11	9.00	2.500																				
76 Brad Boxberger, R (9, 1) ERA: 21.6	1.0		3	0	0	0	0	0	0	0	0	0	0	3	3	0.00	0.000																				

San Diego Padres @ Cincinnati Reds
Goodyear Ballpark, Goodyear, AZ
Wed Mar 14, 2012, 4:08 PM - 6:49 PM EDT
Att: 2,271 - Sunny - 75 F

AB	39
R	4
H	13
RBI	4
BB	0
SO	7
LOB	18



Batter	1	2	3	4	5	6	7	8	9	AB	R	H	RBI	BB	SO	LOB	TOP			
4 Brandon Phillips, R OBP: 0.227, SLG: 0.273 68 Didi Gregorius, L OBP: 0.250, SLG: 0.467			G1-6-3		FC4-6			G1-3		3	0	0	0	0	1	1	<p>Cincinnati Reds @ Los Angeles Angels Tempe Diablo Stadium, Tempe, AZ Thu Mar 15 2012, 4:12 PM - 6:23 PM EDT Att: 9,337 - Sunny - 77 F</p>			
2 Zack Cozart, R OBP: 0.304, SLG: 0.364 3 Chris Valaika, R OBP: 0.333, SLG: 0.417	E1		E5		F8			L5		3	0	0	0	0	1	0				
28 Chris Heisey, R OBP: 0.207, SLG: 0.231 3 Danny Dorn, L OBP: 0.167, SLG: 0.333	1-3		P4		F8			F8		3	0	0	0	1	3	0				
43 Miguel Cairo, R OBP: 0.400, SLG: 0.389 73 Donald Lutz, L OBP: 0.333, SLG: 0.667	G5-3				23 2B E	1B		F8		2	1	1	0	0	1	0				
21 Todd Frazier, R OBP: 0.333, SLG: 0.760 9 Willie Harris, L OBP: 0.304, SLG: 0.333		P4			F7			B5-3		2	0	0	0	0	1	0				
23 Denis Phipps, R OBP: 0.407, SLG: 0.640 16 Ryan LaMarre, R OBP: 0.333, SLG: 0.333		15 G6-3 2B			15 G1-3 1H 2B			F9		3	0	2	0	0	0	0				
15 Wilson Valdez, R OBP: 0.333, SLG: 0.300 70 Daryl Jones, L OBP: 0.333, SLG: 0.333		G6-3			G1-3			K		2	0	0	0	0	2	0				
30 Dioner Navarro, S OBP: 0.182, SLG: 0.333 77 Brian Esposito, R OBP: 0.286, SLG: 0.286		G5-3			F9			G6-3		2	0	0	0	0	2	0				
29 Ryan Hanigan, R OBP: 0.316, SLG: 0.278					G6-3			G4-3		3	0	1	0	0	0	0				
Inning Stats	R: 0 E: 1 K: 2 S: 8	H: 0 LOB: 1 BB: 0 P: 9	R: 0 E: 0 K: 0 S: 4	H: 1 LOB: 1 BB: 0 P: 4	R: 0 E: 1 K: 0 S: 4	H: 0 LOB: 1 BB: 0 P: 4	R: 1 E: 1 K: 0 S: 5	H: 2 LOB: 1 BB: 0 P: 5	R: 0 E: 0 K: 1 S: 3	H: 0 LOB: 0 BB: 0 P: 3	R: 0 E: 0 K: 0 S: 3	H: 0 LOB: 0 BB: 0 P: 3	R: 0 E: 0 K: 0 S: 3	H: 0 LOB: 0 BB: 0 P: 3	R: 0 E: 0 K: 0 S: 3	H: 0 LOB: 0 BB: 0 P: 3	1B: 2 2B: 2 3B: 0 HR: 0	SF: 0 SAC: 0 DP: 0 HBP: 0	WP: 0 PB: 0 SB: 1 CS: 0	PA: 33
PITCHER	IP WLS BF H R ER SO BB IBB HBP BLK WP HR S P ERA WHIP	IP WLS BF H R ER SO BB IBB HBP BLK WP HR S P ERA WHIP	IP WLS BF H R ER SO BB IBB HBP BLK WP HR S P ERA WHIP	IP WLS BF H R ER SO BB IBB HBP BLK WP HR S P ERA WHIP	IP WLS BF H R ER SO BB IBB HBP BLK WP HR S P ERA WHIP	IP WLS BF H R ER SO BB IBB HBP BLK WP HR S P ERA WHIP	IP WLS BF H R ER SO BB IBB HBP BLK WP HR S P ERA WHIP	IP WLS BF H R ER SO BB IBB HBP BLK WP HR S P ERA WHIP	IP WLS BF H R ER SO BB IBB HBP BLK WP HR S P ERA WHIP	IP WLS BF H R ER SO BB IBB HBP BLK WP HR S P ERA WHIP	IP WLS BF H R ER SO BB IBB HBP BLK WP HR S P ERA WHIP	IP WLS BF H R ER SO BB IBB HBP BLK WP HR S P ERA WHIP	IP WLS BF H R ER SO BB IBB HBP BLK WP HR S P ERA WHIP	IP WLS BF H R ER SO BB IBB HBP BLK WP HR S P ERA WHIP	IP WLS BF H R ER SO BB IBB HBP BLK WP HR S P ERA WHIP	IP WLS BF H R ER SO BB IBB HBP BLK WP HR S P ERA WHIP	IP WLS BF H R ER SO BB IBB HBP BLK WP HR S P ERA WHIP			

Batter	1	2	3	4	5	6	7	8	9	AB	R	H	RBI	BB	SO	LOB	BOTTOM			
2 Erick Aybar, S OBP: 0.462, SLG: 0.625 98 Alberto Rosario, R OBP: 0.250, SLG: 0.250	48 1B	PO	F8		F9			L8		3	1	1	0	0	1	0	<p>Cincinnati Reds @ Los Angeles Angels Tempe Diablo Stadium, Tempe, AZ Thu Mar 15 2012, 4:12 PM - 6:23 PM EDT Att: 9,337 - Sunny - 77 F</p>			
47 Howie Kendrick, R OBP: 0.583, SLG: 0.900 39 Ryan Langerhans, L OBP: 0.474, SLG: 0.167	G5-3		G4-3		G4-3			K		2	0	0	0	1	1	0				
5 Albert Pujols, R OBP: 0.460, SLG: 0.895 31 Efran Navarro, L OBP: 0.200, SLG: 0.143	P3		G4-3		G1-3			F9		3	0	0	0	0	2	0				
48 Torii Hunter, R OBP: 0.364, SLG: 0.381 5 Tyson Auer, R	10 PO				K			K		3	0	1	1	0	2	0				
10 Vernon Wells, R OBP: 0.320, SLG: 0.409 20 Jean Segura, R OBP: 0.500, SLG: 0.467	PO				K			6 G4-3 17 2B		2	0	0	0	0	2	0				
6 Alberto Callaspo, S OBP: 0.455, SLG: 0.524 3 Jorge Cantu, R OBP: 0.333, SLG: 0.333		25 E 16 1B			G4-3			G4-3		3	1	1	0	0	1	0				
17 Chris Iannetta, R OBP: 0.263, SLG: 0.500 64 Chris Giovinazzo, R		G6-3			K			77 G6-3 2B		3	0	1	1	0	1	0				
25 Peter Bourjos, R OBP: 0.381, SLG: 0.444 77 Kole Calhoun, L OBP: 0.407, SLG: 0.500		E5						G6-3		1	0	0	0	1	1	0				
16 Hank Conger, L OBP: 0.333, SLG: 0.333 19 Alexi Amarista, L OBP: 0.421, SLG: 0.889		2 PO			K			G4-3		2	0	1	1	0	1	1				
Inning Stats	R: 1 E: 0 K: 0 S: 4	H: 2 LOB: 1 BB: 0 P: 4	R: 1 E: 1 K: 1 S: 7	H: 2 LOB: 1 BB: 0 P: 7	R: 0 E: 0 K: 2 S: 7	H: 0 LOB: 0 BB: 0 P: 7	R: 0 E: 0 K: 2 S: 7	H: 0 LOB: 1 BB: 1 P: 11	R: 0 E: 0 K: 1 S: 5	H: 0 LOB: 0 BB: 0 P: 5	R: 1 E: 0 K: 0 S: 5	H: 2 LOB: 2 BB: 0 P: 5	R: 0 E: 0 K: 1 S: 5	H: 0 LOB: 0 BB: 0 P: 5	R: 0 E: 0 K: 0 S: 5	H: 0 LOB: 0 BB: 0 P: 5	1B: 3 2B: 2 3B: 1 HR: 0	SF: 0 SAC: 0 DP: 1 HBP: 0	WP: 0 PB: 0 SB: 0 CS: 0	PA: 32
PITCHER	IP WLS BF H R ER SO BB IBB HBP BLK WP HR S P ERA WHIP	IP WLS BF H R ER SO BB IBB HBP BLK WP HR S P ERA WHIP	IP WLS BF H R ER SO BB IBB HBP BLK WP HR S P ERA WHIP	IP WLS BF H R ER SO BB IBB HBP BLK WP HR S P ERA WHIP	IP WLS BF H R ER SO BB IBB HBP BLK WP HR S P ERA WHIP	IP WLS BF H R ER SO BB IBB HBP BLK WP HR S P ERA WHIP	IP WLS BF H R ER SO BB IBB HBP BLK WP HR S P ERA WHIP	IP WLS BF H R ER SO BB IBB HBP BLK WP HR S P ERA WHIP	IP WLS BF H R ER SO BB IBB HBP BLK WP HR S P ERA WHIP	IP WLS BF H R ER SO BB IBB HBP BLK WP HR S P ERA WHIP	IP WLS BF H R ER SO BB IBB HBP BLK WP HR S P ERA WHIP	IP WLS BF H R ER SO BB IBB HBP BLK WP HR S P ERA WHIP	IP WLS BF H R ER SO BB IBB HBP BLK WP HR S P ERA WHIP	IP WLS BF H R ER SO BB IBB HBP BLK WP HR S P ERA WHIP	IP WLS BF H R ER SO BB IBB HBP BLK WP HR S P ERA WHIP	IP WLS BF H R ER SO BB IBB HBP BLK WP HR S P ERA WHIP	IP WLS BF H R ER SO BB IBB HBP BLK WP HR S P ERA WHIP			


AB	33
R	1
H	4
RBI	0
BB	0
SO	3
LOB	11



Batter	1	2	3	4	5	6	7	8	9	AB	R	H	RBI	BB	SO	LOB	TOP		
Dexter Fowler, S (1, 8) OBP: 0.125, SLG: 0.182 21 Tyler Colvin, L (6, 8) OBP: 0.387, SLG: 0.458	G6-3		K			K			1B	3	0	0	0	0	2	1			
18 Jonathan Herrera, S (1, 6) 26 Brendan Harris, R (7, 6) OBP: 0.455, SLG: 0.636 OBP: 0.421, SLG: 0.500	G3-1			G4-3			L6		1B	3	0	0	0	0	0	0			
5 Carlos González, L (1, 7) 12 Andrew Brown, R (7, 7) OBP: 0.286, SLG: 0.429 OBP: 0.385, SLG: 0.364	G4-3			G6-4-3 1B			L9		1B	3	0	1	0	0	0	0			
3 Michael Cuddyer, R (1, 9) 27 Tim Wheeler, L (7, 9) OBP: 0.455, SLG: 0.636 OBP: 0.421, SLG: 0.267		G5-3		G6-4-3 1B			G6-3		K	3	0	0	0	0	0	1			
58 Jordan Pacheco, R (1, 3) 73 Chad Tracy, R (8, PR) OBP: 0.542, SLG: 0.800 OBP: 0.278, SLG: 0.308		L9				F9		2B	1B	3	0	1	0	0	0	0			
55 Ramon Hernández, R (1, 2) 38 Wilkin Castillo, S (8, 2) OBP: 0.316, SLG: 0.389 OBP: 0.364, SLG: 0.455		G3				F8		G4-3	1B	3	0	0	0	0	0	1			
10 Chris Nelson, R (1, 10) OBP: 0.259, SLG: 0.333			K			F9		FC5-2		3	0	0	0	0	1	2			
16 Brandon Wood, R (1, 4) 9 DJ LeMahieu, R (8, 4) OBP: 0.259, SLG: 0.481 OBP: 0.286, SLG: 0.167			K			K		F9		3	0	0	0	0	2	2			
28 Nolan Arenado, R (1, 5) OBP: 0.200, SLG: 0.292						K		G6-3		3	0	1	0	0	1	0			
Inning Stats	R: 0 E: 0 K: 0 S: 3	H: 0 LOB: 0 BB: 0 P: 3	R: 0 E: 0 K: 0 S: 3	H: 0 LOB: 0 BB: 0 P: 3	R: 0 E: 0 K: 3 S: 10	H: 1 LOB: 1 BB: 0 P: 10	R: 0 E: 0 K: 0 S: 3	H: 1 LOB: 0 BB: 0 P: 3	R: 0 E: 0 K: 3 S: 9	H: 0 LOB: 0 BB: 0 P: 9	R: 0 E: 0 K: 0 S: 3	H: 0 LOB: 0 BB: 0 P: 3	R: 0 E: 0 K: 0 S: 4	H: 1 LOB: 2 BB: 0 P: 4	R: 3 E: 0 K: 1 S: 8	H: 4 LOB: 2 BB: 1 P: 12	1B: 5 2B: 2 3B: 0 HR: 0	SF: 0 SAC: 0 DP: 1 HBP: 0	WP: 0 PA: 33 PB: 0 SB: 0 CS: 0
PITCHER	IP WLS BF H R ER SO BB IBB HBP BLK WP HR S P ERA WHIP	IP WLS BF H R ER SO BB IBB HBP BLK WP HR S P ERA WHIP	IP WLS BF H R ER SO BB IBB HBP BLK WP HR S P ERA WHIP	IP WLS BF H R ER SO BB IBB HBP BLK WP HR S P ERA WHIP	IP WLS BF H R ER SO BB IBB HBP BLK WP HR S P ERA WHIP	IP WLS BF H R ER SO BB IBB HBP BLK WP HR S P ERA WHIP	IP WLS BF H R ER SO BB IBB HBP BLK WP HR S P ERA WHIP	IP WLS BF H R ER SO BB IBB HBP BLK WP HR S P ERA WHIP	IP WLS BF H R ER SO BB IBB HBP BLK WP HR S P ERA WHIP	IP WLS BF H R ER SO BB IBB HBP BLK WP HR S P ERA WHIP	IP WLS BF H R ER SO BB IBB HBP BLK WP HR S P ERA WHIP	IP WLS BF H R ER SO BB IBB HBP BLK WP HR S P ERA WHIP	IP WLS BF H R ER SO BB IBB HBP BLK WP HR S P ERA WHIP	IP WLS BF H R ER SO BB IBB HBP BLK WP HR S P ERA WHIP	IP WLS BF H R ER SO BB IBB HBP BLK WP HR S P ERA WHIP	IP WLS BF H R ER SO BB IBB HBP BLK WP HR S P ERA WHIP	IP WLS BF H R ER SO BB IBB HBP BLK WP HR S P ERA WHIP	IP WLS BF H R ER SO BB IBB HBP BLK WP HR S P ERA WHIP	IP WLS BF H R ER SO BB IBB HBP BLK WP HR S P ERA WHIP
55 Mat Latos, R (1, 1) ERA: 2.0	4.0 W 13 2 0 0 3 0 0 0 0 0 0 0 19 19 0.00 0.500	3.0 H 9 0 0 0 3 0 0 0 0 0 0 0 15 15 0.00 0.000	2.0 11 5 3 3 1 1 0 0 0 0 0 0 12 16 13.50 3.000																

Colorado Rockies @ Cincinnati Reds
Goodyear Ballpark, Goodyear, AZ
Fri Mar 16 2012, 10:07 PM - 12:28 AM EDT
Att. 6,700 - Clear - 79 F


AB 32
R 3
H 7
RBI 3
BB 1
SO 7
LOB 9



Batter	1	2	3	4	5	6	7	8	9	AB	R	H	RBI	BB	SO	LOB	BOTTOM		
6 Drew Stubbs, R (1, 8) OBP: 0.500, SLG: 0.647 23 Denis Phipps, R (7, 8) OBP: 0.429, SLG: 0.692	HBP	HR		B5-3			2B			2	1	1	3	0	0	0			
7 Paul Janish, R (1, 6) 68 Didi Gregorius, L (7, 6) OBP: 0.423, SLG: 0.350 OBP: 0.235, SLG: 0.438	P3	1B					F7			2	0	1	0	1	0	1			
19 Joey Votto, L (1, 3) 69 Neftali Soto, R (7, 3) OBP: 0.400, SLG: 0.533 OBP: 0.235, SLG: 0.375	K	E4					K			3	0	0	0	0	1	3			
27 Scott Rolen, R (1, 5) 25 Juan Francisco, L (7, 5) OBP: 0.526, SLG: 0.625 OBP: 0.217, SLG: 0.391	G5-3	BB					L9		G5-3	2	0	0	0	1	0	1			
32 Jay Bruce, L (1, 9) 73 Donald Lutz, L (7, 9) OBP: 0.545, SLG: 0.737 OBP: 0.318, SLG: 0.636		K					K		K2-3	2	1	0	0	1	2	3			
48 Ryan Ludwick, R (1, 7) 9 Willie Harris, L (7, 7) OBP: 0.240, SLG: 0.292 OBP: 0.292, SLG: 0.318		HR		F8			K		G4-3	3	1	1	0	0	1	0			
74 Henry Alejandro Rodríguez, S (7, 4) 67 Kristopher Negrón, R (7, 4) OBP: 0.400, SLG: 0.533 OBP: 0.286, SLG: 0.167		HR		G6-3			G3-1		BB	3	1	1	1	0	0	0			
39 Devin Mesoraco, R (1, 10) 70 Daryl Jones, L (8, PH) OBP: 0.111, SLG: 0.167 OBP: 0.316, SLG: 0.316		K		F7			F8		P6	3	0	0	0	0	1	2			
29 Ryan Hanigan, R (1, 2) 37 Corky Miller, R (7, 2) OBP: 0.273, SLG: 0.238 OBP: 0.273, SLG: 0.500		F9					L5			3	0	0	0	0	0	0			
Inning Stats	R: 0 E: 0 K: 1 S: 5	H: 0 LOB: 1 BB: 0 P: 7	R: 4 E: 1 K: 2 S: 12	H: 4 LOB: 3 BB: 2 P: 21	R: 0 E: 0 K: 0 S: 3	H: 0 LOB: 0 BB: 0 P: 3	R: 0 E: 0 K: 0 S: 3	H: 0 LOB: 1 BB: 1 P: 7	R: 0 E: 0 K: 2 S: 7	H: 0 LOB: 0 BB: 0 P: 7	R: 0 E: 0 K: 0 S: 3	H: 0 LOB: 0 BB: 0 P: 3	R: 0 E: 0 K: 1 S: 6	H: 1 LOB: 1 BB: 0 P: 6	R: 0 E: 0 K: 1 S: 5	H: 0 LOB: 1 BB: 1 P: 9	1B: 3 2B: 1 3B: 0 HR: 1	SF: 0 SAC: 0 DP: 0 HBP: 1	WP: 0 PA: 35 PB: 0 SB: 1 CS: 0
PITCHER	IP WLS BF H R ER SO BB IBB HBP BLK WP HR S P ERA WHIP	IP WLS BF H R ER SO BB IBB HBP BLK WP HR S P ERA WHIP	IP WLS BF H R ER SO BB IBB HBP BLK WP HR S P ERA WHIP	IP WLS BF H R ER SO BB IBB HBP BLK WP HR S P ERA WHIP	IP WLS BF H R ER SO BB IBB HBP BLK WP HR S P ERA WHIP	IP WLS BF H R ER SO BB IBB HBP BLK WP HR S P ERA WHIP	IP WLS BF H R ER SO BB IBB HBP BLK WP HR S P ERA WHIP	IP WLS BF H R ER SO BB IBB HBP BLK WP HR S P ERA WHIP	IP WLS BF H R ER SO BB IBB HBP BLK WP HR S P ERA WHIP	IP WLS BF H R ER SO BB IBB HBP BLK WP HR S P ERA WHIP	IP WLS BF H R ER SO BB IBB HBP BLK WP HR S P ERA WHIP	IP WLS BF H R ER SO BB IBB HBP BLK WP HR S P ERA WHIP	IP WLS BF H R ER SO BB IBB HBP BLK WP HR S P ERA WHIP	IP WLS BF H R ER SO BB IBB HBP BLK WP HR S P ERA WHIP	IP WLS BF H R ER SO BB IBB HBP BLK WP HR S P ERA WHIP	IP WLS BF H R ER SO BB IBB HBP BLK WP HR S P ERA WHIP	IP WLS BF H R ER SO BB IBB HBP BLK WP HR S P ERA WHIP	IP WLS BF H R ER SO BB IBB HBP BLK WP HR S P ERA WHIP	IP WLS BF H R ER SO BB IBB HBP BLK WP HR S P ERA WHIP
6 Alex White, R (1, 1) 56 Guillermo Moscoso, R (5, 1) 51 Matt Reynolds, L (8, 1) ERA: 4.5	4.0 L 21 4 4 4 3 3 0 0 0 0 0 0 16 16 0.00 1.750	3.0 10 1 0 0 3 0 0 0 0 0 0 0 16 16 0.00 0.333	1.0 4 0 0 0 1 1 0 0 0 0 0 0 5 9 0.00 1.000																

Colorado Rockies @ Cincinnati Reds
Goodyear Ballpark, Goodyear, AZ
Fri Mar 16 2012, 10:07 PM - 12:28 AM EDT
Att. 6,700 - Clear - 79 F


AB 30
R 4
H 5
RBI 4
BB 4
SO 7
LOB 16



Batter	1	2	3	4	5	6	7	8	9	AB	R	H	RBI	BB	SO	LOB	TOP											
4 Brandon Phillips, R OBP: 0.258, SLG: 0.400 43 Miguel Cairo, R OBP: 0.376, SLG: 0.364	G4-3		K			F9			15 1B	3	0	0	0	0	1	0	Cincinnati Reds @ Chicago White Sox Camelback Ranch, Glendale, AZ Mon Mar 19 2012, 4:06 PM - 6:20 PM EDT Att: 5,163 - Cloudy - 54 F											
2 Zack Cozart, R OBP: 0.433, SLG: 0.655 15 Wilson Valdez, R OBP: 0.321, SLG: 0.308	2B					27 G1-4-3 1B	F9		27 FC6-4 1B	2	0	2	0	0	0	0												
19 Joey Votto, L OBP: 0.296, SLG: 0.217 7 Bill Rhinehart, L	K					F7	K		F7	3	0	0	0	0	2	2												
27 Scott Rolen, R OBP: 0.440, SLG: 0.636	K					G1-4-3	K		FC6-4	4	0	0	0	0	2	4												
28 Chris Heisey, R OBP: 0.265, SLG: 0.267 9 Willie Harris, L OBP: 0.333, SLG: 0.346						F9	F7		K	2	0	0	0	0	0	0												
21 Todd Frazier, R OBP: 0.333, SLG: 0.767 48 Ryan Ludwick, R OBP: 0.276, SLG: 0.296	K					F9	F9		G1-3	2	0	0	0	0	1	0												
25 Juan Francisco, L OBP: 0.400, SLG: 0.375	G3					K	K		F8	2	0	0	0	0	1	0												
39 Devin Mesoraco, R OBP: 0.174, SLG: 0.182 30 Dioner Navarro, S OBP: 0.192, SLG: 0.292						F9	F8		G4-3	2	0	0	0	0	0	0												
23 Denis Phipps, R OBP: 0.382, SLG: 0.581 70 Daryl Jones, L OBP: 0.333, SLG: 0.304						K	G6-3		43 1B 15 1B BB	2	0	0	0	0	1	0												
Inning Stats	R: 0 E: 0 K: 2 S: 8	H: 1 LOB: 1 BB: 0 P: 8	R: 0 E: 0 K: 1 S: 5	H: 0 LOB: 0 BB: 0 P: 5	R: 0 E: 0 K: 2 S: 7	H: 0 LOB: 0 BB: 0 P: 7	R: 0 E: 0 K: 0 S: 3	H: 1 LOB: 0 BB: 0 P: 3	R: 0 E: 0 K: 0 S: 5	H: 0 LOB: 0 BB: 0 P: 5	R: 0 E: 0 K: 2 S: 7	H: 0 LOB: 0 BB: 0 P: 7	R: 0 E: 0 K: 1 S: 5	H: 0 LOB: 0 BB: 0 P: 5	R: 1 E: 0 K: 0 S: 5	H: 2 LOB: 2 BB: 1 P: 9		1B: 3 2B: 1 3B: 0 HR: 0	SF: 0 SAC: 0 DP: 1 HBP: 0	WP: 0 PB: 0 SB: 0 CS: 0	PA: 31							
PITCHER	IP	WLS	BF	H	R	ER	SO	BB	IBB	HBP	BLK	WP	HR	S	P	ERA		WHIP										
49 Chris Sale, L ERA: 5.4	6.0		19	2	0	0	6	0	0	0	0	0	0	31	31	0.00		0.333										
43 Addison Reed, R ERA: 1.59	1.0		3	0	0	0	2	0	0	0	0	0	0	7	7	0.00	0.000											
53 Héctor Santiago, L ERA: 1.5	1.0		3	0	0	0	1	0	0	0	0	0	0	5	5	0.00	0.000											
40 Brian Bruney, R ERA: 1.5	1.0	L	6	2	1	1	0	1	0	0	0	0	0	5	9	9.00	3.000											

Batter	1	2	3	4	5	6	7	8	9	AB	R	H	RBI	BB	SO	LOB	BOTTOM											
30 Alejandro De Aza, L OBP: 0.324, SLG: 0.267 18 Brent Lillibridge, R OBP: 0.387, SLG: 0.464	L9		15 FC6-4 1B			P3		K		2	0	1	0	0	0	0	Cincinnati Reds @ Chicago White Sox Camelback Ranch, Glendale, AZ Mon Mar 19 2012, 4:06 PM - 6:20 PM EDT Att: 5,163 - Cloudy - 54 F											
15 Gordon Beckham, R OBP: 0.306, SLG: 0.382 86 Tyler Saladino, R OBP: 0.231, SLG: 0.091	1B		FC6-4			K			K	3	0	1	0	0	1	1												
51 Alex Rios, R OBP: 0.265, SLG: 0.258 67 Jordan Danks, L OBP: 0.408, SLG: 0.632	F9		14 F7-3 1B			G6-3			G5-3	3	0	1	0	0	0	1												
14 Paul Konerko, R OBP: 0.286, SLG: 0.250 75 Jim Gallagher, L OBP: 0.313, SLG: 0.083	F8		F7-3			44 BB 1B			P3	3	0	1	0	0	0	2												
44 Adam Dunn, L OBP: 0.462, SLG: 0.632 38 Eduardo Escobar, S7, PR OBP: 0.429, SLG: 0.619	F7		F8			BB			BB	2	0	0	0	1	0	0												
10 Alexei Ramirez, R OBP: 0.226, SLG: 0.226 29 Dan Johnson, L OBP: 0.417, SLG: 0.579	G4-3		G4-3			G4-3			K	3	0	0	0	0	1	2												
12 A.J. Pierzynski, L OBP: 0.154, SLG: 0.308 70 Hector Gimenez, S OBP: 0.500, SLG: 0.400	K		F7			F7			F8	0	0	0	0	0	0	0												
24 Dayan Viciedo, R OBP: 0.212, SLG: 0.167 88 Christian Marrero, L			22 G6-4-3 BB			G5-3			K	2	0	0	0	1	1	0												
22 Brent Morel, R OBP: 0.333, SLG: 0.367 66 Ray Olmedo, S OBP: 0.417, SLG: 0.500	G6-4-3		G6-4-3			K			K	3	0	0	0	0	0	0												
Inning Stats	R: 0 E: 0 K: 0 S: 4	H: 1 LOB: 1 BB: 0 P: 4	R: 0 E: 0 K: 1 S: 5	H: 0 LOB: 0 BB: 0 P: 5	R: 0 E: 0 K: 0 S: 3	H: 1 LOB: 1 BB: 1 P: 7	R: 0 E: 0 K: 0 S: 3	H: 1 LOB: 0 BB: 0 P: 3	R: 0 E: 0 K: 0 S: 7	H: 0 LOB: 0 BB: 0 P: 7	R: 0 E: 0 K: 1 S: 6	H: 1 LOB: 2 BB: 1 P: 10	R: 0 E: 0 K: 3 S: 9	H: 0 LOB: 0 BB: 0 P: 9	R: 0 E: 0 K: 1 S: 5	H: 0 LOB: 0 BB: 0 P: 5		1B: 4 2B: 1 3B: 0 HR: 0	SF: 0 SAC: 0 DP: 2 HBP: 0	WP: 0 PB: 0 SB: 0 CS: 0	PA: 31							
PITCHER	IP	WLS	BF	H	R	ER	SO	BB	IBB	HBP	BLK	WP	HR	S	P	ERA		WHIP										
34 Homer Bailey, R ERA: 7.15	1.0		3	0	0	0	0	0	0	0	0	0	0	3	3	0.00		0.000										
40 Nick Masset, R ERA: 9.0	1.0		3	0	0	0	2	0	0	0	0	0	0	7	7	0.00	0.000											
58 Ron Mahay, L ERA: 9.0	1.0		5	1	0	0	1	1	0	0	0	0	0	6	10	0.00	2.000											
33 Jose Arredondo, R ERA: 6.43	1.0	W	3	0	0	0	3	0	0	0	0	0	0	9	9	0.00	0.000											
66 Logan Ondrusek, R ERA: 2.24	1.0		3	0	0	0	3	0	0	0	0	0	0	9	9	0.00	0.000											
PITCHER	IP	WLS	BF	H	R	ER	SO	BB	IBB	HBP	BLK	WP	HR	S	P	ERA	WHIP											
53 Carlos Fisher, R ERA: 6.75	1.0		3	0	0	0	1	0	0	0	0	0	0	5	5	0.00	0.000											

AB	30
R	1
H	4
RBI	1
BB	1
SO	9
LOB	8



Batter	1	2	3	4	5	6	7	8	9	AB	R	H	RBI	BB	SO	LOB	TOP				
61 Munenori Kawasaki, L (1.6) OBP: 0.406, SLG: 0.367 (6, 5)										5	1	3	1	0	1	1	Seattle Mariners @ Cincinnati Reds Goodyear Ballpark, Goodyear, AZ Tue Mar 20 2012, 4:07 PM - 7:03 PM EDT Att: 4,322 - Sunny - 57 F				
1 Luis Antonio Rodriguez, S (1.4) OBP: 0.222, SLG: 0.313 (6, 6)										2	0	2	1	1	0	0					
21 Brad Miller, L (8, PH) OBP: 0.100, SLG: 0.100 (8, 6)										1	0	0	0	0	0	2					
20 Mike Carp, L (1.7) OBP: 0.278, SLG: 0.364 94 Mike Wilson, R (7, PH) OBP: 0.435, SLG: 0.333 (7, 7)										3	0	0	0	0	1	3					
63 Jesus Montero, R (1.2) OBP: 0.351, SLG: 0.563 (6, 5)										4	2	1	0	1	2	1					
15 Kyle Seager, L (1.5) OBP: 0.350, SLG: 0.650 (6, 4)										5	2	3	0	0	1	0					
16 Alex Liddi, R (1.3) OBP: 0.474, SLG: 0.667 (6, 5)										5	0	2	1	0	1	3					
72 Vinnie Catralca, R (1.10) OBP: 0.343, SLG: 0.516 (6, 5)										3	2	1	1	0	1	2					
4 Carlos Peguero, L (1.9) OBP: 0.302, SLG: 0.561 (6, 5)										5	1	2	4	0	0	2					
33 Casper Wells, R (1.8) OBP: 0.273, SLG: 0.167 (6, 5)										3	0	0	0	1	2	2					
Inning Stats	R: 0 E: 0 K: 1 S: 6	H: 2 LOB: 1 BB: 0 P: 6	R: 0 E: 0 K: 0 S: 4	H: 1 LOB: 1 BB: 0 P: 4	R: 0 E: 0 K: 1 S: 6	H: 1 LOB: 1 BB: 0 P: 6	R: 0 E: 0 K: 1 S: 5	H: 0 LOB: 0 BB: 0 P: 5	R: 3 E: 1 K: 2 S: 10	H: 3 LOB: 0 BB: 0 P: 11	R: 0 E: 0 K: 3 S: 10	H: 1 LOB: 1 BB: 0 P: 11	R: 0 E: 0 K: 1 S: 5	H: 0 LOB: 2 BB: 2 P: 13	R: 3 E: 0 K: 1 S: 9	H: 4 LOB: 2 BB: 0 P: 10	R: 2 E: 0 K: 0 S: 5	H: 2 LOB: 1 BB: 1 P: 9	1B: 9 2B: 4 3B: 0 HR: 1	SF: 2 SAC: 0 DP: 1 HBP: 1	WP: 1 PA: 44 PB: 0 SB: 0 CS: 0
PITCHER	IP WLS BF H R ER SO BB IBB HBP BLK WP HR S P ERA WHIP																				
26 Jeff Francis, L (1.1) ERA: 2.77	5.0 L 21 7 3 2 5 0 0 0 0 0 0 1 31 32 3.60 1.400																				
51 Sean Marshall, L (6.1) ERA: 6.0	1.0 4 1 0 0 3 0 0 0 0 0 1 0 10 11 0.00 1.000																				
65 Kanekoa Teixeira, R (7.1) ERA: 11.05	1.1 9 2 3 3 1 2 0 0 1 0 0 0 8 17 20.25 3.000																				
50 Andrew Brackman, R (8.1) ERA: 7.04	1.2 10 4 2 2 1 1 0 0 0 0 0 0 11 15 10.80 3.000																				

Batter	1	2	3	4	5	6	7	8	9	AB	R	H	RBI	BB	SO	LOB	BOTTOM				
4 Brandon Phillips, R (1.4) OBP: 0.303, SLG: 0.438 3 Chris Vatala, R (6, PH) OBP: 0.456, SLG: 0.279 3 Devin Lohman, R (8, PH) (8, 4)										2	1	2	0	0	0	0	Seattle Mariners @ Cincinnati Reds Goodyear Ballpark, Goodyear, AZ Tue Mar 20 2012, 4:07 PM - 7:03 PM EDT Att: 4,322 - Sunny - 57 F				
2 Zack Cozart, R (1.6) OBP: 0.438, SLG: 0.677 7 Paul Janish, R (6, PH) OBP: 0.406, SLG: 0.385 (6, 6)										2	0	1	1	0	0	1					
19 Joey Volto, L (1.3) OBP: 0.287, SLG: 0.192 43 Miguel Cairo, R (7, PH) OBP: 0.360, SLG: 0.348 (7, 3)										3	0	0	0	0	1	2					
27 Scott Rolen, R (1.5) OBP: 0.407, SLG: 0.583 21 Todd Frazier, R (6, PH) OBP: 0.343, SLG: 0.750 (6, 5)										2	0	0	0	0	1	1					
32 Jay Bruce, L (1.9) OBP: 0.433, SLG: 0.538 65 Kanekoa Teixeira, R (7.1) 23 Denis Phipps, R (8, PH) OBP: 0.371, SLG: 0.563 (8, 9)										3	0	0	0	0	1	3					
48 Ryan Ludwick, R (1.7) OBP: 0.290, SLG: 0.310 9 Willie Harris, L (6, PH) OBP: 0.344, SLG: 0.357 (6, 7)										2	0	1	0	0	0	0					
6 Drew Stubbs, R (1.8) OBP: 0.393, SLG: 0.478 28 Chris Heisey, R (6, PH) OBP: 0.250, SLG: 0.250 (6, 8)										2	0	0	0	0	1	1					
29 Ryan Hanigan, R (1.2) OBP: 0.222, SLG: 0.192 37 Corky Miller, R (6, PH) OBP: 0.313, SLG: 0.385 (6, 2)										2	0	0	0	0	0	1					
26 Jeff Francis, L (1.1) 25 Juan Francisco, L (5, PH) OBP: 0.172, SLG: 0.310 51 Sean Marshall, L (6.1) 70 Daryl Jones, L (7, PH) OBP: 0.320, SLG: 0.292 50 Andrew Brackman, R (8.1) (8, 1)										1	0	0	0	0	1	0					
Inning Stats	R: 0 E: 0 K: 0 S: 4	H: 1 LOB: 0 BB: 0 P: 4	R: 0 E: 0 K: 2 S: 7	H: 0 LOB: 0 BB: 0 P: 7	R: 0 E: 0 K: 2 S: 7	H: 0 LOB: 0 BB: 0 P: 7	R: 1 E: 0 K: 1 S: 7	H: 2 LOB: 1 BB: 0 P: 7	R: 0 E: 0 K: 0 S: 4	H: 1 LOB: 1 BB: 0 P: 4	R: 0 E: 0 K: 0 S: 5	H: 2 LOB: 2 BB: 0 P: 5	R: 0 E: 0 K: 2 S: 8	H: 1 LOB: 1 BB: 0 P: 8	R: 0 E: 0 K: 1 S: 6	H: 2 LOB: 2 BB: 0 P: 6		R: 0 E: 0 K: 2 S: 7	H: 0 LOB: 0 BB: 0 P: 7	1B: 7 2B: 2 3B: 0 HR: 0	SF: 0 SAC: 0 DP: 1 HBP: 0
PITCHER	IP WLS BF H R ER SO BB IBB HBP BLK WP HR S P ERA WHIP																				
25 Kevin Millwood, R (1.1) ERA: 3.21	5.0 W 18 4 1 1 5 0 0 0 0 0 0 0 19 19 1.80 0.800																				
18 Hisashi Iwakuma, R (6.1) ERA: 3.75	3.0 H 13 5 0 0 3 0 0 0 0 0 0 0 19 19 0.00 1.667																				
44 Lucas Luetge, L (9.1) ERA: 3.0	1.0 3 0 0 0 2 0 0 0 0 0 0 0 7 7 0.00 0.000																				

AB	38
R	8
H	14
RBI	8
BB	3
SO	10
LOB	18



Batter	1	2	3	4	5	6	7	8	9	AB	R	H	RBI	BB	SO	LOB	TOP						
20 Julio Borbon, L (1, 8) OBP: 0.457, SLG: 0.483	2-2 HR		X 0-0 14 G5-4-3 1B			X 0-3 K		X 0-0 P5		3	1	2	1	0	1	0	<p>Texas Rangers @ Cincinnati Reds</p> <p>Goodyear Ballpark, Goodyear, AZ</p> <p>Thu Mar 22 2012, 10:07 PM - 12:55 AM EDT</p> <p>Att: 4,522 - Clear - 75 F</p>						
27 Leonys Martin, L (7, 8) OBP: 0.345, SLG: 0.480						X 0-0 F7		X 1-0 PO	X 0-0 G3	3	0	1	0	0	0	1							
14 Alberto Gonzalez, R (1, 6) OBP: 0.371, SLG: 0.335	0-0 1B		X 0-0 G5-4-3					X 1-0 SAFE	X 0-0 G3	3	0	1	0	0	0	1							
3 Luis Hernandez, S (7, 6) OBP: 0.231, SLG: 0.385	0-0 1B		X 0-0 G5-4-3					X 1-2	X 0-0 G3	1	0	0	0	0	0	0							
7 David Murphy, L (1, 7) OBP: 0.378, SLG: 0.500	0-0 1-2 G4-6-3			X 0-0 G6-3				X 0-0 P5	X 0-0 F8	3	0	0	0	0	0	1							
43 Engel Beltré, L (7, 7) OBP: 0.296, SLG: 0.435	0-0 1-2 G4-6-3			X 0-0 G6-3				X 0-0 P5	X 0-0 F8	1	0	0	0	0	0	0							
17 Nelson Cruz, R (1, 9) OBP: 0.361, SLG: 0.387	0-3 K			X 0-0 F9				X 0-0 FC4-6 1B	X 4-0 21 2B 2 WP BB	3	0	1	0	0	1	0							
95 Joey Butler, R (7, 9) OBP: 0.571, SLG: 0.250	0-3 K			X 0-0 F9				X 0-0 FC4-6 1B	X 4-0 21 2B 2 WP BB	0	1	0	0	1	0	0							
18 Mitch Moreland, L (1, 3) OBP: 0.238, SLG: 0.300		X 0-0 L8		X 0-0 G4-3				X 0-0 FC4-6 1B	X 0-0 FC4-6 1B	3	0	0	0	0	0	1							
21 Brandon Snyder, R (7, 3) OBP: 0.455, SLG: 0.533		X 0-0 L8		X 0-0 G4-3				X 0-0 FC4-6 1B	X 0-0 FC4-6 1B	1	0	1	0	0	0	0							
8 Yovnit Torresalba, R (1, 2) OBP: 0.227, SLG: 0.273		X 0-0 G5-3			X 0-0 L6			X 0-0 FC4-6 1B	X 1-0 2 WP 2B	2	0	0	0	0	0	0							
2 Dusty Brown, R (6, 2) OBP: 0.500, SLG: 0.750		X 0-0 G5-3			X 0-0 L6			X 1-3 1B	X 1-0 G5-3	2	0	1	0	0	0	1							
9 Brad Hawpe, L (1, 10) OBP: 0.357, SLG: 0.333		X 0-0 2B		X 0-0 G4-3				X 0-3 K	X 1-0 G5-3	3	0	1	0	0	1	2							
70 Mike Olt, R (1, 5) OBP: 0.258, SLG: 0.345		X 0-3 K			X 0-3 K			X 0-3 K	X 0-3 K	2	0	0	0	0	2	1							
63 Yangervis Solarte, S (7, 5) OBP: 0.300, SLG: 0.600		X 0-3 K			X 0-3 K			X 0-3 K	X 0-3 K	1	0	0	0	0	1	0							
65 Greg Miclat, S (1, 4) OBP: 0.259, SLG: 0.269			X 0-0 G6-3			X 0-0 G4-3		X 0-0 G4-3	X 0-0 G4-3	2	0	0	0	0	0	0							
93 Rougned Odor, L (7, 4) OBP: 1.000, SLG: 1.000			X 0-0 G6-3			X 0-0 G4-3		X 0-0 G4-3	X 0-0 G4-3	1	0	1	0	0	0	0							
Inning Stats	R: 1 E: 0 K: 1 S: 8	H: 2 LOB: 0 BB: 0 P: 10	R: 0 E: 0 K: 1 S: 6	H: 1 LOB: 1 BB: 0 P: 6	R: 0 E: 0 K: 0 S: 3	H: 1 LOB: 0 BB: 0 P: 3	R: 0 E: 0 K: 0 S: 3	H: 0 LOB: 0 BB: 0 P: 3	R: 0 E: 0 K: 1 S: 5	H: 0 LOB: 0 BB: 0 P: 5	R: 0 E: 0 K: 1 S: 5	H: 2 LOB: 2 BB: 0 P: 7	R: 0 E: 0 K: 1 S: 5	H: 1 LOB: 1 BB: 1 P: 6	R: 1 E: 0 K: 0 S: 4	H: 1 LOB: 1 BB: 1 P: 9	1B: 5 2B: 2 3B: 0 HR: 1	SF: 0 SAC: 0 DP: 2 HBP: 0	WP: 1 PB: 0 SB: 0 CS: 0	PA: 34			
PITCHER	IP WLS BF H R ER SO BB IBB HBP BLK WP HR S P ERA WHIP	5.0 W 17 4 1 1 3 0 0 0 0 0 1 25 27 1.80 0.800	1.0 H 3 0 0 0 1 0 0 0 0 0 5 5 0.00 0.000	1.0 5 2 0 0 1 0 0 0 0 0 7 7 0.00 2.000	1.0 3 1 0 0 1 0 0 0 0 0 5 6 0.00 1.000	1.0 5 1 1 1 0 1 0 0 0 1 0 4 9 9.00 2.000																	

AB	32
R	2
H	8
RBI	1
BB	1
SO	6
LOB	8



Batter	1	2	3	4	5	6	7	8	9	AB	R	H	RBI	BB	SO	LOB	BOTTOM					
6 Drew Stubbs, R (1, 8) OBP: 0.355, SLG: 0.423	0-0 F8				X 0-0 B1-3	X 0-0 7 S 1B		X 0-3 K		3	0	0	0	0	0	1	<p>Texas Rangers @ Cincinnati Reds</p> <p>Goodyear Ballpark, Goodyear, AZ</p> <p>Thu Mar 22 2012, 10:07 PM - 12:55 AM EDT</p> <p>Att: 4,522 - Clear - 75 F</p>					
23 Denis Phipps, R (6, PH) OBP: 0.378, SLG: 0.559		X 0-0 G6-3			X 0-0 B1-3	X 1-3 7 S 1B		X 0-0 K		2	1	1	0	0	1	0						
2 Zack Cozart, R (1, 6) OBP: 0.457, SLG: 0.735	0-0 2B		X 0-0 G6-3		X 0-0 43 1B	X 1-0 43 1B		X 0-0 G5-3		3	1	2	0	0	0	0						
7 Paul Janish, R (6, PH) OBP: 0.412, SLG: 0.393	0-0 2B		X 0-0 G6-3		X 0-0 43 1B	X 1-0 43 1B		X 0-0 G5-3		2	0	1	2	0	0	0						
32 Jay Bruce, L (1, 9) OBP: 0.438, SLG: 0.571	0-0 2B		X 0-0 K		X 4-0 43 1B	X 0-3 43 1B		X 0-3 K		2	1	1	1	0	1	0						
48 Ryan Ludwick, R (6, PH) OBP: 0.294, SLG: 0.290	0-0 2B		X 0-0 K		X 4-0 43 1B	X 0-3 43 1B		X 0-3 K		2	0	0	0	1	2	1						
27 Scott Rolen, R (1, 5) OBP: 0.414, SLG: 0.615	0-0 2B		X 0-0 G4-3		X 0-0 BB	X 0-0 BB				2	0	1	1	0	0	0						
43 Miguel Cairo, R (6, PH) OBP: 0.407, SLG: 0.400	0-0 2B		X 0-0 G4-3		X 0-0 BB	X 0-0 BB				2	0	2	0	0	0	0						
Henry Alejandro Rodriguez, R (6, S) OBP: 0.381, SLG: 0.316	0-0 2B		X 0-0 G4-3		X 1-2 2-3 1B	X 1-2 2-3 1B				0	0	0	0	0	0	0						
25 Juan Francisco, L (1, 3) OBP: 0.161, SLG: 0.290	0-3 K		X 0-0 G4-3		X 0-0 G4-3	X 0-3 K		X 0-0 F8		2	0	0	0	0	1	1						
21 Todd Frazier, R (6, PH) OBP: 0.324, SLG: 0.706	0-3 K		X 0-0 G4-3		X 0-0 K	X 0-0 K		X 0-0 F8		2	0	0	0	0	1	5						
28 Chris Haney, R (1, 7) OBP: 0.231, SLG: 0.229	0-0 G6-3		X 0-0 G6-3		X 0-0 P6	X 0-0 G1-3		X 0-0 F8		3	0	0	0	0	0	4						
40 Nick Masset, R (6, 1) ERA: 4.5										0	0	0	0	0	0	0						
66 Logan Ondrusek, R (7, 1) ERA: 7.36										0	0	0	0	0	0	0						
29 Ryan Hanigan, R (8, 1) OBP: 0.215, SLG: 0.185										0	0	0	0	0	0	0						
63 Sam LeCure, R (8, 1) ERA: 8.38										0	0	0	0	0	0	0						
58 Ron Mahay, L (9, 1) ERA: 9.0										0	0	0	0	0	0	0						
39 Devin Mesoraco, R (1, 2) OBP: 0.231, SLG: 0.320		X 0-0 G6-3		X 0-0 P6	X 0-0 G1-3	X 0-0 G1-3		X 0-0 F8		3	1	2	0	0	0	0						
30 Dioner Navarro, S (7, 2) OBP: 0.222, SLG: 0.440		X 0-0 G6-3		X 0-0 P6	X 0-0 G1-3	X 0-0 G1-3		X 0-0 F8		1	1	1	1	0	0	0						
15 Wilson Valdez, R (1, 4) OBP: 0.333, SLG: 0.321		X 0-0 B5-3		X 0-0 P6	X 0-0 G1-3	X 0-0 G1-3		X 0-0 F8		2	0	1	0	0	0	0						
3 Chris Valaika, R (7, 4) OBP: 0.435, SLG: 0.550		X 0-0 B5-3		X 0-0 P6	X 0-0 G1-3	X 0-0 G1-3		X 0-0 F8		1	0	0	0	0	0	0						
55 Mat Latos, R (1, 1) OBP: 0.500, SLG: 1.000		X 0-0 2B		X 0-0 P6	X 0-0 G1-3	X 0-0 G1-3		X 0-0 F8		2	0	1	0	0	1	2						
9 Willie Harris, L (6, 7) OBP: 0.353, SLG: 0.367		X 0-0 2B		X 0-0 P6	X 0-0 G1-3	X 0-0 G1-3		X 0-0 F8		2	1	1	1	0	0	0						
Inning Stats	R: 2 E: 0 K: 1 S: 8	H: 3 LOB: 1 BB: 0 P: 8	R: 0 E: 0 K: 0 S: 4	H: 1 LOB: 1 BB: 0 P: 4	R: 0 E: 0 K: 1 S: 5	H: 0 LOB: 0 BB: 0 P: 5	R: 0 E: 0 K: 1 S: 7	H: 2 LOB: 2 BB: 0 P: 7	R: 0 E: 0 K: 1 S: 7	H: 2 LOB: 3 BB: 1 P: 11	R: 3 E: 0 K: 1 S: 10	H: 5 LOB: 5 BB: 0 P: 11	R: 1 E: 0 K: 0 S: 6	H: 1 LOB: 0 BB: 0 P: 8	R: 0 E: 0 K: 2 S: 7	H: 0 LOB: 0 BB: 0 P: 7	1B: 6 2B: 7 3B: 0 HR: 1	SF: 0 SAC: 1 DP: 0 HBP: 0	WP: 0 PB: 0 SB: 1 CS: 0	PA: 39		
PITCHER	IP WLS BF H R ER SO BB IBB HBP BLK WP HR S P ERA WHIP	4.5 L 22 8 2 2 3 1 0 0 0 0 0 14 15 16.20 3.000	1.2 5 3 3 2 0 0 0 0 0 0 1 6 8 9.00 1.000	1.0 4 1 1 1 0 0 0 0 0 0 7 7 0.00 0.000	1.0 3 0 0 0 2 0 0 0 0 0 0 7 7 0.00 0.000																	

AB	37
R	6
H	14
RBI	6
BB	1
SO	7
LOB	14



Batter	1	2	3	4	5	6	7	8	9	AB	R	H	RBI	BB	SO	LOB	TOP										
4 Brandon Phillips, R OBP: 0.278, SLG: 0.400 9 Willie Harris, L OBP: 0.343, SLG: 0.355	P3		G6-3			K		G4-3		3	0	0	0	0	1	1											
2 Zack Cozart, R OBP: 0.474, SLG: 0.722 15 Wilson Valdez, R OBP: 0.355, SLG: 0.345	K			BB		1B		1B		2	2	1	0	1	1	0											
19 Joey Votto, L OBP: 0.333, SLG: 0.172 43 Miguel Cairo, R OBP: 0.393, SLG: 0.385	K		F7			K		K		3	0	0	0	0	2	2											
48 Ryan Ludwick, R OBP: 0.297, SLG: 0.303 28 Chris Heisey, R OBP: 0.225, SLG: 0.222	G6-3		SF8			1B		K		2	0	1	1	0	0	0											
32 Jay Bruce, L OBP: 0.429, SLG: 0.548 70 Daryl Jones, L OBP: 0.308, SLG: 0.280	F8		L4			1B		K		3	0	1	1	0	0	0											
27 Scott Rolen, R OBP: 0.387, SLG: 0.571 25 Juan Francisco, L OBP: 0.152, SLG: 0.273	K		F9			K		K		2	0	0	0	0	1	0											
6 Drew Stubbs, R OBP: 0.333, SLG: 0.393 23 Denis Phipps, R OBP: 0.359, SLG: 0.528	K		K			L4		F9		2	0	0	0	0	1	0											
29 Ryan Hanigan, R OBP: 0.267, SLG: 0.214 37 Corky Miller, R OBP: 0.234, SLG: 0.357	1B		BB			BB		G3		1	0	1	0	1	0	0											
61 Bronson Arroyo, R OBP: 0.214, SLG: 0.423 51 Sean Marshall, L OBP: 0.417, SLG: 0.524 3 Chris Valaika, R OBP: 0.417, SLG: 0.524 53 Carlos Fisher, R	SH5-4		G3-1			K		K		0	0	0	0	0	0	0											
Inning Stats	R: 0 E: 0 K: 2 S: 7	H: 0 LOB: 0 BB: 0 P: 11	R: 0 E: 0 K: 1 S: 6	H: 0 LOB: 0 BB: 0 P: 8	R: 0 E: 0 K: 1 S: 13	H: 1 LOB: 1 BB: 0 P: 19	R: 1 E: 0 K: 0 S: 7	H: 0 LOB: 0 BB: 1 P: 15	R: 0 E: 0 K: 3 S: 17	H: 3 LOB: 2 BB: 0 P: 26	R: 0 E: 0 K: 1 S: 9	H: 0 LOB: 0 BB: 0 P: 12	R: 0 E: 0 K: 2 S: 10	H: 1 LOB: 1 BB: 0 P: 14	R: 0 E: 0 K: 2 S: 9	H: 0 LOB: 0 BB: 0 P: 13	1B: 5 2B: 0 3B: 0 HR: 0	SF: 1 SAC: 1 DP: 0 HBP: 0	WP: 0 PA: 34 PB: 0 SB: 1 CS: 0								
PITCHER	IP	WLS	BF	H	R	ER	SO	BB	IBB	HBP	BLK	WP	HR	S	P	ERA	WHIP										
37 Edinson Volquez, R ERA: 3.95	5.2	W	21	2	2	2	6	2	0	0	0	0	0	48	81	3.18	0.706										
58 Brad Brach, R	0.1		3	2	0	0	1	0	0	0	0	0	0	9	14	0.00	6.000										
54 Joe Thatcher, L ERA: 1.29	1.0	H	3	0	0	0	1	0	0	0	0	0	0	9	12	0.00	0.000										
34 Andrew Cashner, R ERA: 12.71	1.0	H	4	1	0	0	2	0	0	0	0	0	0	10	14	0.00	1.000										
76 Brad Boxberger, R	1.0	S	3	0	0	0	2	0	0	0	0	0	0	9	13	0.00	0.000										

Cincinnati Reds @ San Diego Padres
Peoria Stadium, Peoria, AZ
Fri Mar 23 2012, 10:06 PM - 12:43 AM EDT
Att: 5,670 - Partly Cloudy - 80 F

AB 30
R 2
H 5
RBI 2
BB 2
SO 12
LOB 8



Batter	1	2	3	4	5	6	7	8	9	AB	R	H	RBI	BB	SO	LOB	BOTTOM										
24 Cameron Maybin, R OBP: 0.354, SLG: 0.450 15 Jesus Guzman, R OBP: 0.348, SLG: 0.415 54 Joe Thatcher, L	G6-3		G4-3			G6-3				2	0	0	0	1	0	3											
14 Mark Kotsay, L OBP: 0.400, SLG: 0.313 13 Chris Denorfia, R OBP: 0.625, SLG: 0.714	BB		BB			K		1B		2	1	1	0	1	1	0											
7 Chase Headley, S OBP: 0.419, SLG: 0.590 47 Jeremy Hermida, L OBP: 0.385, SLG: 0.406	BB		G4-3			F7		K		2	1	0	0	1	0	1											
23 Yonder Alonso, L OBP: 0.275, SLG: 0.380 89 Matt Clark, L OBP: 0.500, SLG: 0.778	1B		G6-3			G6-3		1B		3	2	2	0	0	0	0											
25 Will Venable, L OBP: 0.419, SLG: 0.486 22 James Darnell, R OBP: 0.333, SLG: 0.482 34 Andrew Cashner, R 76 Brad Boxberger, R	BB		SF8			K		K		1	1	0	2	1	1	0											
21 John Baker, L OBP: 0.308, SLG: 0.320 66 Brad Davis, R OBP: 0.333, SLG: 0.250	1B		1B			K		1B		3	0	2	2	0	1	0											
2 Everth Cabrera, S OBP: 0.324, SLG: 0.429 60 Jedy Valdez, R OBP: 0.407, SLG: 0.455	FC6-4		1B			K		F8		3	0	1	1	0	1	1											
3 Andy Parrino, S OBP: 0.292, SLG: 0.349 72 Jaff Decker, L OBP: 0.400, SLG: 0.568	F7		BB			F9		K		2	0	0	0	1	0	1											
37 Edinson Volquez, R 58 Brad Brach, R 70 Jedd Gyorko, R OBP: 0.371, SLG: 0.375	G1-3		K			G5-3				2	0	0	0	0	1	3											
Inning Stats	R: 4 E: 0 K: 0 S: 14	H: 3 LOB: 1 BB: 2 P: 28	R: 0 E: 0 K: 0 S: 10	H: 0 LOB: 1 BB: 2 P: 19	R: 1 E: 0 K: 1 S: 16	H: 3 LOB: 3 BB: 1 P: 23	R: 0 E: 0 K: 1 S: 7	H: 0 LOB: 0 BB: 0 P: 10	R: 0 E: 0 K: 3 S: 9	H: 0 LOB: 0 BB: 0 P: 13	R: 0 E: 0 K: 0 S: 8	H: 0 LOB: 0 BB: 0 P: 12	R: 0 E: 0 K: 2 S: 10	H: 2 LOB: 1 BB: 0 P: 18	R: 0 E: 0 K: 1 S: 9	H: 1 LOB: 0 BB: 0 P: 13	1B: 7 2B: 2 3B: 1 HR: 0	SF: 1 SAC: 0 DP: 1 HBP: 0	WP: 0 PA: 35 PB: 0 SB: 0 CS: 3								
PITCHER	IP	WLS	BF	H	R	ER	SO	BB	IBB	HBP	BLK	WP	HR	S	P	ERA	WHIP										
61 Bronson Arroyo, R ERA: 7.62	4.0	L	22	6	5	5	2	5	0	0	0	0	0	17	25	0.00	0.000										
51 Sean Marshall, L ERA: 4.5	2.0		6	0	0	0	3	0	0	0	0	0	0	17	25	0.00	0.000										
53 Carlos Fisher, R ERA: 5.4	2.0		7	3	0	0	3	0	0	0	0	0	0	19	31	0.00	1.500										

Cincinnati Reds @ San Diego Padres
Peoria Stadium, Peoria, AZ
Fri Mar 23 2012, 10:06 PM - 12:43 AM EDT
Att: 5,670 - Partly Cloudy - 80 F

AB 29
R 5
H 9
RBI 5
BB 5
SO 8
LOB 12



Batter	1	2	3	4	5	6	7	8	9	AB	R	H	RBI	BB	SO	LOB	TOP	
7 Grégor Blanco, L (1,8) OBP: 0.448, SLG: 0.471	G1-3	HR		G6-3		K		B2-3		5	1	1	2	0	1	5	San Francisco Giants @ Cincinnati Reds Goodyear Ballpark, Goodyear, AZ Sat Mar 24 2012, 4:05 PM - 7:15 PM EDT Att: 4,638 - Partly Cloudy - 81 F	
2 Emmanuel Burriss, S (1,6) 83 Skyler Stromsoe, S (9,PH) OBP: 0.500, SLG: 1.000	F7	G4-3			F8		BB	2B		3	0	0	0	1	0	0		
9 Brandon Belt, L (1,3) OBP: 0.429, SLG: 0.660	1B			K		BB		1B	2B	4	0	3	1	1	1	0		
48 Pablo Sandoval, S (1,5) 94 James Simmons, R (7,9)	G3-1		P2		L9		G1-6-3	K		4	0	0	0	0	0	4		
12 Nate Schierholtz, L (1,9) 81 Wilmin Rodriguez, L (7,1) 89 Johnny Monell, L (8,2)		1B		BB		1B		K		3	1	2	0	1	0	1		
22 Eli Whiteside, R (1,2) 37 Dan Otero, R (8,1) 91 Wendell Fairley, L (9,PH) 79 Jean Machi, R (9,1)		2B		BB		1B		F8	F8	3	1	1	0	0	1	2		
51 Justin Christian, R (1,7) 64 Nick Noonan, L (1,4)		K				HR		E6		4	1	2	1	0	1	2		
18 Matt Cain, R (1,1) 88 Juan Ciriaco, R (6,PH) 76 Andrew Kown, L (6,1) 50 Conor Gillaspie, L (7,5)		SF7		K		G3-1		K		3	0	0	1	0	2	3		
		1B				1B		E4		2	1	1	1	0	1	2		
		1B				1B				1	0	1	0	0	0	0		
Inning Stats	R: 0 E: 0 K: 0 S: 4	H: 1 LOB: 1 BB: 0 P: 5	R: 4 E: 0 K: 1 S: 11	H: 4 LOB: 0 BB: 0 P: 14	R: 0 E: 0 K: 1 S: 4	H: 0 LOB: 0 BB: 1 P: 9	R: 0 E: 0 K: 2 S: 8	H: 1 LOB: 2 BB: 0 P: 9	R: 0 E: 0 K: 1 S: 6	H: 1 LOB: 1 BB: 1 P: 10	R: 0 E: 0 K: 0 S: 3	H: 0 LOB: 0 BB: 0 P: 8	R: 1 E: 0 K: 2 S: 9	H: 2 LOB: 1 BB: 0 P: 9	1B: 7 2B: 3 3B: 0 HR: 2	SF: 1 SAC: 0 DP: 1 HBP: 1	WP: 1 PB: 0 SB: 1 CS: 2	PA: 43
PITCHER	IP WLS BF H R ER SO BB IBB HBP BLK WP HR S P ERA WHIP																	
34 Homer Bailey, R (1,1) ERA: 7.98	3.1 L 17 6 4 4 3 1 0 1 0 1 1 23 33 10.80 2.100																	
82 Clay Zavada, L (4,1) ERA: 8.1	1.2 7 1 0 0 2 1 0 0 0 0 0 10 14 0.00 1.200																	
65 Kanekoa Teixeira, R (6,1) ERA: 9.64	2.0 8 3 1 1 1 1 0 0 0 0 0 1 10 17 4.50 2.000																	
80 Nick Christiani, R (8,1) ERA: 4.5	1.0 5 0 0 0 1 0 0 0 0 0 0 7 8 0.00 2.000																	
58 Ron Mahay, L (9,1) ERA: 9.0	1.0 5 2 1 1 2 0 0 0 0 0 0 9 9 9.00 2.000																	

Batter	1	2	3	4	5	6	7	8	9	AB	R	H	RBI	BB	SO	LOB	BOTTOM			
4 Brandon Phillips, R (1,4) 2 Brodie Greene, R (7,4)	K		G6-3			P4		K		3	0	0	0	0	1	0	San Francisco Giants @ Cincinnati Reds Goodyear Ballpark, Goodyear, AZ Sat Mar 24 2012, 4:05 PM - 7:15 PM EDT Att: 4,638 - Partly Cloudy - 81 F			
2 Zack Cozart, R (1,6) 4 Billy Hamilton, S (6,6)	1B		K			BB		F8		2	0	1	0	0	1	0				
19 Joey Votto, L (1,3) Neftali Soto, R (6,PR) 7(3)	1B				E3		BB	G6-3		2	0	1	0	1	0	0				
27 Scott Rolen, R (1,5) Henry Alejandro Rodriguez, (6,5)	L9				P4			SF7		2	0	0	0	0	0	3				
70 Daryl Jones, L (1,8) 9 Felix Perez, L (6,PH) 7(8)		F7			F9		1B	K		2	0	0	0	0	1	1				
28 Chris Heisey, R (1,7) 3 Danny Dorn, L (6,PH) 7(7)		E1			F7		HR		F8	2	0	1	0	0	0	1				
Denis Phipps, R (1,9) 65 Kanekoa Teixeira, R (6,1) 80 Nick Christiani, R (8,1) 58 Ron Mahay, L (9,PH) 78 Tucker Barnhart, L (9,PH)		K				K			F9	2	0	1	0	0	1	1				
29 Ryan Hanigan, R (1,2) 30 Dioner Navarro, S (7,2)					FC4-6			K		1	0	0	0	0	0	0				
34 Homer Bailey, R (1,1) 82 Clay Zavada, L (4,1) 9 Willie Harris, L (5,PH) 6(9)					G3-6-1			K		1	0	0	0	0	1	0				
										2	0	0	0	0	1	1				
Inning Stats	R: 0 E: 0 K: 1 S: 6	H: 2 LOB: 1 BB: 0 P: 6	R: 0 E: 1 K: 2 S: 8	H: 1 LOB: 1 BB: 0 P: 8	R: 0 E: 0 K: 2 S: 7	H: 0 LOB: 0 BB: 0 P: 7	R: 0 E: 1 K: 0 S: 4	H: 0 LOB: 1 BB: 0 P: 4	R: 0 E: 0 K: 1 S: 3	H: 1 LOB: 0 BB: 0 P: 3	R: 4 E: 0 K: 3 S: 9	H: 2 LOB: 0 BB: 2 P: 9	R: 0 E: 0 K: 1 S: 6	H: 1 LOB: 1 BB: 0 P: 6	R: 0 E: 0 K: 1 S: 5	H: 0 LOB: 0 BB: 0 P: 5	1B: 6 2B: 0 3B: 0 HR: 1	SF: 1 SAC: 0 DP: 1 HBP: 0	WP: 0 PB: 0 SB: 0 CS: 0	PA: 35
PITCHER	IP WLS BF H R ER SO BB IBB HBP BLK WP HR S P ERA WHIP																			
18 Matt Cain, R (1,1) ERA: 1.37	5.0 W 18 4 0 0 5 0 0 0 0 0 0 28 28 0.00 0.800																			
76 Andrew Kown, R (6,1) ERA: 6.35	1.0 H 7 2 4 4 1 2 0 0 0 0 0 1 7 16 36.00 4.000																			
81 Wilmin Rodriguez, L (7,1) ERA: 1.69	1.0 H 3 0 0 0 3 0 0 0 0 0 0 9 9 0.00 0.000																			
37 Dan Otero, R (8,1) ERA: 1.29	1.0 H 4 1 0 0 1 0 0 0 0 0 0 6 6 0.00 1.000																			
79 Jean Machi, R (9,1) ERA: 2.57	1.0 S 3 0 0 0 1 0 0 0 0 0 0 5 5 0.00 0.000																			

Batter	1	2	3	4	5	6	7	8	9	AB	R	H	RBI	BB	SO	LOB	TOP					
9 Willie Harris, L OBP: 0.293, SLG: 0.297										4	0	0	0	0	2	1						
15 Wilson Valdez, R OBP: 0.333, SLG: 0.306										4	0	1	0	0	2	0						
4 Billy Hamilton, S (9, FR)										0	1	0	0	0	0	0						
21 Todd Frazier, R OBP: 0.295, SLG: 0.610										4	0	0	0	0	2	1						
3 Danny Dorn, L OBP: 0.200, SLG: 0.600										2	0	0	0	0	0	0						
16 Ryan LaMarre, R (5, 8)										2	0	0	0	0	1	2						
25 Juan Francisco, L OBP: 0.175, SLG: 0.350										4	1	2	2	0	1	0						
43 Miguel Cairo, R OBP: 0.400, SLG: 0.394										4	0	1	0	0	1	1						
70 Daryl Jones, L OBP: 0.290, SLG: 0.267										3	0	1	0	0	1	2						
29 Ryan Hanigan, R OBP: 0.257, SLG: 0.212										3	0	1	0	0	2	3						
7 Paul Janish, R OBP: 0.400, SLG: 0.412										3	0	0	0	0	1	2						
Inning Stats	R: 0 E: 0 K: 2 S: 10	H: 0 LOB: 0 BB: 0 P: 12	R: 0 E: 0 K: 2 S: 11	H: 2 LOB: 2 BB: 0 P: 18	R: 0 E: 0 K: 0 S: 5	H: 0 LOB: 0 BB: 0 P: 7	R: 0 E: 0 K: 1 S: 8	H: 0 LOB: 0 BB: 0 P: 15	R: 0 E: 0 K: 2 S: 11	H: 1 LOB: 1 BB: 0 P: 15	R: 0 E: 0 K: 2 S: 9	H: 0 LOB: 0 BB: 0 P: 12	R: 0 E: 0 K: 2 S: 9	H: 0 LOB: 0 BB: 0 P: 13	R: 0 E: 0 K: 1 S: 8	H: 1 LOB: 1 BB: 0 P: 12	R: 2 E: 0 K: 1 S: 12	H: 2 LOB: 1 BB: 0 P: 14	1B: 5 2B: 0 3B: 0 HR: 1	SF: 0 SAC: 0 DP: 0 HBP: 0	WP: 0 PB: 0 SB: 0 CS: 0	PA: 33
PITCHER	IP WLS BF H R ER SO BB IBB HBP BLK WP HR S P ERA WHIP																					
39 Scott Feldman, R ERA: 3.15	(1, 1) 6.0 W 21 3 0 0 9 0 0 0 0 0 0 0 54 79 0.00 0.500																					
36 Joe Nathan, R ERA: 12.0	(7, 1) 1.0 3 0 0 0 2 0 0 0 0 0 0 0 9 13 0.00 0.000																					
37 Mike Adams, R ERA: 3.6	(8, 1) 1.0 4 1 0 0 1 0 0 0 0 0 0 0 8 12 0.00 1.000																					
57 Mark Lowe, R ERA: 5.14	(9, 1) 1.0 5 2 2 2 1 0 0 0 0 0 0 1 12 14 18.00 2.000																					

Cincinnati Reds @ Texas Rangers
 Surprise Stadium, Surprise, AZ
 Mon Mar 26 2012, 9:08 PM - 11:59 PM EDT
 Att. 6,962 - Clear - 72 F

AB	33
R	2
H	6
RBI	2
BB	0
SO	13
LOB	12



Batter	1	2	3	4	5	6	7	8	9	AB	R	H	RBI	BB	SO	LOB	BOTTOM			
5 Ian Kinsler, R OBP: 0.395, SLG: 0.738										4	2	2	2	0	0	3				
14 Alberto Gonzalez, R OBP: 0.333, SLG: 0.469										3	1	1	0	1	1	0				
1 Elvis Andrus, R OBP: 0.431, SLG: 0.467										4	1	1	2	0	2	1				
3 Luis Hernandez, S OBP: 0.313, SLG: 0.419										1	0	0	0	0	0	1				
32 Josh Hamilton, L OBP: 0.255, SLG: 0.311										4	2	2	0	0	0	1				
20 Julio Borbon, L OBP: 0.370, SLG: 0.359										0	0	0	0	1	0	0				
29 Adrián Beltré, R OBP: 0.298, SLG: 0.298										4	2	2	0	0	0	1				
87 Guiller Rodríguez, S OBP: 1.000, SLG: 2.000										2	0	0	0	0	2	2				
10 Michael Young, R OBP: 0.513, SLG: 0.559										3	3	3	0	0	0	0				
2 Dusty Brown, R OBP: 0.429, SLG: 0.833										2	0	0	0	0	2	2				
17 Nelson Cruz, R OBP: 0.364, SLG: 0.410										3	1	2	3	0	0	2				
95 Joey Butler, R OBP: 0.600, SLG: 0.429										2	0	1	0	0	1	0				
7 David Murphy, L OBP: 0.340, SLG: 0.455										3	1	1	1	0	0	3				
21 Brandon Snyder, R OBP: 0.438, SLG: 0.520										2	0	2	0	0	0	0				
8 Yorvit Torrealba, R OBP: 0.241, SLG: 0.259										2	0	0	1	1	2	4				
15 Luis Martínez, R OBP: 0.480, SLG: 0.565										1	0	0	0	0	0	1				
18 Mitch Moreland, L OBP: 0.333, SLG: 0.347										2	1	1	3	1	1	0				
9 Brad Hawpe, L OBP: 0.346, SLG: 0.409										2	0	1	0	0	1	2				
Inning Stats	R: 0 E: 0 K: 2 S: 9	H: 6 LOB: 1 BB: 0 P: 28	R: 3 E: 0 K: 1 S: 12	H: 3 LOB: 0 BB: 0 P: 18	R: 4 E: 0 K: 0 S: 23	H: 4 LOB: 3 BB: 3 P: 47	R: 0 E: 0 K: 1 S: 5	H: 0 LOB: 0 BB: 0 P: 8	R: 0 E: 0 K: 3 S: 16	H: 2 LOB: 2 BB: 0 P: 25	R: 0 E: 0 K: 1 S: 10	H: 1 LOB: 2 BB: 1 P: 19	R: 0 E: 0 K: 1 S: 13	H: 2 LOB: 2 BB: 0 P: 17	R: 0 E: 0 K: 1 S: 13	H: 2 LOB: 2 BB: 0 P: 17	1B: 12 2B: 5 3B: 0 HR: 1	SF: 1 SAC: 0 DP: 0 HBP: 0	WP: 0 PB: 0 SB: 0 CS: 0	PA: 46
PITCHER	IP WLS BF H R ER SO BB IBB HBP BLK WP HR S P ERA WHIP																			
26 Jeff Francis, L ERA: 8.44	(1, 1) 3.0 L 21 11 11 11 4 1 0 0 0 0 0 1 47 75 33.00 4.000																			
80 Nick Christiani, R ERA: 5.4	(4, 1) 1.0 7 2 1 1 0 2 0 0 0 0 0 0 16 33 9.00 4.000																			
44 Travis Webb, L ERA:	(5, 1) 1.0 3 0 0 0 1 0 0 0 0 0 0 0 5 8 0.00 0.000																			
45 Bill Bray, L ERA:	(6, 1) 1.0 5 2 0 0 3 0 0 0 0 0 0 0 16 25 0.00 2.000																			
33 Jose Arredondo, R ERA: 5.0	(7, 1) 2.0 10 3 0 0 2 1 0 0 0 0 0 0 23 36 0.00 2.000																			

Cincinnati Reds @ Texas Rangers
 Surprise Stadium, Surprise, AZ
 Mon Mar 26 2012, 9:08 PM - 11:59 PM EDT
 Att. 6,962 - Clear - 72 F

AB	41
R	12
H	18
RBI	12
BB	4
SO	10
LOB	22



Batter	1	2	3	4	5	6	7	8	9	AB	R	H	RBI	BB	SO	LOB	TOP		
25 Peter Bourjos, R OBP: 0.382, SLG: 0.362										3	0	0	0	1	2	3	Los Angeles Angels @ Cincinnati Reds Goodyear Ballpark, Goodyear, AZ Wed Mar 28, 2012, 4:06 PM - 6:45 PM EDT Att: 3,609 - Partly Cloudy - 78 F		
35 Jason Isringhausen, R (7, 1)										0	0	0	0	0	0	0			
40 Kevin Jepsen, R (8, 1)										0	0	0	0	0	0	0			
65 Loek Van Mil, R (9, 1)										0	0	0	0	0	0	0			
53 Bobby Abreu, L OBP: 0.160, SLG: 0.130										4	0	0	0	0	1	1			
99 Andy Workman, R (7, 9)										0	0	0	0	0	0	0			
13 Maicer Izturis, S OBP: 0.312, SLG: 0.563										3	0	0	0	0	0	0			
96 Drew Heid, L (7, 7)										1	0	0	0	0	0	0			
10 Vernon Wells, R OBP: 0.316, SLG: 0.462										3	1	1	1	0	0	0			
20 Travis Witherspoon, R OBP: 0.200, SLG: 0.200										1	0	0	0	0	1	0			
44 Mark Trumbo, R OBP: 0.311, SLG: 0.650										3	1	1	0	0	0	0			
28 Kaleb Cowart, S OBP: 0.250, SLG: 0.250										1	0	0	0	0	1	0			
6 Alberto Callaspo, S OBP: 0.333, SLG: 0.383										3	0	0	0	0	1	1			
17 Adam Heeter, R (7, 4)										1	0	0	0	0	0	0			
17 Chris Iannetta, R OBP: 0.364, SLG: 0.483										3	1	1	0	1	1	0			
96 Jett Bandy, R OBP: 0.667, SLG: 0.500										0	0	0	0	0	0	0			
19 Alexi Amarista, L OBP: 0.354, SLG: 0.596										4	0	1	0	0	0	1			
24 Dan Haren, R (1, 1)										1	0	0	1	1	1	0			
71 Steve Geltz, R (6, 1)										0	0	0	0	0	0	0			
79 Roberto Lopez, R OBP: 1.000, SLG: 4.000										1	1	1	2	0	0	0			
Inning Stats	R: 0 E: 0 K: 1 S: 5	H: 0 LOB: 0 BB: 0 P: 5	R: 1 E: 0 K: 2 S: 10	H: 3 LOB: 3 BB: 1 P: 14	R: 1 E: 0 K: 0 S: 4	H: 1 LOB: 0 BB: 0 P: 5	R: 0 E: 0 K: 1 S: 5	H: 0 LOB: 0 BB: 0 P: 5	R: 0 E: 0 K: 1 S: 3	H: 0 LOB: 0 BB: 0 P: 3	R: 2 E: 0 K: 1 S: 6	H: 1 LOB: 1 BB: 2 P: 14	R: 0 E: 0 K: 2 S: 7	H: 0 LOB: 0 BB: 0 P: 7	R: 0 E: 0 K: 0 S: 3	H: 0 LOB: 0 BB: 0 P: 3	1B: 3 2B: 0 3B: 0 HR: 2	SF: 0 SAC: 0 DP: 0 HBP: 0	WP: 0 PA: 35 PB: 0 SB: 0 CS: 0
PITCHER	IP	WLS	BF	H	R	ER	SO	BB	IBB	HBP	BLK	WP	HR	S	P	ERA	WHIP		
61 Bronson Arroyo, R ERA: 6.16	6.0		23	4	2	2	5	1	0	0	0	0	1	32	37	3.00	0.833		
44 Travis Webb, L ERA: 6.0	1.0		6	1	2	2	1	2	0	0	0	0	1	6	14	18.00	3.000		
66 Logan Ondrusek, R ERA: 1.74	2.0	W	6	0	0	0	2	0	0	0	0	0	0	10	10	0.00	0.000		

Batter	1	2	3	4	5	6	7	8	9	AB	R	H	RBI	BB	SO	LOB	BOTTOM		
4 Brandon Phillips, R OBP: 0.346, SLG: 0.480										2	1	2	0	0	0	0	Los Angeles Angels @ Cincinnati Reds Goodyear Ballpark, Goodyear, AZ Wed Mar 28, 2012, 4:06 PM - 6:45 PM EDT Att: 3,609 - Partly Cloudy - 78 F		
2 Brodie Greene, R OBP: 0.400, SLG: 0.250										2	0	0	0	0	0	0			
66 Logan Ondrusek, R (8, 1)										0	0	0	0	0	0	0			
15 Wilson Valdez, R OBP: 0.341, SLG: 0.316										2	0	1	0	0	0	1			
7 Paul Janish, R OBP: 0.405, SLG: 0.500										2	1	1	1	0	0	0			
19 Joey Votto, L OBP: 0.313, SLG: 0.262										2	0	0	0	0	1	2			
43 Miguel Cairo, R OBP: 0.378, SLG: 0.371										2	0	0	0	0	0	0			
27 Scott Rolen, R OBP: 0.400, SLG: 0.538										2	0	1	0	0	0	1			
25 Juan Francisco, L OBP: 0.163, SLG: 0.326										2	0	0	0	0	1	0			
32 Jay Bruce, L OBP: 0.400, SLG: 0.500										2	0	1	0	0	0	1			
9 Willie Harris, L OBP: 0.302, SLG: 0.308										2	0	1	0	0	0	0			
21 Todd Frazier, R OBP: 0.292, SLG: 0.568										3	0	0	0	0	0	2			
44 Travis Webb, L (7, 1)										0	0	0	0	0	0	0			
25 Jose Castro, S (8, 4)										1	0	0	0	0	0	0			
6 Drew Stubbs, R OBP: 0.333, SLG: 0.390										2	1	1	0	0	0	0			
28 Chris Heisey, R OBP: 0.288, SLG: 0.304										1	1	0	0	1	0	1			
29 Ryan Hanigan, R OBP: 0.297, SLG: 0.286										2	0	2	1	0	0	0			
39 Devin Mesoraco, R OBP: 0.257, SLG: 0.333										2	0	0	0	0	1	1			
61 Bronson Arroyo, R (1, 1)										2	0	0	0	0	1	2			
48 Ryan Ludwick, R OBP: 0.286, SLG: 0.368										2	1	1	2	0	0	0			
Inning Stats	R: 0 E: 0 K: 1 S: 6	H: 1 LOB: 1 BB: 0 P: 6	R: 1 E: 0 K: 1 S: 7	H: 3 LOB: 1 BB: 0 P: 7	R: 1 E: 0 K: 0 S: 5	H: 3 LOB: 1 BB: 0 P: 5	R: 0 E: 0 K: 0 S: 4	H: 1 LOB: 1 BB: 0 P: 4	R: 0 E: 0 K: 0 S: 3	H: 0 LOB: 0 BB: 0 P: 3	R: 0 E: 0 K: 1 S: 5	H: 0 LOB: 0 BB: 0 P: 5	R: 0 E: 0 K: 1 S: 7	H: 1 LOB: 0 BB: 0 P: 9	R: 2 E: 0 K: 0 S: 4	H: 1 LOB: 0 BB: 1 P: 10	1B: 6 2B: 2 3B: 1 HR: 2	SF: 0 SAC: 0 DP: 2 HBP: 0	WP: 0 PA: 36 PB: 1 SB: 1 CS: 0
PITCHER	IP	WLS	BF	H	R	ER	SO	BB	IBB	HBP	BLK	WP	HR	S	P	ERA	WHIP		
24 Dan Haren, R ERA: 2.18	5.2		24	9	2	2	2	0	0	0	0	0	0	28	28	3.18	1.588		
71 Steve Geltz, R ERA: 7.71	0.1		1	0	0	0	0	0	0	0	0	0	0	1	1	0.00	0.000		
35 Jason Isringhausen, R ERA: 1.71	1.0	H	3	0	0	0	1	0	0	0	0	0	0	5	5	0.00	0.000		
40 Kevin Jepsen, R ERA: 5.0	1.0	H	4	1	1	1	1	0	0	0	0	0	1	7	9	9.00	1.000		
65 Loek Van Mil, R ERA: 9.53	0.2	L	4	1	2	2	0	1	0	0	0	0	1	4	10	27.00	3.000		

Batter	1	2	3	4	5	6	7	8	9	AB	R	H	RBI	BB	SO	LOB	TOP					
2 Zack Cozart, R OBP: 0.423, SLG: 0.612	F8		F8	G5-3		SF8			43 BB 2B	3	0	0	0	0	0	1	Cincinnati Reds @ Milwaukee Brewers Maryvale Baseball Park, Phoenix, AZ Thu Mar 29 2012, 4:07 PM - 6:36 PM EDT Att: 3,115 - Sunny - 81 F					
7 Paul Janish, R OBP: 0.409, SLG: 0.500	L6		43 BB 2B	1B		G3-1			F7	5	1	2	1	0	0	1						
15 Wilson Valdez, R OBP: 0.346, SLG: 0.326	L6		43 BB 2B	1B		G3-1			F7	5	1	2	1	0	0	1						
43 Miguel Cairo, R OBP: 0.361, SLG: 0.385	F9		21 BB 1B	2B		G5-3			21 BB 25 SF9	4	2	1	1	1	1	1						
21 Todd Frazier, R OBP: 0.321, SLG: 0.612		K		2H 1B		G6-3			25 SF9 2B	5	0	3	2	0	1	0						
25 Juan Francisco, L OBP: 0.167, SLG: 0.383	HR		F7			K			SF9	4	1	1	2	0	2	2						
48 Ryan Ludwick, R OBP: 0.326, SLG: 0.405																						
9 Felix Perez, L OBP: 0.167, SLG: 0.167																						
9 Willie Harris, L OBP: 0.289, SLG: 0.302																						
Henry Alejandro Rodriguez, R OBP: 0.391, SLG: 0.350																						
29 Ryan Hanigan, R OBP: 0.293, SLG: 0.282																						
55 Chris Berset, S (8, 2)																						
54 Aroldis Chapman, L OBP: 0.250, SLG: 0.500																						
31 David Vidal, R OBP: 0.250, SLG: 0.500																						
45 Bill Bray, L (6, 1)																						
44 Mike Leake, R (7, 1)																						
Inning Stats	R: 0 E: 0 K: 0 S: 3	H: 0 LOB: 0 BB: 0 P: 4	R: 1 E: 0 K: 1 S: 8	H: 2 LOB: 1 BB: 0 P: 8	R: 2 E: 0 K: 1 S: 8	H: 3 LOB: 1 BB: 0 P: 8	R: 1 E: 0 K: 1 S: 7	H: 2 LOB: 1 BB: 0 P: 7	R: 0 E: 0 K: 2 S: 8	H: 1 LOB: 0 BB: 0 P: 8	R: 3 E: 0 K: 0 S: 7	H: 4 LOB: 1 BB: 0 P: 8	R: 0 E: 0 K: 1 S: 5	H: 0 LOB: 0 BB: 0 P: 5	R: 0 E: 0 K: 1 S: 5	H: 0 LOB: 0 BB: 0 P: 5	R: 2 E: 0 K: 1 S: 6	H: 1 LOB: 1 BB: 2 P: 14	1B: 8 2B: 4 3B: 0 HR: 1	SF: 2 SAC: 0 DP: 0 HBP: 0	WP: 0 PB: 0 SB: 1 CS: 0	PA: 42
PITCHER	IP WLS BF H R ER SO BB IBB HBP BLK WP HR S P ERA WHIP																					
43 Randy Wolf, L ERA: 4.78	7.0 L 33 12 7 7 6 0 0 0 0 0 0 1 46 48 9.00 1.714																					
50 Kameron Loe, R ERA: 1.23	1.0 3 0 0 0 1 0 0 0 0 0 0 0 5 5 0.00 0.000																					
Zach Braddock, L ERA: 6.43	1.0 6 1 2 2 1 2 0 0 0 0 0 0 6 14 18.00 3.000																					

AB	38
R	9
H	13
RBI	9
BB	2
SO	8
LOB	12



Batter	1	2	3	4	5	6	7	8	9	AB	R	H	RBI	BB	SO	LOB	BOTTOM					
23 Rickie Weeks Jr., R OBP: 0.510, SLG: 0.514	2 BB 8 FC5-2 2B								G4-3	3	0	2	0	0	0	0	Cincinnati Reds @ Milwaukee Brewers Maryvale Baseball Park, Phoenix, AZ Thu Mar 29 2012, 4:07 PM - 6:36 PM EDT Att: 3,115 - Sunny - 81 F					
3 Cesar Izturis, S OBP: 0.226, SLG: 0.245									G4-3	2	0	0	0	0	0	0						
2 Nyjer Morgan, L OBP: 0.295, SLG: 0.404									G4-3	2	0	1	0	0	0	1						
28 Kentrail Davis, L OBP: 0.300, SLG: 0.600									G4-3	2	0	1	0	0	0	0						
8 Ryan Braun, R OBP: 0.316, SLG: 0.290									G4-3	3	0	1	0	0	1	1						
45 Travis Ishikawa, L OBP: 0.370, SLG: 0.468									G4-3	2	0	0	0	0	2	1						
16 Aramis Ramirez, R OBP: 0.233, SLG: 0.333									G4-3	3	0	0	0	0	1	3						
29 Edwin Maysonet, R OBP: 0.414, SLG: 0.440									G4-3	1	0	0	0	0	0	0						
11 Alex Gonzalez, R OBP: 0.438, SLG: 0.689									G4-3	3	1	1	0	0	0	2						
92 Josh Prince, R (7, 7)									G4-3	1	0	0	0	0	0	0						
24 Mat Gamel, L OBP: 0.321, SLG: 0.520									G4-3	2	1	1	0	0	0	0						
14 Brooks Conrad, S OBP: 0.345, SLG: 0.386									G4-3	1	0	1	0	1	0	0						
27 Carlos Gómez, R OBP: 0.255, SLG: 0.306									G4-3	3	0	0	0	0	0	3						
99 Reggie Keen, R (7, 8)									G4-3	1	0	0	0	0	0	1						
9 George Kottaras, L OBP: 0.378, SLG: 0.463									G4-3	3	0	1	2	0	1	1						
Martin Maldonado, R OBP: 0.231, SLG: 0.440									G4-3	1	1	1	1	0	0	0						
43 Randy Wolf, L OBP: 0.333, SLG: 0.333									G4-3	3	0	0	0	0	2	3						
50 Kameron Loe, R (8, 1)									G4-3	0	0	0	0	0	0	0						
Zach Braddock, L (9, 1)									G4-3	0	0	0	0	0	0	0						
Taylor Green, L OBP: 0.395, SLG: 0.526									G4-3	1	0	0	0	0	0	0						
Inning Stats	R: 0 E: 0 K: 1 S: 6	H: 2 LOB: 1 BB: 0 P: 6	R: 0 E: 0 K: 0 S: 3	H: 0 LOB: 0 BB: 0 P: 3	R: 0 E: 0 K: 2 S: 8	H: 1 LOB: 1 BB: 0 P: 8	R: 2 E: 0 K: 2 S: 11	H: 3 LOB: 2 BB: 0 P: 11	R: 0 E: 0 K: 1 S: 6	H: 1 LOB: 0 BB: 0 P: 7	R: 0 E: 0 K: 1 S: 5	H: 0 LOB: 1 BB: 1 P: 10	R: 0 E: 0 K: 1 S: 5	H: 0 LOB: 0 BB: 0 P: 5	R: 0 E: 0 K: 0 S: 4	H: 1 LOB: 1 BB: 0 P: 4	R: 1 E: 0 K: 1 S: 7	H: 2 LOB: 1 BB: 0 P: 7	1B: 7 2B: 2 3B: 0 HR: 1	SF: 0 SAC: 0 DP: 0 HBP: 1	WP: 0 PB: 0 SB: 1 CS: 0	PA: 39
PITCHER	IP WLS BF H R ER SO BB IBB HBP BLK WP HR S P ERA WHIP																					
54 Aroldis Chapman, L ERA: 2.12	5.0 W 23 7 2 2 6 0 0 1 0 0 0 0 5 10 3.60 1.400																					
45 Bill Bray, L ERA: 5.14	1.0 4 0 0 0 1 1 0 0 0 0 0 0 5 10 0.00 1.000																					
44 Mike Leake, R ERA: 5.14	3.0 S 12 3 1 1 2 0 0 0 0 0 0 1 16 16 3.00 1.000																					


AB	37
R	3
H	10
RBI	3
BB	1
SO	9
LOB	16




Batter	1	2	3	4	5	6	7	8	9	AB	R	H	RBI	BB	SO	LOB	TOP										
23 Michael Brantley, L (1, 8) OBP: 0.368, SLG: 0.531 29 Felix Pie, L (7, PH) OBP: 0.303, SLG: 0.367	P4		BB		L8		4 PB 2B		K	2	0	0	0	1	0	0	Cleveland Indians @ Cincinnati Reds Goodyear Ballpark, Goodyear, AZ Fri Mar 30 2012, 4:06 PM - 6:56 PM EDT Att: 3,649 - Sunny - 86 F										
22 Jason Kipnis, L (1, 4) OBP: 0.313, SLG: 0.368 4 Jose Lopez, R (6, 4) OBP: 0.367, SLG: 0.543	G4-3		G4-3			P5	68 F8 1-H 2-H			3	0	0	0	0	0	1											
13 Asdrubal Cabrera, S (1, 6) OBP: 0.311, SLG: 0.346 68 Gregorio Petit, R (6, 6) OBP: 0.375, SLG: 0.350	K			HR		P3	F8			3	1	1	1	0	1	0											
48 Travis Hafner, L (1, 10) OBP: 0.365, SLG: 0.478 72 Chad Huffman, R (6, PR) OBP: 0.364, SLG: 0.333	K				35 F8 41 G1-4		G5-3			2	0	1	0	0	1	0											
41 Carlos Santana, S (1, 2) OBP: 0.273, SLG: 0.431 33 Matt Paganzzi, R (6, 2) OBP: 0.083, SLG: 0.167	HR			G1-4					G5-3	3	1	2	1	0	0	1											
35 Casey Kotchman, L (1, 3) OBP: 0.390, SLG: 0.389 92 Beau Mills, L (8, PH) OBP: 0.444, SLG: 1.250	F9			F8						3	0	0	0	0	0	3											
16 Jason Donald, R (1, 7) OBP: 0.333, SLG: 0.364 Davis Stoneburner, R (8, PH) (8, 4)	G5-3			G5-3					K	3	0	0	0	0	0	1											
9 Jack Hannahan, L (1, 5) OBP: 0.280, SLG: 0.520 1 Ryan Spillborghs, R (7, PR) OBP: 0.265, SLG: 0.214			K		G3-1				F8	3	0	1	0	0	1	0											
2 Aaron Cunningham, R (1, 9) OBP: 0.239, SLG: 0.250	G6-3			G5-3					F8	4	1	1	0	0	0	0											
Inning Stats	R: 0 E: 0 K: 1 S: 5	H: 0 LOB: 0 BB: 0 P: 5	R: 1 E: 0 K: 1 S: 8	H: 1 LOB: 0 BB: 0 P: 9	R: 0 E: 0 K: 1 S: 5	H: 0 LOB: 1 BB: 1 P: 9	R: 1 E: 0 K: 0 S: 5	H: 2 LOB: 1 BB: 0 P: 5	R: 0 E: 0 K: 0 S: 4	H: 0 LOB: 0 BB: 0 P: 3	R: 0 E: 0 K: 0 S: 4	H: 1 LOB: 3 BB: 0 P: 6	R: 3 E: 1 K: 0 S: 7	H: 4 LOB: 2 BB: 0 P: 8	R: 0 E: 0 K: 2 S: 7	H: 0 LOB: 0 BB: 0 P: 7		R: 0 E: 0 K: 1 S: 5	H: 0 LOB: 0 BB: 0 P: 5	1B: 5 2B: 1 3B: 0 HR: 2	SF: 0 SAC: 0 DP: 0 HBP: 1	WP: 1 PB: 1 SB: 0 CS: 0	PA: 37				
PITCHER	IP	WLS	BF	H	R	ER	SO	BB	IBB	HBP	BLK	WP	HR	S	P	ERA	WHIP										
47 Johnny Cueto, R (1, 1) ERA: 4.95	6.0		24	4	2	2	3	1	0	1	0	1	2	30	37	3.00	0.833										
79 Donnie Joseph, L (7, 1) ERA: 5.75	1.0	W	7	4	3	3	0	0	0	0	0	0	0	7	8	27.00	4.000										
51 Sean Marshall, L (8, 1) ERA: 3.6	1.0	S	3	0	0	0	2	0	0	0	0	0	0	7	7	0.00	0.000										
33 Jose Arredondo, R (9, 1) ERA: 4.5	1.0	S	3	0	0	0	1	0	0	0	0	0	0	5	5	0.00	0.000										

Batter	1	2	3	4	5	6	7	8	9	AB	R	H	RBI	BB	SO	LOB	BOTTOM										
4 Brandon Phillips, R (1, 4) OBP: 0.333, SLG: 0.462 7 Paul Janish, R (5, PH) OBP: 0.391, SLG: 0.474	K		G4-3		G6-3		G5-3			2	0	0	0	0	1	0	Cleveland Indians @ Cincinnati Reds Goodyear Ballpark, Goodyear, AZ Fri Mar 30 2012, 4:06 PM - 6:56 PM EDT Att: 3,649 - Sunny - 86 F										
2 Zack Cozart, R (1, 6) OBP: 0.426, SLG: 0.608 15 Wilson Valdez, R (5, PH) OBP: 0.362, SLG: 0.341	P4		19 WP 1B		19 1B				F7	2	0	1	0	0	0	0											
4 Billy Hamilton, S (8, 6)										1	0	0	0	0	0	0											
19 Joey Votto, L (1, 3) OBP: 0.314, SLG: 0.267 21 Todd Frazier, R (5, PR) OBP: 0.333, SLG: 0.680	G4-3		K						HR	3	0	1	0	0	1	1											
27 Scott Rolen, R (1, 5) OBP: 0.426, SLG: 0.550 25 Juan Francisco, L (6, PH) OBP: 0.180, SLG: 0.449					G4-3				HR	1	0	1	0	1	0	0											
32 Jay Bruce, L (1, 9) OBP: 0.385, SLG: 0.479 9 Willie Harris, L (6, 9) OBP: 0.306, SLG: 0.311	F8				G3-6-1		G4-3		HR	2	0	0	0	0	0	2											
28 Chris Heisey, R (1, 7) OBP: 0.296, SLG: 0.298 48 Ryan Ludwick, R (6, 7) OBP: 0.333, SLG: 0.432	E6				BB		F8		1B	1	0	0	0	1	0	1											
6 Drew Stubbs, R (1, 8) OBP: 0.320, SLG: 0.372 16 Ryan LaMarre, R (6, 8) OBP: 0.182, SLG: 0.400	K				L9		F9		2B	2	1	1	2	0	0	0											
39 Devin Mesoraco, R (1, 2) OBP: 0.263, SLG: 0.361 46 Brian Peacock, R (8, PH) (9, 2)	K								HR	3	1	1	0	0	2	2											
47 Johnny Cueto, R (1, 1) ERA: 1.37 79 Donnie Joseph, L (7, PH) ERA: 5.4 51 Sean Marshall, L (8, PH) ERA: 4.5 78 Tucker Barnhart, L (8, PH) ERA: 11.7	G6-3				SH1-4 7 G6-3				F7	1	0	0	0	0	0	0											
Inning Stats	R: 0 E: 0 K: 1 S: 5	H: 0 LOB: 0 BB: 0 P: 5	R: 0 E: 1 K: 2 S: 8	H: 0 LOB: 2 BB: 1 P: 12	R: 0 E: 0 K: 1 S: 6	H: 1 LOB: 1 BB: 0 P: 7	R: 0 E: 0 K: 0 S: 3	H: 1 LOB: 1 BB: 1 P: 7	R: 1 E: 0 K: 0 S: 6	H: 3 LOB: 2 BB: 0 P: 6	R: 0 E: 0 K: 0 S: 3	H: 0 LOB: 0 BB: 0 P: 3	R: 0 E: 0 K: 1 S: 5	H: 0 LOB: 0 BB: 0 P: 5	R: 5 E: 0 K: 0 S: 12	H: 5 LOB: 0 BB: 0 P: 16	R: 0 E: 0 K: 0 S: 5	H: 0 LOB: 0 BB: 0 P: 5	1B: 5 2B: 2 3B: 0 HR: 3	SF: 0 SAC: 1 DP: 1 HBP: 0	WP: 1 PB: 0 SB: 0 CS: 0	PA: 36					
PITCHER	IP	WLS	BF	H	R	ER	SO	BB	IBB	HBP	BLK	WP	HR	S	P	ERA	WHIP										
58 Jeanmar Gómez, R (1, 1) ERA: 1.37	2.1	H	11	3	1	1	0	1	0	0	0	0	0	10	14	3.86	1.714										
56 Frank Herrmann, R (4, 1) ERA: 5.4	1.0		3	0	0	0	1	0	0	0	0	0	0	5	5	0.00	0.000										
53 Rafael Perez, L (7, 1) ERA: 4.5	1.0	L	8	5	5	5	0	0	0	0	0	0	3	12	16	45.00	5.000										

AB 35
R 5
H 8
RBI 5
BB 1
SO 6
LOB 10



AB 33
R 6
H 10
RBI 6
BB 2
SO 5
LOB 11



Batter	1	2	3	4	5	6	7	8	9	AB	R	H	RBI	BB	SO	LOB	TOP				
30 Alejandro De Aza, L (1,8) 83 Trayce Thompson, R (5,8)										3	1	1	0	0	1	1					
22 Brent Morel, R (1,5) 66 Ray Olmedo, S (5,5)										3	0	0	0	0	0	1					
44 Adam Dunn, L (1,10) 17 Tyler Flowers, R (5,10) 89 Grant Buckner, R (8,10)										1	0	0	0	1	1	1					
14 Paul Konerko, R (1,3) Conor Jackson, R (6, PR)										3	0	3	1	0	0	0					
10 Alexei Ramirez, R (1,6) 38 Eduardo Escobar, S (6, PR)										3	0	0	0	0	1	4					
12 J. Pierzynski, L (1,2) 85 Andrew Douglas, R (6, PR)										3	1	2	0	0	0	2					
24 Davan Vicedo, R (1,7) 18 Brent Lillibridge, R (6,7)										3	1	1	3	0	0	1					
1 Kosuke Fukudome, L (1,9) 82 Jared Mitchell, L (6,9)										3	0	1	0	0	0	2					
15 Gordon Beckham, R (1,4) Erik Morrison, R (6,4)										2	0	0	1	0	1	2					
Inning Stats	R: 1 E: 0 K: 2 S: 9	H: 2 LOB: 1 BB: 0 P: 10	R: 1 E: 0 K: 1 S: 7	H: 2 LOB: 1 BB: 0 P: 8	R: 0 E: 0 K: 0 S: 4	H: 1 LOB: 2 BB: 1 P: 9	R: 0 E: 0 K: 1 S: 5	H: 0 LOB: 0 BB: 0 P: 5	R: 0 E: 0 K: 0 S: 3	H: 0 LOB: 0 BB: 0 P: 3	R: 3 E: 0 K: 0 S: 8	H: 3 LOB: 2 BB: 0 P: 9	R: 6 E: 0 K: 1 S: 11	H: 6 LOB: 1 BB: 1 P: 15	R: 1 E: 2 K: 0 S: 5	H: 1 LOB: 1 BB: 0 P: 6	1B: 12 2B: 4 3B: 1 HR: 1	SF: 1 SAC: 0 DP: 0 HBP: 0	WP: 2 PB: 0 SB: 0 CS: 0	PA: 48	
PITCHER	IP WLS BF H R ER SO BB IBB HBP BLK WP HR S P ERA WHIP	5.2 L 26 8 5 5 4 1 0 0 0 0 2 1 35 43 7.94 1.588	0.1 1 0 0 0 0 0 0 0 0 0 0 0 1 1 0.00 0.000	0.2 7 4 5 5 0 1 0 0 0 0 0 0 6 10 67.50 7.500	2.1 14 6 3 2 2 0 0 0 0 0 0 0 18 19 7.71 2.571																

Chicago White Sox @ Cincinnati Reds
Goodyear Ballpark, Goodyear, AZ
Sun Apr 01 2012, 4:10 PM - 7:17 PM EDT
Att: 2,888 - Sunny - 69 F

AB 45
R 13
H 18
RBI 12
BB 2
SO 6
LOB 24



Batter	1	2	3	4	5	6	7	8	9	AB	R	H	RBI	BB	SO	LOB	BOTTOM				
4 Brandon Phillips, R (1,4) 43 Miguel Cairo, R (6,4)										2	0	0	0	1	1	1					
2 Zack Cozart, R (1,6) 7 Paul Janish, R (6,6)										3	0	0	0	0	0	2					
19 Joey Votto, L (1,10) Didi Gregorius, L (6, PH)										4	1	3	0	0	1	0					
32 Jay Bruce, L (1,9) 9 Willie Harris, L (6, PH)										2	1	1	0	0	1	2					
48 Ryan Ludwick, R (1,7)										5	1	2	3	0	1	4					
Donald Lutz, L (1,3) 15 Wilson Valdez, R (6, PH)										2	1	1	0	0	0	1					
6 Drew Stubbs, R (1,8) 28 Chris Heisey, R (6,8)										1	0	0	0	0	0	1					
21 Todd Frazier, R (1,5) 31 David Vidal, R (6, PH)										2	1	1	1	0	1	1					
39 Devin Mesoraco, R (1,2) 29 Ryan Hanigan, R (7,2)										2	0	1	1	0	1	0					
Inning Stats	R: 0 E: 0 K: 2 S: 8	H: 1 LOB: 2 BB: 1 P: 13	R: 2 E: 0 K: 1 S: 8	H: 3 LOB: 1 BB: 0 P: 8	R: 2 E: 0 K: 1 S: 8	H: 3 LOB: 1 BB: 0 P: 8	R: 0 E: 0 K: 1 S: 5	H: 0 LOB: 0 BB: 0 P: 5	R: 0 E: 0 K: 0 S: 3	H: 0 LOB: 0 BB: 0 P: 3	R: 1 E: 0 K: 0 S: 4	H: 2 LOB: 2 BB: 2 P: 12	R: 3 E: 0 K: 0 S: 6	H: 3 LOB: 1 BB: 1 P: 11	R: 2 E: 0 K: 0 S: 8	H: 3 LOB: 1 BB: 0 P: 11	1B: 9 2B: 4 3B: 1 HR: 2	SF: 1 SAC: 1 DP: 1 HBP: 0	WP: 1 PB: 0 SB: 1 CS: 0	PA: 45	
PITCHER	IP WLS BF H R ER SO BB IBB HBP BLK WP HR S P ERA WHIP	4.0 W 3 0 0 0 2 0 0 0 0 0 0 0 7 7 0.00 0.000	1.0 H 3 0 0 0 0 0 0 0 0 0 0 0 3 3 0.00 0.000	1.0 6 2 1 1 0 2 0 0 0 0 0 0 4 12 9.00 4.000	2.0 13 6 5 5 0 1 0 0 0 0 1 2 14 22 22.50 3.500																

Chicago White Sox @ Cincinnati Reds
Goodyear Ballpark, Goodyear, AZ
Sun Apr 01 2012, 4:10 PM - 7:17 PM EDT
Att: 2,888 - Sunny - 69 F

AB 39
R 10
H 15
RBI 10
BB 4
SO 7
LOB 18



Batter	1	2	3	4	5	6	7	8	9	AB	R	H	RBI	BB	SO	LOB	TOP										
4 Brandon Phillips, R OBP: 0.339, SLG: 0.448 4 Billy Hamilton, S	(1,4) BB (5,4) BB 1-2 CS BB		X 0-0 G6-4-3 1-2			X 0-0 F7		X 0-0 F9		1 0 0 0 1 0 1 2 0 0 0 0 0 0																	
2 Zack Cozart, R OBP: 0.377, SLG: 0.534 15 Wilson Valdez, R OBP: 0.364, SLG: 0.333	(1,6) X (5,6) F8		X 0-0 G1-3			X 0-0 P4		X 0-0 G4-3		2 0 0 0 0 0 1 2 0 0 0 0 0 0																	
19 Joey Votto, L OBP: 0.350, SLG: 0.321 43 Miguel Cairo, R OBP: 0.383, SLG: 0.395	(1,3) X (5,3) F7					X 0-0 G6-3		X 0-0 BB 1B		2 0 0 0 0 1 1 2 0 1 0 0 0 0																	
27 Scott Rolen, R OBP: 0.442, SLG: 0.578 31 David Vidal, R OBP: 0.500, SLG: 0.500	(1,5) C (5,5) CS		X 0-0 G3-1 32 G3-1 28 SF7 2B			X 0-0 G1-3		X 0-3 K2-3		2 1 1 0 0 0 0 1 0 0 0 1 1 0																	
32 Jay Bruce, L OBP: 0.390, SLG: 0.509 21 Todd Frazier, R OBP: 0.339, SLG: 0.691	(1,9) X (5,9) G3-1		X 0-0 G3-1 2-3			X 0-0 F8		X 0-3 K		2 0 0 0 0 0 1 2 0 0 0 0 1 2																	
28 Chris Heisey, R OBP: 0.323, SLG: 0.377 48 Ryan Ludwick, R OBP: 0.316, SLG: 0.453	(1,7) X (5,7) SF7		X 0-0 SF7 3-H			X 0-0 F9		X 0-0 G5-3		1 0 0 1 0 0 0 1 0 0 0 0 0 0																	
6 Drew Stubbs, R OBP: 0.384, SLG: 0.458 16 Ryan LaMarre, R OBP: 0.167, SLG: 0.364	(1,8) X (5,8) K		X 0-0 K 2B			X 0-0 K		X 0-3 K		2 0 2 0 0 0 0 1 0 0 0 0 1 0																	
9 Willie Harris, L OBP: 0.316, SLG: 0.321	(1,10) X (5,10) K		X 0-2 K T			X 0-0 F8		X 0-0 39 F 39 SF8 1B		3 1 1 0 0 1 2																	
29 Ryan Hanigan, R OBP: 0.292, SLG: 0.250 39 Devin Mesoraco, R OBP: 0.295, SLG: 0.450	(1,2) X (5,2) BB		X 4-0 BB 4 G6-4-3 BB			X 0-0 G5-3		X 1-0 SF8 1-H		1 0 0 0 1 0 1 0 0 0 1 0 0 0																	
Inning Stats	R: 0 E: 0 K: 0 S: 3	H: 0 LOB: 0 BB: 1 P: 7	R: 1 E: 0 K: 1 S: 7	H: 2 LOB: 1 BB: 0 P: 7	R: 0 E: 0 K: 0 S: 2	H: 0 LOB: 0 BB: 1 P: 6	R: 0 E: 0 K: 1 S: 5	H: 0 LOB: 0 BB: 0 P: 5	R: 0 E: 0 K: 0 S: 4	H: 1 LOB: 1 BB: 0 P: 4	R: 0 E: 0 K: 0 S: 3	H: 0 LOB: 0 BB: 0 P: 3	R: 0 E: 0 K: 2 S: 7	H: 0 LOB: 0 BB: 0 P: 7	R: 1 E: 0 K: 1 S: 6	H: 1 LOB: 0 BB: 0 P: 7	R: 0 E: 0 K: 0 S: 3	H: 1 LOB: 1 BB: 1 P: 7	1B: 3 2B: 2 3B: 0 HR: 0	SF: 2 SAC: 0 DP: 2 HBP: 0	WP: 0 PB: 0 SB: 0 CS: 1	PA: 33					
PITCHER	IP	WLS	BF	H	R	ER	SO	BB	IBB	HBP	BLK	WP	HR	S	P	ERA	WHIP										
43 Josh Tomlin, R ERA: 6.18	(1,1) 5.0		18	3	1	1	2	2	0	0	0	0	0	21	29	1.80	1.000										
54 Chris Perez, R ERA:	(6,1) 1.0		3	0	0	0	0	0	0	0	0	0	0	3	3	0.00	0.000										
49 Tony Sipp, L ERA: 6.0	(7,1) 1.0		3	0	0	0	2	0	0	0	0	0	0	7	7	0.00	0.000										
44 Dan Wheeler, R ERA: 10.64	(8,1) 1.0	L	4	1	1	0	1	0	0	0	0	0	0	6	7	0.00	1.000										
32 Jairo Asencio, R ERA: 2.57	(9,1) 1.0		4	1	0	0	0	1	0	0	0	0	0	3	7	0.00	2.000										

Cincinnati Reds @ Cleveland Indians
Goodyear Ballpark, Goodyear, AZ
Mon Apr 02 2012, 3:06 PM - 5:22 PM EDT
Att: 2,962 - Sunny - 68 F

AB	27
R	2
H	5
RBI	2
BB	3
SO	5
LOB	9



Batter	1	2	3	4	5	6	7	8	9	AB	R	H	RBI	BB	SO	LOB	BOTTOM										
23 Michael Brantley, L OBP: 0.367, SLG: 0.571 1 Ryan Spilborghs, R OBP: 0.259, SLG: 0.213	(1,8) X (6,8) G3		X 0-0 G3 1B			X 0-0 G3		X 0-0 FC5 1-2 2-3F		3 0 1 0 0 0 2 1 0 0 0 0 0 2																	
22 Jason Kipnis, L OBP: 0.325, SLG: 0.424 4 Jose Lopez, R OBP: 0.364, SLG: 0.538	(1,4) X (6,5) F8		X 0-0 F8 17 CS 1B			X 0-0 G3		X 0-0 G6-3		3 0 1 0 0 0 3 1 0 0 0 0 0 2																	
17 Shin-Soo Choo, L OBP: 0.384, SLG: 0.441 92 Beau Mills, L OBP: 0.500, SLG: 1.182	(1,10) B (6,PH) X (7,10) K		X 1-2 K 1-2			X 0-0 K 1B		X 0-0 E3		2 0 1 0 0 1 1 2 0 1 0 0 0 0																	
47 Shelley Duncan, R OBP: 0.277, SLG: 0.482	(1,7) X (5,7) P2		X 0-0 P2 1B			X 0-3 K 1B		X 0-0 F7		4 0 0 0 0 1 3																	
35 Casey Kotchman, L OBP: 0.348, SLG: 0.341 72 Chad Huffman, R OBP: 0.360, SLG: 0.300	(1,3) X (6,3) F8		X 0-0 F8 1B			X 0-0 F8		X 0-0 F8		2 0 0 0 0 0 1 2 0 0 0 0 1 1																	
2 Aaron Cunningham, R OBP: 0.264, SLG: 0.280	(1,9) X (5,9) K		X 0-0 K 1B			X 0-3 K 1B		X 0-0 F8		3 0 1 0 1 1 2																	
9 Jack Hannahan, L OBP: 0.344, SLG: 0.500 83 Ryan Rohlinger, R OBP: 0.250, SLG: 0.250	(1,5) X (6,PR) X (6,4) F7		X 0-0 F7 1B			X 0-0 K 1B		X 0-0 FC1-5 16 2B 1B		2 0 1 0 0 0 1 2 1 1 0 0 0 1																	
16 Jason Donald, R OBP: 0.333, SLG: 0.365 68 Gregorio Petit, R OBP: 0.365, SLG: 0.333	(1,6) X (6,6) K		X 0-3 K 1B			X 0-0 K 2B		X 1-0 FC5 1 FC5 33 FC1-5 HBP 1B		2 0 1 1 0 1 0 1 0 0 0 0 0 0																	
33 Matt Paganzzi, R OBP: 0.118, SLG: 0.235	(1,2) X (5,2) G6-3		X 0-0 G6-3			X 0-0 G6-3		X 0-0 FC1-5 1 FC5 1-2 2-3F		3 0 0 0 0 0 4																	
Inning Stats	R: 0 E: 0 K: 1 S: 5	H: 1 LOB: 0 BB: 0 P: 6	R: 0 E: 0 K: 0 S: 4	H: 1 LOB: 1 BB: 0 P: 4	R: 0 E: 0 K: 1 S: 6	H: 1 LOB: 1 BB: 0 P: 6	R: 0 E: 0 K: 2 S: 8	H: 1 LOB: 0 BB: 0 P: 8	R: 1 E: 0 K: 0 S: 5	H: 2 LOB: 2 BB: 0 P: 5	R: 0 E: 1 K: 0 S: 4	H: 0 LOB: 1 BB: 0 P: 4	R: 0 E: 0 K: 0 S: 4	H: 1 LOB: 2 BB: 0 P: 5	R: 0 E: 0 K: 1 S: 5	H: 1 LOB: 0 BB: 0 P: 5	R: 0 E: 0 K: 0 S: 2	H: 0 LOB: 0 BB: 1 P: 6	1B: 7 2B: 2 3B: 0 HR: 0	SF: 0 SAC: 0 DP: 2 HBP: 1	WP: 0 PB: 0 SB: 0 CS: 1	PA: 35					
PITCHER	IP	WLS	BF	H	R	ER	SO	BB	IBB	HBP	BLK	WP	HR	S	P	ERA	WHIP										
61 Bronson Arroyo, R ERA: 4.97	(1,1) 6.1		27	7	1	1	4	0	0	0	0	0	0	2	2	0.00	0.000										
33 Jose Arredondo, R ERA: 4.22	(7,1) 0.2	W	2	0	0	0	0	0	0	0	0	0	0	2	2	0.00	0.000										
63 Sam LeCure, R ERA: 8.49	(8,1) 1.0	H	3	1	0	0	1	0	0	0	0	0	0	5	5	0.00	1.000										
59 Drew Hayes, R ERA:	(9,1) 1.0	S	3	0	0	0	0	1	0	0	0	0	0	2	6	0.00	1.000										

Cincinnati Reds @ Cleveland Indians
Goodyear Ballpark, Goodyear, AZ
Mon Apr 02 2012, 3:06 PM - 5:22 PM EDT
Att: 2,962 - Sunny - 68 F

AB	33
R	1
H	8
RBI	1
BB	1
SO	5
LOB	23



Batter	1	2	3	4	5	6	7	8	9	AB	R	H	RBI	BB	SO	LOB	TOP		
4 Billy Hamilton, S OBP: 0.667, SLG: 0.667										0	0	0	0	0	0	0	Cincinnati Reds Futures @ Cincinnati Reds Great American Ball Park, Cincinnati, OH Tue Apr 03 2012, 7:11 PM - 8:51 PM EDT Att: 12,774 - Clear - 84 F livebaseballscorecards.com		
15 Ryan LaMarre, R (1, 8)										0	0	0	0	0	0	0			
23 Denis Phipps, R (1, 9) (5, 7)										3	0	0	0	0	2	1			
19 Neftali Soto, R OBP: 0.333, SLG: 0.333										3	1	1	0	0	0	1			
28 Donald Lutz, L OBP: 1.000, SLG: 2.500										2	1	2	2	0	0	0			
39 Yorman Rodriguez, R (5, 9)										1	0	0	0	0	1	0			
9 Didi Gregorius, L (1, 6)										3	0	0	0	0	2	1			
6 Brodie Greene, R (1, 4)										0	0	0	0	0	0	0			
31 Ryan Wright, R OBP: 1.000, SLG: 1.000										1	0	1	0	0	0	0			
27 David Vidal, R (1, 5)										0	0	0	0	0	0	0			
29 Tucker Barnhart, L (1, 2)										0	0	0	0	0	0	0			
17 Mark Fleury, L (5, 2)										0	0	0	0	0	0	0			
Inning Stats	R: 0 E: 0 K: 1 S: 11	H: 1 LOB: 0 BB: 0 P: 17	R: 0 E: 0 K: 0 S: 4	H: 1 LOB: 0 BB: 0 P: 4	R: 0 E: 0 K: 0 S: 8	H: 0 LOB: 1 BB: 1 P: 13	R: 2 E: 0 K: 2 S: 10	H: 2 LOB: 0 BB: 0 P: 12	R: 0 E: 0 K: 0 S: 4	H: 0 LOB: 0 BB: 0 P: 6	R: 0 E: 0 K: 0 S: 5	H: 1 LOB: 1 BB: 0 P: 7	R: 0 E: 0 K: 3 S: 16	H: 1 LOB: 1 BB: 0 P: 20			1B: 5 2B: 0 3B: 0 HR: 1	SF: 0 SAC: 0 DP: 1 HBP: 0	WP: 0 PA: 26 PB: 0 SB: 1 CS: 1
PITCHER	IP WLS BF H R ER SO BB IBB HBP BLK WP HR S P ERA WHIP																		
44 Mike Leake, R ERA: 4.5	4.0 L 15 4 2 2 3 1 0 0 0 0 0 1 33 46 4.50 1.250																		
34 Homer Bailey, R ERA:	2.0 7 1 0 0 0 0 0 0 0 0 0 9 13 0.00 0.500																		
54 Aroldis Chapman, L ERA:	0.2 2 0 0 0 2 0 0 0 0 0 0 8 10 0.00 0.000																		
51 Sean Marshall, L ERA:	0.1 2 1 0 0 1 0 0 0 0 0 0 8 10 0.00 3.000																		

Batter	1	2	3	4	5	6	7	8	9	AB	R	H	RBI	BB	SO	LOB	BOTTOM		
4 Brandon Phillips, R OBP: 0.500, SLG: 1.000										2	0	1	0	0	1	1	Cincinnati Reds Futures @ Cincinnati Reds Great American Ball Park, Cincinnati, OH Tue Apr 03 2012, 7:11 PM - 8:51 PM EDT Att: 12,774 - Clear - 84 F livebaseballscorecards.com		
3 Devin Lohman, R (6, 4)										1	0	0	0	0	1	0			
2 Zack Cozart, R OBP: 0.500, SLG: 2.000										2	1	1	1	0	0	1			
15 Wilson Valdez, R (5, 6)										1	0	0	0	0	0	0			
19 Joey Votto, L (1, 3)										1	0	0	0	1	0	0			
21 Todd Frazier, R (5, 3)										1	0	0	0	0	0	0			
27 Scott Rolen, R (1, 5)										1	0	0	0	1	0	0			
43 Miguel Cairo, R OBP: 1.000, SLG: 2.000										1	0	1	0	0	0	0			
32 Jay Bruce, L (1, 9)										2	0	0	0	0	1	1			
9 Willie Harris, L (5, 9)										1	0	0	0	0	0	1			
28 Chris Heisey, R (1, 10)										3	0	0	0	0	1	1			
48 Ryan Ludwick, R (1, 7)										2	0	0	0	0	1	0			
49 Kyle Waldrop, L (6, 7)										0	0	0	0	0	0	0			
6 Drew Stubbs, R (1, 8)										2	0	0	0	0	1	0			
39 Devin Mesoraco, R (1, 2)										0	0	0	0	1	0	0			
29 Ryan Hanigan, R (5, 2)										1	0	0	0	0	0	0			
Inning Stats	R: 0 E: 0 K: 0 S: 8	H: 1 LOB: 0 BB: 0 P: 13	R: 0 E: 0 K: 2 S: 10	H: 0 LOB: 0 BB: 0 P: 16	R: 0 E: 0 K: 3 S: 12	H: 0 LOB: 1 BB: 1 P: 20	R: 1 E: 0 K: 0 S: 4	H: 1 LOB: 0 BB: 2 P: 16	R: 0 E: 0 K: 0 S: 4	H: 0 LOB: 0 BB: 0 P: 6	R: 0 E: 0 K: 1 S: 5	H: 0 LOB: 0 BB: 0 P: 7	R: 0 E: 0 K: 0 S: 10	H: 1 LOB: 1 BB: 0 P: 13			1B: 0 2B: 2 3B: 0 HR: 1	SF: 0 SAC: 0 DP: 1 HBP: 0	WP: 0 PA: 24 PB: 0 SB: 0 CS: 1
PITCHER	IP WLS BF H R ER SO BB IBB HBP BLK WP HR S P ERA WHIP																		
36 Daniel Corcino, R ERA:	2.0 6 1 0 0 2 0 0 0 0 0 0 18 29 0.00 0.500																		
34 J.J. Hoover, R ERA:	1.0 W 4 0 0 0 3 1 0 0 0 0 0 12 20 0.00 1.000																		
22 Kyle Lotzkar, R ERA: 4.5	2.0 H 7 1 1 1 0 2 0 0 0 0 1 8 22 4.50 1.500																		
45 Juan Carlos Sulbaran, R ERA: 4.5	1.0 H 3 0 0 0 1 0 0 0 0 0 0 5 7 0.00 0.000																		
21 Tony Cingrani, L ERA:	1.0 S 4 1 0 0 0 0 0 0 0 0 0 10 13 0.00 1.000																		



Batter	1	2	3	4	5	6	7	8	9	AB	R	H	RBI	BB	SO	LOB	TOP			
7 José Reyes, S OBP: 0.375, SLG: 0.375										4	0	1	0	0	1	0	Miami Marlins @ Cincinnati Reds Great American Ball Park, Cincinnati, OH Thu Apr 05 2012, 4:11 PM - 6:55 PM EDT Att: 42,956 - Partly Cloudy - 60 F			
1 Emilio Bonifacio, S OBP: 0.375, SLG: 0.167										3	0	1	0	1	1	0				
2 Hanley Ramirez, R										4	0	0	0	0	2	4				
27 Giancarlo Stanton, R										4	0	0	0	0	2	1				
15 Gaby Sanchez, R OBP: 0.167, SLG: 0.333										3	0	1	0	0	0	0				
8 Chris Coghlan, L										3	0	0	0	0	1	1				
12 Omar Infante, R										2	0	0	0	1	0	1				
14 John Buck, R OBP: 0.167, SLG: 0.333										3	0	0	0	0	1	1				
56 Mark Buehrle, L										2	0	0	0	0	0	0				
31 Steve Cishek, R										0	0	0	0	0	0	0				
26 Austin Kearns, R										1	0	0	0	0	0	0				
34 Edward Mujica, R										0	0	0	0	0	0	0				
Inning Stats	R: 0 H: 0 E: 1 K: 0 S: 8	H: 0 LOB: 1 BB: 0 P: 11	R: 0 H: 0 E: 0 K: 0 S: 7	H: 0 LOB: 0 BB: 0 P: 8	R: 0 H: 0 E: 0 K: 0 S: 10	H: 0 LOB: 0 BB: 0 P: 16	R: 0 H: 1 E: 0 K: 1 S: 8	H: 1 LOB: 0 BB: 1 P: 12	R: 0 H: 1 E: 0 K: 1 S: 8	H: 1 LOB: 2 BB: 1 P: 15	R: 0 H: 1 E: 0 K: 2 S: 13	H: 1 LOB: 1 BB: 0 P: 21	R: 0 H: 0 E: 0 K: 2 S: 7	H: 0 LOB: 0 BB: 0 P: 10	R: 0 H: 0 E: 0 K: 2 S: 8	H: 0 LOB: 0 BB: 0 P: 11	1B: 2 2B: 2 HR: 0	SF: 0 SAC: 0 DP: 1 HBP: 0	WP: 0 PB: 0 SB: 0 CS: 1	PA: 31
PITCHER	IP WLS BF H R ER SO BB IBB HBP BLK WP HR S P ERA WHIP	IP WLS BF H R ER SO BB IBB HBP BLK WP HR S P ERA WHIP	IP WLS BF H R ER SO BB IBB HBP BLK WP HR S P ERA WHIP	IP WLS BF H R ER SO BB IBB HBP BLK WP HR S P ERA WHIP	IP WLS BF H R ER SO BB IBB HBP BLK WP HR S P ERA WHIP	IP WLS BF H R ER SO BB IBB HBP BLK WP HR S P ERA WHIP	IP WLS BF H R ER SO BB IBB HBP BLK WP HR S P ERA WHIP	IP WLS BF H R ER SO BB IBB HBP BLK WP HR S P ERA WHIP	IP WLS BF H R ER SO BB IBB HBP BLK WP HR S P ERA WHIP	IP WLS BF H R ER SO BB IBB HBP BLK WP HR S P ERA WHIP	IP WLS BF H R ER SO BB IBB HBP BLK WP HR S P ERA WHIP	IP WLS BF H R ER SO BB IBB HBP BLK WP HR S P ERA WHIP	IP WLS BF H R ER SO BB IBB HBP BLK WP HR S P ERA WHIP	IP WLS BF H R ER SO BB IBB HBP BLK WP HR S P ERA WHIP	IP WLS BF H R ER SO BB IBB HBP BLK WP HR S P ERA WHIP	IP WLS BF H R ER SO BB IBB HBP BLK WP HR S P ERA WHIP	IP WLS BF H R ER SO BB IBB HBP BLK WP HR S P ERA WHIP			

AB	29
R	0
H	3
RBI	0
BB	2
SO	8
LOB	8



Batter	1	2	3	4	5	6	7	8	9	AB	R	H	RBI	BB	SO	LOB	BOTTOM			
4 Brandon Phillips, R OBP: 0.400, SLG: 0.250										4	0	1	0	1	1	2	Miami Marlins @ Cincinnati Reds Great American Ball Park, Cincinnati, OH Thu Apr 05 2012, 4:11 PM - 6:55 PM EDT Att: 42,956 - Partly Cloudy - 60 F			
2 Zack Cozart, R OBP: 0.500, SLG: 0.750										4	1	2	0	0	1	3				
19 Joey Volto, L OBP: 0.500, SLG: 0.333										3	0	1	0	1	1	3				
27 Scott Rolen, R OBP: 0.500, SLG: 0.667										3	1	1	0	0	0	3				
32 Jay Bruce, L OBP: 0.250, SLG: 1.333										3	1	1	2	0	0	1				
48 Ryan Ludwick, R OBP: 0.250, SLG: 0.500										4	0	1	1	0	0	2				
51 Sean Marshall, L										0	0	0	0	0	0	0				
6 Drew Stubbs, R OBP: 0.500, SLG: 0.333										3	1	1	0	1	1	1				
29 Ryan Hanigan, R										3	0	0	0	1	1	2				
47 Johnny Cueto, R OBP: 0.500, SLG: 0.500										2	0	1	0	0	0	2				
54 Aroldis Chapman, L										0	0	0	0	0	0	0				
28 Chris Heisey, R OBP: 1.000, SLG: 2.000										1	0	1	1	0	0	0				
Inning Stats	R: 1 H: 1 E: 0 K: 0 S: 17	H: 1 LOB: 2 BB: 1 P: 28	R: 0 H: 1 E: 0 K: 1 S: 10	H: 1 LOB: 0 BB: 0 P: 12	R: 0 H: 1 E: 0 K: 0 S: 6	H: 1 LOB: 0 BB: 0 P: 9	R: 0 H: 0 E: 0 K: 0 S: 5	H: 0 LOB: 0 BB: 0 P: 6	R: 0 H: 2 E: 0 K: 1 S: 14	H: 2 LOB: 2 BB: 1 P: 24	R: 0 H: 1 E: 1 K: 0 S: 9	H: 1 LOB: 1 BB: 1 P: 19	R: 2 H: 2 E: 0 K: 0 S: 16	H: 2 LOB: 1 BB: 1 P: 31	R: 2 H: 2 E: 0 K: 0 S: 16	H: 2 LOB: 1 BB: 1 P: 31	1B: 5 2B: 4 HR: 1	SF: 1 SAC: 1 DP: 1 HBP: 1	WP: 0 PB: 0 SB: 0 CS: 0	PA: 38
PITCHER	IP WLS BF H R ER SO BB IBB HBP BLK WP HR S P ERA WHIP	IP WLS BF H R ER SO BB IBB HBP BLK WP HR S P ERA WHIP	IP WLS BF H R ER SO BB IBB HBP BLK WP HR S P ERA WHIP	IP WLS BF H R ER SO BB IBB HBP BLK WP HR S P ERA WHIP	IP WLS BF H R ER SO BB IBB HBP BLK WP HR S P ERA WHIP	IP WLS BF H R ER SO BB IBB HBP BLK WP HR S P ERA WHIP	IP WLS BF H R ER SO BB IBB HBP BLK WP HR S P ERA WHIP	IP WLS BF H R ER SO BB IBB HBP BLK WP HR S P ERA WHIP	IP WLS BF H R ER SO BB IBB HBP BLK WP HR S P ERA WHIP	IP WLS BF H R ER SO BB IBB HBP BLK WP HR S P ERA WHIP	IP WLS BF H R ER SO BB IBB HBP BLK WP HR S P ERA WHIP	IP WLS BF H R ER SO BB IBB HBP BLK WP HR S P ERA WHIP	IP WLS BF H R ER SO BB IBB HBP BLK WP HR S P ERA WHIP	IP WLS BF H R ER SO BB IBB HBP BLK WP HR S P ERA WHIP	IP WLS BF H R ER SO BB IBB HBP BLK WP HR S P ERA WHIP	IP WLS BF H R ER SO BB IBB HBP BLK WP HR S P ERA WHIP	IP WLS BF H R ER SO BB IBB HBP BLK WP HR S P ERA WHIP			



Batter	1	2	3	4	5	6	7	8	9	AB	R	H	RBI	BB	SO	LOB	TOP					
7 José Reyes, S OBP: 0.308, SLG: 0.385	G6-3		F9			FC4-6		K		5	1	1	0	0	1	2						
1 Emilio Bonifácio, S OBP: 0.462, SLG: 0.900	K2-3							K		4	3	2	0	1	2	0						
2 Hanley Ramirez, R OBP: 0.231, SLG: 0.364	P3									3	1	1	2	2	0	1						
27 Giancarlo Stanton, R OBP: 0.231, SLG: 0.308										5	0	3	3	0	1	1						
5 Logan Morrison, L OBP: 0.375, SLG: 0.167 21 Heath Bell, R (9.1)	G4-6-3									3	0	0	0	2	0	2						
15 Gaby Sanchez, R OBP: 0.091, SLG: 0.182	K									5	0	0	0	0	2	6						
12 Omar Infante, R OBP: 0.304, SLG: 0.900										5	2	3	1	0	0	2						
14 John Buck, R OBP: 0.200, SLG: 0.600										4	1	1	2	0	1	1						
47 Ricky Nolasco, R OBP: 0.250, SLG: 0.250 8 Chris Coghlan, L (9.7)	G4-3									4	0	1	0	0	2	1						
Inning Stats	R: 0 E: 0 K: 1 S: 8	H: 0 LOB: 0 BB: 0 P: 11	R: 0 E: 0 K: 1 S: 8	H: 1 LOB: 0 BB: 0 P: 12	R: 0 E: 0 K: 1 S: 9	H: 1 LOB: 1 BB: 0 P: 12	R: 1 E: 0 K: 0 S: 13	H: 2 LOB: 1 BB: 0 P: 19	R: 3 E: 0 K: 1 S: 17	H: 3 LOB: 3 BB: 3 P: 36	R: 0 E: 0 K: 0 S: 11	H: 1 LOB: 1 BB: 0 P: 17	R: 2 E: 0 K: 0 S: 12	H: 2 LOB: 0 BB: 0 P: 19	R: 2 E: 0 K: 3 S: 12	H: 2 LOB: 0 BB: 0 P: 15	R: 0 E: 0 K: 2 S: 14	H: 0 LOB: 2 BB: 2 P: 27	1B: 5 2B: 3 3B: 1 HR: 3	SF: 0 SAC: 0 DP: 1 HBP: 0	WP: 0 PB: 0 SB: 3 CS: 0	PA: 43
PITCHER	IP	WLS	BF	H	R	ER	SO	BB	IBB	HBP	BLK	WP	HR	S	P	ERA	WHIP					
55 Mat Latos, R ERA: 7.71	4.2	L	22	7	4	4	4	2	0	0	0	0	1	51	81	7.71	1.929					
66 Logan Ondrusek, R ERA:	0.1		2	0	0	0	0	1	0	0	0	0	0	4	9	0.00	3.000					
63 Sam LeCure, R ERA: 9.0	2.0		9	3	2	2	0	0	0	0	0	0	1	23	36	9.00	1.500					
31 Alfredo Simon, R ERA: 18.0	1.0		5	2	2	2	3	0	0	0	0	0	1	12	15	18.00	2.000					
33 Jose Arredondo, R ERA:	1.0		5	0	0	0	2	2	0	0	0	0	0	14	27	0.00	2.000					

Miami Marlins @ Cincinnati Reds
Great American Ball Park, Cincinnati, OH
Sat Apr 07 2012, 7:12 PM - 10:10 PM EDT
Att: 41,662 - Clear - 67 F

AB 38
R 8
H 12
RBI 8
BB 5
SO 9
LOB 16



Batter	1	2	3	4	5	6	7	8	9	AB	R	H	RBI	BB	SO	LOB	BOTTOM					
4 Brandon Phillips, R OBP: 0.222, SLG: 0.125	G6-3		G6-3							4	0	0	0	0	0	1						
2 Zack Cozart, R OBP: 0.625, SLG: 1.375 33 Jose Arredondo, R (9.1)	G6-3									4	2	3	1	0	0	0						
19 Joey Votto, L OBP: 0.375, SLG: 0.714	K									4	1	1	2	0	2	2						
27 Scott Rolen, R OBP: 0.250, SLG: 0.286	L6									4	0	0	0	0	1	1						
32 Jay Bruce, L OBP: 0.125, SLG: 0.571	K									4	0	0	0	0	2	0						
28 Chris Heisey, R OBP: 0.400, SLG: 0.600	P3									4	0	1	0	0	1	0						
6 Drew Stubbs, R OBP: 0.286, SLG: 0.167	G6-3									3	0	0	0	0	0	1						
39 Devin Mesoraco, R OBP: 0.333, SLG: 0.333										3	0	1	0	0	0	1						
55 Mat Latos, R 66 Logan Ondrusek, R 9 Willie Harris, L 63 Sam LeCure, R 31 Alfredo Simon, R 15 Wilson Valdez, R (9.6)	SH1-4									0	0	0	0	0	0	0						
Inning Stats	R: 0 E: 0 K: 1 S: 6	H: 0 LOB: 0 BB: 0 P: 11	R: 0 E: 0 K: 1 S: 7	H: 0 LOB: 0 BB: 0 P: 10	R: 0 E: 0 K: 0 S: 8	H: 1 LOB: 1 BB: 0 P: 11	R: 2 E: 0 K: 2 S: 16	H: 2 LOB: 0 BB: 0 P: 23	R: 0 E: 0 K: 0 S: 6	H: 0 LOB: 0 BB: 0 P: 6	R: 0 E: 1 K: 0 S: 8	H: 1 LOB: 1 BB: 0 P: 14	R: 0 E: 0 K: 0 S: 6	H: 1 LOB: 0 BB: 0 P: 8	R: 1 E: 0 K: 1 S: 12	H: 1 LOB: 0 BB: 0 P: 18	R: 0 E: 0 K: 1 S: 6	H: 0 LOB: 0 BB: 0 P: 9	1B: 3 2B: 0 3B: 1 HR: 2	SF: 0 SAC: 1 DP: 1 HBP: 0	WP: 0 PB: 0 SB: 0 CS: 0	PA: 33
PITCHER	IP	WLS	BF	H	R	ER	SO	BB	IBB	HBP	BLK	WP	HR	S	P	ERA	WHIP					
47 Ricky Nolasco, R ERA: 3.38	8.0	W	30	6	3	3	5	0	0	0	0	0	0	69	101	3.38	0.750					
21 Heath Bell, R ERA:	1.0		3	0	0	0	1	0	0	0	0	0	0	6	9	0.00	0.000					

Miami Marlins @ Cincinnati Reds
Great American Ball Park, Cincinnati, OH
Sat Apr 07 2012, 7:12 PM - 10:10 PM EDT
Att: 41,662 - Clear - 67 F

AB 32
R 3
H 6
RBI 3
BB 0
SO 6
LOB 6



Batter	1	2	3	4	5	6	7	8	9	AB	R	H	RBI	BB	SO	LOB	TOP						
7 José Reyes, S OBP: 0.278, SLG: 0.444										5	0	1	1	0	1	2							
1 Emilio Bonifácio, S OBP: 0.444, SLG: 0.333										5	0	2	1	0	1	1							
2 Hanley Ramírez, R OBP: 0.235, SLG: 0.333										4	1	1	0	0	1	3							
27 Giancarlo Stanton, R OBP: 0.235, SLG: 0.294										4	1	1	0	0	0	4							
5 Logan Morrison, L OBP: 0.333, SLG: 0.222										3	0	1	1	0	0	0							
12 Omar Infante, R OBP: 0.333, SLG: 0.714										4	0	1	1	0	1	0							
29 Greg Dobbs, L OBP: 0.067, SLG: 0.500										2	0	1	0	0	0	2							
15 Gaby Sanchez, R OBP: 0.083, SLG: 0.167										1	1	0	0	0	1	0							
9 Brett Hayes, R OBP: 0.250, SLG: 0.250										4	1	1	0	0	1	3							
38 Carlos Zambrano, S OBP: 0.500, SLG: 0.500										2	0	1	0	0	0	0							
8 Chris Cooper, L OBP: 0.286, SLG: 0.286										2	0	0	0	0	0	0							
31 Steve Coshak, R OBP: 0.000, SLG: 0.000										0	0	0	0	0	0	0							
34 Edward Mujica, R OBP: 0.000, SLG: 0.000										0	0	0	0	0	0	0							
22 Donnie Murphy, R OBP: 0.000, SLG: 0.000										0	0	0	0	0	0	0							
21 Heath Bell, R OBP: 0.000, SLG: 0.000										0	0	0	0	0	0	0							
Inning Stats	R: 0 E: 0 K: 1 S: 10	H: 1 LOB: 1 BB: 0 P: 13	R: 0 E: 0 K: 1 S: 8	H: 1 LOB: 1 BB: 0 P: 11	R: 0 E: 0 K: 0 S: 10	H: 1 LOB: 0 BB: 0 P: 12	R: 1 E: 0 K: 0 S: 10	H: 3 LOB: 2 BB: 0 P: 14	R: 0 E: 0 K: 1 S: 7	H: 0 LOB: 0 BB: 0 P: 10	R: 1 E: 0 K: 1 S: 9	H: 1 LOB: 0 BB: 0 P: 9	R: 3 E: 0 K: 0 S: 17	H: 3 LOB: 2 BB: 0 P: 20	R: 0 E: 0 K: 1 S: 9	H: 0 LOB: 0 BB: 0 P: 13	R: 0 E: 0 K: 2 S: 11	H: 1 LOB: 1 BB: 0 P: 15	1B: 9 2B: 1 3B: 1 HR: 0	SF: 1 SAC: 0 DP: 1 HBP: 1	WP: 0 PB: 0 SB: 2 CS: 0	PA: 38	
PITCHER	IP WLS BF H R ER SO BB IBB HBP BLK WP HR S P ERA WHIP	6.1 2 29 10 5 4 4 0 0 1 0 0 0 65 82 5.68 1.579	0.2 2 0 0 0 0 0 0 0 0 0 0 0 6 7 0.00 0.000	2.0 W 7 1 0 0 3 0 0 0 0 0 0 20 28 0.00 0.500																			

Miami Marlins @ Cincinnati Reds
Great American Ball Park, Cincinnati, OH
Sun Apr 08 2012, 1:10 PM - 3:48 PM EDT
Att: 23,539 - Sunny - 61 F

AB 36
R 5
H 11
RBI 5
BB 0
SO 7
LOB 15



Batter	1	2	3	4	5	6	7	8	9	AB	R	H	RBI	BB	SO	LOB	BOTTOM						
4 Brandon Phillips, R OBP: 0.308, SLG: 0.250										4	1	2	0	0	1	0							
2 Zack Cozart, R OBP: 0.583, SLG: 1.182										3	1	1	1	1	0	1							
19 Joey Votto, L OBP: 0.333, SLG: 0.500										3	1	0	0	1	2	1							
48 Ryan Ludwick, R OBP: 0.250, SLG: 0.286										3	0	0	0	1	0	1							
32 Jay Bruce, L OBP: 0.250, SLG: 1.091										4	2	2	3	0	0	2							
43 Miguel Cairo, R OBP: 0.333, SLG: 0.375										4	0	0	1	0	0	1							
6 Drew Stubbs, R OBP: 0.273, SLG: 0.200										4	1	1	0	0	2	1							
29 Ryan Hanigan, R OBP: 0.250, SLG: 0.143										4	0	1	0	0	0	0							
61 Bronson Arroyo, R OBP: 0.273, SLG: 0.200										2	0	0	0	0	2	0							
9 Willie Harris, L OBP: 0.000, SLG: 0.000										0	0	0	0	0	0	0							
54 Aroldis Chapman, L OBP: 0.000, SLG: 0.000										0	0	0	0	0	0	0							
27 Scott Rolen, R OBP: 0.333, SLG: 0.375										1	0	1	1	0	0	0							
Inning Stats	R: 3 E: 0 K: 1 S: 15	H: 2 LOB: 1 BB: 2 P: 28	R: 0 E: 0 K: 1 S: 10	H: 1 LOB: 0 BB: 0 P: 15	R: 0 E: 0 K: 0 S: 8	H: 0 LOB: 0 BB: 0 P: 14	R: 0 E: 0 K: 1 S: 11	H: 0 LOB: 0 BB: 0 P: 15	R: 0 E: 0 K: 2 S: 7	H: 0 LOB: 0 BB: 0 P: 12	R: 1 E: 0 K: 1 S: 9	H: 1 LOB: 0 BB: 0 P: 11	R: 0 E: 0 K: 0 S: 6	H: 0 LOB: 0 BB: 0 P: 9	R: 0 E: 0 K: 1 S: 12	H: 0 LOB: 1 BB: 1 P: 18	R: 2 E: 0 K: 0 S: 12	H: 4 LOB: 2 BB: 0 P: 18	1B: 5 2B: 1 3B: 0 HR: 2	SF: 0 SAC: 0 DP: 0 HBP: 0	WP: 0 PB: 0 SB: 0 CS: 0	PA: 36	
PITCHER	IP WLS BF H R ER SO BB IBB HBP BLK WP HR S P ERA WHIP	6.0 H 3 0 0 0 0 2 0 0 0 0 0 6 9 0.00 0.000	1.0 H 3 0 0 0 0 0 0 0 0 0 0 6 9 0.00 0.000	1.0 H 4 0 0 0 1 1 0 0 0 0 0 1 12 18 0.00 1.000	0.1 L 5 4 2 2 0 0 0 0 0 0 0 1 12 18 54.00 12.000																		

Miami Marlins @ Cincinnati Reds
Great American Ball Park, Cincinnati, OH
Sun Apr 08 2012, 1:10 PM - 3:48 PM EDT
Att: 23,539 - Sunny - 61 F

AB 33
R 6
H 8
RBI 6
BB 3
SO 7
LOB 7



Batter	1	2	3	4	5	6	7	8	9	AB	R	H	RBI	BB	SO	LOB	TOP		
15 Rafael Furcal, S OBP: 0.480, SLG: 0.565	G1-3	F7			G4-3		BB	K		4	0	0	0	1	1	2			
3 Carlos Beltrán, S OBP: 0.375, SLG: 0.591	F8	G5-3			BB		K1-3		G3-1	4	0	0	0	1	1	1			
7 Matt Holliday, R OBP: 0.280, SLG: 0.522	HR				P3			G6-3	1B	5	1	2	1	0	1	1			
12 Lance Berkman, S OBP: 0.526, SLG: 0.462	23 HR	BB			23 HR			4 2B	K	3	2	1	0	2	2	1			
23 David Freese, R OBP: 0.417, SLG: 0.667	1-H	HR			G6-4-3			4 2B	K	5	2	2	2	0	1	2			
4 Yadier Molina, R OBP: 0.444, SLG: 0.938	HR				F9			13 SF8	2B	3	2	2	3	1	0	0			
19 Jon Jay, L OBP: 0.436, SLG: 0.467	1B				F7			13 SF8	BB	3	0	2	0	1	0	1			
33 Daniel Descalso, L OBP: 0.313, SLG: 0.154	G1-3				K				BB	3	0	0	0	1	2	2			
35 Jake Westbrook, R 13 Matt Carpenter, L 34 Marc Rzepczynski, L 59 Fernando Salas, R	K				K			F9	SF8	3	0	0	0	0	2	1			
Inning Stats	R: 4 H: 4 E: 0 K: 0 S: 18	H: 4 LOB: 1 BB: 1 P: 26	R: 0 H: 0 E: 0 K: 1 S: 10	H: 0 LOB: 0 BB: 0 P: 15	R: 0 H: 1 E: 0 K: 0 S: 6	H: 1 LOB: 1 BB: 0 P: 10	R: 0 H: 1 E: 0 K: 2 S: 9	H: 1 LOB: 1 BB: 0 P: 15	R: 0 H: 0 E: 0 K: 1 S: 7	H: 0 LOB: 1 BB: 1 P: 15	R: 0 H: 0 E: 0 K: 2 S: 5	H: 0 LOB: 1 BB: 1 P: 15	R: 0 H: 0 E: 0 K: 1 S: 11	H: 2 LOB: 2 BB: 3 P: 37	R: 0 H: 1 E: 0 K: 2 S: 11	H: 1 LOB: 1 BB: 0 P: 17	1B: 4 2B: 3 3B: 0 HR: 3	SF: 1 SAC: 0 DP: 2 HBP: 0	WP: 1 PA: 41 PB: 0 SB: 0 CS: 1
PITCHER	IP	WLS	BF	H	R	ER	SO	BB	IBB	HBP	BLK	WP	HR	S	P	ERA	WHIP		
34 Homer Bailey, R ERA: 6.35	5.2	L	24	6	4	4	5	3	0	0	0	0	3	54	91	6.35	1.588		
45 Bill Bray, L ERA:	1.1		5	0	0	0	2	1	0	0	0	0	0	12	17	0.00	0.750		
33 Jose Arredondo, R ERA: 20.25	0.1		5	2	3	3	0	2	0	0	0	0	0	9	25	81.00	12.000		
31 Alfredo Simon, R ERA: 6.75	1.2		7	1	0	0	3	1	0	0	0	1	0	17	29	0.00	1.200		

St. Louis Cardinals @ Cincinnati Reds
Great American Ball Park, Cincinnati, OH
Mon Apr 09 2012, 7:11 PM - 9:54 PM EDT
Att. 16,909 - Clear - 64 F

AB 33
R 7
H 9
RBI 7
BB 7
SO 10
LOB 11



Batter	1	2	3	4	5	6	7	8	9	AB	R	H	RBI	BB	SO	LOB	BOTTOM		
4 Brandon Phillips, R OBP: 0.313, SLG: 0.267 15 Wilson Valdez, R	G1-3	K			2B			G4-3		3	1	1	0	0	1	2			
2 Zack Cozart, R OBP: 0.563, SLG: 1.000	19 BB				F8			K		3	0	1	0	1	1	0			
19 Joey Votto, L OBP: 0.313, SLG: 0.385	BB				F7			G6-3		3	0	0	0	1	1	1			
27 Scott Rolen, R OBP: 0.231, SLG: 0.250	F4				F9				F9	4	0	0	0	0	0	2			
32 Jay Bruce, L OBP: 0.250, SLG: 0.867	F8				E6			28 FC6-4	K	4	0	1	0	0	1	2			
28 Chris Heisey, R OBP: 0.333, SLG: 0.375		34 FC3-5			FC6-4			G5-4-3	K	3	0	0	0	1	1	2			
6 Drew Stubbs, R OBP: 0.286, SLG: 0.167	34 FC3-5	BB			G5-3			G4-3		2	0	0	0	1	0	1			
29 Ryan Hanigan, R OBP: 0.182, SLG: 0.100	F9				G4-3			G6-3		3	0	0	0	0	0	2			
34 Homer Bailey, R 45 Bill Bray, L 9 Willie Harris, L 33 Jose Arredondo, R 31 Alfredo Simon, R	FC3-5				G1-3			G4-3		2	0	0	0	0	0	2			
Inning Stats	R: 0 H: 0 E: 0 K: 0 S: 5	H: 0 LOB: 2 BB: 2 P: 16	R: 0 H: 0 E: 0 K: 1 S: 11	H: 0 LOB: 0 BB: 2 P: 19	R: 0 H: 0 E: 0 K: 0 S: 6	H: 0 LOB: 0 BB: 0 P: 9	R: 0 H: 0 E: 1 K: 0 S: 6	H: 0 LOB: 0 BB: 0 P: 9	R: 1 H: 2 E: 1 K: 1 S: 14	H: 2 LOB: 1 BB: 0 P: 17	R: 0 H: 1 E: 0 K: 0 S: 7	H: 1 LOB: 0 BB: 0 P: 9	R: 0 H: 0 E: 0 K: 1 S: 8	H: 0 LOB: 0 BB: 0 P: 12	R: 0 H: 0 E: 0 K: 2 S: 9	H: 0 LOB: 0 BB: 0 P: 13	1B: 3 2B: 0 3B: 0 HR: 0	SF: 0 SAC: 0 DP: 1 HBP: 0	WP: 0 PA: 33 PB: 0 SB: 0 CS: 1
PITCHER	IP	WLS	BF	H	R	ER	SO	BB	IBB	HBP	BLK	WP	HR	S	P	ERA	WHIP		
35 Jake Westbrook, R ERA:	7.0	W	27	3	1	0	2	4	0	0	0	0	0	55	88	0.00	1.000		
34 Marc Rzepczynski, L ERA:	1.0		3	0	0	0	1	0	0	0	0	0	0	8	12	0.00	0.000		
59 Fernando Salas, R ERA: 9.0	1.0		3	0	0	0	2	0	0	0	0	0	0	9	13	0.00	0.000		

St. Louis Cardinals @ Cincinnati Reds
Great American Ball Park, Cincinnati, OH
Mon Apr 09 2012, 7:11 PM - 9:54 PM EDT
Att. 16,909 - Clear - 64 F

AB 29
R 1
H 3
RBI 0
BB 4
SO 5
LOB 14



Batter	1	2	3	4	5	6	7	8	9	AB	R	H	RBI	BB	SO	LOB	TOP				
19 Jon Jay, L (1,8) OBP: 0.333, SLG: 0.350	G4-3		L7		F7		K		G4-3	5	0	0	0	0	1	2					
3 Carlos Beltrán, S (1,9) OBP: 0.393, SLG: 0.680	HR		G4-3		K		BB			3	1	1	1	1	1	1					
7 Matt Holliday, R (1,7) OBP: 0.276, SLG: 0.481	23 BB 12 HBP		G6-3		P3		K			4	0	1	0	0	1	2					
12 Lance Berkman, S (1,3) OBP: 0.565, SLG: 0.625	4 G5-3 23 BB		K		HR		G6-4-3 23 BB			3	1	2	0	0	1	0					
15 Rafael Furcal, S (8,6) OBP: 0.490, SLG: 0.595	HBP		K		3B		1B			0	0	0	0	0	0	0					
23 David Freese, R (1,5) OBP: 0.464, SLG: 0.778	BB		G5-3		HR		1B			3	1	2	2	1	0	0					
4 Yadier Molina, R (1,2) OBP: 0.409, SLG: 0.850	G5-3		2B		K		G6-4-3			4	0	1	0	0	1	5					
33 Daniel Descalso, L (1,4) OBP: 0.300, SLG: 0.176			K		G3-1		K			4	0	1	0	0	2	3					
27 Tyler Greene, R (1,6) OBP: 0.333, SLG: 0.375			F8		2B		K			4	0	1	0	0	2	1					
26 Kyle Lohse, R (1,1)			B1-6-4		B2		BB			2	0	0	0	0	0	2					
44 Erik Komatsu, L (7,PH) OBP: 1.000, SLG: 1.000										0	0	0	0	1	0	0					
41 Mitchell Boggs, R (7,1)										0	0	0	0	0	0	0					
43 Shane Robinson, R (8,PH) OBP: 0.571, SLG: 1.000										1	0	0	0	0	0	0					
30 Jason Motte, R (9,1)										0	0	0	0	0	0	0					
Inning Stats	R: 1 E: 0 K: 0 S: 14	H: 2 LOB: 2 BB: 1 P: 26	R: 0 E: 0 K: 0 S: 5	H: 1 LOB: 0 BB: 0 P: 6	R: 0 E: 0 K: 0 S: 9	H: 0 LOB: 0 BB: 0 P: 13	R: 0 E: 0 K: 2 S: 11	H: 1 LOB: 1 BB: 0 P: 18	R: 0 E: 0 K: 1 S: 13	H: 2 LOB: 0 BB: 0 P: 18	R: 0 E: 0 K: 3 S: 17	H: 0 LOB: 2 BB: 2 P: 26	R: 0 E: 0 K: 1 S: 7	H: 2 LOB: 2 BB: 0 P: 10	R: 0 E: 0 K: 1 S: 7	H: 0 LOB: 0 BB: 0 P: 8	1B: 4 2B: 2 3B: 1 HR: 2	SF: 0 SAC: 0 DP: 3 HBP: 1	WP: 0 PB: 0 SB: 0 CS: 0	PA: 37	
PITCHER	IP WLS BF H R ER SO BB IBB HBP BLK WP HR S P ERA WHIP	IP WLS BF H R ER SO BB IBB HBP BLK WP HR S P ERA WHIP	IP WLS BF H R ER SO BB IBB HBP BLK WP HR S P ERA WHIP	IP WLS BF H R ER SO BB IBB HBP BLK WP HR S P ERA WHIP	IP WLS BF H R ER SO BB IBB HBP BLK WP HR S P ERA WHIP	IP WLS BF H R ER SO BB IBB HBP BLK WP HR S P ERA WHIP	IP WLS BF H R ER SO BB IBB HBP BLK WP HR S P ERA WHIP	IP WLS BF H R ER SO BB IBB HBP BLK WP HR S P ERA WHIP	IP WLS BF H R ER SO BB IBB HBP BLK WP HR S P ERA WHIP	IP WLS BF H R ER SO BB IBB HBP BLK WP HR S P ERA WHIP	IP WLS BF H R ER SO BB IBB HBP BLK WP HR S P ERA WHIP	IP WLS BF H R ER SO BB IBB HBP BLK WP HR S P ERA WHIP	IP WLS BF H R ER SO BB IBB HBP BLK WP HR S P ERA WHIP	IP WLS BF H R ER SO BB IBB HBP BLK WP HR S P ERA WHIP	IP WLS BF H R ER SO BB IBB HBP BLK WP HR S P ERA WHIP	IP WLS BF H R ER SO BB IBB HBP BLK WP HR S P ERA WHIP	IP WLS BF H R ER SO BB IBB HBP BLK WP HR S P ERA WHIP	IP WLS BF H R ER SO BB IBB HBP BLK WP HR S P ERA WHIP	IP WLS BF H R ER SO BB IBB HBP BLK WP HR S P ERA WHIP	IP WLS BF H R ER SO BB IBB HBP BLK WP HR S P ERA WHIP	IP WLS BF H R ER SO BB IBB HBP BLK WP HR S P ERA WHIP

St. Louis Cardinals @ Cincinnati Reds
Great American Ball Park, Cincinnati, OH
Tue Apr 10 2012, 7:10 PM - 9:43 PM EDT
Att: 17,110 - Partly Cloudy - 51 F

AB 33
R 3
H 9
RBI 3
BB 3
SO 9
LOB 16



Batter	1	2	3	4	5	6	7	8	9	AB	R	H	RBI	BB	SO	LOB	BOTTOM					
9 Willie Harris, L (1,4)	G3		G3		F9				F7	4	0	0	0	0	0							
2 Zack Cozart, R (1,6) OBP: 0.550, SLG: 1.000	G5-3		HBP				19 SF8 3B		K	3	1	1	0	0	1	0						
19 Joey Votto, L (1,3) OBP: 0.300, SLG: 0.375	1B		L7		SF8				G4-3	3	0	1	1	0	0	1						
27 Scott Rolen, R (1,5) OBP: 0.176, SLG: 0.188	F8		L6		G6-3				F8	4	0	0	0	0	0	2						
32 Jay Bruce, L (1,9) OBP: 0.300, SLG: 0.842			K		1B				P3	4	0	2	0	0	1	0						
28 Chris Heisey, R (1,7) OBP: 0.231, SLG: 0.250	G5-3		F8		P4				K2-3	4	0	0	0	0	1	2						
6 Drew Stubbs, R (1,8) OBP: 0.235, SLG: 0.133	G5-3		K						G5-3	3	0	0	0	0	1	1						
39 Devin Mesoraco, R (1,2) OBP: 0.333, SLG: 0.200	IBB		P3		F7					2	0	0	0	1	0	0						
44 Mike Leake, R (1,1)	F7		G5-3						K	2	0	0	0	0	0	2						
63 Sam LeCure, R (7,1)										0	0	0	0	0	0	0						
48 Ryan Ludwick, R (7,PH) OBP: 0.222, SLG: 0.250										1	0	0	0	0	1	0						
66 Logan Ondrusek, R (8,1)										0	0	0	0	0	0	0						
51 Sean Marshall, L (9,1)										0	0	0	0	0	0	0						
Inning Stats	R: 0 E: 0 K: 0 S: 10	H: 1 LOB: 1 BB: 0 P: 13	R: 0 E: 0 K: 0 S: 9	H: 1 LOB: 2 BB: 1 P: 21	R: 0 E: 0 K: 0 S: 11	H: 0 LOB: 0 BB: 0 P: 17	R: 0 E: 0 K: 2 S: 11	H: 0 LOB: 0 BB: 0 P: 16	R: 0 E: 0 K: 0 S: 5	H: 0 LOB: 0 BB: 0 P: 8	R: 1 E: 0 K: 0 S: 11	H: 2 LOB: 1 BB: 0 P: 19	R: 0 E: 0 K: 1 S: 9	H: 0 LOB: 0 BB: 0 P: 14	R: 0 E: 0 K: 1 S: 7	H: 0 LOB: 0 BB: 0 P: 8	R: 0 E: 0 K: 1 S: 9	H: 0 LOB: 0 BB: 0 P: 11	1B: 2 2B: 1 3B: 1 HR: 0	SF: 1 SAC: 0 DP: 0 HBP: 1	WP: 0 PB: 0 SB: 0 CS: 0	PA: 33
PITCHER	IP WLS BF H R ER SO BB IBB HBP BLK WP HR S P ERA WHIP	IP WLS BF H R ER SO BB IBB HBP BLK WP HR S P ERA WHIP	IP WLS BF H R ER SO BB IBB HBP BLK WP HR S P ERA WHIP	IP WLS BF H R ER SO BB IBB HBP BLK WP HR S P ERA WHIP	IP WLS BF H R ER SO BB IBB HBP BLK WP HR S P ERA WHIP	IP WLS BF H R ER SO BB IBB HBP BLK WP HR S P ERA WHIP	IP WLS BF H R ER SO BB IBB HBP BLK WP HR S P ERA WHIP	IP WLS BF H R ER SO BB IBB HBP BLK WP HR S P ERA WHIP	IP WLS BF H R ER SO BB IBB HBP BLK WP HR S P ERA WHIP	IP WLS BF H R ER SO BB IBB HBP BLK WP HR S P ERA WHIP	IP WLS BF H R ER SO BB IBB HBP BLK WP HR S P ERA WHIP	IP WLS BF H R ER SO BB IBB HBP BLK WP HR S P ERA WHIP	IP WLS BF H R ER SO BB IBB HBP BLK WP HR S P ERA WHIP	IP WLS BF H R ER SO BB IBB HBP BLK WP HR S P ERA WHIP	IP WLS BF H R ER SO BB IBB HBP BLK WP HR S P ERA WHIP	IP WLS BF H R ER SO BB IBB HBP BLK WP HR S P ERA WHIP	IP WLS BF H R ER SO BB IBB HBP BLK WP HR S P ERA WHIP	IP WLS BF H R ER SO BB IBB HBP BLK WP HR S P ERA WHIP	IP WLS BF H R ER SO BB IBB HBP BLK WP HR S P ERA WHIP	IP WLS BF H R ER SO BB IBB HBP BLK WP HR S P ERA WHIP	IP WLS BF H R ER SO BB IBB HBP BLK WP HR S P ERA WHIP	

St. Louis Cardinals @ Cincinnati Reds
Great American Ball Park, Cincinnati, OH
Tue Apr 10 2012, 7:10 PM - 9:43 PM EDT
Att: 17,110 - Partly Cloudy - 51 F

AB 30
R 1
H 4
RBI 1
BB 1
SO 5
LOB 8



Batter	1	2	3	4	5	6	7	8	9	AB	R	H	RBI	BB	SO	LOB	TOP										
15 Rafael Furcal, S OBP: 0.467, SLG: 0.593	F9		19 HR 3B		7 1B HBP		P5		K	4	1	1	1	0	1	1											
19 Jon Jay, L OBP: 0.360, SLG: 0.478	L8		HR		L7					3	1	1	2	1	0	1											
7 Matt Holliday, R OBP: 0.273, SLG: 0.452	P3		L7							4	0	1	0	0	0	1											
13 Matt Carpenter, L OBP: 0.250, SLG: 0.300	F7									4	0	1	0	0	2	2											
4 Yadier Molina, R OBP: 0.385, SLG: 0.739	F8									3	0	0	0	1	2	1											
33 Daniel Descalso, L OBP: 0.304, SLG: 0.200										3	0	1	0	0	1	1											
27 Tyler Greene, R OBP: 0.308, SLG: 0.333	PO		G5-3							4	0	1	0	0	1	1											
44 Erik Komatsu, L OBP: 0.571, SLG: 0.400			P6		G4-3					4	0	1	0	0	0	3											
54 Jaime Garcia, L 66 Victor Marte, R 43 Shane Robinson, R 46 Kyle McClellan, R 23 David Freese, R 34 Marc Rzepczynski, L 59 Fernando Salas, R			15 3B							2	1	1	0	0	0	0											
Inning Stats	R: 0 E: 0 K: 0 S: 7	H: 0 LOB: 0 BB: 0 P: 12	R: 0 E: 0 K: 0 S: 7	H: 1 LOB: 0 BB: 0 P: 10	R: 3 E: 0 K: 0 S: 23	H: 3 LOB: 0 BB: 0 P: 32	R: 0 E: 0 K: 1 S: 16	H: 2 LOB: 2 BB: 0 P: 25	R: 0 E: 0 K: 2 S: 8	H: 1 LOB: 2 BB: 0 P: 12	R: 0 E: 0 K: 1 S: 9	H: 0 LOB: 1 BB: 1 P: 15	R: 0 E: 0 K: 0 S: 7	H: 0 LOB: 1 BB: 1 P: 14	R: 0 E: 0 K: 3 S: 10	H: 0 LOB: 0 BB: 0 P: 17	R: 0 E: 0 K: 2 S: 12	H: 1 LOB: 1 BB: 0 P: 18	1B: 6 2B: 0 3B: 1 HR: 1	SF: 0 SAC: 1 DP: 0 HBP: 1	WP: 0 PB: 0 SB: 0 CS: 0	PA: 38					
PITCHER	IP	WLS	BF	H	R	ER	SO	BB	IBB	HBP	BLK	WP	HR	S	P	ERA	WHIP										
47 Johnny Cueto, R ERA: 2.25	5.0		22	7	3	3	3	0	0	1	0	0	1	61	21	5.40	1.400										
33 Jose Arredondo, R ERA: 9.0	1.2		6	0	0	0	1	1	0	0	0	0	0	13	21	0.00	0.600										
45 Bill Bray, L ERA: 9.0	0.0		1	0	0	0	0	1	0	0	0	0	0	2	6	∞	∞										
66 Logan Ondrusek, R ERA: 9.0	0.1		1	0	0	0	0	0	0	0	0	0	0	1	2	0.00	0.000										
54 Aroldis Chapman, L ERA: 9.0	2.0	W	7	1	0	0	5	0	0	0	0	0	0	22	35	0.00	0.500										

St. Louis Cardinals @ Cincinnati Reds
Great American Ball Park, Cincinnati, OH
Wed Apr 11 2012, 12:36 PM - 3:32 PM EDT
Att: 20,672 - Partly Cloudy - 46 F

livebaseballscorecards.com

AB 33
R 3
H 8
RBI 3
BB 2
SO 9
LOB 12



Batter	1	2	3	4	5	6	7	8	9	AB	R	H	RBI	BB	SO	LOB	BOTTOM										
6 Drew Stubbs, R OBP: 0.273, SLG: 0.200	F9		19 2B							5	1	2	0	0	1	1											
2 Zack Cozart, R OBP: 0.520, SLG: 0.864	G1-3		19 2B							5	1	2	0	0	0	1											
19 Joey Votto, L OBP: 0.400, SLG: 0.571			48 FC5-4 1B							5	2	4	1	0	1	0											
48 Ryan Ludwick, R OBP: 0.286, SLG: 0.182	FC5-4									3	0	0	0	2	1	3											
32 Jay Bruce, L OBP: 0.280, SLG: 0.739										4	0	1	1	0	2	4											
43 Miguel Cairo, R 54 Aroldis Chapman, L 28 Chris Heisey, R										3	0	0	0	1	0	5											
15 Wilson Valdez, R OBP: 0.500, SLG: 0.500										4	0	3	1	0	0	1											
29 Ryan Hanigan, R OBP: 0.267, SLG: 0.154										3	0	1	0	1	1	1											
47 Johnny Cueto, R 9 Willie Harris, L 33 Jose Arredondo, R 45 Bill Bray, L 66 Logan Ondrusek, R 27 Scott Rolen, R										1	0	0	0	0	0	2											
Inning Stats	R: 0 E: 0 K: 0 S: 7	H: 1 LOB: 1 BB: 0 P: 11	R: 0 E: 0 K: 0 S: 11	H: 3 LOB: 2 BB: 0 P: 18	R: 1 E: 0 K: 2 S: 14	H: 3 LOB: 2 BB: 0 P: 21	R: 0 E: 0 K: 2 S: 12	H: 1 LOB: 1 BB: 0 P: 15	R: 2 E: 0 K: 0 S: 12	H: 3 LOB: 3 BB: 2 P: 21	R: 0 E: 0 K: 1 S: 7	H: 0 LOB: 0 BB: 0 P: 12	R: 0 E: 0 K: 0 S: 10	H: 0 LOB: 1 BB: 1 P: 16	R: 0 E: 0 K: 1 S: 7	H: 1 LOB: 1 BB: 0 P: 9	R: 1 E: 0 K: 1 S: 6	H: 2 LOB: 2 BB: 1 P: 14	1B: 12 2B: 2 3B: 0 HR: 0	SF: 1 SAC: 1 DP: 1 HBP: 0	WP: 0 PB: 0 SB: 0 CS: 0	PA: 42					
PITCHER	IP	WLS	BF	H	R	ER	SO	BB	IBB	HBP	BLK	WP	HR	S	P	ERA	WHIP										
54 Jaime Garcia, L ERA: 4.22	4.2		25	11	3	3	4	1	0	0	0	0	0	55	81	5.79	2.571										
66 Victor Marte, R ERA: 3.38	1.1		5	0	0	0	1	1	0	0	0	0	0	8	17	0.00	0.750										
46 Kyle McClellan, L ERA: 9.0	2.0		8	1	0	0	1	1	0	0	0	0	0	17	25	0.00	1.000										
34 Marc Rzepczynski, L ERA: 5.4	0.1	L	3	1	1	1	1	0	1	0	0	0	0	4	12	27.00	3.000										
59 Fernando Salas, R ERA: 9.0	0.0		1	1	0	0	0	0	0	0	0	0	0	2	2	∞	∞										

St. Louis Cardinals @ Cincinnati Reds
Great American Ball Park, Cincinnati, OH
Wed Apr 11 2012, 12:36 PM - 3:32 PM EDT
Att: 20,672 - Partly Cloudy - 46 F

livebaseballscorecards.com

AB 36
R 4
H 14
RBI 4
BB 4
SO 7
LOB 21




Batter	1	2	3	4	5	6	7	8	9	10	AB	R	H	RBI	BB	SO	LOB			
6 Drew Stubbs, R OBP: 0.222, SLG: 0.160	(1,8) C FF 92 3-3 B SI 93 1 S CH 85 1 X CH 85 1		X CH 83 0-0 E5			C SI 94 2-2 B SI 94 1 S CH 85 1 X CH 85 1		C FF 94 1-3 B SI 94 1 S CH 85 1 X CH 85 1		F C 83 0-3 B SI 94 1 S CH 85 1 X CH 85 1	5	0	0	0	0	3	1			
2 Zack Cozart, R OBP: 0.433, SLG: 0.704	(1,6) B SI 93 1-1 S CH 85 1 X CH 85 1	G6-3	F SI 93 1-3 B SI 93 1 S CH 85 1 X CH 85 1	K		C SI 94 3-3 B SI 94 1 S CH 85 1 X CH 85 1		C FF 94 1-3 B SI 94 1 S CH 85 1 X CH 85 1	C FF 90 0-1 B SI 94 1 S CH 85 1 X CH 85 1	G6-3	F C 83 1-3 B SI 94 1 S CH 85 1 X CH 85 1	5	0	0	0	0	3	1		
19 Joey Votto, L OBP: 0.379, SLG: 0.500	(1,3) C FF 94 2-3 B SI 93 1 S CH 85 1 X CH 85 1	K		C CU 78 0-1 B SI 93 1 S CH 85 1 X CH 85 1	G1-6-3				B SI 91 4-1 B SI 91 1 S CH 85 1 X CH 85 1	27 2B	48 1B	BB	3	1	0	0	1	2	0	
27 Scott Rolen, R OBP: 0.162, SLG: 0.238	(1,5) B SI 90 2-2 B SI 90 1 S CH 85 1 X CH 85 1	F9	K SI 93 1-0 B SI 93 1 S CH 85 1 X CH 85 1	G4-3				B CH 85 1-1 B CH 85 1 S CH 85 1 X CH 85 1	G3-1		S SI 91 2-2 B SI 91 1 S CH 85 1 X CH 85 1	48 1B	2B	4	1	1	0	0	0	0
32 Jay Bruce, L OBP: 0.310, SLG: 0.731	(1,9) B FF 94 2-1 B CU 78 1 S FF 93 1 X SI 94 1	2B		C SI 93 2-2 B SI 93 1 S CH 85 1 X CH 85 1	G4-3			C CU 78 3-2 B SI 94 1 S CH 85 1 X CH 85 1	F9		I IN 75 4-0 I IN 78 1 I IN 79 1	48 1B	IBB	3	0	1	0	1	0	0
46 Ryan Ludwick, R OBP: 0.278, SLG: 0.200	(1,7) C SI 93 1-2 B CH 85 1 F FF 93 1 C CU 81 1 X FF 93 1	P4		F CH 94 1-2 F SI 93 1 B CU 82 1 X CH 85 1	L5			B SI 94 2-3 C FF 93 1 S CH 85 1 X CH 85 1	K		C SL 82 1-2 S SI 93 1 X SL 82 1	1-2 2-4 3-4	1B	4	0	1	2	0	1	1
15 Wilson Valdez, R OBP: 0.400, SLG: 0.500	(1,4) B SI 93 1-0 X CH 85 1	G5-3		B SI 94 1-1 C SI 94 1 X CH 85 1	G4-3			C FF 92 2-2 F C 86 1 B CH 81 1 F FF 92 1 F FF 93 1 B CU 77 1 F FF 94 1 X CH 82 1	2B		F FF 90 0-1 X SL 82 1	L4	4	0	1	0	0	0	3	
39 Devin Mesoraco, R OBP: 0.300, SLG: 0.333	(1,2) X SI 92 0-0	G6-3		X SI 94 0-0				C FF 84 2-2 B SI 94 1 B FF 82 1 F CH 82 1 F FF 93 1 X CH 86 1	2B		X SI 91 0-0	P5	4	0	1	0	0	0	3	
55 Mat Latos, R 63 Sam LeCure, R 28 Chris Heisey, R 33 Jose Arredondo, R 9 Willie Harris, L 31 Alfredo Simon, R	(1,11) (6,1) (8,PR) (8,1) (10,PR) (10,1)	G3		C FF 94 1-3 C SI 94 1 D CU 80 1 X CH 80 1	K			B SI 94 1-3 C FF 92 1 F FF 92 1 S CH 82 1	K		C SI 90 0-3 B SI 94 1 S CH 85 1 X CH 85 1	2	0	0	0	0	0	1	1	0

Cincinnati Reds @ Washington Nationals
Nationals Park, Washington, DC
Thu Apr 12 2012, 1:10 PM - 4:20 PM EDT
Att. 40,907 - Partly Cloudy - 56 F

livebaseballscores.com

AB	36
R	2
H	5
RBI	2
BB	2
SO	12
LOB	11



WP:	0	PA:	38
PB:	0		
SB:	0		
CS:	0		

Inning Stats	R: 0	H: 0	E: 0	K: 2	S: 9	P: 15	R: 0	H: 1	E: 0	K: 0	S: 11	P: 17	R: 0	H: 0	E: 0	K: 1	S: 7	P: 10	R: 0	H: 0	E: 0	K: 0	S: 6	P: 9	R: 0	H: 1	E: 0	K: 1	S: 10	P: 16	R: 0	H: 0	E: 0	K: 1	S: 11	P: 17	R: 0	H: 1	E: 0	K: 2	S: 17	P: 23	R: 2	H: 2	E: 0	K: 0	S: 13	P: 24	R: 0	H: 0	E: 0	K: 3	S: 9	P: 10	1B: 1	SF: 0	2B: 4	SAC: 0	3B: 0	DP: 0	HR: 0	HBP: 0	WP: 0	PA: 38
--------------	------	------	------	------	------	-------	------	------	------	------	-------	-------	------	------	------	------	------	-------	------	------	------	------	------	------	------	------	------	------	-------	-------	------	------	------	------	-------	-------	------	------	------	------	-------	-------	------	------	------	------	-------	-------	------	------	------	------	------	-------	-------	-------	-------	--------	-------	-------	-------	--------	-------	--------


PITCHER	IP	WLS	BF	H	R	ER	SO	BB	IBB	HBP	BLK	WP	HR	S	P	ERA	WHIP
47 Gio González, L ERA: 3.38	7.0		24	2	0	0	7	0	0	0	0	0	0	64	97	0.00	0.286
36 Tyler Clippard, R ERA: 2.25	1.0	H	4	1	0	0	2	0	0	0	0	0	0	17	23	0.00	1.000
54 Brad Lidge, R ERA: 6.0	1.0	B	7	2	2	2	0	1	1	0	0	0	0	13	24	18.00	3.000
35 Craig Stammen, R ERA: 1.93	1.0	W	3	0	0	0	3	0	0	0	0	0	0	9	10	0.00	0.000

Batter	1	2	3	4	5	6	7	8	9	10	AB	R	H	RBI	BB	SO	LOB							
20 Ian Desmond, R OBP: 0.441, SLG: 0.563	(1,6) X FF 90 0-0	F8			C CU 80 1-2 B SI 81 1 S CH 85 1 X CH 83 1	11 FC6-2	25 1B	8 BB	1B								5	1	3	0	0	0	0	
8 Danny Espinosa, S OBP: 0.367, SLG: 0.318	(1,4) B FF 92 4-2 S CH 82 1 B CH 84 1 F SI 91 1 F CH 82 1 B SI 91 1 F SI 93 1	BB	X CH 83 0-0	G3		F CH 85 4-2 D CH 85 1 B SI 94 1 B CH 84 1 B CH 85 1	11 FC6-2	25 1B	BB								3	1	0	0	2	0	4	
11 Ryan Zimmerman, R OBP: 0.333, SLG: 0.269	(1,5) F C 91 1-1 D CH 81 1 SAFE 1 X CH 83 1	F7		B CH 83 2-2 F SI 94 1 F SI 94 1 X FF 95 1	G3		C FF 93 2-2 B SI 93 1 S CH 85 1 X CH 81 1	25 1B	FC6-2								4	1	0	0	0	0	4	
25 Adam LaRoche, L OBP: 0.406, SLG: 0.586	(1,3) 1 SAFE D CH 81 1 SAFE 1 X CH 83 1	F7		B SI 93 0-1 X SI 93 1	2B		S CH 84 0-1 X CH 84 1	21 BB	1B															
28 Jayson Werth, R OBP: 0.406, SLG: 0.407	(1,9) C CU 78 2-3 C FF 91 1 B SI 91 1 S SL 82 1	K		B FF 94 1-1 B CH 84 1 X CH 84 1	F9		C FF 94 1-1 B SI 94 1 S CH 85 1 X FF 93 1	F9									5	0	2	0	0	1	3	
21 Xavier Nady, R OBP: 0.250, SLG: 0.211	(1,7) C FC 93 2-2 B SI 92 1 S CH 85 1 X CU 78 1	G6-3		B SI 91 4-2 1 SAFE D SI 81 1 F SI 94 1 B SI 94 1	BB		C FF 88 1-3 B SI 87 1 S SL 82 1	K									4	0	0	0	1	1	3	
2 Roger Bernadina, L OBP: 0.125, SLG: 0.167	(1,8) C CH 84 3-2 F SI 92 1 B SI 92 1 S CH 85 1 B CH 86 1 X FC 95 1	F8		C CH 78 1-1 B CU 78 1 X CH 85 1	L7		B KC 74 1-1 B CU 78 1 X CH 80 1	G4-3									5	0	0	0	0	0	3	
3 Wilson Ramos, R OBP: 0.350, SLG: 0.389	(1,2) C FC 92 3-2 F SI 94 1 B SI 92 1 F CU 79 1 B FC 94 1 X CH 84 1	G5-3		C FF 93 0-2 X SI 93 1	G6-3		C FF 89 0-0	F8									4	0	1	0	0	0	0	
15 Brett Carroll, R	(9, PR)																0	0	0	0	0	0	0	
26 Jesus Flores, R OBP: 0.556, SLG: 0.429	(10, 2)																0	0	0	0	0	0	0	
47 Gio González, R 18 Chad Fournier, L 36 Tyler Clippard, R 54 Brad Lidge, R 7 Mark DeRosa, R 35 Craig Stammen, R	(1,11) (7,PR) (8,1) (8,1) (8,PR) (10,1)	G6-3		C FF 93 1-1 B CU 78 1 X FC 92 1	G6-3		X SI 95 0-0	8 BB	20 1B	FC6-2								2	0	1	0	0	0	0
55 Mat Latos, R 63 Sam LeCure, R 33 Jose Arredondo, R 31 Alfredo Simon, R	(1,1) (6,1) (8,1) (10,1)	F8		C KC 74 3-2 B CH 87 1 B SI 91 1 B SI 91 1 B SI 91 1 B SI 91 1 B SI 91 1 B SI 91 1 X FF 95 1	F8													20 1B	BB					

Cincinnati Reds @ Washington Nationals
Nationals Park, Washington, DC
Thu Apr 12 2012, 1:10 PM - 4:20 PM EDT
Att. 40,907 - Partly Cloudy - 56 F

livebaseballscores.com

AB	38
R	3
H	9
RBI	2
BB	4
SO	2
LOB	19



WP:	1	PA:	43
PB:	0		
SB:	0		
CS:	0		

PITCHER	IP	WLS	BF	H	R	ER	SO	BB	IBB	HBP	BLK	WP	HR	S	P	ERA	WHIP
55 Mat Latos, R ERA: 5.59	5.0		23	5	2	2	1	3	0	0	0	0	0	62	99	3.60	1.600
63 Sam LeCure, R ERA: 3.6	2.0		6	0	0	0	1	0	0	0	0	0	0	15	20	0.00	0.000
33 Jose Arredondo, R ERA: 5.4	2.0		9	3	0	0	0	1	0	0	0	0	0	17	28	0.00	2.000
31 Alfredo Simon, R ERA: 8.1	0.2	L	5	1	1	1	0	0	0	1	0	1	0	7	16	13.50	1.500

Batter	1	2	3	4	5	6	7	8	9	10	11	12	13	AB	R	H	RBI	BB	SO	LOB	TOP
6 Drew Stubbs, R OBP: 0.162, SLG: 0.129	L9		FC6-4		K			G5-3		K		K		6	0	0	0	0	3	3	
15 Wilson Valdez, R OBP: 0.250, SLG: 0.313	G1-3		G5-3		F8			G5-3			G5-3		K	6	0	0	0	0	1	1	
19 Joey Votto, L OBP: 0.457, SLG: 0.519	BB										K		1B	3	0	2	0	3	1	0	
27 Scott Rolen, R OBP: 0.179, SLG: 0.192	L8													5	0	0	0	1	1	5	
32 Jay Bruce, L OBP: 0.265, SLG: 0.413			K											5	0	0	0	0	1	2	
31 Alfredo Simon, R														0	0	0	0	0	0	0	
4 Brandon Phillips, R OBP: 0.294, SLG: 0.250														1	0	0	0	0	1	1	
51 Sean Marshall, L														0	0	0	0	0	0	0	
48 Ryan Ludwick, R OBP: 0.261, SLG: 0.250														5	0	1	0	0	1	1	
9 Willie Harris, L OBP: 0.077, SLG: 0.154														4	1	1	0	0	0	0	
2 Zack Cozart, R OBP: 0.414, SLG: 0.679														1	0	0	0	0	0	1	
29 Ryan Hanigan, R OBP: 0.250, SLG: 0.118														4	0	0	0	1	0	2	
61 Bronson Arroyo, R OBP: 0.333, SLG: 0.250														2	0	1	1	0	0	2	
45 Bill Bray, L														0	0	0	0	0	0	0	
66 Logan Ondrusek, R														1	0	0	0	0	0	0	
43 Miguel Cairo, R														0	0	0	0	0	0	0	
54 Arodis Chapman, L														1	0	0	0	0	0	0	
28 Chris Heaney, R														1	0	0	0	0	1	2	
27 Jordan Zimmermann, R ERA: 1.29																					
52 Ryan Mattheus, R ERA: 5.4																					
63 Henry Alberto Rodriguez, R ERA:																					
54 Brad Lidge, R ERA: 4.5																					
32 Tom Gorzelanny, L ERA:																					
Inning Stats	R: 0 E: 0 K: 0 S: 10	H: 0 LOB: 1 BB: 1 P: 14	R: 0 E: 0 K: 1 S: 7	H: 0 LOB: 0 BB: 0 P: 11	R: 0 E: 0 K: 1 S: 15	H: 1 LOB: 1 BB: 0 P: 21	R: 0 E: 0 K: 0 S: 9	H: 1 LOB: 0 BB: 0 P: 12	R: 0 E: 2 K: 1 S: 14	H: 0 LOB: 2 BB: 0 P: 19	R: 0 E: 0 K: 0 S: 11	H: 0 LOB: 1 BB: 1 P: 18	R: 0 E: 0 K: 1 S: 12	H: 1 LOB: 2 BB: 1 P: 20	R: 0 E: 0 K: 3 S: 12	H: 1 LOB: 1 BB: 1 P: 18	1B: 3 2B: 3 3B: 0 HR: 0	SF: 1 SAC: 0 DP: 1 HBP: 0	W/P: 0 PB: 0 SB: 1 CS: 0	PA: 50	
PITCHER	IP 7.0	WLS 27	BF 43	H 3	R 1	ER 1	SO 3	BB 2	IBB 0	HBP 0	BLK 0	W/P 0	HR 0	S 71	P 100	ERA 1.29	WHIP 0.714				
PITCHER	IP 1.0	WLS 4	BF 4	H 1	R 0	ER 0	SO 3	BB 0	IBB 0	HBP 0	BLK 0	W/P 0	HR 0	S 12	P 18	ERA 0.00	WHIP 1.000				

Cincinnati Reds @ Washington Nationals
Nationals Park, Washington, DC
Fri Apr 13 2012, 7:06 PM - 11:10 PM EDT
Att. 26,959 - Clear - 64 F

livebaseballscores.com

AB 44
R 1
H 5
RBI 1
BB 5
SO 10
LOB 20



Batter	1	2	3	4	5	6	7	8	9	10	11	12	13	AB	R	H	RBI	BB	SO	LOB	BOTTOM
20 Ian Desmond, R OBP: 0.400, SLG: 0.500	F7		F9					P3						6	0	1	0	0	0	0	
8 Danny Espinosa, S OBP: 0.343, SLG: 0.296	G3													5	1	1	0	0	0	0	
11 Ryan Zimmerman, R OBP: 0.333, SLG: 0.290	F9													5	0	1	0	1	0	1	
25 Adam LaRoche, L OBP: 0.395, SLG: 0.315	G3													4	0	0	0	2	1	2	
28 Jayson Werth, R OBP: 0.395, SLG: 0.394	P3													6	0	2	1	0	1	2	
7 Mark DeRosa, R OBP: 0.318, SLG: 0.118	BB													4	0	1	0	1	1	0	
2 Roger Bernadina, L OBP: 0.172, SLG: 0.214	P6													4	0	1	0	1	1	3	
3 Wilson Ramos, R OBP: 0.320, SLG: 0.348														5	0	1	0	0	3	1	
27 Jordan Zimmermann, R ERA: 1.29																					
52 Ryan Mattheus, R ERA: 5.4																					
63 Henry Alberto Rodriguez, R ERA:																					
54 Brad Lidge, R ERA: 4.5																					
32 Tom Gorzelanny, L ERA:																					
Inning Stats	R: 0 E: 0 K: 0 S: 6	H: 0 LOB: 0 BB: 0 P: 10	R: 0 E: 0 K: 0 S: 8	H: 0 LOB: 1 BB: 1 P: 16	R: 0 E: 0 K: 1 S: 7	H: 1 LOB: 0 BB: 0 P: 10	R: 0 E: 0 K: 0 S: 9	H: 1 LOB: 1 BB: 0 P: 14	R: 0 E: 0 K: 2 S: 7	H: 0 LOB: 0 BB: 0 P: 11	R: 1 E: 0 K: 0 S: 8	H: 1 LOB: 0 BB: 0 P: 12	R: 0 E: 0 K: 1 S: 15	H: 0 LOB: 0 BB: 1 P: 9	R: 0 E: 0 K: 1 S: 12	H: 1 LOB: 1 BB: 1 P: 22	1B: 6 2B: 2 3B: 0 HR: 1	SF: 0 SAC: 1 DP: 0 HBP: 0	W/P: 0 PB: 0 SB: 1 CS: 0	PA: 50	
PITCHER	IP 7.1	WLS 26	BF 33	H 3	R 0	ER 0	SO 4	BB 1	IBB 0	HBP 0	BLK 0	W/P 0	HR 0	S 58	P 94	ERA 0.00	WHIP 0.545				
PITCHER	IP 0.1	WLS 1	BF 5	H 2	R 1	ER 1	SO 0	BB 2	IBB 0	HBP 0	BLK 0	W/P 0	HR 0	S 8	P 21	ERA 27.00	WHIP 12.000				

Cincinnati Reds @ Washington Nationals
Nationals Park, Washington, DC
Fri Apr 13 2012, 7:06 PM - 11:10 PM EDT
Att. 26,959 - Clear - 64 F

livebaseballscores.com

AB 44
R 2
H 9
RBI 2
BB 5
SO 8
LOB 11



Batter	1	2	3	4	5	6	7	8	9	AB	R	H	RBI	BB	SO	LOB	TOP			
9 Willie Harris, L (1,4) OBP: 0.059, SLG: 0.118	G4-3		K			G3			G4-3	4	0	0	0	0	1	0	<p>Cincinnati Reds @ Washington Nationals Nationals Park, Washington, DC Sat Apr 14 2012, 4:07 PM - 6:40 PM EDT Att: 35,489 - Cloudy - 74 F</p> <p>livebaseballscorecards.com</p>			
2 Zack Cozart, R (1,6) OBP: 0.371, SLG: 0.594	F9		G5-3			G1-3			K2-3	4	0	0	0	0	1	0				
19 Joey Votto, L (1,3) OBP: 0.410, SLG: 0.452	G4-3				F7				F8	4	0	0	0	0	0	0				
32 Jay Bruce, L (1,9) OBP: 0.243, SLG: 0.559		F8			G6-3				K	3	0	0	0	0	1	0				
43 Miguel Cairo, R (1,5) OBP: 0.200, SLG: 0.222 15 Wilson Valdez, R (2,5) OBP: 0.222, SLG: 0.278 63 Sam LeCure, R (7,1)					B1				K	1	1	1	0	0	0	0				
28 Chris Heisey, R (1,7) OBP: 0.316, SLG: 0.250						F9			BB	1	0	0	0	1	0	0				
6 Drew Stubbs, R (1,8) OBP: 0.194, SLG: 0.147						G3-1			K	3	0	1	1	0	1	1				
39 Devin Mesoraco, R (1,2) OBP: 0.231, SLG: 0.250						G5-3			K	3	0	0	0	0	1	3				
34 Homer Bailey, R (1,1) 27 Scott Rolen, R (7,5) OBP: 0.172, SLG: 0.165						K			K	2	0	0	0	0	2	0				
									K	1	0	0	0	0	1	1				
Inning Stats	R: 0 E: 0 K: 0 S: 5	H: 0 LOB: 0 BB: 0 P: 7	R: 1 E: 0 K: 0 S: 8	H: 2 LOB: 1 BB: 0 P: 9	R: 0 E: 0 K: 2 S: 10	H: 0 LOB: 0 BB: 0 P: 13	R: 0 E: 0 K: 0 S: 6	H: 0 LOB: 0 BB: 0 P: 9	R: 0 E: 0 K: 1 S: 6	H: 0 LOB: 0 BB: 0 P: 9	R: 0 E: 0 K: 2 S: 9	H: 0 LOB: 0 BB: 0 P: 9	R: 0 E: 0 K: 3 S: 9	H: 0 LOB: 1 BB: 1 P: 19	R: 0 E: 0 K: 1 S: 6	H: 0 LOB: 0 BB: 0 P: 7	1B: 1 2B: 1 3B: 0 HR: 0	SF: 0 SAC: 0 DP: 1 HBP: 1	WP: 0 PB: 0 SB: 0 CS: 0	PA: 30
PITCHER 33 Edwin Jackson, R (1,1) ERA: 2.57	IP: 9.0 WLS: W BF: 30	H: 2 R: 1 ER: 1 SO: 9	BB: 1 IBB: 0 HBP: 1 BLK: 0	WP: 0 HR: 0 S: 67 P: 92	ERA: 1.00 WHIP: 0.333											ERA: 1.00 WHIP: 0.333				

Batter	1	2	3	4	5	6	7	8	9	AB	R	H	RBI	BB	SO	LOB	BOTTOM			
20 Ian Desmond, R (1,6) OBP: 0.356, SLG: 0.442	G4-3		G6-3	FC6-2		F9			K	5	0	0	0	0	1	4	<p>Cincinnati Reds @ Washington Nationals Nationals Park, Washington, DC Sat Apr 14 2012, 4:07 PM - 6:40 PM EDT Att: 35,489 - Cloudy - 74 F</p> <p>livebaseballscorecards.com</p>			
8 Danny Espinosa, S (1,4) OBP: 0.350, SLG: 0.290	K			L6					L4	4	2	1	0	1	1	3				
11 Ryan Zimmerman, R (1,5) OBP: 0.326, SLG: 0.286	K				L8				P3	4	1	1	0	0	1	1				
25 Adam LaRoche, L (1,3) OBP: 0.429, SLG: 0.556										3	0	2	2	1	1	0				
28 Jayson Werth, R (1,9) OBP: 0.429, SLG: 0.444										3	1	2	1	1	0	1				
21 Xavier Nady, R (1,7) OBP: 0.280, SLG: 0.348										3	0	0	0	1	0	5				
24 Rick Ankiel, L (1,8) OBP: 0.167, SLG: 0.167										4	0	0	0	0	0	4				
26 Jesus Flores, R (1,2) OBP: 0.692, SLG: 0.600										3	0	3	1	1	0	0				
33 Edwin Jackson, R (1,1) ERA: 3.96										4	0	1	0	0	1	4				
Inning Stats	R: 0 E: 0 K: 2 S: 10	H: 0 LOB: 0 BB: 0 P: 13	R: 1 E: 0 K: 0 S: 10	H: 1 LOB: 2 BB: 2 P: 22	R: 2 E: 0 K: 0 S: 14	H: 2 LOB: 1 BB: 2 P: 25	R: 0 E: 0 K: 0 S: 13	H: 2 LOB: 2 BB: 0 P: 19	R: 0 E: 0 K: 1 S: 11	H: 1 LOB: 1 BB: 0 P: 18	R: 0 E: 0 K: 0 S: 8	H: 1 LOB: 1 BB: 0 P: 13	R: 1 E: 0 K: 0 S: 13	H: 3 LOB: 2 BB: 0 P: 17	R: 0 E: 0 K: 2 S: 10	H: 0 LOB: 1 BB: 1 P: 19	1B: 8 2B: 2 3B: 0 HR: 0	SF: 0 SAC: 0 DP: 1 HBP: 0	WP: 0 PB: 0 SB: 0 CS: 0	PA: 38
PITCHER 34 Homer Bailey, R (1,1) ERA: 5.4 63 Sam LeCure, R (7,1) ERA: 3.96	IP: 6.0 WLS: L BF: 28	H: 7 R: 3 ER: 3 SO: 3	BB: 4 IBB: 0 HBP: 0 BLK: 0	WP: 0 HR: 0 S: 66 P: 110	ERA: 4.50 WHIP: 1.833											ERA: 4.50 WHIP: 1.833				

Batter	1	2	3	4	5	6	7	8	9	AB	R	H	RBI	BB	SO	LOB	TOP					
2 Zack Cozart, R OBP: 0.388, SLG: 0.523										3	0	0	0	1	0	2	Cincinnati Reds @ St. Louis Cardinals Busch Stadium, St. Louis, MO Wed Apr 18 2012, 7:16 PM - 10:02 PM CDT Att: 35,907 - Clear - 69 F					
6 Drew Stubbs, R OBP: 0.239, SLG: 0.186										3	0	1	0	0	1	2						
19 Joey Votto, L OBP: 0.434, SLG: 0.439										3	0	1	0	1	1	2						
4 Brandon Phillips, R OBP: 0.233, SLG: 0.241										4	0	1	0	0	0	3						
45 Bill Bray, L										4	0	1	0	0	1	3						
32 Jay Bruce, L OBP: 0.216, SLG: 0.426										4	0	1	0	0	1	3						
27 Scott Rolen, R OBP: 0.209, SLG: 0.244										4	0	2	0	0	1	1						
28 Chris Heisey, R OBP: 0.296, SLG: 0.333										4	1	1	0	0	0	3						
39 Devin Mesoraco, R OBP: 0.333, SLG: 0.353										4	0	2	1	0	0	1						
55 Mat Latos, R										1	0	0	0	1	1	1						
63 Sam LeCure, R										0	0	0	0	0	0	0						
48 Ryan Ludwick, R OBP: 0.285, SLG: 0.355										1	0	0	0	0	0	1						
31 Alfredo Simon, R										0	0	0	0	0	0	0						
9 Willie Harris, L OBP: 0.100, SLG: 0.105										1	0	0	0	0	0	1						
Inning Stats	R: 0 E: 0 K: 1 S: 4	H: 0 LOB: 0 BB: 1 P: 11	R: 0 E: 0 K: 1 S: 8	H: 1 LOB: 1 BB: 0 P: 13	R: 0 E: 0 K: 0 S: 8	H: 0 LOB: 1 BB: 1 P: 15	R: 0 E: 0 K: 0 S: 5	H: 1 LOB: 0 BB: 0 P: 8	R: 1 E: 0 K: 1 S: 10	H: 2 LOB: 1 BB: 0 P: 14	R: 0 E: 0 K: 0 S: 9	H: 1 LOB: 1 BB: 1 P: 17	R: 0 E: 0 K: 0 S: 8	H: 2 LOB: 1 BB: 0 P: 11	R: 0 E: 0 K: 2 S: 14	H: 1 LOB: 2 BB: 0 P: 19	R: 0 E: 0 K: 0 S: 9	H: 1 LOB: 1 BB: 0 P: 13	1B: 7 2B: 1 3B: 1 HR: 0	SF: 0 SAC: 0 DP: 4 HBP: 1	WP: 0 PB: 0 SB: 0 CS: 0	PA: 36
PITCHER	IP WLS BF H R ER SO BB IBB HBP BLK WP HR S P ERA WHIP																					
54 Jaime Garcia, L ERA: 3.06	(1, 1) 7.0 W 27 7 1 1 3 3 0 0 0 0 0 0 52 89 1.29 1.429																					
66 Victor Marte, R ERA: 2.7	(8, 1) 1.0 5 1 0 0 2 0 0 0 1 0 0 0 14 19 0.00 1.000																					
46 Kyle McClellan, R ERA: 5.14	(9, 1) 1.0 4 1 0 0 0 0 0 0 0 0 0 0 9 13 0.00 1.000																					

AB	32
R	1
H	9
RBI	1
BB	3
SO	5
LOB	20



Batter	1	2	3	4	5	6	7	8	9	AB	R	H	RBI	BB	SO	LOB	BOTTOM			
15 Rafael Furcal, S OBP: 0.389, SLG: 0.510										5	1	4	2	0	0	1	Cincinnati Reds @ St. Louis Cardinals Busch Stadium, St. Louis, MO Wed Apr 18 2012, 7:16 PM - 10:02 PM CDT Att: 35,907 - Clear - 69 F			
3 Carlos Beltrán, S OBP: 0.460, SLG: 0.707										4	2	1	2	1	1	2				
44 Erik Komatsu, L										0	0	0	0	0	0	0				
7 Matt Holliday, R OBP: 0.327										5	0	0	0	0	1	3				
46 Kyle McClellan, R										0	0	0	0	0	0	0				
12 Lance Berkman, S OBP: 0.500, SLG: 0.522										2	1	1	1	0	0	0				
13 Matt Carpenter, L OBP: 0.370, SLG: 0.750										2	0	0	0	0	1	0				
23 David Freese, R OBP: 0.429, SLG: 0.641										4	1	2	2	0	2	0				
4 Yadier Molina, R OBP: 0.391, SLG: 0.659										4	1	1	0	0	0	2				
19 Jon Jay, L OBP: 0.395, SLG: 0.550										4	1	2	0	0	1	2				
27 Tyler Greene, R OBP: 0.308, SLG: 0.391										3	2	1	2	1	1	3				
54 Jaime Garcia, L ERA: 8.22	(1, 1) 5.2 L 27 9 8 8 6 3 0 0 0 0 0 0 71 112 12.71 2.118																			
63 Sam LeCure, R	(6, 1) 0.1 2 1 0 0 0 0 0 0 0 0 0 4 5 0.00 3.000																			
31 Alfredo Simon, R	(7, 1) 1.0 3 0 0 0 1 0 0 0 0 0 0 7 9 0.00 0.000																			
45 Bill Bray, L ERA: 13.5	(8, 1) 1.0 7 4 3 3 1 0 0 0 0 0 1 13 21 27.00 4.000																			
Inning Stats	R: 3 E: 0 K: 1 S: 14	H: 3 LOB: 1 BB: 1 P: 26	R: 2 E: 0 K: 2 S: 15	H: 1 LOB: 0 BB: 1 P: 22	R: 0 E: 0 K: 1 S: 7	H: 0 LOB: 0 BB: 0 P: 10	R: 0 E: 0 K: 0 S: 10	H: 2 LOB: 2 BB: 1 P: 20	R: 0 E: 0 K: 1 S: 8	H: 0 LOB: 0 BB: 0 P: 10	R: 3 E: 0 K: 1 S: 21	H: 4 LOB: 1 BB: 0 P: 29	R: 0 E: 0 K: 1 S: 7	H: 0 LOB: 0 BB: 0 P: 9	R: 3 E: 0 K: 1 S: 13	H: 4 LOB: 1 BB: 0 P: 21	1B: 6 2B: 5 3B: 1 HR: 2	SF: 0 SAC: 0 DP: 1 HBP: 0	WP: 0 PB: 0 SB: 4 CS: 0	PA: 39
PITCHER	IP WLS BF H R ER SO BB IBB HBP BLK WP HR S P ERA WHIP																			
55 Mat Latos, R	(1, 1) 5.2 L 27 9 8 8 6 3 0 0 0 0 0 0 71 112 12.71 2.118																			
63 Sam LeCure, R	(6, 1) 0.1 2 1 0 0 0 0 0 0 0 0 0 4 5 0.00 3.000																			
31 Alfredo Simon, R	(7, 1) 1.0 3 0 0 0 1 0 0 0 0 0 0 7 9 0.00 0.000																			
45 Bill Bray, L ERA: 13.5	(8, 1) 1.0 7 4 3 3 1 0 0 0 0 0 1 13 21 27.00 4.000																			

AB	36
R	11
H	14
RBI	11
BB	3
SO	8
LOB	14



Batter	1	2	3	4	5	6	7	8	9	AB	R	H	RBI	BB	SO	LOB	TOP					
2 Zack Cozart, R OBP: 0.352, SLG: 0.469	G3		F8		FC5-4 19 BB 4 1B		G6-3		F8	5	1	0	0	0	0	2	Cincinnati Reds @ St. Louis Cardinals Busch Stadium, St. Louis, MO Thu Apr 19 2012, 12:46 PM - 3:19 PM CDT Att: 40,049 - Sunny - 72 F					
6 Drew Stubbs, R OBP: 0.275, SLG: 0.292	G4-3 1B		K		F7		HR		G4-3 1B	5	1	3	1	0	1	1						
19 Joey Votto, L OBP: 0.431, SLG: 0.422	G4-3			K	4 BB 1B		G4-3		G4-3 1B	4	0	1	1	1	1	1						
4 Brandon Phillips, R OBP: 0.257, SLG: 0.353	F9			HR	1B		F9		K	5	1	2	2	0	1	3						
32 Jay Bruce, L OBP: 0.236, SLG: 0.431	K			HR	48 HR 1B		K2-3 1B		F9	4	1	2	0	0	2	2						
48 Ryan Ludwick, R OBP: 0.285, SLG: 0.486							G1-3		F9	4	1	2	2	0	0	1						
28 Chris Heisey, R OBP: 0.296, SLG: 0.333										0	0	0	0	0	0	0						
21 Todd Frazier, R OBP: 0.209, SLG: 0.244	L9				G5-3				G6-3	4	0	0	0	0	1	2						
27 Scott Rolen, R OBP: 0.209, SLG: 0.244										0	0	0	0	0	0	0						
29 Ryan Hanigan, R OBP: 0.281, SLG: 0.207	K				F8		F7		G6-3 6 BB 19 1B 1B	4	1	1	0	0	1	1						
61 Bronson Arroyo, R OBP: 0.222, SLG: 0.250					F9				K	4	0	1	0	0	1	1						
51 Sean Marshall, L OBP: 0.222, SLG: 0.250							G6-3			0	0	0	0	0	0	0						
Inning Stats	R: 0 E: 0 K: 0 S: 15	H: 1 LOB: 1 BB: 0 P: 21	R: 0 E: 0 K: 2 S: 8	H: 1 LOB: 1 BB: 0 P: 10	R: 0 E: 0 K: 1 S: 10	H: 0 LOB: 0 BB: 0 P: 14	R: 3 E: 0 K: 1 S: 10	H: 3 LOB: 0 BB: 0 P: 17	R: 1 E: 0 K: 1 S: 16	H: 2 LOB: 2 BB: 1 P: 26	R: 0 E: 0 K: 1 S: 9	H: 0 LOB: 0 BB: 0 P: 13	R: 1 E: 0 K: 0 S: 11	H: 1 LOB: 0 BB: 0 P: 15	R: 0 E: 0 K: 0 S: 7	H: 1 LOB: 1 BB: 0 P: 13	R: 1 E: 0 K: 2 S: 17	H: 3 LOB: 2 BB: 0 P: 23	1B: 8 2B: 1 3B: 0 HR: 3	SF: 0 SAC: 0 DP: 0 HBP: 0	WP: 0 PB: 0 SB: 0 CS: 0	PA: 40
PITCHER	IP WLS BF H R ER SO BB IBB HBP BLK WP HR S P ERA WHIP																					
50 Adam Wainwright, R ERA: 9.88	5.0 L 23 7 4 4 5 1 0 0 0 0 0 2 59 88 7.20 1.600																					
46 Kyle McClellan, R ERA: 4.5	1.0 3 0 0 0 1 0 0 0 0 0 0 0 9 13 0.00 0.000																					
66 Victor Marte, R ERA: 3.52	1.0 4 1 1 0 0 0 0 0 0 0 0 1 11 15 9.00 1.000																					
16 J.C. Romero, L ERA: 5.4	1.0 4 1 0 0 0 0 0 0 0 0 0 0 7 13 0.00 1.000																					
59 Fernando Salas, R ERA: 5.4	1.0 6 3 1 1 2 0 0 0 0 0 0 0 17 23 9.00 3.000																					

AB	39
R	6
H	12
RBI	6
BB	1
SO	8
LOB	14



Batter	1	2	3	4	5	6	7	8	9	AB	R	H	RBI	BB	SO	LOB	BOTTOM					
15 Rafael Furcal, S OBP: 0.397, SLG: 0.509	G4-6-3 1B		F8					G6-3		4	1	2	0	0	0	0	Cincinnati Reds @ St. Louis Cardinals Busch Stadium, St. Louis, MO Thu Apr 19 2012, 12:46 PM - 3:19 PM CDT Att: 40,049 - Sunny - 72 F					
19 Jon Jay, L OBP: 0.391, SLG: 0.535	G4-6-3				G4-3			F8		3	1	1	0	0	0	1						
44 Erik Komatsu, L OBP: 0.385, SLG: 0.273	G4-6-3									1	0	0	0	0	0	0						
7 Matt Holliday, R OBP: 0.230, SLG: 0.390	K				E5 G3-1					4	1	2	3	0	1	0						
3 Carlos Beltrán, S OBP: 0.444, SLG: 0.667					G3-1			F9		4	0	1	0	0	1	2						
13 Matt Carpenter, L OBP: 0.323, SLG: 0.643					F8			F8		4	0	0	0	0	1	3						
48 Tony Cruz, R OBP: 0.111, SLG: 0.222					K					4	0	0	0	0	2	2						
33 Daniel Descalso, L OBP: 0.310, SLG: 0.278					G3					3	0	0	0	0	1	1						
27 Tyler Greene, R OBP: 0.276, SLG: 0.346					L5					3	0	0	0	0	1	0						
50 Adam Wainwright, R ERA: 2.91					K					1	0	0	0	0	1	0						
46 Kyle McClellan, R ERA: 4.5										0	0	0	0	0	0	0						
43 Shane Robinson, R ERA: 4.5										0	0	0	0	0	0	0						
66 Victor Marte, R ERA: 3.52										0	0	0	0	0	0	0						
16 J.C. Romero, S ERA: 5.4										0	0	0	0	0	0	0						
23 David Freese, R OBP: 0.310, SLG: 0.278										1	0	0	0	0	0	0						
59 Fernando Salas, R ERA: 5.4										0	0	0	0	0	0	0						
Inning Stats	R: 0 E: 0 K: 1 S: 6	H: 1 LOB: 0 BB: 0 P: 8	R: 0 E: 0 K: 1 S: 10	H: 1 LOB: 1 BB: 0 P: 14	R: 0 E: 0 K: 1 S: 7	H: 0 LOB: 0 BB: 0 P: 11	R: 0 E: 0 K: 0 S: 9	H: 0 LOB: 1 BB: 0 P: 13	R: 0 E: 0 K: 0 S: 5	H: 0 LOB: 0 BB: 0 P: 9	R: 3 E: 0 K: 0 S: 14	H: 3 LOB: 0 BB: 0 P: 16	R: 0 E: 0 K: 2 S: 9	H: 0 LOB: 0 BB: 0 P: 12	R: 0 E: 0 K: 0 S: 6	H: 0 LOB: 0 BB: 0 P: 7	R: 0 E: 0 K: 3 S: 14	H: 1 LOB: 1 BB: 0 P: 19	1B: 5 2B: 0 3B: 0 HR: 1	SF: 0 SAC: 0 DP: 1 HBP: 0	WP: 0 PB: 0 SB: 0 CS: 0	PA: 33
PITCHER	IP WLS BF H R ER SO BB IBB HBP BLK WP HR S P ERA WHIP																					
61 Bronson Arroyo, R ERA: 2.91	8.0 W 29 5 3 3 3 0 0 0 0 0 0 0 66 90 3.38 0.625																					
51 Sean Marshall, L ERA: 2.09	1.0 S 4 1 0 0 3 0 0 0 0 0 0 0 14 19 0.00 1.000																					

AB	33
R	3
H	6
RBI	3
BB	0
SO	8
LOB	9



Batter	1	2	3	4	5	6	7	8	9	AB	R	H	RBI	BB	SO	LOB	TOP					
2 Zack Cozart, R OBP: 0.356, SLG: 0.453										4	1	1	0	1	2	1	Cincinnati Reds @ Chicago Cubs Wrigley Field, Chicago, IL Fri Apr 20 2012, 1:23 PM - 4:14 PM CDT Att: 37,782 - Cloudy - 42 F					
6 Drew Stubbs, R OBP: 0.304, SLG: 0.340										5	1	3	3	0	0	1						
19 Joey Votto, L OBP: 0.429, SLG: 0.408										4	1	1	1	1	0	3						
32 Jay Bruce, L OBP: 0.125, SLG: 0.429										5	2	2	0	0	1	1						
27 Scott Rolen, R OBP: 0.229, SLG: 0.227										3	1	0	0	2	1	2						
28 Chris Heisey, R OBP: 0.281, SLG: 0.310										5	0	1	2	0	0	3						
9 Willie Harris, L OBP: 0.174										4	1	1	1	0	1	1						
54 Aroldis Chapman, L OBP: 0.200, SLG: 0.600										0	0	0	0	0	0	0						
21 Todd Frazier, R OBP: 0.200, SLG: 0.600										1	0	1	1	0	0	0						
33 Jose Arredondo, R OBP: 0.200, SLG: 0.310										0	0	0	0	0	0	0						
39 Devin Mesoraco, R OBP: 0.435, SLG: 0.400										3	2	2	0	2	1	1						
34 Homer Bailey, R OBP: 0.200, SLG: 0.250										3	0	0	1	0	2	4						
15 Wilson Valdez, R OBP: 0.200, SLG: 0.250										1	0	0	0	0	0	1						
Inning Stats	R: 4 H: 4 E: 2 K: 2 S: 22	H: 4 LOB: 2 BB: 2 P: 41	R: 0 H: 0 E: 0 K: 0 S: 6	H: 0 LOB: 0 BB: 0 P: 7	R: 0 H: 0 E: 1 K: 0 S: 11	H: 0 LOB: 0 BB: 0 P: 15	R: 2 H: 3 E: 0 K: 2 S: 12	H: 3 LOB: 1 BB: 0 P: 14	R: 0 H: 0 E: 0 K: 0 S: 10	H: 0 LOB: 0 BB: 0 P: 13	R: 1 H: 2 E: 0 K: 1 S: 10	H: 2 LOB: 1 BB: 0 P: 14	R: 0 H: 0 E: 0 K: 2 S: 10	H: 0 LOB: 1 BB: 1 P: 17	R: 1 H: 1 E: 0 K: 0 S: 10	H: 1 LOB: 2 BB: 2 P: 22	R: 1 H: 2 E: 0 K: 1 S: 9	H: 2 LOB: 1 BB: 1 P: 17	1B: 9 2B: 3 3B: 1 HR: 0	SF: 0 SAC: 0 DP: 2 HBP: 0	WP: 0 PB: 0 SB: 3 CS: 0	PA: 44
PITCHER	IP WLS BF H R ER SO BB IBB HBP BLK WP HR S P ERA WHIP																					
32 Chris Volstad, R ERA: 6.19	(1, 1) 5.0 L 24 7 6 5 4 2 0 0 0 0 0 0 61 90 9.00 1.800																					
54 Shawn Camp, R ERA: 5.19	(6, 1) 1.0 5 2 1 1 1 0 0 0 0 0 0 10 14 9.00 2.000																					
57 Scott Maine, L ERA: 7.94	(7, 1) 1.0 4 0 0 0 2 1 0 0 0 0 0 10 17 0.00 1.000																					
52 Lendy Castillo, R ERA: 5.14	(8, 1) 1.0 6 1 1 1 0 2 0 0 0 0 0 10 22 9.00 3.000																					
48 Rafael Dolis, R ERA: 5.14	(9, 1) 1.0 5 2 1 1 1 1 0 0 0 0 0 9 17 9.00 3.000																					

Batter	1	2	3	4	5	6	7	8	9	AB	R	H	RBI	BB	SO	LOB	BOTTOM					
9 David DeJesus, L OBP: 0.400, SLG: 0.300										4	1	1	0	0	0	1	Cincinnati Reds @ Chicago Cubs Wrigley Field, Chicago, IL Fri Apr 20 2012, 1:23 PM - 4:14 PM CDT Att: 37,782 - Cloudy - 42 F					
15 Darwin Barney, R OBP: 0.304, SLG: 0.377										4	0	0	1	0	1	1						
13 Starlin Castro, R OBP: 0.379, SLG: 0.407										4	1	1	0	0	0	0						
6 Bryan LaHair, L OBP: 0.459, SLG: 0.688										4	1	2	1	0	2	2						
12 Alfonso Soriano, R OBP: 0.255, SLG: 0.229										4	0	0	1	0	1	3						
2 Ian Stewart, L OBP: 0.288, SLG: 0.340										4	0	0	0	0	0	0						
18 Geovany Soto, R OBP: 0.190, SLG: 0.300										4	0	0	0	0	0	0						
Marlon Byrd, R OBP: 0.149, SLG: 0.070										3	0	0	0	0	0	0						
32 Chris Volstad, R ERA: 3.86	(1, 1) 7.0 W 28 5 4 1 2 0 0 0 0 0 0 10 14 0.00 0.000																					
54 Aroldis Chapman, L ERA: 3.86	(8, 1) 1.0 3 0 0 0 2 0 0 0 0 0 0 10 14 0.00 0.000																					
33 Jose Arredondo, R ERA: 3.86	(9, 1) 1.0 3 0 0 0 1 0 0 0 0 0 0 8 11 0.00 0.000																					
Inning Stats	R: 0 H: 1 E: 1 K: 1 S: 16	H: 1 LOB: 2 BB: 0 P: 22	R: 0 H: 0 E: 0 K: 0 S: 6	H: 0 LOB: 0 BB: 0 P: 9	R: 2 H: 2 E: 1 K: 0 S: 14	H: 2 LOB: 1 BB: 0 P: 22	R: 0 H: 0 E: 0 K: 0 S: 4	H: 0 LOB: 0 BB: 0 P: 7	R: 1 H: 1 E: 0 K: 0 S: 9	H: 1 LOB: 0 BB: 0 P: 11	R: 1 H: 1 E: 0 K: 0 S: 13	H: 1 LOB: 0 BB: 0 P: 21	R: 0 H: 0 E: 0 K: 1 S: 10	H: 0 LOB: 0 BB: 0 P: 16	R: 0 H: 0 E: 0 K: 2 S: 10	H: 0 LOB: 0 BB: 0 P: 14	R: 0 H: 0 E: 0 K: 1 S: 8	H: 0 LOB: 0 BB: 0 P: 11	1B: 3 2B: 2 3B: 0 HR: 0	SF: 0 SAC: 0 DP: 0 HBP: 0	WP: 0 PB: 1 SB: 0 CS: 0	PA: 34
PITCHER	IP WLS BF H R ER SO BB IBB HBP BLK WP HR S P ERA WHIP																					
34 Homer Bailey, R ERA: 3.86	(1, 1) 7.0 W 28 5 4 1 2 0 0 0 0 0 0 10 14 0.00 0.000																					
54 Aroldis Chapman, L ERA: 3.86	(8, 1) 1.0 3 0 0 0 2 0 0 0 0 0 0 10 14 0.00 0.000																					
33 Jose Arredondo, R ERA: 3.86	(9, 1) 1.0 3 0 0 0 1 0 0 0 0 0 0 8 11 0.00 0.000																					

AB	38
R	9
H	12
RBI	9
BB	6
SO	8
LOB	18



WP	0
PB	0
SB	3
CS	0

AB	34
R	4
H	5
RBI	3
BB	0
SO	5
LOB	7



Batter	1	2	3	4	5	6	7	8	9	AB	R	H	RBI	BB	SO	LOB	TOP					
2 Zack Cozart, R OBP: 0.359, SLG: 0.483										5	1	2	0	0	1	0	Cincinnati Reds @ Chicago Cubs Wrigley Field, Chicago, IL Sat Apr 21 2012, 12:07 PM - 2:45 PM CDT Att: 38,405 - Partly Cloudy - 43 F					
6 Drew Stubbs, R OBP: 0.279, SLG: 0.310										5	0	0	0	0	0	3						
19 Joey Votto, L OBP: 0.418, SLG: 0.385										3	0	0	0	1	2	3						
4 Brandon Phillips, R OBP: 0.256, SLG: 0.342 31 Alfredo Simon, R										4	0	1	1	0	0	2						
48 Ryan Ludwick, R OBP: 0.286, SLG: 0.447										3	0	0	0	1	1	3						
27 Scott Rolen, R OBP: 0.231, SLG: 0.229										4	0	1	0	0	1	4						
28 Chris Heisey, R OBP: 0.306, SLG: 0.344										3	0	1	0	1	0	1						
39 Devin Mesoraco, R OBP: 0.407, SLG: 0.348										3	0	0	0	1	0	3						
44 Mike Leake, R OBP: 0.167, SLG: 0.167 66 Logan Ondrusek, R										2	0	0	0	0	1	3						
21 Todd Frazier, R OBP: 0.333, SLG: 0.833 15 Wilson Valdez, R OBP: 0.190, SLG: 0.238										0	0	0	0	0	0	0						
Inning Stats	R: 1 E: 0 K: 2 S: 15	H: 2 LOB: 2 BB: 1 P: 25	R: 0 E: 0 K: 1 S: 8	H: 0 LOB: 0 BB: 0 P: 12	R: 0 E: 0 K: 1 S: 8	H: 0 LOB: 0 BB: 0 P: 13	R: 0 E: 1 K: 0 S: 8	H: 1 LOB: 3 BB: 1 P: 16	R: 0 E: 0 K: 1 S: 6	H: 1 LOB: 2 BB: 0 P: 9	R: 0 E: 0 K: 0 S: 10	H: 1 LOB: 2 BB: 1 P: 17	R: 0 E: 0 K: 1 S: 17	H: 2 LOB: 0 BB: 0 P: 26	R: 0 E: 0 K: 0 S: 8	H: 0 LOB: 0 BB: 0 P: 18	R: 0 E: 0 K: 1 S: 8	H: 0 LOB: 0 BB: 0 P: 13	1B: 2 2B: 4 3B: 0 HR: 0	SF: 0 SAC: 0 DP: 0 HBP: 0	WP: 0 PB: 0 CS: 0	PA: 38
PITCHER	IP WLS BF H R ER SO BB IBB HBP BLK WP HR S P ERA WHIP																					
28 Paul Maholm, L ERA: 8.36	(1, 1) 6.0 W 26 4 1 1 5 2 1 0 0 0 0 0 55 92 1.50 1.000																					
40 James Russell, L ERA:	(7, 1) 1.0 5 2 0 0 1 0 0 0 0 0 0 0 17 26 0.00 2.000																					
48 Rafael Dolis, R ERA: 4.5	(8, 1) 1.0 4 0 0 0 0 1 0 0 0 0 0 0 8 18 0.00 1.000																					
49 Carlos Marmol, R ERA: 5.06	(9, 1) 1.0 3 0 0 0 1 0 0 0 0 0 0 0 8 13 0.00 0.000																					

Batter	1	2	3	4	5	6	7	8	9	AB	R	H	RBI	BB	SO	LOB	BOTTOM					
9 David DeJesus, L OBP: 0.400, SLG: 0.311										5	2	2	1	0	0	4	Cincinnati Reds @ Chicago Cubs Wrigley Field, Chicago, IL Sat Apr 21 2012, 12:07 PM - 2:45 PM CDT Att: 38,405 - Partly Cloudy - 43 F					
15 Darwin Barney, R OBP: 0.344, SLG: 0.421										4	2	3	1	0	0	0						
13 Starlin Castro, R OBP: 0.381, SLG: 0.458										5	0	2	1	0	0	6						
6 Bryan LaHair, L OBP: 0.439, SLG: 0.647										2	0	0	1	1	1	3						
2 Ian Stewart, L OBP: 0.268, SLG: 0.314										4	0	0	0	0	1	5						
51 Steve Clevenger, L OBP: 0.588, SLG: 0.824										4	1	3	1	0	0	0						
11 Blake DeWitt, L OBP: 0.116, SLG: 0.188 40 James Russell, L										3	0	0	0	0	0	2						
48 Rafael Dolis, R ERA: 5 Reed Johnson, R OBP: 0.261, SLG: 0.409 49 Carlos Marmol, R										0	0	0	0	0	0	0						
21 Joe Mather, R OBP: 0.294, SLG: 0.313										4	1	2	1	0	0	1						
28 Paul Maholm, L 1 Tony Campana, L OBP: 0.500, SLG: 0.500										2	0	0	0	0	2	1						
Inning Stats	R: 1 E: 0 K: 1 S: 11	H: 2 LOB: 1 BB: 0 P: 14	R: 4 E: 1 K: 1 S: 17	H: 5 LOB: 1 BB: 0 P: 23	R: 0 E: 0 K: 0 S: 4	H: 0 LOB: 0 BB: 0 P: 8	R: 0 E: 0 K: 1 S: 6	H: 0 LOB: 0 BB: 0 P: 8	R: 0 E: 0 K: 0 S: 13	H: 1 LOB: 1 BB: 1 P: 22	R: 0 E: 0 K: 0 S: 9	H: 2 LOB: 2 BB: 0 P: 11	R: 1 E: 1 K: 1 S: 10	H: 2 LOB: 2 BB: 0 P: 15	R: 0 E: 0 K: 1 S: 13	H: 2 LOB: 3 BB: 0 P: 17	R: 0 E: 0 K: 1 S: 13	H: 2 LOB: 0 BB: 0 P: 17	1B: 9 2B: 5 3B: 1 HR: 0	SF: 1 SAC: 0 DP: 1 HBP: 1	WP: 0 PB: 0 CS: 0	PA: 39
PITCHER	IP WLS BF H R ER SO BB IBB HBP BLK WP HR S P ERA WHIP																					
44 Mike Leake, R ERA: 6.5	(1, 1) 5.2 L 27 10 5 5 3 1 0 0 0 0 0 0 2 4 7.94 1.941																					
66 Logan Ondrusek, R ERA:	(6, 1) 0.1 1 0 0 0 0 0 0 0 0 0 0 0 2 4 0.00 0.000																					
31 Alfredo Simon, R ERA: 3.24	(7, 1) 2.0 11 4 1 0 2 0 0 1 0 0 0 0 23 32 0.00 2.000																					



Batter	1	2	3	4	5	6	7	8	9	AB	R	H	RBI	BB	SO	LOB	TOP					
16 Angel Pagán, S OBP: 0.274, SLG: 0.406										4	0	1	0	0	0	1	San Francisco Giants @ Cincinnati Reds Great American Ball Park, Cincinnati, OH Tue Apr 24 2012, 7:13 PM - 10:05 PM EDT Att: 19,051 - Partly Cloudy - 63 F					
53 Melky Cabrera, S OBP: 0.385, SLG: 0.412										4	0	1	0	0	1	2						
7 Gregor Blanco, L OBP: 0.333, SLG: 0.300										0	0	0	0	0	0	0						
48 Pablo Sandoval, S OBP: 0.408, SLG: 0.551										3	1	1	0	1	0	1						
28 Buster Posey, R OBP: 0.429, SLG: 0.588										3	1	1	2	1	0	1						
12 Nate Schierholz, L OBP: 0.373, SLG: 0.681										4	0	0	0	0	1	3						
9 Brandon Belt, L OBP: 0.353, SLG: 0.345										3	0	1	0	1	1	0						
2 Emmanuel Burriss, S OBP: 0.313, SLG: 0.267										4	0	0	0	0	0	2						
35 Brandon Crawford, L OBP: 0.231, SLG: 0.349										3	0	1	0	0	0	0						
18 Matt Cain, R										1	0	0	0	0	1	0						
37 Dan Otero, R										1	0	0	0	0	1	0						
Inning Stats	R: 0 H: 1 E: 0 K: 0 S: 8	H: 1 LOB: 1 BB: 0 P: 11	R: 0 H: 0 E: 0 K: 1 S: 9	H: 0 LOB: 0 BB: 0 P: 11	R: 0 H: 1 E: 0 K: 0 S: 8	H: 1 LOB: 1 BB: 0 P: 10	R: 0 H: 1 E: 0 K: 1 S: 6	H: 0 LOB: 0 BB: 0 P: 8	R: 0 H: 1 E: 0 K: 1 S: 23	H: 1 LOB: 3 BB: 2 P: 37	R: 0 H: 0 E: 0 K: 0 S: 7	H: 0 LOB: 0 BB: 0 P: 10	R: 0 H: 0 E: 0 K: 2 S: 10	H: 0 LOB: 0 BB: 0 P: 14	R: 2 H: 2 E: 0 K: 0 S: 10	H: 2 LOB: 0 BB: 1 P: 18	1B: 5 2B: 0 3B: 0 HR: 1	SF: 0 SAC: 1 DP: 2 HBP: 0	WP: 0 PB: 0 SB: 2 CS: 0	PA: 34		
PITCHER	IP WLS BF H R ER SO BB IBB HBP BLK WP HR S P ERA WHIP	7.0 W 26 4 0 0 3 2 0 0 0 0 0 0 66 95 0.00 0.857	1.0 3 0 0 0 2 0 0 0 0 0 0 10 14 0.00 0.000	1.0 5 2 2 2 0 1 0 0 0 0 0 1 10 18 18.00 3.000																		

Batter	1	2	3	4	5	6	7	8	9	AB	R	H	RBI	BB	SO	LOB	BOTTOM				
2 Zack Cozart, R OBP: 0.356, SLG: 0.470										5	0	2	0	0	0	1	San Francisco Giants @ Cincinnati Reds Great American Ball Park, Cincinnati, OH Tue Apr 24 2012, 7:13 PM - 10:05 PM EDT Att: 19,051 - Partly Cloudy - 63 F				
6 Drew Stubbs, R OBP: 0.300, SLG: 0.333										4	2	2	1	0	1	2					
19 Joey Volto, L OBP: 0.442, SLG: 0.414										3	1	0	0	1	2	3					
4 Brandon Phillips, R OBP: 0.279, SLG: 0.415										3	2	1	3	1	0	2					
33 Jose Arredondo, R OBP: 0.339										0	0	0	0	0	0	0					
63 Sam LeCure, R ERA: 6.23										0	0	0	0	0	0	0					
32 Jay Bruce, L OBP: 0.290, SLG: 0.460										3	1	2	2	1	0	0					
27 Scott Rolen, R OBP: 0.230, SLG: 0.246										4	0	1	2	0	0	3					
48 Ryan Ludwick, R OBP: 0.294, SLG: 0.467										4	1	1	1	0	1	1					
29 Ryan Hanigan, R OBP: 0.317, SLG: 0.250										4	1	1	0	0	1	0					
55 Mat Latos, R										2	0	0	0	0	2	0					
9 Willie Harris, L OBP: 0.138, SLG: 0.179										2	1	1	0	0	0	1					
Inning Stats	R: 2 H: 2 E: 0 K: 1 S: 26	H: 2 LOB: 1 BB: 1 P: 38	R: 0 H: 0 E: 0 K: 3 S: 15	H: 0 LOB: 0 BB: 0 P: 17	R: 0 H: 1 E: 0 K: 1 S: 9	H: 1 LOB: 1 BB: 0 P: 12	R: 0 H: 0 E: 0 K: 0 S: 6	H: 0 LOB: 0 BB: 0 P: 9	R: 0 H: 1 E: 0 K: 1 S: 11	H: 1 LOB: 2 BB: 1 P: 20	R: 6 H: 5 E: 0 K: 0 S: 18	H: 5 LOB: 1 BB: 1 P: 30	R: 1 H: 2 E: 0 K: 0 S: 12	H: 2 LOB: 1 BB: 0 P: 14	R: 4 H: 4 E: 0 K: 0 S: 12	H: 4 LOB: 1 BB: 1 P: 14	1B: 4 2B: 5 3B: 0 HR: 2	SF: 0 SAC: 1 DP: 0 HBP: 1	WP: 0 PB: 0 SB: 1 CS: 0	PA: 39	
PITCHER	IP WLS BF H R ER SO BB IBB HBP BLK WP HR S P ERA WHIP	6.1 L 26 5 3 3 7 2 0 0 0 0 0 2 81 116 4.26 1.105	1.2 13 6 6 6 0 1 0 1 0 0 0 25 36 32.40 4.200																		

AB 30
R 2
H 6
RBI 2
BB 3
SO 5
LOB 10



AB 34
R 9
H 11
RBI 9
BB 3
SO 7
LOB 13



Batter	1	2	3	4	5	6	7	8	9	AB	R	H	RBI	BB	SO	LOB	TOP			
16 Ángel Pagán, S OBP: 0.269, SLG: 0.432	F7		HR	F8			K		K	5	1	1	1	0	2	2	San Francisco Giants @ Cincinnati Reds Great American Ball Park, Cincinnati, OH Wed Apr 25 2012, 7:10 PM - 10:10 PM EDT Att: 17,115 - Overcast - 67 F			
53 Melky Cabrera, S OBP: 0.386, SLG: 0.411	1B		1B		K		F8		G4-3	5	0	2	0	0	1	0				
48 Pablo Sandoval, S OBP: 0.400, SLG: 0.534	F8		1B		G4-3		K			4	0	1	0	0	1	1				
28 Buster Posey, R OBP: 0.433, SLG: 0.600	G5-3		K							4	0	2	0	0	1	3				
29 Héctor Sánchez, S OBP: 0.333, SLG: 0.429		FC6-4								3	1	2	0	1	1	1				
12 Nate Schierholtz, L OBP: 0.345, SLG: 0.627	F7		L6		L8					4	0	0	0	0	1	5				
2 Emmanuel Burriss, S OBP: 0.235, SLG: 0.277	FC6-4									2	0	1	0	1	0	1				
6 Brett Pill, R OBP: 0.476, SLG: 0.588										0	0	0	0	0	0	0				
54 Sergio Romo, R										0	0	0	0	0	0	0				
35 Brandon Crawford, L OBP: 0.235, SLG: 0.348	CS		P4		E8		F9		L1	3	0	1	0	0	0	1				
13 Joaquin Arias, R										1	0	0	0	0	0	2				
75 Barry Zito, L OBP: 0.100, SLG: 0.100			G2-3		SH1-4					2	0	0	0	0	0	1				
34 Clay Hensley, R							B3-6-4			0	0	0	0	0	0	0				
41 Jeremy Affeldt, L										0	0	0	0	0	0	0				
5 Ryan Theriot, R OBP: 0.174, SLG: 0.174									G4-3	1	0	0	0	0	0	0				
Inning Stats	R: 0 E: 0 K: 0 S: 10	H: 1 LOB: 1 BB: 0 P: 14	R: 0 E: 0 K: 0 S: 10	H: 1 LOB: 0 BB: 0 P: 14	R: 1 E: 0 K: 1 S: 12	H: 3 LOB: 2 BB: 0 P: 17	R: 1 E: 1 K: 0 S: 8	H: 3 LOB: 2 BB: 0 P: 10	R: 0 E: 0 K: 1 S: 16	H: 0 LOB: 0 BB: 1 P: 15	R: 0 E: 0 K: 2 S: 8	H: 0 LOB: 0 BB: 0 P: 12	R: 0 E: 0 K: 2 S: 11	H: 1 LOB: 2 BB: 0 P: 16	R: 0 E: 0 K: 1 S: 7	H: 0 LOB: 0 BB: 0 P: 9	1B: 8 2B: 1 3B: 0 HR: 1	SF: 0 SAC: 1 DP: 1 HBP: 1	WP: 0 PB: 0 SB: 1 CS: 1	PA: 39
PITCHER	IP WLS BF H R ER SO BB IBB HBP BLK WP HR S P ERA WHIP																			
61 Bronson Arroyo, R ERA: 2.7	5.0	24	9	2	1	2	1	0	0	0	0	0	0	0	1	56	80	1.80	2.000	
60 J.J. Hoover, R ERA	1.0	3	0	0	0	0	1	0	0	0	0	0	0	0	0	8	15	0.00	1.000	
33 Jose Arredondo, R ERA: 3.0	1.0	W	3	0	0	2	0	0	0	0	0	0	0	0	8	12	0.00	0.000		
54 Aroldis Chapman, L ERA	1.0	H	5	1	0	2	0	0	1	0	0	0	0	11	16	0.00	1.000			
51 Sean Marshall, L ERA: 2.84	1.0	S	3	0	0	1	0	0	0	0	0	0	0	7	9	0.00	0.000			

Batter	1	2	3	4	5	6	7	8	9	AB	R	H	RBI	BB	SO	LOB	BOTTOM			
6 Drew Stubbs, R OBP: 0.311, SLG: 0.333	G4-6-3		L8		F7					3	1	1	0	1	0	2	San Francisco Giants @ Cincinnati Reds Great American Ball Park, Cincinnati, OH Wed Apr 25 2012, 7:10 PM - 10:10 PM EDT Att: 17,115 - Overcast - 67 F			
15 Wilson Valdez, R OBP: 0.222, SLG: 0.269	G4-6-3		G6-3							3	0	1	1	0	0	1				
19 Joey Votto, L OBP: 0.444, SLG: 0.426					G4-3		F7			3	0	1	1	1	0	1				
4 Brandon Phillips, R OBP: 0.277, SLG: 0.388										3	0	0	0	1	0	2				
54 Aroldis Chapman, L										0	0	0	0	0	0	0				
51 Sean Marshall, L										0	0	0	0	0	0	0				
32 Jay Bruce, L OBP: 0.274, SLG: 0.433					F9		K			4	0	0	0	0	2	3				
27 Scott Rolen, R OBP: 0.246, SLG: 0.300			P6							3	1	1	1	1	1	0				
48 Ryan Ludwick, R OBP: 0.291, SLG: 0.449		G5-3			F8					4	1	1	0	0	1	1				
29 Ryan Hanigan, R OBP: 0.341, SLG: 0.282			F7							3	1	2	0	0	0	0				
61 Bronson Arroyo, R ERA: 2.26	6.0	24	5	1	1	4	2	0	0	0	0	0	0	0	0	0				
21 Todd Frazier, R OBP: 0.429, SLG: 0.807	0.2	L	5	1	1	0	0	1	0	0	0	0	0	0	0	0				
60 J.J. Hoover, R ERA	0.1		2	1	2	0	0	0	0	0	0	0	0	0	0	0				
33 Jose Arredondo, R ERA: 3.0	1.0	5	1	0	0	2	1	0	0	0	0	0	0	0	0	0				
9 Willie Harris, L OBP: 0.133, SLG: 0.172										1	0	0	0	0	0	2				
2 Zack Cozart, R OBP: 0.301, SLG: 0.463										1	0	0	0	0	1	2				
Inning Stats	R: 0 E: 0 K: 1 S: 11	H: 1 LOB: 2 BB: 0 P: 25	R: 0 E: 0 K: 0 S: 7	H: 0 LOB: 0 BB: 0 P: 10	R: 0 E: 0 K: 1 S: 9	H: 0 LOB: 0 BB: 0 P: 14	R: 0 E: 0 K: 0 S: 12	H: 0 LOB: 0 BB: 0 P: 16	R: 0 E: 0 K: 1 S: 11	H: 2 LOB: 2 BB: 0 P: 17	R: 0 E: 0 K: 1 S: 12	H: 1 LOB: 1 BB: 0 P: 18	R: 4 E: 2 K: 0 S: 14	H: 3 LOB: 1 BB: 1 P: 28	R: 0 E: 0 K: 2 S: 13	H: 1 LOB: 2 BB: 1 P: 20	1B: 6 2B: 1 3B: 0 HR: 1	SF: 1 SAC: 1 DP: 1 HBP: 0	WP: 1 PB: 0 SB: 0 CS: 0	PA: 36
PITCHER	IP WLS BF H R ER SO BB IBB HBP BLK WP HR S P ERA WHIP																			
75 Barry Zito, L ERA: 1.67	6.0	24	5	1	1	4	2	0	0	0	0	0	0	0	0	0	1.50	1.167		
34 Clay Hensley, R ERA	0.2	L	5	1	1	0	0	1	0	0	0	0	0	0	0	0	0.00	3.000		
41 Jeremy Affeldt, L ERA: 3.0	0.1		2	1	2	0	0	0	0	0	0	0	0	0	0	0	0.00	3.000		
54 Sergio Romo, R ERA	1.0	5	1	0	0	2	1	0	0	0	0	0	0	0	0	0	0.00	2.000		

AB	34
R	2
H	10
RBI	1
BB	2
SO	7
LOB	17

AB	30
R	4
H	8
RBI	3
BB	4
SO	6
LOB	14



Batter	1	2	3	4	5	6	7	8	9	AB	R	H	RBI	BB	SO	LOB	TOP				
16 Angel Pagán, S OBP: 0.277, SLG: 0.468	G6-3		G4-6-3		P5		FC3-6 1B		HR	5	1	2	3	0	0	1					
53 Melky Cabrera, S OBP: 0.375, SLG: 0.397	K		K		P6		F6		1B	5	0	1	0	0	2	2					
48 Pablo Sandoval, S OBP: 0.388, SLG: 0.513	G3-1				F7		FC3-6 1B		L9	5	1	1	0	0	0	3					
28 Buster Posey, R OBP: 0.422, SLG: 0.569		P4			BB				CS	3	1	0	0	1	2	0					
12 Nate Schierholz, L OBP: 0.322, SLG: 0.582		F7			K				G3	4	0	0	0	0	1	2					
9 Brandon Belt, L OBP: 0.368, SLG: 0.364		1B			1B				K	4	0	2	1	0	2	0					
13 Joaquin Arias, R OBP: 0.600, SLG: 0.750		1B			FC4				BB	3	2	2	0	1	0	2					
5 Ryan Theriot, R OBP: 0.222, SLG: 0.231		G3			SF8				1B	3	1	2	1	0	0	2					
32 Ryan Vogelsong, R 7 Grégor Blanco, L 59 Guillermo Mota, R 49 Javier López, L 6 Brett Pill, R 46 Santiago Casilla, R					K				K	1	0	0	0	1	1	2					
Inning Stats	R: 0 E: 0 K: 1 S: 7	H: 0 LOB: 0 BB: 0 P: 8	R: 0 E: 0 K: 0 S: 9	H: 2 LOB: 2 BB: 0 P: 11	R: 0 E: 0 K: 1 S: 6	H: 0 LOB: 0 BB: 1 P: 13	R: 2 E: 1 K: 2 S: 15	H: 2 LOB: 2 BB: 1 P: 25	R: 0 E: 0 K: 0 S: 5	H: 0 LOB: 0 BB: 0 P: 6	R: 0 E: 0 K: 2 S: 7	H: 0 LOB: 0 BB: 0 P: 9	R: 1 E: 0 K: 0 S: 18	H: 3 LOB: 2 BB: 0 P: 25	R: 0 E: 0 K: 2 S: 8	H: 0 LOB: 0 BB: 0 P: 13	R: 3 E: 0 K: 1 S: 14	H: 3 LOB: 0 BB: 1 P: 22	1B: 8 2B: 1 3B: 0 HR: 1	SF: 2 SAC: 0 DP: 1 HBP: 0	WP: 0 PA: 40 PB: 0 SB: 0 CS: 1
PITCHER	IP WLS BF H R ER SO BB IBB HBP BLK WP HR S P ERA WHIP																				
34 Homer Bailey, R ERA: 3.6	6.1		28	7	3	2	6	2	0	0	0	0	0	0	59	86	2.84	1.421			
66 Logan Ondrusek, R ERA:	1.2	H	5	0	0	0	2	0	0	0	0	0	0	16	24	0.00	0.000				
51 Sean Marshall, L ERA: 6.14	1.0	L	6	3	3	3	1	1	0	0	0	0	0	1	14	22	27.00	4.000			

San Francisco Giants @ Cincinnati Reds
Great American Ball Park, Cincinnati, OH
Thu Apr 26 2012, 12:37 PM - 3:32 PM EDT
Att: 17,317 - Overcast - 69 F

livebaseballscorecards.com

AB 34
R 6
H 10
RBI 6
BB 3
SO 9
LOB 16

GIANTS

Batter	1	2	3	4	5	6	7	8	9	AB	R	H	RBI	BB	SO	LOB	BOTTOM				
2 Zack Cozart, R OBP: 0.329, SLG: 0.431	G6-3	FC6-4			G6-3		G6-3		K	5	0	0	0	0	1	2					
6 Drew Stubbs, R OBP: 0.316, SLG: 0.351	K				K		2B		K	5	0	2	0	0	3	0					
19 Joey Volto, L OBP: 0.430, SLG: 0.424	K				F8		K		K	5	0	1	0	0	3	1					
4 Brandon Phillips, R OBP: 0.294, SLG: 0.396		F9			F9		HR		F9	4	2	2	0	0	0	2					
32 Jay Bruce, L OBP: 0.299, SLG: 0.493		F7			F7		HR		1B	4	2	3	2	0	0	1					
28 Chris Heisey, R OBP: 0.275, SLG: 0.306	F3				F8		K		FC5-4 1B	4	0	0	0	0	1	3					
21 Todd Frazier, R ERA: 4.19							F9		1B	2	0	1	0	1	0	0					
66 Logan Ondrusek, R ERA: 6.43									1B	0	0	0	0	0	0	0					
48 Ryan Ludwick, R OBP: 0.304, SLG: 0.460		BB			BB				1B	1	0	1	0	0	0	0					
51 Sean Marshall, L ERA: 2.45		SF8							F8	2	0	0	1	1	0	2					
39 Devin Mesoraco, R OBP: 0.387, SLG: 0.320					BB				F8	2	0	1	1	0	2						
34 Homer Bailey, R OBP: 0.111, SLG: 0.111					B1-5-4				HR	2	0	1	1	0	0	2					
27 Scott Rolen, R OBP: 0.254, SLG: 0.355									K	2	1	1	1	0	1	2					
Inning Stats	R: 0 E: 0 K: 2 S: 8	H: 3 LOB: 2 BB: 1 P: 14	R: 2 E: 0 K: 0 S: 10	H: 3 LOB: 2 BB: 1 P: 17	R: 0 E: 0 K: 0 S: 11	H: 1 LOB: 1 BB: 0 P: 18	R: 0 E: 0 K: 0 S: 5	H: 1 LOB: 1 BB: 1 P: 13	R: 0 E: 0 K: 2 S: 7	H: 0 LOB: 0 BB: 0 P: 11	R: 2 E: 0 K: 1 S: 11	H: 2 LOB: 0 BB: 0 P: 14	R: 1 E: 0 K: 0 S: 12	H: 3 LOB: 1 BB: 0 P: 19	R: 0 E: 0 K: 1 S: 13	H: 2 LOB: 2 BB: 0 P: 19	R: 0 E: 0 K: 3 S: 11	H: 0 LOB: 0 BB: 0 P: 14	1B: 8 2B: 2 3B: 0 HR: 2	SF: 1 SAC: 0 DP: 1 HBP: 0	WP: 0 PA: 39 PB: 0 SB: 0 CS: 0
PITCHER	IP WLS BF H R ER SO BB IBB HBP BLK WP HR S P ERA WHIP																				
32 Ryan Vogelsong, R ERA: 4.19	6.0		26	7	4	4	5	2	0	0	0	0	0	52	87	6.00	1.500				
59 Guillermo Mota, R ERA: 6.43	1.0		5	3	1	1	0	0	0	0	0	0	0	1	12	19	9.00	3.000			
49 Javier López, L ERA: 2.45	1.0	W	5	2	0	0	1	0	0	0	0	0	0	13	19	0.00	2.000				
46 Santiago Casilla, R ERA: 1.35	1.0	S	3	0	0	0	3	0	0	0	0	0	0	11	14	0.00	0.000				

San Francisco Giants @ Cincinnati Reds
Great American Ball Park, Cincinnati, OH
Thu Apr 26 2012, 12:37 PM - 3:32 PM EDT
Att: 17,317 - Overcast - 69 F

livebaseballscorecards.com

AB 36
R 5
H 12
RBI 5
BB 2
SO 9
LOB 15

REDS

Batter	1	2	3	4	5	6	7	8	9	AB	R	H	RBI	BB	SO	LOB	TOP
1 Jordan Schafer, L OBP: 0.345, SLG: 0.351	G1-3		K	27 2B		F7			K	5	1	1	1	0	2	1	Houston Astros @ Cincinnati Reds Great American Ball Park, Cincinnati, OH Fri Apr 27 2012, 7:10 PM - 10:22 PM EDT Att: 29,486 - Partly Cloudy - 61 F
27 Jose Altuve, R OBP: 0.427, SLG: 0.581	P3		14 1B	3B	14 PB				P4	5	1	2	2	0	1	0	
14 J.D. Martinez, R OBP: 0.430, SLG: 0.493	G6-3									4	0	1	1	1	1	1	
45 Carlos Lee, R OBP: 0.349, SLG: 0.390	L9		F9			G5-3			FC5-4	0	0	0	0	0	0	0	
16 Matt Downs, R OBP: 0.227, SLG: 0.381									FC5-4	4	0	0	0	0	0	2	
4 Jed Lowrie, S OBP: 0.361, SLG: 0.358	F8								F8	4	1	2	0	0	0	1	
19 Brian Bogusevic, L OBP: 0.351, SLG: 0.361									FC6	3	1	1	0	1	0	2	
23 Chris Johnson, R OBP: 0.291, SLG: 0.351	G5-3									4	1	1	1	0	1	3	
15 Jason Castro, L OBP: 0.327, SLG: 0.333									G3	4	1	1	1	0	0	3	
51 Wandy Rodriguez, S 59 Wilton Lopez, R 44 Justin Maxwell, R 43 Fernando Rodriguez Jr., R 58 Fernando Abad, L 39 Brett Myers, R	SH1-4								K	2	0	0	0	0	0	1	

Inning Stats	R: 0 E: 0 K: 0 S: 7	H: 0 LOB: 0 BB: 0 P: 12	R: 0 E: 0 K: 0 S: 10	H: 1 LOB: 1 BB: 0 P: 19	R: 2 E: 0 K: 1 S: 13	H: 3 LOB: 1 BB: 0 P: 17	R: 4 E: 1 K: 0 S: 16	H: 4 LOB: 1 BB: 1 P: 28	R: 0 E: 0 K: 0 S: 14	H: 0 LOB: 2 BB: 1 P: 25	R: 0 E: 0 K: 2 S: 9	H: 0 LOB: 1 BB: 0 P: 13	R: 0 E: 0 K: 0 S: 11	H: 0 LOB: 1 BB: 1 P: 20	R: 0 E: 0 K: 2 S: 9	H: 0 LOB: 0 BB: 0 P: 13	R: 0 E: 0 K: 2 S: 8	H: 0 LOB: 0 BB: 0 P: 10	1B: 5 2B: 3 3B: 1 HR: 0	SF: 0 SAC: 1 DP: 0 HBP: 0	WP: 0 PB: 1 SB: 2 CS: 0	PA: 39
---------------------	------------------------------	----------------------------------	-------------------------------	----------------------------------	-------------------------------	----------------------------------	-------------------------------	----------------------------------	-------------------------------	----------------------------------	------------------------------	----------------------------------	-------------------------------	----------------------------------	------------------------------	----------------------------------	------------------------------	----------------------------------	----------------------------------	------------------------------------	----------------------------------	--------

PITCHER	IP	WLS	BF	H	R	ER	SO	BB	IBB	HBP	BLK	WP	HR	S	P	ERA	WHIP
44 Mike Leake, R ERA: 6.65	3.2	L	19	7	6	3	1	0	0	0	0	0	0	40	65	7.36	1.909
31 Alfredo Simon, R ERA: 2.79	1.1		7	2	0	0	0	1	0	0	0	0	0	20	36	0.00	2.250
60 J.J. Hoover, R ERA:	2.0		7	0	0	0	2	1	0	0	0	0	0	20	33	0.00	0.500
33 Jose Arredondo, R ERA: 2.7	1.0		3	0	0	0	2	0	0	0	0	0	9	13	0.00	0.000	
63 Sam LeCure, R ERA: 5.59	1.0		3	0	0	0	2	0	0	0	0	0	8	10	0.00	0.000	

Batter	1	2	3	4	5	6	7	8	9	AB	R	H	RBI	BB	SO	LOB	BOTTOM
2 Zack Cozart, R OBP: 0.321, SLG: 0.416	FC5-4		F9			L5			F8	5	0	1	0	0	0	1	Houston Astros @ Cincinnati Reds Great American Ball Park, Cincinnati, OH Fri Apr 27 2012, 7:10 PM - 10:22 PM EDT Att: 29,486 - Partly Cloudy - 61 F
6 Drew Stubbs, R OBP: 0.313, SLG: 0.346	FC5-4									4	1	1	0	0	1	1	
19 Joey Votto, L OBP: 0.433, SLG: 0.435										3	0	1	1	1	1	2	
4 Brandon Phillips, R OBP: 0.309, SLG: 0.392										3	0	1	0	1	1	2	
48 Ryan Ludwick, R OBP: 0.283, SLG: 0.426										4	0	0	0	0	2	5	
63 Sam LeCure, R										0	0	0	0	0	0	0	
27 Scott Rolen, R OBP: 0.239, SLG: 0.333										4	0	0	0	0	0	3	
32 Jay Bruce, L OBP: 0.309, SLG: 0.533										4	2	2	1	0	2	3	
39 Devin Mesoraco, R OBP: 0.371, SLG: 0.414										4	1	1	1	0	1	1	
44 Mike Leake, R 31 Alfredo Simon, R 21 Todd Frazier, R 60 J.J. Hoover, R 9 Willie Harris, L 33 Jose Arredondo, R 28 Chris Heisey, R										1	0	0	0	0	1	0	

Inning Stats	R: 0 E: 0 K: 1 S: 6	H: 1 LOB: 0 BB: 0 P: 10	R: 0 E: 0 K: 2 S: 9	H: 1 LOB: 1 BB: 0 P: 15	R: 0 E: 0 K: 2 S: 9	H: 0 LOB: 0 BB: 0 P: 15	R: 0 E: 0 K: 0 S: 9	H: 0 LOB: 1 BB: 1 P: 20	R: 1 E: 0 K: 0 S: 10	H: 2 LOB: 1 BB: 0 P: 15	R: 1 E: 0 K: 1 S: 19	H: 2 LOB: 2 BB: 1 P: 27	R: 0 E: 0 K: 0 S: 5	H: 0 LOB: 0 BB: 0 P: 8	R: 0 E: 0 K: 3 S: 15	H: 0 LOB: 1 BB: 0 P: 22	R: 2 E: 0 K: 1 S: 10	H: 2 LOB: 0 BB: 0 P: 13	1B: 4 2B: 1 3B: 1 HR: 2	SF: 0 SAC: 0 DP: 0 HBP: 0	WP: 1 PB: 0 SB: 1 CS: 1	PA: 37
---------------------	------------------------------	----------------------------------	------------------------------	----------------------------------	------------------------------	----------------------------------	------------------------------	----------------------------------	-------------------------------	----------------------------------	-------------------------------	----------------------------------	------------------------------	---------------------------------	-------------------------------	----------------------------------	-------------------------------	----------------------------------	----------------------------------	------------------------------------	----------------------------------	--------

PITCHER	IP	WLS	BF	H	R	ER	SO	BB	IBB	HBP	BLK	WP	HR	S	P	ERA	WHIP
51 Wandy Rodriguez, L ERA: 1.72	6.0	W	25	6	2	2	6	2	0	0	0	0	0	5	8	0.00	0.000
43 Fernando Rodriguez Jr., R ERA: 3.72	1.0		4	0	0	0	3	0	0	0	0	1	0	15	22	0.00	0.000
58 Fernando Abad, L ERA: 16.2	0.1		3	2	2	2	0	0	0	0	0	0	2	6	7	54.00	6.000
39 Brett Myers, R ERA: 1.59	0.2	S	2	0	0	0	1	0	0	0	0	0	4	6	0.00	0.000	

Batter	1	2	3	4	5	6	7	8	9	AB	R	H	RBI	BB	SO	LOB	TOP											
1 Jordan Schafer, L (1,8) 19 Brian Bogusevic, L (2,8)	P3	F7	F7	F7	F7	F7	F7	L4	L4	2	0	1	0	0	0	0	Houston Astros @ Cincinnati Reds Great American Ball Park, Cincinnati, OH Sun Apr 29 2012, 1:12 PM - 4:13 PM EDT Att: 31,086 - Overcast - 57 F											
27 Jose Altuve, R (1,4) 4 Jed Lowrie, S (1,6)	CS	CS	F9	F9	HR	HR	F8	G5-3	G5-3	5	2	3	0	0	0	0												
14 J.D. Martinez, R (1,7) 6 Travis Buck, L (1,9)	F8	F8	L9	L9	L7	L7	L7	F8	F8	3	0	0	0	1	0	1												
16 Matt Downs, R (1,3) 23 Chris Johnson, R (1,5)	F7	F7	F9	F9	HR	HR	HR	G1-3	G1-3	4	1	1	1	0	0	0												
15 Jason Castro, L (1,2) 41 Jordan Lyles, R (1,1)	G4-3	G4-3	G4-3	G4-3	K	K	K	F8	F8	4	1	2	0	0	1	0												
59 Wilton Lopez, R (7,1) 28 David Carpenter, R (7,1)	SH1-4	SH1-4	SH1-4	SH1-4	K	K	K	K	K	4	0	1	0	0	2	1												
43 Fernando Rodriguez Jr., R (8,1) 44 Justin Maxwell, R (9,PH)	SH1-4	SH1-4	SH1-4	SH1-4	K	K	K	K	K	2	0	0	1	0	1	0												
Inning Stats	R: 1 E: 0 K: 0 S: 13	H: 2 LOB: 1 BB: 0 P: 20	R: 1 E: 0 K: 0 S: 10	H: 3 LOB: 1 BB: 0 P: 15	R: 0 E: 0 K: 1 S: 7	H: 0 LOB: 0 BB: 0 P: 10	R: 0 E: 0 K: 0 S: 7	H: 1 LOB: 1 BB: 0 P: 14	R: 2 E: 0 K: 1 S: 13	H: 2 LOB: 0 BB: 0 P: 21	R: 1 E: 0 K: 2 S: 13	H: 1 LOB: 0 BB: 0 P: 17	R: 0 E: 0 K: 0 S: 13	H: 2 LOB: 3 BB: 1 P: 24	R: 0 E: 0 K: 1 S: 7	H: 0 LOB: 0 BB: 0 P: 13		R: 0 E: 0 K: 1 S: 10	H: 0 LOB: 0 BB: 0 P: 10	1B: 7 2B: 2 3B: 0 HR: 2	SF: 0 SAC: 1 DP: 0 HBP: 0	WP: 0 PA: 39						
PITCHER	IP	WLS	BF	H	R	ER	SO	BB	IBB	HBP	BLK	WP	HR	S	P	ERA		WHIP										
55 Mat Latos, R (1,1) 33 Jose Arredondo, R (7,1) 66 Logan Ondrusek, R (8,1) 51 Sean Marshall, L (9,1)	6.1	0.2	1.0	1.0	0.0	0.0	0.0	0.0	0.0	0.0	0.0	0.0	0.0	0.0	0.0	7.11		1.579										

Batter	1	2	3	4	5	6	7	8	9	AB	R	H	RBI	BB	SO	LOB	BOTTOM											
6 Drew Stubbs, R (1,8) 2 Zack Cozart, R (1,6)	K	G5-3	G5-3	G5-3	G6-3	G6-3	FC1-5	K	K	5	1	0	0	0	2	6	Houston Astros @ Cincinnati Reds Great American Ball Park, Cincinnati, OH Sun Apr 29 2012, 1:12 PM - 4:13 PM EDT Att: 31,086 - Overcast - 57 F											
19 Joey Volto, L (1,3) 4 Brandon Phillips, R (1,4)	L9	L9	L9	L9	L9	L9	L9	L9	L9	4	1	2	1	1	2	5												
32 Jay Bruce, L (1,9) 48 Ryan Ludwick, R (1,7)	F7	F7	F7	F7	F7	F7	F7	F7	F7	3	1	1	1	1	0	0												
21 Todd Frazier, R (1,5) 51 Sean Marshall, L (9,1)	G6-3	G6-3	G6-3	G6-3	G6-3	G6-3	G6-3	G6-3	G6-3	4	0	0	0	0	2	1												
29 Ryan Hanigan, R (1,2) 39 Devin Mesoraco, R (7,PR)	G4-3	G4-3	G4-3	G4-3	G4-3	G4-3	G4-3	G4-3	G4-3	3	0	0	0	1	1	1												
55 Mat Latos, R (1,1) 33 Jose Arredondo, R (7,1) 28 Chris Heisey, R (7,PH) 66 Logan Ondrusek, R (8,1) 27 Scott Rolen, R (9,PH)	K	K	K	K	K	K	K	K	K	0	0	0	0	0	0	0												
Inning Stats	R: 0 E: 0 K: 1 S: 11	H: 0 LOB: 1 BB: 1 P: 18	R: 0 E: 0 K: 0 S: 8	H: 0 LOB: 0 BB: 0 P: 12	R: 0 E: 0 K: 1 S: 8	H: 0 LOB: 0 BB: 0 P: 13	R: 2 E: 0 K: 2 S: 14	H: 2 LOB: 1 BB: 1 P: 25	R: 1 E: 0 K: 0 S: 10	H: 2 LOB: 2 BB: 1 P: 18	R: 0 E: 0 K: 1 S: 6	H: 0 LOB: 0 BB: 0 P: 9	R: 2 E: 0 K: 1 S: 15	H: 3 LOB: 1 BB: 0 P: 25	R: 1 E: 0 K: 3 S: 15	H: 2 LOB: 3 BB: 2 P: 28		1B: 4 2B: 3 3B: 0 HR: 2	SF: 0 SAC: 1 DP: 0 HBP: 0	WP: 0 PA: 38								
PITCHER	IP	WLS	BF	H	R	ER	SO	BB	IBB	HBP	BLK	WP	HR	S	P	ERA		WHIP										
41 Jordan Lyles, R (1,1) 59 Wilton Lopez, R (7,1) 28 David Carpenter, R (7,1) 43 Fernando Rodriguez Jr., R (8,1)	6.0	0.0	1.0	1.0	0.0	0.0	0.0	0.0	0.0	0.0	0.0	0.0	0.0	0.0	0.0	4.50		1.000										

Batter	1	2	3	4	5	6	7	8	9	AB	R	H	RBI	BB	SO	LOB	TOP					
9 David DeJesus, L (1,9) OBP: 0.337, SLG: 0.288	G3		F7		F7		G3			4	0	0	0	0	0	1	Chicago Cubs @ Cincinnati Reds Great American Ball Park, Cincinnati, OH Wed May 02 2012, 7:10 PM - 9:47 PM EDT Att: 16,868 - Clear - 87 F					
1 Tony Campana, L (1,8) OBP: 0.394, SLG: 0.355	K		K		1B		K			4	0	1	0	0	3	0						
13 Starlin Castro, R (1,6) OBP: 0.356, SLG: 0.447	PO		G6-3		L8		CS			4	0	2	0	0	0	2						
6 Bryan LaHair, L (1,3) OBP: 0.459, SLG: 0.794	PO	HR		G3		P6	CS	F7		4	1	1	1	0	0	0						
12 Alfonso Soriano, R (1,7) OBP: 0.336, SLG: 0.275 49 Carlos Marmol, R (9,1)			G1-3 G2-3	K		1B		F7		4	1	2	0	0	1	0						
2 Ian Stewart, L (1,5) OBP: 0.247, SLG: 0.296			G2-3	HR		P6		L9		0	0	0	0	0	0	0						
11 Blake DeWitt, L (1,4) OBP: 0.136, SLG: 0.179 15 Darwin Barney, R (8,4) OBP: 0.302, SLG: 0.358			G1-3	F7		1B				4	1	1	1	0	0	2						
18 Geovany Soto, R (1,2) OBP: 0.258, SLG: 0.259						1B		G5-3		3	0	1	0	0	0	1						
29 Jeff Samardzija, R (1,1) 48 Rafael Dolis, R (8,1) 5 Reed Johnson, R (9,PH) OBP: 0.235, SLG: 0.394			P4			G3		K		1	0	0	0	0	1	0						
										2	0	0	0	0	0	4						
Inning Stats	R: 0 E: 0 K: 1 S: 7	H: 1 LOB: 0 BB: 0 P: 10	R: 1 E: 0 K: 0 S: 15	H: 2 LOB: 2 BB: 1 P: 25	R: 0 E: 0 K: 1 S: 14	H: 0 LOB: 0 BB: 0 P: 19	R: 1 E: 0 K: 1 S: 8	H: 1 LOB: 0 BB: 0 P: 12	R: 0 E: 0 K: 0 S: 9	H: 2 LOB: 2 BB: 0 P: 10	R: 1 E: 0 K: 0 S: 14	H: 3 LOB: 2 BB: 0 P: 23	R: 0 E: 0 K: 1 S: 7	H: 1 LOB: 0 BB: 0 P: 13	R: 0 E: 0 K: 0 S: 7	H: 0 LOB: 0 BB: 0 P: 13	R: 0 E: 0 K: 1 S: 9	H: 0 LOB: 0 BB: 0 P: 12	1B: 7 2B: 1 3B: 0 HR: 2	SF: 0 SAC: 1 DP: 0 HBP: 0	WP: 0 PB: 0 SB: 0 CS: 1	PA: 38
PITCHER	IP WLS BF H R ER SO BB IBB HBP BLK WP HR S P ERA WHIP	6.0 L 27 9 3 3 3 1 0 0 0 0 2 67 99 4.50 1.667	2.0 6 1 0 0 1 0 0 0 0 0 0 14 26 0.00 0.500	1.0 3 0 0 0 1 0 0 0 0 0 0 9 12 0.00 0.000	PITCHER										IP WLS BF H R ER SO BB IBB HBP BLK WP HR S P ERA WHIP							

AB	34
R	3
H	10
RBI	3
BB	1
SO	5
LOB	10



Batter	1	2	3	4	5	6	7	8	9	AB	R	H	RBI	BB	SO	LOB	BOTTOM					
2 Zack Cozart, R (1,6) OBP: 0.320, SLG: 0.416	F8		P2			K		K		4	0	0	0	0	2	1	Chicago Cubs @ Cincinnati Reds Great American Ball Park, Cincinnati, OH Wed May 02 2012, 7:10 PM - 9:47 PM EDT Att: 16,868 - Clear - 87 F					
6 Drew Stubbs, R (1,8) OBP: 0.271, SLG: 0.297	K			G5-3		B1				4	0	0	0	0	2	0						
19 Joey Votto, L (1,3) OBP: 0.431, SLG: 0.481	K			BB		L7		F7		3	1	0	0	1	1	0						
4 Brandon Phillips, R (1,4) OBP: 0.299, SLG: 0.397	F9			1B		K		K		4	0	1	0	0	2	1						
32 Jay Bruce, L (1,9) OBP: 0.337, SLG: 0.619		F7		G3-6-3-6		2B				3	0	1	0	0	0	1						
27 Scott Rolen, R (1,5) OBP: 0.241, SLG: 0.315		F9			G4-3			K		3	0	0	0	0	1	1						
28 Chris Heisey, R (1,7) OBP: 0.286, SLG: 0.311		G1-3			1B			F7		3	0	1	0	0	0	0						
29 Ryan Hanigan, R (1,2) OBP: 0.333, SLG: 0.286			K		G4-6-3			F9		3	0	0	0	0	1	1						
61 Bronson Arroyo, R (1,1) OBP: 0.182, SLG: 0.200 9 Willie Harris, L (6,PH) OBP: 0.125, SLG: 0.161 63 Sam LeCure, R (7,1) 21 Todd Frazier, R (8,PH) OBP: 0.500, SLG: 0.769 60 J.J. Hoover, R (9,1)			F7			K				1	0	0	0	0	0	0						
										1	0	0	0	0	1	0						
										0	0	0	0	0	0	0						
										0	0	0	0	0	1	0						
										0	0	0	0	0	0	0						
										0	0	0	0	1	0	0						
										0	0	0	0	0	0	0						
Inning Stats	R: 0 E: 0 K: 2 S: 8	H: 0 LOB: 1 BB: 0 P: 8	R: 0 E: 0 K: 0 S: 6	H: 0 LOB: 0 BB: 0 P: 10	R: 0 E: 0 K: 1 S: 7	H: 0 LOB: 0 BB: 0 P: 8	R: 1 E: 0 K: 0 S: 9	H: 1 LOB: 0 BB: 1 P: 15	R: 0 E: 0 K: 0 S: 5	H: 1 LOB: 0 BB: 0 P: 8	R: 0 E: 0 K: 2 S: 8	H: 0 LOB: 0 BB: 0 P: 12	R: 0 E: 0 K: 2 S: 12	H: 1 LOB: 1 BB: 0 P: 23	R: 0 E: 0 K: 1 S: 10	H: 0 LOB: 1 BB: 1 P: 15	R: 0 E: 0 K: 2 S: 10	H: 0 LOB: 0 BB: 0 P: 15	1B: 2 2B: 1 3B: 0 HR: 0	SF: 0 SAC: 0 DP: 2 HBP: 0	WP: 1 PB: 0 SB: 0 CS: 0	PA: 31
PITCHER	IP WLS BF H R ER SO BB IBB HBP BLK WP HR S P ERA WHIP	7.2 7 27 3 1 1 7 2 0 0 0 0 4 61 95 1.17 0.652	0.1 H 1 0 0 0 1 0 0 0 0 0 4 4 0.00 0.000	1.0 S 3 0 0 0 2 0 0 0 0 0 10 15 0.00 0.000	PITCHER										IP WLS BF H R ER SO BB IBB HBP BLK WP HR S P ERA WHIP							

AB	29
R	1
H	3
RBI	0
BB	2
SO	10
LOB	5



Batter	1	2	3	4	5	6	7	8	9	AB	R	H	RBI	BB	SO	LOB	TOP					
2 Zack Cozart, R OBP: 0.327, SLG: 0.455										4	0	1	1	0	1	1	Cincinnati Reds @ Pittsburgh Pirates PNC Park, Pittsburgh, PA Sat May 05 2012, 7:07 PM - 9:42 PM EDT Att: 33,019 - Partly Cloudy - 77 F					
6 Drew Stubbs, R OBP: 0.286, SLG: 0.343										4	0	1	0	0	3	1						
19 Joey Votto, L OBP: 0.452, SLG: 0.500										3	0	2	0	1	0	1						
4 Brandon Phillips, R OBP: 0.275, SLG: 0.347										3	0	0	0	1	1	3						
32 Jay Bruce, L OBP: 0.343, SLG: 0.646										4	1	1	0	0	0	3						
27 Scott Rolen, R OBP: 0.258, SLG: 0.325										3	0	1	1	1	1	0						
48 Ryan Ludwick, R OBP: 0.284, SLG: 0.369										4	0	0	0	0	1	2						
39 Devin Mesoraco, R OBP: 0.349, SLG: 0.378										3	1	1	0	0	1	0						
44 Mike Leake, R OBP: 0.222, SLG: 0.222										2	0	1	0	0	1	0						
28 Chris Heisey, R OBP: 0.271, SLG: 0.327										1	0	0	0	0	0	1						
33 Jose Arredondo, R OBP: 0.275, SLG: 0.354										0	0	0	0	0	0	0						
Inning Stats	R: 0 H: 1 E: 0 K: 2 S: 13	H: 1 LOB: 2 BB: 1 P: 23	R: 0 H: 0 E: 0 K: 2 S: 7	H: 0 LOB: 0 BB: 0 P: 8	R: 0 H: 0 E: 0 K: 2 S: 13	H: 0 LOB: 0 BB: 0 P: 16	R: 0 H: 1 E: 0 K: 0 S: 7	H: 1 LOB: 0 BB: 0 P: 10	R: 0 H: 0 E: 0 K: 1 S: 9	H: 0 LOB: 0 BB: 1 P: 16	R: 0 H: 2 E: 0 K: 0 S: 12	H: 2 LOB: 1 BB: 0 P: 16	R: 1 H: 2 E: 0 K: 0 S: 7	H: 2 LOB: 0 BB: 0 P: 11	R: 1 H: 2 E: 0 K: 2 S: 10	H: 2 LOB: 2 BB: 1 P: 18	R: 0 H: 0 E: 0 K: 0 S: 9	H: 0 LOB: 0 BB: 0 P: 16	1B: 5 2B: 4 3B: 1 HR: 0	SF: 0 SAC: 0 DP: 4 HBP: 0	WP: 0 PB: 0 SB: 0 CS: 0	PA: 34
PITCHER	IP WLS BF H R ER SO BB IBB HBP BLK WP HR S P ERA WHIP																					
53 James McDonald, R ERA: 2.7	6.1 W 24 6 1 1 7 2 0 0 0 0 0 0 67 99 1.42 1.263																					
37 Juan Cruz, R ERA:	0.2 H 1 0 0 0 0 0 0 0 0 0 0 1 1 0.00 0.000																					
39 Jason Grilli, R ERA: 3.27	1.0 H 6 2 1 1 2 0 1 0 0 0 0 0 10 18 9.00 2.000																					
Joel Hanrahan, R ERA: 3.0	1.0 S 3 0 0 0 0 0 0 0 0 0 0 0 9 16 0.00 0.000																					

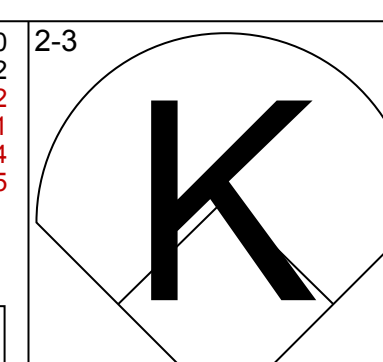
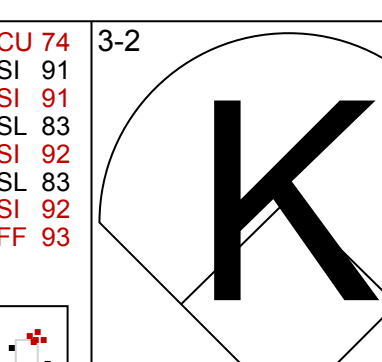
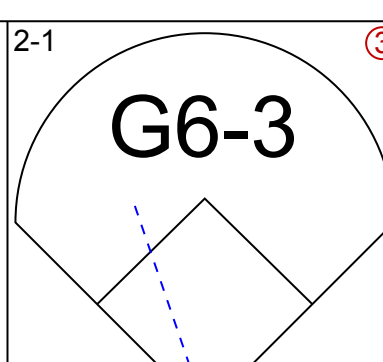
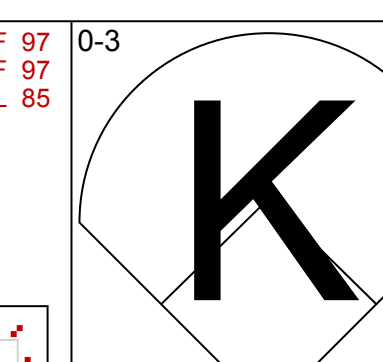
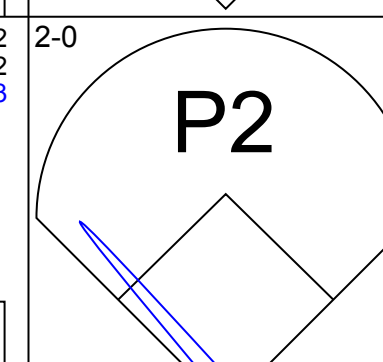
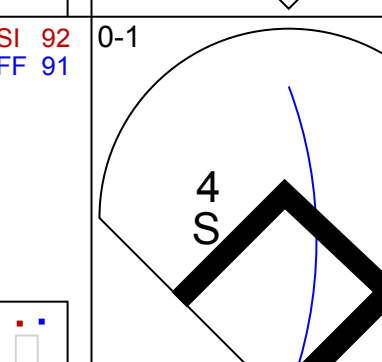
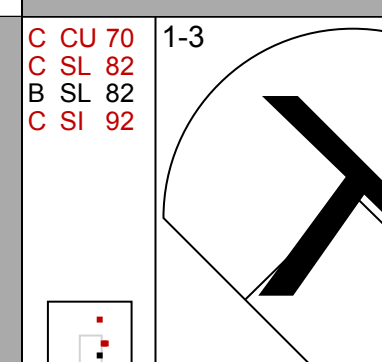
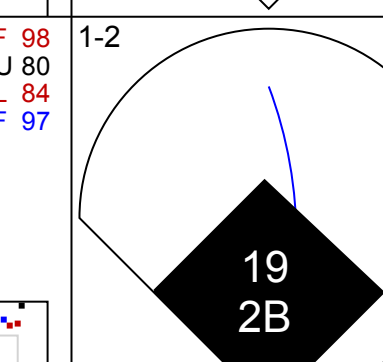
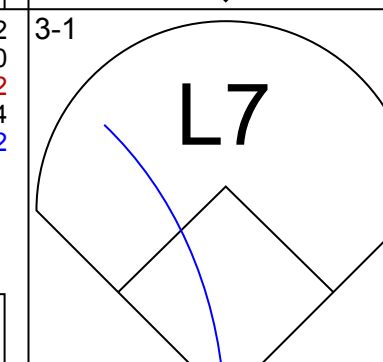
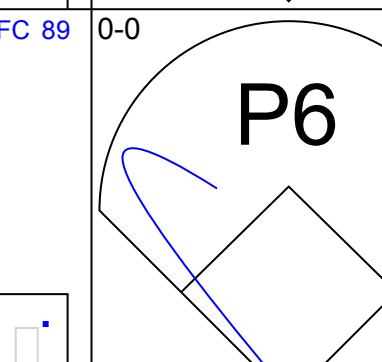
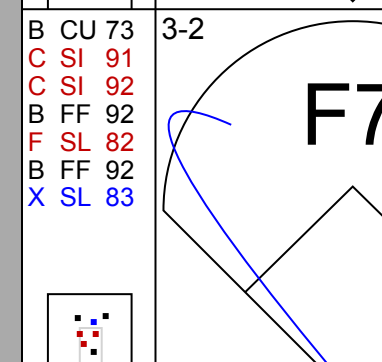
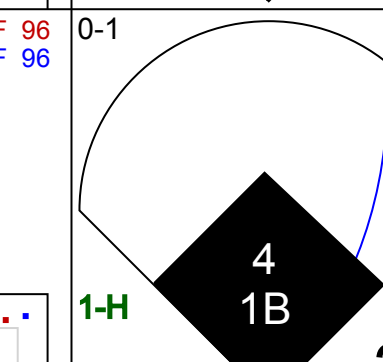
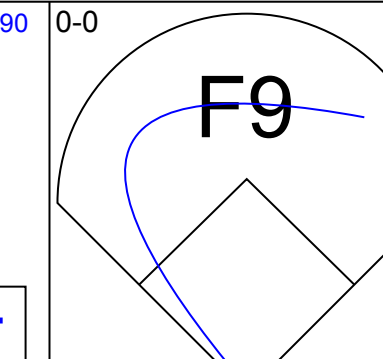
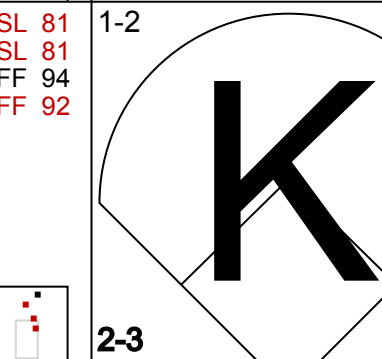
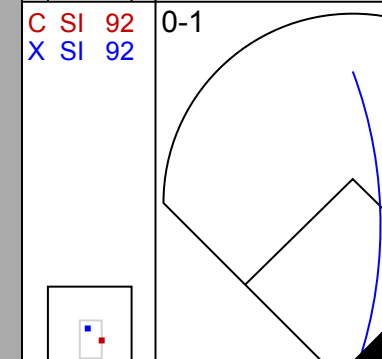
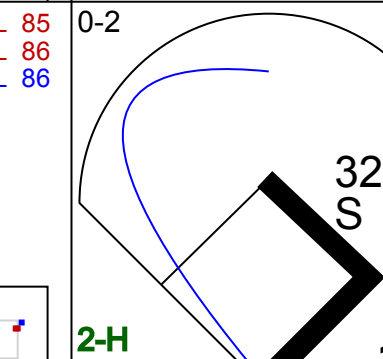
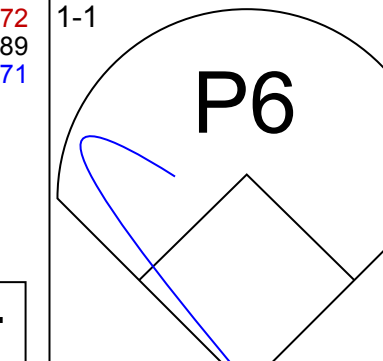
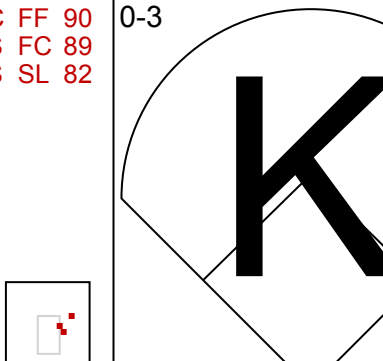
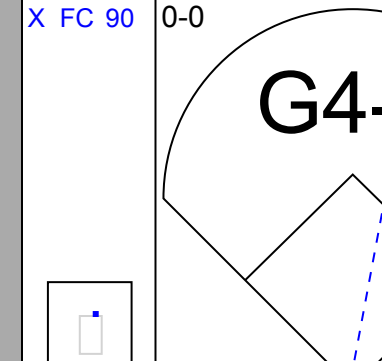
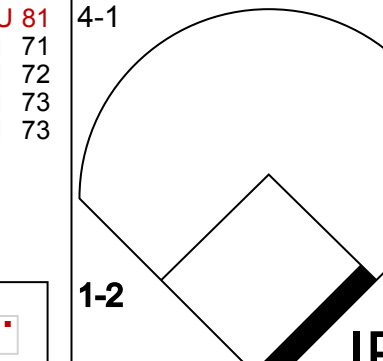
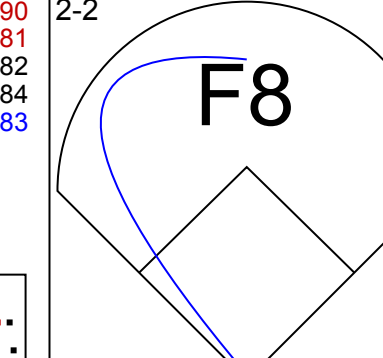
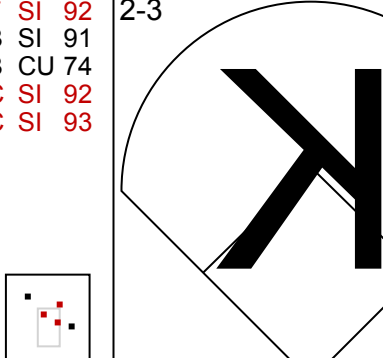
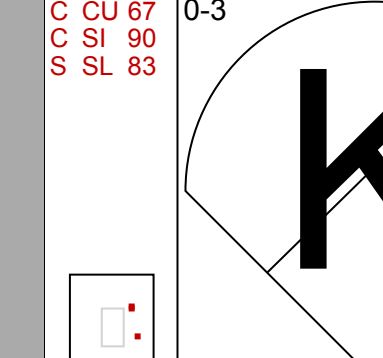
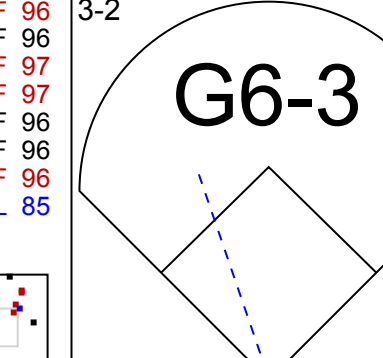
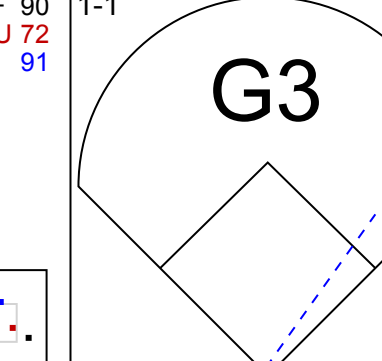
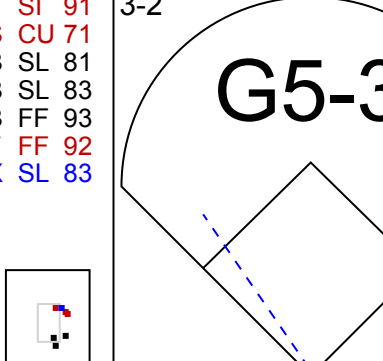
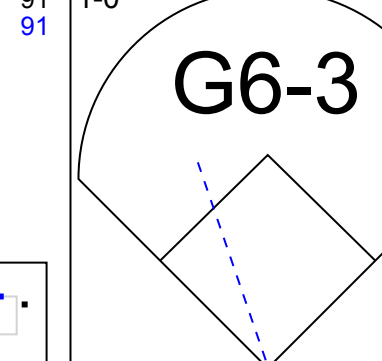
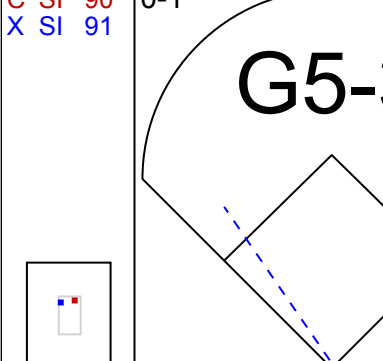
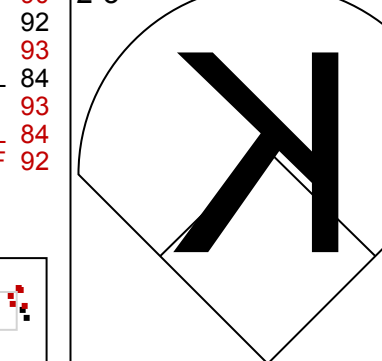
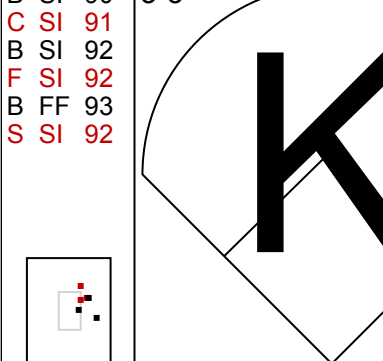
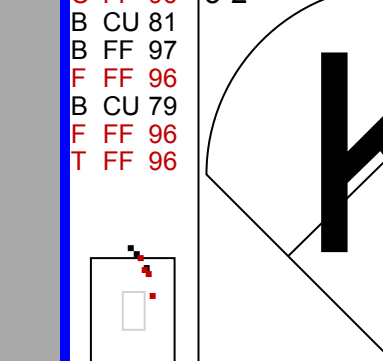
Batter	1	2	3	4	5	6	7	8	9	AB	R	H	RBI	BB	SO	LOB	BOTTOM					
31 Jose Tabata, R OBP: 0.284, SLG: 0.326										3	1	1	0	1	0	0	Cincinnati Reds @ Pittsburgh Pirates PNC Park, Pittsburgh, PA Sat May 05 2012, 7:07 PM - 9:42 PM EDT Att: 33,019 - Partly Cloudy - 77 F					
18 Neil Walker, S OBP: 0.343, SLG: 0.341										4	1	2	2	0	1	1						
22 Andrew McCutchen, R OBP: 0.355, SLG: 0.383										3	0	1	0	1	1	1						
24 Pedro Alvarez, L OBP: 0.305, SLG: 0.587										2	0	0	0	2	0	1						
14 Casey McGehee, R OBP: 0.359, SLG: 0.386										3	0	1	0	1	1	2						
46 Garrett Jones, L OBP: 0.304, SLG: 0.492										3	0	0	0	0	0	3						
37 Juan Cruz, R ERA:										0	0	0	0	0	0	0						
39 Jason Grilli, R ERA: 3.27										0	0	0	0	0	0	0						
2 Nate McLouth, L OBP: 0.289, SLG: 0.265										0	0	0	0	1	0	0						
Joel Hanrahan, R ERA: 3.0										0	0	0	0	0	0	0						
12 Clint Barmes, R OBP: 0.209, SLG: 0.329										4	0	0	0	0	2	4						
26 Rod Barajas, R OBP: 0.200, SLG: 0.183										3	0	0	0	0	0	0						
53 James McDonald, L OBP: 0.250, SLG: 0.182										2	0	0	0	0	1	0						
7 Alex Presley, L OBP: 0.275, SLG: 0.354										1	1	1	1	0	0	0						
Inning Stats	R: 0 H: 0 E: 0 K: 0 S: 8	H: 0 LOB: 1 BB: 2 P: 18	R: 0 H: 0 E: 0 K: 0 S: 6	H: 0 LOB: 0 BB: 0 P: 6	R: 2 H: 2 E: 0 K: 2 S: 12	H: 2 LOB: 0 BB: 0 P: 16	R: 0 H: 0 E: 0 K: 0 S: 9	H: 0 LOB: 1 BB: 1 P: 15	R: 0 H: 0 E: 0 K: 0 S: 6	H: 0 LOB: 0 BB: 0 P: 10	R: 0 H: 1 E: 0 K: 1 S: 11	H: 1 LOB: 2 BB: 1 P: 21	R: 1 H: 1 E: 0 K: 1 S: 7	H: 1 LOB: 0 BB: 0 P: 8	R: 0 H: 2 E: 0 K: 2 S: 15	H: 2 LOB: 2 BB: 2 P: 30	R: 0 H: 0 E: 0 K: 0 S: 8	H: 0 LOB: 0 BB: 0 P: 16	1B: 3 2B: 1 3B: 0 HR: 2	SF: 0 SAC: 0 DP: 1 HBP: 0	WP: 0 PB: 0 SB: 0 CS: 0	PA: 34
PITCHER	IP WLS BF H R ER SO BB IBB HBP BLK WP HR S P ERA WHIP																					
44 Mike Leake, R ERA: 5.97	7.0 L 28 4 3 3 4 4 0 0 0 0 0 0 59 94 3.86 1.143																					
33 Jose Arredondo, R ERA: 2.13	1.0 6 2 0 0 2 2 0 0 0 0 0 0 15 30 0.00 4.000																					

Batter	1	2	3	4	5	6	7	8	9	AB R H RBI BB SO LOB	TOP									
2 Zack Cozart, R (1,6) OBP: 0.333, SLG: 0.467	F7			HR	G1-3		P5		L6	5 1 1 1 0 0 2	Cincinnati Reds @ Milwaukee Brewers Miller Park, Milwaukee, WI Mon May 07 2012, 7:14 PM - 9:59 PM CDT Att: 27,157 - Roof Closed - 67 F									
6 Drew Stubbs, R (1,8) OBP: 0.307, SLG: 0.393	L8			2B	G6-3		K			4 1 1 0 0 1 1										
19 Joey Votto, L (1,3) OBP: 0.444, SLG: 0.490	F9			2B	K					4 1 1 1 0 1 0										
4 Brandon Phillips, R (1,4) OBP: 0.270, SLG: 0.349	F9			1B						4 1 2 0 0 0 0										
32 Jay Bruce, L (1,9) OBP: 0.336, SLG: 0.644	P5			HR	L7					4 1 1 3 0 1 1										
27 Scott Rolen, R (1,5) OBP: 0.247, SLG: 0.310	G5-3			F8	F9					4 0 0 0 0 0 1										
28 Chris Heisey, R (1,7) OBP: 0.269, SLG: 0.317				K	P3		K			4 1 1 0 0 2 1										
29 Ryan Hanigan, R (1,2) OBP: 0.364, SLG: 0.333	G5-3			1B						4 0 2 0 0 0 1										
61 Bronson Arroyo, R (1,1) OBP: 0.154, SLG: 0.167	L7			K	SH2-4					2 0 0 0 0 1 1										
66 Logan Ondrusek, R (7,1) 43 Miguel Cairo, R (9,PH) 51 Sean Marshall, L (9,1)										0 0 0 0 0 0 0 1 0 1 1 0 0 0 0 0 0 0 0 0 0										
Inning Stats	R: 0 E: 0 K: 0 S: 10	H: 0 LOB: 0 BB: 0 P: 17	R: 0 E: 0 K: 0 S: 9	H: 0 LOB: 0 BB: 0 P: 15	R: 0 E: 0 K: 1 S: 8	H: 0 LOB: 0 BB: 0 P: 9	R: 5 E: 0 K: 1 S: 16	H: 6 LOB: 1 BB: 0 P: 22	R: 0 E: 0 K: 1 S: 7	H: 1 LOB: 1 BB: 0 P: 10	R: 0 E: 0 K: 1 S: 18	H: 1 LOB: 1 BB: 0 P: 25	R: 0 E: 0 K: 1 S: 8	H: 0 LOB: 0 BB: 0 P: 15	R: 1 E: 0 K: 0 S: 14	H: 2 LOB: 1 BB: 0 P: 22	1B: 4 2B: 4 3B: 0 HR: 2	SF: 0 SAC: 1 DP: 0 HBP: 0	WP: 0 PB: 0 SB: 1 CS: 0	PA: 37
PITCHER	IP WLS BF H R ER SO BB IBB HBP BLK WP HR S P ERA WHIP											IP WLS BF H R ER SO BB IBB HBP BLK WP HR S P ERA WHIP								
41 Marco Estrada, R (1,1) ERA: 4.5	7.0 L 29 8 5 5 5 0 0 0 0 0 0 2 77 110 6.43 1.143																			
26 Manny Parra, L (8,1) ERA: 2.51	1.0 3 0 0 0 1 0 0 0 0 0 0 0 8 15 0.00 0.000																			
54 Vinnie Chulk, R (9,1) ERA: 13.5	1.0 5 2 1 1 0 0 0 0 0 0 0 0 14 22 9.00 2.000																			

Batter	1	2	3	4	5	6	7	8	9	AB R H RBI BB SO LOB	BOTTOM									
7 Norichika Aoki, L (1,8) OBP: 0.286, SLG: 0.316	F7		G3-1		K		F9			4 0 0 0 0 1 2	Cincinnati Reds @ Milwaukee Brewers Miller Park, Milwaukee, WI Mon May 07 2012, 7:14 PM - 9:59 PM CDT Att: 27,157 - Roof Closed - 67 F									
23 Rickie Weeks Jr., R (1,4) OBP: 0.306, SLG: 0.531	F9		G5-3		K					4 0 0 0 0 1 0										
8 Ryan Braun, R (1,7) OBP: 0.339, SLG: 0.635	HR			1B						4 1 2 1 0 1 0										
16 Aramis Ramirez, R (1,5) OBP: 0.259, SLG: 0.364	G5-3			E7						4 0 1 0 0 0 0										
1 Corey Hart, R (1,9) OBP: 0.327, SLG: 0.526	K			K			G5-3			4 0 0 0 0 3 2										
20 Jonathan Lucroy, R (1,2) OBP: 0.357, SLG: 0.461	G4-3			P4						4 0 1 0 0 1 2										
45 Travis Ishikawa, L (1,3) 14 Brooks Conrad, S (9,PH)				BB						2 0 2 0 1 0 0 1 0 0 0 0 1 1										
3 Cesar Izturis, S (1,6) OBP: 0.207, SLG: 0.179	K			L9						4 0 0 0 0 2 6										
41 Marco Estrada, R (1,1) 9 George Kottaras, L (7,PH) 26 Manny Parra, L (8,1) 54 Vinnie Chulk, R (9,1)										2 0 0 0 0 2 0 1 0 1 0 0 0 0 0 0 0 0 0 0 0 0 0 0 0 0 0 0										
Inning Stats	R: 1 E: 0 K: 0 S: 12	H: 1 LOB: 1 BB: 0 P: 20	R: 0 E: 0 K: 2 S: 9	H: 1 LOB: 0 BB: 0 P: 14	R: 0 E: 0 K: 1 S: 8	H: 0 LOB: 0 BB: 0 P: 11	R: 0 E: 0 K: 1 S: 13	H: 2 LOB: 3 BB: 1 P: 22	R: 0 E: 0 K: 3 S: 10	H: 0 LOB: 0 BB: 0 P: 14		R: 0 E: 0 K: 2 S: 14	H: 2 LOB: 2 BB: 0 P: 20	R: 0 E: 0 K: 1 S: 8	H: 0 LOB: 0 BB: 0 P: 9	R: 0 E: 0 K: 2 S: 11	H: 1 LOB: 1 BB: 0 P: 16	1B: 5 2B: 1 3B: 0 HR: 1	SF: 0 SAC: 0 DP: 0 HBP: 0	WP: 0 PB: 0 SB: 0 CS: 0
PITCHER	IP WLS BF H R ER SO BB IBB HBP BLK WP HR S P ERA WHIP											IP WLS BF H R ER SO BB IBB HBP BLK WP HR S P ERA WHIP								
61 Bronson Arroyo, R (1,1) ERA: 2.75	6.2 W 27 6 1 1 1 0 0 0 0 0 0 1 73 110 1.35 1.050																			
66 Logan Ondrusek, R (7,1) ERA:	1.1 H 4 0 0 0 1 0 0 0 0 0 0 0 9 11 0.00 0.000																			
51 Sean Marshall, L (9,1) ERA: 4.35	1.0 4 1 0 0 2 0 0 0 0 0 0 0 11 16 0.00 1.000																			

Batter	1	2	3	4	5	6	7	8	9	AB	R	H	RBI	BB	SO	LOB	TOP					
2 Zack Cozart, R OBP: 0.336, SLG: 0.473										5	0	2	0	0	0	1	Cincinnati Reds @ Milwaukee Brewers Miller Park, Milwaukee, WI Tue May 08 2012, 7:11 PM - 10:15 PM CDT Att: 28,108 - Cloudy - 67 F					
6 Drew Stubbs, R OBP: 0.294, SLG: 0.375										5	0	0	0	0	3	2						
19 Joey Votto, L OBP: 0.445, SLG: 0.495										3	0	1	0	1	0	0						
4 Brandon Phillips, R OBP: 0.280, SLG: 0.368										4	2	2	0	0	1	2						
32 Jay Bruce, L OBP: 0.342, SLG: 0.667										4	1	2	2	0	1	2						
27 Scott Rolen, R OBP: 0.247, SLG: 0.318										4	0	1	1	0	1	2						
48 Ryan Ludwick, R OBP: 0.263, SLG: 0.353										3	0	0	0	1	1	2						
31 Alfredo Simon, R OBP: 0.247, SLG: 0.318										0	0	0	0	0	0	0						
39 Devin Mesoraco, R OBP: 0.319, SLG: 0.341										4	0	0	0	0	1	3						
34 Homer Bailey, R OBP: 0.283, SLG: 0.283										1	0	0	0	0	0	0						
60 J.J. Hoover, R ERA: 4.93										0	0	0	0	0	0	0						
43 Miguel Cairo, R ERA: 4.61										0	0	0	0	0	1	0						
63 Sam LeCure, R ERA: 4.61										0	0	0	0	0	0	0						
21 Todd Frazier, R ERA: 2.83										0	1	0	0	0	0	0						
33 Jose Arredondo, R ERA: 2.83										0	0	0	0	0	0	0						
28 Chris Heisey, R ERA: 4.26										1	0	0	0	0	1	0						
Inning Stats	R: 0 E: 0 K: 2 S: 10	H: 0 LOB: 1 BB: 1 P: 17	R: 0 E: 0 K: 1 S: 8	H: 0 LOB: 0 BB: 0 P: 12	R: 0 E: 0 K: 1 S: 11	H: 1 LOB: 1 BB: 0 P: 21	R: 0 E: 0 K: 0 S: 12	H: 1 LOB: 3 BB: 1 P: 26	R: 0 E: 0 K: 2 S: 8	H: 0 LOB: 0 BB: 0 P: 10	R: 2 E: 0 K: 2 S: 11	H: 2 LOB: 0 BB: 0 P: 17	R: 0 E: 0 K: 1 S: 7	H: 1 LOB: 0 BB: 0 P: 7	R: 1 E: 0 K: 0 S: 14	H: 3 LOB: 2 BB: 0 P: 19	R: 0 E: 0 K: 1 S: 9	H: 1 LOB: 1 BB: 0 P: 15	1B: 4 2B: 4 3B: 0 HR: 1	SF: 0 SAC: 0 DP: 1 HBP: 0	WP: 0 PB: 0 SB: 0 CS: 0	PA: 38
PITCHER	IP	WLS	BF	H	R	ER	SO	BB	IBB	HBP	BLK	WP	HR	S	P	ERA	WHIP					
49 Yovani Gallardo, R ERA: 5.35	6.0	W	25	4	2	2	8	2	0	0	0	0	1	60	103	3.00	1.000					
50 Kameron Loe, R ERA: 1.93	1.0		3	1	0	0	1	0	0	0	0	0	0	7	7	0.00	1.000					
40 Jose Veras, R ERA: 5.27	1.0		6	3	1	1	0	0	0	0	0	0	0	14	19	9.00	3.000					
48 Tim Lillard, R ERA: 5.14	1.0		4	1	0	0	1	0	0	0	0	0	0	9	15	0.00	1.000					

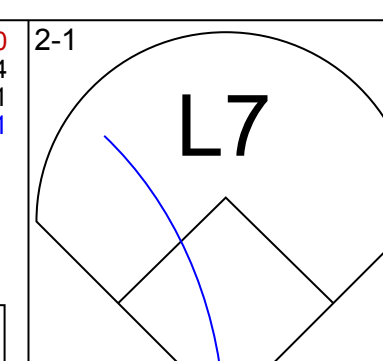
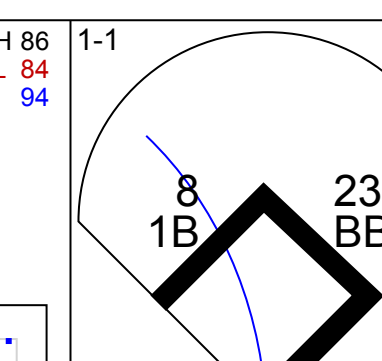
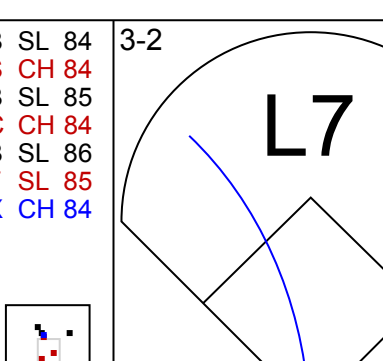
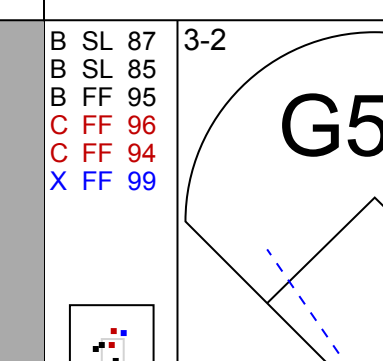
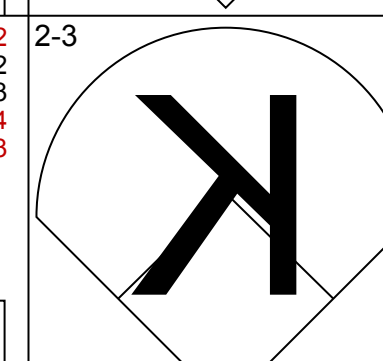
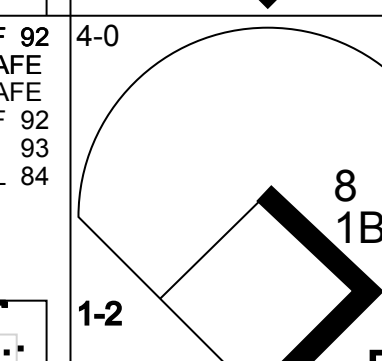
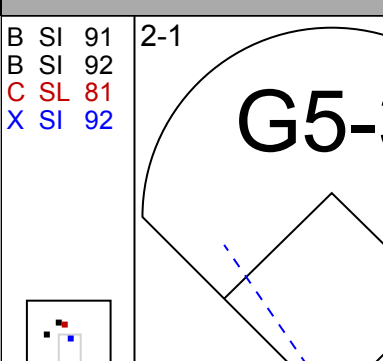
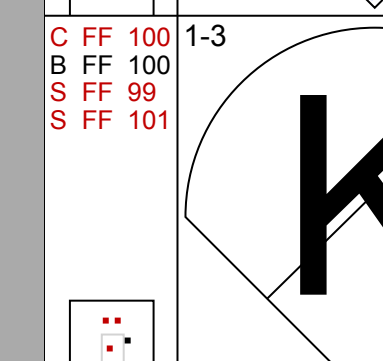
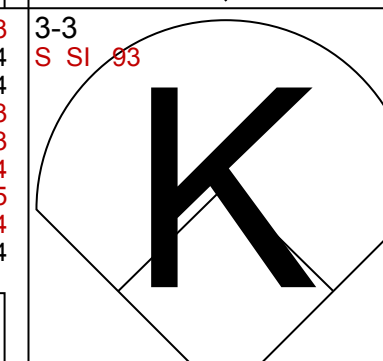
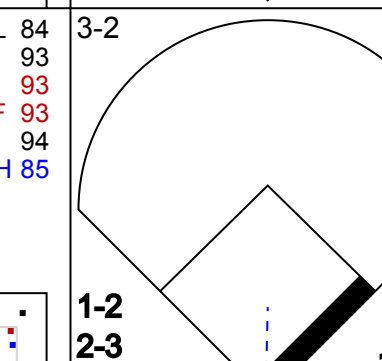
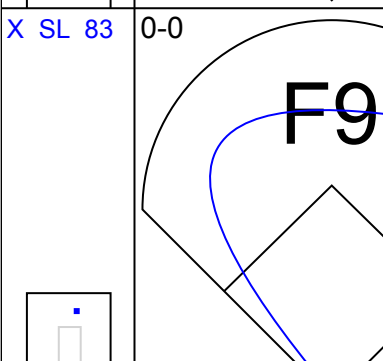
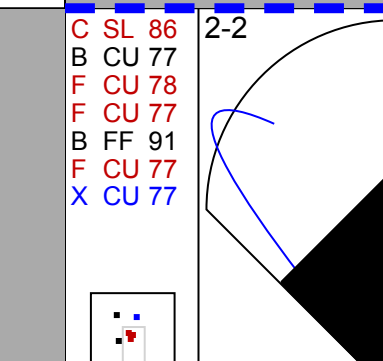
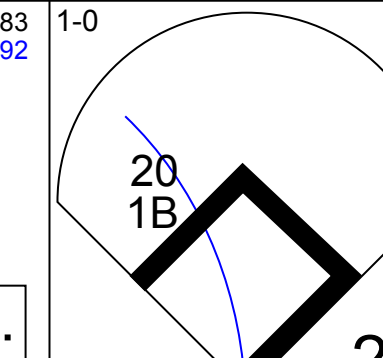
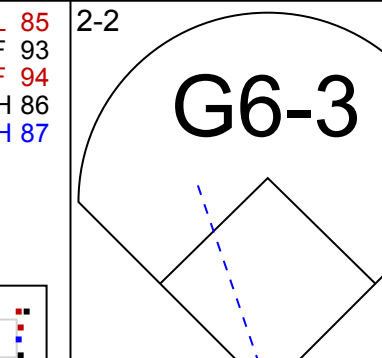
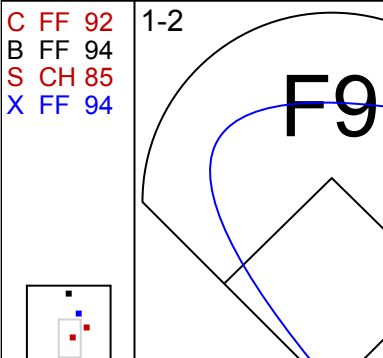
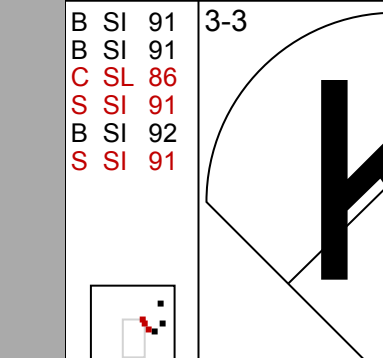
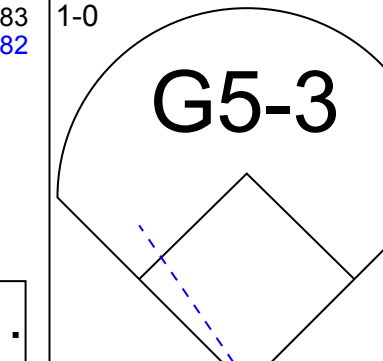
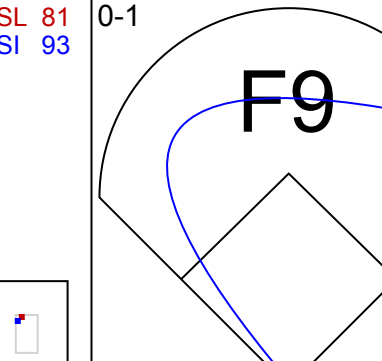
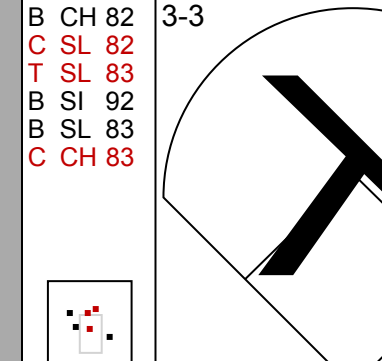
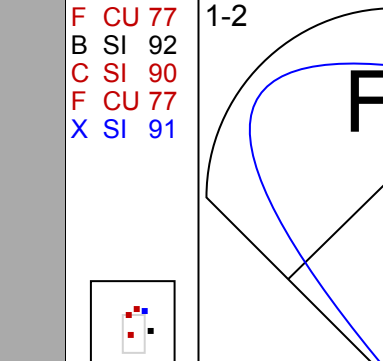
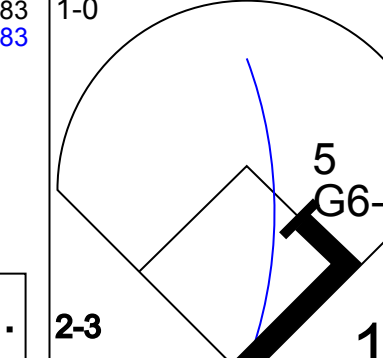
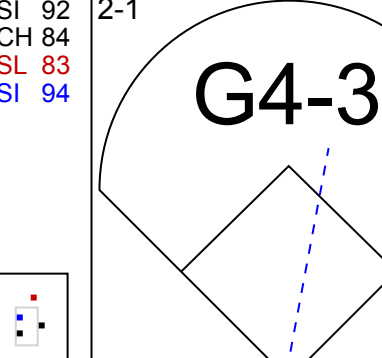
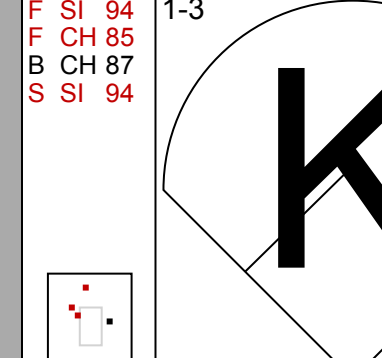
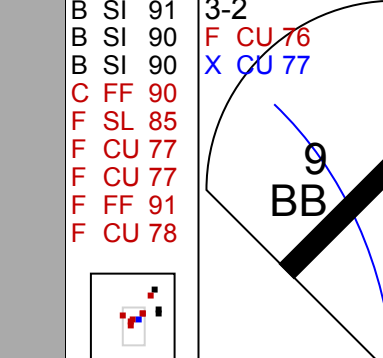
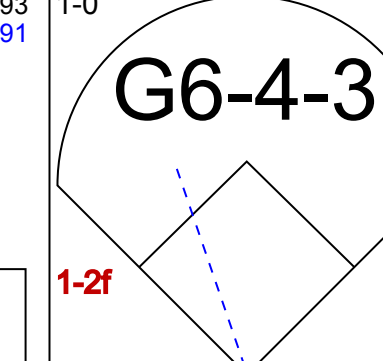
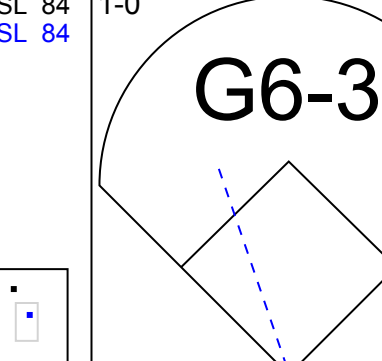
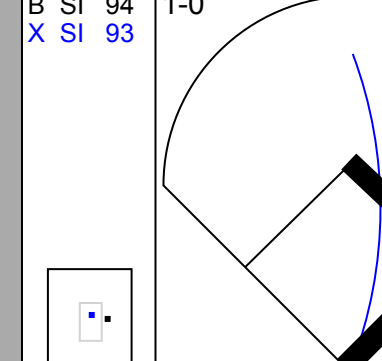
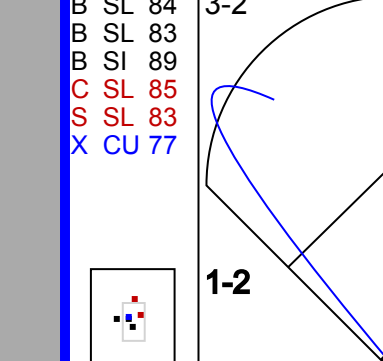


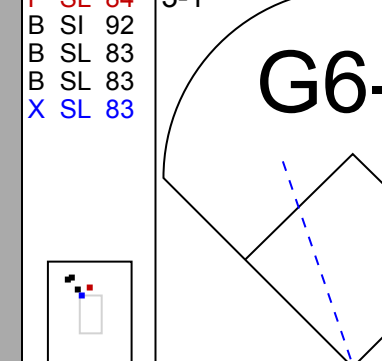
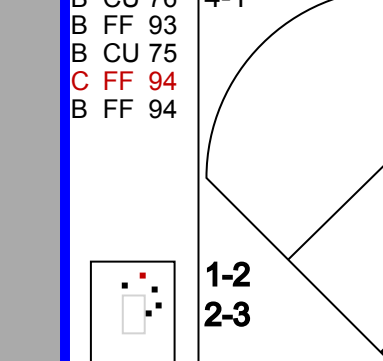
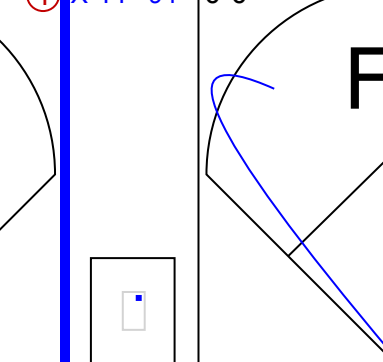
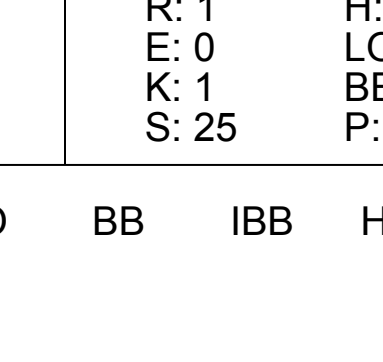
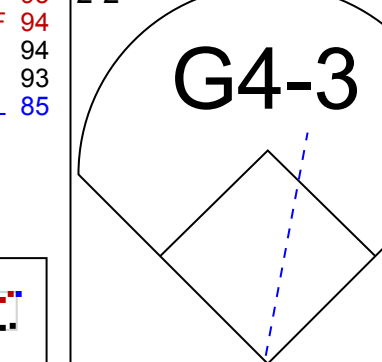
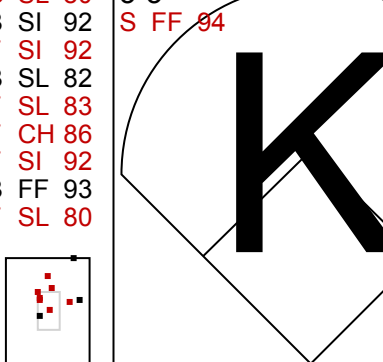

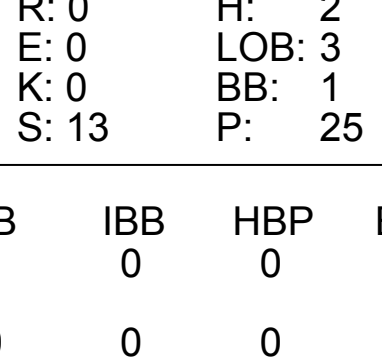

Batter	1	2	3	4	5	6	7	8	9	AB	R	H	RBI	BB	SO	LOB	BOTTOM				
2 Nyjer Morgan, L OBP: 0.243, SLG: 0.188										4	2	2	0	0	2	1	Cincinnati Reds @ Milwaukee Brewers Miller Park, Milwaukee, WI Tue May 08 2012, 7:11 PM - 10:15 PM CDT Att: 28,108 - Cloudy - 67 F				
23 Rickie Weeks Jr., R OBP: 0.304, SLG: 0.510										4	0	0	0	1	2	3					
8 Ryan Braun, R OBP: 0.358, SLG: 0.648										4	2	3	1	1	0	1					
48 Tim Lillard, R ERA: 5.14										0	0	0	0	0	0	0					
16 Aramis Ramirez, R OBP: 0.267, SLG: 0.382										3	1	1	3	0	1	3					
7 Norichika Aoki, L OBP: 0.286, SLG: 0.316										0	0	0	0	0	0	0					
1 Corey Hart, R OBP: 0.325, SLG: 0.510										3	0	0	0	1	1	2					
20 Jonathan Lucroy, R OBP: 0.384, SLG: 0.475										4	1	2	2	0	0	0					
45 Travis Ishikawa, L OBP: 0.256, SLG: 0.425										4	0	0	0	0	3	3					
3 Cesar Izturis, S OBP: 0.242, SLG: 0.313										4	2	2	1	0	0	1					
49 Yovani Gallardo, R OBP: 0.071, SLG: 0.071										3	0	1	1	0	0	1					
50 Kameron Loe, R ERA: 1.93										0	0	0	0	0	0	0					
5 Taylor Green, L OBP: 0.167, SLG: 0.333										1	0	0	0	0	1	0					
40 Jose Veras, R ERA: 5.27										0	0	0	0	0	0	0					
29 Edwin Maysonet, R ERA: 4.61										0	0	0	0	0	0	0					
Inning Stats	R: 2 E: 0 K: 2 S: 27	H: 2 LOB: 2 BB: 1 P: 42	R: 1 E: 0 K: 0 S: 16	H: 2 LOB: 2 BB: 1 P: 25	R: 0 E: 0 K: 1 S: 7	H: 0 LOB: 0 BB: 0 P: 10	R: 3 E: 0 K: 1 S: 11	H: 3 LOB: 1 BB: 1 P: 20	R: 1 E: 0 K: 2 S: 15	H: 2 LOB: 1 BB: 0 P: 22	R: 0 E: 0 K: 2 S: 14	H: 1 LOB: 0 BB: 0 P: 18	R: 1 E: 0 K: 1 S: 7	H: 1 LOB: 0 BB: 0 P: 16	R: 0 E: 0 K: 1 S: 5	H: 0 LOB: 0 BB: 0 P: 8	1B: 7 2B: 2 3B: 1 HR: 1	SF: 0 SAC: 0 DP: 1 HBP: 2	WP: 1 PB: 0 SB: 0 CS: 0	PA: 39	
PITCHER	IP	WLS	BF	H	R	ER	SO	BB	IBB	HBP	BLK	WP	HR	S	P	ERA	WHIP				
34 Homer Bailey, R ERA: 4.93	3.2	L	21	6	6	6	4	3	0	0	0	0	0	57	89	14.73	2.455				
60 J.J. Hoover, R ERA: 4.93	0.1		2	1	0	0	0	0	0	0	0	0	0	4	8	0.00	3.000				
63 Sam LeCure, R ERA: 4.61	2.0		9	3	1	1	4	0	0	0	0	1	0	29	40	4.50	1.500				
33 Jose Arredondo, R ERA: 2.83	1.0		4	1	1	1	1	0	0	0	0	0	1	7	16	9.00	1.000				
31 Alfredo Simon, R ERA: 2.31	1.0		3	0	0	0	1	0	0	1	0	0	0	5	8	0.00	0.000				

Batter	1	2	3	4	5	6	7	8	9	AB	R	H	RBI	BB	SO	LOB	TOP								
2 Zack Cozart, R OBP: 0.325, SLG: 0.457										4	0	0	0	0	3	0	Cincinnati Reds @ Milwaukee Brewers Miller Park, Milwaukee, WI Wed May 09 2012, 12:11 PM - 3:00 PM CDT Att: 27,090 - Roof Closed - 67 F								
6 Drew Stubbs, R OBP: 0.301, SLG: 0.388										4	1	2	0	0	1	0									
19 Joey Votto, L OBP: 0.439, SLG: 0.495										4	1	1	1	1	0	1									
4 Brandon Phillips, R OBP: 0.289, SLG: 0.374										4	0	2	1	0	1	1									
32 Jay Bruce, L OBP: 0.339, SLG: 0.649										3	0	0	0	1	1	1									
21 Todd Frazier, R OBP: 0.440, SLG: 0.773										3	0	0	0	0	2	0									
54 Aroldis Chapman, L OBP: 0.231, SLG: 0.333										0	0	0	0	0	0	0									
43 Miguel Cairo, R OBP: 0.251, SLG: 0.333										1	0	0	0	0	2	0									
51 Sean Marshall, L OBP: 0.261, SLG: 0.308										0	0	0	0	0	0	0									
66 Logan Ondrusek, R OBP: 0.261, SLG: 0.308										0	0	0	0	0	0	0									
15 Wilson Valdez, R OBP: 0.176, SLG: 0.212										3	0	0	0	0	1	0									
29 Ryan Hanigan, R OBP: 0.348, SLG: 0.317										3	0	0	0	0	1	0									
47 Johnny Cueto, R OBP: 0.071, SLG: 0.071																									
28 Chris Heisey, R OBP: 0.261, SLG: 0.308										2	0	0	0	0	2	0									
Inning Stats	R: 0 E: 0 K: 1 S: 7	H: 0 LOB: 0 BB: 0 P: 14	R: 0 E: 0 K: 0 S: 6	H: 0 LOB: 0 BB: 0 P: 9	R: 0 E: 0 K: 1 S: 8	H: 0 LOB: 0 BB: 0 P: 12	R: 0 E: 0 K: 2 S: 11	H: 1 LOB: 1 BB: 0 P: 15	R: 0 E: 0 K: 2 S: 10	H: 0 LOB: 0 BB: 0 P: 15	R: 0 E: 0 K: 1 S: 7	H: 0 LOB: 0 BB: 0 P: 12	R: 0 E: 0 K: 3 S: 10	H: 1 LOB: 1 BB: 0 P: 14	R: 0 E: 0 K: 3 S: 10	H: 0 LOB: 0 BB: 0 P: 13	R: 2 E: 0 K: 2 S: 21	H: 3 LOB: 2 BB: 1 P: 32	1B: 3 2B: 2 3B: 0 HR: 0	SF: 0 SAC: 0 DP: 0 HBP: 0	WP: 0 PB: 0 SB: 2 CS: 0	PA: 33			
PITCHER	IP	WLS	BF	H	R	ER	SO	BB	IBB	HBP	BLK	WP	HR	S	P	ERA	WHIP								
13 Zack Greinke, R ERA: 3.35	8.0		26	2	0	0	11	0	0	0	0	0	0	69	104	0.00	0.250								
59 John Axford, R ERA: 5.99	1.0	L	7	3	2	2	2	0	1	0	0	0	0	21	32	18.00	3.000								

Cincinnati Reds @ Milwaukee Brewers
 Miller Park, Milwaukee, WI
 Wed May 09 2012, 12:11 PM - 3:00 PM CDT
 Att: 27,090 - Roof Closed - 67 F

AB	32
R	2
H	5
RBI	2
BB	1
SO	13
LOB	5



Batter	1	2	3	4	5	6	7	8	9	AB	R	H	RBI	BB	SO	LOB	BOTTOM								
2 Nyjer Morgan, L OBP: 0.244, SLG: 0.192										4	0	1	0	0	0	0	Cincinnati Reds @ Milwaukee Brewers Miller Park, Milwaukee, WI Wed May 09 2012, 12:11 PM - 3:00 PM CDT Att: 27,090 - Roof Closed - 67 F								
23 Rickie Weeks Jr., R OBP: 0.302, SLG: 0.502										3	0	0	0	1	2	0									
8 Ryan Braun, R OBP: 0.363, SLG: 0.670										4	1	2	1	0	1	0									
16 Aramis Ramirez, R OBP: 0.266, SLG: 0.386										4	0	1	0	0	1	3									
1 Corey Hart, R OBP: 0.314, SLG: 0.490										4	0	0	0	0	1	1									
20 Jonathan Lucroy, R OBP: 0.370, SLG: 0.476										4	0	2	0	0	1	0									
29 Edwin Maysonet, R OBP: 0.302, SLG: 0.333										0	0	0	0	0	0	0									
5 Taylor Green, L OBP: 0.222, SLG: 0.444										3	0	1	0	0	0	2									
7 Norichika Aoki, L OBP: 0.302, SLG: 0.333										1	0	1	0	0	0	0									
3 Cesar Izturis, S OBP: 0.222, SLG: 0.286										3	0	0	0	0	0	1									
9 George Kottaras, L OBP: 0.250, SLG: 0.655										0	0	0	0	1	0	0									
13 Zack Greinke, R OBP: 0.167, SLG: 0.250										2	0	0	0	0	1	0									
14 Brooks Conrad, S OBP: 0.167, SLG: 0.250										1	0	0	0	0	1	0									
59 John Axford, R ERA: 4.91										0	0	0	0	0	0	0									
45 Travis Ishikawa, L OBP: 0.250, SLG: 0.415										1	0	0	0	0	3	0									
Inning Stats	R: 0 E: 0 K: 2 S: 12	H: 2 LOB: 1 BB: 0 P: 19	R: 0 E: 0 K: 0 S: 4	H: 2 LOB: 1 BB: 0 P: 8	R: 0 E: 0 K: 0 S: 13	H: 2 LOB: 3 BB: 1 P: 25	R: 0 E: 0 K: 0 S: 5	H: 0 LOB: 0 BB: 0 P: 8	R: 0 E: 0 K: 1 S: 12	H: 0 LOB: 0 BB: 0 P: 18	R: 0 E: 0 K: 0 S: 6	H: 0 LOB: 0 BB: 0 P: 9	R: 0 E: 0 K: 2 S: 9	H: 1 LOB: 1 BB: 0 P: 17	R: 0 E: 0 K: 2 S: 10	H: 0 LOB: 0 BB: 0 P: 16	R: 1 E: 0 K: 1 S: 25	H: 3 LOB: 3 BB: 1 P: 41	1B: 5 2B: 2 3B: 0 HR: 1	SF: 0 SAC: 0 DP: 1 HBP: 0	WP: 0 PB: 0 SB: 0 CS: 0	PA: 36			
PITCHER	IP	WLS	BF	H	R	ER	SO	BB	IBB	HBP	BLK	WP	HR	S	P	ERA	WHIP								
47 Johnny Cueto, R ERA: 1.12	7.0		26	5	0	0	2	0	0	0	0	0	0	10	16	0.00	0.000								
54 Aroldis Chapman, L ERA: 4.91	1.0	W	3	0	0	0	2	0	0	0	0	0	0	1	23	13.50	4.500								
51 Sean Marshall, L ERA: 4.91	0.2	H	5	3	1	1	1	0	0	0	0	0	0	2	6	0.00	3.000								

Cincinnati Reds @ Milwaukee Brewers
 Miller Park, Milwaukee, WI
 Wed May 09 2012, 12:11 PM - 3:00 PM CDT
 Att: 27,090 - Roof Closed - 67 F

AB	34
R	1
H	8
RBI	1
BB	2
SO	8
LOB	10



Batter	1	2	3	4	5	6	7	8	9	AB	R	H	RBI	BB	SO	LOB	TOP						
20 Ian Desmond, R OBP: 0.288, SLG: 0.417										5	2	2	0	0	0	1							
2 Roger Bernadina, L OBP: 0.303, SLG: 0.397										5	1	2	3	0	1	1							
11 Ryan Zimmerman, R OBP: 0.349, SLG: 0.365										4	1	3	0	1	1	1							
25 Adam LaRoche, L OBP: 0.229, SLG: 0.588										4	1	2	2	1	2	2							
34 Bryce Harper, L OBP: 0.333, SLG: 0.372 17 Sean Burnett, L										5	0	0	0	0	3	5							
8 Danny Espinosa, S OBP: 0.279, SLG: 0.272										4	1	1	2	0	0	3							
24 Rick Ankiel, L OBP: 0.293, SLG: 0.438										4	0	1	0	0	1	1							
3 Wilson Ramos, R OBP: 0.344, SLG: 0.358										4	1	1	0	0	1	1							
47 Gio González, R OBP: 0.143, SLG: 0.214 35 Craig Stammen, R 52 Ryan Mattheus, R 21 Xavier Nady, R OBP: 0.169, SLG: 0.194										2	0	0	0	0	2	1							
Inning Stats	R: 3 E: 0 K: 1 S: 21	H: 3 LOB: 1 BB: 1 P: 36	R: 1 E: 0 K: 1 S: 10	H: 2 LOB: 1 BB: 0 P: 16	R: 2 E: 0 K: 1 S: 13	H: 2 LOB: 1 BB: 1 P: 20	R: 1 E: 0 K: 1 S: 12	H: 3 LOB: 2 BB: 0 P: 19	R: 0 E: 0 K: 2 S: 7	H: 0 LOB: 0 BB: 0 P: 12	R: 0 E: 0 K: 1 S: 7	H: 1 LOB: 1 BB: 0 P: 12	R: 0 E: 0 K: 1 S: 7	H: 0 LOB: 0 BB: 0 P: 10	R: 0 E: 0 K: 1 S: 7	H: 0 LOB: 0 BB: 0 P: 8	R: 0 E: 0 K: 3 S: 12	H: 1 LOB: 1 BB: 0 P: 18	1B: 9 2B: 1 3B: 0 HR: 2	SF: 0 SAC: 1 DP: 0 HBP: 0	WP: 1 PB: 0 SB: 2 CS: 0	PA: 41	
PITCHER	IP WLS BF H R ER SO BB IBB HBP BLK WP HR S P ERA WHIP	IP WLS BF H R ER SO BB IBB HBP BLK WP HR S P ERA WHIP	IP WLS BF H R ER SO BB IBB HBP BLK WP HR S P ERA WHIP	IP WLS BF H R ER SO BB IBB HBP BLK WP HR S P ERA WHIP	IP WLS BF H R ER SO BB IBB HBP BLK WP HR S P ERA WHIP	IP WLS BF H R ER SO BB IBB HBP BLK WP HR S P ERA WHIP	IP WLS BF H R ER SO BB IBB HBP BLK WP HR S P ERA WHIP	IP WLS BF H R ER SO BB IBB HBP BLK WP HR S P ERA WHIP	IP WLS BF H R ER SO BB IBB HBP BLK WP HR S P ERA WHIP	IP WLS BF H R ER SO BB IBB HBP BLK WP HR S P ERA WHIP	IP WLS BF H R ER SO BB IBB HBP BLK WP HR S P ERA WHIP	IP WLS BF H R ER SO BB IBB HBP BLK WP HR S P ERA WHIP	IP WLS BF H R ER SO BB IBB HBP BLK WP HR S P ERA WHIP	IP WLS BF H R ER SO BB IBB HBP BLK WP HR S P ERA WHIP	IP WLS BF H R ER SO BB IBB HBP BLK WP HR S P ERA WHIP	IP WLS BF H R ER SO BB IBB HBP BLK WP HR S P ERA WHIP	IP WLS BF H R ER SO BB IBB HBP BLK WP HR S P ERA WHIP	IP WLS BF H R ER SO BB IBB HBP BLK WP HR S P ERA WHIP	IP WLS BF H R ER SO BB IBB HBP BLK WP HR S P ERA WHIP	IP WLS BF H R ER SO BB IBB HBP BLK WP HR S P ERA WHIP	IP WLS BF H R ER SO BB IBB HBP BLK WP HR S P ERA WHIP	IP WLS BF H R ER SO BB IBB HBP BLK WP HR S P ERA WHIP	IP WLS BF H R ER SO BB IBB HBP BLK WP HR S P ERA WHIP

Washington Nationals @ Cincinnati Reds
Great American Ball Park, Cincinnati, OH
Fri May 11 2012, 7:11 PM - 10:22 PM EDT
Att: 37,255 - Clear - 72 F

AB	38
R	7
H	12
RBI	7
BB	2
SO	12
LOB	16



Batter	1	2	3	4	5	6	7	8	9	AB	R	H	RBI	BB	SO	LOB	BOTTOM						
2 Zack Cozart, R OBP: 0.321, SLG: 0.446										5	0	1	1	0	3	3							
6 Drew Stubbs, R OBP: 0.297, SLG: 0.380										5	0	1	0	0	1	1							
19 Joey Votto, L OBP: 0.445, SLG: 0.491										3	1	1	0	2	1	1							
4 Brandon Phillips, R OBP: 0.304, SLG: 0.379										4	0	2	0	1	0	2							
32 Jay Bruce, L OBP: 0.341, SLG: 0.652										4	1	2	1	0	1	4							
27 Scott Rolen, R OBP: 0.238, SLG: 0.304										4	0	0	0	0	2	7							
48 Ryan Ludwick, R OBP: 0.275, SLG: 0.352										3	0	1	1	1	2	1							
39 Devin Mesoraco, R OBP: 0.314, SLG: 0.318										3	0	0	0	1	2	3							
44 Mike Leake, R ERA: 2.26, SLG: 0.320 31 Alfredo Simon, R ERA: 2.53 60 J.J. Hoover, R ERA: 2.33 33 Jose Arredondo, R ERA: 2.3 28 Chris Heisey, R ERA: 4.5										1	0	0	0	0	1	0							
Inning Stats	R: 0 E: 0 K: 0 S: 9	H: 0 LOB: 1 BB: 1 P: 19	R: 0 E: 0 K: 3 S: 13	H: 1 LOB: 1 BB: 0 P: 22	R: 0 E: 0 K: 3 S: 9	H: 0 LOB: 0 BB: 0 P: 14	R: 1 E: 0 K: 2 S: 17	H: 2 LOB: 2 BB: 1 P: 30	R: 1 E: 0 K: 1 S: 18	H: 2 LOB: 3 BB: 2 P: 30	R: 0 E: 0 K: 1 S: 8	H: 0 LOB: 0 BB: 0 P: 10	R: 0 E: 0 K: 2 S: 10	H: 0 LOB: 0 BB: 0 P: 15	R: 1 E: 0 K: 1 S: 16	H: 3 LOB: 3 BB: 1 P: 31	R: 0 E: 0 K: 0 S: 8	H: 1 LOB: 1 BB: 0 P: 11	1B: 7 2B: 2 3B: 0 HR: 0	SF: 0 SAC: 0 DP: 0 HBP: 0	WP: 0 PB: 1 SB: 1 CS: 0	PA: 41	
PITCHER	IP WLS BF H R ER SO BB IBB HBP BLK WP HR S P ERA WHIP	IP WLS BF H R ER SO BB IBB HBP BLK WP HR S P ERA WHIP	IP WLS BF H R ER SO BB IBB HBP BLK WP HR S P ERA WHIP	IP WLS BF H R ER SO BB IBB HBP BLK WP HR S P ERA WHIP	IP WLS BF H R ER SO BB IBB HBP BLK WP HR S P ERA WHIP	IP WLS BF H R ER SO BB IBB HBP BLK WP HR S P ERA WHIP	IP WLS BF H R ER SO BB IBB HBP BLK WP HR S P ERA WHIP	IP WLS BF H R ER SO BB IBB HBP BLK WP HR S P ERA WHIP	IP WLS BF H R ER SO BB IBB HBP BLK WP HR S P ERA WHIP	IP WLS BF H R ER SO BB IBB HBP BLK WP HR S P ERA WHIP	IP WLS BF H R ER SO BB IBB HBP BLK WP HR S P ERA WHIP	IP WLS BF H R ER SO BB IBB HBP BLK WP HR S P ERA WHIP	IP WLS BF H R ER SO BB IBB HBP BLK WP HR S P ERA WHIP	IP WLS BF H R ER SO BB IBB HBP BLK WP HR S P ERA WHIP	IP WLS BF H R ER SO BB IBB HBP BLK WP HR S P ERA WHIP	IP WLS BF H R ER SO BB IBB HBP BLK WP HR S P ERA WHIP	IP WLS BF H R ER SO BB IBB HBP BLK WP HR S P ERA WHIP	IP WLS BF H R ER SO BB IBB HBP BLK WP HR S P ERA WHIP	IP WLS BF H R ER SO BB IBB HBP BLK WP HR S P ERA WHIP	IP WLS BF H R ER SO BB IBB HBP BLK WP HR S P ERA WHIP	IP WLS BF H R ER SO BB IBB HBP BLK WP HR S P ERA WHIP	IP WLS BF H R ER SO BB IBB HBP BLK WP HR S P ERA WHIP	IP WLS BF H R ER SO BB IBB HBP BLK WP HR S P ERA WHIP

Washington Nationals @ Cincinnati Reds
Great American Ball Park, Cincinnati, OH
Fri May 11 2012, 7:11 PM - 10:22 PM EDT
Att: 37,255 - Clear - 72 F

AB	35
R	3
H	9
RBI	3
BB	5
SO	13
LOB	25



Batter	1	2	3	4	5	6	7	8	9	AB	R	H	RBI	BB	SO	LOB	TOP							
20 Ian Desmond, R OBP: 0.285, SLG: 0.417										5	0	1	0	0	1	1	Washington Nationals @ Cincinnati Reds Great American Ball Park, Cincinnati, OH Sat May 12 2012, 7:12 PM - 10:19 PM EDT Att: 42,294 - Cloudy - 72 F							
2 Roger Bernadina, L OBP: 0.300, SLG: 0.387										4	0	1	0	0	0	2								
11 Ryan Zimmerman, R (1, 5) OBP: 0.344, SLG: 0.351										3	0	0	0	1	1	3								
25 Adam LaRoche, L (1, 3) OBP: 0.431, SLG: 0.581										3	0	1	0	1	0	0								
34 Bryce Harper, L (1, 9) OBP: 0.309, SLG: 0.340										4	0	0	0	0	1	5								
8 Danny Espinosa, S (1, 4) OBP: 0.293, SLG: 0.308										3	1	2	1	1	1	0								
24 Rick Ankiel, L (1, 8) OBP: 0.278, SLG: 0.416										4	0	0	0	0	3	4								
3 Wilson Ramos, R (1, 2) OBP: 0.354, SLG: 0.398										2	1	1	1	1	1	0								
26 Jesus Flores, R (7, 2) OBP: 0.256, SLG: 0.229										1	0	0	0	0	1	0								
27 Jordan Zimmermann, R (1, 1) OBP: 0.154, SLG: 0.083										0	0	0	0	0	0	0								
36 Tyler Clippard, R (8, 1) OBP: 0.230, SLG: 0.200										0	0	0	0	0	0	0								
57 Tyler Moore, R (9, PH) OBP: 0.256, SLG: 0.229										0	0	0	0	0	0	0								
63 Henry Alberto Rodriguez, R (8, 1) OBP: 0.256, SLG: 0.229										0	0	0	0	0	0	0								
Inning Stats	R: 0 E: 0 K: 2 S: 9	H: 0 LOB: 0 BB: 0 P: 13	R: 0 E: 0 K: 1 S: 8	H: 0 LOB: 0 BB: 0 P: 14	R: 0 E: 0 K: 0 S: 9	H: 0 LOB: 1 BB: 1 P: 16	R: 0 E: 0 K: 1 S: 16	H: 1 LOB: 3 BB: 2 P: 31	R: 1 E: 0 K: 3 S: 17	H: 2 LOB: 0 BB: 0 P: 35	R: 1 E: 0 K: 0 S: 11	H: 1 LOB: 0 BB: 0 P: 12	R: 0 E: 0 K: 2 S: 12	H: 1 LOB: 1 BB: 0 P: 18	R: 0 E: 0 K: 2 S: 10	H: 0 LOB: 0 BB: 0 P: 15	1B: 3 2B: 1 3B: 0 HR: 2	SF: 0 SAC: 1 DP: 1 HBP: 0	WP: 0 PB: 0 SB: 2 CS: 0	PA: 37				
PITCHER	IP: 5.0 ERA: 4.54	WLS: 0 L: 1	BF: 23 L: 4	H: 3 R: 1	R: 1 ER: 1	SO: 4 LOB: 3	BB: 4 IBB: 0	HBP: 0 BLK: 0	WP: 0 HR: 1	S: 59 P: 109	P: 12 ERA: 9.00	WHIP: 1.000	IP: 5.0 ERA: 2.27	WLS: 1 L: 0	BF: 23 L: 3	H: 1 R: 0	R: 0 ER: 0	SO: 0 LOB: 0	BB: 0 IBB: 0	HBP: 0 BLK: 0	WP: 0 HR: 0	S: 14 P: 33	P: 12 ERA: 0.00	WHIP: 0.500



AB 31
R 2
H 6
RBI 2
BB 5
SO 11
LOB 15

Batter	1	2	3	4	5	6	7	8	9	AB	R	H	RBI	BB	SO	LOB	BOTTOM							
2 Zack Cozart, R OBP: 0.319, SLG: 0.440										4	1	1	0	0	1	1	Washington Nationals @ Cincinnati Reds Great American Ball Park, Cincinnati, OH Sat May 12 2012, 7:12 PM - 10:19 PM EDT Att: 42,294 - Cloudy - 72 F							
6 Drew Stubbs, R (1, 8) OBP: 0.288, SLG: 0.368										4	0	0	0	0	1	2								
19 Joey Votto, L (1, 3) OBP: 0.454, SLG: 0.491										2	0	1	0	2	0	2								
4 Brandon Phillips, R (1, 4) OBP: 0.292, SLG: 0.364										4	0	0	1	0	1	4								
32 Jay Bruce, L (1, 9) OBP: 0.331, SLG: 0.630										4	0	0	0	0	2	1								
21 Todd Frazier, R (1, 5) OBP: 0.414, SLG: 0.692										4	0	1	0	0	3	0								
48 Ryan Ludwick, R (1, 7) OBP: 0.274, SLG: 0.347										4	0	1	0	0	3	1								
29 Ryan Hanigan, R (1, 2) OBP: 0.347, SLG: 0.318										3	0	1	0	0	0	2								
55 Mat Latos, R (1, 1) ERA: 2.14										2	0	0	0	0	2	2								
33 Jose Arredondo, R (6, 1) ERA: 3.6										0	0	0	0	0	0	0								
66 Logan Ondrusek, R (7, 1) OBP: 0.267, SLG: 0.429										0	0	0	0	0	0	0								
43 Miguel Cairo, R (7, PH) OBP: 0.267, SLG: 0.429										0	0	0	0	0	0	0								
54 Aroldis Chapman, L (8, 1) ERA: 2.45										0	0	0	0	0	0	0								
Inning Stats	R: 1 E: 0 K: 1 S: 16	H: 1 LOB: 1 BB: 0 P: 23	R: 0 E: 0 K: 2 S: 11	H: 1 LOB: 0 BB: 0 P: 13	R: 0 E: 0 K: 2 S: 12	H: 1 LOB: 1 BB: 0 P: 14	R: 0 E: 0 K: 2 S: 10	H: 0 LOB: 0 BB: 0 P: 13	R: 0 E: 0 K: 1 S: 8	H: 0 LOB: 1 BB: 0 P: 15	R: 0 E: 0 K: 1 S: 12	H: 0 LOB: 1 BB: 1 P: 23	R: 0 E: 0 K: 3 S: 9	H: 0 LOB: 0 BB: 0 P: 10	1B: 5 2B: 1 3B: 0 HR: 0	SF: 0 SAC: 0 DP: 1 HBP: 0	WP: 0 PB: 1 SB: 0 CS: 0	PA: 34						
PITCHER	IP: 7.0 ERA: 2.14	WLS: 0 L: 1	BF: 27 L: 4	H: 5 R: 1	R: 1 ER: 1	SO: 9 LOB: 1	BB: 1 IBB: 0	HBP: 0 BLK: 0	WP: 0 HR: 0	S: 105 P: 105	P: 12 ERA: 0.00	WHIP: 0.857	IP: 7.0 ERA: 2.45	WLS: 1 L: 0	BF: 27 L: 3	H: 5 R: 0	R: 0 ER: 0	SO: 10 LOB: 1	BB: 0 IBB: 0	HBP: 0 BLK: 0	WP: 0 HR: 0	S: 9 P: 10	P: 10 ERA: 0.00	WHIP: 0.000



AB 32
R 1
H 5
RBI 1
BB 2
SO 13
LOB 16

Batter	1	2	3	4	5	6	7	8	9	AB	R	H	RBI	BB	SO	LOB	TOP							
2 Zack Cozart, R OBP: 0.303, SLG: 0.410										4	0	0	0	1	1	2	Cincinnati Reds @ Atlanta Braves Turner Field, Atlanta, GA Tue May 15 2012, 7:12 PM - 10:01 PM EDT Att: 21,530 - Cloudy - 76 F							
6 Drew Stubbs, R OBP: 0.281, SLG: 0.348										5	0	1	1	0	1	2								
19 Joey Votto, L OBP: 0.465, SLG: 0.571										4	0	1	0	1	0	0								
4 Brandon Phillips, R OBP: 0.294, SLG: 0.360										4	0	1	0	1	0	2								
32 Jay Bruce, L OBP: 0.343, SLG: 0.631										4	0	1	0	1	1	3								
28 Chris Heisey, R OBP: 0.305, SLG: 0.364										4	0	3	0	0	0	1								
21 Todd Frazier, R OBP: 0.325, SLG: 0.514										4	1	1	0	0	1	4								
29 Ryan Hanigan, R OBP: 0.363, SLG: 0.351										4	1	2	1	0	0	0								
47 Johnny Cueto, R OBP: 0.067, SLG: 0.067										1	0	0	0	0	0	0								
43 Miguel Castro, R OBP: 0.278, SLG: 0.447										1	0	1	0	0	0	0								
31 Alfredo Simon, R ERA: 2.39										0	0	0	0	0	0	0								
25 Mike Costanzo, L ERA: 2.57										0	0	0	0	0	0	0								
60 J.J. Hoover, R ERA: 1.08										0	0	0	0	0	0	0								
48 Ryan Ludwick, R ERA: 2.55										0	0	0	0	0	0	0								
33 Jose Arredondo, R ERA: 2.55										0	0	0	0	0	0	0								
Inning Stats	R: 0 E: 0 K: 0 S: 7	H: 0 LOB: 0 BB: 0 P: 11	R: 0 E: 0 K: 1 S: 7	H: 1 LOB: 1 BB: 1 P: 14	R: 0 E: 0 K: 1 S: 10	H: 0 LOB: 1 BB: 1 P: 17	R: 0 E: 0 K: 0 S: 9	H: 2 LOB: 2 BB: 0 P: 15	R: 0 E: 0 K: 1 S: 8	H: 1 LOB: 1 BB: 0 P: 12	R: 0 E: 0 K: 0 S: 6	H: 1 LOB: 1 BB: 0 P: 10	R: 2 E: 0 K: 0 S: 11	H: 4 LOB: 2 BB: 0 P: 17	R: 0 E: 0 K: 1 S: 15	H: 2 LOB: 2 BB: 0 P: 21	R: 0 E: 0 K: 0 S: 13	H: 0 LOB: 2 BB: 2 P: 26	1B: 9 2B: 2 3B: 0 HR: 0	SF: 0 SAC: 0 DP: 0 HBP: 0	WP: 0 PB: 0 CS: 0	PA: 41		
PITCHER	IP WLS BF H R ER SO BB IBB HBP BLK WP HR S P ERA WHIP	7.0 W 31 9 2 2 3 2 0 0 0 0 0 0 15 21 2.57 1.571	1.0 5 2 0 0 1 0 0 0 0 0 0 0 13 26 0.00 2.000	1.0 5 0 0 0 0 2 0 0 0 0 0 0 13 26 0.00 2.000																				

AB	37
R	2
H	11
RBI	2
BB	4
SO	4
LOB	17



Batter	1	2	3	4	5	6	7	8	9	AB	R	H	RBI	BB	SO	LOB	BOTTOM					
24 Michael Bourn, L OBP: 0.399, SLG: 0.432										5	2	3	0	0	2	0	Cincinnati Reds @ Atlanta Braves Turner Field, Atlanta, GA Tue May 15 2012, 7:12 PM - 10:01 PM EDT Att: 21,530 - Cloudy - 76 F					
14 Martin Prado, R OBP: 0.374, SLG: 0.426										4	1	3	1	0	0	0						
10 Chipper Jones, S OBP: 0.368, SLG: 0.489										4	1	1	1	0	0	2						
26 Dan Uggla, R OBP: 0.360, SLG: 0.440										3	0	1	1	0	0	2						
16 Brian McCann, L OBP: 0.331, SLG: 0.432										3	1	2	1	1	0	0						
22 Jason Heyward, L OBP: 0.348, SLG: 0.463										4	0	1	1	0	0	2						
20 Eric Hinske, L OBP: 0.362, SLG: 0.432										3	0	0	0	1	1	2						
2 Jack Wilson, R OBP: 0.170, SLG: 0.156										4	0	1	0	0	1	5						
15 Tim Hudson, R ERA: 1.89										3	1	0	0	0	1	1						
54 Kris Medlen, S ERA: 2.3										0	0	0	0	0	0	0						
25 Juan Francisco, L OBP: 0.246, SLG: 0.434										1	0	0	0	0	0	0						
46 Craig Kimbrel, R ERA: 2.55										0	0	0	0	0	0	0						
Inning Stats	R: 0 E: 0 K: 1 S: 12	H: 0 LOB: 0 BB: 0 P: 18	R: 1 E: 0 K: 1 S: 11	H: 1 LOB: 0 BB: 0 P: 19	R: 4 E: 0 K: 0 S: 19	H: 5 LOB: 3 BB: 2 P: 33	R: 1 E: 2 K: 0 S: 8	H: 2 LOB: 0 BB: 0 P: 12	R: 0 E: 0 K: 0 S: 13	H: 2 LOB: 2 BB: 0 P: 24	R: 0 E: 0 K: 1 S: 17	H: 2 LOB: 2 BB: 0 P: 22	R: 0 E: 0 K: 0 S: 7	H: 0 LOB: 0 BB: 0 P: 8	R: 0 E: 0 K: 2 S: 11	H: 0 LOB: 0 BB: 0 P: 16	R: 0 E: 0 K: 2 S: 13	H: 0 LOB: 2 BB: 2 P: 26	1B: 10 2B: 1 3B: 0 HR: 1	SF: 1 SAC: 0 DP: 0 HBP: 0	WP: 0 PB: 0 CS: 0	PA: 37
PITCHER	IP WLS BF H R ER SO BB IBB HBP BLK WP HR S P ERA WHIP	4.0 L 21 8 6 5 2 1 0 0 0 0 0 0 30 46 11.25 2.250	2.0 10 4 0 0 1 0 0 0 0 0 0 0 30 46 0.00 2.000	1.0 3 0 0 0 0 0 0 0 0 0 0 0 7 8 0.00 0.000	1.0 3 0 0 0 0 2 0 0 0 0 0 0 11 16 0.00 0.000																	



Batter	1	2	3	4	5	6	7	8	9	AB	R	H	RBI	BB	SO	LOB	TOP										
2 Zack Cozart, R OBP: 0.300, SLG: 0.410										5	0	1	1	0	1	2	Cincinnati Reds @ New York Mets Citi Field, Flushing, NY Wed May 16 2012, 7:12 PM - 10:02 PM EDT Att: 22,659 - Partly Cloudy - 71 F										
6 Drew Stubbs, R OBP: 0.285, SLG: 0.350										5	1	2	0	0	1	2											
19 Joey Votto, L OBP: 0.465, SLG: 0.574										3	1	1	0	1	0	1											
4 Brandon Phillips, R OBP: 0.293, SLG: 0.357										4	1	1	1	0	0	1											
28 Chris Heisey, R OBP: 0.291, SLG: 0.346										4	0	0	0	0	1	3											
48 Ryan Ludwick, R OBP: 0.270, SLG: 0.329										2	0	0	0	1	0	0											
32 Jay Bruce, L OBP: 0.340, SLG: 0.631										0	0	0	1	0	0	0											
21 Todd Frazier, R OBP: 0.341, SLG: 0.659										4	2	2	3	0	2	2											
39 Devin Mesoraco, R OBP: 0.305, SLG: 0.294										4	0	1	0	0	2	0											
29 Ryan Hanigan, R OBP: 0.333, SLG: 0.351										0	0	0	0	0	0	0											
44 Mike Leake, R OBP: 0.333, SLG: 0.333										2	1	2	0	0	0	0											
33 Jose Arredondo, R ERA: 2.12										0	0	0	0	0	0	0											
54 Aroldis Chapman, L ERA: 3.27										0	0	0	0	0	0	0											
25 Mike Costanzo, L ERA: 7.35										1	0	0	0	0	0	0											
51 Sean Marshall, L ERA: 3.86										0	0	0	0	0	0	0											
Inning Stats	R: 0 E: 0 K: 0 S: 12	H: 1 LOB: 0 BB: 0 P: 15	R: 0 E: 0 K: 0 S: 9	H: 0 LOB: 0 BB: 0 P: 12	R: 1 E: 0 K: 1 S: 10	H: 2 LOB: 1 BB: 0 P: 16	R: 0 E: 0 K: 1 S: 13	H: 0 LOB: 2 BB: 2 P: 25	R: 0 E: 0 K: 1 S: 8	H: 0 LOB: 0 BB: 0 P: 13	R: 1 E: 0 K: 1 S: 11	H: 2 LOB: 1 BB: 0 P: 17	R: 4 E: 0 K: 1 S: 14	H: 4 LOB: 0 BB: 0 P: 15	R: 0 E: 0 K: 0 S: 5	H: 0 LOB: 0 BB: 0 P: 6	1B: 6 2B: 2 3B: 0 HR: 2	SF: 1 SAC: 1 DP: 1 HBP: 0	WP: 0 PB: 0 SB: 0 CS: 0	PA: 38							
PITCHER	IP	WLS	BF	H	R	ER	SO	BB	IBB	HBP	BLK	WP	HR	S	P	ERA	WHIP										
57 Johan Santana, L ERA: 2.89	6.2		27	6	2	2	5	2	0	0	0	0	1	71	107	2.70	1.200										
39 Bobby Farnell, R ERA: 4.6	0.1	H	1	0	0	0	1	0	0	0	0	0	0	3	5	0.00	0.000										
60 Jon Rauch, R ERA: 4.6	0.1	L	4	3	3	3	0	0	0	0	0	0	0	8	8	81.00	9.000										
40 Tim Byrdak, L ERA: 3.27	0.1		1	0	0	0	0	0	0	0	0	0	0	1	1	0.00	0.000										
77 D.J. Carrasco, R ERA: 7.35	1.1		5	1	1	1	1	0	0	0	0	0	1	10	12	6.75	0.750										

Batter	1	2	3	4	5	6	7	8	9	AB	R	H	RBI	BB	SO	LOB	BOTTOM										
9 Kirk Nieuwenhuis, L OBP: 0.367, SLG: 0.407										4	0	1	0	0	2	0	Cincinnati Reds @ New York Mets Citi Field, Flushing, NY Wed May 16 2012, 7:12 PM - 10:02 PM EDT Att: 22,659 - Partly Cloudy - 71 F										
56 Andres Torres, S OBP: 0.364, SLG: 0.345										4	1	1	0	0	2	1											
23 Mike Baxter, L OBP: 0.459, SLG: 0.563										2	0	0	0	2	1	0											
5 David Wright, R OBP: 0.497, SLG: 0.598										4	1	3	1	0	1	0											
21 Lucas Duda, L OBP: 0.358, SLG: 0.402										4	1	0	0	0	0	5											
28 Daniel Murphy, L OBP: 0.367, SLG: 0.395										4	0	1	1	0	1	2											
29 Ike Davis, L OBP: 0.222, SLG: 0.310										4	0	1	1	0	1	2											
2 Justin Turner, R OBP: 0.265, SLG: 0.283										4	0	1	0	0	0	2											
4 Mike Nickeas, R OBP: 0.289, SLG: 0.231										3	0	0	1	0	2	1											
57 Johan Santana, L ERA: 2.89										3	0	0	0	0	0	2											
39 Bobby Farnell, R ERA: 4.6										0	0	0	0	0	0	0											
60 Jon Rauch, R ERA: 4.6										0	0	0	0	0	0	0											
40 Tim Byrdak, L ERA: 3.27										0	0	0	0	0	0	0											
77 D.J. Carrasco, R ERA: 7.35										1	0	1	0	0	0	0											
12 Scott Hairston, R OBP: 0.270, SLG: 0.423										0	0	0	0	0	0	0											
Inning Stats	R: 0 E: 0 K: 1 S: 12	H: 2 LOB: 2 BB: 1 P: 26	R: 0 E: 0 K: 1 S: 12	H: 1 LOB: 1 BB: 0 P: 18	R: 1 E: 0 K: 1 S: 10	H: 2 LOB: 2 BB: 1 P: 21	R: 0 E: 0 K: 0 S: 9	H: 0 LOB: 0 BB: 0 P: 14	R: 0 E: 0 K: 2 S: 10	H: 0 LOB: 0 BB: 0 P: 14	R: 2 E: 1 K: 0 S: 9	H: 2 LOB: 1 BB: 0 P: 12	R: 0 E: 0 K: 1 S: 7	H: 0 LOB: 0 BB: 0 P: 9	R: 0 E: 0 K: 1 S: 10	H: 1 LOB: 0 BB: 0 P: 17	1B: 7 2B: 1 3B: 0 HR: 0	SF: 0 SAC: 1 DP: 0 HBP: 0	WP: 0 PB: 0 SB: 1 CS: 1	PA: 37							
PITCHER	IP	WLS	BF	H	R	ER	SO	BB	IBB	HBP	BLK	WP	HR	S	P	ERA	WHIP										
44 Mike Leake, R ERA: 6.21	6.0		27	7	3	1	5	2	0	0	0	0	0	8	12	1.50	1.500										
33 Jose Arredondo, R ERA: 2.41	1.0	W	3	0	0	0	1	0	0	0	0	0	0	8	12	0.00	0.000										
54 Aroldis Chapman, L ERA: 3.27	1.0	H	3	0	0	0	2	0	0	0	0	0	0	7	9	0.00	0.000										
51 Sean Marshall, L ERA: 3.86	1.0	S	4	1	0	0	1	0	0	0	0	0	0	10	17	0.00	1.000										

AB	34
R	6
H	10
RBI	6
BB	2
SO	7
LOB	11



Batter	1	2	3	4	5	6	7	8	9	AB	R	H	RBI	BB	SO	LOB	TOP										
2 Zack Cozart, R OBP: 0.283, SLG: 0.385										4	0	0	0	0	3	1											
6 Drew Stubbs, R OBP: 0.278, SLG: 0.340										3	0	1	0	0	1	1											
19 Joey Votto, L OBP: 0.455, SLG: 0.577										4	0	0	0	0	3	3											
4 Brandon Phillips, R OBP: 0.290, SLG: 0.358										4	0	0	0	0	1	2											
32 Jay Bruce, L OBP: 0.322, SLG: 0.594											4	0	0	0	2	0											
28 Chris Heisey, R OBP: 0.311, SLG: 0.369										2	0	1	0	1	0	0											
21 Todd Frazier, R OBP: 0.353, SLG: 0.638										3	0	1	0	0	2												
43 Miguel Cairo, R OBP: 0.238, SLG: 0.350										3	0	0	0	0	2												
29 Ryan Hanigan, R OBP: 0.368, SLG: 0.363										3	0	1	0	0	0												
Inning Stats	R: 0 H: 0 E: 1 K: 3 S: 11	H: 0 LOB: 1 BB: 0 P: 14	R: 0 H: 1 E: 0 K: 0 S: 11	H: 1 LOB: 1 BB: 0 P: 15	R: 0 H: 1 E: 0 K: 3 S: 10	H: 1 LOB: 1 BB: 0 P: 15	R: 0 H: 1 E: 0 K: 1 S: 13	H: 1 LOB: 0 BB: 0 P: 20	R: 0 H: 0 E: 0 K: 1 S: 8	H: 0 LOB: 0 BB: 0 P: 12	R: 0 H: 1 E: 0 K: 0 S: 8	H: 1 LOB: 1 BB: 1 P: 12	R: 0 H: 0 E: 0 K: 1 S: 11	H: 0 LOB: 1 BB: 1 P: 18	R: 0 H: 0 E: 0 K: 0 S: 6	H: 0 LOB: 0 BB: 0 P: 9	R: 0 H: 0 E: 0 K: 1 S: 8	H: 0 LOB: 0 BB: 0 P: 12	1B: 4 2B: 0 3B: 0 HR: 0	SF: 0 SAC: 1 DP: 0 HBP: 0	WP: 0 PB: 1 SB: 0 CS: 1	PA: 32					
PITCHER	IP	WLS	BF	H	R	ER	SO	BB	IBB	HBP	BLK	WP	HR	S	P	ERA	WHIP										
46 Andy Pettitte, L ERA: 2.51	(1, 1)	8.0	W	29	4	0	9	1	0	0	0	0	0	78	115	0.00	0.625										
48 Boone Logan, L ERA: 2.16	(9, 1)	1.0		3	0	0	1	0	0	0	0	0	0	8	12	0.00	0.000										

Cincinnati Reds @ New York Yankees
Yankee Stadium, Bronx, NY
Fri May 18 2012, 7:09 PM - 9:32 PM EDT
Att. 42,015 - Clear - 66 F

AB 30
R 0
H 4
RBI 0
BB 1
SO 10
LOB 11



Batter	1	2	3	4	5	6	7	8	9	AB	R	H	RBI	BB	SO	LOB	BOTTOM										
2 Derek Jeter, R OBP: 0.406, SLG: 0.509										4	0	1	0	0	0	0											
14 Curtis Granderson, L OBP: 0.353, SLG: 0.596										4	1	2	0	0	0	0											
24 Robinson Cano, L OBP: 0.361, SLG: 0.484										3	1	2	1	1	0	0											
13 Alex Rodriguez, R OBP: 0.387, SLG: 0.421										4	1	2	1	0	0	3											
27 Raul Ibanez, L OBP: 0.325, SLG: 0.539										4	1	1	2	0	1	4											
33 Nick Swisher, S OBP: 0.317, SLG: 0.504										4	0	1	0	0	2	4											
12 Eric Chavez, L OBP: 0.291, SLG: 0.490										3	0	0	0	0	1	2											
45 Dewayne Wise, L OBP: 0.188, SLG: 0.200										3	0	0	0	0	1	1											
19 Chris Stewart, R OBP: 0.226, SLG: 0.233										3	0	0	0	0	1												
Inning Stats	R: 0 H: 0 E: 0 K: 0 S: 5	H: 1 LOB: 0 BB: 0 P: 11	R: 0 H: 0 E: 0 K: 1 S: 9	H: 0 LOB: 0 BB: 0 P: 18	R: 0 H: 0 E: 0 K: 1 S: 5	H: 0 LOB: 0 BB: 0 P: 6	R: 1 H: 2 E: 0 K: 1 S: 10	H: 2 LOB: 0 BB: 0 P: 14	R: 0 H: 1 E: 0 K: 1 S: 8	H: 1 LOB: 1 BB: 0 P: 11	R: 0 H: 2 E: 0 K: 0 S: 9	H: 2 LOB: 3 BB: 1 P: 18	R: 0 H: 0 E: 0 K: 0 S: 4	H: 0 LOB: 0 BB: 0 P: 5	R: 3 H: 3 E: 0 K: 1 S: 14	H: 3 LOB: 0 BB: 0 P: 24	1B: 6 2B: 1 3B: 0 HR: 2	SF: 0 SAC: 0 DP: 0 HBP: 0	WP: 0 PB: 0 SB: 0 CS: 0	PA: 33							
PITCHER	IP	WLS	BF	H	R	ER	SO	BB	IBB	HBP	BLK	WP	HR	S	P	ERA	WHIP										
61 Bronson Arroyo, R ERA: 3.46	(1, 1)	7.2	L	32	9	4	4	1	0	0	0	0	0	60	101	4.70	1.304										
33 Jose Arredondo, R ERA: 2.37	(8, 1)	0.1		1	0	0	1	0	0	0	0	0	0	4	6	0.00	0.000										

Cincinnati Reds @ New York Yankees
Yankee Stadium, Bronx, NY
Fri May 18 2012, 7:09 PM - 9:32 PM EDT
Att. 42,015 - Clear - 66 F

AB 32
R 4
H 9
RBI 4
BB 1
SO 5
LOB 15



Batter	1	2	3	4	5	6	7	8	9	AB	R	H	RBI	BB	SO	LOB	TOP							
28 Chris Heisey, R OBP: 0.316, SLG: 0.382										5	0	2	1	0	2	0	Cincinnati Reds @ New York Yankees Yankee Stadium, Bronx, NY Sat May 19 2012, 1:09 PM - 4:22 PM EDT Att: 45,302 - Sunny - 74 F							
6 Drew Stubbs, R OBP: 0.282, SLG: 0.333										3	2	0	0	2	2	3								
19 Joey Votto, L OBP: 0.456, SLG: 0.594										3	1	1	3	1	1	1								
4 Brandon Phillips, R OBP: 0.296, SLG: 0.362										4	1	2	1	0	1	0								
32 Jay Bruce, L OBP: 0.321, SLG: 0.582										3	0	0	0	1	3	2								
21 Todd Frazier, R OBP: 0.327, SLG: 0.588										4	0	0	0	0	2	4								
2 Zack Cozart, R OBP: 0.283, SLG: 0.385										0	0	0	0	0	0	0								
25 Mike Costanzo, L OBP: 0.111, SLG: 0.143										3	0	1	1	0	2	0								
39 Devin Mesoraco, R OBP: 0.317, SLG: 0.315										3	1	1	0	0	0	1								
15 Wilson Valdez, R OBP: 0.190, SLG: 0.244										4	1	1	0	0	2	3								
Inning Stats	R: 1 E: 0 K: 3 S: 15	H: 1 LOB: 2 BB: 2 P: 28	R: 1 E: 0 K: 3 S: 13	H: 2 LOB: 1 BB: 0 P: 19	R: 0 E: 0 K: 2 S: 8	H: 0 LOB: 0 BB: 0 P: 8	R: 0 E: 0 K: 1 S: 9	H: 0 LOB: 0 BB: 0 P: 12	R: 3 E: 0 K: 2 S: 14	H: 3 LOB: 0 BB: 0 P: 23	R: 0 E: 0 K: 1 S: 9	H: 1 LOB: 1 BB: 0 P: 13	R: 0 E: 0 K: 0 S: 8	H: 0 LOB: 0 BB: 1 P: 14	R: 1 E: 1 K: 0 S: 16	H: 1 LOB: 1 BB: 1 P: 25	R: 0 E: 0 K: 3 S: 9	H: 0 LOB: 0 BB: 0 P: 15	1B: 5 2B: 2 3B: 0 HR: 1	SF: 1 SAC: 0 DP: 1 HBP: 1	WP: 0 PB: 0 SB: 1 CS: 0	PA: 38		
PITCHER	IP WLS BF H R ER SO BB IBB HBP BLK WP HR S P ERA WHIP	IP WLS BF H R ER SO BB IBB HBP BLK WP HR S P ERA WHIP	IP WLS BF H R ER SO BB IBB HBP BLK WP HR S P ERA WHIP	IP WLS BF H R ER SO BB IBB HBP BLK WP HR S P ERA WHIP	IP WLS BF H R ER SO BB IBB HBP BLK WP HR S P ERA WHIP	IP WLS BF H R ER SO BB IBB HBP BLK WP HR S P ERA WHIP	IP WLS BF H R ER SO BB IBB HBP BLK WP HR S P ERA WHIP	IP WLS BF H R ER SO BB IBB HBP BLK WP HR S P ERA WHIP	IP WLS BF H R ER SO BB IBB HBP BLK WP HR S P ERA WHIP	IP WLS BF H R ER SO BB IBB HBP BLK WP HR S P ERA WHIP	IP WLS BF H R ER SO BB IBB HBP BLK WP HR S P ERA WHIP	IP WLS BF H R ER SO BB IBB HBP BLK WP HR S P ERA WHIP	IP WLS BF H R ER SO BB IBB HBP BLK WP HR S P ERA WHIP	IP WLS BF H R ER SO BB IBB HBP BLK WP HR S P ERA WHIP	IP WLS BF H R ER SO BB IBB HBP BLK WP HR S P ERA WHIP	IP WLS BF H R ER SO BB IBB HBP BLK WP HR S P ERA WHIP	IP WLS BF H R ER SO BB IBB HBP BLK WP HR S P ERA WHIP	IP WLS BF H R ER SO BB IBB HBP BLK WP HR S P ERA WHIP	IP WLS BF H R ER SO BB IBB HBP BLK WP HR S P ERA WHIP	IP WLS BF H R ER SO BB IBB HBP BLK WP HR S P ERA WHIP	IP WLS BF H R ER SO BB IBB HBP BLK WP HR S P ERA WHIP	IP WLS BF H R ER SO BB IBB HBP BLK WP HR S P ERA WHIP	IP WLS BF H R ER SO BB IBB HBP BLK WP HR S P ERA WHIP	IP WLS BF H R ER SO BB IBB HBP BLK WP HR S P ERA WHIP
47 Ivan Nova, R ERA: 5.69	6.0	L	27	7	5	5	12	2	0	0	1	0	0	0	0	0	0	0	5	9	0.00	3.000		
38 Cody Eppley, R ERA: 3.52	0.1		2	0	0	0	0	1	0	0	0	0	0	0	0	0	0	0	3	5	0.00	0.000		
39 Clay Rapada, L ERA: 3.75	0.2		1	0	0	0	0	0	0	0	0	0	0	0	0	0	0	0	5	9	0.00	0.000		
41 David Phelps, R ERA: 2.76	2.0		8	1	1	0	3	1	0	0	0	0	0	0	0	0	0	0	25	40	0.00	1.000		
Batter	1	2	3	4	5	6	7	8	9	AB	R	H	RBI	BB	SO	LOB	BOTTOM							
2 Derek Jeter, R OBP: 0.400, SLG: 0.500										5	0	1	0	0	0	5	Cincinnati Reds @ New York Yankees Yankee Stadium, Bronx, NY Sat May 19 2012, 1:09 PM - 4:22 PM EDT Att: 45,302 - Sunny - 74 F							
14 Curtis Granderson, L OBP: 0.346, SLG: 0.501										4	0	0	0	1	2	3								
24 Robinson Cano, L OBP: 0.353, SLG: 0.472										4	1	0	0	0	2	1								
13 Alex Rodriguez, R OBP: 0.377, SLG: 0.410										4	0	0	0	0	1	1								
27 Raul Ibanez, L OBP: 0.331, SLG: 0.557										4	1	2	1	0	0	0								
33 Nick Swisher, S OBP: 0.322, SLG: 0.504										4	1	2	1	0	1	1								
55 Russell Martin, R OBP: 0.320, SLG: 0.320										4	1	1	1	0	2	2								
45 Deweyane Wise, L OBP: 0.167, SLG: 0.176										2	0	0	0	0	2	0								
12 Eric Chavez, L OBP: 0.304, SLG: 0.500										1	0	1	0	0	0	0								
22 Andrew Jones, R OBP: 0.303, SLG: 0.448										1	0	1	0	0	0	0								
17 Jayson Nix, R OBP: 0.300, SLG: 0.579										4	1	3	2	0	2	2								
Inning Stats	R: 0 E: 0 K: 0 S: 10	H: 0 LOB: 0 BB: 0 P: 14	R: 0 E: 0 K: 0 S: 6	H: 0 LOB: 0 BB: 0 P: 8	R: 1 E: 0 K: 1 S: 9	H: 2 LOB: 0 BB: 0 P: 12	R: 1 E: 0 K: 1 S: 12	H: 1 LOB: 1 BB: 1 P: 20	R: 1 E: 0 K: 2 S: 13	H: 2 LOB: 1 BB: 0 P: 18	R: 0 E: 0 K: 2 S: 8	H: 0 LOB: 0 BB: 0 P: 13	R: 0 E: 0 K: 1 S: 17	H: 2 LOB: 2 BB: 0 P: 22	R: 0 E: 0 K: 2 S: 8	H: 0 LOB: 0 BB: 0 P: 17	R: 2 E: 0 K: 1 S: 19	H: 4 LOB: 2 BB: 0 P: 27	1B: 7 2B: 2 3B: 0 HR: 2	SF: 0 SAC: 0 DP: 0 HBP: 0	WP: 0 PB: 0 SB: 1 CS: 1	PA: 38		
PITCHER	IP WLS BF H R ER SO BB IBB HBP BLK WP HR S P ERA WHIP	IP WLS BF H R ER SO BB IBB HBP BLK WP HR S P ERA WHIP	IP WLS BF H R ER SO BB IBB HBP BLK WP HR S P ERA WHIP	IP WLS BF H R ER SO BB IBB HBP BLK WP HR S P ERA WHIP	IP WLS BF H R ER SO BB IBB HBP BLK WP HR S P ERA WHIP	IP WLS BF H R ER SO BB IBB HBP BLK WP HR S P ERA WHIP	IP WLS BF H R ER SO BB IBB HBP BLK WP HR S P ERA WHIP	IP WLS BF H R ER SO BB IBB HBP BLK WP HR S P ERA WHIP	IP WLS BF H R ER SO BB IBB HBP BLK WP HR S P ERA WHIP	IP WLS BF H R ER SO BB IBB HBP BLK WP HR S P ERA WHIP	IP WLS BF H R ER SO BB IBB HBP BLK WP HR S P ERA WHIP	IP WLS BF H R ER SO BB IBB HBP BLK WP HR S P ERA WHIP	IP WLS BF H R ER SO BB IBB HBP BLK WP HR S P ERA WHIP	IP WLS BF H R ER SO BB IBB HBP BLK WP HR S P ERA WHIP	IP WLS BF H R ER SO BB IBB HBP BLK WP HR S P ERA WHIP	IP WLS BF H R ER SO BB IBB HBP BLK WP HR S P ERA WHIP	IP WLS BF H R ER SO BB IBB HBP BLK WP HR S P ERA WHIP	IP WLS BF H R ER SO BB IBB HBP BLK WP HR S P ERA WHIP	IP WLS BF H R ER SO BB IBB HBP BLK WP HR S P ERA WHIP	IP WLS BF H R ER SO BB IBB HBP BLK WP HR S P ERA WHIP	IP WLS BF H R ER SO BB IBB HBP BLK WP HR S P ERA WHIP	IP WLS BF H R ER SO BB IBB HBP BLK WP HR S P ERA WHIP	IP WLS BF H R ER SO BB IBB HBP BLK WP HR S P ERA WHIP	IP WLS BF H R ER SO BB IBB HBP BLK WP HR S P ERA WHIP
34 Homer Bailey, R ERA: 4.34	1.1		26	7	3	3	7	1	0	0	0	0	0	0	0	0	0	0	8	10	0.00	0.000		
66 Logan Ondrusek, R ERA: 2.55	0.2	H	2	0	0	0	0	0	0	0	0	0	0	0	0	0	0	0	8	17	0.00	0.000		
54 Aroldis Chapman, L ERA: 5.02	1.0	H	3	0	0	0	2	0	0	0	0	0	0	0	0	0	0	0	15	20	54.00	12.000		
51 Sean Marshall, L ERA: 5.02	0.1	H	5	4	2	2	1	0	0	0	0	0	0	0	0	0	0	0	4	7	0.00	0.000		
33 Jose Arredondo, R ERA: 2.29	0.2	S	2	0	0	0	0	0	0	0	0	0	0	0	0	0	0	0	4	7	0.00	0.000		

Batter	1	2	3	4	5	6	7	8	9	AB	R	H	RBI	BB	SO	LOB	TOP					
24 Michael Bourn, L (1,8) OBP: 0.368, SLG: 0.395	G3		L6			G1-3		F7		4	0	0	0	0	0	1						
14 Martin Prado, R (1,7) OBP: 0.392, SLG: 0.481	BB		G4-3			G6-3		L8		3	0	0	0	1	0	0						
5 Freddie Freeman, L (1,3) OBP: 0.319, SLG: 0.472	K				G3-1			F8		4	0	0	0	0	2	1						
26 Dan Uggla, R (1,4) OBP: 0.364, SLG: 0.422	K				K			G6-3		3	0	1	0	1	2	1						
16 Brian McCann, L (1,2) OBP: 0.333, SLG: 0.423	G3				G3-1			G6-3		3	0	0	0	1	0	1						
22 Jason Heyward, L (1,9) OBP: 0.333, SLG: 0.421	K				G3-1			L4		4	0	0	0	0	1	3						
25 Juan Francisco, L (1,5) OBP: 0.247, SLG: 0.449	HR				F7			F8		3	1	1	1	0	0	0						
1 Tyler Pastornicky, R (1,6) OBP: 0.308, SLG: 0.358	G4-3				G4-3					3	0	1	0	0	0	0						
36 Mike Minor, R (1,1) OBP: 0.053, SLG: 0.053					K			F8		2	0	0	0	0	1	0						
61 Livan Hernandez, R (7,1)								K		0	0	0	0	0	0	0						
20 Eric Hinske, L (8,PH) OBP: 0.357, SLG: 0.400										1	0	0	0	0	1	1						
54 Kris Medlen, S (8,1) OBP: 1.000, SLG: 1.000										0	0	0	0	0	0	0						
Inning Stats	R: 0 E: 0 K: 2 S: 13	H: 0 LOB: 1 BB: 1 P: 21	R: 1 E: 0 K: 1 S: 10	H: 1 LOB: 0 BB: 0 P: 13	R: 0 E: 0 K: 1 S: 7	H: 0 LOB: 0 BB: 0 P: 7	R: 0 E: 0 K: 1 S: 7	H: 0 LOB: 0 BB: 0 P: 12	R: 0 E: 0 K: 0 S: 5	H: 0 LOB: 0 BB: 0 P: 6	R: 0 E: 0 K: 0 S: 9	H: 0 LOB: 0 BB: 0 P: 12	R: 0 E: 0 K: 0 S: 8	H: 1 LOB: 1 BB: 0 P: 14	R: 0 E: 0 K: 1 S: 9	H: 1 LOB: 1 BB: 0 P: 13	R: 0 E: 0 K: 1 S: 14	H: 0 LOB: 2 BB: 2 P: 25	1B: 1 2B: 1 3B: 0 HR: 1	SF: 0 SAC: 0 DP: 0 HBP: 0	WP: 1 PB: 0 SB: 0 CS: 0	PA: 33
PITCHER	IP	WLS	BF	H	R	ER	SO	BB	IBB	HBP	BLK	WP	HR	S	P	ERA	WHIP					
44 Mike Leake, R (1,1) ERA: 5.32	8.0	W	28	3	1	1	6	1	0	0	0	0	1	68	98	1.12	0.500					
33 Jose Arredondo, R (9,1) ERA: 2.21	0.2	H	4	0	0	0	1	2	0	0	0	0	0	10	19	0.00	3.000					
51 Sean Marshall, L (9,1) ERA: 4.8	0.1	S	1	0	0	0	0	0	0	0	0	1	0	4	6	0.00	0.000					

Atlanta Braves @ Cincinnati Reds
Great American Ball Park, Cincinnati, OH
Mon May 21 2012, 7:10 PM - 9:43 PM EDT
Att: 17,606 - Partly Cloudy - 74 F

AB 30
R 1
H 3
RBI 1
BB 3
SO 7
LOB 8



Batter	1	2	3	4	5	6	7	8	9	AB	R	H	RBI	BB	SO	LOB	BOTTOM					
2 Zack Cozart, R (1,6) OBP: 0.293, SLG: 0.406	L8					G5-3				4	1	2	1	0	0	0						
6 Drew Stubbs, R (1,8) OBP: 0.297, SLG: 0.375	HR				HR			K		3	2	2	2	1	1	0						
19 Joey Votto, L (1,3) OBP: 0.461, SLG: 0.580	F8				F7			1B		2	0	1	0	2	0	3						
4 Brandon Phillips, R (1,4) OBP: 0.299, SLG: 0.356	F8				G6-3			1B		4	0	1	0	0	1	2						
32 Jay Bruce, L (1,9) OBP: 0.321, SLG: 0.561	BB				P2			1B		3	0	0	0	1	2	2						
48 Ryan Ludwick, R (1,7) OBP: 0.284, SLG: 0.374	G1-3				F9			G6-3		4	0	0	0	0	0	4						
21 Todd Frazier, R (1,5) OBP: 0.297, SLG: 0.517	F7				K			K		4	0	0	0	0	3	0						
15 Wilson Valdez, R (9,5) OBP: 0.190, SLG: 0.244					K			K		0	0	0	0	0	0	0						
39 Devin Mesoraco, R (1,2) OBP: 0.299, SLG: 0.293	F9				G1-3			F9		4	0	0	0	0	0	0						
44 Mike Leake, R (1,1) ERA: 6.96					E5			P3		3	1	1	1	0	0	0						
25 Mike Costanzo, L (8,PH) OBP: 0.100, SLG: 0.125	BB				HR			K		1	0	0	0	0	1	0						
33 Jose Arredondo, R (9,1)										0	0	0	0	0	0	0						
51 Sean Marshall, L (9,1)										0	0	0	0	0	0	0						
Inning Stats	R: 1 E: 0 K: 0 S: 12	H: 1 LOB: 2 BB: 2 P: 23	R: 0 E: 1 K: 0 S: 12	H: 1 LOB: 3 BB: 1 P: 24	R: 0 E: 0 K: 0 S: 9	H: 0 LOB: 0 BB: 0 P: 15	R: 3 E: 0 K: 2 S: 19	H: 3 LOB: 1 BB: 1 P: 34	R: 0 E: 0 K: 2 S: 9	H: 0 LOB: 0 BB: 0 P: 11	R: 0 E: 0 K: 0 S: 5	H: 0 LOB: 0 BB: 0 P: 6	R: 0 E: 0 K: 2 S: 14	H: 2 LOB: 2 BB: 0 P: 27	R: 0 E: 0 K: 2 S: 8	H: 0 LOB: 0 BB: 0 P: 11	1B: 3 2B: 0 3B: 0 HR: 4	SF: 0 SAC: 0 DP: 0 HBP: 0	WP: 0 PB: 0 SB: 0 CS: 0	PA: 36		
PITCHER	IP	WLS	BF	H	R	ER	SO	BB	IBB	HBP	BLK	WP	HR	S	P	ERA	WHIP					
36 Mike Minor, L (1,1) ERA: 6.96	6.0	L	28	5	4	4	4	4	0	0	0	0	0	14	27	6.00	1.500					
61 Livan Hernandez, R (7,1) ERA: 2.96	1.0		5	2	0	0	2	0	0	0	0	0	0	8	11	0.00	2.000					
54 Kris Medlen, R (8,1) ERA: 2.28	1.0		3	0	0	0	2	0	0	0	0	0	0	8	11	0.00	0.000					

Atlanta Braves @ Cincinnati Reds
Great American Ball Park, Cincinnati, OH
Mon May 21 2012, 7:10 PM - 9:43 PM EDT
Att: 17,606 - Partly Cloudy - 74 F

AB 32
R 4
H 7
RBI 4
BB 4
SO 8
LOB 11



Batter	1	2	3	4	5	6	7	8	9	AB	R	H	RBI	BB	SO	LOB	TOP					
24 Michael Bourn, L OBP: 0.368, SLG: 0.430	G6-3		G4-3		G6-3		FC4-6			4	0	0	0	0	0	2	Atlanta Braves @ Cincinnati Reds Great American Ball Park, Cincinnati, OH Wed May 23 2012, 7:10 PM - 10:00 PM EDT Att: 20,411 - Clear - 78 F					
14 Martin Prado, R OBP: 0.397, SLG: 0.485	FC3-2 2B					BB		G4-3		3	0	2	0	1	0	0						
5 Freddie Freeman, L OBP: 0.311, SLG: 0.456	FC3-2 2B		G4-3			L7		G4-3		4	0	0	0	0	0	3						
26 Dan Uggla, R OBP: 0.364, SLG: 0.431						F7		G3		3	1	1	1	1	0	1						
20 Eric Hinske, L OBP: 0.328, SLG: 0.364 50 Cristian Martinez, R	P4					K		K		4	0	0	0	0	0	3						
8 David Ross, R OBP: 0.311, SLG: 0.463	P3					F7		K		4	0	0	0	0	1	0						
25 Juan Francisco, L OBP: 0.225, SLG: 0.408	K					G1-3		K		4	0	0	0	0	2	0						
1 Tyler Pastornicky, R OBP: 0.301, SLG: 0.357	F9					K				3	0	1	0	0	1	0						
48 Tommy Hanson, R OBP: 0.125, SLG: 0.092 10 Chadler Jones, S OBP: 0.397, SLG: 0.485 15 Tim Hudson, R	K					K				2	0	0	0	0	0	2						
32 Chad Durbin, R Jonny Venters, L 34 Eric O'Flaherty, L 22 Jason Heyward, L										0	0	0	0	0	0	0						
Inning Stats	R: 0 E: 0 K: 0 S: 10	H: 1 LOB: 2 BB: 1 P: 19	R: 0 E: 0 K: 1 S: 10	H: 0 LOB: 0 BB: 0 P: 15	R: 0 E: 0 K: 1 S: 11	H: 1 LOB: 1 BB: 0 P: 17	R: 1 E: 0 K: 1 S: 10	H: 1 LOB: 0 BB: 0 P: 14	R: 0 E: 0 K: 2 S: 11	H: 0 LOB: 0 BB: 0 P: 16	R: 0 E: 0 K: 1 S: 8	H: 1 LOB: 2 BB: 1 P: 16	R: 0 E: 0 K: 1 S: 11	H: 0 LOB: 0 BB: 0 P: 21	R: 0 E: 0 K: 2 S: 7	H: 0 LOB: 0 BB: 0 P: 12	R: 0 E: 0 K: 2 S: 8	H: 0 LOB: 0 BB: 0 P: 12	1B: 1 2B: 2 3B: 0 HR: 1	SF: 0 SAC: 0 DP: 0 HBP: 0	WP: 1 PB: 0 SB: 0 CS: 0	PA: 34
PITCHER	IP 6.2	WLS 26	BF 4	H 1	R 1	ER 1	SO 7	BB 2	IBB 0	HBP 0	BLK 0	WP 1	HR 1	S 66	P 107	ERA 1.35	WHIP 0.900					
33 Jose Arredondo, R ERA: 2.09	1.1	5	0	0	0	0	1	0	0	0	0	0	0	12	23	0.00	0.750					
54 Aroldis Chapman, L ERA:	1.0	W	3	0	0	0	2	0	0	0	0	0	0	8	12	0.00	0.000					

AB	31
R	1
H	4
RBI	1
BB	3
SO	9
LOB	9



Batter	1	2	3	4	5	6	7	8	9	AB	R	H	RBI	BB	SO	LOB	BOTTOM					
2 Zack Cozart, R OBP: 0.297, SLG: 0.423	E6 19 G4-3 1B		K			FC3-6 4 BB 28 1B		G6-3		4	1	2	0	0	1	1	Atlanta Braves @ Cincinnati Reds Great American Ball Park, Cincinnati, OH Wed May 23 2012, 7:10 PM - 10:00 PM EDT Att: 20,411 - Clear - 78 F					
28 Chris Heisey, R OBP: 0.308, SLG: 0.366	K		G5-3			FC3-6 32 4 BB 1B		L1-3 19 WP 19 1B		4	0	2	0	0	1	1						
19 Joey Votto, L OBP: 0.447, SLG: 0.555	G4-3				G6-3		K		L1-3		4	0	0	0	1	4						
4 Brandon Phillips, R OBP: 0.316, SLG: 0.400					F9		FC3-6 32 BB		G4-6-3 32 IBB		1	0	0	0	3	0		0				
32 Jay Bruce, L OBP: 0.308, SLG: 0.535	K				G4-3		FC3-6		G4-6-3		4	0	0	1	0	1		6				
48 Ryan Ludwick, R OBP: 0.276, SLG: 0.362 33 Jose Arredondo, R	F9					F8		F9		3	0	0	0	0	0	2						
54 Aroldis Chapman, L OBP: 0.083, SLG: 0.100									K		0	0	0	0	0	0						
25 Mike Costanzo, L OBP: 0.083, SLG: 0.100									K		0	0	0	0	0	1						
21 Todd Frazier, R OBP: 0.294, SLG: 0.547	F7				P3			F8		4	1	1	1	0	0	0						
29 Ryan Hanigan, R OBP: 0.392, SLG: 0.402	F8								HR		2	0	1	0	1	0						
61 Bronson Arroyo, R OBP: 0.125, SLG: 0.133 6 Drew Stubbs, R OBP: 0.299, SLG: 0.372	F9					K		K		2	0	0	0	0	1	1						
Inning Stats	R: 0 E: 1 K: 2 S: 13	H: 1 LOB: 2 BB: 1 P: 22	R: 0 E: 0 K: 0 S: 7	H: 0 LOB: 0 BB: 0 P: 11	R: 0 E: 0 K: 1 S: 9	H: 0 LOB: 0 BB: 0 P: 13	R: 0 E: 0 K: 0 S: 6	H: 0 LOB: 0 BB: 0 P: 9	R: 0 E: 0 K: 1 S: 8	H: 1 LOB: 1 BB: 0 P: 11	R: 1 E: 0 K: 1 S: 18	H: 2 LOB: 2 BB: 1 P: 27	R: 0 E: 0 K: 1 S: 7	H: 0 LOB: 1 BB: 1 P: 14	R: 0 E: 0 K: 0 S: 7	H: 1 LOB: 1 BB: 1 P: 16	R: 1 E: 0 K: 1 S: 8	H: 1 LOB: 0 BB: 0 P: 9	1B: 5 2B: 0 3B: 0 HR: 1	SF: 0 SAC: 0 DP: 1 HBP: 0	WP: 1 PB: 0 SB: 0 CS: 0	PA: 34
PITCHER	IP 6.0	WLS 24	BF 4	H 1	R 1	ER 0	SO 5	BB 2	IBB 0	HBP 0	BLK 0	WP 0	HR 0	S 61	P 93	ERA 1.50	WHIP 1.000					
32 Chad Durbin, R ERA: 6.32	1.0	4	0	0	0	1	1	0	0	0	0	0	0	7	14	0.00	1.000					
39 Jonny Venters, L ERA: 2.93	0.1	3	1	0	0	0	0	1	0	0	1	0	5	13	0.00	3.000						
34 Eric O'Flaherty, L ERA: 4.41	0.2	1	0	0	0	0	0	0	0	0	0	2	3	0.00	0.000							
50 Cristian Martinez, R ERA: 4.56	0.1	L	2	1	1	1	1	0	0	0	0	1	8	9	27.00	3.000						



Batter	1	2	3	4	5	6	7	8	9	AB	R	H	RBI	BB	SO	LOB	TOP				
1 Eric Young Jr, S (1,8) OBP: 0.347, SLG: 0.310	F8		G3-1			G3-1		FC1		3	0	0	0	1	0	0	Colorado Rockies @ Cincinnati Reds Great American Ball Park, Cincinnati, OH Sun May 27 2012, 1:15 PM - 3:52 PM EDT Att: 29,368 - Partly Cloudy - 90 F				
19 Marco Scutaro, R (1,4) OBP: 0.307, SLG: 0.322	G3-1			F9		P5		FC1		4	0	0	0	0	0	1					
5 Carlos González, L (1,7) OBP: 0.375, SLG: 0.570	L7			HR		HR		K		4	2	2	2	0	1	2					
2 Troy Tulowitzki, R (1,6) OBP: 0.353, SLG: 0.462		HR		F9		L8		F8		4	1	1	1	0	0	2					
23 Jason Giambi, L (1,3) OBP: 0.417, SLG: 0.400 15 Jeremy Guthrie, R (9, PR)		F8		G5-3		G3-1		BB		3	0	0	0	1	0	0					
3 Michael Cuddyer, R (1,9) OBP: 0.330, SLG: 0.481		G4-3		HR		G6-3		L4		4	1	1	1	0	0	1					
22 Jordan Pacheco, R (1,5) OBP: 0.303, SLG: 0.425		G6-3		G1-3		G4-3		G6-4-3		4	0	0	0	0	0	1					
20 Wilin Rosario, R (1,2) OBP: 0.256, SLG: 0.519			K		L7		G3			3	0	0	0	0	1	0					
50 Jamie Moyer, L (1,1) OBP: 0.214, SLG: 0.154 30 Josh Roenicke, R (6, 1) Dexter Fowler, S (8, PH) 51 Matt Reynolds, L (8, 1) 37 Adam Ottavino, S (8, 1)			K		K		HR			2	0	0	0	0	0	2					
Inning Stats	R: 0 E: 0 K: 0 S: 10	H: 0 LOB: 0 BB: 0 P: 14	R: 1 E: 0 K: 0 S: 6	H: 1 LOB: 0 BB: 0 P: 9	R: 0 E: 0 K: 2 S: 8	H: 0 LOB: 0 BB: 0 P: 9	R: 1 E: 0 K: 0 S: 13	H: 1 LOB: 0 BB: 0 P: 18	R: 1 E: 0 K: 1 S: 10	H: 1 LOB: 0 BB: 0 P: 16	R: 0 E: 0 K: 0 S: 11	H: 0 LOB: 0 BB: 0 P: 18	R: 0 E: 0 K: 0 S: 3	H: 0 LOB: 0 BB: 0 P: 6	R: 1 E: 0 K: 1 S: 18	H: 1 LOB: 2 BB: 1 P: 30		R: 0 E: 0 K: 0 S: 6	H: 0 LOB: 1 BB: 1 P: 13	1B: 0 2B: 0 3B: 0 HR: 5	SF: 0 SAC: 0 DP: 1 HBP: 0
PITCHER	IP WLS BF H R ER SO BB IBB HBP BLK WP HR S P ERA WHIP	7.1 W 27 5 5 5 3 0 0 0 0 0 5 65 96 6.14 0.682	0.0 2 0 0 0 0 1 0 0 0 0 0 5 12 ∞ ∞	1.2 S 5 0 0 0 1 1 0 0 0 0 0 15 25 0.00 0.600																	

Batter	1	2	3	4	5	6	7	8	9	AB	R	H	RBI	BB	SO	LOB	BOTTOM		
2 Zack Cozart, R (1,6) OBP: 0.290, SLG: 0.414	G4-3		P3					K		4	0	1	1	0	1	1	Colorado Rockies @ Cincinnati Reds Great American Ball Park, Cincinnati, OH Sun May 27 2012, 1:15 PM - 3:52 PM EDT Att: 29,368 - Partly Cloudy - 90 F		
6 Drew Stubbs, R (1,8) OBP: 0.299, SLG: 0.374	G6-3		F8		F7		K			4	0	0	0	0	1	2			
19 Joey Volto, L (1,3) OBP: 0.466, SLG: 0.606	HR		HR		L8		F7			4	2	2	1	0	0	0			
4 Brandon Phillips, R (1,4) OBP: 0.333, SLG: 0.429	F9		HR		F7		K			4	1	2	3	0	0	0			
32 Jay Bruce, L (1,9) OBP: 0.310, SLG: 0.539	HR		K		F8		F8			3	1	1	1	1	1	0			
48 Ryan Ludwick, R (1,7) OBP: 0.296, SLG: 0.406	BB		K		K		BB			2	0	0	0	2	1	2			
21 Todd Frazier, R (1,5) OBP: 0.309, SLG: 0.579	P6		HR		G5-4-3		G5-4-3			3	1	1	1	0	0	2			
29 Ryan Hanigan, R (1,2) OBP: 0.375, SLG: 0.383	G4-6-3		HR		F8		F8			3	1	1	0	0	0	1			
55 Mat Latos, R (1,1) 33 Jose Arredondo, R (8, 1) 54 Aroldis Chapman, L (8, 1)			HR		SH1-4		L1-4-3			1	1	0	0	0	0	0			
Inning Stats	R: 1 E: 0 K: 0 S: 10	H: 1 LOB: 0 BB: 0 P: 15	R: 1 E: 0 K: 0 S: 6	H: 1 LOB: 0 BB: 1 P: 13	R: 3 E: 0 K: 1 S: 14	H: 2 LOB: 0 BB: 0 P: 20	R: 2 E: 0 K: 1 S: 12	H: 3 LOB: 1 BB: 0 P: 18	R: 0 E: 0 K: 0 S: 7	H: 0 LOB: 0 BB: 0 P: 13	R: 0 E: 0 K: 2 S: 9	H: 0 LOB: 0 BB: 0 P: 13	R: 0 E: 0 K: 0 S: 11	H: 1 LOB: 1 BB: 1 P: 17	R: 0 E: 0 K: 0 S: 6	H: 0 LOB: 1 BB: 1 P: 13		1B: 3 2B: 1 3B: 0 HR: 4	SF: 0 SAC: 1 DP: 3 HBP: 1
PITCHER	IP WLS BF H R ER SO BB IBB HBP BLK WP HR S P ERA WHIP	5.0 L 23 7 7 7 2 1 0 0 0 0 4 49 79 12.60 1.600	2.0 6 0 0 0 2 1 0 0 0 0 0 12 20 0.00 0.500	0.1 3 1 0 0 0 1 0 0 1 0 0 9 15 0.00 6.000	0.2 1 0 0 0 0 0 0 0 0 0 0 2 2 0.00 0.000														

Batter	1	2	3	4	5	6	7	8	9	AB	R	H	RBI	BB	SO	LOB	TOP										
6 Drew Stubbs, R OBP: 0.293, SLG: 0.366										4	0	0	0	0	2	4	Cincinnati Reds @ Pittsburgh Pirates PNC Park, Pittsburgh, PA Mon May 28 2012, 1:40 PM - 4:21 PM EDT Att: 14,792 - Partly Cloudy - 87 F										
15 Wilson Valdez, R OBP: 0.174, SLG: 0.222 60 J.J. Hoover, R										4	0	0	0	0	2	4											
19 Joey Votto, L OBP: 0.466, SLG: 0.601										3	1	1	0	1	0	2											
4 Brandon Phillips, R OBP: 0.326, SLG: 0.418										4	0	0	0	0	0	2											
32 Jay Bruce, L OBP: 0.309, SLG: 0.533										4	0	1	0	0	1	1											
28 Chris Heisey, R OBP: 0.317, SLG: 0.388										4	0	1	1	0	0	1											
43 Miguel Cairo, R OBP: 0.182, SLG: 0.250										4	0	1	0	0	0	1											
29 Ryan Hanigan, R OBP: 0.383, SLG: 0.402										3	0	2	0	0	0	0											
61 Bronson Arroyo, R OBP: 0.176, SLG: 0.133 25 Mike Costanzo, L OBP: 0.067, SLG: 0.077 31 Alfredo Simon, R										0	0	0	0	1	0	0											
2 Zack Cozart, R OBP: 0.289, SLG: 0.412										1	0	0	0	0	0	2											
Inning Stats	R: 0 E: 0 K: 2 S: 9	H: 1 LOB: 1 BB: 0 P: 13	R: 0 E: 0 K: 0 S: 8	H: 1 LOB: 2 BB: 1 P: 11	R: 0 E: 0 K: 1 S: 8	H: 1 LOB: 2 BB: 1 P: 15	R: 0 E: 0 K: 0 S: 7	H: 0 LOB: 0 BB: 0 P: 10	R: 0 E: 0 K: 1 S: 10	H: 2 LOB: 2 BB: 0 P: 17	R: 0 E: 0 K: 0 S: 9	H: 0 LOB: 0 BB: 0 P: 15	R: 0 E: 0 K: 1 S: 10	H: 0 LOB: 0 BB: 0 P: 13	R: 1 E: 0 K: 1 S: 14	H: 1 LOB: 1 BB: 1 P: 21	1B: 5 2B: 1 3B: 0 HR: 0	SF: 0 SAC: 0 DP: 1 HBP: 0	WP: 0 PB: 0 SB: 0 CS: 0	PA: 34							
PITCHER	IP	WLS	BF	H	R	ER	SO	BB	IBB	HBP	BLK	WP	HR	S	P	ERA	WHIP										
53 James McDonald, R ERA: 2.2	8.0	W	29	5	0	0	5	1	0	0	0	0	0	65	103	0.00	0.750										
44 Tony Watson, L ERA: 3.94	0.2		4	1	1	1	1	1	0	0	0	0	0	12	19	13.50	3.000										
52 Joel Hanrahan, R ERA: 2.5	0.1	S	1	0	0	0	0	0	0	0	0	0	0	2	2	0.00	0.000										

AB	32
R	1
H	6
RBI	1
BB	2
SO	6
LOB	17



Batter	1	2	3	4	5	6	7	8	9	AB	R	H	RBI	BB	SO	LOB	BOTTOM										
31 Jose Tabata, R OBP: 0.280, SLG: 0.344										3	0	1	0	1	0	0	Cincinnati Reds @ Pittsburgh Pirates PNC Park, Pittsburgh, PA Mon May 28 2012, 1:40 PM - 4:21 PM EDT Att: 14,792 - Partly Cloudy - 87 F										
18 Neil Walker, S OBP: 0.315, SLG: 0.347										4	1	2	1	0	1	1											
22 Andrew McCutchen, R OBP: 0.389, SLG: 0.545										4	0	1	0	0	0	4											
24 Pedro Alvarez, L OBP: 0.270, SLG: 0.444										4	2	2	1	0	0	1											
46 Garrett Jones, L OBP: 0.245, SLG: 0.434 62 Gorkys Hernandez, R OBP: 0.266, SLG: 0.167										4	0	1	1	0	1	1											
65 Matt Hague, R OBP: 0.320, SLG: 0.273 44 Tony Watson, L										4	0	1	0	0	1	2											
52 Joel Hanrahan, R										0	0	0	0	0	0	0											
26 Rod Barajas, R OBP: 0.288, SLG: 0.398										3	0	2	1	1	0	0											
12 Clint Barmes, R OBP: 0.196, SLG: 0.270										4	0	0	0	0	0	4											
53 James McDonald, L OBP: 0.143, SLG: 0.100 14 Casey McGehee, R										3	1	0	0	0	2	1											
Inning Stats	R: 2 E: 0 K: 0 S: 19	H: 3 LOB: 1 BB: 0 P: 26	R: 1 E: 0 K: 0 S: 17	H: 2 LOB: 1 BB: 1 P: 24	R: 1 E: 0 K: 0 S: 12	H: 2 LOB: 1 BB: 0 P: 19	R: 0 E: 0 K: 1 S: 7	H: 1 LOB: 0 BB: 0 P: 10	R: 0 E: 0 K: 2 S: 7	H: 0 LOB: 0 BB: 0 P: 11	R: 0 E: 0 K: 0 S: 4	H: 1 LOB: 0 BB: 0 P: 7	R: 0 E: 0 K: 1 S: 10	H: 0 LOB: 0 BB: 0 P: 17	R: 0 E: 0 K: 1 S: 10	H: 0 LOB: 0 BB: 0 P: 17	1B: 6 2B: 4 3B: 0 HR: 0	SF: 0 SAC: 0 DP: 1 HBP: 0	WP: 1 PB: 0 SB: 0 CS: 0	PA: 35							
PITCHER	IP	WLS	BF	H	R	ER	SO	BB	IBB	HBP	BLK	WP	HR	S	P	ERA	WHIP										
61 Bronson Arroyo, R ERA: 3.59	4.0	L	21	8	4	4	1	1	0	0	0	0	0	55	79	9.00	2.250										
31 Alfredo Simon, R ERA: 1.74	3.0		11	2	0	0	3	1	0	0	0	0	0	25	39	0.00	1.000										
60 J.J. Hoover, R ERA: 0.69	1.0		3	0	0	0	1	0	0	0	0	0	0	10	17	0.00	0.000										

AB	33
R	4
H	10
RBI	4
BB	2
SO	5
LOB	14



Batter	1	2	3	4	5	6	7	8	9	AB	R	H	RBI	BB	SO	LOB	TOP				
2 Zack Cozart, R OBP: 0.281, SLG: 0.401	G6-3	F9		FC5-4		F9		P6		5	0	0	0	0	0	5	Cincinnati Reds @ Pittsburgh Pirates PNC Park, Pittsburgh, PA Tue May 29 2012, 9:00 PM - 11:33 PM EDT Att: 12,077 - Partly Cloudy - 70 F				
6 Drew Stubbs, R OBP: 0.291, SLG: 0.362	L3		G3		G6-3		19 2B 4 1B WP	G6-3		5	1	1	0	0	0	0					
19 Joey Votto, L OBP: 0.460, SLG: 0.595	G4-3		F7		L9		4 1B 32 1B	K		5	1	1	0	0	1	0					
25 Mike Costanzo, L OBP: 0.067, SLG: 0.077										0	0	0	0	0	0	0					
4 Brandon Phillips, R OBP: 0.330, SLG: 0.420		32 2B 1B		F7		G6-3		32 1B 48 1B		4	2	2	1	0	0	0					
15 Wilson Vazquez, R OBP: 0.170, SLG: 0.217										1	0	0	0	0	0	0					
32 Jay Bruce, L OBP: 0.321, SLG: 0.549		21 2B 2B		21 WP 21 E				48 G5-3 21 HBP 48 1B		4	3	3	2	1	0	0					
28 Chris Heisey, R OBP: 0.317, SLG: 0.388										0	0	0	0	0	0	0					
48 Ryan Ludwick, R OBP: 0.294, SLG: 0.396	F9			F7		G5-3		21 HBP		5	0	1	1	0	0	3					
21 Todd Frazier, R OBP: 0.329, SLG: 0.620		34 SH3 2B		E6		K2-3		34 G6-4-3 HBP		3	1	2	2	0	1	1					
39 Devin Mesoraco, R OBP: 0.316, SLG: 0.373				F7				34 1B IBB		2	0	0	0	2	1	3					
34 Homer Bailey, R OBP: 0.150, SLG: 0.150	SH3							G6-4-3		3	0	2	1	0	0	3					
Inning Stats	R: 0 E: 0 K: 0 S: 7	H: 0 LOB: 0 BB: 0 P: 12	R: 2 E: 0 K: 0 S: 11	H: 3 LOB: 2 BB: 1 P: 17	R: 0 E: 0 K: 0 S: 6	H: 0 LOB: 0 BB: 0 P: 8	R: 2 E: 1 K: 0 S: 17	H: 3 LOB: 1 BB: 0 P: 24	R: 0 E: 0 K: 0 S: 12	H: 0 LOB: 0 BB: 0 P: 15	R: 1 E: 0 K: 1 S: 12	H: 1 LOB: 2 BB: 2 P: 23	R: 3 E: 0 K: 1 S: 16	H: 5 LOB: 2 BB: 0 P: 23	R: 0 E: 0 K: 0 S: 7	H: 0 LOB: 0 BB: 0 P: 9	1B: 7 2B: 4 3B: 1 HR: 0	SF: 0 SAC: 1 DP: 1 HBP: 1	WP: 2 PB: 0 SB: 0 CS: 0	PA: 42	
PITCHER	IP	WLS	BF	H	R	ER	SO	BB	IBB	HBP	BLK	WP	HR	S	P	ERA	WHIP				
50 Charlie Morton, R ERA: 4.65	4.0	L	19	6	4	4	0	1	0	0	0	1	0	41	61	9.00	1.750				
43 Doug Slaten, L ERA:	1.0		3	0	0	0	0	0	0	0	0	0	0	12	15	0.00	0.000				
30 Chris Resop, R ERA: 4.3	1.0		6	1	1	1	1	1	1	0	0	0	0	12	23	9.00	2.000				
48 Jared Hughes, R ERA: 2.22	1.0		8	5	3	3	1	0	0	1	0	1	0	16	23	27.00	5.000				
32 Brad Lincoln, R ERA: 1.07	1.0		3	0	0	0	1	0	0	0	0	0	0	7	7	0.00	0.000				

Batter	1	2	3	4	5	6	7	8	9	AB	R	H	RBI	BB	SO	LOB	BOTTOM					
31 Jose Tabata, R OBP: 0.274, SLG: 0.335	F9		G4-3		G4-3			F9		4	0	0	0	0	0	2	Cincinnati Reds @ Pittsburgh Pirates PNC Park, Pittsburgh, PA Tue May 29 2012, 9:00 PM - 11:33 PM EDT Att: 12,077 - Partly Cloudy - 70 F					
5 Josh Harrison, R OBP: 0.284, SLG: 0.408	F9		F8				F9		E6 18 DI	4	0	0	0	0	0	0						
22 Andrew McCutchen, R OBP: 0.397, SLG: 0.594									L9	3	0	1	0	0	1	0						
62 Gorkys Hernández, R OBP: 0.250, SLG: 0.143										1	0	0	0	0	0	1						
24 Pedro Alvarez, L OBP: 0.270, SLG: 0.435									P6	3	0	0	0	1	1	1						
18 Neil Walker, S OBP: 0.309, SLG: 0.339	G4-3									4	0	0	0	0	1	3						
46 Garrett Jones, L OBP: 0.239, SLG: 0.422										3	0	0	0	0	1	0						
65 Matt Hague, R OBP: 0.321, SLG: 0.280										3	1	1	0	0	0	0						
26 Rod Barajas, R OBP: 0.289, SLG: 0.396										3	0	1	0	0	0	0						
50 Charlie Morton, R ERA: 4.65										1	0	0	0	0	1	0						
43 Doug Slaten, L ERA:										0	0	0	0	0	0	0						
14 Casey McGehee, R OBP: 0.260, SLG: 0.354										1	0	1	0	0	0	0						
30 Chris Resop, R ERA: 4.3										0	0	0	0	0	0	0						
48 Jared Hughes, R ERA: 2.22										0	0	0	0	0	0	0						
32 Brad Lincoln, L ERA: 1.07										0	0	0	0	0	0	0						
69 Jordy Mercer, R ERA: 1.07										1	0	0	0	0	0	0						
39 Jason Grilli, R ERA: 1.89										0	0	0	0	0	0	0						
Inning Stats	R: 0 E: 0 K: 0 S: 8	H: 1 LOB: 2 BB: 1 P: 14	R: 0 E: 0 K: 1 S: 9	H: 0 LOB: 0 BB: 0 P: 11	R: 0 E: 0 K: 1 S: 8	H: 0 LOB: 0 BB: 0 P: 10	R: 0 E: 0 K: 2 S: 8	H: 0 LOB: 0 BB: 0 P: 10	R: 1 E: 0 K: 0 S: 14	H: 3 LOB: 1 BB: 0 P: 18	R: 0 E: 0 K: 0 S: 6	H: 0 LOB: 0 BB: 0 P: 7	R: 0 E: 0 K: 0 S: 7	H: 0 LOB: 0 BB: 0 P: 11	R: 0 E: 0 K: 0 S: 5	H: 0 LOB: 0 BB: 0 P: 5	R: 0 E: 1 K: 1 S: 12	H: 0 LOB: 1 BB: 0 P: 17	1B: 3 2B: 0 3B: 1 HR: 0	SF: 0 SAC: 0 DP: 1 HBP: 0	WP: 0 PB: 0 SB: 0 CS: 0	PA: 32
PITCHER	IP	WLS	BF	H	R	ER	SO	BB	IBB	HBP	BLK	WP	HR	S	P	ERA	WHIP					
34 Homer Bailey, R ERA: 3.73	9.0	W	32	4	1	1	5	1	0	0	0	0	0	77	103	1.00	0.556					



Batter	1	2	3	4	5	6	7	8	9	AB	R	H	RBI	BB	SO	LOB	TOP			
2 Zack Cozart, R OBP: 0.281, SLG: 0.403										4	1	1	0	0	1	0	Cincinnati Reds @ Pittsburgh Pirates PNC Park, Pittsburgh, PA Wed May 30 2012, 7:08 PM - 9:49 PM EDT Att: 16,782 - Partly Cloudy - 80 F			
6 Drew Stubbs, R OBP: 0.296, SLG: 0.360										1	0	0	0	2	0	0				
32 Jay Bruce, L OBP: 0.315, SLG: 0.537										4	0	0	0	0	2	4				
4 Brandon Phillips, R OBP: 0.322, SLG: 0.412										3	0	0	1	0	0	2				
28 Chris Heisey, R OBP: 0.323, SLG: 0.392										4	0	2	0	0	1	1				
21 Todd Frazier, R OBP: 0.318, SLG: 0.598										3	0	0	0	0	1	1				
19 Joey Votto, L OBP: 0.463, SLG: 0.598										1	0	1	0	0	0	0				
25 Mike Costanzo, L OBP: 0.111, SLG: 0.067										2	0	0	0	1	0	0				
43 Miguel Cairo, R OBP: 0.176, SLG: 0.242										1	0	0	0	0	1	2				
29 Ryan Hanigan, R OBP: 0.369, SLG: 0.386										4	0	0	0	0	1	3				
47 Johnny Cueto, R OBP: 0.053, SLG: 0.053										2	0	0	0	0	0	0				
48 Ryan Ludwick, R OBP: 0.292, SLG: 0.393										1	0	0	0	0	0	0				
51 Sean Marshall, L OBP: 0.176, SLG: 0.242										0	0	0	0	0	0	0				
66 Logan Ondrusek, R OBP: 0.176, SLG: 0.242										0	0	0	0	0	0	0				
Inning Stats	R: 1 H: 1 E: 1 K: 1 S: 10	H: 1 LOB: 1 BB: 0 P: 17	R: 0 H: 0 E: 0 K: 1 S: 7	H: 0 LOB: 0 BB: 0 P: 10	R: 0 H: 0 E: 0 K: 0 S: 6	H: 0 LOB: 0 BB: 0 P: 9	R: 0 H: 0 E: 0 K: 1 S: 10	H: 0 LOB: 0 BB: 0 P: 13	R: 0 H: 0 E: 1 K: 0 S: 12	H: 0 LOB: 2 BB: 1 P: 21	R: 0 H: 1 E: 0 K: 0 S: 13	H: 1 LOB: 1 BB: 1 P: 20	R: 0 H: 0 E: 0 K: 2 S: 14	H: 0 LOB: 1 BB: 1 P: 21	R: 0 H: 2 E: 0 K: 2 S: 11	H: 2 LOB: 2 BB: 0 P: 16	1B: 3 2B: 1 3B: 0 HR: 0	SF: 1 SAC: 1 DP: 1 HBP: 0	WP: 0 PB: 0 SB: 2 CS: 0	PA: 35
PITCHER	IP	WLS	BF	H	R	ER	SO	BB	IBB	HBP	BLK	WP	HR	S	P	ERA	WHIP			
34 A.J. Burnett, R ERA: 3.6	7.0	W	26	2	1	0	3	2	0	0	0	0	0	65	103	0.00	0.571			
39 Jason Grilli, R ERA: 1.8	1.0	H	4	0	0	0	2	1	0	0	0	0	0	14	21	0.00	1.000			
52 Joel Hanrahan, R ERA: 2.37	1.0	S	5	2	0	0	2	0	0	0	0	0	0	11	16	0.00	2.000			

AB	30
R	1
H	4
RBI	1
BB	3
SO	7
LOB	13



Batter	1	2	3	4	5	6	7	8	9	AB	R	H	RBI	BB	SO	LOB	BOTTOM			
31 Jose Tabata, R OBP: 0.268, SLG: 0.327										4	0	0	0	0	0	4	Cincinnati Reds @ Pittsburgh Pirates PNC Park, Pittsburgh, PA Wed May 30 2012, 7:08 PM - 9:49 PM EDT Att: 16,782 - Partly Cloudy - 80 F			
69 Jordy Mercer, R OBP: 0.200, SLG: 0.200										4	0	1	0	0	1	1				
22 Andrew McCutchen, R OBP: 0.389, SLG: 0.541										4	0	0	0	0	1	1				
24 Pedro Alvarez, L OBP: 0.263, SLG: 0.424										4	0	0	0	0	1	1				
18 Neil Walker, S OBP: 0.313, SLG: 0.335										2	1	0	0	2	1	0				
46 Garrett Jones, L OBP: 0.250, SLG: 0.446										3	1	2	0	0	1	0				
62 Gorkys Hernandez, R OBP: 0.222, SLG: 0.125										1	0	0	0	0	0	1				
65 Matt Hague, R OBP: 0.231, SLG: 0.321										3	0	1	2	0	0	1				
14 Casey McGehee, R OBP: 0.281, SLG: 0.250										1	0	0	0	0	0	1				
26 Rod Barajas, R OBP: 0.298, SLG: 0.393										1	0	0	0	2	0	0				
34 A.J. Burnett, R OBP: 0.231, SLG: 0.091										2	0	1	0	1	0	2				
39 Jason Grilli, R ERA: 4.15										0	0	0	0	0	0	0				
52 Joel Hanrahan, R ERA: 2.53										0	0	0	0	0	0	0				
Inning Stats	R: 0 H: 1 E: 0 K: 1 S: 8	H: 1 LOB: 1 BB: 0 P: 11	R: 0 H: 1 E: 0 K: 1 S: 11	H: 1 LOB: 2 BB: 2 P: 21	R: 0 H: 0 E: 0 K: 0 S: 7	H: 0 LOB: 0 BB: 0 P: 12	R: 0 H: 0 E: 0 K: 1 S: 9	H: 0 LOB: 0 BB: 0 P: 14	R: 0 H: 1 E: 1 K: 1 S: 10	H: 1 LOB: 1 BB: 0 P: 12	R: 2 H: 2 E: 0 K: 0 S: 7	H: 2 LOB: 2 BB: 2 P: 10	R: 0 H: 0 E: 0 K: 0 S: 11	H: 0 LOB: 1 BB: 1 P: 22	R: 0 H: 0 E: 0 K: 2 S: 11	H: 0 LOB: 1 BB: 1 P: 22	1B: 3 2B: 1 3B: 1 HR: 0	SF: 0 SAC: 0 DP: 0 HBP: 0	WP: 0 PB: 0 SB: 1 CS: 0	PA: 34
PITCHER	IP	WLS	BF	H	R	ER	SO	BB	IBB	HBP	BLK	WP	HR	S	P	ERA	WHIP			
47 Johnny Cueto, R ERA: 2.54	7.0	L	30	5	2	2	5	2	2	0	0	0	0	63	105	2.57	1.000			
51 Sean Marshall, L ERA: 4.15	0.1		2	0	0	0	0	1	0	0	0	0	0	5	12	0.00	3.000			
66 Logan Ondrusek, R ERA: 2.53	0.2		2	0	0	0	0	0	0	0	0	0	0	6	10	0.00	0.000			

AB	29
R	2
H	5
RBI	2
BB	5
SO	5
LOB	12



Batter	1	2	3	4	5	6	7	8	9	AB	R	H	RBI	BB	SO	LOB	TOP				
2 Zack Cozart, R OBP: 0.286, SLG: 0.422										4	1	2	2	0	1	0	Cincinnati Reds @ Houston Astros Minute Maid Park, Houston, TX Sun Jun 03 2012, 1:07 PM - 4:04 PM CDT Att: 19,914 - Roof Closed - 73 F				
6 Drew Stubbs, R OBP: 0.297, SLG: 0.376										4	0	1	0	0	1	2					
19 Joey Votto, L OBP: 0.476, SLG: 0.620										2	0	1	1	1	1	1					
4 Brandon Phillips, R OBP: 0.321, SLG: 0.412										3	0	0	0	1	0	2					
32 Jay Bruce, L OBP: 0.316, SLG: 0.541										4	0	0	0	0	0	3					
28 Chris Heisey, R OBP: 0.311, SLG: 0.375										4	0	0	0	0	1	1					
43 Miguel Cairo, R OBP: 0.156, SLG: 0.216										3	0	0	0	0	0	0					
51 Sean Marshall, L OBP: 0.297, SLG: 0.376										0	0	0	0	0	0	0					
66 Logan Ondrusek, R OBP: 0.292, SLG: 0.405										1	0	0	0	0	1	0					
48 Ryan Ludwick, R OBP: 0.292, SLG: 0.405										3	0	1	0	0	0	0					
29 Ryan Hanigan, R OBP: 0.361, SLG: 0.370										3	0	1	0	0	0	0					
61 Bronson Arroyo, R OBP: 0.211, SLG: 0.176										2	1	1	0	0	0	1					
21 Todd Frazier, R OBP: 0.320, SLG: 0.611										1	1	1	0	0	0	0					
Inning Stats	R: 0 H: 0 E: 0 K: 1 S: 10	H: 0 LOB: 0 BB: 1 P: 16	R: 0 H: 0 E: 0 K: 0 S: 5	H: 0 LOB: 0 BB: 0 P: 8	R: 2 H: 2 E: 0 K: 0 S: 12	H: 2 LOB: 0 BB: 0 P: 19	R: 0 H: 1 E: 0 K: 0 S: 12	H: 1 LOB: 1 BB: 0 P: 18	R: 0 H: 1 E: 0 K: 1 S: 9	H: 1 LOB: 2 BB: 1 P: 17	R: 0 H: 0 E: 0 K: 1 S: 7	H: 0 LOB: 0 BB: 0 P: 9	R: 1 H: 2 E: 1 K: 1 S: 20	H: 2 LOB: 1 BB: 0 P: 30	R: 0 H: 0 E: 0 K: 1 S: 9	H: 0 LOB: 0 BB: 0 P: 13	1B: 5 2B: 1 3B: 0 HR: 1	SF: 1 SAC: 0 DP: 1 HBP: 0	WP: 0 PB: 0 SB: 1 CS: 1	PA: 35	
PITCHER	IP WLS BF H R ER SO BB IBB HBP BLK WP HR S P ERA WHIP	IP WLS BF H R ER SO BB IBB HBP BLK WP HR S P ERA WHIP	IP WLS BF H R ER SO BB IBB HBP BLK WP HR S P ERA WHIP	IP WLS BF H R ER SO BB IBB HBP BLK WP HR S P ERA WHIP	IP WLS BF H R ER SO BB IBB HBP BLK WP HR S P ERA WHIP	IP WLS BF H R ER SO BB IBB HBP BLK WP HR S P ERA WHIP	IP WLS BF H R ER SO BB IBB HBP BLK WP HR S P ERA WHIP	IP WLS BF H R ER SO BB IBB HBP BLK WP HR S P ERA WHIP	IP WLS BF H R ER SO BB IBB HBP BLK WP HR S P ERA WHIP	IP WLS BF H R ER SO BB IBB HBP BLK WP HR S P ERA WHIP	IP WLS BF H R ER SO BB IBB HBP BLK WP HR S P ERA WHIP	IP WLS BF H R ER SO BB IBB HBP BLK WP HR S P ERA WHIP	IP WLS BF H R ER SO BB IBB HBP BLK WP HR S P ERA WHIP	IP WLS BF H R ER SO BB IBB HBP BLK WP HR S P ERA WHIP	IP WLS BF H R ER SO BB IBB HBP BLK WP HR S P ERA WHIP	IP WLS BF H R ER SO BB IBB HBP BLK WP HR S P ERA WHIP	IP WLS BF H R ER SO BB IBB HBP BLK WP HR S P ERA WHIP	IP WLS BF H R ER SO BB IBB HBP BLK WP HR S P ERA WHIP	IP WLS BF H R ER SO BB IBB HBP BLK WP HR S P ERA WHIP	IP WLS BF H R ER SO BB IBB HBP BLK WP HR S P ERA WHIP	IP WLS BF H R ER SO BB IBB HBP BLK WP HR S P ERA WHIP

AB	31
R	3
H	7
RBI	3
BB	2
SO	5
LOB	10



Batter	1	2	3	4	5	6	7	8	9	AB	R	H	RBI	BB	SO	LOB	BOTTOM				
1 Jordan Schafer, L OBP: 0.320, SLG: 0.341										3	0	0	1	0	1	1	Cincinnati Reds @ Houston Astros Minute Maid Park, Houston, TX Sun Jun 03 2012, 1:07 PM - 4:04 PM CDT Att: 19,914 - Roof Closed - 73 F				
27 Jose Altuve, R OBP: 0.380, SLG: 0.458										4	0	0	0	0	0	2					
21 Fernando Martinez, L OBP: 0.111, SLG: 0.222										4	0	0	0	0	0	0					
39 Brett Myers, R ERA: 1.86										0	0	0	0	0	0	0					
14 J.D. Martinez, R OBP: 0.340, SLG: 0.381										4	0	1	0	0	0	0					
23 Chris Johnson, R OBP: 0.338, SLG: 0.440										3	1	1	0	1	1	1					
29 Brett Wallace, L OBP: 0.750, SLG: 0.667										3	1	2	0	0	1	1					
15 Jason Castro, L OBP: 0.328, SLG: 0.364										3	1	2	1	0	1	0					
9 Marwin Gonzalez, S OBP: 0.282, SLG: 0.338										4	1	2	1	0	0	4					
18 Jordan Lyles, R OBP: 0.250, SLG: 0.250										1	0	1	0	0	0	0					
44 Justin Maxwell, R OBP: 0.325, SLG: 0.444										1	1	1	2	0	0	0					
59 Wilton Lopez, R ERA: 3.72										0	0	0	0	0	0	0					
19 Brian Bogusevic, L OBP: 0.308, SLG: 0.313										0	0	0	0	0	0	0					
Inning Stats	R: 0 H: 0 E: 0 K: 1 S: 10	H: 1 LOB: 0 BB: 0 P: 18	R: 1 H: 1 E: 0 K: 0 S: 9	H: 1 LOB: 1 BB: 1 P: 16	R: 0 H: 1 E: 0 K: 0 S: 7	H: 1 LOB: 0 BB: 0 P: 12	R: 0 H: 0 E: 0 K: 0 S: 8	H: 0 LOB: 0 BB: 0 P: 13	R: 2 H: 3 E: 0 K: 0 S: 15	H: 3 LOB: 1 BB: 0 P: 19	R: 0 H: 1 E: 0 K: 2 S: 10	H: 1 LOB: 0 BB: 0 P: 17	R: 2 H: 2 E: 0 K: 2 S: 12	H: 2 LOB: 3 BB: 0 P: 15	R: 0 H: 2 E: 0 K: 2 S: 17	H: 2 LOB: 3 BB: 0 P: 26	1B: 8 2B: 1 3B: 0 HR: 1	SF: 2 SAC: 1 DP: 0 HBP: 1	WP: 0 PB: 0 SB: 0 CS: 1	PA: 36	
PITCHER	IP WLS BF H R ER SO BB IBB HBP BLK WP HR S P ERA WHIP	IP WLS BF H R ER SO BB IBB HBP BLK WP HR S P ERA WHIP	IP WLS BF H R ER SO BB IBB HBP BLK WP HR S P ERA WHIP	IP WLS BF H R ER SO BB IBB HBP BLK WP HR S P ERA WHIP	IP WLS BF H R ER SO BB IBB HBP BLK WP HR S P ERA WHIP	IP WLS BF H R ER SO BB IBB HBP BLK WP HR S P ERA WHIP	IP WLS BF H R ER SO BB IBB HBP BLK WP HR S P ERA WHIP	IP WLS BF H R ER SO BB IBB HBP BLK WP HR S P ERA WHIP	IP WLS BF H R ER SO BB IBB HBP BLK WP HR S P ERA WHIP	IP WLS BF H R ER SO BB IBB HBP BLK WP HR S P ERA WHIP	IP WLS BF H R ER SO BB IBB HBP BLK WP HR S P ERA WHIP	IP WLS BF H R ER SO BB IBB HBP BLK WP HR S P ERA WHIP	IP WLS BF H R ER SO BB IBB HBP BLK WP HR S P ERA WHIP	IP WLS BF H R ER SO BB IBB HBP BLK WP HR S P ERA WHIP	IP WLS BF H R ER SO BB IBB HBP BLK WP HR S P ERA WHIP	IP WLS BF H R ER SO BB IBB HBP BLK WP HR S P ERA WHIP	IP WLS BF H R ER SO BB IBB HBP BLK WP HR S P ERA WHIP	IP WLS BF H R ER SO BB IBB HBP BLK WP HR S P ERA WHIP	IP WLS BF H R ER SO BB IBB HBP BLK WP HR S P ERA WHIP	IP WLS BF H R ER SO BB IBB HBP BLK WP HR S P ERA WHIP	IP WLS BF H R ER SO BB IBB HBP BLK WP HR S P ERA WHIP

AB	30
R	5
H	10
RBI	5
BB	1
SO	7
LOB	9



Batter	1	2	3	4	5	6	7	8	9	AB	R	H	RBI	BB	SO	LOB	TOP			
7 Alex Presley, L OBP: 0.252, SLG: 0.350	G6-3		18 HR	F8		HR		K		5	2	2	1	0	1	1	Pittsburgh Pirates @ Cincinnati Reds Great American Ball Park, Cincinnati, OH Tue Jun 05 2012, 7:12 PM - 10:46 PM EDT Att: 19,906 - Partly Cloudy - 67 F			
18 Neil Walker, S OBP: 0.322, SLG: 0.361	F7		HR	22 S		K		G4-3	5	1	2	2	0	1	0					
22 Andrew McCutchen, R OBP: 0.392, SLG: 0.556	46 2-6		G6-3	K		G5-3		K	5	0	1	0	0	2	1					
46 Garrett Jones, L OBP: 0.256, SLG: 0.480	2-6	65 G4-3	K	L3				G5-3	5	1	1	0	0	1	1					
65 Matt Hague, R OBP: 0.298, SLG: 0.295	G4-3	26 BB	14 S	F8		K			4	1	1	0	0	1	1					
14 Casey McGehee, R OBP: 0.296, SLG: 0.296	26 FC5-4	12 BB	26 BB	HR		P3			3	2	2	1	0	0	0					
26 Rod Barajas, R OBP: 0.299, SLG: 0.403	FC5-4	12 BB	12 BB	P2		L7			3	1	0	0	1	0	1					
12 Clint Barnes, R OBP: 0.214, SLG: 0.309	2B	2B	1B	P4		1B			4	0	3	3	0	0	0					
34 A.J. Burnett, R 30 Chris Resop, R 5 Josh Harrison, R 44 Tony Watson, L 37 Juan Cruz, R 52 Joel Hanrahan, R	K	G1-3		K		F8			3	0	0	0	0	2	3					
Inning Stats	R: 0 E: 0 K: 0 S: 11	H: 1 LOB: 1 BB: 0 P: 16	R: 2 E: 0 K: 1 S: 19	H: 3 LOB: 1 BB: 0 P: 26	R: 4 E: 0 K: 1 S: 21	H: 4 LOB: 2 BB: 2 P: 36	R: 0 E: 0 K: 1 S: 9	H: 1 LOB: 1 BB: 0 P: 16	R: 1 E: 0 K: 2 S: 14	H: 1 LOB: 0 BB: 0 P: 20	R: 0 E: 0 K: 1 S: 6	H: 0 LOB: 1 BB: 0 P: 8	R: 0 E: 0 K: 1 S: 12	H: 1 LOB: 1 BB: 0 P: 16	R: 0 E: 0 K: 1 S: 10	H: 0 LOB: 0 BB: 0 P: 14		1B: 7 2B: 1 3B: 1 HR: 3	SF: 0 SAC: 0 DP: 0 HBP: 0	WP: 0 PB: 0 SB: 3 CS: 0
PITCHER	IP WLS BF H R ER SO BB IBB HBP BLK WP HR S P ERA WHIP	IP WLS BF H R ER SO BB IBB HBP BLK WP HR S P ERA WHIP	IP WLS BF H R ER SO BB IBB HBP BLK WP HR S P ERA WHIP	IP WLS BF H R ER SO BB IBB HBP BLK WP HR S P ERA WHIP	IP WLS BF H R ER SO BB IBB HBP BLK WP HR S P ERA WHIP	IP WLS BF H R ER SO BB IBB HBP BLK WP HR S P ERA WHIP	IP WLS BF H R ER SO BB IBB HBP BLK WP HR S P ERA WHIP	IP WLS BF H R ER SO BB IBB HBP BLK WP HR S P ERA WHIP	IP WLS BF H R ER SO BB IBB HBP BLK WP HR S P ERA WHIP	IP WLS BF H R ER SO BB IBB HBP BLK WP HR S P ERA WHIP	IP WLS BF H R ER SO BB IBB HBP BLK WP HR S P ERA WHIP	IP WLS BF H R ER SO BB IBB HBP BLK WP HR S P ERA WHIP	IP WLS BF H R ER SO BB IBB HBP BLK WP HR S P ERA WHIP	IP WLS BF H R ER SO BB IBB HBP BLK WP HR S P ERA WHIP	IP WLS BF H R ER SO BB IBB HBP BLK WP HR S P ERA WHIP	IP WLS BF H R ER SO BB IBB HBP BLK WP HR S P ERA WHIP	IP WLS BF H R ER SO BB IBB HBP BLK WP HR S P ERA WHIP	IP WLS BF H R ER SO BB IBB HBP BLK WP HR S P ERA WHIP		

Batter	1	2	3	4	5	6	7	8	9	AB	R	H	RBI	BB	SO	LOB	BOTTOM			
2 Zack Cozart, R OBP: 0.293, SLG: 0.426	19 BB	K		K					15 BB	5	2	3	0	0	2	1	Pittsburgh Pirates @ Cincinnati Reds Great American Ball Park, Cincinnati, OH Tue Jun 05 2012, 7:12 PM - 10:46 PM EDT Att: 19,906 - Partly Cloudy - 67 F			
6 Drew Stubbs, R OBP: 0.300, SLG: 0.373	19 BB		G5-3		19 S			19 BB	2	1	0	0	2	1	1					
15 Wilson Valdez, R OBP: 0.184, SLG: 0.229	32 SF7	BB		19 S	BB			19 BB	1	0	1	0	0	0	0					
19 Joey Votto, L OBP: 0.478, SLG: 0.617	28 S		G5-3		K			32 BB	4	0	2	2	1	1	1					
4 Brandon Phillips, R OBP: 0.313, SLG: 0.401	P4		K		K			K	5	0	0	0	0	4	7					
32 Jay Bruce, L OBP: 0.318, SLG: 0.535	SF7		L9		28 BB			BB	2	1	0	1	2	1	2					
28 Chris Heisey, R OBP: 0.307, SLG: 0.368	K		G3-1		1B			K	5	0	1	0	0	3	6					
21 Todd Frazier, R OBP: 0.317, SLG: 0.602	K		K		SF8			F9	3	0	1	1	0	1	0					
39 Devin Mesoraco, R OBP: 0.314, SLG: 0.347	F8		F8		P5			G6-4-3	2	0	0	0	2	0	1					
34 Homer Bailey, R 31 Alfredo Simon, R 25 Mike Costanzo, L 60 J.J. Hoover, R 46 Ryan Ludwick, R 33 Jose Arredondo, R 43 Miguel Cairo, R 51 Sean Marshall, L	2 WP	1B		K2-3		K		G6-4-3	1	0	1	0	0	0	0					
Inning Stats	R: 2 E: 0 K: 1 S: 13	H: 2 LOB: 1 BB: 1 P: 24	R: 0 E: 0 K: 2 S: 9	H: 1 LOB: 0 BB: 0 P: 15	R: 0 E: 0 K: 1 S: 7	H: 0 LOB: 0 BB: 0 P: 10	R: 0 E: 0 K: 3 S: 11	H: 1 LOB: 1 BB: 1 P: 18	R: 1 E: 0 K: 1 S: 12	H: 1 LOB: 3 BB: 1 P: 21	R: 0 E: 0 K: 3 S: 15	H: 1 LOB: 2 BB: 2 P: 25	R: 0 E: 0 K: 0 S: 7	H: 0 LOB: 0 BB: 1 P: 14	R: 1 E: 0 K: 3 S: 22	H: 3 LOB: 2 BB: 0 P: 31	1B: 9 2B: 0 3B: 0 HR: 0	SF: 2 SAC: 0 DP: 1 HBP: 0	WP: 1 PB: 0 SB: 3 CS: 0	PA: 42
PITCHER	IP WLS BF H R ER SO BB IBB HBP BLK WP HR S P ERA WHIP	IP WLS BF H R ER SO BB IBB HBP BLK WP HR S P ERA WHIP	IP WLS BF H R ER SO BB IBB HBP BLK WP HR S P ERA WHIP	IP WLS BF H R ER SO BB IBB HBP BLK WP HR S P ERA WHIP	IP WLS BF H R ER SO BB IBB HBP BLK WP HR S P ERA WHIP	IP WLS BF H R ER SO BB IBB HBP BLK WP HR S P ERA WHIP	IP WLS BF H R ER SO BB IBB HBP BLK WP HR S P ERA WHIP	IP WLS BF H R ER SO BB IBB HBP BLK WP HR S P ERA WHIP	IP WLS BF H R ER SO BB IBB HBP BLK WP HR S P ERA WHIP	IP WLS BF H R ER SO BB IBB HBP BLK WP HR S P ERA WHIP	IP WLS BF H R ER SO BB IBB HBP BLK WP HR S P ERA WHIP	IP WLS BF H R ER SO BB IBB HBP BLK WP HR S P ERA WHIP	IP WLS BF H R ER SO BB IBB HBP BLK WP HR S P ERA WHIP	IP WLS BF H R ER SO BB IBB HBP BLK WP HR S P ERA WHIP	IP WLS BF H R ER SO BB IBB HBP BLK WP HR S P ERA WHIP	IP WLS BF H R ER SO BB IBB HBP BLK WP HR S P ERA WHIP	IP WLS BF H R ER SO BB IBB HBP BLK WP HR S P ERA WHIP	IP WLS BF H R ER SO BB IBB HBP BLK WP HR S P ERA WHIP		



Batter	1	2	3	4	5	6	7	8	9	AB	R	H	RBI	BB	SO	LOB	TOP					
7 Alex Presley, L (1.7) OBP: 0.252, SLG: 0.346										4	0	1	0	0	1	3						
18 Neil Walker, S (1.4) OBP: 0.258, SLG: 0.364										4	1	2	1	0	1	1						
22 Andrew McCutchen, R (1.8) OBP: 0.394, SLG: 0.588										3	1	1	3	1	1	2						
46 Garrett Jones, L (1.9) OBP: 0.258, SLG: 0.477										3	0	1	0	0	0	1						
31 Jose Tabata, R (8.9) OBP: 0.276, SLG: 0.333										1	0	0	0	0	0	0						
65 Matt Hague, R (1.3) OBP: 0.275, SLG: 0.271										4	0	0	0	0	1	1						
14 Casey McGehee, R (1.5) OBP: 0.285, SLG: 0.286										4	0	0	0	0	1	0						
26 Rod Barajas, R (1.2) OBP: 0.298, SLG: 0.406										4	1	1	0	0	1	0						
12 Clint Barmes, R (1.6) OBP: 0.211, SLG: 0.305										2	0	0	0	0	1	0						
43 Doug Slaten, L (5.1)										0	0	0	0	0	0	0						
24 Pedro Alvarez, L (8.8) OBP: 0.254, SLG: 0.404										1	1	1	0	0	0	0						
48 Jared Hughes, R (8.1)										0	0	0	0	0	0	0						
32 Brad Lincoln, L (1.1)										1	0	0	0	0	1	0						
5 Josh Harrison, R (5.6) OBP: 0.289, SLG: 0.410										1	0	0	0	0	0	2						
Inning Stats	R: 0 H: 1 E: 0 K: 2 S: 12	H: 1 LOB: 1 BB: 0 P: 16	R: 0 H: 0 E: 0 K: 0 S: 9	H: 0 LOB: 0 BB: 0 P: 13	R: 0 H: 0 E: 0 K: 1 S: 5	H: 0 LOB: 0 BB: 0 P: 9	R: 0 H: 1 E: 0 K: 1 S: 13	H: 1 LOB: 1 BB: 0 P: 21	R: 0 H: 0 E: 0 K: 1 S: 11	H: 0 LOB: 0 BB: 0 P: 14	R: 0 H: 1 E: 0 K: 0 S: 7	H: 1 LOB: 1 BB: 0 P: 15	R: 0 H: 0 E: 0 K: 0 S: 7	H: 0 LOB: 0 BB: 0 P: 13	R: 4 H: 4 E: 0 K: 1 S: 15	H: 4 LOB: 0 BB: 0 P: 25	R: 0 H: 0 E: 0 K: 2 S: 8	H: 0 LOB: 0 BB: 0 P: 9	1B: 5 2B: 1 3B: 0 HR: 1	SF: 0 SAC: 0 DP: 0 HBP: 1	WP: 0 PB: 0 SB: 0 CS: 1	PA: 34
PITCHER	IP WLS BF H R ER SO BB IBB HBP BLK WP HR S P ERA WHIP																					
47 Johnny Cueto, R (1.1) ERA: 2.63	7.2 W 29 6 3 3 6 1 0 1 0 0 0 74 118 3.52 0.913																					
66 Logan Ondrusek, R (8.1) ERA: 2.74	0.0 1 1 1 1 0 0 0 0 0 0 1 2 2 ∞ ∞																					
51 Sean Marshall, L (8.1) ERA: 3.48	0.1 H 1 0 0 0 0 0 0 0 0 0 0 3 6 0.00 0.000																					
54 Aroldis Chapman, L (9.1) ERA:	1.0 S 3 0 0 0 2 0 0 0 0 0 0 0 8 9 0.00 0.000																					

Pittsburgh Pirates @ Cincinnati Reds
Great American Ball Park, Cincinnati, OH
Wed Jun 06 2012, 7:12 PM - 9:55 PM EDT
Att: 16,859 - Partly Cloudy - 77 F

AB 32
R 4
H 7
RBI 4
BB 1
SO 8
LOB 10



Batter	1	2	3	4	5	6	7	8	9	AB	R	H	RBI	BB	SO	LOB	BOTTOM					
2 Zack Cozart, R (1.6) OBP: 0.292, SLG: 0.420										3	0	0	0	1	0	1						
28 Chris Heisey, R (1.8) OBP: 0.298, SLG: 0.358										4	0	0	0	0	1	2						
19 Joey Votto, L (1.3) OBP: 0.475, SLG: 0.610										4	1	1	0	0	1	0						
4 Brandon Phillips, R (1.4) OBP: 0.317, SLG: 0.419										4	2	2	1	0	0	0						
32 Jay Bruce, L (1.9) OBP: 0.316, SLG: 0.529										4	0	1	0	0	2	2						
21 Todd Frazier, R (1.5) OBP: 0.333, SLG: 0.600										2	1	1	0	2	0	1						
54 Aroldis Chapman, L (9.1) ERA:										0	0	0	0	0	0	0						
48 Ryan Ludwick, R (1.7) OBP: 0.289, SLG: 0.495										4	1	1	3	0	1	2						
29 Ryan Hanigan, R (1.2) OBP: 0.366, SLG: 0.369										3	0	1	1	1	1	2						
47 Johnny Cueto, R (1.1) OBP: 0.050, SLG: 0.050										1	0	0	0	0	1	0						
66 Logan Ondrusek, R (8.1) ERA:										0	0	0	0	0	0	0						
51 Sean Marshall, L (8.1) ERA:										0	0	0	0	0	0	0						
15 Wilson Valdez, R (9.5) OBP: 0.184, SLG: 0.229										0	0	0	0	0	0	0						
Inning Stats	R: 0 H: 0 E: 0 K: 0 S: 7	H: 0 LOB: 0 BB: 0 P: 13	R: 1 H: 2 E: 0 K: 2 S: 13	H: 2 LOB: 1 BB: 0 P: 19	R: 0 H: 0 E: 0 K: 2 S: 8	H: 0 LOB: 0 BB: 0 P: 12	R: 4 H: 4 E: 0 K: 1 S: 11	H: 4 LOB: 2 BB: 2 P: 22	R: 0 H: 1 E: 0 K: 0 S: 6	H: 1 LOB: 1 BB: 0 P: 9	R: 0 H: 0 E: 0 K: 0 S: 5	H: 0 LOB: 1 BB: 1 P: 9	R: 0 H: 0 E: 0 K: 1 S: 6	H: 0 LOB: 0 BB: 0 P: 9	R: 0 H: 0 E: 0 K: 1 S: 11	H: 0 LOB: 1 BB: 1 P: 21	R: 0 H: 0 E: 0 K: 2 S: 8	H: 0 LOB: 0 BB: 0 P: 9	1B: 5 2B: 1 3B: 0 HR: 1	SF: 0 SAC: 2 DP: 0 HBP: 0	WP: 0 PB: 1 SB: 1 CS: 0	PA: 35
PITCHER	IP WLS BF H R ER SO BB IBB HBP BLK WP HR S P ERA WHIP																					
32 Brad Lincoln, R (1.1) ERA: 2.4	4.0 L 20 6 5 5 5 2 0 0 0 0 0 1 39 66 11.25 2.000																					
43 Doug Slaten, L (5.1)	3.0 11 1 0 0 1 1 0 0 0 0 0 0 17 27 0.00 0.667																					
48 Jared Hughes, R (8.1) ERA: 2.0	1.0 4 0 0 0 1 1 0 0 0 0 0 0 11 21 0.00 1.000																					

Pittsburgh Pirates @ Cincinnati Reds
Great American Ball Park, Cincinnati, OH
Wed Jun 06 2012, 7:12 PM - 9:55 PM EDT
Att: 16,859 - Partly Cloudy - 77 F

AB 29
R 5
H 7
RBI 5
BB 4
SO 7
LOB 10



Batter	1	2	3	4	5	6	7	8	9	10	AB	R	H	RBI	BB	SO	LOB	TOP						
7 Alex Presley, L OBP: 0.257, SLG: 0.356	G3			2B		1B		G6-3		P6	5	2	2	0	0	0	1	Pittsburgh Pirates @ Cincinnati Reds Great American Ball Park, Cincinnati, OH Thu Jun 07 2012, 7:10 PM - 10:17 PM EDT Att: 23,106 - Partly Cloudy - 83 F						
18 Neil Walker, S OBP: 0.323, SLG: 0.365	K			2B		1B		G6-3		K	0	1	1	1	0	2	2							
30 Chris Resop, R	K			2B		1B		G6-3		K	0	0	0	0	0	0	0							
22 Andrew McCutchen, R OBP: 0.391, SLG: 0.561	K			1B		1B		P4			4	0	1	0	0	1	1							
46 Garrett Jones, L OBP: 0.259, SLG: 0.477	K			SF8		1B		G5-3			2	0	1	2	0	1	0							
14 Casey McGehee, R OBP: 0.287, SLG: 0.283				SF8		1B		G5-3			1	0	0	0	0	0	0							
24 Pedro Alvarez, L OBP: 0.254, SLG: 0.400	G4-3			1B		1B		K			4	0	1	0	0	1	1							
31 Jose Tabata, R OBP: 0.277, SLG: 0.332	K			1B		1B		G6-3			4	1	1	0	0	1	2							
12 Clint Barmes, R OBP: 0.213, SLG: 0.312	G6-3			1B		1B		G6-3			3	1	1	0	0	0	0							
55 Michael McKenry, R OBP: 0.277, SLG: 0.404	K			1B		1B		K			3	0	1	2	0	1	0							
28 Kevin Correia, R	G1-3			1B		1B		K			2	0	0	0	0	0	0							
48 Jared Hughes, R											1	0	0	0	0	0	0							
44 Tony Watson, L											0	0	0	0	0	0	0							
42 Joel Mereshko, R											0	0	0	0	0	0	0							
3 Josh Harrison, R											1	0	0	0	0	0	1							
Inning Stats	R: 0 E: 0 K: 2 S: 7	H: 0 LOB: 0 BB: 0 P: 9	R: 0 E: 0 K: 2 S: 7	H: 0 LOB: 0 BB: 0 P: 12	R: 0 E: 0 K: 1 S: 7	H: 0 LOB: 0 BB: 0 P: 12	R: 2 E: 0 K: 0 S: 9	H: 4 LOB: 1 BB: 0 P: 14	R: 0 E: 0 K: 0 S: 5	H: 0 LOB: 0 BB: 0 P: 7	R: 1 E: 0 K: 0 S: 12	H: 2 LOB: 1 BB: 0 P: 16	R: 1 E: 0 K: 0 S: 8	H: 1 LOB: 0 BB: 0 P: 10	R: 0 E: 0 K: 0 S: 6	H: 0 LOB: 0 BB: 0 P: 6	R: 0 E: 0 K: 1 S: 7	H: 0 LOB: 0 BB: 0 P: 9	R: 1 E: 0 K: 2 S: 19	H: 2 LOB: 1 BB: 0 P: 27	1B: 5 2B: 4 3B: 0 HR: 0	SF: 2 SAC: 1 DP: 1 HBP: 0	WP: 0 PB: 0 SB: 0 CS: 0	PA: 38
PITCHER	IP 7.0	WLS 27	BF 7	H 4	R 4	ER 4	SO 5	BB 0	IBB 0	HBP 0	BLK 0	WP 0	HR 0	S 55	P 80	ERA 5.14	WHIP 1.000							
44 Mike Leake, R ERA: 4.97	1.0	3	0	0	0	0	0	0	0	0	0	0	0	6	6	0.00	0.000							
51 Sean Marshall, L ERA: 3.32	1.0	3	0	0	0	1	0	0	0	0	0	0	0	7	9	0.00	0.000							
33 Jose Arredondo, R ERA: 2.03	1.0	L	5	2	1	1	2	0	0	0	0	0	0	19	27	9.00	2.000							
54 Aroldis Chapman, L ERA: 0.3																								


Batter	1	2	3	4	5	6	7	8	9	10	AB	R	H	RBI	BB	SO	LOB	BOTTOM				
2 Zack Cozart, R OBP: 0.294, SLG: 0.417	G6-3			1B					P5		4	0	1	0	1	0	1	Pittsburgh Pirates @ Cincinnati Reds Great American Ball Park, Cincinnati, OH Thu Jun 07 2012, 7:10 PM - 10:17 PM EDT Att: 23,106 - Partly Cloudy - 83 F				
28 Chris Heisey, R OBP: 0.289, SLG: 0.345	F7			G5-3				K		P3	5	0	0	0	0	2	3					
19 Joey Votto, L OBP: 0.477, SLG: 0.620	4 1B			K				K			5	1	3	0	0	2	1					
4 Brandon Phillips, R OBP: 0.319, SLG: 0.419	2B			F8				G2-3		G6-3	5	0	2	0	0	0	1					
32 Jay Bruce, L OBP: 0.327, SLG: 0.546	HR			BB				K			3	1	2	2	2	1	0					
21 Todd Frazier, R OBP: 0.318, SLG: 0.570	K			F9				P4		P2	5	0	0	0	0	1	5					
48 Ryan Ludwick, R OBP: 0.293, SLG: 0.452	G4-3			HR				K		HR	5	2	2	2	0	2	4					
39 Devin Mesoraco, R OBP: 0.300, SLG: 0.329	G6-3			P4				F8		G2-3	4	0	0	0	0	0	2					
44 Mike Leake, R ERA: 4.97	1.0	3	0	0	0	1	0	0	0	0	0	0	0	0	0	0	0					
43 Miguel Castro, R ERA: 1.83	1.0	H	3	0	0	0	1	1	0	0	0	0	0	0	0	0	0					
51 Sean Marshall, L ERA: 2.11	0.2	H	1	0	0	0	1	0	0	0	0	0	0	0	0	0	0					
33 Jose Arredondo, R ERA: 2.03	0.1	H	1	0	0	0	1	0	0	0	0	0	0	0	0	0	0					
29 Ryan Hanigan, R ERA: 3.57	1.0	H	3	0	0	0	1	0	0	0	0	0	0	0	0	0	0					
17 Kristopher Negron, R											0	0	0	0	0	0	0					
54 Aroldis Chapman, L											0	0	0	0	0	0	0					
Inning Stats	R: 0 E: 0 K: 0 S: 11	H: 2 LOB: 2 BB: 0 P: 17	R: 1 E: 0 K: 1 S: 7	H: 1 LOB: 0 BB: 0 P: 9	R: 0 E: 0 K: 2 S: 10	H: 0 LOB: 0 BB: 0 P: 13	R: 0 E: 0 K: 1 S: 10	H: 0 LOB: 1 BB: 1 P: 18	R: 1 E: 0 K: 0 S: 6	H: 2 LOB: 1 BB: 0 P: 6	R: 0 E: 0 K: 2 S: 15	H: 0 LOB: 1 BB: 0 P: 26	R: 0 E: 0 K: 1 S: 5	H: 0 LOB: 0 BB: 0 P: 6	R: 1 E: 0 K: 0 S: 7	H: 1 LOB: 1 BB: 0 P: 15	R: 0 E: 0 K: 1 S: 14	H: 1 LOB: 2 BB: 0 P: 25	1B: 5 2B: 2 3B: 0 HR: 3	SF: 0 SAC: 0 DP: 0 HBP: 0	WP: 0 PB: 0 SB: 0 CS: 0	PA: 43
PITCHER	IP 5.0	WLS 23	BF 8	H 3	R 3	ER 3	SO 4	BB 1	IBB 0	HBP 0	BLK 0	WP 0	HR 2	S 49	P 71	ERA 5.40	WHIP 1.800					
29 Kevin Correia, R ERA: 4.29	1.0	3	0	0	0	1	0	0	0	0	0	0	0	7	11	0.00	0.000					
48 Jared Hughes, R ERA: 1.83	0.2	H	3	0	0	0	1	0	0	0	0	0	0	10	19	0.00	1.500					
37 Juan Cruz, R ERA: 2.11	0.1	H	1	0	0	0	1	0	0	0	0	0	0	5	7	0.00	0.000					
44 Tony Watson, L ERA: 3.57	1.0	H	3	0	0	0	1	0	0	0	0	0	0	5	6	0.00	0.000					
39 Jason Grilli, R ERA: 1.84																						
PITCHER	IP 1.0	WLS 5	BF 5	H 1	R 0	ER 1	SO 1	BB 0	IBB 0	HBP 0	BLK 0	WP 0	HR 0	S 7	P 15	ERA 9.00	WHIP 2.000					
52 Joel Hanrahan, R ERA: 2.86	1.0	W	5	1	0	0	1	0	0	0	0	0	0	14	25	0.00	1.000					
30 Chris Resop, R ERA: 3.49																						



Batter	1	2	3	4	5	6	7	8	9	AB	R	H	RBI	BB	SO	LOB	TOP							
17 Shin-Soo Choo, L (1.9) OBP: 0.368, SLG: 0.395										4	1	1	0	0	1	1								
13 Asdrúbal Cabrera, S (1.6) OBP: 0.377, SLG: 0.448										4	0	0	0	0	0	1								
22 Jason Kipnis, L (1.4) OBP: 0.343, SLG: 0.457										4	0	1	1	0	0	0								
41 Carlos Santana, S (1.2) OBP: 0.339, SLG: 0.352										4	0	1	0	0	2	1								
23 Michael Brantley, L (1.8) OBP: 0.324, SLG: 0.394										4	0	1	0	0	0	2								
33 Johnny Damon, L (1.7) OBP: 0.276, SLG: 0.282										3	0	0	0	0	1	1								
35 Casey Kotchman, L (1.3) OBP: 0.285, SLG: 0.320										3	0	0	0	0	1	1								
57 Jeremy Accardo, R (8.1)										0	0	0	0	0	0	0								
8 Lonnie Chisenhall, L (1.5) OBP: 0.216, SLG: 0.378										3	0	1	0	0	2	0								
58 Jeanmar Gómez, R (1.1) OBP: 0.500, SLG: 0.500										2	0	1	0	0	0	1								
38 Joe Smith, R (6.1)										0	0	0	0	0	0	0								
49 Tony Sipp, L (7.1)										0	0	0	0	0	0	0								
4 Jose Lopez, R (7.3) OBP: 0.296, SLG: 0.390										1	0	0	0	0	0	0								
Inning Stats	R: 1 E: 0 K: 1 S: 12	H: 2 LOB: 1 BB: 0 P: 21	R: 0 E: 0 K: 1 S: 8	H: 1 LOB: 1 BB: 0 P: 11	R: 0 E: 0 K: 1 S: 12	H: 0 LOB: 0 BB: 0 P: 18	R: 0 E: 0 K: 1 S: 7	H: 0 LOB: 0 BB: 0 P: 9	R: 0 E: 0 K: 0 S: 6	H: 0 LOB: 0 BB: 0 P: 9	R: 0 E: 0 K: 1 S: 8	H: 1 LOB: 0 BB: 0 P: 10	R: 0 E: 0 K: 1 S: 8	H: 0 LOB: 0 BB: 0 P: 13	R: 0 E: 0 K: 0 S: 8	H: 1 LOB: 1 BB: 0 P: 12	1B: 5 2B: 1 3B: 0 HR: 0	SF: 0 SAC: 0 DP: 0 HBP: 0	WP: 0 PB: 0 SB: 0 CS: 1	PA: 32				
PITCHER	IP: 9.0 WLS: W BF: 32 ERA: 2.46	H: 6 R: 1 ER: 1 SO: 7	BB: 0 IBB: 0 HBP: 0 BLK: 0	WP: 0 HR: 0 S: 81 P: 122	ERA: 1.00 WHIP: 0.667	PITCHER														IP: 9.0 WLS: W BF: 32 ERA: 2.46	H: 6 R: 1 ER: 1 SO: 7	BB: 0 IBB: 0 HBP: 0 BLK: 0	WP: 0 HR: 0 S: 81 P: 122	ERA: 1.00 WHIP: 0.667

Cleveland Indians @ Cincinnati Reds
Great American Ball Park, Cincinnati, OH
Tue Jun 12 2012, 7:12 PM - 9:51 PM EDT
Att: 24,758 - Clear - 86 F


AB 32
R 1
H 6
RBI 1
BB 0
SO 7
LOB 8

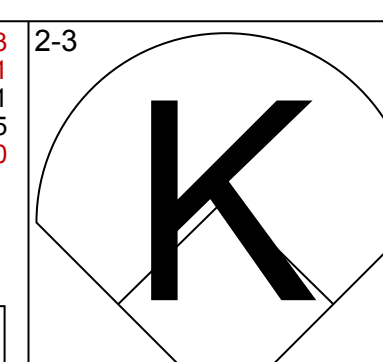
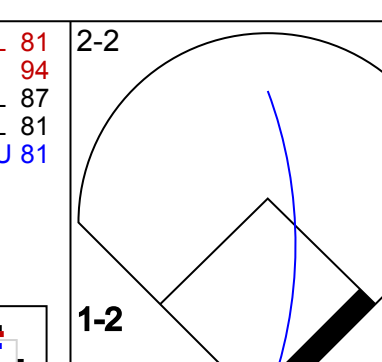
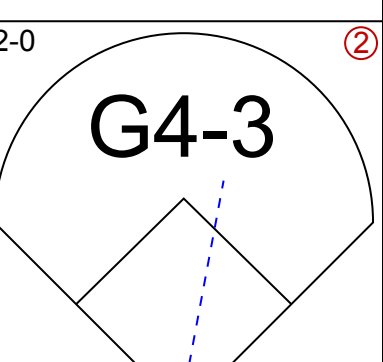
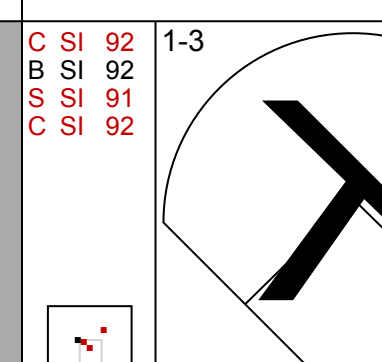
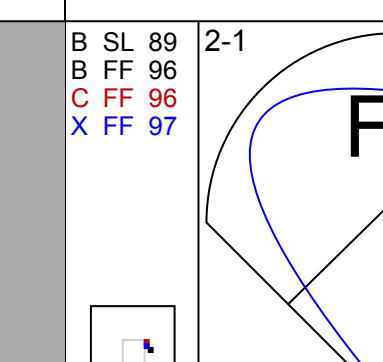
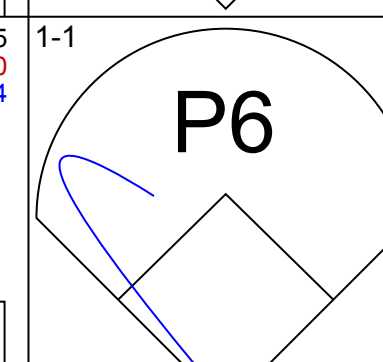
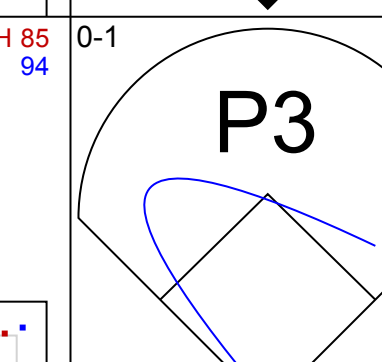
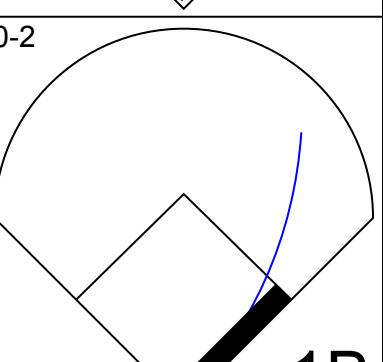
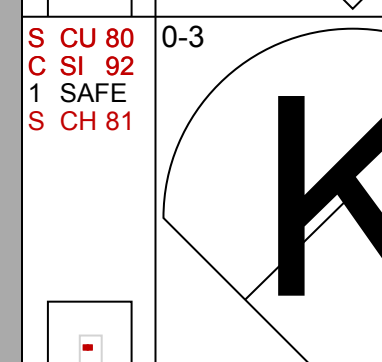
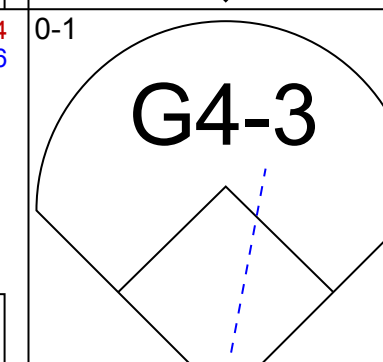
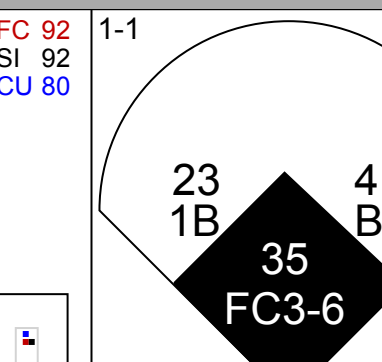
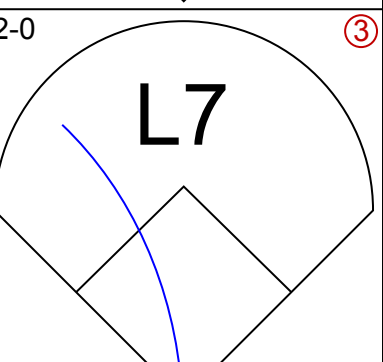
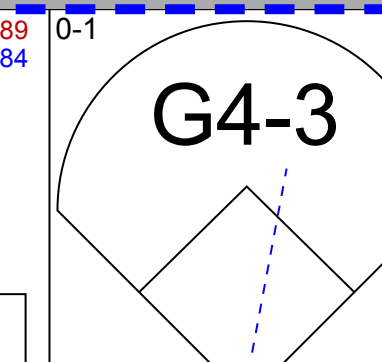
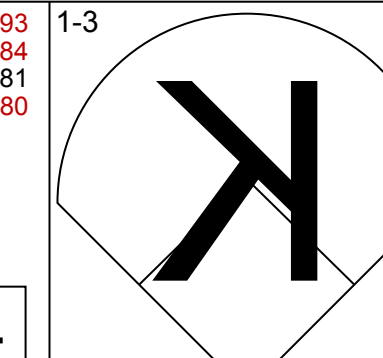
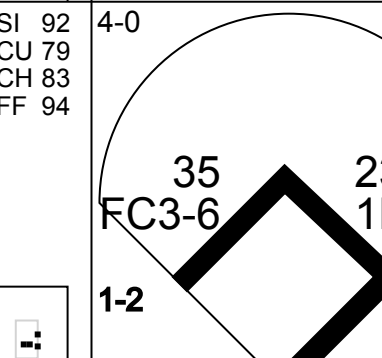
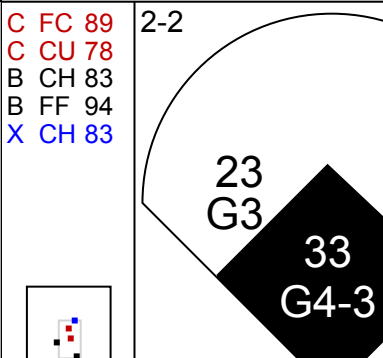
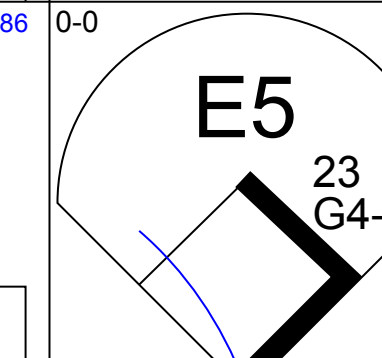

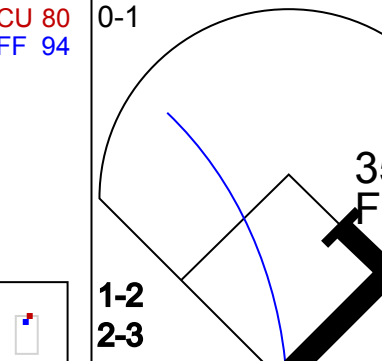
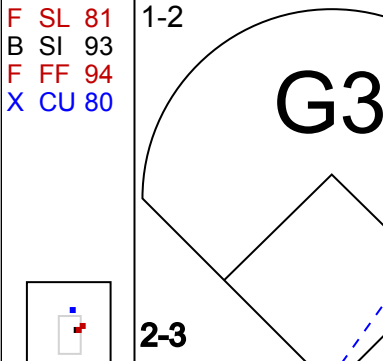
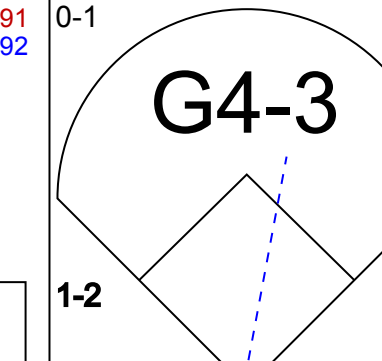

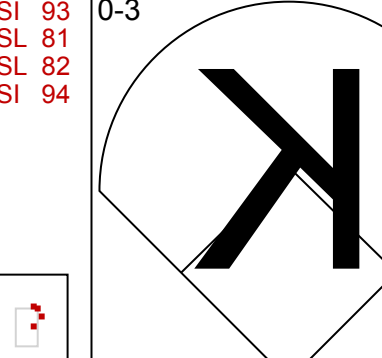
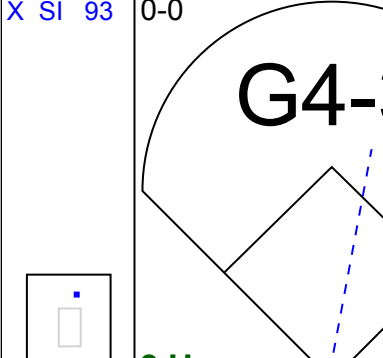
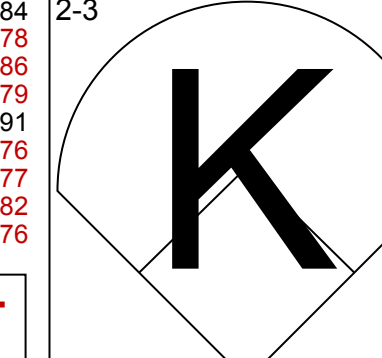
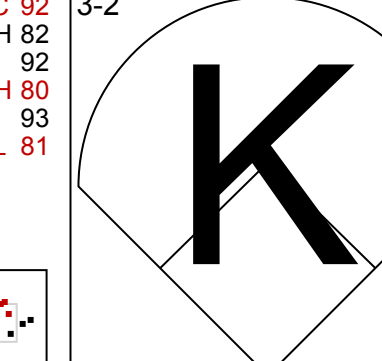
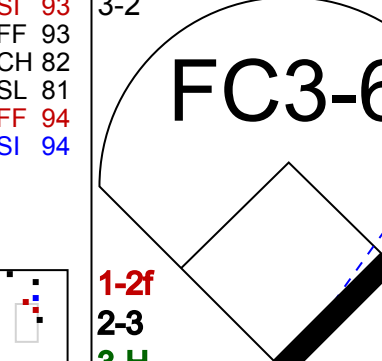
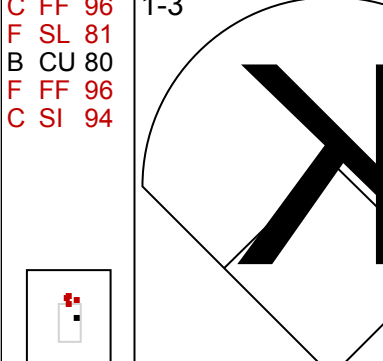
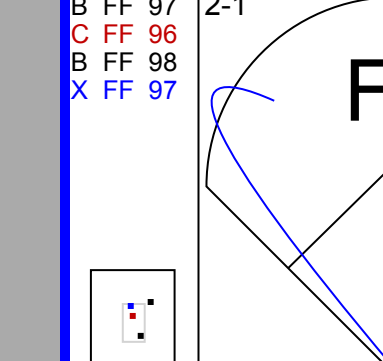

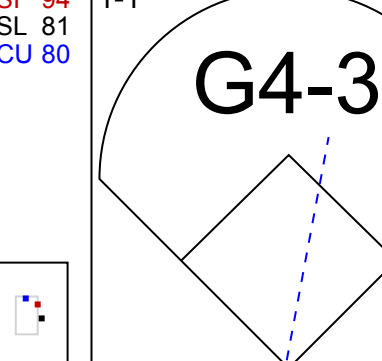
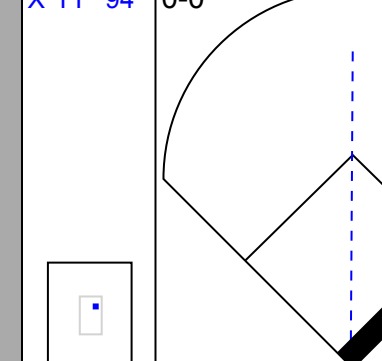
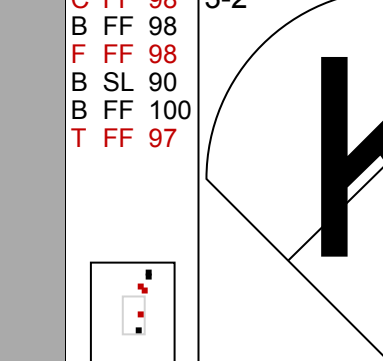
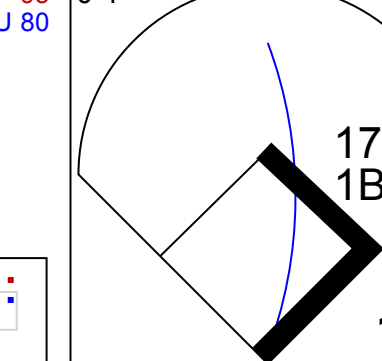
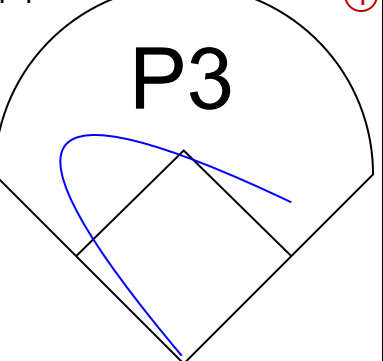
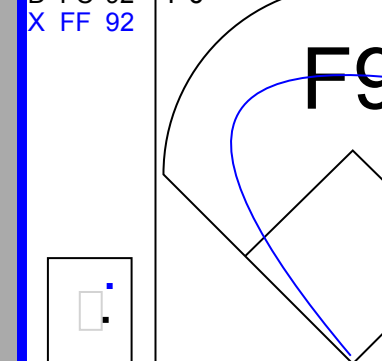
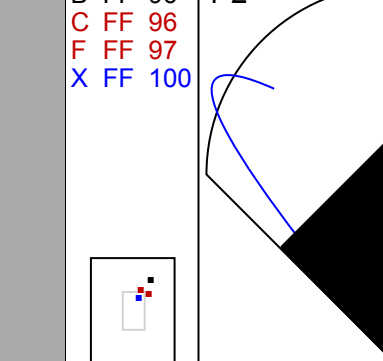


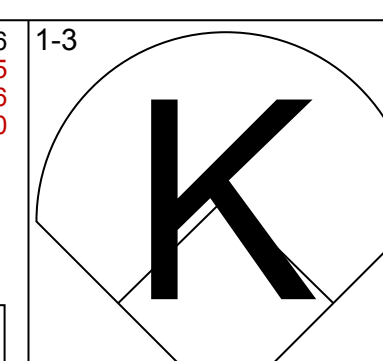
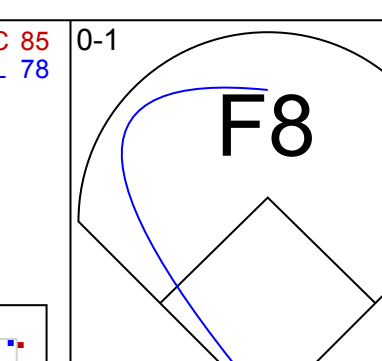
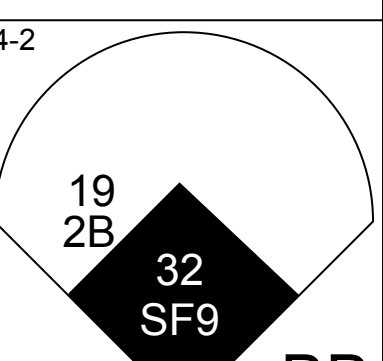
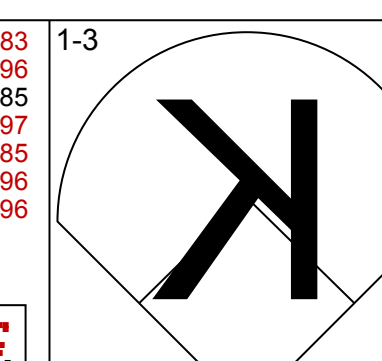
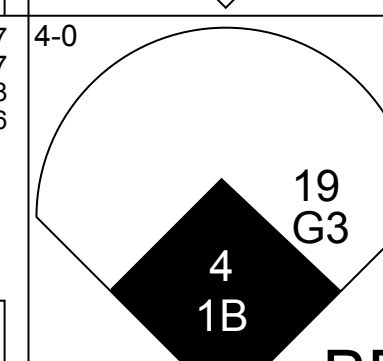
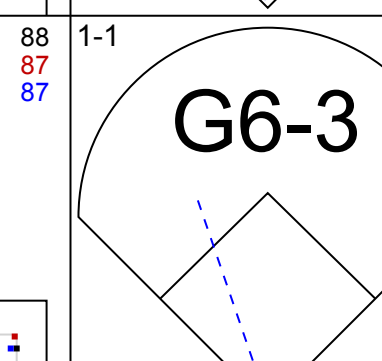
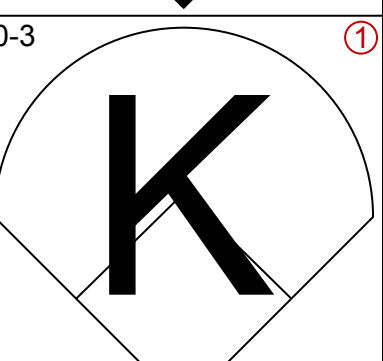
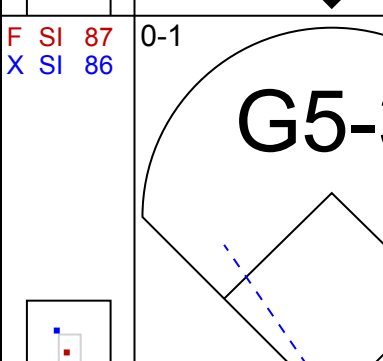
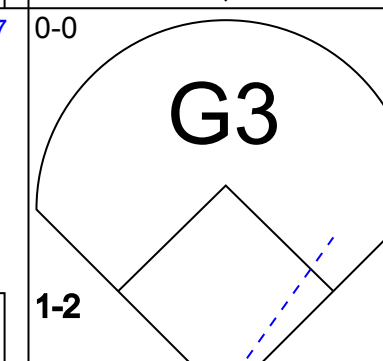
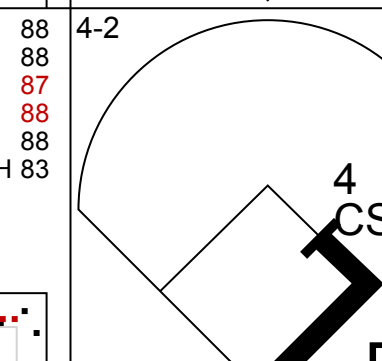
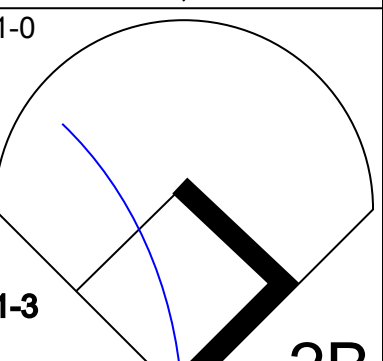
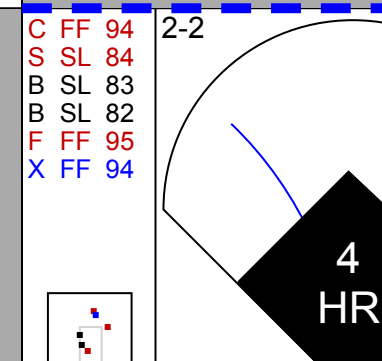
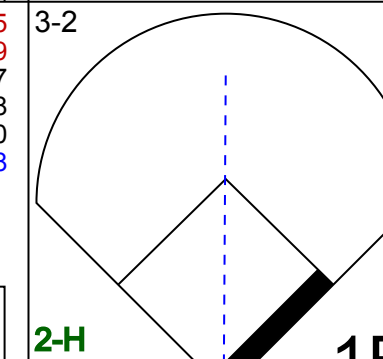
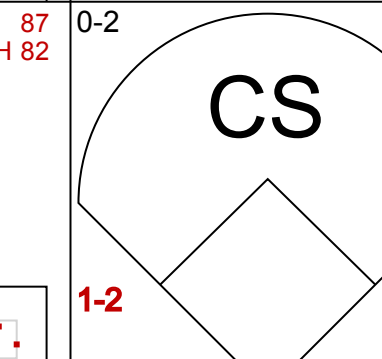
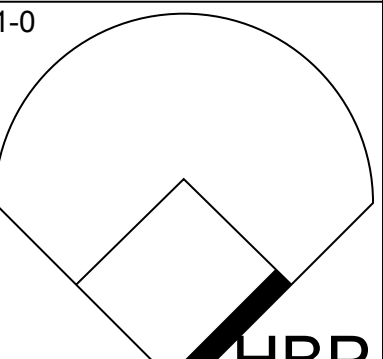
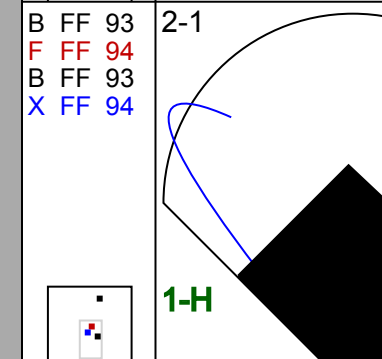
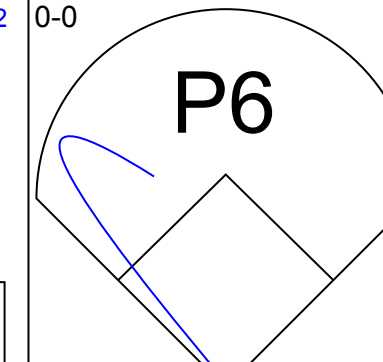
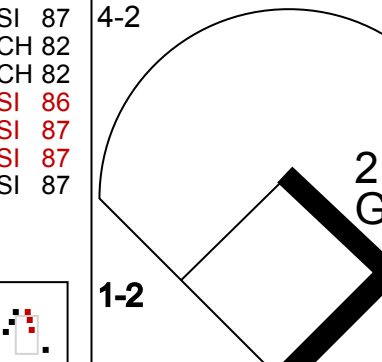
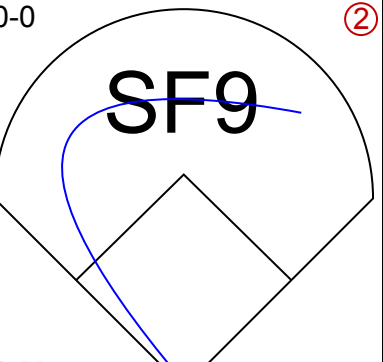
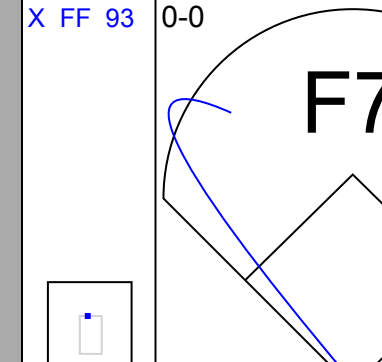
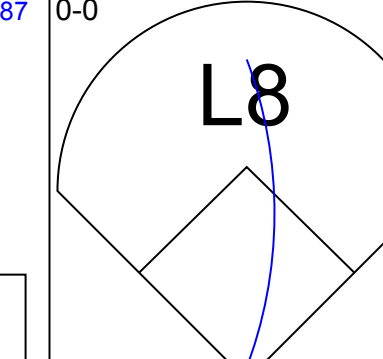
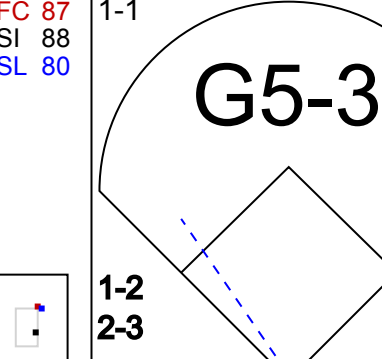
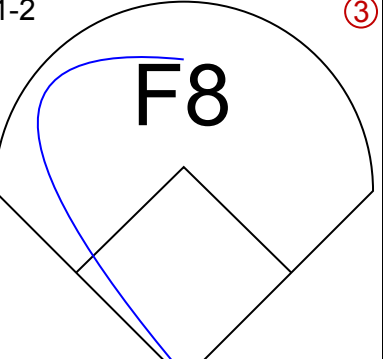
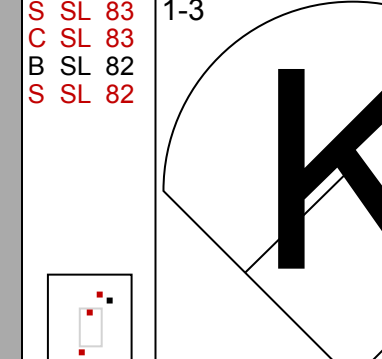
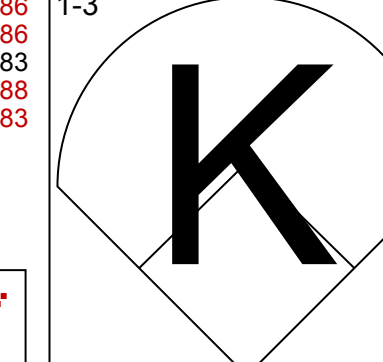
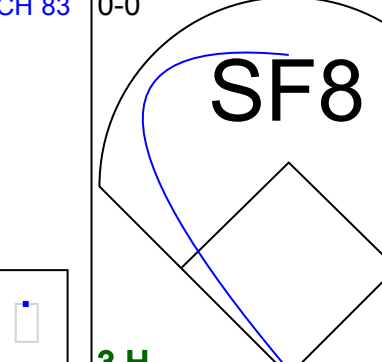
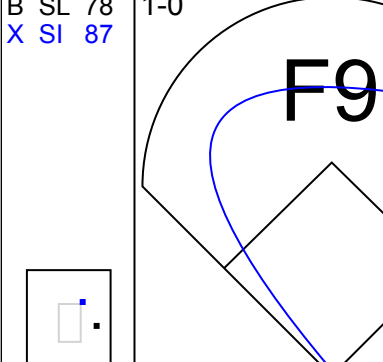

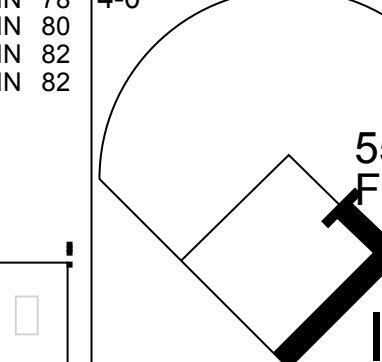
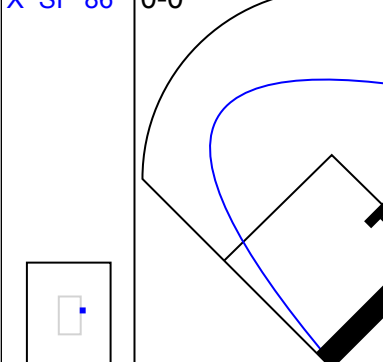
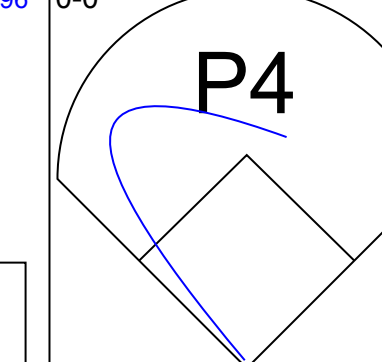
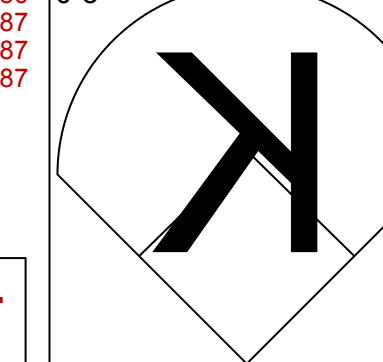
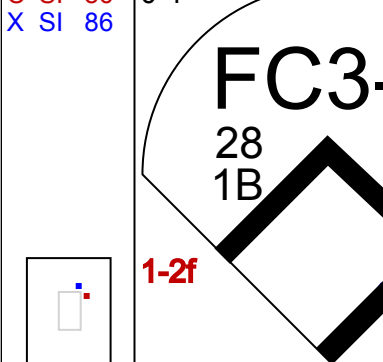
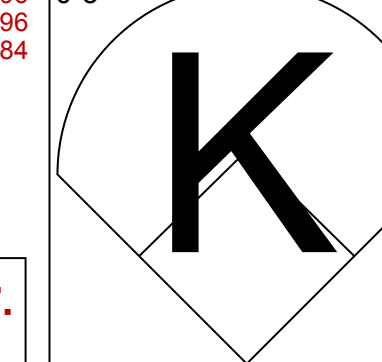
Batter	1	2	3	4	5	6	7	8	9	AB	R	H	RBI	BB	SO	LOB	BOTTOM							
28 Chris Heisey, R (1.8) OBP: 0.305, SLG: 0.365											4	2	2	0	0	1								
15 Wilson Valdez, R (1.6) OBP: 0.222, SLG: 0.264											5	1	3	1	0	2								
19 Joey Volto, L (1.3) OBP: 0.479, SLG: 0.643											4	1	2	3	1	3								
4 Brandon Phillips, R (1.4) OBP: 0.320, SLG: 0.413											5	0	2	0	0	3								
32 Jay Bruce, L (1.9) OBP: 0.328, SLG: 0.529											4	0	0	1	0	2								
21 Todd Frazier, R (1.5) OBP: 0.333, SLG: 0.598											3	0	1	0	1	0								
48 Ryan Ludwick, R (1.7) OBP: 0.287, SLG: 0.426											3	1	1	0	1	4								
29 Ryan Hanigan, R (1.2) OBP: 0.360, SLG: 0.352											3	1	1	0	1	0								
47 Johnny Cueto, R (1.1) OBP: 0.083, SLG: 0.083										4	1	1	0	0	1	3								
Inning Stats	R: 0 E: 0 K: 0 S: 5	H: 1 LOB: 1 BB: 0 P: 8	R: 0 E: 0 K: 0 S: 9	H: 0 LOB: 1 BB: 1 P: 18	R: 1 E: 0 K: 0 S: 11	H: 2 LOB: 1 BB: 0 P: 18	R: 0 E: 0 K: 0 S: 8	H: 1 LOB: 2 BB: 1 P: 18	R: 1 E: 0 K: 2 S: 15	H: 2 LOB: 3 BB: 2 P: 30	R: 0 E: 0 K: 1 S: 6	H: 0 LOB: 0 BB: 0 P: 7	R: 2 E: 0 K: 2 S: 12	H: 2 LOB: 0 BB: 0 P: 20	R: 3 E: 1 K: 0 S: 18	H: 5 LOB: 2 BB: 0 P: 23	1B: 11 2B: 1 3B: 0 HR: 1	SF: 1 SAC: 0 DP: 1 HBP: 1	WP: 2 PB: 0 SB: 1 CS: 0	PA: 41				
PITCHER	IP: 5.0 WLS: L BF: 25 ERA: 4.71	H: 6 R: 2 ER: 1 SO: 2	BB: 2 IBB: 2 HBP: 0 BLK: 0	WP: 1 HR: 0 S: 9 P: 11	ERA: 1.80 WHIP: 1.600	PITCHER														IP: 5.0 WLS: L BF: 25 ERA: 4.71	H: 6 R: 2 ER: 1 SO: 2	BB: 2 IBB: 2 HBP: 0 BLK: 0	WP: 1 HR: 0 S: 9 P: 11	ERA: 1.80 WHIP: 1.600

Cleveland Indians @ Cincinnati Reds
Great American Ball Park, Cincinnati, OH
Tue Jun 12 2012, 7:12 PM - 9:51 PM EDT
Att: 24,758 - Clear - 86 F

AB 35
R 7
H 13
RBI 5
BB 4
SO 5
LOB 19



Batter	1	2	3	4	5	6	7	8	9	AB	R	H	RBI	BB	SO	LOB	TOP										
17 Shin-Soo Choo, L (1,9) OBP: 0.364, SLG: 0.391										5	0	1	0	0	2	1	Cleveland Indians @ Cincinnati Reds Great American Ball Park, Cincinnati, OH Wed Jun 13 2012, 7:12 PM - 9:50 PM EDT Att: 27,428 - Partly Cloudy - 81 F livebaseballscorecards.com										
13 Asdrúbal Cabrera, S (1,6) OBP: 0.374, SLG: 0.444										4	0	1	0	0	1	3											
22 Jason Kipnis, L (1,4) OBP: 0.342, SLG: 0.453										4	1	1	0	0	0	1											
41 Carlos Santana, S (1,2)										3	1	1	0	1	1	0											
23 Michael Brantley, L (1,8) OBP: 0.323, SLG: 0.391										4	0	1	0	0	0	2											
33 Johnny Damon, L (1,7) OBP: 0.267, SLG: 0.271										4	0	0	1	0	2	4											
35 Casey Kotchman, L (1,3) OBP: 0.281, SLG: 0.315										3	0	0	1	0	2	2											
50 Nick Hagadone, L (7,1) OBP: 0.305, SLG: 0.339										0	0	0	0	0	0	0											
47 Shelley Duncan, R (9,PH) OBP: 0.305, SLG: 0.339										1	0	0	0	0	0	0											
8 Lonnie Chisenhall, L (1,5) OBP: 0.220, SLG: 0.366										4	0	1	0	0	1	2											
26 Derek Lowe, R (1,1) OBP: 0.500, SLG: 0.500										2	0	1	0	0	0	0											
4 Jose Lopez, R (7,PH) OBP: 0.300, SLG: 0.422										2	1	1	1	0	0	1											
Inning Stats	R: 0 E: 0 K: 1 S: 7	H: 0 LOB: 0 BB: 0 P: 10	R: 0 E: 0 K: 1 S: 11	H: 0 LOB: 0 BB: 0 P: 13	R: 0 E: 0 K: 1 S: 12	H: 2 LOB: 2 BB: 0 P: 17	R: 1 E: 0 K: 1 S: 13	H: 2 LOB: 2 BB: 1 P: 22	R: 0 E: 0 K: 0 S: 7	H: 1 LOB: 1 BB: 0 P: 12	R: 1 E: 0 K: 1 S: 11	H: 1 LOB: 0 BB: 0 P: 15	R: 0 E: 0 K: 2 S: 8	H: 0 LOB: 1 BB: 0 P: 10	R: 0 E: 0 K: 1 S: 12	H: 0 LOB: 1 BB: 0 P: 14	R: 1 E: 0 K: 1 S: 10	H: 1 LOB: 0 BB: 0 P: 18	1B: 6 2B: 1 3B: 0 HR: 1	SF: 0 SAC: 0 DP: 0 HBP: 0	WP: 0 PB: 0 SB: 0 CS: 0	PA: 37					
PITCHER	IP	WLS	BF	H	R	ER	SO	BB	IBB	HBP	BLK	WP	HR	S	P	ERA	WHIP										
55 Mat Latos, R (1,1) ERA: 4.64	7.0	W	29	7	2	2	7	1	0	0	0	0	0	69	99	2.57	1.143										
51 Sean Marshall, L (8,1) ERA: 3.47	1.0	H	4	0	0	0	1	0	0	0	0	0	0	12	14	0.00	0.000										
54 Aroldis Chapman, L (9,1) ERA: 1.13	1.0	S	4	1	1	1	1	0	0	0	0	0	1	10	18	9.00	1.000										

Batter	1	2	3	4	5	6	7	8	9	AB	R	H	RBI	BB	SO	LOB	BOTTOM											
28 Chris Heisey, R (1,8) OBP: 0.308, SLG: 0.362										4	1	1	0	1	2	0	Cleveland Indians @ Cincinnati Reds Great American Ball Park, Cincinnati, OH Wed Jun 13 2012, 7:12 PM - 9:50 PM EDT Att: 27,428 - Partly Cloudy - 81 F livebaseballscorecards.com											
15 Wilson Valdez, R (1,6) OBP: 0.224, SLG: 0.250										3	1	0	0	1	1	3												
19 Joey Volto, L (1,3) OBP: 0.483, SLG: 0.648										3	1	2	0	1	0	1												
4 Brandon Phillips, R (1,4) OBP: 0.332, SLG: 0.436										3	2	3	3	0	0	0												
32 Jay Bruce, L (1,9) OBP: 0.326, SLG: 0.524										2	0	0	1	1	0	1												
21 Todd Frazier, R (1,5) OBP: 0.323, SLG: 0.578										4	0	0	0	0	1	4												
48 Ryan Ludwick, R (1,7) OBP: 0.280, SLG: 0.417										3	0	0	1	0	2	0												
29 Ryan Hanigan, R (1,2) OBP: 0.371, SLG: 0.355										2	0	1	0	2	0	0												
55 Mat Latos, R (1,1) OBP: 0.130, SLG: 0.050										3	0	0	0	0	1	4												
51 Sean Marshall, L (8,1) ERA: 3.49										0	0	0	0	0	0	0												
17 Kristopher Negrón, R (8,PH) ERA: 7.76										1	0	0	0	0	1	0												
54 Aroldis Chapman, L (9,1)										0	0	0	0	0	0	0												
Inning Stats	R: 1 E: 0 K: 1 S: 8	H: 1 LOB: 1 BB: 1 P: 16	R: 0 E: 0 K: 2 S: 12	H: 0 LOB: 1 BB: 1 P: 17	R: 0 E: 0 K: 0 S: 8	H: 0 LOB: 0 BB: 1 P: 13	R: 1 E: 0 K: 0 S: 9	H: 1 LOB: 2 BB: 2 P: 21	R: 1 E: 0 K: 1 S: 11	H: 1 LOB: 2 BB: 1 P: 18	R: 0 E: 0 K: 0 S: 8	H: 2 LOB: 0 BB: 0 P: 11	R: 2 E: 0 K: 2 S: 13	H: 2 LOB: 0 BB: 0 P: 20	R: 0 E: 0 K: 2 S: 10	H: 0 LOB: 0 BB: 0 P: 11	R: 0 E: 0 K: 2 S: 10	H: 0 LOB: 0 BB: 0 P: 11	1B: 5 2B: 1 3B: 0 HR: 1	SF: 2 SAC: 0 DP: 0 HBP: 1	WP: 0 PB: 0 SB: 0 CS: 1	PA: 38						
PITCHER	IP	WLS	BF	H	R	ER	SO	BB	IBB	HBP	BLK	WP	HR	S	P	ERA	WHIP											
26 Derek Lowe, R (1,1) ERA: 3.78	6.0	L	29	5	3	3	4	5	1	1	0	0	0	56	96	4.50	1.667											
50 Nick Hagadone, L (7,1) ERA: 3.49	1.0		5	2	2	2	2	0	0	0	0	0	0	1	13	20	18.00	2.000										
32 Esmil Rogers, R (8,1) ERA: 7.76	1.0		3	0	0	0	2	0	0	0	0	0	0	10	11	0.00	0.000											

Batter	1	2	3	4	5	6	7	8	9	AB	R	H	RBI	BB	SO	LOB	TOP				
17 Shin-Soo Choo, L OBP: 0.365, SLG: 0.418	1-0 HR	1-3	1-3	0-0	1-3	1-3	3-3	3-3		5	2	2	2	0	3	4	Cleveland Indians @ Cincinnati Reds Great American Ball Park, Cincinnati, OH Thu Jun 14 2012, 12:36 PM - 3:52 PM EDT Att: 34,193 - Partly Cloudy - 77 F livebaseballscorecards.com				
13 Adrúbal Cabrera, S OBP: 0.363, SLG: 0.460	2-0 2B	1-3	1-3	3-1	4-1	3-2				4	1	3	0	1	1	0					
22 Jason Kipnis, L OBP: 0.337, SLG: 0.446	0-0 G6-3	1-3	1-3	0-1	1-3	1-2				4	0	0	0	0	2	5					
8 Lonnie Chisenhall, L OBP: 0.214, SLG: 0.357	2-3	1-3	1-3	1-2	1-3	1-2				1	0	0	0	0	0	1					
41 Carlos Santana, S OBP: 0.348, SLG: 0.356	0-1 G4-3	4-1	4-1	4-2	2-2	1-1				3	1	1	1	2	0	0					
23 Michael Brantley, L OBP: 0.321, SLG: 0.593	3-1	1-2	1-2	0-1	0-0	3-2				4	1	1	0	0	0	3					
57 Jeremy Accardo, R OBP: 0.264, SLG: 0.269	3-1	1-2	1-2	1-2	1-3	2B				0	0	0	0	0	0	0					
33 Johnny Damon, L OBP: 0.264, SLG: 0.269	3-1	1-2	1-2	1-2	1-3	2B				1	0	0	0	0	0	0					
4 Jose Lopez, R OBP: 0.287, SLG: 0.402	2-2 P4	2-3	2-3	0-2	2-2	3-3				5	0	0	1	0	2	3					
2 Aaron Cunningham, R OBP: 0.269, SLG: 0.219	1-0 G6-3	1-0	1-3	1-3	0-2	1-0				4	0	0	1	0	1	0					
6 Lou Marson, R OBP: 0.348, SLG: 0.333	2-1 1B	2-1	1-2	1-1	1-1	3-3				4	0	3	0	0	1	0					
43 Josh Tomlin, R OBP: 0.400, SLG: 0.400	0-0	0-0	1-3	1-3	0-0	1-2				2	0	1	0	0	1	1					
51 Scott Barnes, L OBP: 0.333, SLG: 0.333	1-2 1B	1-2	1-3	1-3	1-2	1-2				0	0	0	0	0	0	0					
32 Esmil Rogers, R OBP: 0.333, SLG: 0.333	1-2 1B	1-2	1-3	1-3	1-2	1-2				1	0	1	0	0	0	0					
47 Shelley Duncan, R OBP: 0.303, SLG: 0.336	1-2 1B	1-2	1-3	1-3	1-2	1-2				1	0	0	0	0	0	0					
Inning Stats	R: 2 E: 0 K: 0 S: 7	H: 2 LOB: 0 BB: 0 P: 13	R: 0 E: 0 K: 1 S: 10	H: 2 LOB: 2 BB: 0 P: 16	R: 0 E: 0 K: 2 S: 11	H: 0 LOB: 1 BB: 1 P: 18	R: 0 E: 0 K: 3 S: 16	H: 1 LOB: 2 BB: 0 P: 21	R: 1 E: 1 K: 1 S: 14	H: 2 LOB: 3 BB: 1 P: 27	R: 2 E: 0 K: 1 S: 14	H: 2 LOB: 0 BB: 0 P: 22	R: 0 E: 0 K: 1 S: 12	H: 1 LOB: 1 BB: 0 P: 21	R: 0 E: 0 K: 0 S: 8	H: 0 LOB: 0 BB: 0 P: 12	1B: 7 2B: 3 3B: 0 HR: 2	SF: 0 SAC: 0 DP: 0 HBP: 0	WP: 0 PB: 0 SB: 0 CS: 0	PA: 42	
PITCHER	IP WLS BF H R ER SO BB IBB HBP BLK WP HR S P ERA WHIP	IP WLS BF H R ER SO BB IBB HBP BLK WP HR S P ERA WHIP	IP WLS BF H R ER SO BB IBB HBP BLK WP HR S P ERA WHIP	IP WLS BF H R ER SO BB IBB HBP BLK WP HR S P ERA WHIP	IP WLS BF H R ER SO BB IBB HBP BLK WP HR S P ERA WHIP	IP WLS BF H R ER SO BB IBB HBP BLK WP HR S P ERA WHIP	IP WLS BF H R ER SO BB IBB HBP BLK WP HR S P ERA WHIP	IP WLS BF H R ER SO BB IBB HBP BLK WP HR S P ERA WHIP	IP WLS BF H R ER SO BB IBB HBP BLK WP HR S P ERA WHIP	IP WLS BF H R ER SO BB IBB HBP BLK WP HR S P ERA WHIP	IP WLS BF H R ER SO BB IBB HBP BLK WP HR S P ERA WHIP	IP WLS BF H R ER SO BB IBB HBP BLK WP HR S P ERA WHIP	IP WLS BF H R ER SO BB IBB HBP BLK WP HR S P ERA WHIP	IP WLS BF H R ER SO BB IBB HBP BLK WP HR S P ERA WHIP	IP WLS BF H R ER SO BB IBB HBP BLK WP HR S P ERA WHIP	IP WLS BF H R ER SO BB IBB HBP BLK WP HR S P ERA WHIP	IP WLS BF H R ER SO BB IBB HBP BLK WP HR S P ERA WHIP	IP WLS BF H R ER SO BB IBB HBP BLK WP HR S P ERA WHIP	IP WLS BF H R ER SO BB IBB HBP BLK WP HR S P ERA WHIP	IP WLS BF H R ER SO BB IBB HBP BLK WP HR S P ERA WHIP	IP WLS BF H R ER SO BB IBB HBP BLK WP HR S P ERA WHIP
44 Mike Leake, R ERA: 5.05	4.1	22	7	3	3	6	2	0	0	0	0	0	0	0	5	5	6.23	2.077			
33 Jose Arredondo, R ERA: 2.17	0.2	W	2	0	0	1	0	0	0	0	0	0	0	0	5	5	0.00	0.000			
31 Alfredo Simon, R ERA: 2.19	2.0	11	4	2	2	3	1	0	0	0	0	0	0	31	49	9.00	2.500				
60 J.J. Hoover, R ERA: 2.7	1.0	4	1	0	0	1	0	0	0	0	0	0	0	12	21	0.00	1.000				
63 Sam LeCure, R ERA: 3.33	1.0	3	0	0	0	0	0	0	0	0	0	0	0	8	12	0.00	0.000				
Batter	1	2	3	4	5	6	7	8	9	AB	R	H	RBI	BB	SO	LOB	BOTTOM				
28 Chris Heisey, R OBP: 0.333, SLG: 0.336	2-2 1B	0-0	1-2	2-2	1-0	1-3				4	2	2	0	0	0	1	Cleveland Indians @ Cincinnati Reds Great American Ball Park, Cincinnati, OH Thu Jun 14 2012, 12:36 PM - 3:52 PM EDT Att: 34,193 - Partly Cloudy - 77 F livebaseballscorecards.com				
34 Homer Bailey, R OBP: 0.295, SLG: 0.387	1-0 1B	1-1	0-0	0-0	3-2	1-3				5	1	3	0	0	1	5					
31 Alfredo Simon, R ERA: 2.17	1-2 1B	1-2	1-2	1-2	3-3	1-3				3	1	1	3	2	0	2					
60 J.J. Hoover, R ERA: 2.7	1-2 1B	1-2	1-2	1-2	2-3	1-3				0	0	0	0	0	0	0					
15 Wilson Valdez, R OBP: 0.269, SLG: 0.267	1-2 HR	1-2	1-2	1-2	2-1	1-2				5	1	3	4	0	1	0					
63 Sam LeCure, R ERA: 3.33	1-1 F7	1-1	1-0	2-2	2-1	2-3				4	0	0	1	1	0	2					
32 Jay Bruce, L OBP: 0.324, SLG: 0.514	3-2 P6	0-0	0-0	1-3	4-2	3-2				4	0	0	1	1	0	2					
21 Todd Frazier, R OBP: 0.326, SLG: 0.579	0-1 2B	0-1	0-2	3-1	1-2	1-2				5	1	2	0	0	1	3					
48 Ryan Ludwick, R OBP: 0.289, SLG: 0.450	2-1 1B	0-0	0-0	1-2	1-1	0-0				5	1	3	2	0	0	3					
39 Devin Mesoraco, R OBP: 0.313, SLG: 0.381	2-3	2-3	4-2	4-2	0-0	3-3				4	1	1	0	1	2	3					
29 Ryan Hanigan, R OBP: 0.371, SLG: 0.355	1-3	1-3	1-2	1-2	1-1	2-3				0	0	0	0	0	0	0					
44 Mike Leake, R OBP: 0.318, SLG: 0.500	1-0 G1-3	1-0	1-1	1-1	1-1	2-3				2	1	1	0	0	0	0					
17 Christopher Negrón, R OBP: 0.400, SLG: 0.250	1-0	1-0	1-0	1-2	1-1	2-3				3	2	1	0	0	1	1					
Inning Stats	R: 3 E: 0 K: 1 S: 20	H: 5 LOB: 2 BB: 0 P: 34	R: 0 E: 0 K: 0 S: 7	H: 1 LOB: 1 BB: 0 P: 10	R: 1 E: 0 K: 0 S: 6	H: 1 LOB: 0 BB: 0 P: 7	R: 2 E: 0 K: 0 S: 14	H: 3 LOB: 2 BB: 2 P: 27	R: 5 E: 1 K: 2 S: 26	H: 5 LOB: 3 BB: 2 P: 46	R: 1 E: 1 K: 1 S: 10	H: 1 LOB: 1 BB: 0 P: 16	R: 0 E: 0 K: 1 S: 11	H: 0 LOB: 0 BB: 0 P: 17	R: 0 E: 0 K: 3 S: 15	H: 1 LOB: 1 BB: 0 P: 23	1B: 11 2B: 3 3B: 0 HR: 3	SF: 0 SAC: 0 DP: 1 HBP: 0	WP: 1 PB: 0 SB: 0 CS: 0	PA: 46	
PITCHER	IP WLS BF H R ER SO BB IBB HBP BLK WP HR S P ERA WHIP	IP WLS BF H R ER SO BB IBB HBP BLK WP HR S P ERA WHIP	IP WLS BF H R ER SO BB IBB HBP BLK WP HR S P ERA WHIP	IP WLS BF H R ER SO BB IBB HBP BLK WP HR S P ERA WHIP	IP WLS BF H R ER SO BB IBB HBP BLK WP HR S P ERA WHIP	IP WLS BF H R ER SO BB IBB HBP BLK WP HR S P ERA WHIP	IP WLS BF H R ER SO BB IBB HBP BLK WP HR S P ERA WHIP	IP WLS BF H R ER SO BB IBB HBP BLK WP HR S P ERA WHIP	IP WLS BF H R ER SO BB IBB HBP BLK WP HR S P ERA WHIP	IP WLS BF H R ER SO BB IBB HBP BLK WP HR S P ERA WHIP	IP WLS BF H R ER SO BB IBB HBP BLK WP HR S P ERA WHIP	IP WLS BF H R ER SO BB IBB HBP BLK WP HR S P ERA WHIP	IP WLS BF H R ER SO BB IBB HBP BLK WP HR S P ERA WHIP	IP WLS BF H R ER SO BB IBB HBP BLK WP HR S P ERA WHIP	IP WLS BF H R ER SO BB IBB HBP BLK WP HR S P ERA WHIP	IP WLS BF H R ER SO BB IBB HBP BLK WP HR S P ERA WHIP	IP WLS BF H R ER SO BB IBB HBP BLK WP HR S P ERA WHIP	IP WLS BF H R ER SO BB IBB HBP BLK WP HR S P ERA WHIP	IP WLS BF H R ER SO BB IBB HBP BLK WP HR S P ERA WHIP	IP WLS BF H R ER SO BB IBB HBP BLK WP HR S P ERA WHIP	IP WLS BF H R ER SO BB IBB HBP BLK WP HR S P ERA WHIP
43 Josh Tomlin, R ERA: 5.56	4.0	23	10	6	6	1	1	1	0	0	0	0	0	0	1	19	13.50	2.750			
51 Scott Barnes, L ERA: 10.38	0.1	9	5	5	5	1	2	0	0	0	0	0	0	0	1	19	34.00	21.000			
32 Esmil Rogers, R ERA: 7.31	1.2	7	1	1	0	2	0	0	0	0	0	0	0	1	0	17	28.00	0.600			
57 Jeremy Accardo, R ERA: 3.45	2.0	7	1	0	0	4	0	0	0	0	0	0	0	0	26	40.00	0.500				

Batter	1	2	3	4	5	6	7	8	9	AB	R	H	RBI	BB	SO	LOB	TOP			
2 Zack Cozart, R OBP: 0.305, SLG: 0.429	G5-3	G2		P1			2B		1B	5	1	2	0	0	0	1	Cincinnati Reds @ New York Mets Citi Field, Flushing, NY Fri Jun 15 2012, 7:13 PM - 10:02 PM EDT Att: 34,716 - Partly Cloudy - 74 F			
15 Wilson Valdez, R OBP: 0.234, SLG: 0.274	G4-3		G3		L4		2B		1B	5	0	2	3	0	0					
19 Joey Votto, L OBP: 0.484, SLG: 0.654	2B		4 HR		F9		F7		K	4	1	1	0	0	1	3				
4 Brandon Phillips, R OBP: 0.335, SLG: 0.462	G6-3		HR		L8		F9		G6-3	5	1	1	2	0	0	4				
32 Jay Bruce, L OBP: 0.323, SLG: 0.523		IHR	K			K		F7		4	1	1	1	0	2	0				
21 Todd Frazier, R OBP: 0.338, SLG: 0.577	48 2B E		BB		F8				BB	2	1	1	0	2	0	0				
48 Ryan Ludwick, R OBP: 0.288, SLG: 0.451	E7		P6		G1-3				K	4	0	1	0	0	1	2				
29 Ryan Hanigan, R OBP: 0.368, SLG: 0.352	L3		G6-3				1B		F9	4	0	1	0	0	0	2				
61 Bronson Arroyo, R OBP: 0.208, SLG: 0.182							FC2-6			3	1	0	0	0	2	2				
33 Jose Arredondo, R ERA: 5.84							2B		2B	0	0	0	0	0	0	0				
51 Sean Marshall, L OBP: 0.158, SLG: 0.194										1	1	1	0	0	0	0				
9 Willie Harris, L OBP: 0.158, SLG: 0.194										0	0	0	0	0	0	0				
54 Aroldis Chapman, L ERA: 9.0										0	0	0	0	0	0	0				
Inning Stats	R: 0 H: 1 E: 0 K: 0 S: 9	H: 3 R: 1 LOB: 1 BB: 0 P: 17	R: 2 H: 3 E: 1 K: 1 S: 12	H: 1 R: 0 LOB: 1 BB: 1 P: 19	R: 2 H: 1 E: 0 K: 1 S: 14	H: 0 R: 0 LOB: 0 BB: 0 P: 24	R: 0 H: 0 E: 0 K: 1 S: 12	H: 0 R: 0 LOB: 0 BB: 0 P: 15	R: 0 H: 0 E: 0 K: 1 S: 10	H: 0 R: 0 LOB: 0 BB: 0 P: 14	R: 2 H: 3 E: 0 K: 0 S: 10	H: 1 R: 0 LOB: 1 BB: 0 P: 16	R: 0 H: 0 E: 0 K: 1 S: 8	H: 0 R: 0 LOB: 1 BB: 0 P: 20	R: 1 H: 3 E: 0 K: 1 S: 13	H: 3 R: 1 LOB: 1 BB: 0 P: 17	1B: 4 2B: 5 3B: 0 HR: 2	SF: 0 SAC: 0 DP: 1 HBP: 1	WP: 0 PB: 0 SB: 0 CS: 0	PA: 40
PITCHER	IP WLS BF H R ER SO BB IBB HBP BLK WP HR S P ERA WHIP	IP WLS BF H R ER SO BB IBB HBP BLK WP HR S P ERA WHIP	IP WLS BF H R ER SO BB IBB HBP BLK WP HR S P ERA WHIP	IP WLS BF H R ER SO BB IBB HBP BLK WP HR S P ERA WHIP	IP WLS BF H R ER SO BB IBB HBP BLK WP HR S P ERA WHIP	IP WLS BF H R ER SO BB IBB HBP BLK WP HR S P ERA WHIP	IP WLS BF H R ER SO BB IBB HBP BLK WP HR S P ERA WHIP	IP WLS BF H R ER SO BB IBB HBP BLK WP HR S P ERA WHIP	IP WLS BF H R ER SO BB IBB HBP BLK WP HR S P ERA WHIP	IP WLS BF H R ER SO BB IBB HBP BLK WP HR S P ERA WHIP	IP WLS BF H R ER SO BB IBB HBP BLK WP HR S P ERA WHIP	IP WLS BF H R ER SO BB IBB HBP BLK WP HR S P ERA WHIP	IP WLS BF H R ER SO BB IBB HBP BLK WP HR S P ERA WHIP	IP WLS BF H R ER SO BB IBB HBP BLK WP HR S P ERA WHIP	IP WLS BF H R ER SO BB IBB HBP BLK WP HR S P ERA WHIP	IP WLS BF H R ER SO BB IBB HBP BLK WP HR S P ERA WHIP	IP WLS BF H R ER SO BB IBB HBP BLK WP HR S P ERA WHIP			
35 Dillon Gee, R ERA: 4.43	6.0	L	25	5	4	3	4	1	0	1	0	0	0	0	0	0	4.50	1.000		
53 Jeremy Hefner, R ERA: 5.84	1.0		6	3	2	2	0	0	0	0	0	0	0	0	0	0	18.00	3.000		
62 Elvin Ramirez, R ERA: 9.0	2.0		9	3	1	1	2	1	0	0	0	0	0	0	0	0	4.50	2.000		

Batter	1	2	3	4	5	6	7	8	9	AB	R	H	RBI	BB	SO	LOB	BOTTOM					
9 Kirk Nieuwenhuis, L OBP: 0.358, SLG: 0.440	G4-3		G1-3			HR		G5-3		4	1	1	1	0	0	0	Cincinnati Reds @ New York Mets Citi Field, Flushing, NY Fri Jun 15 2012, 7:13 PM - 10:02 PM EDT Att: 34,716 - Partly Cloudy - 74 F					
28 Daniel Murphy, L OBP: 0.320, SLG: 0.347	L9				F7		G1-3		G3	4	0	0	0	0	0	0						
5 David Wright, R OBP: 0.466, SLG: 0.579	1B				K		P4			3	0	1	0	0	1	0						
21 Lucas Duda, L OBP: 0.347, SLG: 0.442	K				29 BB		F8		K	3	0	0	0	1	2	2						
29 Ike Davis, L OBP: 0.278, SLG: 0.322									F9	2	1	1	0	1	1	0						
56 Andres Torres, S OBP: 0.331, SLG: 0.325										1	0	0	0	0	0	0						
44 Jason Bay, R OBP: 0.283, SLG: 0.373										0	0	0	0	0	0	0						
12 Scott Hairston, R OBP: 0.328, SLG: 0.592										4	1	1	2	0	2	2						
30 Josh Thole, L OBP: 0.319, SLG: 0.323	F7								K	4	0	0	0	0	1	0						
6 Omar Quintanilla, L OBP: 0.414, SLG: 0.449										3	0	0	0	0	0	0						
35 Dillon Gee, R OBP: 0.053, SLG: 0.105										2	0	0	0	0	1	0						
53 Jeremy Hefner, R OBP: 0.533, SLG: 1.333										0	0	0	0	0	0	0						
1 Jordany Valdespin, L OBP: 0.222, SLG: 0.335										1	0	0	0	0	0	0						
62 Elvin Ramirez, R ERA: 1.09										0	0	0	0	0	0	0						
Inning Stats	R: 0 H: 1 E: 0 K: 1 S: 13	H: 0 R: 0 LOB: 0 BB: 0 P: 20	R: 0 H: 0 E: 0 K: 2 S: 8	H: 0 R: 0 LOB: 0 BB: 0 P: 12	R: 0 H: 0 E: 0 K: 1 S: 11	H: 0 R: 0 LOB: 0 BB: 0 P: 17	R: 0 H: 0 E: 0 K: 1 S: 10	H: 0 R: 0 LOB: 2 BB: 2 P: 19	R: 0 H: 0 E: 0 K: 0 S: 6	H: 0 R: 0 LOB: 0 BB: 0 P: 10	R: 1 H: 1 E: 0 K: 0 S: 10	H: 1 R: 0 LOB: 0 BB: 0 P: 16	R: 2 H: 2 E: 0 K: 0 S: 11	H: 2 R: 0 LOB: 0 BB: 0 P: 13	R: 0 H: 0 E: 0 K: 1 S: 12	H: 0 R: 0 LOB: 1 BB: 0 P: 14	R: 0 H: 0 E: 0 K: 2 S: 8	H: 0 R: 0 LOB: 0 BB: 0 P: 11	1B: 2 2B: 0 3B: 0 HR: 2	SF: 0 SAC: 0 DP: 0 HBP: 1	WP: 0 PB: 0 SB: 0 CS: 0	PA: 34
PITCHER	IP WLS BF H R ER SO BB IBB HBP BLK WP HR S P ERA WHIP	IP WLS BF H R ER SO BB IBB HBP BLK WP HR S P ERA WHIP	IP WLS BF H R ER SO BB IBB HBP BLK WP HR S P ERA WHIP	IP WLS BF H R ER SO BB IBB HBP BLK WP HR S P ERA WHIP	IP WLS BF H R ER SO BB IBB HBP BLK WP HR S P ERA WHIP	IP WLS BF H R ER SO BB IBB HBP BLK WP HR S P ERA WHIP	IP WLS BF H R ER SO BB IBB HBP BLK WP HR S P ERA WHIP	IP WLS BF H R ER SO BB IBB HBP BLK WP HR S P ERA WHIP	IP WLS BF H R ER SO BB IBB HBP BLK WP HR S P ERA WHIP	IP WLS BF H R ER SO BB IBB HBP BLK WP HR S P ERA WHIP	IP WLS BF H R ER SO BB IBB HBP BLK WP HR S P ERA WHIP	IP WLS BF H R ER SO BB IBB HBP BLK WP HR S P ERA WHIP	IP WLS BF H R ER SO BB IBB HBP BLK WP HR S P ERA WHIP	IP WLS BF H R ER SO BB IBB HBP BLK WP HR S P ERA WHIP	IP WLS BF H R ER SO BB IBB HBP BLK WP HR S P ERA WHIP	IP WLS BF H R ER SO BB IBB HBP BLK WP HR S P ERA WHIP	IP WLS BF H R ER SO BB IBB HBP BLK WP HR S P ERA WHIP					
61 Bronson Arroyo, R ERA: 3.84	6.0	W	24	4	3	3	5	2	0	0	0	0	0	0	0	0	4.50	1.000				
33 Jose Arredondo, R ERA: 2.1	1.0	H	3	0	0	0	0	0	0	0	0	8	10	0.00	0.000							
51 Sean Marshall, L ERA: 3.33	1.0	H	4	0	0	0	1	0	0	0	0	12	14	0.00	0.000							
54 Aroldis Chapman, L ERA: 1.09	1.0		3	0	0	0	2	0	0	0	0	8	11	0.00	0.000							



Batter	1	2	3	4	5	6	7	8	9	AB	R	H	RBI	BB	SO	LOB	TOP						
2 Zack Cozart, R OBP: 0.303, SLG: 0.424										5	1	1	0	0	2	3							
15 Wilson Valdez, R OBP: 0.235, SLG: 0.273										4	1	1	0	0	0	1							
19 Joey Votto, L OBP: 0.484, SLG: 0.650										3	0	1	0	1	2	2							
4 Brandon Phillips, R OBP: 0.333, SLG: 0.458										4	0	1	0	0	0	3							
32 Jay Bruce, L OBP: 0.325, SLG: 0.534										3	2	1	3	0	2	2							
21 Todd Frazier, R OBP: 0.343, SLG: 0.571										3	0	1	0	1	1	0							
48 Ryan Ludwick, R OBP: 0.287, SLG: 0.446										4	0	1	1	0	0	3							
39 Devin Mesoraco, R OBP: 0.311, SLG: 0.375										4	0	1	0	0	0	2							
34 Homer Bailey, R OBP: 0.154, SLG: 0.154										2	0	0	0	0	1	1							
9 Willie Harris, L OBP: 0.154, SLG: 0.189										1	0	0	0	0	1	0							
54 Aroldis Chapman, L OBP: 0.311, SLG: 0.375										0	0	0	0	0	0	0							
Inning Stats	R: 3 E: 0 K: 2 S: 14	H: 3 LOB: 0 BB: 0 P: 18	R: 0 E: 0 K: 1 S: 10	H: 0 LOB: 0 BB: 0 P: 13	R: 0 E: 0 K: 1 S: 12	H: 0 LOB: 1 BB: 1 P: 22	R: 1 E: 0 K: 1 S: 21	H: 2 LOB: 2 BB: 0 P: 33	R: 0 E: 0 K: 1 S: 5	H: 0 LOB: 0 BB: 0 P: 7	R: 0 E: 0 K: 1 S: 8	H: 0 LOB: 0 BB: 0 P: 10	R: 0 E: 0 K: 0 S: 8	H: 1 LOB: 1 BB: 0 P: 11	R: 0 E: 0 K: 1 S: 9	H: 2 LOB: 2 BB: 1 P: 19	R: 0 E: 0 K: 1 S: 7	H: 0 LOB: 0 BB: 0 P: 11	1B: 7 2B: 0 3B: 0 HR: 1	SF: 0 SAC: 1 DP: 1 HBP: 1	WP: 0 PB: 0 SB: 0 CS: 0	PA: 37	
PITCHER	IP	WLS	BF	H	R	ER	SO	BB	IBB	HBP	BLK	WP	HR	S	P	ERA	WHIP						
49 Jonathon Niese, L ERA: 3.82	(1, 1)	7.0	L	29	6	4	4	7	1	0	1	0	0	1	78	114	5.14	1.000					
40 Tim Lincecum, L ERA: 3.39	(8, 1)	0.1		3	2	0	0	1	0	0	0	0	0	6	10	0.00	6.000						
47 Miguel Batista, R ERA: 3.78	(8, 1)	1.2		5	0	0	0	1	1	0	0	0	0	10	20	0.00	0.600						

Cincinnati Reds @ New York Mets
Citi Field, Flushing, NY
Sat Jun 16 2012, 7:17 PM - 9:56 PM EDT
Att: 27,988 - Partly Cloudy - 69 F

AB 33
R 4
H 8
RBI 4
BB 2
SO 9
LOB 17



Batter	1	2	3	4	5	6	7	8	9	AB	R	H	RBI	BB	SO	LOB	BOTTOM						
9 Kirk Nieuwenhuis, L OBP: 0.352, SLG: 0.432										4	0	0	0	0	2	2							
28 Daniel Murphy, L OBP: 0.319, SLG: 0.349										4	1	1	0	0	0	0							
40 Tim Byrdak, L OBP: 0.294, SLG: 0.433										3	0	1	1	1	0	0							
5 David Wright, R OBP: 0.461, SLG: 0.580										3	0	1	0	0	0	1							
21 Lucas Duda, L OBP: 0.349, SLG: 0.440										3	0	1	0	0	0	1							
29 Ike Davis, L OBP: 0.278, SLG: 0.320										4	0	1	0	0	0	3							
12 Scott Hairston, R OBP: 0.326, SLG: 0.589										4	0	1	0	0	1	4							
30 Josh Thole, L OBP: 0.294, SLG: 0.433										3	0	1	0	0	0	2							
33 Vinny Rottino, R OBP: 0.294, SLG: 0.433										3	0	0	0	0	0	4							
6 Omar Quintanilla, L OBP: 0.393, SLG: 0.423										0	0	0	0	1	0	0							
56 Andres Torres, S OBP: 0.336, SLG: 0.325										2	0	0	0	0	0	2							
49 Jonathon Niese, L OBP: 0.263, SLG: 0.176	(1, 1)	8.0	W	32	6	1	1	3	1	0	1	0	0	0	0	1							
1 Jordany Valdespin, L OBP: 0.213, SLG: 0.375	(7, PH)	1.0	S	4	0	0	0	1	1	0	0	0	0	11	21	0.00	1.000						
Inning Stats	R: 1 E: 0 K: 1 S: 11	H: 2 LOB: 1 BB: 0 P: 15	R: 0 E: 0 K: 0 S: 12	H: 2 LOB: 2 BB: 0 P: 15	R: 0 E: 0 K: 1 S: 10	H: 1 LOB: 2 BB: 1 P: 17	R: 0 E: 0 K: 0 S: 6	H: 0 LOB: 0 BB: 0 P: 8	R: 0 E: 0 K: 0 S: 7	H: 0 LOB: 0 BB: 0 P: 13	R: 0 E: 0 K: 0 S: 6	H: 1 LOB: 2 BB: 0 P: 12	R: 0 E: 0 K: 1 S: 9	H: 0 LOB: 0 BB: 0 P: 13	R: 0 E: 0 K: 0 S: 6	H: 0 LOB: 0 BB: 0 P: 10	R: 0 E: 0 K: 1 S: 11	H: 0 LOB: 1 BB: 1 P: 21	1B: 3 2B: 3 3B: 0 HR: 0	SF: 0 SAC: 0 DP: 0 HBP: 1	WP: 0 PB: 0 SB: 1 CS: 0	PA: 36	
PITCHER	IP	WLS	BF	H	R	ER	SO	BB	IBB	HBP	BLK	WP	HR	S	P	ERA	WHIP						
34 Homer Bailey, R ERA: 4.03	(1, 1)	8.0	W	32	6	1	1	3	1	0	1	0	0	0	67	103	1.12	0.875					
54 Aroldis Chapman, L ERA: 1.06	(9, 1)	1.0	S	4	0	0	0	1	1	0	0	0	0	11	21	0.00	1.000						

Cincinnati Reds @ New York Mets
Citi Field, Flushing, NY
Sat Jun 16 2012, 7:17 PM - 9:56 PM EDT
Att: 27,988 - Partly Cloudy - 69 F

AB 33
R 1
H 6
RBI 1
BB 2
SO 4
LOB 19



Batter	1	2	3	4	5	6	7	8	9	AB	R	H	RBI	BB	SO	LOB	TOP										
2 Zack Cozart, R OBP: 0.306, SLG: 0.425										4	0	0	0	1	1	3	Cincinnati Reds @ Cleveland Indians Progressive Field, Cleveland, OH Mon Jun 18 2012, 7:17 PM - 10:21 PM EDT Att: 19,948 - Overcast - 74 F										
28 Chris Halsey, R OBP: 0.302, SLG: 0.353										5	0	0	0	0	0	4											
19 Joey Votto, L OBP: 0.491, SLG: 0.667										4	2	2	1	1	1	0											
4 Brandon Phillips, R OBP: 0.336, SLG: 0.460										5	3	3	1	0	0	1											
32 Jay Bruce, L OBP: 0.333, SLG: 0.544										4	3	3	2	1	0	0											
48 Ryan Ludwick, R OBP: 0.296, SLG: 0.460										4	1	2	1	1	1	1											
27 Scott Rolen, R OBP: 0.248, SLG: 0.313										4	0	2	2	0	1	1											
21 Todd Frazier, R OBP: 0.333, SLG: 0.554										4	0	0	0	0	2	4											
29 Ryan Hanigan, R OBP: 0.368, SLG: 0.360										4	0	2	1	0	0	0											
Inning Stats	R: 1 E: 0 K: 0 S: 7	H: 1 LOB: 0 BB: 0 P: 11	R: 2 E: 0 K: 1 S: 15	H: 4 LOB: 2 BB: 0 P: 21	R: 2 E: 0 K: 0 S: 14	H: 3 LOB: 1 BB: 0 P: 26	R: 0 E: 0 K: 0 S: 4	H: 1 LOB: 0 BB: 0 P: 4	R: 2 E: 1 K: 1 S: 14	H: 2 LOB: 0 BB: 0 P: 21	R: 0 E: 0 K: 1 S: 10	H: 0 LOB: 1 BB: 1 P: 18	R: 1 E: 0 K: 0 S: 17	H: 1 LOB: 1 BB: 2 P: 31	R: 0 E: 0 K: 1 S: 10	H: 0 LOB: 0 BB: 0 P: 14	R: 1 E: 0 K: 2 S: 13	H: 2 LOB: 1 BB: 0 P: 19	1B: 8 2B: 5 3B: 0 HR: 2	SF: 0 SAC: 0 DP: 3 HBP: 0	WP: 0 PB: 0 SB: 0 CS: 0	PA: 42					
PITCHER	IP	WLS	BF	H	R	ER	SO	BB	IBB	HBP	BLK	WP	HR	S	P	ERA	WHIP										
26 Derek Lowe, R ERA: 4.3	5.0		25	11	7	7	2	1	0	0	0	0	1	54	83	12.60	2.400										
36 Joe Smith, R ERA: 3.38	1.2	W	7	1	1	1	1	2	0	0	0	0	0	17	33	5.40	1.800										
52 Vinnie Pestano, R ERA: 2.0	1.1	H	5	0	0	0	1	1	0	0	0	0	0	20	30	0.00	0.750										
54 Chris Perez, R ERA: 2.73	1.0	S	5	2	1	1	2	0	0	0	0	0	0	13	19	9.00	2.000										

Batter	1	2	3	4	5	6	7	8	9	AB	R	H	RBI	BB	SO	LOB	BOTTOM										
17 Shin-Soo Choo, L OBP: 0.354, SLG: 0.420										5	1	2	2	0	0	2	Cincinnati Reds @ Cleveland Indians Progressive Field, Cleveland, OH Mon Jun 18 2012, 7:17 PM - 10:21 PM EDT Att: 19,948 - Overcast - 74 F										
13 Adrián Cabrera, S OBP: 0.389, SLG: 0.464										3	1	0	0	1	1	1											
22 Jason Kipnis, L OBP: 0.334, SLG: 0.448										4	0	0	0	0	2	1											
4 Jose Lopez, R OBP: 0.274, SLG: 0.379										4	0	1	0	0	0	0											
23 Michael Brantley, L OBP: 0.321, SLG: 0.599										3	2	2	1	0	0	0											
41 Carlos Santana, S OBP: 0.351, SLG: 0.359										4	2	2	0	0	2	2											
33 Johnny Damon, L OBP: 0.274, SLG: 0.299										3	1	1	1	0	0	2											
2 Aaron Cunningham, R OBP: 0.274, SLG: 0.227										1	0	1	0	0	0	0											
35 Casey Kotchman, L OBP: 0.284, SLG: 0.347										4	1	1	3	0	1	3											
8 Lonnie Chisenhall, L OBP: 0.289, SLG: 0.500										4	2	3	3	0	0	1											
Inning Stats	R: 1 E: 0 K: 1 S: 8	H: 1 LOB: 0 BB: 0 P: 11	R: 3 E: 0 K: 1 S: 15	H: 3 LOB: 0 BB: 0 P: 21	R: 0 E: 0 K: 1 S: 7	H: 0 LOB: 0 BB: 0 P: 9	R: 3 E: 0 K: 1 S: 11	H: 4 LOB: 1 BB: 0 P: 21	R: 0 E: 0 K: 0 S: 7	H: 0 LOB: 0 BB: 0 P: 10	R: 2 E: 0 K: 0 S: 13	H: 3 LOB: 0 BB: 0 P: 25	R: 1 E: 0 K: 2 S: 9	H: 1 LOB: 1 BB: 1 P: 19	R: 0 E: 0 K: 0 S: 10	H: 1 LOB: 1 BB: 0 P: 15	R: 0 E: 0 K: 2 S: 10	H: 1 LOB: 1 BB: 0 P: 15	1B: 5 2B: 4 3B: 1 HR: 3	SF: 1 SAC: 0 DP: 0 HBP: 0	WP: 0 PB: 0 SB: 0 CS: 1	PA: 37					
PITCHER	IP	WLS	BF	H	R	ER	SO	BB	IBB	HBP	BLK	WP	HR	S	P	ERA	WHIP										
55 Mat Latos, R ERA: 5.2	4.0		20	8	7	7	4	0	0	0	0	0	0	20	62	15.75	2.000										
63 Sam LeCure, R ERA: 3.76	2.0	L	8	3	2	2	0	0	0	0	0	0	0	20	35	9.00	1.500										
60 J.J. Hoover, R ERA: 3.06	1.0		5	1	1	1	2	1	0	0	0	0	0	9	19	9.00	2.000										
66 Logan Ondrusek, R ERA: 3.16	1.0		4	1	0	0	0	0	0	0	0	0	0	10	15	0.00	1.000										

AB 38
R 9
H 14
RBI 8
BB 4
SO 6
LOB 14



AB 35
R 10
H 13
RBI 10
BB 1
SO 6
LOB 12



Batter	1	2	3	4	5	6	7	8	9	10	AB	R	H	RBI	BB	SO	LOB	TOP			
2 Zack Cozart, R OBP: 0.312, SLG: 0.432	(1,6) C FF 91 2-1 B FF 89 X FF 92 28 WP 28 1B 2B		(2,1) B FF 90 2-1 B FC 87 X FC 88 P6			(1,2) C CU 74 1-2 B FF 90 F FC 87 X CU 77 28 G6-4-3 1B		(3,2) B FF 92 3-2 B FF 91 C FF 91 X FF 91 4 E 19 G4-3 1B		(1,1) L SI 88 1-1 B SL 89 X SI 89 FC1-5 28 FC5-4	5	1	3	0	0	0	1				
28 Chris Heisey, R OBP: 0.299, SLG: 0.348	(1,8) C FC 90 2-2 B CU 78 F FC 91 B FC 91 X FC 88 4 G5-4-3 1B			(0,0) X FC 85 G3-1		(2,2) C FC 87 2-2 B FF 90 F FC 87 D CU 77 1 SAFE X FC 86 1-2F G6-4-3		(1,1) F FF 93 1-1 B FF 92 X FC 92 P3		(2,1) B SL 79 2-1 C SL 79 B SI 90 X SI 90 FC5-4 19 1B 4 WP	5	1	1	1	0	0	3				
19 Joey Votto, L OBP: 0.490, SLG: 0.665	(1,3) 1 SAFE C FF 91 1-1 B FC 87 X FC 90 P6		(1,0) B FC 90 1-0 X CH 81 G4-3 4 2B			(1,2) B FF 92 1-2 B FC 88 X FC 88 F9		(0,1) C FF 83 0-1 B FF 91 X FC 91 G4-3		(3,2) D SL 83 3-2 C FF 96 F FF 96 B SI 90 B SL 82 X FF 93 4 WP 1B	5	0	2	0	0	0	2				
4 Brandon Phillips, R OBP: 0.333, SLG: 0.454	(1,4) C FF 91 0-2 C CU 76 X CU 77 G5-4-3		(2,1) C FC 87 2-1 B FF 90 D CU 76 X FC 87 G4-3			(1,2) S CU 76 1-2 B CU 77 D CU 77 X CU 77 27 G3-1 48 BB 1B		(1,1) C FF 92 1-1 B SL 89 X SL 89 E5		(3,2) F FF 96 3-2 S SL 84 X FF 96 F FF 96 B SI 90 D SL 83 F FF 98 B FF 98 B FC 98 1-2 3-H F9	5	0	1	0	0	0	4				
32 Jay Bruce, L OBP: 0.328, SLG: 0.534	(1,9) C CH 83 2-2 S FC 89 C CU 74 B FC 91 X FF 92 G4-3		(0,0) X FC 86 G3-1			(1,1) B FC 87 1-1 F FC 87 X FF 90 F8		(1,0) B FF 92 1-0 X FC 92 L9			4	0	0	0	0	0	4				
48 Ryan Ludwick, R OBP: 0.301, SLG: 0.457	(1,10) X FC 89 F8				(2,1) B FF 90 2-1 B FC 85 X FC 88 27 G3 1B		(4,2) B FF 90 4-2 B FC 87 1 SAFE F FC 87 B FC 86 F FC 86 B FC 87 1-2 27 G3-1 BB		(2,2) C FF 94 2-2 B SL 85 F FF 93 B FF 94 X SL 82 G3		3	0	1	0	1	0	0				
27 Scott Rolen, R OBP: 0.239, SLG: 0.300	(1,5) C FC 91 2-2 B FF 92 F CU 78 X FC 92 G4-3				(0,0) X FF 89 G3		(1,2) C FC 87 1-2 F CU 78 B FC 91 X FC 85 G3-1		(3,2) C SL 83 3-2 B FF 93 B FF 94 B FF 94 X FC 94 F9		4	0	0	0	0	0	3				
21 Todd Frazier, R OBP: 0.331, SLG: 0.541	(1,7) F FF 90 1-3 C CU 76 B FC 84 S FC 84 K				(1,1) B FC 86 1-1 C CU 76 X CU 77 G5-3		(4,0) B CU 77 4-0 B CU 79 B FC 91 BB		(2,3) F SL 83 2-3 C FC 84 B SL 83 S SL 83 K		3	0	0	0	1	2	1				
39 Devin Mesoraco, R OBP: 0.302, SLG: 0.363	(1,2) C FC 87 2-3 B FC 84 B FC 78 S FC 84 K				(0,0) X FC 88 G5-3		(2,3) S SL 87 2-3 B FC 87 F FF 98 F FF 98 B SL 86 F FF 98 F FF 97 S FC 84 K			(0,1) C SL 76 0-1 X SI 90 FC1-5 2 2B	3	0	0	0	0	2	4				
9 Willie Harris, L OBP: 0.152, SLG: 0.220	(10,PH) 1 SAFE C FC 87 1-1 B FC 87 X FC 87 FC1-5 2 2B										1	0	1	0	0	0	0				
29 Ryan Hanigan, R OBP: 0.368, SLG: 0.380	(10,2) 1 SAFE C FC 87 1-1 B FC 87 X FC 87 FC1-5 2 2B										0	0	0	0	0	0	0				
Inning Stats	R: 1 E: 0 K: 0 S: 11	H: 2 LOB: 0 BB: 0 P: 16	R: 0 E: 0 K: 10 S: 10	H: 0 LOB: 0 BB: 0 P: 14	R: 0 E: 0 K: 2 S: 8	H: 0 LOB: 0 BB: 0 P: 13	R: 0 E: 0 K: 0 S: 5	H: 1 LOB: 1 BB: 0 P: 8	R: 0 E: 0 K: 0 S: 6	H: 1 LOB: 3 BB: 0 P: 9	R: 0 E: 0 K: 1 S: 17	H: 1 LOB: 2 BB: 0 P: 16	R: 0 E: 0 K: 12 S: 19	H: 0 LOB: 0 BB: 0 P: 19	R: 1 E: 0 K: 0 S: 16	H: 2 LOB: 1 BB: 0 P: 25	1B: 6 2B: 3 3B: 0 HR: 0	SF: 0 SAC: 0 DP: 2 HBP: 0	WP: 3 PB: 0 SB: 0 CS: 0	PA: 40	
PITCHER	IP 6.2	WLS 26	BF 6	H 1	R 1	ER 1	SO 2	BB 2	IBB 0	HBP 0	BLK 0	WP 1	HR 0	S 60	P 95	ERA 1.35	WHIP 1.200				
43 Josh Tomlin, R ERA: 5.12	(1,1)																				
32 Esmil Rogers, R ERA: 6.89	(7,1)	0.1	1	0	0	0	1	0	0	0	0	0	0	0	7	9	0.00	0.000			
52 Vinnie Pestano, R ERA: 1.93	(8,1)	1.0	5	1	0	0	0	0	0	0	0	0	0	10	16	0.00	1.000				
54 Chris Perez, R ERA: 2.63	(9,1)	1.0	3	0	0	0	1	0	0	0	0	0	0	12	19	0.00	0.000				
36 Joe Smith, R ERA: 3.6	(10,1)	0.2	3	1	1	1	0	0	0	0	0	0	0	6	9	13.50	1.500				

Cincinnati Reds @ Cleveland Indians
Progressive Field, Cleveland, OH
Tue Jun 19 2012, 7:08 PM - 10:34 PM EDT
Att: 17,213 - Clear - 84 F

AB 38
R 2
H 9
RBI 1
BB 2
SO 4
LOB 22



Batter	1	2	3	4	5	6	7	8	9	10	AB	R	H	RBI	BB	SO	LOB	BOTTOM				
17 Shin-Soo Choo, L OBP: 0.362, SLG: 0.430	(1,9) X SI 87 0-0 13 1B 2B		(4,2) B SI 89 4-2 B SI 91 C FC 91 X SI 91 B FC 90 13 1B BB			(2,2) F KC 75 2-2 B SI 89 C FC 87 B SL 82 X SI 91 L4		(0,0) X CU 77 1B			(3,1) B SL 86 3-1 B FF 97 B FF 95 C FF 95 X FC 94 13 HR 1B	4	1	3	0	1	0	0				
13 Adrián Cabrera, S OBP: 0.389, SLG: 0.476	(1,6) F SI 89 3-3 C FC 88 F SI 89 B SI 90 S SL 82 K		(2,2) C FC 90 2-2 B FC 88 1 SAFE B SL 83 X SL 82 1B			(2,1) C KC 78 2-1 B SI 82 B FC 89 X FC 91 F7		(0,0) 1 SAFE X SI 92 L6		(1,1) 1 SAFE 3-1 X FC 94 HR	5	1	2	2	0	1	2					
22 Jason Kipnis, L OBP: 0.330, SLG: 0.441	(1,4) X CH 83 0-0 F7		(3,2) B SI 92 3-2 B FC 89 C FC 77 C FC 92 X FC 91 G3-1			(2,0) B KC 76 2-0 B CH 85 X SI 90 G4-3					4	0	0	0	0	1	3					
41 Carlos Santana, S OBP: 0.350, SLG: 0.361	(1,2) B FF 88 2-3 S FC 89 C CH 84 S SI 92 K				(2,2) C KC 78 2-2 B SI 88 F FC 92 B FC 90 X CH 86 23 G4-3 35 1B 2B		(2,3) B SI 88 2-3 B FC 90 B FC 90 C FC 92 X SI 91 K			(2,2) B CU 76 2-2 B SL 85 C CU 76 1 SAFE S SI 92 X FC 91 G6-3	4	1	1	0	0	2	2					
23 Michael Brantley, L OBP: 0.320, SLG: 0.397	(1,8) B CH 86 2-1 B SI 87 C CH 82 X FC 89 G4-3		(1,0) B SI 89 1-0 X SI 91 G4-3			(3,2) B CU 76 3-2 B FF 90 C SI 90 X SI 90 G4-3				(1,0) B SL 83 1-0 X SL 82 4 G6-3 1B	4	0	1	0	0	0	1					
35 Casey Kotchman, L OBP: 0.290, SLG: 0.351	(1,3) B SI 88 2-0 B SI 89 X FC 90 E5				(2,2) B FF 91 2-2 C SI 92 C FC 91 X SI 91 9 1B						3	0	2	1	0	0	0					
4 Jose Lopez, R OBP: 0.272, SLG: 0.376	(9,PH) (10,3) 9 G6-3 1B				(3,3) 1 SAFE B SI 87 B CH 87 C FC 92 X FC 91 G4-3						1	0	0	0	0	0	1					
9 Jack Hannahan, L OBP: 0.338, SLG: 0.397	(1,5) F KC 75 3-2 B SI 88 B SI 89 B FC 90 X SI 91 G6-3				(1,1) 1 SAFE B SI 90 X SI 91 1B						4	0	1	0	0	1	2					
47 Shelley Duncan, R OBP: 0.295, SLG: 0.320	(1,7) B SL 81 1-3 C SI 92 S SL 83 K				(2,2) B SI 91 2-2 C SI 91 X FC 90 L8						3	0	0	0	0	1	3					
2 Aaron Cunningham, R OBP: 0.270, SLG: 0.224	(8,7) 2 K				(1,1) B SI 91 1-1 C SI 91 X FC 90 L6						1	0	0	0	0	1	1					
8 Lonnie Chisenhall, L OBP: 0.250, SLG: 0.464	(1,10) F SI 89 0-1 X FC 90 F9				(2,2) F FF 88 2-2 S FC 88 B SL 88 X FC 91 L6						4	0	0	0	0	0	2					
Inning Stats	R: 0 E: 0 K: 2 S: 9	H: 1 LOB: 1 BB: 0 P: 14	R: 0 E: 1 K: 1 S: 9	H: 1 LOB: 1 BB: 0 P: 17	R: 0 E: 0 K: 0 S: 11	H: 1 LOB: 1 BB: 1 P: 20	R: 1 E: 0 K: 0 S: 19	H: 3 LOB: 2 BB: 0 P: 29	R: 0 E: 0 K: 0 S: 6	H: 0 LOB: 0 BB: 0 P: 12	R: 0 E: 0 K: 0 S: 5	H: 0 LOB: 0 BB: 0 P: 8	R: 0 E: 0 K: 1 S: 9	H: 1 LOB: 1 BB: 0 P: 14	R: 0 E: 0 K: 2 S: 11	H: 1 LOB: 1 BB: 0 P: 18	R: 2 E: 0 K: 0 S: 5	H: 2 LOB: 0 BB: 0 P: 11	1B: 7 2B: 2 3B: 0 HR: 1	SF: 0 SAC: 0 DP: 0 HBP: 0	WP: 0 PB: 0 SB: 0 CS: 0	PA: 38
PITCHER	IP 7.0	WLS 27	BF 6	H 1	R 1	ER 1	SO 4	BB 1	IBB 0	HBP 0	BLK 0	WP 0	HR 0	S 68	P 114	ERA 1.29	WHIP 1.000					
44 Mike Leake, R ERA: 4.7	(1,1)																					
51 Sean Marshall, L ERA: 2.93	(8,1)	2.0	8	2	0	0	3	0	0	0	0	0	0	20	32	0.00	1.000					
54 Aroldis Chapman, L ERA: 1.57	(10,1)	0.1	L	3	2	2	0	0	0	0	0	0	1	5	11	54.00	6.000					

Cincinnati Reds @ Cleveland Indians
Progressive Field, Cleveland, OH
Tue Jun 19 2012, 7:08 PM - 10:34 PM EDT
Att: 17,213 - Clear - 84 F

AB 37
R 3
H 10
RBI 3
BB 1
SO 7
LOB 17



Batter	1	2	3	4	5	6	7	8	9	AB	R	H	RBI	BB	SO	LOB	TOP										
2 Denard Span, L OBP: 0.347, SLG: 0.387	G6-3		G3		G1-3			P6		4	0	0	1	1	0	0											
11 Ben Revers, L OBP: 0.344, SLG: 0.381	1B		E6 16 S 16 SF9	1B		33 BB 16 BB		SF9		4	1	4	1	0	0	0											
16 Josh Willingham, R OBP: 0.383, SLG: 0.538	G2-3		SF9			33 BB		G5-3		3	0	0	1	1	0	4											
33 Justin Morneau, L OBP: 0.306, SLG: 0.457	K		G4-3			24 FC6		G6-3		4	0	0	0	1	1	2											
24 Trevor Plouffe, R OBP: 0.333, SLG: 0.548		18 2B 20 G6-3		G6-3		FC6		K		5	1	1	0	0	2	4											
18 Ryan Doumit, S OBP: 0.326, SLG: 0.438				HR						4	2	4	1	0	0	0											
20 Brian Dozier, R OBP: 0.251, SLG: 0.317	G6-3		F8					P3		4	0	0	1	0	0	3											
8 Jamey Carroll, R OBP: 0.337, SLG: 0.306	K		F8							4	1	1	0	0	2	1											
53 Nick Blackburn, R 7 Joe Mauer, L 62 Liam Hendriks, R 60 Jeff Gray, R 31 Alex Burnett, R 19 Darin Mastroianni, R 61 Jared Burton, R 15 Glen Perkins, L	K				G4-3					2	0	0	0	0	1	1											
Inning Stats	R: 0 E: 0 K: 1 S: 10	H: 1 LOB: 1 BB: 0 P: 17	R: 1 E: 0 K: 2 S: 18	H: 2 LOB: 1 BB: 0 P: 24	R: 1 E: 1 K: 0 S: 10	H: 1 LOB: 0 BB: 0 P: 13	R: 1 E: 0 K: 0 S: 6	H: 1 LOB: 0 BB: 0 P: 9	R: 0 E: 0 K: 0 S: 15	H: 1 LOB: 3 BB: 2 P: 28	R: 2 E: 0 K: 0 S: 16	H: 2 LOB: 2 BB: 2 P: 28	R: 0 E: 0 K: 1 S: 9	H: 1 LOB: 1 BB: 0 P: 15	R: 0 E: 0 K: 2 S: 10	H: 0 LOB: 0 BB: 0 P: 12	R: 0 E: 0 K: 1 S: 9	H: 1 LOB: 1 BB: 0 P: 12	1B: 8 2B: 1 3B: 0 HR: 1	SF: 2 SAC: 0 DP: 0 HBP: 0	WP: 0 PB: 0 SB: 2 CS: 0	PA: 41					
PITCHER	IP	WLS	BF	H	R	ER	SO	BB	IBB	HBP	BLK	WP	HR	S	P	ERA	WHIP										
34 Homer Bailey, R ERA: 4.2	5.1	L	27	8	5	4	3	3	0	0	0	0	1	69	106	6.75	2.062										
45 Bill Bray, L ERA: 12.0	0.1	B	2	0	0	0	0	1	0	0	0	0	0	3	7	0.00	3.000										
66 Logan Ondrusek, R ERA: 3.0	0.1		1	0	0	0	0	0	0	0	0	0	0	3	6	0.00	0.000										
63 Sam LeCure, R ERA: 3.49	2.0		7	1	0	0	3	0	0	0	0	0	0	19	27	0.00	0.500										
51 Sean Marshall, L ERA: 2.93	1.0		4	1	0	0	1	0	0	0	0	0	0	9	12	0.00	1.000										

Minnesota Twins @ Cincinnati Reds
Great American Ball Park, Cincinnati, OH
Fri Jun 22 2012, 7:13 PM - 10:32 PM EDT
Att: 33,531 - Partly Cloudy - 88 F

AB	35
R	5
H	10
RBI	5
BB	4
SO	7
LOB	15



Batter	1	2	3	4	5	6	7	8	9	AB	R	H	RBI	BB	SO	LOB	BOTTOM										
2 Zack Cozart, R OBP: 0.305, SLG: 0.422	28 HR		F8		F8		G5-3		K	5	1	1	0	0	1	2											
28 Chris Heisey, R OBP: 0.306, SLG: 0.371	HR				K		G4-3		K	5	1	2	2	0	2	2											
19 Joey Volto, L OBP: 0.483, SLG: 0.650	4 G4-3		F8		F7		G4-3			3	0	0	0	1	0	1											
4 Brandon Phillips, R OBP: 0.328, SLG: 0.445	G4-3		F8			27 1B 48 BB		G6-3		4	0	1	0	0	0	2											
32 Jay Bruce, L OBP: 0.324, SLG: 0.521					P5		F7		F8	3	0	0	0	1	0	1											
48 Ryan Ludwick, R OBP: 0.305, SLG: 0.461	F9				27 HR		27 1B		P3	3	1	1	0	1	0	1											
27 Scott Rolen, R OBP: 0.250, SLG: 0.336	G1-3				HR					4	1	3	2	0	0	0											
39 Devin Mesoraco, R OBP: 0.294, SLG: 0.351	G6-3		G6-3							3	0	0	0	0	1	3											
15 Wilson Valdez, R OBP: 0.233, SLG: 0.288					G6-3		K		SH1-4	0	0	0	0	0	0	0											
34 Homer Bailey, R 45 Bill Bray, L 66 Logan Ondrusek, R 21 Todd Frazier, R 63 Sam LeCure, R 51 Sean Marshall, L 29 Ryan Hanigan, R	F9				K		F8			2	0	0	0	0	1	0											
Inning Stats	R: 2 E: 0 K: 0 S: 11	H: 2 LOB: 1 BB: 2 P: 23	R: 0 E: 0 K: 0 S: 6	H: 0 LOB: 0 BB: 0 P: 7	R: 0 E: 0 K: 0 S: 8	H: 1 LOB: 1 BB: 0 P: 10	R: 2 E: 0 K: 1 S: 10	H: 2 LOB: 0 BB: 0 P: 14	R: 0 E: 0 K: 1 S: 11	H: 2 LOB: 3 BB: 1 P: 15	R: 0 E: 0 K: 0 S: 16	H: 2 LOB: 0 BB: 1 P: 26	R: 0 E: 0 K: 0 S: 5	H: 0 LOB: 0 BB: 0 P: 8	R: 0 E: 0 K: 0 S: 9	H: 0 LOB: 0 BB: 0 P: 12	R: 0 E: 0 K: 2 S: 14	H: 2 LOB: 2 BB: 0 P: 18	1B: 5 2B: 2 3B: 0 HR: 2	SF: 0 SAC: 1 DP: 1 HBP: 0	WP: 0 PB: 0 SB: 0 CS: 0	PA: 38					
PITCHER	IP	WLS	BF	H	R	ER	SO	BB	IBB	HBP	BLK	WP	HR	S	P	ERA	WHIP										
53 Nick Blackburn, R ERA: 7.45	5.0	W	21	5	4	4	2	2	0	0	0	0	2	46	69	0.00	1.400										
60 Jeff Gray, R ERA: 4.4	0.1	H	4	2	0	0	0	1	0	0	0	0	0	10	18	0.00	9.000										
31 Alex Burnett, R ERA: 2.0	1.2	H	5	0	0	0	1	0	0	0	0	0	0	11	16	0.00	0.000										
61 Jared Burton, R ERA: 3.1	1.0	H	3	0	0	0	0	0	0	0	0	0	0	9	12	0.00	0.000										
15 Glen Perkins, L ERA: 2.93	1.0	S	5	2	0	0	2	0	0	0	0	0	0	14	18	0.00	2.000										

Minnesota Twins @ Cincinnati Reds
Great American Ball Park, Cincinnati, OH
Fri Jun 22 2012, 7:13 PM - 10:32 PM EDT
Att: 33,531 - Partly Cloudy - 88 F

AB	34
R	4
H	9
RBI	4
BB	3
SO	5
LOB	15



Batter	1	2	3	4	5	6	7	8	9	AB	R	H	RBI	BB	SO	LOB	TOP										
2 Denard Span, L (1.8) OBP: 0.342, SLG: 0.381										4	0	0	0	0	0	0	Minnesota Twins @ Cincinnati Reds Great American Ball Park, Cincinnati, OH Sat Jun 23 2012, 4:14 PM - 6:51 PM EDT Att: 41,750 - Partly Cloudy - 90 F										
11 Ben Revers, L (1.9) OBP: 0.335, SLG: 0.371										4	0	0	0	0	0	0											
7 Joe Mauer, L (1.3) OBP: 0.414, SLG: 0.429										4	0	1	0	0	0	0											
16 Josh Willingham, R (1.7) OBP: 0.385, SLG: 0.535										3	0	1	0	0	2	1											
24 Trevor Plouffe, R (1.5) OBP: 0.328, SLG: 0.538										3	0	0	0	0	3	2											
18 Ryan Doumit, S (1.2) OBP: 0.326, SLG: 0.437										3	0	1	0	0	2	1											
20 Brian Dozier, R (1.6) OBP: 0.247, SLG: 0.311										3	0	0	0	0	1	2											
8 Jamey Carroll, R (1.4) OBP: 0.337, SLG: 0.303										2	0	0	0	1	0	0											
52 Brian Duensing, L (1.1)										1	0	0	0	0	1	0											
51 Anthony Swarzak, R (4.1)										1	0	0	0	0	1	2											
27 Chris Parmelee, L (6. PH)										1	0	0	0	0	0	0											
55 Matt Capps, R (8.1)										0	0	0	0	0	0	0											
Inning Stats	R: 0 E: 0 K: 0 S: 10	H: 0 LOB: 0 BB: 0 P: 16	R: 0 E: 0 K: 2 S: 9	H: 1 LOB: 0 BB: 0 P: 14	R: 0 E: 0 K: 1 S: 7	H: 0 LOB: 0 BB: 0 P: 12	R: 0 E: 0 K: 1 S: 11	H: 1 LOB: 1 BB: 0 P: 15	R: 0 E: 0 K: 2 S: 14	H: 0 LOB: 1 BB: 1 P: 25	R: 0 E: 0 K: 0 S: 13	H: 0 LOB: 0 BB: 0 P: 18	R: 0 E: 0 K: 3 S: 11	H: 0 LOB: 1 BB: 0 P: 18	R: 0 E: 0 K: 0 S: 11	H: 0 LOB: 0 BB: 0 P: 15	R: 0 E: 0 K: 1 S: 8	H: 0 LOB: 0 BB: 0 P: 12	1B: 2 2B: 2 HR: 0	SF: 0 SAC: 0 HBP: 1	WP: 0 PB: 0 SB: 0 CS: 1	PA: 31					
PITCHER	IP	WLS	BF	H	R	ER	SO	BB	IBB	HBP	BLK	WP	HR	S	P	ERA	WHIP										
47 Johnny Cueto, R (1.1) ERA: 2.21	7.0	W	25	3	0	0	9	1	0	1	0	0	0	75	118	0.00	0.571										
33 Jose Arredondo, R (8.1) ERA: 1.99	1.0		3	0	0	0	0	0	0	0	0	0	0	11	15	0.00	0.000										
31 Alfredo Simon, R (9.1) ERA: 1.91	1.0		3	0	0	0	1	0	0	0	0	0	0	8	12	0.00	0.000										

AB	29
R	0
H	3
RBI	0
BB	1
SO	10
LOB	8



Batter	1	2	3	4	5	6	7	8	9	AB	R	H	RBI	BB	SO	LOB	BOTTOM										
2 Zack Cozart, R (1.6) OBP: 0.300, SLG: 0.414										5	0	0	0	0	1	5	Minnesota Twins @ Cincinnati Reds Great American Ball Park, Cincinnati, OH Sat Jun 23 2012, 4:14 PM - 6:51 PM EDT Att: 41,750 - Partly Cloudy - 90 F										
28 Chris Heisey, R (1.8) OBP: 0.305, SLG: 0.368										4	0	1	0	0	1	0											
19 Joey Volto, L (1.3) OBP: 0.484, SLG: 0.645										2	1	0	0	2	0	1											
4 Brandon Phillips, R (1.4) OBP: 0.327, SLG: 0.454										4	1	1	2	0	1	1											
32 Jay Bruce, L (1.9) OBP: 0.326, SLG: 0.525										4	2	2	0	0	0	0											
27 Scott Rolen, R (1.5) OBP: 0.297, SLG: 0.355										3	2	2	1	1	0	0											
21 Todd Frazier, R (1.7) OBP: 0.333, SLG: 0.546										4	0	2	0	0	0	2											
29 Ryan Hanigan, R (1.2) OBP: 0.369, SLG: 0.352										2	0	0	0	2	0	3											
47 Johnny Cueto, R (1.1) ERA: 3.82	3.0	L	15	4	4	4	4	2	0	0	0	0	0	0	0	0		AB 31 R 6 H 8 RBI 5 BB 5 SO 4 LOB 16									
33 Jose Arredondo, R (8.1) ERA: 4.83	4.0		16	3	1	1	2	0	2	0	0	0	0	0	0	0											
43 Miguel Cairo, R (6. PH)	1.0		6	1	1	0	1	1	0	0	0	0	0	0	0	0											
31 Alfredo Simon, R (9.1) ERA: 3.42	1.0		6	1	1	0	1	1	0	0	0	0	0	0	0	0											
Inning Stats	R: 0 E: 0 K: 0 S: 15	H: 0 LOB: 1 BB: 1 P: 21	R: 0 E: 0 K: 0 S: 7	H: 1 LOB: 0 BB: 0 P: 14	R: 0 E: 0 K: 1 S: 7	H: 0 LOB: 0 BB: 0 P: 9	R: 4 E: 0 K: 0 S: 16	H: 3 LOB: 1 BB: 2 P: 33	R: 0 E: 0 K: 2 S: 7	H: 0 LOB: 0 BB: 0 P: 9	R: 0 E: 0 K: 0 S: 13	H: 2 LOB: 2 BB: 1 P: 22	R: 0 E: 0 K: 0 S: 4	H: 1 LOB: 0 BB: 0 P: 4	R: 1 E: 1 K: 1 S: 13	H: 1 LOB: 2 BB: 1 P: 23	1B: 4 2B: 3 HR: 1	SF: 0 SAC: 1 HBP: 0	WP: 0 PB: 0 SB: 0 CS: 0	PA: 37							
PITCHER	IP	WLS	BF	H	R	ER	SO	BB	IBB	HBP	BLK	WP	HR	S	P	ERA	WHIP										
52 Brian Duensing, L (1.1)	3.0	L	15	4	4	4	4	2	0	0	0	0	0	0	0	12.00	2.000										
51 Anthony Swarzak, R (4.1)	4.0		16	3	1	1	2	0	2	0	0	0	0	29	49	2.25	0.750										
55 Matt Capps, R (8.1)	1.0		6	1	1	0	1	1	0	0	0	0	0	13	23	0.00	2.000										



Batter	1	2	3	4	5	6	7	8	9	AB	R	H	RBI	BB	SO	LOB	TOP					
7 Norichika Aoki, L (1,9) OBP: 0.348, SLG: 0.445	4-2 F8 2 1B BB		0-1 B3			2-1 HR		2-2 F8		3	1	1	1	1	0	0	Milwaukee Brewers @ Cincinnati Reds Great American Ball Park, Cincinnati, OH Mon Jun 25 2012, 7:13 PM - 9:46 PM EDT Att: 34,485 - Clear - 84 F					
2 Nyjer Morgan, L (1,8) OBP: 0.305, SLG: 0.302	1 SAFE FC 91		0-3 K			0-2 G6-3		0-1 G4-3		4	0	1	0	0	1	0						
8 Ryan Braun, R (1,7) OBP: 0.394, SLG: 0.602	1-3 K					1-3 K		0-3 K		4	0	0	0	0	3	2						
16 Aramis Ramirez, R (1,5) OBP: 0.343, SLG: 0.484	2-2 F8					2-3 K				4	0	0	0	0	1	2						
1 Corey Hart, R (1,3) OBP: 0.305, SLG: 0.487	0-3 K									4	0	0	0	0	2	2						
23 Rickie Weeks Jr., R (1,4) OBP: 0.310, SLG: 0.303		0-3 K				1-3 K				4	0	1	0	0	3	0						
12 Martin Maldonado, R (1,2) OBP: 0.333, SLG: 0.479		0-3 K								3	0	1	0	0	2	1						
3 Cesar Izturis, S (1,6) OBP: 0.222, SLG: 0.240		0-2 G3-1								2	0	0	0	0	0	1						
9 George Kottaras, L (7,PH) OBP: 0.442, SLG: 0.429										0	0	0	0	1	0	0						
50 Kameron Loe, R (7,1) 26 Manny Parra, L (8,1) 61 Livan Hernandez, R (8,1)										0	0	0	0	0	0	0						
49 Yovani Gallardo, R (1,1) OBP: 0.097, SLG: 0.129										2	0	0	0	0	1	1						
45 Travis Ishikawa, L (7,PH) OBP: 0.315, SLG: 0.508										1	0	0	0	0	2	2						
21 Cody Ransom, R (7,6) OBP: 0.302, SLG: 0.362										0	0	0	0	0	0	0						
Inning Stats	R: 0 E: 0 K: 2 S: 14	H: 1 LOB: 2 BB: 1 P: 21	R: 0 E: 0 K: 2 S: 9	H: 0 LOB: 0 BB: 0 P: 9	R: 0 E: 0 K: 2 S: 8	H: 0 LOB: 0 BB: 0 P: 8	R: 0 E: 0 K: 0 S: 5	H: 0 LOB: 0 BB: 0 P: 6	R: 0 E: 0 K: 1 S: 8	H: 1 LOB: 1 BB: 0 P: 9	R: 1 E: 0 K: 2 S: 12	H: 1 LOB: 0 BB: 0 P: 17	R: 0 E: 0 K: 2 S: 10	H: 1 LOB: 2 BB: 1 P: 18	R: 0 E: 0 K: 1 S: 8	H: 0 LOB: 0 BB: 0 P: 10	R: 0 E: 0 K: 1 S: 6	H: 0 LOB: 0 BB: 0 P: 11	1B: 2 2B: 1 3B: 0 HR: 1	SF: 0 SAC: 0 DP: 0 HBP: 0	WP: 0 PB: 0 SB: 0 CS: 0	PA: 33
PITCHER 55 Mat Latos, R (1,1) ERA: 4.77	IP: 9.0 WLS: W BF: 33	H: 4 R: 1 ER: 1 SO: 13	BB: 2 IBB: 0 HBP: 0 BLK: 0	WP: 0 HR: 1 S: 80 P: 109	ERA: 1.00 WHIP: 0.667	PITCHER										IP: 9.0 WLS: W BF: 33	H: 4 R: 1 ER: 1 SO: 13	BB: 2 IBB: 0 HBP: 0 BLK: 0	WP: 0 HR: 1 S: 80 P: 109	ERA: 1.00 WHIP: 0.667		

AB	31
R	1
H	4
RBI	1
BB	2
SO	13
LOB	11



Batter	1	2	3	4	5	6	7	8	9	AB	R	H	RBI	BB	SO	LOB	BOTTOM			
2 Zack Cozart, R (1,6) OBP: 0.299, SLG: 0.409	1-0 P4		1-0 G6-4-3							3	0	0	0	1	1	3	Milwaukee Brewers @ Cincinnati Reds Great American Ball Park, Cincinnati, OH Mon Jun 25 2012, 7:13 PM - 9:46 PM EDT Att: 34,485 - Clear - 84 F			
6 Drew Stubbs, R (1,8) OBP: 0.308, SLG: 0.382	4-1 19 L9-3 BB									3	2	2	0	1	1	1				
19 Joey Votto, L (1,3) OBP: 0.481, SLG: 0.645	1-1 L9-3									3	1	0	0	1	1	3				
4 Brandon Phillips, R (1,4) OBP: 0.326, SLG: 0.451		0-1 L8								3	0	1	1	0	0	0				
32 Jay Bruce, L (1,9) OBP: 0.324, SLG: 0.520		3-2 F8								4	0	1	2	0	0	1				
27 Scott Rolen, R (1,5) OBP: 0.264, SLG: 0.342		3-3 K								4	0	0	0	0	4	2				
48 Ryan Ludwick, R (1,7) OBP: 0.309, SLG: 0.459			3-1 G6-3							2	0	0	0	1	0	0				
29 Ryan Hanigan, R (1,2) OBP: 0.368, SLG: 0.359			2-2 55 1B							3	0	1	0	0	0	2				
55 Mat Latos, R (1,1) OBP: 0.192, SLG: 0.130			0-1 G6-4-3							3	0	2	0	0	1	0				
Inning Stats	R: 0 E: 0 K: 0 S: 4	H: 0 LOB: 0 BB: 1 P: 10	R: 0 E: 0 K: 1 S: 12	H: 0 LOB: 0 BB: 0 P: 18	R: 0 E: 0 K: 0 S: 8	H: 2 LOB: 1 BB: 0 P: 14	R: 2 E: 0 K: 1 S: 13	H: 2 LOB: 2 BB: 2 P: 29	R: 0 E: 0 K: 2 S: 10	H: 0 LOB: 1 BB: 1 P: 16	R: 0 E: 0 K: 1 S: 12	H: 0 LOB: 0 BB: 0 P: 20	R: 0 E: 0 K: 1 S: 7	H: 1 LOB: 0 BB: 0 P: 8	R: 1 E: 0 K: 2 S: 12	H: 2 LOB: 1 BB: 0 P: 16		1B: 3 2B: 5 3B: 0 HR: 0	SF: 0 SAC: 1 DP: 2 HBP: 0	WP: 0 PB: 0 SB: 2 CS: 0
PITCHER 49 Yovani Gallardo, R (1,1) ERA: 4.14	IP: 6.0 WLS: L BF: 24	H: 4 R: 2 ER: 2 SO: 5	BB: 4 IBB: 0 HBP: 0 BLK: 0	WP: 0 HR: 0 S: 59 P: 107	ERA: 3.00 WHIP: 1.333	PITCHER										IP: 6.0 WLS: L BF: 24	H: 4 R: 2 ER: 2 SO: 5	BB: 4 IBB: 0 HBP: 0 BLK: 0	WP: 0 HR: 0 S: 59 P: 107	ERA: 3.00 WHIP: 1.333
50 Kameron Loe, R (7,1) ERA: 3.55	1.0	5	2	1	1	1	0	0	0	0	0	8	9	9.00	2.000					
26 Manny Parra, L (8,1) ERA: 4.81	0.2	3	1	0	0	1	0	0	0	0	0	8	11	0.00	1.500					
61 Livan Hernandez, R (8,1) ERA: 4.88	0.1	1	0	0	0	1	0	0	0	0	0	3	4	0.00	0.000					



Batter	1	2	3	4	5	6	7	8	9	AB	R	H	RBI	BB	SO	LOB	TOP					
2 Zack Cozart, R OBP: 0.291, SLG: 0.396										4	0	0	0	0	1	1	<p>Cincinnati Reds @ San Francisco Giants AT&T Park, San Francisco, CA Thu Jun 28 2012, 7:19 PM - 9:57 PM PDT Att. 41,626 - Clear - 61 F</p>					
6 Drew Stubbs, R OBP: 0.314, SLG: 0.390										2	0	0	0	2	1	1						
19 Joey Votto, L OBP: 0.474, SLG: 0.636									3	0	0	0	0	1	2							
27 Scott Rolen, R OBP: 0.250, SLG: 0.322									3	0	0	0	0	0	1							
32 Jay Bruce, L OBP: 0.319, SLG: 0.515									3	0	0	0	0	1	0							
21 Todd Frazier, R OBP: 0.323, SLG: 0.530									3	0	0	0	0	3	0							
39 Devin Mesoraco, R OBP: 0.293, SLG: 0.356									0	0	0	0	0	0	0							
43 Miguel Cairo, R OBP: 0.156, SLG: 0.218									3	0	0	0	0	1	0							
29 Ryan Hanigan, R OBP: 0.361, SLG: 0.351										3	0	1	0	0	0	0						
33 Jose Arredondo, R (8, 1)										0	0	0	0	0	0	0						
47 Johnny Cueto, R OBP: 0.100, SLG: 0.133										1	0	0	0	0	0	0						
63 Sam LeCure, R (7, 1)										0	0	0	0	0	0	0						
28 Chris Heisey, R OBP: 0.300, SLG: 0.362										1	0	0	0	0	0	0						
Inning Stats	R: 0 E: 0 K: 1 S: 7	H: 0 LOB: 1 BB: 1 P: 16	R: 0 E: 0 K: 1 S: 8	H: 0 LOB: 0 BB: 0 P: 11	R: 0 E: 0 K: 0 S: 7	H: 0 LOB: 0 BB: 0 P: 10	R: 0 E: 0 K: 1 S: 7	H: 0 LOB: 0 BB: 1 P: 14	R: 0 E: 0 K: 2 S: 9	H: 0 LOB: 3 BB: 0 P: 12	R: 0 E: 0 K: 1 S: 8	H: 1 LOB: 1 BB: 0 P: 11	R: 0 E: 0 K: 0 S: 8	H: 0 LOB: 0 BB: 0 P: 10	R: 0 E: 0 K: 2 S: 11	H: 0 LOB: 0 BB: 0 P: 14	R: 0 E: 0 K: 0 S: 7	H: 0 LOB: 0 BB: 0 P: 9	1B: 1 2B: 0 3B: 0 HR: 0	SF: 0 SAC: 1 DP: 0 HBP: 0	WP: 0 PB: 0 SB: 1 CS: 1	PA: 29
PITCHER	IP: 9.0 WLS: W BF: 29 H: 1 R: 0 ER: 0 SO: 8 BB: 2 IBB: 0 HBP: 0 BLK: 0 WP: 0 HR: 0 S: 72 P: 107 ERA: 0.00 WHIP: 0.333																					

AB	26
R	0
H	1
RBI	0
BB	2
SO	8
LOB	5



Batter	1	2	3	4	5	6	7	8	9	AB	R	H	RBI	BB	SO	LOB	BOTTOM			
7 Grégor Blanco, L OBP: 0.351, SLG: 0.398										3	1	1	1	0	0	0	<p>Cincinnati Reds @ San Francisco Giants AT&T Park, San Francisco, CA Thu Jun 28 2012, 7:19 PM - 9:57 PM PDT Att. 41,626 - Clear - 61 F</p>			
5 Ryan Theriot, R OBP: 0.307, SLG: 0.317										4	0	1	1	0	0	3				
53 Melky Cabrera, S OBP: 0.398, SLG: 0.523									2	1	2	0	2	0	0					
28 Buster Posey, R OBP: 0.368, SLG: 0.481									3	1	1	0	1	0	3					
16 Ángel Pagán, S OBP: 0.343, SLG: 0.420										3	1	1	1	1	0	3				
48 Pablo Sandoval, S OBP: 0.394, SLG: 0.463										3	0	1	1	1	0	0				
9 Brandon Belt, L OBP: 0.373, SLG: 0.428									4	0	1	0	0	3	2					
35 Brandon Crawford, L OBP: 0.282, SLG: 0.322									3	0	0	0	1	1	1					
40 Madison Bumgarner, R OBP: 0.199, SLG: 0.250									4	1	1	0	0	2	3					
Inning Stats	R: 2 E: 1 K: 0 S: 14	H: 2 LOB: 1 BB: 1 P: 23	R: 0 E: 0 K: 1 S: 7	H: 0 LOB: 0 BB: 0 P: 10	R: 0 E: 0 K: 0 S: 10	H: 0 LOB: 0 BB: 0 P: 11	R: 0 E: 0 K: 0 S: 8	H: 1 LOB: 0 BB: 1 P: 16	R: 0 E: 0 K: 1 S: 12	H: 1 LOB: 3 BB: 1 P: 22	R: 1 E: 0 K: 1 S: 17	H: 2 LOB: 1 BB: 1 P: 26	R: 2 E: 1 K: 0 S: 18	H: 3 LOB: 2 BB: 1 P: 26	R: 0 E: 0 K: 3 S: 9	H: 0 LOB: 1 BB: 1 P: 18		1B: 7 2B: 1 3B: 1 HR: 0	SF: 0 SAC: 0 DP: 1 HBP: 1	WP: 0 PB: 0 SB: 0 CS: 1
PITCHER	IP: 6.0 WLS: L BF: 25 H: 6 R: 3 ER: 2 SO: 3 BB: 4 IBB: 0 HBP: 0 BLK: 0 WP: 0 HR: 0 S: 108 P: 108 ERA: 3.00 WHIP: 1.667																			

AB	29
R	5
H	9
RBI	4
BB	6
SO	6
LOB	15



Batter	1	2	3	4	5	6	7	8	9	AB	R	H	RBI	BB	SO	LOB	TOP							
2 Zack Cozart, R OBP: 0.289, SLG: 0.403										5	1	1	1	0	1	2	Cincinnati Reds @ San Francisco Giants AT&T Park, San Francisco, CA Fri Jun 29 2012, 7:15 PM - 9:43 PM PDT Att: 41,960 - Partly Cloudy - 59 F							
6 Drew Stubbs, R OBP: 0.311, SLG: 0.382										4	1	0	0	1	0	1								
19 Joey Votto, L OBP: 0.476, SLG: 0.639										5	1	3	0	0	0	0								
4 Brandon Phillips, R OBP: 0.328, SLG: 0.448										5	1	1	0	0	1	4								
32 Jay Bruce, L OBP: 0.328, SLG: 0.530										4	0	4	3	0	0	0								
48 Ryan Ludwick, R OBP: 0.307, SLG: 0.481										4	0	1	0	0	1	4								
27 Scott Rolen, R OBP: 0.243, SLG: 0.312										4	0	0	0	0	2	3								
39 Devin Mesoraco, R OBP: 0.292, SLG: 0.362										4	0	1	0	0	2	0								
44 Mike Leake, R OBP: 0.357, SLG: 0.607										4	1	2	1	0	1	1								
Inning Stats	R: 3 H: 3 E: 0 K: 2 S: 15	H: 3 LOB: 1 BB: 1 P: 25	R: 0 H: 1 E: 0 K: 1 S: 8	H: 1 LOB: 1 BB: 0 P: 13	R: 0 H: 2 E: 0 K: 0 S: 10	H: 2 LOB: 2 BB: 0 P: 16	R: 0 H: 0 E: 0 K: 1 S: 7	H: 0 LOB: 0 BB: 0 P: 8	R: 0 H: 2 E: 0 K: 1 S: 9	H: 2 LOB: 0 BB: 0 P: 11	R: 1 H: 1 E: 0 K: 2 S: 11	H: 1 LOB: 0 BB: 0 P: 15	R: 1 H: 2 E: 1 K: 0 S: 14	H: 2 LOB: 2 BB: 0 P: 21	R: 0 H: 1 E: 0 K: 1 S: 9	H: 1 LOB: 1 BB: 0 P: 14		R: 0 H: 1 E: 0 K: 0 S: 8	H: 1 LOB: 0 BB: 0 P: 11	1B: 7 2B: 4 3B: 0 HR: 2	SF: 0 SAC: 0 DP: 1 HBP: 0	WP: 0 PB: 0 SB: 1 CS: 0	PA: 40	
PITCHER	IP WLS BF H R ER SO BB IBB HBP BLK WP HR S P ERA WHIP	IP WLS BF H R ER SO BB IBB HBP BLK WP HR S P ERA WHIP	IP WLS BF H R ER SO BB IBB HBP BLK WP HR S P ERA WHIP	IP WLS BF H R ER SO BB IBB HBP BLK WP HR S P ERA WHIP	IP WLS BF H R ER SO BB IBB HBP BLK WP HR S P ERA WHIP	IP WLS BF H R ER SO BB IBB HBP BLK WP HR S P ERA WHIP	IP WLS BF H R ER SO BB IBB HBP BLK WP HR S P ERA WHIP	IP WLS BF H R ER SO BB IBB HBP BLK WP HR S P ERA WHIP	IP WLS BF H R ER SO BB IBB HBP BLK WP HR S P ERA WHIP	IP WLS BF H R ER SO BB IBB HBP BLK WP HR S P ERA WHIP	IP WLS BF H R ER SO BB IBB HBP BLK WP HR S P ERA WHIP	IP WLS BF H R ER SO BB IBB HBP BLK WP HR S P ERA WHIP	IP WLS BF H R ER SO BB IBB HBP BLK WP HR S P ERA WHIP	IP WLS BF H R ER SO BB IBB HBP BLK WP HR S P ERA WHIP	IP WLS BF H R ER SO BB IBB HBP BLK WP HR S P ERA WHIP	IP WLS BF H R ER SO BB IBB HBP BLK WP HR S P ERA WHIP	IP WLS BF H R ER SO BB IBB HBP BLK WP HR S P ERA WHIP	IP WLS BF H R ER SO BB IBB HBP BLK WP HR S P ERA WHIP	IP WLS BF H R ER SO BB IBB HBP BLK WP HR S P ERA WHIP	IP WLS BF H R ER SO BB IBB HBP BLK WP HR S P ERA WHIP	IP WLS BF H R ER SO BB IBB HBP BLK WP HR S P ERA WHIP	IP WLS BF H R ER SO BB IBB HBP BLK WP HR S P ERA WHIP	IP WLS BF H R ER SO BB IBB HBP BLK WP HR S P ERA WHIP	IP WLS BF H R ER SO BB IBB HBP BLK WP HR S P ERA WHIP
18 Matt Cain, R ERA: 2.53	34 Clay Hensley, R ERA: 3.41	70 George Kontos, R ERA: 1.13																						

AB	39
R	5
H	13
RBI	5
BB	1
SO	8
LOB	15



Batter	1	2	3	4	5	6	7	8	9	AB	R	H	RBI	BB	SO	LOB	BOTTOM						
7 Gregor Blanco, L OBP: 0.349, SLG: 0.395										4	0	1	0	0	0	2	Cincinnati Reds @ San Francisco Giants AT&T Park, San Francisco, CA Fri Jun 29 2012, 7:15 PM - 9:43 PM PDT Att: 41,960 - Partly Cloudy - 59 F						
5 Ryan Theriot, R OBP: 0.306, SLG: 0.315										4	0	1	0	0	0	2							
53 Melky Cabrera, S OBP: 0.396, SLG: 0.519										4	0	1	0	0	0	2							
28 Buster Posey, R OBP: 0.367, SLG: 0.478										4	0	1	0	0	0	2							
16 Angel Pagan, S OBP: 0.343, SLG: 0.419										3	0	1	0	0	0	1							
34 Clay Hensley, R OBP: 0.306, SLG: 0.315										0	0	0	0	0	0	0							
70 George Kontos, R OBP: 0.306, SLG: 0.315										0	0	0	0	0	0	0							
2 Emmanuel Burriss, S OBP: 0.272, SLG: 0.219										1	0	0	0	0	0	0							
48 Pablo Sandoval, S OBP: 0.372, SLG: 0.491										3	1	2	1	1	0	1							
9 Brandon Belt, L OBP: 0.366, SLG: 0.418										4	0	0	0	0	0	3							
35 Brandon Crawford, L OBP: 0.282, SLG: 0.325										4	0	1	0	0	2	1							
18 Matt Cain, R ERA: 2.53	12 Nate Schierholtz, L OBP: 0.317, SLG: 0.463	18 Matt Cain, R ERA: 2.53																					
Inning Stats	R: 0 H: 1 E: 0 K: 0 S: 10	H: 1 LOB: 1 BB: 0 P: 16	R: 0 H: 1 E: 0 K: 0 S: 6	H: 1 LOB: 1 BB: 0 P: 8	R: 0 H: 1 E: 0 K: 1 S: 9	H: 1 LOB: 1 BB: 0 P: 11	R: 0 H: 1 E: 0 K: 0 S: 7	H: 1 LOB: 1 BB: 0 P: 13	R: 0 H: 2 E: 0 K: 0 S: 7	H: 2 LOB: 1 BB: 0 P: 10	R: 0 H: 1 E: 0 K: 1 S: 12	H: 1 LOB: 1 BB: 0 P: 15	R: 0 H: 0 E: 0 K: 0 S: 6	H: 0 LOB: 0 BB: 0 P: 11	R: 1 H: 1 E: 0 K: 1 S: 8	H: 1 LOB: 0 BB: 0 P: 10	R: 0 H: 1 E: 0 K: 0 S: 8	H: 1 LOB: 0 BB: 0 P: 11	1B: 6 2B: 3 3B: 0 HR: 1	SF: 0 SAC: 0 DP: 2 HBP: 0	WP: 0 PB: 0 SB: 2 CS: 0	PA: 35	
PITCHER	IP WLS BF H R ER SO BB IBB HBP BLK WP HR S P ERA WHIP	IP WLS BF H R ER SO BB IBB HBP BLK WP HR S P ERA WHIP	IP WLS BF H R ER SO BB IBB HBP BLK WP HR S P ERA WHIP	IP WLS BF H R ER SO BB IBB HBP BLK WP HR S P ERA WHIP	IP WLS BF H R ER SO BB IBB HBP BLK WP HR S P ERA WHIP	IP WLS BF H R ER SO BB IBB HBP BLK WP HR S P ERA WHIP	IP WLS BF H R ER SO BB IBB HBP BLK WP HR S P ERA WHIP	IP WLS BF H R ER SO BB IBB HBP BLK WP HR S P ERA WHIP	IP WLS BF H R ER SO BB IBB HBP BLK WP HR S P ERA WHIP	IP WLS BF H R ER SO BB IBB HBP BLK WP HR S P ERA WHIP	IP WLS BF H R ER SO BB IBB HBP BLK WP HR S P ERA WHIP	IP WLS BF H R ER SO BB IBB HBP BLK WP HR S P ERA WHIP	IP WLS BF H R ER SO BB IBB HBP BLK WP HR S P ERA WHIP	IP WLS BF H R ER SO BB IBB HBP BLK WP HR S P ERA WHIP	IP WLS BF H R ER SO BB IBB HBP BLK WP HR S P ERA WHIP	IP WLS BF H R ER SO BB IBB HBP BLK WP HR S P ERA WHIP	IP WLS BF H R ER SO BB IBB HBP BLK WP HR S P ERA WHIP	IP WLS BF H R ER SO BB IBB HBP BLK WP HR S P ERA WHIP	IP WLS BF H R ER SO BB IBB HBP BLK WP HR S P ERA WHIP	IP WLS BF H R ER SO BB IBB HBP BLK WP HR S P ERA WHIP	IP WLS BF H R ER SO BB IBB HBP BLK WP HR S P ERA WHIP	IP WLS BF H R ER SO BB IBB HBP BLK WP HR S P ERA WHIP	IP WLS BF H R ER SO BB IBB HBP BLK WP HR S P ERA WHIP
44 Mike Leake, R ERA: 4.12																							

AB	34
R	1
H	9
RBI	1
BB	1
SO	4
LOB	15



Batter	1	2	3	4	5	6	7	8	9	AB R H RBI BB SO LOB	TOP									
2 Zack Cozart, R OBP: 0.294, SLG: 0.407	F8		G5-4-3 1B		G5-3 BB		G4-3 2B		G4-3	4 1 2 0 1 0 0	Cincinnati Reds @ San Francisco Giants AT&T Park, San Francisco, CA Sat Jun 30 2012, 1:05 PM - 3:50 PM PDT Att: 42,135 - Partly Cloudy - 65 F									
6 Drew Stubbs, R OBP: 0.309, SLG: 0.376	K		G5-4-3		G5-3 BB		B5		P3	4 0 0 0 1 1 2										
19 Joey Votto, L OBP: 0.471, SLG: 0.632	F7				G5-3				G5-3	3 0 0 0 0 0 2										
43 Miguel Cairo, R OBP: 0.169, SLG: 0.228				F7					G5-3	2 0 1 1 0 0 0										
4 Brandon Phillips, R OBP: 0.330, SLG: 0.446		G5-3								3 1 1 0 1 1 1										
32 Jay Bruce, L OBP: 0.327, SLG: 0.526		E5 1B								4 0 1 0 0 1 6										
48 Ryan Ludwick, R OBP: 0.306, SLG: 0.473		FC1-4-5 1B								3 0 0 0 1 1 3										
21 Todd Frazier, R OBP: 0.327, SLG: 0.526										3 0 1 0 1 0 0										
29 Ryan Hanigan, R OBP: 0.364, SLG: 0.351										3 0 1 1 1 1 2										
55 Mat Latos, R OBP: 0.167, SLG: 0.111										4 0 0 0 0 1 4										
Inning Stats	R: 0 E: 0 K: 1 S: 6	H: 0 LOB: 0 BB: 0 P: 8	R: 0 E: 1 K: 1 S: 12	H: 2 LOB: 2 BB: 0 P: 17	R: 0 E: 0 K: 0 S: 7	H: 1 LOB: 0 BB: 0 P: 9	R: 1 E: 0 K: 1 S: 12	H: 1 LOB: 3 BB: 3 P: 28	R: 0 E: 0 K: 0 S: 6	H: 0 LOB: 2 BB: 3 P: 19	R: 1 E: 0 K: 3 S: 14	H: 2 LOB: 2 BB: 0 P: 22	R: 0 E: 0 K: 0 S: 9	H: 0 LOB: 0 BB: 0 P: 12	R: 0 E: 0 K: 0 S: 6	H: 0 LOB: 0 BB: 0 P: 6	1B: 6 2B: 2 3B: 0 HR: 0	SF: 0 SAC: 0 DP: 2 HBP: 0	WP: 1 PB: 0 CS: 0	PA: 39
PITCHER	IP WLS BF H R ER SO BB IBB HBP BLK WP HR S P ERA WHIP											IP WLS BF H R ER SO BB IBB HBP BLK WP HR S P ERA WHIP								
75 Barry Zito, L ERA: 3.84	6.0 L 27 5 1 1 3 5 1 0 0 0 0 54 99 1.50 1.667																			
70 George Kontos, R ERA: 2.16	0.1 4 2 1 1 1 0 0 0 0 0 1 0 8 13 27.00 6.000																			
49 Javier López, L ERA: 2.76	0.1 1 0 0 0 1 0 0 0 0 0 0 0 3 4 0.00 0.000																			
31 Brad Penny, R ERA:	7 0 0 0 1 0 0 0 0 0 0 0 0 18 23 0.00 0.000																			

AB	33
R	2
H	7
RBI	2
BB	6
SO	6
LOB	20



Batter	1	2	3	4	5	6	7	8	9	AB R H RBI BB SO LOB	BOTTOM											
7 Grégor Blanco, L OBP: 0.344, SLG: 0.388	K		P5						G6-3	4 0 0 1 0 1 1	Cincinnati Reds @ San Francisco Giants AT&T Park, San Francisco, CA Sat Jun 30 2012, 1:05 PM - 3:50 PM PDT Att: 42,135 - Partly Cloudy - 65 F											
5 Ryan Theriot, R OBP: 0.300, SLG: 0.309	F8								K	4 0 0 0 0 1 0												
53 Melky Cabrera, S OBP: 0.393, SLG: 0.514	K									3 0 0 0 0 1 0												
28 Buster Posey, R OBP: 0.363, SLG: 0.472		F8								3 0 0 0 0 1 0												
16 Ángel Pagán, S OBP: 0.340, SLG: 0.415		P6								3 0 0 0 0 0 0												
48 Pablo Sandoval, S OBP: 0.396, SLG: 0.482		G4-3								3 0 0 0 0 1 0												
29 Héctor Sánchez, S OBP: 0.263, SLG: 0.364										3 0 0 0 0 1 0												
35 Brandon Crawford, L OBP: 0.282, SLG: 0.329										3 0 1 0 0 0 0												
75 Barry Zito, L OBP: 0.236, SLG: 0.297										1 0 0 0 0 1 1												
12 Nate Schierholz, L OBP: 0.119, SLG: 0.099										1 0 0 0 0 0 0												
70 George Kontos, R ERA: 2.16										0 0 0 0 0 0 0												
49 Javier López, L ERA: 2.76										0 0 0 0 0 0 0												
31 Brad Penny, R ERA:										0 0 0 0 0 0 0												
9 Brandon Bell, L OBP: 0.268, SLG: 0.433										1 1 1 0 0 0 0												
Inning Stats	R: 0 E: 0 K: 2 S: 8	H: 0 LOB: 0 BB: 0 P: 13	R: 0 E: 0 K: 0 S: 12	H: 0 LOB: 0 BB: 0 P: 17	R: 0 E: 0 K: 1 S: 9	H: 1 LOB: 1 BB: 0 P: 13	R: 0 E: 0 K: 1 S: 7	H: 0 LOB: 0 BB: 0 P: 10	R: 0 E: 0 K: 0 S: 10	H: 0 LOB: 0 BB: 0 P: 12	R: 0 E: 0 K: 0 S: 9	H: 0 LOB: 0 BB: 0 P: 13	R: 0 E: 0 K: 0 S: 8	H: 0 LOB: 0 BB: 0 P: 11	R: 0 E: 0 K: 0 S: 10	H: 0 LOB: 0 BB: 0 P: 13	R: 1 E: 0 K: 1 S: 9	H: 1 LOB: 0 BB: 0 P: 13	1B: 0 2B: 1 3B: 1 HR: 0	SF: 0 SAC: 0 DP: 0 HBP: 0	WP: 0 PB: 0 CS: 0	PA: 29
PITCHER	IP WLS BF H R ER SO BB IBB HBP BLK WP HR S P ERA WHIP											IP WLS BF H R ER SO BB IBB HBP BLK WP HR S P ERA WHIP										
55 Mat Latos, R ERA: 4.42	9.0 W 29 2 1 1 7 0 0 0 0 0 0 82 115 1.00 0.222																					

AB	29
R	1
H	2
RBI	1
BB	0
SO	7
LOB	2



Batter	1	2	3	4	5	6	7	8	9	AB	R	H	RBI	BB	SO	LOB	TOP								
2 Zack Cozart, R OBP: 0.290, SLG: 0.401	F7			G6-3		G5-3		F8	L3	5	0	0	0	0	0	4	Cincinnati Reds @ San Francisco Giants AT&T Park, San Francisco, CA Sun Jul 01 2012, 1:17 PM - 4:32 PM PDT Att: 42,039 - Cloudy - 64 F								
6 Drew Stubbs, R OBP: 0.304, SLG: 0.369	G4-3			K		G5-3		F8		4	0	0	0	0	1										
4 Brandon Phillips, R OBP: 0.329, SLG: 0.442	G5-3			HBP		F8		P4		3	0	0	0	0	1										
32 Jay Bruce, L OBP: 0.326, SLG: 0.522		K		G4-3			K		21 1B 48 1B 43 1B	4	1	1	0	0	2	1									
48 Ryan Ludwick, R OBP: 0.315, SLG: 0.479	G6-3					21 HR	1B		43 1B 21 1B	4	1	3	0	0	0	0									
27 Scott Rolen, R OBP: 0.243, SLG: 0.312	G6-3					HR			43 1B	0	0	0	0	0	0	0									
21 Todd Frazier, R OBP: 0.337, SLG: 0.548	G6-3						BB		43 1B	3	1	2	2	1	0	0									
43 Miguel Cairo, R OBP: 0.175, SLG: 0.230			G5-3			F8		F8	1B	4	0	1	1	0	0	2									
29 Ryan Hanigan, R OBP: 0.356, SLG: 0.342			G6-3			G4-3		L8	K	4	0	0	0	0	1	5									
61 Bronson Arroyo, R OBP: 0.207, SLG: 0.196			K			K			K	2	0	0	0	0	0	2									
66 Logan Ondrusek, R ERA: 2.26										0	0	0	0	0	0	0									
28 Chris Heisey, R OBP: 0.305, SLG: 0.392										0	0	0	0	0	0	0									
51 Sean Marshall, L ERA: 3.31										0	0	0	0	0	0	0									
15 Wilson Valdez, R OBP: 0.241, SLG: 0.323										1	0	0	0	0	1	3									
33 Jose Arredondo, R ERA: 2.12										0	0	0	0	0	0	0									
Inning Stats	R: 0 H: 0 E: 0 K: 0 S: 7	H: 0 LOB: 0 BB: 0 P: 12	R: 0 H: 0 E: 0 K: 1 S: 10	H: 0 LOB: 0 BB: 0 P: 15	R: 0 H: 0 E: 0 K: 1 S: 8	H: 0 LOB: 0 BB: 0 P: 11	R: 0 H: 0 E: 0 K: 1 S: 10	H: 0 LOB: 1 BB: 0 P: 16	R: 2 H: 2 E: 0 K: 1 S: 15	H: 2 LOB: 0 BB: 0 P: 23	R: 0 H: 0 E: 0 K: 0 S: 4	H: 0 LOB: 0 BB: 0 P: 6	R: 0 H: 1 E: 0 K: 1 S: 10	H: 1 LOB: 2 BB: 1 P: 15	R: 0 H: 0 E: 0 K: 0 S: 12	H: 0 LOB: 1 BB: 1 P: 17	R: 1 H: 4 E: 0 K: 2 S: 15	H: 4 LOB: 3 BB: 1 P: 18	1B: 6 2B: 0 3B: 0 HR: 1	SF: 0 SAC: 0 DP: 0 HBP: 1	WP: 0 PB: 0 SB: 1 CS: 0	PA: 37			
PITCHER	IP	WLS	BF	H	R	ER	SO	BB	IBB	HBP	BLK	WP	HR	S	P	ERA	WHIP								
32 Ryan Vogelsong, R ERA: 2.26	7.0		26	3	2	2	5	1	0	1	0	0	1	64	98	2.57	0.571								
54 Sergio Romo, R ERA: 0.79	1.0	H	4	0	0	0	0	1	0	0	0	0	0	12	17	0.00	1.000								
49 Javier López, L ERA: 3.31	0.0		1	1	1	1	0	0	0	0	0	0	0	3	3	∞	∞								
46 Santiago Casilla, R ERA: 2.61	1.0	W	6	3	0	0	2	0	0	0	0	0	0	12	15	0.00	3.000								

AB	34
R	3
H	7
RBI	3
BB	2
SO	7
LOB	17



Batter	1	2	3	4	5	6	7	8	9	AB	R	H	RBI	BB	SO	LOB	BOTTOM									
7 Grégor Blanco, L OBP: 0.337, SLG: 0.380	P3		G4-3		G3	G3		G1-3		5	0	0	0	0	0	3	Cincinnati Reds @ San Francisco Giants AT&T Park, San Francisco, CA Sun Jul 01 2012, 1:17 PM - 4:32 PM PDT Att: 42,039 - Cloudy - 64 F									
5 Ryan Theriot, R OBP: 0.312, SLG: 0.319	53 BB G6-3		28 1B 53 1B	1B	53 2B 1B		28 1B 53 SH2-3 BB		G6-3	3	3	2	0	2	0	0										
53 Melky Cabrera, S OBP: 0.394, SLG: 0.514	G6-3		28 1B	1B	2H	1B	SH2-3		K	4	0	2	1	0	1	1										
28 Buster Posey, R OBP: 0.370, SLG: 0.480	G5-3		2H	1B			48 G6-4-3 1B		16 2B 2B	4	1	3	2	0	0	1										
48 Pablo Sandoval, S OBP: 0.362, SLG: 0.471	G6-3		P5		F7		G6-4-3		16 2B IBB	4	0	0	0	1	0	5										
16 Ángel Pagán, S OBP: 0.341, SLG: 0.416	35 BB BB			P6	G4-3			P4	16 2B 2B	4	0	1	1	1	0	2										
9 Brandon Belt, L OBP: 0.376, SLG: 0.446	F8				35 G3 35 S	1B		32 SH2-4 1B		4	0	3	0	0	0	1										
35 Brandon Crawford, L OBP: 0.282, SLG: 0.328	G1-3				G3			K		4	0	1	0	0	1	3										
32 Ryan Vogelsong, R OBP: 0.161, SLG: 0.071					F7			SH2-4		2	0	0	0	0	1	1										
54 Sergio Romo, R ERA: 0.79					K			P5		0	0	0	0	0	0	0										
13 Joaquin Arias, R OBP: 0.284, SLG: 0.325										1	0	0	0	0	0	2										
49 Javier López, L ERA: 3.31										0	0	0	0	0	0	0										
46 Santiago Casilla, R ERA: 2.12										0	0	0	0	0	0	0										
Inning Stats	R: 0 H: 0 E: 0 K: 0 S: 7	H: 0 LOB: 1 BB: 1 P: 13	R: 0 H: 0 E: 0 K: 0 S: 10	H: 0 LOB: 1 BB: 1 P: 20	R: 1 H: 3 E: 0 K: 1 S: 19	H: 3 LOB: 0 BB: 0 P: 23	R: 0 H: 1 E: 0 K: 0 S: 11	H: 1 LOB: 1 BB: 0 P: 16	R: 1 H: 2 E: 0 K: 0 S: 16	H: 2 LOB: 2 BB: 0 P: 24	R: 0 H: 1 E: 0 K: 1 S: 13	H: 1 LOB: 0 BB: 0 P: 17	R: 1 H: 1 E: 0 K: 0 S: 8	H: 1 LOB: 0 BB: 1 P: 16	R: 0 H: 2 E: 0 K: 0 S: 10	H: 2 LOB: 2 BB: 0 P: 12	R: 1 H: 2 E: 0 K: 1 S: 8	H: 2 LOB: 2 BB: 1 P: 16	1B: 8 2B: 4 3B: 0 HR: 0	SF: 0 SAC: 2 DP: 1 HBP: 1	WP: 1 PB: 0 SB: 2 CS: 0	PA: 42				
PITCHER	IP	WLS	BF	H	R	ER	SO	BB	IBB	HBP	BLK	WP	HR	S	P	ERA	WHIP									
61 Bronson Arroyo, R ERA: 4.06	6.0		28	7	2	2	2	2	0	1	0	0	1	0	8	16	9.00	2.000								
66 Logan Ondrusek, R ERA: 3.1	1.0		4	1	1	1	0	1	0	0	0	0	0	10	12	0.00	2.000									
51 Sean Marshall, L ERA: 2.7	1.0	L	5	2	0	0	0	0	0	0	0	0	0	8	16	13.50	3.000									
33 Jose Arredondo, R ERA: 2.12	0.2		5	2	1	1	1	0	1	0	0	0	0	8	16	13.50	3.000									

AB	35
R	4
H	12
RBI	4
BB	4
SO	3
LOB	19



Batter	1	2	3	4	5	6	7	8	9	AB	R	H	RBI	BB	SO	LOB	TOP							
2 Zack Cozart, R (1,6) OBP: 0.296, SLG: 0.405 15 Wilson Valdez, R (5,FR) OBP: 0.247, SLG: 0.269											2	0	2	0	0	0	0							
6 Drew Stubbs, R (1,8) OBP: 0.298, SLG: 0.361										5	1	0	0	0	3	4								
4 Brandon Phillips, R (1,4) OBP: 0.327, SLG: 0.441										5	1	1	0	0	1	3								
32 Jay Bruce, L (1,9) OBP: 0.333, SLG: 0.524										3	2	2	0	1	0	1								
21 Todd Frazier, R (1,5) OBP: 0.344, SLG: 0.562										5	2	3	3	0	1	1								
28 Chris Heisey, R (1,7) OBP: 0.301, SLG: 0.358										5	0	1	1	0	1	5								
43 Miguel Cairo, R (1,3) OBP: 0.176, SLG: 0.227										5	1	1	1	0	3	5								
39 Devin Mesoraco, R (1,2) OBP: 0.296, SLG: 0.373										5	0	2	3	0	1	2								
34 Homer Bailey, R (1,1) OBP: 0.118, SLG: 0.118 54 Aroldis Chapman, L (9,1)																								
Inning Stats	R: 0 H: 1 E: 0 K: 2 S: 13	L: 1 BB: 0 P: 16	R: 0 H: 0 E: 0 K: 2 S: 10	LOB: 0 BB: 0 P: 14	R: 0 H: 1 E: 0 K: 2 S: 13	LOB: 1 BB: 0 P: 19	R: 0 H: 2 E: 0 K: 1 S: 10	LOB: 2 BB: 0 P: 14	R: 0 H: 0 E: 0 K: 1 S: 7	LOB: 1 BB: 0 P: 10	R: 3 H: 4 E: 0 K: 0 S: 15	LOB: 1 BB: 0 P: 24	R: 0 H: 0 E: 0 K: 1 S: 13	LOB: 0 BB: 0 P: 18	R: 2 H: 2 E: 0 K: 2 S: 15	LOB: 1 BB: 0 P: 22	R: 3 H: 2 E: 1 K: 0 S: 19	LOB: 2 BB: 2 P: 30	1B: 9 2B: 2 3B: 1 HR: 0	SF: 0 SAC: 0 DP: 0 HBP: 2	WP: 1 PB: 1 CS: 0	PA: 44		
PITCHER	IP WLS BF H R ER SO BB IBB HBP BLK WP HR S P ERA WHIP	IP WLS BF H R ER SO BB IBB HBP BLK WP HR S P ERA WHIP	IP WLS BF H R ER SO BB IBB HBP BLK WP HR S P ERA WHIP	IP WLS BF H R ER SO BB IBB HBP BLK WP HR S P ERA WHIP	IP WLS BF H R ER SO BB IBB HBP BLK WP HR S P ERA WHIP	IP WLS BF H R ER SO BB IBB HBP BLK WP HR S P ERA WHIP	IP WLS BF H R ER SO BB IBB HBP BLK WP HR S P ERA WHIP	IP WLS BF H R ER SO BB IBB HBP BLK WP HR S P ERA WHIP	IP WLS BF H R ER SO BB IBB HBP BLK WP HR S P ERA WHIP	IP WLS BF H R ER SO BB IBB HBP BLK WP HR S P ERA WHIP	IP WLS BF H R ER SO BB IBB HBP BLK WP HR S P ERA WHIP	IP WLS BF H R ER SO BB IBB HBP BLK WP HR S P ERA WHIP	IP WLS BF H R ER SO BB IBB HBP BLK WP HR S P ERA WHIP	IP WLS BF H R ER SO BB IBB HBP BLK WP HR S P ERA WHIP	IP WLS BF H R ER SO BB IBB HBP BLK WP HR S P ERA WHIP	IP WLS BF H R ER SO BB IBB HBP BLK WP HR S P ERA WHIP	IP WLS BF H R ER SO BB IBB HBP BLK WP HR S P ERA WHIP	IP WLS BF H R ER SO BB IBB HBP BLK WP HR S P ERA WHIP	IP WLS BF H R ER SO BB IBB HBP BLK WP HR S P ERA WHIP	IP WLS BF H R ER SO BB IBB HBP BLK WP HR S P ERA WHIP	IP WLS BF H R ER SO BB IBB HBP BLK WP HR S P ERA WHIP	IP WLS BF H R ER SO BB IBB HBP BLK WP HR S P ERA WHIP	IP WLS BF H R ER SO BB IBB HBP BLK WP HR S P ERA WHIP	IP WLS BF H R ER SO BB IBB HBP BLK WP HR S P ERA WHIP

Cincinnati Reds @ Los Angeles Dodgers
Dodger Stadium, Los Angeles, CA
Mon Jul 02 2012, 7:12 PM - 10:18 PM PDT
Att: 34,493 - Clear - 70 F

AB	40
R	8
H	12
RBI	8
BB	2
SO	11
LOB	23



Batter	1	2	3	4	5	6	7	8	9	AB	R	H	RBI	BB	SO	LOB	BOTTOM								
37 Elian Herrera, S (1,8) OBP: 0.320, SLG: 0.318										4	0	0	0	0	2	1									
17 A.J. Ellis, R (1,2) OBP: 0.406, SLG: 0.417										4	0	0	0	0	3	0									
6 Jerry Hairston, R (1,4) OBP: 0.370, SLG: 0.415										4	1	1	1	0	2	0									
21 Juan Rivera, R (1,9) OBP: 0.303, SLG: 0.356										4	0	1	0	0	0	0									
7 James Loney, L (1,3) OBP: 0.306, SLG: 0.330 10 Tony Gwynn Jr., L (7,FR) OBP: 0.293, SLG: 0.324											3	1	2	0	0	0	0								
5 Juan Uribe, R (1,5) OBP: 0.259, SLG: 0.280 3 Adam Kennedy, L (6,5) OBP: 0.321, SLG: 0.291											1	0	0	0	1	0	0								
33 Scott Van Slyke, R (1,7) OBP: 0.205, SLG: 0.302										3	0	1	0	0	0	1									
47 Luis Alfonso Cruz, R (1,6) 28 Jamey Wright, R (8,1)											2	0	0	1	0	0	1								
58 Chad Billingsley, R (1,1) OBP: 0.250, SLG: 0.286 52 Josh Lindblom, R (7,1) 60 Todd Coffey, R (8,1) 9 Dee Strange-Gordon, L (8,6) OBP: 0.277, SLG: 0.278											2	0	1	0	0	1	1								
Inning Stats	R: 1 H: 1 E: 0 K: 1 S: 10	L: 1 LOB: 0 BB: 0 P: 16	R: 1 H: 2 E: 0 K: 1 S: 11	LOB: 1 BB: 1 P: 17	R: 0 H: 0 E: 0 K: 1 S: 7	LOB: 0 BB: 0 P: 12	R: 0 H: 0 E: 0 K: 0 S: 12	LOB: 0 BB: 0 P: 17	R: 0 H: 1 E: 0 K: 0 S: 10	LOB: 1 BB: 0 P: 14	R: 0 H: 0 E: 0 K: 2 S: 12	LOB: 0 BB: 0 P: 16	R: 0 H: 1 E: 0 K: 0 S: 7	LOB: 0 BB: 0 P: 8	R: 0 H: 0 E: 0 K: 2 S: 9	LOB: 0 BB: 0 P: 15	R: 0 H: 1 E: 0 K: 2 S: 15	LOB: 1 BB: 0 P: 18	1B: 5 2B: 0 3B: 0 HR: 1	SF: 1 SAC: 1 DP: 0 HBP: 0	WP: 0 PB: 0 SB: 0 CS: 0	PA: 33			
PITCHER	IP WLS BF H R ER SO BB IBB HBP BLK WP HR S P ERA WHIP	IP WLS BF H R ER SO BB IBB HBP BLK WP HR S P ERA WHIP	IP WLS BF H R ER SO BB IBB HBP BLK WP HR S P ERA WHIP	IP WLS BF H R ER SO BB IBB HBP BLK WP HR S P ERA WHIP	IP WLS BF H R ER SO BB IBB HBP BLK WP HR S P ERA WHIP	IP WLS BF H R ER SO BB IBB HBP BLK WP HR S P ERA WHIP	IP WLS BF H R ER SO BB IBB HBP BLK WP HR S P ERA WHIP	IP WLS BF H R ER SO BB IBB HBP BLK WP HR S P ERA WHIP	IP WLS BF H R ER SO BB IBB HBP BLK WP HR S P ERA WHIP	IP WLS BF H R ER SO BB IBB HBP BLK WP HR S P ERA WHIP	IP WLS BF H R ER SO BB IBB HBP BLK WP HR S P ERA WHIP	IP WLS BF H R ER SO BB IBB HBP BLK WP HR S P ERA WHIP	IP WLS BF H R ER SO BB IBB HBP BLK WP HR S P ERA WHIP	IP WLS BF H R ER SO BB IBB HBP BLK WP HR S P ERA WHIP	IP WLS BF H R ER SO BB IBB HBP BLK WP HR S P ERA WHIP	IP WLS BF H R ER SO BB IBB HBP BLK WP HR S P ERA WHIP	IP WLS BF H R ER SO BB IBB HBP BLK WP HR S P ERA WHIP	IP WLS BF H R ER SO BB IBB HBP BLK WP HR S P ERA WHIP	IP WLS BF H R ER SO BB IBB HBP BLK WP HR S P ERA WHIP	IP WLS BF H R ER SO BB IBB HBP BLK WP HR S P ERA WHIP	IP WLS BF H R ER SO BB IBB HBP BLK WP HR S P ERA WHIP	IP WLS BF H R ER SO BB IBB HBP BLK WP HR S P ERA WHIP	IP WLS BF H R ER SO BB IBB HBP BLK WP HR S P ERA WHIP	IP WLS BF H R ER SO BB IBB HBP BLK WP HR S P ERA WHIP	IP WLS BF H R ER SO BB IBB HBP BLK WP HR S P ERA WHIP


Cincinnati Reds @ Los Angeles Dodgers
Dodger Stadium, Los Angeles, CA
Mon Jul 02 2012, 7:12 PM - 10:18 PM PDT
Att: 34,493 - Clear - 70 F


AB	30
R	2
H	6
RBI	2
BB	1
SO	9
LOB	6



Batter	1	2	3	4	5	6	7	8	9	AB	R	H	RBI	BB	SO	LOB	TOP										
2 Zack Cozart, R OBP: 0.298, SLG: 0.403										4	0	1	0	1	0	2	Cincinnati Reds @ Los Angeles Dodgers Dodger Stadium, Los Angeles, CA Tue Jul 03 2012, 7:12 PM - 10:13 PM PDT Att: 33,884 - Partly Cloudy - 70 F										
6 Drew Stubbs, R OBP: 0.293, SLG: 0.355										4	0	0	0	0	2	3											
19 Joey Votto, L OBP: 0.472, SLG: 0.630										4	0	2	0	0	1	1											
4 Brandon Phillips, R OBP: 0.326, SLG: 0.442										4	0	1	1	0	0	2											
32 Jay Bruce, L OBP: 0.332, SLG: 0.518										3	0	0	0	1	1	4											
48 Ryan Ludwick, R OBP: 0.318, SLG: 0.479										4	0	2	0	0	1	0											
21 Todd Frazier, R OBP: 0.342, SLG: 0.552										3	0	0	0	1	1	1	AB 33 R 1 H 7 RBI 1 BB 4 SO 7 LOB 17										
29 Ryan Hanigan, R OBP: 0.348, SLG: 0.333										4	0	0	0	0	0	4											
47 Johnny Cueto, R OBP: 0.121, SLG: 0.152										3	1	1	0	0	1	0											
66 Logan Ondrusek, R OBP: 0.304, SLG: 0.358										0	0	0	0	0	0	0											
28 Chris Heisey, R OBP: 0.304, SLG: 0.358										0	0	0	0	0	1	0											
Inning Stats	R: 0 H: 1 E: 0 K: 0 S: 14	H: 1 LOB: 2 BB: 1 P: 23	R: 0 H: 1 E: 0 K: 1 S: 6	H: 1 LOB: 0 BB: 0 P: 7	R: 0 H: 0 E: 0 K: 2 S: 7	H: 0 LOB: 0 BB: 0 P: 11	R: 0 H: 1 E: 0 K: 1 S: 15	H: 1 LOB: 3 BB: 2 P: 25	R: 1 H: 3 E: 0 K: 1 S: 15	H: 3 LOB: 2 BB: 0 P: 22	R: 0 H: 0 E: 0 K: 1 S: 7	H: 0 LOB: 0 BB: 0 P: 10	R: 0 H: 1 E: 0 K: 1 S: 12	H: 1 LOB: 1 BB: 0 P: 15	R: 0 H: 0 E: 0 K: 0 S: 6	H: 0 LOB: 0 BB: 0 P: 7		R: 0 H: 0 E: 0 K: 0 S: 10	H: 0 LOB: 1 BB: 1 P: 18	1B: 6 2B: 1 3B: 0 HR: 0	SF: 0 SAC: 0 DP: 1 HBP: 0	WP: 0 PB: 0 SB: 0 CS: 0	PA: 37				
PITCHER	IP	WLS	BF	H	R	ER	SO	BB	IBB	HBP	BLK	WP	HR	S	P	ERA	WHIP										
35 Chris Capuano, L ERA: 2.62	6.0		26	6	1	1	6	3	0	0	0	0	0	64	98	1.50	1.500										
52 Josh Lindblom, R ERA: 3.0	0.2	W	3	1	0	0	1	0	0	0	0	0	0	10	13	0.00	1.500										
57 Scott Elbert, L ERA: 2.84	0.1		1	0	0	0	0	0	0	0	0	0	0	2	2	0.00	0.000										
51 Ronald Belisario, R ERA: 1.03	1.0	H	3	0	0	0	0	0	0	0	0	0	0	6	7	0.00	0.000										
74 Kenley Jansen, R ERA: 2.25	1.0	S	4	0	0	0	0	1	0	0	0	0	0	10	18	0.00	1.000										

Batter	1	2	3	4	5	6	7	8	9	AB	R	H	RBI	BB	SO	LOB	BOTTOM										
9 Dee Strange-Gordon, L OBP: 0.277, SLG: 0.279										3	0	1	0	0	0	1	Cincinnati Reds @ Los Angeles Dodgers Dodger Stadium, Los Angeles, CA Tue Jul 03 2012, 7:12 PM - 10:13 PM PDT Att: 33,884 - Partly Cloudy - 70 F										
17 A.J. Ellis, R OBP: 0.400, SLG: 0.410										4	0	0	0	0	2	2											
23 Bobby Abreu, L OBP: 0.301, SLG: 0.399										3	0	1	1	0	0	0											
52 Josh Lindblom, R ERA: 3.0										0	0	0	0	0	0	0											
57 Scott Elbert, L ERA: 2.84										0	0	0	0	0	0	0											
33 Scott Van Slyke, R OBP: 0.292, SLG: 0.392										0	0	0	0	0	0	0											
74 Kenley Jansen, S ERA: 2.25										0	0	0	0	0	0	0											
21 Juan Rivera, R OBP: 0.296, SLG: 0.348										4	0	0	0	0	2	2											
3 Adam Kennedy, L OBP: 0.319, SLG: 0.289										4	0	1	0	0	1	1											
7 James Loney, L OBP: 0.307, SLG: 0.330										3	1	1	0	0	0	1											
47 Luis Alfonso Cruz, R OBP: 0.167, SLG: 0.400										3	1	1	1	0	1	1											
10 Tony Gwynn Jr., L OBP: 0.289, SLG: 0.319										3	0	0	0	0	1	0											
35 Chris Capuano, L OBP: 0.120, SLG: 0.125										1	0	0	0	0	1	0											
37 Elian Herrera, S OBP: 0.328, SLG: 0.327										2	1	2	0	0	0	0											
Inning Stats	R: 0 H: 0 E: 0 K: 0 S: 7	H: 1 LOB: 0 BB: 0 P: 10	R: 0 H: 1 E: 0 K: 2 S: 11	H: 1 LOB: 1 BB: 0 P: 14	R: 0 H: 1 E: 0 K: 2 S: 11	H: 1 LOB: 1 BB: 0 P: 20	R: 0 H: 0 E: 0 K: 0 S: 7	H: 0 LOB: 0 BB: 0 P: 8	R: 0 H: 0 E: 0 K: 0 S: 9	H: 0 LOB: 0 BB: 0 P: 13	R: 1 H: 2 E: 0 K: 1 S: 12	H: 2 LOB: 1 BB: 0 P: 19	R: 2 H: 3 E: 0 K: 2 S: 15	H: 3 LOB: 1 BB: 0 P: 22	R: 0 H: 0 E: 0 K: 1 S: 11	H: 0 LOB: 1 BB: 1 P: 18	1B: 6 2B: 1 3B: 0 HR: 0	SF: 0 SAC: 1 DP: 0 HBP: 0	WP: 0 PB: 0 SB: 1 CS: 0	PA: 32							
PITCHER	IP	WLS	BF	H	R	ER	SO	BB	IBB	HBP	BLK	WP	HR	S	P	ERA	WHIP										
47 Johnny Cueto, R ERA: 2.35	7.0		28	7	3	3	7	1	0	0	0	0	0	72	106	3.86	1.000										
66 Logan Ondrusek, R ERA: 3.0	1.0		4	0	0	0	1	1	0	0	0	0	0	11	18	0.00	1.000										

Batter	1	2	3	4	5	6	7	8	9	AB	R	H	RBI	BB	SO	LOB	TOP										
2 Zack Cozart, R OBP: 0.297, SLG: 0.401	F9		FC6-4 1B		G5-3			K		4	0	1	0	0	1	0	<p>Cincinnati Reds @ Los Angeles Dodgers Dodger Stadium, Los Angeles, CA Wed Jul 04 2012, 6:12 PM - 8:35 PM PDT Att: 53,570 - Clear - 70 F</p> <p>livebaseballscorecards.com</p> <p>AB 31 R 1 H 3 RBI 1 BB 1 SO 10 LOB 9</p> 										
6 Drew Stubbs, R OBP: 0.289, SLG: 0.349	G6-3		FC6-4			F9		K		4	0	0	0	0	1	2											
19 Joey Votto, L OBP: 0.469, SLG: 0.628			F8			F7		K		4	0	1	0	0	1	2											
4 Brandon Phillips, R OBP: 0.321, SLG: 0.436	G5-3			P5		G4-3		K		4	0	0	0	0	1	1											
32 Jay Bruce, L OBP: 0.331, SLG: 0.512		K		F8					F7	3	0	0	0	1	1	0											
48 Ryan Ludwick, R OBP: 0.314, SLG: 0.472	G5-3			P2			K			3	0	0	0	0	1	1											
21 Todd Frazier, R OBP: 0.337, SLG: 0.542			P4		K		F9			3	0	0	0	0	1	1											
39 Devin Mesoraco, R OBP: 0.297, SLG: 0.398			E4 FC6-4 1B				P4			3	1	1	1	0	0	1											
44 Mike Leake, R OBP: 0.333, SLG: 0.567			K					K		2	0	0	0	0	2	1											
28 Chris Heisey, R OBP: 0.303, SLG: 0.356										1	0	0	0	0	1	0											
45 Bill Bray, L										0	0	0	0	0	0	0											
33 Jose Arredondo, R										0	0	0	0	0	0	0											
Inning Stats	R: 0 H: 1 E: 0 K: 0 S: 9	H: 1 LOB: 1 BB: 0 P: 16	R: 0 H: 0 E: 0 K: 1 S: 6	H: 0 LOB: 0 BB: 0 P: 10	R: 0 H: 1 E: 1 K: 1 S: 13	H: 1 LOB: 2 BB: 0 P: 18	R: 0 H: 0 E: 0 K: 0 S: 4	H: 0 LOB: 0 BB: 0 P: 5	R: 1 H: 1 E: 0 K: 2 S: 11	H: 1 LOB: 0 BB: 0 P: 17	R: 0 H: 0 E: 0 K: 0 S: 5	H: 0 LOB: 0 BB: 0 P: 8	R: 0 H: 0 E: 0 K: 1 S: 6	H: 0 LOB: 1 BB: 1 P: 10	R: 0 H: 0 E: 0 K: 3 S: 10	H: 0 LOB: 0 BB: 0 P: 14	R: 0 H: 0 E: 0 K: 2 S: 7	H: 0 LOB: 0 BB: 0 P: 8	1B: 1 2B: 1 3B: 0 HR: 1	SF: 0 SAC: 0 DP: 0 HBP: 0	WP: 0 PB: 0 SB: 0 CS: 0	PA: 32					
PITCHER	IP	WLS	BF	H	R	ER	SO	BB	IBB	HBP	BLK	WP	HR	S	P	ERA	WHIP										
44 Aaron Harang, R ERA: 3.91	7.0	W	26	3	1	1	5	1	0	0	0	0	1	54	84	1.29	0.571										
51 Ronald Belisario, R ERA: 0.99	1.0	H	3	0	0	0	3	0	0	0	0	0	0	10	14	0.00	0.000										
74 Kenley Jansen, R ERA: 2.17	1.0	S	3	0	0	0	2	0	0	0	0	0	0	7	8	0.00	0.000										

Batter	1	2	3	4	5	6	7	8	9	AB	R	H	RBI	BB	SO	LOB	BOTTOM										
9 Dee Strange-Gordon, L OBP: 0.280, SLG: 0.282	47 1B	G3			K			47 S 21 BB		3	1	1	0	1	1	0	<p>Cincinnati Reds @ Los Angeles Dodgers Dodger Stadium, Los Angeles, CA Wed Jul 04 2012, 6:12 PM - 8:35 PM PDT Att: 53,570 - Clear - 70 F</p> <p>livebaseballscorecards.com</p> <p>AB 28 R 4 H 6 RBI 3 BB 3 SO 6 LOB 11</p> 										
14 Mark Ellis, R OBP: 0.313, SLG: 0.364								21 SF8 BB		3	2	2	1	1	0	0											
47 Luis Alfonso Cruz, R OBP: 0.400, SLG: 0.665	23 1B				G1-3			21 SF8 BB		3	1	1	0	0	0	1											
23 Bobby Abreu, L OBP: 0.351, SLG: 0.360								FC5-2-6-1		3	1	1	0	0	0	1											
51 Ronald Belisario, R ERA: 0.99										0	0	0	0	0	0	0											
21 Juan Rivera, R OBP: 0.294, SLG: 0.345										1	0	0	0	0	0	2											
74 Kenley Jansen, S										0	0	0	0	0	0	0											
7 James Loney, L OBP: 0.310, SLG: 0.330					G4-3					3	0	1	1	1	0	0											
3 Adam Kennedy, L OBP: 0.317, SLG: 0.291										3	0	1	1	0	1	1											
33 Scott Van Slyke, R OBP: 0.294, SLG: 0.277										4	0	0	0	0	2	5											
37 Elian Herrera, S OBP: 0.328, SLG: 0.323										2	0	0	0	0	0	0											
18 Matt Treanor, R OBP: 0.302, SLG: 0.418										3	0	0	0	0	1	2											
44 Aaron Harang, R OBP: 0.067, SLG: 0.067										2	0	0	0	0	1	0											
10 Tony Gwynn Jr., L OBP: 0.288, SLG: 0.318										1	0	0	0	0	0	0											
Inning Stats	R: 3 H: 4 E: 1 K: 1 S: 17	H: 4 LOB: 2 BB: 0 P: 30	R: 0 H: 1 E: 0 K: 1 S: 7	H: 1 LOB: 0 BB: 0 P: 11	R: 0 H: 1 E: 0 K: 0 S: 6	H: 1 LOB: 0 BB: 0 P: 11	R: 0 H: 0 E: 0 K: 1 S: 7	H: 0 LOB: 0 BB: 0 P: 7	R: 0 H: 0 E: 0 K: 1 S: 8	H: 0 LOB: 0 BB: 0 P: 10	R: 0 H: 0 E: 0 K: 0 S: 5	H: 0 LOB: 0 BB: 0 P: 5	R: 0 H: 0 E: 0 K: 1 S: 17	H: 0 LOB: 3 BB: 3 P: 35	R: 1 H: 0 E: 0 K: 1 S: 17	H: 0 LOB: 0 BB: 0 P: 1	1B: 4 2B: 2 3B: 0 HR: 0	SF: 1 SAC: 0 DP: 0 HBP: 1	WP: 0 PB: 0 SB: 2 CS: 1	PA: 33							
PITCHER	IP	WLS	BF	H	R	ER	SO	BB	IBB	HBP	BLK	WP	HR	S	P	ERA	WHIP										
44 Mike Leake, R ERA: 4.01	7.0	L	27	6	3	2	5	0	0	1	0	0	0	59	86	2.57	0.857										
45 Bill Bray, L ERA: 11.25	0.0		2	0	1	1	0	2	0	0	0	0	0	8	16												
33 Jose Arredondo, R ERA: 2.06	1.0		4	0	0	0	1	0	1	0	0	0	0	9	19	0.00	0.000										

Batter	1	2	3	4	5	6	7	8	9	AB	R	H	RBI	BB	SO	LOB	TOP					
2 Zack Cozart, R OBP: 0.297, SLG: 0.406										5	0	1	0	0	0	1	Cincinnati Reds @ San Diego Padres Petco Park, San Diego, CA Sat Jul 07 2012, 7:08 PM - 10:01 PM PDT Att: 34,222 - Clear - 67 F					
6 Drew Stubbs, R OBP: 0.287, SLG: 0.360										4	1	1	2	0	0	2						
19 Joey Votto, L OBP: 0.469, SLG: 0.620										3	0	1	0	1	0	0						
4 Brandon Phillips, R OBP: 0.318, SLG: 0.425										4	0	0	0	0	1	3						
32 Jay Bruce, L OBP: 0.324, SLG: 0.498										4	0	0	0	0	1	1						
21 Todd Frazier, R OBP: 0.347, SLG: 0.559										4	2	2	0	0	1	0						
28 Chris Heisey, R OBP: 0.311, SLG: 0.392										4	2	2	2	0	1	0						
39 Devin Mesoraco, R OBP: 0.295, SLG: 0.393										4	1	1	1	0	0	1						
29 Ryan Hanigan, R OBP: 0.311, SLG: 0.351										0	0	0	0	0	0	0						
34 Homer Bailey, R OBP: 0.136, SLG: 0.165										2	0	1	1	0	1	0						
33 Jose Arredondo, R										0	0	0	0	0	0	0						
51 Sean Marshall, L										0	0	0	0	0	0	0						
66 Logan Ondrusek, R										0	0	0	0	0	0	0						
43 Miguel Cairo, R										1	0	0	0	0	0	0						
54 Aroldis Chapman, L										0	0	0	0	0	0	0						
Inning Stats	R: 1 E: 0 K: 1 S: 14	H: 2 LOB: 1 BB: 0 P: 18	R: 0 E: 0 K: 0 S: 7	H: 0 LOB: 0 BB: 0 P: 12	R: 0 E: 0 K: 1 S: 7	H: 0 LOB: 0 BB: 0 P: 10	R: 0 E: 0 K: 0 S: 5	H: 0 LOB: 0 BB: 0 P: 7	R: 2 E: 0 K: 0 S: 10	H: 3 LOB: 1 BB: 0 P: 15	R: 0 E: 0 K: 0 S: 6	H: 0 LOB: 0 BB: 0 P: 9	R: 3 E: 0 K: 0 S: 17	H: 4 LOB: 2 BB: 1 P: 30	R: 0 E: 0 K: 3 S: 9	H: 0 LOB: 0 BB: 0 P: 11	R: 0 E: 0 K: 0 S: 12	H: 0 LOB: 0 BB: 0 P: 17	1B: 5 2B: 2 3B: 0 HR: 2	SF: 0 SAC: 1 DP: 0 HBP: 0	WP: 0 PB: 0 SB: 1 CS: 0	PA: 37
PITCHER	IP WLS BF H R ER SO BB IBB HBP BLK WP HR S P ERA WHIP																					
33 Clayton Richard, L ERA: 3.91	6.0 L 26 8 6 6 2 0 0 0 0 0 0 2 58 84 9.00 1.333																					
55 Dale Thayer, R ERA: 4.52	1.0 5 1 0 0 0 1 0 0 0 0 0 0 8 17 0.00 2.000																					
41 Alex Hinshaw, L ERA: 5.03	1.0 3 0 0 0 3 0 0 0 0 0 0 0 9 11 0.00 0.000																					
57 Luke Gregerson, R ERA: 3.55	1.0 3 0 0 0 0 0 0 0 0 0 0 0 12 17 0.00 0.000																					

Batter	1	2	3	4	5	6	7	8	9	AB	R	H	RBI	BB	SO	LOB	BOTTOM					
13 Chris Denorria, R OBP: 0.364, SLG: 0.455										5	1	2	1	0	2	4	Cincinnati Reds @ San Diego Padres Petco Park, San Diego, CA Sat Jul 07 2012, 7:08 PM - 10:01 PM PDT Att: 34,222 - Clear - 67 F					
5 Alex Amarista, L OBP: 0.298, SLG: 0.473										5	0	1	1	0	1	0						
7 Chase Headley, S OBP: 0.370, SLG: 0.418										5	1	1	0	0	2	2						
18 Carlos Quentin, R OBP: 0.403, SLG: 0.527										5	1	2	1	0	2	1						
12 Yasmani Grandal, S OBP: 0.258, SLG: 0.677										4	0	0	0	0	1	3						
23 Yonder Alonso, L OBP: 0.346, SLG: 0.363										4	0	1	0	0	3	1						
60 Kip Wells, R										0	0	0	0	0	0	0						
57 Luke Gregerson, L										0	0	0	0	0	0	0						
24 Cameron Maybin, R OBP: 0.287, SLG: 0.306										4	1	1	0	0	2	2						
11 Logan Forsythe, R OBP: 0.360, SLG: 0.463										4	0	3	2	0	0	0						
33 Clayton Richard, L ERA: 4.14	6.2 W 28 7 4 2 8 0 0 0 0 0 0 0 7 76 11 2.70 1.050																					
33 Jose Arredondo, R ERA: 2.04	0.1 H 2 1 0 0 1 0 0 0 0 0 0 0 7 11 0.00 3.000																					
51 Sean Marshall, L ERA: 3.16	0.2 H 6 3 1 1 2 1 0 0 0 0 0 0 14 24 13.50 6.000																					
66 Logan Ondrusek, R ERA: 3.23	0.1 H 1 0 0 0 0 0 0 0 0 0 0 0 2 3 0.00 0.000																					
54 Aroldis Chapman, L ERA: 1.88	1.0 S 3 0 0 0 3 0 0 0 0 0 0 0 10 15 0.00 0.000																					
Inning Stats	R: 1 E: 0 K: 1 S: 15	H: 2 LOB: 1 BB: 0 P: 22	R: 0 E: 0 K: 1 S: 7	H: 0 LOB: 0 BB: 0 P: 12	R: 0 E: 0 K: 2 S: 9	H: 0 LOB: 0 BB: 0 P: 12	R: 0 E: 0 K: 0 S: 6	H: 0 LOB: 0 BB: 0 P: 9	R: 1 E: 1 K: 1 S: 13	H: 2 LOB: 1 BB: 0 P: 21	R: 1 E: 0 K: 1 S: 13	H: 1 LOB: 1 BB: 0 P: 22	R: 1 E: 0 K: 2 S: 20	H: 3 LOB: 2 BB: 0 P: 28	R: 1 E: 0 K: 2 S: 16	H: 3 LOB: 3 BB: 1 P: 27	R: 0 E: 0 K: 3 S: 10	H: 0 LOB: 0 BB: 0 P: 15	1B: 9 2B: 1 3B: 0 HR: 1	SF: 0 SAC: 0 DP: 0 HBP: 0	WP: 0 PB: 0 SB: 0 CS: 0	PA: 40
PITCHER	IP WLS BF H R ER SO BB IBB HBP BLK WP HR S P ERA WHIP																					
34 Homer Bailey, R ERA: 4.14	6.2 W 28 7 4 2 8 0 0 0 0 0 0 0 7 76 11 2.70 1.050																					



Batter	1	2	3	4	5	6	7	8	9	AB	R	H	RBI	BB	SO	LOB	TOP				
2 Zack Cozart, R OBP: 0.298, SLG: 0.409	G6-3																				
6 Drew Stubbs, R OBP: 0.286, SLG: 0.367	K																				
19 Joey Votto, L OBP: 0.471, SLG: 0.617	1B																				
4 Brandon Phillips, R OBP: 0.322, SLG: 0.428	L7																				
32 Jay Bruce, L OBP: 0.326, SLG: 0.505	F8																				
48 Ryan Ludwick, R OBP: 0.311, SLG: 0.478	G5-3																				
51 Sean Marshall, L																					
21 Todd Frazier, R OBP: 0.345, SLG: 0.556																					
54 Aroldis Chapman, L																					
27 Scott Rolen, R OBP: 0.241, SLG: 0.302	K																				
29 Ryan Hanigan, R OBP: 0.356, SLG: 0.353																					
47 Johnny Cueto, R OBP: 0.111, SLG: 0.139																					
63 Sam LeCure, R																					
28 Chris Heisey, R OBP: 0.310, SLG: 0.390																					
Inning Stats	R: 0 H: 1 E: 0 K: 1 S: 8	H: 1 LOB: 0 BB: 0 P: 16	R: 0 H: 0 E: 0 K: 1 S: 10	H: 0 LOB: 0 BB: 0 P: 16	R: 0 H: 2 E: 0 K: 2 S: 12	H: 2 LOB: 2 BB: 0 P: 18	R: 3 H: 3 E: 0 K: 0 S: 11	H: 3 LOB: 0 BB: 0 P: 18	R: 0 H: 1 E: 0 K: 3 S: 14	H: 1 LOB: 3 BB: 1 P: 25	R: 1 H: 2 E: 0 K: 1 S: 11	H: 2 LOB: 2 BB: 1 P: 19	R: 0 H: 0 E: 0 K: 0 S: 3	H: 0 LOB: 1 BB: 0 P: 6	R: 0 H: 1 E: 0 K: 2 S: 12	H: 3 LOB: 3 BB: 2 P: 25	1B: 6 2B: 1 3B: 1 HR: 2	SF: 0 SAC: 2 DP: 1 HBP: 1	WP: 0 PB: 0 SB: 3 CS: 0	PA: 43	
PITCHER	IP: 5.0 WLS: L BF: 23 ERA: 5.79	WLS: L BF: 23 ERA: 5.79	WLS: L BF: 23 ERA: 5.79	WLS: L BF: 23 ERA: 5.79	WLS: L BF: 23 ERA: 5.79	WLS: L BF: 23 ERA: 5.79	WLS: L BF: 23 ERA: 5.79	WLS: L BF: 23 ERA: 5.79	WLS: L BF: 23 ERA: 5.79	WLS: L BF: 23 ERA: 5.79	WLS: L BF: 23 ERA: 5.79	WLS: L BF: 23 ERA: 5.79	WLS: L BF: 23 ERA: 5.79	WLS: L BF: 23 ERA: 5.79	WLS: L BF: 23 ERA: 5.79	WLS: L BF: 23 ERA: 5.79	WLS: L BF: 23 ERA: 5.79	WLS: L BF: 23 ERA: 5.79	WLS: L BF: 23 ERA: 5.79	WLS: L BF: 23 ERA: 5.79	WLS: L BF: 23 ERA: 5.79
38 Jason Marquis, R ERA: 5.79	IP: 5.0 WLS: L BF: 23 ERA: 5.79	IP: 5.0 WLS: L BF: 23 ERA: 5.79	IP: 5.0 WLS: L BF: 23 ERA: 5.79	IP: 5.0 WLS: L BF: 23 ERA: 5.79	IP: 5.0 WLS: L BF: 23 ERA: 5.79	IP: 5.0 WLS: L BF: 23 ERA: 5.79	IP: 5.0 WLS: L BF: 23 ERA: 5.79	IP: 5.0 WLS: L BF: 23 ERA: 5.79	IP: 5.0 WLS: L BF: 23 ERA: 5.79	IP: 5.0 WLS: L BF: 23 ERA: 5.79	IP: 5.0 WLS: L BF: 23 ERA: 5.79	IP: 5.0 WLS: L BF: 23 ERA: 5.79	IP: 5.0 WLS: L BF: 23 ERA: 5.79	IP: 5.0 WLS: L BF: 23 ERA: 5.79	IP: 5.0 WLS: L BF: 23 ERA: 5.79	IP: 5.0 WLS: L BF: 23 ERA: 5.79	IP: 5.0 WLS: L BF: 23 ERA: 5.79	IP: 5.0 WLS: L BF: 23 ERA: 5.79	IP: 5.0 WLS: L BF: 23 ERA: 5.79	IP: 5.0 WLS: L BF: 23 ERA: 5.79	IP: 5.0 WLS: L BF: 23 ERA: 5.79
58 Brad Brach, R ERA: 3.95	IP: 1.0 WLS: L BF: 4 ERA: 3.95	IP: 1.0 WLS: L BF: 4 ERA: 3.95	IP: 1.0 WLS: L BF: 4 ERA: 3.95	IP: 1.0 WLS: L BF: 4 ERA: 3.95	IP: 1.0 WLS: L BF: 4 ERA: 3.95	IP: 1.0 WLS: L BF: 4 ERA: 3.95	IP: 1.0 WLS: L BF: 4 ERA: 3.95	IP: 1.0 WLS: L BF: 4 ERA: 3.95	IP: 1.0 WLS: L BF: 4 ERA: 3.95	IP: 1.0 WLS: L BF: 4 ERA: 3.95	IP: 1.0 WLS: L BF: 4 ERA: 3.95	IP: 1.0 WLS: L BF: 4 ERA: 3.95	IP: 1.0 WLS: L BF: 4 ERA: 3.95	IP: 1.0 WLS: L BF: 4 ERA: 3.95	IP: 1.0 WLS: L BF: 4 ERA: 3.95	IP: 1.0 WLS: L BF: 4 ERA: 3.95	IP: 1.0 WLS: L BF: 4 ERA: 3.95	IP: 1.0 WLS: L BF: 4 ERA: 3.95	IP: 1.0 WLS: L BF: 4 ERA: 3.95	IP: 1.0 WLS: L BF: 4 ERA: 3.95	IP: 1.0 WLS: L BF: 4 ERA: 3.95
55 Dale Thayer, R ERA: 4.91	IP: 0.1 WLS: L BF: 4 ERA: 4.91	IP: 0.1 WLS: L BF: 4 ERA: 4.91	IP: 0.1 WLS: L BF: 4 ERA: 4.91	IP: 0.1 WLS: L BF: 4 ERA: 4.91	IP: 0.1 WLS: L BF: 4 ERA: 4.91	IP: 0.1 WLS: L BF: 4 ERA: 4.91	IP: 0.1 WLS: L BF: 4 ERA: 4.91	IP: 0.1 WLS: L BF: 4 ERA: 4.91	IP: 0.1 WLS: L BF: 4 ERA: 4.91	IP: 0.1 WLS: L BF: 4 ERA: 4.91	IP: 0.1 WLS: L BF: 4 ERA: 4.91	IP: 0.1 WLS: L BF: 4 ERA: 4.91	IP: 0.1 WLS: L BF: 4 ERA: 4.91	IP: 0.1 WLS: L BF: 4 ERA: 4.91	IP: 0.1 WLS: L BF: 4 ERA: 4.91	IP: 0.1 WLS: L BF: 4 ERA: 4.91	IP: 0.1 WLS: L BF: 4 ERA: 4.91	IP: 0.1 WLS: L BF: 4 ERA: 4.91	IP: 0.1 WLS: L BF: 4 ERA: 4.91	IP: 0.1 WLS: L BF: 4 ERA: 4.91	IP: 0.1 WLS: L BF: 4 ERA: 4.91
54 Joe Thatcher, L ERA: 2.82	IP: 0.2 WLS: L BF: 2 ERA: 2.82	IP: 0.2 WLS: L BF: 2 ERA: 2.82	IP: 0.2 WLS: L BF: 2 ERA: 2.82	IP: 0.2 WLS: L BF: 2 ERA: 2.82	IP: 0.2 WLS: L BF: 2 ERA: 2.82	IP: 0.2 WLS: L BF: 2 ERA: 2.82	IP: 0.2 WLS: L BF: 2 ERA: 2.82	IP: 0.2 WLS: L BF: 2 ERA: 2.82	IP: 0.2 WLS: L BF: 2 ERA: 2.82	IP: 0.2 WLS: L BF: 2 ERA: 2.82	IP: 0.2 WLS: L BF: 2 ERA: 2.82	IP: 0.2 WLS: L BF: 2 ERA: 2.82	IP: 0.2 WLS: L BF: 2 ERA: 2.82	IP: 0.2 WLS: L BF: 2 ERA: 2.82	IP: 0.2 WLS: L BF: 2 ERA: 2.82	IP: 0.2 WLS: L BF: 2 ERA: 2.82	IP: 0.2 WLS: L BF: 2 ERA: 2.82	IP: 0.2 WLS: L BF: 2 ERA: 2.82	IP: 0.2 WLS: L BF: 2 ERA: 2.82	IP: 0.2 WLS: L BF: 2 ERA: 2.82	IP: 0.2 WLS: L BF: 2 ERA: 2.82
57 Luke Gregerson, R ERA: 3.46	IP: 1.0 WLS: L BF: 4 ERA: 3.46	IP: 1.0 WLS: L BF: 4 ERA: 3.46	IP: 1.0 WLS: L BF: 4 ERA: 3.46	IP: 1.0 WLS: L BF: 4 ERA: 3.46	IP: 1.0 WLS: L BF: 4 ERA: 3.46	IP: 1.0 WLS: L BF: 4 ERA: 3.46	IP: 1.0 WLS: L BF: 4 ERA: 3.46	IP: 1.0 WLS: L BF: 4 ERA: 3.46	IP: 1.0 WLS: L BF: 4 ERA: 3.46	IP: 1.0 WLS: L BF: 4 ERA: 3.46	IP: 1.0 WLS: L BF: 4 ERA: 3.46	IP: 1.0 WLS: L BF: 4 ERA: 3.46	IP: 1.0 WLS: L BF: 4 ERA: 3.46	IP: 1.0 WLS: L BF: 4 ERA: 3.46	IP: 1.0 WLS: L BF: 4 ERA: 3.46	IP: 1.0 WLS: L BF: 4 ERA: 3.46	IP: 1.0 WLS: L BF: 4 ERA: 3.46	IP: 1.0 WLS: L BF: 4 ERA: 3.46	IP: 1.0 WLS: L BF: 4 ERA: 3.46	IP: 1.0 WLS: L BF: 4 ERA: 3.46	IP: 1.0 WLS: L BF: 4 ERA: 3.46

Cincinnati Reds @ San Diego Padres
 Petco Park, San Diego, CA
 Sun Jul 08 2012, 1:08 PM - 4:21 PM PDT
 Att: 24,032 - Sunny - 68 F

AB	36
R	4
H	10
RBI	4
BB	4
SO	11
LOB	28



Batter	1	2	3	4	5	6	7	8	9	AB	R	H	RBI	BB	SO	LOB	BOTTOM			
13 Chris Denorria, R OBP: 0.355, SLG: 0.443	K																			
11 Logan Forsythe, R OBP: 0.362, SLG: 0.453	G6-3																			
7 Chase Headley, S OBP: 0.368, SLG: 0.413	HBP																			
18 Carlos Quentin, R OBP: 0.406, SLG: 0.518	K																			
12 Yasmani Grandal, S OBP: 0.286, SLG: 0.657	F8																			
23 Yonder Alonso, L OBP: 0.344, SLG: 0.362	G3-1																			
24 Cameron Maybin, R OBP: 0.287, SLG: 0.309	G6-3																			
2 Everth Cabrera, S OBP: 0.322, SLG: 0.355	L6																			
38 Jason Marquis, L ERA: 5.79	IP: 5.0 WLS: L BF: 23 ERA: 5.79	IP: 5.0 WLS: L BF: 23 ERA: 5.79	IP: 5.0 WLS: L BF: 23 ERA: 5.79	IP: 5.0 WLS: L BF: 23 ERA: 5.79	IP: 5.0 WLS: L BF: 23 ERA: 5.79	IP: 5.0 WLS: L BF: 23 ERA: 5.79	IP: 5.0 WLS: L BF: 23 ERA: 5.79	IP: 5.0 WLS: L BF: 23 ERA: 5.79	IP: 5.0 WLS: L BF: 23 ERA: 5.79	IP: 5.0 WLS: L BF: 23 ERA: 5.79	IP: 5.0 WLS: L BF: 23 ERA: 5.79	IP: 5.0 WLS: L BF: 23 ERA: 5.79	IP: 5.0 WLS: L BF: 23 ERA: 5.79	IP: 5.0 WLS: L BF: 23 ERA: 5.79	IP: 5.0 WLS: L BF: 23 ERA: 5.79	IP: 5.0 WLS: L BF: 23 ERA: 5.79	IP: 5.0 WLS: L BF: 23 ERA: 5.79	IP: 5.0 WLS: L BF: 23 ERA: 5.79	IP: 5.0 WLS: L BF: 23 ERA: 5.79	IP: 5.0 WLS: L BF: 23 ERA: 5.79
14 Mark Kotsay, L OBP: 0.376, SLG: 0.376	IP: 0.1 WLS: L BF: 4 ERA: 4.91	IP: 0.1 WLS: L BF: 4 ERA: 4.91	IP: 0.1 WLS: L BF: 4 ERA: 4.91	IP: 0.1 WLS: L BF: 4 ERA: 4.91	IP: 0.1 WLS: L BF: 4 ERA: 4.91	IP: 0.1 WLS: L BF: 4 ERA: 4.91	IP: 0.1 WLS: L BF: 4 ERA: 4.91	IP: 0.1 WLS: L BF: 4 ERA: 4.91	IP: 0.1 WLS: L BF: 4 ERA: 4.91	IP: 0.1 WLS: L BF: 4 ERA: 4.91	IP: 0.1 WLS: L BF: 4 ERA: 4.91	IP: 0.1 WLS: L BF: 4 ERA: 4.91	IP: 0.1 WLS: L BF: 4 ERA: 4.91	IP: 0.1 WLS: L BF: 4 ERA: 4.91	IP: 0.1 WLS: L BF: 4 ERA: 4.91	IP: 0.1 WLS: L BF: 4 ERA: 4.91	IP: 0.1 WLS: L BF: 4 ERA: 4.91	IP: 0.1 WLS: L BF: 4 ERA: 4.91	IP: 0.1 WLS: L BF: 4 ERA: 4.91	IP: 0.1 WLS: L BF: 4 ERA: 4.91
55 Dale Thayer, R ERA: 4.91	IP: 0.2 WLS: L BF: 2 ERA: 2.82	IP: 0.2 WLS: L BF: 2 ERA: 2.82	IP: 0.2 WLS: L BF: 2 ERA: 2.82	IP: 0.2 WLS: L BF: 2 ERA: 2.82	IP: 0.2 WLS: L BF: 2 ERA: 2.82	IP: 0.2 WLS: L BF: 2 ERA: 2.82	IP: 0.2 WLS: L BF: 2 ERA: 2.82	IP: 0.2 WLS: L BF: 2 ERA: 2.82	IP: 0.2 WLS: L BF: 2 ERA: 2.82	IP: 0.2 WLS: L BF: 2 ERA: 2.82	IP: 0.2 WLS: L BF: 2 ERA: 2.82	IP: 0.2 WLS: L BF: 2 ERA: 2.82	IP: 0.2 WLS: L BF: 2 ERA: 2.82	IP: 0.2 WLS: L BF: 2 ERA: 2.82	IP: 0.2 WLS: L BF: 2 ERA: 2.82	IP: 0.2 WLS: L BF: 2 ERA: 2.82	IP: 0.2 WLS: L BF: 2 ERA: 2.82	IP: 0.2 WLS: L BF: 2 ERA: 2.82	IP: 0.2 WLS: L BF: 2 ERA: 2.82	IP: 0.2 WLS: L BF: 2 ERA: 2.82
54 Joe Thatcher, L ERA: 2.82	IP: 0.2 WLS: L BF: 2 ERA: 2.82	IP: 0.2 WLS: L BF: 2 ERA: 2.82	IP: 0.2 WLS: L BF: 2 ERA: 2.82	IP: 0.2 WLS: L BF: 2 ERA: 2.82	IP: 0.2 WLS: L BF: 2 ERA: 2.82	IP: 0.2 WLS: L BF: 2 ERA: 2.82	IP: 0.2 WLS: L BF: 2 ERA: 2.82	IP: 0.2 WLS: L BF: 2 ERA: 2.82	IP: 0.2 WLS: L BF: 2 ERA: 2.82	IP: 0.2 WLS: L BF: 2 ERA: 2.82	IP: 0.2 WLS: L BF: 2 ERA: 2.82	IP: 0.2 WLS: L BF: 2 ERA: 2.82	IP: 0.2 WLS: L BF: 2 ERA: 2.82	IP: 0.2 WLS: L BF: 2 ERA: 2.82	IP: 0.2 WLS: L BF: 2 ERA: 2.82	IP: 0.2 WLS: L BF: 2 ERA: 2.82	IP: 0.2 WLS: L BF: 2 ERA: 2.82	IP: 0.2 WLS: L BF: 2 ERA: 2.82	IP: 0.2 WLS: L BF: 2 ERA: 2.82	IP: 0.2 WLS: L BF: 2 ERA: 2.82
57 Luke Gregerson, L ERA: 3.46	IP: 1.0 WLS: L BF: 4 ERA: 3.46	IP: 1.0 WLS: L BF: 4 ERA: 3.46	IP: 1.0 WLS: L BF: 4 ERA: 3.46	IP: 1.0 WLS: L BF: 4 ERA: 3.46	IP: 1.0 WLS: L BF: 4 ERA: 3.46	IP: 1.0 WLS: L BF: 4 ERA: 3.46	IP: 1.0 WLS: L BF: 4 ERA: 3.46	IP: 1.0 WLS: L BF: 4 ERA: 3.46	IP: 1.0 WLS: L BF: 4 ERA: 3.46	IP: 1.0 WLS: L BF: 4 ERA: 3.46	IP: 1.0 WLS: L BF: 4 ERA: 3.46	IP: 1.0 WLS: L BF: 4 ERA: 3.46	IP: 1.0 WLS: L BF: 4 ERA: 3.46	IP: 1.0 WLS: L BF: 4 ERA: 3.46	IP: 1.0 WLS: L BF: 4 ERA: 3.46	IP: 1.0 WLS: L BF: 4 ERA: 3.46	IP: 1.0 WLS: L BF: 4 ERA: 3.46	IP: 1.0 WLS: L BF: 4 ERA: 3.46	IP: 1.0 WLS: L BF: 4 ERA: 3.46	IP: 1.0 WLS: L BF: 4 ERA: 3.46

Cincinnati Reds @ San Diego Padres
 Petco Park, San Diego, CA
 Sun Jul 08 2012, 1:08 PM - 4:21 PM PDT
 Att: 24,032 - Sunny - 68 F

AB	33
R	2
H	7
RBI	2
BB	4
SO	10
LOB	19



Batter	1	2	3	4	5	6	7	8	9	AB	R	H	RBI	BB	SO	LOB	TOP			
15 Rafael Furcal, S (1,6) OBP: 0.338, SLG: 0.363										4	1	1	0	1	0	3	St. Louis Cardinals @ Cincinnati Reds Great American Ball Park, Cincinnati, OH Fri Jul 13 2012, 7:12 PM - 10:24 PM EDT Att: 40,217 - Cloudy - 81 F			
19 Jon Jay, L (1,8) OBP: 0.385, SLG: 0.394										4	0	1	0	1	2	0				
7 Matt Holliday, R (1,7) OBP: 0.394, SLG: 0.515										5	0	1	1	0	2	4				
3 Carlos Beltrán, S (1,9) OBP: 0.350, SLG: 0.538										4	0	1	0	1	2	3				
21 Allen Craig, R (1,3) OBP: 0.368, SLG: 0.597										5	1	0	0	0	1	5				
4 Yadier Molina, R (1,2) OBP: 0.394, SLG: 0.504										4	1	2	0	0	1	2				
23 David Freese, R (1,5) OBP: 0.350, SLG: 0.478										2	0	0	0	2	1	2				
55 Skip Schumaker, L (1,4) OBP: 0.374, SLG: 0.424										3	0	2	1	0	0	1				
43 Shane Robinson, R (8,PH) OBP: 0.304, SLG: 0.244										1	0	1	1	0	0	0				
62 Barret Browning, L (8,1) OBP: 0.289, SLG: 0.377										0	0	0	0	0	0	0				
50 Adam Wainwright, R (1,1) OBP: 0.057, SLG: 0.057										2	0	0	0	0	2	2				
66 Victor Marte, R (7,1) OBP: 0.289, SLG: 0.377										0	0	0	0	0	0	0				
27 Tyler Greene, R (8,PH) OBP: 0.289, SLG: 0.377										0	0	0	0	1	0	0				
Inning Stats	R: 0 E: 0 K: 2 S: 9	H: 0 LOB: 0 BB: 16	R: 1 E: 0 K: 1 S: 15	H: 2 LOB: 2 BB: 27	R: 1 E: 0 K: 1 S: 17	H: 2 LOB: 2 BB: 25	R: 0 E: 0 K: 1 S: 12	H: 0 LOB: 0 BB: 1	R: 0 E: 0 K: 1 S: 10	H: 0 LOB: 0 BB: 15	R: 0 E: 0 K: 1 S: 12	H: 1 LOB: 3 BB: 21	R: 1 E: 0 K: 0 S: 16	H: 3 LOB: 3 BB: 1	R: 0 E: 0 K: 3 S: 12	H: 1 LOB: 1 BB: 15	1B: 8 2B: 1 3B: 0 HR: 0	SF: 0 SAC: 1 DP: 2 HBP: 0	WP: 0 PB: 0 SB: 1 CS: 0	PA: 41
PITCHER	IP WLS BF H R ER SO BB IBB HBP BLK WP HR S P ERA WHIP																			
55 Mat Latos, R (1,1) ERA: 4.1	5.0 W 9 4 2 2 5 3 0 0 0 0 0 0 61 97 3.60 1.400																			
31 Alfredo Simon, R (6,1) ERA: 1.67	2.0 H 4 2 1 1 0 3 2 0 0 0 0 0 22 36 0.00 1.500																			
33 Jose Arredondo, R (8,1) ERA: 2.25	0.2 H 3 1 0 0 0 1 0 0 0 0 0 0 7 12 0.00 6.000																			
51 Sean Marshall, L (8,1) ERA: 2.91	1.0 S 4 1 0 0 3 0 0 0 0 0 0 0 12 15 0.00 1.000																			
54 Aroldis Chapman, L (9,1) ERA: 1.79																				



AB	34
R	3
H	9
RBI	3
BB	6
SO	11
LOB	22



Batter	1	2	3	4	5	6	7	8	9	AB	R	H	RBI	BB	SO	LOB	BOTTOM			
2 Zack Cozart, R (1,6) OBP: 0.295, SLG: 0.405										3	0	0	1	0	1	0	St. Louis Cardinals @ Cincinnati Reds Great American Ball Park, Cincinnati, OH Fri Jul 13 2012, 7:12 PM - 10:24 PM EDT Att: 40,217 - Cloudy - 81 F			
6 Drew Stubbs, R (1,8) OBP: 0.282, SLG: 0.361										4	0	0	0	0	2	2				
19 Joey Votto, L (1,3) OBP: 0.465, SLG: 0.608										4	0	0	0	0	0	0				
4 Brandon Phillips, R (1,4) OBP: 0.327, SLG: 0.435										4	2	3	0	0	1	0				
32 Jay Bruce, L (1,9) OBP: 0.328, SLG: 0.503										3	1	1	0	1	2	1				
48 Ryan Ludwick, R (1,7) OBP: 0.312, SLG: 0.486										3	0	1	1	0	0	2				
54 Aroldis Chapman, L (9,1) ERA: 1.79										0	0	0	0	0	0	0				
21 Todd Frazier, R (1,5) OBP: 0.350, SLG: 0.571										2	2	1	1	1	0	2				
33 Jose Arredondo, R (8,1) ERA: 2.25										0	0	0	0	0	0	0				
51 Sean Marshall, L (8,1) ERA: 2.91										0	0	0	0	0	0	0				
28 Chris Heisey, R (8,PH) OBP: 0.313, SLG: 0.390										0	0	0	0	1	0	0				
29 Ryan Hanigan, R (1,2) OBP: 0.354, SLG: 0.351										4	0	1	1	0	0	4				
55 Mat Latos, R (1,1) ERA: 4.1										1	0	0	0	0	0	0				
43 Miguel Cairo, R (5,PH) OBP: 0.312, SLG: 0.486										1	0	0	0	0	0	0				
31 Alfredo Simon, R (6,1) ERA: 1.67										0	0	0	0	0	0	0				
27 Scott Rolen, R (7,PH) OBP: 0.246, SLG: 0.302										0	0	0	0	1	0	0				
Inning Stats	R: 0 E: 0 K: 0 S: 4	H: 0 LOB: 0 BB: 8	R: 0 E: 0 K: 0 S: 9	H: 1 LOB: 1 BB: 15	R: 0 E: 0 K: 1 S: 6	H: 0 LOB: 0 BB: 9	R: 0 E: 0 K: 2 S: 7	H: 0 LOB: 0 BB: 12	R: 1 E: 0 K: 0 S: 13	H: 1 LOB: 0 BB: 21	R: 0 E: 0 K: 1 S: 7	H: 0 LOB: 0 BB: 12	R: 3 E: 1 K: 1 S: 16	H: 3 LOB: 2 BB: 35	R: 1 E: 0 K: 1 S: 13	H: 2 LOB: 2 BB: 1	1B: 4 2B: 1 3B: 1 HR: 1	SF: 1 SAC: 1 DP: 0 HBP: 0	WP: 0 PB: 0 SB: 0 CS: 0	PA: 35
PITCHER	IP WLS BF H R ER SO BB IBB HBP BLK WP HR S P ERA WHIP																			
50 Adam Wainwright, R (1,1) ERA: 4.62	6.1 L 26 5 4 4 4 1 1 0 0 0 0 0 10 19 0.00 1.500																			
66 Victor Marte, R (7,1) ERA: 4.3	0.2 3 0 0 0 1 1 0 0 0 0 0 0 7 11 0.00 1.500																			
62 Barret Browning, L (8,1) ERA: 1.8	0.2 3 1 1 1 1 0 0 0 0 0 0 0 7 11 0.00 1.500																			
59 Fernando Salas, R (8,1) ERA: 5.1	0.1 3 1 0 0 0 1 0 0 0 0 0 0 6 10 0.00 6.000																			

AB	29
R	5
H	7
RBI	4
BB	4
SO	6
LOB	11



Batter	1	2	3	4	5	6	7	8	9	AB	R	H	RBI	BB	SO	LOB	TOP										
6 Stephen Drew, L OBP: 0.269, SLG: 0.277	G1-3			K			P6		K	4	0	0	0	1	2	2	Arizona Diamondbacks @ Cincinnati Reds Great American Ball Park, Cincinnati, OH Tue Jul 17 2012, 7:13 PM - 10:36 PM EDT Att: 19,142 - Partly Cloudy - 96 F AB 34 R 0 H 8 RBI 0 BB 4 SO 9 LOB 20 										
18 Willie Bloomquist, R OBP: 0.324, SLG: 0.355	G6-3			1B			K		1B	5	0	2	0	0	1	4											
2 Aaron Hill, R OBP: 0.355, SLG: 0.502	P3			BB			G5-3		K	4	0	1	0	1	1	3											
26 Miguel Montero, L OBP: 0.372, SLG: 0.425	G4-3			E5			F9		G1-3	4	0	0	0	0	0	2											
10 Justin Upton, R OBP: 0.355, SLG: 0.394	P4			FC6-4			1B		1B	4	0	2	0	0	0	2											
44 Paul Goldschmidt, R OBP: 0.352, SLG: 0.535	F8			G5-3			K		K	4	0	0	0	0	2	3											
24 Chris Young, R OBP: 0.310, SLG: 0.411	F8			SH1-4			BB		K	3	0	1	0	1	1	1											
8 Gerardo Parra, L OBP: 0.337, SLG: 0.413	G4-3			BB			K		K	3	0	0	0	1	2	3											
17 Trevor Bauer, R 55 Josh Collmenter, R 27 Geoff Blum, S 32 Craig Breslow, L 49 Mike Zagurski, L 14 Ryan Roberts, R	F8			SH1-4			1B		1B	1	0	0	0	0	0	0											
										1	0	1	0	0	0	0											
Inning Stats	R: 0 E: 0 K: 10 S: 10	H: 0 LOB: 0 BB: 0 P: 15	R: 0 E: 0 K: 10 S: 7	H: 0 LOB: 0 BB: 0 P: 13	R: 0 E: 0 K: 10 S: 5	H: 0 LOB: 0 BB: 0 P: 9	R: 0 E: 1 K: 12 S: 12	H: 1 LOB: 2 BB: 1 P: 23	R: 0 E: 0 K: 12 S: 16	H: 1 LOB: 3 BB: 2 P: 20	R: 0 E: 0 K: 12 S: 16	H: 2 LOB: 3 BB: 1 P: 26	R: 0 E: 0 K: 14 S: 14	H: 1 LOB: 1 BB: 0 P: 19	R: 0 E: 0 K: 12 S: 10	H: 1 LOB: 1 BB: 0 P: 14	R: 0 E: 0 K: 13 S: 18	H: 2 LOB: 2 BB: 0 P: 25	1B: 7 2B: 1 3B: 0 HR: 0	SF: 0 2B: 1 DP: 0 HBP: 0	WP: 0 PB: 0 SB: 0 CS: 1	PA: 39					
PITCHER	IP	WLS	BF	H	R	ER	SO	BB	IBB	HBP	BLK	WP	HR	S	P	ERA	WHIP										
47 Johnny Cueto, R ERA: 2.28	6.0	W	26	4	0	0	3	4	0	0	0	0	0	60	106	0.00	1.333										
33 Jose Arredondo, R ERA: 2.13	1.0		4	1	0	0	1	0	0	0	1	0	0	14	19	0.00	1.000										
63 Sam LeCure, R ERA: 3.62	1.0		4	1	0	0	2	0	0	0	0	0	0	14	14	0.00	1.000										
51 Sean Marshall, L ERA: 2.86	0.2		4	2	0	0	2	0	0	0	0	0	0	14	21	0.00	3.000										
54 Aroldis Chapman, L ERA: 1.69	0.1	S	1	0	0	0	1	0	0	0	0	0	0	4	4	0.00	0.000										
Batter	1	2	3	4	5	6	7	8	9	AB	R	H	RBI	BB	SO	LOB	BOTTOM										
6 Drew Stubbs, R OBP: 0.290, SLG: 0.361	BB		G5-3	K			1B		SH1-3	3	1	1	0	1	1	1	Arizona Diamondbacks @ Cincinnati Reds Great American Ball Park, Cincinnati, OH Tue Jul 17 2012, 7:13 PM - 10:36 PM EDT Att: 19,142 - Partly Cloudy - 96 F AB 27 R 4 H 5 RBI 3 BB 6 SO 11 LOB 16 										
2 Zack Cozart, R OBP: 0.290, SLG: 0.393	FC6		BB			1B			SH1-3	2	1	1	0	1	0	1											
4 Brandon Phillips, R OBP: 0.331, SLG: 0.433	K		BB			F8			K	3	1	0	0	1	2	4											
48 Ryan Ludwick, R OBP: 0.310, SLG: 0.495	BB		HR			K			G5-3	3	1	1	3	1	1	2											
27 Scott Rolen, R OBP: 0.272, SLG: 0.315	L1-4-6-3		BB			BB			CS	2	0	1	0	2	0	2											
21 Todd Frazier, R OBP: 0.340, SLG: 0.555	K		K			K			K	4	0	0	0	0	4	4											
28 Chris Heisey, R OBP: 0.318, SLG: 0.391	K		K			F7			F8	4	0	0	0	0	2	1											
29 Ryan Hanigan, R OBP: 0.351, SLG: 0.354	G3					G5-3			CS	3	0	1	0	0	0	0											
47 Johnny Cueto, R 44 Mike Leake, R 33 Jose Arredondo, R 63 Sam LeCure, R 51 Sean Marshall, L 54 Aroldis Chapman, L	G1-3					K				2	0	0	0	0	0	1											
										1	0	0	0	0	0	0											
										0	0	0	0	0	0	0											
										0	0	0	0	0	0	0											
										0	0	0	0	0	0	0											
										0	0	0	0	0	0	0											
Inning Stats	R: 1 E: 1 K: 1 S: 10	H: 0 LOB: 1 BB: 2 P: 20	R: 0 E: 0 K: 2 S: 7	H: 0 LOB: 0 BB: 0 P: 12	R: 3 E: 1 K: 1 S: 24	H: 1 LOB: 1 BB: 3 P: 41	R: 0 E: 0 K: 2 S: 12	H: 1 LOB: 1 BB: 0 P: 15	R: 0 E: 0 K: 2 S: 15	H: 1 LOB: 2 BB: 1 P: 25	R: 0 E: 0 K: 1 S: 7	H: 0 LOB: 0 BB: 0 P: 10	R: 0 E: 0 K: 1 S: 14	H: 1 LOB: 1 BB: 0 P: 24	R: 0 E: 0 K: 1 S: 8	H: 1 LOB: 0 BB: 0 P: 9	1B: 3 2B: 2 3B: 0 HR: 1	SF: 0 2B: 2 DP: 1 HBP: 0	WP: 2 PB: 0 SB: 0 CS: 1	PA: 35							
PITCHER	IP	WLS	BF	H	R	ER	SO	BB	IBB	HBP	BLK	WP	HR	S	P	ERA	WHIP										
17 Trevor Bauer, R ERA: 6.06	3.0	L	15	1	4	3	4	5	0	0	0	0	0	34	50	0.00	1.000										
55 Josh Collmenter, R ERA: 3.5	3.0		12	2	0	0	5	1	0	0	0	0	0	34	50	0.00	1.000										
32 Craig Breslow, L ERA: 2.79	1.0		4	1	0	0	1	0	0	0	0	0	0	14	24	0.00	1.000										
49 Mike Zagurski, L ERA: 4.7	1.0		3	1	0	0	1	0	0	0	0	0	0	8	9	0.00	1.000										

Batter	1	2	3	4	5	6	7	8	9	AB	R	H	RBI	BB	SO	LOB	TOP					
6 Stephen Drew, L (1.6) OBP: 0.246, SLG: 0.250	G4-3		F9		F7		G3	G3		5	0	0	0	0	0	4	Arizona Diamondbacks @ Cincinnati Reds Great American Ball Park, Cincinnati, OH Wed Jul 18 2012, 7:14 PM - 10:01 PM EDT Att: 26,077 - Overcast - 74 F livebaseballscorecards.com					
2 Aaron Hill, R (1.4) OBP: 0.356, SLG: 0.503	13 HR		K		26 BB		G1-3	G5-3		5	1	2	1	0	1	0						
13 Jason Kubel, L (1.7) OBP: 0.369, SLG: 0.549	1-H				26 BB		K	K		4	2	2	3	1	2	0						
26 Miguel Montero, L (1.2) OBP: 0.369, SLG: 0.419	G3		F9		1-2 2-H		K	K		4	0	0	1	1	2	0						
10 Justin Upton, R (1.9) OBP: 0.354, SLG: 0.395	G5-3		P4		F9		44 2B			4	1	1	0	0	0	3						
44 Paul Goldschmidt, R (1.3) OBP: 0.351, SLG: 0.535		F7		F8		F9	8 14 2B			4	1	1	1	0	0	0						
8 Gerardo Parra, L (1.8) OBP: 0.340, SLG: 0.415		K			31 FC1-5		G4-3	14 PB		4	0	2	0	0	1	0						
14 Ryan Roberts, R (1.5) OBP: 0.297, SLG: 0.360	G4-3				2 31 FC1-5					3	1	2	0	1	0	0						
31 Ian Kennedy, R (1.1) OBP: 0.250, SLG: 0.036					2 2B					4	1	0	0	0	3	5						
29 Brad Ziegler, R (9.1) OBP: 0.333, SLG: 0.333			K		2 26 BB		K			0	0	0	0	0	0	0						
Inning Stats	R: 2 E: 0 K: 0 S: 12	H: 2 LOB: 0 BB: 0 P: 19	R: 0 E: 0 K: 1 S: 7	H: 0 LOB: 0 BB: 0 P: 10	R: 0 E: 0 K: 2 S: 9	H: 0 LOB: 0 BB: 0 P: 11	R: 1 E: 0 K: 0 S: 9	H: 1 LOB: 0 BB: 0 P: 10	R: 2 E: 0 K: 0 S: 15	H: 3 LOB: 3 BB: 2 P: 29	R: 0 E: 0 K: 1 S: 12	H: 1 LOB: 1 BB: 0 P: 15	R: 0 E: 0 K: 1 S: 8	H: 0 LOB: 0 BB: 0 P: 8	R: 2 E: 0 K: 2 S: 19	H: 3 LOB: 2 BB: 1 P: 29	R: 0 E: 0 K: 2 S: 9	H: 0 LOB: 0 BB: 0 P: 14	1B: 5 2B: 3 3B: 0 HR: 2	SF: 0 SAC: 0 DP: 0 HBP: 0	WP: 0 PB: 1 CS: 0	PA: 40
PITCHER	IP WLS BF H R ER SO BB IBB HBP BLK WP HR S P ERA WHIP																					
55 Mat Latos, R (1.1) ERA: 4.33	4.2 L 22 6 5 5 3 1 1 0 0 0 0 2 50 75 9.64 1.500																					
63 Sam LeCure, R (5.1) ERA: 3.45	1.1 5 1 0 0 1 0 0 0 0 0 0 14 19 0.00 0.750																					
45 Bill Bray, L (7.1) ERA: 7.11	1.0 3 0 0 0 1 0 0 0 0 0 0 8 8 0.00 0.000																					
33 Jose Arredondo, R (8.1) ERA: 2.33	0.2 6 3 2 1 2 1 0 0 0 0 0 18 26 13.50 6.000																					
66 Logan Ondrusek, R (8.1) ERA: 2.91	1.1 4 0 0 0 2 0 0 0 0 0 0 10 17 0.00 0.000																					

Batter	1	2	3	4	5	6	7	8	9	AB	R	H	RBI	BB	SO	LOB	BOTTOM					
6 Drew Stubbs, R (1.8) OBP: 0.293, SLG: 0.367	4 1B				K		F9			4	0	2	1	0	1	1	Arizona Diamondbacks @ Cincinnati Reds Great American Ball Park, Cincinnati, OH Wed Jul 18 2012, 7:14 PM - 10:01 PM EDT Att: 26,077 - Overcast - 74 F livebaseballscorecards.com					
2 Zack Cozart, R (1.6) OBP: 0.287, SLG: 0.389	B1				K		G6-3			4	0	0	0	0	2	3						
66 Logan Ondrusek, R (8.1)		K								0	0	0	0	0	0	0						
4 Brandon Phillips, R (1.4) OBP: 0.330, SLG: 0.431			G4-3		F9		F9			4	0	1	0	0	0	0						
32 Jay Bruce, L (1.9) OBP: 0.318, SLG: 0.489	P5		P4		F8		K			4	0	0	0	0	1	2						
48 Ryan Ludwick, R (1.7) OBP: 0.313, SLG: 0.498	L6						K			3	0	1	0	0	1	2						
27 Scott Rolen, R (1.5) OBP: 0.265, SLG: 0.306	F8		G4-3				K			4	0	0	0	0	1	2						
21 Todd Frazier, R (1.3) OBP: 0.343, SLG: 0.554					F9					4	0	2	0	0	0	0						
29 Ryan Hanigan, R (1.2) OBP: 0.350, SLG: 0.351					K		F7			4	1	1	0	0	2	1						
55 Mat Latos, R (1.1) ERA: 4.33										2	0	1	0	0	0	2						
63 Sam LeCure, R (5.1) ERA: 3.45										0	0	0	0	0	0	0						
45 Bill Bray, L (7.1) ERA: 7.11										0	0	0	0	0	0	0						
26 Xavier Paul, L (7.9) ERA: 7.90										1	0	0	0	0	0	0						
33 Jose Arredondo, R (8.1) ERA: 2.33										0	0	0	0	0	0	0						
15 Wilson Valdez, R (8.6) ERA: 2.22										1	0	0	0	0	0	0						
Inning Stats	R: 0 E: 0 K: 0 S: 8	H: 2 LOB: 2 BB: 0 P: 10	R: 1 E: 0 K: 1 S: 17	H: 3 LOB: 2 BB: 0 P: 24	R: 0 E: 0 K: 0 S: 11	H: 1 LOB: 1 BB: 0 P: 16	R: 0 E: 0 K: 2 S: 9	H: 1 LOB: 1 BB: 0 P: 13	R: 0 E: 0 K: 1 S: 7	H: 0 LOB: 0 BB: 0 P: 13	R: 0 E: 0 K: 2 S: 10	H: 1 LOB: 1 BB: 0 P: 13	R: 0 E: 0 K: 0 S: 5	H: 0 LOB: 0 BB: 0 P: 6	R: 0 E: 0 K: 1 S: 6	H: 0 LOB: 1 BB: 0 P: 10	R: 0 E: 0 K: 1 S: 9	H: 0 LOB: 0 BB: 0 P: 13	1B: 5 2B: 3 3B: 0 HR: 0	SF: 0 SAC: 0 DP: 0 HBP: 1	WP: 0 PB: 0 CS: 0	PA: 36
PITCHER	IP WLS BF H R ER SO BB IBB HBP BLK WP HR S P ERA WHIP																					
31 Ian Kennedy, R (1.1) ERA: 4.33	8.0 W 33 8 1 1 7 0 0 0 0 0 0 73 105 1.12 1.000																					
29 Brad Ziegler, R (9.1) ERA: 2.72	1.0 3 0 0 0 1 0 0 0 0 0 0 9 13 0.00 0.000																					

Batter	1	2	3	4	5	6	7	8	9	AB	R	H	RBI	BB	SO	LOB	TOP			
7 Norichika Aoki, L (1,9) OBP: 0.361, SLG: 0.429										4	0	1	1	0	2	0	Milwaukee Brewers @ Cincinnati Reds Great American Ball Park, Cincinnati, OH Fri Jul 20 2012, 7:12 PM - 9:41 PM EDT Att: 30,247 - Partly Cloudy - 77 F			
27 Carlos Gómez, R (1,8) OBP: 0.281, SLG: 0.408										4	0	1	0	0	0	1				
8 Ryan Braun, R (1,7) OBP: 0.395, SLG: 0.607										4	0	2	0	0	2	0				
16 Aramis Ramirez, R (1,5) OBP: 0.346, SLG: 0.466										4	0	0	0	0	2	3				
1 Corey Hart, R (1,3) OBP: 0.316, SLG: 0.499										4	0	0	0	0	1	2				
23 Rickie Weeks Jr., R (1,4) OBP: 0.310, SLG: 0.345										3	0	0	0	0	2	0				
12 Martín Maldonado, R (1,2) OBP: 0.331, SLG: 0.422										3	1	2	0	0	0	0				
21 Cody Ransom, R (1,6) OBP: 0.305, SLG: 0.412										3	0	0	0	0	2	2				
41 Marco Estrada, R (1,1) OBP: 0.111, SLG: 0.222										2	0	0	0	0	1	1				
45 Travis Ishikawa, L (8,PH) OBP: 0.290, SLG: 0.429										1	0	0	0	0	0	1				
50 Kameron Loe, R (8,1)										0	0	0	0	0	0	0				
Inning Stats	R: 0 H: 2 E: 0 K: 3 S: 15	H: 0 LOB: 2 BB: 0 P: 23	R: 0 H: 0 E: 0 K: 1 S: 7	H: 0 LOB: 0 BB: 0 P: 11	R: 0 H: 0 E: 0 K: 0 S: 9	H: 0 LOB: 0 BB: 0 P: 12	R: 0 H: 1 E: 0 K: 0 S: 6	H: 1 LOB: 1 BB: 0 P: 8	R: 0 H: 0 E: 0 K: 2 S: 11	H: 0 LOB: 0 BB: 0 P: 13	R: 0 H: 0 E: 0 K: 0 S: 6	H: 0 LOB: 0 BB: 0 P: 8	R: 1 H: 2 E: 0 K: 1 S: 9	H: 2 LOB: 1 BB: 0 P: 15	R: 0 H: 0 E: 0 K: 2 S: 9	H: 0 LOB: 0 BB: 0 P: 13	1B: 4 2B: 2 3B: 0 HR: 0	SF: 0 SAC: 0 DP: 1 HBP: 0	WP: 0 PB: 0 SB: 1 CS: 0	PA: 32
PITCHER	IP	WLS	BF	H	R	ER	SO	BB	IBB	HBP	BLK	WP	HR	S	P	ERA	WHIP			
34 Homer Bailey, R (1,1) ERA: 3.74	8.0	W	29	6	1	1	10	0	0	0	0	0	0	78	112	1.12	0.750			
54 Aroldis Chapman, L (9,1) ERA: 1.61	1.0	S	3	0	0	0	2	0	0	0	0	0	0	9	13	0.00	0.000			

Batter	1	2	3	4	5	6	7	8	9	AB	R	H	RBI	BB	SO	LOB	BOTTOM			
6 Drew Stubbs, R (1,8) OBP: 0.292, SLG: 0.361										4	0	0	0	0	2	0	Milwaukee Brewers @ Cincinnati Reds Great American Ball Park, Cincinnati, OH Fri Jul 20 2012, 7:12 PM - 9:41 PM EDT Att: 30,247 - Partly Cloudy - 77 F			
2 Zack Cozart, R (1,6) OBP: 0.292, SLG: 0.404										4	1	3	1	0	0	0				
4 Brandon Phillips, R (1,4) OBP: 0.329, SLG: 0.439										4	0	0	0	0	0	2				
32 Jay Bruce, L (1,9) OBP: 0.319, SLG: 0.497										3	1	2	1	1	0	0				
48 Ryan Ludwick, R (1,7) OBP: 0.307, SLG: 0.487										4	0	0	0	0	1	3				
54 Aroldis Chapman, L (9,1)										0	0	0	0	0	0	0				
27 Scott Rolen, R (1,5) OBP: 0.273, SLG: 0.340										3	1	2	1	0	0	0				
21 Todd Frazier, R (1,3) OBP: 0.341, SLG: 0.542										3	0	0	0	0	0	1				
39 Devin Mesoraco, R (1,2) OBP: 0.299, SLG: 0.382										3	0	1	0	0	0	1				
34 Homer Bailey, R (1,1) OBP: 0.143, SLG: 0.167										3	0	0	0	0	3	1				
28 Chris Heisey, R (9,7) OBP: 0.317, SLG: 0.386										0	0	0	0	0	0	0				
Inning Stats	R: 0 H: 0 E: 0 K: 1 S: 12	H: 0 LOB: 0 BB: 0 P: 18	R: 0 H: 0 E: 0 K: 0 S: 5	H: 0 LOB: 0 BB: 0 P: 9	R: 0 H: 0 E: 0 K: 1 S: 8	H: 0 LOB: 0 BB: 0 P: 10	R: 1 H: 2 E: 0 K: 0 S: 18	H: 2 LOB: 1 BB: 0 P: 24	R: 0 H: 1 E: 0 K: 1 S: 7	H: 1 LOB: 1 BB: 0 P: 13	R: 0 H: 1 E: 1 K: 1 S: 9	H: 1 LOB: 1 BB: 0 P: 13	R: 2 H: 3 E: 0 K: 2 S: 17	H: 3 LOB: 1 BB: 0 P: 26	R: 0 H: 1 E: 0 K: 1 S: 10	H: 1 LOB: 2 BB: 1 P: 19	1B: 2 2B: 4 3B: 0 HR: 3	SF: 0 SAC: 0 DP: 1 HBP: 0	WP: 1 PB: 0 SB: 0 CS: 0	PA: 32
PITCHER	IP	WLS	BF	H	R	ER	SO	BB	IBB	HBP	BLK	WP	HR	S	P	ERA	WHIP			
41 Marco Estrada, R (1,1) ERA: 4.1	7.0	L	27	7	3	3	3	0	0	0	0	0	0	76	113	3.86	1.000			
50 Kameron Loe, R (8,1) ERA: 3.98	1.0		5	1	0	0	1	0	1	0	0	0	0	10	19	0.00	1.000			



Batter	1	2	3	4	5	6	7	8	9	AB	R	H	RBI	BB	SO	LOB	TOP										
7 Norichika Aoki, L (1,8) OBP: 0.356, SLG: 0.422	F9		G1-3		G3		F7			4	0	0	0	0	0	1	Milwaukee Brewers @ Cincinnati Reds Great American Ball Park, Cincinnati, OH Sat Jul 21 2012, 7:10 PM - 10:09 PM EDT Att: 40,090 - Clear - 85 F										
45 Travis Ishikawa, L (1,3) OBP: 0.302, SLG: 0.460	K							G6-3		3	2	0	0	1	0	0											
27 Carlos Gómez, R (8,PH) OBP: 0.280, SLG: 0.406										1	0	0	0	0	0	0											
8 Ryan Braun, R (1,7) OBP: 0.394, SLG: 0.602	L6							G5-3		4	0	1	0	0	1	1											
16 Aramis Ramirez, R (1,5) OBP: 0.345, SLG: 0.467								G4-3		4	0	1	0	0	1	2											
1 Corey Hart, R (1,9) OBP: 0.318, SLG: 0.497	F9									3	0	1	1	1	0	1											
23 Richie Weeks Jr., R (1,4) OBP: 0.309, SLG: 0.342	G5-3									3	0	0	0	1	0	2											
12 Martín Maldonado, R (1,2) OBP: 0.322, SLG: 0.410	F9									4	0	0	0	0	1	3											
14 Jeff Bianchi, R (1,6)										3	0	0	0	0	1	0											
49 Yovani Gallardo, R (1,1) OBP: 0.075, SLG: 0.100										2	0	0	0	0	2	0											
59 John Axford, R (6,1)										0	0	0	0	0	0	0											
3 Cesar Izturis, S (7,PH) OBP: 0.250, SLG: 0.296										1	0	1	0	0	0	0											
40 Jose Veras, R (7,1)										0	0	0	0	0	0	0											
61 Livan Hernandez, R (8,1)										0	0	0	0	0	0	0											
Inning Stats	R: 0 E: 0 K: 1 S: 9	H: 0 LOB: 0 BB: 0 P: 11	R: 0 E: 0 K: 0 S: 7	H: 1 LOB: 1 BB: 0 P: 12	R: 0 E: 0 K: 2 S: 9	H: 0 LOB: 0 BB: 0 P: 10	R: 1 E: 0 K: 2 S: 16	H: 2 LOB: 2 BB: 1 P: 27	R: 0 E: 0 K: 1 S: 9	H: 0 LOB: 0 BB: 0 P: 13	R: 1 E: 0 K: 0 S: 7	H: 2 LOB: 1 BB: 1 P: 13	R: 0 E: 0 K: 1 S: 11	H: 1 LOB: 0 BB: 0 P: 16	R: 0 E: 0 K: 0 S: 10	H: 0 LOB: 0 BB: 0 P: 12	R: 0 E: 0 K: 0 S: 9	H: 0 LOB: 0 BB: 0 P: 11	1B: 3 2B: 3 3B: 0 HR: 0	SF: 0 SAC: 0 DP: 1 HBP: 0	WP: 0 PB: 0 SB: 0 CS: 0	PA: 34					
PITCHER	IP	WLS	BF	H	R	ER	SO	BB	IBB	HBP	BLK	WP	HR	S	P	ERA	WHIP										
61 Bronson Arroyo, R (1,1) ERA: 3.98	6.0	W	24	5	2	2	6	2	0	0	0	0	0	57	86	3.00	1.167										
33 Jose Arredondo, R (7,1) ERA: 2.29	0.2	H	3	1	0	0	1	0	0	0	0	0	0	8	13	0.00	1.500										
51 Sean Marshall, L (7,1) ERA: 2.78	0.2	H	2	0	0	0	0	0	0	0	1	0	0	9	10	0.00	0.000										
63 Sam LeCure, R (8,1) ERA: 3.41	0.2		2	0	0	0	0	0	0	0	0	0	0	4	5	0.00	0.000										
66 Logan Ondrusek, R (9,1) ERA: 2.78	1.0		3	0	0	0	0	0	0	0	0	0	0	9	11	0.00	0.000										

Batter	1	2	3	4	5	6	7	8	9	AB	R	H	RBI	BB	SO	LOB	BOTTOM										
6 Drew Stubbs, R (1,8) OBP: 0.288, SLG: 0.356	P4		G5-3		CS		F8		G4-3	4	0	0	0	0	0	0	Milwaukee Brewers @ Cincinnati Reds Great American Ball Park, Cincinnati, OH Sat Jul 21 2012, 7:10 PM - 10:09 PM EDT Att: 40,090 - Clear - 85 F										
2 Zack Cozart, R (1,6) OBP: 0.294, SLG: 0.403			G6-3				F7			3	2	1	0	1	0	0											
4 Brandon Phillips, R (1,4) OBP: 0.331, SLG: 0.448			L8				G5-3			4	2	2	2	0	0	0											
32 Jay Bruce, L (1,9) OBP: 0.321, SLG: 0.500										4	1	2	1	0	1	0											
27 Scott Rolen, R (1,5) OBP: 0.272, SLG: 0.353	SF7		L9							3	0	1	1	0	0	1											
48 Ryan Ludwick, R (1,7) OBP: 0.310, SLG: 0.500										4	1	2	2	0	1	1											
21 Todd Frazier, R (1,3) OBP: 0.344, SLG: 0.541	F7									4	0	2	0	0	0	0											
66 Logan Ondrusek, R (9,1)										0	0	0	0	0	0	0											
29 Ryan Hanigan, R (1,2) OBP: 0.348, SLG: 0.346										3	0	0	0	1	0	2											
61 Bronson Arroyo, R (1,1) ERA: 3.72	5.2	L	25	9	4	4	1	0	0	0	0	0	0	0	0	3											
59 John Axford, R (6,1) ERA: 5.12	0.1		2	0	0	0	0	0	1	0	5	12	0.00	0.000													
40 Jose Veras, R (7,1) ERA: 4.69	1.0		5	1	2	2	1	1	0	0	15	25	18.00	2.000													
61 Livan Hernandez, R (8,1) ERA: 5.13	1.0		3	0	0	0	1	0	0	0	6	9	0.00	0.000													
Inning Stats	R: 4 E: 0 K: 0 S: 14	H: 4 LOB: 0 BB: 0 P: 24	R: 0 E: 0 K: 1 S: 8	H: 0 LOB: 0 BB: 0 P: 13	R: 0 E: 0 K: 0 S: 7	H: 1 LOB: 1 BB: 0 P: 12	R: 0 E: 0 K: 0 S: 12	H: 2 LOB: 1 BB: 0 P: 20	R: 0 E: 0 K: 0 S: 12	H: 0 LOB: 0 BB: 0 P: 19	R: 0 E: 0 K: 0 S: 20	H: 2 LOB: 3 BB: 1 P: 35	R: 2 E: 0 K: 1 S: 15	H: 1 LOB: 0 BB: 1 P: 25	R: 0 E: 0 K: 1 S: 6	H: 0 LOB: 0 BB: 0 P: 9	1B: 6 2B: 1 3B: 1 HR: 2	SF: 1 SAC: 0 DP: 0 HBP: 0	WP: 1 PB: 0 SB: 0 CS: 1	PA: 36							
PITCHER	IP	WLS	BF	H	R	ER	SO	BB	IBB	HBP	BLK	WP	HR	S	P	ERA	WHIP										

Batter	1	2	3	4	5	6	7	8	9	AB	R	H	RBI	BB	SO	LOB	TOP			
2 Zack Cozart, R OBP: 0.291, SLG: 0.397	G6-3		L4		G1-3		G6-3		6 HR	5	1	1	0	0	0	0	Cincinnati Reds @ Houston Astros Minute Maid Park, Houston, TX Tue Jul 24 2012, 7:08 PM - 10:07 PM CDT Att: 15,908 - Roof Closed - 73 F			
6 Drew Stubbs, R OBP: 0.297, SLG: 0.371	K		4 BB		4 CS		1B		1-H	4	1	3	2	1	1	0				
4 Brandon Phillips, R OBP: 0.339, SLG: 0.457	32 S		1B		CS		F8		G1-3	4	1	2	0	1	0	1				
32 Jay Bruce, L OBP: 0.322, SLG: 0.491	K		F7		27 FC5-4		27 FC1-5		26 WP	2	1	0	0	3	1	3				
27 Scott Rolen, R OBP: 0.279, SLG: 0.354	G5-3		K		FC5-4		26 FC1-5		26 BB	4	0	1	0	1	1	2				
26 Xavier Paul, L OBP: 0.444, SLG: 0.375	21 S		G3-1		21 E		1B		1B	5	0	3	2	0	0	2				
21 Todd Frazier, R OBP: 0.344, SLG: 0.534	K		1B		P3		1B		1B	5	0	1	0	0	2	7				
39 Devin Mesoraco, R OBP: 0.293, SLG: 0.373	L3		G4-3		G3		L6		F7	3	0	0	0	0	0	4				
28 Chris Heisey, R OBP: 0.317, SLG: 0.384										1	0	0	0	0	0	2				
29 Ryan Hanigan, L OBP: 0.350, SLG: 0.342										0	0	0	0	0	0	0				
44 Mike Leake, R OBP: 0.289, SLG: 0.474										3	0	0	0	0	2	0				
48 Ryan Ludwick, R OBP: 0.312, SLG: 0.502										1	0	0	0	0	0	0				
54 Aroldis Chapman, L ERA: 6.32										0	0	0	0	0	0	0				
Inning Stats	R: 0 E: 0 K: 2 S: 14	H: 1 LOB: 1 BB: 0 P: 22	R: 0 E: 0 K: 1 S: 10	H: 1 LOB: 1 BB: 0 P: 16	R: 0 E: 0 K: 1 S: 9	H: 1 LOB: 2 BB: 1 P: 19	R: 0 E: 0 K: 1 S: 11	H: 0 LOB: 0 BB: 1 P: 18	R: 1 E: 1 K: 0 S: 9	H: 2 LOB: 2 BB: 1 P: 18	R: 0 E: 0 K: 0 S: 10	H: 1 LOB: 1 BB: 0 P: 14	R: 0 E: 0 K: 1 S: 10	H: 1 LOB: 2 BB: 1 P: 15	R: 3 E: 0 K: 0 S: 16	H: 3 LOB: 2 BB: 2 P: 32	1B: 9 2B: 1 3B: 0 HR: 1	SF: 0 SAC: 0 DP: 0 HBP: 0	WP: 1 PB: 0 SB: 2 CS: 1	PA: 44
PITCHER	IP WLS BF H R ER SO BB IBB HBP BLK WP HR S P ERA WHIP																			
64 Lucas Harrell, R ERA: 4.07	7.0	30	7	1	1	6	3	0	0	0	0	0	0	70	121	1.29	1.429			
59 Wilton Lopez, R ERA: 2.61	1.0	5	1	0	0	1	1	0	0	0	0	0	10	15	0.00	2.000				
37 Francisco Cordero, R ERA: 6.25	0.2	7	3	3	3	0	2	0	0	0	1	1	13	29	40.50	7.500				
43 Fernando Rodriguez Jr., R ERA: 6.32	0.1	1	0	0	0	0	0	0	0	0	0	0	3	3	0.00	0.000				

Batter	1	2	3	4	5	6	7	8	9	AB	R	H	RBI	BB	SO	LOB	BOTTOM					
27 Jose Altuve, R OBP: 0.340, SLG: 0.422	G6-3		G6-3		G6-3		G6-3		9 CS	4	0	2	0	0	0	1	Cincinnati Reds @ Houston Astros Minute Maid Park, Houston, TX Tue Jul 24 2012, 7:08 PM - 10:07 PM CDT Att: 15,908 - Roof Closed - 73 F					
9 Marwin Gonzalez, S OBP: 0.330, SLG: 0.381	G3-6		23 BB		1B		1B		K	3	0	1	0	1	1	2						
46 Scott Moore, L OBP: 0.243, SLG: 0.449	G3		F9		K		K		G3	4	0	0	0	0	1	2						
23 Chris Johnson, R OBP: 0.323, SLG: 0.405	F9		44 HR		G1-3		G1-3		1B	4	1	2	0	0	0	1						
44 Justin Maxwell, R OBP: 0.311, SLG: 0.465	G1		18 HR		E5		18 FC6-4		K	4	1	1	2	0	1	1						
3 Ben Francisco, R OBP: 0.294, SLG: 0.359	G6-3		L4		18 FC6-4		1B		K	4	0	1	0	0	1	1						
1 Jordan Schafer, L OBP: 0.308, SLG: 0.305	G4-3		K		K		K		K	3	0	0	0	0	2	2						
16 Matt Downs, R OBP: 0.243, SLG: 0.403			K		K		K		K	1	0	0	0	0	1	1						
18 Chris Snyder, R OBP: 0.299, SLG: 0.291	K		K		FC6-4		1B		K	3	0	0	0	0	2	2						
64 Lucas Harrell, S OBP: 0.216, SLG: 0.216			G3-1		G1-3		G1-3			2	0	1	0	0	0	0						
14 J.D. Martinez, R OBP: 0.317, SLG: 0.386										1	0	0	0	0	0	2						
59 Wilton Lopez, R ERA: 2.61										0	0	0	0	0	0	0						
37 Francisco Cordero, R ERA: 6.25										0	0	0	0	0	0	0						
43 Fernando Rodriguez Jr., R ERA: 6.32										0	0	0	0	0	0	0						
Inning Stats	R: 0 E: 0 K: 0 S: 6	H: 0 LOB: 0 BB: 0 P: 7	R: 0 E: 0 K: 0 S: 6	H: 0 LOB: 0 BB: 0 P: 8	R: 0 E: 0 K: 1 S: 12	H: 1 LOB: 1 BB: 0 P: 19	R: 2 E: 0 K: 0 S: 11	H: 2 LOB: 0 BB: 1 P: 17	R: 0 E: 0 K: 2 S: 9	H: 0 LOB: 0 BB: 0 P: 13	R: 0 E: 0 K: 1 S: 9	H: 1 LOB: 1 BB: 0 P: 13	R: 0 E: 0 K: 1 S: 13	H: 1 LOB: 2 BB: 0 P: 20	R: 0 E: 0 K: 1 S: 9	H: 1 LOB: 0 BB: 0 P: 15	R: 0 E: 0 K: 3 S: 12	H: 1 LOB: 1 BB: 0 P: 14	1B: 7 2B: 0 3B: 0 HR: 1	SF: 0 SAC: 0 DP: 1 HBP: 0	WP: 0 PB: 0 SB: 0 CS: 1	PA: 34
PITCHER	IP WLS BF H R ER SO BB IBB HBP BLK WP HR S P ERA WHIP																					
44 Mike Leake, R ERA: 4.12	8.0	30	7	2	2	6	1	0	0	0	0	0	0	75	112	2.25	1.000					
54 Aroldis Chapman, L ERA: 1.54	1.0	4	1	0	0	3	0	0	0	0	0	0	12	14	0.00	1.000						



Batter	1	2	3	4	5	6	7	8	9	AB	R	H	RBI	BB	SO	LOB	TOP								
2 Zack Cozart, R OBP: 0.289, SLG: 0.390	G6-3		P6		G5-3		L7		G4-3	5	0	1	0	0	0	1	Cincinnati Reds @ Colorado Rockies Coors Field, Denver, CO Fri Jul 27 2012, 6:42 PM - 9:26 PM MDT Att: 38,214 - Cloudy - 70 F								
6 Drew Stubbs, R OBP: 0.294, SLG: 0.372	P4		K		P5		F8		G4-3	5	0	0	0	0	1	3									
4 Brandon Phillips, R OBP: 0.339, SLG: 0.455	G6-3				G5-3		L6			4	1	1	0	0	0	0									
32 Jay Bruce, L OBP: 0.322, SLG: 0.485		F7		F9		K		G3		4	0	0	0	0	1	1									
48 Ryan Ludwick, R OBP: 0.320, SLG: 0.504				2B		1B		G6-3		3	2	2	1	1	0	0									
27 Scott Rolen, R OBP: 0.283, SLG: 0.355		F9		1B		1B		L9		4	0	2	0	0	0	1									
21 Todd Frazier, R OBP: 0.337, SLG: 0.522			K		SF8		K		G5-3	3	0	0	1	0	2	2									
29 Ryan Hanigan, R OBP: 0.357, SLG: 0.347				1B		1B		G6-3		3	0	2	0	1	0	0									
61 Bronson Arroyo, R OBP: 0.184, SLG: 0.167			K		K		K2-3		G4-3	3	0	0	0	0	3	5									
31 Alfredo Simon, R OBP: 0.545, SLG: 0.600										0	0	0	0	0	0	0									
26 Xavier Paul, L OBP: 0.545, SLG: 0.600										1	0	1	0	0	0	0									
54 Aroldis Chapman, L OBP: 0.545, SLG: 0.600										0	0	0	0	0	0	0									
Inning Stats	R: 0 E: 0 K: 0 S: 9	H: 0 LOB: 0 BB: 0 P: 12	R: 0 E: 0 K: 1 S: 10	H: 0 LOB: 1 BB: 1 P: 15	R: 0 E: 0 K: 2 S: 10	H: 1 LOB: 1 BB: 0 P: 15	R: 2 E: 0 K: 1 S: 15	H: 4 LOB: 2 BB: 0 P: 21	R: 0 E: 0 K: 0 S: 6	H: 0 LOB: 0 BB: 0 P: 10	R: 1 E: 0 K: 3 S: 14	H: 2 LOB: 2 BB: 1 P: 29	R: 0 E: 0 K: 0 S: 9	H: 0 LOB: 0 BB: 0 P: 11	R: 0 E: 0 K: 0 S: 7	H: 0 LOB: 0 BB: 0 P: 13	R: 0 E: 0 K: 0 S: 10	H: 2 LOB: 2 BB: 0 P: 15	1B: 8 2B: 1 3B: 0 HR: 0	SF: 1 SAC: 0 DP: 0 HBP: 0	WP: 2 PB: 0 SB: 0 CS: 0	PA: 38			
PITCHER	IP WLS BF H R ER SO BB IBB HBP BLK WP HR S P ERA WHIP	IP WLS BF H R ER SO BB IBB HBP BLK WP HR S P ERA WHIP	IP WLS BF H R ER SO BB IBB HBP BLK WP HR S P ERA WHIP	IP WLS BF H R ER SO BB IBB HBP BLK WP HR S P ERA WHIP	IP WLS BF H R ER SO BB IBB HBP BLK WP HR S P ERA WHIP	IP WLS BF H R ER SO BB IBB HBP BLK WP HR S P ERA WHIP	IP WLS BF H R ER SO BB IBB HBP BLK WP HR S P ERA WHIP	IP WLS BF H R ER SO BB IBB HBP BLK WP HR S P ERA WHIP	IP WLS BF H R ER SO BB IBB HBP BLK WP HR S P ERA WHIP	IP WLS BF H R ER SO BB IBB HBP BLK WP HR S P ERA WHIP	IP WLS BF H R ER SO BB IBB HBP BLK WP HR S P ERA WHIP	IP WLS BF H R ER SO BB IBB HBP BLK WP HR S P ERA WHIP	IP WLS BF H R ER SO BB IBB HBP BLK WP HR S P ERA WHIP	IP WLS BF H R ER SO BB IBB HBP BLK WP HR S P ERA WHIP	IP WLS BF H R ER SO BB IBB HBP BLK WP HR S P ERA WHIP	IP WLS BF H R ER SO BB IBB HBP BLK WP HR S P ERA WHIP	IP WLS BF H R ER SO BB IBB HBP BLK WP HR S P ERA WHIP	IP WLS BF H R ER SO BB IBB HBP BLK WP HR S P ERA WHIP	IP WLS BF H R ER SO BB IBB HBP BLK WP HR S P ERA WHIP	IP WLS BF H R ER SO BB IBB HBP BLK WP HR S P ERA WHIP	IP WLS BF H R ER SO BB IBB HBP BLK WP HR S P ERA WHIP	IP WLS BF H R ER SO BB IBB HBP BLK WP HR S P ERA WHIP	IP WLS BF H R ER SO BB IBB HBP BLK WP HR S P ERA WHIP	IP WLS BF H R ER SO BB IBB HBP BLK WP HR S P ERA WHIP	IP WLS BF H R ER SO BB IBB HBP BLK WP HR S P ERA WHIP

AB	35
R	3
H	9
RBI	2
BB	2
SO	7
LOB	13



Batter	1	2	3	4	5	6	7	8	9	AB	R	H	RBI	BB	SO	LOB	BOTTOM								
Dexter Fowler, S OBP: 0.380, SLG: 0.520	G1-3			K		G4-3		F9		4	0	0	0	0	1	0	Cincinnati Reds @ Colorado Rockies Coors Field, Denver, CO Fri Jul 27 2012, 6:42 PM - 9:26 PM MDT Att: 38,214 - Cloudy - 70 F								
Marco Scutaro, R OBP: 0.324, SLG: 0.361	F8			P3		G6-3		2B		4	0	1	0	0	0	0									
5 Carlos González, L OBP: 0.388, SLG: 0.580	L8			1B		2B		G1-3		4	0	2	0	0	0	1									
3 Michael Cuddyer, R OBP: 0.315, SLG: 0.476		F8		FC5-4		G5-3		G6-3		4	0	0	0	0	0	3									
17 Todd Helton, L OBP: 0.331, SLG: 0.396		G1-3				G6-3		K		4	0	1	0	0	1	0									
20 Wilin Rosario, R OBP: 0.284, SLG: 0.528		P3		FC5-4		1B		K		4	0	1	0	0	1	1									
22 Jordan Pacheco, R OBP: 0.331, SLG: 0.387		G6-3				L8		1B		4	0	2	0	0	0	1									
14 Josh Rutledge, R OBP: 0.365, SLG: 0.592		G4-3		K		1B		K		4	0	1	0	0	2	3									
13 Drew Pomeranz, R OBP: 0.231, SLG: 0.462						G3-1		FC4		2	0	0	0	0	1	2									
37 Adam Ottavino, S										0	0	0	0	0	0	0									
1 Eric Young Jr., S OBP: 0.330, SLG: 0.340										1	0	0	0	0	0	2									
51 Matt Reynolds, L										0	0	0	0	0	0	0									
47 Mike Ekstrom, R										0	0	0	0	0	0	0									
Inning Stats	R: 0 E: 0 K: 0 S: 5	H: 0 LOB: 0 BB: 0 P: 9	R: 0 E: 0 K: 0 S: 8	H: 0 LOB: 0 BB: 0 P: 12	R: 0 E: 0 K: 1 S: 8	H: 0 LOB: 0 BB: 0 P: 11	R: 0 E: 0 K: 1 S: 9	H: 1 LOB: 1 BB: 0 P: 11	R: 0 E: 0 K: 0 S: 17	H: 2 LOB: 2 BB: 0 P: 23	R: 0 E: 0 K: 0 S: 7	H: 1 LOB: 1 BB: 0 P: 9	R: 0 E: 0 K: 0 S: 10	H: 2 LOB: 2 BB: 0 P: 14	R: 0 E: 0 K: 0 S: 12	H: 1 LOB: 1 BB: 0 P: 20	R: 0 E: 0 K: 3 S: 10	H: 1 LOB: 1 BB: 0 P: 11	1B: 5 2B: 3 3B: 0 HR: 0	SF: 0 SAC: 0 DP: 0 HBP: 0	WP: 1 PB: 0 SB: 0 CS: 0	PA: 35			
PITCHER	IP WLS BF H R ER SO BB IBB HBP BLK WP HR S P ERA WHIP	IP WLS BF H R ER SO BB IBB HBP BLK WP HR S P ERA WHIP	IP WLS BF H R ER SO BB IBB HBP BLK WP HR S P ERA WHIP	IP WLS BF H R ER SO BB IBB HBP BLK WP HR S P ERA WHIP	IP WLS BF H R ER SO BB IBB HBP BLK WP HR S P ERA WHIP	IP WLS BF H R ER SO BB IBB HBP BLK WP HR S P ERA WHIP	IP WLS BF H R ER SO BB IBB HBP BLK WP HR S P ERA WHIP	IP WLS BF H R ER SO BB IBB HBP BLK WP HR S P ERA WHIP	IP WLS BF H R ER SO BB IBB HBP BLK WP HR S P ERA WHIP	IP WLS BF H R ER SO BB IBB HBP BLK WP HR S P ERA WHIP	IP WLS BF H R ER SO BB IBB HBP BLK WP HR S P ERA WHIP	IP WLS BF H R ER SO BB IBB HBP BLK WP HR S P ERA WHIP	IP WLS BF H R ER SO BB IBB HBP BLK WP HR S P ERA WHIP	IP WLS BF H R ER SO BB IBB HBP BLK WP HR S P ERA WHIP	IP WLS BF H R ER SO BB IBB HBP BLK WP HR S P ERA WHIP	IP WLS BF H R ER SO BB IBB HBP BLK WP HR S P ERA WHIP	IP WLS BF H R ER SO BB IBB HBP BLK WP HR S P ERA WHIP	IP WLS BF H R ER SO BB IBB HBP BLK WP HR S P ERA WHIP	IP WLS BF H R ER SO BB IBB HBP BLK WP HR S P ERA WHIP	IP WLS BF H R ER SO BB IBB HBP BLK WP HR S P ERA WHIP	IP WLS BF H R ER SO BB IBB HBP BLK WP HR S P ERA WHIP	IP WLS BF H R ER SO BB IBB HBP BLK WP HR S P ERA WHIP	IP WLS BF H R ER SO BB IBB HBP BLK WP HR S P ERA WHIP	IP WLS BF H R ER SO BB IBB HBP BLK WP HR S P ERA WHIP	IP WLS BF H R ER SO BB IBB HBP BLK WP HR S P ERA WHIP



Batter	1	2	3	4	5	6	7	8	9	AB	R	H	RBI	BB	SO	LOB	TOP							
2 Zack Cozart, R OBP: 0.288, SLG: 0.387	G5-3		G6-3			F8		F8		5	1	1	1	0	0	1	Cincinnati Reds @ Colorado Rockies Coors Field, Denver, CO Sat Jul 28 2012, 6:11 PM - 9:25 PM MDT Att: 42,826 - Cloudy - 86 F							
6 Drew Stubbs, R OBP: 0.299, SLG: 0.384	K		HR						K	4	2	2	2	1	2	0								
4 Brandon Phillips, R OBP: 0.339, SLG: 0.456	G5-3		G6-3							4	0	1	2	0	0	1								
32 Jay Bruce, L OBP: 0.322, SLG: 0.481		G3-1		G3	G4-3					3	0	0	0	1	0	1								
48 Ryan Ludwick, R OBP: 0.323, SLG: 0.528		HR		F7						4	2	2	2	0	1	1								
27 Scott Rolen, R OBP: 0.283, SLG: 0.370	L8		G5-3							4	1	1	1	0	1	0								
21 Todd Frazier, R OBP: 0.340, SLG: 0.535		HR								4	2	2	1	0	0	0								
29 Ryan Hanigan, R OBP: 0.303, SLG: 0.343		G4-3								2	1	0	0	2	0	0								
47 Johnny Cueto, R OBP: 0.268, SLG: 0.152			G4-3							1	0	0	0	0	0	0								
33 Jose Arredondo, R ERA: 2.46										0	0	0	0	0	0	0								
45 Bill Bray, L ERA: 6.75										0	0	0	0	0	0	0								
66 Logan Ondrusek, R ERA: 3.03										0	0	0	0	0	0	0								
51 Sean Marshall, L ERA: 2.61										0	0	0	0	0	0	0								
26 Xavier Paul, L ERA: 2.69										1	0	0	0	0	0	0								
54 Aroldis Chapman, L ERA: 2.61										0	0	0	0	0	0	0								
Inning Stats	R: 0 E: 0 K: 1 S: 6	H: 0 LOB: 0 BB: 0 P: 8	R: 2 E: 0 K: 0 S: 8	H: 2 LOB: 0 BB: 0 P: 14	R: 1 E: 0 K: 0 S: 7	H: 1 LOB: 0 BB: 0 P: 9	R: 0 E: 0 K: 0 S: 5	H: 0 LOB: 0 BB: 0 P: 11	R: 4 E: 0 K: 1 S: 11	H: 4 LOB: 1 BB: 1 P: 23	R: 1 E: 0 K: 0 S: 11	H: 1 LOB: 1 BB: 1 P: 20	R: 0 E: 0 K: 0 S: 5	H: 0 LOB: 0 BB: 2 P: 16	R: 1 E: 0 K: 1 S: 13	H: 1 LOB: 0 BB: 0 P: 14	R: 0 E: 0 K: 1 S: 8	H: 0 LOB: 0 BB: 0 P: 14	1B: 3 2B: 1 3B: 0 HR: 5	SF: 0 SAC: 2 DP: 1 HBP: 0	WP: 0 PB: 0 SB: 0 CS: 1	PA: 39		
PITCHER	IP WLS BF H R ER SO BB IBB HBP BLK WP HR S P ERA WHIP	IP WLS BF H R ER SO BB IBB HBP BLK WP HR S P ERA WHIP	IP WLS BF H R ER SO BB IBB HBP BLK WP HR S P ERA WHIP	IP WLS BF H R ER SO BB IBB HBP BLK WP HR S P ERA WHIP	IP WLS BF H R ER SO BB IBB HBP BLK WP HR S P ERA WHIP	IP WLS BF H R ER SO BB IBB HBP BLK WP HR S P ERA WHIP	IP WLS BF H R ER SO BB IBB HBP BLK WP HR S P ERA WHIP	IP WLS BF H R ER SO BB IBB HBP BLK WP HR S P ERA WHIP	IP WLS BF H R ER SO BB IBB HBP BLK WP HR S P ERA WHIP	IP WLS BF H R ER SO BB IBB HBP BLK WP HR S P ERA WHIP	IP WLS BF H R ER SO BB IBB HBP BLK WP HR S P ERA WHIP	IP WLS BF H R ER SO BB IBB HBP BLK WP HR S P ERA WHIP	IP WLS BF H R ER SO BB IBB HBP BLK WP HR S P ERA WHIP	IP WLS BF H R ER SO BB IBB HBP BLK WP HR S P ERA WHIP	IP WLS BF H R ER SO BB IBB HBP BLK WP HR S P ERA WHIP	IP WLS BF H R ER SO BB IBB HBP BLK WP HR S P ERA WHIP	IP WLS BF H R ER SO BB IBB HBP BLK WP HR S P ERA WHIP	IP WLS BF H R ER SO BB IBB HBP BLK WP HR S P ERA WHIP	IP WLS BF H R ER SO BB IBB HBP BLK WP HR S P ERA WHIP	IP WLS BF H R ER SO BB IBB HBP BLK WP HR S P ERA WHIP	IP WLS BF H R ER SO BB IBB HBP BLK WP HR S P ERA WHIP	IP WLS BF H R ER SO BB IBB HBP BLK WP HR S P ERA WHIP	IP WLS BF H R ER SO BB IBB HBP BLK WP HR S P ERA WHIP	IP WLS BF H R ER SO BB IBB HBP BLK WP HR S P ERA WHIP

AB	32
R	9
H	9
RBI	9
BB	4
SO	4
LOB	4



Batter	1	2	3	4	5	6	7	8	9	AB	R	H	RBI	BB	SO	LOB	BOTTOM							
Dexter Fowler, S OBP: 0.383, SLG: 0.518	K					FC5				3	2	1	0	2	1	3	Cincinnati Reds @ Colorado Rockies Coors Field, Denver, CO Sat Jul 28 2012, 6:11 PM - 9:25 PM MDT Att: 42,826 - Cloudy - 86 F							
14 Josh Rutledge, R OBP: 0.386, SLG: 0.593										5	2	3	0	0	0	2								
5 Carlos González, L OBP: 0.391, SLG: 0.579										4	2	2	3	1	1	3								
3 Michael Cuddyer, R OBP: 0.316, SLG: 0.487										5	1	2	2	0	0	2								
17 Todd Helton, L OBP: 0.336, SLG: 0.396										2	0	1	1	1	0	0								
36 Tommy Field, R (9, PR)										0	0	0	0	0	0	0								
20 Wilin Rosario, R OBP: 0.276, SLG: 0.516										5	0	0	0	0	1	4								
22 Jordan Pacheco, R OBP: 0.328, SLG: 0.383										5	0	1	0	0	0	3								
9 DJ LeMahieu, R OBP: 0.309, SLG: 0.346										4	0	3	0	0	0	0								
12 Andrew Brown, R OBP: 0.200, SLG: 0.222										1	0	0	0	0	1	2								
53 Christian Friedrich, R ERA: 2.39										2	0	0	0	0	2	1								
30 Josh Roenicke, R ERA: 2.69										0	0	0	0	0	0	0								
21 Tyler Colvin, L ERA: 3.03										0	0	0	0	0	0	0								
49 Rex Brothers, L ERA: 3.03										0	0	0	0	0	0	0								
34 Matt Belisle, R ERA: 2.38										0	0	0	0	0	0	0								
1 Eric Young Jr., S ERA: 2.69										1	0	0	0	0	0	1								
63 Rafael Betancourt, R ERA: 2.36										0	0	0	0	0	0	0								
Inning Stats	R: 3 E: 1 K: 0 S: 16	H: 4 LOB: 1 BB: 0 P: 25	R: 0 E: 0 K: 2 S: 8	H: 0 LOB: 0 BB: 0 P: 10	R: 1 E: 1 K: 0 S: 8	H: 2 LOB: 0 BB: 0 P: 13	R: 0 E: 0 K: 1 S: 12	H: 1 LOB: 1 BB: 0 P: 16	R: 1 E: 0 K: 0 S: 8	H: 1 LOB: 3 BB: 1 P: 14	R: 0 E: 0 K: 0 S: 11	H: 2 LOB: 3 BB: 1 P: 21	R: 2 E: 0 K: 1 S: 13	H: 1 LOB: 1 BB: 2 P: 25	R: 0 E: 0 K: 1 S: 14	H: 1 LOB: 2 BB: 1 P: 22	R: 0 E: 0 K: 1 S: 11	H: 1 LOB: 3 BB: 0 P: 17	1B: 10 2B: 2 3B: 0 HR: 1	SF: 1 SAC: 0 DP: 1 HBP: 1	WP: 1 PB: 0 SB: 0 CS: 1	PA: 44		
PITCHER	IP WLS BF H R ER SO BB IBB HBP BLK WP HR S P ERA WHIP	IP WLS BF H R ER SO BB IBB HBP BLK WP HR S P ERA WHIP	IP WLS BF H R ER SO BB IBB HBP BLK WP HR S P ERA WHIP	IP WLS BF H R ER SO BB IBB HBP BLK WP HR S P ERA WHIP	IP WLS BF H R ER SO BB IBB HBP BLK WP HR S P ERA WHIP	IP WLS BF H R ER SO BB IBB HBP BLK WP HR S P ERA WHIP	IP WLS BF H R ER SO BB IBB HBP BLK WP HR S P ERA WHIP	IP WLS BF H R ER SO BB IBB HBP BLK WP HR S P ERA WHIP	IP WLS BF H R ER SO BB IBB HBP BLK WP HR S P ERA WHIP	IP WLS BF H R ER SO BB IBB HBP BLK WP HR S P ERA WHIP	IP WLS BF H R ER SO BB IBB HBP BLK WP HR S P ERA WHIP	IP WLS BF H R ER SO BB IBB HBP BLK WP HR S P ERA WHIP	IP WLS BF H R ER SO BB IBB HBP BLK WP HR S P ERA WHIP	IP WLS BF H R ER SO BB IBB HBP BLK WP HR S P ERA WHIP	IP WLS BF H R ER SO BB IBB HBP BLK WP HR S P ERA WHIP	IP WLS BF H R ER SO BB IBB HBP BLK WP HR S P ERA WHIP	IP WLS BF H R ER SO BB IBB HBP BLK WP HR S P ERA WHIP	IP WLS BF H R ER SO BB IBB HBP BLK WP HR S P ERA WHIP	IP WLS BF H R ER SO BB IBB HBP BLK WP HR S P ERA WHIP	IP WLS BF H R ER SO BB IBB HBP BLK WP HR S P ERA WHIP	IP WLS BF H R ER SO BB IBB HBP BLK WP HR S P ERA WHIP	IP WLS BF H R ER SO BB IBB HBP BLK WP HR S P ERA WHIP	IP WLS BF H R ER SO BB IBB HBP BLK WP HR S P ERA WHIP	IP WLS BF H R ER SO BB IBB HBP BLK WP HR S P ERA WHIP



Batter	1	2	3	4	5	6	7	8	9	AB	R	H	RBI	BB	SO	LOB	TOP																								
5 Alexi Amarista, L (1.4) OBP: 0.306, SLG: 0.431	L7	SF9	25 3B		F9		G4-3		F9	4	1	0	1	1	0	0																									
25 Will Venable, L (1.9) OBP: 0.320, SLG: 0.400	K	18 1B	7 BB		21 BB	7 BB	K		7 BB	4	2	2	4	2	2	0																									
7 Chase Headley, S (1.5) OBP: 0.389, SLG: 0.424		18 1B	18 1B		21 BB		G3			2	0	1	0	4	0	0																									
18 Carlos Quentin, R (1.7) OBP: 0.390, SLG: 0.512	G1-3	E8	G3-1		F9					6	1	2	3	0	0	6																									
16 Huston Street, R (9.1)										0	0	0	0	0	0	0																									
12 Yasmani Grandal, S (1.2) OBP: 0.349, SLG: 0.597										0	1	0	0	0	0	0																									
21 John Baker, L (2, PH) OBP: 0.338, SLG: 0.306										3	1	1	0	1	0	2																									
23 Yonder Alonso, L (1.3) OBP: 0.343, SLG: 0.389										5	1	4	1	0	1	3																									
24 Cameron Maybin, R (1.8) OBP: 0.292, SLG: 0.313										3	2	0	0	2	1	2																									
2 Everth Cabrera, S (1.6) OBP: 0.320, SLG: 0.335										5	1	1	1	0	1	4																									
37 Edinson Volquez, R (1.1) OBP: 0.350, SLG: 0.193										2	1	0	0	0	0	4																									
15 Jebaun Cooter, R (5, PH) OBP: 0.309, SLG: 0.419										1	0	0	0	0	0	0																									
29 Brad Boxberger, R (6.1)										0	0	0	0	0	0	0																									
41 Alex Hinshaw, L (7.1)										0	0	0	0	0	0	0																									
58 Brad Brach, R (7.1)										0	0	0	0	0	0	0																									
53 Eric Stults, L (8.1) OBP: 0.307, SLG: 0.333										0	0	0	0	0	0	0																									
14 Mark Kotsay, R (8, PH) OBP: 0.345, SLG: 0.370										1	0	0	0	0	0	0																									
11 Logan Forsythe, R (8.4) OBP: 0.346, SLG: 0.376										0	0	0	0	0	0	0																									
Inning Stats	R: 0 E: 0 K: 1 S: 11	H: 1 LOB: 1 BB: 0 P: 17	R: 5 E: 1 K: 0 S: 18	H: 4 LOB: 2 BB: 3 P: 39	R: 4 E: 0 K: 0 S: 17	H: 2 LOB: 1 BB: 3 P: 33	R: 1 E: 0 K: 1 S: 9	H: 2 LOB: 1 BB: 0 P: 13	R: 0 E: 0 K: 1 S: 11	H: 0 LOB: 3 BB: 3 P: 24	R: 0 E: 0 K: 1 S: 7	H: 0 LOB: 0 BB: 2 P: 13	R: 1 E: 0 K: 1 S: 12	H: 2 LOB: 1 BB: 2 P: 22	R: 0 E: 0 K: 0 S: 10	H: 0 LOB: 2 BB: 2 P: 21	1B: 6 2B: 3 3B: 1 HR: 1	SF: 1 SAC: 1 DP: 0 HBP: 0	WP: 1 PB: 0 SB: 1 CS: 0	PA: 49																					
PITCHER	IP	WLS	BF	H	R	ER	SO	BB	IBB	HBP	BLK	WP	HR	S	P	ERA	WHIP	PITCHER				IP	WLS	BF	H	R	ER	SO	BB	IBB	HBP	BLK	WP	HR	S	P	ERA	WHIP			
44 Mike Leake, R (1.1) ERA: 4.44	1.2	L	13	5	5	5	1	3	0	0	0	0	0	25	49	27.00	4.800					1.0		3	0	0	0	0	0	0	0	0	0	0	0	0	0	0.00	2.000		
31 Alfredo Simon, R (2.1) ERA: 2.43	2.1		14	4	5	5	1	3	0	0	0	1	0	30	53	19.29	3.000					0.9		5	0	0	0	0	0	0	0	0	0	0	0	0	0	0	0.00	1.500	
45 Bill Bray, L (5.1) ERA: 5.19	2.0		9	0	0	0	2	3	0	0	0	0	0	16	32	0.00	1.500					0.7		1	0	0	0	0	0	0	0	0	0	0	0	0	0	0	0.00	1.000	
33 Jose Arredondo, R (7.1) ERA: 2.74	2.0		8	2	1	1	2	0	0	0	0	0	1	19	35	4.50	1.000					0.4		0	0	0	0	0	0	0	0	0	0	0	0	0	0	0	0	0.00	2.000
66 Logan Ondrusek, R (9.1) ERA: 2.95	1.0		5	0	0	0	0	2	0	0	0	0	0	10	21	0.00	2.000																								

San Diego Padres @ Cincinnati Reds
Great American Ball Park, Cincinnati, OH
Mon Jul 30 2012, 7:12 PM - 11:00 PM EDT
Att: 28,140 - Clear - 87 F

AB 36
R 11
H 11
RBI 10
BB 11
SO 6
LOB 21



Batter	1	2	3	4	5	6	7	8	9	AB	R	H	RBI	BB	SO	LOB	BOTTOM																							
2 Zack Cozart, R (1.6) OBP: 0.288, SLG: 0.389	G6-3	G4-3			G5-3			P6		4	0	0	0	1	0	1																								
66 Logan Ondrusek, R (9.1)										0	0	0	0	0	0	0																								
6 Drew Stubbs, R (1.8) OBP: 0.301, SLG: 0.403	HR	G1-3			4 S		K		K	5	2	2	1	0	2	3																								
4 Brandon Phillips, R (1.4) OBP: 0.337, SLG: 0.451	G6-3		G6-3		F9		F8		G1-3	5	0	0	0	0	0	1																								
32 Jay Bruce, L (1.9) OBP: 0.328, SLG: 0.500	48 2B		HR		27 1B		48 WP	27 BB	G4-3	3	2	2	1	2	0	0																								
27 Scott Rolen, R (1.5) OBP: 0.292, SLG: 0.371	48 2B		G6-3		1B		48 WP			2	1	1	1	2	0	0																								
48 Ryan Ludwick, R (1.7) OBP: 0.322, SLG: 0.527			K		K		L6			4	0	1	2	0	2	4																								
43 Miguel Cairo, R (1.3) OBP: 0.172, SLG: 0.217			K		K		G5-3			4	0	0	0	0	3	3																								
39 Devin Mesoraco, R (1.2) OBP: 0.305, SLG: 0.387			2 G4-3	31 WP			F8		F9	0	0	0	0	1	0	0																								
29 Ryan Hanigan, R (3.2) OBP: 0.358, SLG: 0.351										3	0	0	0	0	1	0																								
44 Mike Leake, R (1.1) OBP: 0.288, SLG: 0.474										0	0	0	0	0	0	0																								
31 Alfredo Simon, R (2.1) ERA: 1.17										1	0	0	0	0	0	1																								
28 Chris Heisey, R (4, PH) OBP: 0.318, SLG: 0.395										1	0	0	0	0	0	0																								
45 Bill Bray, L (5.1)										0	0	0	0	0	0	0																								
26 Xavier Paul, L (5, PH) OBP: 0.358, SLG: 0.602										1	0	1	0	0	0	0																								
33 Jose Arredondo, R (7.1)										0	0	0	0	0	0	0																								
15 Wilson Valdez, R (8, PH) OBP: 0.260, SLG: 0.271										1	0	0	0	0	0	0																								
Inning Stats	R: 3 E: 0 K: 1 S: 18	H: 3 LOB: 1 BB: 1 P: 27	R: 0 E: 0 K: 0 S: 7	H: 0 LOB: 1 BB: 1 P: 14	R: 1 E: 0 K: 1 S: 9	H: 1 LOB: 0 BB: 0 P: 18	R: 0 E: 0 K: 2 S: 10	H: 0 LOB: 0 BB: 0 P: 15	R: 1 E: 0 K: 1 S: 15	H: 2 LOB: 2 BB: 1 P: 28	R: 0 E: 0 K: 2 S: 17	H: 1 LOB: 2 BB: 1 P: 30	R: 0 E: 0 K: 0 S: 12	H: 0 LOB: 2 BB: 2 P: 27	R: 0 E: 0 K: 0 S: 8	H: 0 LOB: 0 BB: 0 P: 13	R: 0 E: 0 K: 1 S: 9	H: 0 LOB: 0 BB: 0 P: 11	1B: 2 2B: 3 3B: 0 HR: 2	SF: 0 SAC: 0 DP: 0 HBP: 0	WP: 2 PB: 0 SB: 1 CS: 0	PA: 40																		
PITCHER	IP	WLS	BF	H	R	ER	SO	BB	IBB	HBP	BLK	WP	HR	S	P	ERA	WHIP	PITCHER				IP	WLS	BF	H	R	ER	SO	BB	IBB	HBP	BLK	WP	HR	S	P	ERA	WHIP		
37 Edinson Volquez, R (1.1) ERA: 3.51	5.0	W	24	6	5	5	5	3	0	0	0	0	0	21	36	0.00	1.500					1.0		3	0	0	0	0	0	0	0	0	0	0	0	0	0	0.00	0.000	
29 Brad Boxberger, R (6.1) ERA: 1.17	1.1		6	1	0	0	2	1	0	0	0	0	0	21	36	0.00	1.500																							
41 Alex Hinshaw, L (7.1) ERA: 4.56	0.0		2	0	0	0	0	2	0	0	0	0	0	2	10	∞	∞																							
58 Brad Brach, R (7.1) ERA: 3.69	0.2		2	0	0	0	0	0	0	0	0	1	0	6	11	0.00	0.000																							
53 Eric Stults, L (8.1) ERA: 2.91	1.0		3	0	0	0	0	0	0	0	0	0	0	8	13	0.00	0.000																							

San Diego Padres @ Cincinnati Reds
Great American Ball Park, Cincinnati, OH
Mon Jul 30 2012, 7:12 PM - 11:00 PM EDT
Att: 28,140 - Clear - 87 F

AB 34
R 5
H 7
RBI 5
BB 6
SO 8
LOB 13



Batter	1	2	3	4	5	6	7	8	9	AB	R	H	RBI	BB	SO	LOB	TOP			
5 Alexi Amarista, L (1,4) OBP: 0.305, SLG: 0.439	G4-3		G4-3	25 3B		F8			P3	4	1	1	1	0	0	1	San Diego Padres @ Cincinnati Reds Great American Ball Park, Cincinnati, OH Tue Jul 31 2012, 7:12 PM - 10:15 PM EDT Att: 20,356 - Partly Cloudy - 89 F livebaseballscorecards.com			
11 Logan Forsythe, R (9,PH) OBP: 0.344, SLG: 0.375									G6-3	3	1	1	1	1	1	0				
25 Will Venable, L (1,9) OBP: 0.323, SLG: 0.406	K			7 1B		F7				1	0	0	0	0	0	0				
13 Chris Denorfia, R (9,PH) OBP: 0.351, SLG: 0.424									K	4	0	1	1	1	3	2				
7 Chase Headley, S (1,5) OBP: 0.369, SLG: 0.422																				
18 Carlos Quentin, R (1,7) OBP: 0.382, SLG: 0.500	F7									4	0	0	0	0	0	2				
23 Yonder Alonso, L (1,3) OBP: 0.342, SLG: 0.387		G3								4	1	1	0	0	1	2				
55 Dale Thayer, R (7,1)										0	0	0	0	0	0	0				
21 John Baker, L (1,2) OBP: 0.350, SLG: 0.315										3	1	2	0	1	0	0				
24 Cameron Maybin, R (1,8) OBP: 0.292, SLG: 0.322										4	1	1	3	0	0	2				
2 Everth Cabrera, S (1,6) OBP: 0.319, SLG: 0.333										4	0	1	0	0	0	0				
3B Jason Marquis, L (1,1) OBP: 0.304, SLG: 0.364										3	1	2	0	0	1	1				
41 Alex Hinshaw, L (7,1)										0	0	0	0	0	0	0				
15 Jesus Guzman, R (7,3) OBP: 0.308, SLG: 0.417										1	0	0	0	0	1	0				
Inning Stats	R: 0 E: 0 K: 1 S: 12	H: 0 LOB: 1 BB: 1 P: 18	R: 0 E: 0 K: 0 S: 6	H: 1 LOB: 0 BB: 0 P: 9	R: 0 E: 0 K: 1 S: 17	H: 1 LOB: 2 BB: 1 P: 26	R: 6 E: 1 K: 1 S: 23	H: 7 LOB: 1 BB: 1 P: 33	R: 0 E: 0 K: 1 S: 9	H: 0 LOB: 0 BB: 0 P: 13	R: 0 E: 0 K: 1 S: 7	H: 0 LOB: 0 BB: 0 P: 11	R: 0 E: 0 K: 1 S: 7	H: 0 LOB: 0 BB: 0 P: 10	R: 0 E: 0 K: 1 S: 12	H: 0 LOB: 0 BB: 0 P: 18	1B: 6 2B: 1 3B: 2 HR: 1	SF: 0 SAC: 0 DP: 2 HBP: 0	WP: 0 PB: 0 SB: 1 CS: 0	PA: 39
PITCHER	IP WLS BF H R ER SO BB IBB HBP BLK WP HR S P ERA WHIP																			
34 Homer Bailey, R (1,1) ERA: 3.85	3.2	22	9	6	6	2	2	0	0	0	0	0	0	0	1	57	84	14.73	3.000	
63 Sam LeCure, R (4,1) ERA: 3.29	2.1	8	1	0	0	2	1	0	0	0	0	0	0	0	20	33	0.00	0.857		
51 Sean Marshall, L (7,1) ERA: 2.48	2.0	W	6	0	0	2	0	0	0	0	0	0	0	14	21	0.00	0.000			
54 Aroldis Chapman, L (9,1) ERA: 1.42	1.0	S	3	0	0	1	0	0	0	0	0	0	0	12	18	0.00	0.000			

Batter	1	2	3	4	5	6	7	8	9	AB	R	H	RBI	BB	SO	LOB	BOTTOM			
28 Chris Heisey, R (1,8) OBP: 0.316, SLG: 0.395	G4-3		K			K			F9	5	1	1	0	0	2	1	San Diego Padres @ Cincinnati Reds Great American Ball Park, Cincinnati, OH Tue Jul 31 2012, 7:12 PM - 10:15 PM EDT Att: 20,356 - Partly Cloudy - 89 F livebaseballscorecards.com			
15 Wilson Valdez, R (1,6) OBP: 0.290, SLG: 0.270	G4-3									4	0	1	0	0	0	1				
4 Brandon Phillips, R (1,4) OBP: 0.288, SLG: 0.389	G5-3									4	2	1	1	0	0	3				
2 Zack Cozart, R (8,6)										0	0	0	0	0	0	0				
32 Jay Bruce, L (1,9) OBP: 0.330, SLG: 0.499										3	1	1	0	1	1	0				
48 Ryan Ludwick, R (1,7) OBP: 0.328, SLG: 0.540										3	1	2	4	1	0	0				
27 Scott Rolen, R (1,5) OBP: 0.296, SLG: 0.371										3	1	1	0	1	0	3				
21 Todd Frazier, R (1,3) OBP: 0.332, SLG: 0.531										4	1	1	2	0	0	1				
39 Devin Mesoraco, R (1,2) OBP: 0.299, SLG: 0.379										3	0	0	0	0	1	0				
29 Ryan Hanigan, R (7,2) OBP: 0.356, SLG: 0.350										1	0	0	0	0	0	0				
34 Homer Bailey, R (1,1) ERA: 3.85	6.1	L	30	8	7	7	2	0	0	0	0	0	0	0	0	1				
41 Alex Hinshaw, L (7,1) ERA: 4.5	0.1	2	0	0	0	1	1	0	0	0	0	5	10	0.00	3.000					
55 Dale Thayer, R (7,1) ERA: 4.08	1.1	5	1	0	0	0	0	0	0	0	0	17	23	0.00	0.750					
PITCHER	IP WLS BF H R ER SO BB IBB HBP BLK WP HR S P ERA WHIP																			
38 Jason Marquis, R (1,1) ERA: 5.54	6.1	L	30	8	7	7	2	0	0	0	0	0	0	0	0	1				
41 Alex Hinshaw, L (7,1) ERA: 4.5	0.1	2	0	0	0	1	1	0	0	0	0	5	10	0.00	3.000					
55 Dale Thayer, R (7,1) ERA: 4.08	1.1	5	1	0	0	0	0	0	0	0	0	17	23	0.00	0.750					
Inning Stats	R: 1 E: 0 K: 0 S: 13	H: 2 LOB: 2 BB: 1 P: 22	R: 0 E: 0 K: 1 S: 12	H: 0 LOB: 0 BB: 0 P: 17	R: 5 E: 0 K: 1 S: 14	H: 5 LOB: 0 BB: 0 P: 21	R: 0 E: 0 K: 1 S: 10	H: 0 LOB: 1 BB: 0 P: 14	R: 0 E: 0 K: 2 S: 10	H: 0 LOB: 0 BB: 0 P: 14	R: 1 E: 0 K: 1 S: 10	H: 1 LOB: 1 BB: 1 P: 19	R: 0 E: 0 K: 0 S: 15	H: 1 LOB: 1 BB: 0 P: 20	R: 0 E: 0 K: 1 S: 12	H: 0 LOB: 0 BB: 0 P: 18	1B: 5 2B: 1 3B: 0 HR: 3	SF: 0 SAC: 0 DP: 0 HBP: 0	WP: 0 PB: 0 SB: 2 CS: 0	PA: 37

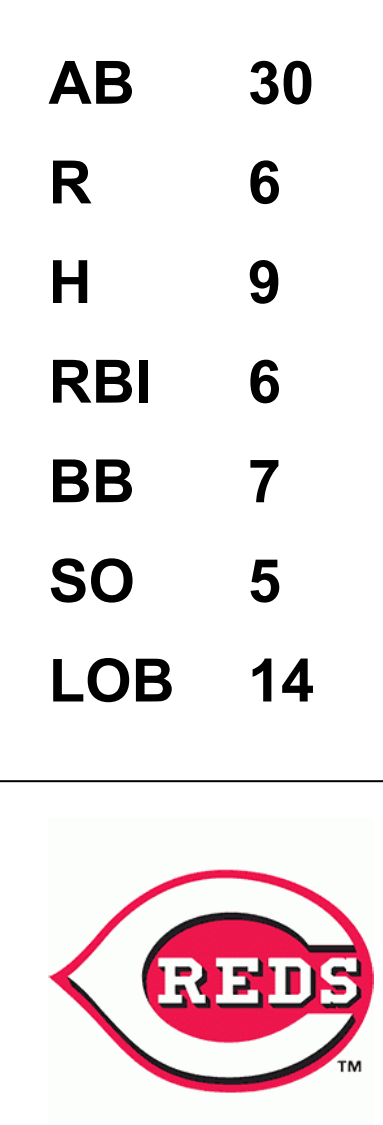


Batter	1	2	3	4	5	6	7	8	9	AB	R	H	RBI	BB	SO	LOB	TOP			
5 Alexi Amarista, L (1,4) OBP: 0.309, SLG: 0.437										3	2	1	0	1	0	2	San Diego Padres @ Cincinnati Reds Great American Ball Park, Cincinnati, OH Wed Aug 01 2012, 7:11 PM - 10:16 PM EDT Att: 20,527 - Partly Cloudy - 91 F			
18 Carlos Quentin, R (9,PH) OBP: 0.385, SLG: 0.509										1	0	1	0	0	0	0				
25 Will Venable, L (1,9) OBP: 0.323, SLG: 0.406										3	0	1	1	0	0	1				
11 Logan Forsythe, R (7,PH) OBP: 0.339, SLG: 0.370										2	0	0	0	0	1	1				
7 Chase Headley, S (1,5) OBP: 0.371, SLG: 0.430										4	1	2	3	0	0	0				
23 Yonder Alonso, L (1,3) OBP: 0.342, SLG: 0.386										4	0	1	0	0	0	2				
57 Luke Gregerson, L (7,1)										0	0	0	0	0	0	0				
14 Mark Kotsay, L (1,7) OBP: 0.343, SLG: 0.365										4	0	1	0	0	1	0				
21 John Baker, L (1,2) OBP: 0.340, SLG: 0.305										4	0	0	0	0	0	2				
24 Cameron Maybin, R (1,8) OBP: 0.291, SLG: 0.319										3	0	0	0	1	0	0				
2 Everth Cabrera, S (1,6) OBP: 0.314, SLG: 0.327										4	0	0	0	0	0	1				
60 Kip Wells, R (1,1) 55 Dale Thayer, R (5,1) 15 Jesus Guzman, R (6,PH) 29 Brad Boxberger, R (6,1) 53 Eric Stults, L (7,1) 13 Chris Denorfia, R (9,1)										1	1	1	0	0	0	0				
Inning Stats	R: 2 E: 0 K: 0 S: 11	H: 1 LOB: 0 BB: 1 P: 21	R: 0 E: 0 K: 0 S: 9	H: 0 LOB: 2 BB: 1 P: 20	R: 0 E: 0 K: 0 S: 8	H: 2 LOB: 0 BB: 0 P: 13	R: 2 E: 0 K: 0 S: 12	H: 4 LOB: 2 BB: 0 P: 17	R: 0 E: 1 K: 1 S: 13	H: 0 LOB: 0 BB: 0 P: 16	R: 0 E: 0 K: 0 S: 7	H: 0 LOB: 0 BB: 0 P: 13	R: 0 E: 0 K: 1 S: 8	H: 0 LOB: 0 BB: 0 P: 11	R: 0 E: 0 K: 1 S: 11	H: 1 LOB: 1 BB: 0 P: 17	1B: 6 2B: 1 3B: 0 HR: 1	SF: 0 SAC: 0 DP: 0 HBP: 1	WP: 0 PB: 0 SB: 1 CS: 1	PA: 39
PITCHER	IP WLS BF H R ER SO BB IBB HBP BLK WP HR S P ERA WHIP	IP WLS BF H R ER SO BB IBB HBP BLK WP HR S P ERA WHIP	IP WLS BF H R ER SO BB IBB HBP BLK WP HR S P ERA WHIP	IP WLS BF H R ER SO BB IBB HBP BLK WP HR S P ERA WHIP	IP WLS BF H R ER SO BB IBB HBP BLK WP HR S P ERA WHIP	IP WLS BF H R ER SO BB IBB HBP BLK WP HR S P ERA WHIP	IP WLS BF H R ER SO BB IBB HBP BLK WP HR S P ERA WHIP	IP WLS BF H R ER SO BB IBB HBP BLK WP HR S P ERA WHIP	IP WLS BF H R ER SO BB IBB HBP BLK WP HR S P ERA WHIP	IP WLS BF H R ER SO BB IBB HBP BLK WP HR S P ERA WHIP	IP WLS BF H R ER SO BB IBB HBP BLK WP HR S P ERA WHIP	IP WLS BF H R ER SO BB IBB HBP BLK WP HR S P ERA WHIP	IP WLS BF H R ER SO BB IBB HBP BLK WP HR S P ERA WHIP	IP WLS BF H R ER SO BB IBB HBP BLK WP HR S P ERA WHIP	IP WLS BF H R ER SO BB IBB HBP BLK WP HR S P ERA WHIP	IP WLS BF H R ER SO BB IBB HBP BLK WP HR S P ERA WHIP	IP WLS BF H R ER SO BB IBB HBP BLK WP HR S P ERA WHIP			

AB	35
R	4
H	8
RBI	4
BB	2
SO	3
LOB	9



Batter	1	2	3	4	5	6	7	8	9	AB	R	H	RBI	BB	SO	LOB	BOTTOM			
2 Zack Cozart, R (1,6) OBP: 0.287, SLG: 0.394										5	1	1	1	0	1	4	San Diego Padres @ Cincinnati Reds Great American Ball Park, Cincinnati, OH Wed Aug 01 2012, 7:11 PM - 10:16 PM EDT Att: 20,527 - Partly Cloudy - 91 F			
6 Drew Stubbs, R (1,8) OBP: 0.307, SLG: 0.405										3	2	2	0	1	1	0				
32 Jay Bruce, L (1,9) OBP: 0.329, SLG: 0.499										4	1	1	1	0	1	2				
27 Scott Rolen, R (1,5) OBP: 0.300, SLG: 0.367										2	1	0	0	2	0	1				
48 Ryan Ludwick, R (1,7) OBP: 0.333, SLG: 0.555										4	1	3	4	0	0	0				
21 Todd Frazier, R (1,3) OBP: 0.331, SLG: 0.531										4	0	1	0	0	0	1				
15 Wilson Valdez, R (1,4) 43 Miguel Cairo, R (5,4)										0	0	0	0	2	0	0				
29 Ryan Hanigan, R (1,2) OBP: 0.354, SLG: 0.348										4	0	1	0	0	1	2				
61 Bronson Arroyo, R (1,1) 44 Mike Leake, R (5,PH) 51 Sean Marshall, L (7,1) 50 Jonathan Broxton, R (8,1) 26 Xavier Paul, L (8,PH) 54 Aroldis Chapman, L (9,1)										2	0	0	0	0	0	3				
Inning Stats	R: 3 E: 0 K: 1 S: 10	H: 2 LOB: 0 BB: 2 P: 23	R: 0 E: 0 K: 0 S: 8	H: 0 LOB: 1 BB: 1 P: 17	R: 0 E: 0 K: 1 S: 7	H: 0 LOB: 0 BB: 0 P: 14	R: 0 E: 0 K: 0 S: 8	H: 1 LOB: 2 BB: 1 P: 18	R: 2 E: 0 K: 0 S: 15	H: 3 LOB: 1 BB: 0 P: 25	R: 0 E: 0 K: 1 S: 10	H: 0 LOB: 0 BB: 1 P: 18	R: 1 E: 0 K: 0 S: 10	H: 2 LOB: 2 BB: 1 P: 18	R: 0 E: 0 K: 2 S: 10	H: 1 LOB: 2 BB: 1 P: 17		1B: 5 2B: 2 3B: 0 HR: 2	SF: 0 SAC: 0 DP: 0 HBP: 0	WP: 1 PB: 0 SB: 0 CS: 1
PITCHER	IP WLS BF H R ER SO BB IBB HBP BLK WP HR S P ERA WHIP	IP WLS BF H R ER SO BB IBB HBP BLK WP HR S P ERA WHIP	IP WLS BF H R ER SO BB IBB HBP BLK WP HR S P ERA WHIP	IP WLS BF H R ER SO BB IBB HBP BLK WP HR S P ERA WHIP	IP WLS BF H R ER SO BB IBB HBP BLK WP HR S P ERA WHIP	IP WLS BF H R ER SO BB IBB HBP BLK WP HR S P ERA WHIP	IP WLS BF H R ER SO BB IBB HBP BLK WP HR S P ERA WHIP	IP WLS BF H R ER SO BB IBB HBP BLK WP HR S P ERA WHIP	IP WLS BF H R ER SO BB IBB HBP BLK WP HR S P ERA WHIP	IP WLS BF H R ER SO BB IBB HBP BLK WP HR S P ERA WHIP	IP WLS BF H R ER SO BB IBB HBP BLK WP HR S P ERA WHIP	IP WLS BF H R ER SO BB IBB HBP BLK WP HR S P ERA WHIP	IP WLS BF H R ER SO BB IBB HBP BLK WP HR S P ERA WHIP	IP WLS BF H R ER SO BB IBB HBP BLK WP HR S P ERA WHIP	IP WLS BF H R ER SO BB IBB HBP BLK WP HR S P ERA WHIP	IP WLS BF H R ER SO BB IBB HBP BLK WP HR S P ERA WHIP	IP WLS BF H R ER SO BB IBB HBP BLK WP HR S P ERA WHIP			



Batter	1	2	3	4	5	6	7	8	9	AB	R	H	RBI	BB	SO	LOB	TOP				
5 Alexi Amarista, L (1.6) OBP: 0.308, SLG: 0.433	G6-3		1B		B1		L4			4	1	1	0	0	0	0					
25 Will Venable, L (1.9) OBP: 0.322, SLG: 0.404	G1-3		G4-3		K			1B		4	0	1	0	0	1	2					
7 Chase Headley, S (1.5) OBP: 0.372, SLG: 0.431	K		1B		1B			FC3-6		4	0	2	2	0	1	1					
18 Carlos Quentin, R (1.7) OBP: 0.383, SLG: 0.500		P5						F7		3	0	0	0	1	1	2					
23 Yonder Alonso, L (1.3) OBP: 0.338, SLG: 0.381	K		K					F9		4	0	0	0	0	2	3					
11 Logan Forsythe, R (1.4) OBP: 0.337, SLG: 0.367	G5-3				K			F9		4	0	1	0	0	1	0					
24 Cameron Maybin, R (1.8) OBP: 0.291, SLG: 0.327			K		HR			K		4	1	1	1	0	2	1					
1 Eddy Rodriguez, R (1.2) OBP: 0.500, SLG: 1.333			HR		G2-3			K		3	1	1	1	1	1	0					
59 Ross Ohlendorf, R (1.1) OBP: 0.285, SLG: 0.375								P5		0	0	0	0	0	0	0					
41 Alex Hinshaw, L (6.1) ERA: 2.9								P6		2	1	1	0	0	1	0					
15 Jesus Guzman, R (7.1) ERA: 4.32										0	0	0	0	0	0	0					
58 Brad Brach, R (7.1) ERA: 4.32										0	0	0	0	0	0	0					
14 Mark Kotsay, L (6.1) ERA: 3.73										1	0	0	0	0	0	1					
Inning Stats	R: 0 E: 0 K: 1 S: 10	H: 0 LOB: 0 BB: 0 P: 11	R: 0 E: 0 K: 1 S: 7	H: 0 LOB: 0 BB: 0 P: 11	R: 3 E: 0 K: 2 S: 18	H: 4 LOB: 2 BB: 1 P: 28	R: 1 E: 0 K: 2 S: 9	H: 1 LOB: 0 BB: 0 P: 10	R: 0 E: 0 K: 0 S: 7	H: 1 LOB: 0 BB: 0 P: 13	R: 0 E: 0 K: 1 S: 7	H: 0 LOB: 0 BB: 0 P: 9	R: 0 E: 0 K: 0 S: 11	H: 1 LOB: 1 BB: 0 P: 18	R: 0 E: 0 K: 1 S: 9	H: 0 LOB: 1 BB: 1 P: 18	1B: 6 2B: 0 3B: 0 HR: 2	SF: 0 SAC: 0 DP: 1 HBP: 0	WP: 0 PB: 0 SB: 0 CS: 0	PA: 36	
PITCHER	IP WLS BF H R ER SO BB IBB HBP BLK WP HR S P ERA WHIP	IP WLS BF H R ER SO BB IBB HBP BLK WP HR S P ERA WHIP	IP WLS BF H R ER SO BB IBB HBP BLK WP HR S P ERA WHIP	IP WLS BF H R ER SO BB IBB HBP BLK WP HR S P ERA WHIP	IP WLS BF H R ER SO BB IBB HBP BLK WP HR S P ERA WHIP	IP WLS BF H R ER SO BB IBB HBP BLK WP HR S P ERA WHIP	IP WLS BF H R ER SO BB IBB HBP BLK WP HR S P ERA WHIP	IP WLS BF H R ER SO BB IBB HBP BLK WP HR S P ERA WHIP	IP WLS BF H R ER SO BB IBB HBP BLK WP HR S P ERA WHIP	IP WLS BF H R ER SO BB IBB HBP BLK WP HR S P ERA WHIP	IP WLS BF H R ER SO BB IBB HBP BLK WP HR S P ERA WHIP	IP WLS BF H R ER SO BB IBB HBP BLK WP HR S P ERA WHIP	IP WLS BF H R ER SO BB IBB HBP BLK WP HR S P ERA WHIP	IP WLS BF H R ER SO BB IBB HBP BLK WP HR S P ERA WHIP	IP WLS BF H R ER SO BB IBB HBP BLK WP HR S P ERA WHIP	IP WLS BF H R ER SO BB IBB HBP BLK WP HR S P ERA WHIP	IP WLS BF H R ER SO BB IBB HBP BLK WP HR S P ERA WHIP	IP WLS BF H R ER SO BB IBB HBP BLK WP HR S P ERA WHIP	IP WLS BF H R ER SO BB IBB HBP BLK WP HR S P ERA WHIP	IP WLS BF H R ER SO BB IBB HBP BLK WP HR S P ERA WHIP	IP WLS BF H R ER SO BB IBB HBP BLK WP HR S P ERA WHIP

San Diego Padres @ Cincinnati Reds
Great American Ball Park, Cincinnati, OH
Thu Aug 02 2012, 12:37 PM - 3:36 PM EDT
Att: 22,396 - Sunny - 86 F

AB 34
R 4
H 8
RBI 4
BB 2
SO 10
LOB 10



Batter	1	2	3	4	5	6	7	8	9	AB	R	H	RBI	BB	SO	LOB	BOTTOM				
26 Xavier Paul, L (1.7) OBP: 0.450, SLG: 0.500	K		F7		K		K			5	0	0	0	0	4	5					
6 Drew Stubbs, R (1.8) OBP: 0.305, SLG: 0.400	G6-3		BB		K			K		4	2	0	0	1	2	0					
32 Jay Bruce, L (1.9) OBP: 0.333, SLG: 0.499	F7		1B		BB		G4-3			4	2	2	2	1	0	0					
27 Scott Rolen, R (1.5) OBP: 0.313, SLG: 0.375			1B		BB			1B		4	1	3	1	1	1	0					
21 Todd Frazier, R (1.3) OBP: 0.332, SLG: 0.538			HR		FC6-4			1B		4	1	1	3	1	1	3					
2 Zack Cozart, R (1.6) OBP: 0.288, SLG: 0.394			1B		1B			FC5-4		5	1	2	1	0	1	4					
43 Miguel Cairo, R (1.4) OBP: 0.181, SLG: 0.222			1B		F7			K		4	1	2	0	0	1	2					
29 Ryan Hanigan, R (1.2) OBP: 0.357, SLG: 0.355			1B		L9			1B		4	1	2	1	0	0	3					
47 Johnny Cueto, R (1.1) OBP: 0.114, SLG: 0.136			2B		G4-3			1B		3	0	1	0	0	2	2					
66 Logan Ondrusek, R (8.1) ERA: 3.11			K2-3		SH1-3			K		0	0	0	0	0	0	0					
33 Jose Arredondo, R (9.1) ERA: 3.73								1B		0	0	0	0	0	0	0					
Inning Stats	R: 0 E: 0 K: 1 S: 8	H: 6 LOB: 3 BB: 3 P: 50	R: 0 E: 0 K: 2 S: 30	H: 1 LOB: 1 BB: 0 P: 9	R: 2 E: 0 K: 0 S: 18	H: 2 LOB: 2 BB: 1 P: 28	R: 0 E: 0 K: 3 S: 10	H: 0 LOB: 0 BB: 0 P: 13	R: 0 E: 0 K: 2 S: 7	H: 0 LOB: 0 BB: 0 P: 11	R: 0 E: 0 K: 2 S: 12	H: 2 LOB: 2 BB: 0 P: 20	R: 1 E: 0 K: 2 S: 18	H: 2 LOB: 1 BB: 0 P: 24	1B: 11 2B: 1 3B: 0 HR: 1	SF: 0 SAC: 1 DP: 0 HBP: 0	WP: 0 PB: 0 SB: 1 CS: 0	PA: 42			
PITCHER	IP WLS BF H R ER SO BB IBB HBP BLK WP HR S P ERA WHIP	IP WLS BF H R ER SO BB IBB HBP BLK WP HR S P ERA WHIP	IP WLS BF H R ER SO BB IBB HBP BLK WP HR S P ERA WHIP	IP WLS BF H R ER SO BB IBB HBP BLK WP HR S P ERA WHIP	IP WLS BF H R ER SO BB IBB HBP BLK WP HR S P ERA WHIP	IP WLS BF H R ER SO BB IBB HBP BLK WP HR S P ERA WHIP	IP WLS BF H R ER SO BB IBB HBP BLK WP HR S P ERA WHIP	IP WLS BF H R ER SO BB IBB HBP BLK WP HR S P ERA WHIP	IP WLS BF H R ER SO BB IBB HBP BLK WP HR S P ERA WHIP	IP WLS BF H R ER SO BB IBB HBP BLK WP HR S P ERA WHIP	IP WLS BF H R ER SO BB IBB HBP BLK WP HR S P ERA WHIP	IP WLS BF H R ER SO BB IBB HBP BLK WP HR S P ERA WHIP	IP WLS BF H R ER SO BB IBB HBP BLK WP HR S P ERA WHIP	IP WLS BF H R ER SO BB IBB HBP BLK WP HR S P ERA WHIP	IP WLS BF H R ER SO BB IBB HBP BLK WP HR S P ERA WHIP	IP WLS BF H R ER SO BB IBB HBP BLK WP HR S P ERA WHIP	IP WLS BF H R ER SO BB IBB HBP BLK WP HR S P ERA WHIP	IP WLS BF H R ER SO BB IBB HBP BLK WP HR S P ERA WHIP	IP WLS BF H R ER SO BB IBB HBP BLK WP HR S P ERA WHIP	IP WLS BF H R ER SO BB IBB HBP BLK WP HR S P ERA WHIP	IP WLS BF H R ER SO BB IBB HBP BLK WP HR S P ERA WHIP

San Diego Padres @ Cincinnati Reds
Great American Ball Park, Cincinnati, OH
Thu Aug 02 2012, 12:37 PM - 3:36 PM EDT
Att: 22,396 - Sunny - 86 F

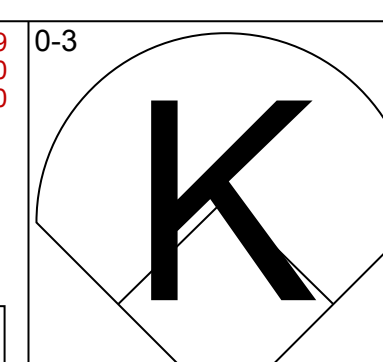
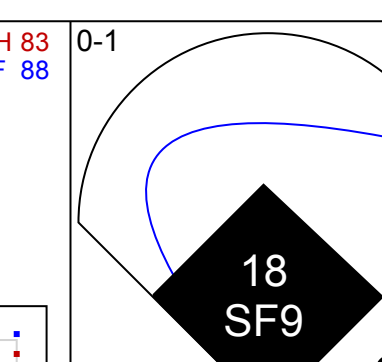
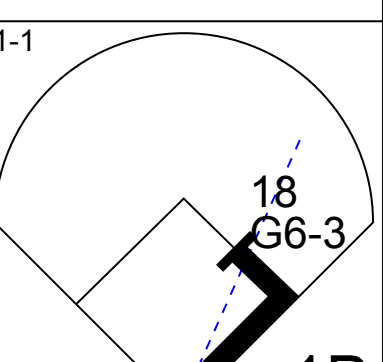
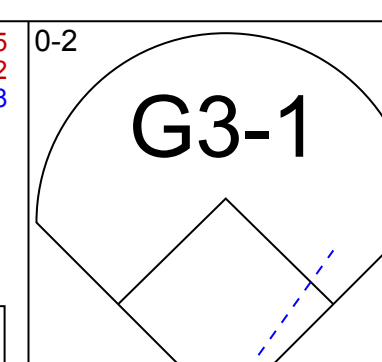
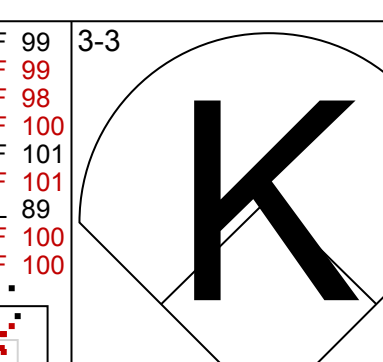
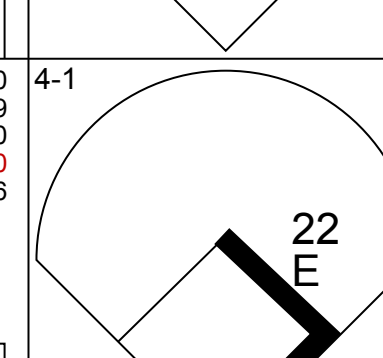
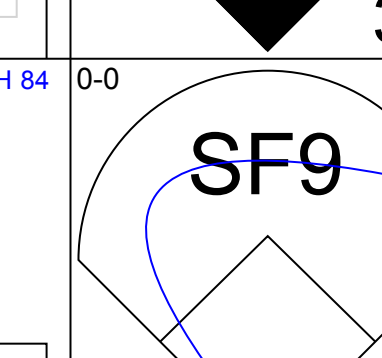
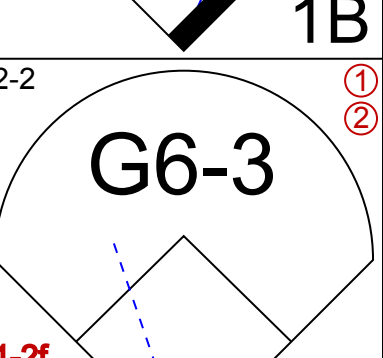
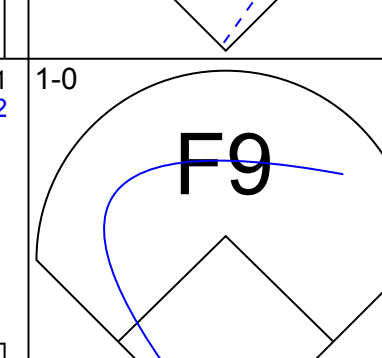

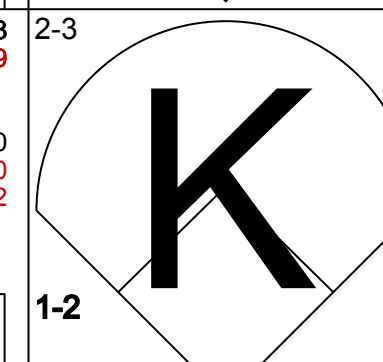
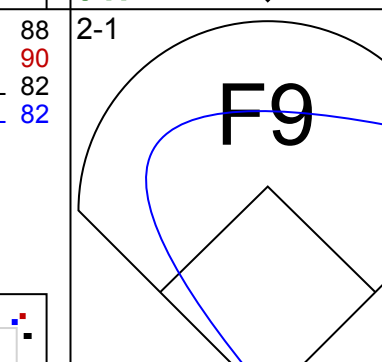
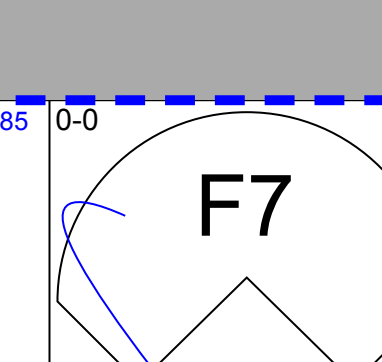
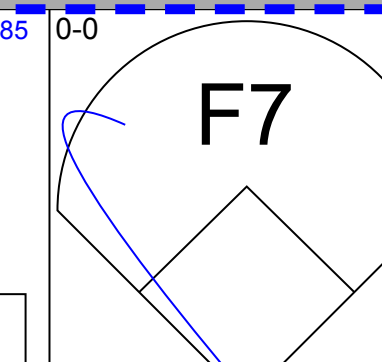
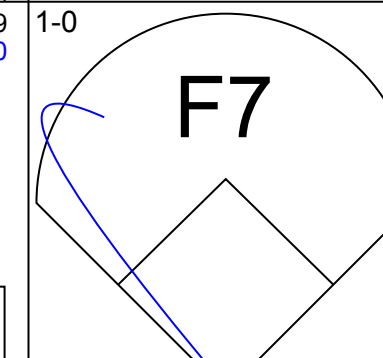
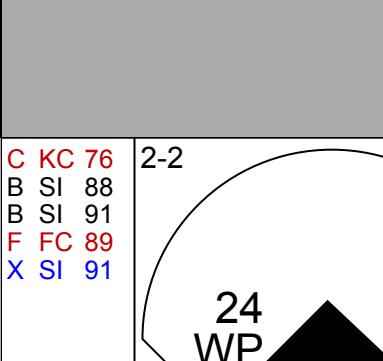
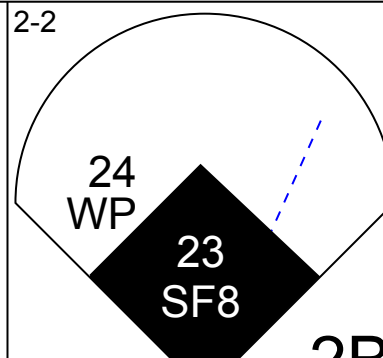
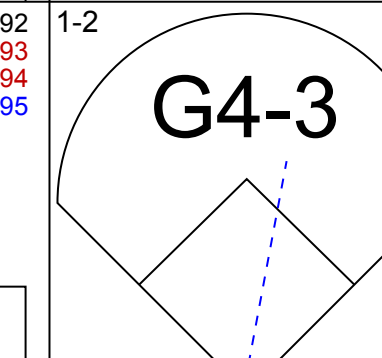
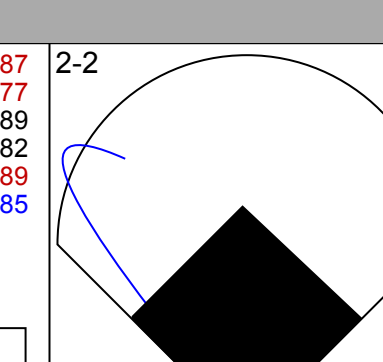
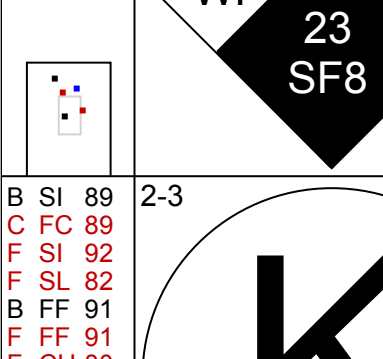
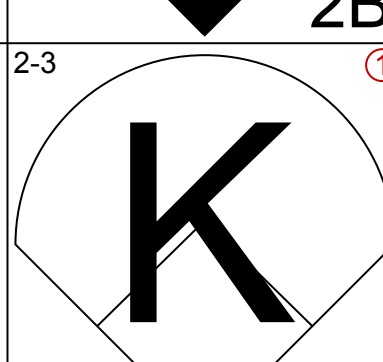
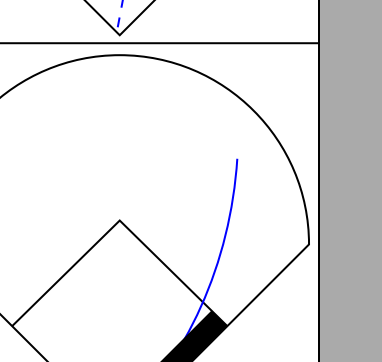

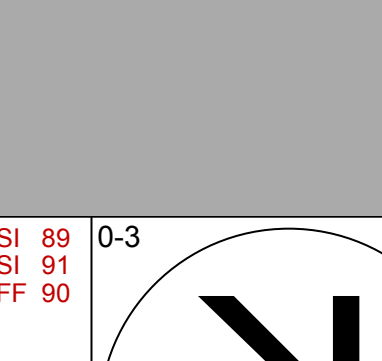
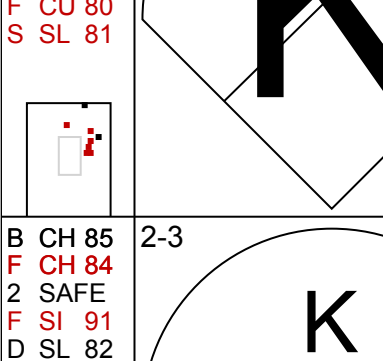
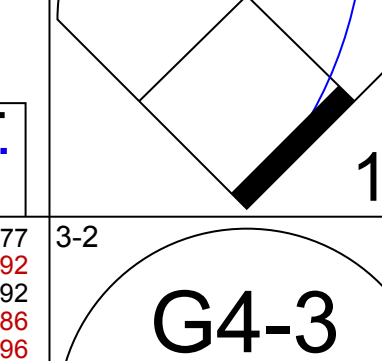


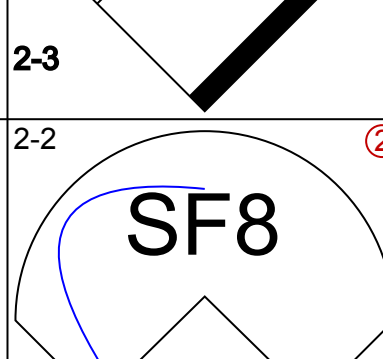
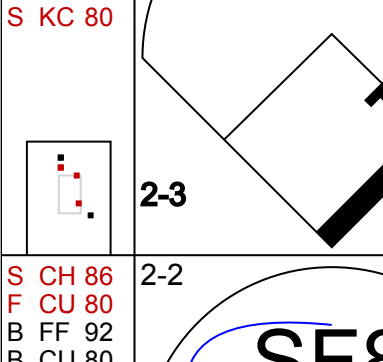
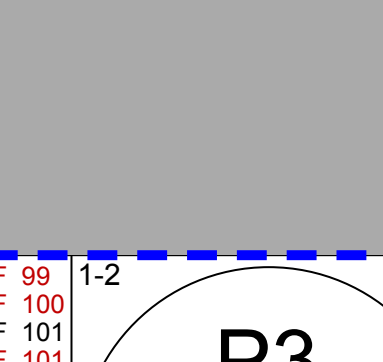

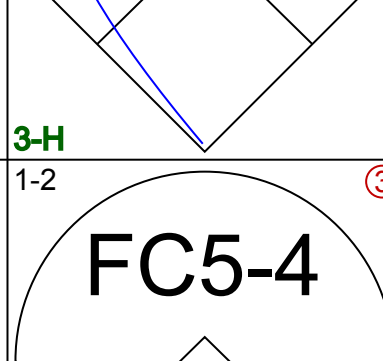
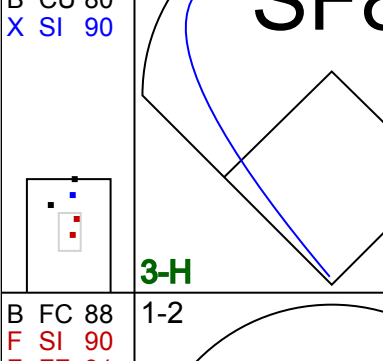
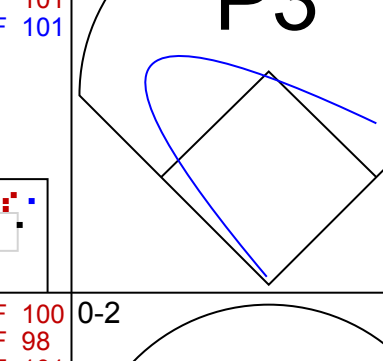

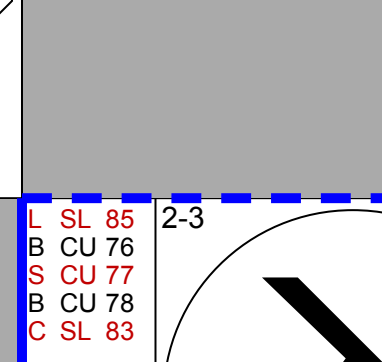
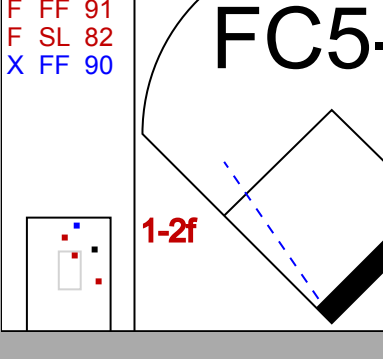

AB 37
R 9
H 13
RBI 8
BB 4
SO 12
LOB 19

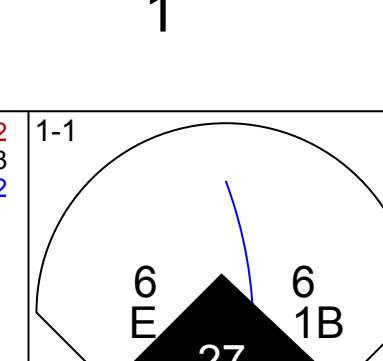
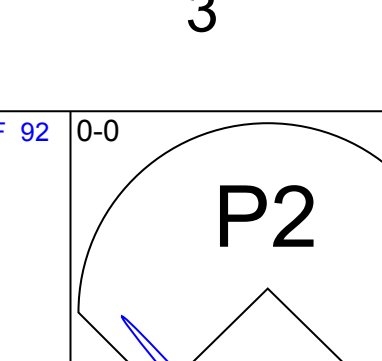
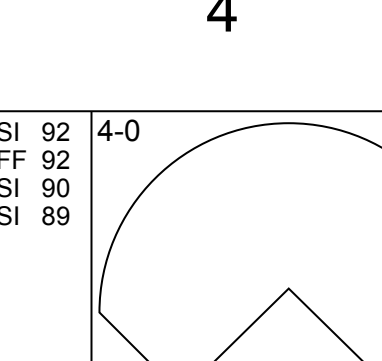
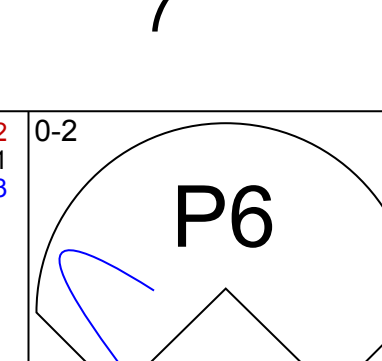
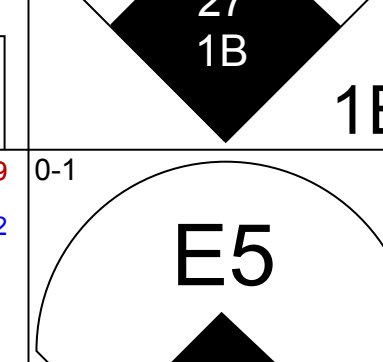
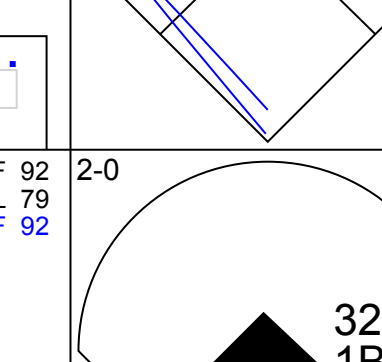
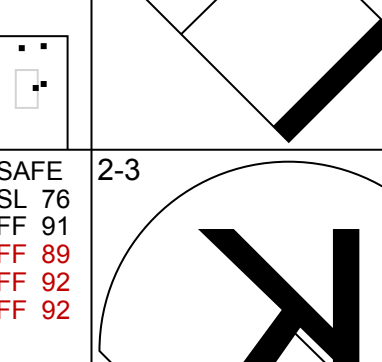
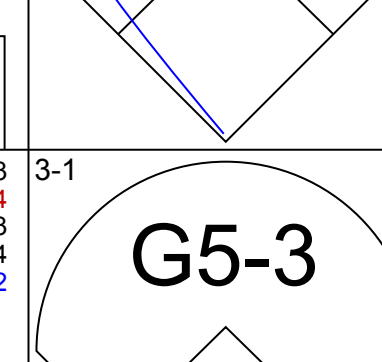

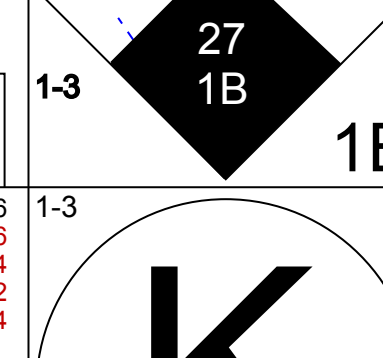
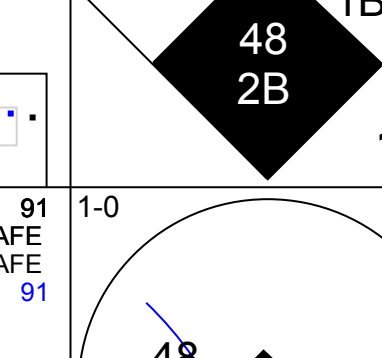
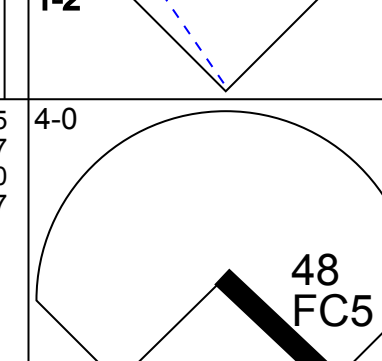
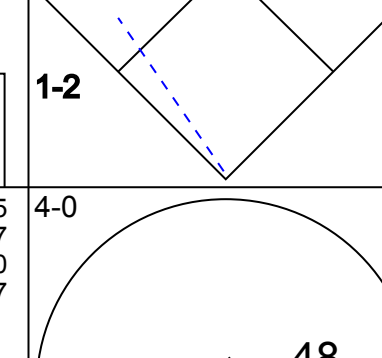

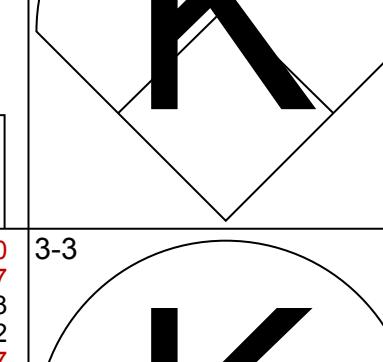
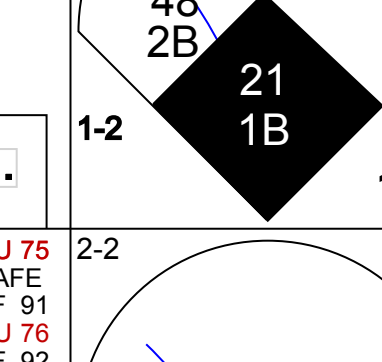
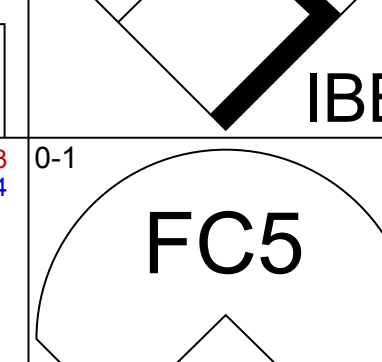
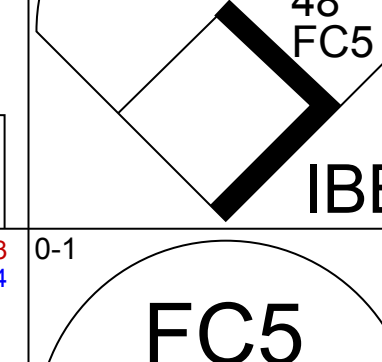


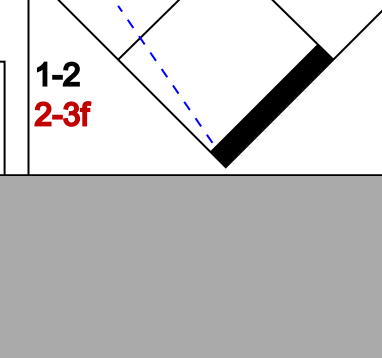

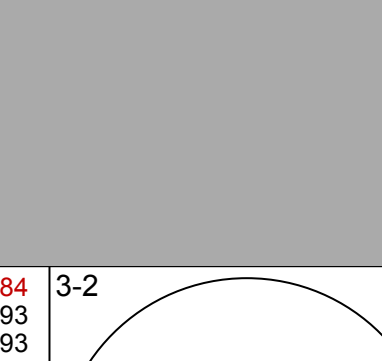
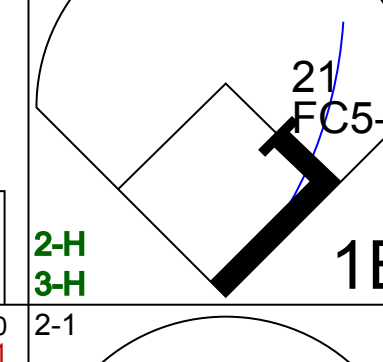
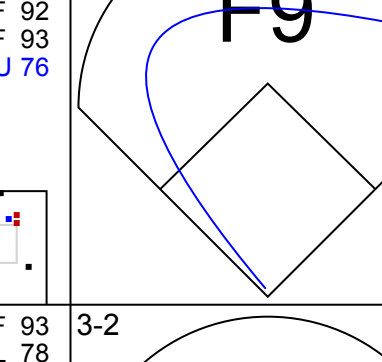

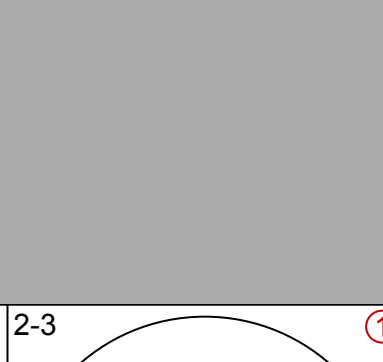
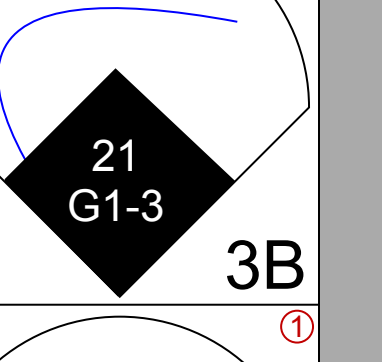

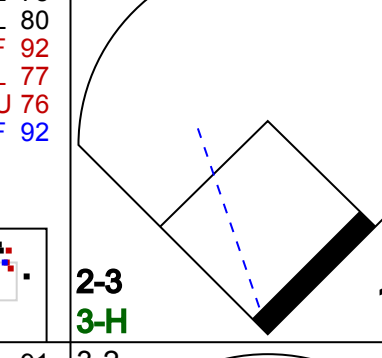

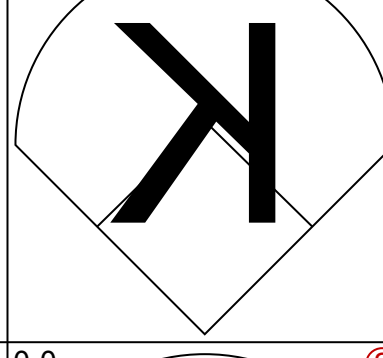
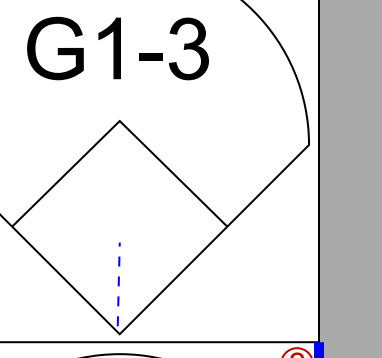
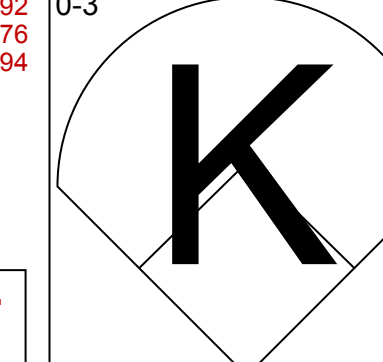

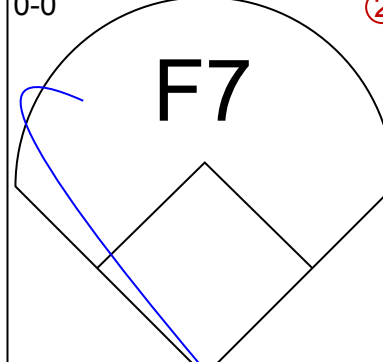
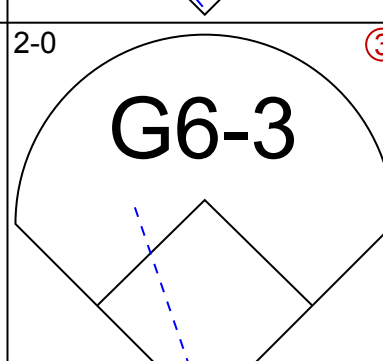
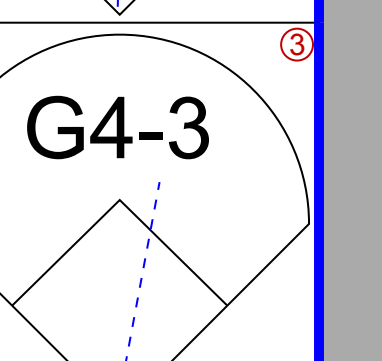
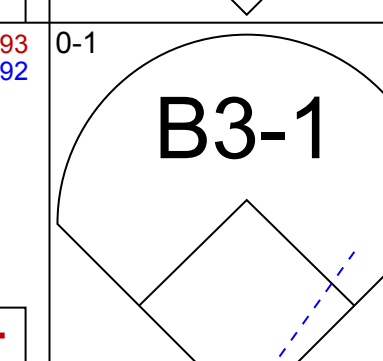
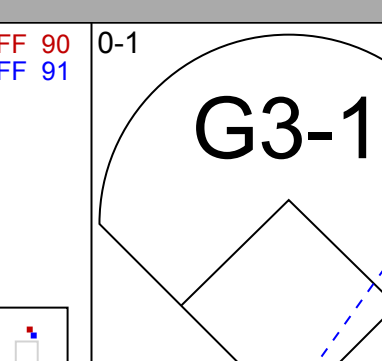




Batter	1	2	3	4	5	6	7	8	9	AB	R	H	RBI	BB	SO	LOB	TOP						
6 Starling Marte, R OBP: 0.216, SLG: 0.389	G5-3		K			G6-4-3			G5-3	4	0	0	0	0	1	1	Pittsburgh Pirates @ Cincinnati Reds Great American Ball Park, Cincinnati, OH Fri Aug 03 2012, 7:12 PM - 9:40 PM EDT Att: 40,829 - Partly Cloudy - 82 F						
23 Travis Snider, L OBP: 0.315, SLG: 0.479	BB				G4-3	G4-3			K	3	0	0	0	1	1	0							
22 Andrew McCutchen, R OBP: 0.433, SLG: 0.630	K				G4-3				HBP	3	0	1	0	0	1	1							
46 Garrett Jones, L OBP: 0.295, SLG: 0.511	K2-3				K				K	4	0	0	0	0	3	3							
18 Neil Walker, S OBP: 0.358, SLG: 0.441		G3			CS					2	0	0	0	1	0	0							
24 Pedro Alvarez, L OBP: 0.306, SLG: 0.479	K					FC4-6				3	0	1	0	0	1	1							
26 Rod Barajas, R 69 Jordy Mercer, R OBP: 0.280, SLG: 0.435	G6-3					BB				2	0	0	0	1	0	1							
12 Clint Barnes, R 55 Michael McKenry, R (8, PH) OBP: 0.349, SLG: 0.571			F9			G6-4-3				2	0	0	0	0	2	2							
51 Wandy Rodriguez, S (1, 1) 14 Gaby Sanchez, R (8, PH) 32 Chad Qualls, R (8, 1)	G4-3								G6-4-3	2	0	1	0	0	0	0							
										1	0	0	0	0	2	2							
										0	0	0	0	0	0	0							
Inning Stats	R: 0 E: 0 K: 2 S: 8	H: 0 LOB: 1 BB: 1 P: 17	R: 0 E: 0 K: 1 S: 8	H: 0 LOB: 0 BB: 0 P: 12	R: 0 E: 0 K: 1 S: 10	H: 0 LOB: 0 BB: 0 P: 13	R: 0 E: 0 K: 1 S: 10	H: 1 LOB: 0 BB: 0 P: 14	R: 0 E: 0 K: 0 S: 12	H: 0 LOB: 1 BB: 2 P: 20	R: 0 E: 0 K: 0 S: 6	H: 1 LOB: 0 BB: 0 P: 8	R: 0 E: 0 K: 0 S: 7	H: 0 LOB: 0 BB: 0 P: 10	R: 0 E: 0 K: 0 S: 9	H: 2 LOB: 1 BB: 0 P: 11	R: 0 E: 0 K: 2 S: 12	H: 0 LOB: 1 BB: 0 P: 17	1B: 4 2B: 0 3B: 0 HR: 0	SF: 0 SAC: 0 DP: 3 HBP: 1	WP: 1 PB: 1 SB: 1 CS: 1	PA: 32	
PITCHER	IP WLS BF H R ER SO BB IBB HBP BLK WP HR S P ERA WHIP	7.1 W 26 4 0 0 5 3 0 0 0 1 0 65 100 0.00 0.955	0.2 H 1 0 0 0 0 0 0 0 0 0 0 5 5 0.00 0.000	1.0 S 4 0 0 0 2 0 0 0 1 0 0 12 17 0.00 0.000																			

Batter	1	2	3	4	5	6	7	8	9	AB	R	H	RBI	BB	SO	LOB	BOTTOM						
2 Zack Cozart, R OBP: 0.293, SLG: 0.398	FC6-4							G6-3		4	0	3	0	0	0	0	Pittsburgh Pirates @ Cincinnati Reds Great American Ball Park, Cincinnati, OH Fri Aug 03 2012, 7:12 PM - 9:40 PM EDT Att: 40,829 - Partly Cloudy - 82 F						
6 Drew Stubbs, R OBP: 0.304, SLG: 0.398	FC6-4		F7					G1-3		4	0	1	0	0	2	2							
48 Ryan Ludwick, R 54 Aroldis Chapman, L (9, 1)	G4-3			F7				K		4	0	0	0	0	2	3							
										0	0	0	0	0	0	0							
27 Scott Rolen, R OBP: 0.308, SLG: 0.369		F9						F8		3	0	0	0	0	0	0							
21 Todd Frazier, R OBP: 0.328, SLG: 0.532		P3						F9		3	0	0	0	0	0	0							
28 Chris Heisey, R OBP: 0.316, SLG: 0.406										3	1	1	1	0	1	0							
43 Miguel Cairo, R OBP: 0.175, SLG: 0.215										3	0	0	0	0	0	0							
29 Ryan Hanigan, R OBP: 0.357, SLG: 0.355			F9					G6-3		3	1	1	0	0	0	0							
55 Mat Latos, R 50 Jonathan Broxton, R 32 Jay Bruce, L										3	1	1	2	0	2	0							
										0	0	0	0	0	0	0							
										0	0	0	0	0	0	0							
Inning Stats	R: 0 E: 0 K: 0 S: 6	H: 1 LOB: 0 BB: 0 P: 10	R: 1 E: 0 K: 0 S: 12	H: 1 LOB: 0 BB: 0 P: 17	R: 0 E: 0 K: 1 S: 10	H: 1 LOB: 1 BB: 0 P: 13	R: 0 E: 0 K: 0 S: 6	H: 0 LOB: 0 BB: 0 P: 8	R: 2 E: 0 K: 1 S: 15	H: 4 LOB: 2 BB: 0 P: 24	R: 0 E: 0 K: 1 S: 8	H: 0 LOB: 0 BB: 0 P: 8	R: 0 E: 0 K: 1 S: 7	H: 0 LOB: 0 BB: 0 P: 8	R: 0 E: 0 K: 1 S: 7	H: 0 LOB: 0 BB: 0 P: 9	1B: 5 2B: 0 3B: 0 HR: 2	SF: 0 SAC: 0 DP: 1 HBP: 0	WP: 0 PB: 0 SB: 0 CS: 0	PA: 30			
PITCHER	IP WLS BF H R ER SO BB IBB HBP BLK WP HR S P ERA WHIP	7.0 L 27 7 3 3 4 0 0 0 0 0 0 7 9 0.00 0.000																					



Batter	1	2	3	4	5	6	7	8	9	AB	R	H	RBI	BB	SO	LOB	TOP										
7 Alex Presley, L (1, 7) OBP: 0.273, SLG: 0.388 48 Jared Hughes, R (7, 1) 14 Gaby Sanchez, R (9, PH) OBP: 0.249, SLG: 0.299			 3B		 1B		 2		 3	4	1	2	0	0	1	0	Pittsburgh Pirates @ Cincinnati Reds Great American Ball Park, Cincinnati, OH Sat Aug 04 2012, 7:10 PM - 10:11 PM EDT Att: 41,577 - Cloudy - 88 F										
18 Neil Walker, S (1, 4) OBP: 0.357, SLG: 0.439			 3-H		 1-2		 3		 3	2	0	0	1	1	0	1											
22 Andrew McCutchen, R (1, 8) OBP: 0.429, SLG: 0.623			 2-1		 3			 1		4	0	0	0	0	2	1											
46 Garrett Jones, L (1, 3) OBP: 0.298, SLG: 0.514			 3			 2B		 2		4	1	2	0	0	0	1											
55 Michael McKenry, R (1, 2) OBP: 0.353, SLG: 0.591			 3			 1		 3		4	1	2	1	0	1	2											
24 Pedro Alvarez, L (1, 5) OBP: 0.302, SLG: 0.473			 1			 5 FC5-4		 3		4	0	0	0	0	2	2											
23 Travis Snider, L (1, 9) OBP: 0.293, SLG: 0.451			 2			 3-H			 1	3	0	0	1	0	0	0											
5 Josh Harrison, R (1, 6) OBP: 0.299, SLG: 0.408			 3			 1-2			 1B	3	1	2	1	0	0	1											
53 James McDonald, L (1, 1) OBP: 0.222, SLG: 0.146 6 Starling Marte, R (7, PH) OBP: 0.205, SLG: 0.368			 3			 1			 1-2	2	0	0	0	0	1	1											
										2	0	0	0	0	2	1											
Inning Stats	R: 0 E: 1 K: 2 S: 8	H: 0 LOB: 1 BB: 1 P: 15	R: 1 E: 0 K: 1 S: 10	H: 1 LOB: 1 BB: 0 P: 16	R: 1 E: 0 K: 0 S: 11	H: 2 LOB: 1 BB: 0 P: 15	R: 1 E: 0 K: 1 S: 11	H: 1 LOB: 0 BB: 0 P: 15	R: 0 E: 0 K: 1 S: 9	H: 1 LOB: 0 BB: 0 P: 13	R: 1 E: 0 K: 2 S: 19	H: 1 LOB: 1 BB: 0 P: 28	R: 0 E: 0 K: 1 S: 7	H: 0 LOB: 0 BB: 0 P: 10	R: 0 E: 0 K: 0 S: 11	H: 1 LOB: 1 BB: 0 P: 17		R: 0 E: 0 K: 2 S: 19	H: 1 LOB: 1 BB: 0 P: 23	1B: 4 2B: 1 3B: 1 HR: 2	SF: 2 SAC: 0 DP: 1 HBP: 1	WP: 2 PB: 0 SB: 0 CS: 0	PA: 37				
PITCHER	IP	WLS	BF	H	R	ER	SO	BB	IBB	HBP	BLK	WP	HR	S	P	ERA	WHIP										
44 Mike Leake, R (1, 1) ERA: 4.91	6.0		26	6	4	4	7	1	0	1	0	1	2	68	102	6.00	1.167										
51 Sean Marshall, L (7, 1) ERA: 2.36	1.0		3	0	0	0	1	0	0	0	0	0	0	7	10	0.00	0.000										
50 Jonathan Broxton, R (8, 1) ERA: 2.11	1.0	W	4	1	0	0	0	0	0	0	0	0	0	11	17	0.00	1.000										
54 Aroldis Chapman, L (9, 1) ERA: 1.34	1.0	S	4	1	0	0	2	0	0	0	0	1	0	19	23	0.00	1.000										


Batter	1	2	3	4	5	6	7	8	9	AB	R	H	RBI	BB	SO	LOB	BOTTOM										
2 Zack Cozart, R (1, 6) OBP: 0.295, SLG: 0.397			 1		 3		 1			3	1	1	0	1	0	1	Pittsburgh Pirates @ Cincinnati Reds Great American Ball Park, Cincinnati, OH Sat Aug 04 2012, 7:10 PM - 10:11 PM EDT Att: 41,577 - Cloudy - 88 F										
6 Drew Stubbs, R (1, 8) OBP: 0.307, SLG: 0.399			 1B		 3		 2		 1-2	4	2	2	0	0	1	2											
32 Jay Bruce, L (1, 9) OBP: 0.334, SLG: 0.497			 1B		 1		 IBB		 1-2	3	1	1	0	1	2	2											
48 Ryan Ludwick, R (1, 7) OBP: 0.328, SLG: 0.546			 1B		 2		 3		 2-3	4	0	1	1	0	1	4											
27 Scott Rolen, R (1, 5) OBP: 0.312, SLG: 0.382			 2		 3			 3B		4	1	2	2	0	1	2											
21 Todd Frazier, R (1, 3) OBP: 0.327, SLG: 0.528			 3		 1		 1		 1	4	0	1	2	0	1	1											
30 Dioner Navarro, S (1, 2) 29 Ryan Hanigan, R (9, 2) OBP: 0.357, SLG: 0.355			 3		 2		 2		 2	4	0	0	0	0	1	2											
15 Wilson Valdez, R (1, 4) OBP: 0.266, SLG: 0.262 51 Sean Marshall, L (7, 1) 50 Jonathan Broxton, R (8, 1) 26 Xavier Paul, L (8, PH) OBP: 0.429, SLG: 0.474 54 Aroldis Chapman, L (9, 1)			 1		 2		 3		 3	3	0	0	0	0	0	0											
44 Mike Leake, R (1, 1) OBP: 0.293, SLG: 0.450 43 Miguel Cairo, R (7, 4) OBP: 0.184, SLG: 0.223			 2		 1B					2	0	0	0	0	0	0											
										1	0	1	0	0	0	0											
Inning Stats	R: 2 E: 1 K: 2 S: 16	H: 3 LOB: 1 BB: 0 P: 23	R: 0 E: 0 K: 1 S: 6	H: 0 LOB: 0 BB: 0 P: 7	R: 2 E: 0 K: 0 S: 16	H: 4 LOB: 2 BB: 0 P: 30	R: 0 E: 0 K: 1 S: 7	H: 0 LOB: 1 BB: 1 P: 14	R: 0 E: 0 K: 2 S: 8	H: 0 LOB: 0 BB: 0 P: 12	R: 0 E: 0 K: 1 S: 10	H: 0 LOB: 2 BB: 1 P: 18	R: 0 E: 0 K: 0 S: 9	H: 1 LOB: 1 BB: 0 P: 14	R: 1 E: 0 K: 0 S: 9	H: 1 LOB: 0 BB: 0 P: 14		1B: 7 2B: 1 3B: 1 HR: 0	SF: 0 SAC: 0 DP: 0 HBP: 0	WP: 0 PB: 0 SB: 1 CS: 0	PA: 35						
PITCHER	IP	WLS	BF	H	R	ER	SO	BB	IBB	HBP	BLK	WP	HR	S	P	ERA	WHIP										
53 James McDonald, R (1, 1) ERA: 3.42	6.0		26	7	4	3	7	1	0	0	0	0	0	19	32	4.50	1.333										
48 Jared Hughes, R (7, 1) ERA: 2.05	2.0	L	9	2	1	1	0	0	1	0	0	0	0	19	32	4.50	1.000										

Batter	1	2	3	4	5	6	7	8	9	AB	R	H	RBI	BB	SO	LOB	TOP				
2 Zack Cozart, R OBP: 0.293, SLG: 0.400	L9		G5-3				HR	P4		5	1	2	1	0	0	2					
6 Drew Stubbs, R OBP: 0.307, SLG: 0.405	G6-3						K		K	5	0	1	0	0	2	2					
4 Brandon Phillips, R OBP: 0.332, SLG: 0.451	K						G6-3		F9	5	0	0	0	0	1	3					
32 Jay Bruce, L OBP: 0.334, SLG: 0.495		F9				F7			F7	5	1	1	0	0	0	0					
48 Ryan Ludwick, R OBP: 0.329, SLG: 0.543						K			F8	4	0	1	0	0	1	1					
27 Scott Rolen, R OBP: 0.324, SLG: 0.394										2	1	2	0	2	0	0					
21 Todd Frazier, R OBP: 0.325, SLG: 0.517										3	0	1	0	1	0	3					
29 Ryan Hanigan, R OBP: 0.352, SLG: 0.347										2	0	0	0	1	0	4					
63 Sam LeCure, R OBP: 0.435, SLG: 0.476										0	0	0	0	0	0	0					
26 Xavier Paul, L OBP: 0.335, SLG: 0.476										1	0	1	1	0	0	0					
33 Jose Arredondo, R OBP: 0.324, SLG: 0.451										0	0	0	0	0	0	0					
61 Bronson Arroyo, R OBP: 0.167, SLG: 0.150										2	0	0	0	0	1	1					
30 Dioner Navarro, S OBP: 0.329, SLG: 0.372										1	0	0	1	0	0	0					
Inning Stats	R: 0 E: 0 K: 1 S: 9	H: 0 LOB: 0 BB: 0 P: 15	R: 0 E: 0 K: 0 S: 11	H: 1 LOB: 2 BB: 1 P: 17	R: 0 E: 0 K: 1 S: 9	H: 1 LOB: 1 BB: 0 P: 13	R: 0 E: 0 K: 1 S: 8	H: 0 LOB: 1 BB: 1 P: 15	R: 0 E: 0 K: 0 S: 11	H: 2 LOB: 2 BB: 0 P: 20	R: 1 E: 0 K: 1 S: 7	H: 1 LOB: 0 BB: 0 P: 13	R: 2 E: 0 K: 0 S: 20	H: 3 LOB: 2 BB: 1 P: 37	R: 0 E: 0 K: 1 S: 10	H: 0 LOB: 0 BB: 0 P: 16	1B: 6 2B: 2 HR: 1	SF: 1 SAC: 0 DP: 0 HBP: 0	WP: 0 PB: 0 SB: 1 CS: 0	PA: 40	
PITCHER	IP	WLS	BF	H	R	ER	SO	BB	IBB	HBP	BLK	WP	HR	S	P	ERA	WHIP				
49 Yovani Gallardo, R ERA: 3.79	7.0	W	30	6	1	1	4	3	0	0	0	0	1	64	108	1.29	1.286				
57 Francisco Rodríguez, R ERA: 5.48	0.1		4	2	2	2	0	1	0	0	0	0	0	12	24	54.00	9.000				
59 John Axford, R ERA: 5.21	1.2	S	6	1	0	0	1	0	0	0	0	0	0	18	29	0.00	0.600				

Cincinnati Reds @ Milwaukee Brewers
 Miller Park, Milwaukee, WI
 Mon Aug 06 2012, 7:11 PM - 10:04 PM CDT
 Att: 31,319 - Clear - 85 F

livebaseballscorecards.com

AB 35
 R 3
 H 9
 RBI 3
 BB 4
 SO 5
 LOB 16




Batter	1	2	3	4	5	6	7	8	9	AB	R	H	RBI	BB	SO	LOB	BOTTOM				
7 Norichika Aoki, L OBP: 0.353, SLG: 0.422	G5-3						G3			4	0	2	0	0	0	0					
27 Carlos Gómez, R OBP: 0.307, SLG: 0.464	F7						P5			4	0	0	0	0	0	3					
8 Ryan Braun, R OBP: 0.390, SLG: 0.592	G1-3						L7			4	0	0	0	0	0	0					
16 Aramis Ramirez, R OBP: 0.355, SLG: 0.510										4	1	2	1	0	0	0					
1 Corey Hart, R OBP: 0.330, SLG: 0.510										4	1	2	1	0	0	1					
23 Rickie Weeks Jr., R OBP: 0.329, SLG: 0.372										4	2	2	0	0	2	2					
12 Martín Maldonado, R OBP: 0.344, SLG: 0.429										4	2	3	3	0	1	1					
9 Jean Segura, R OBP: 0.329, SLG: 0.372										4	0	0	0	0	2	2					
49 Yovani Gallardo, R OBP: 0.125, SLG: 0.167										3	0	1	1	0	2	0					
57 Francisco Rodríguez, R ERA: 3.12										0	0	0	0	0	0	0					
59 John Axford, R ERA: 2.6										0	0	0	0	0	0	0					
Inning Stats	R: 0 E: 0 K: 0 S: 7	H: 0 LOB: 0 BB: 0 P: 12	R: 0 E: 0 K: 2 S: 13	H: 1 LOB: 1 BB: 0 P: 18	R: 0 E: 0 K: 2 S: 9	H: 1 LOB: 1 BB: 0 P: 11	R: 0 E: 0 K: 1 S: 8	H: 1 LOB: 1 BB: 0 P: 9	R: 4 E: 0 K: 1 S: 17	H: 4 LOB: 0 BB: 0 P: 21	R: 0 E: 0 K: 0 S: 6	H: 0 LOB: 0 BB: 0 P: 9	R: 1 E: 0 K: 1 S: 16	H: 2 LOB: 1 BB: 0 P: 21	R: 0 E: 0 K: 1 S: 10	H: 0 LOB: 0 BB: 0 P: 16	1B: 6 2B: 3 HR: 3	SF: 0 SAC: 0 DP: 1 HBP: 0	WP: 0 PB: 1 SB: 0 CS: 0	PA: 35	
PITCHER	IP	WLS	BF	H	R	ER	SO	BB	IBB	HBP	BLK	WP	HR	S	P	ERA	WHIP				
61 Bronson Arroyo, R ERA: 4.05	5.1	L	25	10	5	5	5	0	0	0	0	0	3	56	76	8.44	1.875				
63 Sam LeCure, R ERA: 3.12	1.2		5	0	0	0	1	0	0	0	0	0	0	11	14	0.00	0.000				
33 Jose Arredondo, R ERA: 2.6	1.0		5	2	1	0	1	0	0	0	0	0	0	16	21	0.00	2.000				

Cincinnati Reds @ Milwaukee Brewers
 Miller Park, Milwaukee, WI
 Mon Aug 06 2012, 7:11 PM - 10:04 PM CDT
 Att: 31,319 - Clear - 85 F

livebaseballscorecards.com

AB 35
 R 6
 H 12
 RBI 6
 BB 0
 SO 7
 LOB 9



Batter	1	2	3	4	5	6	7	8	9	AB	R	H	RBI	BB	SO	LOB	TOP			
2 Zack Cozart, R OBP: 0.293, SLG: 0.401	F7			P5			F9 6 SF8 2B		F9	4	1	1	0	0	0	0	Cincinnati Reds @ Milwaukee Brewers Miller Park, Milwaukee, WI Tue Aug 07 2012, 7:11 PM - 9:49 PM CDT Att: 41,213 - Partly Cloudy - 84 F			
6 Drew Stubbs, R OBP: 0.304, SLG: 0.400	K			G4-3			F9		K	4	0	0	0	0	2	1				
4 Brandon Phillips, R OBP: 0.329, SLG: 0.447	P6			K			SF8		F9	3	0	0	1	0	1	0				
32 Jay Bruce, L OBP: 0.332, SLG: 0.491	K			P6			K			3	0	0	0	0	2	0				
27 Scott Rolen, R OBP: 0.320, SLG: 0.388	G6-3			G5-3					K	3	0	0	0	0	1	0				
26 Xavier Paul, L OBP: 0.423, SLG: 0.458	L9			L9					29 1B	3	0	1	0	0	0	0				
21 Todd Frazier, R OBP: 0.322, SLG: 0.511	G1-3			L7					F8	3	0	0	0	0	0	1				
29 Ryan Hanigan, R OBP: 0.352, SLG: 0.347	L8			G4-3						3	0	1	0	0	0	0				
43 Miguel Cairo, R OBP: 0.178, SLG: 0.216	L8			L8						0	0	0	0	0	0	0				
30 Dioner Navarro, S OBP: 0.306, SLG: 0.462	L8			P4					1B	0	0	0	0	0	0	0				
47 Johnny Cueto, R OBP: 0.109, SLG: 0.130	K			K					K	2	0	0	0	0	1	0				
48 Ryan Ludwick, R OBP: 0.328, SLG: 0.541	K			K					K	1	0	0	0	0	1	2				
51 Sean Marshall, L OBP: 0.306, SLG: 0.462	K			K					K	0	0	0	0	0	0	0				
63 Sam LeCure, R OBP: 0.386, SLG: 0.586	K			K					K	0	0	0	0	0	0	0				
Inning Stats	R: 0 E: 0 K: 1 S: 5	H: 0 LOB: 0 BB: 0 P: 8	R: 0 E: 0 K: 1 S: 8	H: 0 LOB: 0 BB: 0 P: 13	R: 0 E: 0 K: 1 S: 8	H: 0 LOB: 0 BB: 0 P: 12	R: 0 E: 0 K: 1 S: 9	H: 0 LOB: 0 BB: 0 P: 12	R: 0 E: 0 K: 0 S: 6	H: 0 LOB: 0 BB: 0 P: 9	R: 1 E: 0 K: 1 S: 16	H: 1 LOB: 0 BB: 0 P: 23	R: 0 E: 0 K: 2 S: 18	H: 2 LOB: 2 BB: 0 P: 24	R: 0 E: 0 K: 1 S: 9	H: 0 LOB: 0 BB: 0 P: 13	1B: 2 2B: 1 3B: 0 HR: 0	SF: 1 SAC: 0 DP: 0 HBP: 0	WP: 0 PB: 0 SB: 0 CS: 0	PA: 30
PITCHER	IP WLS BF H R ER SO BB IBB HBP BLK WP HR S P ERA WHIP																			
64 Mike Fiers, R ERA: 1.8	8.0 W 27 3 1 1 7 0 0 0 0 0 0 0 76 113 1.12 0.375																			
51 Jim Henderson, R ERA: 3.0	1.0 S 3 0 0 0 1 0 0 0 0 0 0 0 9 13 0.00 0.000																			

Batter	1	2	3	4	5	6	7	8	9	AB	R	H	RBI	BB	SO	LOB	BOTTOM				
7 Norichika Aoki, L OBP: 0.352, SLG: 0.420	K		K	G4-3				16 1B		4	0	1	0	0	2	0	Cincinnati Reds @ Milwaukee Brewers Miller Park, Milwaukee, WI Tue Aug 07 2012, 7:11 PM - 9:49 PM CDT Att: 41,213 - Partly Cloudy - 84 F				
2 Nyjer Morgan, L OBP: 0.300, SLG: 0.287	K		F7	K				L7		3	0	1	0	0	1	0					
27 Carlos Gómez, R OBP: 0.306, SLG: 0.462	K		F7	K				L7		1	0	0	0	0	0	1					
8 Ryan Braun, R OBP: 0.386, SLG: 0.586	FC5-4 16 HR		G5-3					P3		4	1	0	0	0	1	2					
16 Aramis Ramirez, R OBP: 0.356, SLG: 0.518	K		P5					K		4	1	2	2	0	1	0					
1 Corey Hart, R OBP: 0.330, SLG: 0.507	K		P5					K		4	0	1	0	0	3	2					
23 Rickie Weeks Jr., R OBP: 0.329, SLG: 0.375	L8		FC6-4 20 1B					K		3	1	1	0	0	0	1					
20 Jonathan Lucroy, R OBP: 0.376, SLG: 0.551	K		FC6-4 9 1B					K		3	0	2	0	0	0	1					
9 Jean Segura, R OBP: 0.376, SLG: 0.551	K		G1-3					K		3	0	0	1	0	0	3					
64 Mike Fiers, R ERA: 2.58	G5-3		K					K		3	0	0	0	0	2	1					
51 Jim Henderson, L ERA: 3.07	G5-3		K					K		0	0	0	0	0	0	0					
Inning Stats	R: 2 E: 0 K: 2 S: 10	H: 2 LOB: 0 BB: 0 P: 13	R: 0 E: 0 K: 0 S: 8	H: 1 LOB: 1 BB: 0 P: 11	R: 0 E: 0 K: 1 S: 13	H: 0 LOB: 0 BB: 0 P: 18	R: 0 E: 0 K: 0 S: 13	H: 2 LOB: 2 BB: 0 P: 15	R: 0 E: 0 K: 2 S: 9	H: 0 LOB: 0 BB: 0 P: 12	R: 0 E: 0 K: 3 S: 10	H: 0 LOB: 0 BB: 0 P: 17	R: 1 E: 0 K: 1 S: 9	H: 1 LOB: 0 BB: 0 P: 11	R: 0 E: 0 K: 1 S: 14	H: 2 LOB: 2 BB: 0 P: 19		1B: 6 2B: 1 3B: 0 HR: 1	SF: 0 SAC: 0 DP: 0 HBP: 0	WP: 0 PB: 0 SB: 0 CS: 0	PA: 32
PITCHER	IP WLS BF H R ER SO BB IBB HBP BLK WP HR S P ERA WHIP																				
47 Johnny Cueto, R ERA: 2.58	7.0 L 27 6 3 3 9 0 0 0 0 0 0 0 72 97 3.86 0.857																				
51 Sean Marshall, L ERA: 2.54	0.1 2 1 0 0 0 0 0 0 0 0 0 0 7 8 0.00 3.000																				
63 Sam LeCure, R ERA: 3.07	0.2 3 1 0 0 1 0 0 0 0 0 0 0 7 11 0.00 1.500																				

Batter	1	2	3	4	5	6	7	8	9	AB	R	H	RBI	BB	SO	LOB	TOP											
28 Chris Heisey, R OBP: 0.309, SLG: 0.397	G1-3		K		L5		FC9-6		L9	5	0	0	0	0	1	4												
15 Wilson Valdez, R OBP: 0.250, SLG: 0.245	G4-3		FC5-4		K		FC1-6			4	0	0	0	0	1	3												
4 Brandon Phillips, R OBP: 0.330, SLG: 0.446	K						K			3	0	1	0	1	2	1												
32 Jay Bruce, L OBP: 0.329, SLG: 0.486		K	G3-1				K		G4-3	4	0	0	0	0	2	3												
48 Ryan Ludwick, R OBP: 0.327, SLG: 0.537		F7			F7					4	0	1	0	0	1	0												
50 Jonathan Broxton, R										0	0	0	0	0	0	0												
66 Logan Ondrusek, R										0	0	0	0	0	0	0												
21 Todd Frazier, R OBP: 0.321, SLG: 0.506	K				K				F7	3	0	0	0	1	2	0												
43 Miguel Cairo, R OBP: 0.163, SLG: 0.220										3	1	1	0	0	0	3												
26 Xavier Paul, L OBP: 0.407, SLG: 0.440			30 HR		G1-3		F9		K	1	0	0	0	0	1	0												
30 Dioner Navarro, S OBP: 0.100, SLG: 0.444									K	4	1	1	2	0	1	3												
55 Mat Latos, R OBP: 0.213, SLG: 0.256										2	0	2	0	1	0	0												
6 Drew Stubbs, R OBP: 0.306, SLG: 0.400										0	0	0	0	1	0	0												
Inning Stats	R: 0 E: 0 K: 1 S: 9	H: 0 LOB: 0 BB: 0 P: 12	R: 0 E: 0 K: 2 S: 11	H: 0 LOB: 0 BB: 0 P: 18	R: 2 E: 0 K: 1 S: 14	H: 4 LOB: 2 BB: 0 P: 23	R: 0 E: 0 K: 1 S: 11	H: 0 LOB: 0 BB: 0 P: 17	R: 0 E: 0 K: 1 S: 13	H: 1 LOB: 1 BB: 0 P: 12	R: 0 E: 0 K: 1 S: 13	H: 1 LOB: 3 BB: 2 P: 25	R: 0 E: 0 K: 1 S: 8	H: 0 LOB: 1 BB: 1 P: 15	R: 0 E: 0 K: 1 S: 10	H: 0 LOB: 0 BB: 0 P: 13	R: 0 E: 0 K: 2 S: 11	H: 0 LOB: 1 BB: 1 P: 18	1B: 5 2B: 0 3B: 0 HR: 1	SF: 0 SAC: 0 DP: 0 HBP: 0	WP: 0 PB: 0 SB: 1 CS: 0	PA: 37						
PITCHER	IP	WLS	BF	H	R	ER	SO	BB	IBB	HBP	BLK	WP	HR	S	P	ERA	WHIP											
43 Randy Wolf, L ERA: 5.46	6.0		26	6	2	2	7	2	0	0	0	0	0	1	67	107	3.00	1.333										
40 Jose Veras, R ERA: 4.3	1.0		4	0	0	0	1	1	0	0	0	0	0	8	15	0.00	1.000											
59 John Axford, R ERA: 5.1	1.0	W	3	0	0	0	1	0	0	0	0	0	0	10	13	0.00	0.000											
51 Jim Henderson, R ERA: 2.57	1.0	S	4	0	0	0	2	1	0	0	0	0	0	11	18	0.00	1.000											

Cincinnati Reds @ Milwaukee Brewers
Miller Park, Milwaukee, WI
Wed Aug 08 2012, 1:11 PM - 4:04 PM CDT
Att: 33,788 - Cloudy - 79 F

AB 33
R 2
H 6
RBI 2
BB 4
SO 11
LOB 17



Batter	1	2	3	4	5	6	7	8	9	AB	R	H	RBI	BB	SO	LOB	BOTTOM										
7 Norichika Aoki, L OBP: 0.354, SLG: 0.421	F8					K				4	1	2	0	0	1	0											
27 Carlos Gómez, R OBP: 0.309, SLG: 0.475	F8		FC6-4							4	2	2	2	0	0	1											
8 Ryan Braun, R OBP: 0.385, SLG: 0.585	K									4	0	1	1	0	2	0											
16 Aramis Ramirez, R OBP: 0.357, SLG: 0.515										2	0	0	0	2	0	0											
1 Corey Hart, R OBP: 0.327, SLG: 0.502										4	0	0	0	0	1	3											
23 Rickie Weeks Jr., R OBP: 0.327, SLG: 0.372										3	0	0	0	0	2	1											
12 Martín Maldonado, R OBP: 0.339, SLG: 0.421										3	0	0	0	0	1	1											
59 John Axford, R										0	0	0	0	0	0	0											
51 Jim Henderson, L										0	0	0	0	0	0	0											
9 Jean Segura, R OBP: 0.077, SLG: 0.077										3	0	1	0	0	0	0											
43 Randy Wolf, L OBP: 0.162, SLG: 0.167										2	0	0	0	0	1	1											
40 Jose Veras, R										0	0	0	0	0	0	0											
20 Jonathan Lucroy, R OBP: 0.374, SLG: 0.548										1	0	0	0	0	0	0											
Inning Stats	R: 0 E: 0 K: 1 S: 5	H: 0 LOB: 0 BB: 0 P: 8	R: 0 E: 0 K: 1 S: 12	H: 0 LOB: 1 BB: 1 P: 20	R: 0 E: 0 K: 0 S: 9	H: 1 LOB: 0 BB: 0 P: 11	R: 0 E: 0 K: 2 S: 11	H: 0 LOB: 0 BB: 0 P: 17	R: 0 E: 0 K: 1 S: 12	H: 1 LOB: 1 BB: 0 P: 15	R: 1 E: 0 K: 0 S: 11	H: 1 LOB: 0 BB: 0 P: 17	R: 0 E: 0 K: 2 S: 7	H: 0 LOB: 0 BB: 0 P: 9	R: 2 E: 0 K: 0 S: 17	H: 3 LOB: 2 BB: 1 P: 32	1B: 4 2B: 1 3B: 0 HR: 1	SF: 0 SAC: 0 DP: 0 HBP: 0	WP: 0 PB: 0 SB: 2 CS: 0	PA: 32							
PITCHER	IP	WLS	BF	H	R	ER	SO	BB	IBB	HBP	BLK	WP	HR	S	P	ERA	WHIP										
55 Mat Latos, R ERA: 3.81	7.0		25	3	1	1	8	1	0	0	0	0	0	13	23	27.00	4.500										
50 Jonathan Broxton, R ERA: 2.54	0.2	L	5	3	2	2	0	0	0	0	0	0	0	4	9	0.00	0.000										
66 Logan Ondrusek, R ERA: 3.02	0.1		2	0	0	0	0	1	0	0	0	0	0	4	9	0.00	0.000										

Cincinnati Reds @ Milwaukee Brewers
Miller Park, Milwaukee, WI
Wed Aug 08 2012, 1:11 PM - 4:04 PM CDT
Att: 33,788 - Cloudy - 79 F

AB 30
R 3
H 6
RBI 3
BB 2
SO 8
LOB 7



Batter	1	2	3	4	5	6	7	8	9	AB	R	H	RBI	BB	SO	LOB	TOP							
2 Zack Cozart, R OBP: 0.292, SLG: 0.406										6	0	1	1	0	1	3								
6 Drew Stubbs, R OBP: 0.302, SLG: 0.391										6	1	1	0	0	1	2								
4 Brandon Phillips, R OBP: 0.334, SLG: 0.453										6	2	2	0	0	0	0								
48 Ryan Ludwick, R OBP: 0.335, SLG: 0.549										5	4	3	2	1	0	2								
26 Xavier Paul, L OBP: 0.441, SLG: 0.433										4	1	1	0	2	0	3								
21 Todd Frazier, R OBP: 0.331, SLG: 0.527										4	1	3	4	1	1	1								
15 Wilson Valdez, R OBP: 0.246, SLG: 0.241											5	0	1	0	0	0	6							
39 Devin Mesoraco, R OBP: 0.297, SLG: 0.367										4	0	1	0	1	0	5								
54 Aroldis Chapman, L OBP: 0.346, SLG: 0.517											3	0	0	0	0	0	2							
34 Homer Bailey, R OBP: 0.143, SLG: 0.143											1	1	1	0	0	0	2							
33 Jose Arredondo, R ERA: 2.56											0	0	0	0	0	0	1							
51 Sean Marshall, L ERA: 2.95											0	0	0	0	0	0	1							
63 Sam LeCure, R ERA: 3.02											0	0	0	0	0	0	1							
50 Jonathan Broxton, R ERA: 2.95											0	0	0	0	0	0	1							
29 Ryan Hanigan, R OBP: 0.356, SLG: 0.356											1	1	1	0	0	0	0							
Inning Stats	R: 0 E: 0 K: 1 S: 7	H: 0 LOB: 0 BB: 0 P: 7	R: 2 E: 0 K: 0 S: 12	H: 3 LOB: 2 BB: 1 P: 21	R: 3 E: 0 K: 1 S: 18	H: 2 LOB: 0 BB: 0 P: 26	R: 0 E: 0 K: 0 S: 9	H: 0 LOB: 0 BB: 0 P: 13	R: 0 E: 0 K: 0 S: 7	H: 1 LOB: 2 BB: 1 P: 15	R: 3 E: 0 K: 0 S: 12	H: 3 LOB: 2 BB: 2 P: 30	R: 0 E: 0 K: 2 S: 11	H: 1 LOB: 0 BB: 0 P: 16	R: 1 E: 0 K: 0 S: 16	H: 2 LOB: 2 BB: 1 P: 28	R: 1 E: 0 K: 0 S: 10	H: 3 LOB: 2 BB: 0 P: 15	1B: 10 2B: 4 3B: 0 HR: 1	SF: 0 SAC: 0 DP: 0 HBP: 0	WP: 2 PB: 1 SB: 3 CS: 0	PA: 50		
PITCHER	IP WLS BF H R ER SO BB IBB HBP BLK WP HR S P ERA WHIP	5.2 L 29 7 6 4 2 1 1 0 0 1 1 58 91 6.35 1.412	0.1 5 2 2 2 0 2 0 0 0 0 0 7 21 54.00 12.000	1.0 4 1 0 0 2 0 0 0 0 0 0 11 16 0.00 1.000	1.0 6 2 1 1 0 1 0 0 0 1 0 16 28 9.00 3.000	1.0 6 3 1 1 0 0 0 0 0 0 0 10 15 9.00 3.000																		

Cincinnati Reds @ Chicago Cubs
Wrigley Field, Chicago, IL
Fri Aug 10 2012, 1:21 PM - 5:17 PM CDT
Att: 36,891 - Partly Cloudy - 70 F

AB 45
R 10
H 15
RBI 8
BB 5
SO 4
LOB 25



Batter	1	2	3	4	5	6	7	8	9	AB	R	H	RBI	BB	SO	LOB	BOTTOM	
9 David DeJesus, L OBP: 0.355, SLG: 0.378										4	2	2	1	1	0	1		
15 Darwin Barney, R OBP: 0.309, SLG: 0.386											5	2	3	0	0	0	1	
44 Anthony Rizzo, L OBP: 0.346, SLG: 0.517											4	1	1	0	1	3		
12 Alfonso Soriano, R OBP: 0.321, SLG: 0.494											5	0	1	3	0	2	4	
13 Starlin Castro, R OBP: 0.305, SLG: 0.417																		

Batter	1	2	3	4	5	6	7	8	9	AB	R	H	RBI	BB	SO	LOB	TOP				
2 Zack Cozart, R OBP: 0.291, SLG: 0.404	G5-3		K		K		K		1B	5	0	1	0	0	3	2					
6 Drew Stubbs, R OBP: 0.301, SLG: 0.392	K		K		K			2B	F7	5	1	1	0	0	3	2					
4 Brandon Phillips, R OBP: 0.337, SLG: 0.457	F9				2B		G6-3		1B	5	2	3	0	0	0	0					
48 Ryan Ludwick, R OBP: 0.336, SLG: 0.549	F8				HBP		F8		F8	4	0	1	2	0	0	2					
54 Aroldis Chapman, L										0	0	0	0	0	0	0					
21 Todd Frazier, R OBP: 0.337, SLG: 0.529	1B				1B		BB		L7-4	3	0	2	1	1	0	1					
28 Chris Heisey, R OBP: 0.308, SLG: 0.398	F9				K		F8		15 S	4	1	1	0	0	1	4					
15 Wilson Valdez, R OBP: 0.246, SLG: 0.242	G3				FC6-4				2B	4	0	1	1	0	0	3					
29 Ryan Hanigan, R OBP: 0.357, SLG: 0.352	F9						G4-3		G4-3	4	0	2	0	0	0	1					
61 Bronson Arroyo, R OBP: 0.159, SLG: 0.143					SH1-4		FC1-6		G3-1	2	0	0	0	0	1	1					
26 Xavier Paul, L										1	0	0	0	0	0	0					
Inning Stats	R: 0 E: 0 K: 1 S: 7	H: 0 LOB: 0 BB: 0 P: 11	R: 0 E: 0 K: 0 S: 5	H: 1 LOB: 1 BB: 0 P: 5	R: 0 E: 0 K: 2 S: 9	H: 0 LOB: 0 BB: 0 P: 15	R: 1 E: 0 K: 2 S: 17	H: 2 LOB: 2 BB: 0 P: 24	R: 0 E: 0 K: 0 S: 11	H: 0 LOB: 1 BB: 1 P: 18	R: 0 E: 0 K: 1 S: 9	H: 1 LOB: 1 BB: 0 P: 11	R: 3 E: 0 K: 0 S: 22	H: 5 LOB: 1 BB: 0 P: 31	R: 0 E: 0 K: 0 S: 12	H: 2 LOB: 2 BB: 0 P: 20	1B: 8 2B: 5 3B: 0 HR: 0	SF: 0 SAC: 1 DP: 1 HBP: 1	WP: 0 PB: 0 SB: 1 CS: 0	PA: 40	
PITCHER	IP	WLS	BF	H	R	ER	SO	BB	IBB	HBP	BLK	WP	HR	S	P	ERA	WHIP				
37 Travis Wood, L ERA: 4.52	7.0		28	5	1	1	8	1	0	1	0	0	0	69	99	1.29	0.857				
40 James Russell, L ERA: 3.59	1.0	L	7	5	3	3	0	0	0	0	0	0	0	22	31	27.00	5.000				
55 Alberto Cabrera, R ERA: 9.0	1.0		5	2	0	0	0	0	0	0	0	0	0	12	20	0.00	2.000				

Cincinnati Reds @ Chicago Cubs
Wrigley Field, Chicago, IL
Sat Aug 11 2012, 3:05 PM - 5:49 PM CDT
Att: 40,602 - Sunny - 72 F

AB	37
R	4
H	12
RBI	4
BB	1
SO	8
LOB	16



Batter	1	2	3	4	5	6	7	8	9	AB	R	H	RBI	BB	SO	LOB	BOTTOM					
9 David DeJesus, L OBP: 0.354, SLG: 0.377	F8				F8			G6-3		4	0	1	2	0	0	0						
15 Darwin Barney, R OBP: 0.306, SLG: 0.382	G5-3				F9			K		4	0	0	0	0	1	2						
44 Anthony Rizzo, L OBP: 0.344, SLG: 0.510	1B				G6-3			G4-3		4	0	1	0	0	0	0						
12 Alfonso Soriano, R OBP: 0.318, SLG: 0.488	F8				G6-3			K		4	0	0	0	0	1	1						
13 Starlin Castro, R OBP: 0.305, SLG: 0.416	F9				L8			P5		4	0	1	0	0	0	0						
24 Luis Valbuena, L OBP: 0.286, SLG: 0.347					G6-3			F7		3	1	1	0	0	0	1						
5 Josh Vitters, R OBP: 0.125, SLG: 0.188										1	0	0	0	0	1	0						
6 Bryan LaHair, L OBP: 0.262, SLG: 0.340					F8			G6-3		2	1	0	0	1	0	0						
21 Joe Mather, R										0	0	0	0	0	0	0						
51 Steve Clevenger, L OBP: 0.260, SLG: 0.317					K			L9		3	0	1	0	0	1	0						
37 Travis Wood, R OBP: 0.200, SLG: 0.300					L7			K		3	0	0	0	0	2	3						
40 James Russell, L										0	0	0	0	0	0	0						
55 Alberto Cabrera, R										0	0	0	0	0	0	0						
Inning Stats	R: 0 E: 0 K: 0 S: 8	H: 1 LOB: 1 BB: 0 P: 13	R: 2 E: 0 K: 1 S: 15	H: 3 LOB: 2 BB: 1 P: 23	R: 0 E: 0 K: 0 S: 9	H: 0 LOB: 0 BB: 0 P: 12	R: 0 E: 0 K: 1 S: 8	H: 0 LOB: 0 BB: 0 P: 12	R: 0 E: 0 K: 0 S: 7	H: 0 LOB: 0 BB: 0 P: 9	R: 0 E: 0 K: 0 S: 10	H: 1 LOB: 1 BB: 0 P: 11	R: 0 E: 0 K: 1 S: 6	H: 0 LOB: 0 BB: 0 P: 9	R: 0 E: 0 K: 1 S: 12	H: 0 LOB: 0 BB: 0 P: 15	R: 0 E: 0 K: 2 S: 10	H: 0 LOB: 0 BB: 0 P: 13	1B: 4 2B: 1 3B: 0 HR: 0	SF: 0 SAC: 0 DP: 0 HBP: 0	WP: 0 PB: 0 SB: 0 CS: 0	PA: 33
PITCHER	IP	WLS	BF	H	R	ER	SO	BB	IBB	HBP	BLK	WP	HR	S	P	ERA	WHIP					
61 Bronson Arroyo, R ERA: 3.95	8.0		30	5	2	2	4	1	0	0	0	0	0	75	104	2.25	0.750					
54 Aroldis Chapman, L ERA: 1.29	1.0	S	3	0	0	0	2	0	0	0	0	0	0	10	13	0.00	0.000					

Cincinnati Reds @ Chicago Cubs
Wrigley Field, Chicago, IL
Sat Aug 11 2012, 3:05 PM - 5:49 PM CDT
Att: 40,602 - Sunny - 72 F

AB	32
R	2
H	5
RBI	2
BB	1
SO	6
LOB	7



Batter	1	2	3	4	5	6	7	8	9	AB	R	H	RBI	BB	SO	LOB	TOP										
2 Zack Cozart, R OBP: 0.289, SLG: 0.400										4	0	0	0	0	0	4	Cincinnati Reds @ Chicago Cubs Wrigley Field, Chicago, IL Sun Aug 12 2012, 1:24 PM - 3:59 PM CDT Att: 35,461 - Cloudy - 75 F										
6 Drew Stubbs, R OBP: 0.296, SLG: 0.387										4	0	0	0	0	3	2											
4 Brandon Phillips, R OBP: 0.334, SLG: 0.453										4	0	0	0	0	0	0											
48 Ryan Ludwick, R OBP: 0.335, SLG: 0.555										4	1	1	1	0	0	0											
21 Todd Frazier, R OBP: 0.339, SLG: 0.528										4	1	2	0	0	1	0											
32 Jay Bruce, L OBP: 0.325, SLG: 0.486										4	1	1	2	0	1	1											
43 Miguel Cairo, R OBP: 0.179, SLG: 0.222										4	0	1	0	0	0	0											
29 Ryan Hanigan, R OBP: 0.363, SLG: 0.351										1	0	0	0	2	0	0											
47 Johnny Cueto, R OBP: 0.125, SLG: 0.146										2	0	1	0	0	0	0											
26 Xavier Paul, L OBP: 0.417, SLG: 0.496										1	0	0	0	0	0	1											
54 Aroldis Chapman, L ERA: 3.72										0	0	0	0	0	0	0											
49 Carlos Marmol, R ERA: 4.46																											
Inning Stats	R: 0 E: 0 K: 1 S: 10	H: 0 LOB: 0 BB: 0 P: 13	R: 0 E: 0 K: 0 S: 6	H: 0 LOB: 0 BB: 0 P: 10	R: 0 E: 0 K: 0 S: 7	H: 0 LOB: 0 BB: 0 P: 12	R: 0 E: 0 K: 0 S: 7	H: 0 LOB: 0 BB: 0 P: 11	R: 2 E: 0 K: 1 S: 10	H: 3 LOB: 2 BB: 1 P: 19	R: 1 E: 0 K: 1 S: 11	H: 2 LOB: 1 BB: 0 P: 18	R: 0 E: 0 K: 1 S: 12	H: 1 LOB: 2 BB: 0 P: 19	R: 0 E: 0 K: 1 S: 5	H: 0 LOB: 0 BB: 0 P: 8	R: 0 E: 0 K: 1 S: 9	H: 0 LOB: 1 BB: 1 P: 15	1B: 3 2B: 1 3B: 0 HR: 2	SF: 0 SAC: 1 DP: 0 HBP: 1	WP: 0 PB: 0 SB: 1 CS: 0	PA: 36					
PITCHER	IP	WLS	BF	H	R	ER	SO	BB	IBB	HBP	BLK	WP	HR	S	P	ERA	WHIP										
43 Brooks Riley, L ERA: 9.0	6.0	L	24	5	3	3	2	1	0	0	0	0	2	51	83	4.50	1.000										
60 Manny Corpas, R ERA: 3.68	1.0		5	1	0	0	1	0	0	1	0	0	0	12	19	0.00	1.000										
54 Shawn Camp, R ERA: 3.72	1.0		3	0	0	0	1	0	0	0	0	0	0	5	8	0.00	0.000										
49 Carlos Marmol, R ERA: 4.46	1.0		4	0	0	0	1	1	0	0	0	0	0	9	15	0.00	1.000										

Batter	1	2	3	4	5	6	7	8	9	AB	R	H	RBI	BB	SO	LOB	BOTTOM										
9 David DeJesus, L OBP: 0.353, SLG: 0.375										4	0	1	0	0	1	2	Cincinnati Reds @ Chicago Cubs Wrigley Field, Chicago, IL Sun Aug 12 2012, 1:24 PM - 3:59 PM CDT Att: 35,461 - Cloudy - 75 F										
15 Darwin Barney, R OBP: 0.306, SLG: 0.381										4	0	1	0	0	0	4											
44 Anthony Rizzo, L OBP: 0.335, SLG: 0.497										4	0	0	0	0	0	3											
12 Alfonso Soriano, R OBP: 0.317, SLG: 0.485										3	0	0	0	1	2	1											
13 Starlin Castro, R OBP: 0.302, SLG: 0.412										4	0	0	0	0	0	2											
24 Luis Valbuena, L OBP: 0.280, SLG: 0.340										3	0	0	0	0	0	1											
7 Brett Jackson, L OBP: 0.261, SLG: 0.150										3	0	1	0	0	1	1											
51 Steve Clevenger, L OBP: 0.261, SLG: 0.313										2	0	0	0	1	0	0											
43 Brooks Riley, L ERA: 9.0										1	0	0	0	0	0	2											
45 Adrian Cardenas, L OBP: 0.226, SLG: 0.341										1	0	0	0	0	0	0											
60 Manny Corpas, R ERA: 3.68										0	0	0	0	0	0	0											
54 Shawn Camp, R ERA: 3.72										0	0	0	0	0	0	0											
6 Bryan LaHair, L OBP: 0.340, SLG: 0.455										1	0	0	0	0	0	0											
49 Carlos Marmol, R ERA: 4.46										0	0	0	0	0	0	0											
Inning Stats	R: 0 E: 0 K: 0 S: 5	H: 0 LOB: 0 BB: 0 P: 5	R: 0 E: 0 K: 1 S: 6	H: 0 LOB: 0 BB: 0 P: 8	R: 0 E: 0 K: 1 S: 16	H: 1 LOB: 2 BB: 1 P: 26	R: 0 E: 0 K: 0 S: 6	H: 0 LOB: 0 BB: 0 P: 11	R: 0 E: 0 K: 1 S: 10	H: 0 LOB: 0 BB: 0 P: 17	R: 0 E: 0 K: 0 S: 11	H: 2 LOB: 1 BB: 0 P: 16	R: 0 E: 0 K: 0 S: 11	H: 0 LOB: 1 BB: 1 P: 20	R: 0 E: 0 K: 0 S: 7	H: 0 LOB: 0 BB: 0 P: 10	R: 0 E: 0 K: 1 S: 12	H: 1 LOB: 1 BB: 0 P: 17	1B: 4 2B: 0 3B: 0 HR: 0	SF: 0 SAC: 0 DP: 1 HBP: 0	WP: 0 PB: 0 SB: 0 CS: 0	PA: 32					
PITCHER	IP	WLS	BF	H	R	ER	SO	BB	IBB	HBP	BLK	WP	HR	S	P	ERA	WHIP										
47 Johnny Cueto, R ERA: 2.45	8.0	W	28	3	0	0	3	2	0	0	0	0	0	72	113	0.00	0.625										
54 Aroldis Chapman, L ERA: 1.25	1.0	S	4	1	0	0	1	0	0	0	0	0	0	12	17	0.00	1.000										

AB 32
R 3
H 6
RBI 3
BB 2
SO 5
LOB 8

AB 30
R 0
H 4
RBI 0
BB 2
SO 4
LOB 16

Batter	1	2	3	4	5	6	7	8	9	AB	R	H	RBI	BB	SO	LOB	TOP										
11 Rubén Tejada, R OBP: 0.363, SLG: 0.389	G5-3		G4-3		F7		K		L8	5	0	1	0	0	1	3	<p>New York Mets @ Cincinnati Reds</p> <p>Great American Ball Park, Cincinnati, OH</p> <p>Tue Aug 14 2012, 7:12 PM - 10:29 PM EDT</p> <p>Att: 26,113 - Partly Cloudy - 78 F</p>										
23 Mike Baxter, L OBP: 0.422, SLG: 0.449	F7		G4-3				F7			4	0	1	0	0	0	2											
5 David Wright, R OBP: 0.415, SLG: 0.533	K		K		F9				BB	3	0	0	0	1	2	2											
29 Ike Davis, L OBP: 0.282, SLG: 0.422		P5		SH1-3	G3				K	3	0	0	0	1	1	2											
28 Daniel Murphy, L OBP: 0.339, SLG: 0.418	L4			1B			F7		K	4	0	1	0	0	1	1											
1 Jordany Valdespin, L OBP: 0.269, SLG: 0.450			SH1-3				G6-3		L8	3	0	1	0	0	0	0											
56 Andres Torres, S OBP: 0.351, SLG: 0.346	CI						G1-3		F7	3	0	0	0	0	1	2											
30 Josh Thole, L OBP: 0.322, SLG: 0.321	L7								BB	2	0	1	0	2	0	2											
55 Chris Young, R OBP: 0.192, SLG: 0.196			L9		L4		SH3			2	0	0	0	0	0	3											
52 Ramon E. Ramirez, R									1B	0	0	0	0	0	0	0											
13 Ronny Cedeno, R										0	0	0	0	0	0	0											
39 Bobby Parnell, R										0	0	0	0	0	0	0											
60 Jon Rauch, R										0	0	0	0	0	0	0											
12 Scott Hairston, R										0	1	0	0	0	0	0											
46 Manny Acosta, R										0	0	0	0	0	0	0											
66 Josh Edgin, R										0	0	0	0	0	0	0											
Inning Stats	R: 0 E: 0 K: 1 S: 9	H: 0 LOB: 0 BB: 0 P: 13	R: 0 E: 1 K: 0 S: 17	H: 1 LOB: 2 BB: 0 P: 22	R: 0 E: 0 K: 1 S: 10	H: 1 LOB: 1 BB: 0 P: 11	R: 0 E: 0 K: 1 S: 9	H: 1 LOB: 3 BB: 2 P: 19	R: 0 E: 0 K: 0 S: 7	H: 0 LOB: 0 BB: 0 P: 16	R: 0 E: 0 K: 0 S: 7	H: 0 LOB: 1 BB: 0 P: 9	R: 0 E: 0 K: 1 S: 10	H: 1 LOB: 1 BB: 0 P: 14	R: 0 E: 0 K: 2 S: 7	H: 0 LOB: 1 BB: 1 P: 11	R: 0 E: 0 K: 0 S: 11	H: 1 LOB: 2 BB: 1 P: 22	1B: 5 2B: 2 3B: 0 HR: 0	SF: 0 SAC: 2 DP: 1 HBP: 0	WP: 0 PB: 0 SB: 1 CS: 1	PA: 37					
PITCHER	IP	WLS	BF	H	R	ER	SO	BB	IBB	HBP	BLK	WP	HR	S	P	ERA	WHIP										
55 Mat Latos, R ERA: 3.63	(1, 1)	7.0	29	5	0	0	4	1	1	0	0	0	0	71	104	0.00	0.857										
51 Sean Marshall, L ERA: 2.92	(8, 1)	1.0	3	0	0	0	2	1	0	0	0	0	0	7	11	0.00	1.000										
33 Jose Arredondo, R ERA: 2.51	(9, 1)	1.0	W	5	1	0	0	0	1	0	0	0	0	11	22	0.00	2.000										

Batter	1	2	3	4	5	6	7	8	9	AB	R	H	RBI	BB	SO	LOB	BOTTOM										
2 Zack Cozart, R OBP: 0.292, SLG: 0.403	1B		SH5-4		F9		BB		G6-3	4	0	2	0	1	0	2	<p>New York Mets @ Cincinnati Reds</p> <p>Great American Ball Park, Cincinnati, OH</p> <p>Tue Aug 14 2012, 7:12 PM - 10:29 PM EDT</p> <p>Att: 26,113 - Partly Cloudy - 78 F</p>										
6 Drew Stubbs, R OBP: 0.398, SLG: 0.386	F7		SH5-4		G4-3		G4-3		F9	4	0	1	0	0	0	4											
4 Brandon Phillips, R OBP: 0.337, SLG: 0.450	K		BB		L4-3		1B			2	1	0	0	3	1	2											
48 Ryan Ludwick, R OBP: 0.336, SLG: 0.556	G5-3		F9		F9		2B		K	5	1	2	0	0	1	4											
32 Jay Bruce, L OBP: 0.326, SLG: 0.495			F7		K		K		K	5	1	2	3	0	2	4											
21 Todd Frazier, R OBP: 0.338, SLG: 0.524	P4				P4				BB	4	0	1	0	0	0	1											
15 Wilson Valdez, R OBP: 0.240, SLG: 0.236										3	0	0	0	0	1	1											
26 Xavier Paul, L OBP: 0.432, SLG: 0.406					F8					0	0	0	0	1	0	0											
51 Sean Marshall, L ERA: 2.92										0	0	0	0	0	0	0											
33 Jose Arredondo, R ERA: 2.51										0	0	0	0	0	0	0											
29 Ryan Hanigan, R OBP: 0.368, SLG: 0.359									G3-1	3	0	2	0	1	0	3											
55 Mat Latos, R OBP: 0.240, SLG: 0.267	(1, 1)	5.2	28	8	0	0	4	3	1	0	0	0	0	0	1	1	2										
43 Miguel Cairo, R OBP: 0.177, SLG: 0.220	(8, 3)	0.0	L	2	1	2	2	1	0	0	0	0	0	0	1	0	1										
Inning Stats	R: 0 E: 0 K: 1 S: 11	H: 1 LOB: 1 BB: 0 P: 17	R: 0 E: 0 K: 2 S: 9	H: 1 LOB: 1 BB: 1 P: 16	R: 0 E: 0 K: 0 S: 13	H: 1 LOB: 2 BB: 1 P: 19	R: 0 E: 0 K: 0 S: 12	H: 1 LOB: 2 BB: 1 P: 19	R: 0 E: 0 K: 1 S: 9	H: 2 LOB: 1 BB: 0 P: 14	R: 0 E: 0 K: 0 S: 14	H: 2 LOB: 3 BB: 1 P: 23	R: 0 E: 0 K: 2 S: 12	H: 1 LOB: 3 BB: 2 P: 22	R: 0 E: 0 K: 1 S: 8	H: 0 LOB: 0 BB: 0 P: 12	R: 3 E: 0 K: 0 S: 8	H: 2 LOB: 0 BB: 1 P: 13	1B: 6 2B: 5 3B: 0 HR: 1	SF: 0 SAC: 1 DP: 1 HBP: 0	WP: 1 PB: 0 SB: 0 CS: 0	PA: 41					
PITCHER	IP	WLS	BF	H	R	ER	SO	BB	IBB	HBP	BLK	WP	HR	S	P	ERA	WHIP										
55 Chris Young, R ERA: 4.5	(1, 1)	5.2	28	8	0	0	4	3	1	0	0	0	0	3	3	0.00	0.000										
52 Ramon E Ramirez, R ERA: 4.2	(6, 1)	0.1	1	0	0	0	0	0	0	0	0	0	0	3	3	0.00	0.000										
39 Bobby Parnell, R ERA: 3.04	(7, 1)	1.0	6	1	0	0	2	2	0	0	0	0	0	12	22	0.00	3.000										
60 Jon Rauch, R ERA: 3.14	(8, 1)	1.0	3	0	0	0	1	0	0	0	0	0	0	8	12	0.00	0.000										
46 Manny Acosta, R ERA: 9.29	(9, 1)	0.0	L	2	1	2	2	1	0	0	0	0	0	2	6	∞	∞										
PITCHER	IP	WLS	BF	H	R	ER	SO	BB	IBB	HBP	BLK	WP	HR	S	P	ERA	WHIP										
66 Josh Edgin, L ERA: 5.79	(9, 1)	0.0	1	1	1	1	0	0	0	0	0	0	0	6	7	0.00	∞										

AB 30
R 0
H 6
RBI 0
BB 4
SO 6
LOB 17





WP: 0
PB: 0
SB: 1
CS: 1

AB 33
R 3
H 11
RBI 3
SO 7
LOB 23



WP: 1
PB: 0
SB: 0
CS: 0

Batter	1	2	3	4	5	6	7	8	9	AB	R	H	RBI	BB	SO	LOB	TOP			
23 Mike Baxter, L OBP: 0.425, SLG: 0.452	F7			11 1B 28 G6-4-3		K			11 WP 1B	4	1	2	0	0	1	0	<p>New York Mets @ Cincinnati Reds Great American Ball Park, Cincinnati, OH Wed Aug 15 2012, 7:10 PM - 9:31 PM EDT Att: 26,082 - Partly Cloudy - 83 F</p> <p>livebaseballscorecards.com</p> <p>AB 30 R 1 H 4 RBI 0 BB 0 SO 4 LOB 6</p> 			
11 Rubén Tejada, R OBP: 0.364, SLG: 0.390	F9			28 G6-4-3 1B					L8	4	0	2	0	0	0	1				
28 Daniel Murphy, L OBP: 0.336, SLG: 0.414	F7			G6-4-3					G4-3	4	0	0	0	0	0	3				
5 David Wright, R OBP: 0.412, SLG: 0.529		G6-3		L6					K	3	0	0	0	0	1	1				
29 Ike Davis, L OBP: 0.280, SLG: 0.418 53 Jeremy Hefner, R OBP: 0.100, SLG: 0.400		G4-3		G4-3					P5	3	0	0	0	0	0	1				
1 Jordany Valdespin, L OBP: 0.263, SLG: 0.479										0	0	0	0	0	0	0				
56 Andres Torres, S OBP: 0.348, SLG: 0.342				L3					G4-3	3	0	0	0	0	0	0				
30 Josh Thole, L OBP: 0.319, SLG: 0.318				F8					L7	3	0	0	0	0	0	0				
43 R.A. Dickey, R OBP: 0.196, SLG: 0.180 Justin Turner, R OBP: 0.315, SLG: 0.361				K					G6-3	2	0	0	0	0	1	0				
										1	0	0	0	0	0	0				
Inning Stats	R: 0 E: 0 K: 0 S: 5	H: 0 LOB: 0 BB: 0 P: 8	R: 0 E: 0 K: 0 S: 6	H: 0 LOB: 0 BB: 0 P: 10	R: 0 E: 0 K: 1 S: 8	H: 0 LOB: 0 BB: 0 P: 12	R: 1 E: 0 K: 0 S: 7	H: 2 LOB: 0 BB: 0 P: 11	R: 0 E: 0 K: 0 S: 8	H: 0 LOB: 0 BB: 0 P: 14	R: 0 E: 0 K: 1 S: 11	H: 0 LOB: 1 BB: 0 P: 19	R: 0 E: 0 K: 1 S: 7	H: 0 LOB: 0 BB: 0 P: 11	R: 0 E: 0 K: 0 S: 11	H: 1 LOB: 1 BB: 0 P: 17	1B: 4 2B: 0 3B: 0 HR: 0	SF: 0 SAC: 0 DP: 1 HBP: 0	WP: 1 PB: 0 SB: 0 CS: 0	PA: 30
PITCHER	IP WLS BF H R ER SO BB IBB HBP BLK WP HR S P ERA WHIP																			
44 Mike Leake, R ERA: 4.29	9.0 W 30 4 1 1 4 0 0 0 0 1 0 70 111 1.00 0.444																			

Batter	1	2	3	4	5	6	7	8	9	AB	R	H	RBI	BB	SO	LOB	BOTTOM			
2 Zack Cozart, R OBP: 0.296, SLG: 0.409	SH1-3 4 1B			6 PB BB		48 PB 2B			F8	3	1	2	0	1	0	1	<p>New York Mets @ Cincinnati Reds Great American Ball Park, Cincinnati, OH Wed Aug 15 2012, 7:10 PM - 9:31 PM EDT Att: 26,082 - Partly Cloudy - 83 F</p> <p>livebaseballscorecards.com</p> <p>AB 33 R 6 H 13 RBI 6 BB 2 SO 10 LOB 16</p> 			
6 Drew Stubbs, R OBP: 0.298, SLG: 0.385	SH1-3			K		K			48 1B	3	1	1	0	0	2	2				
4 Brandon Phillips, R OBP: 0.336, SLG: 0.449	48 G4-6-3 1B			K		F7			G5-3	4	0	1	1	0	1	3				
48 Ryan Ludwick, R OBP: 0.335, SLG: 0.552	G4-6-3			K		K			32 G5-6-3 1B	4	0	1	1	0	2	3				
32 Jay Bruce, L OBP: 0.328, SLG: 0.503		F8		27 HR 1B					G5-6-3	4	1	2	1	0	0	1				
27 Scott Rolen, R OBP: 0.323, SLG: 0.410		39 PB 2B		HR		K			G1-3	4	1	2	1	0	1	0				
21 Todd Frazier, R OBP: 0.343, SLG: 0.541		P3		HR		39 S 44 1B			44 WP 2B	4	2	3	1	0	0	1				
39 Devin Mesoraco, R OBP: 0.296, SLG: 0.360		44 FC6-4 BB		K		K			F8	3	0	0	0	1	2	2				
44 Mike Leake, R OBP: 0.265, SLG: 0.396		FC6-4		K		K			K	4	0	1	1	0	2	3				
Inning Stats	R: 1 E: 0 K: 0 S: 8	H: 2 LOB: 0 BB: 0 P: 13	R: 0 E: 0 K: 0 S: 9	H: 1 LOB: 2 BB: 1 P: 16	R: 0 E: 0 K: 3 S: 11	H: 0 LOB: 1 BB: 1 P: 17	R: 2 E: 0 K: 2 S: 11	H: 3 LOB: 0 BB: 0 P: 19	R: 0 E: 0 K: 2 S: 14	H: 1 LOB: 1 BB: 0 P: 17	R: 2 E: 0 K: 2 S: 17	H: 3 LOB: 1 BB: 0 P: 18	R: 1 E: 0 K: 0 S: 12	H: 2 LOB: 0 BB: 0 P: 21	R: 0 E: 0 K: 1 S: 10	H: 1 LOB: 1 BB: 0 P: 15	1B: 6 2B: 4 3B: 0 HR: 3	SF: 0 SAC: 1 DP: 2 HBP: 0	WP: 1 PB: 3 SB: 2 CS: 0	PA: 36
PITCHER	IP WLS BF H R ER SO BB IBB HBP BLK WP HR S P ERA WHIP																			
43 R.A. Dickey, R ERA: 2.89 53 Jeremy Hefner, R ERA: 4.76	6.0 L 28 10 5 5 9 2 0 0 0 0 1 0 70 36 4.50 1.500																			

Batter	1	2	3	4	5	6	7	8	9	AB	R	H	RBI	BB	SO	LOB	TOP					
11 Rubén Tejada, R OBP: 0.362, SLG: 0.390										5	1	1	1	0	0	1						
23 Mike Baxter, L OBP: 0.415, SLG: 0.439										5	0	1	1	0	2	0						
5 David Wright, R OBP: 0.412, SLG: 0.526										4	1	1	0	1	0	1						
29 Ike Davis, L OBP: 0.284, SLG: 0.430										4	2	2	2	1	2	1						
12 Scott Hairston, R OBP: 0.309, SLG: 0.514										4	0	1	0	1	0	2						
Justin Turner, R OBP: 0.311, SLG: 0.349										4	0	0	0	1	0	1						
44 Jason Bay, R OBP: 0.297, SLG: 0.297										5	2	2	1	0	2	4						
48 Frank Francisco, R OBP: 0.311, SLG: 0.297										0	0	0	0	0	0	0						
60 Jon Rauch, R OBP: 0.311, SLG: 0.297										0	0	0	0	0	0	0						
6 Kelly Shoppach, R OBP: 0.325, SLG: 0.462										3	2	0	0	1	2	2						
33 Matt Harvey, R OBP: 0.333, SLG: 0.556										3	0	1	2	0	1	2						
39 Bobby Parnell, R OBP: 0.348, SLG: 0.342										0	0	0	0	0	0	0						
56 Andres Torres, S OBP: 0.348, SLG: 0.342										0	0	0	0	0	0	0						
Inning Stats	R: 0 H: 1 E: 0 K: 2 S: 11	H: 1 LOB: 1 BB: 0 P: 17	R: 0 H: 1 E: 0 K: 3 S: 15	H: 1 LOB: 2 BB: 1 P: 23	R: 0 H: 0 E: 0 K: 1 S: 6	H: 0 LOB: 0 BB: 0 P: 7	R: 3 H: 3 E: 1 K: 0 S: 16	H: 3 LOB: 1 BB: 1 P: 31	R: 0 H: 0 E: 0 K: 0 S: 8	H: 0 LOB: 1 BB: 1 P: 13	R: 3 H: 3 E: 1 K: 0 S: 10	H: 3 LOB: 1 BB: 1 P: 11	R: 0 H: 0 E: 0 K: 2 S: 9	H: 0 LOB: 1 BB: 1 P: 15	R: 0 H: 0 E: 0 K: 1 S: 7	H: 0 LOB: 2 BB: 1 P: 11	R: 2 H: 1 E: 1 K: 0 S: 8	H: 1 LOB: 1 BB: 1 P: 14	1B: 4 2B: 3 3B: 0 HR: 2	SF: 0 SAC: 1 DP: 0 HBP: 0	WP: 1 PB: 0 SB: 0 CS: 0	PA: 43
PITCHER	IP WLS BF H R ER SO BB IBB HBP BLK WP HR S P ERA WHIP																					
34 Homer Bailey, R ERA: 4.16	5.2 L 29 8 6 4 6 2 1 0 0 0 1 2 65 101 6.35 1.765																					
31 Alfredo Simon, R ERA: 2.2	1.1 5 0 0 0 2 1 0 0 0 0 0 0 10 16 0.00 0.750																					
66 Logan Ondrusek, R ERA: 3.12	1.0 3 0 0 0 1 0 0 0 0 0 0 0 7 11 0.00 0.000																					
33 Jose Arredondo, R ERA: 2.84	1.0 6 1 2 1 0 1 0 0 0 0 0 0 8 14 9.00 2.000																					

New York Mets @ Cincinnati Reds
Great American Ball Park, Cincinnati, OH
Thu Aug 16 2012, 7:10 PM - 10:07 PM EDT
Att: 23,137 - Overcast - 84 F

AB 37
R 8
H 9
RBI 7
BB 5
SO 9
LOB 14

Batter	1	2	3	4	5	6	7	8	9	AB	R	H	RBI	BB	SO	LOB	BOTTOM					
2 Zack Cozart, R OBP: 0.295, SLG: 0.409										5	0	1	1	0	1	1						
6 Drew Stubbs, R OBP: 0.297, SLG: 0.382										3	0	0	0	1	0	0						
33 Jose Arredondo, R OBP: 0.298, SLG: 0.234										1	0	0	0	0	1	2						
15 Wilson Valdez, R OBP: 0.238, SLG: 0.234										4	1	1	0	0	2	2						
4 Brandon Phillips, R OBP: 0.336, SLG: 0.449										4	1	1	0	0	2	2						
48 Ryan Ludwick, R OBP: 0.337, SLG: 0.559										3	1	1	1	0	0	1						
32 Jay Bruce, L OBP: 0.329, SLG: 0.507										4	1	2	1	0	2	1						
21 Todd Frazier, R OBP: 0.342, SLG: 0.536										3	1	0	0	1	2	2						
27 Scott Rolen, R OBP: 0.325, SLG: 0.411										2	0	1	0	0	0	0						
31 Alfredo Simon, R ERA: 3.02										0	0	0	0	0	0	0						
26 Xavier Paul, L OBP: 0.421, SLG: 0.394										1	0	0	0	0	0	1						
66 Logan Ondrusek, R OBP: 0.307, SLG: 0.397										0	0	0	0	0	0	0						
28 Chris Heisey, R OBP: 0.307, SLG: 0.397										1	0	0	0	0	1	2						
39 Devin Mesoraco, R OBP: 0.295, SLG: 0.357										4	0	1	0	0	0	4						
34 Homer Bailey, R OBP: 0.140, SLG: 0.160										1	0	0	0	0	1	0						
43 Miguel Cairo, R OBP: 0.181, SLG: 0.223										3	0	1	1	0	1	1						
Inning Stats	R: 0 H: 0 E: 0 K: 0 S: 6	H: 0 LOB: 0 BB: 0 P: 9	R: 0 H: 0 E: 0 K: 2 S: 10	H: 0 LOB: 0 BB: 0 P: 13	R: 0 H: 0 E: 0 K: 1 S: 9	H: 0 LOB: 0 BB: 0 P: 15	R: 0 H: 0 E: 0 K: 1 S: 6	H: 0 LOB: 0 BB: 0 P: 7	R: 0 H: 1 E: 0 K: 2 S: 11	H: 1 LOB: 2 BB: 0 P: 19	R: 0 H: 0 E: 0 K: 1 S: 7	H: 0 LOB: 0 BB: 0 P: 7	R: 1 H: 2 E: 0 K: 0 S: 5	H: 2 LOB: 1 BB: 0 P: 5	R: 0 H: 1 E: 0 K: 2 S: 12	H: 1 LOB: 2 BB: 1 P: 19	R: 3 H: 4 E: 0 K: 2 S: 18	H: 4 LOB: 2 BB: 1 P: 30	1B: 3 2B: 4 3B: 0 HR: 1	SF: 0 SAC: 0 DP: 0 HBP: 1	WP: 0 PB: 0 SB: 0 CS: 0	PA: 38
PITCHER	IP WLS BF H R ER SO BB IBB HBP BLK WP HR S P ERA WHIP																					
33 Matt Harvey, R ERA: 3.0	7.2 W 29 4 1 1 8 1 0 1 0 0 0 3 63 1.17 0.652																					
39 Bobby Parnell, R ERA: 3.02	0.1 1 0 0 0 1 0 0 0 0 0 0 0 3 5 0.00 0.000																					
48 Frank Francisco, R ERA: 6.25	0.2 7 4 3 3 1 1 0 0 0 0 0 1 15 27 40.50 7.500																					
60 Jon Rauch, R ERA: 3.12	0.1 S 1 0 0 0 1 0 0 0 0 0 0 0 3 3 0.00 0.000																					

New York Mets @ Cincinnati Reds
Great American Ball Park, Cincinnati, OH
Thu Aug 16 2012, 7:10 PM - 10:07 PM EDT
Att: 23,137 - Overcast - 84 F

AB 35
R 4
H 8
RBI 4
BB 2
SO 11
LOB 17

Batter	1	2	3	4	5	6	7	8	9	AB	R	H	RBI	BB	SO	LOB	TOP			
9 David DeJesus, L (1,9) OBP: 0.359, SLG: 0.394	F7	G3		L9			G1-3	G1-3		5	0	0	0	0	0	4	Chicago Cubs @ Cincinnati Reds Great American Ball Park, Cincinnati, OH Fri Aug 17 2012, 7:11 PM - 9:59 PM EDT Att: 35,332 - Partly Cloudy - 81 F			
15 Darwin Barney, R (1,4) OBP: 0.309, SLG: 0.386	G6-3		G5-3		F7		12 F9 44 1B	G6-3		5	0	1	0	0	0	0				
44 Anthony Rizzo, L (1,3) OBP: 0.339, SLG: 0.483	E8 12 BB 13 1B		G5-3		1B		13 FC6-4 1B	G3		5	0	2	0	0	0	0				
12 Alfonso Soriano, R (1,7) OBP: 0.319, SLG: 0.483	13 1B BB		L7		K		F9	G5-3		4	0	0	0	1	1	3				
13 Starlin Castro, R (1,6) OBP: 0.309, SLG: 0.423	1B				F9		FC6-4			4	1	2	0	0	0	3				
24 Luis Valbuena, L (1,5) OBP: 0.297, SLG: 0.383		HR		F7			51 G4-3 2B	51 2B 1B		4	1	3	1	0	0	1				
7 Brett Jackson, L (1,8) OBP: 0.256, SLG: 0.278		F9		51 WP 37 1B			K	K		4	1	1	0	0	2	2				
51 Steve Clevenger, L (1,2) OBP: 0.280, SLG: 0.318				37 1B BB			G4-3			2	0	1	0	2	0	1				
37 Travis Wood, R (1,1) OBP: 0.219, SLG: 0.313				1-3 K			F7	K		2	0	1	1	0	1	1				
6 Bryan LaHair, L (6,PH) OBP: 0.339, SLG: 0.452				1-3 2H 1B						1	0	0	0	0	0	1				
28 Michael Bowden, R (6,1)										0	0	0	0	0	0	0				
45 Adrian Cardenas, L (6,PH) OBP: 0.244, SLG: 0.326										1	0	0	0	0	1	2				
55 Alberto Cabrera, R (8,1)										0	0	0	0	0	0	0				
Inning Stats	R: 0 E: 1 K: 0 S: 10	H: 1 LOB: 2 BB: 1 P: 19	R: 1 E: 0 K: 1 S: 13	H: 1 LOB: 1 BB: 0 P: 22	R: 0 E: 0 K: 0 S: 6	H: 0 LOB: 0 BB: 0 P: 7	R: 2 E: 0 K: 0 S: 14	H: 3 LOB: 1 BB: 1 P: 24	R: 0 E: 0 K: 1 S: 10	H: 1 LOB: 1 BB: 0 P: 15	R: 0 E: 0 K: 1 S: 10	H: 1 LOB: 1 BB: 0 P: 16	R: 0 E: 0 K: 2 S: 14	H: 2 LOB: 2 BB: 0 P: 18	R: 0 E: 0 K: 0 S: 4	H: 0 LOB: 0 BB: 0 P: 7	1B: 8 2B: 2 3B: 0 HR: 1	SF: 0 SAC: 0 DP: 0 HBP: 0	WP: 1 PB: 0 SB: 0 CS: 0	PA: 40
PITCHER	IP WLS BF H R ER SO	IP WLS BF H R ER SO	IP WLS BF H R ER SO	IP WLS BF H R ER SO	IP WLS BF H R ER SO	IP WLS BF H R ER SO	IP WLS BF H R ER SO	IP WLS BF H R ER SO	IP WLS BF H R ER SO	IP WLS BF H R ER SO	IP WLS BF H R ER SO	IP WLS BF H R ER SO	IP WLS BF H R ER SO	IP WLS BF H R ER SO	IP WLS BF H R ER SO	IP WLS BF H R ER SO	ERA WHIP	ERA WHIP		
61 Bronson Arroyo, R (1,1) ERA: 3.96	6.1 W 30 9 3 3 3	0.2 H 2 0 0 0 0	1.0 W 5 2 0 0 2	1.0 W 3 0 0 0 0	0.0 L 0 0 0 0 0	0.0 L 0 0 0 0 0	0.0 L 0 0 0 0 0	0.0 L 0 0 0 0 0	0.0 L 0 0 0 0 0	0.0 L 0 0 0 0 0	0.0 L 0 0 0 0 0	0.0 L 0 0 0 0 0	0.0 L 0 0 0 0 0	0.0 L 0 0 0 0 0	0.0 L 0 0 0 0 0	0.0 L 0 0 0 0 0	4.26 1.895	0.00 0.000	0.00 2.000	0.00 0.000
33 Jose Arredondo, R (7,1) ERA: 2.61	0.2 H 2 0 0 0 0	1.0 W 5 2 0 0 2	1.0 W 3 0 0 0 0	0.0 L 0 0 0 0 0	0.0 L 0 0 0 0 0	0.0 L 0 0 0 0 0	0.0 L 0 0 0 0 0	0.0 L 0 0 0 0 0	0.0 L 0 0 0 0 0	0.0 L 0 0 0 0 0	0.0 L 0 0 0 0 0	0.0 L 0 0 0 0 0	0.0 L 0 0 0 0 0	0.0 L 0 0 0 0 0	0.0 L 0 0 0 0 0	0.0 L 0 0 0 0 0	0.00 0.000	0.00 2.000	0.00 0.000	0.00 0.000
50 Jonathan Broxton, R (8,1) ERA: 2.88	0.2 H 2 0 0 0 0	1.0 W 5 2 0 0 2	1.0 W 3 0 0 0 0	0.0 L 0 0 0 0 0	0.0 L 0 0 0 0 0	0.0 L 0 0 0 0 0	0.0 L 0 0 0 0 0	0.0 L 0 0 0 0 0	0.0 L 0 0 0 0 0	0.0 L 0 0 0 0 0	0.0 L 0 0 0 0 0	0.0 L 0 0 0 0 0	0.0 L 0 0 0 0 0	0.0 L 0 0 0 0 0	0.0 L 0 0 0 0 0	0.0 L 0 0 0 0 0	0.00 2.000	0.00 0.000	0.00 0.000	0.00 0.000
54 Aroldis Chapman, L (9,1) ERA: 1.24	0.2 H 2 0 0 0 0	1.0 W 5 2 0 0 2	1.0 W 3 0 0 0 0	0.0 L 0 0 0 0 0	0.0 L 0 0 0 0 0	0.0 L 0 0 0 0 0	0.0 L 0 0 0 0 0	0.0 L 0 0 0 0 0	0.0 L 0 0 0 0 0	0.0 L 0 0 0 0 0	0.0 L 0 0 0 0 0	0.0 L 0 0 0 0 0	0.0 L 0 0 0 0 0	0.0 L 0 0 0 0 0	0.0 L 0 0 0 0 0	0.0 L 0 0 0 0 0	0.00 1.24	0.00 0.000	0.00 0.000	0.00 0.000

AB	37
R	3
H	11
RBI	2
BB	3
SO	5
LOB	18



Batter	1	2	3	4	5	6	7	8	9	AB	R	H	RBI	BB	SO	LOB	BOTTOM			
2 Zack Cozart, R (1,6) OBP: 0.294, SLG: 0.410	K		L6	6 3B 2B		G6-3				4	1	1	1	0	1	0	Chicago Cubs @ Cincinnati Reds Great American Ball Park, Cincinnati, OH Fri Aug 17 2012, 7:11 PM - 9:59 PM EDT Att: 35,332 - Partly Cloudy - 81 F			
6 Drew Stubbs, R (1,8) OBP: 0.299, SLG: 0.389	48 E 1B		K	2H 3B			G5-3			4	0	2	1	0	1	0				
4 Brandon Phillips, R (1,4) OBP: 0.333, SLG: 0.445	F8		P4	G6-3			G5-3			4	0	0	0	0	0	2				
48 Ryan Ludwick, R (1,7) OBP: 0.339, SLG: 0.568	F9			HR		G1-3		1B		4	1	2	1	0	0	1				
32 Jay Bruce, L (1,9) OBP: 0.330, SLG: 0.514	F8			21 HR HBP		HR		G4-3		3	2	1	1	0	0	0				
21 Todd Frazier, R (1,3) OBP: 0.344, SLG: 0.545				29 S E		G1-3		K		4	2	2	2	0	1	0				
27 Scott Rolen, R (1,5) OBP: 0.323, SLG: 0.408	F9			29 G6-4-3 1B		G6-3		K		4	0	1	0	0	1	1				
29 Ryan Hanigan, R (1,2) OBP: 0.364, SLG: 0.354	E1			G6-4-3		G4-3				3	0	0	0	0	0	1				
61 Bronson Arroyo, R (1,1) ERA: 3.96				2 2B 2B						3	1	1	0	0	1	1				
33 Jose Arredondo, R (7,1) ERA: 2.61										0	0	0	0	0	0	0				
50 Jonathan Broxton, R (8,1) ERA: 2.88										0	0	0	0	0	0	0				
54 Aroldis Chapman, L (9,1) ERA: 1.24										0	0	0	0	0	0	0				
Inning Stats	R: 0 E: 1 K: 1 S: 15	H: 1 LOB: 1 BB: 0 P: 21	R: 1 E: 1 K: 1 S: 13	H: 1 LOB: 1 BB: 0 P: 17	R: 0 E: 0 K: 1 S: 7	H: 0 LOB: 0 BB: 0 P: 9	R: 5 E: 0 K: 0 S: 24	H: 6 LOB: 1 BB: 0 P: 35	R: 1 E: 0 K: 0 S: 10	H: 1 LOB: 0 BB: 0 P: 15	R: 0 E: 0 K: 0 S: 7	H: 0 LOB: 0 BB: 0 P: 10	R: 0 E: 0 K: 2 S: 7	H: 0 LOB: 0 BB: 0 P: 10	R: 0 E: 0 K: 2 S: 7	H: 0 LOB: 0 BB: 0 P: 10	1B: 4 2B: 2 3B: 1 HR: 3	SF: 0 SAC: 0 DP: 1 HBP: 1	WP: 0 PB: 0 SB: 1 CS: 0	PA: 34
PITCHER	IP WLS BF H R ER SO	IP WLS BF H R ER SO	IP WLS BF H R ER SO	IP WLS BF H R ER SO	IP WLS BF H R ER SO	IP WLS BF H R ER SO	IP WLS BF H R ER SO	IP WLS BF H R ER SO	IP WLS BF H R ER SO	IP WLS BF H R ER SO	IP WLS BF H R ER SO	IP WLS BF H R ER SO	IP WLS BF H R ER SO	IP WLS BF H R ER SO	IP WLS BF H R ER SO	IP WLS BF H R ER SO	ERA WHIP	ERA WHIP		
37 Travis Wood, L (1,1) ERA: 4.83	5.0 L 25 9 3 6 3	2.0 L 6 1 0 0 0	1.0 L 3 0 0 0 2	1.0 L 3 0 0 0 0	0.0 L 0 0 0 0 0	0.0 L 0 0 0 0 0	0.0 L 0 0 0 0 0	0.0 L 0 0 0 0 0	0.0 L 0 0 0 0 0	0.0 L 0 0 0 0 0	0.0 L 0 0 0 0 0	0.0 L 0 0 0 0 0	0.0 L 0 0 0 0 0	0.0 L 0 0 0 0 0	0.0 L 0 0 0 0 0	0.0 L 0 0 0 0 0	10.80 1.800	0.00 0.500	0.00 0.000	0.00 0.000
28 Michael Bowden, R (6,1) ERA: 5.39	2.0 L 6 1 0 0 0	1.0 L 3 0 0 0 2	1.0 L 3 0 0 0 0	0.0 L 0 0 0 0 0	0.0 L 0 0 0 0 0	0.0 L 0 0 0 0 0	0.0 L 0 0 0 0 0	0.0 L 0 0 0 0 0	0.0 L 0 0 0 0 0	0.0 L 0 0 0 0 0	0.0 L 0 0 0 0 0	0.0 L 0 0 0 0 0	0.0 L 0 0 0 0 0	0.0 L 0 0 0 0 0	0.0 L 0 0 0 0 0	0.0 L 0 0 0 0 0	0.00 0.500	0.00 0.000	0.00 0.000	0.00 0.000
55 Alberto Cabrera, R (8,1) ERA: 6.0	1.0 L 3 0 0 0 2	1.0 L 3 0 0 0 0	1.0 L 3 0 0 0 0	0.0 L 0 0 0 0 0	0.0 L 0 0 0 0 0	0.0 L 0 0 0 0 0	0.0 L 0 0 0 0 0	0.0 L 0 0 0 0 0	0.0 L 0 0 0 0 0	0.0 L 0 0 0 0 0	0.0 L 0 0 0 0 0	0.0 L 0 0 0 0 0	0.0 L 0 0 0 0 0	0.0 L 0 0 0 0 0	0.0 L 0 0 0 0 0	0.0 L 0 0 0 0 0	0.00 6.0	0.00 0.000	0.00 0.000	0.00 0.000

AB	33
R	7
H	10
RBI	6
BB	0
SO	5
LOB	6



Batter	1	2	3	4	5	6	7	8	9	AB	R	H	RBI	BB	SO	LOB	TOP			
9 David DeJesus, L (1,9) OBP: 0.358, SLG: 0.390			G3-1			K		P3		3	1	0	0	0	1	0				
5 Josh Vitters, R (1,5) OBP: 0.088, SLG: 0.121	F7		F8			K			K	4	0	0	0	0	2	1				
44 Anthony Rizzo, L (1,3) OBP: 0.332, SLG: 0.472	K		G5-3			K			G3	4	0	0	0	0	2	1				
12 Alfonso Soriano, R (1,7) OBP: 0.321, SLG: 0.490			G4-3			K				4	2	2	2	0	1	0				
13 Starlin Castro, R (1,6) OBP: 0.308, SLG: 0.420	G6-3		F7			G5-3				3	0	0	0	1	0	0				
53 Wellington Castillo, R (1,2) OBP: 0.324, SLG: 0.464	K		K							4	0	2	1	0	2	0				
37 Travis Wood, R (9, PR) OBP: 0.219, SLG: 0.313										0	0	0	0	0	0	0				
7 Brett Jackson, L (1,8) OBP: 0.238, SLG: 0.256	G4-3		G3			F8			K	3	0	0	0	0	0	1				
21 Joe Mather, R (9, PH) OBP: 0.260, SLG: 0.335										1	0	0	0	0	1	2				
15 Darwin Barney, R (1,4) OBP: 0.309, SLG: 0.386			G6-3			K				3	0	1	0	0	1	0				
29 Jeff Samardzija, R (1,1) OBP: 0.196, SLG: 0.119	FC6		G4-3						L8	2	0	0	0	0	0	0				
16 Jeff Beliveau, L (6,1)										0	0	0	0	0	0	0				
60 Manny Corpas, R (7,1)										0	0	0	0	0	0	0				
24 Luis Valbuena, L (8, PH) OBP: 0.295, SLG: 0.381										1	0	0	0	0	0	0				
55 Alberto Cabrera, R (8,1)										0	0	0	0	0	0	0				
Inning Stats	R: 2 E: 0 K: 1 S: 14	H: 1 LOB: 0 BB: 0 P: 21	R: 0 E: 0 K: 1 S: 10	H: 1 LOB: 1 BB: 0 P: 12	R: 0 E: 0 K: 0 S: 8	H: 0 LOB: 0 BB: 0 P: 10	R: 0 E: 0 K: 1 S: 7	H: 0 LOB: 0 BB: 0 P: 12	R: 0 E: 0 K: 3 S: 11	H: 0 LOB: 0 BB: 0 P: 15	R: 0 E: 0 K: 1 S: 9	H: 1 LOB: 1 BB: 0 P: 15	R: 0 E: 0 K: 1 S: 10	H: 0 LOB: 0 BB: 0 P: 16	R: 1 E: 0 K: 2 S: 15	H: 2 LOB: 2 BB: 1 P: 26	1B: 4 2B: 0 3B: 0 HR: 1	SF: 0 SAC: 0 DP: 0 HBP: 1	WP: 0 PB: 0 SB: 0 CS: 0	PA: 34
PITCHER	IP WLS BF H R ER SO BB IBB HBP BLK WP HR S P ERA WHIP																			
47 Johnny Cueto, R (1,1) ERA: 2.44	8.0 W 28 3 2 2 8 0 0 1 0 0 1 74 107 2.25 0.375																			
54 Aroldis Chapman, L (9,1) ERA: 1.37	1.0 S 6 2 1 1 2 1 0 0 0 0 0 0 15 26 9.00 3.000																			

Chicago Cubs @ Cincinnati Reds
Great American Ball Park, Cincinnati, OH
Sat Aug 18 2012, 1:11 PM - 3:58 PM EDT
Att: 28,754 - Sunny - 79 F

AB 32
R 3
H 5
RBI 3
BB 1
SO 10
LOB 6



Batter	1	2	3	4	5	6	7	8	9	AB	R	H	RBI	BB	SO	LOB	BOTTOM	
2 Zack Cozart, R (1,6) OBP: 0.294, SLG: 0.411	K					G6-3			K	4	0	1	0	0	2	0		
28 Chris Heisey, R (1,8) OBP: 0.310, SLG: 0.396			K						K	3	0	1	0	0	2	1		
6 Drew Stubbs, R (8,8) OBP: 0.299, SLG: 0.389										0	0	0	0	0	0	0		
4 Brandon Phillips, R (1,4) OBP: 0.330, SLG: 0.440	F8		F8			G6-3			F9	4	0	0	0	0	0	3		
32 Jay Bruce, L (1,9) OBP: 0.330, SLG: 0.516	K		G4-3			K				4	1	1	0	0	2	3		
21 Todd Frazier, R (1,5) OBP: 0.345, SLG: 0.557									P3	3	2	2	2	0	0	0		
26 Xavier Paul, L (1,7) OBP: 0.428, SLG: 0.472			P3						G3-1	3	1	1	2	1	0	0		
43 Miguel Cairo, R (1,3) OBP: 0.192, SLG: 0.252	P6		P6						F9	3	1	1	1	1	0	1		
29 Ryan Hanigan, R (1,2) OBP: 0.366, SLG: 0.354	G3-1		K							3	0	1	0	1	1	0		
47 Johnny Cueto, R (1,1) ERA: 4.17	G6-3		P3							3	0	0	0	0	2			
48 Ryan Ludwick, R (8, PH) OBP: 0.338, SLG: 0.566									FC4	1	0	0	0	0	2			
54 Aroldis Chapman, L (9,1) ERA: 6.43										0	0	0	0	0	0	0		
Inning Stats	R: 0 E: 1 K: 2 S: 12	H: 0 LOB: 1 BB: 0 P: 16	R: 2 E: 0 K: 0 S: 12	H: 2 LOB: 0 BB: 0 P: 15	R: 0 E: 0 K: 1 S: 10	H: 1 LOB: 1 BB: 0 P: 14	R: 2 E: 0 K: 1 S: 13	H: 2 LOB: 0 BB: 0 P: 19	R: 0 E: 0 K: 0 S: 14	H: 0 LOB: 2 BB: 2 P: 22	R: 0 E: 0 K: 2 S: 7	H: 0 LOB: 0 BB: 0 P: 12	R: 1 E: 0 K: 0 S: 10	H: 2 LOB: 2 BB: 1 P: 17	1B: 3 2B: 1 3B: 1 HR: 3	SF: 1 SAC: 0 DP: 0 HBP: 1	WP: 1 PB: 0 SB: 0 CS: 0	PA: 36
PITCHER	IP WLS BF H R ER SO BB IBB HBP BLK WP HR S P ERA WHIP																	
29 Jeff Samardzija, R (1,1) ERA: 4.17	5.0 L 22 6 4 4 5 0 0 1 0 0 0 15 29 0.00 2.000																	
16 Jeff Beliveau, L (6,1) ERA: 1.74	1.0 5 0 0 0 0 2 0 0 0 1 0 0 15 29 0.00 2.000																	
60 Manny Corpas, R (7,1) ERA: 3.56	1.0 3 0 0 0 2 0 0 0 0 0 0 0 7 12 0.00 0.000																	
55 Alberto Cabrera, R (8,1) ERA: 6.43	1.0 6 2 1 1 0 1 0 0 0 0 0 0 10 17 9.00 3.000																	

Chicago Cubs @ Cincinnati Reds
Great American Ball Park, Cincinnati, OH
Sat Aug 18 2012, 1:11 PM - 3:58 PM EDT
Att: 28,754 - Sunny - 79 F

AB 31
R 5
H 8
RBI 5
BB 3
SO 7
LOB 12



Batter	1	2	3	4	5	6	7	8	9	AB	R	H	RBI	BB	SO	LOB	TOP				
2 Zack Cozart, R OBP: 0.297, SLG: 0.416	G1-3		F9		F9				G5-4-3	5	0	2	0	0	0	3	<p>Cincinnati Reds @ Philadelphia Phillies</p> <p>Citizens Bank Park, Philadelphia, PA</p> <p>Wed Aug 22 2012, 7:08 PM - 9:45 PM EDT</p> <p>Att: 41,794 - Cloudy - 83 F</p>				
6 Drew Stubbs, R OBP: 0.295, SLG: 0.380	K		K		48 1B		B3		K	5	1	1	1	0	3	2					
4 Brandon Phillips, R OBP: 0.329, SLG: 0.438	E6		F8		48 1B		P4		G5-4-3	5	0	1	0	0	0	1					
48 Ryan Ludwick, R OBP: 0.341, SLG: 0.571				G4-3						4	0	2	1	0	1	0					
32 Jay Bruce, L OBP: 0.337, SLG: 0.528	K									4	1	2	1	0	1	4					
27 Scott Rolen, R OBP: 0.323, SLG: 0.405		L4								3	0	0	0	0	0	0					
21 Todd Frazier, R OBP: 0.352, SLG: 0.560			F9-2							3	0	1	0	1	0	2					
29 Ryan Hanigan, R OBP: 0.379, SLG: 0.365			FC6-4							3	1	2	0	1	0	1					
61 Bronson Arroyo, R OBP: 0.160, SLG: 0.167										3	0	0	0	0	0	4					
54 Aroldis Chapman, L OBP: 0.297, SLG: 0.397										0	0	0	0	0	0	0					
Inning Stats	R: 0 H: 1 E: 1 K: 2 S: 15	H: 1 LOB: 2 BB: 0 P: 22	R: 0 H: 1 E: 0 K: 0 S: 12	H: 1 LOB: 1 BB: 0 P: 17	R: 0 H: 1 E: 0 K: 1 S: 10	H: 1 LOB: 0 BB: 0 P: 13	R: 0 H: 1 E: 0 K: 0 S: 5	H: 3 LOB: 2 BB: 1 P: 21	R: 0 H: 1 E: 0 K: 0 S: 9	H: 1 LOB: 2 BB: 1 P: 14	R: 0 H: 0 E: 0 K: 1 S: 5	H: 0 LOB: 0 BB: 0 P: 7	R: 1 H: 2 E: 0 K: 0 S: 9	H: 2 LOB: 1 BB: 0 P: 13	R: 0 H: 1 E: 0 K: 1 S: 15	H: 1 LOB: 0 BB: 0 P: 20	1B: 9 2B: 1 3B: 1 HR: 1	SF: 0 SAC: 1 DP: 2 HBP: 1	WP: 0 PB: 0 CS: 0	PA: 39	
PITCHER	IP WLS BF H R ER SO BB IBB HBP BLK WP HR S P ERA WHIP	IP WLS BF H R ER SO BB IBB HBP BLK WP HR S P ERA WHIP	IP WLS BF H R ER SO BB IBB HBP BLK WP HR S P ERA WHIP	IP WLS BF H R ER SO BB IBB HBP BLK WP HR S P ERA WHIP	IP WLS BF H R ER SO BB IBB HBP BLK WP HR S P ERA WHIP	IP WLS BF H R ER SO BB IBB HBP BLK WP HR S P ERA WHIP	IP WLS BF H R ER SO BB IBB HBP BLK WP HR S P ERA WHIP	IP WLS BF H R ER SO BB IBB HBP BLK WP HR S P ERA WHIP	IP WLS BF H R ER SO BB IBB HBP BLK WP HR S P ERA WHIP	IP WLS BF H R ER SO BB IBB HBP BLK WP HR S P ERA WHIP	IP WLS BF H R ER SO BB IBB HBP BLK WP HR S P ERA WHIP	IP WLS BF H R ER SO BB IBB HBP BLK WP HR S P ERA WHIP	IP WLS BF H R ER SO BB IBB HBP BLK WP HR S P ERA WHIP	IP WLS BF H R ER SO BB IBB HBP BLK WP HR S P ERA WHIP	IP WLS BF H R ER SO BB IBB HBP BLK WP HR S P ERA WHIP	IP WLS BF H R ER SO BB IBB HBP BLK WP HR S P ERA WHIP	IP WLS BF H R ER SO BB IBB HBP BLK WP HR S P ERA WHIP	IP WLS BF H R ER SO BB IBB HBP BLK WP HR S P ERA WHIP	IP WLS BF H R ER SO BB IBB HBP BLK WP HR S P ERA WHIP	IP WLS BF H R ER SO BB IBB HBP BLK WP HR S P ERA WHIP	IP WLS BF H R ER SO BB IBB HBP BLK WP HR S P ERA WHIP

Batter	1	2	3	4	5	6	7	8	9	AB	R	H	RBI	BB	SO	LOB	BOTTOM					
11 Jimmy Rollins, S OBP: 0.297, SLG: 0.397	F7			F7		F8			P6	4	0	0	0	0	0	1	<p>Cincinnati Reds @ Philadelphia Phillies</p> <p>Citizens Bank Park, Philadelphia, PA</p> <p>Wed Aug 22 2012, 7:08 PM - 9:45 PM EDT</p> <p>Att: 41,794 - Cloudy - 83 F</p>					
10 Juan Pierre, L OBP: 0.342, SLG: 0.370	G4-3			G4-3						3	0	0	0	0	0	0						
24 Ty Wigginton, R OBP: 0.304, SLG: 0.372										1	0	1	1	0	0	0						
7 Michael Martinez, S OBP: 0.206, SLG: 0.254										0	0	0	0	0	0	0						
26 Chase Utley, L OBP: 0.354, SLG: 0.463	K			L6						4	0	0	0	0	1	1						
6 Ryan Howard, L OBP: 0.322, SLG: 0.467					G6-3					4	0	0	0	0	2	1						
15 John Mayberry Jr., R OBP: 0.275, SLG: 0.396										3	0	0	0	0	0	0						
9 Dornic Brown, L OBP: 0.364, SLG: 0.397										3	1	2	1	0	0	0						
27 Placido Polanco, R OBP: 0.304, SLG: 0.329										3	0	0	0	0	0	1						
23 Brian Schneider, L OBP: 0.292, SLG: 0.352										3	0	0	0	0	0	2						
49 Vance Worley, R OBP: 0.083, SLG: 0.111										1	0	0	0	0	1	0						
19 Laynce Nix, L OBP: 0.322, SLG: 0.407										1	0	0	0	0	0	0						
43 Josh Lindblom, R OBP: 0.322, SLG: 0.407										0	0	0	0	0	0	0						
46 Raul Valdes, L OBP: 0.364, SLG: 0.397										0	0	0	0	0	0	0						
28 Kevin Frandsen, R OBP: 0.388, SLG: 0.444										1	1	1	0	0	0	0						
Inning Stats	R: 0 H: 0 E: 0 K: 1 S: 7	H: 0 LOB: 0 BB: 0 P: 10	R: 0 H: 0 E: 0 K: 1 S: 6	H: 0 LOB: 0 BB: 0 P: 9	R: 0 H: 0 E: 0 K: 1 S: 7	H: 0 LOB: 0 BB: 0 P: 8	R: 0 H: 0 E: 0 K: 0 S: 9	H: 0 LOB: 0 BB: 0 P: 14	R: 1 H: 1 E: 0 K: 0 S: 8	H: 1 LOB: 0 BB: 0 P: 11	R: 0 H: 0 E: 0 K: 0 S: 4	H: 0 LOB: 0 BB: 0 P: 7	R: 0 H: 0 E: 0 K: 1 S: 9	H: 0 LOB: 0 BB: 0 P: 13	R: 0 H: 1 E: 1 K: 0 S: 8	H: 1 LOB: 1 BB: 0 P: 11	R: 1 H: 2 E: 0 K: 0 S: 16	H: 2 LOB: 1 BB: 0 P: 23	1B: 2 2B: 1 3B: 0 HR: 1	SF: 0 SAC: 0 DP: 1 HBP: 0	WP: 1 PB: 0 CS: 0	PA: 31
PITCHER	IP WLS BF H R ER SO BB IBB HBP BLK WP HR S P ERA WHIP	IP WLS BF H R ER SO BB IBB HBP BLK WP HR S P ERA WHIP	IP WLS BF H R ER SO BB IBB HBP BLK WP HR S P ERA WHIP	IP WLS BF H R ER SO BB IBB HBP BLK WP HR S P ERA WHIP	IP WLS BF H R ER SO BB IBB HBP BLK WP HR S P ERA WHIP	IP WLS BF H R ER SO BB IBB HBP BLK WP HR S P ERA WHIP	IP WLS BF H R ER SO BB IBB HBP BLK WP HR S P ERA WHIP	IP WLS BF H R ER SO BB IBB HBP BLK WP HR S P ERA WHIP	IP WLS BF H R ER SO BB IBB HBP BLK WP HR S P ERA WHIP	IP WLS BF H R ER SO BB IBB HBP BLK WP HR S P ERA WHIP	IP WLS BF H R ER SO BB IBB HBP BLK WP HR S P ERA WHIP	IP WLS BF H R ER SO BB IBB HBP BLK WP HR S P ERA WHIP	IP WLS BF H R ER SO BB IBB HBP BLK WP HR S P ERA WHIP	IP WLS BF H R ER SO BB IBB HBP BLK WP HR S P ERA WHIP	IP WLS BF H R ER SO BB IBB HBP BLK WP HR S P ERA WHIP	IP WLS BF H R ER SO BB IBB HBP BLK WP HR S P ERA WHIP	IP WLS BF H R ER SO BB IBB HBP BLK WP HR S P ERA WHIP	IP WLS BF H R ER SO BB IBB HBP BLK WP HR S P ERA WHIP	IP WLS BF H R ER SO BB IBB HBP BLK WP HR S P ERA WHIP	IP WLS BF H R ER SO BB IBB HBP BLK WP HR S P ERA WHIP	IP WLS BF H R ER SO BB IBB HBP BLK WP HR S P ERA WHIP	



Batter	1	2	3	4	5	6	7	8	9	10	11	AB	R	H	RBI	BB	SO	LOB	TOP								
2 Zack Cozart, R OBP: 0.296, SLG: 0.414												5	1	1	0	0	1	3									
6 Drew Stubbs, R OBP: 0.294, SLG: 0.378												5	0	1	0	0	1	3									
32 Jay Bruce, L OBP: 0.335, SLG: 0.524												5	1	1	0	0	3	2									
48 Ryan Ludwick, R OBP: 0.341, SLG: 0.567												4	1	1	0	1	1	0									
21 Todd Frazier, R OBP: 0.350, SLG: 0.558												5	0	1	3	0	0	2									
43 Miguel Cairo, R OBP: 0.290, SLG: 0.266												4	0	1	0	1	0	3									
15 Wilson Valdez, R OBP: 0.224, SLG: 0.219												4	0	0	0	0	1	3									
28 Chris Heisey, R OBP: 0.317, SLG: 0.406												1	0	0	0	3	0	0									
31 Alfredo Simon, R OBP: 0.091, SLG: 0.400												3	0	0	0	0	1	3									
29 Ryan Hanigan, R OBP: 0.384, SLG: 0.364												1	0	0	0	3	0	0									
44 Mike Leake, R OBP: 0.260, SLG: 0.388												0	0	0	0	0	0	0									
30 Dioner Navarro, S OBP: 0.091, SLG: 0.400												0	0	0	0	0	0	0									
47 Johnny Cueto, R OBP: 0.338, SLG: 0.476												0	0	0	0	0	0	0									
33 Jose Arredondo, R OBP: 0.200, SLG: 0.246												0	0	0	0	0	0	0									
51 Sean Marshall, L OBP: 0.279, SLG: 0.399												0	0	0	0	0	0	0									
63 Sam LeCure, R OBP: 0.297, SLG: 0.400												0	0	0	0	0	0	0									
60 J.J. Hoover, R OBP: 0.297, SLG: 0.400												0	0	0	0	0	0	0									
4 Brandon Phillips, R OBP: 0.338, SLG: 0.476												0	0	0	0	0	0	0									
Inning Stats	R: 1 E: 0 K: 1 S: 24	H: 2 LOB: 2 BB: 1 P: 34	R: 0 E: 0 K: 1 S: 8	H: 0 LOB: 0 BB: 0 P: 11	R: 0 E: 0 K: 1 S: 5	H: 0 LOB: 0 BB: 0 P: 8	R: 0 E: 0 K: 1 S: 12	H: 1 LOB: 1 BB: 0 P: 19	R: 0 E: 0 K: 1 S: 8	H: 0 LOB: 1 BB: 1 P: 12	R: 2 E: 1 K: 0 S: 14	H: 3 LOB: 2 BB: 1 P: 25	R: 0 E: 0 K: 1 S: 8	H: 0 LOB: 0 BB: 0 P: 14	R: 0 E: 0 K: 0 S: 10	H: 0 LOB: 1 BB: 1 P: 18	R: 0 E: 0 K: 1 S: 8	H: 0 LOB: 0 BB: 0 P: 9	R: 0 E: 0 K: 0 S: 7	H: 0 LOB: 0 BB: 0 P: 8	1B: 5 2B: 1 3B: 0 HR: 0	SF: 0 SAC: 1 DP: 0 HBP: 0	WP: 0 PB: 0 SB: 0 CS: 0	PA: 44			
PITCHER	IP ERA	WLS 2.99	BF 6	H 3	R 3	ER 3	SO 4	BB 2	IBB 1	HBP 0	BLK 0	WP 0	HR 0	S 71	P 109	ERA 4.50	WHIP 1.333										
35 Cole Hamels, L ERA: 2.99	6.0	2	27	6	3	3	4	2	1	0	0	0	0	0	109	4.50	1.333										
53 B.J. Rosenberg, R ERA: 1.0	1.0	3	3	0	0	0	1	0	0	0	0	0	0	8	14	0.00	0.000										
48 Philippe Aumont, R ERA: 1.0	1.0	4	4	0	0	0	1	0	0	0	0	0	0	10	18	0.00	1.000										
58 Jonathan Papelbon, R ERA: 2.81	1.0	4	4	0	0	0	1	1	0	0	0	0	0	8	12	0.00	1.000										
47 Jeremy Horst, L ERA: 1.0	1.0	3	3	0	0	0	2	0	0	0	0	0	0	8	9	0.00	0.000										
PITCHER	IP ERA	WLS 3.14	BF 0	H 0	R 0	ER 0	SO 0	BB 0	IBB 0	HBP 0	BLK 0	WP 0	HR 0	S 7	P 8	ERA 0.00	WHIP 0.000										
46 Raul Valdes, L ERA: 3.14	1.0	3	3	0	0	0	0	0	0	0	0	0	0	7	8	0.00	0.000										

Cincinnati Reds @ Philadelphia Phillies
Citizens Bank Park, Philadelphia, PA
Thu Aug 23 2012, 7:09 PM - 11:31 PM EDT
Att. 41,972 - Clear - 80 F

livebaseballscores.com

AB 38
R 3
H 6
RBI 3
BB 5
SO 8
LOB 19



Batter	1	2	3	4	5	6	7	8	9	10	11	AB	R	H	RBI	BB	SO	LOB	BOTTOM
10 Juan Pierre, L OBP: 0.343, SLG: 0.366												3	0	0	0	2	0	2	
28 Kevin Frandsen, R OBP: 0.400, SLG: 0.440												3	0	1	0	1	1	1	
26 Chase Utley, L OBP: 0.354, SLG: 0.464												6	1	2	0	0	1	4	
6 Ryan Howard, L OBP: 0.335, SLG: 0.464												3	1	1	0	3	2	0	
9 Domonic Brown, L OBP: 0.362, SLG: 0.405												6	2	2	0	0	1	9	
19 Laynce Nix, L OBP: 0.323, SLG: 0.410												2	0	1	1	0	0	0	
15 John Mayberry Jr., R OBP: 0.279, SLG: 0.399												3	0	2	1	0	0	0	
31 Erik Kratz, R OBP: 0.383, SLG: 0.725												4	0	3	1	0	1	0	
7 Michael Martinez, S OBP: 0.200, SLG: 0.246												2	0	0	0	0	0	2	
11 Jimmy Rollins, S OBP: 0.297, SLG: 0.400												2	0	1	1	0	0	0	
35 Cole Hamels, L ERA: 2.99	5.0	2	23	5	2	2	4</												

Batter	1	2	3	4	5	6	7	8	9	AB	R	H	RBI	BB	SO	LOB	TOP							
19 Jon Jay, L OBP: 0.390, SLG: 0.414	G3		K		G3-1	FC6-4		F9		5	0	1	0	0	1	1	St. Louis Cardinals @ Cincinnati Reds Great American Ball Park, Cincinnati, OH Fri Aug 24 2012, 7:13 PM - 10:46 PM EDT Att: 36,162 - Clear - 90 F							
3 Carlos Beltrán, S OBP: 0.348, SLG: 0.524	K		G4-3					F9		4	1	1	0	1	1	1								
7 Matt Holliday, R OBP: 0.379, SLG: 0.516	L9				F9			G6-3		5	1	1	0	0	0	3								
21 Allen Craig, R OBP: 0.379, SLG: 0.582					K			G5-3		5	2	3	3	0	1	0								
4 Yadier Molina, R OBP: 0.379, SLG: 0.518								F9		5	2	3	1	0	1	1								
23 David Freese, R OBP: 0.370, SLG: 0.477								G6-4-3		2	1	1	1	1	0	1								
8 Ryan Jackson, R OBP: 0.250, SLG: 0.143								G6-4-3		1	0	0	0	0	0	1								
55 Skip Schumaker, L OBP: 0.378, SLG: 0.407										4	1	3	0	0	0	1								
44 Edward Mujica, R OBP: 0.379, SLG: 0.518										0	0	0	0	0	0	0								
41 Mitchell Boggs, R OBP: 0.379, SLG: 0.518										0	0	0	0	0	0	0								
30 Jason Motte, R OBP: 0.379, SLG: 0.518										0	0	0	0	0	0	0								
15 Rafael Furcal, S OBP: 0.332, SLG: 0.354										4	0	1	1	0	1	3								
31 Lance Lynn, S OBP: 0.311, SLG: 0.371										1	0	0	0	0	0	1								
56 Joe Kelly, R OBP: 0.175, SLG: 0.175										1	0	0	0	0	0	0								
13 Matt Carpenter, L OBP: 0.322, SLG: 0.440										0	0	0	1	0	0	0								
59 Fernando Salas, R OBP: 0.299, SLG: 0.320										0	0	0	0	0	0	0								
33 Daniel Descalso, L OBP: 0.299, SLG: 0.320										1	0	0	0	0	0	0								
Inning Stats	R: 0 H: 0 E: 0 K: 1 S: 7	H: 0 LOB: 0 BB: 0 P: 12	R: 1 H: 3 E: 0 K: 1 S: 11	H: 3 LOB: 1 BB: 1 P: 15	R: 0 H: 0 E: 0 K: 2 S: 9	H: 0 LOB: 0 BB: 0 P: 12	R: 1 H: 2 E: 0 K: 1 S: 12	H: 2 LOB: 1 BB: 0 P: 19	R: 0 H: 0 E: 0 K: 0 S: 10	H: 0 LOB: 0 BB: 0 P: 13	R: 6 H: 6 E: 0 K: 0 S: 23	H: 6 LOB: 2 BB: 2 P: 42	R: 0 H: 1 E: 0 K: 1 S: 13	H: 1 LOB: 2 BB: 0 P: 20	R: 0 H: 1 E: 0 K: 0 S: 8	H: 1 LOB: 1 BB: 0 P: 12	R: 0 H: 1 E: 0 K: 0 S: 6	H: 1 LOB: 0 BB: 0 P: 9	1B: 12 2B: 0 3B: 0 HR: 2	SF: 1 SAC: 0 DP: 2 HBP: 1	WP: 4 PB: 0 SB: 1 CS: 0	PA: 42		
PITCHER	IP WLS BF H R ER SO BB IBB HBP BLK WP HR S P ERA WHIP	IP WLS BF H R ER SO BB IBB HBP BLK WP HR S P ERA WHIP	IP WLS BF H R ER SO BB IBB HBP BLK WP HR S P ERA WHIP	IP WLS BF H R ER SO BB IBB HBP BLK WP HR S P ERA WHIP	IP WLS BF H R ER SO BB IBB HBP BLK WP HR S P ERA WHIP	IP WLS BF H R ER SO BB IBB HBP BLK WP HR S P ERA WHIP	IP WLS BF H R ER SO BB IBB HBP BLK WP HR S P ERA WHIP	IP WLS BF H R ER SO BB IBB HBP BLK WP HR S P ERA WHIP	IP WLS BF H R ER SO BB IBB HBP BLK WP HR S P ERA WHIP	IP WLS BF H R ER SO BB IBB HBP BLK WP HR S P ERA WHIP	IP WLS BF H R ER SO BB IBB HBP BLK WP HR S P ERA WHIP	IP WLS BF H R ER SO BB IBB HBP BLK WP HR S P ERA WHIP	IP WLS BF H R ER SO BB IBB HBP BLK WP HR S P ERA WHIP	IP WLS BF H R ER SO BB IBB HBP BLK WP HR S P ERA WHIP	IP WLS BF H R ER SO BB IBB HBP BLK WP HR S P ERA WHIP	IP WLS BF H R ER SO BB IBB HBP BLK WP HR S P ERA WHIP	IP WLS BF H R ER SO BB IBB HBP BLK WP HR S P ERA WHIP	IP WLS BF H R ER SO BB IBB HBP BLK WP HR S P ERA WHIP	IP WLS BF H R ER SO BB IBB HBP BLK WP HR S P ERA WHIP	IP WLS BF H R ER SO BB IBB HBP BLK WP HR S P ERA WHIP	IP WLS BF H R ER SO BB IBB HBP BLK WP HR S P ERA WHIP	IP WLS BF H R ER SO BB IBB HBP BLK WP HR S P ERA WHIP	IP WLS BF H R ER SO BB IBB HBP BLK WP HR S P ERA WHIP	IP WLS BF H R ER SO BB IBB HBP BLK WP HR S P ERA WHIP
55 Mat Latos, R ERA: 3.84	5.0	L	24	9	7	7	5	1	0	0	0	0	1	2	61	93	12.60	2.000						
31 Alfredo Simon, R ERA: 2.52	3.0		15	4	1	1	1	1	0	1	0	0	3	0	32	52	3.00	1.667						
63 Sam LeCure, R ERA: 3.4	1.0		3	1	0	0	0	0	0	0	0	0	0	0	6	9	0.00	1.000						

AB	38
R	8
H	14
RBI	7
BB	2
SO	6
LOB	12



Batter	1	2	3	4	5	6	7	8	9	AB	R	H	RBI	BB	SO	LOB	BOTTOM							
2 Zack Cozart, R OBP: 0.295, SLG: 0.414	K							E5		5	1	1	0	0	1	5	St. Louis Cardinals @ Cincinnati Reds Great American Ball Park, Cincinnati, OH Fri Aug 24 2012, 7:13 PM - 10:46 PM EDT Att: 36,162 - Clear - 90 F							
6 Drew Stubbs, R OBP: 0.293, SLG: 0.374	K							K		4	1	0	0	1	3	3								
4 Brandon Phillips, R OBP: 0.329, SLG: 0.438	K							K		5	1	2	1	0	2	0								
48 Ryan Ludwick, R OBP: 0.342, SLG: 0.564	K							K		5	0	2	0	0	1	1								
32 Jay Bruce, L OBP: 0.334, SLG: 0.520	K							K		5	1	1	0	0	2	3								
21 Todd Frazier, R OBP: 0.357, SLG: 0.560								K		4	1	3	1	1	1	0								
27 Scott Rolen, R OBP: 0.328, SLG: 0.413								K		5	0	3	1	0	1	2								
29 Ryan Hanigan, R OBP: 0.382, SLG: 0.361								K		2	0	0	1	1	1	3								
55 Mat Latos, R OBP: 0.250, SLG: 0.275								L4		3	0	1	0	0	2	6								
31 Alfredo Simon, R ERA: 3.25										0	0	0	0	0	0	0								
26 Xavier Paul, L OBP: 0.388, SLG: 0.465										1	0	0	0	0	0	0								
63 Sam LeCure, R ERA: 3.4										0	0	0	0	0	0	0								
Inning Stats	R: 2 H: 2 E: 0 K: 1 S: 16	H: 2 LOB: 1 BB: 1 P: 25	R: 1 H: 2 E: 0 K: 0 S: 16	H: 2 LOB: 1 BB: 1 P: 30	R: 1 H: 4 E: 0 K: 2 S: 18	H: 4 LOB: 3 BB: 0 P: 27	R: 0 H: 0 E: 0 K: 3 S: 11	H: 0 LOB: 0 BB: 0 P: 17	R: 1 H: 3 E: 0 K: 1 S: 18	H: 3 LOB: 3 BB: 1 P: 32	R: 0 H: 0 E: 0 K: 3 S: 10	H: 0 LOB: 0 BB: 0 P: 14	R: 0 H: 0 E: 1 K: 1 S: 7	H: 0 LOB: 1 BB: 0 P: 10	R: 0 H: 2 E: 0 K: 1 S: 12	H: 2 LOB: 2 BB: 0 P: 14	1B: 11 2B: 2 3B: 0 HR: 0	SF: 1 SAC: 0 DP: 1 HBP: 0	WP: 0 PB: 0 SB: 0 CS: 0	PA: 43				
PITCHER	IP WLS BF H R ER SO BB IBB HBP BLK WP HR S P ERA WHIP	IP WLS BF H R ER SO BB IBB HBP BLK WP HR S P ERA WHIP	IP WLS BF H R ER SO BB IBB HBP BLK WP HR S P ERA WHIP	IP WLS BF H R ER SO BB IBB HBP BLK WP HR S P ERA WHIP	IP WLS BF H R ER SO BB IBB HBP BLK WP HR S P ERA WHIP	IP WLS BF H R ER SO BB IBB HBP BLK WP HR S P ERA WHIP	IP WLS BF H R ER SO BB IBB HBP BLK WP HR S P ERA WHIP	IP WLS BF H R ER SO BB IBB HBP BLK WP HR S P ERA WHIP	IP WLS BF H R ER SO BB IBB HBP BLK WP HR S P ERA WHIP	IP WLS BF H R ER SO BB IBB HBP BLK WP HR S P ERA WHIP	IP WLS BF H R ER SO BB IBB HBP BLK WP HR S P ERA WHIP	IP WLS BF H R ER SO BB IBB HBP BLK WP HR S P ERA WHIP	IP WLS BF H R ER SO BB IBB HBP BLK WP HR S P ERA WHIP	IP WLS BF H R ER SO BB IBB HBP BLK WP HR S P ERA WHIP	IP WLS BF H R ER SO BB IBB HBP BLK WP HR S P ERA WHIP	IP WLS BF H R ER SO BB IBB HBP BLK WP HR S P ERA WHIP	IP WLS BF H R ER SO BB IBB HBP BLK WP HR S P ERA WHIP	IP WLS BF H R ER SO BB IBB HBP BLK WP HR S P ERA WHIP	IP WLS BF H R ER SO BB IBB HBP BLK WP HR S P ERA WHIP	IP WLS BF H R ER SO BB IBB HBP BLK WP HR S P ERA WHIP	IP WLS BF H R ER SO BB IBB HBP BLK WP HR S P ERA WHIP	IP WLS BF H R ER SO BB IBB HBP BLK WP HR S P ERA WHIP	IP WLS BF H R ER SO BB IBB HBP BLK WP HR S P ERA WHIP	IP WLS BF H R ER SO BB IBB HBP BLK WP HR S P ERA WHIP
31 Lance Lynn, R ERA: 3.93	2.0		13	6	4	4	1	2	0	0	0	0	0	0	0	0	18.00	4.000						
56 Joe Kelly, R ERA: 3.25	3.0	W	15	5	1	1	6	0	1	0	0	0	0	0	42	69	3.00	1.667						
59 Fernando Salas, R ERA: 4.02	1.0	H	3	0	0	0	3	0	0	0	0	0	0	0	10	14	0.00	0.000						
44 Edward Mujica, R ERA: 3.4	1.0	H	3	0	0	0	2	0	0	0	0	0	0	0	10	10	0.00	0.000						
41 Mitchell Boggs, R ERA: 2.02	1.0	H	4	0	0	0	1	0	0	0	0	0	0	7	10	0.00	0.000							



Batter	1	2	3	4	5	6	7	8	9	AB	R	H	RBI	BB	SO	LOB	TOP										
2 Zack Cozart, R OBP: 0.287, SLG: 0.402										5	0	0	0	0	3	1	Cincinnati Reds @ Arizona Diamondbacks Chase Field, Phoenix, AZ Tue Aug 28 2012, 6:40 PM - 9:20 PM MST Att: 20,550 - Roof Closed - 78 F										
6 Drew Stubbs, R OBP: 0.288, SLG: 0.364										5	0	0	0	0	1	1											
4 Brandon Phillips, R OBP: 0.336, SLG: 0.453										4	1	2	0	0	0	0											
48 Ryan Ludwick, R OBP: 0.344, SLG: 0.556										4	1	1	0	0	1	1											
21 Todd Frazier, R OBP: 0.355, SLG: 0.555										4	1	2	2	0	1	0											
27 Scott Rolen, R OBP: 0.332, SLG: 0.409										3	1	0	0	1	0	1											
28 Chris Heisey, R OBP: 0.318, SLG: 0.404										4	1	2	0	0	0	1											
29 Ryan Hanigan, R OBP: 0.382, SLG: 0.359										4	0	2	2	0	0	3											
47 Johnny Cueto, R OBP: 0.107, SLG: 0.125										2	0	0	0	0	0	1											
50 Jonathan Broxton, R OBP: 0.358, SLG: 0.435										0	0	0	0	0	0	0											
26 Xavier Paul, L OBP: 0.358, SLG: 0.435										0	0	0	0	0	0	0											
54 Aroldis Chapman, L OBP: 0.358, SLG: 0.435										0	0	0	0	0	0	0											
Inning Stats	R: 0 H: 1 E: 0 K: 1 S: 12	H: 1 LOB: 0 BB: 0 P: 21	R: 3 H: 3 E: 0 K: 0 S: 23	H: 3 LOB: 1 BB: 1 P: 33	R: 0 H: 0 E: 0 K: 0 S: 5	H: 0 LOB: 0 BB: 0 P: 8	R: 0 H: 1 E: 0 K: 0 S: 8	H: 1 LOB: 1 BB: 0 P: 8	R: 0 H: 0 E: 0 K: 0 S: 4	H: 0 LOB: 0 BB: 0 P: 7	R: 0 H: 1 E: 1 K: 2 S: 17	H: 1 LOB: 2 BB: 0 P: 21	R: 0 H: 0 E: 0 K: 2 S: 9	H: 0 LOB: 0 BB: 0 P: 9	R: 2 H: 3 E: 0 K: 0 S: 12	H: 3 LOB: 1 BB: 0 P: 19	R: 0 H: 0 E: 0 K: 1 S: 5	H: 0 LOB: 0 BB: 0 P: 8	1B: 7 2B: 1 3B: 1 HR: 0	SF: 0 SAC: 1 DP: 0 HBP: 0	WP: 1 PB: 0 SB: 1 CS: 0	PA: 38					
PITCHER	IP	WLS	BF	H	R	ER	SO	BB	IBB	HBP	BLK	WP	HR	S	P	ERA	WHIP										
36 Wade Miley, L ERA: 2.85	7.0	L	29	6	3	3	5	1	0	0	0	1	0	78	107	3.86	1.000										
22 Matt Lindstrom, R ERA: 3.13	1.0		6	3	2	2	0	0	0	0	0	0	0	12	19	18.00	3.000										
52 Brad Bergesen, R ERA: 2.81	1.0		3	0	0	0	1	0	0	0	0	0	0	5	8	0.00	0.000										



Batter	1	2	3	4	5	6	7	8	9	AB	R	H	RBI	BB	SO	LOB	BOTTOM										
8 Gerardo Parra, L OBP: 0.336, SLG: 0.404										4	1	2	1	0	0	0	Cincinnati Reds @ Arizona Diamondbacks Chase Field, Phoenix, AZ Tue Aug 28 2012, 6:40 PM - 9:20 PM MST Att: 20,550 - Roof Closed - 78 F										
2 Aaron Hill, R OBP: 0.350, SLG: 0.506										4	0	0	0	0	0	2											
13 Jason Kubel, L OBP: 0.338, SLG: 0.523										2	0	0	1	1	0	0											
10 Justin Upton, R OBP: 0.357, SLG: 0.410										4	0	0	0	0	2	1											
26 Miguel Montero, L OBP: 0.382, SLG: 0.444										4	0	0	0	0	1	1											
28 Chris Johnson, R OBP: 0.314, SLG: 0.428										4	0	0	0	0	2	1											
21 Ryan Wheeler, L OBP: 0.295, SLG: 0.333										3	0	2	0	0	0	0											
16 John McDonald, R OBP: 0.278, SLG: 0.407										2	1	0	0	1	1	1											
36 Wade Miley, L OBP: 0.241, SLG: 0.250										2	0	0	0	0	0	0											
22 Matt Lindstrom, R ERA: 2.82										1	0	0	0	0	0	0											
14 Jake Elmore, R OBP: 0.235, SLG: 0.194										0	0	0	0	0	0	0											
52 Brad Bergesen, L ERA: 1.27										0	0	0	0	0	0	0											
Inning Stats	R: 1 H: 1 E: 0 K: 0 S: 13	H: 1 LOB: 0 BB: 0 P: 18	R: 0 H: 1 E: 0 K: 1 S: 16	H: 1 LOB: 2 BB: 1 P: 25	R: 0 H: 0 E: 0 K: 0 S: 8	H: 0 LOB: 0 BB: 0 P: 12	R: 0 H: 0 E: 0 K: 1 S: 7	H: 0 LOB: 0 BB: 0 P: 10	R: 1 H: 2 E: 0 K: 0 S: 9	H: 2 LOB: 1 BB: 0 P: 11	R: 0 H: 0 E: 0 K: 1 S: 11	H: 0 LOB: 0 BB: 0 P: 13	R: 0 H: 0 E: 0 K: 2 S: 12	H: 0 LOB: 0 BB: 0 P: 16	R: 0 H: 0 E: 0 K: 0 S: 11	H: 0 LOB: 0 BB: 0 P: 15	R: 0 H: 0 E: 0 K: 1 S: 8	H: 0 LOB: 1 BB: 1 P: 14	1B: 1 2B: 3 3B: 0 HR: 0	SF: 1 SAC: 0 DP: 0 HBP: 0	WP: 1 PB: 0 SB: 0 CS: 0	PA: 33					
PITCHER	IP	WLS	BF	H	R	ER	SO	BB	IBB	HBP	BLK	WP	HR	S	P	ERA	WHIP										
47 Johnny Cueto, R ERA: 2.48	7.0	W	26	4	2	2	5	1	0	0	0	1	0	76	105	2.57	0.714										
50 Jonathan Broxton, R ERA: 2.82	1.0	H	3	0	0	0	0	0	0	0	0	0	0	11	15	0.00	0.000										
54 Aroldis Chapman, L ERA: 1.27	1.0	S	4	0	0	0	1	1	0	0	0	0	0	8	14	0.00	1.000										




Batter	1	2	3	4	5	6	7	8	9	AB	R	H	RBI	BB	SO	LOB	TOP				
2 Zack Cozart, R OBP: 0.287, SLG: 0.405	F8		BB			E6		P6	K	4	0	0	0	1	1	0					
6 Drew Stubbs, R OBP: 0.287, SLG: 0.359	G6-3		P4			1B		BB	K	4	1	1	0	1	1	1					
4 Brandon Phillips, R OBP: 0.336, SLG: 0.456	P5			G6-3		1B		BB	K	5	1	2	0	0	1	0					
32 Jay Bruce, L OBP: 0.335, SLG: 0.526	F9		K			K		HR	K	4	1	1	3	0	2	3					
21 Todd Frazier, R OBP: 0.349, SLG: 0.542	K		K			G5-4-3		1B	K	4	1	1	0	0	2	3					
26 Xavier Paul, L OBP: 0.393, SLG: 0.460										3	0	2	0	0	1	0					
28 Chris Heisey, R OBP: 0.324, SLG: 0.431	1B							2B		1	1	1	1	0	0	0					
43 Miguel Cairo, R OBP: 0.200, SLG: 0.269	L7			E6		F9		2B		4	0	1	1	0	0	2					
29 Ryan Hanigan, R OBP: 0.375, SLG: 0.352			G6-3			F9		F7		4	0	0	0	0	0	3					
61 Bronson Arroyo, R ERA: 4.8										2	0	0	0	0	1	1					
36 Henry Rodriguez, Sr, PH										1	0	0	0	0	1	1					
33 Jose Arredondo, R ERA: 3.0										0	0	0	0	0	0	0					
30 Dioner Navarro, S ERA: 2.76										1	0	0	0	0	0	1					
50 Jonathan Broxton, R ERA: 1.25										0	0	0	0	0	0	0					
54 Aroldis Chapman, L ERA: 1.25										0	0	0	0	0	0	0					
Inning Stats	R: 0 H: 0 E: 0 K: 0 S: 5	H: 0 LOB: 0 BB: 0 P: 6	R: 0 H: 1 E: 0 K: 1 S: 11	H: 1 LOB: 1 BB: 0 P: 16	R: 0 H: 0 E: 0 K: 0 S: 6	H: 0 LOB: 1 BB: 1 P: 12	R: 0 H: 0 E: 0 K: 2 S: 9	H: 0 LOB: 0 BB: 0 P: 14	R: 0 H: 2 E: 1 K: 1 S: 10	H: 2 LOB: 2 BB: 0 P: 17	R: 0 H: 1 E: 0 K: 1 S: 14	H: 1 LOB: 1 BB: 0 P: 19	R: 5 H: 5 E: 0 K: 0 S: 20	H: 5 LOB: 1 BB: 1 P: 36	R: 0 H: 0 E: 0 K: 3 S: 9	H: 0 LOB: 0 BB: 0 P: 11	1B: 6 2B: 2 3B: 0 HR: 1	SF: 0 SAC: 0 DP: 1 HBP: 0	WP: 0 PB: 0 SB: 1 CS: 0	PA: 39	
PITCHER	IP WLS BF H R ER SO BB IBB HBP BLK WP HR S P ERA WHIP	IP WLS BF H R ER SO BB IBB HBP BLK WP HR S P ERA WHIP	IP WLS BF H R ER SO BB IBB HBP BLK WP HR S P ERA WHIP	IP WLS BF H R ER SO BB IBB HBP BLK WP HR S P ERA WHIP	IP WLS BF H R ER SO BB IBB HBP BLK WP HR S P ERA WHIP	IP WLS BF H R ER SO BB IBB HBP BLK WP HR S P ERA WHIP	IP WLS BF H R ER SO BB IBB HBP BLK WP HR S P ERA WHIP	IP WLS BF H R ER SO BB IBB HBP BLK WP HR S P ERA WHIP	IP WLS BF H R ER SO BB IBB HBP BLK WP HR S P ERA WHIP	IP WLS BF H R ER SO BB IBB HBP BLK WP HR S P ERA WHIP	IP WLS BF H R ER SO BB IBB HBP BLK WP HR S P ERA WHIP	IP WLS BF H R ER SO BB IBB HBP BLK WP HR S P ERA WHIP	IP WLS BF H R ER SO BB IBB HBP BLK WP HR S P ERA WHIP	IP WLS BF H R ER SO BB IBB HBP BLK WP HR S P ERA WHIP	IP WLS BF H R ER SO BB IBB HBP BLK WP HR S P ERA WHIP	IP WLS BF H R ER SO BB IBB HBP BLK WP HR S P ERA WHIP	IP WLS BF H R ER SO BB IBB HBP BLK WP HR S P ERA WHIP	IP WLS BF H R ER SO BB IBB HBP BLK WP HR S P ERA WHIP	IP WLS BF H R ER SO BB IBB HBP BLK WP HR S P ERA WHIP	IP WLS BF H R ER SO BB IBB HBP BLK WP HR S P ERA WHIP	IP WLS BF H R ER SO BB IBB HBP BLK WP HR S P ERA WHIP

Cincinnati Reds @ Houston Astros
Minute Maid Park, Houston, TX
Sun Sep 02 2012, 1:09 PM - 4:15 PM CDT
Att: 17,291 - Roof Closed - 73 F

livebaseballscorecards.com

AB 37
R 5
H 9
RBI 5
BB 2
SO 10
LOB 15




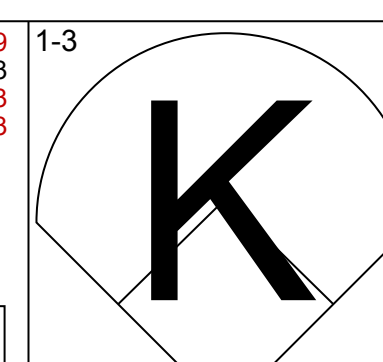
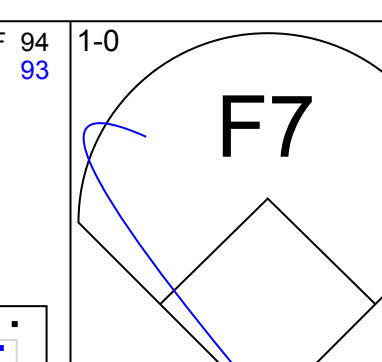
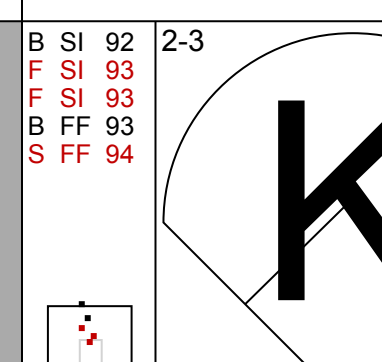
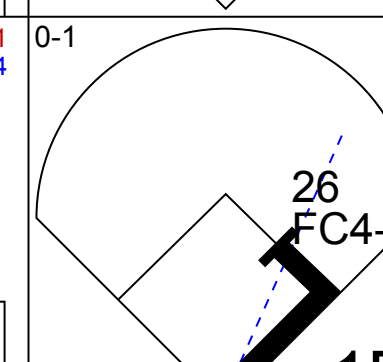
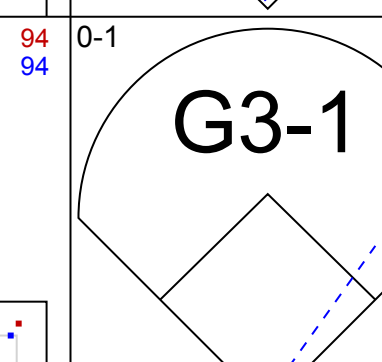
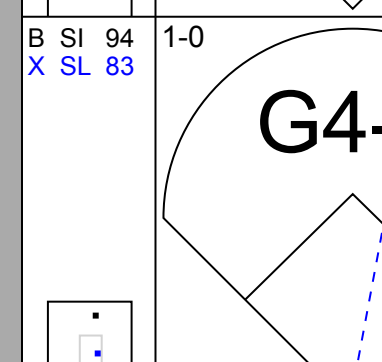
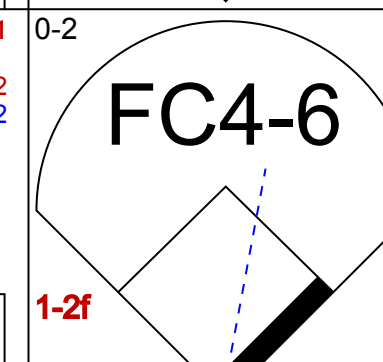
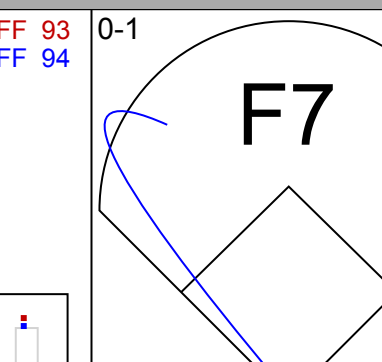
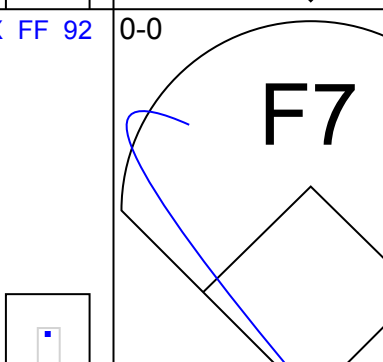
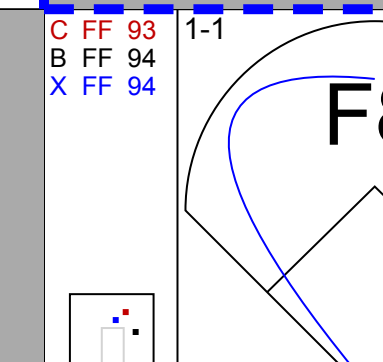
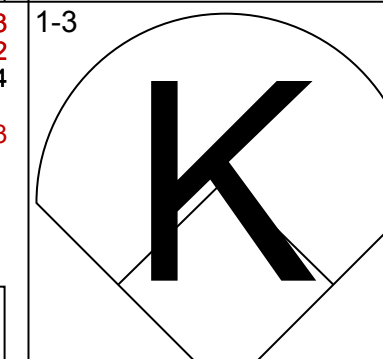
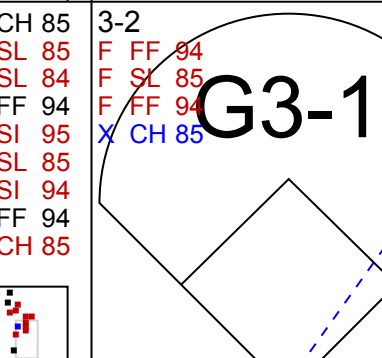
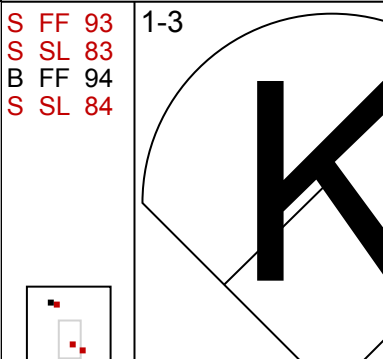
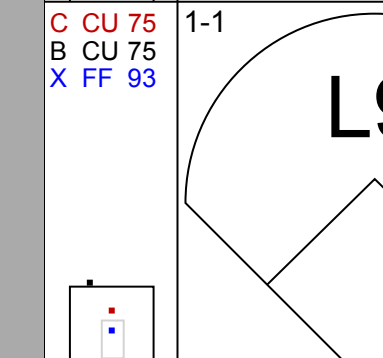
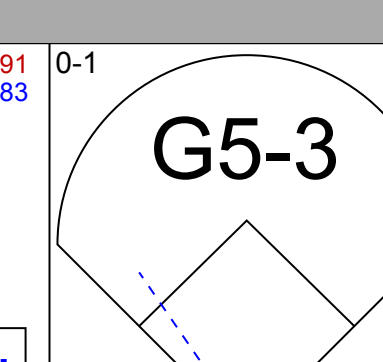
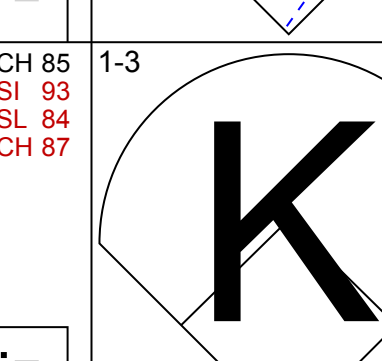
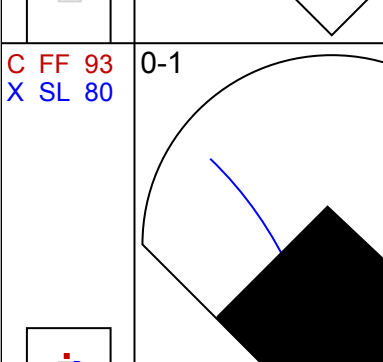
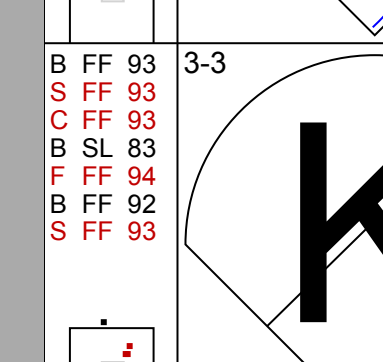
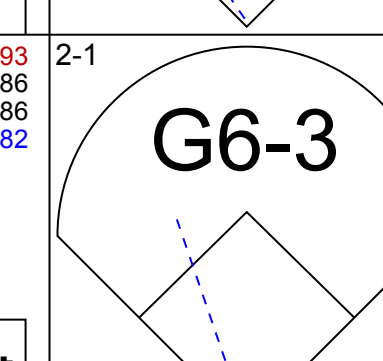
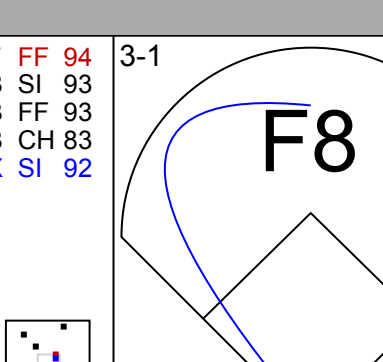
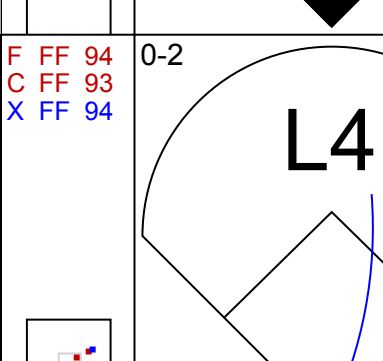
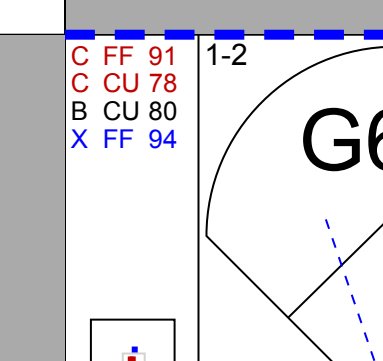
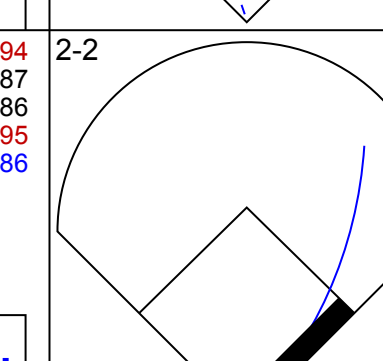
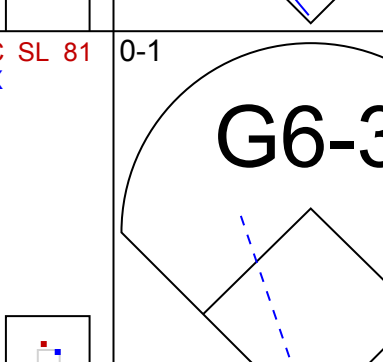
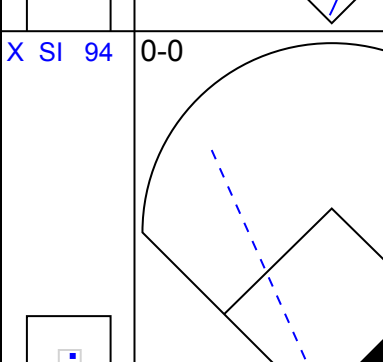
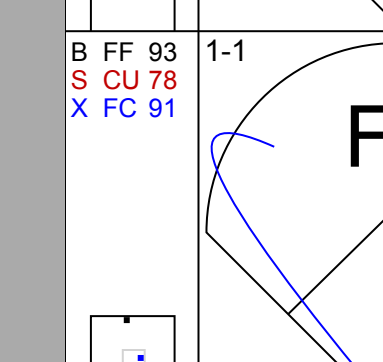
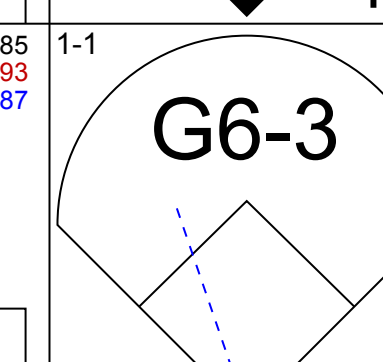
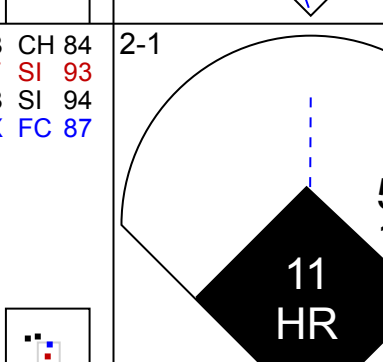
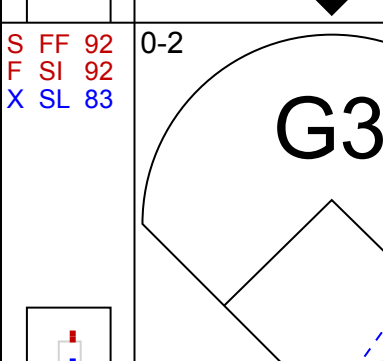
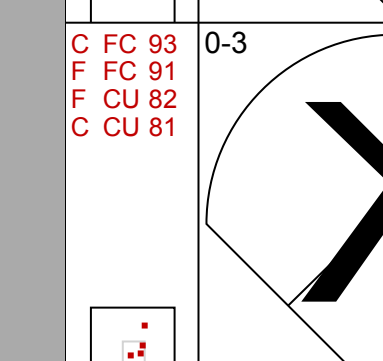
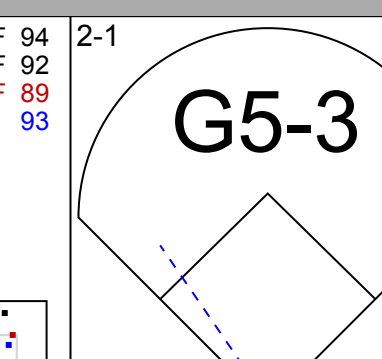
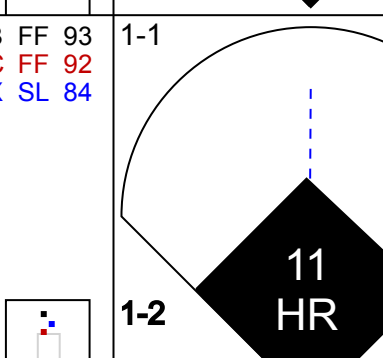

Batter	1	2	3	4	5	6	7	8	9	AB	R	H	RBI	BB	SO	LOB	BOTTOM					
27 Jose Altuve, R OBP: 0.343, SLG: 0.399	G1-3			G3-1		K		K		4	0	0	0	0	2	0						
38 Jimmy Paredes, S ERA: 3.76	G6-3			P4		G4-3		K		3	0	0	0	0	0	0						
62 Hector Ambriz, L ERA: 6.35	G6-3									0	0	0	0	0	0	0						
63 Xavier Cedeño, L ERA: 5.16										0	0	0	0	0	0	0						
59 Wilton Lopez, R ERA: 2.52										1	0	0	0	0	1	0						
29 Brett Wallace, L OBP: 0.342, SLG: 0.460	G6-3			G6-3		F8		K		4	0	0	0	0	1	0						
15 Jason Castro, L OBP: 0.342, SLG: 0.382	F8					2B		K		2	1	1	0	1	0	0						
16 Matt Downs, R OBP: 0.255, SLG: 0.385						BB		K		1	0	0	0	0	1	0						
30 Matt Dominguez, R OBP: 0.292, SLG: 0.522	K			FC1-5		BB		K		4	1	0	0	0	2	2						
21 Fernando Martinez, L OBP: 0.233, SLG: 0.414	L6			FC4-6		BB		P5		2	0	1	1	1	0	0						
23 Tyler Greene, R OBP: 0.271, SLG: 0.404	G4-3					HR				3	1	2	1	0	0	0						
19 Brian Bogusevic, L OBP: 0.300, SLG: 0.304										3	0	1	1	0	1	2						
59 Wilton Lopez, R OBP: 0.292, SLG: 0.522										0	0	0	0	0	0	0						
43 Fernando Rodriguez Jr., R										0	0	0	0	0	0	0						
20 Bud Norris, R OBP: 0.133, SLG: 0.140	G4-3			G5-3				F7		2	0	0	0	0	0	3						
1 Jordan Schafer, L OBP: 0.303, SLG: 0.301										1	0	0	0	0	0	0						
Inning Stats	R: 0 H: 0 E: 0 K: 0 S: 5	H: 0 LOB: 0 BB: 0 P: 6	R: 0 H: 0 E: 0 K: 1 S: 7	H: 0 LOB: 0 BB: 0 P: 11	R: 0 H: 1 E: 0 K: 0 S: 14	H: 1 LOB: 0 BB: 0 P: 20	R: 0 H: 0 E: 0 K: 0 S: 7	H: 0 LOB: 0 BB: 0 P: 12	R: 1 H: 2 E: 0 K: 0 S: 9	H: 2 LOB: 2 BB: 1 P: 18	R: 0 H: 0 E: 0 K: 1 S: 7	H: 0 LOB: 0 BB: 0 P: 8	R: 2 H: 2 E: 0 K: 2 S: 14	H: 2 LOB: 1 BB: 1 P: 21	R: 0 H: 0 E: 0 K: 2 S: 10	H: 0 LOB: 0 BB: 0 P: 18	R: 0 H: 0 E: 0 K: 2 S: 9	H: 0 LOB: 0 BB: 0 P: 16	1B: 1 2B: 2 3B: 1 HR: 1	SF: 0 SAC: 0 DP: 0 HBP: 0	WP: 0 PB: 0 SB: 0 CS: 1	PA: 32
PITCHER	IP WLS BF H R ER SO BB IBB HBP BLK WP HR S P ERA WHIP	IP WLS BF H R ER SO BB IBB HBP BLK WP HR S P ERA WHIP	IP WLS BF H R ER SO BB IBB HBP BLK WP HR S P ERA WHIP	IP WLS BF H R ER SO BB IBB HBP BLK WP HR S P ERA WHIP	IP WLS BF H R ER SO BB IBB HBP BLK WP HR S P ERA WHIP	IP WLS BF H R ER SO BB IBB HBP BLK WP HR S P ERA WHIP	IP WLS BF H R ER SO BB IBB HBP BLK WP HR S P ERA WHIP	IP WLS BF H R ER SO BB IBB HBP BLK WP HR S P ERA WHIP	IP WLS BF H R ER SO BB IBB HBP BLK WP HR S P ERA WHIP	IP WLS BF H R ER SO BB IBB HBP BLK WP HR S P ERA WHIP	IP WLS BF H R ER SO BB IBB HBP BLK WP HR S P ERA WHIP	IP WLS BF H R ER SO BB IBB HBP BLK WP HR S P ERA WHIP	IP WLS BF H R ER SO BB IBB HBP BLK WP HR S P ERA WHIP	IP WLS BF H R ER SO BB IBB HBP BLK WP HR S P ERA WHIP	IP WLS BF H R ER SO BB IBB HBP BLK WP HR S P ERA WHIP	IP WLS BF H R ER SO BB IBB HBP BLK WP HR S P ERA WHIP	IP WLS BF H R ER SO BB IBB HBP BLK WP HR S P ERA WHIP	IP WLS BF H R ER SO BB IBB HBP BLK WP HR S P ERA WHIP	IP WLS BF H R ER SO BB IBB HBP BLK WP HR S P ERA WHIP	IP WLS BF H R ER SO BB IBB HBP BLK WP HR S P ERA WHIP	IP WLS BF H R ER SO BB IBB HBP BLK WP HR S P ERA WHIP	

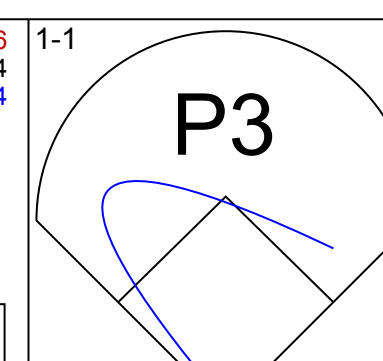
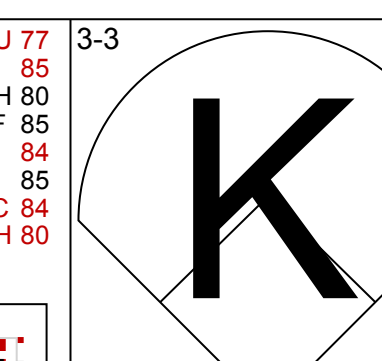
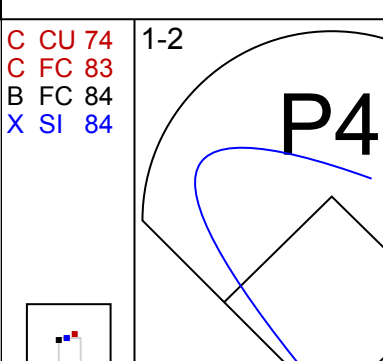
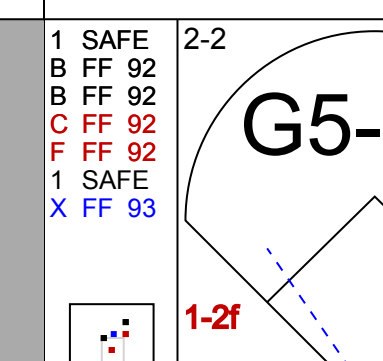
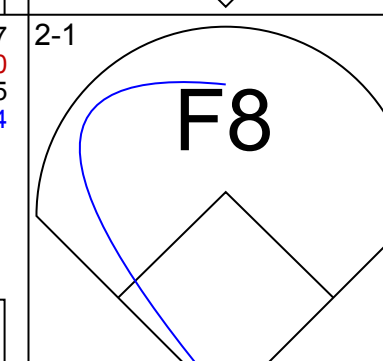
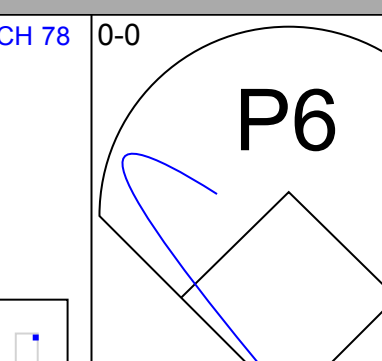
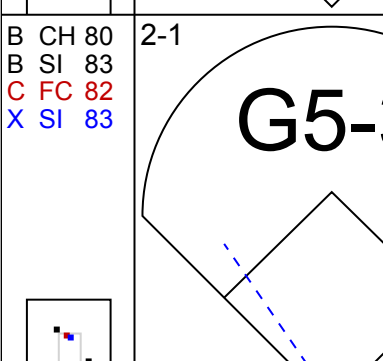
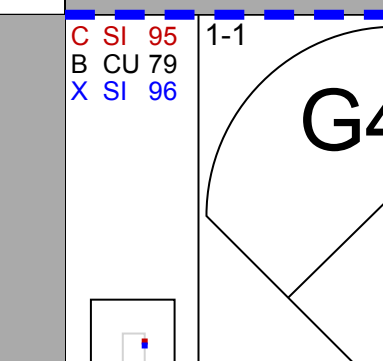
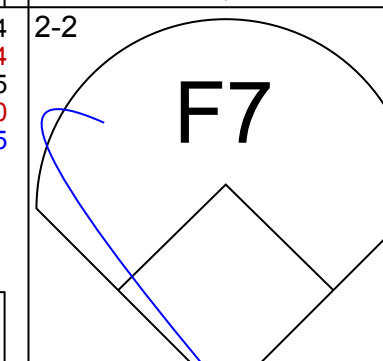
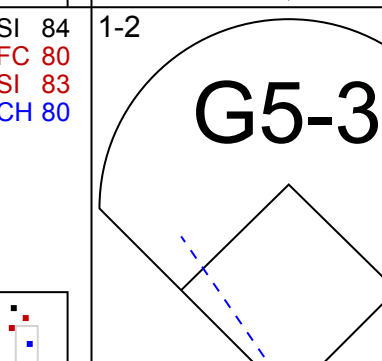
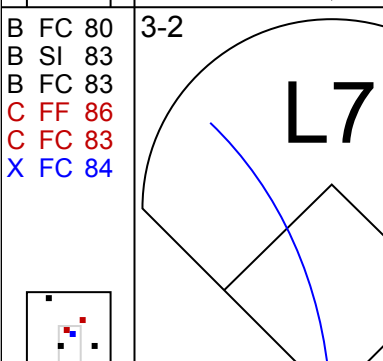
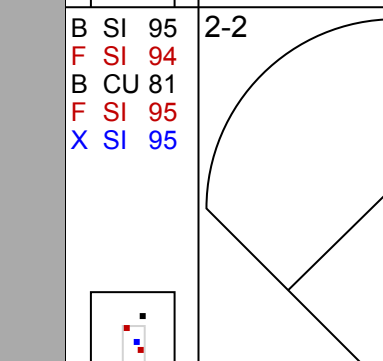
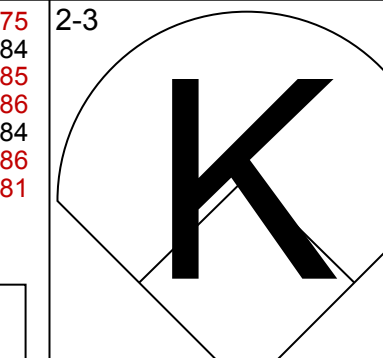
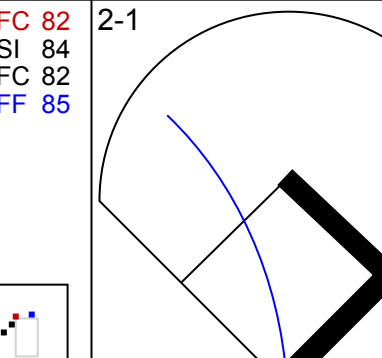

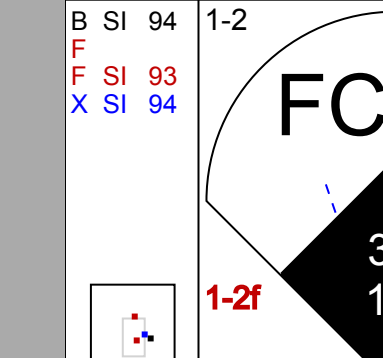
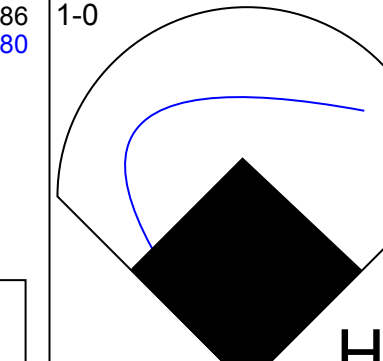
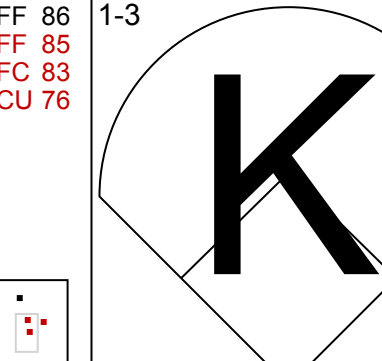

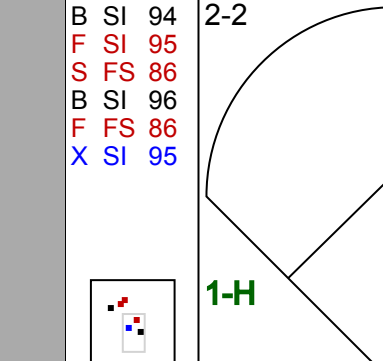
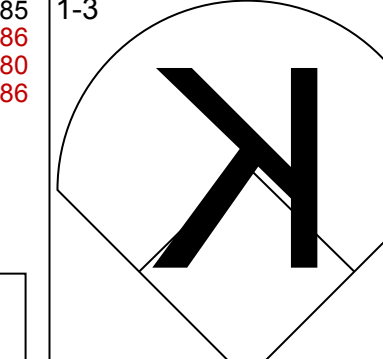
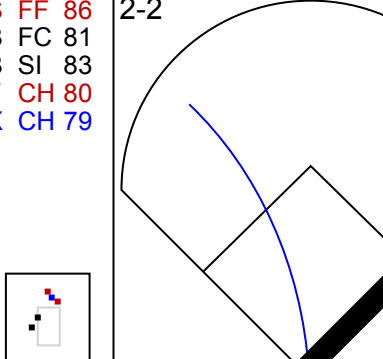
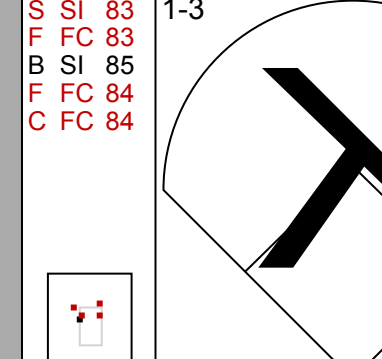
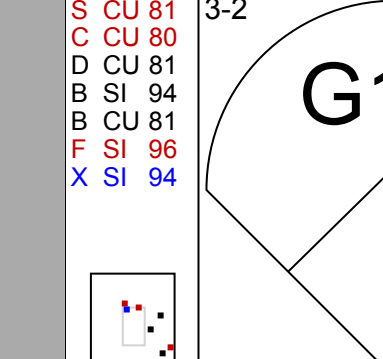
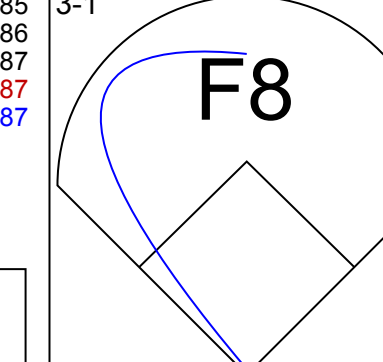
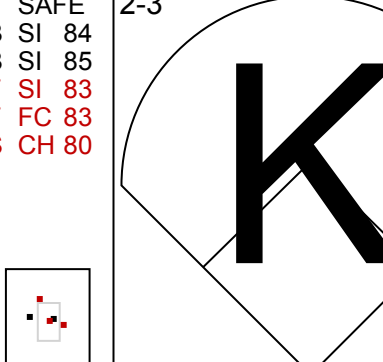
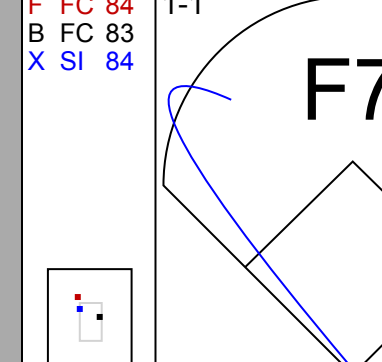
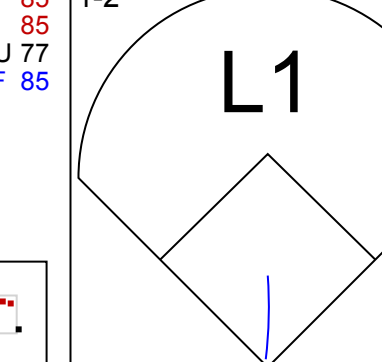
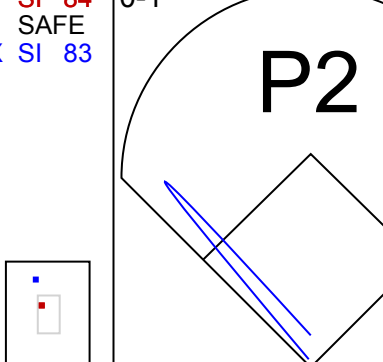
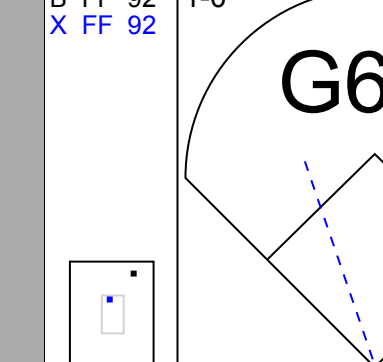
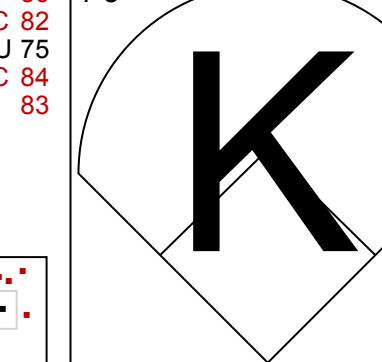
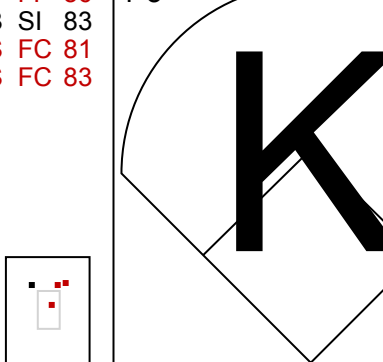
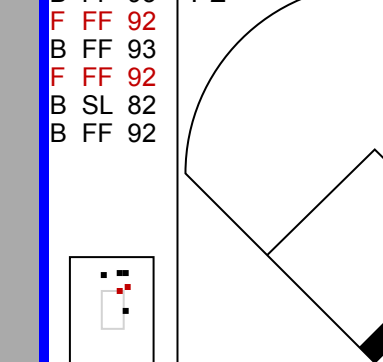
Cincinnati Reds @ Houston Astros
Minute Maid Park, Houston, TX
Sun Sep 02 2012, 1:09 PM - 4:15 PM CDT
Att: 17,291 - Roof Closed - 73 F

livebaseballscorecards.com

AB 30
R 3
H 5
RBI 3
BB 2
SO 8
LOB 7



Batter	1	2	3	4	5	6	7	8	9	AB	R	H	RBI	BB	SO	LOB	TOP			
11 Jimmy Rollins, S OBP: 0.307, SLG: 0.419										4	1	1	3	0	2	0	Philadelphia Phillies @ Cincinnati Reds Great American Ball Park, Cincinnati, OH Mon Sep 03 2012, 1:12 PM - 3:54 PM EDT Att: 22,487 - Overcast - 77 F			
10 Juan Pierre, L OBP: 0.343, SLG: 0.364 19 Laynce Nix, L OBP: 0.322, SLG: 0.417										4	0	2	0	0	0	0				
26 Chase Utley, L OBP: 0.346, SLG: 0.440										4	0	0	0	0	0	2				
6 Ryan Howard, L OBP: 0.322, SLG: 0.452										4	0	0	0	0	2	1				
15 John Mayberry Jr., R OBP: 0.297, SLG: 0.429										4	1	1	1	0	2	0				
9 Dornic Brown, L OBP: 0.312, SLG: 0.343										4	0	0	0	0	0	0				
28 Kevin Frandsen, R OBP: 0.396, SLG: 0.411										4	0	2	0	0	0	0				
39 Steven Lerud, L OBP: 0.250, SLG: 0.250										4	1	1	0	0	1	2				
50 Tyler Cloyd, R OBP: 0.600, SLG: 0.333 79 Justin De Fratus, S OBP: 0.312, SLG: 0.343 48 Phillippe Aumont, L OBP: 0.297, SLG: 0.429										3	1	1	0	0	0	0				
Inning Stats	R: 0 E: 0 K: 2 S: 11	H: 1 LOB: 1 BB: 0 P: 13	R: 0 E: 0 K: 0 S: 9	H: 1 LOB: 1 BB: 0 P: 14	R: 0 E: 0 K: 0 S: 5	H: 0 LOB: 0 BB: 0 P: 8	R: 0 E: 0 K: 1 S: 15	H: 0 LOB: 0 BB: 0 P: 19	R: 3 E: 0 K: 0 S: 11	H: 4 LOB: 1 BB: 0 P: 17	R: 1 E: 0 K: 1 S: 12	H: 2 LOB: 1 BB: 0 P: 13	R: 0 E: 0 K: 1 S: 7	H: 0 LOB: 0 BB: 0 P: 13	R: 0 E: 0 K: 1 S: 9	H: 0 LOB: 0 BB: 0 P: 11		1B: 6 2B: 0 3B: 0 HR: 2	SF: 0 SAC: 0 DP: 0 HBP: 0	WP: 0 PB: 0 SB: 0 CS: 0
PITCHER	IP WLS BF H R ER SO BB IBB HBP BLK WP HR S P ERA WHIP																			
47 Johnny Cueto, R ERA: 2.58	7.0 L 29 8 4 4 5 0 0 0 0 0 0 2 70 97 5.14 1.143																			
60 J.J. Hoover, R ERA: 2.35	1.0 3 0 0 0 1 0 0 0 0 0 0 0 8 13 0.00 0.000																			
66 Logan Ondrusek, R ERA: 3.42	1.0 3 0 0 0 1 0 0 0 0 0 0 0 9 11 0.00 0.000																			

Batter	1	2	3	4	5	6	7	8	9	AB	R	H	RBI	BB	SO	LOB	BOTTOM					
2 Zack Cozart, R OBP: 0.285, SLG: 0.402										4	0	0	0	0	1	1	Philadelphia Phillies @ Cincinnati Reds Great American Ball Park, Cincinnati, OH Mon Sep 03 2012, 1:12 PM - 3:54 PM EDT Att: 22,487 - Overcast - 77 F					
6 Drew Stubbs, R OBP: 0.285, SLG: 0.356										4	0	0	0	0	0	0						
4 Brandon Phillips, R OBP: 0.335, SLG: 0.495										4	0	1	0	0	0	0						
48 Ryan Ludwick, R OBP: 0.346, SLG: 0.555										4	1	2	0	0	1	1						
32 Jay Bruce, L OBP: 0.336, SLG: 0.532										4	1	2	2	0	2	2						
21 Todd Frazier, R OBP: 0.348, SLG: 0.539										4	0	1	0	0	2	2						
27 Scott Rolen, R OBP: 0.330, SLG: 0.402										3	0	0	0	0	1	2						
29 Ryan Hanigan, R OBP: 0.371, SLG: 0.348										3	0	0	0	0	0	1						
47 Johnny Cueto, R ERA: 2.77 60 J.J. Hoover, R ERA: 2.35 23 Denis Phipps, R ERA: 3.42 66 Logan Ondrusek, R ERA: 3.42										2	0	0	0	0	2	1						
Inning Stats	R: 0 E: 0 K: 0 S: 7	H: 0 LOB: 0 BB: 0 P: 12	R: 1 E: 0 K: 2 S: 11	H: 1 LOB: 0 BB: 0 P: 18	R: 0 E: 0 K: 2 S: 12	H: 0 LOB: 0 BB: 0 P: 17	R: 0 E: 0 K: 1 S: 9	H: 1 LOB: 0 BB: 0 P: 13	R: 0 E: 0 K: 2 S: 11	H: 1 LOB: 1 BB: 0 P: 16	R: 0 E: 0 K: 0 S: 8	H: 0 LOB: 0 BB: 0 P: 14	R: 0 E: 0 K: 2 S: 13	H: 1 LOB: 0 BB: 0 P: 17	R: 0 E: 0 K: 0 S: 6	H: 0 LOB: 1 BB: 1 P: 13		R: 1 E: 0 K: 0 S: 16	H: 2 LOB: 1 BB: 0 P: 25	1B: 4 2B: 1 3B: 0 HR: 1	SF: 0 SAC: 0 DP: 1 HBP: 0	WP: 0 PB: 0 SB: 0 CS: 0
PITCHER	IP WLS BF H R ER SO BB IBB HBP BLK WP HR S P ERA WHIP																					
50 Tyler Cloyd, R ERA: 2.77	7.0 W 25 4 1 1 9 0 0 0 0 0 0 1 71 107 1.29 0.571																					
79 Justin De Fratus, R ERA: 2.25	1.0 H 3 0 0 0 0 1 0 0 0 0 0 0 6 13 0.00 1.000																					
48 Phillippe Aumont, R ERA: 2.25	1.0 S 5 2 1 1 0 0 0 0 0 0 0 0 16 25 9.00 2.000																					

Batter	1	2	3	4	5	6	7	8	9	AB	R	H	RBI	BB	SO	LOB	TOP	
11 Jimmy Rollins, S OBP: 0.307, SLG: 0.420	F8		G4-3					F9		4	0	1	0	0	0	0	Philadelphia Phillies @ Cincinnati Reds Great American Ball Park, Cincinnati, OH Tue Sep 04 2012, 7:11 PM - 10:19 PM EDT Att: 17,806 - Clear - 88 F	
28 Kevin Frandsen, R OBP: 0.384, SLG: 0.398	K			L3	G5-3			G1-3		4	0	0	0	0	1	2		
26 Chase Utley, L OBP: 0.344, SLG: 0.441	G4-3				G6-3			G4-3		4	1	1	0	0	0	2		
6 Ryan Howard, L OBP: 0.325, SLG: 0.450										3	0	1	0	0	1	0		
15 John Mayberry Jr., R OBP: 0.299, SLG: 0.428	F8									2	0	0	0	2	0	1		
9 Dornic Brown, L OBP: 0.313, SLG: 0.337	F7									2	0	0	1	1	1	1		
24 Ty Wigginton, R OBP: 0.310, SLG: 0.371	F7									1	0	0	0	0	0	1		
22 Nate Schierholtz, L OBP: 0.302, SLG: 0.327	F9									3	0	0	0	0	1	4		
27 Placido Polanco, R OBP: 0.302, SLG: 0.327	F9									1	0	0	0	0	1	1		
31 Erik Kratz, R OBP: 0.336, SLG: 0.596	K									3	0	1	0	0	1	0		
38 Kyle Kendrick, R OBP: 0.194, SLG: 0.207										2	0	0	0	0	2	1		
19 Laysan Nix, L OBP: 0.170, SLG: 0.433										1	0	0	0	0	0	0		
43 Josh Lindblom, R ERA: 3.48										0	0	0	0	0	0	0		
53 B.J. Rosenberg, R ERA: 12.34										0	0	0	0	0	0	0		
63 Jake Diekman, L ERA: 4.64										0	0	0	0	0	0	0		
79 Justin De Fratus, S ERA: 1.23										0	0	0	0	0	0	0		
Inning Stats	R: 0 E: 0 K: 1 S: 9	H: 0 LOB: 0 BB: 0 P: 12	R: 0 E: 0 K: 0 S: 10	H: 1 LOB: 1 BB: 0 P: 18	R: 0 E: 0 K: 2 S: 8	H: 0 LOB: 0 BB: 0 P: 12	R: 1 E: 0 K: 0 S: 11	H: 1 LOB: 2 BB: 2 P: 25	R: 0 E: 0 K: 1 S: 7	H: 2 LOB: 2 BB: 0 P: 12	R: 0 E: 0 K: 1 S: 7	H: 0 LOB: 0 BB: 0 P: 13	R: 0 E: 0 K: 0 S: 7	H: 0 LOB: 1 BB: 1 P: 20	1B: 2 2B: 3 3B: 0 HR: 0	SF: 0 SAC: 0 DP: 1 HBP: 1	WP: 0 PB: 0 SB: 0 CS: 0	PA: 34
PITCHER	IP WLS BF H R ER SO BB IBB HBP BLK WP HR S P ERA WHIP																	
55 Mat Latos, R ERA: 3.89	7.0 W 27 4 1 1 6 2 0 1 0 0 0 63 100 1.29 0.857																	
50 Jonathan Broxton, R ERA: 2.7	1.0 H 3 0 0 0 0 0 0 0 0 0 0 7 12 0.00 0.000																	
54 Aroldis Chapman, L ERA: 1.23	1.0 S 4 0 0 0 2 1 0 0 0 0 0 0 12 20 0.00 1.000																	

AB	30
R	1
H	4
RBI	1
BB	3
SO	8
LOB	13



Batter	1	2	3	4	5	6	7	8	9	AB	R	H	RBI	BB	SO	LOB	BOTTOM			
6 Drew Stubbs, R OBP: 0.287, SLG: 0.356	FC6-4 BB									3	0	1	0	1	2	2	Philadelphia Phillies @ Cincinnati Reds Great American Ball Park, Cincinnati, OH Tue Sep 04 2012, 7:11 PM - 10:19 PM EDT Att: 17,806 - Clear - 88 F			
15 Wilson Valdez, R OBP: 0.221, SLG: 0.216	FC6-4 G5-3									4	0	0	0	0	1	3				
4 Brandon Phillips, R OBP: 0.333, SLG: 0.491	G5-3									4	0	0	0	0	1	1				
48 Ryan Ludwick, R OBP: 0.348, SLG: 0.553	F7									3	1	1	0	1	0	1				
23 Denis Phipps, R ERA: 12.34										0	0	0	0	0	0	0				
54 Aroldis Chapman, L ERA: 1.23										0	0	0	0	0	0	0				
32 Jay Bruce, L OBP: 0.339, SLG: 0.539	G4-3									3	1	2	2	1	0	0				
21 Todd Frazier, R OBP: 0.348, SLG: 0.534	F8									3	0	0	0	1	1	1				
27 Scott Rolen, R OBP: 0.325, SLG: 0.396	G4-3									4	0	0	0	0	1	3				
29 Ryan Hanigan, R OBP: 0.374, SLG: 0.351										3	0	2	0	0	0	0				
55 Mat Latos, R ERA: 3.89										1	0	0	0	0	0	1				
26 Xavier Paul, L OBP: 0.404, SLG: 0.490										1	0	1	0	0	0	0				
50 Jonathan Broxton, R ERA: 2.7										0	0	0	0	0	0	0				
28 Chris Heisey, R OBP: 0.324, SLG: 0.431										0	0	0	0	0	0	0				
Inning Stats	R: 0 E: 0 K: 0 S: 7	H: 0 LOB: 1 BB: 1 P: 14	R: 0 E: 0 K: 0 S: 7	H: 0 LOB: 0 BB: 0 P: 10	R: 0 E: 0 K: 0 S: 12	H: 2 LOB: 1 BB: 0 P: 18	R: 0 E: 0 K: 0 S: 10	H: 1 LOB: 1 BB: 0 P: 15	R: 0 E: 0 K: 1 S: 10	H: 1 LOB: 1 BB: 0 P: 14	R: 2 E: 0 K: 2 S: 15	H: 2 LOB: 0 BB: 0 P: 20	R: 0 E: 0 K: 2 S: 11	H: 1 LOB: 1 BB: 0 P: 17	R: 0 E: 0 K: 1 S: 15	H: 0 LOB: 3 BB: 3 P: 35	1B: 5 2B: 1 3B: 0 HR: 1	SF: 0 SAC: 1 DP: 0 HBP: 0	WP: 0 PB: 0 SB: 1 CS: 0	PA: 35
PITCHER	IP WLS BF H R ER SO BB IBB HBP BLK WP HR S P ERA WHIP																			
38 Kyle Kendrick, R ERA: 3.89	6.0 L 24 6 2 2 3 1 0 0 0 0 0 0 61 91 3.00 1.167																			
43 Josh Lindblom, R ERA: 3.48	1.0 4 1 0 0 2 0 0 0 0 0 0 11 17 0.00 1.000																			
53 B.J. Rosenberg, R ERA: 12.34	0.2 3 0 0 0 1 1 0 0 0 0 0 7 17 0.00 1.500																			
63 Jake Diekman, L ERA: 4.64	0.0 1 0 0 0 0 1 0 0 0 0 0 1 5 = =																			
79 Justin De Fratus, R ERA: 1.23	0.1 2 0 0 0 0 1 0 0 0 0 0 7 13 0.00 3.000																			

AB	29
R	2
H	7
RBI	2
BB	4
SO	6
LOB	12



Batter	1	2	3	4	5	6	7	8	9	AB	R	H	RBI	BB	SO	LOB	TOP																	
11 Jimmy Rollins, S OBP: 0.305, SLG: 0.417	G5-3	F9	G4-6-3	G4-6-3			K			4	0	0	0	0	1	1	Philadelphia Phillies @ Cincinnati Reds Great American Ball Park, Cincinnati, OH Wed Sep 05 2012, 12:35 PM - 3:20 PM EDT Att: 19,267 - Partly Cloudy - 85 F																	
10 Juan Pierre, L OBP: 0.342, SLG: 0.360 22 Nate Schierholz, L OBP: 0.308, SLG: 0.396	F8		26 HR BB	L6			G3-1			3	1	0	0	1	0	0																		
26 Chase Utley, L OBP: 0.343, SLG: 0.451	G1-3		1-H HR				K			4	1	1	2	0	2	0																		
6 Ryan Howard, L OBP: 0.324, SLG: 0.446		15 1B	F8	F7			L3			4	1	1	0	0	0	0																		
15 John Mayberry Jr., R OBP: 0.301, SLG: 0.430		9 1B	31 HR	L9			K			4	1	2	0	0	1	0																		
9 Dornic Brown, L OBP: 0.319, SLG: 0.337		31 HR	7 FC3-6 HBP	F7			K			3	1	1	1	0	1	0																		
31 Erik Kratz, R OBP: 0.333, SLG: 0.611		2-H HR	P3	G5-3			F9			4	1	1	3	0	0	2																		
7 Michael Martinez, S OBP: 0.169, SLG: 0.192		G4-3	FC3-6	G4-3			F7			4	0	0	0	0	0	2																		
34 Roy Halladay, R OBP: 0.152, SLG: 0.152 37 Antonio Bastardo, R 58 Jonathan Papelbon, R			11 G4-6-3 1B				K			3	0	1	0	0	2	0																		
										0	0	0	0	0	0	0																		
										0	0	0	0	0	0	0																		
Inning Stats	R: 0 E: 0 K: 0 S: 7	H: 0 LOB: 0 BB: 0 P: 9	R: 4 E: 0 K: 1 S: 16	H: 4 LOB: 0 BB: 26 P: 26	R: 2 E: 0 K: 0 S: 21	H: 2 LOB: 2 BB: 1 P: 34	R: 0 E: 0 K: 0 S: 6	H: 1 LOB: 0 BB: 0 P: 9	R: 0 E: 0 K: 1 S: 7	H: 0 LOB: 0 BB: 0 P: 8	R: 0 E: 0 K: 0 S: 7	H: 0 LOB: 0 BB: 0 P: 7	R: 0 E: 0 K: 2 S: 11	H: 0 LOB: 0 BB: 0 P: 16	R: 0 E: 0 K: 2 S: 7	H: 0 LOB: 0 BB: 0 P: 11	R: 0 E: 0 K: 1 S: 10	H: 0 LOB: 0 BB: 0 P: 12	1B: 4 2B: 1 HR: 2	SF: 0 SAC: 0 DP: 1 HBP: 1	WP: 0 PB: 0 SB: 0 CS: 0	PA: 35												
PITCHER	IP WLS BF H R ER SO BB IBB HBP BLK WP HR S P ERA WHIP																																	
44 Mike Leake, R ERA: 4.73	(1, 1)	2.1	L	14	6	6	6	1	0	0	0	0	0	2	34	56	23.14	3.000																
31 Alfredo Simon, R ERA: 2.47	(3, 1)	2.2		9	1	0	0	1	0	0	1	0	0	0	23	30	0.00	0.375																
63 Sam LeCure, R ERA: 3.1	(6, 1)	2.0		6	0	0	2	0	0	0	0	0	0	18	23	0.00	0.000																	
51 Sean Marshall, L ERA: 2.96	(8, 1)	1.0		3	0	0	2	0	0	0	0	0	0	7	11	0.00	0.000																	
65 Pedro Villarreal, R ERA:	(9, 1)	1.0		3	0	0	1	0	0	0	0	0	0	10	12	0.00	0.000																	

Batter	1	2	3	4	5	6	7	8	9	AB	R	H	RBI	BB	SO	LOB	BOTTOM																
4 Brandon Phillips, R OBP: 0.330, SLG: 0.447	K		G1-3		F8			K		4	0	0	0	0	2	1	Philadelphia Phillies @ Cincinnati Reds Great American Ball Park, Cincinnati, OH Wed Sep 05 2012, 12:35 PM - 3:20 PM EDT Att: 19,267 - Partly Cloudy - 85 F																
28 Chris Heisey, R OBP: 0.326, SLG: 0.432	B2		48 G6-4-3 1B	19 BB	G5-3		1B			4	1	2	0	0	0	0																	
19 Joey Volto, L OBP: 0.468, SLG: 0.605			48 G6-4-3 BB	32 2B	1B		K			3	0	2	0	1	1	1																	
48 Ryan Ludwick, R OBP: 0.345, SLG: 0.547	P4		G6-4-3	1-2 2-3	K		F9			4	0	0	0	0	1	5																	
32 Jay Bruce, L OBP: 0.342, SLG: 0.552	G4-3		3-H 2B	2B	2B		HR			4	1	3	2	0	0	0																	
21 Todd Frazier, R OBP: 0.347, SLG: 0.531	K		F8	G5-3			1B			4	0	1	0	0	1	3																	
30 Dioner Navarro, S OBP: 0.286, SLG: 0.593	G4-3		25 G4-3 2B	25 G6-3 1B			K			4	0	2	0	0	1	1																	
25 Didi Gregorius, L			L7	G4-3			F8			4	0	0	0	0	0	3																	
44 Mike Leake, R ERA: 4.73 31 Alfredo Simon, R ERA: 2.47 36 Henry Alejandro Rodriguez, S 63 Sam LeCure, R 26 Xavier Paul, L 51 Sean Marshall, L 65 Pedro Villarreal, R 23 Denis Phipps, R	G4-3		G4-3	K			G6-3			0	0	0	0	0	0	0																	
										1	0	0	0	0	0	0																	
										1	0	0	0	0	0	1																	
										0	0	0	0	0	0	0																	
										1	0	0	0	0	0	1																	
										0	0	0	0	0	0	0																	
										1	0	0	0	0	0	1																	
										0	0	0	0	0	0	0																	
										1	0	0	0	0	0	1																	
Inning Stats	R: 0 E: 0 K: 1 S: 8	H: 1 LOB: 1 BB: 0 P: 11	R: 0 E: 0 K: 1 S: 7	H: 0 LOB: 0 BB: 0 P: 10	R: 0 E: 0 K: 0 S: 7	H: 0 LOB: 0 BB: 0 P: 9	R: 1 E: 0 K: 0 S: 12	H: 2 LOB: 1 BB: 1 P: 22	R: 0 E: 0 K: 1 S: 8	H: 1 LOB: 0 BB: 0 P: 12	R: 0 E: 0 K: 1 S: 11	H: 2 LOB: 2 BB: 0 P: 18	R: 0 E: 0 K: 0 S: 8	H: 1 LOB: 0 BB: 0 P: 11	R: 0 E: 0 K: 2 S: 17	H: 1 LOB: 1 BB: 0 P: 26	R: 1 E: 0 K: 2 S: 14	H: 2 LOB: 1 BB: 0 P: 18	1B: 6 2B: 3 HR: 1	SF: 0 SAC: 0 DP: 2 HBP: 0	WP: 0 PB: 0 SB: 0 CS: 0	PA: 36											
PITCHER	IP WLS BF H R ER SO BB IBB HBP BLK WP HR S P ERA WHIP																																
34 Roy Halladay, R ERA: 3.87	(1, 1)	7.1	W	29	8	1	5	1	0	0	0	0	0	69	104	1.23	1.227																
37 Antonio Bastardo, L ERA: 4.74	(8, 1)	0.2		2	0	0	1	0	0	0	0	0	0	9	15	0.00	0.000																
58 Jonathan Papelbon, R ERA: 2.66	(9, 1)	1.0		5	2	1	2	0	0	0	0	1	14	18	9.00	2.000																	

AB	33
R	6
H	7
RBI	6
BB	1
SO	7
LOB	5

AB	35
R	2
H	10
RBI	2
BB	1
SO	8
LOB	17

Batter	1	2	3	4	5	6	7	8	9	AB	R	H	RBI	BB	SO	LOB	TOP										
27 Jose Altuve, R OBP: 0.341, SLG: 0.395 30 Matt Dominguez, R OBP: 0.364, SLG: 0.625										2	1	1	0	0	0	0											
38 Jimmy Paredes, S OBP: 0.222, SLG: 0.219										5	0	1	0	0	1	2											
29 Brett Wallace, L OBP: 0.355, SLG: 0.481										4	0	1	0	1	1	1											
44 Justin Maxwell, R OBP: 0.301, SLG: 0.455										5	1	1	2	0	1	3											
21 Fernando Martinez, L OBP: 0.247, SLG: 0.411 19 Brian Bogusevic, L OBP: 0.266, SLG: 0.302										3	0	1	0	0	0	0											
16 Matt Downs, R OBP: 0.247, SLG: 0.366										2	0	0	0	0	2	1											
15 Jason Castro, L OBP: 0.337, SLG: 0.376 2 Brandon Barnes, R OBP: 0.211, SLG: 0.241										4	0	0	0	0	1	2											
18 Chris Snyder, R OBP: 0.308, SLG: 0.335										4	1	1	0	0	1	1											
23 Tyler Greene, R OBP: 0.270, SLG: 0.392										2	0	0	0	0	2	2											
64 Lucas Harrell, S ERA: 4.03 1 Jordan Schaefer, L ERA: 2.92 65 Mickey Storey, R ERA: 3.0 53 Wesley Wright, L ERA: 3.53 62 Hector Ambriz, R ERA: 5.14 14 J.D. Martinez, R ERA: 2.96 59 Wilton Lopez, R ERA: 2.43										2	0	0	0	0	2	2											
Inning Stats	R: 2 H: 2 E: 0 K: 1 S: 11	H: 2 LOB: 0 BB: 0 P: 15	R: 0 H: 0 E: 0 K: 2 S: 11	H: 0 LOB: 0 BB: 0 P: 14	R: 0 H: 1 E: 1 K: 1 S: 9	H: 1 LOB: 2 BB: 1 P: 16	R: 0 H: 0 E: 1 K: 1 S: 19	H: 0 LOB: 2 BB: 0 P: 27	R: 0 H: 1 E: 0 K: 1 S: 16	H: 1 LOB: 1 BB: 0 P: 24	R: 0 H: 1 E: 0 K: 2 S: 13	H: 1 LOB: 0 BB: 0 P: 19	R: 0 H: 0 E: 0 K: 1 S: 10	H: 0 LOB: 2 BB: 0 P: 17	R: 3 H: 4 E: 0 K: 1 S: 17	H: 4 LOB: 1 BB: 0 P: 23	1B: 7 2B: 0 3B: 0 HR: 2	SF: 0 SAC: 0 DP: 0 HBP: 2	WP: 0 PB: 0 SB: 2 CS: 0	PA: 40							
PITCHER	IP	WLS	BF	H	R	ER	SO	BB	IBB	HBP	BLK	WP	HR	S	P	ERA	WHIP										
34 Homer Bailey, R ERA: 4.03	(1, 1)	6.2	28	5	2	2	9	1	0	1	0	0	1	81	117	2.70	0.900										
51 Sean Marshall, L ERA: 2.92	(7, 1)	0.2	H	2	0	0	0	0	0	0	0	0	0	6	8	0.00	0.000										
50 Jonathan Broxton, R ERA: 2.86	(8, 1)	0.2	H	3	0	0	0	0	0	1	0	0	0	7	13	0.00	0.000										
54 Aroldis Chapman, L ERA: 1.61	(9, 1)	1.0	L	7	4	3	3	1	0	0	0	0	1	17	23	27.00	4.000										

Houston Astros @ Cincinnati Reds
Great American Ball Park, Cincinnati, OH
Fri Sep 07 2012, 7:11 PM - 10:27 PM EDT
Att: 23,785 - Overcast - 80 F

AB	37
R	5
H	9
RBI	5
BB	1
SO	11
LOB	13



Batter	1	2	3	4	5	6	7	8	9	AB	R	H	RBI	BB	SO	LOB	BOTTOM										
4 Brandon Phillips, R OBP: 0.331, SLG: 0.447										5	1	2	0	0	1	0											
28 Chris Heisey, R OBP: 0.330, SLG: 0.441										5	2	3	0	0	1	1											
19 Joey Votto, L OBP: 0.471, SLG: 0.603										1	0	0	0	3	0	1											
48 Ryan Ludwick, R OBP: 0.346, SLG: 0.545										3	0	1	2	1	1	2											
32 Jay Bruce, L OBP: 0.341, SLG: 0.549										4	0	1	1	0	0	2											
21 Todd Frazier, R OBP: 0.346, SLG: 0.528										4	0	1	0	0	0	5											
30 Dioner Navarro, S OBP: 0.281, SLG: 0.548										4	0	1	0	0	2	0											
15 Wilson Valdez, R OBP: 0.217, SLG: 0.212 43 Miguel Cairo, R OBP: 0.206, SLG: 0.274										3	0	0	0	0	0	2											
34 Homer Bailey, R OBP: 0.117, SLG: 0.133 51 Sean Marshall, L ERA: 3.0 50 Jonathan Broxton, R ERA: 2.86 54 Aroldis Chapman, L ERA: 1.61 26 Xavier Paul, L OBP: 0.390, SLG: 0.472										3	0	0	0	0	2	2											
Inning Stats	R: 2 H: 3 E: 0 K: 0 S: 12	H: 3 LOB: 1 BB: 1 P: 21	R: 0 H: 0 E: 0 K: 1 S: 9	H: 0 LOB: 0 BB: 0 P: 13	R: 0 H: 0 E: 0 K: 2 S: 15	H: 0 LOB: 1 BB: 1 P: 24	R: 0 H: 2 E: 0 K: 0 S: 11	H: 2 LOB: 2 BB: 0 P: 17	R: 1 H: 2 E: 0 K: 0 S: 6	H: 2 LOB: 2 BB: 2 P: 16	R: 0 H: 0 E: 0 K: 2 S: 8	H: 0 LOB: 0 BB: 0 P: 14	R: 0 H: 1 E: 0 K: 1 S: 13	H: 1 LOB: 1 BB: 0 P: 19	R: 0 H: 0 E: 0 K: 1 S: 9	H: 0 LOB: 0 BB: 0 P: 14	R: 0 H: 2 E: 0 K: 0 S: 6	H: 2 LOB: 1 BB: 0 P: 8	1B: 9 2B: 1 3B: 1 HR: 0	SF: 0 SAC: 0 DP: 3 HBP: 0	WP: 0 PB: 0 SB: 0 CS: 0	PA: 38					
PITCHER	IP	WLS	BF	H	R	ER	SO	BB	IBB	HBP	BLK	WP	HR	S	P	ERA	WHIP										
64 Lucas Harrell, R ERA: 3.83	(1, 1)	6.0	27	7	3	3	5	3	1	0	0	0	0	61	105	4.50	1.667										
65 Mickey Storey, R ERA: 3.0	(7, 1)	1.0	4	1	0	0	1	0	0	0	0	0	0	13	19	0.00	1.000										
53 Wesley Wright, L ERA: 3.53	(8, 1)	0.1	1	0	0	0	0	0	0	0	0	0	0	4	7	0.00	0.000										
62 Hector Ambriz, R ERA: 5.14	(8, 1)	0.2	W	2	0	0	0	1	0	0	0	0	0	5	7	0.00	0.000										
59 Wilton Lopez, R ERA: 2.43	(9, 1)	1.0	S	4	2	0	0	0	0	0	0	0	0	6	8	0.00	2.000										

Houston Astros @ Cincinnati Reds
Great American Ball Park, Cincinnati, OH
Fri Sep 07 2012, 7:11 PM - 10:27 PM EDT
Att: 23,785 - Overcast - 80 F

AB	34
R	3
H	10
RBI	3
BB	4
SO	7
LOB	16




Batter	1	2	3	4	5	6	7	8	9	AB	R	H	RBI	BB	SO	LOB	TOP							
38 Jimmy Paredes, S OBP: 0.217, SLG: 0.214										5	1	2	0	0	1	1								
19 Brian Bougeois, L OBP: 0.297, SLG: 0.390										5	0	1	0	0	0	3								
29 Brett Wallace, L OBP: 0.348, SLG: 0.466										5	1	2	0	0	1	3								
21 Fernando Martinez, L OBP: 0.274, SLG: 0.429										2	1	0	1	1	1	0								
65 Mickey Storey, R										4	1	1	3	0	0	2								
59 Wilton Lopez, R										4	0	2	0	0	1	0								
30 Matt Dominguez, R OBP: 0.326, SLG: 0.650										4	1	1	3	0	0	2								
22 Carlos Corporán, S OBP: 0.328, SLG: 0.475										3	0	0	0	0	3	2								
1 Jordan Schafer, L OBP: 0.294, SLG: 0.294										1	0	1	0	0	0	0								
2 Brandon Barnes, R OBP: 0.220, SLG: 0.250										4	1	2	1	0	0	2								
23 Tyler Greene, R OBP: 0.274, SLG: 0.404										3	0	0	0	0	2	2								
31 Edgar Gonzalez, R										0	0	0	0	0	0	0								
53 Wesley Wright, R										1	0	1	0	0	0	0								
44 Justin Maxwell, R OBP: 0.307, SLG: 0.455										0	0	0	0	0	0	0								
Inning Stats	R: 1 E: 0 K: 0 S: 13	H: 3 LOB: 1 BB: 0 P: 19	R: 0 E: 0 K: 2 S: 11	H: 1 LOB: 1 BB: 0 P: 18	R: 3 E: 0 K: 2 S: 17	H: 3 LOB: 1 BB: 1 P: 26	R: 0 E: 0 K: 2 S: 13	H: 2 LOB: 2 BB: 0 P: 21	R: 0 E: 0 K: 1 S: 12	H: 0 LOB: 0 BB: 0 P: 19	R: 1 E: 0 K: 3 S: 12	H: 1 LOB: 0 BB: 0 P: 16	R: 0 E: 0 K: 1 S: 10	H: 0 LOB: 0 BB: 0 P: 15	R: 0 E: 0 K: 1 S: 9	H: 1 LOB: 1 BB: 0 P: 11	R: 0 E: 0 K: 0 S: 11	H: 1 LOB: 1 BB: 0 P: 17	1B: 10 2B: 0 3B: 0 HR: 2	SF: 1 2B: 0 SAC: 0 DP: 1 HBP: 0	WP: 0 PB: 0 SB: 1 CS: 0	PA: 39		
PITCHER	IP WLS BF H R ER SO BB IBB HBP BLK WP HR S P ERA WHIP	4.0 L 21 9 4 4 6 1 0 0 0 0 1 54 84 9.00 2.500	3.0 10 1 1 1 5 0 0 0 0 0 1 34 50 3.00 0.333	1.0 4 1 0 0 1 0 0 0 0 0 0 9 11 0.00 1.000	1.0 4 1 0 0 0 0 0 0 0 0 0 11 17 0.00 1.000																			

Houston Astros @ Cincinnati Reds
Great American Ball Park, Cincinnati, OH
Sun Sep 09 2012, 1:12 PM - 4:18 PM EDT
Att: 33,438 - Sunny - 74 F

livebaseballscorecards.com

AB 37
R 5
H 12
RBI 5
BB 1
SO 12
LOB 15




Batter	1	2	3	4	5	6	7	8	9	AB	R	H	RBI	BB	SO	LOB	BOTTOM						
4 Brandon Phillips, R OBP: 0.333, SLG: 0.451										4	0	0	0	0	2	1							
25 Didi Gregorius, L OBP: 0.125, SLG: 0.125										4	0	1	0	0	2	0							
19 Joey Volto, L OBP: 0.472, SLG: 0.601										3	1	0	0	1	1	1							
32 Jay Bruce, L OBP: 0.344, SLG: 0.558										4	0	2	1	0	1	1							
21 Todd Frazier, R OBP: 0.344, SLG: 0.520										4	0	0	0	0	2	2							
26 Xavier Paul, L OBP: 0.381, SLG: 0.456										4	0	1	0	0	1	1							
6 Drew Stubbs, R OBP: 0.286, SLG: 0.353										3	0	0	0	1	3	2							
29 Ryan Hanigan, R OBP: 0.377, SLG: 0.398										2	0	1	0	0	0	0							
36 Henry Alejandro Rodriguez, L OBP: 0.250, SLG: 0.250										1	0	0	0	0	1	0							
66 Logan Ondrusek, R										1	0	0	0	0	1	0							
33 Jose Arredondo, R										1	0	0	0	0	1	0							
47 Johnny Cueto, R OBP: 0.102, SLG: 0.119										1	0	0	0	0	1	0							
52 Tony Cingrani, L										1	0	0	0	0	1	0							
39 Devin Mesoraco, R OBP: 0.286, SLG: 0.350										1	0	0	0	0	1	0							
Inning Stats	R: 0 E: 0 K: 1 S: 8	H: 0 LOB: 0 BB: 0 P: 15	R: 0 E: 0 K: 1 S: 13	H: 0 LOB: 0 BB: 0 P: 20	R: 0 E: 0 K: 2 S: 12	H: 1 LOB: 1 BB: 0 P: 17	R: 1 E: 0 K: 0 S: 9	H: 1 LOB: 1 BB: 1 P: 16	R: 0 E: 0 K: 2 S: 7	H: 0 LOB: 0 BB: 0 P: 11	R: 0 E: 0 K: 3 S: 12	H: 1 LOB: 1 BB: 0 P: 16	R: 0 E: 0 K: 2 S: 9	H: 0 LOB: 1 BB: 1 P: 17	R: 0 E: 0 K: 2 S: 9	H: 0 LOB: 0 BB: 0 P: 13	R: 0 E: 0 K: 1 S: 16	H: 2 LOB: 2 BB: 0 P: 24	1B: 3 2B: 1 3B: 1 HR: 0	SF: 0 2B: 1 SAC: 0 DP: 0 HBP: 0	WP: 0 PB: 0 SB: 1 CS: 0	PA: 34	
PITCHER	IP WLS BF H R ER SO BB IBB HBP BLK WP HR S P ERA WHIP	5.0 W 18 2 1 1 6 1 0 0 0 0 0 49 79 1.80 0.600	1.0 4 1 0 0 3 0 0 0 0 0 0 12 16 0.00 1.000	2.0 7 0 0 0 4 1 0 0 0 0 0 18 30 0.00 0.500	1.0 5 2 0 0 1 0 0 0 0 0 0 16 24 0.00 2.000																		

Houston Astros @ Cincinnati Reds
Great American Ball Park, Cincinnati, OH
Sun Sep 09 2012, 1:12 PM - 4:18 PM EDT
Att: 33,438 - Sunny - 74 F

livebaseballscorecards.com

AB 32
R 1
H 5
RBI 1
BB 2
SO 14
LOB 10



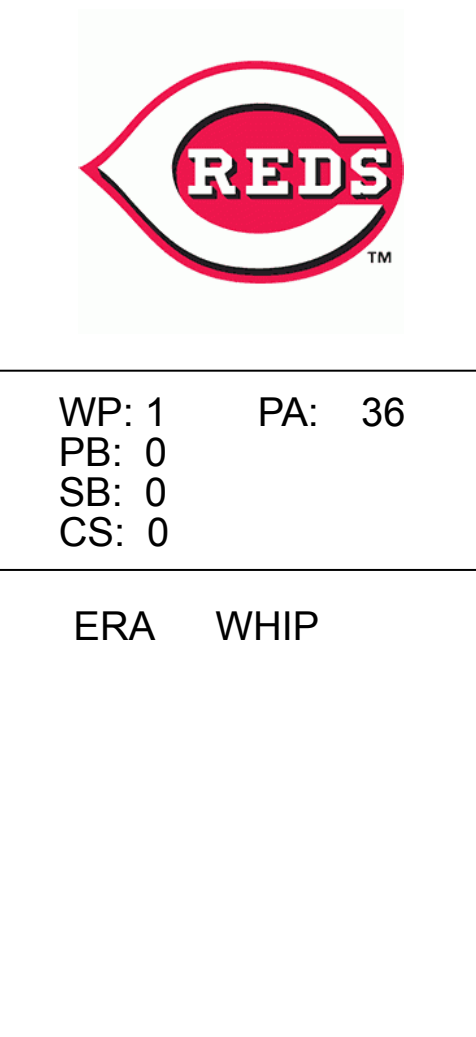
Batter	1	2	3	4	5	6	7	8	9	AB	R	H	RBI	BB	SO	LOB	TOP			
2 Brock Holt, L OBP: 0.381, SLG: 0.475 (1,4)	G3-1		G1-6-3 1B		G1-6-3 1B		K			4	0	2	0	0	1	0	Pittsburgh Pirates @ Cincinnati Reds Great American Ball Park, Cincinnati, OH Tue Sep 11 2012, 7:14 PM - 9:56 PM EDT Att. 19,620 - Clear - 77 F			
7 Alex Presley, L OBP: 0.281, SLG: 0.395 (1,7)	HR		G1-6-3		G1			1B		4	1	2	1	0	0	2				
22 Andrew McCutchen, R OBP: 0.496, SLG: 0.559 (1,8)	K		P3					L9		4	0	0	0	0	1	1				
46 Garrett Jones, L OBP: 0.327, SLG: 0.532 (1,3)	2B				F9			P5		4	0	1	0	0	0	1				
24 Pedro Alvarez, L OBP: 0.320, SLG: 0.478 (1,5)	L8				K			P6		4	0	0	0	0	2	2				
31 Jose Tabata, R OBP: 0.311, SLG: 0.346 (1,9)		G4-3			2B					3	1	2	0	1	0	0				
55 Michael McKenry, R OBP: 0.330, SLG: 0.493 (1,2)		G5-3			F8					4	0	1	0	0	1	2				
12 Clint Barnes, R OBP: 0.255, SLG: 0.313 (1,6)										2	0	2	0	0	0	0				
19 Jeff Clement, L OBP: 0.214, SLG: 0.083 (7,PH)										1	0	0	0	0	0	2				
69 Jordy Mercer, R OBP: 0.233, SLG: 0.375 (7,6)										0	0	0	0	0	0	0				
23 Travis Snider, L OBP: 0.340, SLG: 0.416 (9,PH)										1	0	0	0	0	0	1				
29 Kevin Correia, R OBP: 0.132, SLG: 0.132 (1,1)										2	0	0	0	0	0	2				
14 Gaby Sanchez, R OBP: 0.282, SLG: 0.346 (7,PH)										1	1	1	2	0	0	0				
60 Kyle McPherson, R (7,1)										0	0	0	0	0	0	0				
Inning Stats	R: 1 E: 0 K: 1 S: 17	H: 2 LOB: 1 BB: 0 P: 23	R: 0 E: 0 K: 0 S: 10	H: 1 LOB: 1 BB: 0 P: 14	R: 0 E: 0 K: 0 S: 5	H: 1 LOB: 0 BB: 0 P: 6	R: 0 E: 0 K: 1 S: 7	H: 2 LOB: 1 BB: 0 P: 10	R: 0 E: 0 K: 0 S: 7	H: 0 LOB: 0 BB: 0 P: 9	R: 2 E: 0 K: 1 S: 12	H: 2 LOB: 0 BB: 1 P: 21	R: 0 E: 0 K: 1 S: 9	H: 1 LOB: 1 BB: 0 P: 9	R: 0 E: 0 K: 1 S: 9	H: 1 LOB: 0 BB: 0 P: 13	1B: 6 2B: 3 3B: 0 HR: 2	SF: 0 SAC: 0 DP: 3 HBP: 0	WP: 0 PB: 0 SB: 0 CS: 0	PA: 35
PITCHER	IP WLS BF H R ER SO BB IBB HBP BLK WP HR S P ERA WHIP	IP WLS BF H R ER SO BB IBB HBP BLK WP HR S P ERA WHIP	IP WLS BF H R ER SO BB IBB HBP BLK WP HR S P ERA WHIP	IP WLS BF H R ER SO BB IBB HBP BLK WP HR S P ERA WHIP	IP WLS BF H R ER SO BB IBB HBP BLK WP HR S P ERA WHIP	IP WLS BF H R ER SO BB IBB HBP BLK WP HR S P ERA WHIP	IP WLS BF H R ER SO BB IBB HBP BLK WP HR S P ERA WHIP	IP WLS BF H R ER SO BB IBB HBP BLK WP HR S P ERA WHIP	IP WLS BF H R ER SO BB IBB HBP BLK WP HR S P ERA WHIP	IP WLS BF H R ER SO BB IBB HBP BLK WP HR S P ERA WHIP	IP WLS BF H R ER SO BB IBB HBP BLK WP HR S P ERA WHIP	IP WLS BF H R ER SO BB IBB HBP BLK WP HR S P ERA WHIP	IP WLS BF H R ER SO BB IBB HBP BLK WP HR S P ERA WHIP	IP WLS BF H R ER SO BB IBB HBP BLK WP HR S P ERA WHIP	IP WLS BF H R ER SO BB IBB HBP BLK WP HR S P ERA WHIP	IP WLS BF H R ER SO BB IBB HBP BLK WP HR S P ERA WHIP	IP WLS BF H R ER SO BB IBB HBP BLK WP HR S P ERA WHIP			

Batter	1	2	3	4	5	6	7	8	9	AB	R	H	RBI	BB	SO	LOB	BOTTOM			
4 Brandon Phillips, R OBP: 0.332, SLG: 0.454 (1,4)	HR					F8				4	2	2	2	0	0	3	Pittsburgh Pirates @ Cincinnati Reds Great American Ball Park, Cincinnati, OH Tue Sep 11 2012, 7:14 PM - 9:56 PM EDT Att. 19,620 - Clear - 77 F			
6 Drew Stubbs, R OBP: 0.284, SLG: 0.350 (1,8)	G6-3	G6-3								4	0	0	0	0	0	1				
19 Joey Volto, L OBP: 0.469, SLG: 0.589 (1,3)	4B 1B	F7								3	0	0	0	1	0	0				
48 Ryan Ludwick, R OBP: 0.343, SLG: 0.533 (1,7)	1B									4	0	2	0	0	0	0				
32 Jay Bruce, L OBP: 0.339, SLG: 0.547 (1,9)	K									4	0	0	0	0	1	3				
27 Scott Rolen, R OBP: 0.323, SLG: 0.404 (1,5)	G4-3									4	1	1	1	0	0	3				
30 Dioner Navarro, S OBP: 0.282, SLG: 0.514 (1,2)										3	1	0	0	1	2	1				
15 Wilson Valdez, R OBP: 0.228, SLG: 0.219 (1,6)	F7									3	0	2	0	1	0	1				
44 Mike Leake, R OBP: 0.298, SLG: 0.429 (1,1)										2	1	2	0	0	0	0				
66 Logan Ondrusek, R (8,1)										0	0	0	0	0	0	0				
51 Sean Marshall, L (8,1)										0	0	0	0	0	0	0				
26 Xavier Paul, L OBP: 0.369, SLG: 0.441 (8,PH)										1	0	0	0	0	0	1				
50 Jonathan Broxton, R (9,1)										0	0	0	0	0	0	0				
Inning Stats	R: 1 E: 0 K: 1 S: 17	H: 2 LOB: 2 BB: 1 P: 25	R: 3 E: 0 K: 0 S: 11	H: 2 LOB: 0 BB: 1 P: 19	R: 0 E: 0 K: 0 S: 5	H: 1 LOB: 1 BB: 0 P: 9	R: 0 E: 0 K: 0 S: 4	H: 1 LOB: 1 BB: 0 P: 6	R: 0 E: 0 K: 0 S: 9	H: 0 LOB: 0 BB: 0 P: 17	R: 0 E: 0 K: 1 S: 12	H: 1 LOB: 2 BB: 1 P: 18	R: 0 E: 0 K: 0 S: 11	H: 0 LOB: 0 BB: 0 P: 15	R: 1 E: 0 K: 1 S: 12	H: 2 LOB: 1 BB: 0 P: 19	1B: 6 2B: 1 3B: 0 HR: 2	SF: 0 SAC: 1 DP: 0 HBP: 0	WP: 1 PB: 0 SB: 0 CS: 0	PA: 36
PITCHER	IP WLS BF H R ER SO BB IBB HBP BLK WP HR S P ERA WHIP	IP WLS BF H R ER SO BB IBB HBP BLK WP HR S P ERA WHIP	IP WLS BF H R ER SO BB IBB HBP BLK WP HR S P ERA WHIP	IP WLS BF H R ER SO BB IBB HBP BLK WP HR S P ERA WHIP	IP WLS BF H R ER SO BB IBB HBP BLK WP HR S P ERA WHIP	IP WLS BF H R ER SO BB IBB HBP BLK WP HR S P ERA WHIP	IP WLS BF H R ER SO BB IBB HBP BLK WP HR S P ERA WHIP	IP WLS BF H R ER SO BB IBB HBP BLK WP HR S P ERA WHIP	IP WLS BF H R ER SO BB IBB HBP BLK WP HR S P ERA WHIP	IP WLS BF H R ER SO BB IBB HBP BLK WP HR S P ERA WHIP	IP WLS BF H R ER SO BB IBB HBP BLK WP HR S P ERA WHIP	IP WLS BF H R ER SO BB IBB HBP BLK WP HR S P ERA WHIP	IP WLS BF H R ER SO BB IBB HBP BLK WP HR S P ERA WHIP	IP WLS BF H R ER SO BB IBB HBP BLK WP HR S P ERA WHIP	IP WLS BF H R ER SO BB IBB HBP BLK WP HR S P ERA WHIP	IP WLS BF H R ER SO BB IBB HBP BLK WP HR S P ERA WHIP	IP WLS BF H R ER SO BB IBB HBP BLK WP HR S P ERA WHIP			

AB	34
R	3
H	11
RBI	3
BB	1
SO	5
LOB	13



AB	32
R	5
H	9
RBI	3
BB	3
SO	3
LOB	13



Batter	1	2	3	4	5	6	7	8	9	AB	R	H	RBI	BB	SO	LOB	TOP			
2 Brock Holt, L (1,4) OBP: 0.370, SLG: 0.455	G4-3				L4		G4-3			4	0	1	0	0	0	0	Pittsburgh Pirates @ Cincinnati Reds Great American Ball Park, Cincinnati, OH Wed Sep 12 2012, 7:11 PM - 10:28 PM EDT Att: 21,203 - Clear - 83 F			
5 Josh Harrison, R (1,5) OBP: 0.276, SLG: 0.355	F8				P1			G3-1		3	0	0	0	0	0	1				
23 Travis Snider, L (8,PH) OBP: 0.338, SLG: 0.415	F8									1	0	0	0	0	0	0				
44 Tony Watson, L (8,1)										0	0	0	0	0	0	0				
39 Jason Grilli, R (8,1)										0	0	0	0	0	0	0				
22 Andrew McCutchen, R (1,8) OBP: 0.499, SLG: 0.559	G1-3							F8		4	1	2	0	0	0	0				
46 Garrett Jones, L (1,9)								G4-3		4	0	1	0	0	0	1				
14 Gaby Sanchez, R (1,3) OBP: 0.282, SLG: 0.345	G4-3								P3	4	0	1	1	0	0	0				
7 Alex Presley, L (1,7) OBP: 0.233, SLG: 0.401									L5	3	0	1	0	1	1	2				
12 Clint Barmes, R (1,6) OBP: 0.253, SLG: 0.310										3	0	0	0	0	1	4				
19 Jeff Clement, L (9,PH) OBP: 0.267, SLG: 0.154	K									1	0	1	0	0	0	0				
3 Chase d'Araud, R (9,FR)										0	0	0	0	0	0	0				
26 Rod Barajas, R (1,2) OBP: 0.270, SLG: 0.323										1	0	0	0	1	0	0				
6 Starling Marte, R (7,PH) OBP: 0.274, SLG: 0.389										1	0	0	0	0	1	0				
48 Jared Hughes, R (7,1)										0	0	0	0	0	0	0				
69 Jordy Mercer, R (8,5)										0	0	0	0	0	0	0				
31 Jose Tabata, R (9,PH) OBP: 0.310, SLG: 0.345										1	0	0	0	0	1	1				
34 A.J. Burnett, R (1,1) OBP: 0.105, SLG: 0.056										2	0	0	0	0	1	3				
55 Michael McKenry, R (7,PH) OBP: 0.329, SLG: 0.490										1	0	0	0	0	0	0				
Inning Stats	R: 0 E: 0 K: 0 S: 7	H: 0 LOB: 0 BB: 0 P: 11	R: 0 E: 0 K: 1 S: 7	H: 0 LOB: 1 BB: 1 P: 13	R: 0 E: 0 K: 0 S: 10	H: 1 LOB: 0 BB: 0 P: 12	R: 1 E: 0 K: 2 S: 21	H: 3 LOB: 3 BB: 1 P: 32	R: 0 E: 0 K: 0 S: 13	H: 1 LOB: 0 BB: 0 P: 20	R: 0 E: 0 K: 1 S: 11	H: 0 LOB: 0 BB: 0 P: 16	R: 0 E: 0 K: 1 S: 9	H: 0 LOB: 0 BB: 0 P: 12	R: 0 E: 0 K: 0 S: 9	H: 1 LOB: 1 BB: 0 P: 18	1B: 6 2B: 0 3B: 1 HR: 0	SF: 0 SAC: 0 DP: 0 HBP: 0	WP: 0 PB: 0 SB: 0 CS: 1	PA: 35
PITCHER	IP	WLS	BF	H	R	ER	SO	BB	IBB	HBP	BLK	WP	HR	S	P	ERA	WHIP			
34 Homer Bailey, R (1,1) ERA: 3.93	7.0	W	28	6	1	1	4	1	1	0	0	0	0	78	116	1.29	1.000			
63 Sam LeCure, R (8,1) ERA: 2.96	1.0	H	3	0	0	0	0	0	0	0	0	0	0	9	12	0.00	0.000			
60 J.J. Hoover, R (9,1) ERA: 2.08	1.0	S	4	1	0	0	1	0	0	0	0	0	0	13	18	0.00	1.000			

Batter	1	2	3	4	5	6	7	8	9	AB	R	H	RBI	BB	SO	LOB	BOTTOM			
4 Brandon Phillips, R (1,4) OBP: 0.333, SLG: 0.455	G4-3									4	0	2	0	0	1	1	Pittsburgh Pirates @ Cincinnati Reds Great American Ball Park, Cincinnati, OH Wed Sep 12 2012, 7:11 PM - 10:28 PM EDT Att: 21,203 - Clear - 83 F			
15 Wilson Valdez, R (1,6) OBP: 0.226, SLG: 0.220	G5-3									4	0	1	1	0	1	2				
19 Joey Volto, L (1,3) OBP: 0.469, SLG: 0.586										3	0	1	0	1	1	3				
48 Ryan Ludwick, R (1,7) OBP: 0.345, SLG: 0.534										3	1	1	0	1	2	2				
60 J.J. Hoover, R (9,1)										0	0	0	0	0	0	0				
32 Jay Bruce, L (1,9) OBP: 0.337, SLG: 0.543										4	0	0	0	0	1	3				
27 Scott Rolen, R (1,5) OBP: 0.318, SLG: 0.399										3	0	0	1	0	2	2				
28 Chris Heisey, R (1,8) OBP: 0.321, SLG: 0.435										3	0	0	0	0	2	1				
29 Ryan Hanigan, R (1,2) OBP: 0.377, SLG: 0.357										3	1	1	0	0	0	0				
34 Homer Bailey, R (1,1) OBP: 0.129, SLG: 0.131										1	0	0	0	1	1	1				
36 Henry Alejandro Rodriguez, R (8,1) OBP: 0.333, SLG: 0.250										1	0	0	0	0	0	0				
63 Sam LeCure, R (8,1)										0	0	0	0	0	0	0				
6 Drew Stubbs, R (9,8) OBP: 0.284, SLG: 0.350										0	0	0	0	0	0	0				
Inning Stats	R: 0 E: 0 K: 1 S: 10	H: 1 LOB: 1 BB: 0 P: 17	R: 0 E: 0 K: 2 S: 7	H: 0 LOB: 0 BB: 0 P: 11	R: 1 E: 0 K: 2 S: 16	H: 2 LOB: 1 BB: 0 P: 23	R: 0 E: 0 K: 2 S: 13	H: 0 LOB: 1 BB: 1 P: 20	R: 0 E: 1 K: 1 S: 8	H: 1 LOB: 2 BB: 1 P: 17	R: 1 E: 0 K: 0 S: 9	H: 1 LOB: 0 BB: 0 P: 13	R: 0 E: 0 K: 1 S: 12	H: 1 LOB: 1 BB: 0 P: 19	R: 0 E: 0 K: 2 S: 12	H: 0 LOB: 1 BB: 1 P: 20	1B: 5 2B: 1 3B: 0 HR: 0	SF: 1 SAC: 0 DP: 0 HBP: 0	WP: 1 PB: 0 SB: 1 CS: 0	PA: 33
PITCHER	IP	WLS	BF	H	R	ER	SO	BB	IBB	HBP	BLK	WP	HR	S	P	ERA	WHIP			
34 A.J. Burnett, R (1,1) ERA: 3.66	6.0	L	25	5	2	2	8	2	0	0	0	0	0	63	101	3.00	1.167			
48 Jared Hughes, R (7,1) ERA: 2.54	1.0		4	1	0	0	1	0	0	0	0	0	0	12	19	0.00	1.000			
44 Tony Watson, L (8,1) ERA: 3.52	0.2		3	0	0	0	1	1	0	0	0	0	0	9	14	0.00	1.500			
39 Jason Grilli, R (8,1) ERA: 2.91	0.1		1	0	0	0	1	0	0	0	0	0	0	3	6	0.00	0.000			



Batter	1	2	3	4	5	6	7	8	9	AB	R	H	RBI	BB	SO	LOB	TOP				
4 Brandon Phillips, R OBP: 0.331, SLG: 0.451										4	0	0	0	0	0	1					
15 Wilson Valdez, R OBP: 0.223, SLG: 0.214										4	0	0	0	0	0	0					
19 Joey Votto, L OBP: 0.467, SLG: 0.582										4	0	1	0	0	0	0					
48 Ryan Ludwick, R OBP: 0.346, SLG: 0.532										2	0	0	0	2	0	1					
32 Jay Bruce, L OBP: 0.335, SLG: 0.539										4	0	0	0	0	1	3					
21 Todd Frazier, R OBP: 0.346, SLG: 0.518										2	0	1	0	1	0	1					
6 Drew Stubbs, R OBP: 0.282, SLG: 0.348										3	0	0	0	0	0	3					
29 Ryan Hanigan, R OBP: 0.373, SLG: 0.353										3	0	0	0	0	0	1					
61 Bronson Arroyo, R OBP: 0.150, SLG: 0.207										2	0	0	0	0	2	1					
26 Xavier Paul, L OBP: 0.378, SLG: 0.450										0	0	0	0	0	0	0					
31 Alfredo Simon, R OBP: 0.378, SLG: 0.450										0	0	0	0	0	0	0					
Inning Stats	R: 0 H: 0 E: 0 K: 0 S: 9	H: 0 LOB: 0 BB: 0 P: 16	R: 0 H: 1 E: 0 K: 0 S: 8	H: 1 LOB: 1 BB: 0 P: 13	R: 0 H: 0 E: 0 K: 1 S: 8	H: 0 LOB: 0 BB: 0 P: 10	R: 0 H: 1 E: 0 K: 1 S: 11	H: 1 LOB: 1 BB: 0 P: 18	R: 0 H: 0 E: 0 K: 0 S: 5	H: 0 LOB: 0 BB: 0 P: 9	R: 0 H: 0 E: 0 K: 0 S: 7	H: 0 LOB: 0 BB: 1 P: 18	R: 0 H: 1 E: 0 K: 0 S: 7	H: 1 LOB: 0 BB: 0 P: 11	R: 0 H: 0 E: 0 K: 0 S: 8	H: 0 LOB: 1 BB: 0 P: 13	1B: 2 2B: 1 3B: 0 HR: 0	SF: 0 SAC: 0 DP: 1 HBP: 0	WP: 1 PB: 0 SB: 0 CS: 0	PA: 32	
PITCHER	IP WLS BF H R ER SO BB IBB HBP BLK WP HR S P ERA WHIP	7.0 W 25 2 0 0 3 2 0 0 0 1 0 57 101 0.00 0.571	1.0 3 1 0 0 0 0 0 0 0 0 0 0 7 11 0.00 1.000	1.0 4 0 0 0 0 0 1 0 0 0 0 0 8 13 0.00 1.000																	

Cincinnati Reds @ Miami Marlins
Marlins Park, Miami, FL
Fri Sep 14 2012, 7:13 PM - 9:46 PM EDT
Att. 27,111 - Roof Closed - 80 F

AB	29
R	0
H	3
RBI	0
BB	3
SO	3
LOB	11



Batter	1	2	3	4	5	6	7	8	9	AB	R	H	RBI	BB	SO	LOB	BOTTOM				
11 Bryan Petersen, L OBP: 0.308, SLG: 0.279										4	0	1	0	0	1	0					
20 Justin Ruggiano, R OBP: 0.386, SLG: 0.557										3	1	2	1	1	0	0					
7 José Reyes, S OBP: 0.342, SLG: 0.428										4	1	2	0	0	0	3					
27 Giancarlo Stanton, R OBP: 0.350, SLG: 0.593										3	0	0	0	1	2	4					
45 Carlos Lee, R OBP: 0.341, SLG: 0.380										3	0	1	1	0	1	3					
41 Gil Velazquez, R OBP: 0.111, SLG: 0.111										1	0	0	0	0	1	0					
29 Greg Dobbs, L OBP: 0.326, SLG: 0.411										4	1	2	1	0	0	0					
17 Donovan Solano, R OBP: 0.336, SLG: 0.336										4	0	0	0	0	0	1					
19 Rob Brantly, L OBP: 0.408, SLG: 0.492										2	1	1	0	1	0	0					
33 Jacob Turner, R										3	0	0	0	0	3	2					
21 Heath Bell, R										0	0	0	0	0	0	0					
31 Steve Cishek, R										0	0	0	0	0	0	0					
Inning Stats	R: 0 H: 1 E: 0 K: 2 S: 11	H: 0 LOB: 0 BB: 0 P: 17	R: 1 H: 3 E: 0 K: 1 S: 15	H: 3 LOB: 3 BB: 1 P: 24	R: 1 H: 1 E: 0 K: 1 S: 14	H: 1 LOB: 0 BB: 0 P: 20	R: 2 H: 3 E: 0 K: 0 S: 12	H: 3 LOB: 1 BB: 0 P: 19	R: 0 H: 1 E: 0 K: 1 S: 8	H: 1 LOB: 1 BB: 1 P: 14	R: 0 H: 0 E: 0 K: 1 S: 7	H: 0 LOB: 1 BB: 1 P: 13	R: 0 H: 0 E: 0 K: 1 S: 7	H: 0 LOB: 0 BB: 0 P: 10	R: 0 H: 0 E: 0 K: 1 S: 7	H: 0 LOB: 0 BB: 0 P: 10	1B: 7 2B: 1 3B: 0 HR: 1	SF: 0 SAC: 0 DP: 1 HBP: 0	WP: 0 PB: 0 SB: 0 CS: 0	PA: 34	
PITCHER	IP WLS BF H R ER SO BB IBB HBP BLK WP HR S P ERA WHIP	6.0 L 27 9 4 0 6 2 0 0 0 0 0 69 106 6.00 1.833	1.0 4 0 0 0 1 1 0 0 0 0 0 0 7 13 0.00 1.000	1.0 3 0 0 0 1 0 0 0 0 0 0 0 7 10 0.00 0.000																	

Cincinnati Reds @ Miami Marlins
Marlins Park, Miami, FL
Fri Sep 14 2012, 7:13 PM - 9:46 PM EDT
Att. 27,111 - Roof Closed - 80 F

AB	31
R	4
H	9
RBI	3
BB	3
SO	8
LOB	13



Batter	1	2	3	4	5	6	7	8	9	AB	R	H	RBI	BB	SO	LOB	TOP					
4 Brandon Phillips, R OBP: 0.299, SLG: 0.448										4	0	0	0	0	1	1	Cincinnati Reds @ Miami Marlins Marlins Park, Miami, FL Sat Sep 15 2012, 7:12 PM - 10:08 PM EDT Att: 27,502 - Roof Closed - 76 F					
15 Wilson Valdez, R OBP: 0.229, SLG: 0.221										4	0	2	1	0	1	0						
19 Joey Votto, L OBP: 0.465, SLG: 0.581										4	1	1	0	0	0	2						
48 Ryan Ludwick, R OBP: 0.345, SLG: 0.536										4	1	1	2	0	1	1						
32 Jay Bruce, L OBP: 0.334, SLG: 0.540										4	1	1	0	0	1	0						
27 Scott Rolen, R OBP: 0.318, SLG: 0.397										4	0	1	1	0	0	0						
6 Drew Stubbs, R OBP: 0.280, SLG: 0.345										3	0	0	0	0	2	1						
26 Xavier Paul, L OBP: 0.373, SLG: 0.443										1	0	0	0	0	1	0						
29 Ryan Hanigan, R OBP: 0.373, SLG: 0.353										3	1	1	0	0	1	2						
30 Dioner Navarro, S OBP: 0.300, SLG: 0.526										1	0	1	0	0	0	0						
47 Johnny Cueto, R OBP: 0.206, SLG: 0.117										1	0	0	0	0	0	0						
52 Tony Cingrani, L										0	0	0	0	0	0	0						
33 Jose Arredondo, R										0	0	0	0	0	0	0						
21 Todd Frazier, R										0	0	0	0	0	0	0						
60 J.J. Hoover, R										0	0	0	0	0	0	0						
51 Sean Marshall, L										0	0	0	0	0	0	0						
28 Chris Heisey, R										0	0	0	0	0	0	0						
28 Chris Heisey, R										1	0	0	0	0	0	1						
Inning Stats	R: 0 E: 0 K: 1 S: 12	H: 1 LOB: 1 BB: 0 P: 20	R: 0 E: 0 K: 2 S: 9	H: 0 LOB: 0 BB: 0 P: 12	R: 1 E: 0 K: 1 S: 9	H: 2 LOB: 1 BB: 0 P: 11	R: 1 E: 0 K: 2 S: 13	H: 2 LOB: 1 BB: 0 P: 19	R: 0 E: 0 K: 0 S: 6	H: 0 LOB: 0 BB: 0 P: 10	R: 0 E: 0 K: 0 S: 5	H: 0 LOB: 0 BB: 0 P: 7	R: 0 E: 1 K: 0 S: 8	H: 0 LOB: 1 BB: 0 P: 11	R: 2 E: 0 K: 1 S: 14	H: 2 LOB: 0 BB: 0 P: 21	R: 0 E: 0 K: 2 S: 14	H: 1 LOB: 1 BB: 0 P: 19	1B: 5 2B: 1 3B: 1 HR: 1	SF: 0 SAC: 1 DP: 0 HBP: 0	WP: 0 PB: 0 SB: 0 CS: 0	PA: 36
PITCHER	IP WLS BF H R ER SO BB IBB HBP BLK WP HR S P ERA WHIP																					
56 Mark Buehrle, L ERA: 3.78	(1, 1) 7.2 W 31 7 4 4 7 0 0 0 0 0 0 1 74 108 4.70 0.913																					
40 Mike Dunn, L ERA: 3.75	(8, 1) 0.1 H 1 0 0 0 0 0 0 0 0 0 0 2 3 0.00 0.000																					
31 Steve Cishek, R ERA: 2.47	(9, 1) 1.0 S 4 1 0 0 2 0 0 0 0 0 0 0 14 19 0.00 1.000																					

AB	35
R	4
H	8
RBI	4
BB	0
SO	9
LOB	9



Batter	1	2	3	4	5	6	7	8	9	AB	R	H	RBI	BB	SO	LOB	BOTTOM			
11 Bryan Petersen, L OBP: 0.306, SLG: 0.273										4	0	0	0	1	1	3	Cincinnati Reds @ Miami Marlins Marlins Park, Miami, FL Sat Sep 15 2012, 7:12 PM - 10:08 PM EDT Att: 27,502 - Roof Closed - 76 F			
20 Justin Ruggiano, R OBP: 0.386, SLG: 0.558										5	2	2	0	0	2	3				
7 José Reyes, S OBP: 0.344, SLG: 0.432										4	2	3	1	0	0	0				
27 Giancarlo Stanton, R OBP: 0.351, SLG: 0.597										4	1	2	2	0	0	1				
45 Carlos Lee, R OBP: 0.340, SLG: 0.386										3	1	1	3	0	0	2				
29 Greg Dobbs, L OBP: 0.321, SLG: 0.405										4	0	0	0	0	0	1				
41 Gil Velazquez, R OBP: 0.111, SLG: 0.111										0	0	0	0	0	0	0				
17 Donovan Solano, R OBP: 0.335, SLG: 0.344										4	0	1	0	0	2	2				
19 Rob Brantly, L OBP: 0.427, SLG: 0.508										2	0	1	0	2	1	0				
56 Mark Buehrle, L OBP: 0.046, SLG: 0.062										3	0	0	0	0	2	5				
40 Mike Dunn, L										0	0	0	0	0	0	0				
26 Austin Kearns, R OBP: 0.367, SLG: 0.371										0	0	0	0	1	0	0				
31 Steve Cishek, R										0	0	0	0	0	0	0				
Inning Stats	R: 3 E: 0 K: 0 S: 17	H: 3 LOB: 0 BB: 0 P: 24	R: 0 E: 0 K: 2 S: 14	H: 1 LOB: 2 BB: 1 P: 22	R: 0 E: 0 K: 0 S: 9	H: 1 LOB: 0 BB: 0 P: 17	R: 0 E: 0 K: 0 S: 8	H: 1 LOB: 2 BB: 1 P: 17	R: 3 E: 1 K: 2 S: 23	H: 3 LOB: 2 BB: 1 P: 35	R: 0 E: 0 K: 1 S: 10	H: 1 LOB: 0 BB: 0 P: 16	R: 0 E: 1 K: 1 S: 12	H: 0 LOB: 1 BB: 0 P: 21	R: 0 E: 0 K: 2 S: 10	H: 0 LOB: 1 BB: 1 P: 17	1B: 4 2B: 3 3B: 2 HR: 1	SF: 1 SAC: 0 DP: 0 HBP: 0	WP: 0 PB: 0 SB: 0 CS: 2	PA: 40
PITCHER	IP WLS BF H R ER SO BB IBB HBP BLK WP HR S P ERA WHIP																			
47 Johnny Cueto, R ERA: 2.92	(1, 1) 4.1 L 23 9 6 6 2 2 0 0 0 0 0 0 59 97 12.46 2.538																			
52 Tony Cingrani, L ERA: 2.09	(5, 1) 1.1 7 1 0 0 3 1 0 0 0 0 0 0 21 32 0.00 1.500																			
33 Jose Arredondo, R ERA: 2.88	(6, 1) 0.1 0 0 0 0 0 0 0 0 0 0 0 0 1 2 0.00 0.000																			
60 J.J. Hoover, R ERA: 2.0	(7, 1) 1.0 4 0 0 0 1 0 0 0 0 0 0 0 12 21 0.00 0.000																			
51 Sean Marshall, L ERA: 2.75	(8, 1) 1.0 4 0 0 0 2 1 0 0 0 0 0 0 10 17 0.00 1.000																			

AB	33
R	6
H	10
RBI	6
BB	4
SO	8
LOB	17



Batter	1	2	3	4	5	6	7	8	9	AB	R	H	RBI	BB	SO	LOB	TOP								
4 Brandon Phillips, R OBP: 0.326, SLG: 0.442										3	0	0	0	0	0	0	Cincinnati Reds @ Chicago Cubs Wrigley Field, Chicago, IL Tue Sep 18 2012, 7:07 PM - 9:57 PM CDT Att: 32,547 - Partly Cloudy - 58 F								
6 Drew Stubbs, R OBP: 0.280, SLG: 0.344										4	0	1	0	0	1	1									
19 Joey Votto, L OBP: 0.468, SLG: 0.581										3	1	1	0	1	1	1									
48 Ryan Ludwick, R OBP: 0.346, SLG: 0.532										3	1	0	0	1	2	1									
32 Jay Bruce, L OBP: 0.333, SLG: 0.535										3	1	1	0	1	1	0									
27 Scott Rolen, R OBP: 0.317, SLG: 0.392										3	0	0	0	1	0	4									
29 Ryan Hanigan, R OBP: 0.375, SLG: 0.356										3	0	1	3	1	0	1									
15 Wilson Valdez, R OBP: 0.224, SLG: 0.216										4	0	0	0	0	0	4									
34 Homer Bailey, R OBP: 0.123, SLG: 0.125										3	0	0	0	0	1	1									
51 Sean Marshall, L OBP: 0.377, SLG: 0.444										0	0	0	0	0	0	0									
26 Xavier Paul, L OBP: 0.371, SLG: 0.419										1	0	0	0	0	1	0									
50 Jonathan Broxton, R OBP: 0.342, SLG: 0.432										0	0	0	0	0	0	0									
Inning Stats	R: 0 E: 0 K: 2 S: 9	H: 1 LOB: 1 BB: 0 P: 16	R: 0 E: 0 K: 0 S: 11	H: 0 LOB: 1 BB: 1 P: 19	R: 0 E: 0 K: 1 S: 9	H: 1 LOB: 1 BB: 0 P: 12	R: 0 E: 0 K: 0 S: 8	H: 1 LOB: 2 BB: 1 P: 14	R: 0 E: 0 K: 0 S: 4	H: 0 LOB: 0 BB: 0 P: 5	R: 3 E: 0 K: 0 S: 15	H: 1 LOB: 1 BB: 3 P: 28	R: 0 E: 0 K: 1 S: 9	H: 0 LOB: 0 BB: 0 P: 13	R: 0 E: 0 K: 2 S: 7	H: 0 LOB: 0 BB: 0 P: 12	R: 0 E: 0 K: 1 S: 5	H: 0 LOB: 0 BB: 0 P: 6	1B: 2 2B: 2 HR: 0	SF: 0 SAC: 0 DP: 0 HBP: 1	WP: 2 PB: 0 SB: 1 CS: 1	PA: 36			
PITCHER	IP	WLS	BF	H	R	ER	SO	BB	IBB	HBP	BLK	WP	HR	S	P	ERA	WHIP								
41 Justin Germano, R ERA: 5.88	5.0	L	23	3	3	3	3	5	0	1	0	2	0	50	87	5.40	1.600								
60 Manny Corpas, R ERA: 4.22	2.0		7	1	0	0	1	0	0	0	0	0	0	15	20	0.00	0.500								
55 Alberto Cabrera, R ERA: 5.94	1.0		3	0	0	0	2	0	0	0	0	0	0	7	12	0.00	0.000								
37 Jaye Chapman, R ERA: 1.42	1.0		3	0	0	0	1	0	0	0	0	0	0	5	6	0.00	0.000								

Cincinnati Reds @ Chicago Cubs
 Wrigley Field, Chicago, IL
 Tue Sep 18 2012, 7:07 PM - 9:57 PM CDT
 Att: 32,547 - Partly Cloudy - 58 F

AB 30
 R 3
 H 4
 RBI 3
 BB 5
 SO 7
 LOB 13


Batter	1	2	3	4	5	6	7	8	9	AB	R	H	RBI	BB	SO	LOB	BOTTOM								
9 David DeJesus, L OBP: 0.353, SLG: 0.396										3	0	0	0	0	1	1	Cincinnati Reds @ Chicago Cubs Wrigley Field, Chicago, IL Tue Sep 18 2012, 7:07 PM - 9:57 PM CDT Att: 32,547 - Partly Cloudy - 58 F								
17 Dave Sappelt, R OBP: 0.371, SLG: 0.419										2	0	0	0	1	0	0									
37 Jaye Chapman, R OBP: 0.371, SLG: 0.419										1	0	0	0	0	1	2									
24 Luis Valbuena, L OBP: 0.311, SLG: 0.345										3	0	0	0	1	0	3									
5 Josh Vitters, R OBP: 0.157, SLG: 0.205																									
44 Anthony Rizzo, L OBP: 0.347, SLG: 0.481										4	0	0	0	0	2	1									
12 Alfonso Soriano, R OBP: 0.316, SLG: 0.495										4	0	0	0	0	0	1									
13 Starlin Castro, R OBP: 0.316, SLG: 0.424																									
51 Steve Clevenger, L OBP: 0.269, SLG: 0.286										3	0	1	0	0	0	0									
53 Welington Castillo, R OBP: 0.342, SLG: 0.432										1	0	0	0	0	1	0									
7 Brett Jackson, L OBP: 0.292, SLG: 0.369										3	0	0	0	0	1	1									
15 Darwin Barney, R OBP: 0.315, SLG: 0.373										3	1	2	0	0	0	1									
41 Justin Germano, R OBP: 0.125, SLG: 0.067										1	0	0	0	0	0	1									
60 Manny Corpas, R ERA: 3.62	0.2	H	3	0	0	0	1	0	0	0	0	0	0	0	0	0									
51 Sean Marshall, L ERA: 2.68	0.2																								
50 Jonathan Broxton, R ERA: 2.36	1.0	S	3	0	0	0	1	0	0	0	0	0	0	0	0	0									
Inning Stats	R: 0 E: 0 K: 1 S: 10	H: 0 LOB: 0 BB: 1 P: 17	R: 0 E: 0 K: 1 S: 10	H: 0 LOB: 0 BB: 0 P: 16	R: 0 E: 0 K: 1 S: 13	H: 1 LOB: 1 BB: 0 P: 16	R: 0 E: 0 K: 0 S: 6	H: 0 LOB: 1 BB: 1 P: 11	R: 0 E: 0 K: 0 S: 7	H: 0 LOB: 0 BB: 0 P: 13	R: 0 E: 0 K: 1 S: 7	H: 0 LOB: 0 BB: 0 P: 11	R: 1 E: 0 K: 1 S: 14	H: 2 LOB: 2 BB: 0 P: 24	R: 0 E: 0 K: 1 S: 9	H: 0 LOB: 0 BB: 0 P: 14	1B: 3 2B: 1 HR: 0	SF: 0 SAC: 1 DP: 1 HBP: 1	WP: 0 PB: 0 SB: 0 CS: 0	PA: 33					
PITCHER	IP	WLS	BF	H	R	ER	SO	BB	IBB	HBP	BLK	WP	HR	S	P	ERA	WHIP								
34 Homer Bailey, R ERA: 3.62	7.1	W	27	4	1	1	4	2	0	0	0	0	0	66	106	1.23	0.818								
51 Sean Marshall, L ERA: 2.68	0.2													8	13	0.00	0.000								
50 Jonathan Broxton, R ERA: 2.36	1.0	S	3	0	0	0	1	0	0	0	0	0	0	9	14	0.00	0.000								

Cincinnati Reds @ Chicago Cubs
 Wrigley Field, Chicago, IL
 Tue Sep 18 2012, 7:07 PM - 9:57 PM CDT
 Att: 32,547 - Partly Cloudy - 58 F

AB 29
 R 1
 H 4
 RBI 1
 BB 2
 SO 6
 LOB 11

Batter	1	2	3	4	5	6	7	8	9	10	11	AB R H RBI BB SO LOB	TOP											
4 Brandon Phillips, R OBP: 0.326, SLG: 0.440	G5-3		G6-3	G6-3		HBP		F8			E9	5 2 1 0 0 0 2	Cincinnati Reds @ Chicago Cubs Wrigley Field, Chicago, IL Wed Sep 19 2012, 7:08 PM - 11:16 PM CDT Att: 31,001 - Party Cloudy - 69 F											
6 Drew Stubbs, R OBP: 0.285, SLG: 0.347	BB		1B	1B	1B	HBP					1B	5 3 3 1 1 2 1												
19 Joey Votto, L OBP: 0.471, SLG: 0.583	2B		1B	1B	1B						1B	4 0 2 3 2 1 1												
48 Ryan Ludwick, R OBP: 0.349, SLG: 0.532	L7-4		1B	1B	1B						1B	2 0 1 1 1 0 1												
28 Chris Haisey, R OBP: 0.319, SLG: 0.425			1B	1B	1B						1B	2 0 0 0 0 0 1												
32 Jay Bruce, L OBP: 0.332, SLG: 0.531	G6-3		F8	F8	P6						F7	6 0 1 0 0 0 7												
27 Scott Rolen, R OBP: 0.321, SLG: 0.394	G6-3		G6-3	G6-3							BB	4 0 2 1 1 0 3												
30 Dioner Navarro, S OBP: 0.294, SLG: 0.469	G5-4-3		G6-3	G6-3	P4						L3	5 0 0 0 0 0 4												
15 Wilson Valdez, R OBP: 0.223, SLG: 0.221			K	K	2B						G4-3	5 0 1 0 0 1 0												
44 Mike Leake, R OBP: 0.200, SLG: 0.426			1B	1B	1B						L4	3 1 1 0 0 0 1 1												
Inning Stats	R: 1 E: 0 K: 0 S: 5	H: 1 LOB: 0 BB: 1 P: 10	R: 0 E: 0 K: 0 S: 8	H: 1 LOB: 0 BB: 0 P: 11	R: 3 E: 0 K: 1 S: 22	H: 5 LOB: 2 BB: 0 P: 34	R: 0 E: 0 K: 1 S: 9	H: 1 LOB: 1 BB: 0 P: 13	R: 1 E: 0 K: 0 S: 10	H: 2 LOB: 2 BB: 1 P: 19	R: 0 E: 0 K: 1 S: 7	H: 0 LOB: 1 BB: 0 P: 11	R: 0 E: 0 K: 0 S: 13	H: 1 LOB: 1 BB: 1 P: 20	R: 0 E: 0 K: 2 S: 8	H: 0 LOB: 0 BB: 0 P: 16	R: 0 E: 0 K: 0 S: 3	H: 0 LOB: 0 BB: 1 P: 10	R: 1 E: 1 K: 0 S: 15	H: 1 LOB: 3 BB: 1 P: 28	1B: 11 2B: 4 3B: 0 HR: 0	SF: 0 SAC: 0 DP: 4 HBP: 2	WP: 0 PB: 0 SB: 1 CS: 0	PA: 50
18 Chris Rusin, L ERA: 6.0	IP: 5.0	WLS: 2	BF: 25	H: 10	R: 5	ER: 5	SO: 2	BB: 2	IBB: 0	HBP: 0	BLK: 0	WP: 0	HR: 0	S: 54	P: 87	ERA: 9.00	WHIP: 2.400							
28 Michael Bowden, R ERA: 3.58	1.2	6	0	0	0	1	1	1	0	0	0	0	0	14	22	0.00	0.600							
40 James Russell, L ERA: 3.41	0.1	2	1	0	0	0	0	0	0	0	0	0	0	6	9	0.00	3.000							
54 Shawn Camp, R ERA: 3.45	1.0	4	1	0	0	0	0	0	0	0	0	0	0	10	17	0.00	1.000							
49 Carlos Marmol, R ERA: 9.58	1.0	3	0	0	0	2	0	0	0	0	0	0	0	8	16	0.00	0.000							

Batter	1	2	3	4	5	6	7	8	9	10	11	AB R H RBI BB SO LOB	BOTTOM													
9 David DeJesus, L OBP: 0.349, SLG: 0.391	G3-1		G4-3	G4-3		B1-3	L8				G6-3	6 0 0 0 0 1 1	Cincinnati Reds @ Chicago Cubs Wrigley Field, Chicago, IL Wed Sep 19 2012, 7:08 PM - 11:16 PM CDT Att: 31,001 - Party Cloudy - 69 F													
15 Darwin Barney, R OBP: 0.313, SLG: 0.369	G4-3		F7	F7	G4-3	G4-3		BB			F9	5 1 0 0 1 1 1														
44 Anthony Rizzo, L OBP: 0.347, SLG: 0.478	G6-3		1B	1B	1B	1B					K	6 2 2 0 0 1 2														
12 Alfonso Soriano, R OBP: 0.317, SLG: 0.499	G6-3		BB	BB	HR	HR					K	4 1 1 2 1 2 1														
13 Starlin Castro, R OBP: 0.320, SLG: 0.427	G4-3		1B	1B	1B	1B					1B	5 1 4 1 0 0 0														
24 Luis Valbuena, L OBP: 0.316, SLG: 0.352	G4-3		F9	F9	1B	1B					1B	4 0 2 1 1 0 2														
53 Wellington Castillo, R OBP: 0.344, SLG: 0.422	G5-3		G1-3	G1-3	PO	PO					K	3 0 0 1 2 1 2														
7 Brett Jackson, L OBP: 0.296, SLG: 0.358	F7		BB	BB	BB	BB					BB	3 0 0 0 2 2 4														
19 Greg Ryan, L ERA: 4.73	IP: 6.0	WLS: 1	BF: 24	H: 6	R: 4	ER: 4	SO: 1	BB: 2	IBB: 0	HBP: 0	BLK: 0	WP: 0		HR: 0	S: 52	P: 86	ERA: 6.00	WHIP: 1.333								
33 Jose Arredondo, R ERA: 2.83	1.0	H: 4	4	0	0	0	1	1	0	0	0	0		0	11	18	0.00	1.000								
60 J.J. Hoover, R ERA: 2.28	0.2	B: 6	6	1	1	1	1	3	0	0	0	0	0	12	26	13.50	6.000									
63 Sam LeCure, R ERA: 2.82	1.1	5	0	0	0	3	0	0	0	0	0	1	0	14	18	0.00	0.000									
60 Logan Ondrusek, R ERA: 3.18	1.0	W: 6	2	0	0	2	1	0	0	0	0	0	0	15	27	0.00	3.000									
Inning Stats	R: 0 E: 0 K: 0 S: 5	H: 0 LOB: 0 BB: 0 P: 8	R: 0 E: 0 K: 0 S: 6	H: 0 LOB: 0 BB: 0 P: 10	R: 0 E: 0 K: 1 S: 9	H: 0 LOB: 0 BB: 0 P: 13	R: 1 E: 0 K: 0 S: 11	H: 2 LOB: 2 BB: 1 P: 20	R: 0 E: 0 K: 0 S: 12	H: 0 LOB: 0 BB: 0 P: 15	R: 3 E: 0 K: 0 S: 12	H: 4 LOB: 0 BB: 0 P: 20	R: 0 E: 0 K: 1 S: 11	H: 0 LOB: 1 BB: 1 P: 18	R: 1 E: 0 K: 2 S: 15	H: 0 LOB: 1 BB: 0 P: 31	R: 0 E: 0 K: 2 S: 11	H: 0 LOB: 1 BB: 0 P: 13	R: 0 E: 1 K: 2 S: 15	H: 2 LOB: 3 BB: 1 P: 27	R: 0 E: 0 K: 1 S: 11	H: 0 LOB: 0 BB: 0 P: 16	1B: 7 2B: 1 3B: 0 HR: 1	SF: 0 SAC: 0 DP: 1 HBP: 0	WP: 1 PB: 0 SB: 0 CS: 0	PA: 49
44 Mike Leake, R ERA: 4.73	IP: 6.0	WLS: 1	BF: 24	H: 6	R: 4	ER: 4	SO: 1	BB: 2	IBB: 0	HBP: 0	BLK: 0	WP: 0	HR: 0	S: 52	P: 86	ERA: 6.00	WHIP: 1.333									
33 Jose Arredondo, R ERA: 2.83	1.0	H: 4	4	0	0	0	1	1	0	0	0	0	0	11	18	0.00	1.000									
60 J.J. Hoover, R ERA: 2.28	0.2	B: 6	6	1	1	1	1	3	0	0	0	0	0	12	26	13.50	6.000									
63 Sam LeCure, R ERA: 2.82	1.1	5	0	0	0	3	0	0	0	0	0	1	0	14	18	0.00	0.000									
60 Logan Ondrusek, R ERA: 3.18	1.0	W: 6	2	0	0	2	1	0	0	0	0	0	0	15	27	0.00	3.000									



Batter	1	2	3	4	5	6	7	8	9	AB	R	H	RBI	BB	SO	LOB	TOP					
14 Mark Ellis, R OBP: 0.341, SLG: 0.369	F9		1B			K2-3		F9		4	0	1	0	0	1	1	Los Angeles Dodgers @ Cincinnati Reds Great American Ball Park, Cincinnati, OH Sat Sep 22 2012, 4:07 PM - 7:02 PM EDT Att: 41,117 - Cloudy - 70 F					
16 Andre Ethier, L OBP: 0.351, SLG: 0.461	K		K2-3			1B		F7		4	0	1	0	0	2	2						
27 Matt Kemp, R OBP: 0.370, SLG: 0.523	K				G5-3	FC6-4		FC6-4		4	0	0	0	0	1	1						
23 Adrián González, L OBP: 0.336, SLG: 0.451		13 FC6-4 1B			K			G4-3		3	0	1	0	1	1	0						
13 Hanley Ramirez, R OBP: 0.317, SLG: 0.439	FC6-4				K			G6-3		4	0	0	0	0	1	2						
47 Luis Alfonso Cruz, R OBP: 0.329, SLG: 0.440	F9									3	0	2	0	0	0	1						
21 Juan Rivera, R OBP: 0.282, SLG: 0.353					21 G6-3 1B					3	0	0	0	0	0	3						
55 Matt Guerrier, R ERA: 3.6	G5-3							G1-3		0	0	0	0	0	0	0						
50 Randy Choate, L ERA: 3.08										0	0	0	0	0	0	0						
28 Jamey Wright, R ERA: 3.68										0	0	0	0	0	0	0						
46 Josh Wall, R ERA: 3.68										0	0	0	0	0	0	0						
17 A.J. Ellis, R OBP: 0.366, SLG: 0.394			G6-3							2	0	0	0	0	0	0						
12 Bobby Abreu, L OBP: 0.343, SLG: 0.326										1	0	0	0	0	1	0						
18 Matt Treanor, R OBP: 0.291, SLG: 0.293								K		0	0	0	0	0	0	0						
59 Stephen Fife, R OBP: 0.286, SLG: 0.429										1	0	0	0	0	0	0						
9 Dee Strange-Gordon, L OBP: 0.275, SLG: 0.291										1	0	0	0	0	0	0						
75 Paco Rodríguez, L ERA: 1.69										0	0	0	0	0	0	0						
37 Elian Herrera, S OBP: 0.343, SLG: 0.339										1	0	1	0	0	0	0						
Inning Stats	R: 0 E: 0 K: 2 S: 9	H: 0 LOB: 0 BB: 0 P: 10	R: 0 E: 0 K: 0 S: 10	H: 1 LOB: 1 BB: 0 P: 13	R: 0 E: 0 K: 1 S: 12	H: 1 LOB: 1 BB: 0 P: 16	R: 0 E: 0 K: 2 S: 8	H: 0 LOB: 0 BB: 0 P: 12	R: 0 E: 0 K: 0 S: 7	H: 1 LOB: 0 BB: 0 P: 8	R: 0 E: 0 K: 1 S: 9	H: 1 LOB: 1 BB: 0 P: 13	R: 0 E: 0 K: 0 S: 13	H: 1 LOB: 1 BB: 0 P: 20	R: 0 E: 0 K: 1 S: 10	H: 1 LOB: 0 BB: 1 P: 13	R: 0 E: 0 K: 0 S: 7	H: 0 LOB: 0 BB: 1 P: 12	1B: 6 2B: 0 3B: 0 HR: 0	SF: 0 SAC: 0 DP: 2 HBP: 0	WP: 0 PB: 0 SB: 0 CS: 0	PA: 32
PITCHER	IP	WLS	BF	H	R	ER	SO	BB	IBB	HBP	BLK	WP	HR	S	P	ERA	WHIP					
55 Mat Latos, R ERA: 3.6	8.0	W	29	6	0	0	7	0	0	0	0	0	0	78	105	0.00	0.750					
54 Aroldis Chapman, L ERA: 1.57	1.0		3	0	0	0	0	1	0	0	0	0	0	7	12	0.00	1.000					

AB	31
R	0
H	6
RBI	0
BB	1
SO	7
LOB	10



Batter	1	2	3	4	5	6	7	8	9	AB	R	H	RBI	BB	SO	LOB	BOTTOM				
4 Brandon Phillips, R OBP: 0.328, SLG: 0.443	F8		1B							3	2	2	1	2	0	0	Los Angeles Dodgers @ Cincinnati Reds Great American Ball Park, Cincinnati, OH Sat Sep 22 2012, 4:07 PM - 7:02 PM EDT Att: 41,117 - Cloudy - 70 F				
26 Xavier Paul, L OBP: 0.386, SLG: 0.446	WP		FC6-4							2	0	0	0	2	0	2					
6 Drew Stubbs, R OBP: 0.284, SLG: 0.344	BB				P4			FC6-4		1	0	0	0	0	0	2					
19 Joey Volto, L OBP: 0.468, SLG: 0.576	K		K							4	0	1	0	0	2	3					
21 Todd Frazier, R OBP: 0.342, SLG: 0.513	F8		F9							4	1	2	1	0	0	2					
32 Jay Bruce, L OBP: 0.333, SLG: 0.532		K								3	2	1	1	1	1	0					
28 Chris Heisey, R OBP: 0.318, SLG: 0.419		1B			P6			SH		2	1	0	0	0	0	0					
30 Dioner Navarro, S OBP: 0.286, SLG: 0.434										3	0	0	0	1	1	1					
2 Zack Cozart, R OBP: 0.284, SLG: 0.399										4	0	2	2	0	1	0					
55 Mat Latos, R OBP: 0.239, SLG: 0.258										3	0	0	0	0	0	2					
36 Henry Alejandro Rodríguez, R OBP: 0.355, SLG: 0.354										1	0	0	0	0	0	2					
54 Aroldis Chapman, L ERA: 1.57										0	0	0	0	0	0	0					
Inning Stats	R: 0 E: 0 K: 1 S: 6	H: 0 LOB: 1 BB: 1 P: 14	R: 0 E: 0 K: 1 S: 8	H: 1 LOB: 2 BB: 0 P: 14	R: 0 E: 0 K: 1 S: 11	H: 1 LOB: 1 BB: 0 P: 14	R: 1 E: 0 K: 1 S: 12	H: 1 LOB: 0 BB: 0 P: 19	R: 1 E: 0 K: 0 S: 7	H: 2 LOB: 2 BB: 1 P: 15	R: 0 E: 0 K: 1 S: 8	H: 0 LOB: 0 BB: 0 P: 11	R: 1 E: 0 K: 0 S: 14	H: 1 LOB: 1 BB: 1 P: 22	R: 3 E: 1 K: 0 S: 11	H: 2 LOB: 2 BB: 3 P: 27	1B: 5 2B: 1 3B: 0 HR: 2	SF: 0 SAC: 1 DP: 1 HBP: 1	WP: 1 PB: 0 SB: 0 CS: 0	PA: 38	
PITCHER	IP	WLS	BF	H	R	ER	SO	BB	IBB	HBP	BLK	WP	HR	S	P	ERA	WHIP				
59 Stephen Fife, R ERA: 2.7	5.0	L	22	5	2	2	4	2	0	0	0	0	0	44	76	3.60	1.400				
75 Paco Rodríguez, L ERA: 1.69	1.0		3	0	0	0	1	0	0	0	0	0	0	8	11	0.00	0.000				
55 Matt Guerrier, R ERA: 4.26	0.2		4	1	1	1	0	1	0	0	0	0	1	11	19	13.50	3.000				
50 Randy Choate, L ERA: 3.08	0.1		1	0	0	0	0	0	0	0	0	0	0	3	3	0.00	0.000				
28 Jamey Wright, R ERA: 3.68	0.0		5	2	3	2	0	1	1	0	0	0	0	6	18	∞	∞				
PITCHER	IP	WLS	BF	H	R	ER	SO	BB	IBB	HBP	BLK	WP	HR	S	P	ERA	WHIP				
46 Josh Wall, R ERA: 7.36	8.1		1.0	3	0	0	0	1	0	0	0	0	0	5	9	0.00	1.000				



Batter	1	2	3	4	5	6	7	8	9	AB	R	H	RBI	BB	SO	LOB	TOP					
14 Mark Ellis, R OBP: 0.339, SLG: 0.369	G1-4-3		K			F8	2B		P2	5	0	1	1	0	1	2						
16 Andre Ethier, L OBP: 0.350, SLG: 0.459	G3-1		G3-1			L8				4	0	1	1	0	0	1						
27 Matt Kemp, R OBP: 0.367, SLG: 0.518	K				G6-3					4	0	0	0	0	2	3						
23 Adrián González, L OBP: 0.337, SLG: 0.461		HR			K				G3-1	4	2	2	2	0	1	0						
13 Hanley Ramirez, R OBP: 0.317, SLG: 0.439		G4-3			P4					3	0	1	0	0	0	0						
9 Dee Strange-Gordon, L OBP: 0.281, SLG: 0.281										0	1	0	0	0	1	0						
47 Luis Alfonso Cruz, R OBP: 0.328, SLG: 0.437	L7					G1-3				4	1	1	0	0	0	1						
37 Elian Herrera, S OBP: 0.342, SLG: 0.333					G6-3					3	0	0	0	0	1	2						
17 A.J. Ellis, R OBP: 0.366, SLG: 0.396					FC4-6					3	0	1	1	0	1	1						
22 Clayton Kershaw, L OBP: 0.332, SLG: 0.258										1	0	0	0	0	0	1						
5 Justin Upton, R OBP: 0.278, SLG: 0.284										1	0	1	0	0	0	0						
38 Shawn Tolleson, R OBP: 0.285, SLG: 0.285										0	0	1	0	0	0	0						
12 Bobby Abreu, L OBP: 0.245, SLG: 0.278										0	0	0	0	0	0	0						
74 Kenley Jansen, S OBP: 0.245, SLG: 0.278										0	0	0	0	0	0	0						
51 Ronald Belisario, R OBP: 0.245, SLG: 0.278										0	0	0	0	0	0	0						
21 Juan Rivera, R OBP: 0.245, SLG: 0.278										1	0	0	0	0	0	0						
31 Brandon League, R OBP: 0.245, SLG: 0.278										0	0	0	0	0	0	1						
Inning Stats	R: 0 E: 0 K: 1 S: 10	H: 0 LOB: 0 BB: 0 P: 15	R: 1 E: 0 K: 0 S: 9	H: 1 LOB: 1 BB: 1 P: 18	R: 0 E: 0 K: 2 S: 10	H: 0 LOB: 0 BB: 0 P: 17	R: 0 E: 0 K: 1 S: 7	H: 0 LOB: 0 BB: 0 P: 11	R: 0 E: 0 K: 1 S: 7	H: 0 LOB: 0 BB: 0 P: 10	R: 0 E: 0 K: 0 S: 11	H: 1 LOB: 1 BB: 0 P: 16	R: 4 E: 1 K: 2 S: 18	H: 5 LOB: 2 BB: 1 P: 30	R: 0 E: 0 K: 0 S: 6	H: 0 LOB: 0 BB: 1 P: 11	R: 0 E: 0 K: 1 S: 12	H: 1 LOB: 1 BB: 0 P: 17	1B: 4 2B: 2 3B: 0 HR: 2	SF: 0 SAC: 1 DP: 1 HBP: 0	WP: 0 PB: 0 SB: 0 CS: 0	PA: 37
PITCHER	IP WLS BF H R ER SO BB IBB HBP BLK WP HR S P ERA WHIP																					
34 Homer Bailey, R ERA: 3.92	6.2 L 27 5 5 5 6 2 0 0 0 0 0 2 64 105 6.75 1.050																					
33 Jose Arredondo, R ERA: 2.9	1.1 6 2 0 0 1 1 0 0 0 0 0 0 14 23 0.00 2.250																					
60 J.J. Hoover, R ERA: 2.2	1.0 4 1 0 0 1 0 0 0 0 0 0 0 12 17 0.00 1.000																					

Los Angeles Dodgers @ Cincinnati Reds
Great American Ball Park, Cincinnati, OH

AB 33
R 5
H 8
RBI 5
BB 3
SO 8
LOB 11



Sun Sep 23 2012, 8:08 PM - 11:27 PM EDT
Att: 32,932 - Partly Cloudy - 61 F

Batter	1	2	3	4	5	6	7	8	9	AB	R	H	RBI	BB	SO	LOB	BOTTOM					
28 Chris Heisey, R OBP: 0.323, SLG: 0.418	F7									3	0	1	0	1	1	1						
15 Wilson Valtéz, R OBP: 0.229, SLG: 0.219	FC3-6									2	1	0	0	2	1	2						
36 Henry Alejandro Rodríguez, S OBP: 0.357, SLG: 0.333	FC3-6									1	0	0	0	0	0	0						
19 Joey Volto, L OBP: 0.469, SLG: 0.573										2	0	0	0	3	2	4						
21 Todd Frazier, R OBP: 0.341, SLG: 0.509	K									5	0	1	1	0	3	4						
43 Miguel Cairo, R OBP: 0.205, SLG: 0.269										4	1	1	0	0	0	2						
25 Didi Gregorius, L OBP: 0.316, SLG: 0.316										0	0	0	0	0	0	0						
23 Denis Phipps, R OBP: 0.364, SLG: 0.700	F8									4	1	1	2	0	2	4						
6 Drew Stubbs, R OBP: 0.284, SLG: 0.343	F8									4	0	1	0	0	2	0						
29 Ryan Hanigan, R OBP: 0.371, SLG: 0.349										2	0	0	0	1	0	1						
30 Dioner Navarro, S OBP: 0.281, SLG: 0.426										1	0	0	0	0	0	0						
34 Homer Bailey, R OBP: 0.134, SLG: 0.136										2	0	1	0	0	0	0						
33 Jose Arredondo, R ERA: 2.44										1	0	0	0	0	0	0						
26 Xavier Paul, L OBP: 0.381, SLG: 0.440										1	0	0	0	0	0	0						
60 J.J. Hoover, R ERA: 3.31										0	0	0	0	0	0	0						
Inning Stats	R: 0 E: 0 K: 1 S: 11	H: 1 LOB: 3 BB: 1 P: 20	R: 0 E: 0 K: 0 S: 6	H: 0 LOB: 1 BB: 1 P: 11	R: 1 E: 0 K: 1 S: 9	H: 1 LOB: 1 BB: 2 P: 19	R: 0 E: 0 K: 1 S: 16	H: 3 LOB: 3 BB: 1 P: 28	R: 0 E: 0 K: 2 S: 10	H: 0 LOB: 0 BB: 0 P: 14	R: 0 E: 0 K: 1 S: 7	H: 0 LOB: 0 BB: 0 P: 10	R: 0 E: 0 K: 3 S: 13	H: 0 LOB: 1 BB: 1 P: 19	R: 2 E: 1 K: 1 S: 18	H: 1 LOB: 0 BB: 0 P: 24	R: 0 E: 0 K: 1 S: 10	H: 0 LOB: 1 BB: 1 P: 19	1B: 5 2B: 0 3B: 0 HR: 1	SF: 0 SAC: 1 DP: 1 HBP: 1	WP: 0 PB: 0 SB: 0 CS: 1	PA: 40
PITCHER	IP WLS BF H R ER SO BB IBB HBP BLK WP HR S P ERA WHIP																					
22 Clayton Kershaw, L ERA: 2.68	5.0 24 5 0 0 1 5 0 0 0 0 0 0 7 10 0.00 0.000																					
38 Shawn Tolleson, R ERA: 4.15	1.0 W 3 0 0 0 1 0 0 0 0 0 0 0 7 10 0.00 0.000																					
74 Kenley Jansen, R ERA: 2.44	1.0 4 0 0 0 3 1 0 0 0 0 0 0 13 19 0.00 1.000																					
51 Ronald Belisario, R ERA: 2.31	1.0 5 1 2 1 1 0 0 0 0 0 0 1 18 24 9.00 1.000																					
31 Brandon League, R ERA: 3.31	1.0 S 4 0 0 0 1 1 0 0 0 0 0 0 10 19 0.00 1.000																					

Los Angeles Dodgers @ Cincinnati Reds
Great American Ball Park, Cincinnati, OH

AB 31
R 3
H 6
RBI 3
BB 7
SO 11
LOB 18



Sun Sep 23 2012, 8:08 PM - 11:27 PM EDT
Att: 32,932 - Partly Cloudy - 61 F

Batter	1	2	3	4	5	6	7	8	9	AB	R	H	RBI	BB	SO	LOB	TOP					
7 Norichika Aoki, L (1.9)										4	0	0	0	0	1	0	Milwaukee Brewers @ Cincinnati Reds Great American Ball Park, Cincinnati, OH Tue Sep 25 2012, 7:11 PM - 9:58 PM EDT Att: 18,155 - Overcast - 67 F					
23 Rickie Weeks Jr., R (1.4)										4	0	1	0	0	1	0						
8 Ryan Braun, R (1.7)										4	0	1	0	0	2	1						
16 Aramis Ramirez, R (1.5)										3	1	1	1	0	1	1						
1 Corey Hart, R (1.3)										3	0	0	0	0	0	0						
20 Jonathan Lucroy, R (1.2)										3	0	0	0	0	0	0						
27 Carlos Gómez, R (1.8)										3	1	1	0	0	1	0						
9 Jean Segura, R (1.6)										3	0	1	1	0	1	0						
64 Mike Fiers, R (1.1)										1	0	0	0	0	0	0						
53 Brandon Kintzler, R (5.1)										0	0	0	0	0	0	0						
2 Nyjer Morgan, L (6.1)										1	0	0	0	0	0	0						
50 Kameron Loe, R (6.1)										0	0	0	0	0	0	0						
51 Jim Henderson, L (7.1)										0	0	0	0	0	0	0						
22 Logan Schafer, L (8.1)										1	0	0	0	0	1	0						
40 Jose Veras, R (8.1)										0	0	0	0	0	0	0						
Inning Stats	R: 0 E: 0 K: 1 S: 10	H: 1 LOB: 0 BB: 0 P: 17	R: 0 E: 0 K: 0 S: 8	H: 0 LOB: 0 BB: 0 P: 11	R: 0 E: 0 K: 0 S: 7	H: 0 LOB: 0 BB: 0 P: 11	R: 0 E: 0 K: 3 S: 12	H: 1 LOB: 1 BB: 0 P: 18	R: 1 E: 0 K: 0 S: 10	H: 2 LOB: 1 BB: 0 P: 16	R: 0 E: 0 K: 0 S: 6	H: 0 LOB: 0 BB: 0 P: 9	R: 1 E: 0 K: 1 S: 11	H: 1 LOB: 0 BB: 0 P: 13	R: 0 E: 0 K: 3 S: 15	H: 0 LOB: 0 BB: 0 P: 18	R: 0 E: 0 K: 0 S: 6	H: 0 LOB: 0 BB: 0 P: 10	1B: 3 2B: 1 3B: 0 HR: 1	SF: 0 SAC: 0 DP: 0 HBP: 0	WP: 0 PB: 0 CS: 0	PA: 30
PITCHER	IP WLS BF H R ER SO BB IBB HBP BLK WP HR S P ERA WHIP																					
47 Johnny Cueto, R (1.1)	7.0 W 24 5 2 2 5 0 0 0 0 0 0 1 64 95 2.57 0.714																					
50 Jonathan Broxton, R (8.1)	1.0 H 3 0 0 0 3 0 0 0 0 0 0 0 15 18 0.00 0.000																					
54 Aroldis Chapman, L (9.1)	1.0 S 3 0 0 0 0 0 0 0 0 0 0 0 6 10 0.00 0.000																					

AB	30
R	2
H	5
RBI	2
BB	0
SO	8
LOB	2



Batter	1	2	3	4	5	6	7	8	9	AB	R	H	RBI	BB	SO	LOB	BOTTOM			
4 Brandon Phillips, R (1.4)										4	0	1	0	0	1	1	Milwaukee Brewers @ Cincinnati Reds Great American Ball Park, Cincinnati, OH Tue Sep 25 2012, 7:11 PM - 9:58 PM EDT Att: 18,155 - Overcast - 67 F			
2 Zack Cozart, R (1.6)										3	1	1	0	1	0	3				
19 Joey Volto, L (1.3)										3	1	1	1	1	1	1				
21 Todd Frazier, R (1.5)										4	0	0	0	0	3	3				
32 Jay Bruce, L (1.9)										4	1	2	1	0	1	1				
28 Chris Heisey, R (1.7)										4	1	1	0	0	1	2				
6 Drew Stubbs, R (1.8)										4	0	1	0	0	3	1				
30 Dioner Navarro, S (1.2)										3	0	2	2	0	0	0				
47 Johnny Cueto, R (1.1)										2	0	0	0	0	0	2				
50 Jonathan Broxton, R (8.1)										0	0	0	0	0	0	0				
54 Aroldis Chapman, L (9.1)										0	0	0	0	0	0	0				
Inning Stats	R: 0 E: 0 K: 2 S: 9	H: 0 LOB: 1 BB: 1 P: 18	R: 2 E: 0 K: 0 S: 18	H: 5 LOB: 2 BB: 0 P: 30	R: 0 E: 0 K: 3 S: 14	H: 0 LOB: 1 BB: 1 P: 19	R: 0 E: 0 K: 2 S: 15	H: 1 LOB: 1 BB: 0 P: 22	R: 2 E: 0 K: 2 S: 20	H: 3 LOB: 1 BB: 0 P: 24	R: 0 E: 0 K: 0 S: 7	H: 0 LOB: 0 BB: 0 P: 11	R: 0 E: 0 K: 0 S: 9	H: 0 LOB: 0 BB: 0 P: 15	R: 0 E: 0 K: 1 S: 7	H: 0 LOB: 0 BB: 0 P: 11	1B: 6 2B: 2 3B: 1 HR: 0	SF: 0 SAC: 1 DP: 1 HBP: 0	WP: 0 PB: 0 CS: 0	PA: 34
PITCHER	IP WLS BF H R ER SO BB IBB HBP BLK WP HR S P ERA WHIP																			
64 Mike Fiers, R (1.1)	4.1 L 23 4 4 4 0 2 0 0 0 0 0 0 7 9 8.31 2.538																			
53 Brandon Kintzler, R (5.1)	0.2 2 0 0 0 1 0 0 0 0 0 0 0 7 9 0.00 0.000																			
50 Kameron Loe, R (6.1)	1.1 4 0 0 0 0 0 0 0 0 0 0 0 12 19 0.00 0.000																			
51 Jim Henderson, R (7.1)	0.2 2 0 0 0 0 0 0 0 0 0 0 0 4 7 0.00 0.000																			
40 Jose Veras, R (8.1)	1.0 3 0 0 0 1 0 0 0 0 0 0 0 7 11 0.00 0.000																			

AB	31
R	4
H	9
RBI	4
BB	2
SO	10
LOB	14



Batter	1	2	3	4	5	6	7	8	9	AB	R	H	RBI	BB	SO	LOB	TOP								
7 Norichika Aoki, L (1.9) OBP: 0.356, SLG: 0.440	G5-3		HR	BB			8 HR	2B		4	2	3	2	1	0	0	Milwaukee Brewers @ Cincinnati Reds Great American Ball Park, Cincinnati, OH Wed Sep 26 2012, 7:11 PM - 10:15 PM EDT Att: 20,570 - Partly Cloudy - 74 F								
23 Rickie Weeks Jr., R (1.4) OBP: 0.331, SLG: 0.403	G5-3		1B	F8			G5-3	P3		5	1	1	0	0	0	4									
8 Ryan Braun, R (1.7) OBP: 0.391, SLG: 0.603	G3		2B				HR	L9		5	2	2	2	0	0	1									
16 Aramis Ramirez, R (1.5) OBP: 0.359, SLG: 0.537	P4		1B				F8			5	0	1	1	0	0	0									
1 Corey Hart, R (1.3) OBP: 0.339, SLG: 0.508	G3		1B				L1			4	0	1	1	0	1	0									
45 Travis Ishikawa, L (9.3) OBP: 0.319, SLG: 0.417	G3		1B				L8			0	0	0	0	0	0	0									
20 Jonathan Lucroy, R (1.2) OBP: 0.378, SLG: 0.518	G4-3		1B				HR			4	2	3	1	1	0	2									
22 Logan Schafer, L (1.8) OBP: 0.368, SLG: 0.611	P4			F7			G4-3	P6		5	0	1	0	0	0	4									
14 Jeff Bianchi, R (1.6) OBP: 0.235, SLG: 0.365	G1-3		G1-3				SF8			3	1	1	1	1	0	1									
18 Shaun Marcum, R (1.1) OBP: 0.154, SLG: 0.111	P4		G5-3				K			3	0	0	0	0	1	1									
57 Francisco Rodriguez, R (7.1) ERA: 3.7							K			0	0	0	0	0	0	0									
5 Taylor Green, L (8. PH) OBP: 0.288, SLG: 0.354										1	0	0	0	0	1	1									
53 Brandon Kintzler, R (8.1)										0	0	0	0	0	0	0									
40 Jose Veras, R (9.1)										0	0	0	0	0	0	0									
Inning Stats	R: 0 E: 0 K: 0 S: 7	H: 0 LOB: 0 BB: 0 P: 9	R: 0 E: 0 K: 0 S: 11	H: 1 LOB: 1 BB: 0 P: 14	R: 3 E: 0 K: 0 S: 18	H: 5 LOB: 2 BB: 0 P: 25	R: 0 E: 0 K: 0 S: 11	H: 1 LOB: 2 BB: 1 P: 19	R: 0 E: 0 K: 1 S: 8	H: 0 LOB: 0 BB: 0 P: 11	R: 1 E: 0 K: 1 S: 7	H: 1 LOB: 0 BB: 0 P: 11	R: 2 E: 0 K: 0 S: 10	H: 2 LOB: 2 BB: 1 P: 18	R: 1 E: 0 K: 1 S: 12	H: 1 LOB: 1 BB: 1 P: 21	R: 1 E: 0 K: 1 S: 11	H: 2 LOB: 1 BB: 0 P: 19	1B: 4 2B: 5 3B: 1 HR: 3	SF: 1 SAC: 0 DP: 0 HBP: 1	WP: 0 PB: 0 CS: 0	PA: 44			
PITCHER	IP	WLS	BF	H	R	ER	SO	BB	IBB	HBP	BLK	WP	HR	S	P	ERA	WHIP								
61 Bronson Arroyo, R (1.1) ERA: 3.7	6.0	L	27	8	4	4	1	1	0	0	0	0	1	62	89	6.00	1.500								
66 Logan Ondrusek, R (7.1) ERA: 3.59	1.0		7	2	2	2	0	1	0	1	0	0	1	10	18	18.00	3.000								
63 Sam LeCure, R (8.1) ERA: 3.23	1.0		5	1	1	1	1	1	0	0	0	0	0	12	21	9.00	2.000								
31 Alfredo Simon, R (9.1) ERA: 2.99	1.0		5	2	1	1	1	0	0	0	0	0	1	11	19	9.00	2.000								

Batter	1	2	3	4	5	6	7	8	9	AB	R	H	RBI	BB	SO	LOB	BOTTOM								
4 Brandon Phillips, R (1.4) OBP: 0.324, SLG: 0.437	G3-1		K							5	0	0	0	0	2	3	Milwaukee Brewers @ Cincinnati Reds Great American Ball Park, Cincinnati, OH Wed Sep 26 2012, 7:11 PM - 10:15 PM EDT Att: 20,570 - Partly Cloudy - 74 F								
2 Zack Cozart, R (1.6) OBP: 0.289, SLG: 0.404	1B		1B							3	1	2	0	1	1	0									
19 Joey Votto, L (1.3) OBP: 0.474, SLG: 0.579	2B		1B							2	0	2	1	2	0	0									
27 Scott Rolen, R (1.5) OBP: 0.316, SLG: 0.386	L8		BB							4	0	0	0	0	1	7									
32 Jay Bruce, L (1.9) OBP: 0.332, SLG: 0.530	G4-3									4	0	0	0	0	2	2									
28 Chris Heisey, R (1.8) OBP: 0.321, SLG: 0.412	K		L8							3	0	0	0	1	2	0									
26 Xavier Paul, L (1.7) OBP: 0.376, SLG: 0.430	P6									4	0	1	0	0	1	0									
29 Ryan Hanigan, R (1.2) OBP: 0.370, SLG: 0.347	F8									4	0	1	0	0	0	2									
61 Bronson Arroyo, R (1.1) ERA: 3.74										1	0	0	0	0	0	0									
66 Logan Ondrusek, R (7.1) ERA: 4.57										0	0	0	0	0	0	0									
36 Henry Alejandro Rodriguez, Sr. PH										1	0	0	0	0	0	0									
63 Sam LeCure, R (8.1)										0	0	0	0	0	0	0									
31 Alfredo Simon, R (9.1)										0	0	0	0	0	0	0									
25 Didi Gregorius, L (8. PH) OBP: 0.200, SLG: 0.336										1	0	0	0	0	0	2									
Inning Stats	R: 1 E: 0 K: 0 S: 11	H: 2 LOB: 1 BB: 0 P: 17	R: 0 E: 0 K: 1 S: 5	H: 0 LOB: 0 BB: 0 P: 9	R: 0 E: 0 K: 1 S: 11	H: 1 LOB: 2 BB: 1 P: 20	R: 0 E: 0 K: 2 S: 8	H: 0 LOB: 0 BB: 0 P: 11	R: 0 E: 0 K: 2 S: 13	H: 1 LOB: 3 BB: 2 P: 26	R: 0 E: 0 K: 2 S: 9	H: 0 LOB: 0 BB: 0 P: 15	R: 0 E: 0 K: 1 S: 8	H: 0 LOB: 0 BB: 0 P: 12	R: 0 E: 0 K: 1 S: 11	H: 1 LOB: 1 BB: 0 P: 18	R: 0 E: 0 K: 0 S: 11	H: 1 LOB: 2 BB: 1 P: 22	1B: 5 2B: 1 3B: 0 HR: 0	SF: 0 SAC: 1 DP: 0 HBP: 0	WP: 0 PB: 0 CS: 0	PA: 37			
PITCHER	IP	WLS	BF	H	R	ER	SO	BB	IBB	HBP	BLK	WP	HR	S	P	ERA	WHIP								
18 Shaun Marcum, R (1.1) ERA: 3.74	6.0	W	25	4	1	1	7	3	0	0	0	0	0	57	98	1.50	1.167								
57 Francisco Rodriguez, R (7.1) ERA: 4.57	1.0		3	0	0	0	1	0	0	0	0	0	0	8	12	0.00	0.000								
53 Brandon Kintzler, R (8.1) ERA: 2.25	1.0		4	1	0	0	1	0	0	0	0	0	0	11	18	0.00	1.000								
40 Jose Veras, R (9.1) ERA: 3.65	1.0		5	1	0	0	0	1	0	0	0	0	0	11	22	0.00	2.000								



Batter	1	2	3	4	5	6	7	8	9	AB	R	H	RBI	BB	SO	LOB	TOP				
7 Norichika Aoki, L OBP: 0.354, SLG: 0.436	L9		G4-3			F8		K		4	0	0	0	0	1	0					
23 Rickie Weeks Jr., R OBP: 0.330, SLG: 0.402	G3-1			P4		K			16 FC5-4 1B	4	0	1	0	0	1	0					
8 Ryan Braun, R OBP: 0.392, SLG: 0.602	G6-3			F8			16 FC5-4 1B			4	0	2	0	0	0	0					
16 Aramis Ramirez, R OBP: 0.357, SLG: 0.533		F9		G6-3		FC5-4			16 FC5-4 1B	4	0	0	0	0	0	3					
1 Corey Hart, R OBP: 0.337, SLG: 0.505	L6				K					4	0	0	0	0	2	2					
12 Martín Maldonado, R OBP: 0.325, SLG: 0.404	G3-1				G5-3					4	0	0	0	0	0	2					
27 Carlos Gómez, R OBP: 0.303, SLG: 0.452			HR			K2-3				3	1	2	1	0	1	0					
9 Sean Segura, R OBP: 0.322, SLG: 0.323			G4-3					G5-3		2	0	0	0	1	0	0					
60 Willy Peralta, R 53 Brandon Kintzler, R 57 Francisco Rodriguez, R 3 Yorvit Torrealba, R 51 Jim Henderson, L 59 John Axford, R			G6-3		P2			L5		2	0	0	0	0	0	2					
Inning Stats	R: 0 H: 0 E: 0 K: 0 S: 9	H: 0 LOB: 0 BB: 0 P: 12	R: 0 H: 0 E: 0 K: 0 S: 7	H: 0 LOB: 0 BB: 0 P: 11	R: 1 H: 1 E: 0 K: 0 S: 11	H: 1 LOB: 0 BB: 0 P: 13	R: 0 H: 0 E: 0 K: 0 S: 6	H: 0 LOB: 0 BB: 0 P: 9	R: 0 H: 1 E: 0 K: 1 S: 8	H: 1 LOB: 2 BB: 1 P: 17	R: 0 H: 0 E: 0 K: 1 S: 9	H: 0 LOB: 0 BB: 0 P: 11	R: 0 H: 0 E: 0 K: 1 S: 8	H: 0 LOB: 0 BB: 0 P: 12	R: 0 H: 2 E: 0 K: 1 S: 12	H: 2 LOB: 0 BB: 0 P: 20	1B: 4 2B: 0 3B: 0 HR: 1	SF: 0 SAC: 0 DP: 0 HBP: 0	WP: 0 PB: 0 SB: 1 CS: 0	PA: 33	
PITCHER	IP WLS BF H R ER SO	IP WLS BF H R ER SO	IP WLS BF H R ER SO	IP WLS BF H R ER SO	IP WLS BF H R ER SO	IP WLS BF H R ER SO	IP WLS BF H R ER SO	IP WLS BF H R ER SO	IP WLS BF H R ER SO	IP WLS BF H R ER SO	IP WLS BF H R ER SO	IP WLS BF H R ER SO	IP WLS BF H R ER SO	IP WLS BF H R ER SO	IP WLS BF H R ER SO	IP WLS BF H R ER SO	ERA WHIP	ERA WHIP			
55 Mat Latos, R ERA: 3.92	7.0 25 3 1 1 3	1.0 3 0 0 0 1	1.0 W 5 2 0 0 1	0.0 0 0 0 0 0	0.0 0 0 0 0 0	0.0 0 0 0 0 0	0.0 0 0 0 0 0	0.0 0 0 0 0 0	0.0 0 0 0 0 0	1.29 0.429	0.00 0.000	0.00 0.000	0.00 0.000	0.00 0.000	0.00 0.000	0.00 0.000	0.00 0.000	0.00 0.000	0.00 0.000	0.00 0.000	0.00 0.000
51 Sean Marshall, L ERA: 2.58	(8, 1)	(8, 1)	(9, 1)																		
50 Jonathan Broxton, R ERA: 2.22	(9, 1)																				

Milwaukee Brewers @ Cincinnati Reds
Great American Ball Park, Cincinnati, OH
Thu Sep 27 2012, 12:38 PM - 3:26 PM EDT
Att: 23,411 - Cloudy - 69 F

AB 32
R 1
H 5
RBI 1
BB 1
SO 5
LOB 9



Batter	1	2	3	4	5	6	7	8	9	AB	R	H	RBI	BB	SO	LOB	BOTTOM				
4 Brandon Phillips, R OBP: 0.322, SLG: 0.434	F8		G4-3			F9		K		4	0	0	0	0	1	1					
2 Zack Cozart, R OBP: 0.289, SLG: 0.403	K			F9		19 BB 1B			19 BB 1B	4	0	1	0	0	2	0					
19 Joey Votto, L OBP: 0.475, SLG: 0.576	K				BB		21 FC4 BB			2	0	0	0	2	2	0					
21 Todd Frazier, R OBP: 0.337, SLG: 0.508		K				FC4				4	1	1	1	0	2	3					
32 Jay Bruce, L OBP: 0.332, SLG: 0.528	F8			G6-3						4	1	1	0	0	0	1					
30 Dioner Navarro, S OBP: 0.297, SLG: 0.459	K				G3					4	0	1	1	0	2	0					
26 Xavier Paul, L OBP: 0.374, SLG: 0.427			G4-3			6 F8-3 1B				3	0	1	0	0	1	0					
6 Drew Stubbs, R OBP: 0.284, SLG: 0.342										3	0	1	0	0	1	1					
55 Mat Latos, R 51 Sean Marshall, L 28 Chris Heisey, R 50 Jonathan Broxton, R			SH3-4							1	0	0	0	0	1	0					
Inning Stats	R: 0 H: 0 E: 0 K: 2 S: 8	H: 0 LOB: 0 BB: 0 P: 13	R: 0 H: 0 E: 0 K: 2 S: 9	H: 0 LOB: 0 BB: 0 P: 11	R: 0 H: 1 E: 0 K: 0 S: 8	H: 1 LOB: 1 BB: 0 P: 9	R: 0 H: 0 E: 0 K: 1 S: 7	H: 0 LOB: 1 BB: 1 P: 16	R: 0 H: 1 E: 0 K: 1 S: 14	H: 1 LOB: 2 BB: 1 P: 24	R: 0 H: 0 E: 0 K: 2 S: 7	H: 0 LOB: 0 BB: 0 P: 10	R: 0 H: 0 E: 0 K: 2 S: 9	H: 0 LOB: 0 BB: 0 P: 13	R: 2 H: 3 E: 0 K: 2 S: 15	H: 3 LOB: 1 BB: 0 P: 22	1B: 4 2B: 1 3B: 1 HR: 1	SF: 0 SAC: 1 DP: 1 HBP: 0	WP: 0 PB: 0 SB: 0 CS: 0	PA: 33	
PITCHER	IP WLS BF H R ER SO	IP WLS BF H R ER SO	IP WLS BF H R ER SO	IP WLS BF H R ER SO	IP WLS BF H R ER SO	IP WLS BF H R ER SO	IP WLS BF H R ER SO	IP WLS BF H R ER SO	IP WLS BF H R ER SO	IP WLS BF H R ER SO	IP WLS BF H R ER SO	IP WLS BF H R ER SO	IP WLS BF H R ER SO	IP WLS BF H R ER SO	IP WLS BF H R ER SO	IP WLS BF H R ER SO	ERA WHIP	ERA WHIP			
60 Willy Peralta, R ERA: 2.48	(1, 1)	(6, 1)	(7, 1)	(8, 1)	(9, 1)																
53 Brandon Kintzler, R ERA: 2.13	(6, 1)	(7, 1)	(8, 1)	(9, 1)																	
57 Francisco Rodriguez, R ERA: 4.5	(7, 1)	(8, 1)	(9, 1)																		
51 Jim Henderson, R ERA: 3.04	(8, 1)	(9, 1)																			
59 John Axford, R ERA: 4.88	(9, 1)																				

Milwaukee Brewers @ Cincinnati Reds
Great American Ball Park, Cincinnati, OH
Thu Sep 27 2012, 12:38 PM - 3:26 PM EDT
Att: 23,411 - Cloudy - 69 F

AB 30
R 2
H 6
RBI 2
BB 2
SO 12
LOB 6



Batter	1	2	3	4	5	6	7	8	9	AB	R	H	RBI	BB	SO	LOB	TOP					
4 Brandon Phillips, R OBP: 0.323, SLG: 0.435			G5-3			G5-3				4	1	2	0	0	0	0	Cincinnati Reds @ Pittsburgh Pirates PNC Park, Pittsburgh, PA Fri Sep 28 2012, 7:08 PM - 9:36 PM EDT Att: 34,796 - Cloudy - 62 F					
2 Zack Cozart, R OBP: 0.290, SLG: 0.404						G6-3		L6		4	0	2	0	0	0	1						
19 Joey Votto, L OBP: 0.475, SLG: 0.574										3	0	1	0	1	0	1						
21 Todd Frazier, R OBP: 0.334, SLG: 0.505										3	0	0	1	0	0	1						
28 Chris Heisey, R OBP: 0.320, SLG: 0.411						G3				0	0	0	0	0	0	0						
32 Jay Bruce, L OBP: 0.330, SLG: 0.524										4	0	0	0	0	1	2						
27 Scott Rolen, R OBP: 0.320, SLG: 0.389										3	0	2	0	0	1	0						
6 Drew Stubbs, R OBP: 0.282, SLG: 0.340										3	0	0	0	0	2	1						
29 Ryan Hanigan, R OBP: 0.367, SLG: 0.344										3	0	0	0	0	0	1						
34 Homer Bailey, R OBP: 0.129, SLG: 0.130										3	0	0	0	0	1	0						
Inning Stats	R: 1 H: 2 E: 0 K: 0 S: 12	H: 2 LOB: 1 BB: 1 P: 24	R: 0 H: 1 E: 0 K: 1 S: 6	H: 1 LOB: 0 BB: 0 P: 8	R: 0 H: 1 E: 0 K: 0 S: 10	H: 1 LOB: 1 BB: 0 P: 17	R: 0 H: 1 E: 0 K: 1 S: 6	H: 1 LOB: 0 BB: 0 P: 10	R: 0 H: 0 E: 0 K: 1 S: 7	H: 0 LOB: 0 BB: 0 P: 11	R: 0 H: 1 E: 0 K: 0 S: 7	H: 1 LOB: 1 BB: 0 P: 10	R: 0 H: 0 E: 0 K: 2 S: 7	H: 0 LOB: 0 BB: 0 P: 12	R: 0 H: 1 E: 0 K: 0 S: 8	H: 1 LOB: 1 BB: 0 P: 15	R: 0 H: 0 E: 0 K: 0 S: 9	H: 0 LOB: 0 BB: 0 P: 13	1B: 7 2B: 0 3B: 0 HR: 0	SF: 1 SAC: 0 DP: 2 HBP: 0	WP: 1 PB: 0 SB: 0 CS: 0	PA: 32
PITCHER	IP WLS BF H R ER SO BB IBB HBP BLK WP HR S P ERA WHIP	IP WLS BF H R ER SO BB IBB HBP BLK WP HR S P ERA WHIP																				
34 A.J. Burnett, R ERA: 3.43	(1, 1)	8.0	L	30	7	1	1	5	1	0	0	0	0	0	0	0	1	0	63	107	1.12	1.000
44 Tony Watson, L ERA: 3.51	(9, 1)	1.0		3	0	0	0	0	0	0	0	0	0	0	0	0	0	0	9	13	0.00	0.000

Cincinnati Reds @ Pittsburgh Pirates
PNC Park, Pittsburgh, PA
Fri Sep 28 2012, 7:08 PM - 9:36 PM EDT
Att: 34,796 - Cloudy - 62 F

livebaseballscorecards.com

AB 30
R 1
H 7
RBI 1
BB 1
SO 5
LOB 7

Batter	1	2	3	4	5	6	7	8	9	AB	R	H	RBI	BB	SO	LOB	BOTTOM						
7 Alex Presley, L OBP: 0.280, SLG: 0.403										4	0	0	0	0	0	1	Cincinnati Reds @ Pittsburgh Pirates PNC Park, Pittsburgh, PA Fri Sep 28 2012, 7:08 PM - 9:36 PM EDT Att: 34,796 - Cloudy - 62 F						
69 Jordy Mercer, R OBP: 0.254, SLG: 0.371										3	0	0	0	0	2	0							
22 Andrew McCutchen, R OBP: 0.463, SLG: 0.557										2	0	0	0	1	1	0							
46 Garrett Jones, L OBP: 0.319, SLG: 0.512										3	0	0	0	0	1	1							
31 Jose Tabata, R OBP: 0.312, SLG: 0.345										2	0	0	0	0	0	0							
23 Travis Snider, L OBP: 0.317, SLG: 0.377										1	0	0	0	0	0	0							
24 Pedro Alvarez, L OBP: 0.319, SLG: 0.469										3	0	0	0	0	2	0							
12 Clint Barmes, R OBP: 0.263, SLG: 0.319										2	0	0	0	0	1	0							
19 Jeff Clement, L OBP: 0.208, SLG: 0.182										1	0	0	0	0	1	0							
3 Chase d'Arnaud, R OBP: 0.338, SLG: 0.459										0	0	0	0	0	0	0							
26 Rod Barajas, R OBP: 0.282, SLG: 0.344										2	0	0	0	0	0	1							
2 Brock Holt, L OBP: 0.338, SLG: 0.365										1	0	0	0	0	1	0							
34 A.J. Burnett, R ERA: 3.75	(1, 1)	9.0	W	28	0	0	0	10	1	0	0	0	0	0	0	0	Cincinnati Reds @ Pittsburgh Pirates PNC Park, Pittsburgh, PA Fri Sep 28 2012, 7:08 PM - 9:36 PM EDT Att: 34,796 - Cloudy - 62 F						
44 Tony Watson, L ERA: 3.51	(9, 1)	1.0		3	0	0	0	0	0	0	0	0	0	0	0	0							
55 Michael McKenry, R OBP: 0.323, SLG: 0.459	(9, PH)									2	0	0	0	0	1	1							
Inning Stats	R: 0 H: 0 E: 0 K: 1 S: 8	H: 0 LOB: 0 BB: 0 P: 12	R: 0 H: 0 E: 0 K: 1 S: 7	H: 0 LOB: 0 BB: 0 P: 10	R: 0 H: 0 E: 0 K: 1 S: 10	H: 0 LOB: 1 BB: 0 P: 14	R: 0 H: 0 E: 0 K: 2 S: 9	H: 0 LOB: 0 BB: 0 P: 13	R: 0 H: 0 E: 0 K: 2 S: 11	H: 0 LOB: 0 BB: 0 P: 17	R: 0 H: 0 E: 0 K: 0 S: 7	H: 0 LOB: 0 BB: 0 P: 12	R: 0 H: 0 E: 0 K: 1 S: 6	H: 0 LOB: 0 BB: 1 P: 11	R: 0 H: 0 E: 0 K: 1 S: 7	H: 0 LOB: 0 BB: 0 P: 10		R: 0 H: 0 E: 0 K: 1 S: 10	H: 0 LOB: 0 BB: 0 P: 16	1B: 0 2B: 0 3B: 0 HR: 0	SF: 0 SAC: 0 DP: 0 HBP: 0	WP: 0 PB: 0 SB: 1 CS: 1	PA: 28
PITCHER	IP WLS BF H R ER SO BB IBB HBP BLK WP HR S P ERA WHIP	IP WLS BF H R ER SO BB IBB HBP BLK WP HR S P ERA WHIP																					
34 Homer Bailey, R ERA: 3.75	(1, 1)	9.0	W	28	0	0	0	10	1	0	0	0	0	0	0	0		0	75	115	0.00	0.111	
44 Tony Watson, L ERA: 3.51	(9, 1)	1.0		3	0	0	0	0	0	0	0	0	0	0	0	0		0	9	13	0.00	0.000	

Cincinnati Reds @ Pittsburgh Pirates
PNC Park, Pittsburgh, PA
Fri Sep 28 2012, 7:08 PM - 9:36 PM EDT
Att: 34,796 - Cloudy - 62 F

livebaseballscorecards.com

AB 27
R 0
H 0
RBI 0
BB 1
SO 10
LOB 4

Batter	1	2	3	4	5	6	7	8	9	AB	R	H	RBI	BB	SO	LOB	TOP			
15 Wilson Valdez, R (1,4) OBP: 0.230, SLG: 0.219										4	0	1	0	0	1	3	<p>Cincinnati Reds @ Pittsburgh Pirates</p> <p>PNC Park, Pittsburgh, PA</p> <p>Sat Sep 29 2012, 7:08 PM - 10:17 PM EDT</p> <p>Att: 38,623 - Partly Cloudy - 63 F</p>			
2 Zack Cozart, R (1,6) OBP: 0.290, SLG: 0.403										4	0	1	0	0	1	2				
19 Joey Votto, L (1,3) OBP: 0.477, SLG: 0.573										2	0	1	0	2	0	2				
25 Didi Gregorius, L (8, PR) OBP: 0.300, SLG: 0.300										0	0	0	0	0	0	0				
66 Logan Ondrusek, R (8, 1)										0	0	0	0	0	0	0				
50 Jonathan Broxton, R (9, 1)										0	0	0	0	0	0	0				
27 Scott Rolen, R (1,5) OBP: 0.319, SLG: 0.387										4	0	1	1	0	0	4				
32 Jay Bruce, L (1,9) OBP: 0.327, SLG: 0.520										4	0	0	0	0	3	5				
28 Chris Heisey, R (1,7) OBP: 0.280, SLG: 0.408										3	0	0	0	1	1	1				
30 Dioner Navarro, S (1,2) OBP: 0.299, SLG: 0.453										3	0	1	0	0	0	0				
6 Drew Stubbs, R (1,8) OBP: 0.280, SLG: 0.338										4	0	0	0	0	2	2				
44 Mike Leake, R (1,1) OBP: 0.306, SLG: 0.443										2	0	1	0	0	1	0				
33 Jose Arredondo, R (7, 1)										0	0	0	0	0	0	0				
48 Ryan Ludwick, R (8, PH) OBP: 0.350, SLG: 0.535										1	0	1	0	0	0	0				
23 Denis Phipps, R (8, PR) OBP: 0.364, SLG: 0.700										0	1	0	0	0	0	0				
21 Todd Frazier, R (8, 3) OBP: 0.336, SLG: 0.595										0	0	0	0	1	0	0				
Inning Stats	R: 0 E: 0 K: 0 S: 13	H: 2 LOB: 2 BB: 0 P: 21	R: 0 E: 0 K: 1 S: 9	H: 0 LOB: 0 BB: 0 P: 13	R: 0 E: 0 K: 2 S: 12	H: 0 LOB: 0 BB: 0 P: 15	R: 0 E: 0 K: 1 S: 10	H: 1 LOB: 1 BB: 0 P: 19	R: 0 E: 0 K: 0 S: 6	H: 1 LOB: 0 BB: 0 P: 11	R: 0 E: 0 K: 2 S: 11	H: 1 LOB: 1 BB: 0 P: 17	R: 1 E: 0 K: 2 S: 16	H: 2 LOB: 2 BB: 1 P: 30	R: 0 E: 0 K: 0 S: 14	H: 0 LOB: 2 BB: 2 P: 24	1B: 5 2B: 2 3B: 0 HR: 0	SF: 0 SAC: 2 DP: 1 HBP: 0	WP: 0 PB: 0 SB: 0 CS: 0	PA: 37
PITCHER	IP: 6.0 ERA: 2.73	WLS: 22 ERA: 2.73	BF: 4 ERA: 2.89	H: 1 ERA: 2.97	R: 0 ERA: 2.45	ER: 0	SO: 5	BB: 1	IBB: 0	HBP: 0	BLK: 0	WP: 0	HR: 0	S: 60	P: 94	ERA: 0.00	WHIP: 0.833			
46 Jared Hughes, R (7, 1) ERA: 2.89	1.0	4	1	0	2	0	0	0	0	0	0	0	0	11	17	0.00	1.000			
39 Jason Grilli, R (8, 1) ERA: 2.97	1.0	B	6	2	1	1	2	0	1	0	0	0	0	16	30	9.00	2.000			
52 Joel Hanrahan, R (9, 1) ERA: 2.45	1.0	W	5	0	0	0	0	2	0	0	0	0	0	14	24	0.00	2.000			

AB	31
R	1
H	7
RBI	1
BB	4
SO	9
LOB	19



Batter	1	2	3	4	5	6	7	8	9	AB	R	H	RBI	BB	SO	LOB	BOTTOM			
7 Alex Presley, L (1,7) OBP: 0.280, SLG: 0.404										4	0	1	1	0	0	3	<p>Cincinnati Reds @ Pittsburgh Pirates</p> <p>PNC Park, Pittsburgh, PA</p> <p>Sat Sep 29 2012, 7:08 PM - 10:17 PM EDT</p> <p>Att: 38,623 - Partly Cloudy - 63 F</p>			
6 Stirling Marte, R (8, 7) OBP: 0.295, SLG: 0.405										1	0	0	0	0	0	3				
5 Josh Harrison, R (1,4) OBP: 0.283, SLG: 0.356										4	0	1	0	1	0	0				
22 Andrew McCutchen, R (1,8) OBP: 0.491, SLG: 0.599										4	0	1	0	1	0	0				
46 Garrett Jones, L (1,9) OBP: 0.319, SLG: 0.510										5	1	1	1	0	1	4				
39 Jason Grilli, R (8, 1) ERA: 2.97										4	0	1	0	0	1	3				
52 Joel Hanrahan, R (9, 1) ERA: 2.45										0	0	0	0	0	0	0				
14 Gaby Sanchez, R (1,3) OBP: 0.283, SLG: 0.347										4	0	0	0	0	0	1				
24 Pedro Alvarez, L (1,5) OBP: 0.320, SLG: 0.472										4	0	2	0	0	1	0				
55 Michael McKenry, R (1,2) OBP: 0.326, SLG: 0.455										2	0	0	0	2	0	3				
12 Clint Barmes, R (1,6) OBP: 0.265, SLG: 0.320										2	0	1	0	1	0	1				
3 Chase d'Arnaud, R (7, PR) OBP: 0.314, SLG: 0.347										0	1	0	0	0	0	0				
31 Jose Tabata, R (8, 9) OBP: 0.314, SLG: 0.347										1	0	1	0	0	0	0				
60 Kyle McPherson, R (1,1) ERA: 4.58										1	0	0	0	1	1	0				
48 Jared Hughes, R (7, 1) ERA: 3.0										0	0	0	0	0	0	0				
2 Brock Holt, L (7, PH) OBP: 0.338, SLG: 0.365										0	0	0	0	0	0	0				
69 Jordy Mercer, R (8, 6) OBP: 0.265, SLG: 0.371										0	0	0	0	1	0	0				
Inning Stats	R: 0 E: 0 K: 1 S: 8	H: 1 LOB: 1 BB: 0 P: 14	R: 0 E: 0 K: 0 S: 10	H: 1 LOB: 3 BB: 2 P: 25	R: 0 E: 0 K: 0 S: 6	H: 0 LOB: 0 BB: 0 P: 8	R: 0 E: 0 K: 1 S: 7	H: 0 LOB: 0 BB: 0 P: 11	R: 0 E: 0 K: 0 S: 11	H: 2 LOB: 2 BB: 0 P: 16	R: 1 E: 1 K: 1 S: 14	H: 2 LOB: 2 BB: 1 P: 24	R: 0 E: 1 K: 0 S: 12	H: 1 LOB: 3 BB: 2 P: 23	R: 1 E: 0 K: 0 S: 7	H: 1 LOB: 0 BB: 0 P: 9	1B: 5 2B: 2 3B: 0 HR: 1	SF: 0 SAC: 1 DP: 0 HBP: 0	WP: 1 PB: 0 SB: 0 CS: 0	PA: 39
PITCHER	IP: 6.0 ERA: 4.58	WLS: 25 ERA: 3.0	BF: 25 ERA: 3.0	H: 2 ERA: 3.52	R: 0	ER: 0	SO: 3	BB: 2	IBB: 1	HBP: 0	BLK: 0	WP: 0	HR: 1	S: 49	P: 86	ERA: 0.00	WHIP: 1.000			
33 Jose Arredondo, R (7, 1) ERA: 3.0	1.0	6	2	1	1	1	1	1	0	0	0	0	0	14	24	9.00	3.000			
66 Logan Ondrusek, R (8, 1) ERA: 3.52	1.0	6	1	0	0	0	0	2	0	0	0	1	0	12	23	0.00	3.000			
50 Jonathan Broxton, R (9, 1) ERA: 2.37	0.1	L	2	1	1	0	0	0	0	0	0	0	0	7	9	27.00	3.000			

AB	32
R	2
H	8
RBI	2
BB	6
SO	4
LOB	18



Batter	1	2	3	4	5	6	7	8	9	AB	R	H	RBI	BB	SO	LOB	TOP			
4 Brandon Phillips, R OBP: 0.323, SLG: 0.434 2 Zack Cozart, R OBP: 0.291, SLG: 0.405										3	1	1	0	0	1	0	Cincinnati Reds @ Pittsburgh Pirates PNC Park, Pittsburgh, PA Sun Sep 30 2012, 1:41 PM - 4:41 PM EDT Att: 32,814 - Cloudy - 55 F			
15 Wilson Valdez, R OBP: 0.234, SLG: 0.224										5	1	2	0	0	2	1				
19 Joey Votto, L OBP: 0.477, SLG: 0.575										4	0	2	1	0	1	1				
21 Todd Frazier, R OBP: 0.333, SLG: 0.500										4	0	0	1	0	1	3				
28 Chris Heisey, R OBP: 0.317, SLG: 0.404 32 Jay Bruce, L OBP: 0.327, SLG: 0.519										3	0	0	0	0	1	1				
43 Miguel Cairo, R OBP: 0.214, SLG: 0.284 26 Xavier Paul, L OBP: 0.380, SLG: 0.470										3	0	2	0	0	0	1				
6 Drew Stubbs, R OBP: 0.278, SLG: 0.335										4	0	0	0	0	1	2				
29 Ryan Hanigan, R OBP: 0.366, SLG: 0.341										3	0	0	0	1	0	0				
47 Johnny Cueto, R OBP: 0.266, SLG: 0.354 63 Sam LeCure, R ERA: 3.44 51 Sean Marshall, L ERA: 2.55 48 Ryan Ludwick, R OBP: 0.326, SLG: 0.383 23 Denis Phipps, R OBP: 0.292, SLG: 0.306 54 Aroldis Chapman, L ERA: 1.53										3	0	0	0	0	3	2				
Inning Stats	R: 0 E: 0 K: 1 S: 16	H: 1 LOB: 1 BB: 0 P: 21	R: 0 E: 0 K: 1 S: 13	H: 1 LOB: 2 BB: 1 P: 18	R: 2 E: 0 K: 1 S: 19	H: 3 LOB: 1 BB: 0 P: 25	R: 0 E: 0 K: 1 S: 9	H: 0 LOB: 0 BB: 0 P: 13	R: 0 E: 0 K: 2 S: 9	H: 1 LOB: 1 BB: 0 P: 12	R: 0 E: 0 K: 3 S: 11	H: 0 LOB: 0 BB: 0 P: 14	R: 0 E: 0 K: 3 S: 11	H: 1 LOB: 1 BB: 0 P: 13	R: 2 E: 0 K: 0 S: 13	H: 3 LOB: 1 BB: 0 P: 18		1B: 5 2B: 4 HR: 1	SF: 0 SAC: 0 DP: 0 HBP: 0	WP: 0 PB: 0 SB: 0 CS: 0
PITCHER	IP	WLS	BF	H	R	ER	SO	BB	IBB	HBP	BLK	WP	HR	S	P	ERA	WHIP			
51 Wandy Rodriguez, L ERA: 3.76	6.0		25	6	2	2	7	1	0	0	0	0	0	77	105	3.00	1.167			
44 Tony Watson, L ERA: 3.44	1.0	H	3	0	0	0	2	0	0	0	0	0	0	9	14	0.00	0.000			
39 Jason Grilli, R ERA: 2.91	1.0	H	4	1	0	0	3	0	0	0	0	0	0	11	13	0.00	1.000			
52 Joel Hanrahan, R ERA: 2.72	1.0	L	6	3	2	2	0	0	0	0	0	0	1	13	18	18.00	3.000			

AB	37
R	4
H	10
RBI	4
BB	1
SO	12
LOB	12



Batter	1	2	3	4	5	6	7	8	9	AB	R	H	RBI	BB	SO	LOB	BOTTOM			
7 Alex Presley, L OBP: 0.279, SLG: 0.405 6 Staring Marte, R OBP: 0.293, SLG: 0.403										4	1	1	0	0	0	0	Cincinnati Reds @ Pittsburgh Pirates PNC Park, Pittsburgh, PA Sun Sep 30 2012, 1:41 PM - 4:41 PM EDT Att: 32,814 - Cloudy - 55 F			
5 Josh Harrison, R OBP: 0.280, SLG: 0.351										3	1	0	0	0	1	1				
22 Andrew McCutchen, R OBP: 0.462, SLG: 0.557										3	0	1	1	1	1	1				
46 Garrett Jones, L OBP: 0.319, SLG: 0.515 14 Gaby Sanchez, R OBP: 0.293, SLG: 0.346										3	1	1	2	0	2	2				
24 Pedro Alvarez, L OBP: 0.319, SLG: 0.470										4	0	1	0	0	0	1				
23 Travis Snider, L OBP: 0.311, SLG: 0.370 31 Jose Tabata, R OBP: 0.316, SLG: 0.347										3	0	0	0	0	2	1				
12 Clint Barmes, R OBP: 0.267, SLG: 0.320										3	0	1	0	1	0	0				
26 Rod Barajas, R OBP: 0.285, SLG: 0.346 3 Chase d'Arnaud, R OBP: 0.316, SLG: 0.347										4	0	2	0	0	1	0				
51 Wandy Rodriguez, S OBP: 0.266, SLG: 0.354 44 Tony Watson, L ERA: 3.44 2 Brock Holt, L OBP: 0.251, SLG: 0.359 39 Jason Grilli, R ERA: 2.91 52 Joel Hanrahan, R ERA: 2.72 55 Michael McKenry, R OBP: 0.320, SLG: 0.451										2	0	0	0	0	0	2				
Inning Stats	R: 0 E: 0 K: 2 S: 14	H: 0 LOB: 1 BB: 1 P: 22	R: 0 E: 0 K: 1 S: 10	H: 2 LOB: 2 BB: 0 P: 14	R: 2 E: 1 K: 1 S: 9	H: 2 LOB: 1 BB: 0 P: 13	R: 0 E: 0 K: 0 S: 8	H: 0 LOB: 0 BB: 0 P: 11	R: 1 E: 0 K: 1 S: 12	H: 2 LOB: 1 BB: 0 P: 15	R: 0 E: 0 K: 1 S: 9	H: 0 LOB: 0 BB: 0 P: 10	R: 0 E: 0 K: 1 S: 9	H: 0 LOB: 0 BB: 0 P: 15	R: 0 E: 1 K: 2 S: 9	H: 1 LOB: 2 BB: 2 P: 22		1B: 5 2B: 1 3B: 0 HR: 1	SF: 0 SAC: 1 DP: 0 HBP: 0	WP: 0 PB: 0 SB: 0 CS: 0
PITCHER	IP	WLS	BF	H	R	ER	SO	BB	IBB	HBP	BLK	WP	HR	S	P	ERA	WHIP			
47 Johnny Cueto, R ERA: 2.78	7.0		29	6	3	1	6	1	0	0	0	0	0	3	5	0.00	1.000			
63 Sam LeCure, R ERA: 3.21	0.1		1	0	0	0	1	0	0	0	0	0	0	3	5	0.00	0.000			
51 Sean Marshall, L ERA: 2.55	0.2	W	2	0	0	0	0	0	0	0	0	0	0	6	10	0.00	0.000			
54 Aroldis Chapman, L ERA: 1.53	1.0	S	5	1	0	0	2	2	0	0	0	0	0	9	22	0.00	3.000			

AB	33
R	3
H	7
RBI	3
BB	3
SO	9
LOB	12



Batter	1	2	3	4	5	6	7	8	9	AB	R	H	RBI	BB	SO	LOB	TOP										
4 Brandon Phillips, R OBP: 0.323, SLG: 0.433 15 Wilson Valdez, R OBP: 0.294, SLG: 0.224	G6-3		G6-3		G6-3			F9		4	0	1	1	0	0	1	Cincinnati Reds @ St. Louis Cardinals Busch Stadium, St. Louis, MO Mon Oct 01 2012, 7:17 PM - 9:53 PM CDT Att: 38,480 - Overcast - 65 F										
2 Zack Cozart, R OBP: 0.291, SLG: 0.404	G6-3					G5-3		G4-3		4	0	1	0	0	0												
19 Joey Votto, L OBP: 0.473, SLG: 0.569	F7		F7			K		E5		4	0	0	0	0	1	2											
48 Ryan Ludwick, R OBP: 0.349, SLG: 0.535 31 Alfredo Simon, R OBP: 0.376, SLG: 0.464 26 Xavier Paul, L OBP: 0.376, SLG: 0.464 60 J.J. Hoover, R OBP: 0.318, SLG: 0.339		G1-3		G6-3		G5-3		F7		3	0	0	0	0	0	0											
32 Jay Bruce, L OBP: 0.326, SLG: 0.517							K		G4-3	4	0	1	0	0	2	0											
27 Scott Rolen, R OBP: 0.318, SLG: 0.389										4	1	1	0	0	2	1											
29 Ryan Hanigan, R OBP: 0.364, SLG: 0.339										2	0	0	1	1	1	0											
6 Drew Stubbs, R OBP: 0.280, SLG: 0.337										3	1	2	0	0	1	1											
61 Bronson Arroyo, R OBP: 0.154, SLG: 0.206 28 Chris Heisey, R OBP: 0.316, SLG: 0.403										1	0	0	0	0	1	1											
										1	0	0	0	0	0	1											
Inning Stats	R: 0 E: 0 K: 0 S: 8	H: 0 LOB: 0 BB: 0 P: 9	R: 0 E: 0 K: 1 S: 8	H: 1 LOB: 1 BB: 0 P: 9	R: 1 E: 0 K: 0 S: 13	H: 3 LOB: 2 BB: 0 P: 22	R: 0 E: 0 K: 1 S: 5	H: 0 LOB: 0 BB: 0 P: 7	R: 0 E: 0 K: 2 S: 10	H: 0 LOB: 1 BB: 1 P: 18	R: 0 E: 0 K: 1 S: 8	H: 0 LOB: 0 BB: 0 P: 9	R: 1 E: 0 K: 1 S: 12	H: 2 LOB: 1 BB: 0 P: 21	R: 0 E: 1 K: 0 S: 12	H: 0 LOB: 1 BB: 0 P: 17	R: 0 E: 0 K: 2 S: 10	H: 0 LOB: 0 BB: 0 P: 16	1B: 5 2B: 2 3B: 0 HR: 0	SF: 1 SAC: 1 DP: 1 HBP: 0	WP: 1 PB: 1 SB: 0 CS: 1	PA: 34					
PITCHER	IP	WLS	BF	H	R	ER	SO	BB	IBB	HBP	BLK	WP	HR	S	P	ERA	WHIP										
54 Jaime Garcia, L ERA: 3.92	6.2	W	26	6	2	2	6	1	0	0	0	1	0	62	90	2.70	1.050										
44 Edward Mujica, R ERA: 3.03	0.1	H	1	0	0	0	0	0	0	0	0	0	0	2	5	0.00	0.000										
41 Mitchell Boggs, R ERA: 2.21	1.0	H	4	0	0	0	0	0	0	0	0	0	0	12	17	0.00	0.000										
30 Jason Motte, R ERA: 2.78	1.0	S	3	0	0	0	2	0	0	0	0	0	0	10	16	0.00	0.000										

AB	31
R	2
H	6
RBI	2
BB	1
SO	8
LOB	8



Batter	1	2	3	4	5	6	7	8	9	AB	R	H	RBI	BB	SO	LOB	BOTTOM										
19 Jon Jay, L OBP: 0.372, SLG: 0.396	F7		G3-1		K			L4		4	0	0	0	0	1	0	Cincinnati Reds @ St. Louis Cardinals Busch Stadium, St. Louis, MO Mon Oct 01 2012, 7:17 PM - 9:53 PM CDT Att: 38,480 - Overcast - 65 F										
3 Carlos Beltrán, S OBP: 0.349, SLG: 0.499						G5-3				3	1	2	0	1	0												
7 Matt Holliday, R OBP: 0.379, SLG: 0.497										3	1	2	0	1	1	0											
21 Allen Craig, R OBP: 0.357, SLG: 0.527										4	0	1	1	0	1	4											
4 Yadier Molina, R OBP: 0.376, SLG: 0.505										3	1	1	1	0	0	2											
23 David Freese, R OBP: 0.373, SLG: 0.467 30 Jason Motte, R ERA: 2.78										4	0	1	0	0	2	2											
33 Daniel Descalso, L OBP: 0.303, SLG: 0.325										4	0	1	1	0	1	1											
38 Pete Kozma, R OBP: 0.373, SLG: 0.582										2	0	0	0	1	1	1											
54 Jaime Garcia, L OBP: 0.286, SLG: 0.400 44 Edward Mujica, R ERA: 3.74 41 Mitchell Boggs, R ERA: 2.66 13 Matt Carpenter, L OBP: 0.366, SLG: 0.466										3	1	1	1	0	0	2											
										0	0	0	0	0	0	0											
										0	0	0	0	0	0	0											
										0	0	0	0	0	0	0											
Inning Stats	R: 0 E: 0 K: 1 S: 10	H: 2 LOB: 2 BB: 0 P: 17	R: 0 E: 0 K: 1 S: 8	H: 1 LOB: 0 BB: 0 P: 12	R: 3 E: 0 K: 1 S: 12	H: 3 LOB: 1 BB: 1 P: 22	R: 0 E: 0 K: 1 S: 7	H: 0 LOB: 0 BB: 0 P: 9	R: 0 E: 0 K: 2 S: 8	H: 0 LOB: 0 BB: 0 P: 13	R: 1 E: 0 K: 1 S: 12	H: 2 LOB: 2 BB: 1 P: 22	R: 0 E: 0 K: 0 S: 7	H: 1 LOB: 1 BB: 1 P: 15	R: 0 E: 0 K: 0 S: 6	H: 0 LOB: 0 BB: 0 P: 8	R: 0 E: 0 K: 2 S: 10	H: 0 LOB: 0 BB: 0 P: 16	1B: 6 2B: 1 3B: 1 HR: 1	SF: 1 SAC: 0 DP: 1 HBP: 0	WP: 0 PB: 0 SB: 0 CS: 2	PA: 34					
PITCHER	IP	WLS	BF	H	R	ER	SO	BB	IBB	HBP	BLK	WP	HR	S	P	ERA	WHIP										
61 Bronson Arroyo, R ERA: 3.74	5.0	L	21	6	3	3	6	1	0	0	0	0	1	45	73	5.40	1.400										
31 Alfredo Simon, R ERA: 2.66	2.0		10	3	1	1	1	2	0	0	0	0	0	19	37	4.50	2.500										
60 J.J. Hoover, R ERA: 2.12	1.0		3	0	0	0	0	0	0	0	0	0	0	6	8	0.00	0.000										

AB	30
R	4
H	9
RBI	4
BB	3
SO	7
LOB	12



Batter	1	2	3	4	5	6	7	8	9	AB	R	H	RBI	BB	SO	LOB	TOP						
16 Angel Pagán, S OBP: 0.217, SLG: 0.350										5	1	0	1	0	1	1	San Francisco Giants @ Cincinnati Reds Great American Ball Park, Cincinnati, OH Thu Oct 11 2012, 1:10 PM - 5:01 PM EDT Att: 44,142 - Sunny - 57 F						
19 Marco Scutaro, R OBP: 0.227, SLG: 0.200										4	1	1	0	1	0	1							
48 Pablo Sandoval, S OBP: 0.318, SLG: 0.571										4	1	2	0	0	0	0							
13 Joaquin Arias, R OBP: 0.500, SLG: 0.833										0	0	0	0	0	0	0							
28 Buster Posey, R OBP: 0.318, SLG: 0.526										4	1	1	4	0	0	2							
8 Hunter Pence, R OBP: 0.200, SLG: 0.200										4	0	2	0	0	0	2							
9 Brandon Belt, L OBP: 0.200, SLG: 0.077										4	0	0	0	0	3	2							
7 Gregor Blanco, L OBP: 0.375, SLG: 0.571										4	1	1	0	0	0	1							
54 Sergio Romo, R (8, 1)										0	0	0	0	0	0	0							
35 Brandon Crawford, L OBP: 0.357, SLG: 0.364										4	1	2	1	0	1	0							
18 Matt Cain, R 70 George Kontos, R 41 Jeremy Affeldt, L 49 Javier López, L 46 Santiago Casilla, R 12 Xavier Nady, R										3	0	0	0	0	0	2	1						
Inning Stats	R: 0 E: 0 K: 1 S: 9	H: 2 LOB: 2 P: 12	R: 0 E: 0 K: 1 S: 9	H: 0 LOB: 0 BB: 0 P: 12	R: 0 E: 0 K: 1 S: 9	H: 0 LOB: 0 BB: 0 P: 11	R: 0 E: 0 K: 1 S: 11	H: 1 LOB: 1 BB: 0 P: 19	R: 6 E: 1 K: 1 S: 21	H: 4 LOB: 0 BB: 1 P: 33	R: 0 E: 0 K: 2 S: 9	H: 0 LOB: 0 BB: 0 P: 12	R: 0 E: 0 K: 0 S: 5	H: 0 LOB: 0 BB: 0 P: 5	R: 0 E: 0 K: 0 S: 10	H: 1 LOB: 1 BB: 0 P: 15	R: 0 E: 0 K: 0 S: 17	H: 1 LOB: 1 BB: 0 P: 25	1B: 7 2B: 0 3B: 1 HR: 1	SF: 0 SAC: 0 DP: 0 HBP: 0	WP: 0 PB: 0 SB: 1 CS: 0	PA: 38	
PITCHER	IP WLS BF H R ER SO BB IBB HBP BLK WP HR S P ERA WHIP	55 Mat Latos, R ERA: 6.48	4.1 L 22 7 6 5 4 1 0 0 0 0 0 1 53 79 10.38 1.846	63 Sam LeCure, R ERA:	0.2 2 0 0 0 1 0 0 0 0 0 0 0 6 8 0.00 0.000	51 Sean Marshall, L ERA:	2.0 6 0 0 0 2 0 0 0 0 0 0 0 14 17 0.00 0.000	50 Jonathan Broxton, R ERA:	1.0 4 1 0 0 0 0 0 0 0 0 0 0 10 15 0.00 1.000	54 Aroldis Chapman, L ERA: 3.0	1.0 4 1 0 0 0 0 0 0 0 0 0 0 17 25 0.00 1.000	PITCHER	IP WLS BF H R ER SO BB IBB HBP BLK WP HR S P ERA WHIP	54 Sergio Romo, R ERA: 2.08	1.1 S 7 2 2 1 1 0 0 0 0 0 0 0 2 2 0.00 0.000	70 George Kontos, R ERA:	0.1 H 1 0 0 0 0 0 0 0 0 0 0 0 0 2 4 0.00 2.000	41 Jeremy Affeldt, L ERA:	1.0 H 5 2 0 0 1 0 0 0 0 0 0 0 14 24 0.00 2.000	49 Javier López, L ERA:	0.1 H 1 0 0 0 0 0 0 0 0 0 0 0 2 4 0.00 0.000	46 Santiago Casilla, R ERA: 2.7	0.1 H 3 2 0 0 0 0 0 0 0 0 0 0 9 12 0.00 6.000

Batter	1	2	3	4	5	6	7	8	9	AB	R	H	RBI	BB	SO	LOB	BOTTOM					
4 Brandon Phillips, R OBP: 0.360, SLG: 0.625										5	0	2	2	0	0	0	San Francisco Giants @ Cincinnati Reds Great American Ball Park, Cincinnati, OH Thu Oct 11 2012, 1:10 PM - 5:01 PM EDT Att: 44,142 - Sunny - 57 F					
2 Zack Cozart, R OBP: 0.333, SLG: 0.238										4	1	1	0	1	0	2						
19 Joey Volto, L OBP: 0.500, SLG: 0.389										4	0	2	0	1	1	1						
48 Ryan Ludwick, R OBP: 0.455, SLG: 0.833										5	1	2	2	0	1	4						
32 Jay Bruce, L OBP: 0.364, SLG: 0.526										4	0	1	0	1	1	4						
27 Scott Rolen, R OBP: 0.294, SLG: 0.250										5	0	2	0	0	1	3						
29 Ryan Hanigan, R OBP: 0.250, SLG: 0.200										3	1	0	0	0	1	4						
6 Drew Stubbs, R OBP: 0.211, SLG: 0.368										3	1	1	0	0	1	1						
21 Todd Frazier, R OBP: 0.286, SLG: 0.167										1	0	1	0	0	0	0						
15 Wilson Valdez, R (9, 8)										0	0	0	0	0	0	0						
55 Mat Latos, R 63 Sam LeCure, R 28 Chris Heisey, R 51 Sean Marshall, L 26 Xavier Paul, L 50 Jonathan Broxton, R 30 Dioner Navarro, S 54 Aroldis Chapman, L										1	0	0	0	0	0	0	2					
Inning Stats	R: 0 E: 0 K: 2 S: 11	H: 1 LOB: 2 BB: 1 P: 19	R: 0 E: 0 K: 1 S: 9	H: 0 LOB: 0 BB: 0 P: 14	R: 0 E: 0 K: 0 S: 5	H: 0 LOB: 0 BB: 0 P: 6	R: 0 E: 0 K: 1 S: 6	H: 1 LOB: 1 BB: 0 P: 8	R: 2 E: 0 K: 0 S: 15	H: 2 LOB: 1 BB: 0 P: 24	R: 1 E: 0 K: 1 S: 16	H: 2 LOB: 2 BB: 1 P: 27	R: 0 E: 0 K: 1 S: 14	H: 2 LOB: 2 BB: 0 P: 24	R: 0 E: 0 K: 0 S: 14	H: 2 LOB: 2 BB: 0 P: 20	R: 1 E: 0 K: 1 S: 21	H: 2 LOB: 2 BB: 1 P: 31	1B: 10 2B: 2 3B: 0 HR: 1	SF: 0 SAC: 0 DP: 2 HBP: 1	WP: 0 PB: 0 SB: 0 CS: 2	PA: 42
PITCHER	IP WLS BF H R ER SO BB IBB HBP BLK WP HR S P ERA WHIP	18 Matt Cain, R ERA: 5.08	5.2 W 25 6 3 3 3 2 0 1 0 0 0 0 2 2 4.76 1.412	70 George Kontos, R ERA:	0.1 H 1 0 0 0 0 0 0 0 0 0 0 0 2 2 0.00 0.000	41 Jeremy Affeldt, L ERA:	1.0 H 5 2 0 0 1 0 0 0 0 0 0 0 14 24 0.00 2.000	49 Javier López, L ERA:	0.1 H 1 0 0 0 0 0 0 0 0 0 0 0 2 4 0.00 0.000	46 Santiago Casilla, R ERA: 2.7	0.1 H 3 2 0 0 0 0 0 0 0 0 0 0 9 12 0.00 6.000	PITCHER	IP WLS BF H R ER SO BB IBB HBP BLK WP HR S P ERA WHIP	54 Sergio Romo, R ERA: 2.08	1.1 S 7 2 2 1 1 0 0 0 0 0 0 0 2 2 0.00 0.000							

