Cincinnati Reds - 2013

Cincinnati Reds @ Cleveland Indians

Goodyear Ballpark, Goodyear, AZ

Fri Feb 22 2013, 3:08 PM - 6:32 PM EST

Att. 3,188 - Sunny - 60 F

TOP

livebaseballscorecards.com

Batter	1	2	3	4	5	6	7	8	9	AB	R	H	RBI	BB	SO	LOB
17 Shin-Soo Choo, L (1, 8)	BBBB 4-0 4 1B 19 1B BB	x 0-0 ① F7		x 0-0 ① G6-3	x 0-0 ③ G4-3			x 0-0 ② G6-3		2	1	0	0	1	0	0
23 Denis Phipps, R (4, 8)										2	0	0	0	0	0	0
4 Brandon Phillips, R (1, 4) OBP: 0.333, SLG: 0.333	x SSS 0-0 19 1B 48 PB 1-2 1B	0-3 ② K		x 0-0 ② G5-3		x 0-0 69 G4-6-3 1B		x 0-0 ③ G5-3		3	1	1	0	0	1	0
16 Jason Donald, R (4, 4) OBP: 0.500, SLG: 0.500										2	0	1	0	0	0	0
19 Joey Votto, L (1, 3) OBP: 0.667, SLG: 0.667	x 0-0 32 G3 48 PB 21 FC6-5 1-3 2-H 1B	x 0-0 48 1B 1B		x 0-0 ③ F7		x 0-0 ①② G4-6-3 1-2f			x 0-0 ① G6-3	3	1	2	1	0	0	0
69 Neftali Soto, R (4, 3)										2	0	0	0	0	0	1
48 Ryan Ludwick, R (1, 7) OBP: 1.000, SLG: 1.000	BBBB 4-0 21 FC6-5 32 G3 1-2 3-H BB	x 0-0 1-2 1B			x 0-0 26 1B 9 G6-3 1B	CCC 0-3 ③ K			x 0-0 ② P6	1	0	1	0	1	0	0
28 Chris Heisey, R (4, 7) OBP: 0.333, SLG: 0.333										3	1	1	0	0	1	0
(7, 9)																
32 Jay Bruce, L (1, 9)	x 0-0 ① G3 1-2 2-3	x 0-0 ③ F8			x 0-0 9 G6-3 3 1B 1-3 1B		x 0-0 ① G4-3		x 0-0 ③ G3	2	0	0	0	0	0	4
26 Xavier Paul, L (4, 9) OBP: 0.333, SLG: 0.333										3	1	1	0	0	0	0
(7, 7)																
21 Todd Frazier, R (1, 5)	x 0-0 ② FC6-5 2 2B 29 2B 2-3 3-H		x 0-0 ① F7		x 0-0 ① G6-3 1-2 3-H		x 0-0 1B			2	1	0	1	0	0	1
9 Jack Hannahan, L (4, 5) OBP: 0.500, SLG: 0.500										2	0	1	1	0	0	1
2 Zack Cozart, R (1, 6) OBP: 0.500, SLG: 1.000	x 0-0 29 2B 1-3 2B		x 0-0 ② P6		x 0-0 39 HR 2-H 1B		x 0-0 ② P5			2	1	1	0	0	0	0
3 Cesar Izturis, S (4, 6) OBP: 0.500, SLG: 0.500										2	1	1	1	0	0	1
29 Ryan Hanigan, R (1, 2) OBP: 0.500, SLG: 1.000	x 0-0 2-H 3-H 2B		x 0-0 ③ F9		x 0-0 1-H HR		CCC 0-3 ③ K			2	0	1	2	0	0	0
39 Devin Mesoraco, R (4, 2) OBP: 1.000, SLG: 4.000										1	1	1	2	0	0	0
37 Corky Miller, R (7, PH)										1	0	0	0	0	1	1
(7, 2)																
30 Miguel Olivo, R (1, 10) OBP: 0.500, SLG: 2.000	x 0-0 ③ P3			CCx 0-2 HR	x 0-0 ② G3			x 0-0 ① F8		2	1	1	1	0	0	1
78 Emmanuel Burriss, S (5, PH)										2	0	0	0	0	0	0
(5, 10)																

AB	39
R	10
H	13
RBI	9
BB	2
SO	3
LOB	10

Inning Stats	1	2	3	4	5	6	7	8	9
	R: 5 E: 0 K: 0 S: 7	H: 4 LOB: 1 BB: 2 P: 15	R: 0 E: 0 K: 1 S: 7	H: 2 LOB: 2 BB: 0 P: 7	R: 0 E: 0 K: 0 S: 3	H: 0 LOB: 0 BB: 0 P: 3	R: 1 E: 0 K: 0 S: 6	H: 1 LOB: 0 BB: 0 P: 6	R: 4 E: 0 K: 0 S: 7	H: 4 LOB: 0 BB: 0 P: 7
	R: 0 E: 0 K: 1 S: 5	H: 1 LOB: 0 BB: 0 P: 5	R: 0 E: 0 K: 1 S: 6	H: 1 LOB: 1 BB: 0 P: 6	R: 0 E: 0 K: 0 S: 3	H: 0 LOB: 0 BB: 0 P: 3	R: 0 E: 0 K: 0 S: 3	H: 0 LOB: 0 BB: 0 P: 3	1B: 9 2B: 2 3B: 0 HR: 2	SF: 0 SAC: 0 DP: 1 HBP: 0
									WP: 0 PB: 1 SB: 0 CS: 0	PA: 41

PITCHER		IP	WLS	BF	H	R	ER	SO	BB	IBB	HBP	BLK	WP	HR	S	P	ERA	WHIP
76 Giovanni Soto, L	(1, 1)	0.2		7	3	5	5	0	2	0	0	0	0	0	5	13	67.50	7.500
ERA: 67.5																		
57 Fernando Nieve, R	(1, 1)	1.1		7	3	0	0	1	0	0	0	0	0	0	9	9	0.00	2.250
ERA:																		
52 Vinnie Pestano, R	(3, 1)	1.0		3	0	0	0	0	0	0	0	0	0	0	3	3	0.00	0.000
ERA:																		
58 Joe Martinez, R	(4, 1)	2.0	B	11	5	5	5	0	0	0	0	0	0	2	13	13	22.50	2.500
ERA: 22.5																		
53 Rich Hill, L	(6, 1)	1.0		3	1	0	0	1	0	0	0	0	0	0	5	5	0.00	1.000
ERA:																		

PITCHER		IP	WLS	BF	H	R	ER	SO	BB	IBB	HBP	BLK	WP	HR	S	P	ERA	WHIP
78 Matt Langwell, R	(7, 1)	2.0		7	1	0	0	1	0	0	0	0	0	0	9	9	0.00	0.500
ERA:																		
56 Frank Herrmann, R	(9, 1)	1.0	W	3	0	0	0	0	0	0	0	0	0	0	3	3	0.00	0.000
ERA:																		

Cincinnati Reds @ Cleveland Indians

Goodyear Ballpark, Goodyear, AZ

Fri Feb 22 2013, 3:08 PM - 6:32 PM EST

Att. 3,188 - Sunny - 60 F

livebaseballscorecards.com

BOTTOM

Batter	1	2	3	4	5	6	7	8	9	AB	R	H	RBI	BB	SO	LOB
24 Michael Bourn, L (1, 8)	F7	BBBB 4-0 13 FC3-6 1-2 2-3 BB		F7		BBBB 4-0 66 G3-6-1 1-2 BB		F5		1	0	0	0	1	0	0
1 Ezequiel Carrera, L (4, 8)										1	0	0	0	1	0	0
62 Cedric Hunter, L (7, 8)										1	0	0	0	0	0	2
13 Asdrúbal Cabrera, S (1, 6)	BBBB 4-0 33 S 33 1B BB	FC3-6 1-2f 2-3 3-H		46 G4-3 2B		G3-6-1 1-2f		G3 2-3		1	1	0	1	1	0	2
66 Juan Diaz, L (4, 6) OBP: 0.500, SLG: 1.000										2	0	1	0	0	0	2
82 Luis Hernandez, S (7, 6)										1	0	0	0	0	0	2
22 Jason Kipnis, L (1, 4)	SSS 0-3 K	SSS 0-3 K		G4-3 2-3			0-0 HR		BBBB 4-0 72 1B 74 WP 61 2B BB	2	0	0	0	0	2	3
46 Cord Phelps, S (4, 4)										1	0	0	0	0	0	1
9 Ryan Raburn, R (7, 4) OBP: 1.000, SLG: 4.000										1	2	1	1	1	0	0
33 Nick Swisher, S (1, 3) OBP: 0.500, SLG: 0.500	BX 1-0 23 2B 1-H 1B		G3-1	SSS 0-3 K			F8		BBBB 4-0 72 1B 61 2B 1-2 BB	2	1	1	1	0	0	0
71 Chris McGuiness, L (4, 3)										1	0	0	0	0	1	1
74 Jesús Aguilar, R (7, 3)										1	1	0	0	1	0	0
23 Michael Brantley, L (1, 7) OBP: 1.000, SLG: 2.000	0-0 41 1B 1-H 2B	0-0 41 BLK 41 1B 2B		G5-3			F8		0-0 61 2B 1-2 2-3 1B	2	2	2	1	0	0	0
10 Ben Francisco, R (4, 7)										1	0	0	0	0	0	0
72 Tim Fedroff, L (7, 7) OBP: 0.500, SLG: 0.500										2	1	1	0	0	0	0
41 Carlos Santana, S (1, 2) OBP: 1.000, SLG: 1.000	0-0 12 PO 2-H 1B	0-0 8 HR 2-H 1B		G5-3			F8		SSS 0-3 K	2	1	2	2	0	0	0
40 Yan Gomes, R (4, 2)										1	0	0	0	0	0	0
68 Omir Santos, R (7, 2)										2	0	0	0	0	1	3
12 Mark Reynolds, R (1, 10) OBP: 0.500, SLG: 0.500	1 SAFE 0-0 PO 1-2	0-0 24 BB 11 1B 13 FC3-6 1B	0-0 F9	P6				SSS 0-3 K	0-0 1-H 2-H 3-H 2B	2	1	1	0	0	0	1
25 Jason Giambi, L (5, PH)										1	0	0	0	0	0	0
(6, 10)																
61 Mike McDade, S (8, PH) OBP: 0.500, SLG: 1.000										2	0	1	3	0	1	0
(9, 10)																
8 Lonnie Chisenhall, L (1, 5) OBP: 0.500, SLG: 2.000	0-0 P3	BBBX 3-0 1-H HR				0-0 P5		0-0 82 WP 2B		2	1	1	2	0	0	1
4 Mike Aviles, R (4, 5)										1	0	0	0	0	0	0
65 Nate Spears, L (7, 5) OBP: 1.000, SLG: 2.000										1	0	1	0	0	0	0
11 Drew Stubbs, R (1, 9) OBP: 0.500, SLG: 0.500	0-0 13 FC3-6 24 BB 1-2 1B	0-0 L4				0-0 1 BB 1B		BBBB 4-0 BB		2	0	1	0	0	0	0
35 Jeremy Hermida, L (4, 9) OBP: 1.000, SLG: 1.000										1	0	1	0	0	0	0
83 Matt Carson, R (7, 9)										0	0	0	0	1	0	0

Inning Stats	1	2	3	4	5	6	7	8	9
	R: 3 E: 0 K: 1 S: 7 H: 3 LOB: 0 BB: 1 P: 12	R: 1 E: 0 K: 1 S: 7 H: 2 LOB: 2 BB: 1 P: 11	R: 3 E: 0 K: 0 S: 6 H: 3 LOB: 0 BB: 0 P: 9	R: 0 E: 0 K: 1 S: 6 H: 1 LOB: 1 BB: 0 P: 6	R: 0 E: 0 K: 0 S: 3 H: 0 LOB: 0 BB: 0 P: 3	R: 0 E: 0 K: 0 S: 3 H: 1 LOB: 1 BB: 1 P: 7	R: 1 E: 0 K: 0 S: 4 H: 1 LOB: 0 BB: 0 P: 4	R: 0 E: 0 K: 1 S: 6 H: 1 LOB: 2 BB: 1 P: 11	R: 3 E: 0 K: 1 S: 5 H: 2 LOB: 1 BB: 2 P: 13

AB	37
R	11
H	14
RBI	11
BB	6
SO	5
LOB	18

1B: 7 SF: 0 WP: 2 PA: 44
2B: 5 SAC: 0 PB: 0
3B: 0 DP: 1 SB: 1
HR: 2 HBP: 0 CS: 0

PITCHER		IP	WLS	BF	H	R	ER	SO	BB	IBB	HBP	BLK	WP	HR	S	P	ERA	WHIP
52 Tony Cingrani, L	(1, 1)	1.0		6	3	3	3	1	1	0	0	0	0	0	7	12	27.00	4.000
ERA: 27.0																		
75 Curtis Partch, R	(2, 1)	1.2	B	11	5	4	4	1	1	0	0	1	0	1	12	19	21.60	3.600
ERA: 21.6																		
56 Clay Hensley, R	(3, 1)	2.1		8	1	0	0	1	0	0	0	0	0	0	10	10	0.00	0.429
ERA:																		
65 Pedro Villarreal, R	(6, 1)	2.0	H	8	2	1	1	0	1	0	0	0	0	1	7	11	4.50	1.500
ERA: 4.5																		
73 Carlos Contreras, R	(8, 1)	1.1	L	9	2	3	3	2	3	0	0	0	2	0	10	23	20.25	3.750
ERA: 20.25																		

PITCHER		IP	WLS	BF	H	R	ER	SO	BB	IBB	HBP	BLK	WP	HR	S	P	ERA	WHIP
84 Drew Hayes, R	(9, 1)	0.0	B	1	1	0	0	0	0	0	0	0	0	0	1	1	∞	∞
ERA:																		

Cleveland Indians @ Cincinnati Reds

Goodyear Ballpark, Goodyear, AZ

Sat Feb 23 2013, 3:13 PM - 6:31 PM EST

Att. 4,309 - Sunny - 62 F

TOP

livebaseballscorecards.com

Batter	1	2	3	4	5	6	7	8	9	AB	R	H	RBI	BB	SO	LOB
24 Michael Bourn, L (1, 8)	G4-3	G6-3		P6	G5-3		66 2B 1B		F8	2	0	0	0	0	0	2
1 Ezequiel Carrera, L (4, PH) (4, 8)		1-2 2-3								2	0	0	0	0	0	1
62 Cedric Hunter, L (7, PH) (7, 8) OBP: 0.333, SLG: 0.333										2	1	1	0	0	0	0
13 Asdrúbal Cabrera, S (1, 6) OBP: 0.750, SLG: 0.667	12 CS 22 1B 1B	2-H 3-H 1B		74 BB 46 BB 61 SF9 1-2 1B		F7	9 HR 1-H 2B		9 HR 2B	2	1	2	2	0	0	0
4 Mike Aviles, R (4, PH) OBP: 0.333, SLG: 0.333 (4, 6)										2	1	1	0	0	0	0
66 Juan Diaz, L (7, PH) OBP: 0.750, SLG: 1.500 (7, 6)										2	2	2	1	0	0	0
22 Jason Kipnis, L (1, 4) OBP: 0.250, SLG: 0.250	1-2 1B	L7		61 SF9 74 BB 10 2B 1-2 2-3 BB		2-1 HR	1-0 2-H HR		1-2 2-H HR	2	0	1	0	0	0	1
46 Cord Phelps, S (4, PH) OBP: 0.667, SLG: 2.000 (4, 4)										1	2	1	1	1	0	0
9 Ryan Raburn, R (7, PH) OBP: 1.000, SLG: 4.000 (7, 4)										2	2	2	4	0	0	0
25 Jason Giambi, L (1, 10)	F8		23 1B BB	10 2B 1-2 2-3 3-H BB		61 G4-3 2B	1B		G1-3	1	0	0	0	1	0	2
74 Jesús Aguilar, R (4, PH) OBP: 0.800, SLG: 1.000 (4, 10)										2	0	2	1	1	0	0
90 Carlos Moncrief, L (9, PH) (9, 10)										1	0	0	0	0	0	0
12 Mark Reynolds, R (1, 3) OBP: 0.250, SLG: 0.250	1 SAFE	F7	K	SF9		G4-3	P2		G3	2	0	0	0	0	1	2
61 Mike McDade, S (4, PH) OBP: 0.250, SLG: 0.667 (4, 3)		1-1 2-H		2-3 3-H		2-3				1	0	0	1	0	0	1
71 Chris McGuiness, L (7, PH) (7, 3)										2	0	0	0	0	0	1
23 Michael Brantley, L (1, 7) OBP: 1.000, SLG: 1.750		8 1B 2B	8 FC1-6-4 1-2 1B	1-3 3-H 2B				F7		2	1	2	0	0	0	0
10 Ben Francisco, R (4, PH) OBP: 0.667, SLG: 1.000 (4, 7)						BB				1	0	1	1	1	0	0
72 Tim Fedroff, L (7, 7) OBP: 0.333, SLG: 0.333										1	0	0	0	0	0	0
11 Drew Stubbs, R (1, 9) OBP: 0.250, SLG: 0.250	K	K	K	K		K		82 FC3-6 1B		2	0	0	0	0	2	3
35 Jeremy Hermida, L (4, PH) OBP: 0.333, SLG: 0.333 (4, 9)										2	0	0	0	0	2	4
83 Matt Carson, R (7, 9) OBP: 1.000, SLG: 1.000										1	0	1	0	0	0	0
8 Lonnie Chisenhall, L (1, 5) OBP: 0.500, SLG: 1.250	24 G6-3 6 BB 13 1B 2-H 1B	FC1-6-4 1-2f		F9		G6-3	FC3-6 77 FC5-4 1-2f			2	1	1	1	0	0	2
65 Nate Spears, L (4, 5) OBP: 0.500, SLG: 1.000										1	0	0	0	0	0	0
82 Luis Hernandez, S (7, PH) (7, 5)										2	0	0	0	0	0	1
6 Lou Marson, R (1, 2)	24 G6-3 13 1B 1-2 BB		46 BB 4 1B 74 BB BB	F7		G6-3	FC5-4 1-2f			0	1	0	0	1	0	0
73 Brian Jeroloman, L (4, PH) (4, 2)										1	1	0	0	1	0	0
77 Roberto Pérez, R (7, PH) (7, 2)										2	0	0	0	0	0	1

	AB	R	H	RBI	BB	SO	LOB
	43	13	17	12	6	5	21

Inning Stats	1	2	3	4	5	6	7	8	9	1B	SF	WP	PA
R	1	3	0	3	0	1	3	0	2	9	1	0	50
E	0	0	0	0	0	0	0	0	0	2B 5	SAC 0	PB 0	
K	0	1	2	1	0	0	0	0	0	3B 0	DP 0	SB 0	
S	5	8	8	7	3	8	7	4	7	HR 3	HBP 0	CS 2	
H	2	3	1	2	0	2	4	1	2				
LOB	0	1	2	2	0	2	1	0	0				
BB	0	1	1	3	0	1	0	0	0				
P	5	12	12	19	3	14	8	4	8				

PITCHER		IP	WLS	BF	H	R	ER	SO	BB	IBB	HBP	BLK	WP	HR	S	P	ERA	WHIP
31 Alfredo Simon, R (1, 1) ERA: 16.2		1.2	L	11	5	4	3	1	1	0	0	0	0	0	12	16	16.20	3.600
82 Nick Christiani, R (2, 1) ERA: 10.8		1.2		9	2	2	2	2	2	0	0	0	0	0	11	19	10.80	2.400
79 Wilkin De La Rosa, L (4, 1) ERA: 13.5		0.2		5	1	1	1	1	2	0	0	0	0	0	5	13	13.50	4.500
67 Daniel Corcino, R (5, 1) ERA: 4.5		2.0		9	2	1	1	1	1	0	0	0	0	1	11	17	4.50	1.500
86 Chad Rogers, R (7, 1) ERA: 13.5		2.0		11	5	3	3	0	0	0	0	0	0	1	11	12	13.50	2.500
65 Kanekoa Texeira, R (9, 1) ERA: 18.0		1.0		5	2	2	2	0	0	0	0	0	0	1	7	8	18.00	2.000

Cleveland Indians @ Cincinnati Reds

Goodyear Ballpark, Goodyear, AZ

Sat Feb 23 2013, 3:13 PM - 6:31 PM EST

Att. 4,309 - Sunny - 62 F

livebaseballscorecards.com

BOTTOM

Batter	1	2	3	4	5	6	7	8	9	AB	R	H	RBI	BB	SO	LOB
17 Shin-Soo Choo, L (1, 8) OBP: 0.400, SLG: 0.250	0-0 21 1B 9 G4-3 30 BB 1B	0-0 E6 4 S 4 2B		0-0 B1-3 ①	0-3 K ③		0-0 78 1B 69 2B 1-3 1B		0-3 K ①	2	2	1	0	0	0	0
6 Billy Hamilton, S (4, 8) OBP: 0.250, SLG: 0.250										4	1	1	0	0	2	1
4 Brandon Phillips, R (1, 4) OBP: 0.400, SLG: 0.600	0-0 F7 ①	1-0 9 WP 1-H 2B		0-0 G3-1 ②		0-0 G4-3 ①	0-0 69 S 69 2B 1-3 3-H 1B		0-3 K2-3 ②	2	0	1	1	0	0	1
78 Emmanuel Burriss, S (4, 4) OBP: 0.167, SLG: 0.167										4	1	1	1	0	1	0
9 Jack Hannahan, L (1, 3) OBP: 0.250, SLG: 0.250	0-0 G4-3 ② 1-2	1-3 K ③ 2-3		0-0 1B		0-0 1B	1-0 1-H 3-H 2B		0-0 1B	2	0	0	0	0	1	2
69 Neftali Soto, R (4, PH) OBP: 0.667, SLG: 0.833										4	0	4	2	0	0	0
(5, 3)																
70 Donald Lutz, L (1, 7) OBP: 1.000, SLG: 1.000	1-0 30 BB 21 1B HBP		0-0 21 1B 30 SF8 1B	0-3 K ③	0-3 K ②		0-0 F7 ③		0-0 G3 ③	1	1	1	0	0	0	0
81 Derrick Robinson, S (4, PH)										4	0	0	0	0	2	4
(5, 7)																
21 Todd Frazier, R (1, 5) OBP: 0.500, SLG: 0.500	0-0 30 BB 1-2 2-3 1B	0-0 85 FC5 16 BB 1-3 1B			0-0 80 1B 77 2B 1B	0-0 G1-3 ③		0-0 68 1B 23 2B 1B		2	0	2	0	0	0	0
36 Henry Alejandro Rodriguez, S (6, 5) OBP: 0.667, SLG: 0.667										3	2	2	0	0	0	1
30 Miguel Olivo, R (1, 2) OBP: 0.500, SLG: 2.000	4-0 1-2 2-3 3-H BB	0-0 SF8 ① 3-H		0-0 77 2B 1-2 1B		0-0 G1-3 ①	0-0 23 2B 1-2 1B			0	0	0	2	1	0	0
80 Nevin Ashley, R (4, 2) OBP: 1.000, SLG: 1.000										1	1	1	0	0	0	0
68 Tucker Barnhart, L (7, 2) OBP: 0.500, SLG: 0.500										2	0	1	0	0	0	0
16 Jason Donald, R (1, 6) OBP: 0.500, SLG: 0.333	0-0 G6-3 ③	4-0 28 FC5 85 FC5 1-2 BB		0-0 F8 ①		4-0 77 FC4 BB	0-3 K ①			1	0	0	0	1	0	3
3 Cesar Izturis, S (4, 6) OBP: 0.400, SLG: 0.250										2	0	0	0	1	1	4
85 Ryan LaMarre, R (1, 9)	0-3 K ①	0-0 FC5 ② 1-2 2-3f		0-0 64 G6-3 1-H 2-H 2B		0-0 FC4 ② 64 64 S 1-2f 1B	0-0 1-H 2-H 2B			2	0	0	0	0	1	2
77 Yorman Rodriguez, R (5, 9) OBP: 0.500, SLG: 1.000										2	1	1	2	0	0	1
23 Denis Phipps, R (8, PH) OBP: 0.333, SLG: 0.667										1	0	1	1	0	0	0
(9, 9)																
28 Chris Heisey, R (1, 10) OBP: 0.200, SLG: 0.200	0-0 F9 ②	0-0 FC5 ③ 2-3f		0-0 G6-3 ② 2-3		1-0 6 1B 78 1B 1-H 1B	0-0 P5 ③			2	0	0	0	0	0	2
64 Kristopher Negrón, R (5, PH) OBP: 0.500, SLG: 0.500										2	1	1	1	0	0	1
(6, 10)																
26 Xavier Paul, L (8, PH) OBP: 0.250, SLG: 0.250										1	0	0	0	0	0	1
(9, 10)																
Inning Stats	R: 1 E: 0 K: 0 S: 5 H: 2 LOB: 3 BB: 1 P: 10	R: 1 E: 1 K: 2 S: 9 H: 1 LOB: 1 BB: 0 P: 11	R: 1 E: 0 K: 0 S: 5 H: 2 LOB: 2 BB: 1 P: 9	R: 0 E: 0 K: 1 S: 6 H: 1 LOB: 1 BB: 0 P: 6	R: 2 E: 0 K: 1 S: 8 H: 3 LOB: 1 BB: 0 P: 8	R: 0 E: 0 K: 1 S: 6 H: 1 LOB: 1 BB: 0 P: 6	R: 4 E: 0 K: 0 S: 7 H: 4 LOB: 1 BB: 1 P: 13	R: 1 E: 0 K: 1 S: 7 H: 3 LOB: 1 BB: 0 P: 7	R: 0 E: 0 K: 2 S: 8 H: 1 LOB: 1 BB: 0 P: 8	1B: 14 2B: 4 3B: 0 HR: 0	SF: 1 SAC: 0 DP: 0 HBP: 1					

	AB	44
	R	10
	H	18
	RBI	10
	BB	3
	SO	8
	LOB	23

WP: 1 PA: 49
PB: 0
SB: 3
CS: 0

PITCHER		IP	WLS	BF	H	R	ER	SO	BB	IBB	HBP	BLK	WP	HR	S	P	ERA	WHIP
39 Brett Myers, R ERA: 4.5	(1, 1)	2.0	W	12	3	2	1	2	1	0	1	0	1	0	14	21	4.50	2.000
81 Edward Paredes, L ERA: 9.0	(3, 1)	1.0	H	6	2	1	1	0	1	0	0	0	0	0	5	9	9.00	3.000
54 Chris Perez, R ERA:	(4, 1)	1.0		4	1	0	0	1	0	0	0	0	0	0	6	6	0.00	1.000
28 Corey Kluber, R ERA: 9.0	(5, 1)	2.0		10	4	2	2	2	0	0	0	0	0	0	14	14	9.00	2.000
32 Matt Albers, R ERA: 36.0	(7, 1)	1.0		8	4	4	4	0	1	0	0	0	0	0	7	13	36.00	5.000

PITCHER		IP	WLS	BF	H	R	ER	SO	BB	IBB	HBP	BLK	WP	HR	S	P	ERA	WHIP
51 Scott Barnes, L ERA: 9.0	(8, 1)	1.0	H	5	3	1	1	1	0	0	0	0	0	0	7	7	9.00	3.000
27 Bryan Shaw, R ERA:	(9, 1)	1.0	S	4	1	0	0	2	0	0	0	0	0	0	8	8	0.00	1.000

Cincinnati Reds @ Cleveland Indians

Goodyear Ballpark, Goodyear, AZ

Sun Feb 24 2013, 3:05 PM - 5:27 PM EST

Att. 3,278 - Sunny - 60 F

TOP

livebaseballscorecards.com

Batter	1	2	3	4	5	6	7	8	9	AB	R	H	RBI	BB	SO	LOB
6 Billy Hamilton, S (1, 8) OBP: 0.167, SLG: 0.167	K2-3		G6-3			BB		G6-3		2	0	0	0	0	1	0
23 Denis Phipps, R (5, 8) OBP: 0.400, SLG: 0.500										1	0	0	0	1	0	0
4 Brandon Phillips, R (1, 4) OBP: 0.286, SLG: 0.429	K			G5-3		1B		BB		2	0	0	0	0	1	0
16 Jason Donald, R (5, 4) OBP: 0.667, SLG: 0.500										1	0	1	0	1	0	0
19 Joey Votto, L (1, 3) OBP: 0.800, SLG: 0.667	BB			BB		BB		FC5-4		0	0	0	0	2	0	0
69 Neftali Soto, R (5, 3) OBP: 0.625, SLG: 0.714										1	0	0	0	1	0	1
48 Ryan Ludwick, R (1, 7) OBP: 0.500, SLG: 0.333	F8			F9		K			K	2	0	0	0	0	0	2
26 Xavier Paul, L (5, 7) OBP: 0.167, SLG: 0.167										2	0	0	0	0	2	3
32 Jay Bruce, L (1, 9)		G4-3		G4-3		K			G6-3	2	0	0	0	0	0	1
85 Ryan LaMarre, R (5, 9)										2	0	0	0	0	1	3
3 Cesar Izturis, S (1, 5) OBP: 0.286, SLG: 0.167		F7			K2-3		G5-3		F8	2	0	0	0	0	1	0
36 Henry Alejandro Rodriguez, S (7, 5) OBP: 0.400, SLG: 0.400										2	0	0	0	0	0	0
2 Zack Cozart, R (1, 6) OBP: 0.250, SLG: 0.500		G5-3			K		B1			2	0	0	0	0	1	0
78 Emmanuel Burriss, S (5, 6) OBP: 0.143, SLG: 0.143										1	0	0	0	0	0	0
29 Ryan Hanigan, R (1, 2) OBP: 0.500, SLG: 0.667			80 G4-6-3 HBP		G3		G6-3			1	0	0	0	0	0	0
39 Devin Mesoraco, C (5, 2) OBP: 0.500, SLG: 2.000										1	0	0	0	0	0	0
80 Nevin Ashley, R (1, 10) OBP: 0.333, SLG: 0.333			G4-6-3			K		F7		2	0	0	0	0	1	1
68 Tucker Barnhart, L (8, PH) OBP: 0.333, SLG: 0.333										1	0	0	0	0	0	0
(8, 10)																

	AB	27
	R	0
	H	1
	RBI	0
	BB	5
	SO	8
	LOB	11

Inning Stats	1	2	3	4	5	6	7	8	9
	R: 0 E: 0 K: 2 S: 7	H: 0 LOB: 1 BB: 1 P: 11	R: 0 E: 0 K: 0 S: 3	H: 0 LOB: 0 BB: 0 P: 3	R: 0 E: 0 K: 0 S: 2	H: 0 LOB: 0 BB: 0 P: 3	R: 0 E: 0 K: 0 S: 3	H: 0 LOB: 1 BB: 1 P: 7	R: 0 E: 0 K: 2 S: 7	H: 0 LOB: 0 BB: 0 P: 7
	R: 0 E: 0 K: 3 S: 10	H: 1 LOB: 3 BB: 2 P: 18	R: 0 E: 0 K: 0 S: 3	H: 0 LOB: 0 BB: 0 P: 3	R: 0 E: 0 K: 3 S: 3	H: 0 LOB: 1 BB: 1 P: 7	R: 0 E: 0 K: 1 S: 5	H: 0 LOB: 0 BB: 0 P: 5		

	1B: 1	SF: 0	WP: 0	PA: 33
	2B: 0	SAC: 0	PB: 0	
	3B: 0	DP: 1	SB: 0	
	HR: 0	HBP: 1	CS: 0	

PITCHER		IP	WLS	BF	H	R	ER	SO	BB	IBB	HBP	BLK	WP	HR	S	P	ERA	WHIP
34 Zach McAllister, R ERA:	(1, 1)	2.0		7	0	0	0	2	1	0	0	0	0	0	10	14	0.00	0.500
20 Daisuke Matsuzaka, R ERA:	(3, 1)	2.0		7	0	0	0	0	1	0	1	0	0	0	5	10	0.00	0.500
37 Cody Allen, R ERA:	(5, 1)	1.0		3	0	0	0	2	0	0	0	0	0	0	7	7	0.00	0.000
53 Rich Hill, L ERA:	(6, 1)	0.2		5	1	0	0	2	2	0	0	0	0	0	7	15	0.00	4.500
80 Jerry Gil, R ERA:	(6, 1)	1.1	W	4	0	0	0	1	0	0	0	0	0	0	6	6	0.00	0.000
70 TJ House, L ERA:	(8, 1)	1.0	H	4	0	0	0	0	1	0	0	0	0	0	3	7	0.00	1.000
79 Preston Guilmet, R ERA:	(9, 1)	1.0	S	3	0	0	0	1	0	0	0	0	0	0	5	5	0.00	0.000

Batter	1	2	3	4	5	6	7	8	9	AB	R	H	RBI	BB	SO	LOB
11 Drew Stubbs, R (1, 9) OBP: 0.167, SLG: 0.167	L8			K		K		K		2	0	0	0	0	1	0
83 Matt Carson, R (6, 9) OBP: 0.500, SLG: 0.333										2	0	0	0	0	2	1
13 Asdrúbal Cabrera, S (1, 6) OBP: 0.500, SLG: 0.400	P4			K		G3-1		1B		2	0	0	0	0	1	0
66 Juan Diaz, L (5, 6) OBP: 0.667, SLG: 1.167										2	0	1	0	0	0	1
22 Jason Kipnis, L (1, 4) OBP: 0.167, SLG: 0.167	G4-3			P6			F9	K		2	0	0	0	0	0	0
91 Ronny Rodríguez, R (6, 4)										2	0	0	0	0	1	1
33 Nick Swisher, S (1, 3) OBP: 0.500, SLG: 0.500		12 G6-4-3 1B			F9		12 2B 68 2B 1B	F7		2	0	1	0	0	0	0
71 Chris McGuiness, L (6, 3) OBP: 0.200, SLG: 0.200										2	1	1	0	0	0	1
12 Mark Reynolds, R (1, 10) OBP: 0.429, SLG: 0.714		G6-4-3 1-2f			8 G3 2B		68 2B 1-3 2B			3	0	2	0	0	0	1
92 Marcus Bradley, L (7, PR) (8, 10)										0	1	0	0	0	0	0
8 Lonnie Chisenhall, L (1, 5) OBP: 0.333, SLG: 0.833		K			G3 2-3		K			2	0	0	0	0	1	1
89 Gio Urshela, R (6, 5)										1	0	0	0	0	1	2
40 Yan Gomes, R (1, 2)		G5-3			G5-3		90 2B 2-H 3-H 2B			2	0	0	0	0	0	1
68 Omir Santos, R (6, 2) OBP: 0.333, SLG: 0.667										1	1	1	2	0	0	0
10 Ben Francisco, R (1, 7) OBP: 0.600, SLG: 1.000		L8				62 G2-3 2B	2-H 2B			2	0	1	0	0	0	0
90 Carlos Moncrief, L (7, 7) OBP: 0.500, SLG: 1.000										1	0	1	1	0	0	0
62 Cedric Hunter, L (1, 8) OBP: 0.167, SLG: 0.167		F8				G2-3 2-3	F8			3	0	0	0	0	0	2
Inning Stats	R: 0 E: 0 K: 0 S: 3 H: 0 LOB: 0 BB: 0 P: 3	R: 0 E: 0 K: 1 S: 5 H: 1 LOB: 0 BB: 0 P: 5	R: 0 E: 0 K: 0 S: 3 H: 0 LOB: 0 BB: 0 P: 3	R: 0 E: 0 K: 2 S: 7 H: 0 LOB: 0 BB: 0 P: 7	R: 0 E: 0 K: 0 S: 4 H: 1 LOB: 1 BB: 0 P: 4	R: 0 E: 0 K: 1 S: 6 H: 1 LOB: 1 BB: 0 P: 6	R: 3 E: 0 K: 1 S: 9 H: 4 LOB: 1 BB: 0 P: 9	R: 0 E: 0 K: 2 S: 8 H: 1 LOB: 1 BB: 0 P: 8		1B: 3 2B: 5 3B: 0 HR: 0	SF: 0 SAC: 0 DP: 1 HBP: 0					

PITCHER		IP	WLS	BF	H	R	ER	SO	BB	IBB	HBP	BLK	WP	HR	S	P	ERA	WHIP
63 Sam LeCure, R ERA:	(1, 1)	2.0		6	1	0	0	1	0	0	0	0	0	0	8	8	0.00	0.500
43 Manny Parra, L ERA:	(3, 1)	2.0		6	0	0	0	2	0	0	0	0	0	0	10	10	0.00	0.000
33 Jose Arredondo, R ERA:	(5, 1)	1.0		4	1	0	0	0	0	0	0	0	0	0	4	4	0.00	1.000
66 Logan Ondrusek, R ERA:	(6, 1)	1.0		4	1	0	0	1	0	0	0	0	0	0	6	6	0.00	1.000
76 Josh Ravin, R ERA: 40.5	(7, 1)	0.2	L	6	4	3	3	1	0	0	0	0	0	0	8	8	40.50	6.000

PITCHER		IP	WLS	BF	H	R	ER	SO	BB	IBB	HBP	BLK	WP	HR	S	P	ERA	WHIP
84 Drew Hayes, R ERA:	(7, 1)	0.1		1	0	0	0	0	0	0	0	0	0	0	1	1	0.00	0.000
60 J.J. Hoover, R ERA:	(8, 1)	1.0		4	1	0	0	2	0	0	0	0	0	0	8	8	0.00	1.000

BOTTOM

Cincinnati Reds @ Cleveland Indians

Goodyear Ballpark, Goodyear, AZ

Sun Feb 24 2013, 3:05 PM - 5:27 PM EST

Att. 3,278 - Sunny - 60 F

livebaseballscorecards.com

AB	31
R	3
H	8
RBI	3
BB	0
SO	7
LOB	11

1B: 3 2B: 5 3B: 0 HR: 0 SF: 0 SAC: 0 DP: 1 HBP: 0

WP: 0 PB: 0 SB: 0 CS: 0 PA: 31

Batter	1	2	3	4	5	6	7	8	9	AB	R	H	RBI	BB	SO	LOB
22 Logan Schafer, L (1, 9) OBP: 0.250, SLG: 0.375	K		P6		K		90 S BB		L5	3	0	0	0	0	2	3
28 Rene Tosoni, L (6, 9)										1	0	0	0	1	0	0
9 Jean Segura, R (1, 6) OBP: 0.400, SLG: 0.600	20 G5-3 2B		2-3 1B		P2		K 1-2			3	0	2	0	0	0	2
90 Yadiel Rivera, R (6, 6)										1	0	0	0	0	1	1
20 Jonathan Lucroy, R (1, 2) OBP: 0.200, SLG: 0.200	G5-3 2-3		P3			L4	L4			3	0	0	0	0	0	3
50 Blake Lalli, L (6, 2) OBP: 0.250, SLG: 0.250										1	0	0	0	0	0	1
5 Taylor Green, L (1, 5)	G4-3			F7		E8 18 2B		K		3	1	0	0	0	0	1
90 T.J. Mittelstaedt, L (6, 5)										1	0	0	0	0	1	0
18 Khris Davis, R (1, 7) OBP: 0.143, SLG: 0.286		K		F7		62 F8 3 1B 2B 3-H		K		4	1	1	1	0	2	0
28 Michael Reed, R (8, 7)										0	0	0	0	0	0	0
62 Sean Halton, R (1, 3) OBP: 0.333, SLG: 0.500		F8		G6-3		F8 2-3		2B		4	0	1	0	0	0	1
3 Scooter Gennett, L (1, 4) OBP: 0.500, SLG: 0.333		G6-3			79 WP BB	58 WP 3-H 1B		L4		3	0	1	1	1	0	1
58 Josh Prince, R (1, 8)			K		F7	K 1-2			F8	4	0	0	0	0	2	2
79 Anderson De La Rosa, R (9, 10) OBP: 0.400, SLG: 0.500			9 1B 2B		4-0 1-2 BB		K		K	2	0	1	0	1	1	0
94 Blake Davis, L (9, PH)										1	0	0	0	0	1	0
Inning Stats	R: 0 E: 0 K: 1 S: 6 H: 1 LOB: 1 BB: 0 P: 6	R: 0 E: 0 K: 1 S: 5 H: 0 LOB: 0 BB: 0 P: 5	R: 0 E: 0 K: 1 S: 7 H: 2 LOB: 2 BB: 0 P: 7	R: 0 E: 0 K: 0 S: 3 H: 0 LOB: 0 BB: 0 P: 3	R: 0 E: 0 K: 1 S: 5 H: 0 LOB: 2 BB: 2 P: 13	R: 2 E: 1 K: 1 S: 8 H: 2 LOB: 1 BB: 0 P: 9	R: 0 E: 0 K: 2 S: 7 H: 0 LOB: 1 BB: 1 P: 11	R: 0 E: 0 K: 2 S: 8 H: 1 LOB: 1 BB: 0 P: 8	R: 0 E: 0 K: 1 S: 5 H: 0 LOB: 0 BB: 0 P: 5	1B: 2 2B: 4 3B: 0 HR: 0	SF: 0 SAC: 0 DP: 0 HBP: 0						

PITCHER	IP	WLS	BF	H	R	ER	SO	BB	IBB	HBP	BLK	WP	HR	S	P	ERA	WHIP
58 Armando Galarraga, R (1, 1) ERA:	2.0	W	7	1	0	0	2	0	0	0	0	0	0	11	11	0.00	0.500
45 Sean Marshall, L (3, 1) ERA:	1.0	H	5	2	0	0	1	0	0	0	0	0	0	7	7	0.00	2.000
51 Jonathan Broxton, R (4, 1) ERA:	1.0		3	0	0	0	0	0	0	0	0	0	0	3	3	0.00	0.000
74 Ismael Guillón, L (5, 1) ERA:	1.0		5	0	0	0	1	2	0	0	0	1	0	5	13	0.00	2.000
75 Curtis Partch, R (6, 1) ERA: 9.82	2.0		10	2	2	0	3	1	0	0	0	1	0	15	20	0.00	1.500

PITCHER	IP	WLS	BF	H	R	ER	SO	BB	IBB	HBP	BLK	WP	HR	S	P	ERA	WHIP
19 Mark Serrano, R (8, 1) ERA:	1.0	H	4	1	0	0	2	0	0	0	0	0	0	8	8	0.00	1.000
44 Jeff Stevens, R (9, 1) ERA:	1.0	S	3	0	0	0	1	0	0	0	0	0	0	5	5	0.00	0.000

Milwaukee Brewers @ Cincinnati Reds

Goodyear Ballpark, Goodyear, AZ

Mon Feb 25 2013, 3:07 PM - 6:02 PM EST

Att. 1,720 - Sunny - 61 F

TOP

livebaseballscorecards.com

AB	34
R	2
H	6
RBI	2
BB	3
SO	10
LOB	15

1B: 2	SF: 0	WP: 2	PA: 37
2B: 4	SAC: 0	PB: 0	
3B: 0	DP: 0	SB: 1	
HR: 0	HBP: 0	CS: 0	

Batter	1	2	3	4	5	6	7	8	9	AB	R	H	RBI	BB	SO	LOB
17 Shin-Soo Choo, L (1, 8) OBP: 0.375, SLG: 0.167 77 Yorman Rodriguez, R (5, 8) OBP: 0.250, SLG: 0.500	BBB 4-0 78 2B 19 G4-3 BB		X 0-0 ① G3-1	X 0-0 ② L8		SSS 0-3 ① K		X 0-0 ② F7		2 1 0 0 1 0 2 2 0 0 0 0 1 3						
78 Emmanuel Burriss, S (1, 4) OBP: 0.300, SLG: 0.400 64 Kristopher Negrón, R (6, PH) OBP: 0.500, SLG: 0.333 (7, 4)	X 0-0 19 G4-3 28 SF8 1-3 2B		X 0-0 19 HR 1B	X 0-0 ③ G4-3		CCC 0-3 ② K		H 1-0 HBP		3 2 2 0 0 0 2 1 0 0 0 0 1 3						
19 Joey Votto, L (1, 3) OBP: 0.625, SLG: 1.000 69 Neftali Soto, R (6, 3) OBP: 0.500, SLG: 0.556	X 0-0 ① G4-3 2-3 3-H		X 0-0 1-H HR		X 0-0 ① G4-3	X 0-0 ③ G4-3		X 0-0 ③ F7		3 1 1 3 0 0 1 2 0 0 0 0 0 4						
28 Chris Heisey, R (1, 7) OBP: 0.286, SLG: 0.200 70 Donald Lutz, L (5, 7) OBP: 0.500, SLG: 0.333	X 0-0 ② SF8 3-H		BBB 4-0 23 S BB		X 0-0 ② L4		SSS 0-3 ① K			0 0 0 1 1 0 0 2 0 0 0 0 1 0						
23 Denis Phipps, R (1, 9) OBP: 0.286, SLG: 0.333 26 Xavier Paul, L (5, PH) OBP: 0.125, SLG: 0.125 (6, 9)	X 0-0 ③ G3		SSS 1-3 ② K 1-3		X 0-0 ③ G3-1		X 0-0 ② F7			2 0 0 0 0 1 1 2 0 0 0 0 0 0						
9 Jack Hannahan, L (1, 5) OBP: 0.333, SLG: 0.333 16 Jason Donald, R (6, 5) OBP: 0.750, SLG: 0.500		X 0-0 1B	X 0-0 ③ G6-3			BBB 4-0 37 BB 3 S 39 E BB	BBB 4-0 3 1B BB			2 0 1 0 0 0 1 0 1 0 0 2 0 0						
2 Zack Cozart, R (1, 6) OBP: 0.167, SLG: 0.333 3 Cesar Izturis, S (6, 6) OBP: 0.444, SLG: 0.286		X 0-0 ① F8		SSS 0-3 K 81 1B		BBB 4-0 39 E 37 BB 1-2 BB	X 0-0 1-3 1B			2 0 0 0 0 1 1 1 0 1 0 1 0 0						
30 Miguel Olivo, R (1, 2) OBP: 0.333, SLG: 1.000 37 Corky Miller, R (5, 2)		X 0-0 ② F8		X 0-0 ① P3		BBB 4-0 39 E 1-2 2-3 BB	SSS 0-3 ③ K			2 0 0 0 0 0 2 1 0 0 0 1 1 2						
81 Derrick Robinson, S (1, 10) OBP: 0.167, SLG: 0.167 39 Devin Mesoraco, R (6, PH) OBP: 0.250, SLG: 1.000 (7, 10)		X 0-0 ③ G1-3		X 0-0 1-2 1B		X 0-0 E4 1-2 2-3 3-H		CCC 0-3 ① K		2 0 1 0 0 0 1 2 0 0 1 0 1 2						
Inning Stats	R: 2 E: 0 K: 0 S: 4 H: 1 LOB: 0 BB: 1 P: 8	R: 0 E: 0 K: 0 S: 4 H: 1 LOB: 1 BB: 0 P: 4	R: 2 E: 0 K: 1 S: 7 H: 2 LOB: 1 BB: 1 P: 12	R: 0 E: 0 K: 1 S: 7 H: 1 LOB: 2 BB: 0 P: 7	R: 0 E: 0 K: 0 S: 3 H: 0 LOB: 0 BB: 0 P: 3	R: 1 E: 1 K: 2 S: 8 H: 0 LOB: 3 BB: 3 P: 20	R: 0 E: 0 K: 2 S: 8 H: 1 LOB: 2 BB: 1 P: 12	R: 0 E: 0 K: 1 S: 5 H: 0 LOB: 1 BB: 0 P: 6		1B: 4 2B: 1 3B: 0 HR: 1	SF: 1 SAC: 0 DP: 0 HBP: 1					

PITCHER		IP	WLS	BF	H	R	ER	SO	BB	IBB	HBP	BLK	WP	HR	S	P	ERA	WHIP
63 Tyler Thornburg, R ERA: 9.0	(1, 1)	2.0	L	9	2	2	2	0	1	0	0	0	0	0	8	12	9.00	1.500
Rob Wooten, R ERA: 13.5	(3, 1)	1.0		6	2	2	2	1	1	0	0	0	0	1	7	12	18.00	3.000
Jimmy Nelson, R ERA:	(4, 1)	2.0		8	1	0	0	1	0	0	0	0	1	0	10	10	0.00	0.500
61 Darren Byrd, R ERA: 27.0	(6, 1)	0.1		5	0	1	1	1	3	0	0	0	0	0	4	16	27.00	9.000
74 Michael Olmsted, R ERA:	(6, 1)	1.2		7	1	0	0	3	1	0	0	0	0	0	12	16	0.00	1.200

PITCHER		IP	WLS	BF	H	R	ER	SO	BB	IBB	HBP	BLK	WP	HR	S	P	ERA	WHIP
Zach Kroenke, L ERA:	(8, 1)	1.0		4	0	0	0	1	0	0	1	0	0	0	5	6	0.00	0.000

BOTTOM

Milwaukee Brewers @ Cincinnati Reds

Goodyear Ballpark, Goodyear, AZ

Mon Feb 25 2013, 3:07 PM - 6:02 PM EST

Att. 1,720 - Sunny - 61 F

livebaseballscorecards.com

AB	31
R	5
H	6
RBI	5
BB	6
SO	7
LOB	25

1B: 4	SF: 1	WP: 1	PA: 39
2B: 1	SAC: 0	PB: 0	
3B: 0	DP: 0	SB: 3	
HR: 1	HBP: 1	CS: 0	

Batter	1	2	3	4	5	6	7	8	9	AB	R	H	RBI	BB	SO	LOB
17 Shin-Soo Choo, L (1, 8) OBP: 0.400, SLG: 0.250 6 Billy Hamilton, S (5, PH) (5, 8) OBP: 0.125, SLG: 0.125	B SI 93 S FF 92 X FF 92 1-1 ① F8		B CU 76 B FF 92 B FF 89 C FF 90 X FF 91 3-1 4 G6-3 4 WP 3-H 1B		F FF 91 S CH 79 B FF 90 S CH 80 1-3 ③ K		B FF 91 C CH 80 B CH 79 F FF 92 X FF 92 2-2 ② G5-3		D SI 89 B FF 90 2-0 ③ CS 1-2	2 0 1 1 0 0 0 2 0 0 0 0 1 0						
4 Brandon Phillips, R (1, 4) OBP: 0.222, SLG: 0.333 78 Emmanuel Burriss, S (5, 4) OBP: 0.333, SLG: 0.417	C FF 93 F SI 89 B SI 91 X SI 88 1-2 ② G3-1		1 SAFE F FF 90 F CU 76 B CU 78 B FF 93 X CU 76 2-2 ② G6-3 1-3			C FC 81 B FC 80 B FC 81 C FC 82 X FC 83 2-2 29 S 9 BB 26 SF 1B	C CH 79 B CH 80 X FF 91 1-1 ③ G4-3			2 0 0 0 0 0 1 2 1 1 0 0 0 0						
19 Joey Votto, L (1, 3) OBP: 0.600, SLG: 0.857 9 Jack Hannahan, L (5, 3) OBP: 0.375, SLG: 0.286	B FF 92 B CH 87 B FF 91 F FF 91 X FF 91 3-1 ③ F7		C FF 92 B CU 76 B FF 93 B FF 92 B FF 91 4-1 BB			B FC 82 B FF 81 1 SAFE B FC 81 B FC 82 4-0 29 FC5-4 1-2 BB		X FF 93 0-0 ① F7		1 0 0 0 1 0 0 1 0 0 0 1 0 0						
39 Devin Mesoraco, R (1, 2) OBP: 0.167, SLG: 0.667 29 Ryan Hanigan, R (5, 2) OBP: 0.333, SLG: 0.400		B SI 92 X SI 91 1-0 ① F7	F SI 91 X CH 83 0-1 ③ G6-3			B FC 82 C FF 82 X SL 73 1-1 ① FC5-4 26 SF 36 2B 1-2f 2-3		X FF 94 0-0 ② G6-3		2 0 0 0 0 0 2 2 1 0 0 0 0 2						
70 Donald Lutz, L (1, 7) OBP: 0.500, SLG: 0.400 26 Xavier Paul, L (5, 7) OBP: 0.100, SLG: 0.111		X FF 93 0-0 16 G4-6-3 1B		S FF 89 B SL 74 B FF 90 S FF 89 X FF 90 2-2 ① G3		B SL 74 C SL 74 S FC 81 B SL 74 X FC 81 2-2 SF 36 2B 3 E 1-2 3-H		C FF 93 F SI 86 B FF 95 B SL 82 F CH 85 X FF 95 2-2 ③ G6-3		2 0 1 0 0 0 0 1 1 0 1 0 0 0						
16 Jason Donald, R (1, 5) OBP: 0.600, SLG: 0.333 36 Henry Alejandro Rodriguez, S (3, 5) OBP: 0.571, SLG: 0.714		X SI 91 0-0 ② ③ G4-6-3 1-2f		C FF 90 S CH 83 B FF 88 F CU 74 S FF 92 1-3 ② K		B FF 81 C FC 81 F FC 81 X SL 73 1-2 3 E4 1-3 2-H 2B			B FF 89 X SI 89 1-0 85 G4-3 3 BB 1B	2 0 0 0 0 1 1 2 0 2 1 0 0 0						
2 Zack Cozart, R (1, 6) OBP: 0.125, SLG: 0.250 3 Cesar Izturis, S (5, 6) OBP: 0.455, SLG: 0.250			C FF 91 B FF 92 X CH 84 1-1 E4 28 3B	C CU 72 B FF 90 C FF 91 B CU 74 X FF 91 2-2 ③ G5-3		F FC 80 X FC 80 0-1 ② E4 2-3 3-H			B SI 89 B CH 83 B FF 90 C FF 88 F FF 89 B FF 88 4-2 85 G4-3 1-2 BB	2 1 0 0 0 0 0 1 0 0 0 1 0 1						
28 Chris Heisey, R (1, 9) OBP: 0.333, SLG: 0.571 85 Ryan LaMarre, R (5, 9)			C FF 90 1 SAFE S SI 90 X CH 84 0-2 17 1B 1-H 3B		C FF 89 S CH 78 B CH 78 B SL 75 X FF 90 2-2 ① F9	B FF 92 B FF 92 F FF 92 B FF 93 X FF 92 3-1 ③ F7			C FF 89 X CU 75 0-1 ① ② G4-3 1-2f 2-3	2 1 1 1 0 0 0 2 0 0 0 0 0 3						
30 Miguel Olivo, R (1, 10) OBP: 0.250, SLG: 0.667 68 Tucker Barnhart, L (7, PH) (7, 10) OBP: 0.400, SLG: 0.250			F FF 90 C FF 86 F CU 78 F CU 75 B FF 89 S CU 75 1-3 ① K		B CH 78 B FF 91 F FF 90 S CH 78 S FF 90 2-3 ② K		B FF 90 B FF 90 C FF 89 B FF 91 X FF 91 3-1 ① G4-3		B CH 83 C FF 90 B FF 89 B CH 82 B FF 90 4-1 6 CS BB	2 0 0 0 0 2 1 1 0 0 0 1 0 0						
Inning Stats	R: 0 H: 0 E: 0 LOB: 0 K: 0 BB: 0 S: 7 P: 12	R: 0 H: 1 E: 0 LOB: 0 K: 0 BB: 0 S: 3 P: 4	R: 2 H: 2 E: 1 LOB: 2 K: 1 BB: 1 S: 18 P: 29	R: 0 H: 0 E: 0 LOB: 0 K: 1 BB: 0 S: 10 P: 15	R: 0 H: 0 E: 0 LOB: 0 K: 2 BB: 0 S: 9 P: 14	R: 3 H: 2 E: 2 LOB: 1 K: 0 BB: 1 S: 15 P: 28	R: 0 H: 0 E: 0 LOB: 0 K: 0 BB: 0 S: 7 P: 13	R: 0 H: 0 E: 0 LOB: 0 K: 0 BB: 0 S: 6 P: 8	R: 0 H: 1 E: 0 LOB: 1 K: 0 BB: 2 S: 6 P: 17	1B: 4 SF: 1 2B: 1 SAC: 0 3B: 1 DP: 2 HR: 0 HBP: 0						

TOP

Cincinnati Reds @ San Diego Padres

Peoria Stadium, Peoria, AZ

Tue Feb 26 2013, 3:06 PM - 5:53 PM EST

Att. 1,692 - Sunny - 65 F

livebaseballscorecards.com

AB	31
R	5
H	6
RBI	4
BB	4
SO	4
LOB	11

PITCHER		IP	WLS	BF	H	R	ER	SO	BB	IBB	HBP	BLK	WP	HR	S	P	ERA	WHIP
45 Anthony Bass, R ERA:	(1, 1)	2.0		6	1	0	0	0	0	0	0	0	0	0	10	16	0.00	0.500
67 Jose De Paula, L ERA: 4.5	(3, 1)	2.0	W	10	2	2	1	2	1	0	0	0	1	0	28	44	4.50	1.500
56 Arturo Lopez, L ERA: 4.5	(5, 1)	1.0		3	0	0	0	2	0	0	0	0	0	0	9	14	0.00	0.000
54 Joe Thatcher, L ERA: 27.0	(6, 1)	0.2		6	2	3	2	0	1	0	0	0	0	0	13	23	27.00	4.500
29 Brad Boxberger, R ERA: 7.71	(6, 1)	1.1	H	4	0	0	0	0	0	0	0	0	0	0	9	18	0.00	0.000

PITCHER		IP	WLS	BF	H	R	ER	SO	BB	IBB	HBP	BLK	WP	HR	S	P	ERA	WHIP
85 Matt Stites, R ERA: 9.0	(8, 1)	1.0	H	3	0	0	0	0	0	0	0	0	0	0	6	8	0.00	0.000
84 Kevin Quackenbush, R ERA:	(9, 1)	1.0	S	4	1	0	0	0	2	0	0	0	0	0	6	17	0.00	3.000

PA: 37

WP: 1
PB: 0
SB: 1
CS: 1

Batter	1	2	3	4	5	6	7	8	9	AB	R	H	RBI	BB	SO	LOB
2 Everth Cabrera, S (1, 6) OBP: 0.364, SLG: 0.125 61 Edinson Rincon, R (7, 5)	C SI 94 B SI 93 X SI 93 1-1 G4-3 ①		C CH 82 B SL 83 B FF 92 C FF 90 S SL 79 2-3 K ②	C FF 90 3 SAFE B CH 85 F FF 90 B SL 81 B FF 90 X FF 91 3-2 13 BB 2-3 3-H 1B		B SI 88 B SI 88 F SI 88 C SL 84 F SL 78 X SL 79 2-2 G3 ①		B CH 85 F FA 92 F CH 84 F CU 84 S FA 92 1-3 K ②		4 1	0 0	1 0	1 0	0 0	1 1	1 0
13 Chris Denorfia, R (1, 9) OBP: 0.400, SLG: 0.250 60 Jeudy Valdez, R (6, 4) OBP: 0.556, SLG: 1.250 (7, 6)	B CU 81 F SI 93 S SI 94 B FF 89 S FF 89 2-3 K ②		C CH 84 B FF 92 F FF 92 F SL 80 B SL 81 C FF 94 2-3 K ③	B CH 87 1 SAFE C CU 68 S FC 86 B FF 88 B CU 70 B CU 72 4-2 1-2 BB		F SL 83 S SL 86 B SI 81 F SL 81 B SL 84 C SL 82 2-3 K ②		B CH 85 F FA 92 B CH 84 F FA 92 F CH 84 F FA 91 S CH 86 2-3 K ③		2 2	0 0	0 0	0 0	1 0	2 2	1 0
7 Chase Headley, S (1, 5) OBP: 0.600, SLG: 1.000 64 Yeison Asencio, R (6, 9) OBP: 0.286, SLG: 0.286	B CH 88 B FF 95 B SI 94 B SI 93 4-0 23 FC6-4 BB			F FF 90 X FF 90 1-1 23 1B 1B 2B B CH 82 C FF 84 D CH 84 X FF 89 2-1 SF8 3-H		F FF 91 F FF 92 X SL 85 0-2 23 PO 1B				1 1	1 0	1 1	1 0	1 0	0 0	0 0
23 Yonder Alonso, L (1, 3) OBP: 0.111, SLG: 0.111 75 Jason Hagerty, S (7, 3) OBP: 0.333, SLG: 0.200	C SI 92 D CU 80 X FF 93 1-1 FC6-4 ③ 1-2f			X FF 90 0-0 1B 27 1B 2-3 1B X FF 92 0-0 F7 ③		C SI 90 C SL 85 1 SAFE 0-2 PO ③ 1-2	X CH 86 0-0 G5-3 ①			3 1	1 0	1 0	0 0	0 0	0 0	3 0
Yasmani Grandal, S (1, 2) OBP: 0.600, SLG: 0.500 44 René Rivera, R (6, 2) OBP: 0.400, SLG: 0.250		C FF 93 X FF 94 0-1 E4 27 G4-6-3		C CH 85 B CH 83 B FF 92 F FF 91 X SL 82 2-2 24 1B 27 1B 88 SF9 1-3 3-H 1B	B FF 90 B CH 80 X FF 89 2-0 F8 ①		C SI 88 B CH 87 F CH 83 B SL 78 B CH 88 X CH 88 3-2 1B			3 1	1 0	1 1	1 0	0 0	0 0	0 0
27 Travis Buck, L (1, 7) OBP: 0.400, SLG: 0.444 70 Jonathan Galvez, R (5, PH) OBP: 0.429, SLG: 0.333 (6, 7)		B FF 91 1 SAFE X FF 91 1-0 G4-6-3 ① ② 1-2f		X SI 91 0-0 24 1B 5 1B 1-2 3-H 1B	B FF 92 B FC 91 C FF 88 F FF 90 F FF 91 F FC 91 B CU 75 X FC 88 3-2 F7 ②		D SL 78 X CH 87 1-0 L8 ②			2 2	1 0	1 0	1 0	0 0	0 0	1 1
24 Cameron Maybin, R (1, 8) OBP: 0.667, SLG: 0.600 73 Gregorio Petit, R (6, 5) OBP: 0.167, SLG: 0.167 (7, 4)		X CH 85 0-0 G6-3 ③		B CH 83 B SI 89 X FF 88 2-0 5 1B 2 1B 1-2 2-3 1B	C FC 92 B FC 93 B CU 79 B FF 90 X FF 90 3-1 88 BB 1B		D CH 87 X CH 87 1-0 F9 ③			3 1	1 0	2 0	0 0	0 0	0 0	0 1
88 Kyle Blanks, R (1, 10) OBP: 0.667, SLG: 0.875 9 Jedd Gyorko, R (8, PH) OBP: 0.400, SLG: 1.300 (9, 10)			C FF 89 X FF 91 0-1 1B	B CH 84 C CH 81 X CH 82 1-1 SF9 ① 3-H	B FF 91 B FF 91 S FF 89 1 SAFE D FF 89 B FF 90 4-1 1-2 BB			X FA 92 0-0 HR		1 1	0 1	1 1	1 1	1 0	0 0	0 0
5 Alexi Amarista, L (1, 4) OBP: 0.333, SLG: 0.364 (6, 8)			F SL 77 X FF 91 0-1 L7 ① 1-2f	B SL 82 B FF 90 C FF 90 X CH 85 2-1 2 1B 7 SF8 1-3 2-H 1B	X CU 76 0-0 G3 ③			C FA 93 B FA 85 F FA 92 S FA 84 1-3 K ①		4	1	1	1	0	1	3
Inning Stats	R: 0 E: 0 K: 1 S: 7 H: 0 LOB: 1 BB: 1 P: 15	R: 0 E: 1 K: 0 S: 4 H: 0 LOB: 0 BB: 0 P: 5	R: 0 E: 0 K: 2 S: 11 H: 1 LOB: 1 BB: 0 P: 15	R: 6 E: 0 K: 0 S: 20 H: 7 LOB: 2 BB: 1 P: 37	R: 0 E: 0 K: 0 S: 10 H: 1 LOB: 2 BB: 1 P: 22	R: 0 E: 0 K: 1 S: 13 H: 1 LOB: 0 BB: 0 P: 17	R: 0 E: 0 K: 0 S: 6 H: 1 LOB: 1 BB: 0 P: 11	R: 1 E: 0 K: 3 S: 13 H: 1 LOB: 0 BB: 0 P: 17		1B: 10 2B: 1 3B: 0 HR: 1 SF: 2 SAC: 0 DP: 1 HBP: 0						

PITCHER		IP	WLS	BF	H	R	ER	SO	BB	IBB	HBP	BLK	WP	HR	S	P	ERA	WHIP
34 Homer Bailey, R ERA:	(1, 1)	1.0		4	0	0	0	1	1	0	0	0	0	0	7	15	0.00	1.000
52 Tony Cingrani, L ERA: 9.0	(2, 1)	2.0		7	1	0	0	2	0	0	0	0	0	0	15	20	0.00	0.500
65 Pedro Villarreal, R ERA: 27.0	(4, 1)	0.1	L	8	7	6	6	0	0	0	0	0	0	0	15	26	162.00	21.000
73 Carlos Contreras, R ERA: 9.0	(4, 1)	1.2		8	1	0	0	0	2	0	0	0	0	0	15	33	0.00	1.800
52 Chad Reineke, R ERA:	(6, 1)	1.0		3	1	0	0	1	0	0	0	0	0	0	13	17	0.00	1.000

PITCHER		IP	WLS	BF	H	R	ER	SO	BB	IBB	HBP	BLK	WP	HR	S	P	ERA	WHIP
65 Kanekoa Texeira, R ERA: 9.0	(7, 1)	1.0		4	1	0	0	0	0	0	0	0	0	0	6	11	0.00	1.000
79 Wilkin De La Rosa, L ERA: 10.8	(8, 1)	1.0		4	1	1	1	3	0	0	0	0	0	1	13	17	9.00	1.000

BOTTOM

Cincinnati Reds @ San Diego Padres

Peoria Stadium, Peoria, AZ

Tue Feb 26 2013, 3:06 PM - 5:53 PM EST

Att. 1,692 - Sunny - 65 F

livebaseballscorecards.com

AB	33
R	7
H	12
RBI	7
BB	3
SO	7
LOB	11

WP: 0 PA: 39
PB: 0
SB: 0
CS: 0

Cincinnati Reds @ Arizona Diamondbacks

Salt River Fields at Talking Stick, Scottsdale, AZ

Wed Feb 27 2013, 3:13 PM - 6:33 PM EST

Att. 6,263 - Sunny - 62 F

TOP

livebaseballscorecards.com

Batter	1	2	3	4	5	6	7	8	9	AB	R	H	RBI	BB	SO	LOB
6 Billy Hamilton, S (1, 8) OBP: 0.200, SLG: 0.111	B C C C 1-3 K ①		B B B B 4-0 4 F9 BB			X 0-0 64 3B 2B	C C C 0-3 K ①		B B B B 4-0 26 BB 64 1B 77 2B BB X 0-0 F8 ③	1	0	0	0	1	1	0
85 Ryan LaMarre, R (6, PH) OBP: 0.200, SLG: 0.222 (6, 8)										3	2	1	0	1	1	2
4 Brandon Phillips, R (1, 4) OBP: 0.273, SLG: 0.364	X 0-0 1B		1 SAFE X 0-0 ① ② F9 1-2			X 0-0 C C C 19 1B 2-H 3B	C C C 0-3 K ②		X 0-0 26 BB 77 2B 1-2 1B	2	0	1	0	0	0	1
64 Kristopher Negrón, R (6, PH) OBP: 0.571, SLG: 0.833 (6, 4)										3	2	2	1	0	1	0
19 Joey Votto, L (1, 10) OBP: 0.538, SLG: 0.700	S S S 0-3 K ②		X 0-0 ③ L9			X 0-0 77 BB 81 BB 70 2B 3-H 1B	X 0-0 HR		B B B B 4-0 77 2B 70 HR 1-2 2-3 BB	3	0	1	1	0	1	1
26 Xavier Paul, L (6, PR) OBP: 0.250, SLG: 0.500 (6, 10)										1	3	1	1	1	0	0
48 Ryan Ludwick, R (1, 7) OBP: 0.333, SLG: 0.200	S S S 0-3 K ③			X 0-0 ① F9		B B B B 4-0 77 BB 70 2B 1-2 BB	C C C 0-3 K ③		X 0-0 ① F8	2	0	0	0	0	1	1
81 Derrick Robinson, S (6, PH) OBP: 0.222, SLG: 0.125 (6, 7)										2	1	0	0	1	1	3
23 Denis Phipps, R (1, 9) OBP: 0.333, SLG: 0.625		X 0-0 69 SF8 3B		X 0-0 ② P3		B B B B 4-0 70 2B 36 1B 1-2 2-3 BB		B B S X 2-1 HR	X 0-0 70 HR 1-3 2-H 3-H 2B	2	1	1	0	0	0	0
77 Yorman Rodriguez, R (6, PH) OBP: 0.571, SLG: 1.333 (6, 9)										2	3	2	3	1	0	0
69 Neftali Soto, R (1, 3) OBP: 0.417, SLG: 0.500		X 0-0 ① SF8 3-H		C C C 0-3 K ③		X 0-0 36 1B 80 G6-4-3 1-3 2-H 3-H 2B		X 0-0 ① P3	B X 1-0 2-H 3-H HR	1	0	0	1	0	1	0
70 Donald Lutz, L (6, PH) OBP: 0.556, SLG: 1.000 (6, 3)										3	2	2	5	0	0	0
9 Jack Hannahan, L (1, 5) OBP: 0.300, SLG: 0.222		C C C 0-3 K ②			X 0-0 ① L3	X 0-0 80 G6-4-3 2-3 3-H 1B		X 0-0 1B	X 0-0 3 1B 2B	2	0	0	0	0	1	0
36 Henry Alejandro Rodriguez, S (6, 5) OBP: 0.700, SLG: 0.900										3	0	3	1	0	0	0
30 Miguel Olivo, R (1, 2) OBP: 0.300, SLG: 0.625		X 0-0 16 FC6-4 1B			X 0-0 ② G6-3	X 0-0 ① ② G6-4-3 1-2f 3-H		C C C 0-3 K ②	X 0-0 ② G5-3	2	0	1	0	0	0	0
80 Nevin Ashley, R (6, PH) OBP: 0.167, SLG: 0.167 (6, 2)										3	0	0	0	0	1	3
16 Jason Donald, R (1, 6) OBP: 0.500, SLG: 0.250		X 0-0 ③ FC6-4 1-2f			X 0-0 ③ F7	X 0-0 ③ G6-3		X 0-0 ③ G3	X 0-0 2-3 1B	2	0	0	0	0	0	1
3 Cesar Izturis, S (6, PH) OBP: 0.429, SLG: 0.273 (6, 6)										3	0	1	0	0	0	2

AB	40
R	14
H	16
RBI	13
BB	5
SO	9
LOB	14

Inning Stats										
	R: 0 E: 0 K: 3 S: 10	H: 1 LOB: 1 BB: 0 P: 11	R: 1 E: 0 K: 1 S: 7	H: 2 LOB: 1 BB: 0 P: 7	R: 0 E: 0 K: 0 S: 2	H: 0 LOB: 0 BB: 1 P: 6	R: 0 E: 0 K: 1 S: 5	H: 0 LOB: 0 BB: 0 P: 5	R: 0 E: 0 K: 0 S: 3	H: 0 LOB: 0 BB: 0 P: 3
	R: 6 E: 0 K: 0 S: 7	H: 5 LOB: 1 BB: 2 P: 15	R: 1 E: 0 K: 3 S: 10	H: 1 LOB: 0 BB: 0 P: 10	R: 1 E: 0 K: 1 S: 8	H: 2 LOB: 1 BB: 0 P: 10	R: 5 E: 0 K: 0 S: 8	H: 5 LOB: 2 BB: 2 P: 17	1B: 7 2B: 4 3B: 2 HR: 3	SF: 1 SAC: 0 DP: 1 HBP: 0

WP: 0 PB: 0 SB: 0 CS: 0 PA: 46

PITCHER		IP	WLS	BF	H	R	ER	SO	BB	IBB	HBP	BLK	WP	HR	S	P	ERA	WHIP
32 Brandon McCarthy, R ERA: 4.5	(1, 1)	2.0		9	3	1	1	4	0	0	0	0	0	0	17	18	4.50	1.500
57 Nelson Figueroa, R ERA: 1.8	(3, 1)	3.0	H	9	0	0	0	1	1	0	0	0	0	0	10	14	0.00	0.333
60 Starling Peralta, R ERA: 54.0	(6, 1)	0.0	L	6	4	6	6	0	2	0	0	0	0	0	4	12	∞	∞
47 Joe Paterson, L ERA: 2.7	(6, 1)	2.0		7	2	1	1	3	0	0	0	0	0	1	13	13	4.50	1.000
11 Seth Simmons, R ERA: 9.0	(8, 1)	1.0		5	2	1	1	1	0	0	0	0	0	1	8	10	9.00	2.000

PITCHER		IP	WLS	BF	H	R	ER	SO	BB	IBB	HBP	BLK	WP	HR	S	P	ERA	WHIP
46 Taylor Siemens, L ERA: 36.0	(9, 1)	0.1		5	2	4	4	0	2	0	0	0	0	0	3	11	108.00	12.000
27 J.R. Bradley, R ERA: 13.5	(9, 1)	0.2		5	3	1	1	0	0	0	0	0	0	1	5	6	13.50	4.500

BOTTOM

Cincinnati Reds @ Arizona Diamondbacks

Salt River Fields at Talking Stick, Scottsdale, AZ

Wed Feb 27 2013, 3:13 PM - 6:33 PM EST

Att. 6,263 - Sunny - 62 F

livebaseballscorecards.com

Batter	1	2	3	4	5	6	7	8	9	AB	R	H	RBI	BB	SO	LOB
6 Adam Eaton, L (1, 8) OBP: 0.438, SLG: 0.625	0-0 14 E 2 2B 1B	0-0 B3		0-0 F8		0-0 FC5-4 64 S 1-2f 3-H		0-3 K		3	1	1	0	0	0	1
39 Brad Snyder, L (6, 9) OBP: 0.222, SLG: 0.222										2	0	0	1	0	1	1
14 Martín Prado, R (1, 5) OBP: 0.385, SLG: 0.462	0-0 FC4 2 2B 1-2	0-0 2 G6-3 1B 3-H			0-3 K	0-3 K 1-2			0-0 10 G4-6-3 1B	3	1	1	1	0	1	1
64 Chris Owings, R (6, 6) OBP: 0.143, SLG: 0.143										2	0	1	0	0	1	1
2 Aaron Hill, R (1, 4) OBP: 0.500, SLG: 0.778	0-0 26 FC6-4 7 SF9 1-H 2-H 2B	0-0 G6-3 1-2			0-0 2B		0-0 G5-3		0-0 G4-6-3 1-2f	3	1	2	2	0	0	1
10 Josh Wilson, R (5, PR) OBP: 0.400, SLG: 0.600 (6, 4)										2	0	0	0	0	0	1
13 Jason Kubel, L (1, 7) OBP: 0.444, SLG: 0.714	4-0 26 FC6-4 BB	0-0 F9			4-0 26 G4-6-3 BB		4-0 11 WP 54 1B BB		0-0 E5	1	0	0	0	2	0	1
66 Alfredo Marte, R (5, PR) OBP: 0.364, SLG: 0.400 (6, 7)										1	0	0	0	1	0	0
26 Miguel Montero, L (1, 2)	0-0 FC6-4 12 1B 1-2f 2-3	0-0 G1-3			0-0 G4-6-3 1-2f		0-0 11 WP 1-2 1B		0-0 G6-3	3	0	0	0	0	0	4
54 Tuffy Gosewisch, R (6, 2) OBP: 0.400, SLG: 0.250										2	0	1	0	0	0	1
7 Cody Ross, R (1, 9)	0-0 SF9 3-H	0-3 K				4-0 24 WP 11 BB 70 SF9 BB	1-3 K			1	0	0	1	0	1	0
19 Tony Campana, L (6, 8)										1	1	0	0	1	1	2
12 Eric Chavez, L (1, 10) OBP: 0.625, SLG: 0.857	0-0 1-3 1B	0-0 G6-3				4-0 70 SF9 24 WP 39 FC5-4 1-2 BB	1-0 F7 1-2 2-3			2	0	1	0	0	0	0
11 AJ Pollock, R (6, PH) OBP: 0.286, SLG: 0.167 (7, 10)										1	1	0	0	1	0	2
33 Kila Ka'aihue, L (1, 3) OBP: 0.143, SLG: 0.143	0-3 K			0-0 F8		4-0 39 FC5-4 1-2 2-3 BB		0-0 F7		2	0	0	0	0	1	2
24 Mark Teahen, L (6, 3) OBP: 0.400, SLG: 0.250										1	0	0	0	1	0	0
4 Cliff Pennington, S (1, 6) OBP: 0.600, SLG: 1.125		0-0 14 1B 3B		0-3 K		0-0 SF9 2-3 3-H		0-3 K		2	1	1	0	0	1	0
70 Matt Davidson, R (6, 5) OBP: 0.231, SLG: 0.182										1	0	0	1	0	1	0
Inning Stats	R: 3 E: 1 K: 1 S: 9 H: 3 LOB: 2 BB: 1 P: 13	R: 1 E: 0 K: 0 S: 5 H: 2 LOB: 1 BB: 0 P: 5	R: 0 E: 0 K: 1 S: 5 H: 0 LOB: 0 BB: 0 P: 5	R: 0 E: 0 K: 1 S: 5 H: 0 LOB: 0 BB: 0 P: 5	R: 0 E: 0 K: 1 S: 5 H: 1 LOB: 2 BB: 1 P: 9	R: 2 E: 0 K: 1 S: 5 H: 0 LOB: 1 BB: 3 P: 17	R: 0 E: 0 K: 1 S: 6 H: 1 LOB: 2 BB: 1 P: 12	R: 0 E: 0 K: 2 S: 7 H: 0 LOB: 0 BB: 0 P: 7	R: 0 E: 1 K: 0 S: 4 H: 1 LOB: 1 BB: 0 P: 4	1B: 5 2B: 2 3B: 1 HR: 0	SF: 2 SAC: 0 DP: 2 HBP: 0					

	AB	33
	R	6
	H	8
	RBI	6
	BB	6
	SO	8
	LOB	18

WP: 2 PB: 0 SB: 1 CS: 0 PA: 41

PITCHER		IP	WLS	BF	H	R	ER	SO	BB	IBB	HBP	BLK	WP	HR	S	P	ERA	WHIP
47 Johnny Cueto, R ERA: 9.0	(1, 1)	2.0		13	5	4	2	1	1	0	0	0	0	0	14	18	9.00	3.000
56 Clay Hensley, R ERA:	(3, 1)	2.0		6	0	0	0	2	0	0	0	0	0	0	10	10	0.00	0.000
67 Daniel Corcino, R ERA: 9.0	(5, 1)	1.0	W	7	1	2	2	1	4	0	0	0	1	0	5	21	18.00	5.000
84 Drew Hayes, R ERA:	(6, 1)	1.1	H	6	1	0	0	1	1	0	0	0	0	0	7	11	0.00	1.500
86 Chad Rogers, R ERA: 7.36	(7, 1)	1.2	H	5	0	0	0	3	0	0	0	0	1	0	11	13	0.00	0.000

PITCHER		IP	WLS	BF	H	R	ER	SO	BB	IBB	HBP	BLK	WP	HR	S	P	ERA	WHIP
82 Nick Christiani, R ERA: 6.75	(9, 1)	1.0		4	1	0	0	0	0	0	0	0	0	0	4	4	0.00	1.000

Arizona Diamondbacks @ Cincinnati Reds

Goodyear Ballpark, Goodyear, AZ

Thu Feb 28 2013, 3:05 PM - 6:12 PM EST

Att. 2,421 - Sunny - 67 F

TOP

livebaseballscorecards.com

Batter	1	2	3	4	5	6	7	8	9	AB	R	H	RBI	BB	SO	LOB
6 Adam Eaton, L (1, 8) OBP: 0.350, SLG: 0.500	G4-3		G4-3		G4-3 2-3		G3-6-3 1-2f 2-3	F8		4	0	0	0	0	0	3
19 Tony Campana, L (7, 8)										1	0	0	0	0	0	2
18 Willie Bloomquist, R (1, 4) OBP: 0.538, SLG: 0.769	8 1B 2B				8 WP 8 1B 3-H 1B		BBBB 8 1B 44 1B BB		SSS K	3	2	3	1	0	0	0
70 Matt Davidson, R (6, 5) OBP: 0.267, SLG: 0.167			1B							1	1	0	0	1	1	0
8 Gerardo Parra, L (1, 9) OBP: 0.429, SLG: 0.667	2-H 1B		FFS K		44 CS 1-H 1B		44 1B 1-2 3-H 1B		SSS K	4	0	3	3	0	1	1
39 Brad Snyder, L (7, 9) OBP: 0.200, SLG: 0.200										1	0	0	0	0	1	0
44 Paul Goldschmidt, R (1, 3) OBP: 0.500, SLG: 0.444	F8			G6-3	P4 1-2		1-3 2-H 1B		BBBD BB	4	0	1	1	0	0	2
47 Jon Griffin, R (7, PR) (7, 3)										0	0	0	0	1	0	0
13 Jason Kubel, L (1, 7) OBP: 0.417, SLG: 0.600	SCS K			24 E 1B		SCS K	G1-3		L8	3	1	1	0	0	2	1
66 Alfredo Marte, R (6, 7) OBP: 0.308, SLG: 0.333										2	0	0	0	0	0	3
28 Rod Barajas, R (1, 2) OBP: 0.600, SLG: 1.222		L9		SSS K		G3		SSS K		3	0	0	0	0	1	1
27 Wil Nieves, R (6, 2) OBP: 0.143, SLG: 0.143										1	0	0	0	0	1	0
24 Mark Teahen, L (1, 5) OBP: 0.385, SLG: 0.364		FFS K		E6 1-H 2B		G3-1		BBBB 11 E BB		3	0	1	1	0	1	0
28 Nick Ahmed, R (6, 4) OBP: 0.429, SLG: 0.200										0	0	0	0	1	0	0
11 AJ Pollock, R (1, 10) OBP: 0.273, SLG: 0.111	CSS K			G4-3			BBBB 6 G3-6-3 4 S 8 1B BB	X E5 1-2		3	1	0	0	1	1	2
16 John McDonald, R (1, 6) OBP: 0.444, SLG: 0.500		P6			6 G4-3 18 1B 2B		BBB 6 G3-6-3 1-2 BB	SSS K		2	1	1	0	0	0	0
4 Cliff Pennington, S (7, PH) OBP: 0.583, SLG: 1.000										1	0	0	0	1	1	2
(7, 6)																
Inning Stats	R: 1 E: 0 K: 1 S: 7 H: 2 LOB: 1 BB: 0 P: 7	R: 0 E: 0 K: 2 S: 7 H: 0 LOB: 0 BB: 0 P: 7	R: 0 E: 0 K: 1 S: 6 H: 1 LOB: 1 BB: 0 P: 6	R: 1 E: 1 K: 1 S: 7 H: 2 LOB: 1 BB: 0 P: 7	R: 2 E: 0 K: 0 S: 5 H: 3 LOB: 0 BB: 0 P: 5	R: 0 E: 0 K: 1 S: 5 H: 0 LOB: 0 BB: 0 P: 5	R: 2 E: 0 K: 0 S: 4 H: 2 LOB: 2 BB: 3 P: 15	R: 0 E: 1 K: 2 S: 8 H: 0 LOB: 2 BB: 1 P: 12	R: 0 E: 0 K: 2 S: 7 H: 0 LOB: 1 BB: 1 P: 11	1B: 7 2B: 3 3B: 0 HR: 0 SF: 0 SAC: 0 DP: 1 HBP: 0						

	AB	36
	R	6
	H	10
	RBI	6
	BB	5
	SO	10
	LOB	17

WP: 1 PB: 0 SB: 1 CS: 1 PA: 41

PITCHER		IP	WLS	BF	H	R	ER	SO	BB	IBB	HBP	BLK	WP	HR	S	P	ERA	WHIP
44 Mike Leake, R ERA: 4.5	(1, 1)	2.0		8	2	1	1	3	0	0	0	0	0	0	14	14	4.50	1.000
31 Alfredo Simon, R ERA: 11.57	(3, 1)	3.0		14	6	3	3	2	0	0	0	0	1	0	18	18	9.00	2.000
33 Jose Arredondo, R ERA: 6.75	(6, 1)	1.2	L	8	1	2	2	1	3	0	0	0	0	0	7	18	10.80	2.400
65 Kanekoa Texeira, R ERA: 7.71	(7, 1)	0.1		2	1	0	0	0	0	0	0	0	0	0	2	2	0.00	3.000
74 Ismael Guillón, L ERA:	(8, 1)	1.0		5	0	0	0	2	1	0	0	0	0	0	8	12	0.00	1.000

PITCHER		IP	WLS	BF	H	R	ER	SO	BB	IBB	HBP	BLK	WP	HR	S	P	ERA	WHIP
79 Wilkin De La Rosa, L ERA: 6.75	(9, 1)	1.0		4	0	0	0	2	1	0	0	0	0	0	7	11	0.00	1.000

BOTTOM

Arizona Diamondbacks @ Cincinnati Reds

Goodyear Ballpark, Goodyear, AZ

Thu Feb 28 2013, 3:05 PM - 6:12 PM EST

Att. 2,421 - Sunny - 67 F

livebaseballscorecards.com

Batter	1	2	3	4	5	6	7	8	9	AB	R	H	RBI	BB	SO	LOB
17 Shin-Soo Choo, L (1, 8) OBP: 0.385, SLG: 0.273	G4-3		19 BB 48 1B 1B	K		G6-3		1-2 1B		3	1	1	0	0	1	0
37 Beau Amaral, L (6, 8) OBP: 0.500, SLG: 0.500										2	0	1	0	0	0	1
78 Emmanuel Burriss, S (1, 6) OBP: 0.333, SLG: 0.400	1B		K	K			30 1B 30 E 1B	P4		3	0	1	0	0	2	1
3 Cesar Izturis, S (6, 6) OBP: 0.438, SLG: 0.308										2	1	1	0	0	0	2
19 Joey Votto, L (1, 3) OBP: 0.500, SLG: 0.583	K		32 BLK 48 1B 21 WP 1-2 BB	G6-3			E9 1-H 1B		L5	2	1	0	0	1	1	1
30 Travis Mattair, R (7, 3) OBP: 0.500, SLG: 0.500										2	0	1	0	0	0	0
48 Ryan Ludwick, R (1, 7) OBP: 0.333, SLG: 0.250	F8		21 WP 32 BLK 21 FC6-2 1-2 2-H 1B		K		G5-3		B2-3	3	0	1	1	0	1	1
81 Derrick Robinson, S (6, 7) OBP: 0.182, SLG: 0.100										2	0	0	0	0	0	1
32 Jay Bruce, L (1, 9)		G3	21 FC6-2 21 WP 16 1B 1-2 2-3 BB		G3		G3		36 1B BB	2	1	0	0	1	0	0
22 Jeff Gelalich, L (6, 9)										1	0	0	0	1	0	1
21 Todd Frazier, R (1, 5) OBP: 0.286, SLG: 0.286		E6 16 2B	FC6-2 37 BB 16 1B 1-3 2-H 3-H		P3		G4-3		1-2 1B	3	1	0	0	0	0	2
36 Henry Alejandro Rodriguez (7, 5) OBP: 0.667, SLG: 0.833										2	0	1	0	0	0	1
16 Jason Donald, R (1, 4) OBP: 0.529, SLG: 0.538		1-H 2B	37 BB 1-2 3-H 1B				2B	G6-3	L9	5	0	3	2	0	0	2
37 Corky Miller, R (1, 2)		G5-3				G3		37 1B HBP		1	0	0	0	1	0	1
68 Tucker Barnhart, L (6, 2) OBP: 0.429, SLG: 0.200			1-2 2-3 BB							1	0	0	0	0	0	0
77 Yorman Rodriguez, R (1, 10) OBP: 0.455, SLG: 0.889		G5-3	K			BB		K		3	0	0	0	1	2	5
Inning Stats	R: 0 E: 0 K: 1 S: 6 H: 1 LOB: 1 BB: 0 P: 6	R: 1 E: 1 K: 0 S: 5 H: 1 LOB: 1 BB: 0 P: 5	R: 3 E: 0 K: 2 S: 10 H: 3 LOB: 3 BB: 3 P: 23	R: 0 E: 0 K: 2 S: 7 H: 0 LOB: 0 BB: 0 P: 7	R: 0 E: 0 K: 1 S: 5 H: 0 LOB: 0 BB: 0 P: 5	R: 0 E: 0 K: 0 S: 3 H: 1 LOB: 1 BB: 1 P: 7	R: 1 E: 1 K: 0 S: 5 H: 2 LOB: 1 BB: 0 P: 5	R: 0 E: 0 K: 1 S: 6 H: 1 LOB: 2 BB: 0 P: 7	R: 0 E: 0 K: 0 S: 4 H: 1 LOB: 2 BB: 1 P: 8	1B: 8 2B: 2 3B: 0 HR: 0 SF: 0 SAC: 0 DP: 0 HBP: 1	WP: 1 PB: 0 SB: 0 CS: 0 PA: 43					

	AB	R	H	RBI	BB	SO	LOB
AB	**37**						
R	**5**						
H	**10**						
RBI	**3**						
BB	**5**						
SO	**7**						
LOB	**19**						

PITCHER		IP	WLS	BF	H	R	ER	SO	BB	IBB	HBP	BLK	WP	HR	S	P	ERA	WHIP
31 Ian Kennedy, R ERA:	(1, 1)	2.0		9	2	1	0	1	0	0	0	0	0	0	11	11	0.00	1.000
37 Tyler Skaggs, L ERA: 19.29	(3, 1)	0.2		7	3	3	3	1	2	0	0	1	1	0	7	16	40.50	7.500
65 Eric Smith, R ERA:	(3, 1)	1.1		5	0	0	0	3	1	0	0	0	0	0	10	14	0.00	0.750
77 Charles Brewer, R ERA:	(5, 1)	3.0	W	12	3	1	0	1	1	0	0	0	0	0	13	17	0.00	1.333
63 Eury De La Rosa, L ERA:	(8, 1)	1.0	H	5	1	0	0	1	0	0	1	0	0	0	6	7	0.00	1.000

PITCHER		IP	WLS	BF	H	R	ER	SO	BB	IBB	HBP	BLK	WP	HR	S	P	ERA	WHIP
Conrad Flynn, R ERA:	(9, 1)	1.0	S	5	1	0	0	0	1	0	0	0	0	0	4	8	0.00	2.000

Cincinnati Reds @ Colorado Rockies

Salt River Fields at Talking Stick, Scottsdale, AZ

Thu Feb 28 2013, 3:16 PM - 5:47 PM EST

Att. 4,435 - Sunny - 63 F

livebaseballscorecards.com

TOP

Batter	1	2	3	4	5	6	7	8	9	AB	R	H	RBI	BB	SO	LOB
26 Xavier Paul, L (1, 7) OBP: 0.333, SLG: 0.615	K			28 G6-3 2B		4 2B 1B		K		3	0	2	0	0	1	0
6 Billy Hamilton, S (6, PR) OBP: 0.182, SLG: 0.100 (6, 7)										1	1	0	0	0	1	0
4 Brandon Phillips, R (1, 4) OBP: 0.286, SLG: 0.429	L8			L9		1-H 2B		BB		3	0	1	1	0	0	1
64 Kristopher Negrón, R (6, 4) OBP: 0.625, SLG: 0.833										0	0	0	0	1	0	0
28 Chris Heisey, R (1, 9) OBP: 0.250, SLG: 0.400	G5-3			G6-3 2-3		F8		K		3	0	0	0	0	0	3
70 Donald Lutz, L (6, 9) OBP: 0.500, SLG: 0.889										1	0	0	0	0	1	1
69 Neftali Soto, R (1, 3) OBP: 0.375, SLG: 0.429		G6-3		K			2B 39 1B 1B	F8		4	1	1	0	0	1	2
9 Jack Hannahan, L (1, 5) OBP: 0.333, SLG: 0.273		G1-3			2 G5-4-3 23 1B 1B		1-3 39 1B 2B		F9	2	0	1	0	0	0	0
Seth Mejias-Brean, R (6, 6) OBP: 0.500, SLG: 1.000										2	1	1	0	0	0	0
23 Denis Phipps, R (1, 8) OBP: 0.308, SLG: 0.500	K				1-2 2 G5-4-3 1B		K		K	4	0	1	0	0	3	2
2 Zack Cozart, R (1, 6) OBP: 0.100, SLG: 0.200		G5-3			G5-4-3 1-2f 2-3f		K		K	2	0	0	0	0	0	2
45 Zach Vincej, R (6, 5)										2	0	0	0	0	2	2
30 Miguel Olivo, R (1, 2) OBP: 0.250, SLG: 0.500		L8				K	2-H 3-H 85 FC6-4 1B			2	0	0	0	0	1	0
39 Devin Mesoraco, R (6, 2) OBP: 0.286, SLG: 0.714										1	0	1	2	0	0	0
80 Nevin Ashley, R (1, 10) OBP: 0.125, SLG: 0.125		G1-3				G4-3	1-2f FC6-4			2	0	0	0	0	0	0
85 Ryan LaMarre, R (7, PH) OBP: 0.182, SLG: 0.200 (7, 10)										1	0	0	0	0	0	1
Inning Stats	R: 0 E: 0 K: 1 S: 5 H: 0 LOB: 0 BB: 0 P: 5	R: 0 E: 0 K: 1 S: 5 H: 0 LOB: 0 BB: 0 P: 5	R: 0 E: 0 K: 0 S: 3 H: 0 LOB: 0 BB: 0 P: 3	R: 0 E: 0 K: 1 S: 6 H: 1 LOB: 1 BB: 0 P: 6	R: 0 E: 0 K: 0 S: 3 H: 2 LOB: 0 BB: 0 P: 3	R: 1 E: 0 K: 1 S: 7 H: 2 LOB: 2 BB: 0 P: 7	R: 2 E: 0 K: 2 S: 10 H: 3 LOB: 1 BB: 0 P: 10	R: 0 E: 0 K: 2 S: 7 H: 0 LOB: 1 BB: 1 P: 11	R: 0 E: 0 K: 2 S: 7 H: 0 LOB: 0 BB: 0 P: 7	1B: 5 2B: 3 3B: 1 HR: 0 SF: 0 SAC: 0 DP: 0 HBP: 0							

	AB	33
	R	3
	H	8
	RBI	3
	BB	1
	SO	10
	LOB	14

WP: 0 PB: 0 SB: 0 CS: 0 PA: 34

PITCHER		IP	WLS	BF	H	R	ER	SO	BB	IBB	HBP	BLK	WP	HR	S	P	ERA	WHIP
44 Juan Nicasio, R ERA: 2.45	(1, 1)	2.0		6	0	0	0	2	0	0	0	0	0	0	10	10	0.00	0.000
26 Jeff Francis, L ERA:	(3, 1)	3.0		10	3	0	0	1	0	0	0	0	0	0	12	12	0.00	1.000
34 Matt Belisle, R ERA: 4.5	(6, 1)	1.0	B	5	2	1	1	1	0	0	0	0	0	0	7	7	9.00	2.000
56 Logan Kensing, R ERA: 9.0	(7, 1)	1.0	W	6	3	2	2	2	0	0	0	0	0	0	10	10	18.00	3.000
43 Erick Threets, L ERA:	(8, 1)	1.0	H	4	0	0	0	2	1	0	0	0	0	0	7	11	0.00	1.000

PITCHER		IP	WLS	BF	H	R	ER	SO	BB	IBB	HBP	BLK	WP	HR	S	P	ERA	WHIP
48 Will Harris, R ERA:	(9, 1)	1.0	S	3	0	0	0	2	0	0	0	0	0	0	7	7	0.00	0.000

Cincinnati Reds @ Colorado Rockies

Salt River Fields at Talking Stick, Scottsdale, AZ

Thu Feb 28 2013, 3:16 PM - 5:47 PM EST

Att. 4,435 - Sunny - 63 F

BOTTOM

livebaseballscorecards.com

Batter	1	2	3	4	5	6	7	8	9	AB	R	H	RBI	BB	SO	LOB
1 Eric Young Jr., S (1, 4) OBP: 0.375, SLG: 0.286	G4-3		G4-3		G6-4-3 1-2f		E4 27 S 27 E 2-3			3	0	0	0	0	0	3
18 Jonathan Herrera, S (7, 4) OBP: 0.500, SLG: 0.500										1	1	0	0	0	0	1
Dexter Fowler, S (1, 8) OBP: 0.400, SLG: 0.667	P4			K		G4-3	E5 67 S 1-H 3-H			1	0	0	0	0	0	0
27 Tim Wheeler, L (4, PH) OBP: 0.333, SLG: 0.714 (5, 8)										3	0	0	0	0	1	0
15 Jordan Pacheco, R (1, 10) OBP: 0.417, SLG: 0.500	G1-3			28 E 1B		3 G5-3 1B	L9 1-2			3	1	2	0	0	0	0
67 Kent Matthes, R (7, PH) OBP: 0.111, SLG: 0.444 (8, 10)										1	0	0	0	0	0	1
3 Michael Cuddyer, R (1, 9) OBP: 0.250, SLG: 0.250		G6-3		K		G5-3 1-2		F7		3	0	0	0	0	1	2
23 Charlie Culberson, R (7, 5) OBP: 0.250, SLG: 0.571										1	0	0	0	0	0	0
28 Nolan Arenado, R (1, 5) OBP: 0.375, SLG: 0.875		G6-3		E8 1-H 2B		K2-3		G4-3		3	0	1	1	0	1	1
71 Kyle Parker, R (7, 9) OBP: 0.300, SLG: 0.125										1	0	0	0	0	0	0
55 Ramon Hernandez, R (1, 2) OBP: 0.333, SLG: 0.200		K2-3		G4-3			9 WP 9 2B 1B	G6-3		2	0	0	0	0	1	1
64 Gustavo Molina, R (6, 2) OBP: 0.429, SLG: 0.571										2	1	1	0	0	0	0
73 Henry Wrigley, R (1, 3) OBP: 0.333, SLG: 0.333			G4-3		F7		K			2	0	0	0	0	0	0
21 Tyler Colvin, L (7, 3) OBP: 0.143, SLG: 0.143										1	0	0	0	0	1	1
9 DJ LeMahieu, R (1, 6) OBP: 0.400, SLG: 0.667			G6-3		7 1B BB		18 E 27 E 1-H 2B			2	1	1	1	1	0	0
6 Tommy Manzella, R (8, 6)										0	0	0	0	0	0	0
7 Matt McBride, R (1, 7) OBP: 0.375, SLG: 0.750			3B		1 G6-4-3 1-3 1B		L8			2	0	2	0	0	0	0
77 Corey Dickerson, L (7, PH) OBP: 0.333, SLG: 0.800 (8, 7)										1	0	0	0	0	0	1
Inning Stats	R: 0 E: 0 K: 0 S: 3 H: 0 LOB: 0 BB: 0 P: 3	R: 0 E: 0 K: 1 S: 5 H: 0 LOB: 0 BB: 0 P: 5	R: 0 E: 0 K: 0 S: 4 H: 1 LOB: 1 BB: 0 P: 4	R: 1 E: 1 K: 2 S: 9 H: 2 LOB: 1 BB: 0 P: 9	R: 0 E: 0 K: 0 S: 3 H: 1 LOB: 1 BB: 1 P: 7	R: 0 E: 0 K: 1 S: 6 H: 1 LOB: 1 BB: 0 P: 6	R: 3 E: 2 K: 1 S: 9 H: 2 LOB: 1 BB: 0 P: 12	R: 0 E: 0 K: 0 S: 3 H: 0 LOB: 0 BB: 0 P: 3		1B: 4 2B: 2 3B: 1 HR: 0 SF: 0 SAC: 0 DP: 1 HBP: 0				WP: 1 PB: 0 SB: 2 CS: 0 PA: 33		

	AB	32
	R	4
	H	7
	RBI	2
	BB	1
	SO	5
	LOB	11

PITCHER		IP	WLS	BF	H	R	ER	SO	BB	IBB	HBP	BLK	WP	HR	S	P	ERA	WHIP
54 Aroldis Chapman, L ERA:	(1, 1)	2.0		6	0	0	0	1	0	0	0	0	0	0	8	8	0.00	0.000
66 Logan Ondrusek, R ERA:	(3, 1)	1.0		4	1	0	0	0	0	0	0	0	0	0	4	4	0.00	1.000
60 J.J. Hoover, R ERA: 3.86	(4, 1)	1.1		8	3	1	1	2	1	0	0	0	0	0	11	15	6.75	3.000
43 Manny Parra, L ERA:	(5, 1)	1.2		5	1	0	0	1	0	0	0	0	0	0	7	7	0.00	0.600
76 Josh Ravin, R ERA: 21.6	(7, 1)	1.0	L	7	2	3	1	1	0	0	0	0	1	0	9	12	9.00	2.000

PITCHER		IP	WLS	BF	H	R	ER	SO	BB	IBB	HBP	BLK	WP	HR	S	P	ERA	WHIP
19 Mark Serrano, R ERA:	(8, 1)	1.0		3	0	0	0	0	0	0	0	0	0	0	3	3	0.00	0.000

Cincinnati Reds @ Kansas City Royals

Surprise Stadium, Surprise, AZ

Fri Mar 01 2013, 3:05 PM - 6:00 PM EST

Att. 3,141 - Sunny - 72 F

livebaseballscorecards.com

Batter	1	2	3	4	5	6	7	8	9	AB	R	H	RBI	BB	SO	LOB
85 Ryan LaMarre, R (1, 8) OBP: 0.154, SLG: 0.167	F FF 92 X FF 93 0-1 ① G3-1		F FF 91 B FS 84 X FF 91 1-1 ② F8		B FF 95 C FF 94 S SL 85 B FF 96 F FF 95 F SL 86 X FF 94 2-2 ③ G4-3			S CH 71 S CU 67 F CU 70 B FF 89 X CH 72 1-2 64 S 1B		2	0	0	0	0	0	0
6 Billy Hamilton, S (5, PH) OBP: 0.231, SLG: 0.167 (5, 8)										2	0	1	0	0	0	0
78 Emmanuel Burriss, S (1, 4) OBP: 0.353, SLG: 0.412	B FF 92 X FF 92 1-0 ② F7		F FF 89 B CH 80 X CH 79 1-1 32 CS 1B			X FF 92 0-0 HR		B SL 82 1 SAFE B CH 82 B FF 88 B FF 88 4-0 26 G4-6-3 1-3 BB		2	0	1	0	0	0	0
64 Kristopher Negrón, R (5, 4) OBP: 0.700, SLG: 1.286										1	1	1	1	1	0	0
32 Jay Bruce, L (1, 9)	B FF 92 X SI 92 1-0 ③ G3		B FF 90 1 SAFE B FF 90 2-0 ③ CS 1-2	C CH 79 X FF 90 0-1 ① L9		F FF 93 S CH 85 S SL 83 0-3 ① K2-3		B FF 84 X FC 70 1-0 ②③ G4-6-3 1-2f		2	0	0	0	0	0	0
26 Xavier Paul, L (5, 9) OBP: 0.294, SLG: 0.533										2	0	0	0	0	1	2
48 Ryan Ludwick, R (1, 10) OBP: 0.231, SLG: 0.167		F FF 92 C SL 83 B SL 84 B FF 91 C FF 92 2-3 ① K		X FF 90 0-0 ② G6-3		C SL 82 B SL 83 F SI 93 F FF 93 B SL 83 X FF 93 2-2 ② G1-3			B SI 90 S SI 89 B CU 75 X SI 89 2-1 ① F8	4	0	0	0	0	1	0
70 Donald Lutz, L (1, 3) OBP: 0.500, SLG: 0.818		F FF 92 B FF 92 B CH 84 X FF 92 2-1 ② G3-1		C FF 91 B SL 82 S CH 80 X FF 91 1-2 21 E 1B		C FF 93 C SL 82 S SL 83 0-3 ③ K			B FF 85 C FF 84 B SL 84 B SI 90 C SI 88 C SI 88 3-3 ② K	2	0	1	0	0	0	0
30 Travis Mattair, R (5, 3) OBP: 0.250, SLG: 0.250										2	0	0	0	0	2	0
21 Todd Frazier, R (1, 5) OBP: 0.333, SLG: 0.250		S SL 83 S SL 84 B FF 93 B FF 92 F FF 93 B SL 84 B FF 93 4-2 28 2B BB	F FS 84 B FF 92 D FS 84 C FS 84 B FF 91 S SL 81 3-3 ③ K 1-3				B FF 89 C FF 90 C SL 81 S SL 83 1-3 ① K		F SI 90 B SL 86 X SI 90 1-1 81 1B	1	0	0	0	1	1	1
9 Jack Hannahan, L (5, 5) OBP: 0.357, SLG: 0.308										2	0	1	0	0	1	0
45 Zach Vincej, R (9, PR)										0	0	0	0	0	0	0
28 Chris Heisey, R (1, 7) OBP: 0.286, SLG: 0.500		B FF 91 S FF 90 S FF 92 D SL 82 B FF 91 X FF 92 3-2 1-3 2B			X FF 92 0-0 ① F9		X FF 90 0-0 37 CS 1B		F SI 89 B SI 91 1 SAFE B SI 89 X SI 89 2-1 1-2 1B	2	0	1	0	0	0	0
81 Derrick Robinson, S (5, 7) OBP: 0.308, SLG: 0.250										2	0	2	0	0	0	0
2 Zack Cozart, R (1, 6) OBP: 0.083, SLG: 0.167		F FF 91 S SL 83 S SL 82 0-3 ③ K			B FF 93 C FF 93 B FF 94 B FF 94 C FF 95 X FF 94 3-2 ② G6-3		B FF 90 1 SAFE B FF 88 B FF 88 C SL 88 F SL 89 X SL 88 3-2 ② F8		B SI 89 F SI 86 C SI 90 S CU 78 1-3 ③ K	2	0	0	0	0	1	2
3 Cesar Izturis, S (5, 6) OBP: 0.389, SLG: 0.267										2	0	0	0	0	1	3
39 Devin Mesoraco, R (1, 2) OBP: 0.333, SLG: 1.000			X FF 90 0-0 ① G5-3		B SL 86 B SL 87 B FF 94 X FF 92 3-0 HR		C SL 82 B FF 89 1-1 ③ CS 1-2	B FF 87 B FF 85 F CH 84 X SL 83 2-1 ① G6-3		2	1	1	1	0	0	0
37 Corky Miller, R (5, 2)										1	0	0	0	0	0	0

TOP

AB	33
R	2
H	9
RBI	2
BB	2
SO	8
LOB	8

Inning Stats	1	2	3	4	5	6	7	8	9	1B: 6	SF: 0	WP: 0	PA: 37
R:	0	0	0	0	1	1	0	0	0	2B: 1	SAC: 0	PB: 0	
E:	0	0	0	0	0	0	0	0	0	3B: 0	DP: 1	SB: 2	
K:	0	2	0	1	2	2	1	0	2	HR: 2	HBP: 0	CS: 2	
S:	4	14	5	9	11	8	7	12					
H:	0	1	1	1	1	1	1	1	2				
LOB:	0	2	0	1	0	0	0	1	2				
BB:	0	1	0	0	0	0	0	1	0				
P:	6	25	9	13	13	13	13	15	21				

PITCHER		IP	WLS	BF	H	R	ER	SO	BB	IBB	HBP	BLK	WP	HR	S	P	ERA	WHIP
54 Ervin Santana, R	(1, 1)	2.0		8	1	0	0	2	1	0	0	0	0	0	18	31	0.00	1.000
ERA:																		
51 Guillermo Moscoso, R	(3, 1)	2.0		7	2	0	0	1	0	0	0	0	0	0	14	22	0.00	1.000
ERA: 9.0																		
56 Greg Holland, R	(5, 1)	1.0		4	1	1	1	0	0	0	0	0	0	1	10	18	9.00	1.000
ERA: 9.0																		
43 Aaron Crow, R	(6, 1)	1.0		4	1	1	1	2	0	0	0	0	0	1	11	13	9.00	1.000
49 Donnie Joseph, L	(7, 1)	1.0		3	1	0	0	1	0	0	0	0	0	0	8	13	0.00	1.000
ERA:																		

PITCHER		IP	WLS	BF	H	R	ER	SO	BB	IBB	HBP	BLK	WP	HR	S	P	ERA	WHIP
38 John Lamb, L	(8, 1)	1.0	W	4	1	0	0	0	1	0	0	0	0	0	7	15	0.00	2.000
ERA: 4.5																		
50 Dan Wheeler, R	(9, 1)	1.0	S	5	2	0	0	2	0	0	0	0	0	0	12	21	0.00	2.000
ERA:																		

Cincinnati Reds @ Kansas City Royals

Surprise Stadium, Surprise, AZ

Fri Mar 01 2013, 3:05 PM - 6:00 PM EST

Att. 3,141 - Sunny - 72 F

livebaseballscorecards.com

BOTTOM

Batter	1	2	3	4	5	6	7	8	9	AB	R	H	RBI	BB	SO	LOB
4 Alex Gordon, L (1, 7) OBP: 0.500, SLG: 0.455 32 Endy Chavez, L (5, PH) OBP: 0.400, SLG: 0.400 (6, 7)	C FF 93 F SI 91 B SI 92 B SL 87 B FC 94 D SI 92 4-2 2 BB BB		C CU 76 B FF 95 T SL 92 B FF 96 F FF 94 B SL 92 S SL 91 3-3 ② K		C SI 90 M SL 82 X FF 90 0-2 ② P6		B FF 95 F FF 94 X FF 94 1-1 ① G4-3			1 0 0 0 1 1 0 2 0 0 0 0 0 0						
2 Alcides Escobar, R (1, 6) OBP: 0.308, SLG: 0.417 69 Anthony Seratelli, S (5, PH) OBP: 0.500, SLG: 0.400 (6, 6)	F FF 92 B FF 92 B SI 90 B SL 85 D FF 93 4-1 8 G4-6-3 1-2 BB		B CU 75 C SL 86 X SL 91 1-1 ③ G6-3		C CU 74 B CH 83 B SI 92 B SI 84 B SI 89 4-1 BB		F FF 96 B SL 86 B FF 96 F FF 96 X FF 96 2-2 24 S 63 WP 1B			1 0 0 0 1 0 0 1 0 1 0 1 0 0						
16 Billy Butler, R (1, 3) OBP: 0.400, SLG: 0.615 63 Max Ramirez, R (5, PH) OBP: 0.364, SLG: 0.727 (6, 3)	B FF 92 X FC 94 1-0 ① L7			C SL 84 B FF 89 C CU 76 B FF 90 F CU 77 B SL 84 B SL 82 4-2 13 FC6-4 8 1B BB	B FF 92 B SL 83 1 SAFE B SI 90 C FF 91 F FF 91 C SI 88 3-3 ③ K		B FF 96 B FF 96 X FF 95 2-0 ② F8 1-2			1 0 0 0 1 0 2 2 0 0 0 0 1 2						
8 Mike Moustakas, L (1, 5) OBP: 0.571, SLG: 0.643 24 Miguel Tejada, R (6, 5) OBP: 0.267, SLG: 0.333	B FF 92 B CH 84 F FF 90 S FC 92 F FC 95 X FF 91 2-2 ②③ G4-6-3 1-2f			B FF 89 C SL 83 B SI 89 B SL 82 X FF 90 3-1 13 FC6-4 1-2 1B		B FF 90 B CH 82 X FF 90 2-0 13 WP 13 1B 2B	B FF 95 C SL 85 B FF 96 C SL 86 F SL 86 B FF 96 F FF 97 C SL 84 3-3 ③ K 2-3			2 0 1 0 0 0 2 2 1 1 0 0 1 1						
13 Salvador Perez, R (1, 2) OBP: 0.368, SLG: 0.389 12 Brett Hayes, R (8, 2) OBP: 0.500, SLG: 0.667		C FF 91 F CU 75 S SL 86 0-3 ① K		C CU 75 F SI 89 X SL 83 0-2 ① FC6-4 1-2f 2-3		F SI 88 F SI 89 B FF 89 B CU 75 X SL 82 2-2 7 2B 2-H 1B		F FF 88 X FF 87 0-1 HR		3 0 1 1 0 1 2 1 1 1 1 0 0 0						
21 Jeff Francoeur, R (1, 9) OBP: 0.333, SLG: 0.500 7 David Lough, L (6, 9) OBP: 0.571, SLG: 0.769		C CU 76 X FF 93 0-1 ② P3		F SL 86 F FF 89 S FF 89 0-3 ② K		M CU 73 B SL 79 X SI 88 1-1 1-3 2B		B CU 71 C FF 88 B FF 87 F FF 87 B FF 88 X FF 85 3-2 19 FC1-2 3B		2 0 0 0 0 1 2 2 0 2 0 0 0 0						
23 Xavier Nady, R (1, 10) OBP: 0.375, SLG: 0.400		C FF 93 X CH 82 0-1 2B		C CU 76 F FF 89 B FF 88 S CU 76 1-3 ③ K		S SL 82 F SI 89 B SL 84 C SI 91 1-3 ① K		B FF 87 X SL 78 1-0 ① P3		4 0 1 0 0 2 5						
17 Chris Getz, L (1, 4) OBP: 0.333, SLG: 0.667 19 Irving Falu, S (6, 4) OBP: 0.308, SLG: 0.333		B CH 84 C FC 91 X CU 76 1-1 ③ G4-3			C FF 89 F CH 83 B SI 91 B SI 90 B CH 83 F SI 89 X SI 89 3-2 HR	D CH 82 X CH 81 1-0 ② G4-3		X CU 71 0-0 ② FC1-2 3-H		2 1 1 1 0 0 1 2 0 0 0 0 0 3						
1 Jarrod Dyson, L (1, 8) OBP: 0.467, SLG: 0.385 6 Lorenzo Cain, R (6, 8)			B FF 93 T SL 91 S SL 92 B SL 93 X SL 93 2-2 ① G4-3		L FF 91 B CU 73 X SL 75 1-1 ① G3	B CU 75 B SL 81 C SL 80 F SL 81 X SI 90 2-2 ③ G4-3		X FF 85 0-0 ③ P4		2 0 0 0 0 0 0 2 0 0 0 0 0 3						
Inning Stats	R: 0 E: 0 K: 0 S: 8 H: 0 LOB: 1 BB: 2 P: 19	R: 0 E: 0 K: 1 S: 9 H: 1 LOB: 1 BB: 0 P: 10	R: 0 E: 0 K: 1 S: 9 H: 0 LOB: 0 BB: 0 P: 15	R: 0 E: 0 K: 2 S: 14 H: 1 LOB: 2 BB: 1 P: 22	R: 1 E: 0 K: 1 S: 13 H: 1 LOB: 1 BB: 1 P: 24	R: 1 E: 0 K: 1 S: 13 H: 3 LOB: 2 BB: 0 P: 22	R: 0 E: 0 K: 1 S: 11 H: 1 LOB: 1 BB: 0 P: 19	R: 1 E: 0 K: 0 S: 8 H: 2 LOB: 1 BB: 0 P: 12		1B: 3 2B: 3 3B: 1 HR: 2 SF: 0 SAC: 0 DP: 1 HBP: 0	WP: 2 PB: 0 SB: 1 CS: 0 PA: 36				

	AB	32
	R	3
	H	9
	RBI	3
	BB	4
	SO	7
	LOB	23

PITCHER		IP	WLS	BF	H	R	ER	SO	BB	IBB	HBP	BLK	WP	HR	S	P	ERA	WHIP
55 Mat Latos, R ERA:	(1, 1)	2.0		8	1	0	0	1	2	0	0	0	0	0	17	29	0.00	1.500
51 Jonathan Broxton, R ERA:	(3, 1)	1.0		3	0	0	0	1	0	0	0	0	0	0	9	15	0.00	0.000
45 Sean Marshall, L ERA:	(4, 1)	1.0		5	1	0	0	2	1	0	0	0	0	0	14	22	0.00	2.000
63 Sam LeCure, R ERA: 4.5	(5, 1)	2.0	B	11	4	2	2	2	1	0	0	0	1	1	26	46	9.00	2.500
75 Curtis Partch, R ERA: 7.71	(7, 1)	1.0		4	1	0	0	1	0	0	0	0	1	0	11	19	0.00	1.000

PITCHER		IP	WLS	BF	H	R	ER	SO	BB	IBB	HBP	BLK	WP	HR	S	P	ERA	WHIP
44 Jeff Stevens, R ERA: 4.5	(8, 1)	1.0	L	5	2	1	1	0	0	0	0	0	0	1	8	12	9.00	2.000

Batter	1	2	3	4	5	6	7	8	9	AB	R	H	RBI	BB	SO	LOB
28 Chris Heisey, R (1, 8) OBP: 0.250, SLG: 0.429 6 Billy Hamilton, S (6, PH) OBP: 0.267, SLG: 0.154 (6, 8)	F8			F9		K		69 F8 / 36 S / BB		2 1	0 0	0 0	0 0	0 1	0 1	0 0
4 Brandon Phillips, R (1, 4) OBP: 0.294, SLG: 0.412 36 Henry Alejandro Rodriguez, S (6, PR) OBP: 0.692, SLG: 0.833 (6, 4)	P3			F8		70 PB / 1B		69 F8 / 1-2 / BB		3 0	0 0	1 0	0 0	0 1	0 0	0 0
19 Joey Votto, L (1, 3) OBP: 0.500, SLG: 0.643 69 Neftali Soto, R (5, 3) OBP: 0.333, SLG: 0.375	G4-3			2B		L6		F8 / 1-2 / 2-3		2 2	0 0	1 0	0 0	0 0	0 0	0 3
48 Ryan Ludwick, R (1, 7) OBP: 0.200, SLG: 0.143 70 Donald Lutz, L (4, 7) OBP: 0.429, SLG: 0.692		F8		K		K / 1-2		K		2 2	0 0	0 0	0 0	0 0	1 2	1 3
32 Jay Bruce, L (1, 10) OBP: 0.154, SLG: 0.083		K			F8		G4-3		80 G6-3 / 78 1B / 1B	4	0	1	0	0	1	0
21 Todd Frazier, R (1, 5) OBP: 0.364, SLG: 0.222 78 Emmanuel Burriss, S (5, PR) OBP: 0.368, SLG: 0.421 (5, 5)		G6-3			23 S / BB		G1-3		80 G6-3 / 1-2 / 1B	1 2	0 0	0 1	0 0	1 0	0 0	0 0
30 Miguel Olivo, R (1, 2) OBP: 0.214, SLG: 0.417 80 Nevin Ashley, R (6, 2) OBP: 0.200, SLG: 0.111			K		K		4-0 / BB		G6-3 / 1-2f / 2-3	2 1	0 0	0 0	0 0	0 1	2 0	1 2
23 Denis Phipps, R (1, 9) OBP: 0.333, SLG: 0.462 77 Yorman Rodriguez, R (6, 9) OBP: 0.385, SLG: 0.727			G6-3		1-2 / BB		K		G4-3	1 2	0 0	0 0	0 0	1 0	0 1	0 2
3 Cesar Izturis, S (1, 6) OBP: 0.350, SLG: 0.235 16 Jason Donald, R (6, 6) OBP: 0.500, SLG: 0.500			P4		P3			P4		2 1	0 0	0 0	0 0	0 0	0 0	2 0
Inning Stats	R: 0 E: 0 K: 0 S: 3 H: 0 LOB: 0 BB: 0 P: 3	R: 0 E: 0 K: 1 S: 5 H: 0 LOB: 0 BB: 0 P: 5	R: 0 E: 0 K: 1 S: 5 H: 0 LOB: 0 BB: 0 P: 5	R: 0 E: 0 K: 1 S: 6 H: 1 LOB: 1 BB: 0 P: 6	R: 0 E: 0 K: 1 S: 5 H: 0 LOB: 2 BB: 2 P: 13	R: 0 E: 0 K: 2 S: 8 H: 1 LOB: 2 BB: 0 P: 9	R: 0 E: 0 K: 1 S: 5 H: 0 LOB: 1 BB: 1 P: 9	R: 0 E: 0 K: 1 S: 5 H: 0 LOB: 2 BB: 2 P: 13	R: 0 E: 0 K: 0 S: 4 H: 2 LOB: 1 BB: 0 P: 4	1B: 3 2B: 1 3B: 0 HR: 0 SF: 0 SAC: 0 DP: 1 HBP: 0						

PITCHER		IP	WLS	BF	H	R	ER	SO	BB	IBB	HBP	BLK	WP	HR	S	P	ERA	WHIP
62 Jose Quintana, L ERA:	(1, 1)	3.0	W	9	0	0	0	2	0	0	0	0	0	0	13	13	0.00	0.000
53 Héctor Santiago, L ERA: 6.75	(4, 1)	2.0	H	9	1	0	0	2	2	0	0	0	0	0	11	19	0.00	1.500
65 Nate Jones, R ERA:	(6, 1)	1.0	H	4	1	0	0	2	0	0	0	0	0	0	8	9	0.00	1.000
46 Donnie Veal, L ERA: 6.0	(7, 1)	1.0		4	0	0	0	1	1	0	0	0	0	0	5	9	0.00	1.000
57 Jhan Mariñez, R ERA: 3.0	(8, 1)	1.0		5	0	0	0	1	2	0	0	0	0	0	5	13	0.00	2.000

PITCHER		IP	WLS	BF	H	R	ER	SO	BB	IBB	HBP	BLK	WP	HR	S	P	ERA	WHIP
40 Ramon Troncoso, R ERA:	(9, 1)	1.0		4	2	0	0	0	0	0	0	0	0	0	4	4	0.00	2.000

TOP

Cincinnati Reds @ Chicago White Sox

Camelback Ranch, Glendale, AZ

Sat Mar 02 2013, 3:06 PM - 5:38 PM EST

Att. 4,262 - Sunny - 80 F

livebaseballscorecards.com

AB	30
R	0
H	4
RBI	0
BB	5
SO	8
LOB	14

1B: 3	SF: 0	WP: 0	PA: 35
2B: 1	SAC: 0	PB: 1	
3B: 0	DP: 1	SB: 2	
HR: 0	HBP: 0	CS: 0	

Cincinnati Reds @ Chicago White Sox

Camelback Ranch, Glendale, AZ

Sat Mar 02 2013, 3:06 PM - 5:38 PM EST

Att. 4,262 - Sunny - 80 F

livebaseballscorecards.com

BOTTOM

Batter	1	2	3	4	5	6	7	8	9	AB	R	H	RBI	BB	SO	LOB
77 Yolmer Sánchez, S (1, 4) OBP: 0.231, SLG: 0.167	G6-3	2-H 1B		G3-6-3 1-2f			5 G6-4-3 1B			3	0	1	1	0	0	1
83 Marcus Semien, R (5, 4) OBP: 0.600, SLG: 0.875										1	0	1	0	0	0	0
22 Brent Morel, R (1, 6) OBP: 0.278, SLG: 0.412	K	P3			F7		G6-4-3 1-2f			3	0	0	0	0	1	1
5 Angel Sanchez, R (6, 6) OBP: 0.200, SLG: 0.200										1	0	0	0	0	0	1
7 Jeff Keppinger, R (1, 5) OBP: 0.385, SLG: 0.417	44 1B 1B		G6-3		G1-5-3			G3-1		2	0	1	0	0	0	0
78 Tyler Saladino, R (5, 5) OBP: 0.429, SLG: 0.333										2	0	0	0	0	0	0
44 Adam Dunn, L (1, 10) OBP: 0.333, SLG: 0.417	1-2 1B		G4-3		G4-3			BBBB 25 1B 76 G5-3 BB		3	0	1	0	0	0	0
20 Jordan Danks, L (8, PH) OBP: 0.400, SLG: 0.250 (9, 10)										0	0	0	0	1	0	0
24 Dayan Viciedo, R (1, 7) OBP: 0.429, SLG: 0.615	G5-3		1B			F7		G5-3 1-2		3	0	1	0	0	0	2
76 Stefan Gartrell, R (7, 7) OBP: 0.167, SLG: 0.167										1	0	0	0	0	0	1
12 Conor Gillaspie, L (1, 3) OBP: 0.400, SLG: 0.923		G6-3	SSS K			BX HR		84 BB 2-3 1B		3	1	1	1	0	1	1
25 Josh Bell, S (7, 3) OBP: 0.556, SLG: 1.222										1	0	1	0	0	0	0
36 Josh Phegley, R (1, 2) OBP: 0.385, SLG: 0.750		29 2B 2B		SSS K		G6-3		BBBB 86 FC6-4 1-2 BB		3	1	1	0	0	1	0
84 Mike Blanke, R (7, 2)										0	0	0	0	1	0	0
29 Jared Mitchell, L (1, 9) OBP: 0.462, SLG: 0.917		77 1B 2-H 2B		BBX 2-0 HR		P5		FC6-4 1-2f		3	2	2	2	0	0	0
86 Michael Earley, R (7, 9)										1	0	0	0	0	0	3
75 Trayce Thompson, R (1, 8)		F9		BBBB 4-0 77 G3-6-3 BB			F9			2	0	0	0	1	0	1
82 Keenyn Walker, S (8, 8) OBP: 0.385, SLG: 0.583										0	0	0	0	0	0	0
Inning Stats	R: 0 E: 0 K: 1 S: 7 H: 2 LOB: 2 BB: 0 P: 7	R: 2 E: 0 K: 0 S: 6 H: 3 LOB: 1 BB: 0 P: 6	R: 0 E: 0 K: 1 S: 6 H: 1 LOB: 1 BB: 0 P: 6	R: 1 E: 0 K: 1 S: 5 H: 1 LOB: 0 BB: 1 P: 11	R: 0 E: 0 K: 0 S: 3 H: 0 LOB: 0 BB: 0 P: 3	R: 1 E: 0 K: 0 S: 4 H: 1 LOB: 0 BB: 0 P: 5	R: 0 E: 0 K: 0 S: 3 H: 1 LOB: 0 BB: 0 P: 3	R: 0 E: 0 K: 0 S: 4 H: 1 LOB: 3 BB: 2 P: 12		1B: 6 2B: 2 3B: 0 HR: 2		SF: 0 SAC: 0 DP: 2 HBP: 0		WP: 0 PB: 0 SB: 0 CS: 0	PA: 35	

	AB	R	H	RBI	BB	SO	LOB
	32	4	10	4	3	3	11

PITCHER		IP	WLS	BF	H	R	ER	SO	BB	IBB	HBP	BLK	WP	HR	S	P	ERA	WHIP
61 Bronson Arroyo, R ERA: 9.0	(1, 1)	2.0	L	11	5	2	2	1	0	0	0	0	0	0	13	13	9.00	2.500
58 Armando Galarraga, R ERA: 1.8	(3, 1)	3.0		11	2	1	1	2	1	0	0	0	0	1	14	20	3.00	1.000
82 Nick Christiani, R ERA: 7.36	(6, 1)	1.0		4	1	1	1	0	0	0	0	0	0	1	4	5	9.00	1.000
73 Carlos Contreras, R ERA: 6.75	(7, 1)	1.0		3	1	0	0	0	0	0	0	0	0	0	3	3	0.00	1.000
84 Drew Hayes, R ERA:	(8, 1)	1.0		6	1	0	0	0	2	0	0	0	0	0	4	12	0.00	3.000

PITCHER	IP	WLS	BF	H	R	ER	SO	BB	IBB	HBP	BLK	WP	HR	S	P	ERA	WHIP

Batter	1	2	3	4	5	6	7	8	9	AB	R	H	RBI	BB	SO	LOB
4 Alex Gordon, L (1, 7) OBP: 0.533, SLG: 0.714	K 1-3 ①		HR 0-0		1B 0-0	L1 0-0 ②		1B 0-0		3	2	2	1	0	1	0
68 Luis Durango, S (6, PH) OBP: 0.357, SLG: 0.364					8 2B G3-1 35 35 S			1B 23 G5-3 72 1B 1-3		2	0	1	0	0	0	3
2 Alcides Escobar, R (1, 6) OBP: 0.211, SLG: 0.278	G6-3 0-0 ②		G4-3 0-0 ③		L7 0-0 ①	1B 23 1B 70 1B 1-2 2-3 3-H		1B 0-0 23 G5-3 1-2 3-H		3	0	0	0	0	0	1
72 Christian Colón, R (6, PH) OBP: 0.400, SLG: 0.333										2	1	2	2	0	0	0
35 Eric Hosmer, L (1, 3) OBP: 0.478, SLG: 0.750	K 0-3 ③			K 0-3 ①	G3-1 2-0 ② 1-3	1B 0-0 70 1B 1-3 2-H 3-H		G5-3 0-0 ① ② 1-2 2-3f		3	0	0	0	0	2	1
23 Xavier Nady, R (6, PH) OBP: 0.389, SLG: 0.412										2	0	1	2	0	0	2
8 Mike Moustakas, L (1, 5) OBP: 0.579, SLG: 0.895		K 0-3 ①		2B 63 1B 0-0	2B 0-0 3-H	1B 0-0 1-2 3-H		F7 0-0 ③		3	1	2	1	0	1	0
70 Brandon Wood, R (6, PH) OBP: 0.333, SLG: 0.636										2	0	1	1	0	0	1
21 Jeff Francoeur, R (1, 9) OBP: 0.278, SLG: 0.412		K 0-3 ②		K 0-3 ②	F9 0-0 ③	F7 0-0 ③			K 0-3 ①	3	0	0	0	0	2	2
37 Willy Taveras, R (6, PH) OBP: 0.400, SLG: 0.600										2	0	0	0	0	1	2
6 Lorenzo Cain, R (1, 8) OBP: 0.500, SLG: 0.375		1B 0-0		BB 63 E 63 1B 4-0		BB 26 63 1B FC3-6 4-0	F7 0-0 ①		G3 0-0 ②	1	1	1	0	2	0	0
1 Jarrod Dyson, L (6, 8) OBP: 0.400, SLG: 0.294										2	0	0	0	0	0	0
63 Max Ramirez, R (1, 10) OBP: 0.400, SLG: 0.667		K 0-3 ③		E7 26 BB 0-0 1-3 2-H		1B 26 FC3-6 1-2	F8 0-0 ②		G4-3 0-0 ③	4	0	2	1	0	1	1
12 Brett Hayes, R (9, PH) OBP: 0.462, SLG: 0.600										1	0	0	0	0	0	0
26 George Kottaras, L (1, 2) OBP: 0.462, SLG: 0.455			K 0-3 ①	BB 4-0 1-2		FC3-6 0-0 ① 72 17 BB 1B 23 1B 1-2f 2-3	F8 0-0 ③			2	1	0	0	1	1	2
28 Manny Piña, R (6, 2) OBP: 0.400, SLG: 0.600										1	0	0	0	0	0	0
17 Chris Getz, L (1, 4) OBP: 0.333, SLG: 0.571			K 0-3 ②	F9 0-0 ③		BB 72 1B 23 1B 4-0 1-2		1B 68 1B 72 1B 0-0		2	1	0	0	1	1	3
9 Johnny Giavotella, R (6, 4) OBP: 0.333, SLG: 0.357										1	1	1	0	0	0	0
Inning Stats	R: 0 E: 0 K: 2 S: 7 H: 0 LOB: 0 BB: 0 P: 8	R: 0 E: 0 K: 3 S: 10 H: 1 LOB: 1 BB: 0 P: 10	R: 1 E: 0 K: 2 S: 8 H: 1 LOB: 0 BB: 0 P: 8	R: 1 E: 1 K: 2 S: 9 H: 2 LOB: 3 BB: 2 P: 17	R: 1 E: 0 K: 0 S: 5 H: 2 LOB: 1 BB: 0 P: 7	R: 4 E: 0 K: 0 S: 7 H: 4 LOB: 2 BB: 2 P: 15	R: 0 E: 0 K: 0 S: 3 H: 0 LOB: 0 BB: 0 P: 3	R: 1 E: 0 K: 0 S: 5 H: 3 LOB: 1 BB: 0 P: 5	R: 0 E: 0 K: 1 S: 5 H: 0 LOB: 0 BB: 0 P: 5	1B: 10 2B: 2 3B: 0 HR: 1 SF: 0 SAC: 0 DP: 1 HBP: 0							

PITCHER		IP	WLS	BF	H	R	ER	SO	BB	IBB	HBP	BLK	WP	HR	S	P	ERA	WHIP
34 Homer Bailey, R ERA:	(1, 1)	2.0		7	1	0	0	5	0	0	0	0	0	0	17	18	0.00	0.500
52 Tony Cingrani, L ERA: 9.0	(3, 1)	1.0	L	4	1	1	1	2	0	0	0	0	0	1	8	8	9.00	1.000
66 Logan Ondrusek, R ERA: 3.0	(4, 1)	1.0		7	2	1	1	2	2	0	0	0	0	0	9	17	9.00	4.000
33 Jose Arredondo, R ERA: 7.36	(5, 1)	1.0		5	2	1	1	0	0	0	0	0	0	0	5	7	9.00	2.000
71 Kyle Lotzkar, R ERA: 54.0	(6, 1)	0.2		6	2	4	4	0	2	0	0	0	0	0	4	12	54.00	6.000

PITCHER		IP	WLS	BF	H	R	ER	SO	BB	IBB	HBP	BLK	WP	HR	S	P	ERA	WHIP
60 J.J. Hoover, R ERA: 2.45	(6, 1)	1.1		6	2	0	0	0	0	0	0	0	0	0	6	6	0.00	1.500
65 Pedro Villarreal, R ERA: 21.6	(8, 1)	1.0		5	3	1	1	0	0	0	0	0	0	0	5	5	9.00	3.000
86 Chad Rogers, R ERA: 5.79	(9, 1)	1.0		3	0	0	0	1	0	0	0	0	0	0	5	5	0.00	0.000

TOP

Kansas City Royals @ Cincinnati Reds

Goodyear Ballpark, Goodyear, AZ

Sun Mar 03 2013, 3:07 PM - 5:47 PM EST

Att. 2,691 - Cloudy - 73 F

livebaseballscorecards.com

AB	39
R	8
H	13
RBI	8
BB	4
SO	10
LOB	18

WP: 0 PB: 0 SB: 1 CS: 0 PA: 43

BOTTOM

Kansas City Royals @ Cincinnati Reds

Goodyear Ballpark, Goodyear, AZ

Sun Mar 03 2013, 3:07 PM - 5:47 PM EST

Att. 2,691 - Cloudy - 73 F

livebaseballscorecards.com

Batter	1	2	3	4	5	6	7	8	9	AB	R	H	RBI	BB	SO	LOB
6 Billy Hamilton, S (1, 8) OBP: 0.235, SLG: 0.133 85 Ryan LaMarre, R (6, 8) OBP: 0.200, SLG: 0.286	B5		L4			G3		2B		2 2	0 0	0 1	0 1	0 0	0 0	1 0
2 Zack Cozart, R (1, 6) OBP: 0.071, SLG: 0.143 78 Emmanuel Burriss, S (6, 6) OBP: 0.333, SLG: 0.381	P3		G5-3			L4		G6-3		2 2	0 0	0 0	0 0	0 0	0 0	1 1
19 Joey Votto, L (1, 3) OBP: 0.500, SLG: 0.688 9 Jack Hannahan, L (6, 3) OBP: 0.438, SLG: 0.429	2B			G4-3			BB		2B	2 1	0 0	1 1	0 0	0 1	0 0	0 0
26 Xavier Paul, L (1, 7) OBP: 0.263, SLG: 0.471 70 Donald Lutz, L (6, 7) OBP: 0.438, SLG: 0.667	K			F9			1B		F8	2 2	0 0	0 1	0 0	0 0	1 0	1 1
32 Jay Bruce, L (1, 9) OBP: 0.133, SLG: 0.071 77 Yorman Rodriguez, R (6, 9) OBP: 0.333, SLG: 0.615		K		G4-3			G5-4-3		K	2 2	0 0	0 0	0 0	0 0	1 1	0 3
21 Todd Frazier, R (1, 5) OBP: 0.308, SLG: 0.182 36 Henry Alejandro Rodriguez, S (6, 5) OBP: 0.600, SLG: 0.714	P3				F7		F7		G4-3	2 2	0 0	0 0	0 0	0 0	0 0	0 2
16 Jason Donald, R (1, 4) OBP: 0.450, SLG: 0.438 64 Kristopher Negrón, R (6, 4) OBP: 0.727, SLG: 1.375	G6-3				F8			2B		2 1	0 1	0 1	0 0	0 0	0 0	0 0
39 Devin Mesoraco, R (1, 2) OBP: 0.364, SLG: 1.000 68 Tucker Barnhart, L (6, 2) OBP: 0.375, SLG: 0.167		2B			P4			L6		2 1	0 0	1 0	0 0	0 0	0 0	0 1
81 Derrick Robinson, S (1, 10) OBP: 0.267, SLG: 0.214 30 Miguel Olivo, R (8, PH) OBP: 0.200, SLG: 0.385 (9, 10)		K				G4-3		P4		2 1	0 0	0 0	0 0	0 0	1 0	1 1
Inning Stats	R: 0 E: 0 K: 1 S: 6 H: 1 LOB: 1 BB: 0 P: 6	R: 0 E: 0 K: 1 S: 5 H: 0 LOB: 0 BB: 0 P: 5	R: 0 E: 0 K: 1 S: 6 H: 1 LOB: 1 BB: 0 P: 6	R: 0 E: 0 K: 0 S: 3 H: 0 LOB: 0 BB: 0 P: 3	R: 0 E: 0 K: 0 S: 3 H: 0 LOB: 0 BB: 0 P: 3	R: 0 E: 0 K: 0 S: 3 H: 0 LOB: 0 BB: 0 P: 3	R: 0 E: 0 K: 0 S: 3 H: 1 LOB: 1 BB: 1 P: 7	R: 1 E: 0 K: 0 S: 5 H: 2 LOB: 1 BB: 0 P: 5	R: 0 E: 0 K: 1 S: 6 H: 1 LOB: 1 BB: 0 P: 6	1B: 1 2B: 5 3B: 0 HR: 0	SF: 0 SAC: 0 DP: 1 HBP: 0					

	AB	32
	R	1
	H	6
	RBI	1
	BB	1
	SO	4
	LOB	13

WP: 0 PB: 0 SB: 0 CS: 0 PA: 33

PITCHER		IP	WLS	BF	H	R	ER	SO	BB	IBB	HBP	BLK	WP	HR	S	P	ERA	WHIP
22 Wade Davis, R ERA:	(1, 1)	3.0	W	11	2	0	0	3	0	0	0	0	0	0	17	17	0.00	0.667
73 Yordano Ventura, R ERA: 3.18	(4, 1)	2.0	H	6	0	0	0	0	0	0	0	0	0	0	6	6	0.00	0.000
27 Juan Gutierrez, R ERA:	(6, 1)	1.0		3	0	0	0	0	0	0	0	0	0	0	3	3	0.00	0.000
64 Blaine Boyer, R ERA: 5.4	(7, 1)	1.0		4	1	0	0	0	1	0	0	0	0	0	3	7	0.00	2.000
46 Justin Marks, L ERA: 2.25	(8, 1)	1.0		5	2	1	1	0	0	0	0	0	0	0	5	5	9.00	2.000

PITCHER		IP	WLS	BF	H	R	ER	SO	BB	IBB	HBP	BLK	WP	HR	S	P	ERA	WHIP
75 Michael Mariot, R ERA:	(9, 1)	1.0		4	1	0	0	1	0	0	0	0	0	0	6	6	0.00	1.000

Cincinnati Reds @ Arizona Diamondbacks

Salt River Fields at Talking Stick, Scottsdale, AZ

Mon Mar 04 2013, 3:11 PM - 5:54 PM EST

Att. 8,031 - Sunny - 71 F

TOP

livebaseballscorecards.com

Batter	1	2	3	4	5	6	7	8	9	AB	R	H	RBI	BB	SO	LOB
3 Cesar Izturis, S (1, 4) OBP: 0.318, SLG: 0.211	G3		G4-3			G5-3		F8		2	0	0	0	0	0	0
78 Emmanuel Burriss, S (6, PH) OBP: 0.304, SLG: 0.348										2	0	0	0	0	0	1
(6, 4)																
2 Zack Cozart, R (1, 6) OBP: 0.188, SLG: 0.400	HR			BB		1B		G1-3		1	1	1	1	1	0	0
16 Jason Donald, R (6, PH) OBP: 0.455, SLG: 0.444										2	0	1	0	0	0	1
(6, 6)																
69 Neftali Soto, R (1, 3) OBP: 0.300, SLG: 0.333	G4-3			G3		K			F8	2	0	0	0	0	0	1
70 Donald Lutz, L (6, PH) OBP: 0.389, SLG: 0.588										2	0	0	0	0	1	1
(6, 3)																
48 Ryan Ludwick, R (1, 7) OBP: 0.176, SLG: 0.125	G3-1			P2			2B		F8	2	0	0	0	0	0	1
26 Xavier Paul, L (6, 7) OBP: 0.333, SLG: 0.579									1B	2	1	2	0	0	0	0
28 Chris Heisey, R (1, 9) OBP: 0.222, SLG: 0.375		K		K			F9		1B	2	0	0	0	0	2	1
81 Derrick Robinson, S (6, 9) OBP: 0.294, SLG: 0.250										2	0	1	0	0	0	1
9 Jack Hannahan, L (1, 5) OBP: 0.444, SLG: 0.400		K			BB		G6-3		FC5	1	0	0	0	1	1	0
36 Henry Alejandro Rodriguez, S (7, 5) OBP: 0.529, SLG: 0.625										2	0	0	1	0	0	2
23 Denis Phipps, R (1, 8) OBP: 0.294, SLG: 0.400		K			G4-6-3		F9		F9	2	0	0	0	0	1	1
85 Ryan LaMarre, R (6, 8) OBP: 0.176, SLG: 0.250										2	0	0	0	0	0	2
30 Miguel Olivo, R (1, 2) OBP: 0.176, SLG: 0.333			K		F8			1B		2	0	0	0	0	1	0
37 Corky Miller, R (6, 2) OBP: 0.429, SLG: 0.200										1	0	1	0	0	0	0
47 Johnny Cueto, R (1, 1)			K			F7		F9		1	0	0	0	0	1	0
45 Sean Marshall, L (4, 1)										0	0	0	0	0	0	0
43 Manny Parra, L (5, 1)										0	0	0	0	0	0	0
17 Shin-Soo Choo, L (6, PH) OBP: 0.357, SLG: 0.250										1	0	0	0	0	0	0
56 Clay Hensley, R (6, 1)										0	0	0	0	0	0	0
75 Curtis Partch, R (7, 1)										0	0	0	0	0	0	0
68 Tucker Barnhart, L (8, PH) OBP: 0.333, SLG: 0.143										1	0	0	0	0	0	1
67 Daniel Corcino, R (8, 1)										0	0	0	0	0	0	0
Inning Stats	R: 1 E: 0 K: 0 S: 5 H: 1 LOB: 0 BB: 0 P: 6	R: 0 E: 0 K: 3 S: 9 H: 0 LOB: 0 BB: 0 P: 9	R: 0 E: 0 K: 2 S: 7 H: 0 LOB: 0 BB: 0 P: 7	R: 0 E: 0 K: 1 S: 5 H: 0 LOB: 1 BB: 1 P: 9	R: 0 E: 0 K: 0 S: 2 H: 0 LOB: 0 BB: 1 P: 6	R: 0 E: 0 K: 1 S: 6 H: 1 LOB: 1 BB: 0 P: 6	R: 1 E: 0 K: 0 S: 4 H: 1 LOB: 0 BB: 0 P: 4	R: 0 E: 0 K: 0 S: 4 H: 1 LOB: 1 BB: 0 P: 4	R: 0 E: 0 K: 0 S: 5 H: 2 LOB: 2 BB: 0 P: 5	1B: 4 2B: 1 3B: 0 HR: 1 SF: 0 SAC: 0 DP: 1 HBP: 0						

AB	32
R	2
H	6
RBI	2
BB	2
SO	7
LOB	13

WP: 0 PB: 0 SB: 0 CS: 0 PA: 34

PITCHER		IP	WLS	BF	H	R	ER	SO	BB	IBB	HBP	BLK	WP	HR	S	P	ERA	WHIP
32 Brandon McCarthy, R ERA: 3.6	(1, 1)	3.0		10	1	1	1	5	0	0	0	0	0	1	21	22	3.00	0.333
67 Zeke Spruill, R ERA: 2.25	(4, 1)	2.0	W	7	0	0	0	1	2	0	0	0	0	0	7	15	0.00	1.000
47 Joe Paterson, L ERA: 2.08	(6, 1)	1.0	H	4	1	0	0	1	0	0	0	0	0	0	6	6	0.00	1.000
60 Starling Peralta, R ERA: 31.5	(7, 1)	1.0	H	4	1	1	1	0	0	0	0	0	0	0	4	4	9.00	1.000
65 Eric Smith, R ERA:	(8, 1)	1.0		4	1	0	0	0	0	0	0	0	0	0	4	4	0.00	1.000

PITCHER		IP	WLS	BF	H	R	ER	SO	BB	IBB	HBP	BLK	WP	HR	S	P	ERA	WHIP
63 Eury De La Rosa, L ERA:	(9, 1)	1.0		5	2	0	0	0	0	0	0	0	0	0	5	5	0.00	2.000

BOTTOM

Cincinnati Reds @ Arizona Diamondbacks

Salt River Fields at Talking Stick, Scottsdale, AZ

Mon Mar 04 2013, 3:11 PM - 5:54 PM EST

Att. 8,031 - Sunny - 71 F

livebaseballscorecards.com

Batter	1	2	3	4	5	6	7	8	9	AB	R	H	RBI	BB	SO	LOB
6 Adam Eaton, L (1, 8) OBP: 0.333, SLG: 0.483	0-0 13 S, 4 BB, 13 FC1, 1B		0-0 G3-1 ②		0-3 K ①		0-0 10 E, 66 E, 1-3, 1B			3	1	1	0	0	1	2
68 Rossmel Perez, L (7, 2) OBP: 0.667, SLG: 0.667										1	1	1	0	0	0	0
4 Cliff Pennington, S (1, 6) OBP: 0.571, SLG: 0.750	4-0 13 FC1, 13 S, 1-2, BB		0-0 L3 ③		0-0 1-2, 3-H, 1B		0-0 FC5, 66 E, 39 1B, 1-2, 3-H			2	0	1	1	1	0	0
10 Josh Wilson, R (6, 4) OBP: 0.400, SLG: 0.600										1	1	0	0	0	0	1
12 Eric Chavez, L (1, 5) OBP: 0.462, SLG: 0.583	0-3 K ①			0-0 11 FC6-4, 1B	0-0 G5-3 ②③, 2-3f		0-0 F8 ②			2	0	1	0	0	1	2
70 Matt Davidson, R (5, 5) OBP: 0.273, SLG: 0.263										2	0	0	0	0	0	4
13 Jason Kubel, L (1, 7) OBP: 0.294, SLG: 0.400	1-0 FC1, 11 G1-4-3, 1-3, 2-H			0-0 P6 ①		0-0 G5-3 ①	0-0 E5, 39 1B, 1-3, 2-H			2	0	0	1	0	0	2
66 Alfredo Marte, R (6, 7) OBP: 0.222, SLG: 0.235										2	0	0	0	0	0	1
11 AJ Pollock, R (1, 9) OBP: 0.304, SLG: 0.333	0-0 G1-4-3 ②③, 1-2f			0-0 FC6-4 ②, 1-2f		0-0 G4-3 ②	0-0 1-2, 3-H, 1B			2	0	0	0	0	0	3
39 Brad Snyder, L (6, PH) OBP: 0.313, SLG: 0.214 (7, 9)										2	0	1	1	0	0	0
22 Eric Hinske, L (1, 3) OBP: 0.467, SLG: 0.333		0-3 K ①		0-3 K ③		0-0 F8 ③	0-3 K ③			2	0	0	0	0	2	1
33 Kila Ka'aihue, L (6, 3) OBP: 0.231, SLG: 0.167										2	0	0	0	0	1	2
27 Wil Nieves, R (1, 2) OBP: 0.200, SLG: 0.200		0-3 K ②			0-0 16 E, 2 1B, 1B		0-3 K ①	1-0 G4-3 ①		2	1	1	0	0	1	0
19 Tony Campana, L (7, 8) OBP: 0.250, SLG: 0.400										2	0	0	0	0	1	0
16 John McDonald, R (1, 4) OBP: 0.429, SLG: 0.462		0-3 K ③			0-0 FC6 2 1B, 4 1B, 1-2		1-2 HR	0-0 F9 ②		2	1	0	0	0	1	1
64 Chris Owings, R (6, 6) OBP: 0.273, SLG: 0.727										2	1	1	1	0	0	0
32 Brandon McCarthy, R (1, 1) 67 Zeke Spruill, R (4, 1) 2 Aaron Hill, R (5, PH) OBP: 0.400, SLG: 0.571 47 Joe Paterson, R (6, 1) 60 Starling Peralta, R (7, 1) 44 Paul Goldschmidt, R (7, PH) OBP: 0.500, SLG: 0.500 65 Eric Smith, R (8, 1) 24 Mark Teahen, L (8, PH) OBP: 0.500, SLG: 0.500 63 Eury De La Rosa, L (9, 1)			0-0 G2-3 ①		0-0 70 G5-3, 4 1B, 1-3, 2-H, 1B		0-0 68 1B, 10 E, 1B	0-0 G1-3 ③		1 0 1 0 0 1 0 1 0 0	0 0 0 0 0 1 0 0 0 0	0 0 1 0 0 1 0 0 0 0	0 0 0 0 0 0 0 0 0 0	0 0 0 0 0 0 0 0 0 0	0 0 0 0 0 0 0 0 0 0	0 0 0 0 0 0 0 0 0 0
Inning Stats	R: 1 H: 1 E: 0 LOB: 1 K: 1 BB: 1 S: 6 P: 11	R: 0 H: 0 E: 0 LOB: 0 K: 3 BB: 0 S: 9 P: 9	R: 0 H: 0 E: 0 LOB: 0 K: 0 BB: 0 S: 3 P: 3	R: 0 H: 1 E: 0 LOB: 1 K: 1 BB: 0 S: 6 P: 6	R: 2 H: 3 E: 1 LOB: 1 K: 1 BB: 0 S: 8 P: 8	R: 0 H: 0 E: 0 LOB: 0 K: 0 BB: 0 S: 3 P: 3	R: 4 H: 4 E: 2 LOB: 2 K: 2 BB: 0 S: 15 P: 16	R: 0 H: 0 E: 0 LOB: 0 K: 0 BB: 0 S: 3 P: 3		1B: 8 SF: 0 2B: 0 SAC: 0 3B: 0 DP: 2 HR: 1 HBP: 0						

	AB	35
	R	7
	H	9
	RBI	5
	BB	1
	SO	8
	LOB	19

WP: 0 PB: 0 SB: 2 CS: 0 PA: 36

PITCHER		IP	WLS	BF	H	R	ER	SO	BB	IBB	HBP	BLK	WP	HR	S	P	ERA	WHIP
47 Johnny Cueto, R ERA: 5.4	(1, 1)	3.0		11	1	1	1	4	1	0	0	0	0	0	18	23	3.00	0.667
45 Sean Marshall, L ERA:	(4, 1)	1.0		4	1	0	0	1	0	0	0	0	0	0	6	6	0.00	1.000
43 Manny Parra, L ERA: 1.93	(5, 1)	1.0	L	6	3	2	1	1	0	0	0	0	0	0	8	8	9.00	3.000
56 Clay Hensley, R ERA: 1.5	(6, 1)	1.2		10	3	4	1	1	0	0	0	0	0	1	14	15	5.40	1.800
75 Curtis Partch, R ERA: 7.2	(7, 1)	0.1		2	1	0	0	1	0	0	0	0	0	0	4	4	0.00	3.000

PITCHER		IP	WLS	BF	H	R	ER	SO	BB	IBB	HBP	BLK	WP	HR	S	P	ERA	WHIP
67 Daniel Corcino, R ERA: 6.75	(8, 1)	1.0		3	0	0	0	0	0	0	0	0	0	0	3	3	0.00	0.000

Batter	1	2	3	4	5	6	7	8	9	AB	R	H	RBI	BB	SO	LOB
17 Shin-Soo Choo, L (1, 10) OBP: 0.353, SLG: 0.267 68 Tucker Barnhart, L (7, PH) OBP: 0.273, SLG: 0.111 (7, 10)	F8		F7		19 CS 6 WP 1B		G4-3 1-2		F8	3 0 1 0 0 0 0 2 0 0 0 0 0 1						
6 Billy Hamilton, S (1, 8) OBP: 0.200, SLG: 0.111 77 Yorman Rodriguez, R (5, 8) OBP: 0.412, SLG: 0.857	G3-1		K		P6 1-2		BB		HR	3 0 0 0 0 1 1 1 1 1 1 1 0 0						
19 Joey Votto, L (1, 3) OBP: 0.522, SLG: 0.667 9 Jack Hannahan, L (5, 3) OBP: 0.400, SLG: 0.353	1B		BB		K 2-3		F8		G4-3	2 0 1 0 1 1 1 2 0 0 0 0 0 2						
48 Ryan Ludwick, R (1, 7) OBP: 0.200, SLG: 0.211 26 Xavier Paul, L (6, PR) OBP: 0.304, SLG: 0.524 (6, 7)	L7		F7			28 F9 16 FC6-2 2B		G4-3	G6-3	3 0 1 0 0 0 2 2 0 0 0 0 0 0						
32 Jay Bruce, L (1, 9) OBP: 0.235, SLG: 0.563 28 Chris Heisey, R (5, 9) OBP: 0.250, SLG: 0.444		HR		HR		F9 2-3		3 1B 2B		2 2 2 2 0 0 0 2 1 1 0 0 0 1						
21 Todd Frazier, R (1, 5) OBP: 0.267, SLG: 0.154 16 Jason Donald, R (5, 5) OBP: 0.458, SLG: 0.421		F8		F9		FC6-2 3 FC6-4 3-H		3 1B BB		2 0 0 0 0 0 0 1 0 0 0 1 0 2						
2 Zack Cozart, R (1, 6) OBP: 0.222, SLG: 0.471 3 Cesar Izturis, S (5, 6) OBP: 0.333, SLG: 0.238		39 G4-3 2B		G1-3		FC6-4 1-2f		1-2 2-H 1B		2 0 1 0 0 0 0 2 0 1 1 0 0 2						
39 Devin Mesoraco, R (1, 2) OBP: 0.385, SLG: 0.923 80 Nevin Ashley, R (5, 2) OBP: 0.167, SLG: 0.091		G4-3 2-3		1B			F9	K		2 0 1 0 0 0 1 2 0 0 0 0 1 2						
36 Henry Alejandro Rodriguez, S (4, 4) OBP: 0.474, SLG: 0.556 64 Kristopher Negrón, R (5, 4) OBP: 0.692, SLG: 1.222		L5		G4-3			68 G4-3 HBP	K		2 0 0 0 0 0 2 1 0 0 0 0 1 2						
Inning Stats	R: 0 H: 1 E: 0 LOB: 1 K: 0 BB: 0 S: 4 P: 4	R: 1 H: 2 E: 0 LOB: 1 K: 0 BB: 0 S: 5 P: 7	R: 0 H: 0 E: 0 LOB: 1 K: 1 BB: 1 S: 5 P: 9	R: 1 H: 2 E: 0 LOB: 1 K: 0 BB: 0 S: 6 P: 8	R: 0 H: 1 E: 0 LOB: 0 K: 1 BB: 0 S: 5 P: 6	R: 0 H: 1 E: 0 LOB: 2 K: 0 BB: 0 S: 4 P: 4	R: 0 H: 0 E: 0 LOB: 2 K: 0 BB: 1 S: 3 P: 8	R: 1 H: 2 E: 0 LOB: 2 K: 2 BB: 1 S: 9 P: 13	R: 1 H: 1 E: 0 LOB: 0 K: 0 BB: 0 S: 4 P: 4	1B: 4 SF: 0 2B: 3 SAC: 0 3B: 0 DP: 0 HR: 3 HBP: 1						

PITCHER		IP	WLS	BF	H	R	ER	SO	BB	IBB	HBP	BLK	WP	HR	S	P	ERA	WHIP
48 Tommy Hanson, R ERA: 4.5	(1, 1)	2.0		9	3	1	1	0	0	0	0	0	0	1	9	11	4.50	1.500
49 Ernesto Frieri, R ERA:	(3, 1)	1.0		4	0	0	0	1	1	0	0	0	0	0	5	9	0.00	1.000
37 Scott Downs, L ERA: 9.0	(4, 1)	1.0		5	2	1	1	0	0	0	0	0	0	1	6	8	9.00	2.000
40 Kevin Jepsen, R ERA: 9.0	(5, 1)	1.0		3	1	0	0	1	0	0	0	0	1	0	5	6	0.00	1.000
59 Brad Mills, L ERA: 6.0	(6, 1)	2.0	W	9	1	0	0	0	1	0	1	0	0	0	7	12	0.00	1.000

PITCHER		IP	WLS	BF	H	R	ER	SO	BB	IBB	HBP	BLK	WP	HR	S	P	ERA	WHIP
86 Kevin Johnson, R ERA: 4.91	(8, 1)	0.2		5	2	1	1	1	1	0	0	0	0	0	6	10	13.50	4.500
62 Ryan Brasier, R ERA: 8.31	(8, 1)	1.1	S	5	1	1	1	1	0	0	0	0	0	1	7	7	6.75	0.750

TOP

Cincinnati Reds @ Los Angeles Angels

Tempe Diablo Stadium, Tempe, AZ

Tue Mar 05 2013, 3:11 PM - 6:05 PM EST

Att. 4,170 - Partly Cloudy - 73 F

livebaseballscorecards.com

AB	36
R	4
H	10
RBI	4
BB	3
SO	4
LOB	19

WP: 1 PA: 40
PB: 0
SB: 0
CS: 1

Cincinnati Reds @ Los Angeles Angels

Tempe Diablo Stadium, Tempe, AZ

Tue Mar 05 2013, 3:11 PM - 6:05 PM EST

Att. 4,170 - Partly Cloudy - 73 F

livebaseballscorecards.com

BOTTOM

Batter	1	2	3	4	5	6	7	8	9	AB	R	H	RBI	BB	SO	LOB
27 Mike Trout, R (1, 7) OBP: 0.579, SLG: 0.500 8 Luis Antonio Rodriguez, S (7, 3) OBP: 0.444, SLG: 0.444	S S S 0-3 ① K		X 0-0 47 CS 1B		B B B 4-0 BB		X 0-0 56 WP 81 1B 39 1B 1B 1-3 2-H 3-H			2 0 1 0 1 1 0 1 1 1 2 0 0 0						
47 Howie Kendrick, R (1, 4) OBP: 0.533, SLG: 1.000 81 Alex Yarbrough, S (7, 4) OBP: 0.167, SLG: 0.167	X 0-0 32 PO 5 G5-3 1B		S 0-1 ③ CS 1-2	B B S X 2-1 HR	X 0-0 ③ F8		X 0-0 56 WP 39 1B 1B 1-2 3-H			3 1 2 1 0 0 1 1 1 1 1 0 0 0						
5 Albert Pujols, R (1, 10) 56 Kole Calhoun, L (7, PH) OBP: 0.259, SLG: 0.190 (8, 10)	X 0-0 ② G5-3 1-2			S S S 0-3 ① K		X 0-0 ① G6-3	B X 1-0 ① G3 1-2 2-3			3 0 0 0 0 1 1 1 0 0 0 0 0 2						
32 Josh Hamilton, L (1, 9) OBP: 0.500, SLG: 0.800 39 JB Shuck, L (6, PR) OBP: 0.278, SLG: 0.235 (7, 7) (8, 8)	S 2 SAFE 0-1 ③ PO 2-3	X 0-0 44 G4-6-3 1B		X 0-0 ② F7		X 0-0 1B	X 0-0 85 S 1B 2-H 3-H			3 0 2 0 0 0 0 1 0 1 2 0 0 0						
44 Mark Trumbo, R (1, 3) OBP: 0.333, SLG: 0.412 85 Randal Grichuk, R (7, 9) OBP: 0.333, SLG: 0.455		X 0-0 ① ② G4-6-3 1-2f		X 0-0 17 1B 1B		S S S 0-3 ② K	B B B B 4-0 22 G5-4-3 BB 1-2			3 0 1 0 0 1 2 0 0 0 0 1 0 0						
17 Chris Iannetta, R (1, 2) OBP: 0.412, SLG: 0.467 22 John Hester, R (6, 2) OBP: 0.273, SLG: 0.200		X 0-0 2B	X 0-0 1-2 1B			X 0-0 ③ G3	X 0-0 ② ③ G5-4-3 1-2f			2 0 2 0 0 0 0 2 0 0 0 0 0 3						
25 Peter Bourjos, R (1, 8) OBP: 0.381, SLG: 0.500 12 Tommy Field, R (8, 6) OBP: 0.375, SLG: 0.357	C C C 0-3 ③ K		X 0-0 ③ G5-3				X 0-0 ① 8 1B 3B	X 0-0 ① G5-3		3 1 1 0 0 1 3 1 0 0 0 0 0 0						
7 Andrew Romine, S (1, 6) OBP: 0.333, SLG: 0.350 71 Kaleb Cowart, S (8, 5) OBP: 0.278, SLG: 0.313			X 0-0 ① G4-3		X 0-0 ① G4-3		B B B B 4-0 20 S 8 1B BB	X 0-0 ② F7		2 1 0 0 1 0 0 1 0 0 0 0 0 0						
20 Brendan Harris, R (1, 5) OBP: 0.400, SLG: 0.529 3 Scott Cousins, L (7, PR) OBP: 0.250, SLG: 0.083 (8, 7)			X 0-0 ② G6-3		X 0-0 ② F7		B B B B 4-0 8 1B 81 1B 1-2 BB	S S S 0-3 ③ K		2 0 0 0 1 0 0 1 1 0 0 0 1 0						
Inning Stats	R: 0 H: 1 E: 0 LOB: 0 K: 1 BB: 0 S: 6 P: 6	R: 0 H: 2 E: 0 LOB: 1 K: 1 BB: 0 S: 6 P: 6	R: 0 H: 1 E: 0 LOB: 0 K: 0 BB: 0 S: 4 P: 4	R: 1 H: 3 E: 0 LOB: 2 K: 1 BB: 0 S: 9 P: 11	R: 0 H: 0 E: 0 LOB: 1 K: 0 BB: 1 S: 3 P: 7	R: 0 H: 1 E: 0 LOB: 1 K: 1 BB: 0 S: 6 P: 6	R: 5 H: 4 E: 0 LOB: 2 K: 0 BB: 3 S: 6 P: 19	R: 0 H: 0 E: 0 LOB: 0 K: 1 BB: 0 S: 5 P: 5		1B: 9 SF: 0 2B: 1 SAC: 0 3B: 1 DP: 2 HR: 1 HBP: 0					WP: 1 PA: 38 PB: 0 SB: 2 CS: 1	

	AB	R	H	RBI	BB	SO	LOB
AB	**32**						
R		**6**					
H			**12**				
RBI				**6**			
BB					**4**		
SO						**5**	
LOB							**12**

PITCHER		IP	WLS	BF	H	R	ER	SO	BB	IBB	HBP	BLK	WP	HR	S	P	ERA	WHIP
44 Mike Leake, R ERA: 1.8	(1, 1)	3.0		10	4	0	0	2	0	0	0	0	0	0	16	16	0.00	1.333
54 Aroldis Chapman, L ERA: 2.25	(4, 1)	2.0	H	10	3	1	1	1	1	0	0	0	0	1	12	18	4.50	2.000
79 Wilkin De La Rosa, L ERA: 4.91	(6, 1)	1.0	H	4	1	0	0	1	0	0	0	0	0	0	6	6	0.00	1.000
76 Josh Ravin, R ERA: 40.5	(7, 1)	0.1	L	6	3	5	5	0	2	0	0	0	1	0	4	13	135.00	15.000
86 Chad Rogers, R ERA: 5.06	(7, 1)	0.2		3	1	0	0	0	1	0	0	0	0	0	2	6	0.00	3.000

PITCHER		IP	WLS	BF	H	R	ER	SO	BB	IBB	HBP	BLK	WP	HR	S	P	ERA	WHIP
82 Nick Christiani, R ERA: 5.79	(8, 1)	1.0		3	0	0	0	1	0	0	0	0	0	0	5	5	0.00	0.000

Batter	1	2	3	4	5	6	7	8	9	AB	R	H	RBI	BB	SO	LOB
24 Tyson Gillies, L (1, 8) OBP: 0.333, SLG: 0.333	x 0-0 4 G3-6 1B		S S S 0-3 ② K2-3			C C C 0-3 ① K		x 0-0 ② G6-3		4	0	1	0	0	2	0
4 Pete Orr, L (1, 4) OBP: 0.429, SLG: 0.429	x 0-0 ① ② G3-6 1-2f		S S S 0-3 ③ K			S S S 0-3 ② K		B B B B 4-0 14 E BB		3	0	0	0	0	2	1
11 Jonathan Malo, R (6, 4)										0	0	0	0	1	0	0
14 Tim Smith, L (1, 10)	x 0-0 ③ P5			x 0-0 ① G4-3		x 0-0 ③ G1-4-3		x 0-0 E9 1-3		4	0	0	0	0	0	1
33 Justin Morneau, L (1, 3)		x 0-0 ① F9		x 0-0 ② G4-3			B B B 4-0 30 WP 21 BB BB	x 0-0 ③ G5-3		2	0	0	0	1	0	0
29 Jimmy Van Ostrand, R (7, PR) (7, 3)										1	0	0	0	0	0	2
13 Brett Lawrie, R (1, 5) OBP: 0.333, SLG: 0.200		S S S 0-3 ② K		x 0-0 2B			x 0-0 ① F8		S S S 0-3 ① K	1	0	0	0	0	1	0
5 Taylor Green, L (4, PH) OBP: 0.400, SLG: 0.500										3	0	1	0	0	1	1
(4, 5)																
20 Michael Saunders, L (1, 9) OBP: 0.333, SLG: 0.800		B B B B 4-0 21 HR BB		S S S 0-3 ③ K			C C C 0-3 ② K		x 0-0 1B	2	1	0	0	1	2	2
9 Rene Tosoni, L (7, 9) OBP: 0.667, SLG: 0.500										1	0	1	0	0	0	0
21 Adam Loewen, L (1, 7) OBP: 0.333, SLG: 0.625		B B X 2-0 1-H HR			x 0-0 ① P6		B B B 4-0 30 WP 1-2 BB		S S S 0-3 ② K	3	1	1	2	1	1	1
55 John Suomi, L (1, 2)		S S S 0-3 ③ K			S S S 0-3 ② K		B X 1-0 ③ G1-3 1-2 2-3		S S S 0-3 ③ K	2	0	0	0	0	2	0
30 Chris Robinson, R (6, 2)										2	0	0	0	0	1	3
16 Cale Iorg, R (1, 6) OBP: 0.143, SLG: 0.286			S S S 0-3 ① K		S S S 0-3 ③ K			x 0-0 ① P3		3	0	0	0	0	2	0
Inning Stats	R: 0 E: 0 K: 0 S: 3 H: 1 LOB: 0 BB: 0 P: 3	R: 2 E: 0 K: 2 S: 8 H: 1 LOB: 0 BB: 1 P: 14	R: 0 E: 0 K: 3 S: 9 H: 0 LOB: 0 BB: 0 P: 9	R: 0 E: 0 K: 1 S: 6 H: 1 LOB: 1 BB: 0 P: 6	R: 0 E: 0 K: 2 S: 7 H: 0 LOB: 0 BB: 0 P: 7	R: 0 E: 0 K: 2 S: 7 H: 0 LOB: 0 BB: 0 P: 7	R: 0 E: 0 K: 1 S: 5 H: 0 LOB: 3 BB: 2 P: 14	R: 0 E: 1 K: 0 S: 4 H: 0 LOB: 2 BB: 1 P: 8	R: 0 E: 0 K: 3 S: 10 H: 1 LOB: 1 BB: 0 P: 10	1B: 2 2B: 1 3B: 0 HR: 1 SF: 0 SAC: 0 DP: 1 HBP: 0							

TOP

Canada @ Cincinnati Reds

Goodyear Ballpark, Goodyear, AZ

Wed Mar 06 2013, 9:09 PM - 12:10 AM EST

Att. 5,012 - Clear - 72 F

livebaseballscorecards.com

AB	31
R	2
H	4
RBI	2
BB	4
SO	14
LOB	11

PITCHER		IP	WLS	BF	H	R	ER	SO	BB	IBB	HBP	BLK	WP	HR	S	P	ERA	WHIP
55 Mat Latos, R ERA: 6.0	(1, 1)	3.0	W	11	2	2	2	5	1	0	0	0	0	1	20	26	6.00	1.000
51 Jonathan Broxton, R ERA:	(4, 1)	1.0		4	1	0	0	1	0	0	0	0	0	0	6	6	0.00	1.000
63 Sam LeCure, R ERA:	(5, 1)	2.0		6	0	0	0	4	0	0	0	0	0	0	14	14	0.00	0.000
74 Ismael Guillón, L ERA:	(7, 1)	1.0		5	0	0	0	1	2	0	0	0	1	0	5	14	0.00	2.000
71 Kyle Lotzkar, R ERA:	(8, 1)	1.0		5	0	0	0	0	1	0	0	0	0	0	4	8	0.00	1.000

PITCHER		IP	WLS	BF	H	R	ER	SO	BB	IBB	HBP	BLK	WP	HR	S	P	ERA	WHIP
84 Drew Hayes, R ERA:	(9, 1)	1.0		4	1	0	0	3	0	0	0	0	0	0	10	10	0.00	1.000

WP: 1 PB: 0 SB: 0 CS: 0 PA: 35

Canada @ Cincinnati Reds

Goodyear Ballpark, Goodyear, AZ

Wed Mar 06 2013, 9:09 PM - 12:10 AM EST

Att. 5,012 - Clear - 72 F

BOTTOM

Batter	1	2	3	4	5	6	7	8	9	AB	R	H	RBI	BB	SO	LOB
17 Shin-Soo Choo, L (1, 8) OBP: 1.000, SLG: 1.000	0-0 48 F8 2 BB 69 1B 1B	0-0 2 1B 48 HR 2-3 1B	0-0 1B		0-3 K ①	0-0 FC5-4 ③ 1-2f		0-0 FC6-4 ③ 1-2f		3	2	3	0	0	0	0
85 Ryan LaMarre, R (4, 8)										3	0	0	0	0	1	4
2 Zack Cozart, R (1, 6) OBP: 0.667, SLG: 0.500	4-0 69 1B 1-2 BB	0-0 48 HR 1-2 3-H 1B	0-0 P2 ②		0-0 G6-3 ②		0-0 F9 ①			2	1	1	1	1	0	1
16 Jason Donald, R (4, 6)										2	0	0	0	0	0	0
32 Jay Bruce, L (1, 9)	0-3 K ①	0-0 L3 ②	0-0 G4-3 ③		0-0 3B		0-0 1B			3	0	0	0	0	1	5
23 Denis Phipps, R (4, 9) OBP: 1.000, SLG: 2.000										2	0	2	0	0	0	0
48 Ryan Ludwick, R (1, 10) OBP: 0.667, SLG: 1.667	0-0 F8 ② 2-3	1-2 1-H 2-H HR		0-0 81 1B 70 HBP 37 BB 1B	0-3 K ③		0-3 K ②			3	1	2	3	0	0	2
26 Xavier Paul, L (4, PR) (5, 10)										2	1	0	0	0	2	2
69 Neftali Soto, R (1, 3) OBP: 0.500, SLG: 0.500	0-0 ③ 1-3 3-H 1B	0-0 G4-3 ③		1-0 37 BB 81 1B 1-2 HBP		0-0 64 G5-3 81 G6-3 2B	0-0 P6 ③			2	0	1	1	0	0	0
70 Donald Lutz, L (4, 3) OBP: 0.667, SLG: 1.000										2	1	1	0	0	0	1
21 Todd Frazier, R (1, 5) OBP: 1.000, SLG: 1.000	0-0 28 2B 30 SF9 1B	0-0 28 E 30 HR 1B		0-3 K ①	0-0 G5-3 ① 2-3			0-0 G6-3 ①		2	2	2	0	0	0	0
64 Kristopher Negrón, R (4, 5)										3	0	0	0	0	1	3
28 Chris Heisey, R (1, 7) OBP: 0.500, SLG: 1.000	0-0 30 SF9 1-3 78 2B 2B	0-0 E9 30 HR 1-2		0-0 37 BB 1-2 2-3 1B	0-0 G6-3 ② 3-H			0-0 G4-3 ②		2	2	1	0	0	0	1
81 Derrick Robinson, S (4, 7) OBP: 0.333, SLG: 0.333										3	0	1	1	0	0	0
30 Miguel Olivo, R (1, 2) OBP: 0.500, SLG: 4.000	0-0 SF9 ① 2-3 3-H	0-0 1-H 2-H HR		4-0 36 G5-4-3 1-2 2-3 3-H BB	0-0 36 E 1B			4-0 36 1B BB		1	1	1	4	0	0	0
37 Corky Miller, R (4, PH) OBP: 1.000, SLG: 1.000 (5, 2)										1	0	1	1	2	0	0
78 Emmanuel Burriss, S (1, 4) OBP: 0.500, SLG: 1.000	0-0 17 1B 2 1B 3-H 2B	0-3 K ①		0-0 G5-4-3 ② ③ 1-2f		0-0 E5 85 FC5-4 1-2		0-0 85 FC6-4 1-2 1B		2	1	1	1	0	1	0
36 Henry Alejandro Rodriguez (4, PH) (5, 4) OBP: 0.333, SLG: 0.333										3	0	1	0	0	0	4
Inning Stats	R: 1 E: 0 K: 1 S: 6 H: 2 LOB: 2 BB: 1 P: 10	R: 6 E: 0 K: 0 S: 11 H: 6 LOB: 0 BB: 0 P: 12	R: 3 E: 1 K: 1 S: 9 H: 3 LOB: 1 BB: 0 P: 9	R: 1 E: 0 K: 1 S: 6 H: 2 LOB: 3 BB: 1 P: 11	R: 0 E: 0 K: 2 S: 8 H: 1 LOB: 1 BB: 0 P: 8	R: 1 E: 1 K: 0 S: 6 H: 2 LOB: 2 BB: 0 P: 6	R: 0 E: 0 K: 1 S: 6 H: 1 LOB: 1 BB: 0 P: 6	R: 0 E: 0 K: 0 S: 4 H: 1 LOB: 2 BB: 1 P: 8		1B: 12 2B: 3 3B: 1 HR: 2	SF: 1 SAC: 0 DP: 1 HBP: 1					

livebaseballscorecards.com

AB	41
R	12
H	18
RBI	12
BB	3
SO	6
LOB	23

WP: 0 PB: 0 SB: 0 CS: 0 PA: 46

PITCHER		IP	WLS	BF	H	R	ER	SO	BB	IBB	HBP	BLK	WP	HR	S	P	ERA	WHIP
26 Mark Hardy, L ERA: 32.4	(1, 1)	1.2	L	12	7	6	6	1	1	0	0	0	0	0	13	17	32.40	4.800
38 Trystan Magnuson, R ERA: 20.25	(2, 1)	1.1		9	4	4	3	1	0	0	0	0	0	2	13	14	20.25	3.000
57 Jay Johnson, L ERA: 9.0	(4, 1)	1.0		6	2	1	1	1	1	0	1	0	0	0	6	11	9.00	3.000
35 Dustin Molleken, R ERA: 5.4	(5, 1)	1.2		8	3	1	1	2	0	0	0	0	0	0	12	12	5.40	1.800
28 R.J. Swindle, L ERA:	(6, 1)	1.1		6	1	0	0	1	0	0	0	0	0	0	8	8	0.00	0.750

PITCHER		IP	WLS	BF	H	R	ER	SO	BB	IBB	HBP	BLK	WP	HR	S	P	ERA	WHIP
17 Phillippe Aumont, R ERA:	(8, 1)	1.0		5	1	0	0	0	1	0	0	0	0	0	4	8	0.00	2.000

Batter	1	2	3	4	5	6	7	8	9	AB	R	H	RBI	BB	SO	LOB
Inning Stats										1B: 0 2B: 0 3B: 0 HR: 0		SF: 0 SAC: 0 DP: 0 HBP: 0			WP: 0 PB: 0 SB: 0 CS: 0		PA: 0

Chicago Cubs @ Cincinnati Reds

Goodyear Ballpark, Goodyear, AZ

Fri Mar 08 2013, 9:05 PM EST

TOP

livebaseballscorecards.com

AB	0
R	0
H	0
RBI	0
BB	0
SO	0
LOB	0

PITCHER	IP	WLS	BF	H	R	ER	SO	BB	IBB	HBP	BLK	WP	HR	S	P	ERA	WHIP

PITCHER	IP	WLS	BF	H	R	ER	SO	BB	IBB	HBP	BLK	WP	HR	S	P	ERA	WHIP

Batter	1	2	3	4	5	6	7	8	9	AB	R	H	RBI	BB	SO	LOB
Inning Stats																

BOTTOM

Chicago Cubs @ Cincinnati Reds

Goodyear Ballpark, Goodyear, AZ

Fri Mar 08 2013, 9:05 PM EST

livebaseballscorecards.com

AB	0
R	0
H	0
RBI	0
BB	0
SO	0
LOB	0

1B: 0
2B: 0
3B: 0
HR: 0

SF: 0
SAC: 0
DP: 0
HBP: 0

WP: 0
PB: 0
SB: 0
CS: 0

PA: 0

PITCHER	IP	WLS	BF	H	R	ER	SO	BB	IBB	HBP	BLK	WP	HR	S	P	ERA	WHIP

PITCHER	IP	WLS	BF	H	R	ER	SO	BB	IBB	HBP	BLK	WP	HR	S	P	ERA	WHIP

Batter	1	2	3	4	5	6	7	8	9	AB	R	H	RBI	BB	SO	LOB
Inning Stats																

Cincinnati Reds @ Los Angeles Dodgers

Camelback Ranch, Glendale, AZ

Fri Mar 08 2013, 9:05 PM EST

livebaseballscorecards.com

TOP

AB	0
R	0
H	0
RBI	0
BB	0
SO	0
LOB	0

1B: 0
2B: 0
3B: 0
HR: 0

SF: 0
SAC: 0
DP: 0
HBP: 0

WP: 0
PB: 0
SB: 0
CS: 0

PA: 0

PITCHER	IP	WLS	BF	H	R	ER	SO	BB	IBB	HBP	BLK	WP	HR	S	P	ERA	WHIP

PITCHER	IP	WLS	BF	H	R	ER	SO	BB	IBB	HBP	BLK	WP	HR	S	P	ERA	WHIP

Batter	1	2	3	4	5	6	7	8	9	AB	R	H	RBI	BB	SO	LOB
Inning Stats																

BOTTOM

Cincinnati Reds @ Los Angeles Dodgers

Camelback Ranch, Glendale, AZ

Fri Mar 08 2013, 9:05 PM EST

livebaseballscorecards.com

AB	**0**
R	**0**
H	**0**
RBI	**0**
BB	**0**
SO	**0**
LOB	**0**

1B: 0 SF: 0
2B: 0 SAC: 0
3B: 0 DP: 0
HR: 0 HBP: 0

WP: 0 PA: 0
PB: 0
SB: 0
CS: 0

PITCHER	IP	WLS	BF	H	R	ER	SO	BB	IBB	HBP	BLK	WP	HR	S	P	ERA	WHIP

PITCHER	IP	WLS	BF	H	R	ER	SO	BB	IBB	HBP	BLK	WP	HR	S	P	ERA	WHIP

Milwaukee Brewers @ Cincinnati Reds

Goodyear Ballpark, Goodyear, AZ

Sat Mar 09 2013, 3:08 PM - 6:13 PM EST

Att. 3,545 - Partly Cloudy - 55 F

TOP

livebaseballscorecards.com

Batter	1	2	3	4	5	6	7	8	9	AB	R	H	RBI	BB	SO	LOB
22 Logan Schafer, L (1, 8) OBP: 0.370, SLG: 0.462	G4-3	2-H 1B		1-H 2B		G4-3			F9	3	0	2	2	0	0	0
3 Scooter Gennett, L (5, 4) OBP: 0.348, SLG: 0.300										2	0	0	0	0	0	2
9 Jean Segura, R (1, 6) OBP: 0.391, SLG: 0.545	23 1B 18 WP 1B	G6-3		F9			F8		K	3	1	1	0	0	0	2
58 Josh Prince, R (5, 8) OBP: 0.292, SLG: 0.333										2	0	0	0	0	1	0
(6, 7)																
(8, 9)																
23 Rickie Weeks Jr., R (1, 4) OBP: 0.391, SLG: 0.524	18 WP 1-3 1B		L3		K		F8		K	3	0	1	0	0	1	0
94 Blake Davis, L (5, 6) OBP: 0.250, SLG: 0.250										2	0	0	0	0	1	0
18 Khris Davis, R (1, 7) OBP: 0.357, SLG: 0.692	K 1-2 3-H		G6-3		G6-3		15 PB 15 1B BB			3	0	0	0	0	1	1
2 Bobby Crosby, R (6, 3)										0	0	0	0	1	0	0
(8, 5)																
15 Caleb Gindl, L (1, 9) OBP: 0.400, SLG: 0.500	G1-3		K		K		1-H 1B			4	0	1	0	0	2	1
(6, 8)																
62 Sean Halton, R (8, 3) OBP: 0.250, SLG: 0.313										0	0	0	0	0	0	0
21 Donnie Murphy, R (1, 5) OBP: 0.333, SLG: 0.286		92 G5-3 50 1B HBP		92 FC4-6 50 1B 93 FC4-6 1B		50 G4-3 1B		1B 93 FC3-2-5-4 2B		3	1	3	0	0	0	0
90 T.J. Mittelstaedt, L (8, PR)										0	0	0	0	0	0	0
(8, 7)																
50 Blake Lalli, L (1, 2) OBP: 0.368, SLG: 0.611		92 G5-3 93 E 1-2 1B		92 FC4-6 1-2 1B		G4-3 1-2		G6-3		3	1	2	0	0	0	1
72 Dayton Buller, R (7, 2) OBP: 0.500, SLG: 0.500										1	0	0	0	0	0	1
92 Hunter Morris, L (1, 3) OBP: 0.217, SLG: 0.333		G5-3 1-2 2-3f		FC4-6 93 FC4-6 1-2f 2-3		P6		93 FC3-2-5-4 2-3 1B		3	0	0	0	0	0	5
Cole Garner, R (6, 9) OBP: 1.000, SLG: 2.000										1	0	1	0	0	0	0
(8, 8)																
93 Kentrail Davis, L (1, 10) OBP: 0.150, SLG: 0.056		E4 22 1B 2-H		FC4-6 22 S 22 2B 1-2f 3-H		BB		FC3-2-5-4 1-3 3-H		3	2	0	1	1	0	4

	AB	36
	R	5
	H	11
	RBI	3
	BB	2
	SO	6
	LOB	17

Inning Stats																						
	R: 1	H: 2	R: 2	H: 2	R: 0	H: 0	R: 2	H: 3	R: 0	H: 0	R: 0	H: 1	R: 0	H: 1	R: 0	H: 2	R: 0	H: 0	1B: 9	SF: 0	WP: 1	PA: 39
	E: 0	LOB: 1	E: 1	LOB: 1	E: 0	LOB: 0	E: 0	LOB: 1	E: 0	LOB: 0	E: 0	LOB: 2	E: 0	LOB: 2	E: 0	LOB: 2	E: 0	LOB: 0	2B: 3	SAC: 0	PB: 1	
	K: 1	BB: 0	K: 0	BB: 0	K: 1	BB: 0	K: 0	BB: 0	K: 2	BB: 0	K: 0	BB: 1	K: 0	BB: 0	K: 0	BB: 0	K: 2	BB: 0	3B: 0	DP: 2	SB: 1	
	S: 7	P: 8	S: 5	P: 6	S: 5	P: 5	S: 6	P: 7	S: 7	P: 7	S: 4	P: 8	S: 3	P: 8	S: 4	P: 4	S: 7	P: 7	HR: 0	HBP: 1	CS: 0	

PITCHER		IP	WLS	BF	H	R	ER	SO	BB	IBB	HBP	BLK	WP	HR	S	P	ERA	WHIP
34 Homer Bailey, R ERA: 1.8	(1, 1)	2.0		11	4	3	1	1	0	0	1	0	1	0	12	14	4.50	2.000
43 Manny Parra, L ERA: 4.05	(3, 1)	2.0		9	3	2	2	1	0	0	0	0	0	0	11	12	9.00	1.500
45 Sean Marshall, L ERA:	(5, 1)	1.0		3	0	0	0	2	0	0	0	0	0	0	7	7	0.00	0.000
51 Jonathan Broxton, R ERA:	(6, 1)	1.0		5	1	0	0	0	1	0	0	0	0	0	4	8	0.00	2.000
66 Logan Ondrusek, R ERA: 2.25	(7, 1)	1.0		4	1	0	0	0	1	0	0	0	0	0	3	8	0.00	2.000

PITCHER		IP	WLS	BF	H	R	ER	SO	BB	IBB	HBP	BLK	WP	HR	S	P	ERA	WHIP
33 Jose Arredondo, R ERA: 5.79	(8, 1)	1.0	W	4	2	0	0	0	0	0	0	0	0	0	4	4	0.00	2.000
60 J.J. Hoover, R ERA: 1.93	(9, 1)	1.0	S	3	0	0	0	2	0	0	0	0	0	0	7	7	0.00	0.000

BOTTOM

Batter	1	2	3	4	5	6	7	8	9	AB	R	H	RBI	BB	SO	LOB
81 Derrick Robinson, S (1, 7) OBP: 0.316, SLG: 0.278 26 Xavier Paul, L (5, 7) OBP: 0.280, SLG: 0.478	S S S 0-3 ① K	X 0-0 77 WP 1-2 2-H 1B			X 0-0 ① G3-1		S S S 0-3 ② K			2	0	1	1	0	1	0
										2	0	0	0	0	1	0
77 Yorman Rodriguez, R (1, 8) OBP: 0.421, SLG: 0.813 85 Ryan LaMarre, R (5, 8) OBP: 0.211, SLG: 0.235	X 0-0 23 S 69 1B 1B	B B X 2-0 ③ F8 1-3 2-H			X 0-0 ② G6-3		B B B B 4-0 70 CS BB			2	1	1	0	0	0	1
										1	0	0	0	1	0	0
23 Denis Phipps, R (1, 9) OBP: 0.263, SLG: 0.353 70 Donald Lutz, L (5, 9) OBP: 0.400, SLG: 0.579	B X 1-0 ② G6-3 1-2	X 0-0 ① G6-3			S S S 0-3 ③ K		1 SAFE 0-0 ③ CS 1-2	X 0-0 64 BB 19 E 3 1B 1B		2	0	0	0	0	0	1
										2	1	1	0	0	1	0
69 Neftali Soto, R (1, 3) OBP: 0.364, SLG: 0.400 19 Mike Hessman, R (5, 3)	X 0-0 2-H 1B	X 0-0 9 G6-3 1B				S S S 0-3 ① K		X 0-0 FC5 3 1B 64 BB 37 G1 1-2		2	0	2	1	0	0	0
										2	1	0	0	0	1	1
9 Jack Hannahan, L (1, 5) OBP: 0.348, SLG: 0.300 64 Kristopher Negrón, R (7, 5) OBP: 0.714, SLG: 1.222	X 0-0 ③ G6-3	X 0-0 ② G6-3 1-2				X 0-0 ② G4-3	B B B B 4-0 37 G1 3 1B BB 1-2 2-3			3	0	0	0	0	0	2
										0	0	0	0	1	0	0
36 Henry Alejandro Rodriguez (4, S) OBP: 0.429, SLG: 0.500 3 Cesar Izturis, S (5, 4) OBP: 0.385, SLG: 0.435	X 0-0 ① G6-3	X 0-0 ③ G6-3				C X 0-1 HR	X 0-0 37 G1 1-2 2-3 3-H 1B			2	0	0	0	0	0	1
										2	1	2	2	0	0	0
16 Jason Donald, R (1, 6) OBP: 0.462, SLG: 0.400 78 Emmanuel Burriss, S (5, 6) OBP: 0.320, SLG: 0.360	B B B B 4-0 39 1B 81 1B BB	X 0-0 ① F8				X 0-0 37 FC6-4 1B	X 0-0 ① L4			1	1	0	0	1	0	0
										2	0	1	0	0	0	3
80 Nevin Ashley, R (1, 2) OBP: 0.143, SLG: 0.077 37 Corky Miller, R (5, 2) OBP: 0.333, SLG: 0.143	C C C 0-3 ② K	X 0-0 ② F8				X 0-0 ③ FC6-4 1-2f	X 0-0 ② G1 1-2 2-3 3-H			2	0	0	0	0	1	1
										2	0	0	1	0	0	3
39 Devin Mesoraco, R (1, 10) OBP: 0.400, SLG: 0.867 30 Miguel Olivo, R (7, PH) OBP: 0.158, SLG: 0.294 (8, 10)	X 0-0 81 1B 77 WP 1-2 1B	S S S 0-3 ③ K					C C C 0-3 ① K	S S S 0-3 ③ K		2	1	1	0	0	1	0
										2	0	0	0	0	2	2
Inning Stats	R: 1 E: 0 K: 1 S: 7 H: 2 LOB: 1 BB: 0 P: 8	R: 2 E: 0 K: 1 S: 7 H: 2 LOB: 1 BB: 1 P: 13	R: 0 E: 0 K: 0 S: 4 H: 1 LOB: 1 BB: 0 P: 4	R: 0 E: 0 K: 1 S: 5 H: 0 LOB: 0 BB: 0 P: 5	R: 0 E: 0 K: 1 S: 5 H: 0 LOB: 0 BB: 0 P: 5	R: 1 E: 0 K: 1 S: 8 H: 2 LOB: 1 BB: 0 P: 8	R: 0 E: 0 K: 2 S: 6 H: 0 LOB: 0 BB: 1 P: 10	R: 2 E: 1 K: 1 S: 8 H: 2 LOB: 2 BB: 1 P: 12		1B: 8 2B: 0 3B: 0 HR: 1 SF: 0 SAC: 0 DP: 0 HBP: 0						

PITCHER		IP	WLS	BF	H	R	ER	SO	BB	IBB	HBP	BLK	WP	HR	S	P	ERA	WHIP
60 Wily Peralta, R ERA: 6.23	(1, 1)	2.1		13	5	3	3	2	1	0	0	0	1	0	16	23	11.57	2.571
53 Brandon Kintzler, R ERA: 4.26	(3, 1)	0.2		2	0	0	0	0	0	0	0	0	0	0	2	2	0.00	0.000
31 Burke Badenhop, R ERA:	(4, 1)	2.0	H	6	0	0	0	2	0	0	0	0	0	0	10	10	0.00	0.000
75 Travis Webb, L ERA: 9.0	(6, 1)	1.0	H	5	2	1	1	1	0	0	0	0	0	1	8	8	9.00	2.000
71 Johnny Hellweg, R ERA: 4.15	(7, 1)	1.2	L	9	2	2	0	2	2	0	0	0	0	0	11	19	0.00	2.400

PITCHER		IP	WLS	BF	H	R	ER	SO	BB	IBB	HBP	BLK	WP	HR	S	P	ERA	WHIP
68 Jesus Sanchez, R ERA: 2.7	(8, 1)	0.1		1	0	0	0	1	0	0	0	0	0	0	3	3	0.00	0.000

Milwaukee Brewers @ Cincinnati Reds

Goodyear Ballpark, Goodyear, AZ

Sat Mar 09 2013, 3:08 PM - 6:13 PM EST

Att. 3,545 - Partly Cloudy - 55 F

livebaseballscorecards.com

AB	33
R	6
H	9
RBI	5
BB	3
SO	8
LOB	15

1B: 8 SF: 0
2B: 0 SAC: 0
3B: 0 DP: 0
HR: 1 HBP: 0

WP: 2 PA: 37
PB: 0
SB: 1
CS: 1

Batter	1	2	3	4	5	6	7	8	9	AB	R	H	RBI	BB	SO	LOB
17 Shin-Soo Choo, L (1, 8) OBP: 0.476, SLG: 0.474	B X 1-0 E7 2 G4-3 1B		X 0-0 2 S 32 SF7 2B	X 0-0 2 G6-4-3 1-2 2-3 1B		X 0-0 2 S 32 2B 1B		S S S 0-3 ① K		4	2	4	0	0	0	0
85 Ryan LaMarre, R (7, 8) OBP: 0.200, SLG: 0.222										1	0	0	0	0	1	0
2 Zack Cozart, R (1, 6) OBP: 0.182, SLG: 0.381	X 0-0 ① G4-3 2-3		B C C C 1-3 ① K 2-3	X 0-0 ② ③ G6-4-3 1-2f		B C C C 1-3 ① K 1-2		S S S 0-3 ② K		4	0	0	0	0	2	6
64 Kristopher Negrón, R (7, 6) OBP: 0.667, SLG: 1.100										1	0	0	0	0	1	0
32 Jay Bruce, L (1, 9) OBP: 0.238, SLG: 0.579	C C C 0-3 ② K		X 0-0 ② SF7 3-H		X 0-0 ① P5	X 0-0 2-H 2B		S S S 0-3 ③ K		3	0	1	2	0	1	1
77 Yorman Rodriguez, R (7, 9) OBP: 0.400, SLG: 0.765										1	0	0	0	0	1	0
48 Ryan Ludwick, R (1, 7) OBP: 0.208, SLG: 0.217	S S S 0-3 ③ K		S S S 0-3 ③ K		X 0-0 21 2B 3 1B 1B	S S S 0-3 ② K			S S S 0-3 ① K	4	1	1	0	0	3	2
35 Steve Selsky, R (7, 7)										1	0	0	0	0	1	0
21 Todd Frazier, R (1, 5) OBP: 0.368, SLG: 0.529		X 0-0 3 G4-3 9 WP 29 1B 1B		X 0-0 HR	X 0-0 1-3 3 1B 2B	S S S 0-3 ③ K			X 0-0 ② G1-3	4	3	3	1	0	1	1
30 Travis Mattair, R (7, 5) OBP: 0.200, SLG: 0.200										1	0	0	0	0	0	0
9 Jack Hannahan, L (1, 3) OBP: 0.346, SLG: 0.273	S S S 0-3 ① K 1-2		B B B 4-0 3 SH2-3 29 1B BB	S S S 0-3 ② K2-3		X 0-0 ① G6-3		S S S 0-3 ③ K		2	1	0	0	1	2	3
69 Neftali Soto, R (7, PH) OBP: 0.333, SLG: 0.364										2	0	0	0	0	1	0
(7, 3)																
3 Cesar Izturis, S (1, 4) OBP: 0.393, SLG: 0.440	X 0-0 ② G4-3 2-3		X 0-0 ① SH2-3 1-2	X 0-0 2-H 3-H 1B		B B B B 4-0 39 BB BB				2	0	1	2	0	0	1
2 Brodie Greene, R (7, PH)										0	0	0	0	1	0	0
(7, 4)																
29 Ryan Hanigan, R (1, 2) OBP: 0.500, SLG: 0.571	X 0-0 3-H 1B		X 0-0 17 1B 28 1B 2-H 1B	B H 2-0 HBP		B B B B 4-0 30 L1-3 1-2 BB				2	0	2	2	0	0	0
39 Devin Mesoraco, R (5, PH) OBP: 0.471, SLG: 0.867										0	0	0	0	1	0	0
(5, 2)																
28 Chris Heisey, R (1, 10) OBP: 0.261, SLG: 0.429	X 0-0 ③ L5		X 0-0 17 1B 1-2 1B	X 0-0 ③ P5		X 0-0 ② ③ L1-3 1-1				3	0	1	0	0	0	3
30 Yovan Gonzalez, R (7, PH)										1	0	0	0	0	0	2
(7, 10)																
Inning Stats	R: 0 E: 1 K: 2 S: 8 H: 1 LOB: 1 BB: 0 P: 9	R: 1 E: 0 K: 1 S: 7 H: 2 LOB: 1 BB: 0 P: 7	R: 1 E: 0 K: 2 S: 8 H: 1 LOB: 0 BB: 0 P: 9	R: 2 E: 0 K: 0 S: 6 H: 4 LOB: 2 BB: 1 P: 10	R: 2 E: 0 K: 1 S: 8 H: 3 LOB: 2 BB: 0 P: 10	R: 1 E: 0 K: 3 S: 11 H: 2 LOB: 1 BB: 0 P: 12	R: 0 E: 0 K: 0 S: 2 H: 0 LOB: 1 BB: 2 P: 10	R: 0 E: 0 K: 3 S: 9 H: 0 LOB: 0 BB: 0 P: 9	R: 0 E: 0 K: 2 S: 7 H: 0 LOB: 0 BB: 0 P: 7	1B: 9 2B: 4 3B: 0 HR: 1 SF: 1 SAC: 1 DP: 2 HBP: 1						

TOP

Cincinnati Reds @ Chicago White Sox

Camelback Ranch, Glendale, AZ

Sun Mar 10 2013, 4:08 PM - 7:02 PM EDT

Att. 4,984 - Sunny - 65 F

livebaseballscorecards.com

AB	36
R	7
H	13
RBI	7
BB	3
SO	14
LOB	19

WP: 1 PA: 42
PB: 0
SB: 2
CS: 0

PITCHER		IP	WLS	BF	H	R	ER	SO	BB	IBB	HBP	BLK	WP	HR	S	P	ERA	WHIP
34 Gavin Floyd, R ERA: 10.8	(1, 1)	3.1	L	18	7	4	4	5	1	0	0	0	1	1	27	33	10.80	2.400
46 Donnie Veal, L ERA: 6.35	(4, 1)	1.1		8	4	2	2	1	0	0	1	0	0	0	9	11	13.50	3.000
43 Addison Reed, R ERA: 6.23	(5, 1)	1.1		6	2	1	1	3	0	0	0	0	0	0	12	13	6.75	1.500
27 Matt Lindstrom, R ERA:	(7, 1)	1.0		4	0	0	0	0	2	0	0	0	0	0	2	10	0.00	2.000
60 Jeff Gray, R ERA: 7.36	(8, 1)	2.0		6	0	0	0	5	0	0	0	0	0	0	16	16	0.00	0.000

PITCHER	IP	WLS	BF	H	R	ER	SO	BB	IBB	HBP	BLK	WP	HR	S	P	ERA	WHIP

BOTTOM

Cincinnati Reds @ Chicago White Sox

Camelback Ranch, Glendale, AZ

Sun Mar 10 2013, 4:08 PM - 7:02 PM EDT

Att. 4,984 - Sunny - 65 F

livebaseballscorecards.com

Batter	1	2	3	4	5	6	7	8	9	AB	R	H	RBI	BB	SO	LOB
28 Dewayne Wise, L (1, 7) OBP: 0.292, SLG: 0.429 86 Mark Haddow, R (8, 7)	F8	F7		K			P2		G1-3	4 1	0 0	0 0	0 0	0 0	1 0	3 0
77 Yolmer Sánchez, S (1, 4) OBP: 0.211, SLG: 0.118 85 Joey DeMichele, L (9, PH)	14 FC3-6 44 BB BB		P6		K		G6-3		K	3 1	0 0	0 0	0 0	1 0	1 0	0 0
44 Adam Dunn, L (1, 3) OBP: 0.375, SLG: 0.526 79 Andy Wilkins, L (6, 3) OBP: 0.417, SLG: 0.300	14 FC3-6 1-2 BB		G3-1		P5		P5			2 1	0 0	0 0	0 0	0 0	1 0	0 0
14 Paul Konerko, R (1, 10) OBP: 0.385, SLG: 0.840 95 Randy Ruiz, R (8, PH) OBP: 1.000, SLG: 2.000 (9, 10)	FC3-6 1-2f 2-3		P4		K			12 G4-3 38 1B 2B		3 1	0 1	0 1	0 0	0 0	1 0	2 0
12 Conor Gillaspie, L (1, 5) OBP: 0.400, SLG: 0.864	G3-1			21 G5-3 3B		10 2B 1B		G4-3 2-3		4	1	2	0	0	0	3
10 Alexei Ramirez, R (1, 6) OBP: 0.400, SLG: 0.526 74 Steve Tolleson, R (6, PR) OBP: 0.357, SLG: 0.364 (7, 6)		18 FC3-6 21 BB 75 G6-3 1B		18 1B 21 WP HBP		1-3 2B		K		2 1	1 0	2 0	0 0	0 0	0 1	0 1
21 Tyler Flowers, R (1, 2) OBP: 0.455, SLG: 0.588 38 Hector Gimenez, S (7, 2) OBP: 0.615, SLG: 0.583	18 FC3-6 1-2 BB			G5-3 1-2 3-H		L5		3-H 1B		2 1	0 0	0 1	1 1	1 0	0 0	3 0
18 Blake Tekotte, L (1, 8) OBP: 0.286, SLG: 0.294	FC3-6 75 G6-3 75 S 1-2f 2-3			2-3 1B		F8		P4		4	0	1	0	0	0	5
75 Trayce Thompson, R (1, 9) 82 Keenyn Walker, S (7, 9) OBP: 0.286, SLG: 0.400	G6-3 1-3 3-H			K		G5-3			G2-3	3 1	0 0	0 0	1 0	0 0	1 0	5 0

	AB	34
	R	3
	H	7
	RBI	3
	BB	3
	SO	6
	LOB	22

Inning Stats	1	2	3	4	5	6	7	8	9
	R: 0 E: 0 K: 0 S: 3 H: 0 LOB: 2 BB: 2 P: 11	R: 1 E: 0 K: 0 S: 4 H: 1 LOB: 1 BB: 1 P: 9	R: 0 E: 0 K: 0 S: 3 H: 0 LOB: 0 BB: 0 P: 3	R: 1 E: 0 K: 2 S: 9 H: 2 LOB: 2 BB: 0 P: 12	R: 0 E: 0 K: 2 S: 7 H: 0 LOB: 0 BB: 0 P: 7	R: 0 E: 0 K: 0 S: 5 H: 2 LOB: 2 BB: 0 P: 5	R: 0 E: 0 K: 0 S: 3 H: 0 LOB: 0 BB: 0 P: 3	R: 1 E: 0 K: 1 S: 7 H: 2 LOB: 1 BB: 0 P: 7	R: 0 E: 0 K: 1 S: 5 H: 0 LOB: 0 BB: 0 P: 5

1B: 4	SF: 0	WP: 1	PA: 38
2B: 2	SAC: 0	PB: 0	
3B: 1	DP: 0	SB: 1	
HR: 0	HBP: 1	CS: 0	

PITCHER		IP	WLS	BF	H	R	ER	SO	BB	IBB	HBP	BLK	WP	HR	S	P	ERA	WHIP
47 Johnny Cueto, R ERA: 5.0	(1, 1)	4.0	W	19	3	2	2	2	3	0	1	0	1	0	19	35	4.50	1.500
56 Clay Hensley, R ERA: 1.29	(5, 1)	1.0		3	0	0	0	2	0	0	0	0	0	0	7	7	0.00	0.000
58 Armando Galarraga, R ERA: 1.5	(6, 1)	1.0		5	2	0	0	0	0	0	0	0	0	0	5	5	0.00	2.000
65 Pedro Villarreal, R ERA: 16.62	(7, 1)	1.0		3	0	0	0	0	0	0	0	0	0	0	3	3	0.00	0.000
79 Wilkin De La Rosa, L ERA: 5.79	(8, 1)	1.0		5	2	1	1	1	0	0	0	0	0	0	7	7	9.00	2.000

PITCHER		IP	WLS	BF	H	R	ER	SO	BB	IBB	HBP	BLK	WP	HR	S	P	ERA	WHIP
82 Nick Christiani, R ERA: 4.76	(9, 1)	1.0		3	0	0	0	1	0	0	0	0	0	0	5	5	0.00	0.000

Los Angeles Dodgers @ Cincinnati Reds

Goodyear Ballpark, Goodyear, AZ

Tue Mar 12 2013, 10:08 PM - 1:06 AM EDT

Att. 5,369 - Clear - 78 F

TOP

livebaseballscorecards.com

Batter	1	2	3	4	5	6	7	8	9	AB	R	H	RBI	BB	SO	LOB
9 Dee Strange-Gordon, L (1, 6) OBP: 0.407, SLG: 0.238	14 S 14 1B 1B		K			SH 1-3		14 FC6-4 1B		2	1	1	0	0	1	0
29 Ted Lilly, L (6, 1) OBP: 1.000, SLG: 1.000										1	0	1	0	0	0	0
38 Shawn Tolleson, R (8, 1)										0	0	0	0	0	0	0
14 Mark Ellis, R (1, 4) OBP: 0.357, SLG: 0.370	1-0 23 G6-4-3 1-H 1B			G6-3		K		FC6-4 1-2f		4	0	1	1	0	1	3
72 Justin Sellers, R (8, PR) OBP: 0.235, SLG: 0.188										0	0	0	0	0	0	0
(8, 4)																
27 Matt Kemp, R (1, 8) OBP: 0.167, SLG: 0.118	0-2 K			K		K		G4-3		4	0	0	0	0	3	4
88 Jeremy Rathjen, R (8, 9)										0	0	0	0	0	0	0
23 Adrián González, L (1, 3) OBP: 0.375, SLG: 0.211	G6-4-3 1-2f			E6		G3			37 1B 81 1B 2B	2	0	0	0	0	0	1
94 Scott Van Slyke, R (4, PR) OBP: 0.250, SLG: 0.500										2	1	1	0	0	0	2
(4, 3)																
16 Andre Ethier, L (1, 9) OBP: 0.455, SLG: 0.611		K		L9			49 FC6-4 1B		K	3	0	1	0	0	1	1
82 Matt Angle, L (8, 8) OBP: 0.667, SLG: 1.167										1	0	0	0	0	1	1
47 Luis Alfonso Cruz, R (1, 5) OBP: 0.381, SLG: 0.762		P4			F7		F8		49 F8 81 1B 2-3 1B	3	0	0	0	0	0	1
37 Elian Herrera, S (8, 5) OBP: 0.393, SLG: 0.481										1	0	1	0	0	0	0
18 Tim Federowicz, R (1, 2) OBP: 0.333, SLG: 0.278		F9			F9		F7		1-2 3-H 1B	2	0	0	0	0	0	0
81 Matt Wallach, L (6, 2) OBP: 0.400, SLG: 0.250										2	0	1	1	0	0	1
66 Yasiel Puig, R (1, 7) OBP: 0.412, SLG: 0.606			K		K		FC6-4 1-2f		F8 2-3	2	0	0	0	0	2	0
49 Alex Castellanos, R (5, 7) OBP: 0.250, SLG: 0.556										2	0	0	0	0	0	3
61 Josh Beckett, R (1, 1)			K			9 SH 1B		K	F9	1	0	0	0	0	1	0
75 Paco Rodríguez, L (5, 1)										0	0	0	0	0	0	0
0 Alfredo Amezaga, S (6, PH) OBP: 0.333, SLG: 0.286										3	0	1	0	0	1	2
(6, 6)																
Inning Stats	R: 1 E: 0 K: 1 S: 6 / H: 2 LOB: 0 BB: 0 P: 7	R: 0 E: 0 K: 1 S: 5 / H: 0 LOB: 0 BB: 0 P: 5	R: 0 E: 0 K: 3 S: 9 / H: 0 LOB: 0 BB: 0 P: 9	R: 0 E: 1 K: 1 S: 6 / H: 0 LOB: 1 BB: 0 P: 6	R: 0 E: 0 K: 1 S: 5 / H: 0 LOB: 0 BB: 0 P: 5	R: 0 E: 1 K: 2 S: 9 / H: 1 LOB: 2 BB: 0 P: 9	R: 0 E: 0 K: 0 S: 4 / H: 1 LOB: 1 BB: 0 P: 4	R: 0 E: 0 K: 1 S: 6 / H: 1 LOB: 1 BB: 0 P: 6	R: 1 E: 0 K: 1 S: 8 / H: 3 LOB: 2 BB: 0 P: 8	1B: 7 2B: 1 3B: 0 HR: 0 / SF: 0 SAC: 1 DP: 1 HBP: 0							

	AB	35
	R	2
	H	8
	RBI	2
	BB	0
	SO	11
	LOB	19

WP: 0 PB: 0 SB: 1 CS: 0 / PA: 36

PITCHER		IP	WLS	BF	H	R	ER	SO	BB	IBB	HBP	BLK	WP	HR	S	P	ERA	WHIP
55 Mat Latos, R ERA: 1.5	(1, 1)	4.0		14	2	1	1	6	0	0	0	0	0	0	26	27	2.25	0.500
63 Sam LeCure, R ERA: 3.0	(5, 1)	2.0	W	8	1	0	0	3	0	0	0	0	0	0	14	14	0.00	0.500
43 Manny Parra, L ERA: 3.52	(7, 1)	1.0	H	4	1	0	0	0	0	0	0	0	0	0	4	4	0.00	1.000
66 Logan Ondrusek, R ERA: 1.8	(8, 1)	1.0	H	4	1	0	0	1	0	0	0	0	0	0	6	6	0.00	1.000
60 J.J. Hoover, R ERA: 3.18	(9, 1)	1.0		6	3	1	1	1	0	0	0	0	0	0	8	8	9.00	3.000

PITCHER	IP	WLS	BF	H	R	ER	SO	BB	IBB	HBP	BLK	WP	HR	S	P	ERA	WHIP

Batter	1	2	3	4	5	6	7	8	9	AB	R	H	RBI	BB	SO	LOB
17 Shin-Soo Choo, L (1, 8) OBP: 0.478, SLG: 0.619	G3-1		HR		K 2-3			BB		2	1	1	1	0	0	0
28 Chris Heisey, R (5, PH) (6, 8) OBP: 0.280, SLG: 0.409										1	1	0	0	1	1	1
2 Zack Cozart, R (1, 6) OBP: 0.208, SLG: 0.391	19 BB 1B		G6-3			G6-3		70 E 1-3 2B		2	0	1	0	0	0	0
3 Cesar Izturis, S (6, 6) OBP: 0.400, SLG: 0.481										2	1	1	0	0	0	0
19 Joey Votto, L (1, 3) OBP: 0.520, SLG: 0.632	1-2 BB		L5			G4-3		P4		1	0	0	0	1	0	0
69 Neftali Soto, R (6, 3) OBP: 0.308, SLG: 0.333										2	0	0	0	0	0	2
48 Ryan Ludwick, R (1, 7) OBP: 0.192, SLG: 0.200	K			K		70 3B 1B		70 E 39 2B IBB		2	0	0	0	0	2	2
26 Xavier Paul, L (6, 7) OBP: 0.333, SLG: 0.500										1	2	1	0	1	0	0
32 Jay Bruce, L (1, 9) OBP: 0.217, SLG: 0.524	P6			F7		1-H 3B		E3 1-2 2-3 3-H 39 2B		2	0	0	0	0	0	2
70 Donald Lutz, L (6, 9) OBP: 0.409, SLG: 0.667										2	1	1	1	0	0	2
21 Todd Frazier, R (1, 5) OBP: 0.333, SLG: 0.474		P3		G5-3		K		K		2	0	0	0	0	0	0
9 Jack Hannahan, L (6, 5) OBP: 0.321, SLG: 0.250										2	0	0	0	0	2	4
29 Ryan Hanigan, R (1, 2) OBP: 0.400, SLG: 0.444		G6-3			K		36 FC6-4 1B	1-H 2-H 3-H 2B		2	0	0	0	0	1	0
39 Devin Mesoraco, R (6, 2) OBP: 0.526, SLG: 0.941										2	0	2	3	0	0	0
78 Emmanuel Burriss, S (1, 4) OBP: 0.333, SLG: 0.346		K			28 S 30 S BB		FC6-4 16 L5-3 1-2f	K		1	0	0	0	1	1	0
36 Henry Alejandro Rodriguez, S (4,) OBP: 0.391, SLG: 0.455										2	0	0	0	0	1	2
30 Miguel Olivo, R (1, 10) OBP: 0.143, SLG: 0.263			K2-3		L8 1-2		L5-3 1-1			2	0	0	0	0	1	1
16 Jason Donald, R (7, PH) (8, 10) OBP: 0.444, SLG: 0.381										1	0	0	0	0	0	1
Inning Stats	R: 0 E: 0 K: 1 S: 6 H: 1 LOB: 2 BB: 1 P: 10	R: 0 E: 0 K: 1 S: 5 H: 0 LOB: 0 BB: 0 P: 5	R: 1 E: 0 K: 1 S: 8 H: 1 LOB: 0 BB: 0 P: 10	R: 0 E: 0 K: 1 S: 5 H: 0 LOB: 0 BB: 0 P: 5	R: 0 E: 0 K: 2 S: 8 H: 0 LOB: 1 BB: 1 P: 12	R: 1 E: 0 K: 1 S: 7 H: 2 LOB: 1 BB: 0 P: 7	R: 0 E: 0 K: 0 S: 3 H: 1 LOB: 0 BB: 0 P: 3	R: 4 E: 1 K: 2 S: 10 H: 2 LOB: 1 BB: 2 P: 18		1B: 3 2B: 3 3B: 1 HR: 1	SF: 0 SAC: 0 DP: 1 HBP: 0						

PITCHER		IP	WLS	BF	H	R	ER	SO	BB	IBB	HBP	BLK	WP	HR	S	P	ERA	WHIP
61 Josh Beckett, R ERA: 0.96	(1, 1)	4.1		17	2	1	1	5	2	0	0	0	0	1	27	37	2.08	0.923
75 Paco Rodríguez, L ERA: 1.93	(5, 1)	0.2		2	0	0	0	1	0	0	0	0	0	0	5	5	0.00	0.000
29 Ted Lilly, L ERA: 3.86	(6, 1)	2.2	L	15	5	5	1	2	1	1	0	0	0	0	17	25	3.38	2.250
38 Shawn Tolleson, R ERA: 2.25	(8, 1)	0.1		1	0	0	0	1	0	0	0	0	0	0	3	3	0.00	0.000

PITCHER	IP	WLS	BF	H	R	ER	SO	BB	IBB	HBP	BLK	WP	HR	S	P	ERA	WHIP

BOTTOM

Los Angeles Dodgers @ Cincinnati Reds

Goodyear Ballpark, Goodyear, AZ

Tue Mar 12 2013, 10:08 PM - 1:06 AM EDT

Att. 5,369 - Clear - 78 F

livebaseballscorecards.com

AB	31
R	6
H	7
RBI	5
BB	4
SO	9
LOB	17

1B: 3	SF: 0	WP: 0	PA: 35
2B: 3	SAC: 0	PB: 0	
3B: 1	DP: 1	SB: 2	
HR: 1	HBP: 0	CS: 0	

Batter	1	2	3	4	5	6	7	8	9	AB	R	H	RBI	BB	SO	LOB
56 Andres Torres, S (1, 8) OBP: 0.333, SLG: 0.375	G6-3		2B		1B			F9 K		2	0	1	0	0	0	0
10 Gary Brown, R (3, 8) OBP: 0.259, SLG: 0.481					1-2					3	0	1	0	0	1	1
64 Nick Noonan, L (1, 4) OBP: 0.200, SLG: 0.324	F8		F7		F9			85 HR 1B	2B	5	1	2	0	0	0	2
9 Brandon Belt, L (1, 3) OBP: 0.432, SLG: 0.861	L6		G4-3		K			1-H HR	F7	3	0	0	0	0	1	2
85 Ricky Oropesa, L (6, 3) OBP: 0.333, SLG: 0.500										2	1	1	2	0	0	1
23 Roger Kieschnick, L (1, 9) OBP: 0.207, SLG: 0.214		K		F7		L9			G5-3	3	0	0	0	0	1	0
68 Juan Carlos Perez, R (6, 9) OBP: 0.231, SLG: 0.360								HR		2	1	1	1	0	0	1
13 Joaquin Arias, R (1, 5) OBP: 0.222, SLG: 0.346		K		G4-3		G6-3		14 1B 79 2B 1B	F8	3	0	0	0	0	1	0
88 Kensuke Tanaka, L (6, 5) OBP: 0.286, SLG: 0.256										2	1	1	0	0	0	1
14 Francisco Peguero, R (1, 7) OBP: 0.441, SLG: 0.545		79 S 79 2B 1B		F9		L9		1-2 79 2B 1B		4	2	2	0	0	0	0
79 Johnny Monell, L (1, 10) OBP: 0.647, SLG: 0.933		1-H 37 E 2B			37 G6-3 12 1B 1B		K	1-H 2-H 57 1B 2B		4	3	3	3	0	1	0
37 Wilson Valdez, R (1, 6) OBP: 0.370, SLG: 0.304	E1				G6-3		G4-3			3	0	1	0	0	0	1
57 Ehire Adrianza, S (7, 6) OBP: 0.111, SLG: 0.111	2-H 1B				1-2			2-H 1B		1	0	1	1	0	0	0
12 Guillermo Quiroz, R (1, 2) OBP: 0.389, SLG: 0.400	K				10 1B 2-H 1B		G5-3	P4		2	0	1	1	0	1	1
62 Jackson Williams, R (5, 2) OBP: 0.263, SLG: 0.235										2	0	0	0	0	0	1
Inning Stats	R: 0 E: 0 K: 0 S: 3 H: 0 LOB: 0 BB: 0 P: 3	R: 2 E: 1 K: 3 S: 12 H: 3 LOB: 1 BB: 0 P: 13	R: 0 E: 0 K: 0 S: 3 H: 1 LOB: 0 BB: 0 P: 3	R: 0 E: 0 K: 0 S: 3 H: 0 LOB: 0 BB: 0 P: 3	R: 1 E: 0 K: 1 S: 8 H: 3 LOB: 2 BB: 0 P: 8	R: 0 E: 0 K: 0 S: 3 H: 0 LOB: 0 BB: 0 P: 3	R: 0 E: 0 K: 1 S: 5 H: 0 LOB: 0 BB: 0 P: 5	R: 6 E: 0 K: 1 S: 13 H: 7 LOB: 1 BB: 0 P: 16	R: 0 E: 0 K: 0 S: 4 H: 1 LOB: 1 BB: 0 P: 4	1B: 9 2B: 4 3B: 0 HR: 2 SF: 0 SAC: 0 DP: 0 HBP: 0						

PITCHER		IP	WLS	BF	H	R	ER	SO	BB	IBB	HBP	BLK	WP	HR	S	P	ERA	WHIP
61 Bronson Arroyo, R ERA: 4.5	(1, 1)	4.0		15	4	2	1	3	0	0	0	0	0	0	21	22	2.25	1.000
45 Sean Marshall, L ERA: 1.8	(5, 1)	1.0		6	3	1	1	1	0	0	0	0	0	0	8	8	9.00	3.000
51 Jonathan Broxton, R ERA:	(6, 1)	1.0		3	0	0	0	0	0	0	0	0	0	0	3	3	0.00	0.000
33 Jose Arredondo, R ERA: 4.76	(7, 1)	1.0		3	0	0	0	1	0	0	0	0	0	0	5	5	0.00	0.000
65 Pedro Villarreal, R ERA: 27.0	(8, 1)	0.1	L	8	7	6	6	0	0	0	0	0	0	2	9	12	162.00	21.000

PITCHER		IP	WLS	BF	H	R	ER	SO	BB	IBB	HBP	BLK	WP	HR	S	P	ERA	WHIP
75 Curtis Partch, R ERA: 5.4	(8, 1)	1.2		6	1	0	0	1	0	0	0	0	0	0	8	8	0.00	0.600

TOP

San Francisco Giants @ Cincinnati Reds

Goodyear Ballpark, Goodyear, AZ

Wed Mar 13 2013, 4:07 PM - 6:55 PM EDT

Att. 7,032 - Sunny - 79 F

livebaseballscorecards.com

AB	41
R	9
H	15
RBI	8
BB	0
SO	6
LOB	11

BOTTOM

San Francisco Giants @ Cincinnati Reds

Goodyear Ballpark, Goodyear, AZ

Wed Mar 13 2013, 4:07 PM - 6:55 PM EDT

Att. 7,032 - Sunny - 79 F

Batter	1	2	3	4	5	6	7	8	9	AB	R	H	RBI	BB	SO	LOB
17 Shin-Soo Choo, L (1, 8) OBP: 0.480, SLG: 0.609	G4-3		69 BB 1B (1-2)		G4-3		16 1B		16 1B 70 SF9 2B (1-3)	2	0	1	0	0	0	0
23 Denis Phipps, R (4, 8) OBP: 0.318, SLG: 0.450										3	1	2	0	0	0	0
2 Zack Cozart, R (1, 6) OBP: 0.231, SLG: 0.440	69 1B 2B		L9		G4-3		1B (1-3)		81 1B 1B (2-3 3-H)	2	1	1	0	0	0	2
16 Jason Donald, R (5, PH) OBP: 0.467, SLG: 0.417 (6, 6)										3	0	2	1	0	0	0
69 Neftali Soto, R (1, 3) OBP: 0.357, SLG: 0.360	1B (2-H)		48 G5-4-3 BB (1-2 2-3)			81 1B 2B	K		SF9 (3-H)	1	0	1	1	1	0	0
70 Donald Lutz, L (6, 3) OBP: 0.400, SLG: 0.696										2	1	1	1	0	1	2
48 Ryan Ludwick, R (1, 7) OBP: 0.179, SLG: 0.185	K		G5-4-3 (1-2f)			1B (2-H)		K	1B (1-2)	2	0	0	0	0	1	4
81 Derrick Robinson, S (4, 7) OBP: 0.364, SLG: 0.333										3	0	2	1	0	1	0
32 Jay Bruce, L (1, 9) OBP: 0.200, SLG: 0.478	G4-3			K		HR		K	F8	2	0	0	0	0	1	1
28 Chris Heisey, R (5, 9) OBP: 0.286, SLG: 0.520										3	1	1	1	0	1	2
21 Todd Frazier, R (1, 5) OBP: 0.348, SLG: 0.476		K		1B		G3		36 1B 1B	F8	2	0	1	0	0	1	0
9 Jack Hannahan, L (6, 5) OBP: 0.323, SLG: 0.259										3	0	1	0	0	0	2
3 Cesar Izturis, S (1, 4) OBP: 0.375, SLG: 0.448		P2		L8		G5-3		1B (1-2)		2	0	0	0	0	0	1
36 Henry Alejandro Rodriguez, S (7, 4) OBP: 0.400, SLG: 0.458										2	0	1	0	0	0	0
30 Miguel Olivo, R (1, 2) OBP: 0.130, SLG: 0.238		P3		G3			F9	F8		2	0	0	0	0	0	1
37 Corky Miller, R (6, 2) OBP: 0.273, SLG: 0.111										2	0	0	0	0	0	2
26 Xavier Paul, L (1, 10) OBP: 0.345, SLG: 0.500			69 BB 17 1B 1B		F7		G4-3		E5 23 2B 16 1B	2	0	1	0	0	0	0
78 Emmanuel Burriss, S (7, PH) (8, 10) OBP: 0.310, SLG: 0.321										2	1	0	0	0	0	0
Inning Stats	R: 1 H: 2 E: 0 LOB: 1 K: 1 BB: 0 S: 7 P: 7	R: 0 H: 0 E: 0 LOB: 0 K: 1 BB: 0 S: 5 P: 5	R: 0 H: 2 E: 0 LOB: 2 K: 0 BB: 1 S: 4 P: 8	R: 0 H: 1 E: 0 LOB: 1 K: 1 BB: 0 S: 6 P: 6	R: 0 H: 0 E: 0 LOB: 0 K: 0 BB: 0 S: 3 P: 3	R: 2 H: 3 E: 0 LOB: 0 K: 0 BB: 0 S: 5 P: 7	R: 0 H: 2 E: 0 LOB: 2 K: 1 BB: 0 S: 7 P: 7	R: 0 H: 2 E: 0 LOB: 2 K: 2 BB: 0 S: 9 P: 9	R: 2 H: 3 E: 1 LOB: 2 K: 0 BB: 0 S: 6 P: 8	1B: 11 SF: 1 2B: 3 SAC: 0 3B: 0 DP: 1 HR: 1 HBP: 0						

livebaseballscorecards.com

AB	40
R	5
H	15
RBI	5
BB	1
SO	6
LOB	17

WP: 0 PA: 42
PB: 0
SB: 0
CS: 0

PITCHER		IP	WLS	BF	H	R	ER	SO	BB	IBB	HBP	BLK	WP	HR	S	P	ERA	WHIP
75 Barry Zito, L ERA: 3.38	(1, 1)	3.1		15	5	1	1	3	1	0	0	0	0	0	20	24	2.70	1.800
43 Sandy Rosario, R ERA: 1.35	(4, 1)	0.2	H	2	0	0	0	0	0	0	0	0	0	0	2	2	0.00	0.000
71 Jake Dunning, R ERA: 1.35	(5, 1)	1.0	H	3	0	0	0	0	0	0	0	0	0	0	3	3	0.00	0.000
49 Javier López, L ERA: 9.0	(6, 1)	1.0	B	5	3	2	2	0	0	0	0	0	0	1	5	7	18.00	3.000
53 Chad Gaudin, R ERA: 2.38	(7, 1)	1.0	W	5	2	0	0	1	0	0	0	0	0	0	7	7	0.00	2.000
63 Jean Machi, R ERA: 3.0	(8, 1)	1.0		5	2	0	0	2	0	0	0	0	0	0	9	9	0.00	2.000
73 Dan Otero, R ERA: 3.6	(9, 1)	1.0		7	3	2	1	0	0	0	0	0	0	0	6	8	9.00	3.000

Cincinnati Reds @ Seattle Mariners

Peoria Stadium, Peoria, AZ

Thu Mar 14 2013, 4:09 PM - 6:48 PM EDT

Att. 6,504 - Sunny - 84 F

TOP

livebaseballscorecards.com

Batter	1	2	3	4	5	6	7	8	9	AB	R	H	RBI	BB	SO	LOB
28 Chris Heisey, R (1, 8) OBP: 0.313, SLG: 0.552 9 Felix Perez, L (7, 8)	B FF 86 F FF 85 B CH 80 F SI 86 S SL 82 2-3 ① **K**		X FF 87 0-0 ① **F7**	C FF 89 B SL 84 S FF 89 B CU 76 X SL 84 2-2 **2 1B 2B** 1-3		C SL 85 X SI 94 0-1 **1B**		B SL 85 X FF 90 1-0 ② ③ **G4-6-3** 1-2f		4 1 2 0 0 1 0 1 0 0 0 0 0 2						
2 Zack Cozart, R (1, 6) OBP: 0.267, SLG: 0.448 3 Devin Lohman, R (7, 6)	C FF 87 B FF 87 X SL 81 1-1 ② **L6**		C CU 72 X FF 88 0-1 **19 FC6-4 1B**	C CU 74 D CU 76 F FF 90 D CU 78 X FF 91 2-2 **69 2B 1B** 2-H 3-H		C FF 93 B SL 87 B CH 86 X FF 95 2-1 ③ **P5**			F FF 92 B SI 93 S FF 92 F SI 93 X FF 93 1-2 ① **G6-3**	4 1 2 2 0 0 1 1 0 0 0 0 0 0						
19 Joey Votto, L (1, 3) OBP: 0.481, SLG: 0.571 69 Neftali Soto, R (4, PH) OBP: 0.355, SLG: 0.393 (4, 3)	C FF 87 B FF 87 C SL 83 B CU 74 X FF 89 2-2 ③ **L7**		X FF 86 0-0 ② **FC6-4 23 2B** 1-2f	F FF 88 F FF 89 B CU 75 X FF 87 1-2 **2B** 1-H			X FF 91 0-0 ① **L3**		B FF 92 C SI 92 B SI 92 X SI 94 2-1 ② **F9**	2 1 0 0 0 0 1 3 0 1 1 0 0 0						
23 Denis Phipps, R (1, 9) OBP: 0.360, SLG: 0.565 70 Donald Lutz, L (7, PH) OBP: 0.407, SLG: 0.667 (7, 9)		F FF 87 B FF 88 X SL 80 1-1 **78 SH2-4 16 G6-3 2B**	S CU 74 B SL 83 X FF 89 1-1 ① **81 1B 2B** 1-H	C FC 86 F FF 93 B FF 95 S CU 76 1-3 ③ **K**			B CH 83 B FF 92 B SI 90 B SI 92 4-0 **BB**		S SL 81 C SL 81 S SL 82 0-3 ③ **K**	3 2 2 1 0 1 1 1 0 0 0 1 1 0						
81 Derrick Robinson, S (1, 7) OBP: 0.360, SLG: 0.333 35 Steve Selsky, R (7, PH) (7, 7)		C FF 88 F SL 82 B SL 84 X FF 89 1-2 **E6 78 SH2-4 39 1B**	B FF 90 B CU 75 X CH 81 2-0 **78 S 1B** 3-H		C FF 93 F CH 86 F SL 88 S SL 87 0-3 ① **K**		C SL 83 C SL 85 F FF 95 F CU 74 D SL 87 S FF 94 1-3 ② **K**			3 1 1 1 0 1 1 1 0 0 0 0 1 1						
78 Emmanuel Burriss, S (1, 5) OBP: 0.290, SLG: 0.300 9 Jack Hannahan, L (7, PH) OBP: 0.313, SLG: 0.250 (7, 5)		C CU 72 D SI 87 X CH 79 1-1 ① **SH2-4** 1-2 2-3	S FF 88 X SL 84 0-1 ③ **G5-3** 1-2		X SI 94 0-0 ② **L7**		S SI 91 C CH 84 B FF 94 1 SAFE S SL 85 1-3 ③ **K**			2 0 0 0 0 0 1 1 0 0 0 0 1 1						
16 Jason Donald, R (1, 4) OBP: 0.485, SLG: 0.444 36 Henry Alejandro Rodriguez (7, 4) OBP: 0.423, SLG: 0.520		B SL 84 X CH 80 1-0 ② **G6-3** 3-H	B FF 86 F SL 82 X FF 88 1-1 **39 FC5-4 1B**		B SL 87 X SI 93 1-0 **39 2-4 1B**			F FF 92 F CH 82 X SL 85 0-2 **2B**		3 0 2 1 0 0 1 1 0 1 0 0 0 0						
39 Devin Mesoraco, R (1, 2) OBP: 0.524, SLG: 0.895 29 Ryan Hanigan, R (5, 2) OBP: 0.417, SLG: 0.400		C FF 88 B FF 89 X SL 82 1-1 **1B** 2-H	X SL 82 0-0 ① **FC5-4 26 CS** 1-2f		F SI 93 F SL 85 B CU 74 1-2 ③ **2-4** 1-2	F FF 90 B FF 93 F FF 93 X SL 85 1-2 ① **P4**		C SL 85 B FF 92 B CH 84 B SL 84 B FF 93 4-1 **9 G4-6-3 BB**		2 0 1 1 0 0 1 1 0 0 0 1 0 0						
26 Xavier Paul, L (1, 10) OBP: 0.355, SLG: 0.481 30 Miguel Olivo, R (6, PH) OBP: 0.120, SLG: 0.217 (6, 10)		S SL 83 F SL 82 S CU 75 0-3 ③ **K**	B FF 86 S FF 86 C FF 90 B CU 78 B SL 84 B CU 78 4-2 ② **28 2B 2 1B BB** 1-2			S FF 93 B CH 85 B SI 92 S FF 93 S SL 86 2-3 ② **K2-3**		X SI 92 0-0 ① **F9**		1 1 0 0 1 1 1 2 0 0 0 0 1 2						
Inning Stats	R: 0 E: 0 K: 1 S: 8 H: 0 LOB: 0 BB: 0 P: 13	R: 2 E: 1 K: 1 S: 13 H: 2 LOB: 1 BB: 0 P: 18	R: 2 E: 0 K: 0 S: 9 H: 3 LOB: 1 BB: 0 P: 12	R: 3 E: 0 K: 1 S: 17 H: 4 LOB: 1 BB: 1 P: 28	R: 0 E: 0 K: 1 S: 8 H: 1 LOB: 1 BB: 0 P: 10	R: 0 E: 0 K: 1 S: 10 H: 1 LOB: 1 BB: 0 P: 15	R: 0 E: 0 K: 2 S: 9 H: 0 LOB: 1 BB: 1 P: 15	R: 0 E: 0 K: 0 S: 6 H: 1 LOB: 1 BB: 1 P: 11	R: 0 E: 0 K: 1 S: 9 H: 0 LOB: 0 BB: 0 P: 12	1B: 7 2B: 5 3B: 0 HR: 0 SF: 0 SAC: 1 DP: 1 HBP: 0						

	AB	36
	R	7
	H	12
	RBI	7
	BB	3
	SO	8
	LOB	14

WP: 0 PB: 0 SB: 1 CS: 1 PA: 40

PITCHER		IP	WLS	BF	H	R	ER	SO	BB	IBB	HBP	BLK	WP	HR	S	P	ERA	WHIP
23 Joe Saunders, L ERA: 9.45	(1, 1)	3.2		21	9	7	5	2	1	0	0	0	0	0	44	67	12.27	2.727
39 Danny Farquhar, R ERA: 8.1	(4, 1)	0.1		1	0	0	0	1	0	0	0	0	0	0	3	4	0.00	0.000
37 Brandon Maurer, R ERA: 0.9	(5, 1)	4.0	W	16	3	0	0	4	2	0	0	0	0	0	33	51	0.00	1.250
59 Oliver Pérez, L ERA: 2.08	(9, 1)	1.0	S	3	0	0	0	1	0	0	0	0	0	0	9	12	0.00	0.000

PITCHER	IP	WLS	BF	H	R	ER	SO	BB	IBB	HBP	BLK	WP	HR	S	P	ERA	WHIP

Cincinnati Reds @ Seattle Mariners

Peoria Stadium, Peoria, AZ

Thu Mar 14 2013, 4:09 PM - 6:48 PM EDT

Att. 6,504 - Sunny - 84 F

livebaseballscorecards.com

BOTTOM

Batter	1	2	3	4	5	6	7	8	9	AB	R	H	RBI	BB	SO	LOB
15 Kyle Seager, L (1, 4) OBP: 0.306, SLG: 0.313 77 Brad Miller, L (6, 4) OBP: 0.258, SLG: 0.467	C SI 91 B SI 92 X SI 92 1-1 ① F8	B SI 92 D CH 86 X SI 89 2-0 ② P6	S SI 84 B CH 80 1 SAFE 1 SAFE S SI 85 S SI 84 1-3 ③ K	B SI 84 1 SAFE F SI 84 B CH 78 F SI 84 S SI 85 2-3 ① K						3 1	0 0	0 0	0 0	0 0	1 1	2 1
33 Casper Wells, R (1, 8) OBP: 0.303, SLG: 0.621 66 Francisco Martinez, R (6, 8) OBP: 0.400, SLG: 0.455	F SI 93 C SI 93 B SL 88 X SL 88 1-2 ② P6	F FF 89 X CU 77 0-1 ③ G5-3	D CU 69 B SI 86 S SI 85 S SL 81 B SI 87 B SL 81 4-2 8 1B 38 HR BB	B FA 92 X FA 93 1-0 1B						2 1	1 0	0 1	0 0	1 0	0 0	1 0
8 Kendrys Morales, S (1, 10) OBP: 0.344, SLG: 0.531	B SI 93 B SI 91 C SI 92 B SI 93 X SI 93 3-1 ③ G1-3	X SI 90 0-0 38 HR 1B	X SI 85 0-0 1-2 2-H 38 HR 1B	B FA 93 1 SAFE 1 SAFE X FA 94 1-0 ① F9						4	2	2	1	0	0	1
38 Michael Morse, R (1, 9) OBP: 0.400, SLG: 0.935 10 Eric Thames, L (6, 9) OBP: 0.353, SLG: 0.321	B FF 93 B FF 93 C SI 93 S CU 80 F SI 93 X CH 88 2-2 17 1B 2B	C SI 93 X SI 92 0-1 1-H HR	X CH 81 0-0 1-H 2-H HR	S FA 85 F FA 94 B CH 86 C CU 86 1-3 ② K						3 1	3 0	3 0	5 0	0 0	0 1	0 1
17 Justin Smoak, S (1, 3) OBP: 0.412, SLG: 0.688 35 Mike Jacobs, L (6, 3) OBP: 0.269, SLG: 0.423	B SI 92 C SI 93 X SI 93 1-1 4 FC5-4 2-H 1B	B SI 93 F CH 87 S CH 87 B SL 88 F SL 88 D CH 87 X SL 88 3-2 2 G5-3 1B	B SI 86 B CH 79 C SI 84 F SI 85 S CU 67 2-3 ② K	B FA 94 B CU 85 F FA 94 C FA 94 S CU 84 2-3 ③ K						3 1	0 0	2 0	1 0	0 0	1 1	0 1
4 Carlos Peguero, L (1, 7) OBP: 0.375, SLG: 0.676	S SI 92 S CH 85 X SI 93 0-2 ① FC5-4 2 G6-4-3 1-2f	F SI 92 F SI 91 S CH 87 0-3 ① K	B CU 67 C SI 84 B CU 67 S CH 77 B SI 85 T SI 86 3-2 ③ K		C FF 91 B FF 92 B FF 92 F FF 92 F SL 84 F SL 84 X CH 84 2-2 ① L7					4	0	0	0	0	2	2
2 Jesús Sucre, R (1, 2) OBP: 0.286, SLG: 0.231 5 Mike Zunino, R (7, 2) OBP: 0.348, SLG: 0.600	C SL 89 X SL 88 0-1 ② ③ G6-4-3 1-2f	C CH 87 B SI 91 X SL 88 1-1 ② G5-3 1-2		C CH 82 B SL 78 S CU 69 0-3 ① K	B FF 92 B SL 83 F FC 92 F FF 92 X FF 94 2-2 HR					3 1	0 1	0 1	0 1	0 0	1 0	2 0
1 Carlos Triunfel, R (1, 5) OBP: 0.300, SLG: 0.379	B SL 87 X SI 92 1-0 26 G4-3 1B	C CH 86 B SI 91 F SI 93 B FF 90 X CU 80 2-2 ③ P3		B SI 85 C SI 84 B CH 79 X SI 83 2-1 ② P3	C FF 93 F FF 94 B SL 84 F SL 85 C FF 93 1-3 ② K					4	0	1	0	0	1	1
26 Brendan Ryan, R (1, 6) OBP: 0.522, SLG: 0.650 93 Chris Taylor, R (7, 6)	C SI 91 S CH 87 X CH 88 0-2 ① G4-3 1-2	X SI 85 0-0 33 S 8 1B 1B	C SI 84 B CU 70 X SI 85 1-1 E6	B FF 94 B FF 91 F FF 90 B FF 92 F FF 92 X FF 93 3-2 ③ G6-3						3 1	1 0	1 0	0 0	0 0	0 0	1 0
Inning Stats	R: 0 E: 0 K: 0 S: 7 H: 0 LOB: 0 BB: 0 P: 12	R: 1 E: 0 K: 0 S: 11 H: 2 LOB: 0 BB: 0 P: 14	R: 0 E: 0 K: 0 S: 7 H: 1 LOB: 1 BB: 0 P: 10	R: 2 E: 0 K: 1 S: 15 H: 3 LOB: 1 BB: 0 P: 21	R: 4 E: 0 K: 3 S: 14 H: 3 LOB: 0 BB: 1 P: 25	R: 0 E: 1 K: 2 S: 10 H: 0 LOB: 1 BB: 0 P: 14	R: 0 E: 0 K: 2 S: 8 H: 1 LOB: 1 BB: 0 P: 13	R: 1 E: 0 K: 1 S: 15 H: 1 LOB: 0 BB: 0 P: 23								

AB	35
R	8
H	11
RBI	8
BB	1
SO	9
LOB	13

1B: 7 SF: 0 WP: 0 PA: 36
2B: 1 SAC: 0 PB: 0
3B: 0 DP: 1 SB: 1
HR: 3 HBP: 0 CS: 0

PITCHER		IP	WLS	BF	H	R	ER	SO	BB	IBB	HBP	BLK	WP	HR	S	P	ERA	WHIP
34 Homer Bailey, R ERA: 4.0	(1, 1)	4.0		17	6	3	3	1	0	0	0	0	0	1	40	57	6.75	1.500
56 Clay Hensley, R ERA: 5.0	(5, 1)	2.0		11	3	4	4	5	1	0	0	0	0	1	24	39	18.00	2.000
79 Wilkin De La Rosa, L ERA: 4.76	(7, 1)	1.0		4	1	0	0	2	0	0	0	0	0	0	8	13	0.00	1.000
84 Drew Hayes, R ERA: 2.45	(8, 1)	1.0	L	4	1	1	1	1	0	0	0	0	0	1	15	23	9.00	1.000

PITCHER	IP	WLS	BF	H	R	ER	SO	BB	IBB	HBP	BLK	WP	HR	S	P	ERA	WHIP

Colorado Rockies @ Cincinnati Reds

Goodyear Ballpark, Goodyear, AZ

Fri Mar 15 2013, 10:08 PM - 12:35 AM EDT

Att. 5,932 - Partly Cloudy - 84 F

TOP

Batter	1	2	3	4	5	6	7	8	9	AB R H RBI BB SO LOB
Dexter Fowler, S (1, 8) OBP: 0.417, SLG: 0.739 Tim Wheeler, L (6, 8) OBP: 0.261, SLG: 0.429	0-0 14 G4-3 5 G4-3 2B		0-0 G3 ②		0-0 F9 ③		0-0 2B			3 1 1 0 0 0 0 1 0 1 0 0 0 0
14 Josh Rutledge, R (1, 4) OBP: 0.200, SLG: 0.233 23 Charlie Culberson, R (6, 4) OBP: 0.211, SLG: 0.500	0-0 G4-3 ① 2-3		0-0 G6-3 ③			0-3 K ①	0-3 K ③			3 0 0 0 0 1 1 1 0 0 0 0 1 1
5 Carlos González, L (1, 7) OBP: 0.435, SLG: 0.556 77 Corey Dickerson, L (6, 7) OBP: 0.429, SLG: 0.529	0-0 G4-3 ② 3-H			0-0 F8 ①		0-3 K ②		0-0 G3-1 ①		3 0 0 1 0 1 0 1 0 0 0 0 0 0
3 Michael Cuddyer, R (1, 9) OBP: 0.333, SLG: 0.344 67 Kent Matthes, R (6, 9) OBP: 0.182, SLG: 0.524	0-0 1B			0-0 17 HR 1B		0-0 1B		0-0 F7 ②		3 1 3 0 0 0 0 1 0 0 0 0 0 0
17 Todd Helton, L (1, 3) OBP: 0.222, SLG: 0.667 73 Henry Wrigley, R (6, 3) OBP: 0.438, SLG: 0.563	0-0 G4-3 ③			0-0 1-H HR		0-0 P6 ③		0-0 18 WP 1B		3 1 1 2 0 0 2 1 0 1 0 0 0 0
4 Chris Nelson, R (1, 5) OBP: 0.222, SLG: 0.231 18 Jonathan Herrera, S (7, 6) OBP: 0.200, SLG: 0.200		0-0 G5-3 ①		0-0 G6-3 ②			0-3 K ①	1-0 G3-1 ③ 1-2		3 0 0 0 0 1 0 1 0 0 0 0 0 1
55 Ramon Hernandez, R (1, 2) OBP: 0.286, SLG: 0.231 64 Gustavo Molina, R (7, 2) OBP: 0.400, SLG: 0.467		0-0 F7 ②		0-3 ꓘ ③			0-0 6 FC4-6 1B		0-3 K ①	3 0 1 0 0 1 0 1 0 0 0 0 1 0
6 Tommy Manzella, R (1, 6) OBP: 0.118, SLG: 0.063 (7, 5)		0-3 K ③			0-0 F9 ①		0-0 FC4-6 ② 1-2f 66 HR		0-3 ꓘ ②	4 1 0 0 0 2 1
26 Jeff Francis, L (1, 1) 49 Rex Brothers, L (6, 1) 66 Ben Paulsen, L (7, PH) OBP: 0.526, SLG: 0.722 Bobby Cassevah, R (7, 1) 56 Logan Kensing, R (8, 1) 72 Jose Gonzalez, R (9, PH) OBP: 0.400, SLG: 0.600 36 Danny Rosenbaum, R (9, 1)			0-0 G6-3 ①		0-3 K ②		3-2 1-H HR		0-3 ꓘ ③	2 0 0 0 0 1 0 0 0 0 0 0 0 0 1 1 1 2 0 0 0 0 0 0 0 0 0 0 0 0 0 0 0 0 0 1 0 0 0 0 1 0 0 0 0 0 0 0 0
Inning Stats	R: 1 H: 2 E: 0 LOB: 1 K: 0 BB: 0 S: 5 P: 5	R: 0 H: 0 E: 0 LOB: 0 K: 1 BB: 0 S: 5 P: 5	R: 0 H: 0 E: 0 LOB: 0 K: 0 BB: 0 S: 3 P: 3	R: 2 H: 2 E: 0 LOB: 0 K: 1 BB: 0 S: 7 P: 7	R: 0 H: 0 E: 0 LOB: 0 K: 1 BB: 0 S: 5 P: 5	R: 0 H: 1 E: 0 LOB: 1 K: 2 BB: 0 S: 8 P: 8	R: 2 H: 3 E: 0 LOB: 1 K: 2 BB: 0 S: 12 P: 15	R: 0 H: 1 E: 0 LOB: 1 K: 0 BB: 0 S: 4 P: 5	R: 0 H: 0 E: 0 LOB: 0 K: 3 BB: 0 S: 9 P: 9	1B: 5 SF: 0 2B: 2 SAC: 0 3B: 0 DP: 0 HR: 2 HBP: 0

AB	36
R	5
H	9
RBI	5
BB	0
SO	10
LOB	6

WP: 1 PA: 36
PB: 0
SB: 0
CS: 0

PITCHER		IP	WLS	BF	H	R	ER	SO	BB	IBB	HBP	BLK	WP	HR	S	P	ERA	WHIP
47 Johnny Cueto, R ERA: 4.8	(1, 1)	6.0		23	5	3	3	5	0	0	0	0	0	1	33	33	4.50	0.833
58 Armando Galarraga, R ERA: 3.38	(7, 1)	2.0		10	4	2	2	2	0	0	0	0	1	1	16	20	9.00	2.000
60 J.J. Hoover, R ERA: 2.7	(9, 1)	1.0		3	0	0	0	3	0	0	0	0	0	0	9	9	0.00	0.000

PITCHER	IP	WLS	BF	H	R	ER	SO	BB	IBB	HBP	BLK	WP	HR	S	P	ERA	WHIP

livebaseballscorecards.com

BOTTOM

Colorado Rockies @ Cincinnati Reds

Goodyear Ballpark, Goodyear, AZ

Fri Mar 15 2013, 10:08 PM - 12:35 AM EDT

Att. 5,932 - Partly Cloudy - 84 F

livebaseballscorecards.com

Batter	1	2	3	4	5	6	7	8	9	AB	R	H	RBI	BB	SO	LOB
17 Shin-Soo Choo, L (1, 8) OBP: 0.444, SLG: 0.560	G4-3		FC4-6 78 1B, 1-2f			F9		1-H 3B		2	0	0	0	0	0	1
81 Derrick Robinson, S (6, 8) OBP: 0.370, SLG: 0.423										2	0	1	1	0	0	0
78 Emmanuel Burriss, S (1, 4) OBP: 0.303, SLG: 0.313	G6-3		70 G1-6-3 1B, 1-3			K		K		2	0	1	0	0	0	0
36 Henry Alejandro Rodriguez, S (2, 4) OBP: 0.393, SLG: 0.481										2	0	0	0	0	2	1
69 Neftali Soto, R (1, 3) OBP: 0.375, SLG: 0.448	2B		G1-6-3, 1-2f			BB		BB		1	0	1	0	0	0	0
70 Donald Lutz, L (2, 3) OBP: 0.433, SLG: 0.640										1	0	0	0	2	0	2
48 Ryan Ludwick, R (1, 7) OBP: 0.167, SLG: 0.172	F8			G4-3		K		P5		2	0	0	0	0	0	1
26 Xavier Paul, L (6, 7) OBP: 0.333, SLG: 0.448										2	0	0	0	0	1	3
32 Jay Bruce, L (1, 9) OBP: 0.185, SLG: 0.440		K		K			G5-3		G5-3	2	0	0	0	0	2	0
23 Denis Phipps, R (6, 9) OBP: 0.333, SLG: 0.520										2	0	0	0	0	0	0
21 Todd Frazier, R (1, 5) OBP: 0.320, SLG: 0.435		E6		K			G4-3		BB 37 G6-4-3	2	0	0	0	0	1	0
9 Jack Hannahan, L (6, 5) OBP: 0.324, SLG: 0.241										1	0	0	0	1	0	0
30 Miguel Olivo, R (1, 2) OBP: 0.148, SLG: 0.240		L7			3 G6-4-3 1B		G1-3		G6-4-3, 1-2f	2	0	1	0	0	0	1
37 Corky Miller, R (6, 2) OBP: 0.231, SLG: 0.091										2	0	0	0	0	0	1
3 Cesar Izturis, S (1, 6) OBP: 0.353, SLG: 0.419		G4-3			G6-4-3, 1-2f			HBP 79 FC5-4		2	0	0	0	0	0	2
16 Jason Donald, R (6, 6) OBP: 0.500, SLG: 0.444										0	0	0	0	0	0	0
47 Johnny Cueto, R (1, 1) OBP: 0.333, SLG: 0.333			17 FC4-6 1B		L9			FC5-4 81 3B, 1-2f		2	0	1	0	0	0	0
58 Armando Galarraga, R (7, 1)										0	0	0	0	0	0	0
79 Bryson Smith, R (8, PH)										1	1	0	0	0	0	1
60 J.J. Hoover, R (9, 1)										0	0	0	0	0	0	0
Inning Stats	R: 0 E: 0 K: 0 S: 4 H: 1 LOB: 1 BB: 0 P: 4	R: 0 E: 1 K: 1 S: 6 H: 0 LOB: 1 BB: 0 P: 6	R: 0 E: 0 K: 0 S: 4 H: 2 LOB: 1 BB: 0 P: 4	R: 0 E: 0 K: 2 S: 7 H: 0 LOB: 0 BB: 0 P: 7	R: 0 E: 0 K: 0 S: 3 H: 1 LOB: 0 BB: 0 P: 3	R: 0 E: 0 K: 2 S: 7 H: 0 LOB: 1 BB: 1 P: 11	R: 0 E: 0 K: 0 S: 3 H: 0 LOB: 0 BB: 0 P: 3	R: 1 E: 0 K: 1 S: 6 H: 1 LOB: 2 BB: 1 P: 11	R: 0 E: 0 K: 0 S: 2 H: 0 LOB: 0 BB: 1 P: 6	1B: 3 2B: 1 3B: 1 HR: 0	SF: 0 SAC: 0 DP: 3 HBP: 1						

	AB	30
	R	1
	H	5
	RBI	1
	BB	3
	SO	6
	LOB	13

WP: 0 PB: 0 SB: 0 CS: 0 PA: 34

PITCHER		IP	WLS	BF	H	R	ER	SO	BB	IBB	HBP	BLK	WP	HR	S	P	ERA	WHIP
26 Jeff Francis, L ERA: 1.96	(1, 1)	5.0	W	18	4	0	0	3	0	0	0	0	0	0	24	24	0.00	0.800
49 Rex Brothers, L ERA:	(6, 1)	1.0	H	4	0	0	0	2	1	0	0	0	0	0	7	11	0.00	1.000
Bobby Cassevah, R ERA: 4.91	(7, 1)	1.2		8	1	1	1	1	1	0	1	0	0	0	8	13	5.40	1.200
56 Logan Kensing, R ERA: 4.5	(8, 1)	0.1	H	1	0	0	0	0	0	0	0	0	0	0	1	1	0.00	0.000
36 Danny Rosenbaum, L ERA: 2.25	(9, 1)	1.0		3	0	0	0	0	1	0	0	0	0	0	2	6	0.00	1.000

PITCHER	IP	WLS	BF	H	R	ER	SO	BB	IBB	HBP	BLK	WP	HR	S	P	ERA	WHIP

Batter	1	2	3	4	5	6	7	8	9	AB	R	H	RBI	BB	SO	LOB
23 Denis Phipps, R (1, 8) OBP: 0.323, SLG: 0.464	SSS 0-3 ① K	BBBB 4-0 2 2B 19 1B BB	SSS 0-3 ③ K			x 0-0 ② G3-1		x 0-0 64 F9 1B 1-2 2-H		3	1	0	0	1	2	1
9 Felix Perez, L (7, 8) OBP: 0.500, SLG: 0.500										1	0	1	1	0	0	0
2 Zack Cozart, R (1, 6) OBP: 0.294, SLG: 0.469	BBBB 4-0 19 1B 32 2B BB	x 0-0 19 1B 2B 1-3 3-H		x 0-0 ① L6		CCC 0-3 ③ K		x 0-0 ① F9 1-2 2-3		3	2	1	1	1	1	0
64 Kristopher Negrón, R (7, 6) OBP: 0.625, SLG: 1.000										1	0	0	0	0	0	2
19 Joey Votto, L (1, 3) OBP: 0.516, SLG: 0.720	x 0-0 32 2B 1B 1-3	x 0-0 32 2B 1B 2-H 3-H		CCC 0-3 ② K			BSBBCX 3-2 HR	x 0-0 ② SF8 3-H		4	1	3	3	0	1	0
Matt Mangini, L (7, 3)										0	0	0	1	0	0	0
32 Jay Bruce, L (1, 9) OBP: 0.226, SLG: 0.517	x 0-0 2B 1-3 3-H	x 0-0 2B 1-3		x 0-0 ③ P6			x 0-0 ① F7	x 0-0 ③ G5-3		4	0	2	1	0	0	0
85 Ryan LaMarre, R (7, 9) OBP: 0.190, SLG: 0.211										1	0	0	0	0	0	1
21 Todd Frazier, R (1, 5) OBP: 0.310, SLG: 0.444	CCC 0-3 ② K	x 0-0 ③ G3			x 0-0 ① F9		x 0-0 28 G5-3 2B		x 0-0 41 G4-3 37 1B 2B	4	0	1	0	0	1	4
Henry Alejandro Rodriguez, (S 5) OBP: 0.414, SLG: 0.536										1	1	1	0	0	0	0
28 Chris Heisey, R (1, 7) OBP: 0.306, SLG: 0.515	x 0-0 ③ G4-3		x 0-0 ① F7		x 0-0 3 1B 1B		x 0-0 ② G5-3 2-3		x 0-0 ① G4-3 2-3	4	0	1	0	0	0	3
41 Josh Fellhauer, L (7, 7)										1	0	0	0	0	0	1
3 Cesar Izturis, S (1, 4) OBP: 0.342, SLG: 0.400		x 0-0 ① P4	CBX 1-1 ② F8		x 0-0 29 G4-6-3 1B 1-2		x 0-0 ③ G6-3		x 0-0 ② L3	4	0	1	0	0	0	1
4 Ray Chang, R (7, 4)										1	0	0	0	0	0	1
29 Ryan Hanigan, R (1, 2) OBP: 0.467, SLG: 0.769		x 0-0 44 G4-3 2 2B 2B	CBX 1-1 HR		x 0-0 ② ③ G4-6-3 1-2f			x 0-0 6 BB 9 1B 1B	x 0-0 3-H 1B	3	2	2	1	0	0	2
37 Corky Miller, R (6, 2) OBP: 0.333, SLG: 0.231										2	1	2	1	0	0	0
44 Mike Leake, R (1, 1) OBP: 0.000, SLG: 0.000 55 Chris Manno, L (4, 1) 45 Sean Marshall, L (8, 1) 9 Ryan Wright, R (6, PH) 63 Sam LeCure, R (9, 1) 6 Sean Buckley, R (8, PH) 33 Jose Arredondo, R (8, 1) 60 Nevin Ashley, R (9, PH) OBP: 0.133, SLG: 0.231 44 Jeff Stevens, R (8, 1)	x 0-0 ② G4-3 2-3	x 0-0 2B				SSS 0-3 ① K		BBBB 4-0 64 F9 9 1B SF8 1-2 BB	x 0-0 ③ F8	2 0 1 0 0 0 1 0 0 0 0 0 0 0 0 0 0 0 0 0 0 1 0 0 0 0 1 0 0 0 0 0 0 0 0 0 1 0 0 1 0 0 0 0 0 0 0 0 0 0 0 0 0 0 0 1 1 0 0 0 0 0 0						

Cincinnati Reds @ Milwaukee Brewers
Maryvale Baseball Park, Phoenix, AZ
Sat Mar 16 2013, 4:08 PM - 7:22 PM EDT
Att. 6,083 - Sunny - 84 F

TOP

livebaseballscorecards.com

AB	41
R	9
H	16
RBI	9
BB	3
SO	6
LOB	18

Inning Stats	1	2	3	4	5	6	7	8	9	1B: 7	SF: 1	WP: 0	PA: 45
R:	1	3	1	0	0	0	1	2	1	2B: 7	SAC: 0	PB: 0	
E:	0	0	0	0	0	0	0	0	0	3B: 0	DP: 1	SB: 0	
K:	2	0	1	1	0	2	0	0	0	HR: 2	HBP: 0	CS: 0	
S:	9	7	9	5	4	7	7	5	5				
H:	2	4	2	0	2	0	2	2	2				
LOB:	2	2	0	0	1	0	0	1	1				
BB:	1	1	0	0	0	0	0	1	0				
P:	13	11	11	5	4	7	10	9	5				

PITCHER		IP	WLS	BF	H	R	ER	SO	BB	IBB	HBP	BLK	WP	HR	S	P	ERA	WHIP
64 Mike Fiers, R ERA: 4.41	(1, 1)	4.0		22	8	5	5	4	2	0	0	0	0	1	30	40	11.25	2.500
48 Donovan Hand, R ERA:	(5, 1)	2.0	H	7	2	0	0	2	0	0	0	0	0	0	11	11	0.00	1.000
75 Travis Webb, L ERA: 12.0	(7, 1)	1.0	H	5	2	1	1	0	0	0	0	0	0	1	7	10	9.00	2.000
51 Michael Gonzalez, L ERA: 9.0	(8, 1)	1.0	B	6	2	2	2	0	1	0	0	0	0	0	5	9	18.00	3.000
Rob Wooten, R ERA: 7.36	(9, 1)	1.0		5	2	1	1	0	0	0	0	0	0	0	5	5	9.00	2.000

PITCHER	IP	WLS	BF	H	R	ER	SO	BB	IBB	HBP	BLK	WP	HR	S	P	ERA	WHIP

Cincinnati Reds @ Milwaukee Brewers

Maryvale Baseball Park, Phoenix, AZ

Sat Mar 16 2013, 4:08 PM - 7:22 PM EDT

Att. 6,083 - Sunny - 84 F

livebaseballscorecards.com

BOTTOM

Batter	1	2	3	4	5	6	7	8	9	AB	R	H	RBI	BB	SO	LOB
7 Norichika Aoki, L (1, 9) OBP: 0.333, SLG: 0.290	G5-3	G5-3		1-2 1B		21 FC5-4 1B		K		3	0	1	0	0	0	0
14 Jeff Bianchi, R (6, 6) OBP: 0.235, SLG: 0.235										2	0	1	0	0	1	0
9 Jean Segura, R (1, 6) OBP: 0.343, SLG: 0.500	E3 23 1B, 16 2B	23 CS 1B		F8		FC5-4 1-2f			WP 1B 2B	3	1	1	0	0	0	2
21 Donnie Murphy, R (6, 4) OBP: 0.281, SLG: 0.276										2	1	1	0	0	0	1
23 Rickie Weeks Jr., R (1, 4) OBP: 0.382, SLG: 0.531	16 2B, 18 1B 1B 1-2	1 SAFE CS 1-2	F9	P2		F9			BCCC K 2-3	3	1	1	0	0	0	2
Cole Garner, R (6, 8) OBP: 0.667, SLG: 1.200										2	0	0	0	0	1	2
16 Aramis Ramirez, R (1, 5) OBP: 0.250, SLG: 0.375	18 1B 2B 1-3 2-H		18 HR 1B	SSS K		G4-3			BBBBB 1B BB 4-0	3	2	2	1	0	1	2
48 Donovan Hand, R (5, 1)										0	0	0	0	0	0	0
50 Blake Lalli, L (6, PH) OBP: 0.400, SLG: 0.519										1	0	0	0	0	0	1
75 Travis Webb, L (7, 1)										0	0	0	0	0	0	0
51 Michael Gonzalez, R (8, 1)										0	0	0	0	0	0	0
Rob Wooten, R (9, 1)										0	0	0	0	0	0	0
62 Sean Halton, R (9, PH) OBP: 0.304, SLG: 0.409										0	0	0	0	1	0	0
18 Khris Davis, R (1, 7) OBP: 0.400, SLG: 0.848	22 3B 1B 2-H 3-H		1-H HR		2-1 HR		CCC K		1-2 3-H 1B	3	3	3	5	0	0	0
Lance Roenicke, R (6, 7) OBP: 0.500, SLG: 0.500										2	0	1	1	0	1	0
22 Logan Schafer, L (1, 8) OBP: 0.417, SLG: 0.545	5 G4-3 3B 1-H	5 FC5-4 1B			SSS K			P3	F8	2	1	2	1	0	0	0
2 Bobby Crosby, R (5, 5) OBP: 0.235, SLG: 0.250										3	0	0	0	0	1	2
5 Taylor Green, L (1, 3) OBP: 0.257, SLG: 0.233	G4-3 3-H	FC5-4 1-2f			2B		SSS K		CCC K	5	0	1	1	0	2	3
40 Robinzon Diaz, R (1, 2) OBP: 0.200, SLG: 0.267	G4-3	G4-3			F7			SSS K		3	0	0	0	0	0	2
79 Anderson De La Rosa, R (8, 2) OBP: 0.250, SLG: 0.286										1	0	0	0	0	1	0
64 Mike Fiers, R (1, 1) OBP: 0.500, SLG: 0.500		SSS K		7 1B 1B	G3-1			L3		2	0	1	0	0	1	0
15 Caleb Gindl, L (5, 8) OBP: 0.361, SLG: 0.406										2	0	0	0	0	0	1
(6, 9)																

Inning Stats	1	2	3	4	5	6	7	8	9
	R: 5 H: 4 E: 1 LOB: 0 K: 0 BB: 0 S: 8 P: 8	R: 0 H: 1 E: 0 LOB: 0 K: 1 BB: 0 S: 5 P: 5	R: 2 H: 3 E: 0 LOB: 1 K: 0 BB: 0 S: 7 P: 8	R: 0 H: 2 E: 0 LOB: 2 K: 1 BB: 0 S: 7 P: 7	R: 1 H: 2 E: 0 LOB: 1 K: 1 BB: 0 S: 8 P: 10	R: 0 H: 1 E: 0 LOB: 1 K: 0 BB: 0 S: 4 P: 4	R: 0 H: 0 E: 0 LOB: 0 K: 2 BB: 0 S: 7 P: 7	R: 0 H: 0 E: 0 LOB: 0 K: 2 BB: 0 S: 7 P: 7	R: 1 H: 2 E: 0 LOB: 2 K: 2 BB: 1 S: 9 P: 14

1B: 9	SF: 0
2B: 3	SAC: 0
3B: 1	DP: 0
HR: 2	HBP: 0

WP: 1	PA: 44
PB: 0	
SB: 0	
CS: 1	

AB	42
R	9
H	15
RBI	9
BB	1
SO	9
LOB	18

PITCHER		IP	WLS	BF	H	R	ER	SO	BB	IBB	HBP	BLK	WP	HR	S	P	ERA	WHIP
44 Mike Leake, R ERA: 6.48	(1, 1)	3.1		20	10	7	5	1	0	0	0	0	0	1	23	24	13.50	3.000
55 Chris Manno, L ERA:	(4, 1)	0.2		2	0	0	0	1	0	0	0	0	0	0	4	4	0.00	0.000
45 Sean Marshall, L ERA: 3.0	(5, 1)	1.0		5	2	1	1	1	0	0	0	0	0	1	8	10	9.00	2.000
63 Sam LeCure, R ERA: 2.25	(6, 1)	2.0		7	1	0	0	2	0	0	0	0	0	0	11	11	0.00	0.500
33 Jose Arredondo, R ERA: 4.05	(8, 1)	1.0		3	0	0	0	2	0	0	0	0	0	0	7	7	0.00	0.000

PITCHER		IP	WLS	BF	H	R	ER	SO	BB	IBB	HBP	BLK	WP	HR	S	P	ERA	WHIP
44 Jeff Stevens, R ERA: 6.0	(9, 1)	1.0	B	6	2	1	1	2	1	0	0	0	1	0	9	14	9.00	3.000

Batter	1	2	3	4	5	6	7	8	9	AB	R	H	RBI	BB	SO	LOB
6 Billy Hamilton, S (1, 8) OBP: 0.227, SLG: 0.250	G4-3 3B		FC5-4 1-2f			G4-3		S 3 PB 1B 2-3 3-H 1B	G3	2	1	1	0	0	0	1
81 Derrick Robinson, S (6, PH) OBP: 0.367, SLG: 0.414 (6, 8)										3	1	1	1	0	0	0
78 Emmanuel Burriss, S (1, 6) OBP: 0.278, SLG: 0.286	G1-3		G5-3			F7		BBBB 1B S 26 FC4 1-2 3-H BB		3	0	0	0	0	0	2
3 Devin Lohman, R (8, PH) (8, 6)										0	1	0	0	1	0	0
Donald Lutz, L (1, 9) OBP: 0.394, SLG: 0.571	G4-3 3-H			F8		G3-1		B X 26 FC4 1-3 2-H 1B		3	0	0	1	0	0	0
Yorman Rodriguez, R (6, 9) OBP: 0.429, SLG: 0.778										1	0	1	1	0	0	0
48 Ryan Ludwick, R (1, 7) OBP: 0.152, SLG: 0.156	G6-3			F7			P3	FC4 19 G5-4-3 1-2 3-H		3	0	0	0	0	0	0
26 Xavier Paul, L (8, PH) OBP: 0.324, SLG: 0.433 (8, 7)										1	0	0	1	0	0	1
19 Mike Hessman, R (1, 3)		P2		P3			K	G5-4-3 1-2f		4	0	0	0	0	1	2
9 Jack Hannahan, L (1, 5) OBP: 0.297, SLG: 0.219		F7			G6-3		K		39 WP 39 E 30 HR BB	3	0	0	0	0	1	0
43 Manny Parra, L (7, 1)										0	0	0	0	0	0	0
Kyle Waldrop, L (9, PH)										0	1	0	0	1	0	0
Curtis Partch, R (9, 1)										0	0	0	0	0	0	0
82 Nick Christiani, R (9, 1)										0	0	0	0	0	0	0
16 Jason Donald, R (1, 4) OBP: 0.472, SLG: 0.414		K			G4-3			39 2B 81 1B 1B	K	2	0	0	0	0	1	0
2 Brodie Greene, R (8, PH) OBP: 0.667, SLG: 0.500 (8, 4)										2	1	1	0	0	1	1
30 Miguel Olivo, R (1, 2) OBP: 0.207, SLG: 0.308			BBBB 54 FC1-6 BB		54 WP 2B			81 1B 3 PB 1-3 2B	B 1 SAFE B X F8 1-3	1	0	1	0	1	0	0
39 Devin Mesoraco, R (6, 2) OBP: 0.522, SLG: 0.905										2	1	1	0	0	0	1
54 Aroldis Chapman, L (1, 1)			FC1-6 6 FC5-4 1-2f		BSSS K 2-3			G5-3		2	0	0	0	0	1	2
66 Logan Ondrusek, R (5, 1)										0	0	0	0	0	0	0
30 Travis Mattair, R (7, 5) OBP: 0.286, SLG: 0.714									HR 3-H	2	1	1	2	0	0	2
Inning Stats	R: 1 E: 0 K: 0 S: 4 H: 1 LOB: 0 BB: 0 P: 4	R: 0 E: 0 K: 1 S: 5 H: 0 LOB: 0 BB: 0 P: 5	R: 0 E: 0 K: 0 S: 3 H: 0 LOB: 1 BB: 1 P: 7	R: 0 E: 0 K: 0 S: 3 H: 0 LOB: 0 BB: 0 P: 3	R: 0 E: 0 K: 1 S: 6 H: 1 LOB: 1 BB: 0 P: 7	R: 0 E: 0 K: 0 S: 3 H: 0 LOB: 0 BB: 0 P: 3	R: 0 E: 0 K: 2 S: 7 H: 0 LOB: 0 BB: 0 P: 7	R: 4 E: 0 K: 0 S: 7 H: 4 LOB: 1 BB: 1 P: 12	R: 2 E: 1 K: 1 S: 6 H: 1 LOB: 0 BB: 1 P: 12	1B: 3 2B: 2 3B: 1 HR: 1	SF: 0 SAC: 0 DP: 1 HBP: 0						

PITCHER		IP	WLS	BF	H	R	ER	SO	BB	IBB	HBP	BLK	WP	HR	S	P	ERA	WHIP
40 Madison Bumgarner, L ERA: 1.84	(1, 1)	5.0		18	2	1	1	2	1	0	0	0	1	0	21	26	1.80	0.600
34 Boof Bonser, R ERA:	(6, 1)	1.0		3	0	0	0	0	0	0	0	0	0	0	3	3	0.00	0.000
53 Chad Gaudin, R ERA: 2.19	(7, 1)	1.0	H	3	0	0	0	2	0	0	0	0	0	0	7	7	0.00	0.000
49 Javier López, L ERA: 18.9	(8, 1)	0.1	L	7	4	4	4	0	1	0	0	0	0	0	6	11	108.00	15.000
65 Steve Edlefsen, R ERA: 3.38	(8, 1)	0.2		1	0	0	0	0	0	0	0	0	0	0	1	1	0.00	0.000

PITCHER		IP	WLS	BF	H	R	ER	SO	BB	IBB	HBP	BLK	WP	HR	S	P	ERA	WHIP
92 Ramon E Ramirez, R ERA: 12.0	(9, 1)	1.0		5	1	2	2	1	1	0	0	0	1	1	6	12	18.00	2.000

TOP

Cincinnati Reds @ San Francisco Giants

Scottsdale Stadium, Scottsdale, AZ

Sat Mar 16 2013, 4:06 PM - 7:09 PM EDT

Att. 11,738 - Sunny - 85 F

livebaseballscorecards.com

AB	34
R	7
H	7
RBI	6
BB	3
SO	5
LOB	12

BOTTOM

Cincinnati Reds @ San Francisco Giants

Scottsdale Stadium, Scottsdale, AZ

Sat Mar 16 2013, 4:06 PM - 7:09 PM EDT

Att. 11,738 - Sunny - 85 F

livebaseballscorecards.com

Batter	1	2	3	4	5	6	7	8	9	AB	R	H	RBI	BB	SO	LOB
56 Andres Torres, S (1, 8) OBP: 0.438, SLG: 0.615	BBBB 4-0 48 1B, 8 WP, 19 BB, BB		BBBB 4-0 19 CS, BB		X 0-0 L9 ③		CCC 0-3 K ③		BBBB 4-0 81 1B, 1-2 2-3, BB	1	1	0	0	2	0	1
34 Boof Bonser, R (6, 1)										0	0	0	0	0	0	0
10 Gary Brown, R (7, 8) OBP: 0.276, SLG: 0.464										1	0	0	0	1	1	1
19 Marco Scutaro, R (1, 4) OBP: 0.300, SLG: 0.235	BBBB 4-0 8 WP, 48 1B, 1-2, BB		1 SAFE X 0-0 ①② F9, 1-2			X 0-0 48 2B, 1B		X 0-0 ① G1-3	X 0-0 ② L3	2	0	1	0	1	0	1
88 Kensuke Tanaka, L (6, PR) OBP: 0.273, SLG: 0.244										2	1	0	0	0	0	3
(7, 4)																
48 Pablo Sandoval, S (1, 5) OBP: 0.480, SLG: 0.696	X 0-0 8 WP, 1-2 2-3, 1B		X 0-0 F9 ③			X 0-0 1-H, 2B		C X 0-1 HR	X 0-0 1-3 2-H 3-H, 1B	3	0	2	1	0	0	0
81 Adam Duvall, R (7, 5) OBP: 0.286, SLG: 0.692										2	1	2	3	0	0	0
8 Hunter Pence, R (1, 9) OBP: 0.341, SLG: 0.579	BSSS 1-3 ① K, 1-2 2-3 3-H			X 0-0 ① P4		X 0-0 ① G6-3		CCC 0-3 ② K	SSS 0-3 ③ K	3	0	0	0	0	1	4
53 Chad Gaudin, R (7, 1)										0	0	0	0	0	0	0
49 Javier López, L (8, 1)										0	0	0	0	0	0	0
65 Steve Edlefsen, R (8, 1)										0	0	0	0	0	0	0
78 Juan Ciriaco, R (8, PH)										1	0	0	0	0	1	0
92 Ramon E Ramirez, R (9, 1)										0	0	0	0	0	0	0
Jarrett Parker, L (9, PH)										1	0	0	0	0	1	2
9 Brandon Belt, L (1, 3) OBP: 0.386, SLG: 0.744	X 0-0 ② P6			X 0-0 ② F8		X 0-0 ② F7		SSS 0-3 ③ K		4	0	0	0	0	1	4
14 Francisco Peguero, R (1, 7) OBP: 0.410, SLG: 0.526	X 0-0 ③ G6-3			X 0-0 ③ F9		X 0-0 ③ G3			X 0-0 2B, 2B	4	1	1	0	0	0	4
(6, 8)																
(7, 9)																
35 Brandon Crawford, L (1, 6) OBP: 0.375, SLG: 0.500		X 0-0 12 G5-4-3, 1B			X 0-0 ① G4-3		CCC 0-3 ① K		X 0-0 10 PB, 81 1B, 2-H, 2B	3	0	1	0	0	1	0
Ehire Adrianza, S (8, 6) OBP: 0.200, SLG: 0.300										1	1	1	1	0	0	0
12 Guillermo Quiroz, R (1, 2) OBP: 0.333, SLG: 0.333		X 0-0 ①② G5-4-3, 1-2f			X 0-0 ② F8		X 0-0 ② G3		SSS 0-3 ① K	2	0	0	0	0	0	1
79 Johnny Monell, L (7, 2) OBP: 0.579, SLG: 0.824										2	0	0	0	0	1	1
40 Madison Bumgarner, R (1, 1) OBP: 0.500, SLG: 1.000		CCC 0-3 ③ K			X 0-0 2B		X 0-0 1B		BBBB 4-0 10 PB, 81 1B, BB	2	0	1	0	0	1	0
2 Cole Gillespie, R (5, PR) OBP: 0.359, SLG: 0.353										1	1	1	0	1	0	0
(6, 7)																
Inning Stats	R: 1 E: 0 K: 1 S: 6 H: 1 LOB: 2 BB: 2 P: 15		R: 0 E: 0 K: 1 S: 5 H: 1 LOB: 0 BB: 0 P: 5	R: 0 E: 0 K: 0 S: 2 H: 0 LOB: 0 BB: 1 P: 6	R: 0 E: 0 K: 0 S: 3 H: 0 LOB: 0 BB: 0 P: 3	R: 0 E: 0 K: 0 S: 4 H: 1 LOB: 1 BB: 0 P: 4	R: 1 E: 0 K: 0 S: 5 H: 2 LOB: 2 BB: 0 P: 5	R: 0 E: 0 K: 2 S: 8 H: 1 LOB: 1 BB: 0 P: 8	R: 1 E: 0 K: 2 S: 9 H: 1 LOB: 0 BB: 0 P: 9	R: 3 E: 0 K: 2 S: 10 H: 3 LOB: 2 BB: 2 P: 18	1B: 5 2B: 4 3B: 0 HR: 1 SF: 0 SAC: 0 DP: 1 HBP: 0						

	AB	35
	R	6
	H	10
	RBI	5
	BB	5
	SO	8
	LOB	22

WP: 1 PB: 1 SB: 0 CS: 1 PA: 40

PITCHER		IP	WLS	BF	H	R	ER	SO	BB	IBB	HBP	BLK	WP	HR	S	P	ERA	WHIP
54 Aroldis Chapman, L ERA: 2.25	(1, 1)	4.0		15	2	1	1	2	3	0	0	0	1	0	16	29	2.25	1.250
66 Logan Ondrusek, R ERA: 2.57	(5, 1)	2.0		9	3	1	1	0	0	0	0	0	0	0	9	9	4.50	1.500
43 Manny Parra, L ERA: 3.72	(7, 1)	2.0	W	8	2	1	1	4	0	0	0	0	0	1	17	17	4.50	1.000
Curtis Partch, R ERA: 9.0	(9, 1)	0.1		4	2	3	3	1	1	0	0	0	0	0	5	9	81.00	9.000
82 Nick Christiani, R ERA: 4.26	(9, 1)	0.2	S	4	1	0	0	1	1	0	0	0	0	0	5	9	0.00	3.000

PITCHER		IP	WLS	BF	H	R	ER	SO	BB	IBB	HBP	BLK	WP	HR	S	P	ERA	WHIP

Cleveland Indians @ Cincinnati Reds

Goodyear Ballpark, Goodyear, AZ

Sun Mar 17 2013, 4:05 PM - 6:55 PM EDT

Att. 6,162 - Sunny - 81 F

TOP

livebaseballscorecards.com

Batter	1	2	3	4	5	6	7	8	9	AB	R	H	RBI	BB	SO	LOB
24 Michael Bourn, L (1, 8) OBP: 0.282, SLG: 0.306	B, X 1-0 B1-3 ①		X 0-0 G4-6-3 ①② 1-2f 2-3		X 0-0 F7 ①		C, C, C 0-3 K ①		X 0-0 E5 ① 90 HR	3	0	0	0	0	0	2
88 Tyler Naquin, L (5, 8)										2	1	0	0	0	1	0
11 Drew Stubbs, R (1, 9) OBP: 0.256, SLG: 0.351	X 0-0 G1-3 ②		X 0-0 3-H 1B		S, S, S 0-3 K ②		S, S, S 0-3 K ②		B, X 1-0 1-H HR	3	0	1	1	0	1	0
90 Carlos Moncrief, L (5, 9) OBP: 0.333, SLG: 1.000										2	1	1	2	0	1	0
23 Michael Brantley, L (1, 7) OBP: 0.429, SLG: 0.579	X 0-0 G4-3 ③		X 0-0 F8 ③		X 0-0 G3 ③		X 0-0 1B		X 0-0 G4-3 ①	3	0	0	0	0	0	1
62 Cedric Hunter, L (5, 7) OBP: 0.306, SLG: 0.290										2	0	1	0	0	0	0
46 Cord Phelps, S (1, 5) OBP: 0.405, SLG: 0.556		X 0-0 G5-3 ①		X 0-0 83 1B 71 2B 2B		B, B, B 4-0 83 CS BB	X 0-0 L8 ③		X 0-0 1B	4	1	2	0	1	0	1
84 Matt Lawson, R (9, PR)										0	0	0	0	0	0	0
(9, 5)																
83 Matt Carson, R (1, 10) OBP: 0.457, SLG: 0.750		X 0-0 1B		X 0-0 71 2B 66 G3 2-3 1B		B, B, B, B 4-0 ① 71 1B 66 SF9 1-2 BB		X 0-0 F9 ①	X 0-0 F9 ②	4	2	2	0	1	0	1
71 Chris McGuiness, L (1, 3) OBP: 0.229, SLG: 0.188		S, S, S 0-3 K ②		X 0-0 66 G3 1-3 3-H 2B		X 0-0 73 E 82 1B 1-3 1B		X 0-0 E3 84 FC5-4	X 0-0 F8 ③	5	0	2	1	0	1	2
66 Juan Diaz, L (1, 6) OBP: 0.294, SLG: 0.467		X 0-0 F7 ③		X 0-0 G3 ① 2-3 3-H		X 0-0 SF9 ② 3-H		X 0-0 FC5-4 ② 1-2f		2	0	0	2	0	0	2
84 Francisco Lindor, S (6, 6) OBP: 0.308, SLG: 0.250										1	0	0	0	0	0	1
82 Luis Hernandez, S (1, 4) OBP: 0.290, SLG: 0.250			X 0-0 24 G4-6-3 73 E 11 1B 1B	C, C, C 0-3 K ②		X 0-0 73 E 1-2 1B		X 0-0 G4-3 ③		3	1	2	0	0	1	1
95 Tony Wolters, L (6, PR)										1	0	0	0	0	0	1
(6, 4)																
73 Brian Jeroloman, L (1, 2) OBP: 0.294, SLG: 0.214			X 0-0 FC3 24 G4-6-3 1-2	X 0-0 G4-3 ③		B, 2 SAFE, X 1-0 G3-1 ③ 1-2 2-3			B, B, C, X 2-1 HR	3	0	0	0	0	0	4
68 Omir Santos, R (6, 2) OBP: 0.412, SLG: 0.750										1	1	1	1	0	0	0
Inning Stats	R: 0 E: 0 K: 0 S: 3 H: 0 LOB: 0 BB: 0 P: 4	R: 0 E: 0 K: 1 S: 6 H: 1 LOB: 1 BB: 0 P: 6	R: 1 E: 1 K: 0 S: 5 H: 2 LOB: 1 BB: 0 P: 5	R: 2 E: 0 K: 1 S: 8 H: 3 LOB: 1 BB: 0 P: 8	R: 0 E: 0 K: 1 S: 5 H: 0 LOB: 0 BB: 0 P: 5	R: 1 E: 1 K: 0 S: 4 H: 2 LOB: 3 BB: 2 P: 13	R: 0 E: 0 K: 2 S: 8 H: 1 LOB: 1 BB: 0 P: 8	R: 0 E: 1 K: 0 S: 4 H: 0 LOB: 1 BB: 0 P: 4	R: 3 E: 1 K: 0 S: 8 H: 3 LOB: 1 BB: 0 P: 11	1B: 8 2B: 2 3B: 0 HR: 2 SF: 1 SAC: 0 DP: 1 HBP: 0						

	AB	39
	R	7
	H	12
	RBI	7
	BB	2
	SO	5
	LOB	16

WP: 0 PB: 0 SB: 0 CS: 1 PA: 42

PITCHER		IP	WLS	BF	H	R	ER	SO	BB	IBB	HBP	BLK	WP	HR	S	P	ERA	WHIP
55 Mat Latos, R ERA: 2.45	(1, 1)	5.0		21	6	3	2	3	0	0	0	0	0	0	27	28	3.60	1.200
Pedro Villarreal, R ERA: 23.82	(6, 1)	1.0	H	6	2	1	1	0	2	0	0	0	0	0	4	13	9.00	4.000
79 Wilkin De La Rosa, L ERA: 4.05	(7, 1)	1.0	H	4	1	0	0	2	0	0	0	0	0	0	8	8	0.00	1.000
51 Jonathan Broxton, R ERA:	(8, 1)	1.0	H	4	0	0	0	0	0	0	0	0	0	0	4	4	0.00	0.000
25 Daniel Wolford, R ERA: 18.0	(9, 1)	1.0	B	7	3	3	2	0	0	0	0	0	0	2	8	11	18.00	3.000

PITCHER	IP	WLS	BF	H	R	ER	SO	BB	IBB	HBP	BLK	WP	HR	S	P	ERA	WHIP

BOTTOM

Cleveland Indians @ Cincinnati Reds

Goodyear Ballpark, Goodyear, AZ

Sun Mar 17 2013, 4:05 PM - 6:55 PM EDT

Att. 6,162 - Sunny - 81 F

livebaseballscorecards.com

Batter	1	2	3	4	5	6	7	8	9	AB	R	H	RBI	BB	SO	LOB
81 Derrick Robinson, S (1, 8) OBP: 0.333, SLG: 0.375	G6-3	G5-3		K		F7			K	3	0	0	0	0	1	0
6 Billy Hamilton, S (6, PH) OBP: 0.208, SLG: 0.227 (7, 8)										2	0	0	0	0	1	3
2 Zack Cozart, R (1, 6) OBP: 0.297, SLG: 0.457	26 HR 19 1B	E5			F7		G4-3		FC3-6 1B	3	1	1	0	0	0	0
3 Cesar Izturis, S (7, 6) OBP: 0.350, SLG: 0.405										2	0	1	0	0	0	0
19 Joey Votto, L (1, 3) OBP: 0.500, SLG: 0.679	26 HR 1-2 1B	G4-3			K		K		FC3-6 1-2f	3	1	1	0	0	1	1
Donald Lutz, L (7, 3) OBP: 0.371, SLG: 0.533					F7		HR		F7	2	0	0	0	0	1	1
26 Xavier Paul, L (1, 7) OBP: 0.351, SLG: 0.531	HR 1-H 2-H		BB			E3 78 FC2-5 21 BB				2	1	0	0	1	1	1
28 Chris Heisey, R (7, 7) OBP: 0.316, SLG: 0.600										1	1	1	1	0	0	0
32 Jay Bruce, L (1, 9) OBP: 0.235, SLG: 0.484	BB 21 HR		K				HR			2	1	1	3	1	0	0
23 Denis Phipps, R (7, 9) OBP: 0.344, SLG: 0.586										2	1	1	1	0	0	1
21 Todd Frazier, R (1, 5) OBP: 0.344, SLG: 0.552	HR 1-H		F8			BB 34 BB 78 FC2-5 1-2	K			2	1	1	2	1	0	1
Henry Alejandro Rodriguez, S (5) OBP: 0.400, SLG: 0.517										1	0	0	0	0	1	0
16 Jason Donald, R (1, 4) OBP: 0.447, SLG: 0.387	K		G6-3			FC2-5 34 BB 1-2 2-3f		30 CS 1B		2	0	0	0	0	1	1
78 Emmanuel Burriss, S (6, 4) OBP: 0.289, SLG: 0.297										2	0	1	0	0	0	2
39 Devin Mesoraco, R (1, 2) OBP: 0.480, SLG: 0.826	P6			K		F4		K 1-2		2	0	0	0	0	1	0
30 Miguel Olivo, R (6, 2) OBP: 0.194, SLG: 0.286										2	0	0	0	0	1	3
55 Mat Latos, R (1, 1)		K		K		BB 1-2 2-3		K		2	0	0	0	0	2	0
Pedro Villarreal, R (6, 1)										0	0	0	0	0	0	0
34 Jefry Sierra, R (6, PH)										0	0	0	0	1	0	0
79 Wilkin De La Rosa, L (7, 1)										0	0	0	0	0	0	0
51 Jonathan Broxton, R (8, 1)										0	0	0	0	0	0	0
64 Kristopher Negrón, R (8, PH) OBP: 0.688, SLG: 0.917										1	0	0	0	0	1	0
25 Daniel Wolford, R (9, 1)										0	0	0	0	0	0	0
Inning Stats	R: 5 E: 0 K: 1 S: 11 H: 4 LOB: 0 BB: 1 P: 17	R: 0 E: 1 K: 1 S: 6 H: 0 LOB: 1 BB: 0 P: 6	R: 0 E: 0 K: 1 S: 5 H: 0 LOB: 1 BB: 1 P: 9	R: 0 E: 0 K: 3 S: 9 H: 0 LOB: 0 BB: 0 P: 9	R: 0 E: 0 K: 1 S: 5 H: 0 LOB: 0 BB: 0 P: 5	R: 0 E: 1 K: 0 S: 4 H: 0 LOB: 3 BB: 2 P: 12	R: 2 E: 0 K: 2 S: 10 H: 2 LOB: 0 BB: 0 P: 13	R: 0 E: 0 K: 2 S: 7 H: 1 LOB: 0 BB: 0 P: 8	R: 0 E: 0 K: 1 S: 6 H: 1 LOB: 1 BB: 0 P: 6							

AB	36
R	7
H	8
RBI	7
BB	4
SO	12
LOB	14

1B: 4	SF: 0	WP: 0	PA: 40
2B: 0	SAC: 0	PB: 0	
3B: 0	DP: 0	SB: 0	
HR: 4	HBP: 0	CS: 1	

PITCHER		IP	WLS	BF	H	R	ER	SO	BB	IBB	HBP	BLK	WP	HR	S	P	ERA	WHIP
63 Justin Masterson, R ERA: 6.39	(1, 1)	4.0		19	4	5	5	6	2	0	0	0	0	2	31	41	11.25	1.500
31 David Huff, L ERA: 4.5	(5, 1)	1.0		3	0	0	0	1	0	0	0	0	0	0	5	5	0.00	0.000
55 Matt Capps, R ERA: 4.5	(6, 1)	1.0		6	0	0	0	0	2	0	0	0	0	0	4	12	0.00	2.000
37 Cody Allen, R ERA: 9.64	(7, 1)	1.0		5	2	2	2	2	0	0	0	0	0	2	10	13	18.00	2.000
27 Bryan Shaw, R ERA: 1.29	(8, 1)	2.0		7	2	0	0	3	0	0	0	0	0	0	13	14	0.00	1.000

PITCHER	IP	WLS	BF	H	R	ER	SO	BB	IBB	HBP	BLK	WP	HR	S	P	ERA	WHIP

Cincinnati Reds @ Colorado Rockies

Salt River Fields at Talking Stick, Scottsdale, AZ

Mon Mar 18 2013, 10:12 PM - 12:52 AM EDT

Att. 8,634 - Partly Cloudy - 76 F

TOP

livebaseballscorecards.com

Batter	1	2	3	4	5	6	7	8	9	AB	R	H	RBI	BB	SO	LOB
28 Chris Heisey, R (1, 8) OBP: 0.293, SLG: 0.553	F S S 0-3 ① K		X 0-0 ② P4		X 0-0 ③ P4			X 0-0 3 SF8 3B		3	0	0	0	0	1	3
6 Billy Hamilton, S (7, 8) OBP: 0.240, SLG: 0.348										1	1	1	0	0	0	0
3 Cesar Izturis, S (1, 4) OBP: 0.349, SLG: 0.425	X 0-0 ② L7		X 0-0 ③ L8			X 0-0 1B 2B		X 0-0 ① SF8 3-H		3	1	1	0	0	0	1
3 Devin Lohman, R (7, 4)										0	0	0	1	0	0	0
Donald Lutz, L (1, 3) OBP: 0.368, SLG: 0.515	X 0-0 ③ F8			S S S 0-3 ① K		X 0-0 48 G4-6-3 2-H 1B		C F C 0-3 ② K		3	0	1	1	0	1	0
30 Travis Mattair, R (7, 3) OBP: 0.250, SLG: 0.625										1	0	0	0	0	1	0
48 Ryan Ludwick, R (1, 7) OBP: 0.135, SLG: 0.139		X 0-0 ① F9		X 0-0 ② L8		X 0-0 ① ② G4-6-3 1-2f		X 0-0 ③ L7		4	0	0	0	0	0	1
81 Derrick Robinson, S (8, 7) OBP: 0.333, SLG: 0.375										0	0	0	0	0	0	0
32 Jay Bruce, L (1, 9) OBP: 0.243, SLG: 0.559		S C S 0-3 ② K		F F F S 0-3 ③ K		B B S B S F X 3-2 HR			X 0-0 ① P4	3	1	1	1	0	2	0
23 Denis Phipps, R (8, 9) OBP: 0.333, SLG: 0.567										1	0	0	0	0	0	0
21 Todd Frazier, R (1, 5) OBP: 0.314, SLG: 0.500		X 0-0 ③ L7			X 0-0 ① F8	X 0-0 ③ G6-3			S S S 0-3 K 37 FC6-4	3	0	0	0	0	0	0
60 J.J. Hoover, R (6, 1)										0	0	0	0	0	0	0
56 Clay Hensley, R (8, 1)										0	0	0	0	0	0	0
30 Miguel Olivo, R (9, PH) OBP: 0.188, SLG: 0.276										1	0	0	0	0	1	0
84 Drew Hayes, R (9, 1)										0	0	0	0	0	0	0
2 Zack Cozart, R (1, 6) OBP: 0.325, SLG: 0.459			B B B B 4-0 29 G6-3 61 2B BB		X 0-0 61 BB 1B		X 0-0 ① G4-3		C F C 0-3 ② K	2	1	1	0	1	0	0
16 Jason Donald, R (8, 6) OBP: 0.436, SLG: 0.375										1	0	0	0	0	1	1
29 Ryan Hanigan, R (1, 2) OBP: 0.444, SLG: 0.688			X 0-0 ① G6-3 1-2		X 0-0 ② F9		X 0-0 78 G4-6-3 1B		X 0-0 ③ FC6-4 1-2f	3	0	1	0	0	0	2
37 Corky Miller, R (7, 2) OBP: 0.313, SLG: 0.214										1	0	0	0	0	0	1
61 Bronson Arroyo, R (1, 1) OBP: 1.000, SLG: 2.000			X 0-0 2-H 2B		B B B B 4-0 1-2 BB		X 0-0 ② ③ G4-6-3 1-2f			1	0	1	1	1	0	0
78 Emmanuel Burriss, S (6, 5) OBP: 0.282, SLG: 0.289										1	0	0	0	0	0	1

	AB	R	H	RBI	BB	SO	LOB
	32	4	7	4	2	7	10

Inning Stats	1	2	3	4	5	6	7	8	9
	R: 0 H: 0 E: 0 LOB: 0 K: 1 BB: 0 S: 5 P: 5	R: 0 H: 0 E: 0 LOB: 0 K: 1 BB: 0 S: 5 P: 5	R: 1 H: 1 E: 0 LOB: 1 K: 0 BB: 1 S: 4 P: 8	R: 0 H: 0 E: 0 LOB: 0 K: 2 BB: 0 S: 8 P: 8	R: 0 H: 1 E: 0 LOB: 2 K: 0 BB: 1 S: 4 P: 8	R: 2 H: 3 E: 0 LOB: 0 K: 0 BB: 0 S: 8 P: 11	R: 0 H: 1 E: 0 LOB: 0 K: 0 BB: 0 S: 3 P: 3	R: 1 H: 1 E: 0 LOB: 0 K: 1 BB: 0 S: 7 P: 7	R: 0 H: 0 E: 0 LOB: 1 K: 2 BB: 0 S: 9 P: 9

	1B: 3	SF: 1	WP: 1	PA: 35
	2B: 2	SAC: 0	PB: 0	
	3B: 1	DP: 2	SB: 0	
	HR: 1	HBP: 0	CS: 0	

PITCHER		IP	WLS	BF	H	R	ER	SO	BB	IBB	HBP	BLK	WP	HR	S	P	ERA	WHIP
29 Jorge De La Rosa, L ERA: 2.84	(1, 1)	5.0		19	2	1	1	4	2	0	0	0	0	0	26	34	1.80	0.800
53 Christian Friedrich, L ERA: 9.0	(6, 1)	2.0	L	8	4	2	2	0	0	0	0	0	0	1	11	14	9.00	2.000
63 Rafael Betancourt, R ERA: 3.0	(8, 1)	1.0		4	1	1	1	1	0	0	0	0	0	0	7	7	9.00	1.000
25 Miguel Batista, R ERA: 5.4	(9, 1)	1.0		4	0	0	0	2	0	0	0	0	1	0	9	9	0.00	0.000

PITCHER		IP	WLS	BF	H	R	ER	SO	BB	IBB	HBP	BLK	WP	HR	S	P	ERA	WHIP

Cincinnati Reds @ Colorado Rockies

Salt River Fields at Talking Stick, Scottsdale, AZ

Mon Mar 18 2013, 10:12 PM - 12:52 AM EDT

Att. 8,634 - Partly Cloudy - 76 F

livebaseballscorecards.com

BOTTOM

Batter	1	2	3	4	5	6	7	8	9	AB	R	H	RBI	BB	SO	LOB
Dexter Fowler, S (1, 8) OBP: 0.406, SLG: 0.733	HR		BB		K			G3		3	1	1	1	1	1	2
19 Charlie Blackmon, L (1, 7) OBP: 0.563, SLG: 0.769	G5-3		G6-4-3 1-2f			G3		G5-3		4	0	0	0	0	0	2
17 Todd Helton, L (1, 3) OBP: 0.267, SLG: 0.500 66 Ben Paulsen, L (8, 3) OBP: 0.522, SLG: 0.818	G1-3			BB		G3			HR	2 1	0 1	0 1	0 1	1 0	0 0	0 0
20 Wilin Rosario, R (1, 2) OBP: 0.370, SLG: 0.560 8 Yorvit Torrealba, R (7, 2) OBP: 0.545, SLG: 0.800	G6-3			G6-4-3 1-2f		1B			FC6-4	3 1	0 0	1 1	0 0	0 0	0 0	1 0
21 Tyler Colvin, L (1, 9) OBP: 0.226, SLG: 0.258		G1-3		G6-3		K			FC6-4 28 WP 9 E 1-2f	4	1	0	0	0	1	2
4 Chris Nelson, R (1, 5) OBP: 0.281, SLG: 0.267 28 Nolan Arenado, R (7, 5) OBP: 0.258, SLG: 0.742		P4			1B		K		K 1-2	2 2	0 0	1 0	0 0	0 0	0 2	0 1
23 Charlie Culberson, R (1, 4) OBP: 0.174, SLG: 0.409 9 DJ LeMahieu, R (8, 4) OBP: 0.296, SLG: 0.333	G5-3				L9		K		E5 2-H	3 1	0 0	0 1	0 0	0 0	1 0	1 0
18 Jonathan Herrera, S (1, 6) OBP: 0.316, SLG: 0.389 53 Christian Friedrich, R (6, 1) 64 Gustavo Molina, R (7, PH) OBP: 0.333, SLG: 0.389 63 Rafael Betancourt, R (8, 1) 25 Miguel Batista, R (9, 1) 77 Corey Dickerson, L (9, PH) OBP: 0.409, SLG: 0.500			2B		2B 1-3		K		G5-3	2 0 1 0 0 1	0 0 0 0 0 0	2 0 0 0 0 0	0 0 0 0 0 0	0 0 0 0 0 0	0 0 0 0 0 0	0 0 0 0 0 1
29 Jorge De La Rosa, L (1, 1) 16 Reid Brignac, L (5, PH) OBP: 0.222, SLG: 0.235 (6, 6)			SH2-3 2-3		L5			F8		0 2	0 0	0 0	0 0	0 0	0 0	0 2

Inning Stats	1	2	3	4	5	6	7	8	9
	R: 1 E: 0 K: 0 S: 6	H: 1 LOB: 0 BB: 0 P: 7	R: 0 E: 0 K: 0 S: 3	H: 0 LOB: 0 BB: 0 P: 3	R: 0 E: 0 K: 0 S: 3	H: 1 LOB: 1 BB: 1 P: 7	R: 0 E: 0 K: 0 S: 2	H: 0 LOB: 0 BB: 1 P: 6	R: 0 E: 0 K: 1 S: 7	H: 2 LOB: 2 BB: 0 P: 7	R: 0 E: 0 K: 1 S: 6	H: 1 LOB: 1 BB: 0 P: 6	R: 0 E: 0 K: 3 S: 9	H: 0 LOB: 0 BB: 0 P: 9	R: 0 E: 0 K: 0 S: 3	H: 0 LOB: 0 BB: 0 P: 3	R: 2 E: 1 K: 1 S: 8	H: 3 LOB: 1 BB: 0 P: 10

	1B	SF	PA
	4	0	35
2B	2	SAC: 1	
3B	0	DP: 2	
HR	2	HBP: 0	

	WP	PB	SB	CS
	1	0	0	0

	AB	R	H	RBI	BB	SO	LOB
	32	3	8	2	2	6	12

PITCHER		IP	WLS	BF	H	R	ER	SO	BB	IBB	HBP	BLK	WP	HR	S	P	ERA	WHIP
61 Bronson Arroyo, R ERA: 3.09	(1, 1)	5.2	W	22	5	1	1	1	2	0	0	0	0	1	24	33	1.59	1.235
60 J.J. Hoover, R ERA: 2.25	(6, 1)	1.1	H	4	0	0	0	4	0	0	0	0	0	0	12	12	0.00	0.000
56 Clay Hensley, R ERA: 4.5	(8, 1)	1.0	H	3	0	0	0	0	0	0	0	0	0	0	3	3	0.00	0.000
84 Drew Hayes, R ERA: 3.86	(9, 1)	1.0	S	6	3	2	1	1	0	0	0	0	1	1	8	10	9.00	3.000

PITCHER	IP	WLS	BF	H	R	ER	SO	BB	IBB	HBP	BLK	WP	HR	S	P	ERA	WHIP

Chicago White Sox @ Cincinnati Reds

Goodyear Ballpark, Goodyear, AZ

Tue Mar 19 2013, 4:12 PM - 7:05 PM EDT

Att. 2,853 - Sunny - 77 F

TOP

livebaseballscorecards.com

Batter	1	2	3	4	5	6	7	8	9	AB	R	H	RBI	BB	SO	LOB
28 Dewayne Wise, L (1, 9) OBP: 0.357, SLG: 0.579	F X 0-1 7 BB 44 HR 1B	X 0-0 ③ G3		S S S 0-3 ② K		B B B 4-0 15 FC5-4 1-2 BB		S S S 0-3 ② K		3	1	1	0	1	1	1
86 Brandon Short, R (6, PR) (6, 9)										1	0	0	0	0	1	0
15 Gordon Beckham, R (1, 4) OBP: 0.250, SLG: 0.426	S S S 0-3 ① K		C X 0-1 HR	X 0-0 ③ G5-3		X 0-0 ② FC5-4 44 BB 7 BB 1-2f 2-3		X 0-0 2B		4	1	1	1	0	1	4
74 Steve Tolleson, R (6, PR) OBP: 0.391, SLG: 0.579 (6, 4)										1	0	1	0	0	0	0
7 Jeff Keppinger, R (1, 5) OBP: 0.533, SLG: 0.538	B B B B 4-0 44 HR 1-2 BB		X 0-0 14 G5-4-3 44 1B 24 3B 1B		X 0-0 14 1B 44 G4-3 1B	B B B 4-0 44 BB 1-2 BB		X 0-0 ③ P3		2	2	2	0	2	0	0
12 Conor Gillaspie, L (6, PR) OBP: 0.375, SLG: 0.647 (6, 5)										1	0	0	0	0	0	1
44 Adam Dunn, L (1, 3) OBP: 0.372, SLG: 0.471	B B C X 2-1 1-H 2-H HR		X 0-0 14 G5-4-3 1-2 1B		X 0-0 ① G4-3 1-2	B B B B 4-0 1-2 2-3 3-H BB			X 0-0 ① G4-3	3	1	2	4	1	0	1
25 Josh Bell, S (6, PR) OBP: 0.429, SLG: 0.895 (6, 3)										1	0	0	0	0	0	0
14 Paul Konerko, R (1, 10) OBP: 0.400, SLG: 0.744	S S S 0-3 ② K		X 0-0 ① ② G5-4-3 1-2f 2-3		X 0-0 20 BB 2-3 1B	C C C 0-3 ③ K			X 0-0 ② L3	4	0	1	0	0	2	5
Mark Tracy, R (9, PH)										1	0	0	0	0	0	0
24 Dayan Viciedo, R (1, 7) OBP: 0.349, SLG: 0.595	X 0-0 E7		X 0-0 3-H 3B		B B B B 4-0 10 G4-6-3 1-2 BB		S S S 0-3 ① K		X 0-0 1B	2	0	1	1	0	0	0
20 Jordan Danks, L (4, 7) OBP: 0.417, SLG: 0.531 (8, 8)										2	0	1	0	1	1	0
10 Alexei Ramirez, R (1, 6) OBP: 0.361, SLG: 0.441	X 0-0 ③ G5-3		S S S 0-3 ③ K		X 0-0 ② ③ G4-6-3 1-2f		X 0-0 ② G1-3		X 0-0 ③ F8	4	0	0	0	0	1	5
5 Angel Sanchez, R (7, 6) OBP: 0.400, SLG: 0.407										1	0	0	0	0	0	1
21 Tyler Flowers, R (1, 2) OBP: 0.448, SLG: 0.609		X 0-0 ① G6-3		X 0-0 18 G4-3 2B		C C C 0-3 ① K		X 0-0 ③ F8		4	0	1	0	0	1	0
39 Bryan Anderson, L (7, 2) OBP: 0.538, SLG: 0.545										0	0	0	0	0	0	0
18 Blake Tekotte, L (1, 8) OBP: 0.275, SLG: 0.324		S S S 0-3 ② K		X 0-0 ① G4-3 2-3		X 0-0 15 FC5-4 28 S 44 BB 1B		X 0-0 ① P5		4	1	1	0	0	1	1
Justin Greene, R (8, 7)										0	0	0	0	0	0	0
Inning Stats	R: 3 E: 1 K: 2 S: 12 H: 2 LOB: 1 BB: 1 P: 18	R: 0 E: 0 K: 1 S: 5 H: 0 LOB: 0 BB: 0 P: 5	R: 2 E: 0 K: 1 S: 9 H: 4 LOB: 1 BB: 0 P: 9	R: 0 E: 0 K: 1 S: 6 H: 1 LOB: 1 BB: 0 P: 6	R: 0 E: 0 K: 0 S: 4 H: 2 LOB: 2 BB: 1 P: 8	R: 1 E: 0 K: 2 S: 8 H: 1 LOB: 3 BB: 3 P: 20	R: 0 E: 0 K: 1 S: 5 H: 0 LOB: 0 BB: 0 P: 5	R: 0 E: 0 K: 1 S: 6 H: 1 LOB: 1 BB: 0 P: 6	R: 0 E: 0 K: 0 S: 4 H: 1 LOB: 1 BB: 0 P: 4	1B: 7 2B: 2 3B: 1 HR: 2 SF: 0 SAC: 0 DP: 2 HBP: 0						

	AB	38
	R	6
	H	12
	RBI	6
	BB	5
	SO	9
	LOB	19

WP: 0 PB: 0 SB: 1 CS: 0 PA: 43

PITCHER		IP	WLS	BF	H	R	ER	SO	BB	IBB	HBP	BLK	WP	HR	S	P	ERA	WHIP
34 Homer Bailey, R ERA: 5.4	(1, 1)	4.1	W	23	9	5	4	5	1	0	0	0	0	2	35	41	8.31	2.308
43 Manny Parra, L ERA: 4.09	(5, 1)	1.1		8	1	1	1	1	4	0	0	0	0	0	6	22	6.75	3.750
33 Jose Arredondo, R ERA: 3.38	(6, 1)	1.1	H	4	0	0	0	2	0	0	0	0	0	0	8	8	0.00	0.000
MO Wiley, R ERA:	(8, 1)	1.0		4	1	0	0	1	0	0	0	0	0	0	6	6	0.00	1.000
46 Lee Hyde, L ERA:	(9, 1)	1.0		4	1	0	0	0	0	0	0	0	0	0	4	4	0.00	1.000

PITCHER	IP	WLS	BF	H	R	ER	SO	BB	IBB	HBP	BLK	WP	HR	S	P	ERA	WHIP

BOTTOM

Chicago White Sox @ Cincinnati Reds

Goodyear Ballpark, Goodyear, AZ

Tue Mar 19 2013, 4:12 PM - 7:05 PM EDT

Att. 2,853 - Sunny - 77 F

Batter	1	2	3	4	5	6	7	8	9	AB	R	H	RBI	BB	SO	LOB
81 Derrick Robinson, S (1, 8) OBP: 0.389, SLG: 0.457 Yorman Rodriguez, R (5, PH) OBP: 0.435, SLG: 0.800 (6, 8)	0-0 19 G4-3 28 1B 4 1B 1B	0-0 4 G6-3 19 1B 2-H 2B		0-0 E6 4 1B 1B	0-0 ① F8			0-0 2B		3 2	3 0	3 1	1 0	0 0	0 0	0 0
4 Brandon Phillips, R (1, 4) OBP: 0.350, SLG: 0.450 16 Jason Donald, R (5, PH) OBP: 0.463, SLG: 0.375 (6, 4)	0-0 28 1B 19 G4-3 21 1B 1-2 1B	0-0 ② G6-3 2-3		0-0 19 BB 28 HR 2-H 1B	BBBB 4-0 19 G5-4-3 BB			BBBB 4-0 26 G4-6-3 BB		3 0	2 0	2 0	1 0	0 2	0 0	1 0
19 Joey Votto, L (1, 3) OBP: 0.500, SLG: 0.645 19 Mike Hessman, R (6, 3)	0-0 ① G4-3 1-2 2-3	0-0 3-H 1B		BBBB 4-0 28 HR 1-2 BB	0-0 ②③ G5-4-3 1-2f			SSS 0-3 ① K		3 1	1 0	1 0	1 0	1 0	0 1	3 2
28 Chris Heisey, R (1, 7) OBP: 0.318, SLG: 0.634 26 Xavier Paul, L (6, 7) OBP: 0.333, SLG: 0.500	0-0 32 BB 21 1B 2-3 3-H 1B	0-0 ③ L6		BBCX 2-1 1-H 2-H HR		0-0 ① P5		0-0 ②③ G4-6-3 1-2f		3 2	2 0	2 0	4 0	0 0	0 0	1 2
32 Jay Bruce, L (1, 9) OBP: 0.275, SLG: 0.639 23 Denis Phipps, R (6, 9) OBP: 0.324, SLG: 0.548	BBBB 4-0 21 1B 1-2 BB	0-0 ① F7		BCX 1-1 HR		0-0 ② G6-3				2 1	1 0	1 0	1 0	1 0	0 0	0 0
21 Todd Frazier, R (1, 5) OBP: 0.316, SLG: 0.486 31 David Vidal, R (6, 5)	0-0 78 G5-4-3 1-3 2-H 3-H 1B	0-0 ② F8		0-0 ② F9		0-0 ③ F8				3 1	0 0	1 0	2 0	0 0	0 0	0 0
78 Emmanuel Burriss, S (1, 6) OBP: 0.286, SLG: 0.293 3 Cesar Izturis, S (6, 6) OBP: 0.341, SLG: 0.415	0-0 ②③ G5-4-3 1-2f	0-0 E3 39 FC6-4		0-0 39 HBP 1B			0-0 ① F7			3 1	0 0	1 0	0 0	0 0	0 0	2 0
39 Devin Mesoraco, R (1, 2) OBP: 0.500, SLG: 0.800 30 Miguel Olivo, R (6, 2) OBP: 0.182, SLG: 0.267	0-0 34 SH2-4 81 2B 1B	0-0 ③ FC6-4 1-2f	H 1-0 1-2 HBP				0-0 ② F8			2 1	1 0	1 0	0 0	0 0	0 0	1 0
34 Homer Bailey, R (1, 1) 43 Manny Parra, L (5, 1) 33 Jose Arredondo, R (6, 1) Jesse Winker, L (7, PH) MO Wiley, R (8, 1) 46 Lee Hyde, R (9, 1)	0-0 ① SH2-4 1-2	G6-3 K					0-3 ③ K			2 0 0 1 0 0	0 0 0 0 0 0	0 0 0 0 0 0	0 0 0 0 0 0	0 0 0 1 0 0	1 0 0 0 0 0	2 0 0 0 0 0
Inning Stats	R: 3 E: 0 K: 0 S: 6 H: 4 LOB: 1 BB: 1 P: 10	R: 2 E: 0 K: 0 S: 6 H: 3 LOB: 1 BB: 0 P: 6	R: 0 E: 1 K: 0 S: 4 H: 0 LOB: 1 BB: 0 P: 4	R: 5 E: 1 K: 1 S: 12 H: 5 LOB: 2 BB: 1 P: 20	R: 0 E: 0 K: 0 S: 2 H: 0 LOB: 0 BB: 1 P: 6	R: 0 E: 0 K: 0 S: 3 H: 0 LOB: 0 BB: 0 P: 3	R: 0 E: 0 K: 1 S: 5 H: 0 LOB: 0 BB: 0 P: 5	R: 0 E: 0 K: 1 S: 5 H: 1 LOB: 1 BB: 1 P: 9		1B: 9 2B: 2 3B: 0 HR: 2	SF: 0 SAC: 1 DP: 3 HBP: 1					

livebaseballscorecards.com

AB	34
R	10
H	13
RBI	10
BB	4
SO	3
LOB	14

WP: 0 PB: 0 SB: 0 CS: 0 PA: 40

PITCHER		IP	WLS	BF	H	R	ER	SO	BB	IBB	HBP	BLK	WP	HR	S	P	ERA	WHIP
50 John Danks, L ERA: 16.36	(1, 1)	3.1	L	23	11	10	10	0	2	0	0	0	0	2	23	34	27.00	3.900
40 Ramon Troncoso, R ERA: 1.69	(4, 1)	0.2		4	1	0	0	1	0	0	1	0	0	0	5	6	0.00	1.500
27 Matt Lindstrom, R ERA:	(5, 1)	1.0		3	0	0	0	0	1	0	0	0	0	0	2	6	0.00	1.000
37 Matt Thornton, L ERA: 18.0	(6, 1)	1.0		3	0	0	0	0	0	0	0	0	0	0	3	3	0.00	0.000
43 Addison Reed, R ERA: 5.06	(7, 1)	1.0		3	0	0	0	1	0	0	0	0	0	0	5	5	0.00	0.000

PITCHER		IP	WLS	BF	H	R	ER	SO	BB	IBB	HBP	BLK	WP	HR	S	P	ERA	WHIP
46 Donnie Veal, L ERA: 4.7	(8, 1)	1.0		4	1	0	0	1	1	0	0	0	0	0	5	9	0.00	2.000

Oakland Athletics @ Cincinnati Reds

Goodyear Ballpark, Goodyear, AZ

Thu Mar 21 2013, 4:08 PM - 7:43 PM EDT

Att. 4,694 - Sunny - 81 F

TOP

livebaseballscorecards.com

Batter	1	2	3	4	5	6	7	8	9	AB	R	H	RBI	BB	SO	LOB
28 Eric Sogard, L (1, 10) OBP: 0.575, SLG: 0.714 26 Tony Thompson, R (9, PH) (9, 10)	F9	8 1B 16 2B BB	L6		1B		17 WP BB		K	3 1	1 0	1 0	0 0	2 0	0 1	1 1
8 Jed Lowrie, S (1, 6) OBP: 0.429, SLG: 0.611 17 Adam Rosales, R (7, PH) OBP: 0.538, SLG: 0.655 (7, 6)	L6	16 2B 1B		16 L9 15 SF9 2B	K		G5-3		1 SAFE E6	4 2	1 0	2 0	2 0	0 0	1 0	1 3
16 Josh Reddick, L (1, 9) OBP: 0.400, SLG: 0.657 32 Michael Choice, R (7, 8) OBP: 0.340, SLG: 0.465	K	2B	L9	F7				63 WP 71 1B 10 2B BB	FC7	4 1	0 1	1 1	1 0	0 0	1 1	1 1
15 Seth Smith, L (1, 7) OBP: 0.359, SLG: 0.515 72 Conner Crumbliss, L (8, 7)	G5-3 K		SF9	G6-3				K		4 0	0 0	0 0	1 0	0 0	2 0	3 0
25 Chris Young, R (1, 8) OBP: 0.304, SLG: 0.357 71 Luke Montz, R (7, 2) OBP: 0.143, SLG: 0.263	36 HR 2B	10 G1-3 36 1B 20 2B BB	36 BB 1B	HBP				63 WP 10 2B 1B		2 1	2 1	2 1	0 0	1 0	0 0	0 0
36 Derek Norris, R (1, 2) OBP: 0.471, SLG: 0.862 63 Shane Peterson, L (7, 9) OBP: 0.469, SLG: 0.659	HR	10 G1-3 20 2B 1B	BB	K				K		3 1	2 0	2 0	2 0	1 0	1 1	1 2
10 Daric Barton, L (1, 3) OBP: 0.462, SLG: 0.296	G3-1	G1-3	G3-1				20 CS BB	2B		4	0	1	2	1	0	4
20 Josh Donaldson, R (1, 5) OBP: 0.304, SLG: 0.385 35 Josh Horton, L (8, 5) OBP: 1.000, SLG: 1.000	19 1B 8 1B BB	2B		K			FC5-4 1B	P4		4 0	1 0	2 0	2 0	1 0	1 0	1 0
19 Jemile Weeks, S (1, 4) OBP: 0.438, SLG: 0.577	28 BB 8 1B 1B	G1-3	G4-3				FC5-4 17 WP 28 BB		17 CS BB	4	1	1	0	1	0	2
Inning Stats	R: 0 E: 0 K: 1 S: 5 H: 0 LOB: 0 BB: 0 P: 5	R: 5 E: 0 K: 1 S: 10 H: 5 LOB: 2 BB: 2 P: 19	R: 2 E: 0 K: 0 S: 5 H: 2 LOB: 1 BB: 1 P: 9	R: 1 E: 0 K: 0 S: 5 H: 2 LOB: 2 BB: 1 P: 9	R: 0 E: 0 K: 2 S: 8 H: 1 LOB: 1 BB: 0 P: 8	R: 0 E: 0 K: 1 S: 5 H: 0 LOB: 1 BB: 0 P: 6	R: 0 E: 0 K: 0 S: 3 H: 1 LOB: 2 BB: 2 P: 12	R: 2 E: 0 K: 2 S: 9 H: 2 LOB: 1 BB: 1 P: 14	R: 0 E: 1 K: 1 S: 5 H: 0 LOB: 1 BB: 1 P: 9	1B: 7 2B: 5 3B: 0 HR: 1 SF: 1 SAC: 0 DP: 0 HBP: 1						

AB	38
R	10
H	13
RBI	10
BB	8
SO	8
LOB	21

WP: 2 PB: 0 SB: 0 CS: 2 PA: 48

PITCHER		IP	WLS	BF	H	R	ER	SO	BB	IBB	HBP	BLK	WP	HR	S	P	ERA	WHIP
47 Johnny Cueto, R ERA: 7.02	(1, 1)	1.2	L	12	5	5	5	1	2	0	0	0	0	1	12	21	27.00	4.200
82 Nick Christiani, R ERA: 5.87	(2, 1)	1.1		7	2	2	2	1	1	0	0	0	0	0	8	12	13.50	2.250
66 Logan Ondrusek, R ERA: 3.38	(4, 1)	1.0		6	2	1	1	0	1	0	0	0	0	0	5	9	9.00	3.000
63 Sam LeCure, R ERA: 2.0	(5, 1)	1.0		4	1	0	0	2	0	0	0	0	0	0	8	8	0.00	1.000
22 Mark Prior, R ERA:	(6, 1)	1.0		4	0	0	0	1	0	0	1	0	0	0	5	6	0.00	0.000
79 Wilkin De La Rosa, L ERA: 5.4	(7, 1)	1.2		9	2	2	2	2	3	0	0	0	2	0	10	24	10.80	3.000
55 Chris Manno, L ERA:	(8, 1)	1.1		6	1	0	0	1	1	0	0	0	0	0	7	11	0.00	1.500

BOTTOM

Oakland Athletics @ Cincinnati Reds

Goodyear Ballpark, Goodyear, AZ

Thu Mar 21 2013, 4:08 PM - 7:43 PM EDT

Att. 4,694 - Sunny - 81 F

Batter	1	2	3	4	5	6	7	8	9	AB	R	H	RBI	BB	SO	LOB
81 Derrick Robinson, S (1, 8) OBP: 0.400, SLG: 0.564 9 Felix Perez, L (7, 8) OBP: 0.667, SLG: 1.333	K	1-3, 2-H 2B			HR	K		78 SF9 3B		4 1	1 1	2 1	2 1	0 0	2 0	0 0
4 Brandon Phillips, R (1, 4) OBP: 0.304, SLG: 0.391 78 Emmanuel Burriss, S (6, PH) OBP: 0.273, SLG: 0.286 (7, 4)	P4	K			K	G3		SF9 3-H		3 1	0 0	0 0	0 1	0 0	2 0	2 0
19 Joey Votto, L (1, 3) OBP: 0.512, SLG: 0.636 Donald Lutz, L (7, 3) OBP: 0.375, SLG: 0.543	K		48 G5-4-3 BB		28 1B 48 S 1B	26 2B	26 2B	P6		2 2	1 1	1 1	0 0	1 0	1 0	0 0
48 Ryan Ludwick, R (1, 7) OBP: 0.150, SLG: 0.179 26 Xavier Paul, L (7, 7) OBP: 0.341, SLG: 0.528		28 G4-3 21 HR 2B	G5-4-3 1-2f		K 1-2		3 WP 2-H 2B		P5	3 2	1 0	1 1	0 1	0 0	1 0	2 0
28 Chris Heisey, R (1, 9) OBP: 0.319, SLG: 0.614 23 Denis Phipps, R (7, 9) OBP: 0.333, SLG: 0.636		G4-3 2-3	G5-3		21 BB 2 1B 2-H 1B		L6		HR	3 2	1 1	1 1	1 1	0 0	0 0	1 1
21 Todd Frazier, R (1, 5) OBP: 0.341, SLG: 0.568 3 Cesar Izturis, S (7, 5) OBP: 0.370, SLG: 0.452		HR 3-H		G6-3	2 E 2 1B 1-2 BB	BB	BB 2-3		2B	2 1	1 0	1 1	2 0	1 1	0 0	0 0
2 Zack Cozart, R (1, 6) OBP: 0.372, SLG: 0.525 16 Jason Donald, R (7, 6) OBP: 0.452, SLG: 0.364 37 Corky Miller, R (9, PH) OBP: 0.294, SLG: 0.200		82 BB 81 2B 1B		29 G4-3 2B	E8 1-3 2-H 1B		K		K	3 1 1	1 0 0	3 0 0	1 0 0	0 1 1	0 2 1	0 2 1
29 Ryan Hanigan, R (1, 2) OBP: 0.381, SLG: 0.579 79 Wilkin De La Rosa, L (7, 1) 55 Chris Manno, L (8, 1)		F9		G4-3 2-3	G5-3		K		FC8	3 1 0	0 0 0	0 0 0	0 0 0	0 1 0	0 2 0	4 2 0
47 Johnny Cueto, R (1, 1) OBP: 0.333, SLG: 0.333 82 Nick Christiani, R (2, 1) 66 Logan Ondrusek, R (4, 1) 3 Devin Lohman, R (4, PH) 63 Sam LeCure, R (5, 1) 22 Mark Prior, R (6, 1) 39 Devin Mesoraco, R (6, PH) OBP: 0.452, SLG: 0.714 (7, 2)		81 2B 1-2 BB		G6-3		G6-3		G5-3		0 0 0 1 0 0 0 3	0 0 0 0 0 0 0 0	0 0 0 0 0 0 0 0	0 0 0 0 0 0 0 0	0 0 0 1 0 0 0 0	0 0 0 0 0 0 0 0	0 0 0 1 0 0 0 1
Inning Stats	R: 0 E: 0 K: 2 S: 7 H: 0 LOB: 0 BB: 0 P: 7	R: 3 E: 0 K: 1 S: 10 H: 4 LOB: 2 BB: 1 P: 15	R: 0 E: 0 K: 0 S: 2 H: 0 LOB: 0 BB: 1 P: 6	R: 0 E: 0 K: 0 S: 4 H: 1 LOB: 1 BB: 0 P: 4	R: 3 E: 1 K: 2 S: 12 H: 4 LOB: 2 BB: 1 P: 16	R: 0 E: 0 K: 1 S: 5 H: 0 LOB: 0 BB: 0 P: 5	R: 1 E: 0 K: 2 S: 9 H: 2 LOB: 2 BB: 1 P: 13	R: 1 E: 0 K: 0 S: 4 H: 1 LOB: 0 BB: 0 P: 4	R: 1 E: 0 K: 1 S: 9 H: 2 LOB: 1 BB: 0 P: 11						

AB	39
R	9
H	14
RBI	9
BB	4
SO	9
LOB	17

1B: 4 SF: 1 PA: 44
2B: 6 SAC: 0
3B: 1 DP: 1
HR: 3 HBP: 0
WP: 1
PB: 0
SB: 1
CS: 0

livebaseballscorecards.com

PITCHER		IP	WLS	BF	H	R	ER	SO	BB	IBB	HBP	BLK	WP	HR	S	P	ERA	WHIP
49 Brett Anderson, L ERA: 9.45	(1, 1)	4.2	W	23	8	6	6	5	2	0	0	0	0	2	33	42	11.57	2.143
21 Mike Ekstrom, R ERA: 1.64	(5, 1)	0.1	H	3	1	0	0	0	1	0	0	0	0	0	2	6	0.00	6.000
50 Grant Balfour, R ERA:	(6, 1)	1.0	H	3	0	0	0	1	0	0	0	0	0	0	5	5	0.00	0.000
54 Travis Blackley, L ERA: 14.34	(7, 1)	3.0	S	15	5	3	3	3	1	0	0	0	1	1	22	28	9.00	2.000

PITCHER	IP	WLS	BF	H	R	ER	SO	BB	IBB	HBP	BLK	WP	HR	S	P	ERA	WHIP

Cincinnati Reds @ Los Angeles Dodgers

Camelback Ranch, Glendale, AZ

Fri Mar 22 2013, 4:06 PM - 7:15 PM EDT

Att. 12,342 - Sunny - 77 F

TOP

livebaseballscorecards.com

Batter	1	2	3	4	5	6	7	8	9	AB	R	H	RBI	BB	SO	LOB
28 Chris Heisey, R (1, 8) OBP: 0.340, SLG: 0.609	H 1-0 19 FC4-6 4 BB 48 1B HBP	S S S 0-3 ③ K2-3			X 0-0 19 F8 4 E 32 1B 1B		S S C 0-3 ① K		S S S 0-3 ① K 1-2 2-3	2	2	1	0	0	1	0
81 Derrick Robinson, S (7, PH) OBP: 0.381, SLG: 0.537 (7, 8)										2	0	0	0	0	2	2
4 Brandon Phillips, R (1, 4) OBP: 0.308, SLG: 0.360	B B B B 4-0 19 FC4-6 1-2 BB		X 0-0 ① G3		X 0-0 E8 32 1B 1-2		B B B B 4-0 9 G3-6-1 BB		B B B B 4-0 9 1B 26 SF9 BB	2	0	0	0	1	0	1
78 Emmanuel Burriss, S (7, PH) OBP: 0.304, SLG: 0.286 (7, 4)										0	1	0	0	2	0	0
19 Joey Votto, L (1, 3) OBP: 0.477, SLG: 0.583	X 0-0 ① FC4-6 48 1B 21 1B 1-2f 2-3	S S S 0-3 ② K			X 0-0 ① F8 2-3		X 0-0 ② ③ G3-6-1 1-2f		X 0-0 1-3 2-H 3-H 1B	3	1	0	0	0	1	4
9 Jack Hannahan, L (7, PH) OBP: 0.308, SLG: 0.235 (7, 3)										2	0	1	2	0	0	1
48 Ryan Ludwick, R (1, 7) OBP: 0.163, SLG: 0.190	X 0-0 21 1B 1-3 3-H 1B	S S S 0-3 ③ K			S S C 0-3 ② K			X 0-0 ① G4-3	X 0-0 ② SF9 3-H	3	0	1	1	0	2	2
26 Xavier Paul, L (7, 7) OBP: 0.326, SLG: 0.514										1	0	0	1	0	0	0
32 Jay Bruce, L (1, 9) OBP: 0.302, SLG: 0.632	S S S 0-3 ② K			B B B B 4-0 2 E BB	X 0-0 1-2 3-H 1B			S S C 0-3 ② K	S S S 0-3 ③ K	2	0	1	1	1	1	2
23 Denis Phipps, R (7, 9) OBP: 0.316, SLG: 0.600										2	0	0	0	0	2	1
21 Todd Frazier, R (1, 5) OBP: 0.341, SLG: 0.550	X 0-0 1-2 3-H 1B			X 0-0 ① F8	X 0-0 ③ F8			X 0-0 1B		3	0	1	1	0	0	3
31 David Vidal, R (7, 5) OBP: 0.500, SLG: 0.500										1	0	1	0	0	0	0
2 Zack Cozart, R (1, 6) OBP: 0.348, SLG: 0.488	S S S 0-3 ③ K			B X 1-0 ② P3 1-3		X 0-0 ① G1-3		S S S 0-3 ③ K		3	0	0	0	0	1	3
3 Cesar Izturis, S (7, 6) OBP: 0.362, SLG: 0.442										1	0	0	0	0	1	1
39 Devin Mesoraco, R (1, 2) OBP: 0.455, SLG: 0.690		X 0-0 ① G5-3		B B B B 4-0 BB		X 0-0 ② G5-3			X 0-0 81 WP 9 1B 2B	1	0	0	0	1	0	0
30 Miguel Olivo, R (6, PH) OBP: 0.200, SLG: 0.313 (6, 2)										2	1	1	0	0	0	0
44 Mike Leake, R (1, 1) OBP: 0.200, SLG: 0.400		X 0-0 ② P3		S S S 0-3 ③ K		S S S 0-3 ③ K2-3			B B B B 4-0 81 WP 9 1B BB	3	0	0	0	0	2	2
54 Aroldis Chapman, L (6, 1)										0	0	0	0	0	0	0
45 Sean Marshall, L (7, 1)										0	0	0	0	0	0	0
33 Jose Arredondo, R (8, 1)										0	0	0	0	0	0	0
23 Juan Silva, L (9, PH)										0	1	0	0	1	0	0
25 Daniel Wolford, R (9, 1)										0	0	0	0	0	0	0
Inning Stats	R: 2 E: 0 K: 2 S: 9 H: 2 LOB: 2 BB: 1 P: 14	R: 0 E: 0 K: 1 S: 5 H: 0 LOB: 0 BB: 0 P: 5	R: 0 E: 0 K: 2 S: 7 H: 0 LOB: 0 BB: 0 P: 7	R: 0 E: 0 K: 1 S: 5 H: 0 LOB: 2 BB: 2 P: 14	R: 1 E: 1 K: 1 S: 8 H: 2 LOB: 2 BB: 0 P: 8	R: 0 E: 0 K: 1 S: 5 H: 0 LOB: 0 BB: 0 P: 5	R: 0 E: 0 K: 1 S: 4 H: 0 LOB: 0 BB: 1 P: 8	R: 0 E: 0 K: 2 S: 8 H: 1 LOB: 1 BB: 0 P: 8	R: 3 E: 0 K: 2 S: 9 H: 2 LOB: 1 BB: 2 P: 17	1B: 6 2B: 1 3B: 0 HR: 0 SF: 1 SAC: 0 DP: 1 HBP: 1							

AB	33
R	6
H	7
RBI	6
BB	6
SO	13
LOB	22

WP: 1 PB: 0 SB: 0 CS: 0 PA: 41

PITCHER		IP	WLS	BF	H	R	ER	SO	BB	IBB	HBP	BLK	WP	HR	S	P	ERA	WHIP
22 Clayton Kershaw, L ERA: 3.6	(1, 1)	6.0		27	4	3	2	8	3	0	1	0	0	0	39	53	3.00	1.167
28 Mark Lowe, R ERA: 4.15	(7, 1)	0.1	H	2	0	0	0	1	1	0	0	0	0	0	3	7	0.00	3.000
75 Paco Rodríguez, L ERA: 2.0	(7, 1)	1.0	H	2	0	0	0	0	0	0	0	0	0	0	2	2	0.00	0.000
76 Peter Moylan, R ERA: 8.59	(8, 1)	0.2	H	3	1	0	0	2	0	0	0	0	0	0	7	7	0.00	1.500
46 Josh Wall, R ERA: 4.66	(9, 1)	0.1	L	5	2	3	3	1	2	0	0	0	1	0	5	13	81.00	12.000

PITCHER		IP	WLS	BF	H	R	ER	SO	BB	IBB	HBP	BLK	WP	HR	S	P	ERA	WHIP
84 Geison Aguasviva, L ERA:	(9, 1)	0.2		2	0	0	0	1	0	0	0	0	0	0	4	4	0.00	0.000

BOTTOM

Cincinnati Reds @ Los Angeles Dodgers

Camelback Ranch, Glendale, AZ

Fri Mar 22 2013, 4:06 PM - 7:15 PM EDT

Att. 12,342 - Sunny - 77 F

livebaseballscorecards.com

Batter	1	2	3	4	5	6	7	8	9	AB	R	H	RBI	BB	SO	LOB
25 Carl Crawford, L (1, 10) OBP: 0.286, SLG: 0.231 81 Matt Wallach, L (9, PH) OBP: 0.316, SLG: 0.188	4-0 BBBB 6 G5-3 9 S 47 HR BB	1-0 B X F9 1-2			0-0 X F9 ①		0-3 SSS K ③		0-0 X G3 ③	3 1	1 0	0 0	0 0	1 0	1 0	2 0
9 Dee Strange-Gordon, L (1, 6) OBP: 0.400, SLG: 0.226 64 Osvaldo Martínez, R (8, 6) OBP: 0.100, SLG: 0.100	4-0 BBBB 6 G5-3 47 HR 1-2 BB		0-0 X G3-1 ①		0-0 X G3-1 ②			0-0 X G6-3 ①		2 1	1 0	0 0	0 0	1 0	0 0	0 0
6 Jerry Hairston, R (1, 7) OBP: 0.297, SLG: 0.355 91 Blake Smith, L (8, 7) OBP: 0.500, SLG: 0.333	0-0 X G5-3 ① 1-2 2-3		0-0 X G4-3 ②		0-0 X P4 ③			4-0 BBBB 98 E 48 2B BB		3 0	0 1	0 0	0 0	0 1	0 0	2 0
23 Adrián González, L (1, 3) OBP: 0.372, SLG: 0.472 98 Chris Jacobs, R (8, 3) OBP: 0.333, SLG: 0.333	0-0 X P6 ②		0-0 X F7 ③			0-0 X 47 G1-6-3 1B		0-0 X E5 48 2B 82 FC3-2 1-3		3 1	0 0	1 0	0 0	0 0	0 0	2 1
47 Luis Alfonso Cruz, R (1, 5) OBP: 0.325, SLG: 0.692 48 Brian Barden, R (8, 5) OBP: 0.576, SLG: 0.621	1-1 BSX 2-H 3-H HR			3-1 BBBSX HR		0-0 X G1-6-3 ①② 1-2f		0-0 X 82 FC3-2 1-3 3-H 2B		3 1	2 0	2 1	4 1	0 0	0 0	1 0
66 Yasiel Puig, R (1, 8) OBP: 0.500, SLG: 0.860 82 Matt Angle, L (5, 8) OBP: 0.500, SLG: 0.769	0-0 X L4 ③			0-0 X E7 2B		0-3 SSC K ③		0-0 X FC3-2 ② 2-3 3-H		2 2	0 0	1 0	0 0	0 0	0 1	0 2
37 Elian Herrera, S (1, 4) OBP: 0.386, SLG: 0.415 84 Darnell Sweeney, S (8, 4) OBP: 0.500, SLG: 0.433		0-0 X 17 G6-4-3 1B		4-0 BBBB 17 CS BB			0-0 X L4 ①	0-0 X G4-3 ③		2 1	0 0	1 0	0 0	1 0	0 0	0 2
17 A.J. Ellis, R (1, 2) OBP: 0.500, SLG: 0.433 18 Tim Federowicz, R (7, 2) OBP: 0.278, SLG: 0.194		0-0 X G6-4-3 ①② 1-2f		0-3 SSS K ①② 1-2			4-0 BBBB 49 FC5-4 BB		0-0 X 87 G4-6-3 1B	2 1	0 0	0 1	0 0	0 1	1 0	3 0
49 Alex Castellanos, R (1, 9) OBP: 0.283, SLG: 0.500 87 Nick Buss, L (7, PR) OBP: 0.250, SLG: 0.250 (8, 9)		0-0 X 25 PB 1B		0-3 SSC K ③			0-0 X FC5-4 ② 1-2f		0-0 X G4-6-3 ①② 1-2f	3 1	0 0	1 0	0 0	0 0	1 0	2 1
Inning Stats	R: 3 E: 0 K: 0 S: 5 H: 1 LOB: 0 BB: 2 P: 14	R: 0 E: 0 K: 0 S: 4 H: 2 LOB: 1 BB: 0 P: 5	R: 0 E: 0 K: 0 S: 3 H: 0 LOB: 0 BB: 0 P: 3	R: 1 E: 1 K: 2 S: 9 H: 2 LOB: 1 BB: 1 P: 16	R: 0 E: 0 K: 0 S: 3 H: 0 LOB: 0 BB: 0 P: 3	R: 0 E: 0 K: 1 S: 5 H: 1 LOB: 0 BB: 0 P: 5	R: 0 E: 0 K: 1 S: 5 H: 0 LOB: 1 BB: 1 P: 9	R: 1 E: 1 K: 0 S: 5 H: 1 LOB: 2 BB: 1 P: 9	R: 0 E: 0 K: 0 S: 3 H: 1 LOB: 0 BB: 0 P: 3	1B: 4 2B: 3 3B: 0 HR: 2	SF: 0 SAC: 0 DP: 4 HBP: 0			WP: 0 PB: 1 SB: 1 CS: 1	PA: 37		

	AB	32
	R	5
	H	8
	RBI	5
	BB	5
	SO	4
	LOB	18

PITCHER	IP	WLS	BF	H	R	ER	SO	BB	IBB	HBP	BLK	WP	HR	S	P	ERA	WHIP
44 Mike Leake, R (1, 1) ERA: 6.75	5.0		21	5	4	4	2	3	0	0	0	0	2	24	41	7.20	1.600
54 Aroldis Chapman, L (6, 1) ERA: 2.0	1.0		3	1	0	0	1	0	0	0	0	0	0	5	5	0.00	1.000
45 Sean Marshall, L (7, 1) ERA: 2.57	1.0		4	0	0	0	1	1	0	0	0	0	0	5	9	0.00	1.000
33 Jose Arredondo, R (8, 1) ERA: 4.0	1.0	W	6	1	1	1	0	1	0	0	0	0	0	5	9	9.00	2.000
25 Daniel Wolford, R (9, 1) ERA: 9.0	1.0	S	3	1	0	0	0	0	0	0	0	0	0	3	3	0.00	1.000

PITCHER	IP	WLS	BF	H	R	ER	SO	BB	IBB	HBP	BLK	WP	HR	S	P	ERA	WHIP

TOP

Texas Rangers @ Cincinnati Reds

Goodyear Ballpark, Goodyear, AZ

Sat Mar 23 2013, 4:09 PM - 6:54 PM EDT

Att. 6,192 - Sunny - 75 F

livebaseballscorecards.com

Batter	1	2	3	4	5	6	7	8	9	AB	R	H	RBI	BB	SO	LOB
1 Elvis Andrus, R (1, 6) OBP: 0.467, SLG: 0.634	0-0 3 G6-3 2B		0-3 ② K		1-0 1-H HR		0-0 3 CS 1B		0-0 3 SH1-3 23 3B 1B	3	1	2	2	0	1	0
13 Jurickson Profar, S (6, 6) OBP: 0.354, SLG: 0.317										2	1	2	0	0	0	0
3 Leury García, S (1, 4) OBP: 0.269, SLG: 0.375	0-0 ① G6-3 2-3		0-0 ③ F7		0-0 ② G1-3		0-3 ①② K 1-2		0-0 ① SH1-3 1-2	4	0	0	0	0	1	2
18 Mitch Moreland, L (1, 10) OBP: 0.473, SLG: 0.760	0-3 ② K			2-2 HR	0-3 ③ K		0-2 2B		0-0 2-H 3B	3	1	1	1	0	2	1
23 Craig Gentry, R (7, PH) OBP: 0.400, SLG: 0.583 (7, 10)										2	0	2	1	0	0	0
17 Nelson Cruz, R (1, 9) OBP: 0.357, SLG: 0.630	0-3 ③ K			0-0 2 G3-6-3 16 1B 1B		0-0 ① F9	0-3 ③ K		0-3 ② K	3	0	1	0	0	1	1
72 Joey Butler, R (6, 9) OBP: 0.261, SLG: 0.200										2	0	0	0	0	2	2
15 Jeff Baker, R (1, 5) OBP: 0.464, SLG: 0.558		0-0 ① G5-3		0-0 2 G3-6-3 1-2 1B		0-0 71 1B 8 1B 1B		0-3 ① K	1-0 37 BB HBP	1	0	0	0	0	0	0
16 Drew Robinson, L (3, 5) OBP: 0.500, SLG: 0.333										3	1	2	0	0	1	0
2 Leonys Martin, L (1, 8) OBP: 0.393, SLG: 0.480		0-3 ② K		0-0 ①② G3-6-3 1-2f 2-3		0-3 ② K		0-3 K 8 2B	4-0 FC6-4 1-2 BB	3	0	0	0	0	2	3
37 Jake Skole, L (7, 8)										1	1	0	0	1	1	0
71 James Adduci, L (1, 3) OBP: 0.489, SLG: 0.683	4-0 8 S BB			0-0 ③ G3		0-0 8 1B 8 S 1-3 1B		0-3 ② K	0-0 ③ FC6-4 1-2f	2	0	1	0	1	0	1
Mike Bianucci, R (7, 3)										2	0	0	0	0	1	4
8 Geovany Soto, R (1, 2) OBP: 0.265, SLG: 0.250	1-0 ③ G6-3 1-2				0-0 ① F9	0-1 1-3 3-H 1B		0-0 1-H 2B		4	0	2	2	0	0	1
20 Julio Borbon, L (1, 7) OBP: 0.400, SLG: 0.490		0-0 ① G4-3		0-0 1 HR 1B		0-0 ③ F9		0-0 ③ G6-3		4	1	1	0	0	0	3

	AB	39
	R	6
	H	14
	RBI	6
	BB	2
	SO	12
	LOB	18

Inning Stats																						
	R: 0	H: 1	R: 0	H: 0	R: 0	H: 0	R: 1	H: 3	R: 2	H: 2	R: 1	H: 3	R: 0	H: 2	R: 1	H: 1	R: 1	H: 2	1B: 8	SF: 0	WP: 1	PA: 43
	E: 0	LOB: 1	E: 0	LOB: 1	E: 0	LOB: 0	E: 0	LOB: 1	E: 0	LOB: 0	E: 0	LOB: 2	E: 0	LOB: 1	E: 0	LOB: 1	E: 0	LOB: 3	2B: 3	SAC: 1	PB: 0	
	K: 2	BB: 0	K: 1	BB: 1	K: 1	BB: 0	K: 0	BB: 0	K: 1	BB: 0	K: 1	BB: 0	K: 2	BB: 0	K: 3	BB: 0	K: 1	BB: 1	3B: 1	DP: 1	SB: 2	
	S: 8	P: 8	S: 5	P: 10	S: 5	P: 5	S: 7	P: 9	S: 7	P: 8	S: 9	P: 9	S: 10	P: 10	S: 11	P: 11	S: 7	P: 12	HR: 2	HBP: 1	CS: 1	

PITCHER		IP	WLS	BF	H	R	ER	SO	BB	IBB	HBP	BLK	WP	HR	S	P	ERA	WHIP
55 Mat Latos, R ERA: 3.78	(1, 1)	5.2	L	26	9	4	4	6	1	0	0	0	0	2	40	48	6.35	1.765
82 Nick Christiani, R ERA: 5.63	(6, 1)	0.1		1	0	0	0	0	0	0	0	0	0	0	1	1	0.00	0.000
51 Jonathan Broxton, R ERA:	(7, 1)	1.0		4	2	0	0	2	0	0	0	0	0	0	10	10	0.00	2.000
56 Clay Hensley, R ERA: 4.91	(8, 1)	1.0		5	1	1	1	3	0	0	0	0	1	0	11	11	9.00	1.000
43 Manny Parra, L ERA: 4.5	(9, 1)	1.0		7	2	1	1	1	1	0	1	0	0	0	7	12	9.00	3.000

PITCHER	IP	WLS	BF	H	R	ER	SO	BB	IBB	HBP	BLK	WP	HR	S	P	ERA	WHIP

Texas Rangers @ Cincinnati Reds

Goodyear Ballpark, Goodyear, AZ

Sat Mar 23 2013, 4:09 PM - 6:54 PM EDT

Att. 6,192 - Sunny - 75 F

BOTTOM

Batter	1	2	3	4	5	6	7	8	9	AB	R	H	RBI	BB	SO	LOB
17 Shin-Soo Choo, L (1, 8) OBP: 0.400, SLG: 0.500 23 Denis Phipps, R (6, 8) OBP: 0.308, SLG: 0.583	G3		K		FC6-4 1-2f			P4		3 1	0 0	0 0	0 0	0 0	1 0	1 0
4 Brandon Phillips, R (1, 4) OBP: 0.276, SLG: 0.321 3 Cesar Izturis, S (8, 4) OBP: 0.375, SLG: 0.455	F8		K			F8		FC4-6 1B		3 1	0 0	0 1	0 0	0 0	1 0	0 0
19 Joey Votto, L (1, 3) OBP: 0.468, SLG: 0.641 Donald Lutz, L (8, 3) OBP: 0.366, SLG: 0.528	HR		K			K		FC4-6 1-2f		3 1	1 0	1 0	1 0	0 0	2 0	0 1
48 Ryan Ludwick, R (1, 7) OBP: 0.196, SLG: 0.244 26 Xavier Paul, L (8, 7) OBP: 0.318, SLG: 0.500	P6			1B		2B		F7		3 1	0 0	2 0	0 0	0 0	0 0	0 1
32 Jay Bruce, L (1, 9) OBP: 0.283, SLG: 0.585 81 Derrick Robinson, S (8, 9) OBP: 0.372, SLG: 0.524		K		F7		K			F7	3 1	0 0	0 0	0 0	0 0	2 0	2 0
21 Todd Frazier, R (1, 5) OBP: 0.340, SLG: 0.605 9 Jack Hannahan, L (8, 5) OBP: 0.325, SLG: 0.257		K			HR		G6-3		78 G6-4-3 1B	3 1	1 0	1 1	1 0	0 0	1 0	0 0
2 Zack Cozart, R (1, 6) OBP: 0.347, SLG: 0.467 78 Emmanuel Burriss, S (8, 6) OBP: 0.298, SLG: 0.279	G5-3				F9		BB		G6-4-3 1-2f	2 1	0 0	0 0	0 0	1 0	0 0	0 1
30 Miguel Olivo, R (1, 2) OBP: 0.184, SLG: 0.286 37 Corky Miller, R (8, 2) OBP: 0.294, SLG: 0.200			G6-3		F7		K			3 0	0 0	0 0	0 0	0 0	1 0	1 0
55 Mat Latos, R (1, 1) 82 Nick Christiani, R (6, 1) 51 Jonathan Broxton, R (7, 1) 28 Chris Heisey, R (7, PH) OBP: 0.333, SLG: 0.596 56 Clay Hensley, R (8, 1) 43 Manny Parra, L (9, 1)			G1-4-3		17 FC6-4 BB		G4-3			1 0 0 1 0 0	0 0 0 0 0 0	0 0 0 0 0 0	0 0 0 0 0 0	1 0 0 0 0 0	0 0 0 0 0 0	0 0 0 1 0 0
Inning Stats	R: 1 E: 0 K: 0 S: 6 H: 1 LOB: 0 BB: 0 P: 7	R: 0 E: 0 K: 2 S: 7 H: 0 LOB: 0 BB: 0 P: 7	R: 0 E: 0 K: 1 S: 5 H: 0 LOB: 0 BB: 0 P: 5	R: 0 E: 0 K: 2 S: 8 H: 1 LOB: 1 BB: 0 P: 8	R: 1 E: 0 K: 0 S: 6 H: 1 LOB: 1 BB: 1 P: 10	R: 0 E: 0 K: 2 S: 8 H: 1 LOB: 1 BB: 0 P: 8	R: 0 E: 0 K: 1 S: 5 H: 0 LOB: 1 BB: 1 P: 9	R: 0 E: 0 K: 0 S: 4 H: 1 LOB: 1 BB: 0 P: 4	R: 0 E: 0 K: 0 S: 3 H: 1 LOB: 0 BB: 0 P: 3	1B: 3 2B: 1 3B: 0 HR: 2	SF: 0 SAC: 0 DP: 1 HBP: 0					

PITCHER		IP	WLS	BF	H	R	ER	SO	BB	IBB	HBP	BLK	WP	HR	S	P	ERA	WHIP
11 Yu Darvish, R ERA: 1.98	(1, 1)	5.0	W	19	3	2	2	5	1	0	0	0	0	2	32	37	3.60	0.800
46 Robbie Ross Jr., L ERA: 2.7	(6, 1)	2.0	H	8	1	0	0	3	1	0	0	0	0	0	13	17	0.00	1.000
52 Tanner Scheppers, R ERA: 4.5	(8, 1)	2.0	S	7	2	0	0	0	0	0	0	0	0	0	7	7	0.00	1.000

PITCHER	IP	WLS	BF	H	R	ER	SO	BB	IBB	HBP	BLK	WP	HR	S	P	ERA	WHIP

AB	32
R	2
H	6
RBI	2
BB	2
SO	8
LOB	8

WP: 0 PA: 34
PB: 0
SB: 0
CS: 0

livebaseballscorecards.com

Cincinnati Reds @ Texas Rangers

Surprise Stadium, Surprise, AZ

Sun Mar 24 2013, 4:07 PM - 6:39 PM EDT

Att. 7,117 - Sunny - 75 F

TOP

livebaseballscorecards.com

Batter	1	2	3	4	5	6	7	8	9	AB	R	H	RBI	BB	SO	LOB
17 Shin-Soo Choo, L (1, 8) OBP: 0.364, SLG: 0.452 81 Derrick Robinson, S (6, 8) OBP: 0.364, SLG: 0.512	C FF 93 F FF 96 F FF 96 X CH 89 0-2 ① L9		X CH 86 0-0 ①② G4-6-3 1-2f			B SL 77 X FF 90 1-0 ① G4-3		B CH 84 B SI 86 F SI 84 C SL 79 C SL 81 2-3 ① K		3 1	0 0	0 0	0 0	0 0	0 1	1 1
78 Emmanuel Burriss, S (1, 4) OBP: 0.275, SLG: 0.255	B FF 95 F FF 94 X FF 96 1-1 ② B3		B FF 92 C SL 80 B CH 87 X FF 93 2-1 ③ G4-3			B FF 92 B SL 79 X FF 90 2-0 ② F8		B SL 80 1 SAFE X SI 84 1-0 ② G4-3 1-2		4	0	0	0	0	0	1
32 Jay Bruce, L (1, 9) OBP: 0.280, SLG: 0.578	B FF 96 S CH 86 C SL 82 X SL 83 1-2 2B			S SL 79 F FF 94 B CH 88 B CH 87 X FF 95 2-2 ① G5-3		B CH 85 S CH 84 X CH 85 1-1 ③ G3-1		B SI 91 B SI 89 X SL 82 2-0 ③ F8		4	0	1	0	0	0	1
21 Todd Frazier, R (1, 5) OBP: 0.333, SLG: 0.565	F FF 94 B SL 82 B SL 81 B SL 80 S FF 95 B FF 96 4-2 BB			B FF 93 F FF 93 F FF 94 S SL 84 1-3 ② K			C FF 90 S SL 85 B CU 77 B CU 79 F SI 91 B FF 91 S SL 85 3-3 ① K		F SI 90 F SL 87 B CH 78 F CH 80 B SL 83 B SI 89 S CH 79 3-3 ① K	3	0	0	0	1	3	0
Donald Lutz, L (1, 3) OBP: 0.333, SLG: 0.475	C SL 80 X FF 96 0-1 ③ P5			F FF 93 B CH 88 S CH 86 S SL 82 1-3 ③ K			C FF 92 B CH 85 S CU 78 X SI 92 1-2 ② G6-3		B SI 88 S CH 81 F SI 89 B SL 85 B CH 77 S CH 80 3-3 ② K	4	0	0	0	0	2	2
28 Chris Heisey, R (1, 7) OBP: 0.309, SLG: 0.549		S SL 79 S SL 83 C FF 96 0-3 ① K			C FF 91 F SL 79 B SL 81 B SL 80 F SL 78 F FF 94 X FF 92 2-2 ① L9		S SL 84 F SI 91 C SL 86 0-3 ③ K		B SI 87 C SI 91 F SI 88 S CH 82 1-3 ③ K	4	0	0	0	0	3	0
3 Cesar Izturis, S (1, 6) OBP: 0.392, SLG: 0.478		C FF 95 F FF 96 X FF 95 0-2 ② F8			X FF 90 0-0 2B			B CH 83 B CH 83 B CH 83 C CH 83 B SI 84 4-1 30 2B BB		2	1	1	0	1	0	0
29 Ryan Hanigan, R (1, 2) OBP: 0.348, SLG: 0.524 30 Miguel Olivo, R (7, 2) OBP: 0.205, SLG: 0.333		B FF 94 C SL 81 S FF 94 F FF 96 B SL 83 S SL 81 2-3 ③ K			F FF 91 S SL 79 B SL 80 F SL 79 S SL 80 1-3 ② K			B CH 83 C CH 80 X SI 85 1-1 1-H 39 1B 2B		2 1	0 1	0 1	0 1	0 0	2 0	1 0
39 Devin Mesoraco, R (1, 10) OBP: 0.472, SLG: 0.688			B FF 93 F SL 78 C FF 92 B SL 82 F SL 80 X FF 95 2-2 17 G4-6-3 1B		B SL 79 B FF 91 C SL 79 F FF 92 B FF 93 X SL 80 3-2 ③ G6-3			C SL 80 S SL 81 F SI 90 B SI 85 F SL 82 B SL 81 X SL 81 2-2 78 G4-3 2-H 1B		3	0	2	1	0	0	1
Inning Stats	R: 0 E: 0 K: 0 S: 13 H: 1 LOB: 2 BB: 1 P: 19	R: 0 E: 0 K: 2 S: 10 H: 0 LOB: 0 BB: 0 P: 12	R: 0 E: 0 K: 0 S: 7 H: 1 LOB: 0 BB: 0 P: 11	R: 0 E: 0 K: 2 S: 9 H: 0 LOB: 0 BB: 0 P: 13	R: 0 E: 0 K: 1 S: 13 H: 1 LOB: 1 BB: 0 P: 19	R: 0 E: 0 K: 0 S: 4 H: 0 LOB: 0 BB: 0 P: 8	R: 0 E: 0 K: 2 S: 10 H: 0 LOB: 0 BB: 0 P: 14	R: 2 E: 0 K: 1 S: 13 H: 2 LOB: 1 BB: 1 P: 25	R: 0 E: 0 K: 3 S: 10 H: 0 LOB: 0 BB: 0 P: 17	1B: 2 2B: 3 3B: 0 HR: 0 SF: 0 SAC: 0 DP: 1 HBP: 0						

	AB	31
	R	2
	H	5
	RBI	2
	BB	2
	SO	11
	LOB	8

WP: 0 PB: 0 SB: 0 CS: 0 PA: 33

PITCHER		IP	WLS	BF	H	R	ER	SO	BB	IBB	HBP	BLK	WP	HR	S	P	ERA	WHIP
41 Alexi Ogando, R ERA: 2.95	(1, 1)	6.0	W	21	3	0	0	5	1	0	0	0	0	0	56	82	0.00	0.667
36 Joe Nathan, R ERA: 7.5	(7, 1)	1.0	H	3	0	0	0	2	0	0	0	0	0	0	10	14	0.00	0.000
32 Nate Robertson, L ERA: 1.64	(8, 1)	1.0	H	6	2	2	2	1	1	0	0	0	0	0	13	25	18.00	3.000
57 Cory Burns, R ERA: 5.79	(9, 1)	1.0		3	0	0	0	3	0	0	0	0	0	0	10	17	0.00	0.000

PITCHER	IP	WLS	BF	H	R	ER	SO	BB	IBB	HBP	BLK	WP	HR	S	P	ERA	WHIP

Cincinnati Reds @ Texas Rangers

Surprise Stadium, Surprise, AZ

Sun Mar 24 2013, 4:07 PM - 6:39 PM EDT

Att. 7,117 - Sunny - 75 F

BOTTOM

livebaseballscorecards.com

Batter	1	2	3	4	5	6	7	8	9	AB	R	H	RBI	BB	SO	LOB
5 Ian Kinsler, R (1, 4) OBP: 0.295, SLG: 0.358	C CH 76 C CU 65 B SI 87 X SI 87 1-2 G6-3		B SI 88 X CH 81 1-0 G1-3		X SL 73 0-0 G3		B FF 91 B FF 89 B FF 89 B FF 88 4-0 BB	F FF 90 C CH 78 F FF 93 F SL 77 X SI 91 0-2 1-2 2-H 3-H 1B		2	0	0	0	0	0	0
82 Luis Mendez, S (5, 4) OBP: 0.667, SLG: 0.500										2	0	1	2	1	0	1
23 Craig Gentry, R (1, 8) OBP: 0.414, SLG: 0.627	B SI 86 S CH 78 B SL 76 X CU 69 2-1 27 SF9 3B			X CU 69 0-0 27 S 27 HR 1B		C SL 75 B FF 87 X SI 89 1-1 G6-3	C FF 90 F SL 84 F FS 83 S FS 83 0-3 K	X CH 87 0-0 L5		3	2	2	0	0	0	0
28 Teodoro Martinez, R (7, 8)										2	0	0	0	0	1	4
27 Lance Berkman, S (1, 3) OBP: 0.415, SLG: 0.475	C SI 88 B SI 87 X CH 76 1-1 SF9 3-H			B FF 84 B SI 86 2 SAFE C FF 88 B SI 88 S FS 76 X SL 77 3-2 1-H HR		X FF 88 0-0 73 2B 1B		F FF 92 B FC 90 B SL 76 C FF 92 B SL 78 B FC 88 4-2 20 1B 73 SH3 12 1B BB		2	1	2	3	0	0	0
Mike Bianucci, R (6, PR) (7, 3)										0	1	0	0	1	0	0
68 Guilder Rodriguez, S (9, 3) OBP: 0.455, SLG: 0.250										0	0	0	0	0	0	0
29 Adrián Beltré, R (1, 5) OBP: 0.233, SLG: 0.350	B SI 87 B SI 86 C CH 80 S CH 78 X SI 89 2-2 L8			X FS 78 0-0 G5-3		B SL 76 X SL 74 1-0 1-3 2B		B FF 90 B FF 90 F FF 90 D SL 76 X FF 93 3-1 1-2 SH3		2	0	0	0	0	0	0
73 Alex Buchholz, R (5, 5) OBP: 1.000, SLG: 2.000										1	0	1	0	0	0	0
7 David Murphy, L (1, 7) OBP: 0.371, SLG: 0.491		B CU 69 C CU 71 F CH 76 X SI 89 1-2 G4-3		B FF 89 B CH 81 C CH 78 X CH 79 2-1 L4		C SI 89 B SI 89 X SI 88 1-1 12 G6-4-3 1B		C FF 92 B FC 88 X FC 88 1-1 12 1B 2 SF8 2-3 1B		3	0	1	0	0	0	0
20 Julio Borbon, L (6, PR) OBP: 0.411, SLG: 0.500										1	1	1	0	0	0	0
(7, 7)																
12 A.J. Pierzynski, L (1, 2) OBP: 0.294, SLG: 0.479		C SI 88 S SI 87 X SI 88 0-2 G4-3		B CU 71 X SI 88 1-0 G4-3		B FF 89 X FS 82 1-0 2 3 G6-4-3 1-2f		F FC 87 B FC 87 F FF 92 X SL 78 1-2 3 BB 72 HBP 82 1B 1-3 3-H 1B		4	1	1	1	0	0	3
71 James Adduci, L (1, 9) OBP: 0.480, SLG: 0.659		C CU 72 C SL 73 B FF 87 X CH 80 1-2 G6-3			C CH 78 B SI 87 F CU 70 X SI 88 1-2 13 1B 1B		F FF 88 B FS 82 F FS 84 F FS 84 F FF 90 X FS 83 1-2 F7	S FF 92 F FF 92 H FF 91 1-2 3 BB 82 1B 1-2 HBP		3	0	1	0	0	0	0
72 Joey Butler, R (8, 9) OBP: 0.292, SLG: 0.200										0	1	0	0	0	0	0
2 Leonys Martin, L (1, 10) OBP: 0.400, SLG: 0.481			C CH 74 X SI 87 0-1 13 CS 1B		B SI 87 C CH 79 1 SAFE F CU 67 X SI 88 1-2 L9		S SL 84 B SL 84 B FS 84 B FF 89 S FS 83 B FF 90 4-2 13 WP BB	B FC 88 S FF 91 X FC 87 1-1 SF8 3-H		2	0	1	1	1	0	1
13 Jurickson Profar, S (1, 6) OBP: 0.353, SLG: 0.318			C SI 86 C CH 83 B CU 70 B FF 88 F CH 82 X SI 89 2-2 1-2 F8		X CH 79 0-0 1-3 1B		B FF 89 B FF 88 C FF 89 C FF 90 2 SAFE S FS 82 2-3 1-2 K	B FF 91 B FC 87 B FF 91 B FF 91 4-0 82 1B 1-2 2-3 BB		3	0	1	0	0	1	2
3 Leury García, S (8, 6) OBP: 0.296, SLG: 0.375										0	0	0	0	1	0	0
Inning Stats	R: 1 E: 0 K: 0 S: 10 H: 1 LOB: 0 BB: 0 P: 16	R: 0 E: 0 K: 0 S: 9 H: 0 LOB: 0 BB: 0 P: 11	R: 0 E: 0 K: 0 S: 7 H: 1 LOB: 0 BB: 0 P: 10	R: 2 E: 0 K: 0 S: 8 H: 2 LOB: 0 BB: 0 P: 14	R: 0 E: 0 K: 0 S: 8 H: 2 LOB: 1 BB: 0 P: 10	R: 0 E: 0 K: 0 S: 7 H: 3 LOB: 3 BB: 0 P: 11	R: 0 E: 0 K: 2 S: 14 H: 0 LOB: 2 BB: 2 P: 25	R: 4 E: 0 K: 0 S: 19 H: 3 LOB: 2 BB: 2 P: 34		1B: 9 2B: 1 3B: 1 HR: 1 SF: 2 SAC: 1 DP: 1 HBP: 1						

AB	30
R	7
H	12
RBI	7
BB	4
SO	2
LOB	11

WP: 1	PA: 38
PB: 0	
SB: 1	
CS: 1	

PITCHER		IP	WLS	BF	H	R	ER	SO	BB	IBB	HBP	BLK	WP	HR	S	P	ERA	WHIP
61 Bronson Arroyo, R ERA: 3.71	(1, 1)	5.1	L	23	9	3	3	0	0	0	0	0	0	1	48	70	5.06	1.688
33 Jose Arredondo, R ERA: 3.38	(6, 1)	1.2		6	0	0	0	2	2	0	0	0	1	0	15	27	0.00	1.200
66 Logan Ondrusek, R ERA: 7.27	(8, 1)	0.2		8	3	4	4	0	2	0	1	0	0	0	18	33	54.00	7.500
65 Kanekoa Texeira, R ERA: 6.75	(8, 1)	0.1		1	0	0	0	0	0	0	0	0	0	0	1	1	0.00	0.000

PITCHER	IP	WLS	BF	H	R	ER	SO	BB	IBB	HBP	BLK	WP	HR	S	P	ERA	WHIP

Seattle Mariners @ Cincinnati Reds

Goodyear Ballpark, Goodyear, AZ

Mon Mar 25 2013, 4:06 PM - 7:19 PM EDT

Att. 5,012 - Sunny - 79 F

TOP

livebaseballscorecards.com

Batter	1	2	3	4	5	6	7	8	9	AB	R	H	RBI	BB	SO	LOB
55 Michael Saunders, L (1, 8) OBP: 0.255, SLG: 0.500	0-0 3 WP 17 2B 1B	0-0 28 WP 17 1B 1-3 2-H 2B		1-1 HR	0-0 ① F9	0-0 ① G3-1			4-0 3 2B BB	4	3	3	2	0	0	0
9 Endy Chavez, L (5, 8) OBP: 0.250, SLG: 0.235										1	1	0	0	1	0	0
3 Robert Andino, R (1, 5) OBP: 0.389, SLG: 0.413	1-0 17 2B 1-2 1B	0-3 ① K		0-0 E9 15 1B 63 BB	0-3 ② K	0-0 ② G4-3			0-0 15 F8-4 1-H 2B	6	2	2	1	0	2	2
28 Raul Ibanez, L (1, 10) OBP: 0.388, SLG: 0.717	0-3 ① K	1-0 ② G4-3 2-3 3-H		0-3 ① K2-3	0-0 15 BB 63 HR 2B	0-0 ③ L3			0-3 ① K	5	1	1	0	0	2	4
94 Abraham Almonte, S (9, PH) (9, 10)										1	0	0	0	0	1	1
17 Justin Smoak, S (1, 3) OBP: 0.474, SLG: 0.824	0-0 15 G4-3 63 1B 1-H 2-H 2B	0-0 3-H 1B		4-0 63 BB 15 1B 12 1B BB	4-0 15 BB 63 HR BB		0-0 ① F8		4-0 BB	2	3	2	3	2	0	0
77 Brad Miller, L (6, 4) OBP: 0.289, SLG: 0.488										1	0	0	0	1	0	0
15 Kyle Seager, L (1, 4) OBP: 0.361, SLG: 0.396	0-0 ② G4-3 2-3	0-0 ③ G4-3		0-0 12 1B 63 BB 33 SF8 1-2 2-3 1B	4-0 63 HR 1-2 2-3 BB		0-3 ② K		0-0 ②③ F8-4 2-2	5	2	1	0	1	1	4
(6, 3)																
63 Jesus Montero, R (1, 2) OBP: 0.450, SLG: 0.730	0-0 3-H 1B	0-0 1B		4-0 33 SF8 12 1B 1-2 2-3 3-H BB	0-1 1-H 2-H 3-H HR		0-3 ③ K			3	1	3	6	1	0	0
2 Jesús Sucre, R (7, PH) OBP: 0.182, SLG: 0.143										1	0	0	0	0	1	0
(7, 2)																
12 Jason Bay, R (1, 9) OBP: 0.396, SLG: 0.553	0-0 ③ G5-3	0-3 ① K		0-0 1-2 2-3 3-H 1B	0-0 33 1B 2B			0-0 ① F7		5	1	2	1	0	1	2
33 Casper Wells, R (1, 7) OBP: 0.259, SLG: 0.412	4-0 26 1B 55 2B BB	0-3 ② K		0-0 ② SF8 2-3 3-H	0-0 2-H 1B			0-3 ② K		3	1	1	2	1	2	1
26 Brendan Ryan, R (1, 6) OBP: 0.317, SLG: 0.368	0-0 55 2B 28 WP 1-2 1B	0-0 ③ F8		0-0 ③ F9	0-0 ③ G5-3			0-3 ③ K		4	1	1	0	0	0	4
93 Chris Taylor, R (6, 6) OBP: 0.400, SLG: 0.400										1	0	0	0	0	1	0

Inning Stats	R: 3 E: 0 K: 1 S: 9	H: 4 LOB: 1 BB: 0 P: 10	R: 3 E: 0 K: 1 S: 8	H: 3 LOB: 1 BB: 1 P: 13	R: 0 E: 0 K: 2 S: 8	H: 1 LOB: 1 BB: 0 P: 8	R: 4 E: 1 K: 1 S: 10	H: 3 LOB: 2 BB: 2 P: 19	R: 5 E: 0 K: 1 S: 10	H: 4 LOB: 1 BB: 2 P: 18	R: 0 E: 0 K: 0 S: 3	H: 0 LOB: 0 BB: 0 P: 3	R: 0 E: 0 K: 2 S: 7	H: 0 LOB: 0 BB: 0 P: 7	R: 0 E: 0 K: 2 S: 7	H: 0 LOB: 0 BB: 0 P: 7	R: 1 E: 0 K: 1 S: 5	H: 1 LOB: 1 BB: 2 P: 13	1B: 9 2B: 6 3B: 0 HR: 2	SF: 1 SAC: 0 DP: 1 HBP: 0	WP: 2 PB: 0 SB: 0 CS: 0	PA: 50

	AB	42
	R	16
	H	16
	RBI	15
	BB	7
	SO	11
	LOB	18

PITCHER		IP	WLS	BF	H	R	ER	SO	BB	IBB	HBP	BLK	WP	HR	S	P	ERA	WHIP
34 Homer Bailey, R ERA: 8.64	(1, 1)	3.1	L	22	9	9	8	5	2	0	0	0	2	1	31	42	21.60	3.300
79 Wilkin De La Rosa, L ERA: 9.31	(4, 1)	1.1		12	5	6	5	1	3	0	0	0	0	1	12	24	33.75	6.000
43 Manny Parra, L ERA: 4.05	(5, 1)	1.1		5	1	0	0	0	0	0	0	0	0	0	5	5	0.00	0.750
83 Justin Freeman, R ERA:	(7, 1)	1.0		3	0	0	0	2	0	0	0	0	0	0	7	7	0.00	0.000
60 J.J. Hoover, R ERA: 2.0	(8, 1)	1.0		3	0	0	0	2	0	0	0	0	0	0	7	7	0.00	0.000

PITCHER		IP	WLS	BF	H	R	ER	SO	BB	IBB	HBP	BLK	WP	HR	S	P	ERA	WHIP
51 Kevin Whelan, R ERA: 9.0	(9, 1)	1.0		5	1	1	1	1	2	0	0	0	0	0	5	13	9.00	3.000

Seattle Mariners @ Cincinnati Reds

Goodyear Ballpark, Goodyear, AZ

Mon Mar 25 2013, 4:06 PM - 7:19 PM EDT

Att. 5,012 - Sunny - 79 F

livebaseballscorecards.com

BOTTOM

Batter	1	2	3	4	5	6	7	8	9	AB	R	H	RBI	BB	SO	LOB
17 Shin-Soo Choo, L (1, 8) OBP: 0.389, SLG: 0.455	0-0 19 G6-3 1B		BBBB 4-0 19 E 1-2 BB		SSS 0-3 ② K	CCC 0-3 ③ K				2	0	1	0	1	1	0
23 Denis Phipps, R (7, 8) OBP: 0.300, SLG: 0.568										1	0	0	0	0	1	1
4 Brandon Phillips, R (1, 4) OBP: 0.273, SLG: 0.375	0-0 ① F8		CCC 0-3 ② K		0-0 3B			0-0 ① G5-3		4	0	1	0	0	1	3
19 Joey Votto, L (1, 3) OBP: 0.431, SLG: 0.581	0-0 ②③ G6-3 1-2f		0-0 E3 1-2 2-3		CCC 0-3 ③ K			SSS 0-3 ② K		4	0	0	0	0	2	4
48 Ryan Ludwick, R (1, 7) OBP: 0.200, SLG: 0.245		0-0 9 2B 1B	SSS 0-3 ③ K			0-0 ① L8		0-0 ③ G5-3		4	0	1	0	0	1	3
26 Xavier Paul, L (1, 9) OBP: 0.313, SLG: 0.476		SSS 0-3 ① K		0-0 ① F9		SSS 0-3 ② K			0-0 9 G3-6-1 1B	4	0	1	0	0	2	1
9 Jack Hannahan, L (1, 5) OBP: 0.318, SLG: 0.282		0-0 ② 1-H 2B		0-0 ② G4-3		0-0 ③ G4-3			0-0 ①② G3-6-1 1-2f	4	0	1	0	0	0	1
2 Zack Cozart, R (1, 6) OBP: 0.377, SLG: 0.500	SSS 0-3 ③ K			0-0 1B			0-0 39 G4-3 2B		BBBB 4-0 39 FC6-4 BB	3	0	2	0	1	1	1
39 Devin Mesoraco, R (1, 2) OBP: 0.425, SLG: 0.611			SSS 0-3 ① K	0-0 ③ F8			0-0 ① G4-3 2-3		0-0 ③ FC6-4 1-2f	4	0	0	0	0	1	3
34 Homer Bailey, R (1, 1) OBP: 0.333, SLG: 0.333			0-0 19 E 17 WP 1B		0-0 F8		0-0 ② P6			1	0	1	0	0	0	0
79 Wilkin De La Rosa, L (4, 1)										0	0	0	0	0	0	0
43 Manny Parra, L (5, 1)										1	0	0	0	0	0	0
83 Justin Freeman, R (7, 1)										0	0	0	0	0	0	0
78 Emmanuel Burriss, S (7, PH) OBP: 0.269, SLG: 0.250										1	0	0	0	0	0	1
60 J.J. Hoover, R (8, 1)										0	0	0	0	0	0	0
51 Kevin Whelan, R (9, 1)										0	0	0	0	0	0	0
Inning Stats	R: 0 E: 0 K: 0 S: 3 H: 1 LOB: 0 BB: 0 P: 3	R: 0 E: 0 K: 2 S: 8 H: 2 LOB: 1 BB: 0 P: 8	R: 0 E: 1 K: 3 S: 11 H: 1 LOB: 3 BB: 1 P: 15	R: 0 E: 0 K: 0 S: 4 H: 1 LOB: 1 BB: 0 P: 4	R: 0 E: 0 K: 2 S: 8 H: 1 LOB: 1 BB: 0 P: 8	R: 0 E: 0 K: 1 S: 5 H: 0 LOB: 0 BB: 0 P: 5	R: 0 E: 0 K: 1 S: 6 H: 1 LOB: 1 BB: 0 P: 6	R: 0 E: 0 K: 1 S: 5 H: 0 LOB: 0 BB: 0 P: 5	R: 0 E: 0 K: 0 S: 3 H: 1 LOB: 1 BB: 1 P: 7	1B: 5 2B: 2 3B: 1 HR: 0	SF: 0 SAC: 0 DP: 2 HBP: 0						

AB	33
R	0
H	8
RBI	0
BB	2
SO	10
LOB	18

WP: 1 PB: 0 SB: 0 CS: 0 PA: 35

PITCHER		IP	WLS	BF	H	R	ER	SO	BB	IBB	HBP	BLK	WP	HR	S	P	ERA	WHIP
37 Brandon Maurer, R ERA: 0.9	(1, 1)	5.0	W	21	6	0	0	7	1	0	0	0	1	0	34	38	0.00	1.400
59 Oliver Pérez, L ERA: 2.45	(6, 1)	1.0		3	0	0	0	1	0	0	0	0	0	0	5	5	0.00	0.000
58 Carter Capps, R ERA: 1.13	(7, 1)	1.0		4	1	0	0	1	0	0	0	0	0	0	6	6	0.00	1.000
44 Lucas Luetge, L ERA: 4.0	(8, 1)	1.0		3	0	0	0	1	0	0	0	0	0	0	5	5	0.00	0.000
46 Stephen Pryor, R ERA: 2.0	(9, 1)	1.0		4	1	0	0	0	1	0	0	0	0	0	3	7	0.00	2.000

PITCHER	IP	WLS	BF	H	R	ER	SO	BB	IBB	HBP	BLK	WP	HR	S	P	ERA	WHIP

Batter	1	2	3	4	5	6	7	8	9	AB	R	H	RBI	BB	SO	LOB
78 Emmanuel Burriss, S (1, 6) (9, 4) OBP: 0.263, SLG: 0.264	G6-3		1-H 2B	F8			G1-3	E5 28 1B, 28 S, 32 1B; 1-3, 2-H	5	1	1	1	0	0	2
28 Chris Heisey, R (1, 7) OBP: 0.300, SLG: 0.518	F7		F8			K		P4	32 1B, 3 SF8 1B; 1-3, 3-H	5	1	1	1	0	1	1
32 Jay Bruce, L (1, 9) OBP: 0.291, SLG: 0.600	K			K		K		3B	3 SF8, 81 BB HR 1B; 1-3, 3-H	5	1	2	1	0	3	0
23 Denis Phipps, R (1, 8) OBP: 0.326, SLG: 0.600 81 Derrick Robinson, S (6, 8) OBP: 0.370, SLG: 0.500		21 G6-4-3 1B		2B		K		K	HR BB; 1-2	3 1	0 1	2 0	0 0	0 1	1 1	0 1
21 Todd Frazier, R (1, 5) OBP: 0.327, SLG: 0.600 3 Devin Lohman, R (9, PH) (9, 6)	G6-4-3; 1-2f			L8			HR		P3; SF8; 2-3, 3-H	4 0	1 0	1 0	1 1	0 0	0 0	2 0
Donald Lutz, L (1, 3) OBP: 0.340, SLG: 0.556	K			F7			G4-1		3 2B; HR; 1-H, 3-H	5	2	2	3	0	1	1
16 Jason Donald, R (1, 4) OBP: 0.432, SLG: 0.343 3 Cesar Izturis, S (6, 4) (9, 5) OBP: 0.407, SLG: 0.510			G4-3		G1-3		G1-4-3		37 1B 2B; 2-H 37 WP 1B	2 3	0 1	0 2	0 1	0 0	0 0	0 0
29 Ryan Hanigan, R (1, 2) OBP: 0.385, SLG: 0.542 37 Corky Miller, R (8, 2) OBP: 0.316, SLG: 0.235			K		47 SH1-4 1B		1B		78 E 1B; 2-H G4-3; 1-2	3 2	0 1	2 1	0 1	0 0	1 1	0 1
47 Johnny Cueto, R (1, 1) OBP: 0.500, SLG: 0.500 66 Junior Arias, R (7, PH) 31 Alfredo Simon, R (7, 1) 55 Chris Berset, S (9, PH) 56 Clay Hensley, R (9, 1)			78 WP 78 2B 1B		SH1-4; 1-2		G5-3		78 E 28 1B; 1-2 BB	1 1 0 0 0	1 0 0 1 0	1 0 0 0 0	0 0 0 0 0	0 0 0 1 0	0 0 0 0 0	0 1 0 0 0
Inning Stats	R: 0 E: 0 K: 1 S: 6 H: 0 LOB: 0 BB: 0 P: 6	R: 0 E: 0 K: 1 S: 5 H: 1 LOB: 0 BB: 0 P: 5	R: 1 E: 0 K: 1 S: 7 H: 2 LOB: 1 BB: 0 P: 8	R: 0 E: 0 K: 1 S: 6 H: 1 LOB: 1 BB: 0 P: 6	R: 0 E: 0 K: 0 S: 4 H: 1 LOB: 1 BB: 0 P: 4	R: 0 E: 0 K: 3 S: 9 H: 0 LOB: 0 BB: 0 P: 9	R: 1 E: 0 K: 0 S: 5 H: 2 LOB: 1 BB: 0 P: 5	R: 0 E: 0 K: 1 S: 6 H: 1 LOB: 1 BB: 0 P: 6	R: 9 E: 1 K: 0 S: 11 H: 7 LOB: 1 BB: 2 P: 21	1B: 8 2B: 4 3B: 1 HR: 2 SF: 1 SAC: 1 DP: 1 HBP: 0						

PITCHER		IP	WLS	BF	H	R	ER	SO	BB	IBB	HBP	BLK	WP	HR	S	P	ERA	WHIP
29 Jeff Samardzija, R ERA: 3.51	(1, 1)	5.0	L	19	5	1	1	4	0	0	0	0	1	0	28	29	1.80	1.000
47 Hisanori Takahashi, L ERA: 3.52	(6, 1)	1.2		6	1	1	1	3	0	0	0	0	0	1	12	12	5.40	0.600
54 Shawn Camp, R ERA: 1.23	(7, 1)	0.1		2	1	0	0	0	0	0	0	0	0	0	2	2	0.00	3.000
40 James Russell, L ERA: 3.12	(8, 1)	1.1		6	2	1	1	1	0	0	0	0	0	0	8	8	6.75	1.500
49 Carlos Marmol, R ERA: 4.66	(9, 1)	0.0		6	4	4	3	0	1	0	0	0	0	0	5	10	∞	∞

PITCHER		IP	WLS	BF	H	R	ER	SO	BB	IBB	HBP	BLK	WP	HR	S	P	ERA	WHIP
Michael Hamann, R ERA: 27.0	(9, 1)	0.2		5	2	4	2	0	1	0	0	0	1	1	4	9	27.00	4.500

Cincinnati Reds @ Chicago Cubs

Hohokam Park, Mesa, AZ

Tue Mar 26 2013, 10:13 PM - 12:57 AM EDT

Att. 9,388 - Clear - 81 F

TOP

livebaseballscorecards.com

AB	40
R	11
H	15
RBI	10
BB	2
SO	8
LOB	9

WP: 2	PA:	44
PB: 0		
SB: 1		
CS: 0		

BOTTOM

Cincinnati Reds @ Chicago Cubs

Hohokam Park, Mesa, AZ

Tue Mar 26 2013, 10:13 PM - 12:57 AM EDT

Att. 9,388 - Clear - 81 F

Batter	1	2	3	4	5	6	7	8	9	AB	R	H	RBI	BB	SO	LOB
9 David DeJesus, L (1, 8) OBP: 0.426, SLG: 0.560	G3-1		13 FC6-4 1B		G1-3		F8		P6	3	0	1	0	0	0	0
20 Brent Lillibridge, R (7, 8) OBP: 0.390, SLG: 0.675										2	0	0	0	0	0	3
13 Starlin Castro, R (1, 6) OBP: 0.415, SLG: 0.514	1B		FC6-4 1-2f		K			G5-3	K	5	0	1	0	0	2	3
44 Anthony Rizzo, L (1, 3) OBP: 0.286, SLG: 0.350	K			19 FC6-4 17 1B 1B	K			17 1B BB		3	0	1	0	0	2	1
96 Daniel Vogelbach, L (7, 3)										0	0	0	0	1	0	0
17 Dave Sappelt, R (1, 7) OBP: 0.250, SLG: 0.408	G5-3			19 FC6-4 1-2 1B		F8		1-2 1B		4	0	2	0	0	0	1
19 Nate Schierholtz, L (1, 9) OBP: 0.333, SLG: 0.492		F9		FC6-4 24 BB 1-2f 2-3		G6-3		K		4	0	0	0	0	1	4
53 Welington Castillo, R (1, 2) OBP: 0.294, SLG: 0.364		G5-3		K			24 G3 51 2B 1B	G4-3		3	1	1	0	0	1	2
Jeimer Candelario, S (8, 5)										1	0	0	0	0	0	2
24 Luis Valbuena, L (1, 5) OBP: 0.290, SLG: 0.296		P5		15 FC6-4 1-2 BB			G3 1-2		L8	2	0	0	0	1	0	1
6 Alberto Gonzalez, R (8, 4) OBP: 0.333, SLG: 0.462										1	0	0	0	0	0	0
15 Darwin Barney, R (1, 4) OBP: 0.273, SLG: 0.361			G6-3	FC6-4 1-2f			F9		51 1B BB	3	0	0	0	0	0	4
40 James Russell, L (8, 1)										0	0	0	0	0	0	0
49 Carlos Marmol, R (9, 1)										0	0	0	0	0	0	0
Michael Hamann, R (9, 1)										0	0	0	0	0	0	0
1 Oliver Zapata, S (9, PH)										0	0	0	0	1	0	0
29 Jeff Samardzija, R (1, 1) OBP: 0.600, SLG: 1.800			K		G4-3		2-H 2B		1-3 1B	1	0	0	0	0	1	0
30 Dioner Navarro, S (5, PH) OBP: 0.327, SLG: 0.543										1	0	0	0	0	0	0
47 Hisanori Takahashi, L (6, 1)										0	0	0	0	0	0	0
54 Shawn Camp, R (7, 1)										0	0	0	0	0	0	0
51 Steve Clevenger, L (7, PH) OBP: 0.426, SLG: 0.523										2	0	2	1	0	0	0
(8, 2)																
Inning Stats	R: 0 E: 0 K: 1 S: 6 H: 1 LOB: 1 BB: 0 P: 6	R: 0 E: 0 K: 0 S: 3 H: 0 LOB: 0 BB: 0 P: 3	R: 0 E: 0 K: 1 S: 6 H: 1 LOB: 1 BB: 0 P: 6	R: 0 E: 0 K: 1 S: 7 H: 2 LOB: 3 BB: 1 P: 11	R: 0 E: 0 K: 1 S: 5 H: 0 LOB: 0 BB: 0 P: 5	R: 0 E: 0 K: 1 S: 5 H: 0 LOB: 0 BB: 0 P: 5	R: 1 E: 0 K: 0 S: 5 H: 2 LOB: 1 BB: 0 P: 5	R: 0 E: 0 K: 1 S: 6 H: 1 LOB: 2 BB: 1 P: 10	R: 0 E: 0 K: 1 S: 6 H: 1 LOB: 2 BB: 1 P: 10	1B: 7 2B: 1 3B: 0 HR: 0	SF: 0 SAC: 0 DP: 0 HBP: 0			WP: 0 PB: 0 SB: 0 CS: 0	PA: 38		

livebaseballscorecards.com

AB	35
R	1
H	8
RBI	1
BB	3
SO	7
LOB	21

PITCHER		IP	WLS	BF	H	R	ER	SO	BB	IBB	HBP	BLK	WP	HR	S	P	ERA	WHIP
47 Johnny Cueto, R ERA: 5.16	(1, 1)	6.0	W	23	4	0	0	5	1	0	0	0	0	0	32	36	0.00	0.833
31 Alfredo Simon, R ERA: 9.45	(7, 1)	2.0	H	10	3	1	1	1	1	0	0	0	0	0	11	15	4.50	2.000
56 Clay Hensley, R ERA: 4.5	(9, 1)	1.0		5	1	0	0	1	1	0	0	0	0	0	6	10	0.00	2.000

PITCHER	IP	WLS	BF	H	R	ER	SO	BB	IBB	HBP	BLK	WP	HR	S	P	ERA	WHIP

Batter	1	2	3	4	5	6	7	8	9	AB	R	H	RBI	BB	SO	LOB
2 Everth Cabrera, S (1, 6) OBP: 0.412, SLG: 0.407	K		13 G2-3 1B		G3		F8		G1-3	5	0	1	0	0	1	4
13 Chris Denorfia, R (1, 9) OBP: 0.375, SLG: 0.379	G5-3		G2-3 1-2			G1-4-3		9 CS 1B		4	0	1	0	0	0	1
93 Wynton Bernard, R (8, PR) (8, 7)										0	0	0	0	0	0	0
9 Jedd Gyorko, R (1, 4) OBP: 0.290, SLG: 0.478	G5-3		K			G4-3		F7 1-2		4	0	0	0	0	1	2
18 Carlos Quentin, R (1, 7) OBP: 0.286, SLG: 0.286		P4		F8		1B		1B		4	0	2	0	0	0	0
98 Brian Adams, R (8, PR) (8, 9)										0	0	0	0	0	0	0
4 Nick Hundley, R (1, 2) OBP: 0.423, SLG: 0.708		G1-3		P6		K		K		4	0	0	0	0	2	2
24 Cameron Maybin, R (1, 8) OBP: 0.341, SLG: 0.487		88 2B 1B		G5-3			2B		K	4	1	2	0	0	1	0
88 Kyle Blanks, R (1, 3) OBP: 0.447, SLG: 0.619		1-H 2B			37 SH3-4 1B		K		90 HR 1B	4	0	3	1	0	1	1
95 Edwin Moreno, L (9, PR)										0	1	0	0	0	0	0
1 Cody Ransom, R (1, 5) OBP: 0.289, SLG: 0.548		F7			K		BB		1-H HR	2	0	0	0	1	1	2
90 Dean Anna, L (8, 5) OBP: 0.250, SLG: 1.000										1	1	1	2	0	0	0
37 Edinson Volquez, R (1, 1)			G6-3		SH3-4 1-2		K		G6-3	1	0	0	0	0	0	0
58 Brad Brach, R (6, 1)										0	0	0	0	0	0	0
8 John Baker, L (7, PH) OBP: 0.317, SLG: 0.324										1	0	0	0	0	1	2
40 Tommy Layne, L (7, 1)										0	0	0	0	0	0	0
55 Dale Thayer, R (8, 1)										0	0	0	0	0	0	0
91 Henry Charles, L (9, PH) OBP: 0.500, SLG: 0.500										1	0	0	0	0	0	1
Inning Stats	R: 0 E: 0 K: 1 S: 5 H: 0 LOB: 0 BB: 0 P: 5	R: 1 E: 0 K: 0 S: 5 H: 2 LOB: 1 BB: 0 P: 5	R: 0 E: 0 K: 1 S: 6 H: 1 LOB: 0 BB: 0 P: 6	R: 0 E: 0 K: 0 S: 3 H: 0 LOB: 0 BB: 0 P: 3	R: 0 E: 0 K: 1 S: 6 H: 1 LOB: 1 BB: 0 P: 6	R: 0 E: 0 K: 1 S: 6 H: 1 LOB: 1 BB: 0 P: 6	R: 0 E: 0 K: 2 S: 8 H: 1 LOB: 2 BB: 1 P: 12	R: 0 E: 0 K: 1 S: 6 H: 2 LOB: 1 BB: 0 P: 7	R: 2 E: 0 K: 1 S: 8 H: 2 LOB: 1 BB: 0 P: 9	1B: 7 2B: 2 3B: 0 HR: 1 SF: 0 SAC: 1 DP: 0 HBP: 0	WP: 0 PB: 0 SB: 0 CS: 1 PA: 37					

PITCHER		IP	WLS	BF	H	R	ER	SO	BB	IBB	HBP	BLK	WP	HR	S	P	ERA	WHIP
44 Mike Leake, R ERA: 5.12	(1, 1)	6.0		23	5	1	1	4	0	0	0	0	0	0	31	31	1.50	0.833
51 Jonathan Broxton, R ERA:	(7, 1)	0.1		3	1	0	0	1	1	0	0	0	0	0	4	8	0.00	6.000
82 Nick Christiani, R ERA: 5.19	(7, 1)	0.2	W	2	0	0	0	1	0	0	0	0	0	0	4	4	0.00	0.000
33 Jose Arredondo, R ERA: 3.09	(8, 1)	1.0	H	4	2	0	0	1	0	0	0	0	0	0	6	7	0.00	2.000
66 Logan Ondrusek, R ERA: 8.38	(9, 1)	1.0		5	2	2	2	1	0	0	0	0	0	1	8	9	18.00	2.000

PITCHER	IP	WLS	BF	H	R	ER	SO	BB	IBB	HBP	BLK	WP	HR	S	P	ERA	WHIP

TOP

San Diego Padres @ Cincinnati Reds

Goodyear Ballpark, Goodyear, AZ

Wed Mar 27 2013, 4:07 PM - 6:55 PM EDT

Att. 2,685 - Sunny - 82 F

livebaseballscorecards.com

AB	35
R	3
H	10
RBI	3
BB	1
SO	8
LOB	15

BOTTOM

Batter	1	2	3	4	5	6	7	8	9	AB	R	H	RBI	BB	SO	LOB
17 Shin-Soo Choo, L (1, 8) OBP: 0.390, SLG: 0.526	G4-3		G3		HR		19 2B 48 HR 1B	G3-1 2-3		5	2	2	1	0	0	1
4 Brandon Phillips, R (1, 4) OBP: 0.289, SLG: 0.361	G4-3		48 BB 19 BB BB		F9		F9	19 HR 1B 3-H		4	1	1	1	1	0	1
19 Joey Votto, L (1, 3) OBP: 0.464, SLG: 0.674	BB		39 FC5 48 BB BB 1-2		G4-1		48 HR 2B 1-3	1-0 1-H HR		3	2	2	2	2	0	0
48 Ryan Ludwick, R (1, 7) OBP: 0.236, SLG: 0.321	P4		BB 1-2 2-3			26 FC4-6 39 BB 1B	0-1 2-H 3-H HR	G3-1		4	1	2	3	1	0	1
39 Devin Mesoraco, R (1, 2) OBP: 0.419, SLG: 0.579 35 Konrad Schmidt, R (7, 2) OBP: 0.267, SLG: 0.533		G1	FC5 2-3f			26 FC4-6 BB 1-2	26 BB 1B			2 1	0 0	0 1	0 0	1 0	0 0	3 0
81 Derrick Robinson, S (1, 9) OBP: 0.354, SLG: 0.478 26 Xavier Paul, L (6, 9) OBP: 0.320, SLG: 0.465		G3		G3		FC4-6 2 G6-3 1-2f 2-3	2 FC4 1-2 BB			2 1	0 0	0 0	0 0	0 1	0 0	0 2
2 Zack Cozart, R (1, 6) OBP: 0.368, SLG: 0.471		BB		G5-3		G6-3 1-2	FC4 1-2f			3	0	0	0	1	0	4
3 Cesar Izturis, S (1, 5) OBP: 0.393, SLG: 0.490 16 Jason Donald, R (6, 5) OBP: 0.413, SLG: 0.324		G1-5-3		G4-3		K		E3 17 G3-1 23 S 4 1B		2 2	0 1	0 0	0 0	0 0	0 1	1 2
44 Mike Leake, R (1, 1) OBP: 0.143, SLG: 0.286 51 Jonathan Broxton, R (7, 1) 82 Nick Christiani, R (7, 1) 78 Emmanuel Burriss, S (7, PH) OBP: 0.259, SLG: 0.259 33 Jose Arredondo, R (8, 1) 23 Denis Phipps, R (8, PH) OBP: 0.318, SLG: 0.585 66 Logan Ondrusek, R (9, 1)			K		G6-3		P2	K 1-2		2 0 0 1 0 1 0	0 0 0 0 0 0 0	0 0 0 0 0 1 0	0 0 0 0 0 1 0	1 0 0 0 0 1 0	0 0 0 0 0 0 0	0 0 0 0 0 1 0
Inning Stats	R: 0 E: 0 K: 0 S: 3 H: 0 LOB: 1 BB: 1 P: 7	R: 0 E: 0 K: 0 S: 3 H: 0 LOB: 1 BB: 1 P: 7	R: 0 E: 0 K: 1 S: 5 H: 0 LOB: 3 BB: 3 P: 17	R: 0 E: 0 K: 0 S: 3 H: 0 LOB: 0 BB: 0 P: 3	R: 1 E: 0 K: 0 S: 4 H: 1 LOB: 0 BB: 0 P: 6	R: 0 E: 0 K: 1 S: 6 H: 1 LOB: 2 BB: 1 P: 10	R: 3 E: 0 K: 0 S: 8 H: 4 LOB: 2 BB: 1 P: 12	R: 3 E: 1 K: 1 S: 8 H: 2 LOB: 0 BB: 0 P: 10		1B: 4 2B: 1 3B: 0 HR: 3	SF: 0 SAC: 0 DP: 0 HBP: 0					

PITCHER	IP	WLS	BF	H	R	ER	SO	BB	IBB	HBP	BLK	WP	HR	S	P	ERA	WHIP
37 Edinson Volquez, R (1, 1) ERA: 7.0	5.0		23	2	1	1	1	6	0	0	0	0	1	19	45	1.80	1.600
58 Brad Brach, R (6, 1) ERA: 5.79	1.0		3	0	0	0	1	0	0	0	0	0	0	5	5	0.00	0.000
40 Tommy Layne, L (7, 1) ERA: 9.9	1.0	L	8	4	3	3	0	1	0	0	0	0	1	8	12	27.00	5.000
55 Dale Thayer, R (8, 1) ERA: 5.19	1.0		6	2	3	0	1	0	0	0	0	0	1	8	10	0.00	2.000

PITCHER	IP	WLS	BF	H	R	ER	SO	BB	IBB	HBP	BLK	WP	HR	S	P	ERA	WHIP

San Diego Padres @ Cincinnati Reds

Goodyear Ballpark, Goodyear, AZ

Wed Mar 27 2013, 4:07 PM - 6:55 PM EDT

Att. 2,685 - Sunny - 82 F

livebaseballscorecards.com

AB	33
R	7
H	8
RBI	7
BB	7
SO	3
LOB	16

WP: 0 PB: 0 SB: 1 CS: 0 PA: 40

Kansas City Royals @ Cincinnati Reds

Goodyear Ballpark, Goodyear, AZ

Thu Mar 28 2013, 4:09 PM - 7:14 PM EDT

Att. 3,023 - Partly Cloudy - 81 F

TOP

livebaseballscorecards.com

Batter	1	2	3	4	5	6	7	8	9	AB	R	H	RBI	BB	SO	LOB
4 Alex Gordon, L (1, 7) OBP: 0.488, SLG: 0.778	B X 1-0 23 CS 1B		B S B S B X 3-2 HR	X 0-0 F7 ①	X 0-0 1-2 2-H 1B			X 0-0 1-3 2B		3	1	2	1	0	0	0
80 Paulo Orlando, R (5, PH) OBP: 0.571, SLG: 0.857										2	0	2	1	0	0	0
(5, 7)																
23 Elliot Johnson, S (1, 6) OBP: 0.300, SLG: 0.453	S S S 0-3 ① ② K 1-2		X 0-0 ① F8	B B B B 4-0 8 CS BB	X 0-0 ③ F9			S S S 0-3 ① K		4	0	0	0	1	2	5
90 Buddy Baumann, L (8, 1)										0	0	0	0	0	0	0
50 Dan Wheeler, R (9, 1)										0	0	0	0	0	0	0
16 Billy Butler, R (1, 3) OBP: 0.395, SLG: 0.453	X 0-0 2B		X 0-0 8 WP 13 HR 1B	X 0-0 ② F8		X 0-0 ① F9		S S S 0-3 ② K		3	1	2	0	0	0	1
23 Xavier Nady, R (5, 3) OBP: 0.344, SLG: 0.484										2	0	0	0	0	1	2
8 Mike Moustakas, L (1, 5) OBP: 0.440, SLG: 0.739	S S S 0-3 ③ K		B B B B 4-0 13 HR 1-2 BB	1 SAFE 0-0 ③ CS 1-2	X 0-0 ① G3-1	X 0-0 ② G3-1		C C C 0-3 ③ K		2	1	0	0	1	1	1
69 Anthony Seratelli, S (5, 5) OBP: 0.344, SLG: 0.308										2	0	0	0	0	1	2
(8, 6)																
13 Salvador Perez, R (1, 2) OBP: 0.390, SLG: 0.607		X 0-0 35 1B 6 FC5-2-6 2B	X 0-0 1-H 2-H HR		X 0-0 ② G4-3	S S S 0-3 ③ K			C C C 0-3 ① K	3	1	2	3	0	0	0
26 George Kottaras, L (5, 2) OBP: 0.468, SLG: 0.389										2	0	0	0	0	2	0
35 Eric Hosmer, L (1, 9) OBP: 0.439, SLG: 0.596		X 0-0 6 FC5-2-6 2-3 1B	X 0-0 6 3B 1B		X 0-0 6 2B 24 1B 1B		X 0-0 ① P6		X 0-0 ② G6-3	5	2	3	0	0	0	0
6 Lorenzo Cain, R (1, 8) OBP: 0.536, SLG: 0.712		X 0-0 ① FC5-2-6 1-2 3-H	X 0-0 1-H 3B		X 0-0 24 1B 63 1B 1-3 2B		X 0-0 ② P6		X 0-0 1B	3	1	2	1	0	0	2
1 Jarrod Dyson, L (5, 8) OBP: 0.359, SLG: 0.379										2	0	1	0	0	0	0
24 Miguel Tejada, R (1, 4) OBP: 0.371, SLG: 0.471	S S S 0-3 ② K		S S S 0-3 ② K		X 0-0 63 1B 80 1B 2-3 3-H 1B		S S S 0-3 ③ K		X 0-0 ③ G4-3	4	1	1	1	0	3	3
Malcom Culver, R (7, 1)										0	0	0	0	0	0	0
80 Angel Franco, S (8, 5) OBP: 0.200, SLG: 0.200										1	0	0	0	0	0	1
54 Ervin Santana, R (1, 1)		S S S 0-3 ③ K	X 0-0 ③ G6-3		X 0-0 80 1B 1-2 3-H 1B			B B B 4-0 80 2B BB		2	0	0	0	0	1	3
63 Max Ramirez, R (5, PH) OBP: 0.423, SLG: 0.533										1	0	1	1	0	0	0
52 Bruce Chen, L (5, 1)										0	0	0	0	0	0	0
85 Whit Merrifield, R (7, 4) OBP: 1.000, SLG: 1.500										0	0	0	0	1	0	0
Inning Stats	R: 0 E: 0 K: 2 S: 8 H: 2 LOB: 1 BB: 0 P: 9	R: 0 E: 0 K: 2 S: 9 H: 2 LOB: 2 BB: 0 P: 9	R: 5 E: 0 K: 1 S: 12 H: 5 LOB: 1 BB: 1 P: 19	R: 0 E: 0 K: 0 S: 2 H: 0 LOB: 0 BB: 1 P: 6	R: 3 E: 0 K: 0 S: 8 H: 5 LOB: 2 BB: 0 P: 8	R: 0 E: 0 K: 1 S: 5 H: 0 LOB: 0 BB: 0 P: 5	R: 0 E: 0 K: 1 S: 5 H: 0 LOB: 0 BB: 0 P: 5	R: 0 E: 0 K: 3 S: 10 H: 1 LOB: 2 BB: 1 P: 14	R: 0 E: 0 K: 1 S: 6 H: 1 LOB: 1 BB: 0 P: 6	1B: 9 2B: 5 3B: 1 HR: 2 SF: 0 SAC: 0 DP: 1 HBP: 0						

	AB	41
	R	8
	H	16
	RBI	8
	BB	3
	SO	11
	LOB	20

WP: 1 PB: 0 SB: 0 CS: 2 PA: 45

PITCHER	IP	WLS	BF	H	R	ER	SO	BB	IBB	HBP	BLK	WP	HR	S	P	ERA	WHIP
55 Mat Latos, R (1, 1) ERA: 5.49	3.0	L	18	9	5	5	5	1	0	0	0	1	2	29	37	15.00	3.333
43 Manny Parra, L (4, 1) ERA: 5.28	2.0		11	5	3	3	0	1	0	0	0	0	0	10	14	13.50	3.000
66 Logan Ondrusek, R (6, 1) ERA: 7.59	1.0		3	0	0	0	1	0	0	0	0	0	0	5	5	0.00	0.000
33 Jose Arredondo, R (7, 1) ERA: 2.84	1.0		3	0	0	0	1	0	0	0	0	0	0	5	5	0.00	0.000
60 J.J. Hoover, R (8, 1) ERA: 1.8	1.0		5	1	0	0	3	1	0	0	0	0	0	10	14	0.00	2.000

PITCHER	IP	WLS	BF	H	R	ER	SO	BB	IBB	HBP	BLK	WP	HR	S	P	ERA	WHIP
59 Loek Van Mil, R (9, 1) ERA:	1.0		4	1	0	0	1	0	0	0	0	0	0	6	6	0.00	1.000

BOTTOM

Batter	1	2	3	4	5	6	7	8	9	AB	R	H	RBI	BB	SO	LOB
17 Shin-Soo Choo, L (1, 8) OBP: 0.409, SLG: 0.561 28 Chris Heisey, R (6, 8) OBP: 0.290, SLG: 0.500	0-0 4 1B 19 2B 1B	0-0 1-3 2B		0-3 K			0-0 G6-4-3 1-2f		0-0 F8	3 1 2 0 0 1 1 2 0 0 0 0 0 1						
4 Brandon Phillips, R (1, 4) OBP: 0.317, SLG: 0.368 16 Jason Donald, R (6, 4) OBP: 0.404, SLG: 0.316	0-0 19 2B 1-2 1B	4-0 BB			0-0 F9		0-0 F7			2 0 1 0 1 0 0 1 0 0 0 0 0 0						
19 Joey Votto, L (1, 3) OBP: 0.458, SLG: 0.673 9 Jack Hannahan, L (6, 3) OBP: 0.311, SLG: 0.275	0-0 1-3 2-H 2B	0-0 G1-2-3 3-Hf			0-3 K			0-0 G3		3 0 1 1 0 1 3 1 0 0 0 0 0 0						
48 Ryan Ludwick, R (1, 7) OBP: 0.224, SLG: 0.304 26 Xavier Paul, L (6, 7) OBP: 0.333, SLG: 0.477	0-3 K		0-0 G4-3		0-0 P3			0-0 1B		3 0 0 0 0 1 2 1 0 1 0 0 0 0						
32 Jay Bruce, L (1, 9) OBP: 0.281, SLG: 0.577 23 Denis Phipps, R (6, 9) OBP: 0.304, SLG: 0.558	0-3 K		0-0 G4-3			0-3 K		0-0 F9		2 0 0 0 0 1 2 2 0 0 0 0 1 1						
21 Todd Frazier, R (1, 5) OBP: 0.316, SLG: 0.577 78 Emmanuel Burriss, S (6, 5) OBP: 0.250, SLG: 0.250	0-0 G3		0-0 G5-3			0-0 G5-3		0-0 G6-3		2 0 0 0 0 0 2 2 0 0 0 0 0 1						
2 Zack Cozart, R (1, 6) OBP: 0.356, SLG: 0.453 3 Cesar Izturis, S (6, 6) OBP: 0.397, SLG: 0.491		0-0 F7		0-0 G6-3		0-0 1B			0-0 G3	2 0 0 0 0 0 0 2 0 1 0 0 0 0						
29 Ryan Hanigan, R (1, 2) OBP: 0.393, SLG: 0.577 39 Devin Mesoraco, R (6, 2) OBP: 0.400, SLG: 0.550		0-0 55 1B 2B		0-0 P4		0-0 F8			0-0 G5-3	2 1 1 0 0 0 0 2 0 0 0 0 0 1						
55 Mat Latos, R (1, 1) OBP: 0.400, SLG: 0.250 43 Manny Parra, L (4, 1) OBP: 0.500, SLG: 0.500 66 Logan Ondrusek, R (6, 1) 33 Jose Arredondo, R (7, 1) 21 Juan Perez, L (7, PH) 60 J.J. Hoover, R (8, 1) 59 Loek Van Mil, R (9, 1) 79 Bryson Smith, R (9, PH) OBP: 0.500, SLG: 2.000		0-0 17 2B 19 G1-2-3 2-H 1B		0-0 1B			4-0 28 G6-4-3 BB		3-2 HR	1 0 1 1 0 0 0 1 0 1 0 0 0 0 0 0 0 0 0 0 0 0 0 0 0 0 0 0 0 0 0 0 1 0 0 0 0 0 0 0 0 0 0 0 0 0 0 0 0 1 1 1 1 0 0 0						
Inning Stats	R: 1 E: 0 K: 2 S: 10 H: 3 LOB: 2 BB: 0 P: 10	R: 1 E: 0 K: 0 S: 5 H: 3 LOB: 2 BB: 1 P: 9	R: 0 E: 0 K: 0 S: 3 H: 0 LOB: 0 BB: 0 P: 3	R: 0 E: 0 K: 1 S: 6 H: 1 LOB: 1 BB: 0 P: 6	R: 0 E: 0 K: 1 S: 5 H: 0 LOB: 0 BB: 0 P: 5	R: 0 E: 0 K: 1 S: 6 H: 1 LOB: 1 BB: 0 P: 6	R: 0 E: 0 K: 0 S: 2 H: 0 LOB: 0 BB: 1 P: 6	R: 0 E: 0 K: 0 S: 4 H: 1 LOB: 1 BB: 0 P: 4	R: 1 E: 0 K: 0 S: 6 H: 1 LOB: 0 BB: 0 P: 9	1B: 6 2B: 3 3B: 0 HR: 1	SF: 0 SAC: 0 DP: 2 HBP: 0						

PITCHER	IP	WLS	BF	H	R	ER	SO	BB	IBB	HBP	BLK	WP	HR	S	P	ERA	WHIP
54 Ervin Santana, R (1, 1) ERA: 4.7	4.0	W	19	7	2	2	3	1	0	0	0	0	0	24	28	4.50	2.000
52 Bruce Chen, L (5, 1) ERA: 6.48	2.0		7	1	0	0	2	0	0	0	0	0	0	11	11	0.00	0.500
Malcom Culver, R (7, 1) ERA:	1.0		3	0	0	0	0	1	0	0	0	0	0	2	6	0.00	1.000
90 Buddy Baumann, L (8, 1) ERA:	1.0		4	1	0	0	0	0	0	0	0	0	0	4	4	0.00	1.000
50 Dan Wheeler, R (9, 1) ERA: 1.5	1.0		4	1	1	1	0	0	0	0	0	0	1	6	9	9.00	1.000

PITCHER	IP	WLS	BF	H	R	ER	SO	BB	IBB	HBP	BLK	WP	HR	S	P	ERA	WHIP

Kansas City Royals @ Cincinnati Reds

Goodyear Ballpark, Goodyear, AZ

Thu Mar 28 2013, 4:09 PM - 7:14 PM EDT

Att. 3,023 - Partly Cloudy - 81 F

livebaseballscorecards.com

AB	35
R	3
H	10
RBI	3
BB	2
SO	5
LOB	14

1B: 6	SF: 0	WP: 0	PA: 37
2B: 3	SAC: 0	PB: 0	
3B: 0	DP: 2	SB: 0	
HR: 1	HBP: 0	CS: 0	

Cincinnati Reds @ Arizona Diamondbacks

Chase Field, Phoenix, AZ

Fri Mar 29 2013, 6:43 PM - 9:15 PM MST

Att. 14,839 - Cloudy - 85 F

livebaseballscorecards.com

Batter	1	2	3	4	5	6	7	8	9	AB	R	H	RBI	BB	SO	LOB
17 Shin-Soo Choo, L (1, 8) OBP: 0.383, SLG: 0.523	T FF 92 F SI 93 F SI 94 B SL 83 B CH 83 C FF 92 2-3 ① K		C SL 79 B SL 80 X SL 78 1-1 ② L7		C SI 91 D SI 91 1 SAFE C SI 92 1 SAFE X FF 93 1-2 ③ G3		C CU 71 X SI 85 0-1 ③ FC6-4 1-2f			3	0	0	0	0	1	1
28 Chris Heisey, R (6, 8) OBP: 0.286, SLG: 0.492										1	0	0	0	0	0	2
16 Jason Donald, R (1, 4) OBP: 0.388, SLG: 0.300	B SI 93 B SI 93 F SI 92 F SI 94 B SI 94 X SI 93 3-2 ② G5-3		B SI 93 F CH 83 F CH 80 S SL 83 1-3 ③ K			C SI 91 X CH 79 0-1 ① F8		F FF 89 C SL 77 X FF 90 0-2 ① P4		2	0	0	0	0	1	0
3 Cesar Izturis, S (6, PH) OBP: 0.383, SLG: 0.473										2	0	0	0	0	0	0
(6, 4)																
19 Joey Votto, L (1, 3) OBP: 0.459, SLG: 0.660	C FF 93 B SI 93 B SI 93 B CH 83 B FF 94 4-1 48 1B BB			C FF 91 B CH 82 X CH 82 1-1 ① F7		F SI 91 X SL 79 0-1 ② P3		F FF 90 C SI 89 B SI 89 B SL 80 F SL 77 S FF 90 2-3 ② K		1	0	0	0	1	0	0
19 Mike Hessman, R (6, PH)										2	0	0	0	0	1	0
(6, 3)				B SI 93 B SL 79 F FF 91 B FF 92 X SI 93 3-1 2B		C SI 91 X SI 91 0-1 ③ G3		B SL 78 S SL 78 B FF 91 C SL 77 B FF 91 X FF 92 3-2 ③ P4								
48 Ryan Ludwick, R (1, 7) OBP: 0.250, SLG: 0.345	D SI 93 S CH 81 X SI 93 1-1 1-2 1B									2	0	2	0	0	0	0
26 Xavier Paul, L (6, PH) OBP: 0.321, SLG: 0.457										2	0	0	0	0	0	0
(6, 7)																
32 Jay Bruce, L (1, 9) OBP: 0.271, SLG: 0.556	X SI 93 0-0 ③ F7			C SI 92 B SI 92 C SI 92 S SL 83 1-3 ② K			B SI 85 X SI 84 1-0 78 G3-1 9 G5-4-3 1B 1B		C SL 73 C SL 74 B SL 74 X SI 85 1-2 78 G6-3 3B	2	0	0	0	0	1	3
9 Felix Perez, L (6, 9) OBP: 0.800, SLG: 1.600										2	2	2	0	0	0	0
21 Todd Frazier, R (1, 5) OBP: 0.305, SLG: 0.556		B SI 92 B SI 92 F SI 92 F SI 92 F FF 93 F CH 84 B SI 94 F SI 92 S CH 84 3-3 ① K		C CH 82 B FF 92 X SL 80 1-1 ③ G1-3			B SI 84 S CH 77 B SI 85 X SI 85 2-1 ① G5-4-3 1-2		B FF 85 H FF 85 2-0 78 G6-3 HBP	2	0	0	0	0	1	1
9 Jack Hannahan, L (6, 5) OBP: 0.319, SLG: 0.268										1	0	0	0	0	0	1
2 Zack Cozart, R (1, 6) OBP: 0.344, SLG: 0.436		B CH 82 C CH 81 C SI 92 B SI 92 F SI 94 F SL 81 B CH 80 X SI 94 3-2 ② L9			C SI 91 F SL 80 F SL 82 B SI 91 F FF 91 S SL 82 1-3 ① K		X SI 77 0-0 ② G3-1 2-3		B FF 85 X FF 85 1-0 ① G6-3 1-2 3-H	2	0	0	0	0	1	0
78 Emmanuel Burriss, S (6, 6) OBP: 0.242, SLG: 0.241										2	0	0	1	0	0	2
39 Devin Mesoraco, R (1, 2) OBP: 0.404, SLG: 0.537		B SI 93 X SI 93 1-0 ③ F9			B SI 92 C CH 81 B CH 78 C CH 82 B SI 92 D SL 81 4-2 BB		B SI 86 H CH 78 2-0 1B HBP		B FF 84 B SL 73 X FF 84 2-0 ② G5-3	1	0	0	0	1	0	0
35 Konrad Schmidt, R (6, 2) OBP: 0.294, SLG: 0.500										1	0	0	0	0	0	1
61 Bronson Arroyo, R (1, 1) OBP: 0.500, SLG: 0.667			S SI 91 B SI 93 S SL 80 B SI 93 C SI 92 2-3 ① K		L CH 78 L CH 78 F SI 92 S SL 80 0-3 ② K		C CH 77 X SI 86 0-1 28 FC6-4 1B 1-2 3-H		B SL 85 C FF 91 D SL 86 B FF 92 S FF 91 S FS 84 3-3 ③ K2-3	2	0	0	0	0	2	1
Henry Alejandro Rodriguez, S (7, PH) OBP: 0.419, SLG: 0.533										1	0	1	1	0	0	0
60 J.J. Hoover, R (7, 1)										0	0	0	0	0	0	0
54 Aroldis Chapman, L (7, 1)										0	0	0	0	0	0	0
63 Sam LeCure, R (8, 1)										0	0	0	0	0	0	0
64 Kristopher Negrón, R (9, PH) OBP: 0.556, SLG: 0.846										1	0	0	0	0	1	1
31 Alfredo Simon, R (9, 1)										0	0	0	0	0	0	0

TOP	
AB	32
R	2
H	5
RBI	2
BB	2
SO	9
LOB	13

Inning Stats	1	2	3	4	5	6	7	8	9	1B: 3	SF: 0	WP: 0	PA: 36
	R: 0 E: 0 K: 1 S: 11	R: 0 E: 0 K: 1 S: 12	R: 0 E: 0 K: 2 S: 8	R: 0 E: 0 K: 1 S: 9	R: 0 E: 0 K: 2 S: 14	R: 0 E: 0 K: 0 S: 6	R: 1 E: 0 K: 0 S: 8	R: 0 E: 0 K: 1 S: 10	R: 1 E: 0 K: 1 S: 8	2B: 1	SAC: 0	PB: 0	
	H: 1 LOB: 2 BB: 1 P: 21	H: 0 LOB: 0 BB: 0 P: 19	H: 0 LOB: 0 BB: 0 P: 12	H: 1 LOB: 1 BB: 0 P: 15	H: 0 LOB: 1 BB: 1 P: 20	H: 0 LOB: 0 BB: 0 P: 6	H: 2 LOB: 2 BB: 0 P: 13	H: 0 LOB: 0 BB: 0 P: 15	H: 1 LOB: 1 BB: 0 P: 17	3B: 1 HR: 0	DP: 0 HBP: 2	SB: 0 CS: 0	

PITCHER		IP	WLS	BF	H	R	ER	SO	BB	IBB	HBP	BLK	WP	HR	S	P	ERA	WHIP
46 Patrick Corbin, L ERA: 2.81	(1, 1)	6.0		22	2	0	0	7	2	0	0	0	0	0	60	93	0.00	0.667
29 Brad Ziegler, R ERA: 1.8	(7, 1)	1.0	B	6	2	1	1	0	0	0	1	0	0	0	8	13	9.00	2.000
49 Tony Sipp, L ERA: 2.25	(8, 1)	1.0		3	0	0	0	1	0	0	0	0	0	0	10	15	0.00	0.000
Joe Paterson, L ERA: 1.69	(9, 1)	0.2	L	4	1	1	1	0	0	0	1	0	0	0	5	11	13.50	1.500
40 J.J. Putz, R ERA: 1.69	(9, 1)	0.1		1	0	0	0	1	0	0	0	0	0	0	3	6	0.00	0.000

PITCHER	IP	WLS	BF	H	R	ER	SO	BB	IBB	HBP	BLK	WP	HR	S	P	ERA	WHIP

Cincinnati Reds @ Arizona Diamondbacks

Chase Field, Phoenix, AZ

Fri Mar 29 2013, 6:43 PM - 9:15 PM MST

Att. 14,839 - Cloudy - 85 F

livebaseballscorecards.com

BOTTOM

Batter	1	2	3	4	5	6	7	8	9	AB	R	H	RBI	BB	SO	LOB
8 Gerardo Parra, L (1, 9) OBP: 0.349, SLG: 0.554 19 Sócrates Brito, L (7, 9) OBP: 0.625, SLG: 0.571	C FF 85 B CH 73 S CH 76 F FF 85 F SI 88 F CH 73 X SI 88 1-2 ① F8			C CU 66 X SL 74 0-1 ① F8	X FF 87 0-0 ③ G3			B FF 90 F SI 89 B FF 90 X FF 90 2-1 70 G6-3 1B		3 0 0 0 0 0 1 1 0 1 0 0 0 0						
14 Martín Prado, R (1, 5) OBP: 0.281, SLG: 0.264 70 Matt Davidson, R (7, 5) OBP: 0.243, SLG: 0.353	B CH 74 X CH 74 1-0 ② G5-3			C SI 86 X SI 86 0-1 26 1B		C CH 70 C CU 66 B SI 86 F SI 87 B CH 79 X CH 75 2-2 ① G5-3		C FF 92 X SL 82 0-1 ①② G6-3 1-2f		3 0 1 0 0 0 0 1 0 0 0 0 0 1						
2 Aaron Hill, R (1, 4) OBP: 0.429, SLG: 0.580 10 Josh Wilson, R (7, 4) OBP: 0.268, SLG: 0.325	C SI 86 B CH 74 B CH 73 S SI 86 B SI 87 X CU 72 3-2 ③ G6-3			F CH 75 F SI 86 F FF 86 B CH 75 B CH 74 1 SAFE B CH 79 F SI 87 F FF 87 3-2 ② F9 X SI 87		C SI 86 F SI 85 F CH 78 F CH 83 B CH 82 X SI 86 1-2 44 1B		C CU 74 F SL 82 B SI 90 C SI 91 1-3 ③ K		3 0 1 0 0 0 1 1 0 0 0 0 1 0						
26 Miguel Montero, L (1, 2) OBP: 0.300, SLG: 0.375 54 Tuffy Gosewisch, R (7, 2) OBP: 0.412, SLG: 0.286		B FF 86 C CU 65 F CH 77 F SI 87 B CH 78 F CH 78 F SI 88 X FF 83 2-2 13 G3-6 1B		C SI 87 S CH 76 F CH 75 X CH 74 0-2 1-3 1B		C CH 75 X FF 87 0-1 ② F7			C FF 94 S SI 94 F FF 94 F SL 78 B FC 90 S SL 76 1-3 ① K	3 0 2 0 0 0 1 1 0 0 0 0 1 0						
44 Paul Goldschmidt, R (1, 3) OBP: 0.486, SLG: 0.590 22 Eric Hinske, L (7, 3) OBP: 0.438, SLG: 0.439		C FF 87 X SI 86 0-1 ① F9		C SI 88 X CH 77 0-1 ③ P6		F FF 86 X FF 87 0-1 1-2 1B			X SI 95 0-0 ② F7	3 0 1 0 0 0 3 1 0 0 0 0 0 0						
13 Jason Kubel, L (1, 7) OBP: 0.294, SLG: 0.302 Tony Campana, L (7, 8) OBP: 0.296, SLG: 0.440		B CH 75 X CH 79 1-0 ②③ G3-6 1-2f			C CU 63 B CH 79 B SI 86 F SI 85 X CH 72 2-2 HR	F FF 85 C SI 86 B SL 77 F SL 76 D FF 87 F SI 86 F CH 75 F FF 86 B FF 86 3-2 ③ F8 F SI 87 F CH 75 X CH 78			B SI 94 S SI 94 S FS 86 F FS 86 B FC 89 B SI 94 F FF 93 B SI 94 4-2 S BB	3 1 1 1 0 0 3 0 0 0 0 1 0 0						
11 AJ Pollock, R (1, 8) OBP: 0.321, SLG: 0.347 Alfredo Marte, R (7, 7) OBP: 0.234, SLG: 0.432			B CH 73 B FF 85 S CH 75 C CU 71 F SI 87 X FF 87 2-2 E5 4 G4-6-3		F CH 82 F SI 86 F SI 86 B CU 70 B CU 70 S CH 73 2-3 ① K		B FF 91 F FF 91 B CU 75 X FF 91 2-1 ① F9		B SL 75 B SI 94 S FC 90 X FC 90 2-1 ③ G1-3 1-2	2 0 0 0 0 1 0 2 0 0 0 0 0 1						
4 Cliff Pennington, S (1, 6) OBP: 0.339, SLG: 0.400 28 Nick Ahmed, R (7, 6) OBP: 0.345, SLG: 0.500			1 SAFE B CU 70 C CU 66 X SI 86 1-1 ①② G4-6-3 1-2f		C SI 87 X CH 75 0-1 46 SH3-4 1B		C FF 96 X FF 97 0-1 ② G5-3			2 0 1 0 0 0 1 1 0 0 0 0 0 0						
46 Patrick Corbin, L (1, 1) 29 Brad Ziegler, R (7, 1) 12 Eric Chavez, L (7, PH) OBP: 0.381, SLG: 0.615 49 Tony Sipp, L (8, 1) Joe Paterson, R (9, 1) 40 J.J. Putz, R (9, 1)				X SI 85 0-0 ③ F8	X SI 85 0-0 ② SH3-4 1-2		C FF 96 S SL 86 B CH 91 S FF 98 1-3 ③ K			1 0 0 0 0 0 0 0 0 0 0 0 0 0 1 0 0 0 0 1 0 0 0 0 0 0 0 0 0 0 0 0 0 0 0 0 0 0 0 0 0 0							
Inning Stats	R: 0 E: 0 K: 0 S: 10 H: 0 LOB: 0 BB: 0 P: 15	R: 0 E: 0 K: 0 S: 9 H: 1 LOB: 0 BB: 0 P: 12	R: 0 E: 1 K: 0 S: 7 H: 0 LOB: 0 BB: 0 P: 10	R: 0 E: 0 K: 0 S: 16 H: 2 LOB: 2 BB: 0 P: 19	R: 1 E: 0 K: 1 S: 11 H: 2 LOB: 1 BB: 0 P: 15	R: 0 E: 0 K: 0 S: 22 H: 2 LOB: 2 BB: 0 P: 28	R: 0 E: 0 K: 1 S: 7 H: 0 LOB: 0 BB: 0 P: 10	R: 0 E: 0 K: 1 S: 7 H: 1 LOB: 0 BB: 0 P: 10	R: 0 E: 0 K: 1 S: 12 H: 0 LOB: 1 BB: 1 P: 19	1B: 7 2B: 0 3B: 0 HR: 1 SF: 0 SAC: 1 DP: 3 HBP: 0							

	AB	32
	R	1
	H	8
	RBI	1
	BB	1
	SO	4
	LOB	12

WP: 0 PB: 0 SB: 1 CS: 0 PA: 34

PITCHER		IP	WLS	BF	H	R	ER	SO	BB	IBB	HBP	BLK	WP	HR	S	P	ERA	WHIP
61 Bronson Arroyo, R ERA: 3.13	(1, 1)	6.0		24	7	1	1	1	0	0	0	0	0	1	75	99	1.50	1.167
60 J.J. Hoover, R ERA: 1.74	(7, 1)	0.1		1	0	0	0	0	0	0	0	0	0	0	2	4	0.00	0.000
54 Aroldis Chapman, L ERA: 1.86	(7, 1)	0.2		2	0	0	0	1	0	0	0	0	0	0	5	6	0.00	0.000
63 Sam LeCure, R ERA: 1.8	(8, 1)	1.0	W	3	1	0	0	1	0	0	0	0	0	0	7	10	0.00	1.000
31 Alfredo Simon, R ERA: 8.22	(9, 1)	1.0	S	4	0	0	0	1	1	0	0	0	0	0	12	19	0.00	1.000

PITCHER	IP	WLS	BF	H	R	ER	SO	BB	IBB	HBP	BLK	WP	HR	S	P	ERA	WHIP

Cincinnati Reds @ Arizona Diamondbacks

Chase Field, Phoenix, AZ

Sat Mar 30 2013, 12:41 PM - 3:16 PM MST

Att. 14,068 - Cloudy - 78 F

TOP

livebaseballscorecards.com

Batter	1	2	3	4	5	6	7	8	9	AB	R	H	RBI	BB	SO	LOB
17 Shin-Soo Choo, L (1, 8) OBP: 0.380, SLG: 0.511	B FF 90 X FF 90 1-0 19 G6-4-3 1B		F SI 90 C SI 90 S SI 89 0-3 ① K	C FF 91 X CU 80 0-1 ③ G6-3		S SI 90 C CH 82 S FF 92 0-3 ③ K			B SI 91 B SI 91 F SI 91 B FF 92 F FF 94 B SI 94 4-2 15 1B 3 1B 28 2B BB	3 1	0 1	1 0	0 0	0 1	1 1	1 1
85 Ryan LaMarre, R (4, 8) OBP: 0.217, SLG: 0.200																
2 Zack Cozart, R (1, 6) OBP: 0.344, SLG: 0.448	C SI 88 1 SAFE P PO 85 X SI 87 1-1 ① L7		X SI 89 0-0 ② G1-3 1-2		C SI 87 B FF 88 X SI 90 1-1 9 G4-3 48 SF8 2B		F FF 94 F CH 83 F CU 78 F CU 77 H FF 94 1-2 9 G6-4-3 HBP		1 SAFE F SI 91 X FF 92 0-1 15 1B 28 2B 1-2 1B	3 1	0 2	1 1	0 0	0 0	0 0	2 0
3 Devin Lohman, R (5, PR) OBP: 0.429, SLG: 0.333																
(5, 6)																
19 Joey Votto, L (1, 3) OBP: 0.460, SLG: 0.673	B SI 90 B SI 88 B SI 90 C FF 90 1 SAFE X FF 90 3-1 ②③ G6-4-3 1-2f		X SI 87 0-0 32 1B 2-H 2B		C FF 88 B FF 89 D SI 88 X CU 79 2-1 ① G4-3 2-3		B FF 91 F SI 92 X CH 82 1-1 ①② G6-4-3 1-2f		C SI 90 X SI 90 0-1 ① F7	2 3	1 0	1 0	1 0	0 0	0 0	1 4
9 Jack Hannahan, L (5, PH) OBP: 0.300, SLG: 0.250																
(5, 3)																
48 Ryan Ludwick, R (1, 7) OBP: 0.254, SLG: 0.339		F SI 88 S CH 81 F CH 81 X SI 91 0-2 ① G5-3	B CH 81 S CH 81 B FF 89 B FF 91 C CH 81 B CU 74 4-2 32 1B 21 1B BB		X SI 89 0-0 ② SF8 3-H		S CH 83 B CH 83 B SI 92 B CH 82 F FF 93 F FF 95 X FF 96 3-2 ③ F8		X FF 91 0-0 28 2B 4 1B 1-2 2-3 1B	1 1 0 1	1 0 0 1	0 0 0 1	1 0 0 0	1 0 0 0	0 0 0 0	0 0 0 0
26 Xavier Paul, L (5, 7) OBP: 0.315, SLG: 0.447																
83 Justin Freeman, R (7, 1)																
15 Nick O'Shea, R (9, PH) OBP: 1.000, SLG: 1.000																
(9, 2)																
32 Jay Bruce, L (1, 9) OBP: 0.279, SLG: 0.554		B FF 90 C FF 89 B FF 89 B CH 82 X SI 92 3-1 ② G4-3	B FF 91 T CU 80 X SI 90 1-1 21 1B 1-3 2-H 1B		F CH 80 B SI 90 X SI 90 1-1 1B			X FF 93 0-0 ① F9	B CU 80 B FF 91 B FF 92 C FF 92 X FF 92 3-1 4 1B 1-3 2-H 3-H 2B	2 3	0 1	1 2	1 2	0 0	0 0	0 0
28 Chris Heisey, R (5, PH) OBP: 0.303, SLG: 0.516																
(5, 9)																
21 Todd Frazier, R (1, 5) OBP: 0.323, SLG: 0.579		B CU 74 B SI 90 X SI 90 2-0 3 1B 2B	C SI 91 C FF 90 B FF 91 X SI 92 1-2 1-2 3-H 1B		F CH 80 C FF 88 B SI 88 F FF 89 F CH 79 X CH 80 1-2 ③ F9			C FF 94 X CU 80 0-1 4 2B 2B	X FF 92 0-0 ② L3	3 2	0 1	2 1	1 1	0 0	0 0	2 2
30 Travis Mattair, R (5, 5) OBP: 0.300, SLG: 0.700																
3 Cesar Izturis, S (1, 4) OBP: 0.387, SLG: 0.474		X SI 88 0-0 2-3 1B	C CH 82 X CH 82 0-1 ③ P2			B SI 86 X SI 87 1-0 ① F9		C FF 94 B SI 93 X CH 83 1-1 2-H 2B	C FF 91 X FF 91 0-1 39 1B 2-H 3-H 1B	2 1 2	0 0 0	1 0 2	0 0 3	0 0 0	0 0 0	2 0 0
2 Brodie Greene, R (5, 4) OBP: 0.500, SLG: 0.333																
4 Ray Chang, R (8, PH) OBP: 0.667, SLG: 1.000																
(8, 4)																
29 Ryan Hanigan, R (1, 2) OBP: 0.367, SLG: 0.536		B CH 81 C CH 82 S CH 82 X CU 81 1-2 ③ L5		B SI 88 C SI 88 C SI 89 B SI 90 B FF 91 F SI 91 X CH 81 3-2 ① F7		C SI 89 B CH 80 F FF 87 X CU 79 1-2 ② G5-3		B FF 92 B SI 92 B SI 92 B SI 93 4-0 G1-6-3 BB	X FF 93 0-0 1-2 1B	2 2 0	0 0 0	0 1 0	0 0 0	0 1 0	0 0 0	2 0 0
39 Devin Mesoraco, R (6, PH) OBP: 0.420, SLG: 0.535																
(6, 2)																
Curtis Partch, R (9, 1)																
34 Homer Bailey, R (1, 1) OBP: 0.500, SLG: 0.400			C SI 86 F SI 88 B CU 78 X CU 77 1-2 2 G1-3 19 2B 1B	B SI 91 F FF 90 F SI 90 C FF 91 1-3 ② K		C FF 90 B SI 90 B SI 91 B SI 90 C FF 91 B FF 93 4-2 BB		F FF 94 B FF 92 X SI 92 1-1 ②③ G1-6-3 1-2f	S CU 80 S CU 80 B FF 93 B FF 92 S CU 80 2-3 ③ K	2 2	1 0	1 0	0 0	1 0	1 1	0 4
Donald Lutz, L (7, 7) OBP: 0.327, SLG: 0.532																

Inning Stats										
	R: 0 E: 0 K: 0 S: 6	H: 1 LOB: 0 BB: 0 P: 10	R: 0 E: 0 K: 0 S: 11	H: 2 LOB: 2 BB: 0 P: 17	R: 3 E: 0 K: 1 S: 17	H: 4 LOB: 2 BB: 1 P: 24	R: 0 E: 0 K: 1 S: 9	H: 0 LOB: 0 BB: 0 P: 13	R: 1 E: 0 K: 0 S: 12	H: 2 LOB: 2 BB: 0 P: 17
	R: 0 E: 0 K: 1 S: 9	H: 0 LOB: 1 BB: 1 P: 15	R: 0 E: 0 K: 0 S: 10	H: 0 LOB: 0 BB: 0 P: 15	R: 1 E: 0 K: 0 S: 7	H: 2 LOB: 1 BB: 1 P: 13	R: 4 E: 0 K: 1 S: 16	H: 5 LOB: 2 BB: 1 P: 25	1B: 10 2B: 6 3B: 0 HR: 0	SF: 1 SAC: 0 DP: 3 HBP: 1

	AB	39
	R	9
	H	16
	RBI	9
	BB	4
	SO	4
	LOB	21

WP: 0 PB: 0 SB: 0 CS: 0 PA: 45

PITCHER		IP	WLS	BF	H	R	ER	SO	BB	IBB	HBP	BLK	WP	HR	S	P	ERA	WHIP
36 Wade Miley, L ERA: 7.43	(1, 1)	6.0	L	28	9	4	4	3	2	0	0	0	0	0	64	96	6.00	1.833
48 Randall Delgado, R ERA: 7.45	(7, 1)	2.1		11	3	3	3	0	2	0	1	0	0	0	23	38	11.57	2.143
21 Heath Bell, R ERA: 8.1	(9, 1)	0.2		6	4	2	2	1	0	0	0	0	0	0	10	15	27.00	6.000

PITCHER		IP	WLS	BF	H	R	ER	SO	BB	IBB	HBP	BLK	WP	HR	S	P	ERA	WHIP

Batter	1	2	3	4	5	6	7	8	9	AB	R	H	RBI	BB	SO	LOB
8 Gerardo Parra, L (1, 8) OBP: 0.348, SLG: 0.534	C FF 93 X CH 88 0-1 G4-3		B FF 92 B FF 93 C SI 94 B FF 94 F SI 94 F SI 96 F SI 94 B FF 94 4-2 BB			C SI 94 B SI 94 X SI 94 1-1 G3		F FF 91 X CH 84 0-1 L7		2	0	0	0	1	0	0
6 Evan Marzilli, L (7, 7) OBP: 0.182, SLG: 0.100										1	0	0	0	0	0	1
14 Martín Prado, R (1, 5) OBP: 0.267, SLG: 0.250	C FF 96 B SI 95 B FF 93 X FF 91 2-1 G6-3		C FF 95 X FF 96 0-1 G4-3			C FF 94 B FF 90 F SI 97 F FF 94 F CH 88 B FF 95 T FF 95 2-2 K			C FF 95 B FF 94 F CH 85 F FF 96 X CU 83 1-2 22 1B 1B	3	0	0	0	0	1	2
35 Jake Lamb, L (7, 5) OBP: 0.500, SLG: 0.750										1	0	1	0	0	0	0
2 Aaron Hill, R (1, 4) OBP: 0.414, SLG: 0.558	C SL 90 B FF 91 S CH 88 C SI 96 1-3 K			B FF 93 C FF 92 X SI 94 1-1 F9			B FF 93 X FF 90 1-0 12 FC6-4 1B		C FF 95 B FF 95 F CH 84 F FF 96 D CH 86 X CH 85 2-2 27 G5-4-3 1-2 1B	2	0	0	0	0	1	0
6 Josh Parr, R (5, 4) OBP: 0.500, SLG: 0.500										1	0	1	0	0	0	0
22 Eric Hinske, L (9, PH) OBP: 0.449, SLG: 0.452										1	0	1	0	0	0	0
44 Paul Goldschmidt, R (1, 3) OBP: 0.479, SLG: 0.581		B FF 94 B FF 91 S FF 91 B FF 96 F FF 95 S FF 96 3-3 K		C CU 79 B SI 94 F SI 93 F SL 90 F CH 88 X FF 95 1-2 G6-3			X FF 91 0-0 FC6-4 1-2f FC6-4		B FF 96 F FF 95 X FF 96 1-1 P2	1	0	0	0	0	1	0
12 Eric Chavez, L (3, 3) OBP: 0.356, SLG: 0.571										3	0	0	0	0	0	3
26 Miguel Montero, L (1, 2) OBP: 0.286, SLG: 0.357		B FF 95 B FF 96 S FF 96 F FF 95 B FF 94 T SI 89 3-2 K		B SI 94 S SI 94 S FF 94 F FF 95 F CH 86 F FF 94 B FF 93 S SI 94 2-3 K			C FF 92 F FF 93 B FC 93 S CH 83 1-3 K		B SL 83 X SL 85 1-0 G5-4-3 1-2f	2	0	0	0	0	2	0
27 Wil Nieves, R (6, 2) OBP: 0.342, SLG: 0.351										2	0	0	0	0	1	3
Alfredo Marte, R (1, 9) OBP: 0.220, SLG: 0.404		C FF 93 X SL 90 0-1 G6-3			F FF 93 F SL 89 B FF 92 C SL 89 1-3 K		X CH 83 0-0 FC6-4 1-2f			3	0	0	0	0	1	1
32 Kerry Jenkins, R (8, 9) OBP: 0.167, SLG: 0.500										0	0	0	0	0	0	0
13 Jason Kubel, L (1, 7) OBP: 0.283, SLG: 0.289			C SI 93 B SI 93 F CH 88 B FF 89 F FF 95 X SL 88 2-2 G5-3		B SI 92 C SI 93 B SI 92 F CH 87 F CH 86 B FF 91 S SL 89 3-3 K			X FF 92 0-0 F9		2	0	0	0	0	1	0
11 AJ Pollock, R (6, 7) OBP: 0.318, SLG: 0.342										1	0	0	0	0	0	0
(7, 8)																
4 Cliff Pennington, S (1, 6) OBP: 0.344, SLG: 0.404			C FF 96 B FF 95 B FF 95 F FF 95 F FF 96 F FF 96 X CH 88 2-2 36 SH1-3-4 1B		C SI 95 C SI 93 B SI 94 F SI 91 B FF 94 B FF 94 X SI 94 3-2 F8			C FF 92 F FF 92 X FF 90 0-2 G6-3		2	0	1	0	0	0	0
10 Josh Wilson, R (6, 6) OBP: 0.262, SLG: 0.317										1	0	0	0	0	0	0
36 Wade Miley, L (1, 1)			X FF 93 0-0 SH1-3-4 1-2			X SI 94 0-0 G6-3		F FF 92 S CH 81 B FF 92 X SL 81 1-2 1B		0	0	0	0	0	0	0
Didi Gregorius, L (6, PH) OBP: 0.484, SLG: 0.654										1	0	0	0	0	0	0
48 Randall Delgado, R (7, 1) OBP: 0.500, SLG: 0.500										1	0	1	0	0	0	0
21 Heath Bell, R (9, 1)										0	0	0	0	0	0	0
Inning Stats	R: 0 E: 0 K: 1 S: 7 H: 0 LOB: 0 BB: 0 P: 10	R: 0 E: 0 K: 2 S: 8 H: 0 LOB: 0 BB: 0 P: 14	R: 0 E: 0 K: 0 S: 16 H: 1 LOB: 2 BB: 1 P: 24	R: 0 E: 0 K: 1 S: 13 H: 0 LOB: 0 BB: 0 P: 17	R: 0 E: 0 K: 2 S: 11 H: 0 LOB: 0 BB: 0 P: 18	R: 0 E: 0 K: 1 S: 8 H: 0 LOB: 0 BB: 0 P: 11	R: 0 E: 0 K: 1 S: 6 H: 1 LOB: 1 BB: 0 P: 8	R: 0 E: 0 K: 0 S: 9 H: 1 LOB: 1 BB: 0 P: 10	R: 0 E: 0 K: 0 S: 11 H: 2 LOB: 1 BB: 0 P: 16	1B: 5 2B: 0 3B: 0 HR: 0 SF: 0 SAC: 1 DP: 1 HBP: 0						

PITCHER		IP	WLS	BF	H	R	ER	SO	BB	IBB	HBP	BLK	WP	HR	S	P	ERA	WHIP
34 Homer Bailey, R ERA: 6.35	(1, 1)	6.0	W	20	1	0	0	7	1	0	0	0	0	0	63	94	0.00	0.333
83 Justin Freeman, R ERA:	(7, 1)	2.0		8	2	0	0	1	0	0	0	0	0	0	15	18	0.00	1.000
Curtis Partch, R ERA: 7.88	(9, 1)	1.0		4	2	0	0	0	0	0	0	0	0	0	11	16	0.00	2.000

PITCHER	IP	WLS	BF	H	R	ER	SO	BB	IBB	HBP	BLK	WP	HR	S	P	ERA	WHIP

BOTTOM

Cincinnati Reds @ Arizona Diamondbacks

Chase Field, Phoenix, AZ

Sat Mar 30 2013, 12:41 PM - 3:16 PM MST

Att. 14,068 - Cloudy - 78 F

livebaseballscorecards.com

AB	30
R	0
H	5
RBI	0
BB	1
SO	8
LOB	10

1B: 5 SF: 0
2B: 0 SAC: 1
3B: 0 DP: 1
HR: 0 HBP: 0

WP: 0 PA: 32
PB: 0
SB: 0
CS: 0

Cincinnati Reds @ Cleveland Indians

Goodyear Ballpark, Goodyear, AZ

Sat Mar 30 2013, 3:06 PM - 5:38 PM EDT

Att. 7,027 - Sunny - 80 F

livebaseballscorecards.com

Batter	1	2	3	4	5	6	7	8	9	AB	R	H	RBI	BB	SO	LOB
6 Billy Hamilton, S (1, 8) OBP: 0.250, SLG: 0.346	G4-3			81 G3 / 81 S / 9 G6-3 1B		FC5-4 81 G6-4-3 1-2f		81 G3-6-1 1-3 1B		3	1	1	0	0	0	1
41 Josh Fellhauer, L (6, 9) OBP: 0.500, SLG: 0.500										1	0	1	0	0	0	0
81 Derrick Robinson, S (1, 7) OBP: 0.327, SLG: 0.440	F8			G3 1-3		G6-4-3 1-2f		G3-6-1 1-2f		4	0	0	0	0	0	4
(5, 9)																
(6, 8)																
79 Wilkin De La Rosa, L (8, 1)										0	0	0	0	0	0	0
9 Felix Perez, L (1, 9) OBP: 0.556, SLG: 1.000	F7			G6-3 3-H			23 1B 1B		K	4	0	1	1	0	1	0
(5, 7)																
19 Mike Hessman, R (1, 3) OBP: 0.083, SLG: 0.167		K					F7		K	3	0	1	0	0	1	1
60 Robert Ramirez, L (7, 3)				2B						1	0	0	0	0	1	0
Henry Alejandro Rodriguez, (S4) OBP: 0.382, SLG: 0.485		G4-3		F7			K		1B	3	0	0	0	0	1	2
Calten Daal, R (7, 4) OBP: 1.000, SLG: 1.000										1	0	1	0	0	0	0
23 Denis Phipps, R (1, 10) OBP: 0.320, SLG: 0.553		K			64 G6-4-3 1B		1-2 1B		F8	4	0	2	0	0	1	1
(8, 8)																
35 Konrad Schmidt, R (1, 2) OBP: 0.263, SLG: 0.444			F8		F8		G4-3			2	0	0	0	0	0	1
37 Corky Miller, R (7, PH) OBP: 0.300, SLG: 0.222										1	0	0	0	0	0	2
(7, 2)																
64 Kristopher Negrón, R (1, 6) OBP: 0.524, SLG: 0.733			K		G6-4-3 1-2f			41 1B HBP		2	0	0	0	0	1	1
36 Tanner Rahier, R (1, 5) OBP: 0.333, SLG: 0.333			L6			6 FC5-4 1B		P2		3	0	1	0	0	0	1

	AB	R	H	RBI	BB	SO	LOB
	32	1	8	1	0	6	14

Inning Stats	1	2	3	4	5	6	7	8	9
R	0	0	0	1	0	0	0	0	0
E	0	0	0	0	0	0	0	0	0
K	0	2	1	0	0	0	1	0	2
S	3	7	5	6	3	3	7	3	8
H	0	0	0	2	1	1	2	1	1
LOB	0	0	0	1	0	0	2	1	1
BB	0	0	0	0	0	0	0	0	0
P	3	7	5	6	3	3	7	4	8

1B	7
2B	1
3B	0
HR	0
SF	0
SAC	0
DP	3
HBP	1

WP	0
PB	0
SB	1
CS	0
PA	33

PITCHER		IP	WLS	BF	H	R	ER	SO	BB	IBB	HBP	BLK	WP	HR	S	P	ERA	WHIP
39 Brett Myers, R ERA: 9.0	(1, 1)	5.0	W	17	3	1	1	3	0	0	0	0	0	0	24	24	1.80	0.600
54 Chris Perez, R ERA: 7.2	(6, 1)	1.0	H	3	1	0	0	0	0	0	0	0	0	0	3	3	0.00	1.000
38 Joe Smith, R ERA: 2.0	(7, 1)	1.0		5	2	0	0	1	0	0	0	0	0	0	7	7	0.00	2.000
27 Bryan Shaw, R ERA: 0.82	(8, 1)	1.0		4	1	0	0	0	0	0	1	0	0	0	3	4	0.00	1.000
37 Cody Allen, R ERA: 6.48	(9, 1)	1.0		4	1	0	0	2	0	0	0	0	0	0	8	8	0.00	1.000

Batter	1	2	3	4	5	6	7	8	9	AB	R	H	RBI	BB	SO	LOB
24 Michael Bourn, L (1, 8) OBP: 0.290, SLG: 0.328	0-0 2B		G5-3 ①	0-0 88 1B 3-H 1B		2-0 1-H HR		G3-1 ①		1	0	1	0	0	0	0
83 Matt Carson, R (3, 8) OBP: 0.368, SLG: 0.563										3	1	2	3	0	0	0
93 Tyler Booth, L (7, 8)										1	0	0	0	0	0	0
13 Asdrúbal Cabrera, S (1, 6) OBP: 0.385, SLG: 0.515	0-3 K ①		4-0 33 BB BB	0-0 1-3 1B		0-0 91 1B 86 G1-3 89 1B 1B		0-0 E5 86 1B 91 1B		1	0	0	0	1	1	1
88 Dorssys Paulino, R (3, PR) OBP: 0.667, SLG: 0.667										3	2	2	0	0	0	0
(4, 6)																
22 Jason Kipnis, L (1, 4) OBP: 0.230, SLG: 0.339	4-0 BB		0-0 F9 ②	0-0 F9 ③		0-0 G1-3 ② 1-2		0-0 91 1B 89 2B 1-3 1B		0	0	0	0	1	0	0
86 Justin Toole, R (2, 4) OBP: 0.200, SLG: 0.200										4	1	1	0	0	0	4
33 Nick Swisher, S (1, 3) OBP: 0.476, SLG: 0.574	0-0 F4 ②		4-0 1-2 BB		0-0 89 SF9 3B	0-0 89 1B 2-3 1B		0-0 89 2B 1-2 3-H 1B		1	0	0	0	1	0	2
91 Adam Abraham, R (3, PR)										3	2	3	1	0	0	0
(4, 3)																
23 Michael Brantley, L (1, 7) OBP: 0.392, SLG: 0.521	0-0 G1-3 ③		0-0 G3 ③		0-0 SF9 ① 3-H	0-0 1-2 3-H 1B		0-0 1-H 2-H 2B		2	0	0	0	0	0	4
9 Ryan Raburn, R (4, 7) OBP: 0.463, SLG: 0.795										0	0	0	0	0	0	0
89 Bryson Myles, R (5, 7) OBP: 0.750, SLG: 1.667										2	0	2	4	0	0	0
41 Carlos Santana, S (1, 2) OBP: 0.382, SLG: 0.567		0-0 8 G6-3 2B		0-2 HR	0-3 K ②	0-3 K ③		0-0 F8 ②		3	1	2	1	0	1	0
84 Alex Lavisky, R (6, 2)										2	0	0	0	0	1	3
12 Mark Reynolds, R (1, 10) OBP: 0.383, SLG: 0.585	0-0 P6 ①		4-0 90 G4-3 4 G5-3 83 1B BB	0-0 P4 ③			0-0 F9 ①	0-3 K2-3 ③		1	1	0	0	1	0	1
6 Lou Marson, R (5, PH) OBP: 0.419, SLG: 0.314										3	0	0	0	0	1	1
(6, 10)																
8 Lonnie Chisenhall, L (1, 5) OBP: 0.456, SLG: 0.667	0-0 G6-3 ② 2-3		0-0 G5-3 ① 1-2			0-0 83 HR 1B	0-0 L4 ②			1	0	0	0	0	0	1
4 Mike Aviles, R (3, 5) OBP: 0.281, SLG: 0.375										1	0	0	0	0	0	1
82 Luis Hernandez, S (5, 5) OBP: 0.255, SLG: 0.234										2	1	1	0	0	0	0
11 Drew Stubbs, R (1, 9) OBP: 0.308, SLG: 0.393	0-0 G1-3 ③		0-0 G4-3 ② 2-3			0-3 K ①	0-0 F7 ③			1	0	0	0	0	0	1
90 Carlos Moncrief, L (3, 9) OBP: 0.364, SLG: 0.700										3	0	0	0	0	1	2
Inning Stats	R: 0 E: 0 K: 1 S: 6 H: 1 LOB: 2 BB: 1 P: 10	R: 0 E: 0 K: 0 S: 4 H: 1 LOB: 1 BB: 0 P: 4	R: 0 E: 0 K: 0 S: 3 H: 0 LOB: 2 BB: 2 P: 11	R: 2 E: 0 K: 0 S: 8 H: 3 LOB: 2 BB: 1 P: 12	R: 1 E: 0 K: 1 S: 6 H: 1 LOB: 0 BB: 0 P: 6	R: 3 E: 0 K: 2 S: 12 H: 5 LOB: 2 BB: 0 P: 14	R: 0 E: 0 K: 0 S: 3 H: 0 LOB: 0 BB: 0 P: 3	R: 3 E: 1 K: 1 S: 9 H: 3 LOB: 1 BB: 0 P: 9		1B: 8 2B: 3 3B: 1 HR: 2 SF: 1 SAC: 0 DP: 0 HBP: 0						

PITCHER		IP	WLS	BF	H	R	ER	SO	BB	IBB	HBP	BLK	WP	HR	S	P	ERA	WHIP
58 Armando Galarraga, R ERA: 3.75	(1, 1)	4.0	L	21	5	2	2	1	4	0	0	0	0	1	21	37	4.50	2.250
38 Jumbo Díaz, R ERA: 27.0	(5, 1)	1.1		8	4	4	4	2	0	0	0	0	0	1	12	14	27.00	3.000
82 Nick Christiani, R ERA: 4.82	(6, 1)	0.2		4	2	0	0	1	0	0	0	0	0	0	6	6	0.00	3.000
Kyle Lotzkar, R ERA: 21.6	(7, 1)	1.0		3	0	0	0	0	0	0	0	0	0	0	3	3	0.00	0.000
79 Wilkin De La Rosa, L ERA: 10.13	(8, 1)	1.0		7	3	3	2	1	0	0	0	0	0	0	9	9	18.00	3.000

PITCHER	IP	WLS	BF	H	R	ER	SO	BB	IBB	HBP	BLK	WP	HR	S	P	ERA	WHIP

BOTTOM

Cincinnati Reds @ Cleveland Indians

Goodyear Ballpark, Goodyear, AZ

Sat Mar 30 2013, 3:06 PM - 5:38 PM EDT

Att. 7,027 - Sunny - 80 F

livebaseballscorecards.com

AB	38
R	9
H	14
RBI	9
BB	4
SO	5
LOB	21

WP: 0 PA: 43
PB: 0
SB: 0
CS: 0

Batter	1	2	3	4	5	6	7	8	9	10	11	12	13	AB	R	H	RBI	BB	SO	LOB
27 Mike Trout, R (1, 8) OBP: 0.167, SLG: 0.167 (11, 7)	C FF 92 B FC 86 C SL 85 B CH 84 S CH 84 2-3 K		C SL 85 X SL 86 0-1 G4-3			B CH 85 F SI 94 F CH 85 X FC 88 1-2 1B		B SI 91 B FF 92 F FF 93 X SL 90 2-1 G5-3		B FF 90 B SL 81 C SI 89 B SL 80 X FF 90 3-1 F8		B FF 92 B FF 92 F FF 91 C FF 93 B FF 93 S FF 93 3-3 K		6	0	1	0	0	2	2
2 Erick Aybar, S (1, 6)	B FC 89 C SI 92 S CH 84 X SI 92 1-2 L9			C SL 86 B CH 83 C FC 88 X FC 89 1-2 G3-1		C FC 88 1 SAFE C FC 87 X FF 92 0-2 F7		C SI 93 S SL 90 B FF 95 S SL 93 1-3 K		X SI 88 0-0 G4-3		C FF 93 B FF 93 S FF 92 B FF 93 X FF 92 2-2 G4-3		6	0	0	0	0	1	3
5 Albert Pujols, R (1, 3) 7 Andrew Romine, S (11, PR) (11, 5)	C FF 93 B CH 86 X CH 84 1-1 G5-3			C SL 84 X SL 85 0-1 E4		B SL 85 C SI 92 1 SAFE B SI 92 1 SAFE X SI 92 2-1 G5-3		B SL 91 F SI 95 S SL 86 B FF 96 B SL 88 S SL 92 3-3 K			B SL 83 B SL 82 B FF 91 B FF 90 4-0 32 G3-1 BB		B FF 91 F FF 90 B FF 91 C FF 90 S CU 74 2-3 K	4 1	0 0	0 0	0 0	1 0	1 1	1 0
32 Josh Hamilton, L (1, 9)		X CH 82 0-0 L8		B FF 90 S CH 82 X FF 90 1-1 P5			B CH 82 B B FC 87 C FF 91 B CH 82 4-1 47 SH1-4 44 1B BB		C FF 95 C SL 82 F FF 97 C SL 86 0-3 K		S SI 89 1 SAFE X CH 83 0-1 G3-1 1-2		B FF 93 F SL 78 S FF 92 B SL 79 B FF 91 B FF 92 4-2 16 HBP 44 G5-3 17 1B BB	4	1	0	0	2	1	2
44 Mark Trumbo, R (1, 7) OBP: 0.333, SLG: 0.200 (11, 3)	C FF 92 B SL 83 F SI 93 S CH 85 1-3 K			S SL 84 B SL 85 S SL 85 B FC 87 T FC 87 2-2 K			C FF 91 F SI 91 D FC 87 B SI 93 1 SAFE X SI 93 2-2 47 SH1-4 1-2 1B		B FF 97 T FF 96 B FF 96 B FF 95 B FF 94 4-1 BB		S SL 81 F FF 90 B SL 81 B SL 80 X SL 80 2-2 F9		X FF 90 0-0 G5-3 1-2	5	0	1	0	1	2	4
47 Howie Kendrick, R (1, 4)		C FF 93 F FF 93 X CH 86 0-2 G5-3			B SL 85 F FF 92 S SL 85 F FF 93 S FC 87 1-3 K		L SL 83 X SI 92 0-1 SH1-4 1-2 2-3		1 SAFE F FF 95 1 SAFE 1 SAFE B FF 94 X FF 94 1-1 L8		B SL 81 B SI 89 B KC 78 B FF 89 4-0 BB		I IN 74 I IN 72 I IN 67 I IN 66 4-0 16 HBP 17 1B IBB	3	1	0	0	2	1	1
6 Alberto Callaspo, S (1, 5)			B SL 84 B FC 88 C FF 90 F SI 91 X CH 84 2-2 G6-3		C FC 88 F CH 86 B FC 88 B FC 90 F CH 86 S FC 87 2-3 K		I IN 63 I IN 63 I IN 62 I IN 59 4-0 IBB		B FF 96 C FF 94 S FF 97 F FF 98 F FF 97 F SL 86 B FF 98 C FF 95 2-3 K		B SI 87 F CH 82 X CH 82 1-1 F7		B FF 90 F FF 91 C FF 91 H SL 80 2-2 17 1B 1-2 2-3 HBP	4	0	0	0	1	2	3
38 Mark Lowe, L (11, 1)														0	0	0	0	0	0	0
16 Hank Conger, L (13, PH)														0	0	0	0	0	0	0
49 Ernesto Frieri, R (13, 1)														0	0	0	0	0	0	0
17 Chris Iannetta, R (1, 2) OBP: 0.333, SLG: 0.833			S SL 84 X CH 84 0-1 HR		F FF 92 S FC 87 B FF 94 B FC 88 B SI 94 X FC 88 3-2 G6-3		B SI 92 F SL 86 S FC 86 D FC 87 B FF 93 S SL 86 3-3 K			C FF 90 S SL 81 B FF 90 C SI 89 1-3 K		F FF 92 S SL 82 0-3 K	B FF 91 F FF 90 F FF 91 B FF 91 B FF 92 F FF 91 F FF 92 X FF 92 3-2 1-3 2-H 3-H 1B	6	1	2	3	0	3	3
36 Jered Weaver, R (1, 1)			F FF 90 F SI 91 B FC 88 S FF 90 1-3 K			C FF 89 S SL 83 F FC 87 C SL 84 0-3 K	C FC 89 B CH 85 C FC 89 S SL 85 1-3 K			C FF 90 F FF 90 B SI 90 B SI 90 B KC 77 X FF 90 3-2 1B		C FF 93 C FF 93 B SL 81 X SL 80 1-2 3B	X FF 91 0-0 L8	2 1 0 0 0 1 0 0 2	0 0 0 0 0 0 1 0 0	0 0 0 0 0 0 0 0 1	0 0 0 0 0 0 0 0 0	0 0 0 0 0 0 0 0 0	2 3 0 0 0 0 0 0 2	0 3 0 0 0 0 0 0 0
39 JB Shuck, L (7, PH)																				
Garrett Richards, R (7, 1)																				
24 Sean Burnett, L (8, 1)																				
40 Kevin Jepsen, R (9, 1)																				
20 Brendan Harris, R (10, PH) OBP: 1.000, SLG: 1.000																				
37 Scott Downs, L (10, 1)																				
25 Peter Bourjos, R (11, 8) OBP: 0.500, SLG: 1.500																				

Inning Stats	1	2	3	4	5	6	7	8	9	10	11	12	13
	R: 0 E: 0 K: 1 S: 8 H: 0 LOB: 0 BB: 0 P: 12	R: 0 E: 0 K: 1 S: 7 H: 0 LOB: 0 BB: 0 P: 8	R: 1 E: 0 K: 1 S: 10 H: 1 LOB: 0 BB: 0 P: 13	R: 0 E: 1 K: 1 S: 10 H: 0 LOB: 1 BB: 0 P: 14	R: 0 E: 0 K: 2 S: 11 H: 0 LOB: 0 BB: 0 P: 17	R: 0 E: 0 K: 1 S: 12 H: 1 LOB: 1 BB: 0 P: 15	R: 0 E: 0 K: 2 S: 12 H: 1 LOB: 3 BB: 2 P: 26	R: 0 E: 0 K: 2 S: 8 H: 0 LOB: 0 BB: 0 P: 14	R: 0 E: 0 K: 2 S: 13 H: 0 LOB: 1 BB: 1 P: 20	R: 0 E: 0 K: 1 S: 9 H: 1 LOB: 1 BB: 0 P: 16	R: 0 E: 0 K: 0 S: 7 H: 0 LOB: 2 BB: 2 P: 18	R: 0 E: 0 K: 2 S: 12 H: 1 LOB: 1 BB: 0 P: 18	R: 2 E: 0 K: 1 S: 14 H: 1 LOB: 2 BB: 2 P: 29

PITCHER	IP	WLS	BF	H	R	ER	SO	BB	IBB	HBP	BLK	WP	HR	S	P	ERA	WHIP
47 Johnny Cueto, R (1, 1) ERA: 1.29	7.0		27	3	1	1	9	1	1	0	0	0	1	70	105	1.29	0.571
51 Jonathan Broxton, R (8, 1) ERA:	1.0		3	0	0	0	2	0	0	0	0	0	0	8	14	0.00	0.000
54 Aroldis Chapman, L (9, 1) ERA:	1.0		4	0	0	0	2	1	0	0	0	0	0	13	20	0.00	1.000
63 Sam LeCure, R (10, 1) ERA:	2.0		9	1	0	0	1	2	0	0	0	0	0	16	34	0.00	1.500
60 J.J. Hoover, R (12, 1) ERA: 9.0	2.0	L	11	2	2	2	3	1	1	1	0	0	0	26	47	9.00	1.500

PITCHER	IP	WLS	BF	H	R	ER	SO	BB	IBB	HBP	BLK	WP	HR	S	P	ERA	WHIP

TOP

Los Angels Angels @ Cincinnati Reds

Great American Ball Park, Cincinnati, OH

Mon Apr 01 2013, 4:13 PM - 8:57 PM EDT

Att. 43,168 - Partly Cloudy - 47 F

livebaseballscorecards.com

AB	45
R	3
H	6
RBI	3
BB	7
SO	17
LOB	24

1B: 4	SF: 0	WP: 0	PA: 54
2B: 0	SAC: 1	PB: 0	
3B: 1	DP: 0	SB: 0	
HR: 1	HBP: 1	CS: 0	

Los Angeles Angels @ Cincinnati Reds

Great American Ball Park, Cincinnati, OH

Mon Apr 01 2013, 4:13 PM - 8:57 PM EDT

Att. 43,168 - Partly Cloudy - 47 F

livebaseballscorecards.com

BOTTOM

Batter	1	2	3	4	5	6	7	8	9	10	11	12	13	AB	R	H	RBI	BB	SO	LOB
17 Shin-Soo Choo, L (1, 8) OBP: 0.500, SLG: 0.600	B SI 86 S SI 87 H SI 86 2-1 48 BB HBP		B FF 86 B CU 89 C CH 82 B SI 86 F CH 77 X FF 87 3-2 4 G6-3 32 WP 2B		X CU 69 0-0 F7			F FF 94 B SL 86 B FC 94 F FF 94 F SL 83 X FF 93 2-2 4 SH1-3 1-2 1B		B SI 87 F SI 86 B CU 74 X SI 86 2-2 G6-3		S SL 83 B SL 83 F FF 93 B SL 83 F FF 94 F FF 84 B SL 84 C SL 83 3-3		5	1	2	0	0	1	0
4 Brandon Phillips, R (1, 4)	B FF 88 1 SAFE S FF 88 B SL 81 1 SAFE F SL 80 1 SAFE S FC 89 2-3 K		C SL 80 B CH 78 M FF 87 X FC 84 1-2 G6-3 2-3		B SL 78 X FC 84 1-0 L8			B FC 93 T FC 94 2 SAFE X FF 94 1-1 SH1-3 1-2 2-3		B SI 87 X SI 87 1-0 G6-3			C FF 91 S FF 92 X SI 93 0-2 G6-3	5	0	0	0	0	1	2
19 Joey Votto, L (1, 3)	X SI 88 0-0 F7		B CU 69 C CH 79 C SI 87 D SL 80 F FC 88 X SI 87 2-2 G3			C CU 70 B FF 86 B SI 85 S CH 76 C FC 87 2-3 K		I IN 82 I IN 81 I IN 82 I IN 81 4-0 IBB			C FF 94 B SL 84 F SL 86 X FF 95 1-2 E6 28 SH1-3		C FF 92 B FF 92 B FF 93 F FF 92 B FF 93 B FF 92 4-2 32 DI BB	4	0	0	0	2	1	2
48 Ryan Ludwick, R (1, 7) 28 Chris Heisey, R (3, PR) (4, 7)	B SL 81 B FF 87 B FC 87 B FF 86 4-0 1-2 BB		F FC 87 F SI 85 B FF 86 B CH 79 F CH 80 D SL 81 B FC 89 4-2 BB			B FC 84 F SL 82 X SL 78 1-1 B2-3		B FF 93 S FC 94 C SL 85 S FF 94 1-3 K			X FF 93 0-0 SH1-3 1-2		F FF 92 B SL 87 F FF 93 D SL 85 S FF 93 2-3 K	0 3	0 0	0 0	0 0	2 0	0 2	0 4
32 Jay Bruce, L (1, 9)	C SI 86 S CU 71 B FC 84 C FF 87 1-3 K		B CH 81 S CH 78 S CU 70 B FF 89 F CU 68 F SI 86 F CU 69 F CH 77 F FF 87 2-2 X CH 77 P6 1-3 3-H			B FF 84 B FF 84 S CH 76 S CU 70 S CH 78 2-3 K		C SI 88 B SI 87 F SI 87 F SL 75 D SI 86 S SI 88 2-3 K			I IN 56 I IN 53 I IN 53 4-0 IBB		S FF 92 B FF 93 F FF 92 C FF 95 1-3 K	5	0	0	0	1	4	7
21 Todd Frazier, R (1, 5) OBP: 0.200, SLG: 0.200		F FC 85 X SI 85 0-1 29 G6-3 1B		B SL 76 B SL 79 X FF 85 2-0 G5-3			C FC 94 X FC 95 0-1 G6-3		C FC 90 B FF 94 B FF 95 B FF 94 F FF 93 F FF 95 S FF 95 3-3 K			D SL 84 F FF 93 C FF 93 S FF 94 1-3 K		5	0	1	0	0	2	2
2 Zack Cozart, R (1, 6) 63 Sam LeCure, R (10, 1) 9 Jack Hannahan, L (11, PH) 60 J.J. Hoover, R (12, 1)		F FC 86 D SL 79 F SL 79 X FC 88 1-2 F9		B SL 81 S FF 83 B SL 76 C FF 84 B CH 76 F CH 75 X SL 78 3-2 G5-3			C FF 95 B SL 86 S FC 95 F SL 85 X FF 94 1-2 L8		B FF 95 B FF 95 X FF 94 2-0 P4			S SL 84 D FF 93 S SL 84 X SL 84 1-2 G1-3		4 0 1 0	0 0 0 0	0 0 0 0	0 0 0 0	0 0 0 0	0 0 2 0	1 0 0 0
29 Ryan Hanigan, R (1, 2)	1 SAFE B FC 86 B SL 79 B FC 83 C FC 83 C FF 85 X FC 85 3-2 G6-3 1-2			B FF 83 C FC 84 B SL 78 X FC 85 2-1 P5			F FC 94 F FF 95 X FF 94 0-2 L9		F FF 96 B FF 95 F FF 95 B CU 81 F FF 95 S FF 95 2-3 K			C FF 93 B FF 94 B SL 85 X FF 93 2-1 L1-3	5	0	0	0	0	1	1
47 Johnny Cueto, R (1, 1) 51 Jonathan Broxton, R (8, 1) 26 Xavier Paul, L (8, PH) 54 Aroldis Chapman, L (9, 1) 3 Cesar Izturis, S (10, 6)	X FC 86 0-0 F9				C FC 84 X FF 83 0-1 F8			B SL 83 X FF 94 1-0 E4 4 SH1-3 17 1B		C SI 85 B SI 85 X SI 86 1-1 G4-3		B FF 93 B FF 92 F FF 93 F FF 93 F SL 85 S SL 84 2-3 K	2 0 1 0 2	0 0 0 0 0	0 0 0 0 0	0 0 0 0 0	0 0 0 0 1	0 0 0 0 0	1 0 0 0 0
Inning Stats	R: 0 E: 0 K: 2 S: 8 H: 0 LOB: 2 BB: 1 P: 17	R: 0 E: 0 K: 0 S: 9 H: 1 LOB: 1 BB: 0 P: 13	R: 1 E: 0 K: 0 S: 21 H: 1 LOB: 1 BB: 1 P: 33	R: 0 E: 0 K: 0 S: 7 H: 0 LOB: 0 BB: 0 P: 14	R: 0 E: 0 K: 0 S: 4 H: 0 LOB: 0 BB: 0 P: 5	R: 0 E: 0 K: 2 S: 8 H: 0 LOB: 0 BB: 0 P: 13	R: 0 E: 0 K: 0 S: 9 H: 0 LOB: 0 BB: 0 P: 10	R: 0 E: 1 K: 2 S: 14 H: 1 LOB: 3 BB: 1 P: 25	R: 0 E: 0 K: 2 S: 9 H: 0 LOB: 0 BB: 0 P: 16	R: 0 E: 0 K: 0 S: 6 H: 0 LOB: 0 BB: 0 P: 10	R: 0 E: 1 K: 1 S: 10 H: 0 LOB: 2 BB: 1 P: 17	R: 0 E: 0 K: 2 S: 12 H: 0 LOB: 0 BB: 0 P: 19	R: 0 E: 0 K: 2 S: 11 H: 0 LOB: 1 BB: 1 P: 18	1B: 2 2B: 1 3B: 0 HR: 0	SF: 0 SAC: 2 DP: 0 HBP: 1	WP: 2 PB: 0 SB: 0 CS: 0	PA: 50			

	AB	42
	R	1
	H	3
	RBI	0
	BB	5
	SO	13
	LOB	22

PITCHER		IP	WLS	BF	H	R	ER	SO	BB	IBB	HBP	BLK	WP	HR	S	P	ERA	WHIP
36 Jered Weaver, R ERA: 1.5	(1, 1)	6.0		23	2	1	1	4	2	0	1	0	1	0	57	95	1.50	0.667
Garrett Richards, R ERA:	(7, 1)	1.2		8	1	0	0	1	0	1	0	0	0	0	19	29	0.00	0.600
24 Sean Burnett, L ERA:	(8, 1)	0.1		1	0	0	0	1	0	0	0	0	0	0	4	6	0.00	0.000
40 Kevin Jepsen, R ERA:	(9, 1)	1.0		3	0	0	0	2	0	0	0	0	0	0	9	16	0.00	0.000
37 Scott Downs, L ERA:	(10, 1)	1.0		3	0	0	0	0	0	0	0	0	0	0	6	10	0.00	0.000

PITCHER		IP	WLS	BF	H	R	ER	SO	BB	IBB	HBP	BLK	WP	HR	S	P	ERA	WHIP
38 Mark Lowe, R ERA:	(11, 1)	2.0	W	8	0	0	0	3	0	1	0	0	0	0	22	36	0.00	0.000
49 Ernesto Frieri, R ERA:	(13, 1)	1.0	S	4	0	0	0	2	1	0	0	0	0	0	11	18	0.00	1.000

Batter	1	2	3	4	5	6	7	8	9	AB	R	H	RBI	BB	SO	LOB
27 Mike Trout, R (1, 8) OBP: 0.182, SLG: 0.273	C FC 90 C FF 94 B SL 87 B SL 88 S SL 87 2-3 ① **K**		X FF 91 0-0 ③ **2B** 1-3			C SL 89 B FF 88 B SL 85 X FF 88 2-1 ① **G5-3**	C FF 91 B SL 79 C FF 91 C FF 92 1-3 ③ **K**		1 SAFE X FF 95 0-0 ③ **P4**	5	0	1	0	0	2	3
2 Erick Aybar, S (1, 6) OBP: 0.200, SLG: 0.200	X FF 90 0-0 ② **G4-3**		B SI 89 F SI 90 B SI 90 C FF 88 F SI 91 F SI 91 X SI 92 2-2 ③ **G3-1**			C SI 88 X SI 90 0-1 **5 G5-4-3 1B**		B FF 91 X SI 93 1-0 **32 G4-3 · 5 E · 44 G6-3 1B**		4	1	2	0	0	0	2
5 Albert Pujols, R (1, 3)	B FF 93 C FC 92 B FC 93 F FF 91 F FC 94 F FF 94 B SL 84 D FC 93 4-2 **32 CS BB**			C FC 90 S SL 89 B SI 90 F FF 93 B SL 88 S FF 93 2-3 ① **K**		1 SAFE S SL 89 1 SAFE S SL 86 X SL 84 0-2 ②③ **G5-4-3** 1-2f		1 SAFE C CH 89 X FF 91 0-1 **FC5 32 G4-3** 1-2		3	0	0	0	1	1	2
32 Josh Hamilton, L (1, 9)	S SI 91 C SI 91 B SI 92 1-2 ③ **CS** 1-2	S CU 80 F FF 90 F SI 92 B SL 86 B SL 88 S SL 88 2-3 ① **K**		B SI 91 F FC 92 B FF 92 S CU 76 B SI 92 C SI 92 3-3 ② **K**			B CU 80 F SI 89 B FC 91 C SI 90 F CU 78 X SI 91 2-2 ① **F7**	F SI 92 B SI 91 B SI 92 F SL 91 X SL 92 2-2 ① **G4-3** 1-2 2-3		4	0	0	0	2	2
44 Mark Trumbo, R (1, 7) OBP: 0.300, SLG: 0.222		B SL 87 S FF 92 S SL 87 F FC 93 B SL 87 C SL 88 2-3 ② **K**		S CU 78 S SL 88 S SL 87 0-3 ③ **K**			B FC 90 C SL 86 X SL 85 1-1 **6 HR 1B**	X SL 90 0-0 ② **G6-3** 3-H		4	1	1	1	0	2	1
47 Howie Kendrick, R (1, 4) OBP: 0.333, SLG: 0.571		B FC 93 X SI 90 1-0 ③ **F9**			B FF 88 F FC 89 B FC 90 F FC 89 X FC 91 2-2 **HR**		C FC 90 F SL 85 D SL 88 B SL 87 F SL 88 F FF 92 1 SAFE C CU 77 2-3 ② **K**	S SL 86 D SL 86 X SL 86 1-1 ③ **F9**		4	1	1	1	0	1	2
6 Alberto Callaspo, S (1, 5) OBP: 0.333, SLG: 0.625			C SI 89 B SL 85 B SL 85 X SI 89 2-1 ① **F9**		X SI 90 0-0 **17 G6-4-3 1B**		C FF 89 X SI 90 0-1 **1-H HR**		C FF 96 C FF 97 F FF 98 B FF 99 C FF 98 1-3 ① **K**	4	1	2	2	0	1	0
17 Chris Iannetta, R (1, 2) OBP: 0.400, SLG: 0.667			X SL 87 0-0 **27 2B 1B**		T SL 89 F SL 87 X SL 85 0-2 ①② **G6-4-3** 1-2f		B FF 91 S SL 79 C FF 91 B SL 78 B FF 92 B FF 91 4-2 **39 1B BB**		F FF 97 X FF 96 0-1 ② **L8**	3	0	1	0	1	0	1
33 C.J. Wilson, L (1, 1) 39 JB Shuck, L (7, PH) OBP: 0.500, SLG: 0.500 24 Sean Burnett, L (7, 1) 40 Kevin Jepsen, R (7, 1) Garrett Richards, R (8, 1) 20 Brendan Harris, R (9, PH) OBP: 1.000, SLG: 1.000 37 Scott Downs, L (9, 1)			C X SI 91 0-1 ② **B5**		C FC 91 S SI 92 S SI 92 0-3 ③ **K**		C FF 91 B FF 91 X CH 83 1-1 **1-2 1B**		B FF 96 C FF 95 B FF 97 B FF 95 C FF 94 F FF 96 B FF 95 4-2 **BB**	2 1 0 0 0 0 0 0	0 0 0 0 0 0 0 0	0 1 0 0 0 0 1 0	0 0 0 0 0 0 0 0	0 0 0 0 0 0 0 0	1 0 0 0 0 0 0 0	1 0 0 0 0 0 0 0
Inning Stats	R: 0 E: 0 K: 1 S: 10 H: 0 LOB: 0 BB: 1 P: 17	R: 0 E: 0 K: 2 S: 9 H: 0 LOB: 0 BB: 0 P: 14	R: 0 E: 0 K: 0 S: 11 H: 2 LOB: 2 BB: 0 P: 15	R: 0 E: 0 K: 3 S: 10 H: 0 LOB: 0 BB: 0 P: 15	R: 1 E: 0 K: 1 S: 10 H: 2 LOB: 0 BB: 0 P: 12	R: 0 E: 0 K: 0 S: 7 H: 1 LOB: 0 BB: 0 P: 9	R: 2 E: 0 K: 2 S: 20 H: 3 LOB: 2 BB: 1 P: 31	R: 1 E: 1 K: 0 S: 9 H: 1 LOB: 1 BB: 0 P: 13	R: 0 E: 0 K: 1 S: 10 H: 0 LOB: 1 BB: 1 P: 15	1B: 6 2B: 1 3B: 0 HR: 2	SF: 0 SAC: 0 DP: 2 HBP: 0					

PITCHER		IP	WLS	BF	H	R	ER	SO	BB	IBB	HBP	BLK	WP	HR	S	P	ERA	WHIP
55 Mat Latos, R ERA: 4.05	(1, 1)	6.2		25	7	3	3	8	1	0	0	0	0	2	70	100	4.05	1.200
60 J.J. Hoover, R ERA: 7.71	(7, 1)	0.1	H	3	1	0	0	1	1	0	0	0	0	0	7	13	0.00	6.000
51 Jonathan Broxton, R ERA:	(8, 1)	1.0	B	5	1	1	0	0	0	0	0	0	0	0	9	13	0.00	1.000
54 Aroldis Chapman, L ERA:	(9, 1)	1.0	W	4	0	0	0	1	1	0	0	0	0	0	10	15	0.00	1.000

PITCHER	IP	WLS	BF	H	R	ER	SO	BB	IBB	HBP	BLK	WP	HR	S	P	ERA	WHIP

TOP

Los Angeles Angels @ Cincinnati Reds

Great American Ball Park, Cincinnati, OH

Wed Apr 03 2013, 7:13 PM - 10:18 PM EDT

Att. 35,257 - Clear - 49 F

livebaseballscorecards.com

AB	34
R	4
H	9
RBI	4
BB	3
SO	10
LOB	14

WP: 0 PA: 38
PB: 0
SB: 0
CS: 1

BOTTOM

Batter	1	2	3	4	5	6	7	8	9	AB	R	H	RBI	BB	SO	LOB
17 Shin-Soo Choo, L (1, 8) OBP: 0.455, SLG: 0.375	C FF 90 C FC 90 X SL 82 0-2 ① G3			C FF 89 F CU 77 B SL 82 T FC 87 1-2 ① K	C FF 90 C FF 90 X SL 81 0-2 ① F7		S SI 86 B SL 75 F SI 85 B SL 77 B SI 87 B SI 86 4-2 19 BB		H SI 86 1-0 28 SH1-4 19 1B HBP	3	1	0	0	1	1	0
28 Chris Heisey, R (1, 7) OBP: 0.286, SLG: 0.167	X FF 90 0-0 ② F9			B FF 90 B FF 89 B FF 90 B FF 88 4-0 19 BB 4 HR BB	C CU 77 X CU 77 0-1 4 S 1B		1 SAFE B SI 87 B SI 86 1 SAFE T FF 87 S SI 87 S SI 86 2-3 ① K		X SI 86 0-0 ① SH1-4 1-2	3	1	1	0	1	1	1
19 Joey Votto, L (1, 3) OBP: 0.455, SLG: 0.143	B FF 90 F FF 91 B CH 84 C FC 90 X SL 82 2-2 ③ G6-3			B FF 90 B FF 89 C FF 89 B FF 89 B FF 90 4-1 4 HR 1-2 BB	C SI 91 B FF 90 1 SAFE C CU 79 S SL 81 1-3 ② K		D SI 89 B SI 88 C SI 87 D SL 75 B SI 86 4-1 1-2 BB		X CU 72 0-0 2-H 1B	3	1	1	1	2	1	1
4 Brandon Phillips, R (1, 4) OBP: 0.222, SLG: 0.500		C FF 89 X CH 84 0-1 ① F7		B CU 74 F FF 90 X FC 88 1-1 1-H 2-H HR	B FF 91 I IN 75 I IN 75 I IN 74 4-0 1-2 IBB		C FF 93 S SI 90 D CU 80 F FF 94 D FC 90 F FF 95 F FF 92 S FF 95 2-3 ② K			3	1	1	3	1	1	2
32 Jay Bruce, L (1, 9) OBP: 0.200, SLG: 0.222		C FF 89 B FF 90 X FF 90 1-1 ② G6-3		C FF 91 F FF 90 B CU 78 X SI 90 1-2 E7 21 1B 2B	C CU 77 T SL 80 X CU 79 0-2 ③ P4		C FF 94 B FF 94 C FF 94 S CU 80 1-3 ③ K			4	1	1	0	0	1	4
21 Todd Frazier, R (1, 5) OBP: 0.222, SLG: 0.222		C FF 90 C FC 88 S CU 78 0-3 ③ K		B FF 90 B CH 84 B FF 90 C SI 91 X FF 89 3-1 2 G6-3 3-H 1B		C CU 76 X CH 84 0-1 ① G4-3		C FC 94 S SL 86 X SL 85 0-2 ① G5-3		4	0	1	1	0	1	0
2 Zack Cozart, R (1, 6)			B CH 82 C FF 89 B FF 89 X FF 89 2-1 ① G6-3	B CH 84 X FC 86 1-0 ② G6-3 1-2		C CH 82 B FF 89 B FC 87 X FF 88 2-1 ② F8		B FF 95 T FF 94 B SL 85 B FF 94 C FC 94 S FC 94 3-3 ② K		4	0	0	0	0	1	1
29 Ryan Hanigan, R (1, 2) OBP: 0.222, SLG: 0.125			B FC 89 C FF 89 F FF 89 X SL 81 1-2 ② F7	I IN 72 I IN 74 I IN 73 I IN 74 4-0 IBB		C FF 89 C CU 77 X CU 76 0-2 55 FC6 1B		B SL 85 B FC 91 C FC 93 X FF 94 2-1 E6		3	0	1	0	1	0	0
55 Mat Latos, R (1, 1)			B FF 91 F FF 88 C SI 90 B FF 89 X FF 90 2-2 ③ F9	C CU 76 F SI 91 C CU 76 0-3 ③ K		C CU 76 X FF 90 0-1 ③ FC6 1-2f		D SL 86 B SL 84 C SL 83 B SL 84 S SL 85 S SL 84 3-3 ③ K		3	0	0	0	0	1	3
60 J.J. Hoover, R (7, 1)										0	0	0	0	0	0	0
51 Jonathan Broxton, R (8, 1)										0	0	0	0	0	0	0
26 Xavier Paul, L (8, PH)										1	0	0	0	0	1	1
54 Aroldis Chapman, L (9, 1)										0	0	0	0	0	0	0
Inning Stats	R: 0 E: 0 K: 0 S: 7 H: 0 LOB: 0 BB: 0 P: 9	R: 0 E: 0 K: 1 S: 7 H: 0 LOB: 0 BB: 0 P: 8	R: 0 E: 0 K: 0 S: 8 H: 0 LOB: 0 BB: 0 P: 13	R: 4 E: 1 K: 2 S: 15 H: 3 LOB: 2 BB: 3 P: 34	R: 0 E: 0 K: 1 S: 11 H: 1 LOB: 2 BB: 1 P: 16	R: 0 E: 0 K: 0 S: 9 H: 1 LOB: 1 BB: 0 P: 11	R: 0 E: 0 K: 3 S: 15 H: 0 LOB: 2 BB: 2 P: 28	R: 0 E: 1 K: 2 S: 11 H: 0 LOB: 1 BB: 0 P: 19	R: 1 E: 0 K: 0 S: 2 H: 1 LOB: 1 BB: 0 P: 3	1B: 4 2B: 1 3B: 0 HR: 1 SF: 0 SAC: 1 DP: 0 HBP: 1						

PITCHER		IP	WLS	BF	H	R	ER	SO	BB	IBB	HBP	BLK	WP	HR	S	P	ERA	WHIP
33 C.J. Wilson, L ERA: 4.5	(1, 1)	6.0		27	5	4	3	4	2	2	0	0	0	1	57	91	4.50	1.167
24 Sean Burnett, L ERA:	(7, 1)	0.1		3	0	0	0	1	2	0	0	0	0	0	6	16	0.00	6.000
40 Kevin Jepsen, R ERA:	(7, 1)	0.2		2	0	0	0	2	0	0	0	0	0	0	9	12	0.00	0.000
Garrett Richards, R ERA:	(8, 1)	1.0		4	0	0	0	2	0	0	0	0	0	0	11	19	0.00	0.000
37 Scott Downs, L ERA: 6.75	(9, 1)	0.1	L	3	1	1	1	0	0	0	1	0	0	0	2	3	27.00	3.000

PITCHER	IP	WLS	BF	H	R	ER	SO	BB	IBB	HBP	BLK	WP	HR	S	P	ERA	WHIP

Los Angeles Angels @ Cincinnati Reds
Great American Ball Park, Cincinnati, OH
Wed Apr 03 2013, 7:13 PM - 10:18 PM EDT
Att. 35,257 - Clear - 49 F

livebaseballscorecards.com

AB	31
R	5
H	6
RBI	5
BB	6
SO	9
LOB	13

WP: 0	PA: 39					
PB: 0						
SB: 1						
CS: 0						

Los Angeles Angels @ Cincinnati Reds

Great American Ball Park, Cincinnati, OH

Thu Apr 04 2013, 12:38 PM - 3:29 PM EDT

Att. 23,795 - Partly Cloudy - 50 F

TOP

livebaseballscorecards.com

Batter	1	2	3	4	5	6	7	8	9	AB	R	H	RBI	BB	SO	LOB
27 Mike Trout, R (1, 8) OBP: 0.313, SLG: 0.400	C CU 67 B SL 74 S SL 76 S SL 76 1-3 ① K		X SI 87 0-0 ② G5-3		B CH 76 B SI 85 B CH 78 C CH 78 B FF 86 4-1 2 1B 5 SF8 BB		B FF 92 F SI 94 C FC 88 X FC 89 1-2 2 G4-3 5 G5-3 2B		C FF 92 B SL 81 X FF 95 1-1 2 SH1-4 1B	4	2	2	0	1	1	0
2 Erick Aybar, S (1, 6) OBP: 0.357, SLG: 0.429	S CH 77 F SI 87 X FF 88 0-2 5 G6-3 2B		C CU 71 C SL 73 B SI 88 B CH 77 X CH 75 2-2 5 2B 32 1B 1B		C SI 86 D SI 87 1 SAFE X SI 86 1-1 1-3 1B		X SI 94 0-0 ① G4-3 2-3		X FF 95 0-0 ① SH1-4 1-2	4	1	3	0	0	0	1
5 Albert Pujols, R (1, 3) OBP: 0.214, SLG: 0.182	C FF 88 F CH 78 X SL 79 0-2 ② G6-3 2-3		1 SAFE X SI 87 0-0 32 1B 1-3 2B		X CH 78 0-0 ① SF8 3-H		B FC 89 F FC 89 F SI 95 F CU 77 B CU 77 F CU 78 F CU 77 X SI 94 2-2 ② G5-3 3-H		X FF 96 0-0 ② L9	4	1	1	2	0	0	2
32 Josh Hamilton, L (1, 9) OBP: 0.267, SLG: 0.083	B SI 87 B SI 87 S CH 79 B SL 76 F CU 70 F SL 76 S CH 76 3-3 ③ K		X SI 87 0-0 2-H 3-H 1B		B CH 77 F CU 71 F SI 86 1 SAFE 1 SAFE F CH 77 S CH 77 1-3 ② K		B FF 94 F CU 75 B CU 77 F CU 76 H CU 73 3-2 44 2B HBP		C FF 97 F FF 98 F FF 99 T FF 98 0-2 ③ K	4	0	1	2	0	3	3
44 Mark Trumbo, R (1, 7) OBP: 0.286, SLG: 0.308		B CH 76 C CU 66 C SI 87 B SL 77 F SL 76 S CU 69 2-3 ① K	B CH 78 F CH 76 C SL 75 X SL 77 1-2 ③ G4-3		1 SAFE C FF 85 F SI 86 1 SAFE D SL 76 D SL 74 X CU 68 2-2 ③ F8		1 SAFE D FF 94 X FC 90 1-0 1-3 2B			4	0	1	0	0	1	2
47 Howie Kendrick, R (1, 4) OBP: 0.385, SLG: 0.545		B FF 86 X SI 86 1-0 6 FC6-4 1B	B CH 75 B CU 67 B CU 71 C CH 78 X CU 71 3-1 ① F8		C CU 72 B SI 83 X FF 87 1-1 1B		C FF 94 S CU 77 D CU 80 X CU 76 1-2 ③ F9			4	0	2	0	0	0	2
6 Alberto Callaspo, S (1, 5) OBP: 0.231, SLG: 0.417		B SI 86 C CU 72 B CH 78 1 SAFE X CH 77 2-1 ② FC6-4 16 FC3-6 1-2f	F FF 85 B CH 76 B CU 71 F FC 83 X SL 76 2-2 ② P5		F CH 79 X SL 77 0-1 ① F8			C FF 90 S CH 84 B KC 78 C CH 83 1-3 ① K		4	0	0	0	0	1	2
16 Hank Conger, L (1, 2) OBP: 0.400, SLG: 0.250		1 SAFE B SI 86 C SI 87 D CH 79 X CH 80 2-1 ③ FC3-6 1-2f	S CU 68 X CH 76 0-1 1B		X SI 86 0-0 ② P6			C KC 74 B SI 90 B FF 90 S KC 74 B KC 77 S FF 89 3-3 ② K		4	0	1	0	0	1	2
55 Joe Blanton, R (1, 1) 39 JB Shuck, L (6, PH) OBP: 0.333, SLG: 0.333 38 Mark Lowe, L (6, 1) 20 Brendan Harris, R (8, PH) OBP: 0.667, SLG: 0.500 24 Sean Burnett, L (8, 1)			C SI 86 B CU 69 B SL 73 C CU 69 S SI 86 2-3 ① K	C SI 84 S SI 86 X SL 75 0-2 ③ G6-3		B CU 70 C CU 69 X SI 86 1-1 ③ F7		S FF 91 B KC 77 C SI 88 T FF 90 1-2 ③ K		2 1 0 1 0	0 0 0 0 0	0 0 0 0 0	0 0 0 0 0	1 0 0 1 0	1 1 0 0 0
Inning Stats	R: 0 E: 0 K: 2 S: 13 H: 1 LOB: 1 BB: 0 P: 17	R: 0 E: 0 K: 1 S: 9 H: 1 LOB: 1 BB: 0 P: 16	R: 2 E: 0 K: 1 S: 12 H: 3 LOB: 1 BB: 0 P: 17	R: 0 E: 0 K: 0 S: 10 H: 1 LOB: 1 BB: 0 P: 15	R: 1 E: 0 K: 1 S: 11 H: 1 LOB: 1 BB: 1 P: 19	R: 0 E: 0 K: 0 S: 7 H: 1 LOB: 1 BB: 0 P: 9	R: 1 E: 0 K: 0 S: 16 H: 2 LOB: 2 BB: 0 P: 24	R: 0 E: 0 K: 3 S: 9 H: 0 LOB: 0 BB: 0 P: 14	R: 0 E: 0 K: 1 S: 8 H: 1 LOB: 1 BB: 0 P: 9	1B: 7 2B: 4 3B: 0 HR: 0 SF: 1 SAC: 1 DP: 0 HBP: 1						

	AB	36
	R	4
	H	11
	RBI	4
	BB	1
	SO	9
	LOB	16

WP: 0 PB: 0 SB: 0 CS: 0 PA: 40

PITCHER	IP	WLS	BF	H	R	ER	SO	BB	IBB	HBP	BLK	WP	HR	S	P	ERA	WHIP
61 Bronson Arroyo, R (1, 1) ERA: 4.5	6.0	W	27	8	3	3	5	1	0	0	0	0	0	62	93	4.50	1.500
31 Alfredo Simon, R (7, 1) ERA: 9.0	1.0	H	6	2	1	1	0	0	0	1	0	0	0	16	24	9.00	2.000
63 Sam LeCure, R (8, 1) ERA:	1.0	H	3	0	0	0	3	0	0	0	0	0	0	9	14	0.00	0.000
54 Aroldis Chapman, L (9, 1) ERA:	1.0	S	4	1	0	0	1	0	0	0	0	0	0	8	9	0.00	1.000

PITCHER	IP	WLS	BF	H	R	ER	SO	BB	IBB	HBP	BLK	WP	HR	S	P	ERA	WHIP

Los Angeles Angels @ Cincinnati Reds

Great American Ball Park, Cincinnati, OH

Thu Apr 04 2013, 12:38 PM - 3:29 PM EDT

Att. 23,795 - Partly Cloudy - 50 F

livebaseballscorecards.com

BOTTOM

Batter	1	2	3	4	5	6	7	8	9	AB	R	H	RBI	BB	SO	LOB
17 Shin-Soo Choo, L (1, 8) OBP: 0.467, SLG: 0.667	X FF 86 0-0 HR		F FC 84 X CH 82 0-1 ① G4-3		L CU 72 X FC 84 0-1 28 HR 1B		C FF 92 S SL 84 B FF 93 B FF 92 B SL 85 S FF 93 3-3 ② K			4	2	2	1	0	1	0
28 Chris Heisey, R (1, 7) OBP: 0.273, SLG: 0.500	B SI 87 F SI 87 X FC 84 1-1 ① L7		C FF 87 B FF 87 S CH 81 S CH 81 1-3 ② K		B SL 82 1 SAFE X SL 81 1-0 1-H HR		F FF 93 B FF 93 B SL 83 B SL 82 X FF 92 3-1 ③ L7			4	1	1	2	0	1	0
19 Joey Votto, L (1, 3) OBP: 0.400, SLG: 0.100	F FC 84 B FF 88 C CH 81 B SI 88 X CH 81 2-2 ② G6-3		B CH 82 C FF 88 B FF 88 B FC 84 C CH 82 F FF 88 B CH 81 4-2 4 1B BB		B CH 81 B SI 87 F SL 82 C CH 81 F CH 80 F SL 82 X FF 89 2-2 ① F7			C SL 73 F SI 86 X SI 88 0-2 ① L7		3	0	0	0	1	0	0
4 Brandon Phillips, R (1, 4) OBP: 0.308, SLG: 0.583	C SI 88 B FC 86 C SI 88 X FF 88 1-2 2B		B FC 85 B SL 82 C FC 85 1 SAFE C FF 89 X CH 82 2-2 1-3 1B		C FF 86 B FF 87 F FF 87 B FC 84 X FF 88 2-2 ② F9			F SI 87 C CH 80 B SI 86 X SI 88 1-2 ② G6-3		4	0	2	0	0	0	0
32 Jay Bruce, L (1, 9) OBP: 0.143, SLG: 0.154	B CU 75 F CH 82 B FC 85 X CU 75 2-1 ③ G3		S CH 82 S CH 82 B CH 82 F FF 90 F CH 82 1 SAFE S FF 90 1-3 ③ K		C SI 88 B FF 89 C FF 89 S FF 90 1-3 ③ K			C SI 87 X SI 86 0-1 ③ G3		4	0	0	0	0	2	3
21 Todd Frazier, R (1, 5) OBP: 0.333, SLG: 0.667		C SL 82 C SI 86 B SL 82 F CH 81 X FF 89 1-2 HR		C SL 80 X FF 88 0-1 E8 29 SF9 2B		B SL 83 X FF 92 1-0 ① P6				3	2	2	1	0	0	0
2 Zack Cozart, R (1, 6) 31 Alfredo Simon, R (7, 1) 63 Sam LeCure, R (8, 1) 54 Aroldis Chapman, L (9, 1)		C FF 87 X CH 81 0-1 ① G5-3		C SL 82 B SL 82 C SI 88 D CU 78 X FC 85 2-2 ① P4		X FF 92 0-0 ② F9				3 0 0 0	0 0 0 0	0 0 0 0	0 0 0 0	0 0 0 0	0 0 0 0	1 0 0 0
29 Ryan Hanigan, R (1, 2) OBP: 0.167, SLG: 0.100		C SL 83 C SL 81 B SL 81 B FF 88 X FF 87 2-2 ② F9		C SL 81 F FF 90 X FF 90 0-2 ② SF9 3-H		F FF 93 B FF 92 B SL 84 X FF 92 2-1 ③ F8				2	0	0	1	0	0	0
61 Bronson Arroyo, R (1, 1) 3 Cesar Izturis, S (7, 6)		X FF 87 0-0 ③ F7		F FF 87 C SL 79 B SL 80 F FF 88 S CU 76 1-3 ③ K			B FF 92 B FF 92 X FF 92 2-0 ① L7			2 1	0 0	0 0	0 0	0 0	1 0	0 0
Inning Stats	R: 1 E: 0 K: 0 S: 11 H: 2 LOB: 1 BB: 0 P: 17	R: 1 E: 0 K: 0 S: 10 H: 1 LOB: 0 BB: 0 P: 13	R: 0 E: 0 K: 2 S: 16 H: 1 LOB: 2 BB: 1 P: 24	R: 1 E: 1 K: 1 S: 12 H: 1 LOB: 0 BB: 0 P: 15	R: 2 E: 0 K: 1 S: 14 H: 2 LOB: 0 BB: 0 P: 20	R: 0 E: 0 K: 0 S: 4 H: 0 LOB: 0 BB: 0 P: 7	R: 0 E: 0 K: 1 S: 6 H: 0 LOB: 0 BB: 0 P: 14	R: 0 E: 0 K: 0 S: 8 H: 0 LOB: 0 BB: 0 P: 9		1B: 2 2B: 2 3B: 0 HR: 3 SF: 1 SAC: 0 DP: 0 HBP: 0						

	AB	30
	R	5
	H	7
	RBI	5
	BB	1
	SO	5
	LOB	4

WP: 0 PA: 32
PB: 0
SB: 0
CS: 0

PITCHER		IP	WLS	BF	H	R	ER	SO	BB	IBB	HBP	BLK	WP	HR	S	P	ERA	WHIP
55 Joe Blanton, R ERA: 7.2	(1, 1)	5.0	L	23	7	5	4	4	1	0	0	0	0	3	63	89	7.20	1.600
38 Mark Lowe, R ERA:	(6, 1)	2.0		6	0	0	0	1	0	0	0	0	0	0	10	21	0.00	0.000
24 Sean Burnett, L ERA:	(8, 1)	1.0		3	0	0	0	0	0	0	0	0	0	0	8	9	0.00	0.000

PITCHER		IP	WLS	BF	H	R	ER	SO	BB	IBB	HBP	BLK	WP	HR	S	P	ERA	WHIP

Washington Nationals @ Cincinnati Reds

Great American Ball Park, Cincinnati, OH

Fri Apr 05 2013, 7:13 PM - 10:19 PM EDT

Att. 28,102 - Clear - 60 F

TOP

livebaseballscorecards.com

Batter	1	2	3	4	5	6	7	8	9	AB	R	H	RBI	BB	SO	LOB
2 Denard Span, L (1, 8) OBP: 0.563, SLG: 0.455	C FF 94 F SL 90 B SI 94 F SL 89 B SI 94 B KC 82 F SL 90 X SI 94 3-2 ① G3-1		F SI 94 C SI 93 B FF 93 B FF 94 D CH 88 F SI 94 B SI 95 4-2 1-2 BB		X SI 91 0-0 1-2 1B			C FF 93 B FF 93 B SL 82 B FF 94 B FF 92 4-1 BB		2	0	1	0	2	0	0
28 Jayson Werth, R (1, 9) OBP: 0.125, SLG: 0.313	C FF 89 B SL 88 C FF 95 X SI 94 1-2 ② G5-3		C SI 94 B SI 95 B KC 80 C KC 78 X FF 94 2-2 ③ G3-1		S FF 93 B KC 79 X KC 78 1-1 ③ F8			B FF 93 F FF 92 F FF 93 B FF 92 F SL 83 T FS 84 2-2 ① K		4	0	0	0	0	1	6
34 Bryce Harper, L (1, 7) OBP: 0.375, SLG: 0.813	X FF 94 0-0 ③ F7			C SI 93 B CH 88 X CH 86 1-1 ① G4-3		B SI 94 B SI 93 S SI 94 X CH 87 2-1 ① P6		S SL 83 S SL 82 F SI 79 X FF 92 0-2 ② L8		4	0	0	0	0	0	2
11 Ryan Zimmerman, R (1, 5) OBP: 0.467, SLG: 0.615 52 Ryan Mattheus, R (8, 1)		C SI 93 B FF 93 B SI 94 F SI 94 F SI 96 C SI 95 2-3 ① K		C SI 93 B KC 81 C SI 94 B SI 93 B SI 94 B FF 94 4-2 BB		B SI 93 B SI 94 X SI 93 2-0 ② F9		C FF 93 B FF 94 X FF 93 1-1 ③ G4-3		3 0	0 0	0 0	0 0	1 0	1 0	2 0
25 Adam LaRoche, L (1, 3) 12 Tyler Moore, R (7, 3)		B SI 94 B SI 94 S FF 90 S SL 90 X SL 89 2-2 ② P5		C SI 92 B SI 93 D CH 87 S SI 93 B FF 92 C SL 89 3-3 ② K		B SI 94 B SI 92 C SI 92 X SI 93 2-1 ③ G4-3			B FF 92 S FF 91 F FF 91 B SL 80 B SL 78 F FF 93 X FF 92 3-2 ① P6	3 1	0 0	0 0	0 0	0 0	1 0	1 0
20 Ian Desmond, R (1, 6) OBP: 0.200, SLG: 0.214		T FF 94 F KC 82 C SI 93 0-3 ③ K		S SI 93 S SL 88 C SI 95 0-3 ③ K			C FF 91 B FF 92 X SL 83 1-1 ① F9		B CU 74 F FF 93 C FF 93 F FF 93 F FF 93 B FF 93 X FF 92 2-2 2B	4	0	1	0	0	2	1
8 Danny Espinosa, S (1, 4) OBP: 0.133, SLG: 0.200			B SI 91 X SL 89 1-0 2 BB 1B		B SI 91 S SI 92 X SL 88 1-1 ① P2		X FF 92 0-0 24 L4-6 2B		S FF 90 X FF 91 0-1 ② F8	4	0	2	0	0	0	1
24 Kurt Suzuki, R (1, 2)			C SI 93 B SL 88 F SL 88 D KC 80 S CH 87 2-3 ① K		B SI 91 C SI 92 B FF 92 X SI 94 2-1 ② G3-1		D FS 84 X FF 92 1-0 ②③ L4-6 2-2		X FF 91 0-0 ③ F7	4	0	0	0	0	1	3
15 Dan Haren, R (1, 1) 33 Roger Bernadina, L (5, PH) 30 Zach Duke, L (5, 1) 63 Henry Alberto Rodriguez, R (7, 1) 1 Steve Lombardozzi, S (8, PH) OBP: 0.500, SLG: 1.000 (8, 5)			B SI 94 B SI 94 B FF 93 C SI 94 L SI 93 L FF 94 3-3 ② K		B FF 92 B SL 86 S SI 92 S SI 93 B SI 93 B FF 93 4-2 2 1B BB			C FF 91 B FF 93 X FF 93 1-1 2B		1 0 0 0 1	0 0 0 0 0	0 0 0 0 1	0 1 0 0 0	1 0 0 0 0	1 0 0 0 0	1 0 0 0 0
Inning Stats	R: 0 E: 0 K: 0 S: 9 H: 0 LOB: 0 BB: 0 P: 13	R: 0 E: 0 K: 2 S: 10 H: 0 LOB: 0 BB: 0 P: 14	R: 0 E: 0 K: 2 S: 13 H: 1 LOB: 2 BB: 1 P: 25	R: 0 E: 0 K: 2 S: 10 H: 0 LOB: 1 BB: 1 P: 18	R: 0 E: 0 K: 0 S: 9 H: 1 LOB: 2 BB: 1 P: 17	R: 0 E: 0 K: 0 S: 5 H: 0 LOB: 0 BB: 0 P: 11	R: 0 E: 0 K: 0 S: 4 H: 1 LOB: 0 BB: 0 P: 6	R: 0 E: 0 K: 1 S: 13 H: 1 LOB: 2 BB: 1 P: 21	R: 0 E: 0 K: 0 S: 12 H: 1 LOB: 1 BB: 0 P: 17	1B: 2 2B: 4 3B: 0 HR: 0 SF: 0 SAC: 0 DP: 1 HBP: 0						

	AB	31
	R	0
	H	5
	RBI	0
	BB	4
	SO	7
	LOB	17

WP: 0 PB: 0 SB: 0 CS: 0 PA: 35

PITCHER		IP	WLS	BF	H	R	ER	SO	BB	IBB	HBP	BLK	WP	HR	S	P	ERA	WHIP
34 Homer Bailey, R ERA:	(1, 1)	6.0	W	23	2	0	0	6	3	0	0	0	0	0	56	98	0.00	0.833
43 Manny Parra, L ERA:	(7, 1)	2.0		8	2	0	0	1	1	0	0	0	0	0	17	27	0.00	1.500
60 J.J. Hoover, R ERA: 5.4	(9, 1)	1.0		4	1	0	0	0	0	0	0	0	0	0	12	17	0.00	1.000

PITCHER		IP	WLS	BF	H	R	ER	SO	BB	IBB	HBP	BLK	WP	HR	S	P	ERA	WHIP

BOTTOM

Washington Nationals @ Cincinnati Reds

Great American Ball Park, Cincinnati, OH

Fri Apr 05 2013, 7:13 PM - 10:19 PM EDT

Att. 28,102 - Clear - 60 F

livebaseballscorecards.com

Batter	1	2	3	4	5	6	7	8	9	AB	R	H	RBI	BB	SO	LOB
17 Shin-Soo Choo, L (1, 8) OBP: 0.500, SLG: 0.800	B FF 90 C SI 90 F FC 86 F FC 86 X FS 84 1-2 F7	B FC 85 S FC 84 T FC 85 H FC 85 2-2 HBP		B KC 76 B KC 74 C FC 83 X FC 84 2-1 HR		F FF 85 D FF 87 B SI 88 B SI 85 S SI 86 S SI 87 3-3 K	D FF 95 B FF 94 B FF 96 B FF 94 4-0 26 HR 1-2 2-3 BB			3	2	1	1	1	1	1
28 Chris Heisey, R (1, 7) OBP: 0.200, SLG: 0.357 26 Xavier Paul, L (7, PH) OBP: 0.333, SLG: 1.333 (8, 7)	B FF 90 X FF 89 1-0 L9	X FC 86 0-0 P5		B FF 88 S FF 88 T FF 87 C FF 87 1-3 K		B SI 87 X CH 82 1-0 G6-4-3 1-2f	B FF 94 C FF 94 D FF 96 X FF 94 2-1 1-H 2-H 3-H HR			4 1	0 1	0 1	0 4	0 0	1 0	3 0
19 Joey Votto, L (1, 3) OBP: 0.474, SLG: 0.286 9 Jack Hannahan, L (7, PH) OBP: 0.500, SLG: 0.500 (8, 3)	C FF 90 B FC 87 B KC 78 X FC 86 2-1 1B		F FC 84 B FS 85 X FS 83 1-1 4 2 HR 1B	B FF 88 B FF 88 X FC 84 2-0 4 FC5-4 1B			K 2-1 1B			4 1	1 0	3 1	0 0	0 0	1 0	0 0
4 Brandon Phillips, R (1, 4) OBP: 0.353, SLG: 0.563 3 Cesar Izturis, S (7, PH) (8, 4)	C FC 85 B FF 90 S FF 90 S FF 91 1-3 K		1 SAFE F FF 89 S FC 86 F FC 85 X FF 89 0-2 2 HR 1-2 1B	F FF 88 X FF 87 0-1 FC5-4 1-2f			3-2 32 2B 1B 0-2 G4-3			4 1	2 0	2 0	0 0	0 0	1 0	2 1
32 Jay Bruce, L (1, 9) OBP: 0.211, SLG: 0.333		B FC 84 S FC 86 B KC 76 F FC 86 S FC 85 2-3 K	T FC 86 B FC 86 F FC 86 B FC 86 B FF 89 X FC 85 3-2 F7		C FF 87 B SI 87 F SI 88 S CU 73 1-3 K		B SI 88 S SI 86 X FF 87 1-1 1-H 21 HR 2B	B SI 91 X FF 92 1-0 21 1B 2B		5	2	2	1	0	2	2
21 Todd Frazier, R (1, 5) OBP: 0.471, SLG: 1.059		X FF 90 0-0 HR	B FC 84 F FC 85 F FC 84 F FS 84 D FC 85 F FC 85 S FC 85 2-3 K		B SI 89 X CH 84 1-0 2 E 2 S 2 SF9 1B		B FF 88 S CH 80 B FF 86 B FF 87 S CH 82 X SI 87 3-2 2-H HR	C FF 93 X SI 93 0-1 2 WP 2-H 1B		5	3	4	4	0	1	2
2 Zack Cozart, R (1, 6) OBP: 0.125, SLG: 0.533		X SI 89 0-0 HR	C FC 85 X FC 85 0-1 1-H 2-H HR		B SI 88 B FF 86 C SI 89 B FF 88 X SI 89 3-1 SF9 1-H		B SI 86 X CH 80 1-0 P6	B SI 93 C FF 93 C FC 86 F FC 86 B FS 81 F SI 93 F SI 90 F SL 84 F FF 93 2-3 S FC 85 K 1-2		4	2	2	5	0	1	1
29 Ryan Hanigan, R (1, 2) OBP: 0.133, SLG: 0.077 39 Devin Mesoraco, R (7, PH) OBP: 0.500, SLG: 0.500 (8, 2)		B FC 86 C FC 85 B FC 85 C FC 84 X FF 89 2-2 G5-3	X FC 86 0-0 P3		B SI 87 B SI 88 C SI 88 C SI 89 B CU 72 F CH 83 F SI 88 X SI 89 3-2 G4-3		B CU 70 X CH 85 1-0 17 BB 43 1B 26 HR 1B	T SI 92 C FF 92 B FC 86 F SI 92 F SI 93 B SI 92 T SI 92 2-2 K		3 2	0 1	0 1	0 0	0 1	0 1	0 1
34 Homer Bailey, R (1, 1) OBP: 0.500, SLG: 1.000 15 Derrick Robinson, S (6, PH) 43 Manny Parra, L (7, 1) OBP: 0.500, SLG: 0.500 60 J.J. Hoover, R (9, 1)		C FF 90 B FC 85 B FF 89 T FF 89 X FF 90 2-2 2B		C FS 86 C FF 88 B FF 88 B FC 85 S FC 84 2-3 K		B SI 85 B SI 86 X SI 85 2-0 E6 28 G6-4-3	S CH 84 B FF 86 S SI 87 D SI 85 X FF 85 2-2 17 BB 26 HR 1-2 1B	C SI 91 B SI 91 F SI 90 D FS 82 X SI 93 2-2 F8		2 1 2 0	0 0 1 0	1 0 1 0	0 0 0 0	0 0 0 0	1 0 0 0	0 0 1 0
Inning Stats	R: 0 E: 0 K: 1 S: 10 H: 1 LOB: 1 BB: 0 P: 15	R: 2 E: 0 K: 1 S: 14 H: 3 LOB: 2 BB: 0 P: 22	R: 3 E: 0 K: 1 S: 17 H: 3 LOB: 0 BB: 0 P: 23	R: 1 E: 0 K: 2 S: 11 H: 2 LOB: 1 BB: 0 P: 18	R: 1 E: 0 K: 1 S: 11 H: 1 LOB: 0 BB: 0 P: 19	R: 0 E: 1 K: 1 S: 5 H: 0 LOB: 0 BB: 0 P: 11	R: 7 E: 0 K: 1 S: 25 H: 7 LOB: 1 BB: 1 P: 46	R: 1 E: 0 K: 2 S: 19 H: 2 LOB: 1 BB: 0 P: 26		1B: 10 2B: 3 3B: 0 HR: 6 SF: 1 SAC: 0 DP: 1 HBP: 1						

AB	42
R	15
H	19
RBI	15
BB	1
SO	10
LOB	14

WP: 1 PA: 45
PB: 0
SB: 1
CS: 0

PITCHER		IP	WLS	BF	H	R	ER	SO	BB	IBB	HBP	BLK	WP	HR	S	P	ERA	WHIP
15 Dan Haren, R ERA: 13.5	(1, 1)	4.0	L	22	9	6	6	5	0	0	1	0	0	4	52	78	13.50	2.250
30 Zach Duke, L ERA: 16.88	(5, 1)	2.2		14	6	6	5	3	0	0	0	0	0	1	33	60	16.88	2.250
63 Henry Alberto Rodriguez, R ERA: 13.5	(7, 1)	0.1		4	2	2	2	0	1	0	0	0	0	1	8	16	54.00	9.000
52 Ryan Mattheus, R ERA: 4.5	(8, 1)	1.0		5	2	1	1	2	0	0	0	0	1	0	19	26	9.00	2.000

PITCHER	IP	WLS	BF	H	R	ER	SO	BB	IBB	HBP	BLK	WP	HR	S	P	ERA	WHIP

Washington Nationals @ Cincinnati Reds

Great American Ball Park, Cincinnati, OH

Sat Apr 06 2013, 1:10 PM - 4:40 PM EDT

Att. 34,762 - Partly Cloudy - 57 F

livebaseballscorecards.com

Batter	1	2	3	4	5	6	7	8	9	10	11	AB	R	H	RBI	BB	SO	LOB
2 Denard Span, L (1, 8) OBP: 0.409, SLG: 0.294	C SI 89 X SI 90 0-1 F7		C SI 90 C FC 86 B FF 90 X FC 89 1-2 G5-3		B KC 76 X SI 90 1-0 L7	C SI 89 D CH 83 C SI 90 B FF 91 B FC 88 X SI 91 3-2 G6-3			B FF 93 X SL 90 1-0 G4-3		X FF 92 0-0 G3-1	6	0	0	0	0	0	1
28 Jayson Werth, R (1, 9) OBP: 0.238, SLG: 0.571	B SI 90 B SI 91 C SI 91 B CH 82 X SI 90 3-1 G6-3		B SI 92 C KC 77 X CH 84 1-1 34 HR 2B		B SI 89 X SI 90 1-0 1B		X FF 91 0-0 HR		C FF 94 S SL 86 X FF 95 0-2 F8			5	2	3	1	0	0	0
34 Bryce Harper, L (1, 7) OBP: 0.381, SLG: 0.857	B SI 91 B FC 88 F CH 83 X CH 83 2-1 L1		X FC 87 0-0 2-H HR		B SI 90 F SI 91 D CH 85 X SI 92 2-1 F8		F FF 90 B FF 92 X CH 83 1-1 11 G4-6-3 1B			B FF 96 F FF 94 S SL 86 S SL 86 1-3 K		5	1	2	2	0	1	1
11 Ryan Zimmerman, R (1, 5) OBP: 0.400, SLG: 0.471		B SI 88 B SI 89 C SI 90 X KC 77 2-1 G4-3	B SI 91 B SI 90 C KC 78 B CH 84 B SI 92 4-1 20 FC6 BB		1 SAFE 1 SAFE 1 SAFE C SI 90 B FC 88 S SL 80 S SL 81 1-3 K		F FF 91 C SI 90 X SI 90 0-2 G4-6-3 1-2f			C FF 96 B FF 95 C FF 96 S FF 98 1-3 K		4	0	0	0	1	2	2
18 Chad Tracy, L (1, 3) 35 Craig Stammen, R (10, 1)		C SI 90 X CH 84 0-1 8 2B 1B	1 SAFE 1 SAFE X SI 90 0-0 L8			F CH 82 B SI 90 F FC 87 C SI 91 1-3 K	B CH 82 X FF 90 1-0 P5			B FF 97 F FF 97 F FF 96 S SL 88 1-3 K		5 0	0 0	1 0	0 0	0 0	2 0	1 0
20 Ian Desmond, R (1, 6) OBP: 0.200, SLG: 0.368		C SI 91 B SI 91 D CH 85 1 SAFE F CH 83 X FC 89 2-2 F9	C SI 91 B SI 92 F CH 84 X SL 82 1-2 FC6 1-2f			F SL 80 S SI 92 S SL 80 0-3 K		X SI 93 0-0 G6-3			B CU 72 B FF 92 F FF 91 F FF 92 X SL 79 2-2 HR	5	1	1	1	0	1	2
8 Danny Espinosa, S (1, 4) OBP: 0.200, SLG: 0.263		B SI 92 X SI 91 1-0 1-3 2B		X KC 75 0-0 F9		F SI 91 B CH 86 B SI 90 B CH 85 F SI 92 F FF 92 B FC 90 4-2 40 HR BB		C SI 93 S FS 85 B FC 90 X FS 85 1-2 G1-3			S FF 92 X FF 92 0-1 L7	4	1	1	0	1	0	0
40 Wilson Ramos, R (1, 2) OBP: 0.583, SLG: 1.111		I IN 70 I IN 74 I IN 76 I IN 74 4-0 IBB		C CH 83 B CH 84 X SI 92 1-1 G5-3		F SL 80 S SI 92 F SI 92 1 SAFE 1 SAFE B SL 79 B KC 79 B CH 86 X SL 79 3-2 1-H HR		B FF 94 B SI 92 S SI 94 B SI 92 X SI 94 3-1 G1-3			B CU 74 B FF 92 F FF 91 C FF 91 B FF 92 X FF 91 3-2 HR	4	2	2	3	1	0	0
48 Ross Detwiler, R (1, 1) 36 Tyler Clippard, R (7, 1) 22 Drew Storen, S (8, 1) 33 Roger Bernadina, L (9, PH) 29 Rafael Soriano, R (9, 1) 12 Tyler Moore, R (10, 3)		S SI 91 C SI 91 S FF 92 0-3 K		C SI 91 B CU 78 B SI 90 F SI 90 X SI 92 2-2 G3		B SI 89 B SI 89 B SI 89 C SI 88 B SI 88 4-1 BB			B FF 94 S SL 89 C SL 90 B FF 94 S SL 91 2-3 K		B FF 91 B CU 75 S FF 92 S FF 91 C SL 78 2-3 K	2 0 0 0 1 0	0 0 0 0 0 0	0 0 0 0 0 0	0 0 0 0 0 0	1 0 0 0 0 0	1 0 0 1 0 0	3 0 0 0 0 0
Inning Stats	R: 0 E: 0 K: 0 S: 6 H: 0 LOB: 0 BB: 0 P: 11	R: 0 E: 0 K: 1 S: 11 H: 2 LOB: 3 BB: 1 P: 20	R: 2 E: 0 K: 0 S: 11 H: 2 LOB: 1 BB: 1 P: 18	R: 0 E: 0 K: 0 S: 6 H: 0 LOB: 0 BB: 0 P: 9	R: 0 E: 0 K: 1 S: 7 H: 1 LOB: 1 BB: 0 P: 12	R: 2 E: 0 K: 2 S: 17 H: 1 LOB: 1 BB: 2 P: 32	R: 1 E: 0 K: 0 S: 7 H: 2 LOB: 0 BB: 0 P: 9	R: 0 E: 0 K: 0 S: 6 H: 0 LOB: 0 BB: 0 P: 10	R: 0 E: 0 K: 1 S: 7 H: 0 LOB: 0 BB: 0 P: 10	R: 0 E: 0 K: 3 S: 9 H: 0 LOB: 0 BB: 0 P: 12	R: 2 E: 0 K: 1 S: 12 H: 2 LOB: 0 BB: 0 P: 19	1B: 3 2B: 2 3B: 0 HR: 5	SF: 0 SAC: 0 DP: 1 HBP: 0	WP: 0 PB: 0 SB: 0 CS: 0	PA: 46			

PITCHER		IP	WLS	BF	H	R	ER	SO	BB	IBB	HBP	BLK	WP	HR	S	P	ERA	WHIP
44 Mike Leake, R ERA: 6.0	(1, 1)	6.0		28	6	4	4	4	3	1	0	0	0	2	58	102	6.00	1.500
63 Sam LeCure, R ERA: 2.25	(7, 1)	1.0		4	2	1	1	0	0	0	0	0	0	1	7	9	9.00	2.000
31 Alfredo Simon, R ERA: 4.5	(8, 1)	1.0		3	0	0	0	0	0	0	0	0	0	0	6	10	0.00	0.000
51 Jonathan Broxton, R ERA:	(9, 1)	1.0		3	0	0	0	1	0	0	0	0	0	0	7	10	0.00	0.000
54 Aroldis Chapman, L ERA:	(10, 1)	1.0		3	0	0	0	3	0	0	0	0	0	0	9	12	0.00	0.000

PITCHER		IP	WLS	BF	H	R	ER	SO	BB	IBB	HBP	BLK	WP	HR	S	P	ERA	WHIP
60 J.J. Hoover, R ERA: 8.31	(11, 1)	1.0	L	5	2	2	2	1	0	0	0	0	0	2	12	19	18.00	2.000

AB	42
R	7
H	10
RBI	7
BB	4
SO	9
LOB	10

BOTTOM

Washington Nationals @ Cincinnati Reds

Great American Ball Park, Cincinnati, OH

Sat Apr 06 2013, 1:10 PM - 4:40 PM EDT

Att. 34,762 - Partly Cloudy - 57 F

livebaseballscorecards.com

Batter	1	2	3	4	5	6	7	8	9	10	11	AB R H RBI BB SO LOB
17 Shin-Soo Choo, L (1, 8) OBP: 0.500, SLG: 0.850	B FF 93, C SI 91, B SI 92, X SI 92; 2-1; ①; G4-3		B SI 91, X SI 90; 1-0; 28 FC6-4; 1-2; 1B		B SI 90, F SI 91, B SI 91, H SI 91; 3-1; 28 1B; HBP		C CU 76, C FF 93, T FF 92; 0-2; ②; K		S FF 90, C FC 91, B FC 91, B FF 92, X SL 83; 2-2; HR		C SI 91, B SI 92, C SI 91, B FF 91, B SI 91, S SI 91; 3-3; ①; K	5 1 2 1 0 2 0
28 Chris Heisey, R (1, 7) OBP: 0.190, SLG: 0.300	F SI 92, X SI 92; 0-1; ②; G1-3		B FF 93, X SI 90; 1-0; ①; FC6-4; 19 G4-6-3; 1-2f; 2-3		1 SAFE, B SI 90, X SI 89; 1-0; 4 G4-6-3; 1-2; 1B		B FF 93, S FF 93, S CH 80, F FF 93, S CH 81; 1-3; ③; K		B FF 92, F FF 91, B FC 90, X FF 90; 2-1; ①; P2		C SI 91, S FC 85, S SI 91; 0-3; ②; K	6 0 1 0 0 2 2
19 Joey Votto, L (1, 3) OBP: 0.480, SLG: 0.389	B FF 93, C FF 93, C FF 93, F SI 93, H SI 92; 2-2; HBP		X SI 91; 0-0; ②③; G4-6-3; 1-2f		B SI 90, B SI 91, X SI 91; 2-0; ①; F7			F FF 94, F SI 94, S CH 88; 0-3; ①; K	B FF 93, B FC 93, B FF 93, C FF 93, S FC 92, X FF 93; 3-2; 4 WP; 3B		B SI 91, B SI 91, C SI 89, F SI 91, B FC 85, F SI 91, B SI 91; 4-2; 4 DI; 4 2B; BB	4 2 1 0 1 1 4
4 Brandon Phillips, R (1, 4) OBP: 0.348, SLG: 0.591	F FF 93, B FF 92, X FF 93; 1-1; ③; F9			C CH 84, B FF 92, F CH 83, B SI 93, X SI 92; 2-2; E6; 21 2B	C SI 92, X FF 92; 0-1; ②③; G4-6-3; 1-2f			X FF 95; 0-0; 32 1B; 21 1B; 2B	B SL 85, C FF 91, F FF 90, X SL 82; 1-2; ②; G5-3; 3-H		B SI 91, S FC 84, X SI 92; 1-1; 1-H; 2B	6 2 2 1 0 0 3
32 Jay Bruce, L (1, 9) OBP: 0.240, SLG: 0.333		X SI 92; 0-0; 1B		B SI 92, C SL 77, X SI 92; 1-1; ①; F7		B FF 92, C SI 90, X SI 90; 1-1; ①; G3-1		X SI 94; 0-0; 21 1B; 39 E; 2-3; 1B	B FF 92, S FF 93, X FF 93; 1-1; ③; F8		C SI 91, S KC 79, T KC 80; 0-2; ③; K	6 1 2 0 0 1 2
21 Todd Frazier, R (1, 5) OBP: 0.500, SLG: 1.000		F FF 92, B SI 91, S FF 92, 1 SAFE, F SL 78, B FF 93, B SI 92, X SI 92; 3-2; ①; F7		B FF 92, F SI 91, X CH 83; 1-1; 2-H; 2B		C SI 89, B FF 91, B SI 90, B FF 92, X SI 92; 3-1; ②; G6-3		B SL 81, C FF 94, B SL 82, X FF 94; 2-1; 39 E; 39 E; 1-2; 3-H; 1B		B FC 85, S FC 85, X SI 92; 1-1; 2 SH3-4; 1B		5 0 3 2 0 0 1
2 Zack Cozart, R (1, 6) OBP: 0.150, SLG: 0.474		B SI 91, X SI 90; 1-0; ②; F7		B SI 89, B SI 89, X SI 91; 2-0; ②; F8		C SI 90, F SI 90, X SL 78; 0-2; 1B		C FF 94, C FF 94, B SL 83, B SL 82, X FF 94; 2-2; ②; P4		1 SAFE, B SI 91, 1 SAFE, X FF 91; 1-0; ①; SH3-4; 1-2		4 0 1 0 0 0 4
39 Devin Mesoraco, R (1, 2) OBP: 0.286, SLG: 0.167		C SI 91, F SI 93, X SL 78; 0-2; ③; G6-3		F SI 90, B SI 92, B FF 93, B SI 90, I IN 67; 4-1; IBB		X SI 90; 0-0; ③; G5-3		X FF 94; 0-0; E6; 1-3; 2-H		D FC 85, S FC 83, B FC 84, X FC 83; 2-1; ②; F8		4 0 0 0 1 0 4
44 Mike Leake, R (1, 1) OBP: 0.500, SLG: 0.500 63 Sam LeCure, R (7, 1) 15 Derrick Robinson, S (7, PH) 31 Alfredo Simon, R (8, 1) 26 Xavier Paul, L (8, PH) OBP: 0.250, SLG: 1.000 51 Jonathan Broxton, R (9, 1) 54 Aroldis Chapman, L (10, 1) 9 Jack Hannahan, L (10, PH) OBP: 0.333, SLG: 0.333 60 J.J. Hoover, R (11, 1)			S FF 91, F SI 90, B SI 92, X SL 78; 1-2; 28 FC6-4; 17 1B; 1B	S FF 93, S FF 93, F SI 93, T SI 92; 0-2; ③; K			C FF 92, B FF 93, X CH 81; 1-1; ①; L4	B SL 79, C FF 92, F CH 86, D SL 82, S CH 87; 2-3; ③; K		C SI 91, S KC 80, D FC 86, S KC 81; 1-3; ③; K		2 0 1 0 0 1 2 0 0 0 0 0 0 0 1 0 0 0 0 0 0 0 0 0 0 0 0 0 1 0 0 0 0 1 2 0 0 0 0 0 0 0 0 0 0 0 0 0 0 1 0 0 0 0 1 1 0 0 0 0 0 0 0
Inning Stats	R: 0 H: 0 E: 0 LOB: 1 K: 0 BB: 0 S: 9 P: 14	R: 0 H: 1 E: 0 LOB: 1 K: 0 BB: 0 S: 9 P: 13	R: 0 H: 2 E: 0 LOB: 1 K: 0 BB: 0 S: 6 P: 9	R: 1 H: 1 E: 1 LOB: 2 K: 1 BB: 1 S: 13 P: 23	R: 0 H: 1 E: 0 LOB: 1 K: 0 BB: 0 S: 5 P: 11	R: 0 H: 1 E: 0 LOB: 1 K: 0 BB: 0 S: 8 P: 12	R: 0 H: 0 E: 0 LOB: 0 K: 2 BB: 0 S: 9 P: 11	R: 2 H: 3 E: 1 LOB: 2 K: 2 BB: 0 S: 14 P: 20	R: 2 H: 2 E: 0 LOB: 0 K: 0 BB: 0 S: 13 P: 22	R: 0 H: 1 E: 0 LOB: 1 K: 1 BB: 0 S: 8 P: 13	R: 1 H: 1 E: 0 LOB: 1 K: 3 BB: 1 S: 14 P: 22	1B: 8 SF: 0 2B: 3 SAC: 1 3B: 1 DP: 2 HR: 1 HBP: 2

AB	45
R	6
H	13
RBI	4
BB	2
SO	9
LOB	25

WP: 1 PA: 50
PB: 0
SB: 0
CS: 0

PITCHER		IP	WLS	BF	H	R	ER	SO	BB	IBB	HBP	BLK	WP	HR	S	P	ERA	WHIP
48 Ross Detwiler, L ERA:	(1, 1)	6.0		26	6	1	0	1	0	1	2	0	0	0	50	82	0.00	1.000
36 Tyler Clippard, R ERA:	(7, 1)	1.0		3	0	0	0	2	0	0	0	0	0	0	9	11	0.00	0.000
22 Drew Storen, R ERA: 4.5	(8, 1)	1.0		7	3	2	1	2	0	0	0	0	0	0	14	20	9.00	3.000
29 Rafael Soriano, R ERA: 6.0	(9, 1)	1.0	B	5	2	2	2	0	0	0	0	0	1	1	13	22	18.00	2.000
35 Craig Stammen, R ERA: 3.0	(10, 1)	2.0	W	9	2	1	1	4	1	0	0	0	0	0	22	35	4.50	1.500

PITCHER	IP	WLS	BF	H	R	ER	SO	BB	IBB	HBP	BLK	WP	HR	S	P	ERA	WHIP

Washington Nationals @ Cincinnati Reds

Great American Ball Park, Cincinnati, OH

Sun Apr 07 2013, 1:12 PM - 4:18 PM EDT

Att. 32,514 - Partly Cloudy - 70 F

TOP

livebaseballscorecards.com

Batter	1	2	3	4	5	6	7	8	9	AB	R	H	RBI	BB	SO	LOB
2 Denard Span, L (1, 8) OBP: 0.444, SLG: 0.300	B SL 86 C FC 86 X CH 82 1-1 28 G6-4-3 1B	C SI 91 C SI 90 B FF 94 B FC 87 B FF 93 F FC 88 B SI 93 4-2 28 1B BB		C FC 90 C FF 93 D SL 85 B FF 94 B FF 94 B FF 94 4-2 2-3 BB			B FF 88 C SL 83 C SL 81 B FF 89 F CU 75 X SL 81 2-2 G6-3 ①		C FF 99 B FF 98 S FF 98 F FF 101 S FF 101 1-3 K ③	3	0	1	0	2	1	1
28 Jayson Werth, R (1, 9) OBP: 0.240, SLG: 0.520	1 SAFE B SL 83 B FF 90 X SL 83 2-0 G6-4-3 ① ② 1-2f	① 1 SAFE C FF 92 1 SAFE F SI 92 B FC 87 B FF 90 1 SAFE X CH 83 2-2 1-2 1B		B FF 94 S SL 86 1 SAFE S FF 94 F FF 95 F FF 94 S CH 86 1-3 K ③			C CU 77 F SI 88 X CU 75 0-2 P2 ②			4	0	1	0	0	1	3
34 Bryce Harper, L (1, 7) OBP: 0.360, SLG: 0.760	X SI 90 0-0 1B	B CH 83 C FC 87 X CH 84 1-1 G4-3 ③			S FF 91 F CH 84 S SL 85 0-3 K ①		F SL 82 B SL 80 B SL 82 F SL 82 S CU 75 2-3 K ③			4	0	1	0	0	2	2
11 Ryan Zimmerman, R (1, 5) OBP: 0.333, SLG: 0.381	F FF 92 1 SAFE X SL 84 0-1 G6-3 ③		B CH 84 C FF 92 B FF 92 S FF 93 X FF 94 2-2 G6-3 ①		C SL 84 B FF 92 B SI 93 F FF 94 X FF 94 2-2 L9 ②			C FF 92 X SL 90 0-1 L3 ①		4	0	0	0	0	0	1
18 Chad Tracy, L (1, 3) OBP: 0.200, SLG: 0.111		B SI 92 F FC 87 X FF 90 1-1 ① F8	B SI 93 F CH 83 X FC 86 1-1 G6-3 ②		B CH 84 S CH 85 S SL 86 S CH 84 1-3 K ③			B SL 89 C SL 88 B FF 93 F SI 93 S SL 86 2-3 K ②		4	0	0	0	0	2	0
20 Ian Desmond, R (1, 6) OBP: 0.208, SLG: 0.391		F SI 92 F FF 93 X FF 93 0-2 24 HR 2B	B SL 85 F CH 83 C FF 92 S FF 93 1-3 K ③			C FF 92 F FF 94 F FF 93 X CH 86 0-2 F7 ①		S FF 94 B SL 91 X SL 91 1-1 F9 ③		4	1	1	0	0	1	0
8 Danny Espinosa, S (1, 4) OBP: 0.250, SLG: 0.318		B FC 87 B CH 84 B FC 88 B SL 84 4-0 24 HR BB		B FF 90 X SL 83 1-0 G4-3 ①		S CH 84 X SL 86 0-1 2B			B FF 96 B FF 95 C CH 91 X FF 94 2-1 ① G5-3	3	1	1	0	1	0	0
24 Kurt Suzuki, R (1, 2) OBP: 0.400, SLG: 0.889		C SL 85 B SL 85 X SL 84 1-1 1-H 2-H HR		B FF 91 B FF 90 C FF 92 C FF 92 B FF 93 F FF 94 F FF 94 X SL 85 3-2 2 PB 2B		B FF 93 B CH 84 C SI 93 F FF 92 F CH 85 F FF 94 D CH 86 F FF 94 X FF 93 3-2 ② F8			B FF 95 B FF 96 C FF 94 X FF 94 2-1 2B	4	1	3	3	0	0	1
37 Stephen Strasburg, R (1, 1) 52 Ryan Mattheus, R (6, 1) 63 Henry Alberto Rodriguez, R (8, 1) 12 Tyler Moore, R (9, PH)		C SI 90 X SI 91 0-1 ② G6-3		B SL 85 S FF 93 S FF 94 S FF 94 1-3 ② K		S FF 95 F FF 94 B FF 93 T FF 94 1-2 ③ K			C FF 97 F FF 98 F FF 99 C FF 99 0-3 ② K	3 0 0 1	0 0 0 0	0 0 0 0	0 0 0 0	0 0 0 0	2 0 0 1	2 0 0 1

	AB	34
	R	3
	H	8
	RBI	3
	BB	3
	SO	10
	LOB	11

Inning Stats	1	2	3	4	5	6	7	8	9
	R: 0 E: 0 K: 0 S: 6	R: 3 E: 0 K: 0 S: 17	R: 0 E: 0 K: 1 S: 8	R: 0 E: 0 K: 2 S: 16	R: 0 E: 0 K: 2 S: 9	R: 0 E: 0 K: 1 S: 15	R: 0 E: 0 K: 1 S: 10	R: 0 E: 0 K: 1 S: 7	R: 0 E: 0 K: 2 S: 12
	H: 2 LOB: 1 BB: 0 P: 9	H: 3 LOB: 2 BB: 2 P: 30	H: 0 LOB: 0 BB: 0 P: 12	H: 1 LOB: 2 BB: 1 P: 26	H: 0 LOB: 0 BB: 0 P: 12	H: 1 LOB: 1 BB: 0 P: 19	H: 0 LOB: 0 BB: 0 P: 14	H: 0 LOB: 0 BB: 0 P: 10	H: 1 LOB: 1 BB: 0 P: 17

1B: 3	SF: 0
2B: 4	SAC: 0
3B: 0	DP: 1
HR: 1	HBP: 0

WP: 0	PA: 37
PB: 1	
SB: 0	
CS: 0	

PITCHER		IP	WLS	BF	H	R	ER	SO	BB	IBB	HBP	BLK	WP	HR	S	P	ERA	WHIP
47 Johnny Cueto, R ERA: 2.77	(1, 1)	6.0	W	27	7	3	3	6	3	0	0	0	0	1	71	108	4.50	1.667
45 Sean Marshall, L ERA:	(7, 1)	1.0	H	3	0	0	0	1	0	0	0	0	0	0	10	14	0.00	0.000
51 Jonathan Broxton, R ERA:	(8, 1)	1.0	H	3	0	0	0	1	0	0	0	0	0	0	7	10	0.00	0.000
54 Aroldis Chapman, L ERA:	(9, 1)	1.0	S	4	1	0	0	2	0	0	0	0	0	0	12	17	0.00	1.000

PITCHER	IP	WLS	BF	H	R	ER	SO	BB	IBB	HBP	BLK	WP	HR	S	P	ERA	WHIP

BOTTOM

Washington Nationals @ Cincinnati Reds

Great American Ball Park, Cincinnati, OH

Sun Apr 07 2013, 1:12 PM - 4:18 PM EDT

Att. 32,514 - Partly Cloudy - 70 F

livebaseballscorecards.com

Batter	1	2	3	4	5	6	7	8	9	AB	R	H	RBI	BB	SO	LOB
17 Shin-Soo Choo, L (1, 8) OBP: 0.516, SLG: 0.792	X FF 95 0-0 F9 ① 1-1 26 1B 1B	B SI 94 S CH 89 X FF 96 B SI 93 B SI 94 C CU 78 B CH 87 F FF 96 B CH 88 4-2 19 S BB	B FF 93 C CU 77 1 SAFE C CU 79 X FF 95 1-2 19 G1-3 26 FC4 1-3 4 1B 1B	B FF 91 S FF 92 F SL 82 F FS 80 X SI 91 1-2 G4-3 ②		4	1	2	0	1	0	0
26 Xavier Paul, L (1, 7) OBP: 0.375, SLG: 0.750 45 Sean Marshall, L (7, 1) 9 Jack Hannahan, L (7, PH) OBP: 0.500, SLG: 0.500 51 Jonathan Broxton, R (8, 1) 54 Aroldis Chapman, L (9, 1)	C FF 96 F FF 96 X CU 80 0-2 4 1B 19 BB 32 2B 1B	1 SAFE B FF 95 F FF 95 X FF 96 1-1 1-2 1B	X SI 95 0-0 L7 ①	B CH 85 B CU 78 X SI 94 2-0 FC4 4 1B 19 G1-3 32 1B 1-2 3-H	C FF 91 B SL 81 S FF 91 F SL 80 X SI 91 1-2 19 BB 1B			4 0 1 0 0	2 0 0 0 0	2 0 1 0 0	1 0 0 0 0	0 0 0 0 0	0 0 0 0 0	2 0 0 0 0
19 Joey Votto, L (1, 3) OBP: 0.467, SLG: 0.333	B FF 95 C CU 79 B FF 97 B FF 97 B FF 96 4-1 4 1B 32 2B 1-2 BB	F FF 95 D CH 87 F CH 87 F FF 95 F CH 87 S CH 88 1-3 K ③	C CU 79 B FF 95 C FF 94 S FF 95 1-3 K ② 1-2	B FF 94 C SI 94 C CH 86 F CH 88 D CH 86 B FF 95 X CH 86 3-2 G1-3 ① 1-2 2-3	B FF 91 C FF 92 B FF 91 B FF 92 D FF 92 4-1 1-2 BB			3	1	0	0	2	2	5
4 Brandon Phillips, R (1, 4) OBP: 0.357, SLG: 0.556	X FF 96 0-0 32 2B 21 G4-3 1-2 2-3 1B	S FF 94 X SI 96 0-1 G4-3 ①	B CU 80 X FF 95 1-0 P4 ③	C CH 87 F FF 94 D CH 88 F CH 88 B FF 96 X CH 86 2-2 21 BB 32 1B 2 FC5-2 2-3 3-H 1B	C SL 81 F SI 92 S FS 81 0-3 K ③			5	1	2	1	0	1	3
32 Jay Bruce, L (1, 9) OBP: 0.267, SLG: 0.379	B FF 96 S CU 79 F FF 96 B FF 96 X CU 80 2-2 21 G4-3 1-3 2-H 3-H 2B	B FF 95 X FF 95 1-0 E3 2 G6-3 21 1B	F FF 95 B CH 88 F CH 88 X FF 97 1-2 G5-3 ①	B FF 92 X SI 91 1-0 2 FC5-2 21 BB 1-2 3-H 1B		B CH 91 X FF 95 1-0 G5-3 ①		5	0	2	3	0	0	0
21 Todd Frazier, R (1, 5) OBP: 0.519, SLG: 0.920	C CU 78 F FF 95 F CH 89 X FF 95 0-2 G4-3 ② 2-3 3-H	1 SAFE X FF 95 0-0 2 G6-3 1-2 1B	C CU 81 B CH 88 B SI 96 B CU 81 F FF 97 B CH 89 4-2 BB	B FF 92 B SI 92 F SI 93 B SI 93 B SI 92 4-1 2 FC5-2 1-2 2-3 BB		B SL 85 X FF 94 1-0 F7 ②		3	0	1	1	2	0	1
2 Zack Cozart, R (1, 6) OBP: 0.120, SLG: 0.375	B CU 79 B FF 96 C FF 96 X FF 95 2-1 F8 ③	C FF 94 B CH 88 S CH 87 F FF 96 B CH 89 X CH 88 2-2 G6-3 ② 1-2 2-3	C FF 96 1 SAFE 1 SAFE B FF 96 S CU 79 B FF 96 F CH 87 S FF 95 2-3 K ②	B SI 94 B SI 93 B SI 91 C SI 91 X SI 92 3-1 FC5-2 ② 1-2 2-3 3-Hf		B SL 84 C FF 96 C SL 82 B SL 87 X FF 96 2-2 G4-3 ③		5	0	0	0	0	1	7
29 Ryan Hanigan, R (1, 2) OBP: 0.158, SLG: 0.063		C FF 95 F FF 95 S CH 89 0-3 K ① I IN 78 I IN 81 I IN 78 I IN 78 4-0 47 FC6 IBB	C FF 95 C FF 95 S CH 88 0-3 K ③	F FF 92 F FF 93 B SI 92 F FC 88 X FF 93 1-2 G4-3 ③				3	0	0	0	1	2	4
47 Johnny Cueto, R (1, 1) 15 Derrick Robinson, S (6, PH) OBP: 0.250, SLG: 0.250 (7, 7)		C FF 95 X FF 95 0-1 G3 ② F FF 94 B CU 79 C FF 94 F FF 96 X CU 80 1-2 FC6 ③ 1-2f		B FF 93 X FF 94 1-0 17 1B 26 FC4 1B	C SI 90 C FF 90 B SI 91 B SL 81 B SI 91 C SI 92 3-3 K ①			2 2	0 1	0 1	0 0	0 0	0 1	3 0

Inning Stats																							
	R: 3	H: 3		R: 0	H: 2		R: 0	H: 1		R: 0	H: 0		R: 0	H: 0		R: 3	H: 4		R: 0	H: 1		R: 0	H: 0	
	E: 0	LOB: 1		E: 0	LOB: 2		E: 1	LOB: 3		E: 0	LOB: 1		E: 0	LOB: 1		E: 0	LOB: 3		E: 0	LOB: 2		E: 0	LOB: 0	
	K: 0	BB: 1		K: 2	BB: 0		K: 0	BB: 1		K: 1	BB: 1		K: 2	BB: 1		K: 0	BB: 1		K: 2	BB: 1		K: 0	BB: 0	
	S: 15	P: 23		S: 14	P: 17		S: 12	P: 20		S: 7	P: 13		S: 12	P: 19		S: 21	P: 39		S: 15	P: 24		S: 5	P: 9	

1B: 10	SF: 0																							
2B: 1	SAC: 0																							
3B: 0	DP: 0																							
HR: 0	HBP: 0																							

PITCHER		IP	WLS	BF	H	R	ER	SO	BB	IBB	HBP	BLK	WP	HR	S	P	ERA	WHIP
37 Stephen Strasburg, R ERA: 4.38	(1, 1)	5.1	L	31	9	6	6	5	3	1	0	0	0	0	73	114	10.12	2.250
52 Ryan Mattheus, R ERA: 2.45	(6, 1)	1.2		9	2	0	0	2	2	0	0	0	0	0	23	41	0.00	2.400
63 Henry Alberto Rodriguez, R ERA: 7.71	(8, 1)	1.0		3	0	0	0	0	0	0	0	0	0	0	5	9	0.00	0.000

PITCHER		IP	WLS	BF	H	R	ER	SO	BB	IBB	HBP	BLK	WP	HR	S	P	ERA	WHIP

AB	37
R	6
H	11
RBI	6
BB	6
SO	7
LOB	25

WP: 0 PA: 43
PB: 0
SB: 1
CS: 0

Batter	1	2	3	4	5	6	7	8	9	AB	R	H	RBI	BB	SO	LOB
17 Shin-Soo Choo, L (1, 8) OBP: 0.514, SLG: 0.759	C FC 90 S SI 90 B SL 85 B SI 91 B SL 85 X SI 89 3-2 F8 ①		C SL 85 X FF 89 0-1 F7 ③		C SI 90 X CU 76 0-1 G4-3 ③		X SI 89 0-0 28 2B 1-2 1B		19 WP 4 2B BB B SL 84 X SI 93 1-0 28 G4-3 19 1B 1-H 2-H 3-H 2B	5	2	2	3	1	0	1
28 Chris Heisey, R (1, 7) OBP: 0.222, SLG: 0.385	C FC 90 F SI 90 S SI 90 0-3 K ②			S CH 82 X SI 90 0-1 19 WP 4 FC5-2 2B		C SI 89 S CH 82 T SL 84 0-2 K ①	D SL 85 X CH 83 1-0 1-3 2-H 2B		I SI 93 I SAFE X SI 94 0-1 P4 B SL 84 X SI 92 1-0 G4-3 2-3	6	0	2	1	0	2	2
19 Joey Votto, L (1, 3) OBP: 0.472, SLG: 0.320	C SI 90 B SI 90 C CU 74 F SI 90 S CH 84 1-3 K ③			C SI 89 B SI 90 B SI 90 B FF 90 B SI 89 4-1 4 FC5-2 32 1B 2-3 BB		C SI 90 C SI 90 B SL 85 C SI 90 1-3 K ②	B SL 76 B SL 75 B SI 85 X SI 86 3-0 G4-3 ③		I SI 98 I SAFE B SI 94 I IN 73 I IN 72 4-0 4 2B 21 BB 1-2 IBB B SL 85 C SL 84 C SI 84 X SI 92 2-1 32 1B 4 BB 3-H 1B	4	2	1	1	2	2	2
4 Brandon Phillips, R (1, 4) OBP: 0.382, SLG: 0.656		F FF 90 C CH 83 B SL 84 S SL 84 1-3 K ①		X CH 82 0-0 FC5-2 32 1B 1-2 3-H		C CU 75 B SL 85 X CH 83 1-1 HR		B FF 98 S FF 98 S FF 99 F FF 100 B SL 92 B CU 83 X FF 99 3-2 G6-3 ①	C SI 90 X FC 92 0-2 21 BB 9 1B 1-3 2-H 2B B SI 92 C CH 92 F SI 92 B SI 93 S SI 92 4-1 32 1B 1-2 BB	5	2	2	2	1	1	2
32 Jay Bruce, L (1, 9) OBP: 0.361, SLG: 0.441		S SL 84 X SI 90 0-1 P6 ②		D SL 86 F SL 85 D CH 84 X SL 87 2-1 1-2 2-H 1B		F FF 90 C FF 88 B CH 83 X CU 76 1-2 21 FC6-4 1B		X FF 98 0-0 21 HBP 26 1B 1B	I IN 77 I IN 79 I IN 82 I IN 79 4-0 9 1B 21 BB 29 E IBB B SL 85 X SI 93 2-0 1-2 2-3 1B	5	2	4	1	1	0	0
21 Todd Frazier, R (1, 5) OBP: 0.485, SLG: 0.793		S FC 89 F SI 89 B SL 85 C CH 84 1-3 K ③		B SI 90 C CU 74 C SL 87 B SL 86 S CH 83 2-3 K ②		X FF 90 0-0 FC6-4 1-2f ③		H FF 98 1-0 26 1B 1-2 HBP	C SI 90 C FC 93 B FC 92 B FC 92 B FF 95 4-2 29 E 9 1B 3 1B 1-2 2-3 3-H BB C SL 86 B SI 93 C SI 92 C SI 87 C SL 86 1-3 K ③	4	1	0	1	1	3	6
2 Zack Cozart, R (1, 6) OBP: 0.107, SLG: 0.333 26 Xavier Paul, L (8, PH) OBP: 0.444, SLG: 0.778 63 Sam LeCure, R (8, 1) 9 Jack Hannahan, L (9, PH) OBP: 0.600, SLG: 0.600 60 J.J. Hoover, R (9, 1)			B FC 90 C SI 90 X CH 84 1-1 G4-3 ① C SI 89 B SL 85 S CH 84 S CH 83 1-3 K ③			F CH 82 C SL 86 S SL 86 0-3 K ①	D FF 98 F FF 98 D CH 90 F CH 90 F FF 99 F FF 99 F CH 90 X CU 81 2-2 1-3 2-H 1B	X FF 95 0-0 3 1B 29 E 17 2B 1-2 2-3 3-H 1B	3 1 0 1 0	0 0 0 1 0	0 1 0 1 0	0 1 0 0 0	2 0 0 0 0	0 0 0 0 0	2 0 0 0 0
29 Ryan Hanigan, R (1, 2) OBP: 0.167, SLG: 0.050			F FC 91 C SL 85 F SL 85 B SI 90 B CH 84 X SL 86 2-2 G6-3 ② X FF 89 0-0 G5-3 ①			B SI 90 B SI 89 C SI 89 B SI 90 F SI 89 B SI 91 4-2 17 1B 28 2B BB	B FF 98 F FF 100 S FF 99 1-3 K ② B SI 94 F SL 90 T FF 94 B FC 91 X SL 90 2-2 E6 3 1B 17 2B 1-2 2-3 3-H	4	2	0	1	1	1	4
55 Mat Latos, R (1, 1) 15 Derrick Robinson, S (7, PH) OBP: 0.200, SLG: 0.200 31 Alfredo Simon, R (7, 1) 3 Cesar Izturis, S (8, PH) OBP: 0.167, SLG: 0.167 (8, 6)			B FF 90 B FC 89 B SI 89 B FC 89 4-0 BB		B FC 91 X FC 90 1-0 F9 ②		B SL 87 F SI 90 F SL 86 T SL 85 1-2 K ②	C FF 99 F FF 101 X FF 100 0-2 G4-3 ③	F SI 91 B SI 92 X SI 92 1-1 17 2B 1-2 2-3 3-H 1B	1 1 0 2	0 0 0 1	0 0 0 1	0 0 0 1	1 0 0 0	0 1 0 0	0 1 0 2

TOP

Cincinnati Reds @ St. Louis Cardinals

Busch Stadium, St. Louis, MO

Mon Apr 08 2013, 3:20 PM - 6:33 PM CDT

Att. 47,345 - Cloudy - 78 F

livebaseballscorecards.com

AB	42
R	13
H	14
RBI	13
BB	8
SO	12
LOB	22

Inning Stats	1	2	3	4	5	6	7	8	9	1B: 9	SF: 0	WP: 2	PA: 51
	R: 0 E: 0 K: 2 S: 10 H: 0 LOB: 0 BB: 0 P: 14	R: 0 E: 0 K: 2 S: 8 H: 0 LOB: 0 BB: 0 P: 10	R: 0 E: 0 K: 0 S: 8 H: 0 LOB: 1 BB: 1 P: 15	R: 1 E: 0 K: 2 S: 12 H: 2 LOB: 2 BB: 1 P: 21	R: 0 E: 0 K: 0 S: 4 H: 0 LOB: 0 BB: 0 P: 5	R: 1 E: 0 K: 2 S: 12 H: 2 LOB: 1 BB: 0 P: 15	R: 1 E: 0 K: 2 S: 11 H: 2 LOB: 2 BB: 1 P: 20	R: 1 E: 0 K: 1 S: 17 H: 2 LOB: 2 BB: 0 P: 24	R: 9 E: 1 K: 1 S: 23 H: 6 LOB: 3 BB: 5 P: 53	2B: 4 3B: 0 HR: 1	SAC: 0 DP: 0 HBP: 1	PB: 0 SB: 0 CS: 0	

PITCHER		IP	WLS	BF	H	R	ER	SO	BB	IBB	HBP	BLK	WP	HR	S	P	ERA	WHIP
54 Jaime García, L ERA: 2.92	(1, 1)	6.2		29	6	3	3	10	3	0	0	0	1	1	64	96	4.05	1.350
36 Randy Choate, L ERA:	(7, 1)	0.1	H	1	0	0	0	0	0	0	0	0	0	0	1	4	0.00	0.000
26 Trevor Rosenthal, R ERA: 3.6	(8, 1)	1.0	B	6	2	1	1	1	0	0	1	0	0	0	17	24	9.00	2.000
41 Mitchell Boggs, R ERA: 14.54	(9, 1)	0.1	L	8	2	7	7	0	2	2	0	0	1	0	11	29	189.00	12.000
34 Marc Rzepczynski, L ERA: 3.86	(9, 1)	0.2		7	4	2	1	1	1	0	0	0	0	0	12	24	13.50	7.500

PITCHER	IP	WLS	BF	H	R	ER	SO	BB	IBB	HBP	BLK	WP	HR	S	P	ERA	WHIP

BOTTOM

Cincinnati Reds @ St. Louis Cardinals

Busch Stadium, St. Louis, MO

Mon Apr 08 2013, 3:20 PM - 6:33 PM CDT

Att. 47,345 - Cloudy - 78 F

livebaseballscorecards.com

Batter	1	2	3	4	5	6	7	8	9	AB	R	H	RBI	BB	SO	LOB
19 Jon Jay, L (1, 8) OBP: 0.286, SLG: 0.394	B CU 74 F SI 90 F CU 76 B CH 87 F CU 77 X SI 90 2-2 21 WP 7 BB 4 E 1B	B CU 75 X CH 82 1-0 ① F9	B CU 76 C SI 90 F SL 87 B FF 94 B SI 92 S CH 82 3-3 ③ K		B SI 90 S KC 75 F CH 84 S KC 76 1-3 ① K		4	1	1	0	0	2	0
3 Carlos Beltrán, S (1, 9) OBP: 0.261, SLG: 0.190	X SI 89 0-0 ① F8	B SI 91 C FF 91 X SI 92 1-1 ② L9	B SI 90 X SI 88 1-0 ① P6		B SI 91 B SI 90 B FF 93 X SI 91 3-0 ② G4-3		4	0	0	0	0	0	1
7 Matt Holliday, R (1, 7) OBP: 0.333, SLG: 0.360 41 Mitchell Boggs, R (9, 1) 34 Marc Rzepczynski, L (9, 1)	B FF 91 S FF 91 F FF 90 B SL 88 B SL 85 D SL 85 4-2 21 WP 4 E 1-2 BB	C FF 92 F SL 86 B SL 88 B CH 83 F FF 94 F SI 91 F SL 89 F SI 92 F FC 90 3-2 B SI 94 F FC 93 X CU 78 F7	F FF 88 B FF 92 T FC 92 X SL 88 1-2 4 E 1B		F FF 92 C SI 92 B SI 91 F SL 84 F SI 93 X FF 92 1-2 ③ F9		3 0 0	2 0 0	1 0 0	0 0 0	1 0 0	0 0 0	0 0 0
21 Allen Craig, R (1, 3) OBP: 0.294, SLG: 0.355	C SL 86 F FF 91 B SI 91 B CU 78 S SL 88 2-3 ② K 1-2 2-3	F FF 88 B SI 90 X SI 90 1-1 4 1B 2B	C SL 88 B FF 90 C SL 86 X SL 88 1-2 ② F9		C FF 92 B SL 82 C CU 74 B FF 94 F FF 94 F FF 94 C SL 81 2-3 ① K		4	1	1	0	0	2	3
4 Yadier Molina, R (1, 2) OBP: 0.300, SLG: 0.393 48 Tony Cruz, R (9, PH)	F FF 91 C FF 94 F FF 94 B FC 93 B SL 88 B SL 89 X FC 93 3-2 E8 2-H 3-H	B FF 88 B SL 89 X FF 91 2-0 33 G6-3 2-H 1B	C FF 90 B FF 91 X SL 87 1-1 E8 1-H		S FF 94 B FF 94 F FF 93 B SL 82 B FF 95 C FF 94 3-3 ② K		3 1	0 0	1 0	1 0	0 1	0 0	0 0
23 David Freese, R (1, 5) 26 Trevor Rosenthal, R (8, 1) 43 Shane Robinson, R (9, 7) OBP: 0.571, SLG: 0.400	B SL 88 X FC 92 1-0 ③ G4-3	X SL 87 0-0 ① L6	B FF 92 S SL 88 F FF 93 C SL 88 1-3 ③ K		C FF 94 B FF 94 F FF 94 B FF 94 B FF 94 F FF 94 B FF 95 4-2 BB		3 0 0	0 0 0	0 0 0	0 0 0	1 0 1	3 0 0	0 0 0
33 Daniel Descalso, L (1, 4) OBP: 0.240, SLG: 0.320		B SI 90 B SI 90 C SI 90 S SI 91 S CU 79 2-3 ① K2-3	B SI 88 X SI 90 1-0 ②③ G6-3 1-2f		C SI 93 B SI 94 B SI 93 X SI 94 2-1 ① G3-1		X FF 94 0-0 ③ G3-1	4	0	0	0	1	2
38 Pete Kozma, R (1, 6) OBP: 0.310, SLG: 0.444		S SL 87 B FF 94 S SL 87 B SL 88 X FF 94 2-2 ② F7	B FF 91 X FF 90 1-0 ① P3		B SI 94 X SI 94 1-0 ② F8			3	0	0	0	0	0	0
54 Jaime García, L (1, 1) 36 Randy Choate, L (7, 1) 13 Matt Carpenter, L (7, PH) OBP: 0.400, SLG: 0.462 (8, 5)		B SI 92 C SI 92 B FF 92 S SI 91 X SI 93 2-2 ③ G4-3	C SI 90 C CU 76 B SI 92 F FF 92 S CU 78 1-3 ② K2-3		F SI 94 X FS 85 0-1 ③ F8			2 0 1	0 0 0	0 0 0	0 0 0	1 0 0	0 0 0	0 0 0
Inning Stats	R: 2 H: 1 E: 1 LOB: 1 K: 1 BB: 1 S: 15 P: 27	R: 0 H: 0 E: 0 LOB: 0 K: 1 BB: 0 S: 9 P: 15	R: 0 H: 0 E: 0 LOB: 0 K: 0 BB: 0 S: 12 P: 17	R: 1 H: 2 E: 0 LOB: 0 K: 0 BB: 0 S: 5 P: 9	R: 0 H: 0 E: 0 LOB: 0 K: 2 BB: 0 S: 8 P: 13	R: 1 H: 1 E: 1 LOB: 1 K: 1 BB: 0 S: 12 P: 17	R: 0 H: 0 E: 0 LOB: 0 K: 0 BB: 0 S: 5 P: 8	R: 0 H: 0 E: 0 LOB: 0 K: 1 BB: 0 S: 9 P: 14	R: 0 H: 0 E: 0 LOB: 1 K: 2 BB: 1 S: 12 P: 21						

	AB	32
	R	4
	H	4
	RBI	1
	BB	2
	SO	8
	LOB	9

1B: 3 SF: 0 WP: 1 PA: 34
2B: 1 SAC: 0 PB: 0
3B: 0 DP: 1 SB: 0
HR: 0 HBP: 0 CS: 0

PITCHER		IP	WLS	BF	H	R	ER	SO	BB	IBB	HBP	BLK	WP	HR	S	P	ERA	WHIP
55 Mat Latos, R ERA: 2.84	(1, 1)	6.0		24	4	4	1	5	1	0	0	0	1	0	61	98	1.50	0.833
31 Alfredo Simon, R ERA: 3.0	(7, 1)	1.0		3	0	0	0	0	0	0	0	0	0	0	5	8	0.00	0.000
63 Sam LeCure, R ERA: 1.8	(8, 1)	1.0	W	3	0	0	0	1	0	0	0	0	0	0	9	14	0.00	0.000
60 J.J. Hoover, R ERA: 6.75	(9, 1)	1.0		4	0	0	0	2	1	0	0	0	0	0	12	21	0.00	1.000

PITCHER	IP	WLS	BF	H	R	ER	SO	BB	IBB	HBP	BLK	WP	HR	S	P	ERA	WHIP

Cincinnati Reds @ St. Louis Cardinals

Busch Stadium, St. Louis, MO

Tue Apr 09 2013, 7:17 PM - 9:58 PM CDT

Att. 37,731 - Partly Cloudy - 77 F

TOP

livebaseballscorecards.com

Batter	1	2	3	4	5	6	7	8	9	AB	R	H	RBI	BB	SO	LOB
17 Shin-Soo Choo, L (1, 8) OBP: 0.512, SLG: 0.727	S FF 92 S SL 88 B CH 87 B CH 85 F SI 94 F FF 94 T SI 94 2-2 ① K			C SI 91 B FF 92 S CU 80 B FF 93 S SI 93 2-3 ① K		C CU 76 F CU 78 B SI 91 B CH 84 B SI 92 X SI 92 3-2 2 FC6-4 1B		F FF 98 B FF 98 B FF 97 F FF 98 X FF 98 2-2 2 G6-4-3 1B		4	0	2	0	0	2	0
2 Zack Cozart, R (1, 6) OBP: 0.125, SLG: 0.323	B FF 94 X FF 94 1-0 ② G5-3			C FF 93 B CU 81 C FF 94 F FF 94 B SL 87 F FF 94 B SI 93 X FF 94 3-2 19 1B 4 SF7 1B		F FF 91 1 SAFE 1 SAFE C FF 91 X SL 85 0-2 ① FC6-4 4 G3 19 BB 1-2f		X FF 98 0-0 ②③ G6-4-3 1-2f		4	1	1	0	0	0	2
19 Joey Votto, L (1, 3) OBP: 0.475, SLG: 0.321	B SI 94 C SI 93 B CU 80 C SI 93 T FF 95 2-2 ③ K			B FF 93 1 SAFE D SI 92 S SI 91 B SI 89 F FF 93 F SI 91 X FF 93 3-2 1-3 1B		B FF 92 B SI 90 B SI 90 C SI 89 B SI 90 4-1 4 G3 1-2 BB			C SI 95 C SI 95 B CH 91 B SI 97 B SI 94 X SI 94 3-2 ① G4-3	3	0	1	0	1	1	0
4 Brandon Phillips, R (1, 4) OBP: 0.342, SLG: 0.600		C FF 92 X SI 92 0-1 ① G6-3		C FF 94 D CU 82 X SL 86 1-1 ② SF7 3-H		D CU 79 S FF 92 F FF 92 X CH 86 1-2 ② G3 1-2 2-3			C FF 95 S CH 88 S CH 90 0-3 ② K	3	0	0	1	0	1	2
32 Jay Bruce, L (1, 9) OBP: 0.325, SLG: 0.395		B SI 92 F SI 91 F SI 93 B FF 93 F CU 80 S FF 93 2-3 ② K		1 SAFE C SI 90 S FF 90 D CU 80 S CH 84 1-3 ③ K		B SI 90 B SI 91 X SI 90 2-0 ③ G4-3			F SI 96 B SL 88 X CH 90 1-1 ③ G3	4	0	0	0	0	2	3
21 Todd Frazier, R (1, 5) OBP: 0.444, SLG: 0.719		S FF 94 C FF 95 S FF 95 0-3 ③ K			C SI 78 F FF 92 C CU 78 S SL 86 1-3 ① K		B FF 92 B FS 86 X FF 92 2-0 ① F8			3	0	0	0	0	2	0
15 Derrick Robinson, S (1, 7) OBP: 0.250, SLG: 0.250 43 Manny Parra, L (7, 1) OBP: 0.500, SLG: 0.500			C SI 92 F FF 91 B SI 92 B FF 92 B SI 91 S FF 93 3-3 ① K		C CU 79 F FF 93 B FF 93 B FF 94 F FF 93 F SI 92 B FF 92 X FF 92 3-2 1B		C FS 86 S FS 88 F FS 86 F FF 92 T FS 86 0-2 ② K			3 0	0 0	1 0	0 0	0 0	2 0	0 0
29 Ryan Hanigan, R (1, 2) OBP: 0.148, SLG: 0.043			C FF 93 X CU 80 0-1 ② G5-3		1 SAFE 1 SAFE X FF 91 0-0 ② P4		F FF 93 C FS 86 S FS 87 0-3 ③ K			3	0	0	0	0	1	1
61 Bronson Arroyo, R (1, 1) 28 Chris Heisey, R (7, 7) OBP: 0.214, SLG: 0.370			C FF 93 C CU 80 C FF 94 0-3 ③ K		S FF 92 S FF 91 B FF 92 S FF 92 1-3 ③ K			C FF 96 B FF 96 B FF 97 S FF 98 C FF 98 2-3 ① K		2 1	0 0	0 0	0 0	0 0	2 1	1 0

Inning Stats	1	2	3	4	5	6	7	8	9
R:	0	0	0	1	0	0	0	0	0
E:	0	0	0	0	0	0	0	0	0
K:	2	2	2	2	2	0	2	1	1
S:	9	9	8	17	12	11	9	7	8
H:	0	0	0	2	1	1	0	1	0
LOB:	0	0	0	1	2	1	0	0	0
BB:	0	0	0	0	0	1	0	0	0
P:	14	11	11	27	17	21	11	11	12

1B:	5
2B:	0
3B:	0
HR:	0
SF:	1
SAC:	0
DP:	1
HBP:	0
WP:	0
PB:	0
SB:	0
CS:	0
PA:	32

AB	30
R	1
H	5
RBI	1
BB	1
SO	14
LOB	9

PITCHER		IP	WLS	BF	H	R	ER	SO	BB	IBB	HBP	BLK	WP	HR	S	P	ERA	WHIP
31 Lance Lynn, R ERA: 4.5	(1, 1)	6.0	W	23	4	1	1	10	1	0	0	0	0	0	66	101	1.50	0.833
44 Edward Mujica, R ERA: 2.08	(7, 1)	1.0	H	3	0	0	0	2	0	0	0	0	0	0	9	11	0.00	0.000
26 Trevor Rosenthal, R ERA: 3.0	(8, 1)	1.0	H	3	1	0	0	1	0	0	0	0	0	0	7	11	0.00	1.000
41 Mitchell Boggs, R ERA: 11.81	(9, 1)	1.0		3	0	0	0	1	0	0	0	0	0	0	8	12	0.00	0.000

PITCHER		IP	WLS	BF	H	R	ER	SO	BB	IBB	HBP	BLK	WP	HR	S	P	ERA	WHIP

Cincinnati Reds @ St. Louis Cardinals

Busch Stadium, St. Louis, MO

Tue Apr 09 2013, 7:17 PM - 9:58 PM CDT

Att. 37,731 - Partly Cloudy - 77 F

livebaseballscorecards.com

BOTTOM

Batter	1	2	3	4	5	6	7	8	9	AB	R	H	RBI	BB	SO	LOB
19 Jon Jay, L (1, 8) OBP: 0.282, SLG: 0.378	C SI 85 B SI 86 X CU 68 1-1 G5-3			B SI 86 S CH 76 B SI 89 B CU 70 C SL 73 X SI 90 3-2 G5-3		C CH 78 C SI 87 F SI 88 X SI 89 0-2 13 1B 21 G4-3 1B	B SL 83 X FF 94 1-0 L7			4	1	1	0	0	0	2
13 Matt Carpenter, L (1, 5) OBP: 0.412, SLG: 0.467	C SL 74 X SI 87 0-1 F7			B CH 78 B SI 89 C SL 74 C CU 70 X SI 88 2-2 F8		1 SAFE F CH 77 1 SAFE 1 SAFE B SI 88 1 SAFE F SI 87 X SL 78 1-2 21 G4-3 3 1B 1-3 1B		B FF 94 C FF 93 X SL 82 1-1 7 2B 21 WP 1B		4	2	2	0	0	0	0
7 Matt Holliday, R (1, 7) OBP: 0.353, SLG: 0.393	B SI 88 B CH 76 F SL 74 C SL 76 F SI 90 X SL 79 2-2 G1-3			X CU 67 0-0 P3		I IN 59 I IN 59 I IN 58 I IN 57 4-0 21 G4-3 3 1B IBB		1 SAFE B FF 94 1 SAFE C FF 94 B SL 83 X FF 93 3-1 21 WP 1-3 2B		3	0	1	0	1	0	0
21 Allen Craig, R (1, 3) OBP: 0.263, SLG: 0.314		B CH 78 C CH 76 B SI 88 F SI 89 F SI 89 B SL 80 X SL 76 3-2 F7		C CH 75 C SI 89 B SI 88 F SI 90 B SI 90 X SL 78 2-2 F9		B SI 88 X CH 83 1-0 G4-3 1-2 2-3 3-H		C SL 82 B SL 87 F SL 84 X FF 92 1-2 G5-3 2-3 3-H		4	0	0	1	0	0	3
3 Carlos Beltrán, S (1, 9) OBP: 0.259, SLG: 0.200 41 Mitchell Boggs, R (9, 1)		C SI 88 F CH 79 B SI 87 F CH 76 X CH 81 1-2 G4-3		C CH 76 B CH 77 X CH 77 1-1 G4-3		X SI 89 0-0 2-H 3-H 1B		F FF 93 B SL 82 B FF 93 B FF 94 F FF 94 F FF 94 F SL 82 X FF 94 3-2 P5		4 0	0 0	1 0	1 0	0 0	0 0	1 0
4 Yadier Molina, R (1, 2) OBP: 0.294, SLG: 0.375		C CU 68 B CU 66 X SL 74 1-1 L6		F SI 88 F SI 89 B SL 79 X SI 88 1-2 L9			X FF 94 0-0 38 2B 1B	C SL 81 X FF 94 0-1 F8		4	0	1	0	0	0	1
33 Daniel Descalso, L (1, 4) OBP: 0.250, SLG: 0.357			B CU 67 F CU 72 F SL 74 B SL 76 S CU 67 2-3 K			C SI 86 X CH 76 0-1 38 G4-3 53 HR 2B	B FF 93 B FF 94 X FF 93 2-0 F7			3	1	1	0	0	1	1
38 Pete Kozma, R (1, 6) OBP: 0.313, SLG: 0.467			B FF 88 C SI 88 C CH 76 S SL 77 1-3 K			X CH 76 0-0 2-3 G4-3	X FF 93 0-0 1-3 2B			3	0	1	0	0	1	1
31 Lance Lynn, S (1, 1) 53 Matt Adams, L (6, PH) OBP: 0.636, SLG: 1.000 44 Edward Mujica, R (7, 1) 12 Ty Wigginton, R (7, PH) OBP: 0.222, SLG: 0.222 26 Trevor Rosenthal, R (8, 1) 43 Shane Robinson, R (9, 9) OBP: 0.571, SLG: 0.400			C CU 72 C SL 74 X SL 76 0-2 F8			C CU 70 B SL 77 X CU 68 1-1 3-H HR	C SL 83 B FF 94 S SL 83 D SL 85 S FS 86 2-3 K			1 1 0 1 0 0 0	0 1 0 0 0 0 0	0 1 0 0 0 0 0	0 2 0 0 1 0 0	0 0 0 1 0 0 0	0 0 0 2 0 0 0	0 0 0 0 0 0 0
Inning Stats	R: 0 E: 0 K: 0 S: 8 H: 0 LOB: 0 BB: 0 P: 11	R: 0 E: 0 K: 0 S: 10 H: 0 LOB: 0 BB: 0 P: 15	R: 0 E: 0 K: 2 S: 9 H: 0 LOB: 0 BB: 0 P: 12	R: 0 E: 0 K: 0 S: 7 H: 0 LOB: 0 BB: 0 P: 12	R: 0 E: 0 K: 0 S: 9 H: 0 LOB: 0 BB: 0 P: 13	R: 4 E: 0 K: 0 S: 14 H: 5 LOB: 2 BB: 1 P: 21	R: 0 E: 0 K: 1 S: 7 H: 2 LOB: 2 BB: 0 P: 12	R: 1 E: 0 K: 0 S: 14 H: 2 LOB: 1 BB: 0 P: 22		1B: 5 2B: 3 3B: 0 HR: 1 SF: 0 SAC: 0 DP: 0 HBP: 0						

	AB	32
	R	5
	H	9
	RBI	4
	BB	1
	SO	3
	LOB	11

WP: 1 PA: 33
PB: 0
SB: 0
CS: 0

PITCHER		IP	WLS	BF	H	R	ER	SO	BB	IBB	HBP	BLK	WP	HR	S	P	ERA	WHIP
61 Bronson Arroyo, R ERA: 5.25	(1, 1)	6.0	L	23	5	4	4	2	0	1	0	0	0	1	57	84	6.00	0.833
43 Manny Parra, L ERA: 2.25	(7, 1)	2.0		10	4	1	1	1	0	0	0	0	1	0	21	34	4.50	2.000

PITCHER	IP	WLS	BF	H	R	ER	SO	BB	IBB	HBP	BLK	WP	HR	S	P	ERA	WHIP

Cincinnati Reds @ St. Louis Cardinals

Busch Stadium, St. Louis, MO

Wed Apr 10 2013, 12:47 PM - 3:20 PM CDT

Att. 34,882 - Cloudy - 76 F

TOP

livebaseballscorecards.com

Batter	1	2	3	4	5	6	7	8	9	AB	R	H	RBI	BB	SO	LOB
17 Shin-Soo Choo, L (1, 8) OBP: 0.511, SLG: 0.886 15 Derrick Robinson, S (8, 8) OBP: 0.250, SLG: 0.250	C SI 90 F SI 90 B SI 90 F FS 84 B SI 91 B FS 84 B SI 92 4-2 28 G5-4-3 BB		F FS 85 X FS 84 0-1 ② FC6-5 28 FC6 2-3			B SI 89 F FS 83 H SI 89 2-1 4 F8 19 BB HBP		B SI 89 F SI 90 X FS 84 1-1 ① G3		2	0	0	0	1	0	1
28 Chris Heisey, R (1, 7) OBP: 0.188, SLG: 0.323	B SI 91 1 SAFE X SI 91 1-0 ① ② G5-4-3 1-2f		1 SAFE X SI 90 0-0 ③ FC6 1-2f			C SI 90 F SI 89 S FS 84 0-3 ① K		X SI 91 0-0 ② G4-3		4	0	0	0	0	1	3
19 Joey Votto, L (1, 3) OBP: 0.500, SLG: 0.387	C SI 90 X SI 92 0-1 2B			X SI 88 0-0 ① G4-3		B SI 91 F SI 90 B FS 83 B SI 90 B SI 91 4-1 4 F8 1-2 BB		C SI 90 F FS 84 F SI 92 B FS 84 B FS 84 X FS 84 2-2 4 1B 1B		3	0	2	0	1	0	0
4 Brandon Phillips, R (1, 4) OBP: 0.333, SLG: 0.564	C SI 90 C SI 90 B FS 84 X SI 92 1-2 ③ G3			C SI 89 X SI 88 0-1 ② G6-3		X SI 91 0-0 ② F8 1-2 2-3		F SI 92 F CU 78 D FS 84 X CU 81 1-2 1-2 1B		4	0	1	0	0	0	3
32 Jay Bruce, L (1, 9) OBP: 0.318, SLG: 0.381		C SI 88 X FC 86 0-1 ① P2		B SI 90 S FS 84 X SI 92 1-1 21 CS 1B		B FS 85 S FS 84 B FC 83 T FS 83 B SI 90 S FS 84 3-3 ③ K		B SI 92 F SI 91 B FS 84 X SI 91 2-1 ③ G4-3		4	0	1	0	0	1	4
21 Todd Frazier, R (1, 5) OBP: 0.400, SLG: 0.639		X SI 90 0-0 ② G6-3		1 SAFE F SI 90 B FC 84 B SI 91 B SI 91 C FC 84 3-2 ③ CS 1-2	X CH 80 0-0 ① P3		C SI 90 B CU 77 B CU 77 X SI 90 2-1 ① G6-3		C SI 89 B SI 90 B CU 78 B SI 90 X SI 90 3-1 ① F9	4	0	0	0	0	0	0
39 Devin Mesoraco, R (1, 2) OBP: 0.364, SLG: 0.125		B SI 90 C SI 90 C SI 90 S FC 86 1-3 ③ K			B SI 88 B SI 90 B SI 91 B SI 90 4-0 3 FC4-6 BB		C SI 91 S CU 78 B CU 79 B FS 83 B SI 91 F SI 91 B SI 91 4-2 BB		B SI 92 S SI 91 C SI 91 X FS 85 1-2 ② G5-3	2	0	0	0	2	1	0
3 Cesar Izturis, S (1, 6) OBP: 0.200, SLG: 0.200			C SI 89 X SI 89 0-1 17 FC6-5 34 SH1-3 1B		C SI 90 X FS 84 0-1 ② FC4-6 1-2f		X SI 91 0-0 ② L7		C SI 92 X SI 92 0-1 ③ G1-3	4	0	1	0	0	0	2
34 Homer Bailey, R (1, 1) OBP: 0.333, SLG: 0.667 66 Logan Ondrusek, R (6, 1) 9 Jack Hannahan, L (7, PH) OBP: 0.500, SLG: 0.500 31 Alfredo Simon, R (7, 1)			L SI 90 L FS 85 B CU 78 B SI 91 X SI 89 2-2 ① SH1-3 1-2		X SI 91 0-0 ③ G4-3		X SI 90 0-0 ③ L7			1 0 1 0	0 0 0 0	0 0 1 0	0 0 0 0	0 0 0 0	0 0 0 0	1 0 1 0

	AB	29
	R	0
	H	5
	RBI	0
	BB	4
	SO	3
	LOB	15

Inning Stats																		
	R: 0	H: 1	R: 0	H: 0	R: 0	H: 1	R: 0	H: 1	R: 0	H: 0	R: 0	H: 0	R: 0	H: 0	R: 0	H: 2	R: 0	H: 0
	E: 0	LOB: 1	E: 0	LOB: 0	E: 0	LOB: 1	E: 0	LOB: 0	E: 0	LOB: 1	E: 0	LOB: 2	E: 0	LOB: 1	E: 0	LOB: 2	E: 0	LOB: 0
	K: 0	BB: 1	K: 1	BB: 0	K: 0	BB: 0	K: 0	BB: 0	K: 0	BB: 1	K: 2	BB: 1	K: 0	BB: 1	K: 0	BB: 0	K: 0	BB: 0
	S: 9	P: 15	S: 6	P: 7	S: 8	P: 10	S: 7	P: 11	S: 4	P: 8	S: 9	P: 18	S: 7	P: 13	S: 12	P: 18	S: 7	P: 11

	1B: 4	SF: 0
	2B: 1	SAC: 1
	3B: 0	DP: 1
	HR: 0	HBP: 1

	WP: 0	PA: 36
	PB: 0	
	SB: 0	
	CS: 1	

PITCHER	IP	WLS	BF	H	R	ER	SO	BB	IBB	HBP	BLK	WP	HR	S	P	ERA	WHIP
35 Jake Westbrook, R (1, 1) ERA:	9.0	W	35	5	0	0	3	4	0	1	0	0	0	69	111	0.00	1.000

PITCHER	IP	WLS	BF	H	R	ER	SO	BB	IBB	HBP	BLK	WP	HR	S	P	ERA	WHIP

BOTTOM

Cincinnati Reds @ St. Louis Cardinals

Busch Stadium, St. Louis, MO

Wed Apr 10 2013, 12:47 PM - 3:20 PM CDT

Att. 34,882 - Cloudy - 76 F

livebaseballscorecards.com

Batter	1	2	3	4	5	6	7	8	9	AB	R	H	RBI	BB	SO	LOB
19 Jon Jay, L (1, 8) OBP: 0.273, SLG: 0.429	C SI 92 B KC 76 X FF 92 1-1 ① P6		B SL 88 B SI 93 X SI 92 2-0 ② FC1-5 1-2 2-3f		C SI 93 X CH 87 0-1 HR	X FC 88 0-0 ② G4	B CU 78 S SI 93 C FF 93 F FS 85 X FC 90 1-2 ③ L6			5	1	1	1	0	0	5
13 Matt Carpenter, L (1, 4) OBP: 0.462, SLG: 0.629	C SI 92 B SI 92 X CH 87 1-1 7 G6-4-3 1B		B SI 93 F SI 94 F SI 93 F SI 94 S SL 89 1-3 ③ K		C SI 92 X SI 93 0-1 7 2B 1B	C FF 90 B CU 76 D FC 90 X FF 89 2-1 3-H HR		X SI 92 0-0 2B		5	2	4	2	0	1	2
7 Matt Holliday, R (1, 7) OBP: 0.368, SLG: 0.419 12 Ty Wigginton, R (8, 7) OBP: 0.200, SLG: 0.200	B FF 92 X SI 93 1-0 ② ③ G6-4-3 1-2f			B CH 85 B SI 94 C SI 92 B SI 92 B SI 94 4-1 23 1B 4 G3 BB	X SL 88 0-0 3 1-H 2B	X FF 93 0-0 ③ F9		C CU 76 F FC 89 X FC 89 0-2 ① G6-3		3 1	1 0	1 0	1 0	1 0	0 0	1 1
3 Carlos Beltrán, S (1, 9) OBP: 0.290, SLG: 0.321 43 Shane Robinson, R (7, PR) OBP: 0.500, SLG: 0.333 (8, 9)		C SI 92 F SI 91 X FF 93 0-2 ① F9		F CH 89 F SI 93 T SI 92 0-2 ① K	B SI 91 C SI 92 B SI 92 X SI 93 2-1 2-H HR		B SI 94 C SI 94 F FS 87 B CU 78 B FS 85 B SI 95 4-2 4 1B 53 2B BB	S FC 90 C CU 78 B FC 89 B FC 88 S CU 78 2-3 ② K		3 1	1 1	1 0	2 0	1 0	1 1	1 1
4 Yadier Molina, R (1, 2) OBP: 0.282, SLG: 0.351		B CH 88 X SI 92 1-0 ② G5-3		1 SAFE B SI 90 X SI 93 1-0 ② G3 1-2	B SI 94 X SL 84 1-0 ③ F9		D SI 95 X SI 94 1-0 53 2B 35 1B 1-3 1B	F SI 94 X CU 78 0-1 ③ G5-3		5	1	1	0	0	0	2
23 David Freese, R (1, 5) OBP: 0.286, SLG: 0.286		X SI 94 0-0 ③ G5-3		B KC 77 S CH 88 B SI 91 X SL 89 2-1 2-3 1B	C SL 85 B SL 85 C SI 91 F SL 86 B CH 84 X SI 92 2-2 53 HR 1B	C FC 91 F CU 77 B CU 78 S FC 91 1-3 ① K				4	1	2	0	0	1	2
53 Matt Adams, L (1, 3) OBP: 0.667, SLG: 1.214			B SI 92 S SI 92 F SL 87 B SI 91 B SI 92 F SI 93 F SI 94 B CH 86 4-2 19 FC1-5 38 G6-3 BB	B SI 91 X SI 92 1-0 ③ F7		C CH 89 C CH 89 B CH 88 X SL 87 1-2 1-H HR	S FS 84 S FS 86 X FS 85 0-2 35 1B 1-3 3-H 2B			3	1	2	3	1	0	2
38 Pete Kozma, R (1, 6) OBP: 0.306, SLG: 0.471			X SL 87 0-0 ① G6-3 1-2		B SI 87 C SI 92 B SL 88 F SI 92 B SI 93 F SI 91 X SI 93 3-2 ① F9	B SI 91 S SL 86 B CH 86 X SI 93 2-1 35 SH1-3 13 HR 2B	C CU 79 B CU 79 F SI 95 F FC 91 S SI 92 1-3 ② K			4	1	1	0	0	1	4
35 Jake Westbrook, R (1, 1) OBP: 0.400, SLG: 0.250			S SI 92 B SI 92 B SI 93 B SI 92 C SI 92 B SI 93 4-2 19 FC1-5 BB		B FF 92 X SI 92 1-0 ② B1-3	X FF 93 0-0 ① SH1-3 2-3	B SI 94 F SI 94 D FC 90 B SI 93 S SI 93 X SI 94 3-2 2-3 3-H 1B			2	0	1	1	1	0	0
Inning Stats	R: 0 E: 0 K: 0 S: 5 H: 1 LOB: 0 BB: 0 P: 8	R: 0 E: 0 K: 0 S: 5 H: 0 LOB: 0 BB: 0 P: 6	R: 0 E: 0 K: 1 S: 12 H: 0 LOB: 2 BB: 2 P: 23	R: 0 E: 0 K: 1 S: 8 H: 1 LOB: 2 BB: 1 P: 16	R: 4 E: 0 K: 0 S: 13 H: 4 LOB: 0 BB: 0 P: 20	R: 4 E: 0 K: 0 S: 14 H: 4 LOB: 0 BB: 0 P: 21	R: 2 E: 0 K: 2 S: 20 H: 3 LOB: 2 BB: 1 P: 31	R: 0 E: 0 K: 1 S: 9 H: 1 LOB: 1 BB: 0 P: 11		1B: 6 2B: 4 3B: 0 HR: 4	SF: 0 SAC: 1 DP: 1 HBP: 0			WP: 0 PB: 0 SB: 0 CS: 0	PA: 41	

	AB	36
	R	10
	H	14
	RBI	10
	BB	4
	SO	5
	LOB	21

PITCHER		IP	WLS	BF	H	R	ER	SO	BB	IBB	HBP	BLK	WP	HR	S	P	ERA	WHIP
34 Homer Bailey, R ERA: 5.73	(1, 1)	5.0	L	26	9	7	7	2	3	0	0	0	0	3	52	87	12.60	2.400
66 Logan Ondrusek, R ERA: 9.0	(6, 1)	1.0		4	1	1	1	0	0	0	0	0	0	1	5	7	9.00	1.000
31 Alfredo Simon, R ERA: 5.4	(7, 1)	2.0		11	4	2	2	3	1	0	0	0	0	0	29	42	9.00	2.500

PITCHER	IP	WLS	BF	H	R	ER	SO	BB	IBB	HBP	BLK	WP	HR	S	P	ERA	WHIP

Batter	1	2	3	4	5	6	7	8	9	AB	R	H	RBI	BB	SO	LOB
17 Shin-Soo Choo, L (1, 8) OBP: 0.480, SLG: 0.625	B SI 93 C FF 92 C SI 92 B KC 82 F SI 93 B KC 83 X SI 93 3-2 F7 ①		X SI 91 0-0 G1-3 ①		C KC 78 C KC 79 F KC 80 F SI 92 S KC 80 0-3 K ①		B SI 91 C SI 92 B SI 92 B SI 93 X SI 92 3-1 G4-3 ①		B SL 83 C SL 82 B FF 94 C FF 94 X SL 85 2-2 28 FC5-4 1B	5	0	1	0	0	1	0
28 Chris Heisey, R (1, 7) OBP: 0.189, SLG: 0.286	C FF 93 S KC 83 S KC 83 0-3 K ②		B FF 92 S KC 78 F SI 92 S KC 83 1-3 K ②		F FF 92 S KC 82 B KC 83 B KC 82 F FF 92 X KC 81 2-2 F7 ②		C SI 92 B SL 84 B SI 93 S SL 83 B SI 93 F SL 83 B SL 83 4-2 4 HR BB		S SL 84 1 SAFE F SI 94 X SL 83 0-2 FC5-4 ② 19 BB 1-2f	4	1	0	0	1	2	1
19 Joey Votto, L (1, 3) OBP: 0.510, SLG: 0.382	F SI 94 B SI 93 C KC 82 S KC 82 1-3 K ③		X SI 93 0-0 1B		B SI 92 B SI 92 C SI 92 B SI 91 B FF 92 4-1 BB		B SI 92 C SI 92 C SI 92 B SL 84 B SI 92 F SI 91 F SI 92 X SI 93 3-2 L7 ②		D SL 82 F FF 94 B SI 94 C SL 83 B SL 85 1 SAFE B SL 84 4-2 1-2 BB	3	0	1	0	2	1	1
4 Brandon Phillips, R (1, 4) OBP: 0.340, SLG: 0.682		S FF 92 X FF 93 0-1 HR	D SI 92 C KC 83 C KC 82 B KC 82 S KC 84 2-3 K2-3 ③		F KC 83 F KC 82 B KC 83 X SI 93 1-2 F9 ③		B SI 92 C SL 82 F SI 92 B SI 91 1 SAFE X SI 92 2-2 1-H HR		C SI 94 S SL 84 D SL 84 B FF 94 B SL 84 S SL 83 3-3 K ③	5	2	2	3	0	2	4
32 Jay Bruce, L (1, 9) OBP: 0.313, SLG: 0.370		B KC 81 C KC 81 C SI 92 B KC 82 B KC 82 C SI 93 3-3 K ①	B KC 80 X CH 86 1-0 2 G5-3 9 1B 39 G5-3 1B		X SI 90 0-0 F7 ①		C SL 83 F SI 91 S SL 84 0-3 K ③			4	1	1	0	0	2	0
9 Jack Hannahan, L (1, 5) OBP: 0.600, SLG: 0.556		B KC 82 B FF 92 F SI 92 B FF 93 B SI 92 4-1 39 WP BB	1 SAFE X SI 93 0-0 44 WP 2 G5-3 1-2 1B		B SI 90 B SI 91 C SI 92 X SI 91 2-1 2 FC5-4 1B			F FF 94 C FC 91 B FF 93 B FC 90 X FC 91 2-2 G3-1 ①		3	0	2	0	1	0	0
2 Zack Cozart, R (1, 6) OBP: 0.111, SLG: 0.286		B FF 92 F SI 92 1 SAFE S KC 83 S KC 82 1-3 K ②	C FF 92 D KC 84 C FF 92 F KC 81 X SI 92 1-2 G5-3 ① 1-2 2-3		C FF 92 1 SAFE S KC 80 1 SAFE B SI 92 B SI 92 1 SAFE X KC 82 2-2 FC5-4 ② 39 2B 1-2f			F FC 93 B FC 94 C FC 94 C FC 94 1-3 K ②		4	1	0	0	0	2	4
39 Devin Mesoraco, R (1, 2) OBP: 0.400, SLG: 0.273		B KC 83 B SI 93 C FF 92 C FF 93 B KC 84 D KC 84 4-2 1-2 BB	B SI 93 D SI 93 X FF 93 2-0 G5-3 ② 3-H		B FF 92 X FF 92 1-0 1-H 2B			B FC 92 F FC 94 B KC 82 F FC 94 B FC 92 X FC 91 3-2 G6-3 ③		3	0	1	2	1	0	1
44 Mike Leake, R (1, 1) OBP: 0.200, SLG: 0.200 60 J.J. Hoover, R (7, 1) 43 Manny Parra, L (7, 1) OBP: 0.500, SLG: 0.500 66 Logan Ondrusek, R (7, 1) 26 Xavier Paul, L (9, PH) OBP: 0.400, SLG: 0.700		B SI 93 C FF 92 B SI 92 X FF 92 2-1 F9 ③	S FF 92 B CH 88 C SI 93 S KC 82 1-3 K2-3 ③ 2-3		B SI 91 F SI 92 B KC 79 S FF 91 B SI 92 F FF 91 X FF 91 3-2 F9 ③				C SL 82 F FF 94 B FF 95 S SL 83 1-3 K ①	3 0 0 0 1	0 0 0 0 0	0 0 0 0 0	0 0 0 0 0	1 0 0 0 0	4 0 0 0 1	4 0 0 0 0
Inning Stats	R: 0 E: 0 K: 2 S: 10 H: 0 LOB: 0 BB: 0 P: 14	R: 1 E: 0 K: 2 S: 13 H: 1 LOB: 2 BB: 2 P: 27	R: 0 E: 0 K: 2 S: 8 H: 1 LOB: 1 BB: 0 P: 11	R: 1 E: 0 K: 1 S: 10 H: 2 LOB: 1 BB: 0 P: 15	R: 0 E: 0 K: 1 S: 13 H: 0 LOB: 1 BB: 1 P: 20	R: 1 E: 0 K: 0 S: 11 H: 2 LOB: 1 BB: 0 P: 19	R: 2 E: 0 K: 1 S: 16 H: 1 LOB: 0 BB: 1 P: 28	R: 0 E: 0 K: 1 S: 9 H: 0 LOB: 0 BB: 0 P: 15	R: 0 E: 0 K: 2 S: 14 H: 1 LOB: 2 BB: 1 P: 24	1B: 5 2B: 1 3B: 0 HR: 2	SF: 0 SAC: 0 DP: 0 HBP: 0	WP: 2 PB: 0 SB: 0 CS: 0	PA: 40			

PITCHER	IP	WLS	BF	H	R	ER	SO	BB	IBB	HBP	BLK	WP	HR	S	P	ERA	WHIP
34 A.J. Burnett, R (1, 1) ERA: 3.71	6.0		27	6	3	3	8	3	0	0	0	2	1	65	106	4.50	1.500
44 Tony Watson, L (7, 1) ERA: 5.79	1.0	W	5	1	2	2	1	1	0	0	0	0	1	16	28	18.00	2.000
35 Mark Melancon, R (8, 1) ERA:	1.0	H	3	0	0	0	1	0	0	0	0	0	0	9	15	0.00	0.000
39 Jason Grilli, R (9, 1) ERA:	1.0	S	5	1	0	0	2	1	0	0	0	0	0	14	24	0.00	2.000

PITCHER	IP	WLS	BF	H	R	ER	SO	BB	IBB	HBP	BLK	WP	HR	S	P	ERA	WHIP

TOP

Cincinnati Reds @ Pittsburgh Pirates

PNC Park, Pittsburgh, PA

Fri Apr 12 2013, 7:12 PM - 10:26 PM EDT

Att. 24,366 - Partly Cloudy - 52 F

livebaseballscorecards.com

AB	35
R	5
H	8
RBI	5
BB	5
SO	12
LOB	15

Batter	1	2	3	4	5	6	7	8	9	AB	R	H	RBI	BB	SO	LOB
6 Starling Marte, R (1, 7) OBP: 0.395, SLG: 0.450	B SI 90 X SI 90 1-0 22 F9 18 S 46 FC3-2 1B	C KC 77 F FF 90 B SI 91 H FC 87 2-2 18 1B 22 1B HBP		B SI 89 B CH 84 F CH 83 C CH 84 B SI 91 X KC 78 3-2 ② G5-3		X KC 76 0-0 1B		B FF 92 F FC 89 X FF 92 1-1 ② G4-3		4	1	2	0	0	0	0
18 Neil Walker, S (1, 4) OBP: 0.282, SLG: 0.152	B SI 90 1 SAFE B CH 83 B FF 91 4-0 46 FC3-2 55 1B 1-2 BB	D SI 92 F SI 92 X SI 92 1-1 22 1B 1-3 2-H 3-H 1B		B KC 76 X CH 84 1-0 1B		1 SAFE 1 SAFE C SI 88 1 SAFE F SI 89 B FC 86 1 SAFE 1 SAFE 1 SAFE 1-3 F FC 66 S KC 80 ③ K		C CU 77 S CH 82 F CH 82 S CH 83 0-3 ③ K		4	2	2	2	1	2	1
22 Andrew McCutchen, R (1, 8) OBP: 0.333, SLG: 0.529	C SI 91 C SI 87 B SL 81 X SI 92 1-2 ① F9 2-3	F SL 80 X SI 91 0-1 46 1B 2-H 3-H 1B		B SI 88 C CH 84 X SL 79 1-1 ③ F7			F FF 92 C SL 79 B SL 80 F CU 77 F FF 92 X SL 78 1-2 HR			4	1	2	3	0	0	3
46 Garrett Jones, L (1, 3) OBP: 0.286, SLG: 0.429 35 Mark Melancon, R (8, 1) 39 Jason Grilli, R (9, 1)	B SI 92 B SI 91 S SI 90 X SI 92 2-1 ② FC3-2 55 1B 1-2 3-H	X CH 83 0-0 55 G5-4-3 1-2 1B			B SI 87 S FC 87 B CH 83 S FC 87 B FC 87 S FC 88 3-3 ① K		B FF 92 F FF 92 T FF 92 F FF 92 F CU 74 B FF 93 X FF 92 2-2 31 FC6-4 2B			4 0 0	0 0 0	2 0 0	0 0 0	0 0 0	1 0 0	2 0 0
55 Russell Martin, R (1, 2) OBP: 0.194, SLG: 0.111	C SI 92 B SI 92 B CH 85 X SI 91 2-1 1-2 2-H 1B	B FF 90 B KC 78 B SI 90 C SI 90 X SI 91 3-1 ②③ G5-4-3 1-2f			B CH 85 C KC 78 B FC 87 X FC 87 2-1 ② G6-3		X FF 91 0-0 ① L7			4	0	1	1	0	0	3
24 Pedro Alvarez, L (1, 5) OBP: 0.143, SLG: 0.091	X SI 91 0-0 ③ G4-3		B SI 89 C CH 84 X CH 84 1-1 ① G3		B SI 90 S FC 88 X CH 86 1-1 1B		C FF 92 D SL 81 B SL 81 D SL 81 B FF 93 4-1 31 FC6-4 BB			3	0	1	0	1	0	2
23 Travis Snider, L (1, 9) OBP: 0.368, SLG: 0.313 31 Jose Tabata, R (7, PH) OBP: 0.071, SLG: 0.071 (8, 9)		X SI 88 0-0 12 1B 12 PB 18 1B 1B	B KC 76 C CH 83 B SI 90 B FC 86 B SI 91 4-1 12 G5-4-3 BB		F SI 89 B FC 87 X SI 90 1-1 ③ L7		C FF 91 X FF 92 0-1 ② FC6-4 1-2f 2-3			2 1	1 0	1 0	0 0	1 0	0 0	1 2
12 Clint Barmes, R (1, 6) OBP: 0.143, SLG: 0.185		B SI 89 B FF 90 C SI 89 X SI 90 2-1 34 SH1-4 18 1B 1B 1-3	C SI 90 F SL 79 B FC 88 F SI 90 F KC 80 F SL 79 X FC 87 1-2 ②③ G5-4-3 1-2f			B KC 75 X CH 82 1-0 ① P5	C CU 76 D CU 77 C CU 76 X FC 86 1-2 ③ G4-3			4	1	1	0	0	0	3
34 A.J. Burnett, R (1, 1) 5 Josh Harrison, R (6, PH) OBP: 0.143, SLG: 0.143 44 Tony Watson, L (7, 1) 14 Gaby Sanchez, R (8, 3) OBP: 0.269, SLG: 0.095		X SI 88 0-0 ① SH1-4 1-2		B CH 85 C SI 88 X SI 88 1-1 ① G5-3		B CH 83 C FC 86 X CH 84 1-1 ② F8		B CU 79 B FF 93 C FC 88 S FC 89 F FC 90 B CU 79 S FC 87 3-3 ① K		1 1 0 1	0 0 0 0	0 0 0 0	0 0 0 0	0 0 0 1	0 0 0 0	0 0 0 0
Inning Stats	R: 1 E: 0 K: 0 S: 9 H: 2 LOB: 2 BB: 1 P: 19	R: 4 E: 0 K: 0 S: 13 H: 5 LOB: 1 BB: 0 P: 21	R: 0 E: 0 K: 0 S: 9 H: 0 LOB: 0 BB: 1 P: 15	R: 0 E: 0 K: 0 S: 8 H: 1 LOB: 1 BB: 0 P: 14	R: 0 E: 0 K: 1 S: 9 H: 1 LOB: 1 BB: 0 P: 16	R: 0 E: 0 K: 1 S: 8 H: 1 LOB: 1 BB: 0 P: 11	R: 1 E: 0 K: 0 S: 17 H: 2 LOB: 2 BB: 1 P: 25	R: 0 E: 0 K: 2 S: 10 H: 0 LOB: 0 BB: 0 P: 14		1B: 10 2B: 1 3B: 0 HR: 1	SF: 0 SAC: 1 DP: 2 HBP: 1			WP: 0 PB: 1 SB: 1 CS: 0	PA: 38	

PITCHER		IP	WLS	BF	H	R	ER	SO	BB	IBB	HBP	BLK	WP	HR	S	P	ERA	WHIP
44 Mike Leake, R ERA: 6.75	(1, 1)	6.0		29	10	5	5	2	2	0	1	0	0	0	56	96	7.50	2.000
60 J.J. Hoover, R ERA: 7.94	(7, 1)	0.1	L	3	2	1	1	0	0	0	0	0	0	1	11	14	27.00	6.000
43 Manny Parra, L ERA: 2.25	(7, 1)	0.0		1	0	0	0	0	1	0	0	0	0	0	1	5	∞	∞
66 Logan Ondrusek, R ERA: 3.38	(7, 1)	1.2		5	0	0	0	2	0	0	0	0	0	0	15	20	0.00	0.000

PITCHER	IP	WLS	BF	H	R	ER	SO	BB	IBB	HBP	BLK	WP	HR	S	P	ERA	WHIP

BOTTOM

Cincinnati Reds @ Pittsburgh Pirates

PNC Park, Pittsburgh, PA

Fri Apr 12 2013, 7:12 PM - 10:26 PM EDT

Att. 24,366 - Partly Cloudy - 52 F

livebaseballscorecards.com

AB	33
R	6
H	12
RBI	6
BB	3
SO	4
LOB	17

Cincinnati Reds @ Pittsburgh Pirates

PNC Park, Pittsburgh, PA

Sat Apr 13 2013, 7:09 PM - 10:17 PM EDT

Att. 25,118 - Partly Cloudy - 52 F

livebaseballscorecards.com

Batter	1	2	3	4	5	6	7	8	9	AB	R	H	RBI	BB	SO	LOB
17 Shin-Soo Choo, L (1, 8) OBP: 0.473, SLG: 0.591	3-2: 2 BLK, HBP		1-1: G1-3		2-1: 2 1B, 1B	2-2: G3			0-2: K	4	0	1	0	0	1	2
2 Zack Cozart, R (1, 6) OBP: 0.171, SLG: 0.425	2-1: G5-3, 1-2		2-2: HR		0-0: 21 BB, 1-3, 1B		1-0: 32 F8, 2B		1-2: P3	5	1	3	1	0	0	1
19 Joey Votto, L (1, 3) OBP: 0.519, SLG: 0.361	4-2: 21 G5-4-3, BB		2-2: G1-3		0-0: L5		4-2: BB		4-1: 21 DI, BB	2	0	0	0	3	0	2
21 Todd Frazier, R (1, 5) OBP: 0.400, SLG: 0.590	2-1: G5-4-3, 1-2f		4-1: BB		1-2: BB		2-3: K		0-2: P4, 1-2	3	0	0	0	2	1	5
32 Jay Bruce, L (1, 9) OBP: 0.308, SLG: 0.380		1-1: 2B	0-0: F8		0-1: L6		0-0: F8, 2-3			4	0	1	0	0	0	6
28 Chris Heisey, R (1, 7) OBP: 0.175, SLG: 0.263		2-1: G5-3		3-2: G4-3		3-2: K	1-0: G3			3	0	0	0	0	1	1
26 Xavier Paul, L (7, PH) OBP: 0.364, SLG: 0.636 (7, 7)										1	0	0	0	0	0	2
60 J.J. Hoover, R (7, 1)										0	0	0	0	0	0	0
29 Ryan Hanigan, R (1, 2) OBP: 0.161, SLG: 0.038		3-2: G5-3		1-1: G6-3		4-1: 3 CS, BB		2-2: L5		3	0	0	0	1	0	1
3 Cesar Izturis, S (1, 4) OBP: 0.286, SLG: 0.231		4-0: IBB		0-0: G5-3		2-1: 31 1B, 1-2, 1B		0-1: G6-3		3	0	1	0	1	0	0
47 Johnny Cueto, R (1, 1)		1-1: F8			1-1: B1-3	1-1: 1-2, 1B		0-1: G5-3		2	0	0	0	0	0	2
31 Alfredo Simon, R (5, 1) OBP: 1.000, SLG: 1.000										1	0	1	0	0	0	0
15 Derrick Robinson, S (7, 7) OBP: 0.222, SLG: 0.222										1	0	0	0	0	0	0
Inning Stats	R: 0 E: 0 K: 0 S: 8 / H: 0 LOB: 1 BB: 1 P: 19	R: 0 E: 0 K: 0 S: 10 / H: 1 LOB: 2 BB: 1 P: 21	R: 1 E: 0 K: 0 S: 12 / H: 1 LOB: 1 BB: 1 P: 21	R: 0 E: 0 K: 0 S: 6 / H: 0 LOB: 0 BB: 0 P: 10	R: 0 E: 0 K: 0 S: 9 / H: 2 LOB: 3 BB: 1 P: 16	R: 0 E: 0 K: 1 S: 12 / H: 2 LOB: 2 BB: 1 P: 24	R: 0 E: 0 K: 1 S: 10 / H: 1 LOB: 2 BB: 1 P: 18	R: 0 E: 0 K: 0 S: 8 / H: 0 LOB: 0 BB: 0 P: 10	R: 0 E: 0 K: 1 S: 13 / H: 0 LOB: 1 BB: 1 P: 18	1B: 4 2B: 2 3B: 0 HR: 1 / SF: 0 SAC: 0 DP: 1 HBP: 1						

TOP

AB	32
R	1
H	7
RBI	1
BB	7
SO	3
LOB	22

WP: 0 PB: 0 SB: 0 CS: 1 / PA: 40

PITCHER		IP	WLS	BF	H	R	ER	SO	BB	IBB	HBP	BLK	WP	HR	S	P	ERA	WHIP
49 Jeff Locke, L ERA: 4.09	(1, 1)	5.0	W	23	4	1	1	0	3	1	1	1	0	1	45	87	1.80	1.400
37 Justin Wilson, L ERA:	(6, 1)	1.2	H	9	3	0	0	2	2	0	0	0	0	0	21	40	0.00	3.000
48 Jared Hughes, R ERA: 3.18	(7, 1)	0.1	H	1	0	0	0	0	0	0	0	0	0	0	1	2	0.00	0.000
35 Mark Melancon, R ERA:	(8, 1)	1.0	H	3	0	0	0	0	0	0	0	0	0	0	8	10	0.00	0.000
39 Jason Grilli, R ERA:	(9, 1)	1.0	S	4	0	0	0	1	1	0	0	0	0	0	13	18	0.00	1.000

PITCHER	IP	WLS	BF	H	R	ER	SO	BB	IBB	HBP	BLK	WP	HR	S	P	ERA	WHIP

Cincinnati Reds @ Pittsburgh Pirates

PNC Park, Pittsburgh, PA

Sat Apr 13 2013, 7:09 PM - 10:17 PM EDT

Att. 25,118 - Partly Cloudy - 52 F

livebaseballscorecards.com

BOTTOM

Batter	1	2	3	4	5	6	7	8	9	AB	R	H	RBI	BB	SO	LOB
6 Starling Marte, R (1, 7) OBP: 0.383, SLG: 0.432	B SI 90 C SL 84 S CH 81 F SI 93 B CH 82 S CH 83 2-3 ① K			L SI 93 B FC 88 B CH 84 X SL 84 2-1 ① L8	C SI 93 S FF 93 F CU 77 B FF 94 X CU 78 1-2 1-2 3-H 1B		B FF 91 F FF 90 D CH 84 F FF 92 S CH 85 2-3 ③ K		4	0	1	1	0	2	1
18 Neil Walker, S (1, 4) OBP: 0.279, SLG: 0.162	B FF 92 F SI 91 X FC 87 1-1 22 G5-4-3 1B			C SL 86 X FF 94 0-1 ② G4-3	X FF 94 0-0 ③ F9			C CH 84 B FF 91 F FF 90 B FF 91 F FF 92 X FF 92 2-2 ① G6-3		4	0	1	0	0	0	2
22 Andrew McCutchen, R (1, 8) OBP: 0.326, SLG: 0.486	B FF 92 X FF 91 1-0 ② ③ G5-4-3 1-2f			B SI 95 B SI 95 C FF 94 B FC 90 F FC 87 F FC 87 F FF 95 B CH 85 4-2 46 2B BB		B FF 92 B FF 94 C FC 89 X FF 94 2-1 ① G6-3		B FF 92 X FF 91 1-0 ② F8		3	1	0	0	1	0	1
46 Garrett Jones, L (1, 3) OBP: 0.313, SLG: 0.469 39 Jason Grilli, R (9, 1)		B FC 87 X FC 87 1-0 ① G4-3		F FF 92 X SI 93 0-1 1-H 2B		F FF 94 B FS 84 S FS 85 B FS 85 S FS 84 2-3 ② K		C CU 75 X FF 91 0-1 1B		4 0	0 0	2 0	1 0	0 0	1 0	0 0
55 Russell Martin, R (1, 2) OBP: 0.171, SLG: 0.097		B SL 85 B SI 92 C SI 93 X SL 81 2-1 ② G5-3		X FF 94 0-0 ③ G5-3		B FF 93 C FC 89 F FC 89 B FC 89 F FC 89 B SI 95 S FC 89 3-3 ③ K		B FF 90 B FF 90 C FF 90 X FF 91 2-1 ③ F8		4	0	0	0	0	1	2
24 Pedro Alvarez, L (1, 5) OBP: 0.158, SLG: 0.086		C FC 89 X CH 85 0-1 ③ G3			C FC 88 B FF 93 S CH 84 S CH 85 1-3 ① K		B SI 94 S SI 94 B FS 85 S SI 94 F FS 84 F FS 84 B FS 82 B SI 94 4-2 12 F9 23 G4-3 31 2B BB			2	1	0	0	1	1	0
23 Travis Snider, L (1, 9) OBP: 0.364, SLG: 0.316		C FC 88 B CH 84 F FC 90 X SL 84 1-2 ① G3-1			C SL 80 B FS 87 B FS 86 S FF 92 B FS 86 F SI 93 X SI 93 3-2 5 F9 12 1B 6 1B 1B		B FF 93 C FS 83 1 SAFE D FS 81 F SI 94 F FS 84 F FF 94 B FS 84 X FS 83 3-2 ① G4-3 1-2			3	1	1	0	0	0	1
12 Clint Barmes, R (1, 6) OBP: 0.161, SLG: 0.200		C FF 92 X CU 77 0-1 ② L5			1 SAFE B SI 92 F SI 93 F FC 88 X SI 92 1-2 6 1B 1-2 1B		B FF 90 C FF 90 X FF 90 1-1 ② F9 2-3			3	0	1	0	0	0	1
49 Jeff Locke, L (1, 1) 5 Josh Harrison, R (5, PH) OBP: 0.125, SLG: 0.125 37 Justin Wilson, L (6, 1) 48 Jared Hughes, R (7, 1) 31 Jose Tabata, R (7, PH) OBP: 0.133, SLG: 0.200 35 Mark Melancon, R (8, 1) 14 Gaby Sanchez, R (9, 3) OBP: 0.269, SLG: 0.095		B FF 90 B FF 91 C FF 88 F FF 93 C FF 90 2-3 ③ K			F SI 94 B CU 76 B CU 75 X FF 93 2-1 ② F9 2-3		B FF 91 F FF 91 B FF 91 F FF 91 X FF 91 2-2 3-H 2B			1 1 0 0 1 0 0	0 0 0 0 0 0 0	0 0 0 0 1 0 0	0 0 0 0 0 0 0	1 0 0 0 0 0 0	0 2 0 0 0 0 0	0 0 0 0 0 0 0
Inning Stats	R: 0 E: 0 K: 1 S: 7 H: 1 LOB: 0 BB: 0 P: 11	R: 0 E: 0 K: 0 S: 5 H: 0 LOB: 0 BB: 0 P: 8	R: 0 E: 0 K: 1 S: 8 H: 0 LOB: 0 BB: 0 P: 11	R: 1 E: 0 K: 0 S: 11 H: 1 LOB: 1 BB: 1 P: 17	R: 1 E: 0 K: 1 S: 17 H: 3 LOB: 2 BB: 0 P: 25	R: 0 E: 0 K: 2 S: 9 H: 0 LOB: 0 BB: 0 P: 16	R: 1 E: 0 K: 1 S: 17 H: 1 LOB: 1 BB: 1 P: 29	R: 0 E: 0 K: 0 S: 9 H: 1 LOB: 1 BB: 0 P: 14		1B: 5 2B: 2 3B: 0 HR: 0 SF: 0 SAC: 0 DP: 1 HBP: 0				WP: 0 PB: 0 SB: 0 CS: 0 PA: 32		

	AB	30
	R	3
	H	7
	RBI	3
	BB	2
	SO	6
	LOB	10

PITCHER		IP	WLS	BF	H	R	ER	SO	BB	IBB	HBP	BLK	WP	HR	S	P	ERA	WHIP
47 Johnny Cueto, R ERA: 2.6	(1, 1)	4.1		15	2	1	1	3	1	0	0	0	0	0	34	51	2.08	0.692
31 Alfredo Simon, R ERA: 6.43	(5, 1)	2.0	L	10	3	2	2	2	1	0	0	0	0	0	32	53	9.00	2.000
60 J.J. Hoover, R ERA: 6.14	(7, 1)	1.2		7	2	0	0	1	0	0	0	0	0	0	17	27	0.00	1.200

PITCHER	IP	WLS	BF	H	R	ER	SO	BB	IBB	HBP	BLK	WP	HR	S	P	ERA	WHIP

Cincinnati Reds @ Pittsburgh Pirates

PNC Park, Pittsburgh, PA

Sun Apr 14 2013, 1:38 PM - 5:20 PM EDT

Att. 19,239 - Partly Cloudy - 54 F

livebaseballscorecards.com

Batter	1	2	3	4	5	6	7	8	9	AB	R	H	RBI	BB	SO	LOB
17 Shin-Soo Choo, L (1, 8) OBP: 0.483, SLG: 0.604	B FF 87 F SI 88 X FF 90 1-1 19 BB 2 BB 4 1B 1B	C CU 80 F FF 92 D CU 83 F CU 81 X FF 91 1-2 E7 2 FC1-5-4 1-H 2-H 2B		C CH 84 B CU 81 X SI 89 1-1 ③ G4-3		C CH 83 B SL 84 H SI 91 2-1 2 WP 1-2 HBP		C SI 91 B SL 83 B FF 92 C FF 92 S SL 82 2-3 ② K 1-2 2-3		4	1	2	1	0	1	2
2 Zack Cozart, R (1, 6) OBP: 0.174, SLG: 0.386	B FF 89 B FF 90 1 SAFE B FF 90 B FF 88 4-0 19 BB 4 1B 1-2 BB	C FF 91 F CU 82 X CU 82 0-2 ② FC1-5-4 2-3			C FF 89 B FF 90 B CU 80 F FF 89 F FF 91 S CU 82 2-3 ① K	S SL 84 B SL 88 C SI 91 B SL 86 X SI 91 2-2 ③ G6-3 1-2 2-3		B SI 91 B SI 91 C SI 92 X SI 92 2-1 ③ G6-3		4	1	0	0	1	1	5
19 Joey Votto, L (1, 3) OBP: 0.542, SLG: 0.447	B CU 81 B CU 80 F FF 89 D CU 80 B FF 89 4-1 32 4 G6-4-3 1B 1-2 2-3 BB	X SI 90 0-0 ③ G1-3			B CU 79 B CH 82 F FF 90 B CU 79 B CH 84 4-1 4 S 4 1B BB	B SI 89 B CH 80 C SI 89 S CH 80 B SI 91 B CH 79 4-2 4 L8-3 BB			B FC 92 X FF 91 1-0 HR	2	2	1	1	3	0	1
4 Brandon Phillips, R (1, 4) OBP: 0.346, SLG: 0.653	B FF 91 C CU 78 X CU 81 1-1 32 G6-4-3 1-2 2-H 3-H 1B		F CH 81 B FF 88 X CU 80 1-1 ① F9		C CU 80 S FF 91 1 SAFE 1 SAFE B CU 84 B FF 89 B CU 83 X CU 81 3-2 1-H 1B		C SI 89 S CH 80 1 SAFE B CH 84 B SI 89 F SI 91 1 SAFE B SI 90 X SI 89 3-2 ①② L8-3 1-1		C FC 91 X KC 81 0-1 ① G5-3	5	0	2	3	0	0	1
32 Jay Bruce, L (1, 9) OBP: 0.281, SLG: 0.345	X SI 90 0-0 ①② G6-4-3 1-2f 2-3		C CU 79 B FF 91 C CH 84 B CU 82 T CU 82 2-2 ② K		B FF 90 B CH 84 F CU 80 B CU 80 F SI 90 F FF 90 F CU 81 F CU 80 F FF 90 3-3 ② K		B SI 92 X CH 82 1-0 ③ G1-3		B FF 93 B FC 92 S FC 90 F FF 92 S KC 80 2-3 ② K	5	0	0	0	0	3	3
21 Todd Frazier, R (1, 5) OBP: 0.400, SLG: 0.591	C CU 81 T CU 82 X CU 80 0-2 ③ G5-3		C FF 90 B FF 89 X CU 81 1-1 28 S 1B		F SI 91 X SI 89 0-1 ③ F9			S SI 90 S SI 90 X SI 91 0-2 28 1B 9 1B 2B	B FC 90 F FC 92 F KC 81 S KC 82 1-3 ③ K	5	1	2	0	0	1	2
28 Chris Heisey, R (1, 7) OBP: 0.205, SLG: 0.286		C FF 88 B CU 81 F SI 90 X FF 91 1-2 29 S 17 2B 1B	C CU 80 F CU 82 B FF 92 B CU 83 S CU 81 2-3 ③ K 1-2			F SI 90 C SI 91 B SI 92 B SL 87 F SI 91 S SL 82 2-3 ① K		X SI 90 0-0 17 WP 9 1B 2-3 1B		4	1	2	0	0	2	1
29 Ryan Hanigan, R (1, 2) OBP: 0.200, SLG: 0.069		D CU 80 1 SAFE 1 SAFE B FF 89 B SI 90 B FF 89 4-0 17 2B 17 E 1-2 BB		C FF 90 B SI 90 B CH 83 C FF 90 B CU 84 X FF 90 3-2 ① P3		C SI 92 B SI 92 X SI 91 1-1 55 FC2-6 1B		X FF 92 0-0 ① P6		3	1	1	0	1	0	2
55 Mat Latos, R (1, 1) 66 Logan Ondrusek, R (7, 1) 43 Manny Parra, L (7, 1) OBP: 0.500, SLG: 0.500 9 Jack Hannahan, L (8, PH) OBP: 0.636, SLG: 0.600 51 Jonathan Broxton, R (8, 1) 54 Aroldis Chapman, L (8, 1)		X FF 88 0-0 ① B2		C FF 90 C FF 90 X FF 91 0-2 ② G3		B B SI 91 B CH 84 C SI 86 X CH 85 3-1 ② FC2-6 2 WP 17 HBP 1-2f		C SI 91 S FF 92 B FF 92 1 SAFE F SL 83 B SI 91 X SI 92 2-2 17 WP 1-2 3-H 1B		3 0 0 1 0 0	0 0 0 0 0 0	0 0 0 1 0 0	0 0 0 1 0 0	0 0 0 0 0 0	0 0 0 0 0 0	3 0 0 0 0 0
Inning Stats	R: 2 E: 0 K: 0 S: 9 H: 2 LOB: 1 BB: 2 P: 19	R: 2 E: 1 K: 0 S: 12 H: 2 LOB: 1 BB: 1 P: 18	R: 0 E: 0 K: 2 S: 10 H: 1 LOB: 1 BB: 0 P: 16	R: 0 E: 0 K: 0 S: 8 H: 0 LOB: 0 BB: 0 P: 12	R: 1 E: 0 K: 2 S: 18 H: 1 LOB: 1 BB: 1 P: 30	R: 0 E: 0 K: 1 S: 12 H: 1 LOB: 2 BB: 0 P: 22	R: 0 E: 0 K: 0 S: 7 H: 0 LOB: 0 BB: 1 P: 15	R: 1 E: 0 K: 1 S: 14 H: 3 LOB: 2 BB: 0 P: 20	R: 1 E: 0 K: 2 S: 9 H: 1 LOB: 0 BB: 0 P: 13	1B: 8 2B: 3 3B: 0 HR: 1 SF: 0 SAC: 0 DP: 2 HBP: 1						

TOP	
AB	36
R	7
H	11
RBI	6
BB	5
SO	8
LOB	20

WP: 2 PA: 42
PB: 0
SB: 3
CS: 0

PITCHER		IP	WLS	BF	H	R	ER	SO	BB	IBB	HBP	BLK	WP	HR	S	P	ERA	WHIP
36 Phil Irwin, R ERA: 7.71	(1, 1)	4.2		23	6	5	4	4	4	0	0	0	0	0	55	93	7.71	2.143
30 Jeanmar Gómez, R ERA: 1.29	(5, 1)	2.1		9	1	0	0	1	1	0	1	0	1	0	21	39	0.00	0.857
48 Jared Hughes, R ERA: 4.05	(8, 1)	1.0	W	6	3	1	1	1	0	0	0	0	1	0	14	20	9.00	3.000
35 Mark Melancon, R ERA: 1.13	(9, 1)	1.0		4	1	1	1	2	0	0	0	0	0	1	9	13	9.00	1.000

PITCHER		IP	WLS	BF	H	R	ER	SO	BB	IBB	HBP	BLK	WP	HR	S	P	ERA	WHIP

Batter	1	2	3	4	5	6	7	8	9	AB	R	H	RBI	BB	SO	LOB
6 Starling Marte, R (1, 7) OBP: 0.385, SLG: 0.490	C FC 90 X CU 76 0-1 ① G5-3		C FC 90 C FC 91 T FF 94 0-2 ② K		B FC 90 F FC 91 S FC 91 T FC 93 1-2 ③ K		B SI 92 F FC 93 X FF 94 1-1 23 2B 1B	1 SAFE C FF 90 X SL 88 0-1 1-H HR		5	2	2	2	0	2	2
23 Travis Snider, L (1, 9) OBP: 0.385, SLG: 0.435 48 Jared Hughes, R (8, 1) 57 Jonathan Sánchez, L (8, PH) 35 Mark Melancon, R (9, 1)	C SI 90 B CU 77 C FC 93 X CU 78 1-2 22 CS 2B		B SI 91 F SI 91 D SI 90 C SL 84 C SI 90 2-3 ③ K			C FF 88 C SL 85 X SL 84 0-2 ① G3-1	B SL 85 C SL 84 B FF 88 X SL 85 2-1 1-H 22 WP 22 2B 2B	B FF 94 B FF 93 B FF 93 C SL 91 B SL 91 4-1 22 1B 14 SF8 BB		4 0 0 0	1 0 1 0	2 0 0 0	1 0 0 0	0 0 1 0	1 0 0 0	1 0 0 0
22 Andrew McCutchen, R (1, 8) OBP: 0.333, SLG: 0.500	B FC 91 C FC 92 F FF 93 F SL 88 S CU 79 1-3 ② ③ K 2-3			C FC 91 B CU 76 X SL 88 1-1 ① G6-3		F FC 92 F FC 92 X FC 95 0-2 ② P3	B FC 87 X FC 91 1-0 2-H 14 1B 2B	X FF 94 0-0 14 S 18 1B 1-3 1B		5	2	2	1	0	1	1
46 Garrett Jones, L (1, 3) OBP: 0.314, SLG: 0.457 14 Gaby Sanchez, R (7, PH) OBP: 0.286, SLG: 0.136 (8, 3)		F SI 90 X SI 91 0-1 ① F7		B SI 91 B CU 76 C CU 76 S SL 84 X SL 85 2-2 ② G6-3		C SL 87 B CU 76 X FF 91 1-1 18 1B 1B	B FF 90 F FF 92 C SL 84 X FS 82 1-2 2-H 1B	D SL 86 B FF 91 1 SAFE C CH 90 B SL 86 C SL 89 F SI 93 X SL 87 3-2 ② SF8 1-2 3-H		3 1	0 0	1 1	0 2	0 0	0 0	0 0
18 Neil Walker, S (1, 4) OBP: 0.313, SLG: 0.214		C FF 91 X FF 90 0-1 ② F7		C SI 92 F FF 93 B FC 94 X FF 93 1-2 1B		C SL 86 X SI 92 0-1 1-2 1B	S SL 80 B FF 93 D FF 92 F FF 91 B SL 79 X SL 78 3-2 ③ F8	X FF 96 0-0 2-H 1B		5	0	3	1	0	0	1
24 Pedro Alvarez, L (1, 5) OBP: 0.186, SLG: 0.079		C CH 82 B CU 76 B SI 90 F SI 92 F SL 85 B SL 83 F FF 93 B CH 82 4-2 BB		C SL 85 F FC 92 B SI 90 X CU 78 1-2 ③ G1-3		B FC 93 B SL 85 X SL 86 2-0 ③ G3-1		19 HR BB F8		3	1	0	0	2	0	4
19 Michael McKenry, R (1, 2) OBP: 0.400, SLG: 1.111		B FC 92 C FC 91 C CU 76 S CU 78 1-3 ③ K			B FC 89 X SL 89 1-0 ① F8		B FC 90 B FC 90 F SL 89 X FC 90 2-1 HR	B FF 92 S SL 86 X SL 86 1-1 1-H HR		4	2	2	3	0	1	1
17 John McDonald, R (1, 6) OBP: 0.300, SLG: 0.125			C SL 89 B SL 84 X SL 86 1-1 1B		C SL 88 F FF 88 B FC 90 F CU 76 X FF 89 1-2 ② F8		C FC 91 X SI 91 0-1 ① P6	B FF 93 B SL 91 C FF 92 X FF 92 2-1 ① G6-3		4	0	1	0	0	0	0
36 Phil Irwin, R (1, 1) 30 Jeanmar Gómez, R (5, 1) OBP: 1.000, SLG: 1.000 31 Jose Tabata, R (7, PH) OBP: 0.176, SLG: 0.188 (8, 9)			T B FC 92 M FF 90 M CU 77 1-3 ① K		C FC 92 F FC 92 B CU 78 B CU 77 X FC 92 2-2 1B		B SI 90 F FC 91 S FC 91 F CU 77 X SI 91 1-2 ② G6-3	B SI 93 B SI 93 B FF 92 B FF 92 4-0 6 HR BB		1 1 1	0 0 1	0 1 1	0 0 0	1 0 0	1 0 0	1 0 0
Inning Stats	R: 0 E: 0 K: 1 S: 9 H: 1 LOB: 0 BB: 0 P: 11	R: 0 E: 0 K: 1 S: 11 H: 0 LOB: 1 BB: 1 P: 16	R: 0 E: 0 K: 3 S: 11 H: 1 LOB: 1 BB: 0 P: 15	R: 0 E: 0 K: 0 S: 11 H: 1 LOB: 1 BB: 0 P: 16	R: 0 E: 0 K: 1 S: 11 H: 1 LOB: 1 BB: 0 P: 16	R: 0 E: 0 K: 0 S: 11 H: 2 LOB: 2 BB: 0 P: 14	R: 4 E: 0 K: 0 S: 19 H: 5 LOB: 1 BB: 0 P: 30	R: 6 E: 0 K: 0 S: 18 H: 4 LOB: 1 BB: 3 P: 36		1B: 9 2B: 3 3B: 0 HR: 3 SF: 1 SAC: 0 DP: 0 HBP: 0						

PITCHER		IP	WLS	BF	H	R	ER	SO	BB	IBB	HBP	BLK	WP	HR	S	P	ERA	WHIP
55 Mat Latos, R ERA: 3.26	(1, 1)	6.2		29	9	3	3	6	1	0	0	0	0	1	76	106	4.05	1.500
66 Logan Ondrusek, R ERA: 6.75	(7, 1)	0.0		1	1	0	0	0	0	0	0	0	1	0	1	2	∞	∞
43 Manny Parra, L ERA: 2.08	(7, 1)	0.1	H	2	1	1	1	0	0	0	0	0	0	0	6	10	27.00	3.000
51 Jonathan Broxton, R ERA: 11.57	(8, 1)	0.2	L	8	3	6	6	0	3	0	0	0	0	2	13	31	81.00	9.000
54 Aroldis Chapman, L ERA:	(8, 1)	0.1		2	1	0	0	0	0	0	0	0	0	0	5	5	0.00	3.000

PITCHER	IP	WLS	BF	H	R	ER	SO	BB	IBB	HBP	BLK	WP	HR	S	P	ERA	WHIP

BOTTOM

Cincinnati Reds @ Pittsburgh Pirates

PNC Park, Pittsburgh, PA

Sun Apr 14 2013, 1:38 PM - 5:20 PM EDT

Att. 19,239 - Partly Cloudy - 54 F

livebaseballscorecards.com

AB	37
R	10
H	15
RBI	10
BB	4
SO	6
LOB	11

WP: 1 PA: 42
PB: 0
SB: 1
CS: 1

Philadelphia Phillies @ Cincinnati Reds

Great American Ball Park, Cincinnati, OH

Mon Apr 15 2013, 7:12 PM - 9:37 PM EDT

Att. 17,345 - Partly Cloudy - 69 F

livebaseballscorecards.com

Batter	1	2	3	4	5	6	7	8	9	AB	R	H	RBI	BB	SO	LOB
2 Ben Revere, L (1, 8) OBP: 0.276, SLG: 0.222	C CU 70 B CU 72 X CU 66 1-1 ① F7		C SI 87 C SI 87 B SI 86 B SI 87 B SI 89 X SL 76 3-2 ③ L9			X SI 88 0-0 ② B1-3		B CH 78 B CH 78 X CH 79 2-0 ③ G4-3		4	0	0	0	0	0	0
13 Freddy Galvis, S (1, 4) OBP: 0.438, SLG: 0.308	B SI 86 B SI 85 C CU 71 B CU 68 C SL 73 X SI 88 3-2 11 G4-3 1B			C CU 71 X CH 74 0-1 ① G4-3		B SI 88 C CH 80 F CH 78 X SL 75 1-2 ③ L8			B FF 96 B FF 96 C FF 96 X FF 95 2-1 ① L7	4	0	1	0	0	0	0
11 Jimmy Rollins, S (1, 6) OBP: 0.296, SLG: 0.400	X SI 86 0-0 ② G4-3 1-2			C SL 74 X CH 74 0-1 ② G3			C SI 86 B SL 76 X CH 76 1-1 ① G3-1		B FF 97 F FF 98 B SL 86 F FF 98 F FF 100 S SL 90 2-3 ② K	4	0	0	0	0	1	1
6 Ryan Howard, L (1, 3) OBP: 0.291, SLG: 0.392	X FF 86 0-0 ③ F8			C SL 74 S SL 75 B SL 74 X FF 88 1-2 ③ F7			X SL 76 0-0 ② G3		S FF 99 B SL 89 C FF 100 S FF 100 1-3 ③ K	4	0	0	0	0	1	1
10 Michael Young, R (1, 5) OBP: 0.420, SLG: 0.511		C CH 77 B FF 87 F FF 86 B SL 77 B SL 75 C SL 75 3-3 ① K			F SL 75 B CH 76 B CH 76 C SI 86 F SI 88 B SI 89 F SI 88 X SL 76 3-2 9 FC5-4 1B		C SL 77 C SI 87 B SL 78 F SI 89 S SL 77 1-3 ③ K			3	0	1	0	0	2	0
9 Domonic Brown, L (1, 7) OBP: 0.294, SLG: 0.396		B CH 80 X CH 78 1-0 ② P6			C CH 81 B SL 74 B CU 67 X SI 88 2-1 ① FC5-4 19 1B 1-2f			X SI 87 0-0 19 G1-3 26 HR 1B		3	1	1	0	0	0	1
19 Laynce Nix, L (1, 9) OBP: 0.333, SLG: 0.520		B SI 86 C CH 80 B SI 86 C CU 72 X SL 78 2-2 ③ G4-3			X CU 71 0-0 31 G5-4-3 1-2 1B			C SL 75 X SI 88 0-1 ① G1-3 1-2		3	0	1	0	0	0	1
31 Erik Kratz, R (1, 2) OBP: 0.167, SLG: 0.293			C FF 87 C SI 87 X SL 77 0-2 ① F8		B SL 76 X SI 88 1-0 ②③ G5-4-3 1-2f			F CU 69 X SL 75 0-1 ② L8		3	0	0	0	0	0	3
33 Cliff Lee, L (1, 1) OBP: 0.222, SLG: 0.125 26 Chase Utley, L (8, PH) OBP: 0.340, SLG: 0.604 47 Jeremy Horst, L (8, 1) 37 Mike Adams, R (8, 1)			T CH 80 B CU 72 B SL 73 X CU 72 2-1 ② L9			C CU 72 B SI 86 S CH 77 B FF 88 S CH 78 2-3 ① K		C SI 89 B SI 89 B SI 88 X SI 88 2-1 2-H HR		2 1 0 0	0 1 0 0	0 1 0 0	0 2 0 0	0 0 0 0	1 0 0 0	0 0 0 0
Inning Stats	R: 0 H: 1 E: 0 LOB: 1 K: 0 BB: 0 S: 7 P: 11	R: 0 H: 0 E: 0 LOB: 0 K: 1 BB: 0 S: 7 P: 13	R: 0 H: 0 E: 0 LOB: 0 K: 0 BB: 0 S: 8 P: 13	R: 0 H: 0 E: 0 LOB: 0 K: 0 BB: 0 S: 7 P: 8	R: 0 H: 2 E: 0 LOB: 1 K: 0 BB: 0 S: 9 P: 15	R: 0 H: 0 E: 0 LOB: 0 K: 1 BB: 0 S: 7 P: 10	R: 0 H: 0 E: 0 LOB: 0 K: 1 BB: 0 S: 7 P: 9	R: 2 H: 2 E: 0 LOB: 0 K: 0 BB: 0 S: 8 P: 12	R: 0 H: 0 E: 0 LOB: 0 K: 2 BB: 0 S: 9 P: 14	1B: 4 SF: 0 2B: 0 SAC: 0 3B: 0 DP: 1 HR: 1 HBP: 0						

TOP	
AB	31
R	2
H	5
RBI	2
BB	0
SO	5
LOB	7

WP: 0 PA: 31
PB: 0
SB: 0
CS: 0

PITCHER		IP	WLS	BF	H	R	ER	SO	BB	IBB	HBP	BLK	WP	HR	S	P	ERA	WHIP
61 Bronson Arroyo, R ERA: 4.05	(1, 1)	8.0	W	28	5	2	2	3	0	0	0	0	0	1	60	91	2.25	0.625
54 Aroldis Chapman, L ERA:	(9, 1)	1.0	S	3	0	0	0	2	0	0	0	0	0	0	9	14	0.00	0.000

PITCHER		IP	WLS	BF	H	R	ER	SO	BB	IBB	HBP	BLK	WP	HR	S	P	ERA	WHIP

BOTTOM

Philadelphia Phillies @ Cincinnati Reds

Great American Ball Park, Cincinnati, OH

Mon Apr 15 2013, 7:12 PM - 9:37 PM EDT

Att. 17,345 - Partly Cloudy - 69 F

livebaseballscorecards.com

Batter	1	2	3	4	5	6	7	8	9	AB	R	H	RBI	BB	SO	LOB
17 Shin-Soo Choo, L (1, 8) OBP: 0.476, SLG: 0.588	C SI 90 X SI 90 0-1 L8		C FC 88 S CU 76 F FC 88 B SI 92 B FC 87 B FC 87 X SI 91 3-2 1B			C SI 91 S FC 87 B FC 88 X FC 86 1-2 G1-4-3		1 SAFE X SI 89 0-0 SH1-3 1-2		3	0	1	0	0	0	0
2 Zack Cozart, R (1, 6) OBP: 0.180, SLG: 0.396	C SI 90 S SI 91 F SI 91 B CU 75 X FC 87 1-2 F8		B CH 83 B CH 83 X SI 90 2-0 F8			X SI 90 0-0 F8		B SI 88 X CH 81 1-0 4 1B 2-3 2B		4	1	1	0	0	0	1
19 Joey Votto, L (1, 3) OBP: 0.556, SLG: 0.463	B FF 90 B SI 90 X FC 86 2-0 4 FC5-4 1B			B SI 91 F FC 87 F SI 91 F CH 84 C SI 92 1-3 K			B SI 90 F SI 90 S FC 86 X CU 75 1-2 4 2B 32 WP 1B	I IN 69 I IN 72 I IN 74 I IN 73 4-0 32 1B 4 1B IBB		3	1	2	0	1	1	0
4 Brandon Phillips, R (1, 4) OBP: 0.357, SLG: 0.660	F SI 89 B SI 89 X CH 84 1-1 FC5-4 1-2f			F SI 91 X CH 85 0-1 G4-3			C SI 90 S SI 91 F SI 91 X CU 75 0-2 32 WP 21 SF9 1-3 2B	B SI 89 S SL 88 F FF 89 X SL 88 1-2 32 1B 1-2 2-H 3-H 1B		4	1	2	2	0	0	1
32 Jay Bruce, L (1, 9) OBP: 0.311, SLG: 0.362		X SI 90 0-0 21 L8-4-3 1B		C SI 90 X SI 91 0-1 F8			F FC 88 F FC 88 F SI 91 F SI 92 B FC 89 B SI 92 F FC 88 B CU 76 F FC 87 4-2 B SI 92 28 E 2-3 3-H BB	B SI 90 B SL 88 S SI 90 X SL 87 2-1 1-2 2-3 1B		3	0	2	0	1	0	0
21 Todd Frazier, R (1, 5) OBP: 0.370, SLG: 0.553		T SI 90 X SI 91 0-1 L8-4-3 1-1	C CH 83 C FC 86 F SI 91 S CU 74 0-3 K				S FC 86 X SI 91 0-1 SF9 3-H	C SL 87 B SI 88 S CU 78 B FF 90 C SL 86 2-3 K		3	0	0	1	0	2	4
28 Chris Heisey, R (1, 7) OBP: 0.188, SLG: 0.261		B FF 90 X SI 91 1-0 P4	B CH 84 B FF 90 B SI 90 C SI 90 X SI 91 3-1 L7				1 SAFE B SI 90 B CH 84 F FF 90 B SI 90 X SI 90 3-1 FC1 29 G6-4-3 1-2	B SL 86 X SL 87 1-0 P4		4	0	0	0	0	0	4
29 Ryan Hanigan, R (1, 2) OBP: 0.184, SLG: 0.063			X SI 91 0-0 L8		C SI 90 C FF 90 B SI 91 F FC 86 F CU 74 B FC 86 X SI 91 2-2 L9		C SI 91 B FC 88 F SI 91 X CU 73 1-2 G6-4-3 1-2f			3	0	0	0	0	0	2
61 Bronson Arroyo, R (1, 1) 15 Derrick Robinson, S (8, PH) OBP: 0.300, SLG: 0.300 54 Aroldis Chapman, L (9, 1)			C SI 90 C FC 88 C CU 76 0-3 K			F SI 90 S SI 92 F FC 88 F CU 75 S SI 92 0-3 K		C FF 88 X SL 80 0-1 2 2B 17 SH1-3 4 1B 1B		2 1 0	0 1 0	0 1 0	0 0 0	2 0 0	0 0 0	0 0 0
Inning Stats	R: 0 E: 0 K: 0 S: 9 H: 1 LOB: 1 BB: 0 P: 13	R: 0 E: 0 K: 0 S: 4 H: 1 LOB: 0 BB: 0 P: 5	R: 0 E: 0 K: 1 S: 9 H: 1 LOB: 1 BB: 0 P: 14	R: 0 E: 0 K: 1 S: 8 H: 0 LOB: 0 BB: 0 P: 9	R: 0 E: 0 K: 1 S: 11 H: 0 LOB: 0 BB: 0 P: 16	R: 0 E: 0 K: 1 S: 9 H: 0 LOB: 0 BB: 0 P: 10	R: 2 E: 1 K: 0 S: 20 H: 2 LOB: 1 BB: 1 P: 29	R: 2 E: 0 K: 1 S: 13 H: 4 LOB: 3 BB: 1 P: 24		1B: 7 2B: 3 3B: 0 HR: 0 SF: 1 SAC: 1 DP: 2 HBP: 0				WP: 1 PB: 0 SB: 0 CS: 0 PA: 34		

	AB	30
	R	4
	H	9
	RBI	3
	BB	2
	SO	5
	LOB	12

PITCHER		IP	WLS	BF	H	R	ER	SO	BB	IBB	HBP	BLK	WP	HR	S	P	ERA	WHIP
33 Cliff Lee, L ERA: 1.52	(1, 1)	7.0		26	5	2	2	4	1	0	0	0	1	0	70	96	2.57	0.857
47 Jeremy Horst, L ERA: 9.53	(8, 1)	0.1	L	4	2	2	2	0	0	1	0	0	0	0	4	9	54.00	6.000
37 Mike Adams, R ERA: 1.5	(8, 1)	0.2		4	2	0	0	1	0	0	0	0	0	0	9	15	0.00	3.000

PITCHER	IP	WLS	BF	H	R	ER	SO	BB	IBB	HBP	BLK	WP	HR	S	P	ERA	WHIP

Batter	1	2	3	4	5	6	7	8	9	AB	R	H	RBI	BB	SO	LOB
2 Ben Revere, L (1, 8) OBP: 0.258, SLG: 0.207	B SI 94 C SL 89 C KC 80 B FF 96 F FF 95 B FF 95 F FF 95 X FF 94 3-2 ① G4-3		X SL 88 0-0 ③ G1-3			C KC 80 B KC 82 X KC 81 1-1 ③ G1-3			B FF 98 F FF 97 C FF 98 T FF 100 1-2 ③ K	4	0	0	0	0	1	0
11 Jimmy Rollins, S (1, 6) OBP: 0.281, SLG: 0.377	B KC 82 C FF 95 B FF 95 B FF 95 F FF 95 F SI 95 S SI 96 3-3 ② K			F FF 93 B FF 93 C FF 93 B FF 94 F FF 96 S FF 95 2-3 ① K			X SL 88 0-0 ① F9			3	0	0	0	0	2	0
26 Chase Utley, L (1, 4) OBP: 0.339, SLG: 0.588	C SL 90 X SL 88 0-1 ③ G4-3			B FF 95 X FF 95 1-0 6 CS 1B			C SL 88 B CH 88 B CH 88 S CH 87 C FF 95 2-3 ② K			3	0	1	0	0	1	0
6 Ryan Howard, L (1, 3) OBP: 0.276, SLG: 0.370		C FF 92 B FF 93 X FF 94 1-1 ① F8		B SL 89 B FF 94 S FF 93 B SL 89 S SL 90 C SI 97 3-3 ② ③ K 1-2			B CH 87 S CH 86 X FF 94 1-1 ③ L7			3	0	0	0	0	1	1
10 Michael Young, R (1, 5) OBP: 0.415, SLG: 0.500		B SL 88 X FF 94 1-0 9 G4-3 1B			X SI 94 0-0 ① G6-3			C FF 95 B FF 92 B SL 90 F FF 95 F FF 96 S CH 88 2-3 ① K		3	0	1	0	0	1	0
9 Domonic Brown, L (1, 7) OBP: 0.278, SLG: 0.373		X FF 93 0-0 ② G4-3 1-2			C FF 95 F KC 82 S FF 94 0-3 ② K			B CH 87 B CH 88 B SI 95 X FF 94 3-0 ② F9		3	0	0	0	0	1	1
19 Laynce Nix, L (1, 9) OBP: 0.300, SLG: 0.464		C FF 92 X FF 93 0-1 ③ P5			C CH 87 B SI 95 B KC 82 C FF 95 F FF 96 S KC 82 2-3 ③ K			S CH 86 B CH 87 S CH 86 S CH 88 1-3 ③ K		3	0	0	0	0	2	1
12 Humberto Quintero, R (1, 2) OBP: 0.182, SLG: 0.273 31 Erik Kratz, R (9, PH) OBP: 0.163, SLG: 0.286 (9, 2)			C FF 93 S SI 93 B SI 94 B FF 95 C SI 96 2-3 ① K			X FF 94 0-0 ① G1-3			F SL 85 F FF 99 F FF 100 B FF 98 B FF 101 F FF 98 S SL 89 2-3 ① K	2 1	0 0	0 0	0 0	0 0	1 1	0 0
38 Kyle Kendrick, R (1, 1) OBP: 0.167, SLG: 0.167 59 Antonio Bastardo, R (8, 1) 15 John Mayberry Jr., R (9, PH) OBP: 0.407, SLG: 0.545 48 Phillippe Aumont, L (9, 1)			C FF 96 B SI 96 X FF 94 1-1 ② F8			B SI 94 C FF 95 C KC 80 S KC 82 1-3 ② K			B SL 88 C FF 98 B FF 98 B FF 97 S FF 96 X FF 98 3-2 ② G5-3	2 0 1 0	0 0 0 0	0 0 0 0	0 0 0 0	0 0 0 0	1 0 0 0	0 0 0 0

Inning Stats										
	R: 0 E: 0 K: 1 S: 11	H: 0 LOB: 0 BB: 0 P: 17	R: 0 E: 0 K: 0 S: 6	H: 1 LOB: 1 BB: 0 P: 8	R: 0 E: 0 K: 1 S: 6	H: 0 LOB: 0 BB: 0 P: 9	R: 0 E: 0 K: 2 S: 8	H: 1 LOB: 0 BB: 0 P: 14	R: 0 E: 0 K: 2 S: 8	H: 0 LOB: 0 BB: 0 P: 10
	R: 0 E: 0 K: 1 S: 6	H: 0 LOB: 0 BB: 0 P: 8	R: 0 E: 0 K: 1 S: 6	H: 0 LOB: 0 BB: 0 P: 9	R: 0 E: 0 K: 2 S: 8	H: 0 LOB: 0 BB: 0 P: 14	R: 0 E: 0 K: 2 S: 11	H: 0 LOB: 0 BB: 0 P: 17	1B: 2 2B: 0 3B: 0 HR: 0	SF: 0 SAC: 0 DP: 0 HBP: 0

PITCHER		IP	WLS	BF	H	R	ER	SO	BB	IBB	HBP	BLK	WP	HR	S	P	ERA	WHIP
34 Homer Bailey, R ERA: 3.32	(1, 1)	8.0		25	2	0	0	10	0	0	0	0	0	0	59	89	0.00	0.250
54 Aroldis Chapman, L ERA:	(9, 1)	1.0	W	3	0	0	0	2	0	0	0	0	0	0	11	17	0.00	0.000

PITCHER	IP	WLS	BF	H	R	ER	SO	BB	IBB	HBP	BLK	WP	HR	S	P	ERA	WHIP

TOP

Philadelphia Phillies @ Cincinnati Reds

Great American Ball Park, Cincinnati, OH

Tue Apr 16 2013, 8:33 PM - 5:41 PM EDT

Att. 15,544 - Cloudy - 64 F

livebaseballscorecards.com

AB	28
R	0
H	2
RBI	0
BB	0
SO	12
LOB	3

WP: 0	PA: 28
PB: 0	
SB: 0	
CS: 1	

Philadelphia Phillies @ Cincinnati Reds

Great American Ball Park, Cincinnati, OH

Tue Apr 16 2013, 8:33 PM - 5:41 PM EDT

Att. 15,544 - Cloudy - 64 F

livebaseballscorecards.com

BOTTOM

Batter	1	2	3	4	5	6	7	8	9	AB	R	H	RBI	BB	SO	LOB
17 Shin-Soo Choo, L (1, 8) OBP: 0.463, SLG: 0.556	C SI 89 B SI 89 S FC 88 B SI 90 F FC 88 X CH 83 2-2 ① G4-3		B SI 90 B SI 90 B SI 90 C SI 89 C SI 90 B SI 91 4-2 2 G5-3 BB		B SI 90 S CH 82 B SI 90 2 SAFE B CH 83 X CH 83 3-1 ③ G4-3			B FF 91 C SL 83 S SL 84 F FF 91 B SL 84 S SL 84 2-3 ③ K		3	0	0	0	1	1	1
2 Zack Cozart, R (1, 6) OBP: 0.204, SLG: 0.404	C SI 90 B SI 91 C SI 90 X FC 88 1-2 19 G4-3 1B		B SI 91 X SI 91 1-0 ② G5-3 1-2			C SI 89 B FC 87 C SI 90 X FC 86 1-2 ① G5-3			F SI 94 C CU 78 B SI 93 B CU 78 F SI 93 B SI 94 X SI 93 3-2 4 E 19 BB 32 1B 1B	4	1	2	0	0	0	1
19 Joey Votto, L (1, 3) OBP: 0.537, SLG: 0.432	B FC 86 1 SAFE F SI 90 B CH 83 X CH 83 2-1 ② G4-3 1-2		X CH 83 0-0 ③ L9			B SI 90 B SI 91 F SI 89 F CH 83 F SI 91 B FC 88 S FC 88 3-3 ② K			F SI 93 B SI 93 B CU 77 B SI 93 B SI 95 4-1 32 1B 4 E 1-2 BB	3	0	0	0	1	1	2
4 Brandon Phillips, R (1, 4) OBP: 0.350, SLG: 0.625	B FC 87 B CH 83 B SI 90 B SI 90 4-0 BB			B SI 89 X SI 90 1-0 ① G6-3		C SI 91 C SI 90 B SI 91 B SI 92 T CH 84 2-2 ③ K			C CU 78 S CU 76 B SI 93 D CU 78 B SI 93 X CU 80 3-2 E8 32 1B 1-2 2-3	3	0	0	0	1	1	2
32 Jay Bruce, L (1, 9) OBP: 0.308, SLG: 0.355	S CH 83 B SI 90 S CH 83 F CH 84 B SI 90 S SI 90 2-3 ③ K			X SI 89 0-0 ② G4-3			C SI 89 B SI 89 C SI 90 B FC 88 X CH 84 2-2 ① L3		X SI 94 0-0 1-2 2-3 3-H 1B	4	0	1	1	0	1	2
21 Todd Frazier, R (1, 5) OBP: 0.351, SLG: 0.520		C SI 88 C SI 89 F CH 83 X FC 85 0-2 ① P3		F SI 88 B SI 90 F SI 90 X CH 83 1-2 ③ F7			B FC 87 S CH 83 S FC 87 B SI 91 F SI 88 X FC 86 2-2 ② G5-3			3	0	0	0	0	0	0
26 Xavier Paul, L (1, 7) OBP: 0.286, SLG: 0.500 54 Aroldis Chapman, L (9, 1)		C SI 90 X CH 83 0-1 ② G4-3			F SI 88 F CH 80 F CH 82 S FC 86 0-3 ① K		X CH 82 0-0 ③ G5-3			3 0	0 0	0 0	0 0	0 0	1 0	0 0
29 Ryan Hanigan, R (1, 2) OBP: 0.195, SLG: 0.086		B SI 90 F SI 89 S CH 84 B CH 85 F CH 83 B SL 80 F SI 89 X SI 90 3-2 ③ G4-3			C SI 89 C SI 90 B SI 90 B SI 89 F CH 83 F SI 90 X CH 82 2-2 34 SH3-4 1B			F FF 90 B FF 91 B SL 84 C FF 92 X FF 92 2-2 ① P4		3	0	1	0	0	0	0
34 Homer Bailey, R (1, 1) OBP: 0.250, SLG: 0.500 28 Chris Heisey, R (8, PH) OBP: 0.184, SLG: 0.255 (9, 7)			C SI 89 B FC 86 C SI 89 B SI 91 X SI 90 2-2 ① G1-3		L SI 88 B SI 90 X SI 88 1-1 ② SH3-4 1-2			C SL 83 S FF 91 X FF 91 0-2 ② F7		1 1	0 0	0 0	0 0	0 0	0 0	0 0
Inning Stats	R: 0 E: 0 K: 1 S: 13 H: 1 LOB: 2 BB: 1 P: 24	R: 0 E: 0 K: 0 S: 11 H: 0 LOB: 0 BB: 0 P: 14	R: 0 E: 0 K: 0 S: 7 H: 0 LOB: 1 BB: 1 P: 14	R: 0 E: 0 K: 0 S: 5 H: 0 LOB: 0 BB: 0 P: 7	R: 0 E: 0 K: 1 S: 13 H: 1 LOB: 1 BB: 0 P: 19	R: 0 E: 0 K: 2 S: 10 H: 0 LOB: 0 BB: 0 P: 16	R: 0 E: 0 K: 0 S: 8 H: 0 LOB: 0 BB: 0 P: 12	R: 0 E: 0 K: 1 S: 10 H: 0 LOB: 0 BB: 0 P: 14	R: 1 E: 1 K: 0 S: 9 H: 2 LOB: 3 BB: 1 P: 19	1B: 4 2B: 0 3B: 0 HR: 0 SF: 0 SAC: 1 DP: 0 HBP: 0						

	AB	28
	R	1
	H	4
	RBI	1
	BB	3
	SO	5
	LOB	8

PITCHER		IP	WLS	BF	H	R	ER	SO	BB	IBB	HBP	BLK	WP	HR	S	P	ERA	WHIP
38 Kyle Kendrick, R ERA: 3.38	(1, 1)	7.0		25	2	0	0	4	2	0	0	0	0	0	67	106	0.00	0.571
59 Antonio Bastardo, L ERA:	(8, 1)	1.0		3	0	0	0	1	0	0	0	0	0	0	10	14	0.00	0.000
48 Phillippe Aumont, R ERA:	(9, 1)	0.0	L	4	2	1	0	0	1	0	0	0	0	0	9	19	∞	∞

PITCHER	IP	WLS	BF	H	R	ER	SO	BB	IBB	HBP	BLK	WP	HR	S	P	ERA	WHIP

Philadelphia Phillies @ Cincinnati Reds

Great American Ball Park, Cincinnati, OH

Wed Apr 17 2013, 7:12 PM - 9:47 PM EDT

Att. 16,467 - Partly Cloudy - 77 F

TOP

livebaseballscorecards.com

Batter	1	2	3	4	5	6	7	8	9	AB	R	H	RBI	BB	SO	LOB
2 Ben Revere, L (1, 8) OBP: 0.242, SLG: 0.194	C SI 89 B KC 77 S CH 82 B SI 91 F FC 87 C SI 91 2-3 ① K		C SI 89 X KC 78 0-1 ② G4-3 2-3			C KC 76 X CH 83 0-1 ② G4-3		B FF 92 B CH 83 X FF 92 2-0 ② G6-3		4	0	0	0	0	1	1
11 Jimmy Rollins, S (1, 6) OBP: 0.283, SLG: 0.375 45 Chad Durbin, R (6, 1) 19 Laynce Nix, L (8, PH) OBP: 0.290, SLG: 0.448 47 Jeremy Horst, L (8, 1)	B CH 82 B SI 90 C SI 90 X FC 88 2-1 1B		C SI 90 B SI 90 X FC 87 1-1 ③ L9			F SI 90 B FF 90 X CH 83 1-1 ③ G4-3		B FF 93 B FF 93 B FF 92 C FF 92 X FF 93 3-1 ③ G3		3 0 1 0	0 0 0 0	1 0 0 0	0 0 0 0	0 0 0 0	0 0 0 0	1 0 0 0
26 Chase Utley, L (1, 4) OBP: 0.328, SLG: 0.566 28 Kevin Frandsen, R (6, 4) OBP: 0.286, SLG: 0.429	B SI 90 F SI 90 1 SAFE 1 SAFE X CH 83 1-1 ② F7			B SI 90 C FF 90 X KC 77 1-1 ① F7			C FF 87 X CH 82 0-1 ① G5-3		X FF 93 0-0 ① G5-3	2 2	0 0	0 0	0 0	0 0	0 0	1 0
6 Ryan Howard, L (1, 3) OBP: 0.274, SLG: 0.362	1 SAFE B KC 77 B SI 91 C SI 90 S FC 88 1 SAFE X KC 79 2-2 ③ F7			F SI 89 B SI 90 B CH 84 S FC 88 F FC 88 C FF 92 2-3 ② K			X SI 89 0-0 ② G6-3		C SI 93 B FF 95 X FF 94 1-1 10 G5-4-3 1B	4	0	1	0	0	1	1
10 Michael Young, R (1, 5) OBP: 0.404, SLG: 0.481		B SI 88 B SI 89 F SI 90 X FF 91 2-1 ① F9		C SI 91 S CH 83 S FF 91 0-3 ③ K			X SI 89 0-0 1B		B CU 78 X FF 93 1-0 ②③ G5-4-3 1-2f	4	0	1	0	0	1	1
9 Domonic Brown, L (1, 7) OBP: 0.273, SLG: 0.365 16 Ezequiel Carrera, L (4, 7)		C SI 90 F FC 88 S FF 92 0-3 ② K			B SI 88 C FF 89 S FC 87 H SI 90 2-2 31 G6-4-3 HBP		B SI 90 F SI 89 B KC 78 F CH 84 D KC 80 T FF 90 3-2 ③ K			1 1	0 0	0 0	0 0	0 0	1 1	0 1
15 John Mayberry Jr., R (1, 9) OBP: 0.400, SLG: 0.560		B SI 91 S CH 84 B SI 92 S SI 92 F SI 93 F CH 85 T FF 93 2-2 ③ K			C SI 89 X SI 90 0-1 ① L7			F FF 92 C CH 84 B FF 91 X SL 82 1-2 31 F9 13 HR 2B		3	1	1	0	0	1	1
31 Erik Kratz, R (1, 2) OBP: 0.152, SLG: 0.267		B SI 88 B SI 89 C SI 90 C KC 77 T SI 91 2-2 ① K			S CH 85 1 SAFE 1 SAFE X CH 83 0-1 ②③ G6-4-3 1-2f			F CH 82 F CH 83 X FF 93 0-2 ① F9 2-3		3	0	0	0	0	1	2
27 John Lannan, L (1, 1) OBP: 0.500, SLG: 1.000 46 Raul Valdes, L (2, 1) OBP: 1.000, SLG: 2.000 13 Freddy Galvis, S (6, PH) OBP: 0.444, SLG: 0.533 (6, 6)			C SI 88 X SI 90 0-1 2 G4-3 2B			C SI 87 X CH 82 0-1 ① G4-3		X FF 92 0-0 HR 3-H		0 1 2	0 0 1	0 1 1	0 0 2	0 0 0	0 0 0	0 0 0
Inning Stats	R: 0 E: 0 K: 1 S: 11 H: 1 LOB: 1 BB: 0 P: 18	R: 0 E: 0 K: 2 S: 10 H: 0 LOB: 0 BB: 0 P: 14	R: 0 E: 0 K: 1 S: 9 H: 1 LOB: 1 BB: 0 P: 12	R: 0 E: 0 K: 2 S: 9 H: 0 LOB: 0 BB: 0 P: 12	R: 0 E: 0 K: 0 S: 6 H: 0 LOB: 0 BB: 0 P: 8	R: 0 E: 0 K: 0 S: 6 H: 0 LOB: 0 BB: 0 P: 7	R: 0 E: 0 K: 1 S: 7 H: 1 LOB: 1 BB: 0 P: 10	R: 2 E: 0 K: 0 S: 10 H: 2 LOB: 0 BB: 0 P: 16	R: 0 E: 0 K: 0 S: 4 H: 1 LOB: 0 BB: 0 P: 6	1B: 3 2B: 2 3B: 0 HR: 1 SF: 0 SAC: 0 DP: 2 HBP: 1						

	AB	31
	R	2
	H	6
	RBI	2
	BB	0
	SO	7
	LOB	9

WP: 0 PB: 0 SB: 0 CS: 0 PA: 32

PITCHER		IP	WLS	BF	H	R	ER	SO	BB	IBB	HBP	BLK	WP	HR	S	P	ERA	WHIP
44 Mike Leake, R ERA: 4.26	(1, 1)	7.0	W	24	3	0	0	7	0	0	1	0	0	0	58	81	0.00	0.429
56 Justin Freeman, R ERA: 18.0	(8, 1)	1.0		5	2	2	2	0	0	0	0	0	0	1	10	16	18.00	2.000
66 Logan Ondrusek, R ERA: 4.91	(9, 1)	1.0		3	1	0	0	0	0	0	0	0	0	0	4	6	0.00	1.000

PITCHER	IP	WLS	BF	H	R	ER	SO	BB	IBB	HBP	BLK	WP	HR	S	P	ERA	WHIP

Batter	1	2	3	4	5	6	7	8	9	AB	R	H	RBI	BB	SO	LOB
15 Derrick Robinson, S (1, 8) OBP: 0.400, SLG: 0.308	C SI 88 B SL 82 B FF 87 X FF 88 2-1 G4-3 ①	B SI 88 C SI 88 X FF 88 1-1 2 CS 1B 3-H	B SI 86 B SI 86 B FF 86 C SI 86 C SI 87 F SI 86 B SI 87 4-2 4 1B 1-2 BB		S SI 86 F SI 86 B SI 86 F SI 86 B CH 79 S SI 78 2-3 K ②			B FF 88 C FF 88 F SI 89 B FF 89 B FF 89 B FF 89 4-2 BB		3	0	1	1	2	1	1
2 Zack Cozart, R (1, 6) OBP: 0.237, SLG: 0.491	B SI 89 B SI 89 B SI 88 C SI 87 C SI 89 X CH 83 3-2 19 G4-3 4 1B 2B	C CU 72 B SI 89 C SI 88 F CH 84 B SI 88 1 SAFE B CH 84 X SI 88 3-2 4 BB 32 1B 19 HBP ② 1-2 1B	B CU 77 F SI 86 X SI 86 1-1 P4 ①		B SI 86 C CH 76 B CH 77 X SI 85 2-1 1-H HR			X CH 81 0-0 F8 ①		5	3	3	2	0	0	4
19 Joey Votto, L (1, 3) OBP: 0.521, SLG: 0.404 9 Jack Hannahan, L (7, 3) OBP: 0.583, SLG: 0.545	C FF 89 X SL 81 0-1 G4-3 ② 2-3	B FF 87 C CH 82 B CH 81 H CH 85 3-1 4 BB 32 1B 1-2 HBP	C SI 86 B SI 87 B CH 76 C SI 86 F FF 87 T CH 77 2-2 K ②		C CU 76 B SI 87 S CU 78 F SI 87 S SI 86 1-3 K ③			C SI 90 B SL 81 S SL 79 S FF 90 1-3 K ②		3 1	1 0	0 0	0 0	0 0	2 1	4 1
4 Brandon Phillips, R (1, 4) OBP: 0.381, SLG: 0.638 3 Cesar Izturis, S (6, PH) OBP: 0.250, SLG: 0.200 (7, 4)	C SI 90 D CH 83 X FF 89 1-1 32 WP 3-H 1B	S CH 84 B CH 83 F SI 87 B FF 86 B FF 87 B FF 88 4-2 32 1B 1-2 2-3 BB	F CH 76 S CH 78 X SI 88 0-2 1-3 2-H 3-H 1B ③			C FF 89 X SI 89 0-1 G6-3 ①		B CH 81 X SI 88 1-0 L4 ③		2 2	0 0	2 0	3 0	1 0	0 0	0 1
32 Jay Bruce, L (1, 9) OBP: 0.319, SLG: 0.364	B SL 82 B SL 81 C SI 89 X SI 88 2-1 F7 ③ 1-2	S SL 81 B SL 79 F SI 88 B SI 88 F CH 84 F CH 83 F SI 89 X SL 80 2-2 1-3 2-H 3-H 1B		F SI 85 X CH 77 0-1 G3 ①		B FC 88 F SI 89 S FC 89 B SI 90 B FC 89 X SI 90 3-2 21 G6-4-3 1B				4	0	2	2	0	0	1
21 Todd Frazier, R (1, 5) OBP: 0.344, SLG: 0.556	5-1 HR K			F SI 86 B FF 86 F SI 86 B CH 77 X CH 78 2-2 P3 ②		C FC 88 S CU 77 D CU 77 B FC 88 X FC 87 2-2 1-2f G6-4-3 ②③				4	1	1	1	0	1	3
28 Chris Heisey, R (1, 7) OBP: 0.189, SLG: 0.275		C SI 88 C CU 74 B SI 88 B SI 88 X SL 81 2-2 P6 ①	X SI 87 0-0 39 2B	S CH 76 S CH 77 X SI 87 0-2 G6-3 ③			X FC 87 0-0 F8 ①			4	1	1	0	0	0	0
39 Devin Mesoraco, R (1, 2) OBP: 0.421, SLG: 0.467		C SI 88 B CH 82 B SI 87 X SL 81 2-1 44 3B 2B	B SI 86 X CU 77 1-0 44 1B 4 1B 2-H 2B		B SI 86 C FF 87 X CH 76 1-1 L8 ①			C SI 89 F SI 90 S FC 88 0-3 K ②		4	2	2	1	0	1	0
44 Mike Leake, R (1, 1) OBP: 0.444, SLG: 0.667 56 Justin Freeman, R (8, 1) 66 Logan Ondrusek, R (9, 1)		S SI 87 S CU 72 F CH 86 F CU 72 F SI 87 F CU 73 X FF 88 0-2 15 1B 2-H 3B ③	X CU 77 0-0 4 1B 15 BB 2-3 1B		X SI 86 0-0 2 HR 1B			S FC 87 S CU 75 X CU 74 0-2 F7 ③		4 0 0	3 0 0	3 0 0	1 0 0	0 0 0	0 0 0	0 0 0
Inning Stats	R: 1 H: 2 E: 0 LOB: 1 K: 0 BB: 0 S: 11 P: 19	R: 5 H: 6 E: 0 LOB: 2 K: 1 BB: 1 S: 33 P: 54	R: 3 H: 4 E: 0 LOB: 2 K: 1 BB: 1 S: 15 P: 23	R: 0 H: 0 E: 0 LOB: 0 K: 0 BB: 0 S: 8 P: 10	R: 2 H: 2 E: 0 LOB: 0 K: 2 BB: 0 S: 13 P: 19	R: 0 H: 1 E: 0 LOB: 0 K: 0 BB: 0 S: 8 P: 13	R: 0 H: 0 E: 0 LOB: 0 K: 1 BB: 1 S: 7 P: 7	R: 0 H: 0 E: 0 LOB: 1 K: 1 BB: 1 S: 7 P: 13		1B: 8 SF: 0 2B: 4 SAC: 0 3B: 1 DP: 1 HR: 2 HBP: 1					WP: 1 PA: 40 PB: 0 SB: 0 CS: 1	

BOTTOM

Philadelphia Phillies @ Cincinnati Reds

Great American Ball Park, Cincinnati, OH

Wed Apr 17 2013, 7:12 PM - 9:47 PM EDT

Att. 16,467 - Partly Cloudy - 77 F

livebaseballscorecards.com

AB	36
R	11
H	15
RBI	11
BB	3
SO	6
LOB	15

PITCHER		IP	WLS	BF	H	R	ER	SO	BB	IBB	HBP	BLK	WP	HR	S	P	ERA	WHIP
27 John Lannan, L ERA: 6.14	(1, 1)	1.2	L	14	8	6	6	0	1	0	1	0	1	1	40	66	32.40	5.400
46 Raul Valdes, L ERA: 11.0	(2, 1)	3.1		16	6	5	5	4	1	0	0	0	0	1	40	59	13.50	2.100
45 Chad Durbin, R ERA: 5.06	(6, 1)	2.0		6	1	0	0	1	0	0	0	0	0	0	15	20	0.00	0.500
47 Jeremy Horst, L ERA: 8.1	(8, 1)	1.0		4	0	0	0	1	1	0	0	0	0	0	7	13	0.00	1.000

PITCHER	IP	WLS	BF	H	R	ER	SO	BB	IBB	HBP	BLK	WP	HR	S	P	ERA	WHIP

Batter	1	2	3	4	5	6	7	8	9	AB	R	H	RBI	BB	SO	LOB
8 Chris Coghlan, L (1, 7) OBP: 0.212, SLG: 0.194	B FF 93 B FF 94 C FF 93 F FF 95 X FF 94 2-2 27 1B 1B		B SL 77 B FF 89 B FF 90 C FF 91 C FF 91 X FF 91 3-2 2B	D SL 76 B FF 90 C SL 76 C FF 91 F FF 92 S SL 78 2-3 ③ K			B FF 93 C FF 93 C CU 76 X FF 93 1-2 ② G6-3			4	0	2	0	0	1	1
13 Chris Valaika, R (1, 6) OBP: 0.286, SLG: 0.400	1 SAFE C FF 92 D FF 92 X CH 84 1-1 ① P4		F FF 90 B FF 89 C CH 85 T FF 91 1-2 ① K		C FF 91 F FF 91 F FF 92 B FF 94 B CH 86 B FF 94 X FF 91 3-2 ① L4		C FF 93 B CU 76 F FF 93 C CU 76 1-3 ③ K			4	0	0	0	0	2	2
27 Giancarlo Stanton, R (1, 9) OBP: 0.357, SLG: 0.242	X FF 92 0-0 29 FC6-4 1-2 1B		B CH 84 B CH 86 B FF 92 B FF 91 4-0 BB		C FF 92 F FF 94 S FF 94 0-3 ② K			C FF 94 F FC 90 B CU 79 F CU 79 S FC 90 1-3 ① K		3	0	1	0	1	2	0
30 Placido Polanco, R (1, 5) OBP: 0.356, SLG: 0.364	B FF 93 F FF 92 B FF 93 F FF 92 F FF 93 S FF 93 2-3 ② K		B FF 90 X FF 89 1-0 ② F4		C FF 92 F FF 93 B SL 78 B FF 94 F FF 92 B FF 93 B FF 93 4-2 BB			S SI 95 B SI 94 F SI 95 X CU 80 1-2 ② F9		3	0	0	0	1	1	4
29 Greg Dobbs, L (1, 3) OBP: 0.304, SLG: 0.340	C FF 92 B FF 92 B FF 93 F FF 92 F FF 93 X FF 93 2-2 ③ FC6-4 1-2f		B FF 90 B SL 78 C FF 91 F FF 91 F FF 94 S FF 93 2-3 ③ K		F FF 90 S SL 79 B FF 93 S SL 78 1-3 ③ K			B SI 96 X SI 95 1-0 ③ G1-3		4	0	0	0	0	2	5
20 Justin Ruggiano, R (1, 8) OBP: 0.315, SLG: 0.460		B FF 91 B CH 84 F FF 91 S FF 93 B FF 92 F FF 92 B FF 92 4-2 19 G6-3 BB	F FF 92 B FF 92 S FF 91 F FF 94 B SL 78 F FF 93 F FF 92 B FF 93 F FF 93 3-2 X FF 92 HR		B FF 88 C SL 80 C KC 73 B KC 76 B SI 90 F SI 90 S SL 81 3-3 ① K			F FF 94 B SL 91 X SI 95 1-1 19 G4-6-3 1B	3	1	2	1	1	1	0
19 Rob Brantly, L (1, 2) OBP: 0.234, SLG: 0.256		B FF 91 C FF 92 1 SAFE B FF 92 1 SAFE X FF 92 2-1 ① G6-3 1-2	C FF 91 X SL 78 0-1 ① G3-1		S CH 82 C KC 72 F SL 79 S KC 76 0-3 ② K			B FF 95 B FF 95 F FF 95 X SL 92 2-1 ① ② G4-6-3 1-2f		4	0	0	0	0	1	2
17 Donovan Solano, R (1, 4) OBP: 0.288, SLG: 0.241		F FF 90 F CH 85 T FF 93 0-2 ② K	C SL 74 X CH 83 0-1 16 SH3-4 1B		C FF 92 B SL 81 F FF 91 B KC 77 B FF 91 X FF 91 3-2 ③ F9			B FF 95 B FF 95 C FF 94 X SL 90 2-1 ③ L9		4	0	1	0	0	1	1
16 José Fernández, R (1, 1) OBP: 0.250, SLG: 0.250		F FF 90 T FF 92 S FF 92 0-3 ③ K	X FF 89 0-0 ② SH3-4 1-2				B FF 92 F FF 91 X FF 91 1-1 ① G6-3			1	0	0	0	0	1	1
73 John Maine, R (5, 1)										0	0	0	0	0	0	0
26 Austin Kearns, R (7, PH) OBP: 0.263, SLG: 0.125										1	0	0	0	0	0	0
60 Jon Rauch, R (7, 1)										0	0	0	0	0	0	0
44 AJ Ramos, R (8, 1)										0	0	0	0	0	0	0
Inning Stats	R: 0 E: 0 K: 1 S: 14 H: 2 LOB: 2 BB: 0 P: 21	R: 0 E: 0 K: 2 S: 11 H: 0 LOB: 1 BB: 1 P: 17	R: 0 E: 0 K: 2 S: 11 H: 1 LOB: 2 BB: 1 P: 22	R: 1 E: 0 K: 1 S: 16 H: 2 LOB: 1 BB: 0 P: 21	R: 0 E: 0 K: 2 S: 13 H: 0 LOB: 1 BB: 1 P: 21	R: 0 E: 0 K: 2 S: 11 H: 0 LOB: 0 BB: 0 P: 17	R: 0 E: 0 K: 1 S: 8 H: 0 LOB: 0 BB: 0 P: 11	R: 0 E: 0 K: 1 S: 8 H: 0 LOB: 0 BB: 0 P: 11	R: 0 E: 0 K: 0 S: 6 H: 1 LOB: 0 BB: 0 P: 11	1B: 4 2B: 1 3B: 0 HR: 1 SF: 0 SAC: 1 DP: 1 HBP: 0				WP: 0 PB: 0 SB: 0 CS: 0		PA: 35

TOP

Miami Marlins @ Cincinnati Reds

Great American Ball Park, Cincinnati, OH

Thu Apr 18 2013, 7:13 PM - 10:18 PM EDT

Att. 14,916 - Partly Cloudy - 81 F

livebaseballscorecards.com

AB	31
R	1
H	6
RBI	1
BB	3
SO	12
LOB	16

MIAMI

PITCHER		IP	WLS	BF	H	R	ER	SO	BB	IBB	HBP	BLK	WP	HR	S	P	ERA	WHIP
52 Tony Cingrani, L ERA: 1.8	(1, 1)	5.0	W	23	5	1	1	8	3	0	0	0	0	1	65	102	1.80	1.600
63 Sam LeCure, R ERA: 1.5	(6, 1)	1.0		3	0	0	0	2	0	0	0	0	0	0	11	17	0.00	0.000
60 J.J. Hoover, R ERA: 5.4	(7, 1)	1.0		3	0	0	0	1	0	0	0	0	0	0	8	11	0.00	0.000
31 Alfredo Simon, R ERA: 5.63	(8, 1)	1.0		3	0	0	0	1	0	0	0	0	0	0	8	11	0.00	0.000
51 Jonathan Broxton, R ERA: 9.53	(9, 1)	1.0		3	1	0	0	0	0	0	0	0	0	0	6	11	0.00	1.000

PITCHER	IP	WLS	BF	H	R	ER	SO	BB	IBB	HBP	BLK	WP	HR	S	P	ERA	WHIP

BOTTOM

Miami Marlins @ Cincinnati Reds

Great American Ball Park, Cincinnati, OH

Thu Apr 18 2013, 7:13 PM - 10:18 PM EDT

Att. 14,916 - Partly Cloudy - 81 F

livebaseballscorecards.com

Batter	1	2	3	4	5	6	7	8	9	AB	R	H	RBI	BB	SO	LOB
17 Shin-Soo Choo, L (1, 8) OBP: 0.472, SLG: 0.569	C FF 95 B FF 95 F FF 96 B CU 80 S FF 97 2-3 K ①		X SI 95 0-0 2 1B 19 WP 1B	B CU 79 B CU 80 C CU 80 C FF 94 F FF 96 B CU 82 X FF 94 3-2 2 1B 3-H 2B	S FF 91 B SL 84 B FF 90 F FF 91 B SL 82 D SL 84 4-2 2 BB 1-2 BB		B FF 92 X FF 92 1-0 F7 ②			4	2	2	1	1	1	0
2 Zack Cozart, R (1, 6) OBP: 0.266, SLG: 0.492	C FF 97 B CU 80 X FF 96 1-1 G1-3 ②		C CU 79 X CU 80 0-1 19 WP 1-3 1B	C CU 82 B FF 94 S CU 79 B FF 95 X CU 80 2-2 2-H 1B	B FF 90 B FF 92 C FF 91 B FF 91 B FF 90 4-1 19 G4-6-3 1-2 2-3 3-H BB		B FF 92 F FF 92 C SL 86 C FF 92 1-3 K ③			4	0	2	2	1	1	0
19 Joey Votto, L (1, 3) OBP: 0.526, SLG: 0.400	B FF 96 B FF 96 B FF 97 B FF 96 4-0 BB		B FF 93 1 SAFE C CU 79 B FF 95 B CH 88 B CU 81 4-1 1-2 3-H BB	B CH 85 C CU 82 D CH 87 1 SAFE C FF 93 F CH 86 X FF 94 2-2 G1-3 ③	C FF 91 S FF 90 X FF 91 0-2 G4-6-3 ② ③ 1-2f			C FF 93 F CU 76 F CU 78 X FF 94 0-2 3 1B 1B		3	0	1	0	2	0	4
4 Brandon Phillips, R (1, 4) OBP: 0.368, SLG: 0.603 51 Jonathan Broxton, R (9, 1)	F FF 96 B CU 81 1 SAFE X CU 80 1-1 G6-3 ③		B FF 96 S FF 96 F FF 98 F FF 98 S FF 98 1-3 K ③		B SL 84 F FF 90 B FF 91 C FF 90 X FF 91 2-2 21 1B 32 BB 39 WP 1B	C FF 89 S SL 81 B FF 90 B FF 90 S FF 90 2-3 K ①		S FF 92 C SL 82 S CU 76 0-3 K ①		5 0	1 0	1 0	0 0	0 0	3 0	4 0
32 Jay Bruce, L (1, 9) OBP: 0.342, SLG: 0.368 15 Derrick Robinson, S (8, PH) OBP: 0.375, SLG: 0.286 (9, 9)		F FF 95 B CH 86 S CH 87 B FF 95 C FF 97 2-3 K ①	X FF 94 0-0 21 BB 26 E 1B	B FF 90 1 SAFE B FF 90 1 SAFE S FF 91 B FF 91 B FF 89 4-1 39 WP 21 1B 28 1B 1-2 BB	B FF 90 B FF 89 B FF 90 B FF 90 4-0 21 HR BB		C FF 94 F FF 93 B CU 77 B CU 77 C FF 93 2-3 K ②		2 1	3 0	1 0	0 0	2 0	1 1	0 1
21 Todd Frazier, R (1, 5) OBP: 0.369, SLG: 0.614 60 J.J. Hoover, R (7, 1) 31 Alfredo Simon, R (8, 1) OBP: 1.000, SLG: 1.000 3 Cesar Izturis, S (8, PH) OBP: 0.294, SLG: 0.250 (9, 4)		B CU 78 B CU 79 B FF 96 F FF 95 C CU 80 S FF 96 3-3 K ②	B CU 78 1 SAFE C FF 94 B CU 81 B FF 95 B FF 95 4-1 26 E 39 SF8 1-2 BB	S FF 91 X SL 85 0-1 28 1B 39 WP 28 E 1-2 2-3 1B	F FF 90 X FF 89 0-1 1-H HR		X FF 93 0-0 1-2 1B		3 0 0 1	3 0 0 0	2 0 0 1	2 0 0 0	1 0 0 0	1 0 0 0	0 0 0 0
26 Xavier Paul, L (1, 7) OBP: 0.294, SLG: 0.471 63 Sam LeCure, R (6, 1) 9 Jack Hannahan, L (6, PH) OBP: 0.500, SLG: 0.462 (7, 5)		C CU 78 S SI 95 X FF 98 0-2 G6-3 ③		B CH 86 X FF 94 1-0 E9 52 G5-3 17 2B 1-3 2-H 1B	F FF 91 B FF 91 F FF 92 X FF 92 1-2 F5 ①	C FF 88 B CH 84 F FF 90 C FF 90 1-3 K ②		X FF 94 0-0 G4-3 ③		3 0 2	1 0 0	1 0 0	1 0 0	0 0 0	0 0 1	3 0 2
39 Devin Mesoraco, R (1, 2) OBP: 0.391, SLG: 0.412			B FF 93 B FF 94 F FF 94 F FF 96 X FF 96 2-2 P4 ①	X FF 96 0-0 SF8 ① 3-H	B SL 84 I IN 67 I IN 75 I IN 74 4-0 28 E 2 BB 1-2 2-3 3-H IBB	B FF 90 F FF 89 B SL 82 F FF 90 F FF 89 C FF 90 2-3 K ③				2	1	0	1	1	1	0
52 Tony Cingrani, L (1, 1) 28 Chris Heisey, R (5, PH) OBP: 0.200, SLG: 0.283 (6, 7)			C FF 96 X FF 96 0-1 G5-3 ②	L FF 93 B FF 93 X FF 93 1-1 G5-3 ② 2-3	B FF 90 X FF 91 1-0 E9 2 BB 17 BB 1-3 2-H 3-H 1B		S FF 91 F FF 91 F CU 73 S CU 74 0-3 K ①			2 2	0 0	0 1	0 1	0 0	0 1	1 0
Inning Stats	R: 0 E: 0 K: 1 S: 7 H: 0 LOB: 1 BB: 1 P: 15	R: 0 E: 0 K: 2 S: 9 H: 0 LOB: 0 BB: 0 P: 14	R: 1 E: 0 K: 1 S: 13 H: 2 LOB: 2 BB: 1 P: 20	R: 4 E: 1 K: 0 S: 17 H: 4 LOB: 1 BB: 1 P: 30	R: 4 E: 1 K: 0 S: 16 H: 3 LOB: 2 BB: 4 P: 36	R: 2 E: 0 K: 3 S: 12 H: 1 LOB: 0 BB: 1 P: 21	R: 0 E: 0 K: 2 S: 8 H: 0 LOB: 0 BB: 0 P: 10	R: 0 E: 0 K: 2 S: 12 H: 2 LOB: 2 BB: 0 P: 14		1B: 10 2B: 1 3B: 0 HR: 1 SF: 1 SAC: 0 DP: 1 HBP: 0				WP: 2 PB: 0 SB: 0 CS: 0 PA: 43		

	AB	34
	R	11
	H	12
	RBI	8
	BB	8
	SO	11
	LOB	15

PITCHER		IP	WLS	BF	H	R	ER	SO	BB	IBB	HBP	BLK	WP	HR	S	P	ERA	WHIP
16 José Fernández, R ERA: 3.6	(1, 1)	4.0	L	21	6	5	5	4	3	0	0	0	1	0	46	79	11.25	2.250
73 John Maine, R ERA: 12.27	(5, 1)	2.0		14	4	6	6	3	4	1	0	0	1	1	28	57	27.00	4.000
60 Jon Rauch, R ERA: 4.7	(7, 1)	1.0		3	0	0	0	2	0	0	0	0	0	0	8	10	0.00	0.000
44 AJ Ramos, R ERA: 3.72	(8, 1)	1.0		5	2	0	0	2	0	0	0	0	0	0	12	14	0.00	2.000

PITCHER	IP	WLS	BF	H	R	ER	SO	BB	IBB	HBP	BLK	WP	HR	S	P	ERA	WHIP

Miami Marlins @ Cincinnati Reds

Great American Ball Park, Cincinnati, OH

Fri Apr 19 2013, 7:11 PM - 9:57 PM EDT

Att. 26,112 - Cloudy - 46 F

TOP

livebaseballscorecards.com

Batter	1	2	3	4	5	6	7	8	9	AB	R	H	RBI	BB	SO	LOB
9 Juan Pierre, L (1, 7) OBP: 0.246, SLG: 0.242	C FC 92 S SL 86 F SI 91 F FF 93 S FF 92 0-3 ① K		L SI 90 B SI 90 C SI 89 F FC 92 C SI 90 1-3 ② K			B CU 76 X FF 92 1-0 30 L9 27 FC6-2 2B		B FF 94 F SL 88 S SL 90 F FF 94 S FF 94 1-3 ① K		4	0	1	0	0	3	2
30 Placido Polanco, R (1, 5) OBP: 0.349, SLG: 0.356	F FF 93 X FC 92 0-1 ② G4-3		B FC 91 F FC 92 X FF 92 1-1 ③ 2-H 3-H 1B			F SL 88 F SL 82 X SI 88 0-2 ① L9 2-3		C FF 95 B SL 91 X FF 95 1-1 ② G6-3		4	0	1	1	0	0	1
27 Giancarlo Stanton, R (1, 9) OBP: 0.326, SLG: 0.216	B FC 95 C FC 94 S SL 88 S FC 94 1-3 ③ K			B SL 86 F SL 86 S FC 92 B SL 86 F SL 86 B SL 85 C FF 94 3-3 ① K		F FC 93 B SI 91 S FC 94 B FC 94 X FC 94 2-2 ② FC6-2 3-H		X FF 93 0-0 ③ G4-3		4	0	0	0	0	2	1
25 Joe Mahoney, L (1, 3) 13 Chris Valaika, R (9, PH) (9, 3) OBP: 0.273, SLG: 0.381		B CU 76 C FF 91 X SI 90 1-1 ① G4-3		X CU 77 0-0 ② G1-3		X SI 90 0-0 ③ G5-3			S FF 97 X SL 84 0-1 ① G5-3	3 1	0 0	0 0	0 0	0 0	0 0	1 0
20 Justin Ruggiano, R (1, 8) OBP: 0.310, SLG: 0.500		C SL 85 S FC 91 S FC 93 0-3 ② K		B SI 92 S CU 78 C FF 92 F CU 78 S CU 77 1-3 ③ K			B CU 77 B SL 87 S SL 85 C SI 90 B FC 92 X FC 92 3-2 ① F8		B FF 97 B FF 95 C FF 95 B FF 94 X FF 94 3-1 HR	4	1	1	1	0	2	0
19 Rob Brantly, L (1, 2) OBP: 0.235, SLG: 0.239		F SI 89 B SI 89 B FC 92 B SL 85 F SI 89 S SL 86 3-3 ③ K			C SL 83 F SI 90 C SI 90 0-3 ① K		C SL 84 B SL 86 B SL 84 B SL 86 B SI 90 4-1 17 G5-3 22 1B BB		S FF 97 C FF 95 B FF 96 F FF 96 X SL 83 1-2 ② P4	3	0	0	0	1	2	0
22 Nick Green, R (1, 6) OBP: 0.750, SLG: 0.750			S SL 89 X SL 85 0-1 45 SH2-4 30 1B 17 1B 1B		F FF 92 F FF 92 F CU 78 F FC 94 B SI 93 X FF 93 1-2 1B		S SL 86 B SL 89 1 SAFE F FF 88 F SL 86 F SL 89 X SI 90 1-2 17 G5-3 1-2 1B		C FF 93 F FF 94 F SL 86 S FF 95 0-3 ③ K	4	1	3	0	0	1	0
17 Donovan Solano, R (1, 4) OBP: 0.290, SLG: 0.246			B FF 88 B SL 84 X SL 89 2-0 45 SH2-4 30 1B 1-2 1B		1 SAFE B FC 92 X FF 91 1-0 ② L9		F FC 91 F SL 86 D CU 79 B SL 85 F FC 94 X CU 77 2-2 ② G5-3 1-2 2-3			3	0	1	0	0	0	3
45 Kevin Slowey, R (1, 1) 29 Greg Dobbs, L (7, PH) OBP: 0.298, SLG: 0.333 50 Chad Qualls, R (7, 1) 40 Mike Dunn, L (8, 1) 31 Steve Cishek, R (9, 1)			X FC 92 0-0 ① SH2-4 1-2 2-3		C FF 89 S SI 93 B SI 93 C FF 91 1-3 ③ K		S SL 86 C SI 92 B SL 87 F SL 86 F SI 92 S CU 79 1-3 ③ K			1 1 0 0 0	0 0 0 0 0	0 0 0 0 0	0 0 0 0 0	1 1 0 0 0	1 2 0 0 0	1 0 0 0 0
Inning Stats	R: 0 E: 0 K: 2 S: 10 H: 0 LOB: 0 BB: 0 P: 11	R: 0 E: 0 K: 2 S: 8 H: 0 LOB: 0 BB: 0 P: 12	R: 1 E: 0 K: 1 S: 10 H: 3 LOB: 2 BB: 0 P: 14	R: 0 E: 0 K: 2 S: 9 H: 0 LOB: 0 BB: 0 P: 13	R: 0 E: 0 K: 2 S: 12 H: 1 LOB: 1 BB: 0 P: 15	R: 0 E: 0 K: 0 S: 8 H: 1 LOB: 1 BB: 0 P: 11	R: 0 E: 0 K: 1 S: 18 H: 1 LOB: 2 BB: 1 P: 29	R: 0 E: 0 K: 1 S: 7 H: 0 LOB: 0 BB: 0 P: 9	R: 1 E: 0 K: 1 S: 12 H: 1 LOB: 0 BB: 0 P: 16	1B: 5 2B: 1 3B: 0 HR: 1 SF: 0 SAC: 1 DP: 0 HBP: 0						

AB	32
R	2
H	7
RBI	2
BB	1
SO	12
LOB	11

WP: 0 PB: 0 SB: 0 CS: 0 PA: 34

PITCHER		IP	WLS	BF	H	R	ER	SO	BB	IBB	HBP	BLK	WP	HR	S	P	ERA	WHIP
55 Mat Latos, R ERA: 2.73	(1, 1)	7.0		27	6	1	1	10	1	0	0	0	0	0	75	105	1.29	1.000
51 Jonathan Broxton, R ERA: 8.1	(8, 1)	1.0		3	0	0	0	1	0	0	0	0	0	0	7	9	0.00	0.000
54 Aroldis Chapman, L ERA: 1.08	(9, 1)	1.0	L	4	1	1	1	1	0	0	0	0	0	1	12	16	9.00	1.000

PITCHER	IP	WLS	BF	H	R	ER	SO	BB	IBB	HBP	BLK	WP	HR	S	P	ERA	WHIP

Miami Marlins @ Cincinnati Reds

Great American Ball Park, Cincinnati, OH

Fri Apr 19 2013, 7:11 PM - 9:57 PM EDT

Att. 26,112 - Cloudy - 46 F

livebaseballscorecards.com

BOTTOM

Batter	1	2	3	4	5	6	7	8	9	AB	R	H	RBI	BB	SO	LOB
17 Shin-Soo Choo, L (1, 8) OBP: 0.461, SLG: 0.581	F FF 87 T FF 88 B FF 87 B SI 89 B CH 83 X FF 88 3-2 19 SF7 3B		C CH 81 B CH 83 B FF 89 C FF 89 C SL 80 2-3 ② K		F SI 88 C FF 89 B CU 72 X SI 89 1-2 ③ G4-3			F SL 87 C SL 88 F FF 94 B SL 87 C FF 95 1-3 ③ K		4	1	1	0	0	2	1
2 Zack Cozart, R (1, 6) OBP: 0.265, SLG: 0.477	C FF 88 X FF 89 0-1 ① P3		C FF 88 F SI 88 X SI 89 0-2 ③ G6-3			C SI 88 X FF 88 0-1 ① F9			B SI 92 C SI 92 C SI 93 B SL 82 X SI 93 2-2 1B	4	0	1	0	0	0	1
19 Joey Votto, L (1, 3) OBP: 0.500, SLG: 0.377	B FF 88 B CH 82 B CH 83 X FF 87 3-0 ② SF7 3-H			C CH 82 B SL 79 B SI 89 B FF 88 F SI 89 S FF 89 3-3 ① K		C FF 88 X FF 88 0-1 ② F7			T SI 92 S SL 83 B SI 92 S SI 92 1-3 ① K	3	0	0	1	0	2	1
4 Brandon Phillips, R (1, 4) OBP: 0.347, SLG: 0.567	F FF 89 B FF 88 X CH 84 1-1 ③ F8			C CH 84 S CH 81 X SI 88 0-2 ② G5-3		C SI 89 B FF 89 F FF 88 B SI 90 S SL 80 2-3 ③ K			B SI 92 F SI 93 B SI 93 X SI 93 2-1 ② F8	4	0	0	0	0	1	1
32 Jay Bruce, L (1, 9) OBP: 0.351, SLG: 0.366		B FF 88 C CH 82 B SI 88 B FF 87 B FF 87 4-1 21 1B BB		F CH 82 C SI 88 B CH 81 B SL 80 B FF 90 F FF 89 X FF 89 3-2 1B			C SI 92 S SL 86 B SL 87 C SI 91 1-3 ① K		X SI 92 0-0 ③ L9	3	0	1	0	1	1	1
21 Todd Frazier, R (1, 5) OBP: 0.382, SLG: 0.610		X SI 88 0-0 29 G6-4-3 1-2 1B		S SL 79 B SL 77 D SI 88 1 SAFE B FF 88 C FF 88 X FF 88 3-2 ③ F8			S SL 86 B SL 85 B SI 93 B SI 91 B SI 91 4-1 28 CS BB			2	0	1	0	1	0	1
28 Chris Heisey, R (1, 7) OBP: 0.190, SLG: 0.268		C FF 89 F SL 78 X CU 73 0-2 ① L7			F FF 88 F SI 88 X FF 88 0-2 ① L6		S SL 86 X SI 92 0-1 ②③ G6-3 1-2			3	0	0	0	0	0	3
29 Ryan Hanigan, R (1, 2) OBP: 0.182, SLG: 0.079		D SL 78 B SL 78 C FF 88 B FF 88 X FF 89 3-1 ②③ G6-4-3 1-2f			S FF 89 X FF 88 0-1 ② L8			C SI 91 X SL 84 0-1 ① F9		3	0	0	0	0	0	2
55 Mat Latos, R (1, 1) OBP: 0.200, SLG: 0.222 51 Jonathan Broxton, R (8, 1) 26 Xavier Paul, L (8, PH) OBP: 0.278, SLG: 0.444 54 Aroldis Chapman, L (9, 1)			C FF 87 F FF 86 C SI 89 0-3 ① K		S FF 88 X SI 88 0-1 2B			C FF 94 F FF 94 B SL 87 B FF 94 B FF 94 S FF 94 3-3 ② K		2 0 1 0	0 0 0 0	1 0 0 0	0 0 0 0	0 0 1 0	1 0 0 0	0 0 0 0
Inning Stats	R: 1 E: 0 K: 0 S: 8 H: 1 LOB: 0 BB: 0 P: 15	R: 0 E: 0 K: 0 S: 7 H: 1 LOB: 1 BB: 1 P: 14	R: 0 E: 0 K: 2 S: 9 H: 0 LOB: 0 BB: 0 P: 11	R: 0 E: 0 K: 1 S: 13 H: 1 LOB: 1 BB: 0 P: 22	R: 0 E: 0 K: 0 S: 10 H: 1 LOB: 1 BB: 0 P: 11	R: 0 E: 0 K: 1 S: 7 H: 0 LOB: 0 BB: 0 P: 9	R: 0 E: 0 K: 1 S: 6 H: 0 LOB: 0 BB: 1 P: 11	R: 0 E: 0 K: 2 S: 9 H: 0 LOB: 0 BB: 0 P: 13	R: 0 E: 0 K: 1 S: 9 H: 1 LOB: 1 BB: 0 P: 14	1B: 3 2B: 1 3B: 1 HR: 0	SF: 1 SAC: 0 DP: 1 HBP: 0		WP: 0 PB: 0 SB: 0 CS: 1	PA: 32			

	AB	29
	R	1
	H	5
	RBI	1
	BB	2
	SO	8
	LOB	11

PITCHER		IP	WLS	BF	H	R	ER	SO	BB	IBB	HBP	BLK	WP	HR	S	P	ERA	WHIP
45 Kevin Slowey, R ERA: 1.9	(1, 1)	6.0		22	4	1	1	4	1	0	0	0	0	0	54	82	1.50	0.833
50 Chad Qualls, R ERA: 4.5	(7, 1)	1.1		4	0	0	0	1	1	0	0	0	0	0	8	13	0.00	0.750
40 Mike Dunn, L ERA: 2.25	(8, 1)	0.2	W	2	0	0	0	2	0	0	0	0	0	0	7	11	0.00	0.000
31 Steve Cishek, R ERA: 5.68	(9, 1)	1.0	S	4	1	0	0	1	0	0	0	0	0	0	9	14	0.00	1.000

PITCHER	IP	WLS	BF	H	R	ER	SO	BB	IBB	HBP	BLK	WP	HR	S	P	ERA	WHIP

Batter	1	2	3	4	5	6	7	8	9	10	11	12	13	AB	R	H	RBI	BB	SO	LOB
9 Juan Pierre, L (1, 7) OBP: 0.225, SLG: 0.221	C CU 72 X CH 75 0-1 G1-3		C CU 73 F CU 69 C SI 86 0-3 K		L SI 86 C CU 72 B SI 86 X CH 74 1-2 L5-3 1-1			C CH 73 B CH 74 B CU 72 C SL 74 X SI 87 2-2 G3		C KC 72 B SI 88 S KC 76 C SI 90 1-3 K			B SI 93 C SI 92 F SI 94 F FC 89 B FS 83 F SI 93 F SI 94 B SI 94 C FF 93 3-3 K	6	0	0	0	0	3	4
30 Placido Polanco, R (1, 5) OBP: 0.333, SLG: 0.354	C SI 86 B CU 70 X CH 74 1-1 P3			C SI 86 X SI 87 0-1 G5-3	C CH 77 C SL 76 X SL 77 0-2 2-H 2B			C SL 75 C SI 86 B CH 79 X SI 87 1-2 L4			X SL 81 0-0 P4		B SI 94 C SI 92 F SI 93 X FC 89 1-2 F9	6	0	1	1	0	0	0
27 Giancarlo Stanton, R (1, 9) OBP: 0.308, SLG: 0.209	B FF 86 S CH 76 S SL 76 B SL 77 S SL 77 2-3 K			C CU 70 B CU 70 C SL 75 X SI 87 1-2 20 E 20 S 1B	F SI 86 X CH 75 0-1 P4			X SI 87 0-0 P6			B FF 89 X FF 90 1-0 G5-3		X FF 94 0-0 F8	6	0	1	0	0	1	1
29 Greg Dobbs, L (1, 3) OBP: 0.290, SLG: 0.321		C FF 86 B SI 86 B CH 75 F CH 78 X SI 88 2-2 22 G4-3 1B		B SI 87 B CU 72 X CU 70 2-0 F7		C CU 66 F SI 85 X SI 87 0-2 G6-3			C FF 96 F FF 97 C SL 86 0-3 K		B CH 82 C SI 89 B KC 73 X KC 76 2-1 F8			5	0	1	0	0	1	1
20 Justin Ruggiano, R (1, 8) OBP: 0.317, SLG: 0.483		B CH 78 B CU 71 F SL 75 C SI 87 S SI 88 2-3 K		B SL 76 S SI 86 B SI 87 B SI 89 F CH 78 B SI 88 4-2 1-3 BB		B SL 76 S CH 75 F SI 86 S SL 77 1-3 K			C SL 85 F FF 98 B FF 99 X SL 89 1-2 F9			F FF 92 B FF 93 F FF 92 B CU 75 B FF 93 X FF 93 3-2 22 SH1-4 1B		4	0	1	0	1	2	1
22 Nick Green, R (1, 6) OBP: 0.375, SLG: 0.375		X CH 77 0-0 G4-3 1-2		X SI 88 0-0 L8		X CH 77 0-0 F7			C FF 98 F FF 97 S FF 98 0-3 K			L FF 91 B FF 91 X FF 91 1-1 SH1-4 1-2		4	0	0	0	0	1	3
21 Miguel Olivo, R (1, 2) OBP: 0.227, SLG: 0.238 19 Rob Brantly, L (10, PR) OBP: 0.231, SLG: 0.234 (10, 2)		C CH 77 F SL 75 F FF 88 S SL 76 0-3 K			X SI 87 0-0 17 1B 25 1B 2B		C CH 74 S SL 74 X SL 78 0-2 F8			X SL 80 0-0 17 SH2-4 1B		C FF 92 X FF 92 0-1 F7		4	1	2	0	0	1	1
														1	0	0	0	0	0	1
17 Donovan Solano, R (1, 4) OBP: 0.303, SLG: 0.250			C CH 76 C SI 86 B SL 73 X SL 77 1-2 L8		X SL 75 0-0 25 1B 30 2B 2-3 1B		X SI 87 0-0 G6-3			1 SAFE X SI 89 0-0 SH2-4 1-2		I IN 69 I IN 69 I IN 68 I IN 67 4-0 IBB		3	1	1	0	1	0	0
23 Wade LeBlanc, L (1, 1) 25 Joe Mahoney, L (6, PH) OBP: 0.000, SLG: 0.000 34 Tom Koehler, R (6, 1) 26 Austin Kearns, R (7, PH) 40 Mike Dunn, L (7, 1) 50 Chad Qualls, R (7, 1) 44 AJ Ramos, R (8, 1) 8 Chris Coghlan, L (10, PH) 58 Ryan Webb, R (10, 1) 13 Chris Valaika, R (10, PH) 31 Steve Cishek, R (10, 1)		C FF 86 S CH 76 B SL 73 B SL 75 X CH 77 2-2 G4-3			C CU 73 B CH 74 X CH 77 1-1 9 L5-3 1-2 3-H 1B		B SL 75 F SI 87 F SL 77 B SL 76 F CH 74 C SI 89 2-3 K			X KC 73 0-0 L9		F FF 91 D FF 92 B FF 93 F FF 93 X FF 93 2-2 G4-3		1 0 0 0 0 0 0 1 0 1 1 0 0 0 0 0 0 0 0 0 0 1 0 0 0 0 1 0 0 0 0 0 0 0 0 0 0 0 0 0 0 0 0 0 0 0 0 0 2 1 0 0 0 0 0 0 0 0 0 0 0 0 0						
Inning Stats	R: 0 H: 0 E: 0 LOB: 0 K: 1 BB: 0 S: 7 P: 10	R: 0 H: 1 E: 0 LOB: 1 K: 2 BB: 0 S: 11 P: 15	R: 0 H: 0 E: 0 LOB: 0 K: 1 BB: 0 S: 9 P: 12	R: 0 H: 1 E: 0 LOB: 2 K: 0 BB: 1 S: 9 P: 16	R: 2 H: 4 E: 0 LOB: 1 K: 0 BB: 0 S: 12 P: 14	R: 0 H: 0 E: 0 LOB: 0 K: 1 BB: 0 S: 7 P: 8	R: 0 H: 0 E: 0 LOB: 0 K: 1 BB: 0 S: 8 P: 10	R: 0 H: 0 E: 0 LOB: 0 K: 0 BB: 0 S: 7 P: 10	R: 0 H: 0 E: 0 LOB: 0 K: 2 BB: 0 S: 9 P: 10	R: 0 H: 1 E: 0 LOB: 2 K: 1 BB: 0 S: 6 P: 7	R: 0 H: 0 E: 0 LOB: 0 K: 0 BB: 0 S: 4 P: 7	R: 0 H: 1 E: 0 LOB: 2 K: 0 BB: 1 S: 10 P: 20	R: 0 H: 0 E: 0 LOB: 0 K: 1 BB: 0 S: 10 P: 14	1B: 6 2B: 3 3B: 0 HR: 0	SF: 0 SAC: 2 DP: 1 HBP: 0	WP: 0 PB: 0 SB: 1 CS: 0	PA: 48		

PITCHER	IP	WLS	BF	H	R	ER	SO	BB	IBB	HBP	BLK	WP	HR	S	P	ERA	WHIP
61 Bronson Arroyo, R (1, 1) ERA: 3.54	8.0		30	6	2	2	6	1	0	0	0	0	0	70	95	2.25	0.875
54 Aroldis Chapman, L (9, 1) ERA: 0.96	1.0		3	0	0	0	2	0	0	0	0	0	0	9	10	0.00	0.000
63 Sam LeCure, R (10, 1) ERA: 1.13	2.0		7	1	0	0	1	0	0	0	0	0	0	10	14	0.00	0.500
60 J.J. Hoover, R (12, 1) ERA: 4.82	1.0		5	1	0	0	0	0	1	0	0	0	0	10	20	0.00	1.000
31 Alfredo Simon, R (13, 1) ERA: 5.0	1.0	W	3	0	0	0	1	0	0	0	0	0	0	10	14	0.00	0.000

PITCHER	IP	WLS	BF	H	R	ER	SO	BB	IBB	HBP	BLK	WP	HR	S	P	ERA	WHIP

TOP

Miami Marlins @ Cincinnati Reds

Great American Ball Park, Cincinnati, OH

Sat Apr 20 2013, 1:10 PM - 5:20 PM EDT

Att. 35,645 - Sunny - 49 F

livebaseballscorecards.com

AB	44
R	2
H	8
RBI	2
BB	2
SO	10
LOB	16

MIAMI

Batter	1	2	3	4	5	6	7	8	9	10	11	12	13	AB	R	H	RBI	BB	SO	LOB
17 Shin-Soo Choo, L (1, 8) OBP: 0.494, SLG: 0.606	B FF 86 B SI 86 X SI 87 2-0 2 S 1B	B FC 82 B SI 85 T FF 87 F SI 86 D CH 77 F FF 84 B FF 84 4-2 1-2 2-3 BB		F FC 81 B CU 70 B CH 75 D FC 80 B FF 85 4-1 2 FC6-4 BB		L FF 94 B FF 94 B CH 86 B KC 82 C KC 80 F KC 82 B FF 93 4-2 2 FC6-4 BB		S CH 83 C CH 83 F FF 95 X SL 80 0-2 1B	S SI 91 F SI 91 B SL 82 C SI 91 1-3 K			C SI 93 B SI 94 X SL 83 1-1 3 F8 4 SF8 2B	4	1	3	0	3	1	1
2 Zack Cozart, R (1, 6) OBP: 0.243, SLG: 0.437 3 Cesar Izturis, S (13, PH) OBP: 0.278, SLG: 0.235	F SI 85 B CH 74 X CH 75 1-1 F9 1-2	S CH 75 B FF 86 B FF 84 X SI 87 2-1 G5-3		B FC 82 C SI 84 S FC 83 F FC 83 X FF 86 1-2 FC6-4 19 1B 1-2f 2-3		1 SAFE X FF 92 0-0 FC6-4 1-2f		1 SAFE 1 SAFE C FF 92 B CU 80 1 SAFE C FF 93 1-3 K			F SI 88 B SI 89 C SI 89 X SL 81 1-2 G4-3		L SI 94 B SI 92 B SI 91 B SI 93 X SI 92 X SI 92 3-2 F8 2-3	6 1	0 0	0 0	0 0	0 0	1 0	8 1
19 Joey Votto, L (1, 3) OBP: 0.517, SLG: 0.458	C FF 87 F FF 82 X SI 87 0-2 L7		B FF 85 B FF 84 X SI 86 2-0 HR	X FF 83 0-0 1-3 3-H 1B			B FF 94 F FF 94 C SL 85 X SL 84 1-2 32 2B 1B	S CH 85 C CH 84 X CH 86 0-2 G3			B CH 82 B SI 90 F SI 90 B SL 79 X SI 90 3-1 1B		I IN 82 I IN 83 I IN 84 I IN 84 4-0 IBB	6	1	4	2	1	0	2
4 Brandon Phillips, R (1, 4) OBP: 0.342, SLG: 0.542	B CH 76 F CH 76 B FF 86 B SI 88 B FF 85 4-1 BB		S CH 76 F SI 87 F CU 73 F SI 87 X CH 74 1-2 1B	T CH 74 F FF 85 B FF 86 1 SAFE B FF 86 F FF 86 1 SAFE X CH 74 2-2 P4			C FF 94 B SL 84 S FF 94 S FF 96 1-3 K		C SL 81 F FF 94 F FF 97 B SL 84 S SL 81 1-3 K		B SI 90 1 SAFE 1 SAFE C SI 91 C SI 91 B SL 83 1 SAFE X SI 91 2-2 L9		B SI 92 X SI 93 1-0 SF8 3-H	5	0	1	1	1	2	4
32 Jay Bruce, L (1, 9) OBP: 0.349, SLG: 0.368	C CH 77 B FF 86 D CU 73 S FF 83 B FF 84 S CH 78 3-3 K		1 SAFE S SI 86 B FC 82 C FC 82 1 SAFE B FF 86 B FC 82 X FF 86 3-2 P6		B FF 92 B FF 92 B FF 93 C FF 91 F FF 92 B KC 81 4-2 21 CS BB		S FF 94 X FF 94 0-1 1-3 2B		S CH 85 C CH 86 0-3 K		B SI 91 B CH 83 C SL 80 S SL 82 B SI 92 S SL 81 3-3 K			5	0	1	0	1	3	4
21 Todd Frazier, R (1, 5) OBP: 0.370, SLG: 0.571 63 Sam LeCure, R (10, 1) 60 J.J. Hoover, R (12, 1) 26 Xavier Paul, L (12, PH) OBP: 0.263, SLG: 0.421 31 Alfredo Simon, R (13, 1) OBP: 1.000, SLG: 1.000		C CH 74 B SI 86 B CH 76 X FF 84 2-1 G5-3	1 SAFE S CH 75 B CH 75 F FF 84 T SI 85 1-2 K		B FF 93 B FF 92 F FF 92 B KC 79 T FF 93 S FF 92 3-3 K 1-2		I IN 67 I IN 68 I IN 70 I IN 68 4-0 IBB		B SL 82 F FF 96 B SL 83 B SL 81 S SL 81 C SL 82 3-3 K			C SI 92 B SI 92 S SI 93 F SI 94 T SI 93 1-2 K	4 0 0 1 0	0 0 0 0 0	0 0 0 0 0	0 0 0 0 0	1 0 0 1 0	3 0 0 0 0	2 0 0 0 0
28 Chris Heisey, R (1, 7) OBP: 0.203, SLG: 0.274		X SI 86 0-0 61 FC2-5 39 1B 1B	C CH 75 1 SAFE F FC 84 X FF 87 0-2 F9		C KC 80 F FF 94 B KC 84 D KC 82 B KC 81 X FF 94 3-2 G6-3		X SI 92 0-0 F1			C SI 90 C SI 90 S SL 81 0-3 K		F SI 83 B SL 83 X SI 94 1-1 39 G4-3 1B	6	0	2	0	0	1	4
39 Devin Mesoraco, R (1, 2) OBP: 0.414, SLG: 0.409	1 SAFE C CH 75 B FF 85 1 SAFE 1 SAFE 1 SAFE S SI 85 X CH 74 1-2 17 BB 61 FC2-5 1B			B SI 85 C SI 84 X FF 84 1-1 2 FC6-4 61 SH1-4 19 1B 1B		F FF 93 C KC 80 X KC 83 0-2 L9	B SI 93 F SI 94 S SL 87 S SI 93 1-3 K			B SL 80 B SI 91 B SI 91 B SI 89 4-0 BB		C SI 93 X SI 94 0-1 G4-3 1-2	5	1	2	0	1	1	4
61 Bronson Arroyo, R (1, 1) 15 Derrick Robinson, S (8, PH) OBP: 0.353, SLG: 0.267 54 Aroldis Chapman, L (9, 1) 9 Jack Hannahan, L (10, 5) OBP: 0.438, SLG: 0.400	L SI 83 X CH 72 0-1 FC2-5 17 BB 1-2 2-3f			L FF 83 1 SAFE X FF 83 0-1 SH1-4 1-2		B FF 92 X FF 93 1-0 F9	B FF 94 F FF 90 X CH 81 1-1 B2-3			B SI 91 X SI 91 1-0 L7		S SI 94 S SI 94 B SI 94 B SI 93 S SI 95 2-3 K	2 1 0 2	0 0 0 0	0 0 0 0	0 0 0 0	0 0 0 1	0 0 0 2	2 0 0 2
Inning Stats	R: 0 H: 1 E: 0 LOB: 2 K: 1 BB: 1 S: 10 P: 20	R: 0 H: 2 E: 0 LOB: 3 K: 0 BB: 1 S: 13 P: 22	R: 1 H: 2 E: 0 LOB: 1 K: 1 BB: 0 S: 14 P: 21	R: 1 H: 2 E: 0 LOB: 2 K: 0 BB: 1 S: 14 P: 22	R: 0 H: 0 E: 0 LOB: 0 K: 1 BB: 1 S: 8 P: 18	R: 0 H: 0 E: 0 LOB: 1 K: 0 BB: 1 S: 8 P: 13	R: 0 H: 2 E: 0 LOB: 3 K: 2 BB: 1 S: 12 P: 19	R: 0 H: 1 E: 0 LOB: 1 K: 1 BB: 0 S: 12 P: 14	R: 0 H: 0 E: 0 LOB: 0 K: 3 BB: 0 S: 10 P: 14	R: 0 H: 0 E: 0 LOB: 0 K: 2 BB: 0 S: 7 P: 13	R: 0 H: 1 E: 0 LOB: 1 K: 1 BB: 1 S: 11 P: 20	R: 0 H: 1 E: 0 LOB: 1 K: 2 BB: 0 S: 11 P: 15	R: 1 H: 1 E: 0 LOB: 1 K: 0 BB: 1 S: 6 P: 15	1B: 10 2B: 3 3B: 0 HR: 1	SF: 1 SAC: 1 DP: 1 HBP: 0	WP: 0 PB: 0 SB: 1 CS: 1	PA: 58			

PITCHER		IP	WLS	BF	H	R	ER	SO	BB	IBB	HBP	BLK	WP	HR	S	P	ERA	WHIP
23 Wade LeBlanc, L ERA: 6.27	(1, 1)	4.0		22	7	2	2	2	3	0	0	0	0	1	51	85	4.50	2.500
34 Tom Koehler, R ERA:	(5, 1)	2.0		7	0	0	0	1	2	0	0	0	0	0	16	31	0.00	1.000
40 Mike Dunn, L ERA: 2.16	(7, 1)	0.1		3	2	0	0	1	0	0	0	0	0	0	8	10	0.00	6.000
50 Chad Qualls, R ERA: 4.15	(7, 1)	0.2		3	0	0	0	1	0	1	0	0	0	0	4	9	0.00	0.000
44 AJ Ramos, R ERA: 3.09	(8, 1)	2.0		7	1	0	0	4	0	0	0	0	0	0	22	28	0.00	0.500

PITCHER		IP	WLS	BF	H	R	ER	SO	BB	IBB	HBP	BLK	WP	HR	S	P	ERA	WHIP
58 Ryan Webb, R ERA: 3.72	(10, 1)	2.0		8	1	0	0	3	1	0	0	0	0	0	18	33	0.00	1.000
31 Steve Cishek, R ERA: 5.63	(12, 1)	1.2	L	8	2	1	1	2	0	1	0	0	0	0	17	30	5.40	1.200

BOTTOM

Miami Marlins @ Cincinnati Reds

Great American Ball Park, Cincinnati, OH

Sat Apr 20 2013, 1:10 PM - 5:20 PM EDT

Att. 35,645 - Sunny - 49 F

livebaseballscorecards.com

AB	48
R	3
H	13
RBI	3
BB	8
SO	14
LOB	34

Batter	1	2	3	4	5	6	7	8	9	AB	R	H	RBI	BB	SO	LOB
8 Chris Coghlan, L (1, 7) OBP: 0.231, SLG: 0.222	B FF 91 B SI 92 B SI 91 C SI 90 X SI 92 3-1 17 G6-3 2B	S KC 77 F CH 85 F FF 91 S KC 78 0-3 ③ K		D KC 77 2 SAFE B KC 75 B SI 90 C FF 91 B KC 78 4-1 1-2 2-3 BB		B KC 78 X FF 93 1-0 ③ G4-3			B FF 91 C FF 91 S SL 81 D SL 82 S SL 81 2-3 ② K	4	0	1	0	1	2	4
17 Donovan Solano, R (1, 4) OBP: 0.296, SLG: 0.262	B SI 91 S FF 92 X SI 91 1-1 ① G6-3 2-3		B SL 84 C FF 90 B KC 78 F SI 92 X SI 92 2-2 ① G6-3	F KC 78 S FF 91 S FF 91 0-3 ③ K			B CU 76 B CU 75 F FF 91 B FF 92 S FF 91 S FF 92 3-3 ① K		X FF 92 0-0 27 1B 21 HR 1-3 2B	5	1	1	0	0	2	4
27 Giancarlo Stanton, R (1, 9) OBP: 0.316, SLG: 0.229	F FF 93 F FF 92 B FF 92 B SI 91 S SL 85 2-3 ② K		B CH 87 B FF 92 S SL 84 C FF 92 F CH 85 B SL 86 F SL 86 X FF 94 3-2 1B		C SL 84 B FF 90 C SI 90 B CH 85 B FF 93 C KC 79 3-3 ① K		C FC 92 B FC 90 B FC 88 F FC 90 S FF 92 2-3 ② K		D FF 91 F FF 91 B FF 92 X FF 92 2-1 21 DI 21 HR 2-3 3-H 1B	5	1	2	1	0	3	1
25 Joe Mahoney, L (1, 3) OBP: 0.111, SLG: 0.111 34 Tom Koehler, R (7, 1) 21 Miguel Olivo, R (9, PH) OBP: 0.261, SLG: 0.409	C KC 76 F CH 84 B FF 92 S SL 84 1-3 ③ K		1 SAFE X FF 92 0-0 ② L7		C FF 93 B CH 86 F FF 92 X FF 93 1-2 ② F8		S FC 92 B CH 82 S FC 90 F FC 92 F CH 82 C CU 79 1-3 ③ K		D FS 84 F FF 92 B FF 92 B FF 92 X FF 91 3-1 1-H 3-H HR	4 0 1	0 0 1	0 0 1	0 0 3	0 0 0	2 0 0	2 0 0
20 Justin Ruggiano, R (1, 8) OBP: 0.294, SLG: 0.444		C SI 91 S KC 79 X KC 78 0-2 ① G5-3	B FF 92 C SI 92 D SL 86 T FF 94 S KC 80 2-3 ③ K		C FF 92 B KC 79 S KC 79 C FF 94 1-3 ③ K			B FF 92 B FF 91 B FF 92 C FF 92 X FF 92 3-1 ① G6-3	B SL 81 X FF 92 1-0 ③ F9	5	0	0	0	0	2	1
19 Rob Brantly, L (1, 2) OBP: 0.268, SLG: 0.280		X FF 91 0-0 22 1B 13 1B 1B		B SI 90 S CH 83 B KC 76 F FF 92 B SL 85 B SI 92 4-2 28 FC2-5 13 BB BB		X SI 90 0-0 22 SH1-3 13 1B 2B		C SI 93 C CU 77 S CU 78 0-3 ② K		3	2	2	0	1	1	0
22 Nick Green, R (1, 6) OBP: 0.364, SLG: 0.364		B SL 86 B SI 91 C FF 92 B SI 90 X SL 87 3-1 13 1B 1-2 1B		F KC 75 S SL 86 S KC 79 0-3 ① K		C KC 75 X CH 89 0-1 ① SH1-3 2-3		B FF 94 X SI 93 1-0 ③ G5-3		3	0	1	0	0	1	1
13 Chris Valaika, R (1, 5) OBP: 0.333, SLG: 0.400		X FF 92 0-0 1-2 2-H 1B		C SI 92 B CH 84 B SL 86 B FF 92 D SI 93 4-1 8 BB 28 FC2-5 1-2 BB		S FF 93 F FF 93 X FF 94 0-2 28 SH2-4 3-H 1B			C FF 91 F FF 92 S FS 84 0-3 ① K	3	0	2	2	1	1	0
28 Alex Sanabia, R (1, 1) OBP: 0.143, SLG: 0.143 60 Jon Rauch, R (7, 1) 29 Greg Dobbs, L (7, 3) OBP: 0.290, SLG: 0.321 26 Austin Kearns, R (9, PH) OBP: 0.286, SLG: 0.167		X CH 89 0-0 ② B2		B SI 90 L SI 92 X SI 90 1-1 ② FC2-5 8 BB 1-2 2-3f		X FF 91 0-0 ② SH2-4 1-2			X FF 90 0-0 17 2B 27 1B 1B	2 0 0 1	0 0 0 1	0 0 0 1	0 0 0 0	0 0 0 0	0 0 0 0	4 0 0 0
Inning Stats	R: 0 E: 0 K: 2 S: 10 H: 1 LOB: 1 BB: 0 P: 17	R: 1 E: 0 K: 1 S: 12 H: 3 LOB: 2 BB: 0 P: 15	R: 0 E: 0 K: 1 S: 12 H: 1 LOB: 1 BB: 0 P: 19	R: 0 E: 0 K: 2 S: 12 H: 0 LOB: 3 BB: 3 P: 25	R: 0 B KC 79 S: 9 H: 0 LOB: 0 BB: 0 P: 14	R: 1 E: 0 K: 0 S: 8 H: 2 LOB: 1 BB: 0 P: 9	R: 0 E: 0 K: 3 S: 11 H: 0 LOB: 0 BB: 0 P: 17	R: 0 E: 0 K: 1 S: 6 H: 0 LOB: 0 BB: 0 P: 10	R: 4 E: 0 K: 2 S: 13 H: 4 LOB: 0 BB: 0 P: 21	1B: 7 2B: 3 3B: 0 HR: 1 SF: 0 SAC: 2 DP: 0 HBP: 0						

PITCHER	IP	WLS	BF	H	R	ER	SO	BB	IBB	HBP	BLK	WP	HR	S	P	ERA	WHIP
34 Homer Bailey, R (1, 1) ERA: 3.24	6.0		28	7	2	2	8	3	0	0	0	0	0	63	99	3.00	1.667
66 Logan Ondrusek, R (7, 1) ERA: 3.86	1.0	W	3	0	0	0	3	0	0	0	0	0	0	11	17	0.00	0.000
31 Alfredo Simon, R (8, 1) ERA: 4.5	1.0		3	0	0	0	1	0	0	0	0	0	0	6	10	0.00	0.000
43 Manny Parra, L (9, 1) ERA: 8.44	1.0		7	4	4	4	2	0	0	0	0	0	1	13	21	36.00	4.000

PITCHER	IP	WLS	BF	H	R	ER	SO	BB	IBB	HBP	BLK	WP	HR	S	P	ERA	WHIP

TOP

Miami Marlins @ Cincinnati Reds

Great American Ball Park, Cincinnati, OH

Sun Apr 21 2013, 1:12 PM - 4:25 PM EDT
Att. 28,882 - Partly Cloudy - 54 F

livebaseballscorecards.com

AB	36
R	6
H	11
RBI	6
BB	3
SO	14
LOB	17

MIAMI

Miami Marlins @ Cincinnati Reds

Great American Ball Park, Cincinnati, OH

Sun Apr 21 2013, 1:12 PM - 4:25 PM EDT

Att. 28,882 - Partly Cloudy - 54 F

BOTTOM

Batter	1	2	3	4	5	6	7	8	9	AB	R	H	RBI	BB	SO	LOB
17 Shin-Soo Choo, L (1, 8) OBP: 0.523, SLG: 0.632	S SI 88 H SI 90 1-1 26 G4-6-3 HBP		B SL 80 S SI 88 D SL 79 B FF 87 F SI 87 X CH 80 3-2 19 E 1-2 1B	H SI 87 1-0 HBP			F CH 81 B CH 81 B SI 89 S SI 88 C SI 90 B SI 91 4-2 19 1B 26 1B 4 1B BB B FF 90 S FF 90 B FF 91 C FF 92 X FF 91 3-2 26 2B 2-H			2	2	2	1	1	0	0
26 Xavier Paul, L (1, 7) OBP: 0.292, SLG: 0.458 31 Alfredo Simon, R (8, 1) OBP: 1.000, SLG: 1.000 43 Manny Parra, L (9, 1) OBP: 0.500, SLG: 0.500	1 SAFE F SI 88 S SI 89 X SI 89 0-2 ① ② G4-6-3 1-2f		F SI 89 B SI 90 B CH 81 X SI 89 2-1 ① P2	F SI 88 X SI 88 0-1 ③ F7			B CH 82 B SI 89 S SI 88 X CH 82 2-2 4 1B 19 1B 4 E 1-2 1B B FF 90 S FF 90 B FF 91 C FF 92 X FF 91 3-2 2-H 2B			5 0 0	1 0 0	2 0 0	1 0 0	0 0 0	0 0 0	5 0 0
19 Joey Votto, L (1, 3) OBP: 0.522, SLG: 0.516	X CH 82 0-0 HR		F SI 90 B SL 83 X SI 90 1-1 E8 1-3 2-H 1B		C SI 86 C SI 87 B SL 80 X SI 89 1-2 ① G1-3		F SI 89 K FF 89 0-1 32 BB 4 E 39 1B 1-2 2-3 1B C CH 86 C KC 81 B KC 81 B FF 96 S FF 96 S KC 81 2-3 ① K			5	2	3	1	0	1	1
4 Brandon Phillips, R (1, 4) OBP: 0.357, SLG: 0.533	B FF 87 B FF 86 B SI 88 C SI 87 B SI 87 4-1 BB		B SL 81 D SL 82 B FF 90 C SL 82 B SL 79 4-1 BB		F SI 89 X SL 82 0-1 ② P3		C FF 90 D SL 84 S SL 86 F SL 86 F FF 92 F CU 73 F CU 74 X FF 91 1-2 E9 39 1B 32 BB 21 2B 1-2 2-H 3-H 1B	B FF 94 B FF 92 X FF 91 2-0 ① P4		3	1	1	1	2	0	0
32 Jay Bruce, L (1, 9) OBP: 0.341, SLG: 0.350	S SI 87 B SI 87 B SI 86 F CH 80 B SI 89 S SI 88 3-3 ③ K		S SI 89 S SL 82 T SL 81 0-2 ② K		B SI 89 B CH 82 S CH 81 X SL 81 2-1 ③ L4		F FF 91 C CH 84 D SL 85 B CU 75 B CH 85 F FF 91 F FF 92 F CH 84 B FF 92 4-2 39 1B 21 2B 1-2 2-3 BB	S KC 80 X CH 86 0-1 ② L8		4	1	0	0	1	2	4
39 Devin Mesoraco, R (1, 2) OBP: 0.382, SLG: 0.370		X SI 89 0-0 ① F7	X SL 81 0-0 ③ G1-3			B FF 89 B SL 81 X SI 89 2-0 ① P6	C FF 90 B FF 92 B SL 85 F SL 91 X CU 73 2-2 21 2B 1-2 2-3 3-H 1B	S SL 88 C KC 82 C SI 94 0-3 ③ K		5	1	1	1	0	1	3
9 Jack Hannahan, L (1, 5) OBP: 0.368, SLG: 0.333 66 Logan Ondrusek, R (7, 1) 28 Chris Heisey, R (7, PH) OBP: 0.200, SLG: 0.270 (8, 7)		B SI 89 F SI 88 B SI 88 X CH 79 2-1 ② P6	X CH 78 0-0 ① F8		C SI 90 F CH 84 B SL 83 B SI 90 F CH 82 F SI 90 B CH 84 F SI 90 X SL 81 3-2 ② G3		S FF 92 F FF 91 F FF 91 F SL 84 X FF 91 0-2 ① F4			3 0 1	0 0 0	0 0 0	0 0 0	0 0 0	0 0 3	0 0 0
3 Cesar Izturis, S (1, 6) OBP: 0.318, SLG: 0.211		C SI 89 C SI 89 B SL 81 B CH 82 F SI 90 F CH 80 X SI 89 2-2 ③ G3-1	B SI 88 B SI 88 B CH 85 C SI 86 D SI 87 4-1 34 SH1-4 BB		B SI 90 B SI 88 B FF 87 B FF 86 4-0 BB		S FF 91 X FF 91 0-1 ② F6			2	0	0	0	2	0	3
34 Homer Bailey, R (1, 1) OBP: 0.400, SLG: 0.600 21 Todd Frazier, R (6, PH) OBP: 0.373, SLG: 0.585 (7, 5)			B SI 88 C SI 86 F FF 89 X SL 81 1-2 19 1B 19 E 17 1B 1B	M SI 88 X SI 88 0-1 ② SH1-4 1-2		C FF 91 C FF 91 S FF 89 0-3 ③ K	D CU 74 C FF 91 F SL 85 D FF 92 X FF 91 2-2 17 2B 1-H 2-H 3-H 2B			1 2	1 1	1 1	0 3	0 0	0 1	0 1
Inning Stats	R: 1 E: 0 K: 1 S: 9 H: 1 LOB: 1 BB: 1 P: 17	R: 0 E: 0 K: 0 S: 8 H: 0 LOB: 0 BB: 0 P: 12	R: 1 E: 1 K: 1 S: 15 H: 3 LOB: 3 BB: 1 P: 26	R: 0 E: 0 K: 0 S: 6 H: 0 LOB: 2 BB: 1 P: 11	R: 0 E: 0 K: 0 S: 7 H: 0 LOB: 0 BB: 0 P: 10	R: 0 E: 0 K: 1 S: 10 H: 0 LOB: 1 BB: 1 P: 19	R: 8 E: 1 K: 1 S: 46 H: 7 LOB: 1 BB: 2 P: 67	R: 0 E: 0 K: 1 S: 6 H: 0 LOB: 0 BB: 0 P: 8		1B: 7 2B: 3 3B: 0 HR: 1 SF: 0 SAC: 1 DP: 1 HBP: 2						

livebaseballscorecards.com

AB	33
R	10
H	11
RBI	8
BB	6
SO	5
LOB	20

PITCHER		IP	WLS	BF	H	R	ER	SO	BB	IBB	HBP	BLK	WP	HR	S	P	ERA	WHIP
28 Alex Sanabia, R ERA: 5.09	(1, 1)	6.0	L	30	6	5	5	3	5	0	2	0	0	1	63	109	7.50	1.833
60 Jon Rauch, R ERA: 9.72	(7, 1)	0.2		7	4	4	4	0	1	0	0	0	0	0	28	40	54.00	7.500
34 Tom Koehler, R ERA:	(7, 1)	1.1		5	1	1	1	2	0	0	0	0	0	0	16	21	6.75	0.750

PITCHER	IP	WLS	BF	H	R	ER	SO	BB	IBB	HBP	BLK	WP	HR	S	P	ERA	WHIP

WP: 0 PA: 42
PB: 0
SB: 0
CS: 0

Chicago Cubs @ Cincinnati Reds

Great American Ball Park, Cincinnati, OH

Mon Apr 22 2013, 7:12 PM - 11:46 PM EDT

Att. 18,090 - Partly Cloudy - 70 F

TOP

livebaseballscorecards.com

Batter	1	2	3	4	5	6	7	8	9	10	11	12	13	AB	R	H	RBI	BB	SO	LOB
9 David DeJesus, L (1, 8) OBP: 0.379, SLG: 0.586	B SI 88 F SI 90 X SI 90 1-1 HR		C KC 77 C CH 82 B FF 90 B FC 88 D KC 80 D SL 81 4-2 13 1B BB		F SI 88 B SI 91 X KC 78 1-1 G4-6-3 1-2f		B CH 84 X SI 90 1-0 13 S 1B			B SI 89 B CH 80 X FF 89 2-0 F7	B SI 90 B KC 75 C SI 91 B KC 75 B SI 91 4-1 1-2 2-3 BB		B SI 94 F SI 94 B FS 88 X CU 77 2-1 G2-3	5	1	2	1	2	0	1
13 Starlin Castro, R (1, 6) OBP: 0.309, SLG: 0.443	B SI 90 X SI 89 1-0 G5-3		B SI 92 B CH 86 T SI 91 F SI 91 X SI 92 2-2 1-3 2-H 1B		C FC 88 S FC 88 F FC 88 X SL 80 0-2 P4		C SL 80 F FC 88 F FC 88 1 SAFE B FC 88 F FF 90 X SL 81 1-2 G4-3 1-2			X SL 81 0-0 L6	C FF 91 F FF 93 B FF 93 B FF 92 B FF 92 F FF 93 X FF 92 3-2 L9			6	0	1	1	0	0	4
44 Anthony Rizzo, L (1, 3) OBP: 0.286, SLG: 0.485	C SI 90 F FC 87 S SI 89 0-3 K		C SI 91 1 SAFE F FC 88 F SL 80 F FF 90 B FF 90 C FC 88 1-3 K			F SL 78 B FC 88 X CH 84 1-1 G3-1		X SI 96 0-0 L7		B SI 91 S KC 75 B FF 91 X KC 73 2-1 E3 12 E		C CU 73 C FF 92 B FF 92 F FF 92 B FF 92 F FF 92 B FF 92 S FF 92 3-3 K		6	0	0	0	0	3	2
12 Alfonso Soriano, R (1, 7) OBP: 0.289, SLG: 0.356	C SI 90 X SI 91 0-1 G6-3		S SI 90 B SI 90 S SI 90 B FC 88 B SL 81 F SL 80 X SL 81 3-2 F8			S SL 79 B FC 87 X SL 80 1-1 P4		C FF 96 S SL 90 B FF 96 B SL 87 X SL 91 2-2 G5-3		C SL 79 B SL 80 C SI 89 D SL 82 X SI 92 2-2 E6 1-2		C CU 75 F CU 74 B FF 94 F FF 92 B FF 93 S FF 93 2-3 K		6	0	0	0	0	1	3
19 Nate Schierholtz, L (1, 9) OBP: 0.377, SLG: 0.554 28 Michael Bowden, R (12, 1)		C KC 76 B SI 89 F FC 87 S SL 81 1-3 K		C FC 85 C CH 82 F FC 87 F SL 80 B FF 90 X KC 79 1-2 53 G5-4-3 1B		S SI 90 B CH 85 S SI 91 F SI 91 X FC 88 1-2 53 1B		X SI 94 0-0 1B		C KC 73 B SI 90 C SI 90 B SI 91 S KC 74 2-3 K		F FF 93 C CU 76 S FF 94 0-3 K		6	0	3	0	0	3	2
53 Welington Castillo, R (1, 2) OBP: 0.375, SLG: 0.463		B SI 90 X CH 83 1-0 G5-3		1 SAFE B SI 89 1 SAFE X SI 88 1-0 G5-4-3 1-2f		C KC 77 X SI 92 0-1 1-2 1B		D CU 77 C FC 89 B CU 75 S FC 87 F FC 90 C FC 90 2-3 K			C KC 71 F SL 81 B KC 74 B SL 79 C SI 90 2-3 K		C SI 93 X CU 78 0-1 E5 24 HR	6	1	1	0	0	2	2
24 Luis Valbuena, L (1, 5) OBP: 0.344, SLG: 0.442		C SI 90 F CH 84 S FF 92 0-3 K		C KC 76 B CH 84 B CH 83 B FC 88 F SI 91 X SI 91 3-2 1B		F CH 84 F FC 89 X FF 91 0-2 F9			B FF 97 C FF 93 S FF 96 S SL 86 1-3 K		B CH 82 C FF 89 S KC 75 B KC 75 B SI 90 S KC 72 3-3 K		B SI 93 B SI 93 X SI 93 2-0 2-H HR	6	1	2	2	0	3	2
15 Darwin Barney, R (1, 4) OBP: 0.200, SLG: 0.130		X SI 88 0-0 37 SH2-4 13 1B 1B	B KC 78 F CH 84 F KC 79 X CH 85 1-2 G5-3				F SI 89 F SL 79 F FC 87 B SL 80 X FC 87 1-2 G3-1		C FF 97 B FF 97 C FF 97 S FF 98 1-3 K		C FF 91 F FF 93 F KC 74 F SI 90 F KC 70 X SL 80 1-2 9 BB 20 BB 1B		X SI 94 0-0 G6-3	6	1	2	0	0	1	1
37 Travis Wood, R (1, 1) OBP: 0.200, SLG: 0.143 54 Shawn Camp, R (7, 1) 40 James Russell, L (7, 1) 21 Scott Hairston, R (9, PH) OBP: 0.100, SLG: 0.333 49 Carlos Marmol, R (9, 1) 20 Julio Borbon, L (11, PH) OBP: 0.667, SLG: 0.000 63 Kevin Gregg, R (11, 1) 17 Dave Sappelt, R (12, 9) OBP: 0.095, SLG: 0.143		X SI 88 0-0 SH2-4 1-2		B SI 88 B CH 83 F SI 90 B SI 90 F SI 90 B SI 91 4-2 9 G4-6-3 BB			F SI 90 C KC 79 S FC 88 0-3 K		B FF 98 C FF 97 S FF 97 B FF 99 S FF 99 2-3 K		C KC 70 B FF 89 S KC 74 D KC 74 F KC 74 B SI 90 B SI 91 4-2 9 BB 1-2 BB		B SI 93 C CU 78 C CU 78 B FC 88 S SI 93 2-3 K	1 0 0 0 1 0 0 0 0	0 0 0 0 0 0 0 0 0	0 0 0 0 0 0 0 0 0	0 0 0 0 0 1 0 0 1	1 0 0 0 0 0 0 0 0	1 0 0 0 0 0 0 0 0	0 0 0 0 0 0 0 0 0
Inning Stats	R: 1 E: 0 K: 1 S: 8 H: 1 LOB: 0 BB: 0 P: 10	R: 0 E: 0 K: 2 S: 7 H: 0 LOB: 0 BB: 0 P: 9	R: 1 E: 0 K: 1 S: 16 H: 2 LOB: 2 BB: 1 P: 26	R: 0 E: 0 K: 0 S: 12 H: 2 LOB: 1 BB: 0 P: 18	R: 0 E: 0 K: 0 S: 8 H: 0 LOB: 0 BB: 1 P: 13	R: 0 E: 0 K: 0 S: 13 H: 2 LOB: 2 BB: 0 P: 16	R: 0 E: 0 K: 1 S: 13 H: 1 LOB: 1 BB: 0 P: 16	R: 0 E: 0 K: 1 S: 9 H: 1 LOB: 1 BB: 0 P: 13	R: 0 E: 0 K: 3 S: 9 H: 0 LOB: 0 BB: 0 P: 13	R: 0 E: 2 K: 1 S: 10 H: 0 LOB: 2 BB: 0 P: 18	R: 0 E: 0 K: 2 S: 19 H: 1 LOB: 3 BB: 2 P: 36	R: 0 E: 0 K: 3 S: 12 H: 0 LOB: 0 BB: 0 P: 17	R: 2 E: 1 K: 1 S: 9 H: 1 LOB: 0 BB: 0 P: 15	1B: 9 2B: 0 3B: 0 HR: 2	SF: 0 SAC: 1 DP: 2 HBP: 0	WP: 0 PB: 0 SB: 1 CS: 0	PA: 55			

PITCHER		IP	WLS	BF	H	R	ER	SO	BB	IBB	HBP	BLK	WP	HR	S	P	ERA	WHIP
44 Mike Leake, R ERA: 3.81	(1, 1)	7.0		29	8	2	2	5	2	0	0	0	0	1	77	108	2.57	1.429
51 Jonathan Broxton, R ERA: 7.36	(8, 1)	0.2		3	1	0	0	0	0	0	0	0	0	0	5	7	0.00	1.500
66 Logan Ondrusek, R ERA: 3.6	(8, 1)	0.1		1	0	0	0	1	0	0	0	0	0	0	4	6	0.00	0.000
54 Aroldis Chapman, L ERA: 0.87	(9, 1)	1.0		3	0	0	0	3	0	0	0	0	0	0	9	13	0.00	0.000
63 Sam LeCure, R ERA: 0.93	(10, 1)	1.2		10	1	0	0	3	2	0	0	0	0	0	25	47	0.00	1.800

PITCHER		IP	WLS	BF	H	R	ER	SO	BB	IBB	HBP	BLK	WP	HR	S	P	ERA	WHIP
60 J.J. Hoover, R ERA: 4.22	(11, 1)	1.1		4	0	0	0	3	0	0	0	0	0	0	16	24	0.00	0.000
31 Alfredo Simon, R ERA: 4.91	(13, 1)	1.0	W	5	1	2	1	1	0	0	0	0	0	1	9	15	9.00	1.000

AB	50
R	4
H	11
RBI	4
BB	4
SO	16
LOB	17

Chicago Cubs @ Cincinnati Reds

Great American Ball Park, Cincinnati, OH

Mon Apr 22 2013, 7:12 PM - 11:46 PM EDT

Att. 18,090 - Partly Cloudy - 70 F

livebaseballscorecards.com

BOTTOM

Batter	1	2	3	4	5	6	7	8	9	10	11	12	13	AB	R	H	RBI	BB	SO	LOB
17 Shin-Soo Choo, L (1, 8) OBP: 0.521, SLG: 0.606	C FF 89 C FF 91 B FF 92 X FC 88 1-2 G6-3 ①		C SL 77 F FC 85 B FF 90 B FC 85 F CH 80 D SL 79 B FF 92 4-2 BB			H SL 76 1-0 HBP	B FF 90 F SL 90 C FF 89 F SI 89 B SL 82 T SI 90 2-2 K ③			B SL 84 1 SAFE 1 SAFE B FF 92 I IN 72 I IN 72 4-0 2 G4-3 1-2 IBB		B SL 84 F SL 83 C FF 90 B FS 84 X SL 80 2-2 F7 ③		3	0	0	0	2	1	1
2 Zack Cozart, R (1, 6) OBP: 0.241, SLG: 0.413 60 J.J. Hoover, R (11, 1) 26 Xavier Paul, L (13, 7) OBP: 0.320, SLG: 0.480	C FF 90 T CH 81 F FF 90 X FF 92 0-2 L9 ②		C CH 79 S FC 87 C FC 88 0-3 K ③			1 SAFE X CH 77 0-0 L7 ①		B CH 79 B SI 88 B FF 87 B SI 88 4-0 4 G1-4-3 BB		C SL 82 B SL 84 X FF 92 1-1 G4-3 ② 1-2 2-3			C SL 82 S SL 83 X SL 84 0-2 4 2B 32 2B 1B	4 0 1	0 0 1	0 0 1	0 0 0	1 0 0	1 0 0	5 0 0
19 Joey Votto, L (1, 3) OBP: 0.500, SLG: 0.478	C FF 90 S FF 88 B FF 93 X FC 88 1-2 G6-3 ③			S SL 78 B FC 87 B FF 90 B FF 89 B FC 85 4-1 BB		F FF 87 F FF 88 S FC 86 0-3 K ②	C SL 77 B SI 88 C FC 84 B SI 89 X FC 87 2-2 L8 ③	C SL 80 C SL 80 1 SAFE S FF 88 0-3 K ①		B SL 86 F SL 84 F FF 94 S SL 84 1-3 K ③			C FF 90 B SL 83 F SL 81 F FF 91 X FF 89 2-2 L7 ①	5	0	0	0	1	3	5
4 Brandon Phillips, R (1, 4) OBP: 0.344, SLG: 0.519		X SI 88 0-0 P3 ①		C FC 87 S CH 78 B FF 91 F CH 79 F FC 87 F FF 88 F SL 78 1 SAFE X FC 87 1-2 L9 ①				C SL 80 C SL 80 1 SAFE 1 SAFE X CH 80 0-1 G1-4-3 ②③ 1-2?			C FF 90 C FF 90 X FS 83 0-2 G6-3 ①		S FF 90 B SL 85 S SL 84 X FF 92 1-2 32 2B 1-3 2B	6	1	1	0	0	0	3
32 Jay Bruce, L (1, 9) OBP: 0.351, SLG: 0.400		C FF 90 B SL 80 C SL 78 S SL 79 1-3 K ②		S SL 76 B SL 78 1 SAFE B FC 86 C FF 89 S FC 87 2-3 K ②			F SL 75 X FF 88 0-1 HR		S SL 84 X SL 84 0-1 G3-1 ①		C CU 78 B CU 79 B FF 90 B FS 83 B FS 83 4-1 BB		B SL 80 X SL 81 1-0 21 G4-3 3 1B 2-H 3-H 2B	5	2	2	3	1	2	1
21 Todd Frazier, R (1, 5) OBP: 0.346, SLG: 0.535		B FF 90 F FF 91 B FC 86 F FC 88 F FF 93 S SL 79 2-3 K ③		B FC 87 X FF 89 1-0 P6 ③			C SL 77 X FC 86 0-1 G5-3 ①		B FF 93 C SL 85 B SL 84 B FF 93 C SL 83 S SL 81 3-3 K ②		C FF 91 X FF 90 1-0 L8 ②		C FF 91 X FF 89 0-1 G4-3 ② 2-3	6	0	0	0	0	2	3
28 Chris Heisey, R (1, 7) OBP: 0.203, SLG: 0.269 63 Sam LeCure, R (10, 1) 3 Cesar Izturis, S (11, 6) OBP: 0.333, SLG: 0.238			C SI 87 B SL 78 X CH 79 1-1 L8 ①		X SI 88 0-0 L6 ①		B CH 79 T FC 87 X FC 86 1-1 39 BLK 9 3B 1B		B FF 94 X FF 93 1-0 G4-3 ③		C FF 91 B FF 91 X FF 90 1-1 L8 ③		B FF 90 F FF 90 X FF 90 1-1 3-H 1B	4 0 2	1 0 0	1 0 1	0 0 1	0 0 0	0 0 1	0 0 0
39 Devin Mesoraco, R (1, 2) OBP: 0.385, SLG: 0.375			B SL 73 B SI 88 C SI 89 F CH 79 X FC 86 2-2 44 SH3-4 1B		C SI 88 X FC 86 0-1 44 CS 1B		1 SAFE 1 SAFE B SL 81 C SI 87 D SL 81 C SL 80 F SL 80 X SI 86 2-2 F8 ② 1-2		X FF 93 0-0 F8 ①		C SL 82 L FF 90 B SL 85 B FS 82 X FF 91 2-2 L9 ①		5	0	2	0	0	0	1
44 Mike Leake, R (1, 1) OBP: 0.400, SLG: 0.600 9 Jack Hannahan, L (7, PH) OBP: 0.400, SLG: 0.474 51 Jonathan Broxton, R (8, 1) 66 Logan Ondrusek, R (8, 1) 54 Aroldis Chapman, L (9, 1) 15 Derrick Robinson, S (10, 7) OBP: 0.368, SLG: 0.500 31 Alfredo Simon, R (13, 1) OBP: 1.000, SLG: 1.000			L SI 88 S SI 88 X FC 86 0-2 SH3-4 1-2		S SI 89 S FF 90 B FF 88 X FC 87 1-2 G5-3 ②③ 1-2		S SL 82 B SL 80 X SL 79 1-1 2-H 3B			B SL 84 B SL 83 B FF 93 B FF 93 4-0 2 G4-3 17 S BB		B SL 83 S FF 90 B FF 91 X SI 88 2-1 L7 ②		1 1 0 0 0 0 1 0 0	0 0 0 0 0 0 0 0 0	0 1 0 0 0 0 0 0 0	0 1 0 0 0 0 1 0 0	0 0 0 0 0 0 0 0 0	0 0 0 0 0 0 0 0 0	1 0 0 0 0 0 0 0 0
Inning Stats	R: 0 E: 0 K: 0 S: 10 H: 0 LOB: 0 BB: 0 P: 12	R: 0 E: 0 K: 2 S: 8 H: 0 LOB: 0 BB: 0 P: 11	R: 0 E: 0 K: 1 S: 14 H: 1 LOB: 2 BB: 1 P: 21	R: 0 E: 0 K: 1 S: 12 H: 0 LOB: 1 BB: 1 P: 20	R: 0 E: 0 K: 0 S: 6 H: 1 LOB: 0 BB: 0 P: 7	R: 0 E: 0 K: 1 S: 7 H: 0 LOB: 1 BB: 0 P: 10	R: 2 E: 0 K: 1 S: 16 H: 3 LOB: 1 BB: 0 P: 22	R: 0 E: 0 K: 1 S: 5 H: 0 LOB: 0 BB: 1 P: 9	R: 0 E: 0 K: 1 S: 6 H: 0 LOB: 0 BB: 0 P: 10	R: 0 E: 0 K: 1 S: 6 H: 0 LOB: 2 BB: 2 P: 16	R: 0 E: 0 K: 0 S: 7 H: 0 LOB: 1 BB: 1 P: 13	R: 0 E: 0 K: 0 S: 8 H: 0 LOB: 0 BB: 0 P: 14	R: 3 E: 0 K: 0 S: 14 H: 4 LOB: 1 BB: 0 P: 19	1B: 5 2B: 2 3B: 1 HR: 1 SF: 0 SAC: 1 DP: 1 HBP: 1	WP: 0 PB: 0 SB: 1 CS: 1 PA: 52						

	AB	44
	R	5
	H	9
	RBI	5
	BB	6
	SO	9
	LOB	21

PITCHER		IP	WLS	BF	H	R	ER	SO	BB	IBB	HBP	BLK	WP	HR	S	P	ERA	WHIP
37 Travis Wood, L ERA: 2.08	(1, 1)	6.1		25	4	2	2	5	2	0	1	0	0	1	63	88	2.84	0.947
54 Shawn Camp, R ERA: 10.29	(7, 1)	0.1	H	1	0	0	0	0	0	0	0	1	0	0	4	6	0.00	0.000
40 James Russell, L ERA:	(7, 1)	1.1	B	5	1	0	0	2	1	0	0	0	0	0	11	18	0.00	1.500
49 Carlos Marmol, R ERA: 5.19	(9, 1)	2.0		8	0	0	0	2	1	1	0	0	0	0	12	26	0.00	0.500
63 Kevin Gregg, R ERA:	(11, 1)	1.0		4	0	0	0	0	1	0	0	0	0	0	7	13	0.00	1.000

PITCHER		IP	WLS	BF	H	R	ER	SO	BB	IBB	HBP	BLK	WP	HR	S	P	ERA	WHIP
28 Michael Bowden, R ERA: 4.35	(12, 1)	1.2	L	9	4	3	3	0	0	0	0	0	0	0	22	33	16.20	2.400

Batter	1	2	3	4	5	6	7	8	9	10	AB	R	H	RBI	BB	SO	LOB
17 Dave Sappelt, R (1, 8) OBP: 0.192, SLG: 0.240 (9, 7) 63 Kevin Gregg, R (10, 1)	B C FF 90 B CH 84 F FF 91 C FF 93 2-3 K ①		B SL 77 X FF 93 1-0 F9 ②			B FF 89 X FF 88 1-0 13 F9 44 FC4-2 2B		B CU 79 B FC 90 B FC 90 C FC 93 C FC 92 B FC 93 4-2 BB		B FS 84 B FS 82 C FF 92 B FF 93 X FF 92 3-1 44 L7-4 13 S 2-H 1B	4	0	2	1	1	1	0
13 Starlin Castro, R (1, 6) OBP: 0.302, SLG: 0.422	B SL 78 F FF 92 S FF 91 S FF 94 1-3 K ②		B CH 84 B CH 83 B FF 93 C FF 91 F FF 92 X FF 92 3-2 G6-3 ③			D SL 77 D FF 91 C FF 90 B FF 90 X FF 92 3-1 F9 ① 2-3		X FC 87 0-0 F9 ③		B FS 83 C FF 92 D FS 84 F FF 92 B SL 80 B FS 83 4-2 1-2 BB	4	0	0	0	1	1	2
44 Anthony Rizzo, L (1, 3) OBP: 0.268, SLG: 0.452	C FF 93 S SL 79 C FF 95 0-3 K ③			B SL 78 C SL 78 F FF 93 X FF 94 1-2 G4-3 ①		S FF 92 D FF 93 X SL 79 1-1 FC4-2 12 CS 3-H			C FF 92 F SL 80 F SL 80 B FS 85 S SL 81 1-3 K ① B SI 92 C SI 93 B FS 85 S SI 94 X FS 85 2-2 L7-4 ②③ 2-2		5	0	0	0	0	2	3
12 Alfonso Soriano, R (1, 7) OBP: 0.313, SLG: 0.377 9 David DeJesus, L (9, PR) OBP: 0.379, SLG: 0.586 (9, 8)		T FF 93 B CH 85 S FF 94 X FF 94 1-2 21 S 21 SF7 1B		X FF 92 0-0 F7 ②		1 SAFE 0-0 CS ③ 1-2	C FF 93 B CH 84 B FF 94 F FF 91 F FF 93 B SL 78 X FF 94 3-2 1B		C FS 84 F SI 93 X FF 92 0-2 E6 1B		4	1	3	0	0	0	0
53 Welington Castillo, R (1, 2) OBP: 0.350, SLG: 0.431	C FF 92 1 SAFE B SL 78 F FF 92 D FF 93 B FF 93 T FF 91 3-2 K ①		B SL 76 S FF 91 F FF 92 C FF 90 1-3 K ③				B FF 91 B FF 91 C FF 91 1 SAFE 1 SAFE F FF 88 S FF 90 2-3 K ①		B FF 93 B FS 84 F SL 83 C FS 82 C FF 93 2-3 K ②		4	0	0	0	0	4	3
21 Scott Hairston, R (1, 9) OBP: 0.130, SLG: 0.300 19 Nate Schierholtz, L (8, 9) OBP: 0.371, SLG: 0.544	C FF 92 C SL 78 X FF 94 0-2 SF7 ② 1-H				F CH 82 X FF 91 0-1 F8 ①		B SL 75 S FF 89 X FF 90 1-1 P4 ②		S FS 85 B SL 80 B SL 81 S FS 84 B FF 93 S FS 84 3-3 K ③		2	0	0	1	0	0	1
1 Cody Ransom, R (1, 5) OBP: 0.133, SLG: 0.400	X FF 92 0-0 HR				B SL 77 F FF 91 C SL 79 B SL 80 B FF 93 X FF 92 3-2 15 G3-1 2B		B FF 90 B CH 82 1 SAFE F FF 90 S FF 90 1 SAFE F FF 92 B FF 94 F FF 93 3-2 F FF 93 T FF 93 K ③			S FS 82 C FS 82 B SL 83 B FF 91 B FS 83 X FF 92 3-2 L9 ①	1	4	1	2	1	0	1	1
15 Darwin Barney, R (1, 4) OBP: 0.207, SLG: 0.259	C SL 77 B FF 93 F FF 93 B SL 79 B FF 92 X FF 94 3-2 L8 ③				C FF 89 X SL 78 0-1 G3-1 ② 2-3			C FC 90 F CU 78 F FF 94 B FC 93 F CH 80 B CU 81 B CU 77 X FC 93 3-2 G6-3 ①		B FF 92 S FS 83 B FS 83 X FF 92 2-1 HR	4	1	1	1	0	0	1
33 Carlos Villanueva, R (1, 1) OBP: 0.083, SLG: 0.083 49 Carlos Marmol, R (9, 1) 20 Julio Borbon, L (10, PH) OBP: 0.750, SLG: 0.667 (10, 7)			C FF 87 C FF 89 S FF 92 0-3 K ①		S FF 89 C FF 90 S FF 92 0-3 K ③			C FC 92 F FF 94 S FC 90 0-3 K ②		C SL 82 S FS 84 B SL 80 B FS 84 X FF 92 2-2 E2 17 S 17 1B 1B	3	0	0	0	0	3	1
											0	0	0	0	0	0	0
											1	1	1	0	0	0	0
Inning Stats	R: 0 E: 0 K: 3 S: 9 H: 0 LOB: 0 BB: 0 P: 12	R: 2 E: 0 K: 1 S: 13 H: 2 LOB: 0 BB: 0 P: 20	R: 0 E: 0 K: 1 S: 7 H: 0 LOB: 0 BB: 0 P: 11	R: 0 E: 0 K: 1 S: 7 H: 0 LOB: 0 BB: 0 P: 9	R: 0 E: 0 K: 1 S: 10 H: 1 LOB: 1 BB: 0 P: 13	R: 0 E: 0 K: 0 S: 5 H: 1 LOB: 0 BB: 0 P: 10	R: 0 E: 0 K: 2 S: 15 H: 1 LOB: 1 BB: 0 P: 24	R: 0 E: 0 K: 1 S: 11 H: 0 LOB: 1 BB: 1 P: 18	R: 0 E: 1 K: 3 S: 13 H: 1 LOB: 1 BB: 0 P: 19	R: 2 E: 1 K: 0 S: 15 H: 3 LOB: 1 BB: 1 P: 31	1B: 5 2B: 3 3B: 0 HR: 2 SF: 1 SAC: 0 DP: 1 HBP: 0						

PITCHER		IP	WLS	BF	H	R	ER	SO	BB	IBB	HBP	BLK	WP	HR	S	P	ERA	WHIP
52 Tony Cingrani, L ERA: 2.25	(1, 1)	7.0		25	5	2	2	9	0	0	0	0	0	1	66	99	2.57	0.714
66 Logan Ondrusek, R ERA: 3.0	(8, 1)	1.0		4	0	0	0	1	1	0	0	0	0	0	11	18	0.00	1.000
43 Manny Parra, L ERA: 8.1	(9, 1)	1.1	L	9	4	2	1	3	1	0	0	0	0	1	25	45	6.75	3.750
31 Alfredo Simon, R ERA: 4.63	(10, 1)	0.2		1	0	0	0	0	0	0	0	0	0	0	3	5	0.00	0.000

PITCHER	IP	WLS	BF	H	R	ER	SO	BB	IBB	HBP	BLK	WP	HR	S	P	ERA	WHIP

TOP

Chicago Cubs @ Cincinnati Reds

Great American Ball Park, Cincinnati, OH

Tue Apr 23 2013, 7:11 PM - 10:21 PM EDT

Att. 24,021 - Cloudy - 69 F

livebaseballscorecards.com

AB	36
R	4
H	9
RBI	4
BB	2
SO	13
LOB	13

WP: 0 PA: 40
PB: 0
SB: 4
CS: 1

Batter	1	2	3	4	5	6	7	8	9	10	AB	R	H	RBI	BB	SO	LOB
17 Shin-Soo Choo, L (1, 8) OBP: 0.535, SLG: 0.613	B FF 86 B SI 85 X FF 86 2-0 2 G5-4-3 1B		X CU 71 0-0 G4-3			L CH 78 X EP 60 0-1 1B			B SI 86 F CU 71 B CH 79 C CH 79 B SL 81 B SL 80 4-2 2 SH3-4 19 1B BB	B FF 91 C FF 91 B FF 90 X CU 79 2-1 1-2 1B	4	1	3	0	1	0	0
2 Zack Cozart, R (1, 6) OBP: 0.229, SLG: 0.392	B SI 85 1 SAFE F FF 86 X FF 86 1-1 ① ② G5-4-3 1-2f			C SL 78 C FF 88 X SL 81 0-2 ① G6-3		1 SAFE X FF 85 0-0 ③ F7			1 SAFE X SL 79 0-0 ① SH3-4 1-2	B CU 80 S FF 91 C FF 91 X FF 91 1-2 ② L9	4	0	0	0	0	0	4
19 Joey Votto, L (1, 3) OBP: 0.485, SLG: 0.459	B FF 87 X CH 79 1-0 ③ G4-3			F EP 60 X FF 87 0-1 ② F7			B FF 85 C CH 79 S CH 79 X SL 82 1-2 ① G4-3		B FF 92 X SL 84 1-0 21 BB 4 BB 2-H 1B	B FF 91 C FF 92 C FF 90 D FF 91 S FF 91 2-3 ③ K	5	0	1	1	0	1	2
4 Brandon Phillips, R (1, 4) OBP: 0.340, SLG: 0.500		C FF 85 B CU 72 B SI 87 X CH 78 2-1 ① G5-3		B FF 88 B SL 79 B FF 88 C FF 87 X FF 88 3-1 ③ L8			S CH 79 B FF 88 S SL 79 X CH 79 1-2 E5 21 G5-3 32 BB		B FF 91 C FF 92 B FF 93 D SL 83 B SL 82 4-1 28 FC5 21 BB 1-2 BB		3	0	0	0	1	0	0
32 Jay Bruce, L (1, 9) OBP: 0.347, SLG: 0.386		B FF 88 C FF 87 F SI 88 F SL 81 B SL 84 S CH 81 2-3 ② K			S CH 77 B FF 88 B CU 74 C CH 79 F SL 81 X CH 81 2-2 ① G3		B CU 74 B FF 87 B FF 86 S CH 78 1 SAFE B CH 81 4-1 1-2 BB		C SL 83 B SL 84 S SL 83 S SL 82 1-3 ② K		3	0	0	0	1	2	2
21 Todd Frazier, R (1, 5) OBP: 0.341, SLG: 0.514		C FF 88 B FF 89 B CU 72 S CH 81 F SL 81 F FF 90 F CH 81 S SL 82 2-3 ③ K			X SL 79 0-0 ② G5-3		X CH 78 0-0 ② ③ G5-3 2-3f		C FF 93 C FF 91 B SL 84 B SL 83 F FF 92 B SL 81 D SL 83 4-2 28 FC5 1-2 2-3 BB		3	0	0	0	1	1	2
28 Chris Heisey, R (1, 7) OBP: 0.205, SLG: 0.310			X FF 86 0-0 HR		B SI 89 S CH 79 S CU 74 C CH 81 1-3 ③ K			B CH 77 X CH 78 1-0 ① G5-3	C FF 92 S FF 92 F FF 93 F SL 83 X SL 82 0-2 ③ FC5 1-2 2-3f		4	1	1	1	0	1	3
37 Corky Miller, R (1, 2) 15 Derrick Robinson, S (10, PH) OBP: 0.350, SLG: 0.235			B FF 85 C FF 85 S CU 73 S SL 80 1-3 ① K			C CU 78 B FF 87 C CH 78 S SL 81 1-3 ① K		B FF 86 X CH 78 1-0 ② G5-3	C FF 90 C FF 89 B FF 89 F CU 80 B FF 89 F FF 91 F FF 90 B FS 83 S FF 91 3-3 ① K		3 1	0 0	0 0	0 0	0 0	2 1	0 0
52 Tony Cingrani, L (1, 1) 66 Logan Ondrusek, R (8, 1) 9 Jack Hannahan, L (8, PH) OBP: 0.381, SLG: 0.450 43 Manny Parra, L (9, 1) OBP: 0.500, SLG: 0.500 31 Alfredo Simon, R (10, 1) OBP: 1.000, SLG: 1.000 26 Xavier Paul, L (10, PH) OBP: 0.346, SLG: 0.500			B FF 88 B FF 87 C FF 84 F FF 86 X CH 79 2-2 ② G4-3			B FF 88 F FF 85 S FF 88 T CU 75 1-2 ② K		B CH 78 B SI 88 B CH 79 C FF 87 X CH 79 3-1 ③ F8	F FF 92 B CU 79 C CU 78 X CU 79 1-2 17 1B 1B	2 0 1 0 0 1	0 0 0 0 0 0	0 0 0 0 0 1	0 0 0 0 0 0	1 0 0 0 0 0	0 0 0 0 0 0	0 0 0 0 0 0
Inning Stats	R: 0 E: 0 K: 0 S: 4 H: 1 LOB: 0 BB: 0 P: 8	R: 0 E: 0 K: 2 S: 12 H: 0 LOB: 0 BB: 0 P: 18	R: 1 E: 0 K: 1 S: 8 H: 1 LOB: 0 BB: 0 P: 11	R: 0 E: 0 K: 0 S: 7 H: 0 LOB: 0 BB: 0 P: 10	R: 0 E: 0 K: 1 S: 8 H: 0 LOB: 0 BB: 0 P: 11	R: 0 E: 0 K: 2 S: 9 H: 1 LOB: 1 BB: 0 P: 11	R: 0 E: 1 K: 0 S: 8 H: 0 LOB: 1 BB: 1 P: 14	R: 0 E: 0 K: 0 S: 4 H: 0 LOB: 0 BB: 0 P: 9	R: 1 E: 0 K: 1 S: 16 H: 1 LOB: 3 BB: 3 P: 30	R: 0 E: 0 K: 2 S: 17 H: 2 LOB: 2 BB: 0 P: 26	1B: 5 2B: 0 3B: 0 HR: 1	SF: 0 SAC: 1 DP: 2 HBP: 0					

PITCHER		IP	WLS	BF	H	R	ER	SO	BB	IBB	HBP	BLK	WP	HR	S	P	ERA	WHIP
33 Carlos Villanueva, R ERA: 1.53	(1, 1)	8.1		29	3	2	2	6	2	0	0	0	0	1	63	99	2.16	0.600
49 Carlos Marmol, R ERA: 4.82	(9, 1)	0.2	W	5	1	0	0	1	2	0	0	0	0	0	13	23	0.00	4.500
63 Kevin Gregg, R ERA:	(10, 1)	1.0	S	5	2	0	0	2	0	0	0	0	0	0	17	26	0.00	2.000

PITCHER	IP	WLS	BF	H	R	ER	SO	BB	IBB	HBP	BLK	WP	HR	S	P	ERA	WHIP

BOTTOM

Chicago Cubs @ Cincinnati Reds

Great American Ball Park, Cincinnati, OH

Tue Apr 23 2013, 7:11 PM - 10:21 PM EDT

Att. 24,021 - Cloudy - 69 F

livebaseballscorecards.com

AB	34
R	2
H	6
RBI	2
BB	4
SO	9
LOB	13

1B: 5	SF: 0	WP: 0	PA: 39
2B: 0	SAC: 1	PB: 0	
3B: 0	DP: 2	SB: 0	
HR: 1	HBP: 0	CS: 0	

Batter	1	2	3	4	5	6	7	8	9	AB	R	H	RBI	BB	SO	LOB
9 David DeJesus, L (1, 8) OBP: 0.357, SLG: 0.548	B FF 92 S SI 92 B CU 77 C FF 93 F SL 87 B CU 75 F X SI 93 3-2 ① L9			B CU 73 B SI 89 C SI 89 X SI 91 2-1 ① P6		B SI 90 C CU 76 X CU 76 1-1 ② G4-3 2-3		B SL 91 C SL 91 F SL 90 B SL 90 F SL 92 X FF 96 2-2 ③ G6-3		4	0	0	0	0	0	4
20 Julio Borbon, L (1, 7) OBP: 0.571, SLG: 0.667 17 Dave Sappelt, R (9, PH) OBP: 0.185, SLG: 0.231	C SI 92 B CH 81 C SI 90 B CU 79 F FC 92 B SL 84 X SL 85 3-2 ② G1-3			X SI 92 0-0 2B		B SI 89 C CU 76 X SI 90 1-1 ③ B4-3			C FF 93 C FF 95 B FF 95 S FF 94 1-3 ① K	3 1	0 0	1 0	0 0	0 0	0 1	1 0
13 Starlin Castro, R (1, 6) OBP: 0.300, SLG: 0.414	B SL 84 F FF 92 X SI 93 1-1 ③ G4-3			C SI 90 B SL 83 B SI 91 C SL 84 C SI 91 2-3 ② K			C SL 84 S SL 85 B SL 85 F SL 86 B SL 85 X SL 85 2-2 19 CS 1B		B FF 96 B FF 95 C FF 95 X FF 94 2-1 ② G6-3	4	0	1	0	0	1	1
44 Anthony Rizzo, L (1, 3) OBP: 0.267, SLG: 0.442		F SL 81 X CU 77 0-1 ① L8		X SI 92 0-0 ③ L8			C SI 89 C SI 91 B FC 94 B SL 85 X SL 84 2-2 ① L8		T FF 96 B SL 87 F FF 96 F FF 98 B FF 98 X FF 98 2-2 21 FC6-4 1B	4	0	1	0	0	0	2
19 Nate Schierholtz, L (1, 9) OBP: 0.354, SLG: 0.517 21 Scott Hairston, R (9, PH) OBP: 0.125, SLG: 0.286		C SI 90 B SI 90 C SI 89 S SL 85 1-3 ② K			B SI 89 X SL 81 1-0 ① F7		B SI 91 B SI 93 B SL 85 C FC 93 T FF 91 X SI 93 3-2 ②③ G3-1 1-2		C FF 99 S FF 98 X FF 97 0-2 ③ FC6-4 1-2f	3 1	0 0	0 0	0 0	0 0	1 0	1 1
30 Dioner Navarro, S (1, 2) OBP: 0.241, SLG: 0.385 37 Travis Wood, R (8, PR) OBP: 0.250, SLG: 0.143 53 Welington Castillo, R (8, 2) OBP: 0.350, SLG: 0.431		C FC 92 B CH 79 B FF 91 F SI 91 X SL 85 2-2 ③ F8			X SI 89 0-0 ② L5			C SI 90 C SI 90 B SL 85 B SL 83 F CH 81 B SI 91 B SI 92 4-2 1 SH2-3 24 1B BB		2 0 0	0 0 0	0 0 0	0 0 0	1 0 0	0 0 0	0 0 0
24 Luis Valbuena, L (1, 4) OBP: 0.344, SLG: 0.436			B SL 89 C SI 89 B CU 77 C SI 90 X SI 90 2-2 ① F7		B SI 90 C SI 89 B SI 91 X SI 91 2-1 ③ G1			B SI 91 B SI 91 C FF 92 F CH 84 F FF 92 X SI 91 2-2 1 SH2-3 1-2 1B		3	0	1	0	0	0	0
1 Cody Ransom, R (1, 5) OBP: 0.176, SLG: 0.412			C SL 84 C SL 86 B CU 77 S SL 86 1-3 ② K			X SI 90 0-0 9 G4-3 29 SH2-3 1B		B FF 93 B FF 94 X SL 89 2-0 ① SH2-3 1-2 2-3		2	0	1	0	0	1	0
29 Jeff Samardzija, R (1, 1) 54 Shawn Camp, R (7, 1) 12 Alfonso Soriano, R (8, PH) OBP: 0.309, SLG: 0.372 40 James Russell, L (8, 1)			C FC 92 S FC 94 F SL 84 B SL 85 S SL 84 1-3 ③ K			B FF 93 F FF 92 B FC 92 1 SAFE L FF 91 X SL 85 2-2 ① SH2-3 1-2		F SI 95 S FF 95 B SI 95 S SI 95 1-3 ② K	1 0 1 0	0 0 0 0	0 0 0 0	0 0 0 0	0 0 0 0	1 0 0 0	0 0 3 0
Inning Stats	R: 0 H: 0 E: 0 LOB: 0 K: 0 BB: 0 S: 11 P: 18	R: 0 H: 0 E: 0 LOB: 0 K: 1 BB: 0 S: 8 P: 11	R: 0 H: 0 E: 0 LOB: 0 K: 2 BB: 0 S: 10 P: 14	R: 0 H: 1 E: 0 LOB: 1 K: 1 BB: 0 S: 7 P: 11	R: 0 H: 0 E: 0 LOB: 0 K: 0 BB: 0 S: 4 P: 7	R: 0 H: 1 E: 0 LOB: 1 K: 0 BB: 0 S: 8 P: 12	R: 0 H: 1 E: 0 LOB: 0 K: 0 BB: 0 S: 10 P: 17	R: 0 H: 1 E: 0 LOB: 3 K: 1 BB: 1 S: 15 P: 26	R: 0 H: 1 E: 0 LOB: 1 K: 1 BB: 0 S: 12 P: 17	1B: 4 SF: 0 2B: 1 SAC: 2 3B: 0 DP: 0 HR: 0 HBP: 0						

PITCHER		IP	WLS	BF	H	R	ER	SO	BB	IBB	HBP	BLK	WP	HR	S	P	ERA	WHIP
55 Mat Latos, R ERA: 2.16	(1, 1)	7.0	W	25	4	0	0	4	1	0	0	0	0	0	65	103	0.00	0.714
51 Jonathan Broxton, R ERA: 6.48	(8, 1)	1.0	H	3	0	0	0	1	0	0	0	0	0	0	8	13	0.00	0.000
54 Aroldis Chapman, L ERA: 0.79	(9, 1)	1.0	S	4	1	0	0	1	0	0	0	0	0	0	12	17	0.00	1.000

PITCHER	IP	WLS	BF	H	R	ER	SO	BB	IBB	HBP	BLK	WP	HR	S	P	ERA	WHIP

TOP

Chicago Cubs @ Cincinnati Reds

Great American Ball Park, Cincinnati, OH

Wed Apr 24 2013, 2:07 PM - 4:49 PM EDT

Att. 16,426 - Overcast - 48 F

livebaseballscorecards.com

AB	29
R	0
H	5
RBI	0
BB	1
SO	6
LOB	13

Batter	1	2	3	4	5	6	7	8	9	AB	R	H	RBI	BB	SO	LOB
17 Shin-Soo Choo, L (1, 8) OBP: 0.534, SLG: 0.608	F SI 94 X SI 94 0-1 2 P4-3 1B		B SL 82 B FC 93 S FS 84 S FS 83 B SL 81 C FS 81 3-3 ① K		X FC 90 0-0 ② G6-3		B FF 86 X FF 84 1-0 2 G5-4-3 1B			4	0	2	0	0	1	2
2 Zack Cozart, R (1, 6) OBP: 0.230, SLG: 0.386	B FF 94 B FC 91 C FF 94 1 SAFE F FC 90 X FF 95 2-2 ①② P4-3 1-1f		S SL 82 B SL 83 F SI 94 B SL 83 F FC 91 S FS 84 2-3 ② K		C FC 93 B FS 84 F FF 95 X SI 95 1-2 1B		B FF 86 C SL 79 1 SAFE X SL 78 1-1 ②③ G5-4-3 1-2f			4	0	1	0	0	1	4
19 Joey Votto, L (1, 3) OBP: 0.477, SLG: 0.449	F SI 95 S SL 84 B FF 96 B FC 92 F F SL 83 F FF 96 X SL 82 2-2 4 CS 1B		C SL 83 F FS 84 C SI 94 0-3 ③ K		1 SAFE F FC 91 B FC 92 S FC 92 1 SAFE F SL 83 1 SAFE F SI 95 S FS 82 1-3 ③ K			C SL 82 B CU 73 C FF 88 S FF 90 1-3 ① K		4	0	1	0	0	3	3
4 Brandon Phillips, R (1, 4) OBP: 0.327, SLG: 0.477	F FF 94 B SL 82 B SL 82 B SL 80 S FC 91 3-2 ③ CS 1-2	C FF 95 S SI 95 F SI 98 B SI 97 C SL 81 1-3 ① K		X FC 89 0-0 ① L8		X FF 93 0-0 ① F9		F CH 81 F SL 82 F SL 84 B FF 91 F SI 90 B CH 81 X CH 80 2-2 ② G4-3		4	0	0	0	0	1	0
32 Jay Bruce, L (1, 9) OBP: 0.343, SLG: 0.380		X SI 96 0-0 1B		C SI 94 B SL 82 B FS 82 X SL 81 2-1 ② G4-3		C FS 83 S FS 82 B FS 82 T FS 83 1-2 ② K		B SL 83 S SL 81 F SL 82 X SL 85 1-2 ③ F7		4	0	1	0	0	1	0
21 Todd Frazier, R (1, 5) OBP: 0.352, SLG: 0.553		C SL 84 X SL 84 0-1 ② L7		B SL 81 S FC 91 B SI 94 B SL 82 B FC 90 4-1 26 WP BB		B SL 80 F FC 90 B SL 79 X FC 89 2-1 HR				2	1	1	1	1	0	1
26 Xavier Paul, L (1, 7) OBP: 0.379, SLG: 0.481 28 Chris Heisey, R (9, 7) OBP: 0.205, SLG: 0.310		C SL 83 S FS 83 F SL 83 B FF 94 S FS 83 1-3 ③ K		B FS 83 B SL 81 B FS 82 B SL 82 4-0 39 FC6-4 1-2 BB		B FS 83 C SL 81 S SL 83 B SL 83 B SL 82 B SL 82 4-2 39 FC6-4 BB				1 0	0 0	0 0	0 0	2 0	1 0	1 0
39 Devin Mesoraco, R (1, 2) OBP: 0.381, SLG: 0.371			C SL 82 B FC 92 F SL 81 X FF 96 1-2 55 1B 1B	X SL 83 0-0 ③ FC6-4 1-2f		X FC 91 0-0 ③ FC6-4 1-2f				3	0	1	0	0	0	3
55 Mat Latos, R (1, 1) OBP: 0.231, SLG: 0.250 51 Jonathan Broxton, R (8, 1) 54 Aroldis Chapman, L (9, 1)			B SI 93 F FF 93 1 SAFE B FF 93 L FF 94 F FF 94 B FC 93 X FF 93 3-2 1-2 1B		S SI 93 S SL 83 S SL 85 0-3 ① K		B SI 86 C FF 85 C SL 77 S SL 78 1-3 ① K			3 0 0	0 0 0	1 0 0	0 0 0	0 0 0	2 0 0	0 0 0
Inning Stats	R: 0 E: 0 K: 0 S: 13 H: 2 LOB: 0 BB: 0 P: 20	R: 0 E: 0 K: 2 S: 11 H: 1 LOB: 1 BB: 0 P: 13	R: 0 E: 0 K: 3 S: 17 H: 2 LOB: 2 BB: 0 P: 26	R: 0 E: 0 K: 0 S: 5 H: 0 LOB: 2 BB: 2 P: 15	R: 0 E: 0 K: 2 S: 12 H: 1 LOB: 1 BB: 0 P: 14	R: 1 E: 0 K: 1 S: 9 H: 1 LOB: 1 BB: 1 P: 16	R: 0 E: 0 K: 1 S: 6 H: 1 LOB: 0 BB: 0 P: 9	R: 0 E: 0 K: 1 S: 11 H: 0 LOB: 0 BB: 0 P: 15		1B: 7 2B: 1 3B: 0 HR: 1 SF: 0 SAC: 0 DP: 2 HBP: 0				WP: 1 PB: 0 SB: 0 CS: 1 PA: 33		

BOTTOM

Chicago Cubs @ Cincinnati Reds
Great American Ball Park, Cincinnati, OH
Wed Apr 24 2013, 2:07 PM - 4:49 PM EDT
Att. 16,426 - Overcast - 48 F

livebaseballscorecards.com

AB	29
R	1
H	8
RBI	1
BB	3
SO	10
LOB	14

PITCHER		IP	WLS	BF	H	R	ER	SO	BB	IBB	HBP	BLK	WP	HR	S	P	ERA	WHIP
29 Jeff Samardzija, R ERA: 3.03	(1, 1)	6.0	L	26	7	1	1	8	3	0	0	0	1	1	67	104	1.50	1.667
54 Shawn Camp, R ERA: 9.0	(7, 1)	1.0		3	1	0	0	1	0	0	0	0	0	0	6	9	0.00	1.000
40 James Russell, L ERA:	(8, 1)	1.0		3	0	0	0	1	0	0	0	0	0	0	11	15	0.00	0.000

PITCHER	IP	WLS	BF	H	R	ER	SO	BB	IBB	HBP	BLK	WP	HR	S	P	ERA	WHIP

Batter	1	2	3	4	5	6	7	8	9	AB	R	H	RBI	BB	SO	LOB
17 Shin-Soo Choo, L (1, 8) OBP: 0.523, SLG: 0.585	B FF 93 X FF 94 1-0 G3-1			C FF 93 B CU 79 C FF 93 X CU 79 1-2 G4-3		X SI 92 0-0 FC5-4 2 FC5-4 1-2f			B SI 88 B SL 90 B FF 89 B FF 89 4-0 2 G4-6-3 BB	3	0	0	0	1	0	1
2 Zack Cozart, R (1, 6) OBP: 0.220, SLG: 0.368	C SI 94 B SI 94 F SI 93 B CU 81 F FF 95 B SI 94 F FF 95 F FF 95 F FF 95 3-2 X SI 94 G4-3			F SI 94 C SI 94 X SI 92 0-2 G4-3		C SI 92 C CU 77 D CU 79 B FF 92 X SI 92 2-2 FC5-4 1-2f			B FC 88 C SL 86 X SL 87 1-1 G4-6-3 1-2f	4	0	0	0	0	0	2
19 Joey Votto, L (1, 3) OBP: 0.468, SLG: 0.476	C FF 96 B CU 81 B FF 94 C FF 95 F FF 95 S FF 94 2-3 K			B FF 94 C FF 93 B CU 80 X FF 94 2-1 HR			C FF 91 X SI 92 0-1 G4-3		B FC 91 S FC 89 X FC 88 1-1 G4-3	4	1	1	1	0	1	0
4 Brandon Phillips, R (1, 4) OBP: 0.317, SLG: 0.462		S SI 92 X FF 93 0-1 F9		F SI 94 F SI 94 B SI 94 F CU 80 D CU 80 F SI 94 F FF 93 X FF 94 2-2 G6-3			F SI 93 F FF 93 B FF 93 X FF 94 1-2 P3			3	0	0	0	0	0	0
32 Jay Bruce, L (1, 9) OBP: 0.333, SLG: 0.368		B SI 93 B FF 94 X FF 93 2-0 F7			C SI 91 F FF 91 B CU 81 F FF 94 C SI 93 1-3 K		S CU 79 B SI 93 F FF 93 B CU 80 F SI 93 S SI 92 2-3 K			3	0	0	0	0	2	0
21 Todd Frazier, R (1, 5) OBP: 0.341, SLG: 0.532		F FF 93 S CU 80 F CU 80 B FF 92 F CU 79 F SI 93 F CU 80 F CU 79 F FF 93 1-3 S CU 79 K			X CU 79 0-0 F7			B SI 91 B SI 92 X FF 92 2-0 F7		3	0	0	0	0	1	0
28 Chris Heisey, R (1, 7) OBP: 0.197, SLG: 0.297			C SI 92 F SI 93 B CU 79 F CU 79 S FF 93 1-3 K		F SI 93 X FF 94 0-1 F9			X SI 92 0-0 F7		3	0	0	0	0	1	0
39 Devin Mesoraco, R (1, 2) OBP: 0.400, SLG: 0.361		B SI 93 B SI 94 C FF 94 S FF 93 F SI 94 F FF 94 C FF 93 2-3 K				B SI 91 C FF 92 B SI 93 B SI 93 B SI 93 4-1 17 FC5-4 BB		B SI 93 B SI 92 B SI 94 C FF 93 B FF 93 4-1 BB		1	0	0	0	2	1	0
61 Bronson Arroyo, R (1, 1) 60 J.J. Hoover, R (7, 1) 26 Xavier Paul, L (8, PH) OBP: 0.367, SLG: 0.464 66 Logan Ondrusek, R (8, 1)			F SI 93 B SI 94 X SI 94 1-1 G1-3			X FF 90 0-0 B3		C FF 92 F CU 79 F CU 78 S FF 93 0-3 K		2 0 1 0	0 0 0 0	0 0 0 0	0 0 0 0	0 0 1 0	0 0 1 0	1 0 1 0
Inning Stats	R: 0 E: 0 K: 1 S: 12 H: 0 LOB: 0 BB: 0 P: 18	R: 0 E: 0 K: 1 S: 12 H: 0 LOB: 0 BB: 0 P: 15	R: 0 E: 0 K: 2 S: 11 H: 0 LOB: 0 BB: 0 P: 15	R: 1 E: 0 K: 0 S: 14 H: 1 LOB: 0 BB: 0 P: 19	R: 0 E: 0 K: 1 S: 7 H: 0 LOB: 0 BB: 0 P: 8	R: 0 E: 0 K: 0 S: 6 H: 0 LOB: 1 BB: 1 P: 12	R: 0 E: 0 K: 1 S: 9 H: 0 LOB: 0 BB: 0 P: 12	R: 0 E: 0 K: 1 S: 7 H: 0 LOB: 1 BB: 1 P: 13	R: 0 E: 0 K: 0 S: 4 H: 0 LOB: 0 BB: 1 P: 10	1B: 0 2B: 0 3B: 0 HR: 1	SF: 0 SAC: 0 DP: 1 HBP: 0			WP: 0 PB: 0 SB: 0 CS: 0	PA: 30	

TOP

Cincinnati Reds @ Washington Nationals

Nationals Park, Washington, DC

Thu Apr 25 2013, 7:08 PM - 9:30 PM EDT

Att. 24,748 - Clear - 63 F

livebaseballscorecards.com

AB	27
R	1
H	1
RBI	1
BB	3
SO	7
LOB	5

PITCHER		IP	WLS	BF	H	R	ER	SO	BB	IBB	HBP	BLK	WP	HR	S	P	ERA	WHIP
47 Gio González, L ERA: 4.5	(1, 1)	8.0	W	27	1	1	1	7	2	0	0	0	0	1	78	112	1.12	0.375
29 Rafael Soriano, R ERA: 4.0	(9, 1)	1.0		3	0	0	0	0	1	0	0	0	0	0	4	10	0.00	1.000

PITCHER	IP	WLS	BF	H	R	ER	SO	BB	IBB	HBP	BLK	WP	HR	S	P	ERA	WHIP

Cincinnati Reds @ Washington Nationals

Nationals Park, Washington, DC

Thu Apr 25 2013, 7:08 PM - 9:30 PM EDT

Att. 24,748 - Clear - 63 F

livebaseballscorecards.com

BOTTOM

Batter	1	2	3	4	5	6	7	8	9	AB	R	H	RBI	BB	SO	LOB
2 Denard Span, L (1, 8) OBP: 0.379, SLG: 0.342	C SL 73 B SL 74 B SL 77 B SL 75 C SL 73 X SI 88 3-2 ① L7	C SI 87 B SL 77 B SL 77 F SI 87 X SL 76 2-2 2-3 3-H 1B		B CH 77 C SI 85 C SL 74 X CU 69 1-2 ① G6-3		X CH 76 0-0 1 E 1 S 1B		C FC 89 X CU 75 0-1 1-H 2-H 3B		5	0	3	3	0	0	0
1 Steve Lombardozzi, S (1, 5) OBP: 0.314, SLG: 0.382	B CH 80 C SL 74 X SI 87 1-1 ② F8	1 SAFE B SL 77 X SL 76 1-0 ③ P6		C SI 85 B CH 76 B SL 74 X SL 75 2-1 ② F7		1 SAFE B CH 77 F CH 78 1 SAFE 1 SAFE B SL 74 B CU 69 C CU 72 X SI 88 3-2 ③ L8 1-3		S FC 87 B FC 88 X FC 88 1-1 ③ G4-3		5	0	0	0	0	0	4
34 Bryce Harper, L (1, 7) OBP: 0.443, SLG: 0.740	B CH 78 B SI 88 C SL 76 B CH 80 B CH 78 4-1 BB		C CU 72 X SI 87 0-1 HR	X CH 77 0-0 2B			C FF 92 B CU 74 F FF 92 B FF 93 F FF 92 B CU 74 F FF 93 F FF 93 X FF 92 3-2 ① F9			3	1	2	1	1	0	0
28 Jayson Werth, R (1, 9) OBP: 0.289, SLG: 0.412	C SI 88 1 SAFE C SI 88 X SL 78 0-2 ③ F8		F CU 68 X SI 86 0-1 25 E 25 FC3 20 G4-3 1B	F CH 79 B SI 86 X SL 76 1-1 ③ G5-3			C CU 76 C FF 93 X CU 76 0-2 ② P3			4	1	1	0	0	0	2
25 Adam LaRoche, L (1, 3) OBP: 0.243, SLG: 0.317		C SI 87 B CH 77 F SL 78 C SI 88 1-3 ① K	C CU 70 X CH 79 0-1 FC3 20 G4-3 8 HR 1-3		C SL 75 F SL 76 B SI 86 X SL 75 1-2 ① G1-3		B FF 93 B CU 74 X FF 93 2-0 ③ G3-1			4	1	0	0	0	1	1
20 Ian Desmond, R (1, 6) OBP: 0.295, SLG: 0.506		X CH 78 0-0 8 2B 1B	B SI 86 C SI 86 B SI 88 D CU 71 X SI 86 3-1 ① G4-3 2-3 3-H		X SL 76 0-0 ② G5-3			B FC 89 B CU 74 X FC 88 2-0 24 CS 1B		4	1	2	1	0	0	1
8 Danny Espinosa, S (1, 4) OBP: 0.215, SLG: 0.371		X CH 79 0-0 24 1B 2 1B 1-H 2B	B SL 75 F SL 76 F SI 87 B SI 87 F SI 88 X SI 88 2-2 3-H HR		B CU 70 C CU 70 X SL 73 1-1 ③ G4-3			F CU 75 F FC 87 B FC 87 D FF 92 F FC 87 X CU 76 2-2 ① F8		4	2	2	3	0	0	1
24 Kurt Suzuki, R (1, 2) OBP: 0.389, SLG: 0.512		C SI 87 C SL 76 X SL 78 0-2 2 1B 47 SH3-4 2-3 1B	C SL 74 B FF 87 X SI 86 1-1 ② G1-3			C CH 80 C CH 76 B SI 87 X SI 87 1-2 ① L7		C CU 73 B FC 85 1 SAFE B FC 89 B CU 76 B FF 92 4-1 33 1B 2 3B 1-2 BB		3	1	1	0	1	0	0
47 Gio González, R (1, 1) OBP: 0.286, SLG: 0.714 33 Roger Bernadina, L (8, PH) OBP: 0.111, SLG: 0.059 29 Rafael Soriano, R (9, 1)		B SL 75 X SL 75 1-0 ② SH3-4 1-2	S CH 78 F SI 87 X SL 76 0-2 ③ P6			F SI 87 S SL 76 S SL 77 0-3 ② K		C SI 91 C FC 88 X FC 91 0-2 2 3B 1-2 1B		2 1 0	0 1 0	0 1 0	0 0 0	0 0 0	1 0 0	0 0 0
Inning Stats	R: 0 E: 0 K: 0 S: 9 H: 0 LOB: 1 BB: 1 P: 17	R: 2 E: 0 K: 1 S: 13 H: 4 LOB: 2 BB: 0 P: 18	R: 4 E: 1 K: 0 S: 17 H: 3 LOB: 0 BB: 0 P: 23	R: 0 E: 0 K: 0 S: 8 H: 1 LOB: 1 BB: 0 P: 12	R: 0 E: 0 K: 0 S: 6 H: 0 LOB: 0 BB: 0 P: 8	R: 0 E: 0 K: 1 S: 10 H: 1 LOB: 1 BB: 0 P: 14	R: 0 E: 0 K: 0 S: 10 H: 0 LOB: 0 BB: 0 P: 15	R: 2 E: 0 K: 0 S: 13 H: 3 LOB: 1 BB: 1 P: 22		1B: 7 2B: 2 3B: 1 HR: 2 SF: 0 SAC: 1 DP: 0 HBP: 0			WP: 0 PB: 0 SB: 1 CS: 1 PA: 38	

	AB	35
	R	8
	H	12
	RBI	8
	BB	2
	SO	2
	LOB	9

PITCHER		IP	WLS	BF	H	R	ER	SO	BB	IBB	HBP	BLK	WP	HR	S	P	ERA	WHIP
61 Bronson Arroyo, R ERA: 4.24	(1, 1)	6.0	L	29	9	6	5	2	1	0	0	0	0	2	63	92	7.50	1.667
60 J.J. Hoover, R ERA: 3.86	(7, 1)	1.0		3	0	0	0	0	0	0	0	0	0	0	10	15	0.00	0.000
66 Logan Ondrusek, R ERA: 5.14	(8, 1)	1.0		6	3	2	2	0	1	0	0	0	0	0	13	22	18.00	4.000

PITCHER		IP	WLS	BF	H	R	ER	SO	BB	IBB	HBP	BLK	WP	HR	S	P	ERA	WHIP

Batter	1	2	3	4	5	6	7	8	9	AB	R	H	RBI	BB	SO	LOB
17 Shin-Soo Choo, L (1, 8) OBP: 0.505, SLG: 0.558	C FF 94 B FF 95 X FF 94 1-1 G1-4-3 ①		1 SAFE B CU 77 B CU 77 S FF 94 1 SAFE B FF 95 X FF 94 3-1 G1-3 ③			B FF 94 C CU 77 B FF 94 C CH 88 B CU 77 X FF 94 3-2 G4-3 ②			C CU 75 X FF 93 0-1 F7 ①	4	0	0	0	0	0	1
3 Cesar Izturis, S (1, 6) OBP: 0.286, SLG: 0.200	B FF 95 C FF 94 X FF 95 1-1 G4-3 ②			L FF 93 X FF 94 0-1 G3 ①		B FF 94 X FF 94 1-0 L6 ③			X FF 94 0-0 P5 ②	4	0	0	0	0	0	0
19 Joey Votto, L (1, 3) OBP: 0.452, SLG: 0.453	X FF 95 0-0 L7 ③			B FF 94 F CU 79 F FF 94 B FF 94 B SL 86 C FF 96 3-3 K ②			X FF 92 0-0 G6-3 ①		F CU 78 X FF 94 0-1 F7 ③	4	0	0	0	0	1	0
4 Brandon Phillips, R (1, 4) OBP: 0.308, SLG: 0.447		X FF 95 0-0 F8 ①		B SL 87 C SL 86 X FF 95 1-1 G6-3 ③			B FF 93 X SL 85 1-0 G1-6-3 ②			3	0	0	0	0	0	0
32 Jay Bruce, L (1, 9) OBP: 0.324, SLG: 0.357		C FF 95 T FF 94 S FF 94 0-3 K ②			F FF 94 X FF 93 0-1 F7 ①		B CU 78 B FF 93 X FF 94 2-0 P4 ③			3	0	0	0	0	1	0
21 Todd Frazier, R (1, 5) OBP: 0.330, SLG: 0.512		B SL 87 F FF 96 B FF 95 S SL 87 B FF 95 F FF 94 X SL 87 3-2 F8 ③			B SL 85 B FF 94 C SL 86 X FF 94 2-1 E3			B SL 87 B FF 93 C SL 85 F SL 86 B FF 94 X SL 84 3-2 G6-3 ①		3	0	0	0	0	0	0
26 Xavier Paul, L (1, 7) OBP: 0.364, SLG: 0.452 39 Devin Mesoraco, R (8, 2) OBP: 0.400, SLG: 0.361			C CU 75 B FF 93 X CU 77 1-1 1B		F FF 94 1 SAFE X CH 86 0-1 F7 ②			B CU 76 X FF 94 1-0 G4-3 ②		3 0	0 0	1 0	0 0	0 0	0 0	1 0
37 Corky Miller, R (1, 2) 15 Derrick Robinson, S (8, PR) OBP: 0.350, SLG: 0.235 (8, 7)			X SL 84 0-0 F8 ①		X SL 85 0-0 F9 ③			B SL 86 F SI 94 B FF 94 B SL 85 B FF 94 4-1 BB		2 0	0 0	0 0	0 0	1 0	0 0	2 0
34 Homer Bailey, R (1, 1) OBP: 0.286, SLG: 0.429 9 Jack Hannahan, L (8, PH) OBP: 0.364, SLG: 0.429 51 Jonathan Broxton, R (8, 1)			L FF 92 C FF 92 S SL 84 0-3 K ②			F FF 94 X SL 84 0-1 G6-3 ①		1 SAFE B FF 92 F FF 93 S FF 93 F FF 93 F FF 94 1 SAFE B FF 94 S SL 86 2-3 K ③		2 1 0	0 0 0	0 0 0	0 0 0	0 0 0	1 1 0	1 1 0
Inning Stats	R: 0 E: 0 K: 0 S: 5 H: 0 LOB: 0 BB: 0 P: 7	R: 0 E: 0 K: 1 S: 8 H: 0 LOB: 0 BB: 0 P: 11	R: 0 E: 0 K: 1 S: 8 H: 1 LOB: 1 BB: 0 P: 12	R: 0 E: 0 K: 1 S: 7 H: 0 LOB: 0 BB: 0 P: 11	R: 0 E: 1 K: 0 S: 7 H: 0 LOB: 1 BB: 0 P: 9	R: 0 E: 0 K: 0 S: 6 H: 0 LOB: 0 BB: 0 P: 10	R: 0 E: 0 K: 0 S: 3 H: 0 LOB: 0 BB: 0 P: 6	R: 0 E: 0 K: 1 S: 10 H: 0 LOB: 1 BB: 1 P: 20	R: 0 E: 0 K: 0 S: 5 H: 0 LOB: 0 BB: 0 P: 5	1B: 1 2B: 0 3B: 0 HR: 0	SF: 0 SAC: 0 DP: 0 HBP: 0			WP: 0 PB: 0 SB: 0 CS: 0	PA: 30	

TOP

Cincinnati Reds @ Washington Nationals

Nationals Park, Washington, DC

Fri Apr 26 2013, 7:06 PM - 9:13 PM EDT

Att. 32,995 - Partly Cloudy - 62 F

livebaseballscorecards.com

AB	29
R	0
H	1
RBI	0
BB	1
SO	4
LOB	6

PITCHER		IP	WLS	BF	H	R	ER	SO	BB	IBB	HBP	BLK	WP	HR	S	P	ERA	WHIP
27 Jordan Zimmermann, R ERA: 2.0	(1, 1)	9.0	W	30	1	0	0	4	1	0	0	0	0	0	59	91	0.00	0.222

PITCHER	IP	WLS	BF	H	R	ER	SO	BB	IBB	HBP	BLK	WP	HR	S	P	ERA	WHIP

Batter	1	2	3	4	5	6	7	8	9	AB	R	H	RBI	BB	SO	LOB
2 Denard Span, L (1, 8) OBP: 0.374, SLG: 0.338	C SI 92 B SI 93 F CH 86 B SI 94 X SI 94 2-2 G6-3		B SI 94 F SI 93 F SL 89 B CH 87 S SI 94 2-3 K			B KC 79 F FF 93 X CH 87 1-1 1 G6-3 34 FC1-2 1 S 1B		B SL 89 B SL 90 B FF 94 X FF 95 3-0 G6-3 1-2		4	0	1	0	0	1	1
1 Steve Lombardozzi, S (1, 5) OBP: 0.289, SLG: 0.351	C SI 94 X CH 85 0-1 G4-3			X SI 90 0-0 G4-3		B SI 93 1 SAFE L SI 91 S SL 89 F SL 90 2 SAFE X SI 94 1-2 G6-3 1-3				3	0	0	0	0	0	1
34 Bryce Harper, L (1, 7) OBP: 0.440, SLG: 0.750	B SL 87 X CH 85 1-0 G3-1			C KC 80 M FF 93 B SL 88 B CH 86 B SL 89 F SI 95 X CH 86 3-2 28 1B 3B		B FF 95 B SL 91 F CH 86 C SI 96 F FF 96 X SL 91 2-2 FC1-2 28 PO 3-H				3	1	1	0	0	0	1
28 Jayson Werth, R (1, 9) OBP: 0.301, SLG: 0.420		B SI 93 C FF 92 B SL 86 F FF 93 X KC 80 2-2 G5-3		C FF 95 X SI 95 0-1 3-H 1B		1 SAFE C SI 94 D CH 88 1 SAFE 1-1 PO 1-2	S KC 78 C SL 86 X SI 92 0-2 25 G4-6-3 1B			3	0	2	1	0	0	0
25 Adam LaRoche, L (1, 3) OBP: 0.233, SLG: 0.303		C FF 93 B CH 86 B FF 92 X FF 93 2-1 P6		1 SAFE F SI 93 F CH 85 S FF 94 0-3 K			X SI 92 0-0 G4-6-3 1-2f			3	0	0	0	0	1	2
20 Ian Desmond, R (1, 6) OBP: 0.297, SLG: 0.511		B SL 86 B CH 85 X SI 93 2-0 2B		C SI 93 1 SAFE 1 SAFE S CH 85 B FF 94 X CH 86 1-2 F8			C SI 94 S CH 87 F CH 85 B SI 94 F SI 94 F SL 88 S CH 87 1-3 K			3	0	1	0	0	1	1
8 Danny Espinosa, S (1, 4) OBP: 0.221, SLG: 0.369		D KC 79 F FF 93 S SL 88 S FF 93 1-3 K			X KC 78 0-0 G3-1			B SL 91 F FF 94 B FF 95 S SL 89 X FF 96 2-2 2 S 1B		3	0	1	0	0	1	1
24 Kurt Suzuki, R (1, 2) OBP: 0.368, SLG: 0.478			C SI 92 C SI 91 F SI 92 S CH 86 0-3 K		B SI 92 B SI 93 F SI 92 X SI 92 2-1 G1-3			1 SAFE B FF 94 1 SAFE X SI 92 1-0 P6		3	0	0	0	0	1	1
27 Jordan Zimmermann, R (1, 1)			F FF 94 B SI 93 C SI 93 F SI 91 S CH 86 1-3 K		X SI 93 0-0 P6			L FF 94 L FF 93 L FF 95 0-3 K		3	0	0	0	0	2	1
Inning Stats	R: 0 E: 0 K: 0 S: 6 H: 0 LOB: 0 BB: 0 P: 9	R: 0 E: 0 K: 1 S: 9 H: 1 LOB: 1 BB: 0 P: 16	R: 0 E: 0 K: 3 S: 11 H: 0 LOB: 0 BB: 0 P: 14	R: 1 E: 0 K: 1 S: 13 H: 2 LOB: 1 BB: 0 P: 17	R: 0 E: 0 K: 0 S: 4 H: 0 LOB: 0 BB: 0 P: 6	R: 0 E: 0 K: 0 S: 11 H: 1 LOB: 0 BB: 0 P: 16	R: 0 E: 0 K: 1 S: 10 H: 1 LOB: 0 BB: 0 P: 11	R: 0 E: 0 K: 1 S: 8 H: 1 LOB: 1 BB: 0 P: 14		1B: 4 2B: 1 3B: 1 HR: 0 SF: 0 SAC: 0 DP: 1 HBP: 0				WP: 0 PB: 0 SB: 2 CS: 0	PA: 29	

PITCHER		IP	WLS	BF	H	R	ER	SO	BB	IBB	HBP	BLK	WP	HR	S	P	ERA	WHIP
34 Homer Bailey, R ERA: 2.81	(1, 1)	7.0	L	24	5	1	1	6	0	0	0	0	0	0	64	89	1.29	0.714
51 Jonathan Broxton, R ERA: 5.79	(8, 1)	1.0		4	1	0	0	1	0	0	0	0	0	0	8	14	0.00	1.000

PITCHER	IP	WLS	BF	H	R	ER	SO	BB	IBB	HBP	BLK	WP	HR	S	P	ERA	WHIP

BOTTOM

Cincinnati Reds @ Washington Nationals

Nationals Park, Washington, DC

Fri Apr 26 2013, 7:06 PM - 9:13 PM EDT

Att. 32,995 - Partly Cloudy - 62 F

livebaseballscorecards.com

AB	28
R	1
H	6
RBI	1
BB	0
SO	7
LOB	9

Batter	1	2	3	4	5	6	7	8	9	AB	R	H	RBI	BB	SO	LOB
17 Shin-Soo Choo, L (1, 8) OBP: 0.504, SLG: 0.584	C SI 90 B FS 85 X SI 90 1-1 ① F7			C KC 77 F FF 88 B FS 85 B FS 84 F FF 90 X FS 85 2-2 ① L8		C SI 89 F SI 89 F KC 79 B SI 87 B SI 89 X FF 90 2-2 HR	B FF 94 F CH 82 B FF 93 B FF 94 B FF 93 1-2 2-3 4-1 BB			3	1	1	1	1	0	0
2 Zack Cozart, R (1, 6) OBP: 0.221, SLG: 0.363	C SI 90 B FF 88 B SI 90 S FC 86 S FS 85 2-3 ② K			C FF 90 B FS 86 B FC 87 X FC 85 2-1 ② G5-3		B FC 87 B FC 87 B FC 88 C FF 89 X FF 90 3-1 4 G6-4-3 1B	B FF 94 X FF 93 1-0 ③ L8			4	0	1	0	0	1	3
19 Joey Votto, L (1, 3) OBP: 0.445, SLG: 0.456	C KC 79 X FF 90 0-1 ③ F8			B FS 86 C KC 78 B FF 89 F FC 86 B FF 92 X FF 91 3-2 4 1B 2B		D FC 87 B FS 85 F FC 86 F FC 85 F FS 86 X SI 86 2-2 ① F8		B FF 94 C FF 93 B FF 95 X SI 92 2-1 ① G6-3		4	1	1	0	0	0	1
4 Brandon Phillips, R (1, 4) OBP: 0.324, SLG: 0.459		B FC 85 F FF 89 C SI 89 X FS 84 1-2 28 G5-4-3 1B		B FC 87 X FC 86 1-0 2-H 1B		1 SAFE C FC 86 B FF 89 B SI 89 X FC 86 2-1 ② ③ G6-4-3 1-2f		B SL 83 F FF 94 X CH 87 1-1 32 1B 1B		4	0	3	1	0	0	1
32 Jay Bruce, L (1, 9) OBP: 0.321, SLG: 0.353		F FC 86 B FF 88 B FS 84 1 SAFE F FC 85 X FC 85 2-2 ① P2		1 SAFE F FC 86 F FC 86 C FF 89 0-3 ③ K			C SI 89 B CU 73 F SI 89 B SI 90 X SI 90 2-2 E4 39 F9 21 1B	B FF 94 F FF 93 X SI 94 1-1 26 G6-4-3 1-2 1B		4	1	1	0	0	1	2
28 Chris Heisey, R (1, 7) OBP: 0.195, SLG: 0.293 26 Xavier Paul, L (3, 7) OBP: 0.361, SLG: 0.424		F FC 85 X FS 84 0-1 ② ③ G5-4-3 1-2f			C SI 89 B FS 86 C FC 85 S FS 86 1-3 ① K		S CU 74 B SI 90 D CU 74 S SI 90 D CU 74 B SL 80 4-2 17 BB 21 1B BB	B SI 93 C CH 87 X FF 95 1-1 ② ③ G6-4-3 1-2f		1 2	0 0	0 0	0 0	0 1	0 1	1 2
9 Jack Hannahan, L (1, 5) OBP: 0.360, SLG: 0.417 60 J.J. Hoover, R (7, 1) 45 Sean Marshall, L (8, 1) 3 Cesar Izturis, S (9, PH) OBP: 0.276, SLG: 0.192		B FC 85 X SI 88 1-0 ① G4-3			B KC 78 X FC 88 1-0 1B		B SI 89 F FF 89 F SI 89 T CU 74 1-2 ① K		F FC 89 F FF 92 S FF 91 0-3 ① K	3 0 0 1	0 0 0 0	1 0 0 0	0 0 0 0	0 0 0 0	1 0 0 1	2 0 0 0
39 Devin Mesoraco, R (1, 2) OBP: 0.367, SLG: 0.325		B FF 90 B FC 86 B FC 85 C SI 89 C FC 86 F FC 86 F SI 91 S FF 90 3-3 ② K			X FC 87 0-0 ② P4		F SI 89 B CH 84 X CH 83 1-1 ② F9 2-3		B FF 88 C FF 89 B FC 89 X FF 88 2-1 ② L6	4	0	0	0	0	1	3
44 Mike Leake, R (1, 1) OBP: 0.364, SLG: 0.545 31 Alfredo Simon, R (4, 1) OBP: 0.500, SLG: 0.500 21 Todd Frazier, R (7, PH) OBP: 0.333, SLG: 0.512 (7, 5)		B FC 86 S FF 90 F FF 90 S FS 86 1-3 ③ K			B FF 89 C FF 89 B FF 89 X FF 90 2-1 ③ G5-3		B FC 83 T FF 92 B FF 92 F FF 93 X CH 82 2-2 17 BB 1-2 3-H 1B		B FC 89 S FC 90 B FC 91 B FC 90 F FC 88 S FC 89 3-3 ③ K	1 1 2	0 0 0	0 0 1	0 0 1	0 0 0	1 0 1	0 1 0
Inning Stats	R: 0 E: 0 K: 1 S: 7 H: 0 LOB: 0 BB: 0 P: 10	R: 0 E: 0 K: 0 S: 8 H: 1 LOB: 0 BB: 0 P: 11	R: 0 E: 0 K: 2 S: 9 H: 0 LOB: 0 BB: 0 P: 14	R: 1 E: 0 K: 1 S: 13 H: 2 LOB: 1 BB: 0 P: 21	R: 0 E: 0 K: 1 S: 7 H: 1 LOB: 1 BB: 0 P: 11	R: 1 E: 0 K: 0 S: 12 H: 2 LOB: 0 BB: 0 P: 21	R: 1 E: 1 K: 1 S: 15 H: 1 LOB: 3 BB: 2 P: 30	R: 0 E: 0 K: 0 S: 8 H: 2 LOB: 1 BB: 0 P: 13	R: 0 E: 0 K: 2 S: 8 H: 0 LOB: 0 BB: 0 P: 13	1B: 7 2B: 1 3B: 0 HR: 1 SF: 0 SAC: 0 DP: 3 HBP: 0						

PITCHER		IP	WLS	BF	H	R	ER	SO	BB	IBB	HBP	BLK	WP	HR	S	P	ERA	WHIP
15 Dan Haren, R ERA: 6.29	(1, 1)	6.0	W	22	6	2	2	5	0	0	0	0	0	1	56	88	3.00	1.000
30 Zach Duke, L ERA: 5.56	(7, 1)	0.2		4	0	1	0	1	1	0	0	0	0	0	10	18	0.00	1.500
36 Tyler Clippard, R ERA: 3.86	(7, 1)	0.1	H	3	1	0	0	0	1	0	0	0	0	0	5	12	0.00	6.000
22 Drew Storen, R ERA: 5.79	(8, 1)	1.0	H	4	2	0	0	0	0	0	0	0	0	0	8	13	0.00	2.000
29 Rafael Soriano, R ERA: 3.6	(9, 1)	1.0	S	3	0	0	0	2	0	0	0	0	0	0	8	13	0.00	0.000

PITCHER	IP	WLS	BF	H	R	ER	SO	BB	IBB	HBP	BLK	WP	HR	S	P	ERA	WHIP

TOP

Cincinnati Reds @ Washington Nationals

Nationals Park, Washington, DC

Sat Apr 27 2013, 1:06 PM - 4:09 PM EDT

Att. 38,903 - Sunny - 65 F

livebaseballscorecards.com

AB	34
R	3
H	9
RBI	3
BB	2
SO	8
LOB	16

WP: 0	PA: 36								
PB: 0									
SB: 0									
CS: 0									

Batter	1	2	3	4	5	6	7	8	9	AB	R	H	RBI	BB	SO	LOB
2 Denard Span, L (1, 8) OBP: 0.375, SLG: 0.341	B SI 88 X SI 89 1-0 G6-3	B SI 90 C SI 90 B FC 88 F FC 89 F FF 92 X SI 92 2-2 1-2 3-H 1B		C SI 95 B FF 94 B FC 89 X SI 96 2-1 8 FC3-6 1B	B SI 96 D SI 95 C SI 95 X SI 94 2-1 F8			C FF 89 B CU 77 F SL 83 B FF 90 S SL 85 2-3 K		5	0	2	1	0	1	1
8 Danny Espinosa, S (1, 4) OBP: 0.219, SLG: 0.348	C SI 89 B FC 88 F FC 88 B SI 90 B FF 92 F SI 92 B KC 78 4-2 BB	B FC 88 B KC 77 X FC 87 2-0 P3		X SI 94 0-0 FC3-6 34 HR 1-2f		B SI 94 B SI 94 F SI 94 B SI 94 X SI 94 3-1 F8		C CU 77 X SI 89 0-1 P4		4	1	0	0	1	0	3
34 Bryce Harper, L (1, 7) OBP: 0.453, SLG: 0.783	C SI 90 F SI 91 B FC 86 1 SAFE B CH 83 F SI 91 X SI 91 2-2 F7		X KC 76 0-0 28 1B 20 1B 1B	F SI 95 F SI 96 B SI 95 X FC 91 1-2 1-H HR		F FF 94 B FS 86 B CU 75 B SI 95 F SI 95 F SI 94 F SI 95 B SI 94 4-2 25 CS 28 BB BB				3	2	2	2	1	0	1
28 Jayson Werth, R (1, 9) OBP: 0.320, SLG: 0.429	1 SAFE X SI 89 0-0 L7		C SI 89 C SI 89 B SI 90 F FC 88 B FC 86 1 SAFE B CH 84 X SI 91 3-2 24 1B 20 1B 1-2 24 E 1B	B CU 77 F SI 95 X SI 96 1-1 1B		1 SAFE B FS 84 1 SAFE D SI 92 B SI 93 B FF 93 4-0 25 CS 1-2 BB				3	1	2	0	1	0	1
25 Adam LaRoche, L (1, 3) OBP: 0.221, SLG: 0.286		X SI 88 0-0 G1-3	C SI 91 B SI 90 F CH 84 X SI 92 1-2 F7	X SI 96 0-0 F8		C SI 94 X SI 95 0-1 G6-3 1-2 2-3				4	0	0	0	0	0	5
20 Ian Desmond, R (1, 6) OBP: 0.305, SLG: 0.505		C SI 90 B FC 87 B FC 87 F SI 91 F SL 80 B CH 85 B CH 85 4-2 6 BB 15 1B BB	X CH 85 0-0 24 E 1-2 2-H 1B	S CU 77 C CU 77 1 SAFE 1 SAFE S SI 95 0-3 K			B FF 92 B FF 92 S FF 93 F FF 92 S FF 94 2-3 K			3	1	1	1	1	2	1
6 Anthony Rendon, R (1, 5) OBP: 0.211, SLG: 0.222	B SI 91 B SI 90 F CH 85 1 SAFE F CH 84 1 SAFE 1 SAFE D CH 84 B SI 92 4-2 15 1B 2 1B 1-2 BB	C SI 90 F CH 85 C SI 91 0-3 K		S FF 94 F CU 77 F SI 95 B CU 79 B SI 96 X FC 87 2-2 15 G3 24 G6-3 1B			B FF 94 B FF 93 F FF 93 F FF 94 F FF 94 B FF 94 X FF 93 3-2 P5		3	1	1	0	1	1	2
24 Kurt Suzuki, R (1, 2) OBP: 0.361, SLG: 0.460	C SI 91 X CH 84 0-1 P5	B SI 90 X CH 84 1-0 E5 15 FC5-4 1-3 2-H 1B		B SI 94 C SI 95 C SI 95 B SI 95 X SI 95 2-2 G6-3 1-2			C CU 75 C FF 94 B FF 94 X FF 94 1-2 G4-3			4	0	1	0	0	0	3
15 Dan Haren, R (1, 1) OBP: 0.200, SLG: 0.300 30 Zach Duke, L (7, 1) 36 Tyler Clippard, R (7, 1) 22 Drew Storen, S (8, 1) 1 Steve Lombardozzi, S (8, PH) OBP: 0.282, SLG: 0.342 29 Rafael Soriano, R (9, 1)	B SI 90 C SI 91 F SI 91 F SI 91 X KC 79 1-2 2 1B 1-3 2-H 1B	B SI 90 S SI 90 F SI 91 F FC 88 F SI 92 B SI 91 X SI 91 2-2 FC5-4 1-2f		S FF 95 F FF 95 F SI 96 X FC 89 0-2 G3 2-3			C CU 76 F SI 89 F CU 76 S SI 90 0-3 K		3 0 0 0 0 1 0	0 0 0 0 0 0 0	1 0 0 0 0 0 0	1 0 0 0 0 0 0	0 0 0 0 0 1 0	0 0 0 0 0 0 0	3 0 0 0 0 0 0
Inning Stats	R: 0 E: 0 K: 0 S: 9 H: 0 LOB: 1 BB: 1 P: 16	R: 2 E: 0 K: 0 S: 17 H: 2 LOB: 2 BB: 2 P: 30	R: 2 E: 1 K: 1 S: 18 H: 4 LOB: 2 BB: 0 P: 25	R: 2 E: 0 K: 1 S: 12 H: 3 LOB: 1 BB: 0 P: 16	R: 0 E: 0 K: 0 S: 13 H: 1 LOB: 1 BB: 0 P: 19	R: 0 E: 0 K: 0 S: 8 H: 0 LOB: 1 BB: 2 P: 19	R: 0 E: 0 K: 1 S: 10 H: 0 LOB: 0 BB: 0 P: 16	R: 0 E: 0 K: 2 S: 9 H: 0 LOB: 0 BB: 0 P: 11		1B: 9 2B: 0 3B: 0 HR: 1 SF: 0 SAC: 0 DP: 0 HBP: 0		WP: 0 PB: 0 SB: 0 CS: 2 PA: 38		

PITCHER		IP	WLS	BF	H	R	ER	SO	BB	IBB	HBP	BLK	WP	HR	S	P	ERA	WHIP
44 Mike Leake, R ERA: 4.34	(1, 1)	3.0	L	18	6	4	3	1	3	0	0	0	0	0	44	71	9.00	3.000
31 Alfredo Simon, R ERA: 4.91	(4, 1)	3.0		14	4	2	2	1	2	0	0	0	0	1	33	54	6.00	2.000
60 J.J. Hoover, R ERA: 3.55	(7, 1)	1.0		3	0	0	0	1	0	0	0	0	0	0	10	16	0.00	0.000
45 Sean Marshall, L ERA:	(8, 1)	1.0		3	0	0	0	2	0	0	0	0	0	0	9	11	0.00	0.000

PITCHER	IP	WLS	BF	H	R	ER	SO	BB	IBB	HBP	BLK	WP	HR	S	P	ERA	WHIP

BOTTOM

Cincinnati Reds @ Washington Nationals

Nationals Park, Washington, DC

Sat Apr 27 2013, 1:06 PM - 4:09 PM EDT

Att. 38,903 - Sunny - 65 F

livebaseballscorecards.com

AB	33
R	6
H	10
RBI	5
BB	5
SO	5
LOB	20

Batter	1	2	3	4	5	6	7	8	9	AB	R	H	RBI	BB	SO	LOB
17 Shin-Soo Choo, L (1, 8) OBP: 0.492, SLG: 0.559	C SI 92 B SI 91 B SI 91 C SI 92 F SI 92 F SI 92 S SI 92 K	B SI 91 X SI 90 1-0 FC5 19 1B 2 BB 1-2		B SI 92 F SI 92 F SI 90 F SI 89 F SI 91 D SL 79 X SI 90 2-2 G4-3 2-3		B SI 92 T SI 91 C KC 80 B KC 81 B SI 93 F SI 91 X SI 92 3-2 G3		B FF 93 D FF 95 C FF 95 B FF 96 D FF 95 4-1 1-2 2-3 BB		4	0	0	0	1	1	2
2 Zack Cozart, R (1, 6) OBP: 0.240, SLG: 0.372	C FF 93 B FF 94 B FF 94 C SI 91 X FF 95 2-2 19 2B 4 1B 1B	B FF 92 D CH 83 F SI 90 B SI 89 B SI 90 4-1 4 L3-6 19 1B 1-2 2-3 BB		F SI 92 X SI 92 0-1 3-H 1B		X SI 92 0-0 E5		F SI 92 F SI 92 D SL 81 X SL 79 1-2 SF7 3-H		3	1	2	2	1	0	0
19 Joey Votto, L (1, 3) OBP: 0.444, SLG: 0.463	B FF 94 X SI 92 1-0 4 1B 1-3 2B	X SI 92 0-0 1-2 2-3 3-H 1B		1 SAFE B FF 93 C FF 92 B FF 93 X SI 90 2-1 F8		F SI 91 1 SAFE C SI 92 B SI 93 S FC 84 1-3 K		B SI 93 B SI 92 X FF 92 2-0 L4		5	1	2	1	0	1	4
4 Brandon Phillips, R (1, 4) OBP: 0.319, SLG: 0.447	B FF 94 B FF 93 F FF 93 F FF 94 X FF 94 2-2 32 1B 2-H 3-H 1B	C FF 93 B FF 91 F FF 92 B SI 92 B FF 94 X SI 91 3-2 L3-6 2-2			B FF 90 X SI 90 1-0 G5-3		B FC 84 X SI 90 1-0 F8		C FF 92 B SL 81 B SI 91 B SI 92 X SI 93 3-1 G5-3	5	0	1	2	0	0	3
21 Todd Frazier, R (1, 5) OBP: 0.327, SLG: 0.494	B FF 93 S FF 92 B SI 92 F SI 90 F SI 92 F FF 94 C SI 93 2-3 K		C SI 89 X CH 83 0-1 32 G3-6-3 1B		X FF 92 0-0 P4		F SI 92 F FC 83 B SI 92 F FC 83 X SI 91 1-2 L7		C FC 87 C FF 92 B FS 80 S SI 92 1-3 K	5	0	1	0	0	2	1
32 Jay Bruce, L (1, 9) OBP: 0.325, SLG: 0.355	B SI 92 T SI 91 F SI 91 X SI 92 1-2 1-3 1B		B SI 90 X SI 90 1-0 G3-6-3 1-2f		B SL 77 F SI 91 X SI 90 1-1 26 1B 1B		B SI 91 B KC 78 X SI 91 2-0 F7		B SI 92 C FF 91 B FS 82 C FF 92 F FF 91 B FS 82 X SI 92 3-2 L7	5	0	2	0	0	0	1
26 Xavier Paul, L (1, 7) OBP: 0.350, SLG: 0.405 51 Jonathan Broxton, R (8, 1) 54 Aroldis Chapman, L (9, 1)	D SI 92 C SI 91 S SI 90 F SI 89 S SI 91 1-3 K		B SL 76 F SI 91 F SI 91 B SL 77 F SI 92 X SI 92 2-2 G3		X SI 90 0-0 1-2 1B			B SI 97 X FF 95 1-0 G1-3		4 0 0	0 0 0	1 0 0	0 0 0	0 0 0	1 0 0	2 0 0
37 Corky Miller, R (1, 2) OBP: 0.300, SLG: 0.125		X SI 91 0-0 G5-3		B SI 90 F SI 91 X SI 91 1-1 17 G4-3 52 SH5-4 2 1B 1B	X SI 90 0-0 P4			C FF 96 B FF 96 B SL 84 B CH 93 B FF 96 4-1 17 BB 15 BB 2 SF7 BB		3	2	1	0	1	0	2
52 Tony Cingrani, L (1, 1) OBP: 0.167, SLG: 0.167 63 Sam LeCure, R (7, 1) 45 Sean Marshall, L (7, 1) 15 Derrick Robinson, S (8, PH) OBP: 0.381, SLG: 0.235 (8, 7)		B FF 91 C FF 91 X SI 90 1-1 2 BB 17 E 19 1B 1B		L FF 92 X FF 92 0-1 SH5-4 1-2		B SI 90 C SI 91 C SI 92 S KC 80 1-3 K		B FF 95 B FF 95 B FF 93 C SI 95 D SI 96 4-1 17 BB 1-2 BB		2 0 0 0	1 0 0 0	1 0 0 0	0 0 0 0	0 0 0 1	1 0 0 0	0 0 0 0

Inning Stats	1	2	3	4	5	6	7	8	9
	R: 2 E: 0 K: 3 S: 24 H: 4 LOB: 2 BB: 0 P: 35	R: 1 E: 1 K: 0 S: 9 H: 2 LOB: 2 BB: 1 P: 18	R: 0 E: 0 K: 0 S: 7 H: 1 LOB: 0 BB: 0 P: 10	R: 1 E: 0 K: 0 S: 13 H: 2 LOB: 1 BB: 0 P: 18	R: 0 E: 0 K: 0 S: 6 H: 2 LOB: 2 BB: 0 P: 8	R: 0 E: 1 K: 2 S: 11 H: 0 LOB: 1 BB: 0 P: 16	R: 0 E: 0 K: 0 S: 6 H: 0 LOB: 0 BB: 0 P: 10	R: 1 E: 0 K: 0 S: 8 H: 0 LOB: 2 BB: 3 P: 24	R: 0 E: 0 K: 1 S: 9 H: 0 LOB: 0 BB: 0 P: 16

PITCHER		IP	WLS	BF	H	R	ER	SO	BB	IBB	HBP	BLK	WP	HR	S	P	ERA	WHIP
48 Ross Detwiler, L ERA: 2.03	(1, 1)	5.0	L	26	11	4	3	3	1	0	0	0	0	0	59	89	5.40	2.400
35 Craig Stammen, R ERA: 2.84	(6, 1)	2.0		7	0	0	0	2	0	0	0	0	0	0	17	26	0.00	0.000
63 Henry Alberto Rodriguez, R ERA: 4.15	(8, 1)	0.1		4	0	1	1	0	3	0	0	0	0	0	4	17	27.00	9.000
52 Ryan Mattheus, R ERA: 3.27	(8, 1)	1.2		5	0	0	0	1	0	0	0	0	0	0	13	23	0.00	0.000

PITCHER	IP	WLS	BF	H	R	ER	SO	BB	IBB	HBP	BLK	WP	HR	S	P	ERA	WHIP

TOP

Cincinnati Reds @ Washington Nationals

Nationals Park, Washington, DC

Sun Apr 28 2013, 1:40 PM - 5:06 PM EDT

Att. 36,457 - Cloudy - 66 F

livebaseballscorecards.com

AB	36
R	5
H	11
RBI	5
BB	4
SO	6
LOB	15

1B: 10	SF: 1	WP: 0	PA: 42
2B: 2	SAC: 1	PB: 0	
3B: 0	DP: 2	SB: 0	
HR: 0	HBP: 0	CS: 0	

BOTTOM

Cincinnati Reds @ Washington Nationals

Nationals Park, Washington, DC

Sun Apr 28 2013, 1:40 PM - 5:06 PM EDT

Att. 36,457 - Cloudy - 66 F

livebaseballscorecards.com

Batter	1	2	3	4	5	6	7	8	9	AB	R	H	RBI	BB	SO	LOB
2 Denard Span, L (1, 8) OBP: 0.356, SLG: 0.322	B FF 92 C FF 92 C FF 92 B FF 94 X FF 93 2-2 ① L7			B FF 91 F FF 90 C CU 76 S CU 78 1-3 ③ K 8 2B	C FF 91 F FF 92 B FF 92 B CU 77 F FF 92 B FF 90 F FF 90 X FF 91 3-2 ③ E7 1-H		F CU 77 S SI 90 F SI 90 F FF 90 F FF 90 B SL 85 X SL 83 1-2 ③ G6-3		F FF 98 C FF 99 F FF 100 B FF 100 S SL 90 1-3 ③ K	5	0	0	0	0	2	4
8 Danny Espinosa, S (1, 4) OBP: 0.221, SLG: 0.356	F CH 85 B FF 93 F CU 78 B FF 94 B FF 94 T FF 94 3-2 ② K			B FF 91 1 SAFE 1 SAFE F FF 90 X CH 84 1-1 1-3 2B		B FF 90 C FF 90 S CU 76 B CU 77 X FF 92 2-2 ① P4		F SL 90 B SI 94 C SI 94 F SL 91 T SL 91 1-2 ① K		4	0	1	0	0	2	0
34 Bryce Harper, L (1, 7) OBP: 0.444, SLG: 0.756	B FF 94 C FF 95 F FF 94 B FF 95 B FF 96 X FF 95 3-2 ③ G4-3			C FF 95 L FF 94 S FF 95 0-3 ① K		B FF 91 T CH 85 B FF 93 F CH 86 B CU 77 C FF 95 3-3 ② K		S SI 95 S SL 93 F SI 97 B SL 92 F SL 93 B FF 95 F SL 91 F SL 87 B SI 96 4-2 B SI 95 20 2B BB		3	1	0	0	1	2	2
28 Jayson Werth, R (1, 9) OBP: 0.317, SLG: 0.415		C FF 91 C FF 93 F FF 94 B FF 94 B FF 94 X FF 93 2-2 ① P4		C FF 96 B FF 96 B FF 95 B FF 95 B FF 94 4-1 BB		C FF 90 C FF 94 B CU 78 F FF 94 B FF 95 F FF 95 S FF 94 2-3 ③ K		B FF 93 1 SAFE F SL 90 C FF 92 F SL 91 B SL 87 D SI 95 X FF 95 3-2 ② F8		3	0	0	0	1	1	1
20 Ian Desmond, R (1, 6) OBP: 0.313, SLG: 0.516		B FF 92 B CU 76 C FF 92 B FF 92 S FF 92 S FF 93 3-3 ② K		C FF 94 S FF 96 B FF 96 S FF 94 1-3 ② K			F SI 89 X SL 79 0-1 6 BB 24 2B 1B	S SL 86 S SL 91 B FF 95 X SL 91 1-2 1-H 2B		4	1	2	1	0	2	3
25 Adam LaRoche, L (1, 3) OBP: 0.210, SLG: 0.270		S FF 93 S CU 77 C FF 94 0-3 ③ K		C FF 94 B FF 96 F FF 94 F FF 96 C FF 96 1-3 ③ K			F SI 89 F SI 90 B SI 88 S KC 75 1-3 ① K	F SI 96 C SL 90 B FF 96 X SL 91 1-2 ③ P4		4	0	0	0	0	3	5
6 Anthony Rendon, R (1, 5) OBP: 0.304, SLG: 0.250			B FF 92 C FF 91 B FF 91 C FF 92 X FF 94 2-2 ① L8		B FF 88 B FF 88 C FF 91 F FF 92 B FF 91 X FF 93 3-2 2 E7 1B		B KC 70 B SI 89 1 SAFE B SI 87 B FF 88 4-0 24 2B 1-2 BB		B FF 98 B FF 96 C FF 96 F FF 96 B FF 98 B FF 96 4-2 BB	2	0	1	0	2	0	0
24 Kurt Suzuki, R (1, 2) OBP: 0.354, SLG: 0.463			C FF 90 B FF 92 B CU 77 X FF 91 2-1 ② P4		1 SAFE C FF 90 C FF 90 X FF 90 0-2 ① F8		B FF 90 B SI 89 B FF 91 C FF 87 X SI 87 3-1 1-3 2-H 2B		C FF 96 C FF 96 F FF 99 F FF 99 B FF 99 X FF 98 1-2 ① P6	4	0	1	1	0	0	2
48 Ross Detwiler, R (1, 1) 12 Tyler Moore, R (5, PH) OBP: 0.217, SLG: 0.318 35 Craig Stammen, R (6, 1) 1 Steve Lombardozzi, S (7, PH) OBP: 0.275, SLG: 0.333 63 Henry Alberto Rodriguez, R (8, 1) 52 Ryan Mattheus, R (8, 1) 23 Jhonatan Solano, R (9, PH) OBP: 0.167, SLG: 0.167			C FF 90 C FF 92 B FF 92 B FF 90 S FF 91 2-3 ③ K		B FF 90 1 SAFE F FF 91 B FF 88 C FF 89 S FF 92 2-3 ② K		B CU 76 B SI 89 C CU 76 F SI 90 X SI 90 2-2 ② G1-3		B FF 98 F FF 96 X SL 88 1-1 ② P3	1 1 0 1 0 0 1	0 0 0 0 0 0 0	0 0 0 0 0 0 0	0 0 0 0 0 0 0	0 1 0 0 0 0 0	1 1 0 2 0 0 0	0 1 0 0 0 0 1
Inning Stats	R: 0 H: 0 E: 0 LOB: 0 K: 1 BB: 0 S: 9 P: 17	R: 0 H: 0 E: 0 LOB: 0 K: 2 BB: 0 S: 10 P: 15	R: 0 H: 0 E: 0 LOB: 0 K: 1 BB: 0 S: 8 P: 14	R: 0 H: 1 E: 0 LOB: 3 K: 4 BB: 1 S: 16 P: 24	R: 0 H: 1 E: 1 LOB: 2 K: 1 BB: 0 S: 14 P: 22	R: 0 H: 0 E: 0 LOB: 0 K: 2 BB: 0 S: 11 P: 18	R: 1 H: 2 E: 0 LOB: 2 K: 1 BB: 1 S: 16 P: 27	R: 1 H: 1 E: 0 LOB: 1 K: 1 BB: 1 S: 20 P: 30	R: 0 H: 0 E: 0 LOB: 1 K: 1 BB: 1 S: 13 P: 20	1B: 2 SF: 0 2B: 3 SAC: 0 3B: 0 DP: 0 HR: 0 HBP: 0						WP: 1 PA: 37 PB: 0 SB: 0 CS: 0	

	AB	33
	R	2
	H	5
	RBI	2
	BB	4
	SO	14
	LOB	21

PITCHER		IP	WLS	BF	H	R	ER	SO	BB	IBB	HBP	BLK	WP	HR	S	P	ERA	WHIP
52 Tony Cingrani, L ERA: 1.5	(1, 1)	6.0	W	22	2	0	0	11	1	0	0	0	1	0	68	110	0.00	0.500
63 Sam LeCure, R ERA: 1.8	(7, 1)	0.1		4	2	1	1	1	1	0	0	0	0	0	7	15	27.00	9.000
45 Sean Marshall, L ERA:	(7, 1)	0.2	H	2	0	0	0	0	0	0	0	0	0	0	9	12	0.00	0.000
51 Jonathan Broxton, R ERA: 6.1	(8, 1)	1.0		5	1	1	1	1	1	0	0	0	0	0	20	30	9.00	2.000
54 Aroldis Chapman, L ERA: 0.73	(9, 1)	1.0	S	4	0	0	0	1	1	0	0	0	0	0	13	20	0.00	1.000

PITCHER	IP	WLS	BF	H	R	ER	SO	BB	IBB	HBP	BLK	WP	HR	S	P	ERA	WHIP

Batter	1	2	3	4	5	6	7	8	9	AB	R	H	RBI	BB	SO	LOB
17 Shin-Soo Choo, L (1, 8) OBP: 0.484, SLG: 0.557	X SI 91 0-0 2 SH1-3 19 1B 2B		C FC 88 X FC 89 0-1 ① G3-1		X FF 91 0-0 ① G4-3			B SI 87 C SI 86 B SL 76 B SI 87 C SI 87 F SI 86 X SI 86 3-2 ① G6-3		4	1	1	0	0	0	0
2 Zack Cozart, R (1, 6) OBP: 0.243, SLG: 0.371	L SI 90 B FC 87 B FC 88 X FF 91 2-1 ① SH1-3 2-3		B SI 91 X SI 91 1-0 19 G4-6-3 1B		C SI 90 X CU 74 0-1 ② G6-3			C SI 87 C SL 76 B SI 88 B SI 88 F SI 87 X SL 76 2-2 ② F7		3	0	1	0	0	0	0
19 Joey Votto, L (1, 3) OBP: 0.445, SLG: 0.465	X CU 75 0-0 4 BB 1B 3-H		B FF 89 B SI 91 F FF 90 B SI 90 X FF 92 3-1 ② ③ G4-6-3 1-2f		B SI 89 C SI 90 B CU 76 C SI 91 F CU 78 X SI 93 2-2 ③ L5			X FF 89 0-0 1B		4	0	2	1	0	0	1
4 Brandon Phillips, R (1, 4) OBP: 0.325, SLG: 0.443	B FC 88 B SI 90 F FF 92 D FC 89 B FF 92 4-1 1-2 BB			C FF 90 C CU 75 B FF 93 X SI 90 1-2 32 FC4-6 1B		C FC 87 B CU 77 X CU 76 1-1 ① G1-3		X FF 97 0-0 ③ P4		3	0	1	0	1	0	1
32 Jay Bruce, L (1, 9) OBP: 0.314, SLG: 0.342	C FF 92 B FC 90 C SI 91 D CU 77 B FC 90 S CU 76 3-3 ② K			B FC 89 X SI 92 1-0 ① FC4-6 21 2B 26 G6-3 1-2f		C SI 90 F CU 77 S FF 93 0-3 ② K			C FF 94 B CU 81 F FF 96 S FF 97 1-3 ① K	4	1	0	0	0	3	3
21 Todd Frazier, R (1, 5) OBP: 0.324, SLG: 0.495	X FC 88 0-0 ③ P3			C FF 92 B FC 88 F CU 75 F FC 88 X SI 90 1-2 26 G6-3 1-3 2B		S FC 88 C FC 87 B FC 87 B CU 78 F FF 92 F CU 78 S FC 88 2-3 ③ K			B FF 97 B FF 98 S FF 98 X FF 97 2-1 ② F8	4	0	1	0	0	1	2
26 Xavier Paul, L (1, 7) OBP: 0.318, SLG: 0.366 15 Derrick Robinson, S (9, 7) OBP: 0.381, SLG: 0.235		B SI 88 B FF 88 B SI 93 C SI 89 X FF 91 3-1 ① G4-3		F FC 90 F CU 76 D CU 76 F FF 94 F FF 93 F CU 77 X FF 95 1-2 ② G6-3 2-3 3-H			F CU 74 C FC 88 S SI 92 0-3 ① K		C FF 97 S CH 89 B FF 98 S FF 99 1-3 ③ K	4 0	0 0	0 0	1 0	0 0	2 0	1 0
39 Devin Mesoraco, R (1, 2) OBP: 0.365, SLG: 0.310		C FF 91 C SI 92 F FC 87 F CU 76 B FF 92 B CU 74 F SI 93 T SI 92 2-2 ② K		I IN 69 I IN 71 I IN 69 I IN 67 4-0 IBB			X FC 86 0-0 ② F9			2	0	0	0	1	1	0
55 Mat Latos, R (1, 1) OBP: 0.200, SLG: 0.214 23 Donald Lutz, L (7, PH) 66 Logan Ondrusek, R (7, 1) 51 Jonathan Broxton, R (8, 1) 54 Aroldis Chapman, L (9, 1)		F FF 92 B FC 87 F FC 88 X CU 76 1-2 ③ G5-3		C FC 88 B SI 92 B CU 76 F SI 92 S SI 92 2-3 ③ K			C CU 74 X FC 89 0-1 ③ G4-3			2 1 0 0 0	0 0 0 0 0	0 0 0 0 0	0 0 0 0 0	1 0 0 0 0	2 0 0 0 0	2 0 0 0 0

Inning Stats	1	2	3	4	5	6	7	8	9
	R: 1 E: 0 K: 1 S: 9	H: 2 LOB: 2 BB: 1 P: 18	R: 0 E: 0 K: 1 S: 11	H: 0 LOB: 0 BB: 0 P: 17	R: 0 E: 0 K: 0 S: 5	H: 1 LOB: 0 BB: 0 P: 9	R: 1 E: 0 K: 1 S: 17	H: 2 LOB: 2 BB: 1 P: 27	R: 0 E: 0 K: 0 S: 7	H: 0 LOB: 0 BB: 0 P: 9	R: 0 E: 0 K: 2 S: 10	H: 0 LOB: 0 BB: 0 P: 13	R: 0 E: 0 K: 1 S: 6	H: 0 LOB: 0 BB: 0 P: 6	R: 0 E: 0 K: 0 S: 10	H: 1 LOB: 1 BB: 0 P: 15	R: 0 E: 0 K: 2 S: 8	H: 0 LOB: 0 BB: 0 P: 12

PITCHER		IP	WLS	BF	H	R	ER	SO	BB	IBB	HBP	BLK	WP	HR	S	P	ERA	WHIP
50 Adam Wainwright, R ERA: 2.03	(1, 1)	7.0	L	27	5	2	2	6	1	1	0	0	0	0	65	99	2.57	0.857
36 Randy Choate, L ERA: 2.25	(8, 1)	0.2		3	1	0	0	0	0	0	0	0	0	0	9	14	0.00	1.500
26 Trevor Rosenthal, R ERA: 3.68	(8, 1)	1.1		4	0	0	0	2	0	0	0	0	0	0	9	13	0.00	0.000

PITCHER	IP	WLS	BF	H	R	ER	SO	BB	IBB	HBP	BLK	WP	HR	S	P	ERA	WHIP

TOP

Cincinnati Reds @ St. Louis Cardinals

Busch Stadium, St. Louis, MO

Mon Apr 29 2013, 7:17 PM - 10:10 PM CDT

Att. 36,681 - Clear - 75 F

livebaseballscorecards.com

AB	31
R	2
H	6
RBI	2
BB	2
SO	8
LOB	10

1B: 4	SF: 0	WP: 0	PA: 34
2B: 2	SAC: 1	PB: 0	
3B: 0	DP: 1	SB: 0	
HR: 0	HBP: 0	CS: 0	

Batter	1	2	3	4	5	6	7	8	9	AB	R	H	RBI	BB	SO	LOB
19 Jon Jay, L (1, 8) OBP: 0.295, SLG: 0.349	B SL 89 B SI 89 B FF 90 B FF 90 4-0 21 1B 7 WP BB	C SI 90 F SI 92 B SI 93 H CU 78 2-2 7 FC6-5 13 BB HBP	B SI 91 F SI 91 S CU 76 B SI 92 F CU 78 B CU 79 X SI 92 3-2 ② G4-3			C CU 76 B FC 90 B CU 76 B CU 76 B FC 88 4-1 BB	C FF 98 B SL 87 F FF 98 F FF 99 X FF 100 1-2 ② G6-3		2	0	0	0	2	0	0
13 Matt Carpenter, L (1, 4) OBP: 0.343, SLG: 0.457	C SI 89 C SI 90 C SI 90 0-3 ① K	B SI 89 B SI 90 B SI 89 B FF 90 4-0 7 FC6-5 1-2 BB	B SI 92 B SL 85 X SI 92 2-0 7 1B 1B			C FF 92 D FF 92 C CU 76 B FC 90 F SI 92 S CU 76 2-3 ② K	F FF 98 B FF 98 B SL 86 F FF 97 F FF 99 X FF 100 2-2 ③ F7		4	0	1	0	1	2	2
7 Matt Holliday, R (1, 7) OBP: 0.388, SLG: 0.410	F FF 92 S SI 91 F FF 94 B SL 86 X SI 91 1-2 ② L9 1-2	X SI 92 0-0 ② FC6-5 21 FC5-4 1-2 2-3f	X SI 90 0-0 21 FC4 1-2 1B			C FC 88 X FC 90 0-1 ③ G4-3			4	0	1	0	0	0	4
21 Allen Craig, R (1, 9) OBP: 0.306, SLG: 0.370 (9, 3)	X FF 91 0-0 4 FC6-4 2-3 1B	B FF 90 F SL 82 X SL 87 1-1 ③ FC5-4 1-2f	C SL 86 F SL 85 X SI 95 0-2 ③ FC4 1-2f				X SI 95 0-0 4 2B 2B		4	1	2	0	0	0	4
4 Yadier Molina, R (1, 2) OBP: 0.347, SLG: 0.452	B FC 90 B FC 90 F FC 92 X SI 92 2-1 ③ FC6-4 1-2f			B FC 92 X FC 90 1-0 38 S 12 G5-3 1B	X SI 89 0-0 23 G6-4-3 1B		B SL 91 X SL 86 1-0 23 2-H 2B		4	0	3	1	0	0	2
23 David Freese, R (1, 5) OBP: 0.255, SLG: 0.204		S SL 84 B SL 87 X CU 76 1-1 ① G5-3		C FC 91 D SL 86 S CU 77 D SL 88 S CU 76 2-3 ① K	C SI 89 D SL 84 S CU 78 X SL 83 1-2 ①② G6-4-3 1-2f			X SL 91 0-0 ① FC1-6-5 2-3	4	0	0	0	0	1	3
12 Ty Wigginton, R (1, 3) OBP: 0.227, SLG: 0.150 3 Carlos Beltrán, S (8, PH) OBP: 0.333, SLG: 0.524 (9, 9)		B FF 92 F SL 84 X SI 91 1-1 ② G5-3		C SI 92 B SI 91 B FF 92 S SL 86 D CU 79 X SL 84 3-2 ② G5-3 1-2	B SL 86 B CH 82 B FC 93 B FC 93 4-0 BB		F SI 95 S SL 92 F SL 91 B SI 96 F SI 96 X SL 91 1-2 ② F7		2 1	0 0	0 0	0 0	1 0	0 0	1 1
38 Pete Kozma, R (1, 6) OBP: 0.310, SLG: 0.346		C FF 92 C FC 94 B SI 92 S SL 85 1-3 ③ K		S SL 85 B SL 86 D SL 86 C CU 77 C SI 94 2-3 ③ K 2-3	B SL 86 S SL 88 C FF 94 B SL 89 F CU 78 X SL 86 2-2 ③ L9			B SL 92 S SL 92 X SL 92 1-1 ③ G3-1	4	0	0	0	0	2	3
50 Adam Wainwright, R (1, 1) OBP: 0.200, SLG: 0.200 33 Daniel Descalso, L (7, PH) OBP: 0.200, SLG: 0.212 36 Randy Choate, L (8, 1) 26 Trevor Rosenthal, R (8, 1) 43 Shane Robinson, R (9, PH) OBP: 0.323, SLG: 0.160			C FF 90 B FC 92 X FC 92 1-1 ① G4-3		B FC 91 X FC 90 1-0 ① P4		C FC 88 X CU 78 0-1 ① G3		F FF 96 X FF 97 0-1 ① F9	2 1 0 0 1	0 0 0 0 0	0 0 0 0 0	0 0 0 0 0	0 0 0 0 0	0 0 0 0 0	0 0 0 0 0
Inning Stats	R: 0 H: 1 E: 0 LOB: 2 K: 1 BB: 1 S: 10 P: 17	R: 0 H: 0 E: 0 LOB: 0 K: 1 BB: 0 S: 7 P: 10	R: 0 H: 0 E: 0 LOB: 2 K: 0 BB: 1 S: 7 P: 15	R: 0 H: 1 E: 0 LOB: 1 K: 2 BB: 0 S: 10 P: 18	R: 0 H: 2 E: 0 LOB: 2 K: 0 BB: 0 S: 10 P: 16	R: 0 H: 1 E: 0 LOB: 1 K: 0 BB: 1 S: 8 P: 15	R: 0 H: 0 E: 0 LOB: 1 K: 1 BB: 1 S: 9 P: 15	R: 1 H: 2 E: 0 LOB: 1 K: 0 BB: 0 S: 10 P: 13	R: 0 H: 0 E: 0 LOB: 0 K: 0 BB: 0 S: 10 P: 13	1B: 5 2B: 2 3B: 0 HR: 0	SF: 0 SAC: 0 DP: 1 HBP: 1			WP: 1 PB: 0 SB: 1 CS: 0	PA: 38		

PITCHER		IP	WLS	BF	H	R	ER	SO	BB	IBB	HBP	BLK	WP	HR	S	P	ERA	WHIP
55 Mat Latos, R ERA: 1.83	(1, 1)	6.0	W	26	5	0	0	4	3	0	1	0	1	0	52	91	0.00	1.333
66 Logan Ondrusek, R ERA: 4.5	(7, 1)	1.0	H	4	0	0	0	1	1	0	0	0	0	0	9	15	0.00	1.000
51 Jonathan Broxton, R ERA: 6.35	(8, 1)	1.0	H	5	2	1	1	0	0	0	0	0	0	0	10	13	9.00	2.000
54 Aroldis Chapman, L ERA: 0.68	(9, 1)	1.0	S	3	0	0	0	0	0	0	0	0	0	0	10	13	0.00	0.000

PITCHER	IP	WLS	BF	H	R	ER	SO	BB	IBB	HBP	BLK	WP	HR	S	P	ERA	WHIP

BOTTOM

Cincinnati Reds @ St. Louis Cardinals

Busch Stadium, St. Louis, MO

Mon Apr 29 2013, 7:17 PM - 10:10 PM CDT

Att. 36,681 - Clear - 75 F

livebaseballscorecards.com

AB	33
R	1
H	7
RBI	1
BB	4
SO	5
LOB	20

Batter	1	2	3	4	5	6	7	8	9	AB	R	H	RBI	BB	SO	LOB
17 Shin-Soo Choo, L (1, 8) OBP: 0.477, SLG: 0.554	C FC 90 B SL 86 S SI 90 X SL 85 1-2 G3 ①		S SL 85 1 SAFE D CU 73 X FF 88 1-1 G3 ② 1-2		B SL 83 F SL 84 X CU 75 1-1 2-H 2B ②			C SL 85 X SL 85 0-1 G4-3 ②		4	0	1	1	0	0	1
2 Zack Cozart, R (1, 6) OBP: 0.234, SLG: 0.356	X FF 90 0-0 G6-3 ②		S SL 84 S CU 73 D SL 84 F SL 85 X FF 90 1-2 G4-3 ③		B SL 85 B SI 88 B SI 88 C FC 87 F FC 88 F SL 85 F SL 85 F SI 89 X SI 88 3-2 G5-3 ③			C FF 90 C SL 85 D CU 78 X SL 86 1-2 G1-3 ③		4	0	0	0	0	0	2
19 Joey Votto, L (1, 3) OBP: 0.439, SLG: 0.456	F FC 90 F SI 90 S FF 87 0-3 K ③			C SI 90 B CU 75 B CU 74 S SL 86 X SI 90 2-2 1B		B SL 83 F SI 88 B CH 81 X SL 85 2-1 G4-3 ①			C FF 92 B FF 92 B FF 92 B FS 87 C FS 87 F FS 85 F FS 87 S FS 89 3-3 K ①	4	0	1	0	0	2	0
4 Brandon Phillips, R (1, 4) OBP: 0.331, SLG: 0.445		C FC 90 X SI 90 0-1 21 FC5-4 32 1B 1B		C FF 89 C SL 84 X CU 76 0-2 F8 ①		T SL 85 S CH 81 X SL 86 0-2 32 CS 1B			C FS 88 B FF 93 T FS 87 F FS 87 S FS 87 1-3 K ②	4	0	2	0	0	1	1
32 Jay Bruce, L (1, 9) OBP: 0.312, SLG: 0.339		1 SAFE F SI 90 X SI 89 0-1 21 FC5-4 1-2 1B		C FF 89 F FF 89 C CU 75 0-3 K ②		F FF 87 1 SAFE C SL 86 B SL 85 B CU 75 X SL 84 2-2 F8 ②③ 1-2			S FS 88 S FS 87 F FS 87 B FS 89 B FS 88 S FS 88 2-3 K ③	4	0	1	0	0	2	2
21 Todd Frazier, R (1, 5) OBP: 0.315, SLG: 0.479		X SI 89 0-0 FC5-4 ① 39 G6-4-3 1-2f 2-3		B FF 89 1 SAFE D SI 89 X SI 89 2-0 G5-3 ③			B SL 84 X SI 88 1-0 G1-3 ①			3	0	0	0	0	0	3
39 Devin Mesoraco, R (1, 2) OBP: 0.364, SLG: 0.311		X FF 89 0-0 ②③ G6-4-3 1-2f			X SI 89 0-0 15 FC4-6 1B		B CH 82 C SL 85 F CH 81 F CU 74 X SL 84 1-2 G4-3 ②			3	0	1	0	0	0	2
15 Derrick Robinson, S (1, 7) OBP: 0.375, SLG: 0.250			B FC 89 X FC 90 1-0 17 G3 1B		B SI 89 B SI 87 X FF 88 2-0 FC4-6 ① 61 SH5-4 17 2B 1-2f		C FF 89 F SL 85 F CU 76 X SL 86 0-2 G6-3 ③			3	1	1	0	0	0	1
61 Bronson Arroyo, R (1, 1) 3 Cesar Izturis, S (8, PH) OBP: 0.267, SLG: 0.185 63 Sam LeCure, R (8, 1)			1 SAFE 1 SAFE M SI 87 C SI 90 D SL 86 M SL 84 1-3 K ①		1 SAFE L SI 87 T SL 84 X SL 83 0-2 SH5-4 ② 1-2			B FF 89 F FF 89 X SL 84 1-1 G5-3 ①		1 1 0	0 0 0	0 0 0	0 0 0	0 0 0	1 0 0	1 0 0
Inning Stats	R: 0 E: 0 K: 1 S: 7 H: 0 LOB: 0 BB: 0 P: 8	R: 0 E: 0 K: 0 S: 6 H: 2 LOB: 1 BB: 0 P: 6	R: 0 E: 0 K: 1 S: 10 H: 1 LOB: 1 BB: 0 P: 14	R: 0 E: 0 K: 1 S: 10 H: 1 LOB: 1 BB: 0 P: 14	R: 1 E: 0 K: 0 S: 13 H: 2 LOB: 1 BB: 0 P: 19	R: 0 E: 0 K: 0 S: 8 H: 1 LOB: 0 BB: 0 P: 12	R: 0 E: 0 K: 0 S: 9 H: 0 LOB: 0 BB: 0 P: 11	R: 0 E: 0 K: 0 S: 7 H: 0 LOB: 0 BB: 0 P: 9	R: 0 E: 0 K: 3 S: 13 H: 0 LOB: 0 BB: 0 P: 19	1B: 6 2B: 1 3B: 0 HR: 0	SF: 0 SAC: 1 DP: 1 HBP: 0					

PITCHER		IP	WLS	BF	H	R	ER	SO	BB	IBB	HBP	BLK	WP	HR	S	P	ERA	WHIP
54 Jaime García, L ERA: 2.5	(1, 1)	8.0	W	29	7	1	1	3	0	0	0	0	0	0	70	93	1.12	0.875
44 Edward Mujica, R ERA: 0.9	(9, 1)	1.0	S	3	0	0	0	3	0	0	0	0	0	0	13	19	0.00	0.000

PITCHER		IP	WLS	BF	H	R	ER	SO	BB	IBB	HBP	BLK	WP	HR	S	P	ERA	WHIP

TOP

Cincinnati Reds @ St. Louis Cardinals

Busch Stadium, St. Louis, MO

Tue Apr 30 2013, 7:17 PM - 9:31 PM CDT

Att. 37,535 - Clear - 79 F

livebaseballscorecards.com

AB	31
R	1
H	7
RBI	1
BB	0
SO	6
LOB	13

BOTTOM

Cincinnati Reds @ St. Louis Cardinals

Busch Stadium, St. Louis, MO

Tue Apr 30 2013, 7:17 PM - 9:31 PM CDT

Att. 37,535 - Clear - 79 F

livebaseballscorecards.com

Batter	1	2	3	4	5	6	7	8	9	AB	R	H	RBI	BB	SO	LOB
19 Jon Jay, L (1, 8) OBP: 0.293, SLG: 0.337	C SL 73 X CH 74 0-1 ① F8		C SI 88 C SI 88 B CH 77 B CH 74 B CU 69 F SL 75 B SI 90 4-2 BB			B SI 88 C SI 88 X SI 88 1-1 ① F7		B SI 89 X CH 80 1-0 ① G3		3	0	0	0	1	0	0
3 Carlos Beltrán, S (1, 9) OBP: 0.351, SLG: 0.534	C SI 86 X SI 87 0-1 7 G4-6-3 1B		X CH 79 0-0 ③ F9			B SI 89 X SI 88 1-0 7 HR 1B		C SI 90 X CH 83 0-1 7 G6-4-3 1B		4	1	3	0	0	0	1
7 Matt Holliday, R (1, 7) OBP: 0.382, SLG: 0.437	B SI 88 X CH 80 1-0 ② ③ G4-6-3 1-2f			X SL 75 0-0 ① G6-3		B SI 89 B SI 89 B SI 89 C SL 76 S CU 71 X CU 70 3-2 1-H HR		B SI 89 B SL 82 F SL 80 1 SAFE F FF 90 B SI 92 1 SAFE X SI 91 3-2 ② ③ G6-4-3 1-2f		4	1	1	2	0	0	2
21 Allen Craig, R (1, 3) OBP: 0.297, SLG: 0.358		B SI 87 X CH 80 1-0 ① L6		B SL 75 C SL 75 X CU 71 1-1 ② P6		C CH 79 X SI 90 0-1 ② G3-1				3	0	0	0	0	0	0
4 Yadier Molina, R (1, 2) OBP: 0.347, SLG: 0.448		B SI 84 C CH 80 B SI 88 F SI 88 X SI 89 2-2 38 FC6-4 1B		B SI 88 B CH 79 C CH 80 F SL 74 F SI 89 B SL 77 X SL 73 3-2 ③ F7		X SI 88 0-0 ③ G4-3				3	0	1	0	0	0	0
13 Matt Carpenter, L (1, 5) OBP: 0.333, SLG: 0.442		B SL 77 B CU 72 X CU 71 2-0 ② G3			B CU 69 F SL 73 X CU 71 1-1 ① G3-1		C SI 87 B SI 88 C CU 71 B SI 89 F SL 79 F SI 90 X CU 69 2-2 ① F7			3	0	0	0	0	0	1
38 Pete Kozma, R (1, 6) OBP: 0.311, SLG: 0.346		B CH 77 X CH 80 1-0 ③ FC6-4 1-2f			X SI 87 0-0 33 FC3-6 1B		X CU 70 0-0 ② F9			3	0	1	0	0	0	1
33 Daniel Descalso, L (1, 4) OBP: 0.207, SLG: 0.218			C SI 86 X CH 78 0-1 ① F7		B CU 72 X SL 76 1-0 ② FC3-6 1-2f		B SL 75 C SI 89 X SL 77 1-1 54 FC4-6 1B			3	0	1	0	0	0	1
54 Jaime García, L (1, 1) 44 Edward Mujica, R (9, 1)			C CH 80 B CH 78 X SL 75 1-1 ② G6-3		1 SAFE 1 SAFE S CH 75 X SI 88 0-1 ③ G1-3		F SI 87 F SL 75 X SI 88 0-2 ③ FC4-6 1-2f			3 0	0 0	0 0	0 0	0 0	0 0	2 0
Inning Stats	R: 0 E: 0 K: 0 S: 5 H: 1 LOB: 0 BB: 0 P: 6	R: 0 E: 0 K: 0 S: 6 H: 1 LOB: 1 BB: 0 P: 12	R: 0 E: 0 K: 0 S: 8 H: 0 LOB: 1 BB: 1 P: 13	R: 0 E: 0 K: 0 S: 7 H: 0 LOB: 0 BB: 0 P: 11	R: 0 E: 0 K: 0 S: 6 H: 1 LOB: 1 BB: 0 P: 8	R: 2 E: 0 K: 0 S: 9 H: 2 LOB: 0 BB: 0 P: 14	R: 0 E: 0 K: 0 S: 11 H: 1 LOB: 1 BB: 0 P: 14	R: 0 E: 0 K: 0 S: 6 H: 1 LOB: 0 BB: 0 P: 10		1B: 6 2B: 0 3B: 0 HR: 1 SF: 0 SAC: 0 DP: 2 HBP: 0				WP: 0 PB: 0 SB: 0 CS: 0 PA: 30		

	AB	29
	R	2
	H	7
	RBI	2
	BB	1
	SO	0
	LOB	8

PITCHER		IP	WLS	BF	H	R	ER	SO	BB	IBB	HBP	BLK	WP	HR	S	P	ERA	WHIP
61 Bronson Arroyo, R ERA: 3.95	(1, 1)	7.0	L	27	6	2	2	0	1	0	0	0	0	1	52	78	2.57	1.000
63 Sam LeCure, R ERA: 1.64	(8, 1)	1.0		3	1	0	0	0	0	0	0	0	0	0	6	10	0.00	1.000

PITCHER	IP	WLS	BF	H	R	ER	SO	BB	IBB	HBP	BLK	WP	HR	S	P	ERA	WHIP

Batter	1	2	3	4	5	6	7	8	9	AB	R	H	RBI	BB	SO	LOB
17 Shin-Soo Choo, L (1, 8) OBP: 0.462, SLG: 0.533	C CU 77 F SI 92 B FF 93 F FF 92 S FF 93 1-3 ① K		L SL 85 F FF 91 F CU 78 S FF 92 0-3 ① K		B SI 92 B SI 91 F SI 92 C SI 91 S FF 93 2-3 ③ K			X FF 96 0-0 ① P6		4	0	0	0	0	3	0
2 Zack Cozart, R (1, 6) OBP: 0.225, SLG: 0.343	B CU 78 X FF 92 1-0 ② P4		B CU 80 S FF 93 C CU 80 F FF 93 B FF 94 B FF 94 X FF 94 3-2 ② F9			C FF 92 X CU 79 0-1 ① G3-1		C FF 96 C FF 97 F FF 96 B CH 88 S CH 89 1-3 ② K		4	0	0	0	0	1	0
19 Joey Votto, L (1, 3) OBP: 0.441, SLG: 0.453	F SI 91 B FF 91 F FF 92 F FF 94 F CU 80 X SI 94 1-2 ③ G5-3		S SL 86 X CU 80 0-1 4 FC6-4 1B			B CU 80 B SI 93 C SI 92 B SI 93 F FF 94 F FF 95 B FF 93 4-2 4 2B BB		X FF 97 0-0 ③ F7		3	1	1	0	1	0	0
4 Brandon Phillips, R (1, 4) OBP: 0.336, SLG: 0.482		C CU 78 F SI 90 B CU 79 X SL 86 1-2 ① P3	C SL 86 1 SAFE F FF 93 X SL 84 0-2 ③ FC6-4 1-2f			S SL 86 F FF 94 B FF 93 B SL 88 B SL 87 X SL 85 3-2 1-H 2B			X FF 91 0-0 HR	4	1	2	2	0	0	1
32 Jay Bruce, L (1, 9) OBP: 0.318, SLG: 0.361		C CU 79 B CU 77 F FF 92 B CU 78 B FF 93 X CU 80 3-2 3B		X SI 91 0-0 21 G5-4-3 1B		B SI 93 S FF 92 S FF 93 S FF 94 1-3 ② K			C FS 87 F FS 86 B FS 87 B FF 93 X FS 87 2-2 E4 21 G5-4-3	4	0	2	0	0	1	1
21 Todd Frazier, R (1, 5) OBP: 0.313, SLG: 0.465		B FF 94 B SI 92 C FF 92 C FF 92 B FF 94 H SI 92 4-2 23 F7 HBP		B FF 92 B FF 92 F FF 93 X CU 79 2-2 ① ② G5-4-3 1-2f		S FF 94 B FF 94 S CU 80 B FF 93 S FF 95 2-3 ③ K			F FS 86 X FS 87 0-1 ① ② G5-4-3 1-2f	3	0	0	0	0	1	3
23 Donald Lutz, L (1, 7)		X FF 92 0-0 ② F7 1-2		C FF 93 S FF 93 B CU 79 X CU 79 1-2 ③ F9			F SI 90 B CU 76 B FF 91 F FF 91 X FF 93 2-2 ① F8		S FS 87 F FS 87 F FS 87 X FS 87 0-2 ③ G3-1	4	0	0	0	0	0	2
37 Corky Miller, R (1, 2) OBP: 0.308, SLG: 0.100		B FF 92 B FF 91 B FF 92 B FF 92 4-0 BB			X FF 91 0-0 ① F9		B FF 92 S FF 92 X FF 92 1-1 ② F8			2	0	0	0	1	0	0
34 Homer Bailey, R (1, 1) OBP: 0.333, SLG: 0.444 60 J.J. Hoover, R (6, 1) 9 Jack Hannahan, L (7, PH) OBP: 0.346, SLG: 0.400 66 Logan Ondrusek, R (7, 1)		C FF 94 B FF 94 F FF 93 F FF 94 F FF 94 X CU 79 1-2 ③ G5-3			C FF 91 F FF 92 X FF 93 0-2 ② 1B		C SI 93 S CU 79 X FF 94 0-2 ③ G5-3			2 0 1 0	0 0 0 0	1 0 0 0	0 0 0 0	0 0 0 0	0 0 0 0	3 0 0 0
Inning Stats	R: 0 E: 0 K: 1 S: 10 H: 0 LOB: 0 BB: 0 P: 13	R: 0 E: 0 K: 0 S: 14 H: 1 LOB: 3 BB: 1 P: 27	R: 0 E: 0 K: 1 S: 13 H: 1 LOB: 1 BB: 0 P: 16	R: 0 E: 0 K: 0 S: 7 H: 1 LOB: 0 BB: 0 P: 10	R: 0 E: 0 K: 1 S: 7 H: 1 LOB: 0 BB: 0 P: 9	R: 1 E: 0 K: 2 S: 14 H: 1 LOB: 1 BB: 1 P: 24	R: 0 E: 0 K: 0 S: 8 H: 0 LOB: 0 BB: 0 P: 11	R: 0 E: 0 K: 1 S: 6 H: 0 LOB: 0 BB: 0 P: 7	R: 1 E: 1 K: 0 S: 10 H: 1 LOB: 0 BB: 0 P: 12	1B: 3 2B: 1 3B: 1 HR: 1	SF: 0 SAC: 0 DP: 2 HBP: 1					

PITCHER		IP	WLS	BF	H	R	ER	SO	BB	IBB	HBP	BLK	WP	HR	S	P	ERA	WHIP
31 Lance Lynn, R ERA: 2.75	(1, 1)	7.0	W	27	5	1	1	5	2	0	1	0	0	0	73	110	1.29	1.000
26 Trevor Rosenthal, R ERA: 3.45	(8, 1)	1.0	H	3	0	0	0	1	0	0	0	0	0	0	6	7	0.00	0.000
44 Edward Mujica, R ERA: 1.64	(9, 1)	1.0	S	4	1	1	1	0	0	0	0	0	0	1	10	12	9.00	1.000

PITCHER	IP	WLS	BF	H	R	ER	SO	BB	IBB	HBP	BLK	WP	HR	S	P	ERA	WHIP

TOP

Cincinnati Reds @ St. Louis Cardinals

Busch Stadium, St. Louis, MO

Wed May 01 2013, 12:49 PM - 3:22 PM CDT

Att. 39,821 - Sunny - 81 F

livebaseballscorecards.com

AB	31
R	2
H	6
RBI	2
BB	2
SO	6
LOB	10

BOTTOM

Cincinnati Reds @ St. Louis Cardinals

Busch Stadium, St. Louis, MO

Wed May 01 2013, 12:49 PM - 3:22 PM CDT

Att. 39,821 - Sunny - 81 F

livebaseballscorecards.com

Batter	1	2	3	4	5	6	7	8	9	AB	R	H	RBI	BB	SO	LOB
19 Jon Jay, L (1, 8) OBP: 0.282, SLG: 0.323	B SI 93 B FF 92 C SI 92 X CH 89 2-1 G4-3 ①		C SI 94 F CH 87 B SL 86 F SI 95 B SI 94 F SL 88 F SI 95 X SI 94 2-2 G4-3 ③		X SI 94 0-0 F7 ②	B FF 93 F FF 94 C CU 74 F FF 94 F FF 93 F FF 93 F FF 95 B FF 94 X FF 94 2-2 P4 ③				4	0	0	0	0	0	3
3 Carlos Beltrán, S (1, 9) OBP: 0.347, SLG: 0.554	F SL 88 S CH 85 F SI 93 S SI 94 0-3 K ②			F CH 83 B SL 87 X SL 88 1-1 HR	B SI 93 F SL 87 B SI 94 X SI 96 2-1 P6 ③ 1-2		S SI 93 B SI 93 S CH 82 F CU 75 B SI 95 S CH 81 2-3 K ①			4	1	1	1	0	2	1
7 Matt Holliday, R (1, 7) OBP: 0.368, SLG: 0.418	C SI 93 C SI 93 X SI 92 0-2 G5-3 ③			T SI 94 C CH 86 F SI 94 B CH 86 B SI 96 F SI 95 X SI 96 2-2 G6-3 ①		X FF 93 0-0 F9 ①	C FF 95 B FF 94 S CH 81 B SI 93 X FF 93 2-2 F8 ②			4	0	0	0	0	0	0
21 Allen Craig, R (1, 3) OBP: 0.305, SLG: 0.357		C FF 93 X SL 87 0-1 G6-3 ①		C KC 80 C CH 86 S SI 95 0-3 K ②		C SI 94 B KC 79 F CH 86 B SI 93 B SI 94 F SI 95 B SI 95 4-2 4 1B 13 1B BB	B CU 77 C CU 77 S FF 92 X CH 82 1-2 1B			3	1	1	0	1	1	0
4 Yadier Molina, R (1, 2) OBP: 0.352, SLG: 0.450		F FF 92 X SI 93 0-1 G6-3 ②		C SL 85 C SL 86 B SI 94 X CH 85 1-2 13 2B 1B		B SI 93 X SI 94 1-0 13 1B 38 1B 1-2 1B	F FF 93 F FF 92 F FF 92 F CH 82 B FF 92 B FF 91 X CH 79 2-2 F9 ③			4	1	2	0	0	0	1
13 Matt Carpenter, L (1, 5) OBP: 0.349, SLG: 0.475		C SI 94 X FF 94 0-1 2B		C KC 80 B SI 94 X CH 85 1-1 1-3 2B		B KC 78 F SI 94 B SI 94 X SL 88 2-1 38 1B 33 1B 1-3 2-H 1B		F FF 92 X FF 93 0-1 F7 ①		4	1	3	1	0	0	0
38 Pete Kozma, R (1, 6) OBP: 0.309, SLG: 0.341		X SI 92 0-0 G6-3 ③		C SI 96 D SI 95 X KC 80 1-1 G6-3 ③		P PO 85 1 SAFE B KC 80 1 SAFE X SI 92 2-0 33 1B 1-2 3-H 1B		C FF 92 X CU 76 0-1 P6 ②		4	0	1	1	0	0	3
33 Daniel Descalso, L (1, 4) OBP: 0.210, SLG: 0.220			B SI 92 X CH 83 1-0 G4-1 ①		C SI 92 B CH 86 C SI 94 B SI 94 F SI 96 S SL 90 2-3 K ①	X KC 77 0-0 31 SH2-4 1-3 2-H 1B		C SI 93 B FF 94 S CH 81 X CU 80 1-2 G4-3 ③		4	0	1	1	0	1	0
31 Lance Lynn, S (1, 1) OBP: 0.182, SLG: 0.100 26 Trevor Rosenthal, R (8, 1) 44 Edward Mujica, R (9, 1)			C SI 93 B SI 94 F SI 94 F SI 95 X SL 85 1-2 G3 ②		C SI 94 X SI 93 0-1 3 BLK 1B	B FF 92 X FF 93 1-0 SH2-4 ② 1-2				2 0 0	0 0 0	1 0 0	0 0 0	0 0 0	0 0 0	0 0 0
Inning Stats	R: 0 E: 0 K: 1 S: 9 H: 0 LOB: 0 BB: 0 P: 11	R: 0 E: 0 K: 0 S: 7 H: 1 LOB: 1 BB: 0 P: 7	R: 0 E: 0 K: 0 S: 11 H: 0 LOB: 0 BB: 0 P: 15	R: 1 E: 0 K: 1 S: 17 H: 3 LOB: 2 BB: 0 P: 23	R: 0 E: 0 K: 1 S: 9 H: 1 LOB: 1 BB: 0 P: 13	R: 3 E: 0 K: 0 S: 18 H: 4 LOB: 2 BB: 1 P: 29	R: 0 E: 0 K: 1 S: 15 H: 1 LOB: 1 BB: 0 P: 22	R: 0 E: 0 K: 0 S: 7 H: 0 LOB: 0 BB: 0 P: 8		1B: 7 2B: 2 3B: 0 HR: 1 SF: 0 SAC: 1 DP: 0 HBP: 0				WP: 0 PB: 0 SB: 0 CS: 0 PA: 35	

	AB	33
	R	4
	H	10
	RBI	4
	BB	1
	SO	4
	LOB	8

PITCHER	IP	WLS	BF	H	R	ER	SO	BB	IBB	HBP	BLK	WP	HR	S	P	ERA	WHIP
34 Homer Bailey, R (1, 1) ERA: 3.38	5.1	L	26	9	4	4	3	1	0	0	1	0	1	63	87	6.75	1.875
60 J.J. Hoover, R (6, 1) ERA: 3.38	0.2		2	0	0	0	0	0	0	0	0	0	0	8	11	0.00	0.000
66 Logan Ondrusek, R (7, 1) ERA: 3.6	2.0		7	1	0	0	1	0	0	0	0	0	0	22	30	0.00	0.500

PITCHER	IP	WLS	BF	H	R	ER	SO	BB	IBB	HBP	BLK	WP	HR	S	P	ERA	WHIP

Batter	1	2	3	4	5	6	7	8	9	AB	R	H	RBI	BB	SO	LOB
17 Shin-Soo Choo, L (1, 8) OBP: 0.467, SLG: 0.541	B SI 84 C SI 86 C CU 71 B SL 82 C SI 86 2-3 K ①	B CU 73 C CU 73 B SI 86 X CH 80 2-1 2 FC5 1-2 2-H 1B			B CH 84 B SI 84 X CH 76 2-0 F7 ②		B FF 89 C FF 88 B FF 89 F FF 89 B FF 90 F FF 89 B FF 90 4-2 21 BB 19 E 32 G1-3 BB	B SI 88 X SI 88 1-0 2 1B 2B		4	2	2	1	1	1	0
2 Zack Cozart, R (1, 6) OBP: 0.224, SLG: 0.336	C FF 88 C SI 86 S SL 82 0-3 K ② 1-2 2-3f	X SI 86 0-0 FC5 ③			S FF 84 C CU 73 B SL 81 F CH 79 B SL 80 F SI 86 F CU 74 F FF 88 B SL 81 3-3 S CH 78 K ③		1 SAFE 1 SAFE X FF 88 0-0 P3 ①	C SI 88 X SL 79 0-1 19 BB 2-H 1B		5	0	1	1	0	2	3
19 Joey Votto, L (1, 3) OBP: 0.454, SLG: 0.459	X FF 87 0-0 21 2B 1B		B FF 84 B CU 71 T CH 78 B FF 86 X FF 86 3-1 F7 ①			C CH 78 C SI 85 B SL 81 B SL 80 B SI 85 X SI 85 3-2 32 2B 1B	1 SAFE B SI 90 B FF 89 1 SAFE S FF 89 1 SAFE C FS 80 F FS 82 F FF 90 3-2 F FS 82 H FF 90 32 G1-3 21 BB 1-2 HBP	B SI 86 B SI 84 C SL 76 F SI 87 B SI 90 B SI 89 4-2 1-2 BB		3	2	2	0	1	0	0
21 Todd Frazier, R (1, 5) OBP: 0.316, SLG: 0.466	F CH 77 X SI 88 0-1 1-H 2B		B SI 86 F CH 79 X FF 86 1-1 F7 ②			B CU 78 B CH 78 C CH 79 1 SAFE B FF 85 C CH 80 X SL 80 3-2 F7 ① S SL 82 D SL 82 B FS 80 B FF 90 4-1 32 G1-3 1-2 2-3 BB	C SI 88 B SI 89 S SI 89 X SL 81 1-2 G5-3 ③		4	0	1	1	1	0	3
32 Jay Bruce, L (1, 9) OBP: 0.313, SLG: 0.363	C CH 80 T CU 74 F SL 82 B SI 87 D CH 80 B CH 80 S SL 81 3-3 K ③		X CU 71 0-0 F9 ③			C SI 86 F CU 74 B FF 88 X SL 81 1-2 26 G4-3 39 2B 1-H 2B X FF 89 0-0 G1-3 ② 1-2 2-3 3-H			B CU 79 B CU 78 C FF 89 S CU 79 C FF 90 2-3 K ①	5	1	1	2	0	2	3
26 Xavier Paul, L (1, 7) OBP: 0.347, SLG: 0.386 15 Derrick Robinson, S (9, PR) OBP: 0.375, SLG: 0.250 (9, 7)		B CH 77 X CH 78 1-0 17 1B 2B		S SI 83 X CU 72 0-1 F7 ①		C CU 73 S SL 80 X SL 81 0-2 G4-3 ② 2-3	I IN 67 I IN 70 I IN 71 I IN 71 4-0 IBB		B CU 79 B FF 90 B FF 90 B FF 91 4-0 39 L4-3 BB	3 0	1 0	1 0	0 0	2 0	0 0	1 0
39 Devin Mesoraco, R (1, 2) OBP: 0.350, SLG: 0.320		F FF 86 B SI 86 X CH 79 1-1 G5-3 ①		B FF 85 X CH 77 1-0 G6-3 ②		D SL 80 C CU 72 C CH 80 X SL 81 1-2 3-H 2B	F FF 89 B FF 91 D SL 81 B FF 90 X FF 88 3-1 P2 ③		X FF 90 0-0 L4-3 ②③ 1-1	5	0	1	1	0	0	5
3 Cesar Izturis, S (1, 4) OBP: 0.294, SLG: 0.172		B CU 70 D SI 86 B FF 83 C FF 83 B FF 85 4-1 2 FC5 17 1B BB		X FF 86 0-0 P6 ③		B FF 86 F CH 81 B CU 74 C CU 74 F SI 85 B CU 75 D CH 82 4-2 BB		B SI 88 B SI 88 F SI 87 X SI 87 2-1 G6-3 ①		2	0	0	0	2	0	0
44 Mike Leake, R (1, 1) OBP: 0.286, SLG: 0.429 63 Sam LeCure, R (6, 1) 45 Sean Marshall, L (7, 1) 9 Jack Hannahan, L (8, PH) OBP: 0.333, SLG: 0.385 51 Jonathan Broxton, R (8, 1) 54 Aroldis Chapman, L (9, 1) 60 J.J. Hoover, R (9, 1)		B CH 76 L FF 84 S CH 79 X SL 81 1-2 L9 ②			X FF 85 0-0 F7 ①	X FF 88 0-0 P4 ③		C SI 89 B SI 90 X SI 88 1-1 G6-3 ②		3 0 0 1 0 0 0 0	0 0 0 0 0 0 0 0	0 0 0 0 0 0 0 0	0 0 0 0 0 0 0 0	0 0 0 0 0 0 0 0	0 0 0 0 0 0 0 0	4 0 0 0 0 0 0 0

TOP

Cincinnati Reds @ Chicago Cubs

Wrigley Field, Chicago, IL

Fri May 03 2013, 1:23 PM - 4:51 PM CDT

Att. 32,579 - Cloudy - 41 F

livebaseballscorecards.com

AB	35
R	6
H	9
RBI	6
BB	7
SO	5
LOB	19

Inning Stats	1	2	3	4	5	6	7	8	9
	R: 1 E: 0 K: 3 S: 13	R: 1 E: 0 K: 0 S: 10	R: 0 E: 0 K: 0 S: 5	R: 0 E: 0 K: 0 S: 4	R: 0 E: 0 K: 1 S: 9	R: 2 E: 0 K: 0 S: 19	R: 1 E: 1 K: 0 S: 13	R: 1 E: 0 K: 0 S: 12	R: 0 E: 0 K: 1 S: 4
	H: 2 LOB: 1 BB: 0 P: 18	H: 2 LOB: 2 BB: 1 P: 19	H: 0 LOB: 0 BB: 0 P: 9	H: 0 LOB: 0 BB: 0 P: 5	H: 0 LOB: 0 BB: 0 P: 14	H: 3 LOB: 2 BB: 1 P: 31	H: 0 LOB: 3 BB: 3 P: 31	H: 2 LOB: 2 BB: 1 P: 21	H: 0 LOB: 1 BB: 1 P: 10

1B: 4	SF: 0	WP: 0
2B: 6	SAC: 0	PB: 0
3B: 0	DP: 1	SB: 0
HR: 0	HBP: 1	CS: 0

PA: 43

PITCHER		IP	WLS	BF	H	R	ER	SO	BB	IBB	HBP	BLK	WP	HR	S	P	ERA	WHIP
33 Carlos Villanueva, R ERA: 2.85	(1, 1)	5.2	L	26	7	4	4	4	2	0	0	0	0	0	59	95	6.35	1.588
28 Michael Bowden, R ERA: 4.26	(6, 1)	1.1		8	0	1	1	0	2	1	1	0	0	0	14	32	6.75	1.500
50 Kameron Loe, R ERA: 7.71	(8, 1)	1.0		6	2	1	1	0	1	0	0	0	0	0	12	21	9.00	3.000
63 Kevin Gregg, R ERA:	(9, 1)	1.0		3	0	0	0	1	1	0	0	0	0	0	4	10	0.00	1.000

PITCHER	IP	WLS	BF	H	R	ER	SO	BB	IBB	HBP	BLK	WP	HR	S	P	ERA	WHIP

Batter	1	2	3	4	5	6	7	8	9	AB	R	H	RBI	BB	SO	LOB
9 David DeJesus, L (1, 8) OBP: 0.347, SLG: 0.528 17 Dave Sappelt, R (9, PH) OBP: 0.227, SLG: 0.238	B CH 86 C SI 89 F KC 77 F FC 86 B SI 90 X SI 90 2-2 ① G5-3		C SI 89 B CH 82 C CH 82 X FC 87 1-2 ② F7		D KC 78 C KC 78 B KC 77 B CH 83 X SI 89 3-1 ③ P4		B CH 79 C KC 69 X CH 81 1-1 44 1B 13 BB 1B		F FF 95 X FF 97 0-1 21 BB 53 1B 13 1B 1-2 1B	4 1	0 1	1 1	0 1	0 0	0 0	1 0
13 Starlin Castro, R (1, 6) OBP: 0.305, SLG: 0.411	B SI 88 X SI 89 1-0 ② G5-3		C SI 90 B FC 87 B SL 79 S FC 87 B FC 88 X SI 91 3-2 ③ F9			C SI 87 B FC 85 X SI 88 1-1 ① P3	B KC 76 B KC 77 B FF 88 C FF 86 B SI 86 4-1 1-2 44 1B BB		C SL 84 C SL 83 D FF 98 B FF 97 X FF 97 2-2 1-2 2-3 53 1B 21 BB 1B	4	1	1	0	1	0	0
44 Anthony Rizzo, L (1, 3) OBP: 0.323, SLG: 0.523	X SI 89 0-0 12 1B 1B			S FC 86 F KC 78 X FF 90 0-2 ① G5-3		B CH 82 F FC 86 F FC 86 X SI 90 1-2 12 2B 2B	C CU 76 F CU 75 X CU 75 0-2 1-2 2-3 1B		C FF 96 B FF 98 F SL 84 S SL 86 1-3 ① K	5	1	3	0	0	1	3
12 Alfonso Soriano, R (1, 7) OBP: 0.295, SLG: 0.352	C SI 88 1 SAFE X SL 78 0-1 1-2 1B			F SI 89 S FC 88 B FC 89 F FC 88 F SI 91 B FC 87 B SL 80 X SI 91 3-2 ② F9		X SI 89 0-0 2-H 19 1B 2B	B CU 76 B SL 84 F SL 82 F SL 84 B FF 90 S CU 76 3-3 ② K		C FF 98 X FF 96 0-1 ② F9	5	1	2	1	0	1	6
19 Nate Schierholtz, L (1, 9) OBP: 0.360, SLG: 0.549 21 Scott Hairston, R (9, PH) OBP: 0.158, SLG: 0.412	X KC 75 0-0 ③ G3			C SI 89 X FF 90 0-1 53 S 1B		X FC 86 0-0 2-H 24 1B 1B	C SL 83 X FF 89 0-1 ③ G4-3		B SL 88 F FF 96 B FF 98 B FF 99 B FF 95 4-1 1-2 2-3 3-H 1 BB 53 1B BB	4 0	0 0	2 0	1 1	0 1	0 0	5 0
53 Welington Castillo, R (1, 2) OBP: 0.348, SLG: 0.424 37 Travis Wood, R (9, PR) OBP: 0.231, SLG: 0.167		C SI 87 S KC 76 B FC 86 X SL 78 1-2 ① G5-3		1 SAFE 1 SAFE B KC 78 C CH 83 1 SAFE B KC 79 C KC 78 X FC 88 2-2 ③ G1-3 1-2		S KC 77 C SI 89 S FC 85 0-3 ② K		H CU 72 1-0 15 G5-4-3 HBP	F FF 96 X FF 98 0-1 1 BB 1-2 2-H 3-H 1B	4 0	0 0	1 0	2 0	0 0	1 0	2 0
24 Luis Valbuena, L (1, 5) OBP: 0.344, SLG: 0.481 1 Cody Ransom, R (9, PH) OBP: 0.323, SLG: 0.643		C SI 89 B SI 89 B FC 87 B CH 82 F SI 90 X SI 91 3-2 15 G1-6-3 1B			C SI 87 B CH 82 C FC 86 X SI 89 1-2 15 G6-3 1B	X SI 89 0-0 1-3 1B		B SI 91 C SL 87 X SL 88 1-1 ① P6	B FF 97 C FF 96 B FF 97 B FF 97 F FF 96 B FF 95 4-2 1-2 2-3 BB	4 0	0 0	3 0	0 0	0 1	0 0	1 0
15 Darwin Barney, R (1, 4) OBP: 0.303, SLG: 0.304		B SI 88 B KC 76 C CH 82 F SI 90 F SI 91 X CU 79 2-2 ②③ G1-6-3 1-2f			C KC 76 D CH 82 X KC 79 1-1 ① G6-3 1-2	X KC 70 0-0 ③ P4		B FF 91 C SL 87 X SL 88 1-1 ②③ G5-4-3 1-2f	C FF 92 B FF 92 F FF 91 T FF 92 1-2 ③ K	5	0	0	0	0	1	8
33 Carlos Villanueva, R (1, 1) OBP: 0.125, SLG: 0.125 28 Michael Bowden, R (6, 1) 20 Julio Borbon, L (7, PH) OBP: 0.381, SLG: 0.333 50 Kameron Loe, R (8, 1) 63 Kevin Gregg, R (9, 1) 30 Dioner Navarro, S (9, PH) OBP: 0.263, SLG: 0.486			S SI 87 B SI 87 B SI 88 S SI 88 C SI 89 2-3 ① K		L SI 87 F SI 88 C SI 90 0-3 ② K		C FF 88 C SI 86 B KC 72 X SI 86 1-2 ① F8		C FF 94 B FF 93 F FF 94 B FF 95 F FF 94 X FF 93 2-2 13 1B 17 1B 21 BB 1B	2 0 0 1 0 0 1	0 0 0 0 0 0 1	0 0 0 0 0 0 1	0 0 0 0 0 0 0	2 0 0 0 0 0 0	1 0 0 0 0 0 0	0 0 0 0 0 0 0
Inning Stats	R: 0 E: 0 K: 0 S: 9 H: 2 LOB: 2 BB: 0 P: 12	R: 0 E: 0 K: 0 S: 10 H: 1 LOB: 0 BB: 0 P: 16	R: 0 E: 0 K: 1 S: 9 H: 0 LOB: 0 BB: 0 P: 15	R: 0 E: 0 K: 0 S: 13 H: 1 LOB: 1 BB: 0 P: 18	R: 0 E: 0 K: 1 S: 10 H: 1 LOB: 1 BB: 0 P: 15	R: 2 E: 0 K: 1 S: 12 H: 4 LOB: 2 BB: 0 P: 14	R: 0 E: 0 K: 1 S: 14 H: 2 LOB: 3 BB: 1 P: 23	R: 0 E: 0 K: 0 S: 4 H: 0 LOB: 0 BB: 0 P: 7	R: 3 E: 0 K: 2 S: 22 H: 4 LOB: 3 BB: 2 P: 36	1B: 13 2B: 2 3B: 0 HR: 0 SF: 0 SAC: 0 DP: 2 HBP: 1						

PITCHER		IP	WLS	BF	H	R	ER	SO	BB	IBB	HBP	BLK	WP	HR	S	P	ERA	WHIP
44 Mike Leake, R ERA: 4.15	(1, 1)	5.2	W	25	9	2	2	3	0	0	0	0	0	0	62	89	3.18	1.588
63 Sam LeCure, R ERA: 1.54	(6, 1)	0.2	H	4	1	0	0	0	1	0	0	0	0	0	7	13	0.00	3.000
45 Sean Marshall, L ERA:	(7, 1)	0.2	H	3	1	0	0	1	0	0	0	0	0	0	8	11	0.00	1.500
51 Jonathan Broxton, R ERA: 5.84	(8, 1)	1.0		3	0	0	0	0	0	0	1	0	0	0	4	7	0.00	0.000
54 Aroldis Chapman, L ERA: 2.57	(9, 1)	0.2		8	4	3	3	1	2	0	0	0	0	0	19	32	40.50	9.000

PITCHER		IP	WLS	BF	H	R	ER	SO	BB	IBB	HBP	BLK	WP	HR	S	P	ERA	WHIP
60 J.J. Hoover, R ERA: 3.29	(9, 1)	0.1	S	1	0	0	0	1	0	0	0	0	0	0	3	4	0.00	0.000

BOTTOM

Cincinnati Reds @ Chicago Cubs

Wrigley Field, Chicago, IL

Fri May 03 2013, 1:23 PM - 4:51 PM CDT

Att. 32,579 - Cloudy - 41 F

livebaseballscorecards.com

AB	40
R	5
H	15
RBI	5
BB	3
SO	6
LOB	27

Cincinnati Reds @ Chicago Cubs

Wrigley Field, Chicago, IL

Sat May 04 2013, 12:06 PM - 2:57 PM CDT

Att. 36,455 - Partly Cloudy - 60 F

livebaseballscorecards.com

Batter	1	2	3	4	5	6	7	8	9	AB	R	H	RBI	BB	SO	LOB
17 Shin-Soo Choo, L (1, 8) OBP: 0.465, SLG: 0.558	X SI 94 0-0 HR		B SI 94 C SL 81 B FC 90 B SL 82 B FF 94 4-1 2 E 2 1B BB		B FC 90 C SL 82 T FF 93 B FS 84 X FF 94 2-2 ② F7		C FF 89 C FC 88 B FF 90 S FF 89 1-3 ③ K	C FF 93 X FF 93 0-1 ③ G4-3		4	2	1	1	1	1	3
2 Zack Cozart, R (1, 6) OBP: 0.240, SLG: 0.336	F FF 94 X SL 83 0-1 ① P4		B FF 95 C FC 90 1 SAFE X SL 82 1-1 1-H 1B		B FF 96 C FC 91 B FF 95 B FC 89 C FC 90 B FC 90 4-2 BB			B FF 93 B FF 93 B FF 93 B FF 92 4-0 4 HBP 19 BB 32 1B BB	C FF 92 T FF 90 B FF 93 B SL 83 X FF 90 2-2 ① F9	3	1	1	1	2	0	0
19 Joey Votto, L (1, 3) OBP: 0.459, SLG: 0.469	B FF 95 C FF 93 B FS 84 F SI 94 X SI 94 2-2 2B		F FF 93 X FC 90 0-1 ① L7		B FS 83 B SL 82 B SL 80 C SI 95 F SL 82 X SI 93 3-2 ③ G5-3			B SL 84 B SL 83 F SL 82 B SL 84 F SL 82 B SL 82 4-2 32 1B 4 HBP 21 SF9 1-2 BB	B FF 90 B FF 93 F FF 91 X FF 91 3-1 1B	4	1	2	0	1	0	2
4 Brandon Phillips, R (1, 4) OBP: 0.331, SLG: 0.466	D SL 84 C SL 84 B FF 96 F SL 84 S FS 83 2-3 ② K		D SL 83 F SL 80 F FF 94 F FS 84 1 SAFE S FS 83 1-3 ② K			F FC 90 X SL 80 0-1 ① F8		F FF 93 B FF 93 C SL 84 H SL 82 2-2 21 SF9 32 1B 9 BB 1-2 2-3 HBP	X SL 80 0-0 ② F7	4	1	0	0	0	2	3
32 Jay Bruce, L (1, 9) OBP: 0.309, SLG: 0.357	C SI 94 S SL 83 B FF 94 B FS 84 S SL 83 2-3 ③ K		B SI 92 S SL 81 X FF 93 1-1 ③ F7			B FF 92 B SL 80 F SI 92 B SL 79 X SI 93 3-1 ② G4-3		B FF 93 X FF 93 1-0 9 BB 21 SF9 39 SF9 1-2 2-3 3-H 1B	X FF 92 0-0 ③ L8	5	1	1	1	0	1	3
21 Todd Frazier, R (1, 5) OBP: 0.306, SLG: 0.453		B SL 84 C SL 82 B SI 94 F SL 82 F SL 82 F FF 95 B FS 84 F SL 82 X SL 81 3-2 ① F8		B FF 94 B SI 95 C SI 96 B SI 95 C SI 95 F SI 96 X SL 82 3-2 ① G6-3		F SI 94 F SL 80 F FS 84 B SL 83 F FS 84 B FF 96 F FS 84 X SI 94 2-2 ③ G6-3		D SL 82 B FF 93 X FF 93 2-0 ① SF9 1-2 2-3 3-H		3	0	0	1	0	0	0
26 Xavier Paul, L (1, 7) OBP: 0.377, SLG: 0.413		B SL 83 C SL 83 B FF 95 C SL 83 B FS 84 F SL 82 X SL 83 3-2 2B		B SI 95 B SI 96 B SI 94 B SI 93 4-0 37 G4-6-3 BB			B SL 80 B FF 89 C SL 80 B FF 90 F FF 89 X FF 89 3-2 ① G6-3	I IN 63 I IN 67 I IN 70 I IN 71 4-0 9 BB IBB		2	0	1	0	2	0	0
37 Corky Miller, R (1, 2) OBP: 0.313, SLG: 0.083 9 Jack Hannahan, L (8, PH) OBP: 0.357, SLG: 0.385 51 Jonathan Broxton, R (8, 1) 54 Aroldis Chapman, L (9, 1)		B SI 95 B FF 94 C FF 94 T SL 82 B SL 83 C SI 95 3-3 ② K	F SI 94 X SL 84 0-1 ② ③ G4-6-3 1-2f				S FF 89 B SI 88 F CH 80 B SL 83 B FF 90 B FF 90 4-2 BB	C FF 93 B FF 94 B FF 92 B FF 92 B FF 93 4-1 1-2 2-3 3-H BB		2 0 0 0	0 0 0 0	0 1 0 0	1 1 0 0	1 0 0 0	2 0 0 0
52 Tony Cingrani, L (1, 1) OBP: 0.125, SLG: 0.125 23 Donald Lutz, L (7, PH) 66 Logan Ondrusek, R (7, 1) 39 Devin Mesoraco, R (8, PH) OBP: 0.344, SLG: 0.320 (8, 2)		B FF 94 F FF 94 F FF 94 S FS 83 1-3 ③ K2-3			B FF 94 B SI 92 C SI 91 X SI 92 2-1 ① G2-3		S SL 81 S SL 80 X SL 83 0-2 ② P6	B SL 81 S FF 92 X FF 92 1-1 ② SF9 3-H		2 1 0 0	0 0 0 0	0 0 0 1	0 0 0 0	1 0 0 0	0 0 0 0	1 1 0 0

Inning Stats																								
	R: 1	H: 2		R: 0	H: 1		R: 1	H: 1		R: 0	H: 0		R: 0	H: 0		R: 0	H: 0		R: 0	H: 1		1B: 3	SF: 2	
	E: 0	LOB: 1		E: 0	LOB: 1		E: 1	LOB: 1		E: 0	LOB: 0		E: 0	LOB: 0		E: 0	LOB: 1		E: 0	LOB: 1		2B: 2	SAC: 0	
	K: 2	BB: 0		K: 2	BB: 0		K: 1	BB: 1		K: 0	BB: 1		K: 0	BB: 0		K: 1	BB: 1		K: 0	BB: 0		3B: 0	DP: 1	
	S: 12	P: 18		S: 16	P: 26		S: 11	P: 18		S: 6	P: 13		S: 10	P: 15		S: 11	P: 19		S: 11	P: 12		HR: 1	HBP: 1	

PITCHER		IP	WLS	BF	H	R	ER	SO	BB	IBB	HBP	BLK	WP	HR	S	P	ERA	WHIP
29 Jeff Samardzija, R ERA: 3.09	(1, 1)	6.0		24	4	2	1	5	3	0	0	0	0	1	65	111	1.50	1.167
40 James Russell, L ERA:	(7, 1)	1.0	H	4	0	0	0	1	1	0	0	0	0	0	11	19	0.00	1.000
49 Carlos Marmol, R ERA: 6.17	(8, 1)	0.0	L	3	0	3	3	0	2	0	1	0	0	0	4	14	∞	∞
56 Héctor Rondón, R ERA: 5.06	(8, 1)	2.0	B	10	2	1	1	0	1	1	0	0	0	0	14	31	4.50	1.500

PITCHER	IP	WLS	BF	H	R	ER	SO	BB	IBB	HBP	BLK	WP	HR	S	P	ERA	WHIP

TOP

AB	30
R	6
H	6
RBI	6
BB	8
SO	6
LOB	15

WP: 0	PA: 41			
PB: 0				
SB: 0				
CS: 0				

Batter	1	2	3	4	5	6	7	8	9	AB	R	H	RBI	BB	SO	LOB
17 Dave Sappelt, R (1, 8) OBP: 0.234, SLG: 0.227	C FF 92 X FF 93 0-1 ① G4-3		B FF 91 B CH 84 B FF 92 C FF 92 B FF 92 4-1 1 G5-4-3 BB		C FF 91 C CU 76 B FF 93 X FF 92 1-2 ② G4-3			B SI 94 F SL 90 B SL 89 B SI 94 C SL 90 X FF 92 3-2 ② G1		2	0	0	0	1	0	0
9 David DeJesus, L (8, PH) OBP: 0.343, SLG: 0.522 (9, 8)										1	0	0	0	0	0	0
1 Cody Ransom, R (1, 5) OBP: 0.294, SLG: 0.581	C FF 94 C CU 78 B FF 94 B CU 78 F FF 95 C FF 94 3-3 ② K		X FF 90 0-0 ①② G5-4-3 1-2f		B FF 91 F FF 90 B CU 76 F FF 91 C FF 92 2-3 ③ K			B SI 94 F SL 91 F SL 92 S FF 95 1-3 ③ K		3	0	0	0	0	2	1
24 Luis Valbuena, L (8, PH) OBP: 0.341, SLG: 0.475 (9, 5)										1	0	0	0	0	1	0
44 Anthony Rizzo, L (1, 3) OBP: 0.328, SLG: 0.526	B CU 76 C FF 93 C FF 94 H CU 77 2-2 12 HR HBP		B FF 93 S FF 93 X FF 93 1-1 12 HR 2B			X FF 90 0-0 ① F7			C SL 85 X FF 97 0-1 ① F9	3	2	1	0	0	0	0
12 Alfonso Soriano, R (1, 7) OBP: 0.310, SLG: 0.414	1 SAFE B FF 93 F FF 92 B FF 92 B FF 93 X FF 94 3-1 1-H HR		B CH 85 X CH 85 1-0 2-H HR			C FF 93 C CU 79 F FF 94 B FF 94 F FF 93 B CU 76 X FF 92 2-2 ② G5-3			B FF 97 B FF 98 B FF 96 C FF 96 B FF 96 4-1 BB	3	2	2	4	1	0	0
13 Starlin Castro, R (1, 6) OBP: 0.295, SLG: 0.398	B FF 92 B FF 92 F FF 92 B FF 93 S FF 93 S FF 93 3-3 ③ K		B FF 92 B FF 92 C FF 92 F FF 92 F FF 93 F FF 93 X FF 93 2-2 ③ F8			C CU 76 B FF 92 C CU 77 F FF 94 X FF 91 1-2 ③ F9			C SL 85 D SL 86 B FF 95 X FF 96 2-1 ② P4	4	0	0	0	0	1	1
53 Welington Castillo, R (1, 2) OBP: 0.344, SLG: 0.409		B FF 92 F FF 92 H FF 92 2-1 HBP		X FF 91 0-0 ① F9			F FF 91 X FC 90 0-1 ① G6-3		B FF 96 S SL 84 F FF 97 B FF 98 B SL 85 F FF 97 F FF 94 X FF 98 3-2 ③ G5-3	3	0	0	0	0	0	1
21 Scott Hairston, R (1, 9) OBP: 0.146, SLG: 0.378		B FF 92 X FF 94 1-0 ① L7	B FF 90 B FF 91 X FF 91 2-0 ② P2				B FC 88 S FC 89 S CH 81 B CH 81 X FC 90 2-2 ② F8			3	0	0	0	0	0	1
49 Carlos Marmol, R (8, 1)										0	0	0	0	0	0	0
56 Héctor Rondón, R (8, 1)										0	0	0	0	0	0	0
15 Darwin Barney, R (1, 4) OBP: 0.290, SLG: 0.288		D FF 92 B FF 92 B FF 93 C FF 92 C FF 94 F FF 94 X FF 92 3-2 ② F8	C FF 91 F FF 91 B FF 94 B FF 93 F FF 93 F FF 92 B FF 92 X FF 92 3-2 ③ F7				B SI 92 C FF 94 X FC 89 1-1 ③ G4-3			3	0	0	0	0	0	1
29 Jeff Samardzija, R (1, 1)		S FF 91 S FF 93 B FF 94 B FF 92 S FF 92 2-3 ③ K			F FF 91 C FF 92 F FF 92 S FF 92 0-3 ① K			B SI 93 X SI 93 1-0 ① G3		2	0	0	0	0	2	1
40 James Russell, L (7, 1)										0	0	0	0	0	0	0
20 Julio Borbon, L (8, 9) OBP: 0.364, SLG: 0.316										1	0	0	0	0	0	0
Inning Stats	R: 2 E: 0 K: 2 S: 13 H: 1 LOB: 0 BB: 0 P: 24	R: 0 E: 0 K: 1 S: 9 H: 0 LOB: 1 BB: 0 P: 17	R: 2 E: 0 K: 0 S: 10 H: 2 LOB: 0 BB: 1 P: 18	R: 0 E: 0 K: 0 S: 7 H: 0 LOB: 0 BB: 0 P: 12	R: 0 E: 0 K: 2 S: 10 H: 0 LOB: 0 BB: 0 P: 13	R: 0 E: 0 K: 0 S: 10 H: 0 LOB: 0 BB: 0 P: 13	R: 0 E: 0 K: 0 S: 7 H: 0 LOB: 0 BB: 0 P: 10	R: 0 E: 0 K: 1 S: 7 H: 0 LOB: 0 BB: 0 P: 12	R: 0 E: 0 K: 0 S: 10 H: 0 LOB: 1 BB: 1 P: 19	1B: 0 2B: 1 3B: 0 HR: 2 SF: 0 SAC: 0 DP: 1 HBP: 2						

PITCHER		IP	WLS	BF	H	R	ER	SO	BB	IBB	HBP	BLK	WP	HR	S	P	ERA	WHIP
52 Tony Cingrani, L ERA: 2.63	(1, 1)	6.0		23	3	4	4	5	1	0	2	0	0	2	59	97	6.00	0.667
66 Logan Ondrusek, R ERA: 3.27	(7, 1)	1.0	W	3	0	0	0	0	0	0	0	0	0	0	7	10	0.00	0.000
51 Jonathan Broxton, R ERA: 5.4	(8, 1)	1.0	H	3	0	0	0	1	0	0	0	0	0	0	7	12	0.00	0.000
54 Aroldis Chapman, L ERA: 2.4	(9, 1)	1.0	S	4	0	0	0	0	1	0	0	0	0	0	10	19	0.00	1.000

PITCHER	IP	WLS	BF	H	R	ER	SO	BB	IBB	HBP	BLK	WP	HR	S	P	ERA	WHIP

BOTTOM

Cincinnati Reds @ Chicago Cubs
Wrigley Field, Chicago, IL
Sat May 04 2013, 12:06 PM - 2:57 PM CDT
Att. 36,455 - Partly Cloudy - 60 F

livebaseballscorecards.com

AB	29
R	4
H	3
RBI	4
BB	2
SO	6
LOB	6

WP: 0 PB: 0 SB: 0 CS: 0 PA: 33

Batter	1	2	3	4	5	6	7	8	9	AB	R	H	RBI	BB	SO	LOB
17 Shin-Soo Choo, L (1, 8) OBP: 0.463, SLG: 0.551	B FF 91 C FF 92 B SL 87 X FF 91 2-1 2 G4-6-3 1B		B CU 77 F FF 92 B CU 77 B FF 92 C FF 91 C SL 83 3-3 K ②		C FF 92 B CH 85 B CH 85 X FF 92 2-1 2 E 2 S 2 SF8 1B		B SI 87 B SI 86 C SI 85 1 SAFE X SI 86 2-1 G4-3 ① 1-2	B SI 88 F SI 89 F SI 88 F SI 90 S SL 81 1-3 K ②		5	1	2	0	0	2	3
2 Zack Cozart, R (1, 6) OBP: 0.238, SLG: 0.328	X FF 94 0-0 G4-6-3 ① ② 1-2f		C SL 83 S SL 84 B SL 84 X FF 92 1-2 G1-3 ③		1 SAFE C FF 91 S SL 86 B FF 94 B FF 95 X SL 87 2-2 SF8 ① 1-H		B SL 80 B SL 79 B SI 87 C SI 86 B SI 86 4-1 19 2B 4 SF9 BB	B SL 79 C SI 88 C SI 90 B SL 82 F SI 91 X SI 89 2-2 L7 ③ 1-2		3	1	0	1	1	0	3
19 Joey Votto, L (1, 3) OBP: 0.464, SLG: 0.492	F FF 94 B FF 92 S CH 86 S FF 94 1-3 K ③			F CU 76 X SI 93 0-1 4 1B 32 2B 1B	B FF 94 C FF 93 B SL 85 B FF 94 X FF 94 3-1 4 G1-3 2B		F SI 86 X SL 78 0-1 4 SF9 1-3 2-H 2B		B SI 90 S FF 91 B SI 91 B SI 90 C SI 89 X FF 88 3-2 L8 ①	5	1	3	1	0	1	0
4 Brandon Phillips, R (1, 4) OBP: 0.328, SLG: 0.463 3 Cesar Izturis, S (8, 4) OBP: 0.286, SLG: 0.167		X FF 92 0-0 F9 ①		D FF 92 X SL 83 1-0 32 2B 21 1B 1-2 1B	X FF 92 0-0 G1-3 ② 2-3		X SI 88 0-0 SF9 ② 2-3 3-H		B FF 90 X SI 90 1-0 F9 ②	3 1	1 0	1 0	1 0	0 0	0 0	1 0
32 Jay Bruce, L (1, 9) OBP: 0.306, SLG: 0.358		B FF 93 F FF 93 F FF 91 C FF 93 1-3 K ②		F FF 93 X FF 94 0-1 21 1B 1-3 2-H 2B	B CU 80 B FF 94 F FF 93 S SL 85 D SL 86 S SL 84 3-3 K ③		B SL 78 X CH 80 1-0 L3 ③		B SI 92 F FF 90 B CH 82 S FF 90 B FS 82 F SI 90 F SI 90 F SI 90 F FF 90 3-2 X FF 80 F7 ③	5	1	1	1	0	2	2
21 Todd Frazier, R (1, 5) OBP: 0.320, SLG: 0.459		F FF 93 B FF 93 B FF 93 B SL 85 C SL 85 F SL 85 F FF 93 X FF 93 3-2 26 BB 1B		B SL 84 X SL 84 1-0 26 G4-3 26 WP 2-H 3-H 1B		C FF 92 B FF 94 C SL 82 B SL 83 B SL 82 T SL 81 3-2 K ①		B SI 88 B SI 87 B SI 88 C SI 86 B SI 88 4-1 39 1B 9 BB 23 FC4-6 BB		3	1	2	2	1	1	0
26 Xavier Paul, L (1, 7) OBP: 0.375, SLG: 0.396 63 Sam LeCure, R (6, 1) 9 Jack Hannahan, L (8, PH) OBP: 0.379, SLG: 0.385 45 Sean Marshall, L (8, 1) 60 J.J. Hoover, R (9, 1)		B FF 93 B FF 92 B FF 93 C FF 93 B FF 94 4-1 1-2 BB		B FF 93 F FF 93 F SL 85 D SL 86 X SI 93 2-2 G4-3 ① 1-3	X FF 92 0-0 G3-1 ②		B SI 88 B SI 88 B FF 85 C SI 88 F SI 89 B SI 89 4-2 23 FC4-6 39 1B 1-2 BB		2 0 0 0 0	0 0 0 0 0	0 0 0 0 0	1 0 1 0 0	0 0 0 0 0	1 0 0 0 0
39 Devin Mesoraco, R (1, 2) OBP: 0.338, SLG: 0.315		B SL 83 X SL 84 1-0 F9 ③		D FF 93 D SL 86 S SL 85 B FF 94 3 SAFE F SL 86 F SL 87 S SL 86 3-3 K ②	C SL 82 S SL 82 B SL 81 X SL 83 1-2 L3 ③		L SI 90 B SL 80 X SI 89 1-1 23 FC4-6 1-2 2-3 1B		4	0	1	0	0	1	3
55 Mat Latos, R (1, 1) OBP: 0.176, SLG: 0.188 23 Donald Lutz, L (6, 7) OBP: 0.125, SLG: 0.125			B FF 92 X FF 92 1-0 ① F8	S SL 87 F SL 86 B SL 87 X SL 86 1-2 G2-3 ③		C SI 87 B CH 81 C SL 78 B SL 80 B SL 79 X SI 86 3-2 17 G4-3 19 2B 1B	S SI 89 B SI 88 X SI 89 1-1 ① FC4-6 2 S 1-2f 2-3 3-H		2 2	0 1	0 1	0 1	0 0	0 0	1 2

Inning Stats	1	2	3	4	5	6	7	8	9						
	R: 0 E: 0 K: 1 S: 6	H: 1 LOB: 0 BB: 0 P: 9	R: 0 E: 0 K: 1 S: 11	H: 1 LOB: 2 BB: 1 P: 20	R: 0 E: 0 K: 1 S: 7	H: 0 LOB: 0 BB: 0 P: 12	R: 3 E: 0 K: 1 S: 16	H: 4 LOB: 1 BB: 0 P: 24	R: 1 E: 0 K: 1 S: 11	H: 2 LOB: 1 BB: 0 P: 21	R: 0 E: 0 K: 1 S: 7	H: 0 LOB: 0 BB: 0 P: 11	R: 2 E: 0 K: 0 S: 10	H: 2 LOB: 1 BB: 1 P: 20	R: 1 E: 0 K: 1 S: 15	H: 1 LOB: 2 BB: 2 P: 28	R: 0 E: 0 K: 0 S: 11	H: 0 LOB: 0 BB: 0 P: 18

PITCHER	IP	WLS	BF	H	R	ER	SO	BB	IBB	HBP	BLK	WP	HR	S	P	ERA	WHIP
36 Edwin Jackson, R (1, 1) ERA: 6.39	5.0	L	23	8	4	4	5	1	0	0	0	1	0	51	86	7.20	1.800
49 Carlos Marmol, R (6, 1) ERA: 5.68	1.0		3	0	0	0	1	0	0	0	0	0	0	7	11	0.00	0.000
54 Shawn Camp, R (7, 1) ERA: 8.03	1.0		6	2	2	2	0	1	0	0	0	0	0	10	20	18.00	3.000
50 Kameron Loe, R (8, 1) ERA: 7.8	1.0		6	1	1	1	1	2	0	0	0	0	0	15	28	9.00	3.000
28 Michael Bowden, R (9, 1) ERA: 3.95	1.0		3	0	0	0	0	0	0	0	0	0	0	11	18	0.00	0.000

PITCHER	IP	WLS	BF	H	R	ER	SO	BB	IBB	HBP	BLK	WP	HR	S	P	ERA	WHIP

TOP

Cincinnati Reds @ Chicago Cubs

Wrigley Field, Chicago, IL

Sun May 05 2013, 1:25 PM - 4:51 PM CDT

Att. 33,449 - Partly Cloudy - 58 F

livebaseballscorecards.com

AB	35
R	7
H	11
RBI	7
BB	4
SO	7
LOB	16

1B: 8	SF: 2	WP: 1	PA: 41
2B: 3	SAC: 0	PB: 0	
3B: 0	DP: 1	SB: 2	
HR: 0	HBP: 0	CS: 0	

Batter	1	2	3	4	5	6	7	8	9	AB	R	H	RBI	BB	SO	LOB
9 David DeJesus, L (1, 8) OBP: 0.346, SLG: 0.537	C FC 90 B SI 89 C CU 76 B CU 78 F SI 89 B SI 91 X SL 85 3-2 2B		B SI 93 B CH 83 C SI 93 B SI 94 C FC 94 X SI 93 3-2 ② P6		B CH 81 B SI 91 C SI 91 F SI 92 C SI 93 2-3 ② K		C CH 81 X FF 89 0-1 13 G4-3 44 G5-3 2B		C FF 92 C CU 75 F FF 93 F FF 93 D CU 75 F CU 75 X FF 95 1-2 FC1 12 DI 1-3	5	1	2	0	0	1	1
13 Starlin Castro, R (1, 6) OBP: 0.292, SLG: 0.391	C FC 92 F FF 91 S FC 90 0-3 ① K		B SL 87 X SI 94 1-0 ③ G4-3		B FF 95 S SL 85 B SI 90 X SI 91 2-1 44 1B 12 2B 1B		C SI 90 B SI 90 X SL 83 1-1 ① G4-3 2-3		F FF 93 F FF 93 B FF 94 X FF 93 1-2 ① F9	5	1	1	0	0	1	4
44 Anthony Rizzo, L (1, 3) OBP: 0.331, SLG: 0.517	B FF 92 S SL 86 F SI 91 F SL 84 F CU 77 F SL 85 S SI 93 1-3 ② K			B SI 91 B SI 92 F SL 89 B SL 84 B SI 91 4-1 24 BB 30 1B BB	X SI 91 0-0 12 2B 1-2 1B		S KC 74 B SI 91 C SI 91 F SL 82 X FF 90 1-2 ② G5-3 3-H		C CU 75 B FF 93 F CU 74 F FF 93 X FF 95 1-2 ② F7	4	1	1	1	1	1	3
12 Alfonso Soriano, R (1, 7) OBP: 0.306, SLG: 0.414	X SI 92 0-0 ③ P6			B SL 86 X SL 86 1-0 ① P3	C FF 94 B SL 84 F SL 85 X SI 92 1-2 19 1B 1-H 2-H 2B		B SI 92 X SL 82 1-0 ③ F8		S FF 94 B FF 93 B FF 94 F FF 93 B FF 95 X FF 94 3-2 ③ P3 1-2	5	1	1	2	0	0	4
19 Nate Schierholtz, L (1, 9) OBP: 0.355, SLG: 0.535		C SI 90 B SI 90 B CU 76 B SI 91 X SI 89 3-1 ① F7		B SI 91 B CU 75 C FF 92 F FF 93 S SL 84 2-3 ② K	B SL 84 F CU 77 X SI 90 1-1 1B 2-H			C FF 88 F SI 88 X SL 86 0-2 ① G4-3		4	0	1	1	0	1	1
30 Dioner Navarro, S (1, 2) OBP: 0.262, SLG: 0.462		C FC 92 C CH 83 B CH 85 C SI 92 1-3 ② K		X SI 92 0-0 24 BB 1-2 1B	S CU 76 S SL 85 B SI 94 F FF 93 F SL 88 F SL 85 X CH 82 1-2 ③ F9			B CU 78 C CU 77 X SL 85 1-1 ② F7		4	0	1	0	0	1	1
24 Luis Valbuena, L (1, 5) OBP: 0.358, SLG: 0.469		B SI 92 C CH 82 B CU 79 F SI 91 B SI 93 F SI 93 B CH 82 4-2 BB		B CU 76 B SI 93 B CH 83 D FF 93 4-0 1-2 2-3 BB		B FF 88 F CH 83 C KC 72 C SI 88 1-3 ① K		B SL 85 B SL 84 B SI 91 B FF 89 4-0 15 FC6-4 BB		1	0	0	0	3	1	0
15 Darwin Barney, R (1, 4) OBP: 0.274, SLG: 0.270		F FF 93 B FC 94 X SL 85 1-1 ③ G1-3		D SL 86 F SL 86 B SL 85 X FF 94 2-1 ③ L9		C SI 90 B FF 92 X SL 82 1-1 ② G6-3		C CU 78 X FF 90 0-1 ③ FC6-4 1-2f		4	0	0	0	0	0	5
36 Edwin Jackson, R (1, 1) 20 Julio Borbon, L (5, PH) OBP: 0.349, SLG: 0.300 49 Carlos Marmol, R (6, 1) 17 Dave Sappelt, R (6, PH) OBP: 0.226, SLG: 0.222 54 Shawn Camp, R (7, 1) 50 Kameron Loe, R (8, 1) 28 Michael Bowden, R (9, 1) 21 Scott Hairston, R (9, PH) OBP: 0.167, SLG: 0.395			C FC 92 B CU 78 F FF 94 S SL 87 1-3 ① K		C FF 90 B SI 89 C FF 88 X CU 77 1-2 ① L3		C KC 72 B SL 82 X SL 81 1-1 ③ G4-3		B FF 94 F FF 93 S FF 94 B FF 94 B FF 95 X FF 93 3-2 9 E 9 FC1 1B	1 1 0 1 0 0 0 1	0 0 0 0 0 0 0 0	0 0 0 0 0 0 0 1	0 0 0 0 0 0 0 0	0 0 0 0 0 0 0 0	1 0 0 0 0 0 0 0	0 0 0 0 0 0 0 0
Inning Stats	R: 0 E: 0 K: 2 S: 14 H: 1 LOB: 1 BB: 0 P: 18	R: 0 E: 0 K: 1 S: 10 H: 0 LOB: 1 BB: 1 P: 19	R: 0 E: 0 K: 1 S: 7 H: 0 LOB: 0 BB: 0 P: 12	R: 0 E: 0 K: 1 S: 8 H: 1 LOB: 3 BB: 2 P: 21	R: 3 E: 0 K: 1 S: 20 H: 4 LOB: 1 BB: 0 P: 28	R: 0 E: 0 K: 1 S: 7 H: 0 LOB: 0 BB: 0 P: 10	R: 1 E: 0 K: 0 S: 9 H: 1 LOB: 0 BB: 0 P: 12	R: 0 E: 0 K: 0 S: 7 H: 0 LOB: 1 BB: 1 P: 12	R: 0 E: 1 K: 0 S: 19 H: 1 LOB: 2 BB: 0 P: 28	1B: 5 2B: 3 3B: 0 HR: 0 SF: 0 SAC: 0 DP: 0 HBP: 0						

PITCHER		IP	WLS	BF	H	R	ER	SO	BB	IBB	HBP	BLK	WP	HR	S	P	ERA	WHIP
55 Mat Latos, R ERA: 2.23	(1, 1)	5.0	W	24	6	3	3	6	3	0	0	0	0	0	59	98	5.40	1.800
63 Sam LeCure, R ERA: 1.98	(6, 1)	2.0	H	7	1	1	1	1	0	0	0	0	0	0	16	22	4.50	0.500
45 Sean Marshall, L ERA:	(8, 1)	1.0	H	4	0	0	0	0	1	0	0	0	0	0	7	12	0.00	1.000
60 J.J. Hoover, R ERA: 3.07	(9, 1)	1.0	S	5	1	0	0	0	0	0	0	0	0	0	19	28	0.00	1.000

PITCHER	IP	WLS	BF	H	R	ER	SO	BB	IBB	HBP	BLK	WP	HR	S	P	ERA	WHIP

BOTTOM

Cincinnati Reds @ Chicago Cubs

Wrigley Field, Chicago, IL

Sun May 05 2013, 1:25 PM - 4:51 PM CDT

Att. 33,449 - Partly Cloudy - 58 F

livebaseballscorecards.com

AB	36
R	4
H	8
RBI	4
BB	4
SO	7
LOB	19

PA:	40					
WP:	0					
PB:	0					
SB:	0					
CS:	0					

Batter	1	2	3	4	5	6	7	8	9	AB	R	H	RBI	BB	SO	LOB
2 B.J. Upton, R (1, 8) OBP: 0.231, SLG: 0.269	C CU 71 C SL 76 C SL 78 0-3 K ①	B SI 86 C CH 77 F SI 86 S SI 87 1-3 K ②		F CU 68 B SI 88 B SI 88 S SL 79 F SL 76 S SL 77 2-3 K ①		F FF 93 B CU 79 F CU 78 B FC 90 B SI 94 S SI 94 3-3 K ③		B FF 92 C CU 77 C CU 76 B FC 90 B CU 79 B FF 93 4-2 BB		4	0	0	0	1	4	2
23 Chris Johnson, R (1, 5) OBP: 0.356, SLG: 0.458 46 Craig Kimbrel, R (9, 1)	C SI 87 B SI 87 S SI 88 B SL 81 B SL 76 B SI 89 4-2 8 1B 5 1B BB	C CU 70 C SI 87 B SL 75 C SI 89 1-3 K ③		F SI 87 C SI 87 B SI 86 F SI 88 F SI 88 B SL 76 F CH 76 F SI 88 F SI 87 2-2 X SI 86 G6-4-3 ②③ 1-2f			C CU 77 F SI 93 S FC 87 0-3 K ①	B CU 74 D FF 90 X FF 90 2-0 G5-3 ③		4 0	1 0	0 0	0 0	1 0	2 0	3 0
8 Justin Upton, R (1, 9) OBP: 0.388, SLG: 0.652	B SI 89 S CH 76 C SL 77 X SL 78 1-2 16 BB 5 1B 1-3 1B		B CH 73 C CU 70 B SI 86 X SI 87 2-1 F7 ①		C CU 69 B CU 67 B SL 73 B CH 76 X SI 86 3-1 24 2B 1B		C CU 79 S FC 89 B SI 94 S FC 89 1-3 K ②		B CU 74 B FF 93 C FF 92 B FF 92 B FF 92 4-1 BB	4	1	2	0	1	1	0
5 Freddie Freeman, L (1, 3) OBP: 0.382, SLG: 0.464	B SL 78 X SL 78 1-0 16 BB 1-2 3-H 1B		B CH 77 C CU 71 X SI 88 1-1 24 L1-4-3 2B		F SI 86 X SI 86 0-1 L7 ①		S SI 94 B CU 78 F FS 86 S FC 90 1-3 K ③		1 SAFE X FF 92 0-0 L9 ①	5	0	2	1	0	1	2
24 Evan Gattis, R (1, 7) OBP: 0.305, SLG: 0.563 52 Jordan Walden, R (8, 1) 34 Eric O'Flaherty, L (8, 1) 14 Ramiro Pena, S (9, PH) OBP: 0.396, SLG: 0.439 (9, 5)	S CH 78 S CH 78 S SL 79 0-3 K ②		B SI 88 X CH 80 1-0 L1-4-3 ② 2-3		X SI 87 0-0 16 G3 1-H 2B			C FF 92 B FC 89 B FC 89 B FC 87 X FF 90 3-1 P6 ①	1 SAFE B FF 91 S FF 91 1 SAFE 1 SAFE C FF 92 F FF 91 B CU 74 S FF 93 2-3 K ②	4 0 0 1	0 0 0 0	1 0 0 0	1 0 0 0	0 0 0 1	1 0 0 1	3 0 0 1
16 Brian McCann, L (1, 2)	B SI 87 B SI 88 C SL 76 B SI 89 2 SAFE C SI 89 B CH 78 4-2 1-2 2-3 BB		X CH 78 0-0 G3 ③		C CU 72 C SI 87 X SI 86 0-2 G3 ② 2-3			C CU 74 B FC 89 C CU 74 B FF 94 S FC 87 2-3 K ②	C CU 72 B FF 92 F FF 92 B FF 92 X FF 92 2-2 F7 ③	4	0	0	0	1	1	3
26 Dan Uggla, R (1, 4) OBP: 0.311, SLG: 0.392	C CH 79 F SL 78 B SL 78 C SI 89 1-3 K ③			S FF 87 X SI 87 0-1 19 1B 3B	C SI 88 F CU 70 F SL 77 B SL 77 C SI 85 1-3 K ③			C FF 92 X FC 89 0-1 19 HR 1B		4	2	2	0	0	2	4
19 Andrelton Simmons, R (1, 6) OBP: 0.305, SLG: 0.402		B CH 75 X CH 76 1-0 HR		C SL 77 B SI 88 F SL 75 F FF 88 X SI 88 1-2 28 E 3-H 1B		B FC 88 C FC 89 C FF 93 F CU 80 B CU 80 S SI 93 2-3 K ①		D CU 74 B FC 90 F FF 90 X FF 90 2-1 1-H HR		4	2	3	4	0	1	0
28 Paul Maholm, L (1, 1) OBP: 0.125, SLG: 0.188 53 Cory Gearrin, R (6, 1) 43 Luis Avilán, L (7, 1) 17 Jordan Schafer, L (8, PH) OBP: 0.447, SLG: 0.389 (8, 7)		B SI 83 C CH 78 C CU 71 B SL 72 F SI 86 B CH 77 X SL 73 3-2 G4-3 ①		M FF 86 F SI 87 X SI 86 0-2 FC2 23 G6-4-3 1-2		S SI 94 C SI 94 C CU 78 0-3 K ②		S SI 91 B FC 90 B FC 88 F FF 90 B FF 93 X FF 92 3-2 HR		3 0 0 1	0 0 0 1	0 0 0 1	0 0 0 1	0 0 0 0	1 0 0 0	1 0 0 0
Inning Stats	R: 1 E: 0 K: 3 S: 17 H: 2 LOB: 3 BB: 2 P: 28	R: 1 E: 0 K: 2 S: 11 H: 1 LOB: 0 BB: 0 P: 17	R: 0 E: 0 K: 0 S: 6 H: 1 LOB: 1 BB: 0 P: 10	R: 1 E: 1 K: 1 S: 21 H: 2 LOB: 1 BB: 0 P: 26	R: 1 E: 0 K: 1 S: 12 H: 2 LOB: 1 BB: 0 P: 16	R: 0 E: 0 K: 3 S: 10 H: 0 LOB: 0 BB: 0 P: 15	R: 0 E: 0 K: 3 S: 9 H: 0 LOB: 0 BB: 0 P: 11	R: 3 E: 0 K: 1 S: 15 H: 3 LOB: 1 BB: 1 P: 31	R: 0 E: 0 K: 1 S: 9 H: 0 LOB: 1 BB: 1 P: 17	1B: 5 2B: 2 3B: 1 HR: 3	SF: 0 SAC: 0 DP: 1 HBP: 0					WP: 0 PB: 0 SB: 0 CS: 0	PA: 42	

PITCHER		IP	WLS	BF	H	R	ER	SO	BB	IBB	HBP	BLK	WP	HR	S	P	ERA	WHIP
61 Bronson Arroyo, R ERA: 4.3	(1, 1)	5.0	L	25	8	4	4	7	2	0	0	0	0	1	67	97	7.20	2.000
31 Alfredo Simon, R ERA: 4.32	(6, 1)	2.0		6	0	0	0	6	0	0	0	0	0	0	19	26	0.00	0.000
66 Logan Ondrusek, R ERA: 5.25	(8, 1)	1.0		7	3	3	3	1	1	0	0	0	0	2	15	31	27.00	4.000
60 J.J. Hoover, R ERA: 2.87	(9, 1)	1.0		4	0	0	0	1	1	0	0	0	0	0	9	17	0.00	1.000

PITCHER	IP	WLS	BF	H	R	ER	SO	BB	IBB	HBP	BLK	WP	HR	S	P	ERA	WHIP

TOP

Atlanta Braves @ Cincinnati Reds

Great American Ball Park, Cincinnati, OH

Mon May 06 2013, 7:11 PM - 10:32 PM EDT

Att. 19,308 - Cloudy - 64 F

livebaseballscorecards.com

AB	38
R	7
H	11
RBI	7
BB	4
SO	15
LOB	19

BOTTOM

Batter	1	2	3	4	5	6	7	8	9	AB	R	H	RBI	BB	SO	LOB
17 Shin-Soo Choo, L (1, 8) OBP: 0.467, SLG: 0.545	B SI 85 C SI 85 S SL 77 B SL 77 B SL 77 C FF 85 3-3 ① K		C CU 72 X SL 79 0-1 ③ L6		C SI 88 B SL 80 S SI 87 D SL 79 H SI 86 3-2 19 FC5-4 HBP		F SI 93 B SI 93 B SI 91 C SI 92 B CU 76 B SI 92 4-2 2 CS BB		C FF 96 X KC 85 0-1 1-2 1B	3	0	1	0	1	1	1
2 Zack Cozart, R (1, 6) OBP: 0.244, SLG: 0.339	C SI 87 C CU 72 B SL 77 B CU 70 C FC 84 2-3 ② K			C SI 87 C CU 72 B FF 88 B SL 77 F FC 83 B SI 88 X SI 88 3-2 19 BB 4 2B 1B	B SI 88 C FC 82 F CU 71 F FF 88 B CH 78 S FC 82 2-3 ② K		B SI 93 1 SAFE 1-0 ③ CS 1-2	C FF 94 B FF 92 C FF 92 X SL 79 1-2 19 2B 2B	X FF 96 0-0 ② F3	5	2	2	0	0	2	4
19 Joey Votto, L (1, 3) OBP: 0.462, SLG: 0.492	B SI 86 F FF 87 B CU 74 F FC 81 B SI 88 X SL 78 3-2 ③ L7			B SI 86 D CH 80 B SL 79 C FF 87 1 SAFE B SI 87 4-1 4 2B 32 G3 1-2 BB	D CU 74 B SI 88 F FF 89 F CU 74 F FF 90 X SL 80 2-2 ③ FC5-4 1-2f			C FF 93 B FF 92 B CH 83 X FF 92 2-1 4 1B 21 G5-3 2-H 2B	F KC 86 B KC 85 C KC 85 B FF 97 S FF 96 2-3 ③ K	4	2	1	1	1	1	4
4 Brandon Phillips, R (1, 4) OBP: 0.333, SLG: 0.472		B SI 86 X SI 85 1-0 ① G6-3		C SI 88 X CU 73 0-1 32 G3 1-3 2-H 2B		C FC 81 F FF 87 B FC 86 X SL 79 1-2 ① G6-3		B FF 93 B SL 81 X FF 94 2-0 21 G5-3 2-3 1B		4	0	2	1	0	0	0
32 Jay Bruce, L (1, 9) OBP: 0.297, SLG: 0.348		B SL 78 C EP 63 T SI 86 S SL 78 1-3 ② K		C SI 88 X SL 80 0-1 ① G3 2-3 3-H		B SL 80 B CH 81 B FF 88 C SI 87 S SI 88 F SI 88 F FF 89 F SL 79 C FF 89 3-3 ② K		F SI 89 F SI 89 B FF 90 X SL 84 1-2 ① F7		4	0	0	1	0	2	3
21 Todd Frazier, R (1, 5) OBP: 0.318, SLG: 0.451		B CU 72 B SI 87 B CH 81 X SI 88 3-0 ③ G6-3		S FF 86 B SI 84 C FC 84 F SL 79 C SI 88 1-3 ② K		X CH 80 0-0 E7 39 WP 1B		F SI 90 X SI 89 0-1 ② G5-3 1-2 3-H		4	0	1	1	0	1	2
39 Devin Mesoraco, R (1, 2) OBP: 0.319, SLG: 0.293			F SI 86 F CH 79 B CH 80 B SL 78 B SI 86 X CH 83 3-2 ① G6-3	D SI 88 X CH 80 1-0 ③ G6-3		S SL 80 S SL 80 B SL 80 B SL 81 B SL 82 C SI 89 3-3 ③ K 2-3		S SI 90 B SI 90 B SI 90 X SI 89 3-1 ③ G5-3		4	0	0	0	0	1	3
15 Derrick Robinson, S (1, 7) OBP: 0.423, SLG: 0.286 3 Cesar Izturis, S (7, PH) OBP: 0.278, SLG: 0.161 66 Logan Ondrusek, R (8, 1) 60 J.J. Hoover, R (9, 1) 26 Xavier Paul, L (9, PH) OBP: 0.368, SLG: 0.388			C SI 87 C CU 72 B FF 87 X SL 78 1-2 61 SH2-4 1B		B CU 70 L SI 86 S SI 86 B SI 86 F SI 85 F CH 79 F SI 87 B FC 85 B FF 87 4-2 61 SH2-4 BB		B SI 88 B SI 88 C SI 88 X SI 87 2-1 ① G4-3		B FF 96 C FF 96 F FF 96 B KC 86 X FF 97 2-2 ① L7	1 1 0 0 1	0 0 0 0 0	1 0 0 0 0	0 0 0 0 0	1 0 0 0 0	0 0 0 0 0	0 0 0 0 0
61 Bronson Arroyo, R (1, 1) 31 Alfredo Simon, R (6, 1) OBP: 0.500, SLG: 0.500 23 Donald Lutz, L (7, PH) OBP: 0.200, SLG: 0.200 (8, 7)			L SI 85 1 SAFE X SI 85 0-1 ② SH2-4 1-2		1 SAFE X SI 86 0-0 ① SH2-4 1-2		C SI 92 C CU 75 B FF 92 S SI 92 1-3 ② K		B FF 96 B FF 96 S FF 95 X FF 96 2-1 17 1B 1B	0 0 2	0 0 0	0 0 1	0 0 0	0 0 1	0 0 0	0 0 0
Inning Stats	R: 0 H: 0 E: 0 LOB: 0 K: 2 BB: 0 S: 9 P: 17	R: 0 H: 0 E: 0 LOB: 0 K: 1 BB: 0 S: 5 P: 10	R: 0 H: 1 E: 0 LOB: 1 K: 0 BB: 0 S: 10 P: 14	R: 2 H: 2 E: 0 LOB: 1 K: 1 BB: 1 S: 14 P: 23	R: 0 H: 0 E: 0 LOB: 2 K: 1 BB: 1 S: 16 P: 27	R: 0 H: 1 E: 1 LOB: 1 K: 2 BB: 0 S: 13 P: 20	R: 0 H: 0 E: 0 LOB: 0 K: 1 BB: 1 S: 7 P: 15	R: 2 H: 3 E: 0 LOB: 1 K: 0 BB: 0 S: 13 P: 22	R: 0 H: 2 E: 0 LOB: 2 K: 1 BB: 0 S: 11 P: 17	1B: 6 2B: 3 3B: 0 HR: 0	SF: 0 SAC: 2 DP: 0 HBP: 1		WP: 1 PB: 0 SB: 0 CS: 1	PA: 40			

PITCHER		IP	WLS	BF	H	R	ER	SO	BB	IBB	HBP	BLK	WP	HR	S	P	ERA	WHIP
28 Paul Maholm, L ERA: 3.09	(1, 1)	5.2	W	24	4	2	2	6	2	0	1	0	0	0	64	105	3.18	1.059
53 Cory Gearrin, R ERA: 1.26	(6, 1)	0.2	H	2	0	0	0	1	0	0	0	0	1	0	5	10	0.00	0.000
43 Luis Avilán, L ERA: 3.27	(7, 1)	0.2	H	2	0	0	0	1	1	0	0	0	0	0	5	11	0.00	1.500
52 Jordan Walden, R ERA: 4.38	(8, 1)	0.0		3	3	2	2	0	0	0	0	0	0	0	6	11	∞	∞
34 Eric O'Flaherty, L ERA: 1.93	(8, 1)	1.0	H	3	0	0	0	0	0	0	0	0	0	0	7	11	0.00	0.000

PITCHER		IP	WLS	BF	H	R	ER	SO	BB	IBB	HBP	BLK	WP	HR	S	P	ERA	WHIP
46 Craig Kimbrel, R ERA: 2.13	(9, 1)	1.0	S	5	2	0	0	1	0	0	0	0	0	0	11	17	0.00	2.000

Atlanta Braves @ Cincinnati Reds

Great American Ball Park, Cincinnati, OH

Mon May 06 2013, 7:11 PM - 10:32 PM EDT

Att. 19,308 - Cloudy - 64 F

livebaseballscorecards.com

AB	33
R	4
H	9
RBI	4
BB	3
SO	9
LOB	17

Atlanta Braves @ Cincinnati Reds

Great American Ball Park, Cincinnati, OH

Tue May 07 2013, 7:46 PM - 10:36 PM EDT

Att. 25,730 - Cloudy - 62 F

TOP

livebaseballscorecards.com

Batter	1	2	3	4	5	6	7	8	9	AB	R	H	RBI	BB	SO	LOB
19 Andrelton Simmons, R (1, 6) OBP: 0.303, SLG: 0.405	X SI 95 0-0 2 K 16 1B 2B	B SI 94 C SI 93 F SL 87 C CH 86 1-3 ② K		X SL 89 0-0 ③ F9			C FF 89 B CH 81 B FF 89 B SL 82 X FF 89 3-1 ① F9			4	1	1	0	0	1	1
2 B.J. Upton, R (1, 8) OBP: 0.240, SLG: 0.270	B SI 93 B FF 93 C SI 94 C FF 95 F KC 82 F FF 96 F KC 81 S CH 87 2-3 ① K	B KC 80 B FF 95 B FF 94 B FF 94 4-0 BB			S FF 93 C KC 80 B KC 81 F FF 95 F FF 96 F KC 81 B FF 95 X CH 86 2-2 8 G6-3 5 1B 1B		S KC 75 S SL 82 C SI 90 0-3 ② K			3	1	1	0	1	2	1
8 Justin Upton, R (1, 9) OBP: 0.384, SLG: 0.635	B FF 95 F D CH 86 B SI 94 B SL 90 4-1 5 BB 16 1B BB	C FF 94 1 SAFE 1 SAFE B SL 87 B FF 94 F SI 95 S SI 94 2-3 ③ K			B FF 93 X SL 89 1-0 ① G6-3 1-2		X SL 81 0-0 ③ F8			3	1	0	0	1	1	2
5 Freddie Freeman, L (1, 3) OBP: 0.388, SLG: 0.458	D CH 86 S KC 82 B SL 90 D SI 94 B FF 91 4-1 16 1B 26 1B 1-2 BB		C SI 92 X KC 79 0-1 ① L7		S CH 86 B SI 94 2 SAFE S CH 85 X CH 85 1-2 2-H 1B			S CU 77 B CU 77 F SL 84 B CU 77 F SL 83 F FF 89 X CU 77 2-2 ① G1-3		3	1	1	1	1	0	0
24 Evan Gattis, R (1, 7) OBP: 0.294, SLG: 0.540 34 Eric O'Flaherty, L (8, 1) 46 Craig Kimbrel, R (9, 1)	C KC 80 D SL 89 F SI 95 S FF 95 1-3 ② K		X FF 90 0-0 ② G6-3		B SI 94 B SL 90 B SL 88 S FF 94 F SI 94 S SI 95 3-3 ② K			B CU 77 B CU 76 F SL 85 B CU 76 X SI 89 3-1 ② L8		4 0 0	0 0 0	0 0 0	0 0 0	0 0 0	2 0 0	4 0 0
16 Brian McCann, L (1, 2) OBP: 0.222, SLG: 0.125	C SI 95 D CH 86 B SL 90 F SI 96 B SI 95 X FF 96 3-2 26 1B 1B 1-3 2-H 3-H		C SI 93 X CH 85 0-1 ③ L8		X SI 93 0-0 ③ G4-3			X SL 82 0-0 ③ G3		4	0	1	2	0	0	1
26 Dan Uggla, R (1, 4) OBP: 0.309, SLG: 0.387	S FF 95 B FF 96 F CH 86 X FF 96 1-2 1-2 3-H 1B			X FF 94 0-0 ① L8		C SI 89 X SL 81 0-1 ① G5-3			C SL 85 S SL 91 B SL 90 X FF 95 1-2 ① F8	4	0	1	1	0	0	0
25 Juan Francisco, L (1, 5) OBP: 0.320, SLG: 0.465 14 Ramiro Pena, S (9, 5) OBP: 0.396, SLG: 0.439	F KC 81 C FF 96 F CH 86 F KC 81 B SI 96 D CH 87 B FF 96 T FF 96 3-2 ③ K			B SI 92 B SL 89 B SL 89 C FF 94 F FF 95 B FF 95 4-2 54 SH2-4 BB		C SI 90 X CH 81 0-1 ② G4-3			B CU 76 C SI 93 S SL 91 F SL 92 B SL 91 S CU 79 2-3 ② K	3 0	0 0	0 0	0 0	1 0	2 0	2 0
54 Kris Medlen, S (1, 1) 17 Jordan Schafer, L (8, 7) OBP: 0.438, SLG: 0.378		C SI 92 S SI 93 B FF 93 S SI 94 1-3 ① K		X FF 91 0-0 ② SH2-4 1-2		F SI 89 B SI 89 B KC 71 F SI 88 S KC 74 2-3 ③ K			B CU 75 C CU 75 X SL 90 1-1 ③ L1	2 1	0 0	0 0	0 0	0 0	2 0	0 0

	AB	31
	R	4
	H	5
	RBI	4
	BB	4
	SO	10
	LOB	11

Inning Stats																				
	R: 3	H: 3	R: 0	H: 0	R: 0	H: 0	R: 0	H: 0	R: 1	H: 2	R: 0	H: 0	R: 0	H: 0	R: 0	H: 0	1B: 4	SF: 0	WP: 0	PA: 36
	E: 0	LOB: 2	E: 0	LOB: 1	E: 0	LOB: 0	E: 0	LOB: 1	E: 0	LOB: 1	E: 0	LOB: 0	E: 0	LOB: 0	E: 0	LOB: 0	2B: 1	SAC: 1	PB: 0	
	K: 3	BB: 2	K: 3	BB: 1	K: 0	BB: 0	K: 0	BB: 1	K: 1	BB: 0	K: 1	BB: 0	K: 1	BB: 0	K: 0	BB: 0	3B: 0	DP: 0	SB: 0	
	S: 23	P: 41	S: 9	P: 17	S: 5	P: 5	S: 5	P: 9	S: 14	P: 21	S: 7	P: 9	S: 6	P: 9	S: 8	P: 13	S: 9	P: 13	HR: 0	HBP: 0	CS: 0	

PITCHER		IP	WLS	BF	H	R	ER	SO	BB	IBB	HBP	BLK	WP	HR	S	P	ERA	WHIP
34 Homer Bailey, R ERA: 3.83	(1, 1)	5.0		24	5	4	4	7	4	0	0	0	0	0	56	93	7.20	1.800
63 Sam LeCure, R ERA: 1.72	(6, 1)	2.0		6	0	0	0	2	0	0	0	0	0	0	13	18	0.00	0.000
45 Sean Marshall, L ERA:	(8, 1)	1.0		3	0	0	0	0	0	0	0	0	0	0	8	13	0.00	0.000
51 Jonathan Broxton, R ERA: 5.02	(9, 1)	1.0	W	3	0	0	0	1	0	0	0	0	0	0	9	13	0.00	0.000

PITCHER		IP	WLS	BF	H	R	ER	SO	BB	IBB	HBP	BLK	WP	HR	S	P	ERA	WHIP

Atlanta Braves @ Cincinnati Reds

Great American Ball Park, Cincinnati, OH

Tue May 07 2013, 7:46 PM - 10:36 PM EDT

Att. 25,730 - Cloudy - 62 F

BOTTOM

Batter	1	2	3	4	5	6	7	8	9	AB	R	H	RBI	BB	SO	LOB
17 Shin-Soo Choo, L (1, 8) OBP: 0.465, SLG: 0.587	C SI 90 B FF 90 C CH 83 B SI 91 B CU 78 F SI 92 X FF 91 3-2 ① F7		C SI 90 C FF 90 X FF 91 0-2 HR		C CU 77 S CH 84 B FF 91 F CU 77 B CH 82 S CU 79 2-3 ② K			X SI 90 0-0 ① L1-6-3	S FF 97 B KC 85 B KC 85 X FF 96 2-1 HR	5	2	2	2	0	1	2
2 Zack Cozart, R (1, 6) OBP: 0.244, SLG: 0.336	X FF 92 0-0 ② F9		C FF 91 B CH 82 B CU 78 C FF 90 S CH 83 2-3 ③ K		S CH 82 X CU 78 0-1 ③ F7			B SI 90 B FF 90 X SI 90 2-0 19 1B 4 SF8 1B		4	1	1	0	0	1	2
19 Joey Votto, L (1, 3) OBP: 0.463, SLG: 0.500	B SI 91 S CU 78 B FF 92 C SI 91 B CH 83 X SI 92 3-2 ③ G4-3			C SI 89 C CU 75 F CH 81 B CU 78 B CH 83 X CU 76 2-2 ① G4-3		C CU 75 F CU 76 X FF 89 0-2 4 F8 2B		F SI 90 B SL 87 B SI 91 B SI 91 F SI 90 X SL 86 3-2 32 1B 1-3 1B		4	0	2	0	0	0	0
4 Brandon Phillips, R (1, 4) OBP: 0.324, SLG: 0.461		C SI 90 X SI 91 0-1 ① G5-3		C FF 91 B FF 92 F CH 83 B SI 92 S CU 77 2-3 ② K		X SI 90 0-0 ① F8 2-3		F SI 90 B FF 92 X SI 91 1-1 ② SF8 3-H		3	0	0	1	0	1	1
32 Jay Bruce, L (1, 9) OBP: 0.296, SLG: 0.345		S SI 90 B FF 91 F CH 82 F SI 92 F CU 78 X FF 92 1-2 ② F7		F SI 90 X SI 88 0-1 ③ G6-3		F FF 90 B CH 80 B CU 76 F CU 77 S CH 83 2-3 ② K		B SI 89 1 SAFE X SI 90 1-0 1-3 1B		4	0	1	0	0	1	1
26 Xavier Paul, L (1, 7) OBP: 0.367, SLG: 0.373 21 Todd Frazier, R (8, PH) OBP: 0.315, SLG: 0.447 (9, 7)		B CH 82 S CH 82 B FF 90 S CH 83 B CU 78 B FF 92 4-2 BB			C CH 81 B CU 76 S CH 82 X CH 83 1-2 ① P6	C FF 89 D CU 78 X CU 77 1-1 ③ L5		F SI 90 B SI 90 S SL 86 B SL 84 S SL 84 2-3 ③ K		2 1	0 0	0 0	0 0	1 0	0 1	1 2
9 Jack Hannahan, L (1, 5) OBP: 0.364, SLG: 0.345		X FF 90 0-0 ③ F7			B SI 88 B CU 77 B SI 90 B SI 89 4-0 37 1B 23 1B BB		C SI 90 B SI 89 C FF 89 F CH 81 X CH 83 1-2 ① F8		S KC 83 C KC 84 C FF 96 0-3 ① K	3	1	0	0	1	1	1
37 Corky Miller, R (1, 2) OBP: 0.300, SLG: 0.125			X SI 90 0-0 ① G6-3		X SI 89 0-0 23 1B 1-3 1B		C CU 77 B CU 76 F CU 77 B SI 91 C FF 91 2-3 ② K		S KC 84 B FF 95 F KC 85 B FF 96 S FF 96 2-3 ② K	4	0	1	0	0	2	0
34 Homer Bailey, R (1, 1) OBP: 0.300, SLG: 0.400 23 Donald Lutz, L (5, PH) OBP: 0.273, SLG: 0.273 63 Sam LeCure, R (6, 1) 3 Cesar Izturis, S (7, PH) OBP: 0.270, SLG: 0.156 45 Sean Marshall, L (8, 1) 51 Jonathan Broxton, R (9, 1) 39 Devin Mesoraco, R (9, PH) OBP: 0.329, SLG: 0.356			C FF 90 C CU 76 X SI 92 0-2 ② G3		S CH 82 B CH 83 X SI 88 1-1 1-2 3-H 1B		S CH 83 F SI 90 S CH 83 0-3 ③ K		B KC 85 S FF 94 B FF 96 B FF 96 C FF 95 X FF 96 3-2 HR	1 1 0 1 0 0 0 1	0 0 0 0 0 0 0 1	0 1 0 0 0 0 0 1	0 1 0 0 0 0 0 1	0 0 0 1 0 0 0 0	0 0 0 0 0 0 0 0	0 0 0 0 0 0 0 0
Inning Stats	R: 0 E: 0 K: 0 S: 8 H: 0 LOB: 0 BB: 0 P: 14	R: 0 E: 0 K: 0 S: 10 H: 0 LOB: 1 BB: 1 P: 15	R: 1 E: 0 K: 1 S: 10 H: 1 LOB: 0 BB: 0 P: 12	R: 0 E: 0 K: 1 S: 9 H: 0 LOB: 0 BB: 0 P: 13	R: 1 E: 0 K: 1 S: 12 H: 2 LOB: 2 BB: 1 P: 20	R: 0 E: 0 K: 1 S: 9 H: 1 LOB: 1 BB: 0 P: 12	R: 0 E: 0 K: 2 S: 10 H: 0 LOB: 0 BB: 0 P: 13	R: 1 E: 0 K: 1 S: 11 H: 3 LOB: 2 BB: 0 P: 20	R: 2 E: 0 K: 2 S: 11 H: 2 LOB: 0 BB: 0 P: 18	1B: 5 2B: 1 3B: 0 HR: 3	SF: 1 SAC: 0 DP: 0 HBP: 0	WP: 0 PB: 0 SB: 0 CS: 0	PA: 37			

livebaseballscorecards.com

	AB	R	H	RBI	BB	SO	LOB
	34	5	9	5	2	9	10

PITCHER		IP	WLS	BF	H	R	ER	SO	BB	IBB	HBP	BLK	WP	HR	S	P	ERA	WHIP
54 Kris Medlen, R ERA: 3.25	(1, 1)	7.0		27	4	2	2	6	2	0	0	0	0	1	68	99	2.57	0.857
34 Eric O'Flaherty, L ERA: 2.4	(8, 1)	1.0	H	6	3	1	1	1	0	0	0	0	0	0	11	20	9.00	3.000
46 Craig Kimbrel, R ERA: 3.38	(9, 1)	0.2	L	4	2	2	2	2	0	0	0	0	0	2	11	18	27.00	3.000

PITCHER	IP	WLS	BF	H	R	ER	SO	BB	IBB	HBP	BLK	WP	HR	S	P	ERA	WHIP

Atlanta Braves @ Cincinnati Reds

Great American Ball Park, Cincinnati, OH

Wed May 08 2013, 12:37 PM - 3:40 PM EDT

Att. 32,640 - Partly Cloudy - 66 F

livebaseballscorecards.com

Batter	1	2	3	4	5	6	7	8	9	AB	R	H	RBI	BB	SO	LOB
17 Jordan Schafer, L (1, 8) OBP: 0.453, SLG: 0.452	B SI 88 B SI 88 C SI 88 C CH 82 S FC 88 2-3 **K** ①		X SI 89 0-0 19 1B 1-2 1B		C KC 76 F FC 87 B FF 91 B FC 88 X FC 88 2-2 3B			B KC 76 B FC 86 B SI 91 C SI 90 S FC 88 F FC 88 X FC 88 3-2 19 1B 5 1B 1B	C SI 94 S CU 78 B FS 85 X FC 88 1-2 **F8** ①	5	1	3	0	0	1	0
19 Andrelton Simmons, R (1, 6) OBP: 0.323, SLG: 0.431	B SI 89 X SI 89 1-0 1B		D KC 78 F CH 84 X CH 84 1-1 5 G4-6-3 1-2 2-3 1B		F CH 85 X SI 91 0-1 **G6-3** ③			B FF 89 X SL 79 1-0 8 BB 26 FC6-2 5 1B 1-3 1B	C CU 79 X FC 90 0-1 8 WP 2B	5	0	4	0	0	0	1
5 Freddie Freeman, L (1, 3) OBP: 0.388, SLG: 0.447	1 SAFE B SI 89 D KC 77 F CH 83 1 SAFE B FC 86 F CH 82 F FC 87 F FC 88 3-2 X SI 91 **L7** ②		B FC 89 X CH 83 1-0 **G4-6-3** ②③ 1-2f			B CH 83 B CH 83 B CH 83 B SI 90 4-0 24 G4-3 BB		B SI 89 C SI 89 S CU 76 X CU 76 1-2 26 FC6-2 25 HR 8 BB 1-2 3-H 1B	B CU 77 F SI 95 B CU 76 X FS 85 2-1 **F7** ②	4	1	1	1	1	0	5
24 Evan Gattis, R (1, 7) OBP: 0.286, SLG: 0.524 8 Justin Upton, R (7, 7) OBP: 0.386, SLG: 0.629	1 SAFE C SI 91 S CH 83 1 SAFE S FC 88 0-3 **K** ③			B FC 87 F CH 82 C SL 80 F SL 80 B CH 86 F CU 80 S FC 88 2-3 **K** ① X SI 91 0-0 HR		B CH 84 B FC 88 C FC 88 X FC 88 2-1 **G4-3** ①② 1-2f S FC 88 F FC 88 B FC 89 B FC 89 X SI 92 3-2 HR		B CU 73 B FF 92 B FF 92 B FF 92 4-0 26 FC6-2 25 HR 1-2 2-3 BB F FF 92 C FF 93 X FF 93 0-2 **FC6-2** ① 1-2 2-3 3-Hf 25 HR	B SI 95 C CU 77 B FC 92 X FC 90 2-1 **G5-3** ③ 2-3	3 1	0 1	0 1	0 0	0 1	2 0	2 1
26 Dan Uggla, R (1, 4) OBP: 0.315, SLG: 0.445		C SI 90 F FC 86 B CH 84 B CH 83 B SI 92 S KC 78 3-3 **K** ①								4	3	2	2	0	1	3
25 Juan Francisco, L (1, 5) OBP: 0.316, SLG: 0.493		F FC 87 F FC 89 B FC 91 X KC 78 1-2 **G1-4-3** ②		B KC 78 B CH 83 B FC 88 C SI 92 F CH 85 F FC 90 X CH 86 3-2 **G4-3** ②		B CH 84 F FC 88 B FC 88 X FC 88 2-1 **P3** ③		F FF 92 B FF 93 B CU 74 X FF 93 2-1 1-H 2-H 3-H HR		4	1	1	4	0	0	0
7 Reed Johnson, R (1, 9) OBP: 0.286, SLG: 0.333		B SI 90 S CH 84 S SI 91 S FC 89 1-3 **K** ③		C KC 77 X SL 78 0-1 **G4-3** ③			X CH 82 0-0 **F7** ①	B FF 93 B FF 94 F FF 93 S FF 93 B FF 94 B FF 93 4-2 BB		3	0	0	0	1	1	0
11 Gerald Laird, R (1, 2) OBP: 0.400, SLG: 0.367			C CH 86 H SI 88 1-1 36 FC1-6 HBP		C SI 88 X KC 77 0-1 **G5-3** ①		C FF 90 F CH 84 X FC 88 0-2 **P3** ②	X FF 92 0-0 **L8** ②		3	0	0	0	0	0	1
36 Mike Minor, R (1, 1) 23 Chris Johnson, R (8, PH) OBP: 0.353, SLG: 0.454 38 Anthony Varvaro, R (8, 1)			X SI 87 0-0 FC1-6 19 1B 17 1B 1-2f ①		B SI 89 F SI 89 B KC 78 F SI 89 S FC 88 2-3 **K** ②		X SI 90 0-0 **G6-3** ③	C CU 75 S FF 92 S FF 92 0-3 **K** ③		3 1 0	0 0 0	0 0 0	0 0 0	0 1 0	1 1 0	1 1 0
Inning Stats	R: 0 E: 0 K: 2 S: 12 H: 1 LOB: 1 BB: 0 P: 18	R: 0 E: 0 K: 2 S: 9 H: 0 LOB: 0 BB: 0 P: 14	R: 0 E: 0 K: 0 S: 6 H: 2 LOB: 2 BB: 0 P: 9	R: 1 E: 0 K: 1 S: 12 H: 1 LOB: 0 BB: 0 P: 17	R: 0 E: 0 K: 1 S: 10 H: 1 LOB: 1 BB: 0 P: 14	R: 1 E: 0 K: 0 S: 8 H: 1 LOB: 0 BB: 1 P: 19	R: 0 E: 0 K: 0 S: 5 H: 0 LOB: 0 BB: 0 P: 5	R: 5 E: 0 K: 1 S: 19 H: 4 LOB: 1 BB: 2 P: 34	R: 0 E: 0 K: 0 S: 9 H: 1 LOB: 1 BB: 0 P: 14	1B: 6 2B: 1 3B: 1 HR: 3	SF: 0 SAC: 0 DP: 2 HBP: 1					

TOP

AB	36
R	7
H	11
RBI	7
BB	3
SO	7
LOB	15

WP: 1 PA: 40
PB: 0
SB: 0
CS: 0

PITCHER		IP	WLS	BF	H	R	ER	SO	BB	IBB	HBP	BLK	WP	HR	S	P	ERA	WHIP
44 Mike Leake, R ERA: 4.32	(1, 1)	7.0	L	29	8	4	4	6	1	0	1	0	0	2	67	105	5.14	1.286
45 Sean Marshall, L ERA: 1.69	(8, 1)	0.0		1	1	0	0	0	0	0	0	0	0	0	3	4	∞	∞
60 J.J. Hoover, R ERA: 3.78	(8, 1)	1.0		6	1	3	3	1	2	0	0	0	0	1	11	21	27.00	3.000
31 Alfredo Simon, R ERA: 4.08	(9, 1)	1.0		4	1	0	0	0	0	0	0	0	1	0	9	14	0.00	1.000

PITCHER		IP	WLS	BF	H	R	ER	SO	BB	IBB	HBP	BLK	WP	HR	S	P	ERA	WHIP

Atlanta Braves @ Cincinnati Reds

Great American Ball Park, Cincinnati, OH

Wed May 08 2013, 12:37 PM - 3:40 PM EDT

Att. 32,640 - Partly Cloudy - 66 F

BOTTOM

Batter	1	2	3	4	5	6	7	8	9	AB	R	H	RBI	BB	SO	LOB
17 Shin-Soo Choo, L (1, 8) OBP: 0.453, SLG: 0.569	X FF 90 0-0 ① F7		C FF 91 X KC 80 0-1 ② G4-3		F SL 84 C FF 89 F KC 80 B FF 89 B KC 80 F KC 79 B FF 90 S SL 84 3-3 ③ K			C FF 94 F CU 79 B FF 95 F FF 93 F CU 80 F FF 95 F FF 95 F CH 87 B CU 79 3-3 ① K		4	0	0	0	0	2	1
2 Zack Cozart, R (1, 6) OBP: 0.252, SLG: 0.364	C FF 91 X FF 90 0-1 ② L9		C FF 89 F FF 89 B FF 90 F KC 81 B KC 81 F FF 90 B SL 84 X FF 90 3-2 HR			B FF 88 B CH 82 X FF 88 2-0 ① F7		B FF 93 X FF 93 1-0 19 G3 1B		4	1	2	1	0	0	0
19 Joey Votto, L (1, 3) OBP: 0.451, SLG: 0.485	B FF 91 C FF 91 B SL 86 B SL 85 C FF 91 S FF 92 3-3 ③ K		F SL 85 B FF 89 S FF 89 F KC 81 X FF 90 1-2 ③ L7			B KC 77 B SL 83 S SL 84 C FF 88 S KC 81 2-3 ② K		B CU 78 B FF 94 F FF 94 B FF 94 S FF 94 X FF 94 3-2 ② G3 1-2		4	0	0	0	0	2	1
4 Brandon Phillips, R (1, 4) OBP: 0.322, SLG: 0.462		B FF 90 S CH 83 F CH 84 F FF 91 B FF 91 B FF 91 X CH 85 3-2 21 BB 23 F7-2 2B		B FF 88 B FF 89 F FF 90 B FF 89 F CH 83 F FF 90 F KC 80 F CH 84 F FF 89 3-2 ① X FF 90 L9		C KC 79 S SL 84 F KC 79 S FF 89 0-3 ③ K		X FF 94 0-0 ③ G5-3		4	0	1	0	0	1	1
32 Jay Bruce, L (1, 9) OBP: 0.301, SLG: 0.366		F FF 91 B KC 81 S KC 81 B FF 91 B SL 86 B FF 92 4-2 21 BB BB		B SL 85 F SL 83 X FF 89 1-1 ② F8			C KC 77 X FF 88 0-1 ① F8		X FF 92 0-0 HR	3	1	1	1	1	0	0
21 Todd Frazier, R (1, 5) OBP: 0.321, SLG: 0.444		B FF 92 B FF 91 B FF 90 B FF 91 4-0 1-2 2-3 BB		S CH 83 B FF 89 F FF 89 S KC 80 1-3 ③ K2-3			S CH 81 S FF 88 B FF 88 B KC 79 B CH 83 C FF 88 3-3 ② K		C FF 94 X CU 79 0-1 9 WP 1B	3	0	1	0	1	2	0
23 Donald Lutz, L (1, 7) OBP: 0.267, SLG: 0.267		S FF 91 X FF 86 0-1 ① ② F7-2 3-H			F SL 83 B FF 89 C KC 78 X FF 89 1-2 ① G1-3		C KC 78 S FF 89 B FF 89 F SL 84 F FF 89 X KC 80 1-2 39 BB 1B		C FF 94 X FF 94 0-1 ① P6	4	0	1	0	0	0	4
39 Devin Mesoraco, R (1, 2) OBP: 0.324, SLG: 0.339		B SL 85 B SL 85 C FF 90 X CH 84 2-1 ③ G6-3			X FF 88 0-0 ② L8		D CH 82 B CH 82 S CH 81 F FF 88 1 SAFE B KC 80 B KC 78 4-2 1-2 BB		C CU 78 B CU 79 F FF 94 F CU 79 B FF 94 F FF 94 S FF 93 2-3 ② K	3	0	0	0	1	1	3
44 Mike Leake, R (1, 1) OBP: 0.294, SLG: 0.412 45 Sean Marshall, L (8, 1) 60 J.J. Hoover, R (8, 1) 31 Alfredo Simon, R (9, 1) OBP: 0.500, SLG: 0.500 9 Jack Hannahan, L (9, PH) OBP: 0.353, SLG: 0.333			B FF 89 F FF 89 F FF 91 S KC 80 1-3 ① K		B CH 84 X FF 89 1-0 1B		F SL 82 X FF 88 0-1 ③ F7		B FF 92 B FF 92 S FF 92 B FF 92 T FF 92 S FF 93 3-3 ③ K 1-2	3 0 0 0 1	0 0 0 0 0	1 0 0 0 1	0 0 0 0 0	0 0 0 0 1	1 0 0 0 1	2 0 0 0 1
Inning Stats	R: 0 E: 0 K: 1 S: 6 H: 0 LOB: 0 BB: 0 P: 9	R: 0 E: 0 K: 0 S: 10 H: 1 LOB: 2 BB: 2 P: 23	R: 1 E: 0 K: 1 S: 14 H: 1 LOB: 0 BB: 0 P: 19	R: 0 E: 0 K: 1 S: 12 H: 0 LOB: 0 BB: 0 P: 17	R: 0 E: 0 K: 1 S: 10 H: 1 LOB: 1 BB: 0 P: 15	R: 0 E: 0 K: 2 S: 8 H: 0 LOB: 0 BB: 0 P: 12	R: 0 E: 0 K: 1 S: 14 H: 1 LOB: 2 BB: 1 P: 22	R: 0 E: 0 K: 1 S: 13 H: 1 LOB: 1 BB: 0 P: 20	R: 1 E: 0 K: 2 S: 13 H: 2 LOB: 1 BB: 0 P: 18	1B: 4 2B: 2 3B: 0 HR: 2 SF: 0 SAC: 0 DP: 1 HBP: 0						WP: 1 PB: 0 SB: 0 CS: 0 PA: 36	

PITCHER	IP	WLS	BF	H	R	ER	SO	BB	IBB	HBP	BLK	WP	HR	S	P	ERA	WHIP
36 Mike Minor, L (1, 1) ERA: 2.96	7.0	W	27	4	1	1	7	3	0	0	0	0	1	74	117	1.29	1.000
38 Anthony Varvaro, R (8, 1) ERA: 1.53	2.0		9	3	1	1	3	0	0	0	0	1	1	26	38	4.50	1.500

PITCHER	IP	WLS	BF	H	R	ER	SO	BB	IBB	HBP	BLK	WP	HR	S	P	ERA	WHIP

AB	33
R	2
H	7
RBI	2
BB	3
SO	10
LOB	13

livebaseballscorecards.com

Batter	1	2	3	4	5	6	7	8	9	AB	R	H	RBI	BB	SO	LOB
7 Norichika Aoki, L (1, 9) OBP: 0.386, SLG: 0.423	C FF 91 C FF 93 B FF 94 B FF 94 X FF 94 2-2 8 FC6-4 1B		B FF 91 B FF 91 C FF 91 B FF 91 X FF 91 3-1 9 CS 1B		C FS 88 C FS 87 B FF 92 F FF 93 F FS 84 F SI 93 B SI 93 F CU 77 B FF 94 4-2 H SI 93 9 1B HBP		B CH 82 F CH 81 B CH 82 B CH 81 B CH 81 4-1 9 BB BB		F FF 97 F FF 97 X FF 97 0-2 9 DI 9 WP 1B	3	1	3	0	1	0	0
9 Jean Segura, R (1, 6) OBP: 0.381, SLG: 0.537	1 SAFE X FF 91 0-0 ① B2		C FF 90 B FF 90 1 SAFE 1-1 ③ CS 1-2	S FF 92 B FF 91 X FF 90 1-1 HR	C SI 92 X CU 75 0-1 1-2 1B		S SL 80 1 SAFE B SI 87 B SL 80 B KC 78 B SI 89 4-1 8 G4-3 1-2 BB		F FF 96 S SL 89 B SL 88 F FF 96 D SL 87 B FF 97 S FF 94 3-3 ③ K 1-H	4	1	2	1	1	1	1
8 Ryan Braun, R (1, 7) OBP: 0.408, SLG: 0.602	C FF 92 1 SAFE B FF 92 C FF 92 F FF 92 B FF 93 1 SAFE 1 SAFE F FF 93 3-2 ② B FF 92 X FF 88 FC6-4 1-2f			X FF 91 0-0 HR	C FC 89 S FC 89 X CU 79 0-2 ② F9		C FF 90 D SL 80 B SI 90 B SI 90 C SI 89 F SI 90 F SI 89 F SI 89 F SI 86 3-2 ② X SI 88 ③ G4-3 1-2f			4	1	1	1	0	0	5
16 Aramis Ramirez, R (1, 5) OBP: 0.455, SLG: 0.621	1 SAFE B FF 91 B FF 92 S FF 92 S FF 92 1 SAFE F FF 92 S FF 93 2-3 ③ K			B FF 87 B FF 92 F FF 92 B CH 86 B FF 91 4-1 27 G5-3 20 1B BB	B FC 89 B FC 90 S FC 90 S FC 90 S FC 90 2-3 ③ K			F FF 91 B SL 87 B SL 90 B SL 88 B FF 92 4-1 BB		2	0	0	0	2	2	3
20 Jonathan Lucroy, R (1, 2) OBP: 0.279, SLG: 0.363		B FF 90 C FF 91 B FF 92 F FF 91 F FF 91 X FF 93 2-2 ① F9		C FF 91 B FF 90 D CH 85 X FF 91 2-1 27 G5-3 1-2 1B	C FC 88 X FC 89 0-1 1B			B SL 88 X FF 91 1-0 ① F8		4	0	2	0	0	0	1
27 Carlos Gómez, R (1, 8) OBP: 0.417, SLG: 0.653		F FF 92 S FF 91 F FF 92 B FF 91 F FF 92 X FF 93 1-2 ② G4-3		S FF 91 B FF 91 F FF 92 B FF 92 F FF 92 F CU 76 X FF 92 2-2 ①② G5-3 1-2 2-3f	S FC 90 B FC 87 D FC 90 S SI 93 X FC 88 2-2 ① P4			X SL 88 0-0 ② F9		4	0	0	0	0	0	4
23 Rickie Weeks Jr., R (1, 4) OBP: 0.300, SLG: 0.283		B FF 91 F FF 92 C FF 92 F FF 93 B FF 92 X FF 91 2-2 ③ L9		B FF 89 S FF 91 B CH 86 D FF 86 B CH 85 4-1 BB	C FC 89 F FC 88 F FC 89 F FC 89 B SI 93 D FC 90 F FC 87 S FC 90 2-3 ② K			B FF 91 C SL 88 B SL 88 C SL 87 S SL 89 2-3 ③ K		3	0	0	0	1	2	2
3 Yuniesky Betancourt, R (1, 3) OBP: 0.283, SLG: 0.504			S FF 91 S FF 93 B FF 93 F FF 93 B FF 91 S FF 92 2-3 ① K	B FF 89 F CH 83 F FF 91 S FF 92 1-3 ③ K	S FC 89 F SI 93 D CU 81 F SI 94 B FC 89 F FC 88 X FC 89 2-2 ③ F9				C FF 96 F FF 96 F FF 98 X SL 88 0-2 ① L7	4	0	0	0	0	2	3
49 Yovani Gallardo, R (1, 1) OBP: 0.235, SLG: 0.647 50 Blake Lalli, L (5, PH) OBP: 0.150, SLG: 0.150 45 Alfredo Figaro, R (5, 1) OBP: 1.000, SLG: 1.000 22 Logan Schafer, L (7, PH) OBP: 0.222, SLG: 0.176 51 Michael Gonzalez, R (7, 1) 59 John Axford, R (8, 1) 14 Jeff Bianchi, R (9, PH)			C FF 91 S CU 77 B FF 92 F FF 91 C FF 92 1-3 ② K		B SI 93 X SI 93 1-0 ① P5		C FC 88 B SI 87 F CH 80 S KC 74 1-3 ① K		S FF 97 S FF 97 B FF 98 B FF 97 F FF 98 X FF 95 2-2 ② L7	1 1 0 1 0 0 0	0 0 0 0 0 0 0	0 0 0 0 0 0 0	0 0 0 0 0 0 0	1 0 0 1 0 0 0	0 0 0 0 0 0 0	0 0 0 0 0 0 0
Inning Stats	R: 0 E: 0 K: 1 S: 13 H: 1 LOB: 1 BB: 0 P: 20	R: 0 E: 0 K: 0 S: 13 H: 0 LOB: 0 BB: 0 P: 18	R: 0 E: 0 K: 2 S: 11 H: 1 LOB: 0 BB: 0 P: 18	R: 2 E: 0 K: 1 S: 15 H: 3 LOB: 2 BB: 2 P: 29	R: 0 E: 0 K: 1 S: 15 H: 1 LOB: 2 BB: 0 P: 22	R: 0 E: 0 K: 1 S: 16 H: 1 LOB: 1 BB: 0 P: 22	R: 0 E: 0 K: 1 S: 12 H: 0 LOB: 1 BB: 2 P: 24	R: 0 E: 0 K: 1 S: 6 H: 0 LOB: 1 BB: 1 P: 13	R: 1 E: 0 K: 1 S: 15 H: 1 LOB: 0 BB: 0 P: 20	1B: 6 2B: 0 3B: 0 HR: 2	SF: 0 SAC: 0 DP: 2 HBP: 1		WP: 2 PB: 0 SB: 0 CS: 1	PA: 39			

PITCHER		IP	WLS	BF	H	R	ER	SO	BB	IBB	HBP	BLK	WP	HR	S	P	ERA	WHIP
52 Tony Cingrani, L ERA: 2.89	(1, 1)	4.0		17	5	2	2	4	2	0	0	0	0	2	52	85	4.50	1.750
31 Alfredo Simon, R ERA: 3.66	(5, 1)	2.0	W	9	2	0	0	2	0	0	1	0	0	0	31	44	0.00	1.000
63 Sam LeCure, R ERA: 1.62	(7, 1)	1.0	H	4	0	0	0	1	2	0	0	0	0	0	12	24	0.00	2.000
51 Jonathan Broxton, R ERA: 4.7	(8, 1)	1.0	H	4	0	0	0	1	1	0	0	0	0	0	6	13	0.00	1.000
54 Aroldis Chapman, L ERA: 2.81	(9, 1)	1.0	S	4	1	1	1	1	0	0	0	0	1	0	15	20	9.00	1.000

PITCHER	IP	WLS	BF	H	R	ER	SO	BB	IBB	HBP	BLK	WP	HR	S	P	ERA	WHIP

TOP

Milwaukee Brewers @ Cincinnati Reds

Great American Ball Park, Cincinnati, OH

Fri May 10 2013, 7:11 PM - 10:59 PM EDT

Att. 33,251 - Cloudy - 62 F

livebaseballscorecards.com

AB	32
R	3
H	8
RBI	2
BB	5
SO	9
LOB	19

BOTTOM

Milwaukee Brewers @ Cincinnati Reds

Great American Ball Park, Cincinnati, OH

Fri May 10 2013, 7:11 PM - 10:59 PM EDT

Att. 33,251 - Cloudy - 62 F

livebaseballscorecards.com

Batter	1	2	3	4	5	6	7	8	9	AB	R	H	RBI	BB	SO	LOB
17 Shin-Soo Choo, L (1, 8) OBP: 0.458, SLG: 0.561	B SL 87 B SL 85 C SL 87 B FF 89 C FF 89 B FF 89 4-2 2 SH2-3 BB		C CU 76 B SL 86 B SL 86 S FF 91 B SL 85 B SI 90 4-2 4 S 4 1B BB	F CU 77 C FF 90 F FF 90 D CU 79 B FF 90 F SL 85 B FF 91 C CU 78 3-3 ② K 1-2		C FF 95 C FF 95 B FF 93 F FF 96 S FF 95 1-3 ② K		1 SAFE B FF 91 F FF 92 1 SAFE C FF 92 B FF 92 B FF 93 4-2 19 BB 1-2 BB		2	1	0	0	3	2	2
2 Zack Cozart, R (1, 6) OBP: 0.252, SLG: 0.361	X SI 89 0-0 ① SH2-3 1-2		B SL 85 P PO 83 1 SAFE B FF 91 C FF 89 X SI 90 3-1 ① L8	B CU 79 X SL 84 1-0 1B 2-H		X SL 82 0-0 ③ FC6-4 1-2f		C CU 77 X FF 93 0-1 ① F8		4	0	1	1	0	0	4
19 Joey Votto, L (1, 3) OBP: 0.450, SLG: 0.474	B CU 76 F FF 90 C SI 90 S FF 91 1-3 ② K		D SL 88 X SI 90 1-0 ② L7	B SL 86 C FF 91 C FF 91 B FF 91 B CU 79 D CU 79 4-2 BB			C SI 89 B FF 89 B SL 80 C SL 80 X FF 91 2-2 ① F8	C CU 76 B FF 93 C FF 93 B FF 93 F FF 94 B SL 83 B FF 93 4-2 1-2 2-3 BB		3	0	0	0	2	1	2
4 Brandon Phillips, R (1, 4) OBP: 0.331, SLG: 0.485	B CU 77 B SL 86 B SI 90 B SI 90 4-0 BB		S CU 78 1 SAFE F FF 91 B FF 91 D CU 79 B CU 78 X CU 78 3-2 32 2B 1-H 1B	B SI 91 S CU 79 B FF 91 S CU 79 S FF 91 2-3 ③ K			B CH 80 X SL 79 1-0 HR	C CU 78 C FF 93 B FF 94 S FF 94 1-3 ② K		4	2	2	2	1	2	5
32 Jay Bruce, L (1, 9) OBP: 0.298, SLG: 0.367	F FF 91 D CU 78 F FF 91 B CU 76 F SI 90 D SL 87 F SL 86 F S CU 78 3-3 ③ K		B CU 76 B FF 91 B SI 90 F SI 90 X SI 91 3-1 1-H 2B		B FF 93 X FF 92 1-0 ① L9		X FF 91 0-0 ② G6-3	C CU 78 B FF 94 X FF 95 1-1 ③ F8		5	0	1	1	0	1	5
21 Todd Frazier, R (1, 5) OBP: 0.326, SLG: 0.437		X SL 84 0-0 ① L9	S CU 78 D CU 78 D SI 91 B SI 91 C CU 78 F CU 79 B SI 90 4-2 26 FC6 BB		B SL 80 B SL 77 B FF 94 C FF 93 X FF 94 3-1 ② P3		B CH 82 C SI 87 B SL 78 F SI 87 B SL 81 B SL 78 4-2 26 WP BB			2	0	0	0	2	0	0
26 Xavier Paul, L (1, 7) OBP: 0.359, SLG: 0.352 51 Jonathan Broxton, R (8, 1) 54 Aroldis Chapman, L (9, 1)		C FF 88 X SL 83 0-1 ② G4-3	B SL 88 C CU 76 B FF 90 B SI 89 X SI 90 3-1 ③ FC6 1-2f		X FF 95 0-0 ③ G1-3		B FF 91 B SL 76 D SI 87 C FF 89 F SI 88 D SI 90 4-2 1-2 BB		3 0 0 0 1 0 2 0 0 0 0 0 0 0 0 0 0 0 0 0 0						
29 Ryan Hanigan, R (1, 2) OBP: 0.208, SLG: 0.119		C SI 90 X SL 89 0-1 1B		C SL 83 F CU 75 X CU 76 0-2 ① G1-3		C SL 80 X FF 97 0-1 2 FC6-4 1B	B SL 75 D SI 88 X SI 88 2-0 ③ F8			4	0	2	0	0	0	2
52 Tony Cingrani, L (1, 1) OBP: 0.111, SLG: 0.111 23 Donald Lutz, L (4, PH) OBP: 0.313, SLG: 0.313 31 Alfredo Simon, R (5, 1) OBP: 0.333, SLG: 0.333 63 Sam LeCure, R (7, 1) 15 Derrick Robinson, S (8, 7) OBP: 0.444, SLG: 0.318		B SI 89 C SL 88 D SL 86 S FF 90 F FF 90 S SL 86 2-3 ③ K		B CU 75 B CU 74 S FF 90 C CU 77 X FF 90 2-2 17 S 2 1B 1B		M SL 79 L FF 96 M SL 81 0-3 ① K		X FF 92 0-0 19 BB 17 BB 1B		1 0 0 0 0 1 1 1 1 1 0 0 0 0 1 0 0 0 0 1 1 0 0 0 0 0 0 0 1 0 1 0 0 0 0						
Inning Stats	R: 0 E: 0 K: 2 S: 12 H: 0 LOB: 2 BB: 2 P: 24	R: 0 E: 0 K: 1 S: 9 H: 1 LOB: 1 BB: 0 P: 11	R: 2 E: 0 K: 0 S: 16 H: 2 LOB: 2 BB: 2 P: 36	R: 1 E: 0 K: 2 S: 17 H: 2 LOB: 2 BB: 1 P: 29	R: 0 E: 0 K: 0 S: 4 H: 0 LOB: 0 BB: 0 P: 8	R: 0 E: 0 K: 2 S: 10 H: 1 LOB: 1 BB: 0 P: 11	R: 1 E: 0 K: 0 S: 10 H: 1 LOB: 2 BB: 2 P: 23	R: 0 E: 0 K: 1 S: 13 H: 1 LOB: 3 BB: 2 P: 23		1B: 6 2B: 1 3B: 0 HR: 1 SF: 0 SAC: 1 DP: 0 HBP: 0				WP: 1 PB: 0 SB: 2 CS: 0 PA: 41		

PITCHER	IP	WLS	BF	H	R	ER	SO	BB	IBB	HBP	BLK	WP	HR	S	P	ERA	WHIP
49 Yovani Gallardo, R (1, 1) ERA: 4.7	4.0	L	22	5	3	3	5	5	0	0	0	0	0	54	100	6.75	2.500
45 Alfredo Figaro, R (5, 1) ERA: 2.33	2.0		7	1	0	0	2	0	0	0	0	0	0	14	19	0.00	0.500
51 Michael Gonzalez, L (7, 1) ERA: 3.75	1.0		6	1	1	1	0	2	0	0	0	1	1	10	23	9.00	3.000
59 John Axford, R (8, 1) ERA: 9.22	1.0		6	1	0	0	1	2	0	0	0	0	0	13	23	0.00	3.000

PITCHER	IP	WLS	BF	H	R	ER	SO	BB	IBB	HBP	BLK	WP	HR	S	P	ERA	WHIP

AB	31
R	4
H	8
RBI	4
BB	9
SO	8
LOB	24

Batter	1	2	3	4	5	6	7	8	9	AB	R	H	RBI	BB	SO	LOB
7 Norichika Aoki, L (1, 9) OBP: 0.379, SLG: 0.438	C FC 92 C SI 91 B SI 90 F CU 77 B CU 76 S SL 81 2-3 ① **K**		X SL 89 0-0 **E3** 9 FC1-4	X SI 90 0-0 ③ **L9**		X SL 83 0-0 **HR**		C CU 77 B SI 95 B SI 92 S FF 90 B SI 93 X SI 93 3-2 ② **G4-3**		5	1	1	1	0	1	0
9 Jean Segura, R (1, 6) OBP: 0.396, SLG: 0.578	B FF 94 X FC 91 1-0 **HR**		B SL 84 B SI 88 X SI 90 2-0 ① **FC1-4** 8 2B 1-2f		C FC 90 C SL 83 F CU 77 F SI 91 F SL 85 F FF 93 B CH 81 B SI 91 X SL 86 2-2 20 BB 16 BB 27 1B **1B**	B SI 93 B SI 92 C FC 94 C SI 91 X SI 93 2-2 8 S **1B**		X FF 94 0-0 **2B**		5	3	4	1	0	0	1
8 Ryan Braun, R (1, 7) OBP: 0.407, SLG: 0.598 29 Jim Henderson, L (8, 1)	C FC 94 C SI 92 B SL 87 F FF 96 F CU 77 B SL 86 B SL 87 D SI 93 4-2 16 2B **BB**		F FC 90 X SI 89 0-1 16 1B 1-H **2B**		X FC 92 0-0 ① **F9**	C FC 92 D SL 87 X SI 92 1-1 ③ **G5-3** 1-2		X FF 93 0-0 ③ **L4**		4	2	1	1	1	0	3
										0	0	0	0	0	0	0
16 Aramis Ramirez, R (1, 5) OBP: 0.500, SLG: 0.677 11 Alex Gonzalez, R (5, PR) OBP: 0.218, SLG: 0.244 (5, 3)	F SL 85 1 SAFE X SL 84 0-1 1-H **2B**		S SL 87 T SL 88 B SL 88 D CU 81 X SL 87 2-2 20 FC5-4 2-H **1B**		B FC 91 B SI 90 B SL 85 C FC 90 F FF 90 B FC 93 4-2 20 BB 27 1B 1-2 **BB**		C FF 92 F FC 90 B FC 89 X CU 78 1-2 20 FC6-4 **1B**		C FF 91 S CU 74 X CU 75 0-2 ① **G5-3**	2	0	2	2	1	0	0
										2	1	1	0	0	0	0
20 Jonathan Lucroy, R (1, 2) OBP: 0.276, SLG: 0.349	B FC 91 C SL 83 F SI 90 X SI 92 1-2 ② **F7**		B CU 76 X SI 93 1-0 ② **FC5-4** 27 2B 1-2f		D SL 86 C SL 87 B SI 89 B SL 83 B FC 91 4-1 27 1B 1-2 2-3 **BB**		B FF 91 C CU 75 X CU 74 1-1 ① **FC6-4** 23 BB 1-2f		B CU 76 B FF 92 C FF 92 B FF 93 C FF 92 S FF 93 3-3 ② **K**	4	0	0	0	1	1	3
27 Carlos Gómez, R (1, 8) OBP: 0.417, SLG: 0.650	C SL 87 D SL 86 X FF 90 1-1 ③ **G1-3**		B FF 90 B SL 87 X CH 82 2-0 1-3 **2B**		X SL 84 0-0 23 G4-6-3 1-3 2-H 3-H **1B**		B FC 88 F FC 87 F FC 88 F FC 89 D CU 80 F FC 89 S FF 92 2-3 ② **K**		F FF 94 F FF 92 B CU 76 S FF 93 1-3 ③ **K**	5	0	2	2	0	2	2
23 Rickie Weeks Jr., R (1, 4) OBP: 0.299, SLG: 0.276		C SL 89 X SL 85 0-1 ① **F9**	X SL 85 0-0 ③ **G6-3**		B FC 90 D SL 84 X FC 92 2-0 ② ③ **G4-6-3** 1-2f		B FC 90 D CU 76 S FC 88 B FC 89 B FC 88 4-1 1-2 **BB**			3	0	0	0	1	0	4
3 Yuniesky Betancourt, R (1, 3) OBP: 0.274, SLG: 0.487 (5, 5)		C SL 85 C SL 89 B FC 92 S CU 77 1-3 ② **K**		F SL 88 F SL 84 B SI 89 X CU 76 1-2 ① **G6-3**		C CU 76 B CU 77 F FF 89 B SL 84 F SI 90 X SI 92 2-2 ① **L6**	X FC 88 0-0 ③ **F7**			4	0	0	0	0	1	2
46 Hiram Burgos, R (1, 1) 31 Burke Badenhop, R (4, 1) 12 Martín Maldonado, R (6, PH) OBP: 0.292, SLG: 0.373 51 Michael Gonzalez, R (6, 1) 53 Brandon Kintzler, R (6, 1) 22 Logan Schafer, L (8, PH) OBP: 0.216, SLG: 0.171 (8, 7)		S FC 93 S FC 92 S SL 85 0-3 ③ **K**		S FC 91 S FC 91 B SL 85 C SL 85 1-3 ② **K**		C FF 91 F CU 78 F SL 87 F FC 92 B SL 86 F CU 79 X FF 93 1-2 ② **L3**		F SI 93 C CU 76 X CH 82 0-2 ① **F9**		2	0	0	0	0	2	0
										0	0	0	0	0	0	0
										1	0	0	0	0	0	0
										0	0	0	0	0	0	0
										0	0	0	0	0	0	0
										1	0	0	0	0	0	0
Inning Stats	R: 2 E: 0 K: 1 S: 16 H: 2 LOB: 1 BB: 1 P: 25	R: 0 E: 0 K: 2 S: 8 H: 0 LOB: 0 BB: 0 P: 9	R: 2 E: 1 K: 0 S: 10 H: 3 LOB: 2 BB: 0 P: 17	R: 0 E: 0 K: 1 S: 7 H: 0 LOB: 0 BB: 0 P: 9	R: 2 E: 0 K: 0 S: 13 H: 2 LOB: 2 BB: 2 P: 25	R: 1 E: 0 K: 0 S: 16 H: 2 LOB: 1 BB: 0 P: 22	R: 0 E: 0 K: 1 S: 12 H: 1 LOB: 2 BB: 1 P: 20	R: 0 E: 0 K: 0 S: 8 H: 1 LOB: 1 BB: 0 P: 11	R: 0 E: 0 K: 2 S: 9 H: 0 LOB: 0 BB: 0 P: 13	1B: 5 2B: 4 3B: 0 HR: 2 SF: 0 SAC: 0 DP: 1 HBP: 0						

PITCHER		IP	WLS	BF	H	R	ER	SO	BB	IBB	HBP	BLK	WP	HR	S	P	ERA	WHIP
55 Mat Latos, R ERA: 3.04	(1, 1)	6.0	W	30	9	7	6	4	3	0	0	0	0	2	70	107	9.00	2.000
66 Logan Ondrusek, R ERA: 4.5	(7, 1)	2.0		9	2	0	0	1	1	0	0	0	0	0	20	31	0.00	1.500
60 J.J. Hoover, R ERA: 3.57	(9, 1)	1.0		3	0	0	0	2	0	0	0	0	0	0	9	13	0.00	0.000

PITCHER	IP	WLS	BF	H	R	ER	SO	BB	IBB	HBP	BLK	WP	HR	S	P	ERA	WHIP

TOP

Milwaukee Brewers @ Cincinnati Reds

Great American Ball Park, Cincinnati, OH

Sat May 11 2013, 4:14 PM - 7:28 PM EDT

Att. 41,678 - Partly Cloudy - 55 F

livebaseballscorecards.com

AB	38
R	7
H	11
RBI	7
BB	4
SO	7
LOB	15

WP: 0	PA: 42
PB: 0	
SB: 1	
CS: 0	

Batter	1	2	3	4	5	6	7	8	9	AB	R	H	RBI	BB	SO	LOB
17 Shin-Soo Choo, L (1, 8) OBP: 0.456, SLG: 0.559	F FF 86 F SL 83 S CU 71 0-3 ① K	B CU 72 B FF 86 C FF 87 B FF 87 B FF 86 4-1 19 G4-3 2 SF7 BB 1-2 2-3 3-H	S CU 68 X FF 86 0-1 2 SF8 19 1B 2B 1-3 3-H	S SI 90 X SI 89 0-1 ③ G3		B SL 77 B FF 91 X SI 89 2-0 ② F7				4	1	1	2	1	1	4
2 Zack Cozart, R (1, 6) OBP: 0.243, SLG: 0.353	C FF 88 B FF 87 F SL 84 B SL 85 B CU 72 X FF 89 3-2 ② F7	S CU 70 C SL 83 D CU 71 X CU 71 1-2 ① SF7 1-2 2-3 3-H	C FF 83 X SL 81 0-1 ① SF8 2-3 3-H		C SI 88 C SI 86 X SL 80 0-2 ① L8	F SI 90 X SI 91 0-1 ③ P3				3	0	0	2	0	0	3
19 Joey Votto, L (1, 3) OBP: 0.448, SLG: 0.471	B CU 69 X FF 88 1-0 1B	X CU 70 0-0 ② G4-3 2-3 3-H	C CH 77 C SL 81 X FF 86 0-2 32 2B 1B 3-H		C SI 89 B SL 78 F SI 88 S SL 78 1-3 ② K		X SI 91 0-0 ① G6-3			5	1	2	2	0	1	1
4 Brandon Phillips, R (1, 4) OBP: 0.321, SLG: 0.468	B FF 88 S CU 69 B CU 71 B SL 86 S CU 71 F CU 71 F FF 89 F CU 73 F FF 90 3-3 ③ K	X FF 85 0-0 ③ F9	C CU 70 B SL 81 X CH 79 1-1 ② F9		C SI 89 F SL 80 B SL 80 B SL 81 B SI 89 C SI 87 3-3 ③ K		B SI 90 S SL 83 C SI 93 F SL 83 S SI 92 1-3 K 32 G1-3			5	0	0	0	0	3	3
32 Jay Bruce, L (1, 9) OBP: 0.307, SLG: 0.406		B CU 69 C CU 68 X FF 86 1-1 HR	C FF 85 B CH 76 X FF 85 1-1 21 2B 2B F FF 84 F SL 81 B CH 76 B CU 68 X CU 66 2-2 1-H 2B			B SI 88 S FF 90 F SL 79 S SI 89 1-3 ① K	F SI 92 B SL 82 B SI 92 B SI 91 X SI 93 3-1 ② G1-3 1-2			5	2	3	2	0	1	1
21 Todd Frazier, R (1, 5) OBP: 0.336, SLG: 0.447 60 J.J. Hoover, R (9, 1)		X CU 70 0-0 26 E 55 1B 1B	F CU 88 B FF 84 F SL 81 B CH 76 B CU 68 X CU 66 2-1 39 2B 2B 2-H B FF 86 X FF 82 1-0 ③ G6-3			B SI 87 B CH 79 B SI 87 C SI 87 B CH 85 4-1 26 1B 26 S 39 1B BB	B SL 84 F SI 92 C SI 92 S SI 93 1-3 ③ K			4 0	3 0	2 0	1 0	1 0	1 0	2 0
26 Xavier Paul, L (1, 7) OBP: 0.382, SLG: 0.368 66 Logan Ondrusek, R (7, 1) 9 Jack Hannahan, L (8, PH) OBP: 0.343, SLG: 0.323 (9, 5)	B FF 86 F CU 70 B FF 86 1 SAFE X FF 87 2-1 E7 55 1B 17 BB 1-3	B FF 83 B CH 77 C FF 85 S SL 78 B SL 82 B FF 84 4-2 39 2B 55 1B BB	B SI 90 B SI 89 X SI 88 2-0 1B			F SL 76 F SL 82 F FF 91 B SL 82 X SL 82 1-2 39 1B 1-3 1B	B FF 94 F FF 93 F FF 94 B SL 85 S FF 93 2-3 ① K			3 0 1	2 0 0	2 0 0	0 0 0	1 0 1	0 0 0	1 0 0
39 Devin Mesoraco, R (1, 2) OBP: 0.342, SLG: 0.364	S CU 70 B CU 71 B FF 87 B SL 84 B SL 82 4-1 17 BB 55 1B 2 SF7 BB	D CU 68 C FF 85 D FF 84 B FF 85 S FF 84 X FF 85 3-2 55 1B 17 2B 2B 1-3 2-H	C SI 89 C SI 89 S SL 81 0-3 ① K			D FF 90 F FF 91 B SI 91 B SI 89 F SI 88 X FF 91 3-2 15 BB 2-3 3-H 1B	B FF 95 F FF 94 C SL 85 B SL 86 S SL 85 2-3 ② K			4	2	2	2	1	2	1
55 Mat Latos, R (1, 1) OBP: 0.250, SLG: 0.263 15 Derrick Robinson, S (6, PH) OBP: 0.448, SLG: 0.304 (7, 7)	B FF 86 C FF 87 D SL 84 X FF 87 2-1 2 SF7 17 BB 19 G4-3 1-2 2-3 3-H	B FF 84 C FF 85 X SL 81 1-1 17 2B 2 SF8 2-3 3-H	C SI 89 S SL 79 B SL 80 B SI 90 S SL 80 2-3 ② K			B FF 91 S FF 90 F FF 90 B SL 81 F FF 90 B SL 80 B SL 79 4-2 1-2 BB	B FF 93 X FF 93 1-0 ③ G6-3			3 1	2 0	2 0	2 0	0 1	1 0	1 0
Inning Stats	R: 0 E: 0 K: 2 S: 14 H: 1 LOB: 1 BB: 0 P: 21	R: 5 E: 1 K: 0 S: 14 H: 3 LOB: 1 BB: 2 P: 28	R: 7 E: 0 K: 0 S: 24 H: 7 LOB: 1 BB: 1 P: 39	R: 0 E: 0 K: 2 S: 9 H: 1 LOB: 1 BB: 0 P: 13	R: 0 E: 0 K: 2 S: 9 H: 0 LOB: 0 BB: 0 P: 13	R: 1 E: 0 K: 1 S: 17 H: 2 LOB: 3 BB: 2 P: 32	R: 0 E: 0 K: 2 S: 10 H: 0 LOB: 1 BB: 0 P: 15	R: 0 E: 0 K: 2 S: 7 H: 0 LOB: 0 BB: 0 P: 12			1B: 8 2B: 5 3B: 0 HR: 1 SF: 2 SAC: 0 DP: 0 HBP: 0			WP: 0 PB: 1 SB: 1 CS: 0 PA: 45	

PITCHER		IP	WLS	BF	H	R	ER	SO	BB	IBB	HBP	BLK	WP	HR	S	P	ERA	WHIP
46 Hiram Burgos, R ERA: 6.86	(1, 1)	3.0	L	24	11	12	10	2	3	0	0	0	0	1	52	88	30.00	4.667
31 Burke Badenhop, R ERA: 3.46	(4, 1)	2.0		7	1	0	0	4	0	0	0	0	0	0	18	26	0.00	0.500
51 Michael Gonzalez, L ERA: 4.26	(6, 1)	0.2		6	2	1	1	1	2	0	0	0	0	0	15	30	13.50	6.000
53 Brandon Kintzler, R ERA: 4.7	(6, 1)	1.1		5	0	0	0	2	0	0	0	0	0	0	12	17	0.00	0.000
29 Jim Henderson, R ERA: 1.2	(8, 1)	1.0		3	0	0	0	2	0	0	0	0	0	0	7	12	0.00	0.000

PITCHER	IP	WLS	BF	H	R	ER	SO	BB	IBB	HBP	BLK	WP	HR	S	P	ERA	WHIP

BOTTOM

Milwaukee Brewers @ Cincinnati Reds

Great American Ball Park, Cincinnati, OH

Sat May 11 2013, 4:14 PM - 7:28 PM EDT

Att. 41,678 - Partly Cloudy - 55 F

livebaseballscorecards.com

AB	38
R	13
H	14
RBI	13
BB	5
SO	11
LOB	17

Milwaukee Brewers @ Cincinnati Reds

Great American Ball Park, Cincinnati, OH

Sun May 12 2013, 1:12 PM - 4:02 PM EDT

Att. 38,813 - Sunny - 56 F

TOP

livebaseballscorecards.com

Batter	1	2	3	4	5	6	7	8	9	AB	R	H	RBI	BB	SO	LOB
7 Norichika Aoki, L (1, 9) OBP: 0.369, SLG: 0.424	C CU 70 C CU 69 B SL 73 F SI 86 T SI 86 1-2 ① **K**		X SI 86 0-0 ③ **L8**			B CU 69 C CU 68 B SI 85 X SI 86 2-1 ① **G6-3**		X FF 92 0-0 ① **G1-3** **1-2**		4	0	0	0	0	1	1
9 Jean Segura, R (1, 6) OBP: 0.406, SLG: 0.588	B SL 79 B SI 86 F SL 74 B FF 87 B SI 86 4-1 3 CS **BB**			X CH 73 0-0 3 1B **2B**		B CU 67 C SI 87 B SI 87 X SI 87 2-1 ② **G6-3**		C SI 94 F SI 94 B SL 91 X SI 94 1-2 3 PB 8 S **1B** **2-3**		3	0	2	0	1	0	0
8 Ryan Braun, R (1, 7) OBP: 0.396, SLG: 0.579	B SI 86 C SI 86 X SL 77 1-1 ② **F9**			B CH 81 C CU 68 B SI 86 B SI 86 X SI 86 3-1 ① **G6-3**		C SI 84 B SL 75 B SL 85 X CU 68 2-1 ③ **P3**		C SL 89 S FF 93 1 SAFE B FF 93 S FF 94 1-3 ② **K** **1-2**		4	0	0	0	0	1	4
3 Yuniesky Betancourt, R (1, 3) (7, 5) OBP: 0.281, SLG: 0.496	B SI 86 1-0 ③ **CS** **1-2**	C CH 76 B SI 86 X SI 85 1-1 **2B**		C SI 87 X CU 70 0-1 12 G6-4-3 **1B** **2-3**			F CU 68 B SL 76 C CH 81 B SI 87 F SI 88 X SI 88 2-2 ① **L8**	C FF 94 C FF 95 C FF 95 B FF 95 X FF 94 2-2 ③ **F9** **2-3** **3-H**		4	0	2	0	0	0	1
12 Martín Maldonado, R (1, 2) OBP: 0.275, SLG: 0.349		C SI 85 F CH 76 C SL 76 0-3 ① **K**		S SI 87 F SI 87 B SI 86 X SI 87 1-2 ② ③ **G6-4-3** **1-2f**			C CU 70 S SL 78 B SL 76 X CU 70 1-2 ② **P6**		C FF 95 F SL 85 B FF 97 B FF 98 S FF 94 2-3 ① **K**	4	0	0	0	0	2	3
22 Logan Schafer, L (1, 8) OBP: 0.225, SLG: 0.162 20 Jonathan Lucroy, R (9, PH) OBP: 0.274, SLG: 0.346		B SL 74 C CU 70 F SL 75 F SI 86 B SI 86 F CH 78 C SI 86 2-3 ② **K**			X CH 75 0-0 ① **G6-3**		H SL 75 1-0 23 1B **HBP**		C FF 96 S FF 96 T FF 96 0-2 ② **K**	2 1	0 0	0 0	0 0	0 0	1 1	1 0
23 Rickie Weeks Jr., R (1, 4) OBP: 0.304, SLG: 0.278		B SL 80 B SL 81 C SL 75 X SI 87 2-1 ③ **G5-3**			C CU 66 B SL 78 X SI 87 1-1 ② **G6-3**		B SI 86 B CU 70 B SI 87 C CU 69 C SL 73 X SI 86 3-2 **1-3** **1B**		C SL 85 S FF 96 B FF 99 B FF 98 F FF 97 F FF 96 B FF 94 4-2 27 DI **BB**	3	0	1	0	1	0	1
14 Jeff Bianchi, R (1, 5) OBP: 0.200, SLG: 0.400 64 Mike Fiers, R (7, 1) 27 Carlos Gómez, R (9, PH) OBP: 0.414, SLG: 0.645			C CU 66 B SI 85 F SL 74 F SI 87 S SL 76 1-3 ① **K**		X SI 88 0-0 **2B**		C FC 89 B SI 88 B FF 90 F FF 89 F KC 73 C FF 90 2-3 ③ **K**		F FF 97 S FF 95 B FF 96 S FF 97 1-3 ③ **K** **1-2**	3 0 1	0 0 0	1 0 0	0 0 0	0 0 0	2 0 1	2 0 1
60 Wily Peralta, R (1, 1) OBP: 0.250, SLG: 0.200 11 Alex Gonzalez, R (7, 3) OBP: 0.227, SLG: 0.253			X CH 78 0-0 ② **L8**		C CU 69 S SL 75 S SL 76 0-3 ③ **K**			C SL 89 F SL 88 B SL 86 X SL 90 1-2 9 1B 7 G1-3 3 PB **1B**		2 1	0 1	0 1	0 1	0 0	1 0	1 0

Inning Stats	1	2	3	4	5	6	7	8	9
R	0	0	0	0	0	0	0	1	0
E	0	0	0	0	0	0	0	0	0
K	1	2	1	0	1	0	1	1	3
S	7	12	6	8	7	6	14	13	13
H	0	1	0	2	1	0	1	2	0
LOB	0	1	0	1	1	0	2	1	1
BB	1	0	0	0	0	0	0	0	1
P	14	17	7	12	8	12	23	18	20

	AB	R	H	RBI	BB	SO	LOB
	32	1	7	0	2	10	15

	1B	SF	WP	PA
	4	0	0	36
	2B	SAC	PB	
	3	0	1	
	3B	DP	SB	
	0	1	1	
	HR	HBP	CS	
	0	1	1	

PITCHER		IP	WLS	BF	H	R	ER	SO	BB	IBB	HBP	BLK	WP	HR	S	P	ERA	WHIP
61 Bronson Arroyo, R ERA: 3.76	(1, 1)	6.2	W	25	5	0	0	5	1	0	1	0	0	0	56	87	0.00	0.900
63 Sam LeCure, R ERA: 1.59	(7, 1)	0.1	H	1	0	0	0	1	0	0	0	0	0	0	4	6	0.00	0.000
51 Jonathan Broxton, R ERA: 4.41	(8, 1)	1.0		5	2	1	0	1	0	0	0	0	0	0	13	18	0.00	2.000
54 Aroldis Chapman, L ERA: 2.65	(9, 1)	1.0		4	0	0	0	3	1	0	0	0	0	0	13	20	0.00	1.000

PITCHER		IP	WLS	BF	H	R	ER	SO	BB	IBB	HBP	BLK	WP	HR	S	P	ERA	WHIP

Milwaukee Brewers @ Cincinnati Reds

Great American Ball Park, Cincinnati, OH

Sun May 12 2013, 1:12 PM - 4:02 PM EDT

Att. 38,813 - Sunny - 56 F

BOTTOM

livebaseballscorecards.com

Batter	1	2	3	4	5	6	7	8	9	AB	R	H	RBI	BB	SO	LOB
17 Shin-Soo Choo, L (1, 8) OBP: 0.451, SLG: 0.547	F SI 92 X FF 93 0-1 ① L6	C SL 85 B SI 96 F FF 95 D SL 84 B CH 86 X SL 86 3-2 ③ F8		D SI 93 C CH 83 B SI 95 F SL 84 B SL 88 F SL 84 D SI 96 4-2 2 FC5 BB			B CU 69 C FF 87 C FF 87 B FF 87 X CH 81 2-2 ① G5-3			3	0	0	0	1	0	1
2 Zack Cozart, R (1, 6) OBP: 0.237, SLG: 0.343	C FF 94 B FF 95 S FF 94 B FF 96 B SI 95 X FF 95 3-2 ② L8		C SL 82 B SI 94 X SI 95 1-1 ① L4	B SL 83 X SI 95 1-0 ③ FC5 1-2 2-3f			C FF 86 X FC 83 0-1 ② G5-3			4	0	0	0	0	0	2
19 Joey Votto, L (1, 3) OBP: 0.444, SLG: 0.465	B SL 82 B SI 96 F FF 94 F SI 95 F FF 95 B SL 86 S SL 85 3-3 ③ K		C SI 96 C SI 96 F SI 96 B FF 96 B FF 95 F SI 97 X SL 86 2-2 4 E 4 FC1 32 FC4-6 1B		F FF 92 B SI 94 C SI 94 X FF 94 1-2 ① L8		S FF 87 B FC 87 X CU 71 1-1 ③ G4-1			4	1	1	0	0	1	0
4 Brandon Phillips, R (1, 4) OBP: 0.319, SLG: 0.462		B FF 94 B FF 95 F FF 93 F SI 94 X SL 85 2-2 32 1B 23 HR 1B	X SL 84 0-0 FC1 32 FC4-6 1-3		X SI 95 0-0 ② G6-3			S FF 85 C CU 69 F FF 86 X FF 87 0-2 ① F9		4	1	1	0	0	0	1
32 Jay Bruce, L (1, 9) OBP: 0.306, SLG: 0.403		F SI 95 B FF 93 B FF 92 X SI 94 2-1 1-2 23 HR 1B	F SL 83 D SI 95 1 SAFE B SI 96 F SI 94 1 SAFE X SI 94 2-2 ② FC4-6 1-2f 3-H		F SL 84 B FF 94 X SI 94 1-1 ③ L8			B CU 69 B CU 69 C FC 87 F FC 87 F FF 88 F CU 70 F FC 82 F FC 83 C FF 88 2-3 ② K		4	1	1	1	0	1	1
21 Todd Frazier, R (1, 5) OBP: 0.327, SLG: 0.433		C FF 95 B SL 84 S SI 95 S SI 94 1-3 ① K	B FF 95 X SI 95 1-0 ③ G4-3			F SL 83 B SI 94 B SI 95 B FF 94 X SI 94 3-1 ① F8		X FC 83 0-0 ③ G1		4	0	0	0	0	1	3
23 Donald Lutz, L (1, 7) OBP: 0.316, SLG: 0.474		C SL 85 X FF 94 0-1 1-H 2-H HR	S SL 81 B SL 82 S SI 92 S SL 84 1-3 ① K			M CH 81 B CH 82 B SI 94 X CH 83 2-1 ② P5				3	1	1	3	0	1	0
29 Ryan Hanigan, R (1, 2) OBP: 0.216, SLG: 0.114		X FF 96 0-0 ② G6-3	B FF 93 B FF 93 B SI 92 B SI 90 4-0 2 FC5 61 SH2-4 BB			B FF 94 X SI 95 1-0 ③ G1-3				2	0	0	0	1	0	0
61 Bronson Arroyo, R (1, 1) OBP: 0.083, SLG: 0.083 63 Sam LeCure, R (7, 1) 26 Xavier Paul, L (7, PH) OBP: 0.391, SLG: 0.431 51 Jonathan Broxton, R (8, 1) 54 Aroldis Chapman, L (9, 1)		S FF 95 T FF 95 B SL 86 B SI 95 F FF 95 B FF 97 X FF 95 3-2 1B	1 SAFE X SL 90 0-0 ② SH2-4 1-2				B CU 69 B FC 86 X FF 86 2-0 HR			1 0 1 0 0	0 0 1 0 0	1 0 1 0 0	0 0 1 0 0	0 0 0 0 0	0 0 0 0 0	0 0 0 0 0
Inning Stats	R: 0 E: 0 K: 1 S: 9 H: 0 LOB: 0 BB: 0 P: 15	R: 3 E: 0 K: 1 S: 18 H: 4 LOB: 1 BB: 0 P: 29	R: 1 E: 2 K: 0 S: 12 H: 1 LOB: 1 BB: 0 P: 18	R: 0 E: 0 K: 1 S: 8 H: 0 LOB: 2 BB: 2 P: 18	R: 0 E: 0 K: 0 S: 6 H: 0 LOB: 0 BB: 0 P: 8	R: 0 E: 0 K: 0 S: 5 H: 0 LOB: 0 BB: 0 P: 11	R: 1 E: 0 K: 0 S: 8 H: 1 LOB: 0 BB: 0 P: 13	R: 0 E: 0 K: 1 S: 12 H: 0 LOB: 0 BB: 0 P: 14		1B: 4 2B: 0 3B: 0 HR: 2 SF: 0 SAC: 1 DP: 0 HBP: 0				WP: 0 PB: 0 SB: 0 CS: 0 PA: 33		

	AB	30
	R	5
	H	6
	RBI	5
	BB	2
	SO	4
	LOB	8

PITCHER		IP	WLS	BF	H	R	ER	SO	BB	IBB	HBP	BLK	WP	HR	S	P	ERA	WHIP
60 Wily Peralta, R ERA: 5.4	(1, 1)	6.0	L	26	5	4	3	3	2	0	0	0	0	1	58	99	4.50	1.167
64 Mike Fiers, R ERA: 7.71	(7, 1)	2.0		7	1	1	1	1	0	0	0	0	0	1	20	27	4.50	0.500

PITCHER	IP	WLS	BF	H	R	ER	SO	BB	IBB	HBP	BLK	WP	HR	S	P	ERA	WHIP

Batter	1	2	3	4	5	6	7	8	9	AB	R	H	RBI	BB	SO	LOB
17 Shin-Soo Choo, L (1, 8) OBP: 0.456, SLG: 0.539	S SI 89 B FS 81 B SL 82 B FS 81 C SI 90 X SI 91 3-2 G3-1	F FS 82 H FF 91 1-1 19 BB 2 1B 4 BB HBP		C CU 74 S FF 90 C FF 92 0-3 K		B CU 79 C CU 80 B SI 87 F FF 87 F FC 82 B FF 87 F FF 87 B FF 87 4-2 2 FC5-4 1-2 BB		I IN 76 I IN 72 I IN 76 I IN 78 4-0 IBB		2	1	0	0	2	1	0
2 Zack Cozart, R (1, 6) OBP: 0.242, SLG: 0.352	B SI 90 F SI 90 B SL 81 B SL 82 X FF 90 3-1 19 1B 4 1B 2B	X SL 81 0-0 4 BB 19 BB 26 2B 1-2 2-3 1B		C FF 90 X CU 75 0-1 F7		C CH 76 S FC 84 B FF 88 X CH 77 1-2 FC5-4 1-2f		C SL 83 X CU 71 0-1 G2-3		5	2	2	0	0	0	4
19 Joey Votto, L (1, 3) OBP: 0.454, SLG: 0.473	C CU 73 B SL 82 B FF 90 C CU 74 B SL 81 X SI 92 3-2 4 1B 2-3 1B	C CU 75 D FS 82 F SI 91 B FF 92 F SI 92 B SI 93 B SL 82 4-2 4 BB 26 2B 1-2 2-3 3-H BB		F SI 91 B SL 84 B SL 84 F CU 75 X CU 76 2-2 G1-3			C FC 81 B CH 79 B SI 86 X FC 80 2-1 1B		F FF 92 B CH 87 C FF 96 X SL 84 1-2 4 G5-4-3 1B	4	1	3	1	1	0	0
4 Brandon Phillips, R (1, 4) OBP: 0.327, SLG: 0.463	C SL 82 B SI 90 1 SAFE B SL 81 F SL 83 D SL 82 X SL 82 3-2 1-2 3-H 1B	B CU 76 F SI 91 B SI 91 B SI 90 B SI 92 4-1 26 2B 1-2 2-3 3-H BB			C SL 80 F CU 74 B SL 82 B SL 82 X FF 91 2-2 26 CS 1B		C CH 76 D FF 84 F FC 83 F FF 86 X FF 86 1-2 F8		X FF 94 0-0 G5-4-3 1-2f	4	1	2	2	1	0	2
26 Xavier Paul, L (1, 7) OBP: 0.378, SLG: 0.429 15 Derrick Robinson, S (9, 7) OBP: 0.448, SLG: 0.304	C SI 91 S FS 82 B CU 75 S FS 82 1-3 K	D FS 81 B SI 91 C SI 92 B SI 92 X FF 92 3-1 1-H 2-H 3-H 2B			B SL 82 S SL 81 C FF 91 X CU 76 1-2 G3-1 1-2		C FF 86 X CU 79 0-1 F8		B FF 95 F FF 96 S CH 87 X FF 95 1-2 G4-3	5 0	0 0	1 0	3 0	0 0	1 0	4 0
21 Todd Frazier, R (1, 5) OBP: 0.318, SLG: 0.420	C CU 75 F CU 76 S FF 92 0-3 K	F SI 91 X SL 82 0-1 F9			S SL 82 B SL 82 S SI 90 C SI 91 1-3 K		B CH 74 S CH 76 B FF 84 B CH 77 S FC 82 T FF 87 3-2 K			4	0	0	0	0	3	4
23 Donald Lutz, L (1, 9) OBP: 0.261, SLG: 0.391		S FS 80 X FS 81 0-1 F9	C CU 73 B FF 89 X FS 80 1-1 G3-1			F CU 78 F CU 78 B FF 87 B CU 78 X FF 87 2-2 G4-3		B FF 90 S CH 83 F FF 90 X CU 73 1-2 F9		4	0	0	0	0	0	0
29 Ryan Hanigan, R (1, 2) OBP: 0.255, SLG: 0.149		C FF 89 B FF 91 X SL 81 1-1 2 1B 34 SH1-4 19 BB 1B	F SL 80 C CU 74 B CU 76 X FF 90 1-2 G5-3			C FF 86 B CU 78 B SI 87 B FC 83 B FC 84 4-1 17 BB BB		B SL 83 C SL 82 F FF 90 X FF 91 1-2 34 SH1-4 1B		3	1	2	0	1	0	0
34 Homer Bailey, R (1, 1) OBP: 0.250, SLG: 0.333		L FF 88 X SI 89 0-1 SH1-4 1-2	S FF 91 S SL 80 S SL 81 0-3 K			L FF 85 L FC 83 F FC 80 S CH 76 0-3 K		B FF 90 L FF 89 L FF 89 1 SAFE B SL 82 F FF 88 X SL 84 2-2 SH1-4 1-2		2	0	0	0	0	2	1
Inning Stats	R: 1 E: 0 K: 2 S: 17 H: 3 LOB: 2 BB: 0 P: 30	R: 5 E: 0 K: 0 S: 16 H: 3 LOB: 1 BB: 2 P: 29	R: 0 E: 0 K: 1 S: 8 H: 0 LOB: 0 BB: 0 P: 10	R: 0 E: 0 K: 1 S: 8 H: 0 LOB: 0 BB: 0 P: 10	R: 0 E: 0 K: 1 S: 9 H: 1 LOB: 0 BB: 0 P: 13	R: 0 E: 0 K: 1 S: 15 H: 0 LOB: 2 BB: 2 P: 26	R: 0 E: 0 K: 1 S: 11 H: 1 LOB: 1 BB: 0 P: 17	R: 0 E: 0 K: 0 S: 12 H: 1 LOB: 2 BB: 1 P: 20	R: 0 E: 0 K: 0 S: 7 H: 1 LOB: 0 BB: 0 P: 9							

TOP

Cincinnati Reds @ Miami Marlins

Marlins Park, Miami, FL

Tue May 14 2013, 7:13 PM - 10:06 PM EDT

Att. 14,694 - Partly Cloudy - 76 F

livebaseballscorecards.com

AB	33
R	6
H	10
RBI	6
BB	5
SO	7
LOB	15

PITCHER		IP	WLS	BF	H	R	ER	SO	BB	IBB	HBP	BLK	WP	HR	S	P	ERA	WHIP
47 Ricky Nolasco, R ERA: 4.39	(1, 1)	5.0	L	24	7	6	6	5	2	0	1	0	0	0	58	92	10.80	1.800
23 Wade LeBlanc, L ERA: 5.79	(6, 1)	2.0		9	1	0	0	2	2	0	0	0	0	0	26	43	0.00	1.500
60 Jon Rauch, R ERA: 6.89	(8, 1)	1.0		5	1	0	0	0	0	1	0	0	0	0	12	20	0.00	1.000
44 AJ Ramos, R ERA: 3.43	(9, 1)	1.0		3	1	0	0	0	0	0	0	0	0	0	7	9	0.00	1.000

PITCHER	IP	WLS	BF	H	R	ER	SO	BB	IBB	HBP	BLK	WP	HR	S	P	ERA	WHIP

1B: 8	SF: 0	WP: 0	PA: 41
2B: 2	SAC: 2	PB: 0	
3B: 0	DP: 1	SB: 0	
HR: 0	HBP: 1	CS: 1	

Cincinnati Reds @ Miami Marlins

Marlins Park, Miami, FL

Tue May 14 2013, 7:13 PM - 10:06 PM EDT

Att. 14,694 - Partly Cloudy - 76 F

BOTTOM

livebaseballscorecards.com

Batter	1	2	3	4	5	6	7	8	9	AB	R	H	RBI	BB	SO	LOB
9 Juan Pierre, L (1, 7) OBP: 0.290, SLG: 0.279	B SI 92 C KC 77 X SL 89 1-1 30 G3-1 51 1B 2B		C SI 93 B SI 93 S CH 86 X SI 95 1-2 ① P5			C KC 78 X KC 79 0-1 ① G4-3		B SI 92 C KC 78 B SI 95 F SI 93 S FF 97 2-3 ① K		4	1	1	0	0	1	0
30 Placido Polanco, R (1, 5) OBP: 0.304, SLG: 0.274	F SI 93 B SI 93 X SI 92 1-1 ① G3-1 2-3		B FF 95 X SI 95 1-0 ② G4-3			B KC 79 F FF 93 H SI 92 2-1 51 1B HBP		F SI 95 B KC 80 X SI 95 1-1 ② F9		3	0	0	0	0	0	1
51 Derek Dietrich, L (1, 4) OBP: 0.400, SLG: 0.667	B FF 94 C SI 94 X SI 94 1-1 48 FC6-4 3-H 1B		C KC 81 B CH 89 B CH 86 B SI 94 F FF 94 X FF 96 3-2 ③ F7			B SI 94 X FF 94 1-0 1-3 1B		C KC 80 B KC 80 C KC 81 F SI 96 C KC 81 1-3 ③ K		4	0	2	1	0	1	0
48 Marcell Ozuna, R (1, 9) OBP: 0.340, SLG: 0.460	C FF 94 B SI 94 X SI 94 1-1 ② FC6-4 20 S 1-2f			F SL 90 B SL 88 S SI 92 X SI 94 1-2 ① F9		F SI 92 F FF 94 T SI 93 0-2 ② K			C KC 79 B KC 79 B KC 80 C FF 95 B SI 95 F FF 96 X FF 96 3-2 ① L9	4	0	0	0	0	1	3
20 Justin Ruggiano, R (1, 8) OBP: 0.303, SLG: 0.431	1 SAFE C FF 94 B KC 80 S KC 81 B KC 80 D KC 79 C SI 95 3-3 ③ K 1-2			S SI 93 S KC 81 F KC 79 F SI 94 B CH 88 X KC 81 1-2 ② L6		B SI 93 B FF 94 F SI 95 B SI 96 X FF 94 3-1 ③ F9			B SI 95 C SI 95 T SL 90 F FF 96 S SI 95 1-3 ② K	4	0	0	0	0	2	3
29 Greg Dobbs, L (1, 3) OBP: 0.278, SLG: 0.252		F SI 92 X CH 87 0-1 ① G4-3		C SI 94 F SI 93 F SI 93 B FF 92 C SI 94 1-3 ③ K			X CH 86 0-0 ① F7		B CH 86 S FF 95 C KC 80 F FF 97 F SI 96 F SI 96 F SI 96 B CH 87 B FF 96 3-2 X FF 87 ③ L6	4	0	0	0	0	1	0
3 Adeiny Hechavarría, R (1, 6) OBP: 0.255, SLG: 0.379		C FF 94 C SI 94 F FF 95 B FF 95 X SI 95 1-2 1B			C SI 93 F SL 90 F CH 88 C SI 95 0-3 ① K		X SI 93 0-0 19 SF9 3B			3	1	2	0	0	1	0
19 Rob Brantly, L (1, 2) OBP: 0.316, SLG: 0.318		C SI 94 F SI 94 D CH 87 1 SAFE 1 SAFE S CH 88 1-3 ② K			X SL 85 0-0 32 G5-4-3 1B		B FF 96 B FF 92 F FF 95 X FF 92 2-1 ② SF9 3-H			2	0	1	1	0	1	1
47 Ricky Nolasco, R (1, 1) OBP: 0.067, SLG: 0.067 32 Matt Diaz, R (5, PH) OBP: 0.125, SLG: 0.133 23 Wade LeBlanc, L (6, 1) OBP: 0.182, SLG: 0.182 8 Chris Coghlan, L (7, PH) OBP: 0.254, SLG: 0.271 60 Jon Rauch, R (8, 1) 44 AJ Ramos, R (9, 1)		C SI 94 F SI 95 B SL 88 S FF 90 1-3 ③ K			X SI 92 0-0 ②③ G5-4-3 1-2f		C KC 81 C KC 81 S SI 96 0-3 ③ K			1 0 0 0 0 1 1 1 0 0 0 0 0 1 0 0 0 0 0 0 0 1 0 0 0 0 1 0 0 0 0 0 0 0 0 0 0 0 0 0 0 0						
Inning Stats	R: 1 H: 2 E: 0 LOB: 1 K: 1 BB: 0 S: 11 P: 18	R: 0 H: 1 E: 0 LOB: 1 K: 2 BB: 0 S: 12 P: 15	R: 0 H: 0 E: 0 LOB: 0 K: 0 BB: 0 S: 7 P: 12	R: 0 H: 0 E: 0 LOB: 0 K: 1 BB: 0 S: 12 P: 15	R: 0 H: 1 E: 0 LOB: 0 K: 1 BB: 0 S: 6 P: 6	R: 0 H: 1 E: 0 LOB: 2 K: 1 BB: 0 S: 9 P: 15	R: 1 H: 1 E: 0 LOB: 0 K: 1 BB: 0 S: 7 P: 9	R: 0 H: 0 E: 0 LOB: 0 K: 2 BB: 0 S: 9 P: 13	R: 0 H: 0 E: 0 LOB: 0 K: 1 BB: 0 S: 15 P: 22	1B: 4 SF: 1 2B: 1 SAC: 0 3B: 1 DP: 1 HR: 0 HBP: 1						

	AB	31
	R	2
	H	6
	RBI	2
	BB	0
	SO	10
	LOB	10

PITCHER	IP	WLS	BF	H	R	ER	SO	BB	IBB	HBP	BLK	WP	HR	S	P	ERA	WHIP
34 Homer Bailey, R (1, 1) ERA: 3.51	9.0	W	33	6	2	2	10	0	0	1	0	0	0	88	125	2.00	0.667

PITCHER	IP	WLS	BF	H	R	ER	SO	BB	IBB	HBP	BLK	WP	HR	S	P	ERA	WHIP

Cincinnati Reds @ Miami Marlins

Marlins Park, Miami, FL

Wed May 15 2013, 7:11 PM - 10:09 PM EDT

Att. 14,866 - Partly Cloudy - 79 F

TOP

livebaseballscorecards.com

Batter	1	2	3	4	5	6	7	8	9	AB	R	H	RBI	BB	SO	LOB
17 Shin-Soo Choo, L (1, 8) OBP: 0.465, SLG: 0.589	B SI 91 B SI 89 F SI 88 X SI 89 2-1 3 BB 4 2B 1B	B CH 85 S FF 91 C SI 91 X CH 84 1-2 1B		C SI 91 B FF 92 C SL 82 F SI 93 X SI 93 1-2 HR		B SI 92 B SI 90 C CH 84 B SI 89 F SI 90 X SI 89 3-2 HR			C FF 94 S SL 89 B SL 88 S SL 89 1-3 ① K	5	3	4	2	0	1	0
3 Cesar Izturis, S (1, 6) OBP: 0.286, SLG: 0.194	B SI 88 1 SAFE B SI 88 B SI 88 B FF 87 4-0 4 2B 1-2 BB	1 SAFE X FF 90 0-0 ③ F8		F SI 86 B SI 91 X SI 91 1-1 19 1B 2B		X CH 83 0-0 ③ G3			F FF 96 F FF 94 B SL 90 F FF 95 F SL 88 T FF 95 1-2 ② K	4	1	1	0	1	1	1
19 Joey Votto, L (1, 3) OBP: 0.457, SLG: 0.473	S FF 91 B CH 85 B SI 91 X SI 91 2-1 ① F7		F SI 90 F SI 90 C SI 92 0-3 ① K	B SI 90 S CH 82 F SI 91 B SL 83 X SI 91 2-2 4 G6-4-3 2-H 1B			B SI 92 C CH 83 F SL 82 F SL 81 B SI 92 X SL 83 2-2 4 G5-4-3 1B		C SL 88 B FF 94 C FF 96 B SL 89 B FF 95 F FF 94 F SL 89 B FF 94 4-2 BB	4	0	2	1	1	1	2
4 Brandon Phillips, R (1, 4) OBP: 0.329, SLG: 0.468	B SI 92 X SL 84 1-0 1-3 2-H 2B		F SI 92 F CH 85 B SL 82 F SI 92 F SI 93 X SL 83 1-2 32 2B 26 FC1-2 1B	C SI 92 F SI 92 X CH 84 0-2 ②③ G6-4-3 1-2f			X SI 92 0-0 ①② G5-4-3 1-2f		X FF 94 0-0 ③ P4	5	0	2	1	0	0	3
32 Jay Bruce, L (1, 9) OBP: 0.310, SLG: 0.411	S SI 91 F SI 91 S CH 81 0-3 ② K		D CH 83 D CH 83 B SI 92 C SI 92 F CH 84 X CH 84 3-2 26 FC1-2 1-3 2B		S FF 90 X SI 90 0-1 ① L4		X CH 83 0-0 1B			4	0	2	0	0	1	2
26 Xavier Paul, L (1, 7) OBP: 0.372, SLG: 0.409 15 Derrick Robinson, S (7, 7) OBP: 0.448, SLG: 0.304	C SI 92 F CH 85 B CH 82 D SL 82 F SI 93 B CH 84 B CH 83 4-2 9 FC5-4 BB		X CH 86 0-0 ② FC1-2 2-3 3-H		C SL 83 C SI 91 B CH 84 B FF 93 B SI 91 X SI 89 3-2 ② F9		C SI 91 S SL 82 B SL 82 X SI 92 1-2 ③ G2-3			3 0	0 0	0 0	0 0	1 0	0 0	3 0
9 Jack Hannahan, L (1, 5) OBP: 0.333, SLG: 0.294	B FF 92 F SI 92 S SI 93 X FF 92 1-2 ③ FC5-4 1-2f		B FF 93 B CH 85 B CH 84 I IN 68 4-0 IBB		S CH 84 B FF 93 B SL 82 X CH 83 2-1 ③ G3			C SI 94 B SI 96 B SI 95 C SI 93 B SL 87 X SI 94 3-2 ① G6-3		3	0	0	0	1	0	3
39 Devin Mesoraco, R (1, 2) OBP: 0.325, SLG: 0.343		B SI 91 B SI 91 X FF 91 2-0 ① F8	B SL 84 C SI 92 X SI 93 1-1 ③ G6-3			F SI 91 B CH 84 C SI 91 X SI 92 1-2 ① G6-3		C SL 88 X SI 97 0-1 ② G5-3		4	0	0	0	0	0	3
44 Mike Leake, R (1, 1) OBP: 0.250, SLG: 0.350 45 Sean Marshall, L (7, 1) 23 Donald Lutz, L (8, PH) OBP: 0.250, SLG: 0.375 63 Sam LeCure, R (8, 1) 54 Aroldis Chapman, L (9, 1)		F FF 91 B SL 82 X FF 91 1-1 ② P4		B FF 99 C FF 89 F SL 82 S SL 83 1-3 ① K		F SL 82 L SI 90 B FF 92 X CH 85 1-2 ② G6-3		B SI 96 X SI 95 1-0 ③ G3-1		3 0 1 0 0	0 0 0 0 0	0 0 0 0 0	0 0 0 0 0	1 0 0 0 0	0 0 0 0 0	0 0 0 0 0
Inning Stats	R: 1 E: 0 K: 1 S: 14 H: 2 LOB: 3 BB: 2 P: 28	R: 0 E: 0 K: 0 S: 7 H: 1 LOB: 1 BB: 0 P: 11	R: 0 E: 0 K: 1 S: 14 H: 2 LOB: 3 BB: 1 P: 23	R: 2 E: 0 K: 1 S: 15 H: 3 LOB: 0 BB: 0 P: 20	R: 0 E: 0 K: 0 S: 7 H: 0 LOB: 0 BB: 0 P: 12	R: 1 E: 0 K: 0 S: 10 H: 1 LOB: 0 BB: 0 P: 15	R: 0 E: 0 K: 0 S: 9 H: 2 LOB: 1 BB: 0 P: 12	R: 0 E: 0 K: 0 S: 6 H: 0 LOB: 0 BB: 0 P: 10	R: 0 E: 0 K: 2 S: 13 H: 0 LOB: 1 BB: 1 P: 19	1B: 6 2B: 3 3B: 0 HR: 2 SF: 0 SAC: 0 DP: 2 HBP: 0						

AB	36
R	4
H	11
RBI	4
BB	4
SO	5
LOB	17

WP: 0 PA: 40
PB: 0
SB: 0
CS: 0

PITCHER		IP	WLS	BF	H	R	ER	SO	BB	IBB	HBP	BLK	WP	HR	S	P	ERA	WHIP
28 Alex Sanabia, R ERA: 5.0	(1, 1)	6.0	L	29	9	4	4	3	2	1	0	0	0	2	67	109	6.00	1.833
58 Ryan Webb, R ERA: 1.64	(7, 1)	1.0		4	2	0	0	0	0	0	0	0	0	0	9	12	0.00	2.000
50 Chad Qualls, R ERA: 3.86	(8, 1)	1.0		3	0	0	0	0	0	0	0	0	0	0	6	10	0.00	0.000
40 Mike Dunn, L ERA: 1.93	(9, 1)	1.0		4	0	0	0	2	1	0	0	0	0	0	13	19	0.00	1.000

PITCHER	IP	WLS	BF	H	R	ER	SO	BB	IBB	HBP	BLK	WP	HR	S	P	ERA	WHIP

Cincinnati Reds @ Miami Marlins

Marlins Park, Miami, FL

Wed May 15 2013, 7:11 PM - 10:09 PM EDT

Att. 14,866 - Partly Cloudy - 79 F

BOTTOM

Batter	1	2	3	4	5	6	7	8	9	AB	R	H	RBI	BB	SO	LOB
9 Juan Pierre, L (1, 7)	B SI 89 S SI 91 X KC 78 1-1 G3-1 ①		L SI 89 X CU 79 0-1 G4-3 ②		B SI 89 X FC 86 1-0 30 G6-4-3 1B		B FC 88 C SI 90 F KC 79 B FC 88 B FC 89 S FC 89 3-3 K ①		B FF 99 C FF 96 B FF 99 X FF 96 2-1 1-2 1B	4	0	1	0	0	1	2
32 Matt Diaz, R (9, PH)										1	0	1	0	0	0	0
OBP: 0.289, SLG: 0.278 / OBP: 0.176, SLG: 0.188																
30 Placido Polanco, R (1, 5)	F SI 90 F SI 91 H SI 92 1-2 HBP		B KC 78 C SI 91 X SI 92 1-1 48 1B 51 1B 1B		1 SAFE 1 SAFE 1 SAFE B SI 91 C SI 90 1 SAFE X SI 91 1-1 G6-4-3 ①② 1-2f		C FF 90 X SI 91 0-1 P4 ②		B SL 87 B SI 98 X FF 96 2-0 F4 ②	4	0	1	0	0	0	5
OBP: 0.307, SLG: 0.273																
51 Derek Dietrich, L (1, 4)	C SI 91 B CH 84 B FC 88 F CH 84 C FC 89 2-3 K ②		F SI 91 X FC 90 0-1 48 1B 1-2 1B		B SI 91 B SI 93 F CH 86 F CH 86 B SL 81 X FC 88 3-2 2B		B SL 82 F SI 88 B SI 90 B CU 76 C SL 85 S CU 76 3-3 1-2 2-3 K ③		F FF 100 F FF 100 F FF 102 F FF 101 B SL 88 D SL 90 F FF 101 F FF 100 F FF 101 2-3 C SL 86 K ③	5	0	2	0	0	3	5
OBP: 0.400, SLG: 0.650																
48 Marcell Ozuna, R (1, 9)	C KC 78 B CH 85 C KC 79 B FC 88 S SL 82 2-3 K2-3 ③		X CH 85 0-0 1-2 2-3 1B		B CH 86 X FC 89 1-0 F8 ③			C FF 89 B SL 82 B SL 82 F SI 89 C SI 89 2-3 K ①		4	0	1	0	0	2	2
OBP: 0.333, SLG: 0.444																
20 Justin Ruggiano, R (1, 8)		B SI 88 F CH 83 S KC 79 B FC 88 B KC 78 B SI 92 4-2 3 G5-4-3 29 1B BB	B SI 91 X CH 86 1-0 F9 ③			C SI 89 X FC 88 0-1 G4-3 ①		C KC 71 B SI 90 B SI 90 C SI 90 S SI 91 2-3 K ②		3	0	0	0	1	1	3
OBP: 0.302, SLG: 0.421																
29 Greg Dobbs, L (1, 3)		1 SAFE C SI 89 C SI 91 X FC 88 0-2 3 G5-4-3 1-2 1B		C SI 89 X FC 88 0-1 G4-3 ①		C SI 90 F KC 79 B SI 92 X SL 80 1-2 G3-1 ②		B KC 70 F CH 82 F FF 90 F FF 89 X KC 74 1-2 1B		4	0	2	0	0	0	0
40 Mike Dunn, L (9, 1)										0	0	0	0	0	0	0
OBP: 0.285, SLG: 0.260																
3 Adeiny Hechavarria, R (1, 6)		C KC 78 X SI 91 0-1 G5-4-3 ①② 1-2f 2-3		B SI 90 B CU 79 X SI 90 2-0 F8 ②		C KC 78 B CH 85 S SI 92 B FC 89 S FC 90 2-3 K ③		S SL 79 D KC 73 B SI 90 1 SAFE X SI 90 2-1 G5-3 ③		4	0	0	0	0	1	3
OBP: 0.245, SLG: 0.363																
19 Rob Brantly, L (1, 2)		B KC 79 F FC 89 B SI 87 F SI 87 T KC 81 2-2 K ③		B CH 84 X FC 87 1-0			B KC 76 S CH 83 B CH 84 C CH 84 X FC 89 2-2 51 WP 8 1B		B FF 98 B FF 97 B FF 95 C FF 97 B FF 95 4-1 32 1B BB	3	0	2	0	0	1	1
21 Miguel Olivo, R (9, PH)										0	0	0	0	1	0	0
OBP: 0.238, SLG: 0.373																
28 Alex Sanabia, R (1, 1)			C SI 88 C SI 90 B FC 88 S SL 80 1-3 K ①	X FC 88 0-0 G1-3 ③			X SI 91 0-0 51 WP 1-2 1B		C FF 96 F FF 96 F FF 100 C FF 100 0-3 K ①	2	0	0	0	0	1	1
58 Ryan Webb, R (7, 1)										0	0	0	0	0	0	0
8 Chris Coghlan, L (7, PH)										1	0	1	0	0	0	0
OBP: 0.266, SLG: 0.283																
50 Chad Qualls, R (8, 1)										0	0	0	0	0	0	0
22 Nick Green, R (9, 3)										1	0	0	0	0	1	1
OBP: 0.293, SLG: 0.389																
Inning Stats	R: 0 E: 0 K: 2 S: 10 H: 0 LOB: 1 BB: 0 P: 16	R: 0 E: 0 K: 1 S: 10 H: 1 LOB: 1 BB: 1 P: 16	R: 0 E: 0 K: 1 S: 11 H: 3 LOB: 3 BB: 0 P: 14	R: 0 E: 0 K: 0 S: 5 H: 1 LOB: 1 BB: 0 P: 8	R: 0 E: 0 K: 0 S: 7 H: 2 LOB: 1 BB: 0 P: 13	R: 0 E: 0 K: 1 S: 8 H: 0 LOB: 0 BB: 0 P: 11	R: 0 E: 0 K: 2 S: 12 H: 2 LOB: 2 BB: 0 P: 20	R: 0 E: 0 K: 2 S: 12 H: 1 LOB: 1 BB: 0 P: 19	R: 0 E: 0 K: 2 S: 16 H: 1 LOB: 2 BB: 1 P: 26	1B: 10 2B: 1 3B: 0 HR: 0 SF: 0 SAC: 0 DP: 2 HBP: 1						

livebaseballscorecards.com

AB	36
R	0
H	11
RBI	0
BB	2
SO	11
LOB	23

WP: 1 PA: 39
PB: 0
SB: 0
CS: 0

MIAMI

PITCHER		IP	WLS	BF	H	R	ER	SO	BB	IBB	HBP	BLK	WP	HR	S	P	ERA	WHIP
44 Mike Leake, R	(1, 1)	6.2	W	29	9	0	0	6	1	0	1	0	0	0	60	92	0.00	1.500
ERA: 3.72																		
45 Sean Marshall, L	(7, 1)	0.1	H	1	0	0	0	1	0	0	0	0	1	0	3	6	0.00	0.000
ERA: 1.59																		
63 Sam LeCure, R	(8, 1)	1.0		4	1	0	0	2	0	0	0	0	0	0	12	19	0.00	1.000
ERA: 1.5																		
54 Aroldis Chapman, L	(9, 1)	1.0		5	1	0	0	2	1	0	0	0	0	0	16	26	0.00	2.000
ERA: 2.5																		

PITCHER	IP	WLS	BF	H	R	ER	SO	BB	IBB	HBP	BLK	WP	HR	S	P	ERA	WHIP

Batter	1	2	3	4	5	6	7	8	9	10	AB	R	H	RBI	BB	SO	LOB
17 Shin-Soo Choo, L (1, 8) OBP: 0.468, SLG: 0.584	C FF 94 B FF 96 C FF 96 B CU 81 X CU 82 2-2 G4-3		X CU 79 0-0 2 PO 1B		C CH 86 B FF 95 B FF 94 S CH 87 S CU 82 2-3 K		I IN 66 I IN 67 I IN 69 I IN 71 4-0 IBB			B SI 93 B SI 93 B SI 93 C SI 93 F SI 93 B SI 94 4-2 2 SH2-4 32 2B 1-2 BB	3	1	1	0	2	1	1
2 Zack Cozart, R (1, 6) OBP: 0.236, SLG: 0.342	C FF 96 C FF 97 C SI 98 0-3 K		1 SAFE 1 SAFE 1 SAFE 0-0 PO 1-2	S CU 78 F FF 93 X FF 95 0-2 F7		C FF 93 B FF 93 C FF 94 X CU 83 1-2 G1	F CU 84 S FF 95 D CU 84 F CU 83 X CU 84 1-2 F8			B SI 92 X SI 93 1-0 SH2-4 1-2 2-3	4	0	0	0	0	1	2
19 Joey Votto, L (1, 3) OBP: 0.456, SLG: 0.474	B SI 95 X FF 96 1-0 F7			C SI 94 B FF 96 B CH 87 F FF 96 B FF 95 X CU 79 3-2 32 1B 2B		B CH 87 F CH 89 X CU 81 1-1 F7		S FF 94 S FF 95 X FF 94 0-2 P5		I IN 83 I IN 83 I IN 84 I IN 84 4-0 32 2B IBB	4	2	1	0	1	0	0
4 Brandon Phillips, R (1, 4) OBP: 0.326, SLG: 0.481		F CU 78 C CU 80 X FF 97 0-2 F7		C CU 81 C CU 84 S CU 85 0-3 K		X FF 95 0-0 HR		B FF 94 S SI 94 C SL 87 S FF 95 1-3 K		C SL 83 B SL 84 F SL 84 X SL 84 1-2 SF7 3-H	4	1	1	2	0	2	1
32 Jay Bruce, L (1, 9) OBP: 0.318, SLG: 0.419		X SI 94 0-0 E3		B CH 88 B CU 81 S CU 81 F FF 95 B CU 82 X FF 96 3-2 21 FC6-4 2-H 1B		C CU 82 B SI 94 B FF 96 B CH 88 B CU 79 4-1 BB		S SL 88 C SL 88 F FF 95 B SL 88 S FF 95 1-3 K		B SL 83 F SI 92 B SL 82 S SL 83 X SL 81 2-2 1-H 2-H 2B	4	0	2	3	1	1	0
21 Todd Frazier, R (1, 5) OBP: 0.308, SLG: 0.404		B FF 96 F FF 96 X FF 95 1-1 L9		C FF 95 S CU 82 F FF 97 B CU 84 X CU 83 1-2 FC6-4 1-2f		X FF 94 0-0 F7			X SI 93 0-0 F8	S FF 95 S FF 95 D CU 79 B FF 95 X FF 94 2-2 G6-3	5	0	0	0	0	0	4
26 Xavier Paul, L (1, 7) OBP: 0.378, SLG: 0.406 15 Derrick Robinson, S (9, PR) OBP: 0.448, SLG: 0.304 (9, 7)		1 SAFE X FF 95 0-0 G4-3		C CH 86 B CH 89 B CH 86 B FF 94 B FF 92 4-1 BB		C CU 78 C CU 79 B CU 82 F CU 81 B FF 93 F FF 93 X CH 88 2-2 G3			B SI 92 X SI 93 1-0 29 CS 1B	3 0	0 0	1 0	0 0	1 0	0 0	1 0
29 Ryan Hanigan, R (1, 2) OBP: 0.254, SLG: 0.157			F FF 93 B FF 94 X FF 95 1-1 G4-3	C FF 94 C CU 84 B FF 95 1 SAFE X CU 84 1-2 F8		X FF 95 0-0 55 SH5-4 1B			C SI 92 X SL 83 0-1 F9 1-2	4	0	1	0	0	0	2
55 Mat Latos, R (1, 1) OBP: 0.227, SLG: 0.238 54 Aroldis Chapman, L (9, 1) 23 Donald Lutz, L (10, PH) OBP: 0.280, SLG: 0.400 60 J.J. Hoover, R (10, 1)			C FF 95 S FF 95 B FF 97 B CU 79 T FF 96 2-2 K	C CU 80 L CU 80 L CU 83 0-3 K		X CU 80 0-0 SH5-4 1-2			B SI 92 B SI 92 C SI 93 B SI 93 X SI 93 3-1 2 SH2-4 17 BB 4 SF7 1B	2 0 1 0	0 0 1 0	0 0 1 0	0 0 0 0	0 0 0 0	2 0 0 0	1 0 0 0
Inning Stats	R: 0 E: 0 K: 1 S: 7 H: 0 LOB: 0 BB: 0 P: 10	R: 0 E: 1 K: 0 S: 7 H: 0 LOB: 1 BB: 0 P: 8	R: 0 E: 0 K: 1 S: 6 H: 1 LOB: 0 BB: 0 P: 9	R: 1 E: 0 K: 1 S: 16 H: 2 LOB: 1 BB: 0 P: 23	R: 0 E: 0 K: 2 S: 10 H: 0 LOB: 1 BB: 1 P: 17	R: 1 E: 0 K: 0 S: 8 H: 1 LOB: 1 BB: 1 P: 14	R: 0 E: 0 K: 0 S: 11 H: 1 LOB: 2 BB: 1 P: 18	R: 0 E: 0 K: 2 S: 10 H: 0 LOB: 0 BB: 0 P: 12	R: 0 E: 0 K: 0 S: 4 H: 1 LOB: 1 BB: 0 P: 5	R: 3 E: 0 K: 0 S: 14 H: 2 LOB: 1 BB: 2 P: 31	1B: 5 2B: 2 3B: 0 HR: 1 SF: 1 SAC: 2 DP: 0 HBP: 0	WP: 0 PB: 0 SB: 0 CS: 1 PA: 43					

TOP

Cincinnati Reds @ Miami Marlins

Marlins Park, Miami, FL

Thu May 16 2013, 7:13 PM - 10:08 PM EDT
Att. 16,680 - Partly Cloudy - 81 F

livebaseballscorecards.com

AB	34
R	5
H	8
RBI	5
BB	5
SO	7
LOB	12

PITCHER		IP	WLS	BF	H	R	ER	SO	BB	IBB	HBP	BLK	WP	HR	S	P	ERA	WHIP
16 José Fernández, R ERA: 3.48	(1, 1)	7.0		29	5	2	2	5	2	1	0	0	0	1	65	99	2.57	1.000
40 Mike Dunn, L ERA: 1.83	(8, 1)	1.0		3	0	0	0	2	0	0	0	0	0	0	10	12	0.00	0.000
31 Steve Cishek, R ERA: 5.4	(9, 1)	1.2	L	9	3	3	3	0	1	1	0	0	0	0	15	31	16.20	2.400
44 AJ Ramos, R ERA: 3.38	(10, 1)	0.1		1	0	0	0	0	0	0	0	0	0	0	3	5	0.00	0.000

PITCHER		IP	WLS	BF	H	R	ER	SO	BB	IBB	HBP	BLK	WP	HR	S	P	ERA	WHIP

Batter	1	2	3	4	5	6	7	8	9	10	AB	R	H	RBI	BB	SO	LOB
9 Juan Pierre, L (1, 7) OBP: 0.286, SLG: 0.297	B FC 92 L SI 92 B SI 93 X SI 90 2-1 HR		B SI 93 X FC 93 1-0 ③ B5-3			C CU 78 F SI 93 B SI 93 F SI 94 F SL 86 B FF 97 F FF 94 S SL 88 2-3 ③ K2-3			C SI 92 B SI 93 X SI 90 1-1 ① F7	B FF 92 C FF 92 X FF 92 1-1 ③ G4-3	5	1	1	1	0	1	1
3 Adeiny Hechavarría, R (1, 6) OBP: 0.265, SLG: 0.400	B SL 87 X SL 87 1-0 ① G5-3			C FF 91 F SL 86 X SI 93 0-2 51 CS 1B			B SL 86 C SL 87 C SL 84 B CU 80 X SL 86 2-2 48 SH5-3 51 HBP 6 G5-2-3 1B		C FF 93 F SL 86 X SL 85 0-2 48 3B 3B		4	1	3	0	0	0	0
51 Derek Dietrich, L (1, 4) OBP: 0.391, SLG: 0.591 30 Placido Polanco, R (9, PH) OBP: 0.305, SLG: 0.271 (10, 5)	C SI 94 X CU 79 0-1 ② G3			F SI 91 C SI 90 S SL 85 0-3 ①② K 1-2			H SL 84 1-0 48 SH5-3 1-2 HBP		B FF 99 S FF 100 F FF 100 B FF 101 T FF 100 2-2 ② K		2 1	0 0	0 0	0 0	0 0	1 1	1 1
48 Marcell Ozuna, R (1, 9) OBP: 0.333, SLG: 0.474	C FF 95 S SL 87 S SL 87 0-3 ③ K			S SL 87 X SL 86 0-1 ③ G6-3			B SI 91 B SI 91 X FF 92 2-0 ① SH5-3 1-2 2-3		B FF 101 B FF 100 X FF 98 2-0 3-H 3B		3	0	1	1	0	1	0
8 Chris Coghlan, L (1, 8) OBP: 0.269, SLG: 0.274 20 Justin Ruggiano, R (9, PH) OBP: 0.300, SLG: 0.418 (10, 8)		C SL 84 T SL 86 B SI 91 X SL 85 1-2 ① L5			C SI 92 X CH 82 0-1 ① G4-3		I IN 61 I IN 62 I IN 66 I IN 61 4-0 IBB		S FF 101 B FF 101 S FF 100 S FF 102 1-3 ③ K		2 1	0 0	0 0	0 0	1 1	0 1	0 1
6 Jeff Mathis, R (1, 2)		C FC 94 S SL 86 S SL 87 0-3 ② K			X SL 86 0-0 ② G5-3		C SL 84 B SI 92 S CH 86 B SL 85 X SL 85 2-2 ②③ G5-2-3 3-Hf		C FF 92 B FF 93 S FF 93 S FF 93 1-3 ① K		4	0	0	0	0	2	3
29 Greg Dobbs, L (1, 3) OBP: 0.277, SLG: 0.252		C SI 94 C FC 95 B SI 94 X CU 79 1-2 ③ G4-3			C SL 84 F SI 95 B SL 86 X SL 86 1-2 ③ G3			X SI 92 0-0 ① L7	B FF 94 C CU 72 F FF 94 B FF 93 B FF 93 F FF 94 F FF 94 F FF 94 X FF 94 3-2 ② G4-3		4	0	0	0	0	0	0
22 Nick Green, R (1, 5) OBP: 0.289, SLG: 0.359 (10, 4)			X FF 92 0-0 ① F8			C FC 91 X SL 85 0-1 ① G6-3		T FC 92 S FF 94 B FF 94 X SI 94 1-2 ② G6-3	F FF 94 F FF 94 B FF 94 B FF 94 B FF 95 F FF 93 F FF 94 F FF 93 F FF 93 4-2 F FF 93 B FF 93 32 DI 32 1B BB		3	1	0	0	1	0	0
16 José Fernández, R (1, 1) OBP: 0.167, SLG: 0.167 40 Mike Dunn, L (8, 1) 19 Rob Brantly, L (8, PH) OBP: 0.324, SLG: 0.326 31 Steve Cishek, R (9, 1) 44 AJ Ramos, R (10, 1) 32 Matt Diaz, R (10, PH) OBP: 0.222, SLG: 0.235			B FC 94 B FC 93 C FC 94 S FC 95 X FC 95 2-2 ② F9			C FC 94 S SL 87 X SL 84 0-2 ② G2-3		S SL 86 B SI 95 F CU 80 X SL 86 1-2 ③ G4-3	S FF 93 B FF 93 X FF 92 1-1 1-H 1B		2 0 1 0 0 1	0 0 0 0 0 0	0 0 0 0 0 0	0 0 0 0 0 1	0 0 0 0 0 0	0 0 0 0 0 0	0 0 0 0 0 0
Inning Stats	R: 1 H: 1 E: 0 LOB: 0 K: 1 BB: 0 S: 8 P: 11	R: 0 H: 0 E: 0 LOB: 0 K: 1 BB: 0 S: 9 P: 11	R: 0 H: 0 E: 0 LOB: 0 K: 0 BB: 0 S: 5 P: 8	R: 0 H: 1 E: 0 LOB: 0 K: 1 BB: 0 S: 8 P: 8	R: 0 H: 0 E: 0 LOB: 0 K: 0 BB: 0 S: 6 P: 7	R: 0 H: 0 E: 0 LOB: 0 K: 1 BB: 0 S: 11 P: 13	R: 0 H: 1 E: 0 LOB: 2 K: 0 BB: 1 S: 7 P: 18	R: 0 H: 0 E: 0 LOB: 0 K: 0 BB: 0 S: 7 P: 9	R: 1 H: 2 E: 0 LOB: 1 K: 2 BB: 0 S: 12 P: 18	R: 1 H: 1 E: 0 LOB: 1 K: 1 BB: 1 S: 20 P: 30	1B: 3 SF: 0 2B: 0 SAC: 1 3B: 2 DP: 1 HR: 1 HBP: 1						

PITCHER		IP	WLS	BF	H	R	ER	SO	BB	IBB	HBP	BLK	WP	HR	S	P	ERA	WHIP
55 Mat Latos, R ERA: 2.91	(1, 1)	8.1		29	4	2	2	4	0	1	1	0	0	1	66	91	2.16	0.480
54 Aroldis Chapman, L ERA: 2.41	(9, 1)	0.2	W	3	1	0	0	2	0	0	0	0	0	0	7	12	0.00	1.500
60 J.J. Hoover, R ERA: 3.86	(10, 1)	1.0	S	5	1	1	1	1	1	0	0	0	0	0	20	30	9.00	2.000

PITCHER	IP	WLS	BF	H	R	ER	SO	BB	IBB	HBP	BLK	WP	HR	S	P	ERA	WHIP

BOTTOM

Cincinnati Reds @ Miami Marlins

Marlins Park, Miami, FL

Thu May 16 2013, 7:13 PM - 10:08 PM EDT
Att. 16,680 - Partly Cloudy - 81 F

livebaseballscorecards.com

AB	33
R	3
H	6
RBI	3
BB	2
SO	7
LOB	7

MIAMI

WP: 0	PB: 0	SB: 0	CS: 1	PA: 37		

Cincinnati Reds @ Philadelphia Phillies

Citizens Bank Park, Philadelphia, PA

Fri May 17 2013, 7:09 PM - 10:00 PM EDT

Att. 43,129 - Partly Cloudy - 77 F

livebaseballscorecards.com

Batter	1	2	3	4	5	6	7	8	9	AB	R	H	RBI	BB	SO	LOB
17 Shin-Soo Choo, L (1, 8) OBP: 0.462, SLG: 0.569	B FF 91 B FC 87 C FF 90 F FF 90 F FF 91 X FC 88 2-2 F7 ①	C SI 91 D SL 82 B SI 91 B CH 84 B SI 90 4-1 BB			C FC 86 F SI 91 B FF 92 S CH 85 1-3 K ②		X FC 87 0-0 G6-3 ②		B FS 88 B FF 93 X FF 94 2-0 P5 ② 1-2	4	0	0	0	1	1	1
2 Zack Cozart, R (1, 6) OBP: 0.235, SLG: 0.338	C FF 91 B CU 76 B FC 87 X CH 84 2-1 G6-3 ②	C FF 90 F FC 87 B FF 92 S FF 92 1-3 K ③			B SI 92 B FC 88 F SI 91 X FF 92 2-1 1B		C SI 90 T CU 75 B FF 91 F CU 75 X FF 92 1-2 G4-3 ③		F FF 93 B FF 93 B FF 93 X FF 93 2-1 P4 ③	5	0	1	0	0	1	4
19 Joey Votto, L (1, 3) OBP: 0.457, SLG: 0.494	X FF 90 0-0 4 BB 1B		F FF 90 B CH 83 X FF 90 1-1 G3-1 ①		F CH 84 1 SAFE B FF 91 X FF 91 1-1 G6-3 ③			B FF 92 X FF 92 1-0 HR		4	1	2	1	0	0	1
4 Brandon Phillips, R (1, 4) OBP: 0.330, SLG: 0.484	C FF 90 B SI 91 B SI 90 D CH 86 F CH 83 B FF 90 4-2 32 FC4 1-2 BB		B SI 91 B FF 91 F FF 90 B FC 86 X FF 90 3-1 F8 ②			B CH 83 F FF 90 C SI 90 B CU 76 X FC 87 2-2 32 HR 2B		C SL 82 S FF 91 C FF 92 0-3 K ①		3	1	1	0	1	1	0
32 Jay Bruce, L (1, 9) OBP: 0.322, SLG: 0.439	B FF 90 X FF 90 1-0 FC4 ③ 1-2f		X FF 90 0-0 G3-1 ③			C FF 90 F FC 87 B FF 92 F CH 85 X CU 75 1-2 2-H HR		B SL 85 X FF 92 1-0 1B		4	1	2	2	0	0	2
21 Todd Frazier, R (1, 5) OBP: 0.300, SLG: 0.393		B FF 89 C FF 90 C FF 90 F FC 87 B SI 92 F CH 85 S FC 88 2-3 K ①		B FF 90 F FC 87 S FC 87 B SI 92 F SI 92 F CU 76 T SI 92 2-2 K ①		X FF 91 0-0 G4-3 ①		B FF 93 X FF 93 1-0 L9 ②		4	0	0	0	0	2	1
39 Devin Mesoraco, R (1, 2) OBP: 0.322, SLG: 0.338 51 Jonathan Broxton, R (8, 1)		X CH 84 0-0 52 SH1-4 15 1B 1B		C FC 87 F CU 74 F FF 91 B SI 92 C FC 88 1-3 K ②		F CH 84 B SI 92 F SI 92 S SI 92 1-3 K ②		B FF 93 B FF 94 F FF 93 B FF 93 X FF 94 3-1 P6 ③		4 0	0 0	1 0	0 0	0 0	2 0	1 0
15 Derrick Robinson, S (1, 7) OBP: 0.438, SLG: 0.308 26 Xavier Paul, L (9, PH) OBP: 0.386, SLG: 0.406		F FC 86 B SI 90 B CH 85 B FF 89 F FF 90 F FF 90 F FF 91 X SI 91 3-2 52 SH1-4 1-2 1B		S FF 91 S FC 88 S CU 76 0-3 K ③		S FC 88 C SI 92 B FC 88 B CH 84 X FC 87 2-2 L4 ③			B FF 93 B FF 93 B FF 93 C FF 94 F FF 94 B FF 94 4-2 17 WP BB	3 0	0 0	1 0	0 0	0 0	1 0	0 0
52 Tony Cingrani, L (1, 1) OBP: 0.100, SLG: 0.100 66 Logan Ondrusek, R (6, 1) 23 Donald Lutz, L (7, PH) OBP: 0.269, SLG: 0.385 63 Sam LeCure, R (7, 1) 45 Sean Marshall, L (8, 1) 29 Ryan Hanigan, R (8, 2) OBP: 0.250, SLG: 0.154		X SI 92 0-0 SH1-4 ② 1-2 2-3			C SI 90 B SI 91 F FF 90 X SI 92 1-2 G6-3 ①		X SL 80 0-0 F9 ①		C FF 92 F FF 94 B FF 94 X FF 93 1-2 F9 ①	1 0 1 0 0 1	0 0 0 0 0 0	0 0 0 0 0 0	0 0 0 0 0 0	0 0 0 0 0 0	0 0 0 0 0 0	0 0 0 0 0 1

AB	34
R	3
H	8
RBI	3
BB	3
SO	8
LOB	11

Inning Stats	1	2	3	4	5	6	7	8	9
	R: 0 E: 0 K: 0 S: 10	R: 0 E: 0 K: 2 S: 16	R: 0 E: 0 K: 0 S: 5	R: 0 E: 0 K: 3 S: 12	R: 0 E: 0 K: 1 S: 10	R: 2 E: 0 K: 1 S: 14	R: 0 E: 0 K: 0 S: 6	R: 1 E: 0 K: 1 S: 8	R: 0 E: 0 K: 0 S: 8
	H: 1 LOB: 2 BB: 1 P: 19	H: 2 LOB: 3 BB: 1 P: 26	H: 0 LOB: 0 BB: 0 P: 9	H: 0 LOB: 0 BB: 0 P: 15	H: 1 LOB: 1 BB: 0 P: 15	H: 2 LOB: 0 BB: 0 P: 20	H: 0 LOB: 0 BB: 0 P: 7	H: 2 LOB: 0 BB: 0 P: 14	H: 0 LOB: 1 BB: 1 P: 17

1B: 5	SF: 0	WP: 1	PA: 38
2B: 1	SAC: 1	PB: 0	
3B: 0	DP: 0	SB: 0	
HR: 2	HBP: 0	CS: 0	

PITCHER		IP	WLS	BF	H	R	ER	SO	BB	IBB	HBP	BLK	WP	HR	S	P	ERA	WHIP
33 Cliff Lee, L ERA: 2.83	(1, 1)	7.0		29	6	2	2	7	2	0	0	0	0	1	73	111	2.57	1.143
59 Antonio Bastardo, L ERA: 2.7	(8, 1)	0.1	B	3	2	1	1	1	0	0	0	0	0	1	5	7	27.00	6.000
30 Justin De Fratus, R ERA:	(8, 1)	0.2	W	2	0	0	0	0	0	0	0	0	0	0	3	7	0.00	0.000
58 Jonathan Papelbon, R ERA: 1.02	(9, 1)	1.0	S	4	0	0	0	0	1	0	0	0	1	0	8	17	0.00	1.000

PITCHER	IP	WLS	BF	H	R	ER	SO	BB	IBB	HBP	BLK	WP	HR	S	P	ERA	WHIP

BOTTOM

Cincinnati Reds @ Philadelphia Phillies

Citizens Bank Park, Philadelphia, PA

Fri May 17 2013, 7:09 PM - 10:00 PM EDT

Att. 43,129 - Partly Cloudy - 77 F

livebaseballscorecards.com

Batter	1	2	3	4	5	6	7	8	9	AB	R	H	RBI	BB	SO	LOB
11 Jimmy Rollins, S (1, 6) OBP: 0.305, SLG: 0.400	C FF 91 F CH 83 F FF 94 B FF 93 B CH 86 F FF 93 X FF 95 2-2 F8 ①		B FF 91 F FF 91 B FF 90 B FF 92 X FF 92 3-1 1-H HR		C FF 93 D CH 84 X FF 92 1-1 2-3 SH1-3 ①		F CH 82 X FF 90 0-1 P6 ③			3	1	1	2	0	0	0
26 Chase Utley, L (1, 4) OBP: 0.327, SLG: 0.487	C FF 92 C FF 94 B FF 95 F CU 77 B CU 78 X FF 94 2-2 L7 ②		C FF 91 S CU 77 B FF 92 X FF 91 1-2 F8 ②		C FF 93 T FF 93 B FF 95 F CU 77 D FF 94 S FF 94 2-3 K ②			C CU 76 F SL 85 S FF 91 0-3 K ①		4	0	0	0	0	2	1
10 Michael Young, R (1, 5) OBP: 0.399, SLG: 0.397	B FF 93 B FF 92 C FF 93 B FF 86 F FF 94 B FF 93 4-2 BB		B FF 91 B CH 84 F FF 92 B FF 92 B FF 92 4-1 BB		F FF 92 X FF 92 0-1 3-H 3B			C CU 76 B CU 76 C SL 86 F CU 77 F SL 84 B SL 84 B SI 90 F CU 77 F CU 77 4-2 B SL 84 3 HBP 6 1B 9 E BB		1	1	1	1	3	0	0
6 Ryan Howard, L (1, 3) OBP: 0.283, SLG: 0.429	C FF 91 X FF 91 0-1 F8 ③		B FF 90 B CU 76 B FF 90 C FF 92 X FF 90 3-1 G3 ③		S FF 93 F FF 93 B FF 94 D CU 78 F FF 91 B FF 92 F FF 93 S FF 92 3-3 K ③			X SI 90 0-0 9 E 3 HBP 51 SF8 1-2 1B		4	1	1	0	0	1	3
3 Delmon Young, R (1, 9) OBP: 0.308, SLG: 0.364 2 Ben Revere, L (8, PR) OBP: 0.286, SLG: 0.263 (9, 8)		B FF 91 F CH 84 B CH 83 F FF 93 X FF 93 2-2 F8 ①		S CH 83 F CH 81 B FF 94 F FF 92 B FF 93 S CH 83 2-3 K ①		X FF 95 0-0 G4-3 ①		H SI 94 1-0 9 E 1-2 2-3 HBP		3 0	0 0	0 0	0 0	0 0	1 0	0 0
9 Domonic Brown, L (1, 7) OBP: 0.290, SLG: 0.417		C FF 92 C CU 76 S FF 93 0-3 K ②		B CU 75 C FF 92 F FF 92 X FF 93 1-2 G1-6-3 ②		C FF 95 S SI 96 B CU 81 F CU 78 X SI 97 1-2 F7 ②		B SI 94 F SI 95 F SI 96 X SI 97 1-2 E4 1-2 2-3 3-H		4	0	0	1	0	1	2
51 Carlos Ruiz, R (1, 2) OBP: 0.291, SLG: 0.280		C FF 91 B CH 84 X FF 92 1-1 G6-3 ③		B CU 74 F FF 91 C FF 90 B FF 93 X FF 89 2-2 1B		B FF 97 F FF 93 X FF 95 2-0 L9 ③		B FF 97 F FF 95 B FF 95 X FF 95 2-1 SF8 ② 3-H		3	0	1	1	0	0	0
15 John Mayberry Jr., R (1, 8) OBP: 0.315, SLG: 0.414 (9, 9)			C FF 90 B FF 92 F FF 92 B FF 93 X FF 93 2-2 33 FC4-6 1B	C FF 90 B FF 90 X CH 83 1-1 L6 ③			F FF 89 C KC 72 S SI 91 0-3 K ①	B SI 95 X SI 95 1-0 F7 ③		4	0	1	0	0	1	3
33 Cliff Lee, L (1, 1) OBP: 0.313, SLG: 0.333 19 Laynce Nix, L (7, PH) OBP: 0.294, SLG: 0.355 59 Antonio Bastardo, R (8, 1) 30 Justin De Fratus, S (8, 1) 58 Jonathan Papelbon, R (9, 1)			1 SAFE B FF 88 F FF 91 C FF 92 F FF 93 1 SAFE X FF 89 1-2 FC4-6 ① 1-2f 11 HR		B FF 89 X FF 88 1-0 11 SH1-3 10 3B 2B		C SI 88 B KC 74 B SI 88 F KC 74 S KC 74 2-3 K2-3 ②			2 1 0 0 0	2 0 0 0 0	1 0 0 0 0	0 0 0 0 0	0 1 0 0 0	0 0 0 0 0	1 0 0 0 0

Inning Stats									
	R: 0 E: 0 K: 0 S: 13	H: 0 LOB: 1 BB: 1 P: 21	R: 0 E: 0 K: 1 S: 8	H: 0 LOB: 0 BB: 0 P: 11	R: 2 E: 0 K: 0 S: 15	H: 2 LOB: 1 BB: 1 P: 29	R: 0 E: 0 K: 1 S: 12	H: 1 LOB: 1 BB: 0 P: 18	R: 1 E: 0 K: 2 S: 14	H: 2 LOB: 1 BB: 0 P: 21	R: 0 E: 0 K: 0 S: 6	H: 0 LOB: 0 BB: 0 P: 9	R: 0 E: 0 K: 2 S: 8	H: 0 LOB: 0 BB: 0 P: 10	R: 2 E: 1 K: 1 S: 16	H: 1 LOB: 2 BB: 1 P: 25

1B: 3	SF: 1
2B: 1	SAC: 1
3B: 1	DP: 0
HR: 1	HBP: 1

WP: 0	PA: 35
PB: 0	
SB: 0	
CS: 0	

AB	29
R	5
H	6
RBI	5
BB	3
SO	7
LOB	10

PITCHER		IP	WLS	BF	H	R	ER	SO	BB	IBB	HBP	BLK	WP	HR	S	P	ERA	WHIP
52 Tony Cingrani, L ERA: 3.27	(1, 1)	5.0		22	5	3	3	4	2	0	0	0	0	1	62	100	5.40	1.400
66 Logan Ondrusek, R ERA: 4.2	(6, 1)	1.0		3	0	0	0	0	0	0	0	0	0	0	6	9	0.00	0.000
63 Sam LeCure, R ERA: 1.42	(7, 1)	1.0		3	0	0	0	2	0	0	0	0	0	0	8	10	0.00	0.000
45 Sean Marshall, L ERA: 3.0	(8, 1)	0.1	L	3	1	2	1	1	1	0	0	0	0	0	10	14	27.00	6.000
51 Jonathan Broxton, R ERA: 4.24	(8, 1)	0.2		4	0	0	0	0	0	0	1	0	0	0	6	11	0.00	0.000

PITCHER		IP	WLS	BF	H	R	ER	SO	BB	IBB	HBP	BLK	WP	HR	S	P	ERA	WHIP

Cincinnati Reds @ Philadelphia Phillies

Citizens Bank Park, Philadelphia, PA

Sat May 18 2013, 4:08 PM - 7:16 PM EDT

Att. 41,817 - Cloudy - 69 F

TOP

livebaseballscorecards.com

Batter	1	2	3	4	5	6	7	8	9	AB	R	H	RBI	BB	SO	LOB
17 Shin-Soo Choo, L (1, 8) OBP: 0.463, SLG: 0.563	C SI 90 B SI 91 B CH 84 C FC 87 B SI 91 B FC 88 4-2 19 1B 2 S BB	B SI 89 X FC 86 1-0 ② L7		C SI 90 F CH 82 B SI 90 X SI 90 1-2 ② L9		X SI 89 0-0 ② F7		X FF 92 0-0 4 1B 19 1B 32 SF8 1B	B FC 87 S SI 90 C SI 90 B SI 90 F FC 86 X CH 82 2-2 2 FC5-4 1B	5	1	2	0	1	0	2
2 Zack Cozart, R (1, 6) OBP: 0.233, SLG: 0.338	B SI 90 C SI 90 1 SAFE D SI 91 B SI 88 F SI 90 X SI 91 3-2 ① F8 1-2	C SI 89 X CH 81 0-1 ③ G1-3		X CH 82 0-0 ③ P6		C CH 83 B FC 87 B SI 90 C SI 91 B CH 84 X SI 91 3-2 2-H 2B		B FF 92 X FF 92 1-0 ① L8	B SI 89 B SI 89 X SI 89 2-0 ② FC5-4 19 HR 1-2f	6	1	1	1	0	0	4
19 Joey Votto, L (1, 3) OBP: 0.473, SLG: 0.531 50 Neftali Soto, R (9, 3)	C FC 87 S CH 83 B SI 91 X FC 87 1-2 2-3 1B		B SI 88 B SI 89 S FC 86 B FC 87 S FC 86 B SI 91 4-2 32 1B BB		B CH 79 F CH 80 F FC 85 B CH 80 X SI 89 2-2 4 F9 2B	I IN 71 I IN 73 I IN 74 I IN 76 4-0 IBB		C CU 78 F SI 92 X FF 91 0-2 32 SF8 4 1B 21 WP 1-2 1B	X SI 91 0-0 1-H HR	4 0	2 0	4 0	2 0	2 0	0 0	0 0
4 Brandon Phillips, R (1, 4) OBP: 0.324, SLG: 0.473	C SI 91 D CH 84 X SI 90 1-1 ② P3		1 SAFE S CH 82 X SI 90 0-1 ① L8		X SI 90 0-0 ① F9 2-3	S CH 82 X CH 84 0-1 ③ G6-3		S SL 83 B SL 84 F FF 93 B SL 86 X SI 92 2-2 21 WP 21 1B 1-2 2-3 1B	F FC 89 F SI 90 B CU 78 S SI 90 1-3 ③ K	6	1	1	0	0	1	6
32 Jay Bruce, L (1, 9) OBP: 0.324, SLG: 0.446	B FC 88 F FC 87 B SI 91 S CH 83 S SI 91 2-3 ③ K		C SI 89 S CH 82 B FC 87 B SI 90 X CH 83 2-2 1-3 1B		F FC 86 S FC 86 B SI 90 D SI 91 S FC 87 2-3 ② K		C FF 93 C FF 93 B CU 78 B FF 94 F FF 94 X CU 78 2-2 2B	B SL 80 F SL 80 F FF 89 B FF 90 B FF 89 F SL 81 X FF 89 3-2 ② SF8 2-3 3-H		4	0	2	1	0	2	3
21 Todd Frazier, R (1, 5) OBP: 0.309, SLG: 0.396 31 Alfredo Simon, R (8, 1) OBP: 0.333, SLG: 0.333		B SI 88 C SI 89 B FC 86 F SI 90 X FC 87 2-2 23 1B 29 HR 1B	X SI 89 0-0 ② P3		D CH 84 F CH 83 F SI 89 B FC 88 F CH 83 B SI 91 F CH 83 F CH 84 B SI 91 4-2 BB		B FF 91 F FF 92 C SL 82 S FF 93 1-3 ① K	C CU 78 F CU 78 B SI 93 X SI 94 1-2 1-H 3-H 23 2B 1B		4 0	2 0	2 0	1 0	1 0	1 0	3 0
23 Donald Lutz, L (1, 7) OBP: 0.290, SLG: 0.419		B SI 88 B CH 81 S CH 82 S CH 82 X CH 83 2-2 29 HR 1-2 1B	B SI 90 S CH 82 X FC 87 1-1 ③ F9		B CH 83 F SI 88 X CH 82 1-1 ③ G4-3		S CU 78 C CU 78 S FF 94 0-3 ② K	B CU 79 S CU 80 X SI 95 1-1 1-H 2B		5	1	2	1	0	1	5
29 Ryan Hanigan, R (1, 2) OBP: 0.277, SLG: 0.218		B SI 90 C SI 90 X SI 89 1-1 1-H 2-H HR		B SI 87 C SI 88 X CH 81 1-1 ① G3-1		C SI 88 B FC 86 S CH 82 B SI 90 H FC 85 3-2 61 SH5-4 2 2B HBP	I IN 77 I IN 78 I IN 78 I IN 78 I IN 80 4-0 IBB	F SI 95 X CU 78 0-1 ③ F9		3	2	1	3	1	0	1
61 Bronson Arroyo, R (1, 1) OBP: 0.133, SLG: 0.133 9 Jack Hannahan, L (8, 5) OBP: 0.325, SLG: 0.286		C SI 88 X FC 86 0-1 ① G1-3		C SI 88 X SI 88 0-1 1B		X SI 88 0-0 ① SH5-4 1-2	B FF 92 X FF 91 1-0 ③ F8		X SI 90 0-0 ① G4-3	3 1	0 0	1 0	0 0	0 0	0 0	2 0
Inning Stats	R: 0 E: 0 K: 1 S: 13 H: 1 LOB: 2 BB: 1 P: 24	R: 3 E: 0 K: 0 S: 13 H: 3 LOB: 0 BB: 0 P: 19	R: 0 E: 0 K: 0 S: 10 H: 1 LOB: 2 BB: 1 P: 17	R: 0 E: 0 K: 0 S: 8 H: 1 LOB: 1 BB: 0 P: 10	R: 0 E: 0 K: 1 S: 14 H: 1 LOB: 2 BB: 1 P: 23	R: 1 E: 0 K: 0 S: 9 H: 1 LOB: 2 BB: 1 P: 19	R: 0 E: 0 K: 2 S: 11 H: 1 LOB: 2 BB: 1 P: 19	R: 4 E: 0 K: 0 S: 19 H: 5 LOB: 1 BB: 0 P: 27	R: 2 E: 0 K: 1 S: 10 H: 2 LOB: 0 BB: 0 P: 15	1B: 10 2B: 4 3B: 0 HR: 2 SF: 1 SAC: 1 DP: 0 HBP: 1						

	AB	41
	R	10
	H	16
	RBI	9
	BB	5
	SO	5
	LOB	26

WP: 1 PB: 0 SB: 1 CS: 0 PA: 49

PITCHER		IP	WLS	BF	H	R	ER	SO	BB	IBB	HBP	BLK	WP	HR	S	P	ERA	WHIP
38 Kyle Kendrick, R ERA: 2.82	(1, 1)	6.0	L	31	8	4	4	2	3	1	1	0	0	1	67	112	6.00	1.833
53 B.J. Rosenberg, R ERA: 20.25	(7, 1)	1.1		9	4	3	3	2	0	1	0	0	0	0	19	30	20.25	3.000
47 Jeremy Horst, L ERA: 5.19	(8, 1)	0.1		1	0	0	0	0	0	0	0	0	0	0	4	7	0.00	0.000
48 Phillippe Aumont, R ERA: 2.92	(8, 1)	0.1		3	2	1	1	0	0	0	0	0	1	0	7	9	27.00	6.000
45 Chad Durbin, R ERA: 8.1	(9, 1)	1.0		5	2	2	2	1	0	0	0	0	0	1	10	15	18.00	2.000

PITCHER		IP	WLS	BF	H	R	ER	SO	BB	IBB	HBP	BLK	WP	HR	S	P	ERA	WHIP

BOTTOM

Cincinnati Reds @ Philadelphia Phillies

Citizens Bank Park, Philadelphia, PA

Sat May 18 2013, 4:08 PM - 7:16 PM EDT

Att. 41,817 - Cloudy - 69 F

livebaseballscorecards.com

Batter	1	2	3	4	5	6	7	8	9	AB	R	H	RBI	BB	SO	LOB
11 Jimmy Rollins, S (1, 6) OBP: 0.309, SLG: 0.399 45 Chad Durbin, R (9, 1)	B CU 68 C CU 71 C SL 74 X SI 86 1-2 ① G6-3		B SI 87 X SI 87 1-0 1B			C SI 86 X SL 73 0-1 ① G4-3		C SI 87 B SI 86 B SI 86 B CH 78 B CU 71 4-1 26 DI BB		3 0	0 0	1 0	0 0	1 0	0 0	0 0
26 Chase Utley, L (1, 4) OBP: 0.325, SLG: 0.477	X SL 73 0-0 ② F7		1 SAFE B SI 88 F SL 75 F 1 SAFE 1 SAFE S SI 87 1-3 ③ K			X SI 86 0-0 ② F7		C SI 88 B SI 86 B SL 73 B CU 70 C SL 73 B SI 86 4-2 1-3 BB		3	0	0	0	1	1	1
10 Michael Young, R (1, 5) OBP: 0.395, SLG: 0.393	C SI 86 B CH 78 B SL 77 F SI 87 B SL 76 X SI 89 3-2 1B			C CU 68 C CU 66 B SI 87 F SL 76 B SL 79 F CU 70 F SI 89 X SL 74 2-2 ① L1-3		C CU 72 B CU 70 X SI 87 1-1 ③ L8		X FF 94 0-0 ③ G5-3		4	0	1	0	0	0	2
6 Ryan Howard, L (1, 3) OBP: 0.282, SLG: 0.430 2 Ben Revere, L (9, PR) OBP: 0.286, SLG: 0.263	B SL 76 X SL 76 1-0 ③ F8			C SI 88 X SL 76 0-1 ② G3-1			X SI 87 0-0 ① F7		B CU 77 S SI 94 B FC 88 B CU 77 F SI 94 X FF 95 3-2 9 G4-3 2B	4 0	0 0	1 0	0 0	0 0	0 0	1 0
3 Delmon Young, R (1, 9) OBP: 0.286, SLG: 0.333		C SI 86 X SL 75 0-1 ① F7		F CH 74 C SI 88 B SL 78 S SL 78 1-3 ③ K			C CU 69 B CU 67 B CU 71 X SI 89 2-1 ② L9		B SI 95 F SI 95 X FC 90 1-1 ① L8	4	0	0	0	0	1	1
9 Domonic Brown, L (1, 7) OBP: 0.296, SLG: 0.426		B CH 75 B CH 76 X CU 71 2-0 ② 2B			X CU 70 0-0 ① G6-3		B SI 88 B CH 79 F CH 78 F SI 89 B CH 82 X SI 90 3-2 1B		B CU 77 C CU 77 X CU 78 1-1 ② G4-3 2-3	4	0	2	0	0	0	1
15 John Mayberry Jr., R (1, 8) OBP: 0.304, SLG: 0.398		C SI 87 F SI 89 S SI 88 0-3 ③ K			C SI 87 F SI 85 B SL 79 S CU 72 1-3 ② K		F SI 89 F SI 89 F SL 79 B SL 73 B SL 73 S SL 77 2-3 ③ K		F FF 95 B FF 95 S SI 94 F SI 96 S SI 96 1-3 ③ K	4	0	0	0	0	4	3
31 Erik Kratz, R (1, 2) OBP: 0.244, SLG: 0.300			F CH 73 C SI 88 X SL 77 0-2 ① F9		B CH 78 C SI 88 C SI 88 B SI 88 X SI 90 2-2 1B			C CH 78 B CU 69 X SL 75 1-1 ① P3		3	0	1	0	0	0	0
38 Kyle Kendrick, R (1, 1) OBP: 0.111, SLG: 0.111 53 B.J. Rosenberg, R (7, 1) 47 Jeremy Horst, L (8, 1) 48 Phillippe Aumont, L (8, 1) 13 Freddy Galvis, S (8, PH) OBP: 0.345, SLG: 0.453 (9, 6)			C CH 76 C CU 67 F SL 76 X SL 77 0-2 ② F9		S CU 72 C SI 89 S SI 90 0-3 ③ K			C CU 71 B SI 87 F CH 77 X SI 86 1-2 ② G4-3		2 0 0 0 1	0 0 0 0 0	0 0 0 0 0	0 0 0 0 0	1 0 0 0 0	0 0 0 0 0	1 0 0 0 0
Inning Stats	R: 0 E: 0 K: 0 S: 8 H: 1 LOB: 1 BB: 0 P: 13	R: 0 E: 0 K: 1 S: 6 H: 1 LOB: 0 BB: 0 P: 8	R: 0 E: 0 K: 1 S: 11 H: 1 LOB: 1 BB: 0 P: 13	R: 0 E: 0 K: 1 S: 11 H: 0 LOB: 0 BB: 0 P: 14	R: 0 E: 0 K: 2 S: 10 H: 1 LOB: 1 BB: 0 P: 13	R: 0 E: 0 K: 0 S: 5 H: 0 LOB: 0 BB: 0 P: 6	R: 0 E: 0 K: 1 S: 10 H: 1 LOB: 1 BB: 0 P: 17	R: 0 E: 0 K: 0 S: 9 H: 0 LOB: 2 BB: 2 P: 19	R: 0 E: 0 K: 1 S: 11 H: 1 LOB: 2 BB: 0 P: 17	1B: 4 2B: 2 3B: 0 HR: 0 SF: 0 SAC: 0 DP: 0 HBP: 0						

	AB	32
	R	0
	H	6
	RBI	0
	BB	2
	SO	7
	LOB	10

PITCHER		IP	WLS	BF	H	R	ER	SO	BB	IBB	HBP	BLK	WP	HR	S	P	ERA	WHIP
61 Bronson Arroyo, R ERA: 3.28	(1, 1)	7.2	W	29	5	0	0	6	2	0	0	0	0	0	69	102	0.00	0.913
31 Alfredo Simon, R ERA: 3.43	(8, 1)	1.1		5	1	0	0	1	0	0	0	0	0	0	12	18	0.00	0.750

PITCHER	IP	WLS	BF	H	R	ER	SO	BB	IBB	HBP	BLK	WP	HR	S	P	ERA	WHIP

Cincinnati Reds @ Philadelphia Phillies

Citizens Bank Park, Philadelphia, PA

Sun May 19 2013, 1:37 PM - 4:28 PM EDT

Att. 41,009 - Overcast - 66 F

livebaseballscorecards.com

Batter	1	2	3	4	5	6	7	8	9	AB	R	H	RBI	BB	SO	LOB
17 Shin-Soo Choo, L (1, 8) OBP: 0.456, SLG: 0.549	C FF 90 X CH 82 0-1 G6-3		B FF 89 B SL 86 B FF 90 C FF 89 S FF 91 C SL 88 3-3 K		C SI 91 F SI 90 B SL 85 B FF 90 S CH 84 2-3 K		B CH 83 S FF 89 B FF 90 B SL 85 F FF 90 B FF 90 4-2 BB		C FF 91 B SL 85 S FF 93 B FF 92 C SL 85 2-3 K	4	0	0	0	1	3	1
3 Cesar Izturis, S (1, 6) OBP: 0.283, SLG: 0.200	C SI 91 B CH 84 B SL 88 C FF 92 X SL 86 2-2 L7		S CH 82 B FF 92 F SI 91 B CH 84 X SL 87 2-2 19 G3-6-3 1B		B CH 83 X FF 90 1-0 F8		1 SAFE C FF 88 1 SAFE B FC 87 1 SAFE X CH 82 1-1 L8			4	0	1	0	0	0	1
19 Joey Votto, L (1, 3) OBP: 0.473, SLG: 0.530	S CH 85 B FF 92 B CH 85 X SI 91 2-1 1B		X CH 83 0-0 G3-6-3 1-2f			C FF 90 X CH 81 0-1 32 E 21 2B 1B	1 SAFE 1 SAFE X CH 83 0-0 G5-3			4	1	2	0	0	0	2
4 Brandon Phillips, R (1, 4) OBP: 0.323, SLG: 0.468	F SI 91 B FF 91 X CH 83 1-1 P4			B SL 87 X SI 90 1-0 F9		F CH 81 X CH 82 0-1 F8		F SI 94 B SI 93 B FF 93 X FF 93 2-1 21 G5-4-3 1B		4	0	1	0	0	0	2
32 Jay Bruce, L (1, 9) OBP: 0.323, SLG: 0.458		B SI 89 C FF 90 B CH 85 X SI 91 2-1 HR		B CH 83 F FF 91 S FF 91 F FF 92 B FF 92 F FF 92 B CH 84 F FF 92 F CH 84 3-3 S SL 86 K		D SL 87 X FF 90 1-0 F7 1-2		B FF 93 S FF 92 1 SAFE S SI 93 X SI 94 1-2 F9		4	1	1	1	0	1	2
21 Todd Frazier, R (1, 5) OBP: 0.314, SLG: 0.405		X FC 88 0-0 F9		C SL 87 X SL 88 0-1 26 1B 1B		B FF 91 B SL 87 C CH 82 F CH 83 F SI 93 F FF 91 B SI 91 X SL 87 3-2 2-H 2B		F FF 93 1 SAFE 1 SAFE X SL 84 0-1 G5-4-3 1-2f		4	0	2	1	0	0	1
26 Xavier Paul, L (1, 7) OBP: 0.407, SLG: 0.414 15 Derrick Robinson, S (9, PH) OBP: 0.455, SLG: 0.333 (9, 7)		C CH 83 B FC 88 B SL 87 S CH 83 B SI 92 D CH 85 4-2 BB		F FF 90 D CH 84 X FF 90 1-1 1-2 1B		I IN 68 I IN 68 I IN 70 I IN 70 4-0 IBB			C FF 92 S SL 83 X SL 84 0-2 50 G5-3 29 SH3-4 1B	1 1	0 0	1 1	0 0	2 0	0 0	0 0
29 Ryan Hanigan, R (1, 2) OBP: 0.265, SLG: 0.207		X FF 90 0-0 P4		B FF 88 X FF 89 1-0 F9		C CH 82 B CH 83 X FF 91 1-1 G5-3			1 SAFE X FF 92 0-0 SH3-4 1-2	3	0	0	0	0	0	5
34 Homer Bailey, R (1, 1) OBP: 0.200, SLG: 0.267 51 Jonathan Broxton, R (8, 1) 45 Sean Marshall, L (8, 1) 50 Neftali Soto, R (9, PH) 54 Aroldis Chapman, L (9, 1)		F FF 91 X SL 85 0-1 G1-3			C FF 88 B SI 89 X FF 90 1-1 G6-3		C FF 88 B CH 82 F SI 89 S SL 86 1-3 K		X SL 85 0-0 G5-3 2-3	3 0 0 1 0	0 0 0 0 0	0 0 0 0 0	0 0 0 0 0	1 0 0 0 0	0 0 0 0 0	1 0 0 1 0
Inning Stats	R: 0 E: 0 K: 0 S: 9 H: 1 LOB: 1 BB: 0 P: 14	R: 1 E: 0 K: 0 S: 8 H: 1 LOB: 1 BB: 1 P: 14	R: 0 E: 0 K: 1 S: 7 H: 1 LOB: 0 BB: 0 P: 12	R: 0 E: 0 K: 1 S: 13 H: 2 LOB: 2 BB: 0 P: 19	R: 0 E: 0 K: 1 S: 6 H: 0 LOB: 0 BB: 0 P: 10	R: 1 E: 1 K: 0 S: 12 H: 2 LOB: 2 BB: 1 P: 21	R: 0 E: 0 K: 1 S: 8 H: 0 LOB: 1 BB: 1 P: 14	R: 0 E: 0 K: 0 S: 7 H: 1 LOB: 0 BB: 0 P: 10	R: 0 E: 0 K: 1 S: 8 H: 1 LOB: 1 BB: 0 P: 10	1B: 7 2B: 1 3B: 0 HR: 1 SF: 0 SAC: 1 DP: 2 HBP: 0						

TOP	
AB	33
R	2
H	9
RBI	2
BB	3
SO	5
LOB	16

WP: 0 PA: 37
PB: 0
SB: 0
CS: 0

PITCHER		IP	WLS	BF	H	R	ER	SO	BB	IBB	HBP	BLK	WP	HR	S	P	ERA	WHIP
44 Jonathan Pettibone, R ERA: 3.0	(1, 1)	7.0		30	7	2	1	4	2	1	0	0	0	1	63	104	1.29	1.286
30 Justin De Fratus, R ERA:	(8, 1)	1.0		3	1	0	0	0	0	0	0	0	0	0	7	10	0.00	1.000
59 Antonio Bastardo, L ERA: 2.51	(9, 1)	1.0	W	4	1	0	0	1	0	0	0	0	0	0	8	10	0.00	1.000

PITCHER	IP	WLS	BF	H	R	ER	SO	BB	IBB	HBP	BLK	WP	HR	S	P	ERA	WHIP

Cincinnati Reds @ Philadelphia Phillies

Citizens Bank Park, Philadelphia, PA

Sun May 19 2013, 1:37 PM - 4:28 PM EDT
Att. 41,009 - Overcast - 66 F

BOTTOM

Batter	1	2	3	4	5	6	7	8	9	AB	R	H	RBI	BB	SO	LOB
11 Jimmy Rollins, S (1, 6) OBP: 0.302, SLG: 0.389	1-1 L8		1-1 L4		3-2 G3-1			3-2 G5-3		4	0	0	0	0	0	0
2 Ben Revere, L (1, 8) OBP: 0.300, SLG: 0.287	1-1 2B		0-0 L8			0-1 10 G5-4-3 1B		0-2 10 S 26 1B 1B		4	1	3	0	0	0	0
10 Michael Young, R (1, 3) OBP: 0.392, SLG: 0.385	1-1 F9		3-2 G4-3			1-0 G5-4-3 1-2f		4-2 26 1B 1-2 BB		3	0	0	0	1	0	2
26 Chase Utley, L (1, 4) OBP: 0.335, SLG: 0.481	1-1 L8			4-2 9 FC6-4 BB		0-2 9 E 9 S 1B		0-0 1-2 2-H 1B		3	0	2	1	1	0	1
9 Domonic Brown, L (1, 7) OBP: 0.288, SLG: 0.414		1-0 L7		2-1 FC6-4 19 S 1-2f		2-2 G3 1-3		0-0 F9		4	0	0	0	0	0	4
19 Laynce Nix, L (1, 9) OBP: 0.296, SLG: 0.354		1-1 51 FC6-4 1B		3-3 K 1-2			0-0 G3-1		4-0 31 CS BB	3	0	1	0	0	1	1
3 Delmon Young, R (9, PH) OBP: 0.298, SLG: 0.333										0	0	0	0	1	0	0
33 Cliff Lee, L (9, PR) OBP: 0.313, SLG: 0.333										0	0	0	0	0	0	0
51 Carlos Ruiz, R (1, 2) OBP: 0.286, SLG: 0.275		2-0 FC6-4 13 1B 1-2f		1-1 F8			3-1 L1-3			1	0	0	0	0	0	1
31 Erik Kratz, R (3, 2) OBP: 0.247, SLG: 0.337									3-2 1-2 HR	3	1	1	1	0	0	1
13 Freddy Galvis, S (1, 5) OBP: 0.355, SLG: 0.509		1-2 1-3 1B			1-1 P4		1-3 K		1-1 HR	4	1	2	1	0	1	0
44 Jonathan Pettibone, L (1, 1) OBP: 0.231, SLG: 0.091		2-3 ꓘ			0-1 L5					2	0	0	0	0	1	2
30 Justin De Fratus, S (8, 1)										0	0	0	0	0	0	0
28 Kevin Frandsen, R (8, PH) OBP: 0.351, SLG: 0.500								0-1 F8		1	0	0	0	0	0	0
59 Antonio Bastardo, R (9, 1)										0	0	0	0	0	0	0

Totals	
AB	32
R	3
H	9
RBI	3
BB	3
SO	3
LOB	12

livebaseballscorecards.com

Inning Stats

Inning	R	E	K	S	H	LOB	BB	P
1	0	0	0	8	1	1	0	11
2	0	0	1	11	2	2	0	18
3	0	0	0	6	0	0	0	10
4	0	0	1	9	0	1	1	19
5	0	0	0	8	0	0	0	12
6	0	0	0	14	2	1	0	16
7	0	0	1	6	0	0	0	10
8	1	0	0	14	2	2	1	21
9	2	0	0	6	2	1	1	14

1B: 6 SF: 0
2B: 1 SAC: 0
3B: 0 DP: 1
HR: 2 HBP: 0

WP: 0 PA: 35
PB: 0
SB: 3
CS: 1

PITCHER		IP	WLS	BF	H	R	ER	SO	BB	IBB	HBP	BLK	WP	HR	S	P	ERA	WHIP
34 Homer Bailey, R ERA: 3.09	(1, 1)	7.0		26	5	0	0	3	1	0	0	0	0	0	62	96	0.00	0.857
51 Jonathan Broxton, R ERA: 4.58	(8, 1)	0.2	H	4	1	1	1	0	1	0	0	0	0	0	12	19	13.50	3.000
45 Sean Marshall, L ERA: 2.84	(8, 1)	0.1	H	2	1	0	0	0	0	0	0	0	0	0	2	2	0.00	3.000
54 Aroldis Chapman, L ERA: 3.32	(9, 1)	0.1	L	3	2	2	2	0	1	0	0	0	0	2	6	14	54.00	9.000

PITCHER	IP	WLS	BF	H	R	ER	SO	BB	IBB	HBP	BLK	WP	HR	S	P	ERA	WHIP

Cincinnati Reds @ New York Mets

Citi Field, Flushing, NY

Mon May 20 2013, 7:14 PM - 10:36 PM EDT

Att. 23,038 - Cloudy - 75 F

TOP

livebaseballscorecards.com

Batter	1	2	3	4	5	6	7	8	9	AB	R	H	RBI	BB	SO	LOB
17 Shin-Soo Choo, L (1, 8) OBP: 0.455, SLG: 0.539	B FF 85 B SI 84 C CH 80 B FF 84 B FF 86 4-1 19 E 4 1B BB	B CU 72 C CU 72 S CH 78 B CH 80 S FC 84 2-3 ③ K			B SI 84 B SI 83 C CH 80 F FC 82 F FC 83 X CH 80 2-2 FC4 19 G3-1 1-2		B FF 90 B CH 84 B FF 92 C FF 91 B FF 91 4-1 4 HBP 3 G5-3 BB		B SI 88 B CH 79 C SI 88 S SI 88 X CH 80 2-2 ① F8	3	1	0	0	2	1	1
3 Cesar Izturis, S (1, 6) OBP: 0.255, SLG: 0.178	L FF 86 1 SAFE 1 SAFE X FF 86 0-1 ① F7		B CU 70 C SI 84 C CU 72 X CH 78 1-2 ① P5		F CH 80 X FF 84 0-1 ① P5		1 SAFE B FF 90 1 SAFE C FF 91 1 SAFE X FF 92 1-1 ② G5-3 1-2		B FF 88 X SI 88 1-0 ② G4-3	5	0	0	0	0	0	4
19 Joey Votto, L (1, 3) OBP: 0.476, SLG: 0.529	1 SAFE C FF 86 F CH 77 1 SAFE B FC 85 X CH 79 1-2 E3 4 1B 1-3 1B		C CU 72 C FC 84 S FC 83 0-3 ② K		F CH 77 B FF 84 B FC 84 S CH 75 F FC 84 F FC 84 X FC 84 2-2 ② G3-1 1-2 2-3		I IN 66 I IN 71 I IN 74 I IN 75 4-0 4 HBP IBB		B SI 89 X SI 88 1-0 4 FC4-6 1B	4	1	2	0	1	1	2
4 Brandon Phillips, R (1, 4) OBP: 0.325, SLG: 0.463	C FC 84 B SI 85 S CH 80 F SL 80 X FF 87 1-2 32 2B 2-H 3-H 1B		X SL 79 0-0 ③ P6		B CH 80 C SL 79 B FC 84 F CH 79 X FC 84 2-2 ③ F9		F FF 93 F FF 92 B FF 91 H FF 92 2-2 1-2 2-3 HBP		X SI 89 0-0 ③ FC4-6 1-2f	4	1	1	2	0	0	3
32 Jay Bruce, L (1, 9) OBP: 0.327, SLG: 0.481	B FF 86 F CH 80 1 SAFE S CH 77 1 SAFE F CU 74 B FF 86 F CH 77 1 SAFE 2-2 X SI 86 1-H 2B			X CU 70 0-0 ① G4-3		X CH 79 0-0 HR	C FF 93 B SL 86 B CH 84 F FF 93 F SL 85 S SL 87 2-3 ③ K			4	1	2	2	0	1	3
21 Todd Frazier, R (1, 5) OBP: 0.306, SLG: 0.395	B FC 84 S FC 84 B SI 87 F FC 84 S CH 80 2-3 ② K			B FF 84 B SL 80 F FF 86 B FC 83 C SL 80 F FC 83 S CH 79 3-3 ② K		X FC 82 0-0 ① G5-3		B CU 75 F FC 86 C SI 88 F CU 76 S SL 83 1-3 ① K		4	0	0	0	0	3	1
26 Xavier Paul, L (1, 7) OBP: 0.400, SLG: 0.405 51 Jonathan Broxton, R (8, 1) 54 Aroldis Chapman, L (9, 1)	F SI 87 B CU 73 F CH 81 S FF 86 1-3 ③ K			C CU 71 B FC 83 S CH 80 F CU 71 X SI 86 1-2 1B		B CU 74 C FC 83 C FC 84 B CU 72 S CH 80 2-3 ② K		C CU 76 S FF 88 B FF 88 S CU 76 1-3 ② K		4	0	1	0	0	3	1
										0	0	0	0	0	0	0
										0	0	0	0	0	0	0
29 Ryan Hanigan, R (1, 2) OBP: 0.264, SLG: 0.210		S FF 85 B FC 82 X FC 83 1-1 ① P1		1 SAFE C FC 83 D SL 80 1 SAFE F FF 85 T SL 80 1-2 ③ K		B SI 85 F FC 83 X FF 85 1-1 ③ F9		B FF 88 C FC 86 C FF 88 B SL 83 B FC 87 X FC 86 3-2 1B		4	0	1	0	0	1	1
47 Johnny Cueto, R (1, 1) OBP: 0.125, SLG: 0.125 66 Logan Ondrusek, R (6, 1) 9 Jack Hannahan, L (7, PH) OBP: 0.317, SLG: 0.278 60 J.J. Hoover, R (7, 1) 45 Sean Marshall, L (7, 1) 23 Donald Lutz, L (8, PH) OBP: 0.281, SLG: 0.406 (8, 7)		C SI 85 F FC 82 X SL 80 0-2 ② G1-3			B SL 79 B FF 83 B FF 83 C FF 82 C FF 82 X SI 82 3-2 19 G3-1 17 FC4 1B		C FF 89 B CH 82 C FF 90 B FF 91 F FF 91 F FF 91 X FF 91 2-2 ① G4-3	F SI 88 X SL 82 0-1 ③ G6-3		2	0	1	0	0	0	0
										0	0	0	0	0	0	0
										1	0	0	0	0	0	0
										0	0	0	0	0	0	0
										0	0	0	0	0	0	0
										1	0	0	0	0	0	1

	AB	R	H	RBI	BB	SO	LOB
	36	4	8	4	3	10	17

Inning Stats	1	2	3	4	5	6	7	8	9
	R: 3 E: 1 K: 2 S: 21	R: 0 E: 0 K: 1 S: 8	R: 0 E: 0 K: 1 S: 7	R: 0 E: 0 K: 2 S: 12	R: 0 E: 0 K: 0 S: 17	R: 1 E: 0 K: 1 S: 7	R: 0 E: 0 K: 1 S: 14	R: 0 E: 0 K: 2 S: 12	R: 0 E: 0 K: 0 S: 6
	H: 3 LOB: 1 BB: 1 P: 32	H: 0 LOB: 0 BB: 0 P: 11	H: 0 LOB: 0 BB: 0 P: 8	H: 1 LOB: 1 BB: 0 P: 17	H: 1 LOB: 2 BB: 0 P: 26	H: 1 LOB: 0 BB: 0 P: 10	H: 0 LOB: 3 BB: 2 P: 29	H: 1 LOB: 1 BB: 0 P: 17	H: 1 LOB: 1 BB: 0 P: 10

	1B	SF	WP	PA
	6	0	0	40
	2B: 1	SAC: 0	PB: 0	
	3B: 0	DP: 0	SB: 0	
	HR: 1	HBP: 1	CS: 0	

PITCHER		IP	WLS	BF	H	R	ER	SO	BB	IBB	HBP	BLK	WP	HR	S	P	ERA	WHIP
38 Shaun Marcum, R ERA: 6.59	(1, 1)	6.0	L	26	6	4	4	7	1	0	0	0	0	1	72	104	6.00	1.167
32 LaTroy Hawkins, R ERA: 3.32	(7, 1)	1.0		6	0	0	0	1	1	1	1	0	0	0	14	29	0.00	1.000
34 Brandon Lyon, R ERA: 3.24	(8, 1)	1.0		4	1	0	0	2	0	0	0	0	0	0	12	17	0.00	1.000
46 Greg Burke, R ERA: 4.5	(9, 1)	1.0		4	1	0	0	0	0	0	0	0	0	0	6	10	0.00	1.000

PITCHER	IP	WLS	BF	H	R	ER	SO	BB	IBB	HBP	BLK	WP	HR	S	P	ERA	WHIP

Cincinnati Reds @ New York Mets

Citi Field, Flushing, NY

Mon May 20 2013, 7:14 PM - 10:36 PM EDT

Att. 23,038 - Cloudy - 75 F

BOTTOM

Batter	1	2	3	4	5	6	7	8	9	AB	R	H	RBI	BB	SO	LOB
28 Daniel Murphy, L (1, 4) OBP: 0.328, SLG: 0.457	C FC 87 B FF 90 B SI 93 X FF 90 2-1 ① F7	B FF 93 X SL 83 1-0 ③ F9		C FC 88 B SL 82 B FC 88 F FC 88 F CH 83 X CH 85 2-2 ③ G2-3			B CU 78 D CU 77 S SL 84 S CU 77 F SI 90 S CU 77 2-3 ② K2-3 1-2			4	0	0	0	0	1	2
16 Rick Ankiel, L (1, 8) OBP: 0.267, SLG: 0.529	C FF 89 B SI 93 B FF 90 B SI 93 F FC 88 B FC 89 4-2 21 1B BB		F FC 88 B SL 79 S FF 92 X SL 82 1-2 5 BB 6 HR 1B		C FF 90 S CH 81 B CH 84 S CH 84 1-3 ① K		B CU 76 B SL 84 D SL 81 F FF 89 F FF 89 X FF 89 3-2 ③ G4-3			3	1	1	0	1	1	1
5 David Wright, R (1, 5) OBP: 0.412, SLG: 0.517	F FF 93 B FF 90 C SI 94 B SI 94 S SL 85 2-3 ② K		F SI 94 B SI 93 B SI 94 B FF 95 F SI 94 B FF 95 4-2 6 HR 1-2 BB		B SL 83 X FF 93 1-0 ② P4			X FF 93 0-0 ① F9		3	1	0	0	1	1	1
21 Lucas Duda, L (1, 7) OBP: 0.350, SLG: 0.454	X SI 94 0-0 6 BB 1-3 1B		B FF 94 2 SAFE B CH 82 F FC 89 B FF 92 C SL 86 C SI 92 3-3 ① K		F FC 88 C CH 84 S CH 85 0-3 ③ K			C SL 85 X FF 94 0-1 1B		4	0	2	0	0	2	2
6 Marlon Byrd, R (1, 9) OBP: 0.310, SLG: 0.471	C SI 94 B FC 88 F FF 96 D FC 88 F FC 88 B FF 94 B SL 85 4-2 1-2 BB		X SL 86 0-0 1-H 2-H HR			C FF 96 F FF 96 F FC 91 B FF 96 S FC 92 1-3 ① K		S FF 94 F FF 94 S FF 96 0-3 ② K		3	1	1	3	1	2	1
29 Ike Davis, L (1, 3) OBP: 0.234, SLG: 0.254 32 LaTroy Hawkins, R (7, 1) 34 Brandon Lyon, R (8, 1) 1 Jordany Valdespin, L (8, PH) OBP: 0.282, SLG: 0.385 46 Greg Burke, R (9, 1)	C SL 86 B FF 94 F FC 88 B CH 85 X SL 82 2-2 ③ G4-3		B CH 84 C FC 89 F CH 84 S CH 85 1-3 ② K			B CU 76 F FF 95 S CH 84 S CH 84 1-3 ② K		B SI 93 B FF 93 F FF 92 B SI 92 X SI 92 3-1 ③ G4-3		3 0 0 1 0	0 0 0 0 0	0 0 0 0 0	0 0 0 0 0	0 0 0 0 0	2 0 0 0 0	3 0 0 1 0
44 John Buck, R (1, 2) OBP: 0.286, SLG: 0.460		B FF 93 B FF 92 B SL 81 B FF 93 4-0 38 SH3-4 BB	S FF 94 F CH 85 B SL 85 B FF 95 B CH 85 S SL 83 3-3 ③ K			B FF 95 B FF 96 C FC 91 B FC 91 C FC 90 X FC 91 3-2 ③ F9			S FF 97 S SL 85 S FF 100 0-3 ① K	3	0	0	0	1	2	0
11 Rubén Tejada, R (1, 6) OBP: 0.278, SLG: 0.271		B SL 85 B FC 89 C FF 92 X SI 93 2-1 ① L6		C FF 92 F FF 92 F FF 92 S CH 83 0-3 ① K			X FF 92 0-0 ① F9		B FF 99 S FF 97 B FF 98 X FF 97 2-1 ② F9	4	0	0	0	0	1	1
38 Shaun Marcum, R (1, 1) OBP: 0.222, SLG: 0.222 Justin Turner, R (7, 3) OBP: 0.329, SLG: 0.338		L FF 90 X FF 91 0-1 ② SH3-4 1-2		S SI 92 B FF 93 F SI 91 S SL 86 1-3 ② K			B FF 93 X FF 92 1-0 28 WP 1B		S FF 99 C FF 99 B FF 100 S FF 99 1-3 ③ K	1 2	0 0	0 1	0 0	0 0	1 1	0 0
Inning Stats	R: 0 E: 0 K: 1 S: 14 H: 1 LOB: 3 BB: 2 P: 28	R: 0 E: 0 K: 0 S: 5 H: 0 LOB: 1 BB: 1 P: 12	R: 3 E: 0 K: 3 S: 15 H: 2 LOB: 0 BB: 1 P: 27	R: 0 E: 0 K: 2 S: 11 H: 0 LOB: 0 BB: 0 P: 14	R: 0 E: 0 K: 2 S: 7 H: 0 LOB: 0 BB: 0 P: 9	R: 0 E: 0 K: 2 S: 10 H: 0 LOB: 0 BB: 0 P: 15	R: 0 E: 0 K: 1 S: 9 H: 1 LOB: 1 BB: 0 P: 15	R: 0 E: 0 K: 1 S: 8 H: 1 LOB: 1 BB: 0 P: 11	R: 0 E: 0 K: 2 S: 8 H: 0 LOB: 0 BB: 0 P: 11	1B: 4 2B: 0 3B: 0 HR: 1 SF: 0 SAC: 1 DP: 0 HBP: 0						

livebaseballscorecards.com

AB	31
R	3
H	5
RBI	3
BB	4
SO	14
LOB	12

WP: 1 PA: 36
PB: 0
SB: 0
CS: 0

PITCHER		IP	WLS	BF	H	R	ER	SO	BB	IBB	HBP	BLK	WP	HR	S	P	ERA	WHIP
47 Johnny Cueto, R ERA: 3.22	(1, 1)	5.0	W	22	3	3	3	8	4	0	0	0	0	1	52	90	5.40	1.400
66 Logan Ondrusek, R ERA: 3.94	(6, 1)	1.0	H	3	0	0	0	2	0	0	0	0	0	0	10	15	0.00	0.000
60 J.J. Hoover, R ERA: 3.79	(7, 1)	0.1	H	2	1	0	0	0	0	0	0	0	0	0	2	3	0.00	3.000
45 Sean Marshall, L ERA: 2.57	(7, 1)	0.2	H	2	0	0	0	1	0	0	0	0	1	0	7	12	0.00	0.000
51 Jonathan Broxton, R ERA: 4.34	(8, 1)	1.0	H	4	1	0	0	1	0	0	0	0	0	0	8	11	0.00	1.000

PITCHER		IP	WLS	BF	H	R	ER	SO	BB	IBB	HBP	BLK	WP	HR	S	P	ERA	WHIP
54 Aroldis Chapman, L ERA: 3.15	(9, 1)	1.0	S	3	0	0	0	2	0	0	0	0	0	0	8	11	0.00	0.000

Cincinnati Reds @ New York Mets

Citi Field, Flushing, NY

Tue May 21 2013, 7:12 PM - 9:53 PM EDT

Att. 23,183 - Partly Cloudy - 81 F

livebaseballscorecards.com

TOP

Batter	1	2	3	4	5	6	7	8	9	AB	R	H	RBI	BB	SO	LOB
15 Derrick Robinson, S (1, 8) OBP: 0.395, SLG: 0.281	C FF 90 F FF 91 B CU 78 X CU 76 1-2 L9 ①	X FF 89 0-0 P4 ①		C FF 89 F CU 75 B FC 86 B FF 91 F FF 91 C FC 87 2-3 ꓘ ③			L CH 87 F FF 88 C FF 90 0-3 ꓘ ①		X SI 91 0-0 B1 ②	5	0	0	0	0	2	0
2 Zack Cozart, R (1, 6) OBP: 0.232, SLG: 0.333	C FF 90 S FF 93 S FF 92 0-3 K ②	C FF 88 B CU 76 X CH 83 1-1 F8 ②			X FF 88 0-0 1B		B SL 82 B FF 90 B FF 89 C FF 89 X FF 89 3-1 F8 ②		B FC 86 X FC 84 1-0 G6-3 ③	5	0	1	0	0	1	0
19 Joey Votto, L (1, 3) OBP: 0.477, SLG: 0.526	B SI 91 B SI 92 S FF 92 C FF 92 F FF 90 B CU 79 B FF 94 4-2 32 BB 4 1B 21 E BB	F FC 90 C FC 87 B FC 86 B FF 91 B CU 76 X FF 90 3-2 G6-3 ③			F SI 89 S FC 87 B SI 90 C SI 91 1-3 ꓘ ①		X FF 88 0-0 1B			3	1	1	0	1	1	1
4 Brandon Phillips, R (1, 4) OBP: 0.323, SLG: 0.458	C FF 92 F FF 92 D CU 78 F FF 93 F FC 88 D CU 78 X FF 91 2-2 32 BB 21 E 1-2 1B		C CU 74 F FC 86 X FC 87 0-2 G5-3 ①		C SI 89 1 SAFE F FC 88 T FF 91 0-2 K ②		S SL 85 1 SAFE X FF 90 0-1 F8 ③			4	1	1	0	0	1	2
32 Jay Bruce, L (1, 9) OBP: 0.325, SLG: 0.473	C FC 89 B FC 89 S FF 92 F FF 92 B FF 93 F FF 92 B FF 93 B FF 90 4-2 23 1B 21 E 39 BB 1-2 2-3 BB		S CU 74 B FC 86 C FF 91 S CU 77 1-3 K ②		B FC 87 X SI 91 1-0 G4-3 ③			F SI 87 B SI 87 B SL 80 S CH 80 S CH 81 2-3 K ①		3	1	0	0	1	2	1
21 Todd Frazier, R (1, 5) OBP: 0.311, SLG: 0.404	F SI 92 B FC 88 B FF 92 D CH 86 X FF 92 3-1 E5 39 BB 23 1B 1-2 2-H 3-H		B FF 90 F FC 87 F CU 75 F FF 92 B CU 76 B FF 90 F FC 88 F FF 92 X FC 87 3-2 1B			X SI 89 0-0 23 G3 2B		X SI 89 0-0 G5-3 ②		4	0	2	0	0	0	1
23 Donald Lutz, L (1, 7) OBP: 0.278, SLG: 0.389	F FF 92 B FF 92 C CU 76 X FF 92 1-2 39 BB 1-2 2-3 1B		X FC 86 0-0 G3 ③			X FC 87 0-0 G3 ① 2-3		C SL 81 S CH 80 S CH 79 0-3 K ③		4	0	1	0	0	1	2
39 Devin Mesoraco, R (1, 2) OBP: 0.330, SLG: 0.377	B SI 90 B FF 91 B FF 90 C FF 89 C FC 87 F FC 87 B FF 89 4-2 1-2 2-3 3-H BB			F FF 88 F SI 89 X CU 76 0-2 F7 ①		C SI 91 B FF 91 S FC 88 F FF 92 F FC 88 S FF 91 1-3 K ②			X FF 90 0-0 HR	3	1	1	2	1	1	1
44 Mike Leake, R (1, 1) OBP: 0.217, SLG: 0.304	F FC 86 F FF 91 S CU 78 0-3 K ③			X FF 89 0-0 G6-3 ②		S FC 87 S FF 89 X CU 79 0-2 G1-3 ③				3	0	0	0	0	1	4
63 Sam LeCure, R (8, 1)										0	0	0	0	0	0	0
9 Jack Hannahan, L (9, PH) OBP: 0.310, SLG: 0.270									B SI 89 F SI 91 F CH 84 F CU 72 B FC 86 B FC 86 F SI 91 T FC 85 3-2 K ①	1	0	0	0	0	1	0
66 Logan Ondrusek, R (9, 1)										0	0	0	0	0	0	0
Inning Stats	R: 3 E: 1 K: 2 S: 29 H: 2 LOB: 3 BB: 3 P: 48	R: 0 E: 0 K: 0 S: 6 H: 0 LOB: 0 BB: 0 P: 10	R: 0 E: 0 K: 1 S: 13 H: 1 LOB: 1 BB: 0 P: 17	R: 0 E: 0 K: 1 S: 8 H: 0 LOB: 0 BB: 0 P: 10	R: 0 E: 0 K: 2 S: 8 H: 1 LOB: 1 BB: 0 P: 10	R: 0 E: 0 K: 1 S: 10 H: 1 LOB: 1 BB: 0 P: 11	R: 0 E: 0 K: 1 S: 8 H: 1 LOB: 1 BB: 0 P: 11	R: 0 E: 0 K: 2 S: 7 H: 0 LOB: 0 BB: 0 P: 9	R: 1 E: 0 K: 1 S: 8 H: 1 LOB: 0 BB: 0 P: 12	1B: 5 2B: 1 3B: 0 HR: 1			SF: 0 SAC: 0 DP: 0 HBP: 0			

AB	35
R	4
H	7
RBI	2
BB	3
SO	11
LOB	12

WP: 0 PB: 0 SB: 0 CS: 0 PA: 38

PITCHER		IP	WLS	BF	H	R	ER	SO	BB	IBB	HBP	BLK	WP	HR	S	P	ERA	WHIP
49 Jonathon Niese, L ERA: 4.8	(1, 1)	6.0	L	27	5	3	0	7	3	0	0	0	0	0	74	106	0.00	1.333
32 LaTroy Hawkins, R ERA: 3.15	(7, 1)	1.0		4	1	0	0	1	0	0	0	0	0	0	8	11	0.00	1.000
56 Scott Rice, L ERA: 2.91	(8, 1)	1.0		3	0	0	0	2	0	0	0	0	0	0	7	9	0.00	0.000
36 Collin McHugh, R ERA: 12.0	(9, 1)	1.0		4	1	1	1	1	0	0	0	0	0	1	8	12	9.00	1.000

PITCHER	IP	WLS	BF	H	R	ER	SO	BB	IBB	HBP	BLK	WP	HR	S	P	ERA	WHIP

Cincinnati Reds @ New York Mets

Citi Field, Flushing, NY

Tue May 21 2013, 7:12 PM - 9:53 PM EDT

Att. 23,183 - Partly Cloudy - 81 F

livebaseballscorecards.com

BOTTOM

Batter	1	2	3	4	5	6	7	8	9	AB	R	H	RBI	BB	SO	LOB
28 Daniel Murphy, L (1, 4) OBP: 0.326, SLG: 0.452	B SI 88 C SI 90 X KC 78 1-1 1B		C SI 91 D FC 89 F FC 88 S FC 89 1-3 K ②		X SI 90 0-0 G5-3 ③			B SI 90 C KC 71 B FF 91 F SI 89 X SI 88 2-2 F7 ②		4	0	1	0	0	1	1
23 Mike Baxter, L (1, 9) OBP: 0.337, SLG: 0.292	B SI 89 C SI 90 X FF 88 1-1 P4 ①		B KC 78 F FC 88 F FC 89 S KC 80 1-3 K ③			B SI 88 B CH 81 C SI 91 B CH 84 X SI 90 3-1 G4-3 ①		C KC 72 B CH 81 C SI 89 B SI 91 B KC 76 F SI 88 B KC 74 4-2 BB		3	0	0	0	1	1	2
5 David Wright, R (1, 5) OBP: 0.403, SLG: 0.503	C SI 89 S SI 89 F FC 87 S SL 80 0-3 K ②			X SI 88 0-0 G6-3 ①		B SI 90 C SI 92 F SI 92 B FC 88 B FC 88 X FC 88 3-2 G5-3 ②		X SI 90 0-0 F9 ③		4	0	0	0	0	1	2
21 Lucas Duda, L (1, 7) OBP: 0.354, SLG: 0.459	B SI 90 X CH 82 1-0 F7 ③			C SI 88 C KC 79 B SI 89 F KC 79 F FC 90 B SI 92 B FC 89 B CH 85 4-2 44 2B BB		X SI 91 0-0 2B			F FF 94 B CU 76 S FF 94 B SI 96 S CH 80 2-3 K ①	3	0	1	0	1	1	1
16 Rick Ankiel, L (1, 8) OBP: 0.255, SLG: 0.506		B SI 87 X CH 80 1-0 G5-3 ①		B CH 83 S FF 88 B SI 92 S CH 84 F SI 92 X FC 88 2-2 F9 ②		S FC 87 S FC 87 B FC 90 B FC 88 F KC 79 D SL 81 X FC 88 3-2 F9 ③			B SI 95 S FF 93 C FF 94 S CH 82 1-3 K ②	4	0	0	0	0	1	2
44 John Buck, R (1, 2) OBP: 0.285, SLG: 0.462		B SI 90 B SI 90 X CH 82 2-0 F8 ②		C SI 90 B FC 87 B FC 88 C SI 90 X CH 85 2-2 1-3 2B			B KC 76 F KC 78 X SI 91 1-1 G5-3 ①		B FF 96 C FC 90 F FF 93 B CH 82 X CH 82 2-2 G6-3 ③	4	0	1	0	0	0	0
29 Ike Davis, L (1, 3) OBP: 0.229, SLG: 0.248		F SI 90 B SI 91 B SI 92 B CH 83 X CH 84 3-1 F8 ③		S CH 84 B CH 85 B FC 88 X SI 92 2-1 G3 ③			C SI 90 B FC 86 X CH 83 1-1 G4-3 ②			3	0	0	0	0	0	2
11 Rubén Tejada, R (1, 6) OBP: 0.279, SLG: 0.268			C KC 76 F FC 87 B SL 80 F SI 91 B FC 88 B SI 92 F SI 92 F SI 92 F CH 85 4-2 B FC 91 49 SH2-3 BB		C SI 88 C CH 81 F FC 88 B FC 88 C FC 89 1-3 K ①		X SI 89 0-0 G5-3 ③			2	0	0	0	1	1	0
49 Jonathon Niese, L (1, 1) OBP: 0.200, SLG: 0.143 32 LaTroy Hawkins, R (7, 1) 56 Scott Rice, L (8, 1) 1 Jordany Valdespin, L (8, PH) OBP: 0.279, SLG: 0.380 36 Collin McHugh, R (9, 1)			B SI 90 1 SAFE X SI 90 1-0 SH2-3 ① 1-2		X FC 89 0-0 G4-3 ②			B CH 80 B SI 87 F FF 89 S KC 73 S KC 76 2-3 K ①		1 0 0 1 0	0 0 0 0 0	0 0 0 0 0	0 0 0 0 0	0 0 0 1 0	0 0 0 0 0	0 0 0 0 0
Inning Stats	R: 0 E: 0 K: 1 S: 9 H: 1 LOB: 1 BB: 0 P: 12	R: 0 E: 0 K: 0 S: 4 H: 0 LOB: 0 BB: 0 P: 10	R: 0 E: 0 K: 2 S: 13 H: 0 LOB: 1 BB: 1 P: 20	R: 0 E: 0 K: 0 S: 14 H: 1 LOB: 2 BB: 1 P: 24	R: 0 E: 0 K: 1 S: 6 H: 0 LOB: 0 BB: 0 P: 7	R: 0 E: 0 K: 0 S: 10 H: 1 LOB: 1 BB: 0 P: 19	R: 0 E: 0 K: 0 S: 5 H: 0 LOB: 0 BB: 0 P: 7	R: 0 E: 0 K: 1 S: 10 H: 0 LOB: 1 BB: 1 P: 18	R: 0 E: 0 K: 2 S: 9 H: 0 LOB: 0 BB: 0 P: 14	1B: 1 2B: 2 3B: 0 HR: 0	SF: 0 SAC: 1 DP: 0 HBP: 0		WP: 0 PB: 0 SB: 0 CS: 0		PA: 33		

	AB	29
	R	0
	H	3
	RBI	0
	BB	3
	SO	7
	LOB	10

PITCHER		IP	WLS	BF	H	R	ER	SO	BB	IBB	HBP	BLK	WP	HR	S	P	ERA	WHIP
44 Mike Leake, R ERA: 3.25	(1, 1)	7.0	W	26	3	0	0	4	2	0	0	0	0	0	61	99	0.00	0.714
63 Sam LeCure, R ERA: 1.35	(8, 1)	1.0	H	4	0	0	0	1	1	0	0	0	0	0	10	18	0.00	1.000
66 Logan Ondrusek, R ERA: 3.71	(9, 1)	1.0		3	0	0	0	2	0	0	0	0	0	0	9	14	0.00	0.000

PITCHER	IP	WLS	BF	H	R	ER	SO	BB	IBB	HBP	BLK	WP	HR	S	P	ERA	WHIP

Batter	1	2	3	4	5	6	7	8	9	AB	R	H	RBI	BB	SO	LOB
17 Shin-Soo Choo, L (1, 8) OBP: 0.449, SLG: 0.535	B FF 96 X FF 95 1-0 ① F8		B CU 82 C CH 87 F FF 94 B SL 90 B FF 95 C CH 88 3-3 ① K		C CH 86 F SL 88 B SL 90 F SL 92 F FF 96 B CU 85 S SL 89 2-3 ② K		T FF 95 B FF 96 B FF 95 B CH 86 X SL 88 3-1 ① G3		F FF 93 B FF 94 C FF 96 X KC 85 1-2 2 G1-3 4 2B 2B	5	1	1	0	0	2	0
2 Zack Cozart, R (1, 6) OBP: 0.247, SLG: 0.359	B FF 95 X FF 96 1-0 4 FC5-4 1B		C CU 82 X SL 88 0-1 19 HR 2B		B CU 83 F CU 82 C FF 96 X CU 83 1-2 4 BB 2B		F FF 95 B CH 88 F CH 86 X FF 96 1-2 19 1B 4 1B 1B		C FF 94 L FF 93 D KC 86 X KC 87 1-2 ① G1-3 2-3	5	2	4	0	0	0	1
19 Joey Votto, L (1, 3) OBP: 0.484, SLG: 0.545	S FF 95 B SL 89 F CH 88 B FF 95 F SL 90 X CH 88 2-2 ② L5		B FF 94 B FF 95 B CH 88 X FF 96 3-0 2-H HR		I IN 79 I IN 77 I IN 79 I IN 79 4-0 4 BB IBB		X CH 87 0-0 4 1B 32 G3 1-2 1B		I IN 82 I IN 82 I IN 83 I IN 82 4-0 4 2B 21 1B IBB	3	3	2	2	2	0	1
4 Brandon Phillips, R (1, 4) OBP: 0.330, SLG: 0.464	B FF 97 B SL 90 1 SAFE X FF 96 2-0 ③ FC5-4 1-2f		C SL 87 B FF 97 X FF 95 1-1 ② P6		D SL 90 D SL 89 B FF 97 B FF 96 4-0 1-2 2-3 BB		B SL 90 F FF 95 B SL 93 B FF 97 F SL 91 X FF 97 3-2 1-3 2-H 32 G3 1B		F FF 95 X KC 85 0-1 1-3 21 1B 2B 3-H	4	1	2	2	1	0	1
32 Jay Bruce, L (1, 9) OBP: 0.322, SLG: 0.463		F FF 96 S CH 89 B FF 96 S FF 98 1-3 ① K	C CU 82 S SL 88 F FF 95 S CU 83 0-3 ③ K		F CH 87 S FF 95 B SL 90 X CU 85 1-2 ③ G4-3		X SI 89 0-0 ② G3 1-2 3-H		I IN 82 I IN 80 I IN 80 I IN 82 4-0 21 1B IBB	4	0	0	1	1	2	4
26 Xavier Paul, L (1, 7) 31 Alfredo Simon, R (8, 1) OBP: 0.333, SLG: 0.333 21 Todd Frazier, R (9, PH) OBP: 0.315, SLG: 0.408 54 Aroldis Chapman, L (9, 1)		F FF 97 C CU 84 B FF 97 S CU 85 1-3 ② K2-3		B CU 81 C FF 95 S SL 89 B CH 88 X FF 94 2-2 ① F9	X FF 95 0-0 ① F9		S SL 81 B CH 80 S SI 89 X CH 80 1-2 ③ G4-3		X FF 95 0-0 9 G1-6-3 1-2 2-H 3-H 1B	4 0 1 0	0 0 0 0	0 0 1 0	0 0 2 0	0 0 0 0	1 0 0 0	1 0 0 0
9 Jack Hannahan, L (1, 5) OBP: 0.298, SLG: 0.262		B FF 97 F FF 96 X CH 89 1-1 39 BB 1B	B CU 81 F FF 95 C FF 94 X FF 97 1-2 ② G6-3		C FF 95 C FF 96 B SL 87 X FF 97 1-2 ② G6-3			X SI 89 0-0 ① G3	F FF 95 B FF 94 C FF 96 B FF 98 X FF 95 2-2 ② ③ G1-6-3 1-2f	5	0	1	0	0	0	2
39 Devin Mesoraco, R (1, 2) OBP: 0.337, SLG: 0.375		B SL 90 C SL 90 B CU 84 B FF 98 B FF 97 4-1 1-2 BB	B FF 95 X FF 95 1-0 ③ G5-3		F SL 89 B FF 96 X FF 96 1-1 1B			C FC 87 C CU 75 S FC 84 0-3 ② K		3	0	1	0	1	1	0
55 Mat Latos, R (1, 1) OBP: 0.200, SLG: 0.208 60 J.J. Hoover, R (7, 1) 23 Donald Lutz, L (8, PH) OBP: 0.270, SLG: 0.378 (8, 7)		F FF 96 B SL 90 F FF 96 X CU 84 1-2 ③ G6-3			B FF 94 C SL 88 F FF 93 S SL 89 1-3 ① K	B FF 94 X FF 96 1-0 ③ L9		B SI 89 S SL 83 C CU 76 S SL 83 1-3 ③ K		3 0 1	0 0 0	0 0 0	0 0 0	0 0 0	1 0 1	3 0 0
Inning Stats	R: 0 E: 0 K: 0 S: 7 H: 1 LOB: 1 BB: 0 P: 13	R: 0 E: 0 K: 2 S: 12 H: 1 LOB: 2 BB: 1 P: 20	R: 2 E: 0 K: 2 S: 12 H: 2 LOB: 0 BB: 0 P: 19	R: 0 E: 0 K: 0 S: 7 H: 0 LOB: 0 BB: 0 P: 11	R: 0 E: 0 K: 2 S: 14 H: 1 LOB: 3 BB: 2 P: 27	R: 0 E: 0 K: 0 S: 7 H: 1 LOB: 1 BB: 0 P: 10	R: 2 E: 0 K: 0 S: 13 H: 3 LOB: 1 BB: 0 P: 21	R: 0 E: 0 K: 2 S: 7 H: 0 LOB: 0 BB: 0 P: 8	R: 3 E: 0 K: 0 S: 12 H: 3 LOB: 1 BB: 2 P: 24	1B: 7 2B: 4 3B: 0 HR: 1 SF: 0 SAC: 0 DP: 1 HBP: 0						

PITCHER		IP	WLS	BF	H	R	ER	SO	BB	IBB	HBP	BLK	WP	HR	S	P	ERA	WHIP
33 Matt Harvey, R ERA: 1.93	(1, 1)	6.1		31	9	4	4	6	2	1	0	0	0	1	68	116	5.68	1.737
56 Scott Rice, L ERA: 2.82	(7, 1)	0.2		2	0	0	0	0	0	0	0	0	0	0	4	5	0.00	0.000
34 Brandon Lyon, R ERA: 3.06	(8, 1)	1.0		3	0	0	0	2	0	0	0	0	0	0	7	8	0.00	0.000
39 Bobby Parnell, R ERA: 2.21	(9, 1)	1.0	L	7	3	3	3	0	0	2	0	0	0	0	12	24	27.00	3.000

PITCHER	IP	WLS	BF	H	R	ER	SO	BB	IBB	HBP	BLK	WP	HR	S	P	ERA	WHIP

Cincinnati Reds @ New York Mets

Citi Field, Flushing, NY

Wed May 22 2013, 1:12 PM - 4:20 PM EDT

Att. 30,415 - Cloudy - 71 F

TOP

livebaseballscorecards.com

AB	38
R	7
H	12
RBI	7
BB	5
SO	8
LOB	13

WP: 0	PB: 0	SB: 0	CS: 0	PA: 43						

BOTTOM

Cincinnati Reds @ New York Mets

Citi Field, Flushing, NY

Wed May 22 2013, 1:12 PM - 4:20 PM EDT

Att. 30,415 - Cloudy - 71 F

livebaseballscorecards.com

Batter	1	2	3	4	5	6	7	8	9	AB	R	H	RBI	BB	SO	LOB
28 Daniel Murphy, L (1, 4) OBP: 0.333, SLG: 0.465	C FC 91 B SI 90 C SI 89 X SL 82 1-2 16 2B 2B		B SL 82 X CU 75 1-0 ① P5		B SI 93 B SI 91 3 SAFE X CU 77 2-0 ② SF9 3-H		B SI 92 X SI 90 1-0 16 3B 2-H 1B		C FF 98 B SL 88 X FF 98 1-1 12 DI 1B	4	2	3	2	0	0	0
16 Rick Ankiel, L (1, 8) OBP: 0.276, SLG: 0.559 12 Juan Lagares, R (9, PH) OBP: 0.214, SLG: 0.300	X SI 90 0-0 5 G6-3 2-H 2B		C SI 93 F CU 77 B FF 93 B FC 92 X CU 77 2-2 2B		B CH 84 F CH 84 F SI 93 B SL 85 B SI 93 X SI 92 3-2 ③ P5		S FF 93 B CH 85 1 SAFE X FF 91 1-1 1-H 3B		B SL 86 B FF 98 C FF 97 F FF 97 S FF 98 2-3 ③ K 1-2	4 1	0 0	3 0	2 0	0 0	0 1	0 1
5 David Wright, R (1, 5) OBP: 0.395, SLG: 0.490	F SL 84 2 SAFE F SL 84 F FC 93 X SL 83 0-2 ① G6-3 2-3		X SL 86 0-0 ② L6			B SI 92 B SL 85 X SI 92 2-0 ① G5-3	F FF 91 B FF 90 X FF 91 1-1 ③ P4			4	0	0	0	0	0	3
21 Lucas Duda, L (1, 7) OBP: 0.352, SLG: 0.460	S SL 82 C SI 92 C SI 94 0-3 ② K		D SL 85 C SI 92 D CU 78 S CH 82 B SI 93 F CH 83 X SL 83 3-2 ③ L4			F CH 82 B CH 83 B SI 92 X SL 84 2-1 2B		X SI 94 0-0 ① L9		4	0	1	0	0	1	2
6 Marlon Byrd, R (1, 9) OBP: 0.299, SLG: 0.454	X SI 92 0-0 ③ L7			C FF 92 X FC 93 0-1 ① F9		S FC 92 F SI 92 F SL 83 X SL 84 0-2 ② G6-3		C FC 89 X FF 94 0-1 E6 29 BB		4	0	0	0	0	0	2
29 Ike Davis, L (1, 3) OBP: 0.236, SLG: 0.245		B SI 91 B CH 81 C SI 90 B SI 90 F FC 91 B SI 91 4-2 11 G1-3 BB		S FF 93 S CH 83 B FF 94 F SI 93 B SL 85 B CH 82 S CU 78 3-3 ② K		B SI 92 B CU 77 X CH 84 2-0 ③ F8		C SI 94 1 SAFE B SI 93 C FS 87 D CU 78 1 SAFE F FS 86 B CU 79 B SI 94 4-2 44 G6-4-3 1-2 BB		2	0	0	0	2	1	1
44 John Buck, R (1, 2) OBP: 0.284, SLG: 0.456		C SL 85 C SI 93 B SL 84 S FF 95 1-3 ① K		S FC 94 B SI 92 S SL 86 F FC 95 F FC 95 B CH 85 F SL 84 S SI 93 2-3 ③ K			B CU 81 X SI 91 1-0 11 FC5-4 1B	B FC 90 B FC 90 B SI 94 C FC 91 X FF 90 3-1 ② ③ G6-4-3 1-2f		4	0	1	0	0	2	3
11 Rubén Tejada, R (1, 6) OBP: 0.278, SLG: 0.273		C FF 91 X SI 91 0-1 ② G1-3 1-2			B FC 92 X SI 91 1-0 33 SH1-3 28 SF9 2B		C FC 90 S SL 84 X FF 91 0-2 ① FC5-4 1 G4-1 28 1B 1-2f		B FF 97 C FF 96 C FF 97 F FF 99 B SL 89 B FF 97 S FF 96 3-3 ① K	4	2	1	0	0	1	2
33 Matt Harvey, R (1, 1) OBP: 0.150, SLG: 0.200 56 Scott Rice, L (7, 1) 1 Jordany Valdespin, L (7, PH) OBP: 0.276, SLG: 0.375 34 Brandon Lyon, R (8, 1) 39 Bobby Parnell, R (9, 1) Justin Turner, R (9, PH) OBP: 0.324, SLG: 0.333		F FC 93 X SL 84 0-1 ③ G5-3			M SL 83 2 SAFE L SL 85 X FF 92 0-2 ① SH1-3 2-3		B FF 92 B SI 91 C FF 89 S CU 77 X SI 92 2-2 ② G4-1 1-2		B FF 98 S FF 96 X SL 86 1-1 ② F9	1 0 1 0 0 0 1	0 0 0 0 0 0 0	0 0 0 0 0 0 0	0 0 0 0 0 0 0	0 0 0 0 0 0 0	0 0 0 0 0 0 0	1 0 1 0 0 0 0
Inning Stats	R: 1 H: 2 E: 0 LOB: 1 K: 1 BB: 0 S: 12 P: 13	R: 0 H: 0 E: 0 LOB: 1 K: 1 BB: 1 S: 9 P: 14	R: 0 H: 1 E: 0 LOB: 1 K: 0 BB: 0 S: 9 P: 15	R: 0 H: 0 E: 0 LOB: 0 K: 2 BB: 0 S: 12 P: 17	R: 1 H: 1 E: 0 LOB: 0 K: 0 BB: 0 S: 8 P: 14	R: 0 H: 1 E: 0 LOB: 1 K: 0 BB: 0 S: 8 P: 14	R: 2 H: 3 E: 0 LOB: 1 K: 0 BB: 0 S: 12 P: 18	R: 0 H: 0 E: 1 LOB: 1 K: 0 BB: 1 S: 8 P: 15	R: 0 H: 1 E: 0 LOB: 1 K: 2 BB: 0 S: 11 P: 18	1B: 3 SF: 1 2B: 5 SAC: 1 3B: 1 DP: 1 HR: 0 HBP: 0						

	AB	34
	R	4
	H	9
	RBI	4
	BB	2
	SO	6
	LOB	16

PITCHER		IP	WLS	BF	H	R	ER	SO	BB	IBB	HBP	BLK	WP	HR	S	P	ERA	WHIP
55 Mat Latos, R ERA: 3.17	(1, 1)	6.2		29	8	4	4	4	1	0	0	0	0	0	68	102	5.40	1.350
60 J.J. Hoover, R ERA: 3.72	(7, 1)	0.1		1	0	0	0	0	0	0	0	0	0	0	2	3	0.00	0.000
31 Alfredo Simon, R ERA: 3.27	(8, 1)	1.0	W	4	0	0	0	0	1	0	0	0	0	0	8	15	0.00	1.000
54 Aroldis Chapman, L ERA: 3.0	(9, 1)	1.0	S	4	1	0	0	2	0	0	0	0	0	0	11	18	0.00	1.000

PITCHER	IP	WLS	BF	H	R	ER	SO	BB	IBB	HBP	BLK	WP	HR	S	P	ERA	WHIP

Chicago Cubs @ Cincinnati Reds

Great American Ball Park, Cincinnati, OH

Fri May 24 2013, 7:12 PM - 10:27 PM EDT

Att. 40,716 - Clear - 66 F

TOP

livebaseballscorecards.com

Batter	1	2	3	4	5	6	7	8	9	AB	R	H	RBI	BB	SO	LOB
9 David DeJesus, L (1, 8) OBP: 0.358, SLG: 0.497	C CU 71 C CU 69 B SI 85 B SI 87 X CH 75 2-2 ① F8	B SI 86 B SI 86 C CH 78 B SI 86 C CU 72 F SI 86 F CU 72 X SL 74 3-2 ③ G4-3			C CH 76 C SL 74 B SL 74 X SI 86 1-2 13 FC6-4 1B		B FF 92 X FF 90 1-0 ① F9		C FF 97 B FF 98 S FF 98 B FF 98 S SL 87 2-3 ① K 1-2	5	0	1	0	0	1	2
13 Starlin Castro, R (1, 6) OBP: 0.301, SLG: 0.375	C CU 67 C SI 86 F SL 77 B SL 76 B SI 87 X SI 88 2-2 1B		C SI 85 X SI 86 0-1 ① G6-3		B SI 86 1 SAFE F SI 86 X SL 75 1-1 ② FC6-4 1-2f		F FF 94 B FC 90 S FC 89 S CU 77 1-3 ② K		C FF 98 B FF 98 D FF 95 D FF 96 B FF 96 4-1 BB	4	0	1	0	1	1	2
44 Anthony Rizzo, L (1, 3) OBP: 0.312, SLG: 0.476	S CH 75 C SI 87 B CH 81 X SL 78 1-2 ② F8		S CH 78 B CH 79 F SI 86 B CH 73 X SL 74 2-2 ② L9		C SI 87 B CH 81 F CH 76 1 SAFE X SI 88 1-2 ③ P4		B FF 93 D FF 92 B FF 93 X FF 93 3-0 ③ F9		F FF 95 F SL 87 C FF 98 0-3 ② K	5	0	0	0	0	1	5
6 Ryan Sweeney, L (1, 7) OBP: 0.393, SLG: 0.615 12 Alfonso Soriano, R (9, PH) OBP: 0.291, SLG: 0.399	B CU 68 1 SAFE C CU 71 C CU 69 S SI 86 1-3 ③ K		C SI 85 X SL 76 0-1 ③ P4			C CU 68 F SL 76 X SL 76 0-2 ① G4-3		F SI 91 X CU 73 0-1 19 G6-3 24 1B 2B	B SL 87 C FF 98 S SL 87 F FF 98 S SL 88 1-3 ③ K	4 1	1 0	1 0	0 0	0 0	1 1	1 2
19 Nate Schierholtz, L (1, 9) OBP: 0.307, SLG: 0.492		C SI 84 B SL 75 X SI 86 1-1 ① F7		B CU 70 C CU 67 S CH 78 B SI 86 X SI 88 2-2 24 FC6-4 1B		X SI 87 0-0 ② F8		B SI 91 S SI 91 B SI 91 S SI 91 B SI 93 X SI 92 3-2 ① G6-3 2-3		4	0	1	0	0	0	1
24 Luis Valbuena, L (1, 5) OBP: 0.361, SLG: 0.442		C SI 86 B CU 68 X CU 68 1-1 30 1B 15 SF8 2B		X SI 87 0-0 ① FC6-4 30 BLK 1-2f		C CH 78 C SI 88 B SL 75 F SI 88 B SI 88 B SI 89 B SI 88 4-2 30 BB BB		B SI 91 X SI 92 1-0 3-H 1B		3	1	2	1	1	0	1
30 Dioner Navarro, S (1, 2) OBP: 0.254, SLG: 0.382		B CU 72 2 SAFE C CH 81 D CH 80 X SI 87 2-1 46 HR 2-3 1B		1 SAFE B SI 86 F CU 69 1 SAFE B CH 74 X CH 75 2-1 ② F9 1-2		B SI 88 B SI 89 B SI 88 B SL 73 4-0 1-2 BB		C SI 90 S SI 91 1 SAFE B SI 90 B SI 90 F SI 91 S SI 91 2-3 ② K		3	1	1	0	1	1	2
15 Darwin Barney, R (1, 4) OBP: 0.305, SLG: 0.357		C SI 87 X SL 75 0-1 ② SF8 3-H		C SI 86 B SI 86 X SI 86 1-1 ③ F7		F CU 72 X SL 76 0-1 ③ G6-3		C FF 90 B SL 88 F SL 88 B FF 92 X SL 88 2-2 ③ L3		3	0	0	1	0	0	4
46 Scott Feldman, L (1, 1) OBP: 0.182, SLG: 0.409 40 James Russell, L (6, 1) 20 Julio Borbon, L (7, PH) OBP: 0.342, SLG: 0.273 56 Héctor Rondón, R (7, 1) 21 Scott Hairston, R (9, PH) OBP: 0.164, SLG: 0.333		F CH 80 F CH 76 B CH 77 B FF 87 B SL 73 X CU 71 3-2 1-H HR			F SI 86 B CH 76 F SI 87 S CH 79 1-3 ① K		B FF 93 S FC 90 X FF 94 1-1 1B		B FF 95 C FF 95 S SL 84 X FF 98 1-2 9 DI 1B	2 0 1 0 1	1 0 0 0 0	1 0 1 0 1	2 0 0 0 0	0 0 0 0 0	1 0 0 0 0	0 0 0 0 0
Inning Stats	R: 0 E: 0 K: 1 S: 13 H: 1 LOB: 1 BB: 0 P: 19	R: 3 E: 0 K: 0 S: 16 H: 3 LOB: 0 BB: 0 P: 26	R: 0 E: 0 K: 0 S: 7 H: 0 LOB: 0 BB: 0 P: 9	R: 0 E: 0 K: 0 S: 8 H: 1 LOB: 1 BB: 0 P: 13	R: 0 E: 0 K: 1 S: 11 H: 1 LOB: 1 BB: 0 P: 15	R: 0 E: 0 K: 0 S: 9 H: 0 LOB: 2 BB: 2 P: 17	R: 0 E: 0 K: 1 S: 7 H: 1 LOB: 1 BB: 0 P: 13	R: 1 E: 0 K: 1 S: 13 H: 2 LOB: 1 BB: 0 P: 21	R: 0 E: 0 K: 3 S: 14 H: 1 LOB: 2 BB: 1 P: 22	1B: 7 2B: 2 3B: 0 HR: 1 SF: 1 SAC: 0 DP: 0 HBP: 0						

	AB	36
	R	4
	H	10
	RBI	4
	BB	3
	SO	7
	LOB	20

WP: 0 PB: 0 SB: 0 CS: 0 PA: 40

PITCHER		IP	WLS	BF	H	R	ER	SO	BB	IBB	HBP	BLK	WP	HR	S	P	ERA	WHIP
61 Bronson Arroyo, R ERA: 3.39	(1, 1)	6.0	W	26	6	3	3	2	2	0	0	1	0	1	64	99	4.50	1.333
66 Logan Ondrusek, R ERA: 3.5	(7, 1)	1.0	H	4	1	0	0	1	0	0	0	0	0	0	7	13	0.00	1.000
51 Jonathan Broxton, R ERA: 4.58	(8, 1)	1.0	H	5	2	1	1	1	0	0	0	0	0	0	13	21	9.00	2.000
54 Aroldis Chapman, L ERA: 2.86	(9, 1)	1.0	S	5	1	0	0	3	1	0	0	0	0	0	14	22	0.00	2.000

PITCHER		IP	WLS	BF	H	R	ER	SO	BB	IBB	HBP	BLK	WP	HR	S	P	ERA	WHIP

Chicago Cubs @ Cincinnati Reds

Great American Ball Park, Cincinnati, OH

Fri May 24 2013, 7:12 PM - 10:27 PM EDT

Att. 40,716 - Clear - 66 F

BOTTOM

livebaseballscorecards.com

Batter	1	2	3	4	5	6	7	8	9	AB	R	H	RBI	BB	SO	LOB
17 Shin-Soo Choo, L (1, 8) OBP: 0.441, SLG: 0.523	B SI 88 S SI 88 B CU 74 S FC 87 X SI 90 2-2 ① G6-3		B CU 75 B FC 87 X FC 87 2-0 ③ G3		C FC 87 S CU 77 B CU 77 B FC 88 C SI 89 2-3 ① K		B FF 90 B FF 92 X FF 92 2-0 ② F7			4	0	0	0	0	1	0
2 Zack Cozart, R (1, 6) OBP: 0.253, SLG: 0.362	B CH 87 F SI 88 B SI 90 X SI 90 2-1 1B			C FC 85 L SI 90 C SI 89 0-3 ① K	C CU 75 X SI 89 0-1 1B		S FF 91 F FF 90 B FF 93 S FF 93 1-3 ③ K			4	0	2	0	0	2	0
19 Joey Votto, L (1, 3) OBP: 0.484, SLG: 0.561	C SI 89 B FC 88 S FC 88 S SI 90 1-3 ② K			X SI 90 0-0 HR	**B FC 86** **1 SAFE** 1 SAFE F CU 76 F FC 87 B SI 90 X CU 73 2-2 ② L9			B FC 90 X SL 80 1-0 4 HR 1B		4	2	2	1	0	1	2
4 Brandon Phillips, R (1, 4) OBP: 0.333, SLG: 0.481	C FC 86 C FF 89 B FC 87 X SI 90 1-2 ③ G5-3			C FC 86 C CU 77 B SI 89 B CU 74 F SI 91 X SI 91 2-2 32 WP 26 1B 1B	1 SAFE C FC 84 B FC 86 B CU 74 F SI 88 B FC 87 F SI 90 X SI 91 3-2 ③ G6-3			**B FF 92** **B FC 92** **B FF 92** C FF 91 S FC 92 1 SAFE F FF 91 F FC 92 1 SAFE 3-2 F FF 91 X FF 91 1-H HR		4	2	2	2	0	0	2
32 Jay Bruce, L (1, 9) OBP: 0.321, SLG: 0.459		B SI 89 B FC 87 F FC 88 X FC 88 2-1 ① F8		F FC 88 B FC 88 S FC 88 F FF 92 B CU 75 S FC 89 2-3 ② K 1-3		B CU 73 B FC 86 B FC 86 C FC 86 X FC 86 3-1 26 FC4-6 1B		C FF 93 X SL 83 0-1 ① G3-1		4	0	1	0	0	1	1
21 Todd Frazier, R (1, 5) OBP: 0.319, SLG: 0.406 54 Aroldis Chapman, L (9, 1)		X SI 90 0-0 ② G5-3		B FC 86 C CU 76 B SI 92 F FC 87 B SI 90 F CU 77 B FC 88 4-2 26 1B 29 HR BB	D CU 75 B CH 87 C FC 84 F SI 88 F SI 88 T FC 86 2-2 ① K			B SL 82 S SL 81 S FF 92 X SL 80 1-2 1B		3 0	1 0	1 0	0 0	1 0	1 0	1 0
26 Xavier Paul, L (1, 7) OBP: 0.381, SLG: 0.383 51 Jonathan Broxton, R (8, 1) 9 Jack Hannahan, L (8, PH) OBP: 0.292, SLG: 0.256 (9, 5)		B SI 89 X FC 87 1-0 ③ G3-1		B CU 75 S FC 88 S CU 76 B CU 75 X FC 89 2-2 29 HR 1-3 3-H 1B		X FF 88 0-0 ② FC4-6 1-2f		B SI 91 B FF 91 F FF 91 C FF 91 S FC 89 2-3 ② K		3 0 1	1 0 0	1 0 0	1 0 0	0 0 1	0 0 1	1 0 1
29 Ryan Hanigan, R (1, 2) OBP: 0.263, SLG: 0.258			B SI 90 C SI 90 B FC 86 C SI 90 B FC 88 X FC 89 3-2 ① G1-4-3	1 SAFE B FC 88 B CU 77 D CU 77 C SI 90 C SI 90 F SI 91 X CU 77 3-2 1-H 3-H HR		F FF 90 F SI 88 F SL 82 X SI 90 0-2 ③ G4-3		C FF 91 B SL 82 S FC 92 B FC 89 B SL 82 X FF 89 3-2 ③ L9		4	1	1	3	0	0	2
61 Bronson Arroyo, R (1, 1) OBP: 0.118, SLG: 0.118 66 Logan Ondrusek, R (7, 1) 23 Donald Lutz, L (7, PH) OBP: 0.263, SLG: 0.368 (8, 7)			X SI 88 0-0 ② F7	F FC 86 B CU 75 C SI 90 B CU 74 X FC 87 2-2 ③ F9			C SL 81 B FF 93 F SL 82 S FF 92 1-3 ① K			2 0 1	0 0 0	0 0 0	0 0 0	0 0 1	0 0 0	0 0 0
Inning Stats	R: 0 E: 0 K: 1 S: 11 H: 1 LOB: 1 BB: 0 P: 17	R: 0 E: 0 K: 0 S: 4 H: 0 LOB: 0 BB: 0 P: 7	R: 0 E: 0 K: 0 S: 5 H: 0 LOB: 0 BB: 0 P: 10	R: 5 E: 0 K: 2 S: 25 H: 4 LOB: 0 BB: 1 P: 40	R: 0 E: 0 K: 1 S: 12 H: 1 LOB: 1 BB: 0 P: 19	R: 0 E: 0 K: 1 S: 11 H: 1 LOB: 1 BB: 0 P: 16	R: 0 E: 0 K: 2 S: 7 H: 0 LOB: 0 BB: 0 P: 11	R: 2 E: 0 K: 1 S: 18 H: 3 LOB: 1 BB: 0 P: 28		1B: 7 2B: 0 3B: 0 HR: 3 SF: 0 SAC: 0 DP: 0 HBP: 0			WP: 1 PB: 0 SB: 0 CS: 0 PA: 35		

	AB	34
	R	7
	H	10
	RBI	7
	BB	1
	SO	8
	LOB	10

PITCHER		IP	WLS	BF	H	R	ER	SO	BB	IBB	HBP	BLK	WP	HR	S	P	ERA	WHIP
46 Scott Feldman, R ERA: 2.8	(1, 1)	5.1	L	24	7	5	5	5	1	0	0	0	1	2	63	104	8.44	1.500
40 James Russell, L ERA: 1.0	(6, 1)	0.2		2	0	0	0	0	0	0	0	0	0	0	5	5	0.00	0.000
56 Héctor Rondón, R ERA: 6.5	(7, 1)	2.0		9	3	2	2	3	0	0	0	0	0	1	25	39	9.00	1.500

PITCHER	IP	WLS	BF	H	R	ER	SO	BB	IBB	HBP	BLK	WP	HR	S	P	ERA	WHIP

Chicago Cubs @ Cincinnati Reds

Great American Ball Park, Cincinnati, OH

Sat May 25 2013, 4:12 PM - 7:32 PM EDT

Att. 40,909 - Cloudy - 65 F

TOP

livebaseballscorecards.com

Batter	1	2	3	4	5	6	7	8	9	AB	R	H	RBI	BB	SO	LOB
9 David DeJesus, L (1, 8) OBP: 0.355, SLG: 0.487	C FF 91 S FF 92 B CH 87 X FF 93 1-2 G3-1 ①		C KC 78 B KC 78 F CH 85 B SI 94 B FF 94 F FF 93 B FF 95 4-2 44 2B BB		C SI 91 C SI 92 F SL 89 B SI 92 F SL 88 F FF 95 S KC 80 1-3 K ①		B FF 90 C FF 89 X CH 82 1-1 F7 ③			3	1	0	0	1	1	0
13 Starlin Castro, R (1, 6) OBP: 0.296, SLG: 0.368	B KC 78 C FF 92 F SI 92 S FF 92 1-3 K ②		F SI 93 1 SAFE 1 SAFE F FF 92 1 SAFE F FF 92 F FF 92 C FF 93 0-3 K ②		C KC 79 F FF 93 B FF 93 X SI 92 1-2 L5 ②			C SI 91 X FF 92 0-1 L9 ①		4	0	0	0	0	2	1
44 Anthony Rizzo, L (1, 3) OBP: 0.325, SLG: 0.495	B KC 80 B FF 92 B SI 92 C FF 94 B SI 92 4-1 BB		D CH 84 B FF 92 C FF 93 F FF 92 B SL 88 X FF 93 3-2 12 1B 1-H 2B		X SI 95 0-0 1B ③			X SL 84 0-0 2B		3	1	3	1	1	0	0
12 Alfonso Soriano, R (1, 7) OBP: 0.291, SLG: 0.395	B SL 89 S FF 93 C SI 93 X FF 92 1-2 F8 ③		B FF 92 F SI 91 B SL 87 B SL 87 T SL 89 F KC 78 X SL 89 3-2 19 1B 2-H 1B			B SL 87 S FF 94 F KC 79 B FF 96 S FF 95 2-3 K ①		B SL 90 B SL 88 C SL 89 B SL 88 X SI 93 3-1 L8 ②		4	0	1	1	0	1	2
19 Nate Schierholtz, L (1, 9) OBP: 0.315, SLG: 0.496 48 Rafael Dolis, R (6, 1) 6 Ryan Sweeney, L (8, PH) OBP: 0.414, SLG: 0.615 63 Kevin Gregg, R (8, 1)		B SI 90 F FF 92 F SI 92 B KC 78 B KC 77 F KC 77 X FF 93 3-2 24 G4-3 1B	C KC 79 S FF 92 X CH 85 0-2 1-3 1B			B SL 89 C SL 89 B FF 95 C SL 88 S FF 96 2-3 K ②		B SI 92 B SI 93 F SI 92 B SI 93 2 SAFE B SI 92 4-1 BB		3 0 0 0	0 0 0 0	2 0 0 0	0 0 1 0	0 0 0 0	1 0 0 0	0 0 0 0
53 Welington Castillo, R (1, 2) OBP: 0.324, SLG: 0.375		1 SAFE C SL 87 B SL 91 X SL 91 1-1 F8 ①	T SL 88 C SI 93 X SI 92 0-2 P3 ③			F FF 95 C FF 94 B SL 85 F FF 95 F FF 95 B SL 86 F SI 94 F FF 95 F SL 86 4-2 B CH 87 B CH 87 BB		C FF 92 B SL 91 X FF 92 1-1 F9 ③		3	0	0	0	1	0	5
24 Luis Valbuena, L (1, 5) OBP: 0.353, SLG: 0.431 1 Cody Ransom, R (9, PH) OBP: 0.290, SLG: 0.466		C FF 91 B SL 91 X SI 92 1-1 G4-3 ② 1-2		C SL 86 B SI 90 S KC 77 F SL 88 S FF 92 1-3 K ①		B SL 85 C SL 87 X SI 92 1-1 F9 ③			B FF 95 B FF 95 B FF 94 C FF 94 C FF 94 F FF 94 S FF 96 3-3 K ①	3 1	0 0	0 0	0 0	0 0	1 1	2 0
15 Darwin Barney, R (1, 4) OBP: 0.295, SLG: 0.345		B FF 92 X FF 92 1-0 G6-3 ③		B CH 85 F FF 92 C FF 93 B FF 92 F FF 92 F FF 95 S SL 88 2-3 K ②			C FF 86 B FF 90 C SI 87 B SI 90 X SI 90 2-2 L3 ①		X FF 94 0-0 F7 ②	4	0	0	0	0	1	1
37 Travis Wood, R (1, 1) OBP: 0.273, SLG: 0.429 20 Julio Borbon, L (6, 9) OBP: 0.333, SLG: 0.265 21 Scott Hairston, R (9, PH) OBP: 0.161, SLG: 0.328			B FF 93 S SI 93 C KC 79 S KC 79 1-3 K ① X FF 94 0-0 F7 ③				B SI 88 C SI 88 B KC 74 F FF 89 C SI 89 2-3 K ②		B FF 100 S FF 97 C SL 87 B SL 89 C SL 85 2-3 K ③	2 1 1	0 0 0	0 0 0	0 0 0	0 0 0	1 1 1	0 0 0
Inning Stats	R: 0 E: 0 K: 1 S: 10 H: 0 LOB: 1 BB: 1 P: 17	R: 0 E: 0 K: 0 S: 9 H: 1 LOB: 1 BB: 0 P: 15	R: 2 E: 0 K: 2 S: 24 H: 3 LOB: 2 BB: 1 P: 35	R: 0 E: 0 K: 2 S: 10 H: 0 LOB: 0 BB: 0 P: 13	R: 0 E: 0 K: 1 S: 10 H: 1 LOB: 1 BB: 0 P: 12	R: 0 E: 0 K: 2 S: 15 H: 0 LOB: 1 BB: 1 P: 24	R: 0 E: 0 K: 1 S: 8 H: 0 LOB: 0 BB: 0 P: 13	R: 0 E: 0 K: 0 S: 8 H: 1 LOB: 2 BB: 1 P: 16	R: 0 E: 0 K: 2 S: 8 H: 0 LOB: 0 BB: 0 P: 13	1B: 4 2B: 2 3B: 0 HR: 0	SF: 0 SAC: 0 DP: 0 HBP: 0					

	AB	32
	R	2
	H	6
	RBI	2
	BB	4
	SO	11
	LOB	11

WP: 0 PA: 36
PB: 0
SB: 0
CS: 0

PITCHER		IP	WLS	BF	H	R	ER	SO	BB	IBB	HBP	BLK	WP	HR	S	P	ERA	WHIP
34 Homer Bailey, R ERA: 3.08	(1, 1)	6.0	W	25	5	2	2	8	3	0	0	0	0	0	78	116	3.00	1.333
63 Sam LeCure, R ERA: 1.29	(7, 1)	1.0	H	3	0	0	0	1	0	0	0	0	0	0	8	13	0.00	0.000
51 Jonathan Broxton, R ERA: 4.35	(8, 1)	1.0	H	5	1	0	0	0	1	0	0	0	0	0	8	16	0.00	2.000
54 Aroldis Chapman, L ERA: 2.74	(9, 1)	1.0	S	3	0	0	0	2	0	0	0	0	0	0	8	13	0.00	0.000

PITCHER		IP	WLS	BF	H	R	ER	SO	BB	IBB	HBP	BLK	WP	HR	S	P	ERA	WHIP

Chicago Cubs @ Cincinnati Reds

Great American Ball Park, Cincinnati, OH

Sat May 25 2013, 4:12 PM - 7:32 PM EDT

Att. 40,909 - Cloudy - 65 F

BOTTOM

Batter	1	2	3	4	5	6	7	8	9	AB	R	H	RBI	BB	SO	LOB
17 Shin-Soo Choo, L (1, 8) OBP: 0.438, SLG: 0.514	B FF 87 B FF 89 C SI 88 B FF 88 X SI 90 3-1 ① F7		B FF 89 D SL 77 C FF 90 F FC 87 S FF 90 2-3 ② K		B SI 89 C FC 87 S FF 89 C FC 89 1-3 ② K	1 SAFE C FF 94 B FF 93 B SI 94 1 SAFE B FF 93 F FF 93 B FF 94 4-2 1-2 BB				3	0	0	0	1	2	2
2 Zack Cozart, R (1, 6) OBP: 0.247, SLG: 0.354	S SI 89 F FF 89 F CH 80 F FF 91 B FF 90 S SL 79 1-3 ② K		X SI 90 0-0 ③ FC5 1-2 2-3f		C SL 76 F FC 87 X FF 89 0-2 ③ F7	C SL 84 X SL 84 0-1 ③ P6				4	0	0	0	0	1	4
19 Joey Votto, L (1, 3) OBP: 0.480, SLG: 0.552	B SL 77 C FF 90 B SL 78 C FC 88 S FF 92 2-3 ③ K			S SL 76 T SI 88 S FF 92 0-3 ① K		B SI 86 B FC 86 B FC 86 B FC 87 4-0 4 1B 21 1B BB	C SI 94 B SI 94 B FF 94 X FF 94 2-1 ① L7			3	1	0	0	1	2	0
4 Brandon Phillips, R (1, 4) OBP: 0.336, SLG: 0.479		B SI 89 X SI 89 1-0 ① P4		B FC 88 B CH 77 F FC 88 B FF 90 B FF 91 4-1 32 1B 21 SF8 BB		C FC 87 D CH 76 1 SAFE F FC 87 F FF 89 D SL 78 X FF 89 2-2 21 1B 15 SH1-3 1-2 1B	C FF 95 X FF 96 0-1 ② G4-3			3	2	1	0	1	0	0
32 Jay Bruce, L (1, 9) OBP: 0.319, SLG: 0.455		C FF 90 X FF 88 0-1 ② P5		B FC 88 B FF 89 C SI 90 1 SAFE X FC 88 2-1 15 BB 1-3 1B		B FC 86 S FF 88 F FC 87 B SL 76 B FC 88 F FF 90 X FF 90 3-2 ① F4	S SL 83 B SI 95 X FF 94 1-1 ③ G4-3			4	0	1	0	0	0	2
21 Todd Frazier, R (1, 5) OBP: 0.317, SLG: 0.405		S SL 75 B FF 90 B FF 89 B SL 78 C SI 91 X FF 91 3-2 ③ F7		D SL 78 1 SAFE T FF 89 1 SAFE B FC 87 B SI 88 X FF 88 3-1 ② SF8 3-H		B FF 88 C FF 89 S FC 86 B SI 89 X FF 90 2-2 15 SH1-3 29 2B 1-3 2-H 1B		B CU 79 S FF 90 C FF 90 B FS 82 B FS 83 T FF 90 3-2 ① K		3	1	1	2	0	1	0
15 Derrick Robinson, S (1, 7) OBP: 0.415, SLG: 0.294			C FF 86 X FF 86 0-1 34 FC3-5 29 1B 1B	B SI 90 B FF 89 C FC 88 1 SAFE B FF 88 C SI 90 B SI 91 4-2 1-2 BB		T FF 86 1 SAFE X FF 89 0-1 ② SH1-3 1-2 3-H		C FF 91 B FS 83 L FF 90 F FS 83 B FF 90 B FF 91 F CU 78 X FF 92 3-2 ② G5-3		2	0	1	1	1	0	0
29 Ryan Hanigan, R (1, 2) OBP: 0.275, SLG: 0.286			B FF 87 C SI 88 B FC 88 1 SAFE 1 SAFE X FC 88 2-1 2 FC5 34 FC3-5 1-2 1B	C SI 90 B FC 88 C SI 88 B FF 91 F SL 76 X SI 90 2-2 ③ G6-3		C FF 89 C FF 87 F FF 88 B FF 90 B FC 89 X FF 87 2-2 3 1B 2-H 2B		B FF 92 B FF 91 C CU 79 F FF 91 X FF 91 2-2 ③ L8		4	1	2	1	0	0	2
34 Homer Bailey, R (1, 1) OBP: 0.176, SLG: 0.235 3 Cesar Izturis, S (6, PH) OBP: 0.269, SLG: 0.196 63 Sam LeCure, R (7, 1) 51 Jonathan Broxton, R (8, 1) 54 Aroldis Chapman, L (9, 1)			L FF 87 B FF 88 X FC 87 1-1 ① FC3-5 2 FC5 1-2 2-3f		C SI 88 B FC 87 S SI 88 X FC 87 1-2 ① G6-3	C SI 89 S FF 87 B FF 89 X FC 86 1-2 17 BB 2-H 1B				2 0 0 0 0 0 2 1 0 1 1 0 0 0 0 0 0 0 0 0 0 0 0 0 0 0 0 0 0 0 0 0 0 0 0						
Inning Stats	R: 0 H: 0 E: 0 LOB: 0 K: 2 BB: 0 S: 10 P: 16	R: 0 H: 0 E: 0 LOB: 0 K: 0 BB: 0 S: 6 P: 10	R: 0 H: 2 E: 0 LOB: 2 K: 1 BB: 0 S: 10 P: 15	R: 1 H: 1 E: 0 LOB: 2 K: 1 BB: 2 S: 14 P: 29	R: 0 H: 0 E: 0 LOB: 0 K: 1 BB: 0 S: 9 P: 11	R: 4 H: 4 E: 0 LOB: 2 K: 0 BB: 2 S: 24 P: 42	R: 0 H: 0 E: 0 LOB: 0 K: 0 BB: 0 S: 6 P: 9	R: 0 H: 0 E: 0 LOB: 0 K: 1 BB: 0 S: 12 P: 20		1B: 6 SF: 1 2B: 1 SAC: 1 3B: 0 DP: 0 HR: 0 HBP: 0				WP: 0 PA: 35 PB: 0 SB: 0 CS: 0		

livebaseballscorecards.com

	AB	29
	R	5
	H	7
	RBI	5
	BB	4
	SO	6
	LOB	12

PITCHER		IP	WLS	BF	H	R	ER	SO	BB	IBB	HBP	BLK	WP	HR	S	P	ERA	WHIP
37 Travis Wood, L ERA: 2.73	(1, 1)	5.2	L	27	7	5	5	5	3	0	0	0	0	0	69	115	7.94	1.765
48 Rafael Dolis, R ERA:	(6, 1)	1.1		5	0	0	0	0	1	0	0	0	0	0	10	17	0.00	0.750
63 Kevin Gregg, R ERA:	(8, 1)	1.0		3	0	0	0	1	0	0	0	0	0	0	12	20	0.00	0.000

PITCHER	IP	WLS	BF	H	R	ER	SO	BB	IBB	HBP	BLK	WP	HR	S	P	ERA	WHIP

Chicago Cubs @ Cincinnati Reds

Great American Ball Park, Cincinnati, OH

Sun May 26 2013, 1:13 PM - 5:31 PM EDT

Att. 41,321 - Partly Cloudy - 70 F

livebaseballscorecards.com

TOP

Batter	1	2	3	4	5	6	7	8	9	10	AB	R	H	RBI	BB	SO	LOB
9 David DeJesus, L (1, 8) OBP: 0.345, SLG: 0.471	B FC 86 C FC 88 B SI 91 F CH 87 F FF 90 X SL 85 2-2 F7 ①			C SL 86 X CH 82 0-1 G1-3 ①		C FC 89 B FF 91 B FC 90 X SL 82 2-1 F9 ②		C FF 94 B CH 81 X CH 82 1-1 P6 ②	X FF 92 0-0 G3-1 ② 2-3		5	0	0	0	0	0	1
63 Kevin Gregg, R (9, 1)											0	0	0	0	0	0	0
13 Starlin Castro, R (1, 6) OBP: 0.298, SLG: 0.373	C SI 90 X SI 92 0-1 G6-3 ②			B FF 92 X SI 91 1-0 44 G3-1 2B		C FF 93 X FF 94 0-1 L9 ③		C FF 94 B FC 89 B FF 93 C FF 91 B FC 88 X FC 90 3-2 44 WP 44 2B 1B	B FF 93 B FF 93 S FF 92 T FF 93 F FF 94 S FF 94 2-3 K ③		5	1	2	0	0	1	1
44 Anthony Rizzo, L (1, 3) OBP: 0.322, SLG: 0.492	B FC 88 B SI 91 C FC 87 B FF 90 F FC 88 X FC 88 3-2 G4-3 ③			B CH 82 C FC 88 B FC 89 F FF 93 F CH 84 B CH 84 2 SAFE X CH 84 3-2 G3-1 ② 2-3			F FF 89 B CH 81 B FC 89 F FC 89 X CH 84 2-2 G4-3 ①	F FF 93 B CH 82 S FF 91 D CH 80 F CU 75 D CU 76 X FF 93 3-2 12 HR 1-H 2B		X FF 90 0-0 P5 ①	5	1	1	1	0	0	1
12 Alfonso Soriano, R (1, 7) OBP: 0.299, SLG: 0.415		F SI 90 S SL 84 F SL 83 B SL 83 B FC 87 B SL 81 F FC 89 F SL 80 B FF 94 4-2 19 CS BB		C SI 95 F FF 96 X SI 96 0-2 G4-3 ③			F CU 70 C FF 93 B SL 82 X SI 94 1-2 53 FC6-4 19 24 1B 1B	S FC 89 B FC 92 B FC 87 X FF 91 2-1 2-H HR		C CU 74 B FF 93 B CU 75 X CU 74 2-1 F7 ②	4	2	2	2	1	0	1
19 Nate Schierholtz, L (1, 9) OBP: 0.320, SLG: 0.496		C FC 88 1 SAFE T SI 90 P PO 93 B FC 89 F FF 94 F CH 84 C SI 92 2-3 K ① ② 1-2	C FC 88 B CH 81 F CH 83 B CH 84 X CH 84 2-2 E1 15 G5-3 24 BB			B FC 87 X SL 84 1-0 53 FC6-4 1-2 1B	S FF 92 X SL 80 0-1 53 BB 1B		B FF 93 B FF 93 C CU 73 F FF 93 F FF 93 B CU 74 F FF 93 B CU 73 4-2 53 2B BB	4	0	2	0	0	1	1
11 Kyuji Fujikawa, L (8, 1)											0	0	0	0	0	0	0
21 Scott Hairston, R (9, 9) OBP: 0.175, SLG: 0.328											0	1	0	0	1	0	0
53 Welington Castillo, R (1, 2) OBP: 0.327, SLG: 0.379		C CU 78 B FC 87 X FF 93 1-1 G6-3 ③			F FF 92 S SL 85 X SL 85 0-2 P3 ①		B FF 93 S SI 94 C SI 94 D SI 94 F SI 95 X SI 95 2-2 FC6-4 24 1B ② 1-2f 2-3	C SL 81 S SL 82 1 SAFE D FS 84 1 SAFE D SL 81 F FF 92 B SL 81 B SL 83 4-2 1-2 BB		B FF 92 C FF 91 X FF 91 1-1 1-H 2B	4	0	1	1	1	0	3
24 Luis Valbuena, L (1, 5) OBP: 0.362, SLG: 0.429			B SL 85 B FC 87 C SL 85 X FC 87 2-1 F9 ①		B FC 87 B FC 88 F SI 92 B FC 87 B SI 93 4-1 1-2 BB		X FF 94 0-0 1-2 3-H 1B	C SL 82 S SL 81 B FF 93 B SL 81 X SL 82 2-2 L8 ③		I IN 69 I IN 74 I IN 76 I IN 74 4-0 IBB	3	0	1	1	2	0	2
15 Darwin Barney, R (1, 4) OBP: 0.292, SLG: 0.347		B FF 92 B SI 93 C SI 90 X FC 87 2-1 G1-3 ②		B SI 94 S FF 93 X SI 95 1-1 G5-3 ② ③ 2-3f			C FF 92 B FF 93 F FF 94 B FF 95 S FF 95 2-3 K ③		X FF 92 0-0 9 G3-1 2B	C FF 91 B CU 73 T FF 91 S FF 91 1-3 K ③	5	0	1	0	0	2	6
22 Matt Garza, R (1, 1) OBP: 0.333, SLG: 0.667			S SI 90 B FC 87 B FF 92 X FC 88 2-1 G1-3 ③			C SI 90 X CH 84 0-1 G1 ①		B FF 93 F FF 93 S FF 93 F CU 78 X CH 83 1-2 G1-3 ①	B FF 92 B FF 91 D FF 92 C FF 91 F FF 92 X FF 94 3-2 L6 ①		1	0	0	0	0	0	0
48 Rafael Dolis, R (5, 1)											0	0	0	0	0	0	0
20 Julio Borbon, L (6, PH) OBP: 0.325, SLG: 0.257											1	0	0	0	0	0	0
49 Carlos Marmol, R (6, 1)											0	0	0	0	0	0	0
40 James Russell, L (7, 1)											0	0	0	0	0	0	0
6 Ryan Sweeney, L (8, PH) OBP: 0.387, SLG: 0.571											2	0	0	0	0	0	1
(8, 9)																	
(9, 8)																	

Inning Stats										
	R: 0 H: 0 E: 0 LOB: 0 K: 0 BB: 0 S: 9 P: 14	R: 0 H: 0 E: 0 LOB: 0 K: 1 BB: 1 S: 13 P: 19	R: 0 H: 0 E: 0 LOB: 0 K: 0 BB: 0 S: 6 P: 12	R: 0 H: 1 E: 0 LOB: 1 K: 0 BB: 0 S: 10 P: 14	R: 0 H: 0 E: 1 LOB: 1 K: 0 BB: 1 S: 9 P: 16	R: 0 H: 0 E: 0 LOB: 0 K: 0 BB: 0 S: 6 P: 8	R: 1 H: 3 E: 0 LOB: 2 K: 1 BB: 0 S: 15 P: 23	R: 3 H: 4 E: 0 LOB: 2 K: 0 BB: 1 S: 23 P: 39	R: 0 H: 1 E: 0 LOB: 1 K: 1 BB: 0 S: 9 P: 14	R: 1 H: 1 E: 0 LOB: 2 K: 1 BB: 2 S: 12 P: 24

	AB	39
	R	5
	H	10
	RBI	5
	BB	5
	SO	4
	LOB	17

	1B: 5	SF: 0	WP: 1	PA: 44
	2B: 4	SAC: 0	PB: 0	
	3B: 0	DP: 1	SB: 0	
	HR: 1	HBP: 0	CS: 1	

PITCHER		IP	WLS	BF	H	R	ER	SO	BB	IBB	HBP	BLK	WP	HR	S	P	ERA	WHIP
47 Johnny Cueto, R ERA: 2.76	(1, 1)	7.0		26	4	1	1	2	2	0	0	0	0	0	68	106	1.29	0.857
66 Logan Ondrusek, R ERA: 4.82	(8, 1)	0.2	B	5	3	3	3	0	0	0	0	0	1	1	15	25	40.50	4.500
43 Manny Parra, L ERA: 7.71	(8, 1)	0.1		3	1	0	0	0	1	0	0	0	0	0	8	14	0.00	6.000
60 J.J. Hoover, R ERA: 3.8	(9, 1)	2.0	L	10	2	1	1	2	1	1	0	0	0	0	21	38	4.50	1.500

PITCHER	IP	WLS	BF	H	R	ER	SO	BB	IBB	HBP	BLK	WP	HR	S	P	ERA	WHIP

Chicago Cubs @ Cincinnati Reds

Great American Ball Park, Cincinnati, OH

Sun May 26 2013, 1:13 PM - 5:31 PM EDT

Att. 41,321 - Partly Cloudy - 70 F

livebaseballscorecards.com

BOTTOM

Batter	1	2	3	4	5	6	7	8	9	10	AB	R	H	RBI	BB	SO	LOB
17 Shin-Soo Choo, L (1, 8) OBP: 0.441, SLG: 0.508	C FF 91 F SI 92 F FF 91 B FF 92 S SL 85 1-3 ① K		B CU 73 B FF 91 C SI 92 C FF 92 F FF 92 X SI 93 2-2 ① F7	I IN 80 I IN 81 I IN 78 I IN 74 4-0 2 2B IBB		B FF 92 B FF 92 B SL 82 C FF 91 B FF 92 4-1 BB			B FC 90 S CH 84 B FF 93 F FF 93 F CH 84 B FF 92 H FF 93 4-2 19 BB HBP		2	0	0	0	2	1	0
2 Zack Cozart, R (1, 6) OBP: 0.246, SLG: 0.355	B FF 92 F FF 93 B SL 84 F SI 92 F FF 93 B SL 85 S SL 84 3-3 ② K		C SI 90 S SL 85 B FF 95 F FF 93 B SL 84 F FF 94 F FF 94 S CU 75 2-3 ② K	S SL 86 X SL 86 0-1 1-3 2-H 3-H 2B		1 SAFE C FF 92 B FF 92 1 SAFE F SL 82 F SL 84 X SL 85 1-2 ③ P3			1 SAFE 1 SAFE C FC 90 B FF 94 1 SAFE F CH 84 X CH 84 1-2 ② P4		5	0	1	2	0	2	2
19 Joey Votto, L (1, 3) OBP: 0.479, SLG: 0.545	B CU 75 X FF 93 1-0 4 BB 1B		B CU 74 B SL 83 S FF 94 B FF 94 S FF 95 3-3 ③ K	X CU 74 0-0 ③ G3			B SL 82 S SL 80 C SL 82 S SL 81 1-3 ① K		B FF 94 S FC 91 B CH 84 B FF 93 F FC 90 B FF 93 4-2 1-2 BB		4	0	1	0	1	2	2
4 Brandon Phillips, R (1, 4) OBP: 0.333, SLG: 0.469	C FF 92 D FF 91 D SL 84 B SL 82 B FF 92 4-1 1-2 BB			X FF 89 0-0 ① P2	C FF 95 S SL 83 X FF 96 0-2 ① G4-3		C SI 87 B FF 88 B CH 80 X CH 80 2-1 ② F9		B CU 80 S CU 80 X FF 91 1-1 ③ F8		4	0	0	0	1	0	2
32 Jay Bruce, L (1, 9) OBP: 0.317, SLG: 0.463	D SL 83 F SI 92 B FF 92 F FF 92 B SL 86 F FF 92 X FF 93 3-2 ③ P5			F FF 91 X FF 90 0-1 HR	C SL 84 B SI 95 B FF 95 S FF 95 F FF 95 B FF 96 X SI 95 3-2 ② F7		C SL 82 B FF 88 X SL 82 1-1 ③ P5			B CU 80 C FF 91 X FF 90 1-1 ① L7	5	1	1	1	0	0	2
21 Todd Frazier, R (1, 5) OBP: 0.325, SLG: 0.416 15 Derrick Robinson, S (10, PR) OBP: 0.415, SLG: 0.294		C FF 91 F FF 92 F CU 76 F FF 92 B SL 85 S FF 94 1-3 ① K		B FF 93 B SL 83 H SI 92 3-0 26 BB 29 1B HBP	X FF 97 0-0 3B		X FC 91 0-0 ① G3-1			B FF 92 C FF 92 B FF 92 S FF 91 B FF 93 B FF 91 4-2 9 CI BB	3	1	1	0	1	1	0
											0	0	0	0	0	0	0
26 Xavier Paul, L (1, 7) OBP: 0.386, SLG: 0.373 60 J.J. Hoover, R (9, 1) 9 Jack Hannahan, L (10, PH) OBP: 0.292, SLG: 0.256		B SL 84 C SI 91 B CU 75 B FF 92 B FF 92 4-1 BB		B FF 90 1 SAFE B FF 92 F FF 89 B FF 91 1 SAFE F FF 90 D FF 91 4-2 47 WP 29 1B 2 2B 1-2 BB	C SL 83 B FF 95 F FF 95 B SI 96 X FF 95 2-2 ③ F8		C FC 91 B FF 94 S CH 84 F CH 84 B FF 93 B FF 93 X FF 93 3-2 ② G5-3			B FF 92 C FF 91 C FF 91 B FF 92 F FF 92 2-2 1-2 CI	2	1	0	0	2	0	1
											0	0	0	0	0	0	0
											0	0	0	0	0	0	0
29 Ryan Hanigan, R (1, 2) OBP: 0.271, SLG: 0.280		B FF 91 C FF 91 F FF 93 S SI 92 1-3 ② K		B SI 90 X FF 92 1-0 47 WP 2 2B 1-2 2-H 1B		B FF 91 C FF 92 B FF 90 F SL 82 B SL 82 X SL 82 3-2 ① G4-3	B FC 90 B FF 93 C FF 94 B FC 91 C FF 93 F CH 84 X FF 94 3-2 ③ G6-3		B FF 92 C FF 91 F FF 92 X FS 83 1-2 ② F7	5	1	1	1	0	1	3
47 Johnny Cueto, R (1, 1) OBP: 0.091, SLG: 0.091 66 Logan Ondrusek, R (8, 1) 43 Manny Parra, L (8, 1) OBP: 0.500, SLG: 0.500 23 Donald Lutz, L (9, 7) OBP: 0.250, SLG: 0.350		X FF 92 0-0 ③ B5-3		B SL 80 B CH 88 B FF 91 C FF 92 C FF 92 F FF 94 F SL 85 F SI 93 S FF 93 3-3 ② K 1-2 2-3		B FF 92 B FF 90 C FF 90 C FF 90 F SL 81 X SL 83 2-2 ② G1-3			F CH 85 C FF 93 S FF 94 0-3 ① K	B FF 91 X FS 83 1-0 ③ G4-3	3	0	0	0	0	1	3
											0	0	0	0	0	0	0
											0	0	0	0	0	0	0
											2	0	0	0	0	1	2
Inning Stats	R: 0 E: 0 K: 2 S: 14 H: 1 LOB: 2 BB: 1 P: 26	R: 0 E: 0 K: 2 S: 10 H: 0 LOB: 1 BB: 1 P: 16	R: 0 E: 0 K: 2 S: 13 H: 0 LOB: 0 BB: 0 P: 20	R: 4 E: 0 K: 1 S: 15 H: 3 LOB: 2 BB: 2 P: 30	R: 0 E: 0 K: 0 S: 11 H: 1 LOB: 1 BB: 0 P: 16	R: 0 E: 0 K: 0 S: 13 H: 0 LOB: 1 BB: 1 P: 23	R: 0 E: 0 K: 1 S: 7 H: 0 LOB: 0 BB: 0 P: 11	R: 0 E: 0 K: 0 S: 9 H: 0 LOB: 0 BB: 0 P: 15	R: 0 E: 0 K: 1 S: 13 H: 0 LOB: 2 BB: 1 P: 23	R: 0 E: 1 K: 0 S: 11 H: 0 LOB: 2 BB: 1 P: 20	1B: 2 2B: 1 3B: 1 HR: 1 SF: 0 SAC: 0 DP: 0 HBP: 2	WP: 1 PB: 0 SB: 0 CS: 0 PA: 45					

PITCHER		IP	WLS	BF	H	R	ER	SO	BB	IBB	HBP	BLK	WP	HR	S	P	ERA	WHIP
22 Matt Garza, R ERA: 4.0	(1, 1)	4.0		21	4	4	4	7	3	1	1	0	1	1	52	92	9.00	1.750
48 Rafael Dolis, R ERA:	(5, 1)	1.0		4	1	0	0	0	0	0	0	0	0	0	11	16	0.00	1.000
49 Carlos Marmol, R ERA: 4.26	(6, 1)	1.0		4	0	0	0	0	1	0	0	0	0	0	13	23	0.00	1.000
40 James Russell, L ERA: 0.95	(7, 1)	1.0		3	0	0	0	1	0	0	0	0	0	0	7	11	0.00	0.000
11 Kyuji Fujikawa, R ERA: 5.25	(8, 1)	1.2		7	0	0	0	1	1	0	1	0	0	0	20	35	0.00	0.600

PITCHER		IP	WLS	BF	H	R	ER	SO	BB	IBB	HBP	BLK	WP	HR	S	P	ERA	WHIP
63 Kevin Gregg, R ERA:	(9, 1)	1.1	W	6	0	0	0	0	1	0	0	0	0	0	13	23	0.00	0.750

AB	35
R	4
H	5
RBI	4
BB	7
SO	9
LOB	17

Batter	1	2	3	4	5	6	7	8	9	AB	R	H	RBI	BB	SO	LOB
24 Michael Bourn, L (1, 8) OBP: 0.350, SLG: 0.431	B SI 87 S SI 89 C KC 78 B FC 87 S FC 87 2-3 ① **K**		C SI 89 B KC 79 B KC 79 C CH 84 X SI 93 2-2 ③ F8		B SI 90 B CH 84 X SI 91 2-0 ③ G6-3			B SI 95 C SL 91 B FF 95 X FF 93 2-1 ② G3		4	0	0	0	0	1	1
22 Jason Kipnis, L (1, 4) OBP: 0.314, SLG: 0.473	B SI 89 F SI 90 B KC 77 B CH 82 X SI 91 3-1 ② L8			X CH 81 0-0 ③ 33 E 41 SF7 1B		B SI 90 C KC 77 C KC 78 B FC 89 F KC 81 B FC 88 X SI 92 3-2 ① P5		C SL 91 B SI 95 S SI 95 F FF 96 S SL 88 1-3 ③ **K**		4	1	1	0	0	1	0
13 Asdrúbal Cabrera, S (1, 6) OBP: 0.322, SLG: 0.437	F SI 90 X FC 87 0-1 ② 33 S 2B			B KC 77 1 SAFE 1 SAFE S FC 88 T FC 88 B SL 80 1 SAFE S FC 89 2-3 ① **K**		B KC 77 C FC 88 X FC 88 1-1 ② L4			B FF 97 C FF 96 B SL 84 S FF 96 B FF 99 C FF 96 3-3 ① **K**	4	0	1	0	0	2	1
33 Nick Swisher, S (1, 3) OBP: 0.370, SLG: 0.497	C KC 76 F FC 87 D KC 78 X SI 91 1-2 ③ G4-3 **2-3**			X FC 89 0-0 E4 **1-3**		B SI 90 C KC 80 F FC 88 S FC 88 1-3 ③ **K**			B FF 100 B FF 100 C FF 100 X FF 99 2-1 ② L7	4	0	0	0	0	1	2
41 Carlos Santana, S (1, 2) OBP: 0.400, SLG: 0.519		C SI 87 C SI 88 B FF 89 S FC 88 1-3 ① **K**		C SI 92 X SI 92 0-1 ② SF7 **3-H**			S CH 82 B CH 83 C KC 78 F FC 88 X FF 91 1-2 ① L6		F FF 99 C SL 88 B FF 100 F FF 100 B SL 86 B FF 99 C SL 88 3-3 ③ **K**	3	0	0	1	0	2	0
12 Mark Reynolds, R (1, 5) OBP: 0.342, SLG: 0.512		B SI 89 B SL 79 B SI 90 C SI 91 S FC 88 S FC 89 3-3 ② **K**		S SL 80 1 SAFE C FC 88 D SL 81 B CH 85 X SL 80 2-2 ③ G4-3			X SI 92 0-0 23 G4-6-3 1B			3	0	1	0	0	1	1
23 Michael Brantley, L (1, 7) OBP: 0.356, SLG: 0.391		C KC 78 X SI 92 0-1 ③ G6-3			F SI 90 B SI 92 C KC 79 X FC 88 1-2 ① G4-3		C KC 78 B SI 92 1 SAFE X SI 91 1-1 ②③ G4-6-3 **1-2f**			3	0	0	0	0	0	1
11 Drew Stubbs, R (1, 9) OBP: 0.299, SLG: 0.381			C SI 89 X SI 90 0-1 ① G6-3		C SL 80 B FC 88 B SL 80 F FC 88 X SL 80 2-2 30 SH3-4 1B			B KC 78 B KC 79 C SI 91 F SI 91 C FC 88 2-3 ① **K**		3	0	1	0	0	1	0
30 Ubaldo Jiménez, R (1, 1) 25 Jason Giambi, L (8, PH) OBP: 0.254, SLG: 0.361 50 Nick Hagadone, L (8, 1) 27 Bryan Shaw, S (8, 1)			C SI 89 C SL 79 B FC 87 S SL 79 1-3 ② **K**		B SI 90 L SI 90 X KC 78 1-1 ② SH3-4 **1-2**			C KC 77 B CH 84 X CH 84 1-1 HR		1 1 0 0	0 1 0 0	0 1 0 0	0 1 0 0	0 0 0 0	1 0 0 0	0 0 0 0
Inning Stats	R: 0 E: 0 K: 1 S: 10 H: 1 LOB: 1 BB: 0 P: 16	R: 0 E: 0 K: 2 S: 8 H: 0 LOB: 0 BB: 0 P: 12	R: 0 E: 0 K: 1 S: 8 H: 0 LOB: 0 BB: 0 P: 11	R: 1 E: 1 K: 1 S: 10 H: 1 LOB: 1 BB: 0 P: 14	R: 0 E: 0 K: 0 S: 9 H: 1 LOB: 1 BB: 0 P: 15	R: 0 E: 0 K: 1 S: 9 H: 0 LOB: 0 BB: 0 P: 14	R: 0 E: 0 K: 0 S: 7 H: 1 LOB: 0 BB: 0 P: 9	R: 1 E: 0 K: 2 S: 11 H: 1 LOB: 0 BB: 0 P: 17	R: 0 E: 0 K: 2 S: 9 H: 0 LOB: 0 BB: 0 P: 17	1B: 3 2B: 1 3B: 0 HR: 1 SF: 1 SAC: 1 DP: 1 HBP: 0						

TOP

Cleveland Indians @ Cincinnati Reds

Great American Ball Park, Cincinnati, OH

Mon May 27 2013, 1:11 PM - 3:55 PM EDT

Att. 38,822 - Partly Cloudy - 76 F

livebaseballscorecards.com

AB	30
R	2
H	5
RBI	2
BB	0
SO	10
LOB	6

PITCHER		IP	WLS	BF	H	R	ER	SO	BB	IBB	HBP	BLK	WP	HR	S	P	ERA	WHIP
44 Mike Leake, R ERA: 3.02	(1, 1)	7.1		27	5	2	1	7	0	0	0	0	0	1	66	99	1.23	0.682
51 Jonathan Broxton, R ERA: 4.22	(8, 1)	0.2	W	2	0	0	0	1	0	0	0	0	0	0	6	9	0.00	0.000
54 Aroldis Chapman, L ERA: 2.63	(9, 1)	1.0	S	3	0	0	0	2	0	0	0	0	0	0	9	17	0.00	0.000

PITCHER		IP	WLS	BF	H	R	ER	SO	BB	IBB	HBP	BLK	WP	HR	S	P	ERA	WHIP

WP: 0 PB: 0 SB: 1 CS: 0 PA: 32

Cleveland Indians @ Cincinnati Reds

Great American Ball Park, Cincinnati, OH

Mon May 27 2013, 1:11 PM - 3:55 PM EDT

Att. 38,822 - Partly Cloudy - 76 F

BOTTOM

livebaseballscorecards.com

Batter	1	2	3	4	5	6	7	8	9	AB	R	H	RBI	BB	SO	LOB
17 Shin-Soo Choo, L (1, 8) OBP: 0.442, SLG: 0.525	B FF 90 S FF 89 B FS 83 X SI 91 2-1 HR		L SL 83 F FS 81 B FF 90 B FS 84 X FS 84 2-2 ① F8		B FS 81 F FC 89 S FC 89 X FS 82 1-2 ③ G4-3			C FF 94 F SL 82 B FF 94 F SL 82 F FF 94 B SL 81 B FF 92 X FF 94 3-2 2 SH5-4 2 PB 19 HR 1B		4	2	2	1	0	0	0
2 Zack Cozart, R (1, 6) OBP: 0.258, SLG: 0.368	B FF 90 F SI 90 B FF 92 B SI 91 C SI 90 F FF 93 F FF 92 B SI 91 4-2 4 G6-4-3 BB		B FF 90 S SI 90 B FF 92 C SI 92 X CU 78 2-2 19 F8 19 PB 1B			F SI 88 X FF 91 0-1 19 G4-3 4 SF9 2B		1 SAFE B FF 94 X FF 95 1-0 ① SH5-4 1-3		2	1	2	0	1	0	0
19 Joey Votto, L (1, 3) OBP: 0.475, SLG: 0.555	S FF 92 F FS 84 B FF 93 S FS 82 1-3 ① K		S SL 85 B FF 93 B CU 74 B FF 91 S SL 84 X FF 92 3-2 ② F8 1-3			X FS 81 0-0 ① G4-3 2-3		B FF 94 S FF 93 B FF 95 X FF 94 2-1 3-H HR		4	1	1	2	0	1	3
4 Brandon Phillips, R (1, 4) OBP: 0.327, SLG: 0.462	1 SAFE B SL 84 C SL 83 B SI 91 1 SAFE D FS 83 X SI 92 3-1 ②③ G6-4-3 1-2f		C SL 86 D FS 86 F SI 94 F FF 94 F FS 85 B SL 86 F FS 85 X SL 80 2-2 ③ P3			X SL 86 0-0 ② SF9 3-H		B FC 93 B FC 93 F FC 92 S FC 93 F FC 93 C FC 95 2-3 ② K		3	0	0	1	0	1	2
32 Jay Bruce, L (1, 9) OBP: 0.315, SLG: 0.456		C SI 90 F SL 82 S FF 93 0-3 ① K		B SL 80 B FS 80 B SI 89 C SI 88 F FF 89 D FS 83 4-2 21 G6-4-3 BB		F SL 82 X FS 82 0-1 ③ F8		X CH 84 0-0 E1		3	0	0	0	1	1	0
21 Todd Frazier, R (1, 5) OBP: 0.328, SLG: 0.411		B SL 83 B SI 92 B SI 92 C SI 89 B SI 92 4-1 44 WP 26 1B BB		X SI 91 0-0 ①② G6-4-3 1-2f			B SL 81 B SL 80 F SI 88 B SI 90 B SI 91 4-1 BB	B FC 94 F FC 93 T SL 82 F FC 94 X SL 82 1-2 ③ P6		2	0	0	0	2	0	2
26 Xavier Paul, L (1, 7) OBP: 0.385, SLG: 0.372 15 Derrick Robinson, S (9, 7) OBP: 0.415, SLG: 0.294		B FS 83 X SI 91 1-0 44 WP 1-2 1B		C SI 90 C SL 83 B FC 92 X FS 83 1-2 ③ G4-3			X SL 88 0-0 ① F8			3 0	0 0	1 0	0 0	0 0	0 0	1 0
39 Devin Mesoraco, R (1, 2) OBP: 0.327, SLG: 0.361		B SL 86 C FF 93 C SL 85 S FS 83 1-3 ② K			F SL 83 C SL 82 F FF 92 B FF 92 X CU 78 1-2 ① G6-3		B SL 84 1 SAFE 1 SAFE B SL 83 C FF 91 C SL 82 F FF 93 T FS 85 2-2 ② K			3	0	0	0	0	2	3
44 Mike Leake, R (1, 1) OBP: 0.192, SLG: 0.269 51 Jonathan Broxton, R (8, 1) 54 Aroldis Chapman, L (9, 1)		B SL 85 X SI 93 1-0 ③ G6-3 1-2 2-3			B SI 90 B SI 90 C FF 88 S SI 90 S SL 83 2-3 ② K		B SI 91 C SI 90 1 SAFE S SI 90 S CU 77 1-3 ③ K			3 0 0	0 0 0	0 0 0	0 0 0	0 0 0	2 0 0	3 0 0
Inning Stats	R: 1 H: 1 E: 0 LOB: 0 K: 1 BB: 1 S: 11 P: 21	R: 0 H: 1 E: 0 LOB: 2 K: 2 BB: 1 S: 9 P: 16	R: 0 H: 1 E: 0 LOB: 1 K: 0 BB: 0 S: 15 P: 24	R: 0 H: 0 E: 0 LOB: 0 K: 0 BB: 1 S: 6 P: 11	R: 0 H: 0 E: 0 LOB: 0 K: 1 BB: 0 S: 10 P: 14	R: 1 H: 1 E: 0 LOB: 0 K: 0 BB: 0 S: 6 P: 6	R: 0 H: 0 E: 0 LOB: 1 K: 2 BB: 1 S: 9 P: 16	R: 2 H: 2 E: 1 LOB: 1 K: 1 BB: 0 S: 17 P: 26		1B: 3 SF: 1 2B: 1 SAC: 1 3B: 0 DP: 2 HR: 2 HBP: 0				WP: 1 PA: 33 PB: 2 SB: 0 CS: 0		

	AB	27
	R	4
	H	6
	RBI	4
	BB	4
	SO	7
	LOB	14

PITCHER		IP	WLS	BF	H	R	ER	SO	BB	IBB	HBP	BLK	WP	HR	S	P	ERA	WHIP
30 Ubaldo Jiménez, R ERA: 5.57	(1, 1)	7.0		27	4	2	2	6	4	0	0	0	1	1	66	108	2.57	1.143
50 Nick Hagadone, L ERA: 8.71	(8, 1)	0.1	L	3	2	2	2	0	0	0	0	0	0	1	8	14	54.00	6.000
27 Bryan Shaw, R ERA: 1.8	(8, 1)	0.2		3	0	0	0	1	0	0	0	0	0	0	9	12	0.00	0.000

PITCHER		IP	WLS	BF	H	R	ER	SO	BB	IBB	HBP	BLK	WP	HR	S	P	ERA	WHIP

Batter	1	2	3	4	5	6	7	8	9	AB	R	H	RBI	BB	SO	LOB
24 Michael Bourn, L (1, 8) OBP: 0.361, SLG: 0.434	C FC 94 B SI 93 X SI 93 1-1 1B		B SI 92 S CH 84 B SL 84 X SI 92 2-1 ② L8		B CH 86 B FF 90 C FF 92 X SL 83 2-1 2-H 1B		B SI 92 B FC 93 B FF 92 B FF 94 4-0 1-2 BB		C SI 94 B FS 86 S CU 80 B FS 86 S CU 80 2-3 ① K 1-2	4	0	2	1	1	1	1
22 Jason Kipnis, L (1, 4) OBP: 0.311, SLG: 0.462	C SI 93 S SL 87 X SI 90 0-2 ① L8		C SI 95 F CU 79 D SL 86 B SL 85 B CH 84 D FF 97 4-2 BB		1 SAFE B SI 90 B SI 92 1 SAFE X SI 92 2-0 ③ G4-3		S SL 82 S SL 81 C SL 82 0-3 ② K		B CU 78 B SI 96 X SI 95 2-0 ② G4-3 2-3	4	0	0	0	1	1	5
13 Asdrúbal Cabrera, S (1, 6) OBP: 0.314, SLG: 0.426	D CU 76 C FF 93 S SL 85 S SL 85 1-3 ② K		F CU 77 C SI 92 S FC 96 0-3 ③ K			B CU 75 B SI 92 C FF 92 C FF 92 B FF 92 X SI 92 3-2 ① G3-1	F KC 74 B FF 89 B CH 81 C SI 89 S KC 76 2-3 ③ K		C CU 79 X FS 85 0-1 ③ G3-1	5	0	0	0	0	3	5
33 Nick Swisher, S (1, 3) OBP: 0.368, SLG: 0.491	C FF 94 X FF 93 0-1 ③ L8			C CU 77 X FF 92 0-1 ① G3		B FF 93 S FF 93 X CU 77 1-1 41 1B 1B		C SI 95 S FS 88 S FS 89 0-3 K 12 F8 41 G4-3 23 1B		4	1	1	0	0	1	1
41 Carlos Santana, S (1, 2) OBP: 0.397, SLG: 0.512		B FF 93 B FF 92 X FF 90 2-0 ① G4-3		B SI 93 C CH 82 C SL 85 B SI 94 B CU 78 C SI 94 3-3 ② K		F SI 92 B FF 91 F SL 86 F FF 93 X SI 93 1-2 23 FC4-6 1-2 1B		B SI 95 X SI 95 1-0 ① G4-3 1-2		4	0	1	0	0	1	1
12 Mark Reynolds, R (1, 5) OBP: 0.340, SLG: 0.503		B FC 95 C SL 85 F FF 95 B FC 95 B SL 86 D SL 85 4-2 BB		S FF 96 S FF 96 S SL 86 0-3 ③ K		C FC 95 S FF 93 X SL 87 0-2 ② L8		B CU 80 D SI 96 C FC 89 B FC 90 X FF 95 3-1 ② F8 2-3		3	0	0	0	1	1	3
23 Michael Brantley, L (1, 7) OBP: 0.354, SLG: 0.388	C FF 93 F FF 90 B FC 94 S SL 86 1-3 ② K				B CU 78 X SI 91 1-0 ① G5-3	B SI 94 X FF 93 1-0 ③ FC4-6 1-2f		B CU 78 X SI 94 1-0 11 DI 3-H 1B		4	0	1	1	0	1	3
11 Drew Stubbs, R (1, 9) OBP: 0.298, SLG: 0.378	F SL 84 B FF 95 S SL 85 1 SAFE S FC 95 1-3 ③ K				B FC 95 B SL 87 X FC 92 2-0 34 S 24 1B 1B		X CU 75 0-0 ① F7	C SI 95 B FC 91 F FC 91 X SI 95 1-2 ③ G6-3 1-2		4	1	1	0	0	1	2
34 Zach McAllister, R (1, 1) 53 Rich Hill, L (6, 1) 37 Cody Allen, R (6, 1) 9 Ryan Raburn, R (7, PH) OBP: 0.350, SLG: 0.511 27 Bryan Shaw, S (7, 1) 51 Scott Barnes, L (7, 1) 32 Matt Albers, L (8, 1) 4 Mike Aviles, R (9, PH) OBP: 0.303, SLG: 0.429			C FF 93 X FC 94 0-1 ① G3		M SL 86 D SL 86 C FC 93 S SL 84 1-3 ② K 1-2		B SL 86 C FC 93 S SL 85 F SI 93 B SL 87 B SI 91 B FC 96 4-2 24 BB BB		C SI 93 F CU 79 F FC 88 X FC 90 0-2 22 G4-3 24 DI 1B	2 0 0 0 0 0 0 0 1	0 0 0 0 0 0 0 0 0	0 0 0 0 1 0 0 0 1	0 0 0 0 0 0 0 0 0	0 0 0 0 0 0 0 0 0	1 0 0 0 0 0 0 0 0	1 0 0 0 0 0 0 0 0
Inning Stats	R: 0 E: 0 K: 1 S: 10 H: 1 LOB: 1 BB: 0 P: 12	R: 0 E: 0 K: 2 S: 9 H: 0 LOB: 1 BB: 1 P: 17	R: 0 E: 0 K: 1 S: 9 H: 0 LOB: 1 BB: 1 P: 15	R: 0 E: 0 K: 2 S: 8 H: 0 LOB: 0 BB: 0 P: 11	R: 1 E: 0 K: 1 S: 8 H: 2 LOB: 1 BB: 0 P: 16	R: 0 E: 0 K: 0 S: 13 H: 2 LOB: 2 BB: 0 P: 19	R: 0 E: 0 K: 2 S: 10 H: 0 LOB: 2 BB: 2 P: 20	R: 1 E: 0 K: 1 S: 10 H: 1 LOB: 1 BB: 0 P: 16	R: 0 E: 0 K: 1 S: 10 H: 1 LOB: 1 BB: 0 P: 14	1B: 7 2B: 0 3B: 0 HR: 0 SF: 0 SAC: 0 DP: 0 HBP: 0						

PITCHER		IP	WLS	BF	H	R	ER	SO	BB	IBB	HBP	BLK	WP	HR	S	P	ERA	WHIP
55 Mat Latos, R ERA: 3.01	(1, 1)	6.1	W	28	5	1	1	7	4	0	0	0	0	0	61	102	1.42	1.421
43 Manny Parra, L ERA: 7.36	(7, 1)	0.1	H	1	0	0	0	1	0	0	0	0	0	0	3	3	0.00	0.000
63 Sam LeCure, R ERA: 1.27	(7, 1)	0.1	H	1	0	0	0	1	0	0	0	0	0	0	3	5	0.00	0.000
31 Alfredo Simon, R ERA: 3.0	(8, 1)	2.0		9	2	1	0	2	0	0	0	0	0	0	20	30	0.00	1.000

PITCHER	IP	WLS	BF	H	R	ER	SO	BB	IBB	HBP	BLK	WP	HR	S	P	ERA	WHIP

TOP

Cleveland Indians @ Cincinnati Reds

Great American Ball Park, Cincinnati, OH

Tue May 28 2013, 7:11 PM - 10:39 PM EDT

Att. 28,812 - Partly Cloudy - 83 F

livebaseballscorecards.com

AB	35
R	2
H	7
RBI	2
BB	4
SO	11
LOB	22

1B: 7	SF: 0	WP: 0	PA: 39
2B: 0	SAC: 0	PB: 1	
3B: 0	DP: 0	SB: 1	
HR: 0	HBP: 0	CS: 0	

Cleveland Indians @ Cincinnati Reds

Great American Ball Park, Cincinnati, OH

Tue May 28 2013, 7:11 PM - 10:39 PM EDT

Att. 28,812 - Partly Cloudy - 83 F

livebaseballscorecards.com

BOTTOM

Batter	1	2	3	4	5	6	7	8	9	AB	R	H	RBI	BB	SO	LOB
17 Shin-Soo Choo, L (1, 8) OBP: 0.450, SLG: 0.532	B FF 89 C FF 90 C FF 91 F FF 92 B SL 88 X FF 91 2-2 2 1B 19 1B 2B	B FF 91 F SI 91 B CH 79 C FF 92 F FF 92 S CH 84 2-3 K ③		C CH 82 X FF 90 0-1 1-2 1B		C CU 74 F CU 73 B SI 89 F SL 82 B CU 75 B FF 88 F CU 75 F CU 74 F CU 74 4-2 F SL 82 B CU 73 2 FC5-6 BB	B SL 84 C SL 84 B SI 90 H SL 81 3-1 2 1B 1-2 2-3 HBP			3	1	2	0	1	1	0
2 Zack Cozart, R (1, 6) OBP: 0.266, SLG: 0.379	X FF 89 0-0 19 1B 26 1B 2-3 1B		C FF 89 B SL 86 X FF 91 1-1 2B	B SL 87 B CU 78 F FF 91 B CU 77 C SI 90 X FF 90 3-2 F8 ③		X FF 95 0-0 FC5-6 1-2f ②	X SI 91 0-0 1-2 2-H 3-H 1B ②			5	1	3	1	0	0	4
19 Joey Votto, L (1, 3) OBP: 0.477, SLG: 0.554	F SI 89 B FF 91 X FF 92 1-1 4 WP 26 1B 1-3 3-H 1B		D CH 79 B FF 91 S FF 90 B FF 90 B SI 91 4-1 BB		B CU 75 B CU 76 F FF 90 S SI 90 X FF 91 2-2 26 1B 4 S 1B	C KC 83 F FF 95 B FF 96 1 SAFE S KC 85 1-3 K ③	B SL 85 X SI 91 1-0 G1-3 ③			4	1	2	1	1	1	4
4 Brandon Phillips, R (1, 4) OBP: 0.333, SLG: 0.463	B FF 93 F FF 92 B FF 90 B FF 93 X FF 92 3-1 L1-3 1-2 ①		B SL 87 B FF 91 C FF 91 C CU 79 B FF 92 F CU 76 S CU 80 3-3 K ①		B CU 78 B FF 89 H SI 90 3-0 26 1B 1-2 HBP		B FC 93 F FC 93 X SL 80 1-1 39 1B 26 1B 39 E 1B	C SI 93 B SL 88 B SI 94 X SI 94 2-1 32 2B 1B		4	2	2	0	0	1	4
32 Jay Bruce, L (1, 9) OBP: 0.313, SLG: 0.455	D CU 80 S FF 92 S FF 92 B FF 93 D CU 80 F FF 94 S SI 93 3-3 K ②		B FF 92 B CU 77 X FF 91 2-0 F7 ②		B CU 80 X FF 92 1-0 L8 ①		B FC 93 F FC 93 C FC 92 B FC 94 S SL 80 2-3 K ①	F SI 93 B SI 92 X FF 93 1-1 1-H 2B		5	0	1	1	0	2	7
26 Xavier Paul, L (1, 7) OBP: 0.398, SLG: 0.389 31 Alfredo Simon, R (8, 1) OBP: 0.250, SLG: 0.250	B FF 92 B FF 93 X FF 92 2-0 2-H 3-H 1B		C CU 78 S CH 82 S SI 91 0-3 K ③		B CU 77 D CH 85 2 SAFE 1 SAFE B SI 89 X SI 88 3-0 1-2 2-3 1B ②		1 SAFE B FC 91 1 SAFE B FC 92 C FC 92 B FC 92 F FC 93 1 SAFE X FC 94 3-2 39 E 9 1B 1-2 1B	B SI 94 F SI 92 F SI 94 S CU 81 1-3 K ①		4 1	1 0	3 0	2 0	0 0	1 1	2 1
39 Devin Mesoraco, R (1, 2) OBP: 0.330, SLG: 0.364	1 SAFE B FF 91 X FF 91 1-0 F8 ③			C FF 88 F SI 91 X CU 79 0-2 17 1B 1B	B SI 92 B FF 91 2-0 L9 ③		S SL 80 D SL 81 X FC 93 1-1 E2 9 1B 15 1B 1-3 2-H 1B	C SI 94 S CU 81 F CU 80 C SI 93 0-3 K ②		5	1	2	0	0	1	4
9 Jack Hannahan, L (1, 5) OBP: 0.302, SLG: 0.292		B FF 89 X FF 90 1-0 F7 ①		C FF 90 B FF 90 1 SAFE 1 SAFE X SI 88 1-1 F9 ①		F FF 89 B FF 89 F FF 90 F FF 92 B SI 91 F CH 86 F CH 86 X FF 91 2-2 55 G4-3 2B	B FC 93 X FC 93 1-0 17 WP 15 1B 2 1B 2-3 3-H 1B	B SI 93 F FF 93 F SI 93 S CU 82 1-3 K ③		5	1	2	1	0	1	2
55 Mat Latos, R (1, 1) OBP: 0.179, SLG: 0.185 43 Manny Parra, L (7, 1) OBP: 0.500, SLG: 0.500 63 Sam LeCure, R (7, 1) 15 Derrick Robinson, S (7, PH) OBP: 0.429, SLG: 0.314 (8, 7)		F FF 89 B FF 91 F FF 91 C FF 92 1-3 K ②		B SI 89 L SI 89 F FF 90 B FF 92 S SI 91 2-3 K ②		B FF 90 C FF 90 L FF 90 X SI 93 1-2 G4-3 ① 2-3	X FC 93 0-0 17 WP 2 1B 1-2 3-H 1B			3 0 0 1	0 0 0 0	0 0 0 1	0 0 0 1	0 0 0 0	2 0 0 0	2 0 0 0
Inning Stats	R: 3 E: 0 K: 1 S: 15 H: 4 LOB: 1 BB: 0 P: 27	R: 0 E: 0 K: 2 S: 8 H: 0 LOB: 0 BB: 0 P: 12	R: 0 E: 0 K: 2 S: 11 H: 1 LOB: 2 BB: 1 P: 21	R: 0 E: 0 K: 1 S: 13 H: 2 LOB: 2 BB: 0 P: 19	R: 0 E: 0 K: 0 S: 6 H: 2 LOB: 2 BB: 0 P: 17	R: 0 E: 0 K: 1 S: 20 H: 1 LOB: 2 BB: 1 P: 28	R: 4 E: 1 K: 1 S: 15 H: 6 LOB: 2 BB: 0 P: 27	R: 1 E: 0 K: 3 S: 14 H: 2 LOB: 1 BB: 0 P: 19		1B: 14 2B: 4 3B: 0 HR: 0 SF: 0 SAC: 0 DP: 0 HBP: 2						

	AB	40
	R	8
	H	18
	RBI	7
	BB	2
	SO	11
	LOB	30

WP: 2 PA: 44
PB: 0
SB: 1
CS: 0

PITCHER		IP	WLS	BF	H	R	ER	SO	BB	IBB	HBP	BLK	WP	HR	S	P	ERA	WHIP
34 Zach McAllister, R ERA: 3.08	(1, 1)	5.1	L	27	10	3	3	6	1	0	1	0	1	0	62	108	5.06	2.062
53 Rich Hill, L ERA: 5.65	(6, 1)	0.0		1	0	0	0	0	1	0	0	0	0	0	7	11	∞	∞
37 Cody Allen, R ERA: 2.25	(6, 1)	0.2		2	0	0	0	1	0	0	0	0	0	0	4	5	0.00	0.000
27 Bryan Shaw, R ERA: 3.2	(7, 1)	0.1		6	5	4	4	1	0	0	0	0	0	0	12	20	108.00	15.000
51 Scott Barnes, L ERA: 2.35	(7, 1)	0.2		3	1	0	0	0	0	0	1	0	1	0	3	7	0.00	1.500

PITCHER		IP	WLS	BF	H	R	ER	SO	BB	IBB	HBP	BLK	WP	HR	S	P	ERA	WHIP
32 Matt Albers, R ERA: 3.86	(8, 1)	1.0		5	2	1	1	3	0	0	0	0	0	0	14	19	9.00	2.000

Batter	1	2	3	4	5	6	7	8	9	AB	R	H	RBI	BB	SO	LOB
17 Shin-Soo Choo, L (1, 8) OBP: 0.449, SLG: 0.526	C SI 91 X SL 85 0-1 ① G3		B SL 82 B SL 83 B FF 94 C SI 91 B FF 94 4-1 BB		B SL 80 C FF 94 B FF 94 X SI 90 2-1 2 1B 1B		C KC 85 B KC 84 F FF 96 F KC 84 B FF 96 S KC 86 2-3 ② K		C SL 79 B FF 90 B FF 90 C SL 78 X FF 91 2-2 ③ P5	4	0	1	0	1	1	0
2 Zack Cozart, R (1, 6) OBP: 0.266, SLG: 0.376	C FF 95 B SI 94 S SI 93 F SL 86 B FF 94 F SI 91 F FF 96 F SI 94 F FF 94 2-3 ② K S SL 86		C FF 93 1 SAFE B SI 90 B SL 82 1 SAFE S SI 90 C FF 95 2-3 ③ K		1 SAFE S FF 92 D SL 81 X SI 88 1-1 1-2 1B		C FF 97 S FF 96 B KC 86 B FF 96 C FF 96 2-3 ③ K			4	0	1	0	0	3	1
19 Joey Votto, L (1, 3) OBP: 0.474, SLG: 0.563	F FF 96 X SI 94 0-1 HR			C FF 94 B SL 84 B SL 83 B FF 95 C FF 92 S SL 81 3-3 ① K	B SL 80 F SL 79 B FF 94 C FF 92 F SL 85 B SL 82 X SL 80 3-2 ③ G3-1			F FF 91 B SL 82 C SL 81 S FF 91 1-3 ① K		4	1	1	1	0	2	2
4 Brandon Phillips, R (1, 4) OBP: 0.336, SLG: 0.463	B FF 94 S SL 84 F SI 93 S SL 87 1-3 ③ K			C SL 84 X FF 93 0-1 ② L3		C FF 90 B FF 92 C SL 85 B FF 94 X SI 92 2-2 21 HBP 32 E 26 G1-2-3 1B		X SI 90 0-0 1B		4	0	2	0	0	1	0
32 Jay Bruce, L (1, 9) OBP: 0.312, SLG: 0.449		C FF 95 C SL 83 B FF 95 X FF 95 1-2 ① G4-3		B FF 94 B SL 81 B SI 90 C SI 88 S SI 88 B SI 87 4-2 21 BB BB		X SL 81 0-0 E3 26 G1-2-3 21 HBP 1-2		B SL 82 C SL 82 C SI 90 X FF 90 1-2 ② F7		3	0	0	0	1	0	2
21 Todd Frazier, R (1, 5) OBP: 0.332, SLG: 0.406		S SI 93 F FF 93 S SL 86 0-3 ② K		D SI 93 B SI 89 C SI 89 B SI 92 B SI 88 4-1 1-2 BB		H SI 88 1-0 26 G1-2-3 1-2 2-3 HBP		C SL 83 F SI 90 B FF 92 B SL 83 X SI 91 2-2 ③ G4-3		2	0	0	0	1	1	1
26 Xavier Paul, L (1, 7) OBP: 0.393, SLG: 0.415		C FF 96 C SI 94 F FF 96 B FF 96 B SL 84 S SL 86 2-3 ③ K		S SL 84 C SL 83 B FF 93 X FF 96 1-2 ③ G1-3		B SL 80 B SL 81 S SI 86 X SI 86 2-1 ① ② G1-2-3 1-2 2-3 3-Hf			B FF 89 B FF 90 B SI 90 C FF 91 F FF 89 X FF 92 3-2 HR	4	1	1	1	0	1	5
29 Ryan Hanigan, R (1, 2) OBP: 0.270, SLG: 0.269			C SI 92 S SL 84 F SL 88 S SI 94 0-3 ① K		S FF 89 B FF 94 B SL 82 F SI 87 F FF 96 B SI 91 B FF 93 4-2 9 G3-6 BB	C SL 81 B SI 90 X SL 83 1-1 ③ F7			B FF 91 C FF 91 B SL 80 F FF 90 S FF 91 2-3 ① K	3	0	0	0	1	2	2
9 Jack Hannahan, L (1, 10) OBP: 0.281, SLG: 0.269			X FF 94 0-0 ② G4-3		X FF 92 0-0 ① ② G3-6 1-2f		C FF 96 B FF 95 B FF 95 B FF 95 X FF 96 3-1 ① G4-3		C FF 91 X FF 90 0-1 ② G4-3	4	0	0	0	0	0	1

Inning Stats										
	R: 1 E: 0 K: 2 S: 15	H: 1 LOB: 0 BB: 0 P: 18	R: 0 E: 0 K: 2 S: 10	H: 0 LOB: 0 BB: 0 P: 13	R: 0 E: 0 K: 2 S: 9	H: 0 LOB: 1 BB: 1 P: 15	R: 0 E: 0 K: 1 S: 11	H: 0 LOB: 2 BB: 2 P: 23	R: 0 E: 0 K: 0 S: 12	H: 2 LOB: 2 BB: 1 P: 22
	R: 0 E: 1 K: 0 S: 8	H: 1 LOB: 2 BB: 0 P: 14	R: 0 E: 0 K: 2 S: 9	H: 0 LOB: 0 BB: 0 P: 16	R: 0 E: 0 K: 1 S: 10	H: 1 LOB: 1 BB: 0 P: 14	R: 1 E: 0 K: 1 S: 11	H: 1 LOB: 0 BB: 0 P: 18	1B: 4 2B: 0 3B: 0 HR: 2	SF: 0 SAC: 0 DP: 2 HBP: 1

PITCHER		IP	WLS	BF	H	R	ER	SO	BB	IBB	HBP	BLK	WP	HR	S	P	ERA	WHIP
63 Justin Masterson, R ERA: 3.07	(1, 1)	6.0	W	26	4	1	1	7	4	0	1	0	0	1	65	105	1.50	1.333
37 Cody Allen, R ERA: 2.16	(7, 1)	1.0		3	0	0	0	2	0	0	0	0	0	0	9	16	0.00	0.000
38 Joe Smith, R ERA: 1.0	(8, 1)	1.0		4	1	0	0	1	0	0	0	0	0	0	10	14	0.00	1.000
52 Vinnie Pestano, R ERA: 5.54	(9, 1)	1.0		4	1	1	1	1	0	0	0	0	0	1	11	18	9.00	1.000

PITCHER	IP	WLS	BF	H	R	ER	SO	BB	IBB	HBP	BLK	WP	HR	S	P	ERA	WHIP

TOP

Cincinnati Reds @ Cleveland Indians

Progressive Field, Cleveland, OH

Wed May 29 2013, 7:07 PM - 9:56 PM EDT

Att. 18,004 - Partly Cloudy - 73 F

livebaseballscorecards.com

AB	32
R	2
H	6
RBI	2
BB	4
SO	11
LOB	14

WP: 0	PA: 37
PB: 0	
SB: 0	
CS: 0	

Batter	1	2	3	4	5	6	7	8	9	AB	R	H	RBI	BB	SO	LOB
24 Michael Bourn, L (1, 8) OBP: 0.357, SLG: 0.427	C CU 71 X CU 68 0-1 G4-3 ①		C SI 88 C SI 88 B SI 89 B CH 79 X CH 82 2-2 G1-3 ③			C SI 86 S CH 81 B FF 88 C SI 88 1-3 K ①	B SI 93 1 SAFE B FF 92 C FF 92 1 SAFE F FF 92 X CU 76 2-2 E3 22 BB 1-3 1B			4	0	1	0	0	1	0
22 Jason Kipnis, L (1, 4) OBP: 0.310, SLG: 0.455	C CH 78 B SI 87 B CH 81 F SL 75 B SI 88 X CU 72 3-2 G4-3 ②			C CU 68 X SI 87 0-1 G6-3 ①		X CH 79 0-0 B2-3 ②	T SI 93 F SI 93 D CU 80 B FF 95 D CU 78 F FC 89 B CU 75 4-2 1-2 BB			3	0	0	0	1	0	0
13 Asdrúbal Cabrera, S (1, 6) OBP: 0.317, SLG: 0.432	C SI 88 B SI 89 X CH 76 1-1 F9 ③			F CU 70 F CH 75 F SL 75 X SL 77 0-2 33 2B 2B		X CU 71 0-0 33 1B 25 HR 1B	S FF 92 B FF 93 B FC 90 F FF 93 F CU 78 S CU 77 2-3 K ②			4	2	2	0	0	1	3
33 Nick Swisher, S (1, 3) OBP: 0.371, SLG: 0.497		B SI 88 C SL 73 B SI 90 C SI 88 X SI 90 2-2 G4-3 ①		B SI 88 X CH 81 1-0 25 2B 2-H 2B		B SI 89 B SL 73 B SI 88 C CU 72 X CU 72 3-1 25 HR 1-3 1B	C SI 94 X SI 93 0-1 F7 ③			4	1	2	1	0	0	3
25 Jason Giambi, L (1, 10) OBP: 0.267, SLG: 0.431		B SL 74 S SL 77 S SI 89 B SI 89 C SI 89 2-3 K ②		C SL 75 F SL 78 F SI 88 F SI 88 B SI 89 D SL 76 F SI 90 F CU 70 X SI 90 2-2 41 CS 2-H 2B		C SI 89 B SI 87 B SL 77 X SL 78 2-1 1-H 3-H HR		F FF 93 S FF 92 B FF 93 F FF 93 B FF 93 X FF 94 2-2 P5 ①		4	1	2	3	0	1	0
41 Carlos Santana, S (1, 2) OBP: 0.399, SLG: 0.509		C SL 77 B CU 69 X SI 88 1-1 G6-3 ③		B SI 88 B SL 75 C CU 71 B SL 76 B SI 89 4-1 2-3 BB ③		C CH 79 B SL 74 C CH 78 B SI 88 X CH 78 2-2 12 FC6-4 1B		C CU 74 B FF 93 F FF 92 X FF 92 1-2 G4-3 ②		3	0	1	0	1	0	0
12 Mark Reynolds, R (1, 5) OBP: 0.338, SLG: 0.514			X SI 87 0-0 HR		B CU 71 X CU 72 1-0 G5-3 ①	D FC 90 S FF 92 X FC 89 1-1 FC6-4 1-2f ③		F FF 93 C CU 75 B FF 94 F CU 76 B CU 76 F CU 76 S FF 94 2-3 K ③		4	1	1	1	0	1	1
23 Michael Brantley, L (1, 7) OBP: 0.349, SLG: 0.382			B CH 80 C CU 72 F CH 77 X SL 74 1-2 G1-3 ①		B SI 86 S CH 78 X SI 88 1-1 G4-3 ②		B CU 77 F FC 91 B CU 77 X FF 93 2-1 G4-3 ①			3	0	0	0	0	0	0
11 Drew Stubbs, R (1, 9) OBP: 0.298, SLG: 0.373			C CH 76 S SL 75 S SL 77 0-3 K ②		F SI 88 B SI 88 X CU 70 1-1 F8 ③		B FF 95 B FF 94 B FF 93 B FF 94 4-0 24 E 24 1B BB			2	0	0	0	1	1	0
Inning Stats	R: 0 E: 0 K: 0 S: 7 H: 0 LOB: 0 BB: 0 P: 11	R: 0 E: 0 K: 1 S: 8 H: 0 LOB: 0 BB: 0 P: 13	R: 1 E: 0 K: 1 S: 10 H: 1 LOB: 0 BB: 0 P: 13	R: 1 E: 0 K: 0 S: 15 H: 3 LOB: 1 BB: 1 P: 22	R: 0 E: 0 K: 0 S: 5 H: 0 LOB: 0 BB: 0 P: 8	R: 3 E: 0 K: 1 S: 14 H: 4 LOB: 1 BB: 0 P: 23	R: 0 E: 1 K: 1 S: 14 H: 1 LOB: 3 BB: 2 P: 28	R: 0 E: 0 K: 1 S: 12 H: 0 LOB: 0 BB: 0 P: 17		1B: 4 2B: 3 3B: 0 HR: 2 SF: 0 SAC: 0 DP: 0 HBP: 0						

PITCHER	IP	WLS	BF	H	R	ER	SO	BB	IBB	HBP	BLK	WP	HR	S	P	ERA	WHIP
61 Bronson Arroyo, R (1, 1) ERA: 3.75	5.2	L	24	8	5	5	3	1	0	0	0	0	2	57	87	7.94	1.588
66 Logan Ondrusek, R (6, 1) ERA: 4.5	1.1		7	1	0	0	1	2	0	0	0	0	0	16	31	0.00	2.250
60 J.J. Hoover, R (8, 1) ERA: 3.63	1.0		3	0	0	0	1	0	0	0	0	0	0	12	17	0.00	0.000

PITCHER	IP	WLS	BF	H	R	ER	SO	BB	IBB	HBP	BLK	WP	HR	S	P	ERA	WHIP

BOTTOM

Cincinnati Reds @ Cleveland Indians

Progressive Field, Cleveland, OH

Wed May 29 2013, 7:07 PM - 9:56 PM EDT

Att. 18,004 - Partly Cloudy - 73 F

livebaseballscorecards.com

AB	31
R	5
H	9
RBI	5
BB	3
SO	5
LOB	7

Batter	1	2	3	4	5	6	7	8	9	AB	R	H	RBI	BB	SO	LOB
17 Shin-Soo Choo, L (1, 8) OBP: 0.449, SLG: 0.523	C SI 92 F SI 93 B SL 83 B SI 94 C SL 84 2-3 ① K		S SL 84 S SI 94 1 SAFE F SI 95 D SL 83 B SL 84 1 SAFE F SI 95 X SI 92 2-2 3 1B 1-2 1B		D SL 85 C SI 93 B SI 94 B SL 83 B SI 95 4-1 3 FC5-4 BB		B SI 89 B SL 89 C SI 92 B SI 89 X SI 92 3-1 ③ G4-3			3	0	1	0	1	1	0
3 Cesar Izturis, S (1, 6) OBP: 0.268, SLG: 0.200	C SI 94 X SI 94 0-1 ② G4-3		X SI 94 0-0 19 G4-6-3 1-2 2-3 1B		B CH 82 X SI 94 1-0 ③ FC5-4 1-2f			C FF 96 F FF 96 S SL 83 0-3 ① K		4	0	1	0	0	1	2
19 Joey Votto, L (1, 3) OBP: 0.466, SLG: 0.552	F SI 94 X SI 93 0-1 ③ G3-1		C SL 85 X SI 94 0-1 ② ③ G4-6-3 1-2f			X SI 92 0-0 ① F7		C SL 83 B FF 96 S FF 96 X FF 95 1-2 ② L8		4	0	0	0	0	0	3
4 Brandon Phillips, R (1, 4) OBP: 0.335, SLG: 0.464		C SI 92 B SI 93 S CH 82 X SI 94 1-2 ① G1-3		B SI 91 F SI 92 F SL 82 X CH 81 1-2 ① P2		C SI 91 B SI 93 B SI 93 X CH 83 2-1 32 1B 2B		X FF 95 0-0 ③ G6-3		4	1	1	0	0	0	0
32 Jay Bruce, L (1, 9) OBP: 0.315, SLG: 0.454		B SI 94 F SI 93 S SI 95 B SL 84 X SI 95 2-2 2B		C SL 82 S SI 92 S SL 83 0-3 ② K		X SI 93 0-0 2-H 1B			C SI 92 B CH 82 B SI 93 B SI 94 X SI 94 3-1 ① G4-3	4	0	2	1	0	1	0
21 Todd Frazier, R (1, 5) OBP: 0.325, SLG: 0.397		C CH 81 F SI 94 S SI 94 0-3 ② K		F SI 94 B SI 94 F CH 83 F SI 95 F SI 94 X SI 95 1-2 ③ L8		B SI 92 T SI 93 C SI 93 F SL 83 F SI 93 C SI 93 1-3 ② K			X SI 93 0-0 ② F8	4	0	0	0	0	2	2
39 Devin Mesoraco, R (1, 10) OBP: 0.327, SLG: 0.370		X SI 94 0-0 ③ F9			B SI 92 X SI 92 1-0 29 G6-3 2B	C CH 81 B CH 81 F SI 94 D SL 83 B CH 80 X SI 93 3-2 ③ G5-3			B SI 94 S SI 93 S CU 83 B SI 95 F SI 95 S CU 83 2-3 ③ K	4	0	1	0	0	1	2
15 Derrick Robinson, S (1, 7) OBP: 0.444, SLG: 0.342			C SI 92 X SI 91 0-1 3 1B 17 1B 1B		F SI 92 S CH 79 C SI 94 0-3 ① K		X SI 88 0-0 29 G5-4-3 1B			3	0	2	0	0	1	1
29 Ryan Hanigan, R (1, 2) OBP: 0.261, SLG: 0.259			C SI 92 D SI 93 1 SAFE B CH 81 F SI 94 1 SAFE X SI 94 2-2 ① F9		C CH 79 F SI 94 D SL 83 X SI 94 1-2 ② G6-3 2-3		X SI 89 0-0 ① ② G5-4-3 1-2f			3	0	0	0	0	0	3
Inning Stats	R: 0 E: 0 K: 1 S: 7 H: 0 LOB: 0 BB: 0 P: 9	R: 0 E: 0 K: 1 S: 10 H: 1 LOB: 1 BB: 0 P: 13	R: 0 E: 0 K: 0 S: 13 H: 3 LOB: 2 BB: 0 P: 17	R: 0 E: 0 K: 1 S: 11 H: 0 LOB: 0 BB: 0 P: 13	R: 0 E: 0 K: 1 S: 9 H: 1 LOB: 2 BB: 1 P: 16	R: 1 E: 0 K: 1 S: 12 H: 2 LOB: 1 BB: 0 P: 18	R: 0 E: 0 K: 0 S: 4 H: 1 LOB: 0 BB: 0 P: 7	R: 0 E: 0 K: 1 S: 7 H: 0 LOB: 0 BB: 0 P: 8	R: 0 E: 0 K: 1 S: 7 H: 0 LOB: 0 BB: 0 P: 12	1B: 5 2B: 3 3B: 0 HR: 0 SF: 0 SAC: 0 DP: 2 HBP: 0						

PITCHER		IP	WLS	BF	H	R	ER	SO	BB	IBB	HBP	BLK	WP	HR	S	P	ERA	WHIP
26 Scott Kazmir, L ERA: 5.13	(1, 1)	7.0	W	28	8	1	1	5	1	0	0	0	0	0	66	93	1.29	1.286
50 Nick Hagadone, L ERA: 7.94	(8, 1)	1.0		3	0	0	0	1	0	0	0	0	0	0	7	8	0.00	0.000
32 Matt Albers, R ERA: 3.63	(9, 1)	1.0		3	0	0	0	1	0	0	0	0	0	0	7	12	0.00	0.000

PITCHER	IP	WLS	BF	H	R	ER	SO	BB	IBB	HBP	BLK	WP	HR	S	P	ERA	WHIP

TOP

Cincinnati Reds @ Cleveland Indians

Progressive Field, Cleveland, OH

Thu May 30 2013, 7:07 PM - 10:00 PM EDT

Att. 18,364 - Clear - 89 F

livebaseballscorecards.com

AB	33
R	1
H	8
RBI	1
BB	1
SO	7
LOB	13

Cincinnati Reds @ Cleveland Indians

Progressive Field, Cleveland, OH

Thu May 30 2013, 7:07 PM - 10:00 PM EDT

Att. 18,364 - Clear - 89 F

livebaseballscorecards.com

BOTTOM

Batter	1	2	3	4	5	6	7	8	9	AB	R	H	RBI	BB	SO	LOB
24 Michael Bourn, L (1, 8) OBP: 0.359, SLG: 0.434	B FF 92 B SI 92 C FF 93 X SI 92 2-1 ① G3		C SI 95 B FF 94 B SI 94 B FF 94 X FF 95 3-1 ② F7	B SI 95 X SI 95 1-0 22 1B 2-H 3-H 2B		F SI 96 C FS 86 X FC 90 0-2 1B		C SL 84 F FF 94 B SL 83 S SL 83 1-3 ② K		5	1	2	2	0	1	3
22 Jason Kipnis, L (1, 4) OBP: 0.307, SLG: 0.448	B KC 78 B KC 78 C FF 93 X FF 92 2-1 ② G4-3		C KC 80 S CH 86 B SI 96 S CH 87 1-3 ③ K	F SI 94 S CH 87 F CH 87 F SI 95 D CH 88 X CH 87 1-2 13 2B 2-H 1B		F SI 95 F FS 86 B FS 83 X CU 75 1-2 ② F7		C SL 82 F SL 83 B FF 95 C FF 95 1-3 ③ K		5	1	1	1	0	2	4
13 Asdrúbal Cabrera, S (1, 6) OBP: 0.321, SLG: 0.436 4 Mike Aviles, R (9, 6) OBP: 0.303, SLG: 0.429	S SI 93 B CH 87 B CH 86 F KC 80 X KC 83 2-2 ③ F7			# KC 78 1-1 # CH 86 41 1B 23 1B HBP 1-0 1-H 2B		B SI 95 X SI 95 1-0 ③ F7				3 0	1 0	1 0	1 0	0 0	0 0	1 0
33 Nick Swisher, S (1, 3) OBP: 0.363, SLG: 0.486		C FF 94 B FF 93 X KC 80 1-1 ① F7		C FF 92 C SI 92 C FF 93 0-3 ③ K B CU 78 F FF 96 D FS 89 X FC 91 2-1 F8			B FF 92 F FF 93 S CH 87 X FF 93 1-2 ① G4-3			4	0	0	0	0	1	2
41 Carlos Santana, S (1, 10) OBP: 0.396, SLG: 0.503		C FF 94 F FF 93 F FF 93 S FF 95 0-3 ② K	B SI 92 1 SAFE B FF 92 C KC 78 X SI 94 2-1 23 1B 10 1B 1-2 1B	B FC 90 B CU 78 F FF 96 C CU 77 S FS 86 2-3 ① K		C CU 74 F FF 94 F FF 92 B FF 94 B CH 89 S FF 95 2-3 ② K			4	1	1	0	0	3	0
12 Mark Reynolds, R (1, 5) OBP: 0.337, SLG: 0.508		C FF 95 C FF 95 B SL 86 T FF 95 1-2 ③ K	B SL 86 C FF 94 S FF 94 F SI 95 S SL 88 1-3 ② K	S FF 96 S FC 91 F FC 90 B CU 82 X FC 91 1-2 ② G3-1		F FF 94 B FF 94 B FF 94 F FF 95 X FF 94 2-2 1B				4	0	1	0	0	2	2
23 Michael Brantley, L (1, 7) OBP: 0.352, SLG: 0.381			C FF 93 B FF 92 C FF 93 B FF 93 X FF 93 2-2 ① G5-3	F CH 87 F FF 94 X CH 88 0-2 9 S 10 1B 9 2B 1-3 2-H 1B	C SI 95 B FF 95 F FS 88 B FC 90 F FS 87 F FC 90 B FF 96 F SI 96 B FF 95 4-2 BB		D CU 74 C FF 93 B FF 92 C FF 93 F FF 94 B FF 93 X FF 94 3-2 ③ G3			3	1	1	1	1	0	1
10 Yan Gomes, R (1, 2) OBP: 0.333, SLG: 0.638			C FF 94 C FF 93 X FF 94 0-2 9 BB 1B	C SI 93 X FF 92 0-1 9 2B 24 2B 1-2 3-H 1B	C FC 90 F FC 89 B FF 96 B FS 86 X FC 90 2-2 ③ F7			X FF 94 0-0 1B		4	1	3	1	0	0	1
9 Ryan Raburn, R (1, 9) OBP: 0.362, SLG: 0.526 11 Drew Stubbs, R (5, 9) OBP: 0.295, SLG: 0.369			B FF 92 F FF 93 B SL 86 B FF 93 B FF 95 4-1 1-2 BB	B SL 88 S SL 89 B SL 87 X SL 89 2-1 24 2B 1-3 2-H 2B		C FF 94 B FF 95 B SI 96 F FF 95 B CU 77 S SI 96 3-3 ① K		C FF 94 X SL 83 0-1 ① F9		1 2	1 0	1 0	1 0	1 0	0 1	0 1
Inning Stats	R: 0 E: 0 K: 0 S: 7 H: 0 LOB: 0 BB: 0 P: 13	R: 0 E: 0 K: 2 S: 9 H: 0 LOB: 0 BB: 0 P: 11	R: 0 E: 0 K: 1 S: 12 H: 1 LOB: 2 BB: 1 P: 22	R: 7 E: 0 K: 2 S: 26 H: 7 LOB: 1 BB: 0 P: 37	R: 0 E: 0 K: 1 S: 15 H: 0 LOB: 1 BB: 1 P: 24	R: 0 E: 0 K: 1 S: 10 H: 1 LOB: 1 BB: 0 P: 15	R: 0 E: 0 K: 1 S: 14 H: 1 LOB: 1 BB: 0 P: 22	R: 0 E: 0 K: 2 S: 9 H: 1 LOB: 1 BB: 0 P: 11		1B: 8 2B: 3 3B: 0 HR: 0 SF: 0 SAC: 0 DP: 0 HBP: 1						

AB	35
R	7
H	11
RBI	7
BB	2
SO	10
LOB	15

WP: 0 PA: 38
PB: 0
SB: 1
CS: 0

PITCHER		IP	WLS	BF	H	R	ER	SO	BB	IBB	HBP	BLK	WP	HR	S	P	ERA	WHIP
34 Homer Bailey, R ERA: 3.84	(1, 1)	3.2	L	20	7	7	7	5	1	0	1	0	0	0	51	77	17.18	2.182
31 Alfredo Simon, R ERA: 2.73	(4, 1)	2.1		10	2	0	0	2	1	0	0	0	0	0	28	45	0.00	1.286
60 J.J. Hoover, R ERA: 3.47	(7, 1)	1.0		4	1	0	0	1	0	0	0	0	0	0	14	22	0.00	1.000
43 Manny Parra, L ERA: 6.48	(8, 1)	1.0		4	1	0	0	2	0	0	0	0	0	0	9	11	0.00	1.000

PITCHER	IP	WLS	BF	H	R	ER	SO	BB	IBB	HBP	BLK	WP	HR	S	P	ERA	WHIP

TOP

Cincinnati Reds @ Pittsburgh Pirates

PNC Park, Pittsburgh, PA

Fri May 31 2013, 7:07 PM - 10:11 PM EDT

Att. 35,730 - Partly Cloudy - 86 F

Batter	1	2	3	4	5	6	7	8	9	AB	R	H	RBI	BB	SO	LOB
17 Shin-Soo Choo, L (1, 8) OBP: 0.444, SLG: 0.513	B FF 88, B FF 88, X FF 88; 2-0; G3 ①		X FF 90; 0-0; F7 ②		C CU 78, 1 SAFE, D CU 77, C SI 88, H FF 88; 2-2; 1-2; HBP		C SI 88, F CU 74, B SI 87, B SI 89, F CU 76, F SI 90, S CU 76; 2-3; K ②	B SL 82, X SL 83; 1-0; G4-3 ③		4	0	0	0	0	1	3
2 Zack Cozart, R (1, 6) OBP: 0.269, SLG: 0.374	X FF 89; 0-0; P3 ②		B SI 88, F SI 89, B CH 85, B CU 75, F FF 90, B FF 90; 4-2; BB		F CH 83, F CH 84, B FF 89, X FF 89; 1-2; F8 ②; 2-3		C CH 83, F SI 87, D CU 75, B CH 82, F FF 88, F CH 83, X FF 89; 2-2; 1-2; 1B		B SL 82, F SI 91, B SL 83, X SI 92; 2-1; G6-3 ①	4	0	1	0	1	0	2
19 Joey Votto, L (1, 3) OBP: 0.465, SLG: 0.544	B FF 90, C FF 90, B CH 84, B CH 84, B SI 89; 4-1; BB		X CH 84; 0-0; F7 ③		B CH 83, X CU 77; 1-0; F7 ③		B SI 90, X SI 88; 1-0; L4 ③		C FF 92, B SL 83, B FF 92, B FF 93, B SL 82; 4-1; 4 1B; 4 WP; 15 BB; BB	3	1	0	0	2	0	5
4 Brandon Phillips, R (1, 4) OBP: 0.340, SLG: 0.479	C FF 90, F FF 89, B SI 90, X CH 84; 1-2; L5 ③			X SI 88; 0-0; F7 ①		C CH 83, B FF 88, B CH 84, X CU 75; 2-1; HR		H SI 93; 1-0; 32 1B; 32 S; 21 WP; HBP	1 SAFE, F SI 93, F SI 93, B SL 85, X SL 84; 1-2; 15 BB; 32 WP; 29 BB; 1-3; 1B	4	3	2	1	0	0	1
32 Jay Bruce, L (1, 9) OBP: 0.321, SLG: 0.468		X FF 88; 0-0; F8 ①		B CU 75, B FF 90, X SI 89; 2-0; HR		B SI 88, X SI 89; 1-0; G5-3 ①		B SL 82, B SI 94, X FF 94; 2-0; 21 WP; 15 1B; 1-3; 1B	B FF 95, D SL 83, F SI 94, C SI 94, F SL 85, B FF 94, B SL 85; 4-2; 29 BB; 15 BB; 1-2; BB	4	2	2	1	1	0	0
21 Todd Frazier, R (1, 5) OBP: 0.327, SLG: 0.399		C FF 88, B FF 88, X CH 84; 1-1; 2B		F CH 83, X SI 90; 0-1; F8 ②		B CH 83, X FF 89; 1-0; F8 ②		B FF 94, B SI 93, F FF 94, B SI 95, B SI 93; 4-1; 47 SH1-4; 15 1B; 1-2; 3-H; BB	X FF 93; 0-0; F4 ②	4	0	1	0	1	0	3
15 Derrick Robinson, S (1, 7) OBP: 0.440, SLG: 0.333 63 Sam LeCure, R (9, 1)		B CU 75, F FF 88, F CU 76, X FF 89; 1-2; P6 ②		B CH 84, C CU 75, B CH 84, X CU 75; 2-1; G1-3 ③		C SI 90, F FF 88, B SI 88, F CU 74, B FF 88, C CU 75; 2-3; ꓘ ③		C SI 94, B FF 93, X SL 83; 1-1; 47 SH1-4; 1-2; 2-H; 1B	B SI 93, B FF 92, F FF 92, F SI 92, F FF 92, B SL 83, F SI 91, F FF 92, F SI 93; F FF 92, B SI 90; 4-2; 29 BB; 1-2; 2-3; 3-H; BB	4 0	0 0	1 0	2 0	1 0	1 0	1 0
29 Ryan Hanigan, R (1, 2) OBP: 0.278, SLG: 0.262		C CU 75, X SI 90; 0-1; G1-4-3 ③			C SI 87, C CU 76, B FF 89, B CH 82, B CU 78, F SI 88, B SI 89; 4-2; 2 F8; 17 HBP; BB		C FF 88, X CH 83; 0-1; 2 1B; 1B	C SL 82, F FF 94, B FF 91, B SL 84, F SL 84, B FF 94, F SL 82, S SL 82; 3-3; K ①	B FC 90, B FF 95, B FF 94, B FF 94; 4-0; 1-2; 2-3; 3-H; BB	3	0	1	1	2	1	3
47 Johnny Cueto, R (1, 1) OBP: 0.071, SLG: 0.071 23 Donald Lutz, L (9, PH) OBP: 0.244, SLG: 0.341 (9, 7)			C FF 88, B CU 72, C FF 89, S CU 75; 1-3; K ①		L FF 86, B CU 74, 1 SAFE, B CU 74, L FF 86, T FF 87; 2-2; K ①		L CH 84, L CU 74, B FF 86, L CU 73; 1-3; K ①	C SI 92, L SI 92, X SL 84; 0-2; SH1-4 ②; 1-2; 2-3	S SI 95, S FC 90, S FC 90; 0-3; K ③	3 1	0 0	0 0	0 0	0 0	3 1	2 3

livebaseballscorecards.com

Totals	
AB	34
R	6
H	8
RBI	5
BB	8
SO	7
LOB	23

Inning Stats	1	2	3	4	5	6	7	8	9
R	0	0	0	1	0	1	0	2	2
E	0	0	0	0	0	0	0	0	0
K	0	0	1	0	1	1	2	1	1
S	6	8	7	6	12	8	16	13	20
H	0	1	0	1	0	1	2	2	1
LOB	1	1	1	0	2	0	2	2	3
BB	1	0	1	0	1	0	0	1	4
P	13	10	12	10	22	14	22	25	39

1B: 5 SF: 0
2B: 1 SAC: 1
3B: 0 DP: 0
HR: 2 HBP: 2

WP: 3 PA: 45
PB: 0
SB: 1
CS: 0

PITCHER	IP	WLS	BF	H	R	ER	SO	BB	IBB	HBP	BLK	WP	HR	S	P	ERA	WHIP
51 Wandy Rodriguez, L (1, 1) ERA: 3.47	7.0	L	30	5	2	2	5	3	0	1	0	0	2	63	103	2.57	1.143
57 Mike Zagurski, L (8, 1) ERA: 13.5	1.2		13	3	4	4	1	4	0	1	0	3	0	30	57	21.60	4.200
29 Bryan Morris, R (9, 1) ERA: 3.0	0.1		2	0	0	0	1	1	0	0	0	0	0	3	7	0.00	3.000

PITCHER	IP	WLS	BF	H	R	ER	SO	BB	IBB	HBP	BLK	WP	HR	S	P	ERA	WHIP

Batter	1	2	3	4	5	6	7	8	9	AB	R	H	RBI	BB	SO	LOB
6 Starling Marte, R (1, 7) OBP: 0.345, SLG: 0.430	C SL 79 B FF 91 B SI 91 F SI 91 F CH 82 F FF 93 S CH 84 2-3 K ①		C CH 83 X SI 93 0-1 G4-3 ②			C CH 84 F FF 95 X SI 94 0-2 G5-3 ②			B SI 90 B FF 91 C SI 90 B SI 90 F SI 88 F SI 90 X SI 90 3-2 F7 ②	4	0	0	0	0	1	0
18 Neil Walker, S (1, 4) OBP: 0.367, SLG: 0.411	S CH 84 B CH 84 B SI 93 C FC 88 B CH 85 F FC 88 B FC 88 4-2 46 FC3-6 22 HBP BB		C FC 89 X CH 85 0-1 G4-3 ③			F CH 86 B CH 86 X CH 83 1-1 L3 ③			C FF 89 X KC 74 0-1 P5 ③	3	0	0	0	1	0	0
22 Andrew McCutchen, R (1, 8) OBP: 0.351, SLG: 0.460	H SI 92 1-0 46 FC3-6 1-2 HBP			X SL 83 0-0 L9 ①			S CH 83 F SI 94 B FF 95 S CH 86 1-3 K ①			2	0	0	0	0	1	0
46 Garrett Jones, L (1, 3) OBP: 0.318, SLG: 0.442	B FC 88 T SI 92 S CH 83 X CH 84 1-2 FC3-6 ② 1-2f 2-3			B FC 87 C SL 86 S FC 88 X SI 91 1-2 P6 ②			X FC 89 0-0 G3-1 ②			3	0	0	0	0	0	2
23 Travis Snider, L (1, 9) OBP: 0.329, SLG: 0.400 57 Mike Zagurski, L (8, 1) 10 Jordy Mercer, R (9, 6) OBP: 0.283, SLG: 0.508	C FC 90 X CH 82 0-1 L4 ③			B FC 89 F FF 93 F FC 91 X CH 84 1-2 L4 ③			C SI 90 F CH 86 B SI 93 B CH 86 B SL 85 S FC 89 3-3 K ③			3 0 0	0 0 0	0 0 0	0 0 0	0 0 0	1 0 0	2 0 0
19 Michael McKenry, R (1, 2) OBP: 0.304, SLG: 0.444		C FF 91 B FF 90 B FC 88 X SL 82 2-1 G1-3 ①			F FF 92 S FF 93 F FF 93 F CH 86 F FF 95 B FF 95 F CH 86 F FF 95 X SL 86 1-2 G5-3 ①			C SL 83 B FF 93 S FF 94 B FF 95 F SI 95 F SI 95 X CH 86 2-2 G5-3 ①		3	0	0	0	0	0	0
2 Brandon Inge, R (1, 5) OBP: 0.247, SLG: 0.243		C FF 92 B FC 89 F SI 93 B CH 84 F CU 77 X FF 94 2-2 F9 ②			C CH 84 C FF 95 F FF 95 B SI 96 B CH 86 X SI 95 2-2 12 G5-4-3 1B			C CU 70 F FF 94 S CH 84 0-3 K ②		3	0	1	0	0	1	0
12 Clint Barmes, R (1, 6) OBP: 0.246, SLG: 0.281 29 Bryan Morris, L (9, 1)		B FF 93 F SL 83 B CH 82 F SI 93 S CH 86 2-3 K ③			X SI 93 0-0 G5-4-3 ②③ 1-2f			C FF 91 S CH 75 S CH 82 0-3 K ③		3 0	0 0	0 0	0 0	0 0	2 0	1 0
51 Wandy Rodriguez, S (1, 1) OBP: 0.091, SLG: 0.091 7 Alex Presley, L (8, 9) OBP: 0.250, SLG: 0.250			C SI 90 X SL 86 0-1 G4-3 ①			C SI 92 B CH 83 B FC 89 B SI 92 C SL 83 X FC 89 3-2 G1-3 ①			B FF 88 S CH 81 F KC 74 B SI 90 F KC 76 S KC 77 2-3 K ①	2 1	0 0	0 0	0 0	0 0	0 1	0 0
Inning Stats	R: 0 E: 0 K: 1 S: 13 H: 0 LOB: 2 BB: 1 P: 21	R: 0 E: 0 K: 1 S: 9 H: 0 LOB: 0 BB: 0 P: 15	R: 0 E: 0 K: 0 S: 6 H: 0 LOB: 0 BB: 0 P: 6	R: 0 E: 0 K: 0 S: 7 H: 0 LOB: 0 BB: 0 P: 9	R: 0 E: 0 K: 0 S: 13 H: 1 LOB: 0 BB: 0 P: 16	R: 0 E: 0 K: 0 S: 8 H: 0 LOB: 0 BB: 0 P: 12	R: 0 E: 0 K: 2 S: 7 H: 0 LOB: 0 BB: 0 P: 11	R: 0 E: 0 K: 2 S: 11 H: 0 LOB: 0 BB: 0 P: 13	R: 0 E: 0 K: 1 S: 10 H: 0 LOB: 0 BB: 0 P: 15	1B: 1 2B: 0 3B: 0 HR: 0	SF: 0 SAC: 0 DP: 1 HBP: 1			WP: 0 PB: 0 SB: 0 CS: 0		PA: 29	

PITCHER		IP	WLS	BF	H	R	ER	SO	BB	IBB	HBP	BLK	WP	HR	S	P	ERA	WHIP
47 Johnny Cueto, R ERA: 2.17	(1, 1)	8.0	W	26	1	0	0	6	1	0	1	0	0	0	74	103	0.00	0.250
63 Sam LeCure, R ERA: 1.21	(9, 1)	1.0		3	0	0	0	1	0	0	0	0	0	0	10	15	0.00	0.000

PITCHER	IP	WLS	BF	H	R	ER	SO	BB	IBB	HBP	BLK	WP	HR	S	P	ERA	WHIP

BOTTOM

Cincinnati Reds @ Pittsburgh Pirates

PNC Park, Pittsburgh, PA

Fri May 31 2013, 7:07 PM - 10:11 PM EDT

Att. 35,730 - Partly Cloudy - 86 F

livebaseballscorecards.com

AB	27
R	0
H	1
RBI	0
BB	1
SO	7
LOB	5

Batter	1	2	3	4	5	6	7	8	9	AB	R	H	RBI	BB	SO	LOB
17 Shin-Soo Choo, L (1, 8) OBP: 0.440, SLG: 0.505	F SI 93 B SI 93 X SI 93 1-1 ① G6-3			B SI 92 F SI 92 B SL 86 X SI 93 2-1 ① G4-3	B SI 94 D SL 89 S SI 94 F SI 93 B SL 90 F SI 94 S SI 91 3-3 ③ K			C SI 93 B SI 93 X SI 94 1-1 2 SH1-4 19 1B 1B	F SI 95 C FF 97 B SI 97 B FF 96 S FF 96 2-3 ③ K	5	1	1	0	0	2	2
2 Zack Cozart, R (1, 6) OBP: 0.270, SLG: 0.373	C SI 93 S SL 85 S SL 87 0-3 ② K			C SI 92 B CH 86 B SL 86 X CH 86 2-1 19 G2-3 4 1B 1B		C SL 83 X CH 86 0-1 ① G5-3		1 SAFE 1 SAFE P PO 84 L SI 93 X SI 92 1-1 ① SH1-4 1-2		3	1	1	0	0	1	0
19 Joey Votto, L (1, 3) OBP: 0.462, SLG: 0.538	C SI 93 C SI 95 F SL 89 S SL 89 0-3 ③ K			C SL 87 B SL 86 1 SAFE 1 SAFE C SL 88 X SI 95 1-2 ② G2-3 1-2		B SI 92 B SI 93 S SL 88 B SI 92 X SL 87 3-1 ② G5-3		S SI 93 X SL 85 0-1 32 G3 4 HBP 2-H 1B		4	0	1	1	0	1	1
4 Brandon Phillips, R (1, 4) OBP: 0.347, SLG: 0.481 51 Jonathan Broxton, R (8, 1) 54 Aroldis Chapman, L (9, 1)		C SL 84 F SI 93 S SL 87 0-3 ① K		S CH 85 B CH 86 B CH 86 F SL 88 F SL 89 B CH 87 X SL 89 3-2 2-H 1B		S CH 87 X CH 85 0-1 1B		B CH 85 S CH 85 F SI 93 H SI 92 2-2 32 G3 1-2 HBP		3 0 0	0 0 0	2 0 0	1 0 0	0 0 0	1 0 0	0 0 0
32 Jay Bruce, L (1, 9) OBP: 0.316, SLG: 0.460		F SI 93 B CH 86 B SI 92 B SL 87 S SL 87 S SL 89 3-3 ② K		C SI 92 B SI 93 1 SAFE X SI 93 1-1 ③ G6-3		C SL 87 S SL 86 D SL 89 D SI 92 F SL 89 S SL 88 2-3 ③ K		C SI 93 B SI 94 X SI 94 1-1 ② G3 1-2 2-3		4	0	0	0	0	2	4
21 Todd Frazier, R (1, 5) OBP: 0.335, SLG: 0.403		C SL 85 S CH 86 S CH 87 0-3 ③ K			X SI 91 0-0 39 BB 1B		C SL 84 B SL 84 F SI 92 B SI 92 B SL 85 X SI 93 3-2 39 G6-4-3 1B	H SI 93 1-0 HBP		3	0	2	0	0	1	0
39 Devin Mesoraco, R (1, 2) OBP: 0.324, SLG: 0.358			S CH 83 B CH 85 B SI 92 F CH 85 S SL 87 2-3 ① K		B CH 83 D SI 91 F CH 86 1 SAFE B CH 85 F SL 86 D SL 89 4-2 1-2 BB		X SI 92 0-0 ① ② G6-4-3 1-2f	B SI 94 S CH 86 B CH 86 B SI 94 F SI 93 X SI 93 3-2 ③ F9		3	0	0	0	1	1	4
15 Derrick Robinson, S (1, 7) OBP: 0.426, SLG: 0.326			C SI 93 B SL 86 F SI 95 S CH 86 1-3 ② K		B SI 93 L SI 94 B SI 91 F CH 85 B SL 88 F CH 87 C SI 94 3-3 ① K		L FF 92 F SI 93 B SL 87 F SI 93 F SL 87 X SL 86 1-2 1B		B FF 95 X FF 94 1-0 ① G4-3	4	0	1	0	0	2	2
44 Mike Leake, R (1, 1) OBP: 0.179, SLG: 0.250 9 Jack Hannahan, L (7, PH) OBP: 0.276, SLG: 0.264 63 Sam LeCure, R (7, 1) 3 Cesar Izturis, S (8, 4) OBP: 0.263, SLG: 0.196			B SI 94 B CH 85 X SI 93 2-0 ③ F8		D CH 87 S SI 92 M SI 93 2 SAFE S SL 87 1-3 ② K		B SI 93 X FF 93 1-0 ③ G3		B SI 95 X FF 95 1-0 ② F9	2 1 0 1	0 0 0 0	0 0 0 0	0 0 0 0	1 0 0 0	2 1 0 0	2 1 0 0
Inning Stats	R: 0 E: 0 K: 2 S: 9 H: 0 LOB: 0 BB: 0 P: 10	R: 0 E: 0 K: 3 S: 9 H: 0 LOB: 0 BB: 0 P: 12	R: 0 E: 0 K: 2 S: 7 H: 0 LOB: 0 BB: 0 P: 12	R: 1 E: 0 K: 0 S: 13 H: 2 LOB: 1 BB: 0 P: 22	R: 0 E: 0 K: 3 S: 14 H: 1 LOB: 2 BB: 1 P: 25	R: 0 E: 0 K: 1 S: 10 H: 1 LOB: 1 BB: 0 P: 15	R: 0 E: 0 K: 0 S: 10 H: 2 LOB: 1 BB: 0 P: 15	R: 1 E: 0 K: 0 S: 14 H: 2 LOB: 3 BB: 0 P: 22	R: 0 E: 0 K: 1 S: 5 H: 0 LOB: 0 BB: 0 P: 9	1B: 8 2B: 0 3B: 0 HR: 0	SF: 0 SAC: 1 DP: 1 HBP: 2			WP: 0 PB: 0 SB: 0 CS: 0	PA: 37		

PITCHER		IP	WLS	BF	H	R	ER	SO	BB	IBB	HBP	BLK	WP	HR	S	P	ERA	WHIP
47 Francisco Liriano, L ERA: 2.17	(1, 1)	6.0	L	23	4	1	1	11	1	0	0	0	0	0	62	96	1.50	0.833
32 Vin Mazzaro, R ERA: 1.99	(7, 1)	1.0		4	2	0	0	0	0	0	0	0	0	0	10	15	0.00	2.000
44 Tony Watson, L ERA: 4.61	(8, 1)	1.0		7	2	1	1	0	0	0	2	0	0	0	14	22	9.00	2.000
37 Justin Wilson, L ERA: 1.36	(9, 1)	1.0		3	0	0	0	1	0	0	0	0	0	0	5	9	0.00	0.000

PITCHER	IP	WLS	BF	H	R	ER	SO	BB	IBB	HBP	BLK	WP	HR	S	P	ERA	WHIP

TOP

Cincinnati Reds @ Pittsburgh Pirates

PNC Park, Pittsburgh, PA

Sat Jun 01 2013, 7:16 PM - 10:29 PM EDT

Att. 33,912 - Cloudy - 84 F

livebaseballscorecards.com

AB	33
R	2
H	8
RBI	2
BB	1
SO	12
LOB	16

Cincinnati Reds @ Pittsburgh Pirates

PNC Park, Pittsburgh, PA

Sat Jun 01 2013, 7:16 PM - 10:29 PM EDT

Att. 33,912 - Cloudy - 84 F

livebaseballscorecards.com

BOTTOM

Batter	1	2	3	4	5	6	7	8	9	AB	R	H	RBI	BB	SO	LOB
7 Alex Presley, L (1, 7) OBP: 0.444, SLG: 0.444	C SI 88 B SI 89 X KC 77 1-1 18 G3-6-1 1B		B SI 90 C CH 82 X SI 90 1-1 1-2 1B		F CH 83 B SI 89 C CH 83 F SL 80 F FC 90 F FC 88 B SL 80 B SI 91 S FC 90 3-3 ③ K			B SI 95 B SI 94 C SL 92 F SL 92 F SL 93 F FF 97 B SL 90 F SL 93 X SI 95 3-2 18 1B 46 FC3-2 1B	C FF 100 S SL 88 D SL 90 B SL 87 F FF 99 S FF 100 2-3 ③ K	5	0	3	0	0	2	3
18 Neil Walker, S (1, 4) OBP: 0.364, SLG: 0.407	F SI 89 ① F SI 89 ② B SI 89 F FC 88 1 SAFE 1 SAFE X KC 79 1-2 G3-6-1 1-2f		S KC 78 F SI 90 C SI 91 0-3 ② K			B KC 77 F SI 90 B FC 87 C CH 83 S FC 88 2-3 ① K		D SI 93 C SL 91 B SI 94 X SL 90 2-1 46 FC3-2 1-3 1B		4	0	1	0	0	2	3
22 Andrew McCutchen, R (1, 8) OBP: 0.345, SLG: 0.451	X SI 91 0-0 ③ F9		B FC 87 X SL 80 1-0 ③ P3			B SI 91 C CH 84 B SI 91 C FC 88 F KC 80 B SL 81 X FC 88 3-2 ② L7		C FF 94 F SL 92 X SL 88 0-2 ① P4		4	0	0	0	0	0	4
46 Garrett Jones, L (1, 3) OBP: 0.322, SLG: 0.443 37 Justin Wilson, L (9, 1)		B SI 88 F SI 90 X KC 78 1-1 55 FC5-4 1B		B CH 81 C CH 81 B FC 88 F FC 88 F SL 80 C FC 89 2-3 ① K		B SI 91 X CH 84 1-0 55 1B		C SL 91 S FF 95 B FF 96 B FF 95 B SI 95 F SL 92 X SL 94 3-2 ② FC3-2 1-2 3-H		4 0	0 0	2 0	0 0	0 0	1 0	2 0
55 Russell Martin, R (1, 2) OBP: 0.345, SLG: 0.450		B SI 90 C KC 77 B SI 90 C CH 83 X CH 83 2-2 ① FC5-4 24 CS 1-2f		B SI 91 B CH 84 C CH 84 B FC 89 X SI 91 3-1 ② G5-3		B FC 86 B CH 84 X FC 88 2-0 1-2 1B		X SL 93 0-0 ③ F8		4	0	1	0	0	0	3
24 Pedro Alvarez, L (1, 5) OBP: 0.258, SLG: 0.401 6 Starling Marte, R (9, PH) OBP: 0.347, SLG: 0.433		B SI 90 S SI 89 F SI 90 B FC 88 B SI 91 B SI 92 4-2 ② 1-2 BB		C SI 91 B FC 89 C SI 91 B KC 81 F FC 89 S FF 92 2-3 ③ K		X SI 91 0-0 ③ G4-3			B FF 97 X FF 97 1-0 10 BB 1B	2 1	0 0	0 1	0 0	1 0	1 0	2 0
23 Travis Snider, L (1, 9) OBP: 0.323, SLG: 0.392 14 Gaby Sanchez, R (9, PH) OBP: 0.355, SLG: 0.439	X SI 90 0-0 ③ G3				C SI 88 X FC 87 0-1 ① L9		B KC 71 C SI 89 S KC 74 X SI 90 1-2 ① G4-3		1 SAFE C FF 98 1 SAFE 1 SAFE C SL 89 S FF 100 0-3 ① K	3 1	0 0	0 0	0 0	0 1	0 1	1 1
12 Clint Barmes, R (1, 6) OBP: 0.248, SLG: 0.283 19 Michael McKenry, R (9, PH) OBP: 0.300, SLG: 0.438			C SL 85 X CH 82 0-1 ① G6-3		B SI 90 B KC 79 C FC 87 X FC 87 2-1 47 SH2-4 1B		B KC 73 X FF 90 1-0 ② F9		B SL 87 X FF 98 1-0 ② L8	3 1	0 0	1 0	0 0	0 0	0 1	0 1
47 Francisco Liriano, L (1, 1) OBP: 0.125, SLG: 0.125 32 Vin Mazzaro, R (7, 1) 2 Brandon Inge, R (7, PH) OBP: 0.244, SLG: 0.240 44 Tony Watson, L (8, 1) 10 Jordy Mercer, R (9, 3) OBP: 0.295, SLG: 0.508			C SI 89 C KC 78 F FF 89 F SL 86 F CH 83 F FC 88 F SL 80 X KC 80 0-2 7 1B 1B		L SI 89 X FF 90 0-1 ② SH2-4 1-2		S SL 81 C SI 89 B KC 76 F SL 80 B SI 89 B SI 90 X SI 89 3-2 ③ F9		C FF 98 B SL 87 B SL 87 B FF 98 B FF 98 4-1 1-2 BB	1 0 1 0 0	0 0 0 0 0	1 0 0 0 0	0 0 0 0 0	0 0 0 0 1	0 0 0 0 0	0 0 0 0 0
Inning Stats	R: 0 E: 0 K: 0 S: 7 H: 1 LOB: 0 BB: 0 P: 9	R: 0 E: 0 K: 0 S: 8 H: 1 LOB: 1 BB: 1 P: 15	R: 0 E: 0 K: 1 S: 16 H: 2 LOB: 2 BB: 0 P: 18	R: 0 E: 0 K: 2 S: 10 H: 0 LOB: 0 BB: 0 P: 17	R: 0 E: 0 K: 1 S: 12 H: 1 LOB: 1 BB: 0 P: 17	R: 0 E: 0 K: 1 S: 10 H: 2 LOB: 2 BB: 0 P: 18	R: 0 E: 0 K: 0 S: 8 H: 0 LOB: 0 BB: 0 P: 13	R: 0 E: 0 K: 0 S: 16 H: 2 LOB: 2 BB: 0 P: 24	R: 0 E: 0 K: 2 S: 10 H: 1 LOB: 2 BB: 1 P: 18	1B: 10 2B: 0 3B: 0 HR: 0 SF: 0 SAC: 1 DP: 1 HBP: 0						

	AB	34
	R	0
	H	10
	RBI	0
	BB	2
	SO	7
	LOB	20

	WP: 0	PA: 37
	PB: 0	
	SB: 0	
	CS: 1	

PITCHER		IP	WLS	BF	H	R	ER	SO	BB	IBB	HBP	BLK	WP	HR	S	P	ERA	WHIP
44 Mike Leake, R ERA: 2.75	(1, 1)	6.0	W	24	7	0	0	5	1	0	0	0	0	0	63	94	0.00	1.333
63 Sam LeCure, R ERA: 1.16	(7, 1)	1.0	H	3	0	0	0	0	0	0	0	0	0	0	8	13	0.00	0.000
51 Jonathan Broxton, R ERA: 4.03	(8, 1)	1.0	H	5	2	0	0	0	0	0	0	0	0	0	16	24	0.00	2.000
54 Aroldis Chapman, L ERA: 2.52	(9, 1)	1.0	S	5	1	0	0	2	1	0	0	0	0	0	10	18	0.00	2.000

PITCHER	IP	WLS	BF	H	R	ER	SO	BB	IBB	HBP	BLK	WP	HR	S	P	ERA	WHIP

Batter	1	2	3	4	5	6	7	8	9	10	11	AB	R	H	RBI	BB	SO	LOB
17 Shin-Soo Choo, L (1, 8) OBP: 0.441, SLG: 0.498	B SI 88 C SI 89 S CH 82 H SI 90 2-2 2 3B HBP	B SL 83 S SL 83 B FF 90 B SI 90 B SI 90 4-1 2 CS BB	B CH 89 S SI 92 F SL 85 B FF 92 B SL 85 H SL 85 4-2 HBP	S FF 93 B FF 93 X FF 94 1-1 G4-3 ①	C FC 91 D KC 83 F FC 91 B FC 91 F FC 90 C FC 92 2-3 K ③	F SI 96 B CU 78 1 SAFE B FF 96 X FF 95 2-1 L9 ②	3	1	0	0	1	1	4
2 Zack Cozart, R (1, 6) OBP: 0.271, SLG: 0.382	X SI 90 0-0 32 1B 1-H 3B	1 SAFE B SL 82 1 SAFE C SI 90 C SI 92 X SL 84 1-2 19 1B 1-2 1B ②	F SL 84 C SI 91 B FF 92 1 SAFE F FF 92 X SL 84 1-2 G5-3 ③	C FF 93 X FC 89 0-1 G5-3 ②	C SL 81 C FF 92 B FF 94 C FF 94 1-3 K ①	C CU 77 B SI 95 B SI 95 F SI 95 C SI 96 2-3 K ③	6	1	2	1	0	2	2
19 Joey Votto, L (1, 3) OBP: 0.460, SLG: 0.533	F CH 83 B FF 90 B SI 88 B SI 90 B SI 89 4-1 21 1B 32 1B 26 1B BB	B FF 90 B SI 91 1 SAFE B SL 83 C FF 90 X SI 91 3-1 1-2 1B	C FF 93 B FC 87 X CU 81 1-1 F7 ①	F FF 93 B FF 93 X FC 88 1-1 E8	B FF 94 T FF 93 C SL 82 F FF 93 S FF 93 1-3 K ②	4	1	1	0	1	1	0
32 Jay Bruce, L (1, 9) OBP: 0.313, SLG: 0.455	S CH 82 B CH 81 F SI 89 D CH 82 X SI 89 2-2 26 1B 21 1B 39 SF7 1-2 3-H 1B	B FF 92 S SL 84 B SL 85 D SL 85 X FF 91 3-1 G4-3 ③	F FC 88 F FF 94 B FC 87 X CU 82 1-2 F7 ②	B FF 93 X FF 93 1-0 G3-1 ③	B FF 93 B FF 93 B SL 80 C FF 93 S FF 94 F FF 93 S SL 83 3-3 K ③	5	1	1	1	0	1	3
21 Todd Frazier, R (1, 5) OBP: 0.336, SLG: 0.403	C SL 80 X SL 85 0-1 26 1B 1-2 2-3 1B	B SL 83 X SI 90 1-0 G4-3 ①	C FC 89 X FF 94 0-1 E5	X FC 93 0-0 3 G1-3 39 1B 1B	F FF 94 S FF 96 S FF 96 0-3 K ①	5	0	2	0	0	1	0
26 Xavier Paul, L (1, 7) OBP: 0.388, SLG: 0.408 51 Jonathan Broxton, R (8, 1) 31 Alfredo Simon, R (9, 1) OBP: 0.200, SLG: 0.200	B SI 90 X SI 90 1-0 3 G4-6-3 1-2 2-3 3-H 1B	C SI 90 S SL 84 S SL 83 0-3 K ②	F SI 94 X FF 94 0-1 G3 ③	T FC 90 C FC 91 S FC 91 0-3 K ①	S FF 96 B SI 96 X FF 95 1-1 F9 ②	4 0 1	0 0 0	1 0 0	1 0 0	0 0 0	2 0 0	2 0 0
39 Devin Mesoraco, R (1, 2) OBP: 0.319, SLG: 0.354	F SI 88 B CH 83 X SI 89 1-1 SF7 ① 3-H	F SI 90 B FF 90 F SL 81 X SL 83 1-2 F8 ③	C FC 88 X FC 92 0-1 G5-3 ①	X FC 91 0-0 3 G1-3 1-2 1B	F FF 96 T FF 97 F FF 98 F CU 78 B FF 97 T FF 96 1-2 K ③	4	0	1	1	0	1	0
3 Cesar Izturis, S (1, 4) OBP: 0.242, SLG: 0.179	X SI 89 0-0 G4-6-3 ② ③ 1-2f	X CH 88 0-0 G4-3 ①	B FF 92 F FF 93 X FF 92 1-1 F9 ②	S FC 91 F FC 89 X FC 91 0-2 G1-3 ② 1-2 2-3	F SI 93 B SI 94 X SI 94 1-1 G6-3 ①	5	0	0	0	0	0	4
55 Mat Latos, R (1, 1) OBP: 0.161, SLG: 0.167 43 Manny Parra, L (7, 1) OBP: 0.500, SLG: 0.500 60 J.J. Hoover, R (7, 1) 23 Donald Lutz, L (8, PH) OBP: 0.279, SLG: 0.357 (8, 7)	C CH 88 C CH 89 B SL 83 X CH 89 1-2 G6-3 ①	C CH 88 B SL 81 B SI 90 B SI 90 X SI 90 3-1 G5-3 ②	X FC 92 0-0 P3 ③	B FC 91 C FC 90 B FC 91 B FC 92 B FC 90 4-1 BB	B FF 95 F FF 95 X SI 96 1-1 1B	3 0 0 1	0 0 0 0	0 0 0 1	0 0 0 0	0 0 0 1	0 0 0 0	0 0 0 0
Inning Stats	R: 4 E: 0 K: 0 S: 13 H: 4 LOB: 1 BB: 1 P: 23	R: 0 E: 0 K: 0 S: 11 H: 2 LOB: 2 BB: 1 P: 23	R: 0 E: 0 K: 1 S: 7 H: 0 LOB: 0 BB: 0 P: 9	R: 0 E: 0 K: 0 S: 9 H: 0 LOB: 1 BB: 0 P: 17	R: 0 E: 1 K: 0 S: 9 H: 0 LOB: 1 BB: 0 P: 11	R: 0 E: 0 K: 0 S: 5 H: 0 LOB: 0 BB: 0 P: 6	R: 0 E: 1 K: 0 S: 7 H: 0 LOB: 1 BB: 0 P: 10	R: 0 E: 0 K: 2 S: 13 H: 2 LOB: 3 BB: 1 P: 19	R: 0 E: 0 K: 3 S: 11 H: 0 LOB: 0 BB: 0 P: 16	R: 0 E: 0 K: 2 S: 10 H: 0 LOB: 0 BB: 0 P: 12	R: 0 E: 0 K: 1 S: 9 H: 1 LOB: 1 BB: 0 P: 15	1B: 8 2B: 0 3B: 1 HR: 0 SF: 1 SAC: 0 DP: 1 HBP: 2	WP: 0 PB: 0 SB: 0 CS: 1 PA: 47					

PITCHER	IP	WLS	BF	H	R	ER	SO	BB	IBB	HBP	BLK	WP	HR	S	P	ERA	WHIP
30 Jeanmar Gómez, R (1, 1) ERA: 3.07	1.0		8	4	4	4	0	1	0	1	0	0	0	13	23	36.00	5.000
32 Vin Mazzaro, R (2, 1) ERA: 1.75	3.0		12	2	0	0	1	1	0	1	0	0	0	27	49	0.00	1.000
29 Bryan Morris, R (5, 1) ERA: 2.57	3.0		11	0	0	0	0	0	0	0	0	0	0	21	27	0.00	0.000
35 Mark Melancon, R (8, 1) ERA: 0.9	1.0		6	2	0	0	2	1	0	0	0	0	0	13	19	0.00	3.000
39 Jason Grilli, R (9, 1) ERA: 1.05	1.0		3	0	0	0	3	0	0	0	0	0	0	11	16	0.00	0.000

PITCHER	IP	WLS	BF	H	R	ER	SO	BB	IBB	HBP	BLK	WP	HR	S	P	ERA	WHIP
37 Justin Wilson, L (10, 1) ERA: 1.29	2.0	W	7	1	0	0	3	0	0	0	0	0	0	19	27	0.00	0.500

Cincinnati Reds @ Pittsburgh Pirates

PNC Park, Pittsburgh, PA

Sun Jun 02 2013, 1:39 PM - 5:15 PM EDT

Att. 29,407 - Cloudy - 79 F

TOP

livebaseballscorecards.com

AB	41
R	4
H	9
RBI	4
BB	3
SO	9
LOB	15

Batter	1	2	3	4	5	6	7	8	9	10	11	AB	R	H	RBI	BB	SO	LOB
7 Alex Presley, L (1, 9) OBP: 0.286, SLG: 0.286 37 Justin Wilson, L (10, 1)	C FC 92 B SI 92 C CU 76 S SL 85 1-3 ① **K**		B FF 92 B CH 82 X FF 92 2-0 ② **G3-1**			L CU 75 B CH 83 F SL 82 X FF 91 1-2 **E3** 6 BB 22 1B	B FF 91 C FF 92 B CU 73 T FF 92 C FF 92 2-3 ③ **K**		C SI 96 X CU 76 0-1 ③ **FC6-4** 1-2f			5 0	1 0	0 0	0 0	0 0	2 0	2 0
6 Starling Marte, R (1, 7) OBP: 0.357, SLG: 0.431	C FC 95 B SL 84 B SI 92 X FC 94 2-1 ② **F9**		B SL 83 S SL 84 C SL 84 B FF 94 B CH 84 B SI 91 4-2 **18 S** BB			F FC 92 B FF 90 1 SAFE B SL 82 B SL 89 B FC 92 4-1 46 WP 22 1B 1-2 BB		C SL 92 B SL 92 F SL 91 H FF 95 2-2 **18 G4-6-3** HBP		B CU 77 C FC 90 B SI 96 B FC 89 F FF 94 H SI 95 4-2 **18 CS** HBP		1	0	0	0	2	0	0
18 Neil Walker, S (1, 4) OBP: 0.360, SLG: 0.396	H FF 96 1-0 **HBP**		C SI 90 D CH 86 X FC 93 1-1 ③ **L6** 1-2			F FF 91 S SL 82 S SL 83 0-3 ① **K**		X SI 90 0-0 ① ② **G4-6-3** 1-2f		1 SAFE P PO 90 B CU 79 F SI 97 F SI 96 X FS 85 2-2 ① ② **G4-3** 1-2		4	0	0	0	0	1	5
22 Andrew McCutchen, R (1, 8) OBP: 0.346, SLG: 0.450	B FC 95 F FC 93 B CU 76 F FC 93 S SI 94 2-3 ③ **K**			S SL 84 B CU 78 X SL 86 1-1 ① **G6-3**		C SL 84 S SL 83 B SL 84 F SL 83 X CU 78 1-2 **46 WP** 1-2 2-H 1B		B FF 94 F SL 91 F SL 88 B FF 95 B SL 88 X SL 92 3-2 **46 HR** 1B		S CU 80 C CU 80 S FC 91 0-3 ③ **K**		5	1	2	1	0	2	1
46 Garrett Jones, L (1, 3) OBP: 0.318, SLG: 0.454		C SI 91 T FF 91 B FC 94 X SL 83 1-2 ① **G4-3**		C FF 92 C SL 82 B FC 93 B SI 94 F SL 85 X CU 78 2-2 ② **P2**		D SI 91 B SL 83 F SI 92 F FC 91 S SL 84 2-3 ② **K** 1-2 2-3		T SI 93 B SI 94 B SL 92 X SL 92 2-1 **HR** 1-H			B SI 94 B CU 76 F SI 96 F SI 96 B FS 86 X SI 96 3-2 ① **L6**	5	1	1	2	0	1	2
55 Russell Martin, R (1, 2) OBP: 0.335, SLG: 0.435		X FC 93 0-0 ② **G4-3**		C FF 96 C CU 78 B FC 93 B SL 84 B SL 86 X FC 94 3-2 ③ **G6-3**		S SL 86 B FF 93 B SL 85 X SL 85 2-1 ③ **G4-3**		X FF 95 0-0 ③ **F8**			B FC 91 C FC 90 X FC 90 1-1 **E6** 24 BB 23 1B	5	1	0	0	0	0	2
24 Pedro Alvarez, L (1, 5) OBP: 0.262, SLG: 0.416		C FF 92 B SI 93 X SI 92 1-1 **HR**			X FF 90 0-0 ① **F8**		C SL 82 F FF 93 S SL 83 0-3 ① **K**		T SI 95 X CU 78 0-1 ① **F8**		B FS 85 D FS 84 F SI 94 B SI 95 F SI 94 B SI 96 4-2 **23 1B** 1-2 BB	4	1	1	1	1	1	0
10 Jordy Mercer, R (1, 6) OBP: 0.273, SLG: 0.469		C FC 94 S SL 84 S SL 87 0-3 ③ **K**			C FF 92 C CU 76 F SI 92 B SL 84 S SL 84 1-3 ② **K2-3**		C SL 82 S SL 86 X FS 85 0-2 **E3**		F FC 90 X FC 90 0-1 ② **F8**		B FC 91 F FC 90 B FC 90 X FC 92 2-1 ② **F7**	5	0	0	0	0	2	2
30 Jeanmar Gómez, R (1, 1) OBP: 0.091, SLG: 0.091 32 Vin Mazzaro, R (2, 1) 29 Bryan Morris, L (5, 1) 14 Gaby Sanchez, R (7, PH) OBP: 0.192, SLG: 0.404 35 Mark Melancon, R (8, 1) 39 Jason Grilli, R (9, 1) 23 Travis Snider, L (9, PH) OBP: 0.331, SLG: 0.400 (10, 9)			B FC 90 C FC 90 F FC 92 F SL 84 S SL 83 1-3 ① **K**		C FC 93 B FF 92 B FF 92 C FC 92 X FC 94 2-2 ③ **G1-3**		C CU 70 F FF 91 B FF 91 B CU 74 C CU 74 2-3 ② **K**		X FS 86 0-0 **7 FC6-4** 1B		C CU 77 X CU 75 0-1 **1B** 1-2 2-H	0 1 1 1 0 0 2	0 0 0 0 0 0 0	0 0 0 0 0 0 2	0 0 0 0 0 0 1	0 1 0 0 0 0 0	0 0 0 1 0 0 0	0 0 0 1 0 0 0
Inning Stats	R: 0 E: 0 K: 2 S: 8 H: 0 LOB: 1 BB: 0 P: 14	R: 1 E: 0 K: 1 S: 9 H: 1 LOB: 0 BB: 0 P: 11	R: 0 E: 0 K: 1 S: 9 H: 0 LOB: 1 BB: 1 P: 17	R: 0 E: 0 K: 0 S: 9 H: 0 LOB: 0 BB: 0 P: 15	R: 0 E: 0 K: 1 S: 8 H: 0 LOB: 0 BB: 0 P: 11	R: 1 E: 1 K: 2 S: 16 H: 1 LOB: 2 BB: 1 P: 26	R: 0 E: 1 K: 3 S: 12 H: 0 LOB: 1 BB: 0 P: 16	R: 2 E: 0 K: 0 S: 9 H: 2 LOB: 0 BB: 0 P: 16	R: 0 E: 0 K: 0 S: 7 H: 1 LOB: 1 BB: 0 P: 7	R: 0 E: 0 K: 1 S: 9 H: 0 LOB: 0 BB: 0 P: 14	R: 1 E: 1 K: 0 S: 11 H: 1 LOB: 2 BB: 1 P: 21	1B: 4 2B: 0 3B: 0 HR: 2 SF: 0 SAC: 0 DP: 1 HBP: 3	WP: 1 PB: 0 SB: 1 CS: 1 PA: 45					

PITCHER		IP	WLS	BF	H	R	ER	SO	BB	IBB	HBP	BLK	WP	HR	S	P	ERA	WHIP
55 Mat Latos, R ERA: 2.9	(1, 1)	6.0		24	2	2	1	7	2	0	1	0	1	1	59	94	1.50	0.667
43 Manny Parra, L ERA: 6.23	(7, 1)	0.1	H	2	0	0	0	1	0	0	0	0	0	0	6	6	0.00	0.000
60 J.J. Hoover, R ERA: 3.38	(7, 1)	0.2	H	2	0	0	0	2	0	0	0	0	0	0	6	10	0.00	0.000
51 Jonathan Broxton, R ERA: 4.63	(8, 1)	1.0	B	5	2	2	2	0	0	0	1	0	0	1	9	16	18.00	2.000
31 Alfredo Simon, R ERA: 2.48	(9, 1)	2.2	L	12	2	1	0	1	1	0	1	0	0	0	27	42	0.00	1.125

PITCHER	IP	WLS	BF	H	R	ER	SO	BB	IBB	HBP	BLK	WP	HR	S	P	ERA	WHIP

BOTTOM

Cincinnati Reds @ Pittsburgh Pirates

PNC Park, Pittsburgh, PA

Sun Jun 02 2013, 1:39 PM - 5:15 PM EDT

Att. 29,407 - Cloudy - 79 F

livebaseballscorecards.com

AB	39
R	5
H	6
RBI	5
BB	3
SO	11
LOB	15

Colorado Rockies @ Cincinnati Reds

Great American Ball Park, Cincinnati, OH

Mon Jun 03 2013, 7:12 PM - 10:06 PM EDT

Att. 18,498 - Partly Cloudy - 70 F

livebaseballscorecards.com

TOP

Batter	1	2	3	4	5	6	7	8	9	AB	R	H	RBI	BB	SO	LOB
Dexter Fowler, S (1, 8) OBP: 0.390, SLG: 0.485	B CU 70 B CU 72 C CU 72 X SI 84 2-1 ① F8		X SI 85 0-0 ② L7			X CU 67 0-0 ① F8		X SI 88 0-0 ③ G4-3		4	0	0	0	0	0	0
28 Nolan Arenado, R (1, 5) OBP: 0.261, SLG: 0.374	C SI 85 B SL 75 B CU 70 B CU 70 X SI 86 3-1 ② G6-3		B CU 68 C SL 73 X SL 75 1-1 ③ F8			C SI 86 X CU 69 0-1 ② L4			B FF 95 C FF 96 B SL 86 B FF 96 S FF 95 F FF 96 C FF 97 3-3 ① K	4	0	0	0	0	1	0
5 Carlos González, L (1, 7) OBP: 0.387, SLG: 0.590	X SI 85 0-0 2 FC6-4 1B			C CU 67 X SI 85 0-1 1B		B CH 79 T CH 79 B SI 87 B SL 73 X CH 82 3-1 ③ G3			B SL 86 C FF 98 B FF 98 S FF 98 S FF 100 2-3 ② K	4	0	2	0	0	1	0
2 Troy Tulowitzki, R (1, 6) OBP: 0.401, SLG: 0.602	C SI 85 C SI 86 1 SAFE F SL 75 X SL 76 0-2 ③ FC6-4 1-2f			1 SAFE X CU 68 0-0 ① L5			C SI 87 C SI 88 B SI 87 F SL 78 B CH 83 F SI 87 F CU 72 F SI 90 X SI 89 2-2 ① G1-3		B FF 100 B FF 99 B FF 97 C FF 98 B FF 98 4-1 3 DI BB	3	0	0	0	1	0	2
3 Michael Cuddyer, R (1, 9) OBP: 0.402, SLG: 0.619		C CH 75 B FC 82 X SI 86 1-1 ① G1-3		C CU 70 T CH 79 F SL 76 C SI 86 0-3 ② K			C SI 88 F SI 88 X SL 76 0-2 17 G5-3 1B		C SL 86 S FF 97 B FF 100 F SL 86 B FF 100 S FF 100 2-3 ③ K 1-2	4	0	1	0	0	2	2
17 Todd Helton, L (1, 3) OBP: 0.306, SLG: 0.402		F CH 77 B SI 85 B CU 72 C CU 72 B SI 87 X SI 87 3-2 1B		1 SAFE C CH 81 B SI 88 F SI 86 1 SAFE B SL 74 F SI 86 F SI 88 F SI 88 2-2 ③ X CH 82 G5-3			1 SAFE B SI 88 X CH 79 1-0 ② G5-3 1-2			3	0	1	0	0	0	2
20 Wilin Rosario, R (1, 2) OBP: 0.286, SLG: 0.435		B CH 78 C SI 86 B SL 75 C SL 75 S SL 77 2-3 ② K			X CH 74 0-0 ① P4		S SL 75 B SI 86 X SI 84 1-1 ③ L9			3	0	0	0	0	1	2
9 DJ LeMahieu, R (1, 4) OBP: 0.323, SLG: 0.304		C SI 86 X CU 72 0-1 ③ F8			C CH 75 C SI 86 C SI 86 0-3 ② K			X SI 87 0-0 ① L4		3	0	0	0	0	1	1
32 Tyler Chatwood, R (1, 1) OBP: 0.357, SLG: 0.357			C SI 84 X CU 70 0-1 ① G4-3		M CU 71 X SI 87 0-1 ③ B2-3			C CU 72 X SL 75 0-1 ② F7		2	0	0	0	0	0	0
62 Rob Scahill, L (5, 1)										0	0	0	0	0	0	0
1 Eric Young Jr., S (8, PH) OBP: 0.303, SLG: 0.380										1	0	0	0	0	0	0
88 Josh Outman, L (8, 1)										0	0	0	0	0	0	0
60 Manny Corpas, R (8, 1)										0	0	0	0	0	0	0
Inning Stats	R: 0 E: 0 K: 0 S: 9 H: 1 LOB: 1 BB: 0 P: 14	R: 0 E: 0 K: 1 S: 10 H: 1 LOB: 1 BB: 0 P: 16	R: 0 E: 0 K: 0 S: 5 H: 0 LOB: 0 BB: 0 P: 6	R: 0 E: 0 K: 1 S: 13 H: 1 LOB: 1 BB: 0 P: 15	R: 0 E: 0 K: 1 S: 6 H: 0 LOB: 0 BB: 0 P: 6	R: 0 E: 0 K: 0 S: 5 H: 0 LOB: 0 BB: 0 P: 8	R: 0 E: 0 K: 0 S: 13 H: 1 LOB: 1 BB: 0 P: 17	R: 0 E: 0 K: 0 S: 4 H: 0 LOB: 0 BB: 0 P: 4	R: 0 E: 0 K: 3 S: 12 H: 0 LOB: 1 BB: 1 P: 23	1B: 4 2B: 0 3B: 0 HR: 0 SF: 0 SAC: 0 DP: 0 HBP: 0						

	AB	31
	R	0
	H	4
	RBI	0
	BB	1
	SO	6
	LOB	9

WP: 0 PB: 0 SB: 0 CS: 0 PA: 32

PITCHER		IP	WLS	BF	H	R	ER	SO	BB	IBB	HBP	BLK	WP	HR	S	P	ERA	WHIP
61 Bronson Arroyo, R ERA: 3.38	(1, 1)	8.0	W	28	4	0	0	3	0	0	0	0	0	0	65	86	0.00	0.500
54 Aroldis Chapman, L ERA: 2.42	(9, 1)	1.0	S	4	0	0	0	3	1	0	0	0	0	0	12	23	0.00	1.000

PITCHER		IP	WLS	BF	H	R	ER	SO	BB	IBB	HBP	BLK	WP	HR	S	P	ERA	WHIP

BOTTOM

Colorado Rockies @ Cincinnati Reds

Great American Ball Park, Cincinnati, OH

Mon Jun 03 2013, 7:12 PM - 10:06 PM EDT

Att. 18,498 - Partly Cloudy - 70 F

livebaseballscorecards.com

Batter	1	2	3	4	5	6	7	8	9	AB	R	H	RBI	BB	SO	LOB
17 Shin-Soo Choo, L (1, 8) OBP: 0.438, SLG: 0.490	B FF 91 C SI 91 B CH 84 F SI 92 X FF 93 2-2 ① L8		C CU 78 F FF 94 B SI 94 F CU 78 B FF 94 F CU 72 S CH 83 2-3 ③ K		B SI 94 B CH 87 B CH 86 C SL 89 B FF 95 4-1 BB			B SL 80 F FF 92 B FF 89 C CH 79 C CH 81 2-3 ① K		3	0	0	0	1	2	1
2 Zack Cozart, R (1, 6) OBP: 0.271, SLG: 0.384	C FF 93 F SI 92 F SL 87 B SL 87 F SI 92 B FF 93 F SL 86 S SL 85 2-3 ② K			C CU 74 F FF 91 C SI 90 0-3 ① K	C SL 87 B FF 95 B SI 94 F SL 88 S FF 96 2-3 ③ K			F SL 81 F FF 92 X SL 83 0-2 32 HR 2B		4	1	1	0	0	3	2
19 Joey Votto, L (1, 3) OBP: 0.454, SLG: 0.523	B CU 77 B CU 77 S SI 93 X CU 78 2-1 ③ G6-3			C CH 80 C FF 91 F FF 91 C FF 92 0-3 ② K		B SI 94 C SL 90 B CH 88 X FF 95 2-1 ① G3-1		F CH 81 S FF 95 F FF 93 S SL 84 0-3 ② K		4	0	0	0	0	2	1
32 Jay Bruce, L (1, 9) OBP: 0.320, SLG: 0.472		B SI 92 B FF 92 X FF 91 2-0 21 G6-4-3 1B		C SI 90 C CH 83 X FF 92 0-2 21 S 21 E 1B		C SL 87 X FF 95 0-1 ② G4-3		S SL 82 B SL 83 X FF 94 1-1 2-H HR		4	2	3	2	0	0	0
21 Todd Frazier, R (1, 5) OBP: 0.339, SLG: 0.405		X SI 93 0-0 ① ② G6-4-3 1-2f		C SI 92 B SI 92 D SL 85 B SI 93 C SI 94 X SL 85 3-2 E7 1-H 1B		C SL 90 S SL 88 C FF 96 0-3 ③ K		C CH 81 B FF 92 C CH 81 F FF 93 X CH 76 1-2 29 BB 15 1B 1B		4	0	2	1	0	1	1
26 Xavier Paul, L (1, 7) OBP: 0.378, SLG: 0.396 15 Derrick Robinson, S (8, 7) OBP: 0.436, SLG: 0.340		C FF 93 C CH 84 B CU 79 X CU 78 1-2 ③ G6-3		C CU 78 X CU 79 0-1 ③ G6-3			C FF 94 S SI 94 X SI 96 0-2 ① G6-3	B SL 79 S SI 86 F SI 87 X SI 89 1-2 29 BB 1-2 1B		3 1	0 0	0 1	0 0	0 0	0 0	1 0
29 Ryan Hanigan, R (1, 2) OBP: 0.307, SLG: 0.271			B FF 90 B FF 92 B SI 92 B FF 91 4-0 3 G4-3 BB		C FF 93 F SL 88 F SL 87 B FF 95 B SL 86 F FF 96 B FF 96 X FF 93 3-2 61 SH3 1B		F SL 88 H SI 94 1-1 3 FC4-6 HBP	B SI 89 B SL 80 B SL 80 C SI 89 D SI 91 4-1 1-2 2-3 BB		1	0	1	0	2	0	0
3 Cesar Izturis, S (1, 4) OBP: 0.227, SLG: 0.167			C SI 92 X SI 92 0-1 ① ② G4-3 1-2f		1 SAFE B SI 94 F FF 93 T FF 93 B SL 86 F FF 93 F FF 96 S SI 93 2-3 ① K		1 SAFE X FF 94 0-0 ② FC4-6 1-2f	B SI 88 B SI 88 B SI 90 C SI 88 F SI 89 X SI 90 3-2 ③ G6-3		4	0	0	0	0	1	6
61 Bronson Arroyo, R (1, 1) OBP: 0.158, SLG: 0.158 54 Aroldis Chapman, L (9, 1)			C FF 92 F SI 92 F SL 86 B CU 77 B FF 94 B SI 92 F FF 91 X SI 91 3-2 1B		C FF 93 X FF 93 0-1 ② SH3 1-2		X FF 93 0-0 ③ L9			2 0	0 0	1 0	0 0	0 0	0 0	1 0
Inning Stats	R: 0 E: 0 K: 1 S: 11 H: 0 LOB: 0 BB: 0 P: 17	R: 0 E: 0 K: 0 S: 5 H: 1 LOB: 0 BB: 0 P: 8	R: 0 E: 0 K: 1 S: 12 H: 1 LOB: 1 BB: 1 P: 21	R: 1 E: 1 K: 2 S: 15 H: 2 LOB: 1 BB: 0 P: 18	R: 0 E: 0 K: 2 S: 16 H: 1 LOB: 2 BB: 1 P: 27	R: 0 E: 0 K: 1 S: 7 H: 0 LOB: 0 BB: 0 P: 9	R: 0 E: 0 K: 0 S: 6 H: 0 LOB: 1 BB: 0 P: 7	R: 2 E: 0 K: 2 S: 23 H: 4 LOB: 3 BB: 1 P: 35		1B: 7 2B: 1 3B: 0 HR: 1 SF: 0 SAC: 1 DP: 2 HBP: 1					WP: 0 PB: 0 SB: 1 CS: 0 PA: 35	

	AB	30
	R	3
	H	9
	RBI	3
	BB	3
	SO	9
	LOB	13

PITCHER		IP	WLS	BF	H	R	ER	SO	BB	IBB	HBP	BLK	WP	HR	S	P	ERA	WHIP
32 Tyler Chatwood, R ERA: 2.14	(1, 1)	4.0	L	15	4	1	1	4	1	0	0	0	0	0	43	64	2.25	1.250
62 Rob Scahill, R ERA: 2.38	(5, 1)	3.0		12	1	0	0	3	1	0	1	0	0	0	29	43	0.00	0.667
88 Josh Outman, L ERA: 5.24	(8, 1)	0.2		5	3	2	2	2	0	0	0	0	0	1	16	20	27.00	4.500
60 Manny Corpas, R ERA:	(8, 1)	0.1		3	1	0	0	0	1	0	0	0	0	0	7	15	0.00	6.000

PITCHER		IP	WLS	BF	H	R	ER	SO	BB	IBB	HBP	BLK	WP	HR	S	P	ERA	WHIP

Batter	1	2	3	4	5	6	7	8	9	AB	R	H	RBI	BB	SO	LOB
Dexter Fowler, S (1, 8) OBP: 0.388, SLG: 0.481	C FF 91 F CH 85 B FF 92 B CH 86 X CH 85 2-2 ① F7	F SL 89 B FF 94 B FF 92 S CH 86 X FF 94 2-2 3-H 1B			C KC 80 B KC 79 C FF 94 B SI 93 S FF 95 2-3 ② K			C FF 90 X KC 76 0-1 ① F7		4	0	1	1	0	1	0
9 DJ LeMahieu, R (1, 5) OBP: 0.303, SLG: 0.283 28 Nolan Arenado, R (8, 5) OBP: 0.261, SLG: 0.374	C FF 92 T CH 84 B FF 93 B FF 93 B FF 94 X FF 93 3-2 ② G5-3	C FF 93 X CH 84 0-1 ③ G4-3			T SL 88 F FF 95 X CH 87 0-2 ③ G5-3			C SL 82 S FF 90 B SI 91 C SI 90 1-3 ② K		4 0	0 0	0 0	0 0	0 0	1 0	1 0
5 Carlos González, L (1, 7) OBP: 0.389, SLG: 0.584	B FF 92 F KC 80 B KC 80 B SI 93 T SI 94 F SI 94 F SL 90 B SL 89 4-2 BB		C CH 82 B FF 92 F CH 83 S SI 91 1-3 ① K			S SL 88 C FF 94 B SI 94 F SI 95 B CH 88 S CH 86 2-3 ① K		B SI 90 F SI 89 B SI 90 S SI 88 B KC 76 B KC 78 4-2 2 HR BB		2	1	0	0	2	2	0
2 Troy Tulowitzki, R (1, 6) OBP: 0.398, SLG: 0.611	S FF 92 S FF 92 T FF 92 0-2 ③ K		C CH 84 X SL 88 0-1 ② L8			C FF 96 B FF 95 S FF 96 S CH 87 1-3 ② K		B SI 90 B SI 90 B SI 90 C SI 90 F SI 90 X SI 88 3-2 1-H HR		4	1	1	2	0	2	1
3 Michael Cuddyer, R (1, 9) OBP: 0.399, SLG: 0.610		S SL 84 C FF 90 X SL 85 0-2 8 2B 18 2B 1B	B KC 76 F FF 92 S CH 84 F FF 93 X CH 86 1-2 ③ G1-3			B FF 95 F CH 86 X SL 88 1-1 ③ F7		F SL 81 S SL 79 B SI 90 B SI 89 F SL 80 X FF 87 2-2 ③ P4		4	1	1	0	0	0	0
17 Todd Helton, L (1, 3) OBP: 0.304, SLG: 0.396		C SI 90 B SL 85 1 SAFE F SI 90 1 SAFE B FF 92 F SI 92 S CH 84 2-3 ① K		C KC 78 X CH 84 0-1 ① G4-3			F FF 93 C CH 83 F SL 89 X SL 89 0-2 18 1B 8 SH3-4 1B		S FF 92 B FF 93 B FF 92 C FF 93 X CH 87 2-2 ① F7	4	0	1	0	0	1	1
8 Yorvit Torrealba, R (1, 2) OBP: 0.384, SLG: 0.323		X FF 93 0-0 1-3 18 2B 2B		C SI 92 S CH 85 F CH 85 X FF 93 0-2 ② G6-3			1 SAFE X FF 92 0-0 ① SH3-4 1-2		S FF 93 B FF 93 B FF 93 X FF 92 2-1 ② G4-3	3	1	1	0	0	0	0
18 Jonathan Herrera, S (1, 4) OBP: 0.333, SLG: 0.362		C FF 93 X SI 93 0-1 44 G4-3 1B 2-H 3-H 2B		C CH 84 C CH 84 X CH 85 0-2 ③ G3			B SI 93 X FF 92 1-0 15 G5-4-3 2-3 1B		C FF 93 B CH 87 X FF 92 1-1 1B	4	1	3	2	0	0	0
44 Juan Nicasio, R (1, 1) OBP: 0.235, SLG: 0.133 15 Jordan Pacheco, R (7, PH) OBP: 0.315, SLG: 0.345 61 Edgmer Escalona, R (7, 1) 88 Josh Outman, L (7, 1) 34 Matt Belisle, R (8, 1) 1 Eric Young Jr., S (9, PH) OBP: 0.307, SLG: 0.378 49 Rex Brothers, L (9, 1)		C FF 93 X FF 93 0-1 ② G4-3 2-3			C FF 93 S SL 87 C SL 87 0-3 ① K		B SL 89 1 SAFE C SL 88 B SI 93 1 SAFE 1 SAFE X SL 88 2-1 ② ③ G5-4-3 1-2f		C FF 92 B FF 92 C FF 92 S FF 92 1-3 ③ K	2 1 0 0 0 1 0	0 0 0 0 0 0 0	0 0 0 0 0 0 0	0 0 0 0 0 0 1	1 0 0 0 0 1 0	1 2 0 0 0 1 0	0 0 0 0 0 1 0
Inning Stats	R: 0 E: 0 K: 1 S: 13 H: 0 LOB: 1 BB: 1 P: 22	R: 3 E: 0 K: 1 S: 17 H: 4 LOB: 1 BB: 0 P: 21	R: 0 E: 0 K: 1 S: 9 H: 0 LOB: 0 BB: 0 P: 11	R: 0 E: 0 K: 0 S: 9 H: 0 LOB: 0 BB: 0 P: 9	R: 0 E: 0 K: 2 S: 9 H: 0 LOB: 0 BB: 0 P: 11	R: 0 E: 0 K: 2 S: 9 H: 0 LOB: 0 BB: 0 P: 13	R: 0 E: 0 K: 0 S: 8 H: 2 LOB: 1 BB: 0 P: 11	R: 2 E: 0 K: 1 S: 14 H: 1 LOB: 0 BB: 1 P: 24	R: 0 E: 0 K: 1 S: 10 H: 1 LOB: 1 BB: 0 P: 16	1B: 5 2B: 2 3B: 0 HR: 1 SF: 0 SAC: 1 DP: 1 HBP: 0						

PITCHER		IP	WLS	BF	H	R	ER	SO	BB	IBB	HBP	BLK	WP	HR	S	P	ERA	WHIP
34 Homer Bailey, R ERA: 3.84	(1, 1)	7.0		27	6	3	3	7	1	0	0	0	0	0	74	98	3.86	1.000
63 Sam LeCure, R ERA: 1.85	(8, 1)	1.0	L	5	1	2	2	1	1	0	0	0	0	1	14	24	18.00	2.000
60 J.J. Hoover, R ERA: 3.24	(9, 1)	1.0		4	1	0	0	1	0	0	0	0	0	0	10	16	0.00	1.000

PITCHER	IP	WLS	BF	H	R	ER	SO	BB	IBB	HBP	BLK	WP	HR	S	P	ERA	WHIP

Colorado Rockies @ Cincinnati Reds

Great American Ball Park, Cincinnati, OH

Tue Jun 04 2013, 7:11 PM - 10:29 PM EDT

Att. 27,031 - Partly Cloudy - 78 F

TOP

livebaseballscorecards.com

AB	33
R	5
H	8
RBI	5
BB	2
SO	9
LOB	7

COLORADO ROCKIES

Colorado Rockies @ Cincinnati Reds

Great American Ball Park, Cincinnati, OH

Tue Jun 04 2013, 7:11 PM - 10:29 PM EDT

Att. 27,031 - Partly Cloudy - 78 F

livebaseballscorecards.com

BOTTOM

Batter	1	2	3	4	5	6	7	8	9	AB	R	H	RBI	BB	SO	LOB
17 Shin-Soo Choo, L (1, 8) OBP: 0.438, SLG: 0.493	C FF 89 B FF 90 T FF 91 B FF 92 X FF 92 2-2 19 G1-3 2B		C SL 82 X CH 85 0-1 ② G4-3		C FF 90 B FF 88 X CH 85 1-1 ① F7		B SI 94 X SL 86 1-0 2 BLK 2-3 1B		S SL 84 X SL 85 0-1 ③ G4-3	5	0	2	0	0	0	0
2 Zack Cozart, R (1, 6) OBP: 0.271, SLG: 0.379	C FF 93 C FF 88 S SL 84 0-3 ① K		B FF 92 X SL 83 1-0 ③ G6-3		B FF 91 F FF 92 B SL 85 S SL 85 X FF 94 2-2 ② G6-3		D SL 86 F SL 84 D SL 86 F FF 92 B SI 94 D CH 87 4-2 1-2 3-H BB			3	0	0	0	1	1	1
19 Joey Votto, L (1, 3) OBP: 0.451, SLG: 0.518	C FF 91 B FF 93 B CH 86 B FF 92 S CH 85 X FF 94 3-2 ② G1-3 2-3			B FF 90 F CH 84 C FF 93 X SL 86 1-2 21 2B 1B	F CH 86 B FF 92 F FF 94 B FF 95 X SL 87 2-2 ③ G4-3		C SL 82 S SL 83 S SL 84 0-3 ② K			4	1	1	0	0	1	3
32 Jay Bruce, L (1, 9) OBP: 0.319, SLG: 0.466	C FF 94 B FF 93 X CH 86 1-1 ③ P5			B FF 91 B CH 85 B FF 90 X FF 92 3-0 ① L8		B CH 82 B FF 89 B CH 84 B CH 88 4-0 23 WP BB	B SL 82 B SL 84 F FF 96 C FF 95 F SL 85 B SL 85 S SL 85 3-3 ③ K			3	0	0	0	1	1	4
21 Todd Frazier, R (1, 5) OBP: 0.342, SLG: 0.418		B FF 91 B FF 91 C FF 92 X FF 90 2-1 23 G4-3 29 G6-3 2B		1 SAFE B FF 90 S SL 84 X FF 91 1-1 29 WP 1-H 29 2B 2B		C FF 91 1 SAFE B FF 89 X SL 84 1-1 ① F9		C FF 90 C FF 92 B SL 88 X SL 86 1-2 ① G3		4	2	2	1	0	0	1
23 Donald Lutz, L (1, 7) OBP: 0.277, SLG: 0.348		X FF 92 0-0 ① G4-3 2-3		F CH 85 S SL 87 F SL 85 S SL 85 0-3 ② K2-3		C FF 90 B FF 90 1 SAFE 1 SAFE F FF 89 B SL 82 S SL 82 2-3 ② K 1-2		S CU 75 B SL 86 C SL 88 X SL 86 1-2 29 L8-6-3 1B		4	0	1	0	0	2	3
29 Ryan Hanigan, R (1, 2) OBP: 0.305, SLG: 0.281		C SL 86 B FF 92 X SL 84 1-1 ② G6-3 3-H		B SL 86 B FF 93 C SL 86 F FF 92 F FF 94 F FF 94 B SL 86 X SL 84 3-2 34 FC5 2-H 2B		C FF 94 X FF 92 0-1 ③ G4-3		X FF 91 0-0 ② ③ L8-6-3 1-1		4	0	1	2	0	0	2
3 Cesar Izturis, S (1, 4) OBP: 0.232, SLG: 0.161 15 Derrick Robinson, S (9, PH) OBP: 0.429, SLG: 0.333		X FF 92 0-0 ③ G3-1		I IN 60 I IN 61 I IN 63 I IN 66 4-0 34 FC5 IBB			C SI 94 B SI 94 X FF 94 1-1 ① F8		B FF 92 X FF 92 1-0 ① B5	2 1	0 0	0 0	0 0	1 0	0 0	0 0
34 Homer Bailey, R (1, 1) OBP: 0.158, SLG: 0.211 26 Xavier Paul, L (7, PH) OBP: 0.383, SLG: 0.412 63 Sam LeCure, R (8, 1) 60 J.J. Hoover, R (9, 1) 39 Devin Mesoraco, R (9, PH) OBP: 0.316, SLG: 0.350			C FF 92 F SL 83 B SL 82 B FF 95 B FF 94 X FF 92 3-2 ① G6-3	S FF 92 F FF 92 B FF 94 F SL 84 B SL 83 X FF 95 2-2 ③ FC5 1-2 2-3f			B SI 94 B FF 94 S SI 94 F SI 93 B SI 94 X FF 94 3-2 17 1B 2 BLK 2B		B FF 93 B FF 93 F FF 94 C FF 94 X SL 85 2-2 ② G4-3	2 1 0 0 1	0 1 0 0 0	0 1 0 0 0	0 0 0 0 0	0 0 0 0 0	0 0 0 0 0	2 0 0 0 0
Inning Stats	R: 0 E: 0 K: 1 S: 11 H: 1 LOB: 1 BB: 0 P: 17	R: 1 E: 0 K: 0 S: 6 H: 1 LOB: 0 BB: 0 P: 9	R: 0 E: 0 K: 0 S: 6 H: 0 LOB: 0 BB: 0 P: 10	R: 2 E: 0 K: 1 S: 19 H: 3 LOB: 2 BB: 1 P: 33	R: 0 E: 0 K: 0 S: 8 H: 0 LOB: 0 BB: 0 P: 13	R: 0 E: 0 K: 1 S: 7 H: 0 LOB: 1 BB: 1 P: 14	R: 1 E: 0 K: 2 S: 15 H: 2 LOB: 2 BB: 1 P: 27	R: 0 E: 0 K: 0 S: 7 H: 1 LOB: 0 BB: 0 P: 9	R: 0 E: 0 K: 0 S: 6 H: 0 LOB: 0 BB: 0 P: 9	1B: 3 2B: 6 3B: 0 HR: 0	SF: 0 SAC: 0 DP: 1 HBP: 0			WP: 2 PB: 0 SB: 0 CS: 0	PA: 37		

	AB	34
	R	4
	H	8
	RBI	3
	BB	3
	SO	5
	LOB	16

PITCHER		IP	WLS	BF	H	R	ER	SO	BB	IBB	HBP	BLK	WP	HR	S	P	ERA	WHIP
44 Juan Nicasio, R ERA: 4.76	(1, 1)	6.0		25	5	3	3	3	1	1	0	0	2	0	57	96	4.50	1.000
61 Edgmer Escalona, R ERA: 3.48	(7, 1)	0.1		4	2	1	1	0	1	0	0	1	0	0	8	17	27.00	9.000
88 Josh Outman, L ERA: 5.09	(7, 1)	0.2	W	2	0	0	0	2	0	0	0	0	0	0	7	10	0.00	0.000
34 Matt Belisle, R ERA: 2.97	(8, 1)	1.0	H	3	1	0	0	0	0	0	0	0	0	0	7	9	0.00	1.000
49 Rex Brothers, L ERA: 0.35	(9, 1)	1.0	S	3	0	0	0	0	0	0	0	0	0	0	6	9	0.00	0.000

PITCHER	IP	WLS	BF	H	R	ER	SO	BB	IBB	HBP	BLK	WP	HR	S	P	ERA	WHIP

Batter	1	2	3	4	5	6	7	8	9	AB	R	H	RBI	BB	SO	LOB
1 Eric Young Jr., S (1, 8) (8, 7) OBP: 0.296, SLG: 0.365	C FF 90 B CU 79 X FF 92 1-1 G6-3 ①	B CU 79 X SI 90 1-0 G6-3 ③		B SI 91 F FF 90 M FF 91 F FF 90 B SL 87 B FF 91 B FF 91 4-2 28 1B 5 HR BB		L SI 92 S FC 89 B FC 90 X FC 87 1-2 G4-3 ① 1-2	X SI 94 0-0 G4-3 ③		X SI 95 0-0 G6-3 ②	5	1	0	0	1	0	3
28 Nolan Arenado, R (1, 5) OBP: 0.278, SLG: 0.387	F FF 92 B SL 87 B SL 89 F FF 92 F FF 93 B SL 88 S FF 92 3-3 K ②		C CU 80 B CU 78 C CU 86 X CU 80 1-2 2 HR 1B	1 SAFE F FF 90 P PO 87 1 SAFE X FF 90 1-1 5 HR 1-3 1B		D FC 90 F SI 94 X CU 77 1-1 G4-3 ②		X FF 93 0-0 5 HR 1B	B FF 95 X FF 94 1-0 1B	6	3	4	0	0	1	1
5 Carlos González, L (1, 7) OBP: 0.393, SLG: 0.625 Dexter Fowler, S (8, 8) OBP: 0.386, SLG: 0.479	B CU 80 C SI 92 F SI 93 B FF 93 X FF 93 2-2 HR	X SI 90 0-0 P5 ① F CU 81 X FF 88		0-1 1-H 3-H HR		B FC 89 B FC 88 C FC 87 B FC 89 F FC 89 S FS 87 3-3 K ③		F SL 83 B FF 94 F SL 83 F SL 83 X FS 85 1-2 1-H HR	S SI 93 B SI 94 F FF 93 F SI 94 D SL 88 B FF 93 F FF 94 S SL 91 3-3 K ③	5 1	3 0	3 0	6 0	0 0	1 1	2 1
2 Troy Tulowitzki, R (1, 6) OBP: 0.412, SLG: 0.651 9 DJ LeMahieu, R (8, 4) OBP: 0.303, SLG: 0.283	B FF 91 B CU 82 C FF 90 F FF 92 F CU 83 X FF 92 2-2 3 1B 1B	B FF 90 X SI 89 1-0 1-H HR	X SL 87 0-0 1B				C CU 77 X SI 94 0-1 17 HR 1B	X SL 83 0-0 HR		5 0	3 0	5 0	3 0	0 0	0 0	0 0
3 Michael Cuddyer, R (1, 9) OBP: 0.399, SLG: 0.609	F FF 92 X CU 82 0-1 1-2 1B	F CU 80 S SL 86 B FF 92 X SL 88 1-2 G6-3 ②	F FF 93 C CU 76 X CU 77 0-2 F7 ③				C FF 93 S CU 77 B FC 88 S CU 78 1-3 K ①	C SL 81 B FF 93 B FS 85 C FF 92 X FS 84 2-2 2B		5	0	2	0	0	1	2
17 Todd Helton, L (1, 3) OBP: 0.308, SLG: 0.422	B CU 80 B CU 81 X SI 91 2-0 F9 ③	B CU 79 B FF 92 B SI 92 C FF 92 F FF 92 X SI 91 3-2 1B	F FF 93 C FF 94 B CU 79 B CU 77 X FC 89 2-2 G4-3 ①				C SI 93 B FS 85 B FS 85 F FS 86 F FS 85 X FS 84 2-2 1-H HR	C FF 93 T SL 81 S SL 82 0-3 K ①		5	1	2	2	0	1	3
20 Wilin Rosario, R (1, 2) OBP: 0.279, SLG: 0.423		C FF 89 C CU 82 S SL 88 0-3 K ① C SL 87 D SL 86 X SL 88 1-1 F8 ③		B FF 95 C CU 75 X CU 77 1-1 F7 ②		B FF 94 S CU 78 C CU 78 X CU 78 1-2 F8 ② D SI 92 S SL 85 T FF 93 S FS 84 1-3 K ②			5	0	0	0	0	2	2
18 Jonathan Herrera, S (1, 4) (8, 6) OBP: 0.338, SLG: 0.355		C FF 91 F SI 91 F SL 88 F CH 85 B FF 92 B CU 81 F SI 90 B CU 83 F SL 87 3-2 G4-3 ②		B FF 90 B SL 86 B SI 89 B FF 90 4-0 27 G4-6-3 BB C FF 94 B CH 82 B CH 82 X FF 93 2-1 F7 ③			C SI 94 X CU 77 0-1 15 2B 1B	C SL 82 C FS 84 F SL 81 B FS 84 C FF 92 1-3 K ③		4	1	1	0	1	1	1
27 Jon Garland, R (1, 1) OBP: 0.158, SLG: 0.211 15 Jordan Pacheco, R (7, PH) OBP: 0.320, SLG: 0.359 59 Wilton Lopez, R (7, 1) 0 Adam Ottavino, S (8, 1)		B FF 91 X FF 89 1-0 2B		L CU 78 L CU 80 X FF 89 0-2 G4-6-3 ①② 1-2f		C FF 93 B FF 93 B FF 94 X FF 94 2-1 1 G4-3 1B	X FF 94 0-0 1-H 2B		C FF 93 F FF 94 B SI 96 B SL 86 T FF 94 2-2 K ①	3 1 0 1	0 0 0 0	2 1 0 0	0 1 0 0	0 0 0 0	0 0 0 1	1 0 0 0
Inning Stats	R: 1 H: 3 E: 0 LOB: 2 K: 1 BB: 0 S: 16 P: 26	R: 0 H: 1 E: 0 LOB: 1 K: 1 BB: 0 S: 13 P: 18	R: 2 H: 3 E: 0 LOB: 1 K: 0 BB: 0 S: 13 P: 20	R: 3 H: 3 E: 0 LOB: 1 K: 0 BB: 2 S: 15 P: 23	R: 0 H: 0 E: 0 LOB: 0 K: 0 BB: 0 S: 7 P: 12	R: 0 H: 1 E: 0 LOB: 1 K: 1 BB: 0 S: 10 P: 17	R: 3 H: 4 E: 0 LOB: 1 K: 1 BB: 0 S: 16 P: 20	R: 3 H: 4 E: 0 LOB: 1 K: 3 BB: 0 S: 19 P: 24	R: 0 H: 1 E: 0 LOB: 1 K: 2 BB: 0 S: 10 P: 16	1B: 11 2B: 3 3B: 0 HR: 6	SF: 0 SAC: 0 DP: 1 HBP: 0			WP: 0 PB: 0 SB: 0 CS: 0	PA: 48		

PITCHER		IP	WLS	BF	H	R	ER	SO	BB	IBB	HBP	BLK	WP	HR	S	P	ERA	WHIP
65 Pedro Villarreal, R ERA: 14.73	(1, 1)	3.2	L	22	10	6	6	2	2	0	0	0	0	3	54	84	14.73	3.273
66 Logan Ondrusek, R ERA: 4.22	(4, 1)	1.1		4	0	0	0	0	0	0	0	0	0	0	10	15	0.00	0.000
31 Alfredo Simon, R ERA: 3.19	(6, 1)	2.0		11	5	3	3	2	0	0	0	0	0	1	26	37	13.50	2.500
43 Manny Parra, L ERA: 8.38	(8, 1)	1.0		7	4	3	3	3	0	0	0	0	0	2	19	24	27.00	4.000
51 Jonathan Broxton, R ERA: 4.44	(9, 1)	1.0		4	1	0	0	2	0	0	0	0	0	0	10	16	0.00	1.000

PITCHER	IP	WLS	BF	H	R	ER	SO	BB	IBB	HBP	BLK	WP	HR	S	P	ERA	WHIP

TOP

Colorado Rockies @ Cincinnati Reds

Great American Ball Park, Cincinnati, OH

Wed Jun 05 2013, 7:13 PM - 10:32 PM EDT

Att. 26,665 - Partly Cloudy - 78 F

livebaseballscorecards.com

AB	46
R	12
H	20
RBI	12
BB	2
SO	9
LOB	16

Batter	1	2	3	4	5	6	7	8	9	AB	R	H	RBI	BB	SO	LOB
17 Shin-Soo Choo, L (1, 8) OBP: 0.431, SLG: 0.484	C SI 85 C CU 74 F CU 74 X FF 85 0-2 ① P5	B SL 83 B CH 81 X SI 83 2-0 ③ G4-3			B CU 75 B FF 86 C FF 87 B SI 87 F SL 82 X FF 88 3-2 ② G6-3			B FF 90 X FF 90 1-0 ① G4-3		4	0	0	0	0	0	0
2 Zack Cozart, R (1, 6) OBP: 0.270, SLG: 0.381	X SI 86 0-0 19 G6-3, 21 1B, 2B		T SL 81 F SL 81 F FF 88 B CU 75 B CU 73 X FF 87 2-2 ① G1-4-3		C CU 75 B SL 84 B SL 82 X SI 87 2-1 ③ G6-3			B FF 90 C FF 90 T ST 81 B ST 83 X ST 82 2-2 ② L6		4	1	1	0	0	0	0
19 Joey Votto, L (1, 3) OBP: 0.444, SLG: 0.509	B SI 87 X SI 87 1-0 ② G6-3 2-3		B CU 76 B SI 83 B SI 84 F FF 87 F SI 83 X SL 82 3-2 ② G1-3			B CU 74 C SI 84 C FF 87 B FF 88 F SI 89 B SI 85 S FF 88 3-3 ① K		C ST 81 B FF 90 F ST 82 X ST 79 1-2 ③ G3-1		4	0	0	0	0	1	1
32 Jay Bruce, L (1, 9) OBP: 0.318, SLG: 0.461	B CU 76 B SI 87 B SL 84 C SI 87 B SI 88 4-1 21 1B, 26 HR, BB		C FF 88 B SL 83 X SI 85 1-1 ③ G3-1			F SI 88 B SI 89 F SI 84 B CU 73 B SI 89 F SL 82 F SI 88 F SI 86 S FF 89 3-3 ② K			B FF 89 B FF 90 F FF 90 S FF 90 S ST 82 2-3 ① K	3	1	0	0	1	2	0
21 Todd Frazier, R (1, 5) OBP: 0.345, SLG: 0.419	B SI 88 X SI 88 1-0 26 HR, 1B 1-2 3-H			C CU 74 X SL 83 0-1 ① G4-3		B SI 88 C SI 88 X SI 85 1-1 ③ G6-3			C ST 80 B ST 82 X FF 89 1-1 39 DI, 1B	4	1	2	1	0	0	0
26 Xavier Paul, L (1, 7) OBP: 0.382, SLG: 0.438 39 Devin Mesoraco, R (9, PH) OBP: 0.314, SLG: 0.347	D CH 81 B SI 87 C FF 87 S CH 81 F CH 80 B SI 87 X CU 74 3-2 1-H 2-H HR			C SI 87 B FF 87 X SI 83 1-1 ② L8			B FF 92 X SI 92 1-0 ① F8		F FF 90 F ST 82 S ST 83 0-3 ② K 1-2	3 1	1 0	1 0	3 0	0 0	0 1	0 1
9 Jack Hannahan, L (1, 4) OBP: 0.290, SLG: 0.286	F SI 83 B SI 83 B CH 81 F SI 87 C FF 88 2-3 ③ K			C CU 74 X SL 82 0-1 2B			B FF 94 S FS 86 B SI 88 F FF 93 B SI 88 F FS 86 B FF 93 4-2 BB		C FF 91 C ST 81 F FF 91 D ST 83 B ST 82 B FF 91 X SI 83 3-2 ③ L9	3	0	1	0	1	1	1
29 Ryan Hanigan, R (1, 2) OBP: 0.296, SLG: 0.272		C SI 87 C SL 84 B FF 86 X SL 86 1-2 ① G5-3		C FF 86 B SI 88 F CU 76 F SI 87 D SI 85 X SL 80 2-2 ③ F7			C FF 93 C SI 92 X SI 92 0-2 ② L8			3	0	0	0	0	0	2
65 Pedro Villarreal, R (1, 1) 66 Logan Ondrusek, R (4, 1) 15 Derrick Robinson, S (5, PH) OBP: 0.421, SLG: 0.327 31 Alfredo Simon, R (6, 1) OBP: 0.200, SLG: 0.200 23 Donald Lutz, L (7, PH) OBP: 0.271, SLG: 0.340 43 Manny Parra, L (8, 1) OBP: 0.500, SLG: 0.500 51 Jonathan Broxton, R (9, 1)		B SI 88 C SI 88 X SL 84 1-1 ② F8			X SI 86 0-0 ① B1-3		B FF 93 B SI 91 X SI 92 2-0 ③ G5-3			1 0 1 0 1 0 0 0	0 0 0 0 0 0 0 0	0 0 0 0 0 0 0 0	0 0 0 0 0 0 0 0	0 0 0 0 0 0 0 0	0 0 0 0 0 0 0 0	0 0 0 0 1 0 0 0
Inning Stats	R: 4 H: 3 E: 0 LOB: 0 K: 1 BB: 1 S: 15 P: 26	R: 0 H: 0 E: 0 LOB: 0 K: 0 BB: 0 S: 6 P: 10	R: 0 H: 0 E: 0 LOB: 0 K: 0 BB: 0 S: 9 P: 15	R: 0 H: 1 E: 0 LOB: 1 K: 0 BB: 0 S: 10 P: 13	R: 0 H: 0 E: 0 LOB: 0 K: 0 BB: 0 S: 6 P: 11	R: 0 H: 0 E: 0 LOB: 0 K: 2 BB: 0 S: 12 P: 19	R: 0 H: 0 E: 0 LOB: 1 K: 0 BB: 1 S: 8 P: 15	R: 0 H: 0 E: 0 LOB: 0 K: 0 BB: 0 S: 7 P: 11	R: 0 H: 1 E: 0 LOB: 1 K: 2 BB: 0 S: 12 P: 18	1B: 2 SF: 0 2B: 2 SAC: 0 3B: 0 DP: 0 HR: 1 HBP: 0						WP: 0 PA: 34 PB: 0 SB: 0 CS: 0

PITCHER		IP	WLS	BF	H	R	ER	SO	BB	IBB	HBP	BLK	WP	HR	S	P	ERA	WHIP
27 Jon Garland, R ERA: 5.82	(1, 1)	6.0	W	23	4	4	4	3	1	0	0	0	0	1	58	94	6.00	0.833
59 Wilton Lopez, R ERA: 3.86	(7, 1)	1.0		4	0	0	0	0	1	0	0	0	0	0	8	15	0.00	1.000
0 Adam Ottavino, R ERA: 1.72	(8, 1)	2.0		7	1	0	0	2	0	0	0	0	0	0	19	29	0.00	0.500

PITCHER	IP	WLS	BF	H	R	ER	SO	BB	IBB	HBP	BLK	WP	HR	S	P	ERA	WHIP

BOTTOM

Colorado Rockies @ Cincinnati Reds

Great American Ball Park, Cincinnati, OH

Wed Jun 05 2013, 7:13 PM - 10:32 PM EDT

Att. 26,665 - Partly Cloudy - 78 F

livebaseballscorecards.com

AB	32
R	4
H	5
RBI	4
BB	2
SO	5
LOB	6

St. Louis Cardinals @ Cincinnati Reds

Great American Ball Park, Cincinnati, OH

Fri Jun 07 2013, 7:12 PM - 10:22 PM EDT

Att. 38,874 - Partly Cloudy - 77 F

TOP

livebaseballscorecards.com

Batter	1	2	3	4	5	6	7	8	9	AB	R	H	RBI	BB	SO	LOB
13 Matt Carpenter, L (1, 4) OBP: 0.414, SLG: 0.489	C SI 89 C SI 90 B FC 89 B FC 87 B SI 91 X SI 92 3-2 ① G3-1		B SI 90 C FF 90 B SI 90 B CH 84 C SI 91 X FC 89 3-2 ③ P6		C CH 81 B CH 81 C KC 77 B FC 89 B SI 90 F SL 80 B CH 84 4-2 7 G6-4-3 BB	B CU 77 X FF 94 1-0 3-H 1B		B SL 82 B FF 93 C FF 93 X FF 92 2-1 ② G4-3 2-3		4	0	1	1	1	0	1
3 Carlos Beltrán, S (1, 9) OBP: 0.342, SLG: 0.514 43 Shane Robinson, R (6, 9) OBP: 0.350, SLG: 0.286	C SI 88 B SI 89 F KC 78 X FF 92 1-2 ② L7			B SI 89 T FC 86 C SI 92 X FC 88 1-2 7 FC6-4 1B	C SI 89 B SI 90 1 SAFE F SI 90 X KC 80 1-2 ① F7	F FF 92 B FF 92 S CH 82 S CH 82 1-3 ③ K2-3		X SL 82 0-0 7 WP 3-H 1B		4 1	0 0	1 1	0 1	0 0	1 0	2 0
7 Matt Holliday, R (1, 7) OBP: 0.348, SLG: 0.443	C SI 90 B SI 92 B FC 88 X CH 84 2-1 2B			T FC 89 X SI 91 0-1 ① FC6-4 21 1B 23 1B 1-2f	X SI 90 0-0 ②③ G6-4-3 1-2f		B CU 73 F FF 92 X FF 92 1-1 4 F9 23 2B 2B	B SL 82 S FF 94 S FS 86 B FS 85 S SL 84 2-3 ③ K 1-3		5	2	2	0	0	1	3
21 Allen Craig, R (1, 3) OBP: 0.359, SLG: 0.457	C KC 76 D FC 88 C SI 90 B FC 88 F SL 80 B SL 81 S SI 91 3-3 ③ K			B SI 91 C SI 91 B FC 88 B FC 89 S SI 92 F SI 92 F FC 88 F SI 92 F FC 89 3-2 F FC 88 F SI 90 X SI 91 23 1B 19 1B 1-3 1B		C FF 94 B CU 77 X FC 90 1-1 ① L9	F FF 91 X FF 91 0-1 ① F8		B FF 89 B SL 80 F FF 88 X SI 86 2-1 4 1B 1B	5	1	2	0	0	1	2
4 Yadier Molina, R (1, 2) OBP: 0.388, SLG: 0.486		B SI 88 F SI 90 F SI 90 F FC 89 X FC 88 1-2 ① P6		C SI 90 S SL 81 D SL 81 S KC 79 1-3 ② K		B FF 95 X FF 93 1-0 19 2B 2B	B CU 73 B CU 73 X FF 91 2-0 ② F9 2-3		B FF 88 X FF 88 1-0 19 G4-6-3 1-2 1B	5	1	2	0	0	1	3
23 David Freese, R (1, 5) OBP: 0.360, SLG: 0.396 33 Daniel Descalso, L (9, PH) OBP: 0.336, SLG: 0.439 (9, 5)		B SI 90 B SI 90 C SI 91 B KC 80 X FC 88 3-1 ② G4-3		X FC 87 0-0 19 1B 38 1B 1-2 3-H 1B		C CU 75 D CU 76 B FC 88 S FC 88 B CU 77 B FC 88 4-2 19 2B 38 2B BB	C FF 93 B CU 74 F FF 93 B FF 92 F FF 93 X FF 92 2-2 3-H 2B		C KC 73 B CH 79 C KC 73 S KC 74 1-3 ① K	3 1	2 0	2 0	2 0	1 0	0 1	0 2
19 Jon Jay, L (1, 8) OBP: 0.320, SLG: 0.347		B SI 90 B KC 77 F SI 89 B SI 91 X SI 92 3-1 ③ F7		B FF 89 B FC 86 B FC 88 C SI 88 S FC 86 X FC 87 3-2 38 1B 1-3 2-H 1B		B FF 93 S CU 74 C CH 79 X FF 92 1-2 38 2B 1-3 2-H 2B	B CU 72 X FF 91 1-0 ③ F7		C KC 72 C SI 87 F KC 75 F SI 89 X KC 74 0-2 ②③ G4-6-3 1-2f	5	1	2	2	0	0	3
38 Pete Kozma, R (1, 6) OBP: 0.305, SLG: 0.310			S SL 85 C FC 87 B SI 91 B FC 88 B SL 79 T FC 88 3-2 ① K	X SI 89 0-0 1-2 3-H 1B		C CU 75 B CU 77 F FC 89 X CH 79 1-2 50 G4-3 13 1B 2-H 3-H 2B		S SL 82 S FS 83 B FS 84 S FS 85 1-3 ① K2-3		4	1	2	3	0	2	0
50 Adam Wainwright, R (1, 1) OBP: 0.152, SLG: 0.182 12 Ty Wigginton, R (8, PH) OBP: 0.313, SLG: 0.262 36 Randy Choate, L (8, 1) 26 Trevor Rosenthal, R (9, 1)			C SI 90 B FC 87 B SI 91 X SI 92 2-1 ② G5-3	C SI 88 C FC 88 X SL 79 0-2 ③ G6-3		B FF 94 X FF 94 1-0 ② G4-3 2-3		B FF 90 X SL 81 1-0 13 G4-3 43 1B 2B		3 1 0 0	0 1 0 0	0 1 0 0	0 0 0 0	0 0 0 0	0 0 0 0	3 0 0 0
Inning Stats	R: 0 E: 0 K: 1 S: 12 H: 1 LOB: 1 BB: 0 P: 21	R: 0 E: 0 K: 0 S: 8 H: 0 LOB: 0 BB: 0 P: 15	R: 0 E: 0 K: 1 S: 8 H: 0 LOB: 0 BB: 0 P: 16	R: 3 E: 0 K: 1 S: 25 H: 5 LOB: 2 BB: 0 P: 33	R: 0 E: 0 K: 0 S: 7 H: 0 LOB: 0 BB: 1 P: 12	R: 4 E: 0 K: 1 S: 16 H: 4 LOB: 1 BB: 1 P: 27	R: 1 E: 0 K: 0 S: 10 H: 2 LOB: 1 BB: 0 P: 16	R: 1 E: 0 K: 2 S: 10 H: 2 LOB: 1 BB: 0 P: 16	R: 0 E: 0 K: 1 S: 11 H: 2 LOB: 1 BB: 0 P: 15	1B: 9 2B: 7 3B: 0 HR: 0 SF: 0 SAC: 0 DP: 2 HBP: 0						

	AB	41
	R	9
	H	16
	RBI	9
	BB	2
	SO	7
	LOB	19

WP: 2 PB: 0 SB: 0 CS: 0 PA: 43

PITCHER		IP	WLS	BF	H	R	ER	SO	BB	IBB	HBP	BLK	WP	HR	S	P	ERA	WHIP
44 Mike Leake, R ERA: 2.93	(1, 1)	5.0	L	21	6	3	3	3	1	0	0	0	0	0	60	97	5.40	1.400
66 Logan Ondrusek, R ERA: 5.64	(6, 1)	1.0		8	4	4	4	1	1	0	0	0	0	0	16	27	36.00	5.000
60 J.J. Hoover, R ERA: 3.46	(7, 1)	1.0		5	2	1	1	0	0	0	0	0	0	0	10	16	9.00	2.000
43 Manny Parra, L ERA: 8.44	(8, 1)	1.0		5	2	1	1	2	0	0	0	0	1	0	10	16	9.00	2.000
63 Sam LeCure, R ERA: 1.78	(9, 1)	1.0		4	2	0	0	1	0	0	0	0	0	0	11	15	0.00	2.000

PITCHER	IP	WLS	BF	H	R	ER	SO	BB	IBB	HBP	BLK	WP	HR	S	P	ERA	WHIP

BOTTOM

St. Louis Cardinals @ Cincinnati Reds

Great American Ball Park, Cincinnati, OH

Fri Jun 07 2013, 7:12 PM - 10:22 PM EDT

Att. 38,874 - Partly Cloudy - 77 F

livebaseballscorecards.com

Batter	1	2	3	4	5	6	7	8	9	AB	R	H	RBI	BB	SO	LOB
17 Shin-Soo Choo, L (1, 8) OBP: 0.432, SLG: 0.486	B FC 89 F FC 89 S FF 92 B FF 92 B CH 85 S CU 75 3-3 K ①		C FC 88 F FF 92 F CU 75 D CU 75 F CH 84 F FC 88 B CU 76 F FF 93 B CU 76 4-2 F FF 92 F SI 91 B CH 86 2 G5-4-3 BB			F CH 78 F FC 86 X FF 90 0-2 G4-3 ①	C SI 89 X FC 87 0-1 2-H 2B			3	0	1	1	1	1	0
2 Zack Cozart, R (1, 6) OBP: 0.270, SLG: 0.378	X FF 92 0-0 F9 ②		S FC 88 X CU 75 0-1 G5-4-3 ②③ 1-2f			B SI 88 X FC 83 1-0 4 32 1B 1B	C CU 71 C SI 89 D CU 72 F FC 87 C SI 90 1-3 K ③			4	1	1	0	0	1	3
19 Joey Votto, L (1, 3) OBP: 0.441, SLG: 0.504	B SI 91 B FC 89 X FC 89 2-0 1B			X CH 80 0-0 G6-3 ①		F FC 86 B CH 86 B CU 72 F FC 90 D CU 76 X FF 91 3-2 L8 ②		X SL 75 0-0 F7 ①		4	0	1	0	0	0	1
4 Brandon Phillips, R (1, 4) OBP: 0.346, SLG: 0.477	B FF 90 B FC 87 X FC 89 2-0 G4-3 ③			C FF 87 S CU 71 S CU 70 0-3 K ②		C FF 89 X FC 85 0-1 32 1B 1-2 1B		C SI 85 X SI 86 0-1 G3-1 ②		4	0	1	0	0	1	1
32 Jay Bruce, L (1, 9) OBP: 0.317, SLG: 0.457		C SI 90 S CH 83 B FF 92 B CU 76 F FC 89 B CH 84 C FF 92 3-3 K ①		C CH 85 F FC 87 B CU 68 F FF 92 B CU 73 C CU 74 2-3 K ③		C FC 88 X FF 90 0-1 1-3 2-H 1B		B SL 75 B SI 84 T SI 85 X SI 86 2-1 G6-3 ③		4	0	1	1	0	2	0
21 Todd Frazier, R (1, 5) OBP: 0.339, SLG: 0.411		C CU 74 B FF 92 S FC 87 S FF 92 1-3 K ②			B FC 85 B FF 89 F SI 88 X CU 71 2-1 E5 39 G2-3	B FF 91 X FC 87 1-0 L4 ③			X FF 94 0-0 G5-3 ①	4	0	0	0	0	1	2
26 Xavier Paul, L (1, 7) OBP: 0.378, SLG: 0.440		F FC 88 B CH 83 B CH 83 B SI 91 F FC 89 S CU 74 3-3 K ③			S FC 87 X CU 72 0-1 F8 ①		B CU 67 F CH 80 X CH 78 1-1 L9 ①		B FF 95 C FF 94 C FF 95 F FF 97 B CH 87 F FF 96 F FF 96 X FF 97 2-2 2B	4	0	1	0	0	1	1
39 Devin Mesoraco, R (1, 2) OBP: 0.320, SLG: 0.362			B CU 70 F FF 90 B FC 87 X FC 87 2-1 44 SH2-4 1B		B SI 88 F FF 90 S CU 73 D CU 73 F FF 92 F SI 91 F CU 74 F FC 91 X FC 86 2-2 G2-3 ② 1-2		C CU 69 X FF 89 0-1 17 2B 2B		C FF 96 B FF 96 F FF 98 D CH 86 D CH 89 F FF 97 X CH 86 3-2 G6-3 ②	4	1	2	0	0	0	2
44 Mike Leake, R (1, 1) OBP: 0.179, SLG: 0.250 9 Jack Hannahan, L (5, PH) OBP: 0.286, SLG: 0.281 66 Logan Ondrusek, R (6, 1) 60 J.J. Hoover, R (7, 1) 36 Henry Alejandro Rodriguez, S (7, PH) 43 Manny Parra, L (8, 1) OBP: 0.500, SLG: 0.500 63 Sam LeCure, R (9, 1) 23 Donald Lutz, L (9, PH) OBP: 0.265, SLG: 0.333			X FF 88 0-0 SH2-4 ① 1-2		C FC 88 F CU 72 X CU 70 0-2 L3 ③		X FC 85 0-0 F9 ②		C FF 97 X CH 88 0-1 P5 ③	0 1 0 0 0 1 0 0 1	0 0 0 0 0 0 0 0 0	0 0 0 0 0 0 0 0 0	0 0 0 0 0 0 0 0 0	0 1 0 0 1 0 0 0 1	0 0 0 0 0 0 0 0 0	0 1 0 0 1 0 0 0 1
Inning Stats	R: 0 H: 1 E: 0 LOB: 1 K: 1 BB: 0 S: 6 P: 13	R: 0 H: 0 E: 0 LOB: 0 K: 3 BB: 0 S: 10 P: 17	R: 0 H: 1 E: 0 LOB: 1 K: 0 BB: 1 S: 13 P: 19	R: 0 H: 0 E: 0 LOB: 0 K: 2 BB: 0 S: 8 P: 10	R: 0 H: 0 E: 1 LOB: 1 K: 0 BB: 0 S: 14 P: 18	R: 1 H: 3 E: 0 LOB: 2 K: 0 BB: 0 S: 12 P: 17	R: 1 H: 2 E: 0 LOB: 1 K: 1 BB: 0 S: 11 P: 13	R: 0 H: 0 E: 0 LOB: 0 K: 0 BB: 0 S: 5 P: 7	R: 0 H: 1 E: 0 LOB: 1 K: 0 BB: 0 S: 13 P: 18	1B: 5 2B: 3 3B: 0 HR: 0	SF: 0 SAC: 1 DP: 1 HBP: 0			WP: 0 PB: 0 SB: 0 CS: 0	PA: 36		

	AB	34
	R	2
	H	8
	RBI	2
	BB	1
	SO	7
	LOB	13

PITCHER		IP	WLS	BF	H	R	ER	SO	BB	IBB	HBP	BLK	WP	HR	S	P	ERA	WHIP
50 Adam Wainwright, R ERA: 2.34	(1, 1)	7.0	W	29	7	2	2	7	1	0	0	0	0	0	74	107	2.57	1.143
36 Randy Choate, L ERA: 3.18	(8, 1)	1.0		3	0	0	0	0	0	0	0	0	0	0	5	7	0.00	0.000
26 Trevor Rosenthal, R ERA: 1.8	(9, 1)	1.0		4	1	0	0	0	0	0	0	0	0	0	13	18	0.00	1.000

PITCHER	IP	WLS	BF	H	R	ER	SO	BB	IBB	HBP	BLK	WP	HR	S	P	ERA	WHIP

Batter	1	2	3	4	5	6	7	8	9	AB	R	H	RBI	BB	SO	LOB
13 Matt Carpenter, L (1, 4) OBP: 0.414, SLG: 0.485	C FF 94 F SI 93 F CH 79 B SI 93 X SI 95 1-2 21 WP 1B		B FC 92 B CH 82 C SI 91 S CU 79 B SI 93 X SI 94 3-2 ① F7		C SL 81 X CU 77 0-1 ① G3		C SI 92 C CU 77 B FC 93 F CU 80 X SL 87 1-2 ② G3-1		S FF 99 H FF 99 1-1 HBP	4	0	1	0	0	0	0
3 Carlos Beltrán, S (1, 9) OBP: 0.339, SLG: 0.512	B FF 92 X FF 91 1-0 ① F7		C FF 94 B SL 86 X SI 90 1-1 7 G4-3 21 1B 2B		B SI 92 X CU 78 1-0 ② G4-3		B CU 78 B CH 84 C FF 94 B FF 94 F FF 94 S CU 80 3-3 ③ K		X FF 99 0-0 ③ G5-3	5	1	1	0	0	1	3
7 Matt Holliday, R (1, 7) OBP: 0.347, SLG: 0.440	C FC 93 S SL 88 F SL 87 B FF 92 F SL 86 C CU 77 1-3 ② K		X SL 87 0-0 ② G4-3 2-3		C FC 94 B SI 93 X SL 87 1-1 21 FC6 1B			T FF 95 F FF 95 B FF 96 B SL 88 X FF 96 2-2 ① L9		4	0	1	0	0	1	2
21 Allen Craig, R (1, 3) OBP: 0.357, SLG: 0.453	S FC 94 F FC 95 1 SAFE B SL 87 F SL 86 B CU 79 F SL 86 S SI 94 2-3 ③ K 1-2		D SL 88 F SL 86 B SL 87 D FC 94 X FF 96 3-2 1B 3-H		B FC 93 S SL 86 X SL 88 1-1 ③ FC6 1-2f			B FF 95 X SL 92 1-0 ② G5-3		4	0	1	1	0	1	2
4 Yadier Molina, R (1, 2) OBP: 0.390, SLG: 0.489		X SI 93 0-0 ① 23 F9 19 G4-3 2B	C SL 87 B FF 93 S SL 89 S CU 79 1-3 ③ K			X CH 83 0-0 ① L8		F FF 95 S SI 96 B FF 96 B FF 96 B SI 96 F SI 97 F SI 96 B SL 92 4-2 BB		3	1	1	0	1	1	1
23 David Freese, R (1, 5) OBP: 0.358, SLG: 0.392		C FC 92 X CU 78 0-1 ① F9 2-3		S SL 86 X SL 86 0-1 1B		X FC 93 0-0 ② L9		S SL 88 S SL 87 D SL 86 B FF 96 S SL 88 2-3 ③ K		4	0	1	0	0	1	2
19 Jon Jay, L (1, 8) 46 Kevin Siegrist, L (7, 1) 65 Keith Butler, R (8, 1) 12 Ty Wigginton, R (9, PH) OBP: 0.306, SLG: 0.256		B SI 92 X FF 92 1-0 ② G4-3 3-H		B SI 92 B CU 78 1 SAFE X FF 92 2-0 ① L7		B FC 94 C FF 92 C CU 79 B FF 92 B CU 79 X SI 93 3-2 1B			B FF 98 X FF 96 1-0 ① G5-3	3 0 0 1	0 0 0 0	1 0 0 0	1 0 0 0	0 0 0 0	0 0 0 0	1 0 0 0
38 Pete Kozma, R (1, 6) OBP: 0.308, SLG: 0.319		X FC 95 0-0 70 FC6-4 1B		B SL 86 S SL 88 C FF 95 X SI 91 1-2 ② P4		B SL 86 F SI 91 1 SAFE X SL 86 1-1 ③ F8			C FF 98 B FF 99 X FF 97 1-1 2B	4	0	2	0	0	0	2
70 Tyler Lyons, L (1, 1) OBP: 0.143, SLG: 0.143 36 Randy Choate, L (6, 1) 43 Seth Maness, R (6, 1) 43 Shane Robinson, R (6, 8) OBP: 0.339, SLG: 0.275		C FF 94 X SI 93 0-1 ③ FC6-4 1-2f		C FF 94 B CU 79 F FF 94 B SL 86 D CU 79 F FC 95 C SI 93 3-3 ③ K			X SL 86 0-0 ① G6-3		C FF 99 B SL 86 X SL 86 1-1 ② F7	2 0 0 2	0 0 0 0	0 0 0 0	0 0 0 0	0 0 0 0	1 0 0 0	2 0 0 1
Inning Stats	R: 0 E: 0 K: 2 S: 15 H: 1 LOB: 1 BB: 0 P: 20	R: 1 E: 0 K: 0 S: 7 H: 2 LOB: 1 BB: 0 P: 8	R: 1 E: 0 K: 1 S: 12 H: 2 LOB: 1 BB: 0 P: 20	R: 0 E: 0 K: 1 S: 10 H: 1 LOB: 1 BB: 0 P: 16	R: 0 E: 0 K: 0 S: 7 H: 1 LOB: 1 BB: 0 P: 10	R: 0 E: 0 K: 0 S: 7 H: 1 LOB: 1 BB: 0 P: 11	R: 0 E: 0 K: 1 S: 8 H: 0 LOB: 0 BB: 0 P: 12	R: 0 E: 0 K: 1 S: 11 H: 0 LOB: 1 BB: 1 P: 20	R: 0 E: 0 K: 0 S: 7 H: 1 LOB: 2 BB: 0 P: 11	1B: 6 2B: 3 3B: 0 HR: 0 SF: 0 SAC: 0 DP: 0 HBP: 1						

PITCHER	IP	WLS	BF	H	R	ER	SO	BB	IBB	HBP	BLK	WP	HR	S	P	ERA	WHIP
55 Mat Latos, R (1, 1) ERA: 2.87	7.0	W	29	8	2	2	5	0	0	0	0	1	0	66	97	2.57	1.143
51 Jonathan Broxton, R (8, 1) ERA: 4.26	1.0	H	4	0	0	0	1	1	0	0	0	0	0	11	20	0.00	1.000
54 Aroldis Chapman, L (9, 1) ERA: 2.33	1.0	S	5	1	0	0	0	0	0	1	0	0	0	7	11	0.00	1.000

PITCHER	IP	WLS	BF	H	R	ER	SO	BB	IBB	HBP	BLK	WP	HR	S	P	ERA	WHIP

TOP

St. Louis Cardinals @ Cincinnati Reds

Great American Ball Park, Cincinnati, OH

Sat Jun 08 2013, 7:18 PM - 10:12 PM EDT

Att. 40,740 - Partly Cloudy - 79 F

livebaseballscorecards.com

AB	36
R	2
H	9
RBI	2
BB	1
SO	6
LOB	16

BOTTOM

St. Louis Cardinals @ Cincinnati Reds
Great American Ball Park, Cincinnati, OH
Sat Jun 08 2013, 7:18 PM - 10:12 PM EDT
Att. 40,740 - Partly Cloudy - 79 F

livebaseballscorecards.com

Batter	1	2	3	4	5	6	7	8	9	AB	R	H	RBI	BB	SO	LOB
17 Shin-Soo Choo, L (1, 8) OBP: 0.433, SLG: 0.487	C CU 74 F FF 90 B SL 80 B FF 90 X FF 90 2-2 15 FC6-4 1B		F SI 89 X SI 90 0-1 ② G6-3		C SI 89 B SL 81 C SI 90 F FF 92 B FF 92 X SL 81 2-2 ③ G3-1		C CH 84 B FF 90 T FF 90 B CH 84 B FF 91 F FF 91 X FF 92 3-2 15 2B 1B			4	0	2	0	0	0	0
15 Derrick Robinson, S (1, 7) OBP: 0.426, SLG: 0.377	B SI 88 X SI 89 1-0 ① FC6-4 19 G4-6-3 1-2f		F SI 89 B CU 77 B SI 90 X SI 89 2-1 ③ G5-3			B SI 88 C CH 80 X SI 90 1-1 19 E 2B	X SI 90 0-0 1-3 2B			4	1	2	0	0	0	1
19 Joey Votto, L (1, 3) OBP: 0.442, SLG: 0.513	1 SAFE X SI 89 0-0 ②③ G4-6-3 1-2f			X SI 89 0-0 2B		B SI 89 C SI 89 X SI 90 1-1 E6 39 1B 2-H 2B	S FF 92 B FF 93 B SI 94 B FF 93 C FF 93 C FF 94 3-3 ② K			4	1	2	1	0	1	3
4 Brandon Phillips, R (1, 4) OBP: 0.344, SLG: 0.471		B SI 89 X SI 87 1-0 ① G6-3		C SI 88 F SI 89 F SL 81 X SL 80 0-2 ① F9		X CH 82 0-0 ① G6-3	I IN 79 I IN 80 I IN 81 I IN 82 4-0 IBB			3	0	0	0	1	0	2
32 Jay Bruce, L (1, 9) OBP: 0.320, SLG: 0.470		B FF 89 X FF 89 1-0 HR		D SI 90 C SI 89 S SL 80 S SL 82 1-3 ② K		B SI 84 X SI 85 1-0 39 1B 21 BB 1B	B FF 94 C FF 93 B FF 94 S FF 94 C FF 94 2-3 ③ K			4	1	2	1	0	2	4
21 Todd Frazier, R (1, 5) OBP: 0.342, SLG: 0.407		B SI 89 B SI 88 B SI 88 C SI 88 S SI 88 F SI 89 B SL 80 4-2 39 G1-3 BB		D CH 84 F SL 80 B FF 90 S SI 90 X SL 81 2-2 ③ G1-3		C FF 90 B FF 89 B SI 90 C SI 90 D FF 90 B SI 90 4-2 39 1B 1-2 BB		C FF 92 B CU 74 S CH 80 F FF 93 B FF 92 C CH 81 2-3 ① K		2	0	0	0	2	1	1
39 Devin Mesoraco, R (1, 2) OBP: 0.325, SLG: 0.394		X SI 87 0-0 ② G1-3 1-2			B SI 89 X SI 89 1-0 HR	B FF 89 B FF 90 B FF 90 C FF 89 X FF 90 3-1 2 G4-6-3 1-2 2-3 3-H 1B		B CU 75 C CH 81 S CH 79 S CH 78 1-3 ② K		4	1	2	2	0	1	1
2 Zack Cozart, R (1, 6) OBP: 0.266, SLG: 0.372		B SI 88 X SI 89 1-0 ③ G4-3			B SI 89 C CH 81 S CU 76 S SL 82 1-3 ① K	C SI 91 X FF 90 0-1 ②③ G4-6-3 1-2f		X FF 91 0-0 ③ L8		4	0	0	0	0	1	4
55 Mat Latos, R (1, 1) OBP: 0.152, SLG: 0.156 36 Henry Alejandro Rodriguez (7, 1) 51 Jonathan Broxton, R (8, 1) 54 Aroldis Chapman, L (9, 1)			C SI 88 B CU 74 B SI 87 X SI 87 2-1 ① G4-3		S SI 90 B SI 90 F SI 88 F SL 82 F SL 81 B SI 90 B SI 90 X SI 90 3-2 ② F8		T SI 90 B CH 84 F CH 84 S FF 91 1-3 ① K			2 1 0 0	0 0 0 0	0 0 0 0	0 0 0 0	0 0 0 0	0 1 0 0	0 0 0 0
Inning Stats	R: 0 E: 0 K: 0 S: 5 H: 1 LOB: 0 BB: 0 P: 8	R: 1 E: 0 K: 0 S: 7 H: 1 LOB: 1 BB: 1 P: 14	R: 0 E: 0 K: 0 S: 6 H: 0 LOB: 0 BB: 0 P: 10	R: 0 E: 0 K: 1 S: 11 H: 1 LOB: 1 BB: 0 P: 14	R: 1 E: 0 K: 1 S: 13 H: 1 LOB: 0 BB: 0 P: 20	R: 2 E: 1 K: 0 S: 12 H: 4 LOB: 2 BB: 1 P: 22	R: 0 E: 0 K: 3 S: 14 H: 2 LOB: 3 BB: 1 P: 27	R: 0 E: 0 K: 2 S: 8 H: 0 LOB: 0 BB: 0 P: 11		1B: 4 2B: 4 3B: 0 HR: 2	SF: 0 SAC: 0 DP: 2 HBP: 0			WP: 0 PB: 0 SB: 0 CS: 0	PA: 35	

	AB	32
	R	4
	H	10
	RBI	4
	BB	3
	SO	7
	LOB	16

PITCHER	IP	WLS	BF	H	R	ER	SO	BB	IBB	HBP	BLK	WP	HR	S	P	ERA	WHIP
70 Tyler Lyons, L (1, 1) ERA: 3.51	5.1	L	22	6	4	4	2	1	0	0	0	0	2	47	73	6.75	1.312
36 Randy Choate, L (6, 1) ERA: 3.18	0.0		1	1	0	0	0	0	0	0	0	0	0	1	2	∞	∞
43 Seth Maness, R (6, 1) ERA: 3.24	1.0		6	3	0	0	1	1	0	0	0	0	0	14	25	0.00	4.000
46 Kevin Siegrist, L (7, 1) ERA:	0.2		3	0	0	0	2	0	1	0	0	0	0	6	15	0.00	0.000
65 Keith Butler, R (8, 1) ERA: 5.06	1.0		3	0	0	0	2	0	0	0	0	0	0	8	11	0.00	0.000

PITCHER	IP	WLS	BF	H	R	ER	SO	BB	IBB	HBP	BLK	WP	HR	S	P	ERA	WHIP

Batter	1	2	3	4	5	6	7	8	9	10	AB	R	H	RBI	BB	SO	LOB
13 Matt Carpenter, L (1, 4) (10, 5) OBP: 0.412, SLG: 0.481	C CH 74 B SI 86 C SI 87 B SI 88 B SL 75 F SL 75 C CU 71 3-3 K ①		C CU 68 C SL 73 B SL 75 X CU 68 1-2 F9 ③		C SI 89 C SI 90 B SL 76 B SL 76 B SI 90 F SI 89 X SL 73 3-2 L8 ②		S KC 74 B KC 75 F KC 75 B SI 89 F KC 75 F SI 88 X KC 75 2-2 7 CS 2-3 3-H 1B		F FF 97 B SL 86 B FF 98 S FF 97 S FF 100 2-3 K ①	B CU 74 B FF 92 X FF 93 2-0 3 1B 7 HR 1-2 2-H 3-H 1B	6	1	2	3	0	2	2
3 Carlos Beltrán, S (1, 9) OBP: 0.339, SLG: 0.523	X CH 79 0-0 G4-3 ②			B CH 72 C SL 74 B SI 87 B CH 80 X CH 80 3-1 HR	X CH 80 0-0 L7 ③		B SI 93 B FS 85 X FS 86 2-0 SF9 ① 3-H		F FF 98 F FF 98 B SL 89 S SL 88 1-3 K ②	B FF 92 F CU 75 X CH 85 1-1 7 HR 1-2 2-3 1B	5	2	2	2	0	1	1
7 Matt Holliday, R (1, 7) OBP: 0.354, SLG: 0.459	C SI 86 B SI 88 B SI 90 F CH 76 F SI 89 B SL 79 S SI 90 3-3 K ③			F SI 88 X SI 89 0-1 4 2B 2B		F SI 88 C SL 77 B SL 79 B SL 78 B SL 80 D CU 72 4-2 4 1B BB	B FC 89 B FF 93 B SI 93 C FF 94 B SI 94 4-1 1-2 BB ②		C FF 99 B FF 99 X SL 85 1-1 P5 ③	F FF 93 B FF 95 F FF 96 B SL 86 F FF 97 X SL 86 2-2 1-H 2-H 3-H HR	4	2	2	4	2	1	0
21 Allen Craig, R (1, 3) OBP: 0.353, SLG: 0.444		C CU 71 F SL 74 S SL 76 0-3 K ①		C SI 88 X SL 75 0-1 P4 ①		B CH 82 X CU 72 1-0 P5 ① X FC 89 0-0 L8 ③				23 1B 33 2B BB 1-2 G4-3 ③	5	1	0	0	1	1	4
4 Yadier Molina, R (1, 2) OBP: 0.394, SLG: 0.493		F FF 88 B SI 89 X SL 74 1-1 L8 ②		X SI 88 0-0 2-H 2B		X SI 89 0-0 1-2 1B		F SL 87 B SL 88 B FF 93 S SL 91 B SL 91 B SL 91 4-2 33 F8 23 G1-3 BB		F FF 94 C CU 75 B FF 94 F CU 74 X CU 74 1-2 P4 ①	4	0	2	1	1	0	1
23 David Freese, R (1, 5) OBP: 0.354, SLG: 0.387 46 Kevin Siegrist, L (10, 1)		X CH 78 0-0 G6-3 ③		C CU 70 F SL 73 S SL 76 0-3 K ②		B SI 89 B SL 75 X CU 70 2-0 F8 ②		B SL 90 T SL 86 F SL 86 X FF 94 1-2 G1-3 ① 1-2		1 SAFE F FF 92 C CU 73 F FF 94 B FF 94 X FF 94 1-2 33 2B 13 1B 1-2 1B	5 0	1 0	1 0	0 0	0 0	1 0	4 0
33 Daniel Descalso, L (1, 6) OBP: 0.331, SLG: 0.438 (10, 4)			C CH 73 X SI 87 0-1 G4-3 ① B SI 88 X CH 81 1-0 G1-3 ③			B SI 88 F SI 88 S SL 76 X SL 78 1-2 G3 ③		S SL 92 X SL 88 0-1 F8 ② 2-3		C CU 73 D CH 87 B SL 86 S CU 73 X FF 94 2-2 13 1B 1-3 2-H 2B	5	1	1	1	0	0	4
19 Jon Jay, L (1, 8) OBP: 0.333, SLG: 0.356			C CU 72 B SI 87 B SI 88 F CH 81 F SL 78 X SI 88 2-2 31 SH5-4 1B		B SI 86 C SL 72 X SI 88 1-1 31 FC1-6 1B		F FF 89 B CH 81 B SI 88 X SI 88 2-1 2B 13 1B 1B	I IN 80 I IN 85 I IN 86 I IN 85 4-0 IBB		I IN 74 I IN 72 I IN 74 I IN 75 4-0 3 1B 13 1B 7 HR IBB	3	2	3	0	2	0	0
31 Lance Lynn, S (1, 1) Matt Adams, L (7, PH) 43 Shane Robinson, R (7, PR) 36 Randy Choate, L (7, 1) 43 Seth Maness, R (7, 1) 12 Ty Wigginton, R (8, PH) 26 Trevor Rosenthal, R (8, 1) 38 Pete Kozma, R (10, PR) (10, 6)			C SI 88 M SL 77 B SL 76 X SL 75 1-2 SH5-4 ② 1-2		C SI 89 P PO 85 L SL 76 X SL 76 1-2 FC1-6 ① 1-2f		B FF 90 X FF 88 1-0 13 1B 3 SF9 1-3 2B	C FF 94 S FF 95 T FF 95 0-2 K ③	F FF 92 F FF 92 B FF 93 T FF 92 1-2 K ②	1 1 0 0 0 0 1 0	0 0 1 0 0 0 0 0	0 1 0 0 0 0 0 0	0 0 0 0 0 0 1 0	0 0 0 0 0 0 0 0	0 0 0 0 0 1 0 1	1 0 0 0 0 2 0 3
Inning Stats	R: 0 E: 0 K: 2 S: 9 H: 0 LOB: 0 BB: 0 P: 15	R: 0 E: 0 K: 1 S: 6 H: 0 LOB: 0 BB: 0 P: 7	R: 0 E: 0 K: 0 S: 12 H: 1 LOB: 1 BB: 0 P: 16	R: 2 E: 0 K: 1 S: 11 H: 3 LOB: 1 BB: 0 P: 15	R: 0 E: 0 K: 0 S: 11 H: 1 LOB: 1 BB: 0 P: 15	R: 0 E: 0 K: 0 S: 8 H: 1 LOB: 2 BB: 1 P: 16	R: 2 E: 0 K: 0 S: 11 H: 3 LOB: 2 BB: 1 P: 22	R: 0 E: 0 K: 1 S: 10 H: 0 LOB: 2 BB: 2 P: 19	R: 0 E: 0 K: 2 S: 8 H: 0 LOB: 0 BB: 0 P: 12	R: 7 E: 0 K: 1 S: 26 H: 5 LOB: 0 BB: 2 P: 45	1B: 8 2B: 4 3B: 0 HR: 2 SF: 1 SAC: 1 DP: 0 HBP: 0	WP: 0 PB: 0 SB: 0 CS: 1 PA: 49					

TOP

St. Louis Cardinals @ Cincinnati Reds

Great American Ball Park, Cincinnati, OH

Sun Jun 09 2013, 8:08 PM - 11:59 PM EDT

Att. 38,023 - Cloudy - 73 F

livebaseballscorecards.com

AB	41
R	11
H	14
RBI	11
BB	6
SO	8
LOB	22

PITCHER		IP	WLS	BF	H	R	ER	SO	BB	IBB	HBP	BLK	WP	HR	S	P	ERA	WHIP
61 Bronson Arroyo, R ERA: 3.35	(1, 1)	6.0		25	6	2	2	4	1	0	0	0	0	1	57	84	3.00	1.167
63 Sam LeCure, R ERA: 2.49	(7, 1)	0.0		3	3	2	2	0	0	0	0	0	0	0	8	13	∞	∞
31 Alfredo Simon, R ERA: 3.09	(7, 1)	1.0	B	3	0	0	0	0	1	0	0	0	0	0	3	9	0.00	1.000
51 Jonathan Broxton, R ERA: 4.1	(8, 1)	1.0		5	0	0	0	1	1	1	0	0	0	0	10	19	0.00	1.000
54 Aroldis Chapman, L ERA: 2.25	(9, 1)	1.0		3	0	0	0	2	0	0	0	0	0	0	8	12	0.00	0.000

PITCHER		IP	WLS	BF	H	R	ER	SO	BB	IBB	HBP	BLK	WP	HR	S	P	ERA	WHIP
60 J.J. Hoover, R ERA: 5.4	(10, 1)	0.2	L	8	4	6	6	1	1	1	0	0	0	0	19	35	81.00	7.500
46 Curtis Partch, R ERA: 27.0	(10, 1)	0.1		2	1	1	1	0	0	0	0	0	0	1	7	10	27.00	3.000

St. Louis Cardinals @ Cincinnati Reds

Great American Ball Park, Cincinnati, OH

Sun Jun 09 2013, 8:08 PM - 11:59 PM EDT

Att. 38,023 - Cloudy - 73 F

livebaseballscorecards.com

Batter	1	2	3	4	5	6	7	8	9	10	AB	R	H	RBI	BB	SO	LOB
17 Shin-Soo Choo, L (1, 8) OBP: 0.436, SLG: 0.491	C FF 91 T FF 91 X SI 92 0-2 15 SH1-3 4 1B 2B	X FF 92 0-0 ③ F8			C CU 77 X CH 84 0-1 4 F8 15 HBP 32 2B 1B		C SI 84 B SI 84 S SL 76 B SL 76 B SI 85 B SI 85 4-2 15 FC1-6 BB		C FF 98 F FF 97 S FF 98 0-3 ③ K		4	2	2	0	1	1	1
15 Derrick Robinson, S (1, 7) OBP: 0.415, SLG: 0.357	B FF 91 X FF 92 1-0 ① SH1-3 2-3		F FF 91 F CH 82 B FF 93 F FF 92 X CU 78 1-2 ① G3-1		H FF 91 1-0 32 2B 1-2 HBP		X SI 86 0-0 ① FC1-6 19 1B 1-2f			B FF 92 S FF 92 F FF 92 B CU 77 S FF 94 2-3 ① K	3	1	0	0	0	1	1
19 Joey Votto, L (1, 3) OBP: 0.445, SLG: 0.511	B FF 92 B FF 91 F FF 92 F FF 92 B CU 78 F FF 94 F FF 95 B SI 93 4-2 4 1B 32 SF8 BB		B CU 77 B CU 74 B SI 90 F FF 92 F FF 92 F FF 94 B FF 94 4-2 32 1B BB		C FF 91 C FF 92 S FF 94 0-3 ① K		1 SAFE 1 SAFE F SI 86 S SL 77 1 SAFE X SL 77 0-2 4 G6-4-3 1-2 1B			B CU 77 C SI 92 B CU 78 C FF 92 C FF 94 2-3 ② K	3	1	1	0	2	2	2
4 Brandon Phillips, R (1, 4) OBP: 0.341, SLG: 0.465	T FF 94 S FF 93 X FF 93 0-2 1-3 3-H 1B		F FF 93 1 SAFE 1 SAFE X FF 92 0-1 ② P6		X FF 93 0-0 ② F8 2-3		X SI 89 0-0 ②③ G6-4-3 1-2f			B FF 92 B FF 93 X FF 93 2-0 ③ L7	5	0	1	1	0	0	5
32 Jay Bruce, L (1, 9) OBP: 0.322, SLG: 0.476	X FF 92 0-0 ② SF8 3-H		C FF 90 F FF 90 X FF 92 0-2 ③ 1-3 1B		F FF 93 C FF 92 F FF 94 B FF 92 B FF 94 F FF 94 B FF 92 F SI 91 X FF 94 3-2 1-H 3-H 2B			C CU 78 C FF 97 B FF 98 S CH 88 1-3 ① K			3	0	2	3	0	1	0
21 Todd Frazier, R (1, 5) OBP: 0.340, SLG: 0.401	1 SAFE C FF 92 F FF 91 X SL 86 0-2 ③ F9			S FF 90 B FF 91 B CU 78 B FF 92 B FF 91 4-1 BB	C SL 85 S FF 93 S SL 85 0-3 ③ K			F CU 80 C FF 96 B CH 88 S FF 98 1-3 ② K			3	0	0	0	1	2	2
2 Zack Cozart, R (1, 6) OBP: 0.265, SLG: 0.367		C SL 85 F CU 76 B SL 84 F FF 92 H SI 90 2-2 61 B2-5-4 29 E HBP		F FF 91 B SL 84 1 SAFE S FF 91 D CU 78 S SL 86 2-3 ① K		B CU 77 F CU 82 C FF 90 B SL 85 F CU 78 B SL 85 X SL 85 3-2 ① G6-3		C FF 98 S FF 98 C FF 98 0-3 ③ K		3	0	0	0	0	2	1
29 Ryan Hanigan, R (1, 2) OBP: 0.286, SLG: 0.260		1 SAFE C SL 84 F FF 90 B FF 92 B FF 92 F FF 92 X SL 85 2-2 FC5 61 B2-5-4 1-2		S FF 92 F SL 85 B FF 92 C FF 92 1-3 ② K		C FF 92 C FF 92 C FF 93 0-3 ② K			C FF 96 F FF 97 F FF 96 B CH 90 X FF 98 1-2 ① P3	4	0	0	0	0	2	2
61 Bronson Arroyo, R (1, 1) 23 Donald Lutz, L (8, PH) 63 Sam LeCure, R (7, 1) 31 Alfredo Simon, R (7, 1) 51 Jonathan Broxton, R (8, 1) 54 Aroldis Chapman, L (9, 1) 26 Xavier Paul, L (8, PH) 60 J.J. Hoover, R (10, 1) 46 Curtis Partch, R (10, 1)		X FF 89 0-0 ①② B2-5-4 1-2 2-3f		X FF 91 0-0 ③ B2		F FF 93 B CU 78 C FF 92 S FF 93 1-3 ③ K		X FF 96 0-0 ② F7		2 0 0 0 0 0 3 1 0 0 0 0 1 0 0 0 0 0 0 0 0 0 0 0 0 0 0 0 0 0 0 0 0 0 0 0 0 0 0 0 0 0 1 0 0 0 0 0 0 0 0 0 0 0 0 0 0 0 0 0 0 0 0						
Inning Stats	R: 2 H: 2 E: 0 LOB: 1 K: 0 BB: 1 S: 15 P: 20	R: 0 H: 0 E: 1 LOB: 1 K: 0 BB: 0 S: 9 P: 13	R: 0 H: 1 E: 0 LOB: 2 K: 0 BB: 1 S: 12 P: 17	R: 0 H: 0 E: 0 LOB: 1 K: 2 BB: 1 S: 8 P: 15	R: 2 H: 2 E: 0 LOB: 1 K: 2 BB: 0 S: 15 P: 19	R: 0 H: 0 E: 0 LOB: 0 K: 2 BB: 0 S: 10 P: 14	R: 0 H: 1 E: 0 LOB: 1 K: 0 BB: 1 S: 7 P: 11	R: 0 H: 0 E: 0 LOB: 0 K: 3 BB: 0 S: 9 P: 11	R: 0 H: 0 E: 0 LOB: 0 K: 1 BB: 0 S: 8 P: 9	R: 0 H: 0 E: 0 LOB: 0 K: 2 BB: 0 S: 7 P: 13	1B: 4 SF: 1 2B: 2 SAC: 1 3B: 0 DP: 2 HR: 0 HBP: 2						

BOTTOM	
AB	32
R	4
H	6
RBI	4
BB	4
SO	12
LOB	17

WP: 0 PA: 40
PB: 0
SB: 0
CS: 0

PITCHER		IP	WLS	BF	H	R	ER	SO	BB	IBB	HBP	BLK	WP	HR	S	P	ERA	WHIP
31 Lance Lynn, R (1, 1) ERA: 3.0		6.0		27	5	4	4	6	3	0	2	0	0	0	69	98	6.00	1.333
36 Randy Choate, L (7, 1) ERA: 3.09		0.1		3	1	0	0	0	1	0	0	0	0	0	6	10	0.00	6.000
43 Seth Maness, R (7, 1) ERA: 3.12		0.2		1	0	0	0	0	0	0	0	0	0	0	1	1	0.00	0.000
26 Trevor Rosenthal, R (8, 1) ERA: 1.69		2.0	W	6	0	0	0	4	0	0	0	0	0	0	17	20	0.00	0.000
46 Kevin Siegrist, L (10, 1) ERA:		1.0		3	0	0	0	2	0	0	0	0	0	0	7	13	0.00	0.000

PITCHER	IP	WLS	BF	H	R	ER	SO	BB	IBB	HBP	BLK	WP	HR	S	P	ERA	WHIP

Batter	1	2	3	4	5	6	7	8	9	AB	R	H	RBI	BB	SO	LOB
17 Shin-Soo Choo, L (1, 8) OBP: 0.433, SLG: 0.485	B SI 88 C FC 87 C SI 89 H FC 87 2-2 2 FC5-4 HBP		X FC 87 0-0 ① P6		C CU 74 B SI 88 F FC 88 F SI 89 B CU 77 C SI 88 2-3 ① K			X FF 91 0-0 ① G4-3		3	0	0	0	0	1	1
2 Zack Cozart, R (1, 6) OBP: 0.269, SLG: 0.369	1 SAFE B CH 86 C FC 85 1 SAFE F FC 86 F SI 89 X SI 88 1-2 ① FC5-4 19 G4-3 4 1B 1-2f		S FC 86 B SI 89 B SI 90 X FC 88 2-1 19 1B 4 HR 1B 1-2		C CU 76 C SI 88 F SI 90 X CU 76 0-2 ② G5-3			F FF 91 B FF 91 X FF 90 1-1 4 WP 19 BB 4 G4-3 1B		4	3	2	0	0	0	1
19 Joey Votto, L (1, 3) OBP: 0.446, SLG: 0.508	1 SAFE B CU 75 S FC 87 B SI 89 1 SAFE B CH 85 F FC 88 X SI 90 3-2 ② G4-3 1-2		F CU 78 B SI 90 B SI 89 B FC 88 X FC 89 3-1 4 HR 1B 1-2 2-3		X CH 84 0-0 ③ F8			B FF 91 B FS 83 C FS 81 D FS 83 B FF 91 4-1 4 G4-3 BB 1-2		3	1	1	0	1	0	1
4 Brandon Phillips, R (1, 4) OBP: 0.344, SLG: 0.478	B FC 86 C SI 88 X SI 89 1-1 2-H 1B		B FC 86 C SI 90 X CU 76 1-1 1-H 2-H 3-H HR			B FC 85 B SI 88 X FC 86 2-0 ① G6-3		B SI 91 F FF 92 S FS 83 B FS 85 B FF 91 X FF 91 3-2 ② G4-3 1-2 2-H		4	1	2	6	0	0	1
32 Jay Bruce, L (1, 9) OBP: 0.318, SLG: 0.469	C FC 86 1 SAFE B SI 88 B CU 77 B FC 87 X FC 87 3-1 ③ F7		X SI 88 0-0 ② G4-3			C FC 86 S CH 84 B SI 88 F CU 77 X FC 87 1-2 ② F7		C FF 92 D FS 84 B FS 82 S CU 78 X FS 83 2-2 ③ G3-1		4	0	0	0	0	0	2
26 Xavier Paul, L (1, 7) OBP: 0.379, SLG: 0.439 31 Alfredo Simon, R (9, 1) OBP: 0.200, SLG: 0.200		X CH 87 0-0 9 CS 1B	B CU 76 B FC 87 X FC 87 2-0 ③ G3-1			B FC 87 B CH 83 F FC 87 B FC 87 F FC 88 X CU 74 3-2 ③ G4-3			C CU 77 C FS 84 B FF 91 B CU 78 B SI 90 X CU 76 3-2 1B	4 0	0 0	2 0	0 0	0 0	0 0	0 0
9 Jack Hannahan, L (1, 5) OBP: 0.284, SLG: 0.279		B CH 87 F CH 83 S FC 87 B FC 88 C SI 90 2-3 ①② K 1-2		C SI 88 C CU 76 B SI 88 X FC 88 1-2 29 G3-6-3 1B			C SI 90 S FS 85 B FS 86 X FS 84 1-2 ① G4-3		X FF 90 0-0 ① F7	4	0	1	0	0	1	2
29 Ryan Hanigan, R (1, 2) OBP: 0.276, SLG: 0.250		B SI 89 B FC 87 C SI 88 C SI 90 F SI 89 B FC 85 X SI 91 3-2 ③ L3		C FC 86 C SI 88 B FC 85 F SI 89 X SI 89 1-2 ①② G3-6-3 1-2f			F SI 91 C FF 90 X FF 91 0-2 ② G3		C FF 90 1 SAFE B FF 90 X FF 89 1-1 ② F8	4	0	0	0	0	0	2
34 Homer Bailey, R (1, 1) OBP: 0.182, SLG: 0.227 23 Donald Lutz, L (9, PH) OBP: 0.255, SLG: 0.320 (9, 7)			C SI 88 B SI 90 F SI 90 X CU 76 1-2 19 1B 2 1B 4 HR 1B		F SI 89 B SI 88 S FC 87 F FC 87 X SI 90 1-2 ③ G4-3			X SI 90 0-0 ③ G4-3	S FS 82 D FS 83 C CU 76 X CU 77 1-2 ③ F7	3 1	1 0	1 0	0 0	0 0	0 0	0 1

Inning Stats	1	2	3	4	5	6	7	8	9
	R: 1 E: 0 K: 0 S: 13 H: 1 LOB: 1 BB: 0 P: 23	R: 0 E: 0 K: 1 S: 8 H: 1 LOB: 0 BB: 0 P: 13	R: 4 E: 0 K: 0 S: 12 H: 4 LOB: 0 BB: 0 P: 21	R: 0 E: 0 K: 0 S: 11 H: 1 LOB: 0 BB: 0 P: 14	R: 0 E: 0 K: 1 S: 9 H: 0 LOB: 0 BB: 0 P: 11	R: 0 E: 0 K: 0 S: 8 H: 0 LOB: 0 BB: 0 P: 14	R: 0 E: 0 K: 0 S: 7 H: 0 LOB: 0 BB: 0 P: 8	R: 1 E: 0 K: 0 S: 10 H: 1 LOB: 1 BB: 1 P: 20	R: 0 E: 0 K: 0 S: 9 H: 1 LOB: 1 BB: 0 P: 14

PITCHER	IP	WLS	BF	H	R	ER	SO	BB	IBB	HBP	BLK	WP	HR	S	P	ERA	WHIP
46 Scott Feldman, R (1, 1) ERA: 3.22	6.0	L	24	7	5	5	2	0	0	1	0	0	1	61	96	7.50	1.167
57 Zach Putnam, R (7, 1) ERA: 10.8	1.0		3	0	0	0	0	0	0	0	0	0	0	7	8	0.00	0.000
50 Blake Parker, R (8, 1) ERA: 1.93	2.0		9	2	1	1	0	1	0	0	0	1	0	19	34	4.50	1.500

PITCHER	IP	WLS	BF	H	R	ER	SO	BB	IBB	HBP	BLK	WP	HR	S	P	ERA	WHIP

TOP

Cincinnati Reds @ Chicago Cubs

Wrigley Field, Chicago, IL

Mon Jun 10 2013, 7:09 PM - 10:11 PM CDT

Att. 28,052 - Cloudy - 61 F

livebaseballscorecards.com

AB	34
R	6
H	9
RBI	6
BB	1
SO	2
LOB	11

1B: 8	SF: 0	WP: 1	PA: 36
2B: 1	SAC: 0	PB: 0	
3B: 0	DP: 2	SB: 0	
HR: 1	HBP: 1	CS: 1	

Cincinnati Reds @ Chicago Cubs

Wrigley Field, Chicago, IL

Mon Jun 10 2013, 7:09 PM - 10:11 PM CDT

Att. 28,052 - Cloudy - 61 F

BOTTOM

Batter	1	2	3	4	5	6	7	8	9	AB	R	H	RBI	BB	SO	LOB
9 David DeJesus, L (1, 8) OBP: 0.328, SLG: 0.439	C SI 91 X CH 85 0-1 G3-1		C SI 94 C SI 91 F SI 94 T SI 93 0-2 K		C FF 92 S CH 85 S SI 94 0-3 K			C KC 78 C KC 77 F CH 86 F CH 84 F CH 84 X FF 93 0-2 G6-3		4	0	0	0	0	2	1
24 Luis Valbuena, L (1, 5) OBP: 0.363, SLG: 0.429	C SI 93 F CH 86 B CH 85 F KC 81 X CH 85 1-2 F7		B SI 93 C SL 90 B SI 93 B CH 86 F SI 92 F SI 94 B SL 88 4-2 1-2 BB			C SL 81 B CH 85 X CH 85 1-1 19 E 2B		B KC 79 C SI 92 F SL 89 F SI 94 X SI 94 1-2 G4-3		3	1	1	0	1	0	0
44 Anthony Rizzo, L (1, 3) OBP: 0.328, SLG: 0.472	B KC 80 F SI 94 B CH 86 B KC 81 B KC 81 4-1 12 WP BB		C CH 85 C KC 80 X SI 93 0-2 G4-3			F SI 92 S CH 84 B CH 85 X SI 94 1-2 L9		C KC 79 B CH 86 B CH 87 F SL 89 X SI 96 2-2 G5-3		3	0	0	0	1	0	3
12 Alfonso Soriano, R (1, 7) OBP: 0.308, SLG: 0.434	F FF 93 B CH 84 S KC 79 F CH 86 S CH 85 1-3 K 1-2			C KC 77 B SI 93 S CH 86 S CH 86 1-3 K		F KC 80 S KC 80 S CH 86 0-3 K			B FF 93 F FF 94 B CU 79 F SI 94 X CU 78 2-2 19 DI 13 2B 1B	4	1	1	0	0	3	2
19 Nate Schierholtz, L (1, 9) OBP: 0.320, SLG: 0.524		B SI 91 S KC 80 B CH 85 F SI 95 B SI 94 X SI 94 3-2 G3-1		X KC 78 0-0 30 G4-3 2B		F FF 92 X CH 86 0-1 E4 2-H 1B			B SI 94 X SI 96 1-0 F7 1-2	4	0	2	0	0	0	1
30 Dioner Navarro, S (1, 2) OBP: 0.358, SLG: 0.535		F FF 94 C KC 81 F CH 86 B CH 87 F CH 86 X SI 94 1-2 G3		X KC 79 0-0 G4-3 2-3		C SI 94 B SI 92 B SI 93 C SI 92 D CH 85 C CH 85 3-3 K			C CU 78 B FF 94 D FS 87 B FF 94 F FF 94 B CU 76 4-2 13 2B 15 FC5-2 BB	3	0	0	0	1	1	2
13 Starlin Castro, R (1, 6) OBP: 0.283, SLG: 0.341		F SI 93 B SL 87 S SI 94 T SI 94 1-2 K		B SI 95 X SI 93 1-0 L4			C KC 80 B SL 85 F KC 78 F FF 95 F SI 93 F SI 94 F CH 85 F CH 84 X SI 95 1-2 G4-3		F SI 95 X SI 94 0-1 15 FC5-2 1-3 2-H 2B	4	0	1	1	0	1	1
15 Darwin Barney, R (1, 4) OBP: 0.286, SLG: 0.321			C KC 78 S SL 87 X SI 94 0-2 G4-3		C SI 91 F KC 79 F CH 85 F CH 85 X CH 84 0-2 F7		B CH 83 B SI 94 X SI 94 2-0 G3-1		C FF 95 X SI 94 0-1 FC5-2 6 DI 2-3 3-H	4	0	0	0	0	0	2
46 Scott Feldman, L (1, 1) 57 Zach Putnam, R (7, 1) 20 Julio Borbon, L (7, PH) OBP: 0.286, SLG: 0.294 50 Blake Parker, R (8, 1) 6 Ryan Sweeney, L (9, PH) OBP: 0.386, SLG: 0.500			B FF 93 C SI 92 X CH 87 1-1 24 BB 1B		X SI 92 0-0 F7		C SI 93 B SI 93 F SI 94 T CH 84 1-2 K		C FS 88 B FF 94 F FF 95 X FF 94 1-2 L3 1-2	2 0 1 0 0	0 0 0 0 0	1 0 0 0 0	0 0 0 0 0	0 0 1 0 0	0 0 0 0 0	0 0 0 0 2
Inning Stats	R: 0 E: 0 K: 1 S: 11 H: 0 LOB: 1 BB: 1 P: 17	R: 0 E: 0 K: 1 S: 11 H: 0 LOB: 0 BB: 0 P: 16	R: 0 E: 0 K: 1 S: 15 H: 1 LOB: 2 BB: 1 P: 20	R: 0 E: 0 K: 1 S: 6 H: 1 LOB: 1 BB: 0 P: 8	R: 0 E: 0 K: 1 S: 9 H: 0 LOB: 0 BB: 0 P: 9	R: 1 E: 1 K: 2 S: 13 H: 2 LOB: 1 BB: 0 P: 18	R: 0 E: 0 K: 1 S: 12 H: 0 LOB: 0 BB: 0 P: 16	R: 0 E: 0 K: 0 S: 13 H: 0 LOB: 0 BB: 0 P: 16	R: 1 E: 0 K: 0 S: 13 H: 2 LOB: 2 BB: 1 P: 21	1B: 3 2B: 3 3B: 0 HR: 0 SF: 0 SAC: 0 DP: 0 HBP: 0						WP: 1 PB: 0 SB: 0 CS: 0 PA: 36

PITCHER		IP	WLS	BF	H	R	ER	SO	BB	IBB	HBP	BLK	WP	HR	S	P	ERA	WHIP
34 Homer Bailey, R ERA: 3.47	(1, 1)	8.0	W	30	4	1	0	8	2	0	0	0	1	0	90	120	0.00	0.750
31 Alfredo Simon, R ERA: 3.27	(9, 1)	1.0		6	2	1	1	0	1	0	0	0	0	0	13	21	9.00	3.000

PITCHER	IP	WLS	BF	H	R	ER	SO	BB	IBB	HBP	BLK	WP	HR	S	P	ERA	WHIP

livebaseballscorecards.com

AB	33
R	2
H	6
RBI	1
BB	3
SO	8
LOB	14

Cincinnati Reds @ Chicago Cubs

Wrigley Field, Chicago, IL

Tue Jun 11 2013, 7:14 PM - 10:30 PM CDT

Att. 30,937 - Cloudy - 80 F

livebaseballscorecards.com

Batter	1	2	3	4	5	6	7	8	9	AB	R	H	RBI	BB	SO	LOB
17 Shin-Soo Choo, L (1, 8) OBP: 0.430, SLG: 0.483 46 Curtis Partch, R (9, 1)	K		SH1-3		L4	G4-6-3		2 HR 2B	G4-3	5 0	1 0	1 0	0 0	0 0	1 0	4 0
2 Zack Cozart, R (1, 6) OBP: 0.272, SLG: 0.382 43 Manny Parra, L (8, 1) OBP: 0.500, SLG: 0.500 15 Derrick Robinson, S (9, 8) OBP: 0.415, SLG: 0.357	P3		G5-3		G4-6-3	1B		HR		5 0 0	1 0 0	2 0 0	4 0 0	0 0 0	0 0 0	2 0 0
19 Joey Votto, L (1, 3) OBP: 0.446, SLG: 0.520 3 Cesar Izturis, S (8, PH) OBP: 0.243, SLG: 0.190 (8, 6)	G5-3		HR			E9 G4-3		G6-3 2B		4 1	2 0	2 1	2 0	0 0	0 0	1 0
4 Brandon Phillips, R (1, 4) OBP: 0.345, SLG: 0.475		L8	G5-3			BB	1B		G6-3	4	1	1	0	1	0	1
32 Jay Bruce, L (1, 9) OBP: 0.323, SLG: 0.475		K		1B		2B	1B		K	5	1	3	2	0	2	1
21 Todd Frazier, R (1, 5) OBP: 0.341, SLG: 0.412		HR		F8		HBP	F9		G6-3	4	2	1	1	0	0	4
26 Xavier Paul, L (1, 7) OBP: 0.382, SLG: 0.475 23 Donald Lutz, L (9, PH) OBP: 0.250, SLG: 0.314 (9, 7)		2B		K		HR	K		K	4 1	1 0	2 0	3 0	0 0	2 1	3 0
29 Ryan Hanigan, R (1, 2) OBP: 0.273, SLG: 0.240	G5-3			L9		BB	G6-3		E5	4	1	0	0	1	0	4
52 Tony Cingrani, L (1, 1) OBP: 0.250, SLG: 0.250 9 Jack Hannahan, L (8, PH) OBP: 0.290, SLG: 0.286 (8, 3)			E5 SH1-3 HR	1B		SH G4-6-3		2 HR	K	2 2	1 1	2 1	0 0	0 0	0 1	0 1
Inning Stats	R: 0 E: 0 K: 1 S: 9 H: 0 LOB: 0 BB: 0 P: 12	R: 1 E: 0 K: 1 S: 17 H: 2 LOB: 1 BB: 0 P: 26	R: 2 E: 1 K: 0 S: 10 H: 2 LOB: 0 BB: 0 P: 12	R: 0 E: 0 K: 1 S: 11 H: 1 LOB: 1 BB: 0 P: 15	R: 0 E: 0 K: 0 S: 5 H: 1 LOB: 0 BB: 0 P: 7	R: 6 E: 2 K: 0 S: 15 H: 4 LOB: 1 BB: 2 P: 29	R: 0 E: 0 K: 1 S: 17 H: 2 LOB: 2 BB: 0 P: 27	R: 3 E: 0 K: 1 S: 18 H: 4 LOB: 1 BB: 0 P: 24	R: 0 E: 1 K: 2 S: 13 H: 0 LOB: 1 BB: 0 P: 20	1B: 8 2B: 4 3B: 0 HR: 4 SF: 0 SAC: 2 DP: 2 HBP: 1						

TOP	
AB	41
R	12
H	16
RBI	12
BB	2
SO	7
LOB	21

WP: 0 PB: 0 SB: 0 CS: 0 PA: 46

PITCHER		IP	WLS	BF	H	R	ER	SO	BB	IBB	HBP	BLK	WP	HR	S	P	ERA	WHIP
22 Matt Garza, R ERA: 6.26	(1, 1)	5.0	L	26	9	9	9	3	2	0	1	0	0	3	59	89	16.20	2.200
56 Héctor Rondón, R ERA: 6.14	(6, 1)	2.0		9	3	0	0	1	0	0	0	0	0	0	25	39	0.00	1.500
57 Zach Putnam, R ERA: 18.9	(8, 1)	0.0		3	3	3	3	0	0	0	0	0	0	1	6	10	∞	∞
33 Carlos Villanueva, R ERA: 3.77	(8, 1)	1.0		4	1	0	0	1	0	0	0	0	0	0	12	14	0.00	1.000
50 Blake Parker, R ERA: 1.59	(9, 1)	1.0		4	0	0	0	2	0	0	0	0	0	0	13	20	0.00	0.000

PITCHER	IP	WLS	BF	H	R	ER	SO	BB	IBB	HBP	BLK	WP	HR	S	P	ERA	WHIP

BOTTOM

Batter	1	2	3	4	5	6	7	8	9	AB	R	H	RBI	BB	SO	LOB
15 Darwin Barney, R (1, 4) OBP: 0.280, SLG: 0.314	C FF 92 F FF 94 S FF 93 0-3 K ①		C CU 76 F FF 93 B FF 94 B FF 92 F CH 86 F FF 92 F FF 91 X FF 93 2-2 F8 ③			B FF 88 X FF 90 1-0 P5 ①		C FF 93 X FS 87 0-1 G6-4-3 ②③ 1-2f		4	0	0	0	0	1	2
1 Cody Ransom, R (1, 5) OBP: 0.310, SLG: 0.570	C FF 94 B FF 87 F FF 94 B CU 78 X FF 94 2-2 F8 ②			B CU 74 B FF 92 B FF 92 C FF 92 B FF 91 4-1 44 1B 12 SF7 BB		F FF 90 B CU 74 X FF 91 1-1 HR			C FF 96 F FF 96 C SL 84 0-3 K ①	3	2	1	1	1	1	0
44 Anthony Rizzo, L (1, 3) OBP: 0.331, SLG: 0.471	X FF 93 0-0 F7 ③			B FF 91 1 SAFE F FF 90 B CU 75 C FF 92 B SL 80 X FF 93 3-2 21 1B 1-3 1B		B FF 90 F FF 90 F FF 90 S SL 81 1-3 K ②			B FF 95 B FF 96 B FF 97 B FF 94 4-0 BB	3	0	1	0	1	1	0
12 Alfonso Soriano, R (1, 7) OBP: 0.303, SLG: 0.429		C FF 95 C CU 78 B FF 96 S FF 95 1-3 K ①		B FF 93 B CU 74 1 SAFE F FF 92 B FF 92 3 SAFE X FF 92 3-1 SF7 ① 3-H		B CH 85 B FF 93 S FF 93 C FF 93 S FF 92 2-3 K ③			X FF 96 0-0 P3 ②	3	0	0	1	0	2	1
21 Scott Hairston, R (1, 9) OBP: 0.207, SLG: 0.366		C FF 95 B FF 88 X FF 94 1-1 F8 ②		F FF 90 X FF 92 0-1 53 G3-6-1 1-2 1B			B FF 89 B FF 90 X FF 91 2-0 P2 ①		C FF 95 B FF 95 F FF 95 F SL 86 F FF 97 X SL 86 1-2 L5 ③	4	0	1	0	0	0	1
53 Welington Castillo, R (1, 2) OBP: 0.299, SLG: 0.331		X FF 92 0-0 L9 ③		C CU 75 D FF 91 X FF 91 1-1 G3-6-1 ②③ 1-2f			B CH 84 T FF 89 B CU 73 F FF 90 B CH 85 X FF 92 3-2 F8 ②			3	0	0	0	0	0	2
13 Starlin Castro, R (1, 6) OBP: 0.279, SLG: 0.337			C FF 91 X FF 91 0-1 G6-3 ①		C FF 90 F CH 82 F FF 90 B FF 92 F FF 91 B CH 84 X FF 92 2-2 G3-1 ①		B FF 89 B FF 88 C FF 88 X FF 90 2-1 F8 ③			3	0	0	0	0	0	0
6 Ryan Sweeney, L (1, 8) OBP: 0.400, SLG: 0.509			B FF 91 B FF 91 X FF 93 2-0 22 SH3-4 1B		C FF 89 X SL 82 0-1 G3-1 ②			B FF 93 B FF 94 C FF 93 C FF 91 X FF 94 2-2 15 G6-4-3 1B		3	0	2	0	0	0	0
22 Matt Garza, R (1, 1) OBP: 0.143, SLG: 0.286 56 Hector Rondon, R (6, 1) 57 Zach Putnam, R (8, 1) 33 Carlos Villanueva, R (8, 1) OBP: 0.176, SLG: 0.176 20 Julio Borbon, L (8, PH) OBP: 0.261, SLG: 0.288 50 Blake Parker, R (9, 1)			C FF 89 X FF 90 0-1 SH3-4 ② 1-2		F FF 90 S FF 91 C FF 90 0-3 K ③			X FF 94 0-0 L8 ①		1 0 0 0 1 0	0 0 0 0 0 0	0 0 0 0 0 0	0 0 0 0 0 0	1 0 0 0 0 0	0 0 0 0 0 0	0 0 0 0 1 0
Inning Stats	R: 0 E: 0 K: 1 S: 7 H: 0 LOB: 0 BB: 0 P: 9	R: 0 E: 0 K: 1 S: 6 H: 0 LOB: 0 BB: 0 P: 8	R: 0 E: 0 K: 0 S: 11 H: 1 LOB: 1 BB: 0 P: 15	R: 1 E: 0 K: 0 S: 10 H: 2 LOB: 1 BB: 1 P: 21	R: 0 E: 0 K: 1 S: 10 H: 0 LOB: 0 BB: 0 P: 12	R: 1 E: 0 K: 2 S: 9 H: 1 LOB: 0 BB: 0 P: 14	R: 0 E: 0 K: 0 S: 6 H: 0 LOB: 0 BB: 0 P: 13	R: 0 E: 0 K: 0 S: 6 H: 1 LOB: 0 BB: 0 P: 8	R: 0 E: 0 K: 1 S: 9 H: 0 LOB: 1 BB: 1 P: 14	1B: 4 2B: 0 3B: 0 HR: 1	SF: 1 SAC: 1 DP: 2 HBP: 0			WP: 0 PB: 0 SB: 0 CS: 0	PA: 32		

PITCHER		IP	WLS	BF	H	R	ER	SO	BB	IBB	HBP	BLK	WP	HR	S	P	ERA	WHIP
52 Tony Cingrani, L ERA: 3.15	(1, 1)	7.0	W	25	4	2	2	5	1	0	0	0	0	1	59	92	2.57	0.714
43 Manny Parra, L ERA: 7.71	(8, 1)	1.0		3	1	0	0	0	0	0	0	0	0	0	6	8	0.00	1.000
46 Curtis Partch, R ERA: 6.75	(9, 1)	1.0		4	0	0	0	1	1	0	0	0	0	0	9	14	0.00	1.000

PITCHER	IP	WLS	BF	H	R	ER	SO	BB	IBB	HBP	BLK	WP	HR	S	P	ERA	WHIP

Cincinnati Reds @ Chicago Cubs
Wrigley Field, Chicago, IL
Tue Jun 11 2013, 7:14 PM - 10:30 PM CDT
Att. 30,937 - Cloudy - 80 F

livebaseballscorecards.com

AB	28
R	2
H	5
RBI	2
BB	2
SO	6
LOB	7

Batter	1	2	3	4	5	6	7	8	9	AB	R	H	RBI	BB	SO	LOB
15 Derrick Robinson, S (1, 7) OBP: 0.406, SLG: 0.367	C FF 87 F FC 88 F FF 90 X FF 87 0-2 ① F9		B SI 88 F FC 87 X FF 89 1-1 ③ B1-3			C SL 74 X FC 87 0-1 ① F7		C FF 89 X FC 88 0-1 2B		4	0	1	0	0	0	0
17 Shin-Soo Choo, L (1, 8) OBP: 0.430, SLG: 0.485	B FF 90 B SI 88 B FF 89 C FF 89 F FF 90 B FC 88 4-2 19 S BB			B FC 87 S FC 88 C SL 76 T FF 91 1-2 ① K		B FC 86 X FF 90 1-0 4 1B 2B		C SL 81 L FF 89 S SL 83 0-3 ① K		3	1	1	0	1	2	1
19 Joey Votto, L (1, 3) OBP: 0.440, SLG: 0.512	B SL 77 1 SAFE 1 SAFE C FC 86 S SL 78 S FC 88 1-3 ② K 1-2			B SL 76 F FC 87 B FF 90 F FC 87 F FC 91 X FF 92 2-2 ② G1-3		C FC 86 X FC 86 0-1 ② F7		S SL 81 F SL 80 F SL 83 X FF 89 0-2 ② F7		4	0	0	0	0	1	3
4 Brandon Phillips, R (1, 4) OBP: 0.347, SLG: 0.473	F FC 87 X FC 88 0-1 ③ G1-3			B FF 89 B FF 89 F FF 89 F FF 89 X FF 91 2-2 ③ F9		C FF 89 B FF 91 F FC 88 B FF 90 F FF 90 X FF 90 2-2 2-H 1B		I IN 67 I IN 69 I IN 68 I IN 66 4-0 IBB		3	0	1	1	1	0	1
32 Jay Bruce, L (1, 9) OBP: 0.318, SLG: 0.468		S FC 86 X SL 77 0-1 ① L8			X FC 84 0-0 ① F8	1 SAFE C FC 87 B SL 75 F FC 87 1 SAFE 1 SAFE B FC 88 X FC 87 2-2 ③ G4-3		X SL 80 0-0 ③ G1-3		4	0	0	0	0	0	3
21 Todd Frazier, R (1, 5) OBP: 0.344, SLG: 0.425		B SL 77 B FF 88 F FC 88 S SI 89 X FF 89 2-2 ② F9			B SL 74 F SI 88 B FC 87 F FC 87 B FF 88 F FF 89 B FC 88 4-2 3 1B BB		B SL 75 X FC 86 1-0 HR		B FF 91 C CU 77 C FF 90 B FF 90 S FS 83 2-3 ① K	3	1	1	1	1	1	0
39 Devin Mesoraco, R (1, 2) OBP: 0.323, SLG: 0.389		X FC 87 0-0 ③ L6			D SL 75 B FF 88 X FF 88 2-0 ② F8		X SI 89 0-0 ① F8		B CU 79 X CU 76 1-0 3 G4-6-3 1B	4	0	1	0	0	0	1
3 Cesar Izturis, S (1, 6) OBP: 0.243, SLG: 0.194			C FF 87 B FC 86 B FC 87 X FF 87 2-1 ① P6		1 SAFE B FC 84 B FF 88 B FF 88 C FF 88 X FF 88 3-1 1-2 1B		B FF 89 B FC 85 X FF 88 2-0 ② G4-3		B FF 91 1 SAFE B FF 90 F FF 91 X FF 90 2-1 ②③ G4-6-3 1-2f	4	0	1	0	0	0	1
44 Mike Leake, R (1, 1) OBP: 0.161, SLG: 0.226 54 Aroldis Chapman, L (9, 1)			C FF 88 C FF 88 F FF 89 T FF 90 0-2 ② K		F FC 87 F FC 87 F FF 90 F FF 89 D SL 76 D CH 81 X FC 87 2-2 ③ G4-3		C SI 89 F SL 77 F FC 89 F FC 87 B FF 88 S CH 78 1-3 ③ K			3 0	0 0	0 0	0 0	2 0	2 0
Inning Stats	R: 0 E: 0 K: 1 S: 11 H: 0 LOB: 1 BB: 1 P: 16	R: 0 E: 0 K: 0 S: 6 H: 0 LOB: 0 BB: 0 P: 8	R: 0 E: 0 K: 1 S: 8 H: 0 LOB: 0 BB: 0 P: 11	R: 0 E: 0 K: 1 S: 10 H: 0 LOB: 0 BB: 0 P: 15	R: 0 E: 0 K: 0 S: 12 H: 1 LOB: 2 BB: 1 P: 23	R: 1 E: 0 K: 0 S: 12 H: 2 LOB: 1 BB: 0 P: 17	R: 1 E: 0 K: 1 S: 8 H: 1 LOB: 0 BB: 0 P: 12	R: 0 E: 0 K: 1 S: 10 H: 1 LOB: 2 BB: 1 P: 14	R: 0 E: 0 K: 1 S: 6 H: 1 LOB: 0 BB: 0 P: 11	1B: 3 2B: 2 3B: 0 HR: 1 SF: 0 SAC: 0 DP: 1 HBP: 0						

PITCHER		IP	WLS	BF	H	R	ER	SO	BB	IBB	HBP	BLK	WP	HR	S	P	ERA	WHIP
37 Travis Wood, L ERA: 2.65	(1, 1)	7.0	L	27	4	2	2	4	2	0	0	0	0	1	67	102	2.57	0.857
40 James Russell, L ERA: 1.46	(8, 1)	1.0		5	1	0	0	1	0	1	0	0	0	0	10	14	0.00	1.000
63 Kevin Gregg, R ERA: 0.96	(9, 1)	1.0		3	1	0	0	1	0	0	0	0	0	0	6	11	0.00	1.000

PITCHER	IP	WLS	BF	H	R	ER	SO	BB	IBB	HBP	BLK	WP	HR	S	P	ERA	WHIP

TOP

Cincinnati Reds @ Chicago Cubs

Wrigley Field, Chicago, IL

Wed Jun 12 2013, 1:22 PM - 3:48 PM CDT

Att. 24,749 - Cloudy - 76 F

livebaseballscorecards.com

AB	32
R	2
H	6
RBI	2
BB	3
SO	6
LOB	12

PA: 35	WP: 0	PB: 0	SB: 1	CS: 0														

Batter	1	2	3	4	5	6	7	8	9	AB	R	H	RBI	BB	SO	LOB
9 David DeJesus, L (1, 8) OBP: 0.322, SLG: 0.429	C CH 86 X KC 76 0-1 ① G4-3		B SI 89 C CH 82 X CH 83 1-1 ② F8			C SI 87 B FC 86 B KC 78 C CH 83 B FC 88 X FC 88 3-2 ① G4-3		S SI 91 X SI 91 0-1 ③ L7		4	0	0	0	0	0	2
24 Luis Valbuena, L (1, 5) OBP: 0.357, SLG: 0.420 21 Scott Hairston, R (9, PH) OBP: 0.204, SLG: 0.361	B SI 87 B SI 88 B SI 88 C SI 88 C SI 89 X FC 88 3-2 ② P5		C SI 90 B FC 86 C KC 79 F KC 79 F FF 90 1 SAFE B FC 87 X SI 91 2-2 ③ F8			C CU 78 B CU 79 C CH 85 F FC 87 F SI 92 F SI 92 X SL 80 1-2 ② P5			C FF 97 B FF 98 C SL 84 S FF 99 1-3 ① K	3 1	0 0	0 0	0 0	0 1	0 0	1 0
44 Anthony Rizzo, L (1, 3) OBP: 0.326, SLG: 0.463	X SI 89 0-0 ③ G3-1			C CH 80 B KC 77 X FC 87 1-1 ① G4-3		B FC 88 X CH 85 1-0 ③ G3-1			S FF 99 C SL 86 S SL 90 0-3 ② K	4	0	0	0	0	1	0
6 Ryan Sweeney, L (1, 7) OBP: 0.397, SLG: 0.500 12 Alfonso Soriano, R (9, PH) OBP: 0.301, SLG: 0.427		B SI 88 B KC 77 X FC 86 2-0 ① L6		B FC 86 C FC 86 B CH 82 F FC 87 X SI 92 2-2 1B			C KC 77 F FC 86 S KC 80 0-3 ① K		X FF 100 0-0 ③ G4-3	3 1	0 0	1 0	0 0	0 0	1 0	0 0
19 Nate Schierholtz, L (1, 9) OBP: 0.320, SLG: 0.539		B KC 76 X SI 89 1-0 HR		1 SAFE 1 SAFE C KC 78 B SI 90 X FC 88 1-1 ② F8			B KC 77 B CH 84 B SL 78 C SI 91 F SI 87 S CU 81 3-3 ② K			3	1	1	1	0	1	1
13 Starlin Castro, R (1, 6) OBP: 0.276, SLG: 0.333		C SL 78 B CH 82 X SI 90 1-1 ② P2		B SI 90 F FC 88 D SL 80 X SI 91 2-1 ③ P6			B FC 89 C SI 91 B SL 81 F FC 88 C SL 80 2-3 ③ K			3	0	0	0	0	1	1
53 Welington Castillo, R (1, 2) OBP: 0.294, SLG: 0.326		X SI 89 0-0 ③ F9			B KC 77 X FC 86 1-0 ① G1-3			C FC 86 S SL 78 F FC 88 B SL 80 S SL 80 1-3 ① K		3	0	0	0	0	1	0
15 Darwin Barney, R (1, 4) OBP: 0.281, SLG: 0.314			C CH 80 B SI 89 X CH 81 1-1 ① F7		C SI 91 B FC 88 X FC 87 1-1 ② G5-3			C SL 79 X FC 88 0-1 1B		3	0	1	0	0	0	0
37 Travis Wood, R (1, 1) OBP: 0.345, SLG: 0.556 40 James Russell, L (8, 1) 20 Julio Borbon, L (8, PH) OBP: 0.276, SLG: 0.283 63 Kevin Gregg, R (9, 1)			B SI 88 B SI 89 B SI 89 C SI 90 B SI 90 4-1 BB		C KC 77 S SL 80 B SI 89 S SL 80 1-3 ③ K			1 SAFE B KC 79 F FC 87 C FC 88 B KC 81 1 SAFE C SI 90 2-3 ② K		1 0 1 0	0 0 0 0	0 0 0 0	0 0 0 0	1 0 1 0	1 0 1 0	0 0 1 0
Inning Stats	R: 0 E: 0 K: 0 S: 6 H: 0 LOB: 0 BB: 0 P: 9	R: 1 E: 0 K: 0 S: 5 H: 1 LOB: 0 BB: 0 P: 9	R: 0 E: 0 K: 0 S: 10 H: 0 LOB: 1 BB: 1 P: 18	R: 0 E: 0 K: 0 S: 9 H: 1 LOB: 1 BB: 0 P: 15	R: 0 E: 0 K: 1 S: 6 H: 0 LOB: 0 BB: 0 P: 9	R: 0 E: 0 K: 0 S: 10 H: 0 LOB: 0 BB: 0 P: 15	R: 0 E: 0 K: 3 S: 9 H: 0 LOB: 0 BB: 0 P: 14	R: 0 E: 0 K: 2 S: 11 H: 1 LOB: 1 BB: 0 P: 14	R: 0 E: 0 K: 2 S: 7 H: 0 LOB: 0 BB: 0 P: 8	1B: 2 2B: 0 3B: 0 HR: 1 SF: 0 SAC: 0 DP: 0 HBP: 0						

PITCHER		IP	WLS	BF	H	R	ER	SO	BB	IBB	HBP	BLK	WP	HR	S	P	ERA	WHIP
44 Mike Leake, R ERA: 2.76	(1, 1)	8.0	W	28	3	1	1	6	1	0	0	0	0	1	66	103	1.12	0.500
54 Aroldis Chapman, L ERA: 2.17	(9, 1)	1.0	S	3	0	0	0	2	0	0	0	0	0	0	7	8	0.00	0.000

PITCHER	IP	WLS	BF	H	R	ER	SO	BB	IBB	HBP	BLK	WP	HR	S	P	ERA	WHIP

BOTTOM

Cincinnati Reds @ Chicago Cubs

Wrigley Field, Chicago, IL

Wed Jun 12 2013, 1:22 PM - 3:48 PM CDT

Att. 24,749 - Cloudy - 76 F

livebaseballscorecards.com

AB	30
R	1
H	3
RBI	1
BB	1
SO	8
LOB	6

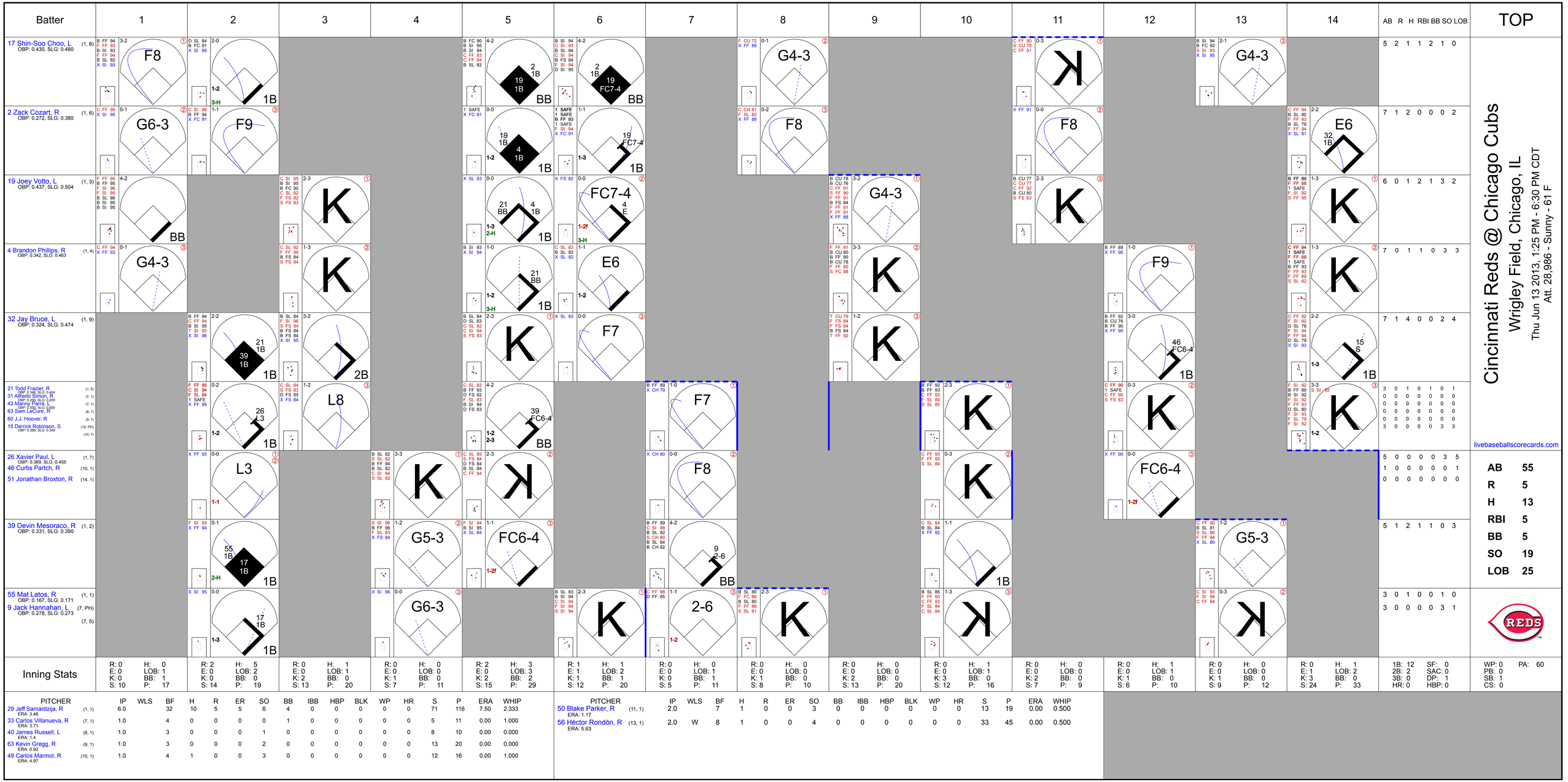
Batter
1
2
3
4
5
6
7
8
9
10
11
12
13
14
AB R H RBI BB SO LOB
TOP
17 Shin-Soo Choo, L (1, 9)
OBP: 0.430, SLG: 0.480
5 2 1 1 2 1 0
2 Zack Cozart, R (1, 6)
OBP: 0.272, SLG: 0.380
7 1 2 0 0 0 2
19 Joey Votto, L (1, 3)
OBP: 0.437, SLG: 0.504
6 0 1 2 1 3 2
4 Brandon Phillips, R (1, 4)
OBP: 0.342, SLG: 0.463
7 0 1 1 0 3 3
32 Jay Bruce, L (1, 9)
OBP: 0.324, SLG: 0.474
7 1 4 0 0 2 4
21 Todd Frazier, R (1, 5)
OBP: 0.346, SLG: 0.424
31 Alfredo Simon, R (7, 1)
OBP: 0.200, SLG: 0.200
43 Manny Parra, L (7, 1)
OBP: 0.500, SLG: 0.500
63 Sam LeCure, R (8, 1)
60 J.J. Hoover, R (9, 1)
15 Derrick Robinson, S (10, PH)
OBP: 0.389, SLG: 0.349
(10, 7)
3 0 1 0 1 0 1
0 0 0 0 0 0 0
0 0 0 0 0 0 0
0 0 0 0 0 0 0
3 0 0 0 0 3 3
26 Xavier Paul, L (1, 7)
OBP: 0.369, SLG: 0.455
46 Curtis Partch, R (10, 1)
51 Jonathan Broxton, R (14, 1)
5 0 0 0 0 3 5
1 0 0 0 0 0 1
0 0 0 0 0 0 0
39 Devin Mesoraco, R (1, 2)
OBP: 0.331, SLG: 0.390
5 1 2 1 1 0 3
55 Mat Latos, R (1, 1)
OBP: 0.167, SLG: 0.171
9 Jack Hannahan, L (7, PH)
OBP: 0.278, SLG: 0.273
(7, 5)
3 0 1 0 0 1 0
3 0 0 0 0 3 1
Cincinnati Reds @ Chicago Cubs
Wrigley Field, Chicago, IL
Thu Jun 13 2013, 1:25 PM - 6:30 PM CDT
Att. 28,986 - Sunny - 61 F
livebaseballscorecards.com
AB 55
R 5
H 13
RBI 5
BB 5
SO 19
LOB 25
Inning Stats
R: 0 E: 0 K: 0 S: 10 H: 0 LOB: 1 BB: 1 P: 17
R: 2 E: 0 K: 0 S: 14 H: 5 LOB: 2 BB: 0 P: 19
R: 0 E: 0 K: 2 S: 13 H: 1 LOB: 1 BB: 0 P: 20
R: 0 E: 0 K: 1 S: 7 H: 0 LOB: 0 BB: 0 P: 11
R: 2 E: 0 K: 2 S: 15 H: 3 LOB: 3 BB: 2 P: 29
R: 1 E: 1 K: 1 S: 12 H: 1 LOB: 2 BB: 1 P: 20
R: 0 E: 0 K: 0 S: 5 H: 0 LOB: 1 BB: 1 P: 11
R: 0 E: 0 K: 1 S: 8 H: 0 LOB: 0 BB: 0 P: 10
R: 0 E: 0 K: 2 S: 13 H: 0 LOB: 0 BB: 0 P: 20
R: 0 E: 0 K: 3 S: 12 H: 1 LOB: 1 BB: 0 P: 16
R: 0 E: 0 K: 2 S: 7 H: 0 LOB: 0 BB: 0 P: 9
R: 0 E: 0 K: 1 S: 6 H: 1 LOB: 1 BB: 0 P: 10
R: 0 E: 0 K: 1 S: 9 H: 0 LOB: 0 BB: 0 P: 12
R: 0 E: 1 K: 3 S: 24 H: 1 LOB: 2 BB: 0 P: 33
1B: 12 2B: 2 3B: 0 HR: 0 SF: 0 SAC: 0 DP: 1 HBP: 0
WP: 0 PB: 0 SB: 1 CS: 0 PA: 60
PITCHER IP WLS BF H R ER SO BB IBB HBP BLK WP HR S P ERA WHIP
29 Jeff Samardzija, R (1, 1) ERA: 3.46 6.0 32 10 5 5 6 4 0 0 0 0 0 71 116 7.50 2.333
33 Carlos Villanueva, R (7, 1) ERA: 3.71 1.0 4 0 0 0 0 1 0 0 0 0 0 5 11 0.00 1.000
40 James Russell, L (8, 1) ERA: 1.4 1.0 3 0 0 0 1 0 0 0 0 0 0 8 10 0.00 0.000
63 Kevin Gregg, R (9, 1) ERA: 0.92 1.0 3 0 0 0 2 0 0 0 0 0 0 13 20 0.00 0.000
49 Carlos Marmol, R (10, 1) ERA: 4.97 1.0 4 1 0 0 3 0 0 0 0 0 0 12 16 0.00 1.000
PITCHER IP WLS BF H R ER SO BB IBB HBP BLK WP HR S P ERA WHIP
50 Blake Parker, R (11, 1) ERA: 1.17 2.0 7 1 0 0 3 0 0 0 0 0 0 13 19 0.00 0.500
56 Héctor Rondón, R (13, 1) ERA: 5.63 2.0 W 8 1 0 0 4 0 0 0 0 0 0 33 45 0.00 0.500

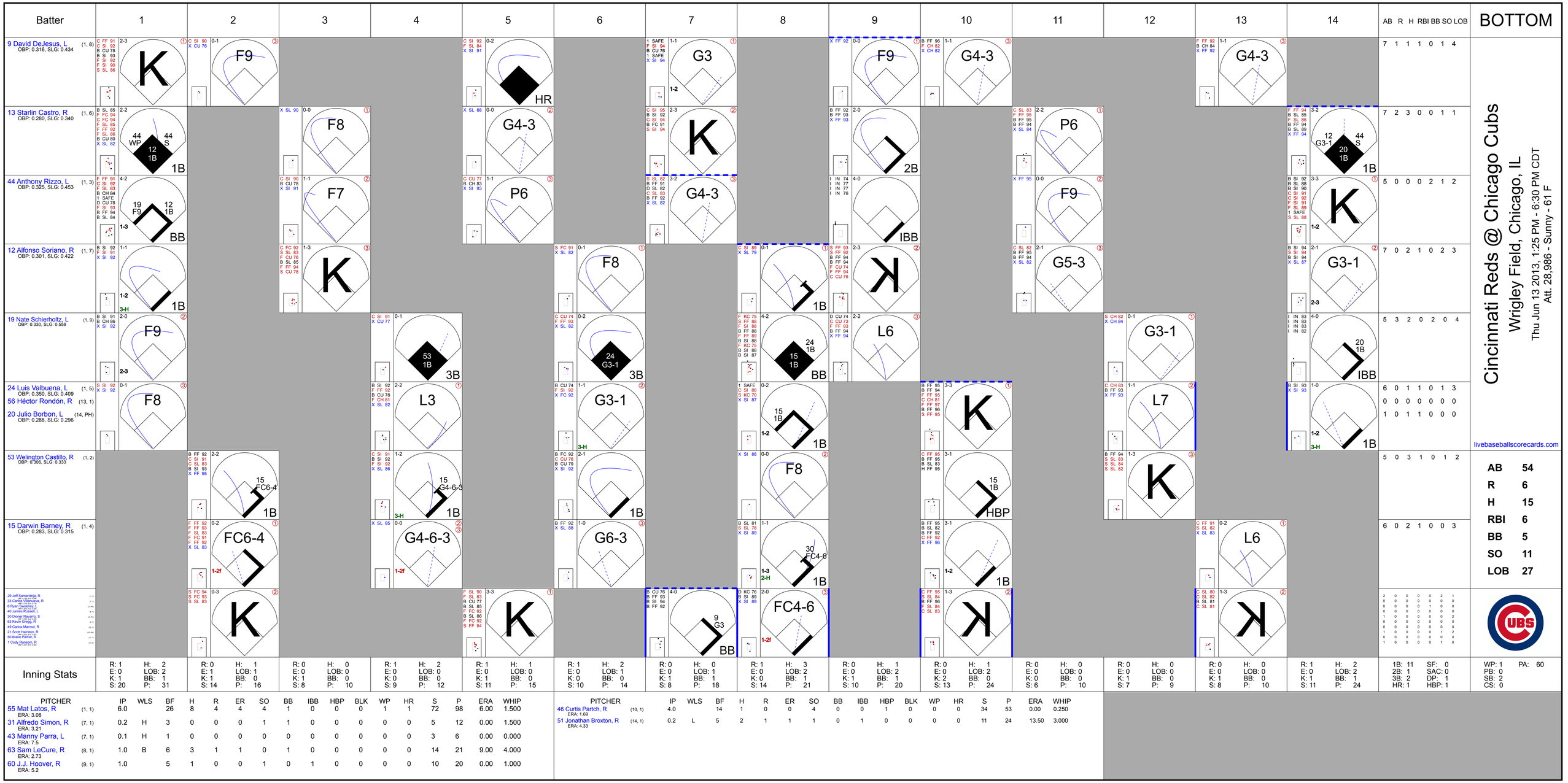
Batter
1
2
3
4
5
6
7
8
9
10
11
12
13
14
AB R H RBI BB SO LOB
BOTTOM
9 David DeJesus, L (1, 8) OBP: 0.316, SLG: 0.434
13 Starlin Castro, R (1, 6) OBP: 0.280, SLG: 0.340
44 Anthony Rizzo, L (1, 3) OBP: 0.325, SLG: 0.453
12 Alfonso Soriano, R (1, 7) OBP: 0.301, SLG: 0.422
19 Nate Schierholtz, L (1, 9) OBP: 0.330, SLG: 0.558
24 Luis Valbuena, L (1, 5) OBP: 0.350, SLG: 0.409
56 Héctor Rondón, R (13, 1)
20 Julio Borbon, L (14, PH) OBP: 0.288, SLG: 0.296
53 Welington Castillo, R (1, 2) OBP: 0.306, SLG: 0.333
15 Darwin Barney, R (1, 4) OBP: 0.283, SLG: 0.315
29 Jeff Samardzija, R
33 Carlos Villanueva, R
6 Ryan Sweeney, L
46 James Russell, L
30 Dioner Navarro, S
63 Kevin Gregg, R
49 Carlos Marmol, R
21 Scott Hairston, R
50 Blake Parker, R
1 Cody Ransom, R
Cincinnati Reds @ Chicago Cubs
Wrigley Field, Chicago, IL
Thu Jun 13 2013, 1:25 PM - 6:30 PM CDT
Att. 28,986 - Sunny - 61 F
livebaseballscorecards.com
AB 54
R 6
H 15
RBI 6
BB 5
SO 11
LOB 27
Inning Stats
PITCHER IP WLS BF H R ER SO BB IBB HBP BLK WP HR S P ERA WHIP
55 Mat Latos, R (1, 1) ERA: 3.08
31 Alfredo Simon, R (7, 1) ERA: 3.21
43 Manny Parra, L (7, 1) ERA: 7.5
63 Sam LeCure, R (8, 1) ERA: 2.73
60 J.J. Hoover, R (9, 1) ERA: 5.2
46 Curtis Partch, R (10, 1) ERA: 1.69
51 Jonathan Broxton, R (14, 1) ERA: 4.33
1B: 11 SF: 0
2B: 1 SAC: 0
3B: 2 DP: 1
HR: 1 HBP: 1
WP: 1 PA: 60
PB: 0
SB: 2
CS: 0

Batter	1	2	3	4	5	6	7	8	9	10	AB	R	H	RBI	BB	SO	LOB
7 Norichika Aoki, L (1, 9) OBP: 0.376, SLG: 0.396	B CU 70 X CU 71 1-0 ① L7		X SI 89 0-0 ② P5		C CH 82 P PO 85 X CH 83 1-1 ② G6-3		C CU 70 B SI 86 X SI 86 1-1 9 G4-6-3 1B	B SI 88 B SI 90 B SI 89 C CU 72 B SL 77 4-1 1-2 BB			4	0	1	0	1	0	1
9 Jean Segura, R (1, 6) OBP: 0.371, SLG: 0.538	B CU 72 C CU 70 X SL 74 1-1 E6 27 G6-4-3		X SI 87 0-0 1B		C SI 89 X SL 76 0-1 ③ G6-3		1 SAFE F SL 76 1 SAFE X SL 76 0-1 ① ② G4-6-3 1-2f	C SI 88 B KC 75 C SI 90 X KC 75 1-2 ③ P4			5	0	1	0	0	0	5
27 Carlos Gómez, R (1, 8) OBP: 0.363, SLG: 0.590	X SI 85 0-0 ② ③ G6-4-3 1-2f		1 SAFE X SL 73 0-0 ③ F7			F CU 68 F SL 76 B SI 88 S SL 76 1-3 ① K	X CH 74 0-0 2B		B FF 98 S FF 97 S SL 87 F FF 100 S SL 87 1-3 ① K		5	0	1	0	0	2	2
16 Aramis Ramirez, R (1, 5) OBP: 0.369, SLG: 0.440		F SI 85 F SI 87 F SL 74 C SI 87 0-3 ① K	X CH 78 0-0 ① G5-3			B SI 89 X CH 80 1-0 22 1B 3 E 12 HBP 1B	C SL 77 B SL 77 B SL 77 B SI 88 C SI 88 S SI 89 3-3 ③ K		C FF 100 B FF 99 F FF 99 S FF 100 1-3 ② K		5	1	1	0	0	3	1
3 Yuniesky Betancourt, R (1, 3) OBP: 0.242, SLG: 0.366		C SI 88 C SI 88 S SL 78 0-3 ② K	B CU 66 B SI 88 X SL 76 2-0 ② P6			D SI 84 C SI 88 1 SAFE X SL 76 1-1 FC5 12 HBP 22 1B 1-2		F SL 82 X SI 89 0-1 ① G4-3	X FF 99 0-0 ③ G4-3		5	0	0	0	0	1	1
22 Logan Schafer, L (1, 7) OBP: 0.297, SLG: 0.329		C SI 88 B SI 89 B SI 88 B CU 71 C SL 74 X SI 89 3-2 2B	C SI 88 X SL 74 0-1 E6 1B			B CH 82 X SI 84 1-0 12 HBP 1-2 2-3 1B		C SL 74 B SI 90 C SI 87 F SL 79 F SI 89 C SI 91 1-3 ② K		F SI 95 X FS 87 0-1 ① G3	5	0	3	0	0	1	0
12 Martín Maldonado, R (1, 2) OBP: 0.248, SLG: 0.323		X SI 89 0-0 ③ G4-3	B SL 76 S SL 74 X SL 75 1-1 ③ F8			B CH 83 B SI 88 C SI 88 H SI 88 3-1 26 FC6-4 HBP 1-2 2-3 3-H		B SI 90 B SL 76 X SL 76 2-0 HR		B FF 94 C FF 94 F FF 95 F FF 95 B FC 91 X FC 90 2-2 ② L9	4	1	1	2	0	0	2
2 Scooter Gennett, L (1, 4) OBP: 0.320, SLG: 0.522			B CU 71 C CU 70 X SI 86 1-1 HR		B FF 88 C CH 79 X CU 69 1-1 26 SH5-4 2B	B SL 76 X SL 75 1-0 ② F7		B CH 79 X SI 87 1-0 21 1B 1B		C FF 94 B FS 86 F FS 87 S FF 95 1-3 ③ K	5	1	3	1	0	1	3
26 Kyle Lohse, R (1, 1) OBP: 0.120, SLG: 0.120 59 John Axford, R (7, 1) 21 Juan Francisco, L (8, PH) OBP: 0.271, SLG: 0.341 57 Francisco Rodríguez, R (8, 1) 53 Brandon Kintzler, R (9, 1) 51 Michael Gonzalez, R (9, 1) 31 Burke Badenhop, R (10, 1)			X CH 79 0-0 ① G5-3		X SI 87 0-0 ① SH5-4 2-3	B SL 74 C CU 71 X SL 74 1-1 ③ FC6-4 1-2f		1 SAFE B SL 74 X CH 76 1-0 7 BB 1-3 1B			2 0 1 0 0 0 0 0	0 0 0 0 0 0 0 0	0 0 1 0 0 0 0 0	0 0 0 0 0 0 0 0	0 0 0 0 0 0 0 0	0 0 0 0 0 0 0 0	3 0 0 0 0 0 0 0
Inning Stats	R: 0 H: 0 E: 1 LOB: 0 K: 0 BB: 0 S: 4 P: 6	R: 0 H: 1 E: 0 LOB: 1 K: 2 BB: 0 S: 11 P: 14	R: 1 H: 2 E: 0 LOB: 1 K: 0 BB: 0 S: 6 P: 7	R: 0 H: 1 E: 1 LOB: 1 K: 0 BB: 0 S: 6 P: 9	R: 0 H: 1 E: 0 LOB: 1 K: 0 BB: 0 S: 8 P: 9	R: 1 H: 2 E: 1 LOB: 3 K: 1 BB: 0 S: 11 P: 20	R: 0 H: 2 E: 0 LOB: 1 K: 1 BB: 0 S: 8 P: 12	R: 1 H: 3 E: 0 LOB: 3 K: 1 BB: 1 S: 14 P: 24	R: 0 H: 0 E: 0 LOB: 0 K: 2 BB: 0 S: 8 P: 10	R: 0 H: 0 E: 0 LOB: 0 K: 1 BB: 0 S: 9 P: 12	1B: 7 2B: 3 3B: 0 HR: 2	SF: 0 SAC: 1 DP: 2 HBP: 1						

PITCHER	IP	WLS	BF	H	R	ER	SO	BB	IBB	HBP	BLK	WP	HR	S	P	ERA	WHIP
61 Bronson Arroyo, R (1, 1) ERA: 3.27	7.2		37	12	3	2	5	1	0	1	0	0	2	65	97	2.35	1.696
63 Sam LeCure, R (8, 1) ERA: 2.7	0.1		1	0	0	0	0	0	0	0	0	0	0	3	4	0.00	0.000
54 Aroldis Chapman, L (9, 1) ERA: 2.1	1.0		3	0	0	0	2	0	0	0	0	0	0	8	10	0.00	0.000
31 Alfredo Simon, R (10, 1) ERA: 3.12	1.0	W	3	0	0	0	1	0	0	0	0	0	0	9	12	0.00	0.000

PITCHER	IP	WLS	BF	H	R	ER	SO	BB	IBB	HBP	BLK	WP	HR	S	P	ERA	WHIP

TOP

Milwaukee Brewers @ Cincinnati Reds

Great American Ball Park, Cincinnati, OH

Fri Jun 14 2013, 7:10 PM - 10:22 PM EDT
Att. 35,138 - Partly Cloudy - 81 F

livebaseballscorecards.com

AB	41
R	3
H	12
RBI	3
BB	1
SO	8
LOB	18

WP: 0	PA: 44		
PB: 0			
SB: 0			
CS: 0			

Batter	1	2	3	4	5	6	7	8	9	10	AB	R	H	RBI	BB	SO	LOB
17 Shin-Soo Choo, L (1, 8) OBP: 0.430, SLG: 0.480	C SI 87 X SI 88 0-1 4 S 4 1B 2B	B SL 84 X CH 80 1-0 E4 2-3 3-H			L CU 74 B SL 83 X SI 88 1-1 ① F9		C CU 77 B FF 94 B FF 95 B CU 78 F FF 95 S FF 95 3-3 ② K		B FF 92 B FF 90 B FF 91 C FF 91 B FF 91 4-1 15 FC6-4 1-2 BB		4	1	1	1	1	2	
15 Derrick Robinson, S (1, 7) OBP: 0.377, SLG: 0.328	F SI 88 X SL 84 0-1 ① F9	B CH 79 B SI 88 1 SAFE F SI 89 S SL 85 S SL 84 2-3 ② K			B CU 75 B SI 87 X SI 87 2-0 ② G4-3		C CU 78 C FF 95 F FF 96 B FF 94 B CU 78 B CU 80 F FF 96 B FF 97 4-2 BB		F SL 80 X SL 83 0-1 ③ FC6-4 1-2f		4	0	0	0	1	1	5
4 Brandon Phillips, R (1, 4) OBP: 0.339, SLG: 0.458	C SL 86 S SL 85 F SL 84 F SI 90 F SI 88 D CH 81 B SI 90 F SL 84 X SL 83 2-2 21 F9 32 WP 2-H 1B	C CH 80 1 SAFE X SI 88 0-1 ③ G5-3			C SI 88 X SI 88 0-1 ③ F9		B SL 81 B SL 81 X FF 96 2-0 ③ L8			C SI 90 B SI 91 X SI 89 1-1 ① F9	5	0	1	1	0	0	4
32 Jay Bruce, L (1, 9) OBP: 0.326, SLG: 0.482	F SL 84 1 SAFE B FF 88 B SI 89 B SI 89 C SI 89 F SI 89 F SL 84 B SI 89 4-2 1-2 BB	F CU 73 X SI 88 0-1 ① G4-3			B SL 83 F CH 79 X SI 88 1-1 ① F7			C CU 74 X FF 91 0-1 ① F7	C FF 89 B SI 88 F SI 88 X SI 88 1-2 HR		4	1	1	1	1	0	0
21 Todd Frazier, R (1, 5) OBP: 0.345, SLG: 0.421	S SL 84 B SL 83 C SI 88 X SL 83 1-2 ② F9 2-3	C FF 88 B FF 88 C SI 88 B CH 80 S CH 78 2-3 ② K			S SL 83 C SL 83 B SL 82 F SI 88 F CH 79 X SI 89 1-2 9 E 9 S 9 SF9 1B			C FF 91 C CU 76 F FF 91 B CU 77 B CU 77 T FF 91 2-2 ② K			4	1	1	0	0	2	2
9 Jack Hannahan, L (1, 3) OBP: 0.263, SLG: 0.261	C SI 89 S SL 84 B SL 83 1 SAFE X SL 85 1-2 ③ G6-3	C CU 74 S CH 80 B CH 79 X SI 88 1-2 ③ L7			C CU 75 1 SAFE T SL 83 B SL 85 B SI 89 B SL 85 X CH 80 3-2 ② SF9 1-H			B CU 77 C CH 81 X FF 90 1-1 ③ L3			3	0	0	1	0	0	2
2 Zack Cozart, R (1, 6) OBP: 0.272, SLG: 0.378		F SI 87 B SI 87 S SL 81 B SI 89 X SI 90 2-2 29 1B 17 E 1B		C SL 82 S CH 79 B CH 80 X SI 88 1-2 ① G6-3	B SL 82 C CH 79 X CH 80 1-1 ③ L8				C SI 91 C FF 91 B SI 93 B SL 84 S SI 93 2-3 ① K		4	1	1	0	0	1	0
29 Ryan Hanigan, R (1, 2) OBP: 0.280, SLG: 0.250		B SI 89 X SI 88 1-0 17 E 61 SH2-4 1-3 1B		F SI 88 F SI 89 B CH 78 X CH 79 1-2 ② L8			B FF 91 C FF 93 X FF 93 1-1 61 SH1-4 1B		C FF 92 B FF 93 B SL 85 X SI 94 2-1 ② G5-3		4	0	2	0	0	0	0
61 Bronson Arroyo, R (1, 1) OBP: 0.136, SLG: 0.136 63 Sam LeCure, R (8, 1) 54 Aroldis Chapman, L (9, 1) 19 Joey Votto, L (9, PH) OBP: 0.439, SLG: 0.504 31 Alfredo Simon, R (10, 1) OBP: 0.200, SLG: 0.200		X SL 80 0-0 ① SH2-4 1-2		F SI 88 S SL 84 B SL 83 B CH 79 F SI 89 C SI 89 2-3 ③ K			B FF 93 X FF 92 1-0 ① SH1-4 1-2		B SL 80 B SL 81 B FF 91 B FF 90 4-0 17 BB BB		1 0 0 0 0	0 0 0 0 0	0 0 0 0 0	0 0 0 0 0	1 0 0 1 0	0 0 0 0 0	0 0 0 0 0
Inning Stats	R: 1 H: 2 E: 0 LOB: 2 K: 0 BB: 1 S: 21 P: 29	R: 1 H: 2 E: 1 LOB: 2 K: 1 BB: 0 S: 11 P: 17	R: 0 H: 0 E: 0 LOB: 0 K: 1 BB: 0 S: 8 P: 11	R: 0 H: 0 E: 0 LOB: 0 K: 1 BB: 0 S: 10 P: 14	R: 0 H: 0 E: 0 LOB: 0 K: 0 BB: 0 S: 5 P: 8	R: 1 H: 1 E: 0 LOB: 0 K: 0 BB: 0 S: 12 P: 18	R: 0 H: 1 E: 0 LOB: 2 K: 1 BB: 1 S: 11 P: 22	R: 0 H: 0 E: 0 LOB: 0 K: 1 BB: 0 S: 8 P: 11	R: 0 H: 0 E: 0 LOB: 2 K: 1 BB: 2 S: 8 P: 20	R: 1 H: 1 E: 0 LOB: 0 K: 0 BB: 0 S: 5 P: 7	1B: 5 SF: 1 2B: 1 SAC: 2 3B: 0 DP: 0 HR: 1 HBP: 0						

PITCHER		IP	WLS	BF	H	R	ER	SO	BB	IBB	HBP	BLK	WP	HR	S	P	ERA	WHIP
26 Kyle Lohse, R ERA: 3.84	(1, 1)	6.0		25	5	3	1	3	1	0	0	0	1	0	67	97	1.50	1.000
59 John Axford, R ERA: 4.66	(7, 1)	1.0		5	1	0	0	1	1	0	0	0	0	0	11	22	0.00	2.000
57 Francisco Rodríguez, R ERA: 0.79	(8, 1)	1.0		3	0	0	0	1	0	0	0	0	0	0	8	11	0.00	0.000
53 Brandon Kintzler, R ERA: 4.28	(9, 1)	0.2		2	0	0	0	1	0	0	0	0	0	0	5	9	0.00	0.000
51 Michael Gonzalez, L ERA: 2.74	(9, 1)	0.1		3	0	0	0	0	2	0	0	0	0	0	3	11	0.00	6.000

PITCHER		IP	WLS	BF	H	R	ER	SO	BB	IBB	HBP	BLK	WP	HR	S	P	ERA	WHIP
31 Burke Badenhop, R ERA: 3.64	(10, 1)	0.1	L	2	1	1	1	0	0	0	0	0	0	1	5	7	27.00	3.000

BOTTOM

Milwaukee Brewers @ Cincinnati Reds

Great American Ball Park, Cincinnati, OH

Fri Jun 14 2013, 7:10 PM - 10:22 PM EDT

Att. 35,138 - Partly Cloudy - 81 F

livebaseballscorecards.com

AB	33
R	4
H	7
RBI	4
BB	4
SO	6
LOB	15

1B: 5	SF: 1	WP: 1	PA: 40
2B: 1	SAC: 2	PB: 0	
3B: 0	DP: 0	SB: 2	
HR: 1	HBP: 0	CS: 0	

Batter	1	2	3	4	5	6	7	8	9	AB	R	H	RBI	BB	SO	LOB
7 Norichika Aoki, L (1, 9) OBP: 0.375, SLG: 0.398	B SL 88 C FF 93 B KC 78 F FF 93 F FF 94 X CH 85 2-2 ① G5-3		B SL 86 X FF 92 1-0 ①② G1-6-3 1-2f		L SL 90 B SL 91 X CH 86 1-1 2B		B SI 95 F SI 95 F SL 90 B FF 95 B KC 80 X CH 87 3-2 ③ G1-3			4	0	1	0	0	0	1
9 Jean Segura, R (1, 6) OBP: 0.365, SLG: 0.530	X SL 89 0-0 ② L9		B FF 93 F KC 80 X FF 95 1-1 ③ G6-3		D KC 80 F SI 94 C KC 79 F SI 95 X SL 88 1-2 ③ L9			S FF 93 X CU 74 0-1 ① G4-3		4	0	0	0	0	0	1
27 Carlos Gómez, R (1, 8) OBP: 0.357, SLG: 0.581	B FF 94 S CH 86 B CH 85 S SL 88 B FF 94 F CH 86 F CH 87 F FF 95 F SI 95 3-3 F CH 87 S FF 95 ③ K			B SL 85 B FF 94 X SI 92 2-0 ① G5-3		F KC 80 X FF 93 0-1 ① L5		S FF 94 B FF 93 B FF 93 B FF 92 S FF 94 S FF 94 3-3 ② K		4	0	0	0	0	2	0
16 Aramis Ramirez, R (1, 5) OBP: 0.366, SLG: 0.430 29 Jim Henderson, L (9, 1)		F KC 79 B SL 88 S CH 85 C FF 94 1-3 ① K		X FF 94 0-0 ② G6-3		B FF 94 F FF 94 B FF 94 B FF 95 B FF 96 4-1 20 1B 22 2B BB		B FF 93 B FF 94 X FF 93 2-0 ③ F8		3 0	1 0	0 0	0 0	1 0	1 0	0 0
20 Jonathan Lucroy, R (1, 2) OBP: 0.320, SLG: 0.432		B SL 86 C KC 79 X FF 93 1-1 22 1B 22 WP 21 WP 1B		C FF 94 B SI 94 S CH 86 S CH 86 1-3 ③ K		C FF 94 B FF 93 B CH 84 X SL 89 2-1 1-2 22 2B 1B			B SI 92 B SL 82 B FF 91 B FF 92 4-0 22 FC3-6 BB	3	2	2	0	1	1	0
22 Logan Schafer, L (1, 7) OBP: 0.316, SLG: 0.371		F SI 92 B CH 85 D CH 86 S KC 79 X CH 85 2-2 21 S 1-3 21 SF8 1B			C SL 90 X KC 80 0-1 21 HR 2B	X FF 94 0-0 ② 1-H 2-H 2B			C FF 93 X SL 83 0-1 ① FC3-6 2 FC6-4 21 BB 1-2f	4	2	3	2	0	0	1
21 Juan Francisco, L (1, 3) OBP: 0.277, SLG: 0.366		S KC 80 S FF 92 B FF 93 1 SAFE F FF 94 B KC 81 X FF 95 2-2 ② SF8 1-H 3-H			X SI 93 0-0 2-H HR	S CH 86 C KC 80 X CH 86 0-2 ③ G3-1			S SL 82 B SL 81 B FF 94 B FF 93 B FF 93 4-1 2 FC6-4 1-2 BB	2	1	1	3	1	0	0
2 Scooter Gennett, L (1, 4) OBP: 0.276, SLG: 0.444		C FF 95 X CH 86 0-1 ③ G4-3			F KC 80 X CH 85 0-1 ① L8		B SL 90 X FF 95 1-0 ① G5-3		S SL 83 X SL 82 0-1 ② FC6-4 1-2f 2-3	4	0	0	0	0	0	2
49 Yovani Gallardo, R (1, 1) OBP: 0.250, SLG: 0.469 15 Caleb Gindl, L (7, PH) 32 Tom Gorzelanny, R (7, 1) 48 Donovan Hand, R (8, 1) 14 Jeff Bianchi, R (8, 5) OBP: 0.258, SLG: 0.328			B FF 93 C FF 93 X FF 94 1-1 7 G1-6-3 1B		X FF 94 0-0 ② F9		B FF 94 F SL 89 F CH 85 F FF 96 S CH 85 1-3 ② K		C SL 82 X FF 93 0-1 ③ F8	2 1 0 0 1	0 0 0 0 0	1 0 0 0 0	0 0 0 0 0	0 1 0 0 0	0 0 0 0 2	0 0 0 0 0
Inning Stats	R: 0 E: 0 K: 1 S: 13 H: 0 LOB: 0 BB: 0 P: 18	R: 2 E: 0 K: 1 S: 14 H: 2 LOB: 0 BB: 0 P: 20	R: 0 E: 0 K: 0 S: 5 H: 1 LOB: 0 BB: 0 P: 8	R: 0 E: 0 K: 1 S: 5 H: 0 LOB: 0 BB: 0 P: 8	R: 2 E: 0 K: 0 S: 12 H: 3 LOB: 1 BB: 0 P: 14	R: 2 E: 0 K: 0 S: 9 H: 2 LOB: 0 BB: 1 P: 15	R: 0 E: 0 K: 1 S: 8 H: 0 LOB: 0 BB: 0 P: 13	R: 0 E: 0 K: 1 S: 6 H: 0 LOB: 0 BB: 0 P: 11	R: 0 E: 0 K: 0 S: 7 H: 0 LOB: 2 BB: 2 P: 15	1B: 4 2B: 3 3B: 0 HR: 1 SF: 1 SAC: 0 DP: 1 HBP: 0						

PITCHER		IP	WLS	BF	H	R	ER	SO	BB	IBB	HBP	BLK	WP	HR	S	P	ERA	WHIP
34 Homer Bailey, R ERA: 3.8	(1, 1)	7.0	L	28	8	6	6	4	1	0	0	0	2	1	66	96	7.71	1.286
60 J.J. Hoover, R ERA: 5.02	(8, 1)	1.0		3	0	0	0	1	0	0	0	0	0	0	6	11	0.00	0.000
43 Manny Parra, L ERA: 6.92	(9, 1)	1.0		5	0	0	0	0	2	0	0	0	0	0	7	15	0.00	2.000

PITCHER	IP	WLS	BF	H	R	ER	SO	BB	IBB	HBP	BLK	WP	HR	S	P	ERA	WHIP

TOP

Milwaukee Brewers @ Cincinnati Reds

Great American Ball Park, Cincinnati, OH

Sat Jun 15 2013, 4:11 PM - 6:57 PM EDT

Att. 37,519 - Cloudy - 81 F

livebaseballscorecards.com

AB	32
R	6
H	8
RBI	5
BB	3
SO	5
LOB	7

1B: 4 2B: 3 3B: 0 HR: 1	SF: 1 SAC: 0 DP: 1 HBP: 0	WP: 2 PB: 0 SB: 2 CS: 0	PA: 36

BOTTOM

Milwaukee Brewers @ Cincinnati Reds

Great American Ball Park, Cincinnati, OH

Sat Jun 15 2013, 4:11 PM - 6:57 PM EDT

Att. 37,519 - Cloudy - 81 F

livebaseballscorecards.com

Batter	1	2	3	4	5	6	7	8	9	AB	R	H	RBI	BB	SO	LOB
17 Shin-Soo Choo, L (1, 8) OBP: 0.428, SLG: 0.476	K		K		G6-3			2 G6-4-3 1B		4	0	1	0	0	2	1
2 Zack Cozart, R (1, 6) OBP: 0.271, SLG: 0.375	G1-3		1B			G5-3		G6-4-3 1-2f		4	0	1	0	0	0	1
19 Joey Votto, L (1, 3) OBP: 0.436, SLG: 0.498	4 PO BB		K			F7		F7		3	0	0	0	1	1	1
4 Brandon Phillips, R (1, 4) OBP: 0.335, SLG: 0.451	PO 1-2	G6-3		G6-3		G6-3			F9	4	0	0	0	0	0	0
32 Jay Bruce, L (1, 9) OBP: 0.331, SLG: 0.487		21 FC6-4 BB		F8			29 1B 1B		2B	3	0	2	0	1	0	0
21 Todd Frazier, R (1, 5) OBP: 0.340, SLG: 0.413		FC6-4 26 1B 1-2f		K			F8		L9	4	0	0	0	0	1	3
26 Xavier Paul, L (1, 7) OBP: 0.366, SLG: 0.449		1B			G6-3		K		G3-1	4	0	1	0	0	1	2
29 Ryan Hanigan, R (1, 2) OBP: 0.289, SLG: 0.261		F9			1B		1B			3	0	2	0	0	0	2
34 Homer Bailey, R (1, 1) OBP: 0.167, SLG: 0.208			G3		K		K			2	0	0	0	0	1	1
23 Donald Lutz, L (7, PH) OBP: 0.245, SLG: 0.308										1	0	0	0	0	1	2
60 J.J. Hoover, R (8, 1)										0	0	0	0	0	0	0
43 Manny Parra, L (9, 1) OBP: 0.500, SLG: 0.500										0	0	0	0	0	0	0

	AB	32
	R	0
	H	7
	RBI	0
	BB	2
	SO	7
	LOB	13

Inning Stats	1	2	3	4	5	6	7	8	9
	R: 0 E: 0 K: 1 S: 8	H: 0 LOB: 0 BB: 1 P: 16	R: 0 E: 0 K: 0 S: 15	H: 1 LOB: 2 BB: 1 P: 25	R: 0 E: 0 K: 2 S: 13	H: 1 LOB: 1 BB: 0 P: 21	R: 0 E: 0 K: 1 S: 9	H: 0 LOB: 0 BB: 0 P: 12	R: 0 E: 0 K: 1 S: 10	H: 1 LOB: 1 BB: 0 P: 15	R: 0 E: 0 K: 0 S: 6	H: 0 LOB: 0 BB: 0 P: 7	R: 0 E: 0 K: 2 S: 13	H: 2 LOB: 2 BB: 0 P: 18	R: 0 E: 0 K: 0 S: 7	H: 1 LOB: 0 BB: 0 P: 10	R: 0 E: 0 K: 0 S: 11	H: 1 LOB: 1 BB: 0 P: 17

	1B: 6	SF: 0	WP: 0	PA: 35
	2B: 1	SAC: 0	PB: 0	
	3B: 0	DP: 1	SB: 0	
	HR: 0	HBP: 0	CS: 0	

PITCHER		IP	WLS	BF	H	R	ER	SO	BB	IBB	HBP	BLK	WP	HR	S	P	ERA	WHIP
49 Yovani Gallardo, R ERA: 4.41	(1, 1)	6.0	W	22	3	0	0	5	2	0	0	0	0	0	61	96	0.00	0.833
32 Tom Gorzelanny, L ERA: 1.91	(7, 1)	1.0		6	3	0	0	2	0	0	0	0	0	0	14	21	0.00	3.000
48 Donovan Hand, R ERA: 3.65	(8, 1)	1.0		2	0	0	0	0	0	0	0	0	0	0	6	7	0.00	0.000
29 Jim Henderson, R ERA: 1.59	(9, 1)	1.0		4	1	0	0	0	0	0	0	0	0	0	11	17	0.00	1.000

PITCHER	IP	WLS	BF	H	R	ER	SO	BB	IBB	HBP	BLK	WP	HR	S	P	ERA	WHIP

Milwaukee Brewers @ Cincinnati Reds

Great American Ball Park, Cincinnati, OH

Sun Jun 16 2013, 1:11 PM - 4:04 PM EDT

Att. 39,088 - Cloudy - 78 F

TOP

livebaseballscorecards.com

Batter	1	2	3	4	5	6	7	8	9
7 Norichika Aoki, L (1, 9) OBP: 0.369, SLG: 0.392	C SI 90, B SI 91, X SI 90; 1-1; G6-3 ①		C FC 88, B FF 94, S FC 88, F FF 93, B SI 93, B SI 93, F FC 89, X FC 87; 3-2; F8 ②		B SI 94, C FC 89, B FC 89, X SI 94; 2-1; G6-3 ③		B SI 95, C FS 85, F FS 84, B FF 94, F FF 94, T FF 95; 2-2; K ③		
9 Jean Segura, R (1, 6) OBP: 0.364, SLG: 0.526	B FF 92, B CH 81, X SL 81; 2-0; L9 ②		C FF 94, B SI 94, X SI 93; 1-1; 1B; 27 FC5-4			X SI 92; 0-0; P4 ①		C CU 78, F FF 95, X CU 78; 0-2; P4 ①	
27 Carlos Gómez, R (1, 8) OBP: 0.356, SLG: 0.587	X SL 80; 0-0; HR		X SI 93; 0-0; FC5-4 ③; 1-2f			F SI 93, F FF 94, F FF 92, F SI 93, B FF 92, B CH 83, F FF 92, S CH 83; 2-3; K ②		B FF 95, F SI 95, F SI 95, S CU 80; 1-3; K ②	
20 Jonathan Lucroy, R (1, 2) OBP: 0.323, SLG: 0.438	B FF 89, C FF 90, B FF 91, F SI 91, F CH 83, X SL 84; 2-2; 2B			B CH 81, X FC 87; 1-0; P3 ①		B FC 87, C FC 88, B CH 81, S CH 80, F FC 88, F CH 82, X CH 82; 2-2; 1B		C CU 78, B CU 80, F CU 78, S FC 90; 1-3; K ③	
22 Logan Schafer, L (1, 7) OBP: 0.303, SLG: 0.355	B CH 81, F SI 90, F FC 89, F FC 89, D SL 83, X CH 83; 2-2; L9 ③			L FC 88, C CH 82, S SL 84; 0-3; K ②		B SI 90, F CH 81, B FC 88, C FC 89, B FF 92, X FC 90; 3-2; G1 ③			C SI 94, C CU 79, F CU 79, S FS 86; 0-3; K ①
21 Juan Francisco, L (1, 3) OBP: 0.270, SLG: 0.355		X CH 83; 0-0; L9 ①		B FC 89, B SI 93, F CH 82, F FC 90, F SL 86, B FF 93, S CH 81; 3-3; K ③			X SI 95; 0-0; L1-4-3 ①		C CU 79, F CU 78, S CU 79; 0-3; K ②
23 Rickie Weeks Jr., R (1, 4) OBP: 0.310, SLG: 0.335		C FF 92, B SL 85, F SL 84, B FF 93, B SL 83, F SI 93, F SI 92, X CH 83; 3-2; F7 ②			X SI 92; 0-0; G1-3 ①		C FF 95, B FC 90, X FC 90; 1-1; 1B; 3 1B		C CU 80, F FC 89, B CU 79, B SI 96, B SI 95, T SI 95; 3-2; K ③
3 Yuniesky Betancourt, R (1, 5) OBP: 0.243, SLG: 0.365		B FF 92, X SI 93; 1-0; L9 ③			C FF 93, X SI 93; 0-1; G5-3 ②		C FF 95, X SI 94; 0-1; 1B; 2 G1-3; 1-3		
60 Wily Peralta, R (1, 1) OBP: 0.240, SLG: 0.208 51 Michael Gonzalez, R (6, 1) 2 Scooter Gennett, L (7, PH) OBP: 0.267, SLG: 0.429 48 Donovan Hand, R (7, 1) 31 Burke Badenhop, R (8, 1)			C SI 91, F FF 91, X CH 83; 0-2; G6-3 ①		C SI 91, X SI 93; 0-1; 1B		X SI 94; 0-0; G1-3 ②; 1-2		

Batter	AB	R	H	RBI	BB	SO	LOB
7 Norichika Aoki	4	0	0	0	0	1	3
9 Jean Segura	4	0	1	0	0	0	0
27 Carlos Gómez	4	1	1	1	0	2	1
20 Jonathan Lucroy	4	0	2	0	0	1	0
22 Logan Schafer	4	0	0	0	0	2	2
21 Juan Francisco	4	0	0	0	0	2	0
23 Rickie Weeks Jr.	4	0	1	0	0	1	0
3 Yuniesky Betancourt	3	0	1	0	0	0	0
60 Wily Peralta	2	0	1	0	0	0	0
51 Michael Gonzalez	0	0	0	0	0	0	0
2 Scooter Gennett	1	0	0	0	0	0	2
48 Donovan Hand	0	0	0	0	0	0	0
31 Burke Badenhop	0	0	0	0	0	0	0

AB	34
R	1
H	7
RBI	1
BB	0
SO	9
LOB	8

Inning Stats

Inning	R	E	K	S	H	LOB	BB	P
1	1	0	0	12	2	1	0	19
2	0	0	0	7	0	0	0	11
3	0	0	0	11	1	1	0	15
4	0	0	2	8	0	0	0	12
5	0	0	0	7	1	1	0	9
6	0	0	1	15	1	1	0	22
7	0	0	1	10	2	2	0	13
8	0	0	2	9	0	0	0	11
9	0	0	3	10	0	0	0	13

1B: 5, 2B: 1, 3B: 0, HR: 1, SF: 0, SAC: 0, DP: 0, HBP: 0

WP: 0, PB: 0, SB: 0, CS: 0, PA: 34

PITCHER	IP	WLS	BF	H	R	ER	SO	BB	IBB	HBP	BLK	WP	HR	S	P	ERA	WHIP
47 Johnny Cueto, R (1, 1) ERA: 2.08	6.0	W	23	5	1	1	3	0	0	0	0	0	1	60	88	1.50	0.833
31 Alfredo Simon, R (7, 1) ERA: 2.87	3.0	S	11	2	0	0	6	0	0	0	0	0	0	29	37	0.00	0.667

PITCHER	IP	WLS	BF	H	R	ER	SO	BB	IBB	HBP	BLK	WP	HR	S	P	ERA	WHIP

Milwaukee Brewers @ Cincinnati Reds

Great American Ball Park, Cincinnati, OH

Sun Jun 16 2013, 1:11 PM - 4:04 PM EDT

Att. 39,088 - Cloudy - 78 F

BOTTOM

Batter	1	2	3	4	5	6	7	8	9	AB	R	H	RBI	BB	SO	LOB
15 Derrick Robinson, S (1, 8) OBP: 0.370, SLG: 0.338	B FF 93 X FF 94 1-0 ① L7	S SL 85 X FF 96 0-1 ③ G4-3		C SL 84 X FF 94 0-1 1-3 2B		C CH 81 B SI 88 F CH 86 C FF 89 1-3 ② K				4	0	1	0	0	1	2
2 Zack Cozart, R (1, 6) OBP: 0.275, SLG: 0.381	C FF 95 S SL 86 F SL 86 F SI 95 B SL 87 X FF 98 1-2 4 FC6-4 19 1B 1B		X FF 94 0-0 19 G3-1 4 G1-6-3 2B	D SL 84 X SL 84 1-0 ③ G4-3		B SL 76 B CH 80 C SL 74 X SI 87 2-1 ③ L7				4	1	2	0	0	0	3
19 Joey Votto, L (1, 3) OBP: 0.437, SLG: 0.498	F FF 95 1 SAFE 1 SAFE X SL 86 0-1 4 FC6-4 1-2 1B		B FF 94 B FF 95 C SI 95 X FF 96 2-1 ① G3-1 2-3		B FF 94 C FF 93 B SL 86 F FF 95 X FF 95 2-2 ① G6-3		B SI 89 B SL 82 X SI 89 2-0 32 G4-3 4 G4-3 1B			4	0	2	0	0	0	1
4 Brandon Phillips, R (1, 4) OBP: 0.330, SLG: 0.444	B SL 85 C SL 84 B FF 96 D SL 84 X FF 96 3-1 ② FC6-4 1-2f 2-3		S FF 96 S SL 86 F SI 97 X SL 86 0-2 ② G1-6-3 3-H		F SL 84 S SL 86 B FF 94 X SI 96 1-2 ② L3		B SL 82 C SI 90 B SL 83 X SI 90 2-1 ① G4-3 1-2			4	0	0	1	0	0	3
32 Jay Bruce, L (1, 9) OBP: 0.330, SLG: 0.495	F SL 87 B FF 96 F FF 96 B SL 88 D SL 89 F SL 86 F FF 96 S SL 87 3-3 ③ K		B SL 86 B FF 97 B SL 83 X FF 94 3-0 HR		C FF 94 B SL 86 B SL 85 C FF 94 S SL 86 2-3 ③ K		X SI 90 0-0 ② G4-3 2-3			4	1	1	1	0	2	3
26 Xavier Paul, L (1, 7) OBP: 0.362, SLG: 0.438		F SI 95 S SL 86 B FF 96 B FF 96 B SL 88 B SL 87 4-2 29 FC5-4 9 E 47 SH1-3 BB	B SI 95 C FF 96 F SL 86 B SL 87 X FF 97 2-2 ③ P6			B SL 81 X SI 93 1-0 ① G3	C SL 83 S CU 68 B SI 91 X SL 84 1-2 ③ G1-3			3	1	0	0	1	0	1
9 Jack Hannahan, L (1, 5) OBP: 0.275, SLG: 0.278		F SI 95 C FF 95 B FF 97 1 SAFE D SL 88 X SI 96 2-2 E4 29 FC5-4 1-2	B FF 92 F SI 94 B CH 83 B SI 96 F FF 95 X SI 95 3-2 47 FC1-5-6 2B			C FF 92 B CH 84 B FF 94 F FF 94 B FF 96 B FF 96 4-2 29 2B 23 1B BB	B SI 88 X FF 88 1-0 ① G4-3			3	1	1	0	1	0	1
29 Ryan Hanigan, R (1, 2) OBP: 0.288, SLG: 0.270		B SL 84 F SI 95 B SI 96 C SI 95 X SL 86 2-2 ① FC5-4 47 SH1-3 1-2f 2-3		2 SAFE D SL 84 C FF 94 X SI 94 1-1 ① G6-3		1 SAFE B SL 82 X FF 93 1-0 23 1B 1-3 2B		C SI 88 S SL 80 F SL 81 B SL 80 F SL 82 X SI 87 1-2 ② F8		4	1	1	0	0	0	3
47 Johnny Cueto, R (1, 1) OBP: 0.067, SLG: 0.067 23 Donald Lutz, L (6, PH) OBP: 0.259, SLG: 0.321 31 Alfredo Simon, R (7, 1) OBP: 0.167, SLG: 0.167		X SL 84 0-0 ② SH1-3 1-2 3-H		L SL 83 M FF 92 D SL 83 X SI 91 1-2 ② FC1-5-6 15 2B 2-3		B SL 79 B SL 79 X SL 78 2-0 2-H 3-H 1B		S SI 87 C SI 89 S SL 81 0-3 ③ K		1 1 1	0 0 0	0 1 0	1 2 0	0 0 0	0 0 1	1 0 0
Inning Stats	R: 0 E: 0 K: 1 S: 15 H: 2 LOB: 2 BB: 0 P: 23	R: 1 E: 1 K: 0 S: 11 H: 0 LOB: 1 BB: 1 P: 19	R: 2 E: 0 K: 0 S: 11 H: 2 LOB: 0 BB: 0 P: 18	R: 0 E: 0 K: 0 S: 11 H: 2 LOB: 2 BB: 0 P: 17	R: 0 E: 0 K: 1 S: 9 H: 0 LOB: 0 BB: 0 P: 14	R: 2 E: 0 K: 1 S: 10 H: 2 LOB: 1 BB: 1 P: 21	R: 0 E: 0 K: 0 S: 7 H: 1 LOB: 1 BB: 0 P: 12	R: 0 E: 0 K: 1 S: 9 H: 0 LOB: 0 BB: 0 P: 11		1B: 4 2B: 4 3B: 0 HR: 1 SF: 0 SAC: 1 DP: 0 HBP: 0				WP: 0 PB: 0 SB: 0 CS: 0 PA: 36		

livebaseballscorecards.com

AB	33
R	5
H	9
RBI	5
BB	2
SO	4
LOB	18

PITCHER		IP	WLS	BF	H	R	ER	SO	BB	IBB	HBP	BLK	WP	HR	S	P	ERA	WHIP
60 Wily Peralta, R ERA: 6.08	(1, 1)	5.1	L	26	7	5	4	2	2	0	0	0	0	1	61	101	6.75	1.688
51 Michael Gonzalez, L ERA: 2.66	(6, 1)	0.2		3	1	0	0	1	0	0	0	0	0	0	6	11	0.00	1.500
48 Donovan Hand, R ERA: 3.38	(7, 1)	1.0		4	1	0	0	0	0	0	0	0	0	0	7	12	0.00	1.000
31 Burke Badenhop, R ERA: 3.52	(8, 1)	1.0		3	0	0	0	1	0	0	0	0	0	0	9	11	0.00	0.000

PITCHER		IP	WLS	BF	H	R	ER	SO	BB	IBB	HBP	BLK	WP	HR	S	P	ERA	WHIP

Pittsburgh Pirates @ Cincinnati Reds

Great American Ball Park, Cincinnati, OH

Mon Jun 17 2013, 7:12 PM - 10:08 PM EDT

Att. 28,892 - Cloudy - 85 F

livebaseballscorecards.com

Batter	1	2	3	4	5	6	7	8	9	AB	R	H	RBI	BB	SO	LOB
6 Starling Marte, R (1, 7) OBP: 0.349, SLG: 0.414	C SI 86 B SI 88 F KC 77 F CH 83 B FC 89 X CH 83 2-2 G5-3		C KC 78 C FF 90 B FC 88 S KC 80 1-3 K2-3		C SI 90 X CH 84 0-1 G6-3		B CH 85 T CH 84 F SI 92 F FC 89 B FC 90 D KC 80 X CU 81 3-2 F8		C FF 100 F SL 88 B FF 100 S FF 100 1-3 K	5	0	0	0	0	2	3
7 Alex Presley, L (1, 9) OBP: 0.282, SLG: 0.462	C SI 89 F CH 83 B SI 91 X FC 89 1-2 G6-3		C KC 78 2 SAFE B SI 91 X CH 84 1-1 G4-3			C FC 85 B CH 83 F CH 83 F FC 88 F KC 79 F CH 84 B SI 91 X CH 85 2-2 22 FC6-4 1B		L SI 88 S KC 71 S KC 74 0-3 K		4	0	1	0	0	1	1
22 Andrew McCutchen, R (1, 8) OBP: 0.367, SLG: 0.459	C SI 89 X CH 84 0-1 1B			F FC 85 S SL 79 H FC 87 1-2 46 G6-3 HBP		B CH 84 X KC 79 1-0 FC6-4 55 2B 1-2f		C KC 72 C SI 89 B SL 80 B SL 80 X SI 90 2-2 55 BB 1B		3	1	2	0	0	0	1
46 Garrett Jones, L (1, 3) OBP: 0.313, SLG: 0.429 14 Gaby Sanchez, R (8, PH) OBP: 0.362, SLG: 0.455 (8, 3)	C KC 77 F FF 89 X FF 90 0-2 F7			S FF 91 B SI 90 F FC 88 B FC 88 1 SAFE 1 SAFE F FC 88 1 SAFE X CH 84 2-2 G6-3 1-2f		1 SAFE X SI 90 0-0 L7		1 SAFE B CU 76 B FF 93 B FF 93 F FF 93 F FF 93 C FF 95 3-3		3 1	0 0	0 0	0 0	0 0	0 1	3 1
55 Russell Martin, R (1, 2) OBP: 0.347, SLG: 0.429		F SI 87 B CH 81 X CH 83 1-1 G4-3		F SI 91 B KC 79 S SL 80 B SL 80 B CH 86 X CH 85 3-2 24 1B 1B		1 SAFE C CH 83 1 SAFE X CH 83 0-1 1-H 2B		C FF 94 1 SAFE B FF 94 S FF 93 F FF 95 B FF 94 F FF 95 B FF 95 B FF 93 4-2 1-2 BB		3	0	2	1	1	0	0
24 Pedro Alvarez, L (1, 5) OBP: 0.282, SLG: 0.450		B CH 81 B SI 91 S FC 88 X SI 92 2-1 G6-3		B SI 91 D SI 91 F CH 84 X FC 89 2-1 1-2 1B		F CH 83 F FC 87 S CU 80 0-3 K2-3		S SL 82 S FF 93 T FF 92 0-2 K		4	0	1	0	0	2	3
18 Neil Walker, S (1, 4) OBP: 0.354, SLG: 0.387		B SI 91 C CH 83 X CH 84 1-1 G3-1		X CH 85 0-0 F9			C KC 76 B FC 87 B CH 84 B CH 84 B FF 91 4-1 10 SH2-4 BB		B FF 99 B FF 98 C FF 99 F FF 98 B FF 100 S FF 98 3-3 K	3	0	0	0	1	1	2
10 Jordy Mercer, R (1, 6) OBP: 0.323, SLG: 0.500			F FC 86 B CH 82 C CH 83 X SL 80 1-2 2B		C CH 81 X FC 86 0-1 G4-3		M FC 88 X KC 78 0-1 SH2-4 1-2		B FF 98 B FF 98 C FF 97 B FF 96 C FF 96 B FF 96 4-2 BB	2	0	1	0	1	0	0
47 Francisco Liriano, L (1, 1) OBP: 0.067, SLG: 0.067 23 Travis Snider, L (7, PH) OBP: 0.302, SLG: 0.362 29 Bryan Morris, L (7, 1) 19 Michael McKenry, R (9, PH) OBP: 0.265, SLG: 0.377			X SI 89 0-0 B1-4		C SI 88 B SI 91 F SI 90 F FC 88 X FC 87 1-2 F7		C KC 78 B FC 88 B CH 85 F FC 88 S FC 89 2-3 K		B FF 98 B FF 97 C FF 98 X FF 96 2-1 L8	2 1 0 1	0 0 0 0	0 0 0 0	0 0 0 0	0 0 0 0	0 1 0 0	1 1 0 1
Inning Stats	R: 0 E: 0 K: 0 S: 12 H: 1 LOB: 1 BB: 0 P: 15	R: 0 E: 0 K: 0 S: 6 H: 0 LOB: 0 BB: 0 P: 10	R: 0 E: 0 K: 1 S: 9 H: 1 LOB: 1 BB: 0 P: 12	R: 0 E: 0 K: 0 S: 12 H: 2 LOB: 2 BB: 0 P: 20	R: 0 E: 0 K: 0 S: 8 H: 0 LOB: 0 BB: 0 P: 9	R: 1 E: 0 K: 1 S: 13 H: 2 LOB: 1 BB: 0 P: 16	R: 0 E: 0 K: 1 S: 10 H: 0 LOB: 1 BB: 1 P: 19	R: 0 E: 0 K: 3 S: 16 H: 1 LOB: 2 BB: 1 P: 25	R: 0 E: 0 K: 2 S: 10 H: 0 LOB: 1 BB: 1 P: 20	1B: 5 2B: 2 3B: 0 HR: 0 SF: 0 SAC: 1 DP: 1 HBP: 1						

	AB	32
	R	1
	H	7
	RBI	1
	BB	3
	SO	8
	LOB	17

WP: 0 PB: 0 SB: 0 CS: 0 PA: 37

PITCHER		IP	WLS	BF	H	R	ER	SO	BB	IBB	HBP	BLK	WP	HR	S	P	ERA	WHIP
44 Mike Leake, R ERA: 2.64	(1, 1)	7.0	W	28	6	1	1	3	1	0	1	0	0	0	70	101	1.29	1.000
63 Sam LeCure, R ERA: 2.67	(8, 1)	0.1	H	2	1	0	0	1	0	0	0	0	0	0	6	8	0.00	3.000
52 Tony Cingrani, L ERA: 3.1	(8, 1)	0.2	H	3	0	0	0	2	1	0	0	0	0	0	10	17	0.00	1.500
54 Aroldis Chapman, L ERA: 2.03	(9, 1)	1.0	S	4	0	0	0	2	1	0	0	0	0	0	10	20	0.00	1.000

PITCHER		IP	WLS	BF	H	R	ER	SO	BB	IBB	HBP	BLK	WP	HR	S	P	ERA	WHIP

BOTTOM

Batter	1	2	3	4	5	6	7	8	9	AB	R	H	RBI	BB	SO	LOB
17 Shin-Soo Choo, L (1, 8) OBP: 0.425, SLG: 0.471	F SI 92 B SI 92 B SI 92 B SI 92 C SL 85 B SL 89 4-2 19 CS BB		X SL 85 0-0 ① L9		B SI 92 F SI 91 F SI 93 F SI 94 X SL 88 1-2 ② G4-3		X FF 94 0-0 ②③ G4-6-3 1-2f			3	0	0	0	1	0	1
15 Derrick Robinson, S (1, 7) OBP: 0.365, SLG: 0.333	C SI 91 F SI 92 F FF 93 S SL 87 0-3 ① K		B CH 89 B SI 92 F SI 91 X CH 85 2-1 ② F8		X SI 91 0-0 1B			B FF 93 B FF 93 S FC 89 T FC 89 B FC 89 S FC 90 3-3 ① K		4	0	1	0	0	2	1
19 Joey Votto, L (1, 3) OBP: 0.438, SLG: 0.509	B SL 85 B SI 92 B SI 93 X SI 92 3-0 ② 4 1B 1-2 1B		X SI 92 0-0 E4 4 BLK		X SI 91 0-0 ③ G1-4-3			B FF 94 C FF 94 B FC 90 F FC 90 B FC 89 X FC 90 3-2 HR		4	1	2	1	0	0	1
4 Brandon Phillips, R (1, 4) OBP: 0.329, SLG: 0.441	B SI 92 S CH 87 F SL 87 F SL 87 X SL 88 1-2 1-2 1B		B SL 86 1 SAFE B CH 85 C SI 90 X SL 84 2-1 ③ L7 1-2			B SI 90 C SI 90 B CH 86 S CH 85 S SL 89 2-3 ① K		B FC 90 F FC 90 B FF 94 X FC 89 2-1 ② G5-3		4	0	1	0	0	1	1
32 Jay Bruce, L (1, 9) OBP: 0.329, SLG: 0.502	C SI 93 F SI 93 X SL 88 0-2 ③ F7			F SI 90 C SI 93 S FF 93 0-3 ① K		B SI 90 F SI 92 B SL 85 T SI 92 F SI 93 S SL 86 2-3 ② K		B FC 90 B FF 93 X FC 89 2-0 HR		4	1	1	1	0	2	2
21 Todd Frazier, R (1, 5) OBP: 0.338, SLG: 0.424		C SL 82 B CH 85 F SI 92 B SL 87 S SL 88 2-3 ① K		X SL 83 0-0 ② P4		X SI 92 0-0 HR		C FF 93 X FC 87 0-1 ③ L7		4	1	1	1	0	1	0
2 Zack Cozart, R (1, 6) OBP: 0.275, SLG: 0.392		C CH 84 F SI 93 S SL 87 0-3 ② K		B SI 91 C CH 86 B CH 86 S SI 92 X SL 87 2-2 HR		S CH 85 B SI 91 B SI 92 X SI 92 2-1 ③ F9				3	1	1	1	0	1	0
39 Devin Mesoraco, R (1, 2) OBP: 0.331, SLG: 0.383		B FF 91 C SL 85 B SI 91 F CH 86 B SL 86 F SL 86 B SL 88 4-2 BB		X SI 91 0-0 ③ L9			C FF 93 S FC 90 B FC 90 X FC 90 1-2 ① F8			2	0	0	0	1	0	0
44 Mike Leake, R (1, 1) 23 Donald Lutz, L (7, PH) OBP: 0.273, SLG: 0.333 63 Sam LeCure, R (8, 1) 52 Tony Cingrani, L (8, 1) OBP: 0.250, SLG: 0.250 54 Aroldis Chapman, L (9, 1)		B SI 91 X CH 85 1-0 ③ L9			B SI 91 X SI 91 1-0 ① F9		B FF 94 X FF 92 1-0 17 G4-6-3 1B			2 1 0 0 0	0 0 0 0 0	0 1 0 0 0	0 0 0 0 0	0 0 0 0 0	0 0 0 0 0	1 0 0 0 0
Inning Stats	R: 0 E: 0 K: 1 S: 14 H: 2 LOB: 2 BB: 1 P: 22	R: 0 E: 0 K: 2 S: 10 H: 0 LOB: 1 BB: 1 P: 17	R: 0 E: 1 K: 0 S: 6 H: 0 LOB: 1 BB: 0 P: 10	R: 1 E: 0 K: 1 S: 8 H: 1 LOB: 0 BB: 0 P: 10	R: 0 E: 0 K: 0 S: 7 H: 1 LOB: 1 BB: 0 P: 9	R: 1 E: 0 K: 2 S: 10 H: 1 LOB: 0 BB: 0 P: 16	R: 0 E: 0 K: 0 S: 5 H: 1 LOB: 0 BB: 0 P: 7	R: 2 E: 0 K: 1 S: 11 H: 2 LOB: 0 BB: 0 P: 21		1B: 4 2B: 0 3B: 0 HR: 4	SF: 0 SAC: 0 DP: 1 HBP: 0			WP: 0 PB: 0 SB: 0 CS: 1	PA: 33	

PITCHER		IP	WLS	BF	H	R	ER	SO	BB	IBB	HBP	BLK	WP	HR	S	P	ERA	WHIP
47 Francisco Liriano, L ERA: 2.44	(1, 1)	6.0	L	25	5	2	2	6	2	0	0	1	0	2	55	84	3.00	1.167
29 Bryan Morris, R ERA: 2.35	(7, 1)	2.0		8	3	2	2	1	0	0	0	0	0	2	16	28	9.00	1.500

PITCHER	IP	WLS	BF	H	R	ER	SO	BB	IBB	HBP	BLK	WP	HR	S	P	ERA	WHIP

Pittsburgh Pirates @ Cincinnati Reds

Great American Ball Park, Cincinnati, OH

Mon Jun 17 2013, 7:12 PM - 10:08 PM EDT

Att. 28,892 - Cloudy - 85 F

livebaseballscorecards.com

AB	31
R	4
H	8
RBI	4
BB	2
SO	7
LOB	7

Batter	1	2	3	4	5	6	7	8	9	AB	R	H	RBI	BB	SO	LOB
6 Starling Marte, R (1, 7) OBP: 0.349, SLG: 0.421	C FC 93 X FC 93 0-1 55 1B 3B	S SL 85 B SI 94 S SL 86 B CU 79 B FF 95 S SL 85 3-3 ② K			C SL 90 C CH 84 B CU 79 B SI 92 C FC 95 2-3 ① K		F FF 97 C FF 97 F FF 98 X SL 87 0-2 55 S 2-H 1B		S CU 73 F CH 87 B FF 94 B FF 93 B CU 74 S FF 93 3-3 ③ K	5	1	2	1	0	3	0
55 Russell Martin, R (1, 2) OBP: 0.350, SLG: 0.427	C FC 94 X SI 93 0-1 18 BB 46 S 24 1B 3-H 1B	C FC 94 S CH 85 B SL 86 B SL 87 F SI 94 B SL 84 S FC 96 3-3 ③ K			S CH 84 B CH 84 S SL 86 X SI 95 1-2 ② G1-3		1 SAFE B FF 97 B FF 94 B FF 96 B FF 94 4-0 1-2 BB			3	1	1	1	1	1	0
22 Andrew McCutchen, R (1, 8) OBP: 0.362, SLG: 0.452	F SL 88 B FC 94 S SL 86 S SL 87 1-3 ① K		C FC 93 F CU 77 X SL 87 0-2 ① L8		B SL 86 X SL 86 1-0 ③ G5-3		S SL 84 F SL 85 S FF 96 0-3 ③ K			4	0	0	0	0	2	3
46 Garrett Jones, L (1, 9) OBP: 0.314, SLG: 0.425 23 Travis Snider, L (7, 9) OBP: 0.305, SLG: 0.362	B SI 93 B SI 93 F CH 87 F FC 92 F SL 86 B SL 84 F SL 86 F FC 96 F CU 78 4-2 B FC 93 18 BB 24 1B 1-2 BB		C CU 78 B SL 85 T FF 92 S SL 85 1-3 ② K			C FF 93 B SL 82 F SL 82 F SL 85 B FF 92 S SL 82 2-3 ① K		B FF 94 B CH 84 B FF 94 C FF 90 F FF 94 B FF 96 4-2 18 S BB		2 0	1 0	0 0	0 0	1 1	2 0	0 0
18 Neil Walker, S (1, 4) OBP: 0.352, SLG: 0.381	B SI 92 B SI 94 B SI 92 C FF 93 B FC 94 4-1 24 1B 1-2 2-3 BB		C FF 93 S CH 86 S SL 86 0-3 ③ K			C SL 84 S FS 86 B FF 94 B FS 85 F SL 84 X FF 95 2-2 ② L8		B FF 95 C FF 93 S CH 84 T FF 97 1-2 ① K 1-2		3	0	0	0	1	2	1
24 Pedro Alvarez, L (1, 5) OBP: 0.282, SLG: 0.447	C SI 93 F SI 94 X SI 93 0-2 10 FC4-6 1-2 2-H 3-H 1B			B CU 78 S CH 85 F FC 94 B SL 85 S SL 86 2-3 ① K		C SL 82 S SL 82 F SL 82 B SL 82 S FS 86 1-3 ③ K		S CH 83 S CH 84 T FF 96 0-2 ② K		4	0	1	2	0	3	1
14 Gaby Sanchez, R (1, 3) OBP: 0.359, SLG: 0.444	X SL 87 0-0 ② F7			C FF 96 B SL 82 B SL 86 S SL 86 B SL 87 B FC 95 4-2 BB			C SL 84 B SL 85 C FF 97 X FF 96 1-2 ① F8	D SL 86 X FF 97 1-0 ③ F9		3	0	0	0	1	0	3
10 Jordy Mercer, R (1, 6) OBP: 0.320, SLG: 0.484	C SL 86 D SL 88 B SL 86 S SL 86 X FC 91 2-2 ③ FC4-6 1-2f			C FC 94 1 SAFE F SL 86 B FF 94 S SI 93 1-3 ② K			B FF 96 B SL 85 B FF 96 D FF 95 4-0 44 SH2-4 6 1B BB		F FF 92 C CU 73 B CU 75 B FF 93 S FF 93 2-3 ① K	3	1	0	0	1	2	3
50 Charlie Morton, R (1, 1) 44 Tony Watson, L (6, 1) 35 Mark Melancon, R (8, 1) 7 Alex Presley, L (9, PH) OBP: 0.275, SLG: 0.450 39 Jason Grilli, R (9, 1)		B FC 93 C FC 90 F FC 91 S SL 84 1-3 ① K		C FC 94 S SL 85 X SL 87 0-2 ③ G6-3			X FF 92 0-0 ② SH2-4 1-2		S FF 94 C CH 88 B FF 93 S FF 93 1-3 ② K	2 0 0 1 0	0 0 0 0 0	0 0 0 0 0	0 0 0 0 0	0 0 0 1 0	1 0 0 0 0	1 0 0 0 0
Inning Stats	R: 3 H: 3 E: 0 LOB: 2 K: 1 BB: 2 S: 21 P: 32	R: 0 H: 0 E: 0 LOB: 0 K: 3 BB: 0 S: 10 P: 17	R: 0 H: 0 E: 0 LOB: 0 K: 2 BB: 0 S: 9 P: 10	R: 0 H: 0 E: 0 LOB: 1 K: 2 BB: 1 S: 11 P: 18	R: 0 H: 0 E: 0 LOB: 0 K: 1 BB: 0 S: 7 P: 11	R: 0 H: 0 E: 0 LOB: 0 K: 2 BB: 0 S: 12 P: 17	R: 1 H: 1 E: 0 LOB: 2 K: 1 BB: 2 S: 11 P: 20	R: 0 H: 0 E: 0 LOB: 1 K: 2 BB: 1 S: 9 P: 15	R: 0 H: 0 E: 0 LOB: 0 K: 3 BB: 0 S: 9 P: 15	1B: 3 SF: 0 2B: 0 SAC: 1 3B: 1 DP: 0 HR: 0 HBP: 0						

PITCHER		IP	WLS	BF	H	R	ER	SO	BB	IBB	HBP	BLK	WP	HR	S	P	ERA	WHIP
55 Mat Latos, R ERA: 3.2	(1, 1)	5.0	L	21	3	3	3	9	3	0	0	0	0	0	58	88	5.40	1.200
43 Manny Parra, L ERA: 6.43	(6, 1)	1.0		3	0	0	0	2	0	0	0	0	0	0	12	17	0.00	0.000
46 Curtis Partch, R ERA: 2.45	(7, 1)	2.0		10	1	1	1	3	3	0	0	0	0	0	20	35	4.50	2.000
60 J.J. Hoover, R ERA: 4.85	(9, 1)	1.0		3	0	0	0	3	0	0	0	0	0	0	9	15	0.00	0.000

PITCHER	IP	WLS	BF	H	R	ER	SO	BB	IBB	HBP	BLK	WP	HR	S	P	ERA	WHIP

TOP

Pittsburgh Pirates @ Cincinnati Reds

Great American Ball Park, Cincinnati, OH

Tue Jun 18 2013, 7:13 PM - 10:08 PM EDT

Att. 28,993 - Cloudy - 75 F

livebaseballscorecards.com

AB	30
R	4
H	4
RBI	4
BB	6
SO	17
LOB	12

WP: 0 PA: 37
PB: 0
SB: 3
CS: 0

BOTTOM

Pittsburgh Pirates @ Cincinnati Reds

Great American Ball Park, Cincinnati, OH

Tue Jun 18 2013, 7:13 PM - 10:08 PM EDT

Att. 28,993 - Cloudy - 75 F

livebaseballscorecards.com

Batter	1	2	3	4	5	6	7	8	9	AB	R	H	RBI	BB	SO	LOB
17 Shin-Soo Choo, L (1, 8) OBP: 0.426, SLG: 0.469	H FF 93 1-0 2 G5-4-3 HBP			B FF 93 C FF 93 C CU 77 X SI 92 1-2 ① L7		X SI 92 0-0 2 CS 1B		B FC 92 F FC 92 S FC 90 S KC 80 1-3 ② K		3	0	1	0	0	1	0
2 Zack Cozart, R (1, 6) OBP: 0.271, SLG: 0.386	B FF 92 X SI 92 1-0 ①② G5-4-3 1-2f			B FF 95 X FF 92 1-0 ② G6-3		1 SAFE 1 SAFE C SI 94 S SI 92 B FF 95 S CU 80 1-3 ① FC 19 2B 1-2		C FC 93 C FF 92 B KC 82 S KC 82 1-3 ③ K		4	0	0	0	0	1	2
19 Joey Votto, L (1, 3) OBP: 0.439, SLG: 0.513	B FF 96 F FF 94 X FF 95 1-1 ③ F8			X SI 92 0-0 1B		C SI 94 X SI 93 0-1 1-3 2B			C FF 92 C FF 93 B SL 85 F FF 93 B SL 84 S FF 93 2-3 ① K	4	0	2	0	0	1	0
4 Brandon Phillips, R (1, 4) OBP: 0.324, SLG: 0.434		C SI 93 F SI 92 B CU 76 S CU 78 1-3 ① K		B SI 92 F SI 93 B SI 92 X SI 94 2-1 ③ G1-3		S SI 95 F CH 87 F CH 84 S SI 93 0-3 ② K			F FF 93 S SL 84 F FF 94 F SL 83 B FF 94 S SL 83 1-3 K 21 DI	4	0	0	0	0	3	3
32 Jay Bruce, L (1, 9) OBP: 0.325, SLG: 0.495		C FF 94 B SI 94 C SI 93 X CU 78 1-2 ② F8			B FF 94 X SI 93 1-0 ① L7	F SI 95 B SI 94 F SI 95 X SI 95 1-2 ③ G1-3			S FF 92 S FF 93 X FF 94 0-2 ② F8	4	0	0	0	0	0	3
21 Todd Frazier, R (1, 5) OBP: 0.337, SLG: 0.421		B FF 95 B SI 94 X SI 93 2-0 ③ G5-3			C SI 92 B CU 79 F SI 92 X CU 78 1-2 39 G5-3 26 HBP 1B		C SL 82 B SL 82 C SL 83 T SI 94 1-2 ① K		F SL 81 C SL 82 S SL 82 0-3 ③ K 1-2	4	0	1	0	0	2	1
26 Xavier Paul, L (1, 7) OBP: 0.362, SLG: 0.432			C FF 93 B CU 77 F SI 92 B CU 78 X CU 78 2-2 ① G5-3		1 SAFE B SI 93 F SI 92 S SI 92 B SI 91 B SI 94 H FF 93 4-2 39 G5-3 HBP 1-2		B SL 84 B SI 92 C SI 94 S SL 85 B SL 83 S SL 82 3-3 ② K			2	0	0	0	0	1	0
39 Devin Mesoraco, R (1, 2) OBP: 0.324, SLG: 0.374			C SI 93 B SI 91 F SI 93 X CU 77 1-2 ② P3		S SI 92 B SI 92 X SI 91 1-1 ② G5-3 1-2 2-3		T SI 94 C SL 84 B SI 93 B CH 86 X CH 86 2-2 ③ P6			3	0	0	0	0	0	2
55 Mat Latos, R (1, 1) OBP: 0.162, SLG: 0.167 9 Jack Hannahan, L (5, PH) OBP: 0.272, SLG: 0.274 43 Manny Parra, L (6, 1) OBP: 0.500, SLG: 0.500 46 Curtis Partch, R (7, 1) 23 Donald Lutz, L (8, PH) OBP: 0.268, SLG: 0.327 60 J.J. Hoover, R (9, 1)			X FF 94 0-0 ③ L9		C SI 93 B CU 77 X SI 92 1-1 ③ G6-3			C FC 93 S FC 91 B FC 91 F KC 81 X FC 92 1-2 ① L8		1 1 0 0 1 0	0 0 0 0 0 0	0 0 0 0 0 0	0 0 0 0 0 0	0 0 0 0 0 0	0 2 0 0 0 0	0 0 0 0 0 0
Inning Stats	R: 0 E: 0 K: 0 S: 3 H: 0 LOB: 0 BB: 0 P: 6	R: 0 E: 0 K: 1 S: 7 H: 0 LOB: 0 BB: 0 P: 11	R: 0 E: 0 K: 0 S: 7 H: 0 LOB: 0 BB: 0 P: 10	R: 0 E: 0 K: 0 S: 7 H: 1 LOB: 1 BB: 0 P: 11	R: 0 E: 0 K: 0 S: 10 H: 1 LOB: 2 BB: 0 P: 18	R: 0 E: 0 K: 1 S: 13 H: 2 LOB: 2 BB: 0 P: 15	R: 0 E: 0 K: 2 S: 9 H: 0 LOB: 0 BB: 0 P: 15	R: 0 E: 0 K: 2 S: 10 H: 0 LOB: 0 BB: 0 P: 13	R: 0 E: 0 K: 3 S: 15 H: 0 LOB: 1 BB: 0 P: 18	1B: 3 2B: 1 3B: 0 HR: 0	SF: 0 SAC: 0 DP: 1 HBP: 2			WP: 2 PB: 0 SB: 0 CS: 1	PA: 33		

	AB	31
	R	0
	H	4
	RBI	0
	BB	0
	SO	9
	LOB	13

PITCHER		IP	WLS	BF	H	R	ER	SO	BB	IBB	HBP	BLK	WP	HR	S	P	ERA	WHIP
50 Charlie Morton, R ERA: 1.74	(1, 1)	5.1	W	20	3	0	0	2	0	0	2	0	1	0	38	61	0.00	0.562
44 Tony Watson, L ERA: 4.32	(6, 1)	1.2	H	6	1	0	0	3	0	0	0	0	0	0	18	25	0.00	0.600
35 Mark Melancon, R ERA: 1.02	(8, 1)	1.0		3	0	0	0	2	0	0	0	0	0	0	10	13	0.00	0.000
39 Jason Grilli, R ERA: 0.85	(9, 1)	1.0		4	0	0	0	3	0	0	0	0	1	0	15	18	0.00	0.000

PITCHER	IP	WLS	BF	H	R	ER	SO	BB	IBB	HBP	BLK	WP	HR	S	P	ERA	WHIP

Pittsburgh Pirates @ Cincinnati Reds

Great American Ball Park, Cincinnati, OH

Wed Jun 19 2013, 7:11 PM - 11:29 PM EDT

Att. 36,567 - Clear - 84 F

TOP

livebaseballscorecards.com

Batter	1	2	3	4	5	6	7	8	9	10	11	12	13	AB R H RBI BB SO LOB
6 Starling Marte, R (1, 7) OBP: 0.346, SLG: 0.423	C CU 67, M SL 76, X SL 79; 0-2; F8; ①		C SI 89, B SI 90, X SL 76; 1-1; 55 1B; 3B		B CH 70, F CH 78, F SI 87, X SL 78; 1-2; G5-3; ①	B SI 88, S SI 89, F SL 75, F SI 89, F SI 89, X SL 77; 1-2; FC6-4; 1-2f; ③			X SI 95; 0-0; F8; ②		C SI 88, F KC 73, C SI 90; 0-3; ꓘ; ③			6 1 1 0 0 1 5
55 Russell Martin, R (1, 2) OBP: 0.358, SLG: 0.434	F SI 87, B SL 78, X CU 70; 1-1; 22 G4-3; 2B		F CH 81, X SL 77; 0-1; 3-H; 1B		B SL 77, S SL 77, B SL 76, C CH 82, H SI 88; 3-2; 18 PO; 46 1B; HBP		B FC 82, C CU 67, T SL 77, X SI 87; 1-2; P4; ①		B FF 95, F FF 94, P PO 90, D FF 95, X FF 94; 3-1; P4; ③			B KC 73, B FF 88, F FF 88, B FF 88, B FF 88; 4-1; 2 G5-3; 14 BB; BB		4 0 2 1 1 0 1
22 Andrew McCutchen, R (1, 8) OBP: 0.355, SLG: 0.442	X SI 88; 0-0; G4-3; 2-3; ②		B SL 76, X SI 84; 1-0; G5-3; ③		B CU 71, 1 SAFE, X SL 78; 1-0; L7; ②		X CH 81; 0-0; F9; ②			B FF 97, B SL 83, S FF 96, S FF 97, T SL 86; 2-2; K; ①		F FF 89, B FF 90, X KC 74; 1-1; L8; ①		6 0 0 0 0 1 4
46 Garrett Jones, L (1, 3) OBP: 0.317, SLG: 0.426; 14 Gaby Sanchez, R (7, 3) OBP: 0.361, SLG: 0.441	B SI 89, B SI 88, X SL 75; 2-0; F7; ③			B CH 76, B CU 69, X CH 73; 2-0; 23 FC3-6; 24 BB; 1B	B SI 87, X CH 80; 1-0; 1-2; 1B		C SL 75, S SL 75, S SI 88; 0-3; K; ③			B FF 98, B FF 97, B FF 96, F FF 96, F FF 96, X FF 98; 3-2; F9; ②		1 SAFE, C SI 89, D SI 90, C SI 88, D KC 75, B SI 88, B FF 91; 4-2; 1-2; BB		4 0 2 0 0 1 1; 1 0 0 0 1 0 0
18 Neil Walker, S (1, 4) OBP: 0.349, SLG: 0.373; 37 Justin Wilson, L (10, 1); 2 Brandon Inge, R (12, PH) OBP: 0.222, SLG: 0.218; 32 Vin Mazzaro, R (12, 1)		C CU 68, B SL 73, C SL 73, C SI 89; 1-3; ꓘ; ①		B FF 88, B CH 82, X SL 75; 2-0; F7; ①	C SI 88, B SI 86, 2 SAFE; 1-1; PO; 2-3; ③	B CU 66, X SL 75; 1-0; G6-3; ①		B FF 94, F FF 94, B FF 88, C FF 94, B FF 96, T FF 94; 3-2; K; ①		B FF 98, B FF 98, B FF 98, C FF 96, F FF 98, F FF 98, B FF 99; 4-2; BB		C SI 87, S KC 73, B SI 90, X KC 74; 1-2; G5-3; 2-3f; ② ③		4 0 0 0 1 2 1; 0 0 0 0 0 0 0; 1 0 0 0 0 0 2; 0 0 0 0 0 0 0
24 Pedro Alvarez, L (1, 5) OBP: 0.283, SLG: 0.441		B CH 81, C CU 68, B SL 74, X SL 75; 2-1; F9; ②		B SI 88, B SI 89, C SI 88, F CH 81, B SI 89, B SI 86; 4-2; 1-2; 23 FC3-6; BB		B CH 76, S CH 80, B CU 70, C SI 89, B SI 88, X CH 78; 3-2; 23 2B; 49 FC6-2; 1B		C FF 94, B FF 95, C FF 94, C FF 96; 1-3; ꓘ; ②		S FF 98, S FF 100, S FF 100; 0-3; K; ③			C FF 95, B SL 82, X SL 84; 1-1; G4-3; ①	5 0 1 0 1 2 1
23 Travis Snider, L (1, 9) OBP: 0.301, SLG: 0.361		B SI 89, F SI 88, B SI 89, B SI 90, C SL 75, X SI 84; 3-2; F7; ③		C SL 77, X SI 87; 0-1; FC3-6; 10 BB; 1-2f; 2-3; ②		C SI 88, X CH 81; 0-1; 49 FC6-2; 1-3; 2B		C FF 93, C FF 94, B SL 82, F FF 95, C FF 94; 1-3; ꓘ; ③			B SI 89, B SI 88, F FF 89, S FF 89, B SI 88, F SI 88, X FF 90; 3-2; P4; ①		B SL 84, F FF 94, S FF 95, B FF 93, B SL 83, S FF 94; 3-3; K; ②	6 0 1 0 0 2 2
10 Jordy Mercer, R (1, 6) OBP: 0.340, SLG: 0.480 (10, 4)			C SL 75, B SL 75, F SL 76, B SI 88, F SI 90, X SI 90; 2-2; L4; ①	C SL 77, S SL 76, B SL 78, B SI 86, B SL 77, B FF 89; 4-2; 1-2; BB		I IN 62, I IN 62, I IN 60, I IN 61; 4-0; 49 FC6-2; IBB			S SI 95, B CU 81, B SI 96, F FF 94, F SI 96, H SI 96; 3-2; 7 1B; HBP		C SI 89, X FF 90; 0-1; F9; ②		B SL 83, C SL 83, X FF 96; 1-1; 1B	3 0 1 0 2 0 0
49 Jeff Locke, L (1, 1) OBP: 0.074, SLG: 0.038; 35 Mark Melancon, R (8, 1); 7 Alex Presley, L (9, PH) OBP: 0.293, SLG: 0.463; 39 Jason Grilli, R (9, 1); 12 Clint Barmes, R (10, 6) OBP: 0.234, SLG: 0.268			B CH 80, C CH 81, B SL 74, C SL 73, C SL 77; 2-3; ꓘ; ②	B SL 75, X SL 73; 1-0; G1-3; ③		S SI 88, X SI 88; 0-1; FC6-2; 6 FC6-4; 1-2; 2-3; 3-Hf; ②			L SI 94, L SI 94, B FS 85, 1 SAFE, B SI 95, F SI 95, F SI 95, 1 SAFE, X FS 86; 2-2; 1-2; 1B; ①		C FF 90, S KC 72, F SI 89, B KC 75, F SL 80, B FF 91, B KC 75, X FF 88; 3-2; 1B		D FF 94, B FF 95, B FF 94, C FF 95, F FF 94, F FF 93, F FF 93, F FF 93, F FF 94, X FF 91; 3-2; F8; ③	3 0 0 0 0 1 6; 0 0 0 0 0 0 0; 1 0 1 0 0 0 0; 0 0 0 0 0 0 0; 2 0 1 0 0 0 1

Inning Stats	1	2	3	4	5	6	7	8	9	10	11	12	13	Totals	
R / E / K / S	R: 0 E: 0 K: 0 S: 7	R: 0 E: 0 K: 1 S: 8	R: 1 E: 0 K: 1 S: 12	R: 0 E: 0 K: 0 S: 9	R: 0 E: 0 K: 0 S: 8	R: 0 E: 0 K: 0 S: 13	R: 0 E: 0 K: 1 S: 7	R: 0 E: 0 K: 3 S: 10	R: 0 E: 0 K: 0 S: 12	R: 0 E: 0 K: 2 S: 12	R: 0 E: 0 K: 1 S: 14	R: 0 E: 0 K: 0 S: 8	R: 0 E: 0 K: 1 S: 14	1B: 7 2B: 2 3B: 1 HR: 0	WP: 0 PB: 0 SB: 0 CS: 0
H / LOB / BB / P	H: 1 LOB: 1 BB: 0 P: 10	H: 0 LOB: 0 BB: 0 P: 14	H: 2 LOB: 1 BB: 0 P: 18	H: 1 LOB: 3 BB: 2 P: 22	H: 1 LOB: 1 BB: 0 P: 15	H: 2 LOB: 3 BB: 1 P: 22	H: 0 LOB: 0 BB: 0 P: 8	H: 0 LOB: 0 BB: 0 P: 15	H: 1 LOB: 1 BB: 0 P: 19	H: 0 LOB: 1 BB: 1 P: 21	H: 1 LOB: 1 BB: 0 P: 20	H: 0 LOB: 1 BB: 2 P: 18	H: 1 LOB: 1 BB: 0 P: 22	SF: 0 SAC: 0 DP: 1 HBP: 2	PA: 55

AB	46
R	1
H	10
RBI	1
BB	6
SO	10
LOB	24

PITCHER	IP	WLS	BF	H	R	ER	SO	BB	IBB	HBP	BLK	WP	HR	S	P	ERA	WHIP
61 Bronson Arroyo, R (1, 1) ERA: 3.13	7.0		31	7	1	1	3	2	1	1	0	0	0	64	109	1.29	1.286
52 Tony Cingrani, L (8, 1) ERA: 3.02	1.0		3	0	0	0	3	0	0	0	0	0	0	10	15	0.00	0.000
31 Alfredo Simon, R (9, 1) ERA: 2.79	1.0		4	1	0	0	0	0	0	1	0	0	0	12	19	0.00	1.000
54 Aroldis Chapman, L (10, 1) ERA: 1.97	1.0		4	0	0	0	2	1	0	0	0	0	0	12	21	0.00	1.000
63 Sam LeCure, R (11, 1) ERA: 2.48	2.0		8	1	0	0	1	2	0	0	0	0	0	22	38	0.00	1.500

PITCHER	IP	WLS	BF	H	R	ER	SO	BB	IBB	HBP	BLK	WP	HR	S	P	ERA	WHIP
43 Manny Parra, L (13, 1) ERA: 6.0	1.0	W	4	1	0	0	1	0	0	0	0	0	0	14	22	0.00	1.000

Pittsburgh Pirates @ Cincinnati Reds

Great American Ball Park, Cincinnati, OH

Wed Jun 19 2013, 7:11 PM - 11:29 PM EDT

Att. 36,567 - Clear - 84 F

livebaseballscorecards.com

Batter	1	2	3	4	5	6	7	8	9	10	11	12	13	AB	R	H	RBI	BB	SO	LOB
15 Derrick Robinson, S (1, 7) OBP: 0.374, SLG: 0.329	C SI 90 B KC 79 C FF 92 F SI 92 B KC 78 B SI 95 B FF 92 4-2 19 FC5-4 17 E BB		B SI 90 S FF 89 B CH 80 S SI 91 B FF 91 B SI 91 4-2 17 CS BB		C FF 91 B KC 78 B SI 89 F SI 92 X FF 90 2-2 ③ L8			C FC 92 X FC 91 0-1 ② G6-3		B FF 96 X FF 97 1-0 ② G4-3 2-3			X SI 93 0-0 17 1B 4 1B 1B	4	1	1	0	2	0	2
17 Shin-Soo Choo, L (1, 8) OBP: 0.425, SLG: 0.466	X SI 91 0-0 E3 19 FC5-4 1-2		1 SAFE B SI 89 1 SAFE C SI 91 F SI 91 B KC 81 X SI 92 2-2 ② ③ G3-1 1-2			X FF 90 0-0 ① G2-3		B FC 92 B FC 92 X FC 91 2-0 1B		C SI 97 F SI 96 S FF 96 0-3 ③ K			S SL 88 1 SAFE X SI 94 0-1 4 1B 19 IBB 1-3 1B	6	0	2	0	0	1	4
19 Joey Votto, L (1, 3) OBP: 0.437, SLG: 0.507	C FF 89 F FF 90 B SI 91 D KC 79 F SI 92 X FF 91 2-2 ① FC5-4 4 G5-4-3 1-2f 2-3			B SI 90 X FF 91 1-0 21 1B 1B		S SI 90 B SI 92 B FF 90 X SI 92 2-1 ② G1-3		X FC 92 0-0 ③ F8			S FF 94 B FF 95 B CU 79 F FF 96 B SI 97 X FF 96 3-2 F7		I IN 70 I IN 74 I IN 73 I IN 72 4-0 4 1B 1-2 IBB	5	0	1	0	1	0	3
4 Brandon Phillips, R (1, 4) OBP: 0.325, SLG: 0.430	B SI 92 B CH 81 F SI 92 S KC 80 X KC 81 2-2 ② ③ G5-4-3 1-2f			D FF 91 B FF 90 F FF 90 B CH 82 S CH 82 C SI 91 3-3 ① K		B FF 92 X CH 81 1-0 ③ G5-3			C SL 81 B SL 82 X FF 93 1-1 ① L9		B SI 96 F SI 96 B SI 97 B SI 96 F SI 97 F FF 97 F SI 96 B FC 93 4-2 32 G4-6-3 BB		C FF 95 B FF 95 S SL 88 X SL 88 1-2 1B	5	0	1	1	1	1	3
32 Jay Bruce, L (1, 9) OBP: 0.323, SLG: 0.500		C FF 90 F FF 91 B SI 90 F FF 90 B KC 80 X FF 92 2-2 ① L6		B SI 91 S FF 91 X SI 90 1-1 ② F8			B SI 90 X FF 89 1-0 ① G4-3		X FF 93 0-0 HR		C FF 96 X SI 96 0-1 ② ③ G4-6-3 1-2f			5	1	1	1	0	0	2
21 Todd Frazier, R (1, 5) OBP: 0.338, SLG: 0.424 43 Manny Parra, L (13, 1) OBP: 0.500, SLG: 0.500		C CH 83 X KC 82 0-1 ② G4-3		S KC 79 B KC 79 X SI 92 1-1 1-3 1B			B KC 78 X KC 76 1-0 2 L9 2B		B SL 82 B SL 82 X SL 82 2-0 ② G5-3			F SL 87 B SL 88 C FF 95 B SL 89 B FF 95 S SL 87 3-3 ① K		5 0	0 0	2 0	0 0	0 0	1 0	0 0
2 Zack Cozart, R (1, 6) OBP: 0.270, SLG: 0.381		B KC 80 C SI 92 B KC 82 S CH 83 B FF 88 F CH 83 B SI 91 4-2 29 2B BB		S SI 93 B SI 93 F KC 78 C SI 92 1-3 ③ K			X CH 80 0-0 ② L9 2-3		S FF 93 C SL 81 X FF 93 0-2 ③ P3			S SI 94 B SI 94 X SL 88 1-1 ② G6-3	4	0	0	0	1	1	3
29 Ryan Hanigan, R (1, 2) OBP: 0.294, SLG: 0.286 39 Devin Mesoraco, R (10, PR) OBP: 0.322, SLG: 0.371 (11, 2)		C FF 90 C KC 78 X KC 79 0-2 ③ 1-H 2B			F SI 88 B FF 88 B FF 88 X CH 80 2-1 ① G6-3		C SI 89 X CH 79 0-1 ③ L7			F FF 94 F FF 96 X CU 78 0-2 15 G4-3 3 SH1-4 1B		S SL 89 B SL 89 B FF 95 C SL 88 B FF 96 X SI 95 3-2 G5-3		4 1	0 0	2 0	0 0	0 0	0 0	1 0
61 Bronson Arroyo, R (1, 1) OBP: 0.125, SLG: 0.125 52 Tony Cingrani, L (8, 1) OBP: 0.250, SLG: 0.250 26 Xavier Paul, L (8, PH) OBP: 0.292, SLG: 0.429 31 Alfredo Simon, R (9, 1) OBP: 0.167, SLG: 0.167 54 Aroldis Chapman, L (10, 1) 3 Cesar Izturis, S (10, PH) OBP: 0.243, SLG: 0.194 63 Sam LeCure, R (11, 1) 9 Jack Hannahan, L (13, 5) OBP: 0.268, SLG: 0.270			C SI 88 B FF 87 S SI 90 S FF 91 1-3 ① K		B FF 91 X SI 90 1-0 ② G5-3			C FC 93 B FC 91 S FC 91 X FC 92 1-2 ① F7		X SI 96 0-0 ① SH1-4 1-2			B SI 93 C SI 94 S SI 94 S SI 94 1-3 ① K	2 0 1 0 0 0 0 1	0 0 0 0 0 0 0 0	0 0 0 0 0 0 0 0	0 0 0 0 0 0 0 0	1 0 0 0 0 0 0 1	0 0 0 0 0 0 0 0
Inning Stats	R: 0 H: 0 E: 1 LOB: 1 K: 0 BB: 1 S: 11 P: 19	R: 0 H: 1 E: 0 LOB: 2 K: 0 BB: 1 S: 12 P: 18	R: 0 H: 0 E: 0 LOB: 0 K: 1 BB: 1 S: 8 P: 15	R: 0 H: 2 E: 0 LOB: 2 K: 2 BB: 0 S: 11 P: 18	R: 0 H: 0 E: 0 LOB: 0 K: 0 BB: 0 S: 6 P: 11	R: 0 H: 0 E: 0 LOB: 0 K: 0 BB: 0 S: 4 P: 7	R: 0 H: 1 E: 0 LOB: 1 K: 0 BB: 0 S: 5 P: 7	R: 0 H: 1 E: 0 LOB: 1 K: 0 BB: 0 S: 7 P: 10	R: 1 H: 1 E: 0 LOB: 0 K: 0 BB: 0 S: 7 P: 10	R: 0 H: 1 E: 0 LOB: 2 K: 1 BB: 0 S: 8 P: 9	R: 0 H: 0 E: 0 LOB: 0 K: 0 BB: 1 S: 9 P: 16	R: 0 H: 0 E: 0 LOB: 0 K: 1 BB: 0 S: 8 P: 15	R: 1 H: 3 E: 0 LOB: 3 K: 1 BB: 1 S: 9 P: 15	1B: 7 2B: 2 3B: 0 HR: 1	SF: 0 SAC: 1 DP: 2 HBP: 0	WP: 0 PB: 0 SB: 0 CS: 1	PA: 49			

PITCHER	IP	WLS	BF	H	R	ER	SO	BB	IBB	HBP	BLK	WP	HR	S	P	ERA	WHIP
49 Jeff Locke, L (1, 1) ERA: 2.01	7.0		26	4	0	0	3	3	0	0	0	0	0	57	95	0.00	1.000
35 Mark Melancon, R (8, 1) ERA: 0.99	1.0	H	4	1	0	0	0	0	0	0	0	0	0	7	10	0.00	1.000
39 Jason Grilli, R (9, 1) ERA: 1.1	1.0	B	4	1	1	1	0	0	0	0	0	0	1	7	10	9.00	1.000
37 Justin Wilson, L (10, 1) ERA: 2.16	2.0		7	1	0	0	1	1	0	0	0	0	0	17	25	0.00	1.000
32 Vin Mazzaro, R (12, 1) ERA: 3.23	1.1	L	8	3	1	1	2	0	1	0	0	0	0	17	30	6.75	2.250

PITCHER	IP	WLS	BF	H	R	ER	SO	BB	IBB	HBP	BLK	WP	HR	S	P	ERA	WHIP

AB	43
R	2
H	10
RBI	2
BB	5
SO	6
LOB	18

Batter	1	2	3	4	5	6	7	8	9	AB	R	H	RBI	BB	SO	LOB
6 Starling Marte, R (1, 7) OBP: 0.347, SLG: 0.426	B FF 91 F FF 91 X SI 91 1-1 22 S 2B		C SI 92 F CH 82 B SI 93 F KC 80 X SI 93 1-2 ① G6-3	C FF 92 B FF 94 S FF 92 B FF 93 F KC 80 S FF 94 2-3 ③ K			L SI 93 X FC 91 0-1 22 BB 24 2B 1-2 1B		C FF 94 B FF 94 F CH 88 S FF 96 1-3 ① K	5	1	2	0	0	2	1
10 Jordy Mercer, R (1, 6) OBP: 0.324, SLG: 0.456	C FF 92 T FF 92 B FF 92 S SI 93 1-3 ① K		S SI 93 C SI 93 B SI 93 B SI 96 F SI 94 F CH 84 X FF 94 2-2 ② G3-1		C FF 93 X FF 93 0-1 ① L8		L SI 92 X SI 94 0-1 ① B2		B CU 76 F FF 95 B CU 74 F FF 95 F FF 95 X FF 95 2-2 ② L9	5	0	0	0	0	1	3
22 Andrew McCutchen, R (1, 8) OBP: 0.359, SLG: 0.440	B FF 92 S KC 79 C FF 93 B FF 94 B FF 95 F FF 95 H CH 85 4-2 2-3 HBP		B SL 88 B SL 89 C FF 94 X SL 90 2-1 46 1B 24 1B 1B		C KC 78 C SL 87 X SL 90 0-2 ② G5-3		B SI 95 B SI 95 S FC 91 F FC 92 D FC 91 B FC 91 4-2 24 2B 1-2 2-3 BB		C CU 76 S FF 96 B FF 95 S FF 95 1-3 ③ K	3	2	1	0	1	1	0
46 Garrett Jones, L (1, 9) OBP: 0.316, SLG: 0.423 23 Travis Snider, L (7, 9) OBP: 0.301, SLG: 0.361	F SI 94 B FF 92 F KC 79 1 SAFE S FF 93 1-3 ② K		C FF 93 B FF 92 F SI 92 F FF 94 X CH 83 1-2 24 1B 1-3 1B		C KC 76 B KC 76 B CH 84 C FF 94 S FF 95 2-3 ③ K		S FF 95 S FF 96 F FF 96 B FF 96 F FF 96 F FF 94 F FF 94 S FF 94 1-3 ② K			4 0	0 0	1 0	0 0	0 0	3 0	5 0
24 Pedro Alvarez, L (1, 5) OBP: 0.290, SLG: 0.464	C FF 93 B FF 93 S FF 92 S FF 93 1-3 ③ K		F FF 94 B FF 93 S FF 93 F FF 95 X SI 93 1-2 1-3 3-H 1B			B CH 86 S CH 84 X FF 93 1-1 HR	F FF 94 X FF 94 0-1 1-H 2-H 3-H 2B			4	1	3	5	0	1	2
14 Gaby Sanchez, R (1, 3) OBP: 0.352, SLG: 0.427		C SI 91 B SI 92 F SI 91 B SL 86 C FF 90 2-3 ① K	B FF 94 S FF 94 F FF 92 F FF 95 X SL 88 1-2 ③ L8			B SI 94 B SI 94 C SL 87 X FF 94 2-1 ① F8	B FF 92 B FF 93 S FF 94 F FF 93 B FF 94 F FF 93 X FF 93 3-2 ③ G4-3			4	0	0	0	0	1	3
18 Neil Walker, S (1, 4) OBP: 0.347, SLG: 0.376		B FF 91 C CH 83 X KC 79 1-1 ② P6		F FF 93 B CH 84 B CH 83 B SI 94 S FF 94 X FF 94 3-2 E3		B CH 85 F KC 77 F CH 85 X CH 84 1-2 ② G4-3		X FF 94 0-0 2 CS 2B		4	0	1	0	0	0	0
19 Michael McKenry, R (1, 2) OBP: 0.264, SLG: 0.370		C FF 92 S KC 79 B KC 79 F FF 93 X SL 88 1-2 1B		B SL 88 X FF 92 1-0 ① L8		C FF 94 S KC 79 F SI 96 F FF 94 B KC 80 F KC 78 S KC 80 1-3 ③ K		S FF 93 B CU 72 F FF 93 B FF 94 T FF 94 2-2 ① K		4	0	1	0	0	2	2
58 Brandon Cumpton, R (1, 1) 29 Bryan Morris, L (6, 1) OBP: 0.250, SLG: 0.250 2 Brandon Inge, R (8, PH) OBP: 0.220, SLG: 0.216 44 Tony Watson, L (8, 1)		C SI 92 D KC 79 S FF 93 S FF 93 1-3 ③ K		X FF 91 0-0 ② B1-3			C SI 94 C SI 94 B CU 78 X FF 94 1-2 22 BB 6 1B 24 2B 1B		C CU 73 S FF 95 B FF 95 B FF 95 X FF 95 2-2 ②③ P3 2-3	2 1 1 0	0 1 0 0	0 1 0 0	0 0 0 0	0 0 0 0	1 0 0 0	2 0 1 0

Inning Stats																								
	R: 0	H: 1	R: 0	H: 1	R: 1	H: 3	R: 0	H: 0	R: 0	H: 0	R: 1	H: 1	R: 3	H: 3	R: 0	H: 1	R: 0	H: 0	1B: 6	SF: 0	WP: 0	PA: 39
	E: 0	LOB: 2	E: 0	LOB: 1	E: 0	LOB: 2	E: 1	LOB: 1	E: 0	LOB: 0	E: 0	LOB: 0	E: 0	LOB: 1	E: 0	LOB: 0	E: 0	LOB: 0	2B: 3	SAC: 0	PB: 0	
	K: 3	BB: 0	K: 2	BB: 0	K: 0	BB: 0	K: 1	BB: 0	K: 1	BB: 0	K: 1	BB: 0	K: 1	BB: 1	K: 1	BB: 0	K: 2	BB: 0	3B: 0	DP: 0	SB: 1	
	S: 14	P: 22	S: 12	P: 17	S: 23	P: 31	S: 9	P: 15	S: 8	P: 10	S: 13	P: 18	S: 22	P: 31	S: 7	P: 11	S: 10	P: 14	HR: 1	HBP: 1	CS: 1	

PITCHER		IP	WLS	BF	H	R	ER	SO	BB	IBB	HBP	BLK	WP	HR	S	P	ERA	WHIP
34 Homer Bailey, R ERA: 3.75	(1, 1)	6.0		26	6	2	2	8	0	0	1	0	0	1	79	113	3.00	1.000
31 Alfredo Simon, R ERA: 3.46	(7, 1)	0.1	L	4	2	3	3	0	1	0	0	0	0	0	9	14	81.00	9.000
52 Tony Cingrani, L ERA: 2.98	(7, 1)	0.2		3	1	0	0	1	0	0	0	0	0	0	13	17	0.00	1.500
60 J.J. Hoover, R ERA: 4.55	(8, 1)	2.0		6	1	0	0	3	0	0	0	0	0	0	17	25	0.00	0.500

PITCHER	IP	WLS	BF	H	R	ER	SO	BB	IBB	HBP	BLK	WP	HR	S	P	ERA	WHIP

TOP

Pittsburgh Pirates @ Cincinnati Reds

Great American Ball Park, Cincinnati, OH

Thu Jun 20 2013, 12:37 PM - 4:01 PM EDT

Att. 40,929 - Partly Cloudy - 82 F

livebaseballscorecards.com

AB	37
R	5
H	10
RBI	5
BB	1
SO	12
LOB	19

BOTTOM

Pittsburgh Pirates @ Cincinnati Reds

Great American Ball Park, Cincinnati, OH

Thu Jun 20 2013, 12:37 PM - 4:01 PM EDT

Att. 40,929 - Partly Cloudy - 82 F

livebaseballscorecards.com

Batter	1	2	3	4	5	6	7	8	9	AB	R	H	RBI	BB	SO	LOB
17 Shin-Soo Choo, L (1, 8) OBP: 0.426, SLG: 0.466	E5				F8		E2			4	1	2	0	0	0	0
26 Xavier Paul, L (1, 7) OBP: 0.350, SLG: 0.416	K		G3-1		K		F7			4	0	0	0	0	2	3
60 J.J. Hoover, R (8, 1)										0	0	0	0	0	0	0
19 Joey Votto, L (1, 3) OBP: 0.438, SLG: 0.507	1B			G4-3		1B		L9		4	0	2	1	0	0	0
4 Brandon Phillips, R (1, 4) OBP: 0.324, SLG: 0.428	1B			K		K		G4-3		4	0	1	0	0	2	1
32 Jay Bruce, L (1, 9) OBP: 0.322, SLG: 0.507	F9			HR		K		G1-6-3		4	1	1	1	0	1	2
21 Todd Frazier, R (1, 5) OBP: 0.338, SLG: 0.423		G5-3		2 WP 1B		FC6-4			G4-3	3	0	1	0	0	0	1
52 Tony Cingrani, L (7, 1) OBP: 0.250, SLG: 0.250										0	0	0	0	0	0	0
23 Donald Lutz, L (8, 7) OBP: 0.263, SLG: 0.321										1	0	0	0	0	0	0
2 Zack Cozart, R (1, 6) OBP: 0.273, SLG: 0.384		G5-3		BB			29 G6-3 9 G4-3 2B		G5-3	3	1	1	0	1	0	0
29 Ryan Hanigan, R (1, 2) OBP: 0.286, SLG: 0.276		L4		L9			G6-3		K	4	0	0	0	0	1	3
34 Homer Bailey, R (1, 1) OBP: 0.154, SLG: 0.192			G4-3		G6-3		G4-3			2	0	0	0	0	0	0
31 Alfredo Simon, R (7, 1) OBP: 0.167, SLG: 0.167										0	0	0	0	0	0	0
9 Jack Hannahan, L (7, 5) OBP: 0.265, SLG: 0.267										1	0	0	1	0	0	0

	AB	34
	R	3
	H	8
	RBI	3
	BB	1
	SO	6
	LOB	10

Inning Stats	1	2	3	4	5	6	7	8	9
	R: 1 E: 1 K: 1 S: 15	H: 2 LOB: 1 BB: 0 P: 25	R: 0 E: 0 K: 0 S: 8	H: 0 LOB: 0 BB: 0 P: 12	R: 0 E: 0 K: 0 S: 6	H: 1 LOB: 0 BB: 0 P: 11	R: 1 E: 0 K: 1 S: 13	H: 2 LOB: 2 BB: 1 P: 27	R: 0 E: 0 K: 1 S: 11	H: 0 LOB: 0 BB: 0 P: 15	R: 0 E: 0 K: 2 S: 10	H: 1 LOB: 1 BB: 0 P: 13	R: 1 E: 1 K: 0 S: 7	H: 2 LOB: 1 BB: 0 P: 9	R: 0 E: 0 K: 0 S: 6	H: 0 LOB: 0 BB: 0 P: 10	R: 0 E: 0 K: 1 S: 9	H: 0 LOB: 0 BB: 0 P: 13

	1B: 6	SF: 0	WP: 1	PA: 35
	2B: 1	SAC: 0	PB: 0	
	3B: 0	DP: 0	SB: 1	
	HR: 1	HBP: 0	CS: 2	

PITCHER		IP	WLS	BF	H	R	ER	SO	BB	IBB	HBP	BLK	WP	HR	S	P	ERA	WHIP
58 Brandon Cumpton, R ERA: 3.6	(1, 1)	5.0		20	5	2	1	3	1	0	0	0	1	1	53	90	1.80	1.200
29 Bryan Morris, R ERA: 2.48	(6, 1)	2.0	W	9	3	1	1	2	0	0	0	0	0	0	17	22	4.50	1.500
44 Tony Watson, L ERA: 4.08	(8, 1)	2.0	S	6	0	0	0	1	0	0	0	0	0	0	15	23	0.00	0.000

PITCHER	IP	WLS	BF	H	R	ER	SO	BB	IBB	HBP	BLK	WP	HR	S	P	ERA	WHIP

Batter	1	2	3	4	5	6	7	8	9	AB	R	H	RBI	BB	SO	LOB
15 Derrick Robinson, S (1, 7) (7, 8) OBP: 0.375, SLG: 0.325	L SI 90 B SI 91 F SI 90 B FF 91 F FF 91 X SI 92 2-2 G5-3		B FF 91 B SI 91 F FF 92 B SI 94 B SI 93 4-1 BB		F SI 91 F FF 92 X SI 91 0-2 F8	B SI 92 X SI 91 1-0 L7			X SI 83 0-0 39 DI 39 1B 1B	4	1	1	0	1	0	2
17 Shin-Soo Choo, L (1, 8) OBP: 0.426, SLG: 0.463 9 Jack Hannahan, L (7, 3) OBP: 0.262, SLG: 0.263	B SI 90 F SI 91 B SL 85 B SI 92 B FF 92 4-1 19 1B BB		S SL 83 T SI 91 D SL 83 1 SAFE F SL 83 F SL 91 B FF 93 S SL 83 2-3 K		F FF 92 C SI 92 F SI 92 B SI 93 F SL 84 B SL 84 F SI 92 B SL 84 D SL 84 4-2 19 2B 4 E 1-2 BB		B FF 90 C FF 90 B SL 81 B FF 90 C FF 91 C FF 92 3-3 K		C SI 84 S SL 71 B SL 72 X FF 83 1-2 F7	2 1	1 0	0 0	0 0	2 0	2 0	1 1
19 Joey Votto, L (1, 3) OBP: 0.441, SLG: 0.525 3 Cesar Izturis, S (7, 4) OBP: 0.240, SLG: 0.191	D SI 91 B SI 89 C SI 92 1 SAFE F SI 91 X SI 91 2-2 4 L3 1-2 1B		S SI 92 D SI 92 C SL 84 1 SAFE 1 SAFE S SL 84 1-3 K		F SI 92 C SI 93 B SI 94 B SI 93 X SI 94 2-2 32 FC1-6-4 1-3 2-H 2B		F FF 91 B FF 92 B SI 91 X FF 91 2-1 HR		C SI 84 B SL 72 S SL 71 S SI 83 1-3 K	4 1	1 0	3 0	2 0	0 0	1 1	1 1
4 Brandon Phillips, R (1, 4) OBP: 0.319, SLG: 0.421 31 Alfredo Simon, R (7, 1) OBP: 0.167, SLG: 0.167 43 Manny Parra, L (8, 1) OBP: 0.500, SLG: 0.500 39 Devin Mesoraco, R (9, PH) OBP: 0.326, SLG: 0.376	B SI 92 F CH 84 B FF 92 C SI 93 X SI 93 2-2 L3 1-1			C SI 91 F SI 92 B FF 91 B FF 91 X SL 84 2-2 F8	C FF 94 B FF 95 X FF 94 1-1 E6 32 FC1-6-4 3-H		B FF 92 B SL 81 B FF 91 C FF 89 S FF 90 T FF 91 3-2 K		B SL 70 F SI 83 B SL 71 X SI 83 2-1 32 DI 1-H 1B	4 0 0 1	0 0 0 0	0 0 0 0	1 0 0 1	0 0 0 0	1 0 0 1	3 0 0 0
32 Jay Bruce, L (1, 9) OBP: 0.320, SLG: 0.511		C SI 90 B SL 83 F SL 83 B SI 91 C SI 91 2-3 K		S SL 82 X SL 84 0-1 HR	B FF 92 B SL 84 F SI 93 B SI 92 F SI 92 X SI 92 3-2 FC1-6-4 1-2f 2-3		C SL 82 X FF 91 1-1 G3-1		S FF 82 B FF 83 F SL 72 X SL 72 1-2 P4 1-2	5	1	1	1	0	1	3
21 Todd Frazier, R (1, 5) OBP: 0.340, SLG: 0.420		C CH 83 B CH 81 X CH 84 1-1 G5-3		B FF 92 B CH 84 B SI 92 C FF 92 B FF 93 4-1 2 G6-3 2 WP BB	B CU 78 F FC 92 S FC 92 D CU 81 S CU 81 2-3 K2-3			C SI 83 H FF 82 1-1 29 G6-4-3 2 HBP HBP		2	0	0	0	1	1	2
2 Zack Cozart, R (1, 6) OBP: 0.280, SLG: 0.387		X SI 91 0-0 1B		B CH 84 D CH 84 C SI 92 B SI 93 S FF 93 X FF 93 3-2 G6-3 1-3		B FF 93 X FF 93 1-0 29 G5-3 1B		C SI 83 C SI 84 F SL 71 F SI 84 H FF 83 1-2 29 G6-4-3 1-2 HBP	3	0	2	0	0	0	1
29 Ryan Hanigan, R (1, 2) OBP: 0.278, SLG: 0.268		B SI 90 1 SAFE B CH 82 B SI 91 C SI 91 X SI 91 3-1 G4-3		C SI 92 C FF 92 D SL 87 S SL 84 1-3 K2-3		S SI 92 F SI 92 F SI 92 B FF 92 X SI 91 1-2 G5-3 1-2		C SL 70 X SI 83 0-1 G6-4-3 1-2f 2-3	4	0	0	0	0	1	5
47 Johnny Cueto, R (1, 1) OBP: 0.118, SLG: 0.118 60 J.J. Hoover, R (5, 1) 23 Donald Lutz, L (6, PH) OBP: 0.259, SLG: 0.316 46 Curtis Partch, R (6, 1) 26 Xavier Paul, L (7, 7) OBP: 0.348, SLG: 0.413			C SI 89 F FF 90 B SL 82 S SL 84 1-3 K		C SI 90 X SI 92 0-1 17 BB 19 2B 1B	S SI 91 S SL 82 S CU 76 0-3 K2-3		B SL 71 B FF 83 C SL 71 B SL 72 X SI 83 3-1 G4-3		2 0 1 0 1	1 0 0 0 0	1 0 0 0 0	0 0 1 0 1	0 0 1 0 0	1 0 1 0 1	0 0 1 0 1
Inning Stats	R: 0 E: 0 K: 0 S: 11 H: 1 LOB: 1 BB: 1 P: 21	R: 0 E: 0 K: 1 S: 8 H: 1 LOB: 1 BB: 0 P: 14	R: 0 E: 0 K: 3 S: 12 H: 0 LOB: 1 BB: 1 P: 20	R: 1 E: 0 K: 1 S: 12 H: 1 LOB: 1 BB: 1 P: 22	R: 2 E: 1 K: 1 S: 21 H: 2 LOB: 2 BB: 1 P: 33	R: 0 E: 0 K: 1 S: 9 H: 1 LOB: 1 BB: 0 P: 12	R: 1 E: 0 K: 2 S: 10 H: 1 LOB: 0 BB: 0 P: 19	R: 0 E: 0 K: 0 S: 9 H: 0 LOB: 1 BB: 0 P: 14	R: 1 E: 0 K: 1 S: 12 H: 2 LOB: 1 BB: 0 P: 17	1B: 6 2B: 2 3B: 0 HR: 2	SF: 0 SAC: 0 DP: 2 HBP: 2						

PITCHER		IP	WLS	BF	H	R	ER	SO	BB	IBB	HBP	BLK	WP	HR	S	P	ERA	WHIP
36 Wade Miley, L ERA: 4.7	(1, 1)	4.2		23	5	3	3	5	4	0	0	0	1	1	61	105	5.79	1.929
38 Will Harris, R ERA: 2.57	(5, 1)	0.1	W	1	0	0	0	1	0	0	0	0	0	0	3	5	0.00	0.000
52 Zeke Spruill, R ERA:	(6, 1)	1.0		4	1	0	0	1	0	0	0	0	0	0	9	12	0.00	1.000
49 Tony Sipp, L ERA: 3.86	(7, 1)	1.0		4	1	1	1	2	0	0	0	0	0	1	10	19	9.00	1.000
47 Joe Paterson, L ERA: 3.86	(8, 1)	2.0		9	2	1	1	1	0	0	2	0	0	0	21	31	4.50	1.000

PITCHER	IP	WLS	BF	H	R	ER	SO	BB	IBB	HBP	BLK	WP	HR	S	P	ERA	WHIP

TOP

Cincinnati Reds @ Arizona Diamondbacks

Chase Field, Phoenix, AZ

Fri Jun 21 2013, 6:42 PM - 10:10 PM MST

Att. 27,826 - Roof Closed - 79 F

livebaseballscorecards.com

AB	35
R	5
H	9
RBI	5
BB	4
SO	10
LOB	22

Batter	1	2	3	4	5	6	7	8	9	AB	R	H	RBI	BB	SO	LOB
8 Gerardo Parra, L (1, 8) OBP: 0.373, SLG: 0.466	B FC 87 B SI 91 C FC 87 F FC 88 X FF 91 2-2 HR	F FF 92 B CH 85 B CH 85 B FC 89 B FC 89 4-1 18 1B 1-2 2-3 BB		X CH 84 0-0 ② ③ G4-6-3 1-2f	C CU 74 B FF 93 C CU 72 B CH 87 S FF 94 2-3 ③ K 1-2 2-3 3-H		C SI 95 T CU 78 S CU 78 0-3 ① K			4	1	1	1	1	2	3
18 Willie Bloomquist, R (1, 4) OBP: 0.391, SLG: 0.397	C SI 91 B CH 83 X SL 80 1-1 ① G6-3	B SI 93 F FC 90 B FC 88 X FC 87 2-1 1-3 2-H 3-H 1B			C CH 82 F SI 94 F SI 95 B FF 94 X SI 95 1-2 44 HR 1B	F FF 95 X FF 95 0-1 ① F9	C SI 95 B CU 79 B CU 79 X FF 94 2-1 ② L8			5	1	2	2	0	0	0
44 Paul Goldschmidt, R (1, 3) OBP: 0.384, SLG: 0.579	C FF 91 B FF 91 F FF 93 B FF 92 F FF 93 F CH 85 F FF 94 B SL 81 X CH 84 3-2 7 FC5-4 1B	C SL 86 B FF 94 S FF 95 X FF 95 1-2 ③ G6-3			B FF 94 X SL 84 1-0 1-H HR	B FF 94 X FF 94 1-0 HR	C FF 95 S FC 91 B FF 95 B CU 80 X FF 96 2-2 ③ F9			5	2	3	3	0	0	2
26 Miguel Montero, L (1, 2) OBP: 0.305, SLG: 0.308	X CH 81 0-0 ② F7		X CH 84 0-0 ① G4-3		B FC 88 T SI 93 C FC 87 B SL 84 B FC 88 X FC 89 3-2 13 1B 13 WP 14 SF9 1B	B CH 82 F FF 95 B CH 83 S FF 95 F FF 95 B FF 96 F FF 95 B FF 94 4-2 7 BB 13 2B BB		C FF 93 C SL 82 F FF 94 X SL 84 0-2 ① G1-3		4	2	1	0	1	0	1
7 Cody Ross, R (1, 9) OBP: 0.310, SLG: 0.351	C FF 92 D CH 82 1 SAFE 1 SAFE B FF 92 X SI 93 2-1 ③ FC5-4 1-2f		C FC 89 C SI 94 C SI 94 0-3 ② K		F SL 86 B SI 93 F SI 93 D CH 86 F SI 94 C FF 95 2-3 ① K	B FF 95 B SL 82 S FF 94 F FF 94 B FF 95 F FF 95 D FF 95 4-2 13 2B 14 SF8 1-2 BB		C SL 84 C FS 84 C FS 85 0-3 ② K		4	1	0	0	1	3	2
13 Jason Kubel, L (1, 7) OBP: 0.338, SLG: 0.417		C FC 87 X SL 79 0-1 8 BB 1 1B 18 1B 1B	B FC 90 B SI 93 F FC 89 B SI 94 F FC 90 X FF 90 3-2 1B		B CH 81 S SI 90 X FC 89 1-1 1 E 1 1B 8 WP 1-3 1B	F FF 94 B CH 84 C FF 95 F FF 94 X FF 95 1-2 1 2B 1-3 2-H 2B		B FF 94 C FF 94 S SL 83 B FF 94 C FF 96 2-3 ③ K		5	3	4	1	0	1	0
14 Martín Prado, R (1, 5) OBP: 0.290, SLG: 0.339		B FF 92 B SI 92 X FF 93 2-0 ① F8	B SI 95 C SL 86 F CH 84 X FF 94 1-2 ③ G4-3		X FF 92 0-0 ② SF9 3-H	B FF 94 F FF 92 X FF 95 1-1 ② SF8 3-H				2	0	0	2	0	0	2
1 Didi Gregorius, L (1, 6) OBP: 0.366, SLG: 0.446		B FF 92 F CH 81 F FC 89 X FF 90 1-2 8 BB 18 1B 1-2 1B		B CH 82 F FC 88 B CH 83 X CH 83 2-1 ① F7	B FF 92 X FF 92 1-0 E4 8 WP 22 BB 1-3 1B	B SL 81 X FF 93 1-0 2-H 2B				4	1	3	1	0	0	0
36 Wade Miley, L (1, 1) OBP: 0.148, SLG: 0.231 38 Will Harris, R (5, 1) 22 Eric Hinske, L (5, PH) OBP: 0.255, SLG: 0.300 52 Zeke Spruill, R (6, 1) 11 AJ Pollock, R (6, PH) OBP: 0.278, SLG: 0.405 49 Tony Sipp, L (7, 1) 47 Joe Paterson, R (8, 1)		T FF 89 B CH 83 S SI 93 S CH 85 1-3 ② K		B SI 91 F SI 89 C FC 88 B SL 84 F SI 94 B FC 88 X SL 85 3-2 8 G4-6-3 1B	B FF 92 C CH 86 T FF 92 F FF 92 D CH 86 F CH 86 F FF 92 D CH 87 B CH 88 4-2 8 WP 1-2 BB	C FF 92 C SL 83 D SL 81 F FF 94 F FF 95 B FF 94 X SL 84 2-2 ③ G1-3				2 0 0 0 0 1 0 1	0 0 0 0 0 0 0 0	1 0 0 0 1 0 0 0	0 0 0 0 0 0 0 0	0 0 0 0 0 0 0 0	1 0 0 0 0 0 0 0	2 0 0 0 1 0 0 0
Inning Stats	R: 1 E: 0 K: 0 S: 14 H: 2 LOB: 1 BB: 0 P: 22	R: 2 E: 0 K: 1 S: 15 H: 3 LOB: 2 BB: 1 P: 26	R: 0 E: 0 K: 1 S: 10 H: 1 LOB: 1 BB: 0 P: 14	R: 0 E: 0 K: 0 S: 7 H: 1 LOB: 0 BB: 0 P: 12	R: 4 E: 1 K: 2 S: 24 H: 5 LOB: 2 BB: 1 P: 39	R: 4 E: 0 K: 0 S: 22 H: 3 LOB: 1 BB: 2 P: 36	R: 0 E: 0 K: 1 S: 8 H: 0 LOB: 0 BB: 0 P: 12	R: 0 E: 0 K: 2 S: 10 H: 0 LOB: 0 BB: 0 P: 12		1B: 10 2B: 2 3B: 0 HR: 3 SF: 2 SAC: 0 DP: 1 HBP: 0				WP: 2 PB: 0 SB: 0 CS: 0 PA: 42	

PITCHER		IP	WLS	BF	H	R	ER	SO	BB	IBB	HBP	BLK	WP	HR	S	P	ERA	WHIP
47 Johnny Cueto, R ERA: 3.21	(1, 1)	4.1	L	24	11	7	7	3	1	0	0	0	1	2	60	96	14.54	2.769
60 J.J. Hoover, R ERA: 4.45	(5, 1)	0.2		4	1	0	0	1	1	0	0	0	1	0	10	17	0.00	3.000
46 Curtis Partch, R ERA: 6.48	(6, 1)	1.0		8	3	4	4	0	2	0	0	0	0	1	22	36	36.00	5.000
31 Alfredo Simon, R ERA: 3.38	(7, 1)	1.0		3	0	0	0	1	0	0	0	0	0	0	8	12	0.00	0.000
43 Manny Parra, L ERA: 5.63	(8, 1)	1.0		3	0	0	0	2	0	0	0	0	0	0	10	12	0.00	0.000

PITCHER	IP	WLS	BF	H	R	ER	SO	BB	IBB	HBP	BLK	WP	HR	S	P	ERA	WHIP

BOTTOM

Cincinnati Reds @ Arizona Diamondbacks

Chase Field, Phoenix, AZ

Fri Jun 21 2013, 6:42 PM - 10:10 PM MST

Att. 27,826 - Roof Closed - 79 F

livebaseballscorecards.com

AB	36
R	11
H	15
RBI	10
BB	4
SO	7
LOB	13

Batter	1	2	3	4	5	6	7	8	9	AB	R	H	RBI	BB	SO	LOB
15 Derrick Robinson, S (1, 7) OBP: 0.370, SLG: 0.345	B SI 94 L SI 94 X SI 94 1-1 G3-1		B SI 92 X SI 92 1-0 G6-3			X FF 90 0-0 B1-3		X SI 91 0-0 3B		4	0	1	0	0	0	0
17 Shin-Soo Choo, L (1, 8) OBP: 0.422, SLG: 0.456	C SI 93 B SL 82 X SI 93 1-1 G4-3		B SL 79 C SL 80 S SI 92 F SI 94 C SI 94 1-3 K			F SI 92 B SI 92 B SL 79 F SI 93 S SI 94 2-3 K		C SI 92 S SI 91 S SI 92 0-3 K		4	0	0	0	0	3	1
19 Joey Votto, L (1, 3) OBP: 0.442, SLG: 0.521	C FF 95 B FF 95 B SL 82 B SI 94 S SI 94 B FF 95 4-2 BB			F SI 93 B FF 92 C SL 79 X SL 82 1-2 G4-3		B SL 80 B SL 80 B SI 92 C SI 93 B SI 93 4-1 4 FC5-4 BB		F SI 93 B SI 92 B SI 93 C SL 77 D SL 82 F FF 93 T SI 93 3-2 K		2	0	0	0	2	1	1
4 Brandon Phillips, R (1, 4) OBP: 0.318, SLG: 0.417	X SI 94 0-0 P4			X SI 93 0-0 G3		C SI 92 B SI 92 X SI 92 1-1 FC5-4 1-2f			B FF 93 C FF 93 L CU 82 F FF 94 B FF 92 B FF 93 F FF 93 F FF 94 B SI 93 4-2 32 HR BB	3	1	0	0	1	0	2
32 Jay Bruce, L (1, 9) OBP: 0.325, SLG: 0.532		F FF 92 F SI 92 X SI 93 0-2 HR		C FF 93 B SL 78 B CH 82 B FF 92 B SI 93 4-1 21 FC6-4 BB			C FF 92 F SI 93 S SL 82 0-3 K		S FF 93 B FF 94 B CU 80 B FF 93 F FF 94 X FF 94 3-2 1-H HR	3	2	2	3	1	1	0
21 Todd Frazier, R (1, 5) OBP: 0.343, SLG: 0.416		F SI 93 C SL 79 B SL 81 X SL 80 1-2 G6-3		1 SAFE B CH 81 X SI 91 1-0 FC6-4 1-2f			B SI 92 B CH 83 B SI 92 B SI 92 4-0 39 1B BB		B SI 85 B SI 85 B SI 87 B SI 85 4-0 2 G6-3 39 CS BB	2	0	0	0	2	0	1
39 Devin Mesoraco, R (1, 2) OBP: 0.324, SLG: 0.372		B CH 85 S CH 84 B SI 93 F SI 93 B SL 81 F SI 94 X SI 93 3-2 G6-3			C CH 81 B SI 91 B SI 92 B SI 92 X SI 92 3-1 G5-3		B SL 78 B SI 93 B SI 92 C SI 92 X SI 93 3-1 2 G4-6-3 1-2 1B		L SI 86 L SI 86 F SI 88 X CU 75 0-2 1-2 G5-3	4	0	1	0	0	0	1
2 Zack Cozart, R (1, 6) OBP: 0.276, SLG: 0.381		C CH 85 B SI 92 X SI 92 1-1 P2			C SI 93 B SL 81 X CH 84 1-1 G5-3		B FF 92 S SI 93 X SI 93 1-1 G4-6-3 1-2f		F SI 87 X SI 87 0-1 2-3 G6-3	4	0	0	0	0	0	3
44 Mike Leake, R (1, 1) OBP: 0.139, SLG: 0.194 9 Jack Hannahan, L (9, PH) OBP: 0.259, SLG: 0.260 54 Aroldis Chapman, L (9, 1)			C SI 92 X SL 77 0-1 B1-3		C SI 93 B SI 94 F SI 92 X SL 78 1-2 P4			X SI 92 0-0 L9	B CH 79 F CH 80 B SI 87 F SI 87 X CU 75 2-2 L9	3 1 0	0 0 0	0 0 0	0 0 0	0 0 0	0 0 0	0 1 0
Inning Stats	R: 0 E: 0 K: 0 S: 7 H: 0 LOB: 1 BB: 1 P: 13	R: 1 E: 0 K: 0 S: 12 H: 1 LOB: 0 BB: 0 P: 17	R: 0 E: 0 K: 1 S: 7 H: 0 LOB: 0 BB: 0 P: 9	R: 0 E: 0 K: 0 S: 6 H: 0 LOB: 1 BB: 1 P: 12	R: 0 E: 0 K: 0 S: 7 H: 0 LOB: 0 BB: 0 P: 12	R: 0 E: 0 K: 1 S: 7 H: 0 LOB: 1 BB: 1 P: 14	R: 0 E: 0 K: 1 S: 7 H: 1 LOB: 1 BB: 1 P: 15	R: 0 E: 0 K: 2 S: 9 H: 1 LOB: 1 BB: 0 P: 12	R: 2 E: 0 K: 0 S: 17 H: 1 LOB: 1 BB: 2 P: 30	1B: 1 2B: 0 3B: 1 HR: 2 SF: 0 SAC: 0 DP: 1 HBP: 0						WP: 0 PB: 0 SB: 0 CS: 1 PA: 36	

PITCHER		IP	WLS	BF	H	R	ER	SO	BB	IBB	HBP	BLK	WP	HR	S	P	ERA	WHIP
46 Patrick Corbin, L ERA: 2.19	(1, 1)	8.0		30	3	1	1	5	4	0	0	0	0	1	62	104	1.12	0.875
21 Heath Bell, R ERA: 5.02	(9, 1)	0.0	B	2	1	2	2	0	1	0	0	0	0	1	8	15	∞	∞
29 Brad Ziegler, R ERA: 2.04	(9, 1)	1.0	W	4	0	0	0	0	1	0	0	0	0	0	9	15	0.00	1.000

PITCHER	IP	WLS	BF	H	R	ER	SO	BB	IBB	HBP	BLK	WP	HR	S	P	ERA	WHIP

TOP

Cincinnati Reds @ Arizona Diamondbacks

Chase Field, Phoenix, AZ

Sat Jun 22 2013, 4:17 PM - 6:46 PM MST

Att. 30,596 - Roof Closed - 77 F

livebaseballscorecards.com

AB	30
R	3
H	4
RBI	3
BB	6
SO	5
LOB	10

BOTTOM

Cincinnati Reds @ Arizona Diamondbacks

Chase Field, Phoenix, AZ

Sat Jun 22 2013, 4:17 PM - 6:46 PM MST

Att. 30,596 - Roof Closed - 77 F

livebaseballscorecards.com

Batter	1	2	3	4	5	6	7	8	9	AB	R	H	RBI	BB	SO	LOB
8 Gerardo Parra, L (1, 8) OBP: 0.375, SLG: 0.476	X SI 89 0-0 ① G3			B SI 89 C CH 83 X KC 78 1-1 ① G6-3		B CH 84 X FC 87 1-0 2-H HR		X SI 90 0-0 18 FC4 1B		4	1	2	2	0	0	0
18 Willie Bloomquist, R (1, 4) OBP: 0.368, SLG: 0.371	C SI 90 X SI 90 0-1 ② L4			X FC 87 0-0 ② F7		B SL 78 B SI 91 X SI 91 2-0 ③ G6-3		C SI 91 X SI 90 0-1 ③ FC4 1-2f		4	0	0	0	0	0	1
44 Paul Goldschmidt, R (1, 3) OBP: 0.382, SLG: 0.575	B SI 90 B SI 91 C CH 83 B KC 79 X FC 89 3-1 ③ F8			B SI 91 B SI 91 C FC 88 X FC 88 2-1 ③ L9			C CH 82 B SL 78 B KC 77 F FC 88 B SI 92 X FC 88 3-2 ① G4-3		C FF 99 B SL 88 X FF 99 1-1 7 BB 26 WP 13 1B 1B	4	1	1	0	0	0	0
26 Miguel Montero, L (1, 2) OBP: 0.304, SLG: 0.304		C FC 86 B CH 83 B KC 77 B FC 87 X CH 83 3-1 ① L7			B KC 76 B FC 87 F FC 88 X FC 88 2-1 ① F7		X KC 78 0-0 ② G4-3		B FF 101 S FF 100 B FF 101 B FF 101 S FF 99 F FF 100 D FF 100 4-2 1-2 7 BB 13 1B BB	3	1	0	0	1	0	0
7 Cody Ross, R (1, 9) OBP: 0.313, SLG: 0.356		C SI 90 X FC 87 0-1 ② L8			C SL 78 C CH 84 B FC 88 F FC 89 X KC 80 1-2 ② G1-3		B SI 91 B SI 89 X CH 84 2-0 2B		B FF 98 B FF 96 F FF 96 F FF 96 B FF 96 B FF 98 4-2 1-2 2-3 13 1B BB	3	0	1	0	1	0	0
13 Jason Kubel, L (1, 7) OBP: 0.342, SLG: 0.415		C SI 91 B KC 79 S SL 80 B FC 88 X KC 80 2-2 ③ G4-3			B SI 92 C CH 85 B SL 79 B SL 80 F CH 85 S FC 89 3-3 ③ K		I IN 71 I IN 72 I IN 72 I IN 74 4-0 14 FC5-4 IBB		B FF 98 X FF 97 1-0 1-2 2-H 3-H 1B	3	0	1	2	1	1	0
14 Martín Prado, R (1, 5) OBP: 0.287, SLG: 0.336			C SI 88 X FC 88 0-1 ① G5-3			C SI 91 B FC 88 X CH 84 1-1 ① L8	B FC 88 C KC 78 X FC 88 1-1 ③ FC5-4 1-2f			3	0	0	0	0	0	2
1 Didi Gregorius, L (1, 6) OBP: 0.361, SLG: 0.439			C CH 83 F FC 88 B KC 80 B SI 93 X KC 80 2-2 ② G1-3			C KC 78 F FF 88 F FC 88 X SL 80 0-2 ② F9		C FC 86 X KC 78 0-1 ① G5-3		3	0	0	0	0	0	0
46 Patrick Corbin, L (1, 1) OBP: 0.121, SLG: 0.182 22 Eric Hinske, L (8, PH) OBP: 0.250, SLG: 0.294 21 Heath Bell, R (9, 1) 29 Brad Ziegler, R (9, 1)			B SI 92 X SI 92 1-0 ③ G3-1			X SI 91 0-0 8 HR 2B		C KC 77 B FC 87 B FC 88 C CH 84 X FC 88 2-2 ② G1-3		2 1 0 0	1 0 0 0	1 0 0 0	0 0 0 0	0 0 0 0	0 0 0 0	0 0 0 0
Inning Stats	R: 0 E: 0 K: 0 S: 5 H: 0 LOB: 0 BB: 0 P: 8	R: 0 E: 0 K: 0 S: 7 H: 0 LOB: 0 BB: 0 P: 12	R: 0 E: 0 K: 0 S: 6 H: 0 LOB: 0 BB: 0 P: 9	R: 0 E: 0 K: 0 S: 5 H: 0 LOB: 0 BB: 0 P: 8	R: 0 E: 0 K: 1 S: 9 H: 0 LOB: 0 BB: 0 P: 15	R: 2 E: 0 K: 0 S: 9 H: 2 LOB: 0 BB: 0 P: 13	R: 0 E: 0 K: 0 S: 7 H: 1 LOB: 2 BB: 1 P: 17	R: 0 E: 0 K: 0 S: 8 H: 1 LOB: 1 BB: 0 P: 10	R: 2 E: 0 K: 0 S: 8 H: 2 LOB: 2 BB: 2 P: 18	1B: 3 2B: 2 3B: 0 HR: 1 SF: 0 SAC: 0 DP: 0 HBP: 0						

	AB	30
	R	4
	H	6
	RBI	4
	BB	3
	SO	1
	LOB	3

WP: 1 PA: 33
PB: 0
SB: 0
CS: 0

PITCHER		IP	WLS	BF	H	R	ER	SO	BB	IBB	HBP	BLK	WP	HR	S	P	ERA	WHIP
44 Mike Leake, R ERA: 2.61	(1, 1)	8.0		29	4	2	2	1	0	1	0	0	0	1	56	92	2.25	0.500
54 Aroldis Chapman, L ERA: 2.53	(9, 1)	0.0	L	4	2	2	2	0	2	0	0	0	1	0	8	18	∞	∞

PITCHER		IP	WLS	BF	H	R	ER	SO	BB	IBB	HBP	BLK	WP	HR	S	P	ERA	WHIP

Cincinnati Reds @ Arizona Diamondbacks

Chase Field, Phoenix, AZ

Sun Jun 23 2013, 1:12 PM - 4:25 PM MST

Att. 30,736 - Roof Closed - 75 F

livebaseballscorecards.com

TOP

Batter	1	2	3	4	5	6	7	8	9	AB	R	H	RBI	BB	SO	LOB
17 Shin-Soo Choo, L (1, 8) OBP: 0.424, SLG: 0.466	C FF 92 C SI 92 X FF 93 0-2 HR	B CH 79 S CH 79 B FF 91 B SI 91 F CH 80 B FF 91 4-2 BB		L SI 93 F SI 93 B FF 93 B SI 92 S CH 83 2-3 ③ K			C SI 92 B SL 78 B SI 92 B SI 92 B SI 92 4-1 19 G4-6-3 2 1B BB		F FF 94 B FF 94 C CH 87 B SI 94 F CU 82 F SI 94 B CU 83 S FF 94 3-3 ③ K	3	1	1	1	2	2	0
2 Zack Cozart, R (1, 6) OBP: 0.279, SLG: 0.388	F FF 92 F SI 93 B CH 84 X CH 83 1-2 4 HR 2B	X SI 91 0-0 ② SF8 2-3 3-H			B CH 81 C CH 80 S CH 82 F FF 93 B SI 89 B CH 84 X FF 91 3-2 ① F8		B SI 90 B FF 91 C SI 91 1 SAFE X FF 91 2-1 19 G4-6-3 1-2 1B			3	1	2	1	0	0	0
19 Joey Votto, L (1, 3) OBP: 0.440, SLG: 0.517	B SI 90 B CH 81 C SI 90 F SI 91 F SI 93 S CH 83 2-3 ① K	B SI 92 X CH 82 1-0 ③ G3			F SI 90 C SI 92 X FF 94 0-2 4 F8-4 1B		C SI 91 B SI 92 B SI 92 X SI 92 2-1 ①② G4-6-3 1-2f 2-3			4	0	1	0	0	1	5
4 Brandon Phillips, R (1, 4) OBP: 0.318, SLG: 0.425	B CH 82 X SI 91 1-0 2-H HR		F SI 89 X SI 90 0-1 ① F7		B CH 81 B CH 80 B SI 91 X SI 89 3-0 ②③ F8-4 1-2		S SL 85 X SI 92 0-1 ③ L4			4	1	1	2	0	0	2
32 Jay Bruce, L (1, 9) OBP: 0.327, SLG: 0.538	C SI 92 S CH 82 B CH 83 S CH 83 1-3 ② K		C SI 91 B CU 78 S CH 81 B CH 82 X CH 82 2-2 2B			C SL 78 S SL 79 B SL 81 F SL 80 B FF 91 F FF 91 B SL 81 X SL 80 3-2 2B		C CU 80 C FC 93 B CU 82 B CU 82 S FC 93 2-3 ① K		4	0	2	0	0	2	0
21 Todd Frazier, R (1, 5) OBP: 0.338, SLG: 0.410	C SI 92 B CU 80 S CH 82 B SI 92 C SI 89 2-3 ③ K		F SI 91 X SI 91 0-1 ② G6-3			F FF 91 C FF 90 F FF 92 B FF 90 S SL 80 1-3 ① K		X CU 81 0-0 ② L6		4	0	0	0	0	2	2
26 Xavier Paul, L (1, 7) OBP: 0.348, SLG: 0.418 15 Derrick Robinson, S (6, 7) OBP: 0.366, SLG: 0.341		B SI 90 B SI 89 F SI 91 F FF 90 B CH 81 F SI 89 X SI 88 3-2 55 SH1-4 2 SF8 2B	D CH 80 S CH 80 B SI 92 F SI 90 X CH 81 2-2 ③ G4-3			B FF 90 C SL 80 F FF 90 S SL 81 1-3 ② K		B FC 93 F FC 92 F FC 94 B CU 82 S CU 82 2-3 ③ K		3 1	1 0	1 0	0 0	0 0	1 1	2 0
39 Devin Mesoraco, R (1, 2) OBP: 0.322, SLG: 0.364 29 Ryan Hanigan, R (9, 2) OBP: 0.278, SLG: 0.268		C CH 79 X SI 91 0-1 E5 2 SF8 55 SH1-4		C SI 90 B CU 77 S CH 81 X SI 90 1-2 ① G5-3		F SI 91 B SI 92 C SL 83 D SL 82 B SI 91 F SL 84 B SL 82 4-2 BB		F FF 94 F FF 95 B CU 83 B CU 83 F SI 94 F SI 95 F CU 83 S CU 82 2-3 ① K		3 0	0 0	0 0	0 0	1 0	1 0	1 0
55 Mat Latos, R (1, 1) OBP: 0.154, SLG: 0.158 43 Manny Parra, L (8, 1) OBP: 0.500, SLG: 0.500 23 Donald Lutz, L (9, PH) OBP: 0.254, SLG: 0.310 54 Aroldis Chapman, L (9, 1)		X CH 76 0-0 ① SH1-4 1-2 2-3		C SI 91 B SI 90 F CH 80 F SI 93 X CU 76 1-2 ② G6-3		F FF 92 S SL 82 S SL 82 0-3 ③ K		C FF 94 B CU 82 X CU 83 1-1 ② F9		2 0 1 0	0 0 0 0	0 0 0 0	0 0 0 0	1 0 0 0	2 0 0 0	2 0 0 0

	AB	32
	R	4
	H	8
	RBI	4
	BB	3
	SO	11
	LOB	14

Inning Stats																								
	R: 3	H: 3	R: 1	H: 1	R: 0	H: 1	R: 0	H: 0	R: 0	H: 1	R: 0	H: 1	R: 0	H: 0	R: 0	H: 1	1B: 2	SF: 1	WP: 0	PA: 37
	E: 0	LOB: 0	E: 1	LOB: 2	E: 0	LOB: 1	E: 0	LOB: 0	E: 0	LOB: 2	E: 0	LOB: 1	E: 0	LOB: 0	E: 0	LOB: 0	2B: 5	SAC: 1	PB: 0	
	K: 3	BB: 0	K: 0	BB: 1	K: 0	BB: 0	K: 1	BB: 0	K: 0	BB: 1	K: 3	BB: 1	K: 0	BB: 1	K: 2	BB: 0	3B: 0	DP: 2	SB: 0	
	S: 17	P: 24	S: 11	P: 19	S: 10	P: 14	S: 10	P: 14	S: 8	P: 14	S: 18	P: 27	S: 7	P: 15	S: 7	P: 11	HR: 2	HBP: 0	CS: 0	

PITCHER		IP	WLS	BF	H	R	ER	SO	BB	IBB	HBP	BLK	WP	HR	S	P	ERA	WHIP
48 Randall Delgado, R ERA: 4.5	(1, 1)	5.0	L	22	6	4	3	4	1	0	0	0	0	2	56	85	5.40	1.400
49 Tony Sipp, L ERA: 3.74	(6, 1)	0.2		3	1	0	0	2	0	0	0	0	0	0	12	17	0.00	1.500
52 Zeke Spruill, R ERA:	(6, 1)	1.1		6	1	0	0	1	2	0	0	0	0	0	13	25	0.00	2.250
38 Will Harris, R ERA: 2.4	(8, 1)	1.0		3	0	0	0	2	0	0	0	0	0	0	7	11	0.00	0.000
30 David Hernandez, R ERA: 3.71	(9, 1)	1.0		3	0	0	0	2	0	0	0	0	0	0	13	19	0.00	0.000

PITCHER	IP	WLS	BF	H	R	ER	SO	BB	IBB	HBP	BLK	WP	HR	S	P	ERA	WHIP

Cincinnati Reds @ Arizona Diamondbacks

Chase Field, Phoenix, AZ

Sun Jun 23 2013, 1:12 PM - 4:25 PM MST

Att. 30,736 - Roof Closed - 75 F

livebaseballscorecards.com

BOTTOM

Batter	1	2	3	4	5	6	7	8	9	AB	R	H	RBI	BB	SO	LOB
8 Gerardo Parra, L (1, 9) OBP: 0.378, SLG: 0.480	B FF 93 C FC 94 C CU 78 X SL 87 1-2 18 E 1B	C CH 86 F CH 85 F FF 95 F CU 79 B SL 86 F SI 94 T CH 86 1-2 ② K	C CH 85 C CU 80 B SI 92 S SL 86 1-3 ③ K					X CH 86 0-0 18 G6-3 26 1B 2B	C FF 101 B FF 100 B FF 100 B FF 99 C FF 96 F FF 98 F FF 97 H FF 99 4-2 1-2 HBP	4	1	2	0	0	2	2
18 Willie Bloomquist, R (1, 4) OBP: 0.342, SLG: 0.343	B FC 92 F FF 92 X SI 92 1-1 E5 26 G3-6-1 1-2		C SL 86 S SL 87 S SL 86 0-3 ③ K			C FC 91 F SL 84 C FF 94 0-3 ① K		S SI 90 X SI 92 0-1 ② G6-3 2-3	F FF 95 B FF 98 S FF 96 F FF 98 B FF 99 X FF 97 2-2 ③ F8	5	0	0	0	0	2	4
44 Paul Goldschmidt, R (1, 3) OBP: 0.384, SLG: 0.572	B FC 95 X SL 84 1-0 ① F9			B FC 94 C SL 86 C SI 92 F SI 94 S SL 87 1-3 ① K		C FF 93 F FF 94 B SI 95 B SL 87 B CH 86 X FF 94 3-2 1B		C SL 86 B FF 95 F SI 94 B SI 96 D SL 84 F FF 96 F FF 96 B FF 95 4-2 26 1B BB		3	0	1	0	1	1	2
26 Miguel Montero, L (1, 2) OBP: 0.303, SLG: 0.303	F CH 84 B SI 92 X SL 87 1-1 ②③ G3-6-1 1-2f			C CH 85 B SI 95 C SL 87 S SI 95 1-3 ② K		C CH 86 C CU 78 S SL 87 0-3 ② K		X SI 95 0-0 1-2 3-H 1B		4	0	1	1	0	2	3
13 Jason Kubel, L (1, 7) OBP: 0.333, SLG: 0.404		C FC 93 X FF 92 0-1 ① F7		B SI 95 B SL 84 S FF 94 F FF 96 S SL 88 2-3 ③ K		C CU 80 C CU 79 F SL 87 D SL 84 F SL 85 S SI 95 1-3 ③ K		C SL 80 S SL 81 D SL 81 D SL 83 X SL 83 2-2 ③ G3-1		4	0	0	0	0	2	3
11 AJ Pollock, R (1, 8) OBP: 0.282, SLG: 0.404		B SL 89 X FC 95 1-0 1B	B SL 85 B SL 84 B FC 93 C FC 92 B FC 94 4-1 4 FC1-4-6 1 1B BB				B CU 77 F CH 83 B SI 93 F CH 86 C SI 94 2-3 ① K		C FF 96 B FF 97 X FF 95 1-1 ① G6-3	3	0	1	0	1	1	0
1 Didi Gregorius, L (1, 6) OBP: 0.358, SLG: 0.435		X SI 93 0-0 ② F9	X FF 92 0-0 4 FC1-4-6 1-2 1B				X CU 79 0-0 ② F8		X FF 99 0-0 ② G6-3	4	0	1	0	0	0	1
4 Cliff Pennington, S (1, 5) OBP: 0.304, SLG: 0.301	C SI 92 B SI 92 F CH 86 F SL 85 1 SAFE X CU 79 1-2 ③ G4-3				B SI 92 X CH 85 1-0 ① FC1-4-6 1-2f 2-3		B SI 93 C SI 93 X CU 78 1-1 ③ F7		C FF 98 C SL 87 X FF 100 0-2 27 DI 27 1B 1B	4	1	1	0	0	0	3
48 Randall Delgado, R (1, 1) 22 Eric Hinske, L (5, PH) OBP: 0.246, SLG: 0.288 49 Tony Sipp, L (6, 1) 52 Zeke Spruill, R (6, 1) 38 Will Harris, R (8, 1) 7 Cody Ross, R (8, PH) OBP: 0.312, SLG: 0.354 30 David Hernandez, R (9, 1) 27 Wil Nieves, R (9, PH) OBP: 0.455, SLG: 0.480			C FC 92 S SL 82 S SL 85 0-3 ① K		B CH 85 F SI 92 S CH 85 S SL 84 1-3 ② K			B FC 93 C FC 93 B CU 80 F SL 85 F SI 92 S SI 94 2-3 ① K	B FF 98 B FF 99 X FF 98 2-0 8 WP 1-H 1B	1 1 0 0 0 0 1 0	0 0 0 0 0 0 0 1	0 0 0 0 0 0 0 1	0 0 0 0 0 0 0 1	1 1 0 0 0 1 0 0	0 2 0 0 0 0 0 0	0 0 0 0 0 0 0 0
Inning Stats	R: 0 E: 1 K: 0 S: 8 H: 1 LOB: 1 BB: 0 P: 12	R: 0 E: 0 K: 0 S: 8 H: 1 LOB: 1 BB: 0 P: 10	R: 0 E: 0 K: 3 S: 12 H: 0 LOB: 0 BB: 0 P: 13	R: 0 E: 0 K: 3 S: 10 H: 0 LOB: 0 BB: 0 P: 14	R: 0 E: 0 K: 2 S: 9 H: 1 LOB: 2 BB: 1 P: 16	R: 0 E: 0 K: 3 S: 14 H: 1 LOB: 1 BB: 0 P: 18	R: 0 E: 0 K: 1 S: 6 H: 0 LOB: 0 BB: 0 P: 9	R: 1 E: 0 K: 1 S: 15 H: 2 LOB: 2 BB: 1 P: 23	R: 1 E: 0 K: 0 S: 15 H: 2 LOB: 2 BB: 0 P: 24	1B: 7 2B: 1 3B: 0 HR: 0 SF: 0 SAC: 0 DP: 1 HBP: 1						

PITCHER	IP	WLS	BF	H	R	ER	SO	BB	IBB	HBP	BLK	WP	HR	S	P	ERA	WHIP
55 Mat Latos, R (1, 1) ERA: 3.05	7.2	W	31	6	1	1	13	2	0	0	0	0	0	79	110	1.17	1.043
43 Manny Parra, L (8, 1) ERA: 5.51	0.1	H	1	0	0	0	0	0	0	0	0	0	0	3	5	0.00	0.000
54 Aroldis Chapman, L (9, 1) ERA: 2.73	1.0	S	6	2	1	1	0	0	0	1	0	1	0	15	24	9.00	2.000

PITCHER	IP	WLS	BF	H	R	ER	SO	BB	IBB	HBP	BLK	WP	HR	S	P	ERA	WHIP

AB	35
R	2
H	8
RBI	2
BB	2
SO	13
LOB	20

WP: 1 PA: 38
PB: 0
SB: 0
CS: 0

Batter	1	2	3	4	5	6	7	8	9	AB	R	H	RBI	BB	SO	LOB
15 Derrick Robinson, S (1, 7) OBP: 0.387, SLG: 0.376	C FF 86 B FF 86 X FF 87 1-1 ① F8		B CH 79 C CH 78 F FF 88 B CU 74 F CH 80 B FF 89 X CH 80 3-2 1B		C FF 88 F SI 87 B FF 87 X FF 88 1-2 21 BB 19 BB 32 BB 2-3 1B	X SI 88 0-0 1-2 17 HBP 1B		C FF 94 X FF 94 0-1 1-3 2B		5	1	4	0	0	0	0
17 Shin-Soo Choo, L (1, 8) OBP: 0.421, SLG: 0.461	C FF 88 B FF 86 B FF 87 S FF 88 F FF 87 X FF 86 2-2 ② F8		X FF 87 0-0 ③ L4		B FF 85 B FF 88 F FC 86 X FF 88 2-1 ② SF7 3-H	C SL 85 B SI 91 F SI 90 B SL 86 D CU 74 H SI 90 4-2 1-2 2-3 HBP		D FF 95 X FF 95 1-0 ③ F7		3	0	0	1	0	0	3
19 Joey Votto, L (1, 3) OBP: 0.439, SLG: 0.524	B FF 88 B CH 82 B FF 88 F FF 88 X FF 88 3-1 ③ F8			B FF 86 B SI 87 X FF 86 2-0 HR	1 SAFE B FF 87 B CU 76 B FF 87 B FF 87 4-0 1-2 32 BB 21 BB BB	C SL 86 S SI 90 D CU 73 F SI 91 X SI 92 1-2 ③ F7			B FF 90 F SI 89 B SI 90 B FF 90 C SI 89 F SI 89 X SI 90 3-2 ① G1-3	4	1	1	1	1	0	3
21 Todd Frazier, R (1, 5) OBP: 0.339, SLG: 0.407		C FF 86 B FF 87 F CH 79 B FF 87 F CH 79 F FF 88 S CU 75 2-3 ① K	C CH 79 F FF 88 B CU 74 B FF 86 F CU 74 X CU 74 2-2 ① 1B	B CH 79 C FF 88 C FF 88 B FF 88 D CU 75 B FF 88 4-2 1-2 2-3 32 BB BB	F FF 94 C FF 94 B SL 85 X SL 85 1-2 ① G6-3			C FF 91 X SI 90 0-1 ② G5-3	4	0	1	0	1	1	0
32 Jay Bruce, L (1, 9) OBP: 0.326, SLG: 0.532		C CU 75 B CU 75 B FF 88 S FF 88 X CU 76 2-2 ② G3-1	X CU 74 0-0 ② G3	C FF 87 F FF 88 B SI 87 B CU 76 B SI 87 F FF 87 F SI 88 F FF 89 B FF 89 4-2 1-2 2-3 3-H BB	S FF 94 S SI 94 B SI 95 S SL 86 1-3 ② K			C FF 91 S CH 82 F FF 91 B SI 91 S CH 83 1-3 ③ K	4	0	0	1	1	2	0
28 Chris Heisey, R (1, 10) OBP: 0.210, SLG: 0.308		C CH 81 B FF 87 C SI 88 B FF 87 B CU 75 B FF 87 4-2 BB	B SI 86 X CH 79 1-0 ② 2B	C SL 79 C SL 82 S SL 81 0-3 ③ K	C FF 94 F FF 95 X SL 85 0-2 ③ G5-3				3	0	1	0	1	1	3
2 Zack Cozart, R (1, 6) OBP: 0.275, SLG: 0.382		X FF 87 0-0 ③ G5-3	F FF 86 F FF 86 F CU 74 B SI 86 X CH 78 1-2 ③ G5-3	B SL 79 C SL 80 X SL 81 1-1 ① P3		B FF 94 F FF 94 C FF 95 F FF 96 S FF 95 1-3 ① K			4	0	0	0	0	1	2
29 Ryan Hanigan, R (1, 2) OBP: 0.270, SLG: 0.260			C FF 87 B CH 79 B CH 80 X FF 86 2-1 ① F7		C FF 86 B CU 72 B CH 78 F CH 79 S FF 86 2-3 ① K	X SL 80 0-0 ② P4		X FF 95 0-0 ② G3		4	0	0	0	0	1	0
3 Cesar Izturis, S (1, 4) OBP: 0.266, SLG: 0.236			C FF 87 C FF 88 F FF 86 B FF 87 B SI 88 X FF 88 2-2 ② F9		C FF 86 B FF 86 X FF 87 1-1 15 1B 17 SF7 2B	B SI 89 B SI 88 X SI 85 2-0 17 HBP 15 1B 1B		B FF 94 X FF 94 1-0 15 2B 1B		4	1	3	0	0	0	0
Inning Stats	R: 0 E: 0 K: 0 S: 8 H: 0 LOB: 0 BB: 0 P: 14	R: 0 E: 0 K: 1 S: 11 H: 0 LOB: 1 BB: 1 P: 19	R: 0 E: 0 K: 0 S: 11 H: 1 LOB: 1 BB: 0 P: 18	R: 1 E: 0 K: 0 S: 11 H: 3 LOB: 1 BB: 0 P: 17	R: 2 E: 0 K: 2 S: 20 H: 2 LOB: 3 BB: 3 P: 38	R: 0 E: 0 K: 0 S: 11 H: 2 LOB: 3 BB: 0 P: 19	R: 0 E: 0 K: 1 S: 9 H: 0 LOB: 0 BB: 0 P: 11	R: 0 E: 0 K: 1 S: 9 H: 2 LOB: 2 BB: 0 P: 12	R: 0 E: 0 K: 1 S: 10 H: 0 LOB: 0 BB: 0 P: 14	1B: 6 2B: 3 3B: 0 HR: 1 SF: 1 SAC: 0 DP: 0 HBP: 1						

TOP

Cincinnati Reds @ Oakland Athletics

O.co Coliseum, Oakland, CA

Tue Jun 25 2013, 10:08 PM - 1:06 AM EDT

Att. 17,506 - Overcast - 67 F

livebaseballscorecards.com

AB	35
R	3
H	10
RBI	3
BB	4
SO	6
LOB	11

WP: 0 PB: 0 SB: 0 CS: 0 PA: 41

PITCHER		IP	WLS	BF	H	R	ER	SO	BB	IBB	HBP	BLK	WP	HR	S	P	ERA	WHIP
57 Tommy Milone, L ERA: 4.06	(1, 1)	4.2		23	6	3	3	2	4	0	0	0	0	1	58	103	5.79	2.143
47 Pat Neshek, R ERA: 2.1	(5, 1)	1.0	W	5	2	0	0	1	0	0	0	0	0	0	8	11	0.00	2.000
13 Jerry Blevins, L ERA: 2.67	(6, 1)	0.1	H	2	0	0	0	0	0	0	1	0	0	0	6	11	0.00	0.000
48 Ryan Cook, R ERA: 2.88	(7, 1)	1.0		3	0	0	0	1	0	0	0	0	0	0	9	11	0.00	0.000
62 Sean Doolittle, L ERA: 3.28	(8, 1)	1.0		5	2	0	0	1	0	0	0	0	0	0	9	12	0.00	2.000

PITCHER		IP	WLS	BF	H	R	ER	SO	BB	IBB	HBP	BLK	WP	HR	S	P	ERA	WHIP
61 Dan Otero, R ERA: 5.79	(9, 1)	1.0		3	0	0	0	1	0	0	0	0	0	0	10	14	0.00	0.000

Cincinnati Reds @ Oakland Athletics

O.co Coliseum, Oakland, CA

Tue Jun 25 2013, 10:08 PM - 1:06 AM EDT

Att. 17,506 - Overcast - 67 F

livebaseballscorecards.com

BOTTOM

Batter	1	2	3	4	5	6	7	8	9	AB	R	H	RBI	BB	SO	LOB
4 Coco Crisp, S (1, 8) OBP: 0.365, SLG: 0.465	B CU 69 F CU 72 X CH 75 1-1 ① G6-3		C FF 86 B CH 79 B SI 87 C SI 87 F SI 88 B CH 77 B SI 87 4-2 8 1B 52 1B BB	B CU 71 C CU 72 B SI 86 B SI 87 B CH 79 4-1 15 WP 15 1B BB		1 SAFE B SI 92 C FF 92 1 SAFE B FF 94 X FF 93 2-1 ② F9				2	2	0	0	2	0	1
15 Seth Smith, L (1, 10) OBP: 0.360, SLG: 0.438	B SI 84 B SL 74 C SL 74 B SL 74 C CU 72 X SI 87 3-2 ② G4-3		B CH 80 1 SAFE C SI 84 X SI 87 1-1 ① F8	1 SAFE B SI 86 C CU 72 B SL 73 C CH 77 B SL 74 X CU 71 3-2 1-H 1B		B FF 94 B SL 83 X SI 94 2-0 ③ F8 1-2				4	0	1	1	0	0	2
8 Jed Lowrie, S (1, 6) OBP: 0.377, SLG: 0.419	X SI 87 0-0 ③ P6		X CU 69 0-0 52 1B 37 SF9 1-2 1B	B CH 78 B SI 85 S SI 85 F CH 76 F CH 77 X SI 86 2-2 ③ F7			F FF 92 S FS 86 B FS 86 S FS 85 1-3 ① K			4	1	1	0	0	1	1
52 Yoenis Cespedes, R (1, 7) OBP: 0.290, SLG: 0.462		B CH 77 C SI 86 B CH 79 X SL 75 2-1 ① G5-3	C CH 77 X SI 87 0-1 20 HR 1-3 2-H 1B		F FF 94 X FF 93 0-1 ① L7		S FS 85 B SL 85 B FS 87 S FF 93 S FS 86 2-3 ② K			4	1	1	1	0	1	0
37 Brandon Moss, L (1, 3) OBP: 0.324, SLG: 0.476		X SI 87 0-0 16 2B 2B	B SI 86 X SI 87 1-0 ② SF9 3-H		C SI 92 B FF 93 B FF 93 F FF 94 F SL 85 B SL 84 B FF 95 4-2 BB		B SL 84 B FF 94 C FF 93 X SL 84 2-1 ③ G5-3			2	1	1	1	1	0	0
20 Josh Donaldson, R (1, 5) OBP: 0.374, SLG: 0.498		X CH 77 0-0 16 2B 21 SF8 1B	X SL 75 0-0 1-H HR		C FF 94 B FF 94 S FF 94 B FF 95 S FF 95 2-3 ② K			C CU 72 B FF 93 B FF 93 B FF 94 S FF 93 F FF 93 X FF 94 3-2 ① F9		4	2	2	2	0	1	1
16 Josh Reddick, L (1, 9) OBP: 0.302, SLG: 0.331		B SI 86 X CH 78 1-0 21 SF8 1-3 2-H 2B	C SI 85 B SI 85 B SL 76 X SI 86 2-1 ③ G4-3		X FF 94 0-0 ③ P5			C FF 93 B FF 93 C CU 74 B FF 93 B FF 93 S FF 93 3-3 ② K		4	0	1	1	0	1	1
21 Stephen Vogt, L (1, 2)		B SL 74 C SI 87 B SI 87 B SI 87 X SL 74 3-1 ② SF8 2-3 3-H		C CU 72 F CH 76 X SI 85 0-2 ① G4-3		C SI 92 B SI 82 B SI 92 F SI 93 F FF 95 F FF 94 B SL 85 F FF 95 X FF 95 3-2 ① F8		B FF 93 C FF 93 F FF 93 X FF 93 1-2 ③ P2		3	0	0	1	0	0	0
28 Eric Sogard, L (1, 4) OBP: 0.337, SLG: 0.339		C SL 74 B SI 85 F SI 86 B FF 87 C SI 87 2-3 ③ K		B CH 79 L CH 79 B SI 86 X CH 82 2-1 ② F7		C FF 94 B SI 92 F SI 94 B FF 95 F SL 84 F SL 83 F FF 95 B SL 82 B FF 96 4-2 15 S BB				2	0	0	0	1	1	1
Inning Stats	R: 0 E: 0 K: 0 S: 6 H: 0 LOB: 0 BB: 0 P: 10	R: 2 E: 0 K: 1 S: 10 H: 3 LOB: 1 BB: 0 P: 18	R: 4 E: 0 K: 0 S: 12 H: 3 LOB: 0 BB: 1 P: 20	R: 1 E: 0 K: 0 S: 13 H: 1 LOB: 1 BB: 1 P: 24	R: 0 E: 0 K: 1 S: 9 H: 0 LOB: 1 BB: 1 P: 15	R: 0 E: 0 K: 0 S: 14 H: 0 LOB: 1 BB: 0 P: 25	R: 0 E: 0 K: 2 S: 8 H: 0 LOB: 0 BB: 0 P: 13	R: 0 E: 0 K: 1 S: 10 H: 0 LOB: 0 BB: 0 P: 17		1B: 4 2B: 2 3B: 0 HR: 1	SF: 2 SAC: 0 DP: 0 HBP: 0		WP: 1 PB: 0 SB: 1 CS: 0	PA: 35		

	AB	29
	R	7
	H	7
	RBI	7
	BB	4
	SO	5
	LOB	7

PITCHER		IP	WLS	BF	H	R	ER	SO	BB	IBB	HBP	BLK	WP	HR	S	P	ERA	WHIP
61 Bronson Arroyo, R ERA: 3.61	(1, 1)	4.0	L	21	7	7	7	1	2	0	0	0	1	1	41	72	15.75	2.250
46 Curtis Partch, R ERA: 5.23	(5, 1)	2.0		8	0	0	0	1	2	0	0	0	0	0	23	40	0.00	1.000
43 Manny Parra, L ERA: 5.19	(7, 1)	1.0		3	0	0	0	2	0	0	0	0	0	0	8	13	0.00	0.000
60 J.J. Hoover, R ERA: 4.32	(8, 1)	1.0		3	0	0	0	1	0	0	0	0	0	0	10	17	0.00	0.000

PITCHER	IP	WLS	BF	H	R	ER	SO	BB	IBB	HBP	BLK	WP	HR	S	P	ERA	WHIP

Batter	1	2	3	4	5	6	7	8	9	AB	R	H	RBI	BB	SO	LOB
17 Shin-Soo Choo, L (1, 8) OBP: 0.419, SLG: 0.456	B FF 88 B FF 88 B FF 89 B FF 90 4-0 15 FC3-6 BB		X FF 88 0-0 ① P6			C CU 67 X CH 80 0-1 ① L9		C FF 88 B CU 66 F FF 88 B FF 89 F CU 67 X SL 80 2-2 ③ G4-3		3	0	0	0	1	0	0
15 Derrick Robinson, S (1, 7) OBP: 0.373, SLG: 0.361	C FF 88 B CH 81 S FF 88 X CH 82 1-2 ① FC3-6 21 S 19 BB 1-2f		L FF 88 X CH 81 0-1 ② L8			C FF 89 B CU 67 F FF 88 X CU 67 1-2 ② P4			F FF 89 C FF 88 X CH 79 0-2 ① G4-3	4	0	0	0	0	0	1
19 Joey Votto, L (1, 3) OBP: 0.437, SLG: 0.519	B CH 81 B FF 90 1 SAFE S FF 90 B FF 89 1 SAFE S CH 82 B CU 69 4-2 21 S 1-2 BB		F FF 88 X CH 80 0-1 ③ F7			C FF 88 B FF 88 C CH 80 B SL 81 F FF 90 X CU 68 2-2 ③ G3-1			B FF 88 C FF 89 B CU 68 X CH 81 2-1 ② G1-6-3	3	0	0	0	1	0	0
32 Jay Bruce, L (1, 9) OBP: 0.322, SLG: 0.525	F CH 82 F CH 82 B FF 90 S CH 83 1-3 ② K			B CU 66 S FF 88 C FF 88 S CH 81 1-3 ① K			C CU 67 B CH 80 C FF 88 F CU 66 S FF 90 1-3 ① K		B FF 89 F CH 81 S FF 89 S FF 90 1-3 ③ K	4	0	0	0	0	4	2
21 Todd Frazier, R (1, 5) OBP: 0.336, SLG: 0.402	B FF 89 F SL 81 F FF 89 C FF 90 1-3 ③ K 1-2 2-3			X FF 88 0-0 ② P3			B FF 88 B SL 80 X FF 89 2-0 ② F8			3	0	0	0	0	1	2
26 Xavier Paul, L (1, 10) OBP: 0.348, SLG: 0.424		B FF 88 C FF 89 F CH 80 S FF 90 1-3 ① K		F FF 88 C CU 68 B FF 90 X FF 90 1-2 ③ L9			X FF 88 0-0 2B			3	0	1	0	0	1	0
2 Zack Cozart, R (1, 6) OBP: 0.273, SLG: 0.378		C FF 88 X SL 81 0-1 E5			C FF 88 C SL 79 X FF 89 0-2 ① F9		C SL 80 F FF 88 B FF 89 F CU 68 S FF 89 1-3 ③ K			3	0	0	0	0	1	1
39 Devin Mesoraco, R (1, 2) OBP: 0.323, SLG: 0.363		B SL 81 1 SAFE C FF 88 B SL 80 X FF 88 2-1 ② P4			B SL 79 B SL 80 X FF 89 2-0 3 G6-4-3 1B			B FF 86 B FF 87 X FF 87 2-0 ① P3		3	0	1	0	0	0	1
3 Cesar Izturis, S (1, 4) OBP: 0.256, SLG: 0.227		B FF 88 C CH 82 B FF 88 X FF 89 2-1 ③ F9			B CH 81 C CH 80 C FF 88 F CH 82 X FF 89 1-2 ② ③ G6-4-3 1-2f			X FF 86 0-0 ② G4-3		3	0	0	0	0	0	2
Inning Stats	R: 0 E: 0 K: 2 S: 11 H: 0 LOB: 2 BB: 2 P: 22	R: 0 E: 1 K: 1 S: 9 H: 0 LOB: 1 BB: 0 P: 14	R: 0 E: 0 K: 0 S: 5 H: 0 LOB: 0 BB: 0 P: 5	R: 0 E: 0 K: 1 S: 7 H: 0 LOB: 0 BB: 0 P: 9	R: 0 E: 0 K: 0 S: 8 H: 1 LOB: 0 BB: 0 P: 11	R: 0 E: 0 K: 0 S: 9 H: 0 LOB: 0 BB: 0 P: 12	R: 0 E: 0 K: 2 S: 10 H: 1 LOB: 1 BB: 0 P: 14	R: 0 E: 0 K: 0 S: 6 H: 0 LOB: 0 BB: 0 P: 10	R: 0 E: 0 K: 1 S: 8 H: 0 LOB: 0 BB: 0 P: 11	1B: 1 2B: 1 3B: 0 HR: 0	SF: 0 SAC: 0 DP: 1 HBP: 0	WP: 0 PB: 0 SB: 2 CS: 0	PA: 31			

PITCHER	IP	WLS	BF	H	R	ER	SO	BB	IBB	HBP	BLK	WP	HR	S	P	ERA	WHIP
64 A.J. Griffin, R (1, 1) ERA: 3.56	9.0	W	31	2	0	0	7	2	0	0	0	0	0	73	108	0.00	0.444

PITCHER	IP	WLS	BF	H	R	ER	SO	BB	IBB	HBP	BLK	WP	HR	S	P	ERA	WHIP

TOP

Cincinnati Reds @ Oakland Athletics

O.co Coliseum, Oakland, CA

Wed Jun 26 2013, 3:38 PM - 5:57 PM EDT

Att. 25,658 - Partly Cloudy - 72 F

livebaseballscorecards.com

AB	29
R	0
H	2
RBI	0
BB	2
SO	7
LOB	9

Cincinnati Reds @ Oakland Athletics

O.co Coliseum, Oakland, CA

Wed Jun 26 2013, 3:38 PM - 5:57 PM EDT

Att. 25,658 - Partly Cloudy - 72 F

livebaseballscorecards.com

BOTTOM

Batter	1	2	3	4	5	6	7	8	9	AB	R	H	RBI	BB	SO	LOB
25 Chris Young, R (1, 8) OBP: 0.271, SLG: 0.365	B SI 94 B CH 89 F FF 95 S SL 87 F SI 95 F SL 88 S SL 86 2-3 K ①		C SI 96 C SL 89 B FF 95 B SL 86 C FF 97 2-3 K ②	B SL 89 F SL 90 C FF 96 1 SAFE 1-2 CS ③ 1-2	C FF 95 T FF 94 B KC 82 B FF 97 S FF 96 2-3 K ①		C FF 92 B FF 93 C FF 92 B FF 92 S FF 93 2-3 K ②			4	0	0	0	0	4	1
15 Seth Smith, L (1, 10) OBP: 0.356, SLG: 0.432 7 Nate Freiman, R (7, PH) OBP: 0.333, SLG: 0.416 (8, 10)	B FF 94 B SI 94 C FF 94 C KC 79 F FF 94 X SL 89 2-2 G3 ②		C KC 80 F SL 88 B FF 97 B CH 87 B CH 87 C KC 81 3-3 K ③		S SL 90 B CH 87 S FF 96 F SL 89 B FF 96 B SI 96 F SI 97 S FF 96 3-3 K ②		F FF 92 B FF 93 B FF 93 X FF 93 2-H 2-1 2B			3 1	0 0	0 1	0 1	0 0	2 0	0 0
8 Jed Lowrie, S (1, 6) OBP: 0.378, SLG: 0.420	B FF 94 S KC 80 X KC 81 1-1 1B			C KC 80 X SL 86 0-1 52 1B 37 2B 1B	B SL 90 F FF 96 F SI 97 F SI 98 B KC 83 S SL 91 2-3 K ③		B FF 92 C FF 92 S FF 92 S CU 76 1-3 K ③			4	1	2	0	0	2	1
52 Yoenis Cespedes, R (1, 7) OBP: 0.289, SLG: 0.458	C FF 94 B FF 95 X SL 88 1-1 F7 ③			B FF 96 F SI 95 F SI 95 F CH 87 B SL 90 X SL 90 2-2 37 2B 20 HR 1B 1-2		F SI 95 B SL 89 F KC 80 F FF 97 S SI 96 1-3 K ①		B CU 77 X SI 94 1-0 F7 ①		4	1	1	0	0	1	1
37 Brandon Moss, L (1, 3) OBP: 0.327, SLG: 0.478		B SI 94 C SI 96 F FF 95 F CH 88 X CH 87 1-2 P5 ①		F SI 96 C SI 94 B SI 96 B SL 89 X KC 81 2-2 20 HR 2B 1-3 2-H	B FF 96 S SI 95 F FF 95 B FF 96 B SI 97 F SI 96 B SI 95 4-2 20 FC4-6 BB			S SI 95 S FS 86 S FS 84 0-3 K ②		3	1	1	1	1	1	0
20 Josh Donaldson, R (1, 5) OBP: 0.376, SLG: 0.507		C SL 91 B SI 95 X SL 89 1-1 G6-3 ②		X SL 90 0-0 2-H 3-H HR	B SI 95 B FF 94 B FF 95 F SI 95 X SI 96 3-1 FC4-6 ② 1-2f			B SI 94 C FC 90 F FC 89 B SI 94 B CU 80 B SI 94 4-2 16 WP BB		3	1	1	3	1	0	1
16 Josh Reddick, L (1, 9) OBP: 0.300, SLG: 0.330		C SI 96 X KC 82 0-1 1B		C FF 97 F CH 87 X SI 97 0-2 G5-3 ①		D KC 81 X FF 95 1-0 P6 ③		F SI 94 S FS 85 B FS 87 X FC 89 1-2 P6 ③ 1-2		4	0	1	0	0	0	2
21 Stephen Vogt, L (1, 2)		C SI 94 F FF 94 1 SAFE X SL 89 0-2 P4 ③		X SI 96 0-0 F9 ②			C FF 92 C FF 94 F SL 82 B FF 94 F FF 93 B FF 95 X FF 94 2-2 G1-3 ①			3	0	0	0	0	0	1
28 Eric Sogard, L (1, 4) OBP: 0.342, SLG: 0.347			B SI 93 X KC 80 1-0 G3 ①	B SI 96 F SI 97 F FF 96 B CH 88 B SI 96 B SI 96 4-2 25 CS BB			B SL 80 C FF 93 B FF 94 X FF 92 2-1 7 2B 2B			2	1	1	0	1	0	0
Inning Stats	R: 0 E: 0 K: 1 S: 13 H: 1 LOB: 1 BB: 0 P: 19	R: 0 E: 0 K: 0 S: 11 H: 1 LOB: 1 BB: 0 P: 13	R: 0 E: 0 K: 2 S: 7 H: 0 LOB: 0 BB: 0 P: 13	R: 4 E: 0 K: 0 S: 18 H: 4 LOB: 0 BB: 1 P: 27	R: 0 E: 0 K: 3 S: 13 H: 0 LOB: 0 BB: 0 P: 20	R: 0 E: 0 K: 1 S: 10 H: 0 LOB: 1 BB: 1 P: 19	R: 1 E: 0 K: 2 S: 15 H: 2 LOB: 1 BB: 0 P: 24	R: 0 E: 0 K: 1 S: 9 H: 0 LOB: 1 BB: 1 P: 15		1B: 4 2B: 3 3B: 0 HR: 1 SF: 0 SAC: 0 DP: 0 HBP: 0		WP: 1 PB: 0 SB: 0 CS: 1 PA: 35			

	AB	31
	R	5
	H	8
	RBI	5
	BB	3
	SO	10
	LOB	7

PITCHER		IP	WLS	BF	H	R	ER	SO	BB	IBB	HBP	BLK	WP	HR	S	P	ERA	WHIP
34 Homer Bailey, R ERA: 3.88	(1, 1)	6.0	L	25	6	4	4	7	2	0	0	0	0	1	72	111	6.00	1.333
52 Tony Cingrani, L ERA: 3.12	(7, 1)	1.0		5	2	1	1	2	0	0	0	0	0	0	15	24	9.00	2.000
31 Alfredo Simon, R ERA: 3.29	(8, 1)	1.0		4	0	0	0	1	1	0	0	0	1	0	9	15	0.00	1.000

PITCHER	IP	WLS	BF	H	R	ER	SO	BB	IBB	HBP	BLK	WP	HR	S	P	ERA	WHIP

Cincinnati Reds @ Texas Rangers

Rangers Ballpark in Arlington, Arlington, TX

Fri Jun 28 2013, 8:08 PM - 10:58 PM EDT

Att. 41,218 - Clear - 100 F

livebaseballscorecards.com

Batter	1	2	3	4	5	6	7	8	9	AB	R	H	RBI	BB	SO	LOB
15 Derrick Robinson, S (1, 7) OBP: 0.360, SLG: 0.347	C FF 95 X FF 95 0-1 B3		X SI 92 0-0 G4-3			F FF 92 C CH 84 B FF 95 B CH 85 S CH 84 2-3 K		F FF 92 F FF 93 S CH 86 0-3 K		4	0	0	0	0	2	2
17 Shin-Soo Choo, L (1, 8) OBP: 0.414, SLG: 0.449	S FF 93 F FF 94 X SL 84 0-2 L5			B FF 93 B FF 94 X FF 93 2-0 G4-3		C FF 94 B FF 92 B SL 80 B FF 93 S FF 94 S CH 84 3-3 1-2 K		B FF 93 B CH 86 C FF 93 X FF 93 2-1 2-3 G4-3		4	0	0	0	0	1	2
19 Joey Votto, L (1, 3) OBP: 0.435, SLG: 0.515	B FF 95 B SL 85 F FF 95 S FF 94 X FF 95 2-2 G5-3			B CU 76 S FF 94 F FF 93 B CH 86 S CH 85 2-3 K			B FF 93 X FF 92 1-0 28 BB 4 1B 1B	B FF 93 C CH 87 F FF 92 B CH 84 X CH 85 2-2 G6-3		4	0	1	0	0	1	1
4 Brandon Phillips, R (1, 4) OBP: 0.320, SLG: 0.426		C FF 93 S FF 94 F CH 86 X FF 96 0-2 21 G1-4-3 32 1B 1B		B FF 95 X SI 94 1-0 G6-3			B CH 83 X FF 92 1-0 1-2 28 BB 1B		B FC 92 C FF 91 B FF 92 B FF 93 F FF 93 F FC 93 X FF 94 3-2 G4-3	4	0	2	0	0	0	0
32 Jay Bruce, L (1, 9) OBP: 0.324, SLG: 0.525		X FF 95 0-0 21 G1-4-3 1-2 1B			C FF 92 B SL 81 X SL 80 1-1 G4-3		C SL 81 X FF 93 0-1 F8		C FF 93 X FF 93 0-1 21 G5-3 1B	4	0	2	0	0	0	2
21 Todd Frazier, R (1, 5) OBP: 0.334, SLG: 0.400		B FF 94 F CH 84 F CH 86 X CH 85 1-2 G1-4-3 1-2f 2-3			F CU 75 X SI 93 0-1 28 G5-4-3 1B		D CH 83 X CH 84 1-0 P4		B FF 94 B FF 93 C FF 94 X FF 93 2-1 G5-3 1-2	4	0	1	0	0	0	5
28 Chris Heisey, R (1, 10) OBP: 0.212, SLG: 0.296		D CH 88 B CH 86 F CH 86 B FF 95 F FF 95 X CH 85 3-2 P4			B SI 93 C CH 84 X FF 93 1-1 G5-4-3 1-2f		B SI 95 B CH 83 B CH 85 B SI 93 4-0 39 FC6-4 1-2 2-3 BB		B FF 93 X FF 94 1-0 G5-3	3	0	0	0	1	0	3
39 Devin Mesoraco, R (1, 2) OBP: 0.316, SLG: 0.355			C SI 92 F CU 76 B FF 95 B CH 87 X CH 85 2-2 G6-3			S SL 82 X CH 84 0-1 G6-3	B SL 79 X FF 92 1-0 FC6-4 1-2f			3	0	0	0	0	0	3
2 Zack Cozart, R (1, 6) OBP: 0.277, SLG: 0.385			F FF 95 F FF 94 X FF 93 0-2 G5-3			C FF 94 X FF 92 0-1 17 WP 1B		X FF 91 0-0 17 G4-3 2B		3	0	2	0	0	0	0
Inning Stats	R: 0 E: 0 K: 0 S: 8 H: 0 LOB: 0 BB: 0 P: 10	R: 0 E: 0 K: 0 S: 11 H: 2 LOB: 1 BB: 0 P: 15	R: 0 E: 0 K: 0 S: 7 H: 0 LOB: 0 BB: 0 P: 9	R: 0 E: 0 K: 1 S: 5 H: 0 LOB: 0 BB: 0 P: 10	R: 0 E: 0 K: 0 S: 6 H: 1 LOB: 0 BB: 0 P: 8	R: 0 E: 0 K: 2 S: 10 H: 1 LOB: 1 BB: 0 P: 15	R: 0 E: 0 K: 0 S: 6 H: 2 LOB: 3 BB: 1 P: 14	R: 0 E: 0 K: 1 S: 9 H: 1 LOB: 1 BB: 0 P: 13	R: 0 E: 0 K: 0 S: 9 H: 1 LOB: 1 BB: 0 P: 15	1B: 7 2B: 1 3B: 0 HR: 0 SF: 0 SAC: 0 DP: 2 HBP: 0						

	AB	33
	R	0
	H	8
	RBI	0
	BB	1
	SO	4
	LOB	18

WP: 1 PA: 34
PB: 0
SB: 0
CS: 0

PITCHER		IP	WLS	BF	H	R	ER	SO	BB	IBB	HBP	BLK	WP	HR	S	P	ERA	WHIP
33 Martín Pérez, L ERA: 2.37	(1, 1)	6.2	W	25	6	0	0	3	1	0	0	0	1	0	52	79	0.00	1.050
44 Jason Frasor, R ERA: 3.0	(7, 1)	1.1	H	5	1	0	0	1	0	0	0	0	0	0	10	15	0.00	0.750
46 Robbie Ross Jr., L ERA: 1.88	(9, 1)	1.0		4	1	0	0	0	0	0	0	0	0	0	9	15	0.00	1.000

PITCHER		IP	WLS	BF	H	R	ER	SO	BB	IBB	HBP	BLK	WP	HR	S	P	ERA	WHIP

Cincinnati Reds @ Texas Rangers

Rangers Ballpark in Arlington, Arlington, TX

Fri Jun 28 2013, 8:08 PM - 10:58 PM EDT

Att. 41,218 - Clear - 100 F

BOTTOM

Batter	1	2	3	4	5	6	7	8	9	AB	R	H	RBI	BB	SO	LOB
5 Ian Kinsler, R (1, 4) OBP: 0.367, SLG: 0.452	B FF 90 X FF 89 1-0 G5-3 ①	B FF 93 1 SAFE C FF 92 B FF 92 B FF 94 C FF 93 B FF 94 4-2 17 BB, 1 BB, 1-2 BB		C FF 93 B CU 74 B CH 86 F FF 94 F FF 93 F FF 94 X FF 95 2-2 F8 ①		C CU 77 F SI 94 X FC 90 0-2 F9 ① 1-3				3	0	0	0	1	0	1
1 Elvis Andrus, R (1, 10) OBP: 0.298, SLG: 0.283	C FF 90 B SI 92 F SI 91 B SI 90 B CH 78 X SI 92 3-2 29 1B, 17 S, 1B	B FF 93 F FF 92 B FF 93 B FF 92 C FF 92 F FF 92 B FF 92 4-2 17 BB, 1-2, 2-3, 3-H BB		C FF 93 B CU 75 X FF 94 1-1 G5-3 ②		C CU 78 C CU 78 S FC 90 0-3 K ②				3	1	1	1	1	1	1
17 Nelson Cruz, R (1, 9) OBP: 0.329, SLG: 0.519	B FF 91 C SI 90 B SI 93 F FC 87 F SI 93 F SI 93 B SL 80 1 SAFE F SI 94 3-3 S FF 92 K ② 1-2	F FF 93 B CH 84 F FF 94 B SL 80 B FF 93 F FF 95 B FF 93 4-2 1-2, 2-3, 3-H BB		B FF 93 B CH 85 F FF 90 F SI 94 C FF 95 2-3 K ③		B FC 90 C FC 90 D SI 94 S FC 90 F FC 90 S FC 91 2-3 K ③				3	0	0	1	1	3	2
29 Adrian Beltré, R (1, 5) OBP: 0.340, SLG: 0.492	C FF 91 B SI 92 B SI 94 B FC 88 S FF 93 X CU 78 3-2 2-H 1B	B FF 93 B FF 94 C FF 94 S FF 94 F FF 94 X FF 92 2-2 L8 ③			X FF 92 0-0 18 BB, 13 1B, 1B		B CU 77 F SI 94 C FC 89 X FC 88 1-2 F8 ①			4	1	2	1	0	0	3
12 A.J. Pierzynski, L (1, 2) OBP: 0.324, SLG: 0.453	C FF 89 X FC 88 0-1 F9 ③		B SL 77 X FF 92 1-0 F7 ①		B FF 91 X CU 73 1-0 F8 ①		S SI 95 S FS 86 B FS 85 X FS 86 1-2 G4-3 ②			4	0	0	0	0	0	2
18 Mitch Moreland, L (1, 3) OBP: 0.327, SLG: 0.522		B CH 86 C CU 78 F FF 90 F FF 92 C FF 92 1-3 K ①	X FF 93 0-0 7 BB, 1B		B FF 92 B FF 92 B FF 93 C FF 92 B FF 92 4-1 13 1B, 1-2 BB		B CU 79 S CU 78 B FF 96 F SI 96 X FS 87 2-2 G4-3 ③			3	0	1	0	1	1	0
13 Jurickson Profar, S (1, 6) OBP: 0.333, SLG: 0.400		B FF 91 F FF 92 B CU 74 B FF 92 F FF 93 B FF 92 4-2 7 1B, 1 BB, BB	C CU 74 B FF 94 C CU 73 1 SAFE X FF 92 1-2 F9 ②		D CU 76 X FF 90 1-0 7 G4-6-3, 1-3, 2-H 1B			C SI 89 C KC 71 B KC 75 B SI 89 F KC 72 B SI 90 C FF 91 3-3 K ①		3	1	1	1	1	1	1
7 David Murphy, L (1, 7) OBP: 0.277, SLG: 0.375		1 SAFE X FF 91 0-0 1 BB, 5 S, 17 BB, 1-3, 1B	C SL 80 F FF 92 B FF 93 D SL 81 B FF 91 F FF 92 B FF 93 4-2 1-2 BB		1 SAFE 1 SAFE X FF 90 0-0 G4-6-3 ②③ 1-2f			S CH 82 B KC 71 F FF 90 X SI 89 1-2 F9 ②		3	1	1	0	1	0	2
2 Leonys Martin, L (1, 8) OBP: 0.337, SLG: 0.448		C FF 93 C FF 94 F FF 94 S SL 82 0-3 K ②	X FF 92 0-0 G4-3 ③			B SI 95 B CU 77 S SI 95 X SI 95 2-1 5 F9, 5 S, 1B		B KC 70 X CH 81 1-0 G4-3 ③		4	0	1	0	0	1	4
Inning Stats	R: 1 E: 0 K: 1 S: 15 H: 2 LOB: 1 BB: 0 P: 25	R: 2 E: 0 K: 2 S: 23 H: 1 LOB: 3 BB: 4 P: 42	R: 0 E: 0 K: 0 S: 9 H: 1 LOB: 2 BB: 1 P: 15	R: 0 E: 0 K: 1 S: 10 H: 0 LOB: 0 BB: 0 P: 15	R: 1 E: 0 K: 0 S: 5 H: 2 LOB: 1 BB: 1 P: 11	R: 0 E: 0 K: 2 S: 12 H: 1 LOB: 1 BB: 0 P: 16	R: 0 E: 0 K: 0 S: 9 H: 0 LOB: 0 BB: 0 P: 13	R: 0 E: 0 K: 1 S: 8 H: 0 LOB: 0 BB: 0 P: 13		1B: 7 2B: 0 3B: 0 HR: 0 SF: 0 SAC: 0 DP: 1 HBP: 0				WP: 0 PB: 0 SB: 3 CS: 0 PA: 36		

livebaseballscorecards.com

	AB	30
	R	4
	H	7
	RBI	4
	BB	6
	SO	7
	LOB	16

PITCHER		IP	WLS	BF	H	R	ER	SO	BB	IBB	HBP	BLK	WP	HR	S	P	ERA	WHIP
47 Johnny Cueto, R ERA: 3.33	(1, 1)	1.0	L	5	2	1	1	1	0	0	0	0	0	0	15	25	9.00	2.000
52 Tony Cingrani, L ERA: 3.42	(2, 1)	4.0		21	4	3	3	3	6	0	0	0	0	0	47	83	6.75	2.500
31 Alfredo Simon, R ERA: 3.14	(6, 1)	2.0		7	1	0	0	2	0	0	0	0	0	0	21	29	0.00	0.500
63 Sam LeCure, R ERA: 2.4	(8, 1)	1.0		3	0	0	0	1	0	0	0	0	0	0	8	13	0.00	0.000

PITCHER	IP	WLS	BF	H	R	ER	SO	BB	IBB	HBP	BLK	WP	HR	S	P	ERA	WHIP

Cincinnati Reds @ Texas Rangers

Rangers Ballpark in Arlington, Arlington, TX

Sat Jun 29 2013, 7:17 PM - 11:11 PM EDT

Att. 44,397 - Clear - 97 F

TOP

livebaseballscorecards.com

Batter	1	2	3	4	5	6	7	8	9	10	11	AB	R	H	RBI	BB	SO	LOB
17 Shin-Soo Choo, L (1, 8) OBP: 0.421, SLG: 0.464	X SI 91 0-0 HR		1 SAFE 1 SAFE 1 SAFE C SL 87 F FF 91 1 SAFE B CU 79 F FF 91 1 SAFE 4-2 D SL 86 B CU 78 F SL 86 F SL 86 B SL 87 4 1B 2 SH1-4 1-2 BB		L SI 92 C CU 79 B SI 93 B FF 92 X CU 79 2-2 2 2B 1B	B FF 92 F FF 91 F FF 91 B FF 92 B FF 90 X CH 86 3-2 ② F7			S SL 87 B FF 92 C FF 92 F SL 88 B FF 92 X FF 93 2-2 4 CS 1B	B SI 88 B CH 82 B SI 88 B SI 88 4-0 BB	4	2	3	1	2	0	1
2 Zack Cozart, R (1, 6) OBP: 0.275, SLG: 0.385	F FF 91 X SL 86 0-1 ① P6		2 SAFE X FF 91 0-0 ① SH1-4 1-2 2-3		1 SAFE B SL 87 1 SAFE F SL 85 1 SAFE B SI 92 1 SAFE 1 SAFE 2-2 F SI 91 1 SAFE X SI 91 19 1B 26 1B 1-H 2B	1 SAFE P PO 87 B FF 90 F FF 89 F FF 91 X FF 92 2-2 F9 ③			1 SAFE L SL 87 1 SAFE L FF 89 T SL 88 0-2 ① K	1 SAFE C SI 88 B SI 89 X SL 85 1-1 ② L5	5	1	1	1	0	1	3
19 Joey Votto, L (1, 3) OBP: 0.436, SLG: 0.516	C CU 78 B FF 91 B CH 83 B SI 90 X SI 91 3-1 4 G4-3 2B		I IN 70 I IN 73 I IN 71 I IN 69 4-0 4 1B IBB		B FF 90 B CU 76 F CU 78 X SI 92 2-1 26 1B 4 G2-3 2-3 1B		F FF 89 F SL 80 F FF 92 B FF 90 X CH 86 1-2 ① G4-3		1 SAFE B FF 92 C FF 92 B FF 92 1 SAFE C SL 89 S SL 88 2-3 ② K	B CH 83 C SI 89 X SL 84 1-1 ③ F9	5	0	2	0	1	1	2
4 Brandon Phillips, R (1, 4) OBP: 0.318, SLG: 0.422	B SL 84 C SL 84 F FF 90 B CU 79 D SL 85 X SL 85 3-2 ② G4-3 2-3		C FF 91 B SI 91 B SI 91 X SL 88 2-1 1-2 2-3 3-H 1B		B FF 91 F FF 91 F FF 91 X CH 86 1-2 ① G2-3 1-2		S FF 90 X FF 91 0-1 ② G6-3		1 SAFE B SL 86 C SL 86 B FF 93 S SL 88 2-2 ③ CS 1-2	S SL 85 B SL 86 C SL 86 S SL 88 1-3 ① K		5	0	1	1	0	1	3
32 Jay Bruce, L (1, 9) OBP: 0.322, SLG: 0.518	C SL 85 B CU 78 C CU 78 X CU 80 1-2 ③ L9		S SI 92 F CU 79 C SI 93 0-3 ② K		I IN 79 I IN 79 I IN 79 I IN 78 4-0 26 1B IBB		S CH 87 X FF 90 0-1 ③ F7			F FF 93 B SI 93 B SI 92 B SL 87 F SI 92 X SL 88 3-2 ② F8		4	0	0	0	1	1	4
26 Xavier Paul, L (1, 10) OBP: 0.347, SLG: 0.422 28 Chris Heisey, R (8, PH) OBP: 0.218, SLG: 0.313 (8, 10)		B SI 90 S SL 85 B SL 86 B SI 91 F SI 92 S SL 87 3-3 ① K	C CU 79 C CU 78 B CU 80 F SI 94 C SI 93 1-3 ③ K		S CH 86 X CH 86 0-1 9 G4-6-3 1-2 2-3 3-H 1B			B FF 92 X FF 92 1-0 2B X SL 87 0-0 ① G6-3		B FF 93 F SL 87 S SL 87 F CU 79 B SL 86 X SL 86 2-2 ③ G6-3		3 2	0 0	1 1	1 0	0 0	2 0	3 0
9 Jack Hannahan, L (1, 5) OBP: 0.250, SLG: 0.250 21 Todd Frazier, R (8, PH) OBP: 0.336, SLG: 0.398 (8, 5)		B FF 92 S SI 91 S SL 87 F FF 94 B CU 80 S CU 80 2-3 ② K	C SI 90 C CU 77 S CU 78 0-3 ① K	X FF 91 0-0 ②③ G4-6-3 1-2f							C SL 85 C SI 89 B CU 70 F SL 86 H CU 69 2-2 39 HR HBP	3 1	0 1	0 0	0 0	0 0	2 1	3 1
39 Devin Mesoraco, R (1, 2) OBP: 0.313, SLG: 0.371		B SL 87 F FF 93 S SI 93 S CU 80 1-3 ③ K	B SL 88 C SI 92 C CU 78 B CU 79 T SI 92 2-2 ② K			C FF 90 C SI 89 B SL 80 B CH 86 S CH 86 2-3 ① K		B FF 92 D SL 88 F FF 91 B FF 92 X SL 88 3-2 ② G5-3		1 SAFE B SI 88 L SI 88 1 SAFE X SI 88 1-1 1-H HR	5	1	1	2	0	3	1
15 Derrick Robinson, S (1, 7) OBP: 0.353, SLG: 0.340			C SL 86 B CH 84 B CH 85 F SL 88 B CU 80 X SL 87 3-2 E4 2 SH1-4 17 BB 4 1B	B CH 83 X SI 92 1-0 ③ F8		X CH 86 0-0 1B		F SL 90 T FF 92 F FF 93 B FC 91 S SL 89 1-3 ③ K		F SI 89 X CH 84 0-1 ① G4-3	5	1	1	0	0	1	1
Inning Stats	R: 1 E: 0 K: 0 S: 11 H: 2 LOB: 1 BB: 0 P: 18	R: 0 E: 0 K: 3 S: 10 H: 0 LOB: 0 BB: 0 P: 16	R: 1 E: 1 K: 2 S: 18 H: 1 LOB: 3 BB: 2 P: 32	R: 0 E: 0 K: 2 S: 7 H: 0 LOB: 0 BB: 0 P: 10	R: 2 E: 0 K: 0 S: 15 H: 4 LOB: 2 BB: 1 P: 26	R: 0 E: 0 K: 1 S: 11 H: 1 LOB: 1 BB: 0 P: 17	R: 0 E: 0 K: 0 S: 8 H: 0 LOB: 0 BB: 0 P: 9	R: 0 E: 0 K: 1 S: 9 H: 1 LOB: 1 BB: 0 P: 14	R: 0 E: 0 K: 2 S: 12 H: 1 LOB: 0 BB: 0 P: 18	R: 0 E: 0 K: 1 S: 10 H: 0 LOB: 0 BB: 0 P: 16	R: 2 E: 0 K: 0 S: 11 H: 1 LOB: 1 BB: 1 P: 20	1B: 6 2B: 3 3B: 0 HR: 2	SF: 0 SAC: 1 DP: 1 HBP: 1	WP: 0 PB: 0 SB: 0 CS: 1	PA: 49			

PITCHER		IP	WLS	BF	H	R	ER	SO	BB	IBB	HBP	BLK	WP	HR	S	P	ERA	WHIP
49 Nick Tepesch, R ERA: 4.71	(1, 1)	4.0		21	6	4	3	7	1	1	0	0	0	1	55	91	6.75	1.750
55 Ross Wolf, R ERA: 1.27	(5, 1)	3.0		11	2	0	0	1	0	1	0	0	0	0	25	37	0.00	0.667
56 Neal Cotts, L ERA: 0.41	(8, 1)	1.2		7	2	0	0	3	0	0	0	0	0	0	19	28	0.00	1.200
36 Joe Nathan, R ERA: 1.56	(9, 1)	1.1		3	0	0	0	1	0	0	0	0	0	0	12	20	0.00	0.000
37 Kyle McClellan, R ERA: 7.71	(11, 1)	1.0	L	6	1	2	2	0	1	0	1	0	0	1	11	20	18.00	2.000

PITCHER		IP	WLS	BF	H	R	ER	SO	BB	IBB	HBP	BLK	WP	HR	S	P	ERA	WHIP

AB	42
R	6
H	11
RBI	6
BB	4
SO	12
LOB	22

Cincinnati Reds @ Texas Rangers

Rangers Ballpark in Arlington, Arlington, TX

Sat Jun 29 2013, 7:17 PM - 11:11 PM EDT

Att. 44,397 - Clear - 97 F

livebaseballscorecards.com

BOTTOM

Batter	1	2	3	4	5	6	7	8	9	10	11	AB	R	H	RBI	BB	SO	LOB
5 Ian Kinsler, R (1, 10) OBP: 0.360, SLG: 0.442	B SI 88 X SI 88 1-0 P6 ①		B KC 77 B FC 88 1 SAFE X FC 89 2-0 FC3 (1 E 17 SF7) 1-3 3-H		B SI 90 B KC 78 X SI 91 2-0 F7 ③		B FF 88 B SI 91 C SI 88 C FC 88 X SL 82 2-2 P6 ③ 1-2			B CU 74 B FF 93 X FF 93 2-0 F9 ②		5	1	0	1	0	0	2
1 Elvis Andrus, R (1, 6) OBP: 0.300, SLG: 0.286	C SI 90 F SI 90 F SI 92 B FC 89 B SL 79 B SI 91 T SI 92 3-2 K ②		B KC 77 X SI 91 1-0 FC6 2-3 3-H			X CH 80 0-0 17 2B 2B		C SL 79 C SL 81 X SI 90 0-2 G6-3 ①		B FF 94 B CU 75 B FF 93 B FF 93 4-0 17 1B BB		4	1	1	1	1	1	1
17 Nelson Cruz, R (1, 9) OBP: 0.330, SLG: 0.522	C SI 91 S FC 88 B FC 88 B FC 89 B SI 91 S FC 89 3-3 K ③		S SI 90 B SI 92 B SI 91 X FC 88 2-1 SF7 ② 3-H			X SI 90 0-0 12 G6-3 2-H 2B		B FF 91 B KC 74 X SI 90 2-0 G6-3 ②		1 SAFE 1 SAFE S FF 93 X FF 93 0-1 1-3 1B		4	0	2	2	0	1	0
29 Adrian Beltré, R (1, 5) OBP: 0.338, SLG: 0.488		C SI 88 X FC 86 0-1 G5-3 ①	B CH 84 F SI 91 X SI 91 1-1 P6 ③			X SI 90 0-0 G6-3 ①		C SI 90 B SL 82 B SI 90 X SI 90 2-1 1B		F FF 94 X FF 93 0-1 P2 ③		5	0	1	0	0	0	4
12 A.J. Pierzynski, L (1, 2) OBP: 0.322, SLG: 0.444		B SI 90 X CH 82 1-0 G3-1 ②		C KC 77 F CH 83 S KC 79 0-3 K2-3 ①		D KC 78 X CH 84 1-0 G6-3 ② 2-3		X KC 73 0-0 F8 ③			B FF 97 B FF 96 C FF 95 B FF 95 B FF 95 4-2 18 G5-4-3 BB	4	0	0	0	1	1	2
18 Mitch Moreland, L (1, 3) OBP: 0.320, SLG: 0.511		C SI 90 C KC 79 X FC 88 0-2 F7 ③		X CH 83 0-0 G4-3 ②		B KC 78 B FF 88 F CH 84 X FC 89 2-1 P5 ③			B SL 83 S SL 84 C SL 84 F SL 83 F SL 85 F SL 84 B FF 95 X SL 84 2-2 F9 ①		B FF 98 B FF 98 C FF 95 X FF 94 2-1 G5-4-3 ① ② 1-2f	5	0	0	0	0	0	2
13 Jurickson Profar, S (1, 4) OBP: 0.319, SLG: 0.381			B SI 88 C SI 90 C KC 77 X FC 88 1-2 F7 ①	C SI 91 B KC 79 F CH 84 B SI 92 F KC 80 C SI 91 2-3 K ③			F CH 81 F FC 88 B SI 90 X SI 92 1-2 F7 ①		C SL 84 B FS 86 T SL 84 X FF 94 1-2 G3 ②		B FF 100 C FF 98 F SL 85 B FF 100 S SL 86 2-3 K ③	5	0	0	0	0	2	0
43 Engel Beltre, L (1, 8) OBP: 0.333, SLG: 0.333 61 Robinson Chirinos, R (9, PH) OBP: 0.227, SLG: 0.286 7 David Murphy, L (10, 7) OBP: 0.277, SLG: 0.375			B KC 76 F KC 78 S FC 89 X FC 88 1-2 E3 (2 1B 5 FC3)		C SI 87 F SL 86 B SI 89 X SL 80 1-2 F9 ①		F FC 89 X CH 84 0-1 G6-3 ②		C SL 84 B FS 86 F SL 84 B FS 86 S SL 84 2-3 K ③			3 1 0	1 0 0	0 0 0	0 0 0	0 1 0	0 0 0	0 0 0
2 Leonys Martin, L (1, 7) OBP: 0.340, SLG: 0.446 (10, 8)			B SI 90 X SI 90 1-0 5 E 5 FC3 1 FC6 1-3 1B		B KC 76 B CH 83 C CH 83 F CH 83 X FC 90 2-2 G3-1 ②		B SI 91 B CH 85 T CH 84 B FC 89 S SI 92 F SI 92 B SI 90 4-2 5 S BB			C SL 83 X SL 83 0-1 G4-3 ①		3	1	1	0	1	0	0
Inning Stats	R: 0 E: 0 K: 2 S: 8 H: 0 LOB: 0 BB: 0 P: 15	R: 0 E: 0 K: 0 S: 6 H: 0 LOB: 0 BB: 0 P: 7	R: 3 E: 3 K: 0 S: 13 H: 1 LOB: 1 BB: 0 P: 22	R: 0 E: 0 K: 2 S: 8 H: 0 LOB: 0 BB: 0 P: 10	R: 0 E: 0 K: 0 S: 7 H: 0 LOB: 0 BB: 0 P: 12	R: 1 E: 0 K: 0 S: 6 H: 2 LOB: 1 BB: 0 P: 9	R: 0 E: 0 K: 0 S: 11 H: 0 LOB: 1 BB: 1 P: 18	R: 0 E: 0 K: 0 S: 7 H: 1 LOB: 1 BB: 0 P: 11	R: 0 E: 0 K: 1 S: 12 H: 0 LOB: 0 BB: 0 P: 17	R: 0 E: 0 K: 0 S: 7 H: 1 LOB: 2 BB: 1 P: 13	R: 0 E: 0 K: 1 S: 7 H: 0 LOB: 0 BB: 1 P: 15	1B: 3 2B: 2 3B: 0 HR: 0	SF: 1 SAC: 0 DP: 1 HBP: 0		WP: 0 PB: 0 SB: 1 CS: 0		PA: 43	

	AB	39
	R	4
	H	5
	RBI	4
	BB	3
	SO	6
	LOB	11

PITCHER	IP	WLS	BF	H	R	ER	SO	BB	IBB	HBP	BLK	WP	HR	S	P	ERA	WHIP
44 Mike Leake, R (1, 1) ERA: 2.52	7.0		28	3	4	1	4	1	0	0	0	0	0	59	93	1.29	0.571
63 Sam LeCure, R (8, 1) ERA: 2.32	1.0		4	1	0	0	0	0	0	0	0	0	0	7	11	0.00	1.000
43 Manny Parra, L (9, 1) ERA: 4.82	1.1		4	0	0	0	1	0	0	0	0	0	0	14	19	0.00	0.000
60 J.J. Hoover, R (10, 1) ERA: 4.24	0.2	W	4	1	0	0	0	1	0	0	0	0	0	5	11	0.00	3.000
54 Aroldis Chapman, L (11, 1) ERA: 2.65	1.0	S	3	0	0	0	1	1	0	0	0	0	0	7	15	0.00	1.000

PITCHER	IP	WLS	BF	H	R	ER	SO	BB	IBB	HBP	BLK	WP	HR	S	P	ERA	WHIP

Batter	1	2	3	4	5	6	7	8	9	AB	R	H	RBI	BB	SO	LOB
17 Shin-Soo Choo, L (1, 8) OBP: 0.418, SLG: 0.458	C FC 88 B SI 94 F FC 90 B FF 96 X ST 82 2-2 ① F8		B FF 94 B FC 90 B FF 93 C FF 92 B FF 93 4-1 2 FC5-4 BB		B FF 94 C FF 93 B CU 68 S FC 91 F FC 92 S ST 83 2-3 ② K		C FF 92 S FF 94 B FF 94 F FF 95 B FF 94 F FF 95 F SL 88 B FC 93 X FF 94 3-2 ③ F7		C CU 81 B SI 93 B CU 81 X SL 87 2-1 ③ G4-3	4	0	0	0	1	1	1
2 Zack Cozart, R (1, 6) OBP: 0.275, SLG: 0.381	C FF 94 X FF 94 0-1 ② F8		1 SAFE B SI 91 B FF 92 1 SAFE F SI 92 X SI 92 2-1 ② FC5-4 19 1B 1-2f		C SI 92 S FF 92 X FF 95 0-2 ③ F7			B FF 97 B FF 95 B FF 96 B FF 96 4-0 4 1B 19 1B 32 SF8 BB		3	1	0	0	1	0	1
19 Joey Votto, L (1, 3) OBP: 0.439, SLG: 0.518	B FF 94 F FC 92 C SI 89 B FF 96 B ST 80 B ST 84 4-2 BB		B FF 94 B FC 90 C FF 94 X FC 91 2-1 1-3 1B			F ST 79 C FS 86 S SI 91 0-3 ① K		B FF 96 X FF 95 1-0 32 SF8 4 1B 28 SF9 1-2 1B		3	1	2	0	1	1	0
4 Brandon Phillips, R (1, 4) OBP: 0.320, SLG: 0.421	F FC 91 S ST 82 F FF 96 F ST 84 F FF 95 F ST 78 F SI 94 F ST 84 1 SAFE 2-3 ③ K B FF 86 B FF 97 S ST 85		S FF 94 B FF 95 C SI 94 B FF 96 S FF 96 2-3 ③ K			B SI 90 B SI 92 B FC 88 B FF 90 4-0 32 1B BB		X FF 96 0-0 28 SF9 32 SF8 1-2 2-3 1B		3	0	1	0	1	2	3
32 Jay Bruce, L (1, 9) OBP: 0.324, SLG: 0.520		S FF 90 F SI 94 B SI 89 X FF 95 1-2 1B		B FC 86 C FC 89 S FF 92 X ST 78 1-2 ① F7		F FC 94 X FC 91 0-1 1-3 26 G3-6-3 1B		B FF 96 B CU 82 F SL 86 X SL 87 2-1 ① SF8 1-2 2-3 3-H		3	0	2	1	0	0	0
26 Xavier Paul, L (1, 10) 28 Chris Heisey, R (8, PH) OBP: 0.216, SLG: 0.313 (8, 10)		B FC 88 C FF 93 F FC 91 F ST 82 S ST 82 1-3 ① K		B FC 89 C FF 92 B FS 87 F FC 89 F ST 83 S ST 82 2-3 ② K		F FF 94 C FF 96 F ST 86 F ST 84 F SI 93 B FF 96 X ST 85 2-2 ② ③ G3-6-3 1-2f		B SL 88 F SL 86 F FF 93 B SL 88 F SL 87 X FF 93 2-2 ② SF9 2-3 3-H		3 0	0 0	0 0	0 1	0 0	2 0	3 0
21 Todd Frazier, R (1, 5) OBP: 0.334, SLG: 0.396		F FF 94 X FF 92 0-1 ② L9		X FF 93 0-0 39 FC6-4 1B			C ST 81 T ST 83 B ST 85 X FF 94 1-2 ① L8	S SL 83 F SL 84 B SL 85 F FF 93 F CH 86 B FF 93 X SL 82 2-2 ③ F8		4	0	1	0	0	0	2
39 Devin Mesoraco, R (1, 2) OBP: 0.305, SLG: 0.361		C FF 94 F ST 83 B ST 85 S FF 95 1-3 ③ K		1 SAFE F SI 90 B FF 92 X SI 93 1-1 ③ FC6-4 1-2f			F ST 82 C FF 95 F FF 96 X ST 84 0-2 ② P4		S SL 86 F SL 86 F FF 94 F SL 85 F SL 87 B CU 79 X FF 93 1-2 ① F9	4	0	0	0	0	1	2
15 Derrick Robinson, S (1, 7) OBP: 0.350, SLG: 0.330			C FF 91 X FC 92 0-1 ① G3		F FS 88 B FC 88 F FC 88 B ST 80 C ST 83 2-3 ① K		B FF 97 C FC 88 B ST 84 B ST 80 B FF 90 4-1 BB		C SI 92 C SL 88 B SL 86 B SL 88 C SL 86 2-3 ② K	3	0	0	0	1	2	0
Inning Stats	R: 0 E: 0 K: 1 S: 16 H: 0 LOB: 1 BB: 1 P: 24	R: 0 E: 0 K: 2 S: 12 H: 1 LOB: 1 BB: 0 P: 15	R: 0 E: 0 K: 1 S: 10 H: 1 LOB: 2 BB: 1 P: 20	R: 0 E: 0 K: 1 S: 10 H: 1 LOB: 1 BB: 0 P: 14	R: 0 E: 0 K: 2 S: 10 H: 0 LOB: 0 BB: 0 P: 14	R: 0 E: 0 K: 1 S: 11 H: 1 LOB: 1 BB: 1 P: 17	R: 0 E: 0 K: 0 S: 14 H: 0 LOB: 1 BB: 1 P: 22	R: 2 E: 0 K: 0 S: 13 H: 2 LOB: 1 BB: 1 P: 24	R: 0 E: 0 K: 1 S: 11 H: 0 LOB: 0 BB: 0 P: 16	1B: 6 2B: 0 3B: 0 HR: 0	SF: 2 SAC: 0 DP: 1 HBP: 0					

PITCHER		IP	WLS	BF	H	R	ER	SO	BB	IBB	HBP	BLK	WP	HR	S	P	ERA	WHIP
11 Yu Darvish, R ERA: 2.78	(1, 1)	6.2	W	27	4	0	0	8	4	0	0	0	0	0	77	117	0.00	1.200
46 Robbie Ross Jr., L ERA: 1.86	(7, 1)	0.1	H	1	0	0	0	0	0	0	0	0	0	0	6	9	0.00	0.000
52 Tanner Scheppers, R ERA: 1.55	(8, 1)	0.0		3	2	2	2	0	1	0	0	0	0	0	2	7	∞	∞
56 Neal Cotts, L ERA: 0.4	(8, 1)	0.2	H	2	0	0	0	0	0	0	0	0	0	0	6	10	0.00	0.000
44 Jason Frasor, R ERA: 2.95	(8, 1)	0.1	H	1	0	0	0	0	0	0	0	0	0	0	5	7	0.00	0.000

PITCHER		IP	WLS	BF	H	R	ER	SO	BB	IBB	HBP	BLK	WP	HR	S	P	ERA	WHIP
36 Joe Nathan, R ERA: 1.51	(9, 1)	1.0	S	3	0	0	0	1	0	0	0	0	0	0	11	16	0.00	0.000

TOP

Cincinnati Reds @ Texas Rangers

Rangers Ballpark in Arlington, Arlington, TX

Sun Jun 30 2013, 3:09 PM - 6:25 PM EDT

Att. 39,078 - Sunny - 90 F

livebaseballscorecards.com

AB	30
R	2
H	6
RBI	2
BB	5
SO	9
LOB	12

WP: 0	PA: 37		
PB: 0			
SB: 0			
CS: 0			

Cincinnati Reds @ Texas Rangers

Rangers Ballpark in Arlington, Arlington, TX

Sun Jun 30 2013, 3:09 PM - 6:25 PM EDT

Att. 39,078 - Sunny - 90 F

BOTTOM

livebaseballscorecards.com

Batter	1	2	3	4	5	6	7	8	9	AB	R	H	RBI	BB	SO	LOB
5 Ian Kinsler, R (1, 4) OBP: 0.354, SLG: 0.434	C FC 93 B FF 95 S SL 87 B SI 95 S SL 86 2-3 ① K		D SL 89 B SI 94 X FF 95 2-0 ② P3		C SI 94 B SI 95 F SI 93 B SI 94 F CU 80 S SL 87 2-3 ① K		1 SAFE C FF 94 X CU 80 0-1 ① P3 1-2			4	0	0	0	0	2	4
1 Elvis Andrus, R (1, 6) OBP: 0.300, SLG: 0.287	B SI 96 X SI 95 1-0 ② F9		D FF 95 F SI 93 S SL 88 D SL 89 C SI 94 2-3 ③ K		X CH 87 0-0 SH 2-H 3-H		X FF 94 0-0 29 F7 17 1B 2-3 1B			3	0	1	1	0	1	1
17 Nelson Cruz, R (1, 10) OBP: 0.332, SLG: 0.525	C SI 96 B SL 85 C SL 87 B SI 96 X SL 88 2-2 2B			C FF 95 X SI 92 0-1 ① G6-3	B SI 95 B SI 94 X FF 95 2-0 ② G6-3		C SI 92 S FF 94 1 SAFE F SI 95 X SI 94 0-2 18 BB 1-2 3-H 1B			4	0	2	1	0	0	1
29 Adrian Beltré, R (1, 5) OBP: 0.337, SLG: 0.485	B SL 87 C FF 95 X SI 94 1-1 ③ P3			B SL 90 F SI 95 B SI 95 F SI 94 X SL 86 2-2 7 WP 1B	B SL 87 F SI 94 C SI 95 S SL 88 1-3 ③ K		C SL 89 X SI 94 0-1 ② F7 2-3			4	0	1	0	0	1	4
18 Mitch Moreland, L (1, 3) OBP: 0.323, SLG: 0.506		C SI 93 B CU 78 S SL 86 F SI 94 C SL 86 1-3 ① K		S CH 87 C SI 92 F SL 87 X SI 93 0-2 ② F7	B CU 75 B CH 84 C SI 92 B CH 84 B SI 95 4-1 7 G3 BB		D SL 85 B FF 94 B SL 83 B FF 93 4-0 1-2 BB			2	0	0	0	2	1	1
7 David Murphy, L (1, 7) OBP: 0.276, SLG: 0.370		S CH 85 S SL 87 F SI 97 S SL 87 0-3 ② K		B FF 88 C SI 95 B SL 84 F CH 86 D CH 87 B SL 86 4-2 1-2 BB	X SI 91 0-0 ① G3 1-2		F SL 83 B SL 83 B SL 84 X FF 92 2-1 ③ F7			3	0	0	0	1	1	4
8 Geovany Soto, R (1, 2) OBP: 0.277, SLG: 0.325 12 A.J. Pierzynski, L (8, PH) OBP: 0.320, SLG: 0.442 (9, 2)	C FF 96 B CU 79 S CH 87 F SI 96 S SL 85 1-3 ③ K			B SI 94 C SL 88 S FF 96 B CH 86 S SL 88 2-3 ③ K	B SI 94 X FF 93 1-0 ② P4			F FS 87 X FS 86 0-1 ① L9		3 1	0 0	0 0	0 0	0 0	2 0	3 0
43 Engel Beltre, L (1, 8) OBP: 0.400, SLG: 0.400			B SI 92 B CH 86 C SI 94 S CH 86 X CH 85 2-2 2 S 1B		X CH 84 0-0 2 2B 1 SH 1B	X CU 79 0-0 ③ G3-1		B SI 96 F CU 78 X FC 90 1-1 ② G6-3		4	1	2	0	0	0	1
2 Leonys Martin, L (1, 9) OBP: 0.343, SLG: 0.452			1 SAFE 1 SAFE B SI 94 F SI 92 D SL 85 F SI 92 1 SAFE S CH 86 2-3 ① K 1-2		1 SAFE 1 SAFE X SI 94 0-0 1 E 1-3 2B		B CU 75 L SL 83 X CH 85 1-1 1 1B 5 S 17 1B 1B	C CU 78 F FS 85 B CU 78 X FC 91 1-2 ③ G3		4	2	2	0	0	1	1
Inning Stats	R: 0 E: 0 K: 1 S: 9 H: 1 LOB: 1 BB: 0 P: 15	R: 0 E: 0 K: 3 S: 12 H: 0 LOB: 0 BB: 0 P: 14	R: 0 E: 0 K: 2 S: 10 H: 1 LOB: 1 BB: 0 P: 18	R: 0 E: 0 K: 1 S: 14 H: 1 LOB: 2 BB: 1 P: 22	R: 2 E: 1 K: 2 S: 11 H: 2 LOB: 1 BB: 0 P: 16	R: 0 E: 0 K: 0 S: 4 H: 0 LOB: 1 BB: 1 P: 9	R: 1 E: 0 K: 0 S: 13 H: 3 LOB: 3 BB: 1 P: 20	R: 0 E: 0 K: 0 S: 7 H: 0 LOB: 0 BB: 0 P: 9		1B: 6 2B: 2 3B: 0 HR: 0	SF: 0 SAC: 1 DP: 0 HBP: 0		WP: 1 PB: 0 SB: 2 CS: 0	PA: 36		

	AB	32
	R	3
	H	8
	RBI	2
	BB	3
	SO	9
	LOB	20

PITCHER		IP	WLS	BF	H	R	ER	SO	BB	IBB	HBP	BLK	WP	HR	S	P	ERA	WHIP
55 Mat Latos, R ERA: 3.03	(1, 1)	6.2	L	31	8	3	2	9	2	0	0	0	1	0	71	106	2.70	1.500
43 Manny Parra, L ERA: 4.74	(7, 1)	0.1		2	0	0	0	0	1	0	0	0	0	0	2	8	0.00	3.000
31 Alfredo Simon, R ERA: 3.07	(8, 1)	1.0		3	0	0	0	0	0	0	0	0	0	0	7	9	0.00	0.000

PITCHER	IP	WLS	BF	H	R	ER	SO	BB	IBB	HBP	BLK	WP	HR	S	P	ERA	WHIP

Batter	1	2	3	4	5	6	7	8	9	AB	R	H	RBI	BB	SO	LOB
7 Grégor Blanco, L (1, 8) OBP: 0.335, SLG: 0.374	C CU 69 B CU 71 C CU 73 B SI 85 X SI 88 2-2 ① P6		B SI 87 C SI 87 X CH 82 1-1 ② L6			B CH 76 C CH 75 B SI 87 F CH 78 B SI 86 X SI 89 3-2 ① G3				3	0	0	0	0	0	1
19 Marco Scutaro, R (1, 4) OBP: 0.368, SLG: 0.412	C CH 76 C SI 87 C SL 76 0-3 ② K		C SL 75 B SL 78 C SI 88 X SI 86 1-2 ③ G3-1			B SI 89 B CH 79 C CH 78 X SI 88 2-1 ② G6-3				3	0	0	0	0	1	1
28 Buster Posey, R (1, 2) OBP: 0.393, SLG: 0.538 50 Jose Mijares, L (6, 1)	C SI 87 T SL 77 B SI 88 T SL 78 1-2 ③ K			C SI 88 X CH 79 0-1 ① G6-3		C SL 76 B CU 70 F SL 76 F SI 89 F SI 90 B CH 82 F SL 78 X SL 77 2-2 ③ G6-3				3 0	0 0	0 0	0 0	0 0	1 0	0 0
48 Pablo Sandoval, S (1, 5) OBP: 0.312, SLG: 0.396		C CH 76 F SI 87 B SI 88 X SI 88 1-2 ① F9		C CH 79 F SI 87 B SI 87 F SL 76 X SI 88 1-2 ② G6-3						2	0	0	0	0	0	0
8 Hunter Pence, R (1, 9) OBP: 0.329, SLG: 0.484		C CH 78 B CU 71 B SL 78 X SL 77 2-1 ② P5		S CH 72 C SI 88 X SL 79 0-2 ③ G6-3						2	0	0	0	0	0	0
9 Brandon Belt, L (1, 3) OBP: 0.336, SLG: 0.452		B FF 88 B CU 71 B CU 69 C CH 79 B SI 88 4-1 BB			C CU 67 F SI 87 B SL 76 F SI 87 X FC 82 1-2 HR					1	1	1	1	1	0	0
56 Andres Torres, S (1, 7) OBP: 0.311, SLG: 0.375		C SL 74 X SL 75 0-1 ③ L9			C SI 88 C SI 88 B SI 88 X SI 89 1-2 ① L8					2	0	0	0	0	0	1
35 Brandon Crawford, L (1, 6) OBP: 0.328, SLG: 0.388			C SI 86 F CH 80 B CH 79 X CH 75 1-2 ① L8		C CU 70 B SI 88 F SI 88 B SI 90 X SI 87 2-2 ② G1-3					2	0	0	0	0	0	0
59 Mike Kickham, L (1, 1) OBP: 0.333, SLG: 0.667 51 Jake Dunning, R (3, 1) 12 Guillermo Quiroz, R (5, PH) OBP: 0.250, SLG: 0.308 70 George Kontos, R (5, 1) 29 Héctor Sánchez, S (6, 2) OBP: 0.293, SLG: 0.216			B CH 78 S CH 78 B SL 73 X CH 79 2-1 2B		C CU 66 S SL 77 B SL 79 S SL 77 1-3 ③ K					1 0 1 0 0	0 0 0 0 0	1 0 0 0 0	0 0 0 0 0	0 0 0 0 0	0 0 1 0 0	0 0 0 0 0
Inning Stats	R: 0 E: 0 K: 2 S: 9 H: 0 LOB: 0 BB: 0 P: 12	R: 0 E: 0 K: 0 S: 8 H: 0 LOB: 1 BB: 1 P: 15	R: 0 E: 0 K: 0 S: 10 H: 1 LOB: 1 BB: 0 P: 15	R: 0 E: 0 K: 0 S: 9 H: 0 LOB: 0 BB: 0 P: 10	R: 1 E: 0 K: 1 S: 13 H: 1 LOB: 0 BB: 0 P: 18	R: 0 E: 0 K: 0 S: 11 H: 0 LOB: 0 BB: 0 P: 18				1B: 0 2B: 1 3B: 0 HR: 1	SF: 0 SAC: 0 DP: 0 HBP: 0			WP: 0 PB: 0 SB: 0 CS: 0	PA: 21	

PITCHER		IP	WLS	BF	H	R	ER	SO	BB	IBB	HBP	BLK	WP	HR	S	P	ERA	WHIP
61 Bronson Arroyo, R ERA: 3.5	(1, 1)	6.0	W	21	2	1	1	3	1	0	0	0	0	1	60	88	1.50	0.500

PITCHER	IP	WLS	BF	H	R	ER	SO	BB	IBB	HBP	BLK	WP	HR	S	P	ERA	WHIP

San Francisco Giants @ Cincinnati Reds

Great American Ball Park, Cincinnati, OH

Mon Jul 01 2013, 7:12 PM - 9:21 PM EDT

Att. 30,702 - Overcast - 73 F

TOP

livebaseballscorecards.com

AB	20
R	1
H	2
RBI	1
BB	1
SO	3
LOB	3

Batter	1	2	3	4	5	6	7	8	9	AB	R	H	RBI	BB	SO	LOB
15 Derrick Robinson, S (1, 7) OBP: 0.346, SLG: 0.336	C FF 89 B SI 90 C SL 84 C CU 80 1-3 ① K	X SL 85 0-0 2-H 3-H 2B		B CH 81 X CH 82 1-0 ① G1-3		B FF 88 C FF 88 S SL 80 B FF 91 X FF 90 2-2 ① L7				4	0	1	2	0	1	0
17 Shin-Soo Choo, L (1, 8) OBP: 0.414, SLG: 0.452	B SI 90 C SL 83 C CU 79 B SI 89 F FF 90 X FF 90 3-2 ② L7	C CU 79 B SL 85 B FF 91 B SI 91 C SL 84 X SL 84 3-2 ③ G6-3		B FF 90 B CH 82 C FF 90 C FF 91 B SL 82 X SL 81 3-2 ② F7		B FF 90 C SL 79 S SL 79 C SL 82 1-3 ② K				4	0	0	0	0	1	1
19 Joey Votto, L (1, 3) OBP: 0.437, SLG: 0.514	B FF 91 C SL 84 C CU 80 B FF 92 B SL 85 F FF 91 C FF 91 3-3 ③ K		B FF 90 C FF 91 B CU 78 X SL 83 2-1 32 1B 21 HR 1B	B CH 83 C SL 79 F FF 91 B FF 92 B FF 90 F SL 81 S CH 82 3-3 ③ K		F FF 90 C FF 92 S SL 79 0-3 ③ K				4	1	1	0	0	3	0
4 Brandon Phillips, R (1, 4) OBP: 0.323, SLG: 0.424		X SL 81 0-0 32 2B 21 1B 1B	D CH 84 1 SAFE C SL 83 B SL 82 F FF 90 X FF 92 2-2 ① F8		F SI 91 X SL 83 0-1 2 2B 1B					3	2	2	0	0	0	1
32 Jay Bruce, L (1, 9) OBP: 0.327, SLG: 0.524		X FF 90 0-0 21 1B 2 SF7 1-3 2B	B SL 86 C SL 83 B FF 91 X FF 90 2-1 21 HR 1-2 1B		C SI 90 B SI 89 S SL 83 B SL 84 S SL 84 2-3 ① K					3	2	2	0	0	1	1
21 Todd Frazier, R (1, 5) OBP: 0.338, SLG: 0.410		F FF 90 B FF 91 C FF 90 X SL 84 1-2 61 SH5-4 29 1B 15 2B 2-3 3-H 1B	D SI 90 F SL 84 B FF 91 X FF 91 2-1 1-H 2-H HR		B SI 90 S SL 84 C FF 90 S SL 84 1-3 ② K					3	2	2	4	0	1	1
2 Zack Cozart, R (1, 6) OBP: 0.276, SLG: 0.385		X FF 91 0-0 ① SF7 3-H	B SL 80 C SL 84 B FF 90 X SL 85 2-1 ② P4		S SL 84 B FF 89 X FF 89 1-1 1-H 2B					2	0	1	2	0	0	0
29 Ryan Hanigan, R (1, 2) OBP: 0.285, SLG: 0.278		C FF 90 B SL 84 1 SAFE F SL 84 B FF 92 B FF 92 X SL 82 3-2 61 SH5-4 15 2B 1-2 1B	B FF 89 F SL 84 F SL 83 B FF 89 F SL 85 F SL 85 B FF 88 F SL 84 F SL 84 3-2 F FF 89 X FF 91 2B		C SL 83 B SL 84 B FF 88 C SL 82 F SL 82 B SL 82 F FF 88 B SL 82 4-2 BB				2	1	2	0	1	0	0
61 Bronson Arroyo, R (1, 1) OBP: 0.115, SLG: 0.115		X FF 89 0-0 ② SH5-4 1-2 2-3	S FF 89 C SL 81 B FF 89 B SL 81 S FF 91 2-3 ③ K		C SL 81 F FF 88 F SL 81 F SL 81 B SL 81 B FF 88 S SL 82 2-3 ③ K2-3					2	0	0	0	0	2	3
Inning Stats	R: 0 H: 0 E: 0 LOB: 0 K: 2 BB: 0 S: 10 P: 17	R: 4 H: 5 E: 0 LOB: 1 K: 0 BB: 0 S: 14 P: 21	R: 3 H: 4 E: 0 LOB: 1 K: 1 BB: 0 S: 22 P: 37	R: 0 H: 0 E: 0 LOB: 0 K: 1 BB: 0 S: 8 P: 15	R: 1 H: 2 E: 0 LOB: 2 K: 3 BB: 1 S: 19 P: 29	R: 0 H: 0 E: 0 LOB: 0 K: 2 BB: 0 S: 9 P: 12				1B: 6 SF: 1 2B: 4 SAC: 1 3B: 0 DP: 0 HR: 1 HBP: 0				WP: 0 PA: 30 PB: 0 SB: 0 CS: 0		

PITCHER		IP	WLS	BF	H	R	ER	SO	BB	IBB	HBP	BLK	WP	HR	S	P	ERA	WHIP
59 Mike Kickham, L ERA: 13.94	(1, 1)	2.2	L	17	9	7	7	2	0	0	0	0	0	1	43	70	23.62	3.375
51 Jake Dunning, R ERA: 1.86	(3, 1)	1.1		4	0	0	0	2	0	0	0	0	0	0	11	20	0.00	0.000
70 George Kontos, R ERA: 5.45	(5, 1)	1.0		6	2	1	1	3	1	0	0	0	0	0	19	29	9.00	3.000
50 Jose Mijares, L ERA: 2.51	(6, 1)	1.0		3	0	0	0	2	0	0	0	0	0	0	9	12	0.00	0.000

PITCHER	IP	WLS	BF	H	R	ER	SO	BB	IBB	HBP	BLK	WP	HR	S	P	ERA	WHIP

BOTTOM

San Francisco Giants @ Cincinnati Reds

Great American Ball Park, Cincinnati, OH

Mon Jul 01 2013, 7:12 PM - 9:21 PM EDT

Att. 30,702 - Overcast - 73 F

livebaseballscorecards.com

AB	27
R	8
H	11
RBI	8
BB	1
SO	9
LOB	7

Batter	1	2	3	4	5	6	7	8	9	AB	R	H	RBI	BB	SO	LOB
7 Grégor Blanco, L (1, 8) OBP: 0.333, SLG: 0.370	F FF 92 B SI 92 F SL 84 S FF 93 1-3 ① **K**			B SL 87 F SI 92 C FF 93 X CH 86 1-2 ① **L7**			F FF 94 B FF 94 B FF 95 B SI 94 F FF 92 B FF 96 4-2 28 FC3-5 19 G5-3 BB		C FF 97 F FF 97 B FF 97 X FF 97 1-2 ③ **G5-3**	3	0	0	0	1	1	0
19 Marco Scutaro, R (1, 4) OBP: 0.365, SLG: 0.408	C FF 93 F SL 85 B FF 94 F FF 93 X FF 93 1-2 ② **F8**			B SI 93 X FF 94 1-0 ② **L9**			B SI 94 X SI 95 1-0 ① **G5-3** 1-2			3	0	0	0	0	0	1
28 Buster Posey, R (1, 2) OBP: 0.389, SLG: 0.532	B FF 93 B FF 92 C FF 94 S SI 93 B FF 95 X FF 95 3-2 ③ **F8**			C FF 94 B FF 94 C FF 95 F FF 96 B FF 95 X CH 86 2-2 ③ **G5-3**			C FF 96 C FF 96 X FF 95 0-2 ② **FC3-5** 2-3			3	0	0	0	0	0	1
48 Pablo Sandoval, S (1, 5) OBP: 0.309, SLG: 0.391		S FF 92 X SL 86 0-1 ① **P4**			C SI 92 B SI 93 F SL 87 X FF 96 1-2 ① **G6-3**		F FF 94 S FF 96 B FF 96 F FF 96 F FF 96 F SL 89 B FF 97 B FF 96 S FF 97 3-3 ③ **K**			3	0	0	0	0	1	1
8 Hunter Pence, R (1, 9) OBP: 0.326, SLG: 0.480		B SL 85 B FF 93 B FF 93 C FF 92 S SL 87 S SL 88 3-3 ② **K**			X SL 87 0-0 ② **G5-3**			S SL 87 B SL 89 F SL 90 X SI 94 1-2 ① **P6**		3	0	0	0	0	1	0
9 Brandon Belt, L (1, 3) OBP: 0.332, SLG: 0.446		C SL 88 T FF 95 S SL 88 0-3 ③ **K**			X SL 89 0-0 ③ **P5**			X SL 88 0-0 ② **F9**		3	0	0	0	0	1	0
56 Andres Torres, S (1, 7) OBP: 0.307, SLG: 0.369			X SI 93 0-0 ① **F9**			C SI 93 S SI 94 B FF 94 C FF 95 1-3 ① **K**		B SI 95 X FF 95 1-0 ③ **L8**		3	0	0	0	0	1	0
35 Brandon Crawford, L (1, 6) OBP: 0.325, SLG: 0.384			B FF 92 B KC 79 C FF 93 X SL 89 2-1 ② **G4-3**			B FF 94 B CH 87 F FF 95 F FF 95 B FF 96 F FF 96 S SI 96 3-3 ② **K**			C FF 96 F FF 95 X FF 96 0-2 ① **G1-3**	3	0	0	0	0	1	0
55 Tim Lincecum, L (1, 1) OBP: 0.097, SLG: 0.133 50 Jose Mijares, L (6, 1) 41 Jeremy Affeldt, L (7, 1) 43 Sandy Rosario, R (8, 1) 10 Tony Abreu, S (9, PH) OBP: 0.364, SLG: 0.512			C FF 93 S SL 88 B SI 94 B FF 93 S FF 94 2-3 ③ **K**			S SI 95 S FF 95 B FF 95 C SL 89 1-3 ③ **K**			B FF 96 F FF 96 F FF 96 B FF 97 F SL 90 S SI 97 2-3 ② **K**	2 0 0 0 1	0 0 0 0 0	0 0 0 0 0	0 0 0 0 0	0 0 0 0 0	2 0 0 0 1	0 0 0 0 0

Inning Stats	1	2	3	4	5	6	7	8	9
R:	0	0	0	0	0	0	0	0	0
E:	0	0	0	0	0	0	0	0	0
K:	1	2	1	0	0	3	1	0	1
S:	10	8	6	8	5	10	12	5	10
H:	0	0	0	0	0	0	0	0	0
LOB:	0	0	0	0	0	0	1	0	0
BB:	0	0	0	0	0	0	1	0	0
P:	15	11	10	12	6	15	20	7	13

1B: 0 SF: 0
2B: 0 SAC: 0
3B: 0 DP: 0
HR: 0 HBP: 0

WP: 0 PA: 28
PB: 0
SB: 0
CS: 0

PITCHER	IP	WLS	BF	H	R	ER	SO	BB	IBB	HBP	BLK	WP	HR	S	P	ERA	WHIP
34 Homer Bailey, R (1, 1) ERA: 3.57	9.0	W	28	0	0	0	9	1	0	0	0	0	0	74	109	0.00	0.111

PITCHER	IP	WLS	BF	H	R	ER	SO	BB	IBB	HBP	BLK	WP	HR	S	P	ERA	WHIP

TOP

San Francisco Giants @ Cincinnati Reds

Great American Ball Park, Cincinnati, OH

Tue Jul 02 2013, 7:11 PM - 9:53 PM EDT
Att. 27,509 - Partly Cloudy - 80 F

livebaseballscorecards.com

AB	27
R	0
H	0
RBI	0
BB	1
SO	9
LOB	3

Batter	1	2	3	4	5	6	7	8	9	AB	R	H	RBI	BB	SO	LOB
17 Shin-Soo Choo, L (1, 8) OBP: 0.420, SLG: 0.458	B FF 91 B SL 80 B SI 90 C SI 89 X SI 90 3-1 2 SH 19 SF7 2B		B SL 81 S CH 83 C CH 82 B CH 83 F SI 91 B FF 91 D CH 83 4-2 2 FC6-4 1-2 BB		B CU 76 B CU 76 B CH 81 B FF 90 4-0 BB		C SI 93 B SI 93 F CU 76 B SI 92 X SI 92 2-2 2 WP 1B			2	1	2	0	2	0	0
2 Zack Cozart, R (1, 6) OBP: 0.273, SLG: 0.382	L CH 83 X CU 77 0-1 SH 2-3		S SL 81 S FF 91 F CH 84 X SL 82 0-2 ① FC6-4 1-2f 2-3		1 SAFE S SL 79 B FF 90 1 SAFE 1 SAFE D SL 80 1 SAFE F FF 90 F SL 83 3-3 ③ D SL 81 S SL 80 K		1 SAFE 1 SAFE D SI 92 1 SAFE F SI 92 C CU 77 B SI 89 F CH 87 S CU 78 2-3 ① K 1-2			3	0	0	0	0	2	4
19 Joey Votto, L (1, 3) OBP: 0.435, SLG: 0.513	B CH 83 C SI 90 B CH 86 S SI 92 B SI 91 X SI 92 3-2 ① SF7 3-H		1 SAFE S CU 76 C SI 91 F SI 90 S CH 84 0-3 ② K			B CU 76 B SL 80 C SL 79 C CH 82 B CH 82 F FF 89 X SI 90 3-2 4 HR 1B	B CU 76 B SI 93 B SI 93 X SI 94 3-0 ② F7			3	1	1	1	0	1	3
4 Brandon Phillips, R (1, 4) OBP: 0.325, SLG: 0.433	1 SAFE T FF 92 C SL 81 S CH 84 0-3 ② K		D FF 91 D SL 81 F FF 90 X CH 83 2-1 ③ G6-3			F FF 90 X SL 80 0-1 1-H HR	I IN 82 I IN 84 I IN 85 I IN 85 4-0 IBB			3	1	1	2	1	1	3
32 Jay Bruce, L (1, 9) OBP: 0.323, SLG: 0.518	1 SAFE B FF 92 B CH 82 S CH 82 S SL 83 X CH 83 2-2 ③ G4-3			B CU 75 C SI 90 F CH 84 B CH 84 F FF 90 F CH 84 B SI 91 F SI 91 T FF 90 3-2 ① K		S CU 76 B CH 84 X FF 89 1-1 ① F7	B CU 77 C CU 77 X SI 93 1-1 ③ P3			4	0	0	0	0	1	3
21 Todd Frazier, R (1, 5) OBP: 0.337, SLG: 0.408		C SL 81 F SI 91 S CH 85 0-3 ① K		B SL 81 B FF 91 C FF 91 S SL 81 S SL 82 2-3 ② K		S FF 90 X FF 90 0-1 26 S 1B		C SL 80 B SL 81 X SL 81 1-1 ① G6-3		4	0	1	0	0	2	0
26 Xavier Paul, L (1, 7) OBP: 0.335, SLG: 0.405 15 Derrick Robinson, S (7, 7) OBP: 0.344, SLG: 0.333		B SI 91 C CU 76 F CU 76 F SI 91 S CH 83 1-3 ② K		B CH 82 X FF 89 1-0 ③ L3		B FF 90 S FF 90 F FF 91 F FF 92 S SL 79 1-3 ② K 1-2		S FF 93 S FF 93 B FF 94 C FF 93 1-3 ② K		3 1	0 0	0 0	0 0	0 0	2 1	1 0
29 Ryan Hanigan, R (1, 2) OBP: 0.290, SLG: 0.279		F CH 82 T FF 90 B CH 83 S CH 83 1-3 ③ K			X FF 90 0-0 34 B2-6 1B	I IN 76 I IN 75 I IN 76 I IN 73 4-0 IBB		B SL 82 B SL 82 C FF 93 X FF 94 2-1 ③ G6-3		3	0	1	0	1	1	0
34 Homer Bailey, R (1, 1) OBP: 0.172, SLG: 0.207			B FF 89 B FF 90 B SI 89 C FF 89 X FF 89 3-1 2 FC6-4 17 BB 1B		B SL 80 L FF 90 X CU 75 1-1 ①② B2-6 1-2f	B FF 89 F FF 89 B SL 78 F FF 91 B FF 92 S FF 90 3-3 ③ K				3	0	1	0	0	1	3
Inning Stats	R: 1 E: 1 K: 1 S: 13 H: 1 LOB: 1 BB: 0 P: 21	R: 0 E: 0 K: 3 S: 10 H: 0 LOB: 0 BB: 0 P: 12	R: 0 E: 0 K: 1 S: 15 H: 1 LOB: 2 BB: 1 P: 24	R: 0 E: 0 K: 2 S: 10 H: 0 LOB: 0 BB: 0 P: 16	R: 0 E: 0 K: 1 S: 7 H: 1 LOB: 1 BB: 1 P: 15	R: 2 E: 0 K: 2 S: 17 H: 3 LOB: 2 BB: 1 P: 29	R: 0 E: 0 K: 1 S: 10 H: 1 LOB: 2 BB: 1 P: 22	R: 0 E: 0 K: 1 S: 7 H: 0 LOB: 0 BB: 0 P: 11		1B: 5 2B: 1 3B: 0 HR: 1 SF: 1 SAC: 1 DP: 1 HBP: 0		WP: 1 PB: 0 SB: 1 CS: 0 PA: 35		

PITCHER		IP	WLS	BF	H	R	ER	SO	BB	IBB	HBP	BLK	WP	HR	S	P	ERA	WHIP
55 Tim Lincecum, R ERA: 4.66	(1, 1)	5.1	L	24	6	3	3	8	2	0	0	0	0	1	65	102	5.06	1.500
50 Jose Mijares, L ERA: 2.45	(6, 1)	0.2		3	0	0	0	2	0	1	0	0	0	0	7	15	0.00	0.000
41 Jeremy Affeldt, L ERA: 3.18	(7, 1)	1.0		5	1	0	0	1	0	1	0	0	1	0	10	22	0.00	1.000
43 Sandy Rosario, R ERA: 2.81	(8, 1)	1.0		3	0	0	0	1	0	0	0	0	0	0	7	11	0.00	0.000

PITCHER	IP	WLS	BF	H	R	ER	SO	BB	IBB	HBP	BLK	WP	HR	S	P	ERA	WHIP

BOTTOM

San Francisco Giants @ Cincinnati Reds

Great American Ball Park, Cincinnati, OH

Tue Jul 02 2013, 7:11 PM - 9:53 PM EDT

Att. 27,509 - Partly Cloudy - 80 F

livebaseballscorecards.com

AB	29
R	3
H	7
RBI	3
BB	4
SO	12
LOB	17

Batter	1	2	3	4	5	6	7	8	9	10	11	AB	R	H	RBI	BB	SO	LOB
7 Grégor Blanco, L (1, 8) (6, 7) OBP: 0.337, SLG: 0.365	B FF 92 T FF 92 F FF 92 X SL 81 1-2 ① G3-1		B FF 91 B CU 71 B FF 91 B FF 91 4-0 28 BB BB		B CU 71 B FF 92 B FF 90 C FF 90 B FF 90 4-1 10 HR BB		B FC 89 S KC 72 F CH 80 S KC 75 1-3 ② K		C FF 100 S SL 89 S FF 100 0-3 ② K		C CU 73 B FF 91 F FF 92 B FF 92 F FF 92 F FF 92 B FF 92 B FF 91 4-2 BB	3	1	0	0	3	2	0
10 Tony Abreu, S (1, 4) OBP: 0.380, SLG: 0.587	B FF 93 X FF 94 1-0 2B		C FF 89 1 SAFE B FF 92 B CH 85 F FF 92 S FF 91 2-3 ① K		1 SAFE 1 SAFE F FF 91 B CH 82 X FF 91 1-1 1-H HR		C CH 81 C KC 71 C SI 88 0-3 ③ K		B FF 100 F SL 88 S FF 99 B FF 100 F FF 99 B FF 99 B FF 99 4-2 BB		B CU 73 C CU 74 F FF 91 S FF 93 1-3 ③ K	5	1	2	2	1	3	3
28 Buster Posey, R (1, 2) (10, 3) OBP: 0.390, SLG: 0.526	B FF 94 F FF 94 D CU 76 B FF 94 B FF 95 4-1 BB		C FF 91 B CU 76 B FF 93 B FF 94 B FF 95 4-1 8 P4-6 1-2 BB		B FF 90 B CU 74 X FF 92 2-0 ③ G6-3			C FF 94 B CU 78 F FC 90 F FC 89 C SI 94 1-3 ① K	F FF 98 F FF 98 1 SAFE X FF 100 0-2 ③ F8			3	0	0	0	2	1	1
8 Hunter Pence, R (1, 9) OBP: 0.321, SLG: 0.473	B FF 94 C FF 94 B FF 94 F FF 94 B FF 93 X FF 94 3-2 ② L6		S CU 75 X FF 93 0-1 ② ③ P4-6 1-2f			B FF 90 C FF 89 S FF 90 B SL 81 X FF 93 2-2 ① L9		C FC 90 X FC 89 0-1 ② L7		C CU 73 S FF 92 B FF 91 X FF 92 1-2 ① L9		5	0	0	0	0	0	4
48 Pablo Sandoval, S (1, 5) OBP: 0.303, SLG: 0.384	S FF 93 B FF 93 F FF 94 B FF 94 B FF 95 S FF 93 3-3 ③ K			C CU 74 B CH 84 S FF 94 F FF 93 F SL 79 S FF 93 1-3 ① K		B CU 73 B CH 83 B CU 74 F FF 94 X FF 93 2-2 ② G4-3		C SI 95 B FS 88 B CU 76 F SI 95 S CU 78 2-3 K 29 HBP 9 WP		C CU 76 X CH 88 0-1 ② G6-3		5	0	0	0	0	3	2
9 Brandon Belt, L (1, 3) OBP: 0.333, SLG: 0.447 49 Javier López, L (10, 1)		C CU 73 F FF 94 F SL 80 S SL 80 0-3 ① K		B SL 78 B FF 90 X FF 92 2-0 ② L4		B CU 72 X FF 91 1-0 2B		B CU 77 B SI 94 F SI 94 B SI 95 C CU 77 B CU 76 4-2 29 HBP 1-2 BB		C CU 76 F FF 94 B FF 93 F FF 94 S FF 94 1-3 ③ K		4 0	0 0	1 0	0 0	1 0	2 0	0 0
56 Andres Torres, S (1, 7) OBP: 0.312, SLG: 0.371 41 Jeremy Affeldt, L (6, 1) 51 Jake Dunning, R (7, 1) 29 Héctor Sánchez, S (8, PH) OBP: 0.310, SLG: 0.218 43 Sandy Rosario, R (8, 1) 12 Guillermo Quiroz, R (10, 2) OBP: 0.246, SLG: 0.302		X FF 92 0-0 1B		C CU 85 C CU 75 B FF 94 S FF 94 1-3 ③ K		C CU 72 B FC 90 B CU 73 F FF 91 B CU 70 B FF 90 4-2 BB		C CU 76 F FF 94 H FF 94 1-2 1-2 2-3 HBP			F FF 91 S CU 74 B FF 92 B FF 92 S FF 92 2-3 ① K	2 0 0 0 0 0 1	0 0 0 0 0 0 0	1 0 0 0 0 0 0	0 0 0 0 0 0 0	1 0 0 0 0 0 0	1 0 0 0 0 1 0	0 0 0 0 0 0 0
35 Brandon Crawford, L (1, 6) OBP: 0.321, SLG: 0.380 13 Joaquin Arias, R (8, PH) OBP: 0.301, SLG: 0.318 (8, 6)		1 SAFE B FF 93 B FF 94 F FF 93 F FF 93 B SL 79 X FF 93 3-2 ② F8			C FF 88 X CU 72 0-1 ① G3	C FF 91 X CU 75 0-1 ③ P3		B FF 93 X FF 94 1-0 ③ F9		B CU 76 F FF 92 F FF 92 B FF 92 B FF 92 F FF 94 X FF 93 3-2 2B		3 2	0 0	0 1	0 0	0 0	0 0	3 3
75 Barry Zito, L (1, 1) OBP: 0.154, SLG: 0.154 50 Jose Mijares, L (5, 1) 70 George Kontos, R (5, 1) 2 Juan Carlos Perez, R (6, 8) OBP: 0.283, SLG: 0.262		D FF 91 C FF 92 C FF 91 B FF 94 X FF 91 2-2 ③ G6-3			C FF 88 C CU 71 B FF 91 X SL 77 1-2 ② G1-3		C SL 79 C KC 71 B SL 80 B SI 89 F SI 89 B SL 80 S SI 89 3-3 ① K		C FF 97 S SL 86 B FF 101 S FF 99 1-3 ① K		S FF 92 C CU 74 S FF 92 0-3 ② K	2 0 0 3	0 0 0 0	0 0 0 0	0 0 0 0	0 0 0 3	0 0 0 1	1 0 0 1
Inning Stats	R: 0 H: 1 E: 0 LOB: 2 K: 1 BB: 1 S: 11 P: 23	R: 0 H: 1 E: 0 LOB: 1 K: 1 BB: 0 S: 11 P: 16	R: 0 H: 0 E: 0 LOB: 1 K: 1 BB: 2 S: 6 P: 16	R: 0 H: 0 E: 0 LOB: 0 K: 2 BB: 0 S: 9 P: 13	R: 2 H: 1 E: 0 LOB: 0 K: 0 BB: 1 S: 9 P: 17	R: 0 H: 1 E: 0 LOB: 2 K: 0 BB: 1 S: 11 P: 20	R: 0 H: 0 E: 0 LOB: 0 K: 3 BB: 0 S: 10 P: 14	R: 0 H: 0 E: 0 LOB: 3 K: 2 BB: 1 S: 14 P: 23	R: 0 H: 0 E: 0 LOB: 1 K: 2 BB: 1 S: 12 P: 17	R: 0 H: 0 E: 0 LOB: 0 K: 1 BB: 0 S: 9 P: 11	R: 0 H: 1 E: 0 LOB: 2 K: 3 BB: 1 S: 17 P: 27	1B: 1 2B: 4 3B: 0 HR: 1	SF: 0 SAC: 0 DP: 1 HBP: 1	WP: 2 PB: 0 SB: 0 CS: 0	PA: 47			

PITCHER		IP	WLS	BF	H	R	ER	SO	BB	IBB	HBP	BLK	WP	HR	S	P	ERA	WHIP
52 Tony Cingrani, L ERA: 3.4	(1, 1)	5.2		24	4	2	2	5	4	0	0	0	0	1	53	97	3.18	1.412
66 Logan Ondrusek, R ERA: 5.56	(6, 1)	0.1		2	0	0	0	0	1	0	0	0	0	0	4	8	0.00	3.000
63 Sam LeCure, R ERA: 2.25	(7, 1)	1.0		3	0	0	0	3	0	0	0	0	0	0	10	14	0.00	0.000
31 Alfredo Simon, R ERA: 3.02	(8, 1)	0.2		5	0	0	0	2	1	0	1	0	2	0	13	21	0.00	1.500
43 Manny Parra, L ERA: 4.66	(8, 1)	0.1		1	0	0	0	0	0	0	0	0	0	0	1	2	0.00	0.000

PITCHER		IP	WLS	BF	H	R	ER	SO	BB	IBB	HBP	BLK	WP	HR	S	P	ERA	WHIP
54 Aroldis Chapman, L ERA: 2.57	(9, 1)	1.0		4	0	0	0	2	1	0	0	0	0	0	12	17	0.00	1.000
60 J.J. Hoover, R ERA: 4.0	(10, 1)	2.0	W	8	1	0	0	4	1	0	0	0	0	0	26	38	0.00	1.000

TOP

San Francisco Giants @ Cincinnati Reds

Great American Ball Park, Cincinnati, OH

Wed Jul 03 2013, 7:13 PM - 11:47 PM EDT

Att. 40,757 - Cloudy - 79 F

livebaseballscorecards.com

AB	38
R	2
H	5
RBI	2
BB	8
SO	16
LOB	18

Batter	1	2	3	4	5	6	7	8	9	10	11	AB	R	H	RBI	BB	SO	LOB
17 Shin-Soo Choo, L (1, 8) OBP: 0.419, SLG: 0.456	C FF 82 B FC 79 C FF 80 F CU 71 X SI 83 1-2 L8 ①	B FF 82 B CU 70 C FC 80 F SI 85 X FF 82 2-2 G5-3 ③			B CU 68 B FC 79 C FF 82 B SI 82 X SI 83 3-1 2 1B 2 S 1B ①	X SI 93 0-0 L7 ③			X FF 91 0-0 G4-3 ② 2-3		S SL 80 X CU 72 0-1 1-2 2-H 1B ①	6	0	2	1	0	0	4
2 Zack Cozart, R (1, 6) OBP: 0.272, SLG: 0.379	B FF 82 C FC 79 X CH 73 1-1 F7 ②		B SI 83 F FC 79 B FF 84 B CH 72 C FC 79 F SI 82 S FC 81 3-3 K ①		1 SAFE X SI 82 0-0 1-3 1B ①		C CU 75 B CU 76 F SI 92 B CH 87 F CH 87 B CU 76 X SI 91 3-2 L8 ①		B SL 83 S SL 85 X SL 83 1-1 F8 ③			5	0	1	0	0	1	1
19 Joey Votto, L (1, 3) OBP: 0.432, SLG: 0.511	C CU 70 X SI 80 0-1 2B ②		F FF 82 C FF 82 F CU 71 B FF 84 X FF 83 1-2 G6-3 ②		1 SAFE C FF 91 B FF 92 T SL 81 B FF 93 D FF 92 1 SAFE S FF 91 3-3 K ①		B CU 78 C SI 92 X CU 76 1-1 F7 ②			B SL 80 C SL 80 X SL 80 1-1 F7 ①		5	0	1	0	0	1	2
4 Brandon Phillips, R (1, 4) OBP: 0.324, SLG: 0.427	X SI 84 0-0 L7 ③		B CH 74 B CH 76 C FC 82 F FF 80 F SI 85 B CH 73 B CH 72 4-2 BB		S SL 84 F SL 84 B SI 90 1 SAFE F SL 84 B FF 89 S SL 83 2-3 K ②		F SL 82 S SL 81 B FF 92 X SL 82 1-2 G1-3 ③			B SI 85 B CH 80 X SI 86 2-0 L1 ②		4	0	0	0	1	1	3
32 Jay Bruce, L (1, 9) OBP: 0.322, SLG: 0.512		C CH 79 B FF 83 S CU 71 F CU 70 B CU 71 B FC 80 F FF 84 H CU 70 4-2 21 1B 28 SF8 HBP	B FC 80 S SI 82 C FF 82 1 SAFE F SI 84 B FF 82 S CU 71 2-3 K ③		B FF 89 F SL 82 B FF 89 B SL 83 F SL 82 F SL 83 F SL 83 S SL 83 3-3 K ③			F CH 83 F FF 93 B FF 93 F CH 87 B CH 85 S SL 83 2-3 K ①		C SL 80 B SL 82 S CU 73 B CU 72 B CU 72 F SL 79 X SL 79 3-2 G1-3 ③		4	1	0	0	0	3	3
21 Todd Frazier, R (1, 5) OBP: 0.338, SLG: 0.406		1 SAFE F SI 83 C FC 82 B SI 84 D CU 72 X FC 82 2-2 52 FC1-5 39 1B 1-3 1B		C SI 82 F SI 81 F FF 84 S FC 80 0-3 K ①	B FF 90 B FF 90 C SL 83 X SI 90 2-1 G5-3 ①			C FF 94 C SL 83 B SL 85 X SL 85 1-2 G6-3 ②		B SI 85 B CH 79 B SI 83 B SI 83 4-0 28 SH2-3 17 1B BB		4	1	1	0	1	1	0
28 Chris Heisey, R (1, 7) OBP: 0.217, SLG: 0.349		1 SAFE 1 SAFE C SI 84 B FF 80 F CU 71 X CU 72 1-2 SF8 ① 3-H		C SI 83 B SI 85 X FC 80 1-1 F9 ②	C FF 90 X SL 84 0-1 HR			B SL 84 F FF 95 S FF 95 B FF 95 S SL 86 2-3 K ③		1 SAFE L SI 85 X SI 84 0-1 1-2 SH2-3 ①		3	1	1	2	0	1	0
39 Devin Mesoraco, R (1, 2) OBP: 0.320, SLG: 0.371		1 SAFE B SI 84 F FC 81 1 SAFE C SI 85 B SI 85 X CU 71 2-2 52 FC1-5 1-2 1B		B CH 73 S CH 74 B FC 80 X FC 81 2-1 52 2B 1B	B FF 90 F FF 89 X SL 84 1-1 F9 ②				B SL 80 F SL 82 B FF 94 F FF 94 X SL 86 2-2 17 G4-3 15 WP 1B	I IN 64 I IN 78 I IN 77 I IN 78 4-0 17 1B IBB		4	0	3	0	1	0	0
52 Tony Cingrani, L ERA: 0.00, WHIP: 0.000 66 Logan Ondrusek, R 9 Jack Hannahan, L ERA: 0.00, WHIP: 0.000 63 Sam LeCure, R 31 Alfredo Simon, R ERA: 0.00, WHIP: 0.000 43 Manny Parra, L ERA: 0.00, WHIP: 0.000 54 Aroldis Chapman, L 15 Derrick Robinson, S ERA: 0.00, WHIP: 0.000 60 J.J. Hoover, R 29 Ryan Hanigan, R ERA: 0.000, WHIP: 0.000		X FC 80 0-0 FC1-5 ② 1-2 2-3f		B FF 84 B FF 82 C FC 80 F FC 78 F FF 81 B CU 70 X FF 83 3-2 K ③ 1-H	C SI 91 B SI 92 F SI 93 B CU 78 B CU 78 H SI 93 4-2 HBP				F FF 92 C SL 79 B SL 81 S CH 83 1-3 K ① 1-2	B SI 86 B SL 78 X SI 86 2-0 F9 ②		2 0 1 0 0 0 2 0 0 0 0 0 0 0 0 0 0 0 0 0 0 0 0 0 0 0 0 0 0 0 0 0 0 0 0 1 0 0 0 0 1 1 0 0 0 0 0 0 0 1 0 0 0 0 0 2						
Inning Stats	R: 0 E: 0 K: 0 S: 9 H: 1 LOB: 1 BB: 0 P: 11	R: 1 E: 0 K: 0 S: 17 H: 2 LOB: 2 BB: 0 P: 28	R: 0 E: 0 K: 2 S: 15 H: 0 LOB: 1 BB: 1 P: 25	R: 0 E: 0 K: 1 S: 12 H: 2 LOB: 2 BB: 0 P: 18	R: 0 E: 0 K: 3 S: 16 H: 2 LOB: 2 BB: 0 P: 27	R: 1 E: 0 K: 0 S: 9 H: 1 LOB: 1 BB: 0 P: 16	R: 0 E: 0 K: 0 S: 9 H: 0 LOB: 0 BB: 0 P: 14	R: 0 E: 0 K: 2 S: 10 H: 0 LOB: 0 BB: 0 P: 15	R: 0 E: 0 K: 1 S: 9 H: 1 LOB: 1 BB: 0 P: 13	R: 0 E: 0 K: 0 S: 7 H: 0 LOB: 0 BB: 0 P: 13	R: 1 E: 0 K: 0 S: 5 H: 1 LOB: 2 BB: 2 P: 15	1B: 7 2B: 2 3B: 0 HR: 1 SF: 1 SAC: 1 DP: 0 HBP: 2	WP: 1 PB: 0 SB: 1 CS: 0 PA: 46					

PITCHER		IP	WLS	BF	H	R	ER	SO	BB	IBB	HBP	BLK	WP	HR	S	P	ERA	WHIP
75 Barry Zito, L ERA: 4.44	(1, 1)	4.0		20	7	1	1	3	1	0	1	0	0	0	56	88	2.25	2.000
50 Jose Mijares, L ERA: 2.43	(5, 1)	0.1		1	0	0	0	1	0	0	0	0	0	0	3	6	0.00	0.000
70 George Kontos, R ERA: 5.5	(5, 1)	1.1		5	1	1	1	2	0	0	0	0	0	1	16	24	6.75	0.750
41 Jeremy Affeldt, L ERA: 3.07	(6, 1)	1.0		4	0	0	0	0	0	0	1	0	0	0	9	17	0.00	0.000
51 Jake Dunning, R ERA: 1.8	(7, 1)	0.1		1	0	0	0	0	0	0	0	0	0	0	3	4	0.00	0.000

PITCHER		IP	WLS	BF	H	R	ER	SO	BB	IBB	HBP	BLK	WP	HR	S	P	ERA	WHIP
43 Sandy Rosario, R ERA: 2.5	(8, 1)	2.0		7	1	0	0	3	0	0	0	0	1	0	19	28	0.00	0.500
49 Javier López, L ERA: 1.8	(10, 1)	1.2	L	8	1	1	1	0	1	1	0	0	0	0	12	28	5.40	1.200

BOTTOM

San Francisco Giants @ Cincinnati Reds

Great American Ball Park, Cincinnati, OH

Wed Jul 03 2013, 7:13 PM - 11:47 PM EDT

Att. 40,757 - Cloudy - 79 F

livebaseballscorecards.com

AB	39
R	3
H	10
RBI	3
BB	3
SO	9
LOB	18

Seattle Mariners @ Cincinnati Reds

Great American Ball Park, Cincinnati, OH

Fri Jul 05 2013, 7:12 PM - 9:54 PM EDT

Att. 33,596 - Cloudy - 76 F

TOP

livebaseballscorecards.com

Batter	1	2	3	4	5	6	7	8	9	AB	R	H	RBI	BB	SO	LOB
5 Brad Miller, L (1, 6) OBP: 0.308, SLG: 0.500	C SI 88 S SL 77 X FC 88 0-2 6 HR 3B	X CH 82 0-0 ③ G3-1			B SI 90 S CH 82 B KC 78 X CH 83 2-1 3B		F FF 94 X SL 85 0-1 ③ P6			4	1	2	0	0	0	0
6 Nick Franklin, S (1, 4) OBP: 0.350, SLG: 0.473	X SI 90 0-0 3-H HR		C KC 76 L FC 87 F FC 88 S KC 80 0-3 ① K		C FC 88 F FC 88 F SI 92 X KC 80 0-2 ② G4-3			C SL 82 S FS 86 B FF 93 B SL 86 S SL 83 2-3 ① K		4	1	1	2	0	2	1
28 Raul Ibanez, L (1, 7) OBP: 0.305, SLG: 0.559	B SI 89 C CH 82 B SL 78 X CH 83 2-1 ① G3-1		C SI 89 B CH 83 B FC 88 F CH 84 F SI 91 X SI 93 2-2 ② G4-3		B SI 92 B CH 85 X CH 84 2-0 ③ L9			C SL 83 B FF 94 X SL 82 1-1 8 G5-4-3 1B		4	0	1	0	0	0	1
8 Kendrys Morales, S (1, 3) OBP: 0.337, SLG: 0.444	C KC 78 F CH 82 B FF 90 F KC 79 F FC 88 B CH 84 X CH 84 2-2 ② G4-3		B SL 79 B SI 91 X CH 83 2-0 ③ P4			C FF 95 X CH 84 0-1 ① L5		C SL 82 B FF 94 C FF 94 X FF 94 1-2 ②③ G5-4-3 1-2f		4	0	0	0	0	0	1
15 Kyle Seager, L (1, 5) OBP: 0.343, SLG: 0.468	C SL 78 F SI 91 B FC 88 F SI 92 B KC 80 F KC 80 B CH 84 X FC 89 3-2 1B			B CH 81 B SI 90 B FC 88 C SI 90 F CH 84 B SI 91 4-2 3 G4-3 3 WP 55 SF7 BB		C FF 95 C CH 85 B FF 97 H SL 86 2-2 3 HBP HBP			B SL 82 B SL 82 F FF 94 B FF 94 F FF 93 F SL 83 F FF 93 F FF 94 F FF 94 3-2 ① F SL 83 X FF 93 F8	2	1	1	0	1	0	0
3 Mike Zunino, R (1, 2) OBP: 0.254, SLG: 0.304	B SL 80 B SI 90 X CH 83 2-0 ③ G1-3			B KC 79 B SI 91 X SI 91 2-0 ① G4-3 1-3		H FF 96 1-0 55 G6-3 1-2 HBP			X SL 81 0-0 ② F8	3	0	0	0	0	0	2
55 Michael Saunders, L (1, 9) OBP: 0.297, SLG: 0.333		L SI 88 X CH 82 0-1 HR		X FC 88 0-0 ② SF7 3-H		C FF 96 D FF 95 B CH 84 X FF 95 2-1 ②③ G6-3 1-2f			B FF 88 B CH 81 X SI 89 2-0 ③ G4-3	3	1	1	2	0	0	2
13 Dustin Ackley, L (1, 8) OBP: 0.258, SLG: 0.240		X SI 89 0-0 ① F7		C SI 90 X KC 79 0-1 ③ G3-1			B FF 95 B FF 95 C FF 94 F FF 95 B FF 96 F FF 95 F FF 96 B FF 96 4-2 9 G6-3 BB			2	0	0	0	1	0	0
39 Aaron Harang, R (1, 1) 9 Endy Chavez, L (7, PH) OBP: 0.292, SLG: 0.341 31 Yoervis Medina, R (7, 1) 41 Charlie Furbush, L (7, 1) 59 Oliver Pérez, L (9, 1)		C SI 88 F SI 89 S SL 80 0-3 ② K			X SI 86 0-0 ① L8		1 SAFE F FF 94 1 SAFE X SI 93 0-1 ①② G6-3 1-2f			2 1 0 0 0	0 0 0 0 0	0 0 0 0 0	0 0 0 0 0	1 0 0 0 0	0 0 0 0 0	0 1 0 0 0
Inning Stats	R: 2 E: 0 K: 0 S: 17 H: 3 LOB: 1 BB: 0 P: 26	R: 1 E: 0 K: 1 S: 7 H: 1 LOB: 0 BB: 0 P: 7	R: 0 E: 0 K: 1 S: 9 H: 0 LOB: 0 BB: 0 P: 13	R: 1 E: 0 K: 0 S: 6 H: 0 LOB: 0 BB: 1 P: 12	R: 0 E: 0 K: 0 S: 8 H: 1 LOB: 1 BB: 0 P: 12	R: 0 E: 0 K: 0 S: 6 H: 0 LOB: 1 BB: 0 P: 11	R: 0 E: 0 K: 0 S: 8 H: 0 LOB: 0 BB: 1 P: 12	R: 0 E: 0 K: 1 S: 8 H: 1 LOB: 0 BB: 0 P: 12	R: 0 E: 0 K: 0 S: 11 H: 0 LOB: 0 BB: 0 P: 16	1B: 2 2B: 0 3B: 2 HR: 2 SF: 1 SAC: 0 DP: 3 HBP: 2						

	AB	29
	R	4
	H	6
	RBI	4
	BB	2
	SO	3
	LOB	8

WP: 1 PB: 0 SB: 0 CS: 0 PA: 34

PITCHER		IP	WLS	BF	H	R	ER	SO	BB	IBB	HBP	BLK	WP	HR	S	P	ERA	WHIP
44 Mike Leake, R ERA: 2.73	(1, 1)	5.0	L	21	5	4	4	2	1	0	0	0	1	2	47	70	7.20	1.200
46 Curtis Partch, R ERA: 4.38	(6, 1)	2.0		7	0	0	0	0	1	0	2	0	0	0	14	23	0.00	0.500
43 Manny Parra, L ERA: 4.35	(8, 1)	1.1		4	1	0	0	1	0	0	0	0	0	0	17	24	0.00	0.750
63 Sam LeCure, R ERA: 2.2	(9, 1)	0.2		2	0	0	0	0	0	0	0	0	0	0	2	4	0.00	0.000

PITCHER		IP	WLS	BF	H	R	ER	SO	BB	IBB	HBP	BLK	WP	HR	S	P	ERA	WHIP

Seattle Mariners @ Cincinnati Reds

Great American Ball Park, Cincinnati, OH

Fri Jul 05 2013, 7:12 PM - 9:54 PM EDT

Att. 33,596 - Cloudy - 76 F

BOTTOM

Batter	1	2	3	4	5	6	7	8	9	AB	R	H	RBI	BB	SO	LOB
17 Shin-Soo Choo, L (1, 8) OBP: 0.417, SLG: 0.457	S SI 89 X SI 89 0-1 L7 ①		C SI 89 B CH 81 F SI 90 F CH 84 F SI 90 D CU 74 X SI 90 2-2 G6-3 ② 2-3		B CH 83 X SI 89 1-0 1-3 2-H 2B		B CU 78 C FF 92 D SL 80 F FF 92 B SL 80 C FF 92 3-3 K ③			4	0	1	1	0	1	2
2 Zack Cozart, R (1, 6) OBP: 0.269, SLG: 0.374	B FF 88 B SL 81 X FF 89 2-0 F9 ②		D SL 81 X FF 92 1-0 L8 ③		D SL 83 S SI 91 X SL 82 1-1 G5-3 ③			B SI 91 B FF 90 C FF 91 C SL 79 S SL 80 2-3 K ①		4	0	0	0	0	1	3
19 Joey Votto, L (1, 3) OBP: 0.433, SLG: 0.520	B SI 90 F CH 82 C SI 90 B SI 90 B CH 83 X CH 84 3-2 G4-3 ③			F SI 88 B CU 75 X SI 89 1-1 4 G6-3 1B		C SL 78 B SI 87 X SL 78 1-1 HR		B SL 80 F FF 92 B CU 77 F FF 91 X SL 80 2-2 G3-1 ②		4	1	2	1	0	0	0
4 Brandon Phillips, R (1, 4) OBP: 0.320, SLG: 0.422		F FF 87 S SL 80 B SL 80 B CH 83 X FF 90 2-2 G4-3 ①		B FF 89 D SL 81 F FF 90 F FF 89 F CU 75 B FF 90 X SL 81 3-2 G6-3 ①② 1-2f		F SI 87 B FF 89 S SL 80 S SL 81 1-3 K ①		B FF 92 S SL 79 S SL 80 X CU 76 1-2 G6-3 ③		4	0	0	0	0	1	1
32 Jay Bruce, L (1, 9) OBP: 0.318, SLG: 0.506		S SI 89 F SI 89 S CU 75 0-3 K ②		X SI 90 0-0 G3-1 ③		C CH 83 C CH 84 F SI 89 X CU 74 0-2 G3 ②			C SL 80 B SL 80 S SI 92 S SL 80 1-3 K ①	4	0	0	0	0	2	0
21 Todd Frazier, R (1, 5) OBP: 0.336, SLG: 0.407		B FF 89 F FF 90 C SL 79 B CU 72 F FF 89 F SL 78 X FF 90 2-2 2B			B FF 88 C FF 89 B CU 77 B SI 90 F FF 89 T FF 89 3-2 K ①	S SL 80 F FF 89 B SL 81 F SL 80 X CU 73 1-2 G5-3 ③			C FF 92 B FF 93 S SI 93 C SL 81 1-3 K ②	4	0	1	0	0	2	0
26 Xavier Paul, L (1, 7) OBP: 0.330, SLG: 0.397 15 Derrick Robinson, S (9, PH) OBP: 0.338, SLG: 0.328		X SI 90 0-0 G2-3 ③			B SI 89 B SI 89 C SI 89 C SI 89 F CH 83 F SI 90 S SL 81 2-3 K ②		F FF 94 X FF 95 0-1 E3		C FF 94 S SL 83 S FF 93 0-3 K ③	3 1	0 0	0 0	0 0	0 0	1 1	1 0
39 Devin Mesoraco, R (1, 2) OBP: 0.326, SLG: 0.373			B FF 87 B FF 88 B FF 89 B FF 89 4-0 17 G6-3 44 SH3-4 BB		X FF 89 0-0 9 1B 17 2B 1B		C FF 95 D CU 84 B FF 92 C SI 93 B CU 84 S FF 93 3-3 K ①			2	1	1	0	1	1	1
44 Mike Leake, R (1, 1) OBP: 0.139, SLG: 0.194 9 Jack Hannahan, L (5, PH) OBP: 0.267, SLG: 0.259 46 Curtis Partch, R (6, 1) 28 Chris Heisey, R (7, PH) OBP: 0.215, SLG: 0.345 43 Manny Parra, L (8, 1) OBP: 0.500, SLG: 0.500 63 Sam LeCure, R (9, 1)			L SI 87 X FF 87 0-1 SH3-4 ① 1-2		C SI 89 D CH 82 X SI 89 1-1 17 2B 1-2 1B		F FF 94 D CU 84 B CU 84 S CH 86 X FF 93 2-2 G5-3 ②			0 1 0 1 0 0	0 0 0 0 0 0	0 1 0 0 0 0	0 0 0 0 0 0	0 0 0 0 0 0	0 0 0 1 0 0	0 0 0 1 0 0
Inning Stats	R: 0 E: 0 K: 0 S: 6 H: 0 LOB: 0 BB: 0 P: 11	R: 0 E: 0 K: 1 S: 12 H: 1 LOB: 1 BB: 0 P: 16	R: 0 E: 0 K: 0 S: 8 H: 0 LOB: 1 BB: 1 P: 15	R: 0 E: 0 K: 0 S: 7 H: 1 LOB: 0 BB: 0 P: 11	R: 1 E: 0 K: 2 S: 14 H: 3 LOB: 2 BB: 0 P: 22	R: 1 E: 0 K: 1 S: 13 H: 1 LOB: 0 BB: 0 P: 16	R: 0 E: 1 K: 2 S: 11 H: 0 LOB: 1 BB: 0 P: 19	R: 0 E: 0 K: 1 S: 9 H: 0 LOB: 0 BB: 0 P: 14	R: 0 E: 0 K: 3 S: 9 H: 0 LOB: 0 BB: 0 P: 11	1B: 3 2B: 2 3B: 0 HR: 1 SF: 0 SAC: 1 DP: 1 HBP: 0						

PITCHER		IP	WLS	BF	H	R	ER	SO	BB	IBB	HBP	BLK	WP	HR	S	P	ERA	WHIP
39 Aaron Harang, R ERA: 4.92	(1, 1)	6.0	W	24	6	2	2	4	1	0	0	0	0	1	60	91	3.00	1.167
31 Yoervis Medina, R ERA: 2.64	(7, 1)	0.2	H	3	0	0	0	1	0	0	0	0	0	0	8	13	0.00	0.000
41 Charlie Furbush, L ERA: 3.51	(7, 1)	1.1	H	4	0	0	0	2	0	0	0	0	0	0	12	20	0.00	0.000
59 Oliver Pérez, L ERA: 1.39	(9, 1)	1.0	S	3	0	0	0	3	0	0	0	0	0	0	9	11	0.00	0.000

PITCHER	IP	WLS	BF	H	R	ER	SO	BB	IBB	HBP	BLK	WP	HR	S	P	ERA	WHIP

livebaseballscorecards.com

AB	32
R	2
H	6
RBI	2
BB	1
SO	10
LOB	9

PA: 34

WP: 0
PB: 0
SB: 0
CS: 0

Seattle Mariners @ Cincinnati Reds

Great American Ball Park, Cincinnati, OH

Sat Jul 06 2013, 4:12 PM - 7:32 PM EDT

Att. 34,965 - Overcast - 75 F

TOP

livebaseballscorecards.com

Batter	1	2	3	4	5	6	7	8	9	AB	R	H	RBI	BB	SO	LOB
5 Brad Miller, L (1, 4) OBP: 0.355, SLG: 0.462	F FC 94 F SL 88 X SL 87 0-2 ① G3-1		B SI 92 B CH 85 T FF 92 S SI 94 F FC 96 F SL 86 B FC 94 F FC 95 F SI 94 4-2 D CU 81 9 1B 15 SF7 BB		B SI 90 B SI 92 C FC 93 T FF 94 B FC 93 B FC 95 4-2 8 G6-3 9 WP BB	C CU 78 F SI 95 B SL 85 D SL 87 S SL 88 2-3 ③ K		B KC 71 B FF 89 C FF 88 C SI 89 D KC 76 B FF 89 4-2 1-2 2-3 BB		2	1	0	0	3	1	1
9 Endy Chavez, L (1, 9) OBP: 0.299, SLG: 0.344	C CU 78 B FF 93 X FF 92 1-1 15 HR 1B		X SI 93 0-0 8 FC4-6 1-3 1B		1 SAFE B CU 78 C FF 92 B SL 86 D CU 79 B SI 92 4-1 8 G6-3 1-2 BB		C FF 93 L SL 83 T SL 84 0-2 ① K	B SI 94 X SI 94 1-0 ③ L7		4	1	2	0	1	1	3
15 Kyle Seager, L (1, 5) OBP: 0.347, SLG: 0.479	1 SAFE B FF 91 B FF 90 C FF 91 D CU 77 X FF 90 3-1 1-H HR		X SI 92 0-0 ② SF7 3-H		X SI 93 0-0 ① L8		S SL 83 B SL 83 S SL 87 B SL 84 B SL 86 X FF 94 3-2 8 WP 1B		B FF 95 B FF 95 B FF 95 C FF 93 B FF 94 4-1 3 WP 55 G4-3 BB	3	1	2	3	1	0	2
8 Kendrys Morales, S (1, 3) OBP: 0.332, SLG: 0.438	C FF 92 S SL 87 S SL 84 0-3 ② K		C SI 92 X SI 93 0-1 ③ FC4-6 1-2f		B SI 91 2 SAFE S SI 91 C FF 92 X SI 93 1-2 ② G6-3 1-2 2-3		S SL 82 S SL 85 S SL 86 0-3 ② K 1-2		B FF 94 F FC 90 X FF 94 1-1 ① P6	5	0	0	0	0	2	5
55 Michael Saunders, L (1, 7) OBP: 0.291, SLG: 0.325	S FC 94 B FF 93 B FF 93 S FF 93 B SL 85 T FC 94 3-2 ③ K			C FF 92 B SL 84 C FF 93 B SI 94 F SI 94 F SL 84 T FF 95 2-2 ① K	F SI 95 B FF 95 F SI 94 B SI 95 S SI 95 2-3 ③ K		B SL 83 X SL 83 1-0 ③ G3		X FC 90 0-0 ② G4-3 1-2	5	0	0	0	0	3	4
3 Mike Zunino, R (1, 2) OBP: 0.250, SLG: 0.295		C FC 92 B SL 85 B SL 86 F CU 78 B FF 93 T FF 93 3-2 ① K		F FC 94 C FC 94 X FC 96 0-2 ② L9		X FC 94 0-0 ① P6		B FF 89 S FF 88 B KC 73 B KC 73 X FF 88 3-1 5 BB 26 BB 1B	C FC 91 B CU 78 X FC 92 1-1 ③ G5-3 2-3	5	0	1	0	0	1	1
13 Dustin Ackley, L (1, 8) OBP: 0.263, SLG: 0.251		C FF 93 S SL 85 F SL 85 B FF 93 C CH 85 1-3 ② K		B CU 80 C SI 94 X SI 95 1-1 2B		B FF 92 B FC 94 C FC 93 F FC 94 F FF 93 F SL 86 X SL 85 2-2 26 2B 1B		B FF 88 B SI 88 B FF 90 C FF 88 X FF 89 3-1 ① F8		4	1	2	0	0	1	1
26 Brendan Ryan, R (1, 6) OBP: 0.261, SLG: 0.262		S FC 95 S SL 86 B FC 96 C SI 94 1-3 ③ K		I IN 62 I IN 63 I IN 68 I IN 63 4-0 IBB	X FC 94 0-0 1-H 2B		B FF 91 B SL 81 B SI 88 B FF 87 4-0 5 BB 1-2 BB		2	0	1	1	2	1	0
32 Jeremy Bonderman, R (1, 1) 6 Nick Franklin, S (6, PH) OBP: 0.347, SLG: 0.470 58 Carter Capps, R (6, 1) 17 Justin Smoak, S (8, PH) OBP: 0.362, SLG: 0.391 40 Danny Farquhar, R (8, 1)			C FC 91 B FC 92 F FC 91 S SL 86 1-3 ① K	S FC 94 F FC 94 C FF 94 0-3 ③ K	C SI 93 S SL 86 S SL 85 0-3 ② K			F FF 90 B KC 74 F KC 75 C FF 88 1-3 ② K		2 1 0 1 0	0 0 0 0 0	0 0 0 0 0	0 0 0 0 0	2 1 0 1 0	2 1 0 2 0	2 1 0 2 0

	AB	34
	R	4
	H	8
	RBI	4
	BB	7
	SO	14
	LOB	22

Inning Stats																								
	R: 2	H: 2	R: 0	H: 0	R: 1	H: 1	R: 0	H: 1	R: 0	H: 0	R: 1	H: 2	R: 0	H: 1	R: 0	H: 1	R: 0	H: 0	1B: 5	SF: 1	WP: 3	PA: 42
	E: 0	LOB: 0	E: 0	LOB: 0	E: 0	LOB: 1	E: 0	LOB: 2	E: 0	LOB: 2	E: 0	LOB: 1	E: 0	LOB: 3	E: 0	LOB: 1	E: 0	LOB: 1	2B: 2	SAC: 0	PB: 0	
	K: 2	BB: 0	K: 3	BB: 0	K: 1	BB: 1	K: 2	BB: 1	K: 1	BB: 2	K: 2	BB: 0	K: 2	BB: 1	K: 1	BB: 2	K: 0	BB: 1	3B: 0	DP: 0	SB: 0	
	S: 13	P: 20	S: 10	P: 15	S: 13	P: 18	S: 13	P: 20	S: 10	P: 21	S: 13	P: 17	S: 10	P: 14	S: 10	P: 26	S: 6	P: 12	HR: 1	HBP: 0	CS: 0	

PITCHER		IP	WLS	BF	H	R	ER	SO	BB	IBB	HBP	BLK	WP	HR	S	P	ERA	WHIP
55 Mat Latos, R ERA: 3.18	(1, 1)	6.0	W	28	6	4	4	11	3	1	0	0	1	1	72	111	6.00	1.500
43 Manny Parra, L ERA: 4.15	(7, 1)	1.0		4	1	0	0	2	0	0	0	0	1	0	10	14	0.00	1.000
63 Sam LeCure, R ERA: 2.16	(8, 1)	0.2		5	1	0	0	1	2	0	0	0	0	0	9	24	0.00	4.500
31 Alfredo Simon, R ERA: 3.0	(8, 1)	0.1	H	1	0	0	0	0	0	0	0	0	0	0	1	2	0.00	0.000
66 Logan Ondrusek, R ERA: 5.32	(9, 1)	1.0		4	0	0	0	0	1	0	0	0	1	0	6	12	0.00	1.000

PITCHER	IP	WLS	BF	H	R	ER	SO	BB	IBB	HBP	BLK	WP	HR	S	P	ERA	WHIP

Batter	1	2	3	4	5	6	7	8	9	AB	R	H	RBI	BB	SO	LOB
17 Shin-Soo Choo, L (1, 8) OBP: 0.419, SLG: 0.457	B FF 89 C FF 88 S SL 82 X FF 91 1-2 ① P4		B FF 89 X FF 90 1-0 ① G1-3	D SL 82 C FF 92 C SL 80 B FF 92 F FF 91 F SL 81 X FF 93 2-2 2-H 1B		B FF 94 C FF 95 X SL 85 1-1 4 1B 32 2B 1B		F FC 91 B FC 92 B FC 90 B FF 94 S FC 92 B FC 92 4-2 15 E 4 SF9 BB		4	2	2	1	1	0	0
15 Derrick Robinson, S (1, 7) OBP: 0.333, SLG: 0.322	F FF 91 X FF 90 0-1 ② L7		L FF 91 B FF 91 C FF 90 F SL 83 X FF 91 1-2 1B	B FF 91 B FF 92 F FF 90 S FF 89 C SL 81 2-3 ③		C FF 94 1 SAFE X FF 95 0-1 ① F7		X FC 91 0-0 FC4 4 SF9 32 FC1 1-3		5	1	1	0	0	1	3
19 Joey Votto, L (1, 3) OBP: 0.433, SLG: 0.515	B SL 80 B SL 80 B FF 91 D FF 91 4-0 4 FC5-4 BB		B FF 90 F SL 82 F FF 91 D SL 82 C FF 92 2-3 ② K		B FF 88 B CH 81 X FF 89 2-0 ① G4-3	1 SAFE C FF 95 B FF 94 1 SAFE B SL 84 X FF 95 2-1 ② L6		I I I I 4-0 32 FC1 9 1B IBB		3	1	0	0	2	1	2
4 Brandon Phillips, R (1, 4) OBP: 0.318, SLG: 0.420	B FF 91 X FF 90 1-0 ③ FC5-4 1-2f		D SL 82 1 SAFE X FF 92 1-0 ③ L9		S SL 81 B FF 90 X SL 82 1-1 ② G5-3	S SL 85 X SL 85 0-1 32 2B 1-2 1B		B FC 90 S FC 90 F FC 91 X FF 95 1-2 ① SF9 2-3 3-H		4	1	1	1	0	0	2
32 Jay Bruce, L (1, 9) OBP: 0.322, SLG: 0.509		B FF 88 C FF 90 B SL 81 F FF 92 F SL 80 B SL 81 F FF 91 B FF 89 4-2 9 G3 9 WP 3 1B BB		X FF 90 0-0 ① L9	C CH 81 B CH 82 B SL 82 X FF 90 2-1 9 BB 3 2B 1B	X FF 95 0-0 9 1B 1-H 2-H 2B		C FC 90 B FF 94 X FC 90 1-1 FC1 9 1B 29 2B 1-2 3-H		4	4	2	3	1	0	1
9 Jack Hannahan, L (1, 5) OBP: 0.295, SLG: 0.294		F FF 90 B FF 88 X FF 90 1-1 ① G3 1-3	F FF 92 B FF 91 X FF 90 1-1 55 2B 2B	F FF 92 F FF 91 1-1 B SL 80 B FF 89 F FF 89 B FF 91 C FF 89 B FF 90 4-2 3 2B 1-2 BB	C SL 84 X FF 96 0-1 ③ 2-H 1B		B FC 90 C SI 95 X FC 90 1-1 29 2B 1-3 2-H 1B		4	2	3	2	1	0	1
3 Cesar Izturis, S (1, 6) OBP: 0.267, SLG: 0.253 63 Sam LeCure, R (8, 1) 31 Alfredo Simon, R (8, 1) OBP: 0.167, SLG: 0.167 28 Chris Heisey, R (8, PH) OBP: 0.213, SLG: 0.341 66 Logan Ondrusek, R (9, 1)		X FF 91 0-0 3-H 1B	X FF 92 0-0 ② F8	B FF 91 F FF 92 D SL 82 B FF 90 S FF 91 X FF 90 3-2 1-H 2-H 2B		B FF 93 B SL 83 X FF 92 2-0 ① G6-3		S CU 78 F FC 90 F FF 95 C CU 78 0-3 ② K		4 0 0 1 0	0 0 0 0 0	2 0 0 0 0	3 0 0 0 0	0 0 0 1 0	0 0 0 1 0	1 0 0 2 0
29 Ryan Hanigan, R (1, 2) OBP: 0.298, SLG: 0.286		C SL 81 B SL 82 S FF 91 F SL 80 S SL 80 1-3 ② K	I IN 70 I IN 72 I IN 74 I IN 74 4-0 55 2B IBB	I IN 75 I IN 73 I IN 70 I IN 70 4-0 IBB		C SL 85 B SL 85 F SL 84 X FF 94 1-2 ② F9		B FC 90 X FF 94 1-0 1-3 3-H 2B		3	1	1	1	2	1	1
55 Mat Latos, R (1, 1) OBP: 0.167, SLG: 0.195 43 Manny Parra, L (7, 1) OBP: 0.500, SLG: 0.500 2 Zack Cozart, R (7, PH) OBP: 0.267, SLG: 0.371 (8, 6)		F FF 92 C FF 92 S SL 81 0-3 ③ K	X FF 92 0-0 17 1B 1-H 2-H 2B	X SL 81 0-0 ③ F8		C FF 95 X SL 84 0-1 ③ L9		C CU 79 S S FF 94 0-3 ③ K		3 0 2	1 0 0	1 0 0	2 0 0	0 0 0	1 0 1	3 0 2
Inning Stats	R: 0 E: 0 K: 0 S: 6 H: 0 LOB: 1 BB: 1 P: 12	R: 1 E: 0 K: 2 S: 14 H: 1 LOB: 1 BB: 1 P: 20	R: 0 E: 0 K: 1 S: 9 H: 1 LOB: 1 BB: 0 P: 14	R: 3 E: 0 K: 1 S: 13 H: 3 LOB: 1 BB: 1 P: 22	R: 2 E: 0 K: 0 S: 11 H: 2 LOB: 2 BB: 2 P: 27	R: 3 E: 0 K: 0 S: 11 H: 4 LOB: 1 BB: 0 P: 14	R: 0 E: 0 K: 0 S: 6 H: 0 LOB: 0 BB: 0 P: 9	R: 4 E: 1 K: 2 S: 18 H: 2 LOB: 2 BB: 2 P: 30		1B: 8 2B: 5 3B: 0 HR: 0 SF: 1 SAC: 0 DP: 0 HBP: 0						

PITCHER		IP	WLS	BF	H	R	ER	SO	BB	IBB	HBP	BLK	WP	HR	S	P	ERA	WHIP
32 Jeremy Bonderman, R ERA: 4.93	(1, 1)	5.0	L	27	7	6	6	4	3	2	0	0	1	0	53	95	10.80	2.000
58 Carter Capps, R ERA: 6.42	(6, 1)	2.0		9	4	3	3	0	0	0	0	0	0	0	17	23	13.50	2.000
40 Danny Farquhar, R ERA: 6.33	(8, 1)	1.0		9	2	4	2	2	1	1	0	0	0	0	18	30	18.00	3.000

PITCHER	IP	WLS	BF	H	R	ER	SO	BB	IBB	HBP	BLK	WP	HR	S	P	ERA	WHIP

BOTTOM

Seattle Mariners @ Cincinnati Reds

Great American Ball Park, Cincinnati, OH

Sat Jul 06 2013, 4:12 PM - 7:32 PM EDT

Att. 34,965 - Overcast - 75 F

livebaseballscorecards.com

AB	37
R	13
H	13
RBI	13
BB	7
SO	6
LOB	18

REDS

Batter	1	2	3	4	5	6	7	8	9	AB	R	H	RBI	BB	SO	LOB
5 Brad Miller, L (1, 6) OBP: 0.314, SLG: 0.400	B CU 70 C CU 72 C SL 73 F SI 86 B SI 88 S SL 78 2-3 ① K	X SI 87 0-0 ③ G4-3			B SI 87 X CH 79 1-0 ① F8		F FF 92 S FF 92 B FF 92 B FF 92 F FC 88 T FF 91 2-2 ② K			4	0	0	0	0	2	2
6 Nick Franklin, S (1, 4) OBP: 0.345, SLG: 0.485	B SI 87 C SI 87 S CH 77 X SI 88 1-2 HR	B CU 68 C CU 71 C CU 70 B CH 72 X SI 86 2-2 ① G5-3			B SI 87 C CH 79 C CU 70 B SL 76 F SL 75 T SL 77 2-2 ② K		C CU 78 B FF 92 C CU 77 D FS 85 B CU 78 C CU 76 3-3 ③ K			4	1	1	1	0	2	1
15 Kyle Seager, L (1, 5) OBP: 0.348, SLG: 0.478	C SI 87 B CH 76 C SL 74 X SL 74 1-2 28 1B 1B	B CH 77 F SI 88 C SI 88 F CH 79 B SL 76 B CU 70 F SI 86 B CH 81 4-2 17 HR BB			C SL 74 B SI 87 B SL 74 B SL 73 X SI 87 3-1 ③ G3			X SL 80 0-0 ① G3		3	1	1	0	1	0	0
28 Raul Ibanez, L (1, 7) OBP: 0.305, SLG: 0.554	B SI 86 F CH 80 B SI 86 B CH 80 F CU 72 F SI 87 X CH 80 3-2 1-2 1B	F SI 88 B SI 88 S SL 75 S SI 87 1-3 ② K				B CU 68 X CU 68 1-0 ① F9		B FF 91 C SL 80 C SL 81 B SL 79 S SL 84 2-3 ② K2-3		4	0	1	0	0	2	1
17 Justin Smoak, S (1, 3) OBP: 0.360, SLG: 0.403	B SL 75 C SL 74 C SL 74 2 SAFE F SI 87 F CH 76 C CH 73 1-3 ② K	X SI 87 0-0 1-H HR				C SL 74 B SL 77 F SL 74 X SI 88 1-2 ② L3		F SL 80 B FS 84 B FS 84 F SL 81 B FF 92 X FF 93 3-2 ③ G6-3		4	1	1	2	0	1	2
9 Endy Chavez, L (1, 9) OBP: 0.298, SLG: 0.342	C SL 73 B CU 68 S CH 76 B CH 78 X CH 80 2-2 ③ L8	B CH 80 X CH 79 1-0 ③ G4-3				B SI 89 B SI 88 X CU 70 2-0 3 FC6-4 1B			F C SL 85 S SL 90 0-3 ① K	4	0	1	0	0	1	2
3 Mike Zunino, R (1, 2) OBP: 0.235, SLG: 0.277		S CH 76 C CU 68 X SL 75 0-2 E1 13 FC5-4		B SI 86 C CU 70 X CU 72 1-1 ① F7		X SI 87 0-0 ③ FC6-4 1-2f			B FF 99 C FF 99 S FF 99 B FF 101 S SL 88 2-3 ② K	4	0	0	0	0	1	1
13 Dustin Ackley, L (1, 8) OBP: 0.263, SLG: 0.251		B CH 80 C SI 86 1 SAFE X SI 87 1-1 ① FC5-4 1-2f		C CU 70 S CH 77 F SI 86 B CH 78 S SL 75 1-3 ② K			C SI 92 X CU 76 0-1 23 SH1-4 1B		B FF 99 S FF 98 X FF 98 1-1 ③ G6-3	4	0	1	0	0	1	1
23 Joe Saunders, L (1, 1) 41 Charlie Furbush, L (8, 1) 54 Tom Wilhelmsen, R (9, 1)		C SI 86 C SL 74 L SI 87 0-3 ② K		F SI 88 X CH 78 0-1 ③ G3			X SI 92 0-0 ① SH1-4 1-2			2 0 0	0 0 0	0 0 0	0 0 0	0 0 0	1 0 0	1 0 0
Inning Stats	R: 1 E: 0 K: 2 S: 22 H: 3 LOB: 2 BB: 0 P: 32	R: 0 E: 1 K: 1 S: 9 H: 0 LOB: 1 BB: 0 P: 10	R: 2 E: 0 K: 1 S: 13 H: 1 LOB: 0 BB: 1 P: 21	R: 0 E: 0 K: 1 S: 8 H: 0 LOB: 0 BB: 0 P: 10	R: 0 E: 0 K: 1 S: 7 H: 0 LOB: 0 BB: 0 P: 13	R: 0 E: 0 K: 0 S: 6 H: 1 LOB: 1 BB: 0 P: 10	R: 0 E: 0 K: 2 S: 10 H: 1 LOB: 1 BB: 0 P: 15	R: 0 E: 0 K: 1 S: 7 H: 0 LOB: 0 BB: 0 P: 12	R: 0 E: 0 K: 2 S: 8 H: 0 LOB: 0 BB: 0 P: 11	1B: 4 2B: 0 3B: 0 HR: 2	SF: 0 SAC: 1 DP: 0 HBP: 0					

PITCHER		IP	WLS	BF	H	R	ER	SO	BB	IBB	HBP	BLK	WP	HR	S	P	ERA	WHIP
61 Bronson Arroyo, R ERA: 3.55	(1, 1)	6.0	L	25	5	3	3	6	1	0	0	0	0	2	65	96	4.50	1.000
31 Alfredo Simon, R ERA: 2.93	(7, 1)	1.0		4	1	0	0	2	0	0	0	0	0	0	10	15	0.00	1.000
43 Manny Parra, L ERA: 3.97	(8, 1)	1.0		3	0	0	0	1	0	0	0	0	0	0	7	12	0.00	0.000
54 Aroldis Chapman, L ERA: 2.5	(9, 1)	1.0		3	0	0	0	2	0	0	0	0	0	0	8	11	0.00	0.000

PITCHER	IP	WLS	BF	H	R	ER	SO	BB	IBB	HBP	BLK	WP	HR	S	P	ERA	WHIP

TOP

Seattle Mariners @ Cincinnati Reds

Great American Ball Park, Cincinnati, OH

Sun Jul 07 2013, 1:12 PM - 3:45 PM EDT

Att. 32,669 - Partly Cloudy - 79 F

livebaseballscorecards.com

AB	33
R	3
H	6
RBI	3
BB	1
SO	11
LOB	11

Seattle Mariners @ Cincinnati Reds

Great American Ball Park, Cincinnati, OH

Sun Jul 07 2013, 1:12 PM - 3:45 PM EDT

Att. 32,669 - Partly Cloudy - 79 F

BOTTOM

Batter	1	2	3	4	5	6	7	8	9	AB	R	H	RBI	BB	SO	LOB
17 Shin-Soo Choo, L (1, 8) OBP: 0.418, SLG: 0.455	C FF 86 B SL 79 X SL 79 1-1 2 G5-4-3 1B		C SL 81 B SI 89 B CU 75 X SL 82 2-1 ② L8		C SL 81 D SL 81 F SI 89 F SL 80 F CU 77 X SI 90 1-2 ③ G1-3			C FF 91 B SL 80 F FF 92 S SL 79 1-3 ① K		4	0	1	0	0	1	2
2 Zack Cozart, R (1, 6) OBP: 0.264, SLG: 0.367	X SI 86 0-0 ① ② G5-4-3 1-2f		C SI 90 B CH 83 X CU 76 1-1 ③ L7			C CU 72 B CH 80 B FF 89 X FF 89 2-1 ① L8		B FF 91 C CU 78 F FF 92 X CU 78 1-2 ② G6-3		4	0	0	0	0	0	1
19 Joey Votto, L (1, 3) OBP: 0.431, SLG: 0.512	F FF 88 F SL 81 B FF 88 B CU 74 X SL 80 2-2 4 1B 1B			B SI 87 C SL 81 C FF 88 F CU 73 F FF 88 B SL 80 C CU 73 2-3 ① K		B SL 83 C FF 90 B SI 90 S SL 83 B CU 75 X FF 91 3-2 ② L6		C CU 78 B SL 79 X FF 92 1-1 ③ F7		4	0	1	0	0	1	0
4 Brandon Phillips, R (1, 4) OBP: 0.317, SLG: 0.417	C FF 88 D CH 81 F FF 90 D SL 80 X FF 89 2-2 32 FC4-6 1-3 1B			C SI 91 S SL 81 X CH 81 0-2 ② G4-3		B FF 91 C SL 81 S SL 80 B SL 80 F FF 91 F SL 80 B SL 80 X SL 81 3-2 ③ G6-3			B CU 75 X FF 95 1-0 ① F9	4	0	1	0	0	0	0
32 Jay Bruce, L (1, 9) OBP: 0.319, SLG: 0.503	B SL 80 X SI 89 1-0 ③ FC4-6 1-2f			B SL 81 C SL 82 F SI 90 B SL 81 X FF 91 2-2 ③ P6			B SL 79 B SL 81 X FF 88 2-0 ① F9		X FF 96 0-0 ② ③ G4-3	4	0	0	0	0	0	2
21 Todd Frazier, R (1, 5) OBP: 0.335, SLG: 0.408		S FF 88 B CH 79 S CH 80 S SL 80 1-3 ① K			X SI 87 0-0 ① L8		B SI 88 B FF 90 B FF 89 C FF 88 X SI 90 3-1 28 2B 2B		B CU 75 X FF 97 1-0 ③ F9	4	1	1	0	0	1	0
28 Chris Heisey, R (1, 7) OBP: 0.227, SLG: 0.374		C FF 89 B FF 90 X CH 82 1-1 ② G5-3			C SI 88 B CU 72 X FF 89 1-1 61 E 2B		B FF 87 B FF 88 X CH 82 2-0 2-H 2B			3	0	2	1	0	0	0
29 Ryan Hanigan, R (1, 2) OBP: 0.293, SLG: 0.280		C FF 89 X FF 89 0-1 ③ G4-3			F FF 89 B CH 81 X SI 90 1-1 ② G6-3		B FF 89 C CH 82 B CH 80 X FF 89 2-1 ② G6-3			3	0	0	0	0	0	2
61 Bronson Arroyo, R (1, 1) OBP: 0.107, SLG: 0.107 31 Alfredo Simon, R (7, 1) OBP: 0.167, SLG: 0.167 15 Derrick Robinson, S (7, PH) OBP: 0.331, SLG: 0.320 43 Manny Parra, L (8, 1) OBP: 0.500, SLG: 0.500 54 Aroldis Chapman, L (9, 1)			C FF 86 F SI 88 B CH 79 X SI 89 1-2 ① L9		X FF 88 0-0 E1 2-3		F FF 89 B CU 76 X SI 90 1-1 ③ G4-3			2 0 1 0 0	0 0 0 0 0	0 0 0 0 0	0 0 0 0 0	0 0 0 0 0	0 0 0 0 0	1 0 1 0 0
Inning Stats	R: 0 E: 0 K: 0 S: 10 H: 3 LOB: 2 BB: 0 P: 16	R: 0 E: 0 K: 1 S: 7 H: 0 LOB: 0 BB: 0 P: 9	R: 0 E: 0 K: 0 S: 7 H: 0 LOB: 0 BB: 0 P: 11	R: 0 E: 0 K: 1 S: 11 H: 0 LOB: 0 BB: 0 P: 15	R: 0 E: 1 K: 0 S: 11 H: 1 LOB: 2 BB: 0 P: 14	R: 0 E: 0 K: 0 S: 10 H: 0 LOB: 0 BB: 0 P: 18	R: 1 E: 0 K: 0 S: 8 H: 2 LOB: 1 BB: 0 P: 18	R: 0 E: 0 K: 1 S: 8 H: 0 LOB: 0 BB: 0 P: 11	R: 0 E: 0 K: 0 S: 3 H: 0 LOB: 0 BB: 0 P: 5	1B: 3 2B: 3 3B: 0 HR: 0 SF: 0 SAC: 0 DP: 1 HBP: 0						

livebaseballscorecards.com

AB	33
R	1
H	6
RBI	1
BB	0
SO	3
LOB	9

PITCHER		IP	WLS	BF	H	R	ER	SO	BB	IBB	HBP	BLK	WP	HR	S	P	ERA	WHIP
23 Joe Saunders, L ERA: 4.51	(1, 1)	7.0	W	27	6	1	1	2	0	0	0	0	0	0	64	101	1.29	0.857
41 Charlie Furbush, L ERA: 3.41	(8, 1)	1.0	H	3	0	0	0	1	0	0	0	0	0	0	8	11	0.00	0.000
54 Tom Wilhelmsen, R ERA: 3.58	(9, 1)	1.0	S	3	0	0	0	0	0	0	0	0	0	0	3	5	0.00	0.000

PITCHER	IP	WLS	BF	H	R	ER	SO	BB	IBB	HBP	BLK	WP	HR	S	P	ERA	WHIP

Cincinnati Reds @ Milwaukee Brewers

Miller Park, Milwaukee, WI

Mon Jul 08 2013, 7:10 PM - 10:23 PM CDT

Att. 25,341 - Partly Cloudy - 80 F

livebaseballscorecards.com

TOP

Batter	1	2	3	4	5	6	7	8	9	AB	R	H	RBI	BB	SO	LOB
17 Shin-Soo Choo, L (1, 8) OBP: 0.415, SLG: 0.451	X SI 90 0-0 ① G3-1	B CU 73 C SL 85 B SI 89 B SL 85 F SI 90 F CU 74 X CH 79 3-2 ③ G3			L CU 74 X CH 80 0-1 ② G4-3		F SI 90 B SL 84 B SI 90 S CH 80 F SI 91 F CU 74 X CH 80 2-2 1-3 26 1B 1B		C CU 76 B FF 91 C CU 77 T CH 84 1-2 ② K	5	0	1	0	0	1	1
2 Zack Cozart, R (1, 6) OBP: 0.265, SLG: 0.366 26 Xavier Paul, L (7, PH) OBP: 0.333, SLG: 0.401 60 J.J. Hoover, R (7, 1) 15 Derrick Robinson, S (9, PH) OBP: 0.336, SLG: 0.320	B SI 90 B SI 90 C SL 85 X SL 84 2-1 ② F7		C CU 75 F SI 89 B SI 90 F SL 85 X SI 90 1-2 19 G4-6-3 1B		B SI 90 X SL 85 1-0 ③ F8		C CU 77 B FF 95 X CU 78 1-1 1-2 3-H 1B		C FF 91 B CH 85 C FF 92 B CH 86 B CU 76 F FF 91 F FF 90 B FF 91 4-2 BB	3 1 0 0	0 0 0 0	1 1 0 0	0 1 0 1	0 0 0 0	0 0 0 0	0 0 0 0
19 Joey Votto, L (1, 3) OBP: 0.430, SLG: 0.509	B SI 89 B SL 84 C SL 84 B CH 80 X SL 85 3-1 4 1B 32 1B 1B		F CH 79 B SL 85 1 SAFE B SI 90 X CH 80 2-1 ①② G4-6-3 1-2f			B CU 73 C SL 83 S SI 89 B SI 90 B CH 80 B SI 91 4-2 32 FC3-6 BB	C FF 95 B FF 96 F CU 80 B SL 82 F FF 96 F FF 95 F FF 95 B CU 78 S FF 96 3-3 ③ K		C CU 76 B FF 90 D CH 83 F CH 82 X FF 90 2-2 ③ F8	4	1	1	0	1	1	4
4 Brandon Phillips, R (1, 4) OBP: 0.317, SLG: 0.415	X SL 85 0-0 32 1B 1-2 1B		B SI 91 F SL 84 X CU 74 1-1 ③ F8			X CU 75 0-0 ① F7		F SL 87 F SL 86 F FF 97 B SL 87 B SL 89 X FF 98 2-2 ① G3		4	0	1	0	0	0	1
32 Jay Bruce, L (1, 9) OBP: 0.318, SLG: 0.500	C CU 74 B SL 86 B SL 85 B CU 74 F CU 75 F SI 91 X CU 74 3-2 21 FC6-4 1-3 2-H 1B			X SI 91 0-0 ① G1-3		1 SAFE X CU 75 0-0 ② FC3-6 1-2f		B SL 85 B FF 98 C SL 88 F FF 97 B SL 86 S FF 96 3-3 ② K		4	0	1	1	0	1	1
21 Todd Frazier, R (1, 5) OBP: 0.334, SLG: 0.406	X SL 85 0-0 ③ FC6-4 1-2f			B SL 84 F SL 84 X SI 89 1-1 ② G6-3		B SI 89 C SL 84 S SI 90 1 SAFE B SL 84 X SL 85 2-2 ③ F8		C SL 89 B SL 87 X FF 96 1-1 28 HBP 1B		4	0	1	0	0	0	3
28 Chris Heisey, R (1, 7) OBP: 0.248, SLG: 0.415		C SI 88 B CU 72 X SL 83 1-1 ① G5-3		C SI 90 B CH 80 X SL 85 1-1 HR			B SI 89 B SL 84 C CU 73 X SL 84 2-1 39 G6-4-3 1B	C FF 96 1 SAFE S FF 97 F SI 96 H FF 96 1-2 1-2 HBP		3	1	2	1	0	0	0
39 Devin Mesoraco, R (1, 2) OBP: 0.318, SLG: 0.363		C SI 89 X SI 89 0-1 ② G6-3		C CU 74 F SL 84 B CU 76 X SI 90 1-2 ③ F8			C SI 89 B SI 89 X SL 84 1-1 ①② G6-4-3 1-2f	F SL 87 F FF 96 X SL 89 0-2 ③ G1-3		4	0	0	0	0	0	3
34 Homer Bailey, R (1, 1) OBP: 0.194, SLG: 0.226 66 Logan Ondrusek, R (6, 1) 3 Cesar Izturis, S (7, PH) OBP: 0.273, SLG: 0.259 (7, 6)		B SI 90 C SI 90 C SI 90 X SL 83 1-2 1B			C SI 88 X SI 90 0-1 ① G4-3		B SI 91 X SI 91 1-0 17 1B 26 1B 1B		B CU 74 B CH 81 C FF 90 X FF 91 2-1 ① F7	2 0 2	0 0 1	1 0 1	0 0 0	0 0 0	0 0 0	0 0 0

Inning Stats	1	2	3	4	5	6	7	8	9
	R: 1 E: 0 K: 0 S: 11	R: 0 E: 0 K: 0 S: 11	R: 0 E: 0 K: 0 S: 8	R: 1 E: 0 K: 0 S: 8	R: 0 E: 0 K: 0 S: 5	R: 0 E: 0 K: 0 S: 7	R: 1 E: 0 K: 1 S: 18	R: 0 E: 0 K: 1 S: 15	R: 0 E: 0 K: 1 S: 12
	H: 3 LOB: 2 BB: 0 P: 19	H: 1 LOB: 1 BB: 0 P: 16	H: 1 LOB: 0 BB: 0 P: 12	H: 1 LOB: 0 BB: 0 P: 11	H: 0 LOB: 0 BB: 0 P: 6	H: 0 LOB: 1 BB: 1 P: 13	H: 4 LOB: 2 BB: 0 P: 28	H: 1 LOB: 2 BB: 0 P: 22	H: 0 LOB: 1 BB: 1 P: 21

1B: 10	SF: 0
2B: 0	SAC: 0
3B: 0	DP: 2
HR: 1	HBP: 1

WP: 0	PA: 39
PB: 0	
SB: 0	
CS: 0	

AB	36
R	3
H	11
RBI	3
BB	2
SO	3
LOB	13

PITCHER		IP	WLS	BF	H	R	ER	SO	BB	IBB	HBP	BLK	WP	HR	S	P	ERA	WHIP
26 Kyle Lohse, R ERA: 3.47	(1, 1)	6.2	W	28	9	3	3	0	1	0	0	0	0	1	60	93	4.05	1.500
59 John Axford, R ERA: 3.86	(7, 1)	0.1	H	2	1	0	0	1	0	0	0	0	0	0	8	12	0.00	3.000
29 Jim Henderson, R ERA: 1.95	(8, 1)	1.0	H	5	1	0	0	1	0	0	1	0	0	0	15	22	0.00	1.000
57 Francisco Rodríguez, R ERA: 1.25	(9, 1)	1.0	S	4	0	0	0	1	1	0	0	0	0	0	12	21	0.00	1.000

PITCHER	IP	WLS	BF	H	R	ER	SO	BB	IBB	HBP	BLK	WP	HR	S	P	ERA	WHIP

Batter	1	2	3	4	5	6	7	8	9	AB	R	H	RBI	BB	SO	LOB
7 Norichika Aoki, L (1, 9) OBP: 0.366, SLG: 0.378	C SI 90 C KC 77 B SI 91 F SI 93 F SI 93 F SI 93 X CH 83 1-2 G4-3 ①	X SI 94 0-0 SH1-3 ② 1-2		X SI 94 0-0 L6-3 ②③ 1-1		B CH 85 B KC 81 B SI 94 C SI 93 X SI 93 3-1 27 WP 9 HBP 1B		F CU 75 F CH 89 X FF 91 0-2 F9-3-5-2 ②③ 3-H		4	0	1	0	0	0	3
9 Jean Segura, R (1, 6) OBP: 0.358, SLG: 0.491	S KC 77 B SI 92 C SI 92 X FF 92 1-2 27 E 27 S 20 HR 1B	C SI 94 B SI 94 X KC 81 1-1 ③ 2-H 2B			B KC 79 X SI 92 1-0 23 BLK 21 1B 1B	B SL 84 C SI 94 1 SAFE B SL 87 C SI 93 F SI 94 F SI 92 F SL 86 H SI 93 3-2 27 WP 1-2 HBP				3	1	3	1	0	0	0
27 Carlos Gómez, R (1, 8) OBP: 0.349, SLG: 0.552	S SI 91 F SI 92 B CH 82 S SI 93 1-3 K ② 1-3		X SL 87 0-0 G4-3 ①		1 SAFE F SI 92 1 SAFE 1 SAFE X SI 92 0-1 P6 ①	C SI 93 B FC 88 F FF 92 F CU 80 D CU 79 F SI 93 B FC 90 F FF 93 X SI 92 3-2 G5-3 ③ 1-2 2-3				4	0	0	0	0	1	4
20 Jonathan Lucroy, R (1, 2) OBP: 0.309, SLG: 0.450	C FF 93 X KC 80 0-1 3-H HR		B KC 79 S SI 93 C SI 94 B SI 94 X SI 94 2-2 L5 ②		P PO 89 C SL 88 1 SAFE F SI 93 1 SAFE 1 SAFE B SI 93 X SI 94 2-2 L7 ②		B FF 92 C CU 75 X FF 92 1-1 F9 ①			4	1	1	2	0	0	1
21 Juan Francisco, L (1, 5) OBP: 0.312, SLG: 0.444 29 Jim Henderson, L (8, 1) 57 Francisco Rodríguez, R (9, 1)	B SI 92 C KC 81 B CH 86 B SI 94 B SI 94 4-1 23 1B BB		C SI 93 B CH 84 B SI 94 X CH 85 2-1 23 2B 1B		F SI 93 X SL 84 0-1 23 BLK 1-2 1B		C CU 74 B CH 87 C CU 73 B FF 94 F FF 94 S FF 93 2-3 K ②			3 0 0	1 0 0	2 0 0	0 0 0	1 0 0	1 0 0	0 0 0
23 Rickie Weeks Jr., R (1, 4) OBP: 0.330, SLG: 0.387	B FF 93 C SI 94 F SL 89 F SI 94 B SL 88 X SI 95 2-2 1-2 1B		X SI 92 0-0 1-H 2B		D KC 81 S SL 88 B SL 91 F SL 89 B SI 94 B 4-2 1-2 2-3 BB		C CU 76 B CU 75 T FF 93 B CH 87 B FF 94 X FF 93 3-2 P4 ③			3	0	2	1	1	0	0
11 Sean Halton, R (1, 3) OBP: 0.267, SLG: 0.310	C SL 87 X SL 89 0-1 F8 ③		B SL 88 D KC 81 F SL 88 S SI 94 X SI 94 2-2 P3 ③		S SL 89 F SI 95 S SL 88 0-3 K ③			C CU 72 C CU 73 B FF 91 S FF 91 1-3 K ①		4	0	0	0	0	2	6
22 Logan Schafer, L (1, 7) OBP: 0.266, SLG: 0.313		C KC 78 X SI 92 0-1 F7 ① B FF 93 B SI 92 C SI 93 C FF 93 B FF 93 4-2 7 SH1-3 9 2B BB		F CH 90 F SL 86 F SL 86 B CH 84 X SI 93 1-2 P6 ① C SI 94 X SL 88 0-1 7 L6-3 1B		X SI 90 0-0 P5 ① C SI 92 S SI 93 C FF 94 0-3 K ②		B CU 73 C CU 73 B FF 90 B CU 72 C FF 91 X FF 91 3-2 3 S 7 F9-3-5-2 2B D CU 74 B CH 89 3 SAFE B FF 91 B FF 90 4-0 2-3 BB		4	0	1	0	0	0	0
26 Kyle Lohse, R (1, 1) OBP: 0.182, SLG: 0.156 59 John Axford, R (7, 1) 3 Yuniesky Betancourt, R (8, 5) OBP: 0.236, SLG: 0.348										2 0 0	1 0 0	1 0 0	0 0 0	1 0 1	1 0 0	0 0 0
Inning Stats	R: 2 E: 0 K: 1 S: 21 H: 3 LOB: 2 BB: 1 P: 30	R: 1 E: 0 K: 0 S: 7 H: 1 LOB: 1 BB: 1 P: 12	R: 1 E: 0 K: 0 S: 10 H: 2 LOB: 1 BB: 0 P: 16	R: 0 E: 0 K: 0 S: 7 H: 1 LOB: 0 BB: 0 P: 8	R: 0 E: 0 K: 1 S: 14 H: 2 LOB: 3 BB: 1 P: 20	R: 0 E: 0 K: 1 S: 17 H: 1 LOB: 2 BB: 0 P: 26	R: 0 E: 0 K: 1 S: 9 H: 0 LOB: 0 BB: 0 P: 15	R: 0 E: 0 K: 1 S: 9 H: 1 LOB: 1 BB: 1 P: 17		1B: 7 2B: 5 3B: 0 HR: 1	SF: 0 SAC: 1 DP: 2 HBP: 1					

PITCHER	IP	WLS	BF	H	R	ER	SO	BB	IBB	HBP	BLK	WP	HR	S	P	ERA	WHIP
34 Homer Bailey, R (1, 1) ERA: 3.7	5.2	L	29	10	4	4	3	3	0	1	1	0	1	70	103	6.35	2.294
66 Logan Ondrusek, R (6, 1) ERA: 5.25	0.1		1	0	0	0	0	0	0	0	0	1	0	6	9	0.00	0.000
60 J.J. Hoover, R (7, 1) ERA: 3.79	2.0		7	1	0	0	2	1	0	0	0	0	0	18	32	0.00	1.000

PITCHER	IP	WLS	BF	H	R	ER	SO	BB	IBB	HBP	BLK	WP	HR	S	P	ERA	WHIP

BOTTOM

Cincinnati Reds @ Milwaukee Brewers

Miller Park, Milwaukee, WI

Mon Jul 08 2013, 7:10 PM - 10:23 PM CDT

Att. 25,341 - Partly Cloudy - 80 F

livebaseballscorecards.com

AB	31
R	4
H	11
RBI	4
BB	4
SO	5
LOB	14

WP: 1 PA: 37
PB: 0
SB: 2
CS: 0

Batter	1	2	3	4	5	6	7	8	9	AB	R	H	RBI	BB	SO	LOB
17 Shin-Soo Choo, L (1, 8) OBP: 0.413, SLG: 0.448	C FF 94 S FF 96 B FF 96 X SL 87 1-2 2 L3 1B		C CH 84 X FF 96 0-1 ② L8			C SL 84 F CH 84 X FF 94 0-2 ① G4-3			X SL 84 0-0 ① G4-3	4	0	1	0	0	0	1
2 Zack Cozart, R (1, 6) OBP: 0.261, SLG: 0.362	C FF 96 1 SAFE F SI 95 B SI 96 X SI 96 1-2 ①② L3 1-1		B SI 96 B SI 95 X FF 94 2-0 ③ G6-3			C SL 83 B FF 96 B SI 95 B SI 96 C SI 95 X SI 94 3-2 ② G6-3			B SI 95 S SI 94 F SI 95 F SL 87 S SL 88 1-3 ② K	4	0	0	0	0	1	2
19 Joey Votto, L (1, 3) OBP: 0.429, SLG: 0.504	B SL 84 B SI 96 X FF 95 2-0 ③ L7			F FF 95 X SL 86 0-1 ① G5-3		B CH 84 X SL 85 1-0 ③ L8			B SL 84 C SI 95 C SI 96 B FF 95 F SI 97 F FF 97 B SL 90 B SI 96 4-2 4 WP BB	3	0	0	0	1	0	0
4 Brandon Phillips, R (1, 4) OBP: 0.316, SLG: 0.412		C FF 95 B CH 84 X SI 96 1-1 ① G6-3		B SI 96 B CH 83 B FF 95 B SI 93 4-0 32 BB BB			C SL 84 X CH 84 0-1 ① P3		S SL 84 B SL 87 F SI 96 F SI 96 B SI 94 X SI 96 2-2 ③ G6-3 1-2	3	0	0	0	1	0	1
32 Jay Bruce, L (1, 9) OBP: 0.318, SLG: 0.497		B SL 86 C SI 95 F FF 96 B FF 96 S FF 95 2-3 ② K		**B SI 94** **B SI 94** **F SI 96** **1 SAFE** **F SI 95** **1 SAFE** 1 SAFE 1 SAFE B SL 88 4-2 B SI 97 1-2 BB			C SL 85 S SI 94 B FF 95 B SL 87 F SI 96 T FF 95 2-2 ② K			2	0	0	0	1	2	0
28 Chris Heisey, R (1, 7) OBP: 0.255, SLG: 0.415 15 Derrick Robinson, S (2, 7) OBP: 0.338, SLG: 0.339		C FF 95 B FF 96 S SL 85 H SI 95 2-2 HBP		F FF 96 F SI 96 S SL 88 0-3 ③ K			X SI 95 0-0 ③ 3B			0 2	0 0	0 1	0 0	0 0	0 1	0 1
9 Jack Hannahan, L (1, 5) OBP: 0.296, SLG: 0.295		1 SAFE X FF 96 0-0 ③ G6-3			B SI 94 X SI 95 1-0 ① G6-3			C SL 83 X FF 94 0-1 26 G4-6-3 1B		3	0	1	0	0	0	1
29 Ryan Hanigan, R (1, 2) OBP: 0.293, SLG: 0.276			C FF 95 B FF 96 B FF 96 F FF 95 B FF 97 B FF 97 4-2 52 SH1-4 BB		C SI 94 B CH 85 X SI 95 1-1 ② G5-3			F SI 94 F SI 95 1 SAFE C SL 84 0-3 ① K		2	0	0	0	1	1	1
52 Tony Cingrani, L (1, 1) OBP: 0.267, SLG: 0.333 26 Xavier Paul, L (8, PH) OBP: 0.331, SLG: 0.399 63 Sam LeCure, R (8, 1)			L SI 95 X SI 95 0-1 ① SH1-4 1-2		B FF 94 C FF 94 S SI 94 S SI 96 1-3 ③ K			C SL 83 B SI 96 B SI 96 S SI 94 F SI 96 B FF 95 X SI 95 3-2 ②③ G4-6-3 1-2f		1 1 0	0 0 0	0 0 0	0 0 0	0 0 0	1 0 0	0 1 0
Inning Stats	R: 0 E: 0 K: 0 S: 7 H: 1 LOB: 0 BB: 0 P: 11	R: 0 E: 0 K: 1 S: 8 H: 0 LOB: 1 BB: 0 P: 13	R: 0 E: 0 K: 0 S: 7 H: 0 LOB: 1 BB: 1 P: 13	R: 0 E: 0 K: 1 S: 7 H: 0 LOB: 1 BB: 2 P: 15	R: 0 E: 0 K: 1 S: 6 H: 0 LOB: 0 BB: 0 P: 9	R: 0 E: 0 K: 0 S: 7 H: 0 LOB: 0 BB: 0 P: 11	R: 0 E: 0 K: 1 S: 7 H: 1 LOB: 1 BB: 0 P: 9	R: 0 E: 0 K: 1 S: 9 H: 1 LOB: 0 BB: 0 P: 12	R: 0 E: 0 K: 1 S: 13 H: 0 LOB: 1 BB: 1 P: 20	1B: 2 2B: 1 3B: 1 HR: 0	SF: 0 SAC: 1 DP: 2 HBP: 1	WP: 1 PB: 0 SB: 0 CS: 0	PA: 31			

TOP

Cincinnati Reds @ Milwaukee Brewers

Miller Park, Milwaukee, WI

Tue Jul 09 2013, 7:12 PM - 9:40 PM CDT

Att. 25,369 - Partly Cloudy - 84 F

livebaseballscorecards.com

AB	25
R	0
H	3
RBI	0
BB	4
SO	6
LOB	8

PITCHER		IP	WLS	BF	H	R	ER	SO	BB	IBB	HBP	BLK	WP	HR	S	P	ERA	WHIP
60 Wily Peralta, R ERA: 4.82	(1, 1)	9.0	W	31	3	0	0	6	4	0	1	0	1	0	71	113	0.00	0.778

PITCHER	IP	WLS	BF	H	R	ER	SO	BB	IBB	HBP	BLK	WP	HR	S	P	ERA	WHIP

Batter	1	2	3	4	5	6	7	8	9	AB	R	H	RBI	BB	SO	LOB
23 Rickie Weeks Jr., R (1, 4) OBP: 0.329, SLG: 0.389	C FF 91 B FF 93 F FF 91 S FF 93 1-3 ① K		X FF 92 0-0 ① F8		C FF 90 B CH 84 F FF 91 C FF 92 1-3 ② K			B SL 82 F SL 79 X SL 82 1-1 9 G4-3 2B		4	0	1	0	0	2	0
9 Jean Segura, R (1, 6) OBP: 0.356, SLG: 0.487	B FF 86 B CH 86 B FF 93 C FF 91 B FF 92 4-1 8 1B BB		C FF 88 S FF 91 B FF 92 F FF 90 T FF 93 1-2 ② K		S FF 91 B FF 93 B CH 86 X FF 90 2-1 ③ P4			2 SAFE C SL 81 D FF 87 X FF 88 1-1 ② G4-3 2-3		3	0	0	0	1	1	1
8 Ryan Braun, R (1, 7) OBP: 0.380, SLG: 0.507 14 Jeff Bianchi, R (7, 7) OBP: 0.256, SLG: 0.300	1 SAFE X FF 92 0-0 1-3 1B		B FF 93 B CH 86 C FF 91 F FF 92 B FF 92 X FF 94 3-2 ③ G6-3			C FF 92 B FF 91 B FF 91 X FF 91 2-1 ① F9		X SL 83 0-0 ③ L9		3 1	0 0	1 0	0 0	0 0	0 0	0 1
27 Carlos Gómez, R (1, 8) OBP: 0.346, SLG: 0.547	F FF 92 1 SAFE S FF 92 S FF 92 0-3 ② K			F FF 91 F FF 90 B FF 90 B CH 85 X FF 92 2-2 ① P4		C FF 92 B FF 90 S FF 92 B FF 92 X FF 92 2-2 ② P4				3	0	0	0	0	1	2
11 Sean Halton, R (1, 3) OBP: 0.242, SLG: 0.281	F FF 92 B FF 94 S FF 93 S FF 93 1-3 ③ K			B FF 91 B FF 91 F FF 91 F FF 91 B FF 89 F FF 92 X FF 91 3-2 ② P1		B FF 90 C CU 74 X FF 91 1-1 ③ P3				3	0	0	0	0	1	2
3 Yuniesky Betancourt, R (1, 5) OBP: 0.237, SLG: 0.348		B FF 90 B FF 91 F FF 91 X FF 90 2-1 22 FC4-6 1B		S FF 90 B FF 91 C FF 91 S FF 91 1-3 ③ K			S CH 83 F FF 88 B FF 90 T FF 91 1-2 ① K			3	0	1	0	0	2	0
12 Martín Maldonado, R (1, 2) OBP: 0.256, SLG: 0.328		B FF 91 F FF 91 B FF 87 B FF 93 S FF 93 F FF 92 C FF 92 3-3 ① K			F CH 85 F CH 84 B FF 90 B FF 89 B CH 84 F FF 90 B FF 91 4-2 22 HR BB		S FF 90 F FF 89 B FF 90 F FF 90 C FF 91 1-3 ② K			2	1	0	0	1	2	1
22 Logan Schafer, L (1, 9) OBP: 0.267, SLG: 0.331		C FF 92 B FF 93 C SL 80 F FF 94 D SL 81 1 SAFE X FF 91 2-2 ② FC4-6 1-2f			X FF 91 0-0 1-H HR		C CU 74 X SL 79 0-1 ③ G3-1			3	1	1	2	0	0	1
60 Wily Peralta, R (1, 1) OBP: 0.188, SLG: 0.161		S FF 91 B FF 91 B FF 92 S FF 91 S FF 92 2-3 ③ K			F FF 88 X CH 83 0-1 ① G5-3			C FF 90 B SL 81 S SL 80 X SL 82 1-2 ① P3		3	0	0	0	0	1	1
Inning Stats	R: 0 E: 0 K: 3 S: 12 H: 1 LOB: 2 BB: 1 P: 18	R: 0 E: 0 K: 2 S: 13 H: 1 LOB: 1 BB: 0 P: 22	R: 0 E: 0 K: 1 S: 8 H: 0 LOB: 0 BB: 0 P: 12	R: 0 E: 0 K: 1 S: 10 H: 0 LOB: 0 BB: 0 P: 16	R: 2 E: 0 K: 1 S: 11 H: 1 LOB: 0 BB: 1 P: 18	R: 0 E: 0 K: 0 S: 7 H: 0 LOB: 0 BB: 0 P: 12	R: 0 E: 0 K: 2 S: 9 H: 0 LOB: 0 BB: 0 P: 11	R: 0 E: 0 K: 0 S: 8 H: 1 LOB: 1 BB: 0 P: 11		1B: 2 2B: 1 3B: 0 HR: 1	SF: 0 SAC: 0 DP: 0 HBP: 0		WP: 0 PB: 0 SB: 0 CS: 0	PA: 30		

PITCHER		IP	WLS	BF	H	R	ER	SO	BB	IBB	HBP	BLK	WP	HR	S	P	ERA	WHIP
52 Tony Cingrani, L ERA: 3.3	(1, 1)	7.0	L	26	3	2	2	10	2	0	0	0	0	1	70	109	2.57	0.714
63 Sam LeCure, R ERA: 2.1	(8, 1)	1.0		4	1	0	0	0	0	0	0	0	0	0	8	11	0.00	1.000

PITCHER	IP	WLS	BF	H	R	ER	SO	BB	IBB	HBP	BLK	WP	HR	S	P	ERA	WHIP

BOTTOM

Cincinnati Reds @ Milwaukee Brewers

Miller Park, Milwaukee, WI

Tue Jul 09 2013, 7:12 PM - 9:40 PM CDT

Att. 25,369 - Partly Cloudy - 84 F

livebaseballscorecards.com

AB	28
R	2
H	4
RBI	2
BB	2
SO	10
LOB	9

Batter	1	2	3	4	5	6	7	8	9	AB	R	H	RBI	BB	SO	LOB
17 Shin-Soo Choo, L (1, 8) OBP: 0.418, SLG: 0.455	C CH 88 C SI 89 B CU 75 F SI 92 B CU 78 B SI 93 F SI 94 F SI 92 X SI 92 3-2 4 1B 2B		B SI 92 F SI 90 B SI 92 F CH 85 B SI 97 B CH 86 4-2 2 FC5-4 BB	C SI 95 X CH 86 0-1 ③ G3			F FF 88 X SL 82 0-1 19 BB 4 1B 1B	X SI 90 0-0 1B		4	2	3	0	1	0	1
2 Zack Cozart, R (1, 6) OBP: 0.261, SLG: 0.358	B SI 92 X SI 93 1-0 ① G5-3		1 SAFE B SI 96 1 SAFE C SI 95 F SI 95 1 SAFE 1 SAFE X SI 94 1-2 ① FC5-4 19 2B 4 G5-3 1-2f		B SI 95 F SI 95 B SI 95 B SI 95 B SI 94 4-1 4 FC5-4 19 BB 32 G3 BB		C CU 69 X SI 91 0-1 ① F9	1 SAFE C SI 89 B SL 79 1 SAFE X SI 88 1-1 ③ F9		4	2	0	0	1	0	4
19 Joey Votto, L (1, 3) OBP: 0.431, SLG: 0.506	B CU 77 B SI 92 B SI 93 C SI 92 X CH 84 3-1 ② F7		C FF 96 B CH 86 X SI 96 1-1 1-3 2B		B SI 95 B SI 95 B SI 95 C SI 94 B CH 86 4-1 4 FC5-4 1-2 BB		B FF 90 B CU 70 B FF 90 F SI 89 B SI 90 4-1 4 1B 32 1B 1-2 BB		C SI 90 B SL 82 F CH 85 B SI 93 S SI 92 2-3 ① K	3	1	1	0	2	1	1
4 Brandon Phillips, R (1, 4) OBP: 0.317, SLG: 0.411	D CU 79 X SI 93 1-0 ③ 2-H 1B		X SI 96 0-0 ② G5-3 3-H		C SI 97 X SI 96 0-1 ① FC5-4 32 G3 1-2f 2-3		S CU 70 F FF 90 B CU 70 F SL 83 B CU 71 F SI 91 F SI 91 X CU 71 2-2 21 F9 32 1B 1-3 2-H 1B		B SI 92 C SL 82 X SI 92 1-1 ② G5-3	5	0	2	3	0	0	3
32 Jay Bruce, L (1, 9) OBP: 0.322, SLG: 0.497		C CU 73 X SI 92 0-1 26 BB 21 HBP 39 SF8 1B	B CU 80 B CH 85 B CH 85 C SI 96 S SI 97 F SI 96 D SI 96 4-2 BB		C CU 68 B FF 90 C CU 70 B SI 92 D CU 70 X SI 91 3-2 ② G3 1-2 3-H		C SL 76 B FF 90 X SL 80 1-1 1-2 3-H 1B		S SL 83 F SI 93 B SI 93 B CH 87 S SL 84 2-3 ③ K	4	1	2	2	1	1	1
21 Todd Frazier, R (1, 5) OBP: 0.333, SLG: 0.402		H SI 93 1-0 39 SF8 26 BB 1-2 HBP	C SI 95 X SI 96 0-1 ③ P3		C SI 91 B SI 90 F SL 82 D SI 91 B SL 82 X SL 82 3-2 ③ F8		F SL 75 B FF 90 F CH 80 X FF 90 1-2 ② F9 2-3			3	0	0	0	0	0	5
26 Xavier Paul, L (1, 7) OBP: 0.335, SLG: 0.398 15 Derrick Robinson, S (7, 7) OBP: 0.338, SLG: 0.339		F SI 93 F FF 94 D CU 81 D CU 79 B SI 95 B SI 94 4-2 44 G4-6-3 1-2 2-3 BB	B SI 92 F SI 94 F SI 95 X SI 94 1-2 E5 44 SH1-3		F FF 89 X CU 69 0-1 39 G6-4-3 1B		C SL 82 X FF 91 0-1 ③ F7			3 0	0 0	1 0	0 0	1 0	0 0	2 0
39 Devin Mesoraco, R (1, 2) OBP: 0.311, SLG: 0.356		F SI 95 C SI 95 F SI 95 F SI 95 X SI 96 0-2 ① SF8 2-3 3-H	B SI 95 F SI 96 S SI 97 C CU 82 1-3 ① K		C SI 90 1 SAFE X SL 82 0-1 ① ② G6-4-3 1-2f			X SI 89 0-0 ① L5		3	0	0	1	0	1	2
44 Mike Leake, R (1, 1) OBP: 0.128, SLG: 0.179 54 Aroldis Chapman, L (9, 1)		B SI 95 F SI 94 M SI 93 B SI 94 X SI 94 2-2 ② ③ G4-6-3 1-2f	X SI 96 0-0 ② SH1-3 1-2		B SL 82 X FF 90 1-0 ③ G1-3			C SI 88 B SI 89 C SI 88 B SL 81 F SI 88 F SI 88 X SI 89 2-2 ② G6-3		3 0	0 0	0 0	0 0	0 0	0 0	2 0

Inning Stats																															
	R: 1	H: 2		R: 1	H: 1		R: 1	H: 1		R: 0	H: 0		R: 1	H: 0		R: 0	H: 1		R: 2	H: 3		R: 0	H: 1		R: 0	H: 0		1B: 7	SF: 1		WP: 0	PA: 41
	E: 0	LOB: 1		E: 0	LOB: 1		E: 0	LOB: 2		E: 1	LOB: 1		E: 0	LOB: 1		E: 0	LOB: 2		E: 0	LOB: 2		E: 0	LOB: 1		E: 0	LOB: 0		2B: 2	SAC: 1		PB: 0	
	K: 0	BB: 0		K: 0	BB: 1		K: 0	BB: 2		K: 1	BB: 0		K: 0	BB: 2		K: 0	BB: 0		K: 0	BB: 1		K: 2	BB: 0		K: 0	BB: 0		3B: 0	DP: 2		SB: 0	
	S: 10	P: 18		S: 12	P: 19		S: 13	P: 23		S: 9	P: 11		S: 10	P: 24		S: 5	P: 6		S: 18	P: 26		S: 9	P: 12		S: 8	P: 13		HR: 0	HBP: 1		CS: 0	

PITCHER		IP	WLS	BF	H	R	ER	SO	BB	IBB	HBP	BLK	WP	HR	S	P	ERA	WHIP
Johnny Hellweg, R ERA: 10.97	(1, 1)	4.1	L	22	4	4	4	1	5	0	1	0	0	0	48	83	8.31	2.077
48 Donovan Hand, R ERA: 3.48	(5, 1)	2.0		9	3	2	2	0	1	0	0	0	0	0	22	35	9.00	2.000
51 Michael Gonzalez, L ERA: 3.13	(7, 1)	0.2		3	1	0	0	0	0	0	0	0	0	0	7	9	0.00	1.500
31 Burke Badenhop, R ERA: 4.14	(8, 1)	1.0		4	1	0	0	0	0	0	0	0	0	0	9	12	0.00	1.000
53 Brandon Kintzler, R ERA: 3.49	(9, 1)	1.0		3	0	0	0	2	0	0	0	0	0	0	8	13	0.00	0.000

PITCHER	IP	WLS	BF	H	R	ER	SO	BB	IBB	HBP	BLK	WP	HR	S	P	ERA	WHIP

TOP

Cincinnati Reds @ Milwaukee Brewers

Miller Park, Milwaukee, WI

Wed Jul 10 2013, 1:14 PM - 4:10 PM CDT

Att. 35,239 - Partly Cloudy - 77 F

livebaseballscorecards.com

AB	32
R	6
H	9
RBI	6
BB	6
SO	3
LOB	21

BOTTOM

Cincinnati Reds @ Milwaukee Brewers

Miller Park, Milwaukee, WI

Wed Jul 10 2013, 1:14 PM - 4:10 PM CDT

Att. 35,239 - Partly Cloudy - 77 F

livebaseballscorecards.com

Batter	1	2	3	4	5	6	7	8	9	AB	R	H	RBI	BB	SO	LOB
22 Logan Schafer, L (1, 9) OBP: 0.267, SLG: 0.335	C SI 87 X FC 87 0-1 9 1B 27 SF7 2B		B CU 79 X CH 83 1-0 ② G1-3 2-3		X CH 85 0-0 ② L1			C KC 78 C SL 80 F SL 80 X KC 80 0-2 ② G4-3		4	1	1	0	0	0	2
9 Jean Segura, R (1, 6) OBP: 0.355, SLG: 0.485	L SI 89 X SI 89 0-1 20 CS 1B 2-3		C KC 80 X SI 92 0-1 ③ FC5-2 3-H		C SL 81 B FC 90 C CU 81 X KC 81 1-2 ③ G6-3			B FC 88 F KC 79 X SI 92 1-1 ③ G1-3		4	0	1	0	0	0	2
27 Carlos Gómez, R (1, 8) OBP: 0.345, SLG: 0.544	F SI 90 X SI 90 0-1 ① SF7 3-H			B SI 91 F SL 79 B FC 89 S SL 80 B SI 93 F SL 81 B SL 80 4-2 23 20 S FC6-4-5-6 BB		X SI 90 0-0 ① G5-3			B SL 80 C SI 91 B FF 90 F SI 90 B SI 91 F SI 92 X FC 91 3-2 ① F8	2	0	0	1	1	0	0
20 Jonathan Lucroy, R (1, 2) OBP: 0.312, SLG: 0.449	P PO 84 1 SAFE 1 SAFE C SI 89 F CH 82 B SL 81 X CH 84 2-2 ②③ P4 1-2			B CU 80 D CH 85 B CH 84 B SI 91 4-0 23 FC6-4-5-6 1-2 BB		C SI 90 F SI 91 B FC 89 C CU 80 1-3 ② K			B KC 80 C KC 80 B SI 86 F CH 86 X FC 88 2-2 23 FC5-4 1B	3	0	1	0	1	1	1
23 Rickie Weeks Jr., R (1, 4) OBP: 0.325, SLG: 0.383		C SI 88 S SL 79 B FC 88 X KC 80 1-2 ① G1-3		B SI 91 X KC 79 1-0 ①② FC6-4-5-6 1-2 2-3		B SI 91 F CU 79 S SI 92 C KC 80 1-3 ③ K			B FF 98 X FF 99 1-0 ② FC5-4 3 DI 1-2f	4	0	0	0	0	1	3
3 Yuniesky Betancourt, R (1, 3) OBP: 0.233, SLG: 0.342		C SI 90 X SI 91 0-1 ② G1-3		X KC 78 0-0 ③ P4			F KC 77 B SI 91 X SI 90 1-1 ① F8		B FF 101 S FF 99 S FF 99 B FF 102 C FF 101 2-3 ③ K 1-2	4	0	0	0	0	1	2
11 Sean Halton, R (1, 7) OBP: 0.250, SLG: 0.371		C SI 91 X SL 79 0-1 ③ G5-3			B SL 81 B CH 84 X CH 84 2-0 HR		C SI 91 C KC 79 B FF 91 B KC 80 X SI 92 2-2 ② G4-3			3	1	1	1	0	0	0
14 Jeff Bianchi, R (1, 5) OBP: 0.271, SLG: 0.296			B SI 89 B SI 89 B SI 90 C SI 90 B SI 91 4-1 22 G1-3 G3-4 9 FC5-2 BB		B SI 91 B KC 78 B SI 91 4-0 48 SH3-4 BB		B SI 91 C KC 80 B SI 91 S KC 79 F KC 80 X CU 80 2-2 ③ L4			1	0	0	0	2	0	0
Johnny Hellweg, R (1, 1) 48 Donovan Hand, R (5, 1) OBP: 0.200, SLG: 0.200 51 Michael Gonzalez, R (7, 1) 31 Burke Badenhop, R (8, 1) 21 Juan Francisco, L (8, PH) OBP: 0.311, SLG: 0.442 53 Brandon Kintzler, R (9, 1)			X SI 90 0-0 ① G3-4 1-2		C SI 90 L KC 78 B FC 90 D SL 81 B SI 91 X SI 92 3-2 ① SH3-4 1-2			B KC 77 B CH 83 X SI 92 2-0 ① F8		1 0 0 0 0 1 0	0 0 0 0 0 0 0	0 0 0 0 0 0 0	0 0 0 0 0 0 0	0 0 0 0 0 0 0	0 0 0 0 0 0 0	1 0 0 0 0 0 0
Inning Stats	R: 1 H: 2 E: 0 LOB: 0 K: 0 BB: 0 S: 10 P: 11	R: 0 H: 0 E: 0 LOB: 0 K: 0 BB: 0 S: 7 P: 8	R: 0 H: 0 E: 0 LOB: 1 K: 0 BB: 1 S: 5 P: 10	R: 0 H: 0 E: 0 LOB: 1 K: 0 BB: 2 S: 5 P: 14	R: 1 H: 1 E: 0 LOB: 1 K: 0 BB: 1 S: 8 P: 18	R: 0 H: 0 E: 0 LOB: 0 K: 2 BB: 0 S: 7 P: 9	R: 0 H: 0 E: 0 LOB: 0 K: 0 BB: 0 S: 9 P: 14	R: 0 H: 0 E: 0 LOB: 0 K: 0 BB: 0 S: 7 P: 10	R: 0 H: 1 E: 0 LOB: 1 K: 1 BB: 0 S: 11 P: 19	1B: 2 SF: 1 2B: 1 SAC: 1 3B: 0 DP: 1 HR: 1 HBP: 0						WP: 0 PA: 33 PB: 0 SB: 1 CS: 1	

	AB	27
	R	2
	H	4
	RBI	2
	BB	4
	SO	3
	LOB	11

PITCHER		IP	WLS	BF	H	R	ER	SO	BB	IBB	HBP	BLK	WP	HR	S	P	ERA	WHIP
44 Mike Leake, R ERA: 2.69	(1, 1)	8.1	W	31	4	2	2	2	4	0	0	0	0	1	65	106	2.16	0.960
54 Aroldis Chapman, L ERA: 2.45	(9, 1)	0.2		2	0	0	0	1	0	0	0	0	0	0	4	7	0.00	0.000

PITCHER	IP	WLS	BF	H	R	ER	SO	BB	IBB	HBP	BLK	WP	HR	S	P	ERA	WHIP

Cincinnati Reds @ Atlanta Braves

Turner Field, Atlanta, GA

Thu Jul 11 2013, 7:13 PM - 10:19 PM EDT

Att. 40,186 - Cloudy - 81 F

livebaseballscorecards.com

Batter	1	2	3	4	5	6	7	8	9	AB	R	H	RBI	BB	SO	LOB
17 Shin-Soo Choo, L (1, 8) OBP: 0.420, SLG: 0.458	C SI 89 B SI 90 S FS 81 B FC 87 X SI 90 2-2 2 E 2 S 4 1B 1B		S FC 84 C CU 76 B FC 87 B FS 83 B FC 85 F FC 86 X SI 91 3-2 SH5-3 2 19 SF8 2B		C SI 90 B SI 90 B FS 85 B FC 84 C SI 90 B SI 91 4-2 19 1B 2 1B 19 E BB		C FS 79 B SI 91 B CU 74 X SI 90 2-1 ③ G3		1 SAFE B KC 87 C KC 85 1 SAFE C KC 87 B FF 98 S KC 87 2-3 ② K	4	3	2	0	1	1	1
2 Zack Cozart, R (1, 6) OBP: 0.263, SLG: 0.359	S FF 90 B SI 91 S FC 87 B FS 84 S FS 84 2-3 ① K 1-3		X SI 90 0-0 ① SH5-3 2-3		X FC 84 0-0 19 E 1-2 1B			C FF 98 B CH 88 F FF 97 B CH 87 B FF 98 F FF 97 F FF 98 X FF 97 3-2 E6 4 2B 1B	B KC 87 B FF 97 X FF 98 2-0 ③ F7	4	1	2	0	0	1	2
19 Joey Votto, L (1, 3) OBP: 0.431, SLG: 0.506	B FF 92 B FF 92 B FS 84 B FF 92 4-0 4 1B 32 1B BB		B FF 92 B FF 91 C SI 91 B FC 86 C SI 92 X FS 84 3-2 ② SF8 3-H		B SI 91 B CU 76 X SI 91 2-0 E5 4 G6-4-3 1-3 2-H 1B			C FF 97 B FF 97 S CH 88 B FF 99 B CH 88 T FF 98 3-2 ① K		2	1	1	1	1	1	1
4 Brandon Phillips, R (1, 4) OBP: 0.319, SLG: 0.415	B FC 86 F FS 83 B SI 91 B SI 90 F SI 91 X SI 90 3-2 32 1B 1-3 3-H 1B		S CU 78 S SI 93 B SI 92 X FC 85 1-2 ③ G6-3		B SI 92 B SI 92 F SI 91 X SI 93 2-1 ②③ G6-4-3 1-2f			S SL 83 F CH 87 B FF 99 D SL 84 F CH 88 F FF 98 F FF 98 X FF 98 2-2 2-H 2B		4	0	2	2	0	0	2
32 Jay Bruce, L (1, 9) OBP: 0.323, SLG: 0.496	1 SAFE 1 SAFE B SI 90 S FS 80 B FS 84 X SI 91 2-1 ② 1-3 3-H 1B			X SI 90 0-0 ① F7		F CU 73 B FC 84 X FS 78 1-1 ① P6		I IN 68 I IN 71 I IN 66 I IN 64 4-0 IBB		3	0	1	1	1	0	0
21 Todd Frazier, R (1, 5) OBP: 0.332, SLG: 0.400	B SI 92 B SI 91 C FC 85 B SI 90 C FF 91 S FC 86 3-3 ③ K			C FF 90 B SI 91 B FS 79 F SI 91 X FC 86 2-2 39 G5-3 28 1B 1B		C FC 83 S SI 90 B SI 90 B FC 84 X FS 79 2-2 ② F8		B FF 95 C SL 83 S SL 85 S SL 84 1-3 ② K		4	0	1	0	0	2	3
28 Chris Heisey, R (1, 7) OBP: 0.255, SLG: 0.408		C SI 89 F FS 80 B FC 85 B FS 84 X FC 85 2-2 ① L7		C SI 91 1 SAFE X SI 90 0-1 1-2 1B		F FF 90 F FS 83 B CU 77 C CU 76 1-3 ③ K		D CH 88 B SL 86 C FF 97 F FF 97 F SL 84 X SL 82 2-2 ③ F7		4	0	1	0	0	1	2
39 Devin Mesoraco, R (1, 2) OBP: 0.310, SLG: 0.354 52 Tony Cingrani, L (9, PR) OBP: 0.267, SLG: 0.333		F FC 84 F SI 91 B FF 91 S SI 91 1-3 ② K		S FC 85 X FC 85 0-1 ②③ G5-3 2-3f			C SI 89 B FC 85 X SI 90 1-1 ① G1-4-3		B FF 98 X FF 98 1-0 1B	4 0	0 0	1 0	0 0	0 0	1 0	2 0
55 Mat Latos, R (1, 1) OBP: 0.163, SLG: 0.190 9 Jack Hannahan, L (5, PH) OBP: 0.293, SLG: 0.292 66 Logan Ondrusek, R (5, 1) 15 Derrick Robinson, S (7, PH) OBP: 0.336, SLG: 0.336 31 Alfredo Simon, R (7, 1) OBP: 0.167, SLG: 0.167 26 Xavier Paul, L (9, PH) OBP: 0.333, SLG: 0.395		B SI 90 S SI 90 B SI 90 X FF 90 2-1 ③ G6-3			X SI 90 0-0 ① G1-3		C FC 82 C CU 76 C SI 90 0-3 ② K		1 SAFE C FF 98 T KC 87 S KC 88 0-3 ① K	1 1 0 1 0 1	0 0 0 0 0 0	0 0 0 0 0 1	0 0 0 0 0 1	0 0 0 0 0 1	0 0 0 1 0 1	0 0 0 0 0 1
Inning Stats	R: 2 E: 0 K: 2 S: 14 H: 3 LOB: 1 BB: 1 P: 30	R: 0 E: 0 K: 1 S: 8 H: 0 LOB: 0 BB: 0 P: 13	R: 1 E: 0 K: 0 S: 11 H: 1 LOB: 0 BB: 0 P: 18	R: 0 E: 0 K: 0 S: 8 H: 2 LOB: 1 BB: 0 P: 10	R: 1 E: 1 K: 0 S: 7 H: 2 LOB: 1 BB: 1 P: 15	R: 0 E: 0 K: 1 S: 8 H: 0 LOB: 0 BB: 0 P: 12	R: 0 E: 0 K: 1 S: 7 H: 0 LOB: 0 BB: 0 P: 10	R: 1 E: 1 K: 2 S: 21 H: 2 LOB: 2 BB: 1 P: 36	R: 0 E: 0 K: 2 S: 8 H: 1 LOB: 1 BB: 0 P: 13	1B: 9 2B: 2 3B: 0 HR: 0 SF: 1 SAC: 1 DP: 2 HBP: 0						

TOP	
AB	33
R	5
H	11
RBI	4
BB	3
SO	9
LOB	14

WP: 0 PA: 38
PB: 0
SB: 1
CS: 0

PITCHER		IP	WLS	BF	H	R	ER	SO	BB	IBB	HBP	BLK	WP	HR	S	P	ERA	WHIP
15 Tim Hudson, R ERA: 4.02	(1, 1)	7.0	W	28	8	4	3	5	2	0	0	0	0	0	63	108	3.86	1.429
52 Jordan Walden, R ERA: 2.64	(8, 1)	1.0	H	6	2	1	1	2	0	1	0	0	0	0	21	36	9.00	2.000
46 Craig Kimbrel, R ERA: 1.57	(9, 1)	1.0	S	4	1	0	0	2	0	0	0	0	0	0	8	13	0.00	1.000

PITCHER	IP	WLS	BF	H	R	ER	SO	BB	IBB	HBP	BLK	WP	HR	S	P	ERA	WHIP

Cincinnati Reds @ Atlanta Braves

Turner Field, Atlanta, GA

Thu Jul 11 2013, 7:13 PM - 10:19 PM EDT

Att. 40,186 - Cloudy - 81 F

BOTTOM

Batter	1	2	3	4	5	6	7	8	9	AB	R	H	RBI	BB	SO	LOB
19 Andrelton Simmons, R (1, 6) OBP: 0.284, SLG: 0.345	C FC 92 F SI 90 X FF 93 0-2 8 1B 22 G4-3 5 2B 1B	C CU 78 S SL 86 B SI 92 F SL 84 B CU 81 X FF 94 2-2 ② G6-3		C FF 93 B SL 84 B SI 92 B CU 80 B SI 92 4-1 7 3B BB	B FF 94 B CU 76 F FF 93 X FF 93 2-1 ③ L9			B FC 92 C FC 91 X SI 96 1-1 1B		4	2	2	0	1	0	1
22 Jason Heyward, L (1, 9) OBP: 0.324, SLG: 0.371 7 Reed Johnson, R (2, PR) OBP: 0.333, SLG: 0.384 (3, 9)	X FF 92 0-0 ① G4-3 1-2	B CU 79 B SI 94 X CH 84 2-0 8 1B 5 1B 1B		1 SAFE 1 SAFE D CU 78 C SL 84 1 SAFE B FF 93 F SI 91 F FF 91 B SL 85 3-2 X SL 84 8 2B 1-H 3B		C CU 77 B FF 94 F FF 93 B FF 94 X FC 92 2-2 ① G4-3		C SI 94 X FC 89 0-1 ③ G1-3		2 3	0 2	1 1	0 1	0 0	0 0	1 1
8 Justin Upton, R (1, 7) OBP: 0.353, SLG: 0.463	C SL 84 X FC 94 0-1 5 2B 2-3 1B	B FC 94 B FC 92 X FF 94 2-0 5 1B 1-3 1B		X SI 95 0-0 5 1B 3-H 2B		C FC 92 S FC 90 B FC 93 S CU 82 1-3 ② K				4	2	3	1	0	1	0
5 Freddie Freeman, L (1, 3) OBP: 0.392, SLG: 0.477	X SI 92 0-0 2 K 1-H 3-H 2B	F CU 77 X SI 92 0-1 1-3 3-H 1B		S CH 84 D CU 79 X CU 79 1-1 26 FC6-4 2-H 1B		B CU 77 S FC 93 B CH 83 F FC 92 F FC 93 F CH 82 X CU 79 2-2 ③ F7				4	0	3	4	0	0	0
16 Brian McCann, L (1, 2) OBP: 0.369, SLG: 0.509	B SI 94 D CH 85 C FC 92 B FC 94 B CH 85 4-1 2 K BB	C CU 77 B CU 79 B CH 86 C CU 77 S SL 84 2-3 ③ K		B FF 94 S SL 85 B CU 78 X SI 93 2-1 ② F8			B CU 79 C SI 94 X FS 88 1-1 ① L3			3	0	0	0	1	1	3
26 Dan Uggla, R (1, 4) OBP: 0.319, SLG: 0.412	C FC 93 D SL 87 D SL 86 X FC 93 2-1 ② P3	S CU 77 B SL 83 F SI 91 C CU 76 1-3 ① K	F FF 95 S SL 85 B FF 93 F SL 86 X SL 86 1-2 ③ FC6-4 1-2f				X FF 92 0-0 ② F8			4	0	0	0	0	1	3
2 B.J. Upton, R (1, 8) OBP: 0.266, SLG: 0.300	S FC 94 B FC 95 S SL 84 S SL 86 1-3 K 1-2 2-3	F FC 92 C CU 78 B SL 84 B SI 93 S SL 83 2-3 ② K			B CU 76 B FF 94 S FF 94 B FC 93 F FF 94 F FF 95 S FF 93 3-3 ① K		B FF 94 S FC 90 B CU 80 X FF 92 2-1 ③ G6-3			4	0	0	0	0	3	2
23 Chris Johnson, R (1, 5) OBP: 0.375, SLG: 0.481 4 Paul Janish, R (9, 5)	C FF 94 F FF 94 B FF 94 S SL 86 1-3 ③ K	X SL 85 0-0 ③ G5-3			F FF 96 B FC 92 F CU 79 X FF 95 1-2 15 SH3-4 1B			C FF 95 T FC 90 T FC 90 0-2 ① K		4 0	0 0	1 0	0 0	0 0	2 0	3 0
15 Tim Hudson, R (1, 1) OBP: 0.231, SLG: 0.278 52 Jordan Walden, R (8, 1) 25 Joey Terdoslavich, S (8, PH) OBP: 0.167, SLG: 0.167 46 Craig Kimbrel, R (9, 1)		C FC 92 F SL 84 B SI 92 F SL 85 F FF 92 S FF 93 1-3 ① K		F FC 91 C FC 92 S SL 83 0-3 ① K	X FF 93 0-0 ② SH3-4 1-2			C CU 78 B FS 87 X SI 96 2-1 ② G4-3		2 0 1 0	0 0 0 0	0 0 0 0	0 0 0 0	2 0 0 0	0 0 0 0	0 0 0 0
Inning Stats	R: 2 E: 1 K: 2 S: 16 H: 3 LOB: 3 BB: 1 P: 24	R: 1 E: 0 K: 2 S: 16 H: 3 LOB: 2 BB: 0 P: 25	R: 0 E: 0 K: 2 S: 7 H: 0 LOB: 0 BB: 0 P: 10	R: 3 E: 0 K: 1 S: 17 H: 3 LOB: 1 BB: 1 P: 28	R: 0 E: 0 K: 1 S: 10 H: 1 LOB: 1 BB: 0 P: 16	R: 0 E: 0 K: 1 S: 11 H: 0 LOB: 0 BB: 0 P: 16	R: 0 E: 0 K: 0 S: 5 H: 0 LOB: 0 BB: 0 P: 8	R: 0 E: 0 K: 1 S: 9 H: 1 LOB: 1 BB: 0 P: 12		1B: 8 2B: 2 3B: 1 HR: 0 SF: 0 SAC: 1 DP: 0 HBP: 0						

livebaseballscorecards.com

AB	35
R	6
H	11
RBI	6
BB	2
SO	10
LOB	14

PITCHER		IP	WLS	BF	H	R	ER	SO	BB	IBB	HBP	BLK	WP	HR	S	P	ERA	WHIP
55 Mat Latos, R ERA: 3.53	(1, 1)	4.0	L	24	9	6	6	7	2	0	0	0	0	0	56	87	13.50	2.750
66 Logan Ondrusek, R ERA: 4.85	(5, 1)	2.0		7	1	0	0	2	0	0	0	0	0	0	21	32	0.00	0.500
31 Alfredo Simon, R ERA: 2.81	(7, 1)	2.0		7	1	0	0	1	0	0	0	0	0	0	14	20	0.00	0.500

PITCHER	IP	WLS	BF	H	R	ER	SO	BB	IBB	HBP	BLK	WP	HR	S	P	ERA	WHIP

Cincinnati Reds @ Atlanta Braves

Turner Field, Atlanta, GA

Fri Jul 12 2013, 7:38 PM - 10:40 PM EDT

Att. 43,275 - Partly Cloudy - 74 F

TOP

livebaseballscorecards.com

Batter	1	2	3	4	5	6	7	8	9	AB	R	H	RBI	BB	SO	LOB
17 Shin-Soo Choo, L (1, 8) OBP: 0.420, SLG: 0.457	X FF 89 0-0 19 BB 15 1B 4 1B 1B	B CU 75 B CH 82 C FF 88 X FC 88 2-1 1B		C FF 90 B FF 88 C CU 76 S CH 83 1-3 ③ K			C SI 92 B SI 92 F SI 92 X KC 82 1-2 ① G4-3		F FF 92 C FF 94 B CU 81 X CU 81 1-2 ① FC1-6 15 S 1-2f	5	1	2	0	0	1	2
15 Derrick Robinson, S (1, 7) OBP: 0.345, SLG: 0.341	1 SAFE 1 SAFE B FF 89 X CH 82 1-0 19 BB 4 1B 1-2 1B	1 SAFE B FF 89 X FF 89 1-0 ③ F8			S CH 80 C FF 87 X CH 81 0-2 19 2B 32 SF9 1B		C SI 92 C KC 82 B KC 82 F FF 94 B CH 85 B SI 93 X SI 94 3-2 ② G5-3		1 SAFE B FF 93 S FF 92 B FF 94 1 SAFE S FF 92 B FF 96 B FF 95 4-2 1-2 BB	4	2	2	0	1	0	1
19 Joey Votto, L (1, 3) OBP: 0.431, SLG: 0.506	F FF 90 B CH 82 B CU 76 B CH 82 F FF 90 B FF 91 4-2 32 G4-6-3 4 1B 21 3B 1-2 2-3 BB	B SI 86 B FC 86 B FF 88 C FF 87 F FF 89 X CH 82 3-2 ① G5-3			1 SAFE X FF 89 0-0 21 FC3-6 1-3 2B		C SI 94 C KC 81 C KC 80 0-3 ③ K		C CU 81 B CH 88 B FF 96 B CH 89 X FF 95 3-1 ② F7	4	1	1	0	1	1	2
4 Brandon Phillips, R (1, 4) OBP: 0.320, SLG: 0.413	B FF 91 D CU 79 B FF 90 C FF 90 C FF 91 F FF 92 X FF 90 3-2 32 G4-6-3 1-2 2-H 3-H 1B	C CU 76 B FF 91 X FF 89 1-1 ② L3			F FF 88 H CH 81 1-1 21 FC3-6 HBP			C SI 91 F SI 93 F SI 93 X KC 81 0-2 ① G5-3	X CH 89 0-0 ③ G5-3	4	0	1	2	0	0	2
32 Jay Bruce, L (1, 9) OBP: 0.323, SLG: 0.497	S CH 83 B FF 90 F CH 83 F CU 76 X CH 84 1-2 ① ② G4-6-3 1-2f 2-3	C FF 88 B FC 88 F CU 75 B FF 90 B CH 81 F CH 83 X CH 83 3-2 2B			S CH 85 B SI 94 S KC 82 F KC 83 B SI 95 D CH 85 X CH 85 3-2 ① SF9 3-H			S KC 82 C SI 93 B KC 82 B KC 82 F KC 80 B FF 94 S SI 93 3-3 ② K		3	0	1	1	0	1	2
21 Todd Frazier, R (1, 5) OBP: 0.334, SLG: 0.406	B FF 90 B FF 89 F FC 87 F FF 90 F CU 77 D CH 83 F FC 88 X FF 90 3-2 3-H 3B	F CH 83 F FC 87 D CU 77 B FC 86 F CH 82 C CU 76 2-3 ③ K			B SI 93 S CH 85 C SI 94 X CH 86 1-2 ② FC3-6 2 CS 1-2f 2-3			B CH 85 S CH 86 B FF 93 S SI 92 B SI 93 B CH 85 4-2 2 1B BB		3	0	1	1	1	1	3
2 Zack Cozart, R (1, 6) OBP: 0.266, SLG: 0.364	X FF 88 0-0 ③ F8	B FF 88 C CU 74 F CH 80 F CH 81 F FC 86 B CH 82 B FF 89 F FF 89 X FF 88 3-2 2B	C SI 94 F SI 94 D CH 86 B FF 93 2-2 ③ CS 1-2	C CH 84 F SI 92 B SI 93 B KC 83 X SI 94 2-2 ① G4-3			C FF 90 F FF 89 F FF 90 B FF 89 1 SAFE B CH 86 X FF 90 2-2 1-2 1B		4	0	2	0	0	0	1
39 Devin Mesoraco, R (1, 2) OBP: 0.304, SLG: 0.345		B FF 88 S FF 88 F FF 88 B CH 80 S CH 81 2-3 ① K		B FF 88 F FF 88 X FC 87 1-1 ① G5-3			C SI 93 X SI 92 0-1 ② G6-3	F FF 90 B SL 84 S FF 90 S FF 88 1-3 ③ K		4	0	0	0	0	2	3
61 Bronson Arroyo, R (1, 1) OBP: 0.097, SLG: 0.097 63 Sam LeCure, R (8, 1) 9 Jack Hannahan, L (9, PH) OBP: 0.300, SLG: 0.292 54 Aroldis Chapman, L (9, 1)		C FF 89 X FC 87 0-1 ② G5-3		S FF 89 S CH 82 S CH 82 0-3 ② K			B SI 93 C SI 92 T SI 93 S SI 93 1-3 ③ K		B FF 94 C FF 94 C FF 94 F CU 81 B FF 95 B FF 93 F FF 94 B FF 94 4-2 17 FC1-6 BB	3 0 0 0	0 0 0 0	0 0 0 0	0 0 1 0	2 0 0 0	1 0 0 0	
Inning Stats	R: 3 E: 0 K: 0 S: 18 H: 4 LOB: 1 BB: 1 P: 30	R: 0 E: 0 K: 1 S: 8 H: 1 LOB: 1 BB: 0 P: 13	R: 0 E: 0 K: 1 S: 13 H: 1 LOB: 1 BB: 0 P: 22	R: 0 E: 0 K: 2 S: 14 H: 1 LOB: 1 BB: 0 P: 19	R: 1 E: 0 K: 0 S: 14 H: 2 LOB: 1 BB: 0 P: 21	R: 0 E: 0 K: 1 S: 8 H: 0 LOB: 0 BB: 0 P: 11	R: 0 E: 0 K: 1 S: 10 H: 0 LOB: 0 BB: 0 P: 14	R: 0 E: 0 K: 2 S: 17 H: 1 LOB: 2 BB: 1 P: 27	R: 0 E: 0 K: 0 S: 12 H: 0 LOB: 2 BB: 2 P: 24	1B: 6 2B: 3 3B: 1 HR: 0	SF: 1 SAC: 0 DP: 1 HBP: 1			WP: 0 PB: 0 SB: 1 CS: 1	PA: 41		

	AB	34
	R	4
	H	10
	RBI	4
	BB	4
	SO	8
	LOB	17

PITCHER	IP	WLS	BF	H	R	ER	SO	BB	IBB	HBP	BLK	WP	HR	S	P	ERA	WHIP
54 Kris Medlen, R (1, 1) ERA: 3.64	4.0	L	22	9	4	4	4	1	0	1	0	0	0	58	90	9.00	2.500
58 Alex Wood, L (5, 1) ERA: 2.45	3.2		11	0	0	0	3	1	0	0	0	0	0	37	57	0.00	0.273
20 Luis Ayala, R (8, 1) ERA: 5.79	0.1		2	1	0	0	1	0	0	0	0	0	0	7	10	0.00	3.000
38 Anthony Varvaro, R (9, 1) ERA: 2.68	1.0		5	0	0	0	0	2	0	0	0	0	0	12	24	0.00	2.000

PITCHER	IP	WLS	BF	H	R	ER	SO	BB	IBB	HBP	BLK	WP	HR	S	P	ERA	WHIP

Batter	1	2	3	4	5	6	7	8	9	AB	R	H	RBI	BB	SO	LOB
19 Andrelton Simmons, R (1, 6) OBP: 0.281, SLG: 0.342	C SI 85 X SI 88 0-1 G4-3		C SL 77 F CH 78 B SL 79 X SL 79 1-2 P4			F SI 89 C SI 90 B SI 88 X SL 80 1-2 L7			C FF 101 B FF 100 C SL 88 B FF 103 B FF 101 X FF 99 3-2 F9	4	0	0	0	0	0	1
7 Reed Johnson, R (1, 9) (1, 8) (8, 9) OBP: 0.320, SLG: 0.367	B SL 74 C CU 69 B SL 76 C SL 75 X SI 89 2-2 G4-3			C CH 73 X SI 89 0-1 G3-1		B CU 66 S SL 74 B CH 79 B CH 78 C SL 74 C SL 77 3-3 K			B FF 101 C FF 99 C SL 89 X FF 101 1-2 G4-3	4	0	0	0	0	1	0
8 Justin Upton, R (1, 7) (1, 9) OBP: 0.353, SLG: 0.462 1 Tyler Pastornicky, R (8, 8) OBP: 0.333, SLG: 0.348	B SL 78 X SI 90 1-0 G5-3			B CU 72 B CH 75 F CH 75 X SI 90 2-1 1B			C CH 74 S SL 77 B SI 89 B SL 78 X CH 80 2-2 G6-3		B FF 101 C FF 100 B SL 89 B FF 100 B FF 100 4-1 5 DI 5 1B BB	3 0	0 1	1 0	0 0	0 1	0 0	0 0
5 Freddie Freeman, L (1, 3) OBP: 0.391, SLG: 0.474		F SL 75 B SL 75 B SI 88 X SL 78 2-1 G6-3		B CH 78 X CH 81 1-0 F8			B SI 90 X SL 75 1-0 G5-3		S FF 102 T FF 102 B FF 104 F FF 103 F FF 103 X SL 90 1-2 1-H 16 PB 1B	4	0	1	1	0	0	0
16 Brian McCann, L (1, 2) OBP: 0.371, SLG: 0.523		C SI 88 B SI 88 X SL 79 1-1 L7			B SI 88 B CH 75 B CH 79 B SI 87 4-0 BB		B CU 68 F CU 72 F SI 88 F CH 81 F FC 83 B SI 88 B SI 90 X SI 90 3-2 HR		S FF 101 X FF 102 0-1 1-2 P3	3	1	1	1	1	0	1
26 Dan Uggla, R (1, 4) OBP: 0.316, SLG: 0.407		C CH 74 F SL 79 X SL 79 0-2 F9			F SI 88 F CH 76 B SI 88 X SL 79 1-2 P4		X SI 90 0-0 F7			3	0	0	0	0	0	1
23 Chris Johnson, R (1, 5) OBP: 0.371, SLG: 0.475			B CH 78 B SI 88 F CU 71 B SI 88 X FF 89 3-1 L8		F SI 89 S SL 79 C SI 88 0-3 K			S SL 82 B KC 75 X FF 89 1-1 G5-3		3	0	0	0	0	1	1
2 B.J. Upton, R (1, 8) OBP: 0.266, SLG: 0.300 25 Joey Terdoslavich, S (1, 7) OBP: 0.111, SLG: 0.111			C SL 73 S CH 74 B SI 89 S CH 79 1-3 K		C SI 88 B CH 78 B SL 79 S SL 72 X SI 87 2-2 G5-3			S CH 80 B FF 89 C KC 73 X SL 81 1-2 F9		0 3	0 0	0 0	0 0	0 0	0 1	0 1
54 Kris Medlen, S (1, 1) OBP: 0.281, SLG: 0.367 58 Alex Wood, R (5, 1) 20 Luis Ayala, R (8, 1) 4 Paul Janish, R (8, PH) 38 Anthony Varvaro, R (9, 1)			S SI 89 B SL 75 B CH 76 T SI 89 X SI 89 2-2 1B			C SL 76 C CU 72 X SL 75 0-2 L4		B KC 73 X FF 90 1-0 G6-3		1 1 0 1 0	0 0 0 0 0	1 0 0 0 0	0 0 0 0 0	0 0 0 0 0	0 0 0 0 0	0 0 0 0 0
Inning Stats	R: 0 E: 0 K: 0 S: 6 H: 0 LOB: 0 BB: 0 P: 9	R: 0 E: 0 K: 0 S: 7 H: 0 LOB: 0 BB: 0 P: 10	R: 0 E: 0 K: 1 S: 11 H: 1 LOB: 1 BB: 0 P: 18	R: 0 E: 0 K: 0 S: 5 H: 1 LOB: 0 BB: 0 P: 8	R: 0 E: 0 K: 1 S: 9 H: 0 LOB: 1 BB: 1 P: 16	R: 0 E: 0 K: 1 S: 9 H: 0 LOB: 0 BB: 0 P: 13	R: 1 E: 0 K: 0 S: 10 H: 1 LOB: 0 BB: 0 P: 16	R: 0 E: 0 K: 0 S: 6 H: 0 LOB: 0 BB: 0 P: 9	R: 1 E: 0 K: 0 S: 14 H: 1 LOB: 1 BB: 1 P: 23	1B: 3 2B: 0 3B: 0 HR: 1 SF: 0 SAC: 0 DP: 0 HBP: 0						

PITCHER	IP	WLS	BF	H	R	ER	SO	BB	IBB	HBP	BLK	WP	HR	S	P	ERA	WHIP
61 Bronson Arroyo, R (1, 1) ERA: 3.42	7.0	W	24	3	1	1	3	1	0	0	0	0	1	57	90	1.29	0.571
63 Sam LeCure, R (8, 1) ERA: 2.04	1.0	H	3	0	0	0	0	0	0	0	0	0	0	6	9	0.00	0.000
54 Aroldis Chapman, L (9, 1) ERA: 2.63	1.0	S	5	1	1	1	0	1	0	0	0	0	0	14	23	9.00	2.000

PITCHER	IP	WLS	BF	H	R	ER	SO	BB	IBB	HBP	BLK	WP	HR	S	P	ERA	WHIP

BOTTOM

Cincinnati Reds @ Atlanta Braves

Turner Field, Atlanta, GA

Fri Jul 12 2013, 7:38 PM - 10:40 PM EDT

Att. 43,275 - Partly Cloudy - 74 F

livebaseballscorecards.com

AB	30
R	2
H	4
RBI	2
BB	2
SO	3
LOB	5

WP: 0 PA: 32
PB: 1
SB: 0
CS: 0

Batter	1	2	3	4	5	6	7	8	9	AB	R	H	RBI	BB	SO	LOB
28 Chris Heisey, R (1, 7) OBP: 0.255, SLG: 0.412	G6-3	17 1B 2B			G4-3			G6-3		4	1	1	0	0	0	0
17 Shin-Soo Choo, L (1, 8) OBP: 0.421, SLG: 0.458	19 1B 1B	2-H 1B			G3-1			G3-1		4	0	2	1	0	0	0
19 Joey Votto, L (1, 3) OBP: 0.432, SLG: 0.504	4 BB 1B	K			K			4 1B BB		3	0	1	0	1	2	1
4 Brandon Phillips, R (1, 4) OBP: 0.322, SLG: 0.413	BB		P4			G5-3		1B		3	0	1	0	1	0	0
32 Jay Bruce, L (1, 9) OBP: 0.322, SLG: 0.495	K	K	K			2 CS 1B		F8		4	0	1	0	0	2	5
21 Todd Frazier, R (1, 5) OBP: 0.330, SLG: 0.401	L5	K	K			F8			K	4	0	0	0	0	2	4
2 Zack Cozart, R (1, 6) OBP: 0.266, SLG: 0.368		37 G3-4-3 3B	K	K	CS 1-2		F7		K	4	1	1	0	0	2	0
37 Corky Miller, R (1, 2) OBP: 0.261, SLG: 0.105 26 Xavier Paul, L (9, PH) OBP: 0.332, SLG: 0.393		G3-4-3 3-H	P4				F9		K	3 1	0 0	0 0	1 0	0 0	0 1	0 0
34 Homer Bailey, R (1, 1) OBP: 0.182, SLG: 0.212 3 Cesar Izturis, S (7, PH) OBP: 0.270, SLG: 0.256 43 Manny Parra, L (7, 1) OBP: 0.500, SLG: 0.500 31 Alfredo Simon, R (7, 1) OBP: 0.167, SLG: 0.167		K	G1-3				G6-3			2 1 0 0	0 0 0 0	0 0 0 0	0 0 0 0	1 0 0 0	0 0 0 0	0 0 0 0
Inning Stats	R: 0 E: 0 K: 1 S: 16 H: 2 LOB: 3 BB: 1 P: 28	R: 2 E: 0 K: 2 S: 16 H: 3 LOB: 1 BB: 0 P: 23	R: 0 E: 0 K: 2 S: 7 H: 0 LOB: 0 BB: 0 P: 11	R: 0 E: 0 K: 1 S: 8 H: 0 LOB: 0 BB: 0 P: 10	R: 0 E: 0 K: 1 S: 7 H: 0 LOB: 0 BB: 0 P: 11	R: 0 E: 0 K: 0 S: 8 H: 1 LOB: 0 BB: 0 P: 13	R: 0 E: 0 K: 0 S: 5 H: 0 LOB: 0 BB: 0 P: 6	R: 0 E: 0 K: 0 S: 13 H: 1 LOB: 2 BB: 1 P: 26	R: 0 E: 0 K: 3 S: 11 H: 0 LOB: 0 BB: 0 P: 15	1B: 5 2B: 1 3B: 1 HR: 0 SF: 0 SAC: 0 DP: 0 HBP: 0						

PITCHER		IP	WLS	BF	H	R	ER	SO	BB	IBB	HBP	BLK	WP	HR	S	P	ERA	WHIP
36 Mike Minor, L ERA: 3.02	(1, 1)	7.0	W	27	6	2	2	7	1	0	0	0	0	0	67	102	2.57	1.000
43 Luis Avilán, L ERA: 1.4	(8, 1)	1.0	H	5	1	0	0	0	1	0	0	0	0	0	13	26	0.00	2.000
46 Craig Kimbrel, R ERA: 1.53	(9, 1)	1.0	S	3	0	0	0	3	0	0	0	0	0	0	11	15	0.00	0.000

PITCHER	IP	WLS	BF	H	R	ER	SO	BB	IBB	HBP	BLK	WP	HR	S	P	ERA	WHIP

Cincinnati Reds @ Atlanta Braves

Turner Field, Atlanta, GA

Sat Jul 13 2013, 4:08 PM - 6:47 PM EDT

Att. 46,946 - Cloudy - 76 F

TOP

livebaseballscorecards.com

AB	33
R	2
H	7
RBI	2
BB	2
SO	10
LOB	10

WP: 0	PA: 36					
PB: 0						
SB: 0						
CS: 1						

Cincinnati Reds @ Atlanta Braves

Turner Field, Atlanta, GA

Sat Jul 13 2013, 4:08 PM - 6:47 PM EDT

Att. 46,946 - Cloudy - 76 F

livebaseballscorecards.com

Batter	1	2	3	4	5	6	7	8	9	AB	R	H	RBI	BB	SO	LOB
13 Jose Constanza, L (1, 7) OBP: 0.750, SLG: 0.750	C SI 92 C SL 85 B FF 94 B SL 85 X FF 96 2-2 G6-3 ①		B FF 95 C SI 94 B SL 88 F FF 96 B FF 95 X FF 96 3-2 1-3 1B		L KC 80 B SL 86 X FF 96 1-1 19 G1-3 2-3 1B	C FF 96 B KC 82 X FF 98 1-1 2-3 3-H 1B				4	0	3	1	0	0	0
19 Andrelton Simmons, R (1, 6) OBP: 0.278, SLG: 0.338	C FF 95 C FF 95 F FF 97 F FF 96 X FF 96 0-2 G5-3 ②		X FF 97 0-0 G6-3 ③		1 SAFE C FF 94 X FF 96 0-1 G1-3 ① 1-2	X FF 96 0-0 L1 ③				4	0	0	0	0	0	6
5 Freddie Freeman, L (1, 3) OBP: 0.386, SLG: 0.468	B SL 85 F SI 96 B SL 86 F SI 94 F SI 97 X FF 95 2-2 F8 ③			B SL 90 S SL 85 F FF 97 S FF 96 1-3 K ①	C SL 87 S SL 87 S FF 98 0-3 K ②		B SL 83 B SL 83 C FF 95 C FF 94 S SL 84 2-3 K ①			4	0	0	0	0	3	2
16 Brian McCann, L (1, 2) OBP: 0.374, SLG: 0.536		C FF 93 C KC 79 B SL 87 B FF 95 S SL 86 2-3 K ①		C SL 84 F SI 95 F SI 96 F SL 88 B FF 96 F FF 96 B SL 91 X FF 95 2-2 HR	I IN 52 I IN 59 I IN 58 I IN 53 4-0 IBB		B FF 94 B SL 83 C FF 96 C FF 95 S SL 86 2-3 K ②			3	1	1	1	1	2	0
26 Dan Uggla, R (1, 4) OBP: 0.315, SLG: 0.415		B FF 97 B SL 88 B FF 97 C FF 96 X FF 96 3-1 F9 ②		C SL 90 B SL 87 F FF 97 S SL 89 1-3 K ②	B SL 91 X FF 97 1-0 P3 ③		F FC 92 B FC 92 X FC 92 1-1 HR			4	1	1	1	0	1	3
23 Chris Johnson, R (1, 5) OBP: 0.370, SLG: 0.472 43 Luis Avilán, L (8, 1) 46 Craig Kimbrel, R (9, 1)		C FF 97 S SL 87 B FF 98 F SL 89 S SL 88 1-3 K ③		C SL 88 C FF 97 S SL 88 0-3 K2-3 ③		X FF 95 0-0 36 SH1-4 25 1B 13 1B 1B	B CU 81 F SI 95 X FF 95 1-1 P4 ③			4 0 0	1 0 0	1 0 0	0 0 0	0 0 0	2 0 0	0 0 0
7 Reed Johnson, R (1, 8) OBP: 0.337, SLG: 0.376			C SL 85 X FF 95 0-1 25 FC3-6 1B		C KC 80 F SL 88 B SL 85 X FF 96 1-2 25 2B 36 2B 1B	C KC 80 F FF 95 X SL 87 0-2 P4 ①		F SI 95 B FF 91 B CU 79 H SI 95 3-1 4 G5-4-3 HBP		3	1	2	0	0	0	1
25 Joey Terdoslavich, S (1, 9) OBP: 0.231, SLG: 0.308			C FF 93 C FF 94 X SL 87 0-2 FC3-6 13 1B 1-2f ①		1 SAFE B SI 94 C SI 94 S SL 86 X SL 86 1-2 36 2B 1-3 2B	S SL 87 C FF 95 B FF 97 B FF 95 X SL 86 2-2 13 1B 36 SH1-4 1-2 1B		X SI 95 0-0 L7 ①		4	1	2	0	0	0	2
36 Mike Minor, R (1, 1) OBP: 0.135, SLG: 0.222 4 Paul Janish, R (8, 5)			S SL 88 L SL 88 S FF 95 0-3 K ②		B SI 97 S FF 97 F SL 91 X SL 92 1-2 13 1B 2-H 3-H 2B	X FF 94 0-0 SH1-4 ② 1-2 2-3		X FF 94 0-0 G5-4-3 ② ③ 1-2f		2 1	0 0	1 0	2 0	0 0	1 0	1 1
Inning Stats	R: 0 E: 0 K: 0 S: 12 H: 0 LOB: 0 BB: 0 P: 16	R: 0 E: 0 K: 2 S: 9 H: 0 LOB: 0 BB: 0 P: 15	R: 0 E: 0 K: 1 S: 12 H: 2 LOB: 2 BB: 0 P: 15	R: 1 E: 0 K: 3 S: 15 H: 1 LOB: 0 BB: 0 P: 19	R: 2 E: 0 K: 1 S: 17 H: 4 LOB: 3 BB: 1 P: 26	R: 1 E: 0 K: 0 S: 11 H: 3 LOB: 2 BB: 0 P: 14	R: 1 E: 0 K: 2 S: 10 H: 1 LOB: 0 BB: 0 P: 16	R: 0 E: 0 K: 0 S: 3 H: 0 LOB: 0 BB: 0 P: 6		1B: 7 2B: 2 3B: 0 HR: 2 SF: 0 SAC: 1 DP: 1 HBP: 1				WP: 0 PB: 0 SB: 0 CS: 0 PA: 36		

	AB	33
	R	5
	H	11
	RBI	5
	BB	1
	SO	9
	LOB	16

PITCHER		IP	WLS	BF	H	R	ER	SO	BB	IBB	HBP	BLK	WP	HR	S	P	ERA	WHIP
34 Homer Bailey, R ERA: 3.82	(1, 1)	6.0	L	29	10	4	4	7	0	1	0	0	0	1	76	105	6.00	1.667
43 Manny Parra, L ERA: 3.86	(7, 1)	0.2		2	0	0	0	2	0	0	0	0	0	0	6	10	0.00	0.000
31 Alfredo Simon, R ERA: 2.92	(7, 1)	1.1		5	1	1	1	0	0	0	1	0	0	1	7	12	6.75	0.750

PITCHER	IP	WLS	BF	H	R	ER	SO	BB	IBB	HBP	BLK	WP	HR	S	P	ERA	WHIP

Cincinnati Reds @ Atlanta Braves

Turner Field, Atlanta, GA

Sun Jul 14 2013, 1:39 PM - 5:01 PM EDT
Att. 29,846 - Cloudy - 81 F

livebaseballscorecards.com

TOP

Batter	1	2	3	4	5	6	7	8	9	AB R H RBI BB SO LOB
17 Shin-Soo Choo, L (1, 8) OBP: 0.425, SLG: 0.468	S FF 91 S CU 74 X CU 71 0-2 ① F7		B SL 83 B SL 82 X SI 88 2-0 19 2B 4 G6-3 1-3 1B		B FF 90 X SI 89 1-0 HR	B FF 89 B CU 80 S SI 88 B SL 82 F SI 89 B FF 89 4-2 1-2 BB			B FF 89 F FF 91 B CU 77 F FF 91 B FF 93 B FF 92 4-2 15 SH2-3 4 2B BB	3 3 2 1 2 0 0
15 Derrick Robinson, S (1, 7) OBP: 0.336, SLG: 0.331	X FF 90 0-0 ② F7		1 SAFE 1 SAFE F FF 92 X FF 91 0-1 ① P6		X SI 88 0-0 ① F8	S SL 84 F SL 82 B FF 91 X CH 88 1-2 ③ F7			X FF 91 0-0 ① SH2-3 1-3	4 0 0 0 0 0 5
19 Joey Votto, L (1, 3) OBP: 0.434, SLG: 0.506	C FF 90 C FF 92 B FF 92 B CU 72 B CU 76 F SL 82 X SI 91 3-2 ③ G3		X FF 91 0-0 4 G6-3 32 HR 1-3 3-H 2B		B SI 90 B SI 87 B SL 80 B SI 88 4-0 BB		C FF 95 C CH 87 S FF 95 0-3 ① K		I IN 71 I IN 71 I IN 70 I IN 69 4-0 4 2B IBB	3 2 1 1 2 1 0
4 Brandon Phillips, R (1, 4) OBP: 0.320, SLG: 0.413		F SL 81 B FF 92 B FF 92 X SL 81 2-1 ① G6-3	B CU 74 X SI 90 1-0 ② G6-3 2-3 3-H		S SL 80 F SL 80 B SL 79 X SL 80 1-2 ② F7		B FF 96 S FF 95 F FF 96 X SL 86 1-2 ② L7		C CU 79 B CU 81 D CU 80 S FF 93 B FF 93 X FF 93 3-2 32 F7 21 1B 1-H 3-H 2B	5 1 1 3 0 0 2
32 Jay Bruce, L (1, 9) OBP: 0.325, SLG: 0.507		S SL 81 X CU 70 0-1 2 F9 21 HBP 1B	B CH 82 X SL 83 1-0 3-H HR		C SI 90 B FF 91 S SI 88 1 SAFE F FF 92 F SL 81 B FF 90 X CU 72 2-2 ③ F7		X FF 95 0-0 2B		B CU 80 C CH 86 X FF 92 1-1 ② F7 2-3	5 1 3 2 0 0 2
21 Todd Frazier, R (1, 5) OBP: 0.331, SLG: 0.399		B FF 92 1 SAFE C FF 91 1 SAFE B SL 82 1 SAFE H SI 88 3-1 1-2 HBP	S FF 92 B FF 93 X CU 72 1-1 ③ F8			C SL 80 F FF 91 B SL 80 B CU 69 F SL 82 X CH 82 2-2 ① F8	F SL 85 X FF 94 0-1 ③ F8		B FF 92 X FF 92 1-0 2 FC6-4 3-H 1B	4 0 1 1 0 0 1
2 Zack Cozart, R (1, 6) OBP: 0.265, SLG: 0.369		C SL 82 F FF 92 X FF 93 0-2 ② F9 2-3		B SL 87 F SL 87 B SL 80 F SI 88 F FF 90 F CU 74 F SL 83 B SI 90 F SI 89 3-3 ① S FF 92 K		C FF 92 B FF 92 X SL 80 1-1 39 WP 2B		C SL 85 B SL 84 C FF 95 B FF 94 S FF 95 2-3 ① K	B FF 92 D CU 78 C FF 91 F FF 91 X CU 78 2-2 ③ FC6-4 1-2f	5 0 1 0 0 2 3
39 Devin Mesoraco, R (1, 2) OBP: 0.308, SLG: 0.345		B SL 83 F FF 93 B CU 74 B SL 83 F SL 82 T FF 93 3-2 ③ K		S SL 83 F FF 93 F FF 93 F SI 90 S SL 83 0-3 ② K		B SL 78 B SL 80 F FF 91 B FF 89 B SI 90 4-1 17 BB 2-3 BB		B FF 95 F FF 95 X SL 85 1-1 26 CS 1B		3 0 1 0 1 2 2
52 Tony Cingrani, L (1, 1) OBP: 0.294, SLG: 0.353 60 J.J. Hoover, R (5, 1) 9 Jack Hannahan, L (6, PH) OBP: 0.297, SLG: 0.289 Logan Ondrusek, R (6, 1) 26 Xavier Paul, L (8, PH) OBP: 0.330, SLG: 0.390 63 Sam LeCure, R (8, 1) 54 Aroldis Chapman, L (9, 1)			B FF 89 F FF 88 X FF 91 1-1 17 1B 19 2B 1B	C SI 90 C CU 71 X FF 91 0-2 ③ G1-3		B SL 84 F SL 83 B CH 87 1 SAFE B FF 88 F SI 89 X CU 74 3-2 ② F8		B FF 94 F FF 95 F FF 95 B FF 94 B SL 86 F FF 94 S SL 84 3-3 ② ③ 1-2 K		2 1 1 0 0 0 0 0 0 0 0 0 0 0 1 0 0 0 0 0 2 0 0 0 0 0 0 0 1 0 0 0 0 1 1 0 0 0 0 0 0 0 0 0 0 0 0 0 0
Inning Stats	R: 0 H: 0 E: 0 LOB: 0 K: 0 BB: 0 S: 8 P: 11	R: 0 H: 1 E: 0 LOB: 2 K: 1 BB: 0 S: 11 P: 19	R: 4 H: 4 E: 0 LOB: 0 K: 0 BB: 0 S: 10 P: 16	R: 0 H: 0 E: 0 LOB: 0 K: 2 BB: 0 S: 15 P: 18	R: 1 H: 1 E: 0 LOB: 1 K: 0 BB: 1 S: 10 P: 18	R: 0 H: 1 E: 0 LOB: 3 K: 0 BB: 2 S: 15 P: 30	R: 0 H: 1 E: 0 LOB: 1 K: 1 BB: 0 S: 9 P: 10	R: 0 H: 1 E: 0 LOB: 1 K: 2 BB: 0 S: 9 P: 15	R: 3 H: 2 E: 0 LOB: 1 K: 0 BB: 2 S: 12 P: 27	1B: 5 SF: 0 2B: 5 SAC: 1 3B: 0 DP: 1 HR: 2 HBP: 1

AB	36
R	8
H	11
RBI	8
BB	5
SO	6
LOB	18

WP: 1 PA: 43
PB: 0
SB: 0
CS: 1

PITCHER		IP	WLS	BF	H	R	ER	SO	BB	IBB	HBP	BLK	WP	HR	S	P	ERA	WHIP
49 Julio Teheran, R ERA: 3.35	(1, 1)	5.1	L	26	7	5	5	3	2	0	1	0	1	2	61	96	8.44	1.688
20 Luis Ayala, R ERA: 5.4	(6, 1)	0.2		3	0	0	0	0	1	0	0	0	0	0	8	16	0.00	1.500
48 David Carpenter, R ERA: 1.8	(7, 1)	2.0		7	2	0	0	3	0	0	0	0	0	0	18	25	0.00	1.000
38 Anthony Varvaro, R ERA: 3.22	(9, 1)	1.0		7	2	3	3	0	1	1	0	0	0	0	12	27	27.00	3.000

PITCHER	IP	WLS	BF	H	R	ER	SO	BB	IBB	HBP	BLK	WP	HR	S	P	ERA	WHIP

Batter	1	2	3	4	5	6	7	8	9	AB	R	H	RBI	BB	SO	LOB
13 Jose Constanza, L (1, 7) OBP: 0.333, SLG: 0.333	C FF 91 F FF 91 B SL 82 X FF 93 1-2 ① G4-3	B FF 93 C CU 75 D CU 75 X FF 92 2-1 ③ L1		D SL 78 C FF 92 B CU 71 X FF 93 2-1 ③ FC3-6 1-2f			C FF 92 F CU 76 B CH 83 X FC 91 1-2 ① G4-3		F FF 101 F SL 88 C FF 103 0-3 ② K	5	0	0	0	0	1	4
19 Andrelton Simmons, R (1, 6) OBP: 0.282, SLG: 0.348	C FF 92 B CH 85 C FF 94 S FF 95 1-3 ② K		B FF 93 B FF 93 C FF 91 S FF 92 B FF 93 F FF 94 B FF 94 4-2 BB 23 1B 24 E		C CU 74 X FF 92 0-1 ① G6-3		B FC 90 X FF 94 1-0 1B		B FF 98 X FF 99 1-0 HR	4	2	2	1	1	1	0
23 Chris Johnson, R (1, 5) OBP: 0.370, SLG: 0.470	B FF 93 B CH 84 B FF 94 C FF 93 F FF 92 X FF 94 3-2 ③ F8		1 SAFE B CU 73 B FF 91 X FF 92 2-0 1B 1-3		F FF 92 B CU 76 X CU 76 1-1 1B		C FF 93 S FC 89 S FC 91 0-3 ② K		X FF 99 0-0 ③ P3	5	0	2	0	0	1	1
24 Evan Gattis, R (1, 3) OBP: 0.310, SLG: 0.563		B FF 93 F FF 94 B FF 92 F FF 93 X FF 95 2-2 ① F9	B CU 76 F FF 93 B FF 92 B CU 74 F FF 94 F FF 92 F FF 95 X FF 93 3-2 ① L6 3-H		B FF 92 X FF 92 1-0 ② L7		D FC 91 F FF 94 S FC 90 X FC 91 1-2 ③ F8			4	0	0	0	0	0	3
26 Dan Uggla, R (1, 4) OBP: 0.315, SLG: 0.423		C FF 93 C CU 77 S FF 94 0-3 ② K	F FF 92 B FF 92 B CU 74 B FF 92 F FF 91 C FF 92 3-3 ② K		F FF 92 B CU 73 F FF 92 D CU 76 B FF 93 X CU 76 3-2 ③ G6-3			X FF 89 0-0 HR		4	1	1	1	0	2	2
7 Reed Johnson, R (1, 8) OBP: 0.333, SLG: 0.371		C FF 93 X FF 92 0-1 11 2B 1B	C FF 87 F FF 90 B FF 92 F FF 90 S SL 78 1-3 ③ K2-3			C FF 92 B CU 77 S CU 76 F FC 93 F CU 77 X FC 90 1-2 ① G3-1		X FC 88 0-0 ① F8		4	1	1	0	0	1	1
11 Gerald Laird, R (1, 2) OBP: 0.375, SLG: 0.408		B FF 89 B FF 93 1 SAFE 1 SAFE B FF 92 C FF 92 X FF 92 3-1 49 BB 1-H 2B		C CU 72 C FF 89 B SL 77 S FF 92 1-3 ① K		B CU 78 X FF 93 1-0 1 FC4 1B		B FF 90 X FF 89 1-0 ② F9		4	0	2	1	0	1	0
25 Joey Terdoslavich, S (1, 9) OBP: 0.235, SLG: 0.250		C FF 95 F FF 94 B FF 94 B FF 95 F FF 95 F FF 94 B FF 95 B FF 95 4-2 49 BB BB		C CU 73 F FF 91 B SL 79 B FF 92 F FF 92 X FF 93 2-2 ② F8		X FF 92 0-0 ② F8		F SI 87 B KC 72 B KC 72 B SI 87 C FF 88 F FF 89 C FF 90 3-3 ③ K		3	0	0	0	1	1	1
49 Julio Teheran, R (1, 1) OBP: 0.256, SLG: 0.243 20 Luis Ayala, R (6, 1) 1 Tyler Pastornicky, R (6, PH) OBP: 0.320, SLG: 0.333 48 David Carpenter, R (7, 1) 38 Anthony Varvaro, R (9, 1) 4 Paul Janish, R (9, PH)		C FF 92 B FF 92 F FF 92 F FF 93 B CU 74 B FF 93 B FF 92 4-2 1-2 2-3 BB		B FF 89 F FF 88 B FF 87 B CH 85 X FF 87 3-1 13 FC3-6 1B		X FF 93 0-0 ③ FC4 1-2f			B FF 100 B FF 98 C FF 98 F FF 98 S FF 100 2-3 ① K	1 0 1 0 0 0 1	0 0 0 0 0 0 0	1 0 0 0 0 0 0	0 0 0 0 0 0 0	1 0 0 0 0 0 1	0 0 1 0 0 0 0	0 0 1 0 0 0 0
Inning Stats	R: 0 E: 0 K: 1 S: 9 H: 0 LOB: 0 BB: 0 P: 14	R: 1 E: 0 K: 1 S: 19 H: 2 LOB: 3 BB: 2 P: 34	R: 1 E: 1 K: 2 S: 16 H: 1 LOB: 1 BB: 1 P: 29	R: 0 E: 0 K: 1 S: 11 H: 1 LOB: 1 BB: 0 P: 19	R: 0 E: 0 K: 0 S: 8 H: 1 LOB: 1 BB: 0 P: 13	R: 0 E: 0 K: 0 S: 8 H: 1 LOB: 1 BB: 0 P: 10	R: 0 E: 0 K: 1 S: 10 H: 1 LOB: 1 BB: 0 P: 13	R: 1 E: 0 K: 1 S: 7 H: 1 LOB: 0 BB: 0 P: 11	R: 1 E: 0 K: 2 S: 8 H: 1 LOB: 0 BB: 0 P: 11	1B: 6 2B: 1 3B: 0 HR: 2 SF: 0 SAC: 0 DP: 0 HBP: 0						

PITCHER		IP	WLS	BF	H	R	ER	SO	BB	IBB	HBP	BLK	WP	HR	S	P	ERA	WHIP
52 Tony Cingrani, L ERA: 3.23	(1, 1)	4.0		19	4	2	1	5	3	0	0	0	0	0	55	96	2.25	1.750
60 J.J. Hoover, R ERA: 3.69	(5, 1)	1.0		4	1	0	0	0	0	0	0	0	0	0	8	13	0.00	1.000
Logan Ondrusek, R ERA: 4.5	(6, 1)	2.0	W	8	2	0	0	1	0	0	0	0	0	0	18	23	0.00	1.000
63 Sam LeCure, R ERA: 2.23	(8, 1)	1.0	H	4	1	1	1	1	0	0	0	0	0	1	7	11	9.00	1.000
54 Aroldis Chapman, L ERA: 2.79	(9, 1)	1.0		4	1	1	1	2	0	0	0	0	0	1	8	11	9.00	1.000

PITCHER	IP	WLS	BF	H	R	ER	SO	BB	IBB	HBP	BLK	WP	HR	S	P	ERA	WHIP

BOTTOM

Cincinnati Reds @ Atlanta Braves

Turner Field, Atlanta, GA

Sun Jul 14 2013, 1:39 PM - 5:01 PM EDT

Att. 29,846 - Cloudy - 81 F

livebaseballscorecards.com

AB	36
R	4
H	9
RBI	3
BB	3
SO	9
LOB	13

WP: 0	PB: 0	SB: 0	CS: 0	PA: 39		

Pittsburgh Pirates @ Cincinnati Reds

Great American Ball Park, Cincinnati, OH

Fri Jul 19 2013, 7:12 PM - 10:31 PM EDT

Att. 40,831 - Partly Cloudy - 85 F

TOP

livebaseballscorecards.com

Batter	1	2	3	4	5	6	7	8	9	AB	R	H	RBI	BB	SO	LOB
6 Starling Marte, R (1, 7) OBP: 0.342, SLG: 0.469	C SI 88 B SI 89 S KC 78 B CH 83 C CH 83 2-3 ① K		C KC 77 C CH 82 S FC 89 0-3 ① K			C SI 89 B CH 83 S CH 82 F FC 88 B CH 84 X FC 89 2-2 HR	B CU 78 1 SAFE F SI 95 1 SAFE B SI 96 S SI 95 2-3 ① K		S SL 87 B SL 86 B FF 99 S FF 97 B FF 101 X FF 100 3-2 19 DI 1B	5	1	2	1	0	3	1
31 Jose Tabata, R (1, 9) OBP: 0.348, SLG: 0.421 44 Tony Watson, L (7, 1) 29 Bryan Morris, L (8, 1) OBP: 0.250, SLG: 0.250 19 Michael McKenry, R (9, PH) OBP: 0.234, SLG: 0.310	B KC 77 X SI 89 1-0 ② G5-3		B KC 78 C CH 84 B SI 91 T FF 90 F FC 89 F SL 81 B SI 92 X SI 91 3-2 ② L8			B CH 83 B SI 90 C SI 90 F SI 90 X SL 80 2-2 ① F8	B SI 95 B SI 96 1 SAFE 1 SAFE B SI 95 C FF 95 B SI 95 4-1 22 FC6-4 BB 1-2		C FF 99 C SL 88 F FF 101 X SL 89 0-2 ③ P4 1-2	3 0 0 1	0 0 0 0	0 0 0 0	0 0 0 0	1 0 0 0	0 0 0 0	0 0 0 1
22 Andrew McCutchen, R (1, 8) OBP: 0.378, SLG: 0.478	C SI 89 B KC 79 B SI 91 T KC 78 B SL 81 F SL 80 B SI 91 4-2 BB		C KC 79 B FC 88 B CH 85 C FC 88 B SL 80 S SL 80 3-3 ③ K			C FC 88 X KC 78 0-1 HR	B CU 76 F FC 91 B FC 92 F FF 96 F FC 91 X FC 92 1-2f 2-3 2-2 ② FC6-4 24 S			3	1	1	1	1	1	2
24 Pedro Alvarez, L (1, 5) OBP: 0.308, SLG: 0.510	1 SAFE F SI 89 B FC 87 X KC 78 1-1 ③ F7			X CH 82 0-0 ① G3		B CH 83 X FC 88 1-0 ② F9	C FF 94 B SL 84 C SL 84 S SL 84 1-3 ③ K 1-2			4	0	0	0	0	1	3
55 Russell Martin, R (1, 2) OBP: 0.348, SLG: 0.407		C SI 88 B KC 77 B FC 87 B SI 89 C SI 90 C SI 90 3-3 ① K		C SI 90 B KC 79 B CH 84 B FC 89 C SI 91 X FC 90 3-2 46 G6-3 1B		S KC 77 C SI 90 B FC 88 B SL 80 X FC 89 2-2 HR		C FF 94 B SL 87 C SL 84 B FF 94 B SL 83 C FF 94 3-3 ① K		4	1	2	1	0	2	0
46 Garrett Jones, L (1, 3) OBP: 0.306, SLG: 0.425 14 Gaby Sanchez, R (8, PH) OBP: 0.343, SLG: 0.401 (8, 3)		X SI 90 0-0 2B		B CH 84 F FC 88 S KC 80 1 SAFE X FC 89 1-2 ②③ G6-3 1-2f		B FF 94 F FF 93 B FC 90 B SI 95 X FF 95 3-1 12 FC5 10 1B 1B		C KC 72 B SL 80 B SI 90 B SI 95 B FF 91 4-1 10 G6-4-3 BB		3 0	0 0	2 0	0 0	0 1	0 0	1 0
10 Jordy Mercer, R (1, 4) OBP: 0.307, SLG: 0.380		F SI 90 F SI 91 D SL 80 F FC 89 F KC 79 D KC 80 C FC 89 2-3 ② K	C KC 77 B CH 82 C SI 90 F FC 88 F FC 88 B SL 81 X FC 90 2-2 ① P2			F FF 93 C CU 77 F FC 91 X FC 88 0-2 12 FC5 1-2 1B		B FF 91 D SL 83 C FF 89 X SI 89 2-1 ②③ G6-4-3 1-2f		4	0	1	0	0	1	2
12 Clint Barmes, R (1, 6) OBP: 0.256, SLG: 0.294		I IN 73 I IN 74 I IN 72 I IN 72 4-0 47 FC6-4 IBB	F SI 92 B CH 85 F KC 80 B KC 81 X CH 84 2-2 47 B2-6-4 1B			D FF 94 F CU 75 X CU 76 1-1 ③ FC5 1-2 2-3f			C FF 97 S SL 85 F FF 98 C FF 98 0-3 ① K	3	0	1	0	1	1	2
47 Francisco Liriano, L (1, 1) OBP: 0.154, SLG: 0.120 37 Justin Wilson, L (5, 1) 32 Vin Mazzaro, R (6, 1) OBP: 0.200, SLG: 0.200 23 Travis Snider, L (7, PH) OBP: 0.296, SLG: 0.330 (7, 9) 5 Josh Harrison, R (9, PH) OBP: 0.176, SLG: 0.125		X SI 90 0-0 ③ FC6-4 1-2f	X SI 89 0-0 ②③ B2-6-4 1-2f				X SI 96 0-0 22 FC6-4 31 BB 1B		F FF 98 B SL 87 F SL 86 S FF 100 1-3 ② K2-3	2 0 0 1 1	0 0 0 0 0	0 0 0 1 0	0 0 0 0 0	0 0 0 0 1	0 0 0 0 0	3 0 0 0 0
Inning Stats	R: 0 E: 0 K: 1 S: 9 H: 0 LOB: 1 BB: 1 P: 17	R: 0 E: 0 K: 2 S: 10 H: 1 LOB: 2 BB: 1 P: 19	R: 0 E: 0 K: 2 S: 11 H: 0 LOB: 0 BB: 0 P: 17	R: 0 E: 0 K: 0 S: 7 H: 1 LOB: 0 BB: 0 P: 11	R: 0 E: 0 K: 0 S: 9 H: 1 LOB: 0 BB: 0 P: 13	R: 3 E: 0 K: 0 S: 21 H: 5 LOB: 2 BB: 0 P: 32	R: 0 E: 0 K: 2 S: 12 H: 1 LOB: 2 BB: 1 P: 21	R: 0 E: 0 K: 1 S: 6 H: 0 LOB: 0 BB: 1 P: 15	R: 0 E: 0 K: 2 S: 14 H: 1 LOB: 1 BB: 0 P: 18	1B: 6 2B: 1 3B: 0 HR: 3 SF: 0 SAC: 0 DP: 3 HBP: 0						

	AB	34
	R	3
	H	10
	RBI	3
	BB	4
	SO	10
	LOB	15

WP: 0 PB: 0 SB: 1 CS: 0 PA: 38

PITCHER		IP	WLS	BF	H	R	ER	SO	BB	IBB	HBP	BLK	WP	HR	S	P	ERA	WHIP
44 Mike Leake, R ERA: 2.79	(1, 1)	5.2	W	23	6	3	3	5	1	1	0	0	0	3	59	97	4.76	1.235
Logan Ondrusek, R ERA: 4.45	(6, 1)	0.1	H	3	2	0	0	0	0	0	0	0	0	0	8	12	0.00	6.000
31 Alfredo Simon, R ERA: 2.88	(7, 1)	0.2	H	4	1	0	0	1	1	0	0	0	0	0	9	17	0.00	3.000
43 Manny Parra, L ERA: 3.75	(7, 1)	0.2	H	2	0	0	0	2	0	0	0	0	0	0	6	10	0.00	0.000
63 Sam LeCure, R ERA: 2.19	(8, 1)	0.2	H	2	0	0	0	0	1	0	0	0	0	0	3	9	0.00	1.500

PITCHER		IP	WLS	BF	H	R	ER	SO	BB	IBB	HBP	BLK	WP	HR	S	P	ERA	WHIP
54 Aroldis Chapman, L ERA: 2.72	(9, 1)	1.0	S	4	1	0	0	2	0	0	0	0	0	0	14	18	0.00	1.000

BOTTOM

Pittsburgh Pirates @ Cincinnati Reds

Great American Ball Park, Cincinnati, OH

Fri Jul 19 2013, 7:12 PM - 10:31 PM EDT

Att. 40,831 - Partly Cloudy - 85 F

livebaseballscorecards.com

Batter	1	2	3	4	5	6	7	8	9	AB	R	H	RBI	BB	SO	LOB
17 Shin-Soo Choo, L (1, 8) OBP: 0.423, SLG: 0.466	C SI 92 B SI 93 F SL 88 B SL 87 T SL 88 2-2 ① K		B SI 91 B FF 92 C SL 85 C SL 85 X SL 88 2-2 ① F7		S SI 92 X SI 93 0-1 19 BB 28 1B 4 2B 1-3 1B	C FF 93 C SL 87 B SL 88 T SL 88 1-2 ③ K				4	1	1	0	0	2	0
28 Chris Heisey, R (1, 7) OBP: 0.272, SLG: 0.448	B SI 93 B CH 85 C SL 84 F SL 86 F CH 87 B SL 88 X SL 86 3-2 HR		C SI 92 B SI 93 S CH 86 B CH 87 B SI 94 B SL 87 4-2 BB		D CH 86 C SI 92 1 SAFE B SL 86 X CH 86 2-1 19 BB 4 2B 1-2 3-H 1B		C SI 93 S CH 85 X SI 94 0-2 ① L9			3	2	2	2	1	0	0
19 Joey Votto, L (1, 3) OBP: 0.436, SLG: 0.506	B SI 94 B SL 87 B SI 95 C SI 94 F SI 95 F FF 91 X SI 95 3-2 4 FC6-4 1B		B SI 93 C SL 88 1 SAFE C SL 88 D SL 87 C SL 86 2-3 ② K		B SI 92 B CH 88 C SI 93 B SL 88 B SL 86 4-1 4 2B 1-2 2-3 BB		B SI 94 C SI 94 F SI 95 B SL 84 F SI 94 B SI 95 B SI 94 4-2 32 E 32 E3 BB			2	1	1	0	2	1	1
4 Brandon Phillips, R (1, 4) OBP: 0.320, SLG: 0.414	B SI 93 B SI 92 X SL 86 2-0 ② FC6-4 1-2f		X SI 92 0-0 ③ F9		F FF 96 X SI 92 0-1 21 1B 1-H 2-H 3-H 2B		S SI 93 B SI 94 X SI 93 1-1 ② F8			4	0	1	3	0	0	3
32 Jay Bruce, L (1, 9) OBP: 0.322, SLG: 0.501	C SL 87 S SI 94 D CH 89 S SI 95 1-3 ③ K			B SL 83 S SL 85 X SI 92 1-1 ① L3	X SI 96 0-0 ② G5-3		B SI 93 F SI 94 X SL 84 1-1 ③ E3 1-H			4	0	0	0	0	1	3
21 Todd Frazier, R (1, 5) OBP: 0.333, SLG: 0.398		B SI 92 C SL 86 S SL 85 B CH 87 F SI 93 B SL 90 B SL 87 4-2 39 BB BB		B SI 92 B FF 92 C SI 92 X CH 85 2-1 ② G5-3	X FF 96 0-0 2-3 1B			B FC 91 X FC 92 1-0 ① G5-3		3	0	1	0	1	0	0
2 Zack Cozart, R (1, 6) OBP: 0.262, SLG: 0.365		B SI 92 B CH 85 C SL 85 F SI 92 D SL 88 F SI 93 S CH 88 3-3 ① K		C SL 85 S CH 87 F CH 86 B SI 93 X SL 86 1-2 ③ G5-3	C CU 81 F FF 96 S FF 97 0-3 ③ K			C FC 90 S SI 95 S FF 95 0-3 ② K		4	0	0	0	0	3	3
39 Devin Mesoraco, R (1, 2) OBP: 0.317, SLG: 0.356		B SI 92 B CH 86 B CH 86 B SI 93 4-0 44 G4-6-3 1-2 BB			F SI 88 B CH 84 F SL 84 B SI 92 X CH 85 2-2 44 FC6-5 2B	B FF 93 F SI 92 B SL 87 C SI 92 B SI 93 F SI 94 F FF 92 X FF 94 3-2 9 F8-4-3 1B		B FC 91 F FF 94 S FC 90 B CU 85 X FC 90 2-2 ③ L7		3	0	2	0	1	0	0
44 Mike Leake, R (1, 1) OBP: 0.122, SLG: 0.171 Logan Ondrusek, R (6, 1) 9 Jack Hannahan, L (6, PH) OBP: 0.294, SLG: 0.286 31 Alfredo Simon, R (7, 1) OBP: 0.167, SLG: 0.167 43 Manny Parra, L (7, 1) OBP: 0.500, SLG: 0.500 63 Sam LeCure, R (8, 1) 54 Aroldis Chapman, L (9, 1)		L SL 86 F CH 86 X CH 86 0-2 ② ③ G4-6-3 1-2f			L SI 90 M SL 87 B SL 85 F SL 86 B SI 93 X SL 86 2-2 ① FC6-5 17 1B 28 1B 2-3	C FF 93 F SI 94 F SI 92 B SL 90 F SL 88 B SI 93 F SI 93 X SI 93 2-2 ① ② F8-4-3 1-1				2 0 1 0 0 0 0	1 0 0 0 0 0 0	0 0 0 0 0 0 0	0 0 0 0 0 0 0	0 0 0 0 0 0 0	0 0 1 0 0 0 0	3 0 1 0 0 0 0
Inning Stats	R: 1 E: 0 K: 2 S: 15 H: 2 LOB: 1 BB: 0 P: 26	R: 0 E: 0 K: 1 S: 10 H: 0 LOB: 1 BB: 2 P: 21	R: 0 E: 0 K: 1 S: 9 H: 0 LOB: 1 BB: 1 P: 17	R: 0 E: 0 K: 0 S: 8 H: 0 LOB: 0 BB: 0 P: 12	R: 4 E: 0 K: 1 S: 19 H: 5 LOB: 2 BB: 1 P: 29	R: 0 E: 0 K: 1 S: 14 H: 1 LOB: 0 BB: 0 P: 20	R: 0 E: 1 K: 0 S: 10 H: 0 LOB: 2 BB: 1 P: 16	R: 0 E: 0 K: 1 S: 7 H: 0 LOB: 0 BB: 0 P: 10		1B: 5 2B: 3 3B: 0 HR: 1 SF: 0 SAC: 0 DP: 2 HBP: 0						

	AB	30
	R	5
	H	8
	RBI	5
	BB	5
	SO	7
	LOB	14

WP: 0 PB: 0 SB: 0 CS: 0 PA: 35

PITCHER		IP	WLS	BF	H	R	ER	SO	BB	IBB	HBP	BLK	WP	HR	S	P	ERA	WHIP
47 Francisco Liriano, L ERA: 2.44	(1, 1)	4.1	L	21	5	5	5	4	4	0	0	0	0	1	54	98	10.38	2.077
37 Justin Wilson, L ERA: 1.87	(5, 1)	0.2		4	2	0	0	1	0	0	0	0	0	0	7	7	0.00	3.000
32 Vin Mazzaro, R ERA: 2.64	(6, 1)	1.0		3	1	0	0	1	0	0	0	0	0	0	14	20	0.00	1.000
44 Tony Watson, L ERA: 3.28	(7, 1)	1.0		4	0	0	0	0	1	0	0	0	0	0	10	16	0.00	1.000
29 Bryan Morris, R ERA: 2.66	(8, 1)	1.0		3	0	0	0	1	0	0	0	0	0	0	7	10	0.00	0.000

PITCHER	IP	WLS	BF	H	R	ER	SO	BB	IBB	HBP	BLK	WP	HR	S	P	ERA	WHIP

Pittsburgh Pirates @ Cincinnati Reds

Great American Ball Park, Cincinnati, OH

Sat Jul 20 2013, 4:08 PM - 9:03 PM EDT

Att. 34,728 - Cloudy - 89 F

TOP

livebaseballscorecards.com

Batter	1	2	3	4	5	6	7	8	9	AB	R	H	RBI	BB	SO	LOB
6 Starling Marte, R (1, 7) OBP: 0.343, SLG: 0.465	C FC 94 X CU 78 0-1 ① B5-3	D SL 88 B CH 81 D CH 84 C FC 94 B SI 94 4-1 31 E BB		F CH 84 B SL 85 F SI 94 X FF 95 1-2 ① F9		C CU 74 B CH 88 F CU 75 S FF 94 1-3 ③ K		S CU 76 H SI 95 1-1 1-2 2-3 HBP		3	0	0	0	1	1	0
31 Jose Tabata, R (1, 9) OBP: 0.343, SLG: 0.408	B FC 95 B FC 93 B FF 94 B FC 93 4-0 22 1B BB	C SI 95 F FF 94 F FF 94 D SL 85 X SI 95 1-2 FC6 1-3 2-H		C SL 85 X FF 94 0-1 ② F8			B KC 72 C FC 88 B KC 74 X FF 89 2-1 ① G5-3	C FF 93 B FF 93 B FF 92 X FF 92 2-1 ③ G4-3		4	0	0	0	1	0	4
22 Andrew McCutchen, R (1, 8) OBP: 0.383, SLG: 0.494	B FC 93 C FC 94 B SL 86 F FC 96 1 SAFE X FF 93 2-2 1-2 1B	F FF 96 F FF 97 S SL 87 0-3 ③ K		S FF 96 B CH 87 B SL 87 X FC 95 2-1 HR			C FF 91 C FF 92 X FF 91 0-2 ② 2B		S FF 98 X SL 87 0-1 24 E 24 E 1B	5	1	4	1	0	1	2
24 Pedro Alvarez, L (1, 5) OBP: 0.303, SLG: 0.502	S SI 93 B SI 93 B CU 77 B CH 84 F FF 94 S FF 94 3-3 ② K	S CH 83 X SI 93 0-1 ① F8		C CU 79 C SL 85 B FF 95 X SL 86 1-2 ③ G4-3			S FF 90 C FF 90 X KC 75 0-2 ③ F7		1 SAFE 1 SAFE B FF 100 1 SAFE F FF 99 S FF 101 X FF 102 1-2 1-3 E6	5	0	0	0	0	1	3
55 Russell Martin, R (1, 2) OBP: 0.342, SLG: 0.399	C SL 88 X FF 94 0-1 ③ L8		B FC 94 B SL 86 C FC 94 B SI 93 X FF 94 3-1 ② P2		B FF 93 C CU 76 S SL 85 B SI 93 X FF 92 2-2 ① G3-1			X SI 96 0-0 ① G5-3	B FF 101 C FF 101 X FF 100 1-1 ① P4	5	0	0	0	0	0	4
46 Garrett Jones, L (1, 3) OBP: 0.308, SLG: 0.435 19 Michael McKenry, R (9, PH) OBP: 0.231, SLG: 0.307		B FC 93 C FF 93 C CU 78 X FC 96 1-2 HR	S CH 85 B CU 80 B SL 86 B FF 94 B FC 96 4-1 10 2B BB		C CU 78 X CU 81 0-1 ② G4-3			C FF 96 S CU 79 F FC 91 X CU 77 0-2 ② G4-3	F FF 100 B FF 101 F FF 100 F FF 101 S FF 101 1-3 ② K	3 1	1 0	1 0	1 0	1 0	0 1	0 2
10 Jordy Mercer, R (1, 4) OBP: 0.310, SLG: 0.386 (8, 6)	C FC 96 S SL 88 B SL 87 F SL 86 X CU 80 1-2 ① L7	B FC 96 C FC 93 D CU 81 D SL 84 S FC 94 X FF 96 3-2 1-3 2B	B FC 96 B CU 80 B SL 86 B FF 94 B FC 96 3-2	C FC 95 B CU 80 S SL 86 S SL 86 1-3 ③ K			C FC 91 C SI 96 B CU 79 B FC 91 X SI 96 2-2 23 2B 1B	C FF 100 F FF 101 S FF 102 0-3 ③ K	5	1	2	0	0	2	2
12 Clint Barmes, R (1, 6) OBP: 0.257, SLG: 0.291 23 Travis Snider, L (8, PH) OBP: 0.299, SLG: 0.338 5 Josh Harrison, R (8, PR) OBP: 0.176, SLG: 0.125 (8, 4)	B FF 96 S SL 88 S SI 94 S SL 86 1-3 K 31 FC6 34 SH3-4 31 E	I IN 61 I IN 66 I IN 65 I IN 56 4-0 IBB		B FF 92 F FF 92 X CU 75 1-1 ① L6		B SI 96 C SI 96 B SI 96 D FF 96 F FF 95 X FF 94 3-2 6 HBP 1-H 2B		2 1 0	1 0 0	0 1 0	1 1 0	1 0 0	1 0 0	0 0 0
34 A.J. Burnett, R (1, 1) OBP: 0.094, SLG: 0.094 30 Jeanmar Gómez, R (6, 1) OBP: 0.091, SLG: 0.091 14 Gaby Sanchez, R (8, PH) OBP: 0.346, SLG: 0.401 35 Mark Melancon, R (8, 1)	C FF 95 B FC 93 X FC 94 1-1 ② SH3-4 1-2	F FC 95 C FC 95 B SI 96 C FF 96 1-3 ③ K		C FF 94 B CU 76 C FF 94 B FF 93 F FF 93 F FF 93 F CU 75 S FF 93 2-3 ② K		B FC 91 F FF 91 B FC 91 C FC 90 D FC 91 B SI 95 4-2 6 HBP BB		2 0 0 0	0 0 0 0	0 0 0 0	0 0 0 0	0 0 1 0	2 0 0 0	3 0 0 0
Inning Stats	R: 0 E: 0 K: 1 S: 10 H: 1 LOB: 2 BB: 1 P: 19	R: 2 E: 1 K: 2 S: 20 H: 1 LOB: 2 BB: 1 P: 29	R: 0 E: 0 K: 1 S: 11 H: 1 LOB: 3 BB: 2 P: 26	R: 1 E: 0 K: 0 S: 10 H: 1 LOB: 0 BB: 0 P: 14	R: 0 E: 0 K: 1 S: 8 H: 0 LOB: 0 BB: 0 P: 11	R: 0 E: 0 K: 2 S: 11 H: 0 LOB: 0 BB: 0 P: 15	R: 0 E: 0 K: 0 S: 8 H: 1 LOB: 0 BB: 0 P: 10	R: 1 E: 0 K: 0 S: 16 H: 2 LOB: 3 BB: 1 P: 28	R: 0 E: 2 K: 2 S: 14 H: 1 LOB: 2 BB: 0 P: 17	1B: 3 2B: 3 3B: 0 HR: 2 SF: 0 SAC: 1 DP: 0 HBP: 1						

	AB	36
	R	4
	H	8
	RBI	3
	BB	5
	SO	9
	LOB	20

PITCHER		IP	WLS	BF	H	R	ER	SO	BB	IBB	HBP	BLK	WP	HR	S	P	ERA	WHIP
55 Mat Latos, R ERA: 3.53	(1, 1)	5.0	W	25	4	3	2	5	3	1	0	0	1	2	59	99	3.60	1.400
60 J.J. Hoover, R ERA: 3.6	(6, 1)	1.0	H	3	0	0	0	2	0	0	0	0	0	0	11	15	0.00	0.000
63 Sam LeCure, R ERA: 2.13	(7, 1)	1.0	H	3	1	0	0	0	0	0	0	0	0	0	8	10	0.00	1.000
31 Alfredo Simon, R ERA: 3.02	(8, 1)	0.2	H	6	2	1	1	0	1	0	1	0	0	0	14	24	13.50	4.500
Logan Ondrusek, R ERA: 4.4	(8, 1)	0.1	H	1	0	0	0	0	0	0	0	0	0	0	2	4	0.00	0.000

PITCHER		IP	WLS	BF	H	R	ER	SO	BB	IBB	HBP	BLK	WP	HR	S	P	ERA	WHIP
54 Aroldis Chapman, L ERA: 2.66	(9, 1)	1.0	S	5	1	0	0	2	0	0	0	0	0	0	14	17	0.00	1.000

Pittsburgh Pirates @ Cincinnati Reds

Great American Ball Park, Cincinnati, OH

Sat Jul 20 2013, 4:08 PM - 9:03 PM EDT

Att. 34,728 - Cloudy - 89 F

BOTTOM

livebaseballscorecards.com

Batter	1	2	3	4	5	6	7	8	9	AB	R	H	RBI	BB	SO	LOB
17 Shin-Soo Choo, L (1, 8) OBP: 0.423, SLG: 0.468	B SI 93 X SI 92 1-0 28 1B 19 E 2B	L FF 91 C KC 82 X SI 92 0-2 19 CS 1B		C KC 81 D KC 81 F SI 92 X KC 83 1-2 ③ G4-3		C SI 92 D KC 83 C SI 92 B KC 82 C SI 93 2-3 ② K		B FF 94 B FF 92 X FF 93 2-0 ② G3		5	1	2	0	0	1	3
28 Chris Heisey, R (1, 7) OBP: 0.277, SLG: 0.440	X SI 92 0-0 19 E 4 1B 2-3 1B	1 SAFE 1 SAFE C SI 92 1 SAFE X KC 82 0-1 ① F7			F FF 90 X SI 91 0-1 ① G5-3	B SI 93 B SI 93 D SI 94 C SI 94 C FF 93 F SI 93 B SI 93 4-2 19 BB 1-2 2-3 BB		C FC 94 X FC 92 0-1 ③ P3		4	1	1	0	1	0	1
19 Joey Votto, L (1, 3) OBP: 0.437, SLG: 0.504	X KC 84 0-0 E4 9 HBP 4 1B 2 SF8 1-3 3-H	1 SAFE C SI 93 1 SAFE F SI 93 B FF 93 1 SAFE D KC 84 S SI 94 2-3 ② ③ K 1-2			X KC 81 0-0 32 FC4-6 4 1B 1B	B SI 93 B SI 92 B SI 93 C SI 92 B FF 92 4-1 1-2 2-3 3-H BB				3	1	1	2	1	1	2
4 Brandon Phillips, R (1, 4) OBP: 0.322, SLG: 0.415	C FF 94 D KC 84 X SI 93 1-1 2 SF8 9 HBP 39 2B 1-2 3-H 1B		C FF 90 F KC 82 B KC 83 B KC 81 F SI 92 S SI 93 2-3 ① K		B KC 82 F SI 92 X KC 82 1-1 32 FC4-6 1-2 1B	C FF 91 S SL 83 S SL 84 0-3 ③ K				4	1	2	1	0	2	3
32 Jay Bruce, L (1, 9) OBP: 0.319, SLG: 0.496	C KC 82 S SI 93 S KC 83 0-3 ① K		C CH 88 B KC 81 C SI 93 F KC 82 F SI 93 B KC 82 S KC 82 2-3 ② K		B KC 80 S KC 82 S KC 82 2 SAFE X KC 82 1-2 ② FC4-6 1-2f 2-3		S FF 89 F CH 82 B SL 80 F CH 81 B SL 79 S SL 79 2-3 ① K			4	0	0	0	0	3	4
9 Jack Hannahan, L (1, 5) OBP: 0.302, SLG: 0.280	C SI 93 D KC 83 C SI 93 H KC 85 2-2 39 2B 1-2 2-3 HBP		F FF 92 S KC 82 S KC 83 0-3 ③ K		S KC 83 D KC 84 B KC 83 B SI 93 F SI 93 X KC 83 3-2 ③ G3		B FF 89 F SL 79 S CH 80 B CH 82 B CH 81 B FF 90 4-2 BB			2	0	0	0	1	1	2
2 Zack Cozart, R (1, 6) OBP: 0.265, SLG: 0.370	X FF 92 0-0 ② SF8 2-3 3-H			C SI 90 B KC 83 B KC 83 X FF 90 2-1 39 G6-3 2B		C SI 91 B FF 91 F FF 91 F KC 83 F SI 91 B KC 82 X SI 92 2-2 28 BB 3 1B 19 BB 1B	F SI 90 B SL 81 1 SAFE B FF 90 S SL 81 S SL 82 2-3 ② K			3	1	2	1	0	1	1
39 Devin Mesoraco, R (1, 2) OBP: 0.315, SLG: 0.360	B KC 83 C KC 84 X KC 84 1-1 1-3 3-H 2B			C SI 91 F KC 81 B KC 81 X SI 92 1-2 ① G6-3 2-3		1 SAFE X SI 91 0-0 ① L6	S SL 79 F SL 84 S SL 82 0-3 ③ K			4	0	1	1	0	1	3
55 Mat Latos, R (1, 1) OBP: 0.156, SLG: 0.182 60 J.J. Hoover, R (6, 1) 3 Cesar Izturis, S (6, PH) OBP: 0.278, SLG: 0.265 63 Sam LeCure, R (7, 1) 31 Alfredo Simon, R (8, 1) OBP: 0.167, SLG: 0.167 Logan Ondrusek, R (8, 1) 15 Derrick Robinson, S (8, PH) OBP: 0.333, SLG: 0.328 54 Aroldis Chapman, L (9, 1)	B FF 92 F FF 92 S KC 84 D KC 84 F SI 92 B SI 94 S FF 93 3-3 ③ K			C KC 80 S KC 82 S KC 83 0-3 ② K		1 SAFE X SI 92 0-0 19 BB 28 BB 1-2 1B		L FF 94 B FC 92 S FC 92 B FC 93 S FC 92 2-3 ① K		2 0 1 0 0 0 1 0	0 0 0 0 0 0 0 0	0 0 1 0 0 0 0 0	0 0 0 0 0 0 0 0	0 0 0 0 0 0 1 0	2 0 0 0 0 0 0 0	3 0 0 0 0 0 0 0
Inning Stats	R: 4 E: 1 K: 2 S: 17 H: 4 LOB: 2 BB: 0 P: 25	R: 0 E: 0 K: 1 S: 8 H: 1 LOB: 1 BB: 0 P: 10	R: 0 E: 0 K: 3 S: 13 H: 0 LOB: 0 BB: 0 P: 17	R: 0 E: 0 K: 1 S: 11 H: 1 LOB: 1 BB: 0 P: 15	R: 0 E: 0 K: 0 S: 11 H: 2 LOB: 2 BB: 0 P: 16	R: 1 E: 0 K: 2 S: 17 H: 2 LOB: 3 BB: 2 P: 29	R: 0 E: 0 K: 3 S: 12 H: 0 LOB: 1 BB: 1 P: 20	R: 0 E: 0 K: 1 S: 6 H: 0 LOB: 0 BB: 0 P: 10		1B: 7 2B: 4 3B: 0 HR: 0 SF: 1 SAC: 0 DP: 1 HBP: 1			WP: 0 PB: 0 SB: 0 CS: 1 PA: 38	

	AB	R	H	RBI	BB	SO	LOB
	33	5	10	5	3	13	22

PITCHER		IP	WLS	BF	H	R	ER	SO	BB	IBB	HBP	BLK	WP	HR	S	P	ERA	WHIP
34 A.J. Burnett, R ERA: 3.07	(1, 1)	5.2	L	30	10	5	2	8	2	0	1	0	0	0	74	109	3.18	2.118
30 Jeanmar Gómez, R ERA: 2.65	(6, 1)	1.1		5	0	0	0	4	1	0	0	0	0	0	15	23	0.00	0.750
35 Mark Melancon, R ERA: 0.79	(8, 1)	1.0		3	0	0	0	1	0	0	0	0	0	0	6	10	0.00	0.000

PITCHER	IP	WLS	BF	H	R	ER	SO	BB	IBB	HBP	BLK	WP	HR	S	P	ERA	WHIP

Batter	1	2	3	4	5	6	7	8	9	AB	R	H	RBI	BB	SO	LOB
6 Starling Marte, R (1, 7) OBP: 0.339, SLG: 0.459	X FF 94 0-0 ① P4		B SL 92 S SL 91 L CH 88 S FF 97 1-3 ① K 1-2		S SL 91 F FF 96 F FF 95 X SL 90 0-2 ③ L8		C CU 74 B FF 93 X FF 92 1-1 ② F8		B FF 96 S CH 86 S CH 86 S CH 84 1-3 ③ K	5	0	0	0	0	2	5
23 Travis Snider, L (1, 9) OBP: 0.294, SLG: 0.332	B FF 94 C FF 95 B CH 86 S SL 85 F FF 96 F FF 95 C KC 81 2-3 ② K		B FF 97 B FF 96 C FF 96 B CH 86 X FF 97 3-1 ② G4-3 2-3			B FF 95 B FF 95 B FF 96 C FF 94 F FF 97 F FF 99 F SI 96 T FF 97 3-2 ① K	S FF 92 B CU 74 S FF 93 F FF 93 X FF 94 1-2 ③ L7			4	0	0	0	0	2	3
22 Andrew McCutchen, R (1, 8) OBP: 0.379, SLG: 0.489	F FF 96 X FF 96 0-1 ③ G4-3		S SL 91 S FF 96 B FF 96 B SL 92 S SL 92 2-3 ③ K			C FF 98 F FF 98 B SL 90 B SL 90 X SL 91 2-2 ② G6-3		S FF 93 B FF 93 X CU 75 1-1 ① F7		4	0	0	0	0	1	1
24 Pedro Alvarez, L (1, 5) OBP: 0.300, SLG: 0.495		F SI 93 B FF 94 B CH 85 F FF 94 X FF 95 2-2 ① G4-3		B FF 95 X CH 86 1-0 ① G3		F SL 90 B FF 95 B FF 97 B FF 96 F FF 97 S FF 98 3-3 ③ K		C CU 74 B CH 88 B FF 93 F FF 94 F FF 94 S FF 94 2-3 ② K		4	0	0	0	0	2	0
46 Garrett Jones, L (1, 3) OBP: 0.309, SLG: 0.445 14 Gaby Sanchez, R (7, 3) OBP: 0.349, SLG: 0.401		X KC 80 0-0 HR		C FF 94 S FF 96 B FF 96 S SL 91 1-3 ② K			B SI 95 F FF 95 F FF 96 B FF 96 F SI 97 S SL 92 2-3 ① K	B CU 74 B FF 93 F FF 94 B FF 94 B FF 95 4-1 BB		3 0	1 0	1 0	1 0	0 1	2 0	0 0
19 Michael McKenry, R (1, 2) OBP: 0.241, SLG: 0.324		X FF 95 0-0 1B		C SL 92 F FF 96 S FF 99 0-3 ③ K			B CH 86 C SL 90 F FF 97 F FF 98 F FF 98 B FF 96 F SL 91 F FF 97 B FF 98 3-2 X FF 86 10 1B 2B	S FF 94 B CU 74 F CU 74 S FF 93 1-3 ③ K		4	1	2	0	0	2	1
10 Jordy Mercer, R (1, 4) OBP: 0.313, SLG: 0.385		S SL 90 F SL 90 F FF 94 F CH 86 F FF 94 F SI 94 B SL 90 S SL 91 1-3 ② K			C FF 93 B CH 86 S SL 88 B SL 90 S FF 95 2-3 ① K		B SL 91 F SL 90 B FF 96 X SL 92 2-1 12 1B 31 1B 2-H 1B		B FF 94 B CH 81 F FF 93 H FF 94 3-1 12 SH1-3 HBP	3	1	1	1	0	2	1
12 Clint Barmes, R (1, 6) OBP: 0.263, SLG: 0.293		D SL 88 F SI 96 B FF 96 C SL 90 S FF 95 2-3 ③ K			S SL 90 B SI 96 F SL 90 B CH 86 B FF 98 F SL 91 B FF 97 4-2 49 PB BB		1 SAFE F FF 96 S SL 90 X SL 89 0-2 31 1B 1-2 1B		X FF 92 0-0 ① SH1-3 1-2	2	0	1	0	1	1	1
49 Jeff Locke, L (1, 1) OBP: 0.147, SLG: 0.094 31 Jose Tabata, R (7, PH) OBP: 0.347, SLG: 0.412 44 Tony Watson, L (7, 1) 29 Bryan Morris, L (7, 1) OBP: 0.250, SLG: 0.250 37 Justin Wilson, L (7, 1) 35 Mark Melancon, R (8, 1) 2 Brandon Inge, R (9, PH) OBP: 0.204, SLG: 0.238 39 Jason Grilli, R (9, 1)			C FF 93 B FF 94 T FF 94 B KC 81 F FF 95 X FF 95 2-2 23 G4-3 6 WP 1B		M KC 78 C FF 95 S SL 90 0-3 ② K 1-2		X SI 95 0-0 1-2 2-H 1B		S FF 95 D CH 86 S FF 94 B FF 96 S FF 96 2-3 ② K	2 1 0 0 0 0 0 1 0	0 0 0 0 0 0 0 0 0	1 1 0 0 0 0 0 0 0	0 1 0 0 0 0 0 0 0	0 0 0 0 0 0 0 1 0	1 0 0 0 0 0 0 1 0	1 0 0 0 0 0 0 1 0
Inning Stats	R: 0 E: 0 K: 1 S: 8 H: 0 LOB: 0 BB: 0 P: 10	R: 1 E: 0 K: 2 S: 15 H: 2 LOB: 1 BB: 0 P: 20	R: 0 E: 0 K: 2 S: 12 H: 1 LOB: 1 BB: 0 P: 20	R: 0 E: 0 K: 2 S: 7 H: 0 LOB: 0 BB: 0 P: 9	R: 0 E: 0 K: 2 S: 13 H: 0 LOB: 1 BB: 1 P: 19	R: 0 E: 0 K: 2 S: 11 H: 0 LOB: 0 BB: 0 P: 19	R: 2 E: 0 K: 1 S: 23 H: 4 LOB: 2 BB: 0 P: 32	R: 0 E: 0 K: 2 S: 10 H: 0 LOB: 1 BB: 1 P: 18	R: 0 E: 0 K: 2 S: 8 H: 0 LOB: 1 BB: 0 P: 14	1B: 5 2B: 1 3B: 0 HR: 1 SF: 0 SAC: 1 DP: 0 HBP: 1						WP: 1 PB: 1 SB: 0 CS: 0 PA: 37	

PITCHER		IP	WLS	BF	H	R	ER	SO	BB	IBB	HBP	BLK	WP	HR	S	P	ERA	WHIP
34 Homer Bailey, R ERA: 3.84	(1, 1)	6.1	L	27	7	3	3	12	1	0	0	0	1	1	83	121	4.26	1.263
60 J.J. Hoover, R ERA: 3.46	(7, 1)	1.2		6	0	0	0	2	1	0	0	0	0	0	16	26	0.00	0.600
46 Curtis Partch, R ERA: 4.05	(9, 1)	1.0		4	0	0	0	2	0	0	1	0	0	0	8	14	0.00	0.000

PITCHER	IP	WLS	BF	H	R	ER	SO	BB	IBB	HBP	BLK	WP	HR	S	P	ERA	WHIP

TOP

Pittsburgh Pirates @ Cincinnati Reds

Great American Ball Park, Cincinnati, OH

Sun Jul 21 2013, 1:11 PM - 4:29 PM EDT

Att. 40,824 - Partly Cloudy - 83 F

livebaseballscorecards.com

AB	33
R	3
H	7
RBI	3
BB	2
SO	16
LOB	14

BOTTOM

Pittsburgh Pirates @ Cincinnati Reds

Great American Ball Park, Cincinnati, OH

Sun Jul 21 2013, 1:11 PM - 4:29 PM EDT

Att. 40,824 - Partly Cloudy - 83 F

livebaseballscorecards.com

Batter	1	2	3	4	5	6	7	8	9	AB	R	H	RBI	BB	SO	LOB
17 Shin-Soo Choo, L (1, 8) OBP: 0.426, SLG: 0.469	X SI 89 0-0 28 CS 1B		B KC 80 B SI 92 B FF 92 B SI 91 4-0 BB		C SI 90 F SI 90 B KC 81 X FF 91 1-2 ③ P5 2-3 3-H			C FC 92 X FC 92 0-1 19 G3-6-1 28 BB 1-3 1B		3	0	2	0	1	0	1
28 Chris Heisey, R (1, 7) OBP: 0.276, SLG: 0.429	C SI 92 1 SAFE B FF 92 C SI 92 C SI 92 1-3 ①② K 1-2		C SI 90 S CH 83 1 SAFE B FF 91 1 SAFE F CH 82 B FF 91 B KC 79 S CH 82 3-3 ③ K			X FF 87 0-0 ① L8		B FF 92 B FC 92 F FF 93 D FF 93 F FF 92 D FC 93 4-2 19 G3-6-1 1-2 BB		3	0	0	0	1	2	2
19 Joey Votto, L (1, 3) OBP: 0.435, SLG: 0.500	B SI 93 B KC 83 B SI 91 B SI 92 4-0 4 FC6-4 BB			B SI 89 C SI 88 F KC 78 B SI 91 X FF 90 2-2 ① G4-3		B FF 88 X SI 88 1-0 ② L4		F FF 93 X FC 92 0-1 ①② G3-6-1 1-2f 2-3 3-H		3	0	0	0	1	0	2
4 Brandon Phillips, R (1, 4) OBP: 0.318, SLG: 0.410	C SI 91 X CH 81 0-1 ③ FC6-4 1-2f			B CH 82 S SI 90 C SI 92 B FF 91 B CH 82 T FF 92 3-2 ② K		F KC 76 S CH 80 B SI 90 C SI 89 1-3 ③ K		F KC 81 X KC 83 0-1 ③ G6-3		4	0	0	0	0	2	2
32 Jay Bruce, L (1, 9) OBP: 0.318, SLG: 0.492		F FF 91 S SI 91 F FF 90 B KC 81 S SI 92 1-3 ① K		B SI 90 B SI 90 S KC 78 S KC 80 F KC 82 X SI 91 2-2 ③ G4-3			C SI 93 B SL 86 B SL 86 F SI 93 B SI 94 F SL 85 B SI 94 4-2 2 FC5-4 BB		B FF 94 S FF 94 S FF 94 F FF 94 S FF 93 1-3 ① K	3	0	0	0	1	2	0
21 Todd Frazier, R (1, 5) OBP: 0.332, SLG: 0.396		B KC 80 X SI 93 1-0 ② L4			B CH 80 B SI 89 B SI 89 C SI 90 S CH 80 X CH 81 3-2 ① G4-3		B FC 90 1 SAFE X FF 94 1-0 ① L8		X SL 81 0-0 1B	4	0	1	0	0	0	1
2 Zack Cozart, R (1, 6) OBP: 0.264, SLG: 0.367		C SI 91 F FF 92 F KC 82 B SI 92 B CH 83 X FF 92 2-2 ③ F7			B SI 91 B CH 81 B SI 90 B FF 89 4-0 34 SH2-4 37 BB 17 WP BB		X FF 94 0-0 ② FC5-4 1-2f		B FF 94 F SL 81 B SL 82 S FF 94 B FF 94 F FF 93 X SL 83 3-2 ② L7	3	1	0	0	1	0	2
37 Corky Miller, R (1, 2) OBP: 0.280, SLG: 0.100 26 Xavier Paul, L (7, PH) OBP: 0.330, SLG: 0.390 50 Neftali Soto, R (7, PH) 39 Devin Mesoraco, R (8, 2) OBP: 0.314, SLG: 0.358			F FF 90 C SI 92 X SI 92 0-2 ① G6-3		B CH 84 D SI 85 C SI 87 1 SAFE 1 SAFE B CH 84 B FF 88 4-1 17 WP 34 SH2-4 1-2 BB		B FF 95 F FF 96 S FF 97 S FF 98 1-3 ③ K		C FF 94 C FF 94 F FF 93 X FF 94 0-2 ③ P6	1 0 1 1	0 0 0 0	0 0 0 0	0 0 0 0	1 0 1 0	0 0 0 0	0 0 1 1
34 Homer Bailey, R (1, 1) OBP: 0.176, SLG: 0.206 60 J.J. Hoover, R (7, 1) 15 Derrick Robinson, S (8, PH) OBP: 0.338, SLG: 0.328 46 Curtis Partch, R (9, 1)			B SI 92 C SI 91 B FF 91 S FF 91 S SI 92 2-3 ② K		X SI 88 0-0 ② SH2-4 1-2 2-3			B FC 92 B FF 92 B FC 92 B FC 92 4-0 17 1B 19 G3-6-1 BB		1 0 0 0	0 0 1 0	0 0 0 0	0 0 1 0	1 0 0 0	0 0 0 0	0 0 0 0

	AB	27
	R	2
	H	3
	RBI	0
	BB	7
	SO	8
	LOB	12

Inning Stats																				
	R: 0 E: 0 K: 1 S: 6	H: 1 LOB: 1 BB: 1 P: 11	R: 0 E: 0 K: 1 S: 9	H: 0 LOB: 0 BB: 0 P: 13	R: 0 E: 0 K: 2 S: 10	H: 0 LOB: 1 BB: 1 P: 19	R: 0 E: 0 K: 1 S: 10	H: 0 LOB: 0 BB: 0 P: 17	R: 1 E: 0 K: 0 S: 8	H: 0 LOB: 1 BB: 2 P: 20	R: 0 E: 0 K: 1 S: 5	H: 0 LOB: 0 BB: 0 P: 7	R: 0 E: 0 K: 1 S: 8	H: 0 LOB: 1 BB: 1 P: 14	R: 1 E: 0 K: 0 S: 8	H: 1 LOB: 1 BB: 2 P: 16	R: 0 E: 0 K: 1 S: 13	H: 1 LOB: 1 BB: 0 P: 17	1B: 3 2B: 0 3B: 0 HR: 0	SF: 0 SAC: 1 DP: 1 HBP: 0	WP: 1 PB: 0 SB: 0 CS: 1	PA: 35

PITCHER		IP	WLS	BF	H	R	ER	SO	BB	IBB	HBP	BLK	WP	HR	S	P	ERA	WHIP
49 Jeff Locke, L ERA: 2.11	(1, 1)	6.0	W	22	1	1	1	6	4	0	0	0	1	0	48	87	1.50	0.833
44 Tony Watson, L ERA: 3.28	(7, 1)	0.0		1	0	0	0	0	1	0	0	0	0	0	3	7	∞	∞
29 Bryan Morris, R ERA: 2.61	(7, 1)	0.2	H	2	0	0	0	0	0	0	0	0	0	0	2	3	0.00	0.000
37 Justin Wilson, L ERA: 1.86	(7, 1)	0.1	H	1	0	0	0	1	0	0	0	0	0	0	3	4	0.00	0.000
35 Mark Melancon, R ERA: 0.97	(8, 1)	1.0	H	5	1	1	1	0	2	0	0	0	0	0	8	16	9.00	3.000

PITCHER		IP	WLS	BF	H	R	ER	SO	BB	IBB	HBP	BLK	WP	HR	S	P	ERA	WHIP
39 Jason Grilli, R ERA: 1.94	(9, 1)	1.0	S	4	1	0	0	1	0	0	0	0	0	0	13	17	0.00	1.000

Cincinnati Reds @ San Francisco Giants

AT&T Park, San Francisco, CA

Mon Jul 22 2013, 7:17 PM - 10:01 PM PDT

Att. 41,797 - Cloudy - 61 F

TOP

livebaseballscorecards.com

Batter	1	2	3	4	5	6	7	8	9	AB	R	H	RBI	BB	SO	LOB
17 Shin-Soo Choo, L (1, 8) OBP: 0.427, SLG: 0.481 26 Xavier Paul, L (6, 7) OBP: 0.333, SLG: 0.400	B SI 91 C CH 83 B CU 76 B SI 90 S SL 80 X SI 90 3-2 15 1B 4 FC1 2B	B CU 74 X SI 89 1-0 HR		C SI 90 X CH 82 0-1 ② F8	C SI 90 C SI 90 B SI 90 B SL 84 S SL 85 2-3 ③ K		X FF 89 0-0 2-H 2B			4 1 2 1 0 1 1 1 0 1 1 0 0 0						
15 Derrick Robinson, S (1, 7) OBP: 0.346, SLG: 0.338 (6, 8)	X CH 80 0-0 4 FC1 4 S 21 2B 2-3 1B	B SI 89 X CH 82 1-0 ② L9		F SI 88 X SL 79 0-1 19 1B 4 2B 1B		B SI 91 C SI 91 B FF 91 X SI 89 2-1 3 G3-1 9 1B 32 SF8 1B	B FF 89 C FF 88 S CH 82 X CH 83 1-2 ③ L5			5 3 3 0 0 0 1						
19 Joey Votto, L (1, 3) OBP: 0.435, SLG: 0.499 9 Jack Hannahan, L (6, PH) OBP: 0.306, SLG: 0.284 (6, 3) (8, 5)	F SI 90 F FF 90 F CH 83 F CH 83 C FF 90 0-3 ① K	B CU 76 C CH 82 F CU 75 C SI 90 1-3 ③ K		S CH 82 B FF 90 F CH 81 X SL 82 1-2 4 2B 4 E 1-3 1B		B SI 89 F SI 90 B SL 84 C SI 89 F SL 84 F SL 83 B FF 89 F SI 88 X SL 82 3-2 3 G3-1 1-2 1B		B SI 90 B SI 89 F SI 90 B FF 90 C FF 91 S FF 92 3-3 ① K		3 1 1 0 0 2 2 2 0 1 0 0 1 0						
4 Brandon Phillips, R (1, 4) OBP: 0.318, SLG: 0.412 3 Cesar Izturis, S (6, PH) OBP: 0.283, SLG: 0.271 (6, 4)	1 SAFE D CH 82 S CH 83 S CH 84 X CH 84 1-2 ② FC1 32 S 21 2B 1-3 3-H		F CU 73 F SI 90 X SI 91 0-2 ① G1-3	S FF 91 S SL 85 X SL 84 0-2 E3 32 WP 1-H 3-H 2B		C SI 89 B FF 90 B SL 83 B SI 89 X SI 88 3-1 ① G3-1 1-2 2-3		C CH 81 C SI 91 B CH 83 X FF 93 1-2 32 G4-6-3 1B		3 1 1 1 0 0 2 2 0 1 0 0 0 2						
32 Jay Bruce, L (1, 9) OBP: 0.319, SLG: 0.499	C CH 83 F CU 77 B CH 85 1 SAFE D CH 84 B SL 84 B SI 92 4-2 21 2B 1-2 BB		B CH 81 F SI 90 B SI 90 X CH 82 2-1 HR	F SL 84 B SI 91 C SI 90 B CH 85 B SI 92 S SL 85 3-3 ③ K 2-3		B SL 83 X SI 90 1-0 ② SF8 3-H		B FF 91 X SI 91 1-0 ②③ G4-6-3 1-2f		3 2 1 2 1 1 2						
21 Todd Frazier, R (1, 5) OBP: 0.334, SLG: 0.404 50 Neftali Soto, R (8, 3)	B SL 80 X FF 91 1-0 1-H 2-H 3-H 2B		B SL 80 S SL 80 X SL 80 1-1 ② G5-3		C SI 91 B FF 88 B FF 91 X FF 91 2-1 39 1B 2B	C SL 84 F FC 87 B FF 88 X FC 86 1-2 ③ G6-3			S FF 93 F CU 80 S CH 86 0-3 ① K	4 1 2 3 0 0 1 1 0 0 0 0 1 0						
2 Zack Cozart, R (1, 6) OBP: 0.264, SLG: 0.365	C SL 81 D CU 76 C FF 90 B CH 83 B CH 83 F CH 83 X FF 91 3-2 ③ P4		B FF 88 B FF 89 C SL 80 F SL 83 F CU 76 B CH 82 F FF 90 F FF 90 X SL 79 3-2 1B		C SI 91 B FC 88 F SI 91 F SL 85 X SL 84 1-2 ① F8		C SI 89 X FC 86 0-1 ① F8		C CU 81 B FF 92 F FF 93 B CH 86 S CH 86 2-3 ② K	5 0 1 0 0 1 2						
39 Devin Mesoraco, R (1, 2) OBP: 0.321, SLG: 0.386		X FF 87 0-0 HR	1 SAFE C FF 89 S SL 79 1 SAFE X CH 83 0-2 ③ F8		S SL 84 C SL 85 X SL 84 0-2 2-H 1B		X SI 90 0-0 26 2B 2B		B CH 83 X CU 81 1-0 ③ F8	5 2 3 2 0 0 1						
61 Bronson Arroyo, R (1, 1) OBP: 0.086, SLG: 0.086		C SL 80 B CU 73 F FF 89 B CH 82 B SL 79 X FF 89 3-2 ① P3		B FF 89 X FF 88 1-0 ① G5-3	X SI 90 0-0 ② P4		C SI 89 B FC 87 S FC 87 C FC 87 1-3 ② K			4 0 0 0 0 1 2						
Inning Stats	R: 3 H: 3 E: 0 LOB: 1 K: 1 BB: 1 S: 19 P: 31	R: 2 H: 2 E: 0 LOB: 0 K: 1 BB: 0 S: 9 P: 15	R: 1 H: 2 E: 0 LOB: 1 K: 0 BB: 0 S: 16 P: 22	R: 2 H: 3 E: 1 LOB: 1 K: 1 BB: 0 S: 14 P: 19	R: 1 H: 2 E: 0 LOB: 1 K: 1 BB: 0 S: 13 P: 18	R: 1 H: 2 E: 0 LOB: 1 K: 0 BB: 0 S: 14 P: 24	R: 1 H: 2 E: 0 LOB: 1 K: 1 BB: 0 S: 10 P: 12	R: 0 H: 1 E: 0 LOB: 0 K: 1 BB: 0 S: 7 P: 12	R: 0 H: 0 E: 0 LOB: 0 K: 2 BB: 0 S: 7 P: 10	1B: 8 SF: 1 2B: 6 SAC: 0 3B: 0 DP: 1 HR: 3 HBP: 0						WP: 1 PA: 44 PB: 0 SB: 2 CS: 0	

	AB	42
	R	11
	H	17
	RBI	10
	BB	1
	SO	8
	LOB	16

PITCHER		IP	WLS	BF	H	R	ER	SO	BB	IBB	HBP	BLK	WP	HR	S	P	ERA	WHIP
55 Tim Lincecum, R ERA: 4.73	(1, 1)	3.2	L	21	9	8	8	2	1	0	0	0	0	3	52	78	19.64	2.727
70 George Kontos, R ERA: 5.05	(4, 1)	3.1		17	7	3	3	3	0	0	0	0	1	0	43	63	8.10	2.100
51 Jake Dunning, R ERA: 2.95	(8, 1)	1.0		3	1	0	0	1	0	0	0	0	0	0	7	12	0.00	1.000
63 Jean Machi, R ERA: 3.41	(9, 1)	1.0		3	0	0	0	2	0	0	0	0	0	0	7	10	0.00	0.000

PITCHER	IP	WLS	BF	H	R	ER	SO	BB	IBB	HBP	BLK	WP	HR	S	P	ERA	WHIP

Batter	1	2	3	4	5	6	7	8	9	AB	R	H	RBI	BB	SO	LOB
7 Grégor Blanco, L (1, 7) (8, 9) OBP: 0.332, SLG: 0.356	C CH 81 X SL 74 0-1 ① G3		C SL 74 C SI 89 X SI 88 0-2 ② G1-3			C CH 73 X CH 77 0-1 1B		C SI 87 X SI 87 0-1 ①② G5-4-3 1-2f		4	0	1	0	0	0	1
19 Marco Scutaro, R (1, 4) OBP: 0.365, SLG: 0.388 10 Tony Abreu, S (7, 4) OBP: 0.329, SLG: 0.469	C SL 73 C SL 77 B SL 77 B SI 87 X SI 90 2-2 ② F9		C CH 76 C SI 89 X SI 88 0-2 ③ G6-3			X CU 69 0-0 ① F9		C SL 74 F CH 78 X SI 88 0-2 ③ G5-3		3 1	0 0	0 0	0 0	0 0	0 0	1 0
28 Buster Posey, R (1, 2) OBP: 0.394, SLG: 0.539 12 Guillermo Quiroz, R (5, 2) OBP: 0.260, SLG: 0.310	C CH 72 B SL 78 C SI 87 B SL 80 X SL 80 2-2 1B			B CH 79 X CU 67 1-0 ① G6-3		C SI 86 X SL 76 0-1 ② P3			B CU 65 X SI 87 1-0 ① G4-3	2 2	0 0	1 0	0 0	0 0	0 0	0 1
48 Pablo Sandoval, S (1, 5) OBP: 0.314, SLG: 0.396	B SI 88 B SI 88 F SI 88 F SI 87 F CH 82 F SI 90 X CH 80 2-2 ③ P5			C CH 71 B CH 71 B SI 86 F SI 88 X CH 82 2-2 ② G3		C SI 88 B CH 78 C SI 86 X CH 81 1-2 ③ G4-3			C SI 87 X SI 88 0-1 ② P6	4	0	0	0	0	0	2
8 Hunter Pence, R (1, 9) OBP: 0.308, SLG: 0.450 51 Jake Dunning, R (8, 1) 63 Jean Machi, R (9, 1) 23 Jeff Francoeur, R (9, PH) OBP: 0.255, SLG: 0.326		C SI 88 S CH 80 B SL 79 F SL 78 S SL 76 1-3 ① K		C SI 89 F SI 89 B SL 76 B SL 79 C SI 88 2-3 ③ K			X CU 71 0-0 9 1B 1B		B SL 76 X SL 74 1-0 ③ F8	3 0 0 1	0 0 0 0	1 0 0 0	0 0 0 0	0 0 0 0	2 0 0 0	0 0 0 0
9 Brandon Belt, L (1, 3) OBP: 0.340, SLG: 0.448		C CU 72 C SI 88 B SL 78 B SL 77 C SI 90 2-3 ② K			B SI 86 X SI 87 1-0 ① F9		X SI 85 0-0 35 G4-6-3 1-2 1B			3	0	1	0	0	1	0
56 Andres Torres, S (1, 8) OBP: 0.306, SLG: 0.361		B CH 80 C SL 77 X SL 77 1-1 1B			X CU 70 0-0 ② G4-3		X SI 88 0-0 ① F8			3	0	1	0	0	0	2
35 Brandon Crawford, L (1, 6) OBP: 0.331, SLG: 0.381		C SI 88 B SI 88 C SL 78 F SI 82 1 SAFE F SI 88 F SL 78 F SI 89 S SI 86 1-3 ③ K			C CU 70 C SI 88 B SI 86 B CH 76 B SI 90 X SI 88 3-2 1B		B CH 82 X SI 86 1-0 ②③ G4-6-3 1-2f			3	0	1	0	0	1	3
55 Tim Lincecum, L (1, 1) OBP: 0.105, SLG: 0.111 70 George Kontos, R (4, 1) 37 Kensuke Tanaka, L (8, 7) OBP: 0.367, SLG: 0.296			C CH 76 C CU 73 B SL 76 C SI 86 1-3 ① K		B SL 75 F CU 72 F SI 87 C SL 76 1-3 ③ K			B CU 72 B CU 72 C CH 79 F SL 74 B SI 88 F SI 88 F SL 76 X SI 86 3-2 7 G5-4-3 1B		1 1 1	0 0 1	0 0 0	0 0 0	0 1 0	1 1 0	0 1 0
Inning Stats	R: 0 H: 1 E: 0 LOB: 1 K: 0 BB: 0 S: 13 P: 19	R: 0 H: 1 E: 0 LOB: 1 K: 3 BB: 0 S: 16 P: 21	R: 0 H: 0 E: 0 LOB: 0 K: 1 BB: 0 S: 9 P: 10	R: 0 H: 0 E: 0 LOB: 0 K: 1 BB: 0 S: 7 P: 12	R: 0 H: 1 E: 0 LOB: 1 K: 1 BB: 0 S: 8 P: 13	R: 0 H: 1 E: 0 LOB: 1 K: 0 BB: 0 S: 8 P: 9	R: 0 H: 2 E: 0 LOB: 1 K: 0 BB: 0 S: 4 P: 5	R: 0 H: 1 E: 0 LOB: 0 K: 0 BB: 0 S: 10 P: 13	R: 0 H: 0 E: 0 LOB: 0 K: 0 BB: 0 S: 4 P: 6	1B: 7 2B: 0 3B: 0 HR: 0	SF: 0 SAC: 0 DP: 2 HBP: 0			WP: 0 PB: 0 SB: 0 CS: 0	PA: 32		

PITCHER	IP	WLS	BF	H	R	ER	SO	BB	IBB	HBP	BLK	WP	HR	S	P	ERA	WHIP
61 Bronson Arroyo, R (1, 1) ERA: 3.19	9.0	W	32	7	0	0	6	0	0	0	0	0	0	79	108	0.00	0.778

PITCHER	IP	WLS	BF	H	R	ER	SO	BB	IBB	HBP	BLK	WP	HR	S	P	ERA	WHIP

BOTTOM

Cincinnati Reds @ San Francisco Giants

AT&T Park, San Francisco, CA

Mon Jul 22 2013, 7:17 PM - 10:01 PM PDT

Att. 41,797 - Cloudy - 61 F

livebaseballscorecards.com

AB	32
R	0
H	7
RBI	0
BB	0
SO	6
LOB	11

Cincinnati Reds @ San Francisco Giants

AT&T Park, San Francisco, CA

Tue Jul 23 2013, 4:06 PM - 6:58 PM PDT

Overcast - 60 F

livebaseballscorecards.com

Batter	1	2	3	4	5	6	7	8	9	AB	R	H	RBI	BB	SO	LOB
17 Shin-Soo Choo, L (1, 8) OBP: 0.425, SLG: 0.477 15 Derrick Robinson, S (7, 8) OBP: 0.344, SLG: 0.336	C FF 86 X FF 87 0-1 G3	C CU 76 F FC 82 H FF 87 1-2 HBP	B SL 84 B SL 83 C FF 88 X SL 83 2-1 F8			C CH 80 F SL 84 B CU 76 S FF 88 1-3 K		B SL 81 F SL 83 X CH 80 1-1 P6		3 1	0 0	0 0	0 0	0 0	1 0	2 0
28 Chris Heisey, R (1, 7) OBP: 0.281, SLG: 0.427 (7, 9)	B SI 88 S FF 87 X SI 87 1-1 P4	1 SAFE B FF 86 1 SAFE 1 SAFE B FF 86 X FF 87 2-0 P3		C FF 87 B SL 83 B SL 84 X FF 88 2-1 4 G1-6-3 1B		C SL 83 S CU 76 F FF 88 S SL 84 0-3 K		B CU 72 C SL 81 F CU 74 X SL 81 1-2 1B		5	0	2	0	0	1	1
19 Joey Votto, L (1, 3) OBP: 0.432, SLG: 0.503	C FF 87 B CU 77 F FF 88 X FF 87 1-2 L7		X SI 86 0-0 HR	C SL 85 C SL 84 F CH 80 B FF 89 S CU 77 1-3 K		B SL 85 X CH 81 1-0 L8		B SL 81 C CH 81 B FF 87 S CH 80 T FF 88 3-2 K		5	1	1	1	0	2	2
4 Brandon Phillips, R (1, 4) OBP: 0.317, SLG: 0.412		B FF 86 B CH 78 X FF 87 2-0 L9	C FF 86 F CU 75 B FF 86 F CU 75 B CH 78 F FF 87 X CH 80 2-2 F8	F SL 84 F SL 84 F FC 88 B CU 77 F FC 88 X FF 90 1-2 G1-6-3 1-2f			C CU 75 F SL 83 F FF 87 B SL 84 X CU 76 1-2 32 G4-3 21 G4-3 2B		C CU 80 S CH 84 S CH 85 0-3 K	5	1	1	0	0	1	1
32 Jay Bruce, L (1, 9) OBP: 0.321, SLG: 0.500 26 Xavier Paul, L (7, 7) OBP: 0.332, SLG: 0.398		X FF 87 0-0 21 1B 2 1B 2B	B CU 75 C FF 86 S FC 82 H FF 86 2-2 21 S 21 1B HBP		S CH 79 C SL 84 B CU 77 C FF 89 1-3 K		B SL 85 F SL 84 B FF 88 X CH 82 2-1 G4-3 2-3		B CH 82 X FF 93 1-0 G6-3	3 1	2 0	1 0	0 0	0 0	1 0	1 0
21 Todd Frazier, R (1, 5) OBP: 0.335, SLG: 0.404		F FF 87 S FF 87 B FF 88 X CU 76 1-2 2 1B 39 HR 2-3 1B	S FF 86 B CU 75 X FF 87 1-1 1-H 1B		X CU 75 0-0 P2		B SL 84 B FF 87 X SL 83 2-0 G4-3 3-H		B CU 82 S CU 82 B FF 93 S FF 92 F CH 86 B CH 84 F FF 92 F CU 81 X FF 92 3-2 G5-3	5	1	2	2	0	0	0
2 Zack Cozart, R (1, 6) OBP: 0.271, SLG: 0.380 3 Cesar Izturis, S (7, 6) OBP: 0.283, SLG: 0.271		B FF 88 C FC 82 D CU 76 X FF 88 2-1 39 HR 1-2 3-H 1B	C CH 79 C FF 87 B CU 76 X CH 78 1-2 39 1B 52 1B 1B		B FF 87 B SL 84 S SL 83 B FF 89 X FF 88 3-1 HR		B SL 83 C SL 83 X CU 75 1-1 1B			4 0	3 0	4 0	2 0	0 0	0 0	0 0
39 Devin Mesoraco, R (1, 2) OBP: 0.329, SLG: 0.410		F FC 82 X FC 82 0-1 1-H 2-H HR	1 SAFE F CH 78 D CU 75 B CH 78 X CH 78 2-1 52 1B 1-2 1B		F SL 84 X CU 77 0-1 1B		B SL 84 B FF 89 B SL 83 C SL 84 F SL 84 S CU 75 3-3 K			4	1	3	3	0	1	1
52 Tony Cingrani, L (1, 1) OBP: 0.300, SLG: 0.350 31 Alfredo Simon, R (7, 1) OBP: 0.143, SLG: 0.143		C SI 85 X FF 87 0-1 L7	C FF 86 X FC 79 0-1 1-2 2-H 1B		C FC 87 X SL 85 0-1 F7			B FF 85 F SL 80 F SL 82 S CU 73 1-3 K		3 1	0 0	1 0	1 0	0 0	0 1	1 0
Inning Stats	R: 0 E: 0 K: 0 S: 7 H: 0 LOB: 0 BB: 0 P: 9	R: 4 E: 0 K: 0 S: 14 H: 4 LOB: 1 BB: 0 P: 22	R: 3 E: 0 K: 0 S: 19 H: 5 LOB: 2 BB: 0 P: 29	R: 0 E: 0 K: 1 S: 11 H: 1 LOB: 0 BB: 0 P: 15	R: 1 E: 0 K: 1 S: 10 H: 2 LOB: 1 BB: 0 P: 14	R: 0 E: 0 K: 2 S: 8 H: 0 LOB: 0 BB: 0 P: 10	R: 1 E: 0 K: 1 S: 12 H: 2 LOB: 1 BB: 0 P: 21	R: 0 E: 0 K: 2 S: 11 H: 1 LOB: 1 BB: 0 P: 17	R: 0 E: 0 K: 1 S: 10 H: 0 LOB: 0 BB: 0 P: 14	1B: 10 2B: 2 3B: 0 HR: 3 SF: 0 SAC: 0 DP: 1 HBP: 2						

PITCHER		IP	WLS	BF	H	R	ER	SO	BB	IBB	HBP	BLK	WP	HR	S	P	ERA	WHIP
47 Eric Surkamp, L ERA: 23.63	(1, 1)	2.2	L	18	9	7	7	0	0	0	2	0	0	2	38	56	23.62	3.375
52 Yusmeiro Petit, R ERA: 3.38	(3, 1)	5.1		21	6	2	2	7	0	0	0	0	0	1	54	81	3.38	1.125
63 Jean Machi, R ERA: 3.3	(9, 1)	1.0		3	0	0	0	1	0	0	0	0	0	0	10	14	0.00	0.000

PITCHER	IP	WLS	BF	H	R	ER	SO	BB	IBB	HBP	BLK	WP	HR	S	P	ERA	WHIP

TOP

AB	40
R	9
H	15
RBI	9
BB	0
SO	8
LOB	9

WP: 0	PA: 42		
PB: 0			
SB: 1			
CS: 0			

BOTTOM

Cincinnati Reds @ San Francisco Giants

AT&T Park, San Francisco, CA

Tue Jul 23 2013, 4:06 PM - 6:58 PM PDT

Overcast - 60 F

livebaseballscorecards.com

Batter	1	2	3	4	5	6	7	8	9	AB	R	H	RBI	BB	SO	LOB
56 Andres Torres, S (1, 8) OBP: 0.308, SLG: 0.364	B FF 92 C FF 93 B CU 76 F FF 93 F FF 94 B FF 93 B FF 94 4-2 19 1B 48 SF8 BB		C CH 84 C CU 75 F FF 93 B SL 80 X FF 93 1-2 ① F8		S CU 75 B SL 81 F FF 90 B CU 75 F FF 92 F FF 90 F CU 74 X FF 90 2-2 ② F9		F FF 92 D CU 77 F FF 90 X SL 79 1-2 ② G5-3		B SI 95 X SI 94 1-0 1-3 2B	4	1	1	0	1	0	1
19 Marco Scutaro, R (1, 4) OBP: 0.367, SLG: 0.389 10 Tony Abreu, S (8, 4) OBP: 0.324, SLG: 0.462	B FF 91 1 SAFE 1 SAFE B FF 91 C FF 90 1 SAFE B FF 90 S FF 91 F FF 91 3-2 X FF 90 1-3 1B		C FF 91 C CH 86 F FF 93 B FF 94 X FF 93 1-2 ② G6-3		X FF 89 0-0 1B		B FF 93 C SI 93 B FF 93 F FF 93 F FC 89 X SI 94 2-2 ③ G4-3		S CU 78 X CU 77 0-1 ③ G5-3	4 1	0 0	2 0	0 0	0 0	0 0	1 2
28 Buster Posey, R (1, 3) OBP: 0.391, SLG: 0.534 9 Brandon Belt, L (8, 3) OBP: 0.339, SLG: 0.447	B FF 93 S FF 93 B FF 94 X FF 93 2-1 ① L5		C FF 93 C CU 78 F FF 94 F SL 81 B FF 94 F FF 94 B CU 77 B FF 94 X FF 94 3-2 ③ G5-3		B FF 91 F FF 90 C FF 92 S FF 92 1-3 ③ K			X SI 93 0-0 ① F7		3 1	0 0	0 0	0 0	0 0	1 0	3 0
48 Pablo Sandoval, S (1, 5) OBP: 0.313, SLG: 0.394	B FF 94 F FF 93 X FF 93 1-1 ② SF8 3-H			B CH 86 B FF 92 F FF 92 F FF 92 B CU 76 B FF 94 4-2 23 F8 8 1B 12 SF9 BB		X SL 80 0-0 ① F8		C SI 95 X CU 78 0-1 ② L9	2	1	0	1	1	0	0
8 Hunter Pence, R (1, 9) OBP: 0.310, SLG: 0.450 63 Jean Machi, R (9, 1)	B FF 93 B CU 76 B FF 93 C FF 92 X FF 92 3-1 ③ L6			B CU 76 C FF 93 F FF 91 F FF 91 D SL 81 X FF 92 2-2 1-2 1B		C FF 92 B CU 76 C FF 91 X FF 93 1-2 1B		C FF 94 X FC 88 0-1 ③ F9	4 0	0 0	2 0	0 0	0 0	0 0	1 0
23 Jeff Francoeur, R (1, 7) OBP: 0.255, SLG: 0.325 (9, 9)		C FF 91 B SL 80 F FF 93 F SL 80 B FF 93 X FF 93 2-2 35 G4-3 12 S 1B		B FF 90 B CH 86 S FF 91 X FF 91 2-1 ① F8 2-3		B FF 91 X FF 91 1-0 ② F8		C CU 77 X FC 88 0-1 ① G6-3	4	0	1	0	0	0	3
12 Guillermo Quiroz, R (1, 2) OBP: 0.259, SLG: 0.324		B FF 91 C FF 92 S FF 92 S FF 93 1-3 ① K 1-2		X FF 90 0-0 ② SF9 3-H		C FF 90 B FF 92 X FF 91 1-1 ③ P3		B SI 93 C FF 94 B CU 79 F SI 93 X FC 89 2-2 35 1B 37 FC6 2B	3	1	1	1	0	1	2
35 Brandon Crawford, L (1, 6) OBP: 0.332, SLG: 0.380		C FF 93 X SL 77 0-1 ② G4-3 2-3		1 SAFE B FF 90 C FF 90 X FF 89 1-1 ③ F9			B CU 73 F FF 90 B FF 92 B FF 90 S FF 90 B FF 91 4-2 52 G2-3 BB		B SI 94 F SI 94 X SI 94 1-1 37 FC6 2-3 1B	3	0	1	0	1	0	2
47 Eric Surkamp, L (1, 1) 52 Yusmeiro Petit, R (3, 1) 37 Kensuke Tanaka, L (9, 7) OBP: 0.355, SLG: 0.286		X FF 92 0-0 ③ P5			C FF 89 B FF 90 F FF 90 X FF 90 1-2 ① G4-3		C FF 88 B FF 89 X FF 88 1-1 ① G2-3 1-2		B SI 94 D SI 93 B SI 92 C SI 92 F SI 93 X FF 93 3-2 ② FC6 56 2B 1-2f 3-H	1 2 1	0 0 0	0 0 1	0 0 0	0 0 1	0 0 0	1 1 1
Inning Stats	R: 1 H: 1 E: 0 LOB: 1 K: 0 BB: 1 S: 13 P: 26	R: 0 H: 1 E: 0 LOB: 1 K: 1 BB: 0 S: 10 P: 13	R: 0 H: 0 E: 0 LOB: 0 K: 0 BB: 0 S: 14 P: 19	R: 1 H: 1 E: 0 LOB: 1 K: 0 BB: 1 S: 11 P: 20	R: 0 H: 1 E: 0 LOB: 1 K: 1 BB: 0 S: 13 P: 17	R: 0 H: 1 E: 0 LOB: 1 K: 0 BB: 0 S: 7 P: 10	R: 0 H: 0 E: 0 LOB: 1 K: 0 BB: 1 S: 11 P: 19	R: 0 H: 0 E: 0 LOB: 0 K: 0 BB: 0 S: 5 P: 5	R: 1 H: 3 E: 0 LOB: 2 K: 0 BB: 0 S: 13 P: 20	1B: 6 2B: 2 3B: 0 HR: 0	SF: 2 SAC: 0 DP: 0 HBP: 0			WP: 0 PB: 0 SB: 1 CS: 0	PA: 38		

PITCHER		IP	WLS	BF	H	R	ER	SO	BB	IBB	HBP	BLK	WP	HR	S	P	ERA	WHIP
52 Tony Cingrani, L ERA: 3.18	(1, 1)	6.2	W	28	5	2	2	2	3	0	0	0	0	0	75	118	2.70	1.200
31 Alfredo Simon, R ERA: 3.06	(7, 1)	2.1		10	3	1	1	0	0	0	0	0	0	0	22	31	3.86	1.286

PITCHER	IP	WLS	BF	H	R	ER	SO	BB	IBB	HBP	BLK	WP	HR	S	P	ERA	WHIP

AB	33
R	3
H	8
RBI	3
BB	3
SO	2
LOB	18

Batter	1	2	3	4	5	6	7	8	9	AB	R	H	RBI	BB	SO	LOB
7 Grégor Blanco, L (1, 8) (8, 7) OBP: 0.327, SLG: 0.352	B SI 89 B SI 90 X SI 90 2-0 G3	F SL 87 X SL 85 0-1 SF9 3-H		C CU 77 B SI 88 F SL 85 X CU 78 1-2 FC4-6 1-2f		B FF 92 C CU 74 X CH 86 1-1 G4-3			1 SAFE C FF 94 B FF 94 1 SAFE F FF 94 F SL 85 F FF 94 1 SAFE F FF 94 3-3 K 1-2	4	0	0	1	0	1	3
10 Tony Abreu, S (1, 4) OBP: 0.329, SLG: 0.457	B SI 89 B SL 87 C SI 89 B SI 89 X SI 88 3-1 28 HBP 48 2B 1B	F SL 87 B FF 89 B SI 89 X SL 86 2-1 G3-1			C SI 88 C CH 81 B SI 88 X SI 87 1-2 8 1B 48 1B 9 G4-3 1B		B FF 95 T FF 94 S CH 83 S FF 97 1-3 K		C SL 84 X FF 94 0-1 P1	5	2	2	0	0	1	1
28 Buster Posey, R (1, 2) OBP: 0.389, SLG: 0.529	1 SAFE C CU 78 C SI 90 B SI 91 H SI 90 2-2 48 2B 1-2 HBP		C SI 89 B SI 88 C SI 88 B SI 89 X SL 86 2-2 G4-3		X SI 89 0-0 F9		C FF 96 S CH 85 B FF 98 X FF 98 1-2 G6-3			3	1	0	0	0	0	1
48 Pablo Sandoval, S (1, 5) OBP: 0.315, SLG: 0.398	X SI 90 0-0 8 1B 1-H 2-H 2B		B SL 86 F SL 86 F SI 89 B CU 80 F SL 85 C SI 90 2-3 K		X CH 82 0-0 9 G4-3 8 1B 1-2 1B		X CH 85 0-0 F8			4	1	2	2	0	1	0
8 Hunter Pence, R (1, 9) OBP: 0.312, SLG: 0.451	B CU 79 C SI 90 D CH 82 C SI 90 F SI 90 X CU 80 2-2 9 FC4-6 2-H 1B		X SI 88 0-0 G6-3		C SI 88 X SI 88 0-1 9 G4-3 1-2 2-3 1B			C FF 95 B SL 86 B CH 84 X FF 95 2-1 G1-3		4	0	2	1	0	0	0
9 Brandon Belt, L (1, 3) OBP: 0.335, SLG: 0.441	B SL 86 B SL 87 1 SAFE S SL 86 C SI 89 X SL 88 2-2 FC4-6 23 S 1-2f			B SI 89 X SI 88 1-0 G4-3	B SL 85 X SI 88 1-0 G4-3 1-2 2-3 3-H			F SL 85 X FF 95 0-1 G4-3		4	0	0	1	0	0	3
23 Jeff Francoeur, R (1, 7) OBP: 0.250, SLG: 0.318 54 Sergio Romo, R (8, 1)	B SL 86 1 SAFE C SI 90 B SL 87 S SI 89 F SL 87 X SI 90 2-2 G4-3 1-2			C SI 88 X SL 85 0-1 G6-3	F SL 84 X SI 88 0-1 G6-3			B SL 84 F FF 95 S SL 86 F CH 84 F SL 87 F FF 96 F SL 86 X CH 84 1-2 G5-3		4 0	0 0	0 0	0 0	0 0	0 0	3 0
35 Brandon Crawford, L (1, 6) OBP: 0.334, SLG: 0.383		X SI 89 0-0 75 SH2-3 7 SF9 2B		B CU 76 C SL 84 B CU 77 B SL 84 B SL 83 4-1 75 1B BB		C CU 73 B FF 91 B FF 91 B FF 92 C FF 90 X FF 92 3-2 L9			C FF 93 C SL 83 X SL 84 0-2 G3	3	1	1	0	1	0	0
75 Barry Zito, L (1, 1) OBP: 0.172, SLG: 0.172 51 Jake Dunning, R (5, 1) 37 Kensuke Tanaka, L (6, PH) OBP: 0.344, SLG: 0.276 50 Jose Mijares, L (6, 1) 46 Santiago Casilla, R (6, 1) 49 Javier López, L (8, 1) 56 Andres Torres, S (8, 8) OBP: 0.311, SLG: 0.366		X SL 85 0-0 SH2-3 2-3		C SI 88 X SL 84 0-1 7 FC4-6 1-3 1B		C CU 74 F FF 92 X FF 92 0-2 L7			S SL 84 F SL 84 X SL 84 0-2 7 S 1B	1 0 1 0 0 0 1	0 0 0 0 0 0 0	1 0 0 0 0 0 0	0 0 0 0 0 0 0	0 0 0 0 0 0 0	0 0 0 0 0 0 0	0 0 0 0 0 0 0
Inning Stats	R: 3 H: 3 E: 0 LOB: 1 K: 0 BB: 0 S: 17 P: 30	R: 1 H: 1 E: 0 LOB: 0 K: 0 BB: 0 S: 6 P: 8	R: 0 H: 0 E: 0 LOB: 0 K: 1 BB: 0 S: 8 P: 12	R: 0 H: 1 E: 0 LOB: 2 K: 0 BB: 1 S: 9 P: 15	R: 1 H: 3 E: 0 LOB: 2 K: 0 BB: 0 S: 10 P: 12	R: 0 H: 0 E: 0 LOB: 0 K: 0 BB: 0 S: 8 P: 12	R: 0 H: 0 E: 0 LOB: 0 K: 1 BB: 0 S: 7 P: 9	R: 0 H: 0 E: 0 LOB: 0 K: 0 BB: 0 S: 11 P: 14	R: 0 H: 1 E: 0 LOB: 1 K: 1 BB: 0 S: 14 P: 17	1B: 7 SF: 1 2B: 2 SAC: 1 3B: 0 DP: 0 HR: 0 HBP: 1						

PITCHER		IP	WLS	BF	H	R	ER	SO	BB	IBB	HBP	BLK	WP	HR	S	P	ERA	WHIP
40 Greg Reynolds, R ERA: 9.0	(1, 1)	5.0	L	25	8	5	5	1	1	0	1	0	0	0	50	77	9.00	1.800
60 J.J. Hoover, R ERA: 3.38	(6, 1)	1.0		3	0	0	0	0	0	0	0	0	0	0	8	12	0.00	0.000
46 Curtis Partch, R ERA: 3.52	(7, 1)	2.0		6	0	0	0	1	0	0	0	0	0	0	18	23	0.00	0.000
43 Manny Parra, L ERA: 3.6	(9, 1)	1.0		4	1	0	0	1	0	0	0	0	0	0	14	17	0.00	1.000

PITCHER	IP	WLS	BF	H	R	ER	SO	BB	IBB	HBP	BLK	WP	HR	S	P	ERA	WHIP

TOP

San Francisco Giants @ Cincinnati Reds

AT&T Park, San Francisco, CA

Tue Jul 23 2013, 7:37 PM - 10:58 PM PDT

Att. 42,310 - Cloudy - 60 F

livebaseballscorecards.com

AB	34
R	5
H	9
RBI	5
BB	1
SO	3
LOB	11

WP: 0	PA: 38		
PB: 0			
SB: 2			
CS: 0			

Batter	1	2	3	4	5	6	7	8	9	AB	R	H	RBI	BB	SO	LOB
17 Shin-Soo Choo, L (1, 8) OBP: 0.425, SLG: 0.473	S FF 84 X CU 71 0-1 ① F7	B FC 80 C FC 78 B FC 81 B FF 84 S FC 80 T FC 80 3-2 ③ K		B FC 79 B CU 70 B FF 84 C FC 79 B FF 83 4-1 BB		S FF 93 B FF 93 C SL 79 B FF 94 B SL 80 B FF 93 4-2 19 1B BB		B SI 86 F SI 86 1 SAFE F SL 81 B SI 85 F SI 87 C SI 88 2-3 ① K		3	0	0	0	2	2	2
3 Cesar Izturis, S (1, 6) OBP: 0.268, SLG: 0.256	B SI 84 X FF 84 1-0 ② L9		C CU 68 T CU 69 B FF 82 B FF 82 X CU 71 2-2 ① G5-3	B FF 81 B CH 72 X FC 80 2-0 ③ F9		1 SAFE X FF 91 0-0 ② P3		C SI 87 X SL 80 0-1 E5 1-2		5	0	0	0	0	0	4
19 Joey Votto, L (1, 3) OBP: 0.434, SLG: 0.503	S FC 81 F FC 82 B CU 72 B CU 72 B FF 85 B FF 85 4-2 4 FC4 BB		X CU 71 0-0 21 FC5 4 E 1B		B SI 82 X SI 82 1-0 ① F7	F FF 93 1 SAFE T SL 80 B FF 92 X SL 78 1-2 1B		D CU 74 F SI 86 X SI 84 1-1 ② F7		4	0	2	0	1	0	2
4 Brandon Phillips, R (1, 4) OBP: 0.313, SLG: 0.406	S CH 73 B FC 80 X FC 80 1-1 ③ FC4 1-2f		1 SAFE B FC 79 B FC 79 X FF 84 2-0 E9 21 FC5 1-2		X CH 74 0-0 ② P3	B SI 93 X SL 88 1-0 ③ G4-3		S FC 83 S SL 77 D SL 76 F SL 77 S SL 77 1-3 ③ K		5	0	0	0	0	1	6
32 Jay Bruce, L (1, 9) OBP: 0.324, SLG: 0.501		C CU 70 B CU 72 X FF 83 1-1 21 1B 37 2B 1B	C SI 83 T SI 82 B FC 80 B SI 84 S CU 72 2-3 ② K		B CU 70 X FF 83 1-0 21 2B 1B		C KC 80 B KC 79 B SL 89 B SI 91 C SI 91 S FF 93 3-3 ① K		F SI 86 B SI 86 S SI 86 X SI 87 1-2 39 WP 1B	5	2	3	0	0	2	2
21 Todd Frazier, R (1, 7) OBP: 0.339, SLG: 0.413 (6, 5)	B FC 81 F FF 83 B CU 70 1 SAFE B FC 80 X SI 82 3-1 37 2B 1B 1-2		F CU 72 B FC 78 C FC 79 X CU 73 1-2 ③ FC5 1-2 2-3f		B CH 73 1 SAFE X SI 84 1-0 2B 1-H		S SI 93 C SI 93 X KC 79 0-2 2B		B SL 76 C SL 77 C SI 87 F SI 87 B SL 76 C SI 87 2-3 ① K	5	1	3	1	0	1	3
9 Jack Hannahan, L (1, 5) OBP: 0.309, SLG: 0.281 28 Chris Heisey, R (5, PH) OBP: 0.282, SLG: 0.420 (6, 7)		F FC 80 S FF 82 B FF 83 C CU 71 1-3 ① K		F FF 82 B FF 83 B FF 83 F FC 79 B FF 84 F FC 79 F SI 83 B FC 78 4-2 40 SH3-4 BB	H FF 90 1-0 HBP		X SL 90 0-0 ② F9		C SL 77 S SL 77 F SL 75 B SL 74 S SL 77 1-3 ② K	1 2	0 0	0 0	0 0	1 0	1 1	2 2
37 Corky Miller, R (1, 2) OBP: 0.286, SLG: 0.174 39 Devin Mesoraco, R (7, PH) OBP: 0.326, SLG: 0.405 (8, 2)		B FC 80 S CH 74 B FF 80 X FC 80 2-1 1-H 2-H 2B		C CH 73 X SI 83 0-1 ① L9	B FF 90 S SL 80 X SL 81 1-1 ③ G4-3		C SL 89 B SL 90 C SI 93 B SI 93 F SI 94 S FF 94 2-3 ③ K		S SL 77 S SL 76 B SL 76 B SL 76 S SL 77 2-3 ③ K 1-2	3 2	0 0	1 0	2 0	0 0	0 2	3 2
40 Greg Reynolds, R (1, 1) 60 J.J. Hoover, R (6, 1) 2 Zack Cozart, R (6, PH) OBP: 0.270, SLG: 0.379 46 Curtis Partch, R (7, 1) 15 Derrick Robinson, S (8, PH) OBP: 0.348, SLG: 0.340 43 Manny Parra, L (9, 1) OBP: 0.500, SLG: 0.500		C FF 83 B CH 74 C SI 83 S CU 72 1-3 ② K		1 SAFE L SI 82 X CH 72 0-1 ② SH3-4 1-2		C FF 91 C SL 79 C FF 94 0-3 ① K		X SI 87 0-0 3 E 1B		1 0 1 0 1 0	0 0 0 0 0 0	0 0 0 0 0 0	0 0 0 0 0 0	0 0 1 0 0 0	1 0 0 0 0 0	1 0 0 0 0 0
Inning Stats	R: 0 E: 0 K: 0 S: 7 H: 0 LOB: 1 BB: 1 P: 13	R: 2 E: 0 K: 3 S: 15 H: 3 LOB: 1 BB: 0 P: 26	R: 0 E: 1 K: 1 S: 11 H: 1 LOB: 2 BB: 0 P: 18	R: 0 E: 0 K: 0 S: 10 H: 0 LOB: 2 BB: 2 P: 20	R: 1 E: 0 K: 0 S: 6 H: 2 LOB: 2 BB: 0 P: 11	R: 0 E: 0 K: 1 S: 10 H: 1 LOB: 2 BB: 1 P: 16	R: 0 E: 0 K: 2 S: 11 H: 1 LOB: 1 BB: 0 P: 16	R: 0 E: 1 K: 2 S: 13 H: 1 LOB: 2 BB: 0 P: 17	R: 0 E: 0 K: 3 S: 14 H: 1 LOB: 1 BB: 0 P: 20	1B: 7 2B: 3 3B: 0 HR: 0 SF: 0 SAC: 1 DP: 0 HBP: 1						

PITCHER		IP	WLS	BF	H	R	ER	SO	BB	IBB	HBP	BLK	WP	HR	S	P	ERA	WHIP
75 Barry Zito, L ERA: 4.92	(1, 1)	4.2		24	6	3	3	4	3	0	0	0	0	0	47	84	5.79	1.929
51 Jake Dunning, R ERA: 2.89	(5, 1)	0.1		2	0	0	0	0	0	0	1	0	0	0	2	4	0.00	0.000
50 Jose Mijares, L ERA: 2.38	(6, 1)	0.2	H	4	1	0	0	1	1	0	0	0	0	0	9	14	0.00	3.000
46 Santiago Casilla, R ERA: 1.59	(6, 1)	1.1	W	5	1	0	0	2	0	0	0	0	0	0	12	18	0.00	0.750
49 Javier López, L ERA: 1.48	(8, 1)	0.2	H	4	1	0	0	1	0	0	0	0	0	0	9	12	0.00	1.500

PITCHER		IP	WLS	BF	H	R	ER	SO	BB	IBB	HBP	BLK	WP	HR	S	P	ERA	WHIP
54 Sergio Romo, R ERA: 2.84	(8, 1)	1.1	S	5	1	0	0	4	0	0	0	0	1	0	18	25	0.00	0.750

BOTTOM

San Francisco Giants @ Cincinnati Reds

AT&T Park, San Francisco, CA

Tue Jul 23 2013, 7:37 PM - 10:58 PM PDT

Att. 42,310 - Cloudy - 60 F

livebaseballscorecards.com

AB	38
R	3
H	10
RBI	3
BB	4
SO	12
LOB	29

WP: 1 PA: 44
PB: 0
SB: 0
CS: 0

Cincinnati Reds @ San Francisco Giants

AT&T Park, San Francisco, CA

Wed Jul 24 2013, 7:18 PM - 10:51 PM PDT

Att. 41,512 - Partly Cloudy - 62 F

TOP

livebaseballscorecards.com

Batter	1	2	3	4	5	6	7	8	9	AB	R	H	RBI	BB	SO	LOB
17 Shin-Soo Choo, L (1, 8) OBP: 0.425, SLG: 0.473 15 Derrick Robinson, S (8, 8) OBP: 0.348, SLG: 0.340	C FF 89 B FF 89 B FF 89 C FF 89 B FF 90 X FF 90 3-2 26 G4-3 19 SF8 2B		B SL 77 B CH 83 B FF 88 C FF 89 X FF 89 3-1 ① F8	B FF 87 B FF 88 B CH 86 B FF 87 4-0 19 FC5-4 26 BB 4 SF8 1-2 BB	F FF 90 B FF 91 F FF 89 X FF 92 1-2 ② G4-3 2-3		F FF 93 C CH 83 X FF 93 0-2 ① FC4-6 26 G1-3 1-2f			4 2 1 0 1 0 2 0 0 0 0 0 0 0	
26 Xavier Paul, L (1, 7) OBP: 0.328, SLG: 0.388 28 Chris Heisey, R (9, 7) OBP: 0.282, SLG: 0.420	X FF 90 0-0 ① G4-3 2-3		C FF 91 B SI 91 X CH 85 1-1 ② G3	S FF 89 F CH 85 B FF 89 F FF 88 B CH 86 B SL 76 F CH 88 B SL 76 4-2 19 FC5-4 1-2 2-3 BB	B FF 92 S SL 76 S SL 82 B SL 80 D SL 79 F FF 91 C FF 92 3-3 ③ K		C FF 92 B CH 84 X FF 92 1-1 ② G1-3 1-2			4 0 0 0 1 1 3 0 0 0 0 0 0 0	
19 Joey Votto, L (1, 3) OBP: 0.434, SLG: 0.508 Logan Ondrusek, R (8, 1)	B FF 91 S CH 86 B FF 90 D CH 85 X FF 91 3-1 ② SF8 3-H		B FF 90 X FF 91 1-0 4 4 E 1B	S FF 89 B FF 89 X CH 86 1-1 ① FC5-4 21 BB 32 BB 1-2f 2-3 3-H		X FF 89 0-0 4 1B 3B	B CH 84 C CH 86 B FF 94 F CH 87 B FF 93 C CH 86 3-3 ③ K			4 2 2 2 0 1 3 0 0 0 0 0 0 0	
4 Brandon Phillips, R (1, 4) OBP: 0.314, SLG: 0.407	X SL 81 0-0 ③ F9		B FF 91 B FF 89 B SL 79 F FF 88 X FF 89 3-1 E9 32 2B 1-H 1B	X FF 88 0-0 ② SF8 3-H		B FF 91 X SI 88 1-0 21 G5-4-3 32 1B 39 1B 3-H 1B		F SL 78 X FF 92 0-1 ① F7		4 2 2 2 0 0 0		
32 Jay Bruce, L (1, 9) OBP: 0.327, SLG: 0.504		B FF 89 C CH 83 X FF 90 1-1 ① P5	C SL 77 F FF 90 B SL 78 X SL 77 1-2 39 1B 2-H 2B	B FF 90 B CH 84 F FF 88 B FF 89 B SI 88 4-1 21 BB 1-2 BB		B SL 80 B SL 79 F FF 93 F FF 92 X FF 92 2-2 21 G5-4-3 1-2 1B		C SL 80 B CH 85 S FF 93 B FF 93 S SL 83 2-3 ② K		4 1 2 1 1 1 0		
21 Todd Frazier, R (1, 5) OBP: 0.342, SLG: 0.415		B FF 90 C FF 90 X SL 79 1-1 2B	F SL 80 B FF 91 D FF 90 B FF 90 B CH 84 4-1 39 1B BB	B FF 92 B SL 80 C SL 80 B FF 91 B FF 91 4-1 1-2 2-3 BB		F SI 93 B CH 83 B CU 82 X FF 94 2-1 ①② G5-4-3 1-2f 2-3		S FF 94 B FF 94 B SL 81 X FF 93 2-1 ③ F9		3 0 1 0 2 0 2		
39 Devin Mesoraco, R (1, 2) OBP: 0.327, SLG: 0.405		S SL 79 X SL 79 0-1 ② G5-3	F SL 79 B FF 90 F FF 88 F SL 80 X SL 79 1-2 1-2 2-H 1B	B SL 81 S SL 81 C FF 92 X FF 92 1-2 ③ P4		S CU 83 B CH 84 F CH 86 X CH 85 1-2 3-H 1B			C SL 78 X SL 80 0-1 ① G6-3	5 0 2 2 0 0 4		
3 Cesar Izturis, S (1, 6) OBP: 0.265, SLG: 0.245		B FF 90 B FF 90 C FF 90 B CH 83 C FF 90 F SL 80 B CH 84 4-2 BB	F FF 89 F FF 90 B FF 91 X FF 91 1-2 G4-3		S FF 90 B FF 92 F FF 90 B FF 92 B SL 77 X FF 90 3-2 ① F8	X FF 92 0-0 ③ G3			B FF 91 X FF 92 1-0 ② G1-3	4 0 0 0 1 0 3		
44 Mike Leake, R (1, 1) OBP: 0.178, SLG: 0.244 63 Sam LeCure, R (7, 1) 9 Jack Hannahan, L (8, 3) OBP: 0.306, SLG: 0.278		F SL 78 B SL 75 S FF 89 B SL 80 B SL 79 T FF 88 3-2 ③ K		C FF 87 X FF 88 0-1 26 BB 17 BB 19 FC5-4 1B	B FF 90 X FF 90 1-0 17 G4-3 2B		C FF 93 B FF 93 F CU 81 F FF 93 X CH 86 1-2 17 FC4-6 1B		F FF 91 C SL 81 F FF 91 F SL 83 B CH 87 X SL 82 1-2 ③ L3	4 1 3 0 0 1 2 0 0 0 0 0 0 0 1 0 0 0 0 0 0		

Inning Stats										
	R: 1 E: 0 K: 0 S: 7	H: 1 LOB: 0 BB: 0 P: 13	R: 0 E: 0 K: 1 S: 12	H: 1 LOB: 2 BB: 1 P: 21	R: 3 E: 1 K: 0 S: 18	H: 4 LOB: 2 BB: 1 P: 33	R: 2 E: 0 K: 0 S: 14	H: 1 LOB: 3 BB: 4 P: 32	R: 0 E: 0 K: 1 S: 11	H: 1 LOB: 1 BB: 0 P: 19
	R: 2 E: 0 K: 0 S: 11	H: 4 LOB: 1 BB: 0 P: 17	R: 0 E: 0 K: 1 S: 12	H: 1 LOB: 1 BB: 0 P: 17	R: 0 E: 0 K: 1 S: 7	H: 0 LOB: 0 BB: 0 P: 11	R: 0 E: 0 K: 0 S: 8	H: 0 LOB: 0 BB: 0 P: 10	1B: 8 2B: 4 3B: 1 HR: 0	SF: 2 SAC: 0 DP: 1 HBP: 0
	WP: 0 PB: 0 SB: 0 CS: 0	PA: 45								

PITCHER	IP	WLS	BF	H	R	ER	SO	BB	IBB	HBP	BLK	WP	HR	S	P	ERA	WHIP
57 Chad Gaudin, R (1, 1) ERA: 2.77	3.2	L	23	7	6	6	1	5	0	0	0	0	0	47	90	14.73	3.273
51 Jake Dunning, R (4, 1) ERA: 2.84	0.1		2	0	0	0	0	1	0	0	0	0	0	4	9	0.00	3.000
50 Jose Mijares, L (5, 1) ERA: 2.83	1.0		7	4	2	2	1	0	0	0	0	0	0	16	27	18.00	4.000
63 Jean Machi, R (6, 1) ERA: 3.09	2.0		7	2	0	0	1	0	0	0	0	0	0	18	26	0.00	1.000
43 Sandy Rosario, R (8, 1) ERA: 2.52	2.0		6	0	0	0	1	0	0	0	0	0	0	15	21	0.00	0.000

PITCHER	IP	WLS	BF	H	R	ER	SO	BB	IBB	HBP	BLK	WP	HR	S	P	ERA	WHIP

AB	37
R	8
H	13
RBI	7
BB	6
SO	4
LOB	19

Batter	1	2	3	4	5	6	7	8	9	AB	R	H	RBI	BB	SO	LOB
7 Grégor Blanco, L (1, 8) OBP: 0.325, SLG: 0.349	C SI 89 S KC 79 B FF 91 B KC 79 X FC 89 2-2 ① P6	D KC 80 B FC 90 X FC 89 2-0 ③ G1-3		S FC 89 X CH 85 0-1 19 BB 2-3 1B		B KC 77 C KC 78 C FC 87 X SI 90 1-2 ② F8		C SI 93 B FC 90 X FC 88 1-1 ① L3		5	0	1	0	0	0	3
19 Marco Scutaro, R (1, 4) OBP: 0.370, SLG: 0.391	C SI 91 X SI 92 0-1 8 1B 1B		C SI 88 B FC 88 F SI 89 X SI 91 1-2 48 G4-3 8 1B 1B	F SI 92 F FC 90 D SL 82 F FC 89 B FC 89 B FC 89 B FC 89 4-2 1-2 BB		F SI 90 C CH 85 B SI 91 B CH 85 X CH 85 2-2 ③ L9		X FF 93 0-0 E5 48 2B 1-2		4	2	2	0	1	0	1
48 Pablo Sandoval, S (1, 5) OBP: 0.316, SLG: 0.401	F SI 91 1 SAFE B SI 90 F CH 84 B SI 92 C FC 90 2-3 ② K		B SI 91 F SI 92 F SI 92 D KC 81 F CH 86 F FC 89 F SI 92 D KC 81 X FC 90 3-2 ① G4-3 1-2	X FC 89 0-0 ③ P5			B KC 76 X CH 83 1-0 9 BB 8 1B 28 FC3-2 1B	C CU 75 D CU 78 X FF 93 1-1 8 1B 1-H 2-H 2B		5	0	2	2	0	1	5
8 Hunter Pence, R (1, 9) OBP: 0.320, SLG: 0.458	B SI 91 C SI 91 B SL 81 X CH 85 2-1 1-2 1B		D SL 81 X SI 92 1-0 9 1B 2-H 1B		B KC 79 C SI 90 B SI 90 X SI 91 2-1 23 1B 1B		D KC 78 X SI 90 1-0 28 FC3-2 9 BB 1-2 1B	S CU 76 B FF 93 C CU 77 X CU 77 1-2 23 WP 2-3 1B		5	0	5	1	0	0	0
9 Brandon Belt, L (1, 3) OBP: 0.336, SLG: 0.438	D CU 80 F FF 89 X FC 90 1-1 ③ G4-3		B FC 88 1 SAFE X FC 89 1-0 23 G6-4-3 1-2 1B		C CH 85 X FC 88 0-1 ① F7		F FC 88 F FC 87 D KC 81 B FF 90 B FC 88 B FC 88 4-2 28 FC3-2 1-2 2-3 BB	C CU 77 D FC 90 B CU 78 S CU 77 F FC 88 C CU 77 2-3 ② K		4	0	1	0	1	1	5
23 Jeff Francoeur, R (1, 7) OBP: 0.249, SLG: 0.316		X SI 89 0-0 E3 12 FC6-4 35 1B	C SI 92 X FC 89 0-1 ② ③ G6-4-3 1-2f		B FC 88 F FC 88 B FC 88 X FC 88 2-1 1-2 1B		C SI 89 C SI 90 B CH 83 S KC 77 1-3 ① K	F CU 77 S FC 91 B CU 80 X FC 89 1-2 ③ G5-3 1-2		5	0	1	0	0	1	7
35 Brandon Crawford, L (1, 6) OBP: 0.337, SLG: 0.386 43 Sandy Rosario, R (8, 1) 56 Andres Torres, S (9, PH) OBP: 0.310, SLG: 0.365		1 SAFE C SI 89 B SI 90 1 SAFE F SI 90 X FC 90 1-2 12 FC6-4 1-2 1B		B SI 89 X SI 91 1-0 7 1B 37 G5-3 1B	F CH 85 F FC 88 F FC 88 S FF 91 0-3 ② K		D KC 76 S KC 76 F SI 90 B SI 91 F SI 91 X SI 92 2-2 ② FC3-2 1-2 2-3 3-Hf		C CU 77 B FC 88 F CU 75 B CU 80 F FC 89 F CU 78 B CH 82 F FF 94 X FF 94 3-2 ① F7	3 0 1	0 0 0	2 0 0	0 0 0	0 0 0	1 0 0	2 0 0
12 Guillermo Quiroz, R (1, 2) OBP: 0.244, SLG: 0.304		D KC 80 B CH 85 X CH 85 2-0 ① FC6-4 57 SH1 1-2f 2-3		X SI 91 0-0 ① L8	C CH 85 X SI 90 0-1 ③ G5-3		S KC 75 B KC 76 S KC 77 C SI 91 1-3 ③ K		B FF 96 F FC 93 F FF 95 X CU 80 1-2 ② G3	5	0	0	0	0	1	8
57 Chad Gaudin, R (1, 1) 51 Jake Dunning, R (4, 1) 37 Kensuke Tanaka, L (4, PH) OBP: 0.333, SLG: 0.267 50 Jose Mijares, L (5, 1) 63 Jean Machi, R (6, 1) 10 Tony Abreu, S (6, 6) OBP: 0.329, SLG: 0.452 28 Buster Posey, R (7, PH) OBP: 0.388, SLG: 0.528		X SI 90 0-0 ② SH1 1-2		C FF 90 F FC 89 X FC 89 0-2 ② G5-3 1-2		C KC 75 F FC 86 B CU 79 X SI 89 1-2 ① F7		X SI 94 0-0 19 E 48 2B 1B	B SI 92 F FC 90 B CU 77 F FC 90 F CH 83 X CU 80 2-2 ③ F7	0 0 1 0 0 3 1	0 0 0 0 0 1 0	0 0 0 0 0 1 0	0 0 0 0 0 1 0	0 0 0 0 0 0 0	0 0 1 0 0 0 3	0 0 1 0 0 0 3
Inning Stats	R: 0 E: 0 K: 1 S: 12 H: 2 LOB: 2 BB: 0 P: 19	R: 0 E: 1 K: 0 S: 7 H: 1 LOB: 2 BB: 0 P: 12	R: 1 E: 0 K: 0 S: 13 H: 3 LOB: 1 BB: 0 P: 19	R: 0 E: 0 K: 0 S: 11 H: 2 LOB: 3 BB: 1 P: 16	R: 0 E: 0 K: 1 S: 12 H: 2 LOB: 2 BB: 0 P: 16	R: 0 E: 0 K: 0 S: 9 H: 0 LOB: 0 BB: 0 P: 13	R: 0 E: 0 K: 2 S: 14 H: 2 LOB: 3 BB: 1 P: 24	R: 2 E: 1 K: 1 S: 16 H: 3 LOB: 2 BB: 0 P: 22	R: 0 E: 0 K: 0 S: 13 H: 0 LOB: 0 BB: 0 P: 19	1B: 14 2B: 1 3B: 0 HR: 0 SF: 0 SAC: 1 DP: 1 HBP: 0						

PITCHER		IP	WLS	BF	H	R	ER	SO	BB	IBB	HBP	BLK	WP	HR	S	P	ERA	WHIP
44 Mike Leake, R ERA: 2.73	(1, 1)	6.0	W	32	12	1	1	2	2	0	0	0	0	0	68	105	1.50	2.333
63 Sam LeCure, R ERA: 2.08	(7, 1)	1.0		3	0	0	0	2	0	0	0	0	0	0	10	14	0.00	0.000
Logan Ondrusek, R ERA: 4.4	(8, 1)	2.0		10	3	2	1	1	0	0	0	0	1	0	29	41	4.50	1.500

PITCHER	IP	WLS	BF	H	R	ER	SO	BB	IBB	HBP	BLK	WP	HR	S	P	ERA	WHIP

BOTTOM

Cincinnati Reds @ San Francisco Giants

AT&T Park, San Francisco, CA

Wed Jul 24 2013, 7:18 PM - 10:51 PM PDT

Att. 41,512 - Partly Cloudy - 62 F

livebaseballscorecards.com

AB	42
R	3
H	15
RBI	3
BB	2
SO	5
LOB	35

WP: 1 PA: 45
PB: 0
SB: 0
CS: 0

Cincinnati Reds @ Los Angeles Dodgers

Dodger Stadium, Los Angeles, CA

Thu Jul 25 2013, 7:11 PM - 10:20 PM PDT

Att. 53,275 - Clear - 70 F

livebaseballscorecards.com

Batter	1	2	3	4	5	6	7	8	9	AB	R	H	RBI	BB	SO	LOB
17 Shin-Soo Choo, L (1, 8) OBP: 0.424, SLG: 0.472	B CU 74 X FF 92 1-0 ① G1-3		C CH 86 B FC 86 S CH 87 B CH 89 X FC 88 2-2 ① G3		X CH 86 0-0 ③ G5-3			B SI 88 B SI 89 F SI 88 B SI 89 X SI 89 3-1 19 FC8-6 1B	B SL 89 B FF 95 C SL 90 X SL 90 2-1 1-2 2-H 1B	5	0	2	1	0	0	1
26 Xavier Paul, L (1, 7) OBP: 0.333, SLG: 0.407 28 Chris Heisey, R (8, PH) OBP: 0.278, SLG: 0.413 (8, 7)	B FF 93 B FF 93 X SI 94 2-0 HR		C CU 76 B CH 86 F FC 86 B FC 85 S FC 87 2-3 ② K2-3			B CU 74 C CH 85 S CH 86 B FC 83 B FC 86 B CH 86 4-2 19 G1-6-3 BB		C SI 89 1 SAFE F KC 80 1 SAFE S KC 80 0-3 ① K	B FF 94 B FF 93 B SL 90 C FF 95 F FF 94 S FF 94 3-3 ③ K	2 2	1 0	1 0	1 0	1 0	1 2	0 3
19 Joey Votto, L (1, 3) OBP: 0.432, SLG: 0.505	B FF 93 S CH 86 B FC 87 B CH 87 F CH 87 X SI 96 3-2 4 G6-4-3 1B		C FF 93 B FF 93 C CH 88 X SI 90 1-2 ③ G1-3			B FF 94 F SI 92 B CU 74 F CH 88 X CH 87 2-2 ① ② G1-6-3 1-2f		1 SAFE C SI 89 1 SAFE X SI 88 0-1 ② FC8-6 4 S 1-2f		4	0	1	0	0	0	2
4 Brandon Phillips, R (1, 4) OBP: 0.316, SLG: 0.405	F FF 94 F FF 94 D FC 87 D FC 88 X FC 88 2-2 ② ③ G6-4-3 1-2f			S FF 92 S FF 92 B FF 94 X FC 84 1-2 ① L7		C CH 86 S FC 86 H FF 93 1-2 32 WP 32 HR HBP		B KC 82 I IN 68 I IN 74 I IN 76 4-0 1-2 IBB		2	1	0	0	1	0	1
32 Jay Bruce, L (1, 9) OBP: 0.327, SLG: 0.509		B FF 92 F FF 92 X FC 86 1-1 ① F7		S CH 87 B CU 71 X FF 93 1-1 ② L9		C FF 93 1 SAFE B FF 92 S CH 85 F FF 95 F FC 87 B FC 85 X CU 70 2-2 1-H HR		B SI 90 C KC 82 D KC 82 B KC 81 S KC 81 F KC 82 S KC 82 3-3 ③ K		4	1	1	2	0	1	2
21 Todd Frazier, R (1, 5) OBP: 0.344, SLG: 0.419		S FC 87 B FC 84 X FF 93 1-1 39 G6-3 3 1B 2B		B FF 92 F FF 93 C CH 88 B CH 88 X FC 87 2-2 ③ G5-3		S FC 86 C CH 87 B FC 87 B FF 95 B FC 86 X FC 87 3-2 ③ G4-3			C FF 96 B SL 89 X FF 91 1-1 39 FC1-4 1B	4	1	2	0	0	0	0
39 Devin Mesoraco, R (1, 2) OBP: 0.326, SLG: 0.402		B FF 93 X SI 93 1-0 ② G6-3 2-3			B FC 85 F SI 92 X SI 92 1-1 3 G5-3 1B		X FF 91 0-0 ① F7		L FF 95 1 SAFE F SL 90 X FF 92 0-2 ① FC1-4 3 G1-3 17 1B 1-2f	4	1	1	0	0	0	2
3 Cesar Izturis, S (1, 6) OBP: 0.264, SLG: 0.245		B FF 93 C FF 94 B CU 75 B FF 94 X FF 94 3-1 ① 3-H 1B			S CH 86 D FF 93 1 SAFE B CH 86 X SI 94 2-1 ① G5-3 1-2		C CU 75 X CH 85 0-1 ② G4-3		X FF 95 0-0 ② G1-3 1-2	4	0	1	1	0	0	2
55 Mat Latos, R (1, 1) OBP: 0.146, SLG: 0.170 43 Manny Parra, L (8, 1) OBP: 0.500, SLG: 0.500 9 Jack Hannahan, L (9, PH) OBP: 0.313, SLG: 0.278 54 Aroldis Chapman, L (9, 1)		C FF 94 S FF 94 D FC 87 S FC 86 1-3 ③ K			B FF 92 F FF 93 L CU 68 B FC 84 S FC 86 2-3 ② K		C FF 93 S FF 92 C FF 94 0-3 ③ K		B FF 92 B SL 88 B SI 95 B FF 94 4-0 17 1B BB	3 0 0 0	0 0 0 0	0 0 0 0	0 0 1 0	0 0 0 0	3 0 0 0	2 0 0 0
Inning Stats	R: 1 E: 0 K: 0 S: 8 H: 2 LOB: 0 BB: 0 P: 16	R: 1 E: 0 K: 1 S: 10 H: 2 LOB: 1 BB: 0 P: 17	R: 0 E: 0 K: 1 S: 9 H: 0 LOB: 0 BB: 0 P: 14	R: 0 E: 0 K: 0 S: 8 H: 0 LOB: 0 BB: 0 P: 12	R: 0 E: 0 K: 1 S: 8 H: 1 LOB: 1 BB: 0 P: 13	R: 2 E: 0 K: 0 S: 15 H: 1 LOB: 0 BB: 1 P: 27	R: 0 E: 0 K: 1 S: 6 H: 0 LOB: 0 BB: 0 P: 6	R: 0 E: 0 K: 2 S: 11 H: 1 LOB: 2 BB: 1 P: 21	R: 1 E: 0 K: 1 S: 11 H: 2 LOB: 2 BB: 1 P: 21	1B: 6 2B: 1 3B: 0 HR: 2 SF: 0 SAC: 0 DP: 2 HBP: 1						

TOP	
AB	34
R	5
H	9
RBI	5
BB	3
SO	7
LOB	15

WP: 1 PB: 0 SB: 1 CS: 0 PA: 38

PITCHER		IP	WLS	BF	H	R	ER	SO	BB	IBB	HBP	BLK	WP	HR	S	P	ERA	WHIP
21 Zack Greinke, R ERA: 3.49	(1, 1)	7.0	L	27	6	4	4	4	1	0	1	0	1	2	64	105	5.14	1.000
56 J.P. Howell, L ERA: 2.28	(8, 1)	1.0		5	1	0	0	2	0	1	0	0	0	0	11	21	0.00	1.000
49 Carlos Marmol, R ERA: 6.53	(9, 1)	1.0		6	2	1	1	1	1	0	0	0	0	0	11	21	9.00	3.000

PITCHER	IP	WLS	BF	H	R	ER	SO	BB	IBB	HBP	BLK	WP	HR	S	P	ERA	WHIP

Cincinnati Reds @ Los Angeles Dodgers

Dodger Stadium, Los Angeles, CA

Thu Jul 25 2013, 7:11 PM - 10:20 PM PDT

Att. 53,275 - Clear - 70 F

livebaseballscorecards.com

BOTTOM

Batter	1	2	3	4	5	6	7	8	9	AB	R	H	RBI	BB	SO	LOB
25 Carl Crawford, L (1, 7) OBP: 0.335, SLG: 0.421	F FF 94 F SI 93 S CH 88 0-3 ① **K**		C SI 95 X SI 95 0-1 ③ F8		B CU 78 X CH 83 1-0 ③ L1			B SI 90 F SI 91 B SL 85 S SI 93 X SI 95 2-2 66 G6-3 23 G3-1 2B	C FF 101 B FF 102 F FF 102 X FF 103 1-2 ③ L7 1-2	5	1	1	0	0	1	3
66 Yasiel Puig, R (1, 9) OBP: 0.419, SLG: 0.593	B FF 96 B CU 76 S SI 96 F FF 95 X SL 87 2-2 ② L3			X SL 85 0-0 E8 23 G4-3 1B		B CH 82 X SL 88 1-0 23 G4-6-3 1B		C SI 93 X SI 94 0-1 ① G6-3 2-3		4	1	2	0	0	0	1
23 Adrián González, L (1, 3) OBP: 0.355, SLG: 0.480	C SI 94 F SI 94 F SI 96 B CH 86 B SL 82 F SL 84 F SI 96 X CH 83 2-2 13 FC6-4 1B			F SI 94 B FF 93 X FF 94 1-1 ① G4-3 3-H		B SI 91 C SI 91 1 SAFE D SL 87 X SI 92 2-1 ①② G4-6-3 1-2f		F SI 94 B SI 92 X SI 93 1-1 ② G3-1 3-H		4	0	1	2	0	0	1
13 Hanley Ramirez, R (1, 6) OBP: 0.438, SLG: 0.686	X SI 94 0-0 ③ FC6-4 1-2f			B CU 80 X SI 93 1-0 16 S 1B		S SL 82 F CH 86 F FF 96 S SL 87 0-3 ③ **K**		C SI 94 S SL 82 X SL 86 0-2 1B		4	0	2	0	0	1	1
16 Andre Ethier, L (1, 8) OBP: 0.351, SLG: 0.406		F SI 93 C CU 79 B SI 92 B SL 86 B CH 86 X SI 94 3-2 ① G4-3		B SI 93 F CH 82 X SI 93 1-1 ② L9 1-2			X SI 95 0-0 ① F7	C SL 84 B SL 84 S SL 85 B SL 84 F SL 84 X SL 84 2-2 ③ L6		4	0	0	0	0	0	2
17 A.J. Ellis, R (1, 2) OBP: 0.343, SLG: 0.384		C FF 96 B SI 94 X SI 94 1-1 ② G6-3		C FF 94 B SL 85 B SI 92 C SL 83 B SI 93 X SI 94 3-2 ③ G5-3			C FF 95 F SI 95 B SI 94 B SL 88 X SI 96 2-2 ② G5-3		B FF 100 B FF 99 C FF 98 F FF 98 F FF 102 S FF 102 2-3 ① **K**	4	0	0	0	0	1	1
55 Skip Schumaker, L (1, 4) OBP: 0.330, SLG: 0.329 14 Mark Ellis, R (9, PH) OBP: 0.323, SLG: 0.362		B CU 79 X SI 94 1-0 ③ G6-3			C CH 83 C SI 94 B SI 94 X SL 86 1-2 ① G6-3		C SI 94 C SI 94 B SL 86 F SI 93 X SL 85 1-2 6 BB 1B		C FF 100 B FF 101 F SL 86 X FF 102 1-2 5 WP 6 DI 1B	3 1	0 0	1 1	0 0	0 0	0 0	0 0
6 Jerry Hairston, R (1, 5) OBP: 0.317, SLG: 0.354			C FF 94 X FF 93 0-1 ① G3-1		F FF 96 F SL 87 X SI 94 0-2 21 SH3-4 1B		C SL 86 B SL 89 B CH 83 B FF 93 D SI 94 4-1 1-2 BB		B FF 101 B FF 98 C FF 100 F FF 98 D FF 101 S FF 100 3-3 ② **K** 1-2	3	0	1	0	1	1	1
21 Zack Greinke, R (1, 1) OBP: 0.474, SLG: 0.455 7 Nick Punto, S (7, PH) OBP: 0.312, SLG: 0.293 56 J.P. Howell, L (8, 1) 49 Carlos Marmol, R (9, 1) 5 Juan Uribe, R (9, PH) OBP: 0.341, SLG: 0.397			B FF 94 B SI 93 S FF 94 B FC 94 F FF 94 F FC 94 S SI 94 3-3 ② **K**		X SL 86 0-0 ② SH3-4 1-2		C SI 94 C SI 93 C SI 94 0-3 ③ **K**		S FF 100 B FF 102 S SL 89 B FF 102 B FF 101 B FF 101 4-2 25 DI BB 2-3	1 1 0 0 0	0 0 0 0 0	0 0 0 0 0	0 0 0 0 0	1 1 0 0 1	0 2 0 0 0	0 0 0 0 0
Inning Stats	R: 0 H: 1 E: 0 LOB: 1 K: 1 BB: 0 S: 13 P: 17	R: 0 H: 0 E: 0 LOB: 0 K: 0 BB: 0 S: 6 P: 11	R: 0 H: 0 E: 0 LOB: 0 K: 1 BB: 0 S: 8 P: 11	R: 1 H: 2 E: 1 LOB: 1 K: 0 BB: 0 S: 9 P: 15	R: 0 H: 1 E: 0 LOB: 1 K: 0 BB: 0 S: 8 P: 10	R: 0 H: 1 E: 0 LOB: 0 K: 1 BB: 0 S: 7 P: 10	R: 0 H: 1 E: 0 LOB: 2 K: 1 BB: 1 S: 12 P: 19	R: 1 H: 2 E: 0 LOB: 1 K: 0 BB: 0 S: 14 P: 19	R: 0 H: 1 E: 0 LOB: 2 K: 2 BB: 1 S: 15 P: 26	1B: 8 2B: 1 3B: 0 HR: 0		SF: 0 SAC: 1 DP: 1 HBP: 0		WP: 1 PB: 0 SB: 1 CS: 0		PA: 37

	AB	34
	R	2
	H	9
	RBI	2
	BB	2
	SO	6
	LOB	12

PITCHER		IP	WLS	BF	H	R	ER	SO	BB	IBB	HBP	BLK	WP	HR	S	P	ERA	WHIP
55 Mat Latos, R ERA: 3.39	(1, 1)	7.2	W	31	8	2	1	4	1	0	0	0	0	0	73	106	1.17	1.174
43 Manny Parra, L ERA: 3.55	(8, 1)	0.1	H	1	0	0	0	0	0	0	0	0	0	0	4	6	0.00	0.000
54 Aroldis Chapman, L ERA: 2.59	(9, 1)	1.0	S	5	1	0	0	2	1	0	0	0	1	0	15	26	0.00	2.000

PITCHER	IP	WLS	BF	H	R	ER	SO	BB	IBB	HBP	BLK	WP	HR	S	P	ERA	WHIP

Batter	1	2	3	4	5	6	7	8	9	AB	R	H	RBI	BB	SO	LOB
17 Shin-Soo Choo, L (1, 8) OBP: 0.421, SLG: 0.467	C FF 93 B SL 89 S FF 93 F FF 94 X SL 87 1-2 G6-3		S FF 92 S FF 92 B CU 74 B CU 74 F FF 94 F FF 93 S SL 86 2-3 K			B SL 86 F FF 93 X FF 92 1-1 F7		C FF 93 C FF 92 X CU 74 0-2 G1-3		4	0	0	0	0	1	1
28 Chris Heisey, R (1, 7) OBP: 0.277, SLG: 0.416 60 J.J. Hoover, R (8, 1)	C FF 92 F FF 93 B FF 94 B CU 73 S CU 74 2-3 K			B SL 88 X FF 92 1-0 4 G6-3 2B		B FF 93 F SL 87 S SL 87 C FF 94 1-3 K		C FF 93 F CU 74 B CU 74 F FF 93 X CU 74 1-2 P4		4 0	0 0	1 0	0 0	0 0	2 0	1 0
19 Joey Votto, L (1, 3) OBP: 0.430, SLG: 0.505	B FF 94 B FF 95 C FF 93 B SL 88 X FF 94 3-1 2B			F FF 93 B FF 93 C SL 87 B FF 94 F FF 94 S SL 88 2-3 K			C SL 87 C CU 71 X FF 92 0-2 L7		F FC 94 B FC 94 S FC 94 F FC 94 X FC 95 1-2 L7	4	0	1	0	0	1	1
4 Brandon Phillips, R (1, 4) OBP: 0.315, SLG: 0.406	F FF 93 T FF 93 B FF 94 D SL 89 F SL 86 B FF 93 X SL 85 3-2 G4-3			B SL 87 X FF 93 1-0 G6-3 2-3			F FF 92 S SL 87 X FF 93 0-2 32 1B 2B		S FC 95 S FC 95 F FC 96 B FC 94 B FC 95 S FC 94 2-3 K	4	1	1	0	0	1	2
32 Jay Bruce, L (1, 9) OBP: 0.326, SLG: 0.506		F FF 92 B FF 91 T SL 87 B FF 93 S CU 73 2-3 K		F FF 93 B FF 93 S FF 94 F FF 94 C CU 74 1-3 K			D SL 88 X FF 93 1-0 21 WP 2-H 1B		B FF 95 S FC 92 F FC 95 S FC 96 1-3 K	4	0	1	1	0	3	1
21 Todd Frazier, R (1, 5) OBP: 0.341, SLG: 0.415		S SL 88 B SL 85 F SL 86 B FF 93 X SL 86 2-2 L7			B FF 91 B SL 86 F FF 92 X FF 92 3-1 L5		1 SAFE C FF 94 D FF 92 B SL 86 S SL 87 D SL 85 S SL 86 3-3 K 1-2			3	0	0	0	0	1	1
2 Zack Cozart, R (1, 6) OBP: 0.268, SLG: 0.376		B FF 93 X FF 93 1-0 G5-3			B FF 92 C FF 92 C SL 86 B CU 74 X SL 86 2-2 G6-3		C FF 93 S CU 72 D CU 75 X CU 73 1-2 G6-3			3	0	0	0	0	0	1
37 Corky Miller, R (1, 2) OBP: 0.300, SLG: 0.200 39 Devin Mesoraco, R (8, PH) OBP: 0.324, SLG: 0.400 (8, 2)			X FF 91 0-0 34 G4-6-3 1B		C FF 93 X FF 93 0-1 G6-3			F FF 92 B SL 85 B SL 85 F SL 86 X FF 93 2-2 G5-3		2 1	0 0	1 0	0 0	0 0	0 0	0 0
34 Homer Bailey, R (1, 1) OBP: 0.167, SLG: 0.194 15 Derrick Robinson, S (8, PH) OBP: 0.352, SLG: 0.352 (8, 7)			T FF 91 1 SAFE X FF 91 0-1 G4-6-3 1-2f			C FF 90 C FF 91 B CU 72 B FF 91 F FF 92 C FF 92 2-3 K		C FF 93 B CU 71 X SL 86 1-1 2B		2 1	0 0	0 1	0 0	0 0	1 0	1 0
Inning Stats	R: 0 E: 0 K: 1 S: 13 H: 1 LOB: 1 BB: 0 P: 22	R: 0 E: 0 K: 1 S: 7 H: 0 LOB: 0 BB: 0 P: 12	R: 0 E: 0 K: 1 S: 8 H: 1 LOB: 0 BB: 0 P: 10	R: 0 E: 0 K: 2 S: 10 H: 1 LOB: 1 BB: 0 P: 15	R: 0 E: 0 K: 0 S: 7 H: 0 LOB: 0 BB: 0 P: 12	R: 0 E: 0 K: 2 S: 9 H: 0 LOB: 0 BB: 0 P: 13	R: 1 E: 0 K: 1 S: 13 H: 2 LOB: 1 BB: 0 P: 18	R: 0 E: 0 K: 0 S: 12 H: 1 LOB: 1 BB: 0 P: 16	R: 0 E: 0 K: 2 S: 11 H: 0 LOB: 0 BB: 0 P: 15	1B: 2 2B: 4 3B: 0 HR: 0	SF: 0 SAC: 0 DP: 1 HBP: 0			WP: 1 PB: 0 SB: 0 CS: 0	PA: 32		

PITCHER	IP	WLS	BF	H	R	ER	SO	BB	IBB	HBP	BLK	WP	HR	S	P	ERA	WHIP
22 Clayton Kershaw, L (1, 1) ERA: 1.96	8.0	W	29	6	1	1	8	0	0	0	0	1	0	79	118	1.12	0.750
74 Kenley Jansen, R (9, 1) ERA: 2.28	1.0	S	3	0	0	0	2	0	0	0	0	0	0	11	15	0.00	0.000

PITCHER	IP	WLS	BF	H	R	ER	SO	BB	IBB	HBP	BLK	WP	HR	S	P	ERA	WHIP

TOP

Cincinnati Reds @ Los Angeles Dodgers

Dodger Stadium, Los Angeles, CA

Fri Jul 26 2013, 7:11 PM - 9:42 PM PDT

Att. 51,841 - Partly Cloudy - 76 F

livebaseballscorecards.com

AB	32
R	1
H	6
RBI	1
BB	0
SO	10
LOB	9

Batter	1	2	3	4	5	6	7	8	9	AB	R	H	RBI	BB	SO	LOB
25 Carl Crawford, L (1, 7) OBP: 0.341, SLG: 0.427	B SI 94 C SI 93 F SI 94 X FF 95 1-2 66 FC6-4 1B		B SI 95 C KC 79 X SI 96 1-1 2-3 1B		C SL 88 F FF 96 X SL 90 0-2 1B		C SI 96 B CH 88 X SI 96 1-1 ③ G6-3			4	0	3	0	0	0	0
66 Yasiel Puig, R (1, 9) OBP: 0.410, SLG: 0.580	C SI 93 B SI 91 S CH 85 1 SAFE B SI 94 X CH 83 2-2 ① FC6-4 23 CS 1-2f		S SI 96 S SI 96 S SI 96 0-3 ② K		B FF 94 1 SAFE B CH 86 S FF 96 F FF 95 B SI 94 S KC 82 3-3 ③ K			S FF 95 C CU 75 S FF 94 0-3 ① K		4	0	0	0	0	3	4
23 Adrián González, L (1, 3) OBP: 0.354, SLG: 0.477	C SI 95 B SI 94 F CH 85 F FF 96 B SL 90 F FF 94 X SI 95 2-2 ②③ G3-1 1-2		C SI 97 B SI 96 X SI 95 1-1 ③ L9			B CH 86 B CH 86 X SI 96 2-0 13 HR 1B		X FF 94 0-0 ② P4		4	1	1	0	0	0	3
13 Hanley Ramirez, R (1, 6) OBP: 0.439, SLG: 0.699		B SI 93 S CH 86 S CH 86 C SL 85 1-3 ① K		C KC 81 B CH 85 F SI 96 B FF 95 X SL 90 2-2 16 L9 16 S 5 F9-2 1B		C SI 96 X KC 82 0-1 1-H HR		F FF 96 B CU 76 X CU 76 1-1 ③ P3		4	1	2	2	0	1	0
16 Andre Ethier, L (1, 8) OBP: 0.348, SLG: 0.403		B SI 95 X SI 95 1-0 ② L8		B KC 80 X SI 96 1-0 ① L9 1-3		X SI 96 0-0 ① G3				3	0	0	0	0	0	1
17 A.J. Ellis, R (1, 2) OBP: 0.346, SLG: 0.382		B FF 95 B FF 95 B FF 94 B FF 94 4-0 BB		B SI 95 B FF 97 C KC 80 F FF 94 F FF 96 F FF 97 H CH 86 3-2 HBP		X FF 96 0-0 ② F9				1	0	0	0	1	0	0
5 Juan Uribe, R (1, 5) OBP: 0.336, SLG: 0.391		B FF 93 B SI 92 F FF 93 B SI 95 X SI 95 3-1 ③ L8		C KC 80 F SI 96 B FF 95 D CH 87 B FF 96 X SI 96 3-2 ②③ F9-2 3-H		S SL 89 B SL 89 X FF 98 1-1 ③ G6-3				3	0	0	0	0	0	3
14 Mark Ellis, R (1, 4) OBP: 0.323, SLG: 0.362			B FF 95 F SI 95 C CH 86 X FF 97 1-2 25 1B 22 SH1-4 1B		B FF 93 S SL 88 B SI 93 B FF 95 X SI 94 3-1 ① G6-3		B SL 85 B SL 88 C FF 94 X FF 94 2-1 ① F8			3	0	1	0	0	0	0
22 Clayton Kershaw, L (1, 1) OBP: 0.222, SLG: 0.245 74 Kenley Jansen, S (9, 1)			B KC 78 X SI 93 1-0 ① SH1-4 1-2		B SI 94 S SI 95 F FF 95 B SL 86 F SI 96 F FF 96 S KC 82 2-3 ② K		C KC 78 F FF 95 B FF 96 S SI 96 1-3 ② K			2 0	0 0	0 0	0 0	0 0	2 0	0 0
Inning Stats	R: 0 E: 0 K: 0 S: 11 H: 1 LOB: 0 BB: 0 P: 16	R: 0 E: 0 K: 1 S: 6 H: 0 LOB: 1 BB: 1 P: 15	R: 0 E: 0 K: 1 S: 11 H: 2 LOB: 2 BB: 0 P: 15	R: 0 E: 0 K: 0 S: 11 H: 1 LOB: 1 BB: 0 P: 20	R: 0 E: 0 K: 2 S: 13 H: 1 LOB: 1 BB: 0 P: 21	R: 2 E: 0 K: 0 S: 7 H: 2 LOB: 0 BB: 0 P: 10	R: 0 E: 0 K: 1 S: 7 H: 0 LOB: 0 BB: 0 P: 11	R: 0 E: 0 K: 1 S: 6 H: 0 LOB: 0 BB: 0 P: 7		1B: 6 2B: 1 3B: 0 HR: 1 SF: 0 SAC: 1 DP: 1 HBP: 1						

PITCHER	IP	WLS	BF	H	R	ER	SO	BB	IBB	HBP	BLK	WP	HR	S	P	ERA	WHIP
34 Homer Bailey, R (1, 1) ERA: 3.77	7.0	L	28	7	2	2	5	1	0	1	0	0	1	66	108	2.57	1.143
60 J.J. Hoover, R (8, 1) ERA: 3.3	1.0		3	0	0	0	1	0	0	0	0	0	0	6	7	0.00	0.000

PITCHER	IP	WLS	BF	H	R	ER	SO	BB	IBB	HBP	BLK	WP	HR	S	P	ERA	WHIP

BOTTOM

Cincinnati Reds @ Los Angeles Dodgers

Dodger Stadium, Los Angeles, CA

Fri Jul 26 2013, 7:11 PM - 9:42 PM PDT

Att. 51,841 - Partly Cloudy - 76 F

livebaseballscorecards.com

AB	28
R	2
H	7
RBI	2
BB	1
SO	6
LOB	11

Batter		1	2	3	4	5	6	7	8	9	AB	R	H	RBI	BB	SO	LOB
17 Shin-Soo Choo, L OBP: 0.419, SLG: 0.464	(1, 8)	C SI 91 B CU 76 B SL 85 B FF 94 B FF 93 4-1 19 G6-3 28 SH3 BB		B SL 85 X CH 80 1-0 ② G3			C B SL 84 B SL 83 S CH 80 F SL 85 S CU 75 2-3 ① K			C FC 90 B FF 93 C SL 81 X FC 93 1-2 ① G6-3	3	0	0	0	1	1	0
28 Chris Heisey, R OBP: 0.279, SLG: 0.430	(1, 7)	1 SAFE X FF 90 0-0 ① SH3 1-2		B CU 74 B CH 80 F FF 92 F FF 93 B SL 87 X FF 93 3-2 3B			S CH 82 F CU 75 C FF 92 0-3 ② K			L FC 92 F FC 92 B FC 94 F SL 81 X FC 92 1-2 ② F9	3	0	1	0	0	1	0
19 Joey Votto, L OBP: 0.427, SLG: 0.500	(1, 3)	X FF 92 0-0 ② G6-3 2-3		F FF 94 F FF 93 F FF 93 C FF 95 0-3 ③ K			B SL 86 C FF 93 B CH 82 C CH 80 B SL 88 X CH 81 3-2 ③ G4-3			B FF 94 X FC 94 1-0 ③ F7	4	0	0	0	0	1	2
4 Brandon Phillips, R OBP: 0.313, SLG: 0.403	(1, 4)	C FF 94 C FF 94 F FF 94 F FF 94 B CH 82 F CH 82 X FF 94 1-2 ③ G6-3			C CH 80 B FF 92 B FF 92 S CH 82 F SL 86 X CU 76 2-2 ① F8			B SL 83 X FF 91 1-0 ① G3			3	0	0	0	0	0	1
32 Jay Bruce, L OBP: 0.326, SLG: 0.512	(1, 9)		B SL 81 B SL 82 X FF 91 2-0 HR		C CH 82 B CU 76 S SL 87 B SL 88 F SL 86 F FF 94 B FF 93 S SL 87 3-3 ② K			C SL 80 B SL 80 X CH 79 1-1 ② G3			3	1	1	1	0	1	0
21 Todd Frazier, R OBP: 0.338, SLG: 0.412	(1, 5)		S FF 91 C SL 84 X CH 81 0-2 ① G6-3		C SL 87 C FF 93 F FF 94 B SL 87 X CH 82 1-2 ③ G6-3			B SL 83 C CH 78 F FF 91 B FF 92 B CH 81 S CU 76 3-3 ③ K			3	0	0	0	0	1	0
39 Devin Mesoraco, R OBP: 0.320, SLG: 0.394	(1, 2)		C CU 72 S CH 80 B FF 93 X CH 82 1-2 ② G6-3			F FF 88 B FF 90 X CH 81 1-1 ① G6-3			F SI 93 X SI 95 0-1 ① G1-3	3	0	0	0	0	0	0
2 Zack Cozart, R OBP: 0.266, SLG: 0.373	(1, 6)		C SI 92 F SL 85 B FF 92 B FF 92 B CH 82 C FF 94 3-3 ③ K			B CU 69 C CH 78 F FF 91 B FF 93 F SL 81 B FF 92 S CH 81 3-3 ② K			B SI 95 B SI 94 C SI 94 X SI 94 2-1 ② G1-3	3	0	0	0	0	2	0
61 Bronson Arroyo, R OBP: 0.081, SLG: 0.081	(1, 1)			C FF 90 B CU 71 S FF 91 B FF 91 F CH 80 F FF 90 S CH 78 2-3 ① K		C CH 79 C SI 91 B FF 91 B CH 78 S CH 79 2-3 ③ K			C CU 79 X CU 78 0-1 ③ G5-3	2	0	0	0	0	2	0
31 Alfredo Simon, R OBP: 0.143, SLG: 0.143	(6, 1)										0	0	0	0	0	0	0
26 Xavier Paul, L OBP: 0.332, SLG: 0.405	(8, PH)										1	0	0	0	0	0	0
Logan Ondrusek, R	(8, 1)										0	0	0	0	0	0	0
Inning Stats		R: 0 E: 0 K: 0 S: 9 H: 0 LOB: 1 BB: 1 P: 14	R: 1 E: 0 K: 1 S: 10 H: 1 LOB: 0 BB: 0 P: 16	R: 0 E: 0 K: 2 S: 13 H: 1 LOB: 1 BB: 0 P: 19	R: 0 E: 0 K: 1 S: 13 H: 0 LOB: 0 BB: 0 P: 19	R: 0 E: 0 K: 2 S: 9 H: 0 LOB: 0 BB: 0 P: 15	R: 0 E: 0 K: 2 S: 10 H: 0 LOB: 0 BB: 0 P: 15	R: 0 E: 0 K: 1 S: 6 H: 0 LOB: 0 BB: 0 P: 11	R: 0 E: 0 K: 0 S: 6 H: 0 LOB: 0 BB: 0 P: 8	R: 0 E: 0 K: 0 S: 8 H: 0 LOB: 0 BB: 0 P: 11	1B: 0 2B: 0 3B: 1 HR: 1 SF: 0 SAC: 1 DP: 0 HBP: 0						

PITCHER		IP	WLS	BF	H	R	ER	SO	BB	IBB	HBP	BLK	WP	HR	S	P	ERA	WHIP
99 Hyun Jin Ryu, L ERA: 3.14	(1, 1)	7.0	W	24	2	1	1	9	1	0	0	0	0	1	70	109	1.29	0.429
54 Ronald Belisario, R ERA: 3.55	(8, 1)	0.2	H	2	0	0	0	0	0	0	0	0	0	0	4	6	0.00	0.000
75 Paco Rodríguez, L ERA: 2.25	(8, 1)	0.1	H	1	0	0	0	0	0	0	0	0	0	0	2	2	0.00	0.000
74 Kenley Jansen, R ERA: 2.24	(9, 1)	1.0	S	3	0	0	0	0	0	0	0	0	0	0	8	11	0.00	0.000

PITCHER		IP	WLS	BF	H	R	ER	SO	BB	IBB	HBP	BLK	WP	HR	S	P	ERA	WHIP

TOP

Cincinnati Reds @ Los Angeles Dodgers

Dodger Stadium, Los Angeles, CA

Sat Jul 27 2013, 6:13 PM - 8:49 PM PDT

Att. 52,675 - Clear - 71 F

livebaseballscorecards.com

AB	28
R	1
H	2
RBI	1
BB	1
SO	9
LOB	3

WP: 0	PA: 30		
PB: 0			
SB: 0			
CS: 0			

Cincinnati Reds @ Los Angeles Dodgers

Dodger Stadium, Los Angeles, CA

Sat Jul 27 2013, 6:13 PM - 8:49 PM PDT

Att. 52,675 - Clear - 71 F

BOTTOM

livebaseballscorecards.com

Batter	1	2	3	4	5	6	7	8	9	AB	R	H	RBI	BB	SO	LOB
55 Skip Schumaker, L (1, 7) OBP: 0.333, SLG: 0.351	B SL 73 C CU 70 F SI 85 X CH 79 1-2 ① L7		B SI 86 C SI 87 B CH 79 C SL 74 F SI 88 S SI 87 2-3 ① K		B CU 72 2 SAFE X SI 88 1-0 2-H HR		C CU 78 X FS 86 0-1 23 1B 2B			4	2	2	2	0	1	0
66 Yasiel Puig, R (1, 9) OBP: 0.417, SLG: 0.582	B CU 71 C SL 75 F SL 76 B SL 79 B SI 87 B SI 90 4-2 13 S 23 F9 13 2B BB		B CU 68 B SI 88 X CU 71 2-0 1B		B SI 88 F SI 88 C SI 88 X SI 88 1-2 ② 1B		F SI 95 B SI 95 F SI 96 X CU 79 1-2 ② F7			3	1	2	0	1	0	1
23 Adrián González, L (1, 3) OBP: 0.356, SLG: 0.477	1 SAFE X SI 88 0-0 ② F9 1-2		C CU 72 1 SAFE 1 SAFE B SI 85 1 SAFE B SI 86 X SI 87 2-1 ② F8		C SL 73 C CH 79 B SI 88 X SI 89 1-2 13 FC6-4 1B		B CU 78 X SI 95 1-0 ③ 2-H 1B			4	0	2	1	0	0	2
13 Hanley Ramirez, R (1, 6) OBP: 0.435, SLG: 0.695	B SI 88 C SI 88 C SI 87 D SL 77 B SL 79 F SI 87 X SL 77 3-2 2-H 2B		F SI 88 P PO 85 F SL 78 X SI 86 1-2 ③ G5-3		C CH 79 B SI 87 X SI 88 1-1 ③ FC6-4 1-2f			B CU 76 C CU 77 F FF 95 B CU 79 T FF 94 2-2 ① K		4	0	1	1	0	1	2
16 Andre Ethier, L (1, 8) OBP: 0.347, SLG: 0.399	B CH 78 B SI 86 B CU 67 B CH 83 4-0 BB			C SI 86 F SI 86 F CH 75 B SI 87 B SL 78 B SI 88 F CH 76 X SI 89 3-2 ① G3	C SL 74 C CH 79 B SI 88 X SI 87 1-2 ① F7			C CU 76 B FC 91 S FC 90 S FC 92 1-3 ② K		3	0	0	0	1	1	0
17 A.J. Ellis, R (1, 2) OBP: 0.345, SLG: 0.380	B SI 87 C SI 87 B SI 87 C SL 73 B SI 86 X SI 87 3-2 ③ G3-1			B CU 71 F SL 76 C SL 76 B SI 88 X SI 90 2-2 ② G5-3	C CH 79 B SL 76 F SL 75 F SL 78 X SL 77 1-2 1B			C FF 97 B FC 92 B FF 95 B FF 94 X FF 95 3-1 ③ F8		4	0	1	0	0	0	2
5 Juan Uribe, R (1, 5) OBP: 0.336, SLG: 0.390		B SI 87 X SI 88 1-0 14 G4-6-3 1B		X SI 89 0-0 ③ L7		F SI 93 F SI 94 B CU 78 B FC 90 F FC 90 D SI 95 X FF 95 3-2 ② L8				3	0	1	0	0	0	1
14 Mark Ellis, R (1, 4) OBP: 0.323, SLG: 0.361		B SI 87 1 SAFE X CH 78 1-0 ① ② G4-6-3 1-2f			B CU 69 C CH 78 S SL 75 X SI 86 1-2 99 SH3-4 55 HR 1B		C FF 94 F SI 95 1 SAFE B FC 90 S FC 90 1-3 ③ K			3	1	1	0	0	1	2
99 Hyun Jin Ryu, R (1, 1) OBP: 0.237, SLG: 0.324 6 Jerry Hairston, R (7, PH) OBP: 0.315, SLG: 0.351 54 Ronald Belisario, R (8, 1) 75 Paco Rodríguez, L (8, 1) 74 Kenley Jansen, S (9, 1)		B CU 71 B SL 74 C CH 80 X CU 70 2-1 ③ F7			X SI 87 0-0 ① SH3-4 1-2		B SI 94 F FC 91 S FC 90 X FC 90 1-2 ① F9			1 1 0 0 0	0 0 0 0 0	0 0 0 0 0	0 0 0 0 0	0 0 0 0 0	0 0 0 0 0	0 0 0 0 0
Inning Stats	R: 1 H: 1 E: 0 LOB: 2 K: 0 BB: 2 S: 13 P: 28	R: 0 H: 1 E: 0 LOB: 0 K: 0 BB: 0 S: 4 P: 8	R: 0 H: 1 E: 0 LOB: 1 K: 1 BB: 0 S: 11 P: 17	R: 0 H: 0 E: 0 LOB: 0 K: 0 BB: 0 S: 9 P: 14	R: 2 H: 4 E: 0 LOB: 1 K: 0 BB: 0 S: 13 P: 18	R: 0 H: 1 E: 0 LOB: 1 K: 1 BB: 0 S: 14 P: 20	R: 1 H: 2 E: 0 LOB: 1 K: 0 BB: 0 S: 9 P: 12	R: 0 H: 0 E: 0 LOB: 0 K: 2 BB: 0 S: 8 P: 14		1B: 7 SF: 0 2B: 2 SAC: 1 3B: 0 DP: 1 HR: 1 HBP: 0				WP: 0 PA: 33 PB: 0 SB: 1 CS: 0		

	AB	30
	R	4
	H	10
	RBI	4
	BB	2
	SO	4
	LOB	10

PITCHER		IP	WLS	BF	H	R	ER	SO	BB	IBB	HBP	BLK	WP	HR	S	P	ERA	WHIP
61 Bronson Arroyo, R ERA: 3.26	(1, 1)	5.1	L	24	8	3	3	1	2	0	0	0	0	1	57	94	5.06	1.875
31 Alfredo Simon, R ERA: 3.13	(6, 1)	1.2		6	2	1	1	1	0	0	0	0	0	0	16	23	5.40	1.200
Logan Ondrusek, R ERA: 4.26	(8, 1)	1.0		3	0	0	0	2	0	0	0	0	0	0	8	14	0.00	0.000

PITCHER	IP	WLS	BF	H	R	ER	SO	BB	IBB	HBP	BLK	WP	HR	S	P	ERA	WHIP

Batter	1	2	3	4	5	6	7	8	9	10	11	AB	R	H	RBI	BB	SO	LOB
15 Derrick Robinson, S (1, 8) OBP: 0.341, SLG: 0.340	B SI 87 F SI 88 F CH 79 C SI 90 1-3 ① K		C CU 71 S CH 77 F CH 77 C SI 90 0-3 ③ K			F CH 79 L CU 75 D CH 78 X SI 90 1-2 ② FC5-2-5 3-H		1 SAFE C CU 80 1 SAFE F SI 91 F SL 89 1 SAFE X SL 87 0-2 ② P4			L FS 87 S FS 86 F FS 87 B FS 87 X SI 97 1-2 ② G6-3	5	0	0	0	0	2	2
28 Chris Heisey, R (1, 7) OBP: 0.269, SLG: 0.414	C SI 90 B CU 76 X SI 89 1-1 ② F8			C SI 89 X CU 75 0-1 ① B1-3		1 SAFE X CH 78 0-0 ③ F7		1 SAFE B SL 87 S CU 82 F SL 88 B CU 82 B SI 91 X CU 82 3-2 ③ P3 1-2			X SI 98 0-0 ③ G4-3	5	0	0	0	0	0	2
19 Joey Votto, L (1, 3) OBP: 0.427, SLG: 0.503	X SI 89 0-0 4 WP 1B			C SI 90 B SL 82 B CH 78 C SL 82 F SI 91 B SI 90 F SI 90 C SL 82 3-3 ② K			X SI 89 0-0 2B		B FC 92 X FF 91 1-0 ① L8			4	0	2	0	0	1	0
4 Brandon Phillips, R (1, 4) OBP: 0.310, SLG: 0.399	1 SAFE F SI 88 B SI 89 1 SAFE F CU 76 F SI 90 B CH 78 F CH 78 B SI 90 3-2 X SI 90 ③ G5-3 1-2			B CU 77 X SI 90 1-0 ③ G4-3			C CU 76 X SI 90 0-1 ① F9		S FC 92 S SL 81 F FC 94 F SL 82 B SL 81 X FC 94 1-2 ② F8			4	0	0	0	0	0	2
32 Jay Bruce, L (1, 9) OBP: 0.323, SLG: 0.507		B SI 88 X SL 79 1-0 ① G4-3			F SL 81 F SI 90 B SI 90 B CH 78 F SL 83 X SL 82 2-2 ① F8		C SL 82 B SI 90 S SL 83 B SL 84 F SL 83 X SL 83 2-2 ② F8		X SL 80 0-0 ③ G3-1			4	0	0	0	0	0	1
21 Todd Frazier, R (1, 5) OBP: 0.338, SLG: 0.408		C SI 89 B CU 77 S SL 80 B SI 90 X CH 78 2-2 ② F7			S CH 80 F SI 91 B SI 91 B CH 78 B SI 91 X CH 78 3-2 ② F9		B SI 94 B SI 94 B SI 94 B SI 94 4-0 BB			X SI 95 0-0 ① G4-3		3	0	0	0	1	0	0
2 Zack Cozart, R (1, 6) OBP: 0.264, SLG: 0.370 26 Xavier Paul, L (10, PH) OBP: 0.335, SLG: 0.405 46 Curtis Partch, R (10, 1)		X SI 89 0-0 ③ F8			C SL 82 S CH 80 B CH 75 X CH 78 1-2 ③ G5-3		C SI 95 B SI 96 F SI 95 B SI 96 F SI 94 F SI 96 T SI 97 2-2 ③ K			B FS 85 B FS 86 B SI 96 C SI 96 B SI 96 4-1 39 G5-4-3 BB		3 0 0	0 0 0	0 0 0	0 1 0	1 0 0	0 0 0	2 0 0
39 Devin Mesoraco, R (1, 2) OBP: 0.319, SLG: 0.396			X SI 88 0-0 ① P3			B CH 79 F SI 89 F SI 90 B CH 79 B SI 90 X CH 78 3-2 52 SH1-4 15 FC5-2-5 2B		C SI 94 B SI 95 B SI 95 C SI 94 F SI 95 F SL 89 X SI 96 2-2 ① G6-3			1 SAFE 1 SAFE X SI 95 1-0 ②③ G5-4-3 1-2f	4	0	1	0	0	0	1
52 Tony Cingrani, L (1, 1) OBP: 0.286, SLG: 0.333 17 Shin-Soo Choo, L (8, PH) OBP: 0.421, SLG: 0.464 43 Manny Parra, L (8, 1) OBP: 0.500, SLG: 0.500 63 Sam LeCure, R (8, 1) 3 Cesar Izturis, S (10, 6) OBP: 0.262, SLG: 0.242			C SI 87 F SI 90 C SI 90 0-3 ② K			M SL 80 L SL 79 X SL 81 0-2 ① SH1-4 2-3		F CU 80 H SI 89 1-1 28 S HBP			C SI 95 F FS 86 B FS 87 F SI 97 B FS 87 B SI 97 X SI 96 3-2 ① G1-3	1 0 0 0 1	0 0 0 0 0	0 0 0 0 0	0 0 0 0 0	1 0 0 0 0	0 0 0 0 0	0 0 0 0 0
Inning Stats	R: 0 H: 1 E: 0 LOB: 1 K: 1 BB: 0 S: 11 P: 16	R: 0 H: 0 E: 0 LOB: 0 K: 0 BB: 0 S: 5 P: 8	R: 0 H: 0 E: 0 LOB: 0 K: 2 BB: 0 S: 8 P: 8	R: 0 H: 0 E: 0 LOB: 0 K: 1 BB: 0 S: 8 P: 12	R: 0 H: 0 E: 0 LOB: 0 K: 0 BB: 0 S: 10 P: 16	R: 0 H: 1 E: 0 LOB: 1 K: 0 BB: 0 S: 10 P: 14	R: 0 H: 1 E: 0 LOB: 2 K: 1 BB: 1 S: 12 P: 20	R: 0 H: 0 E: 0 LOB: 1 K: 0 BB: 0 S: 13 P: 19	R: 0 H: 0 E: 0 LOB: 0 K: 0 BB: 0 S: 7 P: 9	R: 0 H: 0 E: 0 LOB: 0 K: 0 BB: 1 S: 3 P: 8	R: 0 H: 0 E: 0 LOB: 0 K: 0 BB: 0 S: 9 P: 13	1B: 1 2B: 2 3B: 0 HR: 0	SF: 0 SAC: 1 DP: 1 HBP: 1		WP: 1 PB: 0 SB: 1 CS: 0	PA: 38			

PITCHER		IP	WLS	BF	H	R	ER	SO	BB	IBB	HBP	BLK	WP	HR	S	P	ERA	WHIP
35 Chris Capuano, L ERA: 4.54	(1, 1)	6.2		23	3	0	0	4	0	0	0	0	1	0	59	83	0.00	0.450
54 Ronald Belisario, R ERA: 3.5	(7, 1)	0.2		3	0	0	0	1	1	0	0	0	0	0	10	18	0.00	1.500
75 Paco Rodríguez, L ERA: 2.21	(8, 1)	0.2		3	0	0	0	0	0	0	1	0	0	0	8	12	0.00	0.000
74 Kenley Jansen, R ERA: 2.19	(9, 1)	1.0		3	0	0	0	0	0	0	0	0	0	0	7	9	0.00	0.000
43 Brandon League, R ERA: 5.17	(10, 1)	2.0	W	6	0	0	0	0	1	0	0	0	0	0	12	21	0.00	0.500

PITCHER	IP	WLS	BF	H	R	ER	SO	BB	IBB	HBP	BLK	WP	HR	S	P	ERA	WHIP

TOP

Cincinnati Reds @ Los Angeles Dodgers

Dodger Stadium, Los Angeles, CA

Sun Jul 28 2013, 1:13 PM - 4:55 PM PDT

Att. 48,671 - Sunny - 74 F

livebaseballscorecards.com

AB	34
R	0
H	3
RBI	0
BB	2
SO	5
LOB	10

Cincinnati Reds @ Los Angeles Dodgers

Dodger Stadium, Los Angeles, CA

Sun Jul 28 2013, 1:13 PM - 4:55 PM PDT

Att. 48,671 - Sunny - 74 F

livebaseballscorecards.com

Batter	1	2	3	4	5	6	7	8	9	10	11	AB	R	H	RBI	BB	SO	LOB
14 Mark Ellis, R (1, 4) OBP: 0.321, SLG: 0.358	C FF 91 F FF 93 B FF 92 B SL 79 F FF 92 F FF 91 F FF 92 F FF 94 F FF 93 / 2-2 F FF 94 X FF 94 ① L5		C FF 92 X FF 92 / 0-1 ③ F7			B FF 91 B FF 90 C FF 93 F FF 93 F FF 93 F FF 92 S SL 80 / 2-3 ③ K			C KC 72 B CH 82 B SI 89 F SL 81 X SI 90 / 2-2 1B		B FF 96 F FF 97 B SL 88 B FF 97 C FF 97 X FF 98 / 3-2 ② P6	5	0	1	0	0	1	1
66 Yasiel Puig, R (1, 9) OBP: 0.417, SLG: 0.590	B CU 76 T FF 94 F FF 93 S FF 94 / 1-3 ② K			F FF 92 C FF 93 S FF 93 / 0-3 ① K			B FF 92 C FF 94 S FF 93 B FF 93 B FF 94 B FF 96 / 4-2 23 CS BB		B KC 73 C SI 89 C SI 91 S KC 74 / 1-3 ② K		S CH 86 X CH 86 / 0-1 HR	4	1	1	1	1	3	1
23 Adrián González, L (1, 3) OBP: 0.352, SLG: 0.472	C FF 93 F FF 94 B SL 80 F FF 94 S SL 81 / 1-3 ③ K			F FF 93 X SL 80 / 0-1 ② G4-3			1 SAFE 1 SAFE F FF 91 1 SAFE F FF 90 B FF 93 1 SAFE 1 SAFE F SL 80 / 2-3 ① ② K 1-2		1 SAFE B FF 90 F SI 90 S KC 74 1 SAFE D KC 74 S KC 76 / 2-3 ③ K			4	0	0	0	0	3	2
13 Hanley Ramirez, R (1, 6) OBP: 0.431, SLG: 0.684		B FF 91 C FF 91 S FF 93 B FF 95 S FF 94 / 2-3 ① K		C FF 92 B CU 77 S FF 95 F FF 92 S FF 93 / 1-3 ③ K			B CU 75 B FF 94 S FF 93 F FF 94 S SL 81 / 2-3 ③ K			X CH 84 / 0-0 55 SH1 1B		4	0	1	0	0	3	0
6 Jerry Hairston, R (1, 7) OBP: 0.311, SLG: 0.346 55 Skip Schumaker, L (7, 7) OBP: 0.332, SLG: 0.349		X FF 93 / 0-0 ② F9			C FF 91 B FF 86 B FF 93 F FF 92 X FF 92 / 2-2 ① G6-3			C FF 84 B SL 84 B SL 83 F FF 94 F FF 95 F FF 95 B FF 94 S SL 84 / 3-3 ① K			1 SAFE B FF 95 B FF 93 X FF 94 / 2-0 ① SH1 1-2		2 1	0 0	0 0	0 0	0 1	0 0	0 0
16 Andre Ethier, L (1, 8) OBP: 0.346, SLG: 0.396		C FF 93 B CU 75 B FF 92 F FF 93 X FF 93 / 2-2 ③ G1-3			B CU 74 X FF 92 / 1-0 ② G5-3			B SL 83 S FF 95 T FF 95 B FF 96 C SL 85 / 2-3 ② K		I IN 71 I IN 75 I IN 75 I IN 76 / 4-0 IBB		3	0	0	0	1	1	0
5 Juan Uribe, R (1, 5) OBP: 0.335, SLG: 0.393			B CU 74 B FF 91 B FF 93 C FF 91 F FF 92 T FF 92 / 3-2 ① K		B FF 92 B CH 86 X FF 92 / 2-0 ③ F9			S CH 81 B KC 74 B KC 73 B SI 90 X SI 91 / 3-1 2B		C SL 85 F SL 86 S FF 97 / 0-3 ② K		4	0	1	0	0	2	2
18 Tim Federowicz, R (1, 2) OBP: 0.243, SLG: 0.347			B FF 92 B FF 92 S FF 90 F FF 92 B FF 94 S FF 94 / 3-3 ② K			B CU 74 X FF 91 / 1-0 ① P4		C KC 71 C KC 75 D KC 74 C SI 90 / 1-3 ③ K		S S SL 87 S CH 86 / 0-3 ③ K		4	0	0	0	0	3	3
35 Chris Capuano, L (1, 1) OBP: 0.167, SLG: 0.067 54 Ronald Belisario, R (7, 1) 75 Paco Rodríguez, L (8, 1) 74 Kenley Jansen, S (9, 1) 7 Nick Punto, S (9, PH) OBP: 0.310, SLG: 0.292 43 Brandon League, R (10, 1) 37 Elian Herrera, S (11, PH) OBP: 0.250, SLG: 0.250			F FF 91 X SL 77 / 0-1 1B			B FF 91 S FF 88 S FF 88 B FF 89 S FF 91 / 2-3 ② K			B SI 90 C CH 81 B SI 88 C SI 87 C SI 89 / 2-3 ① K		B SI 96 B SI 95 C FF 95 F FF 95 B FF 97 S FF 97 / 3-3 ① K	2 0 0 0 1 0 1	0 0 0 0 0 0 0	1 0 0 0 0 0 0	0 0 0 0 0 0 0	0 0 0 0 1 0 0	1 0 0 0 0 0 0	0 0 0 0 0 0 0
Inning Stats	R: 0 E: 0 K: 2 S: 16 / H: 0 LOB: 0 BB: 0 P: 20	R: 0 E: 0 K: 1 S: 7 / H: 0 LOB: 0 BB: 0 P: 11	R: 0 E: 0 K: 2 S: 10 / H: 1 LOB: 1 BB: 0 P: 16	R: 0 E: 0 K: 2 S: 9 / H: 0 LOB: 0 BB: 0 P: 10	R: 0 E: 0 K: 0 S: 5 / H: 0 LOB: 0 BB: 0 P: 10	R: 0 E: 0 K: 2 S: 9 / H: 0 LOB: 0 BB: 0 P: 14	R: 0 E: 0 K: 2 S: 10 / H: 0 LOB: 0 BB: 1 P: 18	R: 0 E: 0 K: 3 S: 13 / H: 1 LOB: 1 BB: 0 P: 22	R: 0 E: 0 K: 3 S: 12 / H: 1 LOB: 1 BB: 0 P: 19	R: 0 E: 0 K: 2 S: 8 / H: 1 LOB: 2 BB: 1 P: 14	R: 1 E: 0 K: 1 S: 8 / H: 1 LOB: 0 BB: 0 P: 14	1B: 3 2B: 1 3B: 0 HR: 1	SF: 0 SAC: 1 DP: 0 HBP: 0					

PITCHER		IP	WLS	BF	H	R	ER	SO	BB	IBB	HBP	BLK	WP	HR	S	P	ERA	WHIP
52 Tony Cingrani, L ERA: 2.9	(1, 1)	7.0		22	1	0	0	11	1	0	0	0	0	0	66	99	0.00	0.286
43 Manny Parra, L ERA: 3.46	(8, 1)	0.2		2	0	0	0	2	0	0	0	0	0	0	8	13	0.00	0.000
63 Sam LeCure, R ERA: 2.01	(8, 1)	1.1		6	2	0	0	4	0	0	0	0	0	0	17	28	0.00	1.500
46 Curtis Partch, R ERA: 3.71	(10, 1)	1.2	L	8	2	1	1	3	0	1	0	0	0	1	16	28	5.40	1.200

PITCHER	IP	WLS	BF	H	R	ER	SO	BB	IBB	HBP	BLK	WP	HR	S	P	ERA	WHIP

BOTTOM

AB	35
R	1
H	5
RBI	1
BB	2
SO	20
LOB	9

WP: 0 PB: 0 SB: 0 CS: 1 PA: 38

Batter	1	2	3	4	5	6	7	8	9	AB	R	H	RBI	BB	SO	LOB
15 Derrick Robinson, S (1, 8) OBP: 0.343, SLG: 0.355	B FF 88 C FF 87 X CH 75 1-1 G4-3 ①	F FF 88 S CH 75 X CH 75 0-2 1-3 1B			B FF 88 X FF 88 1-0 3 FC3 3B	F SI 90 F SL 77 B CU 71 X CU 69 1-2 F9 ③			M CH 79 X SL 82 0-1 F9 ②	5	1	2	0	0	0	0
3 Cesar Izturis, S (1, 4) OBP: 0.250, SLG: 0.231	C FF 89 B CU 70 F FF 89 B CH 76 S CH 74 2-3 K ②	1 SAFE X FF 90 0-0 F8 ③			F FF 90 B FF 90 S CU 66 X FF 91 1-2 FC3 32 2B 3-H		X FF 86 0-0 G5-3 ①		B SI 88 B SL 81 F SL 82 F SL 82 F CH 77 F FF 89 S SL 82 2-3 K ③	5	0	0	1	0	2	2
19 Joey Votto, L (1, 3) OBP: 0.428, SLG: 0.505	B FF 90 X FF 88 1-0 21 BB 2B	B FF 88 B CH 74 C SI 88 X CH 75 2-1 F9 ①			X CH 74 0-0 F9 ①		C FF 87 S FF 87 B SL 79 F SL 79 X FF 87 1-2 1B ②			4	0	2	0	0	0	1
32 Jay Bruce, L (1, 9) OBP: 0.327, SLG: 0.511	B CH 75 C CH 76 B FF 90 B CH 74 B CH 75 4-1 21 BB BB	S FF 90 B FF 90 B CU 66 F FF 89 F FF 91 B SL 79 X CH 73 3-2 F9 ②			1 SAFE B SI 89 D SL 79 X FF 89 2-0 1-3 2B		C FF 86 B SL 78 S SL 77 B SL 79 B SL 79 X FF 87 3-2 1B ②			3	0	2	0	1	0	0
21 Todd Frazier, R (1, 5) OBP: 0.337, SLG: 0.405	B FF 90 F SI 89 D SL 77 B SL 76 F FF 89 B FF 88 4-2 1-2 2-3 BB	X SI 90 0-0 G6-3 ③			X CH 73 0-0 P6 ②		1 SAFE S SL 86 S SL 87 S FF 90 0-3 K ③			3	0	0	0	1	1	3
26 Xavier Paul, L (1, 7) OBP: 0.340, SLG: 0.402 28 Chris Heisey, R (7, 7) OBP: 0.267, SLG: 0.410	B CH 73 B FF 90 C FC 87 B FF 89 X FF 86 3-1 P5 ③			B CH 74 B FF 87 B FF 88 C CH 84 B FF 87 4-1 39 G4-3 BB	B CH 74 F CH 73 B SI 92 D CH 74 B CH 73 4-1 39 FC6-4 BB			S SL 87 F SL 88 F FF 90 F SL 86 S CH 84 0-3 K ①		1 1	0 0	0 0	0 0	2 0	0 1	3 0
39 Devin Mesoraco, R (1, 2) OBP: 0.314, SLG: 0.389		C FF 87 F SL 75 B SL 79 B SL 76 X FF 89 2-2 G6-3 ①		1 SAFE X FF 89 0-0 1-2f G4-3 ①②	C FF 90 S SL 78 D SL 77 X SL 76 1-2 1-2f FC6-4 ③			X SL 88 0-0 L8 ②		4	0	0	0	0	0	4
2 Zack Cozart, R (1, 6) OBP: 0.264, SLG: 0.367		F FF 89 X FF 91 0-1 G3 ②		B SI 90 B FF 88 B FF 88 B FF 88 4-0 BB	C SL 75 X SL 77 0-1 P4 ①			C FF 90 F SL 87 F FF 91 X SL 88 0-2 G1-3 ③		3	0	0	0	1	0	0
44 Mike Leake, R (1, 1) OBP: 0.188, SLG: 0.250 60 J.J. Hoover, R (8, 1) 9 Jack Hannahan, L (9, PH) OBP: 0.310, SLG: 0.276 54 Aroldis Chapman, L (9, 1)		C FF 90 B SL 77 B FF 91 C SI 88 F FF 92 X SL 76 2-2 15 1B 1B		C FF 88 X FF 91 0-1 F9 ③	F FF 89 B CU 67 X SL 75 1-1 G5-3 ②				C SL 81 F SL 81 S SL 83 0-3 K ①	3 0 1 0	0 0 0 0	1 0 0 0	0 0 0 0	0 0 1 0	0 0 0 0	1 0 0 0

Inning Stats																								
	R: 0 E: 0 K: 1 S: 11	H: 1 LOB: 3 BB: 2 P: 26	R: 0 E: 0 K: 0 S: 13	H: 2 LOB: 2 BB: 0 P: 17	R: 0 E: 0 K: 0 S: 7	H: 0 LOB: 0 BB: 0 P: 12	R: 0 E: 0 K: 0 S: 4	H: 0 LOB: 1 BB: 2 P: 12	R: 1 E: 0 K: 0 S: 11	H: 2 LOB: 3 BB: 1 P: 20	R: 0 E: 0 K: 0 S: 7	H: 0 LOB: 0 BB: 0 P: 9	R: 0 E: 0 K: 1 S: 11	H: 2 LOB: 1 BB: 0 P: 15	R: 0 E: 0 K: 1 S: 10	H: 0 LOB: 0 BB: 0 P: 10	R: 0 E: 0 K: 2 S: 10	H: 0 LOB: 0 BB: 0 P: 12	1B: 4 2B: 2 3B: 1 HR: 0	SF: 0 SAC: 0 DP: 1 HBP: 0	WP: 0 PB: 0 SB: 0 CS: 0	PA: 38				

PITCHER	IP	WLS	BF	H	R	ER	SO	BB	IBB	HBP	BLK	WP	HR	S	P	ERA	WHIP
59 Sean O'Sullivan, R (1, 1) ERA: 3.72	6.0		28	5	1	1	1	5	0	0	0	0	0	53	96	1.50	1.667
54 Joe Thatcher, L (7, 1) ERA: 2.1	0.2		3	2	0	0	0	0	0	0	0	0	0	8	12	0.00	3.000
50 Nick Vincent, R (7, 1) ERA: 2.95	1.1		4	0	0	0	2	0	0	0	0	0	0	13	13	0.00	0.000
57 Luke Gregerson, R (9, 1) ERA: 2.91	1.0	W	3	0	0	0	2	0	0	0	0	0	0	10	12	0.00	0.000

PITCHER	IP	WLS	BF	H	R	ER	SO	BB	IBB	HBP	BLK	WP	HR	S	P	ERA	WHIP

TOP

Cincinnati Reds @ San Diego Padres

Petco Park, San Diego, CA

Mon Jul 29 2013, 7:11 PM - 9:47 PM PDT

Att. 24,050 - Clear - 66 F

livebaseballscorecards.com

AB	33
R	1
H	7
RBI	1
BB	5
SO	5
LOB	14

Batter	1	2	3	4	5	6	7	8	9	AB	R	H	RBI	BB	SO	LOB
2 Everth Cabrera, S (1, 6) OBP: 0.357, SLG: 0.376	C SI 88 B KC 76 B KC 77 X FC 88 2-1 G4-3 5 G4-3 1B		B SI 88 B CH 82 C CH 82 B KC 78 C SI 90 X SI 91 3-2 23 1B 1B		C SI 87 B KC 78 C KC 76 X FC 87 1-2 E6 5 CS			C FF 92 B CU 74 B CU 74 F FF 92 X FF 93 2-2 ① F7		4	0	2	0	0	0	0
5 Alexi Amarista, L (1, 8) OBP: 0.301, SLG: 0.391	B SI 90 X SI 90 1-0 ① G4-3 1-2		P PO 85 B SAFE 1 SAFE B CH 82 C SI 90 X CH 85 2-1 ① F7		B KC 76 1 SAFE 1 SAFE B FC 86 C SI 89 X KC 77 2-1 ① ② G4-3 1-2			C CU 74 X CU 74 0-1 ② G6-3		4	0	0	0	0	0	3
Chase Headley, S (1, 5) OBP: 0.335, SLG: 0.376	C CH 82 B FC 89 X KC 77 1-1 ② G4-3 2-3		B CH 82 B FC 87 F SI 86 1 SAFE X FC 87 2-1 ② P6		F SI 90 B FC 88 T KC 78 F SI 90 S FC 88 1-3 ③ K			B CU 75 C FF 93 C CU 74 X FF 92 1-2 ③ F9		4	0	0	0	0	1	2
23 Yonder Alonso, L (1, 3) OBP: 0.345, SLG: 0.402	B KC 78 S FC 89 B CH 83 B CH 83 B CH 83 4-1 BB		X SI 89 0-0 25 BB 1-3 1B			B KC 76 B FC 86 C SI 89 B CH 84 X CH 85 3-1 ① F8			F FF 99 B SL 85 B SL 85 S FF 99 F FF 100 B FF 102 B FF 100 4-2 13 HR BB	2	1	1	0	2	0	0
25 Will Venable, L (1, 9) OBP: 0.280, SLG: 0.430 13 Chris Denorfia, R (9, PH) OBP: 0.323, SLG: 0.400	C KC 77 B FC 88 F FC 88 F KC 79 B FC 90 F FC 88 F KC 79 B FC 88 X FC 89 3-2 ③ F7		B CH 84 B FC 87 B CH 83 B SI 90 4-0 1-2 BB			X CH 82 0-0 ② G1-3			X FF 98 0-0 1-H HR	2 1	0 1	0 1	0 2	1 0	0 0	2 0
14 Mark Kotsay, L (1, 7) OBP: 0.259, SLG: 0.250 50 Nick Vincent, R (7, 1) 57 Luke Gregerson, L (9, 1)		X SI 87 0-0 4 G1-3 1B	C KC 76 F FC 88 X FC 89 0-2 ③ G3-1			C SI 89 B CH 84 B FC 88 X CH 84 2-1 ③ G4-3				3 0 0	0 0 0	1 0 0	0 0 0	0 0 0	0 0 0	3 0 0
11 Logan Forsythe, R (1, 4) OBP: 0.296, SLG: 0.325		F SI 89 B CH 83 X FC 88 1-1 ① F9		C KC 75 B SL 78 C SI 89 F SL 79 S FC 88 1-3 ① K			C SI 88 X FC 87 0-1 ① L6			3	0	0	0	0	1	1
4 Nick Hundley, R (1, 2) OBP: 0.291, SLG: 0.400		C SI 90 F CH 83 B FC 88 D SL 80 1 SAFE D SL 79 F CH 85 X SI 91 3-2 ② G1-3 1-2		C SI 89 B SI 89 B CH 85 S SI 90 X FC 88 2-2 ② G1-3			X SI 90 0-0 ② F8		3	0	0	0	0	0	1
59 Sean O'Sullivan, R (1, 1) OBP: 0.167, SLG: 0.333 54 Joe Thatcher, L (7, 1) 15 Jesus Guzman, R (7, 7) OBP: 0.296, SLG: 0.413		C KC 77 S KC 78 S KC 80 0-3 ③ K		B SI 89 F SI 89 B SI 91 C SI 90 S SI 92 2-3 ③ K			C SI 90 B SL 80 B SI 90 B FC 88 F FC 88 C SL 80 3-3 ③ K		2 0 1	0 0 0	0 0 0	0 0 0	0 0 0	2 0 1	1 0 0
Inning Stats	R: 0 E: 0 K: 0 S: 12 H: 1 LOB: 2 BB: 1 P: 23	R: 0 E: 0 K: 1 S: 10 H: 1 LOB: 1 BB: 0 P: 14	R: 0 E: 0 K: 0 S: 12 H: 2 LOB: 3 BB: 1 P: 22	R: 0 E: 0 K: 2 S: 10 H: 0 LOB: 0 BB: 0 P: 15	R: 0 E: 1 K: 1 S: 9 H: 0 LOB: 0 BB: 0 P: 13	R: 0 E: 0 K: 0 S: 5 H: 0 LOB: 0 BB: 0 P: 10	R: 0 E: 0 K: 1 S: 6 H: 0 LOB: 0 BB: 0 P: 9	R: 0 E: 0 K: 0 S: 8 H: 0 LOB: 0 BB: 0 P: 11	R: 2 E: 0 K: 0 S: 4 H: 1 LOB: 0 BB: 1 P: 8	1B: 4 2B: 0 3B: 0 HR: 1	SF: 0 SAC: 0 DP: 0 HBP: 0		WP: 0 PB: 0 SB: 0 CS: 1	PA: 32		

PITCHER	IP	WLS	BF	H	R	ER	SO	BB	IBB	HBP	BLK	WP	HR	S	P	ERA	WHIP
44 Mike Leake, R (1, 1) ERA: 2.59	7.0		27	4	0	0	5	2	0	0	0	0	0	64	106	0.00	0.857
60 J.J. Hoover, R (8, 1) ERA: 3.22	1.0	H	3	0	0	0	0	0	0	0	0	0	0	8	11	0.00	0.000
54 Aroldis Chapman, L (9, 1) ERA: 3.02	0.0	L	2	1	2	2	0	1	0	0	0	0	1	4	8	∞	∞

PITCHER	IP	WLS	BF	H	R	ER	SO	BB	IBB	HBP	BLK	WP	HR	S	P	ERA	WHIP

BOTTOM

Cincinnati Reds @ San Diego Padres

Petco Park, San Diego, CA

Mon Jul 29 2013, 7:11 PM - 9:47 PM PDT

Att. 24,050 - Clear - 66 F

livebaseballscorecards.com

AB	29
R	2
H	5
RBI	2
BB	3
SO	5
LOB	13

Batter	1	2	3	4	5	6	7	8	9	AB	R	H	RBI	BB	SO	LOB
15 Derrick Robinson, S (1, 8) OBP: 0.333, SLG: 0.344	C SI 93 S SI 94 B SI 94 X CH 85 1-2 ① G4-3	X CH 82 0-0 ① B2-3	B CH 83 B CH 83 X SI 93 2-0 ②③ L6-4 2-2	S FF 89 C SI 90 B FF 92 1 SAFE S SL 84 1-3 ② K	T SI 90 B SI 90 X CH 84 1-1 ③ P5 1-2	5	0	0	0	0	1	4
17 Shin-Soo Choo, L (1, 7) OBP: 0.418, SLG: 0.460 28 Chris Heisey, R (7, PH) OBP: 0.265, SLG: 0.407 (7, 7)	X SI 93 0-0 ② F7	F SI 93 C KC 77 X SI 94 0-2 ② L8	B CH 82 X FF 92 1-0 ① G4-3	F FF 93 S FF 94 B FF 94 X FF 93 1-2 ③ F8		3 1	0 0	0 0	0 0	0 0	0 0	0 1
19 Joey Votto, L (1, 3) OBP: 0.431, SLG: 0.504	B FF 94 C SI 92 B CH 86 B CH 85 B SI 94 4-1 BB	B SI 93 B KC 78 X CH 83 2-0 ③ G3-1	B SI 94 S KC 78 B SI 92 B SI 92 B FF 93 4-1 4 BB 32 1B BB	B SL 81 F FF 92 B FF 93 B FF 93 4-1 BB		1	1	0	0	3	0	0
4 Brandon Phillips, R (1, 4) OBP: 0.310, SLG: 0.396	B KC 78 C KC 76 X SI 92 1-1 ③ F7	B SI 93 S CH 83 B CH 84 X SI 94 2-1 ① G5-3	F FF 92 B KC 77 B KC 77 1 SAFE B FF 90 S SI 90 F SI 92 D KC 80 4-2 32 1B 1-2 BB	B SL 82 F FF 93 X SL 82 1-1 ① F8		3	0	0	0	1	0	2
32 Jay Bruce, L (1, 9) OBP: 0.328, SLG: 0.511		B SI 91 F SI 92 X SI 92 1-1 2 1B 21 G5-3 39 1B 1B	S KC 77 C KC 79 B KC 78 F SI 94 F KC 79 B CH 88 F KC 78 X SI 94 2-2 ② G3-1	C SI 92 B CH 83 F SI 93 X KC 80 1-2 2 FC4-6 1-3 2-H 1B	S FF 93 F FF 93 B FF 93 1 SAFE D SL 84 B FF 92 F FF 93 X FF 93 3-2 ② F7	4	1	2	1	0	0	1
21 Todd Frazier, R (1, 5) OBP: 0.333, SLG: 0.400		F FF 91 1 SAFE X CH 82 0-1 ① G5-3 1-2	F CH 83 B CH 83 C CH 82 S CH 85 1-3 ③ K	F CH 82 B FF 92 X CH 83 1-1 ② P4	S FF 94 B FF 94 F SL 81 B FF 94 1 SAFE B FF 93 F FF 93 S FF 94 3-3 ③ K	4	0	0	0	0	2	4
2 Zack Cozart, R (1, 6) OBP: 0.269, SLG: 0.369		C SI 93 F KC 78 X KC 79 0-2 39 1B 2-3 1B	B KC 78 C SI 92 B KC 79 C CH 82 B CH 85 F SI 92 B FF 94 4-2 15 L6-4 55 SH BB	C KC 78 D KC 78 X SI 93 1-1 ③ FC4-6 1-2f		S SI 90 B SL 83 F SL 83 F SL 83 B SL 84 X SI 92 2-2 15 DI 1B	3	0	2	0	1	0	2
39 Devin Mesoraco, R (1, 2) OBP: 0.313, SLG: 0.386		1 SAFE C FF 92 B SI 94 1 SAFE F KC 80 F CH 82 X SI 95 1-2 ② 1-3 3-H 1B	C KC 77 D KC 79 1 SAFE C CH 83 F CH 84 S KC 79 1-3 ① K	B CH 81 F SI 91 F SI 90 F KC 78 F SI 93 S KC 80 1-3 ① K		C SI 89 F SI 89 X SL 83 0-2 ① F8	4	0	1	1	0	2	2
55 Mat Latos, R (1, 1) OBP: 0.143, SLG: 0.167 9 Jack Hannahan, L (7, PH) OBP: 0.316, SLG: 0.276 Logan Ondrusek, R (7, 1) 43 Manny Parra, L (8, 1) OBP: 0.500, SLG: 0.500 63 Sam LeCure, R (8, 1) 26 Xavier Paul, L (9, PH) OBP: 0.338, SLG: 0.400		B SI 94 S FF 92 T FF 93 X FF 95 1-2 ③ G4-3	X SI 91 0-0 SH 1-2	C KC 77 B CH 86 S SI 93 B KC 80 B KC 76 D CH 84 4-2 BB		C SI 89 F SI 89 S CH 82 0-3 ② K	1 0 0 0 0 1	0 0 0 0 0 0	0 0 0 0 0 0	0 0 0 0 0 0	0 1 0 0 0 1	0 0 0 0 0 1	1 0 0 0 0 1
Inning Stats	R: 0 E: 0 K: 0 S: 7 H: 0 LOB: 1 BB: 1 P: 13	R: 1 E: 0 K: 0 S: 14 H: 3 LOB: 1 BB: 0 P: 17	R: 0 E: 0 K: 0 S: 5 H: 0 LOB: 0 BB: 0 P: 7	R: 0 E: 0 K: 1 S: 11 H: 0 LOB: 0 BB: 0 P: 16	R: 0 E: 0 K: 1 S: 9 H: 0 LOB: 1 BB: 1 P: 16	R: 1 E: 0 K: 0 S: 12 H: 1 LOB: 2 BB: 2 P: 24	R: 0 E: 0 K: 2 S: 13 H: 0 LOB: 1 BB: 1 P: 20	R: 0 E: 0 K: 1 S: 11 H: 0 LOB: 1 BB: 1 P: 22	R: 0 E: 0 K: 1 S: 12 H: 1 LOB: 1 BB: 0 P: 15	1B: 5 2B: 1 3B: 0 HR: 0 SF: 0 SAC: 1 DP: 1 HBP: 0				WP: 0 PB: 0 SB: 0 CS: 0	PA: 37	

PITCHER	IP	WLS	BF	H	R	ER	SO	BB	IBB	HBP	BLK	WP	HR	S	P	ERA	WHIP
37 Edinson Volquez, R (1, 1) ERA: 5.56	6.1		27	4	2	2	3	5	0	0	0	0	0	65	105	2.84	1.421
56 Colt Hynes, L (7, 1) ERA: 7.2	0.1		1	0	0	0	1	0	0	0	0	0	0	3	4	0.00	0.000
55 Dale Thayer, R (7, 1) ERA: 2.59	1.1	W	5	0	0	0	1	1	0	0	0	0	0	14	26	0.00	0.750
16 Huston Street, R (9, 1) ERA: 3.57	1.0	S	4	1	0	0	1	0	0	0	0	0	0	12	15	0.00	1.000

PITCHER	IP	WLS	BF	H	R	ER	SO	BB	IBB	HBP	BLK	WP	HR	S	P	ERA	WHIP

TOP

Cincinnati Reds @ San Diego Padres

Petco Park, San Diego, CA

Tue Jul 30 2013, 7:13 PM - 10:40 PM PDT

Att. 29,207 - Partly Cloudy - 66 F

livebaseballscorecards.com

AB	30
R	2
H	5
RBI	2
BB	6
SO	6
LOB	18

Batter	1	2	3	4	5	6	7	8	9	AB	R	H	RBI	BB	SO	LOB
2 Everth Cabrera, S (1, 6) OBP: 0.356, SLG: 0.375	B FF 94 B SI 92 C FC 92 F SI 93 F SI 94 B FF 95 X FF 96 3-2 ① F9		B SL 87 C FF 93 F FF 95 B CU 79 X SL 86 2-2 ① G3-1		B FF 93 X FF 91 1-0 5 S 1B		C CU 74 B CU 74 L CU 73 S FC 89 1-3 ② K			4	0	1	0	0	1	1
5 Alexi Amarista, L (1, 8) OBP: 0.300, SLG: 0.389	B CU 81 B FF 94 C FC 93 F FF 93 F SI 95 F SL 86 X SL 87 2-2 ② L7		F FF 95 B CU 79 F SI 95 F SL 87 X CU 80 1-2 ② G3-1		**B FF 91** **1 SAFE** **1 SAFE** **F SI 91** **F FF 92** **B SI 91** **F SL 84** 1 SAFE F FC 93 3-3 ③ **1-2** K		B FF 92 X FF 90 1-0 **1-2** 1B			4	0	1	0	0	1	1
18 Carlos Quentin, R (1, 7) OBP: 0.363, SLG: 0.493 15 Jesus Guzman, R (6, 7) OBP: 0.298, SLG: 0.414 16 Huston Street, R (9, 1)	S FF 96 X FF 96 0-1 ③ L8		B FC 96 B CH 84 F FF 95 S SL 89 F SL 88 X SI 95 2-2 ③ G6-3			S SL 87 B FF 91 B FF 92 B FF 91 X FC 92 3-1 25 2B 1B	B FC 87 C FC 86 B FC 89 C FC 87 B FF 91 X FC 88 3-2 ③ P4			2 2 0	0 1 0	0 1 0	0 0 0	0 0 0	0 0 0	0 2 0
23 Yonder Alonso, L (1, 3) OBP: 0.347, SLG: 0.403		F FF 92 B SI 95 B CU 78 X FF 95 2-1 25 2B 11 G6-3 1B		B CH 84 F FF 93 X SL 87 1-1 9 K 25 BB 1B		C FF 91 D CU 78 B CU 77 1 SAFE B FF 91 F FF 92 X SI 92 3-2 ① F8		C SL 82 C FF 92 F SL 81 F SL 81 B FF 94 B SL 82 X FF 93 2-2 ① G6-3		4	1	2	0	0	0	1
25 Will Venable, L (1, 9) OBP: 0.290, SLG: 0.443		C FF 93 B FF 94 X FF 93 1-1 **1-3** 2B		B FF 93 F FF 92 C FF 92 B FC 94 D SL 85 D SI 93 4-2 9 K **1-2** BB		X SI 92 0-0 **1-H** 2B		B SL 84 C FF 94 X FF 93 1-1 9 4 1B 2B 1B		3	1	3	1	1	0	0
9 Jedd Gyorko, R (1, 4) OBP: 0.307, SLG: 0.401		S SL 87 C FF 94 F SL 86 S SL 85 0-3 ① K		C FC 92 F SL 84 B SI 92 D SL 89 S SL 85 2-3 ① ② K **1-2** **2-3**		C SL 86 B SL 87 X SL 88 1-1 ② F9		D SI 88 1 SAFE 1 SAFE C KC 72 F KC 78 X SI 89 1-2 **1-2** 4 2B 1B		4	1	1	0	0	2	5
11 Logan Forsythe, R (1, 5) OBP: 0.290, SLG: 0.317 55 Dale Thayer, R (7, 1) 13 Chris Denorfia, R (8, PH) OBP: 0.322, SLG: 0.399 (9, 7)		X SL 88 0-0 ② G6-3 **3-H**		B SL 87 T FF 94 C FF 92 S SL 86 1-3 ③ K		D SL 89 B FC 94 B FF 93 S SL 88 C SI 95 2-3 ③ K		B KC 73 B KC 72 C SI 87 C KC 72 D KC 75 S KC 74 3-3 ② K		3 0 1	0 0 0	0 0 0	1 0 0	0 0 0	2 0 1	3 0 2
4 Nick Hundley, R (1, 2) OBP: 0.298, SLG: 0.405		I IN 67 I IN 68 I IN 66 I IN 67 4-0 IBB			B FC 93 F SL 85 X FC 93 1-1 ① F8		B FF 92 C CU 75 F FC 90 B FC 90 B FC 90 F FC 88 B FC 89 4-2 5 1B BB	B SI 89 X KC 72 1-0 **1-H** **2-H** 2B		2	0	1	2	2	0	0
37 Edinson Volquez, R (1, 1) OBP: 0.133, SLG: 0.267 56 Colt Hynes, L (7, 1) Chase Headley, S (7, 5) OBP: 0.333, SLG: 0.374		S FC 94 S FC 95 C SL 87 0-3 ③ K			C FC 94 X FC 94 0-1 ② G6-3		F FF 91 T FC 88 B FC 90 S CU 78 1-3 ① K	C KC 73 S FF 88 F KC 75 B SI 86 B KC 75 S KC 73 2-3 ③ K		2 0 2	0 0 0	0 0 0	0 0 0	0 0 0	1 0 2	2 0 2
Inning Stats	R: 0 E: 0 K: 0 S: 11 H: 0 LOB: 0 BB: 0 P: 16	R: 1 E: 0 K: 2 S: 12 H: 2 LOB: 2 BB: 1 P: 19	R: 0 E: 0 K: 0 S: 11 H: 0 LOB: 0 BB: 0 P: 16	R: 0 E: 0 K: 2 S: 10 H: 1 LOB: 1 BB: 1 P: 18	R: 0 E: 0 K: 1 S: 10 H: 1 LOB: 1 BB: 0 P: 15	R: 1 E: 0 K: 1 S: 11 H: 2 LOB: 1 BB: 0 P: 20	R: 0 E: 0 K: 2 S: 13 H: 1 LOB: 2 BB: 1 P: 23	R: 2 E: 0 K: 2 S: 18 H: 3 LOB: 1 BB: 0 P: 28		1B: 7 2B: 3 3B: 0 HR: 0 SF: 0 SAC: 0 DP: 0 HBP: 0					WP: 0 PB: 0 SB: 1 CS: 0 PA: 36	

BOTTOM

Cincinnati Reds @ San Diego Padres

Petco Park, San Diego, CA

Tue Jul 30 2013, 7:13 PM - 10:40 PM PDT

Att. 29,207 - Partly Cloudy - 66 F

livebaseballscorecards.com

AB	33
R	4
H	10
RBI	4
BB	3
SO	10
LOB	19

PITCHER		IP	WLS	BF	H	R	ER	SO	BB	IBB	HBP	BLK	WP	HR	S	P	ERA	WHIP
55 Mat Latos, R ERA: 3.38	(1, 1)	6.0		25	6	2	2	6	1	1	0	0	0	0	65	104	3.00	1.167
Logan Ondrusek, R ERA: 4.13	(7, 1)	1.0		5	1	0	0	2	1	0	0	0	0	0	13	23	0.00	2.000
43 Manny Parra, L ERA: 3.76	(8, 1)	0.1	L	2	1	1	1	0	0	0	0	0	0	0	7	10	27.00	3.000
63 Sam LeCure, R ERA: 2.2	(8, 1)	0.2		4	2	1	1	2	0	0	0	0	0	0	11	18	13.50	3.000

PITCHER	IP	WLS	BF	H	R	ER	SO	BB	IBB	HBP	BLK	WP	HR	S	P	ERA	WHIP

Batter	1	2	3	4	5	6	7	8	9	AB	R	H	RBI	BB	SO	LOB
15 Derrick Robinson, S (1, 8) OBP: 0.335, SLG: 0.342	L SI 82 F FF 85 X FF 87 0-2 ① F8		B CU 63 X FF 86 1-0 19 CS, 28 1B, 1B		C CU 64 B FF 87 S CH 77 B CH 79 S FF 88 2-3 ② K		C CU 66 B CH 79 B FF 88 X CH 78 2-1 E5, 28 1B, 19 2B 2-3		F SI 93 B FF 95 B SI 94 B FF 94 S FF 93 B FF 95 4-2 19 BB 1-2 BB	4	1	1	0	1	1	1
28 Chris Heisey, R (1, 7) OBP: 0.270, SLG: 0.407	C CH 77 S FF 86 F FF 88 B SL 78 B CH 78 C SL 79 2-3 ② K		C FF 86 S CH 77 F FF 89 B FF 88 F CH 78 1 SAFE X FF 89 1-2 4 1B 1-2		S CH 77 F CH 78 X FF 89 0-2 ③ P4		C FF 88 X SL 80 0-1 19 2B 1-2 1B 3-H		B FF 93 B FF 94 B FF 93 C FF 95 X FF 94 3-1 ② F9	5	1	2	1	0	1	2
19 Joey Votto, L (1, 3) OBP: 0.430, SLG: 0.504	B FF 86 X FF 86 1-0 ③ G4-3		B CH 78 B FF 88 F CH 78 X FF 88 2-1 ①② F7 2-3			C CH 76 B CH 76 X CH 77 1-1 ① F7	S CH 78 X FF 88 0-1 1-H 2-H 2B		B SL 81 B SL 81 C FF 90 S SL 82 F FF 91 B FF 92 F SL 82 B SL 82 4-2 1-2 2-3 BB	4	0	1	2	1	0	2
4 Brandon Phillips, R (1, 4) OBP: 0.313, SLG: 0.406		C SI 84 F FF 86 B FF 88 X SL 77 1-2 HR	B FF 88 F FF 87 B FF 87 F CH 78 X CH 78 2-2 1-3 1B			B FF 86 X FF 87 1-0 32 G3, 1B	C SL 86 S FF 90 S FF 90 0-3 ③ K		B FF 90 C FF 91 X FF 91 1-1 ③ G1-3	5	1	3	1	0	1	4
32 Jay Bruce, L (1, 9) OBP: 0.328, SLG: 0.508		X FF 86 0-0 ① L7	C CU 65 F FF 88 D CH 78 F CH 78 S SL 80 1-3 ③ K			B FF 86 X CH 78 1-0 ② G3 1-2		B SI 87 B SL 87 X SL 87 2-0 2 K, 1B		4	0	1	0	0	1	3
21 Todd Frazier, R (1, 5) OBP: 0.330, SLG: 0.395		B FF 85 B SI 85 T FF 85 F SL 79 B FF 88 S FF 87 3-3 ② K		C CU 63 X SL 79 0-1 ① P3		B CU 65 S CH 78 X CH 78 1-1 ③ G6-3		S SL 88 F SL 86 F FF 90 B FF 90 C SL 88 1-3 ① K		4	0	0	0	0	2	2
2 Zack Cozart, R (1, 6) OBP: 0.271, SLG: 0.370		X FF 86 0-0 37 1B, 1B		B FF 85 C CU 63 F CH 80 X FF 88 1-2 ② G5-3			C CU 64 B CU 66 F SL 79 B FF 88 B CH 77 X CH 77 3-2 15 E, 34 SH2-4, 28 1B, 1B	1 SAFE S SL 88 B SL 88 F FF 90 S FF 90 1-3 ②③ K 1-2		4	1	2	0	0	1	1
37 Corky Miller, R (1, 2) OBP: 0.324, SLG: 0.214		C FF 85 F CH 77 B FF 88 F CH 77 F FF 88 B SL 78 X CH 78 2-2 1-3 1B		C FF 86 B FF 87 B SI 86 X CH 77 2-1 ③ G6-3			S FF 86 F FF 88 B FF 88 C FF 88 1-3 ① K		F FF 94 C FF 96 F CU 77 F FF 96 H CU 76 1-2 19 BB, 15 PB, HBP	3	0	1	0	0	1	1
34 Homer Bailey, R (1, 1) OBP: 0.154, SLG: 0.179 54 Aroldis Chapman, L (9, 1)		B FF 88 C FF 86 X CH 78 1-1 ③ G1-3			B SI 83 B SI 83 B SI 83 C SI 83 X SI 83 3-1 ① L8		B FF 88 F FF 88 X CH 77 1-1 ② SH2-4 1-2		M FF 92 B FF 93 M FF 90 B FF 95 L FF 90 2-3 ① K	3 0	0 0	0 0	0 0	0 0	1 0	3 0
Inning Stats	R: 0 H: 0 E: 0 LOB: 0 K: 1 BB: 0 S: 8 P: 11	R: 1 H: 3 E: 0 LOB: 2 K: 1 BB: 0 S: 15 P: 22	R: 0 H: 3 E: 0 LOB: 2 K: 1 BB: 0 S: 15 P: 22	R: 0 H: 0 E: 0 LOB: 0 K: 0 BB: 0 S: 7 P: 10	R: 0 H: 0 E: 0 LOB: 0 K: 1 BB: 0 S: 8 P: 13	R: 0 H: 1 E: 0 LOB: 1 K: 0 BB: 0 S: 6 P: 10	R: 3 H: 3 E: 1 LOB: 1 K: 2 BB: 0 S: 17 P: 24	R: 0 H: 1 E: 0 LOB: 0 K: 2 BB: 0 S: 8 P: 12	R: 0 H: 0 E: 0 LOB: 3 K: 1 BB: 2 S: 17 P: 32	1B: 9 SF: 0 2B: 1 SAC: 1 3B: 0 DP: 0 HR: 1 HBP: 1						WP: 0 PA: 40 PB: 1 SB: 0 CS: 1	

PITCHER		IP	WLS	BF	H	R	ER	SO	BB	IBB	HBP	BLK	WP	HR	S	P	ERA	WHIP
53 Eric Stults, L ERA: 3.55	(1, 1)	6.2	L	30	10	4	1	5	0	0	0	0	0	1	73	109	1.35	1.500
50 Nick Vincent, R ERA: 2.78	(7, 1)	1.1		4	1	0	0	3	0	0	0	0	0	0	11	15	0.00	0.750
39 Miles Mikolas, R ERA:	(9, 1)	0.2		4	0	0	0	1	1	0	1	0	0	0	11	21	0.00	1.500
56 Colt Hynes, L ERA: 6.75	(9, 1)	0.1		2	0	0	0	0	1	0	0	0	0	0	6	11	0.00	3.000

PITCHER	IP	WLS	BF	H	R	ER	SO	BB	IBB	HBP	BLK	WP	HR	S	P	ERA	WHIP

TOP

Cincinnati Reds @ San Diego Padres

Petco Park, San Diego, CA

Wed Jul 31 2013, 12:42 PM - 3:29 PM PDT

Att. 26,450 - Partly Cloudy - 70 F

livebaseballscorecards.com

AB	36
R	4
H	11
RBI	4
BB	2
SO	9
LOB	19

Batter	1	2	3	4	5	6	7	8	9	AB	R	H	RBI	BB	SO	LOB
2 Everth Cabrera, S (1, 6) OBP: 0.353, SLG: 0.371	B SI 92 X SI 92 1-0 ① F7			C KC 78 C SI 94 B FF 93 X CH 87 1-2 ① G1-3		C SI 94 B CH 85 F SI 94 B FF 94 B KC 79 S FF 96 3-3 ① K			F FF 95 B FF 95 F SI 95 B CH 85 F FF 96 F FF 96 X SL 90 2-2 E3 2B	4	1	0	0	0	1	0
13 Chris Denorfia, R (1, 7) OBP: 0.322, SLG: 0.397	C SL 89 S SI 94 B SL 87 F SL 89 F FF 94 B CH 84 X SL 88 2-2 ② F9			B CH 86 S FF 95 F SI 94 X SL 89 1-2 23 1B 1B		C KC 80 X SL 90 0-1 ② G1-3			X SI 94 0-0 ① F8	4	0	1	0	0	0	1
Chase Headley, S (1, 5) OBP: 0.333, SLG: 0.376	F FF 94 B SI 93 B CH 84 X SI 94 2-1 ③ F8			C SI 95 B FF 94 C FF 95 B FF 94 F SI 95 1 SAFE S SL 90 2-3 ② K		B CH 87 F FF 95 B CH 88 S FF 95 F FF 97 S SL 89 2-3 ③ K			X SI 96 0-0 1-H 2B	4	0	1	1	0	2	1
23 Yonder Alonso, L (1, 3) OBP: 0.349, SLG: 0.405		B CH 85 F FF 95 F SI 94 B FF 93 F FF 95 B SL 90 X FF 96 3-2 25 G1-6-3 1B		B SI 96 B FF 95 X SI 96 2-0 25 FC6-4 1-2 1B			B FF 93 X SI 93 1-0 ① F7		C FF 98 F FF 98 F FF 102 F FF 101 B SL 89 B FF 101 D FF 99 X FF 99 3-2 ② F8	4	0	2	0	0	0	1
25 Will Venable, L (1, 9) OBP: 0.287, SLG: 0.439 15 Jesus Guzman, R (9, PH) OBP: 0.296, SLG: 0.412		C KC 78 X SI 94 0-1 ① ② G1-6-3 1-2f		T FF 95 B FF 95 X SI 95 1-1 ③ FC6-4 1-2f			B KC 78 B FF 94 C FF 96 X SI 95 2-1 ② F7		F FF 98 B FF 98 C FF 98 S SL 89 1-3 ③ K	3 1	0 0	0 0	0 0	0 0	0 1	3 1
9 Jedd Gyorko, R (1, 4) OBP: 0.304, SLG: 0.397		B FF 95 B SL 91 X SI 96 2-0 ③ F9			B SL 88 B FF 94 C FF 94 S FF 96 X SL 90 2-2 ① G6-3		F FF 95 C FF 95 T FF 94 0-2 ③ K			3	0	0	0	0	1	0
5 Alexi Amarista, L (1, 8) OBP: 0.305, SLG: 0.392			B SI 92 F SI 91 B KC 78 F SI 94 B FF 96 F FF 94 F FF 94 S SI 94 3-3 ① K		B SL 87 X SI 96 1-0 1B			F SI 92 X KC 78 0-1 44 G6-3 1B		3	0	2	0	0	1	0
44 René Rivera, R (1, 2) OBP: 0.250, SLG: 0.211			X FF 94 0-0 ② F9		S SI 94 F FF 95 F FF 95 X FF 94 0-2 ② P4			B FF 94 F SI 95 X FF 95 1-1 ① ② G6-3 1-2f		3	0	0	0	0	0	2
53 Eric Stults, L (1, 1) OBP: 0.163, SLG: 0.256 50 Nick Vincent, R (7, 1) 14 Mark Kotsay, L (8, PH) OBP: 0.256, SLG: 0.248 39 Miles Mikolas, R (9, 1) 56 Colt Hynes, L (9, 1)			B FF 94 C SI 93 S FF 95 S FF 95 1-3 ③ K		S SI 95 S SI 94 T FF 96 0-2 ③ K			C SI 94 F FF 94 B SI 95 B FF 96 F SL 88 F FF 97 X SI 94 2-2 ③ L7		2 0 1 0 0	0 0 0 0 0	0 0 0 0 0	0 0 0 0 0	2 0 0 0 0	1 0 0 0 0
Inning Stats	R: 0 E: 0 K: 0 S: 8 H: 0 LOB: 0 BB: 0 P: 13	R: 0 E: 0 K: 0 S: 7 H: 1 LOB: 0 BB: 0 P: 12	R: 0 E: 0 K: 2 S: 9 H: 0 LOB: 0 BB: 0 P: 13	R: 0 E: 0 K: 1 S: 13 H: 2 LOB: 2 BB: 0 P: 20	R: 0 E: 0 K: 1 S: 11 H: 1 LOB: 1 BB: 0 P: 14	R: 0 E: 0 K: 2 S: 9 H: 0 LOB: 0 BB: 0 P: 14	R: 0 E: 0 K: 1 S: 6 H: 0 LOB: 0 BB: 0 P: 9	R: 0 E: 0 K: 0 S: 9 H: 1 LOB: 0 BB: 0 P: 12	R: 1 E: 1 K: 1 S: 15 H: 1 LOB: 1 BB: 0 P: 21	1B: 5 2B: 1 3B: 0 HR: 0 SF: 0 SAC: 0 DP: 2 HBP: 0						

PITCHER		IP	WLS	BF	H	R	ER	SO	BB	IBB	HBP	BLK	WP	HR	S	P	ERA	WHIP
34 Homer Bailey, R ERA: 3.55	(1, 1)	8.1	W	30	6	1	0	7	0	0	0	0	0	0	79	116	0.00	0.720
54 Aroldis Chapman, L ERA: 2.98	(9, 1)	0.2	S	2	0	0	0	1	0	0	0	0	0	0	8	12	0.00	0.000

PITCHER	IP	WLS	BF	H	R	ER	SO	BB	IBB	HBP	BLK	WP	HR	S	P	ERA	WHIP

BOTTOM

Cincinnati Reds @ San Diego Padres

Petco Park, San Diego, CA

Wed Jul 31 2013, 12:42 PM - 3:29 PM PDT

Att. 26,450 - Partly Cloudy - 70 F

livebaseballscorecards.com

AB	32
R	1
H	6
RBI	1
BB	0
SO	8
LOB	10

WP: 0 PA: 32
PB: 0
SB: 0
CS: 0

St. Louis Cardinals @ Cincinnati Reds

Great American Ball Park, Cincinnati, OH

Fri Aug 02 2013, 7:12 PM - 10:33 PM EDT

Att. 39,095 - Cloudy - 82 F

TOP

livebaseballscorecards.com

Batter	1	2	3	4	5	6	7	8	9	AB	R	H	RBI	BB	SO	LOB
13 Matt Carpenter, L (1, 4) OBP: 0.379, SLG: 0.466	B CU 72 B CU 72 B CU 70 C CH 79 C SI 86 X SI 86 3-2 ① G6-3	C SI 88 B SL 78 C SL 74 B SI 88 X SI 88 2-2 ② F7		C SI 86 C SL 74 B SL 74 F SI 87 C SI 87 1-3 ② K	C CH 86 B SL 84 B FF 95 B FF 93 X FF 93 3-1 ② L7		C FF 95 C CU 78 S CU 81 0-3 ② K		C FF 93 B FF 93 B FF 92 F FF 93 C CU 74 2-3 ① K	6	0	0	0	0	3	2
38 Pete Kozma, R (9, 6) OBP: 0.282, SLG: 0.297										0	0	0	0	0	0	0
3 Carlos Beltrán, S (1, 9) OBP: 0.338, SLG: 0.515	C SL 74 X SI 87 0-1 21 1B 23 2B 2B	C SI 87 B SI 88 X CH 78 1-1 21 1B 2B		F SL 77 B SI 88 B SI 87 F SI 87 B SI 88 X SI 87 3-2 7 BB 21 BB 23 BB 1B 1-3	B FF 97 B CH 85 B FF 95 B FF 95 4-0 21 HR BB		C CU 76 X CH 82 0-1 2B		C FF 94 S CU 73 S FF 94 0-3 ② K	3	4	3	0	1	0	0
56 Adron Chambers, L (5, 9) OBP: 0.333, SLG: 0.667										2	0	1	0	0	1	1
21 Allen Craig, R (1, 3) OBP: 0.372, SLG: 0.478	C SI 87 S SL 77 B SL 75 X SI 86 1-2 7 BB 23 2B 2-3 1B	B CU 67 C CU 70 S SL 76 B SL 77 X SL 74 2-2 2-H 1B		B FF 95 B CH 84 B FF 96 B FF 94 4-0 23 BB 7 BB 19 2B 1-2 BB	C FF 98 X FF 96 0-1 1-H HR		D CU 76 D CU 76 B FF 94 C FF 94 B FF 94 4-1 BB		C FF 94 X FF 93 0-1 1-2 1B	3	3	3	3	1	0	0
(6, 7)										1	0	1	0	1	0	0
41 Brock Peterson, R (7, PH) OBP: 0.273, SLG: 0.200																
(7, 7)																
7 Matt Holliday, R (1, 7) OBP: 0.356, SLG: 0.444	F SI 88 B SI 88 F SL 78 B SI 86 B SI 89 B SI 89 1-2 23 2B BB	B SI 88 B SI 87 X SI 87 2-0 ③ L4		C CH 84 B FF 97 B FF 97 B CH 85 D FF 97 4-1 23 BB 19 2B 1-2 2-3 3-H BB	C SL 86 X SL 86 0-1 ③ F9		C FF 93 F FC 89 D CU 79 S CU 79 1-3 ③ K		C CU 73 F FF 94 T FF 93 0-2 ③ K	2	2	0	1	2	0	1
Matt Adams, L (6, 3) OBP: 0.346, SLG: 0.473										2	0	0	0	0	2	4
23 David Freese, R (1, 5) OBP: 0.346, SLG: 0.375	B SI 88 B SI 88 C SL 75 X SI 89 2-1 19 1B 1-H 2-H 3-H 2B	B CH 76 X CH 75 1-0 ① G5-3		C FF 98 B SL 85 F SL 85 F CH 85 D CH 86 D FF 98 B FF 98 4-2 19 2B 1-2 2-3 3-H BB		B CU 77 C SI 94 B FC 90 B FC 89 X SI 94 3-1 ① G6-3		C SI 89 C SL 81 B KC 74 C SI 88 1-3 ① K		4	1	1	4	1	1	0
65 Keith Butler, R (8, 1)										0	0	0	0	0	0	0
19 Jon Jay, L (1, 8) OBP: 0.335, SLG: 0.351	B SI 87 X CH 78 1-0 2-H 1B	C SL 73 S SL 76 B SI 85 B CH 78 B SL 77 F CH 78 F SI 87 C SI 88 3-3 ② K		F FF 96 X FF 98 0-1 1-3 2-H 3-H 2B		C SI 95 B CU 78 B CU 77 F SI 94 F FC 90 S FS 86 2-3 ② K		B SI 91 F CH 82 B FF 88 C SI 88 B SL 83 F FF 92 X SI 88 3-2 ② L5		5	0	2	3	0	2	0
48 Tony Cruz, R (1, 2) OBP: 0.274, SLG: 0.294	1 SAFE B SI 86 F SI 87 C SL 74 X SL 76 1-2 ② P5	F CH 74 C SL 77 T SL 76 0-2 ③ K	C SL 85 X CH 86 0-1 ③ G5-3		B FC 92 X SI 94 1-0 ③ G6-3			B CH 81 B FF 90 B SI 90 C FF 86 B SI 89 4-1 BB		4	0	0	0	1	1	3
(8, 5)																
33 Daniel Descalso, L (1, 6) OBP: 0.321, SLG: 0.423	C SI 87 B SI 88 B CH 79 X SL 74 2-1 ③ G6-3			F SI 87 X CH 73 0-1 3 1B 7 BB 1B	C FF 93 B FF 93 F SL 84 B FF 96 F FF 95 B SL 86 X FF 93 3-2 HR		B CU 73 X FC 88 1-0 HR	F SI 89 B FF 90 B KC 71 B SI 89 X SI 88 3-1 ③ G4-3		5	3	3	2	0	0	2
(9, 4)																
40 Shelby Miller, R (1, 1) OBP: 0.132, SLG: 0.216		C SI 85 F SL 74 B SL 76 F SL 76 F SI 84 C SI 88 1-3 ① K		L SL 74 P PO 83 L SL 76 L SL 76 1-3 ① K	B FF 94 B FF 93 C FF 93 F FF 95 B FF 95 X FF 94 3-2 ① F8		C FF 94 F FF 96 S SI 96 0-3 ① K		B FF 94 B FF 92 B FF 93 B FF 92 4-0 41 1B BB	3	0	0	0	0	2	1
46 Kevin Siegrist, L (6, 1)										1	0	0	0	0	1	0
32 Rob Johnson, R (8, 2) OBP: 0.375, SLG: 0.571										0	0	0	0	1	0	0

	AB	R	H	RBI	BB	SO	LOB
AB	41						
R		13					
H			14				
RBI				13			
BB					8		
SO						13	
LOB							14

Inning Stats	1	2	3	4	5	6	7	8	9			
	R: 4 E: 0 K: 0 S: 18	H: 4 LOB: 1 BB: 1 P: 32	R: 1 E: 0 K: 1 S: 14	H: 2 LOB: 1 BB: 0 P: 22	R: 0 E: 0 K: 2 S: 9	H: 0 LOB: 0 BB: 0 P: 13	R: 4 E: 0 K: 2 S: 21	H: 3 LOB: 2 BB: 3 P: 37	R: 3 E: 0 K: 0 S: 13	H: 2 LOB: 0 BB: 1 P: 26	R: 0 E: 0 K: 1 S: 7	H: 0 LOB: 0 BB: 0 P: 13
	R: 1 E: 0 K: 3 S: 13	H: 2 LOB: 2 BB: 1 P: 19	R: 0 E: 0 K: 1 S: 10	H: 0 LOB: 1 BB: 1 P: 21	R: 0 E: 0 K: 3 S: 11	H: 1 LOB: 2 BB: 1 P: 17	1B: 6 2B: 5 3B: 0 HR: 3	SF: 0 SAC: 0 DP: 0 HBP: 0	WP: 0 PB: 0 SB: 0 CS: 0	PA: 49		

PITCHER		IP	WLS	BF	H	R	ER	SO	BB	IBB	HBP	BLK	WP	HR	S	P	ERA	WHIP
61 Bronson Arroyo, R ERA: 3.62	(1, 1)	3.2	L	20	8	7	7	5	1	0	0	0	0	0	54	84	17.18	2.455
46 Curtis Partch, R ERA: 5.89	(4, 1)	1.1		11	3	5	5	0	4	0	0	0	0	2	21	46	33.75	5.250
31 Alfredo Simon, R ERA: 3.07	(6, 1)	1.0		3	0	0	0	1	0	0	0	0	0	0	7	13	0.00	0.000
Logan Ondrusek, R ERA: 4.28	(7, 1)	1.0		6	2	1	1	3	1	0	0	0	0	1	13	19	9.00	3.000
63 Sam LeCure, R ERA: 2.14	(8, 1)	1.0		4	0	0	0	1	1	0	0	0	0	0	10	21	0.00	1.000

PITCHER		IP	WLS	BF	H	R	ER	SO	BB	IBB	HBP	BLK	WP	HR	S	P	ERA	WHIP
60 J.J. Hoover, R ERA: 3.15	(9, 1)	1.0		5	1	0	0	3	1	0	0	0	0	0	11	17	0.00	2.000

St. Louis Cardinals @ Cincinnati Reds

Great American Ball Park, Cincinnati, OH

Fri Aug 02 2013, 7:12 PM - 10:33 PM EDT

Att. 39,095 - Cloudy - 82 F

BOTTOM

Batter	1	2	3	4	5	6	7	8	9	AB	R	H	RBI	BB	SO	LOB
17 Shin-Soo Choo, L (1, 8) OBP: 0.419, SLG: 0.460 Logan Ondrusek, R (7, 1) 37 Corky Miller, R (7, PH) OBP: 0.314, SLG: 0.207 (8, 2)	C FF 91 B FF 91 B CH 85 C FF 92 X FF 92 2-2 15 FC6-4 1B	C FF 94 T CU 80 B CH 85 S FF 94 1-3 ② K	B CH 83 F FF 93 B CH 83 F CH 82 B CH 82 F FF 93 B FF 92 4-2 15 1B 19 HR BB	C CH 85 F CH 87 F FF 96 F FF 95 F FF 95 B CH 86 B CU 80 X FF 95 2-2 ③ P4			2 0 1	1 0 0	1 0 0	0 0 0	1 0 0	1 0 0	0 0 0
15 Derrick Robinson, S (1, 7) OBP: 0.333, SLG: 0.339 (7, 8)	C FF 92 X FF 92 0-1 ① FC6-4 19 BB 1-2f	S FF 94 F FF 94 B FF 94 F FF 94 C CU 80 1-3 ③ K	D CH 85 B FF 90 X FF 92 2-0 19 HR 1-2 1B	X FF 88 0-0 G6-3 ①			4	1	1	0	0	1	1
19 Joey Votto, L (1, 3) OBP: 0.435, SLG: 0.514 60 J.J. Hoover, R (9, 1)	B FF 92 1 SAFE B FF 93 S CH 85 B CH 85 F FF 92 B FF 92 4-2 1-2 BB	C FF 92 B FF 93 B FF 94 B CH 85 B FF 92 4-1 32 G3-6-3 BB	B FF 93 B FF 93 F FF 92 X FF 93 2-1 1-H 2-H HR	X FF 87 0-0 1B			2 0	1 0	2 0	3 0	2 0	0 0	0 0
4 Brandon Phillips, R (1, 4) OBP: 0.312, SLG: 0.404	S CH 84 B FF 93 F FF 94 S FF 93 1-3 ② K	B FF 93 F FF 93 F CU 79 S CU 78 1-3 ① K	B FF 92 F FF 92 B CH 85 X FF 93 2-1 32 FC4-6 1B	B FF 88 X FF 91 1-0 ② P6			4	0	1	0	0	2	4
32 Jay Bruce, L (1, 9) OBP: 0.325, SLG: 0.503	F FF 92 S FF 93 B FF 93 S FF 95 1-3 ③ K	S CH 84 S FF 94 B CU 78 F FF 95 B CH 84 B FF 94 F FF 94 X FF 93 3-2 ②③ G3-6-3 1-2f	B CH 94 B FF 94 S FF 94 X FF 94 2-1 ① FC4-6 1-2f	B CH 78 B FF 86 B FF 89 C FF 87 F FF 86 X FF 91 3-2 ③ G4-3			4	0	0	0	0	1	5
21 Todd Frazier, R (1, 5) OBP: 0.327, SLG: 0.391	C FF 93 F CU 77 B CU 78 B FF 94 F FF 94 C FF 94 2-3 ① K	C FF 92 F FF 94 X CU 79 0-2 ① G6-3	C CH 82 F FF 95 F CH 85 S CH 86 0-3 ② K	B CU 73 F FF 86 X CH 77 1-1 ① G4-3			4	0	0	0	0	2	1
2 Zack Cozart, R (1, 6) OBP: 0.270, SLG: 0.369 31 Alfredo Simon, R (6, 1) OBP: 0.143, SLG: 0.143 28 Chris Heisey, R (6, PH) OBP: 0.266, SLG: 0.401 (7, 7)	C CU 78 B FF 94 S FF 94 T FF 94 1-2 ② K	S FF 93 B CU 80 B CU 78 X FF 93 2-1 ② F8	B CU 80 C FF 95 X FF 95 1-1 ③ G4-3	B FF 92 C CH 78 C CU 74 X FF 91 1-2 ② F7			2 0 2	0 0 0	0 0 0	0 0 0	0 0 0	1 0 0	0 0 1
39 Devin Mesoraco, R (1, 2) OBP: 0.313, SLG: 0.385 63 Sam LeCure, R (8, 1) 9 Jack Hannahan, L (9, 3) OBP: 0.313, SLG: 0.273	B CU 79 B FF 94 F FF 93 X FF 93 2-1 ③ G5-3	X FF 92 0-0 1B	C FF 93 B CH 85 F FF 94 S FF 94 1-3 ① K	B FF 85 B FF 92 X FF 87 2-0 ③ L8			3 0 1	0 0 0	1 0 0	0 0 0	0 0 0	1 0 0	0 0 0
61 Bronson Arroyo, R (1, 1) OBP: 0.079, SLG: 0.079 46 Curtis Partch, R (4, 1) 3 Cesar Izturis, S (5, PH) OBP: 0.246, SLG: 0.226 (6, 6)	C FF 91 C CU 77 B FF 93 B FF 92 F FF 92 S FF 93 2-3 ① K	B FF 92 C FF 91 D CH 84 X FF 92 2-1 ③ G3-1	F FF 93 B FF 94 F FF 96 T FF 95 1-2 ② K				1 0 2	0 0 0	0 0 0	0 0 0	0 0 0	1 0 1	0 0 1

Inning Stats										
	R: 0 E: 0 K: 2 S: 13	H: 1 LOB: 2 BB: 1 P: 21	R: 0 E: 0 K: 2 S: 9	H: 0 LOB: 0 BB: 0 P: 14	R: 0 E: 0 K: 3 S: 11	H: 0 LOB: 0 BB: 0 P: 15	R: 0 E: 0 K: 1 S: 9	H: 0 LOB: 0 BB: 1 P: 17	R: 0 E: 0 K: 0 S: 8	H: 1 LOB: 1 BB: 0 P: 12
	R: 3 E: 0 K: 1 S: 16	H: 3 LOB: 1 BB: 1 P: 29	R: 0 E: 0 K: 2 S: 12	H: 0 LOB: 0 BB: 0 P: 16	R: 0 E: 0 K: 0 S: 6	H: 1 LOB: 1 BB: 0 P: 10	R: 0 E: 0 K: 0 S: 6	H: 0 LOB: 0 BB: 0 P: 10	1B: 5 2B: 0 3B: 0 HR: 1	SF: 0 SAC: 0 DP: 1 HBP: 0	WP: 0 PB: 0 SB: 0 CS: 0	PA: 35

PITCHER		IP	WLS	BF	H	R	ER	SO	BB	IBB	HBP	BLK	WP	HR	S	P	ERA	WHIP
40 Shelby Miller, R ERA: 2.89	(1, 1)	5.0	W	22	5	3	3	8	3	0	0	0	0	1	58	97	5.40	1.600
46 Kevin Siegrist, L ERA: 1.08	(6, 1)	2.0		6	0	0	0	3	0	0	0	0	0	0	20	27	0.00	0.000
65 Keith Butler, R ERA: 2.55	(8, 1)	2.0		7	1	0	0	0	0	0	0	0	0	0	12	20	0.00	0.500

PITCHER	IP	WLS	BF	H	R	ER	SO	BB	IBB	HBP	BLK	WP	HR	S	P	ERA	WHIP

livebaseballscorecards.com

TOP

St. Louis Cardinals @ Cincinnati Reds

Great American Ball Park, Cincinnati, OH

Sat Aug 03 2013, 7:12 PM - 10:13 PM EDT

Att. 41,598 - Partly Cloudy - 81 F

livebaseballscorecards.com

Batter	1	2	3	4	5	6	7	8	9	AB	R	H	RBI	BB	SO	LOB
19 Jon Jay, L (1, 8) OBP: 0.334, SLG: 0.348	B FF 91 C FF 92 F FF 92 B FF 92 B SL 77 F FF 92 B FF 90 4-2 3 2B BB	B FF 92 X FF 89 1-0 ③ F7			C FF 87 B SL 76 C FF 90 B FF 89 C FF 90 2-3 ① K		X FF 94 0-0 ① B1-3			3	1	0	0	1	1	1
3 Carlos Beltrán, S (1, 9) OBP: 0.337, SLG: 0.514	C FF 92 B FF 92 1 SAFE X FF 93 1-1 21 WP 1-H 2B		B CU 71 C FF 91 S FF 92 B FF 93 F FF 92 S SL 79 2-3 ① K		C CH 85 B FF 91 F FF 92 B SL 79 B FF 91 F FF 92 X FF 91 3-2 ② G6-3		C FF 94 X SL 86 0-1 ② G6-3			4	0	1	1	0	1	0
21 Allen Craig, R (1, 3) OBP: 0.369, SLG: 0.473	B CU 75 S FF 93 F FF 94 S FF 92 1-3 ① K 2-3		B FF 91 C CH 85 C CH 85 S FF 93 1-3 ② K		B CH 84 X CH 85 1-0 ③ F9		C FF 94 S FS 87 C FS 87 0-3 ③ K			4	0	0	0	0	3	1
7 Matt Holliday, R (1, 7) OBP: 0.357, SLG: 0.446	C FF 93 B FF 93 B FF 93 C FF 94 B FF 94 B FF 93 4-2 BB		B CU 74 S FF 91 F FF 92 B FF 94 F FF 93 X FF 92 2-2 ③ L7			B CU 71 C FF 90 B FF 91 X FF 90 2-1 33 1B 32 FC4-6 2B		B CU 74 B FF 92 B FF 92 C FF 92 C FF 92 F FF 94 S FF 94 3-3 ① K		3	1	1	0	1	1	0
23 David Freese, R (1, 5) OBP: 0.347, SLG: 0.378	F FF 92 C FF 92 F FF 94 B FF 91 B FF 92 S FF 93 2-3 ② K			X FF 90 0-0 33 SH1-3 2B		C FF 90 B CH 83 B FF 90 B FF 90 B FF 91 4-1 32 FC4-6 33 1B 13 G4-3 BB		B CU 76 C FF 94 F CU 74 B FF 94 B FF 94 S FF 94 3-3 ② K		3	1	1	0	1	2	2
33 Daniel Descalso, L (1, 4) (6, 6) OBP: 0.321, SLG: 0.422	B FF 92 C FF 92 B FF 92 X FF 92 2-1 ③ F9			X FF 91 0-0 ① SH1-3 2-3		B FF 90 X FF 90 1-0 32 FC4-6 1-2 2-3 1B		C FF 94 C CU 75 B FF 94 X CU 75 1-2 ③ G3-1		3	0	1	0	0	0	2
32 Rob Johnson, R (1, 2) OBP: 0.333, SLG: 0.400		B FF 91 B FF 91 B FF 92 B FF 91 4-0 BB		C FF 91 S FF 92 B FF 92 F FF 92 B FF 92 X FF 91 2-2 ② P3		C SI 95 X SI 96 0-1 ① FC4-6 13 G4-3 1-2f 2-3 3-H			B FF 98 C FF 96 C SL 86 B FF 100 X FF 99 2-2 ① G5-3	3	0	0	1	1	0	3
38 Pete Kozma, R (1, 6) OBP: 0.283, SLG: 0.296 13 Matt Carpenter, L (6, PH) OBP: 0.377, SLG: 0.464 (6, 4)		C FF 90 C CH 85 B FF 92 B FF 90 B FF 92 F FF 91 1 SAFE X FF 92 3-2 ① L8		I IN 66 I IN 63 I IN 58 I IN 60 4-0 IBB		F FF 94 X FF 95 0-1 ② G4-3 1-2 3-H			C FF 99 F FF 100 S FF 101 0-3 ② K	1 2	0 0	0 0	0 1	1 0	0 1	1 1
35 Jake Westbrook, R (1, 1) OBP: 0.267, SLG: 0.222 41 Brock Peterson, R (6, PH) OBP: 0.250, SLG: 0.182 43 Seth Maness, R (6, 1) 36 Randy Choate, L (7, 1) 67 Michael Blazek, R (7, 1) 65 Keith Butler, R (8, 1) 48 Tony Cruz, R (9, PH) OBP: 0.270, SLG: 0.290		C FF 91 B FF 91 C FF 92 L FF 92 1-3 ② K		S FF 88 S FF 88 M FF 89 0-3 ③ K		B SL 84 C FF 95 B FF 95 F SL 85 B FF 96 S FS 87 3-3 ③ K			C FF 100 C SL 89 S FF 101 0-3 ③ K	2 1 0 0 0 0 1	0 0 0 0 0 0 0	0 0 0 0 0 0 0	0 0 0 0 0 0 0	0 1 0 0 0 0 1	2 1 0 0 0 0 0	3 1 0 0 0 0 0

	AB	30
	R	3
	H	4
	RBI	3
	BB	5
	SO	13
	LOB	15

Inning Stats																												
	R: 1	H: 1	R: 0	H: 0	R: 0	H: 0	R: 0	H: 1	R: 0	H: 0	R: 2	H: 2	R: 0	H: 0	R: 0	H: 0	R: 0	H: 0	1B: 1	SF: 0	WP: 1	PA: 36
	E: 0	LOB: 2	E: 0	LOB: 1	E: 0	LOB: 0	E: 0	LOB: 2	E: 0	LOB: 0	E: 0	LOB: 1	E: 0	LOB: 0	E: 0	LOB: 0	E: 0	LOB: 0	2B: 3	SAC: 1	PB: 0	
	K: 2	BB: 2	K: 1	BB: 1	K: 2	BB: 0	K: 1	BB: 1	K: 1	BB: 0	K: 1	BB: 1	K: 1	BB: 0	K: 2	BB: 0	K: 2	BB: 0	3B: 0	DP: 0	SB: 0	
	S: 16	P: 30	S: 8	P: 17	S: 11	P: 16	S: 9	P: 15	S: 8	P: 14	S: 11	P: 21	S: 6	P: 6	S: 10	P: 17	S: 9	P: 11	HR: 0	HBP: 0	CS: 0	

PITCHER		IP	WLS	BF	H	R	ER	SO	BB	IBB	HBP	BLK	WP	HR	S	P	ERA	WHIP
52 Tony Cingrani, L ERA: 3.05	(1, 1)	5.0	W	24	4	3	3	7	4	1	0	0	1	0	56	103	5.40	1.600
31 Alfredo Simon, R ERA: 3.05	(6, 1)	0.1	H	1	0	0	0	0	0	0	0	0	0	0	2	2	0.00	0.000
43 Manny Parra, L ERA: 3.54	(6, 1)	1.2	H	5	0	0	0	2	0	0	0	0	0	0	11	14	0.00	0.000
60 J.J. Hoover, R ERA: 3.09	(8, 1)	1.0	H	3	0	0	0	2	0	0	0	0	0	0	10	17	0.00	0.000
54 Aroldis Chapman, L ERA: 2.91	(9, 1)	1.0		3	0	0	0	2	0	0	0	0	0	0	9	11	0.00	0.000

PITCHER		IP	WLS	BF	H	R	ER	SO	BB	IBB	HBP	BLK	WP	HR	S	P	ERA	WHIP

BOTTOM

St. Louis Cardinals @ Cincinnati Reds

Great American Ball Park, Cincinnati, OH

Sat Aug 03 2013, 7:12 PM - 10:13 PM EDT

Att. 41,598 - Partly Cloudy - 81 F

livebaseballscorecards.com

Batter	1	2	3	4	5	6	7	8	9	AB	R	H	RBI	BB	SO	LOB
17 Shin-Soo Choo, L (1, 8) OBP: 0.417, SLG: 0.465	C SI 86 F FC 84 F SI 87 C SI 87 0-3 K ①	L FS 82 B CH 80 X FC 84 1-1 F8 ③			C SI 87 F SI 86 B FS 85 F FC 84 B CU 81 S CU 80 2-3 K ①	C SI 90 C SI 89 B FF 90 X FF 90 1-2 L7 ③		X FF 93 0-0 1-H HR		5	1	1	2	0	2	1
28 Chris Heisey, R (1, 7) OBP: 0.270, SLG: 0.397	X SI 89 0-0 4 G5-3 9 1B 19 PB 1B		B SI 87 X FC 84 1-0 G1-3 ①		X CU 76 0-0 L8 ②		S SL 84 B SL 84 L SI 91 F CH 85 H SI 90 2-2 19 E HBP	C CU 76 S SI 84 B FF 94 S CU 78 1-3 K2-3 ①		4	1	1	0	0	1	0
19 Joey Votto, L (1, 3) OBP: 0.439, SLG: 0.514	B SI 89 C SI 88 1 SAFE S CH 80 B SI 88 B CU 80 D CH 80 4-2 4 G5-3 9 1B 1-2 BB		C SI 89 T FC 84 C FC 84 0-3 K ②		B SI 89 F CU 80 F FC 84 B CU 80 B SI 87 B CU 81 4-2 4 2B BB		X CH 83 0-0 E9 1-3 1B	B CU 76 B FF 93 B FF 94 C FF 94 D CH 86 4-1 4 1B BB		2	2	1	0	3	1	0
4 Brandon Phillips, R (1, 4) OBP: 0.316, SLG: 0.408	C SI 89 X SI 88 0-1 G5-3 ② 1-2 2-3		F SI 88 S FC 85 S CH 80 0-3 K ③		S FC 84 F FC 83 B SI 89 X CU 80 1-2 1-H 2B		I IN 60 I IN 70 I IN 73 I IN 72 4-0 IBB	C CU 73 B FF 90 X CH 77 1-1 1-2 1B		4	0	2	1	1	1	2
32 Jay Bruce, L (1, 9) OBP: 0.326, SLG: 0.500	B SI 89 B SI 88 B SI 88 I IN 80 4-0 9 1B IBB			S CH 79 F FC 84 B CH 81 F CH 81 X SI 89 1-2 L7 ①	B CU 83 B FC 84 F FC 83 B FC 84 B CU 79 4-1 BB		B SI 85 F SI 84 S SL 77 S SL 76 1-3 K ①	T FF 86 S CH 78 S CH 76 0-3 K ②		3	0	0	0	2	2	5
9 Jack Hannahan, L (1, 5) OBP: 0.314, SLG: 0.275 43 Manny Parra, L (6, 1) OBP: 0.500, SLG: 0.500 15 Derrick Robinson, S (7, PH) OBP: 0.332, SLG: 0.337 60 J.J. Hoover, R (8, 1) 26 Xavier Paul, L (8, PH) OBP: 0.397, SLG: 0.398 54 Aroldis Chapman, L (9, 1)	B CH 81 F SI 90 B SI 89 C SI 90 X CH 81 2-2 1-3 2-H 3-H 1B			C SI 90 B FC 84 B FC 84 B CH 80 X SI 90 3-2 G1-3 ② C FC 83 X CU 82 0-1 F8 ③		X SI 94 0-0 F7 ②	B CH 77 C CH 78 B FF 92 B CH 79 X FF 91 3-1 F7 ③		3 0 1 0 1 0	0 0 0 0 0 0	1 0 0 0 0 0	2 0 0 0 0 0	0 0 0 0 0 0	0 0 3 0 2 0	2 0 0 0 0 0
2 Zack Cozart, R (1, 6) OBP: 0.272, SLG: 0.368	X SI 90 0-0 L5 ③		B FC 84 B SI 89 B SI 88 F SI 88 F SI 90 B SI 90 4-2 39 HR BB		X SI 90 0-0 21 G1-3 39 G3 1B	B CU 74 B FF 95 C FF 95 F FF 95 S CU 77 2-3 K ③				3	1	1	0	1	1	5
39 Devin Mesoraco, R (1, 2) OBP: 0.316, SLG: 0.414		B SI 88 X SI 88 1-0 F9 ①		X SI 89 0-0 1-H HR	1 SAFE S SL 85 F CH 83 B FF 90 F CH 84 X SL 84 1-2 G3 ① 1-2			B SL 82 X FF 94 1-0 HR		4	2	2	3	0	0	1
52 Tony Cingrani, L (1, 1) OBP: 0.261, SLG: 0.304 31 Alfredo Simon, R (6, 1) OBP: 0.143, SLG: 0.143 21 Todd Frazier, R (6, 5) OBP: 0.328, SLG: 0.390		B SI 88 C SI 90 S SI 90 S SI 90 1-3 K ②		B SI 89 B SI 90 C SI 88 C SI 89 X SI 89 2-2 G2-3 ③	C FF 90 D CH 84 S CH 88 B FF 90 X FF 91 2-2 2-3 G1-3 ②			B FF 94 B CU 77 B FF 94 B FF 94 4-0 17 HR BB		2 0 1	0 0 1	0 0 1	0 0 0	0 0 1	1 0 0	0 0 1
Inning Stats	R: 2 E: 0 K: 1 S: 13 H: 2 LOB: 2 BB: 2 P: 23	R: 0 E: 0 K: 1 S: 6 H: 0 LOB: 0 BB: 0 P: 9	R: 0 E: 0 K: 2 S: 7 H: 0 LOB: 0 BB: 0 P: 8	R: 2 E: 0 K: 0 S: 13 H: 1 LOB: 0 BB: 1 P: 23	R: 1 E: 0 K: 1 S: 13 H: 1 LOB: 2 BB: 2 P: 24	R: 0 E: 0 K: 0 S: 11 H: 1 LOB: 1 BB: 0 P: 15	R: 0 E: 1 K: 2 S: 11 H: 1 LOB: 3 BB: 1 P: 20	R: 3 E: 0 K: 2 S: 13 H: 3 LOB: 2 BB: 2 P: 27		1B: 5 2B: 1 3B: 0 HR: 3 SF: 0 SAC: 0 DP: 0 HBP: 1					

AB	33
R	8
H	9
RBI	8
BB	8
SO	9
LOB	22

WP: 0 PB: 1 SB: 0 CS: 0 PA: 42

PITCHER		IP	WLS	BF	H	R	ER	SO	BB	IBB	HBP	BLK	WP	HR	S	P	ERA	WHIP
35 Jake Westbrook, R ERA: 3.48	(1, 1)	5.0	L	24	4	5	5	5	4	1	0	0	0	1	52	87	9.00	1.600
43 Seth Maness, R ERA: 2.63	(6, 1)	1.0		7	2	0	0	0	0	1	1	0	0	0	15	25	0.00	2.000
36 Randy Choate, L ERA: 2.7	(7, 1)	0.1		1	0	0	0	1	0	0	0	0	0	0	3	4	0.00	0.000
67 Michael Blazek, R ERA: 9.0	(7, 1)	1.0		7	2	3	3	2	2	0	0	0	0	2	10	22	27.00	4.000
65 Keith Butler, R ERA: 2.45	(8, 1)	0.2		3	1	0	0	1	0	0	0	0	0	0	7	11	0.00	1.500

PITCHER		IP	WLS	BF	H	R	ER	SO	BB	IBB	HBP	BLK	WP	HR	S	P	ERA	WHIP

St. Louis Cardinals @ Cincinnati Reds

Great American Ball Park, Cincinnati, OH

Sun Aug 04 2013, 1:11 PM - 4:11 PM EDT

Att. 39,618 - Partly Cloudy - 75 F

livebaseballscorecards.com

Batter	1	2	3	4	5	6	7	8	9	AB	R	H	RBI	BB	SO	LOB
13 Matt Carpenter, L (1, 4) OBP: 0.379, SLG: 0.466	C SI 87 X FC 87 0-1 ① F8	B FC 86 C CH 83 F SI 90 B FC 88 F KC 78 C SI 90 2-3 ③ K			B FC 86 X FC 86 1-0 ② G3-1	B FC 90 B CU 75 X FC 90 2-0 1-3 2-H 3-H 2B		B SI 93 B SI 93 B FF 94 B SL 90 4-0 21 19 1B BB	B CH 81 X KC 73 1-0 2-3 19 2B 1B	5	2	2	2	1	1	0
19 Jon Jay, L (1, 8) OBP: 0.339, SLG: 0.354	C SI 88 F FC 86 X FC 88 0-2 ② L8		B SI 87 X KC 76 1-0 21 G6-4-3 1B		B KC 76 B KC 78 B SI 90 B SI 89 4-0 21 FC6-4 BB	X SI 92 0-0 ① G4-3		S FF 92 F SL 90 B FF 93 X CU 84 1-2 21 1B 1B	B SI 87 X CH 80 1-0 1-H 3-H 2B	5	0	3	2	1	0	2
21 Allen Craig, R (1, 9) OBP: 0.369, SLG: 0.472 38 Pete Kozma, R (8, 6) OBP: 0.282, SLG: 0.295	B SI 89 B CH 82 B SI 89 C SI 90 X FC 88 3-1 7 2B 1B		C KC 76 F SI 89 F SI 90 X KC 79 0-2 ① ② G6-4-3 1-2f		B CH 85 B SI 90 B SI 90 C FF 90 X FF 90 3-1 ③ FC6-4 1-2f	B SI 93 X SI 93 1-0 ② P4		C CU 82 X SI 93 0-1 1-2 2-H 1B	S FF 90 C SL 82 B KC 75 C SI 89 1-3 ② K	5 1	1 0	2 0	1 0	0 0	0 1	4 1
7 Matt Holliday, R (1, 7) OBP: 0.359, SLG: 0.450 56 Adron Chambers, L (7, 7) OBP: 0.200, SLG: 0.400 (8, 9)	B KC 77 B SI 89 X FC 88 2-0 1-H 23 2B 2B		B FF 90 X SI 90 1-0 ③ F8			X KC 76 0-0 1B 23 1B E 1B B SI 93 S FF 94 X FF 94 2-1 ③ G6-3		S SI 93 F SI 92 B CU 85 B FF 93 S SL 89 2-3 ② K	C KC 72 S FF 89 F SI 87 S KC 74 0-3 ③ K	4 2	2 0	2 0	1 0	0 0	0 2	2 3
23 David Freese, R (1, 5) OBP: 0.352, SLG: 0.395 41 Brock Peterson, R (8, PH) OBP: 0.231, SLG: 0.167 (8, 7)	C KC 76 B CH 83 X FC 88 1-1 2-H HR 2B			B SI 87 C KC 77 B CH 84 S SI 89 F FC 86 S SL 80 2-3 ① K		B CH 84 B SI 89 C SI 89 X SI 90 2-1 1-2 E 48 1B 1B	F FF 92 B SL 90 B SL 90 X SI 93 2-1 HR	B CU 82 S SL 90 F FF 91 S CU 85 1-3 ③ K		4 1	3 0	3 0	2 0	0 0	1 1	0 2
Matt Adams, L (1, 3) OBP: 0.347, SLG: 0.489	F SI 89 B FC 87 X CH 84 1-1 2-H HR			B SI 89 B SL 77 B FC 87 X SI 89 3-0 ② F8		B FC 87 X FC 88 1-0 1-3 2-H E9 48 1B 33 2B 1B	B SL 89 B SI 93 X SL 89 2-0 ① F8		B SI 86 X CH 79 1-0 ① G4-3	5	2	2	2	0	0	0
48 Tony Cruz, R (1, 2) OBP: 0.291, SLG: 0.342 (9, 5)	C SI 89 X SI 89 0-1 ③ G5-3			B KC 76 B CH 85 B SI 89 B SI 89 4-0 BB		D CU 77 X FF 94 1-0 33 2B 1-2 3-H 13 2B 1B	C SI 92 B SL 89 B FF 94 X SL 89 2-1 ② L8		F SL 84 F SL 79 F SI 89 X SL 80 0-2 HR	4	2	2	2	1	0	0
33 Daniel Descalso, L (1, 6) OBP: 0.323, SLG: 0.431 (8, 5) 26 Trevor Rosenthal, R (9, 1)		C KC 74 X KC 77 0-1 ① L7		X FF 90 0-0 ③ L7		C FF 92 B CU 74 X CU 75 1-1 1-3 2-H 13 2B 2B	B SI 93 F FF 93 F SL 89 B CU 85 X FF 93 2-2 ③ P5		B CH 78 S CH 79 B KC 70 X FF 87 2-1 32 2B 2B	5 0	2 0	2 0	1 0	0 0	0 0	1 0
31 Lance Lynn, S (1, 1) OBP: 0.200, SLG: 0.111 32 Rob Johnson, R (9, PH) OBP: 0.385, SLG: 0.545 (9, 2)		C SI 88 B SI 88 X KC 77 1-1 ② L9			C SI 88 F FC 86 S SL 80 0-3 ① K	B FF 94 C FF 93 F FF 93 X CU 78 1-2 E5 13 2B		B FF 90 B FF 92 X SI 93 2-0 ① G4-3	C KC 71 C KC 73 B SI 89 B KC 75 X KC 73 2-2 2-H 13 1B 19 2B 2B	4 1	0 1	0 1	0 1	0 0	1 0	2 0

Inning Stats																								
	R: 4	E: 0	K: 0	S: 14	H: 4	LOB: 0	BB: 0	P: 21	R: 0	E: 0	K: 1	S: 8	H: 0	LOB: 0	BB: 0	P: 11	R: 0	E: 0	K: 0	S: 6	H: 1	LOB: 0	BB: 0	P: 8
	R: 0	E: 0	K: 1	S: 6	H: 0	LOB: 1	BB: 1	P: 15	R: 0	E: 0	K: 1	S: 6	H: 0	LOB: 1	BB: 1	P: 14	R: 5	E: 2	K: 0	S: 15	H: 6	LOB: 2	BB: 0	P: 26
	R: 1	E: 0	K: 0	S: 8	H: 1	LOB: 0	BB: 0	P: 16	R: 1	E: 0	K: 2	S: 12	H: 2	LOB: 2	BB: 1	P: 22	R: 4	E: 0	K: 2	S: 19	H: 5	LOB: 1	BB: 0	P: 27

1B: 9	2B: 7	3B: 0	HR: 3	SF: 0	SAC: 0	DP: 1	HBP: 0	WP: 0	PB: 0	SB: 0	CS: 0	PA: 49																								

PITCHER		IP	WLS	BF	H	R	ER	SO	BB	IBB	HBP	BLK	WP	HR	S	P	ERA	WHIP
44 Mike Leake, R ERA: 2.94	(1, 1)	5.0	L	24	8	7	7	3	2	0	0	0	0	1	44	76	12.60	2.000
Logan Ondrusek, R ERA: 4.81	(6, 1)	0.0		4	3	2	2	0	0	0	0	0	0	0	7	12	∞	∞
31 Alfredo Simon, R ERA: 3.0	(6, 1)	1.0		3	0	0	0	0	0	0	0	0	0	0	4	7	0.00	0.000
65 Pedro Villarreal, R ERA: 12.71	(7, 1)	2.0		10	3	2	2	2	1	0	0	0	0	1	20	38	9.00	2.000
63 Sam LeCure, R ERA: 2.93	(9, 1)	1.0		8	5	4	4	2	0	0	0	0	0	1	19	27	36.00	5.000

PITCHER	IP	WLS	BF	H	R	ER	SO	BB	IBB	HBP	BLK	WP	HR	S	P	ERA	WHIP

TOP

AB	46
R	15
H	19
RBI	14
BB	3
SO	7
LOB	17

Batter	1	2	3	4	5	6	7	8	9	AB	R	H	RBI	BB	SO	LOB
17 Shin-Soo Choo, L (1, 8) OBP: 0.416, SLG: 0.461	C FF 91 F SL 88 S FF 92 0-3 ① K		B SL 86 C FF 92 B CH 86 F SI 92 B SL 88 X FF 93 3-2 ② F8			F CU 80 B CH 84 C SL 86 B CU 79 S FF 93 2-3 ② K		S CH 83 B CH 84 C SI 93 B FF 93 B FF 93 B SL 87 4-2 1-2 2-3 BB		3	0	0	0	1	2	0
26 Xavier Paul, L (1, 7) OBP: 0.330, SLG: 0.389	S SL 87 F SL 89 B FF 94 X CH 87 1-2 ② L1		B FF 92 B FF 92 B FF 92 C FF 92 C SI 93 X SI 94 3-2 ③ F7			F FF 92 B CH 87 S FF 93 B FF 94 B SL 89 F FF 94 C SI 93 3-3 ③ K		S SL 86 S SI 91 B SI 91 D CU 79 S SL 88 2-3 ③ K		4	0	0	0	0	2	3
19 Joey Votto, L (1, 3) OBP: 0.438, SLG: 0.512 15 Derrick Robinson, S (9, PH) OBP: 0.330, SLG: 0.335	B FF 93 F FF 92 F SL 88 C SI 93 1-3 ③ K			X SL 86 0-0 ① L8			B FF 91 C FF 92 X SL 89 1-1 32 G5-6-3 1B		S FF 95 F FF 96 X FF 97 0-2 ① G4-3	3 1	0 0	1 0	0 0	0 0	1 0	0 0
4 Brandon Phillips, R (1, 4) OBP: 0.313, SLG: 0.405 37 Corky Miller, R (9, PH) OBP: 0.306, SLG: 0.200		B SL 87 S FF 92 X SL 90 1-1 ① G4-3		C FF 92 B SI 89 X SI 91 1-1 ② G6-3			C FF 91 F SL 87 B FF 92 B SI 91 F SI 91 S CU 79 2-3 ① K		B FF 98 B FF 98 X FF 98 2-0 ② G3	3 1	0 0	0 0	0 0	0 0	1 0	1 0
32 Jay Bruce, L (1, 9) OBP: 0.326, SLG: 0.499 28 Chris Heisey, R (9, PH) OBP: 0.269, SLG: 0.395		B FF 92 X CH 86 1-0 2 HR 1B		F SI 92 B SI 93 B SI 92 F SL 90 S FF 93 2-3 ③ K			D CH 84 X SI 91 1-0 ②③ G5-6-3 1-2f		S FF 98 X CU 82 0-1 ③ G5-3	3 1	1 0	1 0	0 0	0 0	1 0	1 0
21 Todd Frazier, R (1, 5) OBP: 0.325, SLG: 0.387	B SL 87 F FF 90 S SL 88 1 SAFE B FF 94 S CU 79 2-3 ② K				B SL 87 X FF 93 1-0 ① L9			X FF 90 0-0 ① F8		3	0	0	0	0	1	1
2 Zack Cozart, R (1, 6) OBP: 0.275, SLG: 0.378	B CU 77 B FF 93 X SL 87 2-0 1-H HR				C FF 93 F FF 92 B FF 94 F FF 93 B CU 78 X SI 93 2-2 ② G6-3			C FF 91 B FF 91 B CU 78 X SI 91 2-1 39 FC4 1B		3	1	2	2	0	0	0
39 Devin Mesoraco, R (1, 2) OBP: 0.312, SLG: 0.409	F SI 92 B FF 93 F SL 88 B CU 80 X CU 80 2-2 ③ L5				S CU 79 F SL 89 C SI 94 0-3 ③ K			C SL 87 X SI 90 0-1 ② FC4 17 PB 9 BB 1-2f		3	0	0	0	0	1	1
44 Mike Leake, R (1, 1) OBP: 0.184, SLG: 0.245 Logan Ondrusek, R (6, 1) 31 Alfredo Simon, R (6, 1) OBP: 0.143, SLG: 0.143 3 Cesar Izturis, S (6, PH) OBP: 0.243, SLG: 0.224 65 Pedro Villarreal, R (7, 1) 9 Jack Hannahan, L (8, PH) OBP: 0.319, SLG: 0.275 63 Sam LeCure, R (9, 1)			C FF 90 S SL 86 B SL 88 F SI 92 S SL 86 1-3 ① K			C FF 90 S FF 91 S FF 91 0-3 ① K		B FF 91 B FF 92 F FF 92 B SI 91 B SI 90 4-1 17 PB 1-2 BB		1 0 0 1 0 0 0 0	0 0 0 0 0 0 0 0	0 0 0 0 0 0 0 0	0 0 0 0 0 0 0 0	1 0 0 0 1 0 1 0	0 0 0 0 0 0 0 0	0 0 0 0 0 0 0 0
Inning Stats	R: 0 E: 0 K: 2 S: 9 H: 0 LOB: 0 BB: 0 P: 11	R: 2 E: 0 K: 1 S: 10 H: 2 LOB: 0 BB: 0 P: 18	R: 0 E: 0 K: 1 S: 10 H: 0 LOB: 0 BB: 0 P: 17	R: 0 E: 0 K: 1 S: 6 H: 0 LOB: 0 BB: 0 P: 9	R: 0 E: 0 K: 1 S: 8 H: 0 LOB: 0 BB: 0 P: 11	R: 0 E: 0 K: 3 S: 10 H: 0 LOB: 0 BB: 0 P: 15	R: 0 E: 0 K: 1 S: 7 H: 1 LOB: 0 BB: 0 P: 11	R: 0 E: 0 K: 1 S: 11 H: 1 LOB: 3 BB: 2 P: 23	R: 0 E: 0 K: 0 S: 6 H: 0 LOB: 0 BB: 0 P: 8	1B: 3 2B: 0 3B: 0 HR: 1	SF: 0 SAC: 0 DP: 1 HBP: 0		WP: 0 PB: 1 SB: 0 CS: 0	PA: 32		

PITCHER		IP	WLS	BF	H	R	ER	SO	BB	IBB	HBP	BLK	WP	HR	S	P	ERA	WHIP
31 Lance Lynn, R ERA: 3.78	(1, 1)	8.0	W	29	4	2	2	11	2	0	0	0	0	1	71	115	2.25	0.750
26 Trevor Rosenthal, R ERA: 2.25	(9, 1)	1.0		3	0	0	0	0	0	0	0	0	0	0	6	8	0.00	0.000

PITCHER	IP	WLS	BF	H	R	ER	SO	BB	IBB	HBP	BLK	WP	HR	S	P	ERA	WHIP

BOTTOM

St. Louis Cardinals @ Cincinnati Reds

Great American Ball Park, Cincinnati, OH

Sun Aug 04 2013, 1:11 PM - 4:11 PM EDT

Att. 39,618 - Partly Cloudy - 75 F

livebaseballscorecards.com

AB	30
R	2
H	4
RBI	2
BB	2
SO	11
LOB	7

Oakland Athletics @ Cincinnati Reds

Great American Ball Park, Cincinnati, OH

Tue Aug 06 2013, 7:12 PM - 10:04 PM EDT

Att. 34,640 - Cloudy - 81 F

TOP

livebaseballscorecards.com

Batter	1	2	3	4	5	6	7	8	9	AB	R	H	RBI	BB	SO	LOB
4 Coco Crisp, S (1, 8) OBP: 0.331, SLG: 0.392	C FC 93 X SI 94 0-1 G3		B SI 92 F FF 91 B CU 78 F CH 84 X SI 94 2-2 3B		F SI 91 B CU 79 X CU 77 1-1 E4 52 FC5 1-3		B CH 86 X SI 94 1-0 G3			4	0	1	0	0	0	1
28 Eric Sogard, L (1, 4) OBP: 0.335, SLG: 0.379	B FF 93 C FF 92 B SI 94 F SI 93 B SL 88 F SI 95 X FF 94 3-2 2B		C FC 93 X FC 93 0-1 G5-3		X FC 93 0-0 P5			B FF 91 B SI 89 C SI 89 C FC 92 X FC 93 2-2 F9		4	0	1	0	0	0	3
8 Jed Lowrie, S (1, 6) OBP: 0.355, SLG: 0.416	C FF 93 F FC 94 B SL 86 F SL 85 F CU 79 B FF 95 F FF 94 X SL 88 2-2 P5		F FC 94 B FF 93 X FF 93 1-1 P6		B FF 93 B FF 91 B CH 82 C FF 93 F FF 93 B FC 93 4-2 52 FC5 BB			B CH 85 X SI 89 1-0 2B		3	0	1	0	1	0	2
52 Yoenis Cespedes, R (1, 7) OBP: 0.299, SLG: 0.428	C FC 95 F SI 94 B SL 88 B SL 87 D SL 87 B SI 95 4-2 BB			B FC 93 X SI 93 1-0 G6-3	B SI 93 X SI 93 1-0 FC5 1-2 2-3f			C CU 73 X FF 93 0-1 F9		3	0	0	0	1	0	4
37 Brandon Moss, L (1, 3) OBP: 0.318, SLG: 0.453	C CU 77 B FF 94 X SI 93 1-1 G4-3			X SI 92 0-0 G3		B CU 76 F FC 90 X FC 93 1-1 P6		X CU 74 0-0 G4-1		4	0	0	0	0	0	3
20 Josh Donaldson, R (1, 5) OBP: 0.371, SLG: 0.475		B FF 92 B FC 92 X FC 92 2-0 L8		B CH 81 C FC 94 S SI 93 F FF 94 B SL 87 B SL 88 D SL 88 4-2 BB		C SL 88 S SI 94 C SL 88 0-3 K			C SL 86 F FF 98 B FF 100 B FF 100 C FF 97 2-3 K	3	0	0	0	1	2	0
16 Josh Reddick, L (1, 9) OBP: 0.289, SLG: 0.330		C FF 92 F FF 92 X SI 94 0-2 F7		X SI 91 0-0 L9		C CU 79 F FC 94 B FF 94 X SL 87 1-2 L9			C FF 100 B SL 87 C SL 88 B FF 101 S FF 100 2-3 K	4	0	0	0	0	1	1
21 Stephen Vogt, L (1, 2) OBP: 0.237, SLG: 0.400 36 Derek Norris, R (9, PH) OBP: 0.325, SLG: 0.382		B FF 93 X SI 92 1-0 F7			C CH 83 B FC 93 X SL 87 1-1 4 E 1B		B CH 81 B FF 92 C SI 89 F FC 92 B FC 94 F SI 91 X FC 94 3-2 F9		B FF 99 C FF 97 B SL 87 B FF 98 F FF 97 X FF 99 3-2 HR	3 1	0 1	1 1	0 1	0 0	0 0	0 0
67 Dan Straily, R (1, 1) 15 Seth Smith, L (5, PH) OBP: 0.321, SLG: 0.375 13 Jerry Blevins, L (5, 1) 47 Pat Neshek, S (6, 1) 25 Chris Young, R (7, PH) OBP: 0.273, SLG: 0.379 61 Dan Otero, R (7, 1) 18 Alberto Callaspo, S (9, PH) OBP: 0.316, SLG: 0.334			B FF 92 C FC 90 B FC 93 C FC 90 B FF 94 C FC 93 3-3 K		S SI 90 X FF 93 0-1 F7		C SL 88 F SI 94 B SL 88 C SL 85 1-3 K		B FF 99 C FF 98 B FF 99 F FF 97 C FF 100 2-3 K	1 1 0 0 1 0 1	0 0 0 0 0 0 0	0 0 0 0 0 0 0	0 0 0 0 0 0 0	1 0 0 0 1 0 0	0 0 0 0 0 0 0	0 1 0 0 0 0 0
Inning Stats	R: 0 E: 0 K: 0 S: 16 H: 1 LOB: 2 BB: 1 P: 26	R: 0 E: 0 K: 0 S: 5 H: 0 LOB: 0 BB: 0 P: 8	R: 0 E: 0 K: 1 S: 10 H: 1 LOB: 1 BB: 0 P: 16	R: 0 E: 0 K: 0 S: 6 H: 0 LOB: 1 BB: 1 P: 11	R: 0 E: 1 K: 0 S: 10 H: 1 LOB: 3 BB: 1 P: 17	R: 0 E: 0 K: 1 S: 8 H: 0 LOB: 0 BB: 0 P: 10	R: 0 E: 0 K: 1 S: 8 H: 0 LOB: 0 BB: 0 P: 13	R: 0 E: 0 K: 0 S: 7 H: 1 LOB: 1 BB: 0 P: 10	R: 1 E: 0 K: 3 S: 12 H: 1 LOB: 0 BB: 0 P: 21	1B: 1 2B: 2 3B: 1 HR: 1 SF: 0 SAC: 0 DP: 0 HBP: 0						

AB	33
R	1
H	5
RBI	1
BB	3
SO	6
LOB	15

WP: 0 PA: 36
PB: 0
SB: 0
CS: 0

PITCHER		IP	WLS	BF	H	R	ER	SO	BB	IBB	HBP	BLK	WP	HR	S	P	ERA	WHIP
55 Mat Latos, R ERA: 3.21	(1, 1)	7.1	W	30	4	0	0	3	3	0	0	0	0	0	67	108	0.00	0.955
60 J.J. Hoover, R ERA: 3.04	(8, 1)	0.2	H	2	0	0	0	0	0	0	0	0	0	0	3	3	0.00	0.000
54 Aroldis Chapman, L ERA: 3.05	(9, 1)	1.0	S	4	1	1	1	3	0	0	0	0	0	1	12	21	9.00	1.000

PITCHER	IP	WLS	BF	H	R	ER	SO	BB	IBB	HBP	BLK	WP	HR	S	P	ERA	WHIP

BOTTOM

Oakland Athletics @ Cincinnati Reds
Great American Ball Park, Cincinnati, OH
Tue Aug 06 2013, 7:12 PM - 10:04 PM EDT
Att. 34,640 - Cloudy - 81 F

livebaseballscorecards.com

Batter	1	2	3	4	5	6	7	8	9	AB	R	H	RBI	BB	SO	LOB
17 Shin-Soo Choo, L (1, 8) OBP: 0.419, SLG: 0.465	S FF 89 F FF 90 B FF 90 F SL 83 X FF 91 1-2 19 1B 1B		B CU 74 F SL 82 B CH 83 B FF 91 B FF 91 4-1 19 1B 4 1B BB		S SL 84 C SI 90 B CU 75 X SL 86 1-2 15 SH 2B		B SL 82 F SI 90 X SL 83 1-1 ② FC4-6 1-2f			3	2	2	0	1	0	1
15 Derrick Robinson, S (1, 7) OBP: 0.324, SLG: 0.329	X FF 90 0-0 ① B3		B FF 90 C FF 91 1 SAFE F FF 90 F FF 91 F SL 83 1 SAFE B SL 84 X SI 91 2-2 ① F7		B SI 89 M SI 88 X SL 84 1-1 SH 19 CS 2-H		B FF 91 1 SAFE X SI 89 1-0 ③ G4-3			3	0	0	0	0	0	3
19 Joey Votto, L (1, 3) OBP: 0.438, SLG: 0.512	F FF 90 1 SAFE X FF 90 0-1 4 G5-4-3 1-3 1B		B SL 83 B CH 83 S SI 92 C SL 82 X SI 92 2-2 4 1B 1-3 1B		B CU 74 1 SAFE B SI 87 C SL 85 F SI 91 B SI 91 1 SAFE C CU 74 3-3 ①② K 1-2			B CH 83 X CH 83 1-0 ① G4-3		4	0	2	0	0	1	1
4 Brandon Phillips, R (1, 4) OBP: 0.313, SLG: 0.403	C SL 83 B SL 83 F FF 92 B SL 82 X SL 82 2-2 ②③ G5-4-3 1-2f		B FF 91 C FF 91 B FF 92 B SL 82 F SL 84 1 SAFE X FF 92 3-2 1-3 3-H 1B		S SI 91 B CH 85 S CH 84 B SI 92 X CU 74 2-2 ③ G5-3			B FF 90 B FF 90 F SI 89 B SI 91 X SI 89 3-1 ② G6-3		4	0	1	1	0	0	2
32 Jay Bruce, L (1, 9) OBP: 0.325, SLG: 0.503		F CH 82 F FF 90 B SL 82 B FF 91 F CH 84 X SI 91 2-2 HR	B SL 83 S SL 84 B SL 82 S FF 91 1 SAFE S SL 83 2-3 ② K			B CU 72 S SL 85 B SI 90 B SI 89 S SI 89 C SI 90 3-3 ① K		B SI 90 C SI 90 X SI 90 1-1 ③ G6-3		4	1	1	1	0	2	2
39 Devin Mesoraco, R (1, 2) OBP: 0.308, SLG: 0.404		X FF 91 0-0 ① P4	B SL 82 X FF 90 1-0 ③ F8			C SL 76 X SL 81 0-1 ② L7				3	0	0	0	0	0	2
2 Zack Cozart, R (1, 6) OBP: 0.273, SLG: 0.375		B FF 91 B FF 90 C FF 91 S SL 83 S SL 83 2-3 ② K		C CU 73 X SL 83 0-1 ① G1-3		C SL 78 C SL 82 F SL 82 X SL 81 0-2 ③ L8				3	0	0	0	0	1	0
9 Jack Hannahan, L (1, 5) OBP: 0.320, SLG: 0.276		B FF 91 C FF 91 B FF 91 F FF 91 X FF 92 2-2 1B		B FF 89 S FF 89 X FF 90 1-1 ② P6			F FF 91 B FF 90 S SI 90 S CH 84 1-3 ① K			3	0	1	0	0	1	0
55 Mat Latos, R (1, 1) OBP: 0.154, SLG: 0.176 60 J.J. Hoover, R (8, 1) 54 Aroldis Chapman, L (9, 1)		F FF 91 S FF 92 B FF 92 B SL 81 F FF 92 C FF 91 2-3 ③ K		F FF 89 C FF 89 B FF 91 X FF 90 1-2 ③ L8			F FF 92 B FF 91 X SI 92 1-1 17 FC4-6 1B			3 0 0	0 0 0	1 0 0	0 0 0	0 0 0	1 0 0	1 0 0
Inning Stats	R: 0 E: 0 K: 0 S: 10 H: 2 LOB: 1 BB: 0 P: 13	R: 1 E: 0 K: 2 S: 15 H: 2 LOB: 1 BB: 0 P: 23	R: 1 E: 0 K: 1 S: 16 H: 2 LOB: 2 BB: 1 P: 30	R: 0 E: 0 K: 0 S: 7 H: 0 LOB: 0 BB: 0 P: 9	R: 1 E: 1 K: 1 S: 11 H: 1 LOB: 0 BB: 0 P: 18	R: 0 E: 0 K: 1 S: 9 H: 0 LOB: 0 BB: 0 P: 12	R: 0 E: 0 K: 1 S: 8 H: 1 LOB: 1 BB: 0 P: 12	R: 0 E: 0 K: 0 S: 5 H: 0 LOB: 0 BB: 0 P: 10		1B: 6 2B: 2 3B: 0 HR: 1 SF: 0 SAC: 1 DP: 2 HBP: 0						

	AB	30
	R	3
	H	8
	RBI	2
	BB	1
	SO	6
	LOB	12

PITCHER		IP	WLS	BF	H	R	ER	SO	BB	IBB	HBP	BLK	WP	HR	S	P	ERA	WHIP
67 Dan Straily, R ERA: 4.41	(1, 1)	4.0	L	18	6	2	2	3	1	0	0	0	0	1	48	75	4.50	1.750
13 Jerry Blevins, L ERA: 3.43	(5, 1)	1.1		5	1	1	0	2	0	0	0	0	0	0	14	24	0.00	0.750
47 Pat Neshek, R ERA: 2.34	(6, 1)	0.2		2	0	0	0	0	0	0	0	0	0	0	6	6	0.00	0.000
61 Dan Otero, R ERA: 1.74	(7, 1)	2.0		7	1	0	0	1	0	0	0	0	0	0	13	22	0.00	0.500

PITCHER	IP	WLS	BF	H	R	ER	SO	BB	IBB	HBP	BLK	WP	HR	S	P	ERA	WHIP

Oakland Athletics @ Cincinnati Reds

Great American Ball Park, Cincinnati, OH

Wed Aug 07 2013, 12:37 PM - 3:45 PM EDT

Att. 29,746 - Overcast - 82 F

TOP

Batter	1	2	3	4	5	6	7	8	9	AB R H RBI BB SO LOB
4 Coco Crisp, S (1, 8) OBP: 0.327, SLG: 0.386	B FF 93 C FF 93 X FF 93 1-1 P6 ①		X FF 93 0-0 G6-3 ①		C KC 80 B KC 79 F FF 95 F SL 90 F FF 96 F FF 97 B KC 81 F SL 90 X FF 96 2-2 F7 ②		C SL 83 B SL 84 B FF 94 X FF 93 2-1 L6 ①		B FF 98 B FF 97 C FF 95 S FF 96 X FF 99 2-2 L8 ①	5 0 0 0 0 0 0
15 Seth Smith, L (1, 9) OBP: 0.319, SLG: 0.372 60 Jesse Chavez, R (3, 1) 13 Jerry Blevins, L (6, 1) 25 Chris Young, R (7, PH) OBP: 0.276, SLG: 0.379 48 Ryan Cook, R (7, 1) 62 Sean Doolittle, L (8, 1) 7 Nate Freiman, R (9, PH) OBP: 0.314, SLG: 0.378	X FF 93 0-0 F7 ②		C FF 94 F FF 93 B FF 93 S SL 89 1-3 K ②		C FF 93 C FF 95 C FF 96 0-3 ꓘ ③		S SL 85 S FS 86 B FS 86 F FS 88 B SL 82 B FS 86 B FF 94 4-2 BB		X FF 100 0-0 L9 ②	2 0 0 0 0 1 0 1 0 0 0 0 1 0 0 0 0 0 0 0 0 0 0 0 0 1 0 0 0 0 0 0 0 0 0 0 0 0 0 0 0 0 1 0 0 0 0 0 0
8 Jed Lowrie, S (1, 6) OBP: 0.354, SLG: 0.416	C FF 94 B FF 93 F SL 84 X FF 95 1-2 L8 ③		C FF 94 B FF 94 X CH 84 1-1 L9 ③			X FF 94 0-0 37 1B 20 1B 2B	C SI 94 B FF 94 B SL 81 1 SAFE F SI 92 1 SAFE T FF 92 2-2 K ②		C FF 101 C FF 101 S FF 103 0-3 K ③	5 1 1 0 0 2 1
52 Yoenis Cespedes, R (1, 7) OBP: 0.296, SLG: 0.423		C FF 93 B KC 78 C FF 93 F KC 78 X FF 94 1-2 G5-3 ①		B FF 92 F FF 94 F FF 93 X KC 79 1-2 L8 ①		S KC 78 F SI 94 X FF 94 0-2 P6 ①	1 SAFE C KC 73 B SI 89 1 SAFE C KC 74 S KC 74 1-3 K ③			4 0 0 0 0 1 2
37 Brandon Moss, L (1, 3) OBP: 0.320, SLG: 0.453		B FF 94 F FF 93 B FF 94 F FF 94 F SL 88 B FF 94 X FF 94 3-2 L8 ②		F SI 94 B FF 93 X FF 94 1-1 18 2B 21 1B 1B		F FF 94 B SI 94 X FF 95 1-1 20 1B 28 3B 2-3 1B		B CU 74 C CU 72 F FF 94 X FF 94 1-2 F9 ①		4 2 2 0 0 0 0
20 Josh Donaldson, R (1, 5) OBP: 0.373, SLG: 0.483		B FF 96 X FF 94 1-0 HR		B FF 93 S SL 84 X SI 93 1-1 L8 ②		B SL 90 F SI 95 X SI 94 1-1 28 3B 1-2 3-H 1B		C FF 94 B FF 94 B FF 94 S FF 93 B FF 93 F FF 94 F FF 94 F FF 93 F FF 95 3-2 X FF 94 G6-3 ②		4 2 2 2 0 0 1
18 Alberto Callaspo, S (1, 4) OBP: 0.320, SLG: 0.345 28 Eric Sogard, L (4, 4) OBP: 0.339, SLG: 0.392		C SI 94 S CH 86 F FF 94 B SL 88 X SL 86 1-2 2B		C SI 93 B SI 94 S FF 94 X FF 95 1-2 21 1B 1-3 2B		X FF 96 0-0 36 FC6-2-5-1 1-H 2-H 3B		B FF 95 C CU 76 X FF 94 1-1 36 1B 1B		2 0 2 0 0 0 0 2 0 2 2 0 0 0
21 Stephen Vogt, L (1, 2) OBP: 0.275, SLG: 0.417 36 Derek Norris, R (6, PH) OBP: 0.327, SLG: 0.383 (6, 2)		I I IN 60 I IN 61 I IN 59 4-0 IBB		C FF 95 F FF 93 B FF 95 X SL 86 1-2 2-H 3-H 1B ③		B SL 81 C SL 81 B FF 92 X FF 94 2-1 FC6-2-5-1 3-H ②		B CU 72 B CU 74 X FF 93 2-0 1-2 1B		1 0 1 1 1 0 0 2 0 1 0 0 0 1
40 Bartolo Colon, R (1, 1) 16 Josh Reddick, L (3, 9) OBP: 0.287, SLG: 0.326		B FF 95 F FF 92 X FF 94 1-1 G3 ③			C FF 94 B FF 94 S SL 91 B FF 95 F SL 89 F SL 90 S FF 96 2-3 K ①	B SL 83 S SL 84 F FF 93 S SL 83 1-3 K ③		C CU 73 F FF 91 B FF 94 F FF 94 B FF 94 X FF 94 2-2 L8 ③		1 0 0 0 0 0 2 3 0 0 0 0 2 3
Inning Stats	R: 0 H: 0 E: 0 LOB: 0 K: 0 BB: 0 S: 6 P: 8	R: 1 H: 2 E: 0 LOB: 2 K: 0 BB: 1 S: 15 P: 26	R: 0 H: 0 E: 0 LOB: 0 K: 1 BB: 0 S: 6 P: 8	R: 1 H: 3 E: 0 LOB: 2 K: 0 BB: 0 S: 13 P: 18	R: 0 H: 0 E: 0 LOB: 0 K: 2 BB: 0 S: 15 P: 19	R: 3 H: 4 E: 0 LOB: 1 K: 1 BB: 0 S: 14 P: 19	R: 0 H: 0 E: 0 LOB: 1 K: 2 BB: 1 S: 11 P: 20	R: 0 H: 2 E: 0 LOB: 2 K: 0 BB: 0 S: 17 P: 26	R: 0 H: 0 E: 0 LOB: 0 K: 1 BB: 0 S: 7 P: 9	1B: 6 SF: 0 2B: 3 SAC: 0 3B: 1 DP: 0 HR: 1 HBP: 0

livebaseballscorecards.com

AB	37
R	5
H	11
RBI	5
BB	2
SO	7
LOB	10

WP: 0 PA: 39
PB: 0
SB: 0
CS: 0

PITCHER		IP	WLS	BF	H	R	ER	SO	BB	IBB	HBP	BLK	WP	HR	S	P	ERA	WHIP
34 Homer Bailey, R ERA: 3.73	(1, 1)	5.1	W	25	9	5	5	3	0	1	0	0	0	1	64	90	8.44	1.688
43 Manny Parra, L ERA: 3.38	(6, 1)	1.1	H	5	0	0	0	2	1	0	0	0	0	0	13	24	0.00	0.750
63 Sam LeCure, R ERA: 2.91	(7, 1)	0.1	H	1	0	0	0	1	0	0	0	0	0	0	3	4	0.00	0.000
60 J.J. Hoover, R ERA: 2.98	(8, 1)	1.0	H	5	2	0	0	0	0	0	0	0	0	0	17	26	0.00	2.000
54 Aroldis Chapman, L ERA: 2.98	(9, 1)	1.0	S	3	0	0	0	1	0	0	0	0	0	0	7	9	0.00	0.000

PITCHER	IP	WLS	BF	H	R	ER	SO	BB	IBB	HBP	BLK	WP	HR	S	P	ERA	WHIP

Batter	1	2	3	4	5	6	7	8	9	AB	R	H	RBI	BB	SO	LOB
17 Shin-Soo Choo, L (1, 8) OBP: 0.418, SLG: 0.463	B FF 87 X FF 87 1-0 19 1B 21 BB 32 FC6-4 1B	C SI 87 B FF 91 B CH 80 F CH 81 C SI 88 2-3 ② K	D CU 72 F FC 87 C FF 91 B FC 89 X FC 90 2-2 ③ G4-3		I IN 75 I IN 71 I IN 71 I IN 77 4-0 IBB			C FF 94 X CU 76 0-1 ② G4-3		4	1	1	0	1	1	3
21 Todd Frazier, R (1, 5) OBP: 0.326, SLG: 0.384	C SI 85 B CH 84 C CH 84 B SI 86 B CH 84 D SI 85 4-2 32 FC6-4 19 1B 1-2 BB	F SL 82 B SL 83 B SI 88 F FF 88 B FF 91 F SI 88 F SI 86 S FF 91 3-3 ③ K		F FF 88 B FC 87 C CH 83 F CU 76 S CU 75 1-3 ① K	C FC 90 B SI 92 S FC 91 X FF 93 1-2 ③ F9			F FF 93 H FF 95 1-1 HBP		3	0	0	0	1	2	3
19 Joey Votto, L (1, 3) OBP: 0.438, SLG: 0.511	B FF 89 B SI 88 C SI 87 X FF 90 2-1 32 FC6-4 1-2 2-3 1B		X SI 85 0-0 32 HR 1B	B CU 74 C CH 85 C FF 92 S CU 76 1-3 ② K		C CU 73 X SI 89 0-1 ① L9		D CU 79 1 SAFE F FF 94 C FF 93 1 SAFE D CU 77 1 SAFE F FF 95 X FF 95 2-2 ③ G4-3		5	1	2	0	0	1	1
4 Brandon Phillips, R (1, 4) OBP: 0.312, SLG: 0.402	B SI 86 X SL 81 1-0 ① F9		C CH 83 B SI 85 F CH 84 B SI 86 F SI 86 X SI 85 2-2 ① F8	X FF 92 0-0 1B		C SI 90 X SI 90 0-1 ② L9				4	0	1	0	0	0	4
32 Jay Bruce, L (1, 9) OBP: 0.324, SLG: 0.508	C FF 91 X SI 89 0-1 ② FC6-4 1-2f 2-3 3-H		X CH 85 0-0 1-H HR	1 SAFE C CH 82 T FF 90 D CU 76 S FC 89 1-3 ③ K		F SL 86 C SL 87 F SI 89 B SI 89 S CU 75 1-3 ③ K				4	1	1	3	0	2	3
26 Xavier Paul, L (1, 7) OBP: 0.329, SLG: 0.391 60 J.J. Hoover, R (8, 1) 54 Aroldis Chapman, L (9, 1)	B SI 86 B SI 85 X SI 86 2-0 ③ L8		B FF 87 F SI 86 X FF 89 1-1 ② L7		X FF 89 0-0 2 SH5-4 39 1B 2B		B SL 83 F SI 95 S CH 86 X FF 96 1-2 ① G3			4 0 0	1 0 0	1 0 0	0 0 0	0 0 0	0 0 0	2 0 0
2 Zack Cozart, R (1, 6) OBP: 0.276, SLG: 0.376		B CH 85 C FF 88 B FF 86 F SI 85 X FF 90 2-2 37 2B 1B	B SL 82 B FF 88 B CH 84 C SI 86 B SI 86 4-1 37 2B BB		X FF 89 0-0 ① SH5-4 2-3		F SL 84 B FF 96 B SL 85 X FF 94 2-1 ② G5-3			2	2	1	0	1	0	0
37 Corky Miller, R (1, 2) OBP: 0.342, SLG: 0.313 39 Devin Mesoraco, R (5, PH) OBP: 0.310, SLG: 0.404 (6, 2)		C CH 84 X SI 85 0-1 34 G6-3 1-H 2B	F CH 85 F FF 89 B SI 86 B CH 78 F CH 77 X CH 78 2-2 1-H 2B		B FF 92 F FF 92 C FC 90 X CU 76 1-2 34 SH1-4 3-H 1B		B FF 94 C FF 94 B CH 86 B FF 95 F FF 94 X CH 85 3-2 ③ F7			2 2	0 0	2 1	2 1	0 0	0 0	0 0
34 Homer Bailey, R (1, 1) OBP: 0.171, SLG: 0.175 43 Manny Parra, L (6, 1) OBP: 0.500, SLG: 0.500 63 Sam LeCure, R (7, 1) 28 Chris Heisey, R (8, 7) OBP: 0.267, SLG: 0.392		X CH 84 0-0 ① G6-3 2-3	C SI 86 B FF 90 B SI 85 B SI 86 B SI 85 4-1 BB		X SI 89 0-0 ② SH1-4 1-2			C SL 84 X SL 83 0-1 ① L3		1 0 0 1	0 0 0 0	0 0 0 0	0 0 0 0	1 0 0 0	0 0 0 0	1 0 0 0
Inning Stats	R: 1 H: 2 E: 0 LOB: 2 K: 0 BB: 1 S: 9 P: 19	R: 1 H: 2 E: 0 LOB: 1 K: 2 BB: 0 S: 14 P: 21	R: 3 H: 3 E: 0 LOB: 2 K: 0 BB: 2 S: 17 P: 32	R: 0 H: 1 E: 0 LOB: 1 K: 3 BB: 0 S: 11 P: 14	R: 1 H: 2 E: 0 LOB: 2 K: 0 BB: 1 S: 9 P: 15	R: 0 H: 0 E: 0 LOB: 0 K: 1 BB: 0 S: 8 P: 9	R: 0 H: 0 E: 0 LOB: 0 K: 0 BB: 0 S: 8 P: 14	R: 0 H: 0 E: 0 LOB: 1 K: 0 BB: 0 S: 9 P: 12		1B: 6 SF: 0 2B: 3 SAC: 2 3B: 0 DP: 0 HR: 1 HBP: 1				WP: 0 PA: 39 PB: 0 SB: 0 CS: 0		

PITCHER		IP	WLS	BF	H	R	ER	SO	BB	IBB	HBP	BLK	WP	HR	S	P	ERA	WHIP
40 Bartolo Colon, R ERA: 2.75	(1, 1)	2.2	L	18	7	5	5	2	3	0	0	0	0	1	37	67	16.88	3.750
60 Jesse Chavez, R ERA: 4.12	(3, 1)	2.1		11	3	1	1	3	0	1	0	0	0	0	23	34	3.86	1.286
13 Jerry Blevins, L ERA: 3.35	(6, 1)	1.0		3	0	0	0	1	0	0	0	0	0	0	8	9	0.00	0.000
48 Ryan Cook, R ERA: 1.99	(7, 1)	1.1		4	0	0	0	0	0	0	0	0	0	0	10	16	0.00	0.000
62 Sean Doolittle, L ERA: 2.92	(8, 1)	0.2		3	0	0	0	0	0	0	1	0	0	0	7	10	0.00	0.000

PITCHER	IP	WLS	BF	H	R	ER	SO	BB	IBB	HBP	BLK	WP	HR	S	P	ERA	WHIP

BOTTOM

Oakland Athletics @ Cincinnati Reds

Great American Ball Park, Cincinnati, OH

Wed Aug 07 2013, 12:37 PM - 3:45 PM EDT

Att. 29,746 - Overcast - 82 F

livebaseballscorecards.com

AB	32
R	6
H	10
RBI	6
BB	4
SO	6
LOB	17

Batter	1	2	3	4	5	6	7	8	9	AB	R	H	RBI	BB	SO	LOB
25 Will Venable, L (1, 9) OBP: 0.299, SLG: 0.465	B CU 72 C SL 73 F CH 75 F SI 87 B SI 89 F SI 88 X SL 76 2-2 ① G3-1			B SI 88 F SI 87 X SL 74 1-1 ① P5		C CH 73 X CH 76 0-1 ① G4-3		C SI 95 B FS 84 X SI 95 1-1 HR		4	1	1	1	0	0	0
5 Alexi Amarista, L (1, 8) OBP: 0.301, SLG: 0.389	B SI 87 C SI 87 X SI 88 1-1 ② G4-3			C SL 76 B SL 76 F SI 85 B SI 89 X SI 89 2-2 ② G4-3		B SI 89 C SL 73 F CH 78 C SI 90 1-3 ② K		B FF 94 B SI 95 B FF 94 C FF 94 F FF 95 X SI 95 3-2 ② G3		4	0	0	0	0	1	0
Chase Headley, S (1, 5) OBP: 0.341, SLG: 0.383	C SL 76 F SI 89 F SI 88 B CH 79 B SI 90 S SL 80 2-3 ③ K			F CU 70 F SL 77 X SI 88 0-2 1B		X CU 70 0-0 1B		F FF 94 B CU 77 B FS 84 B CU 77 B SI 95 4-1 BB		3	0	2	0	1	1	0
23 Yonder Alonso, L (1, 3) OBP: 0.347, SLG: 0.393		C CH 77 B SI 85 C SI 88 F SL 79 B CH 80 B SI 89 X SI 89 3-2 ① L8		B SL 76 B CU 69 X SI 86 2-0 ③ G4-3		B SI 88 B SL 75 F CH 77 X SI 89 2-1 ③ L8		B FF 93 B SI 95 F SI 95 X SI 94 2-1 ③ G4-3		4	0	0	0	0	0	3
9 Jedd Gyorko, R (1, 4) OBP: 0.298, SLG: 0.402		F CH 78 F SL 75 S SL 80 0-3 ② K			B SI 88 C CH 75 C SL 74 X SL 78 1-2 ① G4-3		B SI 89 C CH 74 S CU 68 F SL 77 F SL 78 X SL 77 1-2 1B		B FF 94 X FF 94 1-0 ① G5-3	4	0	1	0	0	1	0
14 Mark Kotsay, L (1, 7) OBP: 0.256, SLG: 0.243		X CH 78 0-0 ③ F8			C SL 74 F SI 87 B SI 88 S CH 77 1-3 ② K		C SI 89 B CH 81 F CH 79 S SI 89 1-3 ① K		B FF 96 F SI 96 B SL 87 B FF 95 X SL 91 2-2 ② G6-3	4	0	0	0	0	2	1
11 Logan Forsythe, R (1, 6) OBP: 0.299, SLG: 0.358			C CU 69 B SL 74 X CH 74 1-1 ① F7		X SL 75 0-0 HR		B CU 68 C SL 75 F SI 89 F CH 78 F CH 80 F SI 89 B SL 77 X SI 89 2-2 ② L8		B SL 92 S FF 95 C FF 96 X FF 97 1-2 4 DI 1B	4	1	2	1	0	0	1
4 Nick Hundley, R (1, 2) OBP: 0.296, SLG: 0.385			C SI 87 X SI 88 0-1 ② G4-3		B SI 89 H CH 78 2-0 HBP		B CH 76 B CH 81 T CH 78 X SI 88 2-1 ③ G5-3		C FF 95 S FF 97 T FF 97 0-2 ③ K 1-2	3	0	0	0	0	1	2
34 Andrew Cashner, R (1, 1) OBP: 0.306, SLG: 0.371 46 Tim Stauffer, R (6, 1) 3 Ronny Cedeno, R (8, PH) OBP: 0.252, SLG: 0.288 56 Colt Hynes, L (8, 1)			C SL 74 S SL 77 C SI 88 0-3 ③ K		B SI 89 S CH 81 S SL 74 S SL 77 1-3 ③ K			F FF 94 F FF 93 C CU 78 0-3 ① K		2 0 1 0	0 0 0 0	0 0 0 0	0 0 0 0	0 0 0 0	2 0 1 0	1 0 0 0
Inning Stats	R: 0 E: 0 K: 1 S: 11 H: 0 LOB: 0 BB: 0 P: 16	R: 0 E: 0 K: 1 S: 8 H: 0 LOB: 0 BB: 0 P: 11	R: 0 E: 0 K: 1 S: 7 H: 0 LOB: 0 BB: 0 P: 8	R: 0 E: 0 K: 0 S: 9 H: 1 LOB: 1 BB: 0 P: 14	R: 1 E: 0 K: 2 S: 10 H: 1 LOB: 1 BB: 0 P: 15	R: 0 E: 0 K: 1 S: 8 H: 1 LOB: 1 BB: 0 P: 11	R: 0 E: 0 K: 1 S: 16 H: 1 LOB: 1 BB: 0 P: 22	R: 1 E: 0 K: 1 S: 11 H: 1 LOB: 1 BB: 1 P: 21	R: 0 E: 0 K: 1 S: 10 H: 1 LOB: 1 BB: 0 P: 14	1B: 4 2B: 0 3B: 0 HR: 2	SF: 0 SAC: 0 DP: 0 HBP: 1					

PITCHER		IP	WLS	BF	H	R	ER	SO	BB	IBB	HBP	BLK	WP	HR	S	P	ERA	WHIP
61 Bronson Arroyo, R ERA: 3.51	(1, 1)	7.0	W	26	4	1	1	7	0	0	1	0	0	1	69	97	1.29	0.571
31 Alfredo Simon, R ERA: 3.1	(8, 1)	1.0		5	1	1	1	1	1	0	0	0	0	1	11	21	9.00	2.000
51 Jonathan Broxton, R ERA: 4.18	(9, 1)	1.0		4	1	0	0	1	0	0	0	0	0	0	10	14	0.00	1.000

PITCHER		IP	WLS	BF	H	R	ER	SO	BB	IBB	HBP	BLK	WP	HR	S	P	ERA	WHIP

TOP

San Diego Padres @ Cincinnati Reds

Great American Ball Park, Cincinnati, OH

Fri Aug 09 2013, 7:11 PM - 9:51 PM EDT

Att. 30,288 - Cloudy - 83 F

livebaseballscorecards.com

AB	33
R	2
H	6
RBI	2
BB	1
SO	9
LOB	8

WP: 0	PB: 0	SB: 0	CS: 0	PA: 35														

Batter	1	2	3	4	5	6	7	8	9	AB	R	H	RBI	BB	SO	LOB
17 Shin-Soo Choo, L (1, 8) OBP: 0.414, SLG: 0.457	F FF 92 X SI 93 0-1 ① F7	B FF 94 S CH 85 F CH 84 B FF 96 F FF 96 F FF 96 S SL 87 2-3 ③ K		F CH 84 C CH 82 S SL 86 0-3 ② K		C SL 86 B CH 80 F FF 92 B SI 92 F CH 82 X SL 88 2-2 ① G6-3		C SI 90 F FF 90 X SL 81 0-2 ① F8		5	0	0	0	0	2	3
21 Todd Frazier, R (1, 5) OBP: 0.329, SLG: 0.388	B FF 92 B SL 87 X FF 93 2-0 19 1B 2B		B FF 93 B CH 85 B CH 84 B FF 94 4-0 19 3B BB	F FF 95 X SI 94 0-1 ③ FC6-4 1-2f		B FF 93 C FF 92 C FF 93 X CH 81 1-2 4 HR 19 G4-3 1B		B SI 89 X SL 82 1-0 ② F7		4	3	2	0	1	0	2
19 Joey Votto, L (1, 3) OBP: 0.440, SLG: 0.515	F SL 80 F FF 95 B SI 95 F SI 95 B CH 85 B CH 84 X FF 97 3-2 32 F8 4 1B 2-H 1B		F CH 84 1 SAFE B FF 95 B SI 93 S SI 93 F FF 96 1 SAFE X CH 83 2-2 32 2B 1-H 3B		B FF 92 B CU 79 B CH 82 B SI 93 4-0 28 1B 28 E BB	X SL 87 0-0 ② G4-3 1-2		B SL 80 F SL 80 X FF 90 1-1 ③ F8		4	2	2	2	1	0	2
4 Brandon Phillips, R (1, 4) OBP: 0.314, SLG: 0.410	B FF 96 S CH 85 X FF 93 1-1 32 F8 1-2 1B		C FF 95 S FF 95 X FF 96 0-2 ① L4		C CH 83 X FF 94 0-1 ① L8	B SL 86 B FF 92 S SL 85 X CH 80 2-1 2-H HR				4	1	2	2	0	0	2
32 Jay Bruce, L (1, 9) OBP: 0.324, SLG: 0.508	C CH 85 B FF 96 X SI 95 1-1 ② F8 1-2 2-3		B SL 87 D SL 86 F CH 84 X SL 86 2-1 3-H 2B		C SI 92 B FF 95 F FF 95 1 SAFE F FF 94 F SI 96 F FF 96 C CH 83 1-3 ② K	S SI 91 B FF 93 B CU 73 S FF 92 F FF 92 B FF 93 S CH 81 3-3 ③ K				4	0	1	1	0	2	3
28 Chris Heisey, R (1, 7) OBP: 0.267, SLG: 0.388	C FF 97 F FF 97 B SI 96 F CH 85 F FF 97 B SI 96 X SL 87 2-2 ③ F8		F CH 86 X SI 94 0-1 ② G5-3		C SI 94 B SI 92 F SI 93 B SI 94 B CH 88 X FF 95 3-2 E9 2 E 1-H 1B		F FF 91 F FF 91 S SL 86 0-3 ① K			4	1	1	0	0	1	3
2 Zack Cozart, R (1, 6) OBP: 0.273, SLG: 0.372		B FF 92 F FF 94 S CH 85 X CH 85 1-2 ① G6-3	F FF 93 X SI 94 0-1 ③ G6-3		C CH 82 D FF 96 F FF 92 X CH 82 1-2 E6 2-H		B SL 87 F FF 91 B FF 92 B SL 87 C FF 92 F FF 92 X FF 92 3-2 ② L3			4	0	0	0	0	0	1
29 Ryan Hanigan, R (1, 2) OBP: 0.298, SLG: 0.272		B SL 87 B SI 93 X FF 95 2-0 ② F9		B CH 83 C SI 92 B SI 91 B FF 95 B SI 92 4-1 21 FC6-4 BB	I IN 74 I IN 72 I IN 72 I IN 73 4-0 IBB		F SL 87 C FF 93 B FF 93 F CU 75 S SI 92 1-3 ③ K			2	0	0	0	2	1	0
61 Bronson Arroyo, R (1, 1) OBP: 0.098, SLG: 0.098 31 Alfredo Simon, R (8, 1) OBP: 0.143, SLG: 0.143 15 Derrick Robinson, S (8, PH) OBP: 0.328, SLG: 0.333 51 Jonathan Broxton, R (9, 1)		B SI 95 F FF 95 X SL 86 1-1 1B		C FF 95 C FF 94 X SI 96 0-2 ① B3	S FF 93 F FF 93 F FF 93 X FF 94 0-2 ③ L9			F FF 89 F FF 90 X SL 80 0-2 1B		3 0 1 0	0 0 0 0	1 0 1 0	0 0 0 0	0 0 0 0	0 0 0 0	3 0 0 0
Inning Stats	R: 1 H: 3 E: 0 LOB: 2 K: 0 BB: 0 S: 16 P: 25	R: 0 H: 1 E: 0 LOB: 1 K: 1 BB: 0 S: 11 P: 17	R: 2 H: 2 E: 0 LOB: 1 K: 0 BB: 1 S: 13 P: 21	R: 0 H: 0 E: 0 LOB: 1 K: 1 BB: 1 S: 9 P: 13	R: 2 H: 1 E: 2 LOB: 2 K: 1 BB: 2 S: 18 P: 31	R: 2 H: 2 E: 0 LOB: 0 K: 1 BB: 0 S: 14 P: 22	R: 0 H: 0 E: 0 LOB: 0 K: 2 BB: 0 S: 11 P: 15	R: 0 H: 1 E: 0 LOB: 1 K: 0 BB: 0 S: 9 P: 11		1B: 6 SF: 0 2B: 2 SAC: 0 3B: 1 DP: 0 HR: 1 HBP: 0				WP: 0 PA: 39 PB: 0 SB: 0 CS: 0		

BOTTOM

San Diego Padres @ Cincinnati Reds

Great American Ball Park, Cincinnati, OH

Fri Aug 09 2013, 7:11 PM - 9:51 PM EDT

Att. 30,288 - Cloudy - 83 F

livebaseballscorecards.com

AB	35
R	7
H	10
RBI	5
BB	4
SO	6
LOB	19

PITCHER		IP	WLS	BF	H	R	ER	SO	BB	IBB	HBP	BLK	WP	HR	S	P	ERA	WHIP
34 Andrew Cashner, R ERA: 3.87	(1, 1)	5.0	L	27	7	5	3	3	3	1	0	0	0	0	67	107	5.40	2.000
46 Tim Stauffer, R ERA: 4.2	(6, 1)	2.0		8	2	2	2	3	0	0	0	0	0	1	25	37	9.00	1.000
56 Colt Hynes, L ERA: 6.48	(8, 1)	1.0		4	1	0	0	0	0	0	0	0	0	0	9	11	0.00	1.000

PITCHER	IP	WLS	BF	H	R	ER	SO	BB	IBB	HBP	BLK	WP	HR	S	P	ERA	WHIP

Batter	1	2	3	4	5	6	7	8	9	AB	R	H	RBI	BB	SO	LOB
13 Chris Denorfia, R (1, 9) (8, 7) OBP: 0.322, SLG: 0.390	C FF 91 X FF 92 0-1 25 1B 25 E 1B		C SL 85 B SL 78 B FF 93 B FF 93 B FF 92 4-1 25 G4-6-3 BB		B CH 84 C FF 90 C FF 90 X FF 90 1-2 ② F9			C CU 78 F FC 90 B CU 80 S SI 94 1-3 K ①		3	1	1	0	1	1	1
25 Will Venable, L (1, 8) (8, 9) OBP: 0.302, SLG: 0.476	B FF 91 F FF 91 X FF 92 1-1 E7 1-H E 1B		1 SAFE 1 SAFE C FF 91 X FF 91 0-1 ① ② G4-6-3 1-2f		S FF 90 T FF 89 B FF 90 B SL 78 S FF 91 2-3 ③ K 2-3			F FF 93 B SL 82 C SL 82 F SL 83 F FF 95 X SL 83 1-2 HR		4	2	2	1	0	1	2
Chase Headley, S (1, 5) OBP: 0.338, SLG: 0.379	B FF 92 B FF 91 F FF 92 F FF 91 X FF 91 2-2 E5 2-H		X FF 92 0-0 ③ P2			C CU 77 F FS 85 X FS 85 0-2 ① F7		C SL 83 X FF 95 0-1 ② G4-3		4	0	0	0	0	0	0
15 Jesus Guzman, R (1, 7) OBP: 0.289, SLG: 0.395 57 Luke Gregerson, L (8, 1) 16 Huston Street, R (9, 1)	D SL 78 C FF 93 B FF 92 S FF 92 T FF 92 2-2 ① K			B SL 74 B FF 90 F FF 90 X FF 89 2-1 ① P4		B FC 90 S SI 95 X SI 95 1-1 ② G5-3		S SL 82 B FS 86 C SL 83 F FF 95 S SL 83 1-3 ③ K		4 0 0	0 0 0	0 0 0	0 0 0	0 0 0	2 0 0	1 0 0
23 Yonder Alonso, L (1, 3) OBP: 0.345, SLG: 0.391	B SL 77 C SL 78 B FF 92 F FF 92 F FF 91 B FF 93 F SL 78 F FF 93 F FF 93 3-3 ② F FF 82 S FF 93 K			B SL 78 B FF 90 C FF 90 X FF 89 2-1 ② F7		B CU 79 C FF 95 X FS 85 1-1 ③ L7			C SL 82 X FF 93 0-1 11 BB 1B	4	0	1	0	0	1	1
9 Jedd Gyorko, R (1, 4) OBP: 0.297, SLG: 0.398	C FF 91 B FF 92 B FF 91 B CH 84 F FF 91 X FF 91 3-2 ③ L8			B CH 83 C CH 83 S FF 88 B FF 89 F FF 88 F FF 91 F SL 76 B CH 84 B FF 90 4-2 11 FC6-4 BB			F SI 95 C FC 89 B CU 79 B FC 90 F CU 79 X FF 94 2-2 ① P6		B SI 90 B SL 82 C FF 88 F FF 89 C KC 74 2-3 ① K	3	0	0	0	1	1	2
11 Logan Forsythe, R (1, 6) OBP: 0.297, SLG: 0.350		C FF 90 B FF 87 X FF 91 1-1 ① L7		C FF 87 X CH 82 0-1 ③ FC6-4 1-2f			B FF 95 F FF 95 X FF 94 1-1 E5 4 G2-3		C KC 71 1 SAFE B SL 81 1 SAFE C KC 73 B SI 91 B KC 76 F FF 91 1 SAFE 4-2 B KC 72 1-2 BB	3	0	0	0	1	0	1
4 Nick Hundley, R (1, 2) OBP: 0.292, SLG: 0.379		S FF 89 X FF 90 0-1 ② L7			S FF 88 B SL 75 B CH 83 B CH 84 F FF 90 F FF 90 F FF 90 X FF 89 3-2 E5 25 WP		S CU 78 B SI 95 X SI 94 1-1 ② G2-3 2-3		B FF 90 C FF 90 C FF 89 S KC 75 1-3 ② K	4	0	0	0	0	1	3
38 Tyson Ross, R (1, 1) OBP: 0.111, SLG: 0.111 5 Alexi Amarista, L (8, 8) OBP: 0.300, SLG: 0.387		C FF 86 C FF 90 F FF 90 B SL 76 S FF 92 1-3 ③ K			L FF 89 B FF 88 L FF 91 B SL 76 B FF 89 L FF 90 3-3 ① K		X SI 94 0-0 ③ G6-3		X KC 74 0-0 ③ F8	3 1	0 0	0 0	0 0	0 0	2 0	2 2

Inning Stats																																			
	R: 2	E: 2	K: 2	S: 21	H: 2	LOB: 1	BB: 0	P: 32	R: 0	E: 0	K: 1	S: 8	H: 0	LOB: 0	BB: 0	P: 10	R: 0	E: 0	K: 0	S: 4	H: 0	LOB: 0	BB: 1	P: 8	R: 0	E: 0	K: 0	S: 11	H: 0	LOB: 1	BB: 1	P: 19	R: 0	E: 1	K: 2	S: 14	H: 0	LOB: 1	BB: 0	P: 23
	R: 0	E: 0	K: 0	S: 7	H: 0	LOB: 0	BB: 0	P: 9	R: 0	E: 1	K: 0	S: 9	H: 0	LOB: 1	BB: 0	P: 13	R: 1	E: 0	K: 2	S: 14	H: 1	LOB: 0	BB: 0	P: 17	R: 0	E: 0	K: 2	S: 12	H: 1	LOB: 2	BB: 1	P: 19	1B: 3	2B: 0	3B: 0	HR: 1	SF: 0	SAC: 0	DP: 1	HBP: 0

PITCHER	IP	WLS	BF	H	R	ER	SO	BB	IBB	HBP	BLK	WP	HR	S	P	ERA	WHIP
52 Tony Cingrani, L (1, 1) ERA: 2.87	5.0	L	20	2	2	0	5	2	0	0	0	1	0	58	92	0.00	0.800
31 Alfredo Simon, R (6, 1) ERA: 2.98	2.1		8	0	0	0	1	0	0	0	0	0	0	19	26	0.00	0.000
43 Manny Parra, L (8, 1) ERA: 3.6	0.2		4	2	1	1	1	0	0	0	0	0	1	13	15	13.50	3.000
63 Sam LeCure, R (9, 1) ERA: 2.84	1.0		4	0	0	0	2	1	0	0	0	0	0	10	17	0.00	1.000

PITCHER	IP	WLS	BF	H	R	ER	SO	BB	IBB	HBP	BLK	WP	HR	S	P	ERA	WHIP

TOP

San Diego Padres @ Cincinnati Reds

Great American Ball Park, Cincinnati, OH

Sat Aug 10 2013, 7:11 PM - 10:02 PM EDT

Att. 34,777 - Partly Cloudy - 82 F

livebaseballscorecards.com

AB	33
R	3
H	4
RBI	1
BB	3
SO	9
LOB	15

WP: 1 PA: 36
PB: 0
SB: 0
CS: 0

BOTTOM

San Diego Padres @ Cincinnati Reds

Great American Ball Park, Cincinnati, OH

Sat Aug 10 2013, 7:11 PM - 10:02 PM EDT

Att. 34,777 - Partly Cloudy - 82 F

livebaseballscorecards.com

Batter	1	2	3	4	5	6	7	8	9	AB	R	H	RBI	BB	SO	LOB
17 Shin-Soo Choo, L (1, 8) OBP: 0.413, SLG: 0.454	B SI 93 F SI 93 B FF 95 B FF 93 B FF 94 4-1 19 G4-3 2 S 4 1B BB		L CH 89 B FF 97 S CH 88 S SL 88 1-3 K ③			C SL 83 B FF 94 F FF 93 F SL 88 F FF 96 X SL 87 1-2 G3-1 ①		X CH 78 0-0 P6 ②		3	1	0	0	1	1	0
2 Zack Cozart, R (1, 6) OBP: 0.273, SLG: 0.369	B FF 93 B SL 84 C FF 93 C SL 83 S SL 85 2-3 K ① 1-2			C SL 84 B SI 94 B FF 94 S SL 86 S SL 87 2-3 K ①		B SL 85 X SI 93 1-0 G6-3 ②		B SL 82 F FF 89 B FC 89 B SL 82 B SL 83 4-1 BB		3	0	0	0	1	2	1
19 Joey Votto, L (1, 3) OBP: 0.440, SLG: 0.514	B FF 96 B CH 86 X FF 95 2-0 G4-3 ② 2-3			B SI 96 B SI 94 S CH 88 S SL 88 B FF 97 B SL 86 4-2 4 WP BB		C FF 95 B FF 96 B SI 94 X FF 95 2-1 1B		B FF 87 S CH 77 D CH 77 B SI 87 C CH 75 C CH 82 3-3 K ③		3	0	1	0	1	1	2
4 Brandon Phillips, R (1, 4) OBP: 0.313, SLG: 0.408	X FF 95 0-0 32 CS 1B 3-H			B FF 95 B SL 86 B FF 96 C FF 96 F FF 96 T SL 87 3-2 K ② 1-2		B SL 86 X FF 95 1-0 G4-3 ③			X SI 90 0-0 G1-3 ①	4	0	1	1	0	1	2
32 Jay Bruce, L (1, 9) OBP: 0.325, SLG: 0.505	C CH 85 0-1 CS ③ 1-2	S CH 85 X SI 94 0-1 G4-3 ①		B CH 88 B FF 96 B CH 86 I IN 68 4-0 26 FC4-6 IBB			B CH 86 F SI 93 B FF 94 B SL 87 B FF 94 4-1 26 1B BB		C SI 89 F SL 81 S SI 90 0-3 K ②	2	0	0	0	2	1	0
26 Xavier Paul, L (1, 7) OBP: 0.329, SLG: 0.390 43 Manny Parra, L (8, 1) OBP: 0.500, SLG: 0.500 63 Sam LeCure, R (9, 1) 21 Todd Frazier, R (9, PH) OBP: 0.329, SLG: 0.386		B FF 94 X FF 95 1-0 G3 ②		X FF 94 0-0 FC4-6 ③ 1-2f			1 SAFE B FF 91 D SL 86 1 SAFE B FF 92 C FF 94 X SI 92 3-1 39 F9-3-6 1B 1-3		B SL 83 F SL 83 F SI 90 B SL 84 F SL 83 B SL 84 F SL 83 S SI 89 3-3 K ③	3 0 0 1	0 0 0 0	1 0 0 0	0 0 0 0	0 0 0 1	0 0 0 0	2 0 0 0
39 Devin Mesoraco, R (1, 2) OBP: 0.310, SLG: 0.403		B FF 96 C SL 86 F SI 96 F SL 89 B SL 88 B SL 88 X FF 95 3-2 L8 ③			B FF 93 X FF 94 1-0 9 G3-6-1 1B		X FF 94 0-0 F9-3-6 ① ② 1-2			3	0	1	0	0	0	2
9 Jack Hannahan, L (1, 5) OBP: 0.312, SLG: 0.269			C SI 92 C FF 96 B FF 96 B SL 87 S SL 86 2-3 K ①		D SI 94 X SI 94 1-0 G3-6-1 ① ② 1-2f		B FF 95 B FF 94 X FF 95 2-0 G6-3 ③			3	0	0	0	0	1	2
52 Tony Cingrani, L (1, 1) OBP: 0.250, SLG: 0.292 15 Derrick Robinson, S (5, PH) OBP: 0.326, SLG: 0.331 31 Alfredo Simon, R (6, 1) OBP: 0.143, SLG: 0.143 28 Chris Heisey, R (8, 7) OBP: 0.265, SLG: 0.386			B FF 95 C FF 95 S FF 95 F FF 96 S SL 88 1-3 K ②		S SI 94 X SI 96 0-1 G6-3 ③			C SL 81 S SL 81 S SL 82 0-3 K ①		1 1 0 1	0 0 0 0	0 0 0 0	0 0 0 0	1 0 0 1	0 0 0 0	0 0 0 0
Inning Stats	R: 1 H: 1 E: 0 LOB: 0 K: 1 BB: 1 S: 7 P: 15	R: 0 H: 0 E: 0 LOB: 0 K: 0 BB: 0 S: 7 P: 11	R: 0 H: 0 E: 0 LOB: 0 K: 3 BB: 0 S: 10 P: 14	R: 0 H: 0 E: 0 LOB: 2 K: 2 BB: 2 S: 9 P: 22	R: 0 H: 1 E: 0 LOB: 0 K: 0 BB: 0 S: 4 P: 6	R: 0 H: 1 E: 0 LOB: 1 K: 0 BB: 0 S: 9 P: 14	R: 0 H: 1 E: 0 LOB: 1 K: 0 BB: 1 S: 5 P: 14	R: 0 H: 0 E: 0 LOB: 1 K: 2 BB: 1 S: 8 P: 15	R: 0 H: 0 E: 0 LOB: 0 K: 2 BB: 0 S: 9 P: 12	1B: 4 SF: 0 2B: 1 SAC: 0 3B: 0 DP: 2 HR: 0 HBP: 0						WP: 1 PA: 34 PB: 0 SB: 1 CS: 1

	AB	28
	R	1
	H	4
	RBI	1
	BB	5
	SO	10
	LOB	11

PITCHER		IP	WLS	BF	H	R	ER	SO	BB	IBB	HBP	BLK	WP	HR	S	P	ERA	WHIP
38 Tyson Ross, R ERA: 2.75	(1, 1)	7.0	W	26	4	1	1	6	3	1	0	0	1	0	51	96	1.29	1.000
57 Luke Gregerson, R ERA: 3.3	(8, 1)	1.0	H	4	0	0	0	2	1	0	0	0	0	0	8	15	0.00	1.000
16 Huston Street, R ERA: 3.38	(9, 1)	1.0	S	3	0	0	0	2	0	0	0	0	0	0	9	12	0.00	0.000

PITCHER	IP	WLS	BF	H	R	ER	SO	BB	IBB	HBP	BLK	WP	HR	S	P	ERA	WHIP

San Diego Padres @ Cincinnati Reds

Great American Ball Park, Cincinnati, OH

Sun Aug 11 2013, 1:11 PM - 5:30 PM EDT

Att. 38,567 - Partly Cloudy - 84 F

TOP

Batter		1	2	3	4	5	6	7	8	9	10	11	12	13	AB	R	H	RBI	BB	SO	LOB
25 Will Venable, L OBP: 0.299, SLG: 0.471	(1, 9) (13, 8)	G1		K	ꓘ			2B		K2-3		K		G4-3	7	0	1	0	0	4	6
5 Alexi Amarista, L OBP: 0.296, SLG: 0.378	(1, 8)	G5-3		L3		F8		FC3-2-5			G3		BB	G1-3	6	0	0	0	1	0	2
46 Tim Stauffer, R	(13, 1)														0	0	0	0	0	0	0
Chase Headley, S OBP: 0.338, SLG: 0.378	(1, 5)	G3		1B		G5-3		P6			1B		K		6	0	2	0	0	1	2
23 Yonder Alonso, L OBP: 0.348, SLG: 0.391	(1, 3)		1B	L7		G6-3			1B		L7		IBB		5	1	2	0	1	0	2
11 Logan Forsythe, R OBP: 0.301, SLG: 0.347	(1, 4) (13, 7)		1B		BB		G4-3		SH1-3		K		F9		4	1	1	0	1	1	3
1 Jaff Decker, L	(1, 7)		P5		L7		L9								3	0	0	0	0	0	3
13 Chris Denorfia, R OBP: 0.325, SLG: 0.391	(8, PH) (8, 7) (13, 9)								G6-3			1B	BB		2	0	1	0	1	0	1
3 Ronny Cedeno, R OBP: 0.261, SLG: 0.309	(1, 6)		1B		K		3B		K			1B	F9		6	0	3	0	0	2	5
44 René Rivera, R OBP: 0.241, SLG: 0.192	(1, 2)		SF8		IBB		G3-1			K		B1			3	0	0	1	1	1	3
9 Jedd Gyorko, R OBP: 0.299, SLG: 0.403	(13, PH) (13, 4)													2B	1	0	1	0	0	0	0
22 Ian Kennedy, R OBP: 0.182, SLG: 0.171	(1, 1)		G1-3		BB			K		K		L8		K	2	0	0	0	1	1	1
15 Jesus Guzman, R OBP: 0.288, SLG: 0.393	(9, PH)														1	0	0	0	0	1	0
56 Colt Hynes, L	(9, 1)														0	0	0	0	0	0	0
57 Luke Gregerson, L	(9, 1)														0	0	0	0	0	0	0
55 Dale Thayer, R	(10, 1)														0	0	0	0	0	0	0
14 Mark Kotsay, L OBP: 0.254, SLG: 0.241	(11, PH)														1	0	0	0	0	0	2
50 Nick Vincent, R	(11, 1)														0	0	0	0	0	0	0
4 Nick Hundley, R OBP: 0.291, SLG: 0.377	(13, PH) (13, 2)														1	0	0	0	0	1	1

Inning Stats

	1	2	3	4	5	6	7	8	9	10	11	12	13
R	0	2	0	0	0	0	0	0	0	0	0	0	0
E	0	1	0	0	0	0	1	0	0	0	0	0	0
K	0	0	1	2	0	0	1	1	3	1	1	1	1
S	4	12	10	14	8	7	12	8	10	13	11	11	9
H	0	3	1	0	0	1	1	1	0	1	2	0	1
LOB	0	1	1	3	0	1	1	1	0	1	2	3	1
BB	0	0	0	3	0	0	0	0	0	0	0	3	0
P	7	18	17	29	13	11	14	14	16	18	17	28	13

AB	48
R	2
H	11
RBI	1
BB	6
SO	12
LOB	31

1B: 8 SF: 1
2B: 2 SAC: 1
3B: 1 DP: 0
HR: 0 HBP: 0

WP: 0 PA: 56
PB: 0
SB: 2
CS: 0

PITCHER		IP	WLS	BF	H	R	ER	SO	BB	IBB	HBP	BLK	WP	HR	S	P	ERA	WHIP
44 Mike Leake, R ERA: 2.86	(1, 1)	7.0		30	6	2	1	4	2	1	0	0	0	0	67	109	1.29	1.143
43 Manny Parra, L ERA: 3.56	(8, 1)	0.1		2	1	0	0	0	0	0	0	0	0	0	2	2	0.00	3.000
60 J.J. Hoover, R ERA: 2.94	(8, 1)	0.2		2	0	0	0	1	0	0	0	0	0	0	6	12	0.00	0.000
54 Aroldis Chapman, L ERA: 2.91	(9, 1)	1.0		3	0	0	0	3	0	0	0	0	0	0	10	16	0.00	0.000
51 Jonathan Broxton, R ERA: 4.03	(10, 1)	1.0		4	1	0	0	1	0	0	0	0	0	0	13	18	0.00	1.000
Logan Ondrusek, R ERA: 4.58	(11, 1)	1.2		10	2	0	0	2	2	1	0	1	0	0	21	43	0.00	2.400
63 Sam LeCure, R ERA: 2.76	(12, 1)	1.1	W	5	1	0	0	1	0	0	0	0	0	0	10	15	0.00	0.750

livebaseballscorecards.com

Batter	1	2	3	4	5	6	7	8	9	10	11	12	13	AB	R	H	RBI	BB	SO	LOB
17 Shin-Soo Choo, L (1, 8) OBP: 0.410, SLG: 0.452	S FF 88 X FF 89 0-1 ① F7		C CH 80 X FF 89 0-1 ① P4			B FF 88 X CH 78 1-0 ① G3		B FF 90 X CH 79 1-0 ② G3-1			C SL 88 B SL 88 X SL 88 1-1 ① L5		B SL 87 C FF 92 B SL 88 B FF 93 X FF 92 3-1 1-3 2B	6	0	1	0	0	0	1
21 Todd Frazier, R (1, 5) OBP: 0.325, SLG: 0.381 63 Sam LeCure, R (12, 1) 29 Ryan Hanigan, R (13, PH) OBP: 0.302, SLG: 0.272	S FF 87 B FF 89 S CH 80 B FF 91 X FF 90 2-2 ② G4-3		B FF 89 B FF 88 S FF 89 C CH 80 F CH 80 X FF 91 2-2 ② L7 1-2			C CH 80 S CH 80 F CH 80 B SI 92 C FF 92 1-3 ② K		C FF 92 S CH 81 X CH 82 0-2 ③ F8			S FF 90 S FF 90 F SL 88 F FF 91 S FF 90 0-3 ② K		B SI 92 F SI 92 F SL 88 H SI 92 2-2 HBP	5 0 0	0 0 0	0 0 0	0 0 0	0 0 0	2 0 0	1 0 0
19 Joey Votto, L (1, 3) OBP: 0.437, SLG: 0.509	B CH 80 F FF 91 B SI 91 B FF 90 F CH 81 D KC 80 4-2 BB		C CH 80 B FF 90 C FF 92 X CH 80 1-2 ③ G6-3			B KC 80 B KC 79 C FF 91 B FF 91 X FF 90 3-1 ③ F7			B FF 90 B SI 91 F SL 81 F FF 91 B FF 92 X SL 82 3-2 ① G4-3		X SL 89 0-0 ③ L3		B SL 87 F SL 88 X FF 92 1-1 ② SF7 3-H	4	0	0	1	1	0	1
4 Brandon Phillips, R (1, 4) OBP: 0.310, SLG: 0.404	X FF 89 0-0 ③ F9			B KC 75 X KC 76 1-0 ① G5-3			C FF 88 F CH 78 B FF 91 S FF 92 1-3 ① K		B SI 89 B SL 81 C SL 82 X FC 90 2-1 ② F8			B FF 89 B SL 88 X SL 86 2-0 ① G4-3		5	0	0	0	0	1	1
32 Jay Bruce, L (1, 9) OBP: 0.326, SLG: 0.503		B FF 87 S CH 79 C FF 90 B CH 78 B FF 91 F FF 91 F FF 91 S CH 80 3-3 ① K		B KC 76 S CH 80 S FF 90 B FF 91 X CH 81 2-2 ② F8			F CH 82 S CH 80 X SI 92 0-2 ② L8		B SI 90 B SL 82 B CH 77 D CH 79 4-0 BB			B SI 90 X SL 89 1-0 1B		4	0	1	0	1	1	0
28 Chris Heisey, R (1, 7) OBP: 0.257, SLG: 0.373		B KC 79 X FF 89 1-0 ② G6-3		B KC 77 X SI 91 1-0 ③ G6-3			X KC 78 0-0 ③ G6-3		1 SAFE 1 SAFE C SL 83 S SL 82 1 SAFE F SL 82 S FC 89 0-3 ③ K			1 SAFE F SL 87 1 SAFE B SL 88 S FF 89 B FF 91 1 SAFE F FF 90 S SL 88 2-3 ② K		5	0	0	0	0	2	2
39 Devin Mesoraco, R (1, 2) OBP: 0.308, SLG: 0.397		B FF 89 F FF 89 B CH 80 B FF 90 B FF 89 4-1 BB			S FF 87 X FF 89 0-1 ① F9			X FF 88 0-0 ① G5-3		S SL 82 F SL 82 B FF 93 C FF 93 1-3 ① K		B SL 88 F FF 90 1 SAFE X SL 88 1-1 ③ F8		4	0	0	0	1	1	1
3 Cesar Izturis, S (1, 6) OBP: 0.239, SLG: 0.220 2 Zack Cozart, R (8, PH) OBP: 0.273, SLG: 0.369 (9, 6)	X FF 90 0-0 ③ F8				B FF 89 B FF 89 C FF 89 B CH 80 X FF 90 3-1 ② F8			C FF 89 B KC 78 C FF 91 X SI 92 1-2 26 HR 1B		C SL 82 B FF 94 B FF 93 F FF 93 S SL 81 2-3 ② K			X FF 92 0-0 ① P4		2 3	0 1	0 1	0 0	0 1	0 0	1 0
44 Mike Leake, R (1, 5) OBP: 0.286, SLG: 0.339 43 Manny Parra, L (8, 7) OBP: 0.000, SLG: 0.000 60 J.J. Hoover, R (8, 8) 26 Xavier Paul, L (8, PH) OBP: 0.000, SLG: 0.000 54 Aroldis Chapman, L (9, 7) 51 Jonathan Broxton, R (10, 7) 15 Derrick Robinson, S (10, PH) OBP: 0.000, SLG: 0.000 Logan Ondrusek, R (11, 7) 9 Jack Hannahan, L (12, 5) OBP: 0.077, SLG: 0.000			B CH 86 B FF 89 C FF 90 X FF 89 2-1 21 WP 1B			B CH 80 S CH 81 S CH 81 X CH 80 1-2 1-H HR			X FF 93 0-0 ③ F7			B FF 91 B CH 81 B FF 92 C FF 92 F FF 93 B FF 94 4-2 17 2B 19 SF7 BB	2 0 0 1 0 0 1 0 0 0	0 0 0 1 0 0 0 0 0 0	1 0 0 1 0 0 0 0 0 0	0 0 0 2 0 0 0 0 0 0	0 0 0 0 0 0 0 0 0 0	0 0 0 0 0 0 0 0 0 0	0 0 0 0 0 0 0 0 0 0
Inning Stats	R: 0 E: 0 K: 0 S: 8 H: 0 LOB: 1 BB: 1 P: 14	R: 0 E: 0 K: 1 S: 8 H: 0 LOB: 1 BB: 1 P: 16	R: 0 E: 0 K: 0 S: 11 H: 1 LOB: 1 BB: 0 P: 16	R: 0 E: 0 K: 0 S: 5 H: 0 LOB: 0 BB: 0 P: 9	R: 0 E: 0 K: 0 S: 5 H: 0 LOB: 0 BB: 0 P: 8	R: 0 E: 0 K: 1 S: 7 H: 0 LOB: 0 BB: 0 P: 12	R: 0 E: 0 K: 1 S: 7 H: 0 LOB: 0 BB: 0 P: 8	R: 2 E: 0 K: 0 S: 11 H: 2 LOB: 0 BB: 0 P: 14	R: 0 E: 0 K: 1 S: 9 H: 0 LOB: 1 BB: 1 P: 18	R: 0 E: 0 K: 2 S: 7 H: 0 LOB: 0 BB: 0 P: 10	R: 0 E: 0 K: 1 S: 8 H: 0 LOB: 0 BB: 0 P: 9	R: 0 E: 0 K: 1 S: 8 H: 1 LOB: 1 BB: 0 P: 14	R: 1 E: 0 K: 0 S: 9 H: 1 LOB: 2 BB: 1 P: 19	1B: 3 2B: 1 3B: 0 HR: 1 SF: 1 SAC: 0 DP: 0 HBP: 1	WP: 1 PB: 0 SB: 0 CS: 0	PA: 48						

PITCHER		IP	WLS	BF	H	R	ER	SO	BB	IBB	HBP	BLK	WP	HR	S	P	ERA	WHIP
22 Ian Kennedy, R ERA: 4.97	(1, 1)	8.0		29	3	2	2	3	2	0	0	0	1	1	62	97	2.25	0.625
56 Colt Hynes, L ERA: 6.23	(9, 1)	0.1		1	0	0	0	0	0	0	0	0	0	0	3	6	0.00	0.000
57 Luke Gregerson, R ERA: 3.26	(9, 1)	0.2		3	0	0	0	1	1	0	0	0	0	0	6	12	0.00	1.500
55 Dale Thayer, R ERA: 2.73	(10, 1)	1.0		3	0	0	0	2	0	0	0	0	0	0	7	10	0.00	0.000
50 Nick Vincent, R ERA: 2.33	(11, 1)	2.0		7	1	0	0	2	0	0	0	0	0	0	16	23	0.00	0.500

PITCHER		IP	WLS	BF	H	R	ER	SO	BB	IBB	HBP	BLK	WP	HR	S	P	ERA	WHIP
46 Tim Stauffer, R ERA: 4.34	(13, 1)	0.2	L	5	1	1	1	0	1	0	1	0	0	0	9	19	13.50	3.000

BOTTOM

San Diego Padres @ Cincinnati Reds

Great American Ball Park, Cincinnati, OH

Sun Aug 11 2013, 1:11 PM - 5:30 PM EDT

Att. 38,567 - Partly Cloudy - 84 F

livebaseballscorecards.com

AB	42
R	3
H	5
RBI	3
BB	4
SO	8
LOB	8

TOP

Cincinnati Reds @ Chicago Cubs
Wrigley Field, Chicago, IL
Mon Aug 12 2013, 7:08 PM - 9:33 PM CDT
Att. 33,277 - Partly Cloudy - 70 F

Batter	1	2	3	4	5	6	7	8	9	AB	R	H	RBI	BB	SO	LOB
17 Shin-Soo Choo, L (1, 8) OBP: 0.409, SLG: 0.449	F7 (1-1)			HBP (1-1) 21 G5-4-3		K (1-3)			G4-3 (1-2)	3	0	0	0	0	1	0
21 Todd Frazier, R (1, 5) OBP: 0.324, SLG: 0.378	F7 (1-1)			G5-4-3 (1-0) 1-2f			BB (4-2) 4 HR		P6 (1-0)	3	1	0	0	1	0	1
19 Joey Votto, L (1, 3) OBP: 0.436, SLG: 0.507	K (backwards) (3-3)			1B (0-2) 4 WP			F7 (3-2)		L8 (3-1)	4	0	1	0	0	1	1
4 Brandon Phillips, R (1, 4) OBP: 0.310, SLG: 0.410		G6-3 (1-2)		F9 (2-2) 1-2			HR (0-2) 1-H			3	1	1	2	0	0	1
32 Jay Bruce, L (1, 9) OBP: 0.326, SLG: 0.502		1B (2-0) 48 G6-4-3			F8 (1-2)		P6 (0-0)			3	0	1	0	0	0	0
48 Ryan Ludwick, R (1, 7)		G6-4-3 (0-0) 1-2f			F9 (0-0)		G3-1 (2-1)			3	0	0	0	0	0	1
39 Devin Mesoraco, R (1, 2) OBP: 0.308, SLG: 0.396			1B (2-0)		F8 (1-2)			G5-3 (1-0)		3	0	1	0	0	0	0
2 Zack Cozart, R (1, 6) OBP: 0.271, SLG: 0.367			G1-3 (3-2)			K (2-3)		K (backwards) (1-3)		3	0	0	0	0	2	0
55 Mat Latos, R (1, 1) OBP: 0.145, SLG: 0.167			K (1-3)			G4-3 (1-0)		P3 (1-0)		3	0	0	0	0	1	0
54 Aroldis Chapman, L (9, 1)										0	0	0	0	0	0	0

livebaseballscorecards.com

AB	28
R	2
H	4
RBI	2
BB	1
SO	5
LOB	4

Inning Stats

Inning	1	2	3	4	5	6	7	8	9
R	0	0	0	0	0	0	2	0	0
E	0	0	0	0	0	0	0	0	0
K	1	0	1	0	0	2	0	1	0
S	7	5	8	9	7	7	13	5	6
H	0	1	1	1	0	0	1	0	0
LOB	0	0	0	1	0	0	0	0	0
BB	0	0	0	0	0	0	1	0	0
P	12	8	14	13	9	11	22	8	11

1B: 3 SF: 0
2B: 0 SAC: 0
3B: 0 DP: 2
HR: 1 HBP: 1

WP: 1 PA: 30
PB: 0
SB: 0
CS: 0

PITCHER		IP	WLS	BF	H	R	ER	SO	BB	IBB	HBP	BLK	WP	HR	S	P	ERA	WHIP
37 Travis Wood, L (ERA: 3.0)	(1, 1)	8.0	L	27	4	2	2	5	1	0	1	0	1	1	61	97	2.25	0.625
40 James Russell, L (ERA: 2.74)	(9, 1)	1.0		3	0	0	0	0	0	0	0	0	0	0	6	11	0.00	0.000

PITCHER	IP	WLS	BF	H	R	ER	SO	BB	IBB	HBP	BLK	WP	HR	S	P	ERA	WHIP

Cincinnati Reds @ Chicago Cubs

Wrigley Field, Chicago, IL

Mon Aug 12 2013, 7:08 PM - 9:33 PM CDT

Att. 33,277 - Partly Cloudy - 70 F

BOTTOM

livebaseballscorecards.com

Batter	1	2	3	4	5	6	7	8	9	AB	R	H	RBI	BB	SO	LOB
9 David DeJesus, L (1, 7) OBP: 0.324, SLG: 0.414	C FC 93 X SI 93 0-1 P5 ①		X SI 94 0-0 F8 ③			C SI 92 C CU 79 B CH 87 S CH 87 1-3 K ①		X SI 93 0-0 1B		4	0	1	0	0	1	0
21 Junior Lake, R (1, 8) OBP: 0.355, SLG: 0.486	C FF 94 X SI 94 0-1 L6 ②			C SL 83 X SL 86 0-1 G6-3 ①		S SL 89 T SL 86 X SI 95 0-2 44 1B 1B		F FF 94 B SI 87 B SI 92 C SL 85 1 SAFE F SL 86 S SL 86 2-3 K ②		4	0	1	0	0	1	1
44 Anthony Rizzo, L (1, 3) OBP: 0.326, SLG: 0.438	C FF 95 S SL 88 F SI 95 S SL 88 0-3 K ③			X SI 93 0-0 G1-3 ②		1 SAFE C SI 92 1 SAFE X SI 93 0-1 1-3 1B ②		B FF 93 C SI 92 F FF 93 D SL 88 B SL 88 X SL 87 3-2 G3-1 ③		4	0	1	0	0	1	1
53 Welington Castillo, R (1, 2) OBP: 0.358, SLG: 0.376		C FF 94 H SI 92 1-1 HBP		C FF 95 X SI 95 0-1 F9 ③		B FF 94 1 SAFE C FC 93 T SI 92 S SL 89 1-3 K ③			B FF 98 F FF 97 C SL 87 S FF 101 1-3 K ①	3	0	0	0	0	2	1
19 Nate Schierholtz, L (1, 9) OBP: 0.329, SLG: 0.502 30 Dioner Navarro, S (9, PH) OBP: 0.356, SLG: 0.494		B SI 92 F FF 93 F FF 92 S SL 87 1-3 K ①			C FF 91 B FF 94 F FF 92 T SL 86 1-2 K ①		X FF 92 0-0 G4-3 ①		T FF 99 B SL 88 S SL 86 F FF 101 B FF 101 C SL 90 2-3 K ②	3 1	0 0	0 0	0 0	0 0	2 1	1 0
13 Starlin Castro, R (1, 6) OBP: 0.285, SLG: 0.354		X SI 94 0-0 L4 ②			C FF 95 B SI 93 F SI 94 B SL 87 F SI 95 F SI 95 X SL 89 2-2 G6-3 ②		B FF 92 X SI 91 1-0 G5-3 ②		C SL 86 B FF 101 S SL 88 S FF 101 1-3 K ③	4	0	0	0	0	1	1
8 Donnie Murphy, R (1, 5) OBP: 0.385, SLG: 0.833		C FC 92 F FC 94 B SL 87 S SL 87 1-3 K ③			B FC 95 X FF 94 1-0 15 1B 1B		B FF 93 X FF 92 1-0 2B			3	0	2	0	0	1	1
15 Darwin Barney, R (1, 4) OBP: 0.265, SLG: 0.324			B SI 94 C SI 94 B SL 85 C SI 93 X SI 93 2-2 G3-1 ①		B FF 94 D FF 93 C FF 93 1 SAFE X SL 85 2-1 1-3 1B		B FF 93 B SI 92 C SL 85 C SI 93 X SL 87 2-2 G6-3 ③			3	0	1	0	0	0	1
37 Travis Wood, R (1, 1) OBP: 0.286, SLG: 0.468 22 Logan Watkins, L (8, PH) OBP: 0.273, SLG: 0.200 40 James Russell, L (9, 1)			C FF 94 B SL 87 B SL 87 S SI 94 S FF 96 2-3 K ②		X FF 93 0-0 F7 ③			C SI 92 C SI 92 B SL 87 B SL 87 S SI 93 2-3 K ①		2 1 0	0 0 0	0 0 0	0 0 0	0 0 0	1 1 0	2 0 0
Inning Stats	R: 0 E: 0 K: 1 S: 8 H: 0 LOB: 0 BB: 0 P: 8	R: 0 E: 0 K: 2 S: 8 H: 0 LOB: 1 BB: 0 P: 11	R: 0 E: 0 K: 1 S: 7 H: 0 LOB: 0 BB: 0 P: 11	R: 0 E: 0 K: 0 S: 5 H: 0 LOB: 0 BB: 0 P: 5	R: 0 E: 0 K: 1 S: 12 H: 2 LOB: 2 BB: 0 P: 18	R: 0 E: 0 K: 2 S: 11 H: 2 LOB: 1 BB: 0 P: 13	R: 0 E: 0 K: 0 S: 6 H: 1 LOB: 1 BB: 0 P: 10	R: 0 E: 0 K: 2 S: 11 H: 1 LOB: 1 BB: 0 P: 18	R: 0 E: 0 K: 3 S: 10 H: 0 LOB: 0 BB: 0 P: 14	1B: 5 2B: 1 3B: 0 HR: 0 SF: 0 SAC: 0 DP: 0 HBP: 1						WP: 0 PB: 0 SB: 0 CS: 0 PA: 33	

	AB	32
	R	0
	H	6
	RBI	0
	BB	0
	SO	12
	LOB	9

PITCHER	IP	WLS	BF	H	R	ER	SO	BB	IBB	HBP	BLK	WP	HR	S	P	ERA	WHIP
55 Mat Latos, R (1, 1) ERA: 3.04	8.0	W	30	6	0	0	9	0	0	1	0	0	0	68	94	0.00	0.750
54 Aroldis Chapman, L (9, 1) ERA: 2.85	1.0	S	3	0	0	0	3	0	0	0	0	0	0	10	14	0.00	0.000

PITCHER	IP	WLS	BF	H	R	ER	SO	BB	IBB	HBP	BLK	WP	HR	S	P	ERA	WHIP

Cincinnati Reds @ Chicago Cubs

Wrigley Field, Chicago, IL

Tue Aug 13 2013, 7:10 PM - 11:03 PM CDT

Att. 33,286 - Partly Cloudy - 63 F

TOP

livebaseballscorecards.com

Batter	1	2	3	4	5	6	7	8	9	10	11	AB	R	H	RBI	BB	SO	LOB
17 Shin-Soo Choo, L (1, 8) OBP: 0.408, SLG: 0.446	B FF 94 B FC 91 B FF 93 C FF 93 D FF 93 4-1 19 2B 4 1B BB	B SI 93 S SL 85 B FC 90 B FF 93 C SI 93 X SI 93 3-2 ③ F8		F SI 93 B SL 84 F FS 81 F FS 81 C FC 90 1-3 ② K		X FS 83 0-0 ③ B5-3			1 SAFE C SL 81 C SI 95 C SL 82 0-3 ② K		X FF 93 0-0 19 G3-2-3 21 BB 1-3 2-H 3-H 1B	5	1	1	2	1	2	3
21 Todd Frazier, R (1, 5) OBP: 0.324, SLG: 0.376	B FF 94 B SL 86 C FF 93 1 SAFE 1 SAFE X SI 92 2-1 ① F8		T FF 94 C FF 94 F FF 94 X FF 95 0-2 ① F9	F SL 83 B FS 83 B FS 83 B FF 93 X FS 82 2-2 2-3 1B			B CU 78 F FF 91 F FF 93 F FF 93 X CU 80 1-2 ① L7		C SL 82 X SI 96 0-1 ③ L8		C SL 79 T FF 92 D SL 80 B SL 79 B FF 93 B FF 90 4-2 19 G3-2-3 1-2 BB	5	0	1	0	1	0	2
19 Joey Votto, L (1, 3) OBP: 0.434, SLG: 0.506	B SL 85 X FC 90 1-0 4 1B 32 G4-3 1-3 2B		B FS 84 B FS 82 B SI 94 B SI 94 4-0 32 S 4 1B 32 WP BB	C FF 94 C FF 94 B FF 94 F FF 94 B FS 83 X FS 83 2-2 ③ P5			B CU 79 C FF 93 F FF 93 S FS 88 1-3 ② K			S FS 82 S FF 89 B FF 90 B FC 87 B FS 84 X FF 90 3-2 ① G3-1	S CH 82 S SL 79 B SL 82 F FF 92 F SL 81 X FF 92 3-2 ①② G3-2-3 1-2 2-3 3-Hf	5	2	1	0	1	1	5
4 Brandon Phillips, R (1, 4) OBP: 0.313, SLG: 0.411	B FF 93 F SL 84 F SI 92 F FC 91 D FS 83 F SI 93 F SL 86 F FS 80 D FS 82 3-2 X SL 82 32 G4-3 2-3 3-H 1B		C FF 93 S FF 94 X FF 94 0-2 32 WP 32 S 26 FC6-4 1-2 1B		C FF 92 B FC 91 X FF 92 1-1 2 S 1B		C FF 93 F CU 80 S CU 80 0-3 ③ K			S FC 87 S FF 91 S FF 90 0-3 ② K	B FF 94 B FF 93 F FF 92 S FF 92 S FF 93 2-3 ③ K	6	1	3	1	0	3	2
32 Jay Bruce, L (1, 9) OBP: 0.327, SLG: 0.500	C SI 94 X SI 94 0-1 ② G4-3 1-2 3-H		S FS 82 D FS 82 S FS 83 B FC 93 B FS 83 B FS 84 4-2 26 FC6-4 1-3 2-H BB		S SL 86 F SI 92 S SI 93 0-3 ① K			S SL 78 S FC 86 B SL 82 B FF 87 X CU 74 2-2 ① P5		B FS 84 B FS 83 X FF 91 2-0 1B		4	0	1	1	1	1	2
26 Xavier Paul, L (1, 7) OBP: 0.327, SLG: 0.403 28 Chris Heisey, R (8, PH) OBP: 0.254, SLG: 0.369 (8, 7)	C FS 83 B FF 93 C SL 85 D FS 83 S FC 91 2-3 ③ K		F SL 85 X SI 94 0-1 ② FC6-4 1-2f 3-H		1 SAFE B SI 93 1 SAFE X FF 92 1-0 ② F7			X SL 81 0-0 ② G1-3		B FC 87 C FF 91 F FC 86 S FF 92 1-3 ③ K		3	0	0	1	0	1	3
2 Zack Cozart, R (1, 6) OBP: 0.269, SLG: 0.363 60 J.J. Hoover, R (8, 1) 48 Ryan Ludwick, R (11, PH) 54 Aroldis Chapman, L (11, 1)		B FF 94 X FF 93 1-0 ① G6-3	1 SAFE F FC 90 F SL 83 D SL 86 D FS 84 D FS 84 S FF 94 3-3 ③ K		C FC 91 D FS 83 C SL 85 D FS 84 F FS 81 F FF 94 X FF 93 2-2 ③ P2 1-2			C SI 95 X SL 83 0-1 ③ G5-3			B SL 79 B SL 80 B FF 92 B FF 93 4-0 3 SH 39 WP 17 1B BB	4	0	0	0	0	1	2
												0	0	0	0	0	0	0
												0	1	0	0	1	0	0
												0	0	0	0	0	0	0
29 Ryan Hanigan, R (1, 2) OBP: 0.307, SLG: 0.273 39 Devin Mesoraco, R (9, PR) OBP: 0.311, SLG: 0.396 (9, 2)		B FF 94 X FF 94 1-0 ② L7		X FF 93 0-0 21 1B 34 SH1-4 1B		B SL 84 C SL 83 C FF 94 F FS 83 C SL 85 1-3 ① K			C SI 94 B SL 82 B SL 82 C SI 96 B SL 83 B SI 94 4-2 3 FC2-6 BB	1 SAFE L FF 91 B FF 92 S SL 80 D SL 80 D SL 79 B SL 80 4-2 3 SH 1-2 17 1B BB	3	0	1	0	1	1	0
												0	1	0	0	1	0	0
34 Homer Bailey, R (1, 1) OBP: 0.186, SLG: 0.171 63 Sam LeCure, R (7, 1) 43 Manny Parra, L (7, 1) OBP: 0.500, SLG: 0.500 3 Cesar Izturis, S (8, 6) OBP: 0.237, SLG: 0.218		B FF 93 B FF 94 C FC 92 B FF 94 B FF 92 4-1 BB		X 0-0 ① SH1-4 1-2		C FF 93 F FF 94 X FF 94 0-2 ② L3			1 SAFE L SI 95 X SI 95 0-1 ① FC2-6 1-2f		B FF 91 S FF 92 X FF 91 1-1 SH 17 1B 19 G3-2-3 1-2 2-3	1	0	0	0	1	0	0
												0	0	0	0	0	0	0
												0	0	0	0	0	0	0
												1	0	0	0	0	0	1
Inning Stats	R: 2 E: 0 K: 1 S: 16 H: 2 LOB: 1 BB: 1 P: 28	R: 0 E: 0 K: 0 S: 6 H: 0 LOB: 1 BB: 1 P: 15	R: 2 E: 0 K: 1 S: 14 H: 1 LOB: 1 BB: 2 P: 25	R: 0 E: 0 K: 1 S: 13 H: 2 LOB: 2 BB: 0 P: 18	R: 0 E: 0 K: 1 S: 11 H: 1 LOB: 1 BB: 0 P: 15	R: 0 E: 0 K: 1 S: 8 H: 0 LOB: 0 BB: 0 P: 9	R: 0 E: 0 K: 2 S: 10 H: 0 LOB: 0 BB: 0 P: 12	R: 0 E: 0 K: 0 S: 6 H: 0 LOB: 0 BB: 0 P: 8	R: 0 E: 0 K: 1 S: 9 H: 0 LOB: 1 BB: 1 P: 13	R: 0 E: 0 K: 2 S: 10 H: 1 LOB: 1 BB: 0 P: 16	R: 2 E: 1 K: 1 S: 13 H: 1 LOB: 2 BB: 3 P: 31	1B: 7 2B: 1 3B: 0 HR: 0 SF: 0 SAC: 2 DP: 1 HBP: 0	WP: 2 PB: 0 SB: 3 CS: 0 PA: 49						

PITCHER		IP	WLS	BF	H	R	ER	SO	BB	IBB	HBP	BLK	WP	HR	S	P	ERA	WHIP
29 Jeff Samardzija, R ERA: 4.29	(1, 1)	6.0		28	6	4	4	5	4	0	0	0	1	0	68	110	6.00	1.667
50 Blake Parker, R ERA: 2.45	(7, 1)	1.0		3	0	0	0	2	0	0	0	0	0	0	10	12	0.00	0.000
40 James Russell, L ERA: 2.72	(8, 1)	0.1		1	0	0	0	0	0	0	0	0	0	0	3	5	0.00	0.000
46 Pedro Strop, R ERA: 5.05	(8, 1)	1.2		6	0	0	0	1	1	0	0	0	0	0	12	16	0.00	0.600
63 Kevin Gregg, R ERA: 2.91	(10, 1)	1.0		4	1	0	0	2	0	0	0	0	0	0	10	16	0.00	1.000

PITCHER		IP	WLS	BF	H	R	ER	SO	BB	IBB	HBP	BLK	WP	HR	S	P	ERA	WHIP
52 Eduardo Sanchez, R ERA: 5.68	(11, 1)	1.0	L	7	1	2	2	1	3	0	0	0	1	0	13	31	18.00	4.000

AB	39
R	6
H	8
RBI	5
BB	8
SO	11
LOB	21

Cincinnati Reds @ Chicago Cubs

Wrigley Field, Chicago, IL

Tue Aug 13 2013, 7:10 PM - 11:03 PM CDT

Att. 33,286 - Partly Cloudy - 63 F

livebaseballscorecards.com

BOTTOM

Batter	1	2	3	4	5	6	7	8	9	10	11	AB	R	H	RBI	BB	SO	LOB
9 David DeJesus, L (1, 7) OBP: 0.329, SLG: 0.413	C FF 92 H CH 90 1-1 21 FC5-4 HBP		C SI 93 B SI 92 D SL 90 B FF 91 X FF 94 3-1 ① L7		C SL 89 F CH 86 C FF 94 0-3 ② K		1 SAFE M SI 91 B CH 85 B SI 93 D KC 78 B SI 93 4-1 1-2 BB			B FF 92 B FF 91 C FF 92 F FF 92 F FF 93 X FF 92 2-2 44 G1-6-3 1B		3	0	1	0	1	1	2
21 Junior Lake, R (1, 8) OBP: 0.339, SLG: 0.464	X SI 92 0-0 ① FC5-4 44 G4-6-3 1-2f		C FF 94 B FF 94 B SL 90 S SL 90 F SL 89 S KC 78 2-3 ② K		C FF 94 X FF 93 0-1 ③ B1-3		B SL 82 C SI 89 S KC 73 S KC 74 1-3 ② K			1 SAFE L FF 90 B CU 73 1 SAFE L FF 91 X CU 72 1-2 ① B1		5	0	0	0	0	2	6
44 Anthony Rizzo, L (1, 3) OBP: 0.325, SLG: 0.434	B FF 92 C SI 93 T SI 92 X FF 93 1-2 ②③ G4-6-3 1-2f		D FF 90 X SI 94 1-0 ③ F8			B KC 78 B FF 94 B SI 94 B SI 94 4-0 30 G4-3 BB	B SL 82 C SL 82 B SL 82 C SL 83 S SL 83 2-3 ③ K			X CU 74 0-0 ②③ G1-6-3 1-2f		4	0	0	0	1	1	5
30 Dioner Navarro, S (1, 2) OBP: 0.357, SLG: 0.509		C FF 94 C SI 93 B SI 94 F FF 94 B SI 94 B SI 95 F SI 94 X FF 96 3-2 19 HR 1B		C KC 78 B SI 94 B SI 94 B SI 94 C SI 94 X SI 94 3-2 HR		B SL 89 C SL 90 X SI 91 1-1 ① G4-3 1-2		B SL 83 C SL 82 C FF 93 X SL 86 1-2 ① L7		X FF 97 0-0 ① P6	5	2	2	1	0	0	1
19 Nate Schierholtz, L (1, 9) OBP: 0.328, SLG: 0.508 53 Welington Castillo, R (11, PH) OBP: 0.357, SLG: 0.375		C SI 92 B SI 94 X SI 93 1-1 1-H HR		C SL 88 B SI 95 C FF 90 X SI 95 1-2 ① F7		B SL 87 B SL 84 B SL 89 C SL 88 C SI 93 S SL 89 3-3 ② K		C SL 82 C SL 82 S SL 81 0-3 ② K		B FF 98 C FF 98 B SL 87 F FF 97 S FF 100 2-3 ② K	4 1	1 0	1 0	2 0	0 0	2 1	1 0
13 Starlin Castro, R (1, 6) OBP: 0.282, SLG: 0.350	C SI 96 C SI 96 X SI 94 0-2 ① L9		X SI 93 0-0 ② L8			B SL 87 C FF 93 B SI 94 B FF 94 F FF 93 S SI 95 3-3 ③ K		B FF 92 B FF 92 C CU 72 F FF 92 T FF 93 2-2 ③ K		B FF 100 B FF 98 C FF 98 C FF 97 X FF 100 2-2 ③ G5-3	5	0	0	0	0	2	1
8 Donnie Murphy, R (1, 5) OBP: 0.367, SLG: 0.857		B SI 95 B KC 80 C SI 95 C SI 96 S FF 92 2-3 ② K		B SI 94 X SI 93 1-0 ③ G5-3			C SI 93 X SI 93 0-1 HR		X FF 91 0-0 ① F8		4	1	1	1	0	1	0
15 Darwin Barney, R (1, 4) OBP: 0.262, SLG: 0.321		C SI 95 B SI 94 B SI 95 X SI 94 2-1 ③ L8		C SL 87 C SI 96 F SI 93 B FF 95 B KC 79 F SI 94 F KC 80 X FF 94 2-2 ① F9			C CH 88 B SL 89 B KC 81 F SI 94 X SI 93 2-2 ① L7		B FF 91 C FF 91 F CU 74 B FF 93 B FF 92 T FF 92 3-2 ② K	4	0	0	0	0	1	0
29 Jeff Samardzija, R (1, 1) OBP: 0.156, SLG: 0.227 50 Blake Parker, R (7, 1) 22 Logan Watkins, L (7, PH) OBP: 0.333, SLG: 0.200 40 James Russell, L (8, 1) 46 Pedro Strop, R (8, 1) 16 Darnell McDonald, R (9, PH) 63 Kevin Gregg, R (10, 1) 52 Eduardo Sanchez, R (11, 1)			X SI 93 0-0 1B		X FF 95 0-0 1B		B KC 78 C SI 93 B FF 94 F SI 94 B KC 77 D FF 96 4-2 9 BB BB		B CU 75 F FF 92 C CU 73 F FF 93 X CU 75 1-2 ③ G6-3		2 0 0 0 0 1 0 0	0 0 0 0 0 0 0 0	2 0 0 0 0 0 0 0	0 0 0 0 0 0 0 0	0 0 1 0 0 0 0 0	0 0 0 0 0 0 0 0	0 0 0 0 0 0 0 0
Inning Stats	R: 0 E: 0 K: 0 S: 5 H: 0 LOB: 0 BB: 0 P: 7	R: 2 E: 0 K: 1 S: 15 H: 2 LOB: 0 BB: 0 P: 23	R: 0 E: 0 K: 1 S: 8 H: 1 LOB: 1 BB: 0 P: 14	R: 1 E: 0 K: 0 S: 8 H: 1 LOB: 0 BB: 0 P: 13	R: 0 E: 0 K: 1 S: 12 H: 1 LOB: 1 BB: 0 P: 14	R: 0 E: 0 K: 2 S: 8 H: 0 LOB: 1 BB: 1 P: 19	R: 1 E: 0 K: 2 S: 14 H: 1 LOB: 2 BB: 2 P: 27	R: 0 E: 0 K: 2 S: 9 H: 0 LOB: 0 BB: 0 P: 12	R: 0 E: 0 K: 1 S: 8 H: 0 LOB: 0 BB: 0 P: 12	R: 0 E: 0 K: 0 S: 8 H: 1 LOB: 0 BB: 0 P: 11	R: 0 E: 0 K: 1 S: 7 H: 0 LOB: 0 BB: 0 P: 11	1B: 4 2B: 0 3B: 0 HR: 3	SF: 0 SAC: 0 DP: 2 HBP: 1	WP: 0 PB: 0 SB: 0 CS: 0	PA: 42			

PITCHER	IP	WLS	BF	H	R	ER	SO	BB	IBB	HBP	BLK	WP	HR	S	P	ERA	WHIP
34 Homer Bailey, R (1, 1) ERA: 3.81	6.1		28	6	4	4	5	3	0	1	0	0	3	64	108	5.68	1.421
63 Sam LeCure, R (7, 1) ERA: 2.74	0.1		1	0	0	0	1	0	0	0	0	0	0	3	4	0.00	0.000
43 Manny Parra, L (7, 1) ERA: 3.45	1.0		3	0	0	0	2	0	0	0	0	0	0	9	12	0.00	0.000
60 J.J. Hoover, R (8, 1) ERA: 2.81	2.1	W	7	1	0	0	2	0	0	0	0	0	0	19	28	0.00	0.429
54 Aroldis Chapman, L (11, 1) ERA: 2.79	1.0	S	3	0	0	0	1	0	0	0	0	0	0	7	11	0.00	0.000

PITCHER	IP	WLS	BF	H	R	ER	SO	BB	IBB	HBP	BLK	WP	HR	S	P	ERA	WHIP

AB	38
R	4
H	7
RBI	4
BB	3
SO	11
LOB	16

Cincinnati Reds @ Chicago Cubs

Wrigley Field, Chicago, IL

Wed Aug 14 2013, 1:22 PM - 3:53 PM CDT

Att. 33,642 - Partly Cloudy - 64 F

livebaseballscorecards.com

Batter	1	2	3	4	5	6	7	8	9	AB	R	H	RBI	BB	SO	LOB
28 Chris Heisey, R (1, 8) OBP: 0.260, SLG: 0.368	C FF 86 X SI 88 0-1 ① F8		C SI 88 B CH 80 S FC 85 B CH 79 B SI 88 F FC 84 F SI 88 B FC 84 4-2 BB			L FC 82 F FC 84 X CU 76 0-2 ① F9		X CH 77 0-0 21 2B 1B		3	1	1	0	1	0	0
21 Todd Frazier, R (1, 5) OBP: 0.326, SLG: 0.388	X FF 87 0-0 HR		1 SAFE 1 SAFE S CH 80 1 SAFE F CU 80 S FC 83 0-3 ③ K			B CU 78 B FC 84 C CH 78 F CH 79 F CU 78 C FC 84 2-3 ② K		C CH 78 1 SAFE B SL 81 1 SAFE B CH 79 F FF 87 F SL 81 B FF 89 X CH 81 3-2 1-H 19 2B 2B		4	2	2	2	0	2	1
19 Joey Votto, L (1, 3) OBP: 0.433, SLG: 0.506	S CU 77 X SI 88 0-1 ② G3-1			B FC 84 B CU 81 C FC 84 C SI 89 B CU 77 X FC 84 3-2 ① G4-3		C CU 76 B FC 84 B SI 88 X FF 87 2-1 ③ F7		X CH 81 0-0 2-H 2B		4	0	1	1	0	0	0
4 Brandon Phillips, R (1, 4) OBP: 0.310, SLG: 0.408	X FF 89 0-0 ③ G4-3			B SI 90 F SI 88 X SI 89 1-1 ② F7			C CU 72 B SL 81 X FF 88 1-1 ① F9	C SI 87 B FF 88 X SI 87 1-1 ① F9		4	0	0	0	0	0	1
32 Jay Bruce, L (1, 9) OBP: 0.326, SLG: 0.500		S CU 81 X FF 88 0-1 ① P5		B CU 80 X FC 84 1-0 ③ G3-1			C CH 80 B CU 76 B CH 81 X CH 79 2-1 2 2B 2B	C CU 75 X FF 88 0-1 ② F9		4	1	1	0	0	0	1
48 Ryan Ludwick, R (1, 7)		B SI 90 B CH 80 B SI 88 C FF 87 F SI 87 S FC 83 3-3 ② K			B FC 84 S CH 80 B SI 88 S CH 79 F FC 84 X SI 89 2-2 ① F9		F CH 81 C SL 82 S FF 88 0-3 ② K	B SI 86 F FF 88 S SL 81 S SL 82 1-3 ③ K		4	0	0	0	0	3	2
2 Zack Cozart, R (1, 6) OBP: 0.271, SLG: 0.367		B SI 88 B FC 85 C FF 86 X SI 88 2-1 ③ G6-3			B FC 84 X CH 80 1-0 29 2B 1B		X SL 80 0-0 2-H 2B		F FF 90 T FF 91 F FF 92 B SL 85 F FS 84 S FF 92 1-3 ① K	4	1	2	1	0	1	0
29 Ryan Hanigan, R (1, 2) OBP: 0.311, SLG: 0.281			C FF 86 F FC 84 F SI 88 B CU 78 X CH 80 1-2 ① G5-3		B SI 88 C FC 84 1 SAFE B FC 83 1 SAFE S FF 87 D FC 84 X SI 88 3-2 61 B2-6 1-H 2B		I IN 74 I IN 75 I IN 74 I IN 66 4-0 IBB		C FF 91 B FF 91 X SL 87 1-1 ② L5	3	0	1	1	1	0	0
61 Bronson Arroyo, R (1, 1) OBP: 0.091, SLG: 0.091 31 Alfredo Simon, R (8, 1) OBP: 0.143, SLG: 0.143 9 Jack Hannahan, L (9, PH) OBP: 0.315, SLG: 0.266 51 Jonathan Broxton, R (9, 1)			X FF 87 0-0 ② P3		B SI 87 S SI 87 X SI 86 1-1 ② ③ B2-6 2-2f		B FF 87 F FF 88 B SL 82 C CH 78 S SL 81 2-3 ③ K		B SL 85 B FF 91 B FF 91 C FF 91 X FF 91 3-1 ③ G3-1	3 0 1 0	0 0 0 0	0 0 0 0	0 0 0 0	0 0 0 0	1 0 0 0	3 0 0 0
Inning Stats	R: 1 E: 0 K: 0 S: 6 H: 1 LOB: 0 BB: 0 P: 6	R: 0 E: 0 K: 1 S: 7 H: 0 LOB: 0 BB: 0 P: 12	R: 0 E: 0 K: 1 S: 12 H: 0 LOB: 1 BB: 1 P: 17	R: 0 E: 0 K: 0 S: 6 H: 0 LOB: 0 BB: 0 P: 11	R: 1 E: 0 K: 0 S: 10 H: 2 LOB: 0 BB: 0 P: 17	R: 0 E: 0 K: 1 S: 9 H: 0 LOB: 0 BB: 0 P: 13	R: 1 E: 0 K: 2 S: 11 H: 2 LOB: 2 BB: 1 P: 20	R: 2 E: 0 K: 1 S: 13 H: 3 LOB: 1 BB: 0 P: 18	R: 0 E: 0 K: 1 S: 9 H: 0 LOB: 0 BB: 0 P: 14	1B: 2 2B: 6 3B: 0 HR: 1 SF: 0 SAC: 0 DP: 1 HBP: 0						

TOP	
AB	34
R	5
H	8
RBI	5
BB	2
SO	7
LOB	8

PITCHER		IP	WLS	BF	H	R	ER	SO	BB	IBB	HBP	BLK	WP	HR	S	P	ERA	WHIP
18 Chris Rusin, L ERA: 3.06	(1, 1)	6.0	L	21	3	2	2	3	1	0	0	0	0	1	50	76	3.00	0.667
33 Carlos Villanueva, R ERA: 4.43	(7, 1)	2.0		12	5	3	3	3	0	1	0	0	0	0	24	38	13.50	2.500
28 Michael Bowden, R ERA: 4.75	(9, 1)	1.0		3	0	0	0	1	0	0	0	0	0	0	9	14	0.00	0.000

PITCHER		IP	WLS	BF	H	R	ER	SO	BB	IBB	HBP	BLK	WP	HR	S	P	ERA	WHIP

Batter	1	2	3	4	5	6	7	8	9	AB	R	H	RBI	BB	SO	LOB
9 David DeJesus, L (1, 8) OBP: 0.331, SLG: 0.412	B SI 85 C CU 70 B SI 87 B SI 87 C CH 79 X SI 86 3-2 ① G5-3			B SI 87 F SI 86 X SI 87 1-1 16 G4-6-3 1B			B CU 72 B SI 87 C CH 78 B CH 79 C SI 87 X SI 88 3-2 ① L3		C SI 95 C CU 76 B FF 96 B FF 96 H SL 88 3-2 16 DI HBP	3	0	1	0	0	0	0
16 Darnell McDonald, R (1, 7) OBP: 0.333, SLG: 0.200	C CH 76 C SL 77 T SL 78 0-2 ② K			X SI 87 0-0 ① ② G4-6-3 1-2f			C CH 78 B SL 76 S CU 72 X SI 87 1-2 1B		C FF 94 F FF 94 B FF 95 B SL 91 X FF 94 2-2 ③ F8 1-2	4	0	1	0	0	1	2
44 Anthony Rizzo, L (1, 3) OBP: 0.323, SLG: 0.431	C SL 75 B SI 87 B SI 88 B SI 86 C SL 75 S SL 77 3-3 ③ K			B CH 78 B CH 80 F SL 74 X SI 88 2-1 ③ L6			X SI 87 0-0 ② F8			3	0	0	0	0	1	1
53 Welington Castillo, R (1, 2) OBP: 0.354, SLG: 0.371		C CH 75 B SL 75 C SL 74 X SI 86 1-2 ① G5-3			B CU 67 B SL 74 C SL 73 F CH 77 C SL 77 2-3 ① K		B SI 89 B SI 88 B CH 83 C CH 80 X CH 79 3-1 ③ L5			3	0	0	0	0	1	1
19 Nate Schierholtz, L (1, 9) OBP: 0.325, SLG: 0.503		X SI 88 0-0 ② F8			C SL 75 F SL 76 B CH 81 X CH 80 1-2 ② G3			B FC 88 C FC 88 S FC 90 B CU 78 S FC 90 2-3 ① K		3	0	0	0	0	1	0
8 Donnie Murphy, R (1, 6) OBP: 0.333, SLG: 0.774		B SI 88 C CU 71 X SI 88 1-1 ③ F9			C CU 71 F SL 77 B SL 78 X SI 88 1-2 ③ G1-3			B CU 78 T FF 94 X FC 89 1-1 ② G5-3		3	0	0	0	0	0	0
22 Logan Watkins, L (1, 4) OBP: 0.267, SLG: 0.154			L CU 71 B SI 85 B CH 76 C CU 72 B SI 86 C SL 76 3-3 ① K			C CU 66 S CH 76 B SI 88 B CH 78 B SL 76 S SI 87 3-3 ① K		S SI 95 X FC 88 0-1 ③ L6		3	0	0	0	0	2	0
1 Cody Ransom, R (1, 5) OBP: 0.302, SLG: 0.449			C SI 88 C SL 76 B SL 77 B SL 78 F CU 67 B SI 89 C SI 89 3-3 ② K			S CH 74 F SI 87 B SL 79 B SL 78 F CH 76 B CH 78 F SL 74 S CH 82 3-3 ② K			F FF 94 S FF 94 B FF 96 S FF 95 1-3 ① K	3	0	0	0	0	3	0
18 Chris Rusin, L (1, 1) OBP: 0.111, SLG: 0.111 13 Starlin Castro, R (6, PH) OBP: 0.281, SLG: 0.349 33 Carlos Villanueva, R (7, 1) OBP: 0.161, SLG: 0.161 28 Michael Bowden, R (9, 1) 2 Cole Gillespie, R (9, PH) OBP: 0.308, SLG: 0.227			C CU 72 X SI 87 0-1 ③ G2-3			C SI 88 F CH 78 X SL 77 0-2 ③ F7			C FF 95 F FF 96 F FF 97 B FF 96 S FF 94 1-3 ② K	1 1 0 0 1	0 0 0 0 0	0 0 0 0 0	0 0 0 0 0	0 0 0 0 0	0 0 0 0 1	0 0 0 0 0
Inning Stats	R: 0 E: 0 K: 2 S: 9 H: 0 LOB: 0 BB: 0 P: 15	R: 0 E: 0 K: 0 S: 6 H: 0 LOB: 0 BB: 0 P: 8	R: 0 E: 0 K: 2 S: 9 H: 0 LOB: 0 BB: 0 P: 15	R: 0 E: 0 K: 0 S: 5 H: 1 LOB: 0 BB: 0 P: 8	R: 0 E: 0 K: 1 S: 9 H: 0 LOB: 0 BB: 0 P: 13	R: 0 E: 0 K: 2 S: 11 H: 0 LOB: 0 BB: 0 P: 17	R: 0 E: 0 K: 0 S: 9 H: 1 LOB: 1 BB: 0 P: 16	R: 0 E: 0 K: 1 S: 7 H: 0 LOB: 0 BB: 0 P: 10	R: 0 E: 0 K: 2 S: 12 H: 0 LOB: 1 BB: 0 P: 19	1B: 2 2B: 0 3B: 0 HR: 0 SF: 0 SAC: 0 DP: 1 HBP: 1						

PITCHER		IP	WLS	BF	H	R	ER	SO	BB	IBB	HBP	BLK	WP	HR	S	P	ERA	WHIP
61 Bronson Arroyo, R ERA: 3.35	(1, 1)	7.0	W	22	2	0	0	7	0	0	0	0	0	0	58	92	0.00	0.286
31 Alfredo Simon, R ERA: 2.93	(8, 1)	1.0		3	0	0	0	1	0	0	0	0	0	0	7	10	0.00	0.000
51 Jonathan Broxton, R ERA: 3.9	(9, 1)	1.0		4	0	0	0	2	0	0	1	0	0	0	12	19	0.00	0.000

PITCHER	IP	WLS	BF	H	R	ER	SO	BB	IBB	HBP	BLK	WP	HR	S	P	ERA	WHIP

BOTTOM

Cincinnati Reds @ Chicago Cubs

Wrigley Field, Chicago, IL

Wed Aug 14 2013, 1:22 PM - 3:53 PM CDT

Att. 33,642 - Partly Cloudy - 64 F

livebaseballscorecards.com

AB	28
R	0
H	2
RBI	0
BB	0
SO	10
LOB	4

WP: 0 PA: 29
PB: 0
SB: 0
CS: 0

Batter	1	2	3	4	5	6	7	8	9	AB	R	H	RBI	BB	SO	LOB
17 Shin-Soo Choo, L (1, 8) OBP: 0.411, SLG: 0.447	C SI 88 B SI 89 B SL 85 B CH 80 B SI 88 4-1 4 F8 21 G5-3 BB		L CU 76 F SI 90 S SL 86 0-3 ① K		C CU 73 B CH 79 S SL 85 B SL 83 B SL 84 B SL 86 4-2 21 G6-4-3 BB			B SI 92 C SI 92 B SI 91 X SI 93 2-1 19 S 21 SH5-3 1B		2	0	1	0	2	1	0
21 Todd Frazier, R (1, 5) OBP: 0.324, SLG: 0.385	1 SAFE S SL 85 1 SAFE F SI 88 B SL 85 X SI 88 1-2 ① G5-3 1-2		B SI 90 C SL 86 B SI 89 X SI 90 2-1 ② F8		B SL 86 S SI 90 B SI 89 X SL 85 2-1 ②③ G6-4-3 1-2f			1 SAFE 1 SAFE X SI 92 0-0 ① SH5-3 1-2		3	0	0	0	0	0	3
19 Joey Votto, L (1, 3) OBP: 0.434, SLG: 0.511	B SL 85 B CH 79 C SI 89 B SL 87 C CH 81 B SI 90 4-2 4 F8 BB		F CU 75 C SI 90 B CH 81 B SL 86 F FF 91 C SL 86 2-3 ③ K			B SL 84 B SL 86 X CH 78 2-0 HR		B SI 93 B SI 94 S SI 93 F FF 94 S SI 93 2-3 ② K 2-3		3	1	1	1	1	2	1
4 Brandon Phillips, R (1, 4) OBP: 0.308, SLG: 0.404	D CU 75 X SL 86 1-0 ② F8 1-2 2-3			C SI 89 X SI 88 0-1 ① F8		C CU 75 S SI 89 F SI 90 X SI 90 0-2 ① G6-3		C SI 95 X SI 94 0-1 ③ L3		4	0	0	0	0	0	3
32 Jay Bruce, L (1, 9) OBP: 0.328, SLG: 0.499	B CU 74 B CH 80 I IN 68 I IN 71 4-0 IBB			X CU 75 0-0 48 G5-4-3 1B		F SL 90 C SL 84 F SL 85 B CH 82 B SI 90 X CU 74 2-2 ② G3			S SL 85 B FS 85 F SL 85 B FF 89 B FS 84 F SL 85 F SL 84 C SI 89 3-3 ① K	3	0	1	0	1	1	0
48 Ryan Ludwick, R (1, 7) 28 Chris Heisey, R (9, 7) OBP: 0.260, SLG: 0.368	X SL 87 0-0 ③ L4			1 SAFE B FF 88 1 SAFE B SL 84 S SL 84 X SI 89 2-1 ②③ G5-4-3 1-2f		C SI 90 F SI 91 X SL 83 0-2 ③ F9			S SL 84 X SL 85 0-1 ② G6-3	4 0	0 0	0 0	0 0	0 0	0 0	4 0
39 Devin Mesoraco, R (1, 2) OBP: 0.314, SLG: 0.398		C SI 89 B SI 88 C SI 89 B SL 85 B SL 86 F SI 90 X SI 90 3-2 2 G6-4-3 1B			C SI 88 C SI 88 B SL 84 X SI 88 1-2 E4 2 1B 1B		X CU 72 0-0 ① G4-3		S SL 84 B CU 74 F SL 83 S SI 88 1-3 ③ K	4	1	2	0	0	1	0
2 Zack Cozart, R (1, 6) OBP: 0.272, SLG: 0.366		B SL 84 C SI 90 X SL 85 1-1 ①② G6-4-3 1-2f			X SL 84 0-0 52 SH5-3 2-H 1B		C SI 89 C SI 87 B SL 80 S CH 80 1-3 ② K			3	0	1	1	0	1	1
52 Tony Cingrani, L (1, 1) OBP: 0.231, SLG: 0.269 63 Sam LeCure, R (7, 1) 43 Manny Parra, L (8, 1) OBP: 0.500, SLG: 0.500 51 Jonathan Broxton, R (8, 1) 54 Aroldis Chapman, L (9, 1)		B SI 90 B SI 90 B SI 88 C SI 88 F SI 88 F SI 89 X SI 90 3-2 ③ G4-3			L SL 80 X SL 82 0-1 ① SH5-3 1-2		B SI 88 C SI 89 S SL 81 S SL 82 1-3 ③ K			2 0 0 0 0	0 0 0 0 0	0 0 0 0 0	0 0 0 0 0	0 0 0 0 0	1 0 0 0 0	0 0 0 0 0

Inning Stats	1	2	3	4	5	6	7	8	9
	R: 0 E: 0 K: 0 S: 8	H: 0 LOB: 3 BB: 3 P: 22	R: 0 E: 0 K: 0 S: 10	H: 1 LOB: 0 BB: 0 P: 17	R: 0 E: 0 K: 2 S: 9	H: 0 LOB: 0 BB: 0 P: 13	R: 0 E: 0 K: 0 S: 5	H: 1 LOB: 0 BB: 0 P: 7	R: 1 E: 1 K: 0 S: 10	H: 2 LOB: 1 BB: 1 P: 17	R: 1 E: 0 K: 0 S: 12	H: 1 LOB: 0 BB: 0 P: 16	R: 0 E: 0 K: 2 S: 7	H: 0 LOB: 0 BB: 0 P: 9	R: 0 E: 0 K: 1 S: 8	H: 1 LOB: 1 BB: 0 P: 12	R: 0 E: 0 K: 2 S: 10	H: 0 LOB: 0 BB: 0 P: 14

	1B: 5 2B: 0 3B: 0 HR: 1	SF: 0 SAC: 2 DP: 3 HBP: 0	WP: 0 PB: 0 SB: 1 CS: 0	PA: 34

PITCHER		IP	WLS	BF	H	R	ER	SO	BB	IBB	HBP	BLK	WP	HR	S	P	ERA	WHIP
26 Kyle Lohse, R ERA: 3.17	(1, 1)	7.0	L	27	5	2	1	4	3	1	0	0	0	1	61	101	1.29	1.143
53 Brandon Kintzler, R ERA: 2.45	(8, 1)	1.0		4	1	0	0	1	0	0	0	0	0	0	8	12	0.00	1.000
47 Rob Wooten, R ERA:	(9, 1)	1.0		3	0	0	0	2	0	0	0	0	0	0	10	14	0.00	0.000

PITCHER	IP	WLS	BF	H	R	ER	SO	BB	IBB	HBP	BLK	WP	HR	S	P	ERA	WHIP

TOP

Cincinnati Reds @ Milwaukee Brewers

Miller Park, Milwaukee, WI

Thu Aug 15 2013, 7:11 PM - 9:54 PM CDT
Att. 36,076 - Partly Cloudy - 73 F

livebaseballscorecards.com

AB	28
R	2
H	6
RBI	2
BB	4
SO	7
LOB	12

Batter	1	2	3	4	5	6	7	8	9	AB	R	H	RBI	BB	SO	LOB
7 Norichika Aoki, L (1, 9) OBP: 0.338, SLG: 0.358	C FF 91 F FF 92 F FF 93 X SL 77 0-2 G1-3		X FF 90 0-0 G6-3			X FF 90 0-0 1B			F FF 99 F FF 100 B FF 102 X SL 90 1-2 20 S 1B	4	0	2	0	0	0	0
9 Jean Segura, R (1, 6) OBP: 0.344, SLG: 0.456	B FF 93 B FF 92 C FF 94 S FF 92 X FF 92 2-2 F8			B CH 84 C CH 84 F FF 92 F FF 93 X FF 92 1-2 G6-3		S FF 90 1 SAFE B FF 90 X FF 91 1-1 G4-3			1 SAFE B FF 99 1 SAFE F FF 98 F FF 99 F FF 100 X FF 101 1-2 F9	4	0	0	0	0	0	2
20 Jonathan Lucroy, R (1, 2) OBP: 0.334, SLG: 0.479	B FF 93 C FF 93 B FF 93 B FF 87 F FF 92 F FF 93 F FF 93 S FF 93 3-3 K			B FF 91 X CH 85 1-0 G5-3			C CH 84 B FF 91 F CH 85 F FF 93 F FF 91 X FF 90 1-2 16 BB 1B		1 SAFE C FF 99 B SL 85 F SL 86 S FF 101 1-3 K 1-2	4	0	1	0	0	2	1
16 Aramis Ramirez, R (1, 5) OBP: 0.350, SLG: 0.395		S FF 91 B FF 92 B FF 92 S FF 91 S FF 91 2-3 K		B FF 93 F FF 91 S FF 91 B FF 92 F FF 92 F FF 92 C SL 78 2-3 K			B CH 84 B CH 85 B FF 90 C FF 90 B FF 90 4-1 18 G1-4-3 1-2 BB		B FF 100 B FF 99 C FF 99 C FF 98 S FF 101 2-3 K	3	0	0	0	1	3	1
27 Carlos Gómez, R (1, 8) OBP: 0.339, SLG: 0.519 22 Logan Schafer, L (4, 8) OBP: 0.275, SLG: 0.320		S FF 91 B FF 93 B FF 92 S FF 93 S FF 94 2-3 K			B FF 90 C FF 91 F FF 91 B SL 79 S FF 91 2-3 K		X FF 90 0-0 B2			1	0	0	0	0	1	0
18 Khris Davis, R (1, 7) OBP: 0.316, SLG: 0.608		B SL 76 F FF 93 C FF 92 F FF 94 B SL 79 B FF 93 X FF 92 3-2 HR			F FF 93 C FF 94 B FF 95 X SL 79 1-2 L9		S KC 72 B KC 74 S KC 74 F KC 74 F KC 72 D KC 74 X SI 90 2-2 G1-4-3 1-2f			2	0	0	0	0	1	2
21 Juan Francisco, L (1, 3) OBP: 0.316, SLG: 0.472		C FF 91 F SL 77 S FF 92 0-3 K			C FF 92 C FF 90 S SL 79 0-3 K2-3			B SL 82 S FF 93 C FF 94 S SL 82 1-3 K		3	0	0	0	0	3	0
14 Jeff Bianchi, R (1, 4) OBP: 0.282, SLG: 0.290			C FF 90 B CU 74 B FF 90 X FF 91 2-1 26 CS 1B			C FF 88 X FF 89 0-1 F9		C FF 95 B FS 88 F SL 82 X FF 95 1-2 2 CS 1B		3	0	2	0	0	0	0
26 Kyle Lohse, R (1, 1) OBP: 0.178, SLG: 0.159 53 Brandon Kintzler, R (8, 1) 3 Yuniesky Betancourt, R (8, PH) OBP: 0.233, SLG: 0.365 2 Scooter Gennett, L (8, PH) OBP: 0.329, SLG: 0.542 47 Rob Wooten, R (9, 1)			1 SAFE C FF 90 S FF 91 F FF 91 S FF 92 0-3 K 1-2			B FF 88 C FF 87 S FF 90 B FF 91 S FF 90 2-3 K		B SI 92 S SI 92 C SI 92 B FF 95 S SI 94 2-3 K 1-2		2	0	0	0	0	2	1
										0	0	0	0	0	0	0
										0	0	0	0	0	0	0
										1	0	0	0	0	1	1
										0	0	0	0	0	0	0
Inning Stats	R: 0 E: 0 K: 1 S: 12 H: 0 LOB: 0 BB: 0 P: 17	R: 1 E: 0 K: 3 S: 13 H: 1 LOB: 0 BB: 0 P: 20	R: 0 E: 0 K: 1 S: 7 H: 1 LOB: 0 BB: 0 P: 9	R: 0 E: 0 K: 1 S: 10 H: 0 LOB: 0 BB: 0 P: 14	R: 0 E: 0 K: 2 S: 9 H: 0 LOB: 0 BB: 0 P: 12	R: 0 E: 0 K: 1 S: 8 H: 1 LOB: 1 BB: 0 P: 11	R: 0 E: 0 K: 0 S: 12 H: 1 LOB: 1 BB: 1 P: 19	R: 0 E: 0 K: 2 S: 9 H: 1 LOB: 0 BB: 0 P: 13	R: 0 E: 0 K: 2 S: 13 H: 1 LOB: 1 BB: 0 P: 18	1B: 5 2B: 0 3B: 0 HR: 1 SF: 0 SAC: 0 DP: 1 HBP: 0						

BOTTOM

Cincinnati Reds @ Milwaukee Brewers

Miller Park, Milwaukee, WI

Thu Aug 15 2013, 7:11 PM - 9:54 PM CDT

Att. 36,076 - Partly Cloudy - 73 F

livebaseballscorecards.com

AB	30
R	1
H	6
RBI	1
BB	1
SO	13
LOB	10

PITCHER		IP	WLS	BF	H	R	ER	SO	BB	IBB	HBP	BLK	WP	HR	S	P	ERA	WHIP
52 Tony Cingrani, L ERA: 2.78	(1, 1)	6.1	W	23	4	1	1	9	1	0	0	0	0	1	66	95	1.42	0.789
63 Sam LeCure, R ERA: 2.7	(7, 1)	0.2	H	1	0	0	0	0	0	0	0	0	0	0	5	7	0.00	0.000
43 Manny Parra, L ERA: 3.41	(8, 1)	0.1	H	2	1	0	0	1	0	0	0	0	0	0	6	8	0.00	3.000
51 Jonathan Broxton, R ERA: 3.82	(8, 1)	0.2	H	1	0	0	0	1	0	0	0	0	0	0	3	5	0.00	0.000
54 Aroldis Chapman, L ERA: 2.74	(9, 1)	1.0	S	4	1	0	0	2	0	0	0	0	0	0	13	18	0.00	1.000

PITCHER		IP	WLS	BF	H	R	ER	SO	BB	IBB	HBP	BLK	WP	HR	S	P	ERA	WHIP

WP: 0 PA: 31
PB: 0
SB: 1
CS: 2

Batter	1	2	3	4	5	6	7	8	9	AB	R	H	RBI	BB	SO	LOB
17 Shin-Soo Choo, L (1, 8) OBP: 0.410, SLG: 0.446	C FF 89 B SI 90 C SL 79 B SL 82 X FF 87 2-2 G6-3	C SL 79 F FF 92 B FF 91 B SL 81 B SI 91 X FF 92 3-2 28 FC4 1B			F FF 92 F SI 91 F SL 80 B SL 81 X FF 90 1-2 28 HR 1B	F SI 90 F CU 69 F SL 83 X CU 67 0-2 F8		C FS 83 S FS 85 S FS 86 0-3 K		5	1	2	0	0	1	2
28 Chris Heisey, R (1, 7) OBP: 0.264, SLG: 0.387	C SI 89 F SI 90 B SL 80 B FF 90 F FF 91 X SL 79 2-2 L1	1 SAFE T FF 92 X SI 90 0-1 FC4 1-2f			C SI 91 1 SAFE B SI 92 X FF 91 1-1 1-H HR		F SL 83 S SL 85 B SL 85 F SL 84 X SI 89 1-2 32 FC6-4 19 S 21 1B 1B		X FF 95 0-0 G3	5	2	2	2	0	0	1
19 Joey Votto, L (1, 3) OBP: 0.433, SLG: 0.508	T FF 90 B SL 80 B FF 92 B SI 91 B FF 91 4-1 32 BB 4 1B 21 1B BB		C FF 90 S SL 81 C FF 90 0-3 K		X SL 80 0-0 F8		C SI 88 B FS 84 F SL 84 B FS 84 B SL 85 B SL 85 4-2 32 FC6-4 1-2 BB		F FF 96 B CU 78 B FF 95 S FF 96 F FF 97 B FF 97 F FF 97 F FF 97 F FF 97 3-2 X FF 96 G3	3	1	0	0	2	1	0
4 Brandon Phillips, R (1, 4) OBP: 0.310, SLG: 0.405	D SI 92 X CH 87 1-0 32 BB 21 1B 1-2 1B		F SL 79 B SL 80 X FF 91 1-1 F9		B CH 85 B CH 85 S SI 90 B SI 91 B SI 91 4-1 21 PO BB		B CU 72 B SL 83 S SL 82 X SL 83 2-1 F9		C FF 97 S CU 80 F FF 98 X FF 98 0-2 1B	4	1	2	0	1	0	2
32 Jay Bruce, L (1, 9) OBP: 0.326, SLG: 0.495	B SL 78 F FF 91 B SL 80 B FF 92 C FF 91 F SL 79 B SL 83 4-2 21 1B 1-2 2-3 BB		X FF 91 0-0 G1		F SL 80 B FF 91 S FF 90 F FF 92 1 SAFE C SL 80 1-3 K		X SI 88 0-0 FC6-4 21 1B 1-2f 2-3		X FF 96 0-0 G1-3	4	0	0	0	1	1	4
21 Todd Frazier, R (1, 5) OBP: 0.330, SLG: 0.397	F SL 78 B SI 92 B FF 92 F CH 86 X FF 92 2-2 1-3 2-H 3-H 1B			X SL 78 0-0 HR	C SI 88 1 SAFE 1 SAFE 0-1 PO 1-2	B FF 87 B SL 81 C SL 81 F SI 89 B SI 89 F SI 90 B SI 90 4-2 9 BB	B SL 83 X SI 87 1-0 39 FC5-4 1-2 3-H 1B			3	1	3	4	1	0	0
39 Devin Mesoraco, R (1, 2) OBP: 0.309, SLG: 0.391 43 Manny Parra, L (7, 1) OBP: 0.500, SLG: 0.500 60 J.J. Hoover, R (8, 1) 54 Aroldis Chapman, L (9, 1)	B FF 93 D CH 86 C SI 92 F SI 92 B SL 81 F SI 92 C CH 85 3-3 K			X SI 91 0-0 G6-3	F SI 90 1 SAFE B SI 89 1 SAFE C SI 88 S SL 84 1-3 K	X SL 82 0-0 FC5-4 1-2f			4 0 0 0	0 0 0 0	0 0 0 0	0 0 0 0	0 0 0 0	2 0 0 0	5 0 0 0
2 Zack Cozart, R (1, 6) OBP: 0.271, SLG: 0.365		F SI 90 C FF 90 X SL 80 0-2 P3		X SI 91 0-0 G5-3	F SI 89 X SL 80 0-1 P6			B SI 90 X SI 88 1-0 29 B1-6-3 1B		4	0	1	0	0	0	1
44 Mike Leake, R (1, 1) OBP: 0.189, SLG: 0.245 9 Jack Hannahan, L (6, PH) OBP: 0.320, SLG: 0.266 31 Alfredo Simon, R (6, 1) OBP: 0.143, SLG: 0.143 29 Ryan Hanigan, R (7, 2) OBP: 0.309, SLG: 0.279		S SI 91 F CH 85 S FF 91 0-3 K		B SI 91 B SI 90 B SI 88 C FF 90 C SI 90 F SI 91 S SI 90 3-3 K	S CU 67 C CU 68 B SI 91 B SL 83 B SI 91 B SL 83 4-2 1-2 BB			X SI 90 0-0 B1-6-3 1-2f		2 0 0 1	0 0 0 0	0 0 0 0	0 1 0 0	2 0 0 0	2 0 0 1	0 0 0 1
Inning Stats	R: 2 E: 0 K: 1 S: 19 H: 2 LOB: 2 BB: 2 P: 37	R: 0 E: 0 K: 1 S: 11 H: 1 LOB: 1 BB: 0 P: 14	R: 0 E: 0 K: 1 S: 6 H: 0 LOB: 0 BB: 0 P: 7	R: 1 E: 0 K: 1 S: 7 H: 1 LOB: 0 BB: 0 P: 10	R: 2 E: 0 K: 1 S: 13 H: 2 LOB: 0 BB: 1 P: 20	R: 0 E: 0 K: 1 S: 14 H: 0 LOB: 2 BB: 2 P: 23	R: 1 E: 0 K: 0 S: 11 H: 2 LOB: 2 BB: 1 P: 19	R: 0 E: 0 K: 1 S: 5 H: 1 LOB: 0 BB: 0 P: 6	R: 0 E: 0 K: 0 S: 13 H: 1 LOB: 1 BB: 0 P: 16	1B: 8 2B: 0 3B: 0 HR: 2	SF: 0 SAC: 0 DP: 1 HBP: 0					WP: 0 PB: 0 SB: 1 CS: 0	PA: 42	

PITCHER		IP	WLS	BF	H	R	ER	SO	BB	IBB	HBP	BLK	WP	HR	S	P	ERA	WHIP
32 Tom Gorzelanny, L ERA: 2.95	(1, 1)	4.2		23	6	5	5	5	3	0	0	0	0	2	55	87	9.64	1.929
48 Donovan Hand, R ERA: 3.83	(5, 1)	1.1		5	0	0	0	1	2	0	0	0	0	0	15	24	0.00	1.500
47 Rob Wooten, R ERA: 0.75	(7, 1)	1.0		6	2	1	1	0	1	0	0	0	0	0	11	19	9.00	3.000
31 Burke Badenhop, R ERA: 3.59	(8, 1)	1.0		3	1	0	0	1	0	0	0	0	0	0	5	6	0.00	1.000
59 John Axford, R ERA: 4.35	(9, 1)	1.0	W	4	1	0	0	0	0	0	0	0	0	0	13	16	0.00	1.000

PITCHER	IP	WLS	BF	H	R	ER	SO	BB	IBB	HBP	BLK	WP	HR	S	P	ERA	WHIP

TOP

Cincinnati Reds @ Milwaukee Brewers

Miller Park, Milwaukee, WI

Fri Aug 16 2013, 7:11 PM - 10:36 PM CDT

Att. 33,037 - Clear - 76 F

livebaseballscorecards.com

AB	35
R	6
H	10
RBI	6
BB	6
SO	7
LOB	16

BOTTOM

Cincinnati Reds @ Milwaukee Brewers

Miller Park, Milwaukee, WI

Fri Aug 16 2013, 7:11 PM - 10:36 PM CDT

Att. 33,037 - Clear - 76 F

livebaseballscorecards.com

Batter	1	2	3	4	5	6	7	8	9	AB	R	H	RBI	BB	SO	LOB
7 Norichika Aoki, L (1, 9) OBP: 0.335, SLG: 0.354	C SI 89 X SI 89 0-1 G6-3 ①		X KC 76 0-0 G6-3 ① C SI 89 F CH 85 F FC 88 B FC 88 F SI 91 S SI 91 1-3 K ②		D SI 95 C SI 95 C CU 76 X FS 86 1-2 L8 ②		X FF 94 0-0 P2 ③		5	0	0	0	0	1	1
9 Jean Segura, R (1, 6) OBP: 0.347, SLG: 0.462	B SI 90 B SI 91 X SI 90 2-0 G4-3 ②		B SI 89 X KC 78 1-0 20 1B 3B	C FC 89 X SI 91 0-1 G5-3 ③		B SI 95 B CU 80 C CU 78 C CU 79 F SI 96 X CU 80 2-2 20 S 2-H 1B			B FF 98 B FF 96 C FF 96 B FF 97 C FF 95 F FF 96 X FF 97 3-2 20 HR 1B	5	2	3	1	0	0	0
20 Jonathan Lucroy, R (1, 2) OBP: 0.337, SLG: 0.488	C SI 90 C SI 92 X FC 89 0-2 G1-3 ③		B SI 92 X SI 92 1-0 21 L7 16 1B 18 2B 3-H 1B		C KC 77 F SI 90 B CH 86 B KC 81 B CH 86 F FC 89 F FC 90 X FC 90 3-2 18 1B 2 1B 1B	B CU 80 C SI 95 F SI 95 X SI 92 1-2 L9 ③ 2-3			B FF 99 F FF 96 F FF 97 F FF 99 1 SAFE 1 SAFE F FF 99 F FF 99 X SL 88 1-2 1-H HR	5	2	3	3	0	0	1
16 Aramis Ramirez, R (1, 5) OBP: 0.348, SLG: 0.392		X SI 90 0-0 G6-3 ① B KC 80 B FC 89 B FC 89 C SI 90 X FC 90 3-1 18 2B 1-2 1B		C CH 86 S CH 84 D KC 82 X SI 87 1-2 L9 ①		B FC 88 F SI 94 B FC 91 X FC 91 2-1 G3-1 ①			4	1	1	0	0	0	1
21 Juan Francisco, L (1, 3) OBP: 0.316, SLG: 0.481 11 Sean Halton, R (7, PH) OBP: 0.234, SLG: 0.311 (8, 3)		X SI 90 0-0 HR C KC 78 B FC 88 F FC 88 F KC 80 F SL 81 X CH 86 1-2 L7 ② 2-3		B FC 89 S KC 80 B FC 88 F FC 89 B KC 80 S KC 81 3-3 K ②		S SL 82 S FS 86 B SL 85 B SL 86 B FS 85 F FF 94 B FF 93 4-2 BB			3 0	1 0	1 0	1 0	0 1	1 0	3 0
18 Khris Davis, R (1, 7) OBP: 0.344, SLG: 0.630		C KC 76 B SI 89 B KC 78 B CH 84 B FC 88 4-1 22 FC3-6 2 1B BB	X KC 79 0-0 1-H 3-H 2B	C CH 86 X KC 80 0-1 2 1B 1-2 1B		F SL 83 F FF 95 F FF 94 B FF 96 S FS 86 1-3 K ②			3	0	2	2	1	1	1
2 Scooter Gennett, L (1, 4) OBP: 0.350, SLG: 0.547		B SI 91 1 SAFE X SI 90 1-0 22 FC3-6 1-2 1B	B KC 78 B CH 85 B CH 85 B SI 90 4-0 BB	X KC 79 0-0 1-2 2-H 1B		B FF 94 X FF 94 1-0 F7 ③			3	0	2	0	1	0	1
22 Logan Schafer, L (1, 8) OBP: 0.275, SLG: 0.316		C KC 78 C SI 90 X FF 89 0-2 FC3-6 ② 1-2f 2-3	S KC 79 B CH 85 F FC 88 X SL 81 1-2 G4-3 ③			B SI 95 B SI 95 B SI 95 C SI 94 B SI 94 4-1 14 SH5-4 9 1B BB	B SL 80 B FF 93 F FF 93 X FF 92 2-1 F7 ①		3	1	0	0	1	0	4
32 Tom Gorzelanny, R (1, 1) OBP: 0.067, SLG: 0.067 48 Donovan Hand, R (5, 1) OBP: 0.182, SLG: 0.100 14 Jeff Bianchi, R (6, PH) OBP: 0.282, SLG: 0.290 47 Rob Wooten, R (7, 1) 31 Burke Badenhop, R (8, 1) 3 Yuniesky Betancourt, R (8, PH) OBP: 0.232, SLG: 0.364 59 John Axford, R (9, 1)		1 SAFE B SI 90 S SI 91 F FC 89 S KC 80 1-3 K ③		F SI 88 F KC 78 X KC 79 0-2 G6-3 ①		1 SAFE B CU 77 L FF 94 X SI 95 1-1 SH5-4 ① 1-2		B CU 74 B FF 94 F FF 93 F FF 94 S FF 94 2-3 K ②	2 0 0 0 0 1 0	0 0 0 0 0 0 0	0 0 0 0 0 0 0	0 0 0 0 0 0 0	0 0 0 0 0 1 0	1 0 0 0 0 0 0	2 0 0 0 0 0 0
Inning Stats	R: 0 E: 0 K: 0 S: 6 H: 0 LOB: 0 BB: 0 P: 8	R: 1 E: 0 K: 1 S: 10 H: 2 LOB: 2 BB: 1 P: 16	R: 3 E: 0 K: 0 S: 14 H: 4 LOB: 2 BB: 1 P: 25	R: 0 E: 0 K: 1 S: 10 H: 0 LOB: 0 BB: 0 P: 11	R: 0 E: 0 K: 1 S: 14 H: 3 LOB: 2 BB: 0 P: 21	R: 1 E: 0 K: 0 S: 13 H: 1 LOB: 1 BB: 1 P: 22	R: 0 E: 0 K: 1 S: 10 H: 0 LOB: 1 BB: 1 P: 18	R: 0 E: 0 K: 1 S: 6 H: 0 LOB: 0 BB: 0 P: 10	R: 2 E: 0 K: 0 S: 10 H: 2 LOB: 0 BB: 0 P: 14	1B: 8 2B: 1 3B: 1 HR: 2 SF: 0 SAC: 1 DP: 0 HBP: 0						

	AB	34
	R	7
	H	12
	RBI	7
	BB	4
	SO	5
	LOB	14

WP: 0 PB: 0 SB: 1 CS: 0 PA: 39

PITCHER		IP	WLS	BF	H	R	ER	SO	BB	IBB	HBP	BLK	WP	HR	S	P	ERA	WHIP
44 Mike Leake, R ERA: 3.01	(1, 1)	5.0		25	9	4	4	3	2	0	0	0	0	1	54	81	7.20	2.200
31 Alfredo Simon, R ERA: 3.02	(6, 1)	1.1	B	6	1	1	1	0	1	0	0	0	0	0	15	26	6.75	1.500
43 Manny Parra, L ERA: 3.31	(7, 1)	1.0	H	4	0	0	0	1	1	0	0	0	0	0	10	18	0.00	1.000
60 J.J. Hoover, R ERA: 2.77	(8, 1)	0.2	H	2	0	0	0	1	0	0	0	0	0	0	4	6	0.00	0.000
54 Aroldis Chapman, L ERA: 3.1	(9, 1)	0.0	L	2	2	2	2	0	0	0	0	0	0	1	10	14	∞	∞

PITCHER	IP	WLS	BF	H	R	ER	SO	BB	IBB	HBP	BLK	WP	HR	S	P	ERA	WHIP

Batter	1	2	3	4	5	6	7	8	9	AB	R	H	RBI	BB	SO	LOB
17 Shin-Soo Choo, L (1, 8) OBP: 0.409, SLG: 0.443	B FF 89 C FF 90 B SL 88 F FF 90 B SL 89 X FF 91 3-2 L5 ①			X CU 77 0-0 G6-3 ①		B CU 77 C SI 91 B SL 86 C SI 91 B CU 78 B SL 85 4-2 BB		X SI 93 0-0 G4-3 ③		3	0	0	0	1	0	0
21 Todd Frazier, R (1, 5) OBP: 0.327, SLG: 0.393	S FF 91 B SL 87 B SL 88 F FF 91 F SL 88 B SL 88 S SL 87 3-3 K ②			C SL 87 F SL 86 B SI 91 X SL 87 1-2 G5-3 ②		B SL 85 1 SAFE F FF 91 S SL 84 1 SAFE B SL 84 X SL 86 2-2 P3 ③			S FF 95 B FF 96 F SL 85 S SL 87 1-3 K ①	4	0	0	0	0	2	1
19 Joey Votto, L (1, 3) OBP: 0.432, SLG: 0.504	B FF 91 C SL 87 B SL 88 F SI 90 B SL 89 S SL 87 3-3 K ③			B CU 78 B SI 91 B SL 85 F SI 91 S SI 91 B FF 91 4-2 4 1B BB			C SI 89 X FF 91 0-1 L5 ①		F FF 96 B SL 86 B SI 97 F FF 96 F FF 97 B FF 97 F FF 96 S FF 97 3-3 K ②	3	0	0	0	1	2	0
4 Brandon Phillips, R (1, 4) OBP: 0.312, SLG: 0.406		X FF 90 0-0 G6-3 ①		X SI 91 0-0 32 3-6-4 1-2 1B			F CU 78 X FF 91 0-1 48 1B 32 1B 1B		L FF 96 F FF 96 B SL 87 S SL 86 1-3 K ③	4	0	2	0	0	1	0
32 Jay Bruce, L (1, 9) OBP: 0.326, SLG: 0.494		C FF 90 C CU 77 B SI 90 B SI 92 S SL 86 2-3 K ②		D CU 79 D SL 86 2-0 2-3-6-4 1-2 ③	C SL 87 B SI 90 X SL 87 1-1 F9 ①		X SI 92 0-0 48 1B 1-2 1B			3	0	1	0	0	1	0
48 Ryan Ludwick, R (1, 7) OBP: 0.294, SLG: 0.143		B SI 91 C SI 91 X FF 92 1-1 G3 ③			B SL 87 F SL 85 X FF 92 1-1 2 G1-6-3 1B		S SI 92 X SI 93 0-1 26 G4-6-3 1-2 2-3 1B			3	0	2	0	0	0	0
2 Zack Cozart, R (1, 6) OBP: 0.270, SLG: 0.364 26 Xavier Paul, L (7, PH) OBP: 0.326, SLG: 0.401 3 Cesar Izturis, S (7, 6) OBP: 0.237, SLG: 0.218			C SI 89 C CU 77 F SI 91 B FF 92 B SL 87 X FF 92 2-2 G6-3 ①		S CU 77 X SI 90 0-1 G1-6-3 ② ③ 1-2f		D SI 92 X SI 93 1-0 G4-6-3 ② ③ 1-2f			2 1 0	0 0 0	0 0 0	0 0 0	0 0 0	0 0 0	1 3 0
39 Devin Mesoraco, R (1, 2) OBP: 0.306, SLG: 0.386			X SI 92 0-0 G5-3 ②			C SL 86 B SI 90 B SL 87 B FF 90 X SI 89 3-1 L6 ①		C SI 93 B SI 93 F SI 94 S SI 94 1-3 K ①		3	0	0	0	0	1	0
55 Mat Latos, R (1, 1) OBP: 0.140, SLG: 0.161 9 Jack Hannahan, L (8, PH) OBP: 0.318, SLG: 0.264 Logan Ondrusek, R (8, 1)			B FF 90 B FF 91 X FF 90 2-0 F8 ③			B FF 90 X FF 90 1-0 F8 ②		B SI 92 F SI 93 X SI 92 1-1 G4-3 ②		2 1 0	0 0 0	0 0 0	0 0 0	0 0 0	0 0 0	0 0 0
Inning Stats	R: 0 E: 0 K: 2 S: 10 H: 0 LOB: 0 BB: 0 P: 19	R: 0 E: 0 K: 1 S: 6 H: 0 LOB: 0 BB: 0 P: 9	R: 0 E: 0 K: 0 S: 6 H: 0 LOB: 0 BB: 0 P: 10	R: 0 E: 0 K: 0 S: 7 H: 1 LOB: 2 BB: 1 P: 14	R: 0 E: 0 K: 0 S: 6 H: 1 LOB: 0 BB: 0 P: 8	R: 0 E: 0 K: 0 S: 8 H: 0 LOB: 1 BB: 1 P: 18	R: 0 E: 0 K: 0 S: 8 H: 3 LOB: 2 BB: 0 P: 9	R: 0 E: 0 K: 1 S: 6 H: 0 LOB: 0 BB: 0 P: 8	R: 0 E: 0 K: 3 S: 11 H: 0 LOB: 0 BB: 0 P: 16	1B: 5 2B: 0 3B: 0 HR: 0	SF: 0 SAC: 0 DP: 2 HBP: 0			WP: 0 PB: 0 SB: 0 CS: 0	PA: 31	

PITCHER		IP	WLS	BF	H	R	ER	SO	BB	IBB	HBP	BLK	WP	HR	S	P	ERA	WHIP
49 Yovani Gallardo, R ERA: 4.68	(1, 1)	6.1	W	23	3	0	0	3	2	0	0	0	0	0	47	82	0.00	0.789
53 Brandon Kintzler, R ERA: 2.38	(7, 1)	1.2	H	6	2	0	0	1	0	0	0	0	0	0	10	13	0.00	1.200
29 Jim Henderson, R ERA: 1.79	(9, 1)	1.0	S	3	0	0	0	3	0	0	0	0	0	0	11	16	0.00	0.000

PITCHER	IP	WLS	BF	H	R	ER	SO	BB	IBB	HBP	BLK	WP	HR	S	P	ERA	WHIP

TOP

Cincinnati Reds @ Milwaukee Brewers

Miller Park, Milwaukee, WI

Sat Aug 17 2013, 6:12 PM - 8:38 PM CDT

Att. 37,046 - Partly Cloudy - 74 F

livebaseballscorecards.com

AB	29
R	0
H	5
RBI	0
BB	2
SO	7
LOB	5

Batter	1	2	3	4	5	6	7	8	9	AB	R	H	RBI	BB	SO	LOB
7 Norichika Aoki, L (1, 9) OBP: 0.338, SLG: 0.356	B FF 93 X FF 92 1-0 ① F9		B SI 93 B SI 92 C FC 92 B FC 94 F SI 93 X SI 93 3-2 9 1B 1B		B CH 83 B SI 92 B FC 92 C FF 91 F FC 93 B SI 92 4-2 20 F9 9 SH2-3 BB		C CU 78 X SI 92 0-1 9 G4-3 1B			3	0	2	0	1	0	0
9 Jean Segura, R (1, 6) OBP: 0.347, SLG: 0.461	C FC 92 B SI 94 S SI 93 S SL 87 1-3 ② K		C SI 93 X SI 93 0-1 20 F9-3 1-2 1B		X FC 92 0-0 ① SH2-3 1-2		1 SAFE B FC 92 X CU 79 1-0 ②③ G4-3 1-2f			3	0	1	0	0	1	1
20 Jonathan Lucroy, R (1, 2) OBP: 0.334, SLG: 0.483	C FF 93 S FC 94 X SI 95 0-2 ③ G5-3		B CU 78 B SL 88 C FF 92 F FF 93 B FF 94 X FF 94 3-2 ②③ F9-3 1-1		B FC 93 B SL 86 X FC 93 2-0 ② F9 2-3			X FF 94 0-0 ① G5-3		4	0	0	0	0	0	3
16 Aramis Ramirez, R (1, 5) OBP: 0.346, SLG: 0.386		B FC 92 S SL 88 F SI 92 C SL 86 1-3 ① K		S SL 85 F FC 93 B SL 86 B SL 88 F SL 86 B SI 94 F FF 96 F SL 86 X SL 87 3-2 ① P4	B FC 94 C FC 94 B SI 93 S SL 88 H SI 93 3-2 HBP			C FF 96 X FC 92 0-1 ② P6		3	0	0	0	0	1	0
21 Juan Francisco, L (1, 3) OBP: 0.316, SLG: 0.476 29 Jim Henderson, L (9, 1)		B CU 80 B FF 93 B SI 94 B FC 93 4-0 18 BB BB		X FC 94 0-0 ② L9	F FF 93 B SL 87 F FC 94 S SL 86 1-3 ③ K			B CU 77 F FF 95 B FF 94 S SI 96 F SI 96 B CH 82 X SI 96 3-2 ③ F7		3 0	0 0	0 0	0 0	1 0	1 0	2 0
18 Khris Davis, R (1, 7) OBP: 0.359, SLG: 0.625		B FC 94 S SL 87 B SI 92 B SI 92 B FC 93 4-1 1-2 BB		B SI 95 B FC 95 F FC 94 F SI 93 F SL 87 F SL 88 X CU 80 2-2 2 1B 22 2B 1B		S SL 86 C FF 92 X FC 94 0-2 ① G3-1				2	1	1	0	1	0	0
2 Scooter Gennett, L (1, 4) OBP: 0.349, SLG: 0.538 53 Brandon Kintzler, R (7, 1) 3 Yuniesky Betancourt, R (9, 3) OBP: 0.232, SLG: 0.364		D SI 92 C SI 92 F SI 93 S SL 87 1-3 ② K		X FF 91 0-0 22 2B 1-2 1B		C CU 78 F FC 94 B SL 84 F SL 86 S SL 86 1-3 ② K				3 0 0	1 0 0	1 0 0	0 0 0	0 0 0	2 0 0	2 0 0
22 Logan Schafer, L (1, 8) OBP: 0.276, SLG: 0.321		C CU 77 X FC 94 0-1 ③ G6-3		B CU 78 X CU 78 1-0 1-H 2-H 2B		B SI 93 F SI 93 F FC 94 B SL 87 F SL 85 B CH 85 F SL 86 X SI 93 3-2 ③ F8				3	0	1	2	0	0	2
49 Yovani Gallardo, R (1, 1) OBP: 0.227, SLG: 0.409 14 Jeff Bianchi, R (7, 4) OBP: 0.281, SLG: 0.288			C FC 93 B FF 93 B SL 86 F FF 94 C FF 94 2-3 ① K	S FC 94 F FC 95 X SL 87 0-2 ③ G6-3			F FF 92 X SL 87 0-1 ① G4-3			2 1	0 0	0 0	0 0	0 0	1 0	1 0
Inning Stats	R: 0 E: 0 K: 1 S: 7 H: 0 LOB: 0 BB: 0 P: 9	R: 0 E: 0 K: 2 S: 9 H: 0 LOB: 2 BB: 2 P: 19	R: 0 E: 0 K: 1 S: 11 H: 2 LOB: 1 BB: 0 P: 19	R: 2 E: 0 K: 0 S: 17 H: 3 LOB: 1 BB: 0 P: 23	R: 0 E: 0 K: 1 S: 9 H: 0 LOB: 2 BB: 1 P: 19	R: 0 E: 0 K: 1 S: 12 H: 0 LOB: 0 BB: 0 P: 16	R: 0 E: 0 K: 0 S: 5 H: 1 LOB: 0 BB: 0 P: 6	R: 0 E: 0 K: 0 S: 7 H: 0 LOB: 0 BB: 0 P: 10		1B: 5 2B: 2 3B: 0 HR: 0 SF: 0 SAC: 1 DP: 2 HBP: 1					WP: 0 PB: 0 SB: 0 CS: 0 PA: 32	

PITCHER		IP	WLS	BF	H	R	ER	SO	BB	IBB	HBP	BLK	WP	HR	S	P	ERA	WHIP
55 Mat Latos, R ERA: 3.02	(1, 1)	7.0	L	29	6	2	2	6	3	0	1	0	0	0	70	111	2.57	1.286
Logan Ondrusek, R ERA: 4.46	(8, 1)	1.0		3	0	0	0	0	0	0	0	0	0	0	7	10	0.00	0.000

PITCHER	IP	WLS	BF	H	R	ER	SO	BB	IBB	HBP	BLK	WP	HR	S	P	ERA	WHIP

BOTTOM

Cincinnati Reds @ Milwaukee Brewers

Miller Park, Milwaukee, WI

Sat Aug 17 2013, 6:12 PM - 8:38 PM CDT

Att. 37,046 - Partly Cloudy - 74 F

livebaseballscorecards.com

AB	27
R	2
H	6
RBI	2
BB	3
SO	6
LOB	11

Batter	1	2	3	4	5	6	7	8	9	AB	R	H	RBI	BB	SO	LOB
17 Shin-Soo Choo, L (1, 8) OBP: 0.415, SLG: 0.445	F SI 93 B FF 94 S SI 95 X SI 96 1-2 19 1B 3 SH2-6-3 1B	B SL 82 C SL 82 B FF 94 S SI 95 F SL 86 B SL 86 B FF 95 4-2 19 PB 4 1B 1-2 2-3 BB		C SL 81 F CH 86 B FF 96 B SL 85 B CH 85 B FF 96 4-2 BB	C CU 78 B CH 84 B FF 93 D CU 78 B CH 82 4-1 19 BB 3 BB BB		C SL 80 B FS 84 X FS 83 1-1 3 G6-4-3 1B			2	1	2	0	3	0	0
3 Cesar Izturis, S (1, 6) OBP: 0.238, SLG: 0.212	X SI 94 0-0 ① SH2-6-3 1-2	X SI 95 0-0 ② L4		1 SAFE 1 SAFE F FF 94 B CH 85 F CH 85 S SL 80 1-3 ② K	S CH 81 B CH 84 B FF 92 B FF 91 B FF 91 4-1 19 BB 1-2 2-3 3-H BB		B SI 89 B SI 88 X SI 89 2-0 ②③ G6-4-3 1-2f			3	0	0	1	1	1	5
19 Joey Votto, L (1, 3) OBP: 0.434, SLG: 0.504 21 Todd Frazier, R (7, 5) OBP: 0.326, SLG: 0.392	B SI 95 X SI 94 1-0 4 G5-4-3 2-3 1B	B FF 94 B FF 92 B SL 81 I IN 48 4-0 4 E 4 1B 1-2 2-3 3-H IBB		1 SAFE C FF 95 1 SAFE B CH 84 D FF 95 1 SAFE B SL 82 C SI 93 C SI 95 3-3 ③ K	C CU 77 B CU 79 B FF 92 B FF 92 D FF 91 4-1 1-2 2-3 3-H BB			B SL 80 X SI 89 1-0 ① G5-3		2 1	0 0	1 0	1 0	2 0	1 0	1 0
4 Brandon Phillips, R (1, 4) OBP: 0.313, SLG: 0.404	B SL 81 B SI 94 F SI 94 B FF 94 X SI 94 3-1 ②③ G5-4-3 1-2f	D SL 83 X FF 95 1-0 E7 1-3 2-H 3-H 1B			B SI 90 I 4-0 B FF 92 B FF 92 B CH 88 32 PS 32 WP 28 1B BB 1-0 ③ F7			C SI 89 B SI 90 X SI 89 1-1 ② G4-3		4	1	1	2	1	0	5
32 Jay Bruce, L (1, 9) OBP: 0.325, SLG: 0.491	B SL 81 5-1 C SI 92 X SI 92 9 1B 28 1B 29 1B 1B C CH 84 B FF 84 B CH 85 B CH 85 X CH 85 3-1 ③ P5				D SL 78 T CH 81 S CH 84 B CH 84 1 SAFE B SL 82 X CH 82 3-2 ① F9 1-3	B CU 75 C FF 90 C FF 92 B FF 91 C FF 91 2-3 ① K		B SL 81 S SI 89 C SI 89 B FS 84 F FS 83 B SI 88 F FS 82 X SL 80 3-2 ③ P4		5	1	1	0	0	1	3
28 Chris Heisey, R (1, 7) OBP: 0.267, SLG: 0.387	T FF 95 S FF 94 D SL 85 X SL 83 1-2 9 1B 29 1B 1-2 1B	F FF 91 B FF 93 F CH 83 F CH 84 F FF 95 F SL 83 X SI 94 1-2 ① G5-3			X SI 94 0-0 9 BB 29 1B 3-H 1B	B FF 92 F FF 91 F FF 92 X CH 83 1-2 ② P4			B FF 90 S FF 89 X CH 83 1-1 ① F8	5	2	2	1	0	0	0
9 Jack Hannahan, L (1, 5) OBP: 0.328, SLG: 0.265 (7, 3)	X SI 95 0-0 17 BB 29 1B 19 PB 1-2 2-3 1B	C SL 80 F SL 83 S FF 94 0-3 ② K			C FF 92 B CU 79 F FF 92 B FF 93 1 SAFE F FF 92 B FF 94 B FF 92 4-2 34 SH1-3 29 1B 3 BB 1-2 BB	B FF 91 B FF 90 F FF 90 C FF 91 B FF 90 B FF 89 4-2 BB			B FF 92 C FF 91 S SL 81 S FF 91 1-3 ② K	3	2	1	0	2	2	0
29 Ryan Hanigan, R (1, 2) OBP: 0.312, SLG: 0.283	B SI 95 C SI 94 F SI 95 B SI 96 F SI 96 F FF 96 X SI 95 2-2 19 PB 17 BB 4 1B 1-2 2-H 3-H 1B	B FF 94 C FF 93 B CH 83 C FF 95 C FF 95 2-3 ③ K			B FF 94 C FF 93 C FF 93 D CU 80 X FF 94 2-2 3 BB 34 SH1-3 19 BB 1-2 2-H 1B	X FF 91 0-0 ③ L8			C FF 91 C CH 83 B FF 92 X SL 83 1-2 ③ L6	5	2	2	3	0	1	1
34 Homer Bailey, R (1, 1) OBP: 0.174, SLG: 0.159 31 Alfredo Simon, R (9, 1) OBP: 0.143, SLG: 0.143	X SI 93 0-0 ① B2			C FF 93 S FF 95 B SL 81 X FF 96 1-2 ① L3	C FF 91 X FF 93 0-1 ② SH1-3 1-2 2-3		C SI 88 B SI 90 X SI 89 1-1 ① G2-3			3 0	0 0	0 0	0 0	0 0	0 0	2 0
Inning Stats	R: 0 E: 0 K: 0 S: 7 H: 2 LOB: 1 BB: 0 P: 12	R: 5 E: 1 K: 0 S: 19 H: 5 LOB: 2 BB: 2 P: 35	R: 0 E: 0 K: 2 S: 12 H: 0 LOB: 0 BB: 0 P: 15	R: 0 E: 0 K: 2 S: 11 H: 0 LOB: 1 BB: 1 P: 20	R: 4 E: 0 K: 0 S: 16 H: 2 LOB: 3 BB: 5 P: 42	R: 0 E: 0 K: 1 S: 9 H: 0 LOB: 1 BB: 1 P: 16	R: 0 E: 0 K: 0 S: 5 H: 1 LOB: 0 BB: 0 P: 9	R: 0 E: 0 K: 0 S: 8 H: 0 LOB: 0 BB: 0 P: 13	R: 0 E: 0 K: 1 S: 8 H: 0 LOB: 0 BB: 0 P: 11	1B: 10 2B: 0 3B: 0 HR: 0 SF: 0 SAC: 2 DP: 2 HBP: 0						

PITCHER		IP	WLS	BF	H	R	ER	SO	BB	IBB	HBP	BLK	WP	HR	S	P	ERA	WHIP
60 Wily Peralta, R ERA: 4.6	(1, 1)	4.1	L	24	8	7	7	4	3	1	0	0	1	0	53	93	14.54	2.538
63 Tyler Thornburg, R ERA: 2.08	(5, 1)	1.2		11	1	2	2	1	5	0	0	0	0	0	21	47	10.80	3.600
31 Burke Badenhop, R ERA: 3.46	(7, 1)	2.0		6	1	0	0	0	0	0	0	0	0	0	13	22	0.00	0.500
51 Michael Gonzalez, L ERA: 4.15	(9, 1)	1.0		3	0	0	0	1	0	0	0	0	0	0	8	11	0.00	0.000

PITCHER	IP	WLS	BF	H	R	ER	SO	BB	IBB	HBP	BLK	WP	HR	S	P	ERA	WHIP

TOP

Cincinnati Reds @ Milwaukee Brewers

Miller Park, Milwaukee, WI

Sun Aug 18 2013, 1:11 PM - 4:09 PM CDT
Att. 34,175 - Partly Cloudy - 74 F

livebaseballscorecards.com

AB	33
R	9
H	10
RBI	8
BB	9
SO	6
LOB	17

PA: 44
WP: 1
PB: 1
SB: 0
CS: 0

BOTTOM

Cincinnati Reds @ Milwaukee Brewers

Miller Park, Milwaukee, WI

Sun Aug 18 2013, 1:11 PM - 4:09 PM CDT

Att. 34,175 - Partly Cloudy - 74 F

livebaseballscorecards.com

Batter	1	2	3	4	5	6	7	8	9	AB	R	H	RBI	BB	SO	LOB
7 Norichika Aoki, L (1, 9) OBP: 0.336, SLG: 0.354	C FF 93 X KC 80 0-1 F9 ①		C KC 79 S CH 86 F FF 94 F KC 79 B SI 96 B FF 95 X CH 86 2-2 G4-3 ③			B CH 86 F CH 86 X CH 87 1-1 G3 ②		C FF 94 X FF 94 0-1 F9 ③		3	0	0	0	0	0	0
31 Burke Badenhop, R (7, 1)										0	0	0	0	0	0	0
20 Jonathan Lucroy, R (8, PH) OBP: 0.333, SLG: 0.482										1	0	0	0	0	0	0
51 Michael Gonzalez, R (9, 1)										0	0	0	0	0	0	0
22 Logan Schafer, L (1, 8) OBP: 0.275, SLG: 0.319	C KC 78 B CH 86 F KC 79 F SI 95 X FF 94 1-2 G4-3 ②			B CH 85 C SL 87 B CH 85 C SI 94 T CH 85 2-2 K ①		B KC 79 F SI 94 F CH 84 F FF 94 B CH 85 X SI 96 2-2 G3 ③			C FC 88 C CU 78 X FC 89 0-2 14 G6-4-3 1B	4	0	1	0	0	1	0
9 Jean Segura, R (1, 6) OBP: 0.344, SLG: 0.458	C SI 94 B SL 89 B SI 94 X SL 88 2-1 P4 ③			B CH 86 F SL 88 B KC 78 F SL 87 B SI 94 F SI 95 F SL 87 F SI 95 X SL 89 3-2 L8 ②			C SL 86 F SL 84 F SI 96 B SI 94 S SL 88 1-3 K ①		S FF 93 X FC 89 0-1 G6-4-3 ①② 1-2f	3	0	0	0	0	1	0
14 Jeff Bianchi, R (8, 5) OBP: 0.279, SLG: 0.287										1	0	0	0	0	0	1
21 Juan Francisco, L (1, 3) OBP: 0.312, SLG: 0.469		B KC 77 B SI 93 S KC 78 C FF 94 B FF 95 S KC 78 3-3 K ①		B SI 95 T KC 79 F SI 95 S FF 95 1-3 K ③			F KC 81 B KC 80 B KC 80 C KC 79 C SI 95 2-3 K ②		F CU 79 S SI 94 F CU 74 C FS 86 0-3 K ③	4	0	0	0	0	4	0
18 Khris Davis, R (1, 7) OBP: 0.373, SLG: 0.678		X SL 88 0-0 L7 ②			C FF 92 X KC 77 0-1 HR		B SI 95 C SL 88 S FF 95 X SI 96 1-2 2 BB 1B			3	1	2	1	0	0	0
2 Scooter Gennett, L (1, 4) OBP: 0.360, SLG: 0.550		C SI 95 F SI 94 X SL 86 0-2 2B			X SL 89 0-0 G6-3 ①		B SI 94 B SI 94 C KC 79 F FF 94 B SI 94 B SI 96 4-2 1-2 BB			2	0	1	0	1	0	0
3 Yuniesky Betancourt, R (1, 5) OBP: 0.230, SLG: 0.361 (8, 6)		F SI 94 F SI 95 F SI 95 B SI 96 S KC 79 1-3 K ③			C SI 94 S SI 93 B KC 79 X KC 80 1-2 F7 ②		X SI 95 0-0 G4-3 ③			3	0	0	0	0	1	3
12 Martín Maldonado, R (1, 2) OBP: 0.234, SLG: 0.295			X FF 92 0-0 F9 ①		C SI 95 X SI 95 0-1 G4-3 ③			F FF 94 F SI 94 B SL 88 B FF 95 F FF 95 B SI 96 X SL 90 3-2 F8 ①		3	0	0	0	0	0	0
60 Wily Peralta, R (1, 1) OBP: 0.175, SLG: 0.154			C KC 77 B SL 88 B KC 78 S SI 95 F SL 87 S KC 79 2-3 K ②			B SI 93 B KC 78 S FF 95 C FF 94 F FF 95 C SI 96 2-3 K ①		F FF 96 B SI 94 B SI 95 S SL 88 B SL 88 F FF 96 X FF 94 3-2 P4 ②		1	0	0	0	0	1	0
63 Tyler Thornburg, R (5, 1)										0	0	0	0	0	0	0
11 Sean Halton, R (6, PH) OBP: 0.224, SLG: 0.298 (7, 9)										2	0	0	0	0	1	0
Inning Stats	R: 0 E: 0 K: 0 S: 8 H: 0 LOB: 0 BB: 0 P: 11	R: 0 E: 0 K: 2 S: 11 H: 1 LOB: 1 BB: 0 P: 15	R: 0 E: 0 K: 1 S: 10 H: 0 LOB: 0 BB: 0 P: 14	R: 0 E: 0 K: 2 S: 12 H: 0 LOB: 0 BB: 0 P: 18	R: 1 E: 0 K: 0 S: 8 H: 1 LOB: 0 BB: 0 P: 9	R: 0 E: 0 K: 1 S: 10 H: 0 LOB: 0 BB: 0 P: 15	R: 0 E: 0 K: 2 S: 13 H: 1 LOB: 2 BB: 1 P: 21	R: 0 E: 0 K: 0 S: 10 H: 0 LOB: 0 BB: 0 P: 16	R: 0 E: 0 K: 1 S: 9 H: 1 LOB: 0 BB: 0 P: 9	1B: 2 2B: 1 3B: 0 HR: 1 SF: 0 SAC: 0 DP: 1 HBP: 0						

	AB	30
	R	1
	H	4
	RBI	1
	BB	1
	SO	9
	LOB	4

WP: 0 PA: 31
PB: 0
SB: 0
CS: 0

PITCHER		IP	WLS	BF	H	R	ER	SO	BB	IBB	HBP	BLK	WP	HR	S	P	ERA	WHIP
34 Homer Bailey, R ERA: 3.68	(1, 1)	8.0	W	28	3	1	1	8	1	0	0	0	0	1	82	119	1.12	0.500
31 Alfredo Simon, R ERA: 2.97	(9, 1)	1.0		3	1	0	0	1	0	0	0	0	0	0	9	9	0.00	1.000

PITCHER	IP	WLS	BF	H	R	ER	SO	BB	IBB	HBP	BLK	WP	HR	S	P	ERA	WHIP

Arizona Diamondbacks @ Cincinnati Reds

Great American Ball Park, Cincinnati, OH

Mon Aug 19 2013, 7:11 PM - 9:58 PM EDT

Att. 20,349 - Partly Cloudy - 85 F

TOP

livebaseballscorecards.com

Batter	1	2	3	4	5	6	7	8	9	AB	R	H	RBI	BB	SO	LOB
8 Gerardo Parra, L (1, 9) OBP: 0.330, SLG: 0.400	C SI 86 B CH 77 X SI 87 1-1 G3-1		C CH 78 B CH 79 C SL 76 B SI 87 F CH 80 F SL 77 S SI 89 2-3 K			C SI 86 X SL 75 0-1 2 HBP 44 1B 14 1B 1B	B SL 84 C FF 96 B SL 83 B SL 83 X FF 95 3-1 L8			4	1	1	0	0	1	1
6 Adam Eaton, L (1, 8) OBP: 0.318, SLG: 0.323	C CU 72 B SL 77 S SL 76 X CH 78 1-2 44 1B 1B			C CU 69 B SI 86 X SI 87 1-1 L8		C SI 87 F SI 86 F SI 86 B CH 79 C SI 89 1-3 K	X FF 95 0-0 G6-3			4	0	1	0	0	1	2
44 Paul Goldschmidt, R (1, 3) OBP: 0.392, SLG: 0.547	B SL 74 X SI 87 1-0 2 G3-6-1 1-2 1B			B FF 88 C CH 78 C SL 76 X SL 78 1-2 F8		X SI 89 0-0 2 HBP 14 1B 1-2 1B		C CU 72 T FF 92 B FF 93 B FF 93 F FF 95 T FF 93 2-2 K		4	1	2	0	0	1	0
2 Aaron Hill, R (1, 4) OBP: 0.376, SLG: 0.543	C SI 88 X SI 87 0-1 G3-6-1 1-2f			C CH 75 X CU 71 0-1 HR		H SI 89 1-0 13 FC3-6 14 1B 1-2 2-3 HBP		B FF 94 F FF 93 B FF 94 B CU 72 X FF 94 3-1 P4		3	1	1	1	0	0	2
14 Martín Prado, R (1, 5) OBP: 0.333, SLG: 0.410		C CH 74 B CH 77 B SI 86 X SI 86 2-1 L8		C SI 88 X SI 88 1-1 1B		C SI 89 B SI 87 C SI 86 X SL 76 1-2 13 FC3-6 1-2 2-H 3-H 1B		C CU 74 F FF 94 F FF 94 B FF 94 B CU 75 S FF 94 3-3 K		4	0	2	2	0	1	0
13 Jason Kubel, L (1, 7)		B SL 72 B SL 74 B CU 70 C CH 78 S SL 74 F SI 85 S CH 78 3-3 K		C SI 87 B CH 80 C SL 76 D CH 79 S SI 86 2-3 K		B CU 70 2 SAFE B SL 74 X SL 74 2-0 FC3-6 1-2f 2-3			C FF 96 F FF 98 B FF 100 X FF 99 1-2 27 G6-4-3 1B	4	0	1	0	0	2	3
27 Wil Nieves, R (1, 2) OBP: 0.346, SLG: 0.417		C SL 74 S SL 76 B SL 77 X SI 87 1-2 G2-3			B SI 87 F CH 76 X SL 74 1-1 G1-3	F SI 89 C CH 79 X SL 75 0-2 P4			X FF 98 0-0 G6-4-3 1-2f	4	0	0	0	0	0	3
1 Didi Gregorius, L (1, 6) OBP: 0.335, SLG: 0.379 4 Cliff Pennington, S (9, PH) OBP: 0.299, SLG: 0.301			B SI 86 C CU 72 F SL 75 F CH 79 X SI 89 1-2 F8		C CU 69 X CH 80 0-1 L8		B SL 82 C FF 93 F SL 82 X SL 82 1-2 24 PB 1B		S FF 98 X FF 98 0-1 1B	3 1	0 0	1 1	0 0	0 0	0 0	0 0
48 Randall Delgado, R (1, 1) OBP: 0.300, SLG: 0.263 24 Matt Davidson, R (7, PH) OBP: 0.294, SLG: 0.200 54 Joe Thatcher, L (7, 1) 38 Will Harris, R (8, 1) 11 AJ Pollock, R (9, PH) OBP: 0.296, SLG: 0.392			C SL 78 S SL 75 S SL 78 0-3 K		S SL 74 S SL 75 F SL 76 B SL 76 C SI 88 1-3 K		S SL 81 B FF 94 S FF 93 B FF 95 X SL 84 2-2 G5-3 1-2		C SL 88 X FF 99 0-1 L8	2 1 0 0 1	0 0 0 0 0	0 0 0 0 0	0 0 0 0 0	2 0 0 0 0	0 1 0 0 1	0 0 0 0 0

AB	35
R	3
H	10
RBI	3
BB	0
SO	8
LOB	13

Inning Stats																		
	R: 0 E: 0 K: 0 S: 8	H: 2 LOB: 1 BB: 0 P: 11	R: 0 E: 0 K: 1 S: 9	H: 0 LOB: 0 BB: 0 P: 15	R: 0 E: 0 K: 2 S: 12	H: 0 LOB: 0 BB: 0 P: 15	R: 1 E: 0 K: 1 S: 12	H: 2 LOB: 1 BB: 0 P: 17	R: 0 E: 0 K: 1 S: 8	H: 0 LOB: 0 BB: 0 P: 10	R: 2 E: 0 K: 1 S: 14	H: 3 LOB: 2 BB: 0 P: 19	R: 0 E: 0 K: 0 S: 9	H: 1 LOB: 1 BB: 0 P: 15	R: 0 E: 0 K: 2 S: 9	H: 0 LOB: 0 BB: 0 P: 17	R: 0 E: 0 K: 0 S: 8	H: 2 LOB: 1 BB: 0 P: 9

1B: 9	SF: 0	WP: 0	PA: 36
2B: 0	SAC: 0	PB: 1	
3B: 0	DP: 2	SB: 0	
HR: 1	HBP: 1	CS: 0	

PITCHER		IP	WLS	BF	H	R	ER	SO	BB	IBB	HBP	BLK	WP	HR	S	P	ERA	WHIP
61 Bronson Arroyo, R ERA: 3.4	(1, 1)	6.0	W	25	7	3	3	6	0	0	1	0	0	1	63	87	4.50	1.167
43 Manny Parra, L ERA: 3.21	(7, 1)	1.0	H	4	1	0	0	0	0	0	0	0	0	0	9	15	0.00	1.000
60 J.J. Hoover, R ERA: 2.72	(8, 1)	1.0	H	3	0	0	0	2	0	0	0	0	0	0	9	17	0.00	0.000
54 Aroldis Chapman, L ERA: 3.04	(9, 1)	1.0	S	4	2	0	0	0	0	0	0	0	0	0	8	9	0.00	2.000

PITCHER		IP	WLS	BF	H	R	ER	SO	BB	IBB	HBP	BLK	WP	HR	S	P	ERA	WHIP

Batter	1	2	3	4	5	6	7	8	9	AB	R	H	RBI	BB	SO	LOB
17 Shin-Soo Choo, L (1, 8) OBP: 0.415, SLG: 0.445	B SI 87 C CH 80 F SI 88 B CH 81 F CH 80 B SI 89 F CH 81 X CH 81 3-2 G3-1		B SI 90 B FF 91 F SI 90 F SI 90 B FF 94 B SI 93 4-2 21 CS BB	B SI 90 C SI 90 C SI 90 F CH 81 B CH 80 D CH 82 F FF 92 F SI 91 C FF 93 3-3 1-2 2-3			B FF 83 B FF 85 F FF 84 B FF 85 C FF 85 X FF 84 3-2 21 G6-4-3 1B			3	0	1	0	1	1	2
21 Todd Frazier, R (1, 5) OBP: 0.325, SLG: 0.398	X SI 90 0-0 L7		B FF 90 1 SAFE B SI 89 C CH 81 S FF 95 B SI 91 F CH 82 X SI 94 3-2 P4 1-2		X SI 90 0-0 HR		1 SAFE 1 SAFE 1 SAFE B FF 85 X FF 85 1-0 G6-4-3 1-2f			4	1	1	1	0	0	2
19 Joey Votto, L (1, 3) OBP: 0.435, SLG: 0.503	B SI 90 C SI 90 C SI 92 B SI 91 F CH 82 B CH 82 X CH 83 3-2 G3			C CH 80 X FF 91 0-1 4 1B 32 1B 1B	B SI 92 C SI 90 C FF 93 B FF 92 B SI 91 T SI 93 3-2 K		C SL 77 B SL 77 B SL 78 B FF 84 B FF 84 4-1 BB			3	1	1	0	1	1	0
4 Brandon Phillips, R (1, 4) OBP: 0.316, SLG: 0.412		C FF 89 T SI 90 B SI 92 B FF 95 X CH 82 2-2 2 SF8 3B		F FF 90 X CU 78 0-1 32 1B 48 2B 1-2 1B	F FF 94 B SI 89 B FF 93 S FF 94 F SI 93 F FF 93 B FF 92 X FF 92 3-2 48 FC5-4 1B		F FF 84 F FF 84 F FF 84 B FF 85 S SL 79 1-3 K			4	2	3	0	0	1	1
32 Jay Bruce, L (1, 9) OBP: 0.326, SLG: 0.490		B CH 80 C FF 90 B SI 91 B SI 92 B CH 81 4-1 2 SF8 BB		B SI 91 X FF 91 1-0 48 2B 2 G4-3 1-2 2-H 1B	C SI 89 F CH 79 B CH 79 1 SAFE S CH 79 1-3 K			S FF 85 S FF 84 S FF 85 0-3 K		3	1	1	1	1	2	1
48 Ryan Ludwick, R (1, 7) OBP: 0.286, SLG: 0.222 54 Aroldis Chapman, L (9, 1)		F SI 91 X CU 78 0-1 P3		X CU 77 0-0 2 G4-3 61 FC5-6 1-3 2-H 2B	B SI 89 B SI 90 X SI 90 2-0 FC5-4 1-2f			C CU 79 B CU 80 F FC 92 S FC 92 1-3 K		4 0	0 0	1 0	1 0	0 0	1 0	3 0
2 Zack Cozart, R (1, 6) OBP: 0.268, SLG: 0.361		B FF 90 C FF 92 X SI 90 1-1 SF8 1-2 3-H		X SI 92 0-0 G4-3 2-3 3-H		C FF 88 B CU 77 B SI 90 B FF 91 X FF 92 3-1 P6		B FC 91 C FC 92 S FC 91 F FC 92 S CU 79 1-3 K		3	0	0	2	0	1	1
29 Ryan Hanigan, R (1, 2) OBP: 0.312, SLG: 0.280		B CU 79 C SI 92 X FF 92 1-1 L3		B SI 92 B SI 92 B SI 91 B FF 91 4-0 17 WP 61 FC5-6 BB		C SI 94 B FF 91 F SI 89 F CH 80 S FF 92 1-3 K				2	0	0	0	1	1	1
61 Bronson Arroyo, R (1, 1) OBP: 0.087, SLG: 0.087 9 Jack Hannahan, L (6, PH) OBP: 0.326, SLG: 0.263 43 Manny Parra, L (7, 1) OBP: 0.500, SLG: 0.500 60 J.J. Hoover, R (8, 1) 28 Chris Heisey, R (9, 7) OBP: 0.267, SLG: 0.387			C FF 89 C CU 77 C FF 93 0-3 K	L CH 84 L CH 82 F CU 75 X SI 89 0-2 FC5-6 17 WP 1-2 3-H		B CH 80 C CH 81 B CH 82 C FF 93 F SI 94 B CH 81 T SI 93 3-2 K				2 1 0 0 0	0 0 0 0 0	0 0 0 0 0	0 0 0 0 0	0 0 0 0 0	1 1 0 0 0	2 0 0 0 0
Inning Stats	R: 0 E: 0 K: 0 S: 10 H: 0 LOB: 0 BB: 0 P: 16	R: 1 E: 0 K: 0 S: 10 H: 1 LOB: 1 BB: 1 P: 18	R: 0 E: 0 K: 1 S: 9 H: 0 LOB: 0 BB: 1 P: 16	R: 3 E: 0 K: 1 S: 17 H: 4 LOB: 2 BB: 1 P: 25	R: 1 E: 0 K: 2 S: 13 H: 2 LOB: 1 BB: 0 P: 22	R: 0 E: 0 K: 2 S: 10 H: 0 LOB: 0 BB: 0 P: 17	R: 0 E: 0 K: 1 S: 9 H: 1 LOB: 1 BB: 1 P: 18	R: 0 E: 0 K: 3 S: 10 H: 0 LOB: 0 BB: 0 P: 12		1B: 5 2B: 1 3B: 1 HR: 1	SF: 1 SAC: 0 DP: 1 HBP: 0			WP: 1 PB: 0 SB: 0 CS: 1	PA: 34	

PITCHER		IP	WLS	BF	H	R	ER	SO	BB	IBB	HBP	BLK	WP	HR	S	P	ERA	WHIP
48 Randall Delgado, R ERA: 3.82	(1, 1)	6.0	L	27	7	5	5	6	3	0	0	0	1	1	69	114	7.50	1.667
54 Joe Thatcher, L ERA: 2.62	(7, 1)	1.1		5	1	0	0	2	1	0	0	0	0	0	12	21	0.00	1.500
38 Will Harris, R ERA: 2.45	(8, 1)	0.2		2	0	0	0	2	0	0	0	0	0	0	7	9	0.00	0.000

PITCHER	IP	WLS	BF	H	R	ER	SO	BB	IBB	HBP	BLK	WP	HR	S	P	ERA	WHIP

BOTTOM

Arizona Diamondbacks @ Cincinnati Reds

Great American Ball Park, Cincinnati, OH

Mon Aug 19 2013, 7:11 PM - 9:58 PM EDT

Att. 20,349 - Partly Cloudy - 85 F

livebaseballscorecards.com

AB	29
R	5
H	8
RBI	5
BB	4
SO	10
LOB	13

Arizona Diamondbacks @ Cincinnati Reds

Great American Ball Park, Cincinnati, OH

Tue Aug 20 2013, 7:11 PM - 9:47 PM EDT

Att. 20,092 - Partly Cloudy - 83 F

TOP

livebaseballscorecards.com

Batter	1	2	3	4	5	6	7	8	9	AB	R	H	RBI	BB	SO	LOB
11 AJ Pollock, R (1, 8) OBP: 0.296, SLG: 0.391	C FF 92 X FF 91 0-1 P3 ①			B CH 82 F CH 82 X FF 90 1-1 G6-3 ①		X SI 94 0-0 SH1-3 ① 1-2		B SI 90 C KC 73 X SI 90 1-1 14 1B 44 HR 1-2 1B		3	1	1	0	0	0	0
14 Martín Prado, R (1, 7) OBP: 0.334, SLG: 0.417 (7, 5)	C FF 92 B FF 92 F FF 91 X SL 86 1-2 P2 ②			B FF 91 C FF 92 X FF 92 1-1 HR		C CU 78 B FC 91 F SI 94 B FC 90 X FC 91 2-2 G4-3 ② 2-3		C KC 75 B SI 90 B SI 90 B SI 90 C KC 74 X SI 90 3-2 44 HR 1-2 2-3 1B		4	2	2	1	0	0	1
44 Paul Goldschmidt, R (1, 3) OBP: 0.393, SLG: 0.552	C FF 91 B CH 85 F FF 92 B FF 94 F FF 93 F FF 92 X FF 92 2-2 P6 ③			C FF 90 B FF 88 F SL 84 B FF 89 B FF 89 F FF 90 F FF 91 D FF 90 4-2 2 CS BB		C SI 95 X SI 95 0-1 L9 ③		C FF 93 B FF 94 B CU 74 F FF 93 B FF 94 X FF 94 3-2 1-H 2-H 3-H HR		3	1	1	4	1	0	1
2 Aaron Hill, R (1, 4) OBP: 0.373, SLG: 0.542		C FF 88 B CH 83 F FF 89 B FF 90 B FF 92 F FF 89 X FF 91 3-2 F8 ①		C FF 86 B CH 83 1 SAFE B FF 89 X FF 90 2-1 1-2 2B ②			C SI 88 F SI 88 C SI 89 0-3 K ①	B FF 94 C CU 75 F FF 94 X FF 93 1-2 F8 ②		4	0	1	0	0	1	0
24 Matt Davidson, R (1, 5) OBP: 0.250, SLG: 0.167 6 Adam Eaton, L (7, 7) OBP: 0.315, SLG: 0.320		C CH 83 S FF 90 S FF 90 0-3 K ②		D CU 75 B FC 87 B SI 92 X FF 92 3-0 P6 ③			C SI 89 C KC 74 X KC 74 0-2 P6 ②	B CU 75 X FF 92 1-0 L7 ③		3 1	0 0	0 0	0 0	0 0	1 0	1 0
27 Wil Nieves, R (1, 2) OBP: 0.344, SLG: 0.413		C FF 88 B FF 88 X CH 84 1-1 F9 ③			B FC 89 B SI 93 F SI 93 F SI 94 F FC 90 S FC 91 2-3 K ①		S KC 72 B KC 73 F KC 73 X SI 89 1-2 E4		B CU 76 B FF 96 F FF 96 X FF 95 2-1 1B	4	0	1	0	0	1	0
8 Gerardo Parra, L (1, 9) OBP: 0.327, SLG: 0.396		C FF 88 B FF 91 F FF 91 B SL 84 X FF 92 2-2 F7 ①			C CU 78 B FS 87 S FS 87 X FS 86 1-2 G4-3 ②		C KC 72 B CH 80 X KC 75 1-1 G1-3 ③		X SI 95 0-0 L8 ①	4	0	0	0	0	0	2
4 Cliff Pennington, S (1, 6) OBP: 0.294, SLG: 0.296		C FF 88 B FS 89 X FF 89 1-1 P6 ②			C SI 95 B FS 85 B FS 86 B FC 89 X SI 94 3-1 F7 ③			F CH 79 C KC 71 B KC 76 B SI 88 S KC 73 2-3 K ①	S FF 94 F FC 93 F FF 94 X CU 80 0-2 F9 ②	4	0	0	0	0	1	1
46 Patrick Corbin, L (1, 1) OBP: 0.175, SLG: 0.218		C FF 88 X FF 90 0-1 L7 ③				B SI 93 B SI 94 B FF 94 C FF 93 C FF 93 B FF 94 4-2 14 G4-3 11 SH1-3 BB		S KC 72 F FF 91 X KC 75 0-2 14 1B 11 1B 44 HR 1B	F FF 96 F FF 96 B FF 95 B FC 91 X FF 96 2-2 G4-3 ③	3	1	1	0	1	0	1

AB	33
R	5
H	7
RBI	5
BB	2
SO	4
LOB	7

Inning Stats	1	2	3	4	5	6	7	8	9
	R: 0 E: 0 K: 0 S: 10	R: 0 E: 0 K: 1 S: 9	R: 0 E: 0 K: 0 S: 7	R: 1 E: 0 K: 0 S: 11	R: 0 E: 0 K: 1 S: 10	R: 0 E: 0 K: 0 S: 8	R: 0 E: 1 K: 1 S: 11	R: 4 E: 0 K: 1 S: 18	R: 0 E: 0 K: 0 S: 10
	H: 0 LOB: 0 BB: 0 P: 13	H: 0 LOB: 0 BB: 0 P: 13	H: 0 LOB: 0 BB: 0 P: 10	H: 2 LOB: 1 BB: 1 P: 22	H: 0 LOB: 0 BB: 0 P: 16	H: 0 LOB: 1 BB: 1 P: 14	H: 0 LOB: 1 BB: 0 P: 13	H: 4 LOB: 0 BB: 0 P: 29	H: 1 LOB: 1 BB: 0 P: 14

1B: 4 SF: 0
2B: 1 SAC: 1
3B: 0 DP: 0
HR: 2 HBP: 0

WP: 0 PA: 36
PB: 0
SB: 0
CS: 1

PITCHER		IP	WLS	BF	H	R	ER	SO	BB	IBB	HBP	BLK	WP	HR	S	P	ERA	WHIP
52 Tony Cingrani, L ERA: 2.76	(1, 1)	3.2	L	13	2	1	1	1	1	0	0	0	0	1	36	54	2.46	0.818
31 Alfredo Simon, R ERA: 2.86	(4, 1)	2.1		8	0	0	0	1	1	0	0	0	0	0	19	34	0.00	0.429
63 Sam LeCure, R ERA: 3.19	(7, 1)	1.1		8	3	3	3	2	0	0	0	0	0	0	22	30	20.25	2.250
60 J.J. Hoover, R ERA: 2.85	(8, 1)	0.2		3	1	1	1	0	0	0	0	0	0	1	7	12	13.50	1.500
Logan Ondrusek, R ERA: 4.34	(9, 1)	1.0		4	1	0	0	0	0	0	0	0	0	0	10	14	0.00	1.000

PITCHER	IP	WLS	BF	H	R	ER	SO	BB	IBB	HBP	BLK	WP	HR	S	P	ERA	WHIP

BOTTOM

Arizona Diamondbacks @ Cincinnati Reds

Great American Ball Park, Cincinnati, OH

Tue Aug 20 2013, 7:11 PM - 9:47 PM EDT

Att. 20,092 - Partly Cloudy - 83 F

livebaseballscorecards.com

Batter	1	2	3	4	5	6	7	8	9	AB	R	H	RBI	BB	SO	LOB
17 Shin-Soo Choo, L (1, 8) OBP: 0.412, SLG: 0.441	F SI 93 F SI 94 C SL 82 0-3 ① K		S SL 78 B SI 92 S FF 93 F SL 82 X SL 81 1-2 ③ G3			S SL 80 B SI 92 B SI 93 B SL 80 F SI 94 S SL 80 3-3 ② K		X SL 78 0-0 ① L8		4	0	0	0	0	2	1
21 Todd Frazier, R (1, 5) OBP: 0.325, SLG: 0.397	X SI 94 0-0 ② P3			C SI 90 X SL 80 0-1 ③ 4 G6-3 19 G5-6-3 1B		X SI 94 0-0 ③ F9		F CH 83 B SI 93 C SI 93 X SL 82 1-2 ② G5-3		4	0	1	0	0	0	0
19 Joey Votto, L (1, 3) OBP: 0.432, SLG: 0.499	C SI 93 C SL 82 B SL 82 X SI 94 1-2 ③ L5			C SL 80 C SI 92 B SI 92 B SI 93 X SI 94 2-2 ① G5-6-3 **1-2**			C FF 93 B FF 91 F SL 83 C SL 82 1-3 ① K	F FF 92 B FF 92 C SI 92 S SL 83 1-3 ③ K		4	0	0	0	0	2	1
4 Brandon Phillips, R (1, 4) OBP: 0.316, SLG: 0.410		F SI 92 B SI 93 S SI 93 F SI 94 C SI 93 1-3 ① K		X SI 94 0-0 ② G6-3 **2-3**			B SI 94 X SI 93 1-0 ① 48 1B 1B		B SI 92 X SI 92 1-0 ① F9	4	0	1	0	0	1	1
32 Jay Bruce, L (1, 9) OBP: 0.324, SLG: 0.486		F SI 93 S SL 81 B SL 83 B SL 81 B SI 94 S SL 79 3-3 ② K		S SL 82 B SL 82 S SL 82 D SL 83 S SL 81 2-3 ③ K			**1 SAFE** **D SL 80** **1 SAFE** 1 SAFE 1 SAFE C FF 92 S SL 80 S SL 82 1-3 ② K		C SL 80 F SL 80 B SL 83 X SL 81 1-2 ② G3	4	0	0	0	0	3	2
48 Ryan Ludwick, R (1, 7) OBP: 0.292, SLG: 0.238 60 J.J. Hoover, R (8, 1) Logan Ondrusek, R (9, 1) 29 Ryan Hanigan, R (9, PH) OBP: 0.311, SLG: 0.278		X SI 94 0-0 ③ G1-4-3			F SI 92 S CH 81 B CH 86 S SL 82 1-3 ① K		F SI 92 X SI 93 0-1 1-3 1B		B SI 92 C SI 93 X SI 91 1-1 ③ L9	3 0 0 1	0 0 0 0	1 0 0 0	0 0 0 0	0 0 0 0	1 0 0 0	0 0 0 0
39 Devin Mesoraco, R (1, 2) OBP: 0.306, SLG: 0.390			B SI 93 X SI 92 1-0 52 SH2-3 2B		F CH 85 B SI 91 B SI 92 B SL 79 X SI 93 3-1 ② F8		X SI 93 0-0 ③ P6			3	0	1	0	0	0	2
2 Zack Cozart, R (1, 6) OBP: 0.268, SLG: 0.361			X SI 93 0-0 ① L8		F SI 93 X SI 93 0-1 ③ G6-3			C SI 92 C SI 93 B SL 82 B SI 94 X SI 93 2-2 28 HR 1B		3	1	1	0	0	0	1
52 Tony Cingrani, L (1, 1) OBP: 0.231, SLG: 0.269 31 Alfredo Simon, R (4, 1) OBP: 0.143, SLG: 0.143 3 Cesar Izturis, S (6, PH) OBP: 0.236, SLG: 0.211 63 Sam LeCure, R (7, 1) 28 Chris Heisey, R (8, 7) OBP: 0.271, SLG: 0.408			B FF 93 X FF 93 1-0 ② SH2-3 **2-3**			S SI 93 S SI 94 F SI 94 B SL 79 S SL 81 1-3 ① K		X SI 93 0-0 1-H HR		0 0 1 0 1	0 0 0 0 1	0 0 0 0 1	0 0 0 0 2	0 0 0 0 0	0 0 1 0 0	0 0 0 0 0
Inning Stats	R: 0 E: 0 K: 1 S: 7 H: 0 LOB: 0 BB: 0 P: 8	R: 0 E: 0 K: 2 S: 8 H: 0 LOB: 0 BB: 0 P: 12	R: 0 E: 0 K: 0 S: 7 H: 1 LOB: 1 BB: 0 P: 10	R: 0 E: 0 K: 1 S: 9 H: 1 LOB: 1 BB: 0 P: 13	R: 0 E: 0 K: 1 S: 7 H: 0 LOB: 0 BB: 0 P: 11	R: 0 E: 0 K: 2 S: 8 H: 0 LOB: 0 BB: 0 P: 12	R: 0 E: 0 K: 2 S: 10 H: 2 LOB: 2 BB: 0 P: 13	R: 2 E: 0 K: 1 S: 11 H: 2 LOB: 0 BB: 0 P: 15	R: 0 E: 0 K: 0 S: 6 H: 0 LOB: 0 BB: 0 P: 9	1B: 4 2B: 1 3B: 0 HR: 1 SF: 0 SAC: 1 DP: 0 HBP: 0						WP: 0 PB: 0 SB: 0 CS: 0 PA: 33

PITCHER	IP	WLS	BF	H	R	ER	SO	BB	IBB	HBP	BLK	WP	HR	S	P	ERA	WHIP
46 Patrick Corbin, L (1, 1) ERA: 2.45	9.0	W	33	6	2	2	10	0	0	0	0	0	1	73	103	2.00	0.667

PITCHER	IP	WLS	BF	H	R	ER	SO	BB	IBB	HBP	BLK	WP	HR	S	P	ERA	WHIP

AB	32
R	2
H	6
RBI	2
BB	0
SO	10
LOB	8

Arizona Diamondbacks @ Cincinnati Reds

Great American Ball Park, Cincinnati, OH

Wed Aug 21 2013, 7:11 PM - 10:57 PM EDT

Att. 23,297 - Partly Cloudy - 83 F

TOP

livebaseballscorecards.com

Batter	1	2	3	4	5	6	7	8	9	AB	R	H	RBI	BB	SO	LOB
6 Adam Eaton, L (1, 7) OBP: 0.319, SLG: 0.346	C SI 90 B FC 88 X CH 83 1-1 G3 ①			C CH 82 C FC 88 B SI 91 X SI 92 1-2 P6 ①	X CH 85 0-0 1-H HR		C SL 82 D FF 95 B FF 95 B FF 94 B FF 94 4-1 14 1B 1-2 BB	B FF 100 B FF 100 C FF 99 C FF 96 F FF 100 S FF 100 2-3 K ③		4	1	1	2	1	1	1
14 Martín Prado, R (1, 5) OBP: 0.337, SLG: 0.418	C SI 91 B SI 93 B FC 90 X SL 81 2-1 L7 ②			B SI 92 C KC 79 C FF 92 F SI 93 B FC 90 F SI 93 X SL 82 2-2 44 FC5-4 1B	C SI 91 F FC 90 B SI 92 F FC 89 X KC 81 1-2 G6-3 ③		D CU 72 C FF 92 B CU 73 F FF 92 B FF 93 X FF 93 3-2 44 BB 1-3 2-H 1B		B SL 84 B FF 94 B FF 96 B FF 96 4-0 8 FC3-6 44 1B BB	4	0	2	1	1	0	0
44 Paul Goldschmidt, R (1, 3) OBP: 0.393, SLG: 0.549	C KC 78 B SI 91 B SI 91 F FC 89 C SI 93 2-3 K ③			B SI 92 1 SAFE S FC 90 F SI 91 B FC 89 X FC 89 2-2 FC5-4 ② 1-2f		C KC 78 X FC 88 0-1 L3 ①	B FF 94 B FF 93 B FF 92 B FF 92 4-0 1-2 BB		C FF 96 B SL 84 F FF 96 X FF 97 1-2 8 FC3-6 1B	4	0	1	0	1	1	1
2 Aaron Hill, R (1, 4) OBP: 0.366, SLG: 0.530		F SI 90 X CH 84 0-1 G5-3 ①		F KC 80 B SI 92 S CH 86 B FC 89 B FC 90 F SI 86 X KC 81 3-2 F7 ③		B FC 88 B FF 90 C FC 89 X SI 91 2-1 L7 ②	C FF 93 F FF 93 B FF 94 F FF 94 X CU 74 1-2 F7 ③		C FF 98 F FF 98 X FF 100 0-2 F4 ①	5	0	0	0	0	0	6
8 Gerardo Parra, L (1, 9) OBP: 0.328, SLG: 0.403		B SI 91 X CH 83 1-0 L6 ②			B CH 83 X CH 83 1-0 G4-3 ①	C SI 91 X FF 92 0-1 27 FC6-4 1B		C SI 94 B SI 92 B SI 93 B FF 92 X SI 93 3-1 HR	B FF 99 C FF 99 C FF 100 X FF 101 1-2 FC3-6 ② 27 DI 1-2f 2-3	5	1	2	1	0	0	2
27 Wil Nieves, R (1, 2) OBP: 0.345, SLG: 0.409		C SI 91 B SI 92 S KC 79 F SL 80 F SI 93 X CH 85 1-2 G6-3 ③			B CH 83 B SL 81 F SI 91 F SI 92 X KC 80 2-2 1 WP 11 1B 13 1B 1B	F SI 90 D CH 86 S KC 79 B FC 90 X CH 85 2-2 FC6-4 ③ 1-2f		B FF 94 B SL 89 B FF 94 B FF 92 4-0 11 G5-3 24 E BB	B FF 99 T FF 98 X SL 88 1-1 L7 ③ 1-2	4	2	1	0	1	0	3
11 AJ Pollock, R (1, 8) OBP: 0.296, SLG: 0.390			C SI 89 C KC 79 F SL 79 F SI 93 F FC 91 B CH 86 B KC 81 S SL 82 2-3 K ①		C SI 92 S SI 91 B SL 80 X FC 89 1-2 1 WP 13 1B 1-2 1B		C SL 83 B FS 88 S SL 83 X FF 95 1-2 G4-3 ① X FF 97	0-0 G5-3 ①		4	1	1	0	0	1	1
1 Didi Gregorius, L (1, 6) OBP: 0.334, SLG: 0.375			C KC 78 B FC 89 C SI 93 F FC 91 B SL 82 F KC 80 X SI 93 2-2 G4-3 ②		B FC 90 T CH 85 F KC 80 B SI 92 S SI 92 2-3 K ② 1-2 2-3		S FF 94 C SL 83 S SL 82 0-3 K2-3 ②	B FF 100 B FF 97 F FF 97 F FF 99 B FF 100 B FF 99 4-2 24 FC6-4 BB		3	0	0	0	1	2	2
32 Brandon McCarthy, R (1, 1) 55 Josh Collmenter, R (0, 1) OBP: 0.375 SLG: 0.375 13 Jason Kubel, L (5, PH) OBP: 0.333 SLG: 0.333 38 Will Harris, R (6, 1) 56 Eury De La Rosa, L (6, 1) 19 Tony Campana, L (7, PH) OBP: 0.000 SLG: 0.000 54 Joe Thatcher, L (7, 1) 21 Heath Bell, R (7, 1) 24 Matt Davidson, R (8, PH) OBP: 0.238 SLG: 0.238 29 Brad Ziegler, R (8, 1) 40 J.J. Putz, R (8, 1)			B SI 91 B KC 80 X SI 92 2-0 G4-3 ③		B KC 79 B KC 80 F FC 89 X FC 90 2-1 6 HR 2-H 3-H 1B		C FF 95 B SL 83 B SL 83 X FF 94 2-1 6 BB 14 1B 1B	C FF 97 C FF 99 B FF 100 X FF 100 1-2 FC6-4 1-2f 2-H		1 0 0 0 0 0 0 0 0 0 0 0 0 0 1 1 1 2 0 0 0 0 0 0 0 0 0 0 0 0 0 0 0 0 0 1 1 1 0 0 0 0 0 0 0 0 0 0 0 0 0 0 0 0 0 0 1 0 0 0 0 0 1 0 0 0 0 0 0 0						

Inning Stats																														
	R: 0	E: 0	K: 1	S: 7	H: 0	LOB: 0	BB: 0	P: 12	R: 0	E: 0	K: 0	S: 8	H: 0	LOB: 0	BB: 0	P: 10	R: 0	E: 0	K: 1	S: 12	H: 0	LOB: 0	BB: 0	P: 18	R: 0	E: 0	K: 1	S: 15	H: 1	LOB: 1	BB: 0	P: 23
	R: 4	E: 0	K: 1	S: 17	H: 4	LOB: 0	BB: 0	P: 26	R: 0	E: 0	K: 0	S: 9	H: 1	LOB: 1	BB: 0	P: 13	R: 1	E: 0	K: 1	S: 16	H: 2	LOB: 3	BB: 2	P: 31	R: 2	E: 1	K: 1	S: 12	H: 1	LOB: 1	BB: 2	P: 26
	R: 0	E: 0	K: 0	S: 11	H: 1	LOB: 2	BB: 1	P: 18																						

	AB	R	H	RBI	BB	SO	LOB
	37	7	10	6	5	5	17

	1B	2B	3B	HR	SF	SAC	DP	HBP	WP	PB	SB	CS	PA
	8	0	0	2	0	0	0	0	1	0	0	0	42

PITCHER		IP	WLS	BF	H	R	ER	SO	BB	IBB	HBP	BLK	WP	HR	S	P	ERA	WHIP
44 Mike Leake, R ERA: 3.12	(1, 1)	6.0	W	24	6	4	4	3	0	0	0	0	1	1	68	102	6.00	1.000
43 Manny Parra, L ERA: 3.41	(7, 1)	0.2		4	1	1	1	1	1	0	0	0	0	0	9	16	13.50	3.000
60 J.J. Hoover, R ERA: 2.83	(7, 1)	0.1	H	3	1	0	0	0	1	0	0	0	0	0	7	15	0.00	6.000
51 Jonathan Broxton, R ERA: 4.11	(8, 1)	0.0		2	1	2	1	0	1	0	0	0	0	1	2	9	∞	∞
54 Aroldis Chapman, L ERA: 2.92	(8, 1)	2.0	S	9	1	0	0	1	2	0	0	0	0	0	21	35	0.00	1.500

PITCHER		IP	WLS	BF	H	R	ER	SO	BB	IBB	HBP	BLK	WP	HR	S	P	ERA	WHIP

Batter	1	2	3	4	5	6	7	8	9	AB	R	H	RBI	BB	SO	LOB
17 Shin-Soo Choo, L (1, 8) OBP: 0.416, SLG: 0.454	B SI 89 X SI 89 1-0 HR	B FC 89 S CU 77 C SI 92 B FC 89 F FC 89 B SI 92 X SI 91 3-2 21 FC6-4 2-H 3-H 1B		B FC 85 S CH 77 B CH 77 X FC 87 2-1 19 1B 2B		C SL 82 B CU 73 X CU 73 1-1 ② G6-3		B SI 86 C SI 86 S CH 78 F CH 78 F CH 79 B CH 78 X CU 74 2-2 19 BB 21 1B 4 1B 1-2 1B		5	3	4	3	0	0	0
21 Todd Frazier, R (1, 5) OBP: 0.323, SLG: 0.394	L FC 86 B SI 90 F SI 90 F CU 78 F FC 87 X SI 91 1-2 ① G5-3	B SI 91 B SI 91 X SI 92 2-0 ③ FC6-4 1-2f		C CH 77 B FC 86 F FC 86 F CH 79 F FC 88 F FC 86 F CU 71 F CH 79 1-2 ① X CH 78 P3		B CH 74 B SL 83 F CH 76 F FF 89 F CU 73 S CH 75 2-3 ③ K		C CU 72 F SI 87 B CU 73 X CU 71 1-2 4 1B 19 BB 1-2 2-H 1B		5	0	1	1	0	1	2
19 Joey Votto, L (1, 3) OBP: 0.435, SLG: 0.502	B FC 86 B CH 78 F SI 90 C FC 89 C SI 90 2-3 ② K		C CU 75 B FC 87 B SI 89 B FC 87 C CU 75 B SI 90 4-2 4 FC6-4 BB	B FC 86 F FC 87 X CH 78 1-1 2-H 1B			C FF 86 S FF 86 F FF 87 F SL 79 F SL 79 X SL 80 0-2 32 F8 2B	C SI 86 B CH 78 S CH 78 B CH 78 B CH 79 F CH 79 B CH 78 4-2 4 1B 1-2 2-3 BB		3	0	2	1	2	1	0
4 Brandon Phillips, R (1, 4) OBP: 0.315, SLG: 0.408	X SI 90 0-0 ③ L9		C SI 90 X SI 90 0-1 ① FC6-4 32 1B 28 2B 1-2f	B FC 86 X FC 86 1-0 ② P3			C FF 86 F FF 86 F FF 86 B SL 79 X FF 86 1-2 ① L9	B SI 87 F SI 86 X SI 86 1-1 1-2 2-3 3-H 1B		5	1	1	1	0	0	3
32 Jay Bruce, L (1, 9) OBP: 0.323, SLG: 0.483		C FC 88 C CH 78 S FC 89 0-3 ① K	B SI 90 B SI 90 F SI 90 B SI 90 X SI 91 3-1 28 2B 39 1B 1-2 1B	B CH 79 X FC 88 1-0 ③ P5			D SL 79 X FF 86 1-0 ② F8 2-3	B FF 92 B FF 91 B FF 93 C SI 92 X FF 93 3-1 ③ F7		5	1	1	0	0	1	5
28 Chris Heisey, R (1, 7) OBP: 0.271, SLG: 0.410		B FC 88 B SI 90 X FC 88 2-0 ② G6-3	S CU 78 X SI 90 0-1 39 1B 1-3 2-H 2B		S FC 89 F FC 91 B CU 79 F FC 91 F FC 91 F FC 90 C CU 79 1-3 ① K		S CU 82 S CU 83 D CU 83 F CU 80 X FF 95 1-2 ③ F9			4	1	1	1	0	1	1
39 Devin Mesoraco, R (1, 2) OBP: 0.309, SLG: 0.391		B FC 88 C SI 90 S SI 90 B SI 91 X FC 88 2-2 2 1B 44 2B 1B	B SI 90 F SI 89 S SI 90 F SI 90 F CU 78 X SI 91 1-2 2 FC6-4 2-H 3-H 1B		C FC 90 B CU 79 S CU 79 B FC 92 X FC 92 2-2 ② F9		B SI 85 S SI 86 C SI 86 S CU 74 1-3 ① K		4	1	2	2	0	1	0
2 Zack Cozart, R (1, 6) OBP: 0.270, SLG: 0.362		X SI 89 0-0 44 2B 17 1B 1-2 1B	F FC 85 X CH 77 0-1 ② FC6-4 1-2f		B CU 78 X FC 92 1-0 ③ G4-3			T SI 86 X SI 86 0-1 17 1B 21 1B 1B		4	2	2	0	0	0	1
44 Mike Leake, R (1, 1) OBP: 0.200, SLG: 0.273 3 Cesar Izturis, S (6, PH) OBP: 0.234, SLG: 0.209 43 Manny Parra, L (7, 1) OBP: 0.500, SLG: 0.500 60 J.J. Hoover, R (7, 1) 51 Jonathan Broxton, R (8, 1) 54 Aroldis Chapman, L (8, 1)		F SI 90 B SI 91 F SI 91 B FC 89 X SI 91 2-2 17 1B 1-3 2-H 2B	S FC 86 F CH 76 S FC 86 0-3 ③ K			C SI 87 X CH 76 0-1 ① P6		1 SAFE M SI 85 B SI 86 B SI 86 S SI 85 B SI 86 S SI 85 3-3 ② K		2 1 0 0 0 0 1	1 0 0 0 0 0 0	1 0 0 0 0 0 0	1 0 0 0 0 0 0	0 0 0 0 0 0 0	1 0 0 0 0 0 0	1 0 0 0 0 0 0
Inning Stats	R: 1 E: 0 K: 1 S: 10 H: 1 LOB: 0 BB: 0 P: 14	R: 3 E: 0 K: 1 S: 16 H: 4 LOB: 1 BB: 0 P: 27	R: 3 E: 0 K: 1 S: 18 H: 3 LOB: 1 BB: 1 P: 26	R: 1 E: 0 K: 0 S: 15 H: 2 LOB: 1 BB: 0 P: 21	R: 0 E: 0 K: 1 S: 10 H: 0 LOB: 0 BB: 0 P: 14	R: 0 E: 0 K: 1 S: 8 H: 0 LOB: 0 BB: 0 P: 11	R: 0 E: 0 K: 0 S: 15 H: 1 LOB: 1 BB: 0 P: 18	R: 2 E: 0 K: 2 S: 23 H: 4 LOB: 3 BB: 1 P: 38		1B: 10 2B: 4 3B: 0 HR: 1 SF: 0 SAC: 0 DP: 0 HBP: 0			WP: 0 PB: 0 SB: 0 CS: 0 PA: 41		

PITCHER		IP	WLS	BF	H	R	ER	SO	BB	IBB	HBP	BLK	WP	HR	S	P	ERA	WHIP
32 Brandon McCarthy, R ERA: 5.44	(1, 1)	2.1	L	16	8	7	7	2	1	0	0	0	0	1	39	62	27.00	3.857
55 Josh Collmenter, R ERA: 2.96	(3, 1)	1.2		7	2	1	1	1	0	0	0	0	0	0	20	26	5.40	1.200
38 Will Harris, R ERA: 2.39	(5, 1)	1.0		3	0	0	0	1	0	0	0	0	0	0	10	14	0.00	0.000
56 Eury De La Rosa, L ERA: 1.29	(6, 1)	1.0		3	0	0	0	1	0	0	0	0	0	0	8	11	0.00	0.000
54 Joe Thatcher, L ERA: 2.57	(7, 1)	0.2		3	1	0	0	0	0	0	0	0	0	0	11	13	0.00	1.500

PITCHER		IP	WLS	BF	H	R	ER	SO	BB	IBB	HBP	BLK	WP	HR	S	P	ERA	WHIP
21 Heath Bell, R ERA: 3.54	(7, 1)	0.1		1	0	0	0	0	0	0	0	0	0	0	4	5	0.00	0.000
29 Brad Ziegler, R ERA: 2.34	(8, 1)	0.2		7	4	2	2	2	1	0	0	0	0	0	21	33	27.00	7.500
40 J.J. Putz, R ERA: 2.51	(8, 1)	0.1		1	0	0	0	0	0	0	0	0	0	0	2	5	0.00	0.000

BOTTOM

Arizona Diamondbacks @ Cincinnati Reds

Great American Ball Park, Cincinnati, OH

Wed Aug 21 2013, 7:11 PM - 10:57 PM EDT

Att. 23,297 - Partly Cloudy - 83 F

livebaseballscorecards.com

AB	39
R	10
H	15
RBI	10
BB	2
SO	7
LOB	14

Arizona Diamondbacks @ Cincinnati Reds

Great American Ball Park, Cincinnati, OH

Thu Aug 22 2013, 12:39 PM - 3:23 PM EDT

Att. 21,166 - Partly Cloudy - 85 F

livebaseballscorecards.com

TOP

Batter	1	2	3	4	5	6	7	8	9	AB	R	H	RBI	BB	SO	LOB
8 Gerardo Parra, L (1, 9) OBP: 0.326, SLG: 0.399	C FC 92 B CU 75 F FC 92 B SL 88 X SL 86 2-2 ① G3-1		B CU 76 B SI 90 C SI 90 F FF 92 X SI 92 2-2 ③ F9			C CU 74 B CH 83 B CH 84 X SI 91 2-1 ① G4-3		F CU 77 X FC 92 0-1 ② G3-1		4	0	0	0	0	0	0
6 Adam Eaton, L (1, 8) OBP: 0.333, SLG: 0.355	B FC 92 H FC 93 2-0 HBP			C CH 86 B SL 85 C FC 91 X SI 90 1-2 14 G6-3 44 1B 2 1B 1B		C CH 84 B FF 92 C CU 77 B SL 86 F SL 88 F SI 92 F SL 88 F CU 78 B CH 85 3-2 X FC 94 14 FC5-4 44 1B 1B		X SI 92 0-0 ③ L8		3	1	2	0	0	0	0
44 Paul Goldschmidt, R (1, 3) OBP: 0.396, SLG: 0.551	1 SAFE F FC 91 B SI 92 C FC 91 C SI 91 1-3 ② K			S SI 90 B FC 91 B FF 91 X FC 92 2-1 14 G6-3 1-2 1B		X FC 92 0-0 14 FC5-4 1-2 1B			B SI 89 C SI 90 B FF 91 B KC 75 X SI 91 3-1 14 FC3-6 1B	4	0	3	0	0	1	1
14 Martín Prado, R (1, 5) OBP: 0.334, SLG: 0.414	1 SAFE C FC 92 X FC 90 0-1 ③ G1-3			B CU 76 C FC 91 B SI 92 F FC 90 D SL 88 F SI 92 X SI 90 3-2 ① ② G6-3 1-2f 2-3		C FF 92 S SL 89 F FF 93 B SL 86 X SI 92 1-2 ② FC5-4 2 FC6-4 1-2f 2-3			C SI 89 B SL 81 F FF 90 X FF 91 1-2 ① FC3-6 2 1B 1-2f	4	0	0	0	0	0	6
2 Aaron Hill, R (1, 4) OBP: 0.368, SLG: 0.529		B SL 88 X SL 90 1-0 ① F9		F FC 92 B SL 87 X FC 91 1-1 3-H 1B		X SL 86 0-0 ③ FC6-4 1-2f			B KC 72 X SI 90 1-0 1-2 1B	4	0	2	1	0	0	2
13 Jason Kubel, L (1, 7) OBP: 0.292, SLG: 0.328		B SI 89 X FC 90 1-0 ② G4-3		C B SL 87 F SL 85 F SL 86 S CU 78 1-3 ③ K2-3			C FF 89 B CU 75 F SL 84 S SL 86 1-3 ① K		B SI 89 S KC 76 C SI 89 B SI 88 B KC 75 C SI 90 3-3 ② K	4	0	0	0	0	3	3
27 Wil Nieves, R (1, 2) OBP: 0.337, SLG: 0.399		B FF 90 C FF 90 F CU 76 S SL 86 1-3 ③ K			X SL 86 0-0 ① G1-3		C FC 93 B CU 76 S SL 87 B SI 92 X SL 85 2-2 ② G4-3		C KC 76 F KC 76 X SI 90 0-2 ③ G4-3	4	0	0	0	0	1	2
1 Didi Gregorius, L (1, 6) OBP: 0.331, SLG: 0.372			C FF 88 S SL 83 X FF 89 0-2 ① P5		C SI 89 X CU 76 0-1 ② P6		S CU 77 B CU 77 B CU 78 X FC 92 2-1 ③ L7			3	0	0	0	0	0	0
35 Trevor Cahill, R (1, 1) OBP: 0.083, SLG: 0.167 19 Tony Campana, L (8, PH) OBP: 0.375, SLG: 0.333 56 Eury De La Rosa, L (8, 1) 38 Will Harris, R (8, 1)			C SL 89 F FC 91 C SI 90 0-3 ② K		C FC 91 B FC 92 X FC 91 1-1 ③ F9			C CU 74 F FF 90 F SL 84 S SL 85 0-3 ① K		2 1 0 0	0 0 0 0	0 0 0 0	0 0 0 0	0 0 0 0	1 1 0 0	0 0 0 0
Inning Stats	R: 0 E: 0 K: 1 S: 8 H: 0 LOB: 1 BB: 0 P: 13	R: 0 E: 0 K: 1 S: 5 H: 0 LOB: 0 BB: 0 P: 8	R: 0 E: 0 K: 1 S: 9 H: 0 LOB: 0 BB: 0 P: 11	R: 1 E: 0 K: 1 S: 15 H: 3 LOB: 1 BB: 0 P: 23	R: 0 E: 0 K: 0 S: 5 H: 0 LOB: 0 BB: 0 P: 6	R: 0 E: 0 K: 0 S: 15 H: 2 LOB: 2 BB: 0 P: 21	R: 0 E: 0 K: 1 S: 8 H: 0 LOB: 0 BB: 0 P: 13	R: 0 E: 0 K: 1 S: 7 H: 0 LOB: 0 BB: 0 P: 7	R: 0 E: 0 K: 1 S: 12 H: 2 LOB: 2 BB: 0 P: 20	1B: 7 2B: 0 3B: 0 HR: 0 SF: 0 SAC: 0 DP: 1 HBP: 1						

AB	33
R	1
H	7
RBI	1
BB	0
SO	7
LOB	14

PITCHER		IP	WLS	BF	H	R	ER	SO	BB	IBB	HBP	BLK	WP	HR	S	P	ERA	WHIP
55 Mat Latos, R ERA: 2.93	(1, 1)	8.0	W	29	5	1	1	6	0	0	1	0	0	0	72	102	1.12	0.625
63 Sam LeCure, R ERA: 3.12	(9, 1)	1.0	S	5	2	0	0	1	0	0	0	0	0	0	12	20	0.00	2.000

PITCHER		IP	WLS	BF	H	R	ER	SO	BB	IBB	HBP	BLK	WP	HR	S	P	ERA	WHIP

BOTTOM

Arizona Diamondbacks @ Cincinnati Reds

Great American Ball Park, Cincinnati, OH

Thu Aug 22 2013, 12:39 PM - 3:23 PM EDT

Att. 21,166 - Partly Cloudy - 85 F

livebaseballscorecards.com

Batter	1	2	3	4	5	6	7	8	9	AB	R	H	RBI	BB	SO	LOB
17 Shin-Soo Choo, L (1, 8) OBP: 0.416, SLG: 0.454	B SI 91 C SI 88 B SL 89 C CH 83 F SI 92 B KC 78 C CH 82 3-3 ① K		B KC 78 X SI 86 1-0 19 WP 4 G4-3 1B		B SI 90 C CH 81 C SL 87 B CH 80 F SL 87 B SL 88 C SI 93 3-3 ① K			C SI 87 B SL 81 B SL 83 B FF 88 F FF 88 F FF 89 X CU 74 3-2 21 SH5-3 21 E 19 WP 1B		4	2	2	0	0	2	0
21 Todd Frazier, R (1, 5) OBP: 0.321, SLG: 0.391	F SI 94 B SI 93 C SI 92 X SI 91 1-2 ② F8		C SI 91 B SI 91 1 SAFE 1 SAFE F SI 91 F KC 76 F SL 88 S CH 78 1-3 ① K		X SI 92 0-0 ② G6-3			1 SAFE 1 SAFE B SI 85 B SI 86 1 SAFE 1 SAFE X SI 87 2-0 ① SH5-3 1-3		3	0	0	0	0	1	1
19 Joey Votto, L (1, 3) OBP: 0.437, SLG: 0.502	X SI 92 0-0 ③ G4-3		B SI 87 B CH 82 B SI 91 B SI 89 4-0 4 G4-3 4 WP 1-3 BB		B SI 88 B SI 91 X SI 92 2-0 4 CS 1B			C FF 89 B FF 89 B SL 84 B CU 74 T CU 74 B FF 90 4-2 3-H BB		2	0	1	0	2	0	0
4 Brandon Phillips, R (1, 4) OBP: 0.312, SLG: 0.405		X SI 91 0-0 ① P3	B SI 91 B SI 91 X SI 92 2-0 ② G4-3 1-3 3-H		B SI 92 B SI 91 2-0 ③ CS 1-2	X SI 87 0-0 ① G3-1		B FC 90 F FC 91 B FC 90 F FF 90 F FC 91 X FC 92 2-2 ② P4		4	0	0	1	0	0	2
32 Jay Bruce, L (1, 9) OBP: 0.324, SLG: 0.484		B SI 88 C SI 87 B CH 82 C SI 92 X SI 93 2-2 2 BB 2B	B SI 93 B CH 82 B SI 87 B SI 90 4-0 BB			C SI 88 X SL 88 0-1 ② F8		B FC 91 B FC 90 C FC 92 B FC 92 C FC 91 F FC 91 S FC 92 3-3 ③ K		3	0	1	0	1	1	1
48 Ryan Ludwick, R (1, 7) OBP: 0.259, SLG: 0.208 28 Chris Heisey, R (9, 7) OBP: 0.271, SLG: 0.410		D KC 78 B SI 93 B SL 88 C SI 93 F SI 92 S KC 75 3-3 ② K	D KC 76 B SI 91 F SI 90 F SI 92 C CH 82 2-3 ③ K			B SI 92 S SL 86 X SL 87 1-1 ③ F8				3 0	0 0	0 0	0 0	0 0	2 0	3 0
39 Devin Mesoraco, R (1, 2) OBP: 0.313, SLG: 0.392		D KC 76 B SI 88 C KC 76 B SI 93 B SI 90 4-1 2 BB BB		X SI 90 0-0 ① F9			B SI 87 C SI 90 X SI 91 1-1 2 G5-4-3 1B			2	0	1	0	1	0	0
2 Zack Cozart, R (1, 6) OBP: 0.271, SLG: 0.361		B KC 75 B SI 89 B SI 90 B SI 92 4-0 1-2 2-3 BB		B SI 91 B SI 90 X SI 91 2-0 ② G5-3			1 SAFE X SI 91 0-0 ① ② G5-4-3 1-2f			2	0	0	0	1	0	1
55 Mat Latos, R (1, 1) OBP: 0.133, SLG: 0.153 63 Sam LeCure, R (9, 1)		S SI 90 S SI 92 D KC 77 B KC 78 S SI 92 2-3 ③ K		B SI 89 B SI 91 C SI 88 X SI 89 2-1 ③ G5-3			C FF 90 S SL 86 B SL 84 S SL 87 1-3 ③ K			3 0	0 0	0 0	0 0	0 0	2 0	3 0

	AB	26
	R	2
	H	5
	RBI	1
	BB	5
	SO	8
	LOB	11

Inning Stats	1	2	3	4	5	6	7	8	9
	R: 0 E: 0 K: 1 S: 8	H: 0 LOB: 0 BB: 0 P: 12	R: 0 E: 0 K: 2 S: 11	H: 1 LOB: 3 BB: 2 P: 26	R: 1 E: 0 K: 2 S: 10	H: 1 LOB: 2 BB: 2 P: 24	R: 0 E: 0 K: 0 S: 4	H: 0 LOB: 0 BB: 0 P: 8	R: 0 E: 0 K: 0 S: 6	H: 1 LOB: 0 BB: 0 P: 13	R: 0 E: 0 K: 0 S: 5	H: 0 LOB: 0 BB: 0 P: 6	R: 0 E: 0 K: 1 S: 6	H: 1 LOB: 0 BB: 0 P: 8	R: 1 E: 1 K: 1 S: 15	H: 1 LOB: 1 BB: 1 P: 29

	1B: 4	SF: 0	WP: 4	PA: 33
	2B: 1	SAC: 1	PB: 0	
	3B: 0	DP: 1	SB: 0	
	HR: 0	HBP: 0	CS: 1	

PITCHER		IP	WLS	BF	H	R	ER	SO	BB	IBB	HBP	BLK	WP	HR	S	P	ERA	WHIP
35 Trevor Cahill, R ERA: 4.56	(1, 1)	7.0		27	4	1	1	7	4	0	0	0	2	0	50	97	1.29	1.143
56 Eury De La Rosa, L ERA: 1.23	(8, 1)	0.1	L	3	1	1	0	0	1	0	0	0	1	0	7	16	0.00	6.000
38 Will Harris, R ERA: 2.35	(8, 1)	0.2		2	0	0	0	1	0	0	0	0	0	0	8	13	0.00	0.000

PITCHER	IP	WLS	BF	H	R	ER	SO	BB	IBB	HBP	BLK	WP	HR	S	P	ERA	WHIP

Batter	1	2	3	4	5	6	7	8	9	AB	R	H	RBI	BB	SO	LOB
7 Norichika Aoki, L (1, 9) OBP: 0.341, SLG: 0.363	B KC 78 C FF 93 F SL 86 F FF 92 F SI 92 F FF 92 X FF 93 1-2 E5 9 FC4-6		C FF 92 X FF 93 0-1 2-H 1B		C SL 89 X CH 84 0-1 9 BB 1B		X FF 95 0-0 9 G1-6-3 1B	B SI 94 B FF 90 B SI 91 B SI 92 4-0 BB		4	0	3	1	1	0	0
9 Jean Segura, R (1, 6) OBP: 0.338, SLG: 0.448	L FF 91 X SI 91 0-1 ① FC4-6 16 S 1-2f		B SL 89 X SL 87 1-0 ② G5-3		B FF 94 D SL 86 B SI 94 B FF 95 4-0 1-2 BB		B FF 95 F FF 94 1 SAFE X FF 94 1-1 ①② G1-6-3 1-2f	B SI 92 C SI 93 X SL 84 1-1 ③ P5		4	0	0	0	1	0	5
20 Jonathan Lucroy, R (1, 2) OBP: 0.337, SLG: 0.481	C SL 85 F FF 91 F FF 93 F SI 92 1 SAFE S FF 93 0-3 ② K		C SL 88 B FF 93 X CH 85 1-1 ③ P5		C FF 94 F FF 94 F SL 89 X SL 89 0-2 ③ P4		B FF 95 B FF 96 X FF 96 2-0 ③ G1-4-3		B SI 92 C SI 93 X SI 93 1-1 ① P6	5	0	0	0	0	1	4
16 Aramis Ramirez, R (1, 5) OBP: 0.358, SLG: 0.417 22 Logan Schafer, L (8, PR) OBP: 0.287, SLG: 0.333 (8, 8)	1 SAFE B FF 92 1 SAFE B SL 87 D SL 88 C FF 92 S FF 93 X SI 94 3-2 ③ G5-3 1-2			B SL 86 X SL 88 1-0 ① F7	S CH 86 B FF 95 X SI 94 1-1 27 G4-3 18 HR 2B			B FF 94 F FF 94 B FC 90 S FF 94 B FC 90 B CU 77 4-2 27 SH1-4 18 HR BB	C SL 82 L SI 93 B SL 85 M CH 82 1-3 ② K	3 1	1 1	1 0	0 0	1 0	0 1	1 0
27 Carlos Gómez, R (1, 8) OBP: 0.337, SLG: 0.515 14 Jeff Bianchi, R (8, 5) OBP: 0.278, SLG: 0.286		C SI 92 S FF 92 F FF 92 B FF 92 F FF 93 B KC 80 X FF 93 2-2 ① F8	B FF 94 B CH 86 C FF 95 C FF 95 S CH 85 2-3 ② K		F SI 93 B SI 94 F FF 93 X FF 94 1-2 ① G4-3 2-3			C SI 93 X SI 94 0-1 ① SH1-4 1-2	B SI 94 X SI 92 1-0 ③ G5-3	3 1	0 0	0 0	0 0	0 0	1 0	1 0
18 Khris Davis, R (1, 7) OBP: 0.412, SLG: 0.730		B FF 91 B FF 94 F SI 93 S CH 86 F FF 93 F SI 93 S SL 85 2-3 ② K	B CH 87 B CH 86 F CH 85 C FF 95 B FF 95 B KC 82 4-2 BB		B FF 95 F SI 95 F FF 94 B SI 97 X FF 96 2-2 3-H HR			X FC 91 0-0 2-H HR		3	2	2	4	1	1	0
21 Juan Francisco, L (1, 3) OBP: 0.303, SLG: 0.452 53 Brandon Kintzler, R (8, 1) 29 Jim Henderson, L (9, 1)		B FF 94 B FF 94 S KC 79 X FF 94 2-1 ③ L6	B FF 95 B FF 94 F FF 95 1 SAFE X FF 94 2-1 ③ P2		B KC 80 S KC 79 X FF 95 1-1 ② F8			X FC 90 0-0 ② P4		4 0 0	0 0 0	0 0 0	0 0 0	0 0 0	0 0 0	2 0 0
2 Scooter Gennett, L (1, 4) OBP: 0.375, SLG: 0.567			B FF 93 X FF 93 1-0 49 SH2-4 7 1B 1B		C KC 78 S FF 93 F SL 89 X FF 95 0-2 ① P6	X CH 86 0-0 2B		B FF 94 X FC 90 1-0 HR		4	2	3	1	0	0	0
49 Yovani Gallardo, R (1, 1) OBP: 0.217, SLG: 0.391 47 Rob Wooten, R (7, 1) 3 Yuniesky Betancourt, R (8, PH) OBP: 0.233, SLG: 0.368 (8, 3)			X FF 89 0-0 ① SH2-4 1-2		C FF 94 S CH 86 S CH 86 0-3 ② K	B FF 94 C FF 94 F FF 93 S SL 86 1-3 ③ K		B SI 94 C FF 94 X FF 94 1-1 2B		2 0 1	0 0 0	0 0 1	0 0 0	0 0 0	2 0 0	1 0 0
Inning Stats	R: 0 E: 1 K: 1 S: 16 H: 0 LOB: 1 BB: 0 P: 20	R: 0 E: 0 K: 1 S: 12 H: 0 LOB: 0 BB: 0 P: 18	R: 1 E: 0 K: 0 S: 7 H: 2 LOB: 1 BB: 0 P: 10	R: 0 E: 0 K: 1 S: 8 H: 0 LOB: 1 BB: 1 P: 17	R: 0 E: 0 K: 1 S: 13 H: 1 LOB: 2 BB: 1 P: 17	R: 2 E: 0 K: 1 S: 14 H: 3 LOB: 1 BB: 0 P: 20	R: 0 E: 0 K: 0 S: 4 H: 1 LOB: 0 BB: 0 P: 7	R: 3 E: 0 K: 0 S: 11 H: 3 LOB: 2 BB: 2 P: 22	R: 0 E: 0 K: 1 S: 6 H: 0 LOB: 0 BB: 0 P: 9	1B: 4 2B: 3 3B: 0 HR: 3 SF: 0 SAC: 2 DP: 1 HBP: 0						

PITCHER		IP	WLS	BF	H	R	ER	SO	BB	IBB	HBP	BLK	WP	HR	S	P	ERA	WHIP
34 Homer Bailey, R ERA: 3.71	(1, 1)	6.0		27	6	3	3	5	2	0	0	0	0	1	70	102	4.50	1.333
Logan Ondrusek, R ERA: 4.23	(7, 1)	1.0		3	1	0	0	0	0	0	0	0	0	0	4	7	0.00	1.000
31 Alfredo Simon, R ERA: 3.24	(8, 1)	0.2	L	6	3	3	3	0	1	0	0	0	0	2	9	15	40.50	6.000
58 Nick Christiani, R ERA:	(8, 1)	1.1		5	0	0	0	1	1	0	0	0	0	0	8	16	0.00	0.750

PITCHER	IP	WLS	BF	H	R	ER	SO	BB	IBB	HBP	BLK	WP	HR	S	P	ERA	WHIP

TOP

Milwaukee Brewers @ Cincinnati Reds

Great American Ball Park, Cincinnati, OH

Fri Aug 23 2013, 7:14 PM - 10:31 PM EDT

Att. 34,230 - Partly Cloudy - 84 F

livebaseballscorecards.com

AB	35
R	6
H	10
RBI	6
BB	4
SO	6
LOB	14

BOTTOM

Milwaukee Brewers @ Cincinnati Reds

Great American Ball Park, Cincinnati, OH

Fri Aug 23 2013, 7:14 PM - 10:31 PM EDT

Att. 34,230 - Partly Cloudy - 84 F

livebaseballscorecards.com

Batter	1	2	3	4	5	6	7	8	9	AB	R	H	RBI	BB	SO	LOB
17 Shin-Soo Choo, L (1, 8) OBP: 0.413, SLG: 0.449	C SL 87 B SL 88 C CU 76 X SI 89 1-2 G4-3 ①		C CU 78 B SL 86 F FF 92 T SL 87 1-2 K ②		F CU 76 B FF 89 F SL 85 B FF 90 S SL 85 2-3 K ①		1 SAFE S SL 84 X FS 84 0-1 F7 ②		F FF 94 B FF 97 F FF 96 B FF 98 X FF 97 2-2 G4-3 ②	5	0	0	0	0	2	2
21 Todd Frazier, R (1, 5) OBP: 0.322, SLG: 0.391	B SI 90 C SI 90 B SL 85 B SL 86 C SI 89 X SI 92 3-2 19 G6-3 1B		B SL 88 F SL 86 B SL 87 X SI 91 2-1 F9 ③		B SI 92 X SL 86 1-0 F9 ②		C SL 84 F SL 84 X SL 84 0-2 F8 ③		F FF 96 C SL 86 X FF 96 0-2 19 DI 1B	5	0	2	0	0	0	2
19 Joey Votto, L (1, 3) OBP: 0.433, SLG: 0.497	C FF 90 B FF 90 B SI 91 C FF 91 D CU 80 X SL 87 3-2 G6-3 ② 1-2			B CU 77 X CU 77 1-0 L8 ①	B FF 92 B FF 92 C SI 91 B SL 86 C SI 91 F SI 92 X SL 86 3-2 G2-3 ③			B SL 83 B FF 93 B SI 92 C SI 90 X SI 91 3-1 G6-3 ①	S SL 85 B FF 96 C FF 97 B FF 97 S FF 98 2-3 K ③ 1-2	5	0	0	0	0	1	2
4 Brandon Phillips, R (1, 4) OBP: 0.314, SLG: 0.412	D CU 80 B SL 86 X SI 91 2-0 G6-3 ③			C FF 90 X FF 91 0-1 48 BB 2 1B 1B		B CU 75 F SL 84 B SL 85 X SI 90 2-1 HR		C SI 93 X FF 92 0-1 G4-3 ②		4	2	2	1	0	0	1
32 Jay Bruce, L (1, 9) OBP: 0.322, SLG: 0.480		C CU 75 B FF 90 B CU 77 F FF 90 B SL 88 F SL 87 F FF 92 S SL 87 3-3 K ①		F FF 90 B CU 78 1 SAFE B SL 86 S SL 85 X SL 85 2-2 L7 ②		S CU 78 B FF 91 B SL 86 B CU 79 F SI 90 X SL 86 3-2 G4-3 ①		C SI 93 X SL 83 0-1 E3 48 1B 2 1B		4	1	0	0	0	1	1
48 Ryan Ludwick, R (1, 7) OBP: 0.323, SLG: 0.259		F FF 92 C CU 79 B SL 86 F SL 87 X FF 91 1-2 L8 ②		1 SAFE D CU 78 D SL 86 B SI 91 B FF 90 4-0 2 1B 2 E 1-2 BB		C FF 91 B FF 90 X SI 90 1-1 2 G4-6-3 1B		X FF 91 0-0 2 1B 1-3 1B		3	1	2	0	1	0	0
2 Zack Cozart, R (1, 6) OBP: 0.273, SLG: 0.362		C SI 92 B FF 91 F SL 87 S CU 77 1-3 K ③		B SL 86 F FF 91 F SL 86 F CU 79 B FF 92 F SL 86 F SI 92 B FF 92 X SL 86 3-2 E8 1-H 2-H 1B		1 SAFE X SI 90 0-0 G4-6-3 ②③ 1-2f		X SI 93 0-0 1-2 3-H 1B		4	0	2	2	0	1	1
29 Ryan Hanigan, R (1, 2) OBP: 0.314, SLG: 0.279			C SL 89 B SL 86 B FF 91 X SI 90 2-1 34 SH1-3 1B	D CU 79 I IN 65 I IN 65 I IN 64 4-0 IBB			X SI 89 0-0 L5 ①	F SI 92 B SI 92 X SI 93 1-1 G6-3 ③		3	0	1	0	1	0	2
34 Homer Bailey, R (1, 1) OBP: 0.170, SLG: 0.156 Logan Ondrusek, R (7, 1) 26 Xavier Paul, L (7, PH) OBP: 0.329, SLG: 0.401 31 Alfredo Simon, R (8, 1) OBP: 0.143, SLG: 0.143 58 Nick Christiani, R (8, 1) 9 Jack Hannahan, L (9, PH) OBP: 0.324, SLG: 0.261			D CU 76 X FF 90 1-0 SH1-3 ① 1-2	C SI 91 F FF 91 B SL 87 S SL 87 1-3 K ③			B SI 89 C SL 84 H SL 84 2-1 HBP		B FF 94 B FF 93 C FF 94 C FF 95 S FF 98 2-3 K ①	1 0 0 0 0 0 1	0 0 0 0 0 0 0	0 0 0 0 0 0 0	0 0 0 0 0 0 0	0 0 0 0 0 0 0	1 0 0 0 0 0 1	2 0 0 0 0 0 0
Inning Stats	R: 0 E: 0 K: 0 S: 10 H: 1 LOB: 1 BB: 0 P: 19	R: 0 E: 0 K: 2 S: 12 H: 0 LOB: 0 BB: 0 P: 17	R: 0 E: 0 K: 1 S: 8 H: 1 LOB: 1 BB: 0 P: 14	R: 2 E: 1 K: 1 S: 15 H: 2 LOB: 2 BB: 2 P: 30	R: 0 E: 0 K: 1 S: 8 H: 0 LOB: 0 BB: 0 P: 14	R: 1 E: 0 K: 0 S: 8 H: 2 LOB: 0 BB: 0 P: 14	R: 0 E: 0 K: 0 S: 7 H: 0 LOB: 1 BB: 0 P: 9	R: 1 E: 1 K: 0 S: 10 H: 2 LOB: 2 BB: 0 P: 14	R: 0 E: 0 K: 2 S: 12 H: 1 LOB: 1 BB: 0 P: 18	1B: 8 2B: 0 3B: 0 HR: 1	SF: 0 SAC: 1 DP: 1 HBP: 1	WP: 0 PB: 0 SB: 0 CS: 0	PA: 39				

	AB	35
	R	4
	H	9
	RBI	3
	BB	2
	SO	7
	LOB	13

PITCHER		IP	WLS	BF	H	R	ER	SO	BB	IBB	HBP	BLK	WP	HR	S	P	ERA	WHIP
49 Yovani Gallardo, R ERA: 4.61	(1, 1)	6.0		25	6	3	2	5	1	1	0	0	0	1	61	108	3.00	1.167
47 Rob Wooten, R ERA: 0.64	(7, 1)	1.0	W	4	0	0	0	0	0	0	1	0	0	0	7	9	0.00	0.000
53 Brandon Kintzler, R ERA: 2.88	(8, 1)	1.0	H	6	2	1	0	0	0	0	0	0	0	0	10	14	0.00	2.000
29 Jim Henderson, R ERA: 1.71	(9, 1)	1.0	S	4	1	0	0	2	0	0	0	0	0	0	12	18	0.00	1.000

PITCHER	IP	WLS	BF	H	R	ER	SO	BB	IBB	HBP	BLK	WP	HR	S	P	ERA	WHIP

Milwaukee Brewers @ Cincinnati Reds

Great American Ball Park, Cincinnati, OH

Sat Aug 24 2013, 7:12 PM - 10:21 PM EDT

Att. 33,430 - Partly Cloudy - 83 F

TOP

livebaseballscorecards.com

Batter	1	2	3	4	5	6	7	8	9	AB	R	H	RBI	BB	SO	LOB
7 Norichika Aoki, L (1, 9) OBP: 0.340, SLG: 0.362	C CH 75 B SI 86 B CH 76 B SL 73 C CU 72 X CU 70 3-2 ① F7		C CU 69 X CH 75 0-1 ① L7		C SI 88 D CH 79 X SI 88 1-1 ② FC3-6 9 FC6-4 1-2f			C CU 70 X SI 88 0-1 20 G4-3-6-4 9 1B 1B		4	0	1	0	0	0	1
9 Jean Segura, R (1, 6) OBP: 0.338, SLG: 0.446	C SI 87 F SI 88 S SL 79 0-3 ② K		C SL 74 S SL 75 S SI 86 0-3 ② K		1 SAFE B SI 88 X SL 76 1-0 ③ FC6-4 1-2f			B CU 74 F FF 94 X CU 74 1-1 20 G4-3-6-4 1-2 1B		4	0	1	0	0	2	1
20 Jonathan Lucroy, R (1, 3) OBP: 0.336, SLG: 0.482	C SL 73 X SL 76 0-1 ③ F8		C SI 88 C SI 88 F SL 78 X SL 77 0-2 2B			X CH 72 0-0 ① L7		C FF 92 F FF 92 B FF 94 B CU 75 X FF 94 2-2 ① ② G4-3-6-4 1-2f 2-3		4	0	1	0	0	0	2
16 Aramis Ramirez, R (1, 5) OBP: 0.356, SLG: 0.414		B CH 75 C SI 86 X CH 76 1-1 27 1B 18 2B 1B	F CU 68 B SI 88 B SI 88 B SI 88 F CH 75 X SI 89 3-2 ③ G5-3			X CH 79 0-0 ② G1-3		B FF 94 B FF 94 X FF 94 2-0 ③ G6-3		4	1	1	0	0	0	2
27 Carlos Gómez, R (1, 8) OBP: 0.336, SLG: 0.513		C SL 75 X SI 86 0-1 18 2B 2 SF8 1-2 1B		T CU 68 X SL 75 0-1 ① G5-3		B SL 77 F SL 76 B SI 90 F SI 89 S SL 79 2-3 ③ K			S FF 98 S FF 99 F FF 101 B FF 101 F FF 100 F FF 100 F FF 102 S FF 102 1-3 ① K	4	1	1	0	0	2	0
18 Khris Davis, R (1, 7) OBP: 0.416, SLG: 0.727		X SI 88 0-0 2 SF8 1-3 2-H 2B		C CH 74 S SL 75 X SL 76 0-2 ② L9			C CH 77 B SL 77 X SL 75 1-1 ① P3		B FF 102 B FF 100 B FF 100 H FF 102 4-0 12 DI HBP	3	0	1	1	0	0	0
2 Scooter Gennett, L (1, 4) OBP: 0.364, SLG: 0.556 3 Yuniesky Betancourt, R (9, PH) OBP: 0.233, SLG: 0.367		B SI 88 S SL 76 C SL 77 B SI 85 F CH 78 X SI 88 2-2 ① SF8 2-3 3-H		X SL 75 0-0 ③ F9			C CH 75 B SI 88 F SL 78 S SL 77 1-3 ② K		S FF 99 S FF 100 S FF 101 0-3 ② K	2 1	0 0	0 0	1 0	0 0	1 1	0 1
12 Martín Maldonado, R (1, 2) OBP: 0.228, SLG: 0.288		B SL 76 T SI 88 P PO 84 F SL 77 F SI 87 F SI 89 B SL 78 X SL 78 3-2 ② P6			B CH 76 F SL 75 X SI 88 1-1 ① G6-3		C SI 89 F SI 90 S SL 79 0-3 ③ K		B FF 100 S FF 99 B FF 101 F FF 99 C FF 101 2-3 ③ K 1-2	4	0	0	0	0	2	2
60 Wily Peralta, R (1, 1) OBP: 0.190, SLG: 0.171 59 John Axford, R (6, 1) 51 Michael Gonzalez, R (7, 1) 31 Burke Badenhop, R (7, 1) 15 Caleb Gindl, L (8, PH) OBP: 0.371, SLG: 0.468 63 Tyler Thornburg, R (8, 1)		B CU 70 S CU 72 T SI 86 S SL 76 1-3 ③ K			B CH 78 X CH 80 1-0 7 FC3-6 1B			C CU 72 F SL 76 B SI 86 B CH 74 X CH 76 2-2 HR		2 0 0 0 1 0	0 0 0 0 1 0	1 0 0 0 1 0	0 0 0 0 1 0	0 0 0 0 0 0	1 0 0 0 0 0	1 0 0 0 0 0

	AB	33
	R	3
	H	8
	RBI	3
	BB	0
	SO	9
	LOB	10

Inning Stats	1	2	3	4	5	6	7	8	9
	R: 0 E: 0 K: 1 S: 8	H: 0 LOB: 0 BB: 0 P: 11	R: 2 E: 0 K: 1 S: 18	H: 3 LOB: 1 BB: 0 P: 24	R: 0 E: 0 K: 1 S: 12	H: 1 LOB: 1 BB: 0 P: 15	R: 0 E: 0 K: 0 S: 6	H: 0 LOB: 0 BB: 0 P: 6	R: 0 E: 0 K: 0 S: 6	H: 1 LOB: 1 BB: 0 P: 10	R: 0 E: 0 K: 1 S: 5	H: 0 LOB: 0 BB: 0 P: 7	R: 0 E: 0 K: 2 S: 8	H: 0 LOB: 0 BB: 0 P: 10	R: 1 E: 0 K: 0 S: 11	H: 3 LOB: 1 BB: 0 P: 18	R: 0 E: 0 K: 3 S: 13	H: 0 LOB: 1 BB: 0 P: 20

1B: 5	SF: 1
2B: 2	SAC: 0
3B: 0	DP: 1
HR: 1	HBP: 1

WP: 0	PA: 35
PB: 0	
SB: 0	
CS: 0	

PITCHER		IP	WLS	BF	H	R	ER	SO	BB	IBB	HBP	BLK	WP	HR	S	P	ERA	WHIP
61 Bronson Arroyo, R ERA: 3.42	(1, 1)	7.0	W	28	7	3	3	6	0	0	0	0	0	1	68	90	3.86	1.000
60 J.J. Hoover, R ERA: 2.78	(8, 1)	1.0	H	3	1	0	0	0	0	0	0	0	0	0	6	11	0.00	1.000
54 Aroldis Chapman, L ERA: 2.87	(9, 1)	1.0	S	4	0	0	0	3	0	0	1	0	0	0	13	20	0.00	0.000

PITCHER	IP	WLS	BF	H	R	ER	SO	BB	IBB	HBP	BLK	WP	HR	S	P	ERA	WHIP

BOTTOM

Milwaukee Brewers @ Cincinnati Reds

Great American Ball Park, Cincinnati, OH

Sat Aug 24 2013, 7:12 PM - 10:21 PM EDT

Att. 33,430 - Partly Cloudy - 83 F

livebaseballscorecards.com

Batter	1	2	3	4	5	6	7	8	9	AB	R	H	RBI	BB	SO	LOB
17 Shin-Soo Choo, L (1, 8) OBP: 0.413, SLG: 0.446	F FF 95 X FF 94 0-1 ① F7		C SL 78 C SL 83 F FF 94 B SL 84 B SL 81 B FF 94 B SI 95 4-2 28 CS BB		F SL 78 B FF 92 F CH 84 X CH 85 1-2 ① G6-3	B CU 77 B FF 94 C FF 95 B FF 95 B FF 96 4-1 28 FC4 BB		C CU 76 S CH 83 X CH 85 0-2 ① G3-1		3	0	0	0	2	0	0
28 Chris Heisey, R (1, 9) OBP: 0.274, SLG: 0.426	F FF 93 B FF 96 C FF 96 B SL 86 B FF 96 X FF 96 3-2 ② F8		1 SAFE L FF 94 B CH 83 1 SAFE F FF 94 B SL 84 X SL 83 2-2 ① 1-2 1B		F CH 82 F SL 85 F FF 92 B CH 86 X CH 84 1-2 HR	B FF 96 X FF 95 1-0 ③ FC4 1-2f		F FF 92 F FF 93 B CU 79 X CU 78 1-2 ② F7		5	1	2	1	0	0	1
19 Joey Votto, L (1, 3) OBP: 0.433, SLG: 0.502	B FF 95 F FF 95 B FF 96 B FF 95 C SI 94 X FF 97 3-2 4 1B 1B		B SI 94 C SL 81 1 SAFE 1 SAFE B CH 83 B SI 93 X FF 94 3-1 ② F8		F SL 82 B FF 97 F FF 97 B FF 96 B SL 84 C FF 97 3-3 ② K		C FF 91 B FF 92 B SL 81 C FF 92 X FF 93 2-2 HR	C CU 78 S CH 86 X CH 85 0-2 ③ F8		5	1	2	1	0	1	1
4 Brandon Phillips, R (1, 4) OBP: 0.315, SLG: 0.412	B FF 94 B FF 94 C FF 94 1 SAFE F FF 96 1 SAFE X FF 95 2-2 1-3 1B		D SL 84 C CH 82 1 SAFE C CH 83 1 SAFE D SL 84 1 SAFE D FF 94 F CH 84 3-3 ③ S CH 85 K		B FF 96 F FF 95 X SI 96 1-1 ③ G2-3		B FF 91 F FF 90 B FF 91 X SI 89 2-1 48 E 2 1B 1B			4	1	2	0	0	1	1
48 Ryan Ludwick, R (1, 7) OBP: 0.343, SLG: 0.387	X SL 83 0-0 ③ F7			S SI 91 X SI 95 0-1 9 2B 1B		B FF 94 X FF 95 1-0 HR	D CH 80 F SI 87 1 SAFE F FF 91 1 SAFE D SL 82 X FF 90 2-2 ① 1-3 L6			4	1	2	1	0	0	3
9 Jack Hannahan, L (1, 5) OBP: 0.329, SLG: 0.277		C SL 80 B FF 94 F FF 93 B FF 95 B SL 82 X FF 94 3-2 ① L7		C SL 79 F FF 94 B FF 93 D SL 82 F FF 95 B SI 95 X SI 95 3-2 ① 1-H 2B		C CU 77 C FF 95 B FF 95 X CU 79 1-2 2 HR 1B	C FF 92 F FF 92 B FF 92 B FF 92 S SL 85 2-3 ② K			4	1	2	0	0	1	1
2 Zack Cozart, R (1, 6) OBP: 0.274, SLG: 0.370		B FF 92 B FF 94 C FF 92 X FF 94 2-1 ② G5-3		C SL 81 B CH 85 S FF 95 X FF 95 1-2 ② G5-3		C CU 78 C FF 97 D CU 79 B FF 96 F FF 95 B CU 78 F FF 95 1 SAFE X FF 95 3-2 1-H HR	C SI 89 X SI 89 0-1 29 1B 3-H 1B			4	1	2	3	0	0	1
29 Ryan Hanigan, R (1, 2) OBP: 0.323, SLG: 0.286		B FF 95 B FF 94 X FF 93 2-0 61 FC6-4 1B		C CH 81 C FF 94 B FF 96 D CH 85 F FF 96 F SL 85 H FF 94 3-2 HBP		B FF 96 B FF 96 X FF 96 2-0 ① G6-3	C SI 88 C SI 88 B SL 83 1 SAFE D SL 83 1 SAFE B SI 88 X SI 88 3-2 1-2 1B			3	0	2	0	0	0	0
61 Bronson Arroyo, R (1, 1) OBP: 0.080, SLG: 0.080 60 J.J. Hoover, R (8, 1) 54 Aroldis Chapman, L (9, 1)		B FF 94 C FF 95 F FF 95 X FF 96 1-2 ③ FC6-4 1-2f		F SI 94 S SL 84 B SL 83 X SI 95 1-2 ③ G5-3		S FF 96 B FF 96 F FF 96 C FF 96 1-3 ② K	B SI 88 C SI 88 C SI 87 B SL 81 X SI 87 2-2 ③ F9			4 0 0	0 0 0	0 0 0	0 0 0	0 0 0	1 0 0	5 0 0
Inning Stats	R: 0 E: 0 K: 0 S: 12 H: 2 LOB: 2 BB: 0 P: 20	R: 0 E: 0 K: 0 S: 9 H: 1 LOB: 1 BB: 0 P: 17	R: 0 E: 0 K: 1 S: 12 H: 1 LOB: 1 BB: 1 P: 24	R: 0 E: 0 K: 0 S: 16 H: 2 LOB: 2 BB: 0 P: 24	R: 1 E: 0 K: 1 S: 12 H: 1 LOB: 0 BB: 0 P: 18	R: 3 E: 0 K: 1 S: 15 H: 3 LOB: 1 BB: 1 P: 28	R: 2 E: 1 K: 1 S: 19 H: 4 LOB: 2 BB: 0 P: 32	R: 0 E: 0 K: 0 S: 9 H: 0 LOB: 0 BB: 0 P: 10		1B: 9 2B: 1 3B: 0 HR: 4	SF: 0 SAC: 0 DP: 0 HBP: 1			WP: 0 PB: 0 SB: 0 CS: 1	PA: 39	

	AB	36
	R	6
	H	14
	RBI	6
	BB	2
	SO	4
	LOB	13

PITCHER		IP	WLS	BF	H	R	ER	SO	BB	IBB	HBP	BLK	WP	HR	S	P	ERA	WHIP
60 Wily Peralta, R ERA: 4.51	(1, 1)	5.0		22	7	1	1	2	1	0	1	0	0	1	61	103	1.80	1.600
59 John Axford, R ERA: 4.53	(6, 1)	1.0	L	7	3	3	3	1	1	0	0	0	0	2	15	28	27.00	4.000
51 Michael Gonzalez, L ERA: 4.4	(7, 1)	0.2		4	2	2	1	1	0	0	0	0	0	1	11	19	13.50	3.000
31 Burke Badenhop, R ERA: 3.3	(7, 1)	0.1		3	2	0	0	0	0	0	0	0	0	0	8	13	0.00	6.000
63 Tyler Thornburg, R ERA: 2.03	(8, 1)	1.0		3	0	0	0	0	0	0	0	0	0	0	9	10	0.00	0.000

PITCHER		IP	WLS	BF	H	R	ER	SO	BB	IBB	HBP	BLK	WP	HR	S	P	ERA	WHIP

Batter	1	2	3	4	5	6	7	8	9	AB	R	H	RBI	BB	SO	LOB
2 Scooter Gennett, L (1, 4) OBP: 0.357, SLG: 0.538	C FF 90 B FF 90 X FF 87 1-1 9 FC6-4 1B		B FF 89 X CH 81 1-0 ① G1-3		B CU 75 B CH 81 F SI 88 B SI 88 X SI 89 3-1 ① L8		X SL 81 0-0 ② G4-3 2-3		C FF 94 F FF 94 S SI 96 0-3 ③ K	5	0	1	0	0	1	2
9 Jean Segura, R (1, 6) OBP: 0.339, SLG: 0.447	1 SAFE B SI 90 1 SAFE B SI 89 X SI 90 2-0 ① FC6-4 20 G5-3 1-2f		C SI 89 B FF 88 X CU 78 1-1 20 CS 1B		C SI 89 X SI 89 0-1 ② G5-3		X KC 73 0-0 3-H 1B			4	0	2	1	0	0	1
20 Jonathan Lucroy, R (1, 2) OBP: 0.338, SLG: 0.480	B SI 88 1 SAFE B SI 89 C FF 90 B SI 89 F SI 89 X CU 78 3-2 ② G5-3 1-3		1 SAFE P PO 83 C FF 89 B SI 88 B SL 86 C SI 90 B SI 90 4-2 ② 1-2 BB		C SL 86 B CH 82 X CU 79 1-1 1B		1 SAFE 1 SAFE 1 SAFE C SI 89 1 SAFE X SI 90 0-1 ③ G6-3			3	0	1	0	1	0	2
16 Aramis Ramirez, R (1, 5) OBP: 0.350, SLG: 0.406	C SI 89 B SL 87 X SL 86 1-1 ③ G5-3		C SL 86 F SI 90 F SL 86 1 SAFE B FF 89 F FF 89 X CU 79 1-2 ③ L6		B SI 89 D SL 87 X SL 86 2-0 ③ L7			B SI 88 F FF 89 B SL 81 C SI 90 F SI 88 B SI 90 X FF 89 3-2 ① L9		4	0	0	0	0	0	3
27 Carlos Gómez, R (1, 8) OBP: 0.335, SLG: 0.509		S SI 89 C SL 85 B FF 89 H FF 88 2-2 15 HR HBP	B FF 88 X SL 86 1-0 ① F7			F FF 88 B SL 85 B SL 85 F SI 88 B FF 89 F SI 88 F FF 89 X FF 89 3-2 ① L8		F SI 87 S SL 80 F SI 89 B KC 74 B FF 88 F SI 88 S SL 80 2-3 ② K		3	1	0	0	0	1	0
18 Khris Davis, R (1, 7) OBP: 0.409, SLG: 0.716 22 Logan Schafer, L (8, 7) OBP: 0.287, SLG: 0.333		B SL 86 F FF 90 B SI 89 F SL 87 X SI 89 2-2 ① F8	B SI 90 B SL 87 S SI 90 B FF 91 F FF 90 F FF 90 F SI 90 F CU 77 F SL 85 3-2 X FF 90 2B		X CU 76 0-0 ② P3			B SI 88 S SL 82 S KC 75 X SI 89 1-2 ③ L8		4 0	0 0	1 0	0 0	0 0	0 0	1 0
15 Caleb Gindl, L (1, 9) OBP: 0.366, SLG: 0.494		B CU 77 C FF 88 F SL 85 X SL 85 1-2 1-H HR	B CH 82 C CH 81 B FF 89 X CH 82 2-1 ② P6		F FF 88 B CH 81 B CH 80 X CH 81 2-1 ③ G4-3				C FF 96 F CH 84 F FF 97 S FF 97 0-3 ① K	4	1	1	2	0	1	1
21 Juan Francisco, L (1, 3) OBP: 0.304, SLG: 0.451 3 Yuniesky Betancourt, R (7, PH) OBP: 0.234, SLG: 0.368 (7, 3)		B SI 89 F CU 79 S SL 85 S CU 79 1-3 ② K	I IN 62 I IN 65 I IN 65 I IN 65 4-0 41 FC6 IBB				C SL 81 X FF 92 0-1 2 G4-3 41 SH2-4 9 1B		B FF 96 B FF 96 X FF 97 2-0 ② G4-3	1 2	0 1	0 1	0 1	1 0	1 0	0 0
41 Marco Estrada, R (1, 1) OBP: 0.250, SLG: 0.261 53 Brandon Kintzler, R (8, 1) 7 Norichika Aoki, L (9, PH) OBP: 0.342, SLG: 0.362 29 Jim Henderson, L (9, 1)		C SI 89 B SI 89 F SI 89 S CU 79 1-3 ③ K	C SI 89 X SL 85 0-1 ③ FC6 1-2f				B FF 92 B FF 93 X FF 92 2-0 ① SH2-4 1-2		C SI 97 B FF 97 F FF 96 H FC 93 2-2 HBP	2 0 0 0	0 0 0 0	0 0 0 0	0 0 0 0	0 0 0 0	1 0 0 0	2 0 0 0

Inning Stats	1	2	3	4	5	6	7	8	9
	R: 0 E: 0 K: 0 S: 8	R: 2 E: 0 K: 2 S: 14	R: 0 E: 0 K: 0 S: 11	R: 0 E: 0 K: 0 S: 12	R: 0 E: 0 K: 0 S: 7	R: 0 E: 0 K: 0 S: 8	R: 1 E: 0 K: 0 S: 7	R: 0 E: 0 K: 1 S: 12	R: 0 E: 0 K: 2 S: 10
	H: 1 LOB: 1 BB: 0 P: 15	H: 1 LOB: 0 BB: 0 P: 21	H: 1 LOB: 1 BB: 1 P: 17	H: 1 LOB: 2 BB: 1 P: 22	H: 1 LOB: 1 BB: 0 P: 13	H: 0 LOB: 0 BB: 0 P: 13	H: 2 LOB: 1 BB: 0 P: 9	H: 0 LOB: 0 BB: 0 P: 18	H: 0 LOB: 1 BB: 0 P: 14

1B: 5 SF: 0
2B: 1 SAC: 1
3B: 0 DP: 0
HR: 1 HBP: 2

WP: 0 PA: 37
PB: 0
SB: 0
CS: 1

PITCHER		IP	WLS	BF	H	R	ER	SO	BB	IBB	HBP	BLK	WP	HR	S	P	ERA	WHIP
40 Greg Reynolds, R ERA: 5.73	(1, 1)	6.0	L	25	5	2	2	2	1	1	1	0	0	1	60	101	3.00	1.000
43 Manny Parra, L ERA: 3.6	(7, 1)	0.2		3	1	1	1	0	0	0	0	0	0	0	4	6	13.50	1.500
63 Sam LeCure, R ERA: 3.04	(7, 1)	1.1		5	1	0	0	1	0	0	0	0	0	0	15	21	0.00	0.750
Logan Ondrusek, R ERA: 4.12	(9, 1)	1.0		4	0	0	0	2	0	0	1	0	0	0	10	14	0.00	0.000

PITCHER	IP	WLS	BF	H	R	ER	SO	BB	IBB	HBP	BLK	WP	HR	S	P	ERA	WHIP

TOP

Milwaukee Brewers @ Cincinnati Reds

Great American Ball Park, Cincinnati, OH

Sun Aug 25 2013, 1:12 PM - 4:11 PM EDT

Att. 33,743 - Sunny - 85 F

livebaseballscorecards.com

AB	32
R	3
H	7
RBI	3
BB	2
SO	5
LOB	12

Milwaukee Brewers @ Cincinnati Reds

Great American Ball Park, Cincinnati, OH

Sun Aug 25 2013, 1:12 PM - 4:11 PM EDT

Att. 33,743 - Sunny - 85 F

livebaseballscorecards.com

BOTTOM

Batter	1	2	3	4	5	6	7	8	9	AB	R	H	RBI	BB	SO	LOB
17 Shin-Soo Choo, L (1, 8) OBP: 0.413, SLG: 0.445	C FF 90 B FF 88 B CH 78 C CH 78 X FF 90 2-2 19 S 4 L8 1B		B CU 77 F CH 81 S FF 90 B FF 92 B CH 80 S CH 80 3-3 ③ K			B CH 80 B CH 81 B FF 90 B FF 88 4-0 BB		C FF 94 F SI 89 B SI 89 S SI 94 1-3 ③ K		3	0	1	0	1	2	2
21 Todd Frazier, R (1, 5) OBP: 0.320, SLG: 0.388	S FF 90 1 SAFE S CH 78 F CH 76 F FF 89 1 SAFE D CH 77 X FF 89 1-2 ① L8			F FF 88 X CH 79 0-1 ① P3		S CH 80 1 SAFE 1 SAFE D CH 80 B FF 90 S CH 81 D CH 78 F CH 80 X FF 90 3-2 ③ P6			X FF 95 0-0 ① F9	4	0	0	0	0	0	2
19 Joey Votto, L (1, 3) OBP: 0.433, SLG: 0.507	B FF 89 B CH 79 C CH 79 B FF 90 C CH 79 B FF 90 4-2 E5 1-3 BB			X CU 77 0-0 ② G3			B CU 78 X CH 79 1-0 ① P6		X FF 95 0-0 HR	3	1	1	1	1	0	0
4 Brandon Phillips, R (1, 4) OBP: 0.313, SLG: 0.409	C CU 77 X FF 89 0-1 ② ③ L8 3-H			C FF 90 C CU 76 B CH 79 B CH 79 F FF 90 S CH 78 2-3 ③ K			B FF 90 S FF 89 B CH 80 S CH 80 B CH 81 X CH 80 3-2 ② F8		B SL 84 S FF 94 F SL 85 X FF 95 1-2 ② L9	4	0	0	0	0	1	2
32 Jay Bruce, L (1, 9) OBP: 0.321, SLG: 0.478		S CH 80 B FF 90 S CH 79 C FF 90 1-3 ① K			C CH 79 F FF 89 F FF 90 S FF 91 0-3 ① K		B CU 76 X CH 78 1-0 ③ L9		F SL 84 C SL 84 F FF 94 X SL 85 0-2 1B	4	0	1	0	0	2	0
39 Devin Mesoraco, R (1, 2) OBP: 0.312, SLG: 0.390		C FF 90 B CH 80 B FF 90 F FF 91 X FF 91 2-2 ② P5			C CU 78 F FF 90 F CH 79 B FF 90 F FF 91 S CH 78 1-3 ② K			C SI 92 F SI 93 B SI 94 F SI 93 X SI 94 1-2 2 FC5-4 48 1B 1B	B FF 96 X FF 96 1-0 ③ L7	4	0	1	0	0	1	1
26 Xavier Paul, L (1, 7) OBP: 0.326, SLG: 0.397 43 Manny Parra, L (7, 1) OBP: 0.500, SLG: 0.500 63 Sam LeCure, R (7, 1) 48 Ryan Ludwick, R (8, PH) OBP: 0.361, SLG: 0.406 Logan Ondrusek, R (9, 1)		B CH 80 S CH 79 X FF 90 1-1 ③ P5			F FF 90 S CH 79 S CH 78 0-3 ③ K			X SI 93 0-0 2 FC5-4 1-2 1B		2 0 0 1 0	0 0 0 0 0	0 0 0 1 0	0 0 0 0 0	1 0 0 0 0	0 0 0 0 0	0 0 0 0 0
2 Zack Cozart, R (1, 6) OBP: 0.273, SLG: 0.367			B FF 89 B FF 90 C FF 90 B CH 79 F FF 90 X FF 90 3-2 ① L7			C CU 77 B CH 79 B FF 90 B FF 90 C FF 90 S CH 80 3-3 ① K		B SI 92 X FF 93 1-0 ① FC5-4 1-2f 2-3		3	0	0	0	0	1	2
40 Greg Reynolds, R (1, 1) 28 Chris Heisey, R (6, PH) OBP: 0.271, SLG: 0.422 (7, 7)			C FF 89 C FF 90 C FF 91 0-3 ② K			B CU 78 S CU 79 S FF 90 B CH 80 S FF 91 2-3 ② K		B FF 93 F SI 94 F SI 93 S FF 94 1-3 ② K		1 2	0 0	0 0	0 0	0 0	1 2	0 2
Inning Stats	R: 0 E: 1 K: 0 S: 12 H: 1 LOB: 2 BB: 1 P: 19	R: 0 E: 0 K: 1 S: 8 H: 0 LOB: 0 BB: 0 P: 12	R: 0 E: 0 K: 2 S: 9 H: 0 LOB: 0 BB: 0 P: 15	R: 0 E: 0 K: 1 S: 7 H: 0 LOB: 0 BB: 0 P: 9	R: 0 E: 0 K: 3 S: 12 H: 0 LOB: 0 BB: 0 P: 13	R: 0 E: 0 K: 2 S: 10 H: 0 LOB: 1 BB: 1 P: 22	R: 0 E: 0 K: 0 S: 5 H: 0 LOB: 0 BB: 0 P: 10	R: 0 E: 0 K: 2 S: 12 H: 2 LOB: 2 BB: 0 P: 16	R: 1 E: 0 K: 0 S: 10 H: 2 LOB: 1 BB: 0 P: 12	1B: 4 2B: 0 3B: 0 HR: 1 SF: 0 SAC: 0 DP: 0 HBP: 0						WP: 0 PB: 0 SB: 2 CS: 0 PA: 33	

	AB	31
	R	1
	H	5
	RBI	1
	BB	2
	SO	11
	LOB	11

PITCHER		IP	WLS	BF	H	R	ER	SO	BB	IBB	HBP	BLK	WP	HR	S	P	ERA	WHIP
41 Marco Estrada, R ERA: 4.44	(1, 1)	7.0	W	23	1	0	0	9	2	0	0	0	0	0	63	100	0.00	0.429
53 Brandon Kintzler, R ERA: 2.83	(8, 1)	1.0	H	5	2	0	0	2	0	0	0	0	0	0	12	16	0.00	2.000
29 Jim Henderson, R ERA: 1.86	(9, 1)	1.0	S	5	2	1	1	0	0	0	0	0	0	1	10	12	9.00	2.000

PITCHER	IP	WLS	BF	H	R	ER	SO	BB	IBB	HBP	BLK	WP	HR	S	P	ERA	WHIP

Batter	1	2	3	4	5	6	7	8	9	AB	R	H	RBI	BB	SO	LOB
17 Shin-Soo Choo, L (1, 8) OBP: 0.411, SLG: 0.442	B FF 91 B FF 90 B FF 90 D FF 90 4-0 BB	C SL 79 C SL 81 S SL 83 0-3 ② K	B FF 91 S FF 90 B SL 82 C SL 80 B FF 90 F FF 88 C FF 89 3-3 ③ K	X FF 97 0-0 ① G4-3	B FF 92 F FF 93 S FS 86 F FS 87 B FS 87 B FS 87 X FS 88 3-2 ② G3-1	4	0	0	0	1	2	2
21 Todd Frazier, R (1, 5) OBP: 0.320, SLG: 0.391	1 SAFE C SI 88 C FF 90 B SI 91 1 SAFE F SL 82 S SL 82 1-3 ① K	S FF 91 B SI 91 X FF 90 1-1 1-H 3-H 3B	X CH 81 0-0 ① F8	C FF 98 F CH 88 F SI 94 H CH 87 1-2 HBP	B FF 94 S FF 92 F FS 86 X FS 88 1-2 ③ G5-3	4	0	1	2	0	1	1
19 Joey Votto, L (1, 3) OBP: 0.432, SLG: 0.504	F FF 91 1 SAFE C SL 83 F SL 83 C FF 92 0-3 ② K	C FF 89 H SL 81 1-1 HBP	C FF 90 B SL 82 B CH 83 B SL 80 F FF 89 S SL 79 3-3 ② K	B SI 96 X FF 95 1-0 ② L8		3	0	0	0	0	2	2
4 Brandon Phillips, R (1, 4) OBP: 0.310, SLG: 0.406	C SI 91 X SI 91 0-1 ③ G1-3	B CU 74 F CH 83 S CH 82 F CH 83 F SL 82 X CH 84 1-2 ③ G6-3	B SL 81 X SI 89 1-0 ③ L8	B FF 99 F SI 95 X FF 98 1-1 ③ L8		4	0	0	0	0	0	4
32 Jay Bruce, L (1, 9) OBP: 0.323, SLG: 0.484		C SL 80 B FF 91 X FF 90 1-1 39 1B 2 3B 1B	C FF 90 F SI 90 C SL 82 0-3 ① K	X FF 97 0-0 ① F7	C SI 90 X CH 84 0-1 HR	4	2	2	1	0	1	0
48 Ryan Ludwick, R (1, 7) OBP: 0.325, SLG: 0.361 Logan Ondrusek, R (8, 1)		X FF 91 0-0 ① P4	B SI 90 B CH 83 F SI 88 B CH 81 X SI 87 3-1 ② G6-3	C FF 99 B FF 99 S SI 95 S FF 99 1-3 ② K	B SI 92 C SI 92 C SI 91 F CH 84 S FF 92 1-3 ① K	4 0	0 0	0 0	0 0	0 0	2 0	1 0
39 Devin Mesoraco, R (1, 2) OBP: 0.314, SLG: 0.392		B FF 90 C CU 75 B SL 82 1 SAFE D SL 81 C CU 74 X SI 89 3-2 2 3B 1-3 1B	B SI 88 B FF 89 X CH 82 2-0 ③ G1-3	X FF 99 0-0 2 2B 1B	C SI 91 B CH 84 B CH 86 X SI 91 2-1 ② G4-3	4	2	2	0	0	0	0
2 Zack Cozart, R (1, 6) OBP: 0.275, SLG: 0.375		B SI 90 X FF 90 1-0 21 3B 1-H 3-H 3B	B SI 87 B SI 87 C SI 89 X CH 82 2-1 ① F8	B FF 98 F FF 98 B FF 95 S SI 96 X FF 97 2-2 1-H 2B	F FF 91 X SI 90 0-1 ③ G3-1	4	1	2	3	0	0	0
44 Mike Leake, R (1, 1) OBP: 0.207, SLG: 0.263 43 Manny Parra, L (7, 1) OBP: 0.500, SLG: 0.500 60 J.J. Hoover, R (7, 1) 28 Chris Heisey, R (8, 7) OBP: 0.270, SLG: 0.419		S SI 91 P PO 80 B SI 90 B SL 83 F SI 89 F SI 90 B SI 88 4-2 21 3B BB	B SI 89 B SI 89 C FF 90 F FF 90 F FF 91 C SL 82 2-3 ② K	F FF 99 X FF 98 0-1 ③ P3	C FF 92 B FS 86 X FF 92 1-1 ① F8	2 0 0 1	1 0 0 0	0 0 0 0	0 0 0 0	1 0 0 0	1 0 0 0	1 0 0 0

TOP

Cincinnati Reds @ St. Louis Cardinals

Busch Stadium, St. Louis, MO

Mon Aug 26 2013, 6:11 PM - 8:59 PM CDT

Att. 35,159 - Partly Cloudy - 93 F

livebaseballscorecards.com

AB	34
R	6
H	7
RBI	6
BB	2
SO	9
LOB	11

Inning Stats	1	2	3	4	5	6	7	8	9	1B: 3	SF: 0	WP: 0	PA: 38
	R: 0 E: 0 K: 2 S: 10 H: 0 LOB: 1 BB: 1 P: 15	R: 4 E: 0 K: 1 S: 22 H: 4 LOB: 2 BB: 1 P: 33	R: 0 E: 0 K: 1 S: 6 H: 0 LOB: 0 BB: 0 P: 11	R: 0 E: 0 K: 2 S: 10 H: 0 LOB: 0 BB: 0 P: 17	R: 0 E: 0 K: 1 S: 5 H: 0 LOB: 0 BB: 0 P: 9	R: 1 E: 0 K: 1 S: 10 H: 2 LOB: 1 BB: 0 P: 13	R: 0 E: 0 K: 0 S: 7 H: 0 LOB: 1 BB: 0 P: 10	R: 1 E: 0 K: 1 S: 10 H: 1 LOB: 0 BB: 0 P: 13	R: 0 E: 0 K: 0 S: 9 H: 0 LOB: 0 BB: 0 P: 14	2B: 1 3B: 2 HR: 1 SAC: 0 DP: 0 HBP: 2	PB: 0 SB: 0 CS: 0

PITCHER		IP	WLS	BF	H	R	ER	SO	BB	IBB	HBP	BLK	WP	HR	S	P	ERA	WHIP
70 Tyler Lyons, L ERA: 5.32	(1, 1)	5.0		22	4	4	4	7	2	0	1	0	0	0	53	85	7.20	1.200
62 Carlos Martinez, R ERA: 6.0	(6, 1)	2.0	W	9	2	1	1	1	0	0	1	0	0	0	17	23	4.50	1.000
43 Seth Maness, R ERA: 2.17	(8, 1)	1.0	H	4	1	1	1	1	0	0	0	0	0	1	10	13	9.00	1.000
44 Edward Mujica, R ERA: 1.73	(9, 1)	1.0	S	3	0	0	0	0	0	0	0	0	0	0	9	14	0.00	0.000

PITCHER	IP	WLS	BF	H	R	ER	SO	BB	IBB	HBP	BLK	WP	HR	S	P	ERA	WHIP

Batter	1	2	3	4	5	6	7	8	9	AB	R	H	RBI	BB	SO	LOB
13 Matt Carpenter, L (1, 4) OBP: 0.384, SLG: 0.477	B SI 89 C SI 90 C SI 90 B SL 80 B FC 89 X SI 92 3-2 ① G6-3		C SI 90 B FC 89 B CH 84 C SI 91 F FC 89 X SI 92 2-2 19 BB, 7 HR, 1B		C SI 90 B KC 79 C CH 85 B SI 92 B SI 92 X SI 92 3-2 ② G4-3		C SL 83 B FF 95 B FF 94 B SL 83 B SL 82 4-1 19 G3, 21 HR, BB			3	2	1	0	1	0	0
19 Jon Jay, L (1, 8) OBP: 0.346, SLG: 0.379	X SI 90 0-0 21 2B, 1B		S KC 77 B SI 91 T SI 91 B KC 81 B FC 88 1 SAFE B SI 91 4-2 7 HR, 1-2, BB		B SI 92 F SI 91 S FC 89 C SI 92 1-3 ③ K		B SL 82 B FF 94 X FF 94 2-0 ② G3, 1-2, 2-3, 3-H			3	1	1	1	1	1	2
7 Matt Holliday, R (1, 7) OBP: 0.367, SLG: 0.474	B SI 91 B SI 90 X SI 91 2-0 ② F9		B FF 89 X SI 91 1-0 1-H, 2-H, HR			F SI 90 B SI 92 S SI 92 X SI 88 1-2 ① G6-3	F FF 95 B FF 95 B FF 95 B FF 96 F FF 95 B FF 96 4-2 21 HR, BB			3	2	1	3	1	0	1
21 Allen Craig, R (1, 9) OBP: 0.376, SLG: 0.465	B KC 78 B SI 90 1 SAFE B SI 89 1 SAFE C SI 90 X SI 92 3-1 1-3, 2B		C KC 78 B SL 80 F SI 92 B FC 89 F SL 81 F SI 92 X SL 81 2-2 ② F9			X KC 79 0-0 4, FC1-6-4, 1B	X FF 95 0-0 1-H, 2-H, 3-H, HR			4	1	3	4	0	0	0
4 Yadier Molina, R (1, 2) OBP: 0.372, SLG: 0.498	F SI 92 B SI 91 B KC 80 C KC 79 F FC 90 S SL 81 2-3 ③ K		F FC 88 X SL 80 0-1 ③ L9			F SI 92 B SL 81 X KC 80 1-1 ② FC1-6-4, FC5-6, 1-2f	C CU 75 X FF 94 0-1 ③ G6-3			4	0	0	0	0	1	3
Matt Adams, L (1, 3) OBP: 0.333, SLG: 0.463		B SI 88 X SI 90 1-0 ① F8		C KC 76 C SI 90 C FC 87 0-3 ① K		B SI 91 X SI 92 1-0 ③ FC5-6, 1-2f		C CU 78 F FF 96 B CU 82 S FF 95 1-3 ① K		4	0	0	0	0	2	1
23 David Freese, R (1, 5) OBP: 0.340, SLG: 0.377 44 Edward Mujica, R (9, 1)		X KC 76 0-0 ② G5-3		B CH 84 B SI 90 B CH 85 C SI 91 X SI 91 3-1 ② G6-3			C SI 91 S SI 90 B FC 89 F SL 80 B FC 89 B CH 86 X SI 87 3-2 3, 2B, 19 G3, 1B	B FF 95 B FF 96 F FF 97 B FF 97 C FF 96 S FF 97 3-3 ② K		4 0	1 0	1 0	0 0	0 0	1 0	0 0
33 Daniel Descalso, L (1, 6) OBP: 0.300, SLG: 0.380 (9, 5)		C SI 91 B SI 90 X CH 83 1-1 ③ G1		B CH 85 C KC 78 X SI 91 1-1 ③ G4-3			B SI 92 F SI 91 F SI 92 X SI 92 1-2 ① L9	X SI 96 0-0 ③ G3-1		4	0	0	0	0	0	1
70 Tyler Lyons, L (1, 1) OBP: 0.182, SLG: 0.182 16 Kolten Wong, L (5, PH) OBP: 0.222, SLG: 0.231 62 Carlos Martínez, R (6, 1) 3 Carlos Beltrán, S (7, PH) OBP: 0.344, SLG: 0.528 43 Seth Maness, R (8, 1) OBP: 0.200, SLG: 0.200 38 Pete Kozma, R (9, 6) OBP: 0.275, SLG: 0.275			B SI 89 C SI 90 B KC 78 X SI 90 2-1 ① G6-3		B KC 75 X SI 90 1-0 ① G6-3		B SI 91 D SI 87 F SI 92 X SI 92 2-1 19 G3, 21 HR, 1-3, 2B			1 1 0 1 0 0	0 0 0 1 0 0	0 0 0 1 0 0	0 0 0 0 0 0	0 0 0 0 0 0	0 0 0 0 0 0	0 0 0 0 0 0
Inning Stats	R: 0 H: 2 E: 0 LOB: 2 K: 1 BB: 0 S: 11 P: 21	R: 0 H: 0 E: 0 LOB: 0 K: 0 BB: 0 S: 4 P: 6	R: 3 H: 2 E: 0 LOB: 0 K: 0 BB: 1 S: 16 P: 27	R: 0 H: 0 E: 0 LOB: 0 K: 1 BB: 0 S: 7 P: 11	R: 0 H: 0 E: 0 LOB: 0 K: 1 BB: 0 S: 7 P: 12	R: 0 H: 1 E: 0 LOB: 1 K: 0 BB: 0 S: 7 P: 10	R: 5 H: 3 E: 0 LOB: 0 K: 0 BB: 2 S: 16 P: 32	R: 0 H: 0 E: 0 LOB: 0 K: 2 BB: 0 S: 7 P: 11		1B: 4 SF: 0 2B: 2 SAC: 0 3B: 0 DP: 0 HR: 2 HBP: 0				WP: 0 PA: 35 PB: 0 SB: 0 CS: 0		

PITCHER		IP	WLS	BF	H	R	ER	SO	BB	IBB	HBP	BLK	WP	HR	S	P	ERA	WHIP
44 Mike Leake, R ERA: 3.27	(1, 1)	6.1		27	7	5	5	3	1	0	0	0	0	1	61	102	7.11	1.263
43 Manny Parra, L ERA: 3.82	(7, 1)	0.1	L	2	0	0	0	0	1	0	0	0	0	0	2	8	0.00	3.000
60 J.J. Hoover, R ERA: 3.09	(7, 1)	0.1	B	3	1	3	3	0	1	0	0	0	0	1	5	9	81.00	6.000
Logan Ondrusek, R ERA: 4.02	(8, 1)	1.0		3	0	0	0	2	0	0	0	0	0	0	7	11	0.00	0.000

PITCHER	IP	WLS	BF	H	R	ER	SO	BB	IBB	HBP	BLK	WP	HR	S	P	ERA	WHIP

BOTTOM

Cincinnati Reds @ St. Louis Cardinals

Busch Stadium, St. Louis, MO

Mon Aug 26 2013, 6:11 PM - 8:59 PM CDT

Att. 35,159 - Partly Cloudy - 93 F

livebaseballscorecards.com

AB	32
R	8
H	8
RBI	8
BB	3
SO	5
LOB	8

Batter	1	2	3	4	5	6	7	8	9	AB	R	H	RBI	BB	SO	LOB
17 Shin-Soo Choo, L (1, 8) OBP: 0.412, SLG: 0.448	C SI 93 C SI 96 B SI 96 B CH 84 B SI 96 X SI 95 3-2 21 FC5-4 1B	B CH 85 C CH 85 X SI 94 1-1 ③ G3-1			B CU 77 C SI 94 F SI 94 F CH 83 F SI 96 B SL 84 X CH 85 2-2 HR		S FF 96 B FF 97 B FF 96 B FF 96 F FF 95 C FF 97 3-3 ① K			4	1	2	1	0	1	2
21 Todd Frazier, R (1, 5) OBP: 0.320, SLG: 0.390	X SI 93 0-0 ① FC5-4 4 1B 1-2f		B SI 95 B SI 94 F SI 93 X SI 92 2-1 19 G6-4-3 1B		B SI 95 X SL 84 1-0 ① G6-3		F FF 97 S FF 98 S FF 97 0-3 ② K			4	0	1	0	0	1	1
19 Joey Votto, L (1, 3) OBP: 0.431, SLG: 0.501	B SI 96 B SI 95 S SI 94 S CH 85 F SI 97 X CH 84 2-2 ② F8		F SI 93 F SI 93 B SI 95 X SI 93 1-2 ① ② G6-4-3 1-2f		F CU 77 B CU 78 B SL 84 F SI 95 B SI 95 D SI 94 4-2 4 G5-3 BB		S FF 97 B CU 82 C CU 81 B FF 98 C FF 97 2-3 ③ K			3	0	0	0	1	1	2
4 Brandon Phillips, R (1, 4) OBP: 0.310, SLG: 0.404	B SI 96 B SL 84 X SI 96 2-0 1-3 1B		F SI 95 F SL 84 B CU 78 B SL 83 X CH 86 2-2 ③ L7		B SI 94 C SL 83 X SI 96 1-1 ② G5-3 1-2			B FF 96 B FF 96 B FF 97 C FF 96 S FF 97 S FF 98 3-3 ① K		4	0	1	0	0	1	1
32 Jay Bruce, L (1, 9) OBP: 0.324, SLG: 0.485	F SI 95 X SI 94 0-1 ③ G5-3			X CH 84 0-0 55 1B 2B	B SI 92 B CU 77 B SI 94 B SI 93 4-0 BB			B FF 97 C CH 86 S FF 98 X FF 98 1-2 ② F9		3	0	1	0	1	0	2
48 Ryan Ludwick, R (1, 7) OBP: 0.295, SLG: 0.325 31 Alfredo Simon, R (8, 1) OBP: 0.143, SLG: 0.143		F SI 96 F SL 84 B SI 96 X SL 82 1-2 ① G5-3		X SI 94 0-0 ① G6-3	B SI 95 F SI 93 D SL 85 C SL 83 X SI 96 2-2 ③ F9			B FF 96 C FF 97 F FF 96 F FF 98 X CH 87 1-2 ③ G5-3		4 0	0 0	0 0	0 0	0 0	0 0	3 0
39 Devin Mesoraco, R (1, 2) OBP: 0.310, SLG: 0.386		B SL 82 S SI 94 B CU 79 B SL 82 X SI 95 3-1 ② G5-3		B SL 83 D SI 94 B SL 82 C SI 94 C SI 96 C SI 96 3-3 ② K		S SL 83 X SL 82 0-1 ① F7			C SI 90 C SI 90 F CH 83 F FF 92 F SL 84 X CH 84 0-2 ① F7	4	0	0	0	0	1	1
2 Zack Cozart, R (1, 6) OBP: 0.276, SLG: 0.375		C SI 97 X SL 84 0-1 55 1B 1B		B SL 85 B CU 79 I I 4-0 55 1B IBB		B SI 94 X SI 93 1-0 ② F7			C SI 92 C SI 92 B FF 92 X FF 92 1-2 ② G4-3	3	0	1	0	1	0	0
55 Mat Latos, R (1, 1) OBP: 0.159, SLG: 0.177 43 Manny Parra, L (7, 1) OBP: 0.500, SLG: 0.500 28 Chris Heisey, R (8, 7) OBP: 0.269, SLG: 0.417		X SI 94 0-0 1-3 1B		D SL 83 B SI 94 C SI 94 X SI 94 2-1 ③ 1-3 2-3 1B		B SI 96 B SI 93 C SI 94 F SI 95 X SL 85 2-2 ③ G5-3			C SI 92 B SI 91 B SI 91 B FF 92 X SI 91 3-1 ③ G4-3	3 0 1	0 0 0	2 0 0	0 0 0	0 0 0	0 0 0	0 0 0
Inning Stats	R: 0 E: 0 K: 0 S: 11 H: 2 LOB: 2 BB: 0 P: 18	R: 0 E: 0 K: 0 S: 10 H: 2 LOB: 2 BB: 0 P: 15	R: 0 E: 0 K: 0 S: 8 H: 1 LOB: 0 BB: 0 P: 13	R: 0 E: 0 K: 1 S: 7 H: 2 LOB: 3 BB: 1 P: 16	R: 1 E: 0 K: 0 S: 13 H: 1 LOB: 2 BB: 2 P: 27	R: 0 E: 0 K: 0 S: 6 H: 0 LOB: 0 BB: 0 P: 9	R: 0 E: 0 K: 3 S: 9 H: 0 LOB: 0 BB: 0 P: 14	R: 0 E: 0 K: 1 S: 10 H: 0 LOB: 0 BB: 0 P: 15	R: 0 E: 0 K: 0 S: 11 H: 0 LOB: 0 BB: 0 P: 15	1B: 6 2B: 1 3B: 0 HR: 1 SF: 0 SAC: 0 DP: 1 HBP: 0						

PITCHER		IP	WLS	BF	H	R	ER	SO	BB	IBB	HBP	BLK	WP	HR	S	P	ERA	WHIP
58 Joe Kelly, R ERA: 2.91	(1, 1)	6.0	W	27	8	1	1	1	2	1	0	0	0	1	55	98	1.50	1.667
46 Kevin Siegrist, L ERA: 0.64	(7, 1)	1.0	H	3	0	0	0	3	0	0	0	0	0	0	9	14	0.00	0.000
26 Trevor Rosenthal, R ERA: 2.45	(8, 1)	1.0	H	3	0	0	0	1	0	0	0	0	0	0	10	15	0.00	0.000
43 Seth Maness, R ERA: 2.13	(9, 1)	1.0		3	0	0	0	0	0	0	0	0	0	0	11	15	0.00	0.000

PITCHER	IP	WLS	BF	H	R	ER	SO	BB	IBB	HBP	BLK	WP	HR	S	P	ERA	WHIP

TOP

Cincinnati Reds @ St. Louis Cardinals

Busch Stadium, St. Louis, MO

Tue Aug 27 2013, 7:18 PM - 10:18 PM CDT

Att. 35,201 - Partly Cloudy - 91 F

livebaseballscorecards.com

AB	33
R	1
H	8
RBI	1
BB	3
SO	5
LOB	12

Cincinnati Reds @ St. Louis Cardinals

Busch Stadium, St. Louis, MO

Tue Aug 27 2013, 7:18 PM - 10:18 PM CDT

Att. 35,201 - Partly Cloudy - 91 F

livebaseballscorecards.com

BOTTOM

Batter	1	2	3	4	5	6	7	8	9	AB	R	H	RBI	BB	SO	LOB
13 Matt Carpenter, L (1, 4) OBP: 0.383, SLG: 0.476	C FF 91 B FF 91 C SI 91 B SL 88 X SI 92 2-2 3 1B 7 1B 1B		C CU 77 X SL 85 0-1 ① L8		C SI 93 B FF 95 B FF 94 C SI 93 C SI 94 2-3 ③ K		X FF 95 0-0 ② SF8 3-H			3	1	1	1	0	1	0
3 Carlos Beltrán, S (1, 9) OBP: 0.345, SLG: 0.528	D SI 91 C SI 90 F FF 92 B SL 87 F CU 77 X SI 92 2-2 7 E 7 1B 21 G1-6-3 1-3 1B		C SI 93 B FF 93 B SI 93 F CH 83 F SI 94 F SL 87 X CU 78 2-2 ② G3			F FF 93 B CH 87 B FF 94 C CU 78 X SI 94 2-2 7 F8 21 2B 1B	F FF 94 B FF 95 S FS 88 F SL 82 F FS 88 F FS 88 F FF 95 X SL 83 1-2 ③ F8			4	2	2	0	0	0	1
7 Matt Holliday, R (1, 7) OBP: 0.370, SLG: 0.476 43 Shane Robinson, R (8, PR) OBP: 0.385, SLG: 0.375 (9, 7)	X SI 93 0-0 E9 21 G1-6-3 1-3 3-H 1B		F FC 96 F SI 94 X SI 96 0-2 21 FC5-4 1B			F FF 96 X SI 92 0-1 ① F8 1-2		B SI 96 F SI 96 B SI 95 H SI 95 3-1 4 1B 21 G5-3 23 1B HBP		3 0	0 1	2 0	1 0	0 0	0 0	1 0
21 Allen Craig, R (1, 3) OBP: 0.375, SLG: 0.465	D SL 88 X SI 92 1-0 ①② G1-6-3 1-2f 3-H		B FF 94 X SI 91 1-0 ③ FC5-4 1-2f			B SI 94 X SL 89 1-0 4 G1-3 2-H 2B		1 SAFE B SI 93 1 SAFE C SI 95 B SI 95 F SI 94 X SI 95 2-2 ① G5-3 1-2		4	0	1	1	0	0	3
4 Yadier Molina, R (1, 2) OBP: 0.373, SLG: 0.498	B SL 87 B SI 93 C SI 93 B CU 78 X SI 95 3-1 23 FC6-4 1B			S SL 88 B SI 93 C SI 94 S SL 88 1-3 ① K		B SI 94 B SI 93 C CU 79 C CU 81 X SL 88 2-2 ② G1-3 2-3		X SI 95 0-0 19 BB 23 1B 33 FC4-6 2-3 1B		4	1	2	0	0	1	1
23 David Freese, R (1, 5) OBP: 0.339, SLG: 0.375	B FF 95 X SL 88 1-0 ③ FC6-4 1-2f			S FF 95 B SI 94 B CU 79 F SL 87 C SI 94 2-3 ② K2-3		F SI 94 S SI 95 X SI 95 0-2 ③ P3		B SI 95 C SI 95 X SI 95 1-1 33 FC4-6 19 BB 1-2 3-H 1B		4	0	1	1	0	1	2
19 Jon Jay, L (1, 8) OBP: 0.347, SLG: 0.379		B CU 77 B SI 91 C SI 90 X SI 92 2-1 ① G5-3	B FF 95 F FF 93 F SI 93 F SI 95 B SL 88 S SL 89 2-3 ③ K				C FF 94 X FF 93 0-1 S 33 1B 13 SF8 1B	C CU 78 T FC 90 B CU 78 D CU 79 B FC 88 B SI 95 4-2 33 FC4-6 1-2 2-3 BB		3	1	1	0	1	1	0
33 Daniel Descalso, L (1, 6) OBP: 0.300, SLG: 0.378		C SI 90 B SI 92 X CH 86 1-1 ② L3			X SI 90 0-0 ① F8		1 SAFE C SI 91 1 SAFE X SI 92 0-1 S 1-2 1B	B CU 78 F SI 96 D SI 97 F SI 96 X SI 96 2-2 ② FC4-6 1-2f 2-3 3-H		4	0	1	1	0	0	2
58 Joe Kelly, R (1, 1) OBP: 0.182, SLG: 0.143 46 Kevin Siegrist, L (7, 1) Matt Adams, L (7, PH) OBP: 0.352, SLG: 0.460 26 Trevor Rosenthal, R (8, 1) 16 Kolten Wong, L (8, PH) OBP: 0.214, SLG: 0.222 43 Seth Maness, R (9, 1) OBP: 0.200, SLG: 0.200		C FF 93 S FF 93 B CH 87 F SL 87 X CU 79 1-2 ③ G5-3			C SI 91 B FF 92 S FF 93 F FC 94 F SI 92 X SI 92 1-2 ② F8		B FF 94 B SL 84 C FF 95 C SL 83 B SL 84 F FF 94 S SL 84 3-3 ① K 1-2 2-3	C CU 78 C FS 85 B CU 78 B FS 86 S FS 86 2-3 ③ K		2 0 0 1 0 0 1 0	0 0 0 0 0 0 0 0	0 0 0 0 0 0 0 0	0 0 0 0 0 0 0 0	0 0 1 0 0 1 0 0	0 0 2 0 0 2 0 0	0 0 2 0 0 2 0 0
Inning Stats	R: 2 E: 1 K: 0 S: 12 H: 4 LOB: 1 BB: 0 P: 21	R: 0 E: 0 K: 0 S: 8 H: 0 LOB: 0 BB: 0 P: 12	R: 0 E: 0 K: 0 S: 11 H: 1 LOB: 1 BB: 0 P: 14	R: 0 E: 0 K: 3 S: 10 H: 0 LOB: 0 BB: 0 P: 15	R: 0 E: 0 K: 1 S: 9 H: 0 LOB: 0 BB: 0 P: 12	R: 1 E: 0 K: 0 S: 12 H: 2 LOB: 1 BB: 0 P: 17	R: 1 E: 0 K: 1 S: 16 H: 2 LOB: 1 BB: 0 P: 20	R: 2 E: 0 K: 1 S: 15 H: 2 LOB: 2 BB: 1 P: 29		1B: 10 2B: 1 3B: 0 HR: 0 SF: 1 SAC: 0 DP: 1 HBP: 1						

	AB	33
	R	6
	H	11
	RBI	5
	BB	1
	SO	6
	LOB	14

WP: 0 PB: 0 SB: 2 CS: 0 PA: 36

PITCHER		IP	WLS	BF	H	R	ER	SO	BB	IBB	HBP	BLK	WP	HR	S	P	ERA	WHIP
55 Mat Latos, R ERA: 3.03	(1, 1)	6.0	L	26	9	4	4	4	0	0	0	0	0	0	66	95	6.00	1.500
43 Manny Parra, L ERA: 3.72	(7, 1)	1.0		3	0	0	0	1	0	0	0	0	0	0	12	16	0.00	0.000
31 Alfredo Simon, R ERA: 3.46	(8, 1)	1.0		7	2	2	2	1	1	0	1	0	0	0	15	29	18.00	3.000

PITCHER	IP	WLS	BF	H	R	ER	SO	BB	IBB	HBP	BLK	WP	HR	S	P	ERA	WHIP

Cincinnati Reds @ St. Louis Cardinals

Busch Stadium, St. Louis, MO

Wed Aug 28 2013, 7:18 PM - 10:17 PM CDT

Att. 35,698 - Clear - 96 F

TOP

livebaseballscorecards.com

Batter	1	2	3	4	5	6	7	8	9	AB	R	H	RBI	BB	SO	LOB
17 Shin-Soo Choo, L (1, 8) OBP: 0.412, SLG: 0.447			C CH 86 F FF 97 B FF 97 S CH 88 1-3 ③ K		B CH 86 F FF 95 F FF 94 X CH 87 1-2 ③ G3-1			B SI 93 B SI 92 B FF 94 B FF 94 4-0 BB		4	1	1	0	1	1	3
4 Brandon Phillips, R (1, 4) OBP: 0.311, SLG: 0.404	X SI 91 0-0 19 BB 32 1B 1-2 1B	X FF 90 0-0 19 BB 32 HR 1B		C FF 94 B FC 88 B CH 85 S FF 95 S CH 87 2-3 ① K		B CU 74 F FF 95 F CH 88 B FF 95 F FF 94 F CH 88 F FF 95 T FF 94 2-2 ① K		B CU 77 F FF 95 B FF 96 B FF 95 F FF 95 X FF 96 3-2 ② F8		5	2	2	0	0	2	1
19 Joey Votto, L (1, 3) OBP: 0.435, SLG: 0.504 3 Cesar Izturis, S (8, PH) OBP: 0.232, SLG: 0.207 (8, 5)	F FF 91 B SI 92 B FC 90 S CU 76 B SI 93 F SI 92 B CU 75 4-2 32 1B 48 2B 1-2 2-3 BB	B SI 90 B FC 88 C FF 91 S CU 75 D CU 76 B FF 90 4-2 32 HR 1-2 BB		B FF 95 B CH 85 C FF 95 F FF 95 B FF 96 B FF 94 4-2 BB		B CU 75 X FF 96 1-0 2B		X FF 90 0-0 ③ L9		1 1	2 0	1 0	0 0	3 0	0 0	0 1
32 Jay Bruce, L (1, 9) OBP: 0.325, SLG: 0.491 28 Chris Heisey, R (8, 9) OBP: 0.272, SLG: 0.436	C FC 90 B SI 90 C CU 75 X FF 93 1-2 48 2B 21 G4-3 1-2 2-H 3-H 1B	C CU 73 S FC 88 B CU 73 X FC 86 1-2 1-H 2-H HR		C FF 92 S CH 86 S CH 88 0-3 ② K		B CH 84 S CH 84 S CH 86 F CH 88 B FF 96 C FF 95 2-3 ② K			F FF 90 B CH 86 X CH 85 1-1 HR	4 1	2 1	2 1	5 1	0 0	2 0	2 0
48 Ryan Ludwick, R (1, 7) OBP: 0.292, SLG: 0.341 26 Xavier Paul, L (9, PH) OBP: 0.324, SLG: 0.395 (9, 7)	X SI 91 0-0 21 G4-3 29 WP 1-3 2-H 2B	X FC 87 0-0 ① L8		S FF 94 S CU 77 F FF 96 F CH 87 S CH 86 0-3 ③ K		B CU 76 B FF 95 C FF 95 S CH 87 B FF 96 X FF 96 3-2 ③ G4-3			C FF 89 B SI 90 C FF 90 X KC 81 1-2 ① F7	4 1	1 0	1 0	1 0	0 0	1 0	2 0
21 Todd Frazier, R (1, 5) OBP: 0.318, SLG: 0.387 9 Jack Hannahan, L (7, PH) OBP: 0.324, SLG: 0.273 (7, 5) (8, 3)	X FC 90 0-0 ① G4-3 2-3 3-H	C FC 87 C CU 74 S SI 91 0-3 ② K			C FF 94 X FF 93 0-1 ① L8		C FF 95 C CU 78 B SL 83 B FF 95 B CU 78 X FF 96 3-2 ① F7		B FF 91 S FF 90 B FF 91 B FF 90 C FF 90 S FF 91 3-3 ② K	3 2	0 0	0 0	1 0	0 0	1 1	1 0
2 Zack Cozart, R (1, 6) OBP: 0.280, SLG: 0.377	B FF 88 X FF 89 1-0 29 G5-3 29 WP 34 1B 1B	C SI 91 F CU 74 S CU 75 0-3 ③ K			S FF 96 X CU 78 0-1 34 1B 1B		C CU 78 X FF 96 0-1 ② P3		C FF 91 B KC 82 X FF 91 1-1 1B	5	1	3	0	0	1	0
29 Ryan Hanigan, R (1, 2) OBP: 0.315, SLG: 0.277	B SI 93 C FC 88 B SI 90 T CU 74 X CU 76 2-2 ② G5-3 1-3 3-H	X FF 93 0-0 ① G5-3			B FF 94 F FF 94 B FF 94 X FF 94 2-1 ② P4		C FF 96 B CU 79 C CU 77 X SL 84 1-2 ③ G5-3		C FF 90 X FF 91 0-1 ③ F9	5	0	0	0	0	0	3
34 Homer Bailey, R (1, 1) OBP: 0.196, SLG: 0.184 60 J.J. Hoover, R (8, 1) 63 Sam LeCure, R (9, 1)	S FC 88 B FC 87 S FF 91 B CU 77 F FF 89 B FF 92 F FF 92 F FC 91 F FC 90 3-2 X FC 88 3-H 1B	C FF 93 T FF 94 B FF 95 C FF 95 1-3 ② K			F FF 95 B FF 94 X FF 93 1-1 1-2 1B			C FF 94 B FF 93 S SI 93 B CU 75 X FF 95 2-2 ① G4-3		4 0 0	0 0 0	2 0 0	1 0 0	0 0 0	1 0 0	0 0 0
Inning Stats	R: 6 E: 0 K: 0 S: 23 H: 6 LOB: 1 BB: 1 P: 35	R: 3 E: 0 K: 2 S: 13 H: 2 LOB: 0 BB: 1 P: 18	R: 0 E: 0 K: 2 S: 7 H: 0 LOB: 0 BB: 0 P: 9	R: 0 E: 0 K: 3 S: 13 H: 0 LOB: 1 BB: 1 P: 19	R: 0 E: 0 K: 0 S: 11 H: 2 LOB: 2 BB: 0 P: 15	R: 0 E: 0 K: 2 S: 14 H: 1 LOB: 1 BB: 0 P: 22	R: 0 E: 0 K: 0 S: 8 H: 0 LOB: 0 BB: 0 P: 12	R: 0 E: 0 K: 0 S: 7 H: 0 LOB: 1 BB: 1 P: 16	R: 1 E: 0 K: 1 S: 12 H: 2 LOB: 1 BB: 0 P: 18	1B: 9 2B: 2 3B: 0 HR: 2 SF: 0 SAC: 0 DP: 0 HBP: 0						WP: 1 PB: 0 SB: 0 CS: 0 PA: 44	

	AB	40
	R	10
	H	13
	RBI	9
	BB	4
	SO	10
	LOB	13

PITCHER		IP	WLS	BF	H	R	ER	SO	BB	IBB	HBP	BLK	WP	HR	S	P	ERA	WHIP
50 Adam Wainwright, R	(1, 1)	2.0	L	16	8	9	9	2	2	0	0	0	1	1	36	53	40.50	5.000
ERA: 2.96																		
52 Michael Wacha, R	(3, 1)	4.0		16	3	0	0	7	1	0	0	0	0	0	45	65	0.00	1.000
ERA: 3.78																		
67 Michael Blazek, R	(7, 1)	1.2		6	0	0	0	0	1	0	0	0	0	0	14	27	0.00	0.600
ERA: 6.97																		
59 Fernando Salas, R	(8, 1)	1.1		6	2	1	1	1	0	0	0	0	0	1	13	19	6.75	1.500
ERA: 4.91																		

PITCHER	IP	WLS	BF	H	R	ER	SO	BB	IBB	HBP	BLK	WP	HR	S	P	ERA	WHIP

BOTTOM

Batter	1	2	3	4	5	6	7	8	9	AB	R	H	RBI	BB	SO	LOB
13 Matt Carpenter, L (1, 4) OBP: 0.383, SLG: 0.476	B SI 94 C FF 94 C SI 95 F KC 80 B FF 94 X SI 95 2-2 ① G6-3		C FF 96 B KC 81 C CH 87 X SI 96 1-2 1-2 1B			B FF 96 F KC 80 B SI 97 S KC 80 X SI 96 2-2 ② G4-3		B CU 73 B FF 93 B FF 93 C FF 92 F FF 93 X FF 95 3-2 ② L9		2	0	1	0	0	0	0
16 Kolten Wong, L (6, 4) OBP: 0.200, SLG: 0.207										2	0	0	0	0	0	1
19 Jon Jay, L (1, 8) OBP: 0.346, SLG: 0.378	C KC 80 B KC 81 C KC 78 F SI 94 X KC 80 1-2 ② L6		F SI 95 B KC 82 B SI 98 F KC 82 F SI 97 S CH 87 2-3 ③ K			B SI 95 C FF 96 B KC 82 X KC 80 2-1 BB 1B		F FF 94 B FF 94 F FF 94 T FF 93 1-2 ③ K		4	0	1	0	0	2	3
7 Matt Holliday, R (1, 7) OBP: 0.369, SLG: 0.473	B SI 95 B SI 96 X SI 94 2-0 ③ G4-3			C KC 80 X SL 88 0-1 ① G3		C SI 95 D SI 96 B SI 95 F SI 94 D CH 88 B KC 80 4-2 1-2 BB			B SI 89 X SI 90 1-0 ① P6	2	0	0	0	0	0	0
Matt Adams, L (6, 3) OBP: 0.333, SLG: 0.458										1	0	0	0	1	0	0
21 Allen Craig, R (1, 3) OBP: 0.376, SLG: 0.465		C KC 79 S SL 88 S CH 87 0-3 ① K		F SL 89 B KC 82 X SI 95 1-1 3 G6-3 1B		C KC 80 B SI 96 C KC 80 F KC 82 X KC 80 1-2 ③ P4			B SI 91 B SL 82 B SI 91 C SI 88 C SI 91 B SI 90 4-2 38 FC6-4 BB	2	0	1	0	0	1	0
43 Shane Robinson, R (6, 9) OBP: 0.387, SLG: 0.371										1	0	0	0	1	0	2
3 Carlos Beltrán, S (1, 9) OBP: 0.343, SLG: 0.526		C SI 95 X CH 85 0-1 ② L9		X SI 95 0-0 ② ③ G6-3 1-2f			C KC 79 B CH 86 C FF 90 B SI 97 F KC 82 F SI 96 S KC 82 2-3 ① K		C SI 90 D KC 77 B SI 91 X SI 89 2-1 ② FC6-4 23 E3 1-2f	2	0	0	0	0	0	1
38 Pete Kozma, R (6, 7) OBP: 0.274, SLG: 0.274										2	0	0	0	0	1	1
23 David Freese, R (1, 5) OBP: 0.338, SLG: 0.374		C FF 96 B KC 81 S FF 96 S KC 81 1-3 ③ K			C KC 81 B KC 80 B KC 79 F SL 90 B SI 98 S SL 90 3-3 ① K		X SI 96 0-0 32 G4-6-3 1B		X SI 92 0-0 E5 1-3	4	0	1	0	0	2	1
32 Rob Johnson, R (1, 2) OBP: 0.235, SLG: 0.281			C SI 94 B CH 89 X SL 86 1-1 52 FC1-6 1B		C FF 98 F FF 97 B CH 89 B SL 87 F SI 97 S CH 87 2-3 ② K		F SL 87 X SI 95 0-1 ② ③ G4-6-3 1-2f		B SI 91 B SI 92 B SI 91 C FF 87 C SI 91 X SI 91 3-2 ③ G4-3	4	0	1	0	0	1	3
33 Daniel Descalso, L (1, 6) OBP: 0.300, SLG: 0.375			F SI 96 F SI 94 B SI 96 X SI 96 1-2 ① F9		C KC 81 B KC 82 B SL 88 C KC 81 X KC 82 2-2 ③ G3-1			S CH 84 F SI 93 B SI 94 F CH 87 B CH 85 F CH 86 B SI 96 B FF 96 4-2 59 G5-3 BB		2	0	0	0	1	0	1
50 Adam Wainwright, R (1, 1) OBP: 0.138, SLG: 0.158			B SI 95 B SI 95 C SI 96 X FF 95 2-1 ② FC1-6 13 1B 1-2f			C FF 94 S KC 81 B SI 96 B KC 81 F SI 96 B CH 87 S FF 95 3-3 ① K		C FF 93 F SI 95 F SI 94 B KC 80 X KC 80 1-2 ① G5-3 1-2		0	0	0	0	0	0	0
52 Michael Wacha, R (3, 1) OBP: 0.091, SLG: 0.091										2	0	0	0	0	1	1
67 Michael Blazek, R (7, 1)										0	0	0	0	0	0	0
59 Fernando Salas, R (8, 1)										1	0	0	0	0	0	1
Inning Stats	R: 0 E: 0 K: 0 S: 9 H: 0 LOB: 0 BB: 0 P: 14	R: 0 E: 0 K: 2 S: 8 H: 0 LOB: 0 BB: 0 P: 9	R: 0 E: 0 K: 1 S: 14 H: 2 LOB: 2 BB: 0 P: 21	R: 0 E: 0 K: 0 S: 5 H: 1 LOB: 0 BB: 0 P: 6	R: 0 E: 0 K: 2 S: 10 H: 0 LOB: 0 BB: 0 P: 17	R: 0 E: 0 K: 1 S: 15 H: 1 LOB: 2 BB: 1 P: 27	R: 0 E: 0 K: 1 S: 8 H: 1 LOB: 0 BB: 0 P: 10	R: 0 E: 0 K: 1 S: 14 H: 0 LOB: 1 BB: 1 P: 23	R: 0 E: 1 K: 0 S: 9 H: 0 LOB: 2 BB: 1 P: 19	1B: 5 2B: 0 3B: 0 HR: 0 SF: 0 SAC: 0 DP: 2 HBP: 0				WP: 0 PB: 0 SB: 0 CS: 0		PA: 34

PITCHER		IP	WLS	BF	H	R	ER	SO	BB	IBB	HBP	BLK	WP	HR	S	P	ERA	WHIP
34 Homer Bailey, R ERA: 3.55	(1, 1)	7.1	W	27	5	0	0	7	2	0	0	0	0	0	77	117	0.00	0.955
60 J.J. Hoover, R ERA: 3.05	(8, 1)	0.2		2	0	0	0	1	0	0	0	0	0	0	6	10	0.00	0.000
63 Sam LeCure, R ERA: 2.98	(9, 1)	1.0		5	0	0	0	0	1	0	0	0	0	0	9	19	0.00	1.000

PITCHER	IP	WLS	BF	H	R	ER	SO	BB	IBB	HBP	BLK	WP	HR	S	P	ERA	WHIP

Cincinnati Reds @ St. Louis Cardinals

Busch Stadium, St. Louis, MO

Wed Aug 28 2013, 7:18 PM - 10:17 PM CDT

Att. 35,698 - Clear - 96 F

livebaseballscorecards.com

AB	31
R	0
H	5
RBI	0
BB	3
SO	8
LOB	15

Cincinnati Reds @ Colorado Rockies

Coors Field, Denver, CO

Fri Aug 30 2013, 6:41 PM - 9:54 PM MDT

Att. 29,415 - Partly Cloudy - 73 F

TOP

livebaseballscorecards.com

Batter	1	2	3	4	5	6	7	8	9	AB	R	H	RBI	BB	SO	LOB
17 Shin-Soo Choo, L (1, 8) OBP: 0.410, SLG: 0.446	X FF 89 0-0 ① F7	C SL 86 X FC 86 0-1 ③ P6		D SL 85 T FS 82 B FF 93 S FS 83 X SL 87 2-2 ③ G6-3		X FS 86 0-0 ② G5-3			C CH 80 X CU 68 0-1 4 1-3 1B 2B	5	1	1	0	0	0	5
4 Brandon Phillips, R (1, 4) OBP: 0.313, SLG: 0.407	C FF 91 S FS 82 B FF 91 F FS 83 B SL 86 X FF 92 2-2 19 G4-3 2B	C FS 81 H FC 84 1-1 48 G5-4-3 19 BB HBP	B SL 79 C FS 80 F FF 88 X FS 82 1-2 ① G6-3		C FS 83 B FF 92 S FS 84 F FF 92 D FC 86 S SL 86 2-3 ③ K			B SI 86 B SI 85 X SI 85 2-0 19 G4-3 19 WP 39 SF8 2-H 3-H 1B	4	1	2	2	0	1	2
19 Joey Votto, L (1, 3) OBP: 0.434, SLG: 0.501	C FF 91 D FC 85 S SL 86 X SL 86 1-2 ② G4-3 2-3	B FF 91 B FS 81 B FF 91 S FF 93 1 SAFE C FF 92 F FS 84 B FS 83 4-2 48 G5-4-3 1-2 BB	C FF 90 B SL 86 C FS 82 B FC 85 S FS 83 2-3 ② K		B FF 91 B CH 87 F ST 82 B ST 83 F FF 92 B ST 84 4-2 48 G4-6-3 BB		B SI 85 F CU 70 X SI 84 1-1 ① G4-3 1-3		3	0	0	0	2	1	2
48 Ryan Ludwick, R (1, 7) OBP: 0.288, SLG: 0.396 39 Devin Mesoraco, R (8, 2) OBP: 0.309, SLG: 0.386	X FS 83 0-0 ③ F8	X FS 83 0-0 ① ② G5-4-3 1-2f 2-3	B FF 88 B FS 82 S FS 81 X FS 82 2-1 HR		X FF 91 0-0 ① ② G4-6-3 1-2f		C CU 70 B SI 87 X SI 84 1-1 ② SF8 3-H		4 0	1 0	1 0	1 0	0 1	0 0	4 0
32 Jay Bruce, L (1, 9) OBP: 0.326, SLG: 0.491		B FF 89 B FF 91 S FS 82 B FF 91 D FF 92 4-1 21 FC5-4 BB	B SL 86 F FS 83 S SL 86 B FF 87 B SL 86 S FS 84 3-3 ③ K		S FC 84 X FF 92 0-1 2B		C FF 93 C CH 86 B FF 92 S ST 85 1-3 ③ K		B CU 73 S CH 80 F SI 87 X CH 81 1-2 ③ G4-3	4	0	1	0	1	2	1
21 Todd Frazier, R (1, 5) OBP: 0.317, SLG: 0.388		X FS 82 0-0 ① FC5-4 2 1B 29 1B 1-2f		C FS 82 B FF 91 T FS 82 X SL 85 1-2 2 G3 29 1B 2B	B FS 82 C FS 82 B FF 91 X FS 84 2-1 ③ G5-3			X FF 91 0-0 ① G5-3		4	2	1	0	0	0	2
2 Zack Cozart, R (1, 6) OBP: 0.279, SLG: 0.376		B FF 92 1 SAFE C FS 81 F FF 92 F SL 85 F SL 84 F SL 86 X FF 92 1-2 61 SH1-4 29 1B 1-2 1B		B FF 91 X FS 82 1-0 ① G3 2-3		X FS 85 0-0 ① L8		C FF 90 X ST 82 0-1 ② G5-3		4	0	1	0	0	0	1
29 Ryan Hanigan, R (1, 2) OBP: 0.324, SLG: 0.284 60 J.J. Hoover, R (8, 1)		X FF 93 0-0 61 SH1-4 1-2 2-H 1B		C FS 83 B FS 82 S SL 85 B FF 92 D SL 86 F FS 84 X FF 93 3-2 61 SH2-4 3-H 1B		H CU 71 1-0 3 2B HBP		C ST 83 B FF 92 X ST 83 1-1 ③ P4		3 0	0 0	2 0	2 0	0 0	0 0	0 0
61 Bronson Arroyo, R (1, 1) OBP: 0.080, SLG: 0.080 31 Alfredo Simon, R (4, 1) OBP: 0.143, SLG: 0.143 3 Cesar Izturis, S (6, PH) OBP: 0.238, SLG: 0.222 Logan Ondrusek, R (6, 1) 30 Zach Duke, L (7, 1) OBP: 1.000, SLG: 1.000 28 Chris Heisey, R (7, 7) OBP: 0.276, SLG: 0.439		X FF 92 0-0 ② SH1-4 1-2 2-3		X FF 92 0-0 ② SH2-4 1-2		B FF 90 S FF 90 F FF 91 D SL 86 X FF 91 2-2 1-3 2B			B SI 86 X CH 78 1-0 17 2B 4 1B 1B	0 0 1 0 0 1	0 0 0 0 0 1	0 0 1 0 0 1	0 0 0 0 0 1	0 0 0 0 0 1	0 0 0 0 0 1	0 0 0 0 0 1
Inning Stats	R: 0 E: 0 K: 0 S: 9 H: 1 LOB: 1 BB: 0 P: 12	R: 1 E: 0 K: 0 S: 12 H: 2 LOB: 2 BB: 1 P: 17	R: 0 E: 0 K: 1 S: 8 H: 0 LOB: 1 BB: 1 P: 16	R: 1 E: 0 K: 0 S: 12 H: 2 LOB: 1 BB: 0 P: 19	R: 1 E: 0 K: 1 S: 12 H: 2 LOB: 1 BB: 0 P: 19	R: 0 E: 0 K: 1 S: 9 H: 1 LOB: 2 BB: 0 P: 14	R: 0 E: 0 K: 1 S: 6 H: 0 LOB: 0 BB: 1 P: 11	R: 0 E: 0 K: 0 S: 5 H: 0 LOB: 0 BB: 0 P: 6	R: 3 E: 0 K: 0 S: 11 H: 3 LOB: 0 BB: 0 P: 17	1B: 5 2B: 5 3B: 0 HR: 1 SF: 1 SAC: 2 DP: 2 HBP: 2						WP: 1 PB: 0 SB: 0 CS: 0 PA: 41	

	AB	33
	R	6
	H	11
	RBI	6
	BB	3
	SO	4
	LOB	17

PITCHER		IP	WLS	BF	H	R	ER	SO	BB	IBB	HBP	BLK	WP	HR	S	P	ERA	WHIP
29 Jorge De La Rosa, L ERA: 3.33	(1, 1)	6.0	W	29	8	3	3	3	2	0	2	0	0	1	62	97	4.50	1.667
0 Adam Ottavino, R ERA: 2.91	(7, 1)	2.0	H	6	0	0	0	1	1	0	0	0	0	0	11	17	0.00	0.500
26 Jeff Francis, L ERA: 6.83	(9, 1)	1.0		6	3	3	3	0	0	0	0	0	1	0	11	17	27.00	3.000

PITCHER		IP	WLS	BF	H	R	ER	SO	BB	IBB	HBP	BLK	WP	HR	S	P	ERA	WHIP

Batter	1	2	3	4	5	6	7	8	9	AB	R	H	RBI	BB	SO	LOB
6 Corey Dickerson, L (1, 8) OBP: 0.323, SLG: 0.460	X CU 68 0-0 9 2B 3B		C SL 73 F SI 88 F SI 89 B FF 90 B CH 77 F SI 90 B SI 90 X SI 90 3-2 ② F8	B FF 93 X SI 94 1-0 ② FC5-2 9 1B 3-H		C FF 95 C FF 96 S FF 95 0-3 ② K	S SL 82 S FF 90 F SI 91 X SL 77 0-2 ③ P5		5	1	1	0	0	1	3
9 DJ LeMahieu, R (1, 4) OBP: 0.310, SLG: 0.360	B CH 75 F CH 76 F SL 73 F SL 75 B SL 78 X SI 86 2-2 2 CS 3-H 2B		C CH 74 B SI 88 X SI 90 1-1 ③ G3-1	F FF 94 X FF 94 0-1 1-3 1B		X FF 95 0-0 ③ L9		C SI 90 B CH 84 F CH 85 B FF 88 X CH 83 2-2 ① L9		5	0	2	1	0	0	0
2 Troy Tulowitzki, R (1, 6) OBP: 0.396, SLG: 0.569	B SI 88 B CH 78 B SI 88 B SL 78 4-0 ① 20 G5-4-3 2-3 BB			X CU 71 2-2 C CH 77 C SI 88 X SI 88 20 1B 17 HR 1B B CU 78 1-0 ③ X SI 96 L8			B CU 78 B FC 91 B SI 93 X FF 96 3-0 20 1B 17 HR 1B	F SI 89 B SI 90 C SI 90 F SI 90 F SL 83 X FF 88 1-2 20 2B 1B	4	2	3	0	1	0	2
20 Wilin Rosario, R (1, 2) OBP: 0.320, SLG: 0.498	F SI 88 X SL 77 0-1 ② ③ G5-4-3 1-2f			X SL 77 0-0 17 HR 1-2 1B	S FF 93 F FF 94 B FF 93 F FC 88 B FF 93 X CU 79 2-2 19 1B 1B		X FF 93 0-0 17 HR 1-2 1B	B SI 90 S CH 85 F SI 90 B SI 90 X SI 90 2-2 1-3 2B		5	2	4	0	0	0	1
17 Todd Helton, L (1, 3) OBP: 0.323, SLG: 0.410		C SI 83 B CH 75 X SI 86 1-1 ① G4-3		B CH 78 X CH 81 1-0 1-H 2-H HR	B SI 94 F SI 94 X SI 95 1-1 ① L7		B FF 94 X SI 92 1-0 1-H 2-H HR	C SI 90 C SI 89 B SL 76 B SL 84 F SI 90 D SL 76 S SI 91 3-3 ② K		5	2	2	6	0	1	3
28 Nolan Arenado, R (1, 5) OBP: 0.305, SLG: 0.413		C CH 77 B SL 74 S SL 76 X SI 90 1-2 ② G6-3		B SI 89 C SL 79 F SL 78 X SL 78 1-2 19 1B 23 2B 1B	S FC 91 S FF 95 X FF 95 0-2 ② L9		C CU 77 X FC 93 0-1 23 FC4-6 1B	C CU 74 C FF 92 F FF 92 X FF 93 0-2 ③ G6-3		5	1	2	0	0	0	3
19 Charlie Blackmon, L (1, 9) OBP: 0.305, SLG: 0.437		X CU 72 0-0 1B		1 SAFE C SL 76 X SI 88 0-1 23 2B 1-2 1B	B SI 94 F CU 77 X FF 94 1-1 1-3 1B		C SL 82 S SI 90 S CU 75 0-3 ① K			4	1	3	0	0	1	1
23 Charlie Culberson, R (1, 7) OBP: 0.222, SLG: 0.308		C SI 88 T SL 76 1 SAFE B SI 90 C SI 90 1-3 ③ K		X CH 81 0-0 29 G4-3 6 FC5-2 1-H 2-H 2B	F FF 94 S FC 88 S FF 91 0-3 ③ K		B SI 90 X SI 90 1-0 ② FC4-6 0 1B 1-2f			4	0	1	2	0	2	4
29 Jorge De La Rosa, L (1, 1) OBP: 0.077, SLG: 0.040 15 Jordan Pacheco, R (6, PH) OBP: 0.269, SLG: 0.294 0 Adam Ottavino, S (7, 1) OBP: 0.111, SLG: 0.111 26 Jeff Francis, L (9, 1)			B SI 86 C SL 78 C SL 74 X SI 88 1-2 ① G1-3	L SL 77 B SI 88 X SL 76 1-1 ① G4-3 2-3		B FF 95 X FF 94 1-0 ① G4-3	B SI 90 S SI 91 C SI 90 D SI 90 F SL 76 F SL 83 F SI 91 B SL 76 X SI 89 3-2 1-3 1B			2 1 1 0	0 0 0 0	0 0 1 0	0 0 0 0	0 0 0 0	0 0 0 0	1 0 0 0
Inning Stats	R: 1 E: 0 K: 0 S: 7 H: 2 LOB: 0 BB: 1 P: 13	R: 0 E: 0 K: 1 S: 9 H: 1 LOB: 1 BB: 0 P: 12	R: 0 E: 0 K: 0 S: 10 H: 0 LOB: 0 BB: 0 P: 15	R: 5 E: 0 K: 0 S: 17 H: 7 LOB: 2 BB: 0 P: 24	R: 0 E: 0 K: 1 S: 14 H: 2 LOB: 2 BB: 0 P: 18	R: 0 E: 0 K: 1 S: 5 H: 0 LOB: 0 BB: 0 P: 6	R: 3 E: 0 K: 1 S: 19 H: 5 LOB: 2 BB: 0 P: 27	R: 0 E: 0 K: 1 S: 19 H: 2 LOB: 2 BB: 0 P: 27		1B: 13 2B: 3 3B: 1 HR: 2	SF: 0 SAC: 0 DP: 1 HBP: 0			WP: 0 PB: 0 SB: 0 CS: 1	PA: 42	

PITCHER		IP	WLS	BF	H	R	ER	SO	BB	IBB	HBP	BLK	WP	HR	S	P	ERA	WHIP
61 Bronson Arroyo, R ERA: 3.66	(1, 1)	3.1	L	18	9	6	6	1	1	0	0	0	0	1	39	58	16.20	3.000
31 Alfredo Simon, R ERA: 3.38	(4, 1)	1.2		8	3	0	0	1	0	0	0	0	0	0	18	24	0.00	1.800
Logan Ondrusek, R ERA: 4.57	(6, 1)	1.0		7	4	3	3	1	0	0	0	0	0	1	10	15	27.00	4.000
30 Zach Duke, L ERA: 8.06	(7, 1)	1.2		8	3	0	0	2	0	0	0	0	0	0	29	41	0.00	1.800
60 J.J. Hoover, R ERA: 3.04	(8, 1)	0.1		1	0	0	0	0	0	0	0	0	0	0	4	4	0.00	0.000

PITCHER	IP	WLS	BF	H	R	ER	SO	BB	IBB	HBP	BLK	WP	HR	S	P	ERA	WHIP

BOTTOM

Cincinnati Reds @ Colorado Rockies

Coors Field, Denver, CO

Fri Aug 30 2013, 6:41 PM - 9:54 PM MDT

Att. 29,415 - Partly Cloudy - 73 F

livebaseballscorecards.com

AB	41
R	9
H	19
RBI	9
BB	1
SO	5
LOB	18

Cincinnati Reds @ Colorado Rockies

Coors Field, Denver, CO

Sat Aug 31 2013, 6:13 PM - 9:10 PM MDT

Att. 37,616 - Cloudy - 81 F

TOP

livebaseballscorecards.com

Batter	1	2	3	4	5	6	7	8	9	AB	R	H	RBI	BB	SO	LOB
17 Shin-Soo Choo, L (1, 8) OBP: 0.413, SLG: 0.451	B SL 89 B SL 88 B SL 88 B SL 89 4-0 4 3B BB		S FF 90 B SL 84 C FF 91 F FF 93 B FF 93 F FF 93 B FF 93 X FF 93 3-2 ① F7		B SL 81 X SL 81 1-0 4 2B 48 BLK 1B	C FF 95 S CH 89 X FF 95 0-2 19 1B 2-3 1B		D CH 88 B SI 93 C FF 93 X CH 88 2-1 4 G5-3 2-H 2B		4	2	3	1	1	0	0
4 Brandon Phillips, R (1, 4) OBP: 0.316, SLG: 0.421	B CH 88 1 SAFE C SL 89 B FF 91 X SL 84 2-1 19 G6-3 1-H 3B		B FF 95 X FF 93 1-0 HR		B FF 91 X SL 83 1-0 48 BLK 48 1B 1-3 2B	C SL 89 D FF 96 C SL 89 1 SAFE S SL 88 1-3 ② K		F FF 96 X SL 89 0-1 ② G5-3 2-3		5	3	3	2	0	1	3
19 Joey Votto, L (1, 3) OBP: 0.433, SLG: 0.498	B FF 92 F SL 83 B FF 93 X CH 83 2-1 ① G6-3 3-H		F SL 84 F FF 93 F FF 93 B SL 84 B FF 93 B SL 82 F SL 83 F FF 94 S SL 82 3-3 ② K		B FF 89 F FF 92 B FF 90 3 SAFE F SL 85 F FF 93 F FF 94 F SL 87 B FF 92 3-3 ① S SL 83 K	B SI 95 B CH 88 X FF 95 2-0 1-3 3-H 1B		B SI 95 F SL 90 B FF 95 F CH 90 B SL 88 X SL 88 3-2 ③ G4-3		5	0	1	2	0	2	3
32 Jay Bruce, L (1, 9) OBP: 0.326, SLG: 0.490	C FF 92 X CH 86 0-1 48 1B 1B		B FF 93 T FF 92 X FF 93 1-1 ③ G4-3		I IN 60 I IN 58 I IN 56 I IN 58 4-0 48 BLK 48 1B IBB	C FF 96 S CH 89 D CH 91 B FF 97 S CH 90 2-3 ③ K			C SI 90 S CU 83 X CU 84 0-2 ① G1-3	4	1	1	0	1	1	2
48 Ryan Ludwick, R (1, 7) OBP: 0.316, SLG: 0.415 63 Sam LeCure, R (9, 1)	B FF 91 B FF 94 B FF 93 C FF 92 X FF 93 3-1 21 G6-4-3 1-2 1B			X SL 84 0-0 21 G4-3 1B	F FF 90 X FF 91 0-1 1-H 2-H 3-H 1B		B SI 93 F FF 94 X CH 90 1-1 ① G5-3		S CU 83 B SI 90 F CU 83 B FF 92 S CU 83 2-3 ② K	5 0	0 0	3 0	2 0	0 0	1 0	0 0
21 Todd Frazier, R (1, 5) OBP: 0.314, SLG: 0.384	B SL 86 F SL 84 B FF 92 S FF 92 F FF 92 X SL 84 2-2 ②③ G6-4-3 1-2f			X FF 90 0-0 ① G4-3 1-2	B FF 90 S SL 85 F FF 90 S FF 93 1-3 ② K		X FF 96 0-0 ② P5		F FF 91 X CU 83 0-1 ③ F8	5	0	0	0	0	1	4
39 Devin Mesoraco, R (1, 2) OBP: 0.305, SLG: 0.380		C FF 91 B SL 85 B FF 92 X FF 91 2-1 ① G5-3		X FF 92 0-0 ② G6-3	B FS 85 S FF 91 B SL 83 X FF 92 2-1 ③ P4		B SL 89 B CH 90 X FF 95 2-0 ③ G5-3			4	0	0	0	0	0	2
2 Zack Cozart, R (1, 6) OBP: 0.281, SLG: 0.376		C SL 85 C FF 94 B SL 85 B FF 94 S FF 94 2-3 ② K		I IN 66 I IN 65 I IN 65 I IN 62 4-0 IBB	B FF 95 X FF 95 1-0 ① F9			X FF 94 0-0 40 SH3 17 2B 1B		3	1	1	0	1	1	0
40 Greg Reynolds, R (1, 1) OBP: 0.200, SLG: 0.400 28 Chris Heisey, R (9, 7) OBP: 0.276, SLG: 0.439		B FF 94 B FF 94 B FF 90 C FF 90 C FF 90 F FF 90 F FF 93 C FF 94 3-3 ③ K		S FF 91 B FF 91 F FF 92 F SL 86 F FF 93 X SL 84 1-2 ③ F7	C FF 95 C SL 89 F FF 95 X SL 89 0-2 17 1B 19 1B 2B			X FF 94 0-0 ① SH3 1-2		3 0	1 0	1 0	0 0	0 0	1 0	2 0
Inning Stats	R: 2 E: 0 K: 0 S: 12 H: 3 LOB: 1 BB: 1 P: 25	R: 0 E: 0 K: 2 S: 10 H: 0 LOB: 0 BB: 0 P: 17	R: 1 E: 0 K: 1 S: 14 H: 1 LOB: 0 BB: 0 P: 22	R: 0 E: 0 K: 0 S: 8 H: 1 LOB: 2 BB: 1 P: 13	R: 3 E: 0 K: 2 S: 15 H: 3 LOB: 1 BB: 1 P: 27	R: 1 E: 0 K: 2 S: 15 H: 3 LOB: 2 BB: 0 P: 21	R: 0 E: 0 K: 0 S: 4 H: 0 LOB: 0 BB: 0 P: 7	R: 1 E: 0 K: 0 S: 9 H: 2 LOB: 1 BB: 0 P: 14	R: 0 E: 0 K: 1 S: 8 H: 0 LOB: 0 BB: 0 P: 10	1B: 8 2B: 3 3B: 1 HR: 1	SF: 0 SAC: 1 DP: 1 HBP: 0					WP: 0 PB: 0 SB: 0 CS: 0	PA: 42

	AB	38
	R	8
	H	13
	RBI	7
	BB	3
	SO	8
	LOB	16

PITCHER		IP	WLS	BF	H	R	ER	SO	BB	IBB	HBP	BLK	WP	HR	S	P	ERA	WHIP
12 Juan Nicasio, R ERA: 4.82	(1, 1)	4.1	L	22	7	6	6	4	1	2	0	0	0	1	52	94	12.46	1.846
59 Wilton Lopez, R ERA: 4.13	(5, 1)	0.2		3	1	0	0	1	0	0	0	1	0	0	7	10	0.00	1.500
62 Rob Scahill, R ERA: 4.13	(6, 1)	3.0		14	5	2	2	2	0	0	0	0	0	0	28	42	6.00	1.667
50 Jeff Manship, R ERA: 6.55	(9, 1)	1.0		3	0	0	0	1	0	0	0	0	0	0	8	10	0.00	0.000

PITCHER	IP	WLS	BF	H	R	ER	SO	BB	IBB	HBP	BLK	WP	HR	S	P	ERA	WHIP

Batter	1	2	3	4	5	6	7	8	9	AB	R	H	RBI	BB	SO	LOB
6 Corey Dickerson, L (1, 7) OBP: 0.320, SLG: 0.479	B SI 89 B FF 88 C FF 88 X FF 90 2-1 G4-3		F SL 85 X FF 89 0-1 G1-6-3 1-2f 2-3		C CU 77 X SL 85 0-1 P1			F SL 83 X SL 84 0-1 1-H HR		4	1	1	2	0	0	3
18 Jonathan Herrera, S (1, 4) OBP: 0.315, SLG: 0.341 50 Jeff Manship, R (9, 1)	B FF 88 X SL 82 1-0 F8		B CU 77 C SL 86 B SL 86 F SL 85 X SL 86 2-2 G3-1			C FF 89 F FF 89 B CU 79 S SL 85 1-3 K		B CU 76 C FF 88 F SL 86 X FF 88 1-2 F7		4 0	0 0	0 0	0 0	0 0	1 0	1 0
2 Troy Tulowitzki, R (1, 6) OBP: 0.392, SLG: 0.563	C FF 89 B FF 89 B FF 89 B SI 89 X FF 89 3-1 G6-3			B SL 86 C FF 88 F FF 89 F CU 79 X FF 90 1-2 P3		C CU 77 B FF 90 X FF 89 1-1 L9		B SL 88 X FF 89 1-0 F9		4	0	0	0	0	0	0
3 Michael Cuddyer, R (1, 9) OBP: 0.384, SLG: 0.523		C FF 88 B SL 89 X FF 89 1-1 20 1B 1B		C FF 89 B SL 87 B FF 89 X SL 85 2-1 F8		B SL 88 F FF 89 F FF 89 F SL 86 B SI 90 X SI 89 2-2 G5-3			B KC 74 B FF 90 C SI 90 B KC 75 C SI 90 F SI 90 F SI 89 S FF 89 3-3 K	4	0	1	0	0	1	0
17 Todd Helton, L (1, 3) OBP: 0.319, SLG: 0.404		C FF 89 C FF 90 B FF 89 1 SAFE B FF 90 X SL 82 2-2 F8		S FF 89 F CU 77 S SL 86 0-3 K			F FF 89 B FF 88 S SL 86 B SL 85 S SL 87 2-3 K		F SI 89 B KC 75 S SL 86 S KC 75 S FF 88 1-3 K	4	0	0	0	0	3	1
20 Wilin Rosario, R (1, 2) OBP: 0.319, SLG: 0.495		C SL 89 1 SAFE X SL 85 0-1 28 G3-6-1 1-2 1B			B FF 89 X FF 88 1-0 G6-3		C FF 89 F FF 89 B FF 89 F SL 85 B SL 85 S CU 78 2-3 K		B FC 89 B SL 81 C SI 90 C KC 74 C SI 91 2-3 K	4	0	1	0	0	2	0
28 Nolan Arenado, R (1, 5) OBP: 0.303, SLG: 0.410		C CU 77 B FF 89 X FF 90 1-1 G3-6-1 1-2f			F SL 88 X FF 88 0-1 F8		C CU 77 F CU 84 F SL 89 S CU 77 0-3 K			3	0	0	0	0	1	2
19 Charlie Blackmon, L (1, 8) OBP: 0.313, SLG: 0.442			B SL 87 F SL 87 F SL 87 X FF 88 1-2 6 G1-6-3 12 E 1B		C FF 88 B FF 88 X CU 81 1-1 15 2B 1B			C FF 89 X SL 85 0-1 F9		3	1	2	0	0	0	0
12 Juan Nicasio, R (1, 1) OBP: 0.235, SLG: 0.161 59 Wilton Lopez, R (5, 1) 15 Jordan Pacheco, R (5, PH) OBP: 0.273, SLG: 0.303 62 Rob Scahill, L (6, 1) 23 Charlie Culberson, R (8, PH) OBP: 0.236, SLG: 0.321 (9, 4)			C SL 88 1 SAFE P PO 84 X SL 88 1-1 FC3 6 G1-6-3 1-2		C FF 88 B FF 89 1 SAFE F CU 77 B FF 89 B SL 82 X FF 90 3-2 1-H 2B			X FF 89 0-0 6 HR 1B		1 0 1 0 1	0 0 0 0 1	0 0 1 0 1	0 0 1 0 1	0 0 0 0 0	0 0 0 0 0	1 0 0 0 0
Inning Stats	R: 0 E: 0 K: 0 S: 5 H: 0 LOB: 0 BB: 0 P: 11	R: 0 E: 0 K: 0 S: 9 H: 2 LOB: 1 BB: 0 P: 13	R: 0 E: 1 K: 0 S: 11 H: 1 LOB: 1 BB: 0 P: 14	R: 0 E: 0 K: 1 S: 9 H: 0 LOB: 0 BB: 0 P: 12	R: 1 E: 0 K: 0 S: 10 H: 2 LOB: 1 BB: 0 P: 15	R: 0 E: 0 K: 1 S: 9 H: 0 LOB: 0 BB: 0 P: 13	R: 0 E: 0 K: 3 S: 11 H: 0 LOB: 0 BB: 0 P: 15	R: 2 E: 0 K: 0 S: 9 H: 2 LOB: 0 BB: 0 P: 11	R: 0 E: 0 K: 3 S: 11 H: 0 LOB: 0 BB: 0 P: 17	1B: 5 2B: 1 3B: 0 HR: 1 SF: 0 SAC: 0 DP: 2 HBP: 0						

PITCHER	IP	WLS	BF	H	R	ER	SO	BB	IBB	HBP	BLK	WP	HR	S	P	ERA	WHIP
40 Greg Reynolds, R (1, 1) ERA: 4.74	8.0	W	30	7	3	3	5	0	0	0	0	0	1	73	104	3.38	0.875
63 Sam LeCure, R (9, 1) ERA: 2.92	1.0		3	0	0	0	3	0	0	0	0	0	0	11	17	0.00	0.000

PITCHER	IP	WLS	BF	H	R	ER	SO	BB	IBB	HBP	BLK	WP	HR	S	P	ERA	WHIP

BOTTOM

Cincinnati Reds @ Colorado Rockies

Coors Field, Denver, CO

Sat Aug 31 2013, 6:13 PM - 9:10 PM MDT

Att. 37,616 - Cloudy - 81 F

livebaseballscorecards.com

AB	33
R	3
H	7
RBI	3
BB	0
SO	8
LOB	8

Batter	1	2	3	4	5	6	7	8	9	AB	R	H	RBI	BB	SO	LOB
17 Shin-Soo Choo, L (1, 8) OBP: 0.415, SLG: 0.460	B FF 92 X FF 92 1-0 19 G4-6-3 4 S 1B		B SI 93 F FF 93 B SI 93 F FF 92 X SI 93 2-2 1-H HR		B ST 81 C CH 84 B CH 83 X SI 91 2-1 19 G4-3 2B	C SL 84 S FF 93 B SI 94 B FF 93 D SL 87 X SL 83 3-2 ③ P5		C CU 74 D CH 86 S FF 92 B CU 76 S FC 89 2-3 ③ K		5	1	3	2	0	1	4
4 Brandon Phillips, R (1, 4) OBP: 0.319, SLG: 0.420	B FF 94 B SI 94 F FF 94 1 SAFE F SI 93 B SI 94 B FF 94 4-2 19 G4-6-3 1-2 BB		B SL 84 B SI 93 B FF 94 B FF 91 4-0 39 FC6-5 19 BB BB		B ST 82 C ST 82 F FF 91 B ST 82 B ST 84 X ST 83 3-2 ① F8		C CH 79 F FF 92 F FF 91 B SL 84 B SI 93 F CH 78 F SI 91 S SL 84 2-3 ① K		C FF 91 X FF 92 0-1 32 G1-3 39 1B 1B	3	1	1	0	2	1	1
19 Joey Votto, L (1, 3) OBP: 0.431, SLG: 0.494	B FF 92 T SI 94 X SI 93 1-1 ①② G4-6-3 1-2f 2-3		B SI 94 B FF 94 F FF 92 C FF 93 B SI 94 B CH 81 4-2 39 FC6-5 28 1B 1-2 BB		X FF 90 0-0 ② G4-3 2-3		C FF 91 S SL 85 C FF 94 0-3 ② K		B FF 92 D SL 87 X FF 92 2-0 ① F7	4	0	0	0	1	1	4
32 Jay Bruce, L (1, 9) OBP: 0.325, SLG: 0.486	X FF 94 0-0 ③ G6-3		F FF 89 C FF 92 B CH 86 X ST 82 1-2 ① P6		I CH 81 I CH 82 I CH 79 I CH 79 4-0 IBB		B SL 84 F SL 84 X SL 84 1-1 ③ G3-1		B FF 93 F FF 93 S FF 93 D SL 88 X SL 88 2-2 ② G1-3 1-2	4	0	0	0	1	0	4
39 Devin Mesoraco, R (1, 2) OBP: 0.306, SLG: 0.381		B FF 92 S SL 84 F FF 92 B FF 94 X SL 83 2-2 ① F8	S ST 83 B ST 82 S ST 82 X ST 84 1-2 ② FC6-5 28 1B 1-2 2-3f		F ST 82 F ST 83 X ST 83 0-2 ③ G5-3			B FF 88 S FF 91 F FF 90 X SL 86 1-2 9 FC1-6 28 1B 2 1B 1B	C FF 94 B FF 93 B FF 94 X SL 87 2-1 2-H 1B	5	1	2	1	0	0	4
28 Chris Heisey, R (1, 7) OBP: 0.290, SLG: 0.451 15 Derrick Robinson, S (8, 7) OBP: 0.323, SLG: 0.328		X SI 94 0-0 9 G4-6-3 1B	C ST 82 B FF 93 X FF 92 1-1 ③ 1-2 2-H 1B			C FF 91 B SL 84 F SL 85 B FF 93 X SL 84 2-2 2 G5-3 9 1B 1B		C FF 92 X FF 91 0-1 9 FC1-6 1-2 1B	F FF 94 B FF 94 C FF 94 F SL 88 F SL 88 F FF 94 S FF 94 1-3 ③ K	4 1	0 0	4 0	0 0	0 1	0 1	0 1
9 Jack Hannahan, L (1, 5) OBP: 0.329, SLG: 0.280		1 SAFE C FF 93 X SI 94 0-1 ② G4-6-3 1-2	B FF 89 X FF 91 1-0 44 B1-4 1B		X FF 90 0-0 26 1B 2 G5-3 1-2 1B			B CU 73 B FF 90 C CH 87 F FF 89 F CU 75 X FC 91 2-2 ① FC1-6 2 1B 1-2f 2-3		4	0	2	0	0	0	3
2 Zack Cozart, R (1, 6) OBP: 0.281, SLG: 0.375		2 SAFE F FF 94 X SI 95 0-1 ③ G4-3	B FF 91 C ST 82 X FF 92 1-1 ① L8			B FF 91 X FF 91 1-0 ①② G5-3 1-2 2-3f		S FF 91 S SL 86 B SL 86 X SL 84 1-2 1-2 3-H 1B		4	0	1	1	0	0	4
44 Mike Leake, R (1, 1) OBP: 0.217, SLG: 0.271 31 Alfredo Simon, R (5, 1) OBP: 0.143, SLG: 0.143 26 Xavier Paul, L (6, PH) OBP: 0.327, SLG: 0.398 43 Manny Parra, L (6, 1) OBP: 0.500, SLG: 0.500 46 Curtis Partch, R (6, 1) 48 Ryan Ludwick, R (8, PH) OBP: 0.310, SLG: 0.407 Logan Ondrusek, R (8, 1)			S SI 91 X FF 92 0-1 17 HR 1B			B FS 86 B FS 85 S FS 86 X FF 92 2-1 2-3 1B		S FF 91 B FF 90 S FF 93 F FC 92 S SL 85 1-3 ② K		2 0 1 0 0 1	1 0 0 0 0 0	1 0 1 0 0 2	0 0 0 0 0 1	0 0 0 0 0 2	0 0 0 0 0 1	1 0 0 0 0 2
Inning Stats	R: 0 E: 0 K: 0 S: 6 H: 1 LOB: 1 BB: 1 P: 12	R: 0 E: 0 K: 0 S: 8 H: 1 LOB: 1 BB: 0 P: 10	R: 2 E: 0 K: 0 S: 15 H: 3 LOB: 2 BB: 2 P: 28	R: 0 E: 0 K: 0 S: 5 H: 1 LOB: 0 BB: 0 P: 7	R: 0 E: 0 K: 0 S: 9 H: 1 LOB: 2 BB: 1 P: 18	R: 0 E: 0 K: 0 S: 10 H: 3 LOB: 2 BB: 0 P: 18	R: 0 E: 0 K: 2 S: 11 H: 0 LOB: 0 BB: 0 P: 14	R: 1 E: 0 K: 2 S: 19 H: 3 LOB: 2 BB: 0 P: 26	R: 1 E: 0 K: 1 S: 14 H: 2 LOB: 1 BB: 0 P: 21	1B: 13 2B: 2 3B: 0 HR: 1 SF: 0 SAC: 0 DP: 3 HBP: 0						WP: 0 PB: 0 SB: 1 CS: 0 PA: 42

TOP

Cincinnati Reds @ Colorado Rockies

Coors Field, Denver, CO

Sun Sep 01 2013, 2:12 PM - 5:40 PM MDT

Att. 30,594 - Cloudy - 73 F

livebaseballscorecards.com

AB	38
R	4
H	15
RBI	4
BB	4
SO	5
LOB	28

PITCHER		IP	WLS	BF	H	R	ER	SO	BB	IBB	HBP	BLK	WP	HR	S	P	ERA	WHIP
32 Tyler Chatwood, R ERA: 3.29	(1, 1)	2.0		12	4	2	2	0	3	0	0	0	0	1	21	39	9.00	3.500
0 Adam Ottavino, R ERA: 2.79	(3, 1)	3.0	W	11	3	0	0	0	0	1	0	0	0	0	22	36	0.00	1.000
59 Wilton Lopez, R ERA: 4.09	(6, 1)	0.2		4	3	0	0	0	0	0	0	0	0	0	7	12	0.00	4.500
88 Josh Outman, L ERA: 4.22	(6, 1)	1.1	H	4	0	0	0	2	0	0	0	0	0	0	14	20	0.00	0.000
34 Matt Belisle, R ERA: 3.96	(8, 1)	1.0		6	3	1	1	2	0	0	0	0	0	0	19	26	9.00	3.000

PITCHER		IP	WLS	BF	H	R	ER	SO	BB	IBB	HBP	BLK	WP	HR	S	P	ERA	WHIP
49 Rex Brothers, L ERA: 1.56	(9, 1)	1.0		5	2	1	1	1	0	0	0	0	0	0	14	21	9.00	2.000

BOTTOM

Cincinnati Reds @ Colorado Rockies

Coors Field, Denver, CO

Sun Sep 01 2013, 2:12 PM - 5:40 PM MDT

Att. 30,594 - Cloudy - 73 F

livebaseballscorecards.com

Batter	1	2	3	4	5	6	7	8	9	AB	R	H	RBI	BB	SO	LOB
6 Corey Dickerson, L (1, 7) OBP: 0.338, SLG: 0.496 23 Charlie Culberson, R (9, 7) OBP: 0.236, SLG: 0.321	C SI 88 C SI 90 B FC 90 F FC 88 X SL 81 1-2 3 2B 2B		B KC 77 C SI 90 B SI 91 B CH 84 B FF 91 4-1 9 G6-4-3 BB	C SI 89 B FC 87 X SI 91 1-1 28 L9 17 S 1B	C SI 92 X SI 91 0-1 9 2B 1-2 1B	S SL 83 B SL 83 F SL 82 F FF 93 X SL 82 1-2 2 S 9 1B 1B	C FF 94 B FF 94 B FF 94 C SL 83 B FF 93 X SL 83 3-2 HR	B FF 94 S FC 90 X CU 77 1-1 ② F7		4 0	2 0	3 0	0 0	1 0	0 0	0 0
9 DJ LeMahieu, R (1, 4) OBP: 0.311, SLG: 0.364	B SI 91 X CH 83 1-0 ① L9		X FF 91 0-0 ①② G6-4-3 1-2f		B KC 79 C FF 91 F FF 92 F SI 92 X SL 80 1-2 3 2B 1-H 2-H 2B	B FF 93 1 SAFE C FF 94 X FF 94 1-1 2 S 1-2 1B		C FF 95 B FF 94 X CU 77 1-1 ③ L9		5	1	2	2	0	0	2
2 Troy Tulowitzki, R (1, 6) OBP: 0.390, SLG: 0.558	C KC 77 S SI 91 T FF 91 0-2 ② K		B SI 91 C SI 91 B KC 79 X KC 78 2-1 ③ P4		B SI 91 B SI 91 B SI 91 B SI 91 4-0 3 2B 28 SF7 BB	B FF 95 C FF 95 B FF 95 F FF 94 X FF 95 2-2 ③ G5-3 1-2 2-3				3	1	0	0	1	1	3
3 Michael Cuddyer, R (1, 9) OBP: 0.389, SLG: 0.540	C SI 91 B FF 91 X KC 79 1-1 2-H 2B			C SI 89 B FC 87 X SI 91 1-1 28 L9 17 S 1B	X SI 91 0-0 8 FC5 1-3 2-H 2B		C FF 94 B FF 94 B FF 94 C SL 83 B FF 93 X SL 83 3-2 HR			4	1	4	3	0	0	0
17 Todd Helton, L (1, 3) OBP: 0.321, SLG: 0.407	X FF 90 0-0 ③ F7			B FF 91 B SI 91 F SI 91 F SI 92 F FC 89 B FC 90 S KC 81 3-3 ① K 1-2	I IN 66 I IN 70 I IN 72 I IN 70 4-0 8 FC5 IBB		B FF 95 F FF 94 B SL 84 B FF 96 F FF 93 F FF 97 X FF 96 3-2 2B			3	0	1	0	1	1	2
28 Nolan Arenado, R (1, 5) OBP: 0.302, SLG: 0.417		B SI 89 X FC 87 1-0 HR		B KC 78 X KC 78 1-0 ② L9 2-3	B SI 94 F FF 94 F SI 94 X CU 78 1-2 ② SF7 3-H		X SL 84 0-0 ① P6			3	1	1	2	0	0	2
8 Yorvit Torrealba, R (1, 2) OBP: 0.305, SLG: 0.291		F SI 90 B FC 88 F SI 90 B SL 82 B FC 89 F FF 92 C KC 80 3-3 ① K		X KC 80 0-0 ③ G1-3	S SI 94 X SI 94 0-1 ③ FC5 1-2 2-3f		D FF 95 S SL 82 B FF 93 X SL 84 2-1 ② L7			4	0	0	0	0	1	4
19 Charlie Blackmon, L (1, 8) OBP: 0.304, SLG: 0.430		X SI 91 0-0 ② G5-3			B SI 91 X SI 90 1-0 ① G4-3	C FF 91 B FF 92 B SL 80 B SL 82 F FF 93 X SL 82 3-2 ① F8	B SL 83 F CH 84 X FF 95 1-1 ③ G3			4	0	0	0	0	0	1
32 Tyler Chatwood, R (1, 1) OBP: 0.333, SLG: 0.344 0 Adam Ottavino, S (3, 1) OBP: 0.111, SLG: 0.111 15 Jordan Pacheco, R (5, PH) OBP: 0.276, SLG: 0.307 59 Wilton Lopez, R (6, 1) 88 Josh Outman, L (6, 1) 34 Matt Belisle, R (8, 1) 14 Josh Rutledge, R (8, PH) OBP: 0.270, SLG: 0.311 49 Rex Brothers, L (9, 1)		C SI 92 S KC 79 B SL 80 B FC 88 S KC 79 2-3 ③ K			B SI 90 C SI 91 B SL 81 B SI 91 X SI 91 3-1 6 1B 9 2B 1B	C FF 93 C FF 92 F FF 93 F FF 94 B SL 82 F FF 94 B FF 94 C FF 94 2-3 ② K		B FF 93 X FF 94 1-0 ① G1-3		1 0 0 0 1 0 0 1 0	0 0 1 0 0 0 0 0 0	0 0 1 0 0 0 0 0 0	0 0 0 0 0 0 0 0 0	0 0 0 0 1 0 0 0 0	1 0 0 0 0 0 0 0 0	0 0 0 0 0 0 0 0 0
Inning Stats	R: 1 E: 0 K: 1 S: 11 H: 2 LOB: 1 BB: 0 P: 14	R: 1 E: 0 K: 2 S: 9 H: 1 LOB: 0 BB: 0 P: 15	R: 0 E: 0 K: 0 S: 4 H: 0 LOB: 0 BB: 1 P: 10	R: 0 E: 0 K: 1 S: 8 H: 1 LOB: 1 BB: 0 P: 13	R: 4 E: 0 K: 0 S: 15 H: 4 LOB: 2 BB: 2 P: 29	R: 0 E: 0 K: 1 S: 18 H: 2 LOB: 2 BB: 0 P: 27	R: 1 E: 0 K: 0 S: 12 H: 2 LOB: 1 BB: 0 P: 21	R: 0 E: 0 K: 0 S: 5 H: 0 LOB: 0 BB: 0 P: 8		1B: 5 2B: 5 3B: 0 HR: 2	SF: 1 SAC: 0 DP: 1 HBP: 0			WP: 0 PB: 0 SB: 3 CS: 0	PA: 38	

	AB	34
	R	7
	H	12
	RBI	7
	BB	3
	SO	5
	LOB	14

PITCHER		IP	WLS	BF	H	R	ER	SO	BB	IBB	HBP	BLK	WP	HR	S	P	ERA	WHIP
44 Mike Leake, R ERA: 3.51	(1, 1)	4.1	L	22	8	6	6	4	2	0	0	0	0	1	42	71	12.46	2.308
31 Alfredo Simon, R ERA: 3.34	(5, 1)	0.2		3	0	0	0	0	0	1	0	0	0	0	5	10	0.00	0.000
43 Manny Parra, L ERA: 3.65	(6, 1)	0.2		3	1	0	0	1	0	0	0	0	0	0	13	19	0.00	1.500
46 Curtis Partch, R ERA: 5.95	(6, 1)	1.1		7	3	1	1	0	0	0	0	0	0	1	17	29	6.75	2.250
Logan Ondrusek, R ERA: 4.46	(8, 1)	1.0		3	0	0	0	0	0	0	0	0	0	0	5	8	0.00	0.000

PITCHER	IP	WLS	BF	H	R	ER	SO	BB	IBB	HBP	BLK	WP	HR	S	P	ERA	WHIP

Batter	1	2	3	4	5	6	7	8	9	AB	R	H	RBI	BB	SO	LOB
13 Matt Carpenter, L (1, 4) (7, 5) OBP: 0.381, SLG: 0.473	B FF 93 X FC 92 1-0 ① F8		C SI 91 B FC 92 B SI 90 B FC 92 C SI 92 X SI 92 3-2 19 SH5-3 7 SF7 2-H 2B		C FF 91 X SL 87 0-1 ③ F8			B SI 90 C FF 89 C CU 79 X SI 91 1-2 ② F7		4	1	1	1	0	0	0
19 Jon Jay, L (1, 8) OBP: 0.341, SLG: 0.372	C FC 95 C FC 94 B SI 94 B FF 93 F FC 95 F CU 80 S SL 89 2-3 ② K		X CU 77 0-0 ① SH5-3 2-3			B CU 76 X FC 90 1-0 ① G4-3		C SI 90 B FC 88 B FC 93 X FF 90 2-1 ③ G6-3		3	0	0	0	0	1	0
7 Matt Holliday, R (1, 7) OBP: 0.368, SLG: 0.469	X FC 96 0-0 1B		S SI 93 F FF 94 F SL 89 X FF 92 0-2 ② SF7 3-H			S FC 93 F FC 94 X SL 87 0-2 21 FC5-6-4 1B			X FC 93 0-0 ① L7	3	0	2	1	0	0	0
21 Allen Craig, R (1, 9) OBP: 0.375, SLG: 0.460	B FC 94 S SL 87 C FF 93 X SL 88 1-2 ③ G6-3		B SL 88 F FC 94 B FF 94 X SL 87 2-1 ③ L8			B FF 90 C CU 78 X SI 92 1-1 ② FC5-6-4 1-2f			C FC 93 F SI 94 B SL 88 B CU 79 X FC 93 2-2 ② G6-3	4	0	0	0	0	0	2
4 Yadier Molina, R (1, 2) OBP: 0.366, SLG: 0.486 32 Rob Johnson, R (5, 2) OBP: 0.216, SLG: 0.257		B FC 90 X SL 86 1-0 ① G5-3		B SL 86 B FF 92 X FC 92 2-0 ① F9		X FC 92 0-0 ③ P3			C FC 96 X SI 95 0-1 ③ G5-3	2 2	0 0	0 0	0 0	0 0	0 0	0 1
Matt Adams, L (1, 3) OBP: 0.327, SLG: 0.449		C FC 91 C FF 92 B FF 92 T CU 79 1-2 ② K		B FF 91 F FF 91 B FF 93 B FF 91 X SI 91 3-1 ② G4-3			C CU 73 X FF 92 0-1 ① F8			3	0	0	0	0	1	0
23 David Freese, R (1, 5) OBP: 0.336, SLG: 0.371 71 Sam Freeman, R (7, 1) 34 John Axford, R (8, 1) 36 Randy Choate, L (8, 1) 59 Fernando Salas, R (8, 1)		B FC 95 B SI 92 C FC 93 S SL 87 B SL 88 B SL 86 4-2 BB		C FC 94 X FF 93 0-1 ③ G5-3			C SL 86 X SI 91 0-1 ② L6			2 0 0 0 0	0 0 0 0 0	0 0 0 0 0	0 0 0 0 0	1 0 0 0 0	0 0 0 0 0	0 0 0 0 0
33 Daniel Descalso, L (1, 6) OBP: 0.297, SLG: 0.370		X FF 92 0-0 ③ L7			C SI 88 F SI 91 B FC 92 B SL 86 F SL 85 B SI 93 X SI 91 3-2 ① G2		C FF 91 B FF 90 X CU 78 1-1 ③ G3			3	0	0	0	0	0	1
50 Adam Wainwright, R (1, 1) OBP: 0.150, SLG: 0.186 16 Kolten Wong, L (7, 4) OBP: 0.200, SLG: 0.206			C FF 92 X FC 92 0-1 13 2B 2B		B FC 95 F FF 93 X FF 94 1-1 ② G6-3			B FF 90 X SI 90 1-0 ① G4-3		2 1	1 0	1 0	0 0	0 0	0 0	0 0
Inning Stats	R: 0 H: 1 E: 0 LOB: 1 K: 1 BB: 0 S: 10 P: 14	R: 0 H: 0 E: 0 LOB: 1 K: 1 BB: 1 S: 7 P: 13	R: 2 H: 2 E: 0 LOB: 0 K: 0 BB: 0 S: 12 P: 17	R: 0 H: 0 E: 0 LOB: 0 K: 0 BB: 0 S: 5 P: 10	R: 0 H: 0 E: 0 LOB: 0 K: 0 BB: 0 S: 8 P: 12	R: 0 H: 1 E: 0 LOB: 1 K: 0 BB: 0 S: 7 P: 9	R: 0 H: 0 E: 0 LOB: 0 K: 0 BB: 0 S: 6 P: 7	R: 0 H: 0 E: 0 LOB: 0 K: 0 BB: 0 S: 6 P: 10	R: 0 H: 0 E: 0 LOB: 0 K: 0 BB: 0 S: 6 P: 8	1B: 2 SF: 1 2B: 2 SAC: 1 3B: 0 DP: 0 HR: 0 HBP: 0						

PITCHER		IP	WLS	BF	H	R	ER	SO	BB	IBB	HBP	BLK	WP	HR	S	P	ERA	WHIP
55 Mat Latos, R ERA: 2.98	(1, 1)	9.0	W	32	4	2	2	2	1	0	0	0	0	0	67	100	2.00	0.556

PITCHER		IP	WLS	BF	H	R	ER	SO	BB	IBB	HBP	BLK	WP	HR	S	P	ERA	WHIP

TOP

St. Louis Cardinals @ Cincinnati Reds

Great American Ball Park, Cincinnati, OH

Mon Sep 02 2013, 1:11 PM - 3:40 PM EDT

Att. 32,951 - Partly Cloudy - 87 F

livebaseballscorecards.com

AB	29
R	2
H	4
RBI	2
BB	1
SO	2
LOB	4

1B: 2	SF: 1	WP: 0	PA: 32
2B: 2	SAC: 1	PB: 0	
3B: 0	DP: 0	SB: 0	
HR: 0	HBP: 0	CS: 0	

Batter	1	2	3	4	5	6	7	8	9	AB	R	H	RBI	BB	SO	LOB
17 Shin-Soo Choo, L (1, 8) OBP: 0.415, SLG: 0.466	C CU 72 F FC 91 F SI 92 F CU 76 B CU 76 B FC 91 B SI 91 X FF 92 3-2 19 G3 4 SH1-3 48 1B 1B	B FC 91 X FC 91 1-0 2-H HR		F FF 91 C CU 74 B CU 76 X CU 77 1-2 G4-3 ①		C CU 73 B CH 82 F CU 72 X SI 90 1-2 G6-3 ①		C FF 95 X CU 79 0-1 L7 ②		5	2	2	2	0	0	1
4 Brandon Phillips, R (1, 4) OBP: 0.318, SLG: 0.418	X FC 87 0-0 SH1-3 ① 1-2	C CU 74 S FC 90 X CU 76 0-2 G6-3 ②		B FF 92 B CU 76 S FC 88 F SI 91 X CU 76 2-2 G5-3 ②		C FC 85 F SI 88 X SI 91 0-2 G1-3 ②		B FF 96 B CU 79 D FF 97 B FF 96 4-0 32 BB 19 BB BB		3	0	0	0	1	0	0
19 Joey Votto, L (1, 3) OBP: 0.430, SLG: 0.498	C FC 90 X FF 92 0-1 G3 ② 2-3	B FF 90 C SI 91 B CU 75 C FF 90 F CU 77 B CU 76 T SI 93 3-2 K ③		F FF 92 F CU 76 B CU 76 X FF 92 1-2 HR		X CU 72 0-0 L7 ③		B SL 76 B SL 75 B FF 86 B FF 86 4-0 32 BB 1-2 2-3 BB		4	1	1	1	1	1	1
32 Jay Bruce, L (1, 9) OBP: 0.329, SLG: 0.491	D FC 91 B CU 76 B CU 76 B SI 90 4-0 48 1B BB		B SI 90 X SI 92 1-0 39 E 21 1B 2B	C SI 91 X CU 75 0-1 2B			F FF 95 B FF 95 X FS 84 1-1 G1-3 ①	C SI 86 B SL 76 S SI 87 B SL 77 B SI 85 B SI 87 4-2 1-2 2-3 3-H BB		3	1	2	1	2	0	0
48 Ryan Ludwick, R (1, 7) OBP: 0.317, SLG: 0.424 15 Derrick Robinson, S (9, 7) OBP: 0.323, SLG: 0.328	F FC 89 X CU 77 0-1 1-2 3-H 1B		B FF 91 F FF 92 B CU 77 X CU 77 2-1 F8 ①	C FC 87 X CU 75 0-1 L4 ③			B FF 94 S FS 84 X SI 95 1-1 2B	F FF 90 C FF 91 X FF 90 0-2 L9 ③		5 0	0 0	2 0	1 0	0 0	0 0	5 0
39 Devin Mesoraco, R (1, 2) OBP: 0.303, SLG: 0.375	C FF 92 F FC 89 S CU 77 0-3 K ③		S SI 91 X CU 76 0-1 E5 2 FC4-6 21 1B 2-3		C CU 74 F FC 85 X CU 76 0-2 L7 ①		F FS 85 F SI 95 X FS 85 0-2 L8 ②			4	0	0	0	0	1	4
21 Todd Frazier, R (1, 5) OBP: 0.316, SLG: 0.387		F FC 90 B CU 75 X FC 88 1-1 2 1B 2B	B SI 91 B CU 77 F CU 76 X SI 91 2-1 2 FC4-6 1-2 3-H 1B	C CU 74 B SI 90 X FC 87 1-1 G5-3 ②			B FF 95 F SI 95 B SI 95 F SI 95 F SI 96 X FS 85 2-2 G6-3 ③			4	1	2	1	0	0	1
2 Zack Cozart, R (1, 6) OBP: 0.285, SLG: 0.377		X FC 88 0-0 55 SH1-3 17 HR 2-H 1B	C CU 74 B CU 74 X FC 91 1-1 FC4-6 ② 1-2f 2-3	B SI 89 C CU 74 B SI 90 B FC 85 C SI 90 B SI 92 4-2 BB				B FF 96 B FF 96 B FF 96 C FF 96 X FF 97 3-1 19 BB 55 SH3-4 32 BB 1B		3	2	2	1	1	0	2
55 Mat Latos, R (1, 1) OBP: 0.154, SLG: 0.172		X FC 90 0-0 SH1-3 ① 1-2	S FC 86 C CU 76 D CU 77 B FC 86 S CU 76 2-3 K ③	C SI 91 1 SAFE 1 SAFE B CU 76 X SI 91 1-1 G6-3 ③				X FF 96 0-0 SH3-4 ① 1-2		2	0	0	0	0	1	3
Inning Stats	R: 1 E: 0 K: 1 S: 13 H: 2 LOB: 2 BB: 1 P: 20	R: 3 E: 0 K: 1 S: 12 H: 3 LOB: 0 BB: 0 P: 17	R: 1 E: 1 K: 1 S: 12 H: 2 LOB: 2 BB: 0 P: 20	R: 1 E: 0 K: 0 S: 13 H: 2 LOB: 1 BB: 0 P: 17	R: 0 E: 0 K: 0 S: 9 H: 0 LOB: 1 BB: 1 P: 15	R: 0 E: 0 K: 0 S: 7 H: 0 LOB: 0 BB: 0 P: 8	R: 0 E: 0 K: 0 S: 11 H: 1 LOB: 1 BB: 0 P: 15	R: 1 E: 0 K: 0 S: 10 H: 1 LOB: 3 BB: 3 P: 25		1B: 5 2B: 4 3B: 0 HR: 2 SF: 0 SAC: 3 DP: 0 HBP: 0					

PITCHER	IP	WLS	BF	H	R	ER	SO	BB	IBB	HBP	BLK	WP	HR	S	P	ERA	WHIP
50 Adam Wainwright, R (1, 1) ERA: 3.14	6.0	L	30	9	6	6	3	2	0	0	0	0	2	66	97	9.00	1.833
71 Sam Freeman, L (7, 1) ERA:	1.0		4	1	0	0	0	0	0	0	0	0	0	11	15	0.00	1.000
34 John Axford, R (8, 1) ERA: 4.47	0.2		4	1	1	1	0	1	0	0	0	0	0	5	12	13.50	3.000
36 Randy Choate, L (8, 1) ERA: 2.7	0.0		2	0	0	0	0	2	0	0	0	0	0	2	10	∞	∞
59 Fernando Salas, R (8, 1) ERA: 4.44	0.1		1	0	0	0	0	0	0	0	0	0	0	3	3	0.00	0.000

PITCHER	IP	WLS	BF	H	R	ER	SO	BB	IBB	HBP	BLK	WP	HR	S	P	ERA	WHIP

BOTTOM

St. Louis Cardinals @ Cincinnati Reds

Great American Ball Park, Cincinnati, OH

Mon Sep 02 2013, 1:11 PM - 3:40 PM EDT

Att. 32,951 - Partly Cloudy - 87 F

livebaseballscorecards.com

AB	33
R	7
H	11
RBI	7
BB	5
SO	3
LOB	17

Batter	1	2	3	4	5	6	7	8	9	AB	R	H	RBI	BB	SO	LOB
13 Matt Carpenter, L (1, 5) OBP: 0.382, SLG: 0.474	B FF 93 C FF 93 C KC 79 F KC 79 B SI 94 F CH 85 X FF 95 2-2 3 BB 1B		C KC 80 C KC 82 X FF 96 0-2 7 S 1B			C SL 87 B CH 86 C SI 95 X SL 88 1-2 ① G3-1		C FF 95 X FF 94 0-1 ③ L7		4	0	2	0	0	0	1
3 Carlos Beltrán, S (1, 9) OBP: 0.342, SLG: 0.519	B CH 86 1 SAFE B SI 94 B SI 94 D KC 80 4-0 21 G6-4-3 1-2 BB		1 SAFE B CH 86 C SL 89 B SI 93 X FF 96 2-1 ② L8			B CH 87 B SL 89 S SL 90 B KC 82 S SL 90 F FF 97 X SL 90 3-2 ② L8			C FF 101 S SL 90 B SL 91 T SL 90 1-2 ① K	3	0	0	0	1	1	1
7 Matt Holliday, R (1, 7) OBP: 0.365, SLG: 0.464	C FF 94 B FF 94 S SI 94 F FF 94 B KC 80 S SL 91 2-3 ① K		S KC 83 B KC 82 C FF 96 D SL 87 S KC 81 2-3 ③ K 1-2			C FF 96 S KC 80 B KC 82 B SL 89 S SL 90 2-3 ③ K			B FF 100 F FF 100 C FF 103 F FF 103 S FF 103 1-3 ② K	4	0	0	0	0	4	3
21 Allen Craig, R (1, 3) OBP: 0.373, SLG: 0.457	C KC 80 X SL 88 0-1 ② G6-4-3 1-2f ③			X SL 89 0-0 ① G6-3			T FF 94 C KC 79 F CH 86 F FF 94 S SL 89 0-3 ① K		S FF 102 B FF 103 S SL 91 B SL 92 S SL 92 2-3 ③ K	4	0	0	0	0	2	2
4 Yadier Molina, R (1, 2) OBP: 0.363, SLG: 0.482		C KC 79 B FF 93 B KC 80 X KC 80 2-1 ① L1		C FF 96 F FF 95 B CH 83 S SL 85 1-3 ② K			F CH 87 B KC 81 S SI 96 F SL 88 F KC 80 F SL 86 B KC 82 X FF 96 2-2 ② G4-3			3	0	0	0	0	1	0
19 Jon Jay, L (1, 8) OBP: 0.341, SLG: 0.370		B CH 87 C FF 94 F KC 80 B CH 87 B CH 87 H FF 94 4-2 16 FC5-4 HBP		C KC 80 C KC 80 B CH 86 B CH 87 X CH 85 2-2 ③ F8			B CH 88 C SI 96 B FF 94 X KC 82 2-1 ③ F8			2	0	0	0	0	0	0
16 Kolten Wong, L (1, 4) OBP: 0.189, SLG: 0.194 43 Shane Robinson, R (8, PH) OBP: 0.395, SLG: 0.365 8 Ryan Jackson, R (8, 4)		C SI 95 D SI 95 S FF 94 X FF 94 1-2 ② FC5-4 1-2f			B KC 79 C FF 94 C KC 79 S CH 86 1-3 ① K			B SL 81 X FF 93 1-0 ① F8		2 1 0	0 0 0	0 0 0	0 0 0	0 0 0	1 0 0	1 0 0
33 Daniel Descalso, L (1, 6) OBP: 0.295, SLG: 0.367 41 Brock Peterson, R (8, PH) OBP: 0.200, SLG: 0.143 46 Kevin Siegrist, L (8, 1)		1 SAFE X KC 81 0-0 ③ P5			B FF 95 C SL 89 F KC 81 T FF 95 1-2 ② K			S SL 82 B FS 86 B FS 86 B FF 94 F FF 94 C FF 95 3-3 ② K		2 1 0	0 0 0	0 0 0	0 0 0	0 0 0	1 1 0	1 0 0
52 Michael Wacha, R (1, 1) OBP: 0.077, SLG: 0.077 43 Seth Maness, R (7, 1) OBP: 0.200, SLG: 0.200 23 David Freese, R (8, PH) OBP: 0.338, SLG: 0.371 38 Pete Kozma, R (8, PR) OBP: 0.268, SLG: 0.268 (8, 6)			C FF 93 B KC 79 F FF 96 X SL 88 1-2 ① G6-3		C FF 95 B CH 87 S SI 96 B SL 87 C FF 96 2-3 ③ K			B FS 88 C FF 94 S FS 87 B FS 86 B FS 86 F FF 94 D FS 88 4-2 BB		2 0 0 0	0 0 0 0	0 0 0 0	0 0 0 0	1 0 1 0	0 0 0 0	0 0 0 0
Inning Stats	R: 0 E: 0 K: 1 S: 11 H: 1 LOB: 1 BB: 1 P: 19	R: 0 E: 0 K: 0 S: 8 H: 0 LOB: 1 BB: 0 P: 15	R: 0 E: 0 K: 1 S: 11 H: 1 LOB: 1 BB: 0 P: 16	R: 0 E: 0 K: 1 S: 7 H: 0 LOB: 0 BB: 0 P: 10	R: 0 E: 0 K: 3 S: 9 H: 0 LOB: 0 BB: 0 P: 13	R: 0 E: 0 K: 1 S: 10 H: 0 LOB: 0 BB: 0 P: 16	R: 0 E: 0 K: 1 S: 13 H: 0 LOB: 0 BB: 0 P: 17	R: 0 E: 0 K: 1 S: 9 H: 0 LOB: 1 BB: 1 P: 17	R: 0 E: 0 K: 3 S: 10 H: 0 LOB: 0 BB: 0 P: 14	1B: 2 2B: 0 3B: 0 HR: 0 SF: 0 SAC: 0 DP: 1 HBP: 1						

PITCHER		IP	WLS	BF	H	R	ER	SO	BB	IBB	HBP	BLK	WP	HR	S	P	ERA	WHIP
34 Homer Bailey, R ERA: 3.42	(1, 1)	7.0	W	24	2	0	0	8	1	0	1	0	0	0	69	106	0.00	0.429
43 Manny Parra, L ERA: 3.55	(8, 1)	1.0	H	4	0	0	0	1	1	0	0	0	0	0	9	17	0.00	1.000
54 Aroldis Chapman, L ERA: 2.82	(9, 1)	1.0	S	3	0	0	0	3	0	0	0	0	0	0	10	14	0.00	0.000

PITCHER	IP	WLS	BF	H	R	ER	SO	BB	IBB	HBP	BLK	WP	HR	S	P	ERA	WHIP

TOP

St. Louis Cardinals @ Cincinnati Reds

Great American Ball Park, Cincinnati, OH

Tue Sep 03 2013, 7:12 PM - 9:51 PM EDT

Att. 20,219 - Clear - 75 F

livebaseballscorecards.com

AB	28
R	0
H	2
RBI	0
BB	2
SO	12
LOB	9

WP: 0	PA: 31		
PB: 0			
SB: 1			
CS: 0			

Batter	1	2	3	4	5	6	7	8	9	AB	R	H	RBI	BB	SO	LOB
17 Shin-Soo Choo, L (1, 8) OBP: 0.417, SLG: 0.465	C FF 92 B CH 84 B FF 93 F FF 93 B CH 84 F FF 93 B FF 94 4-2 4 G6-4-3 BB		X CU 75 0-0 ② L8			C FF 92 B CH 85 B CH 85 B FF 91 D FF 92 4-1 19 FC4-6 BB		S FF 96 B FF 97 C FF 97 B FF 97 B FF 98 B FF 96 4-2 BB		1	0	0	0	3	0	0
4 Brandon Phillips, R (1, 4) OBP: 0.316, SLG: 0.415	B FF 93 B FF 93 X FF 93 2-0 ① ② G6-4-3 1-2f		B CU 76 S FF 94 F CU 76 X CH 87 1-2 ③ G4-3			F FF 92 X FF 93 0-1 ① L9		1 SAFE F FF 97 B FF 96 F FF 97 1 SAFE F FF 97 F SI 98 C CH 89 1-3 ① K		4	0	0	0	0	1	3
19 Joey Votto, L (1, 3) OBP: 0.429, SLG: 0.496	C FF 93 B CH 86 B CH 85 X FF 94 2-1 1B			X CU 76 0-0 ① F8		1 SAFE B FF 92 C FF 92 B FF 93 F FF 92 X FF 93 2-2 ② FC4-6 1-2f		B FF 98 C FF 97 C FF 98 F FF 97 C FF 97 1-3 ② K		4	0	1	0	0	1	2
32 Jay Bruce, L (1, 9) OBP: 0.327, SLG: 0.487	B CH 84 F FF 92 C FF 92 S FF 94 1-3 ③ K			B FF 94 S CH 87 X CH 85 1-1 ② F8		B FF 93 F FF 93 X CH 84 1-1 ③ G1-3		X FF 97 0-0 ③ G6-3		4	0	0	0	0	1	3
48 Ryan Ludwick, R (1, 7) OBP: 0.318, SLG: 0.419 6 Billy Hamilton, S (7, PR) 43 Manny Parra, L (8, 1) OBP: 0.500, SLG: 0.500 54 Aroldis Chapman, L (9, 1)		F FF 93 X FC 90 0-1 ① F9		C CU 75 B FF 93 B FF 93 C FF 94 F FF 95 F CH 86 B CH 86 X FF 93 3-2 ③ F7			C FF 90 B SI 90 X FF 91 1-1 21 S 21 2B 1B			3 0 0 0	0 1 0 0	1 0 0 0	0 0 0 0	0 0 0 0	0 0 0 0	0 0 0 0
21 Todd Frazier, R (1, 5) OBP: 0.316, SLG: 0.389		X FF 94 0-0 ② F9			C FF 93 B CH 86 F CH 85 B FC 88 X FF 92 2-2 ① F7		1 SAFE 1 SAFE 1 SAFE B FF 90 L FF 90 M CH 83 X CH 84 1-2 29 G6-3 1-H 2B			3	0	1	1	0	0	0
2 Zack Cozart, R (1, 6) OBP: 0.285, SLG: 0.376		B FF 93 C FF 93 X FC 90 1-1 1B			B CU 76 C FF 93 F FF 94 B CH 87 S CH 88 2-3 ② K		B SI 91 L SI 90 X FF 91 1-1 ① B3			3	0	1	0	0	1	2
29 Ryan Hanigan, R (1, 2) OBP: 0.324, SLG: 0.285		C FF 92 F FF 94 1 SAFE S CH 84 0-3 ③ K			X FF 93 0-0 34 WP 1B		F SI 90 B FF 91 C FF 90 F FF 92 B FF 91 X SI 91 2-2 ② G6-3 2-3			3	0	1	0	0	1	3
34 Homer Bailey, R (1, 1) OBP: 0.189, SLG: 0.176 28 Chris Heisey, R (7, PH) OBP: 0.288, SLG: 0.448 (8, 7)			C FF 93 B FF 92 S CU 74 B FF 95 X FF 94 2-2 ① G4-3		S FF 93 C FF 93 B CH 88 D CH 85 X CH 85 2-2 ③ G6-3 1-2		C SI 90 C SI 91 B FF 91 S CH 84 1-3 ③ K			2 1	0 0	0 0	0 0	0 1	0 2	1 2
Inning Stats	R: 0 E: 0 K: 1 S: 9 H: 1 LOB: 1 BB: 1 P: 18	R: 0 E: 0 K: 1 S: 8 H: 1 LOB: 1 BB: 0 P: 9	R: 0 E: 0 K: 0 S: 7 H: 0 LOB: 0 BB: 0 P: 10	R: 0 E: 0 K: 0 S: 8 H: 0 LOB: 0 BB: 0 P: 12	R: 0 E: 0 K: 1 S: 10 H: 1 LOB: 1 BB: 0 P: 16	R: 0 E: 0 K: 0 S: 8 H: 0 LOB: 1 BB: 1 P: 15	R: 1 E: 0 K: 1 S: 14 H: 2 LOB: 2 BB: 0 P: 20	R: 0 E: 0 K: 2 S: 12 H: 0 LOB: 1 BB: 1 P: 18		1B: 4 2B: 1 3B: 0 HR: 0 SF: 0 SAC: 0 DP: 1 HBP: 0						

PITCHER		IP	WLS	BF	H	R	ER	SO	BB	IBB	HBP	BLK	WP	HR	S	P	ERA	WHIP
52 Michael Wacha, R ERA: 3.2	(1, 1)	6.0		22	3	0	0	3	2	0	0	0	1	0	50	80	0.00	0.833
43 Seth Maness, R ERA: 2.18	(7, 1)	1.0	L	5	2	1	1	1	0	0	0	0	0	0	14	20	9.00	2.000
46 Kevin Siegrist, L ERA: 0.6	(8, 1)	1.0		4	0	0	0	2	1	0	0	0	0	0	12	18	0.00	1.000

PITCHER	IP	WLS	BF	H	R	ER	SO	BB	IBB	HBP	BLK	WP	HR	S	P	ERA	WHIP

BOTTOM

St. Louis Cardinals @ Cincinnati Reds

Great American Ball Park, Cincinnati, OH

Tue Sep 03 2013, 7:12 PM - 9:51 PM EDT

Att. 20,219 - Clear - 75 F

livebaseballscorecards.com

AB	28
R	1
H	5
RBI	1
BB	3
SO	6
LOB	16

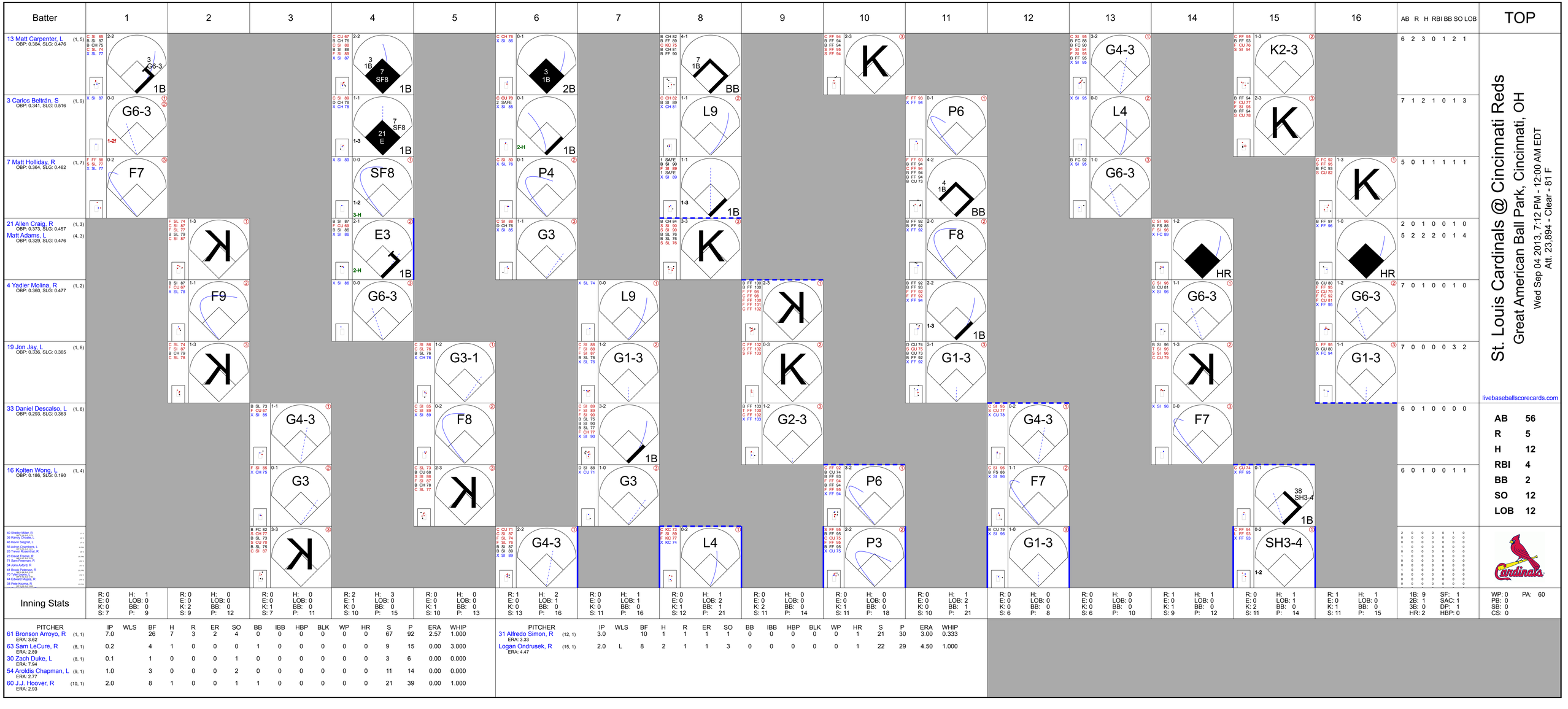

PITCHER		IP	WLS	BF	H	R	ER	SO	BB	IBB	HBP	BLK	WP	HR	S	P	ERA	WHIP
61 Bronson Arroyo, R	(1, 1)	7.0		26	7	3	2	4	0	0	0	0	0	0	67	92	2.57	1.000
ERA: 3.62																		
63 Sam LeCure, R	(8, 1)	0.2		4	1	0	0	0	1	0	0	0	0	0	9	15	0.00	3.000
ERA: 2.89																		
30 Zach Duke, L	(8, 1)	0.1		1	0	0	0	1	0	0	0	0	0	0	3	6	0.00	0.000
ERA: 7.94																		
54 Aroldis Chapman, L	(9, 1)	1.0		3	0	0	0	2	0	0	0	0	0	0	11	14	0.00	0.000
ERA: 2.77																		
60 J.J. Hoover, R	(10, 1)	2.0		8	1	0	0	1	1	0	0	0	0	0	21	39	0.00	1.000
ERA: 2.93																		

PITCHER		IP	WLS	BF	H	R	ER	SO	BB	IBB	HBP	BLK	WP	HR	S	P	ERA	WHIP
31 Alfredo Simon, R	(12, 1)	3.0		10	1	1	1	3	0	0	0	0	0	1	22	29	4.50	1.000
ERA: 3.33																		
Logan Ondrusek, R	(15, 1)	2.0	L	8	2	1	1	3	0	0	0	0	0	0	21	30	3.00	0.333
ERA: 4.47																		

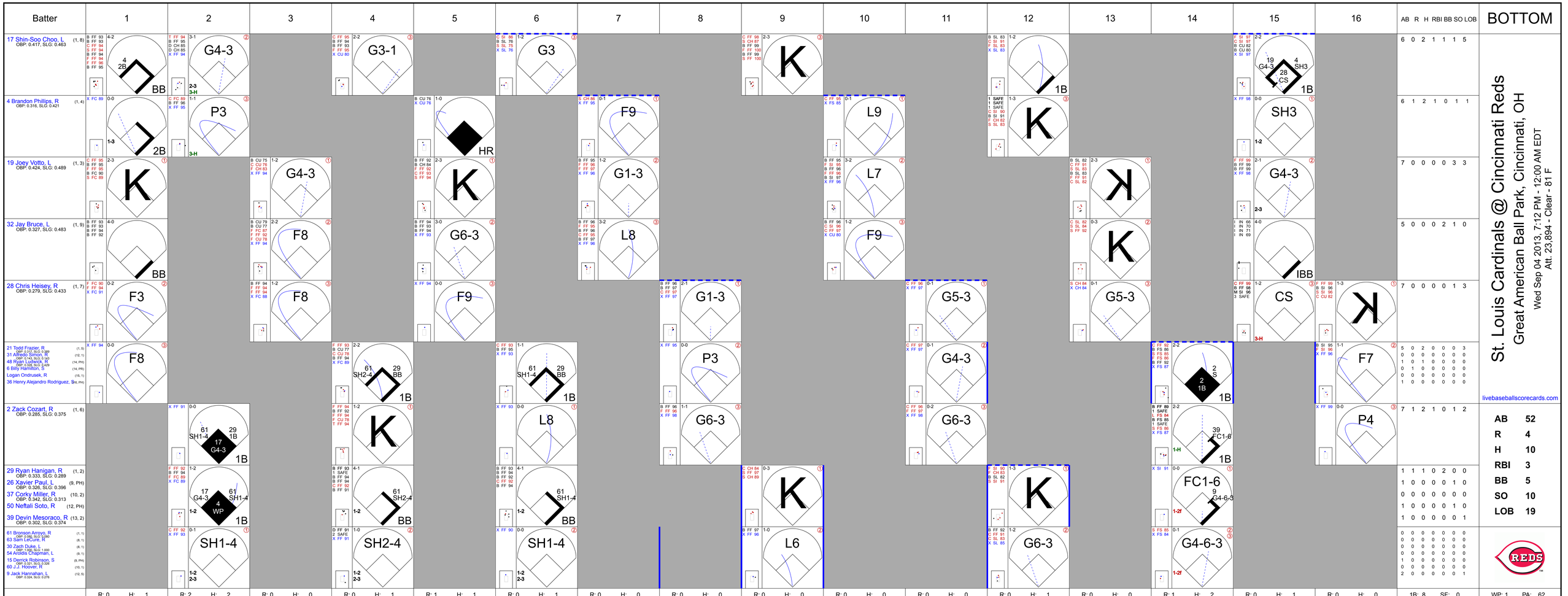

PITCHER	IP	WLS	BF	H	R	ER	SO	BB	IBB	HBP	BLK	WP	HR	S	P	ERA	WHIP
40 Shelby Miller, R (1, 1) ERA: 3.19	5.2		27	6	3	3	3	4	0	0	0	1	1	55	95	4.76	1.765
36 Randy Choate, L (6, 1) ERA: 2.67	0.1		1	0	0	0	0	0	0	0	0	0	0	3	4	0.00	0.000
46 Kevin Siegrist, L (7, 1) ERA: 0.58	1.0		3	0	0	0	0	0	0	0	0	0	0	8	12	0.00	0.000
26 Trevor Rosenthal, R (8, 1) ERA: 2.34	2.0		6	0	0	0	2	0	0	0	0	0	0	13	19	0.00	0.000
71 Sam Freeman, L (10, 1) ERA:	1.0		3	0	0	0	0	0	0	0	0	0	0	8	12	0.00	0.000

PITCHER	IP	WLS	BF	H	R	ER	SO	BB	IBB	HBP	BLK	WP	HR	S	P	ERA	WHIP
34 John Axford, R (11, 1) ERA: 4.4	1.0		3	0	0	0	0	0	0	0	0	0	0	7	7	0.00	0.000
70 Tyler Lyons, L (12, 1) ERA: 5.1	2.0		7	1	0	0	4	0	0	0	0	0	0	21	27	0.00	0.500
44 Edward Mujica, R (14, 1) ERA: 1.97	1.0	B	4	2	1	1	0	0	0	0	0	0	0	10	14	9.00	2.000
44 Carlos Martinez, R (15, 1) ERA: 5.4	2.0	W	7	1	0	0	1	0	1	0	0	0	0	14	25	0.00	0.500

St. Louis Cardinals @ Cincinnati Reds

Great American Ball Park, Cincinnati, OH

Thu Sep 05 2013, 7:12 PM - 10:15 PM EDT

Att. 21,418 - Partly Cloudy - 85 F

livebaseballscorecards.com

Batter	1	2	3	4	5	6	7	8	9	AB	R	H	RBI	BB	SO	LOB
13 Matt Carpenter, L (1, 4) OBP: 0.383, SLG: 0.478	B FF 92 B FF 91 B FF 91 C FF 91 C FF 93 X FF 94 3-2 ① F7		C FF 89 B SL 83 C FF 90 B SL 83 S FF 92 2-3 ③ K			C FF 88 X FF 88 0-1 43 WP 3B		B SI 89 F SI 88 X SL 81 1-1 ③ L9		4	1	1	0	0	1	0
43 Shane Robinson, R (1, 8) OBP: 0.398, SLG: 0.364	B FF 92 B FF 91 C FF 91 C FF 92 X FF 88 2-2 ② G6-3			B CH 83 C FF 88 B CH 83 B FF 90 B FF 89 4-1 7 CS BB		C FF 91 B CH 84 X FF 90 1-1 7 BB 3-H 1B			S FF 98 F SL 89 X FF 101 0-2 ① L5	3	0	1	0	1	0	0
7 Matt Holliday, R (1, 7) OBP: 0.367, SLG: 0.462	B FF 92 B FF 92 X FF 94 2-0 1B			F FF 89 1 SAFE B FF 92 B FF 90 B FF 92 B FF 91 4-1 ① 3 G6-4-3 1-2 BB		B FF 90 B FF 90 B FF 90 B FF 89 4-0 3 G5-4-3 1-2 BB			C SL 88 B FF 100 X FF 99 1-1 ② L1-3	2	0	1	0	2	0	0
3 Carlos Beltrán, S (1, 9) OBP: 0.340, SLG: 0.512	X FF 92 0-0 ③ G5-3			C FF 91 B FF 92 1 SAFE C CH 84 B FF 92 X FF 91 2-2 ②③ G6-4-3 1-2f		B SI 89 X CH 84 1-0 ②③ G5-4-3 1-2f			F FF 101 S FF 101 F FF 102 B SL 93 B FF 102 B SL 89 B FF 101 4-2 23 1B BB	3	0	0	0	1	0	4
23 David Freese, R (1, 5) OBP: 0.341, SLG: 0.379		C FF 90 S FF 91 B FF 91 S FF 93 1-3 ① K			X FF 90 0-0 HR		B FF 92 B FF 92 S FF 93 F FF 93 B FF 94 B FF 91 4-2 G4-6-3 BB		B FF 98 C FF 98 F FF 97 X FF 101 1-2 1-3 1B	3	1	2	1	1	1	0
Matt Adams, L (1, 3) OBP: 0.325, SLG: 0.470 4 Yadier Molina, R (9, PH) OBP: 0.359, SLG: 0.476		B FF 93 C FF 93 B FF 93 F FF 92 C FF 93 2-3 ② K			B FF 88 C FF 89 B SL 83 S FF 89 S FF 91 2-3 ① K		C FF 93 S SL 84 B FF 94 X SL 82 1-2 ①② G4-6-3 1-2f		S FF 100 F FF 100 S FF 102 0-3 ③ K	3 1	0 0	0 0	0 0	0 0	2 1	1 2
48 Tony Cruz, R (1, 2) OBP: 0.250, SLG: 0.294		C FF 90 F FF 93 S FF 93 0-3 ③ K			X FF 89 0-0 ② L8		C SL 83 B FS 87 F SL 83 F FF 94 B FS 87 S FS 85 2-3 ③ K			3	0	0	0	0	2	0
8 Ryan Jackson, R (1, 6) 19 Jon Jay, L (8, PH) OBP: 0.336, SLG: 0.364 36 Randy Choate, L (8, 1) 59 Fernando Salas, R (8, 1)			C FF 89 C FF 90 F FF 92 B FF 92 B FF 91 X FF 90 2-2 ① G3		X FF 89 0-0 ③ P4			C KC 72 F KC 73 F KC 74 C SI 88 0-3 ① K		2 1 0 0	0 0 0 0	0 0 0 0	0 0 0 0	0 1 0 0	0 0 0 0	0 0 0 0
31 Lance Lynn, S (1, 1) OBP: 0.160, SLG: 0.087 41 Brock Peterson, R (6, PH) OBP: 0.176, SLG: 0.125 71 Sam Freeman, R (6, 1) 43 Seth Maness, R (6, 1) OBP: 0.200, SLG: 0.200 33 Daniel Descalso, L (8, PH) OBP: 0.292, SLG: 0.362 (8, 6)			C FF 86 B FF 92 B FF 91 S FF 89 S FF 87 2-3 ② K			C FF 89 B CH 83 F CH 83 S FF 90 1-3 ① K		B SI 88 B SI 88 C SI 88 C SI 87 X KC 74 2-2 ② F9		1 1 0 0 1	0 0 0 0 0	0 0 0 0 0	0 0 0 0 0	1 1 0 0 0	0 0 0 0 0	0 0 0 0 0
Inning Stats	R: 0 E: 0 K: 0 S: 8 H: 1 LOB: 1 BB: 0 P: 15	R: 0 E: 0 K: 3 S: 9 H: 0 LOB: 0 BB: 0 P: 12	R: 0 E: 0 K: 2 S: 10 H: 0 LOB: 0 BB: 0 P: 16	R: 0 E: 0 K: 0 S: 5 H: 0 LOB: 0 BB: 2 P: 15	R: 1 E: 0 K: 1 S: 6 H: 1 LOB: 0 BB: 0 P: 8	R: 1 E: 0 K: 1 S: 8 H: 2 LOB: 1 BB: 1 P: 15	R: 0 E: 0 K: 1 S: 9 H: 0 LOB: 0 BB: 1 P: 16	R: 0 E: 0 K: 1 S: 9 H: 0 LOB: 0 BB: 0 P: 12	R: 0 E: 0 K: 1 S: 14 H: 1 LOB: 2 BB: 1 P: 20	1B: 3 2B: 0 3B: 1 HR: 1 SF: 0 SAC: 0 DP: 3 HBP: 0						

PITCHER		IP	WLS	BF	H	R	ER	SO	BB	IBB	HBP	BLK	WP	HR	S	P	ERA	WHIP
52 Tony Cingrani, L ERA: 2.8	(1, 1)	5.1	W	21	4	2	2	7	3	0	0	0	1	1	45	79	3.38	1.312
30 Zach Duke, L ERA: 7.71	(6, 1)	0.2	H	1	0	0	0	0	0	0	0	0	0	0	1	2	0.00	0.000
43 Manny Parra, L ERA: 3.46	(7, 1)	1.0	H	3	0	0	0	1	1	0	0	0	0	0	9	16	0.00	1.000
63 Sam LeCure, R ERA: 2.83	(8, 1)	1.0		3	0	0	0	1	0	0	0	0	0	0	9	12	0.00	0.000
54 Aroldis Chapman, L ERA: 2.72	(9, 1)	1.0		5	1	0	0	1	1	0	0	0	0	0	14	20	0.00	2.000

PITCHER	IP	WLS	BF	H	R	ER	SO	BB	IBB	HBP	BLK	WP	HR	S	P	ERA	WHIP

AB	28
R	2
H	5
RBI	1
BB	5
SO	10
LOB	7

WP: 1 PA: 33
PB: 0
SB: 0
CS: 1

BOTTOM

St. Louis Cardinals @ Cincinnati Reds

Great American Ball Park, Cincinnati, OH

Thu Sep 05 2013, 7:12 PM - 10:15 PM EDT

Att. 21,418 - Partly Cloudy - 85 F

livebaseballscorecards.com

Batter	1	2	3	4	5	6	7	8	9	AB	R	H	RBI	BB	SO	LOB
17 Shin-Soo Choo, L (1, 8) OBP: 0.420, SLG: 0.470	F FF 91 X SI 91 0-1 ① G4-3	S FF 93 S SL 89 B FF 93 B FF 95 B SL 88 B CU 82 4-2 4 1B 1-3 BB		C CU 78 X SI 91 0-1 HR		B FF 95 F FF 95 C FS 87 B SI 95 X SI 96 2-2 19 BB 32 1B 1B	B CH 83 B SI 90 C CH 83 F CH 83 B FF 90 D CH 84 4-2 3 FC5 1-2 BB			3	2	2	1	2	0	0
4 Brandon Phillips, R (1, 4) OBP: 0.316, SLG: 0.420 3 Cesar Izturis, S (7, PH) OBP: 0.236, SLG: 0.220 (8, 4)	B FF 94 F FF 92 C SL 87 S CU 80 1-3 ② K2-3	B SI 93 X SI 92 1-0 1-2 3-H 1B		F FF 94 S SL 86 F SI 92 X CU 80 0-2 ② G5-3		S SI 94 1 SAFE S FS 85 X FS 84 0-2 ② P4	X SI 90 0-0 ③ FC5 1-2 2-3f			4 1	0 0	1 0	1 0	0 0	1 0	1 2
19 Joey Votto, L (1, 3) OBP: 0.424, SLG: 0.486	B CH 84 S SL 88 F FF 92 F FF 94 B CH 86 B SI 94 B SI 93 4-2 48 BB 32 BB BB	B SL 89 S FF 93 B FF 94 B FF 94 C FF 93 F FF 95 S FF 94 3-3 ③ K		C FF 94 B SL 88 B CU 81 X SL 85 2-2 ③ F8		B FS 84 B SI 95 C FF 95 S FF 95 B FF 95 4-2 32 1B 1-2 BB		B SI 84 C SI 85 B SI 84 C SI 84 F SI 85 X SI 86 2-2 ① G6-3		3	0	0	0	2	1	2
32 Jay Bruce, L (1, 9) OBP: 0.329, SLG: 0.488	B SI 91 C SI 91 B SL 88 B SI 91 B SI 91 4-1 48 BB 1-2 BB	S CH 83 F SI 91 S FF 93 0-3 ① K	F SL 85 B CH 84 F SI 90 F FF 93 B CH 84 F FF 94 B SI 93 X SI 93 3-2 HR	C FF 95 B FF 95 F FF 95 B FS 85 X SI 95 2-2 1-3 2-H 1B		B SL 75 S SI 85 F SI 85 S SL 76 1-3 ② K			4	1	2	2	1	2	0
48 Ryan Ludwick, R (1, 7) OBP: 0.319, SLG: 0.403 54 Aroldis Chapman, L (9, 1)	B SI 92 B SL 88 B SI 93 C FF 93 B FF 93 4-1 1-2 2-3 BB	F FF 93 B SL 89 F SI 91 C SI 92 1-3 ② K	C FF 93 S FF 93 B FF 94 S CU 80 1-3 ① K	C FF 89 C FF 90 X SI 91 0-2 ③ G4-3		C CH 83 S KC 83 X FF 92 0-2 ③ F8				4 0	0 0	0 0	0 0	1 0	2 0	2 0
21 Todd Frazier, R (1, 5) OBP: 0.320, SLG: 0.405	F FF 94 S CU 81 D CU 82 S FF 95 1-3 ③ K	X SL 89 0-0 HR	F SL 93 S FF 93 X SI 93 0-2 1B			C CU 77 X CU 78 0-1 HR				4	2	3	2	0	1	3
2 Zack Cozart, R (1, 6) OBP: 0.285, SLG: 0.374	F FF 90 B SL 86 S FF 92 B FF 94 B SL 87 X FF 93 3-2 ① F9	B CU 79 C CU 80 B FF 93 S FF 92 X SI 92 2-2 29 FC6-4 1B	X FF 92 0-0 ② P3			F SI 89 F SI 90 B SL 84 S CH 85 1-3 ① K				4	0	1	0	0	1	1
29 Ryan Hanigan, R (1, 2) OBP: 0.327, SLG: 0.283	C FF 93 X SL 86 0-1 ② G5-3	1 SAFE 1 SAFE C FF 92 F FF 92 B FF 93 1 SAFE X SL 86 1-2 ③ FC6-4 1-2f	C FF 90 B FF 91 S CU 80 X FF 92 1-2 ③ G3			X SI 90 0-0 ② G4-3				4	0	0	0	0	0	2
52 Tony Cingrani, L (1, 1) OBP: 0.250, SLG: 0.286 30 Zach Duke, L (6, 1) OBP: 1.000, SLG: 1.000 50 Neftali Soto, R (6, PH) 43 Manny Parra, L (7, 1) OBP: 0.500, SLG: 0.500 36 Henry Alejandro Rodriguez, S (7, PH) 63 Sam LeCure, R (8, 1) 15 Derrick Robinson, S (9, 7) OBP: 0.321, SLG: 0.326	C SI 92 X SL 88 0-1 17 WP 17 S 4 1B 1B			C FF 91 X SI 90 0-1 ① B1-3		F SI 94 C FF 95 S FF 95 0-3 ① K	C SI 90 B CH 84 B FF 89 F SI 90 B SI 91 F SI 90 B CH 84 4-2 3 FC5 17 WP BB			2 0 1 0 0 0 0 0	1 0 0 0 0 0 0 0	1 0 0 0 0 0 0 0	0 0 0 0 1 0 0 0	0 0 1 0 0 0 0 0	0 0 0 0 0 0 0 0	0 0 0 0 0 0 0 0
Inning Stats	R: 0 E: 0 K: 2 S: 13 H: 0 LOB: 3 BB: 3 P: 27	R: 1 E: 0 K: 1 S: 14 H: 2 LOB: 2 BB: 1 P: 25	R: 1 E: 0 K: 2 S: 13 H: 2 LOB: 1 BB: 0 P: 17	R: 1 E: 0 K: 0 S: 11 H: 1 LOB: 0 BB: 0 P: 13	R: 1 E: 0 K: 1 S: 15 H: 2 LOB: 1 BB: 0 P: 20	R: 1 E: 0 K: 1 S: 17 H: 2 LOB: 2 BB: 1 P: 25	R: 1 E: 0 K: 1 S: 12 H: 1 LOB: 2 BB: 2 P: 21	R: 0 E: 0 K: 1 S: 10 H: 0 LOB: 0 BB: 0 P: 13		1B: 6 2B: 0 3B: 0 HR: 4	SF: 0 SAC: 0 DP: 0 HBP: 0	WP: 2 PB: 0 SB: 1 CS: 0	PA: 41			

	AB	34
	R	6
	H	10
	RBI	6
	BB	7
	SO	9
	LOB	13

PITCHER		IP	WLS	BF	H	R	ER	SO	BB	IBB	HBP	BLK	WP	HR	S	P	ERA	WHIP
31 Lance Lynn, R ERA: 4.37	(1, 1)	5.0	L	26	7	4	4	6	4	0	0	0	1	3	66	102	7.20	2.200
71 Sam Freeman, L ERA: 1.08	(6, 1)	0.2		5	2	1	1	1	1	0	0	0	0	0	14	22	13.50	4.500
43 Seth Maness, R ERA: 2.29	(6, 1)	1.1		7	1	1	1	1	2	0	0	0	1	1	15	24	6.75	2.250
36 Randy Choate, L ERA: 2.61	(8, 1)	0.2		2	0	0	0	1	0	0	0	0	0	0	7	10	0.00	0.000
59 Fernando Salas, R ERA: 4.38	(8, 1)	0.1		1	0	0	0	0	0	0	0	0	0	0	3	3	0.00	0.000

PITCHER	IP	WLS	BF	H	R	ER	SO	BB	IBB	HBP	BLK	WP	HR	S	P	ERA	WHIP

Batter	1	2	3	4	5	6	7	8	9	AB	R	H	RBI	BB	SO	LOB
25 Carl Crawford, L (1, 7) OBP: 0.343, SLG: 0.410	C CH 86 C SI 88 B FC 88 B SI 90 T FC 88 2-2 ① K		D SI 87 X FC 88 1-0 ① F7			C CH 83 F SI 90 B FC 90 F FC 88 B KC 81 X SI 91 2-2 ① G4-3		X SL 83 0-0 ③ G4-3		4	0	0	0	0	1	2
66 Yasiel Puig, R (1, 9) OBP: 0.408, SLG: 0.558	B SI 90 B KC 77 C SI 90 F SI 90 X SI 91 2-2 23 G3 13 HR 1B		1 SAFE 1 SAFE 1 SAFE C SI 89 B FC 88 B FC 89 X SI 91 2-1 ② G4-3 1-2			X FC 90 0-0 ② F9			S FF 99 S FF 101 S FF 102 0-3 ① K	4	1	1	0	0	1	1
23 Adrián González, L (1, 3) OBP: 0.333, SLG: 0.452	D SI 90 B SI 90 C SI 90 F FC 88 1 SAFE B SI 91 1 SAFE X FC 88 3-2 ② G3 1-2		B SL 79 B FC 85 X FC 88 2-0 ③ G3-1			B SI 90 B SI 90 X FC 88 2-0 ③ F9			F FF 102 B FF 102 B SL 90 S FF 99 S FF 100 2-3 ② K	4	0	0	0	0	1	2
13 Hanley Ramirez, R (1, 6) OBP: 0.386, SLG: 0.622	B KC 77 X SI 91 1-0 2-H HR			B SI 87 F KC 78 F FC 88 X CH 85 1-2 5 CS 1B			C FC 88 X FC 88 0-1 ① G6-3		S FF 101 C FF 100 B FF 102 B FF 101 S FF 101 2-3 ③ K	4	1	2	2	0	1	0
16 Andre Ethier, L (1, 8) OBP: 0.365, SLG: 0.426	B KC 77 X SI 90 1-0 ③ G6-3			B SI 90 F SI 90 B FC 88 F FC 88 1 SAFE F SI 91 C FC 90 2-3 ① K			B SI 90 X SI 91 1-0 ② L7			3	0	0	0	0	1	1
5 Juan Uribe, R (1, 5) OBP: 0.331, SLG: 0.397		B SI 87 B KC 77 C SI 90 X SI 89 2-1 ① G5-3		1 SAFE F SI 90 S KC 79 B FC 89 X KC 81 1-2 ②③ G6-3 1-2			B SI 91 C FC 89 C SI 91 S SL 81 1-3 ③ K			3	0	0	0	0	1	1
14 Mark Ellis, R (1, 4) OBP: 0.323, SLG: 0.360		C SI 90 S FC 88 B FC 88 B FC 88 X FC 89 2-2 ② G6-3			C CH 86 B SI 88 T FC 86 X SL 79 1-2 ① G1-3			B SI 89 S SL 78 X SI 90 1-1 ① G5-3		3	0	0	0	0	0	0
18 Tim Federowicz, R (1, 2) 55 Skip Schumaker, L (8, PH) 17 A.J. Ellis, R (8, 2) OBP: 0.286, SLG: 0.358 OBP: 0.345, SLG: 0.344 OBP: 0.327, SLG: 0.352		B SI 89 X FC 89 1-0 ③ L4			B FF 87 C KC 77 F FC 87 S SL 81 1-3 ② K			B SI 90 B KC 79 C SI 90 C FC 90 X SI 91 2-2 ② G1-3		2 1 0	0 0 0	0 0 0	0 0 0	0 0 0	1 0 0	0 0 0
35 Chris Capuano, L (1, 1) OBP: 0.000, SLG: 0.000 41 Peter Moylan, R (2, 1) 9 Dee Strange-Gordon, L (3, PH) OBP: 0.267, SLG: 0.292 59 Stephen Fife, R (3, 1) OBP: 0.143, SLG: 0.357 56 J.P. Howell, L (5, 1) 44 Chris Withrow, R (6, 1) 10 Michael Young, R (6, PH) OBP: 0.308, SLG: 0.556 75 Paco Rodriguez, L (6, 1) 0 Brian Wilson, R (8, 1)			B SI 87 S CH 82 X SI 90 1-1 66 G4-3 1B		S SI 90 F FC 89 S KC 80 0-3 ③ K			F SI 91 S FC 90 B FC 89 X KC 82 1-2 1B		0 0 1 1 0 0 1 0	0 0 0 0 0 0 0 0	0 0 1 0 0 0 0 0	0 0 0 0 0 0 0 0	0 0 0 1 0 0 0 0	0 0 0 0 0 0 0 0	0 0 0 0 0 0 0 0
Inning Stats	R: 2 E: 0 K: 1 S: 11 H: 2 LOB: 0 BB: 0 P: 20	R: 0 E: 0 K: 0 S: 6 H: 0 LOB: 0 BB: 0 P: 11	R: 0 E: 0 K: 0 S: 6 H: 1 LOB: 1 BB: 0 P: 12	R: 0 E: 0 K: 1 S: 10 H: 1 LOB: 0 BB: 0 P: 14	R: 0 E: 0 K: 2 S: 9 H: 0 LOB: 0 BB: 0 P: 11	R: 0 E: 0 K: 0 S: 6 H: 0 LOB: 0 BB: 0 P: 10	R: 0 E: 0 K: 1 S: 6 H: 0 LOB: 0 BB: 0 P: 8	R: 0 E: 0 K: 0 S: 9 H: 1 LOB: 1 BB: 0 P: 13	R: 0 E: 0 K: 3 S: 9 H: 0 LOB: 0 BB: 0 P: 13	1B: 4 2B: 0 3B: 0 HR: 1	SF: 0 SAC: 0 DP: 0 HBP: 0	WP: 0 PB: 0 SB: 0 CS: 1	PA: 31			

TOP

Los Angeles Dodgers @ Cincinnati Reds

Great American Ball Park, Cincinnati, OH

Fri Sep 06 2013, 7:11 PM - 10:09 PM EDT

Att. 33,778 - Clear - 84 F

livebaseballscorecards.com

AB	31
R	2
H	5
RBI	2
BB	0
SO	8
LOB	7

PITCHER		IP	WLS	BF	H	R	ER	SO	BB	IBB	HBP	BLK	WP	HR	S	P	ERA	WHIP
44 Mike Leake, R ERA: 3.46	(1, 1)	7.2	W	27	5	2	2	5	0	0	0	0	0	1	62	98	2.35	0.652
43 Manny Parra, L ERA: 3.43	(8, 1)	0.1	H	1	0	0	0	0	0	0	0	0	0	0	1	1	0.00	0.000
54 Aroldis Chapman, L ERA: 2.67	(9, 1)	1.0	S	3	0	0	0	3	0	0	0	0	0	0	9	13	0.00	0.000

PITCHER	IP	WLS	BF	H	R	ER	SO	BB	IBB	HBP	BLK	WP	HR	S	P	ERA	WHIP

BOTTOM

Los Angeles Dodgers @ Cincinnati Reds

Great American Ball Park, Cincinnati, OH

Fri Sep 06 2013, 7:11 PM - 10:09 PM EDT

Att. 33,778 - Clear - 84 F

livebaseballscorecards.com

Batter	1	2	3	4	5	6	7	8	9	AB	R	H	RBI	BB	SO	LOB
17 Shin-Soo Choo, L (1, 8) OBP: 0.421, SLG: 0.470	B SI 87 S SL 80 C CH 75 B SL 82 X SL 82 2-2 ① G4-3		L CU 79 C CH 85 B CU 80 B CU 80 B CH 86 F SI 87 B FF 91 4-2 4 FC6-4 BB		1 SAFE B SI 84 D KC 79 C SI 87 D KC 80 X SI 87 3-1 4 G5-3 19 HR 1-2 1B		B SL 88 C SL 89 B SL 88 X FF 97 2-1 ③ F7			3	1	1	0	1	0	0
4 Brandon Phillips, R (1, 4) OBP: 0.315, SLG: 0.419 6 Billy Hamilton, S (8, PR) 3 Cesar Izturis, S (9, 4) OBP: 0.236, SLG: 0.220	S SI 89 B SI 89 F SI 89 F SL 83 F SI 90 S CH 79 1-3 ② K		F FF 87 1 SAFE X CH 85 0-1 ③ FC6-4 1-2f		B SI 88 S SI 86 X KC 80 1-1 ①② G5-3 1-2 2-3f			X SL 87 0-0 32 WP 19 S 48 L1-5 1B		4 0 0	0 0 0	1 0 0	0 0 0	0 0 0	1 0 0	3 0 0
19 Joey Votto, L (1, 3) OBP: 0.428, SLG: 0.494	C SL 83 C CH 77 B SL 83 B SI 90 B SI 90 B SI 90 4-2 BB			B CH 82 B FF 89 C CH 84 C CU 77 F FF 90 F CU 78 F CU 80 F FF 91 X CU 80 2-2 32 1B 48 G6-4-3 1B	B SI 87 X SI 86 1-0 2-H HR			1 SAFE F SI 89 S CU 81 1 SAFE D CU 81 B CU 81 B FF 89 B CU 82 4-2 32 WP 1-2 BB		2	2	2	2	2	0	0
32 Jay Bruce, L (1, 9) OBP: 0.330, SLG: 0.487	C SL 82 1 SAFE B SI 90 B SL 83 D SL 80 C SI 88 X SL 83 3-2 ③ F8			B FF 90 1 SAFE B CU 79 S CH 85 1 SAFE S FF 87 B FF 88 F CH 86 X FF 91 3-2 48 G6-4-3 1-3 1B	X KC 79 0-0 ③ F8			B FF 89 F CU 79 D CU 81 B FF 91 S CU 81 F CU 80 B CU 80 4-2 1-2 2-3 BB		3	0	1	0	1	0	1
48 Ryan Ludwick, R (1, 7) OBP: 0.303, SLG: 0.380 15 Derrick Robinson, S (9, 7) OBP: 0.321, SLG: 0.326		X CH 77 0-0 ① F7		X CH 85 0-0 ①② G6-4-3 1-2f 3-H		F FF 96 S FF 96 S SL 89 0-3 ① K		S SL 88 B SL 88 S SL 89 B SL 90 X SL 90 2-2 ①② L1-5 3-3		4 0	0 0	0 0	0 0	0 0	1 0	4 0
21 Todd Frazier, R (1, 5) OBP: 0.319, SLG: 0.404		C SI 88 B CH 78 B SI 89 F CH 76 B SI 89 C SI 89 3-3 ② K		X CU 78 0-0 2 1B 1B		B SL 89 C FF 95 B SL 87 F SL 89 S CU 77 2-3 ② K		B SL 89 B SL 90 F SL 88 T SL 88 F SL 88 B SL 90 S SL 88 3-3 ③ K		4	0	1	0	0	3	2
2 Zack Cozart, R (1, 6) OBP: 0.285, SLG: 0.374		C SI 89 B CH 78 C SL 77 F SI 91 S SL 78 1-3 ③ K		B FF 89 X CH 84 1-0 1-2 1B		S SL 88 F FF 96 C SL 90 0-3 ③ K				3	0	1	0	0	2	0
39 Devin Mesoraco, R (1, 2) OBP: 0.299, SLG: 0.370			C FF 92 B CH 85 F FF 92 B CU 80 T FF 86 2-2 ① K	F CH 84 B CU 78 F CH 86 X CH 86 1-2 ③ G5-3			S SL 88 S SL 88 S SL 87 0-3 ① K			3	0	0	0	0	2	2
44 Mike Leake, R (1, 1) OBP: 0.222, SLG: 0.262 43 Manny Parra, L (8, 1) OBP: 0.500, SLG: 0.500 54 Aroldis Chapman, L (9, 1)			X FF 92 0-0 ② L7		B FF 88 B FF 88 B CH 82 B FF 88 4-0 4 G5-3 17 1B BB		F FF 97 C FF 97 S SL 89 0-3 ② K			2 0 0	0 0 0	0 0 0	0 0 0	1 0 0	1 0 0	0 0 0
Inning Stats	R: 0 E: 0 K: 1 S: 13 H: 0 LOB: 1 BB: 1 P: 23	R: 0 E: 0 K: 2 S: 8 H: 0 LOB: 0 BB: 0 P: 12	R: 0 E: 0 K: 1 S: 9 H: 0 LOB: 1 BB: 1 P: 15	R: 1 E: 0 K: 0 S: 17 H: 4 LOB: 2 BB: 0 P: 24	R: 2 E: 0 K: 0 S: 6 H: 2 LOB: 0 BB: 1 P: 15	R: 0 E: 0 K: 3 S: 9 H: 0 LOB: 0 BB: 0 P: 11	R: 0 E: 0 K: 2 S: 8 H: 0 LOB: 0 BB: 0 P: 10	R: 0 E: 0 K: 1 S: 14 H: 1 LOB: 2 BB: 2 P: 27		1B: 6 2B: 1 3B: 0 HR: 1 SF: 0 SAC: 0 DP: 3 HBP: 0			WP: 1 PB: 0 SB: 1 CS: 0 PA: 33		

PITCHER		IP	WLS	BF	H	R	ER	SO	BB	IBB	HBP	BLK	WP	HR	S	P	ERA	WHIP
35 Chris Capuano, L ERA: 4.34	(1, 1)	1.2		6	0	0	0	2	1	0	0	0	0	0	17	30	0.00	0.600
41 Peter Moylan, R ERA: 6.17	(2, 1)	0.1		1	0	0	0	1	0	0	0	0	0	0	4	5	0.00	0.000
59 Stephen Fife, R ERA: 2.72	(3, 1)	2.0		11	4	2	2	1	2	0	0	0	0	0	26	43	9.00	3.000
56 J.P. Howell, L ERA: 2.36	(5, 1)	1.0	L	4	2	1	1	0	0	0	0	0	0	1	6	11	9.00	2.000
44 Chris Withrow, R ERA: 3.08	(6, 1)	2.0		6	0	0	0	5	0	0	0	0	0	0	17	21	0.00	0.000

PITCHER		IP	WLS	BF	H	R	ER	SO	BB	IBB	HBP	BLK	WP	HR	S	P	ERA	WHIP
75 Paco Rodríguez, L ERA: 2.01	(8, 1)	0.0		3	1	0	0	0	2	0	0	0	1	0	7	15	∞	∞
0 Brian Wilson, R ERA:	(8, 1)	1.0		2	0	0	0	1	0	0	0	0	0	0	7	12	0.00	0.000

AB	28
R	3
H	7
RBI	2
BB	5
SO	10
LOB	12

Batter	1	2	3	4	5	6	7	8	9	10	AB	R	H	RBI	BB	SO	LOB
25 Carl Crawford, L (1, 7) OBP: 0.341, SLG: 0.407	C FC 94 B SI 92 B FC 94 X SI 92 2-1 L7 ①	B CU 78 S FF 92 X SI 91 1-1 G6-3 ② 2-3		B CU 74 C SI 90 B SI 90 F FC 92 X SI 91 2-2 23 1B 1-2 1B		B FF 92 C FC 94 F FC 92 S SL 87 1-3 K ③			C KC 74 X SL 81 0-1 G4-3 ②		5	0	1	0	0	1	1
66 Yasiel Puig, R (1, 9) OBP: 0.407, SLG: 0.564	H SI 95 1-0 23 1B; 13 1B HBP	S CU 80 B FF 95 B CU 80 S CU 79 F SI 97 F CU 80 X SL 87 2-2 HR 3-H		F SI 93 B SI 92 F SI 92 T CU 80 1-2 K ②			S SI 93 F FF 93 F SI 93 B SI 94 X CU 79 1-2 G5-3 ①		B FF 89 B FF 90 C KC 74 C KC 75 S FF 90 2-3 K ③		4	2	1	2	0	2	2
23 Adrián González, L (1, 3) OBP: 0.337, SLG: 0.455 7 Nick Punto, S (10, PR) OBP: 0.337, SLG: 0.331 (10, 5)	X SI 91 0-0 16 BB; 13 1B; 10 FC1-2 1-2 1B	B SI 97 F FF 97 S FF 96 B CU 81 B SL 87 X FF 97 3-2 13 FC5-4 1B		C CU 78 X FC 93 0-1 ③ 1-2 2-H 1B			B CH 87 S FF 95 C FC 94 X FC 94 1-2 G3-1 ②			X FF 94 0-0 1B	5 0	0 0	4 0	0 0	0 0	0 0	0 0
13 Hanley Ramirez, R (1, 6) OBP: 0.383, SLG: 0.614	C FF 92 B SI 92 X SI 92 1-1 10 FC1-2; 16 BB 1-2 2-H 1B	F CU 79 X SI 94 0-1 FC5-4 ③ 1-2f			C SL 88 X SI 93 0-1 G5-3 ①		S CU 80 C CU 79 X FC 93 0-2 G6-3 ③			B FF 92 S CU 75 C CU 75 F FF 94 F FF 94 F CU 76 S FF 94 1-3 K ①	5	0	1	1	0	1	2
16 Andre Ethier, L (1, 8) OBP: 0.363, SLG: 0.422	C FF 93 B FC 93 B FC 94 F FF 93 B FF 95 B SI 92 4-2 10 FC1-2 1-2 2-3 BB		C CU 76 F FC 93 F SL 86 B SL 88 F FF 94 B SL 87 F CU 79 S SL 89 2-3 K ①		B SI 92 X FF 94 1-0 F7 ②			X SL 85 0-0 E6		C CU 74 X FF 93 0-1 L6 ②	4	0	0	0	1	1	1
10 Michael Young, R (1, 5) OBP: 0.336, SLG: 0.394 (10, 3)	C CU 78 X CU 79 0-1 FC1-2 ② 1-2 2-3 3-Hf		B FF 96 B SL 88 F FC 96 X FF 94 2-1 G5-3 ②		X FF 94 0-0 1B			C SL 76 1 SAFE B SL 85 1 SAFE B SI 90 1 SAFE S SI 90 B SI 91 F SL 77 3-2 F SI 80 X SF 90 L8 ①		C CU 76 B CU 75 C CU 76 1 SAFE F FF 93 D CU 77 B CU 76 X CU 74 3-2 G5-3 ③	5	0	1	0	0	0	5
55 Skip Schumaker, L (1, 4) OBP: 0.342, SLG: 0.341 14 Mark Ellis, R (8, PH) OBP: 0.322, SLG: 0.359 (8, 4)	C CU 78 X FC 94 0-1 L9 ③		B SI 93 X SI 94 1-0 L7 ③		B SI 92 B FF 90 X SI 92 2-0 F8 ③			B FC 88 1 SAFE X FC 88 1-0 F8 ②			3 1	0 0	0 0	0 0	0 0	0 0	4 1
17 A.J. Ellis, R (1, 2) OBP: 0.329, SLG: 0.354		C FC 91 B FC 91 S FF 92 X SL 88 1-2 25 G6-3; 21 SH3-4; 66 HR 1B		B FC 91 B SI 91 B SI 91 C FC 92 F SI 90 X SI 94 3-2 21 FC5-6 1B		C FC 90 B SL 85 B SI 90 X SI 90 2-1 F8 ①		B FC 90 B SI 94 F SI 94 F FC 90 B SI 94 C SI 95 3-3 K ③			4	1	2	0	0	1	1
21 Zack Greinke, R (1, 1) OBP: 0.414, SLG: 0.373 75 Paco Rodriguez, L (7, 1) 54 Ronald Belisario, R (7, 1) 6 Jerry Hairston, R (9, PH) OBP: 0.289, SLG: 0.302 56 J.P. Howell, L (9, 1) 0 Brian Wilson, R (10, 1)		X SI 92 0-0 SH3-4 ① 1-2		X SI 91 0-0 FC5-6 ① 1-2f 25 1B; 23 1B		B FC 94 C FF 92 B CU 77 X SI 93 2-1 F7 ②			C KC 71 B SL 80 C KC 75 C FF 90 1-3 K ①		2 0 0 1 0 0 0	0 0 0 0 0 0 0	0 0 0 0 0 0 0	0 0 0 0 1 0 0	0 0 0 0 0 0 0	0 0 0 0 0 0 0	1 0 0 0 0 0 0
Inning Stats	R: 1 H: 2 E: 0 LOB: 3 K: 0 BB: 1 S: 11 P: 19	R: 2 H: 3 E: 0 LOB: 1 K: 0 BB: 0 S: 16 P: 23	R: 0 H: 0 E: 0 LOB: 0 K: 1 BB: 0 S: 9 P: 14	R: 0 H: 3 E: 0 LOB: 2 K: 1 BB: 0 S: 12 P: 18	R: 0 H: 1 E: 0 LOB: 1 K: 0 BB: 0 S: 5 P: 8	R: 0 H: 0 E: 0 LOB: 0 K: 1 BB: 0 S: 7 P: 12	R: 0 H: 0 E: 0 LOB: 0 K: 0 BB: 0 S: 10 P: 12	R: 0 H: 0 E: 1 LOB: 1 K: 1 BB: 0 S: 10 P: 17	R: 0 H: 0 E: 0 LOB: 0 K: 2 BB: 0 S: 8 P: 11	R: 0 H: 1 E: 0 LOB: 1 K: 1 BB: 0 S: 13 P: 17	1B: 9 2B: 0 3B: 0 HR: 1	SF: 0 SAC: 1 DP: 0 HBP: 1					

PITCHER		IP	WLS	BF	H	R	ER	SO	BB	IBB	HBP	BLK	WP	HR	S	P	ERA	WHIP
55 Mat Latos, R ERA: 3.02	(1, 1)	7.0		31	9	3	3	3	1	0	1	0	0	1	70	106	3.86	1.429
30 Zach Duke, L ERA: 7.61	(8, 1)	0.1		2	0	0	0	0	0	0	0	0	0	0	6	9	0.00	0.000
31 Alfredo Simon, R ERA: 3.3	(8, 1)	0.2		2	0	0	0	1	0	0	0	0	0	0	4	8	0.00	0.000
63 Sam LeCure, R ERA: 2.78	(9, 1)	1.0		3	0	0	0	2	0	0	0	0	0	0	8	11	0.00	0.000
60 J.J. Hoover, R ERA: 2.88	(10, 1)	1.0	W	4	1	0	0	1	0	0	0	0	0	0	13	17	0.00	1.000

PITCHER	IP	WLS	BF	H	R	ER	SO	BB	IBB	HBP	BLK	WP	HR	S	P	ERA	WHIP

TOP

Los Angeles Dodgers @ Cincinnati Reds

Great American Ball Park, Cincinnati, OH

Sat Sep 07 2013, 1:08 PM - 4:59 PM EDT

Att. 40,799 - Sunny - 85 F

livebaseballscorecards.com

AB	39
R	3
H	10
RBI	3
BB	1
SO	7
LOB	18

WP: 0 PA: 42
PB: 0
SB: 0
CS: 0

Batter	1	2	3	4	5	6	7	8	9	10	AB	R	H	RBI	BB	SO	LOB
17 Shin-Soo Choo, L (1, 8) OBP: 0.421, SLG: 0.470	F CU 71 B FF 91 F CU 74 X CH 88 1-2 G6-3		F CH 83 B FC 82 B FF 91 C FF 91 C CU 76 2-3 K		C FF 92 B CH 85 X FF 91 1-1 3 1B 1B		B CU 80 S CU 80 X CU 80 1-1 3 2B 1B		X SI 88 0-0 SH1-3 1-2		4	1	2	0	0	1	0
3 Cesar Izturis, S (1, 4) OBP: 0.250, SLG: 0.244	C FF 90 B FF 92 X FF 92 1-1 19 1B 32 1B 1B		X CU 70 0-0 G1-3		L FF 91 1 SAFE 1 SAFE X CH 88 0-1 19 BB 1-3 1B		D SI 90 F SL 87 1 SAFE B SL 87 F CH 94 1 SAFE F CU 80 X SL 88 2-2 1-H 2B		X SI 88 0-0 F9		5	1	3	1	0	0	1
19 Joey Votto, L (1, 3) OBP: 0.432, SLG: 0.498	B FF 92 D FF 93 C FF 92 X CH 87 2-1 32 1B 48 1B 1-2 1B		F FF 90 C FF 92 B FF 92 F SI 88 B CH 89 B SL 88 F FF 93 X CU 78 3-2 2B		B SI 92 F SI 93 B SI 94 C FF 94 B FF 94 F CH 90 F CH 90 B CH 88 4-2 1-2 BB		I IN 74 I IN 76 I IN 76 I IN 77 4-0 IBB		I IN 66 I IN 69 I IN 71 I IN 70 4-0 IBB		2	1	2	0	3	0	0
32 Jay Bruce, L (1, 9) OBP: 0.329, SLG: 0.485	X SI 94 0-0 48 1B 1-2 2-H 1B		C CH 88 B FF 92 B FF 93 B CU 75 S CH 87 X CH 88 3-2 G1-3		S CH 88 S CU 74 B CH 87 S FF 93 1-3 K		C SL 86 S CU 81 B CU 81 S CU 81 1-3 K		C SI 89 D KC 80 X KC 80 1-1 F8		5	0	1	1	0	2	8
48 Ryan Ludwick, R (1, 7) OBP: 0.309, SLG: 0.373 6 Billy Hamilton, S (10, PR)	B FF 93 X SL 88 1-0 1-3 2-H 1B			F FC 84 B FF 90 C CU 72 S FF 92 1-3 K	F FF 92 B FF 93 B FF 93 F FF 93 S FC 86 2-3 K		B FF 95 S FF 94 B FF 95 F FF 94 B FF 95 F FF 93 X FF 95 3-2 F8			B SL 84 B SL 85 B SL 86 C SL 89 B SL 92 4-1 21 S 21 1B BB	4 0	0 1	1 0	1 0	1 0	2 0	5 0
21 Todd Frazier, R (1, 5) OBP: 0.318, SLG: 0.402	B FF 92 C SI 93 F SI 93 F FC 85 F FF 93 X FF 93 1-2 F8			B FF 91 C FF 91 S FC 84 B FF 92 C FC 84 2-3 K		X FC 84 0-0 G6-3	B FF 94 C FF 93 S SL 85 F SL 89 X FF 95 1-2 F8			1 SAFE D SL 89 C SL 86 M SL 87 X SL 87 1-2 1-H 1B	5	0	1	1	0	1	1
2 Zack Cozart, R (1, 6) OBP: 0.285, SLG: 0.373		B FF 90 F FF 91 B SI 91 F FF 92 F CH 87 F CH 89 F FC 84 F FC 85 S CU 78 2-3 K		X FF 90 0-0 1B		B FC 83 B FF 90 S FF 91 X FC 85 2-1 P4		B FF 94 S SL 87 C SL 86 X FF 96 1-2 G6-3		4	0	1	0	0	1	0
39 Devin Mesoraco, R (1, 2) OBP: 0.295, SLG: 0.365		C FC 82 C FF 91 B SI 92 X CH 87 1-2 G6-3		D FC 86 F SI 92 F FF 92 D CH 88 F CH 89 S SL 78 2-3 K2-3		C FF 90 F FC 85 B SL 80 T FF 92 1-2 K		S SL 88 S SL 88 B SL 88 S FF 95 1-3 K		4	0	0	0	0	3	1
55 Mat Latos, R (1, 1) OBP: 0.149, SLG: 0.167 15 Derrick Robinson, S (7, PH) OBP: 0.320, SLG: 0.324 30 Zach Duke, L (8, 1) OBP: 1.000, SLG: 1.000 31 Alfredo Simon, R (8, 1) OBP: 0.143, SLG: 0.143 63 Sam LeCure, R (9, 1) 28 Chris Heisey, R (9, PH) OBP: 0.282, SLG: 0.433 60 J.J. Hoover, R (10, 1)		F FF 91 X FF 91 0-1 G4-3		C FC 84 C FC 84 B FF 92 S FC 83 1-3 K		B CU 79 X SL 87 1-0 L1		L KC 78 B KC 79 B SI 87 B SI 88 B SI 88 4-1 17 SH1-3 BB	2 1 0 0 0 0 0	0 0 0 0 0 0 0	0 0 0 0 0 0 0	0 0 0 0 0 1 0	1 0 0 0 0 0 0	0 0 0 0 0 0 0	0 0 0 0 0 0 0
Inning Stats	R: 2 E: 0 K: 0 S: 14 H: 4 LOB: 1 BB: 0 P: 20	R: 0 E: 0 K: 1 S: 12 H: 0 LOB: 0 BB: 0 P: 15	R: 0 E: 0 K: 1 S: 12 H: 1 LOB: 1 BB: 0 P: 20	R: 0 E: 0 K: 3 S: 11 H: 1 LOB: 1 BB: 0 P: 16	R: 0 E: 0 K: 3 S: 17 H: 2 LOB: 3 BB: 1 P: 26	R: 0 E: 0 K: 1 S: 6 H: 0 LOB: 0 BB: 0 P: 9	R: 1 E: 0 K: 1 S: 14 H: 2 LOB: 2 BB: 1 P: 26	R: 0 E: 0 K: 1 S: 10 H: 0 LOB: 0 BB: 0 P: 13	R: 0 E: 0 K: 0 S: 5 H: 0 LOB: 2 BB: 2 P: 14	R: 1 E: 0 K: 0 S: 4 H: 1 LOB: 1 BB: 1 P: 9	1B: 9 2B: 2 3B: 0 HR: 0	SF: 0 SAC: 1 DP: 0 HBP: 0	WP: 0 PB: 0 SB: 1 CS: 0	PA: 42			

PITCHER		IP	WLS	BF	H	R	ER	SO	BB	IBB	HBP	BLK	WP	HR	S	P	ERA	WHIP
21 Zack Greinke, R ERA: 2.79	(1, 1)	6.0		26	8	2	2	9	1	0	0	0	0	0	72	106	3.00	1.500
75 Paco Rodríguez, L ERA: 2.16	(7, 1)	0.2	B	5	2	1	1	1	0	1	0	0	0	0	10	19	13.50	3.000
54 Ronald Belisario, R ERA: 3.39	(7, 1)	1.1		4	0	0	0	1	0	0	0	0	0	0	14	20	0.00	0.000
56 J.P. Howell, L ERA: 2.32	(9, 1)	1.0		5	0	0	0	0	1	1	0	0	0	0	5	14	0.00	1.000
0 Brian Wilson, R ERA: 1.5	(10, 1)	0.0	L	2	1	1	1	0	1	0	0	0	0	0	4	9	∞	∞

PITCHER | IP | WLS | BF | H | R | ER | SO | BB | IBB | HBP | BLK | WP | HR | S | P | ERA | WHIP

BOTTOM

Los Angeles Dodgers @ Cincinnati Reds

Great American Ball Park, Cincinnati, OH

Sat Sep 07 2013, 1:08 PM - 4:59 PM EDT

Att. 40,799 - Sunny - 85 F

livebaseballscorecards.com

AB	36
R	4
H	11
RBI	4
BB	5
SO	11
LOB	16

Batter	1	2	3	4	5	6	7	8	9	AB	R	H	RBI	BB	SO	LOB
25 Carl Crawford, L (1, 7) OBP: 0.340, SLG: 0.408	C KC 78 M SL 85 F FF 94 S CH 86 0-3 ① K			C FF 93 S SL 85 S FF 95 0-3 ① K		C FF 95 B SL 86 F CH 85 X SL 86 1-2 2B		B SI 90 C SL 82 F SI 90 C CU 76 1-3 ① K		4	0	1	0	0	3	0
66 Yasiel Puig, R (1, 9) OBP: 0.406, SLG: 0.558	B KC 80 C FF 93 B FF 94 B FF 94 F FF 95 X FF 95 3-2 ② G5-3			B KC 79 F FF 94 F FF 94 S FF 94 1-3 ② K		H FF 91 1-0 23 G4-6-3 HBP		B FF 92 B FF 93 S FF 92 B CU 74 F FF 93 F FF 94 X FF 93 3-2 ② P3		3	0	0	0	0	1	0
23 Adrián González, L (1, 3) OBP: 0.336, SLG: 0.453	B SI 94 C FF 94 S CH 86 F FF 96 X FF 94 1-2 ③ F9			F KC 80 B SL 86 X SL 84 1-1 13 2B 1B		B SI 93 B FF 95 X KC 80 2-0 ②③ G4-6-3 1-2f		C CU 75 X CH 88 0-1 ③ G1-3		4	1	1	0	0	0	2
13 Hanley Ramirez, R (1, 6) OBP: 0.384, SLG: 0.627		B FF 93 C FF 94 F FF 93 F SL 84 F CH 85 F FF 94 X FF 93 1-2 ① F8		X FF 93 0-0 ③ 1-H 2B			C FF 97 B FF 96 X KC 81 1-1 HR		S FF 99 F FF 99 B FF 100 S FF 102 1-3 ① K	4	1	2	2	0	1	0
5 Juan Uribe, R (1, 5) OBP: 0.327, SLG: 0.392		B KC 79 S KC 78 X FF 93 1-1 ② G6-3			F FF 92 B SI 93 B KC 80 B KC 78 X FF 94 3-1 ① F9		C FF 98 X SL 89 0-1 E5 17 1B		S FF 100 F FF 101 S FF 101 0-3 ② K	4	0	0	0	0	1	0
16 Andre Ethier, L (1, 8) OBP: 0.361, SLG: 0.418		S CH 85 B FF 94 C KC 78 S CH 86 1-3 ③ K			C FF 95 B FF 94 F CH 85 S SL 86 1-3 ② K		S FF 96 B FF 96 F FF 95 B FF 95 F SL 86 X FF 95 2-2 ① F8		C FF 101 S FF 101 X FF 102 0-2 ③ G5-3	4	0	0	0	0	2	1
17 A.J. Ellis, R (1, 2) OBP: 0.332, SLG: 0.357			C FF 93 B KC 81 F KC 80 B FF 94 C FF 95 2-3 ① K		C SL 88 B KC 80 C KC 83 X FF 94 1-2 1B		F FF 95 X FF 95 0-1 1-2 1B			3	0	2	0	0	1	0
14 Mark Ellis, R (1, 4) OBP: 0.320, SLG: 0.356			C KC 80 C FF 96 C FF 95 0-3 ② K		B FF 94 B FF 94 C KC 79 X FF 94 2-1 ③ G4-3		S KC 79 B FF 95 X FF 95 1-1 ② L9			3	0	0	0	0	1	3
22 Clayton Kershaw, L (1, 1) OBP: 0.224, SLG: 0.254 44 Chris Withrow, R (8, 1) 54 Ronald Belisario, R (9, 1)			C FF 94 C CH 86 S SL 84 0-3 ③ K			B FF 93 X KC 78 1-0 ① G4-3	B FF 95 C FF 95 F SL 87 B FF 95 S FF 96 2-3 ③ K			3 0 0	0 0 0	0 0 0	0 0 0	0 0 0	2 0 0	2 0 0
Inning Stats	R: 0 E: 0 K: 1 S: 11 H: 0 LOB: 0 BB: 0 P: 15	R: 0 E: 0 K: 1 S: 11 H: 0 LOB: 0 BB: 0 P: 14	R: 0 E: 0 K: 3 S: 9 H: 0 LOB: 0 BB: 0 P: 11	R: 1 E: 0 K: 2 S: 9 H: 2 LOB: 1 BB: 0 P: 11	R: 0 E: 0 K: 1 S: 10 H: 1 LOB: 1 BB: 0 P: 17	R: 0 E: 0 K: 0 S: 5 H: 1 LOB: 1 BB: 0 P: 10	R: 1 E: 1 K: 1 S: 15 H: 2 LOB: 2 BB: 0 P: 21	R: 0 E: 0 K: 1 S: 9 H: 0 LOB: 0 BB: 0 P: 13	R: 0 E: 0 K: 2 S: 9 H: 0 LOB: 0 BB: 0 P: 10	1B: 3 2B: 2 3B: 0 HR: 1	SF: 0 SAC: 0 DP: 1 HBP: 1			WP: 0 PB: 0 SB: 0 CS: 0	PA: 33		

PITCHER		IP	WLS	BF	H	R	ER	SO	BB	IBB	HBP	BLK	WP	HR	S	P	ERA	WHIP
34 Homer Bailey, R ERA: 3.39	(1, 1)	7.0		27	6	2	2	9	0	0	1	0	0	1	70	99	2.57	0.857
30 Zach Duke, L ERA: 7.5	(8, 1)	0.1		1	0	0	0	1	0	0	0	0	0	0	3	4	0.00	0.000
60 J.J. Hoover, R ERA: 2.85	(8, 1)	0.2		2	0	0	0	0	0	0	0	0	0	0	6	9	0.00	0.000
54 Aroldis Chapman, L ERA: 2.62	(9, 1)	1.0	W	3	0	0	0	2	0	0	0	0	0	0	9	10	0.00	0.000

PITCHER	IP	WLS	BF	H	R	ER	SO	BB	IBB	HBP	BLK	WP	HR	S	P	ERA	WHIP

TOP

Los Angeles Dodgers @ Cincinnati Reds

Great American Ball Park, Cincinnati, OH

Sun Sep 08 2013, 8:08 PM - 11:05 PM EDT

Att. 34,041 - Partly Cloudy - 85 F

livebaseballscorecards.com

AB	32
R	2
H	6
RBI	2
BB	0
SO	12
LOB	8

BOTTOM

Los Angeles Dodgers @ Cincinnati Reds

Great American Ball Park, Cincinnati, OH

Sun Sep 08 2013, 8:08 PM - 11:05 PM EDT

Att. 34,041 - Partly Cloudy - 85 F

livebaseballscorecards.com

Batter	1	2	3	4	5	6	7	8	9	AB	R	H	RBI	BB	SO	LOB
17 Shin-Soo Choo, L (1, 8) OBP: 0.425, SLG: 0.471	C FF 93 B FF 90 F SL 89 B CU 73 B FF 94 B FF 94 4-2 28 K BB		S FF 94 S FF 93 D SL 88 X CU 74 1-2 28 HBP 1-3 1B		B SL 85 B FF 92 B FF 94 C FF 93 B FF 94 4-1 BB		B FF 93 C FF 93 C CU 74 D SL 87 H SL 85 3-2 HBP			1	0	1	0	2	0	0
28 Chris Heisey, R (1, 7) OBP: 0.282, SLG: 0.426	B FF 93 C FF 94 1 SAFE C CU 73 S CU 74 1-3 K 1-2 ① ②		C FF 94 F FF 94 H FF 94 1-2 HBP 1-2		B SL 84 B FF 93 S FF 94 X FF 94 2-1 P3 ②		C FF 93 S CU 74 F CU 74 X FF 94 0-2 G6-3 ③			3	0	0	0	0	1	4
19 Joey Votto, L (1, 3) OBP: 0.430, SLG: 0.494	F FF 93 B FF 93 X FF 93 1-1 G4-3 ③		S FF 94 T FF 93 X CU 75 0-2 L3 ②		1 SAFE D FF 94 C SL 88 F SL 86 B FF 94 F SL 87 S CU 74 2-3 K ③			B FF 96 C SL 87 B FF 96 B FF 95 X SL 90 3-1 G3 ①		4	0	0	0	0	1	4
4 Brandon Phillips, R (1, 4) OBP: 0.313, SLG: 0.416		B FF 92 S SL 87 X FF 93 1-1 G4-3 ①	C FF 93 F FF 93 X SL 87 0-2 G5-3 ③			X SL 87 0-0 F8 ①		S SL 90 F SL 92 B FF 96 B FF 95 B FF 96 S SL 90 3-3 K ②		4	0	0	0	0	1	3
32 Jay Bruce, L (1, 9) OBP: 0.330, SLG: 0.496		B SL 87 X SL 87 1-0 HR		B SL 87 X SL 86 1-0 HR		C FF 94 F FF 94 B CU 74 B SL 88 B CU 75 C SL 86 3-3 K ②		S FF 95 F FF 96 B FF 96 B FF 95 B FF 97 S FF 97 3-3 K ③		4	2	2	2	0	2	0
21 Todd Frazier, R (1, 5) OBP: 0.316, SLG: 0.398		X FF 93 0-0 L9 ②		C FF 94 X SL 87 0-1 G6-3 ①		B SL 85 F FF 94 B CH 84 C SL 87 X FF 94 2-2 G4-3 ③			C FF 94 C SL 87 B FF 94 X SL 87 1-2 P4 ①	4	0	0	0	0	0	0
2 Zack Cozart, R (1, 6) OBP: 0.286, SLG: 0.374		B FF 94 F FF 94 C SL 88 C FF 94 1-3 K ③		B SL 88 B FF 94 X FF 93 2-0 P4 ②			C SL 83 F FF 92 B SL 87 X CU 74 1-2 29 SH1-4 1B		C FF 93 B FF 94 X SL 86 1-1 29 2B 1B	4	1	2	0	0	1	0
29 Ryan Hanigan, R (1, 2) OBP: 0.327, SLG: 0.289			B FF 92 C FF 92 F FF 93 B SL 88 X FF 93 2-2 G4-3 ①	F FF 94 C FF 94 S SL 88 0-3 K ③			X FF 92 0-0 SH1-4 ①		X SL 92 0-0 1-H 2B	3	0	1	1	0	1	0
34 Homer Bailey, R (1, 1) OBP: 0.200, SLG: 0.173			C FF 93 C SL 87 B CU 72 B CU 74 B FF 94 B FF 94 4-2 17 1B 17 BLK BB		C FF 92 C FF 93 S FF 93 0-3 K ①		C FF 93 F FF 92 S CU 75 0-3 K ②			1	0	0	0	1	1	0
50 Neftali Soto, R (7, PH)										1	0	0	0	0	1	1
30 Zach Duke, L (8, 1) OBP: 1.000, SLG: 1.000										0	0	0	0	0	0	0
60 J.J. Hoover, R (8, 1)										0	0	0	0	0	0	0
54 Aroldis Chapman, L (9, 1)										0	0	0	0	0	0	0
Inning Stats	R: 0 E: 0 K: 1 S: 7 H: 0 LOB: 0 BB: 1 P: 13	R: 1 E: 0 K: 1 S: 7 H: 1 LOB: 0 BB: 0 P: 10	R: 0 E: 0 K: 0 S: 16 H: 1 LOB: 3 BB: 1 P: 24	R: 1 E: 0 K: 1 S: 7 H: 1 LOB: 0 BB: 0 P: 10	R: 0 E: 0 K: 2 S: 10 H: 0 LOB: 1 BB: 1 P: 18	R: 0 E: 0 K: 1 S: 7 H: 0 LOB: 0 BB: 0 P: 12	R: 0 E: 0 K: 1 S: 13 H: 1 LOB: 2 BB: 0 P: 17	R: 0 E: 0 K: 2 S: 8 H: 0 LOB: 0 BB: 0 P: 17	R: 1 E: 0 K: 0 S: 6 H: 2 LOB: 1 BB: 0 P: 8	1B: 3 2B: 1 3B: 0 HR: 2	SF: 0 SAC: 1 DP: 0 HBP: 2		WP: 0 PB: 0 SB: 0 CS: 0	PA: 35		

	AB	29
	R	3
	H	6
	RBI	3
	BB	3
	SO	9
	LOB	12

PITCHER		IP	WLS	BF	H	R	ER	SO	BB	IBB	HBP	BLK	WP	HR	S	P	ERA	WHIP
22 Clayton Kershaw, L ERA: 1.92	(1, 1)	7.0		29	4	2	2	7	3	0	2	1	0	2	67	104	2.57	1.000
44 Chris Withrow, R ERA: 2.96	(8, 1)	1.0		3	0	0	0	2	0	0	0	0	0	0	8	17	0.00	0.000
54 Ronald Belisario, R ERA: 3.52	(9, 1)	0.1	L	3	2	1	1	0	0	0	0	0	0	0	6	8	27.00	6.000

PITCHER	IP	WLS	BF	H	R	ER	SO	BB	IBB	HBP	BLK	WP	HR	S	P	ERA	WHIP

Batter	1	2	3	4	5	6	7	8	9	AB	R	H	RBI	BB	SO	LOB
13 Starlin Castro, R (1, 6) OBP: 0.278, SLG: 0.342	C SL 73 C SI 85 T SL 76 0-2 ① K		B SI 84 C SI 85 X FF 87 1-1 ① L4		B SI 86 X SL 75 1-0 ② L9			X FF 95 0-0 ① G6-3		4	0	0	0	0	1	0
24 Luis Valbuena, L (1, 5) OBP: 0.337, SLG: 0.392	C SI 85 X SI 86 0-1 30 1B 2B		B SI 87 C SL 76 X SI 87 1-1 HR		C CH 78 C SL 75 B FF 86 S SL 75 1-3 ③ K			C FF 94 C SL 84 F FF 94 F FF 94 B SL 84 F FF 95 B SL 85 C FF 96 2-3 ② K		4	1	2	1	0	2	0
44 Anthony Rizzo, L (1, 3) OBP: 0.324, SLG: 0.421	B CH 78 X CU 68 1-0 ② F8		C SI 86 B FF 87 B SL 73 X CU 70 2-1 ② G4-3			C CH 76 X SI 86 0-1 ① G4-3		X FF 96 0-0 ③ L7		4	0	0	0	0	0	1
30 Dioner Navarro, S (1, 2) OBP: 0.367, SLG: 0.510	C CH 72 B SI 85 X SL 74 1-1 ③ 2-3 1B		B SI 86 B FF 86 C SI 87 B CH 78 F SI 85 X SI 88 3-2 ③ G4-3			C SL 74 B SI 84 F FF 88 X SI 89 1-2 ② G5-3			T FF 94 X SL 83 0-1 ① L8	4	0	1	0	0	0	0
19 Nate Schierholtz, L (1, 9) OBP: 0.308, SLG: 0.483		C CU 68 F CU 72 B SI 85 S SI 86 1-3 ① K	B SI 85 F CH 77 B CH 79 S SL 73 C SL 76 2-3 ① K		B SI 88 B SI 86 C CU 69 B SL 78 F SL 75 X SI 89 3-2 2B				B FF 94 B SL 83 B FF 93 B FF 94 4-0 15 FC5 6 BB BB	3	0	1	0	1	2	0
6 Ryan Sweeney, L (1, 8) OBP: 0.356, SLG: 0.533		B SI 86 C SL 75 X CH 76 1-1 HR	C SI 87 B SI 86 B SI 86 C SL 74 B SI 86 F SL 76 X SL 76 3-2 ② G4-3		C SI 87 2 SAFE B SI 86 X SI 87 1-1 ③ G4-3				C FF 94 B FF 95 1 SAFE B FF 94 B FF 95 B FF 94 4-1 15 FC5 1-2 BB	3	1	1	1	1	0	1
47 Brian Bogusevic, L (1, 7) OBP: 0.333, SLG: 0.480		B CH 78 B SL 74 S SL 73 C SI 86 F SI 88 T SI 86 2-2 ② K	F SI 87 S SI 86 F SI 87 X SL 76 0-2 1B				X CU 67 0-0 ① G3-1		S FF 94 C FF 95 F FF 95 F FF 94 F FF 95 F SL 83 F FF 95 S FF 95 0-3 ② K	4	0	1	0	0	2	2
15 Darwin Barney, R (1, 4) OBP: 0.269, SLG: 0.318		X CH 78 0-0 37 FC6-4 1B	X CH 81 0-0 ③ G4-3				B CU 70 C CU 72 S SL 75 F SL 78 X FF 87 1-2 ② G6-3		C SI 95 X SI 95 0-1 ③ FC5 1-2 2-3f	4	0	1	0	0	0	3
37 Travis Wood, R (1, 1) OBP: 0.258, SLG: 0.400 46 Pedro Strop, R (8, 1) 63 Kevin Gregg, R (9, 1)		X SI 87 0-0 ③ FC6-4 1-2f			C CU 68 S SL 75 S SI 86 0-3 ① K		X SI 89 0-0 ③ L8			3 0 0	0 0 0	0 0 0	0 0 0	1 0 0	1 0 0	1 0 0
Inning Stats	R: 0 E: 0 K: 1 S: 8 H: 2 LOB: 2 BB: 0 P: 10	R: 1 E: 0 K: 2 S: 11 H: 2 LOB: 1 BB: 0 P: 15	R: 1 E: 0 K: 0 S: 9 H: 1 LOB: 0 BB: 0 P: 16	R: 0 E: 0 K: 1 S: 12 H: 1 LOB: 1 BB: 0 P: 17	R: 0 E: 0 K: 2 S: 7 H: 0 LOB: 0 BB: 0 P: 9	R: 0 E: 0 K: 0 S: 10 H: 1 LOB: 1 BB: 0 P: 15	R: 0 E: 0 K: 0 S: 6 H: 0 LOB: 0 BB: 0 P: 7	R: 0 E: 0 K: 1 S: 8 H: 0 LOB: 0 BB: 0 P: 10	R: 0 E: 0 K: 1 S: 13 H: 0 LOB: 2 BB: 2 P: 21	1B: 3 2B: 2 3B: 0 HR: 2 SF: 0 SAC: 0 DP: 0 HBP: 0						

PITCHER		IP	WLS	BF	H	R	ER	SO	BB	IBB	HBP	BLK	WP	HR	S	P	ERA	WHIP
61 Bronson Arroyo, R ERA: 3.58	(1, 1)	7.0	L	27	7	2	2	6	0	0	0	0	0	2	63	89	2.57	1.000
Logan Ondrusek, R ERA: 4.43	(8, 1)	0.1		1	0	0	0	0	0	0	0	0	0	0	1	1	0.00	0.000
43 Manny Parra, L ERA: 3.32	(8, 1)	1.1		6	0	0	0	2	2	0	0	0	0	0	18	28	0.00	1.500
31 Alfredo Simon, R ERA: 3.28	(9, 1)	0.1		1	0	0	0	0	0	0	0	0	0	0	2	2	0.00	0.000

PITCHER	IP	WLS	BF	H	R	ER	SO	BB	IBB	HBP	BLK	WP	HR	S	P	ERA	WHIP

TOP

Chicago Cubs @ Cincinnati Reds

Great American Ball Park, Cincinnati, OH

Mon Sep 09 2013, 7:10 PM - 9:58 PM EDT

Att. 22,920 - Clear - 88 F

livebaseballscorecards.com

AB	33
R	2
H	7
RBI	2
BB	2
SO	8
LOB	8

WP: 0 PB: 0 SB: 0 CS: 0 PA: 35

Batter	1	2	3	4	5	6	7	8	9	AB	R	H	RBI	BB	SO	LOB
17 Shin-Soo Choo, L (1, 8) OBP: 0.425, SLG: 0.472	F FF 87 X SL 79 0-1 ① L8		B SL 80 B FF 88 F FC 87 F FF 90 B FC 87 H SI 88 4-2 19 1B HBP		B SL 78 F FC 85 B FF 87 C FF 89 F FF 89 B SL 80 F FF 90 X SI 90 3-2 2B		C SI 89 F FC 87 B FF 89 X FC 87 1-2 ③ G3			3	0	1	0	0	0	0
4 Brandon Phillips, R (1, 4) OBP: 0.314, SLG: 0.415	B SI 88 F SI 88 X FC 86 1-1 19 1B 1B		X FF 87 0-0 ② P4		C SI 90 S FC 87 C FF 89 0-3 ② K			C FF 96 F SI 98 B SL 84 B SI 96 B SL 86 B FF 97 4-2 32 WP BB		3	0	1	0	1	1	2
19 Joey Votto, L (1, 3) OBP: 0.430, SLG: 0.494	B FF 86 B FC 86 F FF 89 1 SAFE X FC 87 2-1 1-2 1B		C FF 88 D SL 82 X SI 89 1-1 1-2 1B		S FC 86 B FF 89 F FC 86 F FF 90 C FC 87 1-3 ③ K			X FF 97 0-0 ① L7		4	0	2	0	0	1	2
32 Jay Bruce, L (1, 9) OBP: 0.328, SLG: 0.492	C FF 90 B FF 90 F FF 87 S FF 89 1-3 ② K		S FC 86 C FC 86 B FF 90 X SL 80 1-2 ③ L8			B SL 79 B FC 85 X FC 85 2-0 ① F8		D FF 98 F FF 97 C SL 84 S SL 85 1-3 1-2 ② K		4	0	0	0	0	2	5
21 Todd Frazier, R (1, 5) OBP: 0.313, SLG: 0.395	F CH 81 X FC 87 0-1 ③ G5-3			F FC 85 B FF 88 F FF 88 F FF 88 B FC 87 S SL 81 2-3 ① K		S FF 88 X FF 89 0-1 ② F9		C SL 84 S SL 85 F SL 84 X SI 98 0-2 ③ L3		4	0	0	0	0	1	3
48 Ryan Ludwick, R (1, 7) OBP: 0.306, SLG: 0.380		S SI 89 B FF 90 F SI 89 S FF 90 1-3 ① K		C CU 70 B CH 78 X FF 89 1-1 ② F8		X FC 86 0-0 2B			F FF 90 B FC 87 S FC 86 B FC 88 B FC 88 X FF 91 3-2 ① F9	4	0	1	0	0	1	0
2 Zack Cozart, R (1, 6) OBP: 0.288, SLG: 0.379		B CU 70 F SI 90 T SI 90 X FF 91 1-2 ② G6-3		F FF 89 F FF 90 F FF 89 X FF 89 0-2 2B		C CH 80 B CH 80 F FC 86 C FC 87 1-3 ③ K			B FF 91 X FF 91 1-0 2B	4	0	2	0	0	1	1
29 Ryan Hanigan, R (1, 2) OBP: 0.321, SLG: 0.283		B FC 87 C SI 87 F FF 90 B FC 88 X FF 90 2-2 ③ L7		C FF 88 B FC 87 B FC 87 X FC 87 2-1 ③ G5-3			C FF 88 B CH 77 X FC 86 1-1 ① F7		C FF 91 F FC 88 B FC 87 B FF 91 X FC 87 2-2 ② L7	4	0	0	0	0	0	2
61 Bronson Arroyo, R (1, 1) OBP: 0.077, SLG: 0.077 50 Neftali Soto, R (7, PH) Logan Ondrusek, R (8, 1) 43 Manny Parra, L (8, 1) OBP: 0.500, SLG: 0.500 31 Alfredo Simon, R (9, 1) OBP: 0.143, SLG: 0.143 26 Xavier Paul, L (9, PH) OBP: 0.324, SLG: 0.394			B FF 87 C FF 87 C FF 88 S FF 89 1-3 ① K		X FF 87 0-0 ① L7		B CU 71 F FC 87 X FC 86 1-1 ② F7		D CU 79 B FF 90 X FF 90 2-0 ③ G4-3	2 1 0 0 0 0	0 0 0 0 0 1	0 0 0 0 0 0	0 0 0 0 0 0	1 0 0 0 0 0	0 0 0 0 0 0	0 0 0 0 0 1
Inning Stats	R: 0 E: 0 K: 1 S: 11 H: 2 LOB: 2 BB: 0 P: 15	R: 0 E: 0 K: 1 S: 9 H: 0 LOB: 0 BB: 0 P: 13	R: 0 E: 0 K: 1 S: 11 H: 1 LOB: 2 BB: 0 P: 18	R: 0 E: 0 K: 1 S: 12 H: 1 LOB: 1 BB: 0 P: 17	R: 0 E: 0 K: 2 S: 13 H: 1 LOB: 1 BB: 0 P: 17	R: 0 E: 0 K: 1 S: 7 H: 1 LOB: 1 BB: 0 P: 10	R: 0 E: 0 K: 0 S: 7 H: 0 LOB: 0 BB: 0 P: 10	R: 0 E: 0 K: 1 S: 10 H: 0 LOB: 1 BB: 1 P: 15	R: 0 E: 0 K: 0 S: 8 H: 1 LOB: 1 BB: 0 P: 16	1B: 3 2B: 4 3B: 0 HR: 0	SF: 0 SAC: 0 DP: 0 HBP: 1					

PITCHER		IP	WLS	BF	H	R	ER	SO	BB	IBB	HBP	BLK	WP	HR	S	P	ERA	WHIP
37 Travis Wood, L ERA: 3.05	(1, 1)	7.0	W	28	6	0	0	7	0	0	1	0	0	0	70	100	0.00	0.857
46 Pedro Strop, R ERA: 4.86	(8, 1)	1.0	H	4	0	0	0	1	1	0	0	0	1	0	10	15	0.00	1.000
63 Kevin Gregg, R ERA: 3.0	(9, 1)	1.0	S	4	1	0	0	0	0	0	0	0	0	0	8	16	0.00	1.000

PITCHER	IP	WLS	BF	H	R	ER	SO	BB	IBB	HBP	BLK	WP	HR	S	P	ERA	WHIP

BOTTOM

Chicago Cubs @ Cincinnati Reds

Great American Ball Park, Cincinnati, OH

Mon Sep 09 2013, 7:10 PM - 9:58 PM EDT

Att. 22,920 - Clear - 88 F

livebaseballscorecards.com

AB	34
R	0
H	7
RBI	0
BB	1
SO	8
LOB	16

WP: 1 PB: 0 SB: 0 CS: 0 PA: 36

Chicago Cubs @ Cincinnati Reds

Great American Ball Park, Cincinnati, OH

Tue Sep 10 2013, 7:13 PM - 10:59 PM EDT

Att. 21,396 - Overcast - 90 F

TOP

livebaseballscorecards.com

Batter	1	2	3	4	5	6	7	8	9	AB	R	H	RBI	BB	SO	LOB
13 Starlin Castro, R (1, 6) OBP: 0.279, SLG: 0.343	B FF 91 S FF 91 F CH 84 B FF 90 F FF 91 X FF 92 2-2 44 G5-4-3 15 BB 1B		X CU 77 0-0 ① G5-3	B SI 88 B SL 84 C FF 89 B FF 89 F FF 89 X FF 89 3-2 1-3 44 HBP 1B		B FF 97 B FF 96 X FF 98 2-0 ② G6-3	C SI 90 S CH 83 F CH 83 B CH 83 B SI 90 B SL 83 F SI 90 X SI 90 3-2 ③ L4			5	0	2	0	0	0	0
15 Darwin Barney, R (1, 4) OBP: 0.272, SLG: 0.319	B FF 89 1 SAFE B CH 83 B FF 90 B FF 90 4-0 1-2 44 G5-4-3 BB		C FF 88 C SL 86 B SI 89 X SI 89 1-2 8 HR 1B	X SI 92 0-0 ② SF8 3-H		B FF 98 C FF 97 B FF 98 B FF 97 C FF 97 B FF 97 4-2 8 2B 44 BB BB		B SI 88 F SL 81 B SI 89 B SI 89 X SI 90 3-1 ① L7		2	2	1	1	2	0	0
44 Anthony Rizzo, L (1, 3) OBP: 0.325, SLG: 0.419	B FF 92 F FF 92 X FF 91 1-1 ①② 1-2f 2-3 G5-4-3		B CU 81 B CU 81 F FF 89 F FF 90 F SI 88 X FF 89 2-2 ② F8	F FF 94 H FF 92 1-1 1-2 HBP		B FF 97 B FF 96 C FF 96 B FF 98 B FF 96 B FF 98 4-2 1-2 8 2B BB		C SI 89 B CU 75 F CU 74 X SI 90 1-2 ② G1-3		3	0	0	0	1	0	3
8 Donnie Murphy, R (1, 5) OBP: 0.352, SLG: 0.618	C FF 91 S FF 90 B FF 92 F FF 91 T FF 90 1-2 ③ K		X CU 77 0-0 1-H HR	F SI 94 C FF 93 X FF 92 0-2 ③ P6		C FF 97 B FF 97 S FF 96 B FF 97 X FF 97 2-2 1-3 2-H 2B		B FC 92 B FF 94 C FF 95 S FC 92 S FC 93 2-3 ③ K		5	1	2	3	0	2	3
21 Junior Lake, R (1, 7) OBP: 0.356, SLG: 0.474		B FF 88 X CH 83 1-0 53 S 53 HR 2B	S SL 85 X SL 85 0-1 E9 54 1B 1B		F SI 92 B SI 93 B SI 93 F SI 92 F FF 92 B SL 85 F SI 93 F SI 93 F SI 93 4-2 54 FC4-6 BB	B FF 94 X FF 98 1-0 ③ G6-3			C FC 91 S CH 82 S FC 93 0-3 ① K	4	2	2	0	1	1	2
54 Darnell McDonald, R (1, 9) OBP: 0.316, SLG: 0.265		F FF 88 C FF 87 B FF 89 F FF 89 B FF 88 X FF 88 2-2 ① G5-3	X FF 88 0-0 2-H 1B		C SI 93 X SI 93 0-1 ① 1-2f FC4-6 6 FC4-6		F FF 94 X SL 86 0-1 ① G6-3		C CU 76 S FC 92 X FC 91 0-2 ② L8	5	0	1	1	0	0	2
53 Welington Castillo, R (1, 2) OBP: 0.352, SLG: 0.388 7 J.C. Boscan, R (9, 2)		B FF 87 B FF 88 B FF 87 C FF 89 F FF 90 X FF 89 3-2 2-H HR	D SI 89 B SI 88 F FF 90 X CU 82 2-1 ③ F7		F SI 93 D SI 93 F SI 93 X SI 93 1-2 ② L8		B SL 87 C FF 95 C SL 86 X FF 95 1-2 HR		B FF 94 C FC 91 S CH 81 X FF 96 1-2 1B	5 0	2 0	3 0	3 0	0 0	0 0	2 0
6 Ryan Sweeney, L (1, 8) OBP: 0.351, SLG: 0.529		B FF 87 C FF 88 B SL 84 X FF 89 2-1 ② F7		C FF 89 B CH 81 B FF 88 F FF 88 B CU 82 X SL 88 3-2 36 FC1-5 2B	C SI 92 F FF 93 X FF 93 0-2 ③ 1-2f FC4-6		C FF 93 F FF 94 B FF 96 B FF 96 B SL 86 F FF 96 X FF 97 3-2 ② L8		C FF 93 B FC 90 F CH 81 B FC 90 F FC 90 B CH 80 X FC 90 3-2 ③ F8	5	0	1	0	0	0	2
36 Edwin Jackson, R (1, 1) OBP: 0.115, SLG: 0.160 12 Chang-Yong Lim, R (8, 1) 52 Justin Grimm, R (9, 1)		B CH 84 C FF 88 B SL 88 X SI 88 2-1 G5-3		X SI 89 0-0 ① FC1-5 13 1B 15 SF8 2-3		S FF 95 B FF 96 F FF 96 B FF 97 X FF 98 2-2 ① F9	X FF 95 0-0 HR			4 0 0	2 0 0	1 0 0	1 0 0	0 0 0	0 0 0	1 0 0

Inning Stats	1	2	3	4	5	6	7	8	9
	R: 0 E: 0 K: 1 S: 10 H: 1 LOB: 1 BB: 1 P: 18	R: 2 E: 0 K: 0 S: 12 H: 2 LOB: 0 BB: 0 P: 22	R: 3 E: 1 K: 0 S: 14 H: 4 LOB: 1 BB: 0 P: 19	R: 1 E: 0 K: 0 S: 12 H: 2 LOB: 2 BB: 0 P: 19	R: 0 E: 0 K: 0 S: 14 H: 0 LOB: 1 BB: 1 P: 19	R: 1 E: 0 K: 0 S: 12 H: 1 LOB: 2 BB: 2 P: 27	R: 2 E: 0 K: 0 S: 15 H: 2 LOB: 0 BB: 0 P: 22	R: 0 E: 0 K: 1 S: 8 H: 0 LOB: 0 BB: 0 P: 14	R: 0 E: 0 K: 1 S: 13 H: 1 LOB: 1 BB: 0 P: 17

	AB	R	H	RBI	BB	SO	LOB
AB	38						
R	9						
H	13						
RBI	9						
BB	4						
SO	3						
LOB	15						

	1B	SF	WP	PA
	6	1	0	44
2B:	3	SAC: 0	PB: 0	
3B:	0	DP: 1	SB: 1	
HR:	4	HBP: 1	CS: 0	

PITCHER		IP	WLS	BF	H	R	ER	SO	BB	IBB	HBP	BLK	WP	HR	S	P	ERA	WHIP
52 Tony Cingrani, L ERA: 2.92	(1, 1)	1.2	L	8	3	2	2	1	1	0	0	0	0	1	20	36	10.80	2.400
40 Greg Reynolds, R ERA: 5.66	(2, 1)	1.2		11	6	4	3	0	0	0	0	0	0	1	23	36	16.20	3.600
58 Nick Christiani, R ERA:	(4, 1)	1.2		7	0	0	0	0	1	0	1	0	0	0	19	25	0.00	0.600
46 Curtis Partch, R ERA: 6.75	(6, 1)	1.2		10	3	3	3	0	2	0	0	0	0	2	22	41	16.20	3.000
30 Zach Duke, L ERA: 7.2	(7, 1)	1.0		3	0	0	0	0	0	0	0	0	0	0	10	17	0.00	0.000

PITCHER		IP	WLS	BF	H	R	ER	SO	BB	IBB	HBP	BLK	WP	HR	S	P	ERA	WHIP
Logan Ondrusek, R ERA: 4.3	(8, 1)	1.1		5	1	0	0	2	0	0	0	0	0	0	16	22	0.00	0.750

BOTTOM

Batter	1	2	3	4	5	6	7	8	9	AB	R	H	RBI	BB	SO	LOB
17 Shin-Soo Choo, L (1, 8) OBP: 0.425, SLG: 0.471	B FF 92 B FF 93 C FF 93 F FF 94 F SL 85 F SL 93 B FF 90 F FF 91 X FF 92 3-2 ① L9		X FF 90 0-0 4 G3-6-3 1B		S CU 77 B SL 84 B FF 93 C FF 93 F FF 94 F SL 84 X FF 92 2-2 ①② G1-6-3 1-2f 2-3		B FF 92 S SI 94 X FF 94 1-1 ③ L6		C FF 94 C CU 81 B FF 95 X FF 94 1-2 ③ G6-3	3	0	1	0	0	0	2
6 Billy Hamilton, S (7, 8)										2	0	0	0	0	0	1
4 Brandon Phillips, R (1, 4) OBP: 0.313, SLG: 0.413	C FF 92 F FF 94 C FF 94 0-3 ② K		F FF 93 1 SAFE F FF 93 B FF 93 1 SAFE B FF 94 F FF 92 X FF 94 2-2 ①② G3-6-3 1-2f		C FF 95 X FF 92 0-1 ③ G3			F FC 91 B FF 84 F FC 90 X FC 94 1-2 ① G5-3		3	0	0	0	0	1	2
3 Cesar Izturis, S (7, 4) OBP: 0.248, SLG: 0.242										1	0	0	0	0	0	0
19 Joey Votto, L (1, 3) OBP: 0.431, SLG: 0.497	B FF 94 B FF 93 X FF 94 2-0 48 2B 1B		F CU 80 X FF 93 0-1 2B			S CU 76 C SL 82 B FF 92 B SI 92 B FF 93 X SL 84 3-2 ① G1-3		H SL 79 1-0 26 1B HBP		3	0	2	0	0	0	0
50 Neftali Soto, R (7, 3)										0	0	0	0	0	0	0
48 Ryan Ludwick, R (1, 7) OBP: 0.307, SLG: 0.390	X FF 94 0-0 1-3 2B		F FF 95 F SL 87 F SL 87 D SL 87 B FF 95 S SL 88 2-3 ③ K			C SL 85 F FF 92 B FF 94 S SL 85 1-3 ② K		X FC 89 0-0 2 FC5 15 WP 1B 1-3		3	0	1	0	0	2	1
30 Zach Duke, L (7, 1) OBP: 1.000, SLG: 1.000										0	0	0	0	0	0	0
26 Xavier Paul, L (8, 7) OBP: 0.327, SLG: 0.397										1	0	1	0	0	0	0
32 Jay Bruce, L (1, 9) OBP: 0.326, SLG: 0.489	D FF 93 B SL 85 C FF 92 X SL 85 2-1 ③ G3			X CU 76 0-0 ① F8		C FF 93 B SL 87 B FF 92 F SL 83 S FF 94 2-3 ③ K		B FC 92 B FC 91 S FC 91 X FC 91 2-1 ② L7 1-2		3	0	0	0	0	1	2
15 Derrick Robinson, S (7, 9) OBP: 0.318, SLG: 0.322										1	0	0	0	0	0	2
(7, 7)																
(8, 9)																
21 Todd Frazier, R (1, 5) OBP: 0.314, SLG: 0.395	C FF 93 B FF 92 X FF 94 1-1 2 G4-3 1B			B FF 92 F SL 84 F FF 94 B FF 94 X FF 96 2-2 ② F9			B SL 84 B CH 87 X CH 89 2-0 ① F8	B FC 92 F FC 93 B CH 83 B FC 92 F FC 91 B FC 92 4-2 2 FC5 BB		2	0	1	0	0	0	0
9 Jack Hannahan, L (7, 5) OBP: 0.327, SLG: 0.273										1	0	0	0	1	0	0
2 Zack Cozart, R (1, 6) OBP: 0.288, SLG: 0.380	B FF 92 F FF 94 F FF 94 B FF 93 F SL 85 F FF 94 F SL 87 X FF 91 2-2 ① G4-3 1-2			X FF 94 0-0 ③ G1-3			C SL 88 X SL 82 0-1 37 2B 2B	C SI 92 B FC 92 X FC 92 1-1 ③ FC5 1-2 2-3f		4	1	1	0	0	0	4
29 Ryan Hanigan, R (1, 2) OBP: 0.323, SLG: 0.285	X FF 94 0-0 ② L9				X FF 90 0-0 17 G1-6-3 36 1B 1B		B FF 91 X FF 92 1-0 2-H 2B		X FF 94 0-0 ① F8	2	0	1	0	0	0	1
37 Corky Miller, R (7, PH) OBP: 0.350, SLG: 0.353										2	0	1	1	0	0	0
(8, 2)																
52 Tony Cingrani, L (1, 1) OBP: 0.250, SLG: 0.286	C FF 93 X FF 94 0-1 ③ G6-3				C FF 91 B FF 91 X FF 92 1-1 17 G1-6-3 1-2 1B		C FF 91 B FF 91 F FF 92 X FF 93 1-2 ② L9		B FF 94 B FF 94 X FF 94 2-0 ② G6-3	0	0	0	0	0	0	0
40 Greg Reynolds, R (2, 1) OBP: 0.167, SLG: 0.333										1	0	0	0	0	0	1
58 Nick Christiani, R (4, 1)										0	0	0	0	0	0	0
36 Henry Alejandro Rodriguez, S (5, PH) OBP: 0.400, SLG: 0.250										1	0	1	0	0	0	0
46 Curtis Partch, R (6, 1)										0	0	0	0	0	0	0
28 Chris Heisey, R (7, 9) OBP: 0.281, SLG: 0.424										1	0	0	0	0	0	1
Logan Ondrusek, R (8, 1)										0	0	0	0	0	0	0
39 Devin Mesoraco, R (9, PH) OBP: 0.294, SLG: 0.364										1	0	0	0	0	0	0
Inning Stats	R: 0 E: 0 K: 1 S: 13 H: 2 LOB: 2 BB: 0 P: 20	R: 0 E: 0 K: 0 S: 11 H: 1 LOB: 1 BB: 0 P: 14	R: 0 E: 0 K: 1 S: 11 H: 2 LOB: 1 BB: 0 P: 15	R: 0 E: 0 K: 0 S: 5 H: 0 LOB: 0 BB: 0 P: 7	R: 0 E: 0 K: 0 S: 10 H: 2 LOB: 1 BB: 0 P: 13	R: 0 E: 0 K: 2 S: 9 H: 0 LOB: 0 BB: 0 P: 15	R: 1 E: 0 K: 0 S: 9 H: 2 LOB: 1 BB: 0 P: 14	R: 0 E: 0 K: 0 S: 10 H: 1 LOB: 3 BB: 1 P: 19	R: 0 E: 0 K: 0 S: 5 H: 0 LOB: 0 BB: 0 P: 8	1B: 6 2B: 4 3B: 0 HR: 0		SF: 0 SAC: 0 DP: 2 HBP: 1		WP: 1 PB: 0 SB: 0 CS: 0	PA: 37	

PITCHER		IP	WLS	BF	H	R	ER	SO	BB	IBB	HBP	BLK	WP	HR	S	P	ERA	WHIP
36 Edwin Jackson, R ERA: 4.76	(1, 1)	7.0	W	28	9	1	1	4	0	0	0	0	0	0	68	98	1.29	1.286
12 Chang-Yong Lim, R ERA:	(8, 1)	1.0		6	1	0	0	0	1	0	1	0	1	0	10	19	0.00	2.000
52 Justin Grimm, R ERA: 6.34	(9, 1)	1.0		3	0	0	0	0	0	0	0	0	0	0	5	8	0.00	0.000

PITCHER	IP	WLS	BF	H	R	ER	SO	BB	IBB	HBP	BLK	WP	HR	S	P	ERA	WHIP

Chicago Cubs @ Cincinnati Reds
Great American Ball Park, Cincinnati, OH
Tue Sep 10 2013, 7:13 PM - 10:59 PM EDT
Att. 21,396 - Overcast - 90 F

livebaseballscorecards.com

AB	35
R	1
H	10
RBI	1
BB	1
SO	4
LOB	17

Batter	1	2	3	4	5	6	7	8	9	AB	R	H	RBI	BB	SO	LOB
13 Starlin Castro, R (1, 6) OBP: 0.280, SLG: 0.343	C SI 87 S FC 87 B SL 80 C FC 89 1-3 ① K		B FC 89 B SI 91 B FC 90 C SI 91 F SI 91 B SI 93 4-2 24 BB BB		B SI 91 S FC 90 B SL 83 F SI 92 F FC 91 X KC 83 2-2 1B		B SI 96 D SI 96 X SI 95 2-0 ②③ G6-4-3 1-2f			3	0	1	0	1	1	1
24 Luis Valbuena, L (1, 5) OBP: 0.337, SLG: 0.389 8 Donnie Murphy, R (8, PH) OBP: 0.350, SLG: 0.613 (8, 5)	C SI 88 F SI 88 X FC 90 0-2 ② P5		C KC 78 B SI 90 B SI 90 B SI 91 F SI 92 D FC 92 4-2 1-2 BB		B FC 90 1 SAFE F SI 92 F FC 90 S KC 81 1-3 ② K			S FF 92 F FF 92 F SL 83 F SL 86 B FF 93 F FF 94 S FF 94 1-3 ① K		2 1	0 0	0 0	0 0	1 0	1 1	1 0
44 Anthony Rizzo, L (1, 3) OBP: 0.324, SLG: 0.417	B SI 88 B CH 83 S FC 88 B SI 91 B SI 90 4-1 19 2B BB		F FC 90 F FC 90 S FC 91 0-3 ② K		C SI 91 F FC 89 B SI 92 S KC 82 1-3 ③ K			C FF 93 F FF 93 S SL 81 0-3 ② K		3	0	0	0	1	3	3
19 Nate Schierholtz, L (1, 9) OBP: 0.307, SLG: 0.483	B KC 77 X FC 88 1-0 1-3 2B		B KC 80 D CH 85 B FC 90 F FC 89 X FC 91 3-1 ③ G3			B SI 90 B CH 84 X CH 84 2-0 ① G4-3		B SL 82 B SL 82 C FF 94 S FF 92 X FF 92 2-2 ③ P1		4	0	1	0	0	0	2
47 Brian Bogusevic, L (1, 7) OBP: 0.330, SLG: 0.471	B SI 90 S FC 89 S FC 89 X FC 90 1-2 ③ G3-1			B SI 89 C FC 87 F FC 89 X SL 80 1-2 ① L9		B KC 79 B CH 84 B FC 89 C SI 91 F FC 90 F FC 91 X FC 90 3-2 ② G4-3			B FF 88 F FF 89 B KC 72 X FF 91 2-1 54 G4-6-3 1B	4	0	1	0	0	0	2
21 Junior Lake, R (1, 8) OBP: 0.356, SLG: 0.477 43 Brooks Raley, L (6, 1) 55 Alberto Cabrera, R (7, 1) 59 Zac Rosscup, R (8, 1) 54 Darnell McDonald, R (9, PH) OBP: 0.308, SLG: 0.257		F KC 75 C SI 90 B FC 88 B KC 80 B FC 89 X KC 81 3-2 ① G5-3		B SI 91 B SI 91 X KC 80 2-1 ② L9		B FC 90 S SI 92 C SI 91 B FC 92 X FC 90 2-2 2B			C FF 91 B KC 76 B KC 74 F FF 91 X SI 90 2-2 ①② G4-6-3 1-2f	3 0 0 0 1	0 0 0 0 0	1 0 0 0 0	0 0 0 0 0	0 0 0 0 0	0 0 0 0 0	0 0 0 0 1
53 Welington Castillo, R (1, 2) OBP: 0.354, SLG: 0.388 7 J.C. Boscan, R (9, PH)		B SI 90 B SI 90 F FC 88 B CH 84 B SI 92 4-1 15 G4-6-3 BB		B SI 92 C KC 80 X CH 85 1-1 1B		B CU 73 B CU 73 B FF 92 C FF 92 X FF 92 3-1 ③ L8			S SL 81 C KC 76 X SI 92 0-2 ③ G4-3	2 1	0 0	1 0	0 0	1 0	0 0	1 0
15 Darwin Barney, R (1, 4) OBP: 0.273, SLG: 0.319 22 Logan Watkins, L (7, 4) OBP: 0.222, SLG: 0.125		C KC 78 B CH 85 X FC 84 1-1 ②③ G4-6-3 1-2f		C SI 92 F SI 92 B FC 90 D SL 82 C FC 91 2-3 ③ K			B SI 94 X SI 94 1-0 13 G6-4-3 1B			3 0	0 0	1 0	0 0	0 0	1 0	2 0
29 Jeff Samardzija, R (1, 1) OBP: 0.140, SLG: 0.214 6 Ryan Sweeney, L (6, 8) OBP: 0.348, SLG: 0.525			C SI 88 B FC 86 S KC 77 S SL 80 1-3 ① K		B SI 87 B FC 88 C SI 91 B SI 91 S SI 92 X KC 81 3-2 ① G6-3		C SI 96 B SI 95 F SI 96 C FC 88 1-3 ① K			2 1	0 0	0 0	0 0	0 0	1 1	0 1
Inning Stats	R: 0 H: 1 E: 0 LOB: 2 K: 1 BB: 1 S: 11 P: 18	R: 0 H: 0 E: 0 LOB: 0 K: 0 BB: 1 S: 6 P: 14	R: 0 H: 0 E: 0 LOB: 2 K: 2 BB: 2 S: 12 P: 24	R: 0 H: 1 E: 0 LOB: 1 K: 1 BB: 0 S: 10 P: 16	R: 0 H: 1 E: 0 LOB: 1 K: 2 BB: 0 S: 13 P: 20	R: 0 H: 1 E: 0 LOB: 1 K: 2 BB: 0 S: 10 P: 20	R: 0 H: 1 E: 0 LOB: 0 K: 1 BB: 0 S: 5 P: 9	R: 0 H: 0 E: 0 LOB: 0 K: 2 BB: 0 S: 12 P: 15	R: 0 H: 1 E: 0 LOB: 0 K: 0 BB: 0 S: 8 P: 12	1B: 4 SF: 0 2B: 2 SAC: 0 3B: 0 DP: 3 HR: 0 HBP: 0						

TOP

Chicago Cubs @ Cincinnati Reds

Great American Ball Park, Cincinnati, OH

Wed Sep 11 2013, 12:37 PM - 3:40 PM EDT

Att. 22,088 - Overcast - 84 F

livebaseballscorecards.com

AB	30
R	0
H	6
RBI	0
BB	4
SO	9
LOB	14

PITCHER		IP	WLS	BF	H	R	ER	SO	BB	IBB	HBP	BLK	WP	HR	S	P	ERA	WHIP
44 Mike Leake, R ERA: 3.35	(1, 1)	5.2	W	24	4	0	0	6	4	0	0	0	0	0	60	107	0.00	1.412
60 J.J. Hoover, R ERA: 2.83	(6, 1)	0.1	H	1	0	0	0	0	0	0	0	0	0	0	2	5	0.00	0.000
31 Alfredo Simon, R ERA: 3.24	(7, 1)	1.0		3	1	0	0	1	0	0	0	0	0	0	5	9	0.00	1.000
43 Manny Parra, L ERA: 3.24	(8, 1)	1.0		3	0	0	0	2	0	0	0	0	0	0	12	15	0.00	0.000
63 Sam LeCure, R ERA: 2.73	(9, 1)	1.0		3	1	0	0	0	0	0	0	0	0	0	8	12	0.00	1.000

PITCHER	IP	WLS	BF	H	R	ER	SO	BB	IBB	HBP	BLK	WP	HR	S	P	ERA	WHIP

Batter	1	2	3	4	5	6	7	8	9	AB	R	H	RBI	BB	SO	LOB
17 Shin-Soo Choo, L (1, 8) OBP: 0.424, SLG: 0.469	B FC 92 F FF 94 F SL 86 B FF 95 B FF 94 X SL 88 3-2 ① G3-1		C FF 93 F SL 89 X SL 86 0-2 ① G3-1	S FC 92 C SI 94 S SL 85 0-3 ③ K		B SI 95 B FF 93 B SI 95 B FF 94 4-0 BB				3	0	0	0	1	1	0
4 Brandon Phillips, R (1, 4) OBP: 0.311, SLG: 0.410	C FC 93 S FC 92 F SL 89 B FF 94 F SL 88 X FF 95 1-2 ② G6-3		B SL 86 X SL 86 1-0 ② L7		X FC 91 0-0 ① P4	C SI 88 1 SAFE B SI 90 B CH 82 X SI 90 2-1 ③ G4-3				4	0	0	0	0	0	1
19 Joey Votto, L (1, 3) OBP: 0.432, SLG: 0.496	B FF 95 F FF 95 C SL 88 C SI 95 1-3 ③ K		X FF 95 0-0 21 BB 32 S 1B		X FC 92 0-0 ② G6-3		B CU 74 B SI 89 B FF 89 C FF 89 B FF 89 4-1 21 G3-1 BB			3	0	1	0	1	1	0
32 Jay Bruce, L (1, 9) OBP: 0.328, SLG: 0.489		F FF 93 B FF 93 B SL 89 X FF 94 2-1 21 2B 26 G4-3 1B	B SL 84 D SL 87 C SI 94 1 SAFE S SL 85 B FS 85 D FS 86 4-2 21 BB 1-2 BB		B FC 93 X SI 92 1-0 ③ L7		S FF 90 C FF 90 B SL 81 S FF 91 1-3 ① K			3	1	1	0	1	1	1
21 Todd Frazier, R (1, 5) OBP: 0.315, SLG: 0.397		S SL 88 S FF 93 F SL 88 B FF 94 X FF 93 1-2 26 G4-3 2 G4-3 1-3 2B	B SL 88 B SL 86 F FF 94 B SI 94 C SL 86 F SL 87 F SL 88 B FF 95 4-2 BB 1-2 2-3			B SL 81 S FF 94 C SL 84 B SL 85 S FF 96 2-3 ① K	S SL 82 X SL 82 0-1 ② G3-1 1-2			3	1	1	0	1	1	1
26 Xavier Paul, L (1, 7) OBP: 0.328, SLG: 0.396 15 Derrick Robinson, S (6, PR) OBP: 0.316, SLG: 0.320 (7, 7)		S SL 89 B SL 88 B SI 95 F SL 89 F SL 88 X FC 93 2-2 ① G4-3 2-3 3-H	F SL 88 S SL 85 D SL 86 F SL 89 F FS 86 F SI 94 T SL 85 1-2 ③ K			B SL 85 X FC 91 1-0 2 FC4-6 1B	B FF 93 S FF 93 B SL 82 X FF 95 2-1 ③ L7			3 1	0 0	1 0	1 0	0 0	1 0	4 1
2 Zack Cozart, R (1, 6) OBP: 0.285, SLG: 0.377		S SL 89 X SL 89 0-1 ② G4-3 3-H		B FC 92 B FF 94 F SI 93 B SL 85 F SI 94 F SL 85 X SI 94 3-2 ① G5-3		B FC 91 C SI 94 1 SAFE X SI 92 1-1 ② FC4-6 39 1B 39 WP 9 HR 1-2f		B FF 94 B FF 92 S SI 92 X SI 93 2-1 ① P3		4	1	0	1	0	0	1
39 Devin Mesoraco, R (1, 2) OBP: 0.300, SLG: 0.379		B FF 95 F SL 87 F SI 94 F SL 87 B FF 96 B SI 96 F SL 88 X SI 95 3-2 1B		F SL 86 X SL 86 0-1 HR		F FC 91 B FS 84 X FC 91 1-1 9 HR 1-3 1B		B FF 94 X SI 93 1-0 ② P2		4	2	3	1	0	0	0
44 Mike Leake, R (1, 1) OBP: 0.215, SLG: 0.254 60 J.J. Hoover, R (6, 1) 9 Jack Hannahan, L (6, PH) OBP: 0.331, SLG: 0.302 31 Alfredo Simon, R (7, 1) OBP: 0.143, SLG: 0.143 43 Manny Parra, L (8, 1) OBP: 0.500, SLG: 0.500 28 Chris Heisey, R (8, PH) OBP: 0.279, SLG: 0.422 63 Sam LeCure, R (9, 1)		T SI 93 F SI 95 T SI 93 0-2 ③ K		F FF 94 B FF 95 F FF 94 X FS 85 1-2 ② G6-3		C SL 85 D FS 86 F FC 92 B FS 85 D SL 85 X SL 86 3-2 1-H 3-H HR		C SI 93 S SI 93 X SI 93 0-2 ③ G5-3		2 0 1 0 0 1 0	0 0 1 0 0 0 0	0 0 1 0 0 0 0	0 0 3 0 0 0 0	1 0 0 0 0 0 0	1 0 1 0 0 0 0	1 0 1 0 0 0 0
Inning Stats	R: 0 E: 0 K: 1 S: 11 H: 0 LOB: 0 BB: 0 P: 16	R: 2 E: 0 K: 1 S: 20 H: 3 LOB: 1 BB: 0 P: 28	R: 0 E: 0 K: 1 S: 17 H: 1 LOB: 3 BB: 2 P: 27	R: 1 E: 0 K: 1 S: 12 H: 1 LOB: 1 BB: 0 P: 16	R: 0 E: 0 K: 0 S: 3 H: 0 LOB: 0 BB: 0 P: 4	R: 3 E: 0 K: 1 S: 13 H: 3 LOB: 1 BB: 1 P: 27	R: 0 E: 0 K: 1 S: 8 H: 0 LOB: 1 BB: 1 P: 15	R: 0 E: 0 K: 0 S: 6 H: 0 LOB: 0 BB: 0 P: 9		1B: 5 2B: 1 3B: 0 HR: 2 SF: 0 SAC: 0 DP: 0 HBP: 0				WP: 1 PB: 0 SB: 1 CS: 0 PA: 36	

PITCHER		IP	WLS	BF	H	R	ER	SO	BB	IBB	HBP	BLK	WP	HR	S	P	ERA	WHIP
29 Jeff Samardzija, R ERA: 4.44	(1, 1)	5.2	L	28	8	6	6	5	3	0	0	0	1	2	74	114	9.53	1.941
43 Brooks Raley, L ERA: 2.84	(6, 1)	0.2		3	0	0	0	1	1	0	0	0	0	0	6	13	0.00	1.500
55 Alberto Cabrera, R ERA:	(7, 1)	0.2		2	0	0	0	0	0	0	0	0	0	0	4	6	0.00	0.000
59 Zac Rosscup, L ERA:	(8, 1)	1.0		3	0	0	0	0	0	0	0	0	0	0	6	9	0.00	0.000

PITCHER	IP	WLS	BF	H	R	ER	SO	BB	IBB	HBP	BLK	WP	HR	S	P	ERA	WHIP

BOTTOM

Chicago Cubs @ Cincinnati Reds

Great American Ball Park, Cincinnati, OH

Wed Sep 11 2013, 12:37 PM - 3:40 PM EDT

Att. 22,088 - Overcast - 84 F

livebaseballscorecards.com

AB	32
R	6
H	8
RBI	6
BB	4
SO	6
LOB	10

Batter	1	2	3	4	5	6	7	8	9	AB	R	H	RBI	BB	SO	LOB
17 Shin-Soo Choo, L (1, 8) OBP: 0.421, SLG: 0.465	F SI 89 F SI 89 B SI 90 B CH 81 X SI 90 2-2 ① G4-3	C CU 74 F CH 80 S SI 90 0-3 ③ K			B SI 89 B CH 80 B SI 90 C SI 89 C CH 81 C SL 85 3-3 ③ K			B SI 89 B SI 90 C SI 89 B SL 82 X SI 89 3-1 ③ L8		4	0	0	0	0	2	2
4 Brandon Phillips, R (1, 4) OBP: 0.310, SLG: 0.409	C SI 90 B SI 91 X SI 90 1-1 1B	C CU 74 B CH 80 X SI 89 1-1 ① P3				B CU 76 X SL 85 1-0 ① G5-3			B CU 73 X SI 88 1-0 ① F8	4	0	1	0	0	0	0
19 Joey Votto, L (1, 3) OBP: 0.429, SLG: 0.493	C SI 89 C CU 75 B SI 90 S SI 86 1-3 ② K	S SI 90 B CH 80 B SL 85 F SI 90 B SI 90 F SL 85 X SI 90 3-2 ② F7				B SI 89 B CH 80 F SI 90 F SI 89 C SL 85 2-3 ② K			C CU 74 B SI 89 X CH 81 1-1 ② G4-3	4	0	0	0	0	2	1
32 Jay Bruce, L (1, 9) OBP: 0.327, SLG: 0.486	C CU 75 1 SAFE X SI 88 0-1 ③ F7	F SI 90 B SL 86 X SI 90 1-1 ③ F7				B CU 74 C CU 75 X FF 89 1-1 ③ P5			B CH 80 F SI 89 B SI 89 B SL 84 C SL 83 B SL 83 4-2 BB 48 DI	3	0	0	0	1	0	1
48 Ryan Ludwick, R (1, 7) OBP: 0.304, SLG: 0.384		X SI 89 0-0 2 1B, 9 1B, 39 FC5-4, 1B		B CU 75 B CU 74 B SL 84 C SI 86 X SL 84 3-1 ① G4-3			S CU 73 X SL 84 0-1 ① L5		C CU 75 B SI 90 F SL 84 B SI 89 X CU 74 2-2 ③ G5-3 1-2	4	1	1	0	0	0	1
9 Jack Hannahan, L (1, 5) OBP: 0.331, SLG: 0.303 60 J.J. Hoover, R (7, 1) 30 Zach Duke, L (7, 1) OBP: 1.000, SLG: 1.000 Logan Ondrusek, R (8, 1)		C CU 74 S SI 88 B CU 74 F SI 89 X SL 84 1-2 39 FC5-4, 2 1B 1-2 1B		C SL 84 B CU 74 C SI 89 C SL 84 1-3 ② K			X CU 75 0-0 ② L3			3 0 0 0	0 0 0 0	1 0 0 0	0 0 0 0	0 0 0 0	1 0 0 0	0 0 0 0
2 Zack Cozart, R (1, 6) OBP: 0.286, SLG: 0.376		B CU 75 F SI 88 B SL 85 F SL 82 D CH 81 F SL 82 X SI 90 3-2 39 FC5-4 1-2 2-3 1B		C SI 90 C SI 90 X SI 90 0-2 ③ G6-3			C SI 89 X CU 72 0-1 ③ F7			3	0	1	0	0	0	0
39 Devin Mesoraco, R (1, 2) OBP: 0.297, SLG: 0.375		D SI 90 X SI 90 1-0 ① FC5-4, 55 SH1-4 1-2f 2-3 3-H			C SL 82 X SI 88 0-1 ① G6-3			F SL 82 X SI 87 0-1 ① F8		3	0	0	1	0	0	2
55 Mat Latos, R (1, 1) OBP: 0.147, SLG: 0.164 21 Todd Frazier, R (7, 5) OBP: 0.315, SLG: 0.396		X CU 72 0-0 ② SH1-4 1-2			C SI 89 B CU 74 X SL 83 1-1 ② G6-3			B SL 84 F SL 83 B SI 90 X SL 84 2-1 ② P6		1 1	0 0	0 0	0 0	0 0	0 0	0 0
Inning Stats	R: 0 E: 0 K: 1 S: 10 H: 1 LOB: 1 BB: 0 P: 14	R: 1 E: 0 K: 1 S: 14 H: 3 LOB: 2 BB: 0 P: 19	R: 0 E: 0 K: 0 S: 8 H: 0 LOB: 0 BB: 0 P: 13	R: 0 E: 0 K: 1 S: 8 H: 0 LOB: 0 BB: 0 P: 12	R: 0 E: 0 K: 1 S: 7 H: 0 LOB: 0 BB: 0 P: 11	R: 0 E: 0 K: 1 S: 6 H: 0 LOB: 0 BB: 0 P: 10	R: 0 E: 0 K: 0 S: 5 H: 0 LOB: 0 BB: 0 P: 5	R: 0 E: 0 K: 0 S: 6 H: 0 LOB: 0 BB: 0 P: 11	R: 0 E: 0 K: 0 S: 8 H: 0 LOB: 1 BB: 1 P: 16	1B: 4 2B: 0 3B: 0 HR: 0	SF: 0 SAC: 1 DP: 0 HBP: 0			WP: 0 PB: 0 SB: 0 CS: 0	PA: 32		

PITCHER	IP	WLS	BF	H	R	ER	SO	BB	IBB	HBP	BLK	WP	HR	S	P	ERA	WHIP
26 Kyle Lohse, R (1, 1) ERA: 3.46	9.0	W	32	4	1	1	5	1	0	0	0	0	0	72	111	1.00	0.556

PITCHER	IP	WLS	BF	H	R	ER	SO	BB	IBB	HBP	BLK	WP	HR	S	P	ERA	WHIP

TOP

Cincinnati Reds @ Milwaukee Brewers

Miller Park, Milwaukee, WI

Fri Sep 13 2013, 7:12 PM - 9:58 PM CDT

Att. 39,665 - Roof Closed - 70 F

livebaseballscorecards.com

AB	30
R	1
H	4
RBI	1
BB	1
SO	5
LOB	7

Batter	1	2	3	4	5	6	7	8	9	AB	R	H	RBI	BB	SO	LOB
7 Norichika Aoki, L (1, 9) OBP: 0.350, SLG: 0.361	B FC 92 B SI 92 B SI 92 B FC 94 4-0 20 2B 27 1B BB	X SI 93 0-0 B1-3 ③		B CU 79 F FF 93 B FF 92 X FF 92 2-1 L8 ②			B SI 92 B SL 86 B SI 91 C CH 87 X SI 91 3-1 L9 ②	B FF 94 C CU 74 S FF 93 X FC 90 1-2 G4-6-3 ② ③ 1-2f		4	1	0	0	1	0	4
9 Jean Segura, R (1, 6) OBP: 0.333, SLG: 0.429	C FF 93 X FF 93 0-1 L9 ①		C FF 92 B FF 93 B FF 92 X SI 91 2-1 14 S 27 1B 1B	C CU 78 C FF 96 S SL 87 0-3 K ③			X FF 94 0-0 14 BB 20 S 27 E 1B			4	2	2	0	0	1	3
20 Jonathan Lucroy, R (1, 2) OBP: 0.340, SLG: 0.465	C FF 93 B FC 93 B CU 76 B FF 92 X FC 92 3-1 27 1B 1-3 2B		P PO 84 1 SAFE X FF 92 1-0 F8 ①		B FF 93 B SL 87 B SI 92 C FF 90 B FF 90 4-1 14 G6-3 BB		B SI 95 D SL 90 C FF 94 F SI 93 B SI 93 B CU 80 4-2 14 BB 27 E 1-2 BB			2	2	1	0	2	0	1
16 Aramis Ramirez, R (1, 5) OBP: 0.361, SLG: 0.440 14 Jeff Bianchi, R (2, 5) OBP: 0.281, SLG: 0.291	H SI 93 1-0 27 1B HBP		B FC 92 1 SAFE 1 SAFE C FF 92 B SL 87 B FF 93 X FF 92 3-1 F8 ② 1-2		1 SAFE C CU 78 S SL 87 D SL 87 X SL 88 1-2 G6-3 ① ② 1-2f		B CU 71 B FF 91 B FF 91 B FF 91 4-0 27 E 1-2 2-3 BB			0 2	0 0	0 0	0 0	0 1	0 0	0 2
27 Carlos Gómez, R (1, 8) OBP: 0.336, SLG: 0.490	F SI 92 F SI 93 X SI 94 0-2 2 S 1-3 2-H 3-H 1B		X SI 93 0-0 2-H 1B		C CU 80 B SL 88 B SL 88 F SI 93 X FC 94 2-2 L9 ③		X FF 91 0-0 E8 1-3 2-H 3-H 1B			4	0	3	5	0	0	0
2 Scooter Gennett, L (1, 4) OBP: 0.373, SLG: 0.532	F CU 77 F FC 92 B SI 93 F SL 87 C CU 78 1-3 K ② 1-2		P PO 81 X FF 93 1-0 P5 ③		B FF 90 S CH 84 X FF 91 1-1 L9 ①		S CU 75 X SI 89 0-1 G6-3 ③			4	0	0	0	0	1	5
11 Sean Halton, R (1, 3) OBP: 0.329, SLG: 0.388	B FF 93 F SI 93 B SI 92 C SL 87 F CU 80 S SL 87 2-3 K ③			X SL 88 0-0 26 SH5-4 22 1B 1B		C FC 93 C SI 92 F SL 90 B CU 80 F SI 93 B SL 87 X SL 85 2-2 G5-3 ②		X FF 94 0-0 22 BB 1B		4	0	2	0	0	1	2
22 Logan Schafer, L (1, 7) OBP: 0.291, SLG: 0.344		C SI 93 B FF 93 F SL 87 F SL 88 S SL 86 1-3 K ①		S CU 77 B SI 93 F SL 86 B SL 87 F SL 85 F SI 91 X CU 79 2-2 26 SH5-4 1-2 1B		B SI 92 B CH 87 F FF 94 X SL 87 2-1 P6 ③		B CU 75 F SI 94 D CU 77 F FC 90 F SI 95 F CU 76 B CU 76 B SI 93 4-2 7 G4-6-3 1-2 BB		3	0	1	0	1	1	0
26 Kyle Lohse, R (1, 1) OBP: 0.154, SLG: 0.137		B FC 93 C FC 94 F FF 94 B SL 88 F FC 95 B CU 79 F FC 94 X FF 95 3-2 G5-3 ②		B SI 90 L FF 91 B SI 91 X SI 92 2-1 SH5-4 ① 1-2 2-3			F FC 92 B FF 92 C CU 78 F SL 86 X CU 78 1-2 G5-3 ①	L FF 93 D CU 78 B FF 93 X FF 92 2-1 B5 ①		3	0	0	0	0	0	2
Inning Stats	R: 2 E: 0 K: 2 S: 15 H: 2 LOB: 2 BB: 1 P: 26	R: 0 E: 0 K: 1 S: 10 H: 0 LOB: 0 BB: 0 P: 14	R: 1 E: 0 K: 0 S: 9 H: 2 LOB: 1 BB: 0 P: 14	R: 0 E: 0 K: 1 S: 13 H: 2 LOB: 2 BB: 0 P: 19	R: 0 E: 0 K: 0 S: 7 H: 0 LOB: 0 BB: 1 P: 14	R: 0 E: 0 K: 0 S: 9 H: 0 LOB: 0 BB: 0 P: 14	R: 2 E: 1 K: 0 S: 13 H: 2 LOB: 2 BB: 2 P: 25	R: 0 E: 0 K: 0 S: 10 H: 1 LOB: 1 BB: 1 P: 17		1B: 8 2B: 1 3B: 0 HR: 0 SF: 0 SAC: 1 DP: 2 HBP: 1				WP: 0 PB: 0 SB: 3 CS: 0 PA: 37		

PITCHER		IP	WLS	BF	H	R	ER	SO	BB	IBB	HBP	BLK	WP	HR	S	P	ERA	WHIP
55 Mat Latos, R ERA: 3.14	(1, 1)	6.2	L	30	7	5	5	4	3	0	1	0	0	0	73	119	6.75	1.500
60 J.J. Hoover, R ERA: 2.83	(7, 1)	0.0		2	1	0	0	0	1	0	0	0	0	0	1	5	∞	∞
30 Zach Duke, L ERA: 7.11	(7, 1)	0.1		1	0	0	0	0	0	0	0	0	0	0	2	2	0.00	0.000
Logan Ondrusek, R ERA: 4.21	(8, 1)	1.0		4	1	0	0	0	1	0	0	0	0	0	10	17	0.00	2.000

PITCHER	IP	WLS	BF	H	R	ER	SO	BB	IBB	HBP	BLK	WP	HR	S	P	ERA	WHIP

BOTTOM

Cincinnati Reds @ Milwaukee Brewers

Miller Park, Milwaukee, WI

Fri Sep 13 2013, 7:12 PM - 9:58 PM CDT

Att. 39,665 - Roof Closed - 70 F

livebaseballscorecards.com

AB	30
R	5
H	9
RBI	5
BB	5
SO	4
LOB	19

Cincinnati Reds @ Milwaukee Brewers

Miller Park, Milwaukee, WI

Sat Sep 14 2013, 12:09 PM - 3:31 PM CDT

Att. 25,929 - Partly Cloudy - 63 F

TOP

livebaseballscorecards.com

Batter	1	2	3	4	5	6	7	8	9	AB	R	H	RBI	BB	SO	LOB
17 Shin-Soo Choo, L (1, 8) OBP: 0.422, SLG: 0.474	B CH 84 B CH 88 C SI 90 F SI 91 F SI 91 B SI 91 X SI 92 3-2 4 SH3 19 SF8 2B	B CU 77 X CH 84 1-0 1-H HR		B CU 81 D SI 94 F SI 94 X SI 93 2-1 ① L4		B CU 74 B FF 93 B SI 92 B FF 92 4-0 19 HR BB		S FF 95 B FF 96 X FF 95 1-1 ② SF8 3-H		3	3	2	3	1	0	1
4 Brandon Phillips, R (1, 4) OBP: 0.310, SLG: 0.408	X SI 91 0-0 ① SH3 2-3	B SI 94 B SI 93 B SI 93 C SI 94 X SI 94 3-1 32 PB 1B		B SI 93 C SI 93 S CU 80 X CU 82 1-2 ② F8		X FF 93 0-0 ② F8		T SL 84 B SL 80 X FF 96 1-1 ③ G1-6-3		4	0	1	0	0	0	3
19 Joey Votto, L (1, 3) OBP: 0.430, SLG: 0.499	B CU 78 C SI 92 B SI 92 B SI 93 X SI 91 3-1 ② SF8 3-H	X CH 85 0-0 ② F9		X CU 80 0-0 1-2 1B		1 SAFE B SI 90 F FF 95 1 SAFE B FF 94 1 SAFE B SI 92 X FF 95 3-1 1-H HR			C FF 93 B SL 84 B SI 92 S SL 84 F FF 95 B SL 87 B FF 94 4-2 32 CI 21 1B BB	3	1	2	3	1	0	1
32 Jay Bruce, L (1, 9) OBP: 0.327, SLG: 0.483	C CU 77 C CU 78 B CU 80 B SI 94 F SI 94 F SI 93 B CU 79 B SI 93 4-2 48 1B 21 1B BB	B CU 79 X SI 94 1-0 G6-3 1-2		F SI 95 B SI 95 X SI 95 1-1 ③ G3		C CU 75 C CU 76 B FF 94 B CU 74 S SL 83 2-3 ③ K			C FF 93 C SL 83 B FF 94 X SL 84 1-2 CI 21 1B 1-2	3	1	0	0	1	1	3
48 Ryan Ludwick, R (1, 7) OBP: 0.309, SLG: 0.385	F SI 92 X SI 93 0-1 21 1B 1-3 1B		B FF 92 B FF 92 X SI 92 2-0 2 E 1B		X SI 93 0-0 ① G5-3		F FF 95 F SI 95 S SL 86 0-3 ① K		T SI 89 C SI 88 B SL 81 S SL 81 1-3 ① K	5	0	2	0	0	2	2
21 Todd Frazier, R (1, 5) OBP: 0.318, SLG: 0.397	X SI 93 0-0 1-2 3-H 1B		B SI 92 F SI 93 B CH 84 X SI 94 2-1 ① F9		C SI 94 B SI 93 H SI 95 2-1 34 CS 29 HBP HBP		B SL 85 F SI 94 B SI 95 X SI 96 2-1 ② L5		C SI 88 B SI 89 B SI 89 F SI 88 X SL 81 2-2 ② 1-3 2-H 1B	4	0	2	1	0	0	1
2 Zack Cozart, R (1, 6) OBP: 0.283, SLG: 0.373	C CU 78 X SI 92 0-1 ③ G5-3		B SI 95 X SI 94 1-0 FC4 29 G4-3 1-2		C SI 94 1 SAFE F CH 83 F CH 83 S SI 94 0-3 ② K		C SI 96 C SI 96 B SL 86 S SL 84 1-3 ③ K		X SI 89 0-0 ③ G4-3	5	0	0	0	0	2	6
29 Ryan Hanigan, R (1, 2) OBP: 0.326, SLG: 0.282 6 Billy Hamilton, S (8, PR) 39 Devin Mesoraco, R (8, 2) OBP: 0.297, SLG: 0.375		C SI 90 F SI 91 X CU 78 0-2 ① G5-3	C CU 81 X SI 94 0-1 ②③ G4-3 1-2f		1 SAFE C CH 83 B SI 94 F SI 94 F CH 83 1 SAFE H FF 94 2-2 1-2 HBP			C FF 95 B SL 82 B FF 96 F FF 96 B SL 84 B FF 96 4-2 15 SH5-3 15 S 17 SF8 BB		2 0 0	0 1 0	0 0 0	1 0 0	0 0 0	2 0 0
34 Homer Bailey, R (1, 1) OBP: 0.224, SLG: 0.185 15 Derrick Robinson, S (8, PH) OBP: 0.316, SLG: 0.320 30 Zach Duke, L (8, 1) OBP: 1.000, SLG: 1.000 63 Sam LeCure, R (8, 1) 54 Aroldis Chapman, L (8, 1)		B SI 90 H SI 92 2-0 17 HR HBP		B SI 90 B SI 93 C SI 92 X SI 93 2-1 19 1B 1B	F SI 94 B CU 80 B SI 94 2-1 ③ CS 2-3	B FF 92 C FF 92 F FF 93 C CU 80 1-3 ① K		1 SAFE B FF 95 1 SAFE B FF 95 X FF 94 2-0 ① SH5-3 1-3		2 0 0 0 0	1 0 0 0 0	1 0 0 0 0	0 0 0 0 0	1 0 0 0 0	0 0 0 0 0	0 0 0 0 0

Inning Stats	1	2	3	4	5	6	7	8	9
	R: 2 E: 0 K: 0 S: 16	H: 3 LOB: 2 BB: 1 P: 26	R: 2 E: 0 K: 0 S: 8	H: 2 LOB: 1 BB: 0 P: 15	R: 0 E: 1 K: 0 S: 6	H: 1 LOB: 1 BB: 0 P: 11	R: 0 E: 0 K: 0 S: 10	H: 2 LOB: 2 BB: 0 P: 16	R: 0 E: 0 K: 1 S: 10	H: 0 LOB: 1 BB: 0 P: 16	R: 2 E: 0 K: 2 S: 9	H: 1 LOB: 0 BB: 1 P: 19	R: 0 E: 0 K: 2 S: 8	H: 0 LOB: 0 BB: 0 P: 11	R: 1 E: 0 K: 0 S: 7	H: 0 LOB: 1 BB: 1 P: 15	R: 0 E: 1 K: 1 S: 13	H: 1 LOB: 2 BB: 1 P: 21

1B: 7	SF: 2	WP: 0
2B: 1	SAC: 2	PB: 1
3B: 0	DP: 1	SB: 1
HR: 2	HBP: 3	CS: 1

PA: 44

AB	31
R	7
H	10
RBI	7
BB	4
SO	6
LOB	19

PITCHER		IP	WLS	BF	H	R	ER	SO	BB	IBB	HBP	BLK	WP	HR	S	P	ERA	WHIP
40 Johnny Hellweg, R ERA: 8.31	(1, 1)	5.0	L	26	8	4	4	1	1	0	3	0	0	1	50	84	7.20	1.800
54 Michael Blazek, R ERA: 6.75	(6, 1)	1.0		5	1	2	2	2	1	0	0	0	0	1	9	19	18.00	2.000
52 Jimmy Nelson, R ERA:	(7, 1)	1.0		3	0	0	0	2	0	0	0	0	0	0	8	11	0.00	0.000
45 Alfredo Figaro, R ERA: 4.46	(8, 1)	1.0		4	0	1	1	0	1	0	0	0	0	0	7	15	9.00	1.000
51 Michael Gonzalez, L ERA: 4.56	(9, 1)	0.0		2	0	0	0	0	1	0	0	0	0	0	6	11	∞	∞

PITCHER		IP	WLS	BF	H	R	ER	SO	BB	IBB	HBP	BLK	WP	HR	S	P	ERA	WHIP
31 Burke Badenhop, R ERA: 3.54	(9, 1)	1.0		3	1	0	0	1	0	0	0	0	0	0	7	10	0.00	1.000

Cincinnati Reds @ Milwaukee Brewers

Miller Park, Milwaukee, WI

Sat Sep 14 2013, 12:09 PM - 3:31 PM CDT

Att. 25,929 - Partly Cloudy - 63 F

livebaseballscorecards.com

BOTTOM

Batter	1	2	3	4	5	6	7	8	9	AB	R	H	RBI	BB	SO	LOB
7 Norichika Aoki, L (1, 9) OBP: 0.350, SLG: 0.359	S SI 92 C KC 79 B CH 87 S KC 80 1-3 K2-3 ①		B CH 88 F FF 96 X CH 88 1-1 B1-3 ②		C SI 95 B CH 87 C SI 96 B SL 88 B KC 79 B FF 96 4-2 9 FC6-4 BB		X SI 95 0-0 G4-3 ② 1-2		B FF 101 B FF 100 S FF 98 S FF 99 F FF 101 B FF 101 B FF 99 4-2 11 DI 9 DI BB	3	0	0	0	2	1	1
9 Jean Segura, R (1, 6) OBP: 0.332, SLG: 0.426	C KC 78 B SL 88 X KC 79 1-1 F7 ②		B SI 95 F SI 96 F SI 95 F SL 88 X KC 80 1-2 G1-3 ③		C SL 88 X SL 87 0-1 FC6-4 18 S ① 1-2f		C SL 88 B SL 88 B SL 86 X SL 86 2-1 G6-3 ③		B FF 98 B FF 98 B FF 95 C FF 96 F FF 94 B FF 96 4-2 11 DI 1-2 BB	4	0	0	0	1	0	2
2 Scooter Gennett, L (1, 4) OBP: 0.378, SLG: 0.534 11 Sean Halton, R (8, PH) OBP: 0.320, SLG: 0.377 (9, 3)	C FF 94 S SI 94 B SI 94 X FF 95 1-2 1B			C SL 89 B FF 95 B KC 79 C SL 89 X CH 86 2-2 18 2B 1B	1 SAFE B FF 92 S SL 89 X FF 96 1-1 P2 ②			B CU 75 F SL 82 X SL 82 1-1 F8 ①	C FF 98 S FF 98 S FF 100 0-3 K ② 1-2 2-3	3 2	1 0	2 0	0 0	0 0	0 1	1 2
18 Khris Davis, R (1, 7) OBP: 0.344, SLG: 0.591	C FF 95 B FF 94 S FF 94 F SI 97 X SL 88 1-2 F9 ③			C FF 95 B FF 95 S FF 95 X FF 95 1-2 27 1B 1-H 2B	B SI 95 1 SAFE C SI 94 B FF 95 B CH 86 X SI 94 3-1 G4-3 ③ 1-2			S SL 82 B SL 81 B SI 90 B SL 80 B SI 90 4-1 14 BB 27 1B BB	S FF 100 S FF 100 B FF 101 C FF 100 1-3 K ③	4	1	1	1	1	1	4
27 Carlos Gómez, R (1, 8) OBP: 0.339, SLG: 0.491		F SI 94 X FF 94 0-1 F9 ①		F FF 94 F FF 95 B SI 96 X FF 95 1-2 3 F9 3 S 14 SF8 2-H 1B		B CH 84 B SI 94 B SI 94 B FF 96 4-0 14 G6-4-3 BB		X SI 90 0-0 14 BB 1-2 1B		3	1	2	1	1	0	0
3 Yuniesky Betancourt, R (1, 3) OBP: 0.233, SLG: 0.356 (9, 5)		B SL 89 X FF 95 1-0 L8 ②		C SI 95 1 SAFE F SI 96 B SI 95 B SI 96 B SL 85 X SI 96 3-2 F9 ① 1-3		B FF 95 1 SAFE C SL 87 F SL 89 X FF 94 1-2 F8 ①		F KC 75 B SI 90 S KC 75 C SI 90 1-3 K ②		4	0	0	0	0	1	4
14 Jeff Bianchi, R (1, 5) OBP: 0.286, SLG: 0.289 (9, 4)		B FF 96 B KC 79 B SI 96 C SI 94 B FF 96 4-1 BB		X KC 80 0-0 SF8 ② 3-H		B CH 88 1 SAFE 1 SAFE F SL 86 X FF 94 1-1 G6-4-3 ②③ 1-2f		B SI 90 B SI 91 F FF 91 F SI 90 D KC 77 F SI 90 B SI 90 4-2 1-2 2-3 BB		1	0	0	1	2	0	1
12 Martín Maldonado, R (1, 2) OBP: 0.242, SLG: 0.281 20 Jonathan Lucroy, R (8, PH) OBP: 0.340, SLG: 0.464 (9, 2)		C FF 96 D SL 89 F FF 96 B SL 90 B SI 96 F SL 90 S FF 96 3-3 K ③		S SL 88 X FF 96 0-1 1B			F SL 88 F SL 87 F SI 96 X FF 97 0-2 P4 ①	B FF 97 S FF 97 F FF 98 S FF 100 1-3 K2-3 ③		3 1	0 0	1 0	0 0	0 0	1 1	1 3
40 Johnny Hellweg, R (1, 1) 54 Michael Blazek, R (6, 1) 52 Jimmy Nelson, R (7, 1) 21 Juan Francisco, L (7, PH) OBP: 0.303, SLG: 0.439 45 Alfredo Figaro, R (8, 1) OBP: 0.250, SLG: 0.250 51 Michael Gonzalez, R (9, 1) 31 Burke Badenhop, R (9, 1) 15 Caleb Gindl, L (9, PH) OBP: 0.331, SLG: 0.407			C FF 94 C KC 80 T FF 96 0-2 K ① X FF 96 0-0 G5-3 ③				B FF 96 C KC 79 S FF 97 F SI 95 B SI 96 B KC 83 B SI 97 4-2 7 G4-3 BB		B FF 96 S FF 97 S FF 98 S FF 100 1-3 K ①	2 0 0 0 0 0 0 1	0 0 0 0 0 0 0 0	0 0 0 0 1 0 0 0	0 0 0 0 0 0 0 0	0 0 0 0 0 0 0 1	1 0 0 0 0 0 0 0	1 0 0 0 0 0 0 0
Inning Stats	R: 0 E: 0 K: 1 S: 12 H: 1 LOB: 1 BB: 0 P: 16	R: 0 E: 0 K: 1 S: 8 H: 0 LOB: 1 BB: 1 P: 16	R: 0 E: 0 K: 1 S: 9 H: 0 LOB: 0 BB: 0 P: 11	R: 3 E: 0 K: 0 S: 16 H: 4 LOB: 1 BB: 0 P: 23	R: 0 E: 0 K: 0 S: 8 H: 0 LOB: 1 BB: 1 P: 16	R: 0 E: 0 K: 0 S: 5 H: 0 LOB: 0 BB: 1 P: 11	R: 0 E: 0 K: 0 S: 10 H: 0 LOB: 1 BB: 1 P: 16	R: 0 E: 0 K: 2 S: 13 H: 1 LOB: 3 BB: 2 P: 24	R: 0 E: 0 K: 3 S: 14 H: 0 LOB: 2 BB: 2 P: 24	1B: 5 2B: 1 3B: 0 HR: 0	SF: 1 SAC: 0 DP: 1 HBP: 0	WP: 0 PB: 0 SB: 2 CS: 0	PA: 40			

PITCHER	IP	WLS	BF	H	R	ER	SO	BB	IBB	HBP	BLK	WP	HR	S	P	ERA	WHIP
34 Homer Bailey, R (1, 1) ERA: 3.4	7.0	W	29	5	3	3	3	4	0	0	0	0	0	68	109	3.86	1.286
30 Zach Duke, L (8, 1) ERA: 7.01	0.1		1	0	0	0	0	0	0	0	0	0	0	2	3	0.00	0.000
63 Sam LeCure, R (8, 1) ERA: 2.72	0.1		4	1	0	0	1	2	0	0	0	0	0	8	17	0.00	9.000
54 Aroldis Chapman, L (8, 1) ERA: 2.56	1.1	S	6	0	0	0	4	2	0	0	0	0	0	17	28	0.00	1.500

PITCHER	IP	WLS	BF	H	R	ER	SO	BB	IBB	HBP	BLK	WP	HR	S	P	ERA	WHIP

AB	31
R	3
H	6
RBI	3
BB	8
SO	8
LOB	20

Batter	1	2	3	4	5	6	7	8	9	AB	R	H	RBI	BB	SO	LOB
17 Shin-Soo Choo, L (1, 8) OBP: 0.422, SLG: 0.471	C SL 88 C SI 89 B CU 76 B FF 89 B SL 85 B FF 89 4-2 4 1B 19 1B BB	X CU 77 0-0 ② G4-3		C CU 77 B FF 90 C FF 90 C SL 84 1-3 ③ K		C SI 92 F CU 79 S SI 92 0-3 ③ K			B SL 84 B FF 95 B FF 95 C FF 96 B FF 97 4-1 19 S BB	3	1	0	0	2	2	1
4 Brandon Phillips, R (1, 4) OBP: 0.310, SLG: 0.407	B FF 89 1 SAFE X SI 89 1-0 32 BB 19 1B 48 BB 1-3 1B	B SI 90 F FF 90 B CU 77 B SL 89 F FF 90 F FF 91 X FF 91 3-2 ③ F9			C CU 77 X SL 83 0-1 32 1B 1B		X SI 89 0-0 ① P4		1 SAFE F FF 95 1 SAFE F FF 95 B SL 85 B SL 86 S FF 96 2-3 ② K	5	1	2	0	0	1	1
19 Joey Votto, L (1, 3) OBP: 0.432, SLG: 0.499	B CU 76 C FF 89 F FF 90 B SL 87 F FF 91 F FF 91 F CU 77 1 SAFE F FF 91 2-2 X SI 91 48 BB 32 BB 21 FC5-2 1-2 3-H 1B	B CU 75 X FF 88 1-0 32 FC6 1B			F SI 90 1 SAFE 1 SAFE F FF 91 B SL 85 F CU 79 1 SAFE F SL 84 1 SAFE 1-2 X FF 90 L6 ①		B SI 89 B CU 68 X CU 68 2-0 ② G6-3		1 SAFE B SL 85 B FF 97 B FF 96 I 4-0 1-2 IBB	4	0	2	1	1	0	1
32 Jay Bruce, L (1, 9) OBP: 0.329, SLG: 0.484	B CU 76 F CU 77 F FF 90 D SL 88 D CU 78 B FF 91 4-2 21 FC5-2 48 BB 2 SF7 1-2 2-3 BB	X SI 89 0-0 ① FC6 48 S 21 1B 1-2f			1 SAFE X FF 90 0-0 ② 1-3 1B		X CU 68 0-0 48 FC5-4 1B		X SL 86 0-0 ③ F8	4	2	2	0	1	0	3
48 Ryan Ludwick, R (1, 7) OBP: 0.307, SLG: 0.372 63 Sam LeCure, R (7, 1) 43 Manny Parra, L (8, 1) OBP: 0.500, SLG: 0.500 60 J.J. Hoover, R (8, 1) 30 Zach Duke, L (8, 1) OBP: 1.000, SLG: 1.000	D SL 87 D SL 87 D FF 91 B FF 89 4-0 21 FC5-2 1-2 2-3 3-H BB	B FF 91 C CU 76 B SL 85 X SL 85 2-1 ② P3 1-2			X SL 84 0-0 ③ P6		D SL 83 B SI 90 X SI 90 2-0 ③ FC5-4 1-2f			3 0 0 0 0	0 0 0 0 0	0 0 0 0 0	1 0 0 0 0	1 0 0 0 0	0 0 0 0 0	3 0 0 0 0
21 Todd Frazier, R (1, 5) OBP: 0.319, SLG: 0.404	B FF 90 C FF 90 C SL 86 X SL 86 1-2 ① FC5-2 1-2 2-3 3-Hf	X SL 86 0-0 2-H 1B				X SL 84 0-0 HR		C SI 88 B SL 84 X SL 84 1-1 ① G5-3		4	1	2	2	0	0	3
2 Zack Cozart, R (1, 6) OBP: 0.281, SLG: 0.371	D SL 86 F FF 90 B SL 86 F FF 90 F FF 90 D CU 79 X SI 90 3-2 ② SF7 3-H	C SL 85 1 SAFE 1 SAFE B SI 89 D CU 77 F FF 90 1 SAFE B SL 86 F SL 84 3-2 ③ X SI 80 G4-3				C CU 77 B SI 90 B FF 90 X SL 83 2-1 E5 29 G6-3		C SI 89 S SI 87 B FS 86 F SL 85 F SL 80 X SI 89 1-2 ② P4		3	0	0	1	0	0	1
29 Ryan Hanigan, R (1, 2) OBP: 0.321, SLG: 0.276	X FF 91 0-0 ③ L8			C SL 85 B CU 76 F FF 89 X CU 77 1-2 ① G6-3		B CU 75 X SL 84 1-0 ① G6-3 1-2		X SL 85 0-0 ③ G5-3		4	0	0	0	0	0	3
61 Bronson Arroyo, R (1, 1) OBP: 0.073, SLG: 0.073 28 Chris Heisey, R (7, 7) OBP: 0.278, SLG: 0.420		C SI 88 B SI 89 S SI 88 S SL 85 1-3 ① K		C FF 89 S SL 83 S CU 77 0-3 ② K		F SL 84 B CU 77 B FF 90 C FF 91 D SL 83 S FF 91 3-3 ② K			B FF 94 C FF 95 S FF 95 S FF 97 1-3 ① K	3 1	0 0	0 0	0 0	0 0	3 1	1 0
Inning Stats	R: 3 H: 2 E: 0 LOB: 2 K: 0 BB: 3 S: 20 P: 39	R: 0 H: 0 E: 0 LOB: 0 K: 1 BB: 0 S: 8 P: 12	R: 1 H: 2 E: 0 LOB: 1 K: 0 BB: 0 S: 9 P: 15	R: 0 H: 0 E: 0 LOB: 0 K: 2 BB: 0 S: 9 P: 11	R: 0 H: 2 E: 0 LOB: 1 K: 0 BB: 0 S: 9 P: 10	R: 1 H: 1 E: 1 LOB: 1 K: 2 BB: 0 S: 10 P: 16	R: 0 H: 1 E: 0 LOB: 0 K: 0 BB: 0 S: 4 P: 8	R: 0 H: 0 E: 0 LOB: 0 K: 0 BB: 0 S: 8 P: 10	R: 0 H: 0 E: 0 LOB: 2 K: 2 BB: 2 S: 8 P: 19	1B: 7 SF: 1 2B: 0 SAC: 0 3B: 0 DP: 0 HR: 1 HBP: 0				WP: 0 PA: 40 PB: 0 SB: 2 CS: 0		

PITCHER		IP	WLS	BF	H	R	ER	SO	BB	IBB	HBP	BLK	WP	HR	S	P	ERA	WHIP
49 Yovani Gallardo, R ERA: 4.29	(1, 1)	6.0		28	7	5	5	5	3	0	0	0	0	1	65	103	7.50	1.667
48 Donovan Hand, R ERA: 3.67	(7, 1)	1.0		4	1	0	0	0	0	0	0	0	0	0	4	8	0.00	1.000
47 Rob Wooten, R ERA: 2.86	(8, 1)	1.0		3	0	0	0	0	0	0	0	0	0	0	8	10	0.00	0.000
29 Jim Henderson, R ERA: 2.28	(9, 1)	1.0	W	5	0	0	0	2	1	1	0	0	0	0	8	19	0.00	1.000

PITCHER	IP	WLS	BF	H	R	ER	SO	BB	IBB	HBP	BLK	WP	HR	S	P	ERA	WHIP

TOP

Cincinnati Reds @ Milwaukee Brewers

Miller Park, Milwaukee, WI

Sun Sep 15 2013, 1:12 PM - 4:20 PM CDT

Att. 26,725 - Roof Closed - 67 F

livebaseballscorecards.com

AB	34
R	5
H	8
RBI	5
BB	5
SO	7
LOB	17

Batter	1	2	3	4	5	6	7	8	9	AB	R	H	RBI	BB	SO	LOB
2 Scooter Gennett, L (1, 4) OBP: 0.371, SLG: 0.524	C CU 73 S SI 84 B SL 75 X SI 86 1-2 F7 ①		X SI 87 0-0 B1-3 ③			X CH 83 0-0 L6 ①② 2-2		B FF 93 F FF 92 D FS 86 B FF 94 C FF 93 F FF 92 1 SAFE H FF 94 4-2 9 3B HBP 1-2		3	0	0	0	0	0	2
18 Khris Davis, R (8, PH) OBP: 0.349, SLG: 0.591										0	1	0	0	0	0	0
29 Jim Henderson, L (9, 1)										0	0	0	0	0	0	0
9 Jean Segura, R (1, 6) OBP: 0.333, SLG: 0.430	C SI 87 X SI 87 0-1 G6-3 ②			X CU 72 0-0 20 L4-3 1B		C SI 90 X SL 77 0-1 F8 ③		C FF 92 X FF 92 0-1 20 SF9 3B 1-H 2-H		4	1	2	2	0	0	0
20 Jonathan Lucroy, R (1, 2) OBP: 0.339, SLG: 0.462	C CH 77 C SI 88 X SL 78 0-2 G6-3 ③			C SI 87 C SI 88 X SI 89 0-2 L4-3 ①② 1-1			B SL 75 B SI 87 B SL 75 C CH 81 C SL 75 B SI 89 4-2 22 BB 27 BB 11 FC6-4 BB	C FF 92 F FF 92 B FF 93 X FF 93 1-2 SF9 ① 3-H		2	1	0	1	1	0	1
(9, 3)																
27 Carlos Gómez, R (1, 8) OBP: 0.340, SLG: 0.489		F SL 75 B SI 86 B SL 77 B SL 76 F CU 70 B SI 86 4-2 15 CS BB	B SI 89 S SI 88 F SI 88 F SL 81 S SL 80 1-3 K ③				B SI 87 B SI 88 D SI 88 B SL 73 4-0 11 FC6-4 22 BB 1-2 BB	F FF 92 S CU 74 B FF 94 B CU 75 S CU 73 2-3 K ②		2	0	0	0	2	2	0
15 Caleb Gindl, L (1, 7) OBP: 0.328, SLG: 0.429		B SL 74 C SL 74 C SI 88 B SI 88 X SI 88 2-2 P5 ①② 1-2			B CH 75 B SI 85 C SL 73 F SL 77 X SI 89 2-2 HR		F SI 88 2 SAFE T SL 77 B FF 88 B SL 75 B SL 75 X SL 76 3-2 F9 ①	C SI 89 B CU 76 S CU 75 F CU 75 X SI 89 1-2 G5-3 ③		4	1	1	1	0	0	3
12 Martín Maldonado, R (9, 2) OBP: 0.242, SLG: 0.281										0	0	0	0	0	0	0
22 Logan Schafer, L (1, 9) OBP: 0.290, SLG: 0.341		S SI 86 X CH 76 0-1 G3-1 ③			B CU 72 C SL 73 B CH 74 F SI 87 F SI 90 B SI 89 F SL 76 X SL 76 3-2 P5 ①		B SI 86 B SL 73 C SL 75 B CH 82 F SI 87 B SI 88 4-2 11 FC6-4 BB 1-2 2-3		C CU 74 S CU 75 F CU 76 F CU 75 B SL 82 F CU 76 B SI 87 X SI 90 2-2 G1-3 ①	3	0	0	0	1	0	0
(9, 7)																
11 Sean Halton, R (1, 3) OBP: 0.329, SLG: 0.417			C SI 86 B SL 78 B CU 66 C SL 74 B SI 87 H SI 88 4-2 14 FC6-4 HBP		C SL 76 B SI 88 B SI 88 S CH 79 F SL 77 X SI 88 2-2 G4-3 ②		C B SL 80 X SI 90 1-1 FC6-4 ② 14 FC4-6 1-2f 2-3 3-H		B SI 89 X CH 84 1-0 HR	3	1	1	2	0	0	2
(9, 5)																
14 Jeff Bianchi, R (1, 5) OBP: 0.282, SLG: 0.285			C SI 88 X SL 77 0-1 FC6-4 ① 49 BLK 1-2f		X CH 77 0-0 P2 ③		X SI 91 0-0 FC4-6 ③ 1-2f			3	0	0	0	0	0	3
(9, 4)																
49 Yovani Gallardo, R (1, 1) OBP: 0.222, SLG: 0.370			C SL 76 X SI 89 0-1 G5-3 ② 1-2			B SI 87 X CH 76 1-0 2 L6 2B		C KC 72 B KC 74 C KC 75 B SI 89 F CH 81 B SI 89 B SI 90 4-2 18 HBP 9 3B BB		1	0	0	0	0	0	1
3 Yuniesky Betancourt, R (6, PH) OBP: 0.235, SLG: 0.361										1	0	1	0	0	0	0
48 Donovan Hand, R (7, 1) OBP: 0.167, SLG: 0.091										0	0	0	0	0	0	0
47 Rob Wooten, R (8, 1)										0	0	0	0	0	0	0
7 Norichika Aoki, L (8, PH) OBP: 0.352, SLG: 0.359										0	1	0	0	1	0	0
(9, 9)																
Inning Stats	R: 0 E: 0 K: 0 S: 8 H: 0 LOB: 0 BB: 0 P: 9	R: 0 E: 0 K: 0 S: 7 H: 0 LOB: 0 BB: 1 P: 13	R: 0 E: 0 K: 0 S: 7 H: 0 LOB: 1 BB: 0 P: 11	R: 0 E: 0 K: 1 S: 8 H: 1 LOB: 0 BB: 0 P: 9	R: 1 E: 0 K: 0 S: 13 H: 1 LOB: 0 BB: 0 P: 20	R: 0 E: 0 K: 0 S: 4 H: 1 LOB: 0 BB: 0 P: 5	R: 1 E: 0 K: 0 S: 10 H: 0 LOB: 2 BB: 3 P: 26	R: 3 E: 0 K: 1 S: 18 H: 1 LOB: 0 BB: 1 P: 30	R: 1 E: 0 K: 0 S: 7 H: 1 LOB: 0 BB: 0 P: 10	1B: 1 2B: 3 3B: 1 HR: 2 SF: 1 SAC: 0 DP: 2 HBP: 2	WP: 0 PB: 0 SB: 0 CS: 1 PA: 34					

PITCHER		IP	WLS	BF	H	R	ER	SO	BB	IBB	HBP	BLK	WP	HR	S	P	ERA	WHIP
61 Bronson Arroyo, R ERA: 3.56	(1, 1)	6.1		24	3	2	2	1	4	0	1	1	0	1	54	89	2.84	1.105
63 Sam LeCure, R ERA: 2.84	(7, 1)	0.2	H	3	0	1	1	0	1	0	0	0	0	0	6	11	13.50	1.500
43 Manny Parra, L ERA: 3.46	(8, 1)	0.0		1	0	0	0	0	0	0	1	0	0	0	3	7	∞	∞
60 J.J. Hoover, R ERA: 2.95	(8, 1)	0.2	B	3	1	2	2	1	0	0	0	0	0	0	8	11	27.00	1.500
30 Zach Duke, L ERA: 7.18	(8, 1)	0.2	L	3	1	1	1	0	0	0	0	0	0	1	11	15	13.50	1.500

PITCHER	IP	WLS	BF	H	R	ER	SO	BB	IBB	HBP	BLK	WP	HR	S	P	ERA	WHIP

BOTTOM

Cincinnati Reds @ Milwaukee Brewers

Miller Park, Milwaukee, WI

Sun Sep 15 2013, 1:12 PM - 4:20 PM CDT

Att. 26,725 - Roof Closed - 67 F

livebaseballscorecards.com

AB	26
R	6
H	5
RBI	6
BB	5
SO	2
LOB	12

Batter	1	2	3	4	5	6	7	8	9	AB	R	H	RBI	BB	SO	LOB
17 Shin-Soo Choo, L (1, 8) OBP: 0.424, SLG: 0.469	C FF 86 S FF 91 B FF 91 B SI 92 B FF 90 C FS 80 3-3 ① K		X CU 74 0-0 ② L7		B SI 90 B SI 90 B SI 91 B SI 92 4-0 19 BB, 4 1B, 32 1B BB	C SI 90 C SI 91 D CU 81 B SI 92 D CH 84 B SI 92 4-2 BB			B SI 91 B CU 80 B SI 92 C SI 92 F SI 91 F SI 92 B FF 91 4-2 19 1B BB	2	1	0	0	3	1	0
4 Brandon Phillips, R (1, 4) OBP: 0.310, SLG: 0.406	F SI 89 B FF 92 C SI 92 B FF 92 F SI 91 F CU 74 B CH 74 F SI 92 S CH 74 3-3 ② K		C SI 90 C FF 92 S CU 77 0-3 ③ K		X SI 91 0-0 19 BB 32 1B 1-2 1B	X CU 80 0-0 ③ F8			B SI 91 F SI 90 F SL 91 T SI 92 1-2 ② K	5	1	1	0	0	3	3
19 Joey Votto, L (1, 3) OBP: 0.433, SLG: 0.499	B FF 86 C FF 84 X SI 90 1-1 ③ G3			C CH 73 C SI 91 X SI 89 0-2 48 BB, 32 BB 2 1B 1B	C SI 90 B SI 89 D CH 81 D FF 91 B SI 92 4-1 32 1B 1-2 2-3 BB		C FF 90 B FF 91 S SI 90 F FF 91 B SI 92 C SI 92 2-3 ① K		X FF 90 0-0 1-2 1B	4	1	2	0	1	1	0
32 Jay Bruce, L (1, 9) OBP: 0.331, SLG: 0.484		C FS 82 C FF 90 F FF 91 B SI 90 X CU 75 1-2 2 S 2 HR 1B		B FS 81 B FF 89 C FF 92 S SI 91 B SI 92 B CH 74 4-2 48 BB 2 1B 1-2 BB	C CH 82 D CH 83 X SI 90 1-1 1-2 2-H 3-H 1B		B SI 92 X SI 90 1-0 ② G4-3		C CH 82 C SI 92 B SI 90 B SI 91 F CH 82 F SI 92 X CU 80 2-2 ③ G1-3	4	2	2	2	1	0	2
48 Ryan Ludwick, R (1, 10) OBP: 0.305, SLG: 0.361		C FS 80 B SI 91 S SI 91 S CH 71 1-3 ① K		B SI 91 C FF 91 B FF 92 S SI 90 B SI 92 B CH 75 4-2 2 1B 1-2 2-3 BB	S SI 92 X SL 88 0-1 ② F3		C SI 91 F FF 92 S SI 91 0-3 ③ K			3	0	0	0	1	2	3
21 Todd Frazier, R (1, 5) OBP: 0.317, SLG: 0.401		C CU 71 B SI 91 C FS 74 D CH 75 S SI 92 2-3 ② K		C FF 90 F CU 75 S CH 75 0-3 ① K	X FF 90 0-0 ③ P4			F SI 91 B CU 81 S FF 91 F SI 90 X SI 91 1-2 ① G1-3		4	0	0	0	0	2	6
2 Zack Cozart, R (1, 6) OBP: 0.283, SLG: 0.377		B FS 82 B FS 76 B FF 91 C FF 90 X CH 75 3-1 1-H HR		C CU 75 X FF 91 0-1 ② 1-3 2-H 3-H 1B		B SI 90 X SI 90 1-0 ① G5-3		B SI 91 C SI 91 B SI 91 F FF 91 B FF 93 X SI 91 3-2 ② G5-3		4	1	2	4	0	0	0
29 Ryan Hanigan, R (1, 2) OBP: 0.315, SLG: 0.271		B SI 90 B SI 90 C FF 88 X FF 90 2-1 ③ P4		B SI 91 F FF 92 X FF 89 1-1 ③ P5		C SI 90 X FF 91 0-1 ② G4-3		B FF 92 B SI 92 X SI 91 2-0 ③ F9		4	0	0	0	0	0	1
28 Chris Heisey, R (1, 7) OBP: 0.278, SLG: 0.417			C SI 83 X SI 88 0-1 ① F9		X FF 91 0-0 ① P4	B SI 91 C SI 91 B SL 87 X SI 91 2-1 E6 1B			C FF 90 B SI 91 B SI 90 C SI 91 X SL 87 2-2 ① G6-3	4	0	1	0	0	0	0
Inning Stats	R: 0 E: 0 K: 2 S: 11 H: 0 LOB: 0 BB: 0 P: 18	R: 2 E: 0 K: 2 S: 14 H: 2 LOB: 0 BB: 0 P: 23	R: 0 E: 0 K: 1 S: 6 H: 0 LOB: 0 BB: 0 P: 6	R: 2 E: 0 K: 1 S: 14 H: 2 LOB: 1 BB: 2 P: 23	R: 2 E: 0 K: 0 S: 8 H: 2 LOB: 2 BB: 2 P: 17	R: 0 E: 1 K: 0 S: 8 H: 1 LOB: 2 BB: 1 P: 15	R: 0 E: 0 K: 2 S: 8 H: 0 LOB: 0 BB: 0 P: 11	R: 0 E: 0 K: 0 S: 8 H: 0 LOB: 0 BB: 0 P: 14	R: 0 E: 0 K: 1 S: 15 H: 1 LOB: 2 BB: 1 P: 24	1B: 7 2B: 0 3B: 0 HR: 1 SF: 0 SAC: 0 DP: 0 HBP: 0				WP: 0 PB: 0 SB: 1 CS: 0		PA: 40

PITCHER		IP	WLS	BF	H	R	ER	SO	BB	IBB	HBP	BLK	WP	HR	S	P	ERA	WHIP
45 Erik Bedard, L ERA: 4.6	(1, 1)	4.0	L	17	4	4	4	6	2	0	0	0	0	1	45	70	9.00	1.500
64 Lucas Harrell, R ERA: 5.93	(5, 1)	5.0		23	4	2	2	3	4	0	0	0	0	0	47	81	3.60	1.600

PITCHER	IP	WLS	BF	H	R	ER	SO	BB	IBB	HBP	BLK	WP	HR	S	P	ERA	WHIP

TOP

Cincinnati Reds @ Houston Astros

Minute Maid Park, Houston, TX

Mon Sep 16 2013, 7:13 PM - 9:47 PM CDT

Att. 15,454 - Roof Closed - 73 F

livebaseballscorecards.com

AB	34
R	6
H	8
RBI	6
BB	6
SO	9
LOB	15

Batter	1	2	3	4	5	6	7	8	9	AB	R	H	RBI	BB	SO	LOB
6 Jonathan Villar, S (1, 6) OBP: 0.356, SLG: 0.377	S FF 90 S CH 82 B CH 83 B FC 90 S CH 84 2-3 K2-3		B CH 84 S FC 90 X FC 89 2-1 G1-3		C SI 93 S FC 91 B FF 94 B FC 90 F SI 93 B FF 92 B FC 90 4-2 1-2 BB			C SI 96 X SI 96 0-1 G1-3		3	0	0	0	1	1	0
27 Jose Altuve, R (1, 4) OBP: 0.317, SLG: 0.367	B FF 92 F FF 93 X CH 83 1-1 8 G6-3 1B			B SI 92 C FF 92 X FF 93 1-1 G6-3	S FC 89 B SI 93 F FC 89 S SL 85 1-3 K			B CU 80 F SI 95 X SI 95 1-1 8 FC6-4 1B		4	0	2	0	0	1	3
8 Trevor Crowe, S (1, 7) OBP: 0.299, SLG: 0.336	C SI 92 1 SAFE F FC 88 X FC 90 0-2 G6-3 1-2f			B CH 84 B FC 90 C SI 93 F FC 90 B FC 90 S SI 92 3-3 K		C SI 95 F SI 95 B CU 81 F FF 97 X FS 88 1-2 29 F8 30 G4-3 2B		X SI 96 0-0 FC6-4 1-2f		4	1	1	0	0	1	2
29 Brett Wallace, L (1, 10) OBP: 0.288, SLG: 0.442		B SL 81 S SI 93 S CH 81 B SL 82 F CH 83 B FC 89 S SI 93 3-3 K		C FC 90 B FC 90 B FC 89 B SI 93 X FC 89 3-1 1B		X SI 96 0-0 F8 2-3		C SI 95 X FF 94 0-1 F8		4	0	1	0	0	1	2
30 Matt Dominguez, R (1, 5) OBP: 0.285, SLG: 0.409		B FF 94 C FF 93 B SI 93 F FF 94 F FF 95 B SL 83 F FF 94 X CH 82 3-2 G3-1		X FC 88 0-0 F9		B SI 97 F SI 96 B FC 91 X FC 92 2-1 G4-3 3-H		C FF 95 B FC 92 X FC 92 1-1 G6-3		4	0	0	1	0	0	1
23 Chris Carter, R (1, 3) OBP: 0.316, SLG: 0.446		C CU 78 B FC 89 B SL 84 X FF 93 2-1 2B			B FF 91 X FC 87 1-0 L7	B CU 82 F FF 95 X FC 91 1-1 G5-3			C FF 96 X CU 78 0-1 G4-3	4	0	1	0	0	0	0
22 Carlos Corporán, S (1, 2) OBP: 0.298, SLG: 0.386		B SI 93 X CH 83 1-0 F9			B FC 87 S CH 91 B FC 89 C FC 89 F FF 93 X FC 90 2-2 2 FC5-4 28 1B 1B		C SI 96 S SI 96 B SI 95 C SI 95 1-3 K		X FC 93 0-0 G3-1	4	0	1	0	0	1	1
28 L.J. Hoes, R (1, 9) OBP: 0.323, SLG: 0.354			B SI 92 S SI 92 X FC 88 1-1 F9		C SI 93 X SI 94 0-1 2 FC5-4 1-2 1B		B SI 95 F FC 90 S SI 96 B FC 92 B SI 97 S SI 96 3-3 K			3	0	1	0	0	1	0
2 Brandon Barnes, R (1, 8) OBP: 0.296, SLG: 0.351			B FF 94 F FF 94 B SL 84 C SL 81 S SL 85 2-3 K		F SL 85 X SI 94 0-1 FC5-4 6 BB 1-2f 2-3		C SI 96 B SI 96 S SI 96 S FC 91 1-3 K			3	0	0	0	0	2	2
Inning Stats	R: 0 E: 0 K: 1 S: 8 H: 1 LOB: 0 BB: 0 P: 11	R: 0 E: 0 K: 1 S: 12 H: 1 LOB: 1 BB: 0 P: 21	R: 0 E: 0 K: 1 S: 7 H: 0 LOB: 0 BB: 0 P: 12	R: 0 E: 0 K: 1 S: 8 H: 1 LOB: 1 BB: 0 P: 15	R: 0 E: 0 K: 1 S: 15 H: 2 LOB: 3 BB: 1 P: 23	R: 1 E: 0 K: 0 S: 9 H: 1 LOB: 0 BB: 0 P: 13	R: 0 E: 0 K: 3 S: 9 H: 0 LOB: 0 BB: 0 P: 14	R: 0 E: 0 K: 0 S: 7 H: 1 LOB: 1 BB: 0 P: 8	R: 0 E: 0 K: 0 S: 5 H: 0 LOB: 0 BB: 0 P: 6	1B: 5 2B: 2 3B: 0 HR: 0 SF: 0 SAC: 0 DP: 1 HBP: 0						

PITCHER		IP	WLS	BF	H	R	ER	SO	BB	IBB	HBP	BLK	WP	HR	S	P	ERA	WHIP
47 Johnny Cueto, R ERA: 3.02	(1, 1)	5.0	W	20	5	0	0	5	1	0	0	0	0	0	50	82	0.00	1.200
31 Alfredo Simon, R ERA: 3.23	(6, 1)	3.0	H	11	2	1	1	3	0	0	0	0	0	0	25	35	3.00	0.667
Logan Ondrusek, R ERA: 4.13	(9, 1)	1.0		3	0	0	0	0	0	0	0	0	0	0	5	6	0.00	0.000

PITCHER	IP	WLS	BF	H	R	ER	SO	BB	IBB	HBP	BLK	WP	HR	S	P	ERA	WHIP

BOTTOM

Cincinnati Reds @ Houston Astros

Minute Maid Park, Houston, TX

Mon Sep 16 2013, 7:13 PM - 9:47 PM CDT

Att. 15,454 - Roof Closed - 73 F

livebaseballscorecards.com

AB	33
R	1
H	7
RBI	1
BB	1
SO	8
LOB	11

Cincinnati Reds @ Houston Astros

Minute Maid Park, Houston, TX

Tue Sep 17 2013, 7:12 PM - 9:51 PM CDT

Att. 25,569 - Roof Closed - 73 F

TOP

Batter	1	2	3	4	5	6	7	8	9	AB R H RBI BB SO LOB
17 Shin-Soo Choo, L (1, 8) OBP: 0.423, SLG: 0.467 6 Billy Hamilton, S (7, 8)	1-1 G3	1-0 G4-3		4-2 19 BB, 32 HR, 1-2, BB	3-3 K			1-1 L7		3 1 0 0 1 1 0 1 0 0 0 0 0 0
4 Brandon Phillips, R (1, 4) OBP: 0.311, SLG: 0.408 36 Henry Alejandro Rodriguez (7, 4) OBP: 0.333, SLG: 0.200	1-0 E1, 19 1B, 32 1B	0-1 1B		0-0 F8, 2-3		0-1 19 F8, 32 F7-2, 2B		1-2 G1-3		4 1 2 0 0 0 2 1 0 0 0 0 0 0
19 Joey Votto, L (1, 3) OBP: 0.433, SLG: 0.498 50 Neftali Soto, R (7, 3)	0-0 26 BB, 32 1B, 21 1B, 2-3, 1B	3-2 F7		4-2 32 HR, 1-2, BB		0-2 F8, 2-3			0-1 P4	3 2 1 0 1 0 2 1 0 0 0 0 0 0
32 Jay Bruce, L (1, 9) OBP: 0.332, SLG: 0.489 28 Chris Heisey, R (7, 9) OBP: 0.276, SLG: 0.415	2-2 21 1B, 26 BB, 2 1B, 1-2, 3-H, 1B		0-0 F8	0-0 1-H, 2-H, 3-H, HR		0-1 F7-2, 3-H			0-1 P4	4 2 2 5 0 0 1 1 0 0 0 0 0 0
26 Xavier Paul, L (1, 10) OBP: 0.338, SLG: 0.405	4-2 21 1B, 2 1B, 1-2, 2-3, BB		1-1 G6-3	2-2 1B			3-2 9 BLK, 3 SF8, 2B		2-1 HBP	3 2 2 0 1 0 0
21 Todd Frazier, R (1, 5) OBP: 0.317, SLG: 0.400 9 Jack Hannahan, L (7, PH) OBP: 0.327, SLG: 0.299 (7, 5)	1-2 2 1B, 1-2, 2-3, 3-H, 1B		2-2 E5, 2 S, 2 1B	1-3 K			1-2 K, 2-3		1-3 K	3 1 1 1 0 1 1 2 0 0 0 0 2 2
2 Zack Cozart, R (1, 6) OBP: 0.285, SLG: 0.379 3 Cesar Izturis, S (7, PH) OBP: 0.246, SLG: 0.242 (7, 6)	0-1 39 G6-4-3, 1-3, 2-H, 3-H, 1B		2-2 1-H, 1B	0-0 G5-3			1-0 SF8, 3-H			3 0 2 3 0 0 1 0 0 0 1 0 0 0
39 Devin Mesoraco, R (1, 2) OBP: 0.293, SLG: 0.370	0-0 G6-4-3, 1-2f		0-2 F8		2-1 G5-3		1-1 F8			4 0 0 0 0 0 3
15 Derrick Robinson, S (1, 7) OBP: 0.315, SLG: 0.319		0-1 F7		2-2 4 F8, 17 S, 32 HR, 1B	1-1 F8			1-0 F7		4 1 1 0 0 0 0

livebaseballscorecards.com

Totals	
AB	37
R	10
H	11
RBI	10
BB	3
SO	4
LOB	12

Inning Stats	1	2	3	4	5	6	7	8	9
R	4	0	1	4	0	0	1	0	0
H	4	1	1	3	0	1	1	0	0
E	1	0	1	0	0	0	0	0	0
LOB	1	1	1	1	0	0	0	0	1
K	0	0	0	1	1	0	1	0	1
BB	1	0	0	2	0	0	0	0	0
S	17	8	13	18	7	7	12	6	8
P	26	12	18	31	13	7	18	9	11

1B: 8, 2B: 3, 3B: 0, HR: 1, SF: 1, SAC: 0, DP: 2, HBP: 1

WP: 0, PB: 0, SB: 2, CS: 0, PA: 42

PITCHER	IP	WLS	BF	H	R	ER	SO	BB	IBB	HBP	BLK	WP	HR	S	P	ERA	WHIP
18 Jordan Lyles, R (1, 1) ERA: 5.26	3.1	L	22	8	9	7	0	3	0	0	0	0	1	49	77	18.90	3.300
21 Philip Humber, R (4, 1) ERA: 7.86	3.2		13	3	1	1	3	0	0	0	1	0	0	33	48	2.46	0.818
55 Rhiner Cruz, R (8, 1) ERA: 3.44	2.0		7	0	0	0	1	0	0	1	0	0	0	14	20	0.00	0.000

PITCHER	IP	WLS	BF	H	R	ER	SO	BB	IBB	HBP	BLK	WP	HR	S	P	ERA	WHIP

Cincinnati Reds @ Houston Astros

Minute Maid Park, Houston, TX

Tue Sep 17 2013, 7:12 PM - 9:51 PM CDT

Att. 25,569 - Roof Closed - 73 F

BOTTOM

livebaseballscorecards.com

Batter	1	2	3	4	5	6	7	8	9	AB	R	H	RBI	BB	SO	LOB
6 Jonathan Villar, S (1, 6) OBP: 0.364, SLG: 0.378	C SI 89 X SI 90 0-1 ① 1B		B SI 92 B CH 85 S FC 90 B FC 91 B FC 91 4-1 BB			C KC 78 B SI 90 B CH 85 B CH 85 C SI 91 B FC 90 4-2 27 G6-4-3 BB		X SI 92 0-0 ② L9		2	0	1	0	2	0	1
27 Jose Altuve, R (1, 4) OBP: 0.317, SLG: 0.368	C FF 90 B FC 87 B SI 90 X FC 89 2-1 E6 18 1B		B SI 91 X SI 92 1-0 ③ G4-3			B SI 91 X FC 89 1-0 ① ② G6-4-3 1-2f		S SI 92 X FC 89 0-1 1-3 2B		4	0	1	0	0	0	2
18 Marc Krauss, L (1, 7) OBP: 0.241, SLG: 0.358 (7, 3)	C FF 90 F SI 90 B SI 92 B FC 90 F FC 89 1 SAFE D CH 84 X FC 91 3-2 30 G6-4-3 1-3 1B			B SI 90 C SI 91 B CH 85 C FC 89 F KC 80 X SI 92 2-2 ① F8		B KC 80 X SI 92 1-0 ③ G4-3		B KC 79 B CH 86 C FC 88 F FC 90 B FF 93 S CU 83 3-3 ③ K		4	0	1	0	0	1	2
30 Matt Dominguez, R (1, 5) OBP: 0.284, SLG: 0.408 4 Brandon Laird, R (7, 5) OBP: 0.250, SLG: 0.438	C KC 80 X FC 91 0-1 ② ③ G6-4-3 1-2f			C SI 92 B FC 89 F FC 90 B KC 81 X FC 91 2-2 ② L4			B FF 90 S FC 88 X CU 79 1-1 ① G1-3		F SL 81 F CU 75 B CU 75 C SI 88 1-3 ① K	2 2	0 0	0 0	0 0	0 0	0 1	2 0
29 Brett Wallace, L (1, 10) OBP: 0.292, SLG: 0.442 44 Matt Pagnozzi, R (9, PH) OBP: 0.111, SLG: 0.111		X FF 90 0-0 ① F7		C SI 92 X FC 90 0-1 1B			C KC 78 F FC 89 F KC 80 H SL 82 1-2 HBP		B SL 82 S SI 87 B CU 76 S SL 85 B CU 76 C CU 76 3-3 ② K	2 1	0 0	1 0	0 0	0 0	0 1	0 0
23 Chris Carter, R (1, 3) OBP: 0.315, SLG: 0.444 14 J.D. Martinez, R (7, 7) OBP: 0.278, SLG: 0.389		C SI 91 F SI 91 S FC 89 0-3 ② K		C KC 79 B FC 91 F FC 90 D SL 83 X FC 91 2-2 ③ F9			B SI 91 C SI 92 X FC 90 1-1 ② F9		B SI 87 C SL 83 B SL 84 F SI 88 F CU 76 X CU 76 2-2 ③ F9	2 2	0 0	0 0	0 0	0 0	1 0	1 1
22 Carlos Corporán, S (1, 2) OBP: 0.295, SLG: 0.381 39 Cody Clark, R (7, 2) OBP: 0.067, SLG: 0.034		B FF 91 X SI 91 1-0 ③ P5			C KC 77 X SI 90 0-1 ① L9		C KC 78 F FC 89 S SL 82 0-3 ③ K			2 1	0 0	0 0	0 0	0 0	0 1	0 1
2 Brandon Barnes, R (1, 8) OBP: 0.295, SLG: 0.349 10 Jake Elmore, R (8, 8) OBP: 0.321, SLG: 0.333			C SI 90 B SI 91 X CH 84 1-1 ① L1		B KC 77 B CH 84 F FF 91 F KC 80 F FC 90 C FC 90 2-3 ② K			B SI 90 C KC 78 B SI 90 F FC 89 F FC 90 B FF 92 C FC 90 3-3 ① K		2 1	0 0	0 0	0 0	1 1	0 0
38 Jimmy Paredes, S (1, 9) OBP: 0.242, SLG: 0.261			B SI 90 C SI 91 F CH 85 B FC 92 S FF 87 2-3 ② K		X SI 91 0-0 ③ L8			B SI 91 C CH 86 X FC 90 1-1 27 2B 1B		3	0	1	0	0	1	0

Inning Stats	1	2	3	4	5	6	7	8	9
	R: 0 E: 1 K: 0 S: 10 H: 2 LOB: 1 BB: 0 P: 15	R: 0 E: 0 K: 1 S: 5 H: 0 LOB: 0 BB: 0 P: 6	R: 0 E: 0 K: 1 S: 7 H: 0 LOB: 1 BB: 1 P: 15	R: 0 E: 0 K: 0 S: 12 H: 1 LOB: 1 BB: 0 P: 18	R: 0 E: 0 K: 1 S: 7 H: 0 LOB: 0 BB: 0 P: 9	R: 0 E: 0 K: 0 S: 4 H: 0 LOB: 0 BB: 1 P: 10	R: 0 E: 0 K: 1 S: 10 H: 0 LOB: 1 BB: 0 P: 13	R: 0 E: 0 K: 2 S: 12 H: 2 LOB: 2 BB: 0 P: 19	R: 0 E: 0 K: 2 S: 10 H: 0 LOB: 0 BB: 0 P: 16

1B: 4	SF: 0
2B: 1	SAC: 0
3B: 0	DP: 2
HR: 0	HBP: 1
WP: 0	PA: 33
PB: 0	
SB: 0	
CS: 0	

	AB	30
	R	0
	H	5
	RBI	0
	BB	2
	SO	8
	LOB	10

PITCHER		IP	WLS	BF	H	R	ER	SO	BB	IBB	HBP	BLK	WP	HR	S	P	ERA	WHIP
44 Mike Leake, R ERA: 3.21	(1, 1)	8.0	W	30	5	0	0	6	2	0	1	0	0	0	67	105	0.00	0.875
45 Sean Marshall, L ERA: 2.25	(9, 1)	1.0		3	0	0	0	2	0	0	0	0	0	0	10	16	0.00	0.000

PITCHER	IP	WLS	BF	H	R	ER	SO	BB	IBB	HBP	BLK	WP	HR	S	P	ERA	WHIP

Batter	1	2	3	4	5	6	7	8	9	10	11	12	13	AB	R	H	RBI	BB	SO	LOB
17 Shin-Soo Choo, L (1, 7) OBP: 0.426, SLG: 0.466	B FF 92 B FF 94 B FF 93 C FF 92 B FF 93 4-1 32 2B 19 BB BB	C KC 76 X CH 81 0-1 2-H 1B		B FF 93 L FF 93 D KC 78 B KC 77 C SL 86 F SL 87 F SL 87 F FF 93 C SL 86 3-3 1-2		C SI 91 B SI 92 1 SAFE B SI 92 F SL 80 B SL 80 X SL 81 3-2 G4-3 1-2			1 SAFE 1 SAFE B FF 94 B FF 94 B FF 95 B FF 94 4-0 32 IBB 1-2 BB		B CU 79 B FF 92 B FS 82 B FS 84 B FF 92 4-0 32 BB BB		1 SAFE P PO 84 B FS 82 B FS 84 B FF 93 4-0 4 WP 32 2B 1-2 BB	3	2	1	1	4	1	2
4 Brandon Phillips, R (1, 4) OBP: 0.307, SLG: 0.403	X FF 93 0-0 F8	F FF 92 B FF 92 D SL 86 1 SAFE S FF 92 S FF 92 2-3			X SL 86 0-0 G5-3		B SI 91 X SL 77 1-0 F8		B KC 79 X FF 93 1-0 B3-4		L FF 92 1 SAFE P PO 85 F FF 93 X CU 80 1-2 P5		C FF 94 B FS 87 X FF 94 1-1 G5-3 1-2 2-3	7	0	0	0	0	1	7
19 Joey Votto, L (1, 3) OBP: 0.433, SLG: 0.495	F FF 93 F SL 88 B FF 94 B SL 87 1 SAFE F FF 94 B FF 92 1 SAFE B FF 92 4-2 32 2B 48 SF8 1-2 BB		B KC 75 C FF 92 B FF 94 X SL 87 2-1 G4-3		C FF 93 B FF 93 B KC 77 S FF 94 B SL 88 B FF 94 4-2 32 FC3-6 BB		C SL 78 F SI 92 B SI 92 X SL 79 1-2 F9		X FF 95 0-0 F8 2-3		F FF 94 F FF 94 B FF 94 S FF 95 1-3 K		I IN 68 I IN 69 I IN 69 I IN 68 4-0 32 2B IBB	4	1	0	0	3	1	3
32 Jay Bruce, L (1, 9) OBP: 0.336, SLG: 0.495	X FF 92 0-0 1-3 2-H 2B		B SL 88 C CH 82 B KC 77 X FF 94 2-1 2B		B KC 76 1 SAFE S KC 77 F SL 88 B SL 87 B KC 76 X SL 86 3-2 FC3-6 1-2f		X SL 80 0-0 F8		B FF 96 C FF 96 B FF 97 B FF 97 I IN 73 4-1 1-2 IBB		B CU 79 B FF 94 B FF 93 C FF 93 B FF 94 4-1 1-2 BB		B FS 85 B FF 95 X FF 94 2-0 1-3 2-H 3-H 2B	5	0	3	3	2	0	1
48 Ryan Ludwick, R (1, 10) OBP: 0.286, SLG: 0.340	X SL 87 0-0 SF8 3-H		C KC 77 S SL 86 F KC 76 F SL 86 S FF 93 0-3 K		X FF 93 0-0 P4			B SL 85 S SL 87 S CH 86 B SL 90 T FF 97 2-2 K	B FF 96 B FF 95 B FF 94 C FF 95 C FF 95 C FF 95 3-3 K		F CU 78 D CU 79 F FF 93 F CU 79 F CU 78 X FF 94 1-2 F9		B FS 86 C FS 84 B FF 95 B FS 87 X FF 96 2-2 L4	6	0	0	1	0	3	9
21 Todd Frazier, R (1, 5) OBP: 0.314, SLG: 0.397	S SL 88 B SL 88 S FF 92 B FF 93 C FF 93 2-3 K		C FF 92 F SL 86 X KC 76 0-2 P4			C KC 76 S SL 88 X KC 75 0-2 E6 2 G3 6 1B		B SL 87 F FF 96 F FC 96 S CH 87 1-3 K		B FF 93 F FF 94 X CU 80 1-1 2 SH1-4 1B		X FF 94 0-0 F7	S FS 86 B FS 87 F FF 94 S FS 87 1-3 K	7	1	1	0	0	3	4
2 Zack Cozart, R (1, 6) OBP: 0.284, SLG: 0.377		C FF 92 S SL 85 B SL 85 B SL 87 C FF 93 2-3 K		B KC 74 X FF 92 1-0 G1-3		B FF 92 X KC 75 1-0 G3 2-3		B FC 97 F FC 96 X FF 96 1-1 1B		B FF 93 1 SAFE L FF 92 1 SAFE B CU 79 X FF 92 2-1 SH1-4 1-2		X FF 95 0-0 G5-3		5	0	1	0	0	1	1
39 Devin Mesoraco, R (1, 2) OBP: 0.289, SLG: 0.365 26 Xavier Paul, L (12, PH) OBP: 0.339, SLG: 0.403 29 Ryan Hanigan, R (12, 2) OBP: 0.315, SLG: 0.271		F FF 94 B FF 94 C SL 89 F SL 88 B FF 95 F SL 87 B FF 95 X FF 94 3-2 G6-3		X SL 89 0-0 L5		B FF 93 F SL 85 S SL 87 X SL 88 1-2 G6-3		F CH 84 B SL 88 D SL 89 S FC 95 1 SAFE D CH 85 X SL 86 3-2 F8			C CU 79 F FF 94 S FF 96 0-3 K	X FF 94 0-0 L9		5 1 0	0 0 0	0 0 0	0 0 0	0 0 0	1 0 0	3 0 0
6 Billy Hamilton, S (1, 8) OBP: 0.556, SLG: 0.571		B FF 94 X FF 94 1-0 17 1B 2B		C FF 94 X FF 94 0-1 17 S 1B		F KC 78 F SL 87 X SL 85 0-2 17 S 3-H 1B			B FF 96 B FF 95 B FF 95 B FF 95 4-0 19 F8 17 S BB		S FF 94 S FF 95 C FF 95 0-3 K		B FF 94 B FF 93 C FF 93 B FF 94 C FF 92 B FF 93 4-2 4 WP 17 S 32 2B BB	4	2	3	1	2	1	1
Inning Stats	R: 2 E: 0 K: 1 S: 10 H: 1 LOB: 1 BB: 2 P: 20	R: 1 E: 0 K: 2 S: 14 H: 2 LOB: 1 BB: 0 P: 22	R: 0 E: 0 K: 1 S: 12 H: 1 LOB: 1 BB: 0 P: 16	R: 0 E: 0 K: 1 S: 10 H: 1 LOB: 1 BB: 0 P: 14	R: 0 E: 0 K: 0 S: 7 H: 0 LOB: 1 BB: 1 P: 14	R: 1 E: 1 K: 0 S: 13 H: 1 LOB: 1 BB: 0 P: 18	R: 0 E: 0 K: 0 S: 5 H: 0 LOB: 0 BB: 0 P: 7	R: 0 E: 0 K: 2 S: 11 H: 1 LOB: 1 BB: 0 P: 18	R: 0 E: 0 K: 1 S: 6 H: 0 LOB: 3 BB: 3 P: 22	R: 0 E: 0 K: 2 S: 10 H: 1 LOB: 1 BB: 0 P: 13	R: 0 E: 0 K: 1 S: 13 H: 0 LOB: 2 BB: 2 P: 23	R: 0 E: 0 K: 0 S: 3 H: 0 LOB: 0 BB: 0 P: 3	R: 2 E: 0 K: 1 S: 12 H: 1 LOB: 2 BB: 3 P: 29	1B: 5 2B: 4 3B: 0 HR: 0 SF: 1 SAC: 1 DP: 0 HBP: 0	WP: 1 PB: 0 SB: 4 CS: 0 PA: 60					

PITCHER		IP	WLS	BF	H	R	ER	SO	BB	IBB	HBP	BLK	WP	HR	S	P	ERA	WHIP
41 Brad Peacock, R ERA: 5.24	(1, 1)	5.2		27	6	4	3	5	3	0	0	0	0	0	63	98	4.76	1.588
66 Kevin Chapman, L ERA: 2.12	(6, 1)	1.1		4	0	0	0	0	0	0	0	0	0	0	8	13	0.00	0.000
61 Josh Zeid, R ERA: 4.64	(8, 1)	1.0		4	1	0	0	2	0	0	0	0	0	0	11	18	0.00	1.000
35 Josh Fields, R ERA: 5.56	(9, 1)	1.0		6	0	0	0	1	2	1	0	0	0	0	6	22	0.00	2.000
63 Chia-Jen Lo, R ERA: 4.58	(10, 1)	2.0		9	1	0	0	3	2	0	0	0	0	0	23	36	0.00	1.500

PITCHER		IP	WLS	BF	H	R	ER	SO	BB	IBB	HBP	BLK	WP	HR	S	P	ERA	WHIP
67 Jorge De Leon, R ERA: 5.87	(12, 1)	2.0	L	10	1	2	2	1	2	1	0	0	1	0	15	32	9.00	1.500

TOP

livebaseballscorecards.com

Cincinnati Reds @ Houston Astros

Minute Maid Park, Houston, TX

Wed Sep 18 2013, 7:12 PM - 12:28 AM CDT

Att. 29,704 - Roof Closed - 73 F

AB	47
R	6
H	9
RBI	6
BB	11
SO	12
LOB	31

Cincinnati Reds @ Houston Astros

Minute Maid Park, Houston, TX

Wed Sep 18 2013, 7:12 PM - 12:28 AM CDT

Att. 29,704 - Roof Closed - 73 F

livebaseballscorecards.com

BOTTOM

Batter	1	2	3	4	5	6	7	8	9	10	11	12	13	AB	R	H	RBI	BB	SO	LOB
6 Jonathan Villar, S (1, 6) OBP: 0.363, SLG: 0.369	C FF 88 S CH 82 B CU 79 C SI 89 1-3		S FF 89 X CU 77 0-1 G4-3	B CU 77 B CU 75 B FF 95 C FF 92 S FF 93 S FF 94 3-3 K		C KC 74 B CH 81 B KC 76 C KC 74 D KC 77 X FF 88 3-2 G6-3			B CU 73 B CU 73 I IN 74 I IN 75 4-0 8 DI IBB		C SI 94 B FF 95 X SI 95 1-1 SH1-4 1-2		B FF 96 F FF 97 C SL 85 F FF 100 B FF 100 B FF 98 B FF 97 4-2 27 G5-3 27 WP 8 G5-3 BB	4	1	0	0	2	2	4
27 Jose Altuve, R (1, 4) OBP: 0.318, SLG: 0.370	B SI 89 X FF 89 1-0 8 G3 2B		C SI 88 X SL 86 0-1 L4		B FF 94 X FF 94 1-0 G5-3		S KC 74 X SL 83 0-1 8 CS 1B		X SI 92 0-0 F9 2-3		I IN 67 I IN 70 I IN 69 I IN 72 4-0 8 1B IBB		C FF 96 F FF 98 B FF 100 X FF 100 1-2 G5-3 1-3	6	0	2	0	1	0	3
8 Trevor Crowe, S (1, 9) OBP: 0.298, SLG: 0.329 (7, 7)	F CU 78 B SL 87 X SL 87 1-1 G3 2-3		B SI 88 B CH 82 C FF 89 X SL 87 2-1 F8		B CU 78 B FC 92 S FF 96 S FF 97 F FF 97 F FC 94 F FF 97 F FF 98 S CH 83 2-3 K		1 SAFE S KC 75 B SI 90 S KC 78 B SI 90 F KC 76 B SL 82 S KC 76 3-3 K 1-2		B CU 75 C SI 91 B FF 90 D SI 92 B SI 85 4-1 1-2 BB		X SI 95 0-0 18 DI 1-3 2-3 1B		C FF 100 X FF 100 0-1 G5-3 3-H	6	0	1	1	1	2	2
18 Marc Krauss, L (1, 10) OBP: 0.238, SLG: 0.342 4 Brandon Laird, R (13, PH) OBP: 0.264, SLG: 0.438 9 Marwin Gonzalez, S (13, PR) OBP: 0.255, SLG: 0.322	B CU 79 B CH 84 S SL 87 B SL 88 X FF 89 3-1 F7			F FF 88 F SI 89 C FF 89 F CU 78 F CH 82 B SI 89 B SI 90 F FF 89 F FF 89 4-2 F SL 87 B SI 89 30 1B 22 SF9 BB	C FF 96 S CH 84 S CH 83 0-3 K2-3		B FF 90 C CH 82 B FF 90 S KC 75 X KC 77 2-2 G3-1		B SL 77 X SI 92 1-0 L6		C SI 96 B SI 95 F SI 96 F SI 96 B SI 96 S SI 96 2-3 K 1-2		B FF 99 B FF 95 B FF 95 B FF 97 4-0 30 1B BB	5 0 0	1 0 0	0 0 0	0 0 0	1 1 0	2 0 0	6 0 0
30 Matt Dominguez, R (1, 5) OBP: 0.287, SLG: 0.411		C SI 88 C FF 88 B FF 90 B SL 86 X SL 86 2-2 2B		C CU 78 C SI 89 X SL 87 0-2 2 HBP 23 BB 1-3 1B		B FF 96 B CU 77 X FF 97 2-0 P6		C CU 73 B FF 92 C CU 73 B FF 93 F FF 92 F FF 93 B CU 74 D FF 93 4-2 23 G5-4-3 BB		C FF 95 X FC 90 0-1 F8			S FF 95 S FC 90 B FC 90 B CU 82 X FC 90 2-2 G6-3	C FF 97 X FF 99 0-1 1-2 1B	6	0	3	0	1	0	0
23 Chris Carter, R (1, 7) OBP: 0.318, SLG: 0.446 (7, 3)		B SI 90 C FF 89 X CU 78 1-1 G5-3		B SL 86 B SL 88 B SL 86 B SI 89 4-0 2 HBP 1-2 BB		F FF 96 S FC 94 B FC 97 F FC 92 B CU 81 X FC 92 2-2 28 2B		B FF 93 C CU 74 S FF 92 B FF 93 F FF 92 X CU 75 2-2 G5-4-3 1-2f		B FC 91 S FF 95 S CU 80 B FC 92 B FC 92 B FF 96 4-2 28 G4-3 BB			F FF 95 B CU 80 F FC 90 B CU 78 X FC 90 2-2 28 1B 1B	C FF 101 F FF 101 S FF 103 0-3 K	5	1	2	0	2	1	4
29 Brett Wallace, L (1, 3) OBP: 0.290, SLG: 0.439 28 L.J. Hoes, R (6, PH) OBP: 0.327, SLG: 0.365 (7, 9)		C CU 76 F SL 86 B FF 89 B SI 89 X FF 90 2-2 F8		B SL 87 B SL 87 X FF 89 2-0 F7		S SL 84 B FF 93 C SL 84 F FS 87 F FS 87 B FS 87 X FF 95 2-2 22 2B 2-H 2B		X FF 93 0-0 F9			C CU 80 S SI 97 B SI 96 B SI 96 X SI 96 2-2 G4-3 1-2		X FF 95 0-0 1-2 1B	2 4	0 1	0 2	0 1	0 0	0 0	4 1
22 Carlos Corporán, S (1, 2) OBP: 0.299, SLG: 0.388 38 Jimmy Paredes, S (9, PR) OBP: 0.242, SLG: 0.261 39 Cody Clark, R (10, 2) OBP: 0.067, SLG: 0.034 14 J.D. Martinez, R (10, PH) OBP: 0.277, SLG: 0.388 44 Matt Pagnozzi, R (11, 2) OBP: 0.105, SLG: 0.105		B SL 87 B SL 87 X CH 83 2-0 G3		X FF 89 0-0 SF9 3-H		X FS 84 0-0 2-H 2B		B FF 90 C FF 91 F CH 86 B FF 92 H FF 93 3-2 27 F9 2 SH3-4 HBP		B FC 93 X SI 96 1-0 G4-3			B FF 95 B FF 95 F FF 95 F FC 90 F CU 76 S FF 96 2-3 K		2 0 0 1	0 0 0 0	1 0 0 0	2 0 0 0	0 0 0 0	0 0 0 1	1 0 0 2
2 Brandon Barnes, R (1, 8) OBP: 0.298, SLG: 0.358			B FF 89 X SI 88 1-0 HR	S SL 86 S FF 88 H FF 89 1-2 2-3 HBP		X SL 83 0-0 B2			B FF 92 X FF 92 1-0 SH3-4 1-2			B FC 90 F SI 95 F SI 95 F SI 95 X SI 96 1-2 8 1B 6 SH1-4 1B	S FC 90 X FC 90 0-1 F9	4	1	2	1	0	0	3
Inning Stats	R: 0 E: 0 K: 1 S: 8 H: 1 LOB: 1 BB: 0 P: 14	R: 0 E: 0 K: 0 S: 9 H: 1 LOB: 1 BB: 0 P: 16	R: 1 E: 0 K: 0 S: 7 H: 1 LOB: 0 BB: 0 P: 10	R: 1 E: 0 K: 1 S: 17 H: 1 LOB: 3 BB: 2 P: 31	R: 0 E: 0 K: 2 S: 11 H: 0 LOB: 0 BB: 0 P: 14	R: 2 E: 0 K: 0 S: 15 H: 3 LOB: 1 BB: 0 P: 24	R: 0 E: 0 K: 1 S: 9 H: 1 LOB: 0 BB: 0 P: 14	R: 0 E: 0 K: 0 S: 9 H: 0 LOB: 0 BB: 1 P: 15	R: 0 E: 0 K: 0 S: 6 H: 0 LOB: 3 BB: 2 P: 19	R: 0 E: 0 K: 0 S: 8 H: 0 LOB: 1 BB: 1 P: 15	R: 0 E: 0 K: 1 S: 11 H: 2 LOB: 2 BB: 1 P: 19	R: 0 E: 0 K: 1 S: 13 H: 2 LOB: 2 BB: 0 P: 19	R: 1 E: 0 K: 1 S: 13 H: 1 LOB: 2 BB: 2 P: 22	1B: 7 2B: 5 3B: 0 HR: 1 SF: 1 SAC: 2 DP: 1 HBP: 2						

AB	**46**																			
R	**5**																			
H	**13**																			
RBI	**5**																			
BB	**9**																			
SO	**8**																			
LOB	**31**																			

WP: 1 PB: 0 SB: 0 CS: 1 PA: 60

PITCHER		IP	WLS	BF	H	R	ER	SO	BB	IBB	HBP	BLK	WP	HR	S	P	ERA	WHIP
40 Greg Reynolds, R ERA: 5.55	(1, 1)	3.2		18	4	2	2	1	2	0	1	0	0	1	38	65	4.91	1.636
Logan Ondrusek, R ERA: 4.17	(4, 1)	1.2		6	1	1	1	3	0	0	0	0	0	0	19	29	5.40	0.600
43 Manny Parra, L ERA: 3.67	(6, 1)	0.0	B	2	2	1	1	0	0	0	0	0	0	0	6	8	∞	∞
63 Sam LeCure, R ERA: 2.76	(6, 1)	1.2		5	1	0	0	1	0	0	0	0	0	0	13	21	0.00	0.600
60 J.J. Hoover, R ERA: 2.89	(8, 1)	1.1		6	0	0	0	0	1	1	1	0	0	0	12	26	0.00	0.750

PITCHER		IP	WLS	BF	H	R	ER	SO	BB	IBB	HBP	BLK	WP	HR	S	P	ERA	WHIP
30 Zach Duke, L ERA: 7.0	(9, 1)	0.2		3	0	0	0	0	1	0	0	0	0	0	3	8	0.00	1.500
31 Alfredo Simon, R ERA: 3.11	(10, 1)	3.0	W	14	4	0	0	2	1	1	0	0	0	0	32	53	0.00	1.667
54 Aroldis Chapman, L ERA: 2.67	(13, 1)	1.0	S	6	1	1	1	1	2	0	0	0	1	0	13	22	9.00	3.000

Batter	1	2	3	4	5	6	7	8	9	10	AB	R	H	RBI	BB	SO	LOB
17 Shin-Soo Choo, L (1, 8) OBP: 0.423, SLG: 0.462	B SI 93 X SI 94 1-0 ① G4-3		C SL 87 X SI 95 0-1 ② G5-3		C SI 96 B SL 90 B SI 96 S SL 90 S SL 91 2-3 ③ K			L SI 94 B FF 91 C SL 88 X SL 85 1-2 ② G1-3	C SI 95 D SI 94 B SI 94 S SL 84 X SI 95 2-2 ③ G1-3		5	0	0	0	0	1	3
60 J.J. Hoover, R (9, 1)											0	0	0	0	0	0	0
54 Aroldis Chapman, L (10, 1)											0	0	0	0	0	0	0
4 Brandon Phillips, R (1, 4) OBP: 0.306, SLG: 0.400	B SL 86 B CH 85 B SI 93 B SI 93 4-0 19 G3 19 S 48 1B BB		C SI 94 X SI 95 0-1 ③ G5-3			X FF 94 0-0 ① F9		B CH 87 F SL 88 S CH 88 F SL 88 B SI 94 F SI 95 S SL 89 2-3 ③ K2-3		B SL 86 X SI 93 1-0 ① F9	4	1	0	0	1	1	0
19 Joey Votto, L (1, 3) OBP: 0.433, SLG: 0.498	B SI 93 B SI 94 C SL 88 T SI 89 X SL 90 2-2 ② G3 1-3			C SI 94 X SL 90 0-1 ① G3-1		B SI 95 B CH 88 B SI 94 C SI 94 B SI 95 4-1 48 G1-4-3 BB			C FC 92 F FC 92 F KC 83 S KC 84 0-3 ① K	B FF 93 B FF 93 X SI 92 2-0 HR	4	1	1	1	1	1	1
48 Ryan Ludwick, R (1, 7) OBP: 0.299, SLG: 0.352	C CH 88 X CH 87 0-1 3-H 1B			X SI 94 0-0 ② G6-3		1 SAFE B SI 94 S SL 88 F SL 88 D SL 90 X SL 89 2-2 ②③ G1-4-3 1-2f			B KC 83 X FC 94 1-0 32 G6-3 21 E 1B	C FF 96 X SL 88 0-1 32 FC4-6 1B	5	1	3	1	0	0	1
32 Jay Bruce, L (1, 9) OBP: 0.333, SLG: 0.491	C SI 91 X SI 94 0-1 ③ F7			C SI 95 S SI 92 S SL 88 0-3 ③ K			X SL 86 0-0 ① B1-3		X FC 92 0-0 ② G6-3 1-2	B CH 89 1 SAFE B SI 92 C SI 93 F SL 86 B SL 88 X SL 86 3-2 ② FC4-6 21 BB 1-2f	5	0	0	0	0	1	3
21 Todd Frazier, R (1, 5) OBP: 0.315, SLG: 0.402		F FF 93 F SL 89 S SL 89 0-3 ① K2-3			B SI 91 X SI 93 1-0 HR		B CH 86 S FF 89 F CH 86 X SL 88 1-2 ② P4		X FC 93 0-0 E6 2 1B 39 1B 2-H	1 SAFE 1 SAFE B SI 94 1 SAFE F SL 82 B SL 85 1 SAFE S SL 83 F FF 95 4-2 1 SAFE B SL 84 D SL 87 1-2 BB	4	2	1	1	1	1	0
2 Zack Cozart, R (1, 6) OBP: 0.285, SLG: 0.377		B SI 94 X CH 88 1-0 ② G1-3			C SI 94 S CH 87 X SL 88 0-2 ① L9		B SI 94 F SI 95 B SL 88 B SL 90 F SI 95 B SI 90 4-2 BB		X FC 92 0-0 39 S 39 1B 2-3 1B	B FC 92 T FC 92 B FC 92 X SI 96 2-1 ③ G1-3	3	0	1	0	1	0	0
6 Billy Hamilton, S (9, PR) OBP: 0.500, SLG: 0.500											1	1	0	0	0	0	2
(9, 8)																	
39 Devin Mesoraco, R (1, 2) OBP: 0.292, SLG: 0.369		B SI 94 B SI 94 X SI 88 2-0 ③ G5-3			F SI 94 X CH 88 0-1 2B		S SL 88 B SL 88 B SI 94 1 SAFE D SL 90 X CH 88 3-1 ③ F8		B FC 93 C FC 92 D KC 82 S FC 94 F KC 82 F FC 93 F KC 82 F KC 83 X FC 92 2-2 26 1B 1-H 3-H 1B		4	0	2	2	0	0	1
15 Derrick Robinson, S (9, PR) OBP: 0.315, SLG: 0.319											0	0	0	0	0	0	0
29 Ryan Hanigan, R (9, 2) OBP: 0.315, SLG: 0.271											0	0	0	0	0	0	0
55 Mat Latos, R (1, 1) OBP: 0.143, SLG: 0.159			B SI 92 C SI 93 C SI 94 S SL 88 1-3 ① K		S SI 94 L SL 87 D SL 87 S SL 86 1-3 ② K			C CH 86 F SL 85 S SL 88 0-3 ① K	B SL 84 B SL 84 1 SAFE C SI 93 1 SAFE 1 SAFE X SI 94 2-1 1-3 1B		2	0	0	0	0	2	1
Logan Ondrusek, R (7, 1)											0	0	0	0	0	0	0
43 Manny Parra, L (7, 1) OBP: 0.500, SLG: 0.500											0	0	0	0	0	0	0
28 Chris Heisey, R (8, PH) OBP: 0.275, SLG: 0.413											1	0	0	0	0	1	0
63 Sam LeCure, R (8, 1)											0	0	0	0	0	0	0
26 Xavier Paul, L (9, PH) OBP: 0.339, SLG: 0.406											1	0	1	0	0	0	0
3 Cesar Izturis, S (9, 6) OBP: 0.246, SLG: 0.242											0	0	0	0	0	0	0
Inning Stats	R: 1 E: 0 K: 0 S: 8 H: 1 LOB: 1 BB: 1 P: 15	R: 0 E: 0 K: 1 S: 5 H: 0 LOB: 0 BB: 0 P: 8	R: 0 E: 0 K: 1 S: 7 H: 0 LOB: 0 BB: 0 P: 8	R: 0 E: 0 K: 1 S: 6 H: 0 LOB: 0 BB: 0 P: 6	R: 1 E: 0 K: 2 S: 12 H: 2 LOB: 1 BB: 0 P: 16	R: 0 E: 0 K: 0 S: 5 H: 0 LOB: 0 BB: 1 P: 11	R: 0 E: 0 K: 0 S: 8 H: 0 LOB: 1 BB: 1 P: 16	R: 0 E: 0 K: 2 S: 11 H: 0 LOB: 0 BB: 0 P: 14	R: 3 E: 1 K: 1 S: 20 H: 4 LOB: 2 BB: 0 P: 27	R: 1 E: 0 K: 0 S: 12 H: 2 LOB: 2 BB: 1 P: 24	1B: 6 2B: 1 3B: 0 HR: 2	SF: 0 SAC: 0 DP: 1 HBP: 0	WP: 0 PB: 0 SB: 2 CS: 0	PA: 43			

PITCHER		IP	WLS	BF	H	R	ER	SO	BB	IBB	HBP	BLK	WP	HR	S	P	ERA	WHIP
47 Francisco Liriano, L ERA: 2.88	(1, 1)	8.0		29	3	2	2	7	3	0	0	0	0	1	62	94	2.25	0.750
35 Mark Melancon, R ERA: 1.3	(9, 1)	0.2	B	6	3	3	0	1	0	0	0	0	0	0	15	18	0.00	4.500
44 Tony Watson, L ERA: 2.43	(9, 1)	0.1		2	1	0	0	0	0	0	0	0	0	0	5	9	0.00	3.000
25 Kyle Farnsworth, R ERA: 4.95	(10, 1)	0.2	L	5	2	1	1	0	1	0	0	0	0	1	10	20	13.50	4.500
29 Bryan Morris, R ERA: 3.65	(10, 1)	0.1		1	0	0	0	0	0	0	0	0	0	0	2	4	0.00	0.000

PITCHER	IP	WLS	BF	H	R	ER	SO	BB	IBB	HBP	BLK	WP	HR	S	P	ERA	WHIP

TOP

Cincinnati Reds @ Pittsburgh Pirates

PNC Park, Pittsburgh, PA

Fri Sep 20 2013, 7:09 PM - 10:45 PM EDT
Att. 37,940 - Partly Cloudy - 77 F

livebaseballscorecards.com

AB	39
R	6
H	9
RBI	5
BB	4
SO	8
LOB	12

Batter	1	2	3	4	5	6	7	8	9	10	AB	R	H	RBI	BB	SO	LOB
31 Jose Tabata, R (1, 7) OBP: 0.341, SLG: 0.427 6 Starling Marte, R (7, PR) OBP: 0.341, SLG: 0.438 (8, 7)	C FF 95 B FF 93 X SI 93 1-1 HR		C FC 91 X SI 95 0-1 ① F9		B CU 78 B SI 93 B FC 93 C FF 91 C SI 92 X SI 94 3-2 ① P4		X FF 94 0-0 18 CS 2-H 1B		C CU 74 S FF 94 F CU 76 S FF 93 0-3 ③ K		4 1	1 0	2 0	2 0	0 0	0 1	0 0
18 Neil Walker, S (1, 4) OBP: 0.337, SLG: 0.399	X SI 94 0-0 HR		C SI 93 B SL 84 X FC 95 1-1 ② P5		C SL 83 B FF 94 X SL 84 1-1 ② L3		1 SAFE S SL 83 B FS 88 S SL 83 B FF 94 F SL 82 C SL 82 2-3 ②③ K 1-2			T FF 98 B FF 99 B FF 99 X FF 98 2-1 ① L8	5	1	1	1	0	1	1
22 Andrew McCutchen, R (1, 8) OBP: 0.407, SLG: 0.517	T FF 96 B SL 91 B FC 92 F FF 95 B FF 97 B FC 92 4-2 2 G6-4-3 66 1B BB		B FC 95 C SL 88 F CU 79 X FC 91 1-2 ③ L9		X SL 91 0-0 ③ G5-3			B SL 82 F SL 81 F KC 76 B SL 80 H SI 87 3-2 66 FC4 HBP		C FF 100 X SL 90 0-1 ② F7	3	0	0	0	1	0	0
66 Justin Morneau, L (1, 3) OBP: 0.320, SLG: 0.416 17 Gaby Sanchez, R (10, PH) OBP: 0.359, SLG: 0.402	C SI 93 X FC 92 0-1 2 G6-4-3 1-2 1B			F SI 92 X SL 83 0-1 ① L9		F CU 78 X FC 92 0-1 ① F8		1 SAFE 1 SAFE B SI 88 C FF 89 B FF 90 1 SAFE F FF 89 1 SAFE F SL 79 2-2 1 SAFE X KC 75 ① FC4 2 BB 1-2f		B FF 100 F FF 99 F FF 100 S FF 102 1-3 ③ K	4 1	0 0	1 0	0 0	0 0	0 1	1 0
2 Marlon Byrd, R (1, 9) OBP: 0.333, SLG: 0.510	B CU 78 C FC 95 C FF 93 X SI 94 1-2 ①② G6-4-3 1-2f 2-3			C FC 95 B FF 95 F SI 94 B SL 91 F SL 88 F SI 94 B SL 84 B FF 96 4-2 24 1B 55 1B BB		C SL 88 C FC 95 B SI 94 F SL 88 X SL 82 1-2 24 1B 1B		C SI 90 B SI 89 F FF 89 B SL 79 B SI 90 F KC 76 B SI 91 4-2 1-2 BB			2	1	1	0	2	0	2
24 Pedro Alvarez, L (1, 5) OBP: 0.294, SLG: 0.468	D CU 80 B FF 95 X FF 95 2-0 ③ G4-3			F SI 93 D FC 93 F SI 92 D FC 92 1 SAFE B FF 95 X SI 93 3-2 55 1B 10 1B 1-3 1B		X FF 93 0-0 55 G6-4-3 1-2 1B		S KC 77 B SI 88 F CH 82 C SI 89 1-3 ② K			4	1	2	0	0	1	3
55 Russell Martin, R (1, 2) OBP: 0.329, SLG: 0.379		S SL 88 B SI 94 X FF 96 1-1 ① F9		X SI 94 0-0 47 CS 10 1B 1-3 3-H 1B		C FC 91 D SL 88 S SL 90 X SI 93 1-2 ②③ G6-4-3 1-2f		C SL 82 B KC 75 C SI 88 S SI 90 1-3 ③ K			4	0	1	1	0	1	4
10 Jordy Mercer, R (1, 6) OBP: 0.332, SLG: 0.412 23 Travis Snider, L (9, PH) OBP: 0.286, SLG: 0.329 12 Clint Barmes, R (10, 6) OBP: 0.258, SLG: 0.322		T FC 94 F FF 95 X SI 94 0-2 ② F9		C CU 79 1 SAFE F FC 93 B FF 94 F SL 90 B FF 94 X SL 90 2-2 1-2 3-H 1B			B FF 95 C FF 95 C CU 77 F FC 93 F FC 92 B CU 79 X FF 97 2-2 47 SH1-4 31 1B 1B		C FF 92 X FF 92 0-1 ① P5	3 1 0	1 0 0	2 0 0	1 0 0	0 0 0	0 0 0	0 0 0
47 Francisco Liriano, L (1, 1) OBP: 0.143, SLG: 0.067 35 Mark Melancon, R (9, 1) 44 Tony Watson, L (9, 1) 46 Garrett Jones, L (9, PH) OBP: 0.291, SLG: 0.415 25 Kyle Farnsworth, R (10, 1) 29 Bryan Morris, L (10, 1) OBP: 0.200, SLG: 0.200		C FF 93 B FF 93 X FC 93 1-1 ③ G4-3		M FC 94 2 SAFE F SI 94 F FC 90 F CU 79 F SI 92 T SI 94 0-2 ②③ K 2-3			L FF 95 L FF 93 X SI 93 0-2 ① SH1-4 1-2		F FF 92 F FF 93 B FF 93 X FF 93 1-2 ② F9	2 0 0 1 0 0	0 0 0 0 0 0	0 0 0 0 0 0	0 0 0 0 0 0	1 0 0 0 0 0	2 0 0 0 0 0	0 0 0 0 0 0
Inning Stats	R: 2 H: 3 E: 0 LOB: 1 K: 0 BB: 1 S: 11 P: 19	R: 0 H: 0 E: 0 LOB: 0 K: 0 BB: 0 S: 7 P: 9	R: 0 H: 0 E: 0 LOB: 0 K: 0 BB: 0 S: 7 P: 9	R: 2 H: 3 E: 0 LOB: 1 K: 1 BB: 1 S: 20 P: 29	R: 0 H: 0 E: 0 LOB: 0 K: 0 BB: 0 S: 6 P: 10	R: 0 H: 2 E: 0 LOB: 1 K: 0 BB: 0 S: 10 P: 12	R: 1 H: 2 E: 0 LOB: 1 K: 1 BB: 0 S: 13 P: 17	R: 0 H: 0 E: 0 LOB: 2 K: 2 BB: 1 S: 15 P: 26	R: 0 H: 0 E: 0 LOB: 0 K: 1 BB: 0 S: 9 P: 10	R: 0 H: 0 E: 0 LOB: 0 K: 1 BB: 0 S: 7 P: 10	1B: 8 SF: 0 2B: 0 SAC: 1 3B: 0 DP: 2 HR: 2 HBP: 1						

PITCHER		IP	WLS	BF	H	R	ER	SO	BB	IBB	HBP	BLK	WP	HR	S	P	ERA	WHIP
55 Mat Latos, R	(1, 1)	6.0		25	8	4	4	1	2	0	0	0	0	2	61	88	6.00	1.667
ERA: 3.23																		
Logan Ondrusek, R	(7, 1)	0.1		3	2	1	1	0	0	0	0	0	0	0	9	11	27.00	6.000
ERA: 4.32																		
43 Manny Parra, L	(7, 1)	0.2		1	0	0	0	1	0	0	0	0	0	0	4	6	0.00	0.000
ERA: 3.61																		
63 Sam LeCure, R	(8, 1)	1.0		5	0	0	0	2	1	0	1	0	0	0	15	26	0.00	1.000
ERA: 2.72																		
60 J.J. Hoover, R	(9, 1)	1.0	W	3	0	0	0	1	0	0	0	0	0	0	9	10	0.00	0.000
ERA: 2.84																		

PITCHER		IP	WLS	BF	H	R	ER	SO	BB	IBB	HBP	BLK	WP	HR	S	P	ERA	WHIP
54 Aroldis Chapman, L	(10, 1)	1.0	S	3	0	0	0	1	0	0	0	0	0	0	7	10	0.00	0.000
ERA: 2.63																		

Cincinnati Reds @ Pittsburgh Pirates

PNC Park, Pittsburgh, PA

Fri Sep 20 2013, 7:09 PM - 10:45 PM EDT

Att. 37,940 - Partly Cloudy - 77 F

BOTTOM

livebaseballscorecards.com

AB	35
R	5
H	10
RBI	5
BB	3
SO	6
LOB	13

WP: 0	PA: 40		
PB: 0			
SB: 0			
CS: 2			

Batter	1	2	3	4	5	6	7	8	9	AB	R	H	RBI	BB	SO	LOB
15 Derrick Robinson, S (1, 8) OBP: 0.309, SLG: 0.312	M SI 93 X SI 93 0-1 L7	F SI 95 D KC 84 C KC 84 S KC 84 1-3 K			B SI 93 C SI 93 S KC 83 S KC 83 1-3 K			L SI 95 B FC 91 F SI 95 X CU 85 1-2 G5-3		4	0	0	0	0	2	1
4 Brandon Phillips, R (1, 4) OBP: 0.308, SLG: 0.400	C FF 94 X SI 94 0-1 19 BB 48 1B 1B		B KC 84 B KC 81 C SI 93 B CH 87 F SI 93 F SI 94 S KC 85 3-3 K		S KC 84 S SI 94 B KC 86 B KC 87 F KC 86 F KC 86 F SI 94 X SI 93 2-2 F8			B SI 96 B SI 95 B SI 95 C SI 94 B FC 90 4-1 19 G6-3 BB		3	1	1	0	1	1	0
19 Joey Votto, L (1, 3) OBP: 0.433, SLG: 0.497	1 SAFE B SI 90 1 SAFE F KC 83 B KC 84 S KC 84 1 SAFE F SI 94 B KC 85 4-2 B SI 96 48 1B 1-2 BB		X KC 85 0-0 1B			C SI 93 F KC 84 B SI 93 B CH 89 S KC 84 2-3 K		B SI 95 C FF 94 F CU 81 1 SAFE 1 SAFE B FF 98 D CU 83 X SI 97 3-2 G6-3 1-2f		3	0	1	0	1	1	1
48 Ryan Ludwick, R (1, 7) OBP: 0.314, SLG: 0.360	B KC 85 B SI 95 F SI 93 C SI 94 F KC 85 X SI 95 2-2 32 G4-6-3 1-2 2-H 1B		C KC 84 S KC 85 S KC 86 0-3 K			S KC 84 B SI 94 B KC 85 B SI 94 B SI 93 4-1 2 WP BB			B FF 91 S FF 92 S SL 85 B FF 93 X SL 83 2-2 32 G4-6-3 1B	3	0	2	1	1	1	1
32 Jay Bruce, L (1, 9) OBP: 0.331, SLG: 0.488	S KC 83 F KC 83 X KC 82 0-2 G4-6-3 1-2f		1 SAFE S KC 84 S KC 85 D KC 85 B SI 93 X KC 84 2-2 L5			S KC 84 S KC 84 S KC 84 0-3 K			F FF 92 B FF 92 X SL 83 1-1 G4-6-3 1-2f	4	0	0	0	0	1	5
2 Zack Cozart, R (1, 6) OBP: 0.285, SLG: 0.382		X FF 93 0-0 HR	B SI 94 C KC 83 B CH 88 F SI 94 B KC 85 X KC 85 3-2 G5-3			C SI 95 B KC 85 B KC 84 S KC 83 F KC 84 X KC 84 2-2 G5-3 1-2			B SL 82 X FF 92 1-0 G6-3	4	1	1	1	0	0	1
9 Jack Hannahan, L (1, 5) OBP: 0.321, SLG: 0.292		S KC 83 B SI 94 F FF 89 S KC 85 1-3 K	F SI 94 F KC 83 B KC 84 S KC 84 1-3 K				B SI 91 F SI 91 X KC 82 1-1 G6-3			3	0	0	0	0	2	0
29 Ryan Hanigan, R (1, 2) OBP: 0.315, SLG: 0.268		C KC 83 B CH 89 B SI 93 B SI 93 B SI 93 4-1 BB	X SI 94 0-0 G6-3				C SI 92 C SI 92 S KC 82 0-3 K			2	0	0	0	1	1	0
34 Homer Bailey, R (1, 1) OBP: 0.217, SLG: 0.179 30 Zach Duke, L (6, 1) OBP: 1.000, SLG: 1.000 60 J.J. Hoover, R (6, 1) 36 Henry Alejandro Rodriguez, S (7, PH) OBP: 0.286, SLG: 0.167 31 Alfredo Simon, R (7, 1) OBP: 0.143, SLG: 0.143 45 Sean Marshall, L (8, 1)		M SI 92 F SI 93 C SI 95 0-3 K			C SI 92 C KC 81 T SI 92 0-2 K		S KC 82 F KC 81 S KC 82 0-3 K			2 0 0 1 0 0	0 0 0 0 0 0	0 0 0 0 0 0	0 0 0 0 0 0	0 0 0 0 0 0	2 0 0 1 0 0	1 0 0 0 0 0

Inning Stats	1	2	3	4	5	6	7	8	9
	R: 1 E: 0 K: 0 S: 14	H: 2 LOB: 1 BB: 1 P: 20	R: 1 E: 0 K: 3 S: 11	H: 1 LOB: 1 BB: 1 P: 17	R: 0 E: 0 K: 2 S: 11	H: 1 LOB: 1 BB: 0 P: 16	R: 0 E: 0 K: 1 S: 7	H: 0 LOB: 0 BB: 0 P: 11	R: 0 E: 0 K: 2 S: 12	H: 0 LOB: 0 BB: 0 P: 15
	R: 0 E: 0 K: 2 S: 11	H: 0 LOB: 1 BB: 1 P: 19	R: 0 E: 0 K: 2 S: 8	H: 0 LOB: 0 BB: 0 P: 9	R: 0 E: 0 K: 0 S: 7	H: 0 LOB: 0 BB: 1 P: 15	R: 0 E: 0 K: 0 S: 6	H: 1 LOB: 0 BB: 0 P: 10	1B: 4 2B: 0 3B: 0 HR: 1	SF: 0 SAC: 0 DP: 3 HBP: 0
	WP: 1 PB: 0 SB: 0 CS: 0	PA: 33								

PITCHER		IP	WLS	BF	H	R	ER	SO	BB	IBB	HBP	BLK	WP	HR	S	P	ERA	WHIP
34 A.J. Burnett, R ERA: 3.39	(1, 1)	7.0	W	27	4	2	2	12	3	0	0	0	1	1	74	107	2.57	1.000
29 Bryan Morris, R ERA: 3.63	(8, 1)	0.1	H	2	0	0	0	0	1	0	0	0	0	0	4	9	0.00	3.000
37 Justin Wilson, L ERA: 2.13	(8, 1)	0.2	H	1	0	0	0	0	0	0	0	0	0	0	3	6	0.00	0.000
39 Jason Grilli, R ERA: 2.79	(9, 1)	1.0	S	3	1	0	0	0	0	0	0	0	0	0	6	10	0.00	1.000

PITCHER	IP	WLS	BF	H	R	ER	SO	BB	IBB	HBP	BLK	WP	HR	S	P	ERA	WHIP

TOP

Cincinnati Reds @ Pittsburgh Pirates

PNC Park, Pittsburgh, PA

Sat Sep 21 2013, 7:08 PM - 10:09 PM EDT

Att. 39,425 - Cloudy - 62 F

livebaseballscorecards.com

AB	29
R	2
H	5
RBI	2
BB	4
SO	12
LOB	10

Batter	1	2	3	4	5	6	7	8	9	AB	R	H	RBI	BB	SO	LOB
31 Jose Tabata, R (1, 7) OBP: 0.343, SLG: 0.428 6 Starling Marte, R (7, PR) OBP: 0.341, SLG: 0.438 (8, 7)	B KC 80 B FF 94 B FF 94 C FF 95 C FF 95 F FF 96 X FF 96 3-2 18 FC5-4 1B		C SL 89 X SL 90 0-1 ② G4-3		C SL 90 F FF 96 X SL 88 0-2 ③ FC6-4 1-2f		X SI 96 0-0 18 S 1B			4 0	0 0	2 0	0 0	0 0	0 0	1 0
18 Neil Walker, S (1, 4) OBP: 0.336, SLG: 0.396	L SL 85 S FF 94 X FF 93 0-2 ① FC5-4 22 G5-4-3 1-2f		B CH 89 B FF 94 X FF 95 2-0 ③ P5			C SI 96 B CH 88 B CH 88 F SL 89 F SL 87 F FF 96 B CH 87 X FF 96 3-2 ① F8	1 SAFE 1 SAFE 1 SAFE B SI 96 1 SAFE F SI 94 B SI 95 1 SAFE B SI 95 4-1 B SI 95 1-2 BB			3	0	0	0	1	0	1
22 Andrew McCutchen, R (1, 8) OBP: 0.406, SLG: 0.514	C SL 90 F SL 88 D SL 90 X SI 95 1-2 ② G5-4-3 ③ 1-2f			F CH 88 B SL 89 B CH 89 F SL 89 B KC 82 C SL 90 3-3 ① K		B FF 96 C SI 96 C SL 90 B SL 89 B CH 83 B SL 87 4-2 66 E 2 SF8 BB	B SI 91 X FC 91 1-0 ③ P5			3	1	0	0	1	1	3
66 Justin Morneau, L (1, 3) OBP: 0.321, SLG: 0.415		B FF 96 B SI 95 B FF 95 C FF 95 B FF 94 4-1 2 G6-4-3 BB		S CH 87 B FF 96 B CH 88 F CH 88 F SI 95 F CH 87 S CH 87 2-3 ② K		B SI 93 B SI 96 1 SAFE B SI 96 D SI 96 4-0 2 SF8 24 1B 1-3 BB		X CU 74 0-0 ① F8		2	1	0	0	2	1	0
2 Marlon Byrd, R (1, 9) OBP: 0.333, SLG: 0.509		B KC 81 C FF 95 X FF 94 1-1 ①② G6-4-3 1-2f		S FF 97 F SL 89 X SI 96 0-2 1B		S SL 89 B SL 89 X SL 90 1-1 ② SF8 1-2 3-H		B CU 75 C FF 88 B SI 88 S CU 75 B CU 75 X CU 75 3-2 ② G5-3		3	0	1	1	0	0	1
24 Pedro Alvarez, L (1, 5) OBP: 0.294, SLG: 0.466		C KC 81 B CH 87 X SL 87 1-1 E3 55 HR		C SI 96 B CH 86 S SI 96 S CH 87 1-3 ③ K2-3		C SL 78 B SL 84 B SL 78 C SI 92 D SL 78 X SI 89 3-2 55 FC6-4 2-H 1B		X CU 76 0-0 ③ G1-3		4	1	1	1	0	1	1
55 Russell Martin, R (1, 2) OBP: 0.329, SLG: 0.386		X FF 95 0-0 1-H HR			C SL 89 B KC 81 S SL 89 X SL 88 1-2 ① L8	B CU 72 X FF 92 1-0 ③ FC6-4 1-2f				3	1	1	2	0	0	1
12 Clint Barmes, R (1, 6) OBP: 0.256, SLG: 0.318		B KC 80 X FF 95 1-0 ③ L9			C FF 97 S SL 90 X SL 90 0-2 ② G6-3		C SI 95 F FC 88 F CU 80 B CU 80 X CU 82 1-2 ① G5-3			3	0	0	0	0	0	0
34 A.J. Burnett, R (1, 1) OBP: 0.105, SLG: 0.073 23 Travis Snider, L (7, PH) OBP: 0.285, SLG: 0.328 29 Bryan Morris, L (8, 1) OBP: 0.200, SLG: 0.200 37 Justin Wilson, L (8, 1) 39 Jason Grilli, R (9, 1)			X FF 95 0-0 ① P6		B FF 97 B FF 96 C FF 96 C FF 96 B SL 88 B FF 96 4-2 31 FC6-4 BB		C SI 97 X SI 96 0-1 ② G4-3			1 1 0 0 0	0 0 0 0 0	0 0 0 0 0	0 0 0 0 0	1 0 0 0 0	0 0 0 0 0	0 0 0 0 0
Inning Stats	R: 0 E: 0 K: 0 S: 10 H: 1 LOB: 0 BB: 0 P: 14	R: 2 E: 1 K: 0 S: 7 H: 1 LOB: 0 BB: 1 P: 14	R: 0 E: 0 K: 0 S: 4 H: 0 LOB: 0 BB: 0 P: 6	R: 0 E: 0 K: 3 S: 14 H: 1 LOB: 1 BB: 0 P: 20	R: 0 E: 0 K: 0 S: 11 H: 0 LOB: 1 BB: 1 P: 16	R: 2 E: 1 K: 0 S: 13 H: 1 LOB: 1 BB: 2 P: 29	R: 0 E: 0 K: 0 S: 9 H: 1 LOB: 2 BB: 1 P: 15	R: 0 E: 0 K: 0 S: 5 H: 0 LOB: 0 BB: 0 P: 8		1B: 4 2B: 0 3B: 0 HR: 1 SF: 1 SAC: 0 DP: 2 HBP: 0						

BOTTOM

Cincinnati Reds @ Pittsburgh Pirates

PNC Park, Pittsburgh, PA

Sat Sep 21 2013, 7:08 PM - 10:09 PM EDT

Att. 39,425 - Cloudy - 62 F

livebaseballscorecards.com

AB	27
R	4
H	5
RBI	4
BB	5
SO	3
LOB	8

PITCHER		IP	WLS	BF	H	R	ER	SO	BB	IBB	HBP	BLK	WP	HR	S	P	ERA	WHIP
34 Homer Bailey, R ERA: 3.4	(1, 1)	5.2	L	23	3	4	2	3	4	0	0	0	0	1	55	91	3.18	1.235
30 Zach Duke, L ERA: 7.0	(6, 1)	0.0		1	1	0	0	0	0	0	0	0	0	0	3	6	∞	∞
60 J.J. Hoover, R ERA: 2.83	(6, 1)	0.1		1	0	0	0	0	0	0	0	0	0	0	1	2	0.00	0.000
31 Alfredo Simon, R ERA: 3.07	(7, 1)	1.0		5	1	0	0	0	1	0	0	0	0	0	9	15	0.00	2.000
45 Sean Marshall, L ERA: 2.0	(8, 1)	1.0		3	0	0	0	0	0	0	0	0	0	0	5	8	0.00	0.000

PITCHER	IP	WLS	BF	H	R	ER	SO	BB	IBB	HBP	BLK	WP	HR	S	P	ERA	WHIP

Batter	1	2	3	4	5	6	7	8	9	AB	R	H	RBI	BB	SO	LOB
6 Billy Hamilton, S (1, 8) OBP: 0.500, SLG: 0.571	C SI 90 X SI 90 0-1 ① G6-3	X SI 87 0-0 28 S 28 2B 1B	B SI 92 B SI 92 F SI 91 X CH 83 2-1 2-3 1B			C FF 94 F SL 89 B SL 87 F FF 95 X FF 93 1-2 E6 4 WP 28 S		B SI 93 X CH 88 1-0 28 1B 2B	B SI 92 F SI 92 C FF 93 X FF 92 1-2 ② F7	6	2	3	0	0	0	1
28 Chris Heisey, R (1, 7) OBP: 0.282, SLG: 0.422 43 Manny Parra, L (8, 1) OBP: 0.500, SLG: 0.500 50 Neftali Soto, R (9, PH) Logan Ondrusek, R (9, 1)	B SI 91 F SI 92 X CH 81 1-1 4 BB 19 BB 32 2B 1B	1 SAFE 1 SAFE C SI 89 1 SAFE B SI 90 L SL 78 B SL 82 X SL 81 2-2 19 1B 4 SF8 1-H 2B	X SI 92 0-0 ③ F9			1 SAFE P PO 89 B FF 94 B FF 94 X FF 95 3-0 ① P6 1-2		D SI 94 B SL 86 F SL 88 F SI 94 X SL 88 2-2 19 2B 2-H 1B	B SI 92 X SI 92 1-0 ③ P4	5 0 1 0	3 0 0 0	3 0 1 0	2 0 0 0	0 0 0 0	0 0 0 0	3 0 1 0
19 Joey Votto, L (1, 3) OBP: 0.434, SLG: 0.499	B SI 90 D KC 78 1 SAFE B SI 90 B SI 90 4-0 4 BB 32 2B 1-2 BB	B CH 82 B SI 87 C SI 91 X CH 82 2-1 21 FC6-4 2-3 1B		S SI 91 C SL 82 F SL 83 F SI 93 B SI 93 F CH 85 B CH 85 F SI 92 C SI 92 2-3 ① K		B FF 94 S SL 85 X FF 94 1-1 ② F7		S SI 94 X CH 89 0-1 4 1B 32 1B 1-H 2B		4	2	2	1	1	1	1
4 Brandon Phillips, R (1, 4) OBP: 0.310, SLG: 0.401	F SI 90 B SI 91 B CH 80 F CH 81 B SI 92 B SI 91 4-2 32 2B 1-2 2-3 BB	X SI 91 0-0 ① SF8 3-H		C SL 84 F SL 82 X SI 92 0-2 21 FC6-4 1B		B FF 96 C FF 96 D SL 85 X FF 96 2-1 ③ G5-3 2-3		C SI 90 D SL 83 F SI 91 D SL 83 X SI 92 2-2 32 1B 2-3 1B		3	1	2	1	1	0	1
32 Jay Bruce, L (1, 9) OBP: 0.332, SLG: 0.488	X SI 90 0-0 ② 21 WP 21 HR 1-H 2-H 3-H 2B	X CH 83 0-0 ② L7		C SI 92 B SL 83 1 SAFE C CH 85 C SI 93 1-3 ② K			X SI 94 0-0 ① F8	B SI 92 B SI 92 B SI 92 C SI 92 X SI 92 3-1 1-2 3-H 1B		5	1	2	4	0	1	2
21 Todd Frazier, R (1, 5) OBP: 0.314, SLG: 0.405	S KC 75 X SI 91 0-1 2-H HR	1 SAFE S SL 82 F SL 86 1 SAFE B SL 84 X SI 92 1-2 ③ FC6-4 1-2f		C SI 91 B SI 92 X SL 83 1-1 ③ FC6-4 1-2f			S SL 88 S SL 89 B SL 88 X FF 95 1-2 ② F8	B SI 91 X SI 91 1-0 ③ G6-3		5	1	1	2	0	0	4
2 Zack Cozart, R (1, 6) OBP: 0.286, SLG: 0.384	L CH 80 B CH 81 X KC 77 1-1 ② G6-3		B SL 80 B SI 91 B SI 91 C SI 90 C SI 92 X SI 91 3-2 6 1B 61 SH1-4 1B		C SL 83 X SI 92 0-1 ① P2		C FF 94 B SL 88 F FF 94 S SL 86 1-3 ③ K		B SI 92 F SI 91 B SL 83 B SI 92 C SI 92 X SI 91 3-2 15 1B 2B	5	1	2	0	0	1	0
29 Ryan Hanigan, R (1, 2) OBP: 0.309, SLG: 0.262	X SI 91 0-0 E6		B SI 91 1 SAFE X SI 91 1-0 ① F8		C SI 93 F SI 93 X SL 83 0-2 ② G4-3			C SI 92 B SL 87 B SL 85 C SI 93 S SL 86 2-3 ① K	X SI 92 0-0 ① G5-3	5	0	0	0	0	1	2
61 Bronson Arroyo, R (1, 1) OBP: 0.070, SLG: 0.070 31 Alfredo Simon, R (6, 1) OBP: 0.143, SLG: 0.143 15 Derrick Robinson, S (8, PH) OBP: 0.311, SLG: 0.314 (8, 7)	B SI 91 T SI 91 D KC 75 F SI 90 C SI 92 2-3 ③ K		C SI 87 X SI 89 0-1 ② SH1-4 1-2		S SI 91 F SL 82 F SL 81 S SI 93 0-3 ③ K			C SI 93 X CH 88 0-1 ② G4-3	C SI 92 F SI 92 F FF 92 B SL 84 X SI 92 1-2 2-H 1B	2 0 2	0 0 0	0 0 1	0 0 1	0 0 0	2 0 0	1 0 0
Inning Stats	R: 5 E: 1 K: 1 S: 15 H: 3 LOB: 1 BB: 2 P: 27	R: 2 E: 0 K: 0 S: 11 H: 3 LOB: 1 BB: 0 P: 16	R: 0 E: 0 K: 0 S: 9 H: 2 LOB: 2 BB: 0 P: 15	R: 0 E: 0 K: 2 S: 15 H: 1 LOB: 1 BB: 0 P: 19	R: 0 E: 0 K: 1 S: 9 H: 0 LOB: 0 BB: 0 P: 9	R: 0 E: 1 K: 0 S: 10 H: 0 LOB: 1 BB: 0 P: 16	R: 0 E: 0 K: 1 S: 7 H: 0 LOB: 0 BB: 0 P: 9	R: 3 E: 0 K: 1 S: 17 H: 5 LOB: 2 BB: 0 P: 28	R: 1 E: 0 K: 0 S: 12 H: 2 LOB: 1 BB: 0 P: 18	1B: 10 2B: 5 3B: 0 HR: 1 SF: 1 SAC: 1 DP: 0 HBP: 0						

PITCHER		IP	WLS	BF	H	R	ER	SO	BB	IBB	HBP	BLK	WP	HR	S	P	ERA	WHIP
49 Jeff Locke, L ERA: 3.52	(1, 1)	1.0	L	9	3	5	5	1	2	0	0	0	1	1	15	27	45.00	5.000
30 Jeanmar Gómez, R ERA: 3.2	(2, 1)	1.0		6	3	2	2	0	0	0	0	0	0	0	11	16	18.00	3.000
58 Brandon Cumpton, R ERA: 2.45	(3, 1)	3.0		12	3	0	0	3	0	0	0	0	0	0	33	43	0.00	1.000
38 Stolmy Pimentel, R ERA: 2.45	(6, 1)	2.0		7	0	0	0	1	0	0	0	0	1	0	17	25	0.00	0.000
32 Vin Mazzaro, R ERA: 2.88	(8, 1)	0.2		5	3	3	3	1	0	0	0	0	0	0	11	16	40.50	4.500

PITCHER		IP	WLS	BF	H	R	ER	SO	BB	IBB	HBP	BLK	WP	HR	S	P	ERA	WHIP
48 Jared Hughes, R ERA: 4.78	(8, 1)	1.1		8	4	1	1	0	0	0	0	0	0	0	18	30	6.75	3.000

TOP

Cincinnati Reds @ Pittsburgh Pirates

PNC Park, Pittsburgh, PA

Sun Sep 22 2013, 1:38 PM - 4:51 PM EDT

Att. 38,699 - Partly Cloudy - 61 F

livebaseballscorecards.com

AB	43
R	11
H	16
RBI	11
BB	2
SO	6
LOB	16

WP: 2 PA: 47
PB: 0
SB: 2
CS: 0

Batter	1	2	3	4	5	6	7	8	9	AB	R	H	RBI	BB	SO	LOB
31 Jose Tabata, R (1, 7) OBP: 0.341, SLG: 0.423	C SI 84 B SL 76 B SL 75 S SL 74 X SI 89 2-2 ① G1-3	B SL 75 F SI 88 S SI 88 F SI 87 S SL 79 1-3 ③ K			B SI 87 C CH 81 H SI 87 2-1 18 2B 66 SF9 HBP		B SI 96 X SI 95 1-0 ② F8			3	1	0	0	0	1	2
18 Neil Walker, S (1, 4) OBP: 0.341, SLG: 0.407	B SI 87 B SI 87 C SI 87 C SL 77 B SI 88 F CH 78 F SL 77 B SL 78 4-2 66 BB BB		C SL 75 X CH 76 0-1 HR		B SI 85 F SI 86 X SI 86 1-1 66 SF9 1-3 2B		B FF 96 B FF 96 B SI 97 C SI 96 B SI 96 4-1 BB			2	1	2	1	2	0	0
22 Andrew McCutchen, R (1, 8) OBP: 0.404, SLG: 0.511 6 Starling Marte, R (9, 8) OBP: 0.341, SLG: 0.438	B SI 87 F SI 88 C SI 87 F SL 78 F SL 77 B SL 77 F SI 88 F SI 89 F SL 76 2-2 ② X SL 75 P5		B CH 77 C SI 85 X SI 87 1-1 ① G6-3		C SL 75 C SL 76 X SL 76 0-2 ① P3		B FC 91 S FC 91 B FF 93 T FC 92 F CU 80 F FC 91 F SI 96 X FC 91 2-2 ③ G5-3			4 0	0 0	0 0	0 0	0 0	0 0	4 0
66 Justin Morneau, L (1, 3) OBP: 0.320, SLG: 0.413	B SI 87 B CU 72 B SL 74 B SL 73 4-0 1-2 BB		C SI 88 X SI 87 0-1 ② G3-1		F CH 82 B SI 87 X SL 74 1-1 ② SF9 2-3 3-H			B FF 94 C SL 82 X SL 81 1-1 ① P4		2	0	0	1	1	0	0
2 Marlon Byrd, R (1, 9) OBP: 0.330, SLG: 0.505 5 Josh Harrison, R (9, 9) OBP: 0.287, SLG: 0.415	C SI 88 C SI 86 F SL 77 B SL 78 F SL 75 X SL 78 1-2 ③ F9		T SI 88 F SI 89 X SL 78 0-2 ③ G6-3		X SL 75 0-0 ③ F9			B SL 81 X FF 94 1-0 ② L9		4 0	0 0	0 0	0 0	0 0	0 0	3 0
24 Pedro Alvarez, L (1, 5) OBP: 0.293, SLG: 0.465		C SI 86 F CH 76 X SI 88 0-2 12 1B 1B		B SL 74 C SL 74 F SI 86 B CH 75 X SI 87 2-2 ① G3		C CU 78 B SI 96 B SI 96 B SI 96 F SI 97 X SI 96 3-2 ① F8		C FF 94 F FF 94 S SL 83 0-3 ③ K		4	0	1	0	0	1	0
55 Russell Martin, R (1, 2) OBP: 0.328, SLG: 0.384 14 John Buck, R (5, 2) OBP: 0.286, SLG: 0.363	B SI 87 C SI 87 C SI 88 B SI 87 S SL 76 2-3 ① K			C CU 71 S SL 75 B SI 86 X SI 89 1-2 ② G6-3		C FC 90 S FC 92 B CU 81 X SI 96 1-2 ② G5-3			F FF 96 B CU 79 C CU 77 B CU 80 B FC 94 S FF 97 3-3 ① K	2 2	0 0	0 0	0 0	0 0	1 1	1 0
12 Clint Barmes, R (1, 6) OBP: 0.256, SLG: 0.317	C CU 71 B SL 75 B CU 72 X SI 88 2-1 1-2 1B			B SI 87 X SL 79 1-0 ③ P2		F SI 96 S FC 91 X FC 92 0-2 ③ P1			C FF 96 T FC 95 C CU 80 0-3 ② K	4	0	1	0	0	1	0
49 Jeff Locke, L (1, 1) 30 Jeanmar Gomez, R (2, 1) 57 Andrew Lambo, L (2, PH) 58 Brandon Cumpton, R (3, 1) 23 Travis Snider, L (5, PH) 38 Stolmy Pimentel, R (6, 1) 26 Felix Pie, L (7, PH) 32 Vin Mazzaro, R (8, 1) 48 Jared Hughes, R (8, 1) 46 Garrett Jones, L (9, PH)		B CU 72 B SL 75 C SL 73 T SI 87 B SI 88 S SL 76 3-3 ② K			C SL 73 X SI 87 0-1 HR		B SI 96 C SI 96 B SI 96 X SI 96 2-1 ① F7		B CU 80 X SI 97 1-0 ③ F8	0 0 1 0 1 0 0 1 0	0 0 0 0 1 0 0 0 0	0 0 0 0 1 0 0 0 0	0 0 0 0 0 0 0 0 0	0 0 0 0 1 0 0 0 0	0 0 0 0 0 0 0 0 0	0 0 2 0 0 0 0 0 0
Inning Stats	R: 0 E: 0 K: 0 S: 20 H: 0 LOB: 2 BB: 2 P: 33	R: 0 E: 0 K: 3 S: 15 H: 2 LOB: 2 BB: 0 P: 23	R: 1 E: 0 K: 0 S: 9 H: 1 LOB: 0 BB: 0 P: 10	R: 0 E: 0 K: 0 S: 7 H: 0 LOB: 0 BB: 0 P: 11	R: 2 E: 0 K: 0 S: 11 H: 2 LOB: 1 BB: 0 P: 15	R: 0 E: 0 K: 0 S: 9 H: 0 LOB: 0 BB: 0 P: 13	R: 0 E: 0 K: 0 S: 10 H: 0 LOB: 1 BB: 1 P: 19	R: 0 E: 0 K: 1 S: 6 H: 0 LOB: 0 BB: 0 P: 8	R: 0 E: 0 K: 2 S: 7 H: 0 LOB: 0 BB: 0 P: 11	1B: 2 2B: 1 3B: 0 HR: 2	SF: 1 SAC: 0 DP: 0 HBP: 1		WP: 0 PB: 0 SB: 0 CS: 0		PA: 36		

PITCHER		IP	WLS	BF	H	R	ER	SO	BB	IBB	HBP	BLK	WP	HR	S	P	ERA	WHIP
61 Bronson Arroyo, R ERA: 3.6	(1, 1)	5.0	W	23	5	3	3	3	2	0	1	0	0	2	62	92	5.40	1.400
31 Alfredo Simon, R ERA: 3.0	(6, 1)	2.0		7	0	0	0	0	1	0	0	0	0	0	19	32	0.00	0.500
43 Manny Parra, L ERA: 3.53	(8, 1)	1.0		3	0	0	0	1	0	0	0	0	0	0	6	8	0.00	0.000
Logan Ondrusek, R ERA: 4.24	(9, 1)	1.0		3	0	0	0	2	0	0	0	0	0	0	7	11	0.00	0.000

PITCHER	IP	WLS	BF	H	R	ER	SO	BB	IBB	HBP	BLK	WP	HR	S	P	ERA	WHIP

BOTTOM

Cincinnati Reds @ Pittsburgh Pirates

PNC Park, Pittsburgh, PA

Sun Sep 22 2013, 1:38 PM - 4:51 PM EDT

Att. 38,699 - Partly Cloudy - 61 F

livebaseballscorecards.com

AB	31
R	3
H	5
RBI	3
BB	3
SO	6
LOB	12

Batter	1	2	3	4	5	6	7	8	9	10	AB	R	H	RBI	BB	SO	LOB
22 Eric Young Jr., S (1, 7) OBP: 0.311, SLG: 0.339	B SL 80 C SI 90 S SL 81 B FF 92 S CH 81 2-3 ① K	B SL 84 S SI 89 B FC 87 X FF 88 2-1 30 CS 5 S 2-3 1B	C CU 78 X CH 83 0-1 ③ G4-3		C SI 88 B KC 74 B KC 73 C SI 87 B KC 75 X SI 87 3-2 28 1B 1B	X FF 94 0-0 ② ③ L4-6 2-2	5	0	2	0	0	1	1
28 Daniel Murphy, L (1, 4) OBP: 0.317, SLG: 0.409	C SI 91 X FF 91 0-1 ② G4-3	1 SAFE C FC 88 B SI 91 B SL 86 X FC 88 2-1 ① F8	X FC 86 0-0 ① F9		X FF 86 0-0 21 G4-6-3 1-2 1B		4	0	1	0	0	0	2
5 David Wright, R (1, 5) OBP: 0.395, SLG: 0.524	C SI 92 B FC 88 B CH 78 F FF 92 B SI 92 B SL 84 4-2 BB	B FC 88 1 SAFE F SI 93 1 SAFE B SL 83 1 SAFE B SI 93 F SI 94 B CH 82 4-2 1-2 BB			B SL 82 F FC 88 C CH 82 B FF 92 X CH 83 2-2 ② L6	B SL 80 D KC 75 S FF 87 C SI 89 C SI 89 2-3 ① K					2	0	0	0	2	1	2
21 Lucas Duda, L (1, 3) OBP: 0.351, SLG: 0.430	S CH 81 C SI 91 B FC 88 X CH 83 1-2 ③ G4-3	F FF 93 F FF 90 D SL 83 B FF 92 X FF 93 2-2 ② SF8 3-H			B CH 81 X FC 89 1-0 HR	B CU 75 C CU 74 B SL 83 X CU 75 2-1 ② ③ G4-6-3 1-2f					3	1	1	2	0	0	3
30 Andrew Brown, R (1, 9) OBP: 0.278, SLG: 0.401		X SL 81 0-0 ① G4-3	B FF 94 1-0 ③ CS 2-3	S FF 89 X SL 82 0-1 ① L7		S FC 87 S FF 92 S CH 85 0-3 ③ K			S FF 97 S FF 98 S FF 101 0-3 ① K		4	0	0	0	0	2	0
12 Juan Lagares, R (1, 8) OBP: 0.290, SLG: 0.366		C SI 91 S SL 82 B FF 92 B SL 84 X SI 93 2-2 ② F9		B FF 92 X CH 81 1-0 ② F9			C SL 81 B SI 92 B CH 82 X SI 93 2-1 ① G4-3		C FF 100 F FF 99 B FF 99 B FF 99 F FF 100 F FF 99 C FF 100 2-3 ② K		4	0	0	0	0	1	0
15 Travis d'Arnaud, R (1, 2) OBP: 0.270, SLG: 0.258		F FF 92 B SL 84 X SI 92 1-1 1B	C FF 92 C CH 84 B FC 88 X SL 83 1-2 ③ G4-3				B SL 82 B FF 91 C FC 87 S SL 82 B FF 94 B SL 83 4-2 BB		F FF 98 F FF 100 F FF 100 B FF 99 B SL 90 F FF 98 T FF 99 2-2 ③ K		3	0	1	0	1	1	0
3 Omar Quintanilla, L (1, 6) OBP: 0.311, SLG: 0.288 13 Josh Satin, R (10, PH) OBP: 0.377, SLG: 0.395 46 Greg Burke, R (10, 1) 43 Sean Henn, R (10, 1)		B SI 91 F CH 81 S FC 86 B FC 88 C FF 93 2-3 ③ K			C FC 87 S CH 82 B FC 88 X CH 83 1-2 ① G4-3		C FC 88 F SI 90 T CH 84 0-2 ② K			C SL 83 B FF 92 B FF 94 X FF 94 2-1 22 L4-6 70 SH1-4 1B	3 1 0 0	0 0 0 0	0 1 0 0	0 0 0 0	2 0 0 0	2 0 0 0
44 Aaron Harang, R (1, 1) 23 Mike Baxter, L (7, PH) 71 Gonzalez Germen, R (7, 1) 55 Pedro Feliciano, L (7, 1) 48 Frank Francisco, R (8, 1) 40 Tim Byrdak, L (8, 1) 30 David Aardsma, R (8, 1) 70 Wilfredo Tovar, R (10, PH)			B SI 88 X FF 90 1-0 E5 22 1B 21 SF8		S SI 91 S SL 85 B SL 81 B FF 94 S SL 79 2-3 ② K		C FC 88 B CH 82 X SI 93 1-1 ③ L7			1 SAFE L FF 92 X FF 93 0-1 ① SH1-4 1-2	2 1 0 0 0 0 0 0	1 0 0 0 0 0 0 0	0 0 0 0 0 0 0 0	0 0 0 0 0 0 0 0	1 0 0 0 0 0 0 0	0 1 0 0 0 0 0 0
Inning Stats	R: 0 E: 0 K: 1 S: 10 H: 0 LOB: 1 BB: 1 P: 17	R: 0 E: 0 K: 1 S: 9 H: 1 LOB: 1 BB: 0 P: 14	R: 1 E: 1 K: 0 S: 10 H: 1 LOB: 1 BB: 1 P: 22	R: 0 E: 0 K: 0 S: 6 H: 0 LOB: 0 BB: 0 P: 8	R: 0 E: 0 K: 1 S: 8 H: 0 LOB: 0 BB: 0 P: 11	R: 1 E: 0 K: 1 S: 8 H: 1 LOB: 0 BB: 0 P: 11	R: 0 E: 0 K: 1 S: 9 H: 0 LOB: 1 BB: 1 P: 16	R: 0 E: 0 K: 1 S: 9 H: 2 LOB: 1 BB: 0 P: 16	R: 0 E: 0 K: 3 S: 13 H: 0 LOB: 0 BB: 0 P: 17	R: 0 E: 0 K: 0 S: 5 H: 1 LOB: 0 BB: 0 P: 7	1B: 5 2B: 1 3B: 0 HR: 1	SF: 1 SAC: 1 DP: 2 HBP: 0					

TOP

New York Mets @ Cincinnati Reds
Great American Ball Park, Cincinnati, OH
Mon Sep 23 2013, 7:12 PM - 10:53 PM EDT
Att. 21,269 - Clear - 69 F

livebaseballscorecards.com

AB	32
R	2
H	6
RBI	2
BB	3
SO	9
LOB	11

WP: 0 PA: 38
PB: 0
SB: 1
CS: 1

PITCHER	IP	WLS	BF	H	R	ER	SO	BB	IBB	HBP	BLK	WP	HR	S	P	ERA	WHIP
47 Johnny Cueto, R (1, 1) ERA: 2.82	7.0		27	3	2	1	5	3	0	0	0	0	1	60	99	1.29	0.857
63 Sam LeCure, R (8, 1) ERA: 2.7	0.1		3	2	0	0	1	0	0	0	0	0	0	7	12	0.00	6.000
45 Sean Marshall, L (8, 1) ERA: 1.86	0.2		1	0	0	0	0	0	0	0	0	0	0	2	4	0.00	0.000
54 Aroldis Chapman, L (9, 1) ERA: 2.59	1.0		3	0	0	0	3	0	0	0	0	0	0	13	17	0.00	0.000
43 Manny Parra, L (10, 1) ERA: 3.45	1.0	W	3	1	0	0	0	0	0	0	0	0	0	5	7	0.00	1.000

PITCHER	IP	WLS	BF	H	R	ER	SO	BB	IBB	HBP	BLK	WP	HR	S	P	ERA	WHIP

Batter	1	2	3	4	5	6	7	8	9	10	AB	R	H	RBI	BB	SO	LOB
17 Shin-Soo Choo, L (1, 8) OBP: 0.423, SLG: 0.464	B FF 90 F FF 90 F FF 90 X SI 92 1-2 ① L7	C CU 76 B FF 92 B FF 87 B SI 93 F SI 93 X SI 95 3-2 19 BB, 4 S, 48 FC2 1-3 3-H 1B		L SI 89 F SI 90 B SL 80 X CH 84 1-2 ① F8		C FF 89 F SI 90 F SL 82 B SI 91 B CU 74 X CU 74 2-2 ③ F8			C SL 78 X SL 80 0-1 4 S, 2B	B FF 90 X SL 82 1-0 1-2 3-H 1B	6	0	3	2	0	0	1
4 Brandon Phillips, R (1, 4) OBP: 0.311, SLG: 0.400	F FF 91 X SL 83 0-1 19 BB, 1B	S SL 85 1 SAFE B FF 91 B FF 92 D SL 85 B SI 93 4-1 48 FC2, 19 BB 1-2 BB		X FF 88 0-0 ② F9			B SL 82 S CH 80 B FF 92 B FF 93 F FF 92 F CH 82 F FF 93 S CH 82 3-3 ① K		C SL 80 2 SAFE D SL 82 S FF 92 X SL 83 1-2 ① G6-3 2-3		4	0	1	0	1	1	2
19 Joey Votto, L (1, 3) OBP: 0.438, SLG: 0.499	S CU 75 B SI 92 B SI 92 F SI 87 B FF 92 B SL 85 4-2 1-2 BB	B CH 85 B FF 92 B SI 92 B SI 89 4-0 48 FC2 1-2 2-3 3-H BB		C SI 90 B SL 82 B CH 84 F SI 90 B FF 90 B FF 90 4-2 1-2 BB			B FF 93 C FF 93 B CH 82 B CH 83 C FF 94 B FF 94 4-2 BB		I IN 77 I IN 78 I IN 76 I IN 80 4-0 32 IBB, IBB		0	0	0	1	5	0	0
48 Ryan Ludwick, R (1, 7) OBP: 0.302, SLG: 0.345 43 Manny Parra, L (10, 1) OBP: 0.500, SLG: 0.500	F SL 83 F FF 91 F FF 92 D SL 82 X FF 92 1-2 ② F9	F FF 92 F FF 92 X SL 83 0-2 ③ FC2 1-2 2-3 3-Hf		F FF 90 C FF 91 X SL 83 0-2 ③ L4			C FF 94 X SL 82 0-1 ② L7		F SL 80 D SL 82 D SL 82 B FF 92 X FF 92 3-1 ② P4		5 0	0 0	0 0	0 0	0 0	0 0	10 0
32 Jay Bruce, L (1, 9) OBP: 0.331, SLG: 0.485	B SI 91 B CH 85 B SI 91 X SI 90 3-0 ③ G4-3		X SI 87 0-0 ① G6-3		B CH 82 C SI 88 B CH 83 X SI 88 2-1 ① G3-1		X SI 83 0-0 ③ L8		I IN 78 I IN 79 I IN 80 I IN 78 4-0 1-2 IBB		4	0	0	0	1	0	3
21 Todd Frazier, R (1, 5) OBP: 0.315, SLG: 0.406		L SL 83 X CU 75 0-1 29 1B, 17 1B, 2B	S FF 89 X SL 81 0-1 ② F8		B FF 87 B CH 84 B FF 88 B SI 87 4-0 29 CS, BB			B FF 92 C FS 83 B FF 92 F FF 92 F SL 83 B FS 81 X FS 82 3-2 ① L4	C SL 82 B FF 92 F FF 91 F SL 83 B FF 92 X SL 82 2-2 ③ L8		4	1	1	0	1	0	3
2 Zack Cozart, R (1, 6) OBP: 0.285, SLG: 0.381	F FF 91 S FF 91 B FF 91 X FF 91 1-2 ① F8	B FF 89 B FF 89 B FF 90 C FF 89 F SI 88 B SL 83 4-2 BB		C FF 91 F FF 91 F CU 74 S FF 92 0-3 ② K				S FS 83 X FF 93 0-1 ② P2		C SI 85 C SI 87 F SL 78 F SL 76 B SL 78 F SI 87 B SL 77 B SI 85 X SI 84 3-2 ① G5-3	4	0	0	0	1	1	2
29 Ryan Hanigan, R (1, 2) OBP: 0.312, SLG: 0.266 6 Billy Hamilton, S (8, PR) OBP: 0.500, SLG: 0.571 39 Devin Mesoraco, R (9, 2) OBP: 0.294, SLG: 0.371	X FF 92 0-0 17 1B, 19 BB, 1B 2-3	X FF 90 0-0 ③ G1-3		1 SAFE C CU 74 B FF 89 F FF 90 F CU 73 1 SAFE B FF 90 2-2 ③ CS 1-2		B CU 73 B FF 87 C FF 88 X FF 88 2-1 ① F8		B FS 82 C FF 93 B FS 83 F FF 93 X FF 93 2-2 28 S, 1B		C SI 86 S SL 77 F SL 77 B SI 88 X SL 77 1-2 15 1B, 17 1B, 1B	4 0 1	1 0 1	2 0 1	0 0 0	0 0 0	0 0 0	1 0 0
47 Johnny Cueto, R (1, 1) OBP: 0.150, SLG: 0.150 63 Sam LeCure, R (8, 1) 45 Sean Marshall, L (8, 1) 28 Chris Heisey, R (8, PH) OBP: 0.281, SLG: 0.420 54 Aroldis Chapman, L (9, 1) 15 Derrick Robinson, S (10, 7) OBP: 0.314, SLG: 0.317	X FF 89 0-0 ② B2			L CH 85 X SL 79 0-1 19 BB, 1B		C FF 87 M FF 88 B FF 88 X CU 74 1-2 ② G6-3		B FF 90 S FF 94 S FS 84 B FS 84 B FF 94 S FS 84 3-3 ③ K 1-2		X SI 86 0-0 17 1B 1-3 1B	3 0 0 0 1 0 1	0 0 0 0 0 0 0	1 0 0 0 0 0 1	0 0 0 0 0 0 0	0 0 0 0 1 0 0	0 0 0 0 1 0 0	2 0 0 0 1 0 0
Inning Stats	R: 0 H: 1 E: 0 LOB: 2 K: 0 BB: 1 S: 12 P: 21	R: 2 H: 3 E: 0 LOB: 3 K: 0 BB: 2 S: 14 P: 26	R: 0 H: 0 E: 0 LOB: 1 K: 0 BB: 1 S: 6 P: 10	R: 0 H: 1 E: 0 LOB: 2 K: 0 BB: 1 S: 11 P: 16	R: 0 H: 0 E: 0 LOB: 0 K: 1 BB: 1 S: 9 P: 17	R: 0 H: 0 E: 0 LOB: 0 K: 0 BB: 0 S: 9 P: 14	R: 0 H: 0 E: 0 LOB: 1 K: 1 BB: 1 S: 10 P: 17	R: 0 H: 1 E: 0 LOB: 2 K: 1 BB: 0 S: 12 P: 20	R: 0 H: 1 E: 0 LOB: 3 K: 0 BB: 2 S: 11 P: 25	R: 1 H: 3 E: 0 LOB: 2 K: 0 BB: 0 S: 12 P: 17	1B: 8 2B: 2 3B: 0 HR: 0	SF: 0 SAC: 0 DP: 0 HBP: 0	WP: 0 PB: 0 SB: 3 CS: 1	PA: 47				

PITCHER		IP	WLS	BF	H	R	ER	SO	BB	IBB	HBP	BLK	WP	HR	S	P	ERA	WHIP
44 Aaron Harang, R ERA: 5.57	(1, 1)	6.0		28	5	2	2	1	6	0	0	0	0	0	61	104	3.00	1.833
71 Gonzalez Germen, R ERA: 4.26	(7, 1)	0.2		3	0	0	0	1	1	0	0	0	0	0	9	16	0.00	1.500
55 Pedro Feliciano, L ERA: 4.5	(7, 1)	0.1		1	0	0	0	0	0	0	0	0	0	0	1	1	0.00	0.000
48 Frank Francisco, R ERA: 7.36	(8, 1)	1.0		4	1	0	0	1	0	0	0	0	0	0	12	20	0.00	1.000
40 Tim Byrdak, L ERA: 9.82	(9, 1)	0.0		1	1	0	0	0	0	0	0	0	0	0	2	2	∞	∞

PITCHER		IP	WLS	BF	H	R	ER	SO	BB	IBB	HBP	BLK	WP	HR	S	P	ERA	WHIP
30 David Aardsma, R ERA: 4.46	(9, 1)	1.0		5	0	0	0	0	0	2	0	0	0	0	9	23	0.00	0.000
46 Greg Burke, R ERA: 5.68	(10, 1)	0.1	L	3	2	1	1	0	0	0	0	0	0	0	11	15	27.00	6.000
43 Sean Henn, L ERA: 3.38	(10, 1)	0.0		1	1	0	0	0	0	0	0	0	0	0	1	2	∞	∞

BOTTOM

New York Mets @ Cincinnati Reds

Great American Ball Park, Cincinnati, OH

Mon Sep 23 2013, 7:12 PM - 10:53 PM EDT

Att. 21,269 - Clear - 69 F

livebaseballscorecards.com

AB	37
R	3
H	10
RBI	3
BB	9
SO	3
LOB	25

Batter	1	2	3	4	5	6	7	8	9	AB	R	H	RBI	BB	SO	LOB
22 Eric Young Jr., S (1, 7) OBP: 0.313, SLG: 0.342	C SI 88 B KC 78 B FC 88 X SI 91 2-1 5 1B 5 S 1B	X SI 91 0-0 28 HR 1-3 2B		X CH 83 0-0 P3			C FF 92 F CU 74 T FF 94 0-2 K			4	1	2	0	0	1	0
28 Daniel Murphy, L (1, 4) OBP: 0.318, SLG: 0.415	B SI 90 F SI 89 B SI 89 1 SAFE X FC 89 2-1 F7	F FC 90 B FC 90 F FC 89 B FC 91 F SL 82 B FC 90 F FC 89 F SI 92 F FC 89 3-2 X FC 80 2-H 3-H HR		B SI 90 B SI 90 B SI 90 C SI 90 F CH 85 X SL 78 3-2 5 G4-6-3 1B			F FF 94 B FF 93 B CU 74 X FF 94 2-1 F7			4	1	2	3	0	0	1
5 David Wright, R (1, 5) OBP: 0.396, SLG: 0.524	C SI 91 1 SAFE 1 SAFE B FC 89 B SI 89 1 SAFE B SI 90 C KC 78 F FC 89 3-2 X FC 80 1-3 1B	B SI 91 C KC 79 F SI 91 X SL 81 1-2 21 FC6-4 1B		F SI 89 B SL 83 B CH 84 F SI 89 X SI 90 2-2 G4-6-3 1-2f			B FF 94 F FF 93 C CU 75 B FF 94 X FF 93 2-2 L9			4	0	2	0	0	0	1
21 Lucas Duda, L (1, 3) OBP: 0.350, SLG: 0.426	D SL 80 C SI 92 C FC 90 S KC 81 1-3 K	B CU 74 S SL 82 X SI 90 1-1 FC6-4 1-2f			C FF 94 B FF 94 F FF 95 F CH 82 F CH 82 S CU 80 1-3 K			H SI 86 1-0 12 FC5-4 HBP		3	0	0	0	0	2	3
12 Juan Lagares, R (1, 8) OBP: 0.290, SLG: 0.365	S KC 79 B SI 92 X SI 92 1-1 G4-3		F SI 89 F SL 82 B CU 76 B SI 91 B SL 77 X SI 90 3-2 70 G6-3 15 WP 1B		B FF 94 X FF 94 1-0 G4-3			B SL 84 C SL 83 F SI 87 B SI 89 1 SAFE F SL 83 F CU 75 F SL 83 F SI 88 3-2 B SL 84 F CU 75 X FF 94 FC5-4 13 CS 1-2f		4	0	1	0	0	0	3
23 Mike Baxter, L (1, 9) OBP: 0.302, SLG: 0.261 13 Josh Satin, R (8, PH) OBP: 0.375, SLG: 0.392 50 Scott Atchison, R (8, 1) 38 Vic Black, R (9, 1)		B SI 88 F CH 82 B FC 89 X CH 83 2-1 70 1B 2B	C SI 91 1 SAFE B SI 90 B FF 85 1 SAFE F SL 84 1 SAFE 1 SAFE F CU 75 2-3 S SL 78 K	B SI 95 B CU 78 B SI 94 C SI 94 X FF 94 3-1 L7			C SI 93 B SI 93 B SI 95 B SI 94 X SI 96 3-1 G6-3 1-2		3 1 0 0	1 0 0 0	1 0 0 0	0 0 0 0	1 0 0 0	0 0 0 0	1 1 0 0
15 Travis d'Arnaud, R (1, 2) OBP: 0.269, SLG: 0.250		C KC 78 F CH 84 B FC 89 B SL 81 F KC 80 F FC 91 D KC 81 C SI 92 3-3 K	D CU 75 F SI 90 B SI 90 B SL 84 B SL 76 4-1 70 G6-3 1-2 BB	S SI 94 B CU 79 X SI 95 1-1 G1-3				X SI 95 0-0 L8	3	0	0	0	1	1	1
70 Wilfredo Tovar, R (1, 6) OBP: 0.375, SLG: 0.375		C KC 80 X FC 88 0-1 49 1B 2-H 1B	B SI 90 C SI 90 X CU 76 1-1 G6-3 1-2 2-3	B FF 93 B FF 95 C FF 93 B FF 93 F FF 94 X FF 95 3-2 G5-3				B SI 95 B SI 94 B SI 95 C FF 94 X FF 94 3-1 L7	4	0	1	1	0	0	2
49 Jonathon Niese, L (1, 1) OBP: 0.286, SLG: 0.263 6 Matthew den Dekker, L (8, 9) OBP: 0.288, SLG: 0.296		B SI 91 F SI 91 X FF 91 1-1 22 2B 28 HR 2-H 1B	C SI 90 B CU 76 F SI 89 S SL 77 1-3 K	F FF 95 B FF 96 B FF 95 F FF 94 S FF 94 2-3 K				B CU 80 B SI 95 F SI 95 C SI 95 B FS 86 X SI 96 3-2 G6-3	3 1	1 0	1 0	0 0	0 0	2 0	2 0

livebaseballscorecards.com

TOP

New York Mets @ Cincinnati Reds

Great American Ball Park, Cincinnati, OH

Tue Sep 24 2013, 7:11 PM - 10:12 PM EDT

Att. 28,887 - Partly Cloudy - 74 F

	AB	34
	R	4
	H	10
	RBI	4
	BB	1
	SO	7
	LOB	15

Inning Stats	1	2	3	4	5	6	7	8	9
	R: 0 E: 0 K: 1 S: 13 H: 2 LOB: 2 BB: 0 P: 22	R: 4 E: 0 K: 1 S: 24 H: 6 LOB: 1 BB: 0 P: 35	R: 0 E: 0 K: 2 S: 13 H: 1 LOB: 2 BB: 1 P: 24	R: 0 E: 0 K: 0 S: 7 H: 1 LOB: 0 BB: 0 P: 12	R: 0 E: 0 K: 1 S: 8 H: 0 LOB: 0 BB: 0 P: 13	R: 0 E: 0 K: 1 S: 8 H: 0 LOB: 0 BB: 0 P: 14	R: 0 E: 0 K: 1 S: 8 H: 0 LOB: 0 BB: 0 P: 12	R: 0 E: 0 K: 0 S: 10 H: 0 LOB: 0 BB: 0 P: 17	R: 0 E: 0 K: 0 S: 6 H: 0 LOB: 0 BB: 0 P: 12

	1B: 7	SF: 0	WP: 1	PA: 36
	2B: 2	SAC: 0	PB: 0	
	3B: 0	DP: 1	SB: 1	
	HR: 1	HBP: 1	CS: 1	

PITCHER		IP	WLS	BF	H	R	ER	SO	BB	IBB	HBP	BLK	WP	HR	S	P	ERA	WHIP
44 Mike Leake, R ERA: 3.37	(1, 1)	1.2	L	12	8	4	4	2	0	0	0	0	0	1	35	54	21.60	4.800
30 Zach Duke, L ERA: 6.44	(2, 1)	2.1		9	2	0	0	2	1	0	0	0	1	0	22	39	0.00	1.286
Logan Ondrusek, R ERA: 4.08	(5, 1)	2.0		6	0	0	0	2	0	0	0	0	0	0	16	27	0.00	0.000
60 J.J. Hoover, R ERA: 2.78	(7, 1)	1.0		3	0	0	0	1	0	0	0	0	0	0	8	12	0.00	0.000
45 Sean Marshall, L ERA: 1.8	(8, 1)	0.1		2	0	0	0	0	0	0	1	0	0	0	8	12	0.00	0.000

PITCHER		IP	WLS	BF	H	R	ER	SO	BB	IBB	HBP	BLK	WP	HR	S	P	ERA	WHIP
31 Alfredo Simon, R ERA: 2.94	(8, 1)	1.2		4	0	0	0	0	0	0	0	0	0	0	8	17	0.00	0.000

Batter	1	2	3	4	5	6	7	8	9	AB	R	H	RBI	BB	SO	LOB
17 Shin-Soo Choo, L (1, 8) OBP: 0.424, SLG: 0.468	X FF 90 0-0 4 1B 48 1B 1B	B SI 90 B FF 91 F SI 91 F SI 92 B FF 90 X SI 92 3-2 ③ L7			B SI 89 B SI 89 C FC 88 F SI 89 X SI 90 2-2 19 G6-4-3 3B		C FF 89 X CU 77 0-1 ③ G4-3			4	1	2	0	0	0	1
4 Brandon Phillips, R (1, 4) OBP: 0.312, SLG: 0.400	X SI 90 0-0 48 1B 1-2 1B		F SI 91 B FF 92 F CH 84 F FF 90 S CU 78 1-3 ① K		F FF 90 D CU 78 F CU 77 B FF 92 B FF 90 F FF 93 F CU 77 B FF 92 4-2 19 G6-4-3 BB			B SL 89 F SL 88 X CU 80 1-1 ① G1-3		3	0	1	0	1	1	0
19 Joey Votto, L (1, 3) OBP: 0.436, SLG: 0.496	C FF 91 C FF 92 F SI 93 D CU 79 D CU 80 C SI 94 2-3 ① K		B CU 76 C SI 91 C CU 77 F FF 94 C FF 91 1-3 ② K		S FC 90 F FF 92 X SI 92 0-2 ① ② G6-4-3 1-2f 3-H			B FF 93 X SL 89 1-0 ② G4-3		4	0	0	0	0	2	3
48 Ryan Ludwick, R (1, 7) OBP: 0.308, SLG: 0.350	X SI 93 0-0 ② 1-2 2-H 1B		X SI 92 0-0 1B		B CH 83 S CH 82 F FF 92 X CU 78 1-2 ③ P5			X SL 88 0-0 ③ G6-3		4	0	2	0	0	0	0
32 Jay Bruce, L (1, 9) OBP: 0.329, SLG: 0.482	C FF 94 F FF 92 B FF 94 F CU 80 C FF 95 1-3 ③ K		F CU 77 F FF 92 F FF 91 S FF 91 0-3 ③ K			F FC 86 B CU 75 X FF 90 1-1 ① P5			C FF 95 S FF 96 B FF 97 F CU 82 F FF 95 F FF 94 S CU 81 1-3 ① K	4	0	0	0	0	3	3
21 Todd Frazier, R (1, 5) OBP: 0.315, SLG: 0.407		S FF 90 S FF 91 B CU 76 F FF 91 B FF 90 F CH 85 F FF 94 B FF 93 X FF 94 3-2 2 G1-6-3 39 G6-3 2B		B CH 82 X SI 90 1-0 ① L6		C CH 81 X CH 82 0-1 ② F9			F FF 94 F FF 96 F FF 97 F FF 95 S CU 82 0-3 K 2 G1-6-3	4	1	1	0	0	1	0
2 Zack Cozart, R (1, 6) OBP: 0.285, SLG: 0.382		X FF 93 0-0 ① G1-6-3 2-3		C CU 74 B CU 76 C FF 91 F FF 89 F FC 89 X CU 79 1-2 50 WP 2B		F FF 88 B FF 88 F FF 91 X FF 90 1-2 ③ G5-3			D FF 94 X FF 95 1-0 ② ③ G1-6-3 1-2f	4	0	1	0	0	0	2
39 Devin Mesoraco, R (1, 2) OBP: 0.291, SLG: 0.368		B SI 92 B SI 92 X FF 91 2-0 ② G6-3 3-H		B SI 91 C SI 91 F CU 77 F FF 91 B FF 93 B FF 93 X CU 79 3-2 ② G5-3			F SI 87 F CU 75 B FF 90 B FF 87 F SI 90 F SI 90 X CU 77 2-2 ① L7			3	0	0	1	0	0	1
44 Mike Leake, R (1, 1) OBP: 0.215, SLG: 0.254 30 Zach Duke, L (2, 1) OBP: 1.000, SLG: 1.000 50 Neftali Soto, R (4, PH) Logan Ondrusek, R (5, 1) 60 J.J. Hoover, R (7, 1) 28 Chris Heisey, R (7, PH) OBP: 0.280, SLG: 0.418 45 Sean Marshall, L (8, 1) 31 Alfredo Simon, R (8, 1) OBP: 0.143, SLG: 0.143		C FF 92 X CU 76 0-1 1B		S CU 77 B CU 77 F FF 91 F FF 92 F CU 75 C FF 91 1-3 ③ K 2-3			C SI 89 B SI 90 B CH 83 X FF 90 2-1 ② L9			0 1 1 0 0 1 0 0	0 0 0 0 0 0 0 0	0 1 0 0 0 0 0 0	0 0 0 0 0 1 0 0	0 0 0 0 0 0 0 0	0 0 0 0 0 1 0 0	0 1 1 0 0 0 0 0
Inning Stats	R: 0 E: 0 K: 2 S: 11 H: 3 LOB: 2 BB: 0 P: 14	R: 1 E: 0 K: 0 S: 13 H: 2 LOB: 1 BB: 0 P: 21	R: 0 E: 0 K: 3 S: 13 H: 1 LOB: 1 BB: 0 P: 15	R: 0 E: 0 K: 1 S: 15 H: 1 LOB: 1 BB: 0 P: 21	R: 1 E: 0 K: 0 S: 13 H: 1 LOB: 0 BB: 1 P: 20	R: 0 E: 0 K: 0 S: 7 H: 0 LOB: 0 BB: 0 P: 9	R: 0 E: 0 K: 0 S: 9 H: 0 LOB: 0 BB: 0 P: 13	R: 0 E: 0 K: 0 S: 4 H: 0 LOB: 0 BB: 0 P: 6	R: 0 E: 0 K: 2 S: 12 H: 0 LOB: 0 BB: 0 P: 14	1B: 5 2B: 2 3B: 1 HR: 0	SF: 0 SAC: 0 DP: 2 HBP: 0					

PITCHER	IP	WLS	BF	H	R	ER	SO	BB	IBB	HBP	BLK	WP	HR	S	P	ERA	WHIP
49 Jonathon Niese, L (1, 1) ERA: 3.74	7.0	W	28	8	2	2	6	1	0	0	0	1	0	81	113	2.57	1.286
50 Scott Atchison, R (8, 1) ERA: 3.89	1.0	H	3	0	0	0	0	0	0	0	0	0	0	4	6	0.00	0.000
38 Vic Black, R (9, 1) ERA: 3.6	1.0	S	3	0	0	0	2	0	0	0	0	1	0	12	14	0.00	0.000

PITCHER	IP	WLS	BF	H	R	ER	SO	BB	IBB	HBP	BLK	WP	HR	S	P	ERA	WHIP

BOTTOM

New York Mets @ Cincinnati Reds
Great American Ball Park, Cincinnati, OH
Tue Sep 24 2013, 7:11 PM - 10:12 PM EDT
Att. 28,887 - Partly Cloudy - 74 F

livebaseballscorecards.com

AB	33
R	2
H	8
RBI	1
BB	1
SO	8
LOB	11

1B: 5	SF: 0	WP: 2	PA: 34
2B: 2	SAC: 0	PB: 0	
3B: 1	DP: 2	SB: 0	
HR: 0	HBP: 0	CS: 0	

New York Mets @ Cincinnati Reds

Great American Ball Park, Cincinnati, OH

Wed Sep 25 2013, 12:39 PM - 3:30 PM EDT

Att. 26,223 - Partly Cloudy - 73 F

TOP

Batter	1	2	3	4	5	6	7	8	9	AB R H RBI BB SO LOB
22 Eric Young Jr., S (1, 7) OBP: 0.312, SLG: 0.341	C FC 92 X CU 79 0-1 G4-3 ①		B FF 92 S CU 76 F SI 92 X FC 93 1-2 2 1B 2-H 1B		C CU 75 F CU 78 B SI 91 B CU 78 T SL 87 2-2 K ①		X CU 80 0-0 G6-3 ③			4 0 1 1 0 1 1
2 Justin Turner, R (1, 5) OBP: 0.314, SLG: 0.377	C FC 95 F FF 94 B SL 89 S SI 94 1-3 K ②		C FF 92 1 SAFE B FF 92 X SI 91 1-1 28 G6-3 1-2 1B		B SL 89 X FF 95 1-0 F8 ②			C SL 82 B FS 85 X FF 92 1-1 L8 ①		4 0 1 0 0 1 0
28 Daniel Murphy, L (1, 4) OBP: 0.318, SLG: 0.414	F FF 94 F SI 94 B FF 96 B SL 90 X SI 95 2-2 21 S 1B		B SI 92 X CU 77 1-0 G6-3 ② ③ 1-2f		C FF 94 F FF 94 B SI 95 B SL 86 X SI 94 2-2 G6-3 ③			F FF 93 B FF 92 C SL 83 S FF 94 1-3 K ②		4 0 1 0 0 1 2
21 Lucas Duda, L (1, 3) OBP: 0.349, SLG: 0.422	C FC 95 F SI 94 F SL 87 F SL 88 B CU 78 D SL 88 B FC 94 X SL 89 3-2 F7 ③ 1-2			C SI 93 F SL 87 B SL 82 B SI 94 H FC 94 3-2 36 G3 23 BB HBP		C CU 77 B FF 93 B FC 93 B FF 93 C FC 94 F FF 94 S CU 79 3-3 K ①		B SL 83 B SL 82 S FF 94 S SL 84 X SL 82 2-2 F8 ③		3 0 0 0 0 1 1
12 Juan Lagares, R (1, 8) OBP: 0.287, SLG: 0.361		B SL 89 F FC 94 B FC 93 X SI 92 2-1 F8 ①		B FF 91 X FC 93 1-0 F8 ①		B SL 89 C FF 94 B SL 87 F FC 94 F SI 94 C CU 80 2-3 ꓘ ②			B FF 96 B FF 95 F FF 96 B FF 96 C FF 95 T FF 97 3-2 K ①	4 0 0 0 0 2 1
23 Mike Baxter, L (1, 9) OBP: 0.303, SLG: 0.256 13 Josh Satin, R (9, PH) OBP: 0.373, SLG: 0.390 32 LaTroy Hawkins, R (9, 1)		X FF 92 0-0 G1-3 ②		B FF 90 B SI 91 B FF 90 C FC 94 D SI 93 4-1 36 G3 1-2 BB		C CU 79 S SL 81 B SL 83 B SL 87 C SI 94 2-3 ꓘ ③			B FF 97 C FF 96 C SL 87 F FF 99 B FF 100 F FF 99 C SL 88 2-3 ꓘ ②	2 0 0 0 1 1 0 1 0 0 0 0 1 0 0 0 0 0 0 0 0
36 Juan Centeno, L (1, 2) OBP: 0.286, SLG: 0.286 20 Anthony Recker, R (9, PH) OBP: 0.279, SLG: 0.402 (9, 2)		B SI 92 C SI 92 S CU 79 B SI 94 B FF 91 F SI 94 X SI 90 3-2 G3-1 ③		C CU 77 X FC 93 0-1 G3 ② 1-2 2-3			F SL 81 C SI 92 B SL 82 X FF 94 1-2 G4-3 ①		B FF 98 B FF 98 B FF 96 S FF 98 B FF 96 4-1 BB	3 0 0 0 0 0 2 0 0 0 0 1 0 0
70 Wilfredo Tovar, R (1, 6) OBP: 0.417, SLG: 0.300			B FC 91 C FC 90 H SI 90 2-1 22 PB 16 SH2-4 22 1B HBP	I IN 58 I IN 66 I IN 74 I IN 69 4-0 IBB			B CU 79 F FC 95 F SI 94 B SI 94 S CU 80 2-3 K ②		C FF 97 F FF 97 X FF 99 0-2 L9 ③	2 1 0 0 1 1 1
16 Daisuke Matsuzaka, R (1, 1) OBP: 0.250, SLG: 0.250 55 Pedro Feliciano, L (8, 1) 6 Matthew den Dekker, L (9, 9) OBP: 0.288, SLG: 0.296			X FC 90 0-0 SH2-4 ① 1-2	C SI 94 B FC 95 C FF 93 D CU 80 S FF 95 2-3 K ③			F FF 94 B FC 94 F FC 93 F FC 94 B FC 94 X FF 93 2-2 1B			2 0 1 0 0 1 3 0 0 0 0 0 0 0 0 0 0 0 0 0 0

livebaseballscorecards.com

AB	29
R	1
H	4
RBI	1
BB	3
SO	10
LOB	11

Inning Stats	1	2	3	4	5	6	7	8	9	Totals	
	R: 0 E: 0 K: 1 S: 13 H: 1 LOB: 1 BB: 0 P: 19	R: 0 E: 0 K: 0 S: 7 H: 0 LOB: 0 BB: 0 P: 12	R: 1 E: 0 K: 0 S: 8 H: 2 LOB: 1 BB: 0 P: 13	R: 0 E: 0 K: 1 S: 9 H: 0 LOB: 3 BB: 2 P: 23	R: 0 E: 0 K: 1 S: 7 H: 0 LOB: 0 BB: 0 P: 12	R: 0 E: 0 K: 3 S: 11 H: 0 LOB: 0 BB: 0 P: 18	R: 0 E: 0 K: 1 S: 11 H: 1 LOB: 1 BB: 0 P: 16	R: 0 E: 0 K: 1 S: 8 H: 0 LOB: 0 BB: 0 P: 12	R: 0 E: 0 K: 2 S: 12 H: 0 LOB: 1 BB: 1 P: 21	1B: 4 2B: 0 3B: 0 HR: 0 SF: 0 SAC: 1 DP: 1 HBP: 2	WP: 0 PB: 1 SB: 1 CS: 0 PA: 35

PITCHER		IP	WLS	BF	H	R	ER	SO	BB	IBB	HBP	BLK	WP	HR	S	P	ERA	WHIP
55 Mat Latos, R ERA: 3.16	(1, 1)	7.0	L	28	4	1	1	7	1	1	2	0	0	0	66	113	1.29	0.714
43 Manny Parra, L ERA: 3.38	(8, 1)	1.0		3	0	0	0	1	0	0	0	0	0	0	8	12	0.00	0.000
54 Aroldis Chapman, L ERA: 2.54	(9, 1)	1.0		4	0	0	0	2	1	0	0	0	0	0	12	21	0.00	1.000

PITCHER	IP	WLS	BF	H	R	ER	SO	BB	IBB	HBP	BLK	WP	HR	S	P	ERA	WHIP

New York Mets @ Cincinnati Reds

Great American Ball Park, Cincinnati, OH

Wed Sep 25 2013, 12:39 PM - 3:30 PM EDT

Att. 26,223 - Partly Cloudy - 73 F

BOTTOM

livebaseballscorecards.com

Batter	1	2	3	4	5	6	7	8	9	AB	R	H	RBI	BB	SO	LOB
6 Billy Hamilton, S (1, 8) OBP: 0.450, SLG: 0.500	B FF 85 C FF 86 F FF 85 S FS 79 1-3 ① K		B FF 89 B CU 73 X FF 90 2-0 ② F7		C FF 89 F FS 83 B CU 74 F FF 91 B SL 78 F FF 89 X FC 89 2-2 17 CS 1B			F CU 72 B CU 71 S FF 88 F FF 90 F CU 74 S FF 89 1-3 ② K		4	0	1	0	0	2	2
17 Shin-Soo Choo, L (1, 7) OBP: 0.424, SLG: 0.466	C FC 86 C CU 73 B FC 88 B SI 88 B CU 74 S FC 88 3-3 ② K		B CU 74 B FF 89 B SL 77 C FF 90 B FF 88 4-1 BB		1 SAFE B SI 87 1-0 ③ CS 1-2	C FC 86 X FF 86 0-1 ① F7		B CU 73 B SI 82 B SI 82 B SI 82 4-0 19 WP BB		2	0	0	0	2	1	0
19 Joey Votto, L (1, 3) OBP: 0.434, SLG: 0.492	X FF 89 0-0 ③ L8		S CU 73 X SL 78 0-1 ③ F8			F FF 88 F CU 73 B FF 87 X SL 81 1-2 ② F8		B CU 74 F CU 74 B CU 73 C SI 83 X CU 73 2-2 ③ F8 1-2 2-3		4	0	0	0	0	0	4
4 Brandon Phillips, R (1, 4) OBP: 0.310, SLG: 0.397		B CU 71 B FF 87 F FF 88 F SL 80 F SL 79 F FF 90 B FF 89 C FC 88 3-3 ① K		F FC 85 X SL 77 0-1 ① G1-3		C CU 74 B CU 72 B FC 87 X FC 86 2-1 ③ F9			S SL 88 B FF 94 B SL 90 B FF 95 X FF 95 3-1 ① G4-3	4	0	0	0	0	1	0
32 Jay Bruce, L (1, 9) OBP: 0.330, SLG: 0.481		C FF 89 F FS 80 B FS 81 X FF 88 1-2 21 S 1B		B CU 73 B FS 81 C SI 89 B SI 90 F FF 88 B SL 80 4-2 21 S BB			C FF 88 F FF 89 X FF 88 0-2 ① G1-3		B CU 80 B FF 94 S FF 94 S FF 95 F FF 96 F FF 95 B SL 87 X SL 89 3-2 ② F9	3	0	1	0	1	0	0
21 Todd Frazier, R (1, 5) OBP: 0.314, SLG: 0.405		C FF 86 D CU 73 C SL 77 B CU 75 S FF 90 2-3 ② K 1-2		B SI 87 F SI 88 B FC 87 F CU 74 1 SAFE F SL 79 B FF 90 H SL 78 4-2 39 G5-4-3 HBP 1-2			B CU 74 S FF 90 X FF 90 1-1 ② G5-3		C FF 95 C FF 95 B FF 96 F FF 96 F SL 88 X FF 93 1-2 ③ F7	3	0	0	0	0	1	1
39 Devin Mesoraco, R (1, 2) OBP: 0.289, SLG: 0.364		C CU 73 X FF 89 0-1 ③ F8		C CU 72 D FC 88 X SI 89 1-1 ② ③ G5-4-3 1-2f			X FF 89 0-0 ③ P2			3	0	0	0	0	0	3
3 Cesar Izturis, S (1, 6) OBP: 0.250, SLG: 0.254 15 Derrick Robinson, S (8, PH) OBP: 0.317, SLG: 0.321 54 Aroldis Chapman, L (9, 1)			C FF 87 X FS 80 0-1 2B		B FF 85 B FF 86 B FF 88 C FF 86 X FC 86 3-1 ① G4-3			S FF 86 C FF 88 X FS 80 0-2 19 WP 2 SH3-4 1B		2 1 0	0 0 0	1 1 0	0 0 0	0 0 0	0 0 0	0 0 0
55 Mat Latos, R (1, 1) OBP: 0.139, SLG: 0.155 43 Manny Parra, L (8, 1) OBP: 0.500, SLG: 0.500 2 Zack Cozart, R (8, PH) OBP: 0.285, SLG: 0.382 (9, 6)			X FF 86 0-0 ① B3		F FF 88 S SL 78 B SI 90 S CU 74 1-3 ② K			1 SAFE X FF 86 0-0 ① SH3-4 1-2		2 0 0	0 0 0	0 0 0	0 0 0	0 0 0	1 0 0	1 0 0
Inning Stats	R: 0 E: 0 K: 2 S: 7 H: 0 LOB: 0 BB: 0 P: 11	R: 0 E: 0 K: 2 S: 13 H: 1 LOB: 1 BB: 0 P: 19	R: 0 E: 0 K: 0 S: 7 H: 1 LOB: 2 BB: 1 P: 13	R: 0 E: 0 K: 0 S: 9 H: 0 LOB: 1 BB: 1 P: 18	R: 0 E: 0 K: 1 S: 10 H: 1 LOB: 0 BB: 0 P: 17	R: 0 E: 0 K: 0 S: 7 H: 0 LOB: 0 BB: 0 P: 10	R: 0 E: 0 K: 0 S: 6 H: 0 LOB: 0 BB: 0 P: 7	R: 0 E: 0 K: 1 S: 12 H: 1 LOB: 2 BB: 1 P: 19	R: 0 E: 0 K: 0 S: 12 H: 0 LOB: 0 BB: 0 P: 19	1B: 3 2B: 1 3B: 0 HR: 0 SF: 0 SAC: 1 DP: 1 HBP: 1						WP: 1 PB: 0 SB: 2 CS: 1 PA: 34	

	AB	28
	R	0
	H	4
	RBI	0
	BB	3
	SO	6
	LOB	11

PITCHER		IP	WLS	BF	H	R	ER	SO	BB	IBB	HBP	BLK	WP	HR	S	P	ERA	WHIP
16 Daisuke Matsuzaka, R ERA: 4.42	(1, 1)	7.2	W	28	4	0	0	6	2	0	1	0	0	0	68	105	0.00	0.783
55 Pedro Feliciano, L ERA: 4.35	(8, 1)	0.1	H	2	0	0	0	0	1	0	0	0	1	0	3	9	0.00	3.000
32 LaTroy Hawkins, R ERA: 2.97	(9, 1)	1.0	S	3	0	0	0	0	0	0	0	0	0	0	12	19	0.00	0.000

PITCHER	IP	WLS	BF	H	R	ER	SO	BB	IBB	HBP	BLK	WP	HR	S	P	ERA	WHIP

Batter	1	2	3	4	5	6	7	8	9	AB	R	H	RBI	BB	SO	LOB
6 Starling Marte, R (1, 7) OBP: 0.344, SLG: 0.444	C FF 95 B CH 87 X CH 87 1-1 ① G6-3	C CH 86 S FF 94 H FF 94 1-2 66 BB 22 S 2 1B HBP	C FF 94 S SL 89 C FF 95 0-3 ① K	X FC 90 0-0 ③ L6		F FF 94 F CU 75 B FF 94 F FF 94 B FF 94 T FF 94 2-2 ① K		4	1	0	0	0	2	1
18 Neil Walker, S (1, 4) OBP: 0.338, SLG: 0.406	B CH 86 B SI 96 F SI 95 H FF 95 3-1 22 WP HBP	B FF 93 F SI 94 1 SAFE X SL 84 1-1 ① L8	X CH 86 0-0 ② P2	X SI 95 0-0 ① L9		C FF 94 X FF 90 0-1 ② G4-3		4	0	0	0	0	0	1
22 Andrew McCutchen, R (1, 8) OBP: 0.404, SLG: 0.503	B SL 92 X SL 88 1-0 ② G5-3 1-2	1 SAFE 1 SAFE C SL 88 F FF 94 D CH 86 B SL 88 D FF 96 D SL 89 4-2 66 BB 2 1B 1-2 BB	F SL 88 B SL 87 C SL 89 B SL 89 B FF 94 B FF 96 4-2 BB	B FC 91 C FF 95 B SI 95 F FF 95 X FC 91 2-2 ② L8		C CU 77 S CU 75 S FF 94 0-3 ③ K		3	1	0	0	2	1	1
66 Justin Morneau, L (1, 3) OBP: 0.322, SLG: 0.412	D CH 86 B SI 93 X CH 85 2-0 ③ L9	D SI 94 C FF 94 C SI 93 F FF 95 F CH 87 D KC 81 B FF 95 B FF 94 4-2 2 1B 1-2 2-3 BB	B FF 94 D KC 79 F SI 94 B CH 84 C FF 94 F FF 94 X FF 94 3-2 ③ G5-3	F SI 96 B FS 86 X FF 95 1-1 ③ F7				3	0	0	0	1	0	2
2 Marlon Byrd, R (1, 9) OBP: 0.333, SLG: 0.504		C KC 79 B FF 95 X SL 89 1-1 ① F9	X SL 88 0-0 ③ 24 G4-6-3 1-2 2-H 3-H 1B	B KC 78 B SL 88 X FF 93 2-0 24 HR 2B		B FF 95 S FF 95 B FF 96 F FF 96 X FF 96 2-2 24 1B 1B		4	1	3	2	0	0	0
24 Pedro Alvarez, L (1, 5) OBP: 0.293, SLG: 0.468		X CH 88 0-0 ② G4-3	B SI 94 F FF 94 C SI 95 X CH 87 1-2 ② G4-6-3 1-2f	F CH 83 B FF 92 F SL 84 X FF 94 1-2 2-H HR		B SI 93 B SI 94 X FF 92 2-0 1-2 1B		4	1	2	2	0	0	2
55 Russell Martin, R (1, 2) OBP: 0.327, SLG: 0.378		B FF 95 C SL 89 B FF 95 F SL 89 B FF 97 F FF 96 B FF 96 4-2 12 1B BB	C KC 79 B SL 90 S SL 89 C FF 95 1-3 ① K	B FF 94 B FF 94 B FF 94 B FF 95 4-0 BB		X FF 94 0-0 ① P5		2	0	0	0	2	1	2
12 Clint Barmes, R (1, 6) OBP: 0.252, SLG: 0.312		C FF 95 D SL 89 C SL 89 X SL 89 1-2 1-2 1B	C KC 79 B FF 95 B SL 90 X FF 95 2-1 ② G2-3	C FF 95 F FC 88 S SI 94 0-3 ① K		T FF 94 T CU 76 S FF 96 0-3 ② K		4	0	1	0	0	2	3
34 A.J. Burnett, R (1, 1) OBP: 0.098, SLG: 0.068 39 Jason Grilli, R (9, 1)		C KC 80 C FF 95 B FF 96 B FF 96 D FF 95 S FF 94 3-3 ③ K	B FF 92 C FF 94 B FF 95 C FF 94 X FF 95 2-2 ③ G4-3	M FC 89 B FC 89 C FF 94 S FC 89 1-3 ② K		B FF 95 C FF 94 C FF 95 C FF 96 1-3 ③ K		4 0	0 0	0 0	0 0	0 0	3 0	5 0
Inning Stats	R: 0 E: 0 K: 0 S: 5 H: 0 LOB: 1 BB: 0 P: 12	R: 0 E: 0 K: 1 S: 12 H: 1 LOB: 2 BB: 1 P: 21	R: 2 E: 0 K: 0 S: 14 H: 1 LOB: 1 BB: 2 P: 25	R: 0 E: 0 K: 1 S: 8 H: 0 LOB: 0 BB: 0 P: 13	R: 0 E: 0 K: 1 S: 10 H: 0 LOB: 1 BB: 1 P: 17	R: 2 E: 0 K: 2 S: 11 H: 2 LOB: 1 BB: 1 P: 19	R: 0 E: 0 K: 0 S: 6 H: 0 LOB: 0 BB: 0 P: 9	R: 0 E: 0 K: 2 S: 11 H: 2 LOB: 2 BB: 0 P: 16	R: 0 E: 0 K: 2 S: 9 H: 0 LOB: 0 BB: 0 P: 11	1B: 4 2B: 1 3B: 0 HR: 1	SF: 0 SAC: 0 DP: 1 HBP: 2	WP: 1 PB: 0 SB: 1 CS: 0	PA: 39			

TOP

Pittsburgh Pirates @ Cincinnati Reds

Great American Ball Park, Cincinnati, OH

Fri Sep 27 2013, 7:12 PM - 10:04 PM EDT

Att. 40,107 - Clear - 79 F

livebaseballscorecards.com

AB	32
R	4
H	6
RBI	4
BB	5
SO	9
LOB	17

PITCHER		IP	WLS	BF	H	R	ER	SO	BB	IBB	HBP	BLK	WP	HR	S	P	ERA	WHIP
34 Homer Bailey, R ERA: 3.49	(1, 1)	5.0	L	24	4	4	4	3	4	0	2	0	1	1	53	95	7.20	1.600
31 Alfredo Simon, R ERA: 2.87	(6, 1)	2.0		7	0	0	0	2	1	0	0	0	0	0	13	21	0.00	0.500
Logan Ondrusek, R ERA: 4.0	(8, 1)	1.0		5	2	0	0	2	0	0	0	0	0	0	11	16	0.00	2.000
60 J.J. Hoover, R ERA: 2.74	(9, 1)	1.0		3	0	0	0	2	0	0	0	0	0	0	9	11	0.00	0.000

PITCHER	IP	WLS	BF	H	R	ER	SO	BB	IBB	HBP	BLK	WP	HR	S	P	ERA	WHIP

BOTTOM

Pittsburgh Pirates @ Cincinnati Reds

Great American Ball Park, Cincinnati, OH

Fri Sep 27 2013, 7:12 PM - 10:04 PM EDT

Att. 40,107 - Clear - 79 F

livebaseballscorecards.com

Batter	1	2	3	4	5	6	7	8	9	AB	R	H	RBI	BB	SO	LOB
17 Shin-Soo Choo, L (1, 8) OBP: 0.423, SLG: 0.465	C SI 93 B KC 82 C SI 93 B KC 84 B KC 83 F SI 94 X SI 94 3-2 ① G4-3		C KC 80 S KC 81 X KC 82 0-2 ① G3		B SI 93 B KC 82 C SI 92 X SI 92 2-1 48 G6-4-3 1B			B SI 92 C KC 82 B KC 82 S KC 82 F KC 82 F KC 83 B SI 92 T KC 82 3-2 ② K		4	0	1	0	0	1	0
48 Ryan Ludwick, R (1, 7) OBP: 0.299, SLG: 0.339	F FF 93 X SI 94 0-1 ② G3		S CH 86 C KC 82 B KC 83 S KC 82 1-3 ② K		1 SAFE 1 SAFE 1 SAFE C SI 93 X KC 83 0-1 ②③ G6-4-3 1-2f			X SI 92 0-0 ③ F7		4	0	0	0	0	1	1
19 Joey Votto, L (1, 3) OBP: 0.434, SLG: 0.492	B SI 92 C SI 92 B SI 92 B SI 92 F SI 92 X SI 92 3-2 1B		C SI 92 B CH 89 X KC 81 1-1 ③ L7			C SI 92 X KC 82 0-1 ① L7			B FF 91 C SL 82 B FF 92 S FF 92 B SL 82 F FF 91 F FF 91 X FF 91 3-2 4 G5-4-3 1B	4	0	2	0	0	0	0
4 Brandon Phillips, R (1, 4) OBP: 0.308, SLG: 0.395	X FF 93 0-0 ③ P4			C SI 92 S CH 87 X KC 82 0-2 ① G5-3		B KC 82 F CH 87 X KC 83 1-1 ② L8			X FF 92 0-0 ①② G5-4-3 1-2f	4	0	0	0	0	0	2
32 Jay Bruce, L (1, 9) OBP: 0.328, SLG: 0.478		C FF 91 S KC 83 B KC 83 S KC 83 1-3 ① K		B KC 81 X KC 82 1-0 ② G3-1		B SI 91 B CH 86 F SI 92 X KC 82 2-1 ③ G4-3			X CH 84 0-0 ③ G3-1	4	0	0	0	0	1	0
21 Todd Frazier, R (1, 5) OBP: 0.316, SLG: 0.411		B KC 83 B SI 92 B FF 92 F SI 93 B SI 93 4-1 29 1B BB	X SI 92 0-0 HR				B CH 87 B CH 87 B FF 92 C SI 92 C SI 92 X SI 93 3-2 ① G6-3			2	1	1	1	1	0	0
2 Zack Cozart, R (1, 6) OBP: 0.285, SLG: 0.381		S KC 84 D KC 83 1 SAFE F SI 92 T KC 84 1-2 ② K	C KC 82 B CH 87 F KC 83 B CH 88 B KC 83 X SI 94 3-2 1B				C CH 88 B KC 83 C SI 93 B KC 84 F SI 94 X KC 84 2-2 ② G6-3			3	0	1	0	0	1	1
29 Ryan Hanigan, R (1, 2) OBP: 0.312, SLG: 0.267		X FF 93 0-0 1-2 1B	X SI 92 0-0 ③ G6-3				C SI 92 B KC 84 C SI 91 S KC 82 1-3 ③ K			3	0	1	0	0	1	1
34 Homer Bailey, R (1, 1) OBP: 0.210, SLG: 0.172 31 Alfredo Simon, R (6, 1) OBP: 0.143, SLG: 0.143 Logan Ondrusek, R (8, 1) 15 Derrick Robinson, S (8, PH) OBP: 0.316, SLG: 0.319 60 J.J. Hoover, R (9, 1)		X SI 92 0-0 ③ G5-3			B SI 90 C CH 89 C FF 91 S KC 82 1-3 ① K2-3			X SI 92 0-0 ① F7		2 0 0 1 0	0 0 0 0 0	0 0 0 0 0	0 0 0 0 0	0 0 0 0 0	1 0 0 0 0	2 0 0 0 0
Inning Stats	R: 0 E: 0 K: 0 S: 10 H: 1 LOB: 1 BB: 0 P: 16	R: 0 E: 0 K: 2 S: 9 H: 1 LOB: 2 BB: 1 P: 15	R: 0 E: 0 K: 1 S: 8 H: 0 LOB: 0 BB: 0 P: 10	R: 1 E: 0 K: 0 S: 9 H: 2 LOB: 1 BB: 0 P: 13	R: 0 E: 0 K: 1 S: 7 H: 1 LOB: 0 BB: 0 P: 10	R: 0 E: 0 K: 0 S: 6 H: 0 LOB: 0 BB: 0 P: 9	R: 0 E: 0 K: 1 S: 10 H: 0 LOB: 0 BB: 0 P: 16	R: 0 E: 0 K: 1 S: 7 H: 0 LOB: 0 BB: 0 P: 10	R: 0 E: 0 K: 0 S: 7 H: 1 LOB: 0 BB: 0 P: 10	1B: 5 2B: 0 3B: 0 HR: 1 SF: 0 SAC: 0 DP: 2 HBP: 0						

AB	31
R	1
H	6
RBI	1
BB	1
SO	6
LOB	7

WP: 0 PA: 32
PB: 0
SB: 0
CS: 0

PITCHER		IP	WLS	BF	H	R	ER	SO	BB	IBB	HBP	BLK	WP	HR	S	P	ERA	WHIP
34 A.J. Burnett, R ERA: 3.3	(1, 1)	8.0	W	29	5	1	1	6	1	0	0	0	0	1	66	99	1.12	0.750
39 Jason Grilli, R ERA: 2.7	(9, 1)	1.0	S	3	1	0	0	0	0	0	0	0	0	0	7	10	0.00	1.000

PITCHER	IP	WLS	BF	H	R	ER	SO	BB	IBB	HBP	BLK	WP	HR	S	P	ERA	WHIP

Pittsburgh Pirates @ Cincinnati Reds

Great American Ball Park, Cincinnati, OH

Sat Sep 28 2013, 1:07 PM - 4:30 PM EDT

Att. 40,707 - Sunny - 77 F

TOP

livebaseballscorecards.com

Batter	1	2	3	4	5	6	7	8	9	AB	R	H	RBI	BB	SO	LOB
6 Starling Marte, R (1, 7) OBP: 0.343, SLG: 0.441	F CH 72 B SL 72 X SL 74 1-1 G5-3		C SI 87 C SI 87 F SL 77 B SL 78 X SI 87 1-2 G1-3		F SL 74 F SL 74 X SL 77 0-2 G5-3	B FF 95 S FF 96 C FF 95 F FF 96 S CH 81 1-3 K2-3			F SI 87 B SI 88 X SL 80 1-1 22 F 1B	5	0	1	0	0	1	0
18 Neil Walker, S (1, 4) OBP: 0.339, SLG: 0.418	C SL 73 F SI 85 B SI 86 F SI 87 F SI 88 X SI 88 1-2 G1-4-3		C SI 87 B SI 88 B SI 88 B SI 88 C SL 75 F SL 76 F SI 89 X SI 89 3-2 HR		X SI 87 0-0 HR		C SI 89 B SL 84 F SI 90 B SI 77 B SI 90 F SL 84 F SI 92 F SI 91 X SL 76 3-2 P3		S KC 74 B SI 87 B CH 81 C SI 89 F KC 75 X KC 74 2-2 F8	5	2	2	2	0	0	1
22 Andrew McCutchen, R (1, 8) OBP: 0.404, SLG: 0.508	X CH 74 0-0 F7		C SL 75 X SL 75 0-1 HR		X CU 72 0-0 66 FC4-6 1B		X SI 90 0-0 F9		B SI 90 X KC 75 1-0 E5 66 G5-6-3 1-2	5	1	2	1	0	0	1
66 Justin Morneau, L (1, 3) OBP: 0.323, SLG: 0.411		B SL 73 B CU 72 C CU 70 B SL 73 B SI 86 4-1 55 F9 2 1B BB	B SI 88 F CH 78 C CH 74 F SI 88 X SL 77 1-2 2 FC6-4 1B		1 SAFE F CH 82 X CH 75 0-1 FC4-6 2 HR 1-2f		S SL 77 B SI 90 B SL 84 F SL 84 X SL 77 2-2 G1-6-3		B SI 90 B SI 89 C FF 90 F FF 89 F KC 75 X FF 90 2-2 G5-6-3 1-2f	4	1	1	0	1	0	3
2 Marlon Byrd, R (1, 9) OBP: 0.336, SLG: 0.511		X SI 87 0-0 1-2 1B	B SI 87 B SI 88 B SI 88 X SI 88 2-1 FC6-4 1-2f		S CU 66 S SI 88 B SI 88 B SI 88 X SI 88 2-2 1-H HR			S CU 74 B FF 93 X CU 74 1-1 55 1B 24 1B 12 SF8 1B		4	2	3	2	0	0	1
24 Pedro Alvarez, L (1, 5) OBP: 0.295, SLG: 0.474		B SI 85 F CU 72 X SI 87 1-1 F8		X CH 74 0-0 HR	C CU 75 F FF 88 S CU 75 0-3 K			X FF 92 0-0 12 SF8 55 1B 1-2 1B		4	1	2	1	0	1	2
55 Russell Martin, R (1, 2) OBP: 0.327, SLG: 0.377		C SI 87 X SI 88 0-1 F9 2-3		B CU 72 B CU 72 C CU 68 B SL 74 X SI 87 3-1 F9		C FF 94 B CU 78 C CU 76 S CU 80 1-3 K2-3		X CU 74 0-0 17 G5-4-3 1-2 2-3 1B		4	0	1	0	0	1	2
12 Clint Barmes, R (1, 6) OBP: 0.249, SLG: 0.309		C SL 76 F SL 76 B SL 78 T SL 77 1-2 K		C SI 87 F SL 76 S SL 75 0-3 K		S FF 96 C CU 75 B CU 79 S CU 78 1-3 K		B FF 93 F FF 92 B FF 93 X FF 93 2-1 SF8 2-3 3-H		3	0	0	1	0	3	2
50 Charlie Morton, R 32 Vin Mazzaro, R 57 Andrew Lambo, L 37 Justin Wilson, L 44 Tony Watson, L 46 Garrett Jones, L 17 Gaby Sanchez, R 35 Mark Melancon, R 29 Bryan Morris, L			C SI 84 X SL 73 0-1 L4	B CU 72 X CH 83 1-0 G6-3		B SI 95 X FF 95 1-0 HR		C SL 81 F FF 95 B FF 94 X FF 94 1-2 G5-4-3 1-2f								

Inning Stats	1	2	3	4	5	6	7	8	9	1B: 7	SF: 1	WP: 0	PA: 40
	R: 0 E: 0 K: 0 S: 8 H: 0 LOB: 0 BB: 0 P: 10	R: 0 E: 0 K: 1 S: 9 H: 1 LOB: 2 BB: 1 P: 15	R: 2 E: 0 K: 0 S: 19 H: 3 LOB: 1 BB: 0 P: 26	R: 1 E: 0 K: 1 S: 7 H: 1 LOB: 0 BB: 0 P: 11	R: 3 E: 0 K: 1 S: 13 H: 3 LOB: 0 BB: 0 P: 15	R: 1 E: 0 K: 3 S: 11 H: 1 LOB: 0 BB: 0 P: 15	R: 0 E: 0 K: 0 S: 10 H: 0 LOB: 0 BB: 0 P: 15	R: 1 E: 0 K: 0 S: 9 H: 3 LOB: 1 BB: 0 P: 13	R: 0 E: 1 K: 0 S: 11 H: 1 LOB: 1 BB: 0 P: 17	2B: 0 3B: 0 HR: 6	SAC: 0 DP: 2 HBP: 0	PB: 0 SB: 0 CS: 0	

PITCHER		IP	WLS	BF	H	R	ER	SO	BB	IBB	HBP	BLK	WP	HR	S	P	ERA	WHIP
61 Bronson Arroyo, R ERA: 3.79	(1, 1)	4.2	L	23	8	6	6	2	1	0	0	0	0	5	53	74	11.57	1.929
45 Sean Marshall, L ERA: 1.74	(5, 1)	0.1		1	0	0	0	1	0	0	0	0	0	0	3	3	0.00	0.000
Logan Ondrusek, R ERA: 4.09	(6, 1)	1.0		4	1	1	1	3	0	0	0	0	0	1	11	15	9.00	1.000
30 Zach Duke, L ERA: 6.23	(7, 1)	1.0		3	0	0	0	0	0	0	0	0	0	0	10	15	0.00	0.000
60 J.J. Hoover, R ERA: 2.86	(8, 1)	0.1		4	3	1	1	0	0	0	0	0	0	0	6	9	27.00	9.000

PITCHER		IP	WLS	BF	H	R	ER	SO	BB	IBB	HBP	BLK	WP	HR	S	P	ERA	WHIP
43 Manny Parra, L ERA: 3.33	(8, 1)	0.2		1	0	0	0	0	0	0	0	0	0	0	3	4	0.00	0.000
63 Sam LeCure, R ERA: 2.66	(9, 1)	1.0		4	1	0	0	0	0	0	0	0	0	0	11	17	0.00	1.000

AB	38
R	8
H	13
RBI	8
BB	1
SO	6
LOB	14

BOTTOM

Pittsburgh Pirates @ Cincinnati Reds

Great American Ball Park, Cincinnati, OH

Sat Sep 28 2013, 1:07 PM - 4:30 PM EDT

Att. 40,707 - Sunny - 77 F

livebaseballscorecards.com

Batter	1	2	3	4	5	6	7	8	9	AB	R	H	RBI	BB	SO	LOB
17 Shin-Soo Choo, L (1, 8) OBP: 0.424, SLG: 0.464	B SI 92 X SI 92 1-0 48 FC6-4 1B		H FF 92 1-0 19 WP 48 G5-3 4 1B HBP	B CU 78 C CU 78 B FS 85 S FF 92 B CU 78 B FF 92 4-2 BB		B FF 95 S FF 96 X SI 96 1-1 ① F7		C FC 94 F FC 92 B KC 82 B KC 83 B FC 92 F FC 92 F FC 92 X FC 93 3-2 ③ F9		3	1	1	0	1	0	1
48 Ryan Ludwick, R (1, 7) OBP: 0.297, SLG: 0.331 36 Henry Alejandro Rodriguez (7, PH) OBP: 0.250, SLG: 0.143	X 0-0 ① FC6-4 4 FC1-6 19 BB 1-2f		L SI 91 1 SAFE 1 SAFE X SI 92 0-1 ① G5-3 1-2	1 SAFE 1 SAFE C CU 76 B CU 76 F SI 91 1 SAFE X CU 77 1-2 ③ P3		B CU 83 B SI 96 C SI 96 S FC 93 F FF 97 F CU 81 1 SAFE B CU 82 B SI 97 4-2 1-2 BB			C FF 95 S CU 84 B CU 86 S FC 88 1-3 ① K	3 1	0 0	0 0	0 0	1 0	0 1	3 0
19 Joey Votto, L (1, 3) OBP: 0.436, SLG: 0.492	B SI 92 B CU 77 F SI 92 D SI 92 B SI 91 4-1 4 FC1-6 1-2 BB		B CU 78 B FS 85 B CU 78 B SI 92 4-0 4 1B 32 2B 2-3 BB		B FF 92 B FS 86 X SI 91 2-0 21 BB 4 1B 1B	F SI 96 B FC 90 F FC 91 S FF 97 1-3 ② K			B SI 95 C SI 95 B FC 90 B FC 90 B FF 96 4-1 32 DI BB	2	1	1	0	3	1	2
4 Brandon Phillips, R (1, 4) OBP: 0.310, SLG: 0.396 3 Cesar Izturis, S (5, PR) OBP: 0.250, SLG: 0.254 (6, 4) 28 Chris Heisey, R (6, PH) OBP: 0.277, SLG: 0.414 (7, 7)	C SI 93 F SI 94 F CU 78 B CU 77 X SI 94 1-2 ② FC1-6 32 BB 1-2f 2-3		B SI 92 C SI 92 X SI 92 1-1 32 2B 1-2 3-H 1B		D SI 91 F SI 91 S SI 92 X SI 91 1-2 21 BB 1-2 1B	B SI 96 F FC 90 F SI 96 F CU 82 X FC 92 1-2 ③ G4-3		S FC 90 C FF 96 B FC 90 B CU 85 S FC 90 2-3 ② K	3 0 2	1 0 0	2 0 0	1 0 0	0 0 0	0 0 1	2 0 3
32 Jay Bruce, L (1, 9) OBP: 0.329, SLG: 0.478	C CU 79 F CU 78 B FF 93 B CU 79 B CU 78 B SI 92 4-2 1-2 BB		B FF 93 X FF 91 1-0 1-H 2-H 2B		B CU 76 C SI 92 S CU 78 S CU 79 1-3 ① K		C SI 94 B SI 94 C SL 82 1-3 ① K		B FF 96 C SI 96 D FC 90 D FF 95 X FC 90 3-1 ③ G4-3 1-2	4	0	1	2	1	2	3
21 Todd Frazier, R (1, 5) OBP: 0.315, SLG: 0.408	F SI 92 F FF 93 X CU 79 0-2 ③ F7		B CU 79 B CU 78 B CU 78 F SI 92 F SI 92 X CU 79 3-2 ② G5-3		B FS 84 F SI 92 D CU 78 B SI 91 B SI 92 4-1 1-2 2-3 BB		B SI 95 B CH 87 S CH 87 F SI 95 F SL 84 B SI 96 X SL 83 3-2 ② F9			3	0	0	0	1	0	4
2 Zack Cozart, R (1, 6) OBP: 0.284, SLG: 0.379		C SI 92 F SI 92 C CU 77 0-3 ① K	C FF 93 T CU 77 D CU 78 X SI 92 1-2 ③ G1-3		C SI 94 S SL 86 B SL 87 S SL 87 1-3 ② K		B CH 86 X SI 95 1-0 ③ L8			4	0	0	0	0	2	4
29 Ryan Hanigan, R (1, 2) OBP: 0.307, SLG: 0.262		B SI 92 S SI 92 X SI 92 1-1 ② G5-3		B SI 92 B SI 91 C SI 91 B SI 91 F SI 92 X SI 92 3-2 ① G5-3	B FF 93 B FF 94 X FF 94 2-0 ③ L8			B FC 95 F FC 94 F FC 92 X KC 83 1-2 ① G5-3		4	0	0	0	0	0	3
61 Bronson Arroyo, R (1, 1) OBP: 0.000, SLG: 0.000 45 Sean Marshall, L (8, 1) Logan Ondrusek, R (8, 1) 15 Derrick Robinson, S (8, PH) OBP: 0.818, SLG: 0.818 30 Zach Duke, L (7, 1) OBP: 1.000, SLG: 1.000 60 J.J. Hoover, R (8, 1) 43 Manny Parra, L (8, 1) OBP: 0.000, SLG: 0.000 26 Xavier Paul, L (8, PH) OBP: 0.000, SLG: 0.000 63 Sam LeCure, R (8, 1)		C SI 91 B SI 92 M SI 91 F SI 92 C CU 78 1-3 ③ K		C SI 92 B SI 93 B SI 92 F SI 91 X SI 92 2-2 ② G5-3		B FF 94 B SI 94 B SI 95 C FF 94 C FF 95 B FF 96 4-2 48 BB BB		B FC 94 F FF 94 F FC 94 S KC 82 1-3 ② K	2 0 0 0 0 1 0 0 0 0 0 0 0 0 0 0 0 0 0 0 0 0 0 0 0 1 0 0 0 0 0 0 0 0 0 0 0 0 0 0 0 0 0 0 0 0 0 0 0 1 0 0 0 0 1 0 0 0 0 0 0 0 0						
Inning Stats	R: 0 E: 0 K: 0 S: 12 H: 1 LOB: 3 BB: 2 P: 22	R: 0 E: 0 K: 2 S: 9 H: 0 LOB: 0 BB: 0 P: 11	R: 3 E: 0 K: 0 S: 11 H: 2 LOB: 1 BB: 1 P: 22	R: 0 E: 0 K: 0 S: 11 H: 0 LOB: 1 BB: 1 P: 21	R: 0 E: 0 K: 2 S: 12 H: 2 LOB: 3 BB: 1 P: 23	R: 0 E: 0 K: 1 S: 15 H: 0 LOB: 2 BB: 2 P: 26	R: 0 E: 0 K: 1 S: 8 H: 0 LOB: 0 BB: 0 P: 13	R: 0 E: 0 K: 2 S: 11 H: 0 LOB: 0 BB: 0 P: 16	R: 0 E: 0 K: 2 S: 9 H: 0 LOB: 1 BB: 1 P: 19	1B: 4 2B: 1 3B: 0 HR: 0 SF: 0 SAC: 0 DP: 0 HBP: 1						

AB	32
R	3
H	5
RBI	3
BB	8
SO	9
LOB	25

WP: 1 PA: 41
PB: 0
SB: 0
CS: 0

PITCHER		IP	WLS	BF	H	R	ER	SO	BB	IBB	HBP	BLK	WP	HR	S	P	ERA	WHIP
50 Charlie Morton, R ERA: 3.26	(1, 1)	4.1		24	5	3	3	3	5	0	1	0	1	0	51	92	6.23	2.308
32 Vin Mazzaro, R ERA: 2.81	(5, 1)	0.2	W	2	0	0	0	1	0	0	0	0	0	0	4	7	0.00	0.000
37 Justin Wilson, L ERA: 2.08	(6, 1)	1.0		5	0	0	0	1	2	0	0	0	0	0	15	26	0.00	2.000
44 Tony Watson, L ERA: 2.39	(7, 1)	1.0		3	0	0	0	1	0	0	0	0	0	0	8	13	0.00	0.000
35 Mark Melancon, R ERA: 1.39	(8, 1)	1.0		3	0	0	0	1	0	0	0	0	0	0	11	16	0.00	0.000

PITCHER		IP	WLS	BF	H	R	ER	SO	BB	IBB	HBP	BLK	WP	HR	S	P	ERA	WHIP
29 Bryan Morris, R ERA: 3.46	(9, 1)	1.0		4	0	0	0	2	1	0	0	0	0	0	9	19	0.00	1.000

Pittsburgh Pirates @ Cincinnati Reds

Great American Ball Park, Cincinnati, OH

Sun Sep 29 2013, 1:12 PM - 4:03 PM EDT

Att. 40,142 - Overcast - 71 F

TOP

livebaseballscorecards.com

Batter	1	2	3	4	5	6	7	8	9	AB	R	H	RBI	BB	SO	LOB
26 Felix Pie, L (1, 8) OBP: 0.194, SLG: 0.172	B SI 88 B SI 89 C SI 89 B SI 90 F SI 89 C SI 89 3-3 K ①	D CU 78 B SI 90 F SI 89 B SL 88 X SL 87 3-1 P1 ②		C CU 79 B FF 88 B CU 79 C SL 86 C SI 89 2-3 K ②		C FF 96 T FF 95 B FF 95 D FF 96 T 2-2 K ③			C SL 81 B CU 75 X CU 75 1-1 L8 ②	5	0	0	0	0	3	3
31 Jose Tabata, R (1, 7) OBP: 0.342, SLG: 0.429 57 Andrew Lambo, L (6, 7) OBP: 0.303, SLG: 0.400	F SI 89 B SI 89 X SI 89 1-1 24 BB 14 1B 1B	X SL 86 0-0 L8 ③		B SI 88 F SL 87 S FF 88 X FF 88 1-2 2-3 1B			B FF 96 B CH 85 X 2-0 G3 ①		C SL 76 S SL 81 X SL 81 0-2 1B	3 2	1 0	2 1	0 0	0 0	0 0	1 0
23 Travis Snider, L (1, 9) OBP: 0.281, SLG: 0.333	X SI 88 0-0 F7 ②	C SI 88 B FF 89 B SL 87 X SL 86 2-1 P6 ①		F SL 86 B SL 86 X SI 88 1-1 L7 ③			B FF 96 C FF 96 S SL 88 X SL 88 1-2 G4-3 ②		B SL 82 C SI 91 B SL 78 B SI 90 S SL 83 S SL 82 3-3 K ③	5	0	0	0	0	1	4
24 Pedro Alvarez, L (1, 5) OBP: 0.296, SLG: 0.473 17 Gaby Sanchez, R (6, 5) OBP: 0.361, SLG: 0.402	1 SAFE F SI 89 B SI 90 B SI 89 B SI 89 B FF 88 4-1 14 1B 1-2 BB	B SI 89 B CH 82 F SI 88 H FF 90 3-1 14 1B HBP	F SL 85 S CH 80 F SI 88 B CU 77 B CH 82 B FF 88 X SL 85 3-2 P6 ①				B FF 97 S FF 95 C SL 87 X SL 88 1-2 G6-3 ③			1 1	0 0	0 0	0 0	1 0	0 0	0 0
14 John Buck, R (1, 2) OBP: 0.288, SLG: 0.365	X SI 89 0-0 1-2 2-H 1B	B SL 87 C SI 89 S FF 87 X SI 88 1-2 46 G4-6-3 1-2 1B	S SL 84 B SL 85 S CU 76 S FF 88 1-3 K ②					X SI 93 0-0 G6-3 ①		4	0	2	1	0	1	0
46 Garrett Jones, L (1, 3) OBP: 0.289, SLG: 0.419	C CU 78 B SI 88 C FF 89 F FF 89 S CU 77 1-3 K ③	X FF 89 0-0 G4-6-3 ② ③ 1-2f	C FF 88 X SL 86 0-1 P6 ③					B SI 93 X FF 91 1-0 HR		4	1	1	1	0	1	4
10 Jordy Mercer, R (1, 6) OBP: 0.336, SLG: 0.435		C SI 89 B CU 79 B SL 87 C FF 88 F SI 89 X CU 79 2-2 IHR		C CU 77 C SL 85 X FF 89 0-2 5 1B 3B		B FF 93 X FF 95 1-0 G1-3 ①		B SI 92 F SI 92 X SI 93 1-1 5 G6-4-3 1B		4	2	3	1	0	0	0
5 Josh Harrison, R (1, 4) OBP: 0.290, SLG: 0.409		X SI 88 0-0 58 SH3-4 1B		B CU 75 X CU 76 1-0 31 1B 58 SH1-3 3-H 1B		C FF 95 S SL 86 X SL 85 0-2 G6-3 ②		B SI 92 B SI 92 B SI 91 F SI 91 F SI 93 F SI 92 X SI 92 3-2 G6-4-3 ② ③ 1-2f		4	0	2	1	0	0	1
58 Brandon Cumpton, R (1, 1) 38 Stolmy Pimentel, R (6, 1) 30 Jeanmar Gómez, R (8, 1) OBP: 0.077, SLG: 0.077 59 Tony Sanchez, R (9, PH) OBP: 0.288, SLG: 0.400 25 Kyle Farnsworth, R (9, 1)		B SI 88 X SI 87 1-0 SH3-4 ① 1-2		C SI 85 B SI 87 C SI 87 D CU 77 F CU 76 F FF 88 F SI 88 F SL 86 F FF 88 2-2 1 SAFE X FF 88 SH1-3 ① 1-2		B FF 93 B FF 94 B FF 94 D FF 93 4-0 BB			X SL 80 0-0 P4 ①	0 0 0 1 0	0 0 0 0 0	0 0 0 0 0	0 0 0 0 0	1 0 0 0 0	0 0 0 0 0	0 0 0 0 0
Inning Stats	R: 1 E: 0 K: 2 S: 13 H: 2 LOB: 2 BB: 1 P: 22	R: 1 E: 0 K: 0 S: 9 H: 2 LOB: 1 BB: 0 P: 15	R: 0 E: 0 K: 0 S: 7 H: 1 LOB: 1 BB: 0 P: 13	R: 1 E: 0 K: 1 S: 20 H: 3 LOB: 2 BB: 0 P: 27	R: 0 E: 0 K: 1 S: 9 H: 0 LOB: 0 BB: 0 P: 13	R: 0 E: 0 K: 1 S: 7 H: 0 LOB: 1 BB: 1 P: 14	R: 0 E: 0 K: 0 S: 7 H: 0 LOB: 0 BB: 0 P: 11	R: 1 E: 0 K: 0 S: 9 H: 2 LOB: 0 BB: 0 P: 14	R: 0 E: 0 K: 1 S: 9 H: 1 LOB: 1 BB: 0 P: 13	1B: 8 2B: 0 3B: 1 HR: 2	SF: 0 SAC: 2 DP: 2 HBP: 1					

	AB	34
	R	4
	H	11
	RBI	4
	BB	2
	SO	6
	LOB	13

PITCHER		IP	WLS	BF	H	R	ER	SO	BB	IBB	HBP	BLK	WP	HR	S	P	ERA	WHIP
40 Greg Reynolds, R ERA: 5.52	(1, 1)	5.0	L	24	8	3	3	4	1	0	1	0	0	0	58	90	5.40	1.800
46 Curtis Partch, R ERA: 6.17	(6, 1)	2.0		7	0	0	0	1	1	0	0	0	0	0	14	25	0.00	0.500
58 Nick Christiani, R ERA: 2.25	(8, 1)	1.0		4	2	1	1	0	0	0	0	0	0	1	9	14	9.00	2.000
30 Zach Duke, L ERA: 6.03	(9, 1)	1.0		4	1	0	0	1	0	0	0	0	0	0	9	13	0.00	1.000

PITCHER	IP	WLS	BF	H	R	ER	SO	BB	IBB	HBP	BLK	WP	HR	S	P	ERA	WHIP

Pittsburgh Pirates @ Cincinnati Reds

Great American Ball Park, Cincinnati, OH

Sun Sep 29 2013, 1:12 PM - 4:03 PM EDT

Att. 40,142 - Overcast - 71 F

BOTTOM

Batter	1	2	3	4	5	6	7	8	9	AB	R	H	RBI	BB	SO	LOB
17 Shin-Soo Choo, L (1, 8) OBP: 0.423, SLG: 0.462 6 Billy Hamilton, S (4, 8) OBP: 0.429, SLG: 0.474	B SI 91 C SI 92 B SL 83 C CH 84 F SI 92 F CH 85 X SI 92 2-2 ① F7		F SI 92 F SI 93 F SL 83 B SL 82 X SI 92 1-2 ③ G4-3			C FF 94 T SL 86 S SL 86 0-3 ① K		B CH 83 B SI 92 X SI 90 2-0 ① SH1-4 2-3		2 0 0 0 0 0 1 1 0 0 0 0 1 0						
48 Ryan Ludwick, R (1, 7) OBP: 0.293, SLG: 0.326 26 Xavier Paul, L (6, 7) OBP: 0.339, SLG: 0.402 30 Zach Duke, L (9, 1) OBP: 1.000, SLG: 1.000	B SI 93 F SL 83 X SI 93 1-1 ② L8			C SI 92 B SL 84 C SI 92 F SI 93 X SL 84 1-2 ① L9		F SI 92 S SL 85 B X FF 94 1-2 ② F7		B CH 85 F SI 92 F SI 92 B SL 78 B SI 92 B SL 84 4-2 50 G6-4-3 BB		2 0 0 0 0 0 0 1 0 0 0 1 0 0 0 0 0 0 0 0 0						
19 Joey Votto, L (1, 3) OBP: 0.435, SLG: 0.491 50 Neftali Soto, R (5, 3)	X SI 93 0-0 ③ L7			B SI 92 X SI 93 1-0 ② L5		X SL 89 0-0 ③ G4-3		B SI 92 X SI 92 1-0 ②③ G6-4-3 1-2f		2 0 0 0 0 0 0 2 0 0 0 0 0 2						
32 Jay Bruce, L (1, 9) OBP: 0.329, SLG: 0.478 28 Chris Heisey, R (4, PR) OBP: 0.279, SLG: 0.415 (5, 9)		B SI 93 F CH 84 F SI 92 F SL 84 B SI 92 F SI 92 F SL 84 F CH 85 S SL 83 2-3 ① K		B SI 93 B SI 93 B SI 93 B SI 93 4-0 BB			C FF 93 F SL 86 B SL 86 F SL 85 B FF 94 X FF 95 2-2 ① L4		B FF 94 F FF 93 B SI 92 X SI 91 2-1 9 G4-6-3 1B	1 0 0 0 1 1 0 2 0 1 0 0 0 0						
21 Todd Frazier, R (1, 5) OBP: 0.314, SLG: 0.407 9 Jack Hannahan, L (5, 5) OBP: 0.317, SLG: 0.288		F SL 83 S SI 93 S SL 85 0-3 ② K		B SL 86 C SI 91 B SL 85 F SL 85 X SI 92 2-2 ③ L9			F FF 94 F FF 95 F SL 88 B SL 88 F FF 94 B SL 86 X FF 95 2-2 ② F7		1 SAFE C CH 89 1 SAFE C SI 90 B FF 95 B FF 95 F SL 87 B FF 95 X SI 90 3-2 ①② G4-6-3 1-2f	2 0 0 0 0 1 1 2 0 0 0 0 0 1						
2 Zack Cozart, R (1, 6) OBP: 0.284, SLG: 0.381 36 Henry Alejandro Rodriguez, S (6, 4) OBP: 0.200, SLG: 0.111		C SI 92 X SI 93 0-1 ③ G5-3			F SI 91 B SL 83 X SI 91 1-1 2B		F FF 94 X FF 94 0-1 ③ L7		C FF 95 F FF 96 F CH 89 S SL 88 0-3 ③ K	2 0 1 0 0 0 0 2 0 0 0 0 1 0						
39 Devin Mesoraco, R (1, 2) OBP: 0.287, SLG: 0.362 46 Curtis Partch, R (6, 1) 58 Nick Christiani, R (8, 1) 15 Derrick Robinson, S (8, PH) OBP: 0.322, SLG: 0.323 (9, 7)			B SI 92 C SL 84 B SL 84 X SI 92 2-1 ① G4-3		X SI 92 0-0 ① G6-3			F SI 92 B SI 92 X SI 92 1-1 3 2B 37 2B 1B		2 0 0 0 0 0 1 0 0 0 0 0 0 0 0 0 0 0 0 0 0 1 1 1 0 0 0 0						
3 Cesar Izturis, S (1, 4) OBP: 0.259, SLG: 0.271 (6, 6)			X SI 92 0-0 1B		X SI 90 0-0 ② G5-3			F SI 92 B SI 92 X SI 92 1-1 1-3 37 2B 2B		3 1 2 0 0 0 1						
40 Greg Reynolds, R (1, 1) OBP: 0.143, SLG: 0.286 29 Ryan Hanigan, R (5, PH) OBP: 0.306, SLG: 0.261 (6, 2) 37 Corky Miller, R (8, 2) OBP: 0.366, SLG: 0.400			C SI 89 B SI 90 F SI 90 L SL 84 1-3 ② K		B SI 91 B SL 83 B SI 91 C SI 91 X SI 91 3-1 ③ F8			X SI 91 0-0 6 SH1-4 2B 2-H 3-H		1 0 0 0 0 1 1 1 0 0 0 0 0 1 1 0 1 2 0 0 0						
Inning Stats	R: 0 E: 0 K: 0 S: 8 H: 0 LOB: 0 BB: 0 P: 11	R: 0 E: 0 K: 2 S: 12 H: 0 LOB: 0 BB: 0 P: 14	R: 0 E: 0 K: 1 S: 10 H: 1 LOB: 1 BB: 0 P: 14	R: 0 E: 0 K: 0 S: 8 H: 0 LOB: 1 BB: 1 P: 16	R: 0 E: 0 K: 0 S: 6 H: 1 LOB: 1 BB: 0 P: 10	R: 0 E: 0 K: 1 S: 7 H: 0 LOB: 0 BB: 0 P: 8	R: 0 E: 0 K: 0 S: 11 H: 0 LOB: 0 BB: 0 P: 15	R: 2 E: 0 K: 0 S: 9 H: 3 LOB: 1 BB: 1 P: 18	R: 0 E: 0 K: 1 S: 10 H: 1 LOB: 0 BB: 0 P: 15	1B: 3 2B: 3 3B: 0 HR: 0 SF: 0 SAC: 1 DP: 2 HBP: 0						

livebaseballscorecards.com

AB	30
R	2
H	6
RBI	2
BB	2
SO	5
LOB	9

WP: 0 PB: 0 SB: 0 CS: 0 PA: 33

PITCHER		IP	WLS	BF	H	R	ER	SO	BB	IBB	HBP	BLK	WP	HR	S	P	ERA	WHIP
58 Brandon Cumpton, R ERA: 2.05	(1, 1)	5.0	W	18	2	0	0	3	1	0	0	0	0	0	44	65	0.00	0.600
38 Stolmy Pimentel, R ERA: 1.93	(6, 1)	2.0	H	6	0	0	0	1	0	0	0	0	0	0	18	23	0.00	0.000
30 Jeanmar Gómez, R ERA: 3.35	(8, 1)	1.0		6	3	2	2	0	1	0	0	0	0	0	9	18	18.00	4.000
25 Kyle Farnsworth, R ERA: 4.7	(9, 1)	1.0	S	3	1	0	0	1	0	0	0	0	0	0	10	15	0.00	1.000

PITCHER	IP	WLS	BF	H	R	ER	SO	BB	IBB	HBP	BLK	WP	HR	S	P	ERA	WHIP

Batter	1	2	3	4	5	6	7	8	9	AB	R	H	RBI	BB	SO	LOB
17 Shin-Soo Choo, L (1, 8) OBP: 0.500, SLG: 1.333	B SI 93 C SI 93 S FF 89 S SL 90 1-3 ① K			F SI 89 H SI 93 1-1 48 1B, 32 1B HBP		C SI 93 B SL 86 F SL 89 X SL 90 1-2 ① G1-3		S SI 96 B SI 95 B SL 84 S SI 95 F SI 94 F SI 95 X SL 84 2-2 HR		3	2	1	1	0	1	0
48 Ryan Ludwick, R (1, 7) OBP: 0.750, SLG: 1.250	B SL 88 S CH 87 S SL 88 X SL 87 1-2 ② G6-3			X SL 85 0-0 32 1B 1-2 1B		S CH 86 B SI 93 B SI 93 X CH 87 2-1 2B		F CH 86 B SI 95 X SI 94 1-1 19 G3 2B		4	0	3	0	0	0	0
19 Joey Votto, L (1, 3)	X SI 95 0-0 ③ G3-1			F SL 88 S SI 89 S SL 88 0-3 ① K		C SL 89 B SL 89 C SL 88 S SI 90 1-3 ② K		B SI 94 X SI 95 1-0 ② G3 2-3		4	0	0	0	0	2	4
4 Brandon Phillips, R (1, 4)		C SI 92 X CH 87 0-1 ① G4-3		D CH 88 F SI 93 X CH 87 1-1 ② P4		X CH 87 0-0 ③ G4-3		B SI 95 F SI 95 C SI 95 X SI 94 1-2 ③ G3		4	0	0	0	0	0	4
32 Jay Bruce, L (1, 9) OBP: 0.250, SLG: 0.250		B SI 89 S SL 89 S SL 89 S SL 89 1-3 ② K		B SL 89 S SL 89 X SI 95 1-1 1-2 2-H 1B			C SL 86 F SL 86 X SL 88 0-2 ① G3		B FF 92 C FF 92 B CH 84 S FF 92 T FF 93 2-2 ① K	4	0	1	1	0	2	0
21 Todd Frazier, R (1, 5) OBP: 0.250, SLG: 0.500		C CH 87 S SL 88 F SL 87 B SI 95 F SI 88 X SL 90 1-2 ③ G6-3		B CH 88 F SL 89 F SL 87 S SL 88 1-3 ③ K2-3			X SI 91 0-0 2B		X SL 81 0-0 ② F7	4	0	1	0	0	1	2
2 Zack Cozart, R (1, 6)			B SL 85 C SI 92 X CH 87 1-1 ① G6-3		C SI 92 B SI 94 T SI 92 F CH 86 B SL 86 B SL 88 B SI 93 4-2 28 G5-4-3 BB		B CH 85 B CH 85 S SI 92 F CH 86 F SL 87 D SL 88 X SL 87 3-2 ② G6-3		X FF 92 0-0 ③ G4-3	3	0	0	0	1	0	1
29 Ryan Hanigan, R (1, 2) Logan Ondrusek, R (7, 1) 63 Sam LeCure, R (8, 1)			F SI 93 X SL 88 0-1 ② G5-3	1 SAFE C CH 85 D CH 86 X SI 93 1-1 ① F9			F CH 87 B SI 94 B CH 87 S SL 86 F SL 86 X SL 86 2-2 ③ G5-3			3 0 0	0 0 0	0 0 0	0 0 0	0 0 0	0 0 0	2 0 0
47 Johnny Cueto, R (1, 1) 45 Sean Marshall, L (4, 1) 60 J.J. Hoover, R (4, 1) 28 Chris Heisey, R (5, PH) 31 Alfredo Simon, R (5, 1) 43 Manny Parra, L (6, 1) 39 Devin Mesoraco, R (7, 2)		C SI 93 X CH 87 0-1 ③ G3		C SL 88 D CH 86 1 SAFE B SI 88 B CH 85 C SI 92 X SL 87 3-2 ② ③ G5-4-3 1-2f				B SI 94 C CH 86 S SI 95 F SI 95 F SI 95 F CH 86 X SI 95 1-2 ① P4		1 0 0 1 0 0 1	0 0 0 0 0 0 0	0 0 0 0 0 0 0	0 0 0 0 0 0 0	0 0 0 0 0 0 0	0 0 0 0 0 0 0	0 0 0 1 0 0 0
Inning Stats	R: 0 E: 0 K: 1 S: 7 H: 0 LOB: 0 BB: 0 P: 9	R: 0 E: 0 K: 1 S: 10 H: 0 LOB: 0 BB: 0 P: 12	R: 0 E: 0 K: 0 S: 6 H: 0 LOB: 0 BB: 0 P: 7	R: 1 E: 0 K: 2 S: 12 H: 2 LOB: 2 BB: 0 P: 16	R: 0 E: 0 K: 0 S: 8 H: 0 LOB: 0 BB: 1 P: 16	R: 0 E: 0 K: 1 S: 9 H: 1 LOB: 1 BB: 0 P: 13	R: 0 E: 0 K: 0 S: 12 H: 1 LOB: 1 BB: 0 P: 17	R: 1 E: 0 K: 0 S: 17 H: 2 LOB: 1 BB: 0 P: 23	R: 0 E: 0 K: 1 S: 5 H: 0 LOB: 0 BB: 0 P: 7	1B: 2 2B: 3 3B: 0 HR: 1	SF: 0 SAC: 0 DP: 1 HBP: 1				WP: 0 PB: 0 SB: 0 CS: 0	PA: 34	

PITCHER		IP	WLS	BF	H	R	ER	SO	BB	IBB	HBP	BLK	WP	HR	S	P	ERA	WHIP
47 Francisco Liriano, L ERA: 1.29	(1, 1)	7.0	W	26	4	1	1	5	1	0	1	0	0	0	64	90	1.29	0.714
44 Tony Watson, L ERA: 9.0	(8, 1)	1.0		5	2	1	1	0	0	0	0	0	0	1	17	23	9.00	2.000
39 Jason Grilli, R ERA:	(9, 1)	1.0		3	0	0	0	1	0	0	0	0	0	0	5	7	0.00	0.000

PITCHER	IP	WLS	BF	H	R	ER	SO	BB	IBB	HBP	BLK	WP	HR	S	P	ERA	WHIP

TOP

Cincinnati Reds @ Pittsburgh Pirates

PNC Park, Pittsburgh, PA

Tue Oct 01 2013, 8:08 PM - 11:21 PM EDT

Att. 40,487 - Clear - 73 F

livebaseballscorecards.com

AB	32
R	2
H	6
RBI	2
BB	1
SO	6
LOB	14

Batter	1	2	3	4	5	6	7	8	9	AB	R	H	RBI	BB	SO	LOB
6 Starling Marte, R (1, 7) OBP: 0.400, SLG: 0.600	B CH 83 S FF 93 X FF 94 1-1 B1-3 ①	X FF 93 0-0 1-2 1B		B FF 92 B CH 83 X SI 93 2-0 18 2B 2B	C FC 90 X FF 96 0-1 F8 ③		B FF 96 B CU 76 F SI 96 B FF 96 F FF 95 F CU 76 X FF 94 3-2 F9 ③			5	1	2	0	0	0	1
18 Neil Walker, S (1, 4) OBP: 0.400, SLG: 0.600	C SI 94 B CH 85 X SL 85 1-1 F7 ②	B FF 93 X FC 91 1-0 P5 ③		B SI 88 D CU 75 D FF 84 C SI 88 F CU 75 F CU 75 X CU 74 3-2 66 BB 2 FC4-6 2B 2-H		B CU 77 F FF 95 F CU 77 B FS 88 F CU 79 X FF 96 2-2 F9 ①		S KC 70 F CH 80 F SI 86 B KC 72 B SI 87 B CH 82 X SI 88 3-2 66 G5-6-3 1B		5	1	2	1	0	0	2
22 Andrew McCutchen, R (1, 8) OBP: 0.800, SLG: 0.667	B FF 94 B FF 94 B FF 94 F FF 94 C FC 90 B CH 83 4-2 BB		B FC 91 X SI 93 1-0 2 1B 24 SF8 1B	I IN 67 I IN 68 I IN 66 I IN 68 4-0 2 FC4-6 66 BB IBB		S FF 96 C CU 81 F FC 92 B CU 84 B FC 92 B SI 96 F SI 96 X SI 96 3-2 66 1B 1B		X KC 73 0-0 F8 ①		3	1	2	0	2	0	1
66 Justin Morneau, L (1, 3) OBP: 0.400, SLG: 0.250	C SI 93 X CH 82 0-1 L9 ③		S FF 93 1 SAFE S FC 90 1 SAFE F FF 91 1 SAFE B FF 94 X FC 87 1-2 L5 ①	F FF 85 B SL 82 B FF 85 B CU 76 C SL 84 F CU 76 F SL 85 F FF 90 B CU 77 4-2 2 FC4-6 BB 1-2 2-3		X FF 91 0-0 1-2 1B		X FF 90 0-0 G5-6-3 ② ③ 1-2f		4	0	1	0	1	0	3
2 Marlon Byrd, R (1, 9) OBP: 0.500, SLG: 1.250		B SI 93 F SL 83 B SI 92 X CH 82 2-1 HR	F SI 94 X SI 94 0-1 55 1B 1B 1-3	S FF 93 X FF 93 0-1 FC4-6 24 FC6 ② 1-2f 2-3 3-H		B FF 95 B FF 95 X FF 94 2-0 F8 ②				4	1	2	2	0	0	4
24 Pedro Alvarez, L (1, 5)		C SL 86 C SI 94 B SL 86 X SL 86 1-2 L8 ①	B FF 92 X FC 90 1-0 SF8 ② 3-H	C CU 72 X FF 93 0-1 FC6 ③ 1-2f		B SL 84 C SL 83 F SL 83 B FF 96 S SL 84 2-3 K ③				3	0	0	1	0	1	4
55 Russell Martin, R (1, 2) OBP: 0.750, SLG: 2.250	S FC 90 B FC 90 B FC 89 X FF 95 2-1 HR	B SI 95 C FC 90 X SI 93 1-1 12 FC4 1B 1-2		C CU 78 F FC 91 X FC 90 0-2 F8 ①			C FF 96 B CU 77 B CU 78 F FF 96 F FF 97 B FF 97 X FF 96 3-2 HR			4	2	3	2	0	0	0
12 Clint Barmes, R (1, 6) OBP: 0.250, SLG: 0.250	B SL 85 S FF 94 B SL 84 F FF 94 X SL 86 2-2 L8 ②	B SI 94 S CH 86 F FC 91 X FC 90 1-2 FC4 ③ 1-2f		X SI 96 0-0 47 SH1-3 1B			C CU 76 F FF 97 B FC 92 X CU 80 1-2 G6-3 ①			4	0	1	0	0	0	2
47 Francisco Liriano, L (1, 1) OBP: 0.500, SLG: 0.500 23 Travis Snider, L (7, PH) 44 Tony Watson, L (8, 1) 39 Jason Grilli, R (9, 1)		C SI 92 F FF 91 X SL 84 0-2 6 1B 1B		C SI 91 X FC 88 0-1 G3 ① L SI 95 X SI 95 0-1 SH1-3 ② 1-2			C CU 76 B FF 96 B FC 92 F FF 96 B FF 96 F FC 91 T SI 95 3-2 K ②			2 1 0 0	0 0 0 0	1 0 0 0	0 0 0 0	0 0 0 0	0 1 0 0	0 0 0 0
Inning Stats	R: 0 E: 0 K: 0 S: 8 H: 0 LOB: 1 BB: 1 P: 14	R: 2 E: 0 K: 0 S: 15 H: 4 LOB: 2 BB: 0 P: 23	R: 1 E: 0 K: 0 S: 13 H: 3 LOB: 2 BB: 0 P: 18	R: 2 E: 0 K: 0 S: 16 H: 2 LOB: 2 BB: 2 P: 29	R: 0 E: 0 K: 0 S: 8 H: 1 LOB: 1 BB: 0 P: 8	R: 0 E: 0 K: 1 S: 14 H: 2 LOB: 2 BB: 0 P: 23	R: 1 E: 0 K: 1 S: 15 H: 1 LOB: 0 BB: 0 P: 25	R: 0 E: 0 K: 0 S: 6 H: 1 LOB: 0 BB: 0 P: 9		1B: 9 2B: 2 3B: 0 HR: 3 SF: 1 SAC: 1 DP: 1 HBP: 0					WP: 0 PB: 0 SB: 0 CS: 0 PA: 40	

BOTTOM

Cincinnati Reds @ Pittsburgh Pirates

PNC Park, Pittsburgh, PA

Tue Oct 01 2013, 8:08 PM - 11:21 PM EDT

Att. 40,487 - Clear - 73 F

livebaseballscorecards.com

AB	35
R	6
H	14
RBI	6
BB	3
SO	2
LOB	17

PITCHER		IP	WLS	BF	H	R	ER	SO	BB	IBB	HBP	BLK	WP	HR	S	P	ERA	WHIP
47 Johnny Cueto, R ERA: 10.8	(1, 1)	3.1	L	19	8	4	4	0	1	0	0	0	0	2	39	60	10.80	2.700
45 Sean Marshall, L ERA:	(4, 1)	0.0		3	1	0	0	0	1	1	0	0	0	0	9	20	∞	∞
60 J.J. Hoover, R ERA:	(4, 1)	0.2		2	0	1	1	0	0	0	0	0	0	0	4	4	13.50	0.000
31 Alfredo Simon, R ERA:	(5, 1)	1.1		6	2	0	0	0	0	0	0	0	0	0	17	22	0.00	1.500
43 Manny Parra, L ERA:	(6, 1)	0.2		3	1	0	0	1	0	0	0	0	0	0	5	9	0.00	1.500

PITCHER		IP	WLS	BF	H	R	ER	SO	BB	IBB	HBP	BLK	WP	HR	S	P	ERA	WHIP
Logan Ondrusek, R ERA: 9.0	(7, 1)	1.0		4	1	1	1	1	0	0	0	0	0	1	15	25	9.00	1.000
63 Sam LeCure, R ERA:	(8, 1)	1.0		3	1	0	0	0	0	0	0	0	0	0	6	9	0.00	1.000