Cincinnati Reds - 2014

Cincinnati Reds @ Cleveland Indians

Goodyear Ballpark, Goodyear, AZ

Wed Feb 26 2014, 3:08 PM - 6:00 PM EST

Att. 3,267 - Partly Cloudy - 75 F

TOP

livebaseballscorecards.com

Batter	1	2	3	4	5	6	7	8	9	AB	R	H	RBI	BB	SO	LOB
6 Billy Hamilton, S (1, 8)	BBBB 4-0 4 E BB		x 0-0 ① G5-3 1-2		x 0-0 ① B3	SSS 0-3 ③ K		x 0-0 ② SF9 3-H		2	0	0	0	1	0	1
27 Chris Nelson, R (5, 5)										1	0	0	1	0	1	2
4 Brandon Phillips, R (1, 4)	BBBB 4-0 19 CS 1-3 BB		x 0-0 ② G6-3		x 0-0 ② P3		x 0-0 ① F9	x 0-0 1B		2	0	0	0	1	0	1
50 Neftali Soto, R (5, 3) OBP: 0.500, SLG: 0.500										2	0	1	0	0	0	0
19 Joey Votto, L (1, 3) OBP: 0.333, SLG: 0.333	CCS 0-3 ①② K 1-2		x 0-0 32 BB 48 1B 2-H 1B		SCC 0-3 ③ K		x 0-0 ② L9	x 0-0 ③ G5-3		3	1	1	1	0	2	2
70 Kristopher Negrón, R (5, 4)										2	0	0	0	0	0	1
32 Jay Bruce, L (1, 9)	x 0-0 ③ F7		BBBB 4-0 48 1B 1-2 BB			x 0-0 7 BB 15 1B 68 BB 1B	BBBB 4-0 28 HR BB		x 0-0 ① L7	1	0	0	0	1	0	1
25 Skip Schumaker, L (5, 8) OBP: 0.667, SLG: 0.500										2	2	1	0	1	0	0
48 Ryan Ludwick, R (1, 7) OBP: 0.500, SLG: 0.500		SSS 0-3 ① K	x 0-0 1-2 2-H 1B			x 0-0 ① F8	BBCX 2-1 1-H HR		x 0-0 2B	2	0	1	1	0	1	0
28 Chris Heisey, R (5, 9) OBP: 0.667, SLG: 2.000										3	1	2	2	0	0	1
21 Todd Frazier, R (1, 5)		x 0-0 ② P4	SSS 0-3 ③ K			x 0-0 68 BB 7 BB 23 G4-1 1-2 1B	SSS 0-3 ③ K		BBBB 4-0 BB	2	0	0	0	0	1	2
15 Roger Bernadina, L (5, 10) OBP: 0.667, SLG: 0.500										2	1	1	0	1	1	0
2 Zack Cozart, R (1, 6) OBP: 0.500, SLG: 0.500		x 0-0 1B	SSS 0-3 ① K			BBBB 4-0 23 G4-1 68 BB 1-2 2-3 BB	BBBB 4-0 68 S 23 3B BB	CCC 0-3 ② K		2	0	1	0	0	1	0
7 Ramon Santiago, S (5, 6)										1	1	0	0	2	1	2
39 Devin Mesoraco, R (1, 2)		x 0-0 ③ F7		x 0-0 ② G1-3		BBBB 4-0 23 G4-1 1-2 2-3 3-H BB	SSS 0-3 ① K 1-2	SSS 0-3 ③ K		2	0	0	0	0	0	1
68 Tucker Barnhart, L (5, 2)										2	0	0	1	1	2	3
29 Brayan Peña, S (1, 10) OBP: 0.500, SLG: 0.500			x 0-0 6 G5-3 19 1B 1B	x 0-0 ③ G6-3		x 0-0 ② G4-1 1-2 2-3 3-H		x 0-0 27 SF9 2-H 3B		2	1	1	0	0	0	0
23 Donald Lutz, L (5, 7) OBP: 0.500, SLG: 1.500										2	1	1	2	0	0	2
77 Yorman Rodriguez, R (9, 7)										0	0	0	0	0	0	0

	AB	R	H	RBI	BB	SO	LOB
AB	35						
R	8						
H	10						
RBI	8						
BB	8						
SO	10						
LOB	19						

Inning Stats	1	2	3	4	5	6	7	8	9	1B: 7	SF: 1	WP: 0	PA: 44
R:	0	0	2	0	0	2	2	2	0	2B: 2	SAC: 0	PB: 0	
E:	0	0	0	0	0	0	0	0	0	3B: 1	DP: 1	SB: 1	
K:	1	1	1	1	1	1	1	1	2	HR: 1	HBP: 0	CS: 1	
S:	4	6	8	5	5	7	7	7	8				
H:	0	1	3	0	0	2	1	2	1				
LOB:	1	1	2	0	0	2	0	1	2				
BB:	2	0	1	0	0	2	1	1	1				
P:	12	6	12	5	5	15	13	11	12				

PITCHER		IP	WLS	BF	H	R	ER	SO	BB	IBB	HBP	BLK	WP	HR	S	P	ERA	WHIP
47 Trevor Bauer, R	(1, 1)	1.0		4	0	0	0	1	2	0	0	0	0	0	4	12	0.00	2.000
ERA:																		
54 Aaron Harang, R	(2, 1)	1.0		4	1	0	0	1	0	0	0	0	0	0	6	6	0.00	1.000
ERA:																		
70 TJ House, L	(3, 1)	2.0		10	3	2	2	2	1	0	0	0	0	0	13	17	9.00	2.000
ERA: 9.0																		
50 Nick Hagadone, L	(5, 1)	1.0		3	0	0	0	1	0	0	0	0	0	0	5	5	0.00	0.000
ERA:																		
61 Colt Hynes, L	(6, 1)	0.2	L	6	2	2	2	0	2	0	0	0	0	0	4	12	27.00	6.000
ERA: 27.0																		

PITCHER		IP	WLS	BF	H	R	ER	SO	BB	IBB	HBP	BLK	WP	HR	S	P	ERA	WHIP
20 C.C. Lee, R	(6, 1)	1.0		5	1	2	2	1	1	0	0	0	0	1	7	13	18.00	2.000
ERA: 18.0																		
66 JC Ramírez, R	(7, 1)	1.1		7	2	2	2	2	1	0	0	0	0	0	10	14	13.50	2.250
ERA: 13.5																		
36 Preston Guilmet, R	(9, 1)	1.0		5	1	0	0	2	1	0	0	0	0	0	8	12	0.00	2.000
ERA:																		

Batter	1	2	3	4	5	6	7	8	9	AB	R	H	RBI	BB	SO	LOB
6 Nyjer Morgan, L (1, 8) 72 Tyler Naquin, L (6, 8)	F7			B5-3	P4			F8		3 1	0 0	0 0	0 0	0 0	0 0	1 0
13 Asdrúbal Cabrera, S (1, 6) 78 Erik González, R (5, 6) OBP: 0.500, SLG: 0.500	F8			F9		76 E 76 SF9 1B		F7		2 2	0 1	0 1	0 0	0 0	0 0	0 0
22 Jason Kipnis, L (1, 4) 80 Joey Wendle, L (5, 4)	G1			BB		P5		K2-3		1 2	0 0	0 0	0 0	1 0	0 1	0 1
8 Lonnie Chisenhall, L (1, 5) 76 Ryan Rohlinger, R (5, 5)		9 G5-4-3 BB		P6		SF9 1-H			K	1 1	0 0	0 0	0 1	1 0	0 1	1 0
9 Ryan Raburn, R (1, 7) OBP: 0.500, SLG: 1.000 26 Matt Carson, R (6, 7)	G5-4-3 1-2f				81 1B 2B	G6-3			E5 79 G6-4-3	2 2	1 0	1 0	0 0	0 0	0 0	1 0
10 Yan Gomes, R (1, 2) 81 Tony Wolters, L (4, 2) OBP: 1.000, SLG: 1.000 79 Roberto Pérez, R (7, 2)	G6-3				46 BB 11 BB 1 G6-4-3 2-H 1B		F9		G6-4-3 1-2f	1 1 2	0 1 0	0 1 0	0 1 0	0 0 0	0 0 0	0 0 1
11 Jeff Francoeur, R (1, 9) 75 Carlos Moncrief, L (6, 9)		K		1 G6-4-3 46 BB 1-2 BB			G4-3			1 1	0 0	0 0	0 0	1 0	1 0	0 0
46 David Cooper, L (1, 3) 74 Jesús Aguilar, R (6, 3)		F7			1 G6-4-3 1-2 2-3 BB		BB			1 0	0 0	0 0	0 0	1 1	0 0	0 0
1 David Adams, R (1, 10) 67 Francisco Lindor, S (7, PH) (8, 10)		G1-3			G6-4-3 1-2f 2-3 3-H		K2-3			2 1	0 0	0 0	0 0	0 0	0 1	2 1
Inning Stats	R: 0 E: 0 K: 0 S: 3 H: 0 LOB: 0 BB: 0 P: 3	R: 0 E: 0 K: 0 S: 2 H: 0 LOB: 0 BB: 1 P: 6	R: 0 E: 0 K: 1 S: 5 H: 0 LOB: 0 BB: 0 P: 5	R: 0 E: 0 K: 0 S: 3 H: 0 LOB: 1 BB: 1 P: 7	R: 2 E: 0 K: 0 S: 4 H: 2 LOB: 1 BB: 2 P: 12	R: 1 E: 0 K: 0 S: 4 H: 1 LOB: 0 BB: 0 P: 5	R: 0 E: 0 K: 1 S: 5 H: 0 LOB: 1 BB: 1 P: 9	R: 0 E: 0 K: 1 S: 5 H: 0 LOB: 0 BB: 0 P: 5	R: 0 E: 1 K: 1 S: 5 H: 0 LOB: 0 BB: 0 P: 5	1B: 2 2B: 1 3B: 0 HR: 0 SF: 1 SAC: 0 DP: 3 HBP: 0						

BOTTOM

Cincinnati Reds @ Cleveland Indians

Goodyear Ballpark, Goodyear, AZ

Wed Feb 26 2014, 3:08 PM - 6:00 PM EST

Att. 3,267 - Partly Cloudy - 75 F

livebaseballscorecards.com

AB	27
R	3
H	3
RBI	2
BB	5
SO	4
LOB	8

PITCHER		IP	WLS	BF	H	R	ER	SO	BB	IBB	HBP	BLK	WP	HR	S	P	ERA	WHIP
31 Alfredo Simon, R ERA:	(1, 1)	2.0		6	0	0	0	0	1	0	0	0	0	0	5	9	0.00	0.500
78 Chad Rogers, R ERA:	(3, 1)	2.0		7	0	0	0	1	1	0	0	0	0	0	8	12	0.00	0.500
83 Tim Crabbe, R ERA: 18.0	(5, 1)	1.0	W	6	2	2	2	0	2	0	0	0	0	0	4	12	18.00	4.000
46 Curtis Partch, R ERA:	(6, 1)	1.0	H	4	1	1	0	0	0	0	0	0	0	0	4	5	0.00	1.000
79 Lee Hyde, L ERA:	(7, 1)	1.0	H	4	0	0	0	1	1	0	0	0	0	0	5	9	0.00	1.000

PITCHER		IP	WLS	BF	H	R	ER	SO	BB	IBB	HBP	BLK	WP	HR	S	P	ERA	WHIP
53 Pedro Beato, R ERA:	(8, 1)	1.0		3	0	0	0	1	0	0	0	0	0	0	5	5	0.00	0.000
62 Trevor Bell, R ERA:	(9, 1)	1.0		3	0	0	0	1	0	0	0	0	0	0	5	5	0.00	0.000

Cleveland Indians @ Cincinnati Reds

Goodyear Ballpark, Goodyear, AZ

Thu Feb 27 2014, 3:06 PM - 6:17 PM EST

Att. 2,493 - Sunny - 73 F

TOP

livebaseballscorecards.com

Batter	1	2	3	4	5	6	7	8	9	AB	R	H	RBI	BB	SO	LOB
24 Michael Bourn, L (1, 8)	S S S 0-3 K ①		C C C 0-3 K ①	S S S 0-3 K ③	1 SAFE 0-0 PO ③ 1-2	S S S 0-3 K ①	B C C X 1-2 1-H HR		B B B B 4-0 BB	2	0	0	0	0	2	0
72 Tyler Naquin, L (3, 8) OBP: 0.400, SLG: 1.000										3	1	1	2	1	2	0
4 Mike Aviles, R (1, 6)	X 0-0 23 G3 2B		S S S 0-3 K ②		C C C 0-3 K ①	X 0-0 6 2B 1B	X 0-0 E5 6 1B		X 0-0 F7 ②	2	0	1	0	0	1	0
67 Francisco Lindor, S (3, 6) OBP: 0.200, SLG: 0.200										4	2	1	0	0	1	1
23 Michael Brantley, L (1, 7)	X 0-0 G3 ② 2-3		B B B B 4-0 41 1B BB		B B B B 4-0 1 BB 78 2B BB	X 0-0 78 FC4-6 75 WP 1-H 2B	X 0-0 ③ 2-H 1B		X 0-0 G3 ③	1	0	0	0	1	0	1
6 Nyjer Morgan, L (3, 7) OBP: 0.429, SLG: 0.500										3	2	2	2	1	0	1
41 Carlos Santana, S (1, 5) OBP: 0.500, SLG: 0.500	X 0-0 P5 ③		X 0-0 1-2 1B		B B B B 4-0 78 2B 68 HR 1-2 BB	B B B B 4-0 78 FC4-6 BB		X 0-0 78 BB 1B		2	0	1	0	0	0	1
1 David Adams, R (3, 5) OBP: 0.600, SLG: 0.333										1	1	1	0	2	0	0
25 Jason Giambi, L (1, 10)		B B B B 4-0 74 BB BB	X 0-0 F8 ③		X 0-0 68 HR 1-3 2-H 2B	X 0-0 FC4-6 75 WP ② 1-2f 2-3		B B B B 4-0 1-2 BB		1	0	0	0	1	0	2
78 Erik González, R (5, PH) OBP: 0.600, SLG: 0.750 (5, 10)										2	1	1	1	1	0	2
7 David Murphy, L (1, 9)		X 0-0 F8 ①		X 0-0 G1-3 ①	B B B B 4-0 68 HR BB	B X 1-0 G4-3 ③ 1-2 3-H		S S S 0-3 K ①		2	0	0	0	0	0	1
75 Carlos Moncrief, L (4, 9)										2	1	0	0	1	1	3
74 Jesús Aguilar, R (1, 3)		B B B B 4-0 1-2 BB		B B B B 4-0 30 HR BB	S S S 0-3 K ②		X 0-0 F9 ①	X 0-0 F8 ②		3	1	0	0	2	1	5
12 Matt Treanor, R (1, 2)		X 0-0 L6 ②		X 0-0 F7 ②	B X 1-0 1-H 2-H 3-H HR		X 0-0 72 HR 1B	X 0-0 G4-3 ③		2	0	0	0	0	0	3
68 Jake Lowery, L (4, 2) OBP: 1.000, SLG: 4.000										1	1	1	4	0	0	0
57 Luke Carlin, S (7, PH) OBP: 0.500, SLG: 0.500 (7, 2)										2	1	1	0	0	0	2
30 Elliot Johnson, S (1, 4) OBP: 0.500, SLG: 2.000		S S S 0-3 K ③		X 0-0 1-H HR	X 0-0 72 PO 1B		S S S 0-3 K ②		X 0-0 G3-1 ①	2	1	1	2	0	1	2
80 Joey Wendle, L (4, 4) OBP: 0.200, SLG: 0.200										3	0	1	0	0	1	1

	AB	38
	R	12
	H	12
	RBI	11
	BB	10
	SO	10
	LOB	25

Inning Stats																		
	R: 0	H: 1	R: 0	H: 0	R: 0	H: 1	R: 2	H: 1	R: 5	H: 3	R: 2	H: 2	R: 3	H: 3	R: 0	H: 1	R: 0	H: 0
	E: 0	LOB: 1	E: 0	LOB: 2	E: 0	LOB: 2	E: 0	LOB: 0	E: 0	LOB: 0	E: 0	LOB: 1	E: 1	LOB: 1	E: 0	LOB: 2	E: 0	LOB: 1
	K: 1	BB: 0	K: 1	BB: 2	K: 2	BB: 1	K: 1	BB: 1	K: 2	BB: 3	K: 1	BB: 1	K: 1	BB: 0	K: 1	BB: 1	K: 0	BB: 1
	S: 6	P: 6	S: 5	P: 13	S: 8	P: 12	S: 6	P: 10	S: 9	P: 22	S: 7	P: 12	S: 10	P: 11	S: 6	P: 10	S: 3	P: 7

	1B: 6	SF: 0	WP: 1	PA: 49
	2B: 3	SAC: 0	PB: 0	
	3B: 0	DP: 0	SB: 0	
	HR: 3	HBP: 0	CS: 0	

PITCHER		IP	WLS	BF	H	R	ER	SO	BB	IBB	HBP	BLK	WP	HR	S	P	ERA	WHIP
47 Johnny Cueto, R	(1, 1)	2.0		9	1	0	0	2	2	0	0	0	0	0	11	19	0.00	1.500
ERA:																		
64 David Holmberg, L	(3, 1)	2.0	B	10	2	2	2	3	2	0	0	0	0	1	14	22	9.00	2.000
ERA: 9.0																		
67 Daniel Corcino, R	(5, 1)	0.2	L	6	1	4	4	2	3	0	0	0	0	0	7	19	54.00	6.000
ERA: 54.0																		
74 Ismael Guillón, L	(5, 1)	1.1		8	4	3	3	1	1	0	0	0	1	1	9	15	20.25	3.750
ERA: 20.25																		
85 Michael Lorenzen, R	(7, 1)	1.0		6	3	3	2	1	0	0	0	0	0	1	10	11	18.00	3.000
ERA: 18.0																		

PITCHER		IP	WLS	BF	H	R	ER	SO	BB	IBB	HBP	BLK	WP	HR	S	P	ERA	WHIP
84 Drew Hayes, R	(8, 1)	1.0		5	1	0	0	1	1	0	0	0	0	0	6	10	0.00	2.000
ERA:																		
80 Jumbo Díaz, R	(9, 1)	1.0		4	0	0	0	0	1	0	0	0	0	0	3	7	0.00	1.000
ERA:																		

BOTTOM

Cleveland Indians @ Cincinnati Reds

Goodyear Ballpark, Goodyear, AZ

Thu Feb 27 2014, 3:06 PM - 6:17 PM EST

Att. 2,493 - Sunny - 73 F

livebaseballscorecards.com

Batter	1	2	3	4	5	6	7	8	9	AB	R	H	RBI	BB	SO	LOB
6 Billy Hamilton, S (1, 8) OBP: 0.400, SLG: 0.250 65 Ryan LaMarre, R (5, 8)	E6 1B		B1-3		K			G5-3		2 0 1 0 0 0 0 2 0 0 0 0 1 1						
25 Skip Schumaker, L (1, 7) OBP: 0.400, SLG: 0.250 15 Roger Bernadina, L (5, 7) OBP: 0.600, SLG: 1.000	K		K			G6-3		77 FC6-4 3B		2 0 0 0 0 2 1 2 1 1 0 0 0 0						
4 Brandon Phillips, R (1, 4) 81 Rey Navarro, S (5, 4) OBP: 1.000, SLG: 1.000	G1-3		F8			36 FC5 77 WP 1B		77 FC6-4 BB		2 0 0 0 0 0 1 1 0 1 0 1 0 0						
28 Chris Heisey, R (1, 9) OBP: 0.400, SLG: 1.200 77 Yorman Rodriguez, R (5, 9)	K			K		36 FC5 1-2		FC6-4 1-2f 3-H		2 0 0 0 0 2 1 1 0 0 1 1 0 1						
23 Donald Lutz, L (1, 10) OBP: 0.500, SLG: 1.000 69 Juan Duran, R (6, PH) (7, 10)		27 2B 2 2B HBP		G5-3	K			G5-3		1 1 0 0 0 0 0 2 0 0 0 0 1 3						
27 Chris Nelson, R (1, 5) OBP: 0.250, SLG: 0.667 36 Henry Alejandro Rodriguez, S (6, 5)		2 2B 1-3 2B		P6	FC5 1-2 2-3f				G6-3	2 1 1 0 0 0 0 2 0 0 0 0 0 2						
2 Zack Cozart, R (1, 6) OBP: 0.500, SLG: 0.750 76 Argenis Diaz, R (6, 6) OBP: 0.500, SLG: 1.000		2-H 3-H 2B			G4-3		F7		2B	2 0 1 2 0 0 0 2 0 1 0 0 0 0						
50 Neftali Soto, R (1, 3) OBP: 0.500, SLG: 0.500 71 Max Ramirez, R (6, 3)		G3			37 G5-3 1B		82 G6-4-3 BB		P4	2 0 1 0 0 0 0 1 0 0 0 1 0 1						
37 Corky Miller, R (1, 2) 82 Rossmel Perez, L (6, 2)		F9			G5-3 1-2		G6-4-3 1-2f		K	2 0 0 0 0 0 1 2 0 0 0 0 1 2						
Inning Stats	R: 0 H: 1 E: 1 LOB: 1 K: 2 BB: 0 S: 8 P: 8	R: 2 H: 2 E: 0 LOB: 0 K: 0 BB: 0 S: 4 P: 5	R: 0 H: 0 E: 0 LOB: 0 K: 1 BB: 0 S: 5 P: 5	R: 0 H: 0 E: 0 LOB: 0 K: 1 BB: 0 S: 5 P: 5	R: 0 H: 1 E: 0 LOB: 1 K: 1 BB: 0 S: 6 P: 6	R: 0 H: 1 E: 0 LOB: 2 K: 1 BB: 1 S: 6 P: 10	R: 0 H: 0 E: 0 LOB: 0 K: 0 BB: 1 S: 2 P: 6	R: 1 H: 1 E: 0 LOB: 1 K: 0 BB: 1 S: 4 P: 8	R: 0 H: 1 E: 0 LOB: 1 K: 1 BB: 0 S: 6 P: 6	1B: 3 SF: 0 2B: 3 SAC: 0 3B: 1 DP: 1 HR: 0 HBP: 1							WP: 1 PA: 36 PB: 0 SB: 0 CS: 0

AB	32
R	3
H	7
RBI	3
BB	3
SO	7
LOB	14

PITCHER		IP	WLS	BF	H	R	ER	SO	BB	IBB	HBP	BLK	WP	HR	S	P	ERA	WHIP
63 Justin Masterson, R ERA:	(1, 1)	1.0		4	1	0	0	2	0	0	0	0	0	0	8	8	0.00	1.000
28 Corey Kluber, R ERA: 18.0	(2, 1)	1.0		5	2	2	2	0	0	0	1	0	0	0	4	5	18.00	2.000
59 Carlos Carrasco, R ERA:	(3, 1)	2.0	W	6	0	0	0	2	0	0	0	0	0	0	10	10	0.00	0.000
53 David Aardsma, R ERA:	(5, 1)	1.0		4	1	0	0	1	0	0	0	0	0	0	6	6	0.00	1.000
88 Josh Outman, L ERA:	(6, 1)	1.0		5	1	0	0	1	1	0	0	0	1	0	6	10	0.00	2.000

PITCHER		IP	WLS	BF	H	R	ER	SO	BB	IBB	HBP	BLK	WP	HR	S	P	ERA	WHIP
49 Blake Wood, R ERA:	(7, 1)	1.0		3	0	0	0	0	1	0	0	0	0	0	2	6	0.00	1.000
58 Mike Zagurski, L ERA: 9.0	(8, 1)	1.0		5	1	1	1	0	1	0	0	0	0	0	4	8	9.00	2.000
65 Tyler Cloyd, R ERA:	(9, 1)	1.0		4	1	0	0	1	0	0	0	0	0	0	6	6	0.00	1.000

Batter	1	2	3	4	5	6	7	8	9	AB	R	H	RBI	BB	SO	LOB
77 Yorman Rodriguez, R (1, 8) 65 Ryan LaMarre, R (6, 8)	F9		K		K			G1-3		3 1	0 0	0 0	0 0	0 0	2 0	1 0
7 Ramon Santiago, S (1, 6) 76 Argenis Diaz, R (6, PH) OBP: 0.250, SLG: 0.500 (6, 6)	G5-3			F8		G6-3			F8	2 2	0 0	0 0	0 0	0 0	0 0	0 0
19 Joey Votto, L (1, 3) OBP: 0.200, SLG: 0.200 71 Max Ramirez, R (6, PH) OBP: 0.500, SLG: 0.667 (6, 3)	G4-3			G1-3		G6-3			23 WP 2B	2 2	0 0	0 1	0 0	0 0	0 0	0 0
32 Jay Bruce, L (1, 9) OBP: 0.750, SLG: 0.500 69 Juan Duran, R (6, PH) (6, 9)		48 G4-3 48 E BB		48 1B 1B		K			E6 23 WP	1 2	0 0	1 0	0 0	1 0	0 1	0 1
48 Ryan Ludwick, R (1, 7) OBP: 0.500, SLG: 0.500 23 Donald Lutz, L (6, 7) OBP: 0.500, SLG: 0.750		G4-3 1-3		1-3 1B			G4-3		1-2 2-3 BB	2 1	0 0	1 0	0 0	0 1	0 0	1 0
21 Todd Frazier, R (1, 5) 36 Henry Alejandro Rodriguez, S (6, 5)	K			P2			K		L6	2 2	0 0	0 0	0 0	0 0	1 1	3 3
29 Brayan Peña, S (1, 10) OBP: 0.250, SLG: 0.250 82 Rossmel Perez, L (7, PH) (7, 10)	G4-3		G6-3		K		F9			2 2	0 0	0 0	0 0	0 0	0 1	1 3
39 Devin Mesoraco, R (1, 2) 68 Tucker Barnhart, L (6, 2)		K		K		G4-3				2 1	0 0	0 0	0 0	0 0	2 0	0 0
70 Kristopher Negrón, R (1, 4) 81 Rey Navarro, S (6, 4) OBP: 0.667, SLG: 0.500		G6-3		BB				P6		1 1	0 0	0 0	0 0	1 0	0 0	0 0
Inning Stats	R: 0 E: 0 K: 0 S: 3 H: 0 LOB: 0 BB: 0 P: 4	R: 0 E: 1 K: 1 S: 5 H: 0 LOB: 1 BB: 1 P: 10	R: 0 E: 0 K: 2 S: 7 H: 0 LOB: 0 BB: 0 P: 7	R: 0 E: 0 K: 0 S: 5 H: 2 LOB: 2 BB: 0 P: 5	R: 0 E: 0 K: 2 S: 7 H: 0 LOB: 1 BB: 1 P: 11	R: 0 E: 0 K: 1 S: 5 H: 0 LOB: 0 BB: 0 P: 5	R: 0 E: 0 K: 2 S: 7 H: 0 LOB: 0 BB: 0 P: 7	R: 0 E: 0 K: 0 S: 3 H: 0 LOB: 0 BB: 0 P: 4	R: 0 E: 1 K: 0 S: 5 H: 1 LOB: 3 BB: 1 P: 9	1B: 2 2B: 1 3B: 0 HR: 0 SF: 0 SAC: 0 DP: 0 HBP: 0						

PITCHER	IP	WLS	BF	H	R	ER	SO	BB	IBB	HBP	BLK	WP	HR	S	P	ERA	WHIP
34 Zach McAllister, R (1, 1) ERA:	2.0	W	7	0	0	0	1	1	0	0	0	0	0	8	14	0.00	0.500
43 Josh Tomlin, R (3, 1) ERA:	2.0	H	8	2	0	0	2	0	0	0	0	0	0	12	12	0.00	1.000
44 John Axford, R (5, 1) ERA:	1.0	H	4	0	0	0	2	1	0	0	0	0	0	7	11	0.00	1.000
48 Scott Atchison, R (6, 1) ERA:	1.0	H	3	0	0	0	1	0	0	0	0	0	0	5	5	0.00	0.000
37 Cody Allen, R (7, 1) ERA:	1.0		3	0	0	0	2	0	0	0	0	0	0	7	7	0.00	0.000

PITCHER	IP	WLS	BF	H	R	ER	SO	BB	IBB	HBP	BLK	WP	HR	S	P	ERA	WHIP
35 Marc Rzepczynski, L (8, 1) ERA:	1.0		3	0	0	0	0	0	0	0	0	0	0	3	4	0.00	0.000
51 Scott Barnes, L (9, 1) ERA:	1.0		6	1	0	0	0	1	0	0	0	1	0	5	9	0.00	2.000

TOP

Cincinnati Reds @ Cleveland Indians

Goodyear Ballpark, Goodyear, AZ

Fri Feb 28 2014, 3:04 PM - 5:43 PM EST

Att. 3,066 - Partly Cloudy - 75 F

livebaseballscorecards.com

AB	31
R	0
H	3
RBI	0
BB	3
SO	8
LOB	13

WP: 1 PB: 0 SB: 0 CS: 0 PA: 34

Batter	1	2	3	4	5	6	7	8	9	AB	R	H	RBI	BB	SO	LOB
6 Nyjer Morgan, L (1, 8) OBP: 0.400, SLG: 0.375 72 Tyler Naquin, L (6, 8) OBP: 0.333, SLG: 0.800	F8		BB		K			K		2 0 0 0 1 1 0 1 0 0 0 0 1 0						
13 Asdrúbal Cabrera, S (1, 6) 78 Erik González, R (6, 6) OBP: 0.571, SLG: 0.667	G4-3		P4			F8		80 WP 1B		2 0 0 0 0 0 1 2 0 1 0 0 0 0						
22 Jason Kipnis, L (1, 4) 80 Joey Wendle, L (5, 4) OBP: 0.143, SLG: 0.143	G6-3		G4-3			F8		K 1-2		2 0 0 0 0 0 1 2 0 0 0 0 1 1						
10 Yan Gomes, R (1, 2) 81 Tony Wolters, L (6, 2) OBP: 0.667, SLG: 0.500 79 Roberto Pérez, R (9, 2)		G6-3		K		8 1B 75 1B BB		K		2 0 0 0 0 1 0 1 1 0 0 1 1 1 0 0 0 0 0 0 0						
8 Lonnie Chisenhall, L (1, 5) OBP: 0.600, SLG: 0.333 76 Ryan Rohlinger, R (7, 5)		9 HR BB		K		75 1B 75 E 1-2 1B				2 2 1 0 1 1 0 0 0 0 0 0 0 0						
9 Ryan Raburn, R (1, 9) OBP: 0.750, SLG: 2.000 75 Carlos Moncrief, L (5, 9) OBP: 0.400, SLG: 0.250	1-H HR		HBP			E9 11 PO 1-H 2-H 1B				1 1 1 2 0 0 0 1 0 1 1 0 0 0						
11 Jeff Francoeur, R (1, 10)	L3		P2			PO 2-3	P2			3 0 0 0 0 0 1						
46 David Cooper, L (1, 3) 74 Jesús Aguilar, R (5, PH) (6, 3)	G6-3				K		F9			1 0 0 0 0 0 0 2 0 0 0 0 1 0						
26 Matt Carson, R (1, 7)			G4-3		K		F8			3 0 0 0 0 1 0						
Inning Stats	R: 0 E: 0 K: 0 S: 3 H: 0 LOB: 0 BB: 0 P: 3	R: 2 E: 0 K: 0 S: 5 H: 1 LOB: 0 BB: 1 P: 12	R: 0 E: 0 K: 0 S: 3 H: 0 LOB: 1 BB: 1 P: 7	R: 0 E: 0 K: 2 S: 7 H: 0 LOB: 1 BB: 0 P: 9	R: 0 E: 0 K: 3 S: 9 H: 0 LOB: 0 BB: 0 P: 9	R: 2 E: 1 K: 0 S: 4 H: 2 LOB: 0 BB: 1 P: 9	R: 0 E: 0 K: 0 S: 3 H: 0 LOB: 0 BB: 0 P: 3	R: 0 E: 0 K: 3 S: 10 H: 1 LOB: 1 BB: 0 P: 11		1B: 3 2B: 0 3B: 0 HR: 1 SF: 0 SAC: 0 DP: 0 HBP: 1						

PITCHER		IP	WLS	BF	H	R	ER	SO	BB	IBB	HBP	BLK	WP	HR	S	P	ERA	WHIP
34 Homer Bailey, R ERA: 9.0	(1, 1)	2.0	L	8	1	2	2	0	1	0	0	0	0	1	8	15	9.00	1.000
26 Jeff Francis, L ERA:	(3, 1)	2.0		8	0	0	0	2	1	0	1	0	0	0	10	16	0.00	0.500
54 Aroldis Chapman, L ERA:	(5, 1)	1.0		3	0	0	0	3	0	0	0	0	0	0	9	9	0.00	0.000
86 Robert Stephenson, R ERA: 9.0	(6, 1)	1.0		5	2	2	1	0	1	0	0	0	0	0	4	9	9.00	3.000
73 Carlos Contreras, R ERA:	(7, 1)	1.0		3	0	0	0	0	0	0	0	0	0	0	3	3	0.00	0.000

PITCHER		IP	WLS	BF	H	R	ER	SO	BB	IBB	HBP	BLK	WP	HR	S	P	ERA	WHIP
Logan Ondrusek, R ERA:	(8, 1)	1.0		4	1	0	0	3	0	0	0	0	1	0	10	11	0.00	1.000

BOTTOM

Cincinnati Reds @ Cleveland Indians

Goodyear Ballpark, Goodyear, AZ

Fri Feb 28 2014, 3:04 PM - 5:43 PM EST

Att. 3,066 - Partly Cloudy - 75 F

livebaseballscorecards.com

AB	27
R	4
H	4
RBI	3
BB	3
SO	8
LOB	5

Batter	1	2	3	4	5	6	7	8	9	AB	R	H	RBI	BB	SO	LOB
19 Charlie Blackmon, L (1, 8) OBP: 0.200, SLG: 0.400	G3-1		28 1B 2B		G3		K		G4-3	3	0	1	0	0	0	1
16 Tim Wheeler, L (6, 8)			1-3		1-3					2	0	0	0	0	1	1
14 Josh Rutledge, R (1, 4)	F9		K		SF9			E6 36 G3-6-1 66 1B		2	0	0	0	0	1	2
78 Angelys Nina, R (4, 4)					3-H					1	0	0	1	0	0	0
76 Rosell Herrera, S (8, 6)										0	0	0	0	0	0	0
28 Nolan Arenado, R (1, 5) OBP: 0.600, SLG: 0.600	1B		2-3 3-H 1B		1B			36 G3-6-1 1-2 1B		3	0	3	1	0	0	0
66 Rafael Ynoa, S (5, 5) OBP: 1.000, SLG: 1.000										1	0	1	0	0	0	0
7 Matt McBride, R (1, 3)	G6-3		P6		K			G3-6-1 1-2f 2-3		3	0	0	0	0	1	4
36 Ben Paulsen, L (6, 3)										1	0	0	0	0	0	2
6 Corey Dickerson, L (1, 7) OBP: 0.500, SLG: 0.667		K		71 1B 1B		G6-3		BB		3	0	1	0	0	1	0
26 Jason Pridie, L (6, 7) OBP: 0.750, SLG: 2.000										0	0	0	0	1	0	0
71 Kyle Parker, R (1, 9) OBP: 0.250, SLG: 0.250		K		1-2 1B		G5-3		F9		4	0	1	0	0	1	2
4 Ryan Wheeler, L (1, 10) OBP: 0.429, SLG: 0.714		K		K		K			70 F8 2B	4	0	1	0	0	3	1
58 Jordan Pacheco, R (1, 2)			G5-3	P4			E5 65 L5-3		F8 2-3	2	0	0	0	0	0	1
8 Michael McKenry, R (4, 2)										1	0	0	0	0	0	0
70 Tom Murphy, R (8, 2) OBP: 0.500, SLG: 2.000										1	0	0	0	0	0	1
10 Paul Janish, R (1, 6) OBP: 0.750, SLG: 0.667			19 2B 28 1B 1B		19 G3 78 SF9 19 PB HBP		L5-3 1-1		G3	1	2	1	0	0	0	0
65 Cristhian Adames, S (5, 6)										2	0	0	0	0	0	2
(8, 4)																
Inning Stats	R: 0 E: 0 K: 0 S: 5 H: 1 LOB: 1 BB: 0 P: 5	R: 0 E: 0 K: 3 S: 9 H: 0 LOB: 0 BB: 0 P: 9	R: 1 E: 0 K: 1 S: 8 H: 3 LOB: 2 BB: 0 P: 8	R: 0 E: 0 K: 1 S: 6 H: 2 LOB: 1 BB: 0 P: 6	R: 1 E: 0 K: 1 S: 6 H: 1 LOB: 1 BB: 0 P: 8	R: 0 E: 0 K: 1 S: 5 H: 0 LOB: 0 BB: 0 P: 5	R: 0 E: 1 K: 1 S: 5 H: 0 LOB: 0 BB: 0 P: 5	R: 0 E: 1 K: 0 S: 4 H: 1 LOB: 2 BB: 1 P: 8	R: 0 E: 0 K: 0 S: 4 H: 1 LOB: 1 BB: 0 P: 4	1B: 7 2B: 3 3B: 0 HR: 0	SF: 1 SAC: 0 DP: 2 HBP: 1						

PITCHER		IP	WLS	BF	H	R	ER	SO	BB	IBB	HBP	BLK	WP	HR	S	P	ERA	WHIP
52 Tony Cingrani, L ERA:	(1, 1)	2.0	W	7	1	0	0	3	0	0	0	0	0	0	14	14	0.00	0.500
40 Chien-Ming Wang, R ERA: 4.5	(3, 1)	2.0	H	10	5	1	1	2	0	0	0	0	0	0	14	14	4.50	2.500
58 Nick Christiani, R ERA: 9.0	(5, 1)	1.0	H	5	1	1	1	1	0	0	1	0	0	0	6	8	9.00	1.000
43 Manny Parra, L ERA:	(6, 1)	1.0	H	3	0	0	0	1	0	0	0	0	0	0	5	5	0.00	0.000
63 Sam LeCure, R ERA:	(7, 1)	1.0	H	3	0	0	0	1	0	0	0	0	0	0	5	5	0.00	0.000

PITCHER		IP	WLS	BF	H	R	ER	SO	BB	IBB	HBP	BLK	WP	HR	S	P	ERA	WHIP
60 J.J. Hoover, R ERA:	(8, 1)	1.0	H	5	1	0	0	0	1	0	0	0	0	0	4	8	0.00	2.000
53 Pedro Beato, R ERA:	(9, 1)	1.0	S	4	1	0	0	0	0	0	0	0	0	0	4	4	0.00	1.000

TOP

Colorado Rockies @ Cincinnati Reds

Goodyear Ballpark, Goodyear, AZ

Sat Mar 01 2014, 3:07 PM - 5:59 PM EST

Att. 3,012 - Partly Cloudy - 61 F

livebaseballscorecards.com

AB	34
R	2
H	9
RBI	2
BB	1
SO	8
LOB	17

WP: 0	PB: 1	SB: 0	CS: 0
PA: 37			

Batter	1	2	3	4	5	6	7	8	9	AB	R	H	RBI	BB	SO	LOB
77 Yorman Rodriguez, R (1, 9) OBP: 0.250, SLG: 0.143	G4-3		28 FC6-5 15 HBP 1B	G6-3 1-2						3	0	1	0	0	0	1
91 Mike Costanzo, L (6, 7)										1	0	0	0	0	1	0
15 Roger Bernadina, L (1, 7) OBP: 0.500, SLG: 0.667	G4-3		1-2 50 2B 28 FC6-5 HBP	G1			G5-3			2	1	0	0	0	0	1
69 Juan Duran, R (6, 9)										1	0	0	0	0	0	0
28 Chris Heisey, R (1, 10) OBP: 0.375, SLG: 0.875	1B		FC6-5 50 2B 1-2 2-3f		F7		G4-3			3	0	1	0	0	0	2
82 Rossmel Perez, L (7, PH)										1	0	0	0	0	0	0
(8, 10)																
50 Neftali Soto, R (1, 3) OBP: 0.429, SLG: 0.571	G2-3		2B 1-3 2-H		G4-3			F7		3	0	1	1	0	0	1
71 Max Ramirez, R (6, 3) OBP: 0.400, SLG: 0.500										1	0	0	0	0	0	0
29 Brayan Peña, S (1, 2) OBP: 0.429, SLG: 0.500		27 G6-3 7 1B 2B	HBP		G1-3			76 FC4-6 94 1B BB		2	1	1	0	0	0	0
37 Corky Miller, R (6, 2)										0	0	0	0	1	0	0
27 Chris Nelson, R (1, 5) OBP: 0.167, SLG: 0.400		G6-3 2-3	L4			76 G6-3 76 S 90 FC1-5-2 1B		76 FC4-6 1-2 1B		2	0	0	0	0	0	4
94 Travis Mattair, R (6, 5) OBP: 1.000, SLG: 1.000										2	0	2	0	0	0	0
7 Ramon Santiago, S (1, 6) OBP: 0.429, SLG: 0.200		65 G3-1 65 S 70 PB 3-H 1B	G4-3			G6-3 1-3		FC4-6 1-2f 2-3		2	1	1	1	0	0	3
76 Argenis Diaz, R (6, 6) OBP: 0.167, SLG: 0.333										2	0	0	0	0	0	3
65 Ryan LaMarre, R (1, 8) OBP: 0.200, SLG: 0.200		G3-1 1-3		77 S 1B		FC1-5-2 3-H		G6-3		2	0	1	0	0	0	1
90 Bryson Smith, R (6, 8)										2	0	0	0	0	0	3
70 Kristopher Negrón, R (1, 4)		K 3-H		F8		P6				2	0	0	0	0	1	1
36 Henry Alejandro Rodriguez (6, 4)										1	0	0	0	0	0	1
Inning Stats	R: 0 E: 0 K: 0 S: 4 H: 1 LOB: 1 BB: 0 P: 4	R: 2 E: 0 K: 1 S: 7 H: 2 LOB: 0 BB: 0 P: 9	R: 1 E: 0 K: 0 S: 5 H: 2 LOB: 3 BB: 0 P: 7	R: 0 E: 0 K: 0 S: 4 H: 1 LOB: 1 BB: 0 P: 5	R: 0 E: 0 K: 0 S: 3 H: 0 LOB: 0 BB: 0 P: 3	R: 0 E: 0 K: 0 S: 4 H: 1 LOB: 1 BB: 0 P: 5	R: 0 E: 0 K: 1 S: 5 H: 0 LOB: 0 BB: 0 P: 5	R: 0 E: 0 K: 0 S: 4 H: 1 LOB: 2 BB: 1 P: 8		1B: 6 2B: 2 3B: 0 HR: 0	SF: 0 SAC: 0 DP: 0 HBP: 2					

BOTTOM

Colorado Rockies @ Cincinnati Reds

Goodyear Ballpark, Goodyear, AZ

Sat Mar 01 2014, 3:07 PM - 5:59 PM EST

Att. 3,012 - Partly Cloudy - 61 F

livebaseballscorecards.com

AB	32
R	3
H	8
RBI	2
BB	1
SO	2
LOB	21

PITCHER		IP	WLS	BF	H	R	ER	SO	BB	IBB	HBP	BLK	WP	HR	S	P	ERA	WHIP
24 Jordan Lyles, R ERA: 4.5	(1, 1)	2.0	L	9	3	2	1	1	0	0	0	0	0	0	11	13	4.50	1.500
34 Matt Belisle, R ERA: 9.0	(3, 1)	1.0		7	2	1	1	0	0	0	2	0	0	0	5	7	9.00	2.000
59 Wilton Lopez, R ERA:	(4, 1)	1.0		4	1	0	0	0	0	0	0	0	0	0	4	5	0.00	1.000
62 Rob Scahill, R ERA:	(5, 1)	1.0		3	0	0	0	0	0	0	0	0	0	0	3	3	0.00	0.000
61 Brooks Brown, R ERA:	(6, 1)	1.0		4	1	0	0	0	0	0	0	0	0	0	4	5	0.00	1.000
74 Yohan Flande, L ERA:	(7, 1)	1.0		3	0	0	0	1	0	0	0	0	0	0	5	5	0.00	0.000
43 Pedro Hernandez, L ERA:	(8, 1)	1.0		5	1	0	0	0	1	0	0	0	0	0	4	8	0.00	2.000

1B: 6	SF: 0	WP: 0	PA: 35
2B: 2	SAC: 0	PB: 1	
3B: 0	DP: 0	SB: 3	
HR: 0	HBP: 2	CS: 0	

Cincinnati Reds @ San Diego Padres

Peoria Stadium, Peoria, AZ

Sun Mar 02 2014, 3:12 PM - 7:22 PM EST

Att. 3,311 - Partly Cloudy - 64 F

TOP

livebaseballscorecards.com

Batter	1	2	3	4	5	6	7	8	9	AB	R	H	RBI	BB	SO	LOB
6 Billy Hamilton, S (1, 8) OBP: 0.375, SLG: 0.429	G3		1-0 2B	FC6-4	BB		G4-6-3	G5-3		3	2	1	1	0	0	2
65 Ryan LaMarre, R (5, PH) OBP: 0.250, SLG: 0.143 (5, 8)			2-H	1-2f 2-3	1-2 2-3		1-2f			2	0	0	0	1	0	3
4 Brandon Phillips, R (1, 4) OBP: 0.250, SLG: 0.429	F9		FC4	1-0 3B	0-1 1B			1-0 1B	G4-3	3	0	1	2	0	0	1
25 Skip Schumaker, L (5, PH) OBP: 0.500, SLG: 0.429 (5, 4)				1-H 3-H	1-3 2-H 3-H					3	1	2	2	0	0	0
19 Joey Votto, L (1, 3) OBP: 0.125, SLG: 0.125	G6-3		K	K	FC6-4			2B	P6	3	0	0	0	0	2	3
27 Chris Nelson, R (5, PH) OBP: 0.222, SLG: 0.500 (5, 3)					1-2f					3	1	1	0	0	0	2
32 Jay Bruce, L (1, 9) OBP: 0.857, SLG: 1.250		4-1 BB	1-0 1B		1-0 3B	P5		1B	HR	2	1	2	1	1	0	0
23 Donald Lutz, L (5, 9) OBP: 0.556, SLG: 1.143			1-3 2-H							3	2	2	3	0	0	0
48 Ryan Ludwick, R (1, 7) OBP: 0.286, SLG: 0.286	G5-4-3	F9		P3	P3	K		K	1B	3	0	0	0	0	0	4
69 Juan Duran, R (5, 7) OBP: 0.125, SLG: 0.125	1-2f									3	0	1	0	0	2	1
21 Todd Frazier, R (1, 5) OBP: 0.143, SLG: 0.167	K		2-2 1B	SF8	SF8	2B		FC6	1-2 1B	2	1	1	1	0	1	0
50 Neftali Soto, R (5, 5) OBP: 0.500, SLG: 0.700					3-H			1-2		3	1	2	0	0	0	1
2 Zack Cozart, R (1, 6) OBP: 0.571, SLG: 0.714		1-2 1B	3-1 1B	E5	F9			3-1	FC5	3	3	2	1	0	0	0
70 Kristopher Negrón, R (5, 6) OBP: 0.222, SLG: 0.125			1-H					1-2 2-3	2-3f	3	0	1	0	0	0	3
39 Devin Mesoraco, R (1, 2) OBP: 0.143, SLG: 0.286		F7	P3	2B	1-H		P4	E6		3	1	1	1	0	0	2
68 Tucker Barnhart, L (6, 2)								1-2 2-3 3-H		2	0	0	1	0	0	2
15 Roger Bernadina, L (1, 10) OBP: 0.636, SLG: 0.875		1-H 2B	1-2 1B	BB			1B	G3		2	2	2	1	1	0	0
36 Henry Alejandro Rodriguez (7, 7), S OBP: 0.143, SLG: 0.143 (7, 10)								1-2 2-3 3-H		2	0	1	1	0	0	2

	AB	R	H	RBI	BB	SO	LOB
	48	15	20	15	3	5	26

Inning Stats	1	2	3	4	5	6	7	8	9
	R: 0 E: 0 K: 0 S: 10	H: 0 LOB: 0 BB: 0 P: 17	R: 0 E: 0 K: 1 S: 7	H: 0 LOB: 0 BB: 1 P: 15	R: 3 E: 0 K: 1 S: 16	H: 4 LOB: 2 BB: 0 P: 22	R: 3 E: 0 K: 1 S: 19	H: 4 LOB: 1 BB: 0 P: 30	R: 4 E: 1 K: 0 S: 15	H: 3 LOB: 2 BB: 2 P: 27	R: 0 E: 0 K: 1 S: 12	H: 1 LOB: 1 BB: 0 P: 17	R: 0 E: 0 K: 0 S: 4	H: 1 LOB: 0 BB: 0 P: 5	R: 4 E: 2 K: 1 S: 21	H: 4 LOB: 2 BB: 0 P: 29	R: 1 E: 0 K: 0 S: 15	H: 3 LOB: 2 BB: 0 P: 24

1B: 12	SF: 1	WP: 0	PA: 52
2B: 5	SAC: 0	PB: 0	
3B: 2	DP: 2	SB: 2	
HR: 1	HBP: 0	CS: 0	

PITCHER		IP	WLS	BF	H	R	ER	SO	BB	IBB	HBP	BLK	WP	HR	S	P	ERA	WHIP
38 Tyson Ross, R ERA:	(1, 1)	2.0		6	0	0	0	1	1	0	0	0	0	0	17	32	0.00	0.500
26 Burch Smith, R ERA: 32.4	(3, 1)	1.2	L	14	8	6	6	1	0	0	0	0	0	0	32	48	32.40	4.800
59 Anthony Carter, R ERA: 3.86	(4, 1)	1.1		10	3	4	1	1	2	0	0	0	0	0	18	31	6.75	3.750
75 Matt Wisler, R ERA:	(6, 1)	2.0		7	2	0	0	1	0	0	0	0	0	0	16	22	0.00	1.000
50 Nick Vincent, R ERA: 27.0	(8, 1)	0.2		8	4	4	2	1	0	0	0	0	0	0	18	24	27.00	6.000

PITCHER		IP	WLS	BF	H	R	ER	SO	BB	IBB	HBP	BLK	WP	HR	S	P	ERA	WHIP
76 Dennis O'Grady, R ERA: 7.71	(8, 1)	1.1		7	3	1	1	0	0	0	0	0	0	1	18	29	6.75	2.250

Batter	1	2	3	4	5	6	7	8	9	AB	R	H	RBI	BB	SO	LOB
2 Everth Cabrera, S (1, 6) Franchy Cordero, L (7, 6)	B SI 94 B SI 92 B SI 92 B SI 93 4-0 13 G6-4-3 BB		C FF 92 F FF 92 1 SAFE B FC 89 B FF 91 B CU 79 X FF 92 3-2 ② L7 1-2			F FF 92 C SL 81 B CH 83 B CH 85 X FF 90 2-2 ② G4-3	S FF 91 B SL 86 S CH 84 S SL 80 1-3 ② K			2 1	0 0	0 0	0 0	1 0	0 0	1 0
13 Chris Denorfia, R (1, 9) OBP: 0.333, SLG: 0.333 63 Yeison Asencio, R (6, PR) (7, 9)	B SI 92 C FC 86 1 SAFE S SL 86 X FF 84 1-2 ①② G6-4-3 1-2f		X FF 92 0-0 ③ G4-3			B CH 82 C CH 80 X FF 93 1-1 9 1B 25 BB 12 1B 1B	F FF 91 B FF 92 B SL 87 F FF 90 B FF 93 X FF 90 3-2 ③ G5-3			3 1	0 1	1 1	0 0	0 0	0 0	2 0
25 Will Venable, L (1, 10) Franmil Reyes, R (6, PR) (7, 10)	C CU 77 B CH 85 X SI 91 1-1 ③ G3-1			C FF 91 F FF 91 B FF 91 S FC 87 1-3 ① K		C FF 91 F CH 86 B FF 95 B CU 82 B FF 93 B FF 92 4-2 9 1B 12 1B 1-2 BB		C FF 92 S FF 92 B FF 93 C FF 93 1-3 ① K		2 1	0 1	0 1	0 0	1 0	1 1	0 0
9 Jedd Gyorko, R (1, 4) OBP: 0.222, SLG: 0.333 73 Cory Spangenberg, L (6, PR) OBP: 0.750, SLG: 0.667 (7, 4)		S FF 86 S SI 93 C FC 87 0-3 ① K		C FF 88 B CU 80 C CH 88 B FF 93 F FF 92 B FF 90 X FF 90 3-2 ② G4-3		C FF 90 S FF 91 X CH 83 0-2 12 1B 70 1B 1-2 2-3 1B		X FF 92 0-0 1B		3 1	0 1	1 1	0 0	0 0	1 0	0 0
12 Seth Smith, L (1, 7) OBP: 0.333, SLG: 0.200 82 Daniel Robertson, R (6, PR) (7, 7)		C SI 95 B CU 80 B SI 84 B SI 93 B FF 93 4-1 88 HBP BB		C FF 92 F FF 89 C CU 81 0-3 ③ K		B FF 90 C FF 87 C FC 88 X FC 91 1-2 88 BB 70 1B 1-3 2-H 3-H 1B		X CH 84 0-0 ② P4		2 1	0 1	1 0	2 0	1 0	1 0	0 1
88 Kyle Blanks, R (1, 3) 79 Cody Decker, R (6, PR) (7, 3)		C SI 93 H SI 92 1-1 44 G3-6-1 1-2 HBP			B FF 95 B FF 94 B CH 84 S FF 94 C FF 95 X FF 94 3-2 ① F8	B CH 82 B SL 82 B FF 91 B FF 91 4-0 70 1B 1-2 BB		B FF 90 B FF 90 S FF 91 F FF 92 B FF 91 F FF 90 X FF 90 3-2 ③ F8		1 1	0 0	0 0	0 0	1 0	0 0	0 1
44 René Rivera, R (1, 2) OBP: 0.333, SLG: 0.333 70 Austin Hedges, R (6, 2) OBP: 0.250, SLG: 0.250		C FF 86 B SL 85 F FF 92 X FF 84 1-2 ②③ G3-6-1 1-2f			X CH 87 0-0 ② G1-3	F FF 90 S FF 91 B FF 92 X SL 82 1-2 3 FC6-4 1-2 2-H 3-H 1B			F FF 97 B SL 86 F FF 96 X FF 93 1-2 ① G3	2 2	0 0	0 1	0 2	0 0	0 0	2 0
3 Alberto Gonzalez, R (1, 5) 67 Jonathan Galvez, R (7, 5)			C FF 90 C FF 91 X FF 90 0-2 ① G5-3		B SI 94 X CH 84 1-0 ③ F8	D CH 84 X FF 90 1-0 ③ FC6-4 1-2f			B FC 88 C CH 84 S SL 85 B SI 91 F FF 98 S SI 92 2-3 ② K	3 1	0 0	0 0	0 0	0 0	0 1	2 0
27 Rey Fuentes, L (1, 8) 87 Mallex Smith, L (7, 8) 92 Robert Kral, L (9, PH)			B CH 86 F FF 92 B FF 92 F FF 89 B FF 92 B FF 93 4-2 2 PB BB			B FF 89 B FF 89 F FF 88 F FF 89 S FF 91 2-3 ① K	B FF 90 S FA 90 B FF 90 B FF 91 S FF 91 C FF 91 3-3 ① K		B SI 91 F FF 96 B CH 87 X FF 96 2-1 ③ G1-3	1 1 1	0 0 0	0 0 0	0 0 0	1 0 0	1 1 0	0 0 0
Inning Stats	R: 0 E: 0 K: 0 S: 5 H: 0 LOB: 0 BB: 1 P: 11	R: 0 E: 0 K: 1 S: 8 H: 0 LOB: 1 BB: 1 P: 14	R: 0 E: 0 K: 0 S: 9 H: 0 LOB: 1 BB: 1 P: 16	R: 0 E: 0 K: 2 S: 10 H: 0 LOB: 0 BB: 0 P: 14	R: 0 E: 0 K: 0 S: 5 H: 0 LOB: 0 BB: 0 P: 9	R: 4 E: 0 K: 1 S: 20 H: 4 LOB: 2 BB: 2 P: 36	R: 0 E: 0 K: 2 S: 9 H: 0 LOB: 0 BB: 0 P: 16	R: 0 E: 0 K: 1 S: 9 H: 1 LOB: 1 BB: 0 P: 13	R: 0 E: 0 K: 1 S: 9 H: 0 LOB: 0 BB: 0 P: 14	1B: 5 2B: 0 3B: 0 HR: 0	SF: 0 SAC: 0 DP: 2 HBP: 1			WP: 0 PB: 1 SB: 0 CS: 0	PA: 36		

PITCHER		IP	WLS	BF	H	R	ER	SO	BB	IBB	HBP	BLK	WP	HR	S	P	ERA	WHIP
41 Brett Marshall, R ERA:	(1, 1)	2.0	W	7	0	0	0	1	2	0	1	0	0	0	13	25	0.00	1.000
83 Tim Crabbe, R ERA: 6.0	(3, 1)	2.0	H	7	0	0	0	2	1	0	0	0	0	0	19	30	0.00	0.500
46 Curtis Partch, R ERA:	(5, 1)	1.0		3	0	0	0	0	0	0	0	0	0	0	5	9	0.00	0.000
67 Daniel Corcino, R ERA: 54.0	(6, 1)	0.2		8	4	4	4	1	2	0	0	0	0	0	19	34	54.00	9.000
79 Lee Hyde, L ERA:	(6, 1)	1.1		4	0	0	0	2	0	0	0	0	0	0	10	18	0.00	0.000
62 Trevor Bell, R ERA:	(8, 1)	1.0		4	1	0	0	1	0	0	0	0	0	0	9	13	0.00	1.000
80 Jumbo Díaz, R ERA:	(9, 1)	1.0		3	0	0	0	1	0	0	0	0	0	0	9	14	0.00	0.000

BOTTOM

Cincinnati Reds @ San Diego Padres

Peoria Stadium, Peoria, AZ

Sun Mar 02 2014, 3:12 PM - 7:22 PM EST

Att. 3,311 - Partly Cloudy - 64 F

livebaseballscorecards.com

AB	30
R	4
H	5
RBI	4
BB	5
SO	8
LOB	9

Seattle Mariners @ Cincinnati Reds

Goodyear Ballpark, Goodyear, AZ

Mon Mar 03 2014, 3:06 PM - 5:53 PM EST

Att. 2,252 - Sunny - 68 F

TOP

livebaseballscorecards.com

Batter	1	2	3	4	5	6	7	8	9	AB	R	H	RBI	BB	SO	LOB
9 Endy Chavez, L (1, 8) OBP: 0.143, SLG: 0.143	F9		G4-3			G4-3	74 HR 1B 1-2 2-3		B5	3	0	0	0	0	0	0
99 James Jones, L (6, 8) OBP: 0.300, SLG: 0.600										2	1	1	0	0	0	0
5 Brad Miller, L (1, 6) OBP: 0.250, SLG: 0.571	BBBB 4-0 20 S BB			CCC 0-3 K		SX 0-1 HR	BBX 2-0 HR 1-H 2-H 3-H		G6-3	2	1	1	1	1	1	0
74 Chris Taylor, R (6, 6) OBP: 0.250, SLG: 0.571										2	1	1	4	0	0	0
20 Logan Morrison, L (1, 3) OBP: 0.556, SLG: 0.750	BCCC 1-3 K 1-2			SSS 0-3 K		0-0 7 FC5 55 BB 1B	0-0 2B		G4-3	3	0	1	0	0	2	1
66 Ji Man Choi, L (6, PR) OBP: 0.429, SLG: 0.571										2	0	1	0	0	0	0
(6, 3)																
63 Jesus Montero, R (1, 10) OBP: 0.111, SLG: 0.111	P6			G5-3		SSS 0-3 K	F9			3	0	0	0	0	1	2
16 Cole Gillespie, R (7, PH) OBP: 0.571, SLG: 0.500										1	0	0	0	0	0	2
(7, 10)																
55 Michael Saunders, L (1, 9) OBP: 0.333, SLG: 0.375		B2-3			7 G6-4-3 1B	BBBB 4-0 7 FC5 1-2 BB	4-0 BB			2	0	1	0	1	0	0
79 Burt Reynolds, R (6, PR) OBP: 1.000, SLG: 2.000										0	0	0	0	1	0	0
(6, 7)																
7 Stefen Romero, R (1, 7)		CCC 0-3 K			G6-4-3 1-2f	FC5 1-2 2-3f	F9			4	0	0	0	0	1	5
(6, 9)																
75 Nate Tenbrink, L (1, 5) OBP: 0.455, SLG: 0.909		SSS 0-3 K			3 2B 3 S 1B		99 1B 1 HBP 74 HR 1B		G6-3	3	1	2	0	0	1	0
97 Ramon Morla, R (7, PR)										1	1	0	0	0	0	0
(7, 5)																
3 Mike Zunino, R (1, 2) OBP: 0.333, SLG: 0.600			SSS 0-3 K		BX 1-0 1-H 2B		0-0 F8		CCC 0-3 K	2	0	1	1	0	1	0
2 Jesús Sucre, R (5, 2) OBP: 0.500, SLG: 0.750										2	0	0	0	0	1	1
1 Carlos Triunfel, R (1, 4) OBP: 0.250, SLG: 0.167			P4		SSS 0-3 K	H 1-0 99 1B 74 HR HBP 1-2			G6-3	2	0	0	0	0	1	1
72 Gabriel Noriega, R (7, PR) OBP: 0.400, SLG: 0.400										1	1	0	0	0	0	0
(7, 4)																
Inning Stats	R: 0 E: 0 K: 1 S: 5 H: 0 LOB: 1 BB: 1 P: 10	R: 0 E: 0 K: 2 S: 7 H: 0 LOB: 0 BB: 0 P: 7	R: 0 E: 0 K: 1 S: 5 H: 0 LOB: 0 BB: 0 P: 5	R: 0 E: 0 K: 2 S: 7 H: 0 LOB: 0 BB: 0 P: 7	R: 1 E: 0 K: 1 S: 7 H: 3 LOB: 1 BB: 0 P: 8	R: 1 E: 0 K: 1 S: 8 H: 2 LOB: 2 BB: 1 P: 12	R: 4 E: 0 K: 0 S: 7 H: 4 LOB: 2 BB: 1 P: 14	R: 0 E: 0 K: 1 S: 5 H: 0 LOB: 0 BB: 0 P: 5	R: 0 E: 0 K: 0 S: 3 H: 0 LOB: 0 BB: 0 P: 3	1B: 5 2B: 2 3B: 0 HR: 2	SF: 0 SAC: 0 DP: 1 HBP: 1						

AB	35
R	6
H	9
RBI	6
BB	3
SO	9
LOB	12

WP: 0 PB: 0 SB: 2 CS: 0 PA: 39

PITCHER		IP	WLS	BF	H	R	ER	SO	BB	IBB	HBP	BLK	WP	HR	S	P	ERA	WHIP
31 Alfredo Simon, R ERA:	(1, 1)	3.0		10	0	0	0	4	1	0	0	0	0	0	17	22	0.00	0.333
54 Aroldis Chapman, L ERA: 3.0	(4, 1)	2.0		8	3	1	1	3	0	0	0	0	0	0	14	15	4.50	1.500
78 Chad Rogers, R ERA: 13.5	(6, 1)	1.1	L	12	6	5	5	1	1	0	1	0	0	2	13	20	33.75	5.250
74 Ismael Guillón, L ERA: 9.0	(7, 1)	1.2		6	0	0	0	1	1	0	0	0	0	0	7	11	0.00	0.600
84 Drew Hayes, R ERA:	(9, 1)	1.0		3	0	0	0	0	0	0	0	0	0	0	3	3	0.00	0.000

PITCHER	IP	WLS	BF	H	R	ER	SO	BB	IBB	HBP	BLK	WP	HR	S	P	ERA	WHIP

Seattle Mariners @ Cincinnati Reds

Goodyear Ballpark, Goodyear, AZ

Mon Mar 03 2014, 3:06 PM - 5:53 PM EST

Att. 2,252 - Sunny - 68 F

livebaseballscorecards.com

BOTTOM

Batter	1	2	3	4	5	6	7	8	9	AB	R	H	RBI	BB	SO	LOB
6 Billy Hamilton, S (1, 8) OBP: 0.455, SLG: 0.444	G3-1		25 1B 19 1B 1B	CS 1-2	25 E 25 SF7 BB		G4-3		K	2	2	1	0	1	0	0
90 Bryson Smith, R (6, 8)										2	0	0	0	0	1	0
25 Skip Schumaker, L (1, 7) OBP: 0.545, SLG: 0.667	19 WP 2B		4 E 19 1B 1-3 1B		SF7 1-H		K			2	1	2	1	0	0	0
77 Yorman Rodriguez, R (6, 7) OBP: 0.222, SLG: 0.125										1	0	0	0	0	1	0
19 Joey Votto, L (1, 3) OBP: 0.200, SLG: 0.200	G4-3 2-3		4 E 28 E 1-2 3-H 1B		4 F9 2B		2B			2	1	1	1	0	0	1
50 Neftali Soto, R (5, 3) OBP: 0.583, SLG: 0.917										2	0	2	0	0	0	0
4 Brandon Phillips, R (1, 4) OBP: 0.182, SLG: 0.300	G6-3		E3 28 E 28 E 1-3 2-H		F9 2-3		K			3	1	0	0	0	0	3
23 Donald Lutz, L (6, 9) OBP: 0.500, SLG: 1.000										1	0	0	0	0	1	1
28 Chris Heisey, R (1, 9) OBP: 0.273, SLG: 0.636		G1-4-3	E5 1-H 3-H		P3			E5 82 G3-6-1		3	0	0	0	0	0	1
76 Argenis Diaz, R (6, 4) OBP: 0.143, SLG: 0.286										1	0	0	0	0	0	0
29 Brayan Peña, S (1, 2) OBP: 0.333, SLG: 0.375		G3-1	G4-3			2B		G3-6-1 1-2f		2	0	0	0	0	0	1
82 Rossmel Perez, L (6, 2) OBP: 0.143, SLG: 0.286										2	0	1	0	0	0	1
2 Zack Cozart, R (1, 6) OBP: 0.556, SLG: 0.667		K		6 CS 1B	L8			G6-3		2	0	1	0	0	1	0
81 Rey Navarro, S (6, 6) OBP: 0.400, SLG: 0.250										2	0	0	0	0	0	1
71 Max Ramirez, R (1, 10) OBP: 0.286, SLG: 0.333			K	F9	27 G6-4-3 BB				K	2	0	0	0	0	1	1
37 Corky Miller, R (6, PH) (7, 10)										1	0	0	0	1	1	0
7 Ramon Santiago, S (1, 5) OBP: 0.333, SLG: 0.143			F9	K		G6-4-3 1-2f			K	2	0	0	0	0	1	1
27 Chris Nelson, R (6, 5) OBP: 0.182, SLG: 0.400										2	0	0	0	0	1	2

Inning Stats	1	2	3	4	5	6	7	8	9
	R: 0 H: 1 E: 0 LOB: 1 K: 0 BB: 0 S: 4 P: 5	R: 0 H: 0 E: 0 LOB: 0 K: 1 BB: 0 S: 5 P: 5	R: 4 H: 3 E: 2 LOB: 1 K: 1 BB: 0 S: 10 P: 10	R: 0 H: 1 E: 0 LOB: 0 K: 1 BB: 0 S: 6 P: 6	R: 1 H: 1 E: 0 LOB: 1 K: 0 BB: 1 S: 4 P: 9	R: 0 H: 1 E: 0 LOB: 1 K: 0 BB: 1 S: 3 P: 7	R: 0 H: 1 E: 0 LOB: 1 K: 2 BB: 0 S: 8 P: 8	R: 0 H: 0 E: 1 LOB: 0 K: 0 BB: 0 S: 3 P: 3	R: 0 H: 0 E: 0 LOB: 0 K: 3 BB: 0 S: 9 P: 9

AB	34
R	5
H	8
RBI	2
BB	2
SO	8
LOB	13

1B: 4	SF: 1
2B: 4	SAC: 0
3B: 0	DP: 2
HR: 0	HBP: 0

WP: 1 PA: 38
PB: 0
SB: 0
CS: 1

PITCHER	IP	WLS	BF	H	R	ER	SO	BB	IBB	HBP	BLK	WP	HR	S	P	ERA	WHIP
50 Erasmo Ramírez, R (1, 1) ERA: 1.93	2.2		12	4	3	1	2	0	0	0	0	1	0	16	17	3.38	1.500
57 Chance Ruffin, R (3, 1) ERA:	1.1		6	1	1	0	1	0	0	0	0	0	0	9	9	0.00	0.750
41 Charlie Furbush, L (5, 1) ERA: 4.5	1.0		5	1	1	1	0	1	0	0	0	0	0	4	9	9.00	2.000
26 Logan Kensing, R (6, 1) ERA:	2.0	W	8	2	0	0	2	1	0	0	0	0	0	11	15	0.00	1.500
31 Yoervis Medina, R (8, 1) ERA:	1.0	H	3	0	0	0	0	0	0	0	0	0	0	3	3	0.00	0.000

PITCHER	IP	WLS	BF	H	R	ER	SO	BB	IBB	HBP	BLK	WP	HR	S	P	ERA	WHIP
68 Nick Hill, L (9, 1) ERA:	1.0	S	3	0	0	0	3	0	0	0	0	0	0	9	9	0.00	0.000

Cincinnati Reds @ Kansas City Royals

Surprise Stadium, Surprise, AZ

Tue Mar 04 2014, 3:05 PM - 5:44 PM EST

Att. 3,084 - Cloudy - 71 F

TOP

livebaseballscorecards.com

Batter	1	2	3	4	5	6	7	8	9	AB	R	H	RBI	BB	SO	LOB
28 Chris Heisey, R (1, 8) OBP: 0.286, SLG: 0.643	B FF 92 F FF 91 B FF 93 X FF 93 2-1 32 G4-3 48 HR 2B	C FF 92 X CU 73 0-1 ① L1-3		C FF 84 S CH 75 B CH 75 S CH 75 1-3 ③ K			C CU 81 B FF 93 S FF 94 X FF 94 1-2 3-H 1B			3	1	1	0	0	1	0
65 Ryan LaMarre, R (6, 8) OBP: 0.333, SLG: 0.250										1	0	1	1	0	0	0
7 Ramon Santiago, S (1, 6) OBP: 0.250, SLG: 0.100	C CH 82 X CH 82 0-1 ① F9	X FF 95 0-0 ② G5-3			B SI 83 X SI 82 1-0 ① F8		X FF 93 0-0 ② F9			3	0	0	0	0	0	1
76 Argenis Diaz, R (6, 6) OBP: 0.125, SLG: 0.250										1	0	0	0	0	0	1
32 Jay Bruce, L (1, 9) OBP: 0.600, SLG: 0.714	X FF 93 0-0 ② G4-3 2-3	C FF 94 C CU 79 B FF 93 B SL 79 B SL 80 C CU 81 3-3 ③ K			C FF 85 B SI 85 C SL 81 S EP 70 1-3 ② K		1 SAFE X FF 92 0-0 ③ L5			3	0	0	0	0	2	1
77 Yorman Rodriguez, R (6, 9) OBP: 0.200, SLG: 0.111										1	0	0	0	0	0	1
48 Ryan Ludwick, R (1, 7) OBP: 0.300, SLG: 0.600	B FF 94 B FF 93 S FF 92 X CH 83 2-1 3-H HR		C FF 88 S SL 81 B FF 88 S SL 82 1-3 ① K		F SI 85 B SL 83 B SL 82 X SL 81 2-1 ③ P3			X FF 89 0-0 ① G4-3		3	1	1	2	0	1	0
69 Juan Duran, R (6, 7) OBP: 0.111, SLG: 0.111										1	0	0	0	0	0	0
21 Todd Frazier, R (1, 5) OBP: 0.222, SLG: 0.625	B FF 95 C CU 75 C CU 80 F CU 81 X FF 94 1-2 HR		B CU 71 C FF 89 B SL 79 C SL 81 X FF 89 2-2 ② L9			X SI 83 0-0 ① F9		C FF 90 F CH 78 B SL 81 X SL 79 1-2 ② G6-3		2	1	1	1	0	0	0
36 Henry Alejandro Rodriguez (6, 4), (6, 5) OBP: 0.111, SLG: 0.111										2	0	0	0	0	0	0
39 Devin Mesoraco, R (1, 2) OBP: 0.300, SLG: 0.400	B FF 92 F FF 93 X CU 74 1-1 E8 71 E 1B		F FF 89 F FF 89 X SL 81 0-2 1B			C SI 83 S CH 75 B SL 82 F CH 74 B CH 75 S SL 81 2-3 ② K		B FF 90 F FA 88 C SI 79 B SL 80 F SI 79 F SI 91 B FF 91 S FF 91 3-3 ③ K		3	1	2	0	0	1	0
68 Tucker Barnhart, L (6, 2)										1	0	0	0	0	1	0
71 Max Ramirez, R (1, 3) OBP: 0.222, SLG: 0.250	C FF 94 B CU 80 F FF 93 X CU 75 1-2 E5 15 WP 2-H		C SL 81 X CH 88 0-1 ③ G5-3			C CU 73 B EP 68 B CH 74 C SL 82 F FF 85 F SI 86 B SL 83 F SL 81 X SL 82 3-2 ③ G6-3			C FF 96 B FF 97 B FF 96 X FF 96 2-1 ① G6-3	2	0	0	0	0	0	1
94 Travis Mattair, R (6, PH), (6, 3) OBP: 0.500, SLG: 0.500										2	0	0	0	0	0	0
15 Roger Bernadina, L (1, 10) OBP: 0.643, SLG: 0.800	T FF 93 B FF 94 C SL 83 H CU 80 2-2 81 FC5-4 1-2 HBP			B SI 82 C SL 81 F SL 80 X EP 70 1-2 ① L9			C FF 92 C CU 81 X FF 92 0-2 E5 70 F9 65 1B 1B		B FF 96 C FF 98 X FF 97 1-1 ② P6	2	1	1	0	0	0	0
82 Rossmel Perez, L (9, PH) OBP: 0.125, SLG: 0.250										1	0	0	0	0	0	0
81 Rey Navarro, S (1, 4) OBP: 0.286, SLG: 0.167	B FF 94 C FF 92 B CU 74 F FF 91 X FF 93 2-2 ③ FC5-4 1-2f			C SL 80 X SI 83 0-1 ② F9			C CU 81 X FF 94 0-1 ① F9 2-3		B CU 80 C FF 97 S CH 86 F FF 98 B CH 87 C FF 98 2-3 ③ K	2	0	0	0	0	0	2
70 Kristopher Negrón, R (6, 4) OBP: 0.182, SLG: 0.100										2	0	0	0	0	1	1
Inning Stats	R: 4 E: 2 K: 0 S: 21 H: 4 LOB: 2 BB: 0 P: 32	R: 0 E: 0 K: 1 S: 6 H: 0 LOB: 0 BB: 0 P: 9	R: 0 E: 0 K: 1 S: 11 H: 1 LOB: 1 BB: 0 P: 14	R: 0 E: 0 K: 1 S: 8 H: 0 LOB: 0 BB: 0 P: 10	R: 0 E: 0 K: 1 S: 6 H: 0 LOB: 0 BB: 0 P: 10	R: 0 E: 0 K: 0 S: 11 H: 0 LOB: 0 BB: 0 P: 16	R: 1 E: 1 K: 0 S: 10 H: 2 LOB: 1 BB: 0 P: 11	R: 0 E: 0 K: 1 S: 9 H: 0 LOB: 0 BB: 0 P: 13	R: 0 E: 0 K: 1 S: 8 H: 0 LOB: 0 BB: 0 P: 13	1B: 4 2B: 1 3B: 0 HR: 2 SF: 0 SAC: 0 DP: 0 HBP: 1						

	AB	35
	R	5
	H	7
	RBI	4
	BB	0
	SO	7
	LOB	8

WP: 1 PB: 0 SB: 0 CS: 0 PA: 36

PITCHER		IP	WLS	BF	H	R	ER	SO	BB	IBB	HBP	BLK	WP	HR	S	P	ERA	WHIP
41 Danny Duffy, L ERA: 11.25	(1, 1)	2.0		12	4	4	3	1	0	0	1	0	1	2	27	41	13.50	2.000
60 Jon Rauch, R ERA: 9.0	(3, 1)	1.0	W	4	1	0	0	1	0	0	0	0	0	0	11	14	0.00	1.000
52 Bruce Chen, L ERA: 1.8	(4, 1)	3.0	H	9	0	0	0	3	0	0	0	0	0	0	25	36	0.00	0.000
52 Bruce Chen, L ERA: 1.8	(6, 1)	3.0	H	9	0	0	0	3	0	0	0	0	0	0	25	36	0.00	0.000
56 Greg Holland, R ERA:	(7, 1)	1.0		5	2	1	0	0	0	0	0	0	0	0	10	11	0.00	2.000

PITCHER		IP	WLS	BF	H	R	ER	SO	BB	IBB	HBP	BLK	WP	HR	S	P	ERA	WHIP
73 Scott Alexander, L ERA:	(8, 1)	1.0	H	3	0	0	0	1	0	0	0	0	0	0	9	13	0.00	0.000
40 Kelvin Herrera, R ERA: 3.0	(9, 1)	1.0		3	0	0	0	1	0	0	0	0	0	0	8	13	0.00	0.000

Cincinnati Reds @ Kansas City Royals

Surprise Stadium, Surprise, AZ

Tue Mar 04 2014, 3:05 PM - 5:44 PM EST

Att. 3,084 - Cloudy - 71 F

BOTTOM

livebaseballscorecards.com

Batter	1	2	3	4	5	6	7	8	9	AB	R	H	RBI	BB	SO	LOB
1 Jarrod Dyson, L (1, 8) OBP: 0.636, SLG: 0.625	C SI 88 X FF 91 0-1 F9 ①		B CU 77 1 SAFE L SI 88 C CH 80 X FF 88 1-2 35 S 35 HR 1-2 1B	X FF 92 0-0 F7 ①		B FF 89 F SI 91 D SI 90 F FF 88 S FC 88 2-3 K ②		B FF 93 B FF 92 B FF 92 C FF 91 B FF 93 4-1 2-3 3-H BB		3	1	1	0	0	0	1
65 Melky Mesa, R (6, 8)										1	0	0	0	1	1	1
19 Danny Valencia, R (1, 4) OBP: 0.231, SLG: 0.417	C SI 91 B SI 90 X SI 91 1-1 P6 ②		B CH 84 C SI 92 B CH 84 X SI 93 2-1 2-3 L8 ②	1 SAFE D CU 80 C FF 94 X FF 91 1-1 1-2f G6-4-3 ②③		C SL 74 S FC 88 B FC 86 D SI 92 D FC 87 X FC 87 3-2 G6-3 ③		D CU 77 B FF 93 1 SAFE C FF 88 X FF 91 2-1 G6-3 ③		3	0	0	0	0	0	3
24 Christian Colón, R (6, 4) OBP: 0.273, SLG: 0.364										2	0	0	0	0	0	3
35 Eric Hosmer, L (1, 3) OBP: 0.533, SLG: 0.929 52 Bruce Chen, L (6, 1) 56 Greg Holland, R (7, 1) 9 Johnny Giavotella, R (7, PH) OBP: 0.364, SLG: 0.727 73 Scott Alexander, L (8, 1) 40 Kelvin Herrera, R (9, 1)	C SL 84 B FF 88 X CH 82 1-1 G1-3 ③		C CH 88 F CH 84 B SI 92 D SL 86 F SI 93 X CH 84 2-2 1-H 3-H HR		B FF 95 C CH 86 X FF 94 1-1 16 1B 13 1B 1B		F FF 94 B FF 95 C SL 85 X FF 96 1-2 L7 ①			3 0 0 1 0 0	2 0 0 0 0 0	2 0 0 0 0 0	3 0 0 0 0 0	0 0 0 0 0 0	0 0 0 0 0 0	0 0 0 0 0 0
16 Billy Butler, R (1, 10) OBP: 0.438, SLG: 0.533 (6, 3)		C SL 82 C CH 87 T CH 84 0-2 K ①	B SI 91 F SI 91 S CH 84 X FC 86 1-2 4 3B 3B		B FF 92 F FF 92 B CU 80 X FF 94 2-1 8 L4-6 13 1B 1-3 1B		C SL 87 B SL 86 X FF 97 1-1 G4-3 ②			4	1	2	0	0	1	0
4 Alex Gordon, L (1, 7) OBP: 0.385, SLG: 0.667 7 Carlos Peguero, L (4, 7) OBP: 0.125, SLG: 0.125		C SI 90 B FF 89 C SL 85 S SI 93 1-3 K ②	C SL 84 B FF 91 F CH 88 F FF 90 B FC 88 F SI 92 F CH 81 F FF 92 X CH 82 2-2 3-H 13 2B 3B		F FF 93 B FF 92 F FF 94 F SL 81 F CU 80 S FF 96 1-3 K ①		B FF 96 B FC 85 C FF 96 X FF 88 2-1 G3 ③			2	1	1	1	0	1	0
										2	0	0	0	0	1	2
13 Salvador Perez, R (1, 2) OBP: 0.455, SLG: 0.900 69 Juan Graterol, R (7, 2)		B FF 93 B CU 78 C SI 91 B SI 92 C SL 83 F CH 84 X SI 92 3-2 HR	X SI 92 0-0 3-H 2B		B CU 82 F FF 94 X FF 95 1-1 1-2 3-H 1B			C FC 92 B CU 76 B FF 93 X FF 91 2-1 G1-3 ①		3	1	3	3	0	0	0
										1	0	0	0	0	0	0
8 Mike Moustakas, L (1, 5) OBP: 0.500, SLG: 1.083 34 Brandon Laird, R (6, 5) OBP: 0.333, SLG: 0.375		C SI 92 F FC 87 C SI 91 0-3 ③	C FF 89 X FF 90 0-1 G4-3 ③		B FF 94 B FF 93 X FF 94 2-0 2-2 L4-6 ②③			C FF 94 B CH 81 T CH 78 B CU 80 F FF 92 F FC 93 B CH 79 X CH 78 3-2 37 1B 65 WP 2B		3	0	0	0	0	1	3
										1	1	1	0	0	0	0
27 Justin Maxwell, R (1, 9) OBP: 0.417, SLG: 0.833 75 Jorge Bonifacio, R (6, 9) OBP: 0.333, SLG: 0.833			X SI 90 0-0 19 L8 1 1B 35 HR 1B	B FF 96 X FF 95 1-0 45 1B 2B		B FF 92 X FF 88 1-0 G6-3 ①		B FF 93 S FF 92 B FF 93 B FC 90 F FF 92 S FF 93 3-3 K ②		2	2	2	0	0	0	0
										2	0	0	0	0	1	1
45 Jason Donald, R (1, 6) OBP: 0.571, SLG: 0.500 37 Pedro Ciriaco, R (6, 6) OBP: 0.444, SLG: 0.556			S SI 89 B SI 90 F SL 86 F CH 81 C SI 90 1-3 K ①	X FF 95 0-0 19 G6-4-3 2-H 1B		C SL 75 B FF 91 B FF 92 F FC 89 F FC 90 F SL 77 B SL 76 F FC 89 X SI 90 3-2 1B		D CU 78 S FC 93 X FF 94 1-1 65 WP 2-3 1B		2	0	1	1	0	1	1
										2	0	2	0	0	0	0
Inning Stats	R: 0 E: 0 K: 0 S: 6 H: 0 LOB: 0 BB: 0 P: 8	R: 1 E: 0 K: 3 S: 13 H: 1 LOB: 0 BB: 0 P: 17	R: 5 E: 0 K: 1 S: 27 H: 6 LOB: 1 BB: 0 P: 36	R: 1 E: 0 K: 0 S: 5 H: 2 LOB: 0 BB: 0 P: 7	R: 1 E: 0 K: 1 S: 12 H: 3 LOB: 1 BB: 0 P: 19	R: 0 E: 0 K: 1 S: 13 H: 1 LOB: 1 BB: 0 P: 22	R: 0 E: 0 K: 0 S: 7 H: 0 LOB: 0 BB: 0 P: 11	R: 1 E: 0 K: 1 S: 15 H: 2 LOB: 2 BB: 1 P: 30		1B: 8 2B: 4 3B: 2 HR: 2 SF: 0 SAC: 0 DP: 2 HBP: 0						

	AB	37
	R	9
	H	15
	RBI	8
	BB	1
	SO	7
	LOB	15

PITCHER		IP	WLS	BF	H	R	ER	SO	BB	IBB	HBP	BLK	WP	HR	S	P	ERA	WHIP
47 Johnny Cueto, R ERA: 11.57	(1, 1)	2.2	L	15	7	6	6	4	0	0	0	0	0	2	44	59	20.25	2.625
98 Pedro Villarreal, R ERA:	(3, 1)	0.1		1	0	0	0	0	0	0	0	0	0	0	2	2	0.00	0.000
86 Robert Stephenson, R ERA: 9.0	(4, 1)	2.0		9	5	2	2	1	0	0	0	0	0	0	17	26	9.00	2.500
Logan Ondrusek, R ERA:	(6, 1)	1.0		4	1	0	0	1	0	0	0	0	0	0	13	22	0.00	1.000
85 Michael Lorenzen, R ERA: 9.0	(7, 1)	1.0		3	0	0	0	0	0	0	0	0	0	0	7	11	0.00	0.000

PITCHER		IP	WLS	BF	H	R	ER	SO	BB	IBB	HBP	BLK	WP	HR	S	P	ERA	WHIP
73 Carlos Contreras, R ERA: 4.5	(8, 1)	1.0		6	2	1	1	1	1	0	0	0	1	0	15	30	9.00	3.000

WP: 1 PA: 38
PB: 0
SB: 1
CS: 0

Los Angeles Dodgers @ Cincinnati Reds

Goodyear Ballpark, Goodyear, AZ

Wed Mar 05 2014, 9:08 PM - 11:56 PM EST

Att. 5,013 - Clear - 75 F

TOP

livebaseballscorecards.com

Batter	1	2	3	4	5	6	7	8	9	AB	R	H	RBI	BB	SO	LOB
9 Dee Strange-Gordon, L (1, 8) OBP: 0.294, SLG: 0.467 89 Jeremy Hazelbaker, L (7, 8) OBP: 0.667, SLG: 0.667	L8			K	BB	G1-3		G3-1		3 1	0 0	0 0	0 0	1 0	1 0	1 0
25 Carl Crawford, L (1, 10) OBP: 0.273, SLG: 0.111 45 J.C. Boscan, R (7, PR) (7, 10)	F8			F8	P5		E1 37 1B 95 2B		K	4 1	0 1	0 0	0 0	0 0	0 1	1 0
66 Yasiel Puig, R (1, 9) OBP: 0.200, SLG: 0.385 37 Mike Baxter, L (5, 9) OBP: 0.313, SLG: 0.333	K			G6-3		G3	95 2B 5 SF8 1B 1-2		90 PB 1B	2 3	0 1	0 2	0 0	0 0	1 0	0 0
23 Adrián González, L (1, 3) OBP: 0.417, SLG: 0.833 95 Aaron Bates, R (7, PH) OBP: 1.000, SLG: 2.000 (7, 3) 90 Scott Schebler, L (9, PH) (9, 7)	G4-3				65 BB 5 1B 7 HR 1B	2-1 HR	1-3 2-H 2B		K 1-2	3 1 1	2 0 0	2 1 0	1 1 0	0 0 1	0 0 1	0 0 1
5 Juan Uribe, R (1, 5) OBP: 0.375, SLG: 0.600 35 Brendan Harris, R (7, 5) OBP: 0.250, SLG: 0.200	G6-3				65 BB 7 HR 1B 1-2	65 E 65 FC6 26 2B 1B	SF8 3-H		K	3 1	2 0	2 0	1 0	0 1	0 1	0 1
65 Joc Pederson, L (1, 7) OBP: 0.375, SLG: 0.417 88 Jon Garcia, R (7, PH) (7, 7) 73 Clint Robinson, L (9, 3) OBP: 0.429, SLG: 0.643	K				7 HR BB 1-2 2-3	FC6 26 2B 1-3	K			2 1 0	2 0 0	0 0 0	1 0 0	1 0 0	1 1 0	1 2 0
7 Alex Guerrero, R (1, 4) OBP: 0.333, SLG: 0.471 10 Justin Turner, R (6, 4) OBP: 0.357, SLG: 0.462			26 G5-4-3 BB		HR 1-H 2-H 3-H	K	K			2 1	1 0	1 0	4 0	1 0	1 1	2 2
26 Tim Federowicz, R (1, 2) OBP: 0.154, SLG: 0.231 31 Drew Butera, R (7, 2) OBP: 0.167, SLG: 0.333			G5-4-3 1-2f		F8	72 1B 2-H 3-H 2B		L7		3 1	1 0	1 0	2 0	0 0	0 0	1 0
72 Miguel Rojas, R (1, 6) OBP: 0.385, SLG: 0.385 87 Darnell Sweeney, S (7, 6) OBP: 0.400, SLG: 0.600			L8		G6-3	2-H 1B		G3		3 1	0 0	1 0	1 0	0 0	0 0	0 0
Inning Stats	R: 0 E: 0 K: 1 S: 5 H: 0 LOB: 0 BB: 0 P: 5	R: 0 E: 0 K: 1 S: 5 H: 0 LOB: 0 BB: 0 P: 5	R: 0 E: 0 K: 0 S: 2 H: 0 LOB: 0 BB: 1 P: 6	R: 0 E: 0 K: 1 S: 5 H: 0 LOB: 0 BB: 0 P: 5	R: 4 E: 0 K: 0 S: 6 H: 3 LOB: 1 BB: 2 P: 14	R: 4 E: 1 K: 1 S: 11 H: 4 LOB: 1 BB: 0 P: 13	R: 2 E: 1 K: 2 S: 10 H: 2 LOB: 2 BB: 0 P: 10	R: 0 E: 0 K: 0 S: 3 H: 0 LOB: 0 BB: 0 P: 3	R: 0 E: 0 K: 3 S: 10 H: 1 LOB: 1 BB: 0 P: 11	1B: 6 2B: 2 3B: 0 HR: 2 SF: 1 SAC: 0 DP: 1 HBP: 0						

	AB	37
	R	10
	H	10
	RBI	10
	BB	3
	SO	9
	LOB	12

WP: 0 PB: 1 SB: 0 CS: 0 PA: 41

PITCHER		IP	WLS	BF	H	R	ER	SO	BB	IBB	HBP	BLK	WP	HR	S	P	ERA	WHIP
34 Homer Bailey, R ERA: 3.6	(1, 1)	3.0		9	0	0	0	2	1	0	0	0	0	0	12	16	0.00	0.333
26 Jeff Francis, L ERA: 9.0	(4, 1)	2.0	L	11	3	4	4	1	2	0	0	0	0	1	11	19	18.00	2.500
63 Sam LeCure, R ERA: 4.5	(6, 1)	1.0		8	4	4	1	1	0	0	0	0	0	1	11	13	9.00	4.000
43 Manny Parra, L ERA: 4.5	(7, 1)	1.0		6	2	2	1	2	0	0	0	0	0	0	10	10	9.00	2.000
58 Nick Christiani, R ERA: 4.5	(8, 1)	1.0		3	0	0	0	0	0	0	0	0	0	0	3	3	0.00	0.000

PITCHER		IP	WLS	BF	H	R	ER	SO	BB	IBB	HBP	BLK	WP	HR	S	P	ERA	WHIP
53 Pedro Beato, R ERA:	(9, 1)	1.0		4	1	0	0	3	0	0	0	0	0	0	10	11	0.00	1.000

Batter	1	2	3	4	5	6	7	8	9	AB	R	H	RBI	BB	SO	LOB
6 Billy Hamilton, S (1, 8) OBP: 0.500, SLG: 0.500	4 19 E 1B	1-2 2-H 1B			G6-3		G4-3		K	3	1	2	1	0	0	0
65 Ryan LaMarre, R (6, 8) OBP: 0.333, SLG: 0.250										0	0	0	0	0	0	0
23 Donald Lutz, L (7, 7) OBP: 0.417, SLG: 0.800										2	0	0	0	0	1	0
4 Brandon Phillips, R (1, 4) OBP: 0.214, SLG: 0.308	19 FC3-6 1-2 1B	F9			P6			K		3	0	1	0	0	0	2
81 Rey Navarro, S (6, 4) OBP: 0.250, SLG: 0.143										1	0	0	0	0	1	0
19 Joey Votto, L (1, 3) OBP: 0.167, SLG: 0.167	FC3-6 48 F8 1-2f 2-H		K			G1-3		1-1 HR		2	0	0	0	0	1	1
50 Neftali Soto, R (6, 3) OBP: 0.571, SLG: 1.071										2	1	1	1	0	0	0
48 Ryan Ludwick, R (1, 7) OBP: 0.250, SLG: 0.500	F8 2-3		K			27 FC5-4 32 BB 1B		4-0 27 1B BB		2	0	0	0	0	1	1
25 Skip Schumaker, L (6, 7) OBP: 0.615, SLG: 0.700										1	0	1	0	1	0	0
(7, 8)																
32 Jay Bruce, L (1, 9) OBP: 0.538, SLG: 0.556	P6		K			27 FC5-4 1-2 BB		K		2	0	0	0	1	1	1
77 Yorman Rodriguez, R (7, 9) OBP: 0.182, SLG: 0.100										1	0	0	0	0	1	1
21 Todd Frazier, R (1, 5) OBP: 0.364, SLG: 0.667		2 G1-3 6 1B 1B			4-0 2 G6-4-3 BB	FC5-4 1-2f 2-3		70 FC5-4 1-2 1B		1	1	1	0	1	0	0
27 Chris Nelson, R (6, 5) OBP: 0.231, SLG: 0.417										2	0	1	0	0	0	2
2 Zack Cozart, R (1, 6) OBP: 0.455, SLG: 0.545		G1-3 1-2			G6-4-3 1-2f	F9		FC5-4 1-2f		2	0	0	0	0	0	2
70 Kristopher Negrón, R (6, 6) OBP: 0.154, SLG: 0.083										2	0	0	0	0	0	4
29 Brayan Peña, S (1, 2) OBP: 0.273, SLG: 0.300		P5			G3-1		P3		F8	2	0	0	0	0	0	1
37 Corky Miller, R (6, 2)										2	0	0	0	0	0	0
69 Juan Duran, R (1, 10) OBP: 0.182, SLG: 0.100		4-0 6 1B BB			K		F7		F8	1	0	0	0	1	1	0
36 Henry Alejandro Rodriguez (2, 10) OBP: 0.091, SLG: 0.091										2	0	0	0	0	0	0
(8, 10)																
Inning Stats	R: 1 E: 1 K: 0 S: 5 H: 2 LOB: 1 BB: 0 P: 5	R: 1 E: 0 K: 0 S: 5 H: 2 LOB: 2 BB: 1 P: 9	R: 0 E: 0 K: 3 S: 9 H: 0 LOB: 0 BB: 0 P: 9	R: 0 E: 0 K: 0 S: 2 H: 0 LOB: 0 BB: 1 P: 6	R: 0 E: 0 K: 1 S: 5 H: 0 LOB: 0 BB: 0 P: 5	R: 0 E: 0 K: 0 S: 4 H: 1 LOB: 2 BB: 1 P: 8	R: 0 E: 0 K: 0 S: 3 H: 0 LOB: 0 BB: 0 P: 3	R: 1 E: 0 K: 2 S: 10 H: 2 LOB: 2 BB: 1 P: 15	R: 0 E: 0 K: 1 S: 5 H: 0 LOB: 0 BB: 0 P: 5	1B: 6 2B: 0 3B: 0 HR: 1 SF: 0 SAC: 0 DP: 1 HBP: 0							

PITCHER		IP	WLS	BF	H	R	ER	SO	BB	IBB	HBP	BLK	WP	HR	S	P	ERA	WHIP
99 Hyun Jin Ryu, L ERA: 3.0	(1, 1)	4.0	W	17	4	2	2	3	2	0	0	0	0	0	21	29	4.50	1.500
60 José Domínguez, R ERA:	(5, 1)	1.0	H	3	0	0	0	1	0	0	0	0	0	0	5	5	0.00	0.000
75 Paco Rodríguez, L ERA:	(6, 1)	1.0		5	1	0	0	0	1	0	0	0	0	0	4	8	0.00	2.000
36 Matt Magill, R ERA: 1.8	(7, 1)	3.0	S	12	2	1	1	3	1	0	0	0	0	1	18	23	3.00	1.000

PITCHER	IP	WLS	BF	H	R	ER	SO	BB	IBB	HBP	BLK	WP	HR	S	P	ERA	WHIP

BOTTOM

Los Angeles Dodgers @ Cincinnati Reds

Goodyear Ballpark, Goodyear, AZ

Wed Mar 05 2014, 9:08 PM - 11:56 PM EST

Att. 5,013 - Clear - 75 F

livebaseballscorecards.com

AB	33
R	3
H	7
RBI	2
BB	4
SO	7
LOB	15

WP: 0 PA: 37
PB: 0
SB: 0
CS: 0

Batter	1	2	3	4	5	6	7	8	9	AB	R	H	RBI	BB	SO	LOB
15 Roger Bernadina, L (1, 7) OBP: 0.688, SLG: 0.800	BBBB 4-0 7 G1-6-3 BB		BBBB 4-0 1-2 BB			X 0-0 E5 90 FC5-4 94 1B		X 0-0 ① G4-3		0	0	0	0	2	0	0
69 Juan Duran, R (6, PH) OBP: 0.154, SLG: 0.083 (6, 7)										2	1	0	0	0	0	0
7 Ramon Santiago, S (1, 6) OBP: 0.214, SLG: 0.083	X 0-0 ①② G1-6-3 1-2f		SSS 0-3 ② K			BBBB 4-0 90 FC5-4 BB		X 0-0 ② G6-3		2	0	0	0	0	1	3
36 Henry Alejandro Rodriguez, S (6, 6) OBP: 0.154, SLG: 0.083										1	0	0	0	1	0	0
28 Chris Heisey, R (1, 8) OBP: 0.250, SLG: 0.563	X 0-0 ③ L6		SSS 0-3 ③ K			X 0-0 ① FC5-4 94 1B 1-2f 2-3		CCC 0-3 ③ K		2	0	0	0	0	1	2
90 Bryson Smith, R (6, PH) (6, 8)										2	0	0	0	0	1	2
21 Todd Frazier, R (1, 5) OBP: 0.308, SLG: 0.545		X 0-0 ① G4-3		X 0-0 ① G5-3		X 0-0 1-2 3-H 1B			CCC 0-3 ① K	2	0	0	0	0	0	0
94 Travis Mattair, R (6, PH) OBP: 0.500, SLG: 0.500 (6, 5)										2	0	1	1	0	1	0
39 Devin Mesoraco, R (1, 2) OBP: 0.333, SLG: 0.417		X 0-0 1B		X 0-0 ② G6-3		X 0-0 ② P3			X 0-0 77 2B 2B	2	0	1	0	0	0	0
68 Tucker Barnhart, L (6, PH) OBP: 0.222, SLG: 0.250 (6, 2)										2	1	1	0	0	0	2
23 Donald Lutz, L (1, 9) OBP: 0.357, SLG: 0.667		X 0-0 ② F9		X 0-0 ③ G3		SSS 0-3 ③ K			X 0-0 82 G4-3 2-H 2B	2	0	0	0	0	0	1
77 Yorman Rodriguez, R (6, PH) OBP: 0.231, SLG: 0.250 (6, 9)										2	0	1	1	0	1	2
30 Jason Bourgeois, R (1, 10)		SSS 0-3 ③ K		X 0-0 ① G3-1		X 0-0 ① P6			X 0-0 ② G4-3 2-3	2	0	0	0	0	1	1
82 Rossmel Perez, L (7, PH) OBP: 0.100, SLG: 0.200 (7, 10)										2	0	0	0	0	0	1
71 Max Ramirez, R (1, 3) OBP: 0.182, SLG: 0.200			X 0-0 ① L8		SSS 0-3 ② K		X 0-0 ② P4		X 0-0 ③ L6	2	0	0	0	0	1	0
50 Neftali Soto, R (6, 3) OBP: 0.500, SLG: 0.938										2	0	0	0	0	0	1
76 Argenis Diaz, R (1, 4) OBP: 0.200, SLG: 0.300			X 0-0 15 BB 1B		X 0-0 ③ G4-3		X 0-0 ③ G6-3			2	0	1	0	0	0	0
27 Chris Nelson, R (6, 4) OBP: 0.214, SLG: 0.385										1	0	0	0	0	0	0
Inning Stats	R: 0 E: 0 K: 0 S: 2 H: 0 LOB: 0 BB: 1 P: 6	R: 0 E: 0 K: 1 S: 6 H: 1 LOB: 1 BB: 0 P: 6	R: 0 E: 0 K: 2 S: 8 H: 1 LOB: 2 BB: 1 P: 12	R: 0 E: 0 K: 0 S: 3 H: 0 LOB: 0 BB: 0 P: 3	R: 0 E: 0 K: 1 S: 5 H: 0 LOB: 0 BB: 0 P: 5	R: 1 E: 1 K: 1 S: 7 H: 1 LOB: 2 BB: 1 P: 11	R: 0 E: 0 K: 0 S: 3 H: 0 LOB: 0 BB: 0 P: 3	R: 0 E: 0 K: 1 S: 5 H: 0 LOB: 0 BB: 0 P: 5	R: 1 E: 0 K: 1 S: 7 H: 2 LOB: 1 BB: 0 P: 7	1B: 3 2B: 2 3B: 0 HR: 0 SF: 0 SAC: 0 DP: 1 HBP: 0						

TOP

Cincinnati Reds @ San Francisco Giants

Scottsdale Stadium, Scottsdale, AZ

Thu Mar 06 2014, 3:07 PM - 5:48 PM EST

Att. 7,893 - Partly Cloudy - 74 F

livebaseballscorecards.com

AB	32
R	2
H	5
RBI	2
BB	3
SO	7
LOB	15

PITCHER		IP	WLS	BF	H	R	ER	SO	BB	IBB	HBP	BLK	WP	HR	S	P	ERA	WHIP
17 Tim Hudson, R ERA:	(1, 1)	3.0		12	2	0	0	3	2	0	0	0	0	0	16	24	0.00	1.333
41 Jeremy Affeldt, L ERA:	(4, 1)	1.0		3	0	0	0	0	0	0	0	0	0	0	3	3	0.00	0.000
46 Santiago Casilla, R ERA:	(5, 1)	1.0	W	3	0	0	0	1	0	0	0	0	0	0	5	5	0.00	0.000
54 Sergio Romo, R ERA: 18.0	(6, 1)	1.0	H	6	1	1	0	1	1	0	0	0	0	0	7	11	0.00	2.000
87 Adam Reifer, R ERA: 4.5	(7, 1)	1.0	H	3	0	0	0	0	0	0	0	0	0	0	3	3	0.00	0.000

PITCHER		IP	WLS	BF	H	R	ER	SO	BB	IBB	HBP	BLK	WP	HR	S	P	ERA	WHIP
57 Juan Gutierrez, R ERA:	(8, 1)	1.0	H	3	0	0	0	1	0	0	0	0	0	0	5	5	0.00	0.000
63 Jean Machi, R ERA: 6.0	(9, 1)	1.0	S	5	2	1	1	1	0	0	0	0	0	0	7	7	9.00	2.000

PA: 35

WP: 0
PB: 0
SB: 0
CS: 0

Batter	1	2	3	4	5	6	7	8	9	AB	R	H	RBI	BB	SO	LOB
16 Ángel Pagán, S (1, 8) OBP: 0.333, SLG: 0.364	G4-3		F9		1B 1-2 3-H		K			3	0	1	1	0	0	1
56 Gary Brown, R (6, 8) OBP: 0.583, SLG: 0.375										1	0	0	0	0	1	1
8 Hunter Pence, R (1, 10) OBP: 0.333, SLG: 0.308	K2-3		PO 1 SAFE 1-2	F9	K			79 BB 1B		3	0	0	0	0	2	2
10 Tony Abreu, S (8, PH) OBP: 0.273, SLG: 0.273 (9, 10)										1	0	1	0	0	0	0
9 Brandon Belt, L (1, 3) OBP: 0.538, SLG: 0.667	28 CS BB			G5-3	K			P3		2	0	0	0	1	1	2
71 Mark Minicozzi, R (6, 3) OBP: 0.615, SLG: 0.800										1	0	0	0	0	0	1
28 Buster Posey, R (1, 2) OBP: 0.273, SLG: 0.273	CS 1 SAFE 1-2	G6-3		G6-3		P5		K		3	0	0	0	0	0	0
12 Guillermo Quiroz, R (7, 2) OBP: 0.375, SLG: 0.286										1	0	0	0	0	1	1
48 Pablo Sandoval, S (1, 5) OBP: 0.375, SLG: 0.538		BB			HR 3-1	K2-3		BB 1-2		1	1	1	1	1	0	0
79 Chris Dominguez, R (6, 5)										1	0	0	0	1	1	0
22 Roger Kieschnick, L (1, 9) OBP: 0.214, SLG: 0.083		K			E4 2 2B	K		K		4	1	0	0	0	3	3
2 Juan Carlos Perez, R (1, 7) OBP: 0.474, SLG: 0.647		G4-3			2B 6 1B 16 1B 1-H		P2			3	1	1	1	0	0	1
14 Brandon Hicks, R (1, 4) OBP: 0.462, SLG: 0.636			K		K		2B			3	0	1	0	0	2	1
6 Ehire Adrianza, S (1, 6) OBP: 0.364, SLG: 0.800			BB 8 PO		1B 16 1B 2-3		F7			2	0	1	0	1	0	1
Inning Stats	R: 0 E: 0 K: 1 S: 4 H: 0 LOB: 0 BB: 1 P: 8	R: 0 E: 0 K: 1 S: 5 H: 0 LOB: 1 BB: 1 P: 9	R: 0 E: 0 K: 1 S: 4 H: 0 LOB: 0 BB: 1 P: 8	R: 0 E: 0 K: 0 S: 3 H: 0 LOB: 0 BB: 0 P: 3	R: 3 E: 1 K: 3 S: 15 H: 4 LOB: 2 BB: 0 P: 18	R: 0 E: 0 K: 2 S: 7 H: 0 LOB: 0 BB: 0 P: 7	R: 0 E: 0 K: 1 S: 6 H: 1 LOB: 1 BB: 0 P: 6	R: 0 E: 0 K: 2 S: 8 H: 1 LOB: 2 BB: 1 P: 12		1B: 3 2B: 2 3B: 0 HR: 1	SF: 0 SAC: 0 DP: 0 HBP: 0						

PITCHER	IP	WLS	BF	H	R	ER	SO	BB	IBB	HBP	BLK	WP	HR	S	P	ERA	WHIP
52 Tony Cingrani, L (1, 1) ERA:	3.0		10	0	0	0	3	3	0	0	0	0	0	13	25	0.00	1.000
40 Chien-Ming Wang, R (4, 1) ERA: 5.4	3.0	L	14	4	3	2	5	0	0	0	0	0	1	25	28	6.00	1.333
46 Curtis Partch, R (7, 1) ERA:	1.0		4	1	0	0	1	0	0	0	0	0	0	6	6	0.00	1.000
62 Trevor Bell, R (8, 1) ERA:	1.0		5	1	0	0	2	1	0	0	0	0	0	8	12	0.00	2.000

PITCHER	IP	WLS	BF	H	R	ER	SO	BB	IBB	HBP	BLK	WP	HR	S	P	ERA	WHIP

BOTTOM

Cincinnati Reds @ San Francisco Giants

Scottsdale Stadium, Scottsdale, AZ

Thu Mar 06 2014, 3:07 PM - 5:48 PM EST

Att. 7,893 - Partly Cloudy - 74 F

livebaseballscorecards.com

AB	29
R	3
H	6
RBI	3
BB	4
SO	11
LOB	14

Cincinnati Reds @ Seattle Mariners

Peoria Stadium, Peoria, AZ

Fri Mar 07 2014, 3:07 PM - 6:23 PM EST

Att. 5,721 - Sunny - 73 F

livebaseballscorecards.com

TOP

Batter	1	2	3	4	5	6	7	8	9	AB	R	H	RBI	BB	SO	LOB
6 Billy Hamilton, S (1, 8) OBP: 0.471, SLG: 0.429 92 Junior Arias, R (6, PH) (6, 8)	C FF 87 X FF 88 0-1 G4-3	C CH 77 C CU 68 X CU 70 0-2 G1-3			L FF 92 B SL 89 B CH 85 B FF 91 B FF 92 4-1 4 S 30 S 4 1B BB	1 SAFE C SI 93 0-1 CS 1-2	F FF 94 B FF 94 B CU 82 S FF 94 C SL 85 2-3 K		F FF 95 X FF 90 0-1 G4-3	2 1 0 0 1 0 1 2 0 0 0 0 1 0						
30 Jason Bourgeois, R (1, 10) 91 Jesse Winker, L (7, PH) OBP: 0.500, SLG: 1.000 (7, 10)	C FC 87 F CH 79 F FC 87 X SL 78 0-2 L8		B FC 86 F FC 87 F CU 68 T FC 88 1-2 K		B FF 92 C FF 92 B SL 85 B SL 85 2 SAFE B FF 91 4-1 4 S 4 1B 1-2 BB		F FF 92 B SI 89 B SI 89 B FF 94 X SI 92 3-1 36 G6-3 2B		F FC 92 B FF 95 B FA 88 X FC 90 2-1 P6	2 1 0 0 1 1 0 2 0 1 0 0 0 0						
4 Brandon Phillips, R (1, 4) OBP: 0.353, SLG: 0.600 36 Henry Alejandro Rodriguez, L (2, 4) OBP: 0.143, SLG: 0.077 87 Juan Perez, L (7, 4)	C FF 87 C FC 88 B FC 89 F SL 79 B FC 88 B CU 71 F FF 90 D FC 82 4-2 28 HR BB	C SL 79 X CU 68 0-1			C FF 92 B SL 86 X CH 88 1-1 28 HR 1-H 2-H 1B		X FF 93 0-0 G6-3 2-3		B FC 95 X FF 91 1-0 E6	2 3 2 3 1 0 0 1 0 0 0 0 0 1 1 0 0 0 0 0 0						
28 Chris Heisey, R (1, 9) OBP: 0.316, SLG: 0.895 69 Juan Duran, R (6, 9) OBP: 0.133, SLG: 0.071	X FC 88 0-0 1-H HR	X FF 87 0-0 F8			C CH 84 F FF 91 D SL 86 X FF 92 1-2 1-H HR		B CU 82 C SL 82 X FF 95 1-1 G1-3		B FF 96 1 SAFE F FC 90 B FC 90 B SL 89 S FF 95 S FF 95 3-3 K	3 2 2 4 0 0 0 2 0 0 0 0 1 2						
50 Neftali Soto, R (1, 3) OBP: 0.450, SLG: 0.850	B FC 87 X FC 79 1-0 G6-3	C CU 68 X FC 88 0-1 G4-3			B FF 92 X FF 91 1-0 F8			B FF 89 C CH 79 C SL 82 B FF 92 F SI 82 F FF 94 X FF 93 2-2 76 3B 2B		4 1 1 0 0 0 0						
94 Travis Mattair, R (1, 5) OBP: 0.300, SLG: 0.300		T FC 86 S FC 86 X FC 86 0-2 G5-3		C FF 92 F FF 92 S SL 87 0-3 K	B SL 86 X FF 92 1-0 F9			S SL 78 C FF 89 X SL 81 0-2 G5-3		4 0 0 0 0 1 1						
7 Ramon Santiago, S (1, 6) OBP: 0.188, SLG: 0.071 76 Argenis Diaz, R (6, PH) OBP: 0.250, SLG: 0.500 (6, 6)		X FF 87 0-0 F8		C FF 92 C CH 86 F CH 85 F FF 92 B CH 88 X FF 93 1-2 G3		C SI 94 X SI 94 0-1 L8		B CH 78 C CH 77 D SL 81 B SL 79 C FF 91 X SL 80 3-2 82 1B 2-H 3B		2 0 0 0 0 0 0 2 1 1 1 0 0 0						
37 Corky Miller, R (1, 2) 82 Rossmel Perez, L (6, 2) OBP: 0.182, SLG: 0.273		B FF 87 B FC 77 C FF 88 B CU 69 C FF 88 F FF 89 B FC 88 4-2 70 3B BB		S SL 85 X FF 91 0-1 F7		F SI 93 C CU 84 F CU 84 B SI 94 B CU 84 S SI 93 2-3 K		C FF 91 X FF 91 0-1 23 G6-4-3 3-H 1B		2 1 0 0 1 1 0 1 0 1 1 0 0 0						
70 Kristopher Negrón, R (1, 7) OBP: 0.200, SLG: 0.286 23 Donald Lutz, L (6, PH) OBP: 0.375, SLG: 0.643 (6, 7)		B FF 87 X FF 88 1-0 1-H 3B			F FF 92 B SL 86 B FF 92 X FF 92 2-1 L7	C SI 93 B CH 86 C CU 84 X SI 92 1-2 92 CS 1B		S SL 82 B SL 80 S FF 91 B SL 82 X FF 92 2-2 G6-4-3 1-2f		2 0 1 1 0 0 0 2 0 1 0 0 0 1						
Inning Stats	R: 2 E: 0 K: 0 S: 12 H: 1 LOB: 0 BB: 1 P: 17	R: 1 E: 0 K: 0 S: 11 H: 1 LOB: 1 BB: 1 P: 16	R: 1 E: 0 K: 1 S: 8 H: 1 LOB: 0 BB: 0 P: 9	R: 0 E: 0 K: 1 S: 10 H: 0 LOB: 0 BB: 0 P: 11	R: 4 E: 0 K: 0 S: 11 H: 2 LOB: 0 BB: 2 P: 25	R: 0 E: 0 K: 1 S: 10 H: 1 LOB: 0 BB: 0 P: 13	R: 0 E: 0 K: 1 S: 8 H: 1 LOB: 1 BB: 0 P: 14	R: 2 E: 0 K: 0 S: 16 H: 3 LOB: 0 BB: 0 P: 23	R: 0 E: 1 K: 1 S: 8 H: 0 LOB: 1 BB: 0 P: 14	1B: 3 2B: 2 3B: 2 HR: 3 SF: 0 SAC: 0 DP: 1 HBP: 0						

	AB	36
	R	10
	H	10
	RBI	10
	BB	4
	SO	5
	LOB	6

WP: 0 PB: 0 SB: 3 CS: 1 PA: 41

PITCHER		IP	WLS	BF	H	R	ER	SO	BB	IBB	HBP	BLK	WP	HR	S	P	ERA	WHIP
28 Randy Wolf, L ERA: 7.2	(1, 1)	3.0		14	3	4	4	1	2	0	0	0	0	2	31	42	12.00	1.667
52 Ramon E Ramirez, R ERA: 8.31	(4, 1)	1.1		7	1	3	3	1	2	0	0	0	0	0	16	28	20.25	2.250
38 Logan Bawcom, R ERA: 27.0	(5, 1)	0.2		3	1	1	1	0	0	0	0	0	0	1	5	8	13.50	1.500
31 Yoervis Medina, R ERA:	(6, 1)	1.0		3	1	0	0	1	0	0	0	0	0	0	10	13	0.00	1.000
73 Carson Smith, R ERA:	(7, 1)	1.0		4	1	0	0	1	0	0	0	0	0	0	8	14	0.00	1.000

PITCHER		IP	WLS	BF	H	R	ER	SO	BB	IBB	HBP	BLK	WP	HR	S	P	ERA	WHIP
68 Nick Hill, L ERA: 6.0	(8, 1)	1.0	L	5	3	2	2	0	0	0	0	0	0	0	16	23	18.00	3.000
71 Dominic Leone, R ERA:	(9, 1)	1.0		4	0	0	0	1	0	0	0	0	0	0	8	14	0.00	0.000

Batter	1	2	3	4	5	6	7	8	9	AB	R	H	RBI	BB	SO	LOB
36 Abraham Almonte, S (1, 8) OBP: 0.190, SLG: 0.316	C FF 94 X CH 83 0-1 ① G4-3	C CU 80 B FF 92 F SI 85 B FC 88 X SI 84 2-2 ③ G3-1		B FF 95 S SI 78 C FF 94 B CH 79 X FF 94 2-2 ③ G6-3		B FF 88 B FF 87 C FF 90 F FF 87 X FF 90 2-2 ② G4-3	X FF 96 0-0 ② F8		X FF 95 0-0 ② G3-1	4	0	0	0	0	0	2
99 James Jones, L (7, 8) OBP: 0.333, SLG: 0.500										2	0	0	0	0	0	0
15 Kyle Seager, L (1, 5) OBP: 0.438, SLG: 0.385	B SI 94 C SI 94 B SI 84 B CH 83 B SI 94 4-1 6 2B BB		S CH 83 X FF 93 0-1 17 1B 6 G1-3 1B		B FF 91 C FF 93 C CU 79 B FF 94 B FF 95 B FF 93 4-2 17 1B 6 BB 27 G5-3 BB	S CH 83 X SL 83 0-1 HR	B FF 97 C SL 83 B FF 96 B FF 96 F FF 96 X FF 97 3-2 1B		S FF 95 F FF 95 S CU 85 0-3 K 81 WP	1	1	1	0	2	0	0
79 D.J. Peterson, R (6, 5) OBP: 0.500, SLG: 1.000										3	1	2	1	0	1	0
74 Chris Taylor, R (9, PR) OBP: 0.182, SLG: 0.400										0	0	0	0	0	0	0
6 Nick Franklin, S (1, 6) OBP: 0.400, SLG: 0.714	C SI 94 B SI 94 1 SAFE B SI 84 X SI 93 2-1 1-3 2B		X SI 93 0-0 ① G1-3 1-2		B FF 93 1 SAFE D CH 79 F FF 93 B CH 76 B FF 92 4-1 27 G5-3 20 WP 17 1B 1-2 BB	B FF 89 B CH 82 B FF 90 C FF 89 B FF 88 4-1 63 E 63 2B BB	F FF 94 1 SAFE B FF 95 X FF 95 1-1 ③ F9		1 SAFE 1 SAFE S FF 94 S FF 96 B CU 83 T FF 96 1-2 ③ K 1-3	2	1	1	0	1	0	1
81 Ketel Marte, S (6, 4) OBP: 0.333, SLG: 0.143										2	1	0	0	1	1	2
17 Justin Smoak, S (1, 3) OBP: 0.471, SLG: 0.500	C SL 82 F FF 93 B FF 94 S SI 85 1-3 ② K		X SI 94 0-0 20 BB 2-3 1B		B CU 79 B FF 92 S FF 92 X FF 93 2-1 20 WP 27 G5-3 13 1B 1-2 2-3 1B	1 SAFE B FF 88 B FF 89 X FF 89 2-0 7 3B 1-H 2B		B SL 88 S SL 87 C SL 86 B SI 92 B X FF 97 3-2 16 1B 2B		3	1	2	0	0	1	2
63 Jesus Montero, R (6, 3) OBP: 0.353, SLG: 0.438										2	1	2	1	0	0	0
69 Ty Kelly, S (8, PR)										0	1	0	0	0	0	0
66 Ji Man Choi, L (9, 3) OBP: 0.333, SLG: 0.444										0	0	0	0	0	0	0
27 Corey Hart, R (1, 9) OBP: 0.333, SLG: 0.250	B FF 94 C FF 94 F FC 88 C FC 89 1-3 ③ K		X SI 93 0-0 ② P6		B FF 92 S CH 78 X FC 78 1-1 ① G5-3 1-2 2-3 3-H	F FF 90 X SI 90 0-1 2-H 16 2B 3B		C FF 96 F FF 96 X SL 86 0-2 ① L7		3	0	0	1	0	1	6
7 Stefen Romero, R (6, 7) OBP: 0.105, SLG: 0.316										2	1	1	1	0	0	1
20 Logan Morrison, L (1, 10) OBP: 0.368, SLG: 0.412		C SI 94 B FF 93 S CH 84 F FF 94 X FF 94 1-2 1 BB 1B	B CH 84 C SL 81 B FF 93 B FF 92 B SI 94 4-1 1-2 BB		D CU 79 C SL 77 F FF 92 X CH 76 1-2 ② F8 2-3 3-H	B FF 88 B FF 89 B FF 88 B FF 89 4-0 16 2B BB		S FF 96 B FF 90 B FF 91 C FF 90 T SL 87 2-2 ② K		2	0	1	0	1	0	1
39 Xavier Avery, L (6, PH) OBP: 0.333, SLG: 0.200										1	1	0	0	1	1	1
13 Dustin Ackley, L (1, 7) OBP: 0.471, SLG: 0.813		C CU 80 C CU 80 B FF 93 C SI 84 1-3 ① K	C SI 94 S SI 85 S SI 87 0-3 ③ K		B FF 92 C CH 76 X FF 93 1-1 3-H 1B	B FF 94 X FF 94 1-0 1-H 3-H 2B		X FF 97 0-0 35 E 2-H 1B		3	0	1	1	0	2	4
16 Cole Gillespie, R (6, 9) OBP: 0.533, SLG: 0.571										2	0	2	3	0	0	0
3 Mike Zunino, R (1, 2) OBP: 0.357, SLG: 0.583		X SI 93 0-0 ② F8		C FF 93 B FF 93 S CH 77 B FC 79 C FF 94 2-3 ① K	C SI 92 F SL 89 B FF 92 X SL 88 1-2 ③ L8	X FF 96 0-0 ③ G6-3		S SL 88 F SL 86 B FF 93 F SL 88 B FF 98 F SL 89 S SL 84 2-3 ③ K 1-3		3	0	0	0	0	1	2
35 Humberto Quintero, R (6, 2) OBP: 0.250, SLG: 0.250										2	0	0	0	0	1	3
1 Carlos Triunfel, R (1, 4) OBP: 0.214, SLG: 0.091		C FF 92 B SL 86 B SI 92 C FC 88 B SL 87 B SI 94 4-2 1-2 BB		B FF 94 B FF 94 X FF 94 2-0 ② L6		X FF 89 0-0 ① P5	B FF 95 M SL 83 B SL 82 C FF 95 B FF 96 C SL 83 3-3 ① K		C FF 94 B CU 81 F FF 93 X CU 82 1-2 ① G6-3	4	0	0	0	1	1	0
(1, 4) (6, 6)																
Inning Stats	R: 0 E: 0 K: 2 S: 11 H: 1 LOB: 2 BB: 1 P: 19	R: 0 E: 0 K: 1 S: 13 H: 1 LOB: 2 BB: 1 P: 21	R: 0 E: 0 K: 1 S: 9 H: 2 LOB: 3 BB: 1 P: 13	R: 0 E: 0 K: 1 S: 7 H: 0 LOB: 0 BB: 0 P: 13	R: 3 E: 0 K: 0 S: 15 H: 2 LOB: 1 BB: 2 P: 29	R: 5 E: 0 K: 0 S: 12 H: 4 LOB: 1 BB: 2 P: 25	R: 0 E: 0 K: 1 S: 9 H: 1 LOB: 1 BB: 0 P: 16	R: 1 E: 0 K: 2 S: 15 H: 2 LOB: 2 BB: 0 P: 22	R: 0 E: 0 K: 2 S: 10 H: 0 LOB: 2 BB: 0 P: 12	1B: 7 2B: 4 3B: 1 HR: 1	SF: 0 SAC: 0 DP: 0 HBP: 0					

BOTTOM

Cincinnati Reds @ Seattle Mariners

Peoria Stadium, Peoria, AZ

Fri Mar 07 2014, 3:07 PM - 6:23 PM EST

Att. 5,721 - Sunny - 73 F

livebaseballscorecards.com

AB	41
R	9
H	13
RBI	8
BB	7
SO	10
LOB	25

WP: 4 PA: 48
PB: 0
SB: 0
CS: 0

PITCHER		IP	WLS	BF	H	R	ER	SO	BB	IBB	HBP	BLK	WP	HR	S	P	ERA	WHIP
41 Brett Marshall, R ERA:	(1, 1)	3.0		16	4	0	0	4	3	0	0	0	0	0	33	53	0.00	2.333
74 Ismael Guillón, L ERA: 11.57	(4, 1)	1.2		9	2	3	3	1	2	0	0	0	1	0	19	38	16.20	2.400
98 Pedro Villarreal, R ERA:	(5, 1)	0.1		1	0	0	0	0	0	0	0	0	0	0	3	4	0.00	0.000
67 Daniel Corcino, R ERA: 58.5	(6, 1)	0.2		7	3	5	5	0	2	0	0	0	0	1	10	22	67.50	7.500
85 Michael Lorenzen, R ERA: 5.4	(6, 1)	1.1	W	6	2	0	0	1	0	0	0	0	0	0	11	19	0.00	1.500

PITCHER		IP	WLS	BF	H	R	ER	SO	BB	IBB	HBP	BLK	WP	HR	S	P	ERA	WHIP
80 Jumbo Díaz, R ERA: 3.0	(8, 1)	1.0	H	5	2	1	1	2	0	0	0	0	0	0	15	22	9.00	2.000
73 Carlos Contreras, R ERA: 3.0	(9, 1)	1.0	S	4	0	0	0	2	0	0	0	0	2	0	10	12	0.00	0.000

Chicago White Sox @ Cincinnati Reds

Goodyear Ballpark, Goodyear, AZ

Fri Mar 07 2014, 3:07 PM - 5:59 PM EST

Att. 2,487 - Sunny - 78 F

TOP

livebaseballscorecards.com

Batter	1	2	3	4	5	6	7	8	9	AB	R	H	RBI	BB	SO	LOB
1 Adam Eaton, L (1, 8) OBP: 0.714, SLG: 0.700	0-0 15 F9 44 1B 2B		1-0 15 S 1B HBP		4-0 44 CS 15 1B 1-2 BB		0-0 F9		0-0 G4-3	1	2	1	0	1	0	0
82 Keenyn Walker, S (5, 8) OBP: 0.125, SLG: 0.250										2	0	0	0	0	0	0
15 Gordon Beckham, R (1, 4) OBP: 0.294, SLG: 0.313	0-0 F9 2-3		1-3 K2-3 1-2		0-0 44 CS 44 1B 1-2 2-H 1B		0-0 E1 76 WP 1B			3	1	1	1	0	1	2
28 Leury García, S (5, 4) OBP: 0.429, SLG: 0.333										1	0	1	0	0	0	0
(8, 6)																
Alex Liddi, R (1, 3) OBP: 0.250, SLG: 0.625	0-0 L9		0-0 2-H 1B		0-3 K		4-0 7 FC6-4 2-3 BB			3	0	1	1	0	1	3
76 Andy Wilkins, L (5, 3) OBP: 0.667, SLG: 1.000										0	0	0	0	1	0	0
44 Adam Dunn, L (1, 10) OBP: 0.364, SLG: 0.364	0-0 3-H 1B		0-0 F9		1-0 24 1B 1-H 2-3 1B		0-0 FC6-4 1-2f			3	0	2	2	0	0	1
7 Jeff Keppinger, R (5, PR) OBP: 0.250, SLG: 0.250										1	0	0	0	0	0	2
(5, 10)																
24 Dayan Viciedo, R (1, 7) OBP: 0.357, SLG: 0.385	0-3 K			0-0 F9	0-0 1-3 1B			0-0 22 CS 1B		3	0	1	0	0	1	1
18 Blake Tekotte, L (5, 7) OBP: 0.200, SLG: 0.111										1	0	1	0	0	0	0
10 Alexei Ramirez, R (1, 6) OBP: 0.286, SLG: 0.286		0-0 G4-3		0-0 21 S 1B		0-0 G5-3		0-0 F8		3	0	1	0	0	0	0
5 Marcus Semien, R (6, 6) OBP: 0.231, SLG: 0.167										1	0	0	0	0	0	1
(8, 5)																
22 Matt Davidson, R (1, 5) OBP: 0.133, SLG: 0.143		0-0 G6-3		0-0 F8		0-0 F9		1-0 G5-3 1-2		4	0	0	0	0	0	2
83 Micah Johnson, L (8, 4) OBP: 0.500, SLG: 0.500										0	0	0	0	0	0	0
21 Tyler Flowers, R (1, 2) OBP: 0.214, SLG: 0.385		0-0 F9		1-3 K 1-2		0-0 F8			0-0 P3	3	0	0	0	0	1	1
73 Miguel Gonzalez, R (6, 2)										1	0	0	0	0	0	0
75 Trayce Thompson, R (1, 9) OBP: 0.273, SLG: 0.200			0-3 K		4-0 1 S 15 1B BB		0-0 G5-3		0-0 G6-3	2	1	0	0	1	1	0
29 Jared Mitchell, L (7, 9) OBP: 0.300, SLG: 0.222										1	0	0	0	0	0	0

	AB	R	H	RBI	BB	SO	LOB
	33	4	9	4	3	5	13

Inning Stats	1	2	3	4	5	6	7	8	9
R	1	0	1	0	2	0	0	0	0
E	0	0	0	0	0	0	1	0	0
K	1	0	2	1	1	0	0	0	0
S	7	3	8	6	6	3	4	3	3
H	2	0	1	1	3	0	1	1	0
LOB	1	0	1	1	2	0	2	0	0
BB	0	0	0	0	2	0	1	0	0
P	7	3	10	7	15	3	8	4	3

	1B	SF	WP	PA
	8	0	1	37
	2B: 1	SAC: 0	PB: 0	
	3B: 0	DP: 0	SB: 3	
	HR: 0	HBP: 1	CS: 3	

PITCHER	IP	WLS	BF	H	R	ER	SO	BB	IBB	HBP	BLK	WP	HR	S	P	ERA	WHIP
44 Mike Leake, R (1, 1) ERA: 4.5	2.0		8	2	1	1	1	0	0	0	0	0	0	10	10	4.50	1.000
54 Aroldis Chapman, L (3, 1) ERA: 3.6	2.0	H	9	2	1	1	3	0	0	1	0	0	0	14	17	4.50	1.000
83 Tim Crabbe, R (5, 1) ERA: 7.2	2.0	L	9	3	2	2	1	2	0	0	0	0	0	9	18	9.00	2.500
79 Lee Hyde, L (7, 1) ERA:	2.0		8	2	0	0	0	1	0	0	0	1	0	7	12	0.00	1.500
84 Drew Hayes, R (9, 1) ERA:	1.0		3	0	0	0	0	0	0	0	0	0	0	3	3	0.00	0.000

BOTTOM

Chicago White Sox @ Cincinnati Reds

Goodyear Ballpark, Goodyear, AZ

Fri Mar 07 2014, 3:07 PM - 5:59 PM EST

Att. 2,487 - Sunny - 78 F

livebaseballscorecards.com

Batter	1	2	3	4	5	6	7	8	9	AB	R	H	RBI	BB	SO	LOB
25 Skip Schumaker, L (1, 4) OBP: 0.563, SLG: 0.583	F8	BB 1-2		F7			G4-3		1B	2	0	0	0	1	0	2
81 Rey Navarro, S (7, 4) OBP: 0.300, SLG: 0.222										2	0	1	0	0	0	0
2 Zack Cozart, R (1, 6) OBP: 0.429, SLG: 0.571	32 HR 2B	F9			P3		P4		F8	3	1	1	0	0	0	2
89 Devin Lohman, R (7, 6)										2	0	0	0	0	0	1
19 Joey Votto, L (1, 3) OBP: 0.133, SLG: 0.133	K	K			G4-3		F7			3	0	0	0	0	2	1
Marquez Smith, R (7, 3)										1	0	0	0	0	0	0
32 Jay Bruce, L (1, 9) OBP: 0.563, SLG: 0.917	HR 2-H	G4-3			2B			G4-3		3	1	2	2	0	0	0
68 Tucker Barnhart, L (7, 2) OBP: 0.200, SLG: 0.222										1	0	0	0	0	0	0
48 Ryan Ludwick, R (1, 7) OBP: 0.200, SLG: 0.400	K	K			G3			G4-3		3	0	0	0	0	2	1
90 Felix Perez, L (7, 7)										1	0	0	0	0	0	0
29 Brayan Peña, S (1, 2) OBP: 0.286, SLG: 0.250		K		BB 15 E		E9		2B		2	0	0	0	1	1	0
90 Bryson Smith, R (6, PR) OBP: 0.143, SLG: 0.286										1	0	1	0	0	0	0
(7, 9)																
39 Devin Mesoraco, R (1, 10) OBP: 0.250, SLG: 0.313		F8		K	K			K		4	0	0	0	0	3	3
15 Roger Bernadina, L (1, 8) OBP: 0.684, SLG: 0.833	2B 27 1B			BB 1-3		K			G6-3	2	1	1	0	1	1	1
77 Yorman Rodriguez, R (7, 8) OBP: 0.214, SLG: 0.231										1	0	0	0	0	0	0
27 Chris Nelson, R (1, 5) OBP: 0.235, SLG: 0.375	1B 2-H 25 BB			K		F8			K	3	0	1	1	0	1	3
91 Mike Costanzo, L (7, 5)										1	0	0	0	0	1	0
Inning Stats	R: 2 E: 0 K: 2 S: 10 H: 2 LOB: 0 BB: 0 P: 11	R: 1 E: 0 K: 1 S: 7 H: 2 LOB: 2 BB: 1 P: 11	R: 0 E: 0 K: 2 S: 7 H: 0 LOB: 0 BB: 0 P: 7	R: 0 E: 0 K: 2 S: 7 H: 0 LOB: 2 BB: 2 P: 15	R: 0 E: 0 K: 0 S: 4 H: 1 LOB: 1 BB: 0 P: 4	R: 0 E: 1 K: 2 S: 8 H: 0 LOB: 1 BB: 0 P: 8	R: 0 E: 0 K: 0 S: 3 H: 0 LOB: 0 BB: 0 P: 3	R: 0 E: 0 K: 1 S: 6 H: 1 LOB: 1 BB: 0 P: 6	R: 0 E: 0 K: 1 S: 6 H: 1 LOB: 1 BB: 0 P: 6	1B: 2 2B: 4 3B: 0 HR: 1 SF: 0 SAC: 0 DP: 0 HBP: 0							

	AB	35
	R	3
	H	7
	RBI	3
	BB	3
	SO	11
	LOB	14

WP: 0 PB: 0 SB: 0 CS: 0 PA: 38

PITCHER	IP	WLS	BF	H	R	ER	SO	BB	IBB	HBP	BLK	WP	HR	S	P	ERA	WHIP
55 Felipe Paulino, R (1, 1) ERA: 13.5	3.0		14	4	3	3	5	1	0	0	0	0	1	24	29	9.00	1.667
41 David Purcey, L (4, 1) ERA: 5.4	1.0	W	5	0	0	0	2	2	0	0	0	0	0	7	15	0.00	2.000
39 Maikel Cleto, R (5, 1) ERA:	1.0	H	4	1	0	0	0	0	0	0	0	0	0	4	4	0.00	1.000
53 Eric Surkamp, L (6, 1) ERA: 6.75	2.0	H	7	0	0	0	2	0	0	0	0	0	0	11	11	0.00	0.000
57 Zach Putnam, R (8, 1) ERA:	1.0	H	4	1	0	0	1	0	0	0	0	0	0	6	6	0.00	1.000

PITCHER	IP	WLS	BF	H	R	ER	SO	BB	IBB	HBP	BLK	WP	HR	S	P	ERA	WHIP
63 Nestor Molina, R (9, 1) ERA: 5.4	1.0	S	4	1	0	0	1	0	0	0	0	0	0	6	6	0.00	1.000

Chicago Cubs @ Cincinnati Reds

Goodyear Ballpark, Goodyear, AZ

Sat Mar 08 2014, 3:06 PM - 6:22 PM EST

Att. 5,632 - Sunny - 77 F

TOP

livebaseballscorecards.com

Batter	1	2	3	4	5	6	7	8	9	AB	R	H	RBI	BB	SO	LOB
43 Emilio Bonifácio, S (1, 6) OBP: 0.250, SLG: 0.533 76 Jeudy Valdez, R (6, 6) OBP: 0.333, SLG: 0.200	G6-3	2-H 3B		G4-3		SF9 2-3 3-H		61 1B 1-2 2-3 3-H BB		3 0	0 0	1 0	2 1	0 1	0 0	1 0
8 Donnie Murphy, R (1, 5) OBP: 0.200, SLG: 0.214 61 Christian Villanueva, R (6, 5) OBP: 0.364, SLG: 0.400	19 HR BB	G6-3			K	F7		1-2 2-H 3-H 1B		3 1	1 0	0 1	0 2	1 0	1 0	3 0
19 Nate Schierholtz, L (1, 9) OBP: 0.400, SLG: 0.615 78 Albert Almora Jr., R (7, 8) OBP: 0.500, SLG: 0.625	1-H HR		5 1B 30 G6-3 1B		BB		K	K		3 1	2 0	2 0	2 0	1 0	1 1	0 2
5 Welington Castillo, R (1, 2) OBP: 0.333, SLG: 0.300 85 Daniel Vogelbach, L (7, 3)	G5-3		1-3 1B		P4		L4	K		4 1	0 0	1 0	0 0	0 0	0 1	1 2
30 Mike Olt, R (1, 3) OBP: 0.214, SLG: 0.429 68 Jorge Soler, R (7, PR) OBP: 0.250, SLG: 0.429 (7, 9)	K		G6-3 3-H		K		1B	K		4 1	0 0	1 0	1 0	0 0	2 1	1 2
51 Ryan Kalish, L (1, 8) OBP: 0.455, SLG: 0.250 83 Luis Flores, R (7, 2)		54 G6-3 54 S 22 FC3 BB	L7			22 1B 54 BB 43 SF9 1B	G1-3		F9	3 1	2 0	1 0	0 0	1 0	0 0	1 0
54 Darnell McDonald, R (1, 7) OBP: 0.385, SLG: 0.111 94 Rubi Silva, L (8, PR) (8, 7)	G6-3 1-3			G5-3		43 SF9 22 1B 1-2 BB		88 BB 75 BB 76 BB BB	F8	2 1	0 1	0 0	0 0	2 0	0 0	1 0
22 Logan Watkins, L (1, 4) OBP: 0.200, SLG: 0.200 75 Arismendy Alcántara, S (7, 4)	FC3 39 SH5-6-4 43 3B 3-H			F9		1-2 2-3 1B		76 BB 88 BB 61 1B 1-2 BB	G3-1	3 1	1 1	1 0	1 0	0 1	0 0	0 0
39 Jason Hammel, R (1, 1) 89 Rock Shoulders, L (4, PH) OBP: 1.000, SLG: 1.000 73 Marcus Hatley, R (4, 1) 80 Eric Jokisch, R (5, 1) 88 Will Remillard, R (8, PH) 84 Carlos Pimentel, R (8, 1) 85 Neil Ramírez, R (9, 1)	SH5-6-4 1-2			1B		K		76 BB 61 1B 1-2 2-3 BB		0 1 0 1 0 0 0	0 0 0 0 1 0 0	0 1 0 0 0 0 0	0 0 0 0 1 0 0	0 0 0 0 0 0 0	0 0 0 1 0 0 0	0 0 0 3 0 0 0
Inning Stats	R: 2 E: 0 K: 1 S: 7 H: 1 LOB: 0 BB: 1 P: 11	R: 2 E: 0 K: 0 S: 5 H: 1 LOB: 1 BB: 1 P: 10	R: 1 E: 0 K: 0 S: 4 H: 2 LOB: 0 BB: 0 P: 4	R: 0 E: 0 K: 0 S: 4 H: 1 LOB: 1 BB: 0 P: 4	R: 0 E: 0 K: 2 S: 7 H: 0 LOB: 1 BB: 1 P: 11	R: 1 E: 0 K: 1 S: 7 H: 2 LOB: 2 BB: 1 P: 11	R: 0 E: 0 K: 1 S: 6 H: 1 LOB: 1 BB: 0 P: 6	R: 3 E: 0 K: 3 S: 10 H: 1 LOB: 2 BB: 4 P: 26	R: 0 E: 0 K: 0 S: 3 H: 0 LOB: 0 BB: 0 P: 3	1B: 7 2B: 0 3B: 1 HR: 1	SF: 1 SAC: 1 DP: 0 HBP: 0	WP: 0 PB: 0 SB: 1 CS: 0	PA: 44			

	AB	34
	R	9
	H	9
	RBI	9
	BB	8
	SO	8
	LOB	17

PITCHER		IP	WLS	BF	H	R	ER	SO	BB	IBB	HBP	BLK	WP	HR	S	P	ERA	WHIP
31 Alfredo Simon, R ERA: 5.0	(1, 1)	4.0	L	19	5	5	5	1	2	0	0	0	0	1	20	29	11.25	1.750
78 Chad Rogers, R ERA: 10.13	(5, 1)	2.0		10	2	1	1	3	2	0	0	0	0	0	14	22	4.50	2.000
43 Manny Parra, L ERA: 3.0	(7, 1)	1.0		4	1	0	0	1	0	0	0	0	0	0	6	6	0.00	1.000
Logan Ondrusek, R ERA: 11.57	(8, 1)	0.1		6	1	3	3	1	4	0	0	0	0	0	4	20	81.00	15.000
62 Trevor Bell, R ERA:	(8, 1)	0.2		2	0	0	0	2	0	0	0	0	0	0	6	6	0.00	0.000

PITCHER		IP	WLS	BF	H	R	ER	SO	BB	IBB	HBP	BLK	WP	HR	S	P	ERA	WHIP
58 Nick Christiani, R ERA: 3.0	(9, 1)	1.0		3	0	0	0	0	0	0	0	0	0	0	3	3	0.00	0.000

BOTTOM

Batter	1	2	3	4	5	6	7	8	9	AB	R	H	RBI	BB	SO	LOB
6 Billy Hamilton, S (1, 8) OBP: 0.450, SLG: 0.375	BBBB 4-0 19 S 2 S BB	X 0-0 ③ P2			X 0-0 ① G6-3		S S S 0-3 ② K		S S S 0-3 ③ K	2	0	0	0	1	0	1
77 Yorman Rodriguez, R (7, 8) OBP: 0.188, SLG: 0.200										2	0	0	0	0	2	0
2 Zack Cozart, R (1, 6) OBP: 0.353, SLG: 0.471	S S S 0-3 ① K 1-2		C C C 0-3 ① K		X 0-0 ② F9		S S S 0-3 ③ K			3	0	0	0	0	2	1
81 Rey Navarro, S (7, 6) OBP: 0.273, SLG: 0.200										1	0	0	0	0	1	0
19 Joey Votto, L (1, 3) OBP: 0.278, SLG: 0.353	BBBBB 4-0 32 BB 2-3 BB		X 0-0 32 G6-3 2B		X 0-0 2B			X 0-0 92 BB 1B		2	0	2	0	1	0	0
27 Chris Nelson, R (7, 5) OBP: 0.278, SLG: 0.412										1	0	1	0	0	0	0
32 Jay Bruce, L (1, 9) OBP: 0.526, SLG: 0.786	BBBBB 4-0 1-2 BB		X 0-0 ② G6-3 2-3		S S S 0-3 ③ K			BBBBB 4-0 1-2 BB		2	0	0	0	1	1	2
92 Josh Fellhauer, L (7, 9)										0	0	0	0	1	0	0
21 Todd Frazier, R (1, 5) OBP: 0.250, SLG: 0.429	S S S 0-3 ② K		S S S 0-3 ③ K			S S S 0-3 ① K		X 0-0 ① L8		3	0	0	0	0	3	4
37 Corky Miller, R (7, 2)										1	0	0	0	0	0	2
39 Devin Mesoraco, R (1, 2) OBP: 0.263, SLG: 0.316	X 0-0 ③ P3			X 0-0 ① G1-3		X 0-0 25 1B		S S S 0-3 ② K		3	0	1	0	0	0	3
76 Argenis Diaz, R (7, 4) OBP: 0.231, SLG: 0.462										1	0	0	0	0	1	2
25 Skip Schumaker, L (1, 4) OBP: 0.579, SLG: 0.600		X 0-0 31 SH1-3 1B		X 0-0 ② G6-3		X 0-0 70 G6-4-3 1-2 1B		S S S 0-3 ③ K		3	0	2	0	0	0	0
69 Juan Duran, R (7, 7) OBP: 0.125, SLG: 0.067										1	0	0	0	0	1	2
70 Kristopher Negrón, R (1, 7) OBP: 0.222, SLG: 0.250		X 0-0 ① L9		H 1-0 30 WP HBP		X 0-0 ②③ G6-4-3 1-2f			X 0-0 ① P3	2	0	0	0	0	0	3
43 Manny Parra, L (7, 1)										0	0	0	0	0	0	0
Logan Ondrusek, R (8, 1)										0	0	0	0	0	0	0
62 Trevor Bell, L (8, 1)										0	0	0	0	0	0	0
58 Nick Christiani, R (9, 1)										0	0	0	0	0	0	0
89 Devin Lohman, R (9, PH)										1	0	0	0	0	0	0
31 Alfredo Simon, R (1, 1)		X 0-0 ② SH1-3 1-2		B S S S 1-3 ③ K 1-2			X 0-0 ① G4-3		X 0-0 ② G1-3	0	0	0	0	0	0	0
30 Jason Bourgeois, R (4, PH)										1	0	0	0	0	1	1
78 Chad Rogers, R (5, 1)										0	0	0	0	0	0	0
23 Donald Lutz, L (7, 3) OBP: 0.333, SLG: 0.563										2	0	0	0	0	0	0
Inning Stats	R: 0 E: 0 K: 2 S: 7 H: 0 LOB: 3 BB: 3 P: 19	R: 0 E: 0 K: 0 S: 4 H: 1 LOB: 1 BB: 0 P: 4	R: 0 E: 0 K: 2 S: 8 H: 1 LOB: 1 BB: 0 P: 8	R: 0 E: 0 K: 1 S: 5 H: 0 LOB: 1 BB: 0 P: 7	R: 0 E: 0 K: 1 S: 6 H: 1 LOB: 1 BB: 0 P: 6	R: 0 E: 0 K: 1 S: 6 H: 2 LOB: 1 BB: 0 P: 6	R: 0 E: 0 K: 2 S: 7 H: 0 LOB: 0 BB: 0 P: 7	R: 0 E: 0 K: 2 S: 8 H: 1 LOB: 2 BB: 1 P: 12	R: 0 E: 0 K: 1 S: 5 H: 0 LOB: 0 BB: 0 P: 5	1B: 4 2B: 2 3B: 0 HR: 0	SF: 0 SAC: 1 DP: 1 HBP: 1						

PITCHER	IP	WLS	BF	H	R	ER	SO	BB	IBB	HBP	BLK	WP	HR	S	P	ERA	WHIP
39 Jason Hammel, R (1, 1)	3.0	W	14	2	0	0	4	3	0	0	0	0	0	19	31	0.00	1.667
ERA:																	
73 Marcus Hatley, R (4, 1)	1.0		4	0	0	0	1	0	0	1	0	1	0	5	7	0.00	0.000
ERA:																	
80 Eric Jokisch, L (5, 1)	3.0	H	11	3	0	0	4	0	0	0	0	0	0	19	19	0.00	1.000
ERA:																	
84 Carlos Pimentel, R (8, 1)	1.0		5	1	0	0	2	1	0	0	0	0	0	8	12	0.00	2.000
ERA:																	
85 Neil Ramírez, R (9, 1)	1.0		3	0	0	0	1	0	0	0	0	0	0	5	5	0.00	0.000
ERA:																	

PITCHER	IP	WLS	BF	H	R	ER	SO	BB	IBB	HBP	BLK	WP	HR	S	P	ERA	WHIP

Chicago Cubs @ Cincinnati Reds

Goodyear Ballpark, Goodyear, AZ

Sat Mar 08 2014, 3:06 PM - 6:22 PM EST

Att. 5,632 - Sunny - 77 F

livebaseballscorecards.com

AB	31
R	0
H	6
RBI	0
BB	4
SO	12
LOB	21

WP: 1	PA: 37		
PB: 0			
SB: 2			
CS: 0			

Batter	1	2	3	4	5	6	7	8	9	AB	R	H	RBI	BB	SO	LOB
28 Chris Heisey, R (1, 8) OBP: 0.318, SLG: 0.864 70 Kristopher Negrón, R (7, 8) OBP: 0.263, SLG: 0.353	G4-3		2B		F8			81 2B		3 0 1 0 0 0 2 1 1 1 0 0 0 0						
4 Brandon Phillips, R (1, 4) OBP: 0.300, SLG: 0.500 81 Rey Navarro, S (7, 4) OBP: 0.333, SLG: 0.364	K		G4-3			F8		2-H 2B		3 0 0 0 0 1 1 1 0 1 1 0 0 0						
19 Joey Votto, L (1, 3) OBP: 0.333, SLG: 0.333 23 Donald Lutz, L (7, 3) OBP: 0.316, SLG: 0.529	BB			21 L6-3 BB		L8		K		1 0 0 0 2 0 0 1 0 0 0 0 1 1						
48 Ryan Ludwick, R (1, 7) OBP: 0.167, SLG: 0.333 30 Jason Bourgeois, R (7, 7)	G3			P6		F7			P4	3 0 0 0 0 0 2 1 0 0 0 0 0 0						
21 Todd Frazier, R (1, 5) OBP: 0.222, SLG: 0.375 91 Mike Costanzo, L (7, PH) (7, 5)		F9		L6-3 1-1			K		G4-3	2 0 0 0 0 0 1 2 0 0 0 0 1 0						
29 Brayan Peña, S (1, 2) OBP: 0.250, SLG: 0.214 68 Tucker Barnhart, L (7, PH) OBP: 0.250, SLG: 0.273 (7, 2)		G4-3			F9		F7		1B	2 0 0 0 0 0 0 2 0 1 0 0 0 0						
50 Neftali Soto, R (1, 10) OBP: 0.409, SLG: 0.773 82 Rossmel Perez, L (7, PH) OBP: 0.167, SLG: 0.250 (7, 10) Ray Chang, R (9, PH)		F7			P4		G4-3		G5-3	2 0 0 0 0 0 0 1 0 0 0 0 0 0 1 0 0 0 0 0 1						
15 Roger Bernadina, L (1, 9) OBP: 0.667, SLG: 0.786 77 Yorman Rodriguez, R (7, 9) OBP: 0.176, SLG: 0.188			K		7 BB 1B			K		2 0 1 0 0 1 0 1 0 0 0 0 1 0						
7 Ramon Santiago, S (1, 6) OBP: 0.222, SLG: 0.067 76 Argenis Diaz, R (7, 6) OBP: 0.214, SLG: 0.429			K		1-2 BB			G5-3		1 0 0 0 1 1 0 1 0 0 0 0 0 0						
Inning Stats	R: 0 H: 0 E: 0 LOB: 1 K: 1 BB: 1 S: 5 P: 9	R: 0 H: 0 E: 0 LOB: 0 K: 0 BB: 0 S: 3 P: 3	R: 0 H: 1 E: 0 LOB: 1 K: 2 BB: 0 S: 8 P: 8	R: 0 H: 0 E: 0 LOB: 0 K: 0 BB: 1 S: 2 P: 6	R: 0 H: 1 E: 0 LOB: 2 K: 0 BB: 1 S: 4 P: 8	R: 0 H: 0 E: 0 LOB: 0 K: 0 BB: 0 S: 3 P: 3	R: 0 H: 0 E: 0 LOB: 0 K: 1 BB: 0 S: 5 P: 5	R: 1 H: 2 E: 0 LOB: 1 K: 2 BB: 0 S: 9 P: 9	R: 0 H: 1 E: 0 LOB: 1 K: 0 BB: 0 S: 4 P: 4	1B: 2 SF: 0 2B: 4 SAC: 0 3B: 0 DP: 1 HR: 0 HBP: 0						

PITCHER		IP	WLS	BF	H	R	ER	SO	BB	IBB	HBP	BLK	WP	HR	S	P	ERA	WHIP
45 Tyler Skaggs, L ERA: 2.84	(1, 1)	4.0		14	1	0	0	3	2	0	0	0	0	0	18	26	0.00	0.750
46 Cory Rasmus, R ERA:	(5, 1)	1.1	W	6	1	0	0	0	1	0	0	0	0	0	5	9	0.00	1.500
60 Brian Moran, L ERA: 5.4	(6, 1)	0.1	H	1	0	0	0	0	0	0	0	0	0	0	1	1	0.00	0.000
89 Mark Sappington, R ERA:	(6, 1)	0.1	H	1	0	0	0	0	0	0	0	0	0	0	1	1	0.00	0.000
49 Ernesto Frieri, R ERA:	(7, 1)	1.0	H	3	0	0	0	1	0	0	0	0	0	0	5	5	0.00	0.000
38 Joe Smith, R ERA: 9.0	(8, 1)	1.0	H	5	2	1	1	2	0	0	0	0	0	0	9	9	9.00	2.000
51 Michael Roth, L ERA:	(9, 1)	1.0	S	4	1	0	0	0	0	0	0	0	0	0	4	4	0.00	1.000

Cincinnati Reds @ Los Angeles Angels

Tempe Diablo Stadium, Tempe, AZ

Sun Mar 09 2014, 4:12 PM - 7:00 PM EDT

Att. 7,792 - Sunny - 73 F

TOP

livebaseballscorecards.com

AB	31
R	1
H	5
RBI	1
BB	3
SO	6
LOB	8

PA: 34

WP: 0 PB: 0 SB: 0 CS: 0

Cincinnati Reds @ Los Angeles Angels

Tempe Diablo Stadium, Tempe, AZ

Sun Mar 09 2014, 4:12 PM - 7:00 PM EDT

Att. 7,792 - Sunny - 73 F

BOTTOM

livebaseballscorecards.com

Batter	1	2	3	4	5	6	7	8	9	AB	R	H	RBI	BB	SO	LOB
56 Kole Calhoun, L (1, 9) OBP: 0.393, SLG: 0.227	G3		F9		27 BLK 1B 3-H		B5-3			3	0	1	1	0	0	0
7 Andrew Romine, S (7, PH) (8, 5) OBP: 0.333, SLG: 0.571										1	0	0	0	0	0	0
27 Mike Trout, R (1, 8) OBP: 0.444, SLG: 0.706	1B			P3	F7 1-2		F8			3	0	1	0	0	0	1
87 Matt Long, L (7, PH) (8, 8) OBP: 0.438, SLG: 0.533										1	0	0	0	0	0	0
5 Albert Pujols, R (1, 10) OBP: 0.238, SLG: 0.158	P3			1B		G6-3	F7			3	0	1	0	0	0	1
81 Alex Yarbrough, S (7, PH) (8, 10) OBP: 0.250, SLG: 0.250										1	0	0	0	0	0	0
47 Howie Kendrick, R (1, 4) OBP: 0.471, SLG: 0.438	G5-3			F9		2 F9 44 BB 77 1B 1B		G3-1		3	1	1	0	0	0	2
79 Taylor Lindsey, L (8, 4)										1	0	0	0	0	0	0
44 Ian Stewart, L (1, 5) OBP: 0.294, SLG: 0.200		K		G4-3		77 1B 16 BB 1-2 BB		G5-3 1B		2	0	0	0	1	1	1
12 Tommy Field, R (8, 6) OBP: 0.600, SLG: 0.667										1	0	1	0	0	0	0
2 Erick Aybar, S (1, 6) OBP: 0.421, SLG: 0.154	G4-3				16 S 16 1B BB	F9 2-3		G5-3 1-2		2	1	0	0	1	0	2
Drew Heid, L (8, 9)										1	0	0	0	0	0	1
16 Hank Conger, L (1, 2) OBP: 0.188, SLG: 0.133	P5				3 G3 56 1B 1-H 1B	77 1B 1-2 BB		P6		2	1	1	1	1	0	0
84 C.J. Cron, R (8, PH) OBP: 0.500, SLG: 1.000										1	0	0	0	0	0	1
41 Luis Martinez, R (9, 2)										0	0	0	0	0	0	0
48 Chad Tracy, L (1, 3) OBP: 0.188, SLG: 0.188		P2			G5-3	1-2 2-3 3-H 1B				2	0	0	0	0	0	1
77 Carlos Pena, L (6, PH) (7, 3) OBP: 0.333, SLG: 0.308										1	0	1	1	0	0	0
3 JB Shuck, L (1, 7) OBP: 0.227, SLG: 0.300		K			G3 2-3	G5-3				3	0	0	0	0	1	4

Inning Stats										
	R: 0	H: 1	R: 0	H: 0	R: 0	H: 0	R: 0	H: 1	R: 2	H: 2
	E: 0	LOB: 1	E: 0	LOB: 0	E: 0	LOB: 1	E: 0	LOB: 1	E: 0	LOB: 1
	K: 0	BB: 0	K: 1	BB: 0	K: 1	BB: 0	K: 0	BB: 0	K: 0	BB: 1
	S: 4	P: 4	S: 5	P: 5	S: 5	P: 5	S: 4	P: 4	S: 5	P: 10

Inning Stats									
	R: 1	H: 2	R: 0	H: 0	R: 0	H: 1	1B: 7	SF: 0	WP: 0	PA: 34
	E: 0	LOB: 3	E: 0	LOB: 0	E: 0	LOB: 1	2B: 0	SAC: 0	PB: 0	
	K: 0	BB: 2	K: 0	BB: 0	K: 0	BB: 1	3B: 0	DP: 0	SB: 1	
	S: 5	P: 13	S: 3	P: 3	S: 4	P: 4	HR: 0	HBP: 0	CS: 0	

	AB	31
	R	3
	H	7
	RBI	3
	BB	3
	SO	2
	LOB	14

PITCHER		IP	WLS	BF	H	R	ER	SO	BB	IBB	HBP	BLK	WP	HR	S	P	ERA	WHIP
47 Johnny Cueto, R ERA: 6.23	(1, 1)	4.0		14	2	0	0	2	0	0	0	0	0	0	18	18	0.00	0.500
63 Sam LeCure, R ERA: 9.0	(5, 1)	1.0	L	6	2	2	2	0	1	0	0	1	0	0	5	10	18.00	3.000
60 J.J. Hoover, R ERA: 4.5	(6, 1)	1.0		7	2	1	1	0	2	0	0	0	0	0	5	13	9.00	4.000
86 Robert Stephenson, R ERA: 6.75	(7, 1)	1.0		3	0	0	0	0	0	0	0	0	0	0	3	3	0.00	0.000
53 Pedro Beato, R ERA:	(8, 1)	1.0		4	1	0	0	0	0	0	0	0	0	0	4	4	0.00	1.000

PITCHER	IP	WLS	BF	H	R	ER	SO	BB	IBB	HBP	BLK	WP	HR	S	P	ERA	WHIP

Batter	1	2	3	4	5	6	7	8	9	AB	R	H	RBI	BB	SO	LOB
6 Billy Hamilton, S (1, 8) OBP: 0.435, SLG: 0.368 37 Corky Miller, R (7, 2)	C FF 91 B FC 89 B FF 92 C FC 88 F ST 81 B FF 93 C ST 80 3-3 ① K			B FF 91 F FF 90 B FC 86 X FC 86 2-1 32 2B 1B		C FF 87 C SI 89 C SI 88 0-3 ① K		B FF 94 C FF 94 B SI 89 S FF 94 B FF 94 X FF 95 3-2 ② FC9		3 1	1 0	1 0	0 0	0 0	2 0	0 0
2 Zack Cozart, R (1, 6) OBP: 0.300, SLG: 0.400 81 Rey Navarro, S (7, 6) OBP: 0.385, SLG: 0.583	F FF 93 B FC 90 B FF 92 X FF 92 2-1 ② F9			C SI 90 X SI 90 0-1 ① L8		X SI 89 0-0 ② G1-3		X SI 89 0-0 3B		3 1	0 0	0 1	0 0	0 0	0 0	1 0
32 Jay Bruce, L (1, 9) OBP: 0.500, SLG: 0.765 94 Travis Mattair, R (7, 5) OBP: 0.273, SLG: 0.273	X FF 93 0-0 ③ G4-3			1 SAFE 1 SAFE 1 SAFE C FC 89 X SI 91 0-1 48 CS 1-H 2B		C SI 89 X CH 80 0-1 ③ F8		B FF 95 F FF 94 B FF 92 X FF 94 2-1 ③ G6-3		3 1	0 0	1 0	1 0	0 0	0 0	0 1
48 Ryan Ludwick, R (1, 7) OBP: 0.150, SLG: 0.300 30 Jason Bourgeois, R (7, PH) (7, 7)		B FF 90 X FF 90 1-0 ① P6		C SI 91 2 SAFE C FF 92 B FF 93 B ST 79 F FF 91 X ST 79 2-2 ② ③ G5-3 2-3			C FF 86 C FF 89 S CU 65 0-3 ① K		B FF 91 F FF 91 B FF 92 X CH 84 2-1 ① L7	2 2	0 0	0 0	0 0	0 0	0 1	1 0
39 Devin Mesoraco, R (1, 2) OBP: 0.238, SLG: 0.286 25 Skip Schumaker, L (7, PH) OBP: 0.571, SLG: 0.588 (7, 8)		F FF 91 B FS 85 X FF 92 1-1 ② L8			F SI 89 F FS 85 B FF 94 X ST 79 1-2 ① L7		C FF 88 C FF 88 F FF 88 F CU 67 X CH 82 0-2 ② G3-1		B FF 92 B FF 91 C FF 92 X FF 92 2-1 29 1B 1B	2 2	0 0	0 1	0 0	0 0	0 0	0 0
29 Brayan Peña, S (1, 10) OBP: 0.300, SLG: 0.278		B FS 86 B FS 87 B FF 91 C FF 91 F FC 88 X ST 79 3-2 ③ G4-3			B SI 92 F SI 92 B FC 87 F FF 90 X ST 73 2-2 ② G4-3		C FF 89 X CU 67 0-1 28 BLK 1B		C FF 92 B CH 85 B FF 92 X FF 93 2-1 1-2 1B	4	0	2	0	0	0	0
27 Chris Nelson, R (1, 3) OBP: 0.300, SLG: 0.421 28 Chris Heisey, R (7, PH) OBP: 0.333, SLG: 0.833 (7, 9)			B SI 89 X FF 90 1-0 ① F8		X SI 90 0-0 7 2B 1B		B FF 88 S SL 76 S FF 89 F FF 91 X CU 68 1-2 70 FC6-4 1-2 1B		C FF 93 X SL 80 0-1 ② F7	2 2	1 0	1 1	0 0	0 0	0 2	0 2
7 Ramon Santiago, S (1, 4) OBP: 0.250, SLG: 0.176 70 Kristopher Negrón, R (7, PH) OBP: 0.238, SLG: 0.316 (7, 4)			B FF 91 B FS 86 B FF 90 C FF 90 X FF 90 3-1 ② L8		X FF 91 0-0 36 1B 1-H 2B		S FF 88 F SL 77 F FC 90 2 SAFE D CU 67 X SL 78 1-2 ③ FC6-4 1-2f		T FF 93 X FF 93 0-1 ③ F7	2 2	0 0	1 0	1 0	0 0	0 0	0 4
36 Henry Alejandro Rodriguez, S (1, 5) OBP: 0.188, SLG: 0.133 50 Neftalí Soto, R (7, 3) OBP: 0.391, SLG: 0.739			F FC 88 B CS 62 B FS 85 X SI 90 2-1 ③ F7		B FC 88 B SI 90 C FC 87 X SI 90 2-1 ③ 2-H 1B			B FF 94 X FF 94 1-0 ① G5-3		2 1	0 0	1 0	0 0	0 0	0 0	0 0

Inning Stats	1	2	3	4	5	6	7	8	9
	R: 0 E: 0 K: 1 S: 7 H: 0 LOB: 0 BB: 0 P: 12	R: 0 E: 0 K: 0 S: 6 H: 0 LOB: 0 BB: 0 P: 11	R: 0 E: 0 K: 0 S: 5 H: 0 LOB: 0 BB: 0 P: 11	R: 1 E: 0 K: 0 S: 10 H: 2 LOB: 0 BB: 0 P: 14	R: 1 E: 0 K: 0 S: 10 H: 3 LOB: 2 BB: 0 P: 15	R: 0 E: 0 K: 1 S: 6 H: 0 LOB: 0 BB: 0 P: 6	R: 0 E: 0 K: 1 S: 18 H: 2 LOB: 2 BB: 0 P: 20	R: 0 E: 0 K: 0 S: 7 H: 1 LOB: 1 BB: 0 P: 13	R: 0 E: 0 K: 0 S: 10 H: 2 LOB: 2 BB: 0 P: 16

1B: 7	SF: 0	WP: 0	PA: 35
2B: 2	SAC: 0	PB: 0	
3B: 1	DP: 0	SB: 0	
HR: 0	HBP: 0	CS: 1	

PITCHER		IP	WLS	BF	H	R	ER	SO	BB	IBB	HBP	BLK	WP	HR	S	P	ERA	WHIP
11 Yu Darvish, R ERA: 3.6	(1, 1)	5.0	W	18	5	2	2	1	0	0	0	0	0	0	38	63	3.60	1.000
68 Ryan Feierabend, L ERA: 4.5	(6, 1)	1.0	H	3	0	0	0	1	0	0	0	0	0	0	6	6	0.00	0.000
28 Joakim Soria, R ERA:	(7, 1)	1.0	H	5	2	0	0	1	0	0	0	1	0	0	18	20	0.00	2.000
49 Aaron Poreda, L ERA: 2.7	(8, 1)	1.0		4	1	0	0	0	0	0	0	0	0	0	7	13	0.00	1.000
30 Neftalí Feliz, R ERA: 4.5	(9, 1)	1.0		5	2	0	0	0	0	0	0	0	0	0	10	16	0.00	2.000

PITCHER	IP	WLS	BF	H	R	ER	SO	BB	IBB	HBP	BLK	WP	HR	S	P	ERA	WHIP

TOP

Cincinnati Reds @ Texas Rangers

Surprise Stadium, Surprise, AZ

Mon Mar 10 2014, 4:07 PM - 6:38 PM EDT

Att. 7,779 - Partly Cloudy - 78 F

livebaseballscorecards.com

AB	35
R	2
H	10
RBI	2
BB	0
SO	3
LOB	9

Cincinnati Reds @ Texas Rangers

Surprise Stadium, Surprise, AZ

Mon Mar 10 2014, 4:07 PM - 6:38 PM EDT

Att. 7,779 - Partly Cloudy - 78 F

BOTTOM

Batter	1	2	3	4	5	6	7	8	9	AB	R	H	RBI	BB	SO	LOB
13 Jurickson Profar, S (1, 10) OBP: 0.378, SLG: 0.545	B SI 92 X FF 92 1-0 ① G4-3		B FF 93 F SI 93 F FF 93 B SL 85 B CH 86 F SI 93 X SL 87 3-2 HR		F SI 86 F FF 87 X SI 87 0-2 ② G3		S FF 94 C FF 92 H FF 95 1-2 71 2B 9 1B HBP 3-H	S FF 90 B FF 90 B FF 96 B FF 97 X FF 97 3-1 ③ G6-3		4	2	1	1	0	0	3
1 Elvis Andrus, R (1, 6) OBP: 0.350, SLG: 0.450 71 Andy Parrino, S (7, 6) OBP: 0.250, SLG: 0.273 (8, 4)	C FF 94 B SL 86 B SI 93 B FF 93 F FF 92 X FF 94 3-2 ② G4-3		S SL 85 C FF 94 F FF 93 B CH 84 S CH 86 1-3 ② K		B SI 86 X CH 78 1-0 ③ 2-H 3-H 1B		B CH 84 D SI 93 B FF 93 C FF 92 F FF 93 F FF 94 X FF 94 3-2 1-3 2-H 9 1B 2B			3 1	0 1	1 1	2 1	0 0	1 0	0 0
18 Mitch Moreland, L (1, 9) OBP: 0.333, SLG: 0.350 15 Michael Choice, R (7, 9) OBP: 0.308, SLG: 0.520	C KC 79 X FF 94 0-1 ③ G1-3		S SL 86 X FF 93 0-1 ③ G4-3			C SI 86 B SI 86 B CU 70 X SI 87 2-1 ① G6-3	X FF 94 0-0 ② FC6-3			3 1	0 0	0 0	0 0	0 0	0 0	0 3
29 Adrián Beltré, R (1, 5) OBP: 0.353, SLG: 0.375 9 Adam Rosales, R (7, 5) OBP: 0.286, SLG: 0.308		F FF 93 B SI 92 C KC 79 C CH 83 1-3 ① K		X FF 91 0-0 ① L9		C CU 70 F SI 85 C SI 87 0-3 ② K	B FF 94 X FF 93 1-0 35 1B 2-H 3-H 1B			3 1	0 0	0 1	0 2	0 0	2 0	0 0
2 Leonys Martin, L (1, 8) OBP: 0.400, SLG: 0.333 35 James Adduci, L (7, 8) OBP: 0.368, SLG: 0.368		B KC 79 X FF 94 1-0 7 1B 6 S 1B		C SI 92 X CH 84 0-1 ② B2		B CU 70 B CH 77 B FF 85 C FF 85 B SI 84 4-1 BB	D SI 90 S CH 83 B FF 92 B FF 90 C FF 90 F FF 92 X FF 90 3-2 1-3 7 FC6-4 1B			2 1	1 0	1 1	0 0	1 0	0 0	0 0
7 J.P. Arencibia, R (1, 2) OBP: 0.150, SLG: 0.250 70 Brett Nicholas, L (8, 2)		C FF 93 X SI 93 0-1 6 S 1-3 1B		F FF 92 B SL 86 S SL 86 B FF 92 B CH 85 F FF 93 X FF 93 3-2 ③ G5-3		1 SAFE C SI 83 F CH 78 X CH 76 0-2 ③ F7	B FF 94 B FF 91 X FF 91 2-0 ③ 1-2f FC6-4			4 0	0 0	1 0	0 0	0 0	0 0	3 0
6 Kevin Kouzmanoff, R (1, 3) OBP: 0.400, SLG: 0.455 12 Josh Wilson, R (7, 3) OBP: 0.150, SLG: 0.200		B SI 92 F SL 85 B FF 93 F CH 86 1 SAFE F SI 92 B FF 93 S SL 86 3-3 ② K 1-2 3-H			F CU 70 S CH 79 F SI 87 F CH 78 B SI 86 X SI 88 1-2 E6 43 SH5-3 73 1B 1 1B		B FF 95 X FF 94 1-0 ① G4-3	X SL 86 0-0 ① F8		2 2	1 0	0 0	0 0	0 0	1 0	1 0
73 Rougned Odor, L (1, 4) OBP: 0.333, SLG: 0.231 65 Kensuke Tanaka, L (7, 4) OBP: 0.400, SLG: 0.250 3 Luis Sardinas, S (7, PR) OBP: 0.267, SLG: 0.333 (8, 6)		C SI 93 F FF 93 B CH 87 S FF 93 1-3 ③ K			C SI 84 1 SAFE X SI 86 0-1 43 SH5-3 1-2 1 1B 1B		X FF 94 0-0 E6 64 1B 13 WP	C FF 96 S SI 89 S FF 91 0-3 ② K		2 1 1	1 0 1	1 0 0	0 0 0	0 0 1	1 0 0	1 0 0
43 Engel Beltre, L (1, 7) OBP: 0.313, SLG: 0.267 64 Brad Snyder, L (7, 7) OBP: 0.333, SLG: 0.286			C KC 78 B CH 87 F SI 93 B CH 84 S CH 84 2-3 ① K		X CU 70 0-0 ① SH5-3 1-2 2-3		B SI 93 B CH 84 F CH 85 B FF 93 F FF 95 X CH 84 3-2 13 WP 71 2B 1-3 1B	B FF 89 B FF 97 F FF 97 B FF 96 S FF 90 B FF 97 4-2 BB		1 1	0 1	0 1	0 0	0 1	1 0	0 0
Inning Stats	R: 0 E: 0 K: 0 S: 6 H: 0 LOB: 0 BB: 0 P: 10	R: 1 E: 0 K: 3 S: 13 H: 2 LOB: 1 BB: 0 P: 19	R: 1 E: 0 K: 2 S: 13 H: 1 LOB: 0 BB: 0 P: 19	R: 0 E: 0 K: 0 S: 7 H: 0 LOB: 0 BB: 0 P: 10	R: 2 E: 1 K: 0 S: 12 H: 2 LOB: 1 BB: 0 P: 14	R: 0 E: 0 K: 1 S: 9 H: 0 LOB: 1 BB: 1 P: 15	R: 4 E: 1 K: 0 S: 18 H: 4 LOB: 2 BB: 0 P: 32	R: 0 E: 0 K: 1 S: 8 H: 0 LOB: 1 BB: 1 P: 15		1B: 7 2B: 1 3B: 0 HR: 1	SF: 0 SAC: 1 DP: 0 HBP: 1		WP: 1 PB: 0 SB: 2 CS: 0	PA: 37		

livebaseballscorecards.com

AB	33
R	8
H	9
RBI	6
BB	2
SO	7
LOB	11

PITCHER		IP	WLS	BF	H	R	ER	SO	BB	IBB	HBP	BLK	WP	HR	S	P	ERA	WHIP
34 Homer Bailey, R ERA: 4.0	(1, 1)	4.0		15	3	2	2	5	0	0	0	0	0	1	39	58	4.50	0.750
26 Jeff Francis, L ERA: 6.0	(5, 1)	2.0	L	9	2	2	0	1	1	0	0	0	0	0	21	29	0.00	1.500
46 Curtis Partch, R ERA: 2.45	(7, 1)	0.2		8	4	4	1	0	0	0	1	0	1	0	17	29	13.50	6.000
73 Carlos Contreras, R ERA: 2.7	(7, 1)	0.1		1	0	0	0	0	0	0	0	0	0	0	1	3	0.00	0.000
80 Jumbo Díaz, R ERA: 2.25	(8, 1)	1.0		4	0	0	0	1	1	0	0	0	0	0	8	15	0.00	1.000

PITCHER	IP	WLS	BF	H	R	ER	SO	BB	IBB	HBP	BLK	WP	HR	S	P	ERA	WHIP

San Francisco Giants @ Cincinnati Reds

Goodyear Ballpark, Goodyear, AZ

Tue Mar 11 2014, 4:09 PM - 7:07 PM EDT

Att. 5,736 - Sunny - 75 F

TOP

livebaseballscorecards.com

Batter	1	2	3	4	5	6	7	8	9	AB	R	H	RBI	BB	SO	LOB
16 Ángel Pagán, S (1, 8) OBP: 0.273, SLG: 0.250	G4-3		F8	K		BBBB 4-0 13 G6-4-3 1-2 BB		B 1-0 CS 1-2	BBBB 4-0 21 2B 79 SF8 BB	3	0	0	0	1	1	2
77 Mitch Lively, R (6, 1)										0	0	0	0	0	0	0
22 Roger Kieschnick, L (7, 9) OBP: 0.250, SLG: 0.063										0	1	0	0	1	0	0
13 Joaquin Arias, R (1, 5) OBP: 0.381, SLG: 0.400	G6-3		1-2 28 HR 1B	2-3 28 2B 1B		G6-4-3 1-2f			1-3 79 SF8 2B	4	1	2	0	0	0	2
21 Nick Noonan, L (8, 4) OBP: 0.263, SLG: 0.278										1	0	1	0	0	0	0
28 Buster Posey, R (1, 2) OBP: 0.444, SLG: 0.647	1B		BBX 2-0 1-H 2-H HR	1-3 3-H 2B			P3		BBBB 4-0 71 G6-4-3 BB	3	1	3	4	0	0	0
67 Andrew Susac, R (5, 2) OBP: 0.308, SLG: 0.364										1	0	0	0	1	0	0
8 Hunter Pence, R (1, 9) OBP: 0.320, SLG: 0.565	K		3B	K			K		SF8 2-3 3-H	4	0	1	0	0	3	3
73 Kameron Loe, R (7, 1)										0	0	0	0	0	0	0
79 Chris Dominguez, R (8, 5) OBP: 0.375, SLG: 0.200										0	0	0	1	0	0	0
71 Mark Minicozzi, R (1, 3) OBP: 0.400, SLG: 0.571		F8	G4-3		F8		G1-3		G6-4-3 1-2f	5	0	0	0	0	0	3
2 Juan Carlos Perez, R (1, 7) OBP: 0.394, SLG: 0.464		F8		6 HR 2B	G4-3			K		4	1	1	0	0	1	0
78 Tyler Graham, R (8, 7) OBP: 0.500, SLG: 1.000										0	0	0	0	0	0	0
14 Brandon Hicks, R (1, 4) OBP: 0.478, SLG: 0.789		F9		G5-3	G6-3			6 G6-3 56 E 2B		4	1	1	0	0	0	1
77 Juan Ciriaco, R (8, 6)										0	0	0	0	0	0	0
6 Ehire Adrianza, S (1, 6) OBP: 0.300, SLG: 0.737			K	2-H HR		L6		G6-3 2-3		4	1	1	2	0	1	1
75 Erik Cordier, R (8, 1)										0	0	0	0	0	0	0
87 Adam Reifer, R (9, 1)										0	0	0	0	0	0	0
17 Tim Hudson, R (1, 1) OBP: 1.000, SLG: 1.500			13 1B 28 HR 1B	13 1B 28 2B		16 S 1B		E5 22 CS 3-H		2	2	2	0	0	0	0
51 Jake Dunning, R (4, 1)										0	0	0	0	0	0	0
56 Gary Brown, R (6, PH) OBP: 0.421, SLG: 0.267										2	0	1	0	0	0	0
(6, 8)																
Inning Stats	R: 0 E: 0 K: 1 S: 6 H: 1 LOB: 1 BB: 0 P: 6	R: 0 E: 0 K: 0 S: 3 H: 0 LOB: 0 BB: 0 P: 3	R: 3 E: 0 K: 1 S: 9 H: 4 LOB: 1 BB: 0 P: 11	R: 3 E: 0 K: 2 S: 12 H: 5 LOB: 2 BB: 0 P: 12	R: 0 E: 0 K: 0 S: 3 H: 0 LOB: 0 BB: 0 P: 3	R: 0 E: 0 K: 0 S: 3 H: 1 LOB: 1 BB: 1 P: 7	R: 0 E: 0 K: 1 S: 5 H: 0 LOB: 0 BB: 0 P: 5	R: 1 E: 1 K: 1 S: 6 H: 1 LOB: 0 BB: 0 P: 7	R: 1 E: 0 K: 0 S: 3 H: 1 LOB: 1 BB: 2 P: 11	1B: 5 2B: 5 3B: 1 HR: 2 SF: 1 SAC: 0 DP: 2 HBP: 0							
										WP: 0 PB: 0 SB: 1 CS: 1			PA: 42			

PITCHER		IP	WLS	BF	H	R	ER	SO	BB	IBB	HBP	BLK	WP	HR	S	P	ERA	WHIP
52 Tony Cingrani, L ERA: 6.23	(1, 1)	3.2	L	19	8	6	6	3	0	0	0	0	0	2	25	27	14.73	2.182
79 Lee Hyde, L ERA:	(4, 1)	0.1		3	2	0	0	1	0	0	0	0	0	0	5	5	0.00	6.000
54 Aroldis Chapman, L ERA: 2.25	(5, 1)	3.0		10	1	0	0	1	1	0	0	0	0	0	11	15	0.00	0.667
43 Manny Parra, L ERA: 2.25	(8, 1)	1.0		4	1	1	0	1	0	0	0	0	0	0	6	7	0.00	1.000
84 Drew Hayes, R ERA: 2.25	(9, 1)	1.0		5	1	1	1	0	2	0	0	0	0	0	3	11	9.00	3.000

PITCHER	IP	WLS	BF	H	R	ER	SO	BB	IBB	HBP	BLK	WP	HR	S	P	ERA	WHIP

BOTTOM

San Francisco Giants @ Cincinnati Reds

Goodyear Ballpark, Goodyear, AZ

Tue Mar 11 2014, 4:09 PM - 7:07 PM EDT

Att. 5,736 - Sunny - 75 F

livebaseballscorecards.com

Batter	1	2	3	4	5	6	7	8	9	AB	R	H	RBI	BB	SO	LOB
6 Billy Hamilton, S (1, 8) OBP: 0.444, SLG: 0.409 36 Henry Alejandro Rodriguez, L (7, 4) OBP: 0.235, SLG: 0.188	BBBB 4-0 19 G4-3 21 2B BB	X 0-0 3-H 2B		X 0-0 ③ B1-3		X 0-0 ③ G4-3			X 0-0 15 G6-3 1B	3 1	1 0	1 1	1 0	1 0	0 0	1 0
4 Brandon Phillips, R (1, 4) OBP: 0.304, SLG: 0.450 15 Roger Bernadina, L (7, 8) OBP: 0.652, SLG: 0.875	X 0-0 ① P4	X 0-0 ③ P4			BBBB 4-0 21 F9 32 BB BB		X 0-0 19 1B 3B		X 0-0 ① ② G6-3 1-2f	2 2	0 1	0 1	0 1	1 0	0 0	2 1
19 Joey Votto, L (1, 3) OBP: 0.320, SLG: 0.318 43 Manny Parra, L (8, 1) 84 Drew Hayes, R (9, 1) 70 Kristopher Negrón, R (9, PH) OBP: 0.273, SLG: 0.316	X 0-0 ② G4-3 1-2		CCC 0-3 ① K		CCC 0-3 ① K		X 0-0 FC4-6 3-H 1B		BBBBB 4-0 BB	4 0 0 0	0 0 0 0	1 0 0 0	1 0 0 0	0 0 0 1	2 0 0 0	2 0 0 0
32 Jay Bruce, L (1, 9) OBP: 0.520, SLG: 0.722 Juan Duran, R (7, 9) OBP: 0.111, SLG: 0.059	BBBB 4-0 21 2B BB	X 0-0 ② G3			BBBB 4-0 29 BB 1-2 BB		X 0-0 ① FC4-6 1-2f		CCC 0-3 ③ K	1 2	1 0	0 0	0 0	2 0	0 1	0 2
21 Todd Frazier, R (1, 5) OBP: 0.286, SLG: 0.474 27 Chris Nelson, R (7, 5) OBP: 0.286, SLG: 0.400	X 0-0 1-H 2-H 2B	X 0-0 29 CS 1B			X 0-0 ② F9 2-3		X 0-0 ② F8			3 1	0 0	2 0	2 0	0 0	0 0	2 1
29 Brayan Peña, S (1, 2) OBP: 0.304, SLG: 0.250 68 Tucker Barnhart, L (7, PH) OBP: 0.231, SLG: 0.250 (8, 2)	X 0-0 ③ G3	B 1-0 ③ CS 1-2	X 0-0 ① F8		BBBB 4-0 1-2 BB		X 0-0 ③ G4-3			2 1	0 0	0 0	0 0	1 0	0 0	1 1
2 Zack Cozart, R (1, 6) OBP: 0.261, SLG: 0.348 76 Argenis Diaz, R (7, 6) OBP: 0.200, SLG: 0.400		X 0-0 ① F7	CCC 0-3 ② K		X 0-0 ③ F7			X 0-0 E6 50 G6-4-3		3 1	0 0	0 0	0 0	0 0	1 0	3 0
25 Skip Schumaker, L (1, 7) OBP: 0.583, SLG: 0.800 Yorman Rodriguez, R (7, 7) OBP: 0.167, SLG: 0.176		X 0-0 52 G4-3 6 2B 2B	CSX 0-2 HR			X 0-0 ① G3-1		SSS 0-3 ① K		3 1	2 0	2 0	1 0	0 0	0 1	0 1
52 Tony Cingrani, L (1, 1) 79 Lee Hyde, R (4, 1) Ryan LaMarre, R (4, PH) OBP: 0.400, SLG: 0.250 54 Aroldis Chapman, L (5, 1) 50 Neftali Soto, R (8, 3) OBP: 0.375, SLG: 0.708		X 0-0 ② G4-3 2-3	BBBB 4-0 BB			X 0-0 ② G5-3		X 0-0 ② ③ G6-4-3 1-2f		1 0 0 1 1	0 0 0 0 0	0 0 0 0 0	0 0 0 0 0	0 0 1 0 0	0 0 0 0 0	1 0 0 0 1
Inning Stats	R: 2 E: 0 K: 0 S: 4 H: 1 LOB: 1 BB: 2 P: 12	R: 1 E: 0 K: 0 S: 5 H: 2 LOB: 1 BB: 0 P: 5	R: 0 E: 0 K: 1 S: 5 H: 1 LOB: 0 BB: 0 P: 6	R: 1 E: 0 K: 1 S: 8 H: 1 LOB: 1 BB: 1 P: 12	R: 0 E: 0 K: 1 S: 5 H: 0 LOB: 3 BB: 3 P: 17	R: 0 E: 0 K: 0 S: 3 H: 0 LOB: 0 BB: 0 P: 3	R: 1 E: 0 K: 0 S: 5 H: 2 LOB: 1 BB: 0 P: 5	R: 0 E: 1 K: 1 S: 5 H: 0 LOB: 0 BB: 0 P: 5	R: 0 E: 0 K: 1 S: 5 H: 1 LOB: 1 BB: 1 P: 9	1B: 3 2B: 3 3B: 1 HR: 1	SF: 0 SAC: 0 DP: 2 HBP: 0			WP: 0 PB: 0 SB: 0 CS: 1		PA: 41	

	AB	33
	R	5
	H	8
	RBI	5
	BB	7
	SO	5
	LOB	19

PITCHER		IP	WLS	BF	H	R	ER	SO	BB	IBB	HBP	BLK	WP	HR	S	P	ERA	WHIP
17 Tim Hudson, R ERA: 4.15	(1, 1)	3.2	W	18	5	4	4	2	3	0	0	0	0	1	21	34	9.82	2.182
51 Jake Dunning, R ERA: 2.08	(4, 1)	1.1	H	7	0	0	0	1	3	0	0	0	0	0	6	18	0.00	2.250
77 Mitch Lively, R ERA:	(6, 1)	1.0	H	3	0	0	0	0	0	0	0	0	0	0	3	3	0.00	0.000
73 Kameron Loe, R ERA: 3.86	(7, 1)	1.0	H	5	2	1	1	0	0	0	0	0	0	0	5	5	9.00	2.000
75 Erik Cordier, R ERA:	(8, 1)	1.0	H	3	0	0	0	1	0	0	0	0	0	0	5	5	0.00	0.000

PITCHER		IP	WLS	BF	H	R	ER	SO	BB	IBB	HBP	BLK	WP	HR	S	P	ERA	WHIP
87 Adam Reifer, R ERA: 3.0	(9, 1)	1.0	S	4	1	0	0	1	1	0	0	0	0	0	5	9	0.00	2.000

Batter	1	2	3	4	5	6	7	8	9	AB	R	H	RBI	BB	SO	LOB
4 Brandon Phillips, R (1, 4) OBP: 0.259, SLG: 0.375	G5-3	FC6-4 1-2f			G4-3		G6-3		FC3-2 76 G4-6-3 1-2 2-3 3-Hf	4	0	0	0	0	0	2
91 Ruben Gotay, S (7, 4)										1	0	0	0	0	0	3
7 Ramon Santiago, S (1, 6) OBP: 0.261, SLG: 0.200	1B		G6-3		F8			K	G4-6-3 1-2f	3	0	1	0	0	0	0
76 Argenis Diaz, R (8, PH) OBP: 0.176, SLG: 0.353										2	0	0	0	0	1	3
19 Joey Votto, L (1, 3) OBP: 0.286, SLG: 0.280	K		L7			K		G4-3		3	0	0	0	0	2	1
50 Neftali Soto, R (7, 3) OBP: 0.360, SLG: 0.680										1	0	0	0	0	0	0
48 Ryan Ludwick, R (1, 7) OBP: 0.217, SLG: 0.391	G5-3		2B			28 1B		BB		3	0	2	0	0	0	1
70 Kristopher Negrón, R (7, 7) OBP: 0.304, SLG: 0.316						1B				0	0	0	0	1	0	0
28 Chris Heisey, R (1, 9) OBP: 0.370, SLG: 0.852		30 1B 39 SF9 2B	G5-3			1-2 1B		G4-3		3	1	2	0	0	0	1
92 Josh Fellhauer, L (8, PH)										1	0	0	0	0	0	1
(8, 9)																
21 Todd Frazier, R (1, 5) OBP: 0.250, SLG: 0.409		G1-3		G6-3		F7			37 BB 94 BB 15 BB BB	3	0	0	0	0	0	3
27 Chris Nelson, R (8, 5) OBP: 0.318, SLG: 0.400										0	1	0	0	1	0	0
30 Jason Bourgeois, R (1, 8) OBP: 0.167, SLG: 0.091				K						3	0	1	0	0	1	2
Logan Ondrusek, R (6, 1)										0	0	0	0	0	0	0
58 Nick Christiani, R (7, 1)										0	0	0	0	0	0	0
41 Brett Marshall, R (8, 1)						L8				0	0	0	0	0	0	0
94 Travis Mattair, R (9, PH) OBP: 0.333, SLG: 0.273		44 1B 2-3 1B							15 BB 37 BB 91 FC3-2 1-2 BB	0	0	0	0	1	0	0
39 Devin Mesoraco, R (1, 2) OBP: 0.217, SLG: 0.273		SF9 3-H		G5-3			G5-3		91 FC3-2 15 BB 1-2 2-3 BB	1	0	0	1	0	0	0
37 Corky Miller, R (7, PH)										1	0	0	0	1	0	0
(7, 2)																
90 Felix Perez, L (9, PR)										0	0	0	0	0	0	0
44 Mike Leake, R (1, 1) OBP: 1.000, SLG: 1.000		4 FC6-4 1-2 1B			G4-3		B2-3		91 FC3-2 1-2 2-3 3-H BB	1	0	1	0	0	0	0
63 Sam LeCure, R (4, 1)										0	0	0	0	0	0	0
95 Seth Mejias-Brean, R (5, PH)										1	0	0	0	0	0	0
60 J.J. Hoover, R (5, 1)										0	0	0	0	0	0	0
15 Roger Bernadina, L (6, 8) OBP: 0.640, SLG: 0.824										1	0	0	1	1	0	0
Inning Stats	R: 0 E: 0 K: 1 S: 6 H: 1 LOB: 1 BB: 0 P: 7	R: 1 E: 0 K: 0 S: 6 H: 3 LOB: 2 BB: 0 P: 6	R: 0 E: 0 K: 0 S: 4 H: 1 LOB: 1 BB: 0 P: 4	R: 0 E: 0 K: 1 S: 5 H: 0 LOB: 0 BB: 0 P: 5	R: 0 E: 0 K: 0 S: 3 H: 0 LOB: 0 BB: 0 P: 3	R: 0 E: 0 K: 1 S: 7 H: 2 LOB: 2 BB: 0 P: 7	R: 0 E: 0 K: 0 S: 3 H: 0 LOB: 0 BB: 0 P: 3	R: 0 E: 0 K: 1 S: 5 H: 0 LOB: 1 BB: 1 P: 9	R: 1 E: 0 K: 0 S: 2 H: 0 LOB: 3 BB: 4 P: 18	1B: 5 2B: 2 3B: 0 HR: 0 SF: 1 SAC: 0 DP: 1 HBP: 0						

PITCHER		IP	WLS	BF	H	R	ER	SO	BB	IBB	HBP	BLK	WP	HR	S	P	ERA	WHIP
30 Brett Anderson, L ERA: 1.8	(1, 1)	5.0	W	20	5	1	1	2	0	0	0	0	0	0	24	25	1.80	1.000
60 Manny Corpas, R ERA: 1.8	(6, 1)	1.0	H	5	2	0	0	1	0	0	0	0	0	0	7	7	0.00	2.000
Jayson Aquino, L ERA:	(7, 1)	1.0	H	3	0	0	0	0	0	0	0	0	0	0	3	3	0.00	0.000
0 Adam Ottavino, R ERA: 3.6	(8, 1)	1.0	H	4	0	0	0	1	1	0	0	0	0	0	5	9	0.00	1.000
Tyler Matzek, L ERA: 1.5	(9, 1)	0.0		4	0	1	1	0	4	0	0	0	0	0	0	16	∞	∞

PITCHER		IP	WLS	BF	H	R	ER	SO	BB	IBB	HBP	BLK	WP	HR	S	P	ERA	WHIP
Mike McClendon, R ERA:	(9, 1)	1.0	S	2	0	0	0	0	0	0	0	0	0	0	2	2	0.00	0.000

Cincinnati Reds @ Colorado Rockies

Salt River Fields at Talking Stick, Scottsdale, AZ

Wed Mar 12 2014, 4:10 PM - 6:54 PM EDT

Att. 7,100 - Sunny - 75 F

TOP

livebaseballscorecards.com

AB	32
R	2
H	7
RBI	2
BB	5
SO	4
LOB	17

WP: 0	PA: 38
PB: 0	
SB: 0	
CS: 0	

BOTTOM

Cincinnati Reds @ Colorado Rockies

Salt River Fields at Talking Stick, Scottsdale, AZ

Wed Mar 12 2014, 4:10 PM - 6:54 PM EDT

Att. 7,100 - Sunny - 75 F

livebaseballscorecards.com

Batter	1	2	3	4	5	6	7	8	9	AB	R	H	RBI	BB	SO	LOB
19 Charlie Blackmon, L (1, 8) OBP: 0.269, SLG: 0.400 84 Delta Cleary Jr., S (7, PH) (8, 8)	G1-3		P4		E1 23 S 1B 2-H		K			3 1	0 0	1 0	0 0	0 0	0 1	1 0
23 Charlie Culberson, R (1, 5) OBP: 0.320, SLG: 0.500 93 Tim Smalling, R (7, 5)	3 L9-3 1B		2-H 2B		P6 1-2		K			3 1	0 0	2 0	1 0	0 0	0 1	1 0
3 Michael Cuddyer, R (1, 9) OBP: 0.158, SLG: 0.059 67 Kent Matthes, R (7, 9) OBP: 0.333, SLG: 0.636	L9-3 1-1		F8		K		58 FC6-4 1B			3 1	0 0	0 1	0 0	0 0	1 0	3 0
20 Wilin Rosario, R (1, 2) OBP: 0.368, SLG: 0.421 58 Jordan Pacheco, R (7, 2) OBP: 0.571, SLG: 0.400		26 FC4-6 1B		G5-3		26 G4-3 7 1B 1B	FC6-4 1-2f			3 1	1 0	2 0	0 0	0 0	0 0	0 1
26 Jason Pridie, L (1, 7) OBP: 0.423, SLG: 0.455 83 Francisco Sosa, R (7, 7)		FC4-6 7 G5-3 1-2f		7 G6-3 7 S BB		G4-3 1-2		K		2 1	0 0	0 0	0 0	1 0	0 1	2 0
7 Matt McBride, R (1, 3) OBP: 0.417, SLG: 0.524		G5-3 1-2		G6-3 1-3		9 WP 2-H 1B		14 BB 1B		4 0	0 2	2 1	1 0	0 0	0 2	2 0
14 Josh Rutledge, R (1, 6) OBP: 0.286, SLG: 0.462 Tyler Matzek, L (9, 1) Mike McClendon, R (9, 1)		G6-3		G5-3		F7		1-2 BB		3 0 0	0 0 0	0 0 0	0 0 0	1 0 0	0 0 0	3 0 0
9 DJ LeMahieu, R (1, 4) OBP: 0.348, SLG: 0.211 92 Taylor Featherston, R (7, 4)			30 SH1-3 23 2B BB		30 SH5-4 19 E 1B	50 WP 2-3 BB		K		1 1	2 0	1 0	0 0	2 0	0 1	0 2
30 Brett Anderson, L (1, 1) 60 Manny Corpas, R (6, 1) 50 Dustin Garneau, R (6, PH) OBP: 0.231, SLG: 0.250 Jayson Aquino, L (7, 1) 0 Adam Ottavino, S (8, 1) Rosell Herrera, S (8, PH) (9, 6) OBP: 0.417, SLG: 0.583			SH1-3 1-2		SH5-4 1-2	1-3 K 1-2		P4		0 0 1 0 0 0 1	0 0 0 0 0 0 0	0 0 0 0 0 0 0	0 0 0 0 0 0 0	0 0 1 0 0 0 0	0 0 0 0 0 0 0	0 0 2 0 0 0 2
Inning Stats	R: 0 E: 0 K: 0 S: 3 H: 1 LOB: 0 BB: 0 P: 3	R: 0 E: 0 K: 0 S: 4 H: 1 LOB: 1 BB: 0 P: 4	R: 1 E: 0 K: 0 S: 4 H: 1 LOB: 1 BB: 1 P: 8	R: 0 E: 0 K: 0 S: 3 H: 0 LOB: 1 BB: 1 P: 8	R: 1 E: 1 K: 1 S: 7 H: 2 LOB: 1 BB: 0 P: 8	R: 1 E: 0 K: 1 S: 7 H: 2 LOB: 2 BB: 1 P: 12	R: 0 E: 0 K: 2 S: 8 H: 1 LOB: 1 BB: 0 P: 8	R: 0 E: 0 K: 2 S: 8 H: 1 LOB: 2 BB: 1 P: 12		1B: 8 2B: 2 3B: 0 HR: 0	SF: 0 SAC: 2 DP: 1 HBP: 0		WP: 2 PB: 0 SB: 2 CS: 0	PA: 36		

	AB	30
	R	3
	H	9
	RBI	2
	BB	4
	SO	6
	LOB	19

PITCHER		IP	WLS	BF	H	R	ER	SO	BB	IBB	HBP	BLK	WP	HR	S	P	ERA	WHIP
44 Mike Leake, R ERA: 3.6	(1, 1)	3.0		12	3	1	1	0	1	0	0	0	0	0	11	15	3.00	1.333
63 Sam LeCure, R ERA: 6.75	(4, 1)	1.0		4	0	0	0	0	1	0	0	0	0	0	3	8	0.00	1.000
60 J.J. Hoover, R ERA: 3.0	(5, 1)	1.0	L	5	2	1	0	1	0	0	0	0	0	0	7	8	0.00	2.000
Logan Ondrusek, R ERA: 10.8	(6, 1)	1.0		6	2	1	1	1	1	0	0	0	2	0	7	12	9.00	3.000
58 Nick Christiani, R ERA: 2.25	(7, 1)	1.0		4	1	0	0	2	0	0	0	0	0	0	8	8	0.00	1.000

PITCHER		IP	WLS	BF	H	R	ER	SO	BB	IBB	HBP	BLK	WP	HR	S	P	ERA	WHIP
41 Brett Marshall, R ERA:	(8, 1)	1.0		5	1	0	0	2	1	0	0	0	0	0	8	12	0.00	2.000

Cincinnati Reds @ Los Angeles Dodgers

Camelback Ranch, Glendale, AZ

Thu Mar 13 2014, 4:09 PM - 6:57 PM EDT

Att. 9,707 - Partly Cloudy - 79 F

TOP

livebaseballscorecards.com

Batter	1	2	3	4	5	6	7	8	9	AB	R	H	RBI	BB	SO	LOB
6 Billy Hamilton, S (1, 8) OBP: 0.387, SLG: 0.346	G5-3		E6 21 BB 32 1B	G4-3		K			F9	4	1	0	0	0	1	0
15 Roger Bernadina, L (8, 8) OBP: 0.615, SLG: 0.778										1	0	0	0	0	0	0
2 Zack Cozart, R (1, 6) OBP: 0.222, SLG: 0.296	F8		P4	G6-3			G6-3		G5-3	4	0	0	0	0	0	1
76 Argenis Diaz, R (8, 6) OBP: 0.167, SLG: 0.333										1	0	0	0	0	0	0
21 Todd Frazier, R (1, 3) OBP: 0.296, SLG: 0.542	HR		32 1B 28 HR BB	P4			K		30 1B 92 BB 68 1B 1B	2	2	1	1	1	0	0
50 Neftali Soto, R (5, 3) OBP: 0.370, SLG: 0.667										2	1	1	0	0	1	0
32 Jay Bruce, L (1, 9) OBP: 0.483, SLG: 0.636	F9		28 HR 1B		G4-3		K		68 1B 30 1B BB	4	1	1	1	0	1	0
92 Josh Fellhauer, L (8, 9)										0	0	0	0	1	0	0
28 Chris Heisey, R (1, 7) OBP: 0.400, SLG: 0.933		F8	HR		1B			P4	68 1B 1B	3	1	2	3	0	0	0
30 Jason Bourgeois, R (8, PH) OBP: 0.214, SLG: 0.154 (8, 7)										2	0	1	0	0	0	0
29 Brayan Peña, S (1, 2) OBP: 0.346, SLG: 0.273		25 G4-3 25 S 7 WP BB	25 FC4-6 1B		F8			70 1B 27 SF7 2B	1B	2	1	1	0	1	0	1
68 Tucker Barnhart, L (7, 2) OBP: 0.333, SLG: 0.429										2	1	2	1	0	0	0
25 Skip Schumaker, L (1, 4) OBP: 0.519, SLG: 0.696		G4-3	FC4-6 7 1B		G3				G4-3	3	0	0	0	0	0	3
70 Kristopher Negrón, R (8, PH) OBP: 0.320, SLG: 0.333 (8, 4)										2	0	1	0	0	0	3
7 Ramon Santiago, S (1, 5) OBP: 0.308, SLG: 0.304						B3-1		SF7		3	0	2	0	0	0	0
27 Chris Nelson, R (6, 5) OBP: 0.304, SLG: 0.400										0	0	0	1	0	0	0
31 Alfredo Simon, R (1, 1)										2	0	0	0	0	0	3
79 Lee Hyde, R (5, 1)										0	0	0	0	0	0	0
9 Jack Hannahan, L (6, PH)										1	0	0	0	0	0	0
62 Trevor Bell, L (6, 1)										0	0	0	0	0	0	0
53 Pedro Beato, R (7, 1)										0	0	0	0	0	0	0
91 Mike Costanzo, L (8, PH)										1	0	0	0	0	0	1
46 Curtis Partch, R (8, 1)										0	0	0	0	0	0	0
80 Jumbo Díaz, R (9, 1)		G6-3	P2			F8		F9		0	0	0	0	0	0	0
Inning Stats	R: 1 E: 0 K: 0 S: 4 H: 1 LOB: 0 BB: 0 P: 4	R: 1 E: 0 K: 0 S: 5 H: 1 LOB: 1 BB: 1 P: 10	R: 4 E: 1 K: 0 S: 9 H: 4 LOB: 2 BB: 1 P: 14	R: 0 E: 0 K: 0 S: 3 H: 0 LOB: 0 BB: 0 P: 3	R: 0 E: 0 K: 0 S: 4 H: 1 LOB: 1 BB: 0 P: 4	R: 0 E: 0 K: 1 S: 5 H: 0 LOB: 0 BB: 0 P: 5	R: 0 E: 0 K: 2 S: 7 H: 0 LOB: 0 BB: 0 P: 7	R: 1 E: 0 K: 0 S: 5 H: 2 LOB: 1 BB: 0 P: 5	R: 1 E: 0 K: 0 S: 6 H: 3 LOB: 3 BB: 1 P: 10	1B: 8 2B: 2 3B: 0 HR: 2	SF: 1 SAC: 0 DP: 0 HBP: 0						

AB	39
R	8
H	12
RBI	7
BB	3
SO	3
LOB	12

WP: 1 PB: 0 SB: 1 CS: 0 PA: 43

PITCHER		IP	WLS	BF	H	R	ER	SO	BB	IBB	HBP	BLK	WP	HR	S	P	ERA	WHIP
47 Paul Maholm, L ERA: 7.04	(1, 1)	2.2	L	17	6	6	5	0	2	0	0	0	1	2	17	27	16.88	3.000
Red Patterson, R ERA: 0.93	(3, 1)	3.1		11	1	0	0	1	0	0	0	0	0	0	13	13	0.00	0.300
71 Seth Rosin, R ERA: 1.64	(7, 1)	3.0		15	5	2	2	2	1	0	0	0	0	0	18	22	6.00	2.000

PITCHER	IP	WLS	BF	H	R	ER	SO	BB	IBB	HBP	BLK	WP	HR	S	P	ERA	WHIP

Cincinnati Reds @ Los Angeles Dodgers

Camelback Ranch, Glendale, AZ

Thu Mar 13 2014, 4:09 PM - 6:57 PM EDT

Att. 9,707 - Partly Cloudy - 79 F

livebaseballscorecards.com

BOTTOM

Batter	1	2	3	4	5	6	7	8	9	AB	R	H	RBI	BB	SO	LOB
9 Dee Strange-Gordon, L (1, 4) OBP: 0.278, SLG: 0.333 7 Alex Guerrero, R (8, 4) OBP: 0.310, SLG: 0.444	G6-3		18 1B 1-2 1B		G3		37 1B 1B		F9	4 1	0 0	2 0	0 0	0 0	0 0	0 1
18 Chone Figgins, S (1, 8) OBP: 0.366, SLG: 0.219 37 Mike Baxter, L (7, 7) OBP: 0.333, SLG: 0.367	G5-3		13 FC6-4 1-2 2-3 1B		CSS K		1-2 1B			3 1	0 0	1 1	0 0	0 0	1 0	0 0
13 Hanley Ramirez, R (1, 6) OBP: 0.273, SLG: 0.452 72 Miguel Rojas, R (8, 6) OBP: 0.429, SLG: 0.368	G5-3		FC6-4 1-2f		BCBBX 3-1 HR		F9			4 0	1 0	1 0	1 0	0 0	0 0	5 0
5 Juan Uribe, R (1, 5) OBP: 0.281, SLG: 0.484 88 Daniel Mayora, R (9, 5)		L8		33 1B 16 1B 10 SF9 1B	F9			G3		4 0	1 0	1 0	0 0	0 0	0 0	0 0
16 Andre Ethier, L (1, 7) OBP: 0.375, SLG: 0.484 95 Aaron Bates, R (7, 3) OBP: 0.400, SLG: 0.600		F8		33 1B 1-2 1B		F8		G6-3		3 1	0 0	1 0	0 0	0 0	0 0	0 0
33 Scott Van Slyke, R (1, 9) OBP: 0.343, SLG: 0.414 95 Jamie Romak, R (9, 9)		F8		1-2 2-3 1B		SSS 0-3 K		CSS 0-3 K		4 0	0 0	1 0	0 0	0 0	2 0	0 0
10 Justin Turner, R (1, 3) OBP: 0.433, SLG: 0.458 71 Seth Rosin, R (7, 1) 91 Trayvon Robinson, S (9, PH) OBP: 0.200, SLG: 0.800			L8	SF9 3-H		CSC 0-3 K			P5	2 0 1	0 0 0	0 0 0	1 0 0	0 0 0	1 0 0	0 0 0
26 Tim Federowicz, R (1, 2) OBP: 0.192, SLG: 0.130 31 Drew Butera, R (8, 2) OBP: 0.385, SLG: 0.222			H 1-0 18 1B 9 1B HBP	SSS 0-3 K			F8		BBBB 4-0 65 G4-3 BB	2 0	0 0	0 0	0 0	0 1	1 0	2 0
47 Paul Maholm, L (1, 1) Red Patterson, R (3, 1) 65 Joc Pederson, L (7, 8) OBP: 0.400, SLG: 0.522			SSS 0-3 K	SSS 0-3 K			P3		G4-3 1-2	0 2 2	0 0 0	0 0 0	0 0 0	0 2 0	0 3 1	0 3 1
Inning Stats	R: 0 E: 0 K: 0 S: 3 H: 0 LOB: 0 BB: 0 P: 3	R: 0 E: 0 K: 0 S: 3 H: 0 LOB: 0 BB: 0 P: 3	R: 0 E: 0 K: 1 S: 7 H: 2 LOB: 3 BB: 0 P: 8	R: 1 E: 0 K: 2 S: 10 H: 3 LOB: 2 BB: 0 P: 10	R: 1 E: 0 K: 1 S: 7 H: 1 LOB: 0 BB: 0 P: 10	R: 0 E: 0 K: 2 S: 7 H: 0 LOB: 0 BB: 0 P: 7	R: 0 E: 0 K: 0 S: 5 H: 2 LOB: 2 BB: 0 P: 5	R: 0 E: 0 K: 1 S: 5 H: 0 LOB: 0 BB: 0 P: 5	R: 0 E: 0 K: 0 S: 3 H: 0 LOB: 1 BB: 1 P: 7	1B: 7 2B: 0 3B: 0 HR: 1	SF: 1 SAC: 0 DP: 0 HBP: 1					

	AB	34
	R	2
	H	8
	RBI	2
	BB	1
	SO	7
	LOB	12

WP: 0 PB: 0 SB: 0 CS: 0 PA: 37

PITCHER		IP	WLS	BF	H	R	ER	SO	BB	IBB	HBP	BLK	WP	HR	S	P	ERA	WHIP
31 Alfredo Simon, R ERA: 4.05	(1, 1)	4.1	W	19	5	1	1	3	0	0	1	0	0	0	24	25	2.08	1.154
79 Lee Hyde, L ERA: 1.69	(5, 1)	0.2		3	1	1	1	1	0	0	0	0	0	1	6	9	13.50	1.500
62 Trevor Bell, R ERA:	(6, 1)	1.0		3	0	0	0	2	0	0	0	0	0	0	7	7	0.00	0.000
53 Pedro Beato, R ERA:	(7, 1)	1.0		5	2	0	0	0	0	0	0	0	0	0	5	5	0.00	2.000
46 Curtis Partch, R ERA: 1.93	(8, 1)	1.0		3	0	0	0	1	0	0	0	0	0	0	5	5	0.00	0.000

PITCHER		IP	WLS	BF	H	R	ER	SO	BB	IBB	HBP	BLK	WP	HR	S	P	ERA	WHIP
80 Jumbo Díaz, R ERA: 1.8	(9, 1)	1.0		4	0	0	0	0	1	0	0	0	0	0	3	7	0.00	1.000

Batter	1	2	3	4	5	6	7	8	9	AB	R	H	RBI	BB	SO	LOB
17 Shin-Soo Choo, L (1, 10) OBP: 0.267, SLG: 0.320	G4-3		G4-6-3 1-2f			G4-3		G5-3		4	0	0	0	0	0	1
1 Elvis Andrus, R (1, 6) OBP: 0.310, SLG: 0.379	G6-3			1B		E6		G3		3	0	1	0	0	0	0
12 Josh Wilson, R (7, 6) OBP: 0.208, SLG: 0.217										1	0	0	0	0	0	0
84 Prince Fielder, L (1, 3) OBP: 0.242, SLG: 0.424	K			K		K			K	3	0	0	0	0	3	2
6 Kevin Kouzmanoff, R (7, 3) OBP: 0.406, SLG: 0.429						K				1	0	0	0	0	1	0
Alex Rios, R (1, 9) OBP: 0.438, SLG: 0.400		G5-3		E5 15 2B 1-3					K	3	1	1	0	0	1	1
64 Brad Snyder, L (7, 9) OBP: 0.318, SLG: 0.235				1B		K				1	0	0	0	0	1	0
15 Michael Choice, R (1, 7) OBP: 0.382, SLG: 0.606		2B		2B 3-H			2 G1-3		G4-3	2	0	2	1	0	0	0
63 Bryan Petersen, L (7, PH) OBP: 0.292, SLG: 0.318							1B			2	0	1	0	0	0	0
(7, 7)																
7 J.P. Arencibia, R (1, 2) OBP: 0.120, SLG: 0.200		G5-3		F8			F9			3	0	0	0	0	0	3
2 Leonys Martin, L (1, 8) OBP: 0.333, SLG: 0.273		K			F8		G1-3 1-2			3	0	0	0	0	1	2
35 James Adduci, L (7, 8) OBP: 0.391, SLG: 0.478										0	0	0	0	0	0	0
9 Adam Rosales, R (1, 5) OBP: 0.190, SLG: 0.211			K		K		F8			3	0	0	0	0	2	1
65 Kensuke Tanaka, L (1, 4) OBP: 0.350, SLG: 0.235			17 G4-6-3 1B		F8			K		2	0	1	0	0	0	0
71 Andy Parrino, S (7, 4) OBP: 0.250, SLG: 0.267										1	0	0	0	0	1	0
Inning Stats	R: 0 E: 0 K: 1 S: 5 H: 0 LOB: 0 BB: 0 P: 5	R: 0 E: 0 K: 1 S: 6 H: 1 LOB: 1 BB: 0 P: 6	R: 0 E: 0 K: 1 S: 5 H: 1 LOB: 0 BB: 0 P: 5	R: 1 E: 1 K: 1 S: 7 H: 3 LOB: 1 BB: 0 P: 7	R: 0 E: 0 K: 1 S: 5 H: 0 LOB: 0 BB: 0 P: 5	R: 0 E: 1 K: 2 S: 8 H: 0 LOB: 1 BB: 0 P: 8	R: 0 E: 0 K: 0 S: 4 H: 1 LOB: 1 BB: 0 P: 4	R: 0 E: 0 K: 1 S: 5 H: 0 LOB: 0 BB: 0 P: 5	R: 0 E: 0 K: 2 S: 7 H: 0 LOB: 0 BB: 0 P: 7	1B: 4 2B: 2 3B: 0 HR: 0 SF: 0 SAC: 0 DP: 1 HBP: 0						

TOP

Texas Rangers @ Cincinnati Reds

Goodyear Ballpark, Goodyear, AZ

Fri Mar 14 2014, 10:07 PM - 12:20 AM EDT

Att. 8,015 - Clear - 74 F

livebaseballscorecards.com

AB	32
R	1
H	6
RBI	1
BB	0
SO	10
LOB	10

WP: 0 PB: 0 SB: 0 CS: 0 PA: 32

PITCHER		IP	WLS	BF	H	R	ER	SO	BB	IBB	HBP	BLK	WP	HR	S	P	ERA	WHIP
47 Johnny Cueto, R ERA: 4.61	(1, 1)	5.0	W	18	5	1	1	5	0	0	0	0	0	0	28	28	1.80	1.000
26 Jeff Francis, L ERA: 4.0	(6, 1)	3.0	H	11	1	0	0	3	0	0	0	0	0	0	17	17	0.00	0.333
43 Manny Parra, L ERA: 1.8	(9, 1)	1.0	S	3	0	0	0	2	0	0	0	0	0	0	7	7	0.00	0.000

PITCHER	IP	WLS	BF	H	R	ER	SO	BB	IBB	HBP	BLK	WP	HR	S	P	ERA	WHIP

Texas Rangers @ Cincinnati Reds

Goodyear Ballpark, Goodyear, AZ

Fri Mar 14 2014, 10:07 PM - 12:20 AM EDT

Att. 8,015 - Clear - 74 F

livebaseballscorecards.com

BOTTOM

Batter	1	2	3	4	5	6	7	8	9	AB	R	H	RBI	BB	SO	LOB
6 Billy Hamilton, S (1, 8) OBP: 0.400, SLG: 0.345 76 Argenis Diaz, R (8, 6) OBP: 0.167, SLG: 0.333	BBBB 4-0 19 WP 4 S BB		x 0-0 ① B1-3		x 0-0 1B		x 0-0 ③ L7			3 0 1 0 1 0 1 0 0 0 0 0 0 0						
4 Brandon Phillips, R (1, 4) OBP: 0.233, SLG: 0.333 15 Roger Bernadina, L (8, 8) OBP: 0.593, SLG: 0.737	BX 1-0 ① G5-3 1-2		x 0-0 ② P6		x 0-0 ③ F9			x 0-0 ① B1-3		3 0 0 0 0 0 2 1 0 0 0 0 0 0						
19 Joey Votto, L (1, 3) OBP: 0.290, SLG: 0.321 94 Travis Mattair, R (8, 3) OBP: 0.308, SLG: 0.250	BCCC 1-3 ② 2-3		x 0-0 2B			x 0-0 ① G1-3-1		x 0-0 ② F7		3 0 1 0 0 1 1 1 0 0 0 0 0 0						
48 Ryan Ludwick, R (1, 7) OBP: 0.231, SLG: 0.385 30 Jason Bourgeois, R (7, 7) OBP: 0.267, SLG: 0.214	SSS 0-3 ③ K		SSS 0-3 ③ K			x 0-0 28 L8-4 32 1B 1B		x 0-0 1B		3 0 1 0 0 2 2 1 0 1 0 0 0 0						
32 Jay Bruce, L (1, 9) OBP: 0.469, SLG: 0.600 50 Neftali Soto, R (8, 5) OBP: 0.357, SLG: 0.643		x 0-0 ① G4-3		x 0-0 ① G4-3		x 0-0 1-2 1B		x 0-0 ③ G5-3		3 0 1 0 0 0 0 1 0 0 0 0 0 1						
9 Jack Hannahan, L (1, 10) 28 Chris Heisey, R (6, PH) OBP: 0.387, SLG: 0.903 (7, 10)	CCC 0-3 ② K		x 0-0 ② G4-3			x 0-0 ② ③ L8-4 2-2				2 0 0 0 0 1 0 1 0 0 0 0 0 2						
2 Zack Cozart, R (1, 6) OBP: 0.233, SLG: 0.300 37 Corky Miller, R (8, 2)	x 0-0 27 WP 27 1B 39 BB 1B		SSS 0-3 ③ K				x 0-0 ① G6-3			3 1 1 0 0 1 0 0 0 0 0 0 0 0						
39 Devin Mesoraco, R (1, 2) OBP: 0.269, SLG: 0.292 90 Felix Perez, L (8, 9)	BBBB 4-0 27 WP 27 1B 1-2 BB				x 0-0 ① G6-3		x 0-0 27 FC9-6 1B			2 1 1 0 1 0 0 0 0 0 0 0 0 0						
27 Chris Nelson, R (1, 5) OBP: 0.308, SLG: 0.391 89 Devin Lohman, R (8, 4)	BX 1-0 ③ 1-H 2-H 1B				x 0-0 ② G5-3		x 0-0 ② FC9-6 1-2f			3 0 1 2 0 0 1 0 0 0 0 0 0 0						
Inning Stats	R: 0 E: 0 K: 2 S: 7 H: 0 LOB: 1 BB: 1 P: 13	R: 2 E: 0 K: 1 S: 6 H: 2 LOB: 1 BB: 1 P: 11	R: 0 E: 0 K: 1 S: 6 H: 1 LOB: 1 BB: 0 P: 6	R: 0 E: 0 K: 1 S: 5 H: 0 LOB: 0 BB: 0 P: 5	R: 0 E: 0 K: 0 S: 4 H: 1 LOB: 1 BB: 0 P: 4	R: 0 E: 0 K: 0 S: 4 H: 2 LOB: 1 BB: 0 P: 4	R: 0 E: 0 K: 0 S: 4 H: 1 LOB: 1 BB: 0 P: 4	R: 0 E: 0 K: 0 S: 4 H: 1 LOB: 1 BB: 0 P: 4		1B: 7 2B: 2 3B: 0 HR: 0	SF: 0 SAC: 0 DP: 1 HBP: 0					

	AB	30
	R	2
	H	8
	RBI	2
	BB	2
	SO	5
	LOB	10

PITCHER		IP	WLS	BF	H	R	ER	SO	BB	IBB	HBP	BLK	WP	HR	S	P	ERA	WHIP
52 Tanner Scheppers, R ERA: 3.12	(1, 1)	4.0	L	16	3	2	2	5	2	0	0	0	2	0	24	35	4.50	1.250
46 Robbie Ross Jr., L ERA: 2.08	(5, 1)	4.0		16	5	0	0	0	0	0	0	0	0	0	16	16	0.00	1.250

PITCHER		IP	WLS	BF	H	R	ER	SO	BB	IBB	HBP	BLK	WP	HR	S	P	ERA	WHIP

WP: 2 PB: 0 SB: 1 CS: 0 PA: 32

Batter	1	2	3	4	5	6	7	8	9	AB	R	H	RBI	BB	SO	LOB
25 Skip Schumaker, L (1, 9) OBP: 0.469, SLG: 0.607 91 Jesse Winker, L (7, 7) OBP: 0.333, SLG: 0.667	F8	G3 1-2	G5-3			G4-3	3-H 1B		F7	5 1	0 0	1 0	1 0	0 0	0 0	3 0
7 Ramon Santiago, S (1, 6) (5, 5) 60 J.J. Hoover, R (7, 1) 91 Ruben Gotay, S (8, 4) OBP: 0.500, SLG: 1.000	G6-3	G4-3 2-3		F8		G3-1	G4-3		2B	5 0 1	0 0 0	0 0 1	0 0 0	0 0 0	0 0 0	2 0 0
21 Todd Frazier, R (1, 5) OBP: 0.355, SLG: 0.556 (5, 6) 76 Argenis Diaz, R (8, PH) OBP: 0.150, SLG: 0.300 (8, 6)	BB 48 E 48 S	3-H 1B		F8			15 1B 29 2B 1B	K	F9	3 2	2 0	2 0	1 0	1 0	0 1	0 1
48 Ryan Ludwick, R (1, 7) OBP: 0.200, SLG: 0.333 30 Jason Bourgeois, R (7, 8) OBP: 0.313, SLG: 0.267	E6 28 HR 1-H	G1		F8			L5	15 HR 1B		4 1	1 1	0 1	0 1	0 0	0 0	2 0
28 Chris Heisey, R (1, 8) OBP: 0.412, SLG: 1.000 15 Roger Bernadina, L (5, 8) OBP: 0.621, SLG: 0.905 (7, 9)	HR 1-H		29 F9 50 1B 2B		P2		29 2B 50 1B 1-3 1B	HR 1-H		3 2	2 2	2 2	2 2	0 0	0 0	0 0
29 Brayan Peña, S (1, 2) OBP: 0.333, SLG: 0.308 27 Chris Nelson, R (7, 5) OBP: 0.333, SLG: 0.542	K	F9 2-3			P5		50 1B 70 2B 1-3 3-H 2B	HR		4 1	1 1	1 1	1 1	0 0	1 0	1 0
50 Neftali Soto, R (1, 3) OBP: 0.438, SLG: 0.781 94 Travis Mattair, R (8, PH) OBP: 0.286, SLG: 0.231 (8, 3)		70 2B 41 1B 1B	70 E 70 FC5 3-H 1B		2-1 HR		70 2B 93 G4-3 2-3 3-H 1B	F7		4 1	3 0	4 0	3 0	0 0	0 0	0 0
70 Kristopher Negrón, R (1, 4) OBP: 0.345, SLG: 0.440 Brodie Greene, R (7, 4) 58 Nick Christiani, R (8, 1)	41 1B 1-3 2B	FC5 41 SH1-3 1-3			F8		93 G4-3 25 1B 1-3 3-H 2B	K		4 1 0	2 0 0	2 0 0	1 0 0	0 0 0	0 1 0	1 0 0
41 Brett Marshall, R (1, 1) OBP: 1.000, SLG: 1.000 54 Aroldis Chapman, L (4, 1) 92 Josh Fellhauer, L (6, PH) 63 Sam LeCure, R (6, 1) 93 Bryan Anderson, L (7, PH) (7, 2)	7 G4-3 25 G3 21 1B 2-H 3-H 1B	SH1-3 1-2				G5-3	G4-3 2-3 3-H		K	1 0 1 0 2	1 0 0 0 0	1 0 0 0 0	2 0 0 0 1	0 0 0 0 0	0 0 0 1 1	0 0 0 0 1
Inning Stats	R: 3 E: 1 K: 1 S: 8 H: 1 LOB: 0 BB: 1 P: 14	R: 3 E: 0 K: 0 S: 7 H: 4 LOB: 1 BB: 0 P: 7	R: 1 E: 1 K: 0 S: 6 H: 2 LOB: 2 BB: 0 P: 6	R: 0 E: 0 K: 0 S: 3 H: 0 LOB: 0 BB: 0 P: 3	R: 1 E: 0 K: 0 S: 5 H: 1 LOB: 0 BB: 0 P: 7	R: 0 E: 0 K: 0 S: 3 H: 0 LOB: 0 BB: 0 P: 3	R: 5 E: 0 K: 0 S: 9 H: 6 LOB: 1 BB: 0 P: 9	R: 3 E: 0 K: 2 S: 13 H: 3 LOB: 0 BB: 0 P: 14	R: 0 E: 0 K: 1 S: 6 H: 1 LOB: 1 BB: 0 P: 6	1B: 9 2B: 5 3B: 0 HR: 4 SF: 0 SAC: 1 DP: 0 HBP: 0	WP: 0 PB: 0 SB: 1 CS: 0 PA: 48					

PITCHER		IP	WLS	BF	H	R	ER	SO	BB	IBB	HBP	BLK	WP	HR	S	P	ERA	WHIP
30 Tyler Thornburg, R ERA: 6.94	(1, 1)	2.2	L	18	7	7	4	1	1	0	0	0	0	1	20	26	13.50	3.000
51 Wei-Chung Wang, L ERA:	(3, 1)	1.1		4	0	0	0	0	0	0	0	0	0	0	4	4	0.00	0.000
57 Francisco Rodríguez, R ERA: 9.0	(5, 1)	1.0		4	1	1	1	0	0	0	0	0	0	1	5	7	9.00	1.000
53 Brandon Kintzler, R ERA: 2.7	(6, 1)	1.0		3	0	0	0	0	0	0	0	0	0	0	3	3	0.00	0.000
48 Donovan Hand, R ERA: 8.22	(7, 1)	1.0		9	6	5	5	0	0	0	0	0	0	0	9	9	45.00	6.000
47 Rob Wooten, R ERA: 6.43	(8, 1)	1.0		6	3	3	3	2	0	0	0	0	0	2	13	14	27.00	3.000
79 Kyle Heckathorn, R ERA:	(9, 1)	1.0		4	1	0	0	1	0	0	0	0	0	0	6	6	0.00	1.000

TOP

Cincinnati Reds @ Milwaukee Brewers

Maryvale Baseball Park, Phoenix, AZ

Sat Mar 15 2014, 4:07 PM - 7:15 PM EDT

Att. 7,193 - Sunny - 81 F

livebaseballscorecards.com

AB	46
R	16
H	18
RBI	15
BB	1
SO	4
LOB	11

Batter	1	2	3	4	5	6	7	8	9	AB	R	H	RBI	BB	SO	LOB
Rickie Weeks Jr., R (1, 4) OBP: 0.500, SLG: 0.545	P3		G5-3		9 CS 1B		3 E 15 1B BB		E6 3 G4-3	3	0	1	0	1	0	0
91 Nick Shaw, L (7, PR) (8, 4)										1	1	0	0	0	0	0
9 Jean Segura, R (1, 6) OBP: 0.342, SLG: 0.314	G6-3		F9		1 SAFE SSS 0-3 K 1-2		FC6 28 BB 15 1B 1-2		G4-3 1-2	3	0	0	0	0	1	1
3 Elian Herrera, S (7, 6) OBP: 0.367, SLG: 0.556			CCC 0-3 K							2	0	0	0	0	0	2
8 Ryan Braun, R (1, 9) OBP: 0.650, SLG: 1.059	16 2B 1B				0-0 1B		28 BB 1-2 2-H 1B		L4	3	1	2	0	0	1	0
15 Caleb Gindl, L (7, PH) (8, 9) OBP: 0.176, SLG: 0.242										2	0	1	1	0	0	1
16 Aramis Ramirez, R (1, 5) OBP: 0.571, SLG: 0.923	1-H 2B			18 2B 7 1B 1B	P5		BBBB 1-2 2-3 BB			3	1	2	1	0	0	1
53 Brandon Kintzler, R (6, 1)										0	0	0	0	0	0	0
28 Jeremy Hermida, L (7, 7) OBP: 0.667, SLG: 0.500										0	0	0	0	1	0	0
27 Carlos Gómez, R (1, 8) OBP: 0.379, SLG: 0.480	P3			SSS 0-3 K	P6	L4				3	0	0	0	0	1	2
96 Josh Prince, R (7, 8)										1	0	0	0	0	0	3
18 Khris Davis, R (1, 7) OBP: 0.250, SLG: 0.382		BBBB 4-0 BB		7 1B 1-3 2B	SSS 0-3 K			SSS 0-3 K		2	1	1	0	1	1	0
48 Donovan Hand, R (7, 1)										0	0	0	0	0	0	0
47 Rob Wooten, R (8, 1)										0	0	0	0	0	0	0
1 Logan Schafer, L (8, PH) OBP: 0.441, SLG: 0.500										1	0	0	0	0	1	0
79 Kyle Heckathorn, R (9, 1)										0	0	0	0	0	0	0
7 Mark Reynolds, R (1, 3) OBP: 0.314, SLG: 0.207		SSS 0-3 K		14 WP 12 S 2-H 3-H 1B	SSS 0-3 K			F9		4	0	1	2	0	2	1
12 Martín Maldonado, R (1, 2) OBP: 0.176, SLG: 0.200		SSS 0-3 K		SSS 0-3 K 1-2		F9	CCC 0-3 K			4	0	0	0	0	3	2
78 Lucas May, R (9, 2) OBP: 1.000, SLG: 1.000										0	0	0	0	0	0	0
30 Tyler Thornburg, R (1, 1)		SSS 0-3 K		B X 1-0 G3 2-3					G6-3	1	0	0	0	0	1	1
51 Wei-Chung Wang, L (3, 1)										0	0	0	0	0	0	0
14 Jeff Bianchi, R (4, PH) OBP: 0.333, SLG: 0.462										1	0	0	0	0	0	1
57 Francisco Rodríguez, R (5, 1)										0	0	0	0	0	0	0
65 Irving Falu, S (6, 5) OBP: 0.333, SLG: 0.400							G4-3			2	0	0	0	0	0	0
Inning Stats	R: 1 E: 0 K: 0 S: 5 H: 2 LOB: 1 BB: 0 P: 5	R: 0 E: 0 K: 3 S: 9 H: 0 LOB: 1 BB: 1 P: 13	R: 0 E: 0 K: 1 S: 5 H: 0 LOB: 0 BB: 0 P: 5	R: 2 E: 0 K: 2 S: 10 H: 3 LOB: 1 BB: 0 P: 11	R: 0 E: 0 K: 1 S: 6 H: 2 LOB: 1 BB: 0 P: 6	R: 0 E: 0 K: 2 S: 7 H: 0 LOB: 0 BB: 0 P: 7	R: 1 E: 1 K: 0 S: 5 H: 1 LOB: 3 BB: 2 P: 13	R: 0 E: 0 K: 2 S: 7 H: 0 LOB: 0 BB: 0 P: 7	R: 0 E: 1 K: 0 S: 4 H: 0 LOB: 1 BB: 0 P: 4	1B: 6 2B: 2 3B: 0 HR: 0	SF: 0 SAC: 0 DP: 0 HBP: 0						

PITCHER	IP	WLS	BF	H	R	ER	SO	BB	IBB	HBP	BLK	WP	HR	S	P	ERA	WHIP
41 Brett Marshall, R (1, 1) ERA: 1.0	3.0	W	12	2	1	1	4	1	0	0	0	0	0	19	23	3.00	1.000
54 Aroldis Chapman, L (4, 1) ERA: 3.6	2.0		10	5	2	2	3	0	0	0	0	1	0	16	17	9.00	2.500
63 Sam LeCure, R (6, 1) ERA: 5.4	1.0		3	0	0	0	2	0	0	0	0	0	0	7	7	0.00	0.000
60 J.J. Hoover, R (7, 1) ERA: 2.25	1.0		7	1	1	0	0	2	0	0	0	0	0	5	13	0.00	3.000
58 Nick Christiani, R (8, 1) ERA: 1.5	2.0		7	0	0	0	2	0	0	0	0	0	0	11	11	0.00	0.000

PITCHER	IP	WLS	BF	H	R	ER	SO	BB	IBB	HBP	BLK	WP	HR	S	P	ERA	WHIP

BOTTOM

Cincinnati Reds @ Milwaukee Brewers

Maryvale Baseball Park, Phoenix, AZ

Sat Mar 15 2014, 4:07 PM - 7:15 PM EDT

Att. 7,193 - Sunny - 81 F

livebaseballscorecards.com

AB	36
R	4
H	8
RBI	4
BB	3
SO	11
LOB	15

1B: 6 2B: 2 3B: 0 HR: 0 SF: 0 SAC: 0 DP: 0 HBP: 0

WP: 1 PB: 0 SB: 1 CS: 1 PA: 39

Batter	1	2	3	4	5	6	7	8	9	AB	R	H	RBI	BB	SO	LOB
19 Billy Burns, S (1, 7) OBP: 0.345, SLG: 0.255 86 Tyler Ladendorf, R (7, 4)	P4		F9		K 52 CS 1-3 3-H		G4-3		K	4 1	0 0	0 0	0 0	0 0	1 1	1 2
8 Jed Lowrie, S (1, 6) OBP: 0.343, SLG: 0.563 35 Chris Gimenez, R (6, 2) OBP: 0.261, SLG: 0.200	20 G5-3 36 2B 1B		F9		L5			G6-3		3 1	1 0	1 0	0 0	0 0	0 0	2 0
20 Josh Donaldson, R (1, 5) OBP: 0.351, SLG: 0.467 Alden Carrithers, L (4, 5) OBP: 0.273, SLG: 0.300	G5-3 1-2		G4-3		SF8 3-H			G6-3		2 1	0 0	0 0	0 1	0 0	0 0	1 0
52 Yoenis Cespedes, R (1, 10) OBP: 0.154, SLG: 0.167 21 Stephen Vogt, L (8, PH) OBP: 0.500, SLG: 0.704 (8, 10)	36 2B BB			P3	1 SAFE CS 1-2	G6-3		G4-3		2 1	1 0	0 0	0 0	1 0	0 0	0 0
36 Derek Norris, R (1, 2) OBP: 0.423, SLG: 0.720 Daniel Robertson, R (6, 6) OBP: 0.250, SLG: 0.250	1-H 2-H 2B			P4		10 G4-3 1B			K	3 1	0 0	2 0	2 0	0 0	0 1	0 0
10 Daric Barton, L (1, 3) OBP: 0.619, SLG: 0.538 79 Billy McKinney, L (7, 9) OBP: 0.400, SLG: 0.500	K			K		G4-3 1-2			7 2B 1B	3 1	0 1	0 1	0 0	0 0	2 0	2 0
23 Michael Taylor, R (1, 9) OBP: 0.396, SLG: 0.619 7 Nate Freiman, R (7, 3) OBP: 0.342, SLG: 0.355		K			29 BB 15 1B BB	G6-3			G4-3 1-H 2B	2 1	1 0	0 1	0 1	1 0	1 0	1 0
29 Sam Fuld, L (1, 8) OBP: 0.349, SLG: 0.487 Conner Crumbliss, L (8, 8)		G4-3			15 1B 19 BLK 1-2 BB		G5-3		G4-3 2-3	2 1	1 0	0 0	0 0	1 0	0 0	0 1
15 Jake Elmore, R (1, 4) OBP: 0.405, SLG: 0.355 Jake Goebbert, L (7, 7) OBP: 0.250, SLG: 0.154		G3-1			19 WP 19 BLK SF8 1-3 2-H 1B		F9		BB	3 0	1 0	1 0	1 0	0 0	0 0	0 0
Inning Stats	R: 2 E: 0 K: 1 S: 8 H: 2 LOB: 1 BB: 1 P: 12	R: 0 E: 0 K: 1 S: 5 H: 0 LOB: 0 BB: 0 P: 5	R: 0 E: 0 K: 0 S: 3 H: 0 LOB: 0 BB: 0 P: 3	R: 0 E: 0 K: 1 S: 5 H: 0 LOB: 0 BB: 0 P: 5	R: 3 E: 0 K: 1 S: 7 H: 1 LOB: 0 BB: 2 P: 15	R: 0 E: 0 K: 0 S: 4 H: 1 LOB: 1 BB: 0 P: 4	R: 0 E: 0 K: 0 S: 3 H: 0 LOB: 0 BB: 0 P: 3	R: 0 E: 0 K: 0 S: 3 H: 0 LOB: 0 BB: 0 P: 3	R: 1 E: 0 K: 2 S: 9 H: 2 LOB: 2 BB: 1 P: 13	1B: 4 2B: 2 3B: 0 HR: 0 SF: 1 SAC: 0 DP: 0 HBP: 0						

PITCHER	IP	WLS	BF	H	R	ER	SO	BB	IBB	HBP	BLK	WP	HR	S	P	ERA	WHIP
52 Tony Cingrani, L (1, 1) ERA: 6.39	4.0		19	3	5	3	4	3	0	0	1	1	0	25	37	6.75	1.500
79 Lee Hyde, L (5, 1) ERA: 1.42	1.0	B	2	0	0	0	0	0	0	0	0	0	0	3	3	0.00	0.000
40 Chien-Ming Wang, R (6, 1) ERA: 3.86	2.0	W	7	1	0	0	0	0	0	0	0	0	0	7	7	0.00	0.500
Logan Ondrusek, R (8, 1) ERA: 8.31	1.0	H	3	0	0	0	0	0	0	0	0	0	0	3	3	0.00	0.000
84 Drew Hayes, R (9, 1) ERA: 3.6	1.0	S	6	2	1	1	2	1	0	0	0	0	0	9	13	9.00	3.000

PITCHER	IP	WLS	BF	H	R	ER	SO	BB	IBB	HBP	BLK	WP	HR	S	P	ERA	WHIP

Oakland Athletics @ Cincinnati Reds

Goodyear Ballpark, Goodyear, AZ

Sun Mar 16 2014, 4:21 PM - 7:10 PM EDT

Att. 6,413 - Sunny - 75 F

TOP

livebaseballscorecards.com

AB	32
R	6
H	6
RBI	5
BB	4
SO	6
LOB	10

1B: 4	SF: 1	WP: 1	PA: 38
2B: 2	SAC: 0	PB: 0	
3B: 0	DP: 0	SB: 0	
HR: 0	HBP: 0	CS: 1	

Batter	1	2	3	4	5	6	7	8	9	AB	R	H	RBI	BB	SO	LOB
6 Billy Hamilton, S (1, 8) OBP: 0.410, SLG: 0.364 50 Neftali Soto, R (8, 5) OBP: 0.438, SLG: 0.781	FFS 0-3 K	X 0-0 2-H 3-H 1B			X 0-0 G1		X 0-0 4 S 4 HR 1B			4 1 2 1 0 1 0 0 0 0 0 0 0 0						
4 Brandon Phillips, R (1, 4) OBP: 0.235, SLG: 0.419 70 Kristopher Negrón, R (8, 4) OBP: 0.345, SLG: 0.440	FFS 0-3 K		X 0-0 F9		FFC 0-3 K		BSX 1-1 1-H HR			4 1 1 2 0 2 0 0 0 0 0 0 0 0						
19 Joey Votto, L (1, 3) OBP: 0.314, SLG: 0.419 76 Argenis Diaz, R (8, 6) OBP: 0.150, SLG: 0.300	FBBBFX 2-2 HR		BBBB 4-0 32 G4-6-3 BB		X 0-0 G3-1		X 0-0 L9			3 1 1 1 1 0 0 0 0 0 0 0 0 0						
32 Jay Bruce, L (1, 9) OBP: 0.417, SLG: 0.517 90 Felix Perez, L (8, 9)	X 0-0 G6-3		X 0-0 G4-6-3 1-2f			X 0-0 F9	FCC 0-3 K			4 0 0 0 0 1 1 0 0 0 0 0 0 0						
21 Todd Frazier, R (1, 10) OBP: 0.364, SLG: 0.552 9 Jack Hannahan, L (6, PH) OBP: 0.200, SLG: 0.200 (7, 10)		FFS 0-3 K		X 0-0 2 1B 25 1B 1B		X 0-0 2 1B 1B		X 0-0 G3		2 1 1 0 0 1 0 2 0 1 0 0 0 0						
2 Zack Cozart, R (1, 6) OBP: 0.273, SLG: 0.333 15 Roger Bernadina, L (8, 8) OBP: 0.600, SLG: 0.864		X 0-0 E6 25 BB 39 1B		X 0-0 25 1B 7 G6-3-5 1-2 1B		X 0-0 25 G1-3 1-3 1B		X 0-0 G4-3		3 2 2 0 0 0 0 1 0 0 0 0 0 0						
25 Skip Schumaker, L (1, 7) OBP: 0.486, SLG: 0.600 30 Jason Bourgeois, R (8, PH) OBP: 0.294, SLG: 0.250 (9, 7)	BBBB 4-0 39 1B 6 1B 1-2 BB			X 0-0 7 G6-3-5 1-3 2-H 1B		X 0-0 G1-3 1-2		X 0-0 F9		2 1 1 1 1 0 2 1 0 0 0 0 0 0						
39 Devin Mesoraco, R (1, 2) OBP: 0.276, SLG: 0.296 29 Brayan Peña, S (7, 2) OBP: 0.333, SLG: 0.308		X 0-0 6 1B 1-3 2-H 1B		X 0-0 F9		FFS 0-3 K				3 0 1 1 0 1 4 0 0 0 0 0 0 0						
7 Ramon Santiago, S (1, 5) OBP: 0.235, SLG: 0.226 27 Chris Nelson, R (8, 3) OBP: 0.333, SLG: 0.542		FFC 0-3 K		X 0-0 G6-3-5 2-3f 3-H			FFS 0-3 K			3 0 0 1 0 2 3 0 0 0 0 0 0 0						
Inning Stats	R: 1 H: 1 E: 0 LOB: 0 K: 2 BB: 0 S: 10 P: 12	R: 2 H: 2 E: 1 LOB: 2 K: 2 BB: 1 S: 9 P: 13	R: 0 H: 0 E: 0 LOB: 0 K: 0 BB: 1 S: 2 P: 6	R: 2 H: 3 E: 0 LOB: 0 K: 0 BB: 0 S: 5 P: 5	R: 0 H: 0 E: 0 LOB: 0 K: 1 BB: 0 S: 5 P: 5	R: 0 H: 2 E: 0 LOB: 2 K: 1 BB: 0 S: 7 P: 7	R: 2 H: 2 E: 0 LOB: 0 K: 2 BB: 0 S: 10 P: 11	R: 0 H: 0 E: 0 LOB: 0 K: 0 BB: 0 S: 3 P: 3		1B: 8 SF: 0 2B: 1 SAC: 0 3B: 0 DP: 2 HR: 2 HBP: 0						

BOTTOM

Oakland Athletics @ Cincinnati Reds

Goodyear Ballpark, Goodyear, AZ

Sun Mar 16 2014, 4:21 PM - 7:10 PM EDT

Att. 6,413 - Sunny - 75 F

livebaseballscorecards.com

AB	32
R	7
H	10
RBI	7
BB	2
SO	8
LOB	10

PITCHER		IP	WLS	BF	H	R	ER	SO	BB	IBB	HBP	BLK	WP	HR	S	P	ERA	WHIP
54 Sonny Gray, R ERA: 6.3	(1, 1)	3.0		16	6	5	3	4	2	0	0	0	0	1	24	34	9.00	2.667
Andrew Werner, L ERA:	(4, 1)	1.0		2	0	0	0	0	0	0	0	0	0	0	2	2	0.00	0.000
44 Luke Gregerson, R ERA: 8.31	(5, 1)	1.0		3	0	0	0	1	0	0	0	0	0	0	5	5	0.00	0.000
25 Josh Lindblom, R ERA: 4.09	(6, 1)	2.1	L	11	4	2	2	3	0	0	0	0	0	1	18	19	7.71	1.714
76 Nolan Sanburn, R ERA:	(8, 1)	0.2		2	0	0	0	0	0	0	0	0	0	0	2	2	0.00	0.000

PITCHER	IP	WLS	BF	H	R	ER	SO	BB	IBB	HBP	BLK	WP	HR	S	P	ERA	WHIP

Batter	1	2	3	4	5	6	7	8	9	AB	R	H	RBI	BB	SO	LOB
30 Elliot Johnson, S (1, 8) OBP: 0.382, SLG: 0.697 26 Matt Carson, R (6, 8) OBP: 0.367, SLG: 0.462	0-0 8 S 2B		CCC 0-3 ③ K			0-0 ② P3	0-0 ③ F7		SSS 0-3 ② K	3 0 1 0 0 1 0 2 0 0 0 0 1 5						
33 Nick Swisher, S (1, 10) OBP: 0.364, SLG: 0.444 Yandy Díaz, R (8, PH) (8, 10)	SSS 0-3 ① K			0-0 HR		BBBB 4-0 BB		0-0 ① G4-3	BBBB 4-0 1-2 BB	2 1 1 1 1 1 1 1 0 0 0 1 0 0						
7 David Murphy, L (1, 9) OBP: 0.297, SLG: 0.333 Bryson Myles, R (8, PR) (8, 9)	0-0 ② P6		CCC 0-3 ① K			0-0 ③ G4-3		0-0 2B	CCC 0-3 ③ K	4 0 1 0 0 1 2 1 0 0 0 0 1 3						
8 Lonnie Chisenhall, L (1, 5) OBP: 0.375, SLG: 0.514 76 Ryan Rohlinger, R (7, 5) OBP: 0.500, SLG: 0.462	BSSS 1-3 ③ K2-3 2-3		CCC 0-3 ② K				0-0 4 SF8 3B	0-0 ② F8		3 1 1 0 0 2 1 1 0 0 0 0 0 1						
4 Mike Aviles, R (1, 6) OBP: 0.367, SLG: 0.571 87 Dorssys Paulino, R (7, 6) OBP: 0.500, SLG: 1.000		0-0 46 G5-4-3 1B		0-0 ③ G5-3			0-0 ① SF8 3-H	0-0 ③ G6-3		2 0 1 1 0 0 0 1 0 0 0 0 0 1						
46 David Cooper, L (1, 3) OBP: 0.409, SLG: 0.444 85 Joe Sever, R (7, PR) (7, 3)		0-0 ①② G5-4-3 1-2f			0-0 ① F7		0-0 1 1B 86 2B 1B		BBBB 4-0 86 BB 1B BB	3 0 1 0 0 0 1 0 2 0 0 1 0 0						
1 David Adams, R (1, 4) OBP: 0.324, SLG: 0.290 86 Claudio Bautista, R (7, PR) (7, 4)		0-0 ③ F9			0-0 ② G6-3		0-0 86 2B 1-2 1B		CCC 0-3 ① K	3 0 1 0 0 0 0 1 0 0 0 0 1 1						
86 Tyler Holt, R (1, 7) OBP: 0.556, SLG: 0.625			0-0 ① G4-3		CSC 0-3 ③ K		0-0 1-3 2-H 2B		BBBB 4-0 1B 1-2 BB	3 0 1 1 1 1 0						
57 Luke Carlin, S (1, 2) OBP: 0.211, SLG: 0.263 Tony Wolters, L (6, 2) OBP: 0.571, SLG: 0.400			SSS 0-3 ② K			CCC 0-3 ① K	0-0 ② F8		0-0 BB 1-3 2-H 1B	2 0 0 0 0 2 0 2 0 1 1 0 0 3						
Inning Stats	R: 0 E: 0 K: 2 S: 8 H: 1 LOB: 1 BB: 0 P: 9	R: 0 E: 0 K: 0 S: 3 H: 1 LOB: 0 BB: 0 P: 3	R: 0 E: 0 K: 2 S: 7 H: 0 LOB: 0 BB: 0 P: 7	R: 1 E: 0 K: 2 S: 8 H: 1 LOB: 0 BB: 0 P: 8	R: 0 E: 0 K: 1 S: 5 H: 0 LOB: 0 BB: 0 P: 5	R: 0 E: 0 K: 1 S: 5 H: 0 LOB: 1 BB: 1 P: 9	R: 2 E: 0 K: 0 S: 7 H: 4 LOB: 3 BB: 0 P: 7	R: 0 E: 0 K: 0 S: 4 H: 1 LOB: 1 BB: 0 P: 4	R: 1 E: 0 K: 3 S: 10 H: 1 LOB: 3 BB: 3 P: 22	1B: 4 2B: 3 3B: 1 HR: 1 SF: 1 SAC: 0 DP: 1 HBP: 0				WP: 0 PB: 0 SB: 1 CS: 0	PA: 39	

PITCHER		IP	WLS	BF	H	R	ER	SO	BB	IBB	HBP	BLK	WP	HR	S	P	ERA	WHIP
44 Mike Leake, R ERA: 3.0	(1, 1)	4.0		14	3	1	1	6	0	0	0	0	0	1	26	27	2.25	0.750
51 Jonathan Broxton, R ERA:	(5, 1)	1.0	H	3	0	0	0	1	0	0	0	0	0	0	5	5	0.00	0.000
43 Manny Parra, L ERA: 1.5	(6, 1)	1.0	H	4	0	0	0	1	1	0	0	0	0	0	5	9	0.00	1.000
53 Pedro Beato, R ERA: 3.0	(7, 1)	1.0	B	7	4	2	2	0	0	0	0	0	0	0	7	7	18.00	4.000
62 Trevor Bell, R ERA:	(8, 1)	1.0		4	1	0	0	0	0	0	0	0	0	0	4	4	0.00	1.000

PITCHER		IP	WLS	BF	H	R	ER	SO	BB	IBB	HBP	BLK	WP	HR	S	P	ERA	WHIP
80 Jumbo Díaz, R ERA: 3.0	(9, 1)	1.0	W	7	1	1	1	3	3	0	0	0	0	0	10	22	9.00	4.000

TOP

Cleveland Indians @ Cincinnati Reds

Goodyear Ballpark, Goodyear, AZ

Mon Mar 17 2014, 4:07 PM - 7:13 PM EDT

Att. 5,205 - Sunny - 75 F

livebaseballscorecards.com

AB	34
R	4
H	9
RBI	4
BB	4
SO	11
LOB	19

Batter	1	2	3	4	5	6	7	8	9	AB	R	H	RBI	BB	SO	LOB
15 Roger Bernadina, L (1, 8) OBP: 0.588, SLG: 0.800 76 Argenis Diaz, R (8, 4) OBP: 0.190, SLG: 0.333	S S S 0-3 K	H 1-0 4 1B HBP			X 0-0 G3-1		X 0-0 1B		X 0-0 7 1B 2B 1B	3 0 1 0 0 1 0 1 1 1 0 0 0 0						
4 Brandon Phillips, R (1, 4) OBP: 0.263, SLG: 0.412 7 Ramon Santiago, S (8, 6) OBP: 0.257, SLG: 0.250	X 0-0 G6-3	X 0-0 1-2 2-3 1B			B B B 4-0 32 S 19 1B BB		S S S 0-3 K		X 0-0 1-2 2B 1B	3 0 1 0 1 1 1 1 1 1 0 0 0 0						
19 Joey Votto, L (1, 3) OBP: 0.333, SLG: 0.429 Steve Selsky, R (8, 9) OBP: 1.000, SLG: 2.000	X 0-0 32 PO 1B	C C C 0-3 K			X 0-0 32 BB 1-2 1B		X 0-0 G4-3		X 0-0 1-H 2-H 2B	4 0 2 0 0 1 4 1 0 1 2 0 0 0						
32 Jay Bruce, L (1, 9) OBP: 0.436, SLG: 0.548 30 Jason Bourgeois, R (8, 7) OBP: 0.278, SLG: 0.235	B 1 SAFE 1-0 PO 1-2	X 0-0 48 1B 21 3B 2B	X 0-0 B1-3		B B B B 4-0 48 G6-3 1-2 2-3 BB			X 0-0 G5-3		2 1 1 0 1 0 0 1 0 0 0 0 0 0						
48 Ryan Ludwick, R (1, 7) OBP: 0.212, SLG: 0.333 27 Chris Nelson, R (8, 5) OBP: 0.357, SLG: 0.560		X 0-0 21 3B 2-3 1B	S S S 0-3 K		X 0-0 G6-3 1-2f			X 0-0 70 S 50 E 1B		3 1 1 0 0 1 3 1 0 1 0 0 0 0						
21 Todd Frazier, R (1, 5) OBP: 0.361, SLG: 0.594 50 Neftali Soto, R (8, 3) OBP: 0.424, SLG: 0.758		X 0-0 2 SF8 1-H 3-H 3B	X 0-0 G5-3			S S S 0-3 K		X 0-0 FC3 70 S 1-2		3 1 1 2 0 1 0 1 0 0 0 0 0 1						
2 Zack Cozart, R (1, 6) OBP: 0.250, SLG: 0.314 70 Kristopher Negrón, R (8, 8) OBP: 0.333, SLG: 0.423		X 0-0 SF8 3-H		X 0-0 E6 39 G6-4-3		X 0-0 G3		B S S S 1-3 K 1-2 2-3		2 0 0 1 0 0 0 1 0 0 0 0 1 2						
39 Devin Mesoraco, R (1, 2) OBP: 0.290, SLG: 0.345 37 Corky Miller, R (5, 2)		X 0-0 4 1B 2B		X 0-0 G6-4-3 1-2f		X 0-0 L9		X 0-0 G6-3		2 0 1 0 0 0 1 2 0 0 0 0 0 2						
28 Chris Heisey, R (1, 10) OBP: 0.368, SLG: 0.895		S S S 0-3 K		S S S 0-3 K			X 0-0 F9		X 0-0 F7	4 0 0 0 0 2 1						
Inning Stats	R: 0 H: 1 E: 0 LOB: 0 K: 1 BB: 0 S: 5 P: 6	R: 3 H: 5 E: 0 LOB: 3 K: 2 BB: 0 S: 12 P: 13	R: 0 H: 0 E: 0 LOB: 0 K: 1 BB: 0 S: 5 P: 5	R: 0 H: 0 E: 1 LOB: 0 K: 1 BB: 0 S: 5 P: 5	R: 0 H: 1 E: 0 LOB: 2 K: 0 BB: 2 S: 3 P: 11	R: 0 H: 0 E: 0 LOB: 0 K: 1 BB: 0 S: 5 P: 5	R: 0 H: 1 E: 0 LOB: 1 K: 1 BB: 0 S: 6 P: 6	R: 0 H: 1 E: 1 LOB: 2 K: 1 BB: 0 S: 7 P: 8	R: 2 H: 3 E: 0 LOB: 1 K: 0 BB: 0 S: 4 P: 4	1B: 8 SF: 1 2B: 3 SAC: 0 3B: 1 DP: 2 HR: 0 HBP: 1						

PITCHER		IP	WLS	BF	H	R	ER	SO	BB	IBB	HBP	BLK	WP	HR	S	P	ERA	WHIP
28 Corey Kluber, R ERA: 5.02	(1, 1)	4.1		22	7	3	3	5	2	0	1	0	0	0	29	39	6.23	2.077
Francisco Valera, R ERA:	(5, 1)	0.2		1	0	0	0	0	0	0	0	0	0	0	1	1	0.00	0.000
44 John Axford, R ERA: 1.5	(6, 1)	1.0		3	0	0	0	1	0	0	0	0	0	0	5	5	0.00	0.000
35 Marc Rzepczynski, L ERA: 1.5	(7, 1)	1.0		4	1	0	0	1	0	0	0	0	0	0	6	6	0.00	1.000
88 Josh Outman, L ERA:	(8, 1)	1.0		5	1	0	0	1	0	0	0	0	0	0	7	8	0.00	1.000

PITCHER		IP	WLS	BF	H	R	ER	SO	BB	IBB	HBP	BLK	WP	HR	S	P	ERA	WHIP
36 Preston Guilmet, R ERA: 4.15	(9, 1)	0.1	L	4	3	2	2	0	0	0	0	0	0	0	4	4	54.00	9.000

BOTTOM

Cleveland Indians @ Cincinnati Reds

Goodyear Ballpark, Goodyear, AZ

Mon Mar 17 2014, 4:07 PM - 7:13 PM EDT

Att. 5,205 - Sunny - 75 F

livebaseballscorecards.com

AB	35
R	5
H	12
RBI	5
BB	2
SO	8
LOB	15

Batter	1	2	3	4	5	6	7	8	9	AB	R	H	RBI	BB	SO	LOB
6 Billy Hamilton, S (1, 8) OBP: 0.405, SLG: 0.444	C SI 91 S SI 93 X SL 84 0-2 HR		S FF 92 X CH 85 0-1 ① P5		C CH 86 B FF 92 S CH 87 B CH 87 S CH 86 2-3 ③ K					3	1	1	1	0	1	0
25 Skip Schumaker, L (1, 4) OBP: 0.500, SLG: 0.625	C FF 92 S CH 86 B SI 94 X CU 76 1-2 21 1B 32 CS 2B		B CU 75 C CH 88 B CH 86 F SI 92 X CH 86 2-2 ② G4-3			C CU 73 B FF 91 B CH 84 B SI 91 C SI 91 F SI 92 B FF 93 4-2 48 1B 32 BB 29 FC4-6 BB				2	2	1	0	1	0	0
21 Todd Frazier, R (1, 5) OBP: 0.385, SLG: 0.600	B FF 93 S SL 84 C SI 94 B SL 85 D SL 85 X SI 93 3-2 32 CS 2-3 1B		X SL 83 0-0 1B			B FF 92 1 SAFE C CH 85 B FF 92 B FF 92 C CH 86 F SL 84 F SI 92 F SL 84 3-2 ① X FF 92 P4				3	0	2	0	0	0	1
32 Jay Bruce, L (1, 9) OBP: 0.429, SLG: 0.515	B SI 89 S CH 85 B CH 85 B SI 93 F CH 88 S CH 86 3-3 ① ② K 1-2 3-H		B FF 92 S CH 85 B FF 92 B FF 93 C FF 92 S CH 86 3-3 ③ K			B SI 85 D SI 88 B SI 90 C SI 88 B SI 87 4-1 29 FC4-6 48 1B 1-2 BB				2	0	0	0	1	2	2
48 Ryan Ludwick, R (1, 7) OBP: 0.250, SLG: 0.361	B SI 93 X SI 94 1-0 1B			X FF 91 0-0 ① G5-3		X SI 88 0-0 29 FC4-6 1-2 2-3 1B				3	0	2	0	0	0	0
29 Brayan Peña, S (1, 2) OBP: 0.303, SLG: 0.276	X CH 87 0-0 ③ F9			C FF 92 B CH 84 X CH 85 1-1 ② G4-3		B SL 78 X SI 87 1-0 ② FC4-6 2 FC6-4 1-2f 2-3 3-H				3	0	0	1	0	0	3
2 Zack Cozart, R (1, 6) OBP: 0.231, SLG: 0.289		C FF 92 B CU 74 S CH 86 B FF 94 F SL 85 B SL 84 X SI 94 3-2 ① L6		C SL 83 B CH 85 F CH 86 B CH 85 X CH 86 2-2 ③ P3		C SL 81 X FF 87 0-1 ③ FC6-4 1-2f				3	0	0	0	0	0	2
9 Jack Hannahan, L (1, 10) OBP: 0.286, SLG: 0.167		B SI 93 X CH 86 1-0 ② F7			C CH 90 B CH 84 B SI 92 F FF 91 B FF 93 F FF 92 B FF 92 4-2 50 G5-4-3 BB					1	0	0	0	1	0	0
50 Neftali Soto, R (1, 3) OBP: 0.400, SLG: 0.714		X FF 92 0-0 ③ G5-3			B FF 92 B SL 83 X CH 86 2-0 ① ② G5-4-3 1-2f					2	0	0	0	0	0	1
Inning Stats	R: 2 E: 0 K: 1 S: 14 H: 4 LOB: 1 BB: 0 P: 22	R: 0 E: 0 K: 0 S: 6 H: 0 LOB: 0 BB: 0 P: 10	R: 0 E: 0 K: 1 S: 9 H: 1 LOB: 1 BB: 0 P: 14	R: 0 E: 0 K: 0 S: 6 H: 0 LOB: 0 BB: 0 P: 9	R: 0 E: 0 K: 1 S: 7 H: 0 LOB: 0 BB: 1 P: 15	R: 1 E: 0 K: 0 S: 14 H: 1 LOB: 2 BB: 2 P: 26				1B: 4 2B: 2 3B: 0 HR: 1 SF: 0 SAC: 0 DP: 2 HBP: 0						

PITCHER		IP	WLS	BF	H	R	ER	SO	BB	IBB	HBP	BLK	WP	HR	S	P	ERA	WHIP
11 Jeremy Guthrie, R ERA: 6.97	(1, 1)	5.1	W	21	5	3	3	3	2	0	0	0	0	1	51	86	5.06	1.312
31 Louis Coleman, R ERA: 5.79	(6, 1)	0.2	S	4	1	0	0	0	1	0	0	0	0	0	5	10	0.00	3.000

PITCHER	IP	WLS	BF	H	R	ER	SO	BB	IBB	HBP	BLK	WP	HR	S	P	ERA	WHIP

TOP

Cincinnati Reds @ Kansas City Royals

Surprise Stadium, Surprise, AZ

Wed Mar 19 2014, 9:06 PM - 11:05 PM EDT

Att. 6,814 - Partly Cloudy - 78 F

livebaseballscorecards.com

AB	22
R	3
H	6
RBI	2
BB	3
SO	3
LOB	9

WP: 0	PA: 25		
PB: 0			
SB: 0			
CS: 2			

Batter	1	2	3	4	5	6	7	8	9	AB	R	H	RBI	BB	SO	LOB
23 Norichika Aoki, L (1, 8) OBP: 0.378, SLG: 0.400	C FF 93 B SI 94 X SI 93 1-1 35 BB 1B	B SL 75 S SL 76 B SL 76 X SL 76 2-1 19 FC6-4 2-H 3-H 1B		B SI 92 F SI 92 S SI 93 X SI 93 1-2 ② FC6-2 19 1B 35 2B 3-H		B FF 96 B FF 97 F FF 97 B FF 98 B FF 97 4-1 35 G5-3 19 S BB				3	1	2	2	1	0	1
19 Danny Valencia, R (1, 4) OBP: 0.325, SLG: 0.294	C SI 93 X FC 88 0-1 ① F9	1 SAFE X SI 92 0-0 ③ FC6-4 1-2f		1 SAFE C FC 85 X SI 93 0-1 35 2B 1-2 1B		1 SAFE B FF 96 1 SAFE C SL 85 B SL 84 1 SAFE B SL 85 B FF 94 4-1 4 BB 35 G5-3 13 1B 1-2 BB				3	2	1	0	1	0	2
35 Eric Hosmer, L (1, 3) OBP: 0.375, SLG: 0.578	1 SAFE 1 SAFE D SI 92 B SI 92 B SI 93 C SI 93 1 SAFE B SI 93 4-1 16 G6-4-3 1-2 BB		B FS 86 C FS 86 F FF 93 X SL 78 1-2 16 1B 1B	B SI 92 D SL 75 X SI 94 2-0 1-H 2-H 2B		C CH 94 F FF 96 F FF 99 X FF 99 0-2 ①② G5-3 1-2 2-3f				3	0	2	2	1	0	2
16 Billy Butler, R (1, 10) OBP: 0.412, SLG: 0.444	B SI 94 B FC 87 X SI 94 2-0 ②③ G6-4-3 1-2f		B FC 86 B SI 93 B FS 86 F SI 92 X SI 93 3-1 1-2 1B	B FF 92 T SI 93 B FC 87 B FC 87 B FC 88 4-1 BB		B SL 86 B FF 98 B SL 84 D SL 86 4-0 13 1B 4 BB BB				2	0	1	0	2	0	2
4 Alex Gordon, L (1, 7) OBP: 0.349, SLG: 0.538		B SL 76 F FF 93 C FF 93 X FS 86 1-2 ① P5	F SI 93 X SI 94 0-1 ① F7	F SI 94 B SL 75 S FS 84 S FS 84 1-3 ③ K		B FF 95 C SL 86 B FF 96 F FF 95 B SL 88 B SL 87 4-2 13 1B 1-2 2-3 BB				3	0	0	0	1	1	4
13 Salvador Perez, R (1, 2) OBP: 0.425, SLG: 0.639		B SI 94 B FC 88 S FC 89 B FC 89 S SI 95 F FF 94 B SI 93 4-2 8 2B BB	C FC 88 B FC 89 T FC 87 X SI 94 1-2 ② F8		B FF 92 B SI 93 X FF 92 2-0 ① F8	S SL 86 T FF 98 F FF 100 X FF 99 0-2 1-2 2-3 3-H 1B				3	1	1	1	1	0	2
8 Mike Moustakas, L (1, 5) OBP: 0.543, SLG: 0.921		C SI 94 B FS 84 B FS 88 X SI 94 2-1 6 E 23 1B 1-H 2B	X FF 92 0-0 ③ F8		F FF 92 B FS 86 F FS 86 S FS 86 1-3 ② K					3	1	1	1	0	1	2
6 Lorenzo Cain, R (1, 9) OBP: 0.435, SLG: 0.425		X SI 93 0-0 E6 37 S 23 1B 2-3		C FC 87 X FC 88 0-1 37 L9 23 FC6-2 2B	C FC 88 H SL 75 1-1 HBP					2	1	1	0	0	0	1
37 Pedro Ciriaco, R (1, 6) OBP: 0.270, SLG: 0.444		B SI 93 S SI 93 S FC 86 S SL 78 1-3 ② K 1-2		F SI 94 X SI 93 0-1 ① L9 2-3	X FF 92 0-0 ③ F8					3	0	0	0	0	1	4
Inning Stats	R: 0 E: 0 K: 0 S: 6 H: 1 LOB: 1 BB: 1 P: 13	R: 3 E: 1 K: 1 S: 15 H: 2 LOB: 1 BB: 1 P: 25	R: 0 E: 0 K: 0 S: 11 H: 2 LOB: 2 BB: 0 P: 16	R: 2 E: 0 K: 1 S: 14 H: 3 LOB: 2 BB: 1 P: 22	R: 0 E: 0 K: 1 S: 6 H: 0 LOB: 1 BB: 0 P: 10	R: 1 E: 0 K: 0 S: 12 H: 1 LOB: 3 BB: 4 P: 28				1B: 6 2B: 3 3B: 0 HR: 0 SF: 0 SAC: 0 DP: 2 HBP: 1				WP: 0 PB: 0 SB: 2 CS: 0 PA: 33		

PITCHER	IP	WLS	BF	H	R	ER	SO	BB	IBB	HBP	BLK	WP	HR	S	P	ERA	WHIP
31 Alfredo Simon, R (1, 1) ERA: 4.42	5.0	L	27	8	5	3	3	3	0	1	0	0	0	52	86	5.40	2.200
54 Aroldis Chapman, L (6, 1) ERA: 4.22	0.2		6	1	1	1	0	4	0	0	0	0	0	12	28	13.50	7.500

PITCHER	IP	WLS	BF	H	R	ER	SO	BB	IBB	HBP	BLK	WP	HR	S	P	ERA	WHIP

BOTTOM

Cincinnati Reds @ Kansas City Royals

Surprise Stadium, Surprise, AZ

Wed Mar 19 2014, 9:06 PM - 11:05 PM EDT

Att. 6,814 - Partly Cloudy - 78 F

livebaseballscorecards.com

AB	25
R	6
H	9
RBI	6
BB	7
SO	3
LOB	20

Batter	1	2	3	4	5	6	7	8	9	10	AB	R	H	RBI	BB	SO	LOB
17 Shin-Soo Choo, L (1, 10) OBP: 0.234, SLG: 0.268	K	84 FC6-4 12 1B 1B		K			G4-3			G4-3	5	0	1	0	0	2	1
12 Josh Wilson, R (1, 6) OBP: 0.341, SLG: 0.405 (8, 4)	29 HBP 1B 2B	84 FC6-4 1-2 1B		G5-3			F9			K	5	1	2	0	0	1	1
84 Prince Fielder, L (1, 3) OBP: 0.304, SLG: 0.523 9 Adam Rosales, R (7, PH) OBP: 0.167, SLG: 0.179 (7, 3)	1B 8 1B 29 HBP BB	2 SAFE FC6-4 1-2f 2-3			HR		K			1B	2 2	2 0	1 1	1 0	1 0	0 1	2 0
29 Adrián Beltré, R (1, 5) OBP: 0.296, SLG: 0.320 6 Kevin Kouzmanoff, R (7, 5) OBP: 0.447, SLG: 0.512	1B 8 1B 1-2 2-3 HBP		2B	F9				G5-3		G5-3	2 2	1 0	1 0	0 0	0 0	0 0	0 1
Alex Rios, R (1, 9) OBP: 0.367, SLG: 0.464 43 Engel Beltre, L (7, 9) OBP: 0.333, SLG: 0.308	8 E 8 1B 1-2 2-3 3-H 1B		K	F9				G4-3			3 1	0 0	1 0	1 0	0 0	1 0	1 0
15 Michael Choice, R (1, 7) OBP: 0.375, SLG: 0.587	FC		FC1-3		FC5-3			FC8			4	0	0	0	0	0	4
8 Geovany Soto, R (1, 2) OBP: 0.400, SLG: 0.400 61 Robinson Chirinos, R (7, 2) OBP: 0.480, SLG: 0.696	E7 1-3 2-H 3-H 1B		K		F9				G4-3		3 1	0 0	1 0	2 0	0 0	1 0	1 0
2 Leonys Martin, L (1, 8) OBP: 0.278, SLG: 0.226 35 James Adduci, L (7, 8) OBP: 0.395, SLG: 0.568	F9			K			G4-3			F7	3 1	0 0	0 0	0 0	0 0	1 0	2 0
20 Brent Lillibridge, R (1, 4) OBP: 0.276, SLG: 0.464 96 Michael De León, S (8, 6)	G3			3B			K			F7	3 1	0 0	1 0	0 0	0 0	1 0	0 0
Inning Stats	R: 3 E: 1 K: 1 S: 10 H: 3 LOB: 2 BB: 1 P: 15	R: 0 E: 0 K: 0 S: 4 H: 2 LOB: 1 BB: 0 P: 4	R: 0 E: 0 K: 2 S: 8 H: 1 LOB: 1 BB: 0 P: 8	R: 0 E: 0 K: 2 S: 8 H: 1 LOB: 1 BB: 0 P: 8	R: 1 E: 0 K: 0 S: 5 H: 1 LOB: 0 BB: 0 P: 6	R: 0 E: 0 K: 1 S: 5 H: 0 LOB: 0 BB: 0 P: 5	R: 0 E: 0 K: 1 S: 5 H: 0 LOB: 0 BB: 0 P: 5	R: 0 E: 0 K: 0 S: 3 H: 0 LOB: 0 BB: 0 P: 3	R: 0 E: 0 K: 0 S: 3 H: 0 LOB: 0 BB: 0 P: 3	R: 0 E: 0 K: 1 S: 6 H: 1 LOB: 1 BB: 0 P: 6	1B: 5 2B: 2 3B: 1 HR: 1	SF: 0 SAC: 0 DP: 0 HBP: 1					

PITCHER	IP	WLS	BF	H	R	ER	SO	BB	IBB	HBP	BLK	WP	HR	S	P	ERA	WHIP
26 Jeff Francis, L (1, 1) ERA: 4.85	4.0		20	7	3	3	6	1	0	1	0	0	0	30	35	6.75	2.000
63 Sam LeCure, R (5, 1) ERA: 6.0	1.0		4	1	1	1	0	0	0	0	0	0	1	5	6	9.00	1.000
43 Manny Parra, L (6, 1) ERA: 1.29	1.0		3	0	0	0	1	0	0	0	0	0	0	5	5	0.00	0.000
60 J.J. Hoover, R (7, 1) ERA: 1.8	1.0		3	0	0	0	1	0	0	0	0	0	0	5	5	0.00	0.000
Logan Ondrusek, R (8, 1) ERA: 6.75	1.0		3	0	0	0	0	0	0	0	0	0	0	3	3	0.00	0.000

PITCHER	IP	WLS	BF	H	R	ER	SO	BB	IBB	HBP	BLK	WP	HR	S	P	ERA	WHIP
58 Nick Christiani, R (9, 1) ERA: 1.13	2.0	W	7	1	0	0	1	0	0	0	0	0	0	9	9	0.00	0.500

TOP

Texas Rangers @ Cincinnati Reds

Goodyear Ballpark, Goodyear, AZ

Thu Mar 20 2014, 4:07 PM - 7:09 PM EDT

Att. 5,138 - Sunny - 79 F

livebaseballscorecards.com

AB	38
R	4
H	9
RBI	4
BB	1
SO	8
LOB	13

WP: 0	PA: 40		
PB: 0			
SB: 0			
CS: 0			

Texas Rangers @ Cincinnati Reds

Goodyear Ballpark, Goodyear, AZ

Thu Mar 20 2014, 4:07 PM - 7:09 PM EDT

Att. 5,138 - Sunny - 79 F

livebaseballscorecards.com

Batter	1	2	3	4	5	6	7	8	9	10	AB	R	H	RBI	BB	SO	LOB
6 Billy Hamilton, S (1, 8) OBP: 0.413, SLG: 0.450	4 E 48 1B 1B		4 FC1-6 1-2 1B			G5-3	K 1-2			19 BB 4 IBB 1-3 1B	4	1	2	0	0	1	1
15 Roger Bernadina, L (8, 9) OBP: 0.600, SLG: 0.808											1	0	1	0	0	0	0
4 Brandon Phillips, R (1, 4) OBP: 0.279, SLG: 0.474	FC4 48 1B 1-2		FC1-6 19 G3-6-1 1-2f 2-3			HR		P4		19 BB 1-2 IBB	4	1	1	1	1	0	3
19 Joey Votto, L (1, 3) OBP: 0.341, SLG: 0.410	K		G3-6-1 1-2f			G6-3		48 G6-4-3 1B		1-2 2-3 3-H BB	4	0	1	1	1	1	4
48 Ryan Ludwick, R (1, 10) OBP: 0.250, SLG: 0.350	1-3 2-H 1B			G5-3		F8		G6-4-3 1-2f			4	0	1	1	0	0	1
32 Jay Bruce, L (1, 9) OBP: 0.422, SLG: 0.486	FC7			G4-3			37 BB 70 3B BB		P4		2	1	0	0	1	0	1
30 Jason Bourgeois, R (8, 8) OBP: 0.263, SLG: 0.222											1	0	0	0	0	0	0
28 Chris Heisey, R (1, 7) OBP: 0.333, SLG: 0.810		G3		K			P2		P2		4	0	0	0	0	1	1
29 Brayan Peña, S (1, 2) OBP: 0.294, SLG: 0.267		G5-3			G5-3		70 3B 1-2 BB		K		1	0	0	0	0	0	0
37 Corky Miller, R (5, 2)											2	1	0	0	1	1	0
27 Chris Nelson, R (1, 5) OBP: 0.333, SLG: 0.519		G6-3			K		7 FC5-2 1-H 2-H 3B			K	2	0	0	0	0	1	0
70 Kristopher Negrón, R (7, 5) OBP: 0.344, SLG: 0.500											2	0	1	2	0	1	0
7 Ramon Santiago, S (1, 6) OBP: 0.282, SLG: 0.257			4 FC1-6 6 1B 1B		G6-3		FC5-2 6 S 3-H			15 1B 19 BB BB	3	1	1	0	1	0	1
Inning Stats	R: 1 E: 1 K: 1 S: 7 H: 2 LOB: 1 BB: 0 P: 7	R: 0 E: 0 K: 0 S: 3 H: 0 LOB: 0 BB: 0 P: 3	R: 0 E: 0 K: 0 S: 4 H: 2 LOB: 1 BB: 0 P: 4	R: 0 E: 0 K: 1 S: 5 H: 0 LOB: 0 BB: 0 P: 5	R: 0 E: 0 K: 0 S: 5 H: 0 LOB: 0 BB: 0 P: 5	R: 1 E: 0 K: 0 S: 5 H: 1 LOB: 0 BB: 0 P: 5	R: 2 E: 0 K: 1 S: 6 H: 1 LOB: 1 BB: 2 P: 14	R: 0 E: 0 K: 0 S: 3 H: 1 LOB: 0 BB: 0 P: 3	R: 0 E: 0 K: 1 S: 5 H: 0 LOB: 0 BB: 0 P: 5	R: 1 E: 0 K: 1 S: 4 H: 1 LOB: 3 BB: 3 P: 16	1B: 6 2B: 0 3B: 1 HR: 1	SF: 0 SAC: 0 DP: 2 HBP: 0						

BOTTOM	
AB	34
R	5
H	8
RBI	5
BB	5
SO	6
LOB	12

WP: 0 PB: 0 SB: 1 CS: 0 PA: 39

PITCHER		IP	WLS	BF	H	R	ER	SO	BB	IBB	HBP	BLK	WP	HR	S	P	ERA	WHIP
46 Robbie Ross Jr., L ERA: 1.88	(1, 1)	5.2		21	5	2	1	3	0	0	0	0	0	1	28	28	1.59	0.882
44 Jason Frasor, R ERA: 3.18	(6, 1)	0.2	H	4	0	2	2	0	2	0	0	0	0	0	2	10	27.00	3.000
56 Neal Cotts, L ERA: 10.13	(7, 1)	0.2	B	3	1	0	0	1	0	0	0	0	0	0	5	5	0.00	1.500
28 Joakim Soria, R ERA:	(8, 1)	1.0		3	1	0	0	0	0	0	0	0	0	0	3	3	0.00	1.000
37 Shawn Tolleson, R ERA: 2.7	(9, 1)	1.1	L	5	0	1	1	2	1	0	0	0	0	0	8	12	6.75	0.750

PITCHER		IP	WLS	BF	H	R	ER	SO	BB	IBB	HBP	BLK	WP	HR	S	P	ERA	WHIP
22 Rafael Perez, L ERA: 4.5	(10, 1)	0.0		3	1	0	0	0	1	1	0	0	0	0	1	9	∞	∞

Kansas City Royals @ Cincinnati Reds

Goodyear Ballpark, Goodyear, AZ

Fri Mar 21 2014, 4:07 PM - 7:01 PM EDT

Att. 3,737 - Sunny - 79 F

livebaseballscorecards.com

Batter	1	2	3	4	5	6	7	8	9	AB	R	H	RBI	BB	SO	LOB
2 Alcides Escobar, R (1, 6) OBP: 0.222, SLG: 0.333	P3		G6-3		2B		2B		BB 56 FC5-4	3	0	1	0	0	0	0
6 Angel Franco, S (6, 6) OBP: 1.000, SLG: 2.000										1	0	1	0	1	0	0
8 Mike Moustakas, L (1, 5) OBP: 0.549, SLG: 0.902	2B			BB 7 BB 13 BB 6 SF8	BB 35 BB		F8		K	1	1	1	0	2	0	0
3 Hunter Dozier, R (6, 5)										2	0	0	0	0	1	2
35 Eric Hosmer, L (1, 3) OBP: 0.352, SLG: 0.520	K			K	BB 1-2		BB		FC5-4 1-2f	2	0	0	0	1	2	2
56 Jared Schlehuber, R (6, 3)										1	0	0	0	1	0	1
13 Salvador Perez, R (1, 2) OBP: 0.419, SLG: 0.605	F8			BB 6 SF8 7 BB 64 1B 1-2	F9		F7			2	1	0	0	1	0	3
50 Ramon Hernandez, R (PH) OBP: 0.526, SLG: 0.467 (7, 2)										1	0	0	0	0	0	2
7 Carlos Peguero, L (1, 7) OBP: 0.455, SLG: 0.462		G4-3		BB 64 1B 64 S 1-2 2-3		P6	FC4 1-2f			2	0	0	0	1	0	0
97 Whit Merrifield, R (6, 7) OBP: 0.333, SLG: 0.333										1	0	0	0	0	0	2
6 Lorenzo Cain, R (1, 8) OBP: 0.412, SLG: 0.432		K		SF8 2-3 3-H		2B 64 G4-3 37 E		G4-3		2	1	1	1	0	1	0
15 Bubba Starling, R (6, 8)										1	0	0	0	0	0	0
64 Jimmy Paredes, S (1, 9) OBP: 0.207, SLG: 0.179		G1-3		1B 37 S 1-3 3-H		G4-3 2-3		K		3	0	1	1	0	0	1
Jorge Bonifacio, R (6, 9) OBP: 0.250, SLG: 0.455										1	0	0	0	0	1	0
37 Pedro Ciriaco, R (1, 4) OBP: 0.244, SLG: 0.400			P5	F9 1-2		E5 3-H		K		3	0	0	0	0	0	2
1 Humberto Arteaga, R (6, 4)										1	0	0	0	0	1	0
38 Brian Fletcher, R (1, 10) OBP: 0.125, SLG: 0.500		K			K	K			K	3	0	0	0	0	3	1
12 Jecksson Flores, R (9, PH)										1	0	0	0	0	1	0
Inning Stats	R: 0 E: 0 K: 1 S: 6 H: 1 LOB: 1 BB: 0 P: 6	R: 0 E: 0 K: 1 S: 5 H: 0 LOB: 0 BB: 0 P: 5	R: 0 E: 0 K: 1 S: 5 H: 0 LOB: 0 BB: 0 P: 5	R: 2 E: 0 K: 1 S: 6 H: 1 LOB: 2 BB: 3 P: 20	R: 0 E: 0 K: 1 S: 5 H: 1 LOB: 2 BB: 2 P: 13	R: 1 E: 1 K: 1 S: 7 H: 1 LOB: 1 BB: 0 P: 7	R: 0 E: 0 K: 0 S: 4 H: 1 LOB: 2 BB: 1 P: 8	R: 0 E: 0 K: 2 S: 7 H: 0 LOB: 0 BB: 0 P: 7	R: 0 E: 0 K: 2 S: 7 H: 0 LOB: 1 BB: 1 P: 11	1B: 1 2B: 4 3B: 0 HR: 0 SF: 1 SAC: 0 DP: 0 HBP: 0						

TOP	
AB	31
R	3
H	5
RBI	2
BB	7
SO	10
LOB	16

WP: 0 PB: 0 SB: 2 CS: 0 PA: 39

PITCHER		IP	WLS	BF	H	R	ER	SO	BB	IBB	HBP	BLK	WP	HR	S	P	ERA	WHIP
41 Brett Marshall, R ERA: 2.08	(1, 1)	4.0	W	17	2	2	2	4	3	0	0	0	0	0	22	36	4.50	1.250
51 Jonathan Broxton, R ERA:	(5, 1)	1.0	H	5	1	0	0	1	2	0	0	0	0	0	5	13	0.00	3.000
60 J.J. Hoover, R ERA: 1.5	(6, 1)	1.0	H	5	1	1	0	1	0	0	0	0	0	0	7	7	0.00	1.000
53 Pedro Beato, R ERA: 2.57	(7, 1)	1.0	H	5	1	0	0	0	1	0	0	0	0	0	4	8	0.00	2.000
80 Jumbo Díaz, R ERA: 2.57	(8, 1)	1.0	H	3	0	0	0	2	0	0	0	0	0	0	7	7	0.00	0.000

PITCHER		IP	WLS	BF	H	R	ER	SO	BB	IBB	HBP	BLK	WP	HR	S	P	ERA	WHIP
62 Trevor Bell, R ERA:	(9, 1)	1.0		4	0	0	0	2	1	0	0	0	0	0	7	11	0.00	1.000

BOTTOM

Kansas City Royals @ Cincinnati Reds

Goodyear Ballpark, Goodyear, AZ

Fri Mar 21 2014, 4:07 PM - 7:01 PM EDT

Att. 3,737 - Sunny - 79 F

livebaseballscorecards.com

Batter	1	2	3	4	5	6	7	8	9	AB	R	H	RBI	BB	SO	LOB
15 Roger Bernadina, L (1, 10) OBP: 0.550, SLG: 0.806	K		HR		L4 1-2		G4-1 2-3 3-H	K		5	1	1	2	0	2	4
2 Zack Cozart, R (1, 6) OBP: 0.209, SLG: 0.262	P4		L8		G6-3		G4-3			4	0	0	0	0	0	2
Steve Selsky, R (8, 7) OBP: 1.000, SLG: 2.000										0	0	0	0	0	0	0
19 Joey Votto, L (1, 3) OBP: 0.313, SLG: 0.372	G4-3		L5			K		G6-3		4	0	0	0	0	1	0
32 Jay Bruce, L (1, 9) OBP: 0.408, SLG: 0.447		F9	K			G1-3		93 BB 50 HR BB		3	1	0	0	1	1	0
28 Chris Heisey, R (1, 8) OBP: 0.356, SLG: 0.911		25 1B 3B		F8		HR		50 HR 1-2 BB		3	2	2	1	0	0	0
93 Bryan Anderson, L (8, 2)										0	1	0	0	1	0	0
50 Neftali Soto, R (1, 5) OBP: 0.385, SLG: 0.744		K		K		G5-3		3-1 1-H 2-H HR		4	1	1	3	0	2	1
25 Skip Schumaker, L (1, 7) OBP: 0.500, SLG: 0.618		70 HR 3-H 1B		L8			37 SH1-3 27 S 15 G4-1 BB	27 2B BB		2	1	1	1	0	0	0
30 Jason Bourgeois, R (7, 7) OBP: 0.333, SLG: 0.222										0	1	0	0	2	0	0
(8, 8)																
70 Kristopher Negrón, R (1, 4) OBP: 0.353, SLG: 0.600		1-H HR			K		15 G4-1 37 SH1-3 1-2 BB	1-3 2B		2	1	1	2	0	1	0
27 Chris Nelson, R (7, 4) OBP: 0.375, SLG: 0.571										1	0	1	0	1	0	0
37 Corky Miller, R (1, 2) OBP: 0.286, SLG: 0.063		L7			15 WP 1B		SH1-3 1-2 2-3	L7		2	0	1	0	0	0	0
7 Ramon Santiago, S (8, 6) OBP: 0.275, SLG: 0.250										1	0	0	0	0	0	2
Inning Stats	R: 0 E: 0 K: 1 S: 5 H: 0 LOB: 0 BB: 0 P: 5	R: 3 E: 0 K: 1 S: 8 H: 3 LOB: 0 BB: 0 P: 8	R: 1 E: 0 K: 1 S: 6 H: 1 LOB: 0 BB: 0 P: 7	R: 0 E: 0 K: 1 S: 5 H: 0 LOB: 0 BB: 0 P: 5	R: 0 E: 0 K: 1 S: 6 H: 1 LOB: 1 BB: 0 P: 7	R: 1 E: 0 K: 1 S: 6 H: 1 LOB: 0 BB: 0 P: 6	R: 1 E: 0 K: 0 S: 3 H: 0 LOB: 1 BB: 2 P: 11	R: 3 E: 0 K: 1 S: 8 H: 2 LOB: 2 BB: 3 P: 23		1B: 2 2B: 1 3B: 1 HR: 4 SF: 0 SAC: 1 DP: 0 HBP: 0						

AB	31
R	9
H	8
RBI	9
BB	5
SO	7
LOB	9

PITCHER		IP	WLS	BF	H	R	ER	SO	BB	IBB	HBP	BLK	WP	HR	S	P	ERA	WHIP
33 James Shields, R ERA: 2.61	(1, 1)	6.0	L	24	6	5	5	6	0	0	0	0	1	3	36	38	7.50	1.000
43 Aaron Crow, R ERA: 2.25	(7, 1)	1.0		5	0	1	1	0	2	0	0	0	0	0	3	11	9.00	2.000
49 Donnie Joseph, L ERA: 4.76	(8, 1)	0.1		5	1	3	3	0	3	0	0	0	0	1	3	18	81.00	12.000
47 Cory Wade, R ERA: 8.44	(8, 1)	0.2		3	1	0	0	1	0	0	0	0	0	0	5	5	0.00	1.500

PITCHER		IP	WLS	BF	H	R	ER	SO	BB	IBB	HBP	BLK	WP	HR	S	P	ERA	WHIP

WP: 1 PA: 37
PB: 0
SB: 1
CS: 0

Cincinnati Reds @ Chicago Cubs

Cubs Park, Mesa, AZ

Sat Mar 22 2014, 4:14 PM - 7:28 PM EDT

Att. 15,241 - Partly Cloudy - 72 F

TOP

livebaseballscorecards.com

Batter	1	2	3	4	5	6	7	8	9	AB	R	H	RBI	BB	SO	LOB
6 Billy Hamilton, S (1, 8) OBP: 0.420, SLG: 0.500	K		F7	70 G4-6-3 1-3 1B			70 1B 3B	70 G6-3 2-3 3-H 1B		4	1	2	0	0	1	0
30 Jason Bourgeois, R (8, PH) (8, 7) OBP: 0.364, SLG: 0.263										1	0	1	1	0	0	0
70 Kristopher Negrón, R (1, 5) (8, 8) OBP: 0.385, SLG: 0.600	4 BB 15 HR 1B		48 1B 15 1B 1B	G4-6-3 1-2f			48 S 3-H 1B	G6-3 1-2f		5	2	3	1	0	0	4
4 Brandon Phillips, R (1, 4) OBP: 0.292, SLG: 0.524	15 HR 1-2 BB		K		G4-3		F9		HR	4	2	1	1	1	1	2
48 Ryan Ludwick, R (1, 7) OBP: 0.250, SLG: 0.341	K		29 1B 15 1B 1-2 1B		F7		K 1-2		G1-3	4	0	1	0	0	2	3
50 Neftali Soto, R (8, 3) OBP: 0.375, SLG: 0.725										1	0	0	0	0	0	0
15 Roger Bernadina, L (1, 9) OBP: 0.533, SLG: 0.833	1-H 2-H HR		29 1B 1-2 2-H 1B		K		P6		G4-3	5	1	2	4	0	1	1
29 Brayan Peña, S (1, 2) OBP: 0.308, SLG: 0.314	G6-3		1-2 2-3 1B			2 1B 2B		G4-3	G6-3	5	0	2	0	0	0	0
2 Zack Cozart, R (1, 6) OBP: 0.234, SLG: 0.283		P4	F7			91 CS 2-3 1B		27 1B 91 2B 1B		4	1	2	0	0	0	3
27 Chris Nelson, R (1, 3) (8, 5) OBP: 0.389, SLG: 0.563		K		6 1B 1B		K		91 2B 30 1B 1-2 1B		4	1	2	0	0	2	2
52 Tony Cingrani, L (1, 1) 80 Jumbo Díaz, R (5, 1) 91 Jesse Winker, L (6, PH) OBP: 0.250, SLG: 0.500 43 Manny Parra, L (6, 1) 63 Sam LeCure, R (7, 1) 91 Ruben Gotay, S (8, PH) OBP: 0.667, SLG: 1.333 Logan Ondrusek, R (8, 1)		K		K		K 1-2		30 1B 1-3 2-H 2B		2 0 1 0 0 1 0	0 0 0 0 0 0 0	0 0 0 0 0 1 0	0 0 0 0 0 0 0	2 0 0 0 0 0 0	0 0 1 0 0 0 0	1 0 2 0 0 0 0
Inning Stats	R: 3 E: 0 K: 2 S: 10 H: 2 LOB: 0 BB: 1 P: 15	R: 0 E: 0 K: 2 S: 7 H: 0 LOB: 0 BB: 0 P: 7	R: 1 E: 0 K: 1 S: 9 H: 4 LOB: 3 BB: 0 P: 9	R: 0 E: 0 K: 1 S: 6 H: 2 LOB: 1 BB: 0 P: 6	R: 0 E: 0 K: 1 S: 5 H: 0 LOB: 0 BB: 0 P: 5	R: 0 E: 0 K: 2 S: 8 H: 2 LOB: 2 BB: 0 P: 8	R: 1 E: 0 K: 1 S: 7 H: 2 LOB: 1 BB: 0 P: 7	R: 2 E: 0 K: 0 S: 6 H: 4 LOB: 1 BB: 0 P: 6	R: 1 E: 0 K: 0 S: 4 H: 1 LOB: 0 BB: 0 P: 5	1B: 12 2B: 3 3B: 1 HR: 2	SF: 0 SAC: 0 DP: 3 HBP: 0						

AB	41
R	8
H	17
RBI	8
BB	1
SO	10
LOB	18

WP: 0 PB: 0 SB: 1 CS: 1 PA: 42

PITCHER		IP	WLS	BF	H	R	ER	SO	BB	IBB	HBP	BLK	WP	HR	S	P	ERA	WHIP
36 Edwin Jackson, R ERA: 5.14	(1, 1)	5.0	L	23	8	4	4	7	1	0	0	0	0	1	37	42	7.20	1.800
41 Jose Veras, R ERA: 6.43	(6, 1)	1.0		4	2	0	0	2	0	0	0	0	0	0	8	8	0.00	2.000
56 Héctor Rondón, R ERA: 9.82	(7, 1)	1.0		5	2	1	1	1	0	0	0	0	0	0	7	7	9.00	2.000
46 Pedro Strop, R ERA: 4.5	(8, 1)	1.0		6	4	2	2	0	0	0	0	0	0	0	6	6	18.00	4.000
52 Justin Grimm, R ERA: 7.5	(9, 1)	1.0		4	1	1	1	0	0	0	0	0	0	1	4	5	9.00	1.000

Cincinnati Reds @ Chicago Cubs

Cubs Park, Mesa, AZ

Sat Mar 22 2014, 4:14 PM - 7:28 PM EDT

Att. 15,241 - Partly Cloudy - 72 F

BOTTOM

Batter	1	2	3	4	5	6	7	8	9	AB	R	H	RBI	BB	SO	LOB
15 Darwin Barney, R (1, 4) OBP: 0.366, SLG: 0.429	BBBB 4-0 44 1B 19 SF8 BB		BBBB 4-0 44 2B BB		X 0-0 ① G5-3		X 0-0 54 FC5-2 3B		X 0-0 ② F7	1	2	0	0	2	0	0
Logan Watkins, L (6, 4) OBP: 0.200, SLG: 0.333										2	0	1	0	0	0	1
20 Justin Ruggiano, R (1, 7) OBP: 0.361, SLG: 0.588	X 0-0 ① F8		CSC 0-3 ① K		X 0-0 44 1B 3B		X 0-0 ① FC5-2 3-H		SSS 0-3 ③ K	3	1	1	0	0	1	2
54 Darnell McDonald, R (6, 7) OBP: 0.367, SLG: 0.320										2	0	0	0	0	1	2
44 Anthony Rizzo, L (1, 3) OBP: 0.415, SLG: 0.658	X 0-0 30 BB 1-3 1B		X 0-0 1-H 2B		X 0-0 19 BB 3-H 1B		X 0-0 ② F9			3	0	3	2	0	0	0
28 Chris Coghlan, L (6, 3) OBP: 0.273, SLG: 0.267										1	0	0	0	0	0	1
30 Mike Olt, R (1, 5) OBP: 0.333, SLG: 0.600	BBBB 4-0 1-2 BB		X 0-0 ② G5-3		SSS 0-3 ② K		X 0-0 ③ F8			2	0	0	0	1	1	2
4 Ryan Roberts, R (6, 5) OBP: 0.344, SLG: 0.393										1	0	0	0	0	0	1
19 Nate Schierholtz, L (1, 9) OBP: 0.333, SLG: 0.371	X 0-0 ② SF8 3-H		X 0-0 ③ L9		BBBB 4-0 1-2 BB			X 0-0 ① F8		2	0	0	1	1	0	1
5 Welington Castillo, R (1, 2) OBP: 0.333, SLG: 0.292	X 0-0 ③ F8			X 0-0 6 FC6 1B	SSS 0-3 ③ K			X 0-0 ② G4-3		3	0	1	0	0	1	4
9 George Kottaras, L (7, 2) OBP: 0.300, SLG: 0.313										1	0	0	0	0	0	0
6 Ryan Sweeney, L (1, 8) OBP: 0.108, SLG: 0.083		SSS 0-3 ① K		X 0-0 ① FC6 1-2f		X 0-0 ① F8		X 0-0 ③ F8		4	0	0	0	0	1	1
8 Donnie Murphy, R (1, 6) OBP: 0.268, SLG: 0.324		X 0-0 ② F8		SSS 0-3 ② K		CSC 0-3 ② K			X 0-0 1B	3	0	0	0	0	2	1
56 Héctor Rondón, R (7, 1)										0	0	0	0	0	0	0
46 Pedro Strop, R (8, 1)										0	0	0	0	0	0	0
52 Justin Grimm, R (9, 1)										0	0	0	0	0	0	0
86 Shawon Dunston Jr., L (9, PH) OBP: 1.000, SLG: 1.000										1	0	1	0	0	0	0
36 Edwin Jackson, R (1, 1)		X 0-0 ③ G4-3		X 0-0 ③ P4		SSS 0-3 ③ K			SSS 0-3 ① K	2	0	0	0	0	0	1
41 Jose Veras, R (6, 1)										0	0	0	0	0	0	0
60 Chris Valaika, R (6, PH) OBP: 0.200, SLG: 0.229										2	0	0	0	0	2	1
(7, 6)																

livebaseballscorecards.com

AB	33
R	3
H	7
RBI	3
BB	4
SO	9
LOB	18

Inning Stats	1	2	3	4	5	6	7	8	9
	R: 1 E: 0 K: 0 S: 4	H: 1 LOB: 2 BB: 2 P: 12	R: 0 E: 0 K: 1 S: 5	H: 0 LOB: 0 BB: 0 P: 5	R: 1 E: 0 K: 1 S: 6	H: 1 LOB: 1 BB: 1 P: 10	R: 0 E: 0 K: 1 S: 6	H: 1 LOB: 1 BB: 0 P: 6	R: 1 E: 0 K: 2 S: 9	H: 2 LOB: 2 BB: 1 P: 13	R: 0 E: 0 K: 2 S: 7	H: 0 LOB: 0 BB: 0 P: 7	R: 0 E: 0 K: 0 S: 4	H: 1 LOB: 1 BB: 0 P: 4	R: 0 E: 0 K: 0 S: 3	H: 0 LOB: 0 BB: 0 P: 3	R: 0 E: 0 K: 2 S: 8	H: 1 LOB: 1 BB: 0 P: 8

| | | | | | | | | | | | | | | | |

Milwaukee Brewers @ Cincinnati Reds

Goodyear Ballpark, Goodyear, AZ

Sun Mar 23 2014, 4:06 PM - 6:45 PM EDT

Att. 5,559 - Sunny - 81 F

TOP

livebaseballscorecards.com

Batter	1	2	3	4	5	6	7	8	9	AB	R	H	RBI	BB	SO	LOB
2 Scooter Gennett, L (1, 4) OBP: 0.250, SLG: 0.380	G4-3	1 2B 2B 2-H		K		L9			75 FC6 1B	4	1	1	1	0	1	0
68 Matt Pagnozzi, R (8, 2) OBP: 0.556, SLG: 0.500										1	0	1	0	0	0	0
1 Logan Schafer, L (1, 9) OBP: 0.426, SLG: 0.542	20 WP 20 G4-3 2B	20 E 2B 2-H		G4-3			F9		FC6 1-2f	4	2	2	1	0	0	0
75 Mitch Haniger, R (7, 9) OBP: 0.529, SLG: 0.714										1	0	0	0	0	0	1
20 Jonathan Lucroy, R (1, 2) OBP: 0.321, SLG: 0.396	G4-3 2-H	E9 1B 2-H		G1-3			HR		F8	4	2	2	3	0	0	0
91 Nick Shaw, L (8, 4)										1	0	0	0	0	0	1
16 Aramis Ramirez, R (1, 5) OBP: 0.414, SLG: 0.556	G6-3	G1-3			G4-3		K			3	0	0	0	0	0	0
3 Elian Herrera, S (6, 5) OBP: 0.318, SLG: 0.488										1	0	0	0	0	1	0
18 Khris Davis, R (1, 7) OBP: 0.273, SLG: 0.451		F8	24 2B 1B		G3-1		P4			4	1	1	0	0	0	0
29 Jim Henderson, L (7, 1)										0	0	0	0	0	0	0
30 Tyler Thornburg, R (8, 1)										0	0	0	0	0	0	0
59 Zach Duke, L (9, 1)										0	0	0	0	0	0	0
47 Rob Wooten, R (9, 1)										0	0	0	0	0	0	0
24 Lyle Overbay, L (1, 3) OBP: 0.319, SLG: 0.231		14 2B 2B 1B	1-H 2B		2B			F7		4	1	3	1	0	0	0
28 Pete Orr, L (8, 3) OBP: 0.600, SLG: 0.800										0	0	0	0	0	0	0
14 Jeff Bianchi, R (1, 6) OBP: 0.413, SLG: 0.500		1-3 2B 2B	G5-3		K			K		4	1	1	0	0	2	2
90 Brandon Macias, R (8, 5) OBP: 0.333, SLG: 0.333										0	0	0	0	0	0	0
Kevin Mattison, L (1, 8) OBP: 0.346, SLG: 0.455		2 2B 2B 2-H 3-H	K			G3-1		1B		4	1	2	2	0	1	1
22 Matt Garza, R (1, 1)		P4	G4-3			G3-1			K	3	0	0	0	0	0	2
94 Lance Roenicke, R (7, 7)										1	0	0	0	0	1	0

	AB	39
	R	9
	H	13
	RBI	8
	BB	0
	SO	6
	LOB	7

Inning Stats																																		
	R: 1	H: 1	R: 6	H: 6	R: 1	H: 2	R: 0	H: 0	R: 0	H: 1	R: 0	H: 0	R: 1	H: 1	R: 0	H: 1	R: 0	H: 1	1B: 5	SF: 0	WP: 1	PA: 39
	E: 0	LOB: 0	E: 1	LOB: 0	E: 0	LOB: 1	E: 0	LOB: 0	E: 0	LOB: 1	E: 0	LOB: 0	E: 0	LOB: 0	E: 0	LOB: 1	E: 0	LOB: 1	2B: 7	SAC: 0	PB: 0	
	K: 0	BB: 0	K: 0	BB: 0	K: 1	BB: 0	K: 1	BB: 0	K: 0	BB: 0	K: 0	BB: 0	K: 1	BB: 0	K: 1	BB: 0	K: 1	BB: 0	3B: 0	DP: 0	SB: 0	
	S: 4	P: 5	S: 9	P: 9	S: 7	P: 7	S: 5	P: 5	S: 6	P: 6	S: 3	P: 3	S: 7	P: 7	S: 5	P: 5	S: 6	P: 6	HR: 1	HBP: 0	CS: 0	

PITCHER		IP	WLS	BF	H	R	ER	SO	BB	IBB	HBP	BLK	WP	HR	S	P	ERA	WHIP
44 Mike Leake, R ERA: 6.92	(1, 1)	4.0	L	21	9	8	7	2	0	0	0	0	1	0	25	26	15.75	2.250
58 Nick Christiani, R ERA: 0.9	(5, 1)	2.0		7	1	0	0	1	0	0	0	0	0	0	9	9	0.00	0.500
53 Pedro Beato, R ERA: 3.38	(7, 1)	1.0		4	1	1	1	1	0	0	0	0	0	1	7	7	9.00	1.000
62 Trevor Bell, R ERA:	(8, 1)	1.0		3	1	0	0	1	0	0	0	0	0	0	5	5	0.00	1.000
35 Jamie Walczak, R ERA:	(9, 1)	1.0		4	1	0	0	1	0	0	0	0	0	0	6	6	0.00	1.000

PITCHER	IP	WLS	BF	H	R	ER	SO	BB	IBB	HBP	BLK	WP	HR	S	P	ERA	WHIP

BOTTOM

Batter	1	2	3	4	5	6	7	8	9	AB	R	H	RBI	BB	SO	LOB
6 Billy Hamilton, S (1, 8) OBP: 0.389, SLG: 0.458	G6-3		K			F8		G3		4	0	0	0	0	1	1
30 Jason Bourgeois, R (1, 4) OBP: 0.320, SLG: 0.227 70 Kristopher Negrón, R (7, 4) OBP: 0.375, SLG: 0.583	G6-3			K 1B		G4-3		F8		3 1	0 0	0 0	0 0	0 0	1 0	0 0
19 Joey Votto, L (1, 3) OBP: 0.333, SLG: 0.378 50 Neftali Soto, R (8, 3) OBP: 0.366, SLG: 0.707	F7					32 2B BB			K	2 1	1 0	1 0	0 0	1 0	0 1	0 0
32 Jay Bruce, L (1, 9) OBP: 0.415, SLG: 0.476		G4-3		K		1-H 2B			48 DI 1B	4	0	2	1	0	1	1
48 Ryan Ludwick, R (1, 7) OBP: 0.250, SLG: 0.319		21 G5-4-3 BB		F8		G4-3			F8 1-2	3	0	0	0	1	0	3
21 Todd Frazier, R (1, 5) OBP: 0.357, SLG: 0.553 27 Chris Nelson, R (8, 5) OBP: 0.378, SLG: 0.545		G5-4-3 1-2f			G5-3		K		F7	3 1	0 0	0 0	0 0	0 0	1 0	1 1
7 Ramon Santiago, S (1, 6) OBP: 0.279, SLG: 0.256			1B		K		F7			3	0	1	0	0	1	0
37 Corky Miller, R (1, 2) OBP: 0.292, SLG: 0.158			F9		58 WP 2B		F8			3	0	1	0	0	0	1
44 Mike Leake, R (1, 1) OBP: 0.500, SLG: 0.500 58 Nick Christiani, R (5, 1) 53 Pedro Beato, R (7, 1) 62 Trevor Bell, L (8, 1) 28 Chris Heisey, R (8, PH) OBP: 0.348, SLG: 0.891 35 Jamie Walczak, R (9, 1)			K		2-3			K		1 1 0 0 1 0	0 0 0 0 0 0	0 0 0 0 0 0	0 0 0 0 0 0	1 1 0 0 0 1	1 1 0 0 0 0	1 1 0 0 0 0
Inning Stats	R: 0 E: 0 K: 0 S: 3 H: 0 LOB: 0 BB: 0 P: 3	R: 0 E: 0 K: 0 S: 2 H: 0 LOB: 0 BB: 1 P: 6	R: 0 E: 0 K: 2 S: 8 H: 1 LOB: 1 BB: 0 P: 8	R: 0 E: 0 K: 2 S: 8 H: 1 LOB: 1 BB: 0 P: 8	R: 0 E: 0 K: 2 S: 8 H: 1 LOB: 1 BB: 0 P: 9	R: 1 E: 0 K: 0 S: 4 H: 1 LOB: 1 BB: 1 P: 8	R: 0 E: 0 K: 1 S: 5 H: 0 LOB: 0 BB: 0 P: 5	R: 0 E: 0 K: 1 S: 5 H: 0 LOB: 0 BB: 0 P: 5	R: 0 E: 0 K: 1 S: 7 H: 1 LOB: 1 BB: 0 P: 7	1B: 3 2B: 2 3B: 0 HR: 0 SF: 0 SAC: 0 DP: 1 HBP: 0						

PITCHER	IP	WLS	BF	H	R	ER	SO	BB	IBB	HBP	BLK	WP	HR	S	P	ERA	WHIP
22 Matt Garza, R (1, 1) ERA: 10.03	6.0	W	23	4	1	1	6	2	0	0	0	1	0	33	42	1.50	1.000
29 Jim Henderson, R (7, 1) ERA: 7.71	1.0		3	0	0	0	1	0	0	0	0	0	0	5	5	0.00	0.000
30 Tyler Thornburg, R (8, 1) ERA: 5.52	1.0		3	0	0	0	1	0	0	0	0	0	0	5	5	0.00	0.000
59 Zach Duke, L (9, 1) ERA: 4.0	0.1		2	1	0	0	1	0	0	0	0	0	0	4	4	0.00	3.000
47 Rob Wooten, R (9, 1) ERA: 3.86	0.2		2	0	0	0	0	0	0	0	0	0	0	3	3	0.00	0.000

PITCHER	IP	WLS	BF	H	R	ER	SO	BB	IBB	HBP	BLK	WP	HR	S	P	ERA	WHIP

Milwaukee Brewers @ Cincinnati Reds

Goodyear Ballpark, Goodyear, AZ

Sun Mar 23 2014, 4:06 PM - 6:45 PM EDT

Att. 5,559 - Sunny - 81 F

livebaseballscorecards.com

AB	31
R	1
H	5
RBI	1
BB	2
SO	9
LOB	10

WP: 1 PA: 33
PB: 0
SB: 0
CS: 0

Batter	1	2	3	4	5	6	7	8	9	AB	R	H	RBI	BB	SO	LOB
23 Michael Brantley, L (1, 7) OBP: 0.522, SLG: 0.738 26 Matt Carson, R (6, PR) OBP: 0.325, SLG: 0.371 (6, 7) (8, 8)	G3-1		9 HR 1B K			22 HR 1B 1-2			G1-3	4 1	1 1	2 0	0 0	0 0	1 0	1 0
22 Jason Kipnis, L (1, 4) OBP: 0.420, SLG: 0.488 76 Ryan Rohlinger, R (6, 4) OBP: 0.458, SLG: 0.526 (8, 5)	G1-3		F8		9 SF8 E7	1-H 2-H HR			91 3B 2B	4 1	2 1	1 1	3 0	0 0	0 0	1 0
10 Yan Gomes, R (1, 2) OBP: 0.292, SLG: 0.422 57 Luke Carlin, S (7, 2) OBP: 0.227, SLG: 0.273	9 E 1B		K		K	K			K	4 1	0 0	1 0	0 0	0 0	3 1	3 1
9 Ryan Raburn, R (1, 3) OBP: 0.478, SLG: 1.000 91 Jerrud Sabourin, L (7, 3) OBP: 1.000, SLG: 3.000	E5 1-2		1-H HR		SF8 3-H		F9		2-H 3B	3 1	1 0	1 1	3 1	0 0	0 0	1 0
13 Asdrúbal Cabrera, S (1, 6) OBP: 0.442, SLG: 0.477 40 Justin Sellers, R (7, 6) OBP: 0.545, SLG: 0.611	G5-3		BB		2B		K		K	3 1	0 0	1 0	0 0	1 0	1 1	2 1
7 David Murphy, L (1, 9) OBP: 0.250, SLG: 0.256 86 Tim Fedroff, L (7, 9) OBP: 0.500, SLG: 0.500		G1-3	G1		G3		F7			4 0	0 0	0 0	0 0	0 0	0 0	2 0
8 Lonnie Chisenhall, L (1, 5) OBP: 0.390, SLG: 0.519 Francisco Lindor, S (8, 4) OBP: 0.350, SLG: 0.579		HR	G4-3		6 FC3-6 1B			G3-1		4 0	1 0	2 0	1 0	0 0	0 0	0 0
6 Nyjer Morgan, L (1, 8) OBP: 0.349, SLG: 0.333 Bryson Myles, R (8, 7)	G3-1		84 G6-3 2B		FC3-6 23 1B 22 HR 1-2f			K		4 0	1 0	1 0	0 0	0 0	1 0	1 0
84 Nick Hamilton, S (1, 10)	G4-3		G6-3 2-3		F7			F9		4	0	0	0	0	0	2
Inning Stats	R: 0 E: 1 K: 0 S: 5 H: 1 LOB: 2 BB: 0 P: 5	R: 1 E: 0 K: 0 S: 6 H: 1 LOB: 0 BB: 0 P: 8	R: 2 E: 0 K: 1 S: 8 H: 2 LOB: 1 BB: 1 P: 14	R: 0 E: 0 K: 1 S: 6 H: 1 LOB: 1 BB: 0 P: 6	R: 1 E: 1 K: 1 S: 7 H: 1 LOB: 1 BB: 0 P: 7	R: 3 E: 0 K: 1 S: 10 H: 3 LOB: 1 BB: 0 P: 13	R: 0 E: 0 K: 1 S: 5 H: 0 LOB: 0 BB: 0 P: 5	R: 0 E: 0 K: 1 S: 5 H: 0 LOB: 0 BB: 0 P: 5	R: 1 E: 0 K: 2 S: 9 H: 2 LOB: 1 BB: 0 P: 9	1B: 4 2B: 3 3B: 1 HR: 3	SF: 1 SAC: 0 DP: 0 HBP: 0						

PITCHER		IP	WLS	BF	H	R	ER	SO	BB	IBB	HBP	BLK	WP	HR	S	P	ERA	WHIP
31 Alfredo Simon, R ERA: 4.63	(1, 1)	5.0	L	24	6	4	3	3	1	0	0	0	0	2	32	40	5.40	1.400
60 J.J. Hoover, R ERA: 5.14	(6, 1)	1.0		6	3	3	3	1	0	0	0	0	0	1	10	13	27.00	3.000
70 Ryan Dennick, L ERA:	(7, 1)	1.0		3	0	0	0	1	0	0	0	0	0	0	5	5	0.00	0.000
Lee Hyde, L ERA: 2.25	(8, 1)	1.2		7	2	1	1	2	0	0	0	0	0	0	11	11	5.40	1.200
86 Kyle McMyne, R ERA:	(9, 1)	0.1		1	0	0	0	1	0	0	0	0	0	0	3	3	0.00	0.000

PITCHER	IP	WLS	BF	H	R	ER	SO	BB	IBB	HBP	BLK	WP	HR	S	P	ERA	WHIP

TOP

Cleveland Indians @ Cincinnati Reds

Goodyear Ballpark, Goodyear, AZ

Mon Mar 24 2014, 4:06 PM - 7:09 PM EDT

Att. 4,749 - Sunny - 82 F

livebaseballscorecards.com

AB	39
R	8
H	11
RBI	8
BB	1
SO	8
LOB	15

1B: 4 SF: 1 WP: 0 PA: 41
2B: 3 SAC: 0 PB: 0
3B: 1 DP: 0 SB: 0
HR: 3 HBP: 0 CS: 0

Batter	1	2	3	4	5	6	7	8	9	AB	R	H	RBI	BB	SO	LOB
28 Chris Heisey, R (1, 8) OBP: 0.333, SLG: 0.820	F8		K		F7		4 G6-4-3 BB		F7 1-2	4	0	0	0	1	1	3
4 Brandon Phillips, R (1, 4) OBP: 0.264, SLG: 0.468	G5-3			K	F8		G6-4-3 1-2f		K	5	0	0	0	0	2	3
19 Joey Votto, L (1, 3) OBP: 0.345, SLG: 0.388 Lee Hyde, R (8, 1) 86 Kyle McMyne, R (9, 1)	G4-1			32 1B 48 1B 1B		32 2B 1B	G3			4 0 0	2 0 0	2 0 0	0 0 0	0 0 0	0 0 0	0 0 0
32 Jay Bruce, L (1, 9) OBP: 0.421, SLG: 0.500		G6-3		48 1B 1-3 1B		1-H 2 2B 2B		K		4	1	2	1	0	1	0
48 Ryan Ludwick, R (1, 7) OBP: 0.275, SLG: 0.340 50 Neftali Soto, R (8, 3) OBP: 0.381, SLG: 0.714		F9		2 FC5-4 1-2 3-H 1B		2 2B 1B		21 WP 1B		3 1	0 0	2 1	1 0	0 0	0 0	0 0
21 Todd Frazier, R (1, 5) OBP: 0.326, SLG: 0.500		G5-3		P5		K		1-2 K		4	0	0	0	0	2	5
2 Zack Cozart, R (1, 6) OBP: 0.235, SLG: 0.300			L4	FC5-4 1-2f		1-3 2-H 2B		F9		4	0	1	1	0	0	3
29 Brayan Peña, S (1, 2) OBP: 0.279, SLG: 0.282			G4-3		G3-1	K			G4-3	4	0	0	0	0	1	2
31 Alfredo Simon, R (1, 1) 15 Roger Bernadina, L (5, PH) OBP: 0.643, SLG: 0.838 60 J.J. Hoover, R (6, 1) 27 Chris Nelson, R (6, PH) OBP: 0.368, SLG: 0.529 70 Ryan Dennick, L (7, 1) 7 Ramon Santiago, S (8, 7) OBP: 0.295, SLG: 0.275				1B		1B			28 WP 1B	1 1 0 1 0 1 0	0 0 0 0 0 0 1	1 1 0 0 0 1 0	0 0 0 0 0 0 0	0 0 0 0 0 1 0	0 0 0 0 0 2 0	0 0 0 0 0 2 0
Inning Stats	R: 0 E: 0 K: 0 S: 3 H: 0 LOB: 0 BB: 0 P: 3	R: 0 E: 0 K: 0 S: 3 H: 0 LOB: 0 BB: 0 P: 3	R: 0 E: 0 K: 1 S: 6 H: 1 LOB: 1 BB: 0 P: 6	R: 1 E: 0 K: 1 S: 8 H: 3 LOB: 2 BB: 0 P: 8	R: 0 E: 0 K: 0 S: 4 H: 1 LOB: 1 BB: 0 P: 4	R: 2 E: 0 K: 3 S: 13 H: 4 LOB: 2 BB: 0 P: 13	R: 0 E: 0 K: 0 S: 2 H: 0 LOB: 0 BB: 1 P: 6	R: 0 E: 0 K: 2 S: 8 H: 1 LOB: 1 BB: 0 P: 9	R: 0 E: 0 K: 1 S: 6 H: 1 LOB: 1 BB: 0 P: 7	1B: 9 2B: 2 3B: 0 HR: 0	SF: 0 SAC: 0 DP: 1 HBP: 0						

PITCHER	IP	WLS	BF	H	R	ER	SO	BB	IBB	HBP	BLK	WP	HR	S	P	ERA	WHIP
59 Carlos Carrasco, R (1, 1) ERA: 5.17	6.0	W	27	9	3	3	5	0	0	0	0	0	0	37	37	4.50	1.500
49 Blake Wood, R (7, 1) ERA: 1.0	0.2		2	0	0	0	0	1	0	0	0	0	0	1	5	0.00	1.500
35 Marc Rzepczynski, L (7, 1) ERA: 1.35	0.2		2	0	0	0	1	0	0	0	0	0	0	4	4	0.00	0.000
37 Cody Allen, R (8, 1) ERA: 1.59	0.2		3	1	0	0	1	0	0	0	0	1	0	5	6	0.00	1.500
48 Scott Atchison, R (9, 1) ERA: 2.25	1.0		4	1	0	0	1	0	0	0	0	1	0	6	7	0.00	1.000

PITCHER	IP	WLS	BF	H	R	ER	SO	BB	IBB	HBP	BLK	WP	HR	S	P	ERA	WHIP

BOTTOM

Cleveland Indians @ Cincinnati Reds

Goodyear Ballpark, Goodyear, AZ

Mon Mar 24 2014, 4:06 PM - 7:09 PM EDT

Att. 4,749 - Sunny - 82 F

livebaseballscorecards.com

AB	37
R	3
H	11
RBI	3
BB	1
SO	8
LOB	18

WP: 2	PA: 38		
PB: 0			
SB: 0			
CS: 0			

Cincinnati Reds @ Oakland Athletics

Phoenix Municipal Stadium, Phoenix, AZ

Tue Mar 25 2014, 4:09 PM - 7:29 PM EDT

Att. 4,682 - Sunny - 80 F

TOP

livebaseballscorecards.com

Batter	1	2	3	4	5	6	7	8	9	AB	R	H	RBI	BB	SO	LOB
6 Billy Hamilton, S (1, 8) OBP: 0.356, SLG: 0.431	L7		SF8 (3-H)	SF8 (3-H)			G6-3		K	3	0	0	2	0	1	1
28 Chris Heisey, R (1, 10) OBP: 0.321, SLG: 0.764	G3-1		4 1B; 21 1B; 1B	G5-3			K		FC5-4 (1-2f)	5	1	1	0	0	1	2
4 Brandon Phillips, R (1, 4) OBP: 0.286, SLG: 0.540	HR		50 BB; 21 1B; 1B (1-3)		G4-3		K			3	1	2	1	0	0	0
27 Chris Nelson, R (7, PH) OBP: 0.359, SLG: 0.514 (7, 3)										1	0	0	0	0	1	0
21 Todd Frazier, R (1, 5) OBP: 0.320, SLG: 0.478	F8		50 BB; 1B (1-2, 3-H)		K			L8		4	0	1	1	0	1	0
50 Neftali Soto, R (1, 3) OBP: 0.378, SLG: 0.682		K	BB (1-2, 2-3)		G5-3			L5		2	0	0	0	1	1	0
70 Kristopher Negrón, R (7, 4) OBP: 0.366, SLG: 0.568										1	0	0	0	0	0	0
15 Roger Bernadina, L (1, 9) OBP: 0.540, SLG: 0.800		F7	F7			BB (30 BB)		1B		3	0	1	0	1	0	3
2 Zack Cozart, R (1, 6) OBP: 0.218, SLG: 0.278		F7		E5 (30 E; 6 SF8)		F8		F9		4	1	0	0	0	0	2
30 Jason Bourgeois, R (1, 7) OBP: 0.345, SLG: 0.240			E6 (37 G4-3; 6 SF8; 1B)	E4 (1-3)		BB (37 G6-4-3; 1-2)			G5-3	3	1	1	0	1	0	1
37 Corky Miller, R (1, 2) OBP: 0.259, SLG: 0.136			G4-3 (2-3)	P4		G6-4-3 (1-2f)			BB (28 FC5-4)	3	0	0	0	0	0	5
93 Bryan Anderson, L (7, 2)										0	0	0	0	1	0	0
Inning Stats	R: 1 E: 0 K: 0 S: 5 / H: 1 LOB: 0 BB: 0 P: 5	R: 0 E: 0 K: 1 S: 5 / H: 0 LOB: 0 BB: 0 P: 5	R: 2 E: 1 K: 0 S: 7 / H: 4 LOB: 3 BB: 1 P: 11	R: 1 E: 2 K: 0 S: 5 / H: 0 LOB: 1 BB: 0 P: 5	R: 0 E: 0 K: 1 S: 5 / H: 0 LOB: 0 BB: 0 P: 5	R: 0 E: 0 K: 0 S: 2 / H: 0 LOB: 1 BB: 2 P: 10	R: 0 E: 0 K: 2 S: 7 / H: 0 LOB: 0 BB: 0 P: 7	R: 0 E: 0 K: 0 S: 4 / H: 1 LOB: 1 BB: 0 P: 4	R: 0 E: 0 K: 1 S: 5 / H: 0 LOB: 1 BB: 1 P: 9	1B: 5 2B: 0 3B: 0 HR: 1 / SF: 2 SAC: 0 DP: 1 HBP: 0						

	AB	32
	R	4
	H	6
	RBI	4
	BB	4
	SO	5
	LOB	14

WP: 0 PB: 0 SB: 0 CS: 0 / PA: 38

PITCHER	IP	WLS	BF	H	R	ER	SO	BB	IBB	HBP	BLK	WP	HR	S	P	ERA	WHIP
57 Tommy Milone, L (1, 1) ERA: 4.26	5.0	W	23	5	4	3	2	1	0	0	0	0	1	27	31	5.40	1.200
45 Jim Johnson, R (6, 1) ERA: 4.5	1.0	H	4	0	0	0	0	2	0	0	0	0	0	2	10	0.00	2.000
44 Luke Gregerson, R (7, 1) ERA: 5.68	1.0	H	3	0	0	0	2	0	0	0	0	0	0	7	7	0.00	0.000
62 Sean Doolittle, L (8, 1) ERA: 3.68	1.0		4	1	0	0	0	0	0	0	0	0	0	4	4	0.00	1.000
Andrew Werner, L (9, 1) ERA:	1.0		4	0	0	0	1	1	0	0	0	0	0	5	9	0.00	1.000

PITCHER	IP	WLS	BF	H	R	ER	SO	BB	IBB	HBP	BLK	WP	HR	S	P	ERA	WHIP

Cincinnati Reds @ Oakland Athletics

Phoenix Municipal Stadium, Phoenix, AZ

Tue Mar 25 2014, 4:09 PM - 7:29 PM EDT

Att. 4,682 - Sunny - 80 F

livebaseballscorecards.com

BOTTOM

Batter	1	2	3	4	5	6	7	8	9	AB	R	H	RBI	BB	SO	LOB
4 Coco Crisp, S (1, 8) OBP: 0.471, SLG: 0.410	G4-3	FC6-4 1-2f		K		K		P5 1-2		4	0	0	0	0	2	2
19 Billy Burns, S (7, 8) OBP: 0.382, SLG: 0.353										1	0	0	0	0	0	1
20 Josh Donaldson, R (1, 5) OBP: 0.358, SLG: 0.511	P6		52 F8 8 WP 36 1B BB	1-H 2B			52 G4-3 36 2B 1B	F9		4	2	2	1	1	0	1
Jose Martinez, R (9, 5) OBP: 0.222, SLG: 0.222										0	0	0	0	0	0	0
8 Jed Lowrie, S (1, 6) OBP: 0.333, SLG: 0.556	F9		36 1B 1-2 BB	K			F7			3	0	0	0	1	1	2
86 Tyler Ladendorf, R (9, 6) OBP: 0.273, SLG: 0.364										0	0	0	0	0	0	0
52 Yoenis Cespedes, R (1, 7) OBP: 0.211, SLG: 0.250		36 1B 37 HR BB	F8 2-3		F9		G4-3 1-2			3	1	0	0	1	0	3
29 Sam Fuld, L (8, 7) OBP: 0.367, SLG: 0.472										0	0	0	0	0	0	0
36 Derek Norris, R (1, 2) OBP: 0.476, SLG: 0.795		37 HR 1-2 1B	1-2 3-H 1B		F9		16 1B 2-H 2B			4	2	3	2	0	0	0
21 Stephen Vogt, L (9, 2) OBP: 0.413, SLG: 0.667										0	0	0	0	0	0	0
16 Josh Reddick, L (1, 9) OBP: 0.353, SLG: 0.511	L9	K			HR		2-H 1B			4	1	2	2	0	1	4
23 Michael Taylor, R (8, 9) OBP: 0.364, SLG: 0.559										0	0	0	0	0	0	0
37 Brandon Moss, L (1, 3) OBP: 0.468, SLG: 0.725	1-H 2-H HR	K			G4-3		L5			4	1	1	3	0	1	3
35 Chris Gimenez, R (1, 10) OBP: 0.306, SLG: 0.281	4 FC6-4 1B			G5-3		F8		L5		4	0	1	0	0	0	0
28 Eric Sogard, L (1, 4) OBP: 0.340, SLG: 0.295		K		20 2B 1B		B2		19 S BB		3	1	1	0	1	1	1
Inning Stats	R: 0 E: 0 K: 0 S: 3 H: 0 LOB: 0 BB: 0 P: 3	R: 3 E: 0 K: 1 S: 8 H: 3 LOB: 1 BB: 1 P: 13	R: 1 E: 0 K: 2 S: 8 H: 1 LOB: 2 BB: 2 P: 16	R: 1 E: 0 K: 2 S: 9 H: 2 LOB: 1 BB: 0 P: 9	R: 1 E: 0 K: 0 S: 5 H: 1 LOB: 0 BB: 0 P: 5	R: 0 E: 0 K: 1 S: 5 H: 0 LOB: 0 BB: 0 P: 5	R: 2 E: 0 K: 0 S: 6 H: 3 LOB: 1 BB: 0 P: 6	R: 0 E: 0 K: 0 S: 3 H: 0 LOB: 1 BB: 1 P: 8		1B: 6 2B: 2 3B: 0 HR: 2	SF: 0 SAC: 0 DP: 0 HBP: 0						

	AB	34
	R	8
	H	10
	RBI	8
	BB	4
	SO	6
	LOB	17

WP: 1 PB: 0 SB: 1 CS: 0 PA: 38

PITCHER		IP	WLS	BF	H	R	ER	SO	BB	IBB	HBP	BLK	WP	HR	S	P	ERA	WHIP
26 Jeff Francis, L ERA: 6.35	(1, 1)	4.0	L	21	6	5	5	5	3	0	0	0	1	1	28	41	11.25	2.250
62 Trevor Bell, R ERA: 1.04	(5, 1)	1.0		4	1	1	1	0	0	0	0	0	0	1	5	5	9.00	1.000
43 Manny Parra, L ERA: 1.0	(6, 1)	1.0		3	0	0	0	1	0	0	0	0	0	0	5	5	0.00	0.000
63 Sam LeCure, R ERA: 6.75	(7, 1)	1.0		6	3	2	2	0	0	0	0	0	0	0	6	6	18.00	3.000
Logan Ondrusek, R ERA: 4.32	(8, 1)	1.0		4	0	0	0	0	1	0	0	0	0	0	3	8	0.00	1.000

PITCHER	IP	WLS	BF	H	R	ER	SO	BB	IBB	HBP	BLK	WP	HR	S	P	ERA	WHIP

Batter	1	2	3	4	5	6	7	8	9	AB	R	H	RBI	BB	SO	LOB
30 Jason Bourgeois, R (1, 7) OBP: 0.353, SLG: 0.300	P6		F8		FC4 27 1B 1-2		27 PB 94 1B 1B		2-H 2B	5	1	2	1	0	0	1
27 Chris Nelson, R (1, 5) OBP: 0.364, SLG: 0.487	F7		P3		19 WP 1-3 2-H 1B		94 1B 1-2 BB		G5-3	4	0	1	1	1	0	1
19 Joey Votto, L (1, 3) OBP: 0.328, SLG: 0.365 94 Travis Mattair, R (7, PH) OBP: 0.313, SLG: 0.267 (7, 3)	G4-3		K		K 1-2		1-2 2-H 1B		G5-3	3 2	0 0	0 1	0 1	0 0	2 0	1 1
48 Ryan Ludwick, R (1, 10) OBP: 0.250, SLG: 0.309		G6-3		G5-3	P3		G4-3		K	5	0	0	0	0	1	4
32 Jay Bruce, L (1, 9) OBP: 0.417, SLG: 0.479 90 Felix Perez, L (8, PH) (8, 9)		BBBB 29 E 29 E BB		K		G4-3		K2-3		2 1	1 0	0 0	0 0	1 0	1 1	0 0
29 Brayan Peña, S (1, 2) OBP: 0.283, SLG: 0.310 50 Neftali Soto, R (7, 2) OBP: 0.391, SLG: 0.689		1 SAFE E4 7 HBP 1-H		15 1B 2B		F8		1B		3 1	1 0	1 1	1 0	0 0	0 0	0 0
15 Roger Bernadina, L (1, 8) OBP: 0.519, SLG: 0.750		K		7 E 2-H 1B		P6		K		4	0	1	1	0	2	2
7 Ramon Santiago, S (1, 6) OBP: 0.292, SLG: 0.256		H 1-0 1-2 HBP		B 1-0 G6-3 1-3			G4-3	G4-3		3	0	0	0	0	0	2
70 Kristopher Negrón, R (1, 4) OBP: 0.378, SLG: 0.585		K			30 E 27 1B 1B		K		30 2B 2B	4	2	2	0	0	2	2

TOP

Cincinnati Reds @ Chicago White Sox

Camelback Ranch, Glendale, AZ

Wed Mar 26 2014, 4:09 PM - 6:54 PM EDT

Att. 4,713 - Partly Cloudy - 78 F

livebaseballscorecards.com

	AB	37
	R	5
	H	9
	RBI	5
	BB	2
	SO	9
	LOB	14

Inning Stats	1	2	3	4	5	6	7	8	9
	R: 0 E: 0 K: 0 S: 3	R: 1 E: 2 K: 2 S: 8	R: 0 E: 0 K: 1 S: 7	R: 1 E: 0 K: 1 S: 7	R: 1 E: 1 K: 1 S: 7	R: 0 E: 0 K: 0 S: 3	R: 1 E: 0 K: 1 S: 7	R: 0 E: 0 K: 2 S: 8	R: 1 E: 0 K: 1 S: 7
	H: 0 LOB: 0 BB: 0 P: 3	H: 0 LOB: 2 BB: 1 P: 13	H: 0 LOB: 0 BB: 0 P: 7	H: 2 LOB: 1 BB: 0 P: 8	H: 2 LOB: 1 BB: 0 P: 7	H: 0 LOB: 0 BB: 0 P: 3	H: 2 LOB: 2 BB: 1 P: 11	H: 1 LOB: 1 BB: 0 P: 8	H: 2 LOB: 1 BB: 0 P: 7

	1B: 6	SF: 0	WP: 1	PA: 40
	2B: 3	SAC: 0	PB: 1	
	3B: 0	DP: 0	SB: 0	
	HR: 0	HBP: 1	CS: 0	

PITCHER		IP	WLS	BF	H	R	ER	SO	BB	IBB	HBP	BLK	WP	HR	S	P	ERA	WHIP
50 John Danks, L ERA: 2.96	(1, 1)	6.1	W	26	4	3	1	5	1	0	1	0	1	0	36	42	1.42	0.789
57 Zach Putnam, R ERA: 2.53	(7, 1)	1.0		7	3	1	1	2	1	0	0	0	0	0	10	14	9.00	4.000
46 Donnie Veal, L ERA: 4.0	(8, 1)	0.2		2	0	0	0	1	0	0	0	0	0	0	4	4	0.00	0.000
37 Scott Downs, L ERA: 13.5	(9, 1)	1.0		5	2	1	1	1	0	0	0	0	0	0	7	7	9.00	2.000

PITCHER		IP	WLS	BF	H	R	ER	SO	BB	IBB	HBP	BLK	WP	HR	S	P	ERA	WHIP

BOTTOM

Cincinnati Reds @ Chicago White Sox

Camelback Ranch, Glendale, AZ

Wed Mar 26 2014, 4:09 PM - 6:54 PM EDT

Att. 4,713 - Partly Cloudy - 78 F

livebaseballscorecards.com

Batter	1	2	3	4	5	6	7	8	9	AB	R	H	RBI	BB	SO	LOB
1 Adam Eaton, L (1, 8) OBP: 0.426, SLG: 0.481	79 1B; 44 2B; 1B	E1; 1-3; 1B		5 1B; 79 HR; 1-3; 1B	G2-3; 3-Hf			79 G4-3; 2-3; 1B		5	2	4	0	0	0	3
5 Marcus Semien, R (1, 5) OBP: 0.433, SLG: 0.500	K; 0-3	K; 0-3		79 HR; 1-2; 3-H; 1B		F9; 0-0		SF8; 0-0; 3-H		4	1	1	2	0	2	3
79 José Abreu, R (1, 3) OBP: 0.296, SLG: 0.491	44 2B; 1-3; 1B	K; 0-3		HR; 1-1; 1-H; 2-H		G4-3; 0-0		G4-3; 0-0; 1-2		5	2	2	3	0	1	3
44 Adam Dunn, L (1, 10) OBP: 0.278, SLG: 0.245	2B; 1-H; 3-H	F8; 0-0	G5-3; 0-0			F8; 0-0		F9; 0-0		5	0	1	2	0	0	1
26 Avisaíl García, R (1, 9) OBP: 0.308, SLG: 0.393	F8; 0-0	F9; 0-0			30 FC3-6; 1B; 0-0		30 SF8; 3B; 0-0			4	1	2	0	0	0	1
30 Alejandro De Aza, L (1, 7) OBP: 0.375, SLG: 0.489	HBP; 1-0	G3; 0-0			FC3-6; 10 1B; 17 1B; 1-2f; 0-0		SF8; 3-H; 0-0			2	1	0	1	0	0	1
10 Alexei Ramirez, R (1, 6) OBP: 0.241, SLG: 0.293	K; 0-3			G4-3; 0-0	28 1B; 17 1B; 1; G2-3; 1-2; 1B; 0-0		G5-3; 0-0			4	0	1	0	0	1	2
17 Adrian Nieto, S (1, 2) OBP: 0.308, SLG: 0.333		K; 0-3		F9; 0-0	28 1B; 1-2; 2-H; 1B; 0-0		F8; 0-0			4	0	1	1	0	1	0
28 Leury García, S (1, 4) OBP: 0.415, SLG: 0.343		1 E 1 1B; 1B; 0-0		1 1B; 5 1B; BB; 4-0	1-2; 2-3; 1B; 0-0			1 1B; 5 SF8; 2B; 0-0		3	2	3	0	1	0	0
Inning Stats	R: 2 E: 0 K: 2 S: 10 H: 3 LOB: 2 BB: 0 P: 11	R: 0 E: 1 K: 3 S: 11 H: 2 LOB: 2 BB: 0 P: 11	R: 0 E: 0 K: 0 S: 3 H: 0 LOB: 0 BB: 0 P: 3	R: 4 E: 0 K: 0 S: 7 H: 3 LOB: 0 BB: 1 P: 12	R: 1 E: 0 K: 0 S: 6 H: 4 LOB: 2 BB: 0 P: 6	R: 0 E: 0 K: 0 S: 3 H: 0 LOB: 0 BB: 0 P: 3	R: 1 E: 0 K: 0 S: 4 H: 1 LOB: 0 BB: 0 P: 4	R: 1 E: 0 K: 0 S: 5 H: 2 LOB: 1 BB: 0 P: 5		1B: 11 2B: 2 3B: 1 HR: 1	SF: 2 SAC: 0 DP: 1 HBP: 1					

	AB	36
	R	9
	H	15
	RBI	9
	BB	1
	SO	5
	LOB	14

PITCHER		IP	WLS	BF	H	R	ER	SO	BB	IBB	HBP	BLK	WP	HR	S	P	ERA	WHIP
41 Brett Marshall, R ERA: 5.0	(1, 1)	5.0	L	28	12	7	7	5	1	0	1	0	0	1	37	43	12.60	2.600
43 Manny Parra, L ERA: 0.9	(6, 1)	1.0		3	0	0	0	0	0	0	0	0	0	0	3	3	0.00	0.000
63 Sam LeCure, R ERA: 7.0	(7, 1)	1.0		4	1	1	1	0	0	0	0	0	0	0	4	4	9.00	1.000
58 Nick Christiani, R ERA: 1.64	(8, 1)	1.0		5	2	1	1	0	0	0	0	0	0	0	5	5	9.00	2.000

PITCHER		IP	WLS	BF	H	R	ER	SO	BB	IBB	HBP	BLK	WP	HR	S	P	ERA	WHIP

Batter	1	2	3	4	5	6	7	8	9	AB	R	H	RBI	BB	SO	LOB
Justin Greene, R (1, 8) OBP: 0.182, SLG: 0.100	S S S 0-3 ① K		X 0-0 ③ F9			X 0-0 G6-4-3 1B			X 0-0 ① F8	4	0	1	0	0	1	1
Aaron Cunningham, R (1, 7) OBP: 0.400, SLG: 0.529	B B B B 4-0 K BB			X 0-0 ① P3		X 0-0 ① F8			B B B B 4-0 WP BB	2	0	0	0	2	0	1
Nick Evans, R (1, 3) OBP: 0.231, SLG: 0.462	1 SAFE S S S 0-3 ② ③ K 1-2			B S S X 1-2 HR		X 0-0 ② ③ G6-4-3 1-2f			C C C 0-3 ② K	4	1	1	1	0	2	3
Andy Marte, R (1, 5) OBP: 0.300, SLG: 0.448		X 0-0 39 G6-4-3 1B		X 0-0 1B			X 0-0 ① F8		B S S S 1-3 ③ K 1-2	4	0	2	0	0	1	1
15 Garrett Weber, R (1, 4) Mike Freeman, L (7, 4) OBP: 0.400, SLG: 0.400		S S S 0-3 ① K		S S S 0-3 ② K			X 0-0 ② P6			3 0	0 0	0 0	0 0	0 0	2 0	2 0
39 Jordan Parraz, R (1, 9) OBP: 0.143, SLG: 0.571		X 0-0 ② ③ G6-4-3 1-2f		C C C 0-3 ③ K			C C C 0-3 ③ K			3	0	0	0	0	2	2
18 Bobby Wilson, R (1, 2) OBP: 0.167, SLG: 0.091 22 Lars Davis, L (8, 2)			X 0-0 ① P6		X 0-0 ① L9			X 0-0 G6-4-3 1B		3 0	0 0	1 0	0 0	0 0	0 0	0 0
Nick Ahmed, R (1, 6) OBP: 0.286, SLG: 0.333			X 0-0 2B		B B B B 4-0 11 CS BB			X 0-0 ① ② G6-4-3 1-2f		2	0	1	0	1	0	1
48 Randall Delgado, R (1, 1) 11 Tyler Bortnick, R (5, PH) OBP: 0.167, SLG: 0.167 50 Ryan Rowland-Smith, L (5, 1) 14 Cesar Carrillo, R (7, 1) 33 Evan Marshall, R (7, 1) Mike Jacobs, L (8, PH) OBP: 0.152, SLG: 0.161 Jess Todd, R (8, 1) 18 Mark Serrano, L (8, 1)			X 0-0 ② F8		1 SAFE X 0-0 ② ③ F7 1-2			X 0-0 ③ G6-3		1 1 0 0 0 1 0 0	0 0 0 0 0 0 0 0	0 0 0 0 0 0 0 0	0 0 0 0 0 0 0 0	0 0 0 0 0 0 0 0	0 0 0 0 0 0 0 0	1 1 0 0 0 0 0 0
Inning Stats	R: 0 E: 0 K: 2 S: 6 H: 0 LOB: 0 BB: 1 P: 10	R: 0 E: 0 K: 1 S: 5 H: 1 LOB: 0 BB: 0 P: 5	R: 0 E: 0 K: 0 S: 4 H: 1 LOB: 1 BB: 0 P: 4	R: 1 E: 0 K: 2 S: 11 H: 2 LOB: 1 BB: 0 P: 12	R: 0 E: 0 K: 0 S: 2 H: 0 LOB: 0 BB: 1 P: 6	R: 0 E: 0 K: 0 S: 3 H: 1 LOB: 0 BB: 0 P: 3	R: 0 E: 0 K: 1 S: 5 H: 0 LOB: 0 BB: 0 P: 5	R: 0 E: 0 K: 0 S: 3 H: 1 LOB: 0 BB: 0 P: 3	R: 0 E: 0 K: 2 S: 7 H: 0 LOB: 1 BB: 1 P: 12	1B: 4 2B: 1 3B: 0 HR: 1 SF: 0 SAC: 0 DP: 3 HBP: 0						

PITCHER		IP	WLS	BF	H	R	ER	SO	BB	IBB	HBP	BLK	WP	HR	S	P	ERA	WHIP
52 Tony Cingrani, L ERA: 4.81	(1, 1)	7.0	W	24	5	1	1	6	2	0	0	0	0	1	36	45	1.29	1.000
Chien-Ming Wang, R ERA: 3.38	(8, 1)	1.0		3	1	0	0	0	0	0	0	0	0	0	3	3	0.00	1.000
Lee Hyde, L ERA: 2.0	(9, 1)	1.0		4	0	0	0	2	1	0	0	0	1	0	7	12	0.00	1.000

PITCHER	IP	WLS	BF	H	R	ER	SO	BB	IBB	HBP	BLK	WP	HR	S	P	ERA	WHIP

TOP

Arizona Diamondbacks @ Cincinnati Reds

Goodyear Ballpark, Goodyear, AZ

Thu Mar 27 2014, 3:07 PM - 5:54 PM EDT

Att. 4,037 - Partly Cloudy - 68 F

livebaseballscorecards.com

AB	28
R	1
H	6
RBI	1
BB	3
SO	8
LOB	13

WP: 1 PA: 31
PB: 0
SB: 0
CS: 1

Batter	1	2	3	4	5	6	7	8	9	AB	R	H	RBI	BB	SO	LOB
6 Billy Hamilton, S (1, 8) OBP: 0.381, SLG: 0.527	4 G5-3 3B	4 1B 2-H 1B		3B		G6-3		F9		4	1	3	1	0	0	1
Ryan LaMarre, R (8, 8) OBP: 0.364, SLG: 0.222										1	0	0	0	0	0	1
4 Brandon Phillips, R (1, 4) OBP: 0.288, SLG: 0.528	G5-3 3-H	1-3 1B		G5-3			91 HR 1B	BBBB	91 BB 2B BB	3	0	1	1	0	0	1
91 Ruben Gotay, S (6, 4) OBP: 0.800, SLG: 1.250										1	2	1	0	1	0	0
19 Joey Votto, L (1, 3) OBP: 0.322, SLG: 0.358	G6-3	G4-3			P4		1-H HR	BBBB	2B 1B 1-2 2-3 BB	1	0	0	0	0	0	0
91 Mike Costanzo, L (2, 3) OBP: 0.222, SLG: 0.500										3	2	1	2	1	0	2
48 Ryan Ludwick, R (1, 7) OBP: 0.276, SLG: 0.339	BBBB		28 G5-3 2B		BBBB		90 2B 1B	1B 1-3 2-H 3-H 2B		1	0	1	0	1	0	0
Mike Wilson, R (4, 7) OBP: 1.000, SLG: 1.500	28 1B BB				BB					2	1	2	2	1	0	0
28 Chris Heisey, R (1, 9) OBP: 0.322, SLG: 0.741	1-2 1B		G5-3 2-3		P4		1-H 1B 2B	G4-3		3	0	1	0	0	0	2
90 Felix Perez, L (6, 9) OBP: 0.250, SLG: 0.500										2	1	1	1	0	0	2
21 Todd Frazier, R (1, 5) OBP: 0.302, SLG: 0.449	G6-3	G5-3			L8		G4-6-3 2-H 1B	2-3 3-H 1B		3	0	0	0	0	0	4
Ray Chang, R (6, 5) OBP: 0.667, SLG: 0.667										2	0	2	2	0	0	0
2 Zack Cozart, R (1, 6) OBP: 0.224, SLG: 0.281		52 SH5-4 6 1B 1B	SSS K			G6-3	SSS K	SSS K		3	1	1	0	0	1	1
Argenis Diaz, R (7, 6) OBP: 0.174, SLG: 0.304										2	0	0	0	0	2	3
Tucker Barnhart, L (1, 2) OBP: 0.316, SLG: 0.389		SSS K		SSS K		52 SH5-3 1B	G4-6-3 1-2f			4	0	1	0	0	2	2
Max Ramirez, R (8, 2) OBP: 0.182, SLG: 0.200										0	0	0	0	0	0	0
52 Tony Cingrani, L (1, 1)		SH5-4 1-2		G1-3		SH5-3 1-2		91 BB 2B 2B		1	0	0	0	0	0	0
Chien-Ming Wang, R (8, 1)										0	0	0	0	0	0	0
Thomas Neal, R (8, PH) OBP: 1.000, SLG: 2.000										1	1	1	0	0	0	0
Lee Hyde, R (9, 1)										0	0	0	0	0	0	0
Inning Stats	R: 1 E: 0 K: 0 S: 5 H: 2 LOB: 2 BB: 1 P: 9	R: 1 E: 0 K: 1 S: 8 H: 3 LOB: 2 BB: 0 P: 8	R: 0 E: 0 K: 1 S: 6 H: 1 LOB: 1 BB: 0 P: 6	R: 0 E: 0 K: 1 S: 6 H: 1 LOB: 1 BB: 0 P: 6	R: 0 E: 0 K: 0 S: 3 H: 0 LOB: 1 BB: 1 P: 7	R: 0 E: 0 K: 0 S: 4 H: 1 LOB: 1 BB: 0 P: 4	R: 4 E: 0 K: 1 S: 9 H: 5 LOB: 0 BB: 0 P: 9	R: 3 E: 0 K: 1 S: 8 H: 3 LOB: 2 BB: 2 P: 16		1B: 9 2B: 4 3B: 2 HR: 1 SF: 0 SAC: 2 DP: 1 HBP: 0						

BOTTOM

Arizona Diamondbacks @ Cincinnati Reds

Goodyear Ballpark, Goodyear, AZ

Thu Mar 27 2014, 3:07 PM - 5:54 PM EDT

Att. 4,037 - Partly Cloudy - 68 F

livebaseballscorecards.com

AB	37
R	9
H	16
RBI	9
BB	4
SO	5
LOB	19

PITCHER		IP	WLS	BF	H	R	ER	SO	BB	IBB	HBP	BLK	WP	HR	S	P	ERA	WHIP
48 Randall Delgado, R ERA: 5.28	(1, 1)	4.0	L	20	7	2	2	3	1	0	0	0	0	0	25	29	4.50	2.000
50 Ryan Rowland-Smith, L ERA:	(5, 1)	2.0		8	1	0	0	0	1	0	0	0	0	0	7	11	0.00	1.000
14 Cesar Carrillo, R ERA: 12.0	(7, 1)	0.0		5	5	4	4	0	0	0	0	0	0	1	5	5	∞	∞
33 Evan Marshall, R ERA:	(7, 1)	1.0		2	0	0	0	1	0	0	0	0	0	0	4	4	0.00	0.000
Jess Todd, R ERA: 9.82	(8, 1)	0.2		7	3	3	3	0	2	0	0	0	0	0	5	13	40.50	7.500

PITCHER		IP	WLS	BF	H	R	ER	SO	BB	IBB	HBP	BLK	WP	HR	S	P	ERA	WHIP
18 Mark Serrano, R ERA:	(8, 1)	0.1		1	0	0	0	1	0	0	0	0	0	0	3	3	0.00	0.000

Batter	1	2	3	4	5	6	7	8	9	AB	R	H	RBI	BB	SO	LOB
30 Jason Bourgeois, R (1, 7) OBP: 0.378, SLG: 0.424 Juan Duran, R (6, 9) OBP: 0.150, SLG: 0.263	F8		2-H 1B		HR		1-H HR	K		3 2	1 1	2 1	2 2	0 0	0 1	0 1
7 Ramon Santiago, S (1, 6) OBP: 0.275, SLG: 0.239 89 Devin Lohman, R (6, 6)	G3-1		P5		F8		K		G5-3	3 2	0 0	0 0	0 0	0 0	0 1	1 0
15 Roger Bernadina, L (1, 8) OBP: 0.518, SLG: 0.739 Donald Lutz, L (6, PH) OBP: 0.318, SLG: 0.500 (6, 7)	50 E 50 1B 1B		K			G6-3	89 E 1B		F7	2 3	0 1	1 1	0 0	0 0	1 0	1 0
50 Neftali Soto, R (1, 3) OBP: 0.396, SLG: 0.681 94 Travis Mattair, R (6, PH) OBP: 0.368, SLG: 0.353 (6, 3)	E2 1-3 1B		L8			89 1B 2B	K		4-0 89 2B 1B BB	2 2	0 2	1 1	0 1	0 1	0 1	1 1
27 Chris Nelson, R (1, 5) OBP: 0.348, SLG: 0.463 89 Juan Silverio, R (6, PH) OBP: 0.667, SLG: 1.000 (6, 5)	K			G6-3		2-H 2B 1B	E9 1-H		1B 1-3 2B	2 3	0 1	0 2	0 1	0 0	1 0	2 0
Yorman Rodriguez, R (1, 9) OBP: 0.217, SLG: 0.273 (6, 8)		F7		K		1-H 2B	G1-3		2-3 3-H 1B	5	0	2	2	0	1	1
70 Kristopher Negrón, R (1, 4) OBP: 0.362, SLG: 0.558 Michael Lorenzen, R (4, 1) 90 Bryson Smith, R (8, PH) OBP: 0.125, SLG: 0.250 Rey Navarro, S (8, 4) OBP: 0.357, SLG: 0.538		K		P3		G5-3		F9	P5	2 1 1 1	0 0 0 0	0 0 0 0	0 0 0 0	0 0 0 0	1 0 0 0	0 1 0 2
37 Corky Miller, R (1, 2) OBP: 0.233, SLG: 0.120 93 Bryan Anderson, L (7, 2)		F8			P2	G5-3		G3		3 1	0 0	0 0	0 0	0 0	0 0	1 0
60 J.J. Hoover, R (1, 1) 53 Pedro Beato, R (2, 1) Steve Selsky, R (3, PH) OBP: 1.000, SLG: 2.000 80 Jumbo Diaz, R (3, 1) Brodie Greene, R (4, 4) OBP: 0.500, SLG: 0.500 Drew Hayes, R (8, 1) Fabian Williamson, R (9, 1)			30 1B 2B		F9		WP HR 1B	1B		0 0 1 0 3 0 0	0 0 1 0 1 0 0	0 0 1 0 2 0 0	0 0 0 0 0 0 0	0 0 0 0 0 0 0	0 0 0 0 0 0 0	0 0 0 0 0 0 0
Inning Stats	R: 0 E: 1 K: 1 S: 7 H: 2 LOB: 2 BB: 0 P: 7	R: 0 E: 0 K: 1 S: 5 H: 0 LOB: 0 BB: 0 P: 5	R: 1 E: 0 K: 1 S: 7 H: 2 LOB: 0 BB: 0 P: 7	R: 0 E: 0 K: 1 S: 5 H: 0 LOB: 0 BB: 0 P: 5	R: 1 E: 0 K: 0 S: 5 H: 1 LOB: 0 BB: 0 P: 6	R: 2 E: 0 K: 0 S: 6 H: 3 LOB: 1 BB: 0 P: 6	R: 3 E: 1 K: 2 S: 11 H: 3 LOB: 1 BB: 0 P: 12	R: 0 E: 0 K: 1 S: 6 H: 1 LOB: 1 BB: 0 P: 6	R: 1 E: 0 K: 0 S: 5 H: 2 LOB: 2 BB: 1 P: 9	1B: 8 2B: 4 3B: 0 HR: 2 SF: 0 SAC: 0 DP: 0 HBP: 0						WP: 1 PB: 0 SB: 0 CS: 0 PA: 43

PITCHER		IP	WLS	BF	H	R	ER	SO	BB	IBB	HBP	BLK	WP	HR	S	P	ERA	WHIP
26 Kyle Lohse, R ERA: 5.49	(1, 1)	5.0	L	20	5	2	2	4	0	0	0	0	0	1	29	30	3.60	1.000
92 Casey Medlen, R ERA: 36.0	(6, 1)	1.0		8	5	4	4	0	0	0	0	0	1	1	8	9	36.00	5.000
98 Brent Leach, L ERA: 3.0	(7, 1)	2.0		9	2	1	0	3	0	0	0	0	0	0	15	15	0.00	1.000
79 Kyle Heckathorn, R ERA: 4.5	(9, 1)	1.0		6	2	1	1	0	1	0	0	0	0	0	5	9	9.00	3.000

PITCHER	IP	WLS	BF	H	R	ER	SO	BB	IBB	HBP	BLK	WP	HR	S	P	ERA	WHIP

TOP

Cincinnati Reds @ Milwaukee Brewers

Maryvale Baseball Park, Phoenix, AZ

Thu Mar 27 2014, 3:08 PM - 6:06 PM EDT

Att. 4,016 - Partly Cloudy - 66 F

livebaseballscorecards.com

AB	42
R	8
H	14
RBI	7
BB	1
SO	7
LOB	12

Cincinnati Reds @ Milwaukee Brewers

Maryvale Baseball Park, Phoenix, AZ

Thu Mar 27 2014, 3:08 PM - 6:06 PM EDT

Att. 4,016 - Partly Cloudy - 66 F

livebaseballscorecards.com

BOTTOM

Batter	1	2	3	4	5	6	7	8	9	AB	R	H	RBI	BB	SO	LOB
1 Logan Schafer, L (1, 7) OBP: 0.435, SLG: 0.528	8 2B 2B	F9			L3-6 BB BB		91 FC4-6 1-2 BB		G4-3 1-2	3	1	1	0	2	0	1
Rickie Weeks Jr., R (1, 4) OBP: 0.458, SLG: 0.417 79 Michael Ratterree, R (6, 9)	P3		K		1-2 BB		P3		BB	2 1	0 0	0 0	0 0	1 1	1 0	1 2
8 Ryan Braun, R (1, 9) OBP: 0.486, SLG: 0.710 Kevin Mattison, L (5, PH) OBP: 0.310, SLG: 0.400 (6, 8)	24 G5-3 2-H 2B	F9	F9		L3-6 2-2		K		K	2 3	0 0	1 0	1 0	0 0	0 2	0 6
16 Aramis Ramirez, R (1, 5) OBP: 0.389, SLG: 0.485 92 Casey Medlen, R (6, 1) 98 Brent Leach, R (7, 1) 91 Nick Shaw, L (7, 6) 95 Michael Reed, R (8, PH) Adam Weisenburger, R (9, PH) OBP: 1.000, SLG: 2.500	24 G5-3 BB	F7	F7		G4-3		FC4-6 1-2f		1-2 2-3 BB	2 0 0 1 1 0	0 0 0 0 0 0	0 0 0 0 0 0	0 0 0 0 0 0	1 0 0 0 0 1	0 0 0 0 0 0	1 0 0 2 0 0
24 Lyle Overbay, L (1, 3) OBP: 0.352, SLG: 0.267 Hunter Morris, L (7, 3) OBP: 0.211, SLG: 0.444	G5-3 1-2 2-3			65 1B BB 26 G1-2-3 BB		FC3-6 1B		HR	K	2 2	0 1	1 1	0 1	1 0	0 1	2 3
12 Martín Maldonado, R (1, 2) OBP: 0.241, SLG: 0.277	BB			F8		K		G6-3		3	0	0	0	1	1	2
Elian Herrera, S (1, 8) OBP: 0.302, SLG: 0.417 (6, 5)	G6-3			65 1B 1-2 BB		FC3-6 65 FC6-4 1-2f		G6-3		3	0	0	0	1	0	4
65 Irving Falu, S (1, 6) OBP: 0.382, SLG: 0.424 79 Kyle Heckathorn, R (9, 1)		G3		1-2 2-3 1B		FC6-4 1-2f		F8		3 0	0 0	1 0	0 0	0 0	0 0	1 0
26 Kyle Lohse, R (1, 1) OBP: 0.200, SLG: 0.200 2 Scooter Gennett, L (6, 4) OBP: 0.276, SLG: 0.382		P2		G1-2-3 3-Hf			1 BB 1B		BB 1 G4-3 BB	2 1	0 0	0 1	0 0	0 1	0 0	3 0

	AB	31
	R	2
	H	6
	RBI	2
	BB	10
	SO	5
	LOB	28

Inning Stats	1	2	3	4	5	6	7	8	9
	R: 1 E: 0 K: 0 S: 5	H: 2 LOB: 3 BB: 2 P: 13	R: 0 E: 0 K: 0 S: 3	H: 0 LOB: 0 BB: 0 P: 3	R: 0 E: 0 K: 1 S: 5	H: 0 LOB: 0 BB: 0 P: 5	R: 0 E: 0 K: 0 S: 3	H: 1 LOB: 2 BB: 2 P: 11	R: 0 E: 0 K: 0 S: 2	H: 0 LOB: 1 BB: 2 P: 10
	R: 0 E: 0 K: 1 S: 6	H: 1 LOB: 1 BB: 0 P: 6	R: 0 E: 0 K: 1 S: 6	H: 1 LOB: 2 BB: 1 P: 10	R: 1 E: 0 K: 0 S: 4	H: 1 LOB: 0 BB: 0 P: 6	R: 0 E: 0 K: 2 S: 7	H: 0 LOB: 3 BB: 3 P: 19		

	1B: 3	SF: 0	WP: 0	PA: 41
	2B: 3	SAC: 0	PB: 0	
	3B: 0	DP: 2	SB: 0	
	HR: 1	HBP: 0	CS: 0	

PITCHER		IP	WLS	BF	H	R	ER	SO	BB	IBB	HBP	BLK	WP	HR	S	P	ERA	WHIP
60 J.J. Hoover, R ERA: 5.63	(1, 1)	1.0		7	2	1	1	0	2	0	0	0	0	0	5	13	9.00	4.000
53 Pedro Beato, R ERA: 3.0	(2, 1)	1.0		3	0	0	0	0	0	0	0	0	0	0	3	3	0.00	0.000
80 Jumbo Díaz, R ERA: 2.16	(3, 1)	1.0		3	0	0	0	1	0	0	0	0	0	0	5	5	0.00	0.000
Michael Lorenzen, R ERA: 2.45	(4, 1)	4.0	W	18	3	0	0	2	5	0	0	0	0	0	17	37	0.00	2.000
Drew Hayes, R ERA: 4.26	(8, 1)	1.1		7	1	1	1	0	2	0	0	0	0	1	5	15	6.75	2.250

PITCHER		IP	WLS	BF	H	R	ER	SO	BB	IBB	HBP	BLK	WP	HR	S	P	ERA	WHIP
Fabian Williamson, L ERA:	(9, 1)	0.2		3	0	0	0	2	1	0	0	0	0	0	6	10	0.00	1.500

Batter	1	2	3	4	5	6	7	8	9	AB	R	H	RBI	BB	SO	LOB
Inning Stats																

Cincinnati Reds @ Pensacola Blue Wahoos

Pensacola Bayfront Stadium, Pensacola, FL

Fri Mar 28 2014, 7:05 PM EDT

livebaseballscorecards.com

TOP

AB	0
R	0
H	0
RBI	0
BB	0
SO	0
LOB	0

1B: 0
2B: 0
3B: 0
HR: 0

SF: 0
SAC: 0
DP: 0
HBP: 0

WP: 0
PB: 0
SB: 0
CS: 0

PA: 0

PITCHER	IP	WLS	BF	H	R	ER	SO	BB	IBB	HBP	BLK	WP	HR	S	P	ERA	WHIP

PITCHER	IP	WLS	BF	H	R	ER	SO	BB	IBB	HBP	BLK	WP	HR	S	P	ERA	WHIP

Batter	1	2	3	4	5	6	7	8	9	AB	R	H	RBI	BB	SO	LOB
Inning Stats										1B: 0 2B: 0 3B: 0 HR: 0		SF: 0 SAC: 0 DP: 0 HBP: 0					

PITCHER	IP	WLS	BF	H	R	ER	SO	BB	IBB	HBP	BLK	WP	HR	S	P	ERA	WHIP

PITCHER	IP	WLS	BF	H	R	ER	SO	BB	IBB	HBP	BLK	WP	HR	S	P	ERA	WHIP

BOTTOM

Cincinnati Reds @ Pensacola Blue Wahoos

Pensacola Bayfront Stadium, Pensacola, FL

Fri Mar 28 2014, 7:05 PM EDT

livebaseballscorecards.com

AB	**0**
R	**0**
H	**0**
RBI	**0**
BB	**0**
SO	**0**
LOB	**0**



WP: 0 PA: 0
PB: 0
SB: 0
CS: 0

Batter	1	2	3	4	5	6	7	8	9	AB	R	H	RBI	BB	SO	LOB
13 Matt Carpenter, L (1, 5)	C SI 92 B SI 94 C FC 89 F SI 93 X CH 87 1-2 L1-3		B CH 85 C CH 82 F FF 92 C SI 94 1-3 K			B FC 86 C FC 87 X FF 93 1-1 F7		B FF 91 F FF 93 B SL 80 B SI 91 C FF 92 B FF 91 4-2 16 1B BB		3	0	0	0	1	1	0
16 Kolten Wong, L (1, 4) OBP: 0.500, SLG: 0.333	B SI 93 F CH 85 F SI 93 B FF 94 B SI 94 B SI 94 4-2 BB		B FF 93 B FC 90 C SI 92 X SI 94 2-1 G5-3			B FF 92 C FC 88 B SI 92 F FF 92 C FC 89 2-3 K		C FF 92 1 SAFE 1 SAFE X FF 91 0-1 1-2 1B		3	0	1	0	1	1	0
7 Matt Holliday, R (1, 7)	F SI 94 B FF 93 S SI 95 F FF 94 D SI 94 F FC 90 1 SAFE S FF 94 2-3 K			F SL 82 B SI 95 S SL 82 C SI 95 1-3 K		X SI 94 0-0 G6-3		B FF 93 X FF 92 1-0 P3		4	0	0	0	0	2	3
21 Allen Craig, R (1, 9)	B FF 94 X SI 94 1-0 G5-3			B CH 84 B FF 94 C SL 84 X SI 94 2-1 G4-3			C SI 93 B SI 93 F FC 87 C SI 93 1-3 K		C CU 75 X FF 94 0-1 G5-3	4	0	0	0	0	1	1
4 Yadier Molina, R (1, 2) OBP: 0.500, SLG: 1.250		C SL 82 B FC 88 B FF 91 F FC 88 S FF 94 2-3 K		C FF 93 B FF 93 B SI 94 C SL 82 F SI 94 B FF 95 X SI 94 3-2 F7			X FC 88 0-0 HR		F FF 94 B FF 94 B FC 90 X FF 95 2-1 27 FC5-4 1B	4	1	2	1	0	1	0
Matt Adams, L (1, 3) OBP: 0.500, SLG: 0.750		C SI 92 S FF 92 X FF 94 0-2 1B			C FC 86 F FF 92 F SI 92 X CH 86 0-2 2B		B FC 87 F FF 92 F FC 89 F SI 93 X FF 94 1-2 L5		F FF 93 F FF 94 B FF 91 T SI 93 1-2 K	4	0	2	0	0	1	1
27 Jhonny Peralta, R (1, 6) 26 Trevor Rosenthal, R (9, 1)		B FF 94 S SI 94 F FF 94 S SI 94 1-3 K			X FF 93 0-0 G6-3		F SI 93 C FC 86 B SI 93 X SI 94 1-2 F7		B FF 92 F FF 91 B FF 93 F FF 92 X FF 90 2-2 FC5-4 1-2f	4 0	0 0	0 0	0 0	0 0	1 0	3 0
8 Peter Bourjos, R (1, 8)		F FF 94 F FC 88 S SL 80 0-3 K2-3			B FC 89 D CH 84 X FC 90 2-0 L6			F FF 92 B SL 81 F FF 91 X FF 91 1-2 G4-3		3	0	0	0	0	1	2
50 Adam Wainwright, R (1, 1) 43 Shane Robinson, R (8, PH) 37 Pat Neshek, S (8, 1) 46 Kevin Siegrist, L (8, 1) 44 Carlos Martinez, R (8, 1) 38 Pete Kozma, R (9, 6)			C FF 92 C FF 92 X FC 89 0-2 G6-3		F SI 93 B SI 94 B SI 94 F SI 94 X SI 94 2-2 F9			F FS 84 X FF 93 0-1 L6		2 1 0 0 0 0	0 0 0 0 0 0	0 0 0 0 0 0	0 0 0 0 0 0	0 0 0 0 0 0	0 0 0 0 0 0	1 0 0 0 0 0
Inning Stats	R: 0 E: 0 K: 1 S: 12 H: 0 LOB: 1 BB: 1 P: 20	R: 0 E: 0 K: 3 S: 12 H: 1 LOB: 1 BB: 0 P: 15	R: 0 E: 0 K: 1 S: 8 H: 0 LOB: 0 BB: 0 P: 11	R: 0 E: 0 K: 1 S: 9 H: 0 LOB: 0 BB: 0 P: 15	R: 0 E: 0 K: 0 S: 9 H: 1 LOB: 1 BB: 0 P: 13	R: 0 E: 0 K: 1 S: 6 H: 0 LOB: 0 BB: 0 P: 9	R: 1 E: 0 K: 1 S: 11 H: 1 LOB: 0 BB: 0 P: 14	R: 0 E: 0 K: 0 S: 10 H: 1 LOB: 2 BB: 1 P: 16	R: 0 E: 0 K: 1 S: 10 H: 1 LOB: 1 BB: 0 P: 15	1B: 3 2B: 1 3B: 0 HR: 1 SF: 0 SAC: 0 DP: 0 HBP: 0						

PITCHER		IP	WLS	BF	H	R	ER	SO	BB	IBB	HBP	BLK	WP	HR	S	P	ERA	WHIP
47 Johnny Cueto, R ERA: 1.29	(1, 1)	7.0	L	25	3	1	1	8	1	0	0	0	0	1	67	97	1.29	0.571
43 Manny Parra, L ERA:	(8, 1)	0.2		4	1	0	0	0	1	0	0	0	0	0	9	14	0.00	3.000
Logan Ondrusek, R ERA:	(8, 1)	1.1		5	1	0	0	1	0	0	0	0	0	0	11	17	0.00	0.750

PITCHER	IP	WLS	BF	H	R	ER	SO	BB	IBB	HBP	BLK	WP	HR	S	P	ERA	WHIP

TOP

St. Louis Cardinals @ Cincinnati Reds

Great American Ball Park, Cincinnati, OH

Mon Mar 31 2014, 4:13 PM - 7:08 PM EDT

Att. 43,134 - Partly Cloudy - 64 F

livebaseballscorecards.com

AB	32
R	1
H	5
RBI	1
BB	2
SO	9
LOB	11

BOTTOM

St. Louis Cardinals @ Cincinnati Reds

Great American Ball Park, Cincinnati, OH

Mon Mar 31 2014, 4:13 PM - 7:08 PM EDT

Att. 43,134 - Partly Cloudy - 64 F

livebaseballscorecards.com

Batter	1	2	3	4	5	6	7	8	9	AB	R	H	RBI	BB	SO	LOB
6 Billy Hamilton, S (1, 8)	C SI 92 L FC 89 F CU 78 C FC 87 0-3 ① K		B SI 90 F FC 87 C CH 84 S CU 78 1-3 ① K2-3		C CU 74 F FC 85 D CU 77 S CU 78 1-3 ② K		C FF 90 B CU 76 F FC 86 B FF 92 S CU 77 2-3 ③ K			4	0	0	0	0	4	1
4 Brandon Phillips, R (1, 4) OBP: 0.750, SLG: 0.500	C SI 94 F FF 94 B CU 76 X FC 89 1-2 1B		C FC 88 B SI 91 B CU 77 B FF 91 F SI 91 B CU 77 4-2 19 G2-6-3 BB		B FC 86 B SI 91 B FC 88 C FF 90 C FC 88 S FF 92 3-3 ③ K			B SI 88 S SL 81 B SL 81 B SL 81 C SL 80 F SL 80 B SI 88 4-2 19 E 19 FC4 32 FC3-5 BB		2	0	1	0	2	1	1
19 Joey Votto, L (1, 3)	B SI 92 C SI 92 F CU 76 C FF 94 1-3 ② K		S SI 90 B CH 84 D CH 86 C SI 91 F FC 88 X SI 92 2-2 ② ③ G2-6-3 1-2f			X CU 73 0-0 ① P5		1 SAFE F FF 95 B FF 96 X FF 94 1-1 FC4 48 FC4-6 32 FC3-5 1-3		4	0	0	0	0	1	3
32 Jay Bruce, L (1, 9)	B SI 92 B SI 86 X FC 89 2-0 ③ L8			C CU 71 B CH 83 B SI 91 B FF 90 X SI 92 3-1 ① G1-3		B SI 88 B CU 72 S FC 86 F FC 89 B CU 76 D FC 86 4-2 21 WP BB		B FF 95 B FF 95 S FF 95 B SI 96 F FF 96 F FF 95 X FF 96 3-2 ① FC3-5 48 FC4-6 1-2 3-H		3	0	0	0	1	0	3
48 Ryan Ludwick, R (1, 7)		X FF 90 0-0 ① G6-3		B SI 92 F SI 90 B CH 85 S FC 86 X FF 92 2-2 ② G6-3		B FF 90 1 SAFE C FC 87 S SI 89 S FC 87 1-3 ② K		X SI 96 0-0 ② FC4-6 1-2f 2-3		4	0	0	0	0	1	3
21 Todd Frazier, R (1, 5) OBP: 0.750, SLG: 0.667		X SI 90 0-0 2 S 1B		C SI 89 B SI 91 C SI 91 B CU 79 X FC 87 2-2 1B		B FC 87 B FC 88 B FC 87 B SI 89 4-0 1-2 BB		C SI 97 S SI 97 F SI 94 C CU 84 0-3 ③ K		3	0	2	0	1	1	2
2 Zack Cozart, R (1, 6)		B SI 91 C FC 87 F CU 75 C SI 92 1-3 ② K 1-2		X FC 86 0-0 ③ F7		X CU 76 0-0 ③ G2-3			F FF 97 F FF 97 F FF 98 C FF 98 0-3 ① K	4	0	0	0	0	2	4
29 Brayan Peña, S (1, 2)		I IN 66 I IN 67 I IN 66 I IN 66 4-0 IBB			B SI 89 C CU 73 B FC 87 C FF 90 F CU 77 B SI 92 X SI 91 3-2 E8 47 FC1-5		X CU 71 0-0 ① G3		S FF 97 B CH 88 C FF 96 S CH 88 1-3 ② K	3	0	0	0	1	1	0
47 Johnny Cueto, R (1, 1) 28 Chris Heisey, R (7, PH) 43 Manny Parra, L (8, 1) Logan Ondrusek, R (8, 1) 15 Roger Bernadina, L (9, PH)		F SI 92 B FF 91 S FF 91 C FF 94 1-3 ③ K			B FC 84 X FF 89 1-0 ① FC1-5 2-3		C FF 89 F CU 74 X SI 90 0-2 ② F9		S FF 96 B FF 97 C FF 97 B CH 87 X FF 98 2-2 ③ F9	2 1 0 0 1	0 0 0 0 0	0 0 0 0 0	0 0 0 0 0	1 0 0 0 0	3 0 0 0 0
Inning Stats	R: 0 E: 0 K: 2 S: 11 H: 1 LOB: 1 BB: 0 P: 15	R: 0 E: 0 K: 2 S: 8 H: 1 LOB: 2 BB: 1 P: 14	R: 0 E: 0 K: 1 S: 9 H: 0 LOB: 0 BB: 1 P: 16	R: 0 E: 0 K: 0 S: 9 H: 1 LOB: 1 BB: 0 P: 16	R: 0 E: 1 K: 2 S: 11 H: 0 LOB: 1 BB: 0 P: 19	R: 0 E: 0 K: 1 S: 7 H: 0 LOB: 2 BB: 2 P: 16	R: 0 E: 0 K: 1 S: 7 H: 0 LOB: 0 BB: 0 P: 9	R: 0 E: 2 K: 1 S: 14 H: 0 LOB: 2 BB: 1 P: 22	R: 0 E: 0 K: 2 S: 10 H: 0 LOB: 0 BB: 0 P: 13	1B: 3 2B: 0 3B: 0 HR: 0	SF: 0 SAC: 0 DP: 1 HBP: 0			WP: 1 PB: 0 SB: 1 CS: 0	PA: 36		

PITCHER		IP	WLS	BF	H	R	ER	SO	BB	IBB	HBP	BLK	WP	HR	S	P	ERA	WHIP
50 Adam Wainwright, R	(1, 1)	7.0	W	28	3	0	0	9	3	1	0	0	1	0	62	105	0.00	0.857
ERA:																		
37 Pat Neshek, R	(8, 1)	0.0		1	0	0	0	0	1	0	0	0	0	0	3	7	∞	∞
ERA:																		
46 Kevin Siegrist, L	(8, 1)	0.1	H	2	0	0	0	0	0	0	0	0	0	0	6	10	0.00	0.000
ERA:																		
44 Carlos Martinez, R	(8, 1)	0.2	H	2	0	0	0	1	0	0	0	0	0	0	5	5	0.00	0.000
ERA:																		
26 Trevor Rosenthal, R	(9, 1)	1.0	S	3	0	0	0	2	0	0	0	0	0	0	10	13	0.00	0.000
ERA:																		

PITCHER	IP	WLS	BF	H	R	ER	SO	BB	IBB	HBP	BLK	WP	HR	S	P	ERA	WHIP

AB	31
R	0
H	3
RBI	0
BB	5
SO	12
LOB	20

Batter	1	2	3	4	5	6	7	8	9	AB	R	H	RBI	BB	SO	LOB
13 Matt Carpenter, L (1, 5) OBP: 0.250, SLG: 0.143	B FF 93 C FF 93 B FF 95 S FF 93 C FF 95 2-3 ① K			C SL 80 X FF 93 0-1 ③ 7 G5-3 1B		C FF 92 S FF 92 C FF 94 0-3 ③ K		C SL 81 S FF 92 X SL 81 0-2 ③ L6		4	0	1	0	0	2	1
27 Jhonny Peralta, R (1, 6)	X FF 94 0-0 ② G6-3			B CH 87 1 SAFE B FF 93 1 SAFE F FF 92 F FF 92 B SL 82 F FF 93 S FF 93 3-3 ① K			S CH 86 B FF 92 F FF 92 B SL 80 B FF 93 B FF 92 4-2 21 1B BB		B CU 74 B CU 74 C FF 92 X FF 92 2-1 ① F8	3	0	0	0	1	1	1
7 Matt Holliday, R (1, 7)	C FF 94 B FF 95 F FF 94 C FF 96 1-3 ③ K			B FF 88 1 SAFE X FF 92 1-0 ② G5-3 1-2			X FF 91 0-0 ① L8		B CU 76 S FF 93 S FF 92 F FF 94 B CU 76 F FF 94 F SL 84 S FF 93 2-3 ② K	4	0	0	0	0	2	2
21 Allen Craig, R (1, 9) OBP: 0.125, SLG: 0.125		B SL 78 C FF 94 T FF 93 B FF 95 X FF 95 2-2 ① P6		F FF 93 F FF 88 S FF 93 0-3 ③ K			1 SAFE B FF 90 X CH 88 1-0 1-2 1B		C CU 74 B FF 93 B FF 93 X CU 75 2-1 E5 4 BB	4	0	1	0	0	1	1
4 Yadier Molina, R (1, 2) OBP: 0.375, SLG: 0.714		B FF 94 B FF 92 T FF 93 B FF 93 X FF 94 3-1 ② G6-3			C FF 91 B SL 80 B SL 81 B FF 93 X FF 92 3-1 ① F8		S FF 90 F FF 92 F FF 93 B FF 92 B SL 81 B FF 92 X FF 92 3-2 ② L7		C FF 92 B FF 92 B FF 92 C CU 74 F FF 93 B FF 93 B CU 75 4-2 1-2 BB	3	0	0	0	1	0	2
Matt Adams, L (1, 3) OBP: 0.375, SLG: 0.429		C FF 93 X FF 93 0-1 ③ F9			C FF 94 B FF 94 B SL 81 B FF 92 B FF 94 4-1 8 G4-3 BB		B FF 93 F FF 92 F FF 90 F FF 92 F FF 94 S SL 80 2-3 ③ K		F FF 92 F FF 92 B FF 92 F FF 93 C CU 73 1-3 ③ K	3	0	0	0	1	2	4
8 Peter Bourjos, R (1, 8)			C FF 90 B FF 91 S SL 80 S FF 93 1-3 ① K		1 SAFE S FF 92 F FF 93 B FF 94 X FF 93 1-2 ②③ G4-3 1-2			C SL 80 S FS 84 B FF 92 S FS 85 1-3 ① K		3	0	0	0	0	2	1
16 Kolten Wong, L (1, 4) OBP: 0.429, SLG: 0.500			C FF 93 B FF 92 B SL 81 X FF 93 2-1 ② L7			B FF 90 X CH 84 1-0 ① P5		C SL 81 S SL 82 B FF 93 B SL 81 B FF 92 X FF 91 3-2 2B		3	0	1	0	0	0	0
52 Michael Wacha, R (1, 1) 46 Kevin Siegrist, L (7, 1) 43 Shane Robinson, R (8, PH) 44 Carlos Martinez, R (8, 1)			B FF 90 C FF 90 C FF 90 C FF 93 1-3 ③ K			F FF 92 S FF 93 S FF 94 0-3 ② K		S SL 82 F SL 82 F FS 85 X FF 93 0-2 ② L7		2 0 1 0	0 0 0 0	0 0 0 0	0 0 0 0	0 0 0 0	2 0 0 0	0 0 1 0
Inning Stats	R: 0 E: 0 K: 2 S: 7 H: 0 LOB: 0 BB: 0 P: 10	R: 0 E: 0 K: 0 S: 7 H: 0 LOB: 0 BB: 0 P: 12	R: 0 E: 0 K: 2 S: 8 H: 0 LOB: 0 BB: 0 P: 12	R: 0 E: 0 K: 2 S: 10 H: 1 LOB: 1 BB: 0 P: 14	R: 0 E: 0 K: 0 S: 6 H: 0 LOB: 0 BB: 1 P: 14	R: 0 E: 0 K: 2 S: 7 H: 0 LOB: 0 BB: 0 P: 8	R: 0 E: 0 K: 1 S: 12 H: 1 LOB: 2 BB: 1 P: 22	R: 0 E: 0 K: 1 S: 13 H: 1 LOB: 1 BB: 0 P: 17	R: 0 E: 1 K: 2 S: 17 H: 0 LOB: 2 BB: 1 P: 28	1B: 2 2B: 1 3B: 0 HR: 0 SF: 0 SAC: 0 DP: 0 HBP: 0						

PITCHER		IP	WLS	BF	H	R	ER	SO	BB	IBB	HBP	BLK	WP	HR	S	P	ERA	WHIP
52 Tony Cingrani, L	(1, 1)	7.0		24	2	0	0	9	2	0	0	0	0	0	57	92	0.00	0.571
ERA:																		
43 Manny Parra, L	(8, 1)	1.0		4	1	0	0	1	0	0	0	0	0	0	13	17	0.00	1.000
ERA:																		
60 J.J. Hoover, R	(9, 1)	1.0	W	5	0	0	0	2	1	0	0	0	0	0	17	28	0.00	1.000
ERA:																		

PITCHER	IP	WLS	BF	H	R	ER	SO	BB	IBB	HBP	BLK	WP	HR	S	P	ERA	WHIP

TOP

St. Louis Cardinals @ Cincinnati Reds

Great American Ball Park, Cincinnati, OH

Wed Apr 02 2014, 9:51 PM - 12:35 AM EDT

Att. 36,189 - Rain - 55 F

livebaseballscorecards.com

AB	30
R	0
H	3
RBI	0
BB	3
SO	12
LOB	13

1B: 2	SF: 0
2B: 1	SAC: 0
3B: 0	DP: 0
HR: 0	HBP: 0

WP: 0	PA: 33
PB: 0	
SB: 0	
CS: 0	

St. Louis Cardinals @ Cincinnati Reds

Great American Ball Park, Cincinnati, OH

Wed Apr 02 2014, 9:51 PM - 12:35 AM EDT

Att. 36,189 - Rain - 55 F

BOTTOM

Batter	1	2	3	4	5	6	7	8	9	AB	R	H	RBI	BB	SO	LOB
6 Billy Hamilton, S (1, 8)	B5-3		K		G3			B1-3		4	0	0	0	0	1	1
4 Brandon Phillips, R (1, 4) OBP: 0.375, SLG: 0.167	G1-3			K	G6-3			P3		4	0	0	0	0	1	1
19 Joey Votto, L (1, 3) OBP: 0.375, SLG: 0.429	2B			21 BB, 48 HBP, 1B		G4-3		BB		3	0	2	0	1	0	0
32 Jay Bruce, L (1, 9)	K			K		G1-3		F9		4	0	0	0	0	2	3
48 Ryan Ludwick, R (1, 7) OBP: 0.375, SLG: 0.286		F9		2, FC5, 21 BB, 1-2, HBP		1B			2, SH5-4, 21 1B, 28 1B, 1B	3	1	2	0	0	0	0
21 Todd Frazier, R (1, 5) OBP: 0.625, SLG: 0.500		K		2, FC5, 1-2, 2-3, BB		K			28 1B, 2, SH5-4, 1-2, 1B	3	0	1	0	1	2	1
2 Zack Cozart, R (1, 6)		P3		FC5, 1-2, 2-3f			F7		SH5-4, 1-2, 2-3	3	0	0	0	0	0	3
29 Brayan Peña, S (1, 2)			L4		K		G6-3		28 1B, IBB	3	0	0	0	1	1	0
52 Tony Cingrani, L (1, 1)			L6		E6, 6, G3		F8		1B	2	0	0	0	0	0	0
15 Roger Bernadina, L (7, PH)										1	0	0	0	0	0	0
43 Manny Parra, L (8, 1)										0	0	0	0	0	0	0
60 J.J. Hoover, R (9, 1)										0	0	0	0	0	0	0
28 Chris Heisey, R (9, PH) OBP: 0.500, SLG: 0.500										1	0	1	1	0	0	0
Inning Stats	R: 0 E: 0 K: 1 S: 9 / H: 1 LOB: 1 BB: 0 P: 14	R: 0 E: 0 K: 1 S: 6 / H: 0 LOB: 0 BB: 0 P: 10	R: 0 E: 0 K: 1 S: 9 / H: 0 LOB: 0 BB: 0 P: 10	R: 0 E: 0 K: 2 S: 15 / H: 1 LOB: 3 BB: 1 P: 26	R: 0 E: 1 K: 1 S: 13 / H: 0 LOB: 1 BB: 0 P: 21	R: 0 E: 0 K: 1 S: 10 / H: 1 LOB: 1 BB: 0 P: 13	R: 0 E: 0 K: 0 S: 10 / H: 0 LOB: 0 BB: 0 P: 16	R: 0 E: 0 K: 0 S: 9 / H: 0 LOB: 1 BB: 1 P: 17	R: 1 E: 0 K: 0 S: 10 / H: 3 LOB: 3 BB: 1 P: 14	1B: 5 2B: 1 3B: 0 HR: 0 / SF: 0 SAC: 1 DP: 0 HBP: 1							

PITCHER		IP	WLS	BF	H	R	ER	SO	BB	IBB	HBP	BLK	WP	HR	S	P	ERA	WHIP
52 Michael Wacha, R	(1, 1)	6.2		26	3	0	0	7	1	0	1	0	0	0	69	104	0.00	0.600
ERA:																		
46 Kevin Siegrist, L	(7, 1)	0.1		1	0	0	0	0	0	0	0	0	0	0	3	6	0.00	0.000
ERA:																		
44 Carlos Martinez, R	(8, 1)	1.1	L	9	3	1	1	0	1	1	0	0	0	0	19	31	6.75	3.000
ERA: 4.5																		

PITCHER	IP	WLS	BF	H	R	ER	SO	BB	IBB	HBP	BLK	WP	HR	S	P	ERA	WHIP

livebaseballscorecards.com

AB	31
R	1
H	6
RBI	1
BB	3
SO	7
LOB	9

WP: 0 PB: 0 SB: 0 CS: 0 PA: 36

Batter	1	2	3	4	5	6	7	8	9	AB	R	H	RBI	BB	SO	LOB
13 Matt Carpenter, L (1, 5) OBP: 0.308, SLG: 0.182	C SI 94 B FF 95 F FF 94 B FF 96 B SL 89 F FF 96 F FF 96 S FF 95 3-3 K		C KC 80 F FF 95 X FF 95 0-2 7 BB 16 1B 21 FC5-2 1B		B KC 80 C FF 94 B FF 94 X SI 94 2-1 G4-3		B FF 93 B FF 92 B FF 93 C FF 92 C FF 93 B FF 93 4-2 7 1B 16 BB 21 1B BB	B FF 96 C FF 95 X FF 96 1-1 G4-3		4	1	1	0	1	1	0
16 Kolten Wong, L (1, 4) OBP: 0.500, SLG: 0.444	B FF 94 X SI 94 1-0 G6-3		B SI 94 B FF 94 C SI 93 1 SAFE F SI 92 X CH 86 2-2 21 FC5-2 7 BB 1-2 1B		C FF 95 B SL 88 B FF 96 F KC 80 B FF 96 B FF 94 4-2 7 2B BB		C FF 92 1 SAFE B FF 92 F FF 93 F FF 93 B FC 93 B FC 93 F FC 93 B FF 94 4-2 21 1B 7 1B 4 1B 1-2 BB	C FF 96 C FF 96 F FF 96 B FF 97 B SL 87 X FF 96 2-2 G4-3		3	2	1	0	2	0	0
7 Matt Holliday, R (1, 7) OBP: 0.231, SLG: 0.250 26 Trevor Rosenthal, R (8, 1)	B KC 81 B KC 81 X FF 95 2-0 G6-3		S KC 82 S FF 95 B SL 87 F FF 95 B FF 96 F SL 87 B KC 81 B FF 95 4-2 21 FC5-2 1-2 2-3 BB		1 SAFE 1 SAFE X FF 91 0-0 1-H 2B		B SL 86 S FC 91 B FF 92 X FC 92 2-1 4 1B 21 1B 19 WP 1-2 2-3 1B	S SL 87 B FF 97 C FF 96 B SL 88 X FF 95 2-2 F8		4 0	1 0	2 0	1 0	1 0	0 0	0 0
21 Allen Craig, R (1, 9) OBP: 0.231, SLG: 0.167 (8, 7)		C FF 95 F FF 92 B FF 94 F FF 94 B SL 85 F SL 85 B FF 95 X FF 96 3-2 G1-3	B SI 96 F FF 94 D SL 86 X FF 95 2-1 FC5-2 4 FC6-4 1-2 2-3 3-Hf		B KC 79 B SI 94 D KC 81 B FF 95 4-0 4 L3 BB		D FF 92 C FF 91 F FF 89 F CU 74 F CU 76 D CU 77 X FF 93 2-2 19 WP 4 1B 1-2 2-3 3-H 1B		C FF 93 B FF 94 B SL 84 X FF 95 2-1 G6-3	4	0	1	1	1	0	3
4 Yadier Molina, R (1, 2) OBP: 0.308, SLG: 0.500		X SL 87 0-0 G1-3	D FF 95 D KC 80 F FF 95 F FF 94 F SL 87 X SL 88 2-2 FC6-4 1-2f		B SI 93 C SI 93 D SI 94 X SI 93 2-1 L3 1-1		D FF 91 X FF 91 1-0 19 WP 1-2 2-3 3-H 1B		B SL 87 F FF 96 X FF 95 1-1 F9	5	0	1	1	0	0	5
Matt Adams, L (1, 3) OBP: 0.462, SLG: 0.667		B FF 95 B FF 94 F FF 94 X FF 95 2-1 27 HR 1B		C FF 93 B CH 86 X SI 94 1-1 27 F9 19 2B 2B		X FF 91 0-0 2B	S CH 80 F CH 83 X FF 91 0-2 F6		S CH 84 C FF 96 S FF 95 0-3 K	5	2	3	0	0	1	3
27 Jhonny Peralta, R (1, 6) OBP: 0.167, SLG: 0.364		D KC 79 B FF 95 F FF 94 B FF 94 X FF 93 3-1 1-H HR		B FF 94 S KC 78 B FF 94 X FF 93 2-1 F9 2-3		F SI 94 B SI 93 B SI 94 F SI 94 B SI 94 X SI 93 3-2 P3	F FF 91 F CU 75 D FF 91 B CH 80 F CU 74 X CU 75			4	1	1	2	0	0	5
19 Jon Jay, L (1, 8) OBP: 0.500, SLG: 0.667 (8, 9)		X FF 95 0-0 G4-3		B FF 94 B FF 94 X FF 94 2-0 31 CS 3-H 2B		B FF 93 F FF 90 F FF 92 S FF 92 1-3 K	D FC 90 B CH 80 I IN 71 I IN 71 4-0 1-2 2-3 3-H IBB			3	0	1	1	1	1	1
31 Lance Lynn, S (1, 1) 33 Daniel Descalso, L (6, PH) 36 Randy Choate, L (6, 1) 43 Shane Robinson, R (7, PH) 46 Kevin Siegrist, L (7, 1) 37 Pat Neshek, S (7, 1) 8 Peter Bourjos, R (8, 8)			C FF 94 B FF 94 S FF 94 F FF 96 S KC 82 1-3 K	B FF 94 B FF 92 C FF 93 C FF 94 C FF 96 2-3 K 2-3		F FF 92 X FF 92 0-1 G4-3	D CU 74 F FF 92 X FF 92 1-1 G3-1			2 1 0 1 0 0 0	0 0 0 0 0 0 0	0 0 0 0 0 0 0	0 0 0 0 0 0 0	2 0 0 0 0 0 0	1 1 0 3 0 0 0

TOP

St. Louis Cardinals @ Cincinnati Reds

Great American Ball Park, Cincinnati, OH

Thu Apr 03 2014, 4:20 PM - 7:58 PM EDT

Att. 16,857 - Overcast - 60 F

livebaseballscorecards.com

AB	36
R	7
H	11
RBI	6
BB	6
SO	5
LOB	22

Inning Stats	1	2	3	4	5	6	7	8	9
	R: 0 E: 0 K: 1 S: 7 H: 0 LOB: 0 BB: 0 P: 13	R: 2 E: 0 K: 0 S: 11 H: 2 LOB: 0 BB: 0 P: 19	R: 0 E: 0 K: 1 S: 20 H: 2 LOB: 3 BB: 1 P: 31	R: 1 E: 0 K: 1 S: 8 H: 2 LOB: 0 BB: 0 P: 15	R: 1 E: 0 K: 0 S: 7 H: 1 LOB: 1 BB: 2 P: 19	R: 0 E: 0 K: 1 S: 9 H: 1 LOB: 1 BB: 0 P: 13	R: 3 E: 0 K: 0 S: 23 H: 3 LOB: 3 BB: 3 P: 43	R: 0 E: 0 K: 0 S: 9 H: 0 LOB: 0 BB: 0 P: 14	R: 0 E: 0 K: 1 S: 7 H: 0 LOB: 0 BB: 0 P: 10

| | | |

BOTTOM

St. Louis Cardinals @ Cincinnati Reds

Great American Ball Park, Cincinnati, OH

Thu Apr 03 2014, 4:20 PM - 7:58 PM EDT

Att. 16,857 - Overcast - 60 F

livebaseballscorecards.com

Batter	1	2	3	4	5	6	7	8	9	AB	R	H	RBI	BB	SO	LOB
6 Billy Hamilton, S (1, 8)	B FF 92 C FF 92 C FF 93 C FF 93 1-3 ① K	B SI 92 B SI 91 F FF 92 B FF 91 F FF 93 X FF 93 3-2 ② F7 1-2		F FF 91 X FF 93 0-1 ② F9		B SI 85 B SI 84 X SI 84 2-0 ③ G6-3		B SI 90 B SI 90 B SI 87 B SI 86 4-0 BB		4	0	0	0	1	1	1
4 Brandon Phillips, R (1, 4) OBP: 0.308, SLG: 0.182	F FF 93 B SL 89 T FF 93 B FF 92 F FF 94 S SL 89 2-3 ② K	B FF 93 D CU 81 S FF 93 B FF 94 T FF 94 F FF 94 F FF 93 S FF 94 3-3 ③ K		X FF 93 0-0 19 1B			C FF 95 F FF 95 F FF 95 F CU 79 S CU 77 0-3 ① K	1 SAFE S FF 94 F FF 96 F FF 97 F FF 98 S FF 97 0-3 ③ K		5	0	1	0	0	4	2
19 Joey Votto, L (1, 3) OBP: 0.538, SLG: 0.636	S FF 93 B FF 92 F CH 86 B FF 93 F SL 87 F FF 94 F FF 94 X FF 94 2-2 32 HR 2B		B FF 88 B CU 78 C FF 91 C FF 91 F FF 92 F FF 93 X FF 93 2-2 28 E 32 BB 1B	X FF 93 0-0 1-2 1B			S FF 96 B FF 97 B FF 96 B FF 96 B FF 96 4-1 32 1B 21 HR BB		B FF 94 X FF 95 1-0 ① F7	4	2	3	0	1	0	0
32 Jay Bruce, L (1, 9) OBP: 0.308, SLG: 0.455	B SL 88 C FF 93 F FF 93 F FF 94 F FF 93 X SL 88 1-2 2-H HR		B FF 92 B FF 93 B SI 91 B SI 92 4-0 28 E 1-2 BB	B FF 94 F FF 94 X FF 94 1-1 ③ G4-3			B FF 95 C FF 95 D FF 96 F FF 95 X FF 95 2-2 21 HR 1-2 1B		F FF 96 X FF 96 0-1 ② G4-3	4	2	2	2	1	0	2
21 Todd Frazier, R (1, 5) OBP: 0.538, SLG: 1.000	C FF 94 F CU 81 X FF 93 0-2 HR		B FF 94 B FF 93 C FF 94 S FF 94 S FF 95 2-3 ① K		S FF 92 B FF 92 T FF 92 F FF 93 F FF 93 F FF 94 B SL 87 F FF 95 F FF 95 2-3 C FF 95 ① K		B SL 81 S SL 81 B SL 83 C SL 81 B SL 83 F SI 87 X SL 81 3-2 1-H 2-H HR		C FF 97 B FF 97 X FF 97 1-1 ③ F7	5	2	2	4	0	2	2
28 Chris Heisey, R (1, 7) OBP: 0.333, SLG: 0.333 46 Curtis Partch, R (8, 1)	F FF 93 X SL 89 0-1 1B		B FF 95 B FF 94 F FF 94 S FF 93 X FF 95 2-2 E8 1-2 2-3		B FF 94 X FF 93 1-0 ② G6-3		C SI 88 X SL 84 0-1 ② P2			4 0	0 0	1 0	0 0	0 0	0 0	2 0
2 Zack Cozart, R (1, 6)	1 SAFE X FF 92 0-0 ③ F9		F FF 94 B FF 95 F FF 95 S FF 94 1-3 ② K		F FF 93 X FF 95 0-1 ③ L9		C SI 90 F SI 92 B SI 93 F SL 84 S SI 93 1-3 ③ K			4	0	0	0	0	2	4
16 Tucker Barnhart, L (1, 2)		X FF 90 0-0 ① G6-3	S FF 94 X FF 93 0-1 ③ L7			F SI 84 X SI 84 0-1 ① G1-3		B SI 88 C SI 90 F CH 71 S SI 93 1-3 ① K		4	0	0	0	0	1	3
34 Homer Bailey, R (1, 1) OBP: 0.500, SLG: 0.500 58 Nick Christiani, R (5, 1) 50 Neftali Soto, R (6, PH) 62 Trevor Bell, L (7, 1) Logan Ondrusek, R (7, 1) 15 Roger Bernadina, L (8, 7)		C FF 90 B FF 92 B FF 91 F FF 93 F FF 92 X SL 85 2-2 6 WP 1B		B FF 91 C FF 91 C FF 92 B FF 92 F FF 92 F FF 92 B FF 92 C FF 92 3-3 ① K		F SI 84 F SL 74 F SL 74 X SI 86 0-2 ② G6-3		B SI 90 C CH 72 C SI 92 F SI 93 B CH 71 F CH 70 B SI 92 X SI 91 3-2 ② L9		2 0 1 0 0 0 1	0 0 0 0 0 0 0	1 0 0 0 0 0 0	0 0 0 0 0 0 0	1 0 0 0 0 0 0	0 0 0 0 0 0 0	0 0 2 0 0 0 0
Inning Stats	R: 3 E: 0 K: 2 S: 24 H: 4 LOB: 1 BB: 0 P: 30	R: 0 E: 0 K: 1 S: 13 H: 1 LOB: 1 BB: 0 P: 21	R: 0 E: 1 K: 2 S: 16 H: 1 LOB: 3 BB: 1 P: 27	R: 0 E: 0 K: 1 S: 11 H: 2 LOB: 2 BB: 0 P: 15	R: 0 E: 0 K: 1 S: 11 H: 0 LOB: 0 BB: 0 P: 14	R: 0 E: 0 K: 0 S: 7 H: 0 LOB: 0 BB: 0 P: 9	R: 3 E: 0 K: 2 S: 19 H: 2 LOB: 0 BB: 1 P: 29	R: 0 E: 0 K: 2 S: 13 H: 0 LOB: 1 BB: 1 P: 21	R: 0 E: 0 K: 0 S: 5 H: 0 LOB: 0 BB: 0 P: 7	1B: 6 2B: 1 3B: 0 HR: 3 SF: 0 SAC: 0 DP: 0 HBP: 0						

AB	38
R	6
H	10
RBI	6
BB	3
SO	11
LOB	16

PITCHER		IP	WLS	BF	H	R	ER	SO	BB	IBB	HBP	BLK	WP	HR	S	P	ERA	WHIP
31 Lance Lynn, R ERA: 5.4	(1, 1)	5.0	W	25	8	3	3	7	1	0	0	0	1	2	75	107	5.40	1.800
36 Randy Choate, L ERA:	(6, 1)	1.0	H	3	0	0	0	0	0	0	0	0	0	0	7	9	0.00	0.000
46 Kevin Siegrist, L ERA: 18.0	(7, 1)	0.1		3	1	2	2	1	1	0	0	0	0	0	9	15	54.00	6.000
37 Pat Neshek, R ERA: 6.75	(7, 1)	1.1	H	6	1	1	1	2	1	0	0	0	0	1	18	30	6.75	1.500
26 Trevor Rosenthal, R ERA:	(8, 1)	1.1	S	4	0	0	0	1	0	0	0	0	0	0	10	12	0.00	0.000

PITCHER	IP	WLS	BF	H	R	ER	SO	BB	IBB	HBP	BLK	WP	HR	S	P	ERA	WHIP

WP: 1 PA: 41
PB: 0
SB: 0
CS: 0

Cincinnati Reds @ New York Mets

Citi Field, Flushing, NY

Fri Apr 04 2014, 7:14 PM - 10:12 PM EDT

Att. 35,845 - Rain - 41 F

TOP

livebaseballscorecards.com

Batter	1	2	3	4	5	6	7	8	9	AB	R	H	RBI	BB	SO	LOB
15 Roger Bernadina, L (1, 8)	B FC 88 C FF 90 F FF 90 C CU 79 1-3 ① K		B CH 85 B FF 88 B CU 73 B FF 89 4-0 4 32 1B G1-2-3 BB		B CU 76 C FC 89 B FF 90 B FC 89 B FC 89 4-1 4 G4-6-3 BB		B FF 86 S FF 87 C SL 81 B CU 73 S CU 74 2-3 ① K		B FF 92 B FF 90 T FF 91 B FF 90 B FF 90 4-1 4 1B BB	2	1	0	0	3	2	0
4 Brandon Phillips, R (1, 4) OBP: 0.333, SLG: 0.250	F FF 91 F SL 83 F FF 93 F CH 86 B CU 79 F FF 93 X CH 85 1-2 ② F7		C FF 89 X FC 90 0-1 ② G1-2-3 1-2		X FF 90 0-0 ① G4-6-3 1-2f		B CH 87 X CH 86 1-0 19 32 HR G5-3 1B		X FF 92 0-0 1-2 1B	5	1	2	0	0	0	2
19 Joey Votto, L (1, 3) OBP: 0.500, SLG: 0.533	B SI 89 C FF 90 S CU 78 F CU 79 B FF 92 B CH 84 S CH 85 3-3 ③ K		B FF 90 B CH 86 C FC 90 B CU 76 C FC 89 F SL 82 B FC 90 4-2 32 1B BB		C FC 90 B FF 89 B FC 90 F FC 89 X SL 83 2-2 1B		B FF 88 B FF 87 B FF 88 C FF 86 F FF 88 F FF 86 X SI 86 3-2 ② G5-3 1-2		X FF 92 0-0 ② F7	4	0	1	0	1	1	3
32 Jay Bruce, L (1, 9) OBP: 0.333, SLG: 0.625		C FF 90 S CH 84 C FC 90 0-3 ① K	X FC 90 0-0 1-3 2-H 1B		C CU 75 D CU 77 C CH 85 C FC 91 1-3 ③ K		B CU 73 B CU 73 C FF 87 C SI 87 X FF 87 2-2 2-H HR		C FF 91 F FF 92 B FF 92 F FF 91 S FS 80 1-3 ③ K	5	1	2	3	0	3	3
48 Ryan Ludwick, R (1, 7) OBP: 0.333, SLG: 0.273 43 Manny Parra, L (7, 1) 60 J.J. Hoover, R (8, 1)		C CU 76 C CU 77 B FC 91 S FC 90 1-3 ② K	X FC 91 0-0 ③ G5-3			C CU 80 S CU 81 X FC 91 0-2 7 FC3-6 21 E 1B	S SL 83 F SL 83 B FF 94 S FF 94 1-3 ③ K			4 0 0	0 0 0	1 0 0	0 0 0	0 0 0	2 0 0	2 0 0
21 Todd Frazier, R (1, 5) OBP: 0.471, SLG: 0.800		B FF 90 C FF 90 X CH 85 1-1 29 BB 1B		F FC 90 X FC 89 0-1 ① P4		C FC 88 D SL 81 B FC 88 X FC 89 2-1 FC4 7 FC3-6 1-2		C FF 91 B CH 88 X SI 90 1-1 ① P4		4	0	1	0	0	0	1
29 Brayan Peña, S (1, 2) OBP: 0.417, SLG: 0.125 6 Billy Hamilton, S (8, PR) 16 Tucker Barnhart, L (8, 2)		B FC 88 B FC 88 F FC 87 1 SAFE B FF 90 F FC 88 B FC 89 4-2 1-2 BB		B FC 89 B FF 90 C FC 89 B FC 89 F FC 90 B FC 89 4-2 7 FC3-6 BB		B FC 88 X FC 88 1-0 ① L9		B CH 89 B CH 89 B SI 90 C SI 90 X CH 87 3-1 7 CS 1B		2 0 0	0 0 0	1 0 0	0 0 0	2 0 0	0 0 0	2 0 0
7 Ramon Santiago, S (1, 6)		C FF 90 S FF 88 B CU 79 F CU 78 F FC 92 C FC 90 1-3 ③ K		X FC 88 0-0 ② FC3-6 1-2f		C FC 89 X FF 90 0-1 ② FC3-6 1-2f 2-3		1 SAFE 1 SAFE C CH 88 1 SAFE C CH 86 F CH 86 B FF 92 X FF 92 1-2 ②③ P5 1-2		4	0	0	0	0	1	6
44 Mike Leake, R (1, 1) 28 Chris Heisey, R (7, 7) OBP: 0.286, SLG: 0.286			C FF 89 B CU 75 S FC 89 X FF 90 1-2 ① G5-3	S FC 89 S FC 90 S FC 92 0-3 ③ K		L FC 89 F FC 90 F FC 92 T CU 81 0-2 ③ K			C FF 91 X FF 92 0-1 ① G6-3	3 1	0 0	0 0	0 0	0 0	2 0	3 0

Inning Stats	1	2	3	4	5	6	7	8	9
	R: 0 E: 0 K: 2 S: 13	R: 0 E: 0 K: 3 S: 15	R: 1 E: 0 K: 0 S: 10	R: 0 E: 0 K: 1 S: 8	R: 0 E: 0 K: 1 S: 8	R: 0 E: 1 K: 1 S: 12	R: 2 E: 0 K: 2 S: 14	R: 0 E: 0 K: 0 S: 8	R: 0 E: 0 K: 1 S: 9
	H: 0 LOB: 0 BB: 0 P: 18	H: 1 LOB: 2 BB: 1 P: 22	H: 1 LOB: 2 BB: 2 P: 19	H: 0 LOB: 1 BB: 1 P: 12	H: 1 LOB: 1 BB: 1 P: 15	H: 1 LOB: 2 BB: 0 P: 15	H: 2 LOB: 0 BB: 0 P: 23	H: 1 LOB: 1 BB: 0 P: 13	H: 1 LOB: 2 BB: 1 P: 14

1B: 7	SF: 0	WP: 0
2B: 0	SAC: 0	PB: 0
3B: 0	DP: 1	SB: 0
HR: 1	HBP: 0	CS: 1

PA: 40

AB	34
R	3
H	8
RBI	3
BB	6
SO	11
LOB	22

PITCHER		IP	WLS	BF	H	R	ER	SO	BB	IBB	HBP	BLK	WP	HR	S	P	ERA	WHIP
58 Jenrry Mejia, R ERA: 1.5	(1, 1)	6.0	W	27	4	1	1	8	5	0	0	0	0	0	66	101	1.50	1.500
32 John Lannan, L ERA: 36.0	(7, 1)	0.2	H	4	2	2	2	1	0	0	0	0	0	1	11	19	27.00	3.000
44 Kyle Farnsworth, R ERA: 3.86	(7, 1)	1.1	H	4	1	0	0	1	0	0	0	0	0	0	11	17	0.00	0.750
47 Jose Valverde, R ERA:	(9, 1)	1.0	S	5	1	0	0	1	1	0	0	0	0	0	9	14	0.00	2.000

PITCHER		IP	WLS	BF	H	R	ER	SO	BB	IBB	HBP	BLK	WP	HR	S	P	ERA	WHIP

BOTTOM

Batter	1	2	3	4	5	6	7	8	9	AB	R	H	RBI	BB	SO	LOB
22 Eric Young Jr., S (1, 7)	C SI 89 F SI 89 B SI 91 X SI 92 1-2 **G4-3** ①		B CH 80 B CH 82 B SI 89 C SI 88 X CH 84 3-1 **G3** ①		F CH 82 C FC 89 S KC 80 0-3 **K** ②		B CH 83 B CH 83 C SI 89 B SI 89 B SI 89 4-1 28 1B **BB**			3	0	0	0	1	1	0
28 Daniel Murphy, L (1, 4) OBP: 0.500, SLG: 0.429	C SI 87 F SI 88 B SI 91 B SI 92 F CH 83 B SI 91 X SI 90 3-2 21 BB 5 G5-3 **1B**		C CH 83 X SI 91 0-1 **G6-3** ②		B KC 79 B SI 89 X SI 90 2-0 **G3-1** ③		S SL 79 1 SAFE X FF 91 0-1 1-2 **1B**			4	0	2	0	0	0	0
5 David Wright, R (1, 5) OBP: 0.353, SLG: 0.533	F SI 88 F SI 90 X SI 90 0-2 **G5-3** ② 1-2		F SI 90 B KC 79 B KC 79 F KC 80 X SI 91 2-2 **G6-3** ③			B KC 79 B CH 83 X SI 90 2-0 21 HR **1B**	B FF 92 C FF 92 B FF 92 B FF 92 X SL 80 3-1 **F9** ③			4	1	1	0	0	0	3
3 Curtis Granderson, L (1, 9) OBP: 0.235, SLG: 0.375	B CH 83 C CH 83 B CH 83 B SI 91 B CH 82 4-1 21 BB **BB**			B KC 75 C CH 82 F FC 88 B SI 90 X KC 79 2-2 21 HR **2B**		1 SAFE B SI 88 F SI 90 F SI 90 B SI 91 F CH 85 B SI 91 X KC 80 3-2 **F9** ①		C SL 80 S SL 81 S SL 80 B FF 91 B SL 79 F SL 80 X FF 90 3-2 **F7** ①		3	1	1	0	1	0	1
21 Lucas Duda, L (1, 3) OBP: 0.364, SLG: 0.889	B CH 83 F CH 83 B SI 90 B SI 91 D CH 83 4-1 1-2 2-3 **BB**			X CH 84 0-0 2-H **HR**		B SI 90 C SI 90 B KC 80 X SI 91 2-1 1-H **HR**		B FF 92 S SL 81 C SL 79 F FS 84 T FF 91 1-2 **K** ②		3	2	2	4	1	1	0
12 Juan Lagares, R (1, 8) OBP: 0.353, SLG: 0.800	B SI 92 X SI 91 1-0 **F9** ③			B KC 77 B SI 89 X FC 89 2-0 **F8** ①		B SL 79 B SL 79 X SI 89 2-0 **L8** ②		C CU 74 B CU 74 B FF 91 X FF 90 2-1 **P3** ③		4	0	0	0	0	0	3
15 Travis d'Arnaud, R (1, 2) 44 Kyle Farnsworth, R (7, 1) 47 Jose Valverde, R (9, 1)		B SL 78 X SI 88 1-0 **G1-3** ①		B SL 80 C SI 88 C SL 80 B FC 89 F FC 88 C SI 89 2-3 **K** ②		F FC 88 B SL 78 B FC 87 C FC 88 F SL 79 F FF 90 B KC 80 X SI 90 3-2 **L5** ③				3 0 0	0 0 0	0 0 0	0 0 0	0 0 0	1 0 0	0 0 0
11 Rubén Tejada, R (1, 6) OBP: 0.286, SLG: 0.231		B SI 89 X FC 89 1-0 **F8** ②		C SI 90 B KC 80 X CH 85 1-1 **G1-3** ③			C CH 85 X SI 87 0-1 **G4-3** ①			3	0	0	0	0	0	0
58 Jenrry Mejia, R (1, 1) 32 John Lannan, L (7, 1) 20 Anthony Recker, R (7, 2)		B SI 89 B SI 89 B SI 89 C SI 88 X SI 90 3-1 **G4-3** ③			C CH 86 F FC 86 S KC 78 0-3 **K** ①		B KC 77 X KC 76 1-0 **P4** ②			2 0 1	0 0 0	0 0 0	0 0 0	0 0 0	1 0 0	0 0 0
Inning Stats	R: 0 E: 0 K: 0 S: 13 H: 1 LOB: 3 BB: 2 P: 26	R: 0 E: 0 K: 0 S: 4 H: 0 LOB: 0 BB: 0 P: 9	R: 0 E: 0 K: 0 S: 7 H: 0 LOB: 0 BB: 0 P: 12	R: 2 E: 0 K: 1 S: 11 H: 2 LOB: 0 BB: 0 P: 18	R: 0 E: 0 K: 2 S: 7 H: 0 LOB: 0 BB: 0 P: 9	R: 2 E: 0 K: 0 S: 13 H: 2 LOB: 0 BB: 0 P: 25	R: 0 E: 0 K: 0 S: 8 H: 1 LOB: 2 BB: 1 P: 16	R: 0 E: 0 K: 1 S: 11 H: 0 LOB: 0 BB: 0 P: 17		1B: 3 2B: 1 3B: 0 HR: 2	SF: 0 SAC: 0 DP: 0 HBP: 0		WP: 0 PB: 0 SB: 0 CS: 0	PA: 33		

PITCHER		IP	WLS	BF	H	R	ER	SO	BB	IBB	HBP	BLK	WP	HR	S	P	ERA	WHIP
44 Mike Leake, R ERA: 5.4	(1, 1)	6.2	L	28	5	4	4	3	3	0	0	0	0	2	59	108	5.40	1.200
43 Manny Parra, L ERA:	(7, 1)	1.0		4	1	0	0	1	0	0	0	0	0	0	13	20	0.00	1.000
60 J.J. Hoover, R ERA:	(8, 1)	0.1		1	0	0	0	0	0	0	0	0	0	0	2	4	0.00	0.000

PITCHER	IP	WLS	BF	H	R	ER	SO	BB	IBB	HBP	BLK	WP	HR	S	P	ERA	WHIP

Cincinnati Reds @ New York Mets

Citi Field, Flushing, NY

Fri Apr 04 2014, 7:14 PM - 10:12 PM EDT

Att. 35,845 - Rain - 41 F

livebaseballscorecards.com

AB	30
R	4
H	6
RBI	4
BB	3
SO	4
LOB	7

Batter	1	2	3	4	5	6	7	8	9	AB	R	H	RBI	BB	SO	LOB
15 Roger Bernadina, L (1, 8) (9, 7)	C FF 88 B SI 89 S CH 83 B SI 90 X SI 90 2-2 ① F8		X CH 83 0-0 ③ G4-3		B SI 88 B CH 83 C FF 89 S CH 82 B FF 89 S CH 83 3-3 ③ K			L SI 87 B SI 88 X SI 88 1-1 ① SH2-4 2-3		3	0	0	0	0	1	3
4 Brandon Phillips, R (1, 4) OBP: 0.318, SLG: 0.400	C FF 89 X SI 90 0-1 ② P4			X SI 88 0-0 ① P4		C C FF 88 S KC 76 0-3 ① K		B SI 88 X SI 89 1-0 3-H HR		4	1	1	2	0	1	0
19 Joey Votto, L (1, 3) OBP: 0.409, SLG: 0.421	F FF 90 B FF 89 F SI 90 X KC 75 1-2 ③ L9			B FF 88 X SI 87 1-0 ② G4-3		C KC 74 B CH 82 F CH 82 B FF 89 F SI 89 B SL 82 F CH 83 F SI 89 C SI 89 3-3 ② K		B SI 89 C SI 89 F SI 90 B CH 83 B CH 83 F SI 88 F SI 90 X SI 90 3-2 ② G4-3		4	0	0	0	0	1	0
32 Jay Bruce, L (1, 9) OBP: 0.273, SLG: 0.500		C SI 88 F FF 89 X CH 83 0-2 ① G1		B SI 88 X SI 89 1-0 ③ L7		C KC 75 B CH 82 X CH 83 1-1 ③ F9		B SL 83 C SI 88 B SI 90 S SI 89 C SI 90 2-3 ③ K		4	0	0	0	0	1	0
48 Ryan Ludwick, R (1, 7) OBP: 0.313, SLG: 0.467 6 Billy Hamilton, S (9, 8)		X SI 89 0-0 ② L8			B SL 82 B SL 80 X SL 82 2-0 HR		C KC 75 X FF 89 0-2 ① F8		C FF 94 F FC 91 F FC 90 B FF 92 B CU 84 S CU 83 2-3 ① K	4 0	1 0	1 0	1 0	0 0	1 0	0 0
21 Todd Frazier, R (1, 5) OBP: 0.476, SLG: 0.722		F FF 88 B FF 89 B SI 90 C SL 85 F FF 90 B FF 90 X SL 84 3-2 ③ F8			B FF 88 S KC 75 B SI 89 B FF 89 F FF 88 X FF 89 3-2 ① L8		B SI 88 B FF 89 B FF 89 B FF 90 4-0 2 FC5-4 BB		S FC 90 F FF 92 X FC 88 0-2 1B	3	0	1	0	1	0	0
2 Zack Cozart, R (1, 6)			C FF 88 F SI 89 B KC 76 S KC 76 1-3 ① K		C FF 89 B KC 76 X SI 89 1-1 ② F7		C SI 89 1 SAFE F SL 82 F SI 89 X SI 89 0-2 ② FC5-4 1-2f		1 SAFE B FF 92 F FC 90 B CU 79 F FC 89 F FF 90 X FC 90 2-2 ② L9	4	0	0	0	0	1	2
16 Tucker Barnhart, L (1, 2) OBP: 0.250, SLG: 0.250			B FF 88 C SI 89 X CH 84 1-1 47 FC2-6 1B		X FF 89 0-0 47 1B		B SI 88 X SI 88 1-0 ③ F9		1 SAFE F FF 91 1 SAFE C FC 89 S CU 84 0-3 ③ K	4	0	2	0	0	1	2
47 Johnny Cueto, R (1, 1) OBP: 0.250, SLG: 0.250 28 Chris Heisey, R (8, PH) OBP: 0.375, SLG: 0.500 63 Sam LeCure, R (8, 1) 60 J.J. Hoover, R (9, 1)			C SI 88 M FF 88 X SL 84 0-2 ② FC2-6 1-2f		C SL 82 C KC 74 F KC 74 B KC 76 X FF 88 1-2 1-2 1B			C SL 82 F SI 88 B KC 75 F KC 74 X FF 89 1-2 15 SH2-4 4 HR 2B		2 1 0 0	0 1 0 0	1 1 0 0	0 0 0 0	0 0 0 0	0 0 0 0	1 0 0 0
Inning Stats	R: 0 E: 0 K: 0 S: 8 H: 0 LOB: 0 BB: 0 P: 11	R: 0 E: 0 K: 0 S: 8 H: 0 LOB: 0 BB: 0 P: 11	R: 0 E: 0 K: 1 S: 9 H: 1 LOB: 1 BB: 0 P: 11	R: 0 E: 0 K: 0 S: 3 H: 0 LOB: 0 BB: 0 P: 5	R: 1 E: 0 K: 1 S: 14 H: 3 LOB: 2 BB: 0 P: 24	R: 0 E: 0 K: 2 S: 11 H: 0 LOB: 0 BB: 0 P: 15	R: 0 E: 0 K: 0 S: 8 H: 0 LOB: 1 BB: 1 P: 13	R: 2 E: 0 K: 1 S: 15 H: 2 LOB: 0 BB: 0 P: 23	R: 0 E: 0 K: 2 S: 14 H: 1 LOB: 1 BB: 0 P: 18	1B: 4 2B: 1 3B: 0 HR: 2	SF: 0 SAC: 1 DP: 0 HBP: 0						

PITCHER		IP	WLS	BF	H	R	ER	SO	BB	IBB	HBP	BLK	WP	HR	S	P	ERA	WHIP
35 Dillon Gee, R ERA: 4.5	(1, 1)	7.1		29	6	3	3	4	1	0	0	0	0	2	68	100	3.68	0.955
56 Scott Rice, L ERA: 18.0	(8, 1)	0.2		2	0	0	0	1	0	0	0	0	0	0	8	13	0.00	0.000
52 Carlos Torres, R ERA: 4.5	(9, 1)	1.0	W	4	1	0	0	2	0	0	0	0	0	0	14	18	0.00	1.000

PITCHER	IP	WLS	BF	H	R	ER	SO	BB	IBB	HBP	BLK	WP	HR	S	P	ERA	WHIP

TOP

Cincinnati Reds @ New York Mets

Citi Field, Flushing, NY

Sat Apr 05 2014, 1:13 PM - 4:00 PM EDT

Att. 25,424 - Partly Cloudy - 53 F

livebaseballscorecards.com

AB	33
R	3
H	7
RBI	3
BB	1
SO	7
LOB	8

1B: 4 SF: 0
2B: 1 SAC: 1
3B: 0 DP: 0
HR: 2 HBP: 0

WP: 0 PA: 35
PB: 0
SB: 0
CS: 0

BOTTOM

Batter	1	2	3	4	5	6	7	8	9	AB	R	H	RBI	BB	SO	LOB
22 Eric Young Jr., S (1, 7) OBP: 0.111, SLG: 0.063	B SI 90 B SI 90 C SI 90 F SI 91 S SI 92 2-3 ① **K**		B FC 88 X FF 92 1-0 **E4** 28 G4-6-3		B FC 90 F FF 94 B FC 90 B CH 85 S FC 90 C FC 88 3-3 ③ **K**		C CH 82 X FF 94 0-1 **1B**			4	0	1	0	0	2	1
28 Daniel Murphy, L (1, 4) OBP: 0.417, SLG: 0.364	X FF 92 0-0 ② **P6**		B FF 93 B FF 89 C SI 93 X FC 88 2-1 ①② **G4-6-3** 1-2f			C SL 85 S CH 84 X SL 83 0-2 5 **FC6-4** 1B	1 SAFE X FF 92 0-0 ③ **F7**			4	0	1	0	0	0	2
5 David Wright, R (1, 5) OBP: 0.333, SLG: 0.444	B SI 93 B SL 81 F FF 93 B SI 93 B FC 87 4-1 **BB**		X SI 94 0-0 ③ **G4-3**			C SL 84 X SI 93 0-1 ① **FC6-4** 3 HR 1-2f		B KC 71 B SI 87 C SI 86 B SI 88 X FF 87 3-1 ① **F8**		3	1	0	0	1	0	1
3 Curtis Granderson, L (1, 9) OBP: 0.238, SLG: 0.500	C SI 93 S CH 84 F SI 93 S SI 93 0-3 ③ **K**			F FC 88 X FC 88 0-1 ① **L9**		D CH 84 C FF 93 B FC 90 F FF 94 B FF 95 X FC 89 3-2 **1-H HR**		B X SI 87 1-0 ② **L4**		4	1	1	2	0	1	1
21 Lucas Duda, L (1, 3) OBP: 0.267, SLG: 0.615		C SI 92 S FC 90 F FF 92 S FC 89 0-3 ① **K**		S CH 84 B FF 90 S SL 80 B SL 84 F SI 92 S CH 86 2-3 ② **K**		C SI 94 S CH 85 X SI 93 0-2 ② **F8**		C CH 79 C SI 85 B KC 74 S CH 80 1-3 ③ **K**		4	0	0	0	0	3	0
12 Juan Lagares, R (1, 8) OBP: 0.429, SLG: 0.765		C SL 80 B FF 93 S SL 80 F SI 94 B SI 94 B CH 87 B SI 95 4-2 35 BLK 20 G1-3 **BB**		B SL 84 C SL 84 B FF 94 C SL 80 S SL 86 2-3 ③ **K**		F SL 81 F SI 94 B FC 87 X SL 86 1-2 **1B**			B FF 94 B FF 92 C FF 92 F FF 91 B FF 93 B FF 93 4-2 11 BB 20 SH 29 HR **BB**	2	1	1	0	2	1	0
20 Anthony Recker, R (1, 2)		C SL 81 B SL 85 1 SAFE C FF 92 X CH 85 1-2 ② **G1-3** 1-2			F FF 92 B FC 88 C SI 93 B SL 84 C SI 93 2-3 ① **K**	1 SAFE D SL 81 X SI 93 1-0 ③ **P5**			B CU 74 L FF 91 X FF 91 1-1 **SH** 11 BB 29 HR 1-2	3	1	0	0	0	1	2
11 Rubén Tejada, R (1, 6) OBP: 0.389, SLG: 0.333		B SL 82 B FF 94 I IN 53 I IN 55 4-0 35 BLK **IBB**			B SI 94 B SL 80 X SI 94 2-0 **2B**		F SI 93 X SI 93 0-1 ① **G5-3**		D CU 73 B FF 90 L FF 91 B FF 90 L FF 91 B FF 90 4-2 29 HR 1-2 2-3 **BB**	2	1	1	0	2	0	0
35 Dillon Gee, R (1, 1) 56 Scott Rice, L (8, 1) 52 Carlos Torres, R (9, 1) 29 Ike Davis, L (9, PH) OBP: 0.600, SLG: 1.250		C FF 94 F FF 95 F CH 86 S SI 93 0-3 ③ **K** 1-2 2-3			X SI 95 0-0 ② **F9**		C SI 92 F SL 81 S SI 92 0-3 ② **K**		C FF 92 X CU 73 0-1 **HR** 1-H 2-H 3-H	3 0 0 1	0 0 0 1	0 0 0 1	0 0 0 4	0 0 0 0	2 0 0 0	3 0 0 0
Inning Stats	R: 0 E: 0 K: 2 S: 9 H: 0 LOB: 1 BB: 1 P: 15	R: 0 E: 0 K: 2 S: 14 H: 0 LOB: 2 BB: 2 P: 23	R: 0 E: 1 K: 0 S: 4 H: 0 LOB: 0 BB: 0 P: 7	R: 0 E: 0 K: 2 S: 9 H: 0 LOB: 0 BB: 0 P: 13	R: 0 E: 0 K: 2 S: 8 H: 1 LOB: 1 BB: 0 P: 15	R: 2 E: 0 K: 0 S: 15 H: 3 LOB: 1 BB: 0 P: 20	R: 0 E: 0 K: 1 S: 8 H: 1 LOB: 1 BB: 0 P: 8	R: 0 E: 0 K: 1 S: 6 H: 0 LOB: 0 BB: 0 P: 11	R: 4 E: 0 K: 0 S: 8 H: 1 LOB: 0 BB: 2 P: 17	1B: 3 2B: 1 3B: 0 HR: 2	SF: 0 SAC: 1 DP: 1 HBP: 0					

PITCHER	IP	WLS	BF	H	R	ER	SO	BB	IBB	HBP	BLK	WP	HR	S	P	ERA	WHIP
47 Johnny Cueto, R (1, 1) ERA: 1.93	7.0		29	5	2	2	9	2	1	0	1	0	1	67	101	2.57	1.000
63 Sam LeCure, R (8, 1) ERA:	1.0	H	3	0	0	0	1	0	0	0	0	0	0	6	11	0.00	0.000
60 J.J. Hoover, R (9, 1) ERA: 27.0	0.0	L	4	1	4	4	0	2	0	0	0	0	1	8	17	∞	∞

PITCHER	IP	WLS	BF	H	R	ER	SO	BB	IBB	HBP	BLK	WP	HR	S	P	ERA	WHIP

Cincinnati Reds @ New York Mets
Citi Field, Flushing, NY
Sat Apr 05 2014, 1:13 PM - 4:00 PM EDT
Att. 25,424 - Partly Cloudy - 53 F

livebaseballscorecards.com

AB	30
R	6
H	6
RBI	6
BB	5
SO	10
LOB	10

Batter	1	2	3	4	5	6	7	8	9	AB	R	H	RBI	BB	SO	LOB
28 Chris Heisey, R (1, 8) (8, 7) OBP: 0.308, SLG: 0.385	C FF 89 B SI 91 X CH 82 1-1 G3 ①		X SI 89 0-0 G6-3 ②			C SI 89 L FC 88 B FC 88 X FC 88 1-2 19 SF7 4 1B 48 1B 1-2 1B	C SL 82 F SI 94 F FF 94 S SL 82 0-3 K ③		F FF 93 S FF 93 S FF 92 0-3 K ③	5	1	1	0	0	2	1
4 Brandon Phillips, R (1, 4) OBP: 0.346, SLG: 0.417	B FF 90 X FF 91 1-0 G4-3 ②		B FF 89 B FF 89 C FF 90 B FF 90 X FF 91 3-1 19 CS 1B			L FF 90 B FF 89 F FF 88 B FF 89 X FF 91 2-2 32 G3-1 48 1B 1-2 2-3 1B		S CH 89 S FF 94 S FF 93 0-3 K ①		4	0	2	0	0	1	0
19 Joey Votto, L (1, 3) OBP: 0.346, SLG: 0.364	C FF 90 T FF 91 B CU 76 B FF 92 F FF 90 F FF 92 S SI 92 2-3 K ③		F FF 90 B FF 92 1 SAFE D CU 76 C FF 91 2-2 CS ③ 1-2	C CU 71 B CU 74 C SI 89 B FC 88 C SI 91 2-3 K ①		F FF 91 B SI 91 F FF 92 F FC 88 B SI 91 X FF 91 2-2 SF7 ① 2-3 3-H		C CH 89 S CH 86 F FF 94 X SL 83 0-2 F7 ②		3	0	0	1	0	2	0
48 Ryan Ludwick, R (1, 7) OBP: 0.350, SLG: 0.474 43 Manny Parra, L (8, 1)		B FF 89 F FF 89 F FF 90 T FF 91 1-2 K ①		F FF 90 B FF 90 B FF 91 X FF 91 2-1 P4 ②		D CU 76 C FF 90 F FF 89 X FF 90 1-2 32 G3-1 1-2 3-H 1B		S SI 92 X SL 85 0-1 32 BB 1B		4 0	0 0	2 0	1 0	0 0	1 0	0 0
32 Jay Bruce, L (1, 9) OBP: 0.308, SLG: 0.455		B FF 90 S FF 89 B FF 89 B FF 90 B FF 92 4-1 2 F8 21 1B BB	B FF 90 B FF 90 F FF 90 F FF 90 S FF 90 2-3 K ③			C FF 90 C FF 89 D CU 78 F CU 76 B SI 91 X SI 90 2-2 G3-1 ② 1-2 2-3		C CH 88 B CH 87 B FF 93 B CH 85 B CH 87 4-1 1-2 BB		2	0	0	0	2	1	2
21 Todd Frazier, R (1, 5) OBP: 0.480, SLG: 0.667		B FF 90 C FF 88 X SI 90 1-1 1-2 1B			X CU 72 0-0 L6 ①	B CH 82 B FF 93 B CH 82 B FF 93 4-0 BB		B FF 94 F CH 89 B FF 94 X CH 86 2-1 G5-3 ③		3	0	1	0	1	0	2
2 Zack Cozart, R (1, 6)		X FF 90 0-0 F8 ② 2-3			B FF 88 X FF 89 1-0 F9 ②	C FF 92 X FF 93 0-1 G4-3 ③			F FF 90 X FF 92 0-1 F9 ①	4	0	0	0	0	0	5
29 Brayan Peña, S (1, 2) OBP: 0.375, SLG: 0.167		B CU 76 C CU 76 X FF 92 1-1 G5-3 ③			C FF 89 B FF 87 B CH 83 B FF 89 X SI 89 3-1 G6-3 ③		B CH 81 B FF 93 C FF 92 F FF 92 F FF 93 X FF 93 2-2 P4 ①		X FF 93 0-0 15 S 1B	4	0	1	0	0	0	2
31 Alfredo Simon, R (1, 1) OBP: 0.333, SLG: 0.333 15 Roger Bernadina, L (8, 8)			C FF 88 T FF 89 X FF 90 0-2 G4-3 ①			C FF 88 X SI 88 0-1 4 1B 28 1B 19 SF7 1B	C FF 93 S SL 84 S SL 84 0-3 K ②		S FF 92 B FF 93 B FF 92 B FF 92 C FF 93 T FF 93 3-2 1-2 K ②	3 1	1 0	1 0	0 0	0 0	1 1	0 1
Inning Stats	R: 0 E: 0 K: 1 S: 8 H: 0 LOB: 0 BB: 0 P: 12	R: 0 E: 0 K: 1 S: 9 H: 1 LOB: 2 BB: 1 P: 16	R: 0 E: 0 K: 0 S: 8 H: 1 LOB: 0 BB: 0 P: 13	R: 0 E: 0 K: 2 S: 8 H: 0 LOB: 0 BB: 0 P: 14	R: 0 E: 0 K: 0 S: 4 H: 0 LOB: 0 BB: 0 P: 8	R: 2 E: 0 K: 0 S: 21 H: 4 LOB: 3 BB: 1 P: 33	R: 0 E: 0 K: 2 S: 11 H: 0 LOB: 0 BB: 0 P: 13	R: 0 E: 0 K: 1 S: 12 H: 1 LOB: 2 BB: 1 P: 18	R: 0 E: 0 K: 2 S: 9 H: 1 LOB: 1 BB: 0 P: 12	1B: 8 2B: 0 3B: 0 HR: 0	SF: 1 SAC: 0 DP: 0 HBP: 0					

PITCHER	IP	WLS	BF	H	R	ER	SO	BB	IBB	HBP	BLK	WP	HR	S	P	ERA	WHIP
49 Jonathon Niese, L (1, 1) ERA: 3.18	5.2	L	23	6	2	2	4	1	0	0	0	0	0	56	90	3.18	1.235
71 Gonzalez Germen, R (6, 1) ERA: 2.08	1.1		5	0	0	0	2	1	0	0	0	0	0	13	19	0.00	0.750
44 Kyle Farnsworth, R (8, 1) ERA: 2.7	1.0		5	1	0	0	1	1	0	0	0	0	0	12	18	0.00	2.000
47 Jose Valverde, R (9, 1) ERA:	1.0		4	1	0	0	2	0	0	0	0	0	0	9	12	0.00	1.000

PITCHER	IP	WLS	BF	H	R	ER	SO	BB	IBB	HBP	BLK	WP	HR	S	P	ERA	WHIP

Cincinnati Reds @ New York Mets

Citi Field, Flushing, NY

Sun Apr 06 2014, 1:12 PM - 3:46 PM EDT

Att. 26,928 - Sunny - 50 F

TOP

livebaseballscorecards.com

AB	33
R	2
H	8
RBI	2
BB	3
SO	9
LOB	13

Batter	1	2	3	4	5	6	7	8	9	AB	R	H	RBI	BB	SO	LOB
22 Eric Young Jr., S (1, 7) OBP: 0.143, SLG: 0.158 30 Andrew Brown, R (8, PH) OBP: 0.111, SLG: 0.444 (9, 7)	C SI 94 S SI 94 B SI 94 C SI 95 1-3 ① K		B SI 94 F SI 94 X SI 95 1-1 1-3 2B			C SI 94 F FS 84 F FS 83 X SI 92 0-2 ① G1-3		S FS 83 S FS 83 X FS 82 0-2 ② G3-1		3 1	0 0	1 0	0 0	0 0	1 0	0 0
28 Daniel Murphy, L (1, 4) OBP: 0.313, SLG: 0.267	B SI 94 X SI 94 1-0 ② G3-1		C SI 95 F FC 88 B FC 88 S CU 76 1-3 ② K			X FS 83 0-0 ② G3-1		C SL 80 F SL 80 X SL 78 0-2 ③ L7		4	0	0	0	0	1	2
5 David Wright, R (1, 5) OBP: 0.320, SLG: 0.381	X SI 95 0-0 ③ G6-3		B SI 94 B SI 93 C FC 90 F FC 90 S FC 89 2-3 ③ K			C FC 89 C CU 80 H SI 93 1-2 HBP			C SL 81 S FS 84 S FS 83 0-3 ① K	3	0	0	0	0	2	2
3 Curtis Granderson, L (1, 9) OBP: 0.200, SLG: 0.417		X SI 95 0-0 ① G3		C SI 94 S FS 84 B FS 84 S FS 85 1-3 ① K		B SI 93 B SI 93 B SI 94 C SI 94 F SI 93 S FS 83 3-3 ③ K			S SL 80 X SL 80 0-1 ② G4-3	4	0	0	0	0	2	1
29 Ike Davis, L (1, 3) OBP: 0.556, SLG: 1.000		C SI 95 X SI 96 0-1 12 1B 2B		C SI 94 B FS 84 X FS 86 1-1 ② G4-3			X FS 85 0-0 1B		S SL 80 B FF 92 F SL 81 S SL 81 1-3 ③ K	4	1	2	0	0	1	0
12 Juan Lagares, R (1, 8) OBP: 0.417, SLG: 0.700		C SI 94 B SI 95 F SI 94 X SI 96 1-2 15 CS 2-H 1B		C FC 89 S FC 89 X FC 90 0-2 ③ F8			X SI 94 0-0 ① F8			3	0	1	1	0	0	1
15 Travis d'Arnaud, R (1, 2)		F FF 94 1 SAFE B SI 94 C FC 89 X FC 90 1-2 ② ③ G6-3 1-2			X FC 89 0-0 ① F8		X SI 93 0-0 ② F7			3	0	0	0	0	0	2
11 Rubén Tejada, R (1, 6) OBP: 0.333, SLG: 0.278			T FC 89 S FC 88 B FF 90 S FC 89 1-3 ① K		C FF 94 C CU 78 B FC 91 X FC 89 1-2 ② G6-3		B FF 93 C SI 93 B FC 87 B FF 93 X SI 92 3-1 ③ G5-3			3	0	0	0	0	1	1
49 Jonathon Niese, L (1, 1) 71 Gonzalez Germen, R (6, 1) 44 Kyle Farnsworth, R (8, 1) 21 Lucas Duda, L (8, PH) OBP: 0.250, SLG: 0.571 47 Jose Valverde, R (9, 1)			C SI 94 B SI 94 B SI 94 F SI 94 F SI 95 B SI 95 B FF 94 4-2 22 2B BB		X SI 94 0-0 ③ G1-3			B SL 79 C SL 80 B SL 78 F FF 92 B SL 79 F FF 92 F SI 92 X SL 80 3-2 ① G3-1		1 0 0 1 0	0 0 0 0 0	0 0 0 0 0	0 0 0 0 0	1 0 0 0 0	0 0 0 0 0	0 0 0 0 0
Inning Stats	R: 0 E: 0 K: 1 S: 5 H: 0 LOB: 0 BB: 0 P: 7	R: 1 E: 0 K: 0 S: 9 H: 2 LOB: 0 BB: 0 P: 11	R: 0 E: 0 K: 3 S: 14 H: 1 LOB: 2 BB: 1 P: 23	R: 0 E: 0 K: 1 S: 8 H: 0 LOB: 0 BB: 0 P: 10	R: 0 E: 0 K: 0 S: 5 H: 0 LOB: 0 BB: 0 P: 6	R: 0 E: 0 K: 1 S: 10 H: 0 LOB: 1 BB: 0 P: 14	R: 0 E: 0 K: 0 S: 5 H: 1 LOB: 1 BB: 0 P: 8	R: 0 E: 0 K: 0 S: 11 H: 0 LOB: 0 BB: 0 P: 14	R: 0 E: 0 K: 2 S: 8 H: 0 LOB: 0 BB: 0 P: 9	1B: 2 2B: 2 3B: 0 HR: 0	SF: 0 SAC: 0 DP: 0 HBP: 1	WP: 0 PB: 0 SB: 0 CS: 1	PA: 32			

PITCHER	IP	WLS	BF	H	R	ER	SO	BB	IBB	HBP	BLK	WP	HR	S	P	ERA	WHIP
31 Alfredo Simon, R (1, 1) ERA: 1.29	7.0	W	26	4	1	1	6	1	0	1	0	0	0	56	79	1.29	0.714
43 Manny Parra, L (8, 1) ERA:	2.0	S	6	0	0	0	2	0	0	0	0	0	0	19	23	0.00	0.000

PITCHER	IP	WLS	BF	H	R	ER	SO	BB	IBB	HBP	BLK	WP	HR	S	P	ERA	WHIP

BOTTOM

Cincinnati Reds @ New York Mets

Citi Field, Flushing, NY

Sun Apr 06 2014, 1:12 PM - 3:46 PM EDT

Att. 26,928 - Sunny - 50 F

livebaseballscorecards.com

AB	30
R	1
H	4
RBI	1
BB	1
SO	8
LOB	9

Batter	1	2	3	4	5	6	7	8	9	AB	R	H	RBI	BB	SO	LOB
6 Billy Hamilton, S (1, 8) OBP: 0.111, SLG: 0.118	C FF 91 B FF 93 F FC 89 F CH 87 B CH 85 X CH 84 2-2 4 SH1-3 19 FC4-5-2-4 2B	D FF 92 X FC 88 1-0 ① P6	C CH 85 B FF 93 C CU 73 X FF 93 1-2 ② G3 2-3		C SI 95 S CU 82 B CU 82 1-2 ③ CS 1-2	C FF 94 B CH 86 F CU 81 X FF 96 1-2 ① G3	B FF 96 X FF 96 1-0 ③ F8	5	0	1	0	0	0	5
4 Brandon Phillips, R (1, 4) OBP: 0.310, SLG: 0.370	X FF 93 0-0 ① SH1-3 2-3	F FC 88 B CH 85 S FF 92 X CH 85 1-2 ②③ G5-4-3 1-2f	B FC 88 F CU 74 F FF 93 X CH 86 1-2 ③ L4			C CU 83 B CU 83 C CU 83 S SI 95 1-3 ② K		3	0	0	0	0	1	3
19 Joey Votto, L (1, 3) OBP: 0.333, SLG: 0.320	B FC 89 B CH 85 F CH 86 F FF 94 B FF 94 X CH 86 3-2 ② FC4-5-2-4 3-H			C FF 91 B CU 75 C FC 89 B CH 86 B CU 74 B FF 92 4-2 BB	X CU 73 0-0 ① G1-3	F FF 94 C CU 76 B CU 76 D CU 77 X FF 95 2-2 ③ G5-3		3	0	0	0	1	0	1
32 Jay Bruce, L (1, 9) OBP: 0.300, SLG: 0.400	B FF 93 B CH 85 C FF 92 B FF 93 C CH 85 F CH 87 T FF 94 3-2 ③ K			B FF 91 S CH 84 1 SAFE S FF 92 F FF 94 D CH 87 F CH 87 F CH 88 S CH 86 2-3 ① 1 SAFE K	X CU 73 0-0 ② G4-3			L CU 77 B CU 79 B FF 94 S FF 95 B CH 86 B CH 86 4-2 21 1B 48 BB 2 1B BB	3	1	0	0	1	2	2
48 Ryan Ludwick, R (1, 7) OBP: 0.417, SLG: 0.500		F FF 90 F FF 91 X FF 94 0-2 2 G6-4-3 1B		X FF 92 0-0 ② F7	B FF 93 C FF 93 X FF 93 1-1 1B				B FF 96 B FF 96 B FF 96 C FF 96 B FF 95 4-1 2 1B 21 1B 50 SF7 1-2 BB	3	1	2	0	1	0	1
21 Todd Frazier, R (1, 5) OBP: 0.448, SLG: 0.600		C CU 72 F FF 93 F CH 84 S FC 87 0-3 ① K		B CU 73 S FC 89 X FF 94 1-1 ③ G6-3	X FC 88 0-0 ③ F7				C FF 95 B FF 94 X FF 96 1-1 2 1B 1-2 2-3 1B	4	0	1	0	0	1	3
2 Zack Cozart, R (1, 6) OBP: 0.043, SLG: 0.043		B FC 86 X FF 91 1-0 ②③ G6-4-3 1-2f	C FF 91 X FC 90 0-1 ① F9			X FF 96 0-0 ① G6-3			F FF 96 B FF 97 X FF 96 1-1 1-2 2-3 3-H 1B	4	0	1	1	0	0	1
29 Brayan Peña, S (1, 2) OBP: 0.450, SLG: 0.438		B FF 91 X FF 89 1-0 52 1B 2B	X FF 91 0-0 15 2B			B FF 96 X SI 94 1-0 6 CS 1B		D CH 87 C CH 86 C FF 96 S CH 88 1-3 ① K	4	1	3	0	0	1	3
52 Tony Cingrani, L (1, 1) OBP: 0.333, SLG: 0.333 15 Roger Bernadina, L (5, PH) OBP: 0.308, SLG: 0.200 58 Nick Christiani, R (5, 1) 28 Chris Heisey, R (7, PH) OBP: 0.286, SLG: 0.357 62 Trevor Bell, L (7, 1) 46 Curtis Partch, R (7, 1) 50 Neftali Soto, R (9, PH)		F CH 84 L FF 92 D CH 86 F FF 93 X CH 85 1-2 4 G5-4-3 2-3 1B	B CU 72 B FF 93 D FF 92 C FF 92 X FF 92 3-1 6 G3 2-H 2B			B CU 80 S FF 96 F FF 97 X CH 86 1-2 ② SF7 3-H	1 1 0 1 0 0 0	0 1 0 0 0 0 0	1 1 0 0 0 0 1	0 0 0 0 0 0 0	0 0 0 0 0 0 0	0 0 0 1 0 0 0	0 0 0 1 0 0 0
Inning Stats	R: 0 E: 0 K: 1 S: 12 H: 1 LOB: 1 BB: 0 P: 20	R: 0 E: 0 K: 1 S: 8 H: 1 LOB: 0 BB: 0 P: 9	R: 0 E: 0 K: 0 S: 9 H: 2 LOB: 1 BB: 0 P: 13	R: 0 E: 0 K: 1 S: 11 H: 0 LOB: 1 BB: 1 P: 18	R: 1 E: 0 K: 0 S: 11 H: 2 LOB: 1 BB: 0 P: 16	R: 0 E: 0 K: 0 S: 5 H: 1 LOB: 1 BB: 0 P: 6	R: 0 E: 0 K: 1 S: 7 H: 1 LOB: 0 BB: 0 P: 10	R: 0 E: 0 K: 1 S: 9 H: 0 LOB: 0 BB: 0 P: 13	R: 2 E: 0 K: 1 S: 14 H: 2 LOB: 2 BB: 2 P: 27	1B: 6 2B: 4 3B: 0 HR: 0 SF: 1 SAC: 1 DP: 2 HBP: 0					WP: 0 PB: 0 SB: 0 CS: 1	PA: 38	

Cincinnati Reds @ St. Louis Cardinals

Busch Stadium, St. Louis, MO

Mon Apr 07 2014, 3:29 PM - 6:27 PM CDT

Att. 47,492 - Rain - 47 F

TOP

livebaseballscorecards.com

AB	32
R	3
H	10
RBI	3
BB	3
SO	6
LOB	20

PITCHER		IP	WLS	BF	H	R	ER	SO	BB	IBB	HBP	BLK	WP	HR	S	P	ERA	WHIP
52 Michael Wacha, R ERA: 0.71	(1, 1)	6.0	W	24	7	1	1	3	1	0	0	0	0	0	56	82	1.50	1.333
44 Carlos Martinez, R ERA: 1.69	(7, 1)	1.2	H	5	1	0	0	2	0	0	0	0	0	0	13	18	0.00	0.600
46 Kevin Siegrist, L ERA: 7.71	(8, 1)	0.1		1	0	0	0	0	0	0	0	0	0	0	3	5	0.00	0.000
26 Trevor Rosenthal, R ERA: 5.4	(9, 1)	1.0		7	2	2	2	1	2	0	0	0	0	0	14	27	18.00	4.000

PITCHER	IP	WLS	BF	H	R	ER	SO	BB	IBB	HBP	BLK	WP	HR	S	P	ERA	WHIP

Batter	1	2	3	4	5	6	7	8	9	AB	R	H	RBI	BB	SO	LOB
13 Matt Carpenter, L (1, 5) OBP: 0.452, SLG: 0.417	C FF 90 F FF 92 B SL 79 B FF 92 F FF 91 X FF 91 2-2 7 BB 8 1B 4 2B 1B	B FF 87 C FF 90 B FF 90 B CH 85 C FF 91 B FF 90 4-2 BB		B FF 89 C FF 89 F FF 91 S SL 78 1-3 ③ K			C FF 92 X CH 83 0-1 ① G4-3	B SI 93 B SI 92 B SI 93 B SI 93 4-0 BB		3	1	1	0	2	1	2
8 Peter Bourjos, R (1, 8) OBP: 0.158, SLG: 0.167	B FF 89 B FF 90 1 SAFE C FF 89 X FF 90 2-1 7 BB 4 2B 1-2 1B	B CH 85 1 SAFE F FF 89 B CH 85 F FF 91 S SL 80 2-3 ③ K			C SI 91 X SI 92 0-1 ① G4-3		B FF 92 B CH 82 F FF 91 X SL 85 2-1 7 2B 2B	F FF 94 F SI 92 F SI 96 S SL 87 0-3 ② K		5	2	2	0	0	2	3
7 Matt Holliday, R (1, 7) OBP: 0.323, SLG: 0.296	S CH 87 B FF 91 D CH 87 B FF 91 B FF 92 4-1 4 2B 1-2 2-3 BB		B CU 77 B CH 83 C FF 90 B SL 78 B FF 90 4-1 21 G5-4-3 BB		B SI 92 B SI 92 X SI 92 2-0 ② F9		B FF 92 C FF 92 F FF 92 X FF 92 1-2 21 1B 2-H 2B	D SI 95 B FF 95 B SL 86 X FF 95 3-0 ③ P3		3	2	1	1	2	0	2
21 Allen Craig, R (1, 9) OBP: 0.143, SLG: 0.115	B FF 92 D CH 88 F FF 91 F FF 92 B FF 93 S FF 94 3-3 ① K		D FF 87 1 SAFE C CH 85 B FF 89 B SL 79 X FF 88 3-1 ①② G5-4-3 1-2f		B SI 92 C SI 91 X SI 93 1-1 ③ G6-3		B CH 84 C CH 84 X FF 91 1-1 4 FC6-4 2-H 1B			4	0	1	1	0	1	4
4 Yadier Molina, R (1, 2) OBP: 0.250, SLG: 0.481	S FF 93 F FF 93 B FF 94 X FF 93 1-2 1-H 2-H 3-H 2B		B CU 77 B CH 83 B CH 82 X FF 89 3-0 ③ F8			S SI 91 F SI 91 X SI 93 0-2 ① G3	F FF 92 X SI 91 0-1 ② FC6-4 1B 1-2f			4	0	1	3	0	0	1
Matt Adams, L (1, 3) OBP: 0.393, SLG: 0.462	B FF 92 C SL 79 F SL 79 B FF 92 T SL 79 2-2 ② K			B FF 89 C SL 78 B CH 84 B FF 90 T FF 89 X FF 91 3-2 ① F8		B SI 92 B FF 90 S FF 90 X FF 91 2-1 27 G5-3 1B	C FF 92 F SI 91 X FF 92 0-2 1-3 1B			4	0	2	0	0	1	1
27 Jhonny Peralta, R (1, 6) OBP: 0.185, SLG: 0.333	X CH 86 0-0 ③ F9			B CU 76 F CH 84 B FF 90 F SL 78 F FF 92 F FF 90 B SL 78 B CH 84 4-2 52 SH3-4 16 E BB		X SI 92 0-0 ② G5-3 1-2	C SI 92 X SI 92 0-1 ③ F8			3	0	0	0	1	0	4
16 Kolten Wong, L (1, 4) OBP: 0.360, SLG: 0.286		C CU 75 B FF 87 F FF 89 B SL 77 X FF 90 2-2 ① F8		C FF 88 X CH 84 0-1 E3 52 SH3-4 1-2		I IN 81 I IN 83 I IN 84 I IN 85 4-0 IBB		B FF 93 B SL 81 C FF 91 C FF 95 X FF 94 2-2 33 S 1B		3	0	1	0	1	0	1
52 Michael Wacha, R (1, 1) 19 Jon Jay, L (6, PH) OBP: 0.400, SLG: 0.625 44 Carlos Martinez, R (7, 1) 46 Kevin Siegrist, L (8, 1) 33 Daniel Descalso, L (8, PH) 26 Trevor Rosenthal, R (9, 1)		B FF 90 C FF 88 B FF 89 C FF 89 C FF 90 2-3 ② K		L FF 91 X FF 90 0-1 ② SH3-4 1-2 2-3		X SI 91 0-0 ③ G6-3		B SI 92 C SI 94 F SI 93 F SL 86 B SI 94 F SI 93 B SI 94 X SI 93 3-2 ① L8 1-2		1 1 0 0 1 0	0 0 0 0 0 0	0 0 0 0 0 0	0 0 0 0 0 0	1 0 0 0 0 1	0 2 0 0 1 0	0 0 0 0 0 0
Inning Stats	R: 3 E: 0 K: 2 S: 17 H: 3 LOB: 1 BB: 1 P: 31	R: 0 E: 0 K: 2 S: 11 H: 0 LOB: 1 BB: 1 P: 21	R: 0 E: 0 K: 0 S: 4 H: 0 LOB: 0 BB: 1 P: 14	R: 0 E: 1 K: 1 S: 14 H: 0 LOB: 2 BB: 1 P: 22	R: 0 E: 0 K: 0 S: 5 H: 0 LOB: 0 BB: 0 P: 8	R: 0 E: 0 K: 0 S: 7 H: 1 LOB: 2 BB: 1 P: 13	R: 2 E: 0 K: 0 S: 16 H: 4 LOB: 2 BB: 0 P: 20	R: 0 E: 0 K: 1 S: 13 H: 1 LOB: 2 BB: 1 P: 25		1B: 6 2B: 3 3B: 0 HR: 0	SF: 0 SAC: 1 DP: 1 HBP: 0					

PITCHER		IP	WLS	BF	H	R	ER	SO	BB	IBB	HBP	BLK	WP	HR	S	P	ERA	WHIP
52 Tony Cingrani, L ERA: 2.45	(1, 1)	4.0	L	19	3	3	3	5	4	0	0	0	0	0	46	88	6.75	1.750
58 Nick Christiani, R ERA:	(5, 1)	2.0		8	1	0	0	0	0	1	0	0	0	0	12	21	0.00	0.500
62 Trevor Bell, R ERA: 67.5	(7, 1)	0.2		6	4	2	2	0	0	0	0	0	0	0	14	18	27.00	6.000
46 Curtis Partch, R ERA:	(7, 1)	1.1		6	1	0	0	1	1	0	0	0	0	0	15	27	0.00	1.500

PITCHER	IP	WLS	BF	H	R	ER	SO	BB	IBB	HBP	BLK	WP	HR	S	P	ERA	WHIP

BOTTOM

Cincinnati Reds @ St. Louis Cardinals

Busch Stadium, St. Louis, MO

Mon Apr 07 2014, 3:29 PM - 6:27 PM CDT

Att. 47,492 - Rain - 47 F

livebaseballscorecards.com

AB	32
R	5
H	9
RBI	5
BB	6
SO	6
LOB	21

1B: 6	SF: 0	WP: 0	PA: 39
2B: 3	SAC: 1	PB: 0	
3B: 0	DP: 1	SB: 1	
HR: 0	HBP: 0	CS: 0	

Batter	1	2	3	4	5	6	7	8	9	AB	R	H	RBI	BB	SO	LOB
6 Billy Hamilton, S (1, 8) OBP: 0.130, SLG: 0.136	B FF 92 C FF 91 C CU 79 F CU 81 F FF 92 X CU 79 1-2 ① G4-3	B FF 92 C FF 92 B FF 92 X FF 92 2-1 3-H 1B		C FF 92 T FF 92 T FF 93 0-2 ③ K			C SI 84 X SI 85 0-1 ① B1-3		X FF 96 0-0 ③ L7	5	0	1	1	0	1	2
4 Brandon Phillips, R (1, 4) OBP: 0.303, SLG: 0.387	C FF 92 X SI 91 0-1 32 3B 2B	B FF 92 X FF 92 1-0 ③ P6			C FF 90 F FF 90 F FF 92 B FF 92 X SL 86 1-2 ① P3		F SI 83 C SL 74 X SL 73 0-2 ② P3			4	1	1	0	0	0	1
19 Joey Votto, L (1, 3) OBP: 0.382, SLG: 0.357	C CU 78 H FF 92 1-1 32 3B HBP		B SI 88 B SI 89 F FF 89 C FF 91 F FF 92 X SL 84 2-2 1B		B CH 86 X SI 91 1-0 32 1B 48 G4-3 1B		B SL 74 C SI 84 S SL 75 B SL 76 S SI 84 2-3 ③ K			3	2	2	0	0	1	0
32 Jay Bruce, L (1, 9) OBP: 0.324, SLG: 0.483	B SI 91 C FF 92 S SI 91 D SI 92 X CU 79 2-2 48 SF7 1-H 2-H 3B		C FF 92 B SI 90 F SI 90 B SI 90 B FF 92 X FF 92 3-2 ① F8		B SI 89 F FF 92 B FF 90 C FF 91 B FF 92 X FF 92 3-2 48 G4-3 1-3 1B			B SI 96 B SI 96 F SI 95 B SI 97 X SI 96 3-1 ① G3-1		4	1	2	2	0	0	1
48 Ryan Ludwick, R (1, 7) OBP: 0.357, SLG: 0.440	S FF 92 B FF 92 C FF 93 F FF 94 F FF 92 B FF 92 B SL 88 F FF 93 X FF 94 3-2 ② SF7 3-H		X FF 92 0-0 ② P4		C SL 83 B FF 92 B SL 86 T FF 93 F FF 94 X FF 92 2-2 ② G4-3 1-2 3-H			C CU 84 F SI 97 S CU 85 0-3 ② K		3	0	0	2	0	1	2
21 Todd Frazier, R (1, 5) OBP: 0.394, SLG: 0.517	B CU 79 S FF 94 B CH 87 X SL 88 2-1 ③ G5-3		C FF 92 1 SAFE B FF 91 B FF 92 C FF 93 1 SAFE S FF 93 2-3 ③ K		C SL 86 F SL 86 S FF 94 0-3 ③ K			B CU 85 B SI 96 F SI 97 S CU 85 S CU 85 2-3 ③ K		4	0	0	0	0	3	2
2 Zack Cozart, R (1, 6) OBP: 0.038, SLG: 0.038 29 Brayan Peña, S (9, PH) OBP: 0.476, SLG: 0.471 7 Ramon Santiago, S (9, PR)		B SL 88 X FF 90 1-0 ① F8		B FF 90 B FF 90 X FF 91 2-0 ① P4		B FF 90 B FF 89 C FF 89 X FF 90 2-1 ① G4-3			B FF 94 B CH 87 F FF 95 X FF 95 2-1 1B	3 1 0	0 0 0	0 1 0	0 0 0	0 0 0	0 0 0	0 0 0
39 Devin Mesoraco, R (1, 2) OBP: 0.500, SLG: 1.000		B FF 90 C FF 90 X FF 89 1-1 34 G3-1 6 1B 2B		B FF 90 B SI 91 B FF 91 C FF 90 X FF 91 3-1 2B		F FF 91 B SL 86 B SL 86 S SL 85 F SI 92 F SI 91 S FF 92 2-3 ② K			B FF 95 C FF 94 F FF 95 S FF 96 1-3 ① K	4	1	2	0	0	2	1
34 Homer Bailey, R (1, 1) OBP: 0.250, SLG: 0.250 50 Neftali Soto, R (6, PH) Logan Ondrusek, R (6, 1) 60 J.J. Hoover, R (7, 1) 58 Nick Christiani, R (8, 1) 15 Roger Bernadina, L (9, PH) OBP: 0.286, SLG: 0.182		F FF 92 F FF 91 X FF 91 0-2 ② G3-1 2-3		F FF 92 F FF 92 B FF 93 X FF 92 1-2 ② L9		S FF 90 B FF 90 X SL 87 1-1 ③ G4-3			B FF 95 C CH 86 T CH 86 C FF 96 1-3 ② K	2 1 0 0 0 1	0 0 0 0 0 0	0 0 0 0 0 1	0 0 0 0 0 1	0 0 0 0 0 0	0 0 0 0 0 1	2 0 0 0 0 1
Inning Stats	R: 3 H: 2 E: 0 LOB: 0 K: 0 BB: 0 S: 19 P: 28	R: 1 H: 2 E: 0 LOB: 1 K: 0 BB: 0 S: 9 P: 14	R: 0 H: 1 E: 0 LOB: 1 K: 1 BB: 0 S: 11 P: 18	R: 0 H: 1 E: 0 LOB: 1 K: 1 BB: 0 S: 9 P: 15	R: 1 H: 2 E: 0 LOB: 1 K: 1 BB: 0 S: 15 P: 22	R: 0 H: 0 E: 0 LOB: 0 K: 1 BB: 0 S: 9 P: 14	R: 0 H: 0 E: 0 LOB: 0 K: 1 BB: 0 S: 8 P: 10	R: 0 H: 0 E: 0 LOB: 0 K: 2 BB: 0 S: 8 P: 13	R: 0 H: 1 E: 0 LOB: 1 K: 2 BB: 0 S: 9 P: 13	1B: 5 2B: 3 3B: 1 HR: 0	SF: 1 SAC: 0 DP: 0 HBP: 1			WP: 0 PB: 0 SB: 0 CS: 0	PA: 37	

TOP

Cincinnati Reds @ St. Louis Cardinals

Busch Stadium, St. Louis, MO

Tue Apr 08 2014, 7:18 PM - 10:27 PM CDT

Att. 40,672 - Clear - 60 F

livebaseballscorecards.com

AB	35
R	5
H	9
RBI	5
BB	0
SO	9
LOB	12

PITCHER		IP	WLS	BF	H	R	ER	SO	BB	IBB	HBP	BLK	WP	HR	S	P	ERA	WHIP
31 Lance Lynn, R ERA: 6.55	(1, 1)	6.0	W	27	8	5	5	4	0	0	1	0	0	0	72	111	7.50	1.333
36 Randy Choate, L ERA: 4.5	(7, 1)	1.0	H	3	0	0	0	1	0	0	0	0	0	0	8	10	0.00	0.000
44 Carlos Martinez, R ERA: 1.42	(8, 1)	1.0	H	3	0	0	0	2	0	0	0	0	0	0	8	13	0.00	0.000
26 Trevor Rosenthal, R ERA: 4.15	(9, 1)	1.0	S	4	1	0	0	2	0	0	0	0	0	0	9	13	0.00	1.000

PITCHER	IP	WLS	BF	H	R	ER	SO	BB	IBB	HBP	BLK	WP	HR	S	P	ERA	WHIP

Batter	1	2	3	4	5	6	7	8	9	AB	R	H	RBI	BB	SO	LOB
13 Matt Carpenter, L (1, 5) OBP: 0.472, SLG: 0.429	B FF 94 C SI 95 C KC 80 B SI 94 B SI 95 F SI 95 X SI 95 3-2 ① L7	B SI 94 B KC 80 C SI 94 B SI 94 C KC 79 X SI 96 3-2 16 3B 1-2 3-H 1B		C SI 93 B CH 83 B CH 83 X SI 94 2-1 16 BB 1B		T SI 94 B SI 95 B FC 90 H FC 90 3-1 7 2B HBP	C CU 75 F FF 92 X FF 92 0-2 ② P5			4	2	2	1	0	0	3
16 Kolten Wong, L (1, 4) OBP: 0.400, SLG: 0.400	C SI 94 F CH 86 F SI 94 X SI 93 0-2 21 S 1B	X KC 79 0-0 1-H 2-H 3B		1 SAFE T SI 92 B SI 93 B SI 92 F SI 94 1 SAFE B SI 93 F FF 94 1 SAFE 4-2 F SI 94 B SI 94 21 G5-4-3 1-2 BB		B SI 93 C SI 93 F FF 92 D CU 80 S CH 80 2-3 ② K	C FF 93 F FF 92 B FF 92 X CU 74 1-2 ③ G4-3			4	0	2	2	1	1	5
7 Matt Holliday, R (1, 7) OBP: 0.333, SLG: 0.323	C KC 79 1 SAFE B FF 92 B SI 93 S KC 80 S SL 84 2-3 ② K	S FF 95 B FF 95 F SL 85 B SI 95 F KC 81 B SL 86 B SL 84 4-2 BB		F CH 84 C SI 94 F FF 92 D KC 79 S SI 91 1-3 ① K		F FF 92 X FF 91 0-1 1-H 3-H 2B		X SI 91 0-0 ① G6-3		4	0	1	2	1	2	3
21 Allen Craig, R (1, 9) OBP: 0.121, SLG: 0.097 26 Trevor Rosenthal, R (9, 1)	F SI 94 C SI 95 F FF 94 C SL 85 0-3 ③ K 1-2	C SL 85 X SI 94 0-1 ③ G1		D SI 93 F SI 92 X SI 93 1-1 ②③ G5-4-3 1-2f		B SI 93 C CU 75 X SI 92 1-1 ③ G5-3		C SI 92 F SI 91 C SL 83 0-3 ② K		5 0	0 0	0 0	0 0	0 0	2 0	6 0
4 Yadier Molina, R (1, 2) OBP: 0.303, SLG: 0.625		C FF 94 B CH 86 F SI 93 X SL 80 1-2 HR	B SI 92 B CH 86 F FF 93 X SI 93 2-1 1B 1B		C KC 75 F CH 85 B SL 83 B SL 81 F SI 95 F FF 95 B SI 92 S KC 78 3-3 ① K		F FF 92 F FF 94 B SL 84 F SL 83 F FF 94 X CU 74 1-2 8 1B 2B	B SI 92 B SI 90 C SI 90 C SI 91 X SI 92 2-2 ③ L8		5	2	3	1	0	1	0
Matt Adams, L (1, 3) OBP: 0.406, SLG: 0.467		X SI 95 0-0 31 FC1-5 8 1B 1B	1 SAFE B FF 92 B SI 92 X SI 93 2-0 1-2 1B		B FF 94 F SI 93 B CH 84 X FF 93 2-1 ② F7		F FF 93 B FF 91 F FF 92 X CU 74 1-2 ① P6			4	0	2	0	0	0	1
27 Jhonny Peralta, R (1, 6) OBP: 0.194, SLG: 0.296		C FF 94 B SI 93 C SL 85 D CH 85 B SI 95 C CH 85 3-3 ① K	X SI 94 0-0 ① L9		F SI 95 S SL 88 X SI 94 0-2 ③ G6-3		B FF 92 D CU 75 S FF 92 B CU 74 F FF 92 B SL 83 4-2 43 BB 8 1B BB			3	0	0	0	1	1	3
8 Peter Bourjos, R (1, 8) OBP: 0.261, SLG: 0.318		X SL 84 0-0 31 E 13 1B 1-2 1B	B FF 94 C SI 94 F SI 94 B FF 92 X SL 84 2-2 ② L8			C SI 93 B CU 76 F CU 76 X FC 90 1-2 33 SH1-3 7 2B 2B	F FF 92 B FF 92 X CU 74 1-1 43 BB 1-2 2-H 1B			4	2	3	1	0	0	2
31 Lance Lynn, S (1, 1) 33 Daniel Descalso, L (6, PH) 36 Randy Choate, L (7, 1) 43 Shane Robinson, R (7, PH) 44 Carlos Martinez, R (8, 1) 19 Jon Jay, L (9, 9) OBP: 0.400, SLG: 0.625		C SI 94 X SI 92 0-1 ② FC1-5 13 1B 16 3B 1-3 2-3f	X SI 94 0-0 ③ G3			L FF 94 X SI 95 0-1 ① SH1-3 2-3	B CU 75 B FF 92 B FF 91 C FF 91 B FF 92 4-1 1-2 2-3 BB			2 0 0 0 0 0	1 0 0 0 0 0	0 0 0 0 0 0	0 0 0 0 1 0	0 0 0 0 0 0	0 0 0 0 0 0	4 0 0 0 0 0
Inning Stats	R: 0 E: 0 K: 2 S: 15 H: 1 LOB: 1 BB: 0 P: 20	R: 4 E: 1 K: 1 S: 19 H: 5 LOB: 2 BB: 1 P: 30	R: 0 E: 0 K: 0 S: 8 H: 2 LOB: 2 BB: 0 P: 14	R: 0 E: 0 K: 1 S: 12 H: 1 LOB: 1 BB: 1 P: 20	R: 0 E: 0 K: 1 S: 10 H: 0 LOB: 0 BB: 0 P: 15	R: 2 E: 0 K: 1 S: 13 H: 2 LOB: 1 BB: 0 P: 20	R: 1 E: 0 K: 0 S: 19 H: 2 LOB: 3 BB: 2 P: 31	R: 0 E: 0 K: 1 S: 7 H: 0 LOB: 0 BB: 0 P: 9		1B: 8 2B: 3 3B: 1 HR: 1 SF: 0 SAC: 1 DP: 1 HBP: 1			WP: 0 PB: 0 SB: 1 CS: 0 PA: 41	

PITCHER		IP	WLS	BF	H	R	ER	SO	BB	IBB	HBP	BLK	WP	HR	S	P	ERA	WHIP
34 Homer Bailey, R ERA: 7.71	(1, 1)	5.0		25	9	4	4	5	2	0	0	0	0	1	64	99	7.20	2.200
Logan Ondrusek, R ERA: 5.4	(6, 1)	1.0	L	6	2	2	2	1	0	0	1	0	0	0	13	20	18.00	2.000
60 J.J. Hoover, R ERA: 19.29	(7, 1)	1.0		7	2	1	1	0	2	0	0	0	0	0	19	31	9.00	4.000
58 Nick Christiani, R ERA:	(8, 1)	1.0		3	0	0	0	1	0	0	0	0	0	0	7	9	0.00	0.000

PITCHER	IP	WLS	BF	H	R	ER	SO	BB	IBB	HBP	BLK	WP	HR	S	P	ERA	WHIP

BOTTOM

Cincinnati Reds @ St. Louis Cardinals

Busch Stadium, St. Louis, MO

Tue Apr 08 2014, 7:18 PM - 10:27 PM CDT

Att. 40,672 - Clear - 60 F

livebaseballscorecards.com

AB	35
R	7
H	13
RBI	7
BB	4
SO	7
LOB	27

Cincinnati Reds @ St. Louis Cardinals

Busch Stadium, St. Louis, MO

Wed Apr 09 2014, 12:46 PM - 3:05 PM CDT

Att. 41,137 - Sunny - 60 F

TOP

livebaseballscorecards.com

Batter	1	2	3	4	5	6	7	8	9	AB	R	H	RBI	BB	SO	LOB
6 Billy Hamilton, S (1, 8) OBP: 0.250, SLG: 0.308	B SI 92 C SI 92 X SI 93 1-1 3B		B SI 92 F SI 94 B CU 77 B CU 77 F FF 91 B CU 80 4-2 4 1B BB		X SI 92 0-0 4 F9 4 S 32 SF9 1B	B SI 94 F SI 94 C CU 77 X SI 92 1-2 ③ G5-3			X SI 87 0-0 4 S 4 1B 1B	4	2	3	0	1	0	2
4 Brandon Phillips, R (1, 4) OBP: 0.316, SLG: 0.389	F FC 88 F SI 94 B FC 88 S CU 77 1-3 ① K		C FF 93 1 SAFE 1 SAFE X FF 92 0-1 1-2 1B		P PO 85 C FC 87 X FC 88 1-1 ① F9 1-3		B SI 83 X SI 82 1-0 ① G5-3		B SL 82 F SL 82 S SI 92 X SL 85 1-2 1-H 1B	5	0	2	1	0	1	2
19 Joey Votto, L (1, 3) OBP: 0.359, SLG: 0.313	B SI 92 C CU 78 B CH 88 C CU 79 F SI 95 C CU 78 2-3 ② K		B SI 93 B SI 94 C SI 93 X FF 93 2-1 ③ F7		B CU 78 B CH 86 B CU 76 B SI 92 4-0 32 SF9 BB		C SL 74 C SI 84 B SL 76 B SL 74 F SI 85 B SI 84 X SI 83 3-2 ② G5-3		B SI 92 B SI 91 F SI 90 X CH 71 2-1 ② L8	4	0	0	0	1	1	4
32 Jay Bruce, L (1, 9) OBP: 0.308, SLG: 0.438	D FF 93 B FF 93 B CU 78 C CU 76 C FF 92 F CU 78 X FF 94 3-2 ③ G3-1			B CU 76 B FF 91 B FF 92 B SI 92 4-0 21 G6-4-3 BB	X SI 92 0-0 ② SF9 1-2 3-H		B SI 84 X SI 84 1-0 ③ G3		B SI 90 F SI 90 D CH 73 X CH 71 2-1 ③ P4	3	0	0	1	1	0	2
21 Todd Frazier, R (1, 5) OBP: 0.351, SLG: 0.455		C CU 77 X CU 77 0-1 ① L8		X FF 93 0-0 ①② G6-4-3 1-2f	F SI 93 D CU 78 B FF 93 F FC 87 X FF 93 2-2 ③ P6			C SI 90 B SI 90 X SL 83 1-1 ① G6-3		4	0	0	0	0	0	2
28 Chris Heisey, R (1, 7) OBP: 0.333, SLG: 0.389		C CU 76 X FF 92 0-1 ② G6-3		B SI 92 X FF 93 1-0 39 HR 1B		B FC 86 F FC 87 X FF 93 1-1 39 E 39 S 1B		F SI 90 F SI 89 B CH 83 S CH 84 1-3 ② K		4	1	2	0	0	1	0
39 Devin Mesoraco, R (1, 2) OBP: 0.500, SLG: 1.125		C CU 76 F CU 77 B FF 95 S FF 93 1-3 ③ K		B SI 93 X FF 93 1-0 1-H HR		B FC 87 S FC 87 F FF 94 F CU 77 B FF 94 X FC 87 2-2 E6 1-3		C SL 81 B CH 82 X SL 84 1-1 1B		4	1	2	2	0	1	1
7 Ramon Santiago, S (1, 6) OBP: 0.125, SLG: 0.125			B FF 90 T FF 90 C CU 77 B FF 93 S SI 93 2-3 ① K	C CU 79 C CU 78 X SI 94 0-2 1B	X FF 94 0-0 ① L6			B SI 90 X SI 89 1-0 ③ L9		4	0	1	0	0	1	3
44 Mike Leake, R (1, 1) 15 Roger Bernadina, L (9, PH) OBP: 0.267, SLG: 0.167 43 Manny Parra, L (9, 1)			C FF 92 B FF 91 X CU 78 1-1 ② G5-3	X FF 92 0-0 ③ P4	C FF 93 L SI 93 L FF 94 0-3 ② K				C SI 88 S CH 72 C SI 92 0-3 ① K	3 1 0	0 0 0	0 0 0	0 0 0	1 0 0	3 0 0	3 0 0
Inning Stats	R: 0 E: 0 K: 2 S: 13 H: 1 LOB: 1 BB: 0 P: 20	R: 0 E: 0 K: 1 S: 7 H: 0 LOB: 0 BB: 0 P: 8	R: 0 E: 0 K: 1 S: 11 H: 1 LOB: 2 BB: 1 P: 20	R: 2 E: 0 K: 0 S: 7 H: 3 LOB: 1 BB: 1 P: 13	R: 1 E: 0 K: 0 S: 8 H: 1 LOB: 1 BB: 1 P: 14	R: 0 E: 1 K: 1 S: 13 H: 1 LOB: 2 BB: 0 P: 17	R: 0 E: 0 K: 0 S: 6 H: 0 LOB: 0 BB: 0 P: 11	R: 0 E: 0 K: 1 S: 8 H: 1 LOB: 1 BB: 0 P: 12	R: 1 E: 0 K: 1 S: 11 H: 2 LOB: 1 BB: 0 P: 16	1B: 8 2B: 0 3B: 1 HR: 1 SF: 1 SAC: 0 DP: 1 HBP: 0						

	AB	36
	R	4
	H	10
	RBI	4
	BB	3
	SO	7
	LOB	19

WP: 0 PA: 40
PB: 0
SB: 3
CS: 0

PITCHER		IP	WLS	BF	H	R	ER	SO	BB	IBB	HBP	BLK	WP	HR	S	P	ERA	WHIP
40 Shelby Miller, R ERA: 6.35	(1, 1)	6.0	L	28	7	3	3	5	3	0	0	0	0	1	59	92	4.50	1.667
36 Randy Choate, L ERA: 3.0	(7, 1)	1.0		3	0	0	0	0	0	0	0	0	0	0	6	11	0.00	0.000
43 Seth Maness, R ERA: 3.38	(8, 1)	1.0		4	1	0	0	1	0	0	0	0	0	0	8	12	0.00	1.000
37 Pat Neshek, R ERA: 4.15	(9, 1)	1.0		5	2	1	1	1	0	0	0	0	0	0	11	16	9.00	2.000

PITCHER	IP	WLS	BF	H	R	ER	SO	BB	IBB	HBP	BLK	WP	HR	S	P	ERA	WHIP

Batter	1	2	3	4	5	6	7	8	9	AB	R	H	RBI	BB	SO	LOB
13 Matt Carpenter, L (1, 5) OBP: 0.425, SLG: 0.375	C SI 88 C SI 87 B FC 89 B SI 90 X SI 90 2-2 G4-3		C SI 90 B SI 91 C SI 91 B SL 81 X SI 93 2-2 G1-3			B SI 90 B SI 90 C SI 90 C SI 90 X KC 81 2-2 L8			B FF 90 B FF 93 C FF 91 X SL 80 2-1 G4-3	4	0	0	0	0	0	0
16 Kolten Wong, L (1, 4) OBP: 0.382, SLG: 0.379	F SI 90 T SI 90 B CH 83 F SI 90 X KC 79 1-2 G4-3			X SI 88 0-0 7 G6-4-3 1B			B SI 90 B FF 88 X SI 90 2-0 G3-1		B FF 92 B SL 81 F FF 93 C SL 81 B SL 81 X FF 91 3-2 G6-3	4	0	1	0	0	0	0
7 Matt Holliday, R (1, 7) OBP: 0.333, SLG: 0.324	B SI 91 B SI 92 C SI 90 B KC 80 X SI 91 3-1 1B			1 SAFE X KC 78 0-0 G6-4-3 1-2f			B SI 91 B SI 92 C SI 92 X KC 81 2-1 G6-3			3	0	1	0	0	0	1
Matt Adams, L (1, 3) OBP: 0.400, SLG: 0.485	C SI 90 B SI 91 B FF 90 C SI 90 B SI 92 F SI 91 S SL 82 3-3 K			C SI 90 S FC 89 B FF 91 B SL 81 X FC 91 2-2 G3-1			X SI 92 0-0 2B			3	0	1	0	0	1	1
4 Yadier Molina, R (1, 2) OBP: 0.306, SLG: 0.600		B SI 89 B SI 91 X SI 90 2-0 F8			B SI 88 B KC 78 C SI 90 X KC 80 2-1 19 G6-4-3 1B		B KC 79 B SI 91 C KC 80 S SL 81 B SL 82 S SL 81 3-3 K			3	0	1	0	0	1	1
27 Jhonny Peralta, R (1, 6) OBP: 0.206, SLG: 0.276		B SI 89 B CH 83 C KC 78 X SI 90 2-1 F8			B SI 91 X SI 91 1-0 F8			B SI 89 B FC 88 S SI 89 B KC 78 F SI 92 F SL 82 D KC 82 4-2 19 G4-6-3 BB		2	0	0	0	1	0	1
19 Jon Jay, L (1, 9) OBP: 0.308, SLG: 0.455 37 Pat Neshek, S (9, 1)		X SI 90 0-0 G4-3			F FF 90 1 SAFE B FC 89 B SI 91 C KC 79 X FC 90 2-2 G6-4-3 1-2f			C KC 78 B FC 89 X SI 91 1-1 G4-6-3 1-2f		3 0	0 0	0 0	0 0	0 0	0 0	2 0
8 Peter Bourjos, R (1, 8) OBP: 0.231, SLG: 0.280			C SI 87 B CH 83 B KC 79 B KC 78 X KC 79 3-1 G5-3			X SI 88 0-0 G5-3		C SI 91 B CH 85 X KC 80 1-1 G6-3		3	0	0	0	0	0	0
40 Shelby Miller, R (1, 1) OBP: 0.333, SLG: 0.333 33 Daniel Descalso, L (6, PH) 36 Randy Choate, L (7, 1) 43 Seth Maness, R (8, 1) 43 Shane Robinson, R (9, 9)			B SI 90 C SI 90 C KC 80 S SL 80 1-3 K			C SI 90 B SI 89 B KC 80 C KC 78 X SI 90 2-2 G3-1			C SL 81 X FS 86 0-1 L6	1 1 0 0 1	0 0 0 0 0	0 0 0 0 0	0 0 0 0 0	1 0 0 0 0	0 0 0 0 0	0 0 0 0 0
Inning Stats	R: 0 E: 0 K: 1 S: 13 H: 1 LOB: 1 BB: 0 P: 22	R: 0 E: 0 K: 0 S: 4 H: 0 LOB: 0 BB: 0 P: 8	R: 0 E: 0 K: 1 S: 8 H: 0 LOB: 0 BB: 0 P: 14	R: 0 E: 0 K: 0 S: 5 H: 1 LOB: 0 BB: 0 P: 7	R: 0 E: 0 K: 0 S: 6 H: 1 LOB: 0 BB: 0 P: 11	R: 0 E: 0 K: 0 S: 7 H: 0 LOB: 0 BB: 0 P: 11	R: 0 E: 0 K: 1 S: 7 H: 1 LOB: 1 BB: 0 P: 14	R: 0 E: 0 K: 0 S: 7 H: 0 LOB: 0 BB: 1 P: 13	R: 0 E: 0 K: 0 S: 7 H: 0 LOB: 0 BB: 0 P: 12	1B: 3 2B: 1 3B: 0 HR: 0	SF: 0 SAC: 0 DP: 3 HBP: 0			WP: 0 PB: 0 SB: 0 CS: 0		PA: 29	

PITCHER	IP	WLS	BF	H	R	ER	SO	BB	IBB	HBP	BLK	WP	HR	S	P	ERA	WHIP
44 Mike Leake, R (1, 1) ERA: 2.45	8.0	W	26	4	0	0	3	1	0	0	0	0	0	57	100	0.00	0.625
43 Manny Parra, L (9, 1) ERA:	1.0		3	0	0	0	0	0	0	0	0	0	0	7	12	0.00	0.000

PITCHER	IP	WLS	BF	H	R	ER	SO	BB	IBB	HBP	BLK	WP	HR	S	P	ERA	WHIP

BOTTOM

Cincinnati Reds @ St. Louis Cardinals

Busch Stadium, St. Louis, MO

Wed Apr 09 2014, 12:46 PM - 3:05 PM CDT

Att. 41,137 - Sunny - 60 F

livebaseballscorecards.com

AB	28
R	0
H	4
RBI	0
BB	1
SO	3
LOB	6

Tampa Bay Rays @ Cincinnati Reds

Great American Ball Park, Cincinnati, OH

Fri Apr 11 2014, 7:14 PM - 10:35 PM EDT

Att. 30,502 - Cloudy - 71 F

TOP

livebaseballscorecards.com

Batter	1	2	3	4	5	6	7	8	9	AB	R	H	RBI	BB	SO	LOB
18 Ben Zobrist, S (1, 4) OBP: 0.370, SLG: 0.359	G4-3	BB			G3		G4-3		BB	3	0	0	0	2	0	0
8 Desmond Jennings, R (1, 8) OBP: 0.362, SLG: 0.475	20 BB 3 1B BB	G1-3			20 1B BB		K		K 1-2	3	1	0	0	2	2	3
20 Matt Joyce, L (1, 7) OBP: 0.529, SLG: 0.731	21 F8 3 1B BB 1-2		HR		21 FC4-6 1B 1-3		K			3	1	2	1	1	1	0
3 Evan Longoria, R (1, 5) OBP: 0.444, SLG: 0.513	21 F8 1B 1-2 2-H		G5-3		K			G6-3		4	0	1	1	0	1	2
21 James Loney, L (1, 3) OBP: 0.275, SLG: 0.235	F8 1-2 2-3		P6		FC4-6 1-2f			9 1B BB		3	0	0	0	1	0	4
9 Wil Myers, R (1, 9) OBP: 0.286, SLG: 0.282	G6-3		K			P4		1-3 1B		4	0	1	0	0	1	2
11 Yunel Escobar, R (1, 6) OBP: 0.200, SLG: 0.263		2B	G5-3			G6-3		F8		4	0	1	0	0	0	1
28 José Molina, R (1, 2) OBP: 0.067, SLG: 0.067		K	F8			1B			G1-3	4	0	1	0	0	1	1
14 David Price, L (1, 1) 50 Grant Balfour, R (9, 1)		K	G2			G5-3			K	4 0	0 0	0 0	0 0	0 0	2 0	2 0
Inning Stats	R: 1 E: 0 K: 0 S: 13 H: 1 LOB: 2 BB: 2 P: 26	R: 0 E: 0 K: 2 S: 12 H: 1 LOB: 2 BB: 1 P: 20	R: 1 E: 0 K: 1 S: 9 H: 1 LOB: 0 BB: 0 P: 14	R: 0 E: 0 K: 0 S: 7 H: 0 LOB: 0 BB: 0 P: 8	R: 0 E: 0 K: 1 S: 12 H: 1 LOB: 2 BB: 1 P: 26	R: 0 E: 0 K: 0 S: 9 H: 1 LOB: 1 BB: 0 P: 11	R: 0 E: 0 K: 2 S: 9 H: 0 LOB: 0 BB: 0 P: 14	R: 0 E: 0 K: 0 S: 8 H: 1 LOB: 1 BB: 1 P: 16	R: 0 E: 0 K: 2 S: 12 H: 0 LOB: 1 BB: 1 P: 18	1B: 4 2B: 1 3B: 0 HR: 1	SF: 0 SAC: 0 DP: 0 HBP: 0					

AB	32
R	2
H	6
RBI	2
BB	6
SO	8
LOB	15

WP: 0 PB: 0 SB: 1 CS: 0 PA: 38

PITCHER		IP	WLS	BF	H	R	ER	SO	BB	IBB	HBP	BLK	WP	HR	S	P	ERA	WHIP
47 Johnny Cueto, R ERA: 2.14	(1, 1)	7.0	L	30	5	2	2	6	4	0	0	0	0	1	71	119	2.57	1.286
63 Sam LeCure, R ERA:	(8, 1)	1.0		4	1	0	0	0	1	0	0	0	0	0	8	16	0.00	2.000
51 Jonathan Broxton, R ERA:	(9, 1)	1.0		4	0	0	0	2	1	0	0	0	0	0	12	18	0.00	1.000

PITCHER	IP	WLS	BF	H	R	ER	SO	BB	IBB	HBP	BLK	WP	HR	S	P	ERA	WHIP

BOTTOM

Batter	1	2	3	4	5	6	7	8	9	AB	R	H	RBI	BB	SO	LOB
6 Billy Hamilton, S (1, 8) OBP: 0.219, SLG: 0.267	C FF 91 L CH 85 B SI 93 B CH 85 B FC 87 F SI 93 S CH 86 3-3 ① **K**		C SI 93 X SI 93 0-1 ③ **P4**			X SI 91 0-0 ① **B3**		B SI 91 X SI 90 1-0 ③ **L9**		4	0	0	0	0	1	1
4 Brandon Phillips, R (1, 4) OBP: 0.333, SLG: 0.425	B SI 93 F SI 93 F FF 93 F KC 80 F FF 95 X SI 94 1-2 ② **L8**			B CH 84 B CH 85 C FF 93 X SI 94 2-1 **2B**		C FF 92 B FC 87 B SI 93 S CH 85 F FF 94 X CH 86 2-2 **1B**			C SI 89 B KC 77 F CH 81 B KC 78 S CH 83 2-3 ① **K**	4	0	2	0	0	1	0
19 Joey Votto, L (1, 3) OBP: 0.372, SLG: 0.400	F SI 94 B CH 86 B CH 86 C SI 94 X SI 94 2-2 ③ **G6-3**			B SI 94 B SI 93 C SI 94 C SI 94 F SI 95 B SI 94 B CH 85 4-2 **BB**		T SI 92 F SI 92 1 SAFE S FF 93 0-3 ② **K**			F SI 90 X SI 91 0-1 **HR**	3	1	1	1	1	1	1
48 Ryan Ludwick, R (1, 7) OBP: 0.313, SLG: 0.379		B SI 92 S CH 84 B FC 86 F SI 93 F FC 88 S CH 84 2-3 ① **K**		C SI 93 C SI 94 T SI 94 0-2 ① **K**		1 SAFE B SI 92 C SI 93 S CH 84 F FF 93 B SI 93 B CH 83 S CH 84 3-3 ③ **K**			C SL 86 S FF 91 B FF 93 B SL 86 C FF 93 2-3 ② **K**	4	0	0	0	0	4	3
32 Jay Bruce, L (1, 9) OBP: 0.302, SLG: 0.400		B KC 80 X FC 86 1-0 ② **G6-3**		C SI 94 B SI 94 F SI 93 B SI 94 S CH 85 2-3 ② **K**			F KC 78 X FC 84 0-1 ① **G3**		C FF 93 B SL 85 B SL 84 S CH 86 B FF 92 B FF 92 4-2 39 WP 21 BB **BB**	3	0	0	0	1	1	2
21 Todd Frazier, R (1, 5) OBP: 0.341, SLG: 0.417		S CH 85 F CH 84 F FF 94 X FC 89 0-2 ③ **F9**		C CH 84 B SI 93 X CH 85 1-1 ③ **F8**			S SI 91 F SI 92 F SI 93 B CH 84 X CH 84 1-2 ② **L9**		B SL 85 B FF 92 C SL 85 B FF 91 B SL 86 4-1 39 WP **1-2** **BB**	3	0	0	0	1	0	2
39 Devin Mesoraco, R (1, 2) OBP: 0.500, SLG: 1.000			C SI 93 S KC 80 X FC 88 0-2 47 SH2-3 2B		S CH 83 B SI 92 C FF 91 F CH 84 B CH 85 S CH 85 2-3 ① **K**		S KC 79 S KC 78 F FC 86 S CH 85 0-3 ③ **K**		B SL 85 B SL 85 C SL 85 B FF 91 B SL 85 4-1 **1-2** **2-3** **BB**	3	0	1	0	1	2	0
2 Zack Cozart, R (1, 6) OBP: 0.034, SLG: 0.034 29 Brayan Peña, S (9, PH) OBP: 0.455, SLG: 0.444			F SI 92 F SI 93 X CH 84 0-2 ① **L4**		C SI 92 F SI 92 X KC 79 0-2 ② **F7**			C SI 90 X CH 84 0-1 ① **G5-3**	B SL 84 F SL 84 F CU 81 C FF 91 1-3 ③ **K**	3 1	0 0	0 0	0 0	0 0	0 1	1 3
47 Johnny Cueto, R (1, 1) OBP: 0.200, SLG: 0.200 63 Sam LeCure, R (8, 1) 28 Chris Heisey, R (8, PH) OBP: 0.316, SLG: 0.368 51 Jonathan Broxton, R (9, 1)			X SI 92 0-0 ② **SH2-3** **2-3**		F SI 91 L SI 92 C SI 94 0-3 ③ **K**			C CH 82 X CH 81 0-1 ② **G6-3**		1 0 1 0	0 0 0 0	0 0 0 0	0 0 0 0	0 0 0 0	1 0 0 0	0 0 0 0
Inning Stats	R: 0 E: 0 K: 1 S: 12 H: 0 LOB: 0 BB: 0 P: 18	R: 0 E: 0 K: 1 S: 9 H: 0 LOB: 0 BB: 0 P: 12	R: 0 E: 0 K: 0 S: 9 H: 1 LOB: 1 BB: 0 P: 9	R: 0 E: 0 K: 2 S: 13 H: 1 LOB: 2 BB: 1 P: 22	R: 0 E: 0 K: 2 S: 10 H: 0 LOB: 0 BB: 0 P: 12	R: 0 E: 0 K: 2 S: 12 H: 1 LOB: 1 BB: 0 P: 17	R: 0 E: 0 K: 1 S: 10 H: 0 LOB: 0 BB: 0 P: 11	R: 0 E: 0 K: 0 S: 5 H: 0 LOB: 0 BB: 0 P: 6	R: 1 E: 0 K: 3 S: 15 H: 1 LOB: 3 BB: 3 P: 32	1B: 1 2B: 2 3B: 0 HR: 1 SF: 0 SAC: 1 DP: 0 HBP: 0						

PITCHER		IP	WLS	BF	H	R	ER	SO	BB	IBB	HBP	BLK	WP	HR	S	P	ERA	WHIP
14 David Price, L ERA: 2.91	(1, 1)	8.1	W	30	4	1	1	10	1	0	0	0	0	1	85	114	1.08	0.600
50 Grant Balfour, R ERA:	(9, 1)	0.2	S	5	0	0	0	2	3	0	0	0	1	0	10	25	0.00	4.500

PITCHER		IP	WLS	BF	H	R	ER	SO	BB	IBB	HBP	BLK	WP	HR	S	P	ERA	WHIP

Tampa Bay Rays @ Cincinnati Reds

Great American Ball Park, Cincinnati, OH

Fri Apr 11 2014, 7:14 PM - 10:35 PM EDT

Att. 30,502 - Cloudy - 71 F

livebaseballscorecards.com

AB	30
R	1
H	4
RBI	1
BB	4
SO	12
LOB	13

Batter	1	2	3	4	5	6	7	8	9	AB	R	H	RBI	BB	SO	LOB
7 David DeJesus, L (1, 7) OBP: 0.250, SLG: 0.310	C SI 95 B SI 95 F SI 95 B FS 85 B SI 96 X SI 96 3-2 F7		B CU 77 X SI 95 1-0 F8			C SI 94 S CU 77 B FS 83 F FS 82 F FC 88 X SI 94 1-2 F8		B SI 92 S SI 93 X FC 88 1-1 F8		4	0	0	0	0	0	1
18 Ben Zobrist, S (1, 4) OBP: 0.380, SLG: 0.357	B SI 96 B SI 95 C SI 95 F FC 89 B SI 96 B SI 96 4-2 BB		X SI 95 0-0 G5-3			C CU 76 B SI 95 X SI 94 1-1 3 1B 1B		B FF 94 B SI 94 C FC 87 X SI 93 2-1 G4-3 2-3		3	0	1	0	1	0	1
20 Matt Joyce, L (1, 9) OBP: 0.474, SLG: 0.633 57 Jake McGee, L (8, 1) 50 Grant Balfour, R (9, 1)	C SI 95 B SI 94 1 SAFE B SI 94 D SI 94 F SI 95 1 SAFE S FC 88 3-3 K		C FC 88 B SI 95 X SI 94 1-1 G4-3			D SI 94 B SI 94 C FC 87 X SI 94 2-1 F9		B SI 93 C SI 94 B FC 86 B FC 87 S FC 86 F FC 86 S FS 81 3-3 K		4 0 0	0 0 0	0 0 0	0 0 0	0 0 0	2 0 0	3 0 0
3 Evan Longoria, R (1, 5) OBP: 0.429, SLG: 0.488	B SI 95 C FC 89 S FC 90 S CU 82 1-3 K			T FF 94 S FF 96 B FF 94 B FF 95 X FF 95 2-2 F9		D FC 90 S FC 88 X FC 88 1-1 21 FC3-6 1-2 1B			B SL 83 S FS 85 C FS 84 B FF 94 S FS 85 2-3 K	4	0	1	0	0	2	1
21 James Loney, L (1, 3) OBP: 0.273, SLG: 0.316		C SI 95 X FS 85 0-1 HR		X SI 95 0-0 L3		X SI 94 0-0 FC3-6 1-2f			B SL 81 C SL 81 X SL 81 1-1 G3-1	4	1	1	1	0	0	2
39 Kevin Kiermaier, L (1, 8) (8, 9)		B SI 94 B FF 94 F SI 93 X SI 95 2-1 G4-3		B SI 96 X SI 96 1-0 G4-3			C CU 77 S CU 78 S CU 78 0-3 K		C SL 82 S SL 81 S SL 80 0-3 K	4	0	0	0	0	2	0
11 Yunel Escobar, R (1, 6) OBP: 0.209, SLG: 0.293		C FC 88 X FC 88 0-1 2B			S FC 87 X FF 95 0-1 F9		B CU 79 X FC 88 1-0 G6-3			3	0	1	0	0	0	0
24 Ryan Hanigan, R (1, 2) OBP: 0.296, SLG: 0.375		B SI 95 C SI 95 B FC 88 X FC 88 2-1 G5-3			B FC 88 C FF 95 C FC 88 X FC 87 1-2 G6-3		B FF 93 C FC 86 X FC 87 1-1 G5-3			3	0	0	0	0	0	1
53 Alex Cobb, R (1, 1) 11 Logan Forsythe, R (8, PH) OBP: 0.261, SLG: 0.286 8 Desmond Jennings, R (8, 8) OBP: 0.362, SLG: 0.475		B FF 94 X FF 95 1-0 F9			C FF 94 X FF 95 0-1 P3			B FC 87 S FC 86 B FC 88 C SI 93 X FC 87 2-2 18 G4-3 2B		2 1 0	0 0 0	0 1 0	0 0 0	0 0 0	0 0 0	1 0 0
Inning Stats	R: 0 E: 0 K: 2 S: 11 H: 0 LOB: 1 BB: 1 P: 22	R: 1 E: 0 K: 0 S: 9 H: 2 LOB: 1 BB: 0 P: 14	R: 0 E: 0 K: 0 S: 4 H: 0 LOB: 0 BB: 0 P: 6	R: 0 E: 0 K: 0 S: 5 H: 0 LOB: 0 BB: 0 P: 8	R: 0 E: 0 K: 0 S: 7 H: 0 LOB: 0 BB: 0 P: 8	R: 0 E: 0 K: 0 S: 12 H: 2 LOB: 2 BB: 0 P: 17	R: 0 E: 0 K: 1 S: 6 H: 0 LOB: 0 BB: 0 P: 8	R: 0 E: 0 K: 1 S: 11 H: 1 LOB: 1 BB: 0 P: 19	R: 0 E: 0 K: 2 S: 8 H: 0 LOB: 0 BB: 0 P: 11	1B: 2 2B: 2 3B: 0 HR: 1	SF: 0 SAC: 0 DP: 0 HBP: 0			WP: 0 PB: 0 SB: 0 CS: 0	PA: 33	

PITCHER	IP	WLS	BF	H	R	ER	SO	BB	IBB	HBP	BLK	WP	HR	S	P	ERA	WHIP
31 Alfredo Simon, R (1, 1) ERA: 1.2	8.0	L	30	5	1	1	4	1	0	0	0	0	1	65	102	1.12	0.750
43 Manny Parra, L (9, 1) ERA:	1.0		3	0	0	0	2	0	0	0	0	0	0	8	11	0.00	0.000

PITCHER	IP	WLS	BF	H	R	ER	SO	BB	IBB	HBP	BLK	WP	HR	S	P	ERA	WHIP

TOP

Tampa Bay Rays @ Cincinnati Reds

Great American Ball Park, Cincinnati, OH

Sat Apr 12 2014, 1:14 PM - 3:43 PM EDT

Att. 35,356 - Partly Cloudy - 72 F

livebaseballscorecards.com

AB	32
R	1
H	5
RBI	1
BB	1
SO	6
LOB	10

BOTTOM

Tampa Bay Rays @ Cincinnati Reds

Great American Ball Park, Cincinnati, OH

Sat Apr 12 2014, 1:14 PM - 3:43 PM EDT

Att. 35,356 - Partly Cloudy - 72 F

livebaseballscorecards.com

Batter	1	2	3	4	5	6	7	8	9	AB	R	H	RBI	BB	SO	LOB
6 Billy Hamilton, S (1, 8) OBP: 0.194, SLG: 0.235	C FF 92 B KC 80 S KC 80 B CH 87 S CH 84 2-3 ① K		S KC 81 F CH 86 X KC 81 0-2 ③ F7			X FF 93 0-0 ② F7			C FF 92 C FF 93 X FF 93 0-2 ① G6-3	4	0	0	0	0	1	2
19 Joey Votto, L (1, 3) OBP: 0.383, SLG: 0.421	B FF 92 C FF 93 C SI 92 S CH 87 1-3 ② K			X KC 80 0-0 4 1B 2B		B FF 92 C SI 93 X CH 89 1-1 ③ G4-3			B FF 92 B FF 91 B FF 93 C FF 93 B FF 92 4-1 4 G5-4-3 BB	3	0	1	0	1	1	1
4 Brandon Phillips, R (1, 4) OBP: 0.326, SLG: 0.409	X FF 92 0-0 ③ P3			C CH 87 F SI 92 X KC 81 0-2 ① 32 CS 2-H 1B			C CH 86 X FF 93 0-1 ① F7		C FF 92 S SL 86 B FF 92 D SL 85 D SL 86 X SL 85 3-2 ②③ G5-4-3 1-2f	4	0	1	0	0	0	1
32 Jay Bruce, L (1, 9) OBP: 0.283, SLG: 0.368		S KC 80 B CH 86 B CH 86 S CH 86 B KC 81 S CH 87 3-3 ① K		C FF 92 F SI 92 B SI 91 B SI 93 S CH 87 2-3 ②③ K 2-3			B CH 87 C KC 80 C CH 87 B CH 87 X CH 86 2-2 ② G3			3	0	0	0	0	2	1
21 Todd Frazier, R (1, 5) OBP: 0.341, SLG: 0.410		X FF 94 0-0 ② G1-3			B FF 92 F FF 93 C FF 93 B SI 94 B FF 93 X SI 93 3-2 ① G6-3		B FF 92 F SI 92 F KC 82 B SI 94 F SI 94 X SI 93 2-2 48 FC5-4 1B			3	0	1	0	0	0	0
48 Ryan Ludwick, R (1, 7) OBP: 0.286, SLG: 0.344		B KC 80 X KC 81 1-0 ③ G6-3			T FF 93 B CH 88 F KC 83 F SI 94 B KC 84 X CH 87 2-2 ② F7		D KC 80 C CH 87 X KC 81 1-1 ③ FC5-4 1-2f			3	0	0	0	0	0	1
29 Brayan Peña, S (1, 2) OBP: 0.400, SLG: 0.381			C KC 80 B FF 93 C FF 92 B FF 94 S CH 87 2-3 ① K		S KC 81 B CH 86 S CH 86 X SI 92 1-2 ③ G3			B FF 97 F FF 97 B SI 98 X FF 97 2-1 ① G6-3		3	0	0	0	0	1	0
2 Zack Cozart, R (1, 6) OBP: 0.094, SLG: 0.097			C FF 92 X CH 87 0-1 31 G4-3 2B			H KC 80 1-0 31 SH2-4 31 WP HBP		B FF 97 C FF 97 F FF 98 S CU 78 1-3 ② K		2	0	1	0	0	1	0
31 Alfredo Simon, R (1, 1) 28 Chris Heisey, R (8, PH) OBP: 0.300, SLG: 0.350 43 Manny Parra, L (9, 1)			B FF 91 S FF 92 B KC 80 B FF 92 F FF 92 F FF 92 F FF 92 F FF 93 X FF 92 3-2 ② G4-3 2-3			1 SAFE L FF 91 B FF 92 X FF 92 1-1 ① SH2-4 1-3		B FF 98 B CU 76 B FF 95 C FF 96 X FF 96 3-1 ③ P4		1 1 0	0 0 0	0 0 0	0 0 0	0 0 0	0 0 0	1 0 0

Inning Stats																				
	R: 0 E: 0 K: 2 S: 7	H: 0 LOB: 0 BB: 0 P: 10	R: 0 E: 0 K: 1 S: 5	H: 0 LOB: 0 BB: 0 P: 9	R: 0 E: 0 K: 1 S: 14	H: 1 LOB: 1 BB: 0 P: 19	R: 0 E: 0 K: 1 S: 7	H: 2 LOB: 0 BB: 0 P: 9	R: 0 E: 0 K: 0 S: 10	H: 0 LOB: 0 BB: 0 P: 16	R: 0 E: 0 K: 0 S: 5	H: 0 LOB: 1 BB: 0 P: 8	R: 0 E: 0 K: 0 S: 11	H: 1 LOB: 1 BB: 0 P: 16	R: 0 E: 0 K: 1 S: 7	H: 0 LOB: 0 BB: 0 P: 13	R: 0 E: 0 K: 0 S: 7	H: 0 LOB: 0 BB: 1 P: 14

1B: 2	SF: 0
2B: 2	SAC: 1
3B: 0	DP: 1
HR: 0	HBP: 1

WP: 1	PA: 30
PB: 0	
SB: 0	
CS: 1	

AB	27
R	0
H	4
RBI	0
BB	1
SO	6
LOB	7

PITCHER		IP	WLS	BF	H	R	ER	SO	BB	IBB	HBP	BLK	WP	HR	S	P	ERA	WHIP
53 Alex Cobb, R ERA: 1.89	(1, 1)	7.0	W	24	4	0	0	5	0	0	1	0	1	0	59	87	0.00	0.571
57 Jake McGee, L ERA:	(8, 1)	1.0	H	3	0	0	0	1	0	0	0	0	0	0	7	13	0.00	0.000
50 Grant Balfour, R ERA:	(9, 1)	1.0	S	3	0	0	0	0	1	0	0	0	0	0	7	14	0.00	1.000

PITCHER	IP	WLS	BF	H	R	ER	SO	BB	IBB	HBP	BLK	WP	HR	S	P	ERA	WHIP

Batter	1	2	3	4	5	6	7	8	9	AB	R	H	RBI	BB	SO	LOB
18 Ben Zobrist, S (1, 7) OBP: 0.382, SLG: 0.489	B FF 90 C FF 91 F FF 91 F SL 79 F FF 92 X FF 92 1-2 ① F7		1 SAFE F FF 90 B FF 92 1 SAFE B SL 78 X FF 91 2-1 1-H HR		B FF 93 C FF 91 C FF 94 B FF 94 X FF 93 2-2 ③ G6-3		C SI 94 F FF 90 F SI 94 F SI 94 D CH 85 B SI 94 F FF 92 X FF 94 2-2 2-H HR		S FF 98 F FF 97 B FF 99 B FF 98 B FF 97 F FF 96 C FF 95 3-3 ② K	5	2	2	4	0	1	3
8 Desmond Jennings, R (1, 8) OBP: 0.353, SLG: 0.442 13 Heath Bell, R (7, 1) 52 Josh Lueke, R (8, 1) 7 David DeJesus, L (9, PH) OBP: 0.273, SLG: 0.310	C SL 79 X CH 85 0-1 ② G4-3		C CH 85 C FF 90 B SL 79 B FF 92 B FF 91 X FF 90 3-2 ③ G5-3			B SL 78 B FF 90 B FF 90 C FF 89 B FF 91 4-1 9 FC6-4 BB	C SI 94 C SI 94 B SI 94 T SL 85 1-2 ② K		B FF 96 B FF 96 B FF 96 C FF 93 B FF 92 4-1 1-2 BB	3 0 0 0	0 0 0 0	0 0 0 0	0 0 0 1	1 0 0 0	1 0 0 0	0 0 0 0
3 Evan Longoria, R (1, 5) OBP: 0.389, SLG: 0.438	C FF 91 B CH 86 B SL 80 X FF 92 2-1 ③ G5-3			F FF 92 F FF 91 S SL 80 0-3 ① K		X FF 92 0-0 ① L8	C SI 95 X SI 92 0-1 ③ G6-3		B FF 97 B SL 83 C FF 95 C FF 96 X FF 98 2-2 ③ G5-3	5	0	0	0	0	1	3
9 Wil Myers, R (1, 9) OBP: 0.283, SLG: 0.279 (7, 8)		F FF 90 B FF 93 X FF 92 1-1 ① F7		B FF 92 B CH 85 X FF 94 2-0 11 G6-4-3 1B		S FF 90 X FF 90 0-1 ② FC6-4 11 1B 11 1B 1-2f		S KC 74 X KC 73 0-1 ① F8		4	0	1	0	0	0	1
11 Logan Forsythe, R (1, 4) OBP: 0.259, SLG: 0.280		C FF 91 C CH 86 B FF 93 C FF 92 1-3 ② K		S FF 93 1 SAFE B FF 91 B FF 91 X CH 86 2-1 ② ③ G6-4-3 1-2f		B FF 90 F CH 85 F CH 85 X FF 92 1-2 11 1B 1-2 1B		C FF 89 S SL 81 X SI 88 0-2 ② G4-3		4	0	1	0	0	1	1
11 Yunel Escobar, R (1, 6) OBP: 0.255, SLG: 0.318		C CH 86 B FF 92 B FF 91 B FF 91 X FF 91 3-1 ③ P3			X CH 84 0-0 24 BB 1B	F FF 91 C FF 92 X SL 78 0-2 1-2 2-3 1B		C FF 88 B CH 80 B SI 88 B KC 74 B SI 86 4-1 BB		3	0	2	0	1	0	0
24 Ryan Hanigan, R (1, 2) OBP: 0.290, SLG: 0.333			C FF 88 F FF 91 B SL 79 S FF 93 1-3 ① K		D FF 91 B CH 84 B FF 89 B FF 90 4-0 1-2 BB	B FF 92 C FF 92 B FF 92 X FF 91 2-1 ③ P3		B KC 72 B FF 89 C FF 88 X SI 87 2-1 ③ F9		3	0	0	0	1	1	4
27 Cesár Ramos, L (1, 1) 47 Brandon Gomes, R (3, 1) 38 Jeff Beliveau, L (4, 1) 5 Brandon Guyer, R (5, PH) OBP: 0.125, SLG: 0.250 40 Erik Bedard, L (5, 1) 20 Matt Joyce, L (7, PH) OBP: 0.475, SLG: 0.613 (7, 9)			C FF 88 C FF 88 F SL 77 B FF 92 S FF 91 1-3 ② K		C CH 86 S FF 92 B FF 92 S FF 92 1-3 ① K		B FF 90 B FF 90 C FF 90 X FF 90 2-1 ① P3		C FF 97 B CH 86 B CH 86 B FF 98 B FF 97 4-1 7 BB BB	1 0 0 1 0 1	0 0 0 0 0 0	0 0 0 0 0 0	0 0 0 0 0 1	1 0 0 0 1 0	0 0 0 1 0 0	0 0 0 2 0 0
1 Sean Rodríguez, R (1, 3) OBP: 0.308, SLG: 0.545 21 James Loney, L (7, PH) OBP: 0.283, SLG: 0.350 (7, 3)			B SL 78 B CH 86 B FF 92 B FF 89 4-0 18 HR BB		F FF 90 F FF 92 S SL 78 0-3 ② K		X SI 94 0-0 18 HR 2B		F FF 98 B FF 98 X FF 98 1-1 ① L7	1 2	1 1	0 1	0 1	1 0	1 0	2 1

Inning Stats	1	2	3	4	5	6	7	8	9
	R: 0 E: 0 K: 0 S: 9	H: 0 LOB: 0 BB: 0 P: 12	R: 0 E: 0 K: 1 S: 7	H: 0 LOB: 0 BB: 0 P: 12	R: 2 E: 0 K: 2 S: 12	H: 1 LOB: 0 BB: 1 P: 23	R: 0 E: 0 K: 1 S: 6	H: 1 LOB: 0 BB: 0 P: 10	R: 0 E: 0 K: 2 S: 10	H: 1 LOB: 2 BB: 1 P: 17	R: 0 E: 0 K: 0 S: 12	H: 2 LOB: 3 BB: 1 P: 19	R: 2 E: 0 K: 1 S: 14	H: 2 LOB: 0 BB: 0 P: 19	R: 0 E: 0 K: 0 S: 8	H: 0 LOB: 1 BB: 1 P: 14	R: 0 E: 0 K: 1 S: 11	H: 0 LOB: 2 BB: 2 P: 25

| | | |

BOTTOM

Tampa Bay Rays @ Cincinnati Reds

Great American Ball Park, Cincinnati, OH

Sun Apr 13 2014, 1:15 PM - 4:54 PM EDT

Att. 34,307 - Partly Cloudy - 75 F

Batter	1	2	3	4	5	6	7	8	9	AB	R	H	RBI	BB	SO	LOB
6 Billy Hamilton, S (1, 8) OBP: 0.195, SLG: 0.231	B FF 91 C FF 90 B SL 84 X FF 91 2-1 F9 ①		X FF 91 0-0 19 HR 1B X FC 86 0-0 F8 ③			X SI 88 0-0 G6-3 ①	C CU 82 B CU 82 B SI 92 C CU 81 B CU 81 F SI 91 X SI 91 3-2 F7 ③			5	1	1	0	0	0	5
19 Joey Votto, L (1, 3) OBP: 0.385, SLG: 0.476	B SL 84 S FF 91 C SL 84 F FF 92 B SL 84 T SL 83 2-2 K ②		B FF 91 1 SAFE X FF 92 1-0 1-H HR	B FF 90 B FC 85 S FF 89 X FC 86 2-1 L7 ①		B FF 88 C FF 89 X SI 87 1-1 G4-3 ②		B SI 90 C FF 91 F SI 91 B CU 82 F CU 81 F SI 92 H FF 92 3-2 21 FC4-6 4 1B 28 HR HBP		4	2	1	2	0	1	0
4 Brandon Phillips, R (1, 4) OBP: 0.353, SLG: 0.429	C FF 92 B FF 91 B FF 92 F FF 92 X SL 85 2-2 P3 ③		B FC 86 B FC 86 S FC 84 C FC 85 F FC 87 B SI 92 X FC 85 3-2 21 FC6-4 1B	C FC 85 X FF 89 0-1 P3 ②		C SI 89 B FF 89 B SI 89 F CH 73 F FF 90 X FF 90 2-2 1B		C SI 92 T CU 81 X CU 82 0-2 21 FC4-6 1-2 1B		5	0	3	0	0	0	0
21 Todd Frazier, R (1, 5) OBP: 0.306, SLG: 0.364		B FF 90 F FF 90 X CH 86 1-1 P4 ①	X FC 88 0-0 FC6-4 32 BB 39 HR ① 1-2f	B CU 72 S FF 90 X SI 90 1-1 L1 ③		C FF 90 F FF 88 F FF 89 D CU 75 B CU 76 X FF 89 2-2 L3 ③		S FF 94 B FF 95 B SL 79 S SL 80 F FF 94 F SL 79 F FF 93 X SL 80 2-2 FC4-6 32 IBB 28 HR ① 1-2f 2-3		5	2	0	0	0	0	4
32 Jay Bruce, L (1, 9) OBP: 0.353, SLG: 0.410		B SL 84 B SL 84 B FF 91 B FF 92 4-0 39 BB 48 BB 2 2B BB	B FC 88 B SI 92 B SI 93 C FC 88 B FC 87 4-1 39 HR 1-2 BB		X FF 90 0-0 48 E 39 SF8 2B		C CU 82 B CH 84 C SI 92 B CH 83 B CH 83 D SI 92 4-2 39 1B 48 1B 2 FC5-2 BB	I IN 72 I IN 75 I IN 77 I IN 76 4-0 28 HR 1-2 IBB		1	4	1	0	4	0	0
48 Ryan Ludwick, R (1, 7) OBP: 0.308, SLG: 0.343 63 Sam LeCure, R (8, 1) 28 Chris Heisey, R (8, PH) OBP: 0.333, SLG: 0.524 46 Curtis Partch, R (9, 1)		F FF 91 B FF 92 B FF 92 B FF 93 D FF 87 4-1 39 BB 2 2B 1-2 BB	S FC 88 S FC 88 D FC 90 S FC 89 1-3 K ②	C FF 89 S CH 74 B FF 90 F CH 74 X CH 75 1-2 F9 ① 2-3		B SI 89 F SI 91 1 SAFE B CU 80 X SI 91 2-1 2 FC5-2 39 1B 1-2 1B	B FF 91 X SI 92 1-0 1-H 2-H 3-H HR		3 0 1 0	1 0 1 0	1 0 1 0	0 0 4 0	1 0 0 0	3 0 0 0	3 0 0 0
39 Devin Mesoraco, R (1, 2) OBP: 0.529, SLG: 1.143		B SL 85 B CH 86 F FF 91 C CH 86 F SL 85 B SL 85 F SL 84 B FF 92 4-2 2 2B 52 1-2 2-3 BB	C FC 87 F FC 88 X FC 87 0-2 1-H 2-H HR	C CH 73 D CH 74 D CU 74 X CH 72 2-1 SF8 ② 3-H		C SI 91 C CU 82 F CU 80 D CU 81 F CU 82 X FF 94 1-2 2 FC5-2 1-2 2-3 1B	C FF 94 C SL 78 F FF 95 B SL 78 S SL 78 1-3 K ②		3	1	2	4	1	1	0
2 Zack Cozart, R (1, 6) OBP: 0.162, SLG: 0.171		B CH 86 F FF 92 X FF 93 1-1 52 1-3 2-H 3-H 2B	C FC 86 C FC 87 X FC 87 0-2 52 1B 1B	B CU 76 C CU 74 B CH 70 B SI 90 B FF 88 4-1 BB		C CU 82 B SI 92 X CU 82 1-1 FC5-2 ① 1-2 2-3 3-Hf	B FF 94 B FF 94 B FF 94 C FF 93 X FF 93 3-1 P6 ③		4	0	2	2	1	0	3
52 Tony Cingrani, L (1, 1) OBP: 0.333, SLG: 0.333 58 Nick Christiani, R (7, 1) 15 Roger Bernadina, L (7, PH) OBP: 0.250, SLG: 0.154 (8, 7)		B FF 92 C FF 91 B FF 90 F FF 92 F FF 91 X FF 91 2-2 FC6-2-4-3-2 ②③ 2-H 3-H	L SI 91 D FC 88 B FF 91 S FC 86 X FS 83 2-2 1-2 1B	C FF 89 B FC 86 C SI 89 F SI 90 F CU 77 X FF 91 1-2 F7 ③		C CU 82 B CU 80 B CU 80 S CU 81 D CU 81 S CU 81 3-3 K ②			3 0 1	0 0 0	1 0 0	0 0 0	0 0 1	0 0 1	3 0 3
Inning Stats	R: 0 E: 0 K: 1 S: 9 H: 0 LOB: 0 BB: 0 P: 15	R: 2 E: 0 K: 0 S: 13 H: 1 LOB: 1 BB: 3 P: 29	R: 5 E: 0 K: 1 S: 21 H: 6 LOB: 2 BB: 1 P: 32	R: 0 E: 0 K: 0 S: 6 H: 0 LOB: 0 BB: 0 P: 9	R: 1 E: 1 K: 0 S: 13 H: 1 LOB: 1 BB: 1 P: 21	R: 0 E: 0 K: 0 S: 11 H: 1 LOB: 1 BB: 0 P: 16	R: 0 E: 0 K: 1 S: 18 H: 2 LOB: 3 BB: 1 P: 32	R: 4 E: 0 K: 1 S: 20 H: 2 LOB: 0 BB: 1 P: 34		1B: 8 2B: 3 3B: 0 HR: 3 SF: 1 SAC: 0 DP: 1 HBP: 1						

AB	35
R	12
H	13
RBI	12
BB	7
SO	4
LOB	21

livebaseballscorecards.com

PITCHER		IP	WLS	BF	H	R	ER	SO	BB	IBB	HBP	BLK	WP	HR	S	P	ERA	WHIP
27 Cesár Ramos, L ERA: 7.5	(1, 1)	2.0	L	11	3	4	4	1	3	0	0	0	0	1	24	47	18.00	3.000
47 Brandon Gomes, R ERA: 5.79	(3, 1)	1.0		8	4	3	3	1	1	0	0	0	0	1	19	29	27.00	5.000
38 Jeff Beliveau, L ERA:	(4, 1)	1.0		3	0	0	0	0	0	0	0	0	0	0	6	9	0.00	0.000
40 Erik Bedard, L ERA:	(5, 1)	2.0		9	2	1	0	0	1	0	0	0	0	0	24	37	0.00	1.500
13 Heath Bell, R ERA: 5.4	(7, 1)	1.0		8	3	2	2	1	1	0	1	0	0	0	25	42	18.00	4.000

PITCHER		IP	WLS	BF	H	R	ER	SO	BB	IBB	HBP	BLK	WP	HR	S	P	ERA	WHIP
52 Josh Lueke, R ERA: 6.35	(8, 1)	1.0		5	1	2	2	1	0	1	0	0	0	1	13	24	18.00	1.000

Batter	1	2	3	4	5	6	7	8	9	AB	R	H	RBI	BB	SO	LOB
6 Starling Marte, R (1, 7) OBP: 0.361, SLG: 0.426	B FF 93 C FF 93 X SL 83 1-1 22 1B 2B	B FF 94 S KC 80 S FF 94 S CH 87 1-3 ② K 1-2			L FF 94 X KC 77 0-1 HR	B CU 74 F FF 93 S SL 84 B FF 93 S SL 85 2-3 ③ K		C FF 86 D CH 79 C SI 85 B SI 87 D KC 74 F SI 86 S KC 72 3-3 ② K		5	2	2	1	0	3	3
23 Travis Snider, L (1, 9) OBP: 0.326, SLG: 0.488	B KC 78 C FF 94 T FF 94 X FF 93 1-2 G5-3	F FF 95 ① C FF 94 S FF 94 0-3 ③ K			S CH 86 X FF 93 0-1 HR		C KC 72 F SI 84 C SI 86 0-3 ① K	X CH 79 0-0 ③ G3-1		5	1	1	1	0	2	4
22 Andrew McCutchen, R (1, 8) OBP: 0.400, SLG: 0.375	C FF 94 X FF 94 0-1 55 FC6-4 2-H 1B		C KC 80 B SL 87 B SL 87 C FF 96 F FF 96 B CH 88 X SL 87 3-2 ① F9		C SL 85 C FF 94 B CH 85 B SI 93 S CH 86 1-3 ① K		B FF 85 C SI 86 B CH 79 B FF 86 X SI 85 3-1 24 WP 55 1B 2B		B SI 92 F SI 92 B SI 93 X SI 92 2-1 55 FC6-4 1B	5	1	3	1	0	1	0
24 Pedro Alvarez, L (1, 5) OBP: 0.276, SLG: 0.480	F SI 92 D CH 84 B FF 94 F SI 94 1 SAFE 1 SAFE B FF 94 X FF 94 3-2 ② P5		S CH 88 C FF 94 B SL 88 X FF 96 1-2 ② P5		F KC 78 S CH 84 S CH 85 0-3 ② K		B KC 74 S CH 78 B SI 86 D KC 75 C KC 72 C SI 85 3-3 ② K 2-3		1 SAFE B SI 92 S SI 93 D SI 94 1 SAFE 1 SAFE B SI 92 F SI 92 X SI 92 3-2 ① P5	5	0	0	0	0	2	3
55 Russell Martin, R (1, 2) OBP: 0.333, SLG: 0.459	S SL 86 S SL 86 F SL 86 F FF 95 D CH 87 F SL 84 X SL 83 1-2 ③ FC6-4 1-2f		B FF 96 S SL 86 B SL 88 S SL 86 B FF 95 S SL 87 3-3 ③ K		B SL 85 S SL 85 S SL 85 C CH 83 1-3 ③ K		S KC 74 B SL 78 X KC 74 1-1 3-H 1B		P PO 85 B SI 92 C SI 92 X SI 92 2-1 ② FC6-4 1-2f	5	0	1	1	0	2	2
18 Neil Walker, S (1, 4) OBP: 0.296, SLG: 0.529		B FF 94 B CH 87 B SI 94 C FF 93 C FF 94 X FF 95 3-2 HR		S CH 86 F FF 95 B FF 95 F CH 88 B CH 88 B SL 88 X FF 95 3-2 17 FC6-4 1B		B CU 72 X FF 91 1-0 HR	1 SAFE B CH 80 X SI 85 1-0 ③ L8		C SI 92 X SI 92 0-1 ③ L9	5	2	3	2	0	0	2
17 Gaby Sanchez, R (1, 3) OBP: 0.333, SLG: 0.688		C FF 95 B FF 94 B KC 80 X FF 95 2-1 HR		C SL 82 B SI 93 F SL 87 B FF 94 F SL 86 X SI 95 2-2 ① FC6-4 1-2f		X FF 92 0-0 HR		B CH 83 B KC 72 B SI 85 C FF 86 X SI 85 3-1 ① G5-3		4	2	2	2	0	0	1
12 Clint Barmes, R (1, 6) OBP: 0.300, SLG: 0.300		C FF 94 B SL 87 C SL 85 X FF 94 1-2 6 WP 1B		S FF 93 F SI 92 S CH 86 0-3 ② K		B FF 92 C CU 74 F FF 92 B SL 83 X CU 73 2-2 ① F9		B SI 84 X KC 72 1-0 3 BB 1B		4	0	2	0	0	1	1
51 Wandy Rodriguez, S (1, 1) OBP: 0.250, SLG: 0.250 31 Jose Tabata, R (6, PH) OBP: 0.308, SLG: 0.292 29 Bryan Morris, L (6, 1) 44 Tony Watson, L (7, 1) 3 Travis Ishikawa, L (8, PH) OBP: 0.286, SLG: 0.419 35 Mark Melancon, R (8, 1) 39 Jason Grilli, R (9, 1)		C FF 92 B SL 87 B FF 93 L FF 93 B FF 94 L FF 91 3-3 ① K		B FF 93 C FF 93 F FF 93 F FF 94 D KC 81 S SI 93 2-3 ③ K		C CU 73 S FF 93 S FF 93 0-3 ② K		B SI 86 D CH 79 1 SAFE C FF 85 F CH 83 B SI 85 B SI 85 4-2 1-2 BB		2 0 0 0 0 2 2 1 0 0 0 0 1 0 0 0 0 0 0 0 0 0 0 0 0 0 0 0 0 0 0 0 1 0 0 0 0 0 0 0 0 0 0 0 0 0 0 0 0						
Inning Stats	R: 1 E: 0 K: 0 S: 16 H: 2 LOB: 1 BB: 0 P: 22	R: 2 E: 0 K: 3 S: 17 H: 3 LOB: 1 BB: 0 P: 27	R: 0 E: 0 K: 1 S: 10 H: 0 LOB: 0 BB: 0 P: 17	R: 0 E: 0 K: 2 S: 15 H: 1 LOB: 1 BB: 0 P: 22	R: 2 E: 0 K: 3 S: 14 H: 2 LOB: 0 BB: 0 P: 16	R: 2 E: 0 K: 2 S: 11 H: 2 LOB: 0 BB: 0 P: 16	R: 1 E: 0 K: 2 S: 11 H: 2 LOB: 1 BB: 0 P: 19	R: 0 E: 0 K: 1 S: 10 H: 1 LOB: 2 BB: 1 P: 21	R: 0 E: 0 K: 0 S: 10 H: 1 LOB: 1 BB: 0 P: 16	1B: 6 2B: 2 3B: 0 HR: 6 SF: 0 SAC: 0 DP: 0 HBP: 0						

PITCHER		IP	WLS	BF	H	R	ER	SO	BB	IBB	HBP	BLK	WP	HR	S	P	ERA	WHIP
34 Homer Bailey, R ERA: 8.16	(1, 1)	5.0		23	8	5	5	9	0	0	0	0	1	4	72	104	9.00	1.600
60 J.J. Hoover, R ERA: 18.9	(6, 1)	1.0	B	5	2	2	2	2	0	0	0	0	0	2	11	16	18.00	2.000
63 Sam LeCure, R ERA: 1.8	(7, 1)	2.0	L	10	3	1	1	3	1	0	0	0	1	0	21	40	4.50	2.000
58 Nick Christiani, R ERA: 2.84	(9, 1)	1.0		4	1	0	0	0	0	0	0	0	0	0	10	16	0.00	1.000

PITCHER	IP	WLS	BF	H	R	ER	SO	BB	IBB	HBP	BLK	WP	HR	S	P	ERA	WHIP

TOP

Pittsburgh Pirates @ Cincinnati Reds

Great American Ball Park, Cincinnati, OH

Mon Apr 14 2014, 7:14 PM - 6:37 PM EDT

Att. 17,756 - Cloudy - 66 F

livebaseballscorecards.com

AB	41
R	8
H	14
RBI	8
BB	1
SO	14
LOB	18

WP: 2 PA: 42
PB: 0
SB: 0
CS: 0

Batter	1	2	3	4	5	6	7	8	9	AB	R	H	RBI	BB	SO	LOB
6 Billy Hamilton, S (1, 8) OBP: 0.178, SLG: 0.209	C FF 89 X SI 88 0-1 B3 ①		C FF 89 B CU 73 X FF 88 1-1 P3 ②		X FF 86 0-0 F8 ② 2-3		X SI 92 0-0 SH2-3 ① 1-2		B FF 94 B FF 92 C FF 92 C FF 93 B SL 83 S FF 94 3-3 K ③	4	0	0	0	0	1	1
19 Joey Votto, L (1, 3) OBP: 0.393, SLG: 0.533	C FF 89 C SI 90 B CU 73 B FF 91 B CU 77 B FF 90 4-2 21 HR BB		C FF 90 X CU 73 0-1 G1-3 ③		X CU 74 0-0 3-H HR		B SI 93 X SI 93 1-0 G3 ② 2-3			3	2	1	2	1	0	1
4 Brandon Phillips, R (1, 4) OBP: 0.345, SLG: 0.415	C SI 90 C SI 88 F FF 90 S CU 74 0-3 K ②			C SI 88 X CH 83 0-1 L9 ①	F SI 86 X CU 74 0-1 1B		C CH 85 S SL 82 S SL 82 0-3 K ③			4	0	1	0	0	2	2
21 Todd Frazier, R (1, 5) OBP: 0.321, SLG: 0.458	F SI 90 F FF 90 X SI 90 0-2 1-H HR			X SI 88 0-0 32 G4-3 48 HR 2B	B SI 87 B CH 82 X CH 82 2-0 G3 ③			S FC 92 X KC 80 0-1 G5-3 ①		4	2	2	2	0	0	1
32 Jay Bruce, L (1, 9) OBP: 0.345, SLG: 0.381	B FF 91 B FF 90 F FF 90 X FF 89 2-1 F7 ③			B CH 85 C SI 88 X CU 76 1-1 G4-3 ② 2-3	S SI 94 B SI 94 B FC 90 S SI 95 S SI 95 2-3 K ①			B FC 92 B FC 92 B FC 92 C FC 90 F FC 90 B FC 92 4-2 48 G5-3 BB		3	0	0	0	1	1	1
48 Ryan Ludwick, R (1, 7) OBP: 0.302, SLG: 0.410		C CU 72 X SI 88 0-1 F9 ①		D CU 75 F SI 89 B CH 83 B CU 76 S CH 84 X CH 85 3-2 3-H HR	X SI 96 0-0 G5-3 ②			D KC 81 F FF 92 X FF 92 1-1 G5-3 ② 1-2		4	1	1	2	0	0	1
39 Devin Mesoraco, R (1, 2) OBP: 0.476, SLG: 1.111		F FF 89 C SI 90 B CU 72 X CU 75 1-2 G4-3 ②		B SI 90 C CU 74 S SI 89 X CU 72 1-2 G5-3 ③	B SI 95 X SI 95 1-0 HR			B FF 92 B FF 92 B FF 91 X FF 91 3-0 G4-3 ③		4	1	1	1	0	0	1
2 Zack Cozart, R (1, 6) OBP: 0.150, SLG: 0.158 63 Sam LeCure, R (7, 1) 58 Nick Christiani, R (9, 1) 15 Roger Bernadina, L (9, PH) OBP: 0.235, SLG: 0.143		C SI 90 B SI 88 X SI 89 1-1 F9 ③			C CH 84 X SI 87 0-1 F8 ① F SI 94 B FC 91 B SI 94 F FC 90 B FC 89 S SI 95 3-3 K ③				C SL 81 B FF 93 B SL 81 S FF 93 S FF 94 2-3 K ①	3 0 0 1	0 0 0 0	0 0 0 0	0 0 0 0	0 0 0 0	1 0 0 1	0 0 0 0
34 Homer Bailey, R (1, 1) OBP: 0.200, SLG: 0.200 50 Neftali Soto, R (5, PH) OBP: 0.250, SLG: 0.667 60 J.J. Hoover, R (6, 1) 7 Ramon Santiago, S (7, 6) OBP: 0.222, SLG: 0.222 28 Chris Heisey, R (9, PH) OBP: 0.318, SLG: 0.500			C FF 88 T SI 89 S CU 73 0-3 K ①		F SI 87 B CU 72 S CU 73 X CU 73 1-2 6 F8 19 HR 2B		X SI 93 0-0 19 G3 6 SH2-3 1B		X FF 94 0-0 P4 ②	1 1 0 1 1	0 1 0 0 0	0 1 0 1 1	0 0 0 0 0	1 0 0 0 0	0 0 0 0 0	0 0 0 0 0
Inning Stats	R: 2 E: 0 K: 1 S: 13 H: 1 LOB: 0 BB: 1 P: 19	R: 0 E: 0 K: 0 S: 7 H: 0 LOB: 0 BB: 0 P: 9	R: 0 E: 0 K: 1 S: 7 H: 0 LOB: 0 BB: 0 P: 8	R: 2 E: 0 K: 0 S: 11 H: 2 LOB: 0 BB: 0 P: 16	R: 2 E: 0 K: 0 S: 10 H: 3 LOB: 1 BB: 0 P: 13	R: 1 E: 0 K: 2 S: 8 H: 1 LOB: 0 BB: 0 P: 14	R: 0 E: 0 K: 1 S: 6 H: 1 LOB: 1 BB: 0 P: 7	R: 0 E: 0 K: 0 S: 7 H: 0 LOB: 1 BB: 1 P: 15	R: 0 E: 0 K: 2 S: 7 H: 0 LOB: 0 BB: 0 P: 12	1B: 2 2B: 2 3B: 0 HR: 4	SF: 0 SAC: 1 DP: 0 HBP: 0			WP: 0 PB: 0 SB: 0 CS: 0	PA: 37		

PITCHER	IP	WLS	BF	H	R	ER	SO	BB	IBB	HBP	BLK	WP	HR	S	P	ERA	WHIP
51 Wandy Rodriguez, L (1, 1) ERA: 7.31	5.0		22	6	6	6	2	1	0	0	0	0	3	48	65	10.80	1.400
29 Bryan Morris, R (6, 1) ERA: 1.5	1.0	W	4	1	1	1	2	0	0	0	0	0	1	8	14	9.00	1.000
44 Tony Watson, L (7, 1) ERA: 1.29	1.0	H	4	1	0	0	1	0	0	0	0	0	0	6	7	0.00	1.000
35 Mark Melancon, R (8, 1) ERA: 2.57	1.0	H	4	0	0	0	0	1	0	0	0	0	0	7	15	0.00	1.000
39 Jason Grilli, R (9, 1) ERA: 1.5	1.0	S	3	0	0	0	2	0	0	0	0	0	0	7	12	0.00	0.000

PITCHER	IP	WLS	BF	H	R	ER	SO	BB	IBB	HBP	BLK	WP	HR	S	P	ERA	WHIP

BOTTOM

Pittsburgh Pirates @ Cincinnati Reds

Great American Ball Park, Cincinnati, OH

Mon Apr 14 2014, 7:14 PM - 6:37 PM EDT

Att. 17,756 - Cloudy - 66 F

livebaseballscorecards.com

AB	34
R	7
H	8
RBI	7
BB	2
SO	7
LOB	8

Batter	1	2	3	4	5	6	7	8	9	AB	R	H	RBI	BB	SO	LOB
6 Starling Marte, R (1, 7) OBP: 0.348, SLG: 0.397	S SI 90 B SI 91 T CH 84 S SL 82 1-3 ① K		C SI 87 B CH 84 B CH 84 B CH 84 F SI 91 S FC 90 3-3 ② K		F FC 89 B CH 85 M SI 90 F FC 92 S SL 82 1-3 ② K		C SI 92 S SL 81 F SL 81 H FF 92 1-2 HBP		C FF 92 X SL 85 0-1 ② G5-3	4	0	0	0	0	3	1
23 Travis Snider, L (1, 9) OBP: 0.306, SLG: 0.457 31 Jose Tabata, R (7, PH) OBP: 0.321, SLG: 0.280 (7, 9)	C SI 90 F SI 91 C FC 91 0-3 ② K		B CH 85 B SI 90 F SI 91 C SI 92 X SI 93 2-2 ③ G3-1		X CH 85 0-0 ③ G4-3		1 SAFE B SL 81 X SL 79 1-0 ③ L5		C FF 92 B FF 94 B SL 86 B FF 91 B FF 92 4-1 BB	3 1	0 0	0 0	0 0	0 1	1 0	0 2
22 Andrew McCutchen, R (1, 8) OBP: 0.400, SLG: 0.365	C SI 91 C SI 91 S SL 81 0-3 ③ K			F SI 89 B FC 89 X SI 90 1-1 ① 24 1B 55 FC1 1B	X KC 77 0-0 ① G5-3			B FS 81 S FF 91 B SL 80 S FF 91 B FF 93 B FF 92 4-2 24 FC3-6 BB	B SL 86 D SL 85 F FF 92 S SL 85 F SL 88 F SL 85 F SL 86 X FF 93 2-2 ③ P4	4	1	1	0	1	1	2
24 Pedro Alvarez, L (1, 5) OBP: 0.290, SLG: 0.472		C SI 89 B FC 88 F SI 90 F FC 91 B KC 81 B FC 92 B KC 80 4-2 18 G3-1 55 S 17 1B BB		B SI 91 1 SAFE B KC 79 F SI 92 B SI 91 X SI 92 3-1 55 E 55 FC1 18 FC3-2-5 1-3 1B	B SI 90 F FC 87 C CH 84 C FC 90 1-3 ② K			C FF 92 B SL 82 S SL 81 X SL 80 1-2 ① FC3-6 18 WP 18 HR 1-2f	3	2	1	0	1	1	1
55 Russell Martin, R (1, 2) OBP: 0.304, SLG: 0.415		C SI 91 B SI 92 B CH 86 D CH 86 T SI 92 S SL 81 3-3 ① K 1-2		S KC 81 B SI 93 C CH 86 1 SAFE X SL 82 1-2 FC1 18 FC3-2-5 1-3 3-H	B SL 80 S CH 85 C SL 81 X SI 92 1-2 G6-3			X SL 80 0-0 ② F9	4	0	0	1	0	1	3
18 Neil Walker, S (1, 4) OBP: 0.310, SLG: 0.582		B SI 92 B KC 79 C SI 91 X KC 79 2-1 ② G3-1 2-3		X SI 92 0-0 ① FC3-2-5 1-2 3-H			C SI 89 B FC 88 C CH 83 F FC 90 B FC 90 X KC 80 2-2 17 2B 10 SF8 1B	B FF 91 C SL 80 F FF 91 B FS 84 X FF 92 2-2 1-H HR		4	2	2	2	0	0	3
17 Gaby Sanchez, R (1, 3) OBP: 0.364, SLG: 0.700		D KC 80 B SI 92 X SI 90 2-0 10 FC4-6 3-H 1B		C SI 92 B SL 82 X SL 81 1-1 ② L7			C KC 79 F SI 90 B SL 82 D SL 82 B SI 87 X KC 81 3-2 10 SF8 1-3 2B	C SL 82 S FS 84 B FS 84 S FS 84 1-3 ③ K		4	0	2	1	0	1	2
10 Jordy Mercer, R (1, 6) OBP: 0.250, SLG: 0.184		F SI 90 S SI 92 F SL 81 B SL 82 1 SAFE B SI 91 X SI 91 2-2 ③ FC4-6 1-2f		C KC 80 F SI 92 X SL 82 0-2 ③ L8			C KC 80 F SI 91 X FC 91 0-2 ① SF8 2-3 3-H		C FF 92 S SL 84 F FF 93 F FF 92 B SL 85 F SL 86 B SL 86 X SL 85 2-2 5 F9 2B	3	0	1	1	0	0	3
45 Gerrit Cole, R (1, 1) 3 Travis Ishikawa, L (7, PH) OBP: 0.278, SLG: 0.406 37 Justin Wilson, L (7, 1) 30 Jeanmar Gómez, R (7, 1) 5 Josh Harrison, R (9, PH)			C SI 88 X SI 88 0-1 ① G4-3		B SI 87 C SI 90 X SI 90 1-1 ① G1-3		C SI 91 B SI 92 D KC 81 S SI 92 C FC 90 2-3 ② K		F SL 84 X SL 86 0-1 ① F9 2-3	2 1 0 0 1	0 0 0 0 0	0 0 0 0 0	0 0 0 0 0	0 1 0 0 0	0 1 0 0 1	0 1 0 0 1
Inning Stats	R: 0 E: 0 K: 3 S: 9 H: 0 LOB: 0 BB: 0 P: 10	R: 1 E: 0 K: 1 S: 13 H: 1 LOB: 1 BB: 1 P: 26	R: 0 E: 0 K: 1 S: 8 H: 0 LOB: 0 BB: 0 P: 13	R: 1 E: 1 K: 0 S: 13 H: 2 LOB: 2 BB: 0 P: 19	R: 0 E: 0 K: 1 S: 7 H: 0 LOB: 0 BB: 0 P: 9	R: 0 E: 0 K: 1 S: 7 H: 0 LOB: 0 BB: 0 P: 9	R: 1 E: 0 K: 1 S: 17 H: 2 LOB: 2 BB: 0 P: 26	R: 2 E: 0 K: 1 S: 12 H: 1 LOB: 0 BB: 1 P: 20	R: 0 E: 0 K: 0 S: 17 H: 1 LOB: 2 BB: 1 P: 25	1B: 4 2B: 2 3B: 0 HR: 1 SF: 1 SAC: 0 DP: 0 HBP: 1						WP: 1 PB: 0 SB: 1 CS: 0 PA: 39

PITCHER		IP	WLS	BF	H	R	ER	SO	BB	IBB	HBP	BLK	WP	HR	S	P	ERA	WHIP
44 Mike Leake, R ERA: 2.95	(1, 1)	6.2	W	28	5	3	3	8	1	0	1	0	0	0	73	110	4.05	0.900
43 Manny Parra, L ERA: 2.25	(7, 1)	1.1	H	6	1	2	2	1	1	0	0	0	1	1	13	22	13.50	1.500
51 Jonathan Broxton, R ERA:	(9, 1)	1.0	S	5	1	0	0	0	1	0	0	0	0	0	17	25	0.00	2.000

PITCHER	IP	WLS	BF	H	R	ER	SO	BB	IBB	HBP	BLK	WP	HR	S	P	ERA	WHIP

TOP

Pittsburgh Pirates @ Cincinnati Reds

Great American Ball Park, Cincinnati, OH

Tue Apr 15 2014, 7:19 PM - 10:31 PM EDT

Att. 18,462 - Partly Cloudy - 39 F

livebaseballscorecards.com

AB	34
R	5
H	7
RBI	5
BB	3
SO	9
LOB	19

BOTTOM

Pittsburgh Pirates @ Cincinnati Reds

Great American Ball Park, Cincinnati, OH

Tue Apr 15 2014, 7:19 PM - 10:31 PM EDT

Att. 18,462 - Partly Cloudy - 39 F

livebaseballscorecards.com

Batter	1	2	3	4	5	6	7	8	9	AB	R	H	RBI	BB	SO	LOB
28 Chris Heisey, R (1, 7) OBP: 0.308, SLG: 0.462 51 Jonathan Broxton, R (9, 1)	B FF 94 B FF 95 C FF 95 X FF 95 2-1 F7 ①		X FF 95 0-0 SH1-3 ① 2-3		F FF 96 S SL 87 X FF 97 0-2 19 S 1B	B SL 84 X FF 95 1-0 P2 ③		1 SAFE 1 SAFE B SI 88 C SI 89 S SL 82 F CH 82 F SI 92 F CH 83 S CH 83 1-3 K ① ② 1-2		4 0	0 0	1 0	0 0	0 0	1 0	1 0
19 Joey Votto, L (1, 3) OBP: 0.443, SLG: 0.571	B FF 96 C FF 96 B SL 86 X FF 96 2-1 1B		C SI 96 B SL 86 B FF 95 X SL 88 2-1 4 1B 1B 3-H		C KC 85 1 SAFE D SL 86 B SL 87 S FF 97 F FF 99 B SL 89 F FF 97 B FF 96 4-2 BB 1-2		C FC 89 C SI 93 B FF 96 B FF 94 X SI 94 2-2 15 1B 4 G4-3 39 1B 1B	T SI 90 B SI 91 B SI 91 C SI 91 F CH 83 X CH 83 2-2 4 1B 1B	4 0	1 0	4 0	1 0	1 0	0 0	0 0
4 Brandon Phillips, R (1, 4) OBP: 0.350, SLG: 0.414	S FF 96 C FF 98 B SL 87 C FF 97 1-3 K ② 1-2		D SL 86 S SL 86 B FF 97 X FF 96 2-1 32 G4-6-3 1B 1-2		X FF 96 0-0 L9 ③		S FC 89 C SI 93 F FC 92 F SI 96 1 SAFE F CU 77 B FF 95 B FC 88 X FC 89 2-2 G4-3 ① 1-2	D CH 82 B SI 89 X SI 91 2-0 1B 1-2	5 0	0 0	2 0	0 0	0 0	1 0	4 0
32 Jay Bruce, L (1, 9) OBP: 0.333, SLG: 0.348	X FF 96 0-0 L7 ③		D SL 84 X FF 96 1-0 G4-6-3 ② ③ 1-2f			B SL 84 C KC 83 B SL 86 F FF 96 B SL 88 B FF 96 4-2 21 WP 21 S 21 HR BB	X SI 94 0-0 L7 ② S CH 81 X SI 89 0-1 G3-1 ③			4 0	1 0	0 0	0 0	1 0	0 0	6 0
21 Todd Frazier, R (1, 5) OBP: 0.333, SLG: 0.510		C SL 84 S SL 85 B SL 85 B FF 97 F SL 83 F FF 98 F FF 97 F SL 84 X KC 85 2-2 G6-3 ①		X SI 94 0-0 G5-3 ①		B SL 86 S SL 87 X SL 86 1-1 1-H HR	I IN 61 I IN 59 I IN 58 4-0 15 1B 39 1B IBB			3 0	2 0	1 0	2 0	1 0	0 0	0 0
15 Roger Bernadina, L (1, 8) OBP: 0.286, SLG: 0.176 (9, 7)		B FF 96 C FF 96 F FF 96 B CU 83 B FF 97 B FF 97 4-2 39 1B 39 S BB	C FF 93 B KC 85 X FF 95 1-1 F7 ②		F FF 96 C SL 84 B FF 96 F FF 94 B SL 85 X FF 96 2-2 F8 ① 1-2 2-3	X SI 92 0-0 39 1B 1B				3 0	0 0	1 0	0 0	1 0	0 0	0 0
39 Devin Mesoraco, R (1, 2) OBP: 0.520, SLG: 1.045		B FF 96 C FF 96 S SL 86 B KC 84 X FF 97 2-2 2 G5-4-3 1B 1-3	C FF 95 X SL 87 0-1 G5-3 ③			C KC 84 B FF 96 X KC 84 1-1 2 FC5-4 1B	F SI 90 D SI 91 C SI 91 X SL 83 1-2 1B 1-2 2-H 3-H			4 0	0 0	3 0	2 0	0 0	0 0	0 0
2 Zack Cozart, R (1, 6) OBP: 0.136, SLG: 0.143		X FF 94 0-0 G5-4-3 ② ③ 1-2f			C FF 93 B SL 86 F FF 94 C FF 97 1-3 K ①	X FF 94 0-0 FC5-4 ② 1-2f 44 HR	C SI 90 B SI 90 B SI 91 F SI 92 X SI 92 2-2 L9 ③			4 0	1 0	0 0	0 0	0 0	1 0	5 0
44 Mike Leake, R (1, 1) OBP: 0.222, SLG: 0.667 43 Manny Parra, L (7, 1) 6 Billy Hamilton, S (8, PH) OBP: 0.196, SLG: 0.227 (9, 8)			S FF 93 X FF 94 0-1 28 SH1-3 19 1B 2B		C FF 92 S SI 93 B KC 84 S SL 86 1-3 K ②	1 SAFE 1 SAFE B FF 96 F FF 95 B SL 88 1 SAFE X FF 93 2-1 1-H HR		S FF 89 B CH 81 X SI 90 1-1 28 CS 1B		3 0 1	2 0 0	2 0 1	2 0 0	0 0 0	1 0 0	0 0 0
Inning Stats	R: 0 E: 0 K: 1 S: 8 H: 1 LOB: 1 BB: 0 P: 13	R: 0 E: 0 K: 0 S: 13 H: 1 LOB: 1 BB: 1 P: 21	R: 1 E: 0 K: 0 S: 8 H: 3 LOB: 1 BB: 0 P: 13	R: 0 E: 0 K: 0 S: 5 H: 0 LOB: 0 BB: 0 P: 6	R: 0 E: 0 K: 2 S: 14 H: 1 LOB: 2 BB: 1 P: 20	R: 4 E: 0 K: 0 S: 14 H: 3 LOB: 0 BB: 1 P: 25	R: 2 E: 0 K: 0 S: 17 H: 3 LOB: 2 BB: 1 P: 28	R: 0 E: 0 K: 1 S: 15 H: 3 LOB: 2 BB: 0 P: 21		1B: 12 2B: 1 3B: 0 HR: 2 SF: 0 SAC: 1 DP: 2 HBP: 0						

	AB	35
	R	7
	H	15
	RBI	7
	BB	4
	SO	4
	LOB	16

WP: 1 PA: 40
PB: 0
SB: 3
CS: 1

PITCHER		IP	WLS	BF	H	R	ER	SO	BB	IBB	HBP	BLK	WP	HR	S	P	ERA	WHIP
45 Gerrit Cole, R ERA: 4.74	(1, 1)	6.0	L	28	9	5	5	3	3	0	0	0	1	2	62	98	7.50	2.000
37 Justin Wilson, L ERA: 3.86	(7, 1)	0.2		5	2	2	2	0	0	1	0	0	0	0	11	19	27.00	3.000
30 Jeanmar Gómez, R ERA: 6.48	(7, 1)	1.1		7	4	0	0	1	0	0	0	0	0	0	21	30	0.00	3.000

PITCHER	IP	WLS	BF	H	R	ER	SO	BB	IBB	HBP	BLK	WP	HR	S	P	ERA	WHIP

Pittsburgh Pirates @ Cincinnati Reds

Great American Ball Park, Cincinnati, OH

Wed Apr 16 2014, 12:41 PM - 3:02 PM EDT

Att. 16,825 - Partly Cloudy - 44 F

TOP

livebaseballscorecards.com

Batter	1	2	3	4	5	6	7	8	9	AB	R	H	RBI	BB	SO	LOB
31 Jose Tabata, R (1, 7) OBP: 0.300, SLG: 0.259 6 Starling Marte, R (5, 7) OBP: 0.338, SLG: 0.383	C FF 89 F SL 84 F SI 90 B FF 92 B FC 86 S CH 81 2-3 ① **K**		C FC 88 C SI 93 B FF 92 B SI 93 X 2-2 ③ **FC4-6** 1-2f			X FC 86 0-0 ① **G5-3**			C FF 92 B FF 93 S SL 84 F CH 84 C FC 88 1-3 ① **K**	2 2	0 0	0 0	0 0	0 0	1 1	1 0
23 Travis Snider, L (1, 9) OBP: 0.283, SLG: 0.420	F SI 91 B SL 86 X SL 86 1-1 ② **G3**			X 0-0 ① **L9**		C SI 88 B SI 90 X FC 87 1-1 ② **F8**			C SL 84 F CH 85 C FC 89 0-3 ② **K**	4	0	0	0	0	1	0
22 Andrew McCutchen, R (1, 8) OBP: 0.391, SLG: 0.375	B FF 91 C FF 92 X FC 86 1-1 ③ **P3**			B B X 2-0 **2B**		B FF 92 C SI 93 B FC 88 C FF 89 B CH 84 S CH 82 3-3 ③ **K**			X FC 90 0-0 ③ **L9**	4	0	1	0	0	1	0
24 Pedro Alvarez, L (1, 5) OBP: 0.277, SLG: 0.446		B SI 89 B CH 82 B SL 83 C FF 90 F FC 87 C SI 91 3-3 ① **K**		C B S C 1-3 ② **K**			S CH 81 B CH 83 S CH 83 B FC 88 X CH 84 2-2 ① **G3-1**			3	0	0	0	0	2	1
17 Gaby Sanchez, R (1, 3) OBP: 0.320, SLG: 0.609		X FC 86 0-0 ② **P4**		B B C F B C 3-3 ③ **K**			B SL 85 C SL 85 F SI 93 B CH 87 F CH 86 S FC 89 2-3 ② **K**			3	0	0	0	0	2	1
18 Neil Walker, S (1, 4) OBP: 0.295, SLG: 0.552		B SL 80 B CH 82 F FC 87 F FF 91 C SI 92 2-3 ③ **K**			S B F B X 2-2 ① **G3-1**		X CH 83 0-0 ③ **L4**			3	0	0	0	0	1	0
26 Tony Sanchez, R (1, 2) OBP: 0.333, SLG: 0.389			X SL 84 0-0 **10 FC6-4 1B**		C F F SI 92 C SL 81 0-3 ② **K**			S FF 92 B SI 93 S SL 85 B SL 85 S CH 85 2-3 ① **K**		3	0	1	0	0	2	0
10 Jordy Mercer, R (1, 6) OBP: 0.255, SLG: 0.195			C SI 90 X SI 91 0-1 ① **FC6-4 31 FC4-6** 1-2f		B FC 87 B SL 83 S SL 84 X FC 88 2-1 **47 FC4-6 1B**			B CU 76 B FF 94 C FC 87 X SI 94 2-1 ② **G6-3**		3	0	1	0	0	0	1
47 Francisco Liriano, L (1, 1) OBP: 0.143, SLG: 0.143 3 Travis Ishikawa, L (8, PH) OBP: 0.270, SLG: 0.394 38 Stolmy Pimentel, R (8, 1)			C SI 88 X CH 86 0-1 ② **B1**		X SI 90 0-0 ③ **FC4-6** 1-2f			T FF 91 B CH 86 F FC 89 B FC 87 C SI 94 2-3 ③ **K**		2 1 0	0 0 0	0 0 0	0 0 0	0 0 0	0 1 0	2 0 0
Inning Stats	R: 0 E: 0 K: 1 S: 8 H: 0 LOB: 0 BB: 0 P: 12	R: 0 E: 0 K: 2 S: 7 H: 0 LOB: 0 BB: 0 P: 12	R: 0 E: 0 K: 0 S: 8 H: 1 LOB: 1 BB: 0 P: 10	R: 0 E: 0 K: 2 S: 8 H: 1 LOB: 1 BB: 0 P: 14	R: 0 E: 0 K: 1 S: 10 H: 1 LOB: 1 BB: 0 P: 14	R: 0 E: 0 K: 1 S: 6 H: 0 LOB: 0 BB: 0 P: 10	R: 0 E: 0 K: 1 S: 8 H: 0 LOB: 0 BB: 0 P: 12	R: 0 E: 0 K: 2 S: 8 H: 0 LOB: 0 BB: 0 P: 14	R: 0 E: 0 K: 2 S: 8 H: 0 LOB: 0 BB: 0 P: 9	1B: 2 2B: 1 3B: 0 HR: 0 SF: 0 SAC: 0 DP: 0 HBP: 0						

	AB	30
	R	0
	H	3
	RBI	0
	BB	0
	SO	12
	LOB	6

WP: 0 PA: 30
PB: 0
SB: 0
CS: 0

PITCHER		IP	WLS	BF	H	R	ER	SO	BB	IBB	HBP	BLK	WP	HR	S	P	ERA	WHIP
47 Johnny Cueto, R ERA: 1.5	(1, 1)	9.0	W	30	3	0	0	12	0	0	0	0	0	0	71	107	0.00	0.333

PITCHER		IP	WLS	BF	H	R	ER	SO	BB	IBB	HBP	BLK	WP	HR	S	P	ERA	WHIP

Batter	1	2	3	4	5	6	7	8	9	AB	R	H	RBI	BB	SO	LOB
6 Billy Hamilton, S (1, 8) OBP: 0.220, SLG: 0.234	C SI 91 B SI 91 B CH 81 B SI 91 C SI 90 B SI 91 4-2 19 WP 19 S 4 WP BB		S B C C 1-3 ① K		X CH 84 0-0 19 S 2-3 1B		C SI 93 X CH 85 0-1 ② FC6-4 19 HR 1-2f			3	2	1	0	1	1	1
19 Joey Votto, L (1, 3) OBP: 0.446, SLG: 0.615	B SI 91 B SI 91 B SL 84 C SI 92 D SI 92 4-1 21 G1-3 4 WP 1-3 BB		C B C C B F F B T 3-2 ② K		B SL 86 B SI 92 C SI 92 S SL 85 S SL 85 2-3 ③ K 1-2		1 SAFE 1 SAFE S SI 90 X SI 93 0-1 1-H HR			3	1	1	2	1	2	2
4 Brandon Phillips, R (1, 4) OBP: 0.328, SLG: 0.387	D CH 85 B SI 90 X SI 90 2-0 ① F8 1-2 3-H		F X 0-1 ③ L8			X SL 84 0-0 ① L8	C SL 83 S CH 85 B SL 83 X SL 84 1-2 ③ P4			4	0	0	0	0	0	1
21 Todd Frazier, R (1, 5) OBP: 0.311, SLG: 0.473	S SL 83 X CH 84 0-1 ② G1-3 2-3			B B F C X 2-2 ① G5-3		F SI 91 B CH 85 F CH 85 B CH 86 S SL 85 2-3 ② K		B FF 88 C FF 88 B SL 78 B FF 89 X FF 88 3-1 ① P3		4	0	0	0	0	1	1
28 Chris Heisey, R (1, 9) OBP: 0.333, SLG: 0.483	B CH 84 B SI 91 X CH 83 2-0 ③ G6-3			B S B B X 3-1 ② G6-3		X CH 85 0-0 29 S 2B		H FF 88 1-0 48 1B 29 2B HBP		3	1	1	0	0	0	1
48 Ryan Ludwick, R (1, 7) OBP: 0.319, SLG: 0.405 15 Roger Bernadina, L (8, PR) OBP: 0.286, SLG: 0.176 (9, 7)		B SI 90 B CH 83 C SI 91 S CH 84 S SL 85 2-3 ① K		C S S 0-3 ③ K		B SL 84 C SL 84 B CH 85 B SL 84 B CH 85 4-1 BB		B FF 88 B FF 88 1 SAFE X FF 90 2-0 29 2B 2 FC6-2 1-3 1B		3 0	0 0	1 0	0 0	1 0	2 0	0 0
29 Brayan Peña, S (1, 2) OBP: 0.414, SLG: 0.440		X SI 91 0-0 2 FC1-6 1B			X CH 89 0-0 ① L7	F SL 86 B SL 83 T CH 85 T SL 85 1-2 ③ K 2-3		T FF 89 1 SAFE B SL 81 F SL 82 F SL 82 1 SAFE X SL 82 1-2 1-3 3-H 2B		4	0	2	1	0	1	2
2 Zack Cozart, R (1, 6) OBP: 0.146, SLG: 0.152		B CH 83 X SI 91 1-0 ② FC1-6 1-2f			C SL 82 X SI 90 0-1 E5 6 1B		C SI 90 X FF 92 0-1 ① L8	B SL 80 X FF 90 1-0 ② FC6-2 3-H		4	0	1	0	0	0	4
47 Johnny Cueto, R (1, 1) OBP: 0.222, SLG: 0.222		X SI 90 0-0 ③ B2			L CH 88 X CH 82 0-1 ② B2		C SI 92 C SI 92 X SL 84 0-2 6 FC6-4 1B	S FF 91 B FF 91 F FF 89 F SL 80 X SL 82 1-2 ③ G6-3		4	0	1	0	0	0	4
Inning Stats	R: 1 E: 0 K: 0 S: 7 H: 0 LOB: 1 BB: 2 P: 19	R: 0 E: 0 K: 1 S: 6 H: 1 LOB: 1 BB: 0 P: 9	R: 0 E: 0 K: 2 S: 10 H: 0 LOB: 0 BB: 0 P: 14	R: 0 E: 0 K: 1 S: 8 H: 0 LOB: 0 BB: 0 P: 13	R: 0 E: 1 K: 1 S: 9 H: 2 LOB: 2 BB: 0 P: 11	R: 0 E: 0 K: 2 S: 9 H: 1 LOB: 2 BB: 1 P: 16	R: 2 E: 0 K: 0 S: 12 H: 2 LOB: 0 BB: 0 P: 13	R: 1 E: 0 K: 0 S: 12 H: 2 LOB: 2 BB: 0 P: 21		1B: 5 2B: 2 3B: 0 HR: 1 SF: 0 SAC: 0 DP: 0 HBP: 1		WP: 2 PB: 0 SB: 3 CS: 0 PA: 36				

PITCHER		IP	WLS	BF	H	R	ER	SO	BB	IBB	HBP	BLK	WP	HR	S	P	ERA	WHIP
47 Francisco Liriano, L ERA: 3.96	(1, 1)	7.0	L	30	6	3	3	7	3	0	0	0	2	1	61	95	3.86	1.286
38 Stolmy Pimentel, R ERA: 1.8	(8, 1)	1.0		6	2	1	1	0	0	0	1	0	0	0	12	21	9.00	2.000

PITCHER	IP	WLS	BF	H	R	ER	SO	BB	IBB	HBP	BLK	WP	HR	S	P	ERA	WHIP

BOTTOM

Pittsburgh Pirates @ Cincinnati Reds

Great American Ball Park, Cincinnati, OH

Wed Apr 16 2014, 12:41 PM - 3:02 PM EDT

Att. 16,825 - Partly Cloudy - 44 F

livebaseballscorecards.com

AB	32
R	4
H	8
RBI	3
BB	3
SO	7
LOB	16

Cincinnati Reds @ Chicago Cubs

Wrigley Field, Chicago, IL

Fri Apr 18 2014, 1:24 PM - 4:31 PM CDT

Att. 28,699 - Sunny - 38 F

TOP

livebaseballscorecards.com

Batter	1	2	3	4	5	6	7	8	9	AB	R	H	RBI	BB	SO	LOB
6 Billy Hamilton, S (1, 8) OBP: 0.222, SLG: 0.255	C FC 91 B FC 91 B SL 82 F FC 92 B SI 93 S FC 92 3-3 K ①		C SL 83 B FF 92 B SI 92 X SL 84 2-1 F9 ①		X FF 93 0-0 7 S 2B 3-H ①		C SL 81 S SL 80 F FS 84 B SI 93 X SL 83 1-2 G3-1 ①		1 SAFE X FF 86 0-0 SH1-3 ① 1-2	4	0	1	1	0	1	0
19 Joey Votto, L (1, 3) OBP: 0.443, SLG: 0.582	T FF 92 B FC 90 B FF 92 F FF 93 F SI 93 S FC 89 2-3 K ②		C SL 84 C SL 83 X SI 94 0-2 G6-3 ②		B SL 85 C FC 93 B SI 93 B FS 85 C FF 93 D FS 85 4-2 BB		X SL 84 0-0 G3-1 ②		B SL 79 B SL 79 C FF 86 B SL 79 B FF 86 4-1 7 S BB	3	0	0	0	2	1	0
4 Brandon Phillips, R (1, 4) OBP: 0.333, SLG: 0.391 7 Ramon Santiago, S (3, 4) OBP: 0.167, SLG: 0.167	B FC 92 S FF 92 S SL 83 X SL 83 1-2 32 WP 1B		C FF 94 B FF 94 S FF 95 S FS 85 1-3 K ③		C FF 93 X FC 92 0-1 F9 ③ 2-3		B SL 86 C FC 91 X FC 93 1-1 G3-1 ③		D CH 79 C SI 86 F SI 86 B FF 87 B FF 86 S CH 79 3-3 K ② 1-2 2-3	2 3	0 0	1 0	0 0	0 0	1 1	0 4
32 Jay Bruce, L (1, 9) OBP: 0.323, SLG: 0.353	S SI 91 F SI 92 B FC 90 B FS 85 F FF 93 F FC 91 F FC 92 F SL 85 F SI 93 2-2 T FS 84 K ③ 1-2		C SL 83 F FF 93 S FS 85 0-3 K ①			C SL 82 B FS 84 X FC 90 1-1 39 BB 2 FC5-4 2B		C CU 77 B FF 93 B CU 78 B FF 92 X FF 92 3-1 F7 ①	B SL 80 B SL 78 C FF 87 S FC 86 D SL 80 C FC 86 3-3 K ③	5	1	1	0	0	3	3
21 Todd Frazier, R (1, 5) OBP: 0.308, SLG: 0.448		S SI 91 B FF 93 C FC 93 F FF 94 X SI 93 1-2 G5-3 ①		B FF 94 S SL 84 F FF 96 X FS 85 1-2 P3 ②		B FF 92 F FC 91 C FC 92 F FC 93 B FS 84 S SL 83 2-3 K ①		B FF 94 C CU 77 F FF 94 B SL 83 B SL 84 F FF 93 F CU 77 B FF 93 4-2 48 1B 48 S 39 WP BB		3	1	0	0	1	1	1
48 Ryan Ludwick, R (1, 7) OBP: 0.340, SLG: 0.422 15 Roger Bernadina, L (8, 7) OBP: 0.286, SLG: 0.176		F FF 93 F FF 93 B SL 85 X FF 93 1-2 39 FC6-4 1B		B SL 85 C SL 84 B SL 84 X FF 94 2-1 L5 ③		F 0-1 CI 39 BB 2 E		B FF 90 1 SAFE C SL 82 X SL 84 1-1 39 WP 1-3 1B		3 0	1 0	2 0	0 0	0 0	0 0	0 0
39 Devin Mesoraco, R (1, 2) OBP: 0.517, SLG: 0.960		B FF 93 C FF 93 B SI 92 F SI 92 F SI 92 F FF 93 X SL 84 2-2 FC6-4 2 1B ② 1-2f			C SL 82 X FC 90 0-1 31 G2-3 2 S 6 2B 1B	D SL 82 F SI 92 B SI 93 B FF 93 B FF 92 4-1 2 FC5-4 BB 1-2 2-3		B CU 81 1 SAFE B FF 91 C CU 82 F SL 83 T SL 84 2-2 K ② 1-2 3-H		3	1	1	0	1	1	2
2 Zack Cozart, R (1, 6) OBP: 0.154, SLG: 0.160		X FF 92 0-0 ① 1-2 1B			C FF 92 C FF 92 B FF 93 D FS 85 S FS 85 2-3 K ① 1-2	X FF 92 0-0 FC5-4 ② 1-2f 2-H 3-H		B SL 82 B FF 92 B SL 85 C FF 91 C CU 76 X CU 79 3-2 G6-3 ③		4	0	1	1	0	1	3
31 Alfredo Simon, R (1, 1) OBP: 0.143, SLG: 0.143 63 Sam LeCure, R (7, 1) 43 Manny Parra, L (8, 1) 50 Neftali Soto, R (9, PH) OBP: 0.400, SLG: 0.750 51 Jonathan Broxton, R (9, 1)		B FF 93 X FF 92 1-0 G1-3 ③			F FF 92 B FF 94 B FF 93 X FF 92 2-1 G2-3 ② 2-3	X FC 92 0-0 L9 ③			C CH 78 F SL 78 X SL 79 0-2 7 S 6 SH1-3 1B	3 0 0 1 0	0 0 0 0 0	0 0 0 1 0	0 0 0 0 0	0 0 0 0 0	0 0 0 0 0	4 0 0 0 0
Inning Stats	R: 0 E: 0 K: 3 S: 18 H: 1 LOB: 1 BB: 0 P: 26	R: 0 E: 0 K: 0 S: 14 H: 2 LOB: 2 BB: 0 P: 19	R: 0 E: 0 K: 1 S: 8 H: 0 LOB: 0 BB: 0 P: 11	R: 0 E: 0 K: 1 S: 8 H: 0 LOB: 0 BB: 0 P: 11	R: 1 E: 0 K: 1 S: 12 H: 2 LOB: 2 BB: 1 P: 20	R: 2 E: 2 K: 1 S: 10 H: 1 LOB: 1 BB: 1 P: 17	R: 0 E: 0 K: 0 S: 7 H: 0 LOB: 0 BB: 0 P: 9	R: 1 E: 0 K: 1 S: 14 H: 1 LOB: 1 BB: 1 P: 27	R: 0 E: 0 K: 2 S: 11 H: 1 LOB: 2 BB: 1 P: 21	1B: 6 2B: 2 3B: 0 HR: 0	SF: 0 SAC: 1 DP: 0 HBP: 0					

	AB	34
	R	4
	H	8
	RBI	2
	BB	4
	SO	10
	LOB	17

WP: 2 PA: 40
PB: 0
SB: 5
CS: 0

PITCHER		IP	WLS	BF	H	R	ER	SO	BB	IBB	HBP	BLK	WP	HR	S	P	ERA	WHIP
29 Jeff Samardzija, R ERA: 1.29	(1, 1)	7.0	L	30	6	3	1	7	2	0	0	0	1	0	77	113	1.29	1.143
52 Justin Grimm, R ERA: 1.04	(8, 1)	1.0		5	1	1	1	1	1	0	0	0	1	0	14	27	9.00	2.000
40 James Russell, L ERA: 3.86	(9, 1)	1.0		5	1	0	0	2	1	0	0	0	0	0	11	21	0.00	2.000

PITCHER	IP	WLS	BF	H	R	ER	SO	BB	IBB	HBP	BLK	WP	HR	S	P	ERA	WHIP

Cincinnati Reds @ Chicago Cubs

Wrigley Field, Chicago, IL

Fri Apr 18 2014, 1:24 PM - 4:31 PM CDT

Att. 28,699 - Sunny - 38 F

BOTTOM

Batter	1	2	3	4	5	6	7	8	9	AB	R	H	RBI	BB	SO	LOB
64 Emilio Bonifácio, S (1, 4) OBP: 0.388, SLG: 0.387	B SI 92 B SI 91 C SI 92 C SI 91 X SI 93 2-2 21 K 1B			C SI 93 C CU 75 X CU 76 0-2 ① L9		B SI 92 B SI 90 B FF 90 C FF 91 B FC 89 4-1 44 G4-3 BB	C KC 74 F SI 88 S KC 76 0-3 ③ K			3	0	1	0	1	1	2
21 Junior Lake, R (1, 7) OBP: 0.273, SLG: 0.476	1 SAFE C FF 91 1 SAFE F CU 76 F FC 88 B SI 92 F CU 75 F SI 92 1 SAFE 2-3 ①② B FC 88 S FS 86 K 1-2			B CU 77 F FF 93 X CU 76 1-1 ② G6-3		C FF 90 1 SAFE F CU 72 1 SAFE F CU 75 B FS 85 F CU 75 B FC 85 C CU 73 2-3 ① K		C KC 71 M KC 75 B KC 72 C SI 87 1-3 ① K		4	0	0	0	0	3	2
44 Anthony Rizzo, L (1, 3) OBP: 0.409, SLG: 0.517	C SI 93 S CU 76 X CU 75 0-2 ③ G4-3			B CU 76 B SI 93 X SI 92 2-0 1B		B SI 91 B SI 91 S FF 91 B SI 91 C FF 91 X FF 90 3-2 ② G4-3 1-2		C FF 90 B SL 82 B SL 80 B SL 80 X FF 91 3-1 19 FC3-6 1B		4	0	2	0	0	0	1
19 Nate Schierholtz, L (1, 9) OBP: 0.241, SLG: 0.288		C SI 94 F FC 85 X CU 76 0-2 ① F8		B SI 93 B SI 92 F SI 92 S SI 92 F FC 84 F FC 85 D SI 94 X SI 93 3-2 ③ G4-3		B CU 74 D FS 87 F SI 92 X SI 92 2-1 ③ G6-3		C FF 91 C SL 82 B FF 92 F SL 81 X SL 81 1-2 ② FC3-6 1-2f		4	0	0	0	0	0	3
13 Starlin Castro, R (1, 6) OBP: 0.317, SLG: 0.426		B FF 93 B SI 92 F SI 93 X SI 93 2-1 ② F7			B CU 76 B FF 92 X SI 92 2-0 ① P4		C CU 76 X FS 84 0-1 6 E 24 1B 1B	X SL 81 0-0 ③ G5-3		4	1	1	0	0	0	1
6 Ryan Sweeney, L (1, 8) OBP: 0.216, SLG: 0.182		C SI 93 C SI 93 F CU 76 X FC 84 0-2 ③ G1			B SI 93 B SI 93 C SI 92 X SI 93 2-1 ② G4-3		C SI 92 B SI 92 B SI 92 X SI 93 2-1 FC5 24 1B 1-2		C FF 91 C SI 89 F FF 93 S FF 94 0-3 ① K	4	0	0	0	0	1	1
5 Welington Castillo, R (1, 2) OBP: 0.261, SLG: 0.395			B FF 92 C FS 85 B SI 92 X FF 92 2-1 ① P2		B FF 92 B FF 92 B FF 93 C FF 92 X FF 92 3-1 2B		C KC 72 B SI 87 B SI 87 C SI 87 C SI 88 2-3 ① K		B FF 92 X FF 91 1-0 ② F9	4	0	1	0	0	1	2
24 Luis Valbuena, L (1, 5) OBP: 0.400, SLG: 0.258			C SI 93 X SI 93 0-1 ② G1-3		I IN 72 I IN 70 I IN 75 I IN 74 4-0 29 FC6-4 IBB		C SI 85 X SI 88 0-1 1-2 2-H 1B		B FF 92 F FF 90 B SI 92 B SI 89 C FF 91 B FF 91 4-2 20 DI BB	2	0	1	1	2	0	0
29 Jeff Samardzija, R (1, 1) OBP: 0.111, SLG: 0.111 51 Ryan Kalish, L (7, PH) OBP: 0.241, SLG: 0.269 52 Justin Grimm, R (8, 1) 40 James Russell, L (9, 1) 20 Justin Ruggiano, R (9, PH) OBP: 0.240, SLG: 0.182			F FF 94 B FC 84 S FC 87 B FC 87 F FS 87 S FF 92 2-3 ③ K		X FC 86 0-0 ③ FC6-4 1-2f		B KC 71 C KC 72 D CH 80 X KC 72 2-1 ② F4		F FF 91 C SL 85 C FF 93 0-3 ③ K 1-2	2 1 0 0 1	0 0 0 0 0	0 0 0 0 1	0 0 0 0 0	1 0 0 0 1	2 2 0 0 1	2 2 0 0 1
Inning Stats	R: 0 H: 1 E: 0 LOB: 0 K: 1 BB: 0 S: 12 P: 16	R: 0 H: 0 E: 0 LOB: 0 K: 0 BB: 0 S: 9 P: 11	R: 0 H: 0 E: 0 LOB: 0 K: 1 BB: 0 S: 8 P: 12	R: 0 H: 1 E: 0 LOB: 1 K: 0 BB: 0 S: 11 P: 17	R: 0 H: 1 E: 0 LOB: 2 K: 0 BB: 1 S: 6 P: 17	R: 0 H: 0 E: 0 LOB: 1 K: 1 BB: 1 S: 11 P: 22	R: 1 H: 2 E: 1 LOB: 2 K: 2 BB: 0 S: 14 P: 20	R: 0 H: 1 E: 0 LOB: 1 K: 1 BB: 0 S: 10 P: 15	R: 0 H: 0 E: 0 LOB: 1 K: 2 BB: 1 S: 10 P: 15	1B: 5 2B: 1 3B: 0 HR: 0	SF: 0 SAC: 0 DP: 0 HBP: 0			WP: 0 PB: 0 SB: 0 CS: 0	PA: 36		

livebaseballscorecards.com

AB	33
R	1
H	6
RBI	1
BB	3
SO	8
LOB	17

PITCHER		IP	WLS	BF	H	R	ER	SO	BB	IBB	HBP	BLK	WP	HR	S	P	ERA	WHIP
31 Alfredo Simon, R ERA: 0.86	(1, 1)	6.0	W	24	4	1	0	3	1	1	0	0	0	0	61	101	0.00	0.833
63 Sam LeCure, R ERA: 1.42	(7, 1)	1.1	H	5	1	0	0	3	0	0	0	0	0	0	13	18	0.00	0.750
43 Manny Parra, L ERA: 2.08	(8, 1)	0.2	H	3	1	0	0	0	0	0	0	0	0	0	7	11	0.00	1.500
51 Jonathan Broxton, R ERA:	(9, 1)	1.0	S	4	0	0	0	2	1	0	0	0	0	0	10	15	0.00	1.000

PITCHER		IP	WLS	BF	H	R	ER	SO	BB	IBB	HBP	BLK	WP	HR	S	P	ERA	WHIP

Cincinnati Reds @ Chicago Cubs

Wrigley Field, Chicago, IL

Sat Apr 19 2014, 1:23 PM - 4:42 PM CDT

Att. 32,966 - Partly Cloudy - 46 F

TOP

livebaseballscorecards.com

Batter	1	2	3	4	5	6	7	8	9	AB	R	H	RBI	BB	SO	LOB
6 Billy Hamilton, S (1, 8) OBP: 0.254, SLG: 0.286	B FF 92 B FF 92 C FF 91 X FF 91 2-1 L8		X FF 93 0-0 19 G4-6-3 1B		B FF 94 C FF 92 X FF 93 1-1 19 S 1B		B SL 81 C FF 95 F SI 96 B SI 95 F FF 90 X FF 94 2-2 4 F9 19 1B 32 1B 1B		C SL 78 B SL 81 S SL 80 T SI 94 1-2 K	5	1	3	0	0	1	0
19 Joey Votto, L (1, 3) OBP: 0.453, SLG: 0.576	B FF 92 C FF 93 B CU 78 X FF 92 2-1 32 1B 1B		1 SAFE X FF 92 0-0 G4-6-3 1-2f		1 SAFE C FF 93 D SL 86 B CU 78 D SL 85 B CU 78 4-1 1-2 BB		B SL 81 C SI 94 B SI 94 B FC 89 X SI 92 2-1 21 L9 32 1B 28 E 1-2 1B		C SL 79 S SL 82 B SL 82 B SI 95 F SI 94 X SI 95 2-2 G4-3	4	1	2	0	1	0	1
4 Brandon Phillips, R (1, 4) OBP: 0.310, SLG: 0.362	F FF 91 S FF 91 F FF 94 B FF 91 S FF 90 1-3 K		X FF 93 0-0 G1-3		B FF 93 S FF 92 F FF 93 S FF 94 1-3 K		F FF 94 X SI 95 0-1 F9 2-3		X FF 95 0-0 G4-3	5	0	0	0	0	2	5
32 Jay Bruce, L (1, 9) OBP: 0.362, SLG: 0.389	S CU 77 1 SAFE 1 SAFE X FF 93 0-1 1-2 1B			B CU 78 C SL 82 S SL 82 B SL 85 B SL 84 F SI 91 D FF 92 4-2 BB		X CU 76 0-0 28 1B 39 2B 1B	B SI 94 F SI 94 B SI 94 F SI 94 X SI 94 2-2 28 E 1-2 3-H 1B			3	1	3	1	1	0	0
21 Todd Frazier, R (1, 5) OBP: 0.290, SLG: 0.419	B FF 92 X FF 91 1-0 G4-3			F FF 92 1 SAFE F FF 90 B FF 93 1 SAFE S SL 88 1-3 K		B FF 92 B FF 91 C FF 91 F FF 91 F FF 92 F SL 88 X FF 93 2-2 F8	X FF 94 0-0 L9 2-3			4	0	0	0	0	1	6
28 Chris Heisey, R (1, 7) OBP: 0.324, SLG: 0.455		L CU 77 X SL 84 0-1 P6		1 SAFE S SL 85 S SL 85 S SL 87 0-3 K		S SL 87 B FF 93 F FF 93 F SL 88 F SL 87 D SL 87 X FF 92 2-2 39 2B 2 G4-3 1-2 1B	C SL 82 S SL 82 D SL 82 1 SAFE D SL 82 B FF 94 X SI 94 3-2 E5 1-3 3-H			4	1	1	0	0	1	2
39 Devin Mesoraco, R (1, 2) OBP: 0.515, SLG: 0.966		B FF 91 X CU 78 1-0 2 G6-3 2B		1 SAFE C SL 85 S FF 92 X SL 87 0-2 F7		X FF 92 0-0 2 G4-3 1-3 2-H 2B		C SL 83 S SI 95 F SL 82 B SI 95 X SL 79 1-2 F8		4	0	2	1	0	0	1
2 Zack Cozart, R (1, 6) OBP: 0.143, SLG: 0.148		C FF 92 C FF 93 B FF 93 F FF 93 D SL 87 X SL 86 2-2 G6-3 2-3			B FF 94 F FF 93 X FF 92 1-1 L7	F FF 92 X FF 92 0-1 G4-3 2-3 3-H		C SL 82 X SI 95 0-1 G6-3		4	0	0	1	0	0	2
52 Tony Cingrani, L (1, 1) OBP: 0.250, SLG: 0.250 29 Brayan Peña, S (6, PH) OBP: 0.400, SLG: 0.423 Logan Ondrusek, R (6, 1) 58 Nick Christiani, R (6, 1) 15 Roger Bernadina, L (8, PH) OBP: 0.273, SLG: 0.167 60 J.J. Hoover, R (8, 1)		B FF 90 B FF 91 C FF 90 F FF 92 S FF 92 2-3 K			B FF 94 C FF 92 L FF 92 X FF 92 1-2 G1-3	C KC 77 B KC 77 F FF 89 X FF 89 1-2 F9		C FF 90 B FF 92 C SL 79 C SI 94 1-3 K		2 1 0 0 0 1	0 0 0 0 0 0	0 0 0 0 0 1	0 0 0 0 0 0	0 0 0 0 0 1	1 1 0 0 0 0	1 1 0 0 0 0
Inning Stats	R: 0 E: 0 K: 1 S: 11 H: 2 LOB: 2 BB: 0 P: 17	R: 0 E: 0 K: 1 S: 10 H: 1 LOB: 1 BB: 0 P: 15	R: 0 E: 0 K: 0 S: 3 H: 1 LOB: 0 BB: 0 P: 3	R: 0 E: 0 K: 2 S: 12 H: 0 LOB: 1 BB: 1 P: 17	R: 0 E: 0 K: 1 S: 11 H: 1 LOB: 2 BB: 1 P: 19	R: 2 E: 0 K: 0 S: 17 H: 3 LOB: 1 BB: 0 P: 22	R: 2 E: 1 K: 0 S: 15 H: 3 LOB: 2 BB: 0 P: 24	R: 0 E: 0 K: 1 S: 9 H: 0 LOB: 0 BB: 0 P: 11	R: 0 E: 0 K: 1 S: 8 H: 0 LOB: 0 BB: 0 P: 11	1B: 9 2B: 2 3B: 0 HR: 0 SF: 0 SAC: 0 DP: 1 HBP: 0						

	AB	37
	R	4
	H	11
	RBI	3
	BB	2
	SO	7
	LOB	19

WP: 0 PA: 39
PB: 0
SB: 1
CS: 0

PITCHER		IP	WLS	BF	H	R	ER	SO	BB	IBB	HBP	BLK	WP	HR	S	P	ERA	WHIP
36 Edwin Jackson, R ERA: 5.4	(1, 1)	5.2	W	26	8	2	2	5	2	0	0	0	0	0	61	89	3.18	1.765
53 Wesley Wright, L ERA: 4.15	(6, 1)	0.1	H	1	0	0	0	0	0	0	0	0	0	0	3	4	0.00	0.000
56 Héctor Rondón, R ERA: 0.93	(7, 1)	2.0		9	3	2	1	1	0	0	0	0	0	0	24	35	4.50	1.500
46 Pedro Strop, R ERA: 4.05	(9, 1)	1.0		3	0	0	0	1	0	0	0	0	0	0	8	11	0.00	0.000

PITCHER	IP	WLS	BF	H	R	ER	SO	BB	IBB	HBP	BLK	WP	HR	S	P	ERA	WHIP

Batter	1	2	3	4	5	6	7	8	9	AB	R	H	RBI	BB	SO	LOB
64 Emilio Bonifácio, S (1, 8) OBP: 0.403, SLG: 0.403	C FF 89 B FF 90 X FF 89 1-1 21 BB 20 1B 1B		C FF 88 B CH 83 X CH 84 1-1 20 BB 44 S 13 FC5 1B		B FF 88 C FF 87 F FF 88 F FF 90 B CU 76 X CU 76 2-2 ① G4-3	C CU 73 S FF 93 X FF 94 0-2 1-2 21 1B 1B		C CU 74 B FF 93 S CU 75 B FF 93 X CU 75 2-2 ② P6		5	2	3	0	0	0	0
21 Junior Lake, R (1, 7) OBP: 0.286, SLG: 0.457 46 Pedro Strop, R (9, 1)	S CU 76 1 SAFE C FF 90 B FF 90 1 SAFE D SL 77 1 SAFE 1 SAFE F SL 79 4-2 B FF 91 B FF 91 20 1B 1-2 BB		1 SAFE B FF 89 X CH 85 1-0 ① F8		X CH 82 0-0 ② F8	F SI 92 X SI 93 0-1 44 FC4-6 1-2 2-H 1B		C CU 74 B CU 75 B CU 75 S FF 93 B FF 94 S FF 93 3-3 ③ K		4 0	0 0	1 0	1 0	1 0	1 0	1 0
44 Anthony Rizzo, L (1, 3) OBP: 0.414, SLG: 0.500 24 Luis Valbuena, L (8, 5) OBP: 0.400, SLG: 0.258	B FF 92 C FF 90 B SL 78 C FF 90 S FF 92 2-3 ① K		B FF 90 F CH 84 B FF 89 S FF 90 B SL 78 B FF 90 4-2 13 FC5 20 BB 1-2 BB		C FF 89 B SL 78 C CH 83 B FF 91 B FF 89 B FF 90 4-2 BB	C SI 93 X SI 93 0-1 ③ FC4-6 1-2f				2 0	0 0	0 0	0 0	2 0	1 0	4 0
20 Justin Ruggiano, R (1, 9) OBP: 0.310, SLG: 0.240	B FF 89 D CH 86 F FF 90 C FF 91 B FF 91 F FF 92 X FF 91 3-2 13 G6-4-3 1-2 2-H 1B		B CU 75 B CH 85 S CH 84 B FF 89 B CH 85 4-1 13 FC5 1-2 2-3 BB		B FF 89 B CH 85 C FF 88 B FF 88 X FF 88 3-1 ③ F8		X SI 92 0-0 5 HR 1B			3	1	2	1	1	0	1
13 Starlin Castro, R (1, 6) OBP: 0.313, SLG: 0.415	B FF 89 C FF 89 B FF 87 S CH 85 F FF 89 F FF 89 F CH 85 B FF 90 X CH 84 3-2 ②③ G6-4-3 1-2f		B CH 86 F FF 90 B FF 90 X FF 88 2-1 ② FC5 30 FC5-4 1-2 2-3f 3-H			B CU 76 F SI 94 X SI 94 1-1 30 CS 1B	1 SAFE B SI 92 B SI 92 X SI 91 2-0 ① P4			4	0	1	1	0	0	5
30 Mike Olt, R (1, 5) OBP: 0.257, SLG: 0.515 (8, 3)		X FF 88 0-0 HR	B FF 91 B FF 91 X CH 85 2-0 ③ FC5-4 1-2f			B CU 75 C FF 92 C FF 93 B FF 94 B FC 89 S FF 93 3-3 ①② K 1-2	C SI 93 B SI 93 F SI 93 X SI 93 1-2 ② L6			4	1	1	1	0	1	4
5 Welington Castillo, R (1, 2) OBP: 0.280, SLG: 0.468		B FF 90 B CH 85 X FF 90 2-0 ① G5-3		B CH 83 X CH 86 1-0 ① F7		B FF 94 X FF 94 1-0 15 HR 1B	X SI 93 0-0 1-H HR			4	2	2	2	0	0	0
15 Darwin Barney, R (1, 4) OBP: 0.286, SLG: 0.241		C FF 89 S FF 89 B FF 89 F FF 89 B SL 78 X FF 90 2-2 ② P6		B CH 82 C CH 85 C CH 85 B CU 75 F CH 86 B CH 86 X FF 88 3-2 ② L8		B FF 94 B FF 94 C FF 91 B FF 92 X FF 92 3-1 1-H HR	C SI 93 B SI 91 B SL 84 B SI 93 C SI 92 X SI 92 3-2 ③ F7			4	1	1	2	0	0	0
36 Edwin Jackson, R (1, 1) 53 Wesley Wright, R (6, 1) 51 Ryan Kalish, L (6, PH) OBP: 0.267, SLG: 0.269 56 Hector Rondon, R (7, 1) 6 Ryan Sweeney, L (8, PH) OBP: 0.211, SLG: 0.176 (9, 7)		B CH 86 C FF 88 B FF 88 B FF 88 S FF 89 3-3 ③ K		C CH 87 B CU 76 F FF 87 B FF 90 C FF 88 F FF 90 S FF 88 2-3 ③ K		B FF 94 C CU 75 B CU 75 B SI 93 B FF 93 4-1 64 1B 21 1B BB		B FF 91 B CU 71 S FF 90 C FF 90 F FF 92 B FF 93 X FF 92 3-2 ① L7		2 0 0 0 1 0	0 0 1 0 0 0	0 0 0 0 0 0	0 0 1 0 0 0	2 0 0 1 0 0	0 0 0 0 0 0	0 0 0 0 0 0
Inning Stats	R: 1 E: 0 K: 1 S: 18 H: 2 LOB: 1 BB: 1 P: 31	R: 1 E: 0 K: 1 S: 9 H: 1 LOB: 0 BB: 0 P: 16	R: 1 E: 0 K: 0 S: 9 H: 1 LOB: 2 BB: 2 P: 23	R: 0 E: 0 K: 1 S: 10 H: 0 LOB: 0 BB: 0 P: 16	R: 0 E: 0 K: 0 S: 9 H: 0 LOB: 1 BB: 1 P: 18	R: 3 E: 0 K: 1 S: 16 H: 5 LOB: 2 BB: 1 P: 28	R: 2 E: 0 K: 0 S: 9 H: 2 LOB: 0 BB: 0 P: 15	R: 0 E: 0 K: 1 S: 10 H: 0 LOB: 0 BB: 0 P: 18		1B: 8 2B: 1 3B: 0 HR: 3 SF: 0 SAC: 0 DP: 2 HBP: 0				WP: 0 PB: 0 SB: 1 CS: 1 PA: 38		

PITCHER		IP	WLS	BF	H	R	ER	SO	BB	IBB	HBP	BLK	WP	HR	S	P	ERA	WHIP
52 Tony Cingrani, L ERA: 3.22	(1, 1)	5.0	L	22	4	3	3	3	4	0	0	0	0	1	55	104	5.40	1.600
Logan Ondrusek, R ERA: 11.25	(6, 1)	0.2		6	4	3	3	1	1	0	0	0	0	1	12	24	40.50	7.500
58 Nick Christiani, R ERA: 4.7	(6, 1)	1.1		7	3	2	2	0	0	0	0	0	0	1	13	19	13.50	2.250
60 J.J. Hoover, R ERA: 14.54	(8, 1)	1.0		3	0	0	0	1	0	0	0	0	0	0	10	18	0.00	0.000

PITCHER	IP	WLS	BF	H	R	ER	SO	BB	IBB	HBP	BLK	WP	HR	S	P	ERA	WHIP

BOTTOM

Cincinnati Reds @ Chicago Cubs

Wrigley Field, Chicago, IL

Sat Apr 19 2014, 1:23 PM - 4:42 PM CDT

Att. 32,966 - Partly Cloudy - 46 F

livebaseballscorecards.com

AB	33
R	8
H	11
RBI	8
BB	5
SO	5
LOB	15

Batter	1	2	3	4	5	6	7	8	9	AB	R	H	RBI	BB	SO	LOB
6 Billy Hamilton, S (1, 8) OBP: 0.250, SLG: 0.279	C FF 86 S CU 74 S SL 83 0-3 ① K2-3		B CU 72 F CH 79 F CU 76 B SL 83 X CU 76 2-2 ① 19 S 1B	C FF 86 C SI 87 1 SAFE F SL 82 D SL 82 X CU 75 1-2 ③ G1-3		B KC 79 C KC 78 B FF 90 S FF 89 F FF 90 X KC 78 2-2 ② L8	B FS 84 C FS 83 B CU 74 F SI 92 B CU 75 S SI 92 3-3 ③ K			5	0	1	0	0	2	2
19 Joey Votto, L (1, 3) OBP: 0.450, SLG: 0.556	B CU 72 F CH 80 F FF 88 B SI 88 F SL 83 B SI 88 D CU 75 4-2 BB		1 SAFE 1 SAFE 1 SAFE S SI 86 C CU 77 F SL 83 S SI 88 0-3 ② K 1-2		F CU 73 B SI 87 B SI 88 F CH 79 B CU 77 F FF 88 F CH 82 X CU 75 3-2 ① F7	C FF 90 B SI 90 C FF 90 B FF 90 B SI 91 X FF 91 3-2 1B		B FF 90 F SL 79 F FF 89 C FF 90 1-3 ① K		4	0	1	0	1	2	1
4 Brandon Phillips, R (1, 4) OBP: 0.289, SLG: 0.338	B FF 88 B SI 88 S CH 81 X SI 88 2-1 ② P3		B FF 88 S CH 83 S SL 83 F FF 88 S SL 84 1-3 ③ K		X CH 81 0-0 ② F8	B FF 90 F KC 78 F FF 91 S CH 86 1-3 ③ K		X SL 81 0-0 ② P4		5	0	0	0	0	2	3
32 Jay Bruce, L (1, 9) OBP: 0.365, SLG: 0.458	S SI 87 D CU 76 1 SAFE D CU 74 B CH 79 F CH 81 F SL 83 C CH 82 3-3 ③ K			B SI 86 F CH 80 B CU 77 F CU 73 C SI 87 2-3 ① K	C CH 81 B CU 78 S SL 82 X SL 84 1-2 21 2B 2B		C FS 82 B CU 74 X SI 92 1-1 HR	C SL 81 C SL 82 F FF 89 X SL 82 0-2 ③ F7		5	2	2	1	0	2	1
21 Todd Frazier, R (1, 5) OBP: 0.297, SLG: 0.433		F CU 72 B FF 86 C SL 81 S SL 82 1-3 ① K		S CH 81 B FF 88 B CU 76 X CH 81 2-1 39 2B 1B	B FF 88 X SL 82 1-0 2-H 48 1B 2B		B SI 92 F SI 92 B CU 75 B SI 92 F SI 93 S CU 75 3-3 ① K		B CU 77 C CU 78 X FF 94 1-1 ① G6-3	5	2	2	1	0	2	0
48 Ryan Ludwick, R (1, 7) OBP: 0.352, SLG: 0.449 43 Manny Parra, L (7, 1) 63 Sam LeCure, R (7, 1) 50 Neftali Soto, R (9, PH) OBP: 0.333, SLG: 0.600 45 Sean Marshall, L (9, 1)		X FF 87 0-0 2 WP 2B		1 SAFE B SL 82 S CH 80 B SL 82 C SI 88 X SL 82 2-2 ② P3	C CH 81 C FF 89 D SL 84 F FF 89 D CU 76 F FF 88 F SL 82 X CH 82 2-2 2-H 39 1B 1B		C CU 75 F SI 92 F SI 92 X CU 76 0-2 ② F7		B CU 78 S CU 78 B SL 86 C FF 93 F SL 82 F SL 84 S CU 79 2-3 ② K	4 0 0 1 0	0 0 0 0 0	2 0 0 0 0	1 0 0 0 0	0 0 0 1 0	0 0 0 0 0	1 0 0 0 0
39 Devin Mesoraco, R (1, 2) OBP: 0.553, SLG: 0.970		B CU 75 X CH 80 1-0 ② G6-3		B SI 88 X CH 82 1-0 1-H 2 2B 2B	F FF 88 B FF 90 X KC 79 1-1 1-2 1B		B CU 76 B CU 74 B FS 83 B SI 93 4-0 2 HR BB		C CU 79 X SL 82 0-1 2 1B 1B	4	2	3	1	1	0	1
2 Zack Cozart, R (1, 6) OBP: 0.180, SLG: 0.254		C CH 79 B SI 90 F SL 83 X SL 82 1-2 ③ G1-3 2-3		C SI 87 X SL 83 0-1 2-H 34 1B 2B	B CH 84 B FF 90 X FF 89 2-0 ③ F8		B SI 92 C CU 75 X SI 92 1-1 1-H HR		X FF 93 0-0 1-2 1B	5	2	3	3	0	0	3
34 Homer Bailey, R (1, 1) OBP: 0.250, SLG: 0.250 28 Chris Heisey, R (7, PH) OBP: 0.333, SLG: 0.441 (7, 7)			F FF 87 C CU 73 S SL 82 0-3 ① K	C SI 87 D SL 81 F SL 82 F SL 81 F SL 82 F FF 88 D SL 82 X CH 81 2-2 2-H 1B		C SI 90 B FF 90 C SI 90 B FF 91 B KC 79 X FF 90 3-2 ① L3	F SI 93 B CU 75 C CU 75 B CU 76 B CU 76 B SI 93 4-2 BB		B CU 78 C FF 93 F FF 93 B CU 81 X FF 94 2-2 ③ L7	3 1	0 0	1 0	1 0	0 1	1 0	0 2

Inning Stats	1	2	3	4	5	6	7	8	9
	R: 0 E: 0 K: 2 S: 12 H: 0 LOB: 1 BB: 1 P: 21	R: 0 E: 0 K: 1 S: 8 H: 1 LOB: 1 BB: 0 P: 11	R: 0 E: 0 K: 3 S: 14 H: 1 LOB: 1 BB: 0 P: 17	R: 3 E: 0 K: 1 S: 21 H: 4 LOB: 1 BB: 0 P: 31	R: 2 E: 0 K: 0 S: 19 H: 4 LOB: 2 BB: 0 P: 29	R: 0 E: 0 K: 1 S: 13 H: 1 LOB: 1 BB: 0 P: 22	R: 3 E: 0 K: 2 S: 16 H: 2 LOB: 1 BB: 2 P: 32	R: 0 E: 0 K: 1 S: 8 H: 0 LOB: 0 BB: 0 P: 9	R: 0 E: 0 K: 1 S: 13 H: 2 LOB: 2 BB: 0 P: 18

1B: 8	SF: 0	WP: 1	PA: 45
2B: 5	SAC: 0	PB: 0	
3B: 0	DP: 0	SB: 1	
HR: 2	HBP: 0	CS: 0	

PITCHER		IP	WLS	BF	H	R	ER	SO	BB	IBB	HBP	BLK	WP	HR	S	P	ERA	WHIP
33 Carlos Villanueva, R ERA: 10.93	(1, 1)	4.2	L	24	9	5	5	7	1	0	0	0	1	0	71	103	9.64	2.143
53 Wesley Wright, L ERA: 3.18	(5, 1)	1.1		6	2	0	0	1	0	0	0	0	0	0	16	28	0.00	1.500
41 Jose Veras, R ERA: 15.43	(7, 1)	1.0		7	2	3	3	2	2	0	0	0	0	2	16	32	27.00	4.000
40 James Russell, L ERA: 3.18	(8, 1)	1.0		3	0	0	0	1	0	0	0	0	0	0	8	9	0.00	0.000
52 Justin Grimm, R ERA: 0.93	(9, 1)	1.0		5	2	0	0	1	0	0	0	0	0	0	13	18	0.00	2.000

PITCHER	IP	WLS	BF	H	R	ER	SO	BB	IBB	HBP	BLK	WP	HR	S	P	ERA	WHIP

TOP

Cincinnati Reds @ Chicago Cubs

Wrigley Field, Chicago, IL

Sun Apr 20 2014, 1:24 PM - 5:13 PM CDT

Att. 27,927 - Sunny - 63 F

livebaseballscorecards.com

AB	42
R	8
H	15
RBI	8
BB	3
SO	12
LOB	14

Batter	1	2	3	4	5	6	7	8	9	AB	R	H	RBI	BB	SO	LOB
64 Emilio Bonifácio, S (1, 8) OBP: 0.416, SLG: 0.423	C FF 90 X SI 92 0-1 6 S 1B		B SI 92 C SI 93 B CH 85 B FF 92 C SI 92 B SI 94 4-2 6 CS BB		C SI 90 X KC 77 0-1 ① P4		B SL 81 B FF 91 C FF 91 B FF 92 C FF 92 X FF 90 3-2 6 1B 2B	C KC 70 C SI 88 B SI 89 X KC 75 1-2 ② FC6-4 1-2f		4	1	2	0	1	0	2
6 Ryan Sweeney, L (1, 7) OBP: 0.256, SLG: 0.211	B SI 91 B FF 91 F FF 91 X SI 91 2-1 ① P4 1-2		1 SAFE 1 SAFE C SI 92 F SI 91 1 SAFE B SI 90 H CH 85 2-2 ② 44 BB 1-2 HBP		X SI 91 0-0 1-2 1B		C FF 93 B SL 81 C SL 82 F FF 93 F FS 85 X SL 81 1-2 44 BB 19 1B 2-H 1B	D CH 80 B FF 87 C SI 86 C SI 87 F KC 75 X SI 88 2-2 ③ G3-1		4	1	2	1	0	0	2
44 Anthony Rizzo, L (1, 3) OBP: 0.440, SLG: 0.508	D KC 77 C FF 91 X SI 91 1-1 1B		F FF 93 B SI 92 F SI 94 D CH 84 D CH 85 F SL 86 B SI 93 4-2 1-2 BB		F SI 93 B SI 92 B SI 93 F SI 92 C SL 89 2-3 ② K		B SL 82 B FF 93 C FF 93 B FF 91 F FF 92 F FF 91 B SL 81 4-2 30 BB 19 1B 1-2 BB		C SL 82 B CU 72 S FF 86 X FF 87 1-2 13 FC6-4 19 1B 1B	3	0	2	0	2	1	2
19 Nate Schierholtz, L (1, 9) OBP: 0.254, SLG: 0.298	C SI 90 F FF 92 F SI 92 B SL 84 S CH 84 1-3 ② K		B SI 93 C CH 83 F SI 92 S SL 84 1-3 ③ K		F CH 85 B SI 92 X SI 92 1-1 ③ F8		X FF 92 0-0 30 BB 1-2 2-H 1B		S SL 83 B CU 75 X SL 83 1-1 13 FC6-4 1-2 1B	5	0	2	1	0	2	6
13 Starlin Castro, R (1, 6) OBP: 0.306, SLG: 0.400	B KC 77 B SI 92 C SL 83 C FF 92 X CH 85 2-2 ③ P4			C SI 93 S CH 85 B SI 94 S CH 84 1-3 ① K		B CH 86 C CH 86 X SI 93 1-1 51 2B 1B	C SL 82 B SL 83 C SL 81 B FS 84 B SL 81 S SL 82 3-3 ① K		C SL 82 X SL 82 0-1 ① FC6-4 5 DI 1-2f 2-3	5	0	1	0	0	2	6
30 Mike Olt, R (1, 5) OBP: 0.250, SLG: 0.459		X SL 84 0-0 ① G5-3		B CH 87 X SL 87 1-0 ② P2		B SL 86 C CH 85 C CH 87 S FF 92 1-3 ① K	B SL 83 B FF 92 B FF 92 C FF 91 F SI 91 B FF 92 4-2 5 G4-3 1-2 2-3 BB		D CU 75 C SL 82 C CU 74 D CU 74 B CU 74 F SL 82 F CU 72 T FF 86 3-2 ② K	4	0	0	0	1	2	3
5 Welington Castillo, R (1, 2) OBP: 0.273, SLG: 0.442		C FF 94 B CH 85 B SL 86 B SI 92 S SL 85 T SL 87 3-2 ② K		C SI 93 X SI 93 0-1 1B		B CH 87 F SI 94 F SI 94 S CH 86 1-3 ② K	B KC 73 C KC 72 X SI 88 1-1 ②③ G4-3 1-2f		C CU 72 B CU 72 F SL 82 B FF 87 B CU 73 F SL 82 F CU 73 F SI 87 X CU 72 3-2 ③ G5-3 1-2	5	0	1	0	0	2	6
15 Darwin Barney, R (1, 4) OBP: 0.270, SLG: 0.226 53 Wesley Wright, R (5, 1) 51 Ryan Kalish, L (6, PH) OBP: 0.290, SLG: 0.333 41 Jose Veras, R (7, 1) 40 James Russell, L (8, 1) 20 Justin Ruggiano, R (8, PH) OBP: 0.300, SLG: 0.231 52 Justin Grimm, R (9, 1)		C SI 94 B FF 93 S SL 86 B CH 86 B CH 88 S CH 87 3-3 ③ K		C SI 93 X SL 85 0-1 ③ P4		X FF 94 0-0 1-3 2B	B SI 85 T SI 87 S KC 72 F KC 74 B SI 89 X KC 74 2-2 ① L7		2 0 1 0 0 1 0	0 0 0 0 0 0 0	0 0 1 0 0 0 0	0 0 0 0 0 0 0	1 0 0 0 0 0 0	0 0 0 0 0 0 0	1 0 0 0 0 0 0
33 Carlos Villanueva, R (1, 1) 24 Luis Valbuena, L (5, 4) OBP: 0.419, SLG: 0.250			X SI 91 0-0 ① G6-3		B SI 91 F SI 92 B KC 76 F SI 91 F SL 88 B CH 85 F SI 94 B SI 92 4-2 6 1B BB	X SI 93 0-0 ③ P6		B FF 87 B CH 81 B SI 87 C SI 87 B SI 88 4-1 64 FC6-4 BB		1 1	0 0	0 0	0 0	0 2	0 0	0 2
Inning Stats	R: 0 E: 0 K: 1 S: 13 H: 2 LOB: 2 BB: 0 P: 19	R: 0 E: 0 K: 2 S: 7 H: 0 LOB: 0 BB: 0 P: 13	R: 0 E: 0 K: 1 S: 11 H: 0 LOB: 2 BB: 2 P: 22	R: 0 E: 0 K: 1 S: 8 H: 1 LOB: 1 BB: 0 P: 10	R: 0 E: 0 K: 1 S: 12 H: 1 LOB: 2 BB: 1 P: 19	R: 0 E: 0 K: 2 S: 10 H: 2 LOB: 2 BB: 0 P: 13	R: 2 E: 0 K: 1 S: 20 H: 3 LOB: 2 BB: 2 P: 36	R: 0 E: 0 K: 0 S: 12 H: 0 LOB: 1 BB: 1 P: 21	R: 0 E: 0 K: 1 S: 18 H: 2 LOB: 2 BB: 0 P: 26	1B: 9 2B: 2 3B: 0 HR: 0 SF: 0 SAC: 0 DP: 1 HBP: 1						

PITCHER		IP	WLS	BF	H	R	ER	SO	BB	IBB	HBP	BLK	WP	HR	S	P	ERA	WHIP
34 Homer Bailey, R ERA: 5.75	(1, 1)	6.0	W	27	6	0	0	8	3	0	1	0	0	0	61	96	0.00	1.500
43 Manny Parra, L ERA: 4.0	(7, 1)	0.1		6	3	2	2	1	2	0	0	0	0	0	18	33	54.00	15.000
63 Sam LeCure, R ERA: 1.13	(7, 1)	1.2		5	0	0	0	0	1	0	0	0	0	0	14	24	0.00	0.600
45 Sean Marshall, L ERA:	(9, 1)	1.0		5	2	0	0	1	0	0	0	0	0	0	18	26	0.00	2.000

PITCHER	IP	WLS	BF	H	R	ER	SO	BB	IBB	HBP	BLK	WP	HR	S	P	ERA	WHIP

BOTTOM

Cincinnati Reds @ Chicago Cubs

Wrigley Field, Chicago, IL

Sun Apr 20 2014, 1:24 PM - 5:13 PM CDT

Att. 27,927 - Sunny - 63 F

livebaseballscorecards.com

AB	36
R	2
H	11
RBI	2
BB	6
SO	10
LOB	30

WP: 0 PA: 43
PB: 0
SB: 1
CS: 1

Cincinnati Reds @ Pittsburgh Pirates

PNC Park, Pittsburgh, PA

Mon Apr 21 2014, 7:12 PM - 10:15 PM EDT

Att. 12,864 - Cloudy - 76 F

TOP

livebaseballscorecards.com

Batter	1	2	3	4	5	6	7	8	9	AB	R	H	RBI	BB	SO	LOB
6 Billy Hamilton, S (1, 8) OBP: 0.246, SLG: 0.266	H SI 93 1-0 19 G1-3 4 FC5 HBP	X SI 93 0-0 ③ F9			B SI 92 X CH 85 1-0 ① B1-3		S CH 86 X SI 92 0-1 ② SF8 3-H		B SI 91 C SI 91 X SI 92 1-1 ① G4-3	3	1	0	1	0	0	1
19 Joey Votto, L (1, 3) OBP: 0.424, SLG: 0.515	1 SAFE C SI 92 B SL 84 B SL 86 F SI 92 1 SAFE 1 SAFE X SL 86 2-2 ① G1-3 1-3		B SI 91 F SI 92 C CH 84 B SL 84 S SL 87 2-3 ① K		C SL 84 B SI 94 B SL 87 X SL 86 2-1 ② F8		B CH 88 X SL 85 1-0 ③ G4-3		B SI 92 B SI 92 B SI 92 C FF 92 X SI 92 3-1 ② G6-3	5	0	0	0	0	1	2
4 Brandon Phillips, R (1, 4) OBP: 0.309, SLG: 0.367	S CH 85 B SI 93 B SI 93 C CH 87 X CH 87 2-2 FC5 21 BB 3-H		X SI 92 0-0 21 2B 2B		B SI 93 X SI 94 1-0 ③ P4			X SI 92 0-0 21 1B 32 2B 1B	C SI 93 S SL 86 X SI 93 0-2 21 1B 1B	5	2	3	1	0	0	0
21 Todd Frazier, R (1, 5) OBP: 0.342, SLG: 0.471	B SI 92 C CH 85 B SL 85 B CH 86 S SL 84 B SL 85 4-2 1-2 BB		X CH 85 0-0 32 G3-1 2-H 2B			B SL 85 B SI 92 B SI 92 B SI 92 4-0 32 G4-5-3 BB		1 SAFE 1 SAFE B CH 85 S CH 84 S SL 85 D SL 87 B SL 85 X SL 86 3-2 32 2B 1-3 39 1B 1B	1 SAFE S SI 92 X SI 92 0-1 1-3 1B	3	1	3	1	2	0	0
32 Jay Bruce, L (1, 9) OBP: 0.354, SLG: 0.453	C SL 85 X SI 94 0-1 ② F5		B SI 92 X SL 85 1-0 ② G3-1 2-3			L SL 84 F SL 86 X SL 85 0-2 ①② G4-5-3 1-2f		C SI 95 F SI 93 X SI 96 0-2 39 1B 1-3 3-H 2B	B SI 92 C FF 92 B SI 92 X SI 92 2-1 ③ L8	5	0	1	1	0	0	6
48 Ryan Ludwick, R (1, 7) OBP: 0.345, SLG: 0.423 43 Manny Parra, L (8, 1) 60 J.J. Hoover, R (8, 1)	F SI 93 B CH 87 F SL 86 D SL 86 S SL 86 2-3 ③ K		C SL 86 C SI 93 X CH 87 0-2 ③ G6-3			F SI 92 C SI 94 B CH 87 X SL 86 1-2 ③ G6-3		I IN 57 I IN 51 I IN 51 I IN 49 4-0 39 1B IBB		3 0 0	0 0 0	0 0 0	0 0 0	1 0 0	1 0 0	3 0 0
39 Devin Mesoraco, R (1, 2) OBP: 0.571, SLG: 0.946		B SI 92 F SI 92 X CH 86 1-1 44 SH2-3 1B		B SL 84 S CH 85 X SL 85 1-1 2 CS 1B			X SI 91 0-0 E6 44 1B 6 SF8	X FC 90 0-0 ① 1-3 2-H 3-H 1B		4	1	3	1	0	0	0
2 Zack Cozart, R (1, 6) OBP: 0.169, SLG: 0.238		C SI 92 B CH 86 C SI 92 D SL 85 F SI 93 S SL 85 2-3 ① K		C SI 92 F SI 93 F CH 86 X SL 84 0-2 ①② L8 1-2			1 SAFE F SI 90 F CH 85 F CH 85 F SL 83 F SL 84 B CH 86 D CH 86 F FF 92 2-2 ① X SL 85 F9	P PO 79 D CU 77 X FF 95 2-0 ② P2		4	0	0	0	0	1	5
44 Mike Leake, R (1, 1) OBP: 0.273, SLG: 0.636 28 Chris Heisey, R (8, PH) OBP: 0.324, SLG: 0.429 (8, 7)		C CH 84 X SL 84 0-1 ② SH2-3 1-2		F SI 91 B SI 93 B SL 85 C SI 93 S SL 84 2-3 ③ K			X CH 84 0-0 1-3 1B	C CU 77 D CU 76 F FF 94 F FF 96 D FF 96 F CU 80 F CU 79 F FF 96 B FC 88 3-2 X FF 86 F8		2 1	0 0	1 0	0 0	1 0	0 0	0 2
Inning Stats	R: 1 H: 0 E: 0 LOB: 2 K: 1 BB: 1 S: 13 P: 24	R: 0 H: 1 E: 0 LOB: 1 K: 1 BB: 0 S: 9 P: 12	R: 1 H: 2 E: 0 LOB: 1 K: 1 BB: 0 S: 9 P: 12	R: 0 H: 1 E: 0 LOB: 0 K: 1 BB: 0 S: 9 P: 12	R: 0 H: 0 E: 0 LOB: 0 K: 0 BB: 0 S: 4 P: 8	R: 0 H: 0 E: 0 LOB: 0 K: 0 BB: 1 S: 6 P: 11	R: 1 H: 1 E: 1 LOB: 1 K: 0 BB: 0 S: 12 P: 15	R: 2 H: 4 E: 0 LOB: 2 K: 0 BB: 1 S: 17 P: 28	R: 0 H: 2 E: 0 LOB: 2 K: 0 BB: 0 S: 11 P: 17	1B: 8 SF: 1 2B: 3 SAC: 1 3B: 0 DP: 1 HR: 0 HBP: 1						WP: 0 PA: 41 PB: 0 SB: 0 CS: 1

	AB	35
	R	5
	H	11
	RBI	5
	BB	3
	SO	4
	LOB	19

PITCHER		IP	WLS	BF	H	R	ER	SO	BB	IBB	HBP	BLK	WP	HR	S	P	ERA	WHIP
47 Francisco Liriano, L ERA: 4.22	(1, 1)	7.0		31	7	5	4	4	2	0	1	0	0	0	66	101	5.14	1.286
37 Justin Wilson, L ERA: 2.35	(8, 1)	1.0	B	5	2	0	0	0	0	1	0	0	0	0	13	21	0.00	2.000
48 Jared Hughes, R ERA:	(9, 1)	1.0	W	5	2	0	0	0	0	0	0	0	0	0	11	17	0.00	2.000

PITCHER		IP	WLS	BF	H	R	ER	SO	BB	IBB	HBP	BLK	WP	HR	S	P	ERA	WHIP

Batter	1	2	3	4	5	6	7	8	9	AB	R	H	RBI	BB	SO	LOB
6 Starling Marte, R (1, 7) OBP: 0.337, SLG: 0.353	B SI 88 B SI 89 F SI 90 B CH 82 X SI 91 3-1 P3 ①		C SI 89 B CH 82 F CH 82 X SI 93 1-2 55 G5-3 1B		X SL 78 0-0 F9 ①		C CH 84 F SI 91 B FC 89 X SI 92 1-2 G6-3 ②		C CU 73 X SL 83 0-1 L7 ①	5	0	1	0	0	0	0
55 Russell Martin, R (1, 2) OBP: 0.348, SLG: 0.386	X SI 90 0-0 G4-3 ②		1 SAFE F SI 92 F SL 81 X SI 87 0-2 G5-3 ②③ 1-2		B CH 82 B CH 83 B CH 83 X SI 89 3-0 G6-3 ②		B KC 80 X CH 85 1-0 F9 ③		B SL 84 B CU 75 B FF 92 B FF 91 4-0 22 BB 18 1B BB	4	1	0	0	1	0	1
22 Andrew McCutchen, R (1, 8) OBP: 0.400, SLG: 0.455	B SI 91 B SI 90 B SI 90 F SI 91 C SI 91 F SL 82 F SL 82 F SI 93 B SL 82 4-2 24 1B BB			B KC 78 B SI 89 C KC 78 C CH 85 X SL 81 2-2 24 2B 15 HR 1B	B SI 90 C CH 84 F KC 79 X FC 90 1-2 1B			C FF 92 X SL 85 0-1 HR	B FF 93 B CU 74 B FF 93 C FF 92 B FF 92 4-1 18 1B 1-2 BB	3	2	3	1	2	0	0
24 Pedro Alvarez, L (1, 5) OBP: 0.302, SLG: 0.459	X SI 90 0-0 1-2 1B			X SI 91 0-0 15 HR 1-3 2B	1 SAFE X SI 90 0-0 L8 ③			X SL 83 0-0 G4-3 ①	D CU 74 F CH 87 B CH 87 F FF 92 B FF 93 X FF 93 3-2 F5 ②	5	1	2	0	0	0	3
18 Neil Walker, S (1, 4) OBP: 0.326, SLG: 0.525	X SI 91 0-0 L9 ③			H SI 91 1-0 15 HR HBP		X CH 82 0-0 12 FC6-4 1B		B FF 92 B SL 82 F FF 92 F SL 83 B FS 85 X SI 92 3-2 17 BB 23 1B 1B	C CU 74 F FF 93 B FF 93 F FF 92 X CU 75 1-2 2-H 1B	4	1	3	1	0	0	2
15 Ike Davis, L (1, 3) OBP: 0.386, SLG: 0.486		B SI 88 B SI 89 C SI 90 X KC 79 2-1 31 G5-4-3 1B		X FC 90 0-0 1-H 2-H 3-H HR		B SI 89 C SI 90 C SI 90 B FC 90 C FC 90 2-3 K ①		B FF 93 X SL 82 1-0 P4 ②		4	1	2	4	0	1	2
31 Jose Tabata, R (1, 9) OBP: 0.271, SLG: 0.267 23 Travis Snider, L (8, PH) OBP: 0.311, SLG: 0.411 (9, 9)		B SL 78 X SL 79 1-0 G5-4-3 ①② 1-2f		X KC 79 0-0 G6-3 ①		B SI 90 X SL 79 1-0 F9 ②		X FF 93 0-0 17 BB 1-2 1B		3 1	0 0	0 1	0 0	0 0	0 0	2 0
12 Clint Barmes, R (1, 6) OBP: 0.200, SLG: 0.167 17 Gaby Sanchez, R (8, PH) OBP: 0.278, SLG: 0.545 48 Jared Hughes, R (9, 1)		B SI 91 B SI 91 C SI 91 X KC 78 2-1 F8 ③		C SI 90 S CH 84 F SL 81 B FF 92 F FC 89 B SL 81 S SI 91 2-3 K ②		C SI 91 1 SAFE F CH 84 X SI 92 0-2 FC6-4 ③ 1-2f		D CU 74 C CU 74 B FF 93 B CU 73 B CU 73 4-1 1-2 2-3 BB	3 0 0	0 0 0	0 0 0	0 0 0	0 1 0	1 0 0	1 0 0
47 Francisco Liriano, L (1, 1) OBP: 0.100, SLG: 0.100 37 Justin Wilson, L (8, 1) 10 Jordy Mercer, R (8, PH) OBP: 0.291, SLG: 0.245 (9, 6)			B CH 86 C SI 87 X SI 88 1-1 P5 ①	X SI 88 0-0 G3 ③			B SI 88 C SI 88 X SI 89 1-1 G4-3 ①	C FF 93 B FF 93 B CU 75 F FF 93 S FF 93 2-3 K ③		3 0 1	0 0 0	0 0 0	0 0 0	0 0 1	0 0 1	0 0 3
Inning Stats	R: 0 E: 0 K: 0 S: 10 H: 1 LOB: 2 BB: 1 P: 17	R: 0 E: 0 K: 0 S: 5 H: 1 LOB: 0 BB: 0 P: 10	R: 0 E: 0 K: 0 S: 8 H: 1 LOB: 0 BB: 0 P: 10	R: 4 E: 0 K: 1 S: 12 H: 3 LOB: 0 BB: 0 P: 17	R: 0 E: 0 K: 0 S: 6 H: 1 LOB: 1 BB: 0 P: 10	R: 0 E: 0 K: 1 S: 8 H: 1 LOB: 1 BB: 0 P: 11	R: 0 E: 0 K: 0 S: 6 H: 0 LOB: 0 BB: 0 P: 9	R: 1 E: 0 K: 1 S: 12 H: 3 LOB: 3 BB: 1 P: 22	R: 1 E: 0 K: 0 S: 10 H: 1 LOB: 2 BB: 2 P: 22	1B: 9 2B: 1 3B: 0 HR: 2	SF: 0 SAC: 0 DP: 1 HBP: 1			WP: 0 PB: 0 SB: 0 CS: 0	PA: 41		

PITCHER		IP	WLS	BF	H	R	ER	SO	BB	IBB	HBP	BLK	WP	HR	S	P	ERA	WHIP
44 Mike Leake, R ERA: 3.49	(1, 1)	7.0		29	8	4	4	2	1	0	1	0	0	1	55	84	5.14	1.286
43 Manny Parra, L ERA: 4.66	(8, 1)	0.2	B	4	2	1	1	0	0	0	0	0	0	1	7	11	13.50	3.000
60 J.J. Hoover, R ERA: 13.5	(8, 1)	1.0	L	8	2	1	1	1	3	0	0	0	0	0	15	33	9.00	5.000

PITCHER	IP	WLS	BF	H	R	ER	SO	BB	IBB	HBP	BLK	WP	HR	S	P	ERA	WHIP

BOTTOM

Cincinnati Reds @ Pittsburgh Pirates

PNC Park, Pittsburgh, PA

Mon Apr 21 2014, 7:12 PM - 10:15 PM EDT

Att. 12,864 - Cloudy - 76 F

livebaseballscorecards.com

AB	36
R	6
H	12
RBI	6
BB	4
SO	3
LOB	14

Batter	1	2	3	4	5	6	7	8	9	AB	R	H	RBI	BB	SO	LOB
6 Billy Hamilton, S (1, 8) OBP: 0.257, SLG: 0.275	C SI 92 M SI 91 F CH 83 F KC 79 B KC 78 C SI 92 1-3 ① K	B FF 92 B SI 90 X SI 92 2-0 ② 19 S 1B	B FF 91 X FF 90 1-0 ② F8	B SI 91 F CH 84 B SI 93 F SI 92 F SI 94 X SI 93 2-2 19 1B 32 1B 1B	S SL 81 C SL 82 F SL 84 C FF 91 0-3 ② K	5	1	2	0	0	2	1
19 Joey Votto, L (1, 3) OBP: 0.422, SLG: 0.500	C FF 94 C SI 93 B SI 93 F KC 79 B SI 94 X SI 93 2-2 ② F7	B CH 82 1 SAFE S CH 83 C CH 85 B KC 79 F SI 92 B SI 92 X CH 84 3-2 ③ G3-1 1-2	B FF 92 B FF 91 C SI 90 F KC 78 F FF 91 B SI 90 B KC 79 4-2 4 FC5-4 BB	1 SAFE B SI 92 X CH 86 1-0 21 F9 32 1B 1-3 1B	D SL 82 B FF 92 F FF 91 F FF 92 F SL 82 C SL 82 2-3 ③ K	4	0	1	0	1	1	2
4 Brandon Phillips, R (1, 4) OBP: 0.294, SLG: 0.349	F SI 93 S SI 93 B CH 86 X KC 80 1-2 ③ G6-3	S KC 79 F KC 79 X KC 80 0-2 ① P5	X SI 92 0-0 ③ FC5-4 1-2f	F SI 93 D CH 85 F CH 86 S SL 83 1-3 ① K		4	0	0	0	0	1	3
32 Jay Bruce, L (1, 9) OBP: 0.361, SLG: 0.456		B SI 92 C SI 92 B CH 84 F SI 92 F KC 80 S KC 78 2-3 ① K	B FF 92 F FF 91 C SI 91 X KC 78 1-2 ② G5-3	X KC 77 0-0 48 F9 29 1B 21 1B 1B	C SI 94 B SI 94 X SL 81 1-1 1-2 3-H 1B	4	1	2	1	0	1	0
21 Todd Frazier, R (1, 5) OBP: 0.349, SLG: 0.466		B FF 92 F FF 92 H KC 79 2-1 48 FC5-4 HBP	X SI 91 0-0 ③ F8	1 SAFE 1 SAFE C CH 83 F KC 79 X KC 79 0-2 29 1B 2 2B 1-2 1B	D FF 88 B FF 89 X FF 89 2-0 ② F9 2-3	3	1	1	0	0	0	2
48 Ryan Ludwick, R (1, 7) OBP: 0.328, SLG: 0.400 28 Chris Heisey, R (7, 7) OBP: 0.316, SLG: 0.417		C SI 91 F CH 84 F CH 84 D KC 81 X FF 93 1-2 ② FC5-4 1-2f	C FF 92 S CH 84 S CH 83 0-3 ① K	B SI 91 F SI 91 B SI 91 X FF 91 2-1 ① F9 2-3	B SL 80 C SL 81 1 SAFE X FF 89 1-1 ③ P4	3 1	0 0	0 0	0 0	0 0	1 0	3 2
29 Brayan Peña, S (1, 2) OBP: 0.412, SLG: 0.433		B FF 93 B CH 83 F SI 92 C FF 92 D KC 80 X FF 92 3-2 ③ G5-3	L KC 76 L KC 78 F CH 85 F KC 78 F SI 92 X KC 78 0-2 ② G5-3	X CH 83 0-0 ② 1-3 3-H 1B	L FF 89 L SL 82 X SL 83 0-2 2 G1-3 2 S 47 1B 1B	4	1	2	1	0	0	1
2 Zack Cozart, R (1, 6) OBP: 0.174, SLG: 0.254			X SI 91 0-0 ① P2	B KC 80 C FF 91 F KC 78 X CH 83 1-2 ③ G6-3	B KC 79 C CH 83 S KC 78 X CH 83 1-2 3-H 2B	B FF 91 S FF 91 X SL 82 1-1 ① G1-3 1-3	4	0	1	1	0	0	1
47 Johnny Cueto, R (1, 1) OBP: 0.231, SLG: 0.231			C SI 91 M KC 78 F KC 78 B SI 92 X SI 92 1-2 ② G1-3	X SI 90 0-0 ① B3	C SI 91 B KC 77 X FF 90 1-1 ③ G6-3	X FF 92 0-0 3-H 1B	4	0	1	1	0	0	1
Inning Stats	R: 0 H: 0 E: 0 LOB: 0 K: 1 BB: 0 S: 12 P: 16	R: 0 H: 0 E: 0 LOB: 1 K: 1 BB: 0 S: 12 P: 20	R: 0 H: 1 E: 0 LOB: 1 K: 0 BB: 0 S: 10 P: 16	R: 0 H: 0 E: 0 LOB: 0 K: 0 BB: 0 S: 7 P: 8	R: 0 H: 0 E: 0 LOB: 0 K: 1 BB: 0 S: 12 P: 13	R: 0 H: 0 E: 0 LOB: 1 K: 0 BB: 1 S: 6 P: 11	R: 2 H: 4 E: 0 LOB: 1 K: 0 BB: 0 S: 12 P: 16	R: 1 H: 3 E: 0 LOB: 2 K: 1 BB: 0 S: 13 P: 21	R: 1 H: 2 E: 0 LOB: 1 K: 2 BB: 0 S: 14 P: 17	1B: 9 2B: 1 3B: 0 HR: 0	SF: 0 SAC: 0 DP: 0 HBP: 1	WP: 0 PB: 0 SB: 2 CS: 0	PA: 38			

PITCHER		IP	WLS	BF	H	R	ER	SO	BB	IBB	HBP	BLK	WP	HR	S	P	ERA	WHIP
36 Edinson Volquez, R ERA: 1.93	(1, 1)	7.0	L	27	5	2	2	3	1	0	1	0	0	0	71	100	2.57	0.857
44 Tony Watson, L ERA: 2.89	(8, 1)	0.1		4	3	1	1	1	0	0	0	0	0	0	10	15	27.00	9.000
38 Stolmy Pimentel, R ERA: 2.08	(8, 1)	1.2		7	2	1	1	2	0	0	0	0	0	0	17	23	5.40	1.200

PITCHER	IP	WLS	BF	H	R	ER	SO	BB	IBB	HBP	BLK	WP	HR	S	P	ERA	WHIP

TOP

Cincinnati Reds @ Pittsburgh Pirates

PNC Park, Pittsburgh, PA

Tue Apr 22 2014, 7:10 PM - 9:54 PM EDT

Att. 11,926 - Cloudy - 53 F

livebaseballscorecards.com

AB	36
R	4
H	10
RBI	4
BB	1
SO	6
LOB	16

Cincinnati Reds @ Pittsburgh Pirates

PNC Park, Pittsburgh, PA

Tue Apr 22 2014, 7:10 PM - 9:54 PM EDT

Att. 11,926 - Cloudy - 53 F

livebaseballscorecards.com

BOTTOM

Batter	1	2	3	4	5	6	7	8	9	AB	R	H	RBI	BB	SO	LOB
6 Starling Marte, R (1, 7) OBP: 0.323, SLG: 0.337	B FC 88 C FF 92 T FF 93 B FF 92 S FC 88 2-3 ① **K**		B SL 82 X SL 83 1-0 ① **G6-3**			X FF 91 0-0 ① **B5-3**		B CH 83 X SL 85 1-0 ③ **G6-3**		4	0	0	0	0	1	0
18 Neil Walker, S (1, 4) OBP: 0.311, SLG: 0.500	X FF 89 0-0 ② **G4-3**		C FF 92 B CH 83 X FF 93 1-1 ② **F7**			B SI 92 X FC 88 1-0 ② **G3-1**			C CH 82 F FF 90 B FF 92 X SL 86 1-2 ① **L8**	4	0	0	0	0	0	0
22 Andrew McCutchen, R (1, 8) OBP: 0.414, SLG: 0.500	B SI 92 C SL 85 X SI 93 1-1 24 FC6 **1B**		B CH 84 B FF 94 B FC 87 C FF 94 S FC 87 X SI 94 3-2 ③ **G4-3**			C CH 82 B FC 90 C FF 94 B CH 86 F CH 85 B FC 90 B CH 84 4-2 **BB**			C SL 79 X FC 88 0-1 **HR**	3	1	2	1	1	0	0
24 Pedro Alvarez, L (1, 5) OBP: 0.289, SLG: 0.436	F FC 86 B FF 92 1 SAFE X SI 92 1-1 ③ **FC6** **1-2f**			B CH 80 S FF 92 B SI 91 S CH 80 F SI 93 X CH 83 2-2 ① **F8**		X FF 90 0-0 ③ **F7**			B CH 81 B CH 85 B FC 90 C SI 92 X FC 88 3-1 ② **G3-1**	4	0	0	0	0	0	2
55 Russell Martin, R (1, 2) OBP: 0.357, SLG: 0.373 12 Clint Barmes, R (9, PR) OBP: 0.200, SLG: 0.167		B SL 82 C FC 86 B FF 92 B FC 87 B FC 87 4-1 15 FC3-6 **BB**		C SL 84 C SI 94 B CH 86 C FC 90 1-3 ② **K**			B SL 81 B FC 89 C FC 87 S SI 94 X CH 85 2-2 ① **F8**		S FF 94 B FC 86 F SL 85 B FF 94 B FC 89 B SI 95 4-2 15 DI **BB**	2 0	0 0	0 0	0 0	2 0	1 0	0 0
15 Ike Davis, L (1, 3) OBP: 0.354, SLG: 0.439		B SI 91 D CH 82 C SI 93 F SI 93 B FC 89 F CH 81 F FC 90 X CU 75 3-2 ① **FC3-6** 10 G6-3 23 1B **1-2f**		C CH 83 B CH 84 X CH 83 1-1 ③ **G4-3**			X FC 91 0-0 ② **G5-3**		B CH 84 F FC 90 C FF 94 F FF 95 F FF 94 B SI 95 B FF 91 F FF 95 X CH 82 3-2 ③ **F7** **1-2**	4	0	0	0	0	0	2
23 Travis Snider, L (1, 9) OBP: 0.313, SLG: 0.407 38 Stolmy Pimentel, R (8, 1)		B FF 92 C CH 81 C SI 92 X FC 90 1-2 10 G6-3 **1B** **1-2**			C SL 82 F FC 91 S FF 94 0-3 ① **K**		X FF 94 0-0 ③ **G6-3**			3 0	0 0	1 0	0 0	0 0	1 0	0 0
10 Jordy Mercer, R (1, 6) OBP: 0.276, SLG: 0.231		B SI 93 X SI 93 1-0 ② **G6-3** **1-2** **2-3**			C SL 86 X FF 94 0-1 ② **P6**			C SL 83 B FF 92 X FC 88 1-1 31 G4-6-3 **E5**		3	0	0	0	0	0	2
36 Edinson Volquez, R (1, 1) 44 Tony Watson, L (8, 1) 31 Jose Tabata, R (8, 9) OBP: 0.265, SLG: 0.261		X SI 92 0-0 ③ **G4-3**			C FC 86 F SL 85 C FC 87 0-3 ③ **K**			C SI 94 B SI 94 B CH 83 X FF 95 2-1 ① ② **G4-6-3** **1-2f**		2 0 1	0 0 0	0 0 0	0 0 0	0 0 0	1 0 0	2 0 1
Inning Stats	R: 0 E: 0 K: 1 S: 8 H: 1 LOB: 1 BB: 0 P: 12	R: 0 E: 0 K: 0 S: 11 H: 1 LOB: 2 BB: 1 P: 20	R: 0 E: 0 K: 0 S: 6 H: 0 LOB: 0 BB: 0 P: 11	R: 0 E: 0 K: 1 S: 9 H: 0 LOB: 0 BB: 0 P: 13	R: 0 E: 0 K: 2 S: 8 H: 0 LOB: 0 BB: 0 P: 8	R: 0 E: 0 K: 0 S: 6 H: 0 LOB: 1 BB: 1 P: 11	R: 0 E: 0 K: 0 S: 5 H: 0 LOB: 0 BB: 0 P: 7	R: 0 E: 1 K: 0 S: 5 H: 0 LOB: 0 BB: 0 P: 9	R: 1 E: 0 K: 0 S: 15 H: 1 LOB: 2 BB: 1 P: 26	1B: 2 2B: 0 3B: 0 HR: 1	SF: 0 SAC: 0 DP: 1 HBP: 0					

	AB	30
	R	1
	H	3
	RBI	1
	BB	3
	SO	4
	LOB	9

PITCHER	IP	WLS	BF	H	R	ER	SO	BB	IBB	HBP	BLK	WP	HR	S	P	ERA	WHIP
47 Johnny Cueto, R (1, 1) ERA: 1.38	9.0	W	33	3	1	1	4	3	0	0	0	0	1	73	117	1.00	0.667

PITCHER	IP	WLS	BF	H	R	ER	SO	BB	IBB	HBP	BLK	WP	HR	S	P	ERA	WHIP

Batter	1	2	3	4	5	6	7	8	9	AB	R	H	RBI	BB	SO	LOB
6 Billy Hamilton, S (1, 8) OBP: 0.266, SLG: 0.284	L SI 91 B FF 92 C SI 91 S CU 79 1-3 K		C CU 78 B FF 91 X SI 91 1-1 G5-3		X SI 91 0-0 19 S 32 FC3-6 1B 2-3 3-H		L FF 93 B FF 93 B FF 93 F FF 93 T FF 93 2-2 K		B SL 78 C SI 89 B SI 88 X SI 88 2-1 4 CS E8 1B	5	1	2	1	0	2	0
19 Joey Votto, L (1, 3) OBP: 0.432, SLG: 0.493	B SI 92 X SI 92 1-0 32 1B 1B		C SI 91 C SI 91 F SI 91 B CU 78 X CU 78 1-2 L5		B SI 91 B FS 84 I IN 73 I IN 78 4-0 32 FC3-6 4 BB 1-3 3-H IBB		C CU 76 B FC 89 B FC 87 C FC 86 F SI 94 B CU 77 X FC 88 3-2 F7		B SI 90 B CH 82 B SI 90 C SI 89 B SL 80 4-1 4 CS BB	3	0	1	0	2	0	0
4 Brandon Phillips, R (1, 4) OBP: 0.289, SLG: 0.333	C SI 92 B CU 79 S CU 78 F SI 91 S CU 77 1-3 K		B SI 94 F SI 91 X SI 92 1-1 G6-3		D CU 78 F SI 92 B SI 90 B SI 91 B SI 92 4-1 32 FC3-6 1-2 BB		C CU 76 F FF 93 F FF 94 F CU 78 F SI 95 F FF 94 S FC 88 1-3 K		B SI 89 C CH 81 B SL 82 F SI 89 X CH 83 2-2 F8 1-2 2-3	4	0	0	0	1	2	3
32 Jay Bruce, L (1, 9) OBP: 0.368, SLG: 0.458	B FF 92 B SI 92 X SI 92 2-0 21 S 1-3 1B			C FF 92 F CU 78 B CU 76 X CU 77 1-2 F9	S CU 80 C SI 92 X CU 79 0-2 FC3-6 21 S 1-2f 2-3 3-H			B SI 95 T SI 96 X SI 95 1-1 21 WP E8 39 FC6-4 1B		4	1	2	1	0	0	2
21 Todd Frazier, R (1, 5) OBP: 0.333, SLG: 0.442	B SI 92 B CU 78 X SI 92 2-0 G6-3 1-2			B FF 91 C SI 90 C CU 78 B SI 90 B SI 91 C CU 79 3-3 K	1 SAFE C SI 91 B SI 91 S CU 80 B CU 79 F CU 79 X SI 93 2-2 G6-3 1-2			B SI 96 B FC 91 F SI 95 F SI 95 F SI 96 F SI 96 X CU 84 2-2 G6-3 2-3		4	0	0	0	0	1	5
15 Roger Bernadina, L (1, 7) OBP: 0.308, SLG: 0.150		B SI 92 B FF 92 F SI 92 B FF 92 B FF 92 4-1 39 E 39 S 7 G4-3 BB		F FF 92 C CU 78 F SI 91 B CU 78 F CU 78 X SI 92 1-2 P4		B CU 76 B SI 90 F SI 91 C SI 92 B FS 84 X SI 92 3-2 P3		B SI 95 S SI 96 D FC 91 B SI 96 B SI 96 4-1 39 FC6-4 BB		2	1	0	0	2	0	0
39 Devin Mesoraco, R (1, 2) OBP: 0.565, SLG: 0.900		1 SAFE 1 SAFE 1 SAFE B SI 90 F SI 92 B CU 77 X SI 92 2-1 L5 1-3			B CU 78 C CU 77 H SI 90 2-1 31 SH5-4 7 BB 6 1B HBP	B SI 92 B SI 91 X SI 91 2-0 7 BB 1B		1 SAFE B SI 95 1 SAFE T SI 95 1 SAFE S FC 90 F SI 96 1 SAFE 1 SAFE 1-2 X FC 90 FC6-4 1-2f 3-H		3	1	1	1	0	0	2
7 Ramon Santiago, S (1, 6) OBP: 0.250, SLG: 0.143 63 Sam LeCure, R (8, 1) 51 Jonathan Broxton, R (9, 1)		B FF 92 C SI 91 X FS 85 1-1 G4-3 3-H			B SI 90 1 SAFE B SI 90 B SI 90 C SI 91 B SI 91 4-1 6 1B 31 SH5-4 19 E 1-2 BB	1 SAFE S SI 91 1 SAFE B SI 91 D FS 85 D SI 91 F SI 92 F SI 93 B SI 91 4-2 1-2 BB		B SI 94 S SI 94 B FC 91 X SI 94 2-1 G3		2 0 0	1 0 0	0 0 0	1 0 0	2 0 0	0 0 0	1 0 0
31 Alfredo Simon, R (1, 1) OBP: 0.111, SLG: 0.111 45 Sean Marshall, L (7, 1) 2 Zack Cozart, R (8, 6) OBP: 0.171, SLG: 0.250		B SI 92 S SI 92 S SI 92 B SI 92 S SI 92 2-3 K			L SI 90 L SI 91 X SI 90 0-2 SH5-4 1-2 2-3	X SI 90 0-0 G6-3			X SL 78 0-0 L7	2 0 1	0 0 0	0 0 0	0 0 0	0 0 0	1 0 0	1 0 0
Inning Stats	R: 0 E: 0 K: 2 S: 10 H: 2 LOB: 2 BB: 0 P: 17	R: 1 E: 0 K: 1 S: 8 H: 0 LOB: 0 BB: 1 P: 17	R: 0 E: 0 K: 0 S: 8 H: 0 LOB: 0 BB: 0 P: 11	R: 0 E: 0 K: 1 S: 11 H: 0 LOB: 0 BB: 0 P: 16	R: 3 E: 0 K: 0 S: 14 H: 1 LOB: 2 BB: 3 P: 30	R: 0 E: 0 K: 0 S: 8 H: 1 LOB: 1 BB: 1 P: 17	R: 0 E: 0 K: 2 S: 13 H: 0 LOB: 0 BB: 0 P: 19	R: 1 E: 1 K: 0 S: 14 H: 1 LOB: 1 BB: 1 P: 24	R: 0 E: 1 K: 0 S: 7 H: 1 LOB: 1 BB: 1 P: 15	1B: 6 2B: 0 3B: 0 HR: 0 SF: 0 SAC: 1 DP: 0 HBP: 1						

PITCHER		IP	WLS	BF	H	R	ER	SO	BB	IBB	HBP	BLK	WP	HR	S	P	ERA	WHIP
50 Charlie Morton, R ERA: 4.35	(1, 1)	6.0	L	27	4	4	3	4	4	1	1	0	0	0	59	108	4.50	1.333
37 Justin Wilson, L ERA: 2.08	(7, 1)	1.0		3	0	0	0	2	0	0	0	0	0	0	13	19	0.00	0.000
29 Bryan Morris, R ERA: 1.8	(8, 1)	1.0		5	1	1	0	0	1	0	0	0	1	0	14	24	0.00	2.000
30 Jeanmar Gómez, R ERA: 5.56	(9, 1)	1.0		4	1	0	0	0	1	0	0	0	0	0	7	15	0.00	2.000

PITCHER IP WLS BF H R ER SO BB IBB HBP BLK WP HR S P ERA WHIP

TOP

Cincinnati Reds @ Pittsburgh Pirates

PNC Park, Pittsburgh, PA

Wed Apr 23 2014, 7:07 PM - 10:27 PM EDT

Att. 16,705 - Partly Cloudy - 50 F

livebaseballscorecards.com

AB	30
R	5
H	6
RBI	4
BB	7
SO	6
LOB	14

WP: 1	PA: 39
PB: 0	
SB: 5	
CS: 2	

BOTTOM

Batter	1	2	3	4	5	6	7	8	9	AB	R	H	RBI	BB	SO	LOB
6 Starling Marte, R (1, 7) OBP: 0.327, SLG: 0.340	B FF 92 B FF 92 C FF 91 X SI 93 2-1 15 BB 24 BB 23 BB 1B	C CU 76 X SI 94 0-1 ② G6-3	B FF 93 F SI 92 S FC 86 F FC 88 X CU 78 1-2 ③ G5-3	F FF 91 F FC 83 B CU 78 B CU 75 S SI 92 2-3 ① K	C FF 91 S FF 92 B FF 93 X FF 92 1-2 1B	5	1	2	0	0	1	1
18 Neil Walker, S (1, 4) OBP: 0.295, SLG: 0.472	C SI 92 1 SAFE 1 SAFE X SI 92 0-1 ① P5	B CU 76 X FS 86 1-0 ③ G4-3	C SI 92 C FS 82 S CU 77 0-3 ① K	C FS 84 X FS 84 0-1 ② F7	X FF 91 0-0 ② P6	5	0	0	0	0	1	4
22 Andrew McCutchen, R (1, 8) OBP: 0.423, SLG: 0.536	B FF 92 B FC 88 X FF 93 2-0 ② L8	B FC 86 B FC 87 C FF 93 F SI 94 B FC 89 F SI 94 F FF 94 F FF 94 F FF 93 3-2 X FF 94 HR	F FF 93 B CU 77 B SI 92 B SI 92 C SI 93 F SI 93 F SI 93 B SI 93 4-2 BB	S FF 93 B CU 77 X FC 86 1-1 1B	B FF 92 C SL 85 B SL 86 F SL 85 B FF 94 F SL 85 X SL 86 3-2 ③ G6-3	4	1	2	1	1	0	3
24 Pedro Alvarez, L (1, 5) OBP: 0.287, SLG: 0.420	B CU 74 B SI 94 C SI 92 B FS 84 D SI 94 4-1 23 BB 15 BB 1-2 BB	B FS 87 X FS 86 1-0 ① G4-3	X FS 89 0-0 ② P5	B SL 79 1 SAFE B SL 79 F SL 80 X CU 72 2-1 ③ G1-3	3	0	0	0	1	0	2
15 Ike Davis, L (1, 3) OBP: 0.346, SLG: 0.409	B SI 93 B SI 93 B SI 94 C SI 93 B SI 93 4-1 23 BB 1-2 2-3 BB	F SI 93 F SI 94 X CU 76 0-2 ② L9	B SI 92 X SI 91 1-0 ③ L9	C CU 70 X SL 81 0-1 ① G1-3	3	0	0	0	1	0	1
23 Travis Snider, L (1, 9) OBP: 0.328, SLG: 0.400 31 Jose Tabata, R (8, PH) OBP: 0.260, SLG: 0.255 (9, 9)	B SI 93 B FF 92 F FF 93 F FF 93 B SI 95 B FF 93 4-2 1-2 2-3 3-H BB	B CU 78 X FS 86 1-0 E3	B FS 83 S FS 82 F FS 82 B CU 77 B FS 84 B SI 93 4-2 19 G5-3 10 F8 BB	C SI 87 B KC 75 C KC 72 F SI 86 B SI 87 B FF 85 X SI 87 3-2 ② G6-3	1	0	0	1	2	0	0
										1	0	0	0	0	0	0
10 Jordy Mercer, R (1, 6) OBP: 0.258, SLG: 0.214	C SI 94 T SI 94 F SI 95 S FC 88 0-3 ③ K	C FC 86 B FC 86 F SI 93 D CU 79 1 SAFE S FF 94 2-3 ③ K	X FC 83 0-0 ① F8 1-2	C FF 88 B SI 88 B KC 74 X KC 72 2-1 ③ G5-3	4	0	0	0	0	2	5
19 Chris Stewart, R (1, 2) OBP: 0.300, SLG: 0.300	B FF 93 C FF 93 F SI 94 X SI 94 1-2 50 SH3 1B	F FF 92 B CU 75 C SI 93 B CU 77 X FF 94 2-2 ① F8	B CU 75 B SI 92 X SI 91 2-0 ② G5-3 2-3	B FF 91 B FF 92 C FF 91 X FF 92 2-1 6 1B 1B	4	0	2	0	0	0	1
50 Charlie Morton, R (1, 1) 5 Josh Harrison, R (6, PH) OBP: 0.226, SLG: 0.471 37 Justin Wilson, L (7, 1) 29 Bryan Morris, L (8, 1) 30 Jeanmar Gómez, R (9, 1) 17 Gaby Sanchez, R (9, PH) OBP: 0.270, SLG: 0.529	X FF 93 0-0 ① SH3 1-2	C FF 93 B FC 86 S FF 93 F FF 94 X FC 87 1-2 ② G5-3	C FC 84 T SI 92 X FC 87 0-2 ③ L9	B FF 91 C FF 91 B SL 85 B FF 91 X FF 91 3-1 ① F8	1	0	0	0	0	0	0
					1	0	0	0	0	0	1
					0	0	0	0	0	0	0
					0	0	0	0	0	0	0
					0	0	0	0	0	0	0
					1	0	0	0	0	0	1
Inning Stats	R: 1 E: 0 K: 1 S: 13 H: 1 LOB: 3 BB: 3 P: 29	R: 0 E: 0 K: 0 S: 7 H: 1 LOB: 1 BB: 0 P: 9	R: 1 E: 1 K: 1 S: 15 H: 1 LOB: 1 BB: 0 P: 22	R: 0 E: 0 K: 0 S: 11 H: 0 LOB: 0 BB: 0 P: 15	R: 0 E: 0 K: 1 S: 9 H: 0 LOB: 1 BB: 1 P: 14	R: 0 E: 0 K: 0 S: 7 H: 0 LOB: 1 BB: 0 P: 13	R: 0 E: 0 K: 1 S: 9 H: 1 LOB: 1 BB: 0 P: 14	R: 0 E: 0 K: 0 S: 8 H: 0 LOB: 0 BB: 0 P: 13	R: 0 E: 0 K: 0 S: 13 H: 2 LOB: 2 BB: 0 P: 22	1B: 5 2B: 0 3B: 0 HR: 1 SF: 0 SAC: 1 DP: 0 HBP: 0						

PITCHER		IP	WLS	BF	H	R	ER	SO	BB	IBB	HBP	BLK	WP	HR	S	P	ERA	WHIP
31 Alfredo Simon, R ERA: 1.3	(1, 1)	6.2	W	30	4	2	2	4	5	0	0	0	0	1	69	112	2.70	1.350
45 Sean Marshall, L ERA:	(7, 1)	0.2	H	2	0	0	0	0	0	0	0	0	0	0	4	6	0.00	0.000
63 Sam LeCure, R ERA: 1.04	(8, 1)	0.2	H	2	0	0	0	0	0	0	0	0	0	0	6	11	0.00	0.000
51 Jonathan Broxton, R ERA:	(9, 1)	1.0	S	5	2	0	0	0	0	0	0	0	0	0	13	22	0.00	2.000

PITCHER	IP	WLS	BF	H	R	ER	SO	BB	IBB	HBP	BLK	WP	HR	S	P	ERA	WHIP

Cincinnati Reds @ Pittsburgh Pirates

PNC Park, Pittsburgh, PA

Wed Apr 23 2014, 7:07 PM - 10:27 PM EDT

Att. 16,705 - Partly Cloudy - 50 F

livebaseballscorecards.com

AB	33
R	2
H	6
RBI	2
BB	5
SO	4
LOB	19

Batter	1	2	3	4	5	6	7	8	9	AB	R	H	RBI	BB	SO	LOB
28 Chris Heisey, R (1, 8) (9, 7) OBP: 0.286, SLG: 0.375	C SI 92 X SI 92 0-1 L7		C SI 92 B SI 92 X SL 83 1-1 L5		B SL 83 F SI 93 F SI 93 B SI 93 F SI 93 B SL 84 S SL 83 3-3 K		B SI 92 B SL 82 C SI 92 X SI 91 2-1 G6-3			4	0	0	0	0	1	0
19 Joey Votto, L (1, 3) OBP: 0.444, SLG: 0.494	B SI 93 F SI 93 F SL 83 B SI 93 F SI 93 B SL 85 F SL 82 B SI 93 4-2 4 1B BB		X CH 86 0-0 1B			S SI 93 C SI 92 H SI 92 1-2 4 G6-3 48 2B HBP		C SI 80 B SI 92 X SI 92 1-1 ① G3-1		2	1	1	0	1	0	0
4 Brandon Phillips, R (1, 4) OBP: 0.287, SLG: 0.330	C SI 93 X SI 93 0-1 1-2 1B		X SI 92 0-0 ③ F8			B SL 83 1 SAFE C SL 84 B SI 92 1 SAFE B SI 92 C SI 92 F SI 92 3-2 ① F SI 92 X SI 93 G6-3 1-2		B SI 93 F SI 93 S CH 84 S SI 94 1-3 ② K		4	0	1	0	0	1	2
32 Jay Bruce, L (1, 9) OBP: 0.363, SLG: 0.440	C SI 93 S SL 84 D SL 84 S SI 93 1-3 ② K			B CH 85 B SL 83 F SI 93 X SI 92 2-1 ① G4-3		S SI 92 B SI 93 S SL 84 S SL 83 1-3 ② K		C SL 82 B SI 93 B SL 82 S SI 93 B SI 94 B SL 81 4-2 21 S BB		3	0	0	0	1	2	3
21 Todd Frazier, R (1, 5) OBP: 0.341, SLG: 0.450	C SI 93 X SL 83 0-1 ③ F9			F SI 94 B SI 94 S SL 84 X SI 93 1-2 2B		S SL 83 H SI 93 1-1 48 2B HBP		1 SAFE C SI 94 S SI 94 F SL 82 B SI 93 B SI 94 D CH 87 F SI 95 S SL 83 3-3 ③ K 1-2		3	1	1	0	0	1	3
48 Ryan Ludwick, R (1, 7) OBP: 0.354, SLG: 0.431 6 Billy Hamilton, S (9, PR) OBP: 0.266, SLG: 0.284 (9, 8)		C SI 93 F SI 93 H SI 91 1-2 2 G4-3 HBP		C SI 94 X SL 82 0-1 ② P4		X SL 83 0-0 1-H 2-H 2B			B FC 92 F FC 91 B KC 80 X FC 90 2-1 39 CS 1B	3 0	0 0	2 0	2 0	0 0	0 0	1 0
39 Devin Mesoraco, R (1, 2) OBP: 0.520, SLG: 0.818		B SI 92 1 SAFE F SI 92 1 SAFE B SL 83 X SL 82 2-1 ① F9		C SI 93 F SI 93 B SI 93 F SL 85 T SL 84 1-2 ③ K		X SL 83 0-0 ③ F7			F FC 91 1 SAFE P PO 88 F KC 80 B KC 80 S KC 80 2-3 ① ② K 1-2	4	0	0	0	0	2	4
2 Zack Cozart, R (1, 6) OBP: 0.162, SLG: 0.236		1 SAFE C SI 92 X SI 92 0-1 ② ③ G4-3 1-2f			B SL 84 S SL 83 F SI 93 B SI 92 S SI 93 2-3 ① K		B SI 92 B SI 91 B SI 92 C SI 92 C SI 92 F SI 92 X SI 92 3-2 ① G6-3		X FC 91 0-0 ③ G3-1	4	0	0	0	0	1	2
52 Tony Cingrani, L (1, 1) OBP: 0.200, SLG: 0.200 15 Roger Bernadina, L (7, PH) OBP: 0.296, SLG: 0.143 Logan Ondrusek, R (7, 1) 63 Sam LeCure, R (8, 1) 51 Jonathan Broxton, R (9, 1)			L SI 92 B SI 92 L SI 93 X SI 93 1-2 ① G6-3		C SI 93 F SI 92 X SI 92 0-2 ② L6		X SI 93 0-0 ② P5			2 1 0 0 0	0 0 0 0 0	0 0 0 0 0	0 0 0 0 0	0 0 0 0 0	0 0 0 0 0	0 0 0 0 0
Inning Stats	R: 0 E: 0 K: 1 S: 13 H: 1 LOB: 2 BB: 1 P: 18	R: 0 E: 0 K: 0 S: 6 H: 0 LOB: 0 BB: 0 P: 9	R: 0 E: 0 K: 0 S: 7 H: 1 LOB: 1 BB: 0 P: 9	R: 0 E: 0 K: 1 S: 11 H: 1 LOB: 1 BB: 0 P: 15	R: 0 E: 0 K: 2 S: 10 H: 0 LOB: 0 BB: 0 P: 15	R: 2 E: 0 K: 1 S: 14 H: 1 LOB: 1 BB: 0 P: 20	R: 0 E: 0 K: 0 S: 7 H: 0 LOB: 0 BB: 0 P: 12	R: 0 E: 0 K: 2 S: 12 H: 0 LOB: 1 BB: 1 P: 21	R: 0 E: 0 K: 1 S: 7 H: 1 LOB: 1 BB: 0 P: 10	1B: 3 2B: 2 3B: 0 HR: 0 SF: 0 SAC: 0 DP: 1 HBP: 3						

PITCHER	IP	WLS	BF	H	R	ER	SO	BB	IBB	HBP	BLK	WP	HR	S	P	ERA	WHIP
58 Brandon Cumpton, R (1, 1) ERA: 2.57	7.0	L	28	4	2	2	5	1	0	3	0	0	0	68	98	2.57	0.714
44 Tony Watson, L (8, 1) ERA: 2.61	1.0		4	0	0	0	2	1	0	0	0	0	0	12	21	0.00	1.000
35 Mark Melancon, R (9, 1) ERA: 1.64	1.0		3	1	0	0	1	0	0	0	0	0	0	7	10	0.00	1.000

PITCHER	IP	WLS	BF	H	R	ER	SO	BB	IBB	HBP	BLK	WP	HR	S	P	ERA	WHIP

TOP

Cincinnati Reds @ Pittsburgh Pirates

PNC Park, Pittsburgh, PA

Thu Apr 24 2014, 12:37 PM - 3:23 PM EDT

Att. 18,896 - Partly Cloudy - 51 F

livebaseballscorecards.com

AB	30
R	2
H	5
RBI	2
BB	2
SO	8
LOB	15

WP: 0 PB: 0 SB: 1 CS: 1 PA: 35

BOTTOM

Cincinnati Reds @ Pittsburgh Pirates

PNC Park, Pittsburgh, PA

Thu Apr 24 2014, 12:37 PM - 3:23 PM EDT

Att. 18,896 - Partly Cloudy - 51 F

livebaseballscorecards.com

Batter	1	2	3	4	5	6	7	8	9	AB	R	H	RBI	BB	SO	LOB
6 Starling Marte, R (1, 7) OBP: 0.315, SLG: 0.327	B FF 91 C FF 90 C FF 92 B SL 79 C FF 92 2-3 K ①	X FF 90 0-0 L8 ③			B CH 83 F FF 90 B FF 90 B FF 89 F FF 91 S FF 91 3-3 K ①		B FF 94 X FF 94 1-0 G5-3 ②			4	0	0	0	0	2	1
44 Tony Watson, L (8, 1)										0	0	0	0	0	0	0
35 Mark Melancon, R (9, 1)										0	0	0	0	0	0	0
18 Neil Walker, S (1, 4) OBP: 0.313, SLG: 0.478	B SL 78 F FF 91 B FF 92 F FF 92 B FF 92 F FF 92 F FF 92 F FF 92 F FF 93 4-2 F FF 92 B FF 92 22 1B 24 1B BB		C SL 78 S FF 91 B FF 91 X SL 78 1-2 22 BB 1B		X FF 92 0-0 F8 ②		X FF 95 0-0 22 FC6-4 1B			3	1	2	0	1	0	0
22 Andrew McCutchen, R (1, 8) OBP: 0.426, SLG: 0.529	B FF 90 1 SAFE B CH 86 F FF 93 F FF 93 X FF 93 2-2 24 1B 1-2 1B		D SL 79 B CH 86 1 SAFE B FF 92 C FF 92 B CH 87 4-1 1-2 BB		B FF 92 F FF 92 X FF 92 1-1 L5 ③		C FF 93 C FF 93 X FF 94 0-2 FC6-4 1-2f ③			3	0	1	0	1	0	1
17 Gaby Sanchez, R (1, 3) OBP: 0.275, SLG: 0.514	B FF 93 B CH 87 C CH 86 C CH 87 C FF 93 2-3 K ②		B CH 85 X FF 91 1-0 P4 ①			B CH 86 X FF 92 1-0 31 1B 1B		B KC 74 C KC 73 F CH 82 C SI 88 1-3 K ①		3	0	1	0	0	1	4
15 Ike Davis, L (8, PH) OBP: 0.340, SLG: 0.400										1	0	0	0	0	1	0
(9, 3)																
24 Pedro Alvarez, L (1, 5) OBP: 0.286, SLG: 0.412	C FF 92 X SL 79 0-1 1-3 2-H 1B		C FF 92 C FF 92 D SL 83 S FF 90 1-3 K ②			F FF 92 S FF 92 F FF 92 S SL 79 0-3 K ①		F CH 82 F SI 88 B KC 75 C SI 87 1-3 K ②		4	0	1	1	0	3	3
31 Jose Tabata, R (1, 9) OBP: 0.259, SLG: 0.255	F FF 93 B FF 94 F FF 94 X FF 94 1-2 L9 ③		B FF 91 X FF 90 1-0 P3 ③			B FF 90 X FF 90 1-0 1-2 1B		F FF 89 S SL 81 S SI 88 0-3 K ③		4	0	1	0	0	1	4
(8, 7)																
10 Jordy Mercer, R (1, 6) OBP: 0.242, SLG: 0.200		B CU 76 F CH 86 C CH 86 X FF 90 1-2 G5-3 ①		B CH 84 B CH 85 X FF 89 2-0 F7 ①		B CH 85 B CH 84 B CH 84 C FF 92 C CH 85 X FF 92 3-2 P2 ②			B FF 93 F SL 85 B SL 86 C SL 84 S FF 94 2-3 K ①	4	0	0	0	0	1	2
19 Chris Stewart, R (1, 2) OBP: 0.286, SLG: 0.286		C FF 89 B CH 85 X FF 90 1-1 1B		B SL 77 X FF 89 1-0 G5-3 ②		B FF 90 C CH 84 B FF 92 C FF 89 X FF 87 2-2 F8 ③			C FF 93 F SL 88 B FF 93 B SL 87 X SL 85 2-2 L5 ②	4	0	1	0	0	0	2
58 Brandon Cumpton, R (1, 1)		L FF 91 1 SAFE 1 SAFE B FF 89 B FF 90 L FF 90 M FF 92 2-3 K ②		C FF 87 S FF 90 F FF 91 F FF 92 B FF 91 B FF 89 S FF 92 2-3 K ③			S FF 95 F FF 91 B FF 94 T CH 84 1-2 K ①		B FF 93 X SI 92 1-0 G4-3 ③	2	0	0	0	0	2	1
23 Travis Snider, L (7, PH) OBP: 0.319, SLG: 0.387										2	0	0	0	0	1	0
(8, 9)																

Inning Stats																								
	R: 1	H: 2	R: 0	H: 1	R: 0	H: 1	R: 0	H: 0	R: 0	H: 0	R: 0	H: 2	R: 0	H: 1	R: 0	H: 0	R: 0	H: 0	1B: 7	SF: 0	WP: 0	PA: 36
	E: 0	LOB: 2	E: 0	LOB: 1	E: 0	LOB: 2	K: 1	BB: 0	E: 0	LOB: 0	E: 0	LOB: 2	E: 0	LOB: 0	E: 0	LOB: 0	E: 0	LOB: 0	2B: 0	SAC: 0	PB: 0	
	K: 2	BB: 1	K: 1	BB: 0	K: 1	BB: 0	S: 7	P: 12	K: 1	BB: 0	K: 1	BB: 0	K: 1	BB: 0	K: 3	BB: 0	K: 1	BB: 0	3B: 0	DP: 0	SB: 0	
	S: 21	P: 32	S: 9	P: 13	S: 9	P: 17	S: 6	P: 10	S: 12	P: 19	S: 8	P: 10	S: 9	P: 11	S: 7	P: 12	HR: 0	HBP: 0			CS: 0	

	AB	34
	R	1
	H	7
	RBI	1
	BB	2
	SO	12
	LOB	18

PITCHER		IP	WLS	BF	H	R	ER	SO	BB	IBB	HBP	BLK	WP	HR	S	P	ERA	WHIP
52 Tony Cingrani, L ERA: 2.86	(1, 1)	6.0	W	26	6	1	1	7	2	0	0	0	0	0	64	103	1.50	1.333
Logan Ondrusek, R ERA: 9.0	(7, 1)	1.0	H	4	1	0	0	1	0	0	0	0	0	0	8	10	0.00	1.000
63 Sam LeCure, R ERA: 0.93	(8, 1)	1.0	H	3	0	0	0	3	0	0	0	0	0	0	9	11	0.00	0.000
51 Jonathan Broxton, R ERA:	(9, 1)	1.0	S	3	0	0	0	1	0	0	0	0	0	0	7	12	0.00	0.000

PITCHER	IP	WLS	BF	H	R	ER	SO	BB	IBB	HBP	BLK	WP	HR	S	P	ERA	WHIP

Cincinnati Reds @ Atlanta Braves

Turner Field, Atlanta, GA

Fri Apr 25 2014, 7:35 PM - 10:15 PM EDT

Att. 31,111 - Clear - 75 F

TOP

livebaseballscorecards.com

Batter	1	2	3	4	5	6	7	8	9	AB	R	H	RBI	BB	SO	LOB
6 Billy Hamilton, S (1, 8) OBP: 0.265, SLG: 0.295	X FF 91 0-0 G4-3		L FF 92 D SL 79 B FF 92 F SL 82 B SI 92 F SL 82 X FF 92 3-2 F7		X FF 91 0-0 G4-3		X SL 78 0-0 19 1B 2-H 2B		C KC 84 F KC 86 C FF 97 0-3 K	4	1	1	1	0	0	2
45 Sean Marshall, L (7, 1)										0	0	0	0	0	0	0
28 Chris Heisey, R (8, 7) OBP: 0.279, SLG: 0.366										1	0	0	0	0	1	2
58 Nick Christiani, R (8, 1)										0	0	0	0	0	0	0
19 Joey Votto, L (1, 3) OBP: 0.452, SLG: 0.506	X FF 90 0-0 4 1B 32 F9-2 2B		F CH 85 B SL 84 S CH 83 F FF 93 D SL 82 S CH 84 2-3 K			T FF 90 B SL 82 B CH 84 F CH 83 B FF 93 B SL 82 4-2 4 2B 32 1B BB	C FF 93 D CU 74 B FF 94 C SI 90 X CU 73 2-2 2-H 1B		X KC 85 0-0 G5-3	4	1	2	1	1	1	3
4 Brandon Phillips, R (1, 4) OBP: 0.296, SLG: 0.347	C FF 92 C FF 93 X SL 85 0-2 2-3 1B		C SL 82 B FF 93 C CH 85 S SL 83 1-3 K			F FF 92 F SL 82 B FF 92 X CH 84 1-2 32 1B 50 G4-6-3 1-3 2B	B FF 95 X FF 95 1-0 F9			4	1	2	0	0	1	2
32 Jay Bruce, L (1, 9) OBP: 0.358, SLG: 0.430	B CH 84 D FF 92 X SL 81 2-0 F9-2 3-H			B SL 79 B FF 89 X FF 92 2-0 G4-3		B FF 92 S SL 82 S CH 84 X FF 92 1-2 50 G4-6-3 2-3 3-H 1B		B SL 80 C FF 95 B CH 85 X FF 96 2-1 F7		4	0	1	1	0	0	2
21 Todd Frazier, R (1, 5) OBP: 0.344, SLG: 0.463		C FF 92 B SL 80 X CH 84 1-1 39 F8 2B		X CH 82 0-0 G1-3		X FF 91 0-0 G4-6-3 1-2f 3-H		F FF 96 B SL 84 F FF 96 X FF 96 1-2 G4-3		2	0	1	0	0	0	0
50 Neftali Soto, R (5, 5) OBP: 0.250, SLG: 0.429										2	0	0	0	0	0	1
48 Ryan Ludwick, R (1, 7) OBP: 0.333, SLG: 0.403		F SL 84 B FF 92 S SL 83 B FF 94 S SL 84 2-3 K		X SL 81 0-0 L8		B FF 91 S FF 92 B FF 92 B FF 91 F FF 92 X FF 93 3-2 G5-3		F FF 97 X FF 98 0-1 F9		4	0	0	0	0	1	1
39 Devin Mesoraco, R (1, 2) OBP: 0.509, SLG: 0.787		X FF 93 0-0 F8 2-3			C SL 80 S SL 81 S SL 82 0-3 K		B SL 78 F SL 79 S SL 83 F SL 80 F FF 91 B SL 84 X FF 92 2-2 2 WP 6 2B 1B		B FF 96 S FF 96 X FF 96 1-1 2 BB 1B	3	1	1	0	0	1	1
60 J.J. Hoover, R (7, 1)										0	0	0	0	0	0	0
15 Roger Bernadina, L (7, 8) OBP: 0.321, SLG: 0.182										1	0	1	0	0	0	0
2 Zack Cozart, R (1, 6) OBP: 0.179, SLG: 0.240		C FF 93 B SL 84 C SL 85 S FF 92 1-3 K			X FF 92 0-0 1B		C FF 88 S SL 78 F FF 90 D SL 81 S SL 81 1-3 K 1-2		B FF 96 1 SAFE B FF 95 1 SAFE B FF 96 B FF 95 4-0 1-2 BB	3	0	1	0	1	2	2
34 Homer Bailey, R (1, 1) OBP: 0.300, SLG: 0.300			C FF 92 F FF 92 B SL 81 B FF 93 F FF 93 X FF 92 2-2 1B		L SL 88 B FF 89 M FF 90 L SL 80 1-3 K		B SL 77 S CH 82 X CH 83 1-1 L9		L KC 84 B KC 86 L FF 96 F KC 85 S KC 87 1-3 K	2	0	1	0	0	1	1
29 Brayan Peña, S (7, PH) OBP: 0.389, SLG: 0.406										2	0	0	0	0	1	3
(7, 2)																

Inning Stats	1	2	3	4	5	6	7	8	9	1B	SF	WP	PA
R	0	0	0	0	0	2	2	0	0	7	0	1	38
E	0	0	0	0	0	0	0	0	0	2B: 5	SAC: 0	PB: 0	
K	0	2	2	0	2	0	1	0	2	3B: 0	DP: 2	SB: 0	
S	6	9	15	3	8	12	16	7	10	HR: 0	HBP: 0	CS: 0	
H	2	1	1	0	1	2	3	0	1				
LOB	1	1	1	0	1	0	1	0	2				
BB	0	0	0	0	0	1	0	0	1				
P	8	13	23	5	9	21	23	10	16				

PITCHER	IP	WLS	BF	H	R	ER	SO	BB	IBB	HBP	BLK	WP	HR	S	P	ERA	WHIP
30 Ervin Santana, R (1, 1) ERA: 1.95	6.2	W	28	9	4	4	7	1	0	0	0	1	0	65	95	5.40	1.500
43 Luis Avilán, L (7, 1) ERA: 8.1	0.0		1	1	0	0	0	0	0	0	0	0	0	3	5	∞	∞
48 David Carpenter, R (7, 1) ERA: 2.79	0.1	H	1	0	0	0	0	0	0	0	0	0	0	1	2	0.00	0.000
52 Jordan Walden, R (8, 1) ERA: 1.93	1.0	H	3	0	0	0	0	0	0	0	0	0	0	7	10	0.00	0.000
46 Craig Kimbrel, R (9, 1) ERA: 2.89	1.0	S	5	1	0	0	2	1	0	0	0	0	0	10	16	0.00	2.000

PITCHER	IP	WLS	BF	H	R	ER	SO	BB	IBB	HBP	BLK	WP	HR	S	P	ERA	WHIP

AB	36
R	4
H	11
RBI	3
BB	2
SO	9
LOB	20

Cincinnati Reds @ Atlanta Braves

Turner Field, Atlanta, GA

Fri Apr 25 2014, 7:35 PM - 10:15 PM EDT

Att. 31,111 - Clear - 75 F

BOTTOM

Batter	1	2	3	4	5	6	7	8	9	AB	R	H	RBI	BB	SO	LOB
22 Jason Heyward, L (1, 9) OBP: 0.306, SLG: 0.294	C FF 93 X FF 94 0-1 ① F8	D KC 79 C FF 93 F FF 93 B FF 94 X KC 80 2-2 2-H 1B		B FF 94 C CH 85 S FF 95 X SL 89 1-2 ③ FC4-6 1-2f			C CU 72 B SI 86 X SL 80 1-1 ② G4-3 1-2			4	0	1	1	0	0	2
2 B.J. Upton, R (1, 8) OBP: 0.286, SLG: 0.293	S SL 86 B FF 93 S SL 86 X FF 94 1-2 5 1B 8 HR 1B	1 SAFE B SI 95 F FF 94 S SL 87 B SL 87 B SL 87 X FF 94 3-2 ③ L8			B SL 84 S FF 94 B KC 80 X FF 94 2-1 ① G4-3		C SL 80 F SL 79 D CU 73 C SI 87 1-3 ③ K			4	1	1	0	0	1	2
5 Freddie Freeman, L (1, 3) OBP: 0.439, SLG: 0.619	B FF 92 1 SAFE B SI 92 C KC 79 B SI 92 F SI 94 X FF 94 3-2 1-3 8 HR 1B		X CH 85 0-0 8 F8 8 WP 24 1B 1B		S SI 94 B SL 86 F FF 94 B SL 88 S SL 84 2-3 ② K			B CU 73 B CU 71 X SL 79 2-0 1B		4	2	3	0	0	1	0
8 Justin Upton, R (1, 7) OBP: 0.376, SLG: 0.568	B SL 88 F FF 94 B SI 94 F SL 85 F CH 86 X CH 85 2-2 1-H 3-H HR		F FF 93 B FF 95 B SI 92 F SL 86 X KC 80 2-2 ① F8 1-3		S KC 80 F SL 95 B SL 89 X SL 86 1-2 ③ F8			X SI 91 0-0 ① F7		4	1	1	3	0	0	2
24 Evan Gattis, R (1, 2) OBP: 0.333, SLG: 0.607	B SL 88 F FF 94 X SL 84 1-1 ② P3		F SL 86 F SL 87 X FF 92 0-2 26 G6-4-3 3-H 1B			F SL 86 B SI 93 X SL 86 1-1 23 G6-4-3 1B		B SI 92 C SI 93 B SI 91 F SI 91 F SI 93 X SI 93 2-2 ② L9		4	0	2	1	0	0	1
26 Dan Uggla, R (1, 4) OBP: 0.267, SLG: 0.329	C KC 80 B SI 94 C SL 88 S CH 86 1-3 ③ K		C SL 85 B CH 89 X SL 86 1-1 ②③ G6-4-3 1-2f			F FF 94 B SI 92 S SL 83 D KC 80 S CH 84 2-3 ① K		C SI 91 F SI 93 C SI 93 0-3 ③ K		4	0	0	0	0	3	3
23 Chris Johnson, R (1, 5) OBP: 0.271, SLG: 0.358		C FF 93 B FF 92 F FF 94 C CH 85 1-3 ① K		B SL 86 B FF 94 C SL 85 X FF 95 2-1 ① G6-3		B SL 85 X FF 92 1-0 ②③ G6-4-3 1-2f				3	0	0	0	0	1	1
19 Andrelton Simmons, R (1, 6) OBP: 0.309, SLG: 0.494		B SL 86 B SL 88 C FF 94 X SL 87 2-1 22 1B 2B		C SI 95 S KC 81 X FF 94 0-2 ② L9			C SL 83 X CU 73 0-1 ① P4			3	1	1	0	0	0	0
30 Ervin Santana, R (1, 1) OBP: 0.182, SLG: 0.182 43 Luis Avilan, L (7, 1) 48 David Carpenter, R (7, 1) 17 Jordan Schafer, L (7, PH) OBP: 0.267, SLG: 0.357 52 Jordan Walden, R (8, 1) 46 Craig Kimbrel, R (9, 1)		X FF 94 0-0 ② G6-3		C FF 95 B SL 85 X FF 95 1-1 22 FC4-6 1B			B SL 79 B SL 79 B SL 85 B SI 84 4-0 22 G4-3 BB			2 0 0 0 0 0 0	0 0 0 0 0 0 0	1 0 0 0 0 0 0	0 0 0 0 1 0 0	0 0 0 0 0 0 0	0 0 0 0 0 0 0	1 0 0 0 0 0 0
Inning Stats	R: 3 E: 0 K: 1 S: 17 H: 3 LOB: 0 BB: 0 P: 25	R: 1 E: 0 K: 1 S: 12 H: 2 LOB: 1 BB: 0 P: 20	R: 1 E: 0 K: 0 S: 9 H: 2 LOB: 0 BB: 0 P: 12	R: 0 E: 0 K: 0 S: 10 H: 1 LOB: 1 BB: 0 P: 14	R: 0 E: 0 K: 1 S: 8 H: 0 LOB: 0 BB: 0 P: 13	R: 0 E: 0 K: 1 S: 6 H: 1 LOB: 0 BB: 0 P: 10	R: 0 E: 0 K: 1 S: 7 H: 0 LOB: 1 BB: 1 P: 13	R: 0 E: 0 K: 1 S: 9 H: 1 LOB: 1 BB: 0 P: 13		1B: 8 2B: 1 3B: 0 HR: 1 SF: 0 SAC: 0 DP: 2 HBP: 0			WP: 1 PB: 0 SB: 0 CS: 0 PA: 33	

livebaseballscorecards.com

AB	32
R	5
H	10
RBI	5
BB	1
SO	6
LOB	12

PITCHER		IP	WLS	BF	H	R	ER	SO	BB	IBB	HBP	BLK	WP	HR	S	P	ERA	WHIP
34 Homer Bailey, R ERA: 6.15	(1, 1)	6.0	L	25	9	5	5	4	0	0	0	0	1	1	62	94	7.50	1.500
60 J.J. Hoover, R ERA: 12.71	(7, 1)	0.1		1	0	0	0	0	0	0	0	0	0	0	2	2	0.00	0.000
45 Sean Marshall, L ERA:	(7, 1)	0.2		4	1	0	0	1	1	0	0	0	0	0	6	14	0.00	3.000
58 Nick Christiani, R ERA: 4.15	(8, 1)	1.0		3	0	0	0	1	0	0	0	0	0	0	8	10	0.00	0.000

PITCHER	IP	WLS	BF	H	R	ER	SO	BB	IBB	HBP	BLK	WP	HR	S	P	ERA	WHIP

Batter	1	2	3	4	5	6	7	8	9	AB	R	H	RBI	BB	SO	LOB
6 Billy Hamilton, S (1, 8) OBP: 0.253, SLG: 0.280	C FF 92 X CU 79 0-1 G4-3		C FF 90 X CU 81 0-1 F8			C FF 90 B CU 80 F CU 79 X FF 90 1-2 G4-3			C FF 96 C FF 96 F KC 87 F FF 98 X KC 85 0-2 G1-3	4	0	0	0	0	0	0
19 Joey Votto, L (1, 3) OBP: 0.444, SLG: 0.488	B CH 81 B CU 80 C CH 82 B CU 78 S FF 91 X CH 80 3-2 G3		B FF 91 B SI 91 F CH 80 X CH 79 2-1 G3			B CU 78 S SI 91 B FF 92 C FF 91 T FF 92 2-2 K			C FF 96 B KC 85 B KC 85 C FF 96 F FF 97 B FF 96 F FF 96 F FF 96 F KC 83 4-2 B KC 86 32 DI BB	3	0	0	0	1	1	0
4 Brandon Phillips, R (1, 4) OBP: 0.294, SLG: 0.343	B FF 92 F FF 92 F FF 92 B FF 91 F FF 91 X FF 93 2-2 32 BB 48 2B 1B		C CU 79 X FF 91 0-1 P3			X FF 90 0-0 F8			F FF 96 F FF 96 S KC 85 0-3 K	4	1	1	0	0	1	1
32 Jay Bruce, L (1, 9) OBP: 0.364, SLG: 0.420	B CU 79 1 SAFE B FF 89 C FF 90 B CH 79 B SI 90 4-1 48 2B 1-2 BB			B FF 90 F CH 79 B CH 79 B SI 91 B FF 91 4-1 29 G6-4-3 BB			B FF 89 C SI 90 S CU 79 B FF 90 F CH 80 F FF 92 S CU 81 2-3 K		S KC 82 S KC 85 S FF 97 0-3 K 1-2	2	0	0	0	2	2	1
48 Ryan Ludwick, R (1, 7) OBP: 0.333, SLG: 0.415	C CU 80 X FF 91 0-1 1-3 2-H 2B			C FF 91 B SI 90 X SI 89 1-1 L8			S CU 80 S CU 81 B FF 90 S CU 79 1-3 K			3	0	1	1	0	1	1
29 Brayan Peña, S (1, 2) OBP: 0.359, SLG: 0.371	X SI 90 0-0 G4-3			C FF 89 B SI 91 C SI 88 B SI 90 F SI 90 F CU 80 X FF 91 2-2 G6-4-3 1-2f			B SI 91 B FF 91 S SI 90 X SI 90 2-1 G4-3			3	0	0	0	0	0	3
50 Neftali Soto, R (1, 5) OBP: 0.182, SLG: 0.300		C FF 90 C FF 91 B CU 81 B FF 91 F FF 90 F FF 90 X FF 91 2-2 G1-3			B FF 91 X FF 91 1-0 G4-3			B CU 76 B SI 90 X FF 89 2-0 G6-3		3	0	0	0	0	0	0
2 Zack Cozart, R (1, 6) OBP: 0.173, SLG: 0.231		X FF 91 0-0 F8			B SI 91 X FF 90 1-0 P3			C FF 91 B SI 90 F FF 89 F CU 79 F CU 81 X FF 89 1-2 F8		3	0	0	0	0	0	0
44 Mike Leake, R (1, 1) OBP: 0.231, SLG: 0.538 15 Roger Bernadina, L (8, PH) OBP: 0.310, SLG: 0.174 43 Manny Parra, L (8, 1) 58 Nick Christiani, R (8, 1)		C CU 79 B FF 91 B SI 90 F FF 90 S FF 92 2-3 K			C SI 90 X SI 91 0-1 G6-3			B CH 79 C FF 91 S CU 79 X CU 78 1-2 G4-3		2 1 0 0	0 0 0 0	0 0 0 0	0 0 0 0	0 0 0 0	1 0 0 0	0 0 0 0

Inning Stats										
	R: 1 E: 0 K: 0 S: 13	H: 2 LOB: 2 BB: 1 P: 22	R: 0 E: 0 K: 1 S: 9	H: 0 LOB: 0 BB: 0 P: 13	R: 0 E: 0 K: 0 S: 6	H: 0 LOB: 0 BB: 0 P: 8	R: 0 E: 0 K: 0 S: 8	H: 0 LOB: 0 BB: 1 P: 15	R: 0 E: 0 K: 0 S: 4	H: 0 LOB: 0 BB: 0 P: 6
	R: 0 E: 0 K: 1 S: 7	H: 0 LOB: 0 BB: 0 P: 10	R: 0 E: 0 K: 2 S: 10	H: 0 LOB: 0 BB: 0 P: 15	R: 0 E: 0 K: 0 S: 9	H: 0 LOB: 0 BB: 0 P: 13	R: 0 E: 0 K: 2 S: 17	H: 0 LOB: 1 BB: 1 P: 21	1B: 1 2B: 1 3B: 0 HR: 0	SF: 0 SAC: 0 DP: 1 HBP: 0

WP: 0 PA: 31
PB: 0
SB: 0
CS: 0

PITCHER		IP	WLS	BF	H	R	ER	SO	BB	IBB	HBP	BLK	WP	HR	S	P	ERA	WHIP
57 David Hale, R ERA: 2.31	(1, 1)	8.0	W	27	2	1	1	4	2	0	0	0	0	0	66	102	1.12	0.500
46 Craig Kimbrel, R ERA: 2.61	(9, 1)	1.0	S	4	0	0	0	2	1	0	0	0	0	0	17	21	0.00	1.000

PITCHER	IP	WLS	BF	H	R	ER	SO	BB	IBB	HBP	BLK	WP	HR	S	P	ERA	WHIP

TOP

Cincinnati Reds @ Atlanta Braves

Turner Field, Atlanta, GA

Sat Apr 26 2014, 7:12 PM - 9:28 PM EDT

Att. 33,702 - Clear - 79 F

livebaseballscorecards.com

AB	28
R	1
H	2
RBI	1
BB	3
SO	6
LOB	6

Batter	1	2	3	4	5	6	7	8	9	AB	R	H	RBI	BB	SO	LOB
22 Jason Heyward, L (1, 9) OBP: 0.294, SLG: 0.281	F SI 87 S FC 89 C FC 90 0-3 ① K	B FC 89 B SI 90 B CH 84 C SI 90 C FC 89 F FC 90 X CH 86 3-2 ③ G3-1			C SI 88 X SL 80 0-1 ① F8		C CH 83 B FC 88 B SI 90 X FC 88 2-1 ③ G3-1			4	0	0	0	0	1	1
2 B.J. Upton, R (1, 8) OBP: 0.284, SLG: 0.291	X SL 80 0-0 5 HR 1B		C SL 79 S SI 90 B FC 89 C FC 89 1-3 ① K		B SI 89 C SI 89 X SI 90 1-1 ② G3-1			S SL 82 S FS 85 B FS 83 B FF 92 S FF 93 2-3 ① K		4	1	1	0	0	2	0
5 Freddie Freeman, L (1, 3) OBP: 0.431, SLG: 0.636	F SI 90 B SI 91 1 SAFE B FC 89 F SI 92 1 SAFE X SI 90 2-2 1-H HR		B CH 84 B SI 90 X CH 84 2-0 ② F7		C FC 88 B SI 90 X SI 90 1-1 ③ G3-1			B SL 82 F FF 94 X FF 91 1-1 ② L5		4	1	1	2	0	0	0
8 Justin Upton, R (1, 7) OBP: 0.402, SLG: 0.619	S SL 80 S SL 80 X FC 90 0-2 24 S 1B		B FC 89 X CH 85 1-0 HR			B SL 80 X SI 89 1-0 24 FC6-4 1B		B FS 85 B SL 82 S SL 83 B FS 86 C SL 83 B FF 93 4-2 24 FC6-4 BB		3	1	3	1	1	0	0
24 Evan Gattis, R (1, 2) OBP: 0.328, SLG: 0.631	1 SAFE D FC 89 S SI 90 S SI 91 S SL 81 1-3 ② K 1-2	S SL 81 B SL 81 S SL 80 X SL 79 1-2 HR				X SI 90 0-0 ① FC6-4 1-2f		1 SAFE B SI 93 X SI 92 1-0 ③ FC6-4 1-2f		4	1	1	1	0	1	3
26 Dan Uggla, R (1, 4) OBP: 0.258, SLG: 0.317	X FC 89 0-0 ③ G6-3	C KC 78 B KC 80 X SI 89 1-1 ③ G6-3				D SI 91 X SI 92 1-0 ② F9				3	0	0	0	0	0	2
23 Chris Johnson, R (1, 5) OBP: 0.273, SLG: 0.357		S SL 80 S SL 79 B SL 80 X SI 90 1-2 ① F8		B SL 79 F SI 89 X FC 80 1-1 19 G4-6-3 1B		C SI 91 B SI 90 1 SAFE X SI 90 1-1 ③ F7				3	0	1	0	0	0	1
19 Andrelton Simmons, R (1, 6) OBP: 0.310, SLG: 0.488		C SL 79 X FC 89 0-1 1B		B SI 90 B SI 90 X SI 90 2-0 ① ② G4-6-3 1-2f			B SL 79 F SI 88 X SI 90 1-1 ① F9			3	0	1	0	0	0	1
57 David Hale, R (1, 1) 46 Craig Kimbrel, R (9, 1)		M SI 89 M SI 91 L FF 89 0-3 ② K		B SI 88 X SI 90 1-0 ③ G6-3			C SI 90 S SL 80 X SI 90 0-2 ② G5-3			3 0	0 0	0 0	0 0	0 0	1 0	1 0
Inning Stats	R: 2 E: 0 K: 2 S: 14 H: 3 LOB: 1 BB: 0 P: 17	R: 0 E: 0 K: 1 S: 12 H: 1 LOB: 1 BB: 0 P: 16	R: 2 E: 0 K: 1 S: 10 H: 2 LOB: 0 BB: 0 P: 16	R: 0 E: 0 K: 0 S: 4 H: 1 LOB: 0 BB: 0 P: 8	R: 0 E: 0 K: 0 S: 6 H: 0 LOB: 0 BB: 0 P: 8	R: 0 E: 0 K: 0 S: 5 H: 1 LOB: 1 BB: 0 P: 8	R: 0 E: 0 K: 0 S: 7 H: 0 LOB: 0 BB: 0 P: 10	R: 0 E: 0 K: 1 S: 8 H: 0 LOB: 1 BB: 1 P: 16		1B: 5 2B: 0 3B: 0 HR: 3 SF: 0 SAC: 0 DP: 1 HBP: 0				

PITCHER	IP	WLS	BF	H	R	ER	SO	BB	IBB	HBP	BLK	WP	HR	S	P	ERA	WHIP
44 Mike Leake, R (1, 1) ERA: 3.82	7.0	L	28	8	4	4	4	0	0	0	0	0	3	58	83	5.14	1.143
43 Manny Parra, L (8, 1) ERA: 4.35	0.2		3	0	0	0	1	1	0	0	0	0	0	7	14	0.00	1.500
58 Nick Christiani, R (8, 1) ERA: 4.0	0.1		1	0	0	0	0	0	0	0	0	0	0	1	2	0.00	0.000

PITCHER	IP	WLS	BF	H	R	ER	SO	BB	IBB	HBP	BLK	WP	HR	S	P	ERA	WHIP

BOTTOM

Cincinnati Reds @ Atlanta Braves

Turner Field, Atlanta, GA

Sat Apr 26 2014, 7:12 PM - 9:28 PM EDT

Att. 33,702 - Clear - 79 F

livebaseballscorecards.com

AB	31
R	4
H	8
RBI	4
BB	1
SO	5
LOB	9

Cincinnati Reds @ Atlanta Braves

Turner Field, Atlanta, GA

Sun Apr 27 2014, 1:39 PM - 4:42 PM EDT

Att. 31,446 - Cloudy - 81 F

livebaseballscorecards.com

Batter	1	2	3	4	5	6	7	8	9	10	AB	R	H	RBI	BB	SO	LOB
6 Billy Hamilton, S (1, 8) OBP: 0.253, SLG: 0.279	C FF 91 B FF 91 X FF 91 1-1 ① P6		C FF 92 B CU 71 X FF 92 1-1 19 CS 1B			B FF 90 B FF 90 C FF 90 F FF 90 X FF 92 2-2 ① G3		F CU 74 X FF 92 0-1 ③ F7			4	0	1	0	0	0	1
19 Joey Votto, L (1, 3) OBP: 0.438, SLG: 0.471	B FF 91 B SI 87 B SI 88 B FF 91 4-0 BB		C SI 90 F FF 93 B FF 90 B FF 92 X CU 74 2-2 ② ③ L9 1-2			X CH 80 0-0 ② G4-3			B FF 96 S FF 96 S CH 87 B CH 87 F CH 88 S FF 98 2-3 ① K		3	0	0	0	1	1	1
4 Brandon Phillips, R (1, 4) OBP: 0.283, SLG: 0.330	C FF 91 X FF 92 0-1 ② F9			B FF 92 S SL 81 X SI 88 1-1 ① G4-3		C FF 91 X FF 92 0-1 ③ G4-3			X FF 97 0-0 ② P4		4	0	0	0	0	0	1
32 Jay Bruce, L (1, 9) OBP: 0.350, SLG: 0.400	F FF 89 B FF 90 X SI 88 1-1 ③ G3			F SI 88 S FF 89 B FF 91 B SL 81 X SI 89 2-2 ② L8			B CH 79 X CH 80 1-0 ① G1-3		F CH 87 S FF 97 B FF 96 F FF 95 S CH 86 1-3 ③ K		4	0	0	0	0	1	1
21 Todd Frazier, R (1, 5) OBP: 0.330, SLG: 0.442		B FF 90 C FF 90 X SL 80 1-1 ① L7		C SL 83 S FF 92 X FF 92 0-2 ③ F8			B FF 91 C SL 80 B SI 89 C FF 92 B SL 81 S SL 80 3-3 ② K			C SL 85 F FF 95 B FF 94 F FF 95 B SL 85 S SL 84 2-3 ① K	4	0	0	0	0	2	0
48 Ryan Ludwick, R (1, 7) OBP: 0.342, SLG: 0.435 44 Mike Leake, R (10, PR) OBP: 0.231, SLG: 0.538 60 J.J. Hoover, R (10, 1) 43 Manny Parra, L (10, 1)		C FF 90 B FF 92 F CU 71 B FF 89 F SI 89 X FF 92 2-2 ② F8			C SL 79 X SL 81 0-1 29 F9 2B		C FF 92 F FF 92 B CU 70 S SL 82 1-3 ③ K			C SL 84 B SL 84 B SL 85 C FF 96 X SL 86 2-2 2 1B 1B	4 0 0 0	0 0 0 0	2 0 0 0	0 0 0 0	0 0 0 0	1 0 0 0	0 0 0 0
29 Brayan Peña, S (1, 2) OBP: 0.349, SLG: 0.385		X SI 88 0-0 2B			X SL 80 0-0 ① F9 2-3			B CU 70 F CH 84 X SI 89 1-1 ① G1-3		B FF 95 F SL 86 1 SAFE C FF 95 F FF 96 D SL 86 1 SAFE X SL 86 2-2 ② F8	4	0	1	0	0	0	2
2 Zack Cozart, R (1, 6) OBP: 0.188, SLG: 0.235		B SL 79 C SL 82 S FF 92 S FF 93 1-3 ③ K			F FF 92 B FF 92 F SL 82 F FF 93 S FF 93 1-3 ② K			C SL 80 B SL 81 B FF 91 B SL 77 B FF 90 4-1 47 SH1-4 BB		F FF 94 B SL 85 1 SAFE 1 SAFE B SL 85 F FF 96 F FF 96 F FF 95 X SL 86 2-2 1-2 1B	3	0	1	0	1	2	2
47 Johnny Cueto, R (1, 1) OBP: 0.200, SLG: 0.200 63 Sam LeCure, R (9, 1) 15 Roger Bernadina, L (10, PH) OBP: 0.300, SLG: 0.167 (10, 7)			B FF 88 B FF 89 C FF 88 C FF 91 X FF 92 2-2 ① G4-3		D SL 81 F FF 92 F FF 92 S SL 82 1-3 ③ K			B SL 86 X FF 88 1-0 ② SH1-4 1-2		B CU 72 C FF 91 B CU 73 S CH 77 D CU 76 X CH 78 3-2 ③ P3	2 0 1	0 0 0	0 0 0	0 0 0	0 0 0	1 0 0	1 0 2
Inning Stats	R: 0 H: 0 E: 0 LOB: 1 K: 0 BB: 1 S: 6 P: 12	R: 0 H: 1 E: 0 LOB: 1 K: 1 BB: 0 S: 10 P: 14	R: 0 H: 1 E: 0 LOB: 0 K: 0 BB: 0 S: 8 P: 13	R: 0 H: 0 E: 0 LOB: 0 K: 0 BB: 0 S: 8 P: 11	R: 0 H: 1 E: 0 LOB: 1 K: 2 BB: 0 S: 10 P: 12	R: 0 H: 0 E: 0 LOB: 0 K: 0 BB: 0 S: 6 P: 8	R: 0 H: 0 E: 0 LOB: 0 K: 2 BB: 0 S: 7 P: 12	R: 0 H: 0 E: 0 LOB: 1 K: 0 BB: 1 S: 6 P: 12	R: 0 H: 0 E: 0 LOB: 0 K: 2 BB: 0 S: 9 P: 12	R: 0 H: 2 E: 0 LOB: 2 K: 1 BB: 0 S: 19 P: 30	1B: 3 2B: 2 3B: 0 HR: 0	SF: 0 SAC: 1 DP: 0 HBP: 0					

PITCHER	IP	WLS	BF	H	R	ER	SO	BB	IBB	HBP	BLK	WP	HR	S	P	ERA	WHIP
49 Julio Teheran, R (1, 1) ERA: 1.47	8.0		28	3	0	0	5	2	0	0	0	0	0	61	94	0.00	0.625
52 Jordan Walden, R (9, 1) ERA: 1.74	1.0		3	0	0	0	2	0	0	0	0	0	0	9	12	0.00	0.000
48 David Carpenter, R (10, 1) ERA: 2.61	0.2		4	2	0	0	1	0	0	0	0	0	0	16	24	0.00	3.000
58 Ian Thomas, L (10, 1) ERA: 1.59	0.1	W	1	0	0	0	0	0	0	0	0	0	0	3	6	0.00	0.000

PITCHER	IP	WLS	BF	H	R	ER	SO	BB	IBB	HBP	BLK	WP	HR	S	P	ERA	WHIP

TOP

AB	33
R	0
H	5
RBI	0
BB	2
SO	8
LOB	11

WP: 0 PA: 36
PB: 0
SB: 0
CS: 1

Cincinnati Reds @ Atlanta Braves

Turner Field, Atlanta, GA

Sun Apr 27 2014, 1:39 PM - 4:42 PM EDT

Att. 31,446 - Cloudy - 81 F

livebaseballscorecards.com

BOTTOM

Batter	1	2	3	4	5	6	7	8	9	10	AB	R	H	RBI	BB	SO	LOB
22 Jason Heyward, L (1, 9) OBP: 0.290, SLG: 0.277	X FF 90 0-0 ① F7		C SI 92 S FF 93 B SI 92 S FC 90 1-3 ② K		B FF 95 B FF 91 C FF 94 C FF 90 S CH 86 2-3 ③ K			C CH 82 S FF 92 F FC 89 F CH 84 B FF 92 X SI 94 1-2 ① P5		X FF 94 0-0 2 1B 5 1B 1B	5	1	1	0	0	2	2
2 B.J. Upton, R (1, 8) OBP: 0.290, SLG: 0.289	C FF 90 S FF 92 B FF 89 B FC 88 B CH 84 F FC 88 F SI 94 B CH 83 4-2 8 1B BB		B SI 94 B SI 94 X SL 86 2-0 ③ L7			C SL 82 X SL 84 0-1 ① F7		B FF 95 B FC 87 F CH 82 C FC 86 B FC 89 F FC 87 F CH 82 S SI 94 3-3 ② K		X FF 92 0-0 5 1B 1-2 1B	4	0	1	0	1	1	0
5 Freddie Freeman, L (1, 3) OBP: 0.421, SLG: 0.613	F FF 91 F FF 92 B SI 93 C FC 90 1-3 ② K			F CH 82 B FF 92 F FC 89 X SI 92 1-2 ① G3-1		X CH 82 0-0 ② G3-1		B FC 90 F FC 90 F CH 86 B SI 94 F SI 95 B CH 85 S CH 84 3-3 ③ K		B FF 92 X FF 92 1-0 1-2 2-H 1B	5	0	1	1	0	2	1
8 Justin Upton, R (1, 7) OBP: 0.406, SLG: 0.625	1 SAFE 1 SAFE 1 SAFE C FF 92 B FF 93 X FF 92 1-1 1-2 1B			B FF 92 F SI 94 F FC 87 X SI 95 1-2 ② G6-3		F SL 85 B FC 87 X SI 93 1-1 2B			B KC 71 X FF 87 1-0 ① P3		4	0	2	0	0	0	0
23 Chris Johnson, R (1, 5) OBP: 0.272, SLG: 0.345	B FC 90 X FC 89 1-0 ③ P4			S FC 88 F FC 88 B FF 93 F FC 90 C FF 95 1-3 ③ K		B SL 86 S FF 89 B FC 90 B SI 94 B CH 81 4-1 BB			S FF 89 T KC 74 X SI 88 0-2 ② G6-3		3	0	0	0	1	1	2
26 Dan Uggla, R (1, 4) OBP: 0.258, SLG: 0.314		C SL 84 B SL 85 F FF 92 S FF 94 1-3 ① K			S SL 86 B FC 86 B SI 94 B FF 94 F SL 84 C FC 90 3-3 ① K	F FC 86 B FF 95 F SI 95 B CH 86 C FC 90 2-3 ③ K			B KC 72 F SI 87 B KC 74 C SI 88 F SI 88 X SI 87 2-2 1B		4	0	1	0	0	3	2
19 Andrelton Simmons, R (1, 6) OBP: 0.307, SLG: 0.488		X SI 91 0-0 ② L8			F CU 78 X FC 87 0-1 49 SH2-4 2B		X SL 84 0-0 ① L3		F SI 87 B SI 88 C SI 87 F SI 89 1 SAFE X SI 87 1-2 ③ F9		4	0	1	0	0	0	1
11 Gerald Laird, R (1, 2) OBP: 0.321, SLG: 0.217		C SL 84 B FC 87 F SI 93 C CH 86 1-3 ③ K			B FC 88 B FF 93 B SI 94 B FF 95 4-0 49 SH2-4 BB		B FF 91 X SL 84 1-0 ② F9			B CU 73 X FF 93 1-0 ① L9	3	0	0	0	1	1	0
49 Julio Teheran, R (1, 1) OBP: 0.143, SLG: 0.143 52 Jordan Walden, R (9, 1) 48 David Carpenter, R (10, 1) 58 Ian Thomas, R (10, 1) 24 Evan Gattis, R (10, PH) OBP: 0.324, SLG: 0.621			C SL 84 B FF 93 S FC 88 F FC 88 C FC 88 1-3 ① K		2 SAFE X FF 89 0-0 ② SH2-4 1-2 2-3		F FF 94 B FF 93 F SL 85 X FC 88 1-2 ③ G6-3			B CU 75 B CU 74 S FF 93 S FF 94 F FF 94 C SL 83 2-3 ② K	2 0 0 0 1	0 0 0 0 0	0 0 0 0 0	0 0 0 0 0	0 0 0 0 1	1 0 0 0 0	0 0 0 0 0
Inning Stats	R: 0 E: 0 K: 1 S: 11 H: 1 LOB: 2 BB: 1 P: 18	R: 0 E: 0 K: 2 S: 7 H: 0 LOB: 0 BB: 0 P: 9	R: 0 E: 0 K: 2 S: 8 H: 0 LOB: 0 BB: 0 P: 12	R: 0 E: 0 K: 1 S: 10 H: 0 LOB: 0 BB: 0 P: 13	R: 0 E: 0 K: 2 S: 9 H: 1 LOB: 2 BB: 1 P: 18	R: 0 E: 0 K: 1 S: 9 H: 1 LOB: 2 BB: 1 P: 16	R: 0 E: 0 K: 0 S: 5 H: 0 LOB: 0 BB: 0 P: 7	R: 0 E: 0 K: 2 S: 14 H: 0 LOB: 0 BB: 0 P: 21	R: 0 E: 0 K: 0 S: 12 H: 1 LOB: 1 BB: 0 P: 16	R: 1 E: 0 K: 1 S: 8 H: 3 LOB: 2 BB: 0 P: 12	1B: 5 2B: 2 3B: 0 HR: 0	SF: 0 SAC: 1 DP: 0 HBP: 0					

	AB	35
	R	1
	H	7
	RBI	1
	BB	3
	SO	12
	LOB	8

WP: 0 PB: 0 SB: 0 CS: 0 PA: 39

PITCHER	IP	WLS	BF	H	R	ER	SO	BB	IBB	HBP	BLK	WP	HR	S	P	ERA	WHIP
47 Johnny Cueto, R (1, 1) ERA: 1.15	8.0		30	3	0	0	11	3	0	0	0	0	0	73	114	0.00	0.750
63 Sam LeCure, R (9, 1) ERA: 0.84	1.0		4	1	0	0	0	0	0	0	0	0	0	12	16	0.00	1.000
60 J.J. Hoover, R (10, 1) ERA: 12.79	0.2	L	4	2	1	1	1	0	0	0	0	0	0	7	10	13.50	3.000
43 Manny Parra, L (10, 1) ERA: 4.35	0.0		1	1	0	0	0	0	0	0	0	0	0	1	2	∞	∞

PITCHER	IP	WLS	BF	H	R	ER	SO	BB	IBB	HBP	BLK	WP	HR	S	P	ERA	WHIP

Chicago Cubs @ Cincinnati Reds

Great American Ball Park, Cincinnati, OH

Tue Apr 29 2014, 7:31 PM - 11:56 PM EDT

Att. 17,579 - Overcast - 63 F

TOP

livebaseballscorecards.com

Batter	1	2	3	4	5	6	7	8	9	AB	R	H	RBI	BB	SO	LOB
64 Emilio Bonifácio, S (1, 8) OBP: 0.388, SLG: 0.400	C FF 92 B SI 93 C SI 93 B FS 87 S SI 94 2-3 K		X SI 94 0-0 51 1B 13 1B 1B		F CU 74 F SI 92 C CU 75 0-3 K		B FF 93 X FF 94 1-0 1-2 1B		S SI 90 S SI 90 B SI 91 X SI 90 1-2 G6-3	5	1	2	0	0	2	0
51 Ryan Kalish, L (1, 9) (8, 7) OBP: 0.347, SLG: 0.378	X SI 93 0-0 L8		1 SAFE 1 SAFE C SI 92 X SI 92 0-1 44 BB 13 1B 1-3 1B		M FS 85 X FS 86 0-1 44 CS 1B		B FF 92 S CH 79 D CH 80 D FF 92 C FF 94 S SI 91 3-3 K			4	1	2	0	0	1	2
44 Anthony Rizzo, L (1, 3) OBP: 0.380, SLG: 0.418	S FC 88 C SI 93 F FC 87 B FS 87 X CU 78 1-2 L3		B SI 93 C FS 85 B FS 85 B SI 93 B FS 84 4-1 5 S 13 1B 1-2 BB		F SI 92 1 SAFE C SI 92 F CU 76 1 SAFE D FS 83 S FC 87 1-3 1-2 K			B KC 72 C SI 85 B CH 77 B CH 78 C FF 87 X SI 85 3-2 L7		3	0	0	0	1	1	1
13 Starlin Castro, R (1, 6) OBP: 0.317, SLG: 0.440		B SI 93 B FC 86 X SI 93 2-0 L8 X SI 93 0-0 5 S 1-2 2-H 3-H 1B				B CU 76 B FC 89 X SI 93 2-0 F8		X KC 73 0-0 G6-3		4	0	1	2	0	0	0
24 Luis Valbuena, L (1, 5) OBP: 0.388, SLG: 0.340 59 Zac Rosscup, R (6, 1) 52 Justin Grimm, R (7, 1) 19 Nate Schierholtz, L (8, PH) OBP: 0.229, SLG: 0.266 (8, 9)		C SI 93 B FC 88 F SI 93 B FS 87 B SI 94 F SI 93 B SI 94 4-2 5 HBP BB	X SI 94 0-0 P4			B SI 93 F FS 86 F SI 93 X FS 86 1-2 5 G5-4-3 1B		B SI 84 B SI 85 S CH 78 B CH 78 T FF 87 B KC 73 4-2 5 1B BB	2 0 0 0	0 0 0 0	1 0 0 0	0 0 0 0	1 0 0 1	0 0 0 0	2 0 0 0
5 Welington Castillo, R (1, 2) OBP: 0.299, SLG: 0.444		B FF 93 S SI 92 F SI 92 B FC 88 B SI 93 H SI 93 4-2 1-2 HBP	B SI 94 S FC 88 S FC 88 B CU 80 C SI 94 2-3 K 1-2 2-3			C FF 92 B SI 93 1 SAFE D FC 88 X SI 94 2-1 G5-4-3 1-2f		C FF 88 C SI 85 X SI 89 0-2 1-2 1B		3	0	1	0	0	1	3
6 Ryan Sweeney, L (1, 7) OBP: 0.246, SLG: 0.196 46 Pedro Strop, R (8, 1)		B SI 94 C SI 94 B SI 92 B SI 93 F FF 92 F FF 93 X SI 93 3-2 L8		B CU 75 C FS 84 X FC 85 1-1 G4-3			B SI 94 B FF 93 X FF 94 2-0 L7	B CH 78 F SI 86 C KC 73 C SI 86 1-3 K		4 0	0 0	0 0	0 0	0 0	1 0	4 0
15 Darwin Barney, R (1, 4) OBP: 0.250, SLG: 0.195		B FC 88 C FC 87 X FC 88 1-1 F9		C FF 92 S FC 87 X FC 86 0-2 G6-3			C FF 95 C FF 95 B FF 95 F FF 96 F FF 96 F FF 95 B FC 91 F FC 90 F FF 95 2-2 X CH 81 64 1B 1B		C FF 91 F FF 92 B FF 90 X FF 91 1-2 L9	4	0	1	0	0	0	2
29 Jeff Samardzija, R (1, 1) OBP: 0.071, SLG: 0.077 30 Mike Olt, R (6, 5) OBP: 0.230, SLG: 0.411			S FF 94 B FC 87 B FF 94 F FC 93 X FC 86 2-2 L9	B FF 93 F FF 92 S FF 92 B CU 77 F FF 92 F FF 92 S FF 93 2-3 K			B FF 92 F FF 91 B FF 92 F FF 90 F FC 89 X FF 93 2-2 L8		C SL 84 S SL 84 B SL 92 B SL 85 S SL 85 2-3 K	2 2	0 0	0 0	0 0	0 0	1 1	0 1
Inning Stats	R: 0 E: 0 K: 1 S: 8 H: 0 LOB: 0 BB: 0 P: 11	R: 0 E: 0 K: 0 S: 12 H: 0 LOB: 2 BB: 1 P: 26	R: 2 E: 0 K: 1 S: 12 H: 3 LOB: 2 BB: 1 P: 20	R: 0 E: 0 K: 1 S: 10 H: 0 LOB: 0 BB: 0 P: 13	R: 0 E: 0 K: 2 S: 9 H: 1 LOB: 1 BB: 0 P: 10	R: 0 E: 0 K: 0 S: 6 H: 1 LOB: 0 BB: 0 P: 11	R: 0 E: 0 K: 1 S: 17 H: 2 LOB: 2 BB: 0 P: 27	R: 0 E: 0 K: 1 S: 12 H: 1 LOB: 2 BB: 1 P: 20	R: 0 E: 0 K: 1 S: 9 H: 0 LOB: 0 BB: 0 P: 13	1B: 8 2B: 1 3B: 0 HR: 0 SF: 0 SAC: 0 DP: 2 HBP: 1						

	AB	33
	R	2
	H	8
	RBI	2
	BB	3
	SO	8
	LOB	15

WP: 0 PB: 0 SB: 2 CS: 1 PA: 37

PITCHER		IP	WLS	BF	H	R	ER	SO	BB	IBB	HBP	BLK	WP	HR	S	P	ERA	WHIP
31 Alfredo Simon, R ERA: 1.6	(1, 1)	6.0	W	24	5	2	2	5	2	0	1	0	0	0	57	91	3.00	1.167
Logan Ondrusek, R ERA: 7.5	(7, 1)	1.0	H	5	2	0	0	1	0	0	0	0	0	0	17	27	0.00	2.000
63 Sam LeCure, R ERA: 0.77	(8, 1)	1.0	H	5	1	0	0	1	1	0	0	0	0	0	12	20	0.00	2.000
51 Jonathan Broxton, R ERA:	(9, 1)	1.0	S	3	0	0	0	1	0	0	0	0	0	0	9	13	0.00	0.000

PITCHER	IP	WLS	BF	H	R	ER	SO	BB	IBB	HBP	BLK	WP	HR	S	P	ERA	WHIP

BOTTOM

Batter	1	2	3	4	5	6	7	8	9	AB	R	H	RBI	BB	SO	LOB
6 Billy Hamilton, S (1, 8) OBP: 0.281, SLG: 0.333	C FF 93 B SL 82 B FC 93 B FC 93 B FC 93 4-1 19 WP 19 S 4 SF9 BB		C FF 93 B FF 94 X FF 93 1-1 19 CS 1B		B SL 81 C SL 81 X FF 92 1-1 HR	D SL 86 F FF 93 B SL 86 X FF 93 2-1 1-3 1B		F FF 95 X FF 96 0-1 ① FC6-2 19 G6-4-3 1-2 2-3 3-Hf		4	2	3	1	1	0	3
19 Joey Votto, L (1, 3) OBP: 0.444, SLG: 0.461	C FF 93 C SL 84 B FF 92 B SI 93 F SL 85 F FF 93 B FS 85 B SI 95 4-2 21 1B 1-3 BB		1 SAFE 1 SAFE F FF 94 1 SAFE B SL 87 S FC 92 B SL 85 B SI 95 B FC 92 4-2 ① 32 1B 1-2 BB		C FC 94 B SI 94 B SL 85 B FC 90 C FF 93 B SI 94 4-2 BB	B FF 92 B FF 93 S FF 92 B FF 91 S FF 91 3-3 ③ K		B SI 96 F SI 95 X SI 96 1-1 ②③ G6-4-3 1-2f		2	0	0	0	3	1	5
4 Brandon Phillips, R (1, 4) OBP: 0.273, SLG: 0.321	X FF 95 0-0 ① SF9 3-H		C SI 94 X SI 94 0-1 ② F8		S SL 82 X FF 94 0-1 ① F8		B SL 80 B FF 89 X FF 90 2-0 ① L4			3	0	0	1	0	0	2
32 Jay Bruce, L (1, 9) OBP: 0.346, SLG: 0.393	B SI 94 1 SAFE C FF 94 B SI 94 X SI 94 2-1 ② L7		D SI 94 B SL 85 B SI 95 X SI 95 3-0 21 FC6-4 1-2 1B		C SI 94 B FC 91 1 SAFE F SI 93 S FS 84 1-3 ② K		S SL 80 B SL 80 B FF 90 S SL 80 X SL 81 2-2 ② F9			4	0	1	0	0	1	2
21 Todd Frazier, R (1, 5) OBP: 0.337, SLG: 0.438	S FF 95 1 SAFE B FF 94 F SL 83 F FF 96 F SL 84 X SI 94 1-2 1B		C FF 94 C FF 94 B FF 95 D SL 84 X SI 95 2-2 ③ FC6-4 1-2f		B SI 95 C SI 92 B SI 93 X FF 93 2-1 ③ F9		B FF 91 B FF 91 B SI 91 C FF 91 B FF 91 4-1 48 FC5-4 BB			3	0	1	0	1	0	3
48 Ryan Ludwick, R (1, 7) OBP: 0.325, SLG: 0.411 63 Sam LeCure, R (8, 1) 51 Jonathan Broxton, R (9, 1)	C SL 86 F FF 95 D SL 88 S FS 85 1-3 ③ K			S SL 84 S SL 86 F SL 87 B SI 95 B FS 86 X SL 86 2-2 ① G4-3		C SL 82 B FF 95 B FF 94 F SL 83 X FF 94 2-2 ① F9	C FF 93 S FF 93 X SL 84 0-2 ③ FC5-4 1-2f			4 0 0	0 0 0	0 0 0	0 0 0	0 0 0	1 0 0	3 0 0
29 Brayan Peña, S (1, 2) OBP: 0.362, SLG: 0.395		C FF 94 S SL 86 B FS 85 C SI 96 1-3 ① K		C SL 87 X FS 86 0-1 2 G6-3 1B		B SL 84 X SL 84 1-0 ② F8		B SL 82 F SI 94 B FF 95 F FF 94 F SL 88 X SL 82 2-2 15 1B 2 1B 6 FC6-2 1B		4	0	2	0	0	1	0
2 Zack Cozart, R (1, 6) OBP: 0.202, SLG: 0.271		X SI 95 0-0 ② G5-3		C FF 94 B FF 94 B FF 94 B FF 93 F SI 94 F SI 94 X FF 94 3-2 ② G6-3 1-2		C FF 95 X SI 94 0-1 28 1B 3B		1 SAFE B SI 96 X SI 93 1-0 6 FC6-2 15 1B 1-2 1B		4	1	2	0	0	0	1
31 Alfredo Simon, R (1, 1) OBP: 0.091, SLG: 0.091 28 Chris Heisey, R (6, PH) OBP: 0.295, SLG: 0.381 Logan Ondrusek, R (7, 1) 15 Roger Bernadina, L (8, 7) OBP: 0.323, SLG: 0.200		C FF 94 F FF 95 F SL 86 S SL 86 0-3 ③ K		T FF 93 X SL 85 0-1 ③ L8		C SL 86 B SL 85 X SL 85 1-1 6 1B 3-H 1B		C FF 94 X SI 95 0-1 6 FC6-2 1-2 2-3 1B		2 1 0 1	0 0 0 0	0 1 0 1	0 1 0 0	0 0 0 0	1 0 0 0	1 0 0 0
Inning Stats	R: 1 H: 1 E: 0 LOB: 2 K: 1 BB: 2 S: 16 P: 28	R: 0 H: 0 E: 0 LOB: 0 K: 2 BB: 0 S: 8 P: 9	R: 0 H: 2 E: 0 LOB: 2 K: 0 BB: 1 S: 10 P: 20	R: 0 H: 1 E: 0 LOB: 1 K: 0 BB: 0 S: 12 P: 17	R: 1 H: 1 E: 0 LOB: 1 K: 1 BB: 1 S: 11 P: 19	R: 1 H: 3 E: 0 LOB: 2 K: 1 BB: 0 S: 13 P: 22	R: 0 H: 0 E: 0 LOB: 1 K: 0 BB: 1 S: 8 P: 16	R: 0 H: 3 E: 0 LOB: 2 K: 0 BB: 0 S: 11 P: 15		1B: 9 SF: 1 2B: 0 SAC: 0 3B: 1 DP: 1 HR: 1 HBP: 0						

PITCHER		IP	WLS	BF	H	R	ER	SO	BB	IBB	HBP	BLK	WP	HR	S	P	ERA	WHIP
29 Jeff Samardzija, R ERA: 1.98	(1, 1)	5.2	L	28	8	3	3	4	4	0	0	0	1	1	67	109	4.76	2.118
59 Zac Rosscup, L ERA:	(6, 1)	1.0		4	0	0	0	1	1	0	0	0	0	0	8	19	0.00	1.000
52 Justin Grimm, R ERA: 0.79	(7, 1)	0.1		1	0	0	0	0	0	0	0	0	0	0	3	3	0.00	0.000
46 Pedro Strop, R ERA: 3.18	(8, 1)	1.0		5	3	0	0	0	0	0	0	0	0	0	11	15	0.00	3.000

PITCHER	IP	WLS	BF	H	R	ER	SO	BB	IBB	HBP	BLK	WP	HR	S	P	ERA	WHIP

Chicago Cubs @ Cincinnati Reds

Great American Ball Park, Cincinnati, OH

Tue Apr 29 2014, 7:31 PM - 11:56 PM EDT

Att. 17,579 - Overcast - 63 F

livebaseballscorecards.com

AB	32
R	3
H	11
RBI	3
BB	5
SO	5
LOB	20

Chicago Cubs @ Cincinnati Reds

Great American Ball Park, Cincinnati, OH

Wed Apr 30 2014, 7:11 PM - 10:49 PM EDT

Att. 21,847 - Partly Cloudy - 70 F

TOP

livebaseballscorecards.com

Batter	1	2	3	4	5	6	7	8	9	AB	R	H	RBI	BB	SO	LOB
64 Emilio Bonifácio, S (1, 8) OBP: 0.385, SLG: 0.406	B FF 91 F FF 91 B FF 92 B FF 92 C FF 92 X FF 93 3-2 44 HR 1B		C CU 75 B SL 77 B CH 85 B FF 90 X FF 91 3-1 G4-3 ①	C CH 88 B CH 87 B CH 84 F CH 87 F FF 88 X CH 85 2-2 F9 ③		X FF 90 0-0 E1 13 FC5 21 S		S FF 93 T FF 93 B FF 93 F FF 92 F FF 93 C CU 76 1-3 K ②	S SL 80 C SL 80 B SI 87 F SL 79 B CU 74 F SL 82 X CU 73 2-2 1-3 3-H 2B	6	1	2	1	0	1	2
21 Junior Lake, R (1, 7) OBP: 0.254, SLG: 0.382 54 Neil Ramírez, R (8, 1) 6 Ryan Sweeney, L (9, PH) OBP: 0.241, SLG: 0.192 56 Héctor Rondón, R (9, 1)	X FF 91 0-0 F8 ①		M FF 92 S FF 93 B FF 93 X FF 93 1-2 44 BB 13 1B 1B		X SI 92 0-0 13 BB 30 FC6-4 2B	1 SAFE B SI 92 S SL 83 B SI 91 1 SAFE S SI 91 B SL 82 X SI 92 3-2 G5-3 ②		C SL 84 B CU 76 S FF 93 S SL 84 1-3 K ③	B FC 90 B FF 93 B FF 93 C FF 91 C FF 92 F FF 92 X FF 92 3-2 G6-3 ③	5 0 1 0	2 0 0 0	2 0 0 0	0 0 0 0	0 0 0 0	1 0 0 0	2 0 2 0
44 Anthony Rizzo, L (1, 3) OBP: 0.407, SLG: 0.457	1 SAFE B FF 92 C FF 93 B FF 92 X FF 92 2-1 1-H HR		1 SAFE B FF 91 B FF 90 B CH 87 1 SAFE C FF 92 C FF 92 B SL 79 4-2 13 1B 1-2 BB		B SI 92 B SI 92 B SI 92 B SI 92 4-0 30 FC6-4 13 BB 19 SF7 BB	I IN 77 I IN 77 I IN 80 I IN 79 4-0 13 FC5 IBB			B SL 80 B SL 81 B SL 79 B FF 83 4-0 13 2B 19 1B BB	1	3	1	2	4	0	0
13 Starlin Castro, R (1, 6) OBP: 0.339, SLG: 0.471	B CH 86 S FF 91 F FF 92 X FF 91 1-2 2B		B FF 91 D CH 87 X FF 92 2-0 30 G6-4-3 1-2 2-H 1B		B SI 93 B SI 91 B SI 92 B SI 90 4-0 30 FC6-4 1-2 2-3 BB	B SI 92 F SI 91 X SI 91 1-1 FC5 1-2 2-3f			C SL 82 X SL 84 0-1 19 1B 1-3 2B	4	1	3	1	1	0	2
30 Mike Olt, R (1, 5) OBP: 0.212, SLG: 0.377	B FF 92 C CH 86 B FF 91 F CH 85 S FF 92 2-3 K ②		C FF 90 X CH 87 0-1 G6-4-3 ② ③ 1-2f		C FF 90 S FF 90 F FF 92 X SL 83 0-2 FC6-4 5 1B ① 1-2f 2-3 3-H		B CU 73 F FF 92 C CU 75 F SL 85 T FF 94 1-2 K ①		C SI 88 S SL 80 X FF 89 0-2 G1-3 ①	5	0	0	1	0	2	7
19 Nate Schierholtz, L (1, 9) OBP: 0.227, SLG: 0.265	C SL 78 B FF 93 C FF 91 S SL 79 1-3 K2-3 ③			B CU 73 X FF 88 1-0 P2 ①	X FF 91 0-0 SF7 ② 3-H		B FF 94 C FF 92 S FF 93 X FF 95 1-2 F7 ②		B FF 87 F SI 87 D CU 74 S CU 75 F CU 74 X CU 75 2-2 24 G1-3 5 1B 51 E 2-H 3-H 1B	4	1	1	3	0	1	1
5 Welington Castillo, R (1, 2) OBP: 0.329, SLG: 0.474		C CU 76 F FF 92 B SL 78 B SL 78 F FF 92 B FF 92 X FF 92 3-2 G6-3 ①		B CU 73 B CH 84 S CH 86 B FF 89 B FF 89 4-1 15 1B BB	C SL 82 X SI 93 0-1 1-2 1B	C CU 76 C CU 76 B SL 85 X FF 93 1-2 2B			S CU 74 X SL 82 0-1 51 E 24 G1-3 64 2B 1-2 1B	4	1	3	0	1	0	0
15 Darwin Barney, R (1, 4) OBP: 0.255, SLG: 0.205 24 Luis Valbuena, L (7, PH) OBP: 0.377, SLG: 0.327 (7, 4)		F FF 91 X SL 78 0-1 F8 ②		C CH 86 F FF 89 B CH 85 B CH 84 F FF 88 X CU 76 2-2 1-2 1B	X FF 90 0-0 F9 ③		D CU 75 B FF 93 B FF 93 C FF 92 F FF 93 C CU 74 3-3 K ③		C SL 82 X SL 80 0-1 G1-3 ② 1-2 2-3	3 2	0 0	1 0	0 0	0 1	0 3	2 3
36 Edwin Jackson, R (1, 1) OBP: 0.077, SLG: 0.154 63 Brian Schlitter, R (6, 1) 53 Wesley Wright, R (7, 1) 51 Ryan Kalish, L (8, PH) OBP: 0.333, SLG: 0.362 (8, 7)		B FF 92 C FF 91 F FF 92 F FF 93 X FF 92 1-2 F8 ③		D CH 86 X FF 89 1-0 P3 ②	S SI 90 B SI 92 F SI 91 B SL 85 F SI 91 C FF 90 2-3 K ①			F FF 91 B CU 75 X FF 93 1-1 G6-3 ①	S SL 82 F CU 74 D SI 88 X SL 80 1-2 E3 64 2B 2-3 3-H	3 0 0 2	0 0 0 0	0 0 0 0	0 0 0 0	1 0 0 0	2 0 0 1	2 0 0 2
Inning Stats	R: 2 E: 0 K: 2 S: 15 H: 3 LOB: 1 BB: 0 P: 24	R: 0 E: 0 K: 0 S: 10 H: 0 LOB: 0 BB: 0 P: 14	R: 1 E: 0 K: 0 S: 10 H: 2 LOB: 1 BB: 1 P: 20	R: 0 E: 0 K: 0 S: 11 H: 1 LOB: 2 BB: 1 P: 21	R: 2 E: 0 K: 0 S: 9 H: 2 LOB: 2 BB: 2 P: 17	R: 0 E: 1 K: 1 S: 10 H: 0 LOB: 2 BB: 1 P: 20	R: 0 E: 0 K: 2 S: 13 H: 1 LOB: 1 BB: 0 P: 19	R: 0 E: 0 K: 2 S: 10 H: 0 LOB: 0 BB: 0 P: 13	R: 4 E: 1 K: 0 S: 25 H: 4 LOB: 2 BB: 1 P: 37	1B: 7 2B: 5 3B: 0 HR: 1 SF: 1 SAC: 0 DP: 1 HBP: 0						

	AB	40
	R	9
	H	13
	RBI	8
	BB	6
	SO	7
	LOB	24

WP: 0 PA: 47
PB: 0
SB: 1
CS: 0

PITCHER		IP	WLS	BF	H	R	ER	SO	BB	IBB	HBP	BLK	WP	HR	S	P	ERA	WHIP
52 Tony Cingrani, L ERA: 3.34	(1, 1)	4.0		19	6	3	3	2	2	0	0	0	0	1	46	79	6.75	2.000
58 Nick Christiani, R ERA: 4.91	(5, 1)	2.0	L	12	2	2	2	1	2	1	0	0	0	0	19	37	9.00	2.000
60 J.J. Hoover, R ERA: 9.72	(7, 1)	2.0		7	1	0	0	4	0	0	0	0	0	0	23	32	0.00	0.500
45 Sean Marshall, L ERA: 6.0	(9, 1)	0.2		8	4	4	2	0	1	0	0	0	0	0	21	30	27.00	7.500
Logan Ondrusek, R ERA: 7.11	(9, 1)	0.1		1	0	0	0	0	0	0	0	0	0	0	4	7	0.00	0.000

PITCHER		IP	WLS	BF	H	R	ER	SO	BB	IBB	HBP	BLK	WP	HR	S	P	ERA	WHIP

Chicago Cubs @ Cincinnati Reds

Great American Ball Park, Cincinnati, OH

Wed Apr 30 2014, 7:11 PM - 10:49 PM EDT

Att. 21,847 - Partly Cloudy - 70 F

livebaseballscorecards.com

BOTTOM

Batter	1	2	3	4	5	6	7	8	9	AB	R	H	RBI	BB	SO	LOB
6 Billy Hamilton, S (1, 8) OBP: 0.280, SLG: 0.330	C FF 90 B CU 78 B FF 92 X FF 91 2-1 ① G4-3	X FF 91 0-0 ③ F7			C FF 89 B SL 84 X SI 91 1-1 4 S 19 G3 4 1B 1B		F FF 89 1 SAFE T FF 90 D KC 80 X FF 90 1-2 ② P4			4	1	1	0	0	0	1
19 Joey Votto, L (1, 3) OBP: 0.438, SLG: 0.462	B FF 91 X FF 91 1-0 4 G6-3 21 2B 2B		F FF 91 B FF 91 B CU 82 B CH 85 X FF 92 3-1 ① L9		X FF 89 0-0 ② G3 1-2		F SL 84 C KC 79 B KC 78 B SI 90 1 SAFE B SL 85 F SL 85 S KC 80 3-3 ③ K			4	1	1	0	0	1	2
4 Brandon Phillips, R (1, 4) OBP: 0.272, SLG: 0.318	X FF 92 0-0 ② G6-3 2-3		C FF 91 S SL 85 X SL 87 0-2 ② L9		B SL 85 F SS 92 T FF 92 F FF 94 B SL 86 B FF 94 X SL 86 3-2 2-H 1B			B FF 96 F FF 96 F FF 96 X SL 86 1-2 ① G6-3		4	0	1	1	0	0	1
32 Jay Bruce, L (1, 9) OBP: 0.351, SLG: 0.385	B CU 77 B CU 78 B SI 91 B SI 90 4-0 21 2B BB		B FF 92 S FF 92 F FF 93 B SL 85 B SL 86 B FF 93 4-2 21 S BB		F FF 90 B SI 91 S FF 91 1 SAFE F FF 92 S SL 84 1-3 ③ K			B CU 81 C FF 95 F FF 95 S SL 87 1-3 ② K		2	1	0	0	2	2	1
21 Todd Frazier, R (1, 5) OBP: 0.333, SLG: 0.441	C FF 91 X FF 94 0-1 1-H 3-H 2B		1 SAFE B SL 84 B FF 92 B SL 86 C FF 93 C FF 93 T SL 86 3-2 ③ K 1-2			B CH 87 B CH 88 C SL 81 X FF 89 2-1 ① G4-3		C FF 94 B FF 95 B FF 96 F FF 96 B SL 86 F SL 86 S FF 96 3-3 ③ K		4	0	1	2	0	2	1
48 Ryan Ludwick, R (1, 7) OBP: 0.310, SLG: 0.390	S SL 84 B SL 84 X FF 91 1-1 ③ G6-3 3-H			B SL 84 C FF 90 S SL 84 X SL 87 1-2 ① P4		B SL 87 B SL 87 S SL 82 B FF 89 F SL 82 X SL 85 3-2 ② F9			C FF 96 F SI 95 B FF 94 F FF 97 X SL 84 1-2 ① L1-6-3	4	0	0	0	0	0	1
29 Brayan Peña, S (1, 2) OBP: 0.360, SLG: 0.457 60 J.J. Hoover, R (7, 1) 45 Sean Marshall, L (9, 1) Logan Ondrusek, R (9, 1) 28 Chris Heisey, R (9, PH) OBP: 0.289, SLG: 0.372		B CU 78 B CU 76 X SI 90 2-0 HR		B SI 90 C CH 84 X SI 91 1-1 ② G6-3		B FF 92 B SI 93 X FF 92 2-0 ③ G3			S FF 96 F FF 96 F FF 97 B SL 82 S SI 96 1-3 ② K	3 0 0 0 1	1 0 0 0 0	1 0 0 0 0	1 0 0 0 0	0 0 0 0 1	0 0 0 0 0	0 0 0 0 0
2 Zack Cozart, R (1, 6) OBP: 0.215, SLG: 0.292		B FF 92 X FF 91 1-0 ① F7		B FF 92 S SL 84 F FF 92 X SL 86 1-2 ③ F7			C FF 92 X SI 92 0-1 1B		B FF 96 X FF 96 1-0 2B	4	0	2	0	0	0	0
52 Tony Cingrani, L (1, 1) OBP: 0.182, SLG: 0.182 58 Nick Christiani, R (5, 1) 16 Tucker Barnhart, L (7, 2) OBP: 0.200, SLG: 0.200		B SI 92 B FF 91 C FF 92 F FF 92 F SI 92 F FF 93 S SL 84 2-3 ② K2-3			C FF 89 X FF 90 0-1 ① G1-4-3		1 SAFE B FF 93 L FF 92 1 SAFE B FF 93 1 SAFE L SI 92 B SI 92 X SI 93 3-2 ① F8		C FF 96 B FC 89 B FF 95 D FF 94 F FF 94 X FF 94 3-2 ③ F7	1 1 2	0 0 0	0 0 0	0 0 0	0 0 0	1 0 0	0 0 2
Inning Stats	R: 2 E: 0 K: 0 S: 8 H: 2 LOB: 1 BB: 1 P: 16	R: 1 E: 0 K: 1 S: 8 H: 1 LOB: 0 BB: 0 P: 13	R: 0 E: 0 K: 1 S: 10 H: 0 LOB: 1 BB: 1 P: 20	R: 0 E: 0 K: 0 S: 8 H: 0 LOB: 0 BB: 0 P: 11	R: 1 E: 0 K: 1 S: 13 H: 2 LOB: 1 BB: 0 P: 18	R: 0 E: 0 K: 0 S: 6 H: 0 LOB: 0 BB: 0 P: 13	R: 0 E: 0 K: 1 S: 12 H: 1 LOB: 1 BB: 0 P: 19	R: 0 E: 0 K: 2 S: 10 H: 0 LOB: 0 BB: 0 P: 15	R: 0 E: 0 K: 1 S: 12 H: 1 LOB: 1 BB: 0 P: 18	1B: 3 2B: 3 3B: 0 HR: 1	SF: 0 SAC: 0 DP: 0 HBP: 0			WP: 0 PB: 0 SB: 2 CS: 0	PA: 36		

PITCHER		IP	WLS	BF	H	R	ER	SO	BB	IBB	HBP	BLK	WP	HR	S	P	ERA	WHIP
36 Edwin Jackson, R ERA: 5.24	(1, 1)	5.2	W	24	5	4	4	3	2	0	0	0	0	1	52	88	6.35	1.235
63 Brian Schlitter, R ERA: 4.7	(6, 1)	0.2	H	3	1	0	0	0	0	0	0	0	0	0	6	11	0.00	1.500
53 Wesley Wright, L ERA: 1.93	(7, 1)	0.2	H	2	0	0	0	1	0	0	0	0	0	0	7	11	0.00	0.000
54 Neil Ramírez, R ERA:	(8, 1)	1.0	H	3	0	0	0	2	0	0	0	0	0	0	10	15	0.00	0.000
56 Héctor Rondón, R ERA: 0.68	(9, 1)	1.0		4	1	0	0	1	0	0	0	0	0	0	12	18	0.00	1.000

PITCHER	IP	WLS	BF	H	R	ER	SO	BB	IBB	HBP	BLK	WP	HR	S	P	ERA	WHIP

AB	34
R	4
H	7
RBI	4
BB	2
SO	7
LOB	9

Milwaukee Brewers @ Cincinnati Reds

Great American Ball Park, Cincinnati, OH

Thu May 01 2014, 7:11 PM - 10:02 PM EDT

Att. 16,779 - Partly Cloudy - 59 F

TOP

livebaseballscorecards.com

Batter	1	2	3	4	5	6	7	8	9	AB	R	H	RBI	BB	SO	LOB
27 Carlos Gómez, R (1, 8) OBP: 0.356, SLG: 0.571	X FF 94 0-0 ① L8	D SL 88 S FF 94 F FF 95 D CH 87 X FF 95 2-2 ③ F7			B CH 88 F FF 94 F FF 95 B CH 88 B CH 86 F FF 94 B FF 94 4-2 BB		X FF 96 0-0 1-H 2-H 2B			3	0	1	2	1	0	2
2 Scooter Gennett, L (1, 4) OBP: 0.326, SLG: 0.378	B SI 94 B FF 94 F FF 94 B SI 95 F FF 95 F FF 94 X FF 94 3-2 20 G5-3 1B		B KC 79 B FF 94 C SI 94 B CH 86 C SI 95 F KC 78 X KC 79 3-2 ① P6		1 SAFE X FF 93 0-0 ③ L7		D KC 81 2 SAFE X FF 94 1-0 ③ G1-3			4	0	1	0	0	0	2
20 Jonathan Lucroy, R (1, 2) OBP: 0.358, SLG: 0.424	1 SAFE 1 SAFE B FF 92 X SL 89 1-0 ② G5-3 1-2		B SL 89 X SL 88 1-0 16 G1-4-3 1B			B SI 95 C FF 95 F FF 95 F CH 87 X CH 86 1-2 ① F9		B SL 88 C SL 88 B FF 94 F SL 88 X FF 96 2-2 ① G4-3		4	0	1	0	0	0	1
16 Aramis Ramirez, R (1, 5) OBP: 0.327, SLG: 0.378	F FF 95 B FF 94 X SI 94 1-1 ③ F7		F SL 88 D SL 84 D SI 95 1 SAFE F SI 94 X CH 87 2-2 ② ③ G1-4-3 1-2f			X SL 88 0-0 ② F9		F FF 94 S CH 86 B FF 95 C FF 96 1-3 ② K		4	0	0	0	0	1	2
24 Lyle Overbay, L (1, 3) OBP: 0.352, SLG: 0.362		C FF 92 B FF 94 C FF 94 C SL 90 1-3 ① K		X SI 93 0-0 ① G4-3		S SL 87 X FF 95 0-1 ③ F7		B FF 91 B SI 96 C SI 94 C SL 90 B SL 88 X SL 90 3-2 ③ G4-3		4	0	0	0	0	1	0
18 Khris Davis, R (1, 7) OBP: 0.266, SLG: 0.410		B FF 95 S CH 87 X SI 94 1-1 7 1B 9 1B 1B		B FF 94 C FF 95 S CH 87 S CH 87 1-3 ② K2-3			F CH 85 S SL 85 B CH 86 B FF 94 X FF 95 2-2 ① G4-3		C FF 93 T SI 95 X FF 94 0-2 ① F9	4	1	1	0	0	1	0
7 Mark Reynolds, R (1, 9) OBP: 0.300, SLG: 0.488		D SL 90 1 SAFE B SL 88 X FF 94 2-0 41 SH5-4 9 1B 1-2 1B		X SL 91 0-0 ③ G6-3			X SL 89 0-0 ② G5-3		F FF 93 S FF 94 S SL 88 0-3 ② K	4	0	1	0	0	1	0
9 Jean Segura, R (1, 6) OBP: 0.286, SLG: 0.351		C FF 94 X KC 80 0-1 41 SH5-4 1-2 2-H 1B			B FF 93 C FF 93 C SI 94 B CH 88 S CH 85 2-3 ① K		B SI 96 B FF 96 C SL 89 B SL 88 X FF 96 3-1 1B 27 2B 1B		X FF 94 0-0 ③ G6-3	4	1	2	1	0	1	0
41 Marco Estrada, R (1, 1) Rickie Weeks Jr., R (7, PH) OBP: 0.278, SLG: 0.242 53 Brandon Kintzler, R (7, 1) 29 Jim Henderson, L (8, 1) 47 Rob Wooten, R (8, 1)		L FF 92 X FF 93 0-1 ② SH5-4 1-2 2-3			C FF 95 B SL 89 B FF 94 X FF 94 2-1 ② L9		S SL 89 X SL 88 0-1 27 2B 1-2 1B			1 1 0 0 0	0 1 0 0 0	0 1 0 0 0	0 0 0 0 0	0 0 0 0 0	0 0 0 0 0	0 0 0 0 0

	AB	33
	R	3
	H	8
	RBI	3
	BB	1
	SO	5
	LOB	7

Inning Stats	1	2	3	4	5	6	7	8	9			
	R: 0 E: 0 K: 0 S: 8	H: 1 LOB: 1 BB: 0 P: 13	R: 1 E: 0 K: 1 S: 13	H: 3 LOB: 2 BB: 0 P: 19	R: 0 E: 0 K: 0 S: 8	H: 1 LOB: 0 BB: 0 P: 14	R: 0 E: 0 K: 1 S: 5	H: 0 LOB: 0 BB: 0 P: 6	R: 0 E: 0 K: 1 S: 9	H: 0 LOB: 1 BB: 1 P: 17	R: 0 E: 0 K: 0 S: 7	H: 0 LOB: 0 BB: 0 P: 8
	R: 2 E: 0 K: 0 S: 10	H: 3 LOB: 1 BB: 0 P: 16	R: 0 E: 0 K: 1 S: 9	H: 0 LOB: 0 BB: 0 P: 15	R: 0 E: 0 K: 1 S: 7	H: 0 LOB: 0 BB: 0 P: 7	1B: 7 2B: 1 3B: 0 HR: 0	SF: 0 SAC: 1 DP: 1 HBP: 0	WP: 0 PB: 0 SB: 0 CS: 0	PA: 35		

PITCHER		IP	WLS	BF	H	R	ER	SO	BB	IBB	HBP	BLK	WP	HR	S	P	ERA	WHIP
34 Homer Bailey, R ERA: 5.5	(1, 1)	8.0	W	32	8	3	3	4	1	0	0	0	0	0	69	108	3.38	1.125
51 Jonathan Broxton, R ERA:	(9, 1)	1.0		3	0	0	0	1	0	0	0	0	0	0	7	7	0.00	0.000

PITCHER		IP	WLS	BF	H	R	ER	SO	BB	IBB	HBP	BLK	WP	HR	S	P	ERA	WHIP

Batter	1	2	3	4	5	6	7	8	9	AB	R	H	RBI	BB	SO	LOB
6 Billy Hamilton, S (1, 8) OBP: 0.280, SLG: 0.330 28 Chris Heisey, R (1, PH) OBP: 0.320, SLG: 0.383 (2, 8)	B FF 88 B FF 88 C FF 87 B CH 77 C FF 89 F FF 89 S CH 77 3-3 ① K		L CU 76 S CH 78 F FF 90 B CH 75 C CH 77 1-3 ② K		B FF 89 B FF 89 B FF 89 C FF 88 F FF 89 B FF 90 4-2 4 S 19 BB BB		B FF 91 X SI 92 1-0 4 SH1-3 19 BB 1B	X FF 92 0-0 19 2B 21 BB 1B		0 4	0 1	0 2	0 0	0 1	0 2	0 0
19 Joey Votto, L (1, 3) OBP: 0.444, SLG: 0.469	X CH 78 0-0 ② F8		B FF 89 B FF 89 X CH 79 2-0 ③ G4-3		B FF 89 C FF 89 B FF 89 D CH 78 D CH 78 4-1 4 G5-4-3 1-2 BB		D SI 91 C SI 93 B FF 93 B SI 94 1 SAFE B FF 94 4-1 4 SH1-3 1-2 BB	1 SAFE B FF 92 B FF 92 X FF 93 2-0 21 BB 48 1B 1-3 2B		3	1	1	0	2	0	0
4 Brandon Phillips, R (1, 4) OBP: 0.271, SLG: 0.316	C FF 88 B CH 75 B FF 89 S CH 77 X FF 90 2-2 32 1B 1B			C CU 76 B CH 76 S CH 77 B CH 74 X CH 78 2-2 ① G6-3	D CH 78 B FF 89 F FF 89 C FF 90 X CH 78 2-2 ② ③ G5-4-3 1-2f 2-3		X SI 92 0-0 ① SH1-3 1-2 2-3	F FF 93 F SL 84 F FF 93 T FF 94 0-2 ② K		4	0	1	0	0	1	4
32 Jay Bruce, L (1, 9) OBP: 0.371, SLG: 0.387	X FF 88 0-0 1-3 1B			X CH 79 0-0 ② G3		B FF 89 B FF 88 B CH 78 B FF 88 4-0 21 HR BB	I IN 76 I IN 77 I IN 79 I IN 80 4-0 IBB	I I I I 4-0 21 BB 48 1B IBB		2	2	1	0	3	0	0
21 Todd Frazier, R (1, 5) OBP: 0.345, SLG: 0.474	C CH 76 X CH 77 0-1 ③ F7			C FF 89 B FF 89 X CH 78 1-1 48 S 1B		T FF 88 B FF 88 1 SAFE X CH 78 1-1 1-H HR	C SI 94 B SI 94 X SL 85 1-1 ② F9	B SL 84 B SL 85 S SL 83 S SL 82 B SL 84 F SL 84 F SL 84 B SL 84 4-2 48 1B 1-2 2-3 3-H BB		4	1	2	3	1	0	5
48 Ryan Ludwick, R (1, 7) OBP: 0.315, SLG: 0.383 51 Jonathan Broxton, R (9, 1)		B CU 76 C FF 88 X FF 89 1-1 ① G6-3		1 SAFE B CU 77 F CH 79 D CU 78 B FF 89 D CH 78 4-1 1-2 BB		C FF 89 S FF 89 X FF 89 0-2 ① G6-3	S SI 93 B SI 94 F SI 94 S SI 93 1-3 ③ K	F SL 83 X SI 89 0-1 2 HBP 1-3 2-H 3-H 1B		4 0	0 0	1 0	2 0	1 0	1 0	3 0
2 Zack Cozart, R (1, 6) OBP: 0.235, SLG: 0.301		C FF 89 B FF 89 B CH 79 S CH 78 F FF 90 C CU 77 2-3 ② K		X CU 77 0-0 ③ G5-3		C FF 90 F FF 89 B CU 77 X CU 78 1-2 16 G1-3 1B		C FF 90 C FF 93 X FF 94 1-2 16 SH1-4 29 HR 1B 3-2 HBP		4	1	2	0	0	1	2
16 Tucker Barnhart, L (1, 2) OBP: 0.214, SLG: 0.429		X FF 89 0-0 ③ G3			B CU 76 S CH 77 X CH 78 1-1 HR	C CU 76 B FF 88 1 SAFE F FF 88 B FF 89 1 SAFE B FF 90 X FF 89 3-2 ② G1-3 1-2		M FF 91 K FF 93 0-1 ① SH1-4 1-2 B SL 84 C SL 83 K SL 82 1-1 ② G1		4	1	1	1	0	0	4
34 Homer Bailey, R (1, 1) OBP: 0.231, SLG: 0.231 29 Brayan Peña, S (8, PH) OBP: 0.373, SLG: 0.532 15 Roger Bernadina, L (9, 7) OBP: 0.323, SLG: 0.200			C FF 88 F CH 77 S FF 88 0-3 ① K		C FF 89 S FF 88 S FF 88 0-3 ① K		B FF 90 S FF 88 S FF 89 C FF 90 1-3 ③ K	X SL 85 0-0 2-H HR		3 1 0	0 1 0	0 1 0	0 2 0	0 0 0	3 0 0	1 0 0
Inning Stats	R: 0 E: 0 K: 1 S: 11 H: 2 LOB: 2 BB: 0 P: 16	R: 0 E: 0 K: 1 S: 7 H: 0 LOB: 0 BB: 0 P: 10	R: 0 E: 0 K: 2 S: 8 H: 0 LOB: 0 BB: 0 P: 11	R: 0 E: 0 K: 0 S: 8 H: 1 LOB: 2 BB: 1 P: 15	R: 1 E: 0 K: 1 S: 11 H: 1 LOB: 1 BB: 2 P: 22	R: 2 E: 0 K: 1 S: 14 H: 2 LOB: 1 BB: 1 P: 24	R: 0 E: 0 K: 1 S: 8 H: 1 LOB: 3 BB: 2 P: 19	R: 5 E: 0 K: 1 S: 23 H: 5 LOB: 3 BB: 2 P: 37		1B: 8 2B: 1 3B: 0 HR: 3	SF: 0 SAC: 2 DP: 1 HBP: 1			WP: 0 PB: 0 SB: 2 CS: 0	PA: 44	

PITCHER		IP	WLS	BF	H	R	ER	SO	BB	IBB	HBP	BLK	WP	HR	S	P	ERA	WHIP
41 Marco Estrada, R ERA: 3.13	(1, 1)	6.0		27	6	3	3	6	4	0	0	0	0	2	59	98	4.50	1.667
53 Brandon Kintzler, R ERA: 1.13	(7, 1)	1.0		6	1	0	0	1	1	1	0	0	0	0	8	19	0.00	2.000
29 Jim Henderson, R ERA: 7.15	(8, 1)	0.2	L	7	4	5	5	1	0	1	0	0	0	1	12	18	67.50	6.000
47 Rob Wooten, R ERA: 7.71	(8, 1)	0.1		4	1	0	0	0	1	0	1	0	0	0	11	19	0.00	6.000

PITCHER	IP	WLS	BF	H	R	ER	SO	BB	IBB	HBP	BLK	WP	HR	S	P	ERA	WHIP

BOTTOM

Milwaukee Brewers @ Cincinnati Reds

Great American Ball Park, Cincinnati, OH

Thu May 01 2014, 7:11 PM - 10:02 PM EDT

Att. 16,779 - Partly Cloudy - 59 F

livebaseballscorecards.com

AB	33
R	8
H	12
RBI	8
BB	8
SO	8
LOB	19

Batter	1	2	3	4	5	6	7	8	9	AB	R	H	RBI	BB	SO	LOB
27 Carlos Gómez, R (1, 8) OBP: 0.353, SLG: 0.561	F SL 80 F FC 91 B KC 82 X SI 94 1-2 ① L3			X SL 81 0-0 ① E6 2 FC6 1B	B SL 82 X KC 81 1-0 ③ F8			B SL 81 X SL 81 1-0 ① G6-3		4	0	1	0	0	0	1
2 Scooter Gennett, L (1, 4) OBP: 0.313, SLG: 0.362	C SI 92 X SI 91 0-1 ② F9			F SI 90 B FC 91 X SI 92 1-1 ① FC6 20 1B 2-3		B KC 78 B CH 84 X SI 91 2-0 ① G3		C KC 79 X KC 80 0-1 ② L7		4	0	0	0	0	0	1
20 Jonathan Lucroy, R (1, 2) OBP: 0.372, SLG: 0.447	C SI 92 X SI 93 0-1 ③ G5-3			F SI 92 F SI 93 B CH 86 1 SAFE F SI 92 F SI 93 X CH 86 1-2 16 G6-4-3 1-3 1B		C SI 91 B SI 93 C SI 92 X SI 93 1-2 16 BB 1B		C KC 80 S FC 89 X SL 82 0-2 2B		4	0	3	0	0	0	0
16 Aramis Ramirez, R (1, 5) OBP: 0.325, SLG: 0.366		X KC 78 0-0 ① P4		B FF 94 B SI 94 X SI 94 2-0 ② ③ G6-4-3 1-2f		1 SAFE D SI 93 B SI 92 C SL 83 B SI 92 B SL 83 4-1 24 G6-3 1-2 BB		B SL 81 B KC 81 C SI 92 S FC 91 F FC 91 F SL 82 X SL 83 2-2 ③ F7		3	0	0	0	1	0	3
24 Lyle Overbay, L (1, 3) OBP: 0.345, SLG: 0.353		B SI 90 C CH 83 B FC 90 C SI 91 X FC 91 2-2 ② G4-3			B KC 78 S CH 84 F FC 90 B SI 93 B CH 86 X FC 91 3-2 9 FC3-6 15 BB 38 2B 1B	B SI 92 C SI 91 X FC 91 1-1 ② ③ G6-3 1-2f			S CH 81 F FF 95 S FC 82 0-3 ① K	4	1	1	0	0	1	2
18 Khris Davis, R (1, 7) OBP: 0.257, SLG: 0.394		B FC 91 C SL 81 X SL 82 1-1 ③ F9			F SI 93 M SI 91 C FC 91 0-3 ① K		B SL 81 B FC 90 X SI 92 2-0 ① L8		B CH 81 B CU 76 C FF 95 B FF 95 X FF 94 3-1 ② F8	4	0	0	0	0	1	1
15 Caleb Gindl, L (1, 9) OBP: 0.500, SLG: 0.333			C FC 90 B SI 91 B SI 92 F FC 90 B FC 92 S SI 91 3-3 ① K		B FC 90 B SI 92 B SI 92 1 SAFE B SI 92 4-0 9 FC3-6 1-2 BB		B CH 85 X FC 90 1-0 1B		B CH 81 X FF 94 1-0 ③ F7	3	0	1	0	1	1	0
9 Jean Segura, R (1, 6) OBP: 0.277, SLG: 0.340			B KC 81 C SI 91 F FC 91 F FC 92 B SI 94 F FC 92 C SI 94 2-3 ② K		B SI 92 C SI 92 X SI 92 1-1 ② FC3-6 38 2B 1-2f 2-3		F FF 92 L FC 90 F FC 91 X SL 83 0-2 ② P4			3	1	0	0	0	1	3
38 Wily Peralta, R (1, 1) OBP: 0.182, SLG: 0.364 57 Francisco Rodríguez, R (9, 1)			C SL 82 F FC 90 B FC 90 S SI 93 1-3 ③ K		X SI 93 0-0 1-H 3-H 2B		B FC 90 S FC 89 S FC 88 S FC 89 1-3 ③ K			3 0	0 0	1 0	2 0	0 0	2 0	1 0

Inning Stats										
	R: 0 H: 0 E: 0 LOB: 0 K: 0 BB: 0 S: 7 P: 8	R: 0 H: 0 E: 0 LOB: 0 K: 0 BB: 0 S: 6 P: 9	R: 0 H: 0 E: 0 LOB: 0 K: 3 BB: 0 S: 11 P: 17	R: 0 H: 2 E: 1 LOB: 1 K: 0 BB: 0 S: 9 P: 13	R: 2 H: 2 E: 0 LOB: 1 K: 1 BB: 1 S: 10 P: 19	R: 0 H: 1 E: 0 LOB: 1 K: 0 BB: 1 S: 7 P: 15	R: 0 H: 1 E: 0 LOB: 1 K: 1 BB: 0 S: 9 P: 13	R: 0 H: 1 E: 0 LOB: 1 K: 0 BB: 0 S: 11 P: 14	R: 0 H: 0 E: 0 LOB: 0 K: 1 BB: 0 S: 6 P: 10	1B: 5 SF: 0 2B: 2 SAC: 0 3B: 0 DP: 2 HR: 0 HBP: 0	WP: 0 PA: 34 PB: 0 SB: 0 CS: 0

PITCHER		IP	WLS	BF	H	R	ER	SO	BB	IBB	HBP	BLK	WP	HR	S	P	ERA	WHIP
44 Mike Leake, R ERA: 3.53	(1, 1)	8.0	L	31	7	2	2	5	2	0	0	0	0	0	70	108	2.25	1.125
Logan Ondrusek, R ERA: 6.14	(9, 1)	1.0		3	0	0	0	1	0	0	0	0	0	0	6	10	0.00	0.000

PITCHER	IP	WLS	BF	H	R	ER	SO	BB	IBB	HBP	BLK	WP	HR	S	P	ERA	WHIP

TOP

Milwaukee Brewers @ Cincinnati Reds

Great American Ball Park, Cincinnati, OH

Fri May 02 2014, 7:10 PM - 9:45 PM EDT

Att. 32,759 - Partly Cloudy - 59 F

livebaseballscorecards.com

AB	32
R	2
H	7
RBI	2
BB	2
SO	6
LOB	12

Batter	1	2	3	4	5	6	7	8	9	AB	R	H	RBI	BB	SO	LOB
28 Chris Heisey, R (1, 7) OBP: 0.315, SLG: 0.373	C SI 94 F FF 96 B SL 86 B FF 96 F FF 96 F SL 84 B FF 98 X SI 97 3-2 21 G5-3 19 BB 1B		B FF 96 F FF 96 B SL 85 F FF 98 B FF 99 F FF 98 C FF 98 3-3 ③ K		S SL 86 X FF 97 0-1 ③ G4-3			B SL 82 B SL 83 F FF 96 C FF 96 S SL 86 2-3 ② K		4	0	1	0	0	2	2
19 Joey Votto, L (1, 3) OBP: 0.446, SLG: 0.475	C FF 96 B FF 97 1 SAFE C FF 96 B FF 97 F FF 97 1 SAFE B SL 88 F FF 97 4-2 D SI 97 21 G5-3 1-2 BB			C FF 95 X CH 83 0-1 2B		B FF 94 B FF 95 B FF 93 C FF 91 F FF 94 X FF 96 3-2 ① G4-3		B FF 95 C FF 95 F FF 96 F SL 87 X FF 96 1-2 ③ L8		3	0	1	0	1	0	0
21 Todd Frazier, R (1, 5) OBP: 0.342, SLG: 0.475	D SI 97 X FF 96 1-0 ① ② G5-3 1-2 2-3f			X FF 94 0-0 ① G6-3		B SL 85 X FF 96 1-0 2B			C FF 90 B CH 83 X CH 81 1-1 ① G5-3	4	0	1	0	0	0	3
32 Jay Bruce, L (1, 9) OBP: 0.358, SLG: 0.371	S SL 87 F SI 96 D SL 90 B FF 95 F SL 87 S SL 90 2-3 ③ K			B FF 96 C SI 96 D SI 96 S SL 87 S SL 88 2-3 ② K		F FF 96 B SL 86 B SI 96 F FF 96 D SL 88 S SL 87 3-3 ② K			B CU 74 B FF 90 C SI 90 F FF 89 B SI 90 S CH 80 3-3 ② K	4	0	0	0	0	4	3
29 Brayan Peña, S (1, 2) OBP: 0.345, SLG: 0.490		X SI 95 0-0 ① L8		F FF 96 X FF 96 0-1 ③ F7		B FF 97 X FF 95 1-0 ③ G3-1			C CU 73 S CH 82 X CH 84 0-2 ③ G4-3	4	0	0	0	0	0	2
2 Zack Cozart, R (1, 6) OBP: 0.228, SLG: 0.292		B SI 96 B FF 96 T FF 95 F SI 96 F SI 97 X FF 98 2-2 ② F8			C FF 95 B FF 97 F SI 96 F FF 98 X FF 96 1-2 ① G6-3		F FF 96 B SL 85 B FF 96 X FF 96 2-1 ① G5-3			3	0	0	0	0	0	0
15 Roger Bernadina, L (1, 8) OBP: 0.294, SLG: 0.179		X FF 97 0-0 ③ G4-3			X FF 96 0-0 ② P5		B FF 93 B FF 95 X FF 95 2-0 ② F7			3	0	0	0	0	0	0
7 Ramon Santiago, S (1, 4) OBP: 0.263, SLG: 0.125			L FF 94 B FF 98 X FF 96 1-1 ① B1-3		B FF 96 B FF 96 C FF 95 B SI 95 B FF 94 4-1 44 E BB		F FF 95 X SI 97 0-1 ③ G4-3			2	0	0	0	1	0	0
44 Mike Leake, R (1, 1) OBP: 0.200, SLG: 0.467 50 Neftali Soto, R (8, PH) OBP: 0.167, SLG: 0.273 Logan Ondrusek, R (9, 1)			B FF 97 S FF 93 F SI 96 S SI 97 1-3 ② K		F FF 96 T SL 87 X SL 86 0-2 E6 1-3			S CH 83 F SI 95 S SI 96 0-3 ① K		2 1 0	0 0 0	0 0 0	0 0 0	0 0 0	1 1 0	1 0 0
Inning Stats	R: 0 H: 1 E: 0 LOB: 1 K: 1 BB: 1 S: 14 P: 24	R: 0 H: 0 E: 0 LOB: 0 K: 0 BB: 0 S: 6 P: 8	R: 0 H: 0 E: 0 LOB: 0 K: 2 BB: 0 S: 9 P: 14	R: 0 H: 1 E: 0 LOB: 1 K: 1 BB: 0 S: 8 P: 10	R: 0 H: 0 E: 1 LOB: 2 K: 0 BB: 1 S: 11 P: 16	R: 0 H: 1 E: 0 LOB: 1 K: 1 BB: 0 S: 8 P: 16	R: 0 H: 0 E: 0 LOB: 0 K: 0 BB: 0 S: 5 P: 9	R: 0 H: 0 E: 0 LOB: 0 K: 2 BB: 0 S: 10 P: 13	R: 0 H: 0 E: 0 LOB: 0 K: 1 BB: 0 S: 8 P: 12	1B: 1 SF: 0 2B: 2 SAC: 0 3B: 0 DP: 1 HR: 0 HBP: 0					WP: 0 PA: 32 PB: 0 SB: 0 CS: 0	

PITCHER	IP	WLS	BF	H	R	ER	SO	BB	IBB	HBP	BLK	WP	HR	S	P	ERA	WHIP
38 Wily Peralta, R (1, 1) ERA: 2.04	8.0	W	29	3	0	0	7	2	0	0	0	0	0	71	110	0.00	0.625
57 Francisco Rodríguez, R (9, 1) ERA:	1.0	S	3	0	0	0	1	0	0	0	0	0	0	8	12	0.00	0.000

PITCHER	IP	WLS	BF	H	R	ER	SO	BB	IBB	HBP	BLK	WP	HR	S	P	ERA	WHIP

BOTTOM

Milwaukee Brewers @ Cincinnati Reds

Great American Ball Park, Cincinnati, OH

Fri May 02 2014, 7:10 PM - 9:45 PM EDT

Att. 32,759 - Partly Cloudy - 59 F

livebaseballscorecards.com

AB	30
R	0
H	3
RBI	0
BB	2
SO	8
LOB	11

Batter	1	2	3	4	5	6	7	8	9	AB	R	H	RBI	BB	SO	LOB
27 Carlos Gómez, R (1, 8) OBP: 0.343, SLG: 0.543	S SL 82 F SL 84 F FC 88 B CH 85 S FF 94 1-3 ① **K**		B FC 90 F SI 95 F CH 86 S CH 88 1-3 ③ **K**			B FC 91 B CH 86 X FC 86 2-0 ② **L5**		B FC 93 B FC 93 X SI 96 2-0 ③ **G1-4-3**		4	0	0	0	0	2	2
2 Scooter Gennett, L (1, 4) OBP: 0.301, SLG: 0.347	C SI 91 X FF 92 0-1 ② **P4**			B CH 83 C CH 83 X FC 90 1-1 ① **P1**		B FC 86 F FF 95 B SI 95 S CH 85 X CH 88 2-2 ③ **G1-3**			C FF 87 S KC 73 X KC 74 0-2 ① **G4-3**	4	0	0	0	0	0	0
20 Jonathan Lucroy, R (1, 2) OBP: 0.359, SLG: 0.430	C FF 93 X SI 94 0-1 ③ **F9**			C FC 90 C CH 87 X SI 96 0-2 ② **G4-3**			C FF 94 S FF 95 B FF 91 B FF 95 F CH 84 X FC 91 2-2 ① **G6-3**		X FF 88 0-0 ② **F8**	4	0	0	0	0	0	0
16 Aramis Ramirez, R (1, 5) OBP: 0.322, SLG: 0.390		S SL 84 B FF 92 B FF 92 X SL 85 2-1 **HR**		S FC 91 B FC 91 B SI 96 F SI 96 B SI 89 S FC 92 3-3 ③ **K**			F FF 95 B FC 92 X CH 86 1-1 ② **F8**		X FF 89 0-0 ③ **F8**	4	1	1	1	0	1	0
7 Mark Reynolds, R (1, 3) OBP: 0.301, SLG: 0.518		F SL 86 B FC 88 X FC 89 1-1 ① **G5-3**			C FC 87 B FC 88 B FC 89 B FC 89 F FF 95 X FC 91 3-2 **HR**		S FC 87 B FC 88 F SI 96 C FF 96 1-3 ③ **K**			3	1	1	1	0	1	0
15 Caleb Gindl, L (1, 9) OBP: 0.286, SLG: 0.167		B FF 93 F FF 92 F FF 91 B SI 90 F CH 86 C SI 93 2-3 ② **K**			X CH 85 0-0 ① **F8**			C FC 89 B FF 94 B CH 82 T FF 94 F SI 94 T CH 87 2-2 ① **K**		3	0	0	0	0	2	0
9 Jean Segura, R (1, 6) OBP: 0.279, SLG: 0.340		F FF 93 B SI 94 B FC 90 B FF 93 F SI 94 C FC 90 3-3 ③ **K**			B SI 95 B SI 96 X CH 85 2-0 ② **G5-3**			S FF 95 F SI 95 B FF 94 F CH 86 X SI 96 1-2 24 BB **1B**		3	0	1	0	0	1	0
1 Logan Schafer, L (1, 7) OBP: 0.219, SLG: 0.323			X SI 91 0-0 ① **F7**		C SI 94 T FF 94 B FC 91 S FC 92 1-3 ③ **K**			L CH 85 B FF 92 B SI 95 S CH 84 C SI 95 2-3 ② **K**		3	0	0	0	0	2	1
49 Yovani Gallardo, R (1, 1) OBP: 0.200, SLG: 0.111 30 Tyler Thornburg, R (7, 1) 24 Lyle Overbay, L (8, PH) OBP: 0.356, SLG: 0.353 47 Rob Wooten, R (8, 1)			C FF 91 F FC 86 F FF 95 X FC 89 0-2 ② **G5-3**			C FC 89 B SI 94 B FC 90 F FF 94 T CH 86 2-2 ① **K**		C FF 92 B FF 92 F SI 95 B FF 95 B CH 88 B FC 92 4-2 1-2 **BB**		2 0 0 0	0 0 0 0	0 0 0 0	0 0 1 0	0 0 0 0	1 0 0 0	0 0 0 0
Inning Stats	R: 0 E: 0 K: 1 S: 8 H: 0 LOB: 0 BB: 0 P: 9	R: 1 E: 0 K: 2 S: 11 H: 1 LOB: 0 BB: 0 P: 19	R: 0 E: 0 K: 1 S: 8 H: 0 LOB: 0 BB: 0 P: 9	R: 0 E: 0 K: 1 S: 8 H: 0 LOB: 0 BB: 0 P: 12	R: 1 E: 0 K: 1 S: 8 H: 1 LOB: 0 BB: 0 P: 14	R: 0 E: 0 K: 1 S: 7 H: 0 LOB: 0 BB: 0 P: 13	R: 0 E: 0 K: 1 S: 9 H: 0 LOB: 0 BB: 0 P: 13	R: 0 E: 0 K: 2 S: 14 H: 1 LOB: 2 BB: 1 P: 25	R: 0 E: 0 K: 0 S: 5 H: 0 LOB: 0 BB: 0 P: 5	1B: 1 2B: 0 3B: 0 HR: 2	SF: 0 SAC: 0 DP: 0 HBP: 0	WP: 0 PB: 0 SB: 0 CS: 0	PA: 31			

PITCHER		IP	WLS	BF	H	R	ER	SO	BB	IBB	HBP	BLK	WP	HR	S	P	ERA	WHIP
47 Johnny Cueto, R ERA: 1.31	(1, 1)	8.0	W	28	3	2	2	10	1	0	0	0	0	2	73	114	2.25	0.500
63 Sam LeCure, R ERA: 0.71	(9, 1)	1.0		3	0	0	0	0	0	0	0	0	0	0	5	5	0.00	0.000

PITCHER	IP	WLS	BF	H	R	ER	SO	BB	IBB	HBP	BLK	WP	HR	S	P	ERA	WHIP

TOP

Milwaukee Brewers @ Cincinnati Reds

Great American Ball Park, Cincinnati, OH

Sat May 03 2014, 7:11 PM - 9:40 PM EDT

Att. 38,243 - Partly Cloudy - 70 F

livebaseballscorecards.com

AB	30
R	2
H	3
RBI	2
BB	1
SO	10
LOB	3

BOTTOM

Milwaukee Brewers @ Cincinnati Reds

Great American Ball Park, Cincinnati, OH

Sat May 03 2014, 7:11 PM - 9:40 PM EDT

Att. 38,243 - Partly Cloudy - 70 F

livebaseballscorecards.com

Batter	1	2	3	4	5	6	7	8	9	AB	R	H	RBI	BB	SO	LOB
28 Chris Heisey, R (1, 8) OBP: 0.305, SLG: 0.345	S FF 90 F SI 90 B SI 90 B CU 80 F FF 91 B CU 80 X SI 91 3-2 **G1-3** ①		B CU 79 B FF 92 X FF 92 2-0 **G1-3** ③		B FF 89 F FF 90 X FF 92 1-1 **P2** ①	D CU 81 D SI 92 D FF 93 C SI 91 B SI 91 4-1 **BB**		X SL 85 0-0 **G5-3** ②		4	0	0	0	1	0	0
19 Joey Votto, L (1, 3) OBP: 0.430, SLG: 0.452	B FF 92 C FF 92 B SL 89 F FF 91 C FF 92 2-3 **K** ②			B SL 87 C FF 91 B SL 87 C SL 87 B FF 92 X FF 92 3-2 **G4-3** ①	B CU 78 C SI 92 B SL 87 X FF 92 2-1 **L7** ②	X FF 92 0-0 **F8** ③		S SL 85 F SL 84 X CU 75 0-2 **G3-1** ③		5	0	0	0	0	1	3
4 Brandon Phillips, R (1, 4) OBP: 0.287, SLG: 0.339	C FF 91 B SI 91 F SI 92 B FF 92 X SI 92 2-2 **G6-3** ③			B CU 80 B CU 81 X FF 92 2-0 21 HBP 32 1B 48 1B **1B**	B SI 92 C SL 87 X SI 92 1-1 **1B**		B FF 93 F FF 94 X FF 94 1-1 32 G4-3 21 2B **2B**			4	2	3	0	0	0	0
32 Jay Bruce, L (1, 9) OBP: 0.355, SLG: 0.366		C FF 90 B FF 92 F SL 88 B SL 88 X FF 92 2-2 **G4-3** ①		B SL 87 1 SAFE C FF 91 X FF 91 1-1 48 1B 21 HBP 29 1B **1-2** **1B**	S SL 87 1 SAFE X FF 92 0-1 **P3** ③		B FF 94 X FF 94 1-0 **G4-3** ① **2-3**			4	1	1	0	0	0	2
21 Todd Frazier, R (1, 5) OBP: 0.356, SLG: 0.490		B SL 88 C SL 87 B SI 92 B SL 88 X SI 93 3-1 **1B**		H FF 92 1-0 48 1B 29 1B **1-2** **2-3** **HBP**		B SL 86 C SI 91 X SL 86 1-1 **F9** ①	S FF 95 B FF 95 B FF 95 B CH 84 X FF 96 3-1 2 WP **2B** **3-H**			3	2	2	1	0	0	0
48 Ryan Ludwick, R (1, 7) OBP: 0.333, SLG: 0.393 25 Skip Schumaker, L (7, PR) (8, 7)		D FF 92 1 SAFE X FF 91 1-0 **L7** ②		X SL 88 0-0 2 FC5 29 1B **1-2** **2-3** **3-H** **1B**		X SI 92 0-0 29 1B 2 FC1-5 **1B**	C CU 78 B FF 95 B CU 78 S FF 96 D CH 85 F CH 83 B FF 93 4-2 2 WP **BB**			3 0	0 0	2 0	1 0	1 0	0 0	1 0
29 Brayan Peña, S (1, 2) OBP: 0.356, SLG: 0.491		X FF 91 0-0 **G3** ③		X FF 92 0-0 2 E **1-2** **2-H** **3-H** **1B**		B CU 77 B FF 92 1 SAFE X FF 92 2-0 2 FC1-5 47 1B **1-3** **1B**	C FF 94 B CU 78 F FF 94 X FF 93 1-2 **P5** ②			4	1	2	2	0	0	3
2 Zack Cozart, R (1, 6) OBP: 0.219, SLG: 0.280			B FF 91 X FF 90 1-0 **F9** ①	D CU 80 D CU 80 F SI 91 X SI 91 2-1 **FC5** ② **1-3** **2-3f**		B SI 91 X SI 91 1-0 **FC1-5** ② 47 1B **1-2** **3-H**	C CU 75 B CU 78 B FF 95 C FF 94 T CU 79 2-2 **K** ③ **1-2** **2-H**			4	0	0	0	0	1	5
47 Johnny Cueto, R (1, 1) OBP: 0.222, SLG: 0.222 50 Neftali Soto, R (8, PH) OBP: 0.154, SLG: 0.250 63 Sam LeCure, R (9, 1)			B FF 90 C FF 92 F FF 92 B FF 93 F FF 92 X SL 86 2-2 **G4-3** ②	F FF 92 B SI 92 X FF 91 1-1 **F9** ③		B FF 92 X FF 92 1-0 **1-3** **2-H** **1B**		F SL 83 X SL 84 0-1 **G3-1** ①		3 1 0	0 0 0	1 0 0	1 0 0	0 0 0	0 0 0	2 0 0
Inning Stats	R: 0 E: 0 K: 1 S: 10 H: 0 LOB: 0 BB: 0 P: 17	R: 0 E: 0 K: 0 S: 7 H: 1 LOB: 1 BB: 0 P: 13	R: 0 E: 0 K: 0 S: 6 H: 0 LOB: 0 BB: 0 P: 11	R: 3 E: 1 K: 0 S: 12 H: 4 LOB: 2 BB: 0 P: 22	R: 0 E: 0 K: 0 S: 8 H: 1 LOB: 1 BB: 0 P: 12	R: 1 E: 0 K: 0 S: 8 H: 3 LOB: 3 BB: 1 P: 17	R: 2 E: 0 K: 1 S: 14 H: 2 LOB: 2 BB: 1 P: 26	R: 0 E: 0 K: 0 S: 6 H: 0 LOB: 0 BB: 0 P: 6		1B: 9 2B: 2 3B: 0 HR: 0 SF: 0 SAC: 0 DP: 0 HBP: 1				WP: 2 PB: 0 SB: 0 CS: 0	PA: 38	

PITCHER		IP	WLS	BF	H	R	ER	SO	BB	IBB	HBP	BLK	WP	HR	S	P	ERA	WHIP
49 Yovani Gallardo, R ERA: 2.47	(1, 1)	6.0	L	29	9	4	4	1	1	0	1	0	0	0	51	92	6.00	1.667
30 Tyler Thornburg, R ERA: 1.72	(7, 1)	1.0		6	2	2	2	1	1	0	0	0	1	0	14	26	18.00	3.000
47 Rob Wooten, R ERA: 6.35	(8, 1)	1.0		3	0	0	0	0	0	0	0	0	0	0	6	6	0.00	0.000

PITCHER	IP	WLS	BF	H	R	ER	SO	BB	IBB	HBP	BLK	WP	HR	S	P	ERA	WHIP

Batter	1	2	3	4	5	6	7	8	9	10	AB	R	H	RBI	BB	SO	LOB
27 Carlos Gómez, R (1, 8) OBP: 0.338, SLG: 0.538	X FC 90 0-0 ① P3		X SI 94 0-0 2 G4-3 20 1B 2B		X FC 87 0-0 ② P6			B FS 87 S FS 87 B SL 84 C FF 95 B FS 86 S SL 84 3-3 ② K		B SI 86 F SI 85 F CH 78 S KC 74 1-3 ③ K 1-2 2-3	5	1	1	0	0	2	2
2 Scooter Gennett, L (1, 4) OBP: 0.299, SLG: 0.373	C SI 94 B SI 94 X SI 94 1-1 HR		B SI 94 X SI 94 1-0 ② G4-3 2-3		B SI 94 C FS 86 X SI 94 1-1 ③ G4-3			B FF 94 S SL 84 S SL 84 F FF 94 S FF 94 1-3 ③ K			4	1	1	1	0	1	1
20 Jonathan Lucroy, R (1, 2) OBP: 0.380, SLG: 0.440	B FF 94 C FC 88 X FC 88 1-1 24 FC5-4 1B		B SI 95 X SI 94 1-0 16 FC6-4 3-H 1B			B FF 93 B FC 86 B FC 85 C FF 93 B SI 94 4-1 16 G6-4-3 BB			B FF 94 B FF 93 B SL 88 B FF 93 4-0 16 G5-4-3 BB		2	0	2	1	2	0	0
16 Aramis Ramirez, R (1, 5) OBP: 0.311, SLG: 0.376	D SI 95 B FF 94 B FF 94 C FF 94 F FC 88 X FF 94 3-2 ② P3		F FF 94 X FC 89 0-1 ③ FC6-4 1-2f			B SI 93 C SI 93 X FC 86 1-1 ①② G6-4-3 1-2f			S SL 87 B FF 93 C FF 93 X FF 95 1-2 ①② G5-4-3 1-2f		4	0	0	0	0	0	4
24 Lyle Overbay, L (1, 3) OBP: 0.333, SLG: 0.327	1 SAFE C SI 93 C SI 94 B FC 88 X FS 85 1-2 ③ FC5-4 1-2f			B CU 78 X SI 94 1-0 ① G4-3 B FC 88 B SI 94 B SI 94 C FF 94 F FF 94 X FF 94 3-2 HR		S FS 85 B FS 87 F SI 96 X SI 95 1-2 ③ G3			B FF 95 F FF 92 B FF 94 S SL 88 C FF 95 2-3 ③ K		4	0	0	0	0	1	1
18 Khris Davis, R (1, 7) OBP: 0.265, SLG: 0.434		B SI 94 B FC 88 C FC 87 X SI 94 2-1 ① L9					C SI 94 X FC 86 0-1 ① B1-3			B KC 74 X SI 88 1-0 27 WP 2B	4	1	2	1	0	0	0
15 Caleb Gindl, L (1, 9) OBP: 0.200, SLG: 0.111 13 Will Smith, R (7, 1) 53 Brandon Kintzler, R (8, 1) 59 Zach Duke, L (9, 1) 14 Jeff Bianchi, R (10, PH) OBP: 0.220, SLG: 0.179 30 Tyler Thornburg, R (10, 1)		C SI 94 X SI 94 0-1 ② L7		C SI 94 B CU 76 X CU 76 1-1 ② G3-1			B SI 93 B SI 94 X SI 94 2-0 ② G4-3			X KC 71 0-0 ① B2	3 0 0 0 0 1	0 0 0 0 0 0	0 0 0 0 0 0	0 0 0 0 0 0	0 0 0 0 0 0	0 0 0 0 0 0	0 0 0 0 0 1
9 Jean Segura, R (1, 6) OBP: 0.269, SLG: 0.327		C FF 94 X SI 94 0-1 ③ G6-3		C FC 86 X FC 88 0-1 ③ G5-3			C FF 94 X CU 79 0-1 ③ G4-3			C SI 86 B SI 86 B KC 74 X SI 86 2-1 ② F9	4	0	0	0	0	0	1
26 Kyle Lohse, R (1, 1) OBP: 0.133, SLG: 0.071 1 Logan Schafer, L (7, 9) OBP: 0.235, SLG: 0.313			C FF 94 F FC 86 B FF 94 B FF 94 F FF 94 F FC 86 B FF 94 X FF 94 3-2 ① P5		F FF 93 B FC 86 B FC 86 X FF 93 2-1 ① F7			C SL 84 X SL 83 0-1 ① G6-3		S KC 73 D KC 75 F SI 88 D KC 75 B SI 88 B KC 73 4-2 27 WP BB	2 1	0 0	0 0	0 0	0 1	0 0	0 0
Inning Stats	R: 1 H: 2 E: 0 LOB: 1 K: 0 BB: 0 S: 11 P: 17	R: 0 H: 0 E: 0 LOB: 0 K: 0 BB: 0 S: 6 P: 8	R: 1 H: 2 E: 0 LOB: 1 K: 0 BB: 0 S: 10 P: 15	R: 1 H: 1 E: 0 LOB: 0 K: 0 BB: 0 S: 8 P: 13	R: 0 H: 0 E: 0 LOB: 0 K: 0 BB: 0 S: 5 P: 8	R: 0 H: 0 E: 0 LOB: 0 K: 0 BB: 1 S: 6 P: 12	R: 0 H: 0 E: 0 LOB: 0 K: 0 BB: 0 S: 5 P: 7	R: 0 H: 0 E: 0 LOB: 0 K: 2 BB: 0 S: 9 P: 13	R: 0 H: 0 E: 0 LOB: 0 K: 1 BB: 1 S: 6 P: 13	R: 0 H: 1 E: 0 LOB: 2 K: 1 BB: 1 S: 9 P: 17	1B: 2 2B: 2 3B: 0 HR: 2	SF: 0 SAC: 0 DP: 2 HBP: 0						

PITCHER		IP	WLS	BF	H	R	ER	SO	BB	IBB	HBP	BLK	WP	HR	S	P	ERA	WHIP
31 Alfredo Simon, R ERA: 1.99	(1, 1)	7.0		26	5	3	3	0	1	0	0	0	0	2	51	80	3.86	0.857
43 Manny Parra, L ERA: 3.97	(8, 1)	1.0		3	0	0	0	2	0	0	0	0	0	0	9	13	0.00	0.000
51 Jonathan Broxton, R ERA:	(9, 1)	1.0		3	0	0	0	1	1	0	0	0	0	0	6	13	0.00	1.000
63 Sam LeCure, R ERA: 0.66	(10, 1)	1.0	W	5	1	0	0	1	1	0	0	0	1	0	9	17	0.00	2.000

PITCHER	IP	WLS	BF	H	R	ER	SO	BB	IBB	HBP	BLK	WP	HR	S	P	ERA	WHIP

TOP

Milwaukee Brewers @ Cincinnati Reds

Great American Ball Park, Cincinnati, OH

Sun May 04 2014, 4:10 PM - 7:15 PM EDT

Att. 32,953 - Cloudy - 74 F

livebaseballscorecards.com

AB	34
R	3
H	6
RBI	3
BB	3
SO	4
LOB	10

1B: 2	SF: 0	WP: 1	PA:	37
2B: 2	SAC: 0	PB: 0		
3B: 0	DP: 2	SB: 0		
HR: 2	HBP: 0	CS: 0		

Milwaukee Brewers @ Cincinnati Reds

Great American Ball Park, Cincinnati, OH

Sun May 04 2014, 4:10 PM - 7:15 PM EDT

Att. 32,953 - Cloudy - 74 F

livebaseballscorecards.com

BOTTOM

Batter	1	2	3	4	5	6	7	8	9	10	AB	R	H	RBI	BB	SO	LOB
25 Skip Schumaker, L (1, 8)	C SI 90 S SL 85 F SL 86 B SL 84 B SI 92 X SI 92 2-2 ① L7		D CU 76 C SI 90 X SL 82 1-1 ② L8			C CU 74 X CH 80 0-1 ① G4-3	C SL 81 X FF 95 0-1 ③ L7		F SL 83 F CU 74 C SI 91 0-3 ③ K		5	0	0	0	0	1	5
19 Joey Votto, L (1, 3) OBP: 0.429, SLG: 0.459	F SL 85 X SI 92 0-1 4 G6-4-3 1B		B CH 79 C FF 90 B SL 85 C SI 91 1 SAFE X SI 91 2-2 ③ L7			X CU 74 0-0 28 1B 2B		B SL 79 C FF 95 C FF 95 B SL 82 F FF 96 X SL 82 2-2 ① G4-3		F FF 93 C CU 79 B CH 84 F FF 95 C FF 95 1-3 ① K	5	0	2	0	0	1	1
4 Brandon Phillips, R (1, 4) OBP: 0.299, SLG: 0.377	B CU 75 B SI 91 S SL 85 B SI 91 C SL 85 X SL 85 3-2 ② ③ G6-4-3 1-2f			B CU 75 F SL 84 X SI 90 1-1 28 G3-1 21 SF9 2B		B SL 83 C SI 90 B CU 75 D SL 84 B SL 84 4-1 21 L4-6 28 1B BB		C SI 92 X SI 93 0-1 HR		B CU 78 C CU 77 B FF 96 F FF 95 X CU 80 2-2 ② P3	4	2	2	1	1	0	1
28 Chris Heisey, R (1, 9) OBP: 0.313, SLG: 0.339		X SL 83 0-0 ① P5		L SL 85 B SL 83 B SI 90 S CU 75 F CU 74 D CU 76 X SL 83 3-2 ① G3-1 2-3		C SL 85 B SI 91 F SI 92 D SL 84 F CU 74 X SL 82 2-2 1-2 2-3 1B		X SI 92 0-0 ② L8		B FF 95 B FF 93 B FF 93 B FF 93 4-0 21 2B BB	4	1	1	0	1	0	1
21 Todd Frazier, R (1, 5) OBP: 0.350, SLG: 0.491		C SL 84 X CU 73 0-1 ② F8		D SL 85 B SL 85 C SL 85 S SL 83 D SL 86 F SL 84 X SL 83 3-2 ② SF9 3-H		X SL 85 0-0 ② ③ L4-6 2-2		B SI 92 C SL 85 B SI 92 B SL 85 C SI 92 X SI 93 3-2 ③ G5-3		D CU 76 B FF 92 X FF 92 2-0 1-H 2B	4	0	1	2	0	0	3
48 Ryan Ludwick, R (1, 7) OBP: 0.330, SLG: 0.386		F SI 91 B SL 85 F SL 85 B SL 83 S CH 80 2-3 ③ K		X CU 74 0-0 ③ G6-3			S SL 86 B CU 75 F SI 91 X SL 84 1-2 ① G4-3		C SI 92 B SL 83 F FF 92 X FF 92 1-2 7 G3 16 SH1-4 1B		4	0	1	0	0	1	0
29 Brayan Peña, S (1, 2) OBP: 0.371, SLG: 0.552 6 Billy Hamilton, S (7, PR) OBP: 0.280, SLG: 0.330 16 Tucker Barnhart, L (8, 2) OBP: 0.214, SLG: 0.429			X SL 85 0-0 HR		C CU 74 B SL 84 B FF 91 X SI 91 2-1 ① L8		B SL 83 C SL 83 B SI 90 B SI 90 F SI 90 F CH 80 X SI 92 3-2 2 1B 1B		B SI 90 B SI 92 F FF 92 X SI 92 2-1 ① SH1-4 1-2	3 0 0	1 0 0	2 0 0	1 0 0	0 0 0	0 0 0	0 0 0
2 Zack Cozart, R (1, 6) OBP: 0.239, SLG: 0.291			C CU 75 F CH 79 F SI 90 X CU 74 0-2 1B		C CU 74 B SI 90 C SI 90 F SI 91 S SL 84 1-3 ② K		C SI 90 B CU 76 B SI 91 C SL 85 D CH 80 F SI 91 X SL 85 3-2 1-3 1B		B FF 93 C FF 91 B SI 92 S SL 85 B SI 93 B SI 93 4-2 7 G3 BB	3	0	2	0	1	1	0
31 Alfredo Simon, R (1, 1) OBP: 0.077, SLG: 0.077 32 Jay Bruce, L (7, PH) OBP: 0.352, SLG: 0.363 43 Manny Parra, L (8, 1) 51 Jonathan Broxton, R (9, 1) 7 Ramon Santiago, S (9, PH) OBP: 0.250, SLG: 0.118 63 Sam LeCure, R (10, 1)			X SI 89 0-0 ① B1	X SL 83 0-0 ③ G6-3			S SL 82 S SL 83 S SL 82 0-3 ② K		B SI 92 B SI 91 C SI 92 X SI 92 2-1 ② G3 1-2 2-3	2 1 0 0 1 0	0 0 0 0 0 0	0 0 0 0 0 0	0 0 0 0 0 0	0 1 0 0 0 0	0 2 0 0 2 0	1 2 0 0 2 0
Inning Stats	R: 0 E: 0 K: 0 S: 9 H: 1 LOB: 0 BB: 0 P: 14	R: 0 E: 0 K: 1 S: 6 H: 0 LOB: 0 BB: 0 P: 8	R: 1 E: 0 K: 0 S: 11 H: 2 LOB: 1 BB: 0 P: 14	R: 1 E: 0 K: 0 S: 11 H: 1 LOB: 0 BB: 0 P: 18	R: 0 E: 0 K: 1 S: 7 H: 0 LOB: 0 BB: 0 P: 10	R: 0 E: 0 K: 0 S: 9 H: 2 LOB: 2 BB: 1 P: 15	R: 0 E: 0 K: 1 S: 16 H: 2 LOB: 2 BB: 0 P: 23	R: 1 E: 0 K: 0 S: 10 H: 1 LOB: 0 BB: 0 P: 15	R: 0 E: 0 K: 1 S: 12 H: 1 LOB: 2 BB: 1 P: 21	R: 1 E: 0 K: 1 S: 8 H: 1 LOB: 1 BB: 1 P: 17							

PITCHER		IP	WLS	BF	H	R	ER	SO	BB	IBB	HBP	BLK	WP	HR	S	P	ERA	WHIP
26 Kyle Lohse, R ERA: 2.72	(1, 1)	6.1		26	8	2	2	2	1	0	0	0	0	1	64	97	2.84	1.421
13 Will Smith, L ERA: 0.68	(7, 1)	1.0	H	3	0	0	0	1	0	0	0	0	0	0	9	11	0.00	0.000
53 Brandon Kintzler, R ERA: 1.93	(8, 1)	1.1	B	7	2	1	1	0	1	0	0	0	0	1	15	27	6.75	2.250
59 Zach Duke, L ERA: 1.32	(9, 1)	0.1		1	0	0	0	1	0	0	0	0	0	0	3	3	0.00	0.000
30 Tyler Thornburg, R ERA: 2.2	(10, 1)	0.2	L	4	1	1	1	1	1	0	0	0	0	0	8	17	13.50	3.000

PITCHER	IP	WLS	BF	H	R	ER	SO	BB	IBB	HBP	BLK	WP	HR	S	P	ERA	WHIP

AB	36
R	4
H	11
RBI	4
BB	3
SO	5
LOB	16

1B: 6	SF: 1	WP: 0	PA: 41
2B: 4	SAC: 1	PB: 0	
3B: 0	DP: 2	SB: 0	
HR: 2	HBP: 0	CS: 0	

Batter	1	2	3	4	5	6	7	8	9	10	11	12	AB	R	H	RBI	BB	SO	LOB
28 Chris Heisey, R (1, 9) OBP: 0.300, SLG: 0.323	C FF 90 F SI 91 B CU 76 B FF 92 C FC 86 2-3 **K** ①		C CH 82 S CU 73 X FF 92 0-2 F9 ①		B SI 88 B SI 88 F SI 89 S CH 81 X CH 80 2-2 G1-3 ②			F FF 94 X FF 93 0-1 P6 ①	B FF 88 X FF 88 1-1 1B			B SI 87 F S CH 76 C FF 89 1-3 **K** ①	6	0	1	0	0	2	0
19 Joey Votto, L (1, 3) OBP: 0.425, SLG: 0.447	C FF 90 B SI 91 F FF 91 B SI 93 S FF 87 2-3 **K** ②		B CU 74 B CH 84 S FF 91 B FF 91 F FF 91 X FC 84 3-2 4 L4-3 1B		S FF 89 S SI 89 X SI 90 0-2 G4-3 ③			C FF 95 C FF 94 B FO 90 B FF 95 B FF 96 B FF 95 4-2 4 2B 21 1B BB	F FF 88 X FF 88 0-1 P5 ③			X SI 86 0-0 L7 ②	5	1	1	0	1	1	2
4 Brandon Phillips, R (1, 4) OBP: 0.308, SLG: 0.386	C FF 90 T CH 84 B CH 86 X SI 88 1-2 G5-3 ③		C FF 88 S CH 83 F FF 91 X CH 84 0-2 L4-3 ②③ 1-1			B SI 88 B SI 88 B SI 87 B FF 88 4-0 48 BB BB		C SL 81 F FF 96 B FO 88 B FO 88 X FO 87 2-2 21 1B 1-3 48 SF9 2B		C FF 91 X SL 84 0-1 G5-3 ①		B SI 88 B CH 77 C SI 88 X SI 88 2-1 1B	5	1	2	0	1	0	1
21 Todd Frazier, R (1, 5) OBP: 0.349, SLG: 0.478		B FF 89 B CH 82 B CH 86 C FF 89 B FF 90 4-1 48 2B 25 1B BB		B CH 88 B SI 89 B SI 88 C CH 82 F FC 84 X SI 90 2-2 F9 ①		1 SAFE S CH 82 C SI 82 F CH 82 X FF 90 0-2 L9 ①		X FF 96 0-0 2-3 3-H 1B		S SL 86 C FF 95 B SL 87 F SL 85 C FF 94 1-3 **K** ②		1 SAFE 1 SAFE F SI 87 S SL 84 1 SAFE S FF 89 0-3 **K** ③	5	1	1	1	1	2	2
48 Ryan Ludwick, R (1, 7) OBP: 0.333, SLG: 0.396		B FF 88 F SI 90 B SI 90 1 SAFE B FF 87 F FF 90 X CH 87 3-2 25 1B 50 FC5-2-5 1-3 2B		B SI 89 B SI 88 X SI 90 2-0 F8 ②		B CH 82 D CH 83 B CH 86 B FF 90 4-0 25 G4-6-3 1-2 BB		X SL 80 0-0 SF9 ② 3-H		C FF 95 B FF 95 B FF 95 X SL 85 2-1 E5			3	0	1	1	1	0	0
25 Skip Schumaker, L (1, 8) OBP: 0.200, SLG: 0.200		X FF 91 0-0 50 FC5-2-5 2-3 3-H 1B		C FF 90 B FF 88 S FC 86 F CU 75 B CU 76 F CH 82 B FF 91 X FC 84 3-2 2 1B 1B		X SI 89 0-0 G4-6-3 ②③ 1-2f		B FF 94 X FF 93 1-0 F8 ③		B SL 86 B FF 94 C FF 93 F FF 94 C FF 95 2-3 **K** ③			5	0	2	1	0	1	4
2 Zack Cozart, R (1, 6) OBP: 0.246, SLG: 0.296		C FC 86 B FF 88 X CH 83 1-1 F9 ① 3-H 1B		X FC 85 0-0 1-2 1B			C SI 88 B SI 89 F SI 89 X SI 90 1-2 G5-3 ①		F FF 88 C SL 83 X FS 80 0-2 16 F9 6 SH1-4 1B		C FF 92 C FF 92 S SL 85 0-3 **K** ①		5	0	2	0	0	1	2
50 Neftali Soto, R (1, 10) OBP: 0.125, SLG: 0.200 6 Billy Hamilton, S (9, PH) OBP: 0.277, SLG: 0.326 (9, 10)		D FC 87 D CH 84 S CH 84 F SI 90 X CH 84 2-2 FC5-2-5 ② 1-3 3-H		B CH 82 F CU 75 B CH 83 S CH 82 F CH 82 B SI 91 F CH 83 S CH 83 3-3 **K** ③			B SI 89 S SI 88 F SI 90 X SI 90 1-2 G6-3 ②		X FF 86 0-0 SH1-4 ① 1-2		B FF 91 C FF 92 X FF 91 1-1 B3-4 ②		3 1	0 0	0 0	0 0	0 0	1 0	4 0
16 Tucker Barnhart, L (1, 2) OBP: 0.158, SLG: 0.316		B SI 90 C FC 87 X CH 85 1-1 F9 ③			X FF 88 0-0 G3 ①		B SI 89 X SI 88 1-0 F9 ③		B FF 87 C FF 88 X FF 88 1-1 F9 ② 2-3		C SL 84 S SL 86 C FF 96 0-3 **K** ③		5	0	0	0	0	1	3
Inning Stats	R: 0 H: 0 E: 0 LOB: 0 K: 2 BB: 0 S: 9 P: 14	R: 1 H: 2 E: 0 LOB: 2 K: 0 BB: 1 S: 12 P: 23	R: 0 H: 1 E: 0 LOB: 0 K: 0 BB: 0 S: 10 P: 13	R: 0 H: 2 E: 0 LOB: 2 K: 1 BB: 0 S: 16 P: 26	R: 0 H: 0 E: 0 LOB: 0 K: 0 BB: 0 S: 7 P: 9	R: 0 H: 0 E: 0 LOB: 1 K: 0 BB: 2 S: 5 P: 13	R: 0 H: 0 E: 0 LOB: 0 K: 0 BB: 0 S: 7 P: 10	R: 2 H: 2 E: 0 LOB: 1 K: 0 BB: 1 S: 10 P: 17	R: 0 H: 2 E: 0 LOB: 2 K: 0 BB: 0 S: 10 P: 12	R: 0 H: 0 E: 1 LOB: 1 K: 2 BB: 0 S: 11 P: 16	R: 0 H: 0 E: 0 LOB: 0 K: 2 BB: 0 S: 8 P: 9	R: 0 H: 1 E: 0 LOB: 1 K: 2 BB: 0 S: 9 P: 12	1B: 8 SF: 1 2B: 3 SAC: 1 3B: 0 DP: 2 HR: 0 HBP: 0					WP: 0 PA: 49 PB: 0 SB: 0 CS: 0	

PITCHER	IP	WLS	BF	H	R	ER	SO	BB	IBB	HBP	BLK	WP	HR	S	P	ERA	WHIP
22 Felix Doubront, L (1, 1) ERA: 5.09	5.1		23	5	1	1	3	3	0	0	0	0	0	58	97	1.69	1.500
35 Burke Badenhop, R (6, 1) ERA: 3.2	1.2	H	4	0	0	0	0	0	0	0	0	0	0	8	11	0.00	0.000
36 Junichi Tazawa, R (8, 1) ERA: 3.21	1.0	B	6	2	2	2	0	1	0	0	0	0	0	10	17	18.00	3.000
19 Koji Uehara, R (9, 1) ERA: 1.32	1.0		5	2	0	0	0	0	0	0	0	0	0	10	12	0.00	2.000
30 Andrew Miller, L (10, 1) ERA: 1.84	2.0		7	0	0	0	4	0	0	0	0	0	0	19	25	0.00	0.000

PITCHER	IP	WLS	BF	H	R	ER	SO	BB	IBB	HBP	BLK	WP	HR	S	P	ERA	WHIP
32 Craig Breslow, L (12, 1) ERA: 5.63	1.0	W	4	1	0	0	2	0	0	0	0	0	0	9	12	0.00	1.000

Cincinnati Reds @ Boston Red Sox

Fenway Park, Boston, MA

Tue May 06 2014, 7:13 PM - 11:16 PM EDT

Att. 36,004 - Partly Cloudy - 61 F

TOP

livebaseballscorecards.com

AB	43
R	3
H	10
RBI	3
BB	4
SO	9
LOB	18

Batter	1	2	3	4	5	6	7	8	9	10	11	12	AB	R	H	RBI	BB	SO	LOB
15 Dustin Pedroia, R (1, 4) OBP: 0.353, SLG: 0.404	B FF 95 B FF 94 B FF 94 B FF 94 4-0 34 G5-6-3 18 1B 12 G3-1 BB		B SL 88 F FF 95 D CH 87 1 SAFE X SL 87 2-1 12 BB 38 1B 1-3 2B	C SL 86 F FF 92 F CH 85 B SL 85 D SL 87 1 SAFE C FF 93 2-3 ②		B SL 86 B SL 86 B FF 96 C FF 94 X FF 94 3-1 ③ G6-3		C FF 87 C SI 87 X FF 89 0-2 18 CS 1B		C CU 74 B FC 91 S CU 75 B FC 91 X FF 95 2-2 2B		5	2	3	0	1	1	1
18 Shane Victorino, S (1, 9) OBP: 0.326, SLG: 0.375	C FF 94 X FF 94 0-1 12 G3-1 34 G5-6-3 1-2 1B		C SL 88 X FF 96 0-1 ① G5-3	C SL 86 1 SAFE F FF 94 X SL 85 0-2 ③ G6-3			X FF 92 0-0 ① P2		D KC 73 B KC 74 C SI 87 F SI 88 B KC 75 B SI 87 4-2 ② 12 S 34 BB 1-2 BB		D CU 74 X FC 88 1-0 ③ G1-3		5	0	1	0	1	0	4
34 David Ortiz, L (1, 10) OBP: 0.358, SLG: 0.457	B SI 95 B FF 95 F FF 93 X SI 94 2-1 ① G5-6-3 1-2 2-3		I IN 54 I IN 54 I IN 54 I IN 53 4-0 38 1B 12 BB IBB		C KC 77 F FF 95 X SL 88 0-2 2B		C FF 92 B FF 93 S CU 74 X FF 93 1-2 ② P6		B SI 87 C SI 87 D KC 74 B SI 89 F CH 80 F SI 88 B CH 81 4-2 1-2 BB			B FF 94 F FF 94 B CH 83 B FF 94 X FF 93 3-1 12 1B 38 1B 1B	4	1	2	0	2	0	2
12 Mike Napoli, R (1, 3) OBP: 0.415, SLG: 0.477	B SL 90 T SL 89 B KC 80 D FF 96 X SL 90 3-1 ② G3-1 2-3 3-H		B FF 95 B SI 95 B SL 88 C SL 88 F FF 94 D KC 78 4-2 38 1B 1-2 2-3 3-H BB		B FF 94 B FF 94 C SL 85 F SL 86 F FF 93 B SI 96 B FF 93 4-2 40 FC4-6 BB		C FF 93 B CU 75 X CU 74 1-1 ③ G6-3		C KC 74 D KC 74 D KC 75 B SI 85 C SL 86 X SI 87 3-2 ③ G6-3 2-3			B CU 76 S FC 89 D CU 77 B FC 89 C FF 93 X FF 94 3-2 38 1B 1-2 1B	4	0	1	2	2	0	3
38 Grady Sizemore, L (1, 7) OBP: 0.314, SLG: 0.385	C SI 94 X SL 89 0-1 ③ G4-3		B SI 95 S FF 95 D CH 87 X FF 95 2-1 40 FC4-6 1-2 2-3 3-H 1B		C SI 93 D KC 81 X SI 93 1-1 ① F7			C FF 92 F CU 74 B FF 92 F FF 93 B CU 75 X CU 73 2-2 16 FC6-4 1B		C KC 71 X KC 73 0-1 ① G3		X FF 92 0-0 1-2 2-H 1B	6	0	3	2	0	0	3
2 Xander Bogaerts, R (1, 6) OBP: 0.379, SLG: 0.357		C FF 94 F SL 88 S FF 94 0-3 ① K	X SL 87 0-0 ② F4		C SL 86 C SL 86 F FF 93 F FF 92 D CH 87 S SL 87 1-3 ② K			B SL 81 S FF 92 1 SAFE C CU 74 1 SAFE C SL 83 1-3 ① K		C FF 86 B KC 74 B FF 86 B SI 87 S FF 87 X SI 87 3-2 ② G5-3			5	0	0	0	0	3	6
40 A.J. Pierzynski, L (1, 2) OBP: 0.313, SLG: 0.396		B KC 80 B KC 79 C FF 95 B FF 93 F SI 93 S SL 89 3-3 ② K	C FF 93 B FF 94 X SL 88 1-1 ③ FC4-6 1-2f		X KC 79 0-0 ③ FC4-6 1-2f			S SL 82 B FF 93 S SL 82 S SL 83 1-3 ② K		B KC 69 X SI 84 1-0 ③ F8			5	0	0	0	0	2	6
16 Will Middlebrooks, R (1, 5) OBP: 0.333, SLG: 0.396	C SL 88 X SL 86 0-1 ③ G5-3			B SI 92 B SL 86 F FF 94 B FF 94 F FF 94 F SL 86 X FF 95 3-2 ① G6-3		B FF 95 C SL 86 F SL 86 B FF 96 F FF 94 S SL 88 2-3 ① K		1 SAFE X FF 94 0-0 ③ FC6-4 1-2f			S FC 90 B FC 91 F FF 93 C CU 76 1-3 ① K		5	0	0	0	0	2	1
25 Jackie Bradley Jr., L (1, 8) OBP: 0.327, SLG: 0.330			C KC 79 T FF 95 B FF 94 B CH 88 B CH 88 B FF 94 4-2 15 2B 12 BB BB	X SI 94 0-0 1B		C KC 80 F KC 79 B CH 86 X FF 94 1-2 ② G3-1			C SL 84 C SL 81 F FF 94 C FF 93 0-3 ① K			B FF 95 B FC 90 X FF 93 2-0 ② L8	4	1	1	0	1	1	0
Inning Stats	R: 1 E: 0 K: 0 S: 8 H: 1 LOB: 1 BB: 1 P: 17	R: 0 E: 0 K: 2 S: 8 H: 0 LOB: 0 BB: 0 P: 11	R: 2 E: 0 K: 0 S: 13 H: 2 LOB: 3 BB: 3 P: 30	R: 0 E: 0 K: 1 S: 12 H: 1 LOB: 1 BB: 0 P: 17	R: 0 E: 0 K: 1 S: 14 H: 1 LOB: 2 BB: 1 P: 20	R: 0 E: 0 K: 1 S: 9 H: 0 LOB: 0 BB: 0 P: 15	R: 0 E: 0 K: 0 S: 6 H: 0 LOB: 0 BB: 0 P: 8	R: 0 E: 0 K: 2 S: 11 H: 1 LOB: 1 BB: 0 P: 15	R: 0 E: 0 K: 1 S: 15 H: 1 LOB: 2 BB: 2 P: 26	R: 0 E: 0 K: 0 S: 6 H: 0 LOB: 0 BB: 0 P: 10	R: 0 E: 0 K: 1 S: 8 H: 1 LOB: 1 BB: 0 P: 14	R: 1 E: 0 K: 0 S: 6 H: 3 LOB: 2 BB: 0 P: 12	1B: 8 2B: 3 3B: 0 HR: 0	SF: 0 SAC: 0 DP: 0 HBP: 0	WP: 0 PB: 0 SB: 1 CS: 1	PA: 50			

PITCHER		IP	WLS	BF	H	R	ER	SO	BB	IBB	HBP	BLK	WP	HR	S	P	ERA	WHIP
34 Homer Bailey, R ERA: 5.36	(1, 1)	6.0		28	5	3	3	5	4	1	0	0	0	0	64	110	4.50	1.500
60 J.J. Hoover, R ERA: 8.38	(7, 1)	1.1		5	1	0	0	1	0	0	0	0	0	0	13	18	0.00	0.750
43 Manny Parra, L ERA: 3.65	(8, 1)	1.0		3	0	0	0	2	0	0	0	0	0	0	8	9	0.00	0.000
63 Sam LeCure, R ERA: 0.59	(9, 1)	1.2		7	1	0	0	0	2	0	0	0	0	0	17	32	0.00	1.800
Logan Ondrusek, R ERA: 6.48	(11, 1)	1.0	L	7	4	1	1	1	0	0	0	0	0	0	14	26	9.00	4.000

PITCHER	IP	WLS	BF	H	R	ER	SO	BB	IBB	HBP	BLK	WP	HR	S	P	ERA	WHIP

Cincinnati Reds @ Boston Red Sox

Fenway Park, Boston, MA

Tue May 06 2014, 7:13 PM - 11:16 PM EDT

Att. 36,004 - Partly Cloudy - 61 F

BOTTOM

livebaseballscorecards.com

AB	43
R	4
H	11
RBI	4
BB	7
SO	9
LOB	26

Cincinnati Reds @ Boston Red Sox

Fenway Park, Boston, MA

Wed May 07 2014, 7:12 PM - 9:58 PM EDT

Att. 37,072 - Partly Cloudy - 66 F

TOP

livebaseballscorecards.com

Batter	1	2	3	4	5	6	7	8	9	AB	R	H	RBI	BB	SO	LOB
25 Skip Schumaker, L (1, 8) OBP: 0.286, SLG: 0.462	F8		HR			L7		19 G4-6-3 BB		3	1	1	2	1	0	0
19 Joey Votto, L (1, 3) OBP: 0.413, SLG: 0.432	K		G4-3			G3-1		G4-6-3 1-2f		4	0	0	0	0	1	1
4 Brandon Phillips, R (1, 4) OBP: 0.307, SLG: 0.377	BB		K			G6-3		F9		3	0	0	0	1	1	0
21 Todd Frazier, R (1, 5) OBP: 0.346, SLG: 0.479	L3			F8			29 1B 15 G4-3 2B		K	4	1	1	0	0	1	1
29 Brayan Peña, S (1, 2) OBP: 0.364, SLG: 0.532		F8		K			15 G4-3 48 BB 28 FC5-2 2-3 1B		K	4	0	1	0	0	2	0
48 Ryan Ludwick, R (1, 10) OBP: 0.340, SLG: 0.387		15 G3-6 BB		K			28 FC5-2 15 G4-3 1-2 BB		K	2	0	0	0	2	2	0
15 Roger Bernadina, L (1, 9) OBP: 0.297, SLG: 0.167		G3-6 1-2f			28 FC5-4 BB		G4-3 1-2 2-3 3-H			2	0	0	1	1	0	3
28 Chris Heisey, R (1, 7) OBP: 0.301, SLG: 0.338			2 SH5-4 25 HR 2B		FC5-4 2 G5-4-3 1-2f		FC5-2 2-3 3-H			3	1	1	0	0	0	3
2 Zack Cozart, R (1, 6) OBP: 0.241, SLG: 0.291			SH5-4 2-3		G5-4-3 1-2f		G2-3			2	0	0	0	0	0	3

AB	27
R	3
H	4
RBI	3
BB	5
SO	7
LOB	11

Inning Stats	1	2	3	4	5	6	7	8	9
	R: 0 E: 0 K: 1 S: 11	H: 0 LOB: 1 BB: 1 P: 17	R: 0 E: 0 K: 0 S: 8	H: 0 LOB: 0 BB: 1 P: 14	R: 2 E: 0 K: 1 S: 12	H: 2 LOB: 0 BB: 0 P: 15	R: 0 E: 0 K: 2 S: 9	H: 0 LOB: 0 BB: 0 P: 16	R: 0 E: 0 K: 0 S: 6	H: 0 LOB: 0 BB: 1 P: 11	R: 0 E: 0 K: 0 S: 8	H: 0 LOB: 0 BB: 0 P: 13	R: 1 E: 0 K: 0 S: 15	H: 2 LOB: 2 BB: 1 P: 25	R: 0 E: 0 K: 0 S: 5	H: 0 LOB: 0 BB: 1 P: 11	R: 0 E: 0 K: 3 S: 10	H: 0 LOB: 0 BB: 0 P: 13

| | | |

Cincinnati Reds @ Boston Red Sox

Fenway Park, Boston, MA

Wed May 07 2014, 7:12 PM - 9:58 PM EDT

Att. 37,072 - Partly Cloudy - 66 F

livebaseballscorecards.com

BOTTOM

Batter	1	2	3	4	5	6	7	8	9	AB	R	H	RBI	BB	SO	LOB
15 Dustin Pedroia, R (1, 4) OBP: 0.348, SLG: 0.397	C SI 92 B FC 91 F SI 92 S FC 91 1-3 ① **K**		C KC 80 B CH 86 F SI 93 X SL 83 1-2 **1B**			F FC 90 S SI 92 S FC 91 0-3 ① **K**	F FC 90 F SI 90 S FC 89 0-3 ② **K**	C SI 88 F SL 83 B SI 89 S CU 75 1-3 ③ **K**		5	0	1	0	0	4	5
18 Shane Victorino, S (1, 9) OBP: 0.340, SLG: 0.386	B SI 92 C FC 90 B SI 92 X FC 90 2-1 34 1B **1B**		B SI 94 B CH 87 1 SAFE C SI 93 B SI 93 C SI 93 X FF 92 3-2 ③ **G6-3**			1 SAFE C FC 89 1 SAFE X SI 92 0-1 34 1B 12 2B **1-3 1B**	C CH 86 C KC 81 X FC 90 0-2 ③ **F7**			4	1	2	0	0	0	2
34 David Ortiz, L (1, 10) OBP: 0.362, SLG: 0.458	X SI 92 0-0 12 G6-4-3 **1-3 1B**			C KC 79 B FC 90 B FC 90 C CH 86 C FC 91 2-3 ① **K**		B FC 90 B FC 90 X FC 90 2-0 12 2B **1-3 3-H 1B**		C SL 81 F FF 94 B SL 83 B SL 84 S FF 93 2-3 ① **K**		4	0	2	1	0	2	0
12 Mike Napoli, R (1, 3) OBP: 0.417, SLG: 0.482	B SI 93 B SI 92 S CH 85 X KC 80 2-1 ② ③ **G6-4-3** **1-2f**			B KC 80 F SI 93 X SI 93 1-1 ② **F8**		B SI 93 S KC 81 B SI 88 X KC 81 2-1 **1-3 3-H 2B**		B FS 85 F FS 85 B FS 83 B FF 93 B FF 93 4-1 5 BB 40 2B **BB**		3	1	1	1	1	0	2
38 Grady Sizemore, L (1, 7) OBP: 0.305, SLG: 0.372 5 Jonny Gomes, R (8, PH) OBP: 0.329, SLG: 0.423 (9, 7)		C KC 77 B SI 92 B FC 90 F CH 84 X FC 92 2-2 ① **G4-3**		B CH 85 F FC 90 X SI 93 1-1 ③ **G4-3**		X KC 79 0-0 ② **G4-3**		B FF 93 B FF 94 B FF 92 B FF 93 4-0 40 2B 16 1B **1-2 BB**		3 0	0 1	0 0	0 0	0 1	0 0	2 0
40 A.J. Pierzynski, L (1, 2) OBP: 0.330, SLG: 0.415		B KC 80 X FC 90 1-0 ② **G3-1**			X KC 79 0-0 25 FC5-4 **1B**	B FC 90 C FC 90 B SI 92 B FC 90 I IN 70 4-1 25 FC3-6 **IBB**		C FF 92 D FF 94 2 SAFE X FF 93 1-1 16 1B **1-3 2-H 2B**		3	0	2	1	1	0	0
25 Jackie Bradley Jr., L (1, 8) OBP: 0.325, SLG: 0.320		C SI 92 C KC 81 X FC 91 0-2 ③ **G4-3**			B FC 90 S FC 90 C FC 90 X SI 93 1-2 ① **FC5-4** 16 G6-4-3 **1-2f**	X CH 86 0-0 ③ **FC3-6** **1-2f**		I IN 79 I IN 78 I IN 77 I IN 77 4-0 16 1B **IBB**		3	0	0	0	1	0	4
16 Will Middlebrooks, R (1, 5) OBP: 0.344, SLG: 0.392			C FC 89 S SL 81 B FC 91 X SI 93 1-2 ① **G6-3**		1 SAFE C SI 92 X SI 92 0-1 ② ③ **G6-4-3** **1-2f**		B SL 80 C SL 80 B FC 88 B FF 91 B SI 91 4-1 10 SH5-3 **BB**	S FF 93 B CU 75 B FF 94 F FF 93 B SL 85 F FF 94 X FF 93 3-2 **1-2 2-3 3-H 1B**		3	0	1	1	1	0	1
10 Jonathan Herrera, S (1, 6) OBP: 0.300, SLG: 0.200 37 Mike Carp, L (8, PH) OBP: 0.325, SLG: 0.333 2 Xander Bogaerts, R (9, 6) OBP: 0.379, SLG: 0.357			C SI 91 X FC 90 0-1 ② **G3**			C KC 78 C FC 90 X FC 91 0-2 18 1B 34 1B **1B**	X SI 90 0-0 ① **SH5-3** **1-2**	C SI 88 S SL 80 S SL 80 F SI 89 S CU 74 0-3 ② **K**		2 1 0	1 0 0	1 0 0	0 0 0	0 0 0	0 1 0	0 3 0
Inning Stats	R: 0 E: 0 K: 1 S: 8 H: 2 LOB: 1 BB: 0 P: 13	R: 0 E: 0 K: 0 S: 7 H: 0 LOB: 0 BB: 0 P: 10	R: 0 E: 0 K: 0 S: 11 H: 1 LOB: 1 BB: 0 P: 16	R: 0 E: 0 K: 1 S: 7 H: 0 LOB: 0 BB: 0 P: 11	R: 0 E: 0 K: 0 S: 6 H: 1 LOB: 0 BB: 0 P: 7	R: 2 E: 0 K: 1 S: 14 H: 4 LOB: 3 BB: 1 P: 22	R: 0 E: 0 K: 1 S: 8 H: 0 LOB: 1 BB: 1 P: 12	R: 2 E: 0 K: 3 S: 18 H: 2 LOB: 3 BB: 3 P: 37		1B: 8 2B: 2 3B: 0 HR: 0 SF: 0 SAC: 1 DP: 2 HBP: 0						

	AB	31
	R	4
	H	10
	RBI	4
	BB	5
	SO	7
	LOB	19

PITCHER		IP	WLS	BF	H	R	ER	SO	BB	IBB	HBP	BLK	WP	HR	S	P	ERA	WHIP
44 Mike Leake, R ERA: 3.4	(1, 1)	7.0		29	8	2	2	4	1	1	0	0	0	0	61	91	2.57	1.286
43 Manny Parra, L ERA: 4.26	(8, 1)	0.1	H	2	0	1	1	1	1	0	0	0	0	0	4	10	27.00	3.000
60 J.J. Hoover, R ERA: 9.31	(8, 1)	0.0	L	4	2	1	1	0	1	1	0	0	0	0	6	18	∞	∞
45 Sean Marshall, L ERA: 4.91	(8, 1)	0.2		2	0	0	0	2	0	0	0	0	0	0	8	9	0.00	0.000

PITCHER	IP	WLS	BF	H	R	ER	SO	BB	IBB	HBP	BLK	WP	HR	S	P	ERA	WHIP

Colorado Rockies @ Cincinnati Reds

Great American Ball Park, Cincinnati, OH

Fri May 09 2014, 7:13 PM - 9:45 PM EDT

Att. 27,187 - Cloudy - 76 F

TOP

livebaseballscorecards.com

Batter	1	2	3	4	5	6	7	8	9	AB	R	H	RBI	BB	SO	LOB
19 Charlie Blackmon, L (1, 9) OBP: 0.381, SLG: 0.574	C SI 90 B SL 84 F FF 92 B FC 88 B SI 92 X CH 83 3-2 ① L7		X FC 90 0-0 ② G3 2-3		B FF 92 C FC 90 F FF 95 X SI 94 1-2 2-H 1B			C FC 89 B CH 85 B CH 82 F FC 90 S CH 86 2-3 ① K		4	0	1	1	0	1	1
13 Drew Stubbs, R (1, 8) OBP: 0.346, SLG: 0.452	C FF 91 B SI 92 C SL 80 S FF 94 1-3 ② K		X FF 96 0-0 ③ G4-3		1 SAFE 1 SAFE T SI 94 F SI 95 C SI 95 0-3 ② K			B FF 96 F FF 95 X SI 95 1-1 ② G3-1		4	0	0	0	0	2	2
2 Troy Tulowitzki, R (1, 6) OBP: 0.503, SLG: 0.769	B FC 87 X FF 94 1-0 ③ L5			X SL 85 0-0 HR	F FF 91 F SI 96 B FF 95 C SI 95 1-3 ③ K			C CH 86 B FF 97 F SI 96 F FF 96 X SI 97 1-2 ③ G5-3		4	1	1	1	0	1	1
5 Carlos González, L (1, 7) OBP: 0.313, SLG: 0.507		B SI 90 X FF 89 1-0 ① P5		F CH 85 S FC 90 B SI 94 C FC 91 1-3 ① K		B FF 92 T FC 90 X FC 89 1-1 ① P6			C SL 87 F FF 95 B FF 95 X FF 95 1-2 ① G1-3	4	0	0	0	0	1	0
28 Nolan Arenado, R (1, 5) OBP: 0.342, SLG: 0.517		C SI 92 B FF 94 F FF 94 B FF 94 S FF 95 2-3 ② K		X SI 95 0-0 ② G3-1		C FF 94 X SI 96 0-1 ② L3			C FF 96 F FF 95 B FF 95 F FF 95 B SL 90 B SL 89 F FF 96 B FF 95 4-2 33 2B BB	3	1	0	0	1	1	0
33 Justin Morneau, L (1, 3) OBP: 0.362, SLG: 0.594		B CH 85 B FC 91 B CH 84 C FC 90 B CH 83 4-1 BB		X SI 94 0-0 1B		S CH 84 B FF 94 C FF 95 F FF 94 B FC 91 B SI 96 X CH 86 3-2 ③ G4-3			B FF 93 S SI 94 S FF 93 X SI 95 1-2 1-H 2B	3	0	2	1	1	0	0
58 Jordan Pacheco, R (1, 2) OBP: 0.298, SLG: 0.373		B FC 89 B FF 93 S CH 83 C SI 93 X FC 90 2-2 ③ F7		X SI 96 0-0 ③ G3			C FC 87 B FF 94 F SI 96 X SI 94 1-2 ① G4-3		S FF 93 B FF 94 X FF 95 1-1 ② F7	4	0	0	0	0	0	3
9 DJ LeMahieu, R (1, 4) OBP: 0.361, SLG: 0.343			B SL 79 B FC 89 C FF 92 B FF 94 X SI 93 3-1 ① G5-3	X SL 81 0-0 45 G4-3 19 1B 1B			C SI 95 B SI 95 C FF 95 B FF 96 F FF 95 F CH 88 B SI 95 T CH 85 3-2 ② K		F FF 95 S FF 94 B FF 94 F FF 96 X SL 88 1-2 ③ G4-3	4	1	1	0	0	1	1
45 Jhoulys Chacín, R (1, 1) OBP: 0.333, SLG: 0.667 6 Corey Dickerson, L (7, PH) OBP: 0.365, SLG: 0.574 0 Adam Ottavino, S (7, 1) 48 Boone Logan, R (8, 1)			C SI 92 S SL 84 B SL 85 X FC 89 1-2 19 G3 2B	B SI 92 X SI 93 1-0 ① G4-3 1-2			C FC 91 C FF 95 S SI 96 0-3 ③ K			2 1 0 0	0 0 0 0	1 0 0 0	0 0 0 0	0 1 0 0	0 0 0 0	1 0 0 0
Inning Stats	R: 0 E: 0 K: 1 S: 7 H: 0 LOB: 0 BB: 0 P: 12	R: 0 E: 0 K: 1 S: 8 H: 0 LOB: 1 BB: 1 P: 17	R: 0 E: 0 K: 0 S: 7 H: 1 LOB: 1 BB: 0 P: 11	R: 1 E: 0 K: 1 S: 7 H: 2 LOB: 1 BB: 0 P: 8	R: 1 E: 0 K: 2 S: 11 H: 2 LOB: 1 BB: 0 P: 14	R: 0 E: 0 K: 0 S: 8 H: 0 LOB: 0 BB: 0 P: 12	R: 0 E: 0 K: 2 S: 11 H: 0 LOB: 0 BB: 0 P: 15	R: 0 E: 0 K: 1 S: 9 H: 0 LOB: 0 BB: 0 P: 13	R: 1 E: 0 K: 0 S: 16 H: 1 LOB: 1 BB: 1 P: 24	1B: 3 2B: 2 3B: 0 HR: 1 SF: 0 SAC: 0 DP: 0 HBP: 0						

	AB	33
	R	3
	H	6
	RBI	3
	BB	2
	SO	8
	LOB	9

WP: 0 PB: 0 SB: 0 CS: 0 PA: 35

PITCHER		IP	WLS	BF	H	R	ER	SO	BB	IBB	HBP	BLK	WP	HR	S	P	ERA	WHIP
47 Johnny Cueto, R ERA: 1.43	(1, 1)	8.0		30	5	2	2	8	1	0	0	0	0	1	68	102	2.25	0.750
51 Jonathan Broxton, R ERA: 1.0	(9, 1)	1.0	W	5	1	1	1	0	1	0	0	0	0	0	16	24	9.00	2.000

PITCHER		IP	WLS	BF	H	R	ER	SO	BB	IBB	HBP	BLK	WP	HR	S	P	ERA	WHIP

BOTTOM

Batter	1	2	3	4	5	6	7	8	9	AB	R	H	RBI	BB	SO	LOB
25 Skip Schumaker, L (1, 8) (9, 7) OBP: 0.294, SLG: 0.500	C FF 87 X SI 89 0-1 29 G3 4 SF8 2B		C FF 90 F FF 90 B SI 88 F CH 81 B SI 90 X CH 82 2-2 ① G6-3		B CU 72 B CH 81 C SI 87 X SI 88 2-1 ② G4-3			X SL 81 0-0 ① SH1-4 2-3		3	1	1	0	0	0	0
29 Brayan Peña, S (1, 2) OBP: 0.343, SLG: 0.508	X FF 88 0-0 ① G3 2-3		F FF 90 C FF 92 B CU 76 B CH 82 X CU 75 2-2 ② L8		C SI 86 B SI 90 S CU 74 X SI 88 1-2 ③ G6-3			B FF 92 D SI 93 X SL 82 2-0 ② SF9 3-H		3	0	0	1	0	0	1
4 Brandon Phillips, R (1, 4) OBP: 0.305, SLG: 0.383	F FF 89 B SL 82 F SL 78 F SI 88 X CU 76 1-2 ② SF8 3-H		C FF 90 S SL 79 B FF 92 B SL 80 X SL 82 2-2 2B			C CU 70 S SL 79 B SI 86 B SI 90 X SL 78 2-2 ① G1-3		X SI 91 0-0 ③ G5-3		3	0	1	1	0	0	0
19 Joey Votto, L (1, 3) OBP: 0.409, SLG: 0.451	C FF 88 B FF 89 B FF 88 C FF 89 B FF 89 X SI 89 3-2 ③ G3		D SI 88 C CH 82 2 SAFE C CU 74 B CH 83 B FF 90 S SI 89 3-3 ③ K			B SI 88 B SI 85 C CH 81 X CH 82 2-1 ② L7			B FF 92 B SL 80 B FF 92 X SI 92 3-0 HR	4	1	1	1	0	1	1
21 Todd Frazier, R (1, 5) OBP: 0.346, SLG: 0.500		X FF 87 0-0 HR		C FF 90 X SL 78 0-1 ① G3-1		B SL 78 F SL 78 C SL 81 B SL 80 X SL 80 2-2 ③ F7				3	1	1	1	0	0	0
48 Ryan Ludwick, R (1, 7) OBP: 0.349, SLG: 0.389 51 Jonathan Broxton, R (9, 1)		C FF 91 X FF 92 0-1 1B		B SL 77 B CH 80 B SL 78 C FF 87 B CH 81 4-1 BB			C ST 80 X FF 91 0-1 ① F9			2 0	0 0	1 0	0 0	1 0	0 0	0 0
28 Chris Heisey, R (1, 9) OBP: 0.289, SLG: 0.324		F SI 88 B CH 78 S CH 81 X SL 79 1-2 ① P6		X SI 86 0-0 ② F8			C FF 91 X ST 82 0-1 ② P4			3	0	0	0	0	0	2
2 Zack Cozart, R (1, 6) OBP: 0.235, SLG: 0.283		D SI 85 D CH 81 B SI 87 C FF 88 X SI 87 3-1 ② P4		X SI 86 0-0 ③ G6-3			B ST 82 B ST 81 B FF 92 X FF 91 3-0 ③ L5			3	0	0	0	0	0	2
47 Johnny Cueto, R (1, 1) OBP: 0.200, SLG: 0.200 6 Billy Hamilton, S (8, PH) (9, 8) OBP: 0.284, SLG: 0.344		F FF 88 B FF 89 F SI 87 X SL 79 1-2 ③ G4-3			B FF 86 C FF 86 C CU 77 F FF 90 S FF 90 1-3 ① K			B SI 92 C SI 92 X FF 92 1-1 25 SH1-4 29 SF9 2B		2 1	0 1	0 1	0 0	0 0	1 0	1 0
Inning Stats	R: 1 E: 0 K: 0 S: 10 H: 1 LOB: 0 BB: 0 P: 14	R: 1 E: 0 K: 0 S: 11 H: 2 LOB: 1 BB: 0 P: 16	R: 0 E: 0 K: 1 S: 13 H: 1 LOB: 1 BB: 0 P: 22	R: 0 E: 0 K: 0 S: 5 H: 0 LOB: 1 BB: 1 P: 9	R: 0 E: 0 K: 1 S: 9 H: 0 LOB: 0 BB: 0 P: 13	R: 0 E: 0 K: 0 S: 8 H: 0 LOB: 0 BB: 0 P: 14	R: 0 E: 0 K: 0 S: 5 H: 0 LOB: 0 BB: 0 P: 8	R: 1 E: 0 K: 0 S: 5 H: 1 LOB: 0 BB: 0 P: 8	R: 1 E: 0 K: 0 S: 1 H: 1 LOB: 0 BB: 0 P: 4	1B: 1 2B: 3 3B: 0 HR: 2	SF: 2 SAC: 1 DP: 0 HBP: 0			WP: 0 PB: 0 SB: 0 CS: 0	PA: 31		

PITCHER		IP	WLS	BF	H	R	ER	SO	BB	IBB	HBP	BLK	WP	HR	S	P	ERA	WHIP
45 Jhoulys Chacín, R ERA: 4.91	(1, 1)	6.0		23	4	2	2	2	1	0	0	0	0	1	56	88	3.00	0.833
0 Adam Ottavino, R ERA: 1.72	(7, 1)	1.0		3	0	0	0	0	0	0	0	0	0	0	5	8	0.00	0.000
48 Boone Logan, L ERA: 3.75	(8, 1)	1.0	L	5	2	2	2	0	0	0	0	0	0	1	6	12	18.00	2.000

PITCHER		IP	WLS	BF	H	R	ER	SO	BB	IBB	HBP	BLK	WP	HR	S	P	ERA	WHIP

Colorado Rockies @ Cincinnati Reds

Great American Ball Park, Cincinnati, OH

Fri May 09 2014, 7:13 PM - 9:45 PM EDT

Att. 27,187 - Cloudy - 76 F

livebaseballscorecards.com

AB	27
R	4
H	6
RBI	4
BB	1
SO	2
LOB	7

Colorado Rockies @ Cincinnati Reds

Great American Ball Park, Cincinnati, OH

Sat May 10 2014, 7:12 PM - 10:22 PM EDT

Att. 37,984 - Partly Cloudy - 68 F

TOP

livebaseballscorecards.com

Batter	1	2	3	4	5	6	7	8	9	AB	R	H	RBI	BB	SO	LOB
19 Charlie Blackmon, L (1, 9) OBP: 0.388, SLG: 0.603	C SI 95 F SI 95 F FC 88 F SI 95 F FS 88 X CU 81 0-2 HR	C SI 95 F FF 95 F SI 95 B SI 95 X FS 86 1-2 ③ L7		C SI 93 B FF 91 X SI 92 1-1 6 2B 1-H 2B		T FF 94 B FF 95 F CU 76 X FF 94 1-2 6 HR 1B		C SI 94 F FF 97 S CH 84 0-3 ① K		5	3	3	2	0	1	2
6 Corey Dickerson, L (1, 8) OBP: 0.404, SLG: 0.750 (8, 7)	B SI 95 C SI 94 T SI 95 B SI 95 B SI 95 F SI 96 X SI 95 3-2 HR		F SI 94 X FS 85 0-1 2 1B 5 G4-6-3 2B	C SI 93 X SI 93 0-1 2-H 2B		B FF 92 F FF 93 X CU 76 1-1 1-H HR		F FF 96 S CH 83 S CH 84 0-3 ② K		5	3	4	4	0	1	0
2 Troy Tulowitzki, R (1, 6) OBP: 0.503, SLG: 0.785 23 Charlie Culberson, R (8, PH) OBP: 0.225, SLG: 0.316 (8, 6)	B FF 95 B FC 89 C FF 95 B FF 95 C SI 95 F SI 95 X SI 96 3-2 ① F8		X FF 94 0-0 5 G4-6-3 2-3 1B	F SI 94 B SL 85 B SI 92 S SI 92 C SI 93 2-3 ② K		F FF 94 S SL 85 X SL 85 0-2 HR		S FF 95 C FF 95 F FF 96 B FF 96 B CH 82 X FF 95 2-2 1 WP 1B		4 1	1 0	2 1	1 0	0 0	1 0	1 0
5 Carlos González, L (1, 7) OBP: 0.312, SLG: 0.497 1 Brandon Barnes, R (8, PH) OBP: 0.402, SLG: 0.453 (8, 8)	C SI 95 X SI 95 0-1 ② F7		X SI 95 0-0 ① G4-6-3 ② 1-2f 3-H	I IN 79 I IN 81 I IN 82 I IN 82 4-0 IBB		F FF 94 X CH 90 0-1 ② F8		B FF 94 D FF 94 X FF 94 2-0 ③ L8 1-2		3 1	0 0	0 0	0 0	1 0	0 0	1 1
28 Nolan Arenado, R (1, 5) OBP: 0.343, SLG: 0.526	B FC 90 X SI 95 1-1 ③ G6-3		S FF 95 S SI 94 B SI 94 X FF 95 1-2 33 HR 2B	F SI 93 B SI 94 F SI 93 X SI 94 1-2 ③ G5-3		C CU 77 B CU 77 B FF 94 F FF 93 X SL 84 2-2 2B			C FF 86 B SI 87 S SL 83 S CU 76 1-3 ① K	5	1	2	0	0	1	2
33 Justin Morneau, L (1, 3) OBP: 0.359, SLG: 0.606 8 Michael McKenry, R (9, PH) OBP: 0.308, SLG: 0.333 (9, 2)		C SI 94 X SI 95 0-1 ① L7	F SI 95 B SI 95 B SI 95 X SI 95 2-1 2-H HR		B FF 90 X FF 91 1-0 ① G3-1	B FF 92 F FF 93 X CU 74 1-1 ③ G3-1			B CU 74 B CU 72 B SL 82 C SI 88 S SL 85 B SL 83 4-2 58 2B 9 G6-3 BB	4 0	1 1	1 0	2 0	0 1	0 0	1 0
58 Jordan Pacheco, R (1, 2) OBP: 0.306, SLG: 0.393 (9, 3)		C SI 94 B FF 93 X FC 89 1-1 24 G1-3 9 1B 1B	B FF 93 X FF 94 1-0 ③ F9		B FF 90 C SI 91 C SI 92 X SL 86 1-2 ② L5		B FF 91 B FF 92 X FF 91 2-0 ① G6-3		B SI 89 X SL 85 1-0 9 G6-3 1-3 2B	5	0	2	0	0	0	0
9 DJ LeMahieu, R (1, 4) OBP: 0.362, SLG: 0.339		C SI 95 L SI 94 F FF 94 B SI 95 B SI 95 F FF 94 X SI 95 2-2 24 G1-3 1-2 1B	C SI 93 B SI 94 C FF 90 F SL 85 B SI 93 B FF 90 B SI 92 4-2 19 S 19 2B BB	C SI 92 S SL 84 F SL 85 C SI 92 0-3 ③ K		F FF 93 B CU 76 B CU 75 S FF 92 F FF 92 F FF 93 F FF 94 X CU 76 2-2 ② L7		X CU 75 0-0 ② G6-3 2-3 3-H	4	1	1	1	1	1	1
24 Jordan Lyles, R (1, 1) OBP: 0.261, SLG: 0.409 37 Nick Masset, R (7, 1) 34 Matt Belisle, R (8, 1) 13 Drew Stubbs, R (9, PH) OBP: 0.341, SLG: 0.446 49 Rex Brothers, L (9, 1)		L FF 94 C FF 94 F FF 94 F FC 87 X FF 95 0-2 ② G1-3 1-2 2-3		L SI 92 1 SAFE F SI 92 C SI 94 0-3 ① K		C FF 94 B CU 75 B FF 93 F FF 93 S CU 73 2-3 ① K	C FF 93 F CU 76 S FF 94 0-3 ③ K		B SI 89 X SL 82 1-0 ③ G5-3	4 0 0 1 0	0 0 0 0 0	0 0 0 0 0	0 0 0 0 0	3 0 0 0 0	3 0 0 0 0	

Inning Stats	1	2	3	4	5	6	7	8	9
	R: 2 E: 0 K: 0 S: 18	R: 0 E: 0 K: 0 S: 18	R: 3 E: 0 K: 0 S: 10	R: 2 E: 0 K: 2 S: 16	R: 0 E: 0 K: 1 S: 8	R: 3 E: 0 K: 1 S: 18	R: 0 E: 0 K: 1 S: 10	R: 0 E: 0 K: 2 S: 11	R: 1 E: 0 K: 1 S: 8
	H: 2 LOB: 0 BB: 0 P: 25	H: 2 LOB: 2 BB: 0 P: 22	H: 4 LOB: 0 BB: 0 P: 14	H: 2 LOB: 2 BB: 2 P: 28	H: 0 LOB: 0 BB: 0 P: 10	H: 4 LOB: 1 BB: 0 P: 25	H: 0 LOB: 0 BB: 0 P: 14	H: 1 LOB: 1 BB: 0 P: 15	H: 1 LOB: 1 BB: 1 P: 15

1B: 5	SF: 0
2B: 6	SAC: 0
3B: 0	DP: 1
HR: 5	HBP: 0

WP: 1	PA: 45
PB: 0	
SB: 1	
CS: 0	

AB	42
R	11
H	16
RBI	10
BB	3
SO	8
LOB	13

PITCHER		IP	WLS	BF	H	R	ER	SO	BB	IBB	HBP	BLK	WP	HR	S	P	ERA	WHIP
31 Alfredo Simon, R ERA: 2.89	(1, 1)	3.0	L	16	8	5	5	0	0	0	0	0	0	3	46	61	15.00	2.667
58 Nick Christiani, R ERA: 5.54	(4, 1)	2.0		10	2	2	2	3	1	1	0	0	0	0	24	38	9.00	1.500
60 J.J. Hoover, R ERA: 10.03	(6, 1)	2.0		10	4	3	3	2	0	0	0	0	0	2	28	39	13.50	2.000
Logan Ondrusek, R ERA: 5.79	(8, 1)	1.0		4	1	0	0	2	0	0	0	0	1	0	11	15	0.00	1.000
45 Sean Marshall, L ERA: 5.79	(9, 1)	1.0		5	1	1	1	1	1	0	0	0	0	0	8	15	9.00	2.000

PITCHER	IP	WLS	BF	H	R	ER	SO	BB	IBB	HBP	BLK	WP	HR	S	P	ERA	WHIP

BOTTOM

Colorado Rockies @ Cincinnati Reds

Great American Ball Park, Cincinnati, OH

Sat May 10 2014, 7:12 PM - 10:22 PM EDT

Att. 37,984 - Partly Cloudy - 68 F

livebaseballscorecards.com

Batter	1	2	3	4	5	6	7	8	9	AB	R	H	RBI	BB	SO	LOB
25 Skip Schumaker, L (1, 8) (8, 4) OBP: 0.286, SLG: 0.450	B FF 90 B SI 90 C FF 88 F FF 90 C SI 92 2-3 K ①		B CU 78 B CU 77 B SI 92 C FF 88 X SI 89 3-1 F8 ②		B CU 81 X SI 91 1-0 1-3 1B		C CU 78 X SI 93 0-1 G3-1 ③			4	0	1	0	0	1	0
29 Brayan Peña, S (1, 2) OBP: 0.324, SLG: 0.478	B FF 91 F FF 92 B SL 87 X SI 92 2-1 G6-3 ②		B CU 79 B CH 80 B FF 91 C FF 90 X SI 91 3-1 F7 ③		B FF 91 D CU 81 X SI 92 2-0 L9 ③			C FF 91 X CU 74 0-1 E1 50 G4-6-3		4	0	0	0	0	0	2
4 Brandon Phillips, R (1, 4) OBP: 0.306, SLG: 0.390 Logan Ondrusek, R (8, 1) 44 Mike Leake, R (8, PH) OBP: 0.188, SLG: 0.438 45 Sean Marshall, L (9, 1)	C FF 93 B SL 90 B SL 88 F FF 94 S CH 82 2-3 K ③			F FF 92 B SI 88 F SL 86 F FF 91 B SL 87 S SL 86 2-3 K ①		X SL 84 0-0 48 1B 2B		F FF 90 S SL 86 S SL 87 0-3 K ①	3 0 1 0	1 0 0 0	1 0 0 0	0 0 0 0	0 0 0 0	2 0 1 0	0 0 1 0
19 Joey Votto, L (1, 3) OBP: 0.414, SLG: 0.476 50 Neftali Soto, R (7, 3) OBP: 0.118, SLG: 0.188		X FF 92 0-0 HR		B CU 80 B FF 91 C SI 90 B FF 91 B SI 91 4-1 21 G4-3 21 PB BB		C FF 91 S FF 91 B FF 91 S FF 92 1-3 K ①		X FF 93 0-0 G4-6-3 ②③ 1-2f		2 1	1 0	1 0	1 0	1 0	1 0	1 1
21 Todd Frazier, R (1, 5) OBP: 0.343, SLG: 0.492		X SL 88 0-0 G1-4-3 ①		B SI 89 C SL 86 S SI 89 B SL 86 X SL 87 2-2 G4-3 ② 1-3		C FF 93 B SI 89 S SI 90 F SL 86 B SL 86 S SL 85 2-3 K ②			C FF 93 B FF 93 S FF 94 X FF 93 1-2 15 FC3-6 48 CI 1B	4	0	1	0	0	1	2
48 Ryan Ludwick, R (1, 7) OBP: 0.357, SLG: 0.392		B CU 80 B FF 93 B FF 93 B FF 92 4-0 15 BB BB		C CU 80 B SI 90 B SI 90 B SL 87 F FF 93 S SL 86 3-3 K ③		B SI 88 X FF 93 1-0 2-H 1B			B FF 93 S CH 84 D CH 84 F FF 93 2-2 CI 15 FC3-6 1-2	2	0	1	1	1	1	1
15 Roger Bernadina, L (1, 9) OBP: 0.317, SLG: 0.156		B SI 92 1 SAFE B SI 92 C FF 90 B SI 91 B SI 90 4-1 2 G4-6-3 1-2 BB			C CU 78 B FF 90 F CH 80 B CU 82 F FF 92 B FF 92 B SI 91 4-2 6 FC4-6 BB	B SI 91 B SI 92 B SI 91 C FF 90 F SI 90 S SI 91 3-3 K ③			F FF 92 T SL 85 D SL 87 F FF 93 X SL 88 1-2 FC3-6 ① 2 DI 1-2f 2-3	2	0	0	0	2	1	3
2 Zack Cozart, R (1, 6) OBP: 0.228, SLG: 0.274		C SL 88 B SI 92 F SI 92 X SL 87 1-2 G4-6-3 ②③ 1-2f			B SL 86 C FF 92 X SI 89 1-1 L3 ①		X SI 92 0-0 F8 ①		C FF 93 D SL 88 B FF 93 X FF 93 2-1 P4 ② 1-2	4	0	0	0	0	0	5
31 Alfredo Simon, R (1, 1) OBP: 0.077, SLG: 0.077 7 Ramon Santiago, S (3, PH) OBP: 0.238, SLG: 0.111 58 Nick Christiani, R (4, 1) 6 Billy Hamilton, S (5, PH) OBP: 0.282, SLG: 0.340 60 J.J. Hoover, R (6, 1) 28 Chris Heisey, R (7, PH) OBP: 0.282, SLG: 0.315 (8, 8)			B FF 91 C SI 91 F CH 81 S FF 91 1-3 K ①		C FF 91 C CU 79 B FF 90 X CU 81 1-2 FC4-6 25 1B 1-2f ②		C SI 93 F FC 90 F FF 93 F CU 80 X CU 81 0-2 G6-3 ②		X FF 94 0-0 P3 ③	0 1 0 1 0 2	0 0 0 0 0 0	0 0 0 0 0 0	0 0 0 0 0 0	0 0 0 0 0 0	0 1 0 1 0 2	0 0 0 1 0 2

	AB	R	H	RBI	BB	SO	LOB
	31	2	5	2	4	9	19

Inning Stats	1	2	3	4	5	6	7	8	9	1B: 3	SF: 0	WP: 0	PA: 36
	R: 0 E: 0 K: 2 S: 8 H: 0 LOB: 0 BB: 0 P: 14	R: 1 E: 0 K: 0 S: 6 H: 1 LOB: 1 BB: 2 P: 15	R: 0 E: 0 K: 1 S: 7 H: 0 LOB: 0 BB: 0 P: 14	R: 0 E: 0 K: 2 S: 11 H: 0 LOB: 1 BB: 1 P: 22	R: 0 E: 0 K: 0 S: 10 H: 1 LOB: 2 BB: 1 P: 19	R: 1 E: 0 K: 3 S: 12 H: 2 LOB: 1 BB: 0 P: 19	R: 0 E: 0 K: 0 S: 8 H: 0 LOB: 0 BB: 0 P: 8	R: 0 E: 1 K: 1 S: 6 H: 0 LOB: 0 BB: 0 P: 6	R: 0 E: 1 K: 0 S: 12 H: 1 LOB: 2 BB: 0 P: 18	2B: 1 3B: 0 HR: 1	SAC: 0 DP: 2 HBP: 0	PB: 1 SB: 0 CS: 0	

PITCHER	IP	WLS	BF	H	R	ER	SO	BB	IBB	HBP	BLK	WP	HR	S	P	ERA	WHIP
24 Jordan Lyles, R (1, 1) ERA: 2.66	6.0	W	25	4	2	2	8	4	0	0	0	0	1	54	103	3.00	1.333
37 Nick Masset, R (7, 1) ERA:	1.0		3	0	0	0	0	0	0	0	0	0	0	8	8	0.00	0.000
34 Matt Belisle, R (8, 1) ERA: 4.24	1.0		3	0	0	0	1	0	0	0	0	0	0	6	6	0.00	0.000
49 Rex Brothers, L (9, 1) ERA: 3.38	1.0		5	1	0	0	0	0	0	0	0	0	0	12	18	0.00	1.000

PITCHER	IP	WLS	BF	H	R	ER	SO	BB	IBB	HBP	BLK	WP	HR	S	P	ERA	WHIP

Batter	1	2	3	4	5	6	7	8	9	AB	R	H	RBI	BB	SO	LOB
19 Charlie Blackmon, L (1, 9) OBP: 0.385, SLG: 0.614	C FF 93 F SL 87 F FF 93 B FF 94 F SL 87 S FF 94 1-3 ① K			B FF 92 F KC 82 F SL 86 B FF 93 X SL 85 2-2 HR	F FF 95 B FF 94 B SL 89 C FF 95 F SI 95 X FF 95 2-2 ③ P5			C FF 93 S SL 84 D SL 83 X SL 85 1-2 ② P2		4	1	1	1	0	1	3
6 Corey Dickerson, L (1, 8) OBP: 0.393, SLG: 0.714	S SI 93 L FF 93 F FF 93 B SL 84 B CH 85 X FF 94 2-2 ② F7			B SI 93 C FF 94 X FF 94 1-1 2 CS 1B		C FF 92 S CH 84 B FF 93 X SI 94 1-2 ① F8		F SL 85 B FF 94 B FF 94 C FF 95 C FF 94 2-3 ③ K		4	0	1	0	0	1	1
2 Troy Tulowitzki, R (1, 6) OBP: 0.497, SLG: 0.766	B SL 86 F FF 94 B SI 94 X SL 86 2-1 ③ F8			F FF 93 S SI 93 S FF 94 0-3 ① ② K 1-2		C SI 93 B SL 85 C SL 86 C FF 97 1-3 ② K			C FF 100 F FF 100 B FF 100 B FF 100 B SL 89 B FF 100 4-2 33 DI BB	3	0	0	0	1	2	1
5 Carlos González, L (1, 7) OBP: 0.310, SLG: 0.486		F FF 92 C KC 79 B SI 93 B FF 95 X SL 89 2-2 ① G3		B FF 94 C KC 79 S FF 95 B FF 94 B KC 80 F FF 96 B KC 79 4-2 BB		X CH 86 0-0 ③ G1-3			C FF 99 C SL 89 S FF 102 0-3 ① K	3	0	0	0	1	1	1
28 Nolan Arenado, R (1, 5) OBP: 0.335, SLG: 0.513		C FF 94 B SL 85 B FF 94 X SL 86 2-1 ② G5-3		C SI 94 F SI 94 1 SAFE X SL 86 0-2 ③ G6-3			X SL 83 0-0 ① F7		C FF 100 S FF 101 B FF 102 B FF 101 F FF 99 F SL 89 S SL 87 2-3 ② K	4	0	0	0	0	1	2
33 Justin Morneau, L (1, 3) OBP: 0.356, SLG: 0.593		B SI 95 C FF 94 S FF 94 B CH 87 X SL 85 2-2 ③ P6			B SL 84 B SI 94 B FF 93 B FF 93 4-0 8 2B BB		C SL 85 F FF 95 X SL 85 0-2 ② P5		S FF 100 B FF 101 F FF 101 F FF 101 S FF 101 1-3 ③ K 1-2	3	0	0	0	1	1	1
8 Michael McKenry, R (1, 2) OBP: 0.313, SLG: 0.400			F FF 94 B SL 85 C SL 84 X SL 85 1-2 ① G6-3		C SL 85 X SL 84 0-1 1-3 2B		B FF 93 B KC 79 B FF 95 C FF 93 F FF 94 X FF 96 3-2 ③ G6-3			3	0	1	0	0	0	0
9 DJ LeMahieu, R (1, 4) OBP: 0.362, SLG: 0.339			X SL 86 0-0 ② G6-3		S FF 94 S FF 94 F FF 93 F FF 94 S FF 95 0-3 ① K			F FF 94 B FF 94 F FF 95 X SL 86 1-2 1B		3	0	1	0	0	1	2
12 Juan Nicasio, R (1, 1) OBP: 0.059, SLG: 0.063 47 Chris Martin, R (7, 1) 1 Brandon Barnes, R (8, PH) OBP: 0.398, SLG: 0.447 0 Adam Ottavino, S (8, 1)			C FF 93 B FF 94 F FF 95 S SL 83 1-3 ③ K		B FF 95 F FF 94 S SL 85 S FF 96 1-3 ② K			S FF 94 S FF 94 B FF 94 B FF 93 F SL 86 1 SAFE B FF 94 F FF 96 X FF 94 3-2 ① L1		2 0 1 0	0 0 0 0	0 0 0 0	0 0 0 0	2 0 0 0	2 0 1 0
Inning Stats	R: 0 E: 0 K: 1 S: 11 H: 0 LOB: 0 BB: 0 P: 16	R: 0 E: 0 K: 0 S: 8 H: 0 LOB: 0 BB: 0 P: 14	R: 0 E: 0 K: 1 S: 7 H: 0 LOB: 0 BB: 0 P: 9	R: 1 E: 0 K: 1 S: 14 H: 2 LOB: 1 BB: 1 P: 21	R: 0 E: 0 K: 2 S: 14 H: 1 LOB: 2 BB: 1 P: 21	R: 0 E: 0 K: 1 S: 7 H: 0 LOB: 0 BB: 0 P: 9	R: 0 E: 0 K: 0 S: 7 H: 0 LOB: 0 BB: 0 P: 10	R: 0 E: 0 K: 1 S: 14 H: 1 LOB: 1 BB: 0 P: 21	R: 0 E: 0 K: 3 S: 14 H: 0 LOB: 1 BB: 1 P: 21	1B: 2 2B: 1 3B: 0 HR: 1 SF: 0 SAC: 0 DP: 0 HBP: 0						

PITCHER		IP	WLS	BF	H	R	ER	SO	BB	IBB	HBP	BLK	WP	HR	S	P	ERA	WHIP
34 Homer Bailey, R ERA: 4.72	(1, 1)	7.1	W	27	4	1	1	6	2	0	0	0	0	1	76	112	1.23	0.818
43 Manny Parra, L ERA: 4.05	(8, 1)	0.2	H	2	0	0	0	1	0	0	0	0	0	0	6	9	0.00	0.000
54 Aroldis Chapman, L ERA:	(9, 1)	1.0	S	4	0	0	0	3	1	0	0	0	0	0	14	21	0.00	1.000

PITCHER	IP	WLS	BF	H	R	ER	SO	BB	IBB	HBP	BLK	WP	HR	S	P	ERA	WHIP

TOP

Colorado Rockies @ Cincinnati Reds

Great American Ball Park, Cincinnati, OH

Sun May 11 2014, 1:12 PM - 3:59 PM EDT

Att. 33,143 - Sunny - 75 F

livebaseballscorecards.com

AB	30
R	1
H	4
RBI	1
BB	3
SO	10
LOB	14

Colorado Rockies @ Cincinnati Reds

Great American Ball Park, Cincinnati, OH

Sun May 11 2014, 1:12 PM - 3:59 PM EDT

Att. 33,143 - Sunny - 75 F

livebaseballscorecards.com

BOTTOM

Batter	1	2	3	4	5	6	7	8	9	AB	R	H	RBI	BB	SO	LOB
6 Billy Hamilton, S (1, 8) OBP: 0.299, SLG: 0.370	B FF 91 X FF 92 1-0 E3 25 G4-3 1B		B FF 93 C FF 91 F CH 85 F FF 94 B CH 85 X FF 95 2-2 ② P5 2-3		C SL 83 B CH 85 F FF 92 F FF 94 B CH 85 B CH 85 F FF 94 B FF 94 4-2 4 E 25 S BB		L FF 95 B FC 89 X FC 90 1-1 3B			3	1	2	0	1	0	1
25 Skip Schumaker, L (1, 9) OBP: 0.280, SLG: 0.417	C FF 93 X CH 84 0-1 ① G4-3 3-H		S CH 85 F CH 86 B FF 94 D SL 85 F FF 94 X CH 84 2-2 3-H 1B		C FF 90 F FF 93 S FF 94 0-3 ② K 1-2		F SI 94 F FC 89 B FF 96 S CU 83 1-3 ③ K			4	0	1	2	0	2	3
4 Brandon Phillips, R (1, 4) OBP: 0.297, SLG: 0.379	C FF 93 F CH 88 X FF 93 0-2 ② F9		C FF 91 F FF 93 S CH 86 0-3 ③ K		X SL 86 0-0 E5 2-3 3-H			C ST 80 S FF 90 S ST 82 0-3 ① K		4	0	0	0	0	2	2
19 Joey Votto, L (1, 3) OBP: 0.404, SLG: 0.461	F FF 93 B FF 91 C SL 86 F FF 94 B FF 94 B CH 86 X FF 90 3-2 ③ G3-1			X SL 80 0-0 ① G4-3	B FF 90 F SL 83 T FF 91 1 SAFE X FF 93 1-2 ③ F7			B ST 81 X FF 92 1-0 ② G6-3		4	0	0	0	0	0	2
21 Todd Frazier, R (1, 5) OBP: 0.340, SLG: 0.508		C FF 89 B SL 84 B FF 91 B SL 84 X FF 92 3-1 ① L8		B FF 90 C FF 92 F CH 86 F FF 92 B SL 84 X FF 90 2-2 HR		C FF 92 B CH 86 S FF 92 B FF 93 F FF 93 B FF 93 S CH 85 3-3 ① K			B ST 82 C ST 82 X FF 91 1-1 ③ F9	4	1	1	1	0	1	0
48 Ryan Ludwick, R (1, 7) OBP: 0.348, SLG: 0.380		C FF 93 B FF 89 C FF 91 F SL 85 X FF 93 1-2 ② P4		C FF 92 X FF 93 0-1 ② G6-3	S SL 85 B FF 93 B SL 85 X FF 93 2-1 ② G5-3					3	0	0	0	0	0	0
16 Tucker Barnhart, L (1, 2) OBP: 0.136, SLG: 0.273		B FF 93 X FF 92 1-0 ③ G3-1		B FF 93 F FF 94 B FF 93 X FF 94 2-1 ③ G3-1	X FF 94 0-0 ③ F7					3	0	0	0	0	0	0
7 Ramon Santiago, S (1, 6) OBP: 0.292, SLG: 0.238			C FF 92 F FF 93 B CH 84 B CH 86 F FF 93 X FF 92 2-2 6 BLK 34 SH3-4 25 1B 1B		B FF 90 X FF 90 1-0 34 SH2-4 4 E 2B		B FF 94 B SI 94 B SI 93 C FF 94 C FF 95 X FF 95 3-2 ① G3			3	2	2	0	0	0	0
34 Homer Bailey, R (1, 1) OBP: 0.214, SLG: 0.214 43 Manny Parra, L (8, 1) 54 Aroldis Chapman, L (9, 1)			L FF 92 1 SAFE X FF 93 0-1 ① SH3-4 1-2		X CH 86 0-0 ① SH2-4 2-3		S FF 96 F CU 83 B FF 95 F CU 82 X SI 95 1-2 ② L3			1 0 0	0 0 0	0 0 0	0 0 0	0 0 0	0 0 0	0 0 0
Inning Stats	R: 1 E: 1 K: 0 S: 10 H: 1 LOB: 0 BB: 0 P: 14	R: 0 E: 0 K: 0 S: 7 H: 0 LOB: 0 BB: 0 P: 12	R: 1 E: 0 K: 1 S: 17 H: 2 LOB: 1 BB: 0 P: 23	R: 1 E: 0 K: 0 S: 9 H: 1 LOB: 0 BB: 0 P: 13	R: 1 E: 1 K: 1 S: 13 H: 1 LOB: 2 BB: 1 P: 19	R: 0 E: 0 K: 1 S: 7 H: 0 LOB: 0 BB: 0 P: 12	R: 0 E: 0 K: 1 S: 12 H: 1 LOB: 1 BB: 0 P: 18	R: 0 E: 0 K: 1 S: 6 H: 0 LOB: 0 BB: 0 P: 8		1B: 3 2B: 1 3B: 1 HR: 1 SF: 0 SAC: 2 DP: 0 HBP: 0						

	AB	29
	R	4
	H	6
	RBI	3
	BB	1
	SO	5
	LOB	8

WP: 0 PB: 0 SB: 1 CS: 0 PA: 32

PITCHER		IP	WLS	BF	H	R	ER	SO	BB	IBB	HBP	BLK	WP	HR	S	P	ERA	WHIP
12 Juan Nicasio, R ERA: 3.77	(1, 1)	6.0	L	25	5	4	2	3	1	0	0	1	0	1	63	93	3.00	1.000
47 Chris Martin, R ERA: 2.35	(7, 1)	1.0		4	1	0	0	1	0	0	0	0	0	0	12	18	0.00	1.000
0 Adam Ottavino, R ERA: 1.62	(8, 1)	1.0		3	0	0	0	1	0	0	0	0	0	0	6	8	0.00	0.000

PITCHER	IP	WLS	BF	H	R	ER	SO	BB	IBB	HBP	BLK	WP	HR	S	P	ERA	WHIP

Batter	1	2	3	4	5	6	7	8	9	AB	R	H	RBI	BB	SO	LOB
25 Will Venable, L (1, 8) (9, 9) OBP: 0.248, SLG: 0.263	F SI 89 X FC 88 0-1 ① F8		C SI 91 X FC 91 0-1 ② G4-3		B CH 85 F SI 91 C FC 90 X SL 82 1-2 ③ G1-3			C KC 80 S FC 90 B FC 89 X SL 82 1-2 ② G5-3		4	0	0	0	0	0	0
2 Everth Cabrera, S (1, 6) OBP: 0.279, SLG: 0.321	C SI 90 B SI 90 S FC 90 B SI 92 F FC 91 B SI 93 X FC 91 3-2 ② G5-3		B KC 80 B CH 85 C SI 92 F SI 92 F SI 94 F FC 91 B SI 93 F FC 92 S KC 82 3-3 ③ K			B KC 77 X FC 88 1-0 ① G4-3		F FC 89 B FC 89 C FC 89 F KC 81 X SI 93 1-2 ③ G6-3		4	0	0	0	0	1	0
12 Seth Smith, L (1, 9) (9, 7) OBP: 0.422, SLG: 0.582	B SI 91 B CH 84 S CH 85 F FC 91 X SI 92 2-2 18 BB 1B			B KC 77 C FC 89 C SI 91 X FC 90 1-2 18 G4-3 9 SF9 2B		C KC 79 B FC 89 X FC 89 1-1 ② F7			C SL 88 F FF 99 B FF 102 S FF 101 1-3 ① K	4	1	2	0	0	1	0
18 Carlos Quentin, R (1, 7) 24 Cameron Maybin, R (9, 8) OBP: 0.386, SLG: 0.463	S SI 90 B SI 92 1 SAFE S CH 84 B FC 91 F CH 86 B SI 93 D KC 82 4-2 1-2 BB			X SI 91 0-0 ① G4-3 2-3		F SI 92 X KC 81 0-1 ③ L6			T FF 100 B FF 100 S FF 99 C FF 101 1-3 ② K	3 0	0 0	0 0	0 0	1 0	1 0	1 0
7 Chase Headley, S (1, 5) OBP: 0.281, SLG: 0.388	B SI 93 B SI 93 S FC 91 X FC 91 2-1 ③ P6			C FC 91 D SI 93 H FC 91 2-1 9 SF9 HBP			C KC 76 X SI 89 0-1 ① G3-1		F FF 100 B FF 101 X FF 99 1-1 HR	3	1	1	1	0	0	2
9 Jedd Gyorko, R (1, 4) OBP: 0.219, SLG: 0.292		X FC 88 0-0 ① F8		B SI 92 X SI 92 1-0 ② SF9 1-2 3-H			C SL 80 C FC 89 B FC 90 F SI 91 B SL 82 H FF 92 3-2 44 FC6-4 HBP		B SL 89 B FF 98 F FF 98 S SL 88 B FF 100 B SL 87 4-2 23 CS BB	1	0	0	1	1	0	0
23 Yonder Alonso, L (1, 3) OBP: 0.235, SLG: 0.266		X SI 89 0-0 ② G4-3		C CH 85 B KC 81 X FC 90 1-1 ③ L1			1 SAFE F FC 90 1 SAFE 1 SAFE 1 SAFE X SI 91 0-1 ② L7		1 SAFE F FF 99 C FF 100 0-2 ③ CS 1-2	3	0	0	0	0	0	2
44 René Rivera, R (1, 2) OBP: 0.267, SLG: 0.386		B SI 90 C FC 89 B SL 82 B FC 89 C SI 91 C SI 92 3-3 ③ K			B SL 79 S SL 80 B SL 81 F SI 91 X SI 93 2-2 ① G4-3		B FC 89 1 SAFE X FC 90 1-0 ③ FC6-4 1-2f			3	0	0	0	0	1	1
34 Andrew Cashner, R (1, 1) OBP: 0.143, SLG: 0.143 8 Yasmani Grandal, S (8, PH) OBP: 0.310, SLG: 0.420 56 Joaquín Benoit, R (8, 1) 16 Huston Street, R (9, 1)			C SI 90 B SL 80 C SI 90 S SI 92 1-3 ① K		S SI 91 M SI 91 C FC 90 0-3 ② K			C SI 89 B FC 89 B CH 84 F FC 91 B KC 83 S FC 90 3-3 ① K		2 1 0 0	0 0 0 0	0 0 0 0	0 0 0 0	2 1 0 0	0 0 0 0
Inning Stats	R: 0 E: 0 K: 0 S: 14 H: 1 LOB: 2 BB: 1 P: 25	R: 0 E: 0 K: 1 S: 5 H: 0 LOB: 0 BB: 0 P: 8	R: 0 E: 0 K: 2 S: 11 H: 0 LOB: 0 BB: 0 P: 15	R: 1 E: 0 K: 0 S: 8 H: 1 LOB: 1 BB: 0 P: 13	R: 0 E: 0 K: 1 S: 9 H: 0 LOB: 0 BB: 0 P: 12	R: 0 E: 0 K: 0 S: 5 H: 0 LOB: 0 BB: 0 P: 7	R: 0 E: 0 K: 0 S: 8 H: 0 LOB: 1 BB: 0 P: 12	R: 0 E: 0 K: 1 S: 10 H: 0 LOB: 0 BB: 0 P: 15	R: 1 E: 0 K: 2 S: 12 H: 1 LOB: 0 BB: 1 P: 19	1B: 1 2B: 1 3B: 0 HR: 1 SF: 1 SAC: 0 DP: 0 HBP: 2						

TOP

San Diego Padres @ Cincinnati Reds

Great American Ball Park, Cincinnati, OH

Tue May 13 2014, 7:11 PM - 9:42 PM EDT

Att. 23,269 - Partly Cloudy - 86 F

livebaseballscorecards.com

AB	28
R	2
H	3
RBI	2
BB	2
SO	7
LOB	6

WP: 0 PB: 0 SB: 0 CS: 1 PA: 34

PITCHER		IP	WLS	BF	H	R	ER	SO	BB	IBB	HBP	BLK	WP	HR	S	P	ERA	WHIP
44 Mike Leake, R ERA: 3.09	(1, 1)	8.0		29	2	1	1	5	1	0	2	0	0	0	70	107	1.12	0.375
54 Aroldis Chapman, L ERA: 4.5	(9, 1)	1.0	L	4	1	1	1	2	1	0	0	0	0	1	12	19	9.00	2.000

PITCHER	IP	WLS	BF	H	R	ER	SO	BB	IBB	HBP	BLK	WP	HR	S	P	ERA	WHIP

BOTTOM

San Diego Padres @ Cincinnati Reds

Great American Ball Park, Cincinnati, OH

Tue May 13 2014, 7:11 PM - 9:42 PM EDT

Att. 23,269 - Partly Cloudy - 86 F

livebaseballscorecards.com

Batter	1	2	3	4	5	6	7	8	9	AB	R	H	RBI	BB	SO	LOB
6 Billy Hamilton, S (1, 8) OBP: 0.297, SLG: 0.385	L FF 92 X SI 92 0-1 4 1B 3B		C SI 92 B SI 93 B FF 95 C FF 93 X SL 85 2-2 ① G6-3		C SI 96 B SI 95 X SI 94 1-1 ② B1-3		X SI 95 0-0 ② L7			4	1	1	0	0	0	0
29 Brayan Peña, S (1, 2) OBP: 0.308, SLG: 0.452	F FF 95 X SI 94 0-1 ① F7		C SI 92 B SL 83 C SI 94 S SL 85 1-3 ② K2-3		B SI 95 C CH 87 B SI 95 F CH 87 F FF 97 X SI 96 2-2 ③ G3-1		B SL 83 S SI 93 C SI 94 S SL 84 1-3 ③ K			4	0	0	0	0	2	1
4 Brandon Phillips, R (1, 4) OBP: 0.309, SLG: 0.396	C SL 82 X FF 97 0-1 19 1B 3-H 1B		C CH 86 X SL 85 0-1 1B			C SI 92 F SI 94 B SL 84 X SL 84 1-2 21 F9 28 FC1-2 2B		B SI 94 X CH 84 1-0 ① G4-3		4	0	3	1	0	0	0
19 Joey Votto, L (1, 3) OBP: 0.412, SLG: 0.462	1 SAFE B SI 94 S CH 85 B CH 84 X CH 84 2-1 ② 1-3 1B		X SI 95 0-0 ③ B1-3			B FF 96 B FF 95 C SI 95 B FF 95 B FF 95 4-1 28 FC1-2 48 CI BB		B CH 84 B CH 82 F SI 94 B FF 95 F FF 95 D SL 91 4-2 48 FC5-4 BB		2	0	1	0	2	0	1
21 Todd Frazier, R (1, 5) OBP: 0.338, SLG: 0.508	C SL 84 C SI 97 B FF 98 F SI 98 D SL 85 X SI 98 2-2 ③ G5-3			X SI 93 0-0 2B		B SL 85 B FF 95 B SI 96 X SI 96 3-0 ① F9 2-3		B SL 87 C SL 88 S CH 84 F CH 84 B FF 94 F SL 88 X CH 85 2-2 ② F8		4	0	1	0	0	0	4
48 Ryan Ludwick, R (1, 7) OBP: 0.339, SLG: 0.369 15 Roger Bernadina, L (9, 7) OBP: 0.317, SLG: 0.156		C SI 93 F SI 92 X FF 96 0-2 ① G5-3		S SL 83 D SL 85 C SI 95 F SI 96 B SL 85 D SI 98 S SL 85 3-3 ① K		C SI 95 F SI 96 0-2 CI 28 FC1-2 1-2		B FF 94 C SL 88 X SL 89 1-1 ③ FC5-4 1-2f		3 0	0 0	0 0	0 0	0 0	1 0	2 0
28 Chris Heisey, R (1, 9) OBP: 0.268, SLG: 0.299		B FF 94 F SL 80 X SI 95 1-1 ② G4-3		C FF 95 X SL 84 0-1 ② L7		C SI 96 X SI 96 0-1 ② FC1-2 1-2 2-3 3-Hf			F SI 89 X SL 83 0-1 ① P2	4	0	0	0	0	0	4
2 Zack Cozart, R (1, 6) OBP: 0.228, SLG: 0.273		B SI 93 X SI 92 1-0 ① 1B		C SL 85 X SL 85 0-1 ③ G5-3		F FF 97 X SI 96 0-1 ③ P3			C SL 83 B SL 83 F SL 84 B SI 90 B SL 83 S SI 90 3-3 ② K	4	0	1	0	0	1	4
44 Mike Leake, R (1, 1) OBP: 0.158, SLG: 0.368 54 Aroldis Chapman, L (9, 1) 25 Skip Schumaker, L (9, PH) OBP: 0.269, SLG: 0.400		B FF 96 C SL 84 F SI 96 F FF 97 S SL 86 1-3 ③ K			S SI 93 B SI 94 C FF 95 B SI 96 S SL 85 2-3 ① K		L SI 92 B SI 94 S SL 83 S SL 84 1-3 ① K2-3		C SI 89 B CH 81 F CH 81 T SI 91 1-2 ③ K	3 0 1	0 0 0	0 0 0	0 0 0	0 0 0	3 0 1	1 0 0

Inning Stats	1	2	3	4	5	6	7	8	9
	R: 1 E: 0 K: 0 S: 12	R: 0 E: 0 K: 1 S: 10	R: 0 E: 0 K: 1 S: 9	R: 0 E: 0 K: 1 S: 9	R: 0 E: 0 K: 1 S: 9	R: 0 E: 1 K: 0 S: 11	R: 0 E: 0 K: 2 S: 7	R: 0 E: 0 K: 0 S: 10	R: 0 E: 0 K: 2 S: 8
	H: 3 LOB: 1 BB: 0 P: 16	H: 1 LOB: 1 BB: 0 P: 13	H: 1 LOB: 1 BB: 0 P: 12	H: 1 LOB: 1 BB: 0 P: 12	H: 0 LOB: 0 BB: 0 P: 14	H: 1 LOB: 3 BB: 1 P: 19	H: 0 LOB: 0 BB: 0 P: 9	H: 0 LOB: 1 BB: 1 P: 18	H: 0 LOB: 0 BB: 0 P: 12

	AB	33
	R	1
	H	7
	RBI	1
	BB	2
	SO	8
	LOB	17

	1B: 4	SF: 0	WP: 0	PA: 36
	2B: 2	SAC: 0	PB: 0	
	3B: 1	DP: 0	SB: 0	
	HR: 0	HBP: 0	CS: 0	

PITCHER	IP	WLS	BF	H	R	ER	SO	BB	IBB	HBP	BLK	WP	HR	S	P	ERA	WHIP
34 Andrew Cashner, R (1, 1) ERA: 2.35	7.0		29	7	1	1	6	1	0	0	0	0	0	67	95	1.29	1.143
56 Joaquín Benoit, R (8, 1) ERA: 2.41	1.0	W	4	0	0	0	0	1	0	0	0	0	0	10	18	0.00	1.000
16 Huston Street, R (9, 1) ERA: 0.53	1.0	S	3	0	0	0	2	0	0	0	0	0	0	8	12	0.00	0.000

PITCHER	IP	WLS	BF	H	R	ER	SO	BB	IBB	HBP	BLK	WP	HR	S	P	ERA	WHIP

San Diego Padres @ Cincinnati Reds

Great American Ball Park, Cincinnati, OH

Thu May 15 2014, 12:36 PM - 3:12 PM EDT

Att. 27,686 - Overcast - 53 F

TOP

livebaseballscorecards.com

Batter	1	2	3	4	5	6	7	8	9	AB	R	H	RBI	BB	SO	LOB
25 Will Venable, L (1, 9) OBP: 0.255, SLG: 0.265	X FC 88 0-0 2 G6-3 1B			B FC 88 F CH 83 X FC 88 1-1 ① B1-3		B CH 84 B CH 82 F FF 91 C FF 94 F CH 87 T SI 93 2-2 ③ K			B CH 82 B FC 88 C FC 87 F FF 93 B FC 87 B SI 94 4-2 2 DI BB	3	0	1	0	1	1	0
2 Everth Cabrera, S (1, 6) OBP: 0.278, SLG: 0.319	B SI 88 X FF 90 1-0 ① ② G6-3 1-2f			B FF 91 B CH 83 S FF 92 F FF 93 X FC 90 2-2 12 CS 1B			F FF 90 B FF 91 X FC 89 1-1 ① G4-3		C CH 82 B FC 89 X FC 89 1-1 ③ G1-3 1-2	4	0	1	0	0	0	2
12 Seth Smith, L (1, 7) OBP: 0.427, SLG: 0.580	B FF 91 C FC 90 B SL 83 X FC 89 2-1 ③ P4			1 SAFE B CH 83 C FF 92 1 SAFE B FC 88 S CH 83 B SI 94 B CH 84 4-2 ② 1-2 BB			C CU 74 B FF 93 B FC 89 B FF 94 F FC 89 X SI 94 3-2 7 G3-6-3 1B			2	0	1	0	1	0	0
7 Chase Headley, S (1, 5) OBP: 0.272, SLG: 0.373		X CH 87 0-0 ① G3-1		C FF 91 F FF 93 B SI 93 B FF 95 F FF 92 S CH 84 2-3 ③ K			C CH 83 F FF 93 X FF 91 0-2 ② ③ G3-6-3 1-2f			3	0	0	0	0	1	2
9 Jedd Gyorko, R (1, 4) OBP: 0.214, SLG: 0.286		B FC 90 C FF 91 S FF 90 C FC 88 1-3 ② K			B CH 82 F SI 93 X SL 81 1-1 ① G6-3			B FF 92 T SI 93 T SI 92 F CH 85 S CH 85 1-3 ① K		3	0	0	0	0	2	0
8 Yasmani Grandal, S (1, 2) OBP: 0.301, SLG: 0.407		T FF 90 B FF 91 S FC 88 B CH 84 S FF 94 2-3 ③ K			F CH 84 B FC 89 B FC 87 F CH 80 S FF 93 2-3 ② K			C CU 75 B FF 94 X FC 90 1-1 ② G3		3	0	0	0	0	2	0
23 Yonder Alonso, L (1, 3) OBP: 0.230, SLG: 0.260			C SI 90 F FF 88 X FC 88 0-2 ① L8		B CH 84 B FC 90 X CH 84 2-0 ③ L8			B CH 82 C CH 83 F FF 93 F SI 93 X CH 86 1-2 ③ L7		3	0	0	0	0	0	0
24 Cameron Maybin, R (1, 8) OBP: 0.362, SLG: 0.432			B CH 83 C FC 87 F FF 92 X SI 94 1-2 ② G3			C FF 92 F SI 93 X FF 93 0-2 ① P3			B SI 91 B CH 82 C FF 93 B FC 89 X FF 92 3-1 ① F7	3	0	0	0	0	0	0
22 Ian Kennedy, R (1, 1) OBP: 0.125, SLG: 0.313 39 Donn Roach, R (7, 1) OBP: 1.000, SLG: 2.000 4 Nick Hundley, R (9, PH) OBP: 0.286, SLG: 0.408			C FF 91 S SL 84 B FF 95 B FF 94 C FC 89 2-3 ③ K			B FC 87 S FF 94 C SI 93 F FC 89 X FC 87 1-2 ② G5-3			S SI 93 F FF 92 C FC 88 0-3 ② K	2 0 1	0 0 0	0 0 0	0 0 0	0 0 0	1 0 1	0 0 0
Inning Stats	R: 0 E: 0 K: 0 S: 4 H: 1 LOB: 0 BB: 0 P: 7	R: 0 E: 0 K: 2 S: 7 H: 0 LOB: 0 BB: 0 P: 10	R: 0 E: 0 K: 1 S: 9 H: 0 LOB: 0 BB: 0 P: 12	R: 0 E: 0 K: 1 S: 11 H: 1 LOB: 1 BB: 1 P: 20	R: 0 E: 0 K: 1 S: 6 H: 0 LOB: 0 BB: 0 P: 11	R: 0 E: 0 K: 1 S: 11 H: 0 LOB: 0 BB: 0 P: 14	R: 0 E: 0 K: 0 S: 8 H: 1 LOB: 0 BB: 0 P: 12	R: 0 E: 0 K: 1 S: 10 H: 0 LOB: 0 BB: 0 P: 13	R: 0 E: 0 K: 1 S: 9 H: 0 LOB: 1 BB: 1 P: 17	1B: 3 2B: 0 3B: 0 HR: 0 SF: 0 SAC: 0 DP: 2 HBP: 0						

AB	27
R	0
H	3
RBI	0
BB	2
SO	8
LOB	4

WP: 0 PA: 29
PB: 0
SB: 0
CS: 1

PITCHER	IP	WLS	BF	H	R	ER	SO	BB	IBB	HBP	BLK	WP	HR	S	P	ERA	WHIP
47 Johnny Cueto, R (1, 1) ERA: 1.25	9.0	W	29	3	0	0	8	2	0	0	0	0	0	75	116	0.00	0.556

PITCHER	IP	WLS	BF	H	R	ER	SO	BB	IBB	HBP	BLK	WP	HR	S	P	ERA	WHIP

Batter	1	2	3	4	5	6	7	8	9	AB	R	H	RBI	BB	SO	LOB
6 Billy Hamilton, S (1, 8) OBP: 0.302, SLG: 0.385	C FF 90 X FF 92 0-1 ① L8		X FF 89 0-0 4 F8 25 G3 1B		1 SAFE X FF 90 0-0 ② F7	X FF 89 0-0 ② L8		B SI 90 X SI 90 1-0 1-3 25 BB 1B		5	0	2	0	0	0	2
25 Skip Schumaker, L (1, 9) OBP: 0.290, SLG: 0.379	B FF 90 B FF 90 C FF 92 F FF 93 C KC 77 2-3 ② K		1 SAFE C FF 91 S FF 91 1 SAFE 1 SAFE 1 SAFE X FF 91 0-2 ① G3 1-2		1 SAFE F FF 91 C KC 76 B FF 92 F CH 83 X FF 93 1-2 1-3 4 HR 1B	B KC 75 X FF 90 1-0 ③ F7		B SI 91 S SI 90 B SI 91 F SI 90 F SI 91 D SI 87 F SI 90 F SI 90 4-2 F SI 90 B SI 90 1-2 BB		4	1	1	0	1	1	2
4 Brandon Phillips, R (1, 4) OBP: 0.312, SLG: 0.423	B FF 91 B FF 92 X FF 92 2-0 21 WP 2B		B CH 83 X FF 90 1-0 ② F8 2-3		B FF 91 B KC 78 S FF 92 X CH 86 2-1 1-H 3-H HR		C SI 88 S CU 76 B FS 86 B SI 91 F SI 90 S FS 85 2-3 ① K	C SI 90 F SI 91 F SI 91 X FS 84 0-2 ③ L4		5	1	2	3	0	1	4
19 Joey Votto, L (1, 3) OBP: 0.414, SLG: 0.459	B FF 91 S CH 84 B KC 77 D CH 85 B FF 92 4-1 21 WP BB		C FF 92 B FF 93 T FF 92 X FF 94 1-2 ③ F7		B FF 90 S FF 92 C KC 77 F FF 93 X KC 77 1-2 1B		X SI 88 0-0 ② G1			3	0	1	0	1	0	1
21 Todd Frazier, R (1, 5) OBP: 0.342, SLG: 0.507	F CH 84 C FF 91 B CH 84 B FF 94 F FF 94 F CH 84 S FF 94 2-3 ③ K 1-2 2-3			L FF 88 F KC 75 F FF 92 B CH 83 F CH 83 X FF 94 1-2 48 CS 1B	1 SAFE F FF 91 F FF 91 D SL 86 X FF 92 1-2 ③ L7		B SI 90 B SI 90 F SI 90 F SI 90 X FS 85 2-2 48 FC5-4 1B			4	0	2	0	0	1	3
48 Ryan Ludwick, R (1, 7) OBP: 0.336, SLG: 0.364		C KC 76 F FF 90 B CH 83 X KC 76 1-2 ① G5-3	C FF 92 B SL 87 F FF 91 S CH 83 1-3 ① ② K 1-2			X KC 74 0-0 29 2B 2 1B 1B	B SI 90 F SI 89 X SI 90 1-1 ③ FC5-4 1-2f			4	1	1	0	0	1	2
29 Brayan Peña, S (1, 2) OBP: 0.317, SLG: 0.468		B FF 90 C FF 91 X KC 77 1-1 2 G5-3 1B	X CH 83 0-0 ③ G4-3			C FF 90 B CH 83 S CH 83 F FF 91 X CH 83 1-2 2 1B 1-3 2B		B SI 89 X SI 89 1-0 ① G4-3		4	1	2	0	0	0	0
2 Zack Cozart, R (1, 6) OBP: 0.244, SLG: 0.288		T FF 91 B FF 91 C FF 91 D CH 84 F FF 92 F KC 78 B FF 92 X CH 84 3-2 ② G5-3 1-2			C FF 88 B CH 81 X FF 90 1-1 25 1B 4 HR 1B	B KC 77 C FF 92 X KC 78 1-1 47 SH3-4 2-H 3-H 1B		C SI 89 B CU 77 X SI 91 1-1 6 1B 1B		4	1	3	2	0	0	1
47 Johnny Cueto, R (1, 1) OBP: 0.174, SLG: 0.174		C FF 90 C FF 91 F FF 93 F FF 92 C KC 77 0-3 ③ K			L CH 82 C FF 90 X FF 92 0-2 ① B1	X FF 89 0-0 ① SH3-4 1-2		C SI 89 M SI 90 M SI 90 0-3 ② K		3	0	0	0	0	2	3
Inning Stats	R: 0 E: 0 K: 2 S: 12 H: 1 LOB: 2 BB: 1 P: 22	R: 0 E: 0 K: 1 S: 15 H: 1 LOB: 1 BB: 0 P: 20	R: 0 E: 0 K: 0 S: 8 H: 1 LOB: 1 BB: 0 P: 10	R: 0 E: 0 K: 1 S: 9 H: 1 LOB: 0 BB: 0 P: 11	R: 3 E: 0 K: 0 S: 19 H: 4 LOB: 1 BB: 0 P: 25	R: 2 E: 0 K: 0 S: 10 H: 3 LOB: 1 BB: 0 P: 13	R: 0 E: 0 K: 1 S: 10 H: 1 LOB: 1 BB: 0 P: 15	R: 0 E: 0 K: 1 S: 18 H: 2 LOB: 3 BB: 1 P: 25		1B: 11 2B: 2 3B: 0 HR: 1	SF: 0 SAC: 1 DP: 0 HBP: 0		WP: 1 PB: 0 SB: 0 CS: 1	PA: 39		

PITCHER		IP	WLS	BF	H	R	ER	SO	BB	IBB	HBP	BLK	WP	HR	S	P	ERA	WHIP
22 Ian Kennedy, R ERA: 3.6	(1, 1)	6.0	L	29	11	5	5	4	1	0	0	0	1	1	73	101	7.50	2.000
39 Donn Roach, R ERA: 2.57	(7, 1)	2.0		10	3	0	0	2	1	0	0	0	0	0	28	40	0.00	2.000

PITCHER	IP	WLS	BF	H	R	ER	SO	BB	IBB	HBP	BLK	WP	HR	S	P	ERA	WHIP

BOTTOM

San Diego Padres @ Cincinnati Reds

Great American Ball Park, Cincinnati, OH

Thu May 15 2014, 12:36 PM - 3:12 PM EDT

Att. 27,686 - Overcast - 53 F

livebaseballscorecards.com

AB	36
R	5
H	14
RBI	5
BB	2
SO	6
LOB	18

Batter	1	2	3	4	5	6	7	8	9	AB	R	H	RBI	BB	SO	LOB
13 Chris Denorfia, R (1, 9) (7, 7) OBP: 0.339, SLG: 0.400	C SI 87 F SI 85 B SI 89 S SL 80 1-3 ① **K**		C CU 71 C SI 87 F SI 88 F SL 80 B CH 80 X SI 88 1-2 7 1B 2B		C SI 88 B SI 88 F CU 69 D CH 78 X SI 84 2-2 2 FC6-4 1B		C SI 87 F CU 74 B SI 88 X SI 88 1-2 ① G6-3		C FF 92 B FF 93 S FF 93 F FF 94 B CU 77 B FF 94 S FF 92 3-3 ① **K**	5	1	2	0	0	2	0
2 Everth Cabrera, S (1, 6) OBP: 0.276, SLG: 0.333	C SI 88 C CU 71 S SI 87 0-3 ② **K**		B CU 71 B CU 70 B SI 85 C SI 87 X CH 82 3-1 ② G6-3		C SI 87 C CU 68 1 SAFE D SL 79 F SI 86 X CU 66 1-2 ③ FC6-4 1-2f		B SI 89 B SL 84 X SL 83 2-0 HR		B CU 76 B FF 93 F FF 93 F FF 94 B FF 95 F FF 94 F FF 93 F FF 94 S CU 78 3-3 ② K2-1-3	5	1	1	1	0	2	2
7 Chase Headley, S (1, 5) OBP: 0.278, SLG: 0.368	C CU 69 S SI 83 B CU 69 X SI 90 1-2 ③ **F9**		C SI 87 D SL 78 B SI 86 F CU 69 D SL 80 X SI 88 3-2 2-H 1B			B CH 81 B FF 92 S FC 90 F FC 90 B FF 95 B FC 90 4-2 44 BB 18 BB 23 1B BB	S SI 89 B SI 89 F CU 73 B SI 88 F CU 74 S CU 73 2-3 ② **K**		C FF 93 F FF 93 X FF 94 0-2 ③ **P6**	4	1	1	1	1	1	0
18 Carlos Quentin, R (1, 7) OBP: 0.375, SLG: 0.167 25 Will Venable, L (7, PR) OBP: 0.255, SLG: 0.265 (7, 9)		S SI 84 X SI 87 0-1 ① **F9**	D CH 78 X CH 79 1-0 ③ **P4**			D CU 74 D FC 89 F FC 92 1 SAFE D FC 88 D FF 92 4-1 23 1B 44 BB 1-2 BB	X CU 74 0-0 9 FC5-4 1B			3 0	0 0	1 0	0 0	1 0	0 0	1 0
9 Jedd Gyorko, R (1, 4) OBP: 0.209, SLG: 0.278		S SI 86 B SI 87 B CU 70 F CH 83 S SL 80 2-3 ② **K**		X CH 83 0-0 ① **L4**		B FC 92 B FF 92 X FF 92 2-0 ① **F7**	B SL 84 X SI 88 1-0 ③ FC5-4 1-2f			4	0	0	0	0	1	3
24 Cameron Maybin, R (1, 8) OBP: 0.353, SLG: 0.417		X CU 70 0-0 44 HR 1B		C CU 71 C CU 67 B SL 76 C SI 88 1-3 ② **K**		C CU 74 X CU 74 0-1 ② **F1**		B FF 86 B FF 88 C FF 88 X SI 88 2-1 ① G6-3		4	1	1	0	0	1	2
44 René Rivera, R (1, 2) OBP: 0.286, SLG: 0.447		B CU 69 X SI 85 1-0 1-H HR		B SI 84 X CH 77 1-0 ③ **P4**		B CU 75 B FC 88 B FF 92 D FF 93 4-0 23 1B 1-2 2-3 BB		B KC 72 C SI 86 C KC 72 B SI 87 F SI 86 X KC 74 2-2 ② **F8**		3	1	1	2	1	0	0
23 Yonder Alonso, L (1, 3) OBP: 0.238, SLG: 0.289		X SI 89 0-0 ③ **L1-3**			C SL 79 F SL 78 B SL 80 F CH 79 X SI 87 1-2 ① **L8**	X SL 83 0-0 1-2 2-3 3-H 1B		C FF 87 B SI 87 B CH 80 X FF 87 2-1 HR		4	1	2	2	0	0	0
38 Tyson Ross, R (1, 1) OBP: 0.063, SLG: 0.063 12 Seth Smith, L (8, PH) OBP: 0.424, SLG: 0.575 50 Nick Vincent, R (8, 1) 59 Kevin Quackenbush, R (9, 1)			B SI 87 X SI 86 1-0 ① **F8**		C SI 86 B SI 87 B SI 89 F SI 85 F CU 71 X SI 89 2-2 ② **L9**	X SL 83 0-0 ③ **L9**		C CH 79 B KC 74 S KC 74 F SI 86 F SI 85 B KC 73 B FF 87 X FF 88 3-2 ③ **F7**		3 1 0 0	0 0 0 0	0 0 0 0	0 0 0 0	0 0 0 0	0 0 0 0	3 0 0 0
Inning Stats	R: 0 E: 0 K: 2 S: 9 H: 0 LOB: 0 BB: 0 P: 11	R: 2 E: 0 K: 1 S: 8 H: 2 LOB: 0 BB: 0 P: 11	R: 1 E: 0 K: 0 S: 12 H: 2 LOB: 0 BB: 0 P: 21	R: 0 E: 0 K: 1 S: 5 H: 0 LOB: 0 BB: 0 P: 7	R: 0 E: 0 K: 0 S: 15 H: 1 LOB: 1 BB: 0 P: 21	R: 1 E: 0 K: 0 S: 8 H: 1 LOB: 3 BB: 3 P: 22	R: 1 E: 0 K: 1 S: 10 H: 2 LOB: 1 BB: 0 P: 16	R: 1 E: 0 K: 0 S: 13 H: 1 LOB: 0 BB: 0 P: 22	R: 0 E: 0 K: 2 S: 13 H: 0 LOB: 0 BB: 0 P: 19	1B: 5 2B: 1 3B: 0 HR: 3 SF: 0 SAC: 0 DP: 0 HBP: 0						

PITCHER		IP	WLS	BF	H	R	ER	SO	BB	IBB	HBP	BLK	WP	HR	S	P	ERA	WHIP
26 Jeff Francis, L ERA: 5.4	(1, 1)	5.0	L	20	5	3	3	4	0	0	0	0	0	1	49	71	5.40	1.000
Logan Ondrusek, R ERA: 6.3	(6, 1)	0.2		5	0	1	1	0	3	0	0	0	0	0	6	20	13.50	4.500
45 Sean Marshall, L ERA: 6.0	(6, 1)	1.1		7	3	1	1	1	0	0	0	0	0	1	12	18	6.75	2.250
63 Sam LeCure, R ERA: 1.1	(8, 1)	1.0		4	1	1	1	0	0	0	0	0	0	1	13	22	9.00	1.000
60 J.J. Hoover, R ERA: 9.24	(9, 1)	1.0		3	0	0	0	2	0	0	0	0	0	0	13	19	0.00	0.000

PITCHER	IP	WLS	BF	H	R	ER	SO	BB	IBB	HBP	BLK	WP	HR	S	P	ERA	WHIP

TOP

San Diego Padres @ Cincinnati Reds

Great American Ball Park, Cincinnati, OH

Thu May 15 2014, 6:11 PM - 8:57 PM EDT

Att. 23,544 - Overcast - 54 F

livebaseballscorecards.com

AB	36
R	6
H	9
RBI	6
BB	3
SO	7
LOB	11

WP: 0 PA: 39
PB: 0
SB: 0
CS: 0

BOTTOM

Batter	1	2	3	4	5	6	7	8	9	AB	R	H	RBI	BB	SO	LOB
6 Billy Hamilton, S (1, 8) OBP: 0.300, SLG: 0.375	B SI 93 B SI 94 C FF 93 B SL 86 C SI 94 B SI 93 4-2 28 S 4 G6-3 BB		X SI 92 0-0 ① G3		C SI 94 X SL 87 0-1 ② G3		X SI 93 0-0 ③ G1-3			3	1	0	0	1	0	0
28 Chris Heisey, R (1, 7) OBP: 0.291, SLG: 0.316	1 SAFE P PO 88 B SL 86 D SL 85 B FF 93 4-0 21 PB 4 G6-3 1-3 BB		B FF 93 S SL 85 S SL 87 B SL 88 B FF 95 B SL 86 4-2 4 FC6-4 BB		C SL 86 B SI 93 B SI 94 S SL 88 B SI 94 F SI 93 X SL 87 3-2 2B			C FF 89 B FF 90 S FF 90 B SL 88 X SL 88 2-2 ① F9		2	0	1	0	2	0	0
4 Brandon Phillips, R (1, 4) OBP: 0.304, SLG: 0.412	F FF 93 X SI 92 0-1 ① G6-3 1-2 3-H		1 SAFE C FF 91 B SL 86 1 SAFE D CH 85 X SI 90 2-1 ② FC6-4 1-2f		S SL 86 C SL 87 B FF 94 X SL 87 1-2 ③ F9			C SL 88 F FF 90 F FF 91 F FF 90 S FF 91 0-3 ② K		4	0	0	1	0	1	3
19 Joey Votto, L (1, 3) OBP: 0.410, SLG: 0.449	C SI 93 C SI 93 S SL 88 0-3 ② K		S CH 87 F CH 87 1 SAFE S SL 87 0-3 ③ K			C SI 90 B CH 86 B CH 86 C SL 84 F SI 93 S SL 87 2-3 ① K		C FF 90 B SL 88 B SL 87 B SI 89 B SL 88 4-1 BB		3	0	0	0	1	3	2
21 Todd Frazier, R (1, 5) OBP: 0.346, SLG: 0.504	D SL 87 B FF 94 D SL 87 B SI 93 4-0 2-3 BB			B SI 92 C SL 88 S FF 94 X SL 88 1-2 ① L9		F SI 93 B SL 87 X SI 94 1-1 1B		S SL 87 B SL 87 B FF 89 B FF 88 C SL 89 C SL 88 3-3 ③ K		3	0	1	0	1	1	1
15 Roger Bernadina, L (1, 9) OBP: 0.289, SLG: 0.139	B FF 93 X SI 91 1-0 ③ G4-3			C FF 95 F SI 95 T SL 86 0-2 ② K		F CH 89 B SI 92 C SI 91 C SI 92 1-3 ② K			C FF 90 B CU 74 B FF 91 X FF 90 2-1 ① F9	4	0	0	0	0	2	3
16 Tucker Barnhart, L (1, 2) OBP: 0.154, SLG: 0.240		C SI 92 X SI 92 0-1 ① G3		B SI 94 B SI 93 B SL 86 B FF 92 4-0 7 FC6-4 BB		B SI 91 C SI 90 F SI 92 D SL 87 S SL 85 2-3 ③ K			X FF 91 0-0 ② G3	3	0	0	0	1	1	1
7 Ramon Santiago, S (1, 6) OBP: 0.286, SLG: 0.240		B FF 93 X FF 92 1-0 ② P5		C SL 85 C SI 92 D SL 86 X SI 94 1-2 ③ FC6-4 1-2f			B SI 90 C SL 83 B SI 90 X SL 82 2-1 29 G4-6-3 1B		C FF 91 C FF 91 B FF 91 C FF 91 1-3 ③ K	4	0	1	0	0	1	1
26 Jeff Francis, L (1, 1) 50 Neftali Soto, R (5, PH) OBP: 0.111, SLG: 0.176 Logan Ondrusek, R (6, 1) 45 Sean Marshall, L (6, 1) 29 Brayan Peña, S (7, PH) OBP: 0.313, SLG: 0.462 63 Sam LeCure, R (8, 1) 60 J.J. Hoover, R (9, 1)		C FF 92 B FF 94 F SI 93 B SI 94 S SI 93 2-3 ③ K			B FF 93 B SI 91 S SL 85 S SL 86 T SL 87 2-2 ① K		X CH 88 0-0 ①② G4-6-3 1-2f			1 0 0 0 0 1 0 1 0 0 0 0 1 0 0 0 0 0 0 0 0 0 0 0 0 0 0 0 1 0 0 0 0 0 1 0 0 0 0 0 0 0 0 0 0 0 0 0 0						
Inning Stats	R: 1 E: 0 K: 1 S: 9 H: 0 LOB: 2 BB: 3 P: 21	R: 0 E: 0 K: 1 S: 6 H: 0 LOB: 0 BB: 0 P: 9	R: 0 E: 0 K: 1 S: 8 H: 0 LOB: 1 BB: 1 P: 14	R: 0 E: 0 K: 1 S: 9 H: 0 LOB: 1 BB: 1 P: 15	R: 0 E: 0 K: 1 S: 12 H: 1 LOB: 1 BB: 0 P: 18	R: 0 E: 0 K: 3 S: 12 H: 1 LOB: 1 BB: 0 P: 18	R: 0 E: 0 K: 0 S: 4 H: 1 LOB: 0 BB: 0 P: 6	R: 0 E: 0 K: 2 S: 12 H: 0 LOB: 1 BB: 1 P: 21	R: 0 E: 0 K: 1 S: 6 H: 0 LOB: 0 BB: 0 P: 9	1B: 2 2B: 1 3B: 0 HR: 0	SF: 0 SAC: 0 DP: 1 HBP: 0						

PITCHER		IP	WLS	BF	H	R	ER	SO	BB	IBB	HBP	BLK	WP	HR	S	P	ERA	WHIP
38 Tyson Ross, R ERA: 2.81	(1, 1)	7.0	W	28	3	1	1	8	5	0	0	0	0	0	60	101	1.29	1.143
50 Nick Vincent, R ERA: 3.31	(8, 1)	1.0		4	0	0	0	2	1	0	0	0	0	0	12	21	0.00	1.000
59 Kevin Quackenbush, R ERA: 4.91	(9, 1)	1.0		3	0	0	0	1	0	0	0	0	0	0	6	9	0.00	0.000

PITCHER	IP	WLS	BF	H	R	ER	SO	BB	IBB	HBP	BLK	WP	HR	S	P	ERA	WHIP

San Diego Padres @ Cincinnati Reds

Great American Ball Park, Cincinnati, OH

Thu May 15 2014, 6:11 PM - 8:57 PM EDT

Att. 23,544 - Overcast - 54 F

livebaseballscorecards.com

AB	29
R	1
H	3
RBI	1
BB	6
SO	11
LOB	12

WP: 0	PA: 35																	
PB: 1																		
SB: 2																		
CS: 0																		

Cincinnati Reds @ Philadelphia Phillies

Citizens Bank Park, Philadelphia, PA

Fri May 16 2014, 7:09 PM - 9:55 PM EDT

Att. 27,316 - Cloudy - 64 F

livebaseballscorecards.com

Batter	1	2	3	4	5	6	7	8	9	AB	R	H	RBI	BB	SO	LOB
6 Billy Hamilton, S (1, 8) OBP: 0.298, SLG: 0.371	L SI 88 F SI 88 B SI 89 B SI 89 X SI 90 2-2 4 F8 25 1B 39 HR 1B		B SI 87 S FC 86 B CH 80 L SI 88 S SI 89 2-3 ① K			M CH 79 B SL 77 B CH 81 X SI 89 2-1 ① L7		B FF 91 L FF 92 F FF 92 S FF 92 1-3 ② K		4	1	1	0	0	2	0
25 Skip Schumaker, L (1, 9) OBP: 0.286, SLG: 0.364	1 SAFE B SI 89 1 SAFE 1 SAFE C SI 89 1 SAFE S CH 81 F SI 90 B FC 86 2-2 1 SAFE 1 SAFE X CH 81 1-2 39 HR 1B		B CH 80 X SI 88 1-0 ② G4-3			C SI 90 B SI 90 F SL 77 B FC 88 F SI 91 X SL 80 2-2 ② L8		S SL 86 B FF 91 B FF 92 B FF 91 C FF 92 C SL 85 3-3 ③ K		4	1	1	0	0	1	0
4 Brandon Phillips, R (1, 4) OBP: 0.309, SLG: 0.420	B SI 90 F SI 90 X SI 90 1-1 ① F8 2-3		C SL 76 X CH 79 0-1 ③ G3			B SI 91 X SI 90 1-0 1B			B SL 83 S SI 89 F SI 89 X SI 89 1-2 2B	4	0	2	0	0	0	2
21 Todd Frazier, R (1, 5) OBP: 0.338, SLG: 0.490	C SI 89 B SI 89 X FC 87 1-1 ② P4			B SL 76 C SI 88 F FC 85 B SI 90 F SL 79 X CH 81 2-2 ① F9		F FC 87 D FC 88 X SI 91 1-1 ③ L8			B CH 81 F SI 90 C SI 90 D SI 91 X CH 82 2-2 ① G5-3	4	0	0	0	0	0	4
39 Devin Mesoraco, R (1, 2) OBP: 0.509, SLG: 0.820	C SL 77 B SI 91 B CH 82 X FC 88 2-1 1-H 3-H HR			C SI 90 B SI 90 S SL 78 B SI 90 B SL 77 C SI 91 3-3 ② K			B CH 79 B CH 79 S FC 86 B SL 78 S SI 89 B SI 90 4-2 BB		C SI 90 B SI 90 C SI 91 S SI 91 1-3 ② K	3	1	1	3	1	2	1
48 Ryan Ludwick, R (1, 7) OBP: 0.333, SLG: 0.355 50 Neftali Soto, R (9, 3) OBP: 0.111, SLG: 0.176	B SI 89 X SI 88 1-0 ③ G6-3			C SI 90 B SI 90 B SL 77 S CH 81 C SL 77 2-3 ③ K			F FC 86 1 SAFE F SI 90 F CH 83 B SI 91 B SI 92 X SI 91 2-2 ① P3		D CH 84 C CH 83 B SI 90 B SI 91 D SI 90 4-1 BB	3 0	0 0	0 0	0 0	1 0	1 0	1 0
29 Brayan Peña, S (1, 3) OBP: 0.299, SLG: 0.439 54 Aroldis Chapman, L (9, 1)		X SI 86 0-0 ① G4-3			C SI 89 B CH 81 X FC 87 1-1 ① P3		B SL 80 B SI 91 C FC 88 F FC 89 X SI 91 2-2 ② L7		B SI 90 X SL 83 1-0 ③ L3	4 0	0 0	0 0	0 0	0 0	0 0	3 0
2 Zack Cozart, R (1, 6) OBP: 0.239, SLG: 0.281		C SI 87 B SI 86 F SI 87 F FC 85 F SI 89 B SI 89 X CH 80 2-2 ② F7			B SL 76 C FC 86 T SI 89 B SI 89 F SI 90 S SI 91 2-3 ② K		C SI 91 X SI 91 0-1 ③ P3			3	0	0	0	0	1	1
31 Alfredo Simon, R (1, 1) OBP: 0.063, SLG: 0.063 43 Manny Parra, L (8, 1) 28 Chris Heisey, R (9, 7) OBP: 0.291, SLG: 0.316		C SI 88 X SI 88 0-1 ③ G3			C SI 89 B SL 77 S SI 90 S SI 90 1-3 ③ K			B FF 91 C FF 91 T FF 92 F SL 84 S FF 91 1-3 ① K		3 0 0	0 0 0	0 0 0	0 0 0	0 0 0	2 0 0	0 0 0
Inning Stats	R: 3 H: 3 E: 0 LOB: 0 K: 0 BB: 0 S: 14 P: 23	R: 0 H: 0 E: 0 LOB: 0 K: 0 BB: 0 S: 8 P: 10	R: 0 H: 0 E: 0 LOB: 0 K: 1 BB: 0 S: 6 P: 9	R: 0 H: 0 E: 0 LOB: 0 K: 2 BB: 0 S: 10 P: 17	R: 0 H: 0 E: 0 LOB: 0 K: 2 BB: 0 S: 9 P: 13	R: 0 H: 1 E: 0 LOB: 1 K: 0 BB: 0 S: 9 P: 15	R: 0 H: 0 E: 0 LOB: 1 K: 0 BB: 1 S: 11 P: 19	R: 0 H: 0 E: 0 LOB: 0 K: 3 BB: 0 S: 10 P: 15	R: 0 H: 1 E: 0 LOB: 2 K: 1 BB: 1 S: 11 P: 20	1B: 3 SF: 0 2B: 1 SAC: 0 3B: 0 DP: 0 HR: 1 HBP: 0						

PITCHER		IP	WLS	BF	H	R	ER	SO	BB	IBB	HBP	BLK	WP	HR	S	P	ERA	WHIP
38 Kyle Kendrick, R ERA: 3.96	(1, 1)	7.0	L	26	4	3	3	5	1	0	0	0	0	1	67	106	3.86	0.714
59 Antonio Bastardo, L ERA: 4.82	(8, 1)	1.0		3	0	0	0	3	0	0	0	0	0	0	10	15	0.00	0.000
27 Roberto Hernandez, R ERA: 3.98	(9, 1)	1.0		5	1	0	0	1	1	0	0	0	0	0	11	20	0.00	2.000

PITCHER	IP	WLS	BF	H	R	ER	SO	BB	IBB	HBP	BLK	WP	HR	S	P	ERA	WHIP

TOP	
AB	32
R	3
H	5
RBI	3
BB	2
SO	9
LOB	12

WP: 0 PA: 34
PB: 0
SB: 0
CS: 0

Batter	1	2	3	4	5	6	7	8	9	AB	R	H	RBI	BB	SO	LOB
11 Jimmy Rollins, S (1, 6) OBP: 0.354, SLG: 0.413	C SI 95 C SI 94 B SI 94 B FS 86 F FS 86 S SI 94 2-3 K		B FS 87 B SI 94 F SI 95 F FS 86 B FC 89 F SI 95 B SI 95 4-2 51 1B BB		B FS 87 F FS 83 X FS 84 1-1 G3 2-3			C FS 84 S FS 87 F FS 87 F FS 86 B FS 85 B FS 81 B X FF 94 3-2 F9		3	0	0	0	1	1	1
51 Carlos Ruiz, R (1, 2) OBP: 0.388, SLG: 0.411	B FF 95 C FS 88 S SI 94 H SI 94 2-2 6 FC4-6 26 1B HBP		B FS 87 1 SAFE 1 SAFE B FC 88 F FF 94 1 SAFE X SI 93 2-1 1-3 1B		C SI 95 C CU 78 S FC 89 0-3 K			X FF 94 0-0 L8		3	0	1	0	0	1	1
26 Chase Utley, L (1, 4) OBP: 0.404, SLG: 0.569	C SI 94 B SI 95 X SI 93 1-1 6 FC4-6 1-2 1B		C CU 78 F SI 94 S FS 89 0-3 K			B SI 93 X SI 93 1-0 F8		C SI 94 F FC 88 B CU 79 X FS 87 1-2 1B		4	0	2	0	0	1	2
6 Ryan Howard, L (1, 3) OBP: 0.317, SLG: 0.439	S FF 94 B FS 86 B FS 86 X SI 95 2-1 FC4-6 1-2f 2-3		F FC 87 S FS 86 S FS 82 0-3 K			S SI 94 C FC 87 X CU 78 0-2 L7		B FF 93 S SL 83 F SL 83 B FF 93 S SL 85 2-3 K		4	0	0	0	0	2	5
3 Marlon Byrd, R (1, 9) OBP: 0.331, SLG: 0.467	B FF 89 C FC 87 F SI 94 B FC 90 S FC 89 2-3 K			C FS 86 F FF 95 X FS 86 0-2 P6		C SI 93 B FC 85 S FS 84 B SI 93 B CU 77 X FC 87 3-2 F9			X FF 99 0-0 L5	4	0	0	0	0	1	2
9 Domonic Brown, L (1, 7) OBP: 0.275, SLG: 0.286		C SI 95 B SI 95 X SI 95 1-1 F9		C CU 77 S FS 86 F FS 84 X EP 70 0-2 G1-3			S CU 75 B CU 75 F SI 93 F FS 86 F FS 85 F EP 66 X FS 84 1-2 G3-1		C FF 101 C FF 102 F FF 102 F FF 101 F SL 90 S SL 89 0-3 K	4	0	0	0	0	1	0
15 John Mayberry Jr., R (1, 8) OBP: 0.282, SLG: 0.250		X FC 89 0-0 G5-3		C CU 76 C SI 94 B CU 76 B FS 87 S FS 87 2-3 K			C FC 86 B CU 80 X FS 87 1-1 P5		B FF 100 B FF 100 B SL 89 B FF 99 4-0 25 E BB	3	0	0	0	1	1	0
25 Cody Asche, L (1, 5) OBP: 0.327, SLG: 0.400		C SI 95 C CU 78 T CU 77 0-2 K			F FS 85 X CU 77 0-1 11 G3 2B		X SI 94 0-0 19 FC4-6 1B		C FF 99 X FF 100 0-1 E8 1-3 1B	4	0	3	0	0	1	0
38 Kyle Kendrick, R (1, 1) OBP: 0.063, SLG: 0.063 19 Tony Gwynn Jr., L (7, PH) OBP: 0.286, SLG: 0.218 59 Antonio Bastardo, R (8, 1) 27 Roberto Hernandez, R (9, 1) 16 César Hernández, S (9, PH) OBP: 0.250, SLG: 0.267			B FF 94 C FF 94 X FC 86 1-1 G6-3		B FF 94 S FC 87 L SI 94 L FC 88 1-3 K		B SI 94 X SI 93 1-0 FC4-6 1-2f		B FF 100 F FF 99 S SL 88 F FF 101 S FF 101 1-3 K	2 1 0 0 1	0 0 0 0 0	0 0 0 0 0	0 0 0 0 0	0 0 0 0 0	1 0 0 0 1	1 1 0 0 2
Inning Stats	R: 0 E: 0 K: 2 S: 13 H: 1 LOB: 2 BB: 0 P: 22	R: 0 E: 0 K: 1 S: 6 H: 0 LOB: 0 BB: 0 P: 7	R: 0 E: 0 K: 2 S: 13 H: 1 LOB: 2 BB: 1 P: 20	R: 0 E: 0 K: 1 S: 10 H: 0 LOB: 0 BB: 0 P: 12	R: 0 E: 0 K: 2 S: 10 H: 1 LOB: 1 BB: 0 P: 12	R: 0 E: 0 K: 0 S: 7 H: 0 LOB: 0 BB: 0 P: 11	R: 0 E: 0 K: 0 S: 10 H: 1 LOB: 1 BB: 0 P: 13	R: 0 E: 0 K: 1 S: 12 H: 1 LOB: 1 BB: 0 P: 18	R: 0 E: 1 K: 2 S: 13 H: 1 LOB: 2 BB: 1 P: 18	1B: 5 2B: 1 3B: 0 HR: 0 SF: 0 SAC: 0 DP: 0 HBP: 1						

PITCHER	IP	WLS	BF	H	R	ER	SO	BB	IBB	HBP	BLK	WP	HR	S	P	ERA	WHIP
31 Alfredo Simon, R (1, 1) ERA: 2.45	7.2	W	30	5	0	0	8	1	0	1	0	0	0	78	110	0.00	0.783
43 Manny Parra, L (8, 1) ERA: 3.95	0.1	H	1	0	0	0	1	0	0	0	0	0	0	3	5	0.00	0.000
54 Aroldis Chapman, L (9, 1) ERA: 3.0	1.0	S	5	1	0	0	2	1	0	0	0	0	0	13	18	0.00	2.000

PITCHER	IP	WLS	BF	H	R	ER	SO	BB	IBB	HBP	BLK	WP	HR	S	P	ERA	WHIP

BOTTOM

Cincinnati Reds @ Philadelphia Phillies

Citizens Bank Park, Philadelphia, PA

Fri May 16 2014, 7:09 PM - 9:55 PM EDT

Att. 27,316 - Cloudy - 64 F

livebaseballscorecards.com

AB	33
R	0
H	6
RBI	0
BB	2
SO	11
LOB	15

Batter	1	2	3	4	5	6	7	8	9	AB	R	H	RBI	BB	SO	LOB
6 Billy Hamilton, S (1, 8) OBP: 0.289, SLG: 0.358	C FF 92 C FF 94 F FF 94 B FF 93 C CU 79 1-3 ① K	B FF 92 X CH 84 1-0 ③ G5-3			C FF 92 X FC 90 0-1 ② G5-3			C SI 97 B SI 95 C SI 96 B SI 98 X SL 85 2-2 ② P1		4	0	0	0	0	1	1
2 Zack Cozart, R (1, 6) OBP: 0.239, SLG: 0.288	C FF 92 B CU 79 X FF 92 1-1 21 1B 48 FC4-6 2B		C FF 90 F FC 89 S FF 92 0-3 ① K		B FF 92 B FF 92 C FF 92 X FC 88 2-1 ③ P3			B SI 97 F SI 97 F SL 87 X SI 96 1-2 ③ F8		4	1	1	0	0	1	0
4 Brandon Phillips, R (1, 4) OBP: 0.310, SLG: 0.415 7 Ramon Santiago, S (8, 5) OBP: 0.276, SLG: 0.231	C FF 92 S CH 85 B FF 93 B FF 93 B FF 94 D CH 86 4-2 48 FC4-6 21 1B BB		C FF 91 C FF 92 S CU 78 0-3 ② K			F FC 89 X FF 90 0-1 ① G5-3			B FF 89 X FF 90 1-0 ① P6	2 1	0 0	0 0	0 0	1 0	1 0	0 0
21 Todd Frazier, R (1, 5) OBP: 0.337, SLG: 0.486 28 Chris Heisey, R (8, 9) OBP: 0.287, SLG: 0.313	B FC 89 C CH 86 S CH 84 X CH 85 1-2 48 FC4-6 1B 1-2 2-3		S CH 85 S FF 93 S FF 93 0-3 ③ K			S FF 92 B CU 78 F FC 89 B CH 86 S FF 92 2-3 ② K			X FF 90 0-0 ② P2	3 1	0 0	1 0	0 0	0 0	2 0	0 0
48 Ryan Ludwick, R (1, 7) OBP: 0.331, SLG: 0.345	C FF 93 X FF 93 0-1 ② FC4-6 1-2f 2-3 3-H			C CH 82 B CU 77 B CU 76 X FF 92 2-1 ① F9		B FF 92 T FF 93 F FF 92 F CH 86 C FF 92 1-3 ③ K			B FF 90 B FF 90 B FF 90 C FF 89 B FF 90 4-1 BB	3	0	0	1	1	1	2
25 Skip Schumaker, L (1, 9) OBP: 0.256, SLG: 0.324 (8, 4)	B FF 90 C FF 92 X FF 92 1-1 ③ G1-3			B FF 91 C FF 92 X FF 92 1-1 ② F7			B FF 92 X FC 88 1-0 ① G4-3		C FF 91 B FS 84 F FF 91 F FF 91 D FS 85 X FS 86 2-2 ③ F9	4	0	0	0	0	0	3
50 Neftali Soto, R (1, 3) OBP: 0.143, SLG: 0.200 63 Sam LeCure, R (7, 1)		F FF 92 B FF 92 T CH 84 S FF 91 1-3 ① K		S CH 84 B FC 89 B FF 92 X CH 84 2-1 16 FC6-4 1B			F FF 93 F FC 90 C FF 91 0-3 ② K			3 0	0 0	1 0	0 0	0 0	2 0	0 0
16 Tucker Barnhart, L (1, 2) OBP: 0.138, SLG: 0.214		F FF 92 C FF 93 C FF 93 0-3 ② K		X FF 92 0-0 ③ FC6-4 1-2f			X FC 89 0-0 ③ G5-3			3	0	0	0	0	1	1
34 Homer Bailey, R (1, 1) OBP: 0.267, SLG: 0.214 Logan Ondrusek, R (4, 1) 60 J.J. Hoover, R (6, 1) 45 Sean Marshall, L (7, 1) 29 Brayan Peña, S (7, 3) OBP: 0.295, SLG: 0.434		B FF 91 B FF 93 C FF 92 B FF 91 F FF 92 D CH 85 4-2 BB			B FF 90 C FF 90 S FF 90 B FF 91 B FF 91 F FF 90 T FF 91 3-2 ① K			B SI 97 X SI 96 1-0 ① F8		0 1 0 0 1	0 0 0 0 0	0 0 0 0 0	0 0 0 0 0	1 0 0 0 0	0 1 0 0 0	0 0 0 0 0
Inning Stats	R: 1 E: 0 K: 1 S: 15 H: 2 LOB: 2 BB: 1 P: 23	R: 0 E: 0 K: 2 S: 9 H: 0 LOB: 1 BB: 1 P: 15	R: 0 E: 0 K: 3 S: 9 H: 0 LOB: 0 BB: 0 P: 9	R: 0 E: 0 K: 0 S: 7 H: 1 LOB: 1 BB: 0 P: 12	R: 0 E: 0 K: 1 S: 8 H: 0 LOB: 0 BB: 0 P: 13	R: 0 E: 0 K: 2 S: 9 H: 0 LOB: 0 BB: 0 P: 12	R: 0 E: 0 K: 1 S: 5 H: 0 LOB: 0 BB: 0 P: 6	R: 0 E: 0 K: 0 S: 7 H: 0 LOB: 0 BB: 0 P: 11	R: 0 E: 0 K: 0 S: 7 H: 0 LOB: 1 BB: 1 P: 14	1B: 2 2B: 1 3B: 0 HR: 0	SF: 0 SAC: 0 DP: 0 HBP: 0			WP: 0 PB: 0 SB: 0 CS: 0	PA: 33		

PITCHER		IP	WLS	BF	H	R	ER	SO	BB	IBB	HBP	BLK	WP	HR	S	P	ERA	WHIP
35 Cole Hamels, L ERA: 4.4	(1, 1)	7.0	W	26	3	1	1	10	2	0	0	0	0	0	62	90	1.29	0.714
63 Jake Diekman, L ERA: 4.29	(8, 1)	1.0		3	0	0	0	0	0	0	0	0	0	0	7	11	0.00	0.000
58 Jonathan Papelbon, R ERA: 1.65	(9, 1)	1.0		4	0	0	0	0	1	0	0	0	0	0	7	14	0.00	1.000

PITCHER	IP	WLS	BF	H	R	ER	SO	BB	IBB	HBP	BLK	WP	HR	S	P	ERA	WHIP

TOP

Cincinnati Reds @ Philadelphia Phillies

Citizens Bank Park, Philadelphia, PA

Sat May 17 2014, 7:08 PM - 10:00 PM EDT

Att. 30,075 - Partly Cloudy - 71 F

livebaseballscorecards.com

AB	30
R	1
H	3
RBI	1
BB	3
SO	10
LOB	7

BOTTOM

Cincinnati Reds @ Philadelphia Phillies

Citizens Bank Park, Philadelphia, PA

Sat May 17 2014, 7:08 PM - 10:00 PM EDT

Att. 30,075 - Partly Cloudy - 71 F

livebaseballscorecards.com

Batter	1	2	3	4	5	6	7	8	9	AB	R	H	RBI	BB	SO	LOB
11 Jimmy Rollins, S (1, 6) OBP: 0.352, SLG: 0.408 17 Reid Brignac, L (7, PH) (8, 6)	C SI 93 C SI 93 B FF 94 B CH 87 F SI 94 B SL 84 X FF 95 3-2 6 F7 51 1B 1B		X SI 93 0-0 ① F8	D KC 79 C SI 94 C FF 94 D SL 86 F FF 93 F KC 79 D CH 86 F FF 93 S FF 94 3-3 ② K		C CU 76 X FF 94 0-1 ③ F9	S SI 89 B KC 75 F KC 74 F SI 88 F KC 75 S CH 81 1-3 ③ K			4 0 1 0 0 1 1 1 0 0 0 0 1 1						
51 Carlos Ruiz, R (1, 2) OBP: 0.396, SLG: 0.414	C SI 92 B KC 78 B SI 94 F SL 83 X SI 94 2-2 1-2 1B		C FF 94 F FF 95 B SL 85 F SL 84 F FF 96 B SI 96 B SI 95 X FF 95 3-2 ② G6-3	X KC 78 0-0 26 WP 26 1B 2-H 1B			C SI 88 H SL 85 1-1 6 BB 26 BB 3 FC1-2 HBP	F SI 88 B KC 74 B SL 80 C SI 89 X KC 74 2-2 ① G5-3		4 1 2 1 0 0 0						
26 Chase Utley, L (1, 4) OBP: 0.406, SLG: 0.565 16 César Hernández, S (8, 4) OBP: 0.294, SLG: 0.500	B SI 93 S SI 92 F SI 92 X FF 94 1-2 ① F6		B KC 80 B SI 94 B KC 78 C SI 95 C SI 94 X SI 94 3-2 ③ G4-3	B CH 83 D FF 95 F SI 94 X FF 94 2-1 1-H 1B			B SI 89 B SL 84 B SL 84 D SI 89 4-0 3 FC1-2 6 BB 25 1B 1-2 BB	S CH 81 B CH 82 B SI 87 F SI 87 F SI 86 B SI 87 X SI 87 3-2 HR		3 1 1 1 1 0 2 1 1 1 1 0 0 0						
6 Ryan Howard, L (1, 3) OBP: 0.320, SLG: 0.430	C SI 93 D CH 86 X SI 93 1-1 ② F7 2-3			B SI 90 B FF 94 B SI 94 F SI 95 F SI 95 B KC 79 4-2 3 2B 25 2B BB B FF 94 D FC 92 S FF 96 S FF 96 S CH 82 2-3 ③ K			C SL 85 S CU 74 B CU 73 B FF 90 D CU 74 F SL 83 D SL 83 4-2 25 1B 3 FC1-2 9 2B 1-2 2-3 BB	B SI 90 C FF 88 X CH 81 1-1 ② G3		3 2 0 0 2 1 3						
3 Marlon Byrd, R (1, 9) OBP: 0.333, SLG: 0.471	X SL 84 0-0 ③ G5-3			C FF 94 X SL 84 0-1 ① 25 2B 1-3 2B	B FF 92 B FF 94 X FF 93 2-0 ① G5-3		X SI 89 0-0 ① FC1-2 25 1B 9 2B 1-2 2-3 3-Hf	B FF 90 F KC 74 X KC 75 1-1 25 BB 1B		5 2 2 0 0 0 5						
25 Cody Asche, L (1, 5) OBP: 0.339, SLG: 0.413		B KC 78 C SI 94 S KC 79 B FF 95 X FF 95 2-2 ① G6-3		C KC 80 S KC 80 F FF 95 X SI 94 0-2 9 HR 2-H 3-H 2B	C CH 84 B SI 94 S CH 84 X CH 83 1-2 ② G3-1		C SL 82 X SI 89 0-1 9 2B 1-2 2-3 3-H 1B	B KC 72 C KC 73 C CH 81 D KC 75 D KC 76 B CH 79 4-2 1-2 BB		4 2 2 3 1 0 0						
9 Domonic Brown, L (1, 7) OBP: 0.278, SLG: 0.317		B FF 94 C FF 94 B SI 94 F FF 96 F KC 81 B FF 96 F SI 95 F FF 94 F SL 88 3-2 ② X SL 86 P5		B SI 94 B SI 91 B FF 94 X SI 93 3-0 2-H HR	B CH 83 B SI 94 B CH 83 F FF 95 X FF 95 3-1 ③ F8		C SL 83 B SL 80 X CU 74 1-1 15 PB 15 2B 1-H 2-H 3-H 2B	B FF 88 C SI 87 B CH 80 X CH 82 2-1 ③ G3		5 2 2 5 0 0 2						
19 Tony Gwynn Jr., L (1, 8) OBP: 0.299, SLG: 0.224		B FF 94 B CH 88 B SI 94 B FF 94 4-0 BB		C KC 79 S CH 87 B CH 87 X SI 95 1-2 35 SH5-4 51 1B 1B		B FF 92 B FF 94 X FF 92 2-0 ① F9	C FF 88 S SL 82 S CU 74 0-3 ② K			3 1 1 0 1 1 1						
35 Cole Hamels, L (1, 1) OBP: 0.111, SLG: 0.111 15 John Mayberry Jr., R (7, PH) OBP: 0.300, SLG: 0.303 63 Jake Diekman, R (8, 1) 58 Jonathan Papelbon, R (9, 1)		C FF 94 S SI 95 1 SAFE F FF 94 S FF 95 0-3 ③ K		L SI 92 B SI 91 X SI 92 1-1 SH5-4 1-2		S FF 93 S FF 92 S FF 94 0-3 ② K	B CU 74 C CU 74 B SI 88 C CU 73 F FF 88 B CU 75 X SL 82 3-2 2-H 2B			2 0 0 0 0 2 1 1 0 1 1 0 0 0 0 0 0 0 0 0 0 0 0 0 0 0 0 0						
Inning Stats	R: 0 E: 0 K: 0 S: 13 H: 2 LOB: 2 BB: 0 P: 20	R: 0 E: 0 K: 1 S: 14 H: 0 LOB: 1 BB: 1 P: 23	R: 0 E: 0 K: 0 S: 9 H: 0 LOB: 0 BB: 0 P: 15	R: 6 E: 0 K: 2 S: 27 H: 6 LOB: 1 BB: 1 P: 43	R: 0 E: 0 K: 0 S: 6 H: 0 LOB: 0 BB: 0 P: 12	R: 0 E: 0 K: 1 S: 6 H: 0 LOB: 0 BB: 0 P: 8	R: 5 E: 0 K: 2 S: 21 H: 3 LOB: 1 BB: 2 P: 35	R: 1 E: 0 K: 0 S: 15 H: 2 LOB: 2 BB: 1 P: 28		1B: 7 2B: 4 3B: 0 HR: 2 SF: 0 SAC: 1 DP: 0 HBP: 1						

AB	36
R	12
H	13
RBI	12
BB	5
SO	6
LOB	16

WP: 1 PA: 43
PB: 1
SB: 0
CS: 0

PITCHER		IP	WLS	BF	H	R	ER	SO	BB	IBB	HBP	BLK	WP	HR	S	P	ERA	WHIP
34 Homer Bailey, R ERA: 5.44	(1, 1)	3.2	L	20	7	6	6	2	2	0	0	0	0	1	58	92	14.73	2.455
Logan Ondrusek, R ERA: 5.56	(4, 1)	1.1		5	1	0	0	1	0	0	0	0	1	0	11	21	0.00	0.750
60 J.J. Hoover, R ERA: 8.56	(6, 1)	1.0		3	0	0	0	1	0	0	0	0	0	0	6	8	0.00	0.000
45 Sean Marshall, L ERA: 12.15	(7, 1)	0.2		8	3	5	5	1	2	0	1	0	0	0	16	29	67.50	7.500
63 Sam LeCure, R ERA: 1.53	(7, 1)	1.1		7	2	1	1	1	1	0	0	0	0	1	20	34	6.75	2.250

PITCHER	IP	WLS	BF	H	R	ER	SO	BB	IBB	HBP	BLK	WP	HR	S	P	ERA	WHIP

Batter	1	2	3	4	5	6	7	8	9	AB	R	H	RBI	BB	SO	LOB
6 Billy Hamilton, S (1, 8) OBP: 0.293, SLG: 0.360	B FF 90 X FF 90 1-0 4 S 28 BB 4 G6-3 1B	C FF 89 C FF 89 F SI 90 F CU 73 X FC 84 0-2 ③ F7			B CH 83 B SI 90 B SI 90 C SI 88 L SI 89 F SI 91 X SI 90 3-2 ① L8		F FF 90 C SI 89 X SI 90 0-2 4 FC6 1B 1-2		C FF 92 F FF 92 S FF 92 0-3 ① K	5	1	2	0	0	1	1
28 Chris Heisey, R (1, 9) OBP: 0.286, SLG: 0.301 43 Manny Parra, L (7, 1) 51 Jonathan Broxton, R (8, 1) 29 Brayan Peña, S (9, PH) OBP: 0.292, SLG: 0.429	D FF 89 B SI 88 B FF 88 D FF 88 4-0 4 S 39 2B BB 1-2	B SI 90 C SI 90 F SI 90 X SI 92 1-2 ① P3			S SI 90 B CH 84 S CH 84 F SI 91 X SI 90 1-2 ② P4		B SI 89 S CH 82 2 SAFE X FF 89 1-1 ① F8		X FF 92 0-0 ② L7	3 0 0 1	1 0 0 0	0 0 0 0	0 0 0 0	1 0 0 0	0 0 0 0	2 0 0 0
4 Brandon Phillips, R (1, 4) OBP: 0.312, SLG: 0.411	C FF 89 B FC 86 D CH 84 1 SAFE F FF 90 X FC 87 2-2 ① G6-3 1-2 2-H	B CH 84 B FF 91 S CH 85 B FF 91 C FF 89 C FF 90 3-3 ② K			F SI 91 B SI 91 F CH 84 B SI 91 B FC 87 F SI 90 X FF 91 3-2 1B		C FF 90 F FF 91 F CH 84 X FF 90 0-2 ② FC6 1-2f 2-3		B FF 92 B FF 92 S FF 92 F FF 92 F FF 92 B FF 92 F FF 92 F FF 92 B FF 92 4-2 21 DI BB	4	0	1	1	1	1	3
21 Todd Frazier, R (1, 5) OBP: 0.327, SLG: 0.470	F SI 90 S CH 84 B CH 82 X FC 86 1-2 ② G6-3	C CH 84 F CH 83 B FC 86 S FF 90 1-3 ③ K			C SI 90 B FC 87 X FF 90 1-1 ③ F9		B FF 90 X SI 90 1-0 ③ F8		S FF 93 B FF 93 D SL 84 S FF 92 F FF 92 F FF 92 B SL 85 S FF 93 3-3 ③ K 1-2	5	0	0	0	0	2	5
39 Devin Mesoraco, R (1, 2) OBP: 0.541, SLG: 0.870	X FC 86 0-0 2-H 2B			S FF 88 X FF 89 0-1 50 FC3-6 48 1B 1B		B CH 82 X CH 82 1-0 2B		C SI 91 C SL 87 B CU 80 F SI 91 B CU 79 X SL 87 2-2 48 FC6-4 1B		4	0	4	1	0	0	0
48 Ryan Ludwick, R (1, 7) OBP: 0.328, SLG: 0.342	C FF 90 S CH 84 F CH 83 F SI 89 F FF 89 C CU 73 0-3 ③ K			B FF 89 B FF 89 X FF 88 2-0 50 FC3-6 1-2 1B		B SI 89 B CH 83 X CH 82 2-0 ① G6-3		S SI 90 B SL 87 X SI 91 1-1 ① FC6-4 50 DI 50 E 1-2f		4	1	1	0	0	1	3
2 Zack Cozart, R (1, 6) OBP: 0.239, SLG: 0.287		B FF 89 C FF 89 B CH 82 B FF 89 T FF 88 F FF 90 F SI 89 F FF 90 X FC 86 3-2 52 SH1-4 1B		B SI 89 X CH 82 1-0 ① F9		C FF 91 F FF 90 F SI 90 X CH 84 0-2 ② F9		F SI 90 B CU 79 F SI 90 F SI 91 B SL 87 F SL 87 C SI 90 2-3 ② K		4	0	1	0	0	1	4
50 Neftali Soto, R (1, 3) OBP: 0.120, SLG: 0.167		B FF 89 B CH 83 F FF 88 B CH 80 X FF 87 3-1 ① F9		C CH 81 X SI 89 0-1 ② FC3-6 1-2f 2-3		C SI 90 F SI 90 F FC 87 X FF 90 0-2 ③ G4-3		B SI 90 F SI 90 B SI 91 C SI 91 X SI 92 2-2 E4 1-H		4	0	0	0	0	0	4
52 Tony Cingrani, L (1, 1) OBP: 0.167, SLG: 0.167 15 Roger Bernadina, L (7, PH) OBP: 0.298, SLG: 0.158 (7, 9)		X FF 89 0-0 ② SH1-4 1-2		C FF 88 X SI 89 0-1 ③ B5-3			C FF 89 B FC 86 C SI 90 X SI 90 1-2 4 FC6 6 1B 1B	B CH 82 X SI 90 1-0 ③ F7		1 2	0 0	0 1	0 0	0 0	0 0	2 1
Inning Stats	R: 2 E: 0 K: 1 S: 14 H: 2 LOB: 1 BB: 1 P: 22	R: 0 E: 0 K: 0 S: 14 H: 1 LOB: 1 BB: 0 P: 20	R: 0 E: 0 K: 2 S: 9 H: 0 LOB: 0 BB: 0 P: 14	R: 0 E: 0 K: 0 S: 8 H: 2 LOB: 2 BB: 0 P: 11	R: 0 E: 0 K: 0 S: 14 H: 1 LOB: 1 BB: 0 P: 22	R: 0 E: 0 K: 0 S: 10 H: 1 LOB: 1 BB: 0 P: 13	R: 0 E: 0 K: 0 S: 13 H: 2 LOB: 2 BB: 0 P: 16	R: 1 E: 1 K: 1 S: 15 H: 1 LOB: 1 BB: 0 P: 23	R: 0 E: 0 K: 2 S: 14 H: 0 LOB: 1 BB: 1 P: 21	1B: 8 2B: 2 3B: 0 HR: 0 SF: 0 SAC: 1 DP: 0 HBP: 0						WP: 0 PB: 0 SB: 2 CS: 0 PA: 40	

PITCHER		IP	WLS	BF	H	R	ER	SO	BB	IBB	HBP	BLK	WP	HR	S	P	ERA	WHIP
33 Cliff Lee, L ERA: 3.18	(1, 1)	6.2	W	30	9	2	2	3	1	0	0	0	0	0	81	116	2.70	1.500
37 Mike Adams, R ERA: 3.27	(7, 1)	1.1	H	6	1	1	0	1	0	0	0	0	0	0	16	25	0.00	0.750
59 Antonio Bastardo, L ERA: 4.58	(9, 1)	1.0		4	0	0	0	2	1	0	0	0	0	0	14	21	0.00	1.000

PITCHER	IP	WLS	BF	H	R	ER	SO	BB	IBB	HBP	BLK	WP	HR	S	P	ERA	WHIP

TOP

Cincinnati Reds @ Philadelphia Phillies

Citizens Bank Park, Philadelphia, PA

Sun May 18 2014, 1:38 PM - 4:40 PM EDT

Att. 36,096 - Partly Cloudy - 65 F

livebaseballscorecards.com

AB	37
R	3
H	10
RBI	2
BB	2
SO	6
LOB	25

Batter	1	2	3	4	5	6	7	8	9	AB	R	H	RBI	BB	SO	LOB
11 Jimmy Rollins, S (1, 6) OBP: 0.359, SLG: 0.428	C FF 92 B CH 86 C FF 92 B FF 92 F FF 93 X FF 92 2-2 HR		C FF 90 B FF 89 C FF 91 B FF 92 B FF 92 B FF 92 4-2 26 F8-5 21 1B BB		F FF 92 C CH 86 B FF 92 1 SAFE F SL 81 X SL 88 1-2 FC5 26 G3 21 SH1-4 1-2		B SL 84 B FF 91 B FF 91 C FF 93 B FF 91 4-1 6 3 1B BB	C SI 94 B CU 78 C CU 78 X SI 94 1-2 ③ F8		3	2	1	1	2	0	1
21 Wil Nieves, R (1, 2) OBP: 0.355, SLG: 0.533	C FF 92 S FF 92 X FF 93 0-2 HR		B FF 88 1 SAFE 1 SAFE 1 SAFE F CH 87 X CH 88 1-1 6 BB 1-2 1B		B FF 90 2 SAFE X FF 90 1-0 ① SH1-4 1-2 2-3		C FF 91 F FF 92 B FS 86 S FS 85 1-3 ① K			3	1	2	1	0	1	1
26 Chase Utley, L (1, 4) OBP: 0.396, SLG: 0.550	C FF 92 F SL 83 B FF 92 X SL 81 1-2 ① G4-3		B FF 90 X SL 80 1-0 ① ② F8-5 2-3		X FF 91 0-0 ② G3 2-3 3-H		C FF 94 S SL 84 S SL 83 0-3 ② K			4	0	0	1	0	1	4
6 Ryan Howard, L (1, 3) OBP: 0.324, SLG: 0.425	C FF 92 C SL 82 S FF 93 0-3 ② K		B FF 91 F FF 91 D SL 81 F FF 90 B FF 92 F FF 92 B FF 91 4-2 BB 1-2		X FF 90 0-0 ③ F8		S SL 83 B SL 83 C SL 82 B FF 93 F FF 94 B SL 80 B FF 92 4-2 3 1B 25 HR BB 1-2			2	1	0	0	2	1	1
3 Marlon Byrd, R (1, 9) OBP: 0.337, SLG: 0.491	C FF 94 C FF 93 S FF 93 0-3 ③ K		F FF 90 S FF 90 F FF 89 B FF 90 S SL 79 1-3 ③ K			C FF 89 X CH 86 0-1 HR	C FF 93 X FF 94 0-1 25 HR 1B 1-2 2-H			4	2	2	2	0	2	2
25 Cody Asche, L (1, 5) OBP: 0.344, SLG: 0.444		C FF 89 C SL 81 B FF 92 B SL 82 B SL 80 S FF 92 3-3 ① K		C FF 89 C SL 78 F FF 90 X SL 78 0-2 9 CS 1B		C CU 77 X FF 89 0-1 ① F9	C SL 83 B SL 80 X SL 81 1-1 1-H 2-H HR			4	1	2	3	0	1	0
9 Domonic Brown, L (1, 7) OBP: 0.272, SLG: 0.309		X SL 80 0-0 ② G2-3		C FF 90 1 SAFE C FF 90 T FF 91 0-2 ① ② K 1-2		C FF 91 B SL 80 B FF 90 B FF 90 X FF 89 3-1 ② P2	B FF 94 B FF 92 C FF 93 X FF 92 2-1 ③ G3			4	0	0	0	0	1	1
15 John Mayberry Jr., R (1, 8) OBP: 0.316, SLG: 0.333		B FF 91 C FF 92 B FF 93 X CH 87 2-1 2B		F FF 91 F FF 89 C FF 92 0-3 ③ K		F FF 89 B FF 89 B FF 89 B FF 90 B FF 89 4-1 33 BLK BB		C FF 94 B FF 93 X SL 87 1-1 ① P5		3	0	1	0	1	1	0
33 Cliff Lee, L (1, 1) OBP: 0.211, SLG: 0.211 37 Mike Adams, R (7, 1) 16 César Hernández, S (8, PH) OBP: 0.278, SLG: 0.471 59 Antonio Bastardo, R (9, 1)		B SL 78 S FF 91 C FF 91 C FF 92 1-3 ③ K			B CH 88 B FF 89 C FF 88 X FF 89 2-1 21 SH1-4 11 FC5 26 G3 1B	B FF 91 S FF 90 B FF 91 X FF 92 2-1 ③ G4-3 1-2		F SI 94 C CU 77 B FF 94 B SI 94 F SL 88 X SI 92 3-2 ② F7		3 0 1 0	1 0 0 0	1 0 0 0	0 0 0 0	0 0 0 0	1 0 0 0	2 0 0 0
Inning Stats	R: 2 E: 0 K: 2 S: 16 H: 2 LOB: 0 BB: 0 P: 19	R: 0 E: 0 K: 2 S: 9 H: 1 LOB: 1 BB: 0 P: 15	R: 0 E: 0 K: 1 S: 12 H: 1 LOB: 2 BB: 2 P: 23	R: 0 E: 0 K: 2 S: 10 H: 1 LOB: 0 BB: 0 P: 10	R: 1 E: 0 K: 0 S: 9 H: 1 LOB: 1 BB: 0 P: 13	R: 1 E: 0 K: 0 S: 9 H: 1 LOB: 1 BB: 1 P: 18	R: 4 E: 0 K: 2 S: 16 H: 2 LOB: 0 BB: 2 P: 28	R: 0 E: 0 K: 0 S: 9 H: 0 LOB: 0 BB: 0 P: 14		1B: 4 2B: 2 3B: 0 HR: 4 SF: 0 SAC: 1 DP: 1 HBP: 0						

BOTTOM

Cincinnati Reds @ Philadelphia Phillies

Citizens Bank Park, Philadelphia, PA

Sun May 18 2014, 1:38 PM - 4:40 PM EDT

Att. 36,096 - Partly Cloudy - 65 F

livebaseballscorecards.com

AB	31
R	8
H	9
RBI	8
BB	5
SO	9
LOB	12

WP: 0 PA: 37
PB: 0
SB: 0
CS: 1

PITCHER		IP	WLS	BF	H	R	ER	SO	BB	IBB	HBP	BLK	WP	HR	S	P	ERA	WHIP
52 Tony Cingrani, L ERA: 3.76	(1, 1)	6.0	L	27	7	4	4	7	3	0	0	1	0	3	65	98	6.00	1.667
43 Manny Parra, L ERA: 6.14	(7, 1)	1.0		7	2	4	4	2	2	0	0	0	0	1	16	28	36.00	4.000
51 Jonathan Broxton, R ERA: 0.9	(8, 1)	1.0		3	0	0	0	0	0	0	0	0	0	0	9	14	0.00	0.000

PITCHER	IP	WLS	BF	H	R	ER	SO	BB	IBB	HBP	BLK	WP	HR	S	P	ERA	WHIP

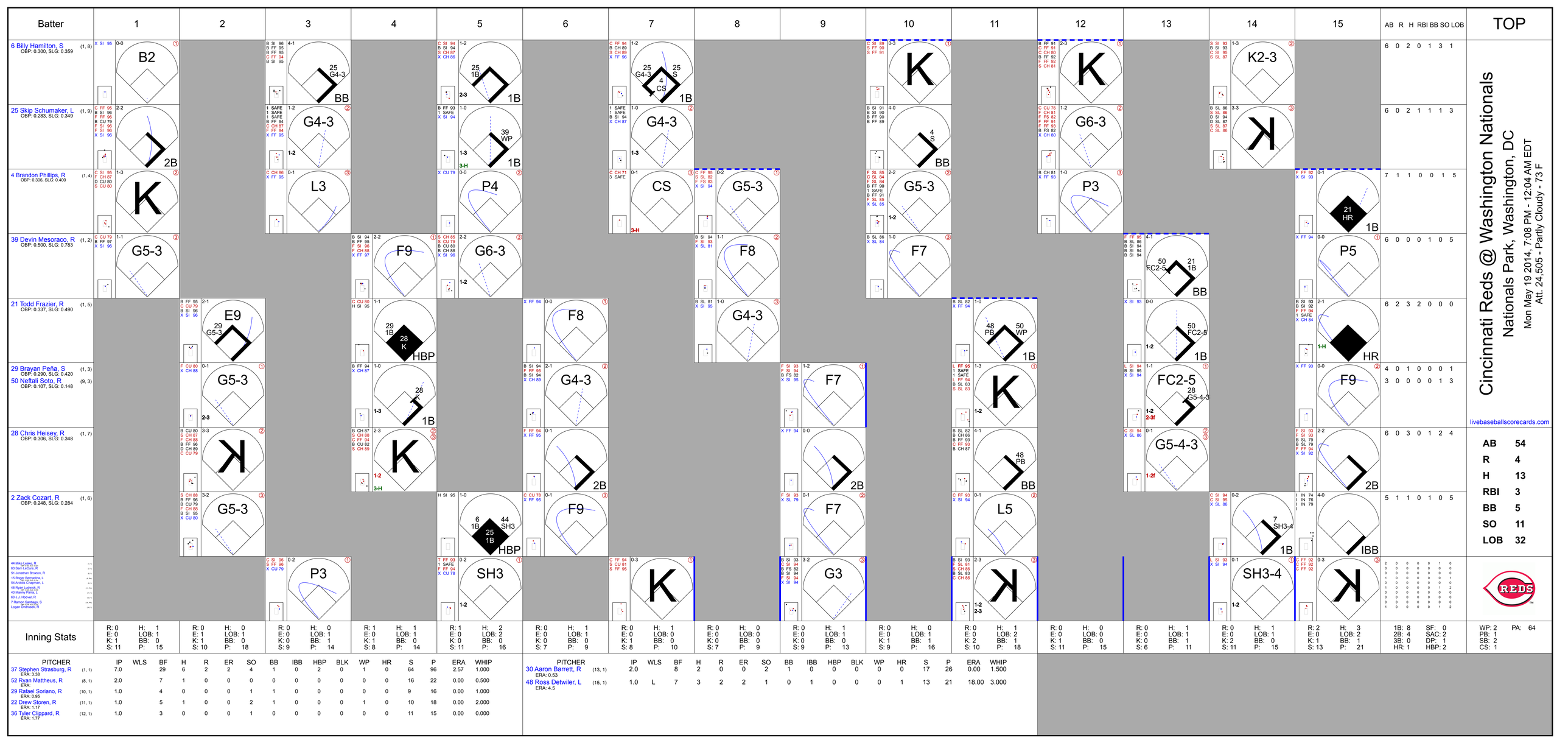
Batter
1
2
3
4
5
6
7
8
9
10
11
12
13
14
15
AB R H RBI BB SO LOB
TOP
6 Billy Hamilton, S (1, 8) OBP: 0.300, SLG: 0.359
25 Skip Schumaker, L (1, 9) OBP: 0.283, SLG: 0.349
4 Brandon Phillips, R (1, 4) OBP: 0.306, SLG: 0.400
39 Devin Mesoraco, R (1, 2) OBP: 0.500, SLG: 0.783
21 Todd Frazier, R (1, 5) OBP: 0.337, SLG: 0.490
29 Brayan Peña, S (1, 3) OBP: 0.290, SLG: 0.420
50 Neftali Soto, R (9, 3) OBP: 0.107, SLG: 0.148
28 Chris Heisey, R (1, 7) OBP: 0.306, SLG: 0.348
2 Zack Cozart, R (1, 6) OBP: 0.248, SLG: 0.284
44 Mike Leake, R
63 Sam LeCure, R
51 Jonathan Broxton, R
15 Roger Bernadina, L
54 Aroldis Chapman, L
48 Russ Ludwick, R
43 Manny Parra, L
60 J.J. Hoover, R
7 Ramon Santiago, S
Logan Ondrusek, R
6 0 2 0 1 3 1
6 0 2 1 1 1 3
7 1 1 0 0 1 5
6 0 0 0 1 0 5
6 2 3 2 0 0 0
4 0 1 0 0 0 1
3 0 0 0 0 1 3
6 0 3 0 1 2 4
5 1 1 0 1 0 5
Cincinnati Reds @ Washington Nationals
Nationals Park, Washington, DC
Mon May 19 2014, 7:08 PM - 12:04 AM EDT
Att. 24,505 - Partly Cloudy - 73 F
livebaseballscorecards.com
AB 54
R 4
H 13
RBI 3
BB 5
SO 11
LOB 32
Inning Stats
PITCHER IP WLS BF H R ER SO BB IBB HBP BLK WP HR S P ERA WHIP
37 Stephen Strasburg, R (1, 1) ERA: 3.38 7.0 29 6 2 2 4 1 0 2 0 1 0 64 96 2.57 1.000
52 Ryan Mattheus, R (8, 1) ERA: 2.0 7 1 0 0 0 0 0 0 0 0 0 16 22 0.00 0.500
29 Rafael Soriano, R (10, 1) ERA: 0.96 1.0 4 0 0 0 1 1 0 0 0 0 0 9 16 0.00 1.000
22 Drew Storen, R (11, 1) ERA: 1.17 1.0 5 1 0 0 2 1 0 0 0 1 0 10 18 0.00 2.000
36 Tyler Clippard, R (12, 1) ERA: 1.77 1.0 3 0 0 0 1 0 0 0 0 0 0 11 15 0.00 0.000
PITCHER IP WLS BF H R ER SO BB IBB HBP BLK WP HR S P ERA WHIP
30 Aaron Barrett, R (13, 1) ERA: 0.53 2.0 8 2 0 0 2 1 0 0 0 0 0 1 17 26 0.00 1.500
48 Ross Detwiler, L (15, 1) ERA: 4.5 1.0 L 7 3 2 2 1 0 1 0 0 0 0 0 1 13 21 18.00 3.000
1B: 8 SF: 0
2B: 4 SAC: 2
3B: 0 DP: 1
HR: 1 HBP: 2
WP: 2 PA: 64
PB: 1
SB: 2
CS: 1

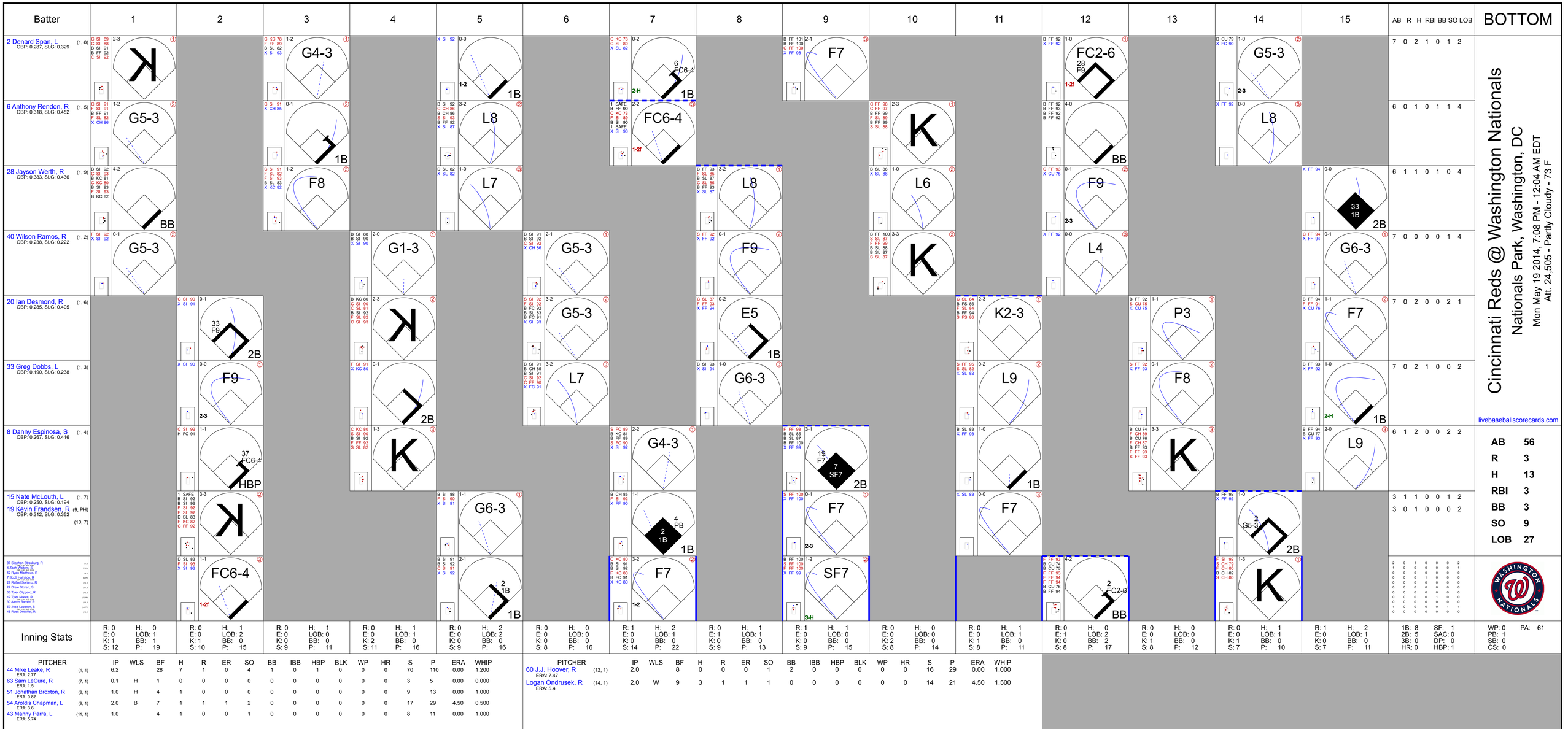
Batter
1
2
3
4
5
6
7
8
9
10
11
12
13
14
15
AB R H RBI BB SO LOB
BOTTOM
2 Denard Span, L (1, 8) OBP: 0.287, SLG: 0.329
6 Anthony Rendon, R (1, 5) OBP: 0.318, SLG: 0.452
28 Jayson Werth, R (1, 9) OBP: 0.383, SLG: 0.436
40 Wilson Ramos, R (1, 2) OBP: 0.238, SLG: 0.222
20 Ian Desmond, R (1, 6) OBP: 0.285, SLG: 0.405
33 Greg Dobbs, L (1, 3) OBP: 0.190, SLG: 0.238
8 Danny Espinosa, S (1, 4) OBP: 0.267, SLG: 0.416
15 Nate McLouth, L (1, 7) OBP: 0.250, SLG: 0.194
19 Kevin Frandsen, R (9, PH) OBP: 0.312, SLG: 0.352
(10, 7)
37 Stephen Strasburg, R
4 Zach Walters, S
52 Ryan Mattheus, R
7 Scott Hairston, R
29 Rafael Soriano, R
22 Drew Storen, S
36 Tyler Clippard, R
12 Tyler Moore, R
30 Aaron Barrett, R
59 Jose Lobaton, S
48 Ross Detwiler, R
Inning Stats
PITCHER IP WLS BF H R ER SO BB IBB HBP BLK WP HR S P ERA WHIP
44 Mike Leake, R (1, 1) ERA: 2.77 6.2 28 7 1 0 4 1 0 1 0 0 0 70 110 0.00 1.200
63 Sam LeCure, R (7, 1) ERA: 1.5 0.1 H 1 0 0 0 0 0 0 0 0 0 0 3 5 0.00 0.000
51 Jonathan Broxton, R (8, 1) ERA: 0.82 1.0 H 4 1 0 0 0 0 0 0 0 0 0 9 13 0.00 1.000
54 Aroldis Chapman, L (9, 1) ERA: 3.6 2.0 B 7 1 1 1 2 0 0 0 0 0 0 17 29 4.50 0.500
43 Manny Parra, L (11, 1) ERA: 5.74 1.0 4 1 0 0 1 0 0 0 0 0 0 8 11 0.00 1.000
PITCHER IP WLS BF H R ER SO BB IBB HBP BLK WP HR S P ERA WHIP
60 J.J. Hoover, R (12, 1) ERA: 7.47 2.0 8 0 0 0 1 2 0 0 0 0 0 0 16 29 0.00 1.000
Logan Ondrusek, R (14, 1) ERA: 5.4 2.0 W 9 3 1 1 1 0 0 0 0 0 0 0 14 21 4.50 1.500
1B: 8 SF: 1
2B: 5 SAC: 0
3B: 0 DP: 0
HR: 0 HBP: 1
WP: 0 PA: 61
PB: 1
SB: 0
CS: 0
Cincinnati Reds @ Washington Nationals
Nationals Park, Washington, DC
Mon May 19 2014, 7:08 PM - 12:04 AM EDT
Att. 24,505 - Partly Cloudy - 73 F
livebaseballscorecards.com
AB 56
R 3
H 13
RBI 3
BB 3
SO 9
LOB 27

Batter	1	2	3	4	5	6	7	8	9	AB	R	H	RBI	BB	SO	LOB
6 Billy Hamilton, S (1, 8) OBP: 0.297, SLG: 0.356	C SI 88 C SI 90 C SI 88 0-3 K	C CU 73 B FF 87 B SI 87 X CH 81 2-1 F8			L SI 89 X FC 86 0-1 L8		B CU 71 C CH 79 X SI 87 1-1 SF9 2-3 3-H		B SI 93 X FF 94 1-0 4 DI 2-H 1B	4	0	1	2	0	1	1
25 Skip Schumaker, L (1, 9) OBP: 0.280, SLG: 0.362 63 Sam LeCure, R (7, 1) 39 Devin Mesoraco, R (9, PH) OBP: 0.493, SLG: 0.770	X SI 89 0-0 21 1B 2B	B CH 80 B CH 81 F SI 89 C SI 89 S FC 85 2-3 K				B CU 71 T CH 80 B FC 84 X CH 80 2-1 G1-3	B CU 72 C CU 71 X CH 78 1-1 G3-1		B FF 94 F SI 94 F SI 94 F FS 83 B FS 84 C SI 92 2-3 K	4 0 1	1 0 0	1 0 0	0 0 0	0 0 0	1 0 1	1 0 1
4 Brandon Phillips, R (1, 4) OBP: 0.303, SLG: 0.394	X SI 88 0-0 G5-3	C SI 88 B SI 90 B CH 81 F SI 89 X CU 75 2-2 G1-3				F CU 73 B CH 81 F SI 87 B SI 88 F FC 82 X SI 89 2-2 29 G3 21 BB 1B		B FF 92 F SI 93 X SL 80 1-2 G6-3	S SL 81 X SI 94 0-1 G6-3 1-2	5	0	1	0	0	0	2
21 Todd Frazier, R (1, 3) OBP: 0.346, SLG: 0.491 (7, 5)	X SI 88 0-0 29 E 2-H 1B	C CH 80 B FC 82 F SI 90 B CU 74 F SI 90 F SI 89 B CH 84 F CU 74 S SI 90 3-3 K				1 SAFE B CU 70 B SI 85 B FC 82 C SI 87 1 SAFE 1 SAFE B SI 86 4-1 29 G3 1-2 BB		B FF 94 B FF 94 B SI 92 B FF 93 4-0 BB		2	0	1	1	2	1	0
29 Brayan Peña, S (1, 2) OBP: 0.278, SLG: 0.402	C CH 80 X CH 80 0-1 E4 1-3			B SI 87 X CH 79 1-0 G1-4-3		X CH 81 0-0 G3 1-2 2-3		B FF 94 C FF 92 X SI 90 1-1 F9		4	0	0	0	0	0	4
28 Chris Heisey, R (1, 7) OBP: 0.297, SLG: 0.337 45 Sean Marshall, L (6, 1) 50 Neftali Soto, R (7, 3) OBP: 0.103, SLG: 0.143	L SI 89 B SI 89 F CH 80 B FC 86 B SI 91 S CU 74 3-3 K			F SI 87 S CU 73 C FF 88 0-3 K		B CU 71 S CU 72 B FF 88 X CU 73 2-1 G5-3		B SI 92 F SI 92 F FF 93 F SL 80 F SL 80 B FF 95 X SI 93 2-2 G3		3 0 1	0 0 0	0 0 0	0 0 0	0 0 0	2 0 1	4 0 1
2 Zack Cozart, R (1, 6) OBP: 0.255, SLG: 0.297		C SI 88 X FC 86 0-1 L8		C CH 81 C FC 81 B SI 89 B CH 82 X SI 89 2-2 G6-3			C SI 84 B CH 78 T SI 86 B SI 86 F CU 72 X SI 87 2-2 15 2B 6 SF9 1B		F FF 93 X SI 92 0-1 7 WP 15 G3 2B	4	2	2	0	0	0	0
7 Ramon Santiago, S (1, 5) OBP: 0.303, SLG: 0.241 (7, 7)		F SI 88 X SI 89 0-1 47 SH2-4 1B			C CH 80 F SI 87 B FC 84 F CU 72 F FF 88 F CU 74 B CH 80 X CH 81 2-2 G4-3		B SI 86 S CH 80 B FC 81 X SI 86 2-1 F8		C FF 93 F CH 85 B SL 80 H FF 95 2-2 15 G3 6 1B 2-3 HBP	3	1	1	0	0	0	1
47 Johnny Cueto, R (1, 1) OBP: 0.167, SLG: 0.167 15 Roger Bernadina, L (6, 7) OBP: 0.300, SLG: 0.195 (7, 9)		C FF 87 L SI 87 X FC 85 0-2 SH2-4 1-2			B SI 88 B SI 88 C SI 87 X SI 88 2-1 G3-1		F SI 88 D CH 80 B CH 78 F FC 83 X SI 88 2-2 6 SF9 1-3 2B		D FF 93 B FF 94 F FF 94 F SI 92 F SI 94 X SI 94 2-2 G3 1-2 3-H	1 2	0 0	0 1	0 1	0 0	0 0	0 1
Inning Stats	R: 1 E: 1 K: 2 S: 11 H: 2 LOB: 2 BB: 0 P: 14	R: 0 E: 0 K: 0 S: 9 H: 1 LOB: 1 BB: 0 P: 11	R: 0 E: 0 K: 2 S: 12 H: 0 LOB: 0 BB: 0 P: 19	R: 0 E: 0 K: 1 S: 7 H: 0 LOB: 0 BB: 0 P: 10	R: 0 E: 0 K: 0 S: 10 H: 0 LOB: 0 BB: 0 P: 14	R: 0 E: 0 K: 0 S: 10 H: 1 LOB: 2 BB: 1 P: 20	R: 1 E: 0 K: 0 S: 13 H: 2 LOB: 1 BB: 0 P: 21	R: 0 E: 0 K: 0 S: 10 H: 0 LOB: 1 BB: 1 P: 18	R: 2 E: 0 K: 1 S: 15 H: 2 LOB: 1 BB: 0 P: 22	1B: 5 2B: 3 3B: 0 HR: 0 SF: 1 SAC: 1 DP: 0 HBP: 1						

TOP

Cincinnati Reds @ Washington Nationals

Nationals Park, Washington, DC

Tue May 20 2014, 7:06 PM - 10:08 PM EDT

Att. 26,455 - Partly Cloudy - 73 F

livebaseballscorecards.com

AB	34
R	4
H	8
RBI	4
BB	2
SO	6
LOB	16

PITCHER		IP	WLS	BF	H	R	ER	SO	BB	IBB	HBP	BLK	WP	HR	S	P	ERA	WHIP
58 Doug Fister, R ERA: 3.93	(1, 1)	7.0	W	29	6	2	2	5	1	0	0	0	0	0	72	109	2.57	1.000
48 Ross Detwiler, L ERA: 5.06	(8, 1)	1.1		8	2	2	2	0	1	0	1	0	1	0	19	32	13.50	2.250
52 Ryan Mattheus, R ERA:	(9, 1)	0.2		2	0	0	0	1	0	0	0	0	0	0	6	8	0.00	0.000

PITCHER	IP	WLS	BF	H	R	ER	SO	BB	IBB	HBP	BLK	WP	HR	S	P	ERA	WHIP

BOTTOM

Cincinnati Reds @ Washington Nationals

Nationals Park, Washington, DC

Tue May 20 2014, 7:06 PM - 10:08 PM EDT

Att. 26,455 - Partly Cloudy - 73 F

livebaseballscorecards.com

Batter	1	2	3	4	5	6	7	8	9	AB	R	H	RBI	BB	SO	LOB
2 Denard Span, L (1, 8) OBP: 0.308, SLG: 0.363	X SI 92 0-0 1B		B SI 94 L CH 83 B FF 92 X CH 84 2-1 E5 6 SF8 1-H 1B			6 E 6 S 28 1B 1B B SL 82 X SL 83 1-0 2-H 3-H 2B		B SI 87 C KC 71 B SI 87 X FF 88 2-1 6 G6-3 2B		5	2	5	2	0	0	0
6 Anthony Rendon, R (1, 5) OBP: 0.315, SLG: 0.444	B SI 93 B FC 87 B SI 91 C FF 92 1 SAFE X SI 93 3-1 ① F9		X FF 91 0-0 ② SF8 3-H			1 SAFE S SL 94 1 SAFE X SI 85 3-0 28 1B 12 1B 1-3 HBP B SI 86 C SI 87 R SI 87 S SL 83 F CU 74 X SI 84 2-2 ③ G6-3		B FF 89 X FF 88 1-0 ② G6-3 2-3		3	1	0	1	0	0	3
28 Jayson Werth, R (1, 9) OBP: 0.378, SLG: 0.429	B FF 94 B FF 94 B SL 86 X SI 94 3-0 ② F8		C SI 96 B SI 96 B FC 88 B CH 84 F SI 96 F FF 91 F FF 97 F CH 86 F CU 77 3-2 X SI 86 ③ L8			F SI 95 B SI 95 B SI 94 1 SAFE F FF 95 B CH 85 X FF 96 3-2 12 1B 8 1B 1-2 3-H 1B	C CU 72 B CU 69 B SL 81 F CU 72 F SL 85 F CU 73 C CU 70 3-3 ①	C SI 87 C SI 88 B SI 89 B KC 74 F KC 74 X CH 81 3-2 ③ G5-3		5	1	1	1	0	1	2
20 Ian Desmond, R (1, 6) OBP: 0.279, SLG: 0.395 15 Nate McLouth, L (8, 7) OBP: 0.250, SLG: 0.194	B SI 93 F SI 89 1 SAFE F FF 94 B SI 94 B FC 89 S CH 85 3-3 ③ K			F SI 93 B SL 85 X FC 86 1-1 ① G1-3		F SL 85 B SI 95 B SI 95 F SI 95 S FF 95 2-3 ① K	B SL 79 B CU 69 S SL 80 X FF 86 2-1 E9 19 G1-3			4	0	0	0	0	2	3
										0	0	0	0	0	0	0
12 Tyler Moore, R (1, 3)		C SL 85 B FF 92 F CH 84 C FF 95 1-3 ① K		X SL 86 0-0 ② G6-3		B SI 96 X SI 90 1-0 19 HBP 8 1B 1-3 2-H 1B	B SL 80 B SI 84 B CU 71 C SI 85 B CU 71 4-1 19 G1-3 BB			3	1	1	1	1	1	0
19 Kevin Frandsen, R (1, 7) OBP: 0.309, SLG: 0.338 48 Ross Detwiler, R (8, 1) 52 Ryan Mattheus, R (9, 1)		X SI 93 0-0 ② G6-3		B SL 82 B FC 87 C CH 84 F FF 91 X FF 94 2-2 ③ G1-3		T SI 92 S SI 95 B FF 96 F FF 94 H FC 90 2-2 8 1B 59 1B 1-2 HBP	B SL 82 C CU 72 X SI 86 1-1 ② G1-3 1-2 2-3			3	1	0	0	0	0	2
										0	0	0	0	0	0	0
										0	0	0	0	0	0	0
8 Danny Espinosa, S (1, 4) OBP: 0.273, SLG: 0.414		X SI 92 0-0 ③ B1			B SL 83 F SI 90 F SL 81 S FF 96 1-3 ① K	X CH 83 0-0 58 SH2-3 59 1B 2 2B 1-3 2-H 3-H 1B	D CU 71 B SL 80 B SL 80 B FF 85 4-0 BB			3	1	1	2	1	1	0
59 Jose Lobaton, S (1, 2) OBP: 0.304, SLG: 0.345			C FF 88 B FF 93 F CH 84 B FC 89 B SI 93 C FC 89 3-3 ① K		F FC 90 B FC 90 S CH 85 X FF 96 1-2 ② G3	1 SAFE B SL 84 C FF 87 F CU 75 F CU 74 X SI 89 1-2 58 SH2-3 2 2B 1-2 3-H 1B	C CH 80 C KC 72 C SI 89 0-3 ③ K			4	1	1	1	0	2	3
58 Doug Fister, L (1, 1) 4 Zach Walters, S (8, 6) OBP: 0.258, SLG: 0.500			B CH 84 B FC 90 C FF 92 X FC 89 2-1 E3 2 1B 2 E		C FF 91 B CH 88 C FC 88 S FF 96 1-3 ③ K	X FF 87 0-0 ② SH2-3 1-2 2-3		C KC 70 S KC 73 C SI 87 0-3 ① K		2	1	0	0	0	1	0
										1	0	0	0	0	1	0

Inning Stats	1	2	3	4	5	6	7	8	9
	R: 0 E: 0 K: 1 S: 7 H: 1 LOB: 1 BB: 0 P: 16	R: 0 E: 0 K: 1 S: 5 H: 0 LOB: 0 BB: 0 P: 6	R: 2 E: 2 K: 1 S: 15 H: 1 LOB: 0 BB: 0 P: 25	R: 0 E: 0 K: 0 S: 6 H: 0 LOB: 0 BB: 0 P: 9	R: 0 E: 0 K: 2 S: 9 H: 0 LOB: 0 BB: 0 P: 12	R: 7 E: 0 K: 1 S: 23 H: 6 LOB: 1 BB: 0 P: 40	R: 0 E: 1 K: 2 S: 13 H: 0 LOB: 3 BB: 2 P: 27	R: 0 E: 0 K: 1 S: 10 H: 1 LOB: 1 BB: 0 P: 16	

	AB	R	H	RBI	BB	SO	LOB
	33	9	9	8	2	9	13

1B: 7 SF: 1
2B: 2 SAC: 1
3B: 0 DP: 0
HR: 0 HBP: 2

WP: 0 PA: 39
PB: 0
SB: 1
CS: 0

PITCHER		IP	WLS	BF	H	R	ER	SO	BB	IBB	HBP	BLK	WP	HR	S	P	ERA	WHIP
47 Johnny Cueto, R ERA: 1.86	(1, 1)	5.1	L	25	6	8	6	6	0	0	2	0	0	0	55	94	10.12	1.125
45 Sean Marshall, L ERA: 11.25	(6, 1)	1.1		9	2	1	1	1	2	0	0	0	0	0	20	38	6.75	3.000
63 Sam LeCure, R ERA: 1.4	(7, 1)	1.1		5	1	0	0	2	0	0	0	0	0	0	13	19	0.00	0.750

PITCHER	IP	WLS	BF	H	R	ER	SO	BB	IBB	HBP	BLK	WP	HR	S	P	ERA	WHIP

Cincinnati Reds @ Washington Nationals

Nationals Park, Washington, DC

Wed May 21 2014, 4:07 PM - 7:59 PM EDT

Att. 28,944 - Overcast - 78 F

TOP

livebaseballscorecards.com

Batter	1	2	3	4	5	6	7	8	9	AB	R	H	RBI	BB	SO	LOB
6 Billy Hamilton, S (1, 8) OBP: 0.293, SLG: 0.350	B SI 90 B SI 90 B SI 91 C SI 90 X SI 90 3-1 F7 ①		F SI 92 X SI 92 0-1 B5-3 ③		C SI 91 B SI 91 X SI 91 1-1 F7 ①		X SI 91 0-0 G4-3 ①		X SI 91 0-0 2 1B 1B	5	0	1	0	0	0	1
2 Zack Cozart, R (1, 6) OBP: 0.266, SLG: 0.313	C SI 92 B SL 83 B SI 92 X SI 91 2-1 G6-3 ②			B SI 91 X SI 91 1-0 4 1B 2B	D SL 84 X SI 92 1-0 G1-3 ②		C SI 92 S FC 85 B SI 93 X SI 92 1-2 39 S 1B		X SI 92 0-0 1-2 1B	5	1	3	0	0	0	1
4 Brandon Phillips, R (1, 4) OBP: 0.305, SLG: 0.394	C SI 92 F SL 83 S CU 74 0-3 K ③			X SL 83 0-0 21 F8 39 E 29 1B 2-H 1B	F SI 92 B SI 92 S CU 75 F SI 92 X SI 93 1-2 39 FC6-4 2-3 1B		C FC 85 F SI 91 X KC 78 0-2 F8 ②		X CH 86 0-0 G5-3 ③	5	1	2	1	0	1	3
39 Devin Mesoraco, R (1, 2) OBP: 0.466, SLG: 0.723		B SI 89 X SL 81 1-0 F9 ①		C SI 91 S CU 73 1 SAFE 1 SAFE 1 SAFE D SL 83 X SL 84 1-2 FC5 29 1B 1-2	S SL 84 B CU 74 C SL 84 D CU 73 X SL 84 2-2 FC6-4 ③ 1-2f		1 SAFE S FC 85 S KC 80 F KC 79 1 SAFE B SI 91 S KC 79 1-3 K ③ 1-2			4	0	0	0	0	1	4
21 Todd Frazier, R (1, 5) OBP: 0.350, SLG: 0.484		B SI 92 B SI 92 B SI 92 C SI 93 B SL 83 4-1 29 G4-3 29 S BB		C SI 93 B SI 92 F CU 74 X CU 73 1-2 F8 ① 2-3		B SL 82 F SL 83 B B S F B 4-2 28 CS 29 G4-3 BB		C CU 75 F FF 92 B FS 81 C CH 79 1-3 K ①		2	0	0	0	2	1	2
29 Brayan Peña, S (1, 3) OBP: 0.287, SLG: 0.400 50 Neftali Soto, R (9, 3) OBP: 0.103, SLG: 0.143		B SI 90 1 SAFE F SI 90 B SI 91 1 SAFE C SI 91 F CU 74 X CH 82 2-2 G4-3 ② 1-3		X SI 92 0-0 1-2 3-H 1B		X CU 73 0-0 G4-3 ① 1-2		B CU 75 F CH 80 F FF 91 B FS 80 F FF 91 B FF 92 F FF 90 B CH 80 4-2 15 CS BB		3 0	0 0	1 0	1 0	1 0	0 0	2 0
28 Chris Heisey, R (1, 7) OBP: 0.295, SLG: 0.333		F SL 82 F SL 84 F SI 92 C SL 84 0-3 K ③		X SI 91 0-0 F7 ②		B SI 92 B SI 89 B SI 89 C SI 90 X SI 88 3-1 15 BB 2-3 1B		L FF 91 S CH 80 F FF 91 X CH 81 0-2 P2 ②		4	0	1	0	0	1	4
15 Roger Bernadina, L (1, 9) OBP: 0.296, SLG: 0.182			B SI 91 B X SI 91 2-0 G3 ①	B CU 72 X SI 92 1-0 F9 ③		C SI 88 S CU 72 1 SAFE D CU 72 D CU 72 1 SAFE B SI 90 B CU 72 4-2 1-2 BB		C CU 76 F FF 92 B FF 92 1-2 CS ③ 1-2	C SI 92 B SL 87 L SL 86 B CU 74 C CU 74 2-3 K ①	3	0	0	0	1	1	2
31 Alfredo Simon, R (1, 1) OBP: 0.105, SLG: 0.158 51 Jonathan Broxton, R (8, 1) 25 Skip Schumaker, L (9, PH) OBP: 0.275, SLG: 0.354 54 Aroldis Chapman, L (9, 1)			C SI 91 X SI 91 0-1 G3-1 ②	X SI 90 0-0 4 1B 2B	S SL 91 X SL 82 0-1 G2-3 ③			C CU 74 B SL 87 B SI 91 X SI 90 2-1 F7 ②	3 0 0 1 0	0 0 0 0 0	1 0 0 0 0	0 0 0 0 0	0 0 0 0 0	0 0 0 0 0	2 0 0 0 0

Inning Stats	1	2	3	4	5	6	7	8	9
	R: 0 E: 0 K: 1 S: 7	H: 0 LOB: 0 BB: 0 P: 12	R: 0 E: 0 K: 1 S: 10	H: 0 LOB: 1 BB: 1 P: 17	R: 0 E: 0 K: 0 S: 5	H: 0 LOB: 0 BB: 0 P: 7	R: 2 E: 1 K: 0 S: 11	H: 3 LOB: 2 BB: 0 P: 15	R: 0 E: 0 K: 0 S: 11	H: 2 LOB: 2 BB: 0 P: 16	R: 0 E: 0 K: 0 S: 10	H: 1 LOB: 2 BB: 2 P: 21	R: 0 E: 0 K: 1 S: 11	H: 1 LOB: 1 BB: 0 P: 13	R: 0 E: 0 K: 1 S: 13	H: 0 LOB: 0 BB: 1 P: 19	R: 0 E: 0 K: 1 S: 8	H: 2 LOB: 2 BB: 0 P: 12

| | | |

Batter	1	2	3	4	5	6	7	8	9	AB	R	H	RBI	BB	SO	LOB
2 Denard Span, L (1, 8) OBP: 0.313, SLG: 0.384	C SI 92 X FC 86 0-1 HR		C SI 93 B SI 94 X SI 94 1-1 ① G4-3		C SI 93 B SI 94 F SI 94 X CU 77 1-2 ② G1-3 1-2			X SI 92 0-0 28 L9 19 SH1-3 1B		4	1	2	1	0	0	1
19 Kevin Frandsen, R (1, 5) OBP: 0.298, SLG: 0.325	B FF 92 F FF 92 F SI 92 B FC 88 F FC 87 B X SI 92 3-2 ① G6-3		X FC 86 0-0 ② G5-3		C FC 88 B SI 95 B CU 78 X FC 89 2-1 ③ F7			X FF 90 0-0 ① SH1-3 1-2		3	0	0	0	0	0	1
28 Jayson Werth, R (1, 9) OBP: 0.371, SLG: 0.420	C FF 94 F SI 93 F FS 81 B FC 88 T CU 80 1-2 ② K		C SI 93 C CU 79 B FC 87 B SI 95 S CU 80 2-3 ③ K			X FF 92 0-0 ① F8		C FF 94 X SI 94 0-1 ② L9 2-3		4	0	0	0	0	2	1
40 Wilson Ramos, R (1, 2) OBP: 0.217, SLG: 0.200	B FF 93 X SI 94 1-0 ③ P4			C FF 94 C CU 79 F CU 77 S FS 88 0-3 ① K		X FF 94 0-0 ② G4-3		B FF 93 S FF 93 F FF 94 B FF 95 T FF 94 2-2 ③ K		4	0	0	0	0	2	1
20 Ian Desmond, R (1, 6) OBP: 0.278, SLG: 0.392		B SI 93 F FC 85 X FC 87 1-1 ① 15 BB 12 1B 1B		B FF 95 C FF 94 X CU 80 1-1 ② G6-3		C FF 94 B FC 88 X FC 88 1-1 ③ P4			C FF 99 B SL 89 X FF 100 1-1 ① P4	4	0	1	0	0	0	0
12 Tyler Moore, R (1, 3) OBP: 0.299, SLG: 0.383		C SI 93 X SI 92 0-1 15 BB 1-2 1B		H CU 79 1-0 HBP			C SI 92 C CU 77 F FS 88 F SI 93 B CU 80 B SI 93 S FC 87 2-3 ① K		B FF 100 F FF 99 B CH 87 S FF 100 S SL 89 2-3 ② K	3	0	1	0	0	2	0
8 Danny Espinosa, S (1, 4) OBP: 0.266, SLG: 0.403		F SI 94 B SI 94 B FS 83 B SI 93 F SI 94 F F SI 94 2 SAFE X FS 87 3-2 ① F6		C SI 95 B FC 87 F FS 83 B FS 83 C EP 77 2-3 ③ K			B EP 78 B EP 68 B SI 92 C SI 92 S SI 93 S SI 95 3-3 ② K		B CH 86 C CH 87 F SL 90 B FF 103 C FF 100 2-3 ③ K	4	0	0	0	0	3	3
15 Nate McLouth, L (1, 7) OBP: 0.264, SLG: 0.203		B SI 93 T SI 93 B SI 94 B SI 94 D FS 82 4-1 57 G4-6-3 1-2 2-3 BB			C SI 94 X SI 95 0-1 ① F8		B SI 94 X SI 94 1-0 1B			2	0	1	0	1	0	0
57 Tanner Roark, R (1, 1) OBP: 0.214, SLG: 0.214 35 Craig Stammen, R (7, 1) OBP: 0.333, SLG: 0.667 33 Greg Dobbs, L (7, PH) OBP: 0.182, SLG: 0.227 36 Tyler Clippard, R (8, 1) 13 Jerry Blevins, L (9, 1)		C SI 93 F SI 94 B X SI 94 1-2 ②③ G4-6-3 1-2f			C SI 95 B FC 85 X SI 95 1-1 2 G1-3 1B		X SI 93 0-0 ③ L9			2 0 1 0 0	0 0 0 0 0	1 0 0 0 0	0 0 0 0 0	0 0 0 0 0	0 0 0 0 0	3 0 1 0 0
Inning Stats	R: 1 H: 1 E: 0 LOB: 0 K: 1 BB: 0 S: 11 P: 16	R: 0 H: 2 E: 0 LOB: 2 K: 0 BB: 1 S: 13 P: 22	R: 0 H: 0 E: 0 LOB: 0 K: 1 BB: 0 S: 6 P: 9	R: 0 H: 0 E: 0 LOB: 1 K: 2 BB: 0 S: 9 P: 13	R: 0 H: 1 E: 0 LOB: 1 K: 0 BB: 0 S: 9 P: 13	R: 0 H: 0 E: 0 LOB: 0 K: 0 BB: 0 S: 4 P: 5	R: 0 H: 1 E: 0 LOB: 1 K: 2 BB: 0 S: 10 P: 16	R: 0 H: 1 E: 0 LOB: 1 K: 1 BB: 0 S: 7 P: 9	R: 0 H: 0 E: 0 LOB: 0 K: 2 BB: 0 S: 8 P: 13	1B: 5 SF: 0 2B: 0 SAC: 1 3B: 0 DP: 1 HR: 1 HBP: 1						WP: 0 PA: 34 PB: 0 SB: 0 CS: 0

PITCHER		IP	WLS	BF	H	R	ER	SO	BB	IBB	HBP	BLK	WP	HR	S	P	ERA	WHIP
31 Alfredo Simon, R ERA: 2.31	(1, 1)	7.0	W	27	5	1	1	6	1	0	1	0	0	1	62	94	1.29	0.857
51 Jonathan Broxton, R ERA: 0.75	(8, 1)	1.0	H	4	1	0	0	1	0	0	0	0	0	0	7	9	0.00	1.000
54 Aroldis Chapman, L ERA: 3.0	(9, 1)	1.0	S	3	0	0	0	2	0	0	0	0	0	0	8	13	0.00	0.000

PITCHER	IP	WLS	BF	H	R	ER	SO	BB	IBB	HBP	BLK	WP	HR	S	P	ERA	WHIP

BOTTOM

Cincinnati Reds @ Washington Nationals

Nationals Park, Washington, DC

Wed May 21 2014, 4:07 PM - 7:59 PM EDT

Att. 28,944 - Overcast - 78 F

livebaseballscorecards.com

AB	31
R	1
H	6
RBI	1
BB	1
SO	9
LOB	11

Batter	1	2	3	4	5	6	7	8	9	AB	R	H	RBI	BB	SO	LOB
13 Matt Carpenter, L (1, 5) OBP: 0.371, SLG: 0.330	C FF 95 F FF 95 X SI 95 0-2 ① F7			C KC 79 X SI 95 0-1 7 G6-3 21 1B 16 BB 1B	B FF 94 X FF 94 1-0 16 BB 1B		C FF 94 T FF 94 T FF 95 0-2 ① K			4	1	2	0	0	1	1
16 Kolten Wong, L (1, 4) OBP: 0.320, SLG: 0.309	C SI 96 B FF 95 B CH 88 X FF 95 2-1 7 G5-4-3 1B			B SI 93 C CH 84 B SI 94 B SI 95 B FF 94 4-1 7 G6-3 21 1B 1-2 BB	B FF 93 F FF 93 B KC 80 1 SAFE B FF 93 S FF 94 F FF 95 B FF 95 4-2 7 FC4-6 1-2 BB		X SL 83 0-0 ② ③ B1-3 1-1f			2	1	1	0	2	0	1
7 Matt Holliday, R (1, 7) OBP: 0.359, SLG: 0.361	S FF 94 C KC 82 F FF 95 B SL 83 F KC 82 X SL 88 1-2 ② ③ G5-4-3 1-2f			X SI 94 0-0 ① G6-3 1-2 2-3	S FF 94 D SI 96 C FF 96 X SL 89 1-2 ③ FC4-6 1-2f			X FF 91 0-0 ① G3-1		4	0	0	0	0	0	5
21 Allen Craig, R (1, 9) OBP: 0.301, SLG: 0.367		B SL 84 F FF 95 X FF 95 1-1 ① L8		C FF 95 F FF 95 B FF 94 B SL 85 X SL 85 2-2 4 1B 1B 2-H 3-H	C SL 89 B FF 95 X SI 94 1-1 1B 4 G3-1 27 FC4-6 1B			C FF 92 F FF 92 X FF 94 0-2 ② G3		4	1	2	2	0	0	0
4 Yadier Molina, R (1, 2) OBP: 0.359, SLG: 0.462		C SI 94 F SI 95 S CH 85 0-3 ② K		X SL 84 0-0 1-2 1B	X SL 87 0-0 ① G3-1 1-2			X FF 92 0-0 ③ G2-3		4	0	1	0	0	1	1
Matt Adams, L (1, 3) OBP: 0.323, SLG: 0.466		B SI 95 X FF 95 1-0 ③ G6-3		S SI 94 F SI 94 F FF 96 X KC 81 0-2 ② F9	C SI 94 B FF 95 F FF 95 B SL 90 X FF 97 2-2 27 FC4-6 2-3 1B				C FF 101 B FF 101 B SL 89 B SL 88 F FF 100 S FF 102 3-3 ① K	4	0	1	0	0	1	2
27 Jhonny Peralta, R (1, 6) OBP: 0.335, SLG: 0.479			B KC 81 B FF 95 B KC 82 C FF 94 X SL 85 3-1 ① G5-3	C KC 82 F FF 95 S FF 96 0-3 ③ K	B SI 95 B SI 94 X SL 88 2-0 ② FC4-6 19 PO 8 1B 1-2f 3-H				S CH 88 S CH 90 B FF 102 B CH 90 X FF 100 2-2 ② G5-3	4	0	0	1	0	1	3
8 Peter Bourjos, R (1, 8) OBP: 0.306, SLG: 0.351 43 Seth Maness, R (6, 1) 46 Kevin Siegrist, L (7, 1) 3 Mark Ellis, R (9, PH) OBP: 0.288, SLG: 0.217			C FF 95 B SI 96 S KC 80 F CH 88 S FF 95 1-3 ② K	C FF 93 X KC 78 0-1 ① L5	D FF 96 C FF 95 X FF 95 1-1 1-2 1B				B SL 89 B FF 100 C FF 100 B SL 88 C FF 100 F FF 100 X FF 100 3-2 1B	3	0	1	0	0	1	0
										0	0	0	0	0	0	0
										0	0	0	0	0	0	0
										1	0	1	0	0	0	0
40 Shelby Miller, R (1, 1) OBP: 0.190, SLG: 0.250 19 Jon Jay, L (6, PH) OBP: 0.340, SLG: 0.380 (6, 8) 43 Shane Robinson, R (9, PH) OBP: 0.276, SLG: 0.231			C FF 95 B FF 95 S FF 94 B FF 95 C FF 96 2-3 ③ K	C FF 94 C KC 79 X FF 95 0-2 ② G4-3	B FF 94 S FF 95 B FF 95 F FF 94 F SI 96 2 SAFE 2-2 ③ PO 2-3	B SL 83 X FF 93 1-0 16 B1-3 1B			F FF 100 S CH 89 X FF 101 0-2 ③ F7	2	0	0	0	0	1	0
										1	0	1	0	0	0	0
										1	0	0	0	0	0	1

Inning Stats									
	R: 0 E: 0 K: 0 S: 10	H: 1 LOB: 0 BB: 0 P: 13	R: 0 E: 0 K: 1 S: 6	H: 0 LOB: 0 BB: 0 P: 8	R: 0 E: 0 K: 2 S: 9	H: 0 LOB: 0 BB: 0 P: 15	R: 2 E: 0 K: 1 S: 15	H: 3 LOB: 2 BB: 1 P: 21	R: 0 E: 0 K: 0 S: 12	H: 1 LOB: 2 BB: 1 P: 18
	R: 1 E: 0 K: 0 S: 12	H: 3 LOB: 1 BB: 0 P: 20	R: 0 E: 0 K: 1 S: 5	H: 1 LOB: 0 BB: 0 P: 6	R: 0 E: 0 K: 0 S: 5	H: 0 LOB: 0 BB: 0 P: 5	R: 0 E: 0 K: 1 S: 13	H: 1 LOB: 1 BB: 0 P: 21	1B: 10 2B: 1 3B: 0 HR: 0	SF: 0 SAC: 0 DP: 2 HBP: 0	WP: 0 PB: 0 SB: 0 CS: 0	PA: 37

PITCHER		IP	WLS	BF	H	R	ER	SO	BB	IBB	HBP	BLK	WP	HR	S	P	ERA	WHIP
34 Homer Bailey, R ERA: 5.34	(1, 1)	6.0	W	26	8	3	3	4	2	0	0	0	0	0	64	95	4.50	1.667
43 Manny Parra, L ERA: 5.4	(7, 1)	1.0	H	3	1	0	0	1	0	0	0	0	0	0	5	6	0.00	1.000
51 Jonathan Broxton, R ERA: 0.69	(8, 1)	1.0	H	3	0	0	0	0	0	0	0	0	0	0	5	5	0.00	0.000
54 Aroldis Chapman, L ERA: 2.57	(9, 1)	1.0	S	4	1	0	0	1	0	0	0	0	0	0	13	21	0.00	1.000

PITCHER	IP	WLS	BF	H	R	ER	SO	BB	IBB	HBP	BLK	WP	HR	S	P	ERA	WHIP

TOP

St. Louis Cardinals @ Cincinnati Reds

Great American Ball Park, Cincinnati, OH

Fri May 23 2014, 7:11 PM - 9:46 PM EDT

Att. 37,271 - Clear - 76 F

livebaseballscorecards.com

AB	34
R	3
H	10
RBI	3
BB	2
SO	6
LOB	14

BOTTOM

St. Louis Cardinals @ Cincinnati Reds

Great American Ball Park, Cincinnati, OH

Fri May 23 2014, 7:11 PM - 9:46 PM EDT

Att. 37,271 - Clear - 76 F

Batter	1	2	3	4	5	6	7	8	9	AB	R	H	RBI	BB	SO	LOB
6 Billy Hamilton, S (1, 8) OBP: 0.292, SLG: 0.343	F FF 91 B FF 94 X FF 92 1-1 ① G4-3		B FF 94 B FF 94 B FF 95 C FF 92 B FF 93 4-1 21 S 21 HR BB		F FF 94 B FF 92 X FF 92 1-1 ① FC6-4 4 S 21 F8 1-2f		B FF 90 B SI 89 X FF 88 2-0 ② P4			3	1	0	0	1	0	1
21 Todd Frazier, R (1, 5) OBP: 0.353, SLG: 0.503	C CU 77 F CU 78 B FC 87 B FF 94 S FF 94 2-3 ② K		B FF 94 X FF 94 1-0 1-H 3-H HR		B FC 86 1 SAFE 1 SAFE B FF 92 X FF 93 2-0 ② F8 1-2		B SL 82 C SL 82 S FF 90 B SL 83 B CH 83 F FF 90 F FF 90 X SL 81 3-2 4 1B 1B			4	1	2	3	0	1	1
4 Brandon Phillips, R (1, 4) OBP: 0.304, SLG: 0.391	X FF 93 0-0 ③ F9		B FF 94 B FC 89 C FF 95 S FC 89 F FF 95 B CU 79 S FC 89 3-3 ③ K		B FC 87 C FF 94 B FC 86 F FF 94 D CU 80 S FF 94 3-3 ③ K 2-3		X SI 90 0-0 1-3 1B			4	0	1	0	0	2	1
32 Jay Bruce, L (1, 9) OBP: 0.349, SLG: 0.368		C FF 92 B FF 93 B CU 78 F FF 94 F FF 93 F FF 94 C CH 88 2-3 ① K		B CU 75 B FF 91 C FF 90 X FF 91 2-1 48 1B 29 SF8 2B		C FF 88 F SI 89 C SI 90 0-3 ① K	X FF 93 0-0 ③ G4-3			4	1	1	0	0	2	2
39 Devin Mesoraco, R (1, 2) OBP: 0.455, SLG: 0.739		C FF 93 F CU 78 F FF 94 B FC 88 B FC 87 X FF 94 2-2 ② F8		D FF 94 X FF 93 1-0 ① F7		C SI 88 X SI 89 0-1 HR		X FF 91 0-0 ① P3		4	1	1	1	0	0	1
48 Ryan Ludwick, R (1, 7) OBP: 0.324, SLG: 0.336 23 Donald Lutz, L (9, 3)		B FF 94 F FF 95 F FF 94 F FF 95 B FC 88 S FC 90 2-3 ③ K		B FF 93 C CU 78 F FF 92 X FF 93 1-2 2-3 1B		X SI 90 0-0 ② G1-3		S FF 92 S FF 92 F FF 94 B FF 93 S CU 81 1-3 ② K		4 0	0 0	1 0	0 0	0 0	2 0	0 0
29 Brayan Peña, S (1, 3) OBP: 0.295, SLG: 0.408 54 Aroldis Chapman, L (9, 1)			C CU 76 C FF 93 F FF 93 X CU 79 0-2 34 SH5-4 2 G3 21 HR 1B	S CU 77 C FF 93 F CU 77 X CU 76 0-2 ② SF8 3-H		C CH 84 C SI 89 F SI 89 F SI 89 X CU 78 0-2 1B		F FF 93 B FF 92 B FF 93 X FF 91 2-1 ③ P4		3 0	1 0	2 0	1 0	0 0	0 0	0 0
2 Zack Cozart, R (1, 6) OBP: 0.261, SLG: 0.307			X FF 93 0-0 ① G3 1-2	B FF 92 B FC 86 X FC 87 2-0 ③ F8		1 SAFE B SI 89 F SI 88 B SI 90 1 SAFE X SI 90 2-1 ③ F9				3	0	0	0	0	0	3
34 Homer Bailey, R (1, 1) OBP: 0.313, SLG: 0.267 43 Manny Parra, L (7, 1) 15 Roger Bernadina, L (7, PH) OBP: 0.291, SLG: 0.178 51 Jonathan Broxton, R (8, 1) 28 Chris Heisey, R (9, 7) OBP: 0.295, SLG: 0.333			X FF 92 0-0 ② SH5-4 2-3		C FF 89 F FF 93 X FF 92 0-2 6 FC6-4 1B		C SI 89 S CH 84 X SI 88 0-2 ① G4-3			1 0 0 1 0 0	0 0 0 0 0 0	1 0 0 0 0 0	0 0 0 0 0 0	0 0 0 0 0 0	0 0 0 0 0 0	0 0 0 0 0 0
Inning Stats	R: 0 H: 0 E: 0 LOB: 0 K: 1 BB: 0 S: 6 P: 9	R: 0 H: 0 E: 0 LOB: 0 K: 2 BB: 0 S: 13 P: 19	R: 3 H: 2 E: 0 LOB: 0 K: 1 BB: 1 S: 12 P: 20	R: 1 H: 2 E: 0 LOB: 1 K: 0 BB: 0 S: 11 P: 17	R: 0 H: 1 E: 0 LOB: 1 K: 1 BB: 0 S: 9 P: 15	R: 1 H: 2 E: 0 LOB: 1 K: 1 BB: 0 S: 13 P: 15	R: 0 H: 2 E: 0 LOB: 2 K: 0 BB: 0 S: 11 P: 16	R: 0 H: 0 E: 0 LOB: 0 K: 1 BB: 0 S: 7 P: 10		1B: 6 SF: 1 2B: 1 SAC: 1 3B: 0 DP: 0 HR: 2 HBP: 0					WP: 0 PA: 34 PB: 0 SB: 2 CS: 0	

livebaseballscorecards.com

	AB	31
	R	5
	H	9
	RBI	5
	BB	1
	SO	7
	LOB	9

PITCHER		IP	WLS	BF	H	R	ER	SO	BB	IBB	HBP	BLK	WP	HR	S	P	ERA	WHIP
40 Shelby Miller, R ERA: 3.18	(1, 1)	5.0	L	21	5	4	4	5	1	0	0	0	0	1	51	80	7.20	1.200
43 Seth Maness, R ERA: 2.79	(6, 1)	1.2		9	4	1	1	1	0	0	0	0	0	1	23	30	5.40	2.400
46 Kevin Siegrist, L ERA: 3.6	(7, 1)	1.1		4	0	0	0	1	0	0	0	0	0	0	8	11	0.00	0.000

PITCHER	IP	WLS	BF	H	R	ER	SO	BB	IBB	HBP	BLK	WP	HR	S	P	ERA	WHIP

Batter	1	2	3	4	5	6	7	8	9	AB	R	H	RBI	BB	SO	LOB
13 Matt Carpenter, L (1, 5) OBP: 0.372, SLG: 0.337	C FF 93 F FF 93 X FF 94 0-2 7 1B 2B		B FF 90 C FF 91 C SL 79 B SL 81 B SL 80 X FF 93 3-2 ① L8		C FF 92 B FF 90 X FF 92 1-1 ① F8		C FF 93 B FF 89 X FF 93 1-1 1B	C SI 88 B SL 83 S SL 82 B CU 75 S CU 75 2-3 ② K		5	1	2	0	0	1	3
43 Shane Robinson, R (1, 9) OBP: 0.235, SLG: 0.194	D FF 93 B FF 92 T FF 93 X FF 92 2-1 ① P6		X CH 88 0-0 ② F8		B CH 87 1 SAFE C FF 89 B FF 92 B CH 87 X FF 92 3-1 ②③ G6-4-3 1-2f		C CU 76 C CU 77 S FF 94 0-3 ① K	S SL 83 B CU 74 C CU 74 S CU 74 1-3 ③ K 1-2 2-3		5	0	0	0	0	2	5
7 Matt Holliday, R (1, 7) OBP: 0.369, SLG: 0.370	C FF 94 X FF 93 0-1 4 FC6-4 2-H 1B		B FF 92 C FF 89 B SL 79 B FF 90 B FF 92 4-1 BB			B FF 90 F FF 92 X FF 92 1-1 27 BB 21 BB 3 SF8 1B	F FF 93 X FF 95 0-1 ② L9		B FF 89 F SI 88 X CH 79 1-1 1B	4	1	3	1	1	0	1
21 Allen Craig, R (1, 3) OBP: 0.299, SLG: 0.359	B FF 93 B FF 93 F FF 93 F FF 91 S SL 80 2-3 ② K		C FF 90 F FF 91 B FF 93 B SL 79 C SL 81 2-3 ③ K			B FF 90 B FF 92 B FF 92 B FF 92 4-0 3 SF8 27 BB 19 1B 1-2 BB	B CU 77 F FF 94 F CU 76 X FF 95 1-2 ③ L6		C KC 71 B FF 88 F FF 90 C KC 72 1-3 ① K	4	1	0	0	1	3	4
4 Yadier Molina, R (1, 2) OBP: 0.360, SLG: 0.477	B CH 88 X FF 90 1-0 ③ FC6-4 1-2f			B FF 91 B CH 88 X CH 88 2-0 HR	S FF 92 X FF 92 0-1 ① F7			F FF 94 X FC 91 0-1 3 SH2-4 27 BB 19 1B 1B	B CH 79 B KC 74 F KC 72 X FF 88 2-1 ② F8	5	2	2	1	0	0	4
27 Jhonny Peralta, R (1, 6) OBP: 0.337, SLG: 0.471 26 Trevor Rosenthal, R (9, 1)		C SL 79 B FF 92 X SL 79 1-1 ① G6-3		C FF 92 F FF 91 B SL 82 X FF 92 1-2 ① G5-3		B FF 92 D FF 92 B CH 88 B FF 91 4-0 19 1B 1-2 2-3 BB		B FF 93 S FF 91 B FF 92 B FF 94 B FF 93 4-1 19 1B 3 SH2-4 1-2 1B BB	1 SAFE C KC 72 B SI 88 D KC 74 S KC 72 X FF 86 2-2 ③ L9	3 0	1 0	0 0	0 0	2 0	0 0	1 0
3 Mark Ellis, R (1, 4) OBP: 0.277, SLG: 0.211		C FF 91 B CH 86 X FF 91 1-1 ② G6-3		C FF 91 X CH 87 0-1 ② G6-3		B CH 88 F FF 91 X FF 92 1-1 ② SF8 2-3 3-H		B FF 94 B FF 92 X FF 94 2-0 ① SH2-4 1-2 2-3		2	0	0	1	0	0	0
19 Jon Jay, L (1, 8) OBP: 0.355, SLG: 0.396		C SL 77 X SL 79 0-1 1B		F FF 90 C FF 92 C FF 92 0-3 ③ K		F FF 92 S FF 91 X FF 91 0-2 1-2 3-H 1B		C CU 74 F CU 73 X FF 89 0-2 43 WP 1B 2-3 3-H 1B		4	0	3	2	0	1	0
54 Jaime García, L (1, 1) OBP: 0.500, SLG: 0.400 44 Carlos Martínez, R (6, 1) Matt Adams, L (8, PH) OBP: 0.320, SLG: 0.469 43 Seth Maness, R (8, 1) 36 Randy Choate, L (8, 1) 30 Jason Motte, R (9, 1) 33 Daniel Descalso, L (9, 6) OBP: 0.188, SLG: 0.217		B FF 90 F FF 90 S FF 92 F FF 94 S FF 94 1-3 ③ K			B FF 90 B FF 91 B FF 89 C FF 89 X FF 90 3-1 43 G6-4-3 1B	X FF 89 0-0 ③ G3		X SL 85 0-0 43 WP 1-2 3-H 1B		3 0 1 0 0 0 0 0	0 0 0 0 0 0 0 0	1 0 1 0 0 0 0 0	0 0 1 0 0 0 0 0	0 0 1 0 0 0 0 0	1 0 0 0 0 0 0 0	3 0 0 0 0 0 0 0
Inning Stats	R: 1 E: 0 K: 1 S: 11 H: 2 LOB: 1 BB: 0 P: 16	R: 0 E: 0 K: 1 S: 10 H: 1 LOB: 1 BB: 0 P: 13	R: 0 E: 0 K: 1 S: 8 H: 0 LOB: 1 BB: 1 P: 17	R: 1 E: 0 K: 1 S: 9 H: 1 LOB: 0 BB: 0 P: 12	R: 0 E: 0 K: 0 S: 6 H: 1 LOB: 0 BB: 0 P: 13	R: 2 E: 0 K: 0 S: 10 H: 2 LOB: 2 BB: 2 P: 20	R: 0 E: 0 K: 1 S: 10 H: 1 LOB: 1 BB: 0 P: 12	R: 2 E: 0 K: 2 S: 14 H: 3 LOB: 2 BB: 1 P: 23	R: 0 E: 0 K: 1 S: 10 H: 1 LOB: 1 BB: 0 P: 16	1B: 10 2B: 1 3B: 0 HR: 1 SF: 1 SAC: 1 DP: 1 HBP: 0						

PITCHER		IP	WLS	BF	H	R	ER	SO	BB	IBB	HBP	BLK	WP	HR	S	P	ERA	WHIP
52 Tony Cingrani, L ERA: 4.06	(1, 1)	6.0	L	27	7	4	4	4	3	0	0	0	0	1	54	91	6.00	1.667
60 J.J. Hoover, R ERA: 7.02	(7, 1)	1.0		4	1	0	0	1	0	0	0	0	0	0	10	12	0.00	1.000
Logan Ondrusek, R ERA: 6.59	(8, 1)	0.1		3	1	2	2	0	1	0	0	0	0	0	4	10	54.00	6.000
45 Sean Marshall, L ERA: 10.38	(8, 1)	0.2		4	2	0	0	2	0	0	0	0	1	0	10	13	0.00	3.000
63 Sam LeCure, R ERA: 1.33	(9, 1)	1.0		4	1	0	0	1	0	0	0	0	0	0	10	16	0.00	1.000

PITCHER		IP	WLS	BF	H	R	ER	SO	BB	IBB	HBP	BLK	WP	HR	S	P	ERA	WHIP

TOP

St. Louis Cardinals @ Cincinnati Reds

Great American Ball Park, Cincinnati, OH

Sat May 24 2014, 7:17 PM - 10:24 PM EDT

Att. 41,585 - Partly Cloudy - 78 F

livebaseballscorecards.com

AB	36
R	6
H	12
RBI	6
BB	4
SO	8
LOB	21

BOTTOM

St. Louis Cardinals @ Cincinnati Reds

Great American Ball Park, Cincinnati, OH

Sat May 24 2014, 7:17 PM - 10:24 PM EDT

Att. 41,585 - Partly Cloudy - 78 F

Batter	1	2	3	4	5	6	7	8	9	AB	R	H	RBI	BB	SO	LOB
28 Chris Heisey, R (1, 8) OBP: 0.294, SLG: 0.340	X FF 90 0-0 ① G6-3		F FF 92 S CH 84 C SI 92 0-3 ③ K			C FF 90 X CH 81 0-1 ② 21 1B, 4 2B, 2B	S CU 86 S FF 100 B FF 99 B CU 87 S SI 97 2-3 ② K		X FF 95 0-0 1-2 1B	4	1	1	0	0	2	2
Logan Ondrusek, R (8, 1)										0	0	0	0	0	0	0
45 Sean Marshall, L (8, 1)										0	0	0	0	0	0	0
63 Sam LeCure, R (9, 1)										0	0	0	0	0	0	0
6 Billy Hamilton, S (9, PH) OBP: 0.297, SLG: 0.347										1	0	1	0	0	0	0
21 Todd Frazier, R (1, 5) OBP: 0.349, SLG: 0.494	C FF 90 C SI 92 F SL 81 S SL 83 0-3 ② K			B CU 69 X SI 91 1-0 ① G6-3		C SI 91 X SI 91 0-1 4 2B, 2-3 1B	S CU 87 B FF 98 B CU 86 F FF 100 T FF 100 2-2 ③ K 1-2 2-3		B CH 86 C CU 82 F FF 96 S CH 86 1-3 ③ K	5	0	1	0	0	3	4
4 Brandon Phillips, R (1, 4) OBP: 0.313, SLG: 0.410	C FF 91 C SI 92 X SL 82 0-2 2B			B SI 91 B FF 91 C CH 82 T SI 91 S SL 83 2-3 ② K		1 SAFE S CU 72 F SI 91 B CH 81 X SL 81 1-2 1-3 3-H 2B		B SI 90 F SI 90 S SL 83 B FF 90 F SI 90 X SL 82 2-2 39 G6-4-3 1B		4	0	3	1	0	1	0
39 Devin Mesoraco, R (1, 2) OBP: 0.432, SLG: 0.699	S SL 82 F SL 81 F SL 80 B CH 82 S CH 82 1-3 ③ K			B CU 73 F CH 82 B CU 72 X FF 91 2-1 ③ G6-3		D CH 82 S SI 90 D CH 83 X SI 91 2-1 ① L4		B FF 90 C SI 90 C FF 90 B SL 82 B SI 90 1 SAFE X SI 90 3-2 ①② G6-4-3 1-2f		4	0	0	0	0	1	4
32 Jay Bruce, L (1, 9) OBP: 0.338, SLG: 0.355		C SI 91 C CU 71 B SI 92 X SL 81 1-2 ① G1-3			X SI 90 0-0 ① G3	B SI 91 B SL 80 F SI 91 S SI 90 S SL 82 2-3 ② K		B SI 85 F SI 85 B SI 84 B SI 85 F SI 85 F SI 85 F SI 85 S SI 85 3-3 ③ K		4	0	0	0	0	2	2
48 Ryan Ludwick, R (1, 7) OBP: 0.322, SLG: 0.357		X FF 92 0-0 ② L9			X FF 90 0-0 ② G6-3	B SI 97 B FF 98 S FF 98 S SI 97 S CU 88 2-3 ③ K			B FF 94 X FF 92 1-0 HR	4	1	1	1	0	1	2
29 Brayan Peña, S (1, 3) OBP: 0.294, SLG: 0.412		C FF 91 F SI 92 F SL 81 B SI 91 B SI 91 F CH 82 B CU 73 S SL 83 3-3 ③ K			C SI 91 B SI 92 X SI 92 1-1 2 1B, 2B		B FF 96 X FF 96 2-0 ① G6-3		C FC 89 B FF 93 F FC 88 X FF 94 1-2 ① F7	4	1	1	0	0	1	0
2 Zack Cozart, R (1, 6) OBP: 0.267, SLG: 0.312			X FF 90 0-0 ① G5-3		D CU 73 C SI 91 X FF 91 1-1 2-H 1B		S FF 99 X CU 89 0-1 21 WP, 25 1B, 1B		F FF 94 C FC 90 S FC 90 0-3 ② K	4	0	2	1	0	1	0
52 Tony Cingrani, L (1, 1) OBP: 0.143, SLG: 0.143			B FF 90 B FF 90 C FF 90 L FF 90 S SL 83 2-3 ② K		D SL 82 C SI 91 S SL 83 X SL 83 1-2 ③ G1-3		C FF 98 B SI 97 C FF 97 D CU 86 D FF 99 X FF 96 3-2 1-2 21 WP, 1B		B FF 94 B FF 94 C FF 93 C FF 92 B FC 90 F FF 94 B FF 95 4-2 6 1B, BB	2	0	0	0	0	1	1
60 J.J. Hoover, R (7, 1)										0	0	0	0	0	0	0
25 Skip Schumaker, L (7, PH) OBP: 0.302, SLG: 0.367										1	0	1	0	1	0	0
(8, 8)																

	AB	37
	R	3
	H	11
	RBI	3
	BB	1
	SO	13
	LOB	15

livebaseballscorecards.com

Inning Stats	1	2	3	4	5	6	7	8	9
	R: 0 E: 0 K: 2 S: 12 H: 1 LOB: 1 BB: 0 P: 13	R: 0 E: 0 K: 1 S: 9 H: 0 LOB: 0 BB: 0 P: 13	R: 0 E: 0 K: 2 S: 7 H: 0 LOB: 0 BB: 0 P: 9	R: 0 E: 0 K: 1 S: 6 H: 0 LOB: 0 BB: 0 P: 11	R: 1 E: 0 K: 0 S: 9 H: 2 LOB: 1 BB: 0 P: 12	R: 1 E: 0 K: 2 S: 15 H: 3 LOB: 2 BB: 0 P: 22	R: 0 E: 0 K: 2 S: 12 H: 2 LOB: 2 BB: 0 P: 21	R: 0 E: 0 K: 1 S: 12 H: 1 LOB: 0 BB: 0 P: 20	R: 1 E: 0 K: 2 S: 14 H: 2 LOB: 2 BB: 1 P: 21

	1B: 6	SF: 0	WP: 1	PA: 38
	2B: 4	SAC: 0	PB: 0	
	3B: 0	DP: 1	SB: 0	
	HR: 1	HBP: 0	CS: 0	

PITCHER		IP	WLS	BF	H	R	ER	SO	BB	IBB	HBP	BLK	WP	HR	S	P	ERA	WHIP
54 Jaime García, L ERA: 4.26	(1, 1)	5.2	W	23	6	2	2	7	0	0	0	0	0	0	55	75	3.18	1.059
44 Carlos Martinez, R ERA: 4.26	(6, 1)	1.1	H	6	2	0	0	3	0	0	0	0	1	0	15	26	0.00	1.500
43 Seth Maness, R ERA: 2.7	(8, 1)	0.2		2	1	0	0	0	0	0	0	0	0	0	7	12	0.00	1.500
36 Randy Choate, L ERA: 6.08	(8, 1)	0.1		1	0	0	0	1	0	0	0	0	0	0	5	8	0.00	0.000
30 Jason Motte, R ERA: 3.86	(9, 1)	0.2		4	1	1	1	1	1	0	0	0	0	1	10	16	13.50	3.000

PITCHER		IP	WLS	BF	H	R	ER	SO	BB	IBB	HBP	BLK	WP	HR	S	P	ERA	WHIP
26 Trevor Rosenthal, R ERA: 4.5	(9, 1)	0.1	S	2	1	0	0	1	0	0	0	0	0	0	4	5	0.00	3.000

Batter	1	2	3	4	5	6	7	8	9	AB	R	H	RBI	BB	SO	LOB
13 Matt Carpenter, L (1, 5) OBP: 0.377, SLG: 0.345	B SI 89 C SI 89 B FC 89 X SI 90 2-1 G4-3		C SI 90 B FC 89 B FC 89 C KC 80 C FC 90 2-3 K		C CH 83 F FC 88 X SI 91 0-2 1B		C FF 93 X SL 83 0-1 16 SH2-4 7 E 2B	B FF 94 B FF 95 B FF 93 B FF 93 4-0 BB		4	1	2	0	1	1	1
16 Kolten Wong, L (1, 4) OBP: 0.327, SLG: 0.316	C KC 78 X SI 91 0-1 7 S 1B		D KC 80 X CH 86 1-0 7 S 2-H 1B		X SI 90 0-0 F7		C FF 95 X SL 83 0-1 SH2-4 2-3	C FF 94 X FF 94 0-1 F7		4	0	2	1	0	0	2
7 Matt Holliday, R (1, 7) OBP: 0.370, SLG: 0.367 36 Randy Choate, L (9, 1) 37 Pat Neshek, S (9, 1)	B SI 92 S KC 80 F SI 92 B SL 81 F SL 80 B SI 92 C FC 90 3-3 K 1-2		1 SAFE B SI 91 B SI 91 C SI 91 B KC 80 B KC 80 4-1 1-2 BB		F SI 90 1 SAFE F SI 92 B SI 92 B FC 91 X FC 90 2-2 F9		F SL 84 B FF 93 F FF 94 X FS 86 1-2 E2 E 21 1B 3-H 1B		X FF 93 0-0 G1-3	4 0 0	1 0 0	1 0 0	1 0 0	1 0 0	0 0 0	2 0 0
Matt Adams, L (1, 3) OBP: 0.328, SLG: 0.467	X KC 80 0-0 G3-1		C SI 91 X FC 89 0-1 G3			B SI 89 C FC 87 X SI 90 1-1 21 BB 48 1B 1B	S SL 84 D SL 83 F SL 83 B FF 94 F SL 83 X SL 83 2-2 FC1 27 F8 21 1B 2-2		F FF 94 X FF 93 0-1 1B	5	1	2	0	0	0	4
21 Allen Craig, R (1, 9) OBP: 0.306, SLG: 0.362 (9, 7)		X KC 76 0-0 G6-3		B SI 88 B SI 89 C SI 91 X KC 80 2-1 19 FC1-6 1B		C FC 90 B SI 90 B SI 90 1 SAFE F SI 91 B FC 91 B KC 80 4-2 48 1B 1-2 BB	B KC 72 X SI 87 1-0 1-2 2-H 1B		F FF 93 X FF 94 0-1 F9	4	0	2	1	1	0	1
27 Jhonny Peralta, R (1, 6) OBP: 0.328, SLG: 0.457		B SI 90 B SI 90 C SI 90 F SI 92 C FC 91 2-3 K		C SI 91 F SI 91 D SL 82 S SI 92 1-3 K		B SI 91 C KC 80 F SI 91 S SL 81 1-3 K	S SI 88 B SI 89 D KC 74 X FF 89 2-1 F8 2-3		S FF 92 B CU 76 X SL 87 1-1 P4	5	0	0	0	0	3	6
19 Jon Jay, L (1, 8) OBP: 0.342, SLG: 0.380		C SI 91 F FC 89 S SL 81 0-3 K		F SI 91 X SI 92 0-1 FC1-6 1-2f		B FC 90 F FC 90 C SI 92 C FC 92 1-3 K	B KC 72 C FF 88 B SI 86 S KC 71 B SI 88 C FF 88 3-3 K			4	0	0	0	0	3	5
48 Tony Cruz, R (1, 2) OBP: 0.393, SLG: 0.333			B KC 76 C SI 90 X SI 91 1-1 50 SH5-4 16 1B 1B	1 SAFE F SI 91 C KC 79 F FC 90 B SL 82 1 SAFE X KC 82 1-2 L9		S KC 80 F FF 97 D SL 82 B SL 82 X FC 90 2-2 1-3 2-H 1B		C FF 92 B FF 93 C CU 75 S FF 94 1-3 K		4	1	2	1	0	1	1
50 Adam Wainwright, R (1, 1) OBP: 0.345, SLG: 0.370 43 Shane Robinson, R (9, 9) OBP: 0.235, SLG: 0.194			X SI 88 0-0 SH5-4 1-2		C SI 87 B SI 89 X SI 88 1-1 F8	F SI 90 C KC 79 C FC 90 0-3 K		F FF 94 B CU 75 F FF 94 S FF 95 1-3 K		3 0	0 0	0 0	0 0	2 0	2 0	2 0
Inning Stats	R: 0 E: 0 K: 1 S: 9 H: 1 LOB: 1 BB: 0 P: 14	R: 0 E: 0 K: 2 S: 7 H: 0 LOB: 0 BB: 0 P: 9	R: 1 E: 0 K: 1 S: 10 H: 2 LOB: 2 BB: 1 P: 18	R: 0 E: 0 K: 1 S: 11 H: 1 LOB: 1 BB: 0 P: 15	R: 0 E: 0 K: 0 S: 9 H: 1 LOB: 1 BB: 0 P: 12	R: 1 E: 0 K: 3 S: 16 H: 2 LOB: 2 BB: 1 P: 25	R: 2 E: 2 K: 1 S: 17 H: 3 LOB: 2 BB: 0 P: 26	R: 0 E: 0 K: 2 S: 8 H: 0 LOB: 1 BB: 1 P: 14	R: 0 E: 0 K: 0 S: 7 H: 1 LOB: 1 BB: 0 P: 8	1B: 10 2B: 1 3B: 0 HR: 0 SF: 0 SAC: 2 DP: 0 HBP: 0						

PITCHER	IP	WLS	BF	H	R	ER	SO	BB	IBB	HBP	BLK	WP	HR	S	P	ERA	WHIP
44 Mike Leake, R (1, 1) ERA: 2.79	6.0	L	27	7	2	2	8	2	0	0	0	0	0	62	93	3.00	1.500
43 Manny Parra, L (7, 1) ERA: 5.82	0.1		4	2	2	1	0	0	0	0	0	0	0	11	14	27.00	6.000
63 Sam LeCure, R (7, 1) ERA: 1.29	0.2		3	1	0	0	1	0	0	0	0	0	0	6	12	0.00	1.500
60 J.J. Hoover, R (8, 1) ERA: 6.27	2.0		8	1	0	0	2	1	0	0	0	0	0	15	22	0.00	1.000

PITCHER	IP	WLS	BF	H	R	ER	SO	BB	IBB	HBP	BLK	WP	HR	S	P	ERA	WHIP

TOP

St. Louis Cardinals @ Cincinnati Reds

Great American Ball Park, Cincinnati, OH

Sun May 25 2014, 8:08 PM - 11:22 PM EDT

Att. 42,273 - Clear - 81 F

livebaseballscorecards.com

AB	37
R	4
H	11
RBI	4
BB	3
SO	11
LOB	24

BOTTOM

Batter	1	2	3	4	5	6	7	8	9	AB	R	H	RBI	BB	SO	LOB
6 Billy Hamilton, S (1, 8) OBP: 0.296, SLG: 0.340	B SI 89 C FC 85 B FC 85 S SI 90 T CU 74 2-2 ① K		B SI 91 B FC 87 B FF 91 C FC 87 B FF 91 4-1 21 FC6-4 1-2 BB		B CU 75 F FC 88 F FC 88 D CU 77 F CU 78 F CU 78 C FC 88 2-3 ③ K			B CU 71 C SI 88 L FC 86 S CU 74 1-3 ① K		3	0	0	0	1	3	2
21 Todd Frazier, R (1, 5) OBP: 0.342, SLG: 0.483	C CU 73 B SI 91 F FC 87 X CU 75 1-2 ② P4		X SI 92 0-0 ③ FC6-4 1-2f			C SI 91 B CU 89 X FC 88 1-1 ① G5-3		B SI 88 C CU 73 F SI 89 B CU 73 S FF 92 2-3 ② K		4	0	0	0	0	1	2
4 Brandon Phillips, R (1, 4) OBP: 0.307, SLG: 0.401	S CU 73 S SI 91 S FF 93 0-3 ③ K			C FC 89 X FC 86 0-1 ① G4-3		C SI 90 B FC 87 B SI 90 F SI 91 F SI 93 F CU 76 B FF 93 C SI 93 3-3 ② K		S FC 86 S CU 67 B FF 91 B CU 71 X SI 90 2-2 ③ F8		4	0	0	0	0	2	0
32 Jay Bruce, L (1, 9) OBP: 0.328, SLG: 0.342		S FC 86 F SI 89 S FC 84 0-3 ① K		B CU 71 S FF 91 B CU 75 B SI 90 F FC 88 F FF 92 X FC 88 3-2 ② G1-3		F SI 91 B CH 83 B FC 88 S CU 74 B CU 75 S FC 85 3-3 ③ K			S SL 75 S SL 76 S SL 76 0-3 ① K	4	0	0	0	0	3	0
39 Devin Mesoraco, R (1, 2) OBP: 0.424, SLG: 0.675		S FC 85 B SI 91 B SI 90 C CU 74 S FF 93 2-3 ② K		S FC 86 B SI 91 B CU 75 B SI 92 F FC 86 F FF 92 C CU 75 3-3 ③ K			C FC 84 S CU 74 X SI 91 0-2 2 L9 48 1B 1B		C SL 82 B SL 84 S SL 82 X SL 84 1-2 ② F8	4	0	1	0	0	2	0
48 Ryan Ludwick, R (1, 7) OBP: 0.327, SLG: 0.362		B SI 91 S FC 87 F SI 90 S CU 75 1-3 ③ K			B SI 89 F FC 86 C SI 90 B FC 85 F CU 76 X SI 93 2-2 ① G4-3		C CU 74 B FC 87 C SI 91 X FC 86 1-2 1-2 1B		B SI 91 F SL 83 F SL 83 F SI 91 X SL 84 1-2 1B	4	0	2	0	0	1	0
29 Brayan Peña, S (1, 3) OBP: 0.292, SLG: 0.406			C FC 86 X FC 85 0-1 ① P6		F FC 87 B FC 84 X FF 92 1-1 44 SH1-4 2 1B 1B		X SI 90 0-0 ① F7		B SI 91 F CH 72 F SI 91 F SL 84 S CH 73 1-3 ③ K	4	0	1	0	0	1	3
2 Zack Cozart, R (1, 6) OBP: 0.274, SLG: 0.319			C SI 89 X CU 73 0-1 6 PB 1B		C SI 91 F FC 85 X SI 90 0-2 44 SH1-4 1-2 1B		C CU 74 X FF 90 0-1 ② L9 2-3			3	0	2	0	0	0	2
44 Mike Leake, R (1, 1) OBP: 0.136, SLG: 0.318 43 Manny Parra, L (7, 1) 63 Sam LeCure, R (7, 1) 25 Skip Schumaker, L (7, PH) OBP: 0.296, SLG: 0.360 60 J.J. Hoover, R (8, 1)			X SI 88 0-0 ② L7		S FC 86 X FC 85 0-1 ② SH1-4 1-2 2-3		F FC 87 F FC 88 D CU 76 T FC 86 1-2 ③ K			1 0 0 1 0	0 0 0 0 0	0 0 0 0 0	0 0 0 0 0	0 0 0 1 0	0 0 0 2 0	1 0 0 2 0
Inning Stats	R: 0 E: 0 K: 2 S: 9 H: 0 LOB: 0 BB: 0 P: 12	R: 0 E: 0 K: 3 S: 9 H: 0 LOB: 0 BB: 0 P: 12	R: 0 E: 0 K: 0 S: 7 H: 1 LOB: 2 BB: 1 P: 11	R: 0 E: 0 K: 1 S: 10 H: 0 LOB: 0 BB: 0 P: 16	R: 0 E: 0 K: 1 S: 16 H: 2 LOB: 2 BB: 0 P: 21	R: 0 E: 0 K: 2 S: 10 H: 0 LOB: 0 BB: 0 P: 17	R: 0 E: 0 K: 1 S: 12 H: 2 LOB: 2 BB: 0 P: 14	R: 0 E: 0 K: 2 S: 9 H: 0 LOB: 0 BB: 0 P: 14	R: 0 E: 0 K: 2 S: 14 H: 1 LOB: 1 BB: 0 P: 17	1B: 6 2B: 0 3B: 0 HR: 0	SF: 0 SAC: 1 DP: 0 HBP: 0			WP: 0 PB: 1 SB: 0 CS: 0	PA: 34		

PITCHER	IP	WLS	BF	H	R	ER	SO	BB	IBB	HBP	BLK	WP	HR	S	P	ERA	WHIP
50 Adam Wainwright, R (1, 1) ERA: 1.67	8.0	W	30	5	0	0	12	1	0	0	0	0	0	82	117	0.00	0.750
36 Randy Choate, L (9, 1) ERA: 5.93	0.1		1	0	0	0	1	0	0	0	0	0	0	3	3	0.00	0.000
37 Pat Neshek, R (9, 1) ERA: 0.83	0.2		3	1	0	0	1	0	0	0	0	0	0	11	14	0.00	1.500

PITCHER	IP	WLS	BF	H	R	ER	SO	BB	IBB	HBP	BLK	WP	HR	S	P	ERA	WHIP

St. Louis Cardinals @ Cincinnati Reds

Great American Ball Park, Cincinnati, OH

Sun May 25 2014, 8:08 PM - 11:22 PM EDT

Att. 42,273 - Clear - 81 F

livebaseballscorecards.com

AB	32
R	0
H	6
RBI	0
BB	1
SO	14
LOB	12

Cincinnati Reds @ Los Angeles Dodgers

Dodger Stadium, Los Angeles, CA

Mon May 26 2014, 5:11 PM - 8:19 PM PDT

Att. 45,505 - Clear - 76 F

livebaseballscorecards.com

Batter	1	2	3	4	5	6	7	8	9	AB	R	H	RBI	BB	SO	LOB
6 Billy Hamilton, S (1, 8) OBP: 0.294, SLG: 0.344	C FF 91 C CU 72 S SI 92 0-3 K			C CU 70 X CU 73 0-1 G5-3			B CU 72 F FF 93 B FF 93 X FF 93 2-1 G4-3	B SL 89 B SI 93 X FF 94 2-0 1-3 2-H 3-H 2B		4	0	1	2	0	1	0
2 Zack Cozart, R (1, 6) OBP: 0.273, SLG: 0.313	C FF 92 B CH 85 X CH 85 1-1 G5-3			B SI 91 C FF 91 B SL 85 B CU 75 F SI 92 X SL 84 3-2 G5-3			B CU 73 B FF 93 C FF 93 C FF 93 S SL 84 2-3 K	B FF 95 B SL 90 B FF 94 B FF 93 4-0 BB		3	0	0	0	1	1	0
4 Brandon Phillips, R (1, 4) OBP: 0.301, SLG: 0.393	C FF 93 B CU 76 F CU 74 F SI 93 B SI 93 X SL 83 2-2 F9			B CU 75 X SI 86 1-0 F8			C FF 94 B CU 76 B CH 86 F SI 94 X SI 95 2-2 G1-3	B FC 94 S FC 92 C FC 95 B FC 97 F FC 96 F FC 95 F FC 95 S FC 97 2-3 K		4	0	0	0	0	1	3
21 Todd Frazier, R (1, 3) OBP: 0.340, SLG: 0.483 (8, 5)		X CH 84 0-0 G1-3			B CH 82 X SI 92 1-0 G1-3			B CH 82 X CH 83 1-0 48 1B 28 SF9 2B	C FC 92 S FC 94 F FC 96 F FC 96 X SL 83 0-2 F7	4	1	1	0	0	0	0
48 Ryan Ludwick, R (1, 7) OBP: 0.325, SLG: 0.358		F FF 92 C CU 74 X FF 92 0-2 L8			B CU 76 C SI 93 B FF 93 F SL 85 F FF 95 F CU 76 F SI 94 F SL 83 F FF 94 3-3 K			B FF 91 C CU 72 C FF 91 B FF 92 X SL 83 2-2 25 BB 29 1B 6 2B 2-3 1B	S FC 93 B FC 93 S FC 93 S FC 96 1-3 K	4	1	1	0	0	2	0
28 Chris Heisey, R (1, 9) OBP: 0.292, SLG: 0.340		C CU 73 F CH 82 B CH 83 S FF 92 1-3 K			X CH 86 0-0 P2			F CH 84 C FF 91 D CH 86 B FF 92 X FF 92 2-2 SF9 3-H	B FC 95 C FC 94 X FC 94 1-1 29 PB 1B	3	0	1	1	0	1	0
29 Brayan Peña, S (1, 2) OBP: 0.299, SLG: 0.404 (8, 3) 15 Roger Bernadina, L (9, PR) OBP: 0.291, SLG: 0.178			B FF 92 B CH 84 F FF 92 C SI 93 X SI 94 2-2 G4-3			B CH 85 C CH 84 C SI 93 X SI 94 1-2 G2-3		X CH 83 0-0 25 BB 6 2B 1-2 1B	1 SAFE B FC 91 B FC 95 F FC 95 B FC 96 B FC 96 4-1 1-2 BB	3 0	1 0	1 0	0 0	1 0	0 0	0 0
7 Ramon Santiago, S (1, 5) OBP: 0.286, SLG: 0.226 39 Devin Mesoraco, R (8, PH) OBP: 0.414, SLG: 0.658 (8, 2)			F CH 84 C CU 74 B CH 84 F SI 92 S CU 75 1-3 K			B CU 72 C CH 84 C CH 86 S FF 94 1-3 K		B SL 89 F FF 93 B FF 94 F FF 94 S SL 88 2-3 K	X FC 94 0-0 F8	2 2	0 0	0 0	0 0	0 1	2 4	0 4
47 Johnny Cueto, R (1, 1) OBP: 0.154, SLG: 0.154 43 Manny Parra, L (7, 1) 25 Skip Schumaker, L (8, PH) OBP: 0.309, SLG: 0.360 51 Jonathan Broxton, R (8, 1)			F SI 93 X CU 74 0-1 G6-3			L FF 93 S CU 75 B CU 73 S FF 93 1-3 K		C FF 92 B FF 92 F SI 93 B FF 94 B FF 94 B SL 90 4-2 6 2B 1-2 2-3 BB		2 0 0 0	0 0 0 0	0 0 0 0	0 0 1 0	1 0 0 0	0 0 0 0	0 0 0 0

TOP	
AB	31
R	3
H	5
RBI	3
BB	3
SO	10
LOB	7

Inning Stats	1	2	3	4	5	6	7	8	9	1B: 3	SF: 1	WP: 0	PA: 35
	R: 0 E: 0 K: 1 S: 9 H: 0 LOB: 0 BB: 0 P: 12	R: 0 E: 0 K: 1 S: 7 H: 0 LOB: 0 BB: 0 P: 8	R: 0 E: 0 K: 1 S: 9 H: 0 LOB: 0 BB: 0 P: 12	R: 0 E: 0 K: 0 S: 6 H: 0 LOB: 0 BB: 0 P: 10	R: 0 E: 0 K: 1 S: 10 H: 0 LOB: 0 BB: 0 P: 14	R: 0 E: 0 K: 2 S: 9 H: 0 LOB: 0 BB: 0 P: 12	R: 0 E: 0 K: 1 S: 8 H: 0 LOB: 0 BB: 0 P: 14	R: 3 E: 0 K: 2 S: 20 H: 4 LOB: 3 BB: 2 P: 39	R: 0 E: 0 K: 1 S: 12 H: 1 LOB: 2 BB: 1 P: 18	2B: 2 3B: 0 HR: 0	SAC: 0 DP: 0 HBP: 0	PB: 1 SB: 0 CS: 0	

PITCHER		IP	WLS	BF	H	R	ER	SO	BB	IBB	HBP	BLK	WP	HR	S	P	ERA	WHIP
99 Hyun Jin Ryu, L ERA: 3.1	(1, 1)	7.1	W	25	3	3	3	7	0	0	0	0	0	0	66	95	3.68	0.409
0 Brian Wilson, R ERA: 7.56	(8, 1)	0.1	H	4	1	0	0	1	2	0	0	0	0	0	6	18	0.00	9.000
74 Kenley Jansen, R ERA: 3.91	(8, 1)	1.1	S	6	1	0	0	2	1	0	0	0	0	0	18	26	0.00	1.500

PITCHER	IP	WLS	BF	H	R	ER	SO	BB	IBB	HBP	BLK	WP	HR	S	P	ERA	WHIP

Batter	1	2	3	4	5	6	7	8	9	AB	R	H	RBI	BB	SO	LOB
9 Dee Strange-Gordon, L (1, 4) OBP: 0.333, SLG: 0.374	F SI 91 C SI 92 B FF 90 F SI 92 F SI 95 B FC 90 B SI 93 X FF 94 3-2 ① F7		X CH 83 0-0 E3 3 1B 2-H		B FF 90 X CH 84 1-0 B2-3 ②		C FF 93 F FF 94 X FF 94 0-2 FC5-2 3 2B ② 1-2 3-H			4	1	0	0	0	0	2
3 Carl Crawford, L (1, 7) OBP: 0.288, SLG: 0.401 74 Kenley Jansen, S (8, 1)	B CH 82 B FF 90 S SI 93 T FC 88 X FF 92 2-2 ② G5-3		1 SAFE C FF 92 1 SAFE B FF 92 1 SAFE B FF 94 S FC 88 F FF 94 X FF 93 2-2 23 FC5 66 S 1-3 1B		B FF 94 X FF 90 1-0 ③ F8		F FF 94 X FF 95 0-1 1-H 2-H 2B			4 0	0 0	2 0	2 0	0 0	0 0	0 0
66 Yasiel Puig, R (1, 9) OBP: 0.440, SLG: 0.616	C SI 92 C SI 93 B SI 94 B FC 91 B SI 94 S CH 84 3-3 ③ K		B SI 95 B CH 85 S FF 95 B SI 95 D CH 85 4-1 23 FC5 1-2 BB			B FF 93 X SI 94 1-0 ① P4	I IN 69 I IN 73 I IN 77 I IN 80 4-0 23 FC6 IBB			2	0	0	0	2	1	0
23 Adrián González, L (1, 3) OBP: 0.341, SLG: 0.518		C SI 91 X FC 89 0-1 ① F7	X FF 95 0-0 ③ FC5 1-2 2-3f			C FF 94 X FF 94 0-1 ② P5	C FF 93 X SL 85 0-1 ③ FC6 1-2f			4	0	0	0	0	0	5
16 Andre Ethier, L (1, 8) OBP: 0.331, SLG: 0.372		B CH 82 X CH 83 1-0 ② P5		X SL 83 0-0 2B		B FF 95 C FC 89 B FF 91 X CH 84 2-1 ③ G3		C SI 92 B FF 95 B SL 88 X FF 92 2-1 ① G4-3		4	0	1	0	0	0	0
10 Justin Turner, R (1, 5) OBP: 0.287, SLG: 0.352		B FF 93 F FC 88 C SI 94 F FC 89 X CH 85 1-2 ③ F8		B SI 93 X CH 84 1-0 ① G5-3			B CH 83 S FF 94 C SL 79 F FF 94 B SI 94 F CH 86 F FF 95 B CH 88 F FC 89 4-2 99 E BB	B SI 93 B SI 93 C SI 92 B SL 88 C SI 92 F SI 93 F FF 93 X FF 93 3-2 ② F8		3	1	0	0	1	0	1
31 Drew Butera, R (1, 2) OBP: 0.292, SLG: 0.349			C SL 82 B SL 85 S SI 94 X SI 95 1-2 99 SH1-4 9 E 1B	B SI 95 X SI 94 1-0 ② F9			1 SAFE C SI 93 F SI 94 B SI 94 B SI 93 F CH 85 X SI 94 2-2 ① F7	F FF 93 S SL 88 S FF 94 0-3 ③ K		4	1	1	0	0	1	2
11 Erisbel Arruebarrena, R (1, 6) OBP: 0.357, SLG: 0.385			F SI 92 S FF 92 B SI 90 T FF 92 1-2 ① K	C FC 86 B FF 95 F SI 95 S SI 96 1-3 ③ K			C SI 94 B SI 92 F SI 93 B FF 94 B FF 95 X SI 94 3-2 99 E 9 FC5-2 1-3 2B			3	0	1	0	0	2	2
99 Hyun Jin Ryu, R (1, 1) 0 Brian Wilson, R (8, 1) 33 Scott Van Slyke, R (8, 7) OBP: 0.368, SLG: 0.586			L FC 87 X CH 86 0-1 ② SH1-4 1-2		B SL 81 B FC 86 C FF 90 F SI 91 B SL 81 X SI 93 3-2 ① L8		S SI 94 F SI 94 B FF 94 B FF 94 F SI 94 B SI 95 X SI 95 3-2 E6 9 FC5-2 3 2B 2-3 3-H			2 0 0	1 0 0	0 0 0	1 0 0	0 0 0	0 0 0	1 0 0
Inning Stats	R: 0 E: 0 K: 1 S: 11 H: 0 LOB: 0 BB: 0 P: 19	R: 0 E: 0 K: 0 S: 7 H: 0 LOB: 0 BB: 0 P: 9	R: 1 E: 1 K: 1 S: 15 H: 2 LOB: 3 BB: 1 P: 23	R: 0 E: 0 K: 1 S: 6 H: 1 LOB: 1 BB: 0 P: 9	R: 0 E: 0 K: 0 S: 5 H: 0 LOB: 0 BB: 0 P: 10	R: 0 E: 0 K: 0 S: 5 H: 0 LOB: 0 BB: 0 P: 8	R: 3 E: 1 K: 0 S: 30 H: 2 LOB: 2 BB: 2 P: 46	R: 0 E: 0 K: 1 S: 11 H: 0 LOB: 0 BB: 0 P: 16		1B: 2 2B: 3 3B: 0 HR: 0 SF: 0 SAC: 1 DP: 0 HBP: 0				WP: 0 PB: 0 SB: 1 CS: 0 PA: 34		

PITCHER	IP	WLS	BF	H	R	ER	SO	BB	IBB	HBP	BLK	WP	HR	S	P	ERA	WHIP
47 Johnny Cueto, R (1, 1) ERA: 1.83	6.1	L	27	4	4	1	3	2	0	0	0	0	0	72	113	1.42	0.947
43 Manny Parra, L (7, 1) ERA: 5.6	0.2		4	1	0	0	0	0	1	0	0	0	0	7	11	0.00	1.500
51 Jonathan Broxton, R (8, 1) ERA: 0.64	1.0		3	0	0	0	1	0	0	0	0	0	0	11	16	0.00	0.000

PITCHER	IP	WLS	BF	H	R	ER	SO	BB	IBB	HBP	BLK	WP	HR	S	P	ERA	WHIP

BOTTOM

Cincinnati Reds @ Los Angeles Dodgers

Dodger Stadium, Los Angeles, CA

Mon May 26 2014, 5:11 PM - 8:19 PM PDT

Att. 45,505 - Clear - 76 F

livebaseballscorecards.com

AB	30
R	4
H	5
RBI	3
BB	3
SO	4
LOB	13

Cincinnati Reds @ Los Angeles Dodgers

Dodger Stadium, Los Angeles, CA

Tue May 27 2014, 7:11 PM - 10:08 PM PDT

Att. 46,013 - Partly Cloudy - 72 F

livebaseballscorecards.com

Batter	1	2	3	4	5	6	7	8	9	AB	R	H	RBI	BB	SO	LOB
6 Billy Hamilton, S (1, 8) OBP: 0.287, SLG: 0.335	C FF 90 F CH 84 X SL 84 0-2 L9		X FF 92 0-0 B3			B CU 70 S CH 85 X CH 85 1-1 F8		X CH 84 0-0 G4-3 2-3		4	0	0	0	0	0	1
25 Skip Schumaker, L (1, 4) OBP: 0.305, SLG: 0.352	C FF 90 F FF 91 B SL 84 X FF 93 1-2 G6-3			B SI 91 S CH 86 B CH 87 C FF 91 B CH 88 X FF 90 3-2 32 G3-6-4 1B		F SI 91 B SL 85 C FF 92 B SL 83 F SI 93 B SI 92 X CH 86 3-2 G1-3		F SL 85 C CH 86 B FF 90 S FF 91 1-3 K		4	0	1	0	0	1	1
39 Devin Mesoraco, R (1, 2) OBP: 0.407, SLG: 0.675	C FF 91 B SL 85 S SL 85 B FF 93 C SI 92 2-3 K			F SL 85 F SL 85 B FF 92 S CH 88 1-3 K		S SL 85 X FF 91 0-1 L8		F SL 84 F SL 84 B SL 84 B SI 91 X SI 91 3-2 3-H HR		4	1	1	2	0	2	1
32 Jay Bruce, L (1, 9) OBP: 0.326, SLG: 0.339		B CH 85 S CH 85 B FF 92 B CU 72 F FF 91 S CH 85 3-3 K		X CH 87 0-0 G3-6-4 1-2f			B CU 67 C CH 86 B FF 91 X CH 86 2-1 2 FC5-4 23 1B 1B	S SI 86 B SI 86 B KC 79 B SI 87 F SI 87 C SI 86 3-3 K		4	0	1	0	0	2	1
21 Todd Frazier, R (1, 5) OBP: 0.338, SLG: 0.478		C FF 92 X CU 73 0-1 1B			C FF 89 S SL 83 F SL 84 B FF 92 B CH 87 S CH 88 2-3 K		C SL 84 F SI 91 B SL 83 D SL 85 S CH 88 2-3 K		C FC 92 S SL 82 B FC 95 T FC 95 1-2 K	4	0	1	0	0	3	1
23 Donald Lutz, L (1, 3) OBP: 0.500, SLG: 0.750		B CH 86 S CH 87 1 SAFE S CH 86 S CH 88 1-3 K			X FF 92 0-0 15 1B 2B		F CH 87 X CH 86 0-1 2 FC5-4 1-2 1B		C FC 94 S FF 94 F FF 95 S SL 82 0-3 K	4	1	2	0	0	2	1
2 Zack Cozart, R (1, 6) OBP: 0.267, SLG: 0.305		C FF 91 F FF 92 S FF 93 0-3 K			X SL 84 0-0 G1-3		C SL 82 X SL 84 0-1 FC5-4 1-2f 2-3		X FC 94 0-0 F8	4	0	0	0	0	1	4
15 Roger Bernadina, L (1, 7) OBP: 0.293, SLG: 0.188			C FF 89 X SI 90 0-1 G4-3		B CH 88 S CH 87 X CH 87 1-1 2-H 1B		D CU 71 S CH 87 F SL 85 B FF 91 F FF 91 S SL 82 2-3 K			3	0	1	1	0	1	2
31 Alfredo Simon, R (1, 1) Logan Ondrusek, R (4, 1) 45 Sean Marshall, L (7, 1) 28 Chris Heisey, R (8, PH) OBP: 0.298, SLG: 0.356 60 J.J. Hoover, R (8, 1)			B FF 91 C FF 91 S FF 92 S SL 85 1-3 K		C FF 91 1 SAFE B FF 91 S FF 90 F FF 92 S SL 86 1-3 K			X SL 81 0-0 6 G4-3 39 HR 2B		1 1 0 1 0	0 0 0 1 0	0 0 0 1 0	0 0 0 0 0	1 1 0 0 0	0 1 0 0 0	0 1 0 0 0
Inning Stats	R: 0 E: 0 K: 1 S: 9 H: 0 LOB: 0 BB: 0 P: 12	R: 0 E: 0 K: 3 S: 11 H: 1 LOB: 1 BB: 0 P: 15	R: 0 E: 0 K: 1 S: 6 H: 0 LOB: 0 BB: 0 P: 7	R: 0 E: 0 K: 1 S: 7 H: 1 LOB: 0 BB: 0 P: 11	R: 1 E: 0 K: 2 S: 12 H: 2 LOB: 1 BB: 0 P: 16	R: 0 E: 0 K: 0 S: 8 H: 0 LOB: 0 BB: 0 P: 12	R: 0 E: 0 K: 2 S: 13 H: 2 LOB: 2 BB: 0 P: 19	R: 2 E: 0 K: 2 S: 11 H: 2 LOB: 0 BB: 0 P: 18	R: 0 E: 0 K: 2 S: 8 H: 0 LOB: 0 BB: 0 P: 9	1B: 5 2B: 2 3B: 0 HR: 1 SF: 0 SAC: 0 DP: 1 HBP: 0						

TOP

AB	34
R	3
H	8
RBI	3
BB	0
SO	14
LOB	13

WP: 0 PB: 0 SB: 0 CS: 0 PA: 34

PITCHER		IP	WLS	BF	H	R	ER	SO	BB	IBB	HBP	BLK	WP	HR	S	P	ERA	WHIP
21 Zack Greinke, R ERA: 2.18	(1, 1)	7.2	W	30	8	3	3	11	0	0	0	0	0	1	74	104	3.52	1.043
56 J.P. Howell, L ERA: 2.04	(8, 1)	0.1	H	1	0	0	0	1	0	0	0	0	0	0	3	6	0.00	0.000
74 Kenley Jansen, R ERA: 3.75	(9, 1)	1.0	S	3	0	0	0	2	0	0	0	0	0	0	8	9	0.00	0.000

PITCHER		IP	WLS	BF	H	R	ER	SO	BB	IBB	HBP	BLK	WP	HR	S	P	ERA	WHIP

Batter	1	2	3	4	5	6	7	8	9	AB	R	H	RBI	BB	SO	LOB
9 Dee Strange-Gordon, L (1, 4) OBP: 0.332, SLG: 0.369	B SI 93 X SI 93 1-0 ① G5-3		C SI 95 B EP 68 X FS 83 1-1 ③ G6-3	F SI 94 B SI 94 B SI 94 F FS 84 B EP 63 B SI 95 4-2 BB			X FF 88 0-0 ① G4-3			3	0	0	0	1	0	0
3 Carl Crawford, L (1, 7) OBP: 0.293, SLG: 0.400 33 Scott Van Slyke, R (8, 7) OBP: 0.368, SLG: 0.586	C SI 94 S FS 84 S FS 84 0-3 ② K			x SI 95 0-0 13 F8 66 1B 16 3B 1B x FC 89 1-1 G4-3			B SL 86 B SL 83 C FF 88 C CU 74 F CU 75 F SL 83 B CU 74 B SL 86 4-2 66 HBP 13 1B BB			3 0	2 0	1 0	0 0	1 0	1 0	3 0
66 Yasiel Puig, R (1, 9) OBP: 0.445, SLG: 0.615	F SI 93 B SI 95 B SI 95 B CU 80 S FC 89 B FC 90 4-2 13 CS BB			C SI 95 B SI 94 1 SAFE 1 SAFE X FC 89 1-1 13 F8 16 3B 1-2 1B	X CU 78 0-0 ① F7		F SL 85 H CU 76 1-1 13 1B 1-2 HBP			2	1	1	0	1	0	0
13 Hanley Ramirez, R (1, 6) OBP: 0.332, SLG: 0.447 11 Erisbel Arruebarrena, R (8, 6) OBP: 0.357, SLG: 0.385	S SI 95 0-1 ③ CS 1-2	B SI 93 S SI 95 C SI 95 F CU 80 F SI 95 X FC 89 1-2 ① G1-3		B SI 95 F SI 95 F SI 95 D FF 91 B FC 91 X SI 95 3-2 ① F8 1-2 2-3	X FF 95 0-0 ② G5-3		F SL 85 C SI 88 X FF 89 0-2 23 G3-6-1 1-2 2-H 1B			4 0	0 0	1 0	1 0	0 0	0 0	2 0
23 Adrián González, L (1, 3) OBP: 0.344, SLG: 0.515		F SI 95 X FS 85 0-1 ② F7		B SI 95 B SI 95 I IN 67 I IN 74 4-0 16 3B IBB	B SI 95 B FF 95 C FF 95 X FC 93 2-1 1B		D SL 83 X FF 89 1-0 ②③ G3-6-1 1-2f			3	1	1	0	1	0	2
16 Andre Ethier, L (1, 8) OBP: 0.335, SLG: 0.411		X FS 84 0-0 HR		F SI 96 B SI 96 D FC 91 X SI 96 2-1 18 1B 1-H 3B 2-H 3-H	B FF 93 B SI 93 F FF 94 X FF 94 2-1 ③ G3			B CU 75 B FF 94 C FF 93 C CH 90 S FF 94 2-3 ① K		4	2	2	4	0	1	1
31 Drew Butera, R (1, 2) OBP: 0.289, SLG: 0.333		F FF 95 F FC 88 B CU 81 X CU 79 1-2 ③ L1		F FC 90 D SI 96 B FC 89 F SI 94 B FS 82 F FC 90 B SI 96 4-2 21 SH3-4 18 1B BB		B FF 93 X FF 94 1-0 ① L8		F FF 94 C SL 86 B FF 94 F FF 94 T SL 86 1-2 ② K		3	0	0	0	1	1	0
18 Chone Figgins, S (1, 5) OBP: 0.400, SLG: 0.344			C SI 95 B FS 84 C SI 94 X FS 82 1-2 ① P4	B SI 94 X SI 95 1-0 21 SH3-4 1-2 3-H 1B		C FF 94 B FF 92 M FF 93 S CH 86 1-3 ② K		C FF 94 B FF 94 B CU 77 B FF 94 C FF 94 F FF 95 F FF 95 X FF 95 3-2 2B		4	0	2	1	0	1	0
21 Zack Greinke, R (1, 1) OBP: 0.273, SLG: 0.350 56 J.P. Howell, L (8, 1) 27 Matt Kemp, R (8, PH) OBP: 0.325, SLG: 0.450 74 Kenley Jansen, S (9, 1)			C FF 95 S FC 89 S FC 89 0-3 ② K	L SI 95 X FC 89 0-1 ② SH3-4 1-2 2-3		B FF 94 C FF 94 C FF 94 B FF 95 B FF 95 X FF 94 3-2 ③ F7		B FF 94 S FF 94 S FF 94 S FF 94 1-3 ③ K		2 0 1 0	0 0 0 0	0 0 0 0	0 0 0 0	1 0 1 0	0 0 1 0	0 0 1 0
Inning Stats	R: 0 E: 0 K: 1 S: 7 H: 0 LOB: 0 BB: 1 P: 12	R: 1 E: 0 K: 0 S: 11 H: 1 LOB: 0 BB: 0 P: 13	R: 0 E: 0 K: 1 S: 8 H: 0 LOB: 0 BB: 0 P: 10	R: 4 E: 0 K: 0 S: 18 H: 4 LOB: 3 BB: 3 P: 37	R: 0 E: 0 K: 0 S: 6 H: 1 LOB: 1 BB: 0 P: 10	R: 0 E: 0 K: 1 S: 7 H: 0 LOB: 0 BB: 0 P: 12	R: 1 E: 0 K: 0 S: 10 H: 1 LOB: 1 BB: 1 P: 16	R: 0 E: 0 K: 3 S: 15 H: 1 LOB: 1 BB: 0 P: 22		1B: 5 2B: 1 3B: 1 HR: 1	SF: 0 SAC: 1 DP: 1 HBP: 1		WP: 0 PB: 0 SB: 0 CS: 1	PA: 37		

PITCHER		IP	WLS	BF	H	R	ER	SO	BB	IBB	HBP	BLK	WP	HR	S	P	ERA	WHIP
31 Alfredo Simon, R ERA: 2.9	(1, 1)	3.2	L	19	5	5	5	2	3	1	0	0	0	1	42	70	12.27	2.182
Logan Ondrusek, R ERA: 5.63	(4, 1)	2.1		8	1	0	0	1	0	0	0	0	0	0	15	24	0.00	0.429
45 Sean Marshall, L ERA: 10.24	(7, 1)	1.0		5	1	1	1	0	1	0	1	0	0	0	10	16	9.00	2.000
60 J.J. Hoover, R ERA: 5.95	(8, 1)	1.0		4	1	0	0	3	0	0	0	0	0	0	15	22	0.00	1.000

PITCHER	IP	WLS	BF	H	R	ER	SO	BB	IBB	HBP	BLK	WP	HR	S	P	ERA	WHIP

BOTTOM

Cincinnati Reds @ Los Angeles Dodgers

Dodger Stadium, Los Angeles, CA

Tue May 27 2014, 7:11 PM - 10:08 PM PDT

Att. 46,013 - Partly Cloudy - 72 F

livebaseballscorecards.com

AB	29
R	6
H	8
RBI	6
BB	5
SO	6
LOB	9

Batter	1	2	3	4	5	6	7	8	9	AB	R	H	RBI	BB	SO	LOB
6 Billy Hamilton, S (1, 8) OBP: 0.287, SLG: 0.340	B FF 92 F FF 93 B FF 93 X FF 94 2-1 G5-3		F FF 93 C FF 92 C CU 75 0-3 K		B FF 93 C FF 92 B SL 86 X FF 93 2-1 G5-3		X FF 92 0-0 1-3 2B			4	0	1	0	0	1	0
21 Todd Frazier, R (1, 5) OBP: 0.341, SLG: 0.489	C FF 94 X CH 90 0-1 4 HR 2B		C FF 94 T SL 88 C FF 94 0-3 K			B SL 87 C SL 89 X FF 94 1-1 4 G6-3 32 WP 2B	B SL 89 C FF 93 B FF 93 X SL 86 2-1 G5-3			4	2	2	0	0	1	2
4 Brandon Phillips, R (1, 4) OBP: 0.300, SLG: 0.405	S SL 86 S SL 86 D SL 86 X FF 94 1-2 2-H HR		S FF 94 C CH 89 F CU 75 B SL 89 X FF 94 1-2 G4-3			B FF 94 F FF 93 F FF 92 X SL 88 1-2 G6-3 2-3		B SI 93 B SI 94 B SI 93 C SI 94 F SI 94 X SI 95 3-2 G1-3		4	1	1	2	0	0	1
39 Devin Mesoraco, R (1, 2) OBP: 0.411, SLG: 0.663	C FF 93 F CU 75 B SL 88 T SL 87 1-2 K			S SL 84 B SL 86 X FF 92 1-1 32 G1-3 1B		C FF 93 D SL 89 S SL 88 D CU 77 D SL 86 B CU 74 4-2 32 WP BB		B SI 95 C SI 94 B SI 94 F SI 95 S SI 95 2-3 K		3	0	1	0	1	2	0
32 Jay Bruce, L (1, 9) OBP: 0.317, SLG: 0.328	C FF 94 B CU 74 F FF 94 B SL 88 F SL 88 X CU 75 2-2 G1-3			F FF 93 X CU 75 0-1 G1-3 1-2		C FF 94 S SL 88 B SL 88 X CU 75 1-2 P6 1-2 3-H		F SI 85 B KC 78 B KC 78 F SI 86 B KC 78 C SI 86 3-3 K		4	0	0	0	0	1	2
48 Ryan Ludwick, R (1, 7) OBP: 0.316, SLG: 0.348 15 Roger Bernadina, L (9, 7) OBP: 0.293, SLG: 0.188		F FF 92 C CU 72 B SL 90 S SL 88 1-3 K		F SL 89 B FF 94 B FF 93 S SL 86 C CU 75 2-3 K		X FF 93 0-0 G1-3			C SL 87 F SL 90 B FF 92 B SL 88 X SL 89 2-2 F9	4 0	0 0	0 0	0 0	0 0	2 0	2 0
29 Brayan Peña, S (1, 3) OBP: 0.314, SLG: 0.425		F FF 92 X FF 93 0-1 2 PB 2B		B FF 94 F FF 94 X FF 94 1-1 G6-3			B FF 92 F FF 91 B SL 87 X FF 92 2-1 2 FC5-4 1B		C CU 73 S SL 87 B FF 92 X SL 88 1-2 1B	4	0	3	0	0	0	1
2 Zack Cozart, R (1, 6) OBP: 0.261, SLG: 0.298		2 SAFE B FF 93 B SL 87 F FF 94 D SL 87 S SL 85 S SL 87 3-3 K 2-3			C FF 91 F SL 88 T SL 87 0-2 K		B FF 93 D FF 94 B FF 93 C FF 92 F FF 93 1 SAFE X SL 87 3-2 FC5-4 6 2B 1-2f		C SL 88 F SL 89 B SL 90 S FF 94 1-3 K	4	0	0	0	0	3	3
34 Homer Bailey, R (1, 1) OBP: 0.263, SLG: 0.222 43 Manny Parra, L (8, 1) 51 Jonathan Broxton, R (8, 1) 25 Skip Schumaker, L (9, PH) OBP: 0.300, SLG: 0.345 54 Aroldis Chapman, L (9, 1)		F FF 94 C FF 94 C CU 74 0-3 K			C FF 93 B FF 93 X FF 92 1-1 G4-3		1 SAFE L FF 89 1 SAFE L FF 92 S SL 87 0-3 K		F SL 90 F SL 88 X FF 94 0-2 G5-3	3 0 0 1 0	0 0 0 0 0	0 0 0 0 0	0 0 0 0 0	0 0 0 0 0	2 0 0 0 0	2 0 0 1 0
Inning Stats	R: 2 E: 0 K: 1 S: 14 H: 2 LOB: 0 BB: 0 P: 20	R: 0 E: 0 K: 3 S: 11 H: 1 LOB: 1 BB: 0 P: 15	R: 0 E: 0 K: 2 S: 10 H: 0 LOB: 0 BB: 0 P: 11	R: 0 E: 0 K: 1 S: 9 H: 1 LOB: 1 BB: 0 P: 13	R: 0 E: 0 K: 1 S: 7 H: 0 LOB: 0 BB: 0 P: 10	R: 1 E: 0 K: 0 S: 11 H: 1 LOB: 1 BB: 1 P: 18	R: 0 E: 0 K: 1 S: 11 H: 2 LOB: 2 BB: 0 P: 18	R: 0 E: 0 K: 2 S: 9 H: 0 LOB: 0 BB: 0 P: 17	R: 0 E: 0 K: 1 S: 12 H: 1 LOB: 1 BB: 0 P: 16	1B: 3 2B: 4 3B: 0 HR: 1 SF: 0 SAC: 0 DP: 0 HBP: 0						

PITCHER		IP	WLS	BF	H	R	ER	SO	BB	IBB	HBP	BLK	WP	HR	S	P	ERA	WHIP
22 Clayton Kershaw, L ERA: 3.57	(1, 1)	7.0	L	29	7	3	3	9	1	0	0	0	1	1	73	105	3.86	1.143
43 Brandon League, R ERA: 1.32	(8, 1)	0.2		2	0	0	0	1	0	0	0	0	0	0	6	11	0.00	0.000
56 J.P. Howell, L ERA: 2.0	(8, 1)	0.1		1	0	0	0	1	0	0	0	0	0	0	3	6	0.00	0.000
0 Brian Wilson, R ERA: 7.13	(9, 1)	1.0		4	1	0	0	1	0	0	0	0	0	0	12	16	0.00	1.000

PITCHER	IP	WLS	BF	H	R	ER	SO	BB	IBB	HBP	BLK	WP	HR	S	P	ERA	WHIP

TOP

Cincinnati Reds @ Los Angeles Dodgers

Dodger Stadium, Los Angeles, CA

Wed May 28 2014, 7:12 PM - 10:19 PM PDT

Att. 41,129 - Partly Cloudy - 71 F

livebaseballscorecards.com

AB	35
R	3
H	8
RBI	2
BB	1
SO	12
LOB	14

WP: 1	PA:	36
PB: 1		
SB: 0		
CS: 0		

BOTTOM

Cincinnati Reds @ Los Angeles Dodgers

Dodger Stadium, Los Angeles, CA

Wed May 28 2014, 7:12 PM - 10:19 PM PDT

Att. 41,129 - Partly Cloudy - 71 F

livebaseballscorecards.com

Batter	1	2	3	4	5	6	7	8	9	AB	R	H	RBI	BB	SO	LOB
9 Dee Strange-Gordon, L (1, 4) OBP: 0.339, SLG: 0.378	C FF 94 F FF 94 X SI 95 0-2 16 G4-3 2B		C KC 80 C KC 80 B CH 87 B KC 81 X FF 95 2-2 ② G6-3		B FF 95 X SI 95 1-0 16 G6-4-3 1-2 1B			B SL 84 B SL 84 B FF 93 B FF 94 4-0 66 F9 16 SH1-3 BB		3	0	2	0	1	0	0
16 Andre Ethier, L (1, 8) OBP: 0.329, SLG: 0.403	B SI 93 X SI 93 1-0 ① G4-3 2-3		B FF 95 B SI 95 C SI 94 F KC 81 S SI 96 2-3 ③ K		X SI 93 0-0 ② ③ G6-4-3 1-2f			1 SAFE 1 SAFE 1 SAFE X FF 93 0-0 ① SH1-3 1-2		3	0	0	0	0	1	3
66 Yasiel Puig, R (1, 9) OBP: 0.442, SLG: 0.623	B FF 93 S FF 94 F FF 94 F FF 95 F SI 95 S FF 95 1-3 ② K			X SI 94 0-0 ① G1-3		F SL 87 B CH 87 B SI 94 X SL 86 2-1 HR		B FF 93 X FF 92 1-0 ② F9 2-3		4	1	1	1	0	1	2
13 Hanley Ramirez, R (1, 6) OBP: 0.326, SLG: 0.438	F FF 94 F SI 93 S CH 87 0-3 ③ K			C SI 95 C CH 85 B SI 94 X CH 86 1-2 ② G5-3		F FF 96 C CH 86 B CH 85 F FF 95 F CH 86 S CH 86 1-3 ① K		B FF 94 X FF 93 1-0 ③ F9		4	0	0	0	0	2	2
23 Adrián González, L (1, 3) OBP: 0.342, SLG: 0.507		X FF 94 0-0 ① G4-3		B SI 96 B SI 95 C FF 95 F FF 96 F SL 91 B SI 97 B SL 90 4-2 BB		S FF 96 B SL 89 B SL 88 X FF 96 2-1 ② P6			X FF 101 0-0 ① G4-3	3	0	0	0	1	0	0
27 Matt Kemp, R (1, 7) OBP: 0.317, SLG: 0.438		C FF 94 B SI 94 F SL 86 F FF 95 S CH 86 1-3 K 10 FC1-4		B SL 88 F SL 87 S FF 95 B SI 95 X FF 95 2-2 ③ L8		S SL 89 X FF 95 0-1 ③ F8			C FF 102 B FF 102 F FF 100 B FF 102 B CH 89 F SL 89 S SL 90 3-3 ② K	4	0	0	0	0	2	1
10 Justin Turner, R (1, 5) OBP: 0.286, SLG: 0.358		C FF 94 X SI 93 0-1 ② FC1-4 1-2f			B KC 78 F FF 94 B FF 94 B FF 94 C FF 94 F FF 95 X SI 96 3-2 31 G3-1 22 PB 2B		F FF 96 B SI 96 X SI 96 1-1 ① G1-3		S CH 88 S CH 89 S FF 101 0-3 ③ K	4	1	1	0	0	1	1
31 Drew Butera, R (1, 2) OBP: 0.278, SLG: 0.319		B FF 94 B FF 95 S FF 95 X FF 95 2-1 ③ F8			B SL 86 X FF 94 1-0 ① G3-1 2-3		C SL 87 S SL 89 B FF 98 X SL 90 1-2 ② G4-3			3	0	0	0	0	0	2
22 Clayton Kershaw, L (1, 1) 35 Jamie Romak, R (7, PH) 43 Brandon League, R (8, 1) 56 J.P. Howell, L (8, 1) 0 Brian Wilson, R (9, 1) OBP: 0.250, SLG: 0.250			C FF 93 S SI 94 B FF 95 S SI 96 1-3 ① K		B FF 94 F SI 95 X FF 96 1-1 9 1B 3-H 1B		X FF 97 0-0 ③ G4-3			2 1 0 0 0	0 0 0 0 0	1 0 0 0 0	0 0 0 0 0	0 0 0 0 0	1 0 0 0 0	0 0 0 0 0

Inning Stats	1	2	3	4	5	6	7	8	9
	R: 0 H: 1 E: 0 LOB: 1 K: 2 BB: 0 S: 12 P: 14	R: 0 H: 0 E: 0 LOB: 1 K: 1 BB: 0 S: 9 P: 12	R: 0 H: 0 E: 0 LOB: 0 K: 2 BB: 0 S: 9 P: 14	R: 0 H: 0 E: 0 LOB: 1 K: 0 BB: 1 S: 10 P: 17	R: 1 H: 3 E: 0 LOB: 1 K: 0 BB: 0 S: 9 P: 15	R: 1 H: 1 E: 0 LOB: 0 K: 1 BB: 0 S: 11 P: 16	R: 0 H: 0 E: 0 LOB: 0 K: 0 BB: 0 S: 6 P: 8	R: 0 H: 0 E: 0 LOB: 1 K: 0 BB: 1 S: 3 P: 9	R: 0 H: 0 E: 0 LOB: 0 K: 2 BB: 0 S: 8 P: 11

| | | |

Cincinnati Reds @ Arizona Diamondbacks

Chase Field, Phoenix, AZ

Thu May 29 2014, 6:41 PM - 9:11 PM MST

Att. 18,457 - Clear - 97 F

livebaseballscorecards.com

TOP

Batter	1	2	3	4	5	6	7	8	9	AB	R	H	RBI	BB	SO	LOB
6 Billy Hamilton, S (1, 8) OBP: 0.287, SLG: 0.340	C FC 86 B FC 86 B FC 86 C CH 80 T FC 89 2-2 ① K			C CU 73 B FC 86 S FC 87 F FC 88 X FC 89 1-2 21 G4-6-3 1B			F FC 86 S CH 79 S CH 80 0-3 ① K			3	0	1	0	0	2	0
21 Todd Frazier, R (1, 5) OBP: 0.336, SLG: 0.481	C FC 85 S FC 86 B FC 88 C CU 75 1-3 ② K			1 SAFE 1 SAFE 1 SAFE X CH 79 0-0 ① ② G4-6-3 1-2f			B FC 85 C FC 85 B CH 80 S CH 79 X FC 89 2-2 ② G4-3			3	0	0	0	0	1	1
4 Brandon Phillips, R (1, 4) OBP: 0.296, SLG: 0.399	B FC 86 X FC 87 1-0 ③ F8			B FC 88 T FC 88 B FC 88 X CH 80 2-1 ③ G5-3			B FC 86 X CH 79 1-0 ③ F7			3	0	0	0	0	0	0
32 Jay Bruce, L (1, 9) OBP: 0.311, SLG: 0.320		X FC 85 0-0 ① L9			B CU 72 C CH 77 S CH 79 B FC 87 F FC 89 F CH 79 S FC 90 2-3 ① K			B CH 80 X CH 80 1-0 ① G3-1		3	0	0	0	0	1	0
39 Devin Mesoraco, R (1, 2) OBP: 0.398, SLG: 0.640		B FC 84 X FC 85 1-0 ② F9			B FC 87 F CH 79 F FC 89 X FC 88 1-2 ② G4-3			B CU 72 B CH 79 X FC 86 2-0 ② F9		3	0	0	0	0	0	0
48 Ryan Ludwick, R (1, 7) OBP: 0.310, SLG: 0.340		C FC 84 C FC 87 B FC 87 B FC 88 F FC 89 C FC 88 2-3 ③ K			B CU 73 S CH 80 B FC 88 F FC 86 X CH 81 2-2 ③ F7			X FC 86 0-0 ③ F8		3	0	0	0	0	1	0
29 Brayan Peña, S (1, 3) OBP: 0.323, SLG: 0.440			B FC 86 X FC 86 1-0 2 F8-5 2B			C CH 78 X CH 78 0-1 2 G5-4-3 1B			C CH 80 S FC 87 F FC 87 B FC 90 X FC 89 1-2 ① G4-3	3	0	2	0	0	0	0
2 Zack Cozart, R (1, 6) OBP: 0.257, SLG: 0.293			D FC 86 C CH 80 C FC 87 X FC 87 1-2 ① ② F8-5 2-3			B FC 85 F FC 86 X CU 74 1-1 ① ② G5-4-3 1-2f			C FC 88 B FF 82 B FC 88 F FC 89 F FC 90 X FC 90 2-2 ② G4-3	3	0	0	0	0	0	2
52 Tony Cingrani, L (1, 1) OBP: 0.125, SLG: 0.125 60 J.J. Hoover, R (6, 1) 45 Sean Marshall, L (8, 1) 25 Skip Schumaker, L (9, PH) OBP: 0.295, SLG: 0.339			C FC 86 X FC 88 0-1 ③ B4-3			C FC 87 F CH 79 X FC 88 0-2 ③ G1-3			C FC 89 B CH 81 B CH 80 F FC 89 X FC 90 2-2 ③ G1-3	2 0 0 1	0 0 0 0	0 0 0 0	0 0 0 0	0 0 0 0	0 0 0 0	0 0 0 0
Inning Stats	R: 0 E: 0 K: 2 S: 7 H: 0 LOB: 0 BB: 0 P: 11	R: 0 E: 0 K: 1 S: 6 H: 0 LOB: 0 BB: 0 P: 9	R: 0 E: 0 K: 0 S: 6 H: 1 LOB: 0 BB: 0 P: 8	R: 0 E: 0 K: 0 S: 7 H: 1 LOB: 0 BB: 0 P: 10	R: 0 E: 0 K: 1 S: 11 H: 0 LOB: 0 BB: 0 P: 16	R: 0 E: 0 K: 0 S: 7 H: 1 LOB: 0 BB: 0 P: 8	R: 0 E: 0 K: 1 S: 7 H: 0 LOB: 0 BB: 0 P: 10	R: 0 E: 0 K: 0 S: 3 H: 0 LOB: 0 BB: 0 P: 6	R: 0 E: 0 K: 0 S: 11 H: 0 LOB: 0 BB: 0 P: 16	1B: 2 2B: 2 3B: 0 HR: 0 SF: 0 SAC: 0 DP: 3 HBP: 0						

	AB	27
	R	0
	H	3
	RBI	0
	BB	0
	SO	5
	LOB	3

WP: 0 PB: 0 SB: 0 CS: 0 PA: 27

PITCHER	IP	WLS	BF	H	R	ER	SO	BB	IBB	HBP	BLK	WP	HR	S	P	ERA	WHIP
55 Josh Collmenter, R (1, 1) ERA: 3.34	9.0	W	27	3	0	0	5	0	0	0	0	0	0	65	94	0.00	0.333

PITCHER	IP	WLS	BF	H	R	ER	SO	BB	IBB	HBP	BLK	WP	HR	S	P	ERA	WHIP

BOTTOM

Cincinnati Reds @ Arizona Diamondbacks

Chase Field, Phoenix, AZ

Thu May 29 2014, 6:41 PM - 9:11 PM MST

Att. 18,457 - Clear - 97 F

livebaseballscorecards.com

Batter	1	2	3	4	5	6	7	8	9	AB	R	H	RBI	BB	SO	LOB
11 AJ Pollock, R (1, 8) OBP: 0.355, SLG: 0.535	B FF 91 F FF 90 B FF 93 F CH 88 F FF 93 X SL 80 2-2 16 E 2B		B FF 91 C CH 87 C FF 92 X FF 93 1-2 ① G6-3		C CU 76 X CH 87 0-1 ① G5-3		X FF 94 0-0 14 1B 3B			4	2	2	0	0	0	0
16 Chris Owings, R (1, 6) OBP: 0.320, SLG: 0.413	C FF 91 C FF 92 F FF 92 F FF 93 S SL 81 0-3 ① K 2-H		B SL 78 F CH 88 B FF 91 F CH 86 F FF 92 B FF 92 X FF 93 3-2 2B		B CH 87 X CH 86 1-0 ② G5-3		C CU 75 B CU 75 X FF 94 1-1 ② F9			4	0	1	0	0	1	1
44 Paul Goldschmidt, R (1, 3) OBP: 0.359, SLG: 0.538	B SL 78 C FF 92 F FF 92 B SL 81 F FF 94 B FF 93 S FF 94 3-3 ② K		X FF 90 0-0 ② G6-3		C FF 91 X SL 79 0-1 ③ F8		I IN 76 I IN 75 I IN 73 I IN 75 4-0 14 1B IBB			3	0	0	0	1	1	1
14 Martín Prado, R (1, 5) OBP: 0.319, SLG: 0.371	C FF 93 X FF 92 0-1 ③ F9		B FF 91 C FF 91 X FF 92 1-1 ③ G6-3			B CH 85 B CH 87 B FF 92 C FF 92 X FF 92 3-1 2 1B 2B	X FF 93 0-0 1-3 3-H 1B			4	1	2	1	0	0	1
2 Aaron Hill, R (1, 4) OBP: 0.315, SLG: 0.416		C FF 90 X CH 87 0-1 9 BB 7 1B 1B	B FF 90 B SL 77 F FF 90 B FF 90 X FF 92 3-1 HR			X FF 88 0-0 2-H 1B	B CU 76 X FF 93 1-0 ③ F9			4	1	3	2	0	0	2
7 Cody Ross, R (1, 7) OBP: 0.231, SLG: 0.242 5 Ender Inciarte, L (7, 7) OBP: 0.186, SLG: 0.146		C FF 91 1 SAFE 1 SAFE B FF 91 S FF 92 B FF 93 X FF 92 2-2 9 BB 1-2 1B	C FF 90 S FF 92 F FF 92 F FF 92 B SL 80 B SL 80 X FF 92 2-2 ① P6			F FF 92 B FF 93 B CU 74 X FF 93 2-1 ① P3		M CU 74 X CU 73 0-1 1B		3 1	0 0	1 1	0 0	0 0	0 0	1 0
8 Gerardo Parra, L (1, 9) OBP: 0.307, SLG: 0.382		C FF 91 F FF 92 B FF 91 D SL 80 F SL 80 F FF 92 X FF 92 2-2 ① L6	C CU 76 S SL 79 B FF 90 B FF 93 B FF 92 B FF 93 4-2 BB			B CU 75 T FF 93 F CU 75 F FF 94 B FF 94 S FF 94 2-3 ② K		1 SAFE C SI 88 F CU 74 F CU 74 D CU 74 1 SAFE B SL 83 F CU 73 S CU 74 2-3 ① K		3	0	0	0	1	2	4
9 Tuffy Gosewisch, R (1, 2) OBP: 0.242, SLG: 0.344		C FF 92 B FF 92 B CH 87 B FF 92 C CH 87 B FF 93 4-2 55 G6-4-3 1-2 2-3 BB	B CH 87 B FF 91 B FF 90 C FF 90 F FF 90 1 SAFE F FF 91 X FF 91 3-2 ② F8			C FF 94 S FF 93 F FF 94 B SL 87 B SL 87 B FF 96 X FF 94 3-2 ③ F8		D SL 84 B SI 88 B SL 84 C FF 87 X SI 87 3-1 ② L7		3	0	0	0	1	0	3
55 Josh Collmenter, R (1, 1) OBP: 0.095, SLG: 0.100		S FF 92 C FF 91 X FF 90 0-2 ② ③ G6-4-3 1-2f	S FF 90 S FF 89 C FF 89 0-3 ③ K				B FF 92 B FF 92 F FF 92 X FF 93 2-1 ① L8	D CU 74 X FF 87 1-0 ③ L8		4	0	0	0	0	1	5
Inning Stats	R: 1 E: 0 K: 2 S: 15 H: 1 LOB: 0 BB: 0 P: 20	R: 0 E: 0 K: 0 S: 15 H: 2 LOB: 2 BB: 1 P: 23	R: 0 E: 0 K: 0 S: 10 H: 1 LOB: 1 BB: 0 P: 15	R: 1 E: 0 K: 1 S: 16 H: 1 LOB: 1 BB: 1 P: 28	R: 0 E: 0 K: 0 S: 5 H: 0 LOB: 0 BB: 0 P: 6	R: 1 E: 0 K: 1 S: 14 H: 2 LOB: 1 BB: 0 P: 24	R: 1 E: 0 K: 0 S: 7 H: 2 LOB: 2 BB: 1 P: 15	R: 0 E: 0 K: 1 S: 10 H: 1 LOB: 1 BB: 0 P: 16		1B: 5 2B: 3 3B: 1 HR: 1 SF: 0 SAC: 0 DP: 1 HBP: 0						

	AB	33
	R	4
	H	10
	RBI	3
	BB	3
	SO	5
	LOB	18

PITCHER		IP	WLS	BF	H	R	ER	SO	BB	IBB	HBP	BLK	WP	HR	S	P	ERA	WHIP
52 Tony Cingrani, L ERA: 4.01	(1, 1)	5.0	L	23	7	3	2	3	2	0	0	0	0	1	64	98	3.60	1.800
60 J.J. Hoover, R ERA: 5.82	(6, 1)	2.0		9	2	1	1	1	0	1	0	0	0	0	18	33	4.50	1.000
45 Sean Marshall, L ERA: 9.28	(8, 1)	1.0		4	1	0	0	1	0	0	0	0	0	0	10	16	0.00	1.000

PITCHER	IP	WLS	BF	H	R	ER	SO	BB	IBB	HBP	BLK	WP	HR	S	P	ERA	WHIP

Batter	1	2	3	4	5	6	7	8	9	AB	R	H	RBI	BB	SO	LOB
6 Billy Hamilton, S (1, 8) OBP: 0.287, SLG: 0.337	C CU 71 B CU 70 C CU 71 B SI 84 X CH 77 2-2 ① G3-1	B SI 86 S CU 70 C SL 74 X SL 75 1-2 25 E 25 S 1B			C SI 86 B CH 77 C CU 71 B SI 86 X SI 82 2-2 ① L7		B SI 84 B SL 75 B CH 79 C CH 79 C CU 71 X CU 68 3-2 ③ P2			4	0	1	0	0	0	0
25 Skip Schumaker, L (1, 7) OBP: 0.292, SLG: 0.333	C SI 82 C CH 75 B SI 82 F SI 84 X CH 77 1-2 4 G6-3 1B	1 SAFE P PO 79 C SI 86 X SI 86 1-1 ③ F7 1-3			B CU 68 X SL 75 1-0 ② G6-3			C CH 84 C SI 93 F FF 94 F SI 93 B CH 85 B CH 84 X CH 85 2-2 ① F7		4	0	1	0	0	0	1
4 Brandon Phillips, R (1, 4) OBP: 0.295, SLG: 0.396	B SI 85 X SI 85 1-0 ②③ G6-3 1-2f		C SL 75 F SI 85 X SL 76 0-2 21 1B 1B		X CU 69 0-0 ③ P3			B SL 84 F SL 85 F SI 94 F FF 95 X FF 94 1-2 ② P4		4	0	1	0	0	0	1
32 Jay Bruce, L (1, 9) OBP: 0.309, SLG: 0.318		C CU 70 B SI 82 X CH 79 1-1 15 1B 21 1B 39 HR 1B	X SI 84 0-0 ① L7		B CU 70 X CU 72 1-0 ① F8			C SL 82 C CH 86 B CH 86 S CH 85 1-3 ③ K		4	1	1	0	0	1	1
21 Todd Frazier, R (1, 5) OBP: 0.344, SLG: 0.484 (8, 3)		B SI 86 X SI 86 1-0 15 1B 39 HR 1-2 1B	C SI 87 X SI 84 0-1 15 G4-6-3 1-2 1B		F SL 74 B SL 76 B SL 75 S SL 74 B SI 88 B SI 86 4-2 15 2B BB				S FF 93 C FF 94 F FC 93 B CH 86 F CH 86 F FF 94 B SL 85 X CH 88 2-2 ① G6-3	3	2	2	0	1	0	0
15 Roger Bernadina, L (1, 3) OBP: 0.311, SLG: 0.235 51 Jonathan Broxton, R (8, 1) 28 Chris Heisey, R (9, PH) OBP: 0.296, SLG: 0.352 54 Aroldis Chapman, L (9, 1)		X CH 78 0-0 39 HR 1-2 2-3 1B	C CH 79 F SI 86 B SI 85 2 SAFE X SL 76 1-2 ②③ G4-6-3 1-2f		F CU 71 C SL 74 B SI 84 F SL 75 X SI 87 1-2 39 CS 1-H 2B				S SL 84 C SI 94 T FF 94 0-2 ② K	3 0 1 0	1 0 0 0	2 0 0 0	1 0 0 0	0 0 1 0	0 0 0 0	2 0 0 0
39 Devin Mesoraco, R (1, 2) OBP: 0.402, SLG: 0.699		X CU 69 0-0 1-H 2-H 3-H HR	B SL 74 B SL 75 X CU 71 2-0 ① F8		B SI 87 B CH 78 X SI 84 2-0 ②③ G4-3 2-3				X FF 93 0-0 HR	4	2	2	5	0	0	1
7 Ramon Santiago, S (1, 6) OBP: 0.282, SLG: 0.229 (8, 5)		B SI 83 F CH 79 C SI 84 B SL 74 B SI 85 C SL 74 3-3 ① K	C SL 73 C SI 84 B SL 75 X SI 86 1-2 ② G1-3				F CH 77 B CH 82 X SL 73 1-1 ① B2		X SI 94 0-0 1B	4	0	1	0	0	1	0
44 Mike Leake, R (1, 1) OBP: 0.125, SLG: 0.292 23 Donald Lutz, L (7, PH) OBP: 0.400, SLG: 0.600 63 Sam LeCure, R (7, 1) 2 Zack Cozart, R (8, 6) OBP: 0.255, SLG: 0.291		B SI 84 F SI 86 S SL 75 T SL 77 1-2 ② K	F CU 70 B SI 86 C SI 87 B SI 87 F SL 76 S SL 76 2-3 ③ K				B CU 67 B CU 72 C CU 72 S CH 77 B SI 85 X CH 80 3-2 ② P6		1 SAFE X SI 93 0-0 ③ L8	2 1 0 1	0 0 0 0	0 0 0 0	0 0 0 0	2 0 0 0	0 0 0 0	0 0 0 1
Inning Stats	R: 0 H: 1 E: 0 LOB: 0 K: 0 BB: 0 S: 8 P: 12	R: 4 H: 5 E: 0 LOB: 1 K: 2 BB: 0 S: 17 P: 24	R: 0 H: 2 E: 0 LOB: 1 K: 0 BB: 0 S: 9 P: 10	R: 0 H: 0 E: 0 LOB: 0 K: 1 BB: 0 S: 8 P: 13	R: 0 H: 0 E: 0 LOB: 0 K: 0 BB: 0 S: 5 P: 8	R: 1 H: 1 E: 0 LOB: 0 K: 0 BB: 1 S: 8 P: 16	R: 0 H: 0 E: 0 LOB: 0 K: 0 BB: 0 S: 8 P: 15	R: 0 H: 0 E: 0 LOB: 0 K: 1 BB: 0 S: 12 P: 16	R: 1 H: 2 E: 0 LOB: 1 K: 1 BB: 0 S: 12 P: 14	1B: 8 SF: 0 2B: 1 SAC: 0 3B: 0 DP: 2 HR: 2 HBP: 0						WP: 0 PA: 36 PB: 0 SB: 1 CS: 1

TOP

Cincinnati Reds @ Arizona Diamondbacks

Chase Field, Phoenix, AZ

Fri May 30 2014, 6:41 PM - 9:20 PM MST

Att. 19,826 - Clear - 102 F

livebaseballscorecards.com

AB	35
R	6
H	11
RBI	6
BB	1
SO	5
LOB	7

PITCHER		IP	WLS	BF	H	R	ER	SO	BB	IBB	HBP	BLK	WP	HR	S	P	ERA	WHIP
61 Bronson Arroyo, R ERA: 4.39	(1, 1)	7.0	L	28	9	5	5	3	1	0	0	0	0	1	63	98	6.43	1.429
50 Evan Marshall, R ERA: 1.54	(8, 1)	2.0		8	2	1	1	2	0	0	0	0	0	1	24	30	4.50	1.000

PITCHER	IP	WLS	BF	H	R	ER	SO	BB	IBB	HBP	BLK	WP	HR	S	P	ERA	WHIP

BOTTOM

Cincinnati Reds @ Arizona Diamondbacks

Chase Field, Phoenix, AZ

Fri May 30 2014, 6:41 PM - 9:20 PM MST

Att. 19,826 - Clear - 102 F

livebaseballscorecards.com

Batter	1	2	3	4	5	6	7	8	9	AB	R	H	RBI	BB	SO	LOB
11 AJ Pollock, R (1, 8) OBP: 0.364, SLG: 0.552	C SI 89 S SI 90 X FC 91 0-2 8 G6-3 8 S 44 G6-3 1B		C SI 91 X KC 80 0-1 8 1B 2B		C SI 91 F SI 91 B SL 82 F SL 82 X SL 83 1-2 ② G1-3		B SL 81 C FF 89 X KC 74 1-1 2B			4	2	3	0	0	0	1
8 Gerardo Parra, L (1, 9) OBP: 0.306, SLG: 0.380	1 SAFE B SI 90 1 SAFE F SI 90 D KC 79 B KC 80 X SI 90 3-1 ① G6-3 1-3		B KC 79 X KC 80 1-0 44 E 2-H 1B		B KC 80 S SI 92 F SI 92 F SL 82 D SL 84 X FC 92 2-2 ③ G5-3		X KC 73 0-0 ② G6-3			4	1	1	1	0	0	3
44 Paul Goldschmidt, R (1, 3) OBP: 0.357, SLG: 0.533	B KC 80 X SI 91 1-0 ② G6-3 3-H		X KC 80 0-0 E5 2-H			B SI 90 B SI 90 C SI 90 S FC 90 F FC 90 B FC 91 X FC 91 3-2 14 BB 2 1B 1B	B KC 74 C SI 88 C SI 89 B SI 90 F SI 89 C SI 90 2-3 ③ K			4	1	1	1	0	1	1
26 Miguel Montero, L (1, 2) OBP: 0.360, SLG: 0.386	C SI 91 X FF 90 0-1 ③ L1		F FF 90 B KC 82 B SI 91 B SI 91 X SI 92 3-1 ③ G1-3			X SI 91 0-0 ① L6		X SI 91 0-0 ① G1-4-3		4	0	0	0	0	0	2
14 Martín Prado, R (1, 5) OBP: 0.317, SLG: 0.366		C SI 88 C SI 90 X SI 92 0-2 ① G4-3		C SI 89 B SI 89 X SI 90 1-1 ① L7		1 SAFE B SI 91 B SI 91 C SI 91 F SI 92 B FC 91 B SI 90 4-2 2 1B 1-2 BB		B FF 92 C FF 91 B SL 87 B FF 92 X FF 92 3-1 ② F8		3	0	0	0	1	0	0
2 Aaron Hill, R (1, 4) OBP: 0.314, SLG: 0.413		C KC 78 S CH 84 B SL 82 S SL 81 1-3 ② K		C SI 91 B CH 85 X CH 86 1-1 ② G6-3		X CH 85 0-0 1-3 2-H 1B		B FF 92 C FF 91 B FF 92 X FF 92 2-1 ③ F8		4	0	1	1	0	1	0
16 Chris Owings, R (1, 6) OBP: 0.313, SLG: 0.404		F SI 91 B SL 81 F SI 92 S SL 84 1-3 ③ K		C KC 78 B SL 80 X SL 81 1-1 ③ F9		B SI 91 C KC 80 S SL 82 S SL 82 1-3 ② K			C FF 98 B CH 87 S CH 87 B FF 100 F FF 100 B SL 87 X SL 89 3-2 ① G5-3	4	0	0	0	0	2	2
5 Ender Inciarte, L (1, 7) OBP: 0.196, SLG: 0.182 7 Cody Ross, R (9, PH) OBP: 0.229, SLG: 0.240			C SI 89 X SI 90 0-1 ① G4-3		B KC 78 F SI 89 F SI 92 B FC 90 B SI 91 X SI 92 3-2 61 SH3 2B	F SI 92 B FF 90 C KC 81 B FC 92 X KC 82 2-2 ③ G4-1			C FF 98 C SL 90 S FF 101 0-3 ② K	3 1	0 0	1 0	0 0	0 0	0 1	2 0
61 Bronson Arroyo, R (1, 1) OBP: 0.227, SLG: 0.227 12 Eric Chavez, L (7, PH) OBP: 0.343, SLG: 0.492 50 Evan Marshall, R (8, 1) 28 Nick Evans, R (9, PH)			F SI 91 C KC 81 S SL 82 0-3 ② K		2 SAFE L SI 88 X KC 77 0-1 ① SH3 2-3		B KC 71 S KC 73 C KC 74 B SI 87 S KC 75 2-3 ① K		C SL 89 S SL 91 S FF 99 0-3 ③ K	1 1 0 1	0 0 0 0	0 0 0 0	0 0 0 0	1 1 0 1	0 0 0 0	0 0 0 0
Inning Stats	R: 1 H: 1 E: 0 LOB: 0 K: 0 BB: 0 S: 8 P: 12	R: 0 H: 0 E: 0 LOB: 0 K: 2 BB: 0 S: 9 P: 11	R: 2 H: 2 E: 1 LOB: 1 K: 1 BB: 0 S: 11 P: 15	R: 0 H: 0 E: 0 LOB: 0 K: 0 BB: 0 S: 6 P: 9	R: 0 H: 1 E: 0 LOB: 1 K: 0 BB: 0 S: 13 P: 19	R: 1 H: 2 E: 0 LOB: 2 K: 1 BB: 1 S: 14 P: 24	R: 0 H: 1 E: 0 LOB: 1 K: 2 BB: 0 S: 10 P: 15	R: 0 H: 0 E: 0 LOB: 0 K: 0 BB: 0 S: 5 P: 10	R: 0 H: 0 E: 0 LOB: 0 K: 2 BB: 0 S: 10 P: 13	1B: 4 SF: 0 2B: 3 SAC: 1 3B: 0 DP: 0 HR: 0 HBP: 0					WP: 0 PA: 36 PB: 0 SB: 1 CS: 0	

	AB	34
	R	4
	H	7
	RBI	3
	BB	1
	SO	8
	LOB	11

PITCHER		IP	WLS	BF	H	R	ER	SO	BB	IBB	HBP	BLK	WP	HR	S	P	ERA	WHIP
44 Mike Leake, R ERA: 2.92	(1, 1)	6.0	W	26	6	4	3	4	1	0	0	0	0	0	61	90	4.50	1.167
63 Sam LeCure, R ERA: 1.23	(7, 1)	1.0	H	4	1	0	0	2	0	0	0	0	0	0	10	15	0.00	1.000
51 Jonathan Broxton, R ERA: 0.57	(8, 1)	1.0	H	3	0	0	0	0	0	0	0	0	0	0	5	10	0.00	0.000
54 Aroldis Chapman, L ERA: 2.0	(9, 1)	1.0	S	3	0	0	0	2	0	0	0	0	0	0	10	13	0.00	0.000

PITCHER	IP	WLS	BF	H	R	ER	SO	BB	IBB	HBP	BLK	WP	HR	S	P	ERA	WHIP

Batter	1	2	3	4	5	6	7	8	9	AB	R	H	RBI	BB	SO	LOB
6 Billy Hamilton, S (1, 8) OBP: 0.290, SLG: 0.339	B SI 89 C SI 92 C CU 81 S FF 93 1-3 ① K			B CU 81 B CU 81 C SI 92 F SI 93 X SI 94 2-2 25 1B 4 1B 1B	X SI 92 0-0 25 S 25 1B 1B	C SI 90 B SI 90 B SI 89 X SI 91 2-1 ③ P6			C FF 91 F FF 91 F FF 90 D SL 85 S SL 85 1-3 ② K2-3	5	2	2	0	0	2	2
25 Skip Schumaker, L (1, 7) OBP: 0.300, SLG: 0.338	C SI 93 C SI 93 F FF 94 F SI 93 X SI 94 0-2 ② G4-3			1 SAFE C FC 88 1 SAFE 1 SAFE X FC 90 0-1 4 1B 21 1B 1-3 1B	1 SAFE 1 SAFE B SI 90 B SI 91 B SI 92 C SI 92 X FC 90 3-1 4 2B 1-H 1B		B CH 79 F SI 86 B SI 90 C KC 78 B CH 82 F SI 91 X SI 90 3-2 ① G6-3		X FF 92 0-0 ③ G6-3	5	2	2	1	0	0	1
4 Brandon Phillips, R (1, 4) OBP: 0.299, SLG: 0.403	C SI 93 C CU 81 B FF 95 T FC 91 1-2 ③ K			B FC 90 F CU 82 S SI 93 B FF 94 B SI 94 F CU 82 X FC 92 3-2 21 1B 29 2B 1-3 3-H 1B	X SI 92 0-0 ① 1-H 2B		C SI 91 C SI 92 S SL 86 0-3 ② K			4	1	2	2	0	2	0
32 Jay Bruce, L (1, 9) OBP: 0.314, SLG: 0.318		C CU 80 X SI 93 0-1 29 G6-3 1B		C SI 94 B SI 93 B SI 94 S FC 91 1 SAFE F FC 92 B FC 92 S FC 92 3-3 ① K	C SL 77 S FF 86 H FF 87 1-2 HBP		C CH 80 S SI 90 B KC 77 S CH 79 1-3 ③ K			3	0	1	0	0	2	2
21 Todd Frazier, R (1, 5) OBP: 0.342, SLG: 0.480		F SI 92 B SI 92 S CU 82 S CU 80 1-3 ① K		B SI 93 1 SAFE X SI 94 1-0 29 2B 1-2 3-H 1B	X FF 85 0-0 ② P6			B SL 79 S FF 93 C SI 92 F FF 93 X SL 80 1-2 ① L5		4	0	1	1	0	1	2
29 Brayan Peña, S (1, 2) OBP: 0.320, SLG: 0.442		X SI 93 0-0 ② ③ G6-3 1-2f		B SI 94 X CU 82 1-0 23 FC6-2-5-1-2-5 1-3 2-H 2B	C FF 86 F FF 86 F FF 87 B FF 85 X SL 77 1-2 ③ F7			S FF 93 X FF 92 0-1 ② F9		4	0	1	1	0	0	2
23 Donald Lutz, L (1, 3) OBP: 0.222, SLG: 0.333		S CU 80 B SI 94 X FC 90 1-1 ① G4-3	F SI 95 C FC 91 X FF 95 0-2 ② FC6-2-5-1-2-5 2-3			S SI 89 F SI 90 S CH 80 0-3 ① K		B SL 81 X FF 93 1-0 ③ P4		4	0	0	0	0	1	2
2 Zack Cozart, R (1, 6) OBP: 0.261, SLG: 0.292		B CU 82 F SI 93 C SI 94 B FC 92 F CU 82 F SI 94 X SI 94 2-2 ② G5-3	I IN 75 I IN 74 I IN 78 I IN 77 4-0 47 FC4-6 IBB			C SI 91 B SI 92 C KC 79 B KC 79 F SI 91 X CH 82 2-2 47 SH3-4 1B			C FF 90 X SL 82 0-1 ① G5-3	3	0	1	0	1	0	0
47 Johnny Cueto, R (1, 1) OBP: 0.143, SLG: 0.143 43 Manny Parra, L (8, 1) 51 Jonathan Broxton, R (8, 1) 48 Ryan Ludwick, R (9, PH) OBP: 0.314, SLG: 0.352 60 J.J. Hoover, R (9, 1)		X SI 94 0-0 ③ G4-3	C SI 93 S CU 82 D CU 83 B SI 94 F SI 94 F CU 82 X CU 83 2-2 ③ FC4-6 1-2f			X KC 76 0-0 ② SH3-4 1-2			B SL 84 F FF 90 F FF 91 B FF 92 X SL 84 2-2 2B	2 0 0 1 0	0 0 0 0 0	0 0 0 1 0	0 0 0 0 0	0 0 0 0 0	0 0 0 0 0	3 0 0 0 0
Inning Stats	R: 0 E: 0 K: 2 S: 11 H: 0 LOB: 0 BB: 0 P: 13	R: 0 E: 0 K: 1 S: 6 H: 1 LOB: 0 BB: 0 P: 7	R: 0 E: 0 K: 0 S: 8 H: 0 LOB: 0 BB: 0 P: 11	R: 3 E: 0 K: 1 S: 23 H: 5 LOB: 3 BB: 1 P: 39	R: 2 E: 0 K: 0 S: 11 H: 3 LOB: 1 BB: 0 P: 16	R: 0 E: 0 K: 1 S: 10 H: 1 LOB: 1 BB: 0 P: 14	R: 0 E: 0 K: 2 S: 10 H: 0 LOB: 0 BB: 0 P: 14	R: 0 E: 0 K: 0 S: 7 H: 0 LOB: 0 BB: 0 P: 9	R: 0 E: 0 K: 1 S: 10 H: 1 LOB: 1 BB: 0 P: 13	1B: 8 2B: 3 3B: 0 HR: 0 SF: 0 SAC: 1 DP: 1 HBP: 1						

PITCHER		IP	WLS	BF	H	R	ER	SO	BB	IBB	HBP	BLK	WP	HR	S	P	ERA	WHIP
32 Brandon McCarthy, R ERA: 5.2	(1, 1)	4.1	L	21	9	5	5	4	0	1	0	0	0	0	52	77	10.38	2.077
54 Joe Thatcher, L ERA: 2.25	(5, 1)	0.2		3	0	0	0	0	0	0	1	0	0	0	7	9	0.00	0.000
35 Trevor Cahill, R ERA: 5.26	(6, 1)	2.0		7	1	0	0	3	0	0	0	0	0	0	20	28	0.00	0.500
59 Oliver Pérez, L ERA: 2.91	(8, 1)	1.0		3	0	0	0	0	0	0	0	0	0	0	7	9	0.00	0.000
43 Addison Reed, R ERA: 4.01	(9, 1)	1.0		4	1	0	0	1	0	0	0	0	0	0	10	13	0.00	1.000

PITCHER	IP	WLS	BF	H	R	ER	SO	BB	IBB	HBP	BLK	WP	HR	S	P	ERA	WHIP

TOP

Cincinnati Reds @ Arizona Diamondbacks

Chase Field, Phoenix, AZ

Sat May 31 2014, 7:11 PM - 10:07 PM MST

Att. 23,765 - Clear - 105 F

livebaseballscorecards.com

AB	35
R	5
H	11
RBI	5
BB	1
SO	8
LOB	14

WP: 0	PB: 0	SB: 1
CS: 0	PA: 38	

Cincinnati Reds @ Arizona Diamondbacks

Chase Field, Phoenix, AZ

Sat May 31 2014, 7:11 PM - 10:07 PM MST

Att. 23,765 - Clear - 105 F

livebaseballscorecards.com

BOTTOM

Batter	1	2	3	4	5	6	7	8	9	AB	R	H	RBI	BB	SO	LOB
11 AJ Pollock, R (1, 8) OBP: 0.366, SLG: 0.554 28 Nick Evans, R (8, PR) (9, 7)	B FF 91 F FF 91 C FC 86 B FF 92 X FC 87 2-2 ① F7		B SL 82 F CH 83 F SI 93 B FF 94 X CH 85 2-2 ② G1-3			X FF 93 0-0 44 F8 2B		C CH 83 H SI 92 1-1 8 1B 1-2 HBP		3 0	0 0	1 0	0 0	0 0	0 0	0 0
8 Gerardo Parra, L (1, 9) OBP: 0.313, SLG: 0.391 (9, 8)	B FF 91 X FF 92 1-0 26 G3-1 44 1B 1B		B FC 88 S CH 84 F FF 92 X FC 89 1-2 2B			F CH 82 B FC 90 B FF 90 C FF 93 S SI 94 2-3 ① K		B SL 82 X FF 92 1-0 1-2 2-3 1B		4	0	3	0	0	1	1
44 Paul Goldschmidt, R (1, 3) OBP: 0.356, SLG: 0.528	X FF 90 0-0 26 G3-1 1-2 1B		S SI 93 S FC 90 S FF 94 0-3 ③ K			B SI 94 C SI 93 B FF 95 D CH 86 C SL 83 F CH 85 X FC 88 3-2 ② F8 2-3		C FF 92 F FF 94 B FF 94 B FF 93 T SL 88 2-2 ② K		4	0	1	0	0	2	5
26 Miguel Montero, L (1, 2) OBP: 0.358, SLG: 0.383	C FF 90 X FC 88 0-1 ② G3-1 1-2 2-3			C CH 80 B FF 92 X FC 88 1-1 14 G6-4-3 1B		B CH 84 C FF 95 S FF 91 F FF 95 C FC 90 1-3 ③ K		T SI 92 B SI 93 X SI 92 1-1 ③ P6		4	0	1	0	0	1	6
14 Martín Prado, R (1, 5) OBP: 0.312, SLG: 0.359	C FF 93 B SI 93 B SI 93 B FF 94 C CH 83 F CH 86 X CH 85 3-2 ③ G1-3			C FC 87 F SI 93 F FF 93 X FC 86 0-2 ① ② G6-4-3 1-2f			C SL 81 S CH 83 B FC 89 B FF 93 B FC 88 F CH 83 X FC 88 3-2 ① F9		C FF 94 S SL 87 F FF 95 B FF 96 C SL 87 1-3 ① K	4	0	0	0	0	1	3
2 Aaron Hill, R (1, 4) OBP: 0.308, SLG: 0.405		C SL 83 B SI 93 X SI 92 1-1 ① G6-3		C SL 79 B FF 94 X FC 88 1-1 ③ F8			B CU 74 B CH 85 B SL 82 C SI 91 X FC 88 3-1 ② P5		C FF 95 B CU 78 B CU 76 X FF 95 2-1 ② F9	4	0	0	0	0	0	0
7 Cody Ross, R (1, 7) OBP: 0.229, SLG: 0.233 (9, 9)		B SL 82 F SI 91 X FF 90 1-1 ② L3			B SL 82 F FC 87 F SI 92 X FF 94 1-2 ① G4-3		C CH 84 F FF 94 B FF 94 T CH 87 1-2 ③ K		B FF 96 B FF 94 B FF 95 B FF 94 4-0 16 DI BB	3	0	0	0	1	1	0
16 Chris Owings, R (1, 6) OBP: 0.306, SLG: 0.394		C FC 88 B FC 86 F SI 92 S CH 85 1-3 ③ K			X FC 87 0-0 ② G6-3			C SL 82 X SI 92 0-1 ① G1-3	B FF 94 C FF 93 F SL 87 B SL 86 F FF 94 X CU 76 2-2 ③ G6-3 1-2	4	0	0	0	0	1	1
32 Brandon McCarthy, R (1, 1) OBP: 0.091, SLG: 0.091 54 Joe Thatcher, L (5, 1) 5 Ender Inciarte, L (5, PH) OBP: 0.191, SLG: 0.178 35 Trevor Cahill, R (6, 1) OBP: 0.167, SLG: 0.333 59 Oliver Pérez, L (8, 1) 12 Eric Chavez, L (8, PH) OBP: 0.352, SLG: 0.492 43 Addison Reed, L (9, 1)			B FF 89 C SI 90 C FF 91 C FC 88 1-3 ① K		C SI 92 F FC 89 B SL 82 C SI 93 1-3 ③ K			C CU 77 B FC 88 B FC 89 B CH 80 F FC 87 B SI 93 4-2 8 1B 11 HBP BB		1 0 1 0 0 0 0	0 0 0 0 0 0 0	0 0 0 0 0 0 0	0 0 0 0 0 0 1	0 0 0 0 0 0 0	1 0 1 0 0 0 0	0 0 0 0 0 0 0
Inning Stats	R: 0 E: 0 K: 0 S: 11 H: 2 LOB: 2 BB: 0 P: 17	R: 0 E: 0 K: 1 S: 7 H: 0 LOB: 0 BB: 0 P: 10	R: 0 E: 0 K: 2 S: 12 H: 1 LOB: 1 BB: 0 P: 16	R: 0 E: 0 K: 0 S: 8 H: 1 LOB: 0 BB: 0 P: 10	R: 0 E: 0 K: 1 S: 7 H: 0 LOB: 0 BB: 0 P: 9	R: 0 E: 0 K: 2 S: 12 H: 1 LOB: 1 BB: 0 P: 18	R: 0 E: 0 K: 1 S: 9 H: 0 LOB: 0 BB: 0 P: 16	R: 0 E: 0 K: 1 S: 11 H: 1 LOB: 3 BB: 1 P: 20	R: 0 E: 0 K: 1 S: 10 H: 0 LOB: 1 BB: 1 P: 19	1B: 4 2B: 2 3B: 0 HR: 0 SF: 0 SAC: 0 DP: 1 HBP: 1						

	AB	32
	R	0
	H	6
	RBI	0
	BB	2
	SO	9
	LOB	16

WP: 0 PB: 0 SB: 0 CS: 0 PA: 35

PITCHER		IP	WLS	BF	H	R	ER	SO	BB	IBB	HBP	BLK	WP	HR	S	P	ERA	WHIP
47 Johnny Cueto, R ERA: 1.68	(1, 1)	7.1	W	28	5	0	0	7	1	0	1	0	0	0	71	106	0.00	0.818
43 Manny Parra, L ERA: 5.5	(8, 1)	0.0		1	1	0	0	0	0	0	0	0	0	0	1	2	∞	∞
51 Jonathan Broxton, R ERA: 0.55	(8, 1)	0.2	H	2	0	0	0	1	0	0	0	0	0	0	5	8	0.00	0.000
60 J.J. Hoover, R ERA: 5.56	(9, 1)	1.0		4	0	0	0	1	1	0	0	0	0	0	10	19	0.00	1.000

PITCHER	IP	WLS	BF	H	R	ER	SO	BB	IBB	HBP	BLK	WP	HR	S	P	ERA	WHIP

Batter	1	2	3	4	5	6	7	8	9	AB	R	H	RBI	BB	SO	LOB
28 Chris Heisey, R (1, 9) (9, 7) OBP: 0.300, SLG: 0.376	B SI 88 F SI 88 S FF 90 F FF 91 C SL 86 1-3 ① K		S CH 82 S SL 87 B SL 88 F SL 88 B FF 92 S SI 91 2-3 ② K		F FF 92 X FF 92 0-1 HR		C SI 91 S SI 92 F FF 93 H SI 92 1-2 21 WP HBP		B SL 84 X FF 91 1-0 ② P6	4	1	1	1	0	2	3
21 Todd Frazier, R (1, 5) OBP: 0.339, SLG: 0.488	F SI 90 B CH 83 B CH 83 X FF 91 2-1 ② F9		B SL 87 X CH 83 1-0 HR		S SL 88 C FF 93 B FF 94 S FF 93 1-3 ② K		B FF 93 S FF 94 1 SAFE B CH 84 X SI 93 2-1 ③ L8 1-2		B FF 93 S FF 92 S FF 92 B FF 94 B FF 93 F FF 93 F FF 92 F FF 92 X FF 93 3-2 ③ F8	5	1	1	1	0	1	4
4 Brandon Phillips, R (1, 4) OBP: 0.293, SLG: 0.395	C SI 90 S SI 91 F FF 91 B FF 90 F FF 90 S SL 84 1-3 ③ K		F FF 90 F FF 92 S SI 91 0-3 ③ K		B FF 92 X SI 91 1-0 ③ G1-3			F SI 84 F SI 85 X CU 71 0-2 ① G5-3		4	0	0	0	0	2	0
39 Devin Mesoraco, R (1, 2) OBP: 0.396, SLG: 0.680		B CH 81 B FF 91 X FF 90 2-0 29 1B 25 CS 1B		C SL 84 F SI 90 B FF 92 X FF 93 1-2 ① F9		C SL 87 X SL 88 0-1 ① F8		B SI 84 C SI 85 S CH 77 B CU 72 F CU 71 S SI 86 2-3 ② K		4	0	1	0	0	1	0
29 Brayan Peña, S (1, 3) OBP: 0.318, SLG: 0.435		B SI 89 C SI 91 F FF 91 B SL 85 F FF 90 B FF 91 F FF 92 F SL 86 X FF 91 3-2 1-3 25 CS 1B		B FF 91 C SI 90 B FF 91 F FF 92 C FF 91 2-3 ② K		C SI 91 B FF 91 F SI 92 X FF 92 1-2 ② L7		S CH 78 F CH 78 S CU 72 0-3 ③ K		4	0	1	0	0	2	0
48 Ryan Ludwick, R (1, 7) OBP: 0.319, SLG: 0.377 54 Aroldis Chapman, L (9, 1)		B FF 91 C FF 91 B FF 91 F SL 86 C FF 91 2-3 ① K		B FF 91 B SL 85 F SL 88 X SL 82 2-1 HR		X SI 91 0-0 1B			B FF 88 B SI 89 B SL 78 C FF 90 F FF 90 F FF 90 C SL 78 3-3 ① K	4 0	1 0	2 0	1 0	0 0	2 0	2 0
25 Skip Schumaker, L (1, 8) OBP: 0.297, SLG: 0.333		L SL 88 C FF 93 D SL 88 F FF 92 D FF 91 B SI 92 X FF 89 3-2 ② ③ G3 1-2 3-H		F FF 91 B FF 91 C FF 90 X FF 91 1-2 1B		F FF 92 X SL 87 0-1 ③ L4			C SL 78 F FF 88 B SL 78 X SL 75 1-2 E1 15 HBP 2 1B	4	0	1	0	0	0	3
2 Zack Cozart, R (1, 6) OBP: 0.266, SLG: 0.313			X SI 89 0-0 HR	1 SAFE D CH 83 C CH 82 B FF 92 X FF 91 2-1 ③ P3			X FF 92 0-0 ① P6		C SL 75 X SI 90 0-1 15 HBP 1-2 1B	4	1	2	1	0	0	1
31 Alfredo Simon, R (1, 1) OBP: 0.087, SLG: 0.130 63 Sam LeCure, R (7, 1) 51 Jonathan Broxton, R (8, 1) 15 Roger Bernadina, L (9, PH) OBP: 0.323, SLG: 0.235 (9, 9)			T FF 89 C SI 90 S SL 85 0-3 ① K2-3		B SI 88 B SI 90 C SI 90 F SI 90 F FF 93 S SL 86 2-3 ① K		C FF 92 F FF 93 F FF 91 B SL 85 B SL 83 X FF 93 2-2 ② G4-3		S SI 90 H SI 90 1-1 1-2 2-3 HBP	3 0 0 0	0 0 0 0	0 0 0 0	0 0 0 0	0 0 0 0	2 0 0 0	0 0 0 0
Inning Stats	R: 0 E: 0 K: 2 S: 11 H: 0 LOB: 0 BB: 0 P: 15	R: 0 E: 0 K: 1 S: 14 H: 2 LOB: 1 BB: 0 P: 24	R: 2 E: 0 K: 3 S: 12 H: 2 LOB: 0 BB: 0 P: 15	R: 1 E: 0 K: 1 S: 13 H: 2 LOB: 1 BB: 0 P: 21	R: 1 E: 0 K: 2 S: 10 H: 1 LOB: 0 BB: 0 P: 14	R: 0 E: 0 K: 0 S: 8 H: 1 LOB: 1 BB: 0 P: 9	R: 0 E: 0 K: 0 S: 10 H: 0 LOB: 1 BB: 0 P: 15	R: 0 E: 0 K: 2 S: 10 H: 0 LOB: 0 BB: 0 P: 12	R: 0 E: 1 K: 1 S: 17 H: 1 LOB: 3 BB: 0 P: 26	1B: 5 2B: 0 3B: 0 HR: 4 SF: 0 SAC: 0 DP: 0 HBP: 2						

PITCHER		IP	WLS	BF	H	R	ER	SO	BB	IBB	HBP	BLK	WP	HR	S	P	ERA	WHIP
36 Wade Miley, L ERA: 4.85	(1, 1)	6.0	L	25	8	4	4	9	0	0	0	0	0	4	68	98	6.00	1.333
50 Evan Marshall, R ERA: 1.42	(7, 1)	1.0		4	0	0	0	0	0	0	1	0	1	0	10	15	0.00	0.000
29 Brad Ziegler, R ERA: 2.22	(8, 1)	1.0		3	0	0	0	2	0	0	0	0	0	0	10	12	0.00	0.000
59 Oliver Pérez, L ERA: 2.86	(9, 1)	0.1		4	1	0	0	1	0	0	1	0	0	0	10	15	0.00	3.000
43 Addison Reed, R ERA: 3.91	(9, 1)	0.2		2	0	0	0	0	0	0	0	0	0	0	7	11	0.00	0.000

PITCHER	IP	WLS	BF	H	R	ER	SO	BB	IBB	HBP	BLK	WP	HR	S	P	ERA	WHIP

TOP

Cincinnati Reds @ Arizona Diamondbacks

Chase Field, Phoenix, AZ

Sun Jun 01 2014, 1:12 PM - 4:09 PM MST

Att. 24,119 - Roof Closed - 75 F

livebaseballscorecards.com

AB	36
R	4
H	9
RBI	4
BB	0
SO	12
LOB	13

WP: 1	PA: 38		
PB: 0			
SB: 0			
CS: 2			

Cincinnati Reds @ Arizona Diamondbacks

Chase Field, Phoenix, AZ

Sun Jun 01 2014, 1:12 PM - 4:09 PM MST

Att. 24,119 - Roof Closed - 75 F

livebaseballscorecards.com

BOTTOM

Batter	1	2	3	4	5	6	7	8	9	AB	R	H	RBI	BB	SO	LOB
8 Gerardo Parra, L (1, 9) OBP: 0.312, SLG: 0.388	B SI 93 X SI 93 1-0 ① G3		C SI 94 B FS 81 C FS 83 X CU 76 1-2 ③ G3-1		X FS 83 0-0 ① G4-3		D CH 81 X SI 88 1-0 1-3 1B			4	0	1	0	0	0	1
4 Cliff Pennington, S (1, 6) OBP: 0.325, SLG: 0.324	C SI 94 B SI 94 T SI 93 F SI 94 B CU 79 F SI 94 F FC 88 X SI 95 2-2 ② G4-3			C SI 93 B FS 83 T SI 94 S FC 89 1-3 ① K	C SI 94 F FS 86 F CU 78 F FC 89 S CU 78 0-3 ② K		X KC 73 0-0 ③ L9			4	0	0	0	0	2	2
44 Paul Goldschmidt, R (1, 3) OBP: 0.354, SLG: 0.521	B FF 93 B FF 94 C SI 94 X FC 88 2-1 ③ F8			B CU 76 B FC 89 B SI 94 C FF 94 B SI 94 4-1 26 2B BB	B FF 94 F FF 94 S FC 90 B FC 90 S FC 89 2-3 ③ K			C FF 91 T FF 92 B FF 92 B FF 92 B SL 87 T SL 88 3-2 ① K		3	1	0	0	1	2	0
26 Miguel Montero, L (1, 2) OBP: 0.361, SLG: 0.391		B SI 93 B SI 93 C SI 94 B SI 94 X SI 94 3-1 14 G6-4-3 1B		B SI 94 B SI 94 B SI 94 X SI 94 3-0 14 1B 12 SF9 1-H 2B		B SI 93 B FS 84 F SI 94 C SI 94 B FS 82 X SI 95 3-2 ① F9		C SI 92 S SI 92 B FF 94 B SI 92 S SI 91 2-3 ② K		4	1	2	1	0	1	0
14 Martín Prado, R (1, 4) OBP: 0.315, SLG: 0.362		B SI 93 X SI 93 1-0 ① ② G6-4-3 1-2f		B FC 90 F SI 95 B FC 88 X SI 94 2-1 6 1B 5 1B 2-3 1B	B FF 94 C FC 88 C FC 88 F FC 89 F CU 77 B FC 91 F FC 90 F FC 90 X SI 95 2-2 ② G6-3			B FF 92 C FF 91 B SL 86 X FF 93 2-1 12 PB 1B		4	1	2	0	0	0	1
12 Eric Chavez, L (1, 5) OBP: 0.333, SLG: 0.470		X SI 94 0-0 ③ G4-3		1 SAFE C SI 95 B FS 83 S FS 82 D CU 77 1 SAFE X FS 84 2-2 ② SF9 3-H	B FS 88 B SI 95 B SI 94 C SI 95 X SI 94 3-1 ③ F8			C FF 92 F FF 90 F SI 94 B SI 94 X FF 93 1-2 ③ P6 1-2		3	0	0	1	0	0	1
6 David Peralta, L (1, 7) OBP: 0.500, SLG: 0.500			C SI 94 C FS 83 B SC 79 S CU 78 1-3 ① K	B FS 84 1 SAFE B SI 93 X SI 94 2-0 5 1B 1-3 1B			X FS 83 0-0 8 1B 1B		T FF 99 F FF 102 S FF 103 0-3 ① K	4	0	2	0	0	2	0
5 Ender Inciarte, L (1, 8) OBP: 0.196, SLG: 0.184			X SI 94 0-0 ② L8	X SI 94 0-0 1-3 3-H 1B			1 SAFE C SI 94 B CU 75 F SI 94 B CU 75 X FS 85 2-2 ① L9		C SL 89 X FF 102 0-1 ② G4-3	4	0	1	1	0	0	1
36 Wade Miley, L (1, 1) OBP: 0.231, SLG: 0.231 50 Evan Marshall, R (7, 1) 2 Aaron Hill, R (7, PH) OBP: 0.307, SLG: 0.403 29 Brad Ziegler, R (8, 1) 59 Oliver Pérez, L (9, 1) 43 Addison Reed, L (9, 1) 28 Nick Evans, R (9, PH)			B SI 94 C SI 94 B SI 94 X SI 94 2-1 1B	X SI 93 0-0 ③ L7			C KC 72 1 SAFE B SI 87 X KC 73 1-1 ② L7		S FF 101 B CH 89 S CH 90 S FF 102 1-3 ③ K	2 0 1 0 0 0 1	0 0 0 0 0 0 0	1 0 0 0 0 0 0	0 0 0 0 0 0 0	0 0 0 0 0 0 0	0 0 1 0 0 0 0	2 0 1 0 0 0 0
Inning Stats	R: 0 E: 0 K: 0 S: 9 H: 0 LOB: 0 BB: 0 P: 14	R: 0 E: 0 K: 0 S: 4 H: 1 LOB: 0 BB: 0 P: 8	R: 0 E: 0 K: 1 S: 9 H: 1 LOB: 1 BB: 0 P: 13	R: 3 E: 0 K: 1 S: 13 H: 4 LOB: 2 BB: 1 P: 27	R: 0 E: 0 K: 2 S: 9 H: 0 LOB: 0 BB: 0 P: 11	R: 0 E: 0 K: 0 S: 12 H: 0 LOB: 0 BB: 0 P: 20	R: 0 E: 0 K: 0 S: 8 H: 2 LOB: 2 BB: 0 P: 12	R: 0 E: 0 K: 2 S: 12 H: 1 LOB: 1 BB: 0 P: 20	R: 0 E: 0 K: 2 S: 8 H: 0 LOB: 0 BB: 0 P: 9	1B: 8 2B: 1 3B: 0 HR: 0 SF: 1 SAC: 0 DP: 1 HBP: 0						

	AB	34
	R	3
	H	9
	RBI	3
	BB	1
	SO	8
	LOB	9

WP: 0 PA: 36
PB: 1
SB: 0
CS: 0

PITCHER		IP	WLS	BF	H	R	ER	SO	BB	IBB	HBP	BLK	WP	HR	S	P	ERA	WHIP
31 Alfredo Simon, R ERA: 3.03	(1, 1)	6.1	W	26	7	3	3	4	1	0	0	0	0	0	60	99	4.26	1.263
63 Sam LeCure, R ERA: 1.19	(7, 1)	0.2	H	3	1	0	0	0	0	0	0	0	0	0	4	6	0.00	1.500
51 Jonathan Broxton, R ERA: 0.52	(8, 1)	1.0	H	4	1	0	0	2	0	0	0	0	0	0	12	20	0.00	1.000
54 Aroldis Chapman, L ERA: 1.8	(9, 1)	1.0	S	3	0	0	0	2	0	0	0	0	0	0	8	9	0.00	0.000

PITCHER	IP	WLS	BF	H	R	ER	SO	BB	IBB	HBP	BLK	WP	HR	S	P	ERA	WHIP

Batter	1	2	3	4	5	6	7	8	9	AB	R	H	RBI	BB	SO	LOB
16 Ángel Pagán, S (1, 8) OBP: 0.362, SLG: 0.438	C FF 92 X FF 94 0-1 P4		B KC 78 B FF 94 B KC 78 C FF 94 B FF 95 4-1 8 2B 48 SF8 BB		B FF 96 B CH 87 X SI 93 2-0 L7		F FF 94 B CU 76 C CU 76 B FF 94 F FF 94 B FF 94 X FF 94 3-2 F8			3	1	0	0	1	0	0
70 George Kontos, R (7, 1)										0	0	0	0	0	0	0
8 Hunter Pence, R (1, 9) OBP: 0.366, SLG: 0.483	F FF 94 X FF 94 0-1 HR		B SL 89 C FF 95 1 SAFE B SL 88 X SL 88 2-1 1-3 2B		C FF 96 B KC 81 S SL 87 X SL 88 1-2 28 1B 1B			F FF 92 X CU 75 0-1 L5		4	1	3	1	0	0	0
28 Buster Posey, R (1, 3) OBP: 0.341, SLG: 0.402	S FF 95 B FF 94 C FF 94 F FF 94 F SL 88 S SL 88 1-3 K		C FF 96 F FF 95 F FF 95 X SL 89 0-2 P4		C FF 95 X SL 86 0-1 1-2 1B			C CU 75 B FF 93 B FF 93 C CU 74 F FF 94 F SL 84 F FF 95 X CU 75 2-2 G6-3		4	0	1	0	0	1	2
6 Ehire Adrianza, S (8, 4) OBP: 0.176, SLG: 0.204										0	0	0	0	0	0	0
48 Pablo Sandoval, S (1, 5) OBP: 0.296, SLG: 0.420	S KC 81 F CH 87 F FF 95 X FF 95 0-2 P5		F FF 95 B FF 95 S FF 95 B FF 94 F KC 81 X FF 96 2-2 SF8 3-H		B KC 77 F CH 85 B FF 95 D KC 80 S SI 96 S SI 96 3-3 K			B CU 76 B CU 76 F CH 88 F FF 94 B FF 94 F FF 94 S FF 95 3-3 K		3	0	0	1	0	2	2
38 Michael Morse, R (1, 7) OBP: 0.345, SLG: 0.561		X FF 94 0-0 G4-3	C SL 88 X SL 90 0-1 G6-3			B SL 87 B FF 92 F FF 94 B FF 96 S FF 96 X FF 97 3-2 G6-3			X FF 94 0-0 G5-3	4	0	0	0	0	0	1
29 Héctor Sánchez, S (1, 2) OBP: 0.257, SLG: 0.350		C FF 93 T FF 94 B FF 94 B CH 85 H FF 93 3-2 35 2B 13 SF9 HBP		F SI 94 B CH 85 S FF 95 S SL 88 1-3 K		S SI 95 S CH 87 B CH 86 F SL 89 B SL 89 F FF 97 C FF 96 2-3 K			B FF 94 F FF 94 X CU 79 1-1 G3	3	1	0	0	0	2	0
35 Brandon Crawford, L (1, 6) OBP: 0.308, SLG: 0.422		X SI 94 0-0 13 SF9 1-3 2B		C KC 81 X CH 85 0-1 P5		B CH 85 B SI 97 S FF 97 C FF 96 F SL 90 F FF 97 F FF 97 S SL 90 2-3 K			S FF 95 X CH 83 0-1 G3	4	0	1	0	0	1	0
13 Joaquin Arias, R (1, 4) (8, 3) OBP: 0.211, SLG: 0.169		B FF 95 X SI 95 1-0 SF9 2-3 3-H		B SL 88 X FF 94 1-0 L8			B FF 92 B FF 93 X FF 92 2-0 F8			2	0	0	1	0	0	0
55 Tim Lincecum, L (1, 1)		C FF 95 S FF 95 B FF 95 S FF 95 1-3 K			B FF 94 C FF 95 B FF 94 F FF 94 F FF 96 T FF 97 2-2 K		F FF 93 S FF 94 X FF 94 0-2 F9			2	0	0	0	0	2	1
34 David Huff, S (5, 1) OBP: 0.333, SLG: 0.333										0	0	0	0	0	0	0
7 Grégor Blanco, L (7, PH) (7, 8) OBP: 0.333, SLG: 0.321										1	0	0	0	0	0	0
Inning Stats	R: 1 E: 0 K: 1 S: 13 H: 1 LOB: 0 BB: 0 P: 14	R: 1 E: 0 K: 1 S: 8 H: 1 LOB: 1 BB: 0 P: 13	R: 1 E: 0 K: 0 S: 13 H: 1 LOB: 1 BB: 1 P: 21	R: 0 E: 0 K: 1 S: 6 H: 0 LOB: 0 BB: 0 P: 8	R: 0 E: 0 K: 2 S: 13 H: 2 LOB: 2 BB: 0 P: 21	R: 0 E: 0 K: 2 S: 14 H: 0 LOB: 0 BB: 0 P: 21	R: 0 E: 0 K: 0 S: 8 H: 0 LOB: 0 BB: 0 P: 13	R: 0 E: 0 K: 1 S: 12 H: 0 LOB: 0 BB: 0 P: 17	R: 0 E: 0 K: 0 S: 5 H: 0 LOB: 0 BB: 0 P: 6	1B: 2 2B: 2 3B: 0 HR: 1	SF: 2 SAC: 0 DP: 0 HBP: 1	WP: 0 PB: 0 SB: 0 CS: 0	PA: 34			

TOP

San Francisco Giants @ Cincinnati Reds

Great American Ball Park, Cincinnati, OH

Tue Jun 03 2014, 7:11 PM - 10:08 PM EDT

Att. 27,152 - Cloudy - 79 F

livebaseballscorecards.com

AB	30
R	3
H	5
RBI	3
BB	1
SO	8
LOB	6

PITCHER		IP	W/L/S	BF	H	R	ER	SO	BB	IBB	HBP	BLK	WP	HR	S	P	ERA	WHIP
34 Homer Bailey, R ERA: 4.99	(1, 1)	6.0	W	25	5	3	3	7	1	0	1	0	0	1	67	98	4.50	1.000
60 J.J. Hoover, R ERA: 5.11	(7, 1)	2.0		6	0	0	0	1	0	0	0	0	0	0	20	30	0.00	0.000
Logan Ondrusek, R ERA: 5.29	(9, 1)	1.0		3	0	0	0	0	0	0	0	0	0	0	5	6	0.00	0.000

PITCHER	IP	W/L/S	BF	H	R	ER	SO	BB	IBB	HBP	BLK	WP	HR	S	P	ERA	WHIP

BOTTOM

Batter	1	2	3	4	5	6	7	8	9	AB	R	H	RBI	BB	SO	LOB
6 Billy Hamilton, S (1, 8) OBP: 0.293, SLG: 0.347	C SI 90 T SI 88 B SL 78 F CH 84 F CH 83 B FF 90 X SI 91 2-2 21 S 21 E 2B	X SI 89 0-0 ③ B2-3			C SI 88 F SL 81 X CH 83 0-2 21 E 21 S 4 2B 1B	B FC 88 X FF 91 1-0 ① F9		B FF 90 F SI 89 B CH 84 B SI 90 F SI 89 F FF 90 F FC 87 F SI 90 F FC 87 3-3 ③ C FC 86 K		5	2	2	0	0	1	1
21 Todd Frazier, R (1, 5) OBP: 0.346, SLG: 0.488	B FF 92 C SL 80 B FF 90 B FF 91 B FF 89 4-1 4 G4-3 32 2B 2-H BB		S CH 82 C SL 80 X CU 75 0-2 ① L4		B FF 89 B CU 76 B SL 79 B FF 88 4-0 4 2B 1-3 BB	F FC 89 B FC 87 X CH 82 1-1 4 G5-4-3 1B				2	2	1	0	2	0	0
4 Brandon Phillips, R (1, 4) OBP: 0.293, SLG: 0.397	1 SAFE C FF 90 F FF 89 1 SAFE F FF 90 B SL 81 F SI 89 X FF 90 1-2 ① G4-3 1-2		C FF 91 B SI 89 B SL 80 B CH 82 F FF 90 C SL 80 3-3 ② K		X CH 80 0-0 32 S 32 1B 1-H 3-H 2B	C CH 81 X FC 88 0-1 ②③ G5-4-3 1-2f				4	1	1	2	0	1	2
32 Jay Bruce, L (1, 9) OBP: 0.319, SLG: 0.331	B FF 89 B CH 82 F SL 80 T SI 89 X FF 89 2-2 39 HR 2-H 2B		X CH 80 0-0 ③ P5		B SI 87 D CU 75 C SL 79 X SL 79 2-1 39 E 39 S 29 FC4 2-H 1B		B SI 92 C CH 86 X SI 92 1-1 ① L8			4	2	2	2	0	0	0
39 Devin Mesoraco, R (1, 2) OBP: 0.391, SLG: 0.693	B SL 81 X FF 90 1-0 2-H HR			B CH 81 C SL 78 F SL 79 X CH 82 1-2 ① G5-3	B FF 89 S CH 82 B CH 82 F SL 79 X SL 79 2-2 ① G6-3 1-3		B FC 89 S FC 88 F FC 88 X FF 92 1-2 ② F8			4	1	1	2	0	0	1
29 Brayan Peña, S (1, 3) OBP: 0.316, SLG: 0.425	B SI 88 B CH 81 B FF 88 C FF 88 X SI 88 3-1 ② F7			B FF 88 C CH 82 F SI 90 B SL 81 B SL 79 B FF 90 4-2 25 E BB	F FF 88 X FF 87 0-1 FC4 25 1B 3-H		B FF 92 X FF 91 1-0 ③ P6			3	0	0	1	1	0	0
25 Skip Schumaker, L (1, 7) OBP: 0.295, SLG: 0.329	C CU 74 X SL 79 0-1 ③ G6-3			X FF 88 0-0 E3 1-2	X FF 92 0-0 1-2 1B			C SI 91 C FC 87 F SL 85 B FF 90 F SL 84 X SL 85 1-2 ① F7		4	0	1	0	0	0	1
2 Zack Cozart, R (1, 6) OBP: 0.260, SLG: 0.306		B CH 82 C CH 80 C SL 78 S FF 89 1-3 ① K		B CH 81 B CH 82 C FF 90 F FF 90 S SL 81 2-3 ② K	C CH 82 B CH 83 S FF 91 F FF 92 D SL 83 F CH 83 F FF 93 F FF 91 S FC 88 2-3 ② K			C FC 87 X FC 87 0-1 ② G5-3		4	0	0	0	0	3	4
34 Homer Bailey, R (1, 1) OBP: 0.227, SLG: 0.190 60 J.J. Hoover, R (7, 1) 23 Donald Lutz, L (8, PH) OBP: 0.300, SLG: 0.333 Logan Ondrusek, R (9, 1)		B FF 89 C FF 89 X SL 78 1-1 ② G5-3		X CH 83 0-0 ③ L8	F FF 92 C FF 91 S FC 86 0-3 ③ K			C CH 85 B SI 91 B SL 84 S FC 88 B FC 86 B FC 86 4-2 BB		3 0 0 0	0 0 0 0	0 0 0 0	0 0 1 0	1 0 0 0	4 0 0 0
Inning Stats	R: 4 E: 0 K: 0 S: 19 H: 3 LOB: 0 BB: 1 P: 32	R: 0 E: 0 K: 1 S: 6 H: 0 LOB: 0 BB: 0 P: 8	R: 0 E: 0 K: 1 S: 7 H: 0 LOB: 0 BB: 0 P: 10	R: 0 E: 1 K: 1 S: 10 H: 0 LOB: 2 BB: 1 P: 17	R: 4 E: 0 K: 2 S: 22 H: 4 LOB: 2 BB: 1 P: 32	R: 0 E: 0 K: 0 S: 5 H: 1 LOB: 0 BB: 0 P: 7	R: 0 E: 0 K: 0 S: 6 H: 0 LOB: 0 BB: 0 P: 9	R: 0 E: 0 K: 1 S: 16 H: 0 LOB: 1 BB: 1 P: 24		1B: 4 2B: 3 3B: 0 HR: 1 SF: 0 SAC: 0 DP: 1 HBP: 0		WP: 0 PB: 0 SB: 4 CS: 0 PA: 37		

PITCHER		IP	WLS	BF	H	R	ER	SO	BB	IBB	HBP	BLK	WP	HR	S	P	ERA	WHIP
55 Tim Lincecum, R ERA: 5.01	(1, 1)	4.1	L	24	6	8	8	3	3	0	0	0	0	1	53	86	16.61	2.077
34 David Huff, L ERA: 6.3	(5, 1)	1.2		6	2	0	0	2	0	0	0	0	0	0	16	20	0.00	1.200
70 George Kontos, R ERA: 1.0	(7, 1)	2.0		7	0	0	0	1	1	0	0	0	0	0	22	33	0.00	0.500

PITCHER	IP	WLS	BF	H	R	ER	SO	BB	IBB	HBP	BLK	WP	HR	S	P	ERA	WHIP

San Francisco Giants @ Cincinnati Reds

Great American Ball Park, Cincinnati, OH

Tue Jun 03 2014, 7:11 PM - 10:08 PM EDT

Att. 27,152 - Cloudy - 79 F

livebaseballscorecards.com

AB	33
R	8
H	8
RBI	7
BB	4
SO	6
LOB	13

Batter	1	2	3	4	5	6	7	8	9	AB	R	H	RBI	BB	SO	LOB
16 Ángel Pagán, S (1, 8) OBP: 0.359, SLG: 0.430	B FF 91 C FF 91 X FF 92 1-1 P2		C FF 92 F FF 91 B SL 78 B FF 92 X FF 92 2-2 G6-3		F FF 93 B FF 92 B FF 91 B FF 92 F FF 92 F FF 94 F FF 92 B SL 81 4-2 BB		B FF 95 B FC 92 X FF 94 2-0 L7		F FF 92 F FS 84 F FF 93 S FS 84 0-3 K	4	0	0	0	1	1	0
8 Hunter Pence, R (1, 9) OBP: 0.364, SLG: 0.483	B FF 92 B CH 85 B FF 91 C FF 91 C FF 92 S FF 92 3-3 K		F CH 88 X FF 93 0-1 F7		F FF 93 F FF 93 B FF 93 S SL 80 1-3 K		C FF 95 X CU 78 0-1 28 G6-3 2B			4	0	1	0	0	2	2
28 Buster Posey, R (1, 2) OBP: 0.340, SLG: 0.404	X FF 92 0-0 2B		X FF 94 0-0 F8			C FF 92 X FF 91 0-1 G6-3	S FF 93 B FF 92 S CU 76 F FC 91 X FF 94 1-2 G6-3 2-3			4	0	1	0	0	0	1
48 Pablo Sandoval, S (1, 5) OBP: 0.291, SLG: 0.412	B FF 92 F FF 92 B FF 92 S FF 92 X FF 93 2-2 P5			B FF 91 F FF 92 F FF 92 B SL 79 X FF 94 2-2 L7		B SL 79 B FF 92 F FF 92 X FF 90 2-1 L8	D CU 75 C CU 76 X FC 91 1-1 P6			4	0	0	0	0	0	2
38 Michael Morse, R (1, 3) OBP: 0.343, SLG: 0.571		C FF 91 S SL 77 F CH 87 B FF 92 X FF 92 2-2 L9		B CH 88 S FF 92 B FF 94 S FF 92 T FF 95 2-2 K		X CH 86 0-0 HR		B FF 88 S SL 79 F FF 87 S FF 88 1-3 K		4	1	1	1	0	2	0
14 Brandon Hicks, R (1, 4) OBP: 0.299, SLG: 0.365		C SL 79 T FF 91 T FF 93 0-2 K		B FF 93 F FF 92 B FF 92 B FF 91 C FF 93 X FF 94 3-2 L7		F FF 93 B FF 93 X FF 92 2-1 2 HR 1B		B SL 80 S SL 78 B KC 71 C SI 87 X SI 88 2-2 G5-3		4	1	1	0	0	1	0
2 Juan Carlos Perez, R (1, 7) OBP: 0.154, SLG: 0.280 63 Jean Machi, R (8, 1) 54 Sergio Romo, R (9, 1)		X FF 92 0-0 2B			C FF 92 T FF 92 B FF 93 C FF 92 1-3 K	1 SAFE X FF 89 0-0 1-H HR		C SI 84 S KC 73 B SI 89 S KC 73 1-3 K		4 1 2 2 0 2 0 0 0 0 0 0 0 0 0 0 0 0 0 0 0						
35 Brandon Crawford, L (1, 6) OBP: 0.312, SLG: 0.418		B FF 92 D SL 81 B SL 80 I 4-0 IBB			F FF 92 B FF 93 S SL 80 B FF 93 T SL 80 2-2 K	B SL 79 B FF 92 C FF 91 B FF 91 B FF 89 4-1 BB			B SL 84 B SL 83 X FF 93 2-0 F7	2	0	0	0	2	1	0
32 Ryan Vogelsong, R (1, 1) OBP: 0.167, SLG: 0.250 57 Juan Gutierrez, R (7, 1) 49 Javier López, L (8, 1) 7 Grégor Blanco, L (8, 7) OBP: 0.330, SLG: 0.317		S FF 90 S FF 91 B FF 91 C FF 92 1-3 K			B FF 91 B FF 91 C FF 90 F FF 91 B FF 92 X FF 90 3-2 2B	C FF 93 D FF 93 X FF 93 1-1 F8			X FF 94 0-0 B5-3	3 0 1 0 0 1 3 0 0 0 0 0 0 0 0 0 0 0 0 0 0 1 0 0 0 0 0 0						
Inning Stats	R: 0 E: 0 K: 1 S: 9 H: 1 LOB: 1 BB: 0 P: 15	R: 0 E: 0 K: 2 S: 10 H: 1 LOB: 2 BB: 1 P: 17	R: 0 E: 0 K: 0 S: 6 H: 0 LOB: 0 BB: 0 P: 8	R: 0 E: 0 K: 1 S: 9 H: 0 LOB: 0 BB: 0 P: 16	R: 0 E: 0 K: 3 S: 16 H: 1 LOB: 2 BB: 1 P: 27	R: 3 E: 0 K: 0 S: 11 H: 3 LOB: 1 BB: 1 P: 20	R: 0 E: 0 K: 0 S: 9 H: 1 LOB: 1 BB: 0 P: 13	R: 0 E: 0 K: 2 S: 9 H: 0 LOB: 0 BB: 0 P: 13	R: 0 E: 0 K: 1 S: 6 H: 0 LOB: 0 BB: 0 P: 8	1B: 1 2B: 4 3B: 0 HR: 2 SF: 0 SAC: 0 DP: 0 HBP: 0						

PITCHER		IP	WLS	BF	H	R	ER	SO	BB	IBB	HBP	BLK	WP	HR	S	P	ERA	WHIP
52 Tony Cingrani, L ERA: 4.09	(1, 1)	5.2	L	26	6	3	3	7	2	1	0	0	0	0	59	100	4.76	1.412
Logan Ondrusek, R ERA: 4.91	(6, 1)	1.1		5	1	0	0	0	0	0	0	0	0	0	11	16	0.00	0.750
63 Sam LeCure, R ERA: 1.14	(8, 1)	1.0		3	0	0	0	2	0	0	0	0	0	0	9	13	0.00	0.000
43 Manny Parra, L ERA: 5.21	(9, 1)	1.0		3	0	0	0	1	0	0	0	0	0	0	6	8	0.00	0.000

PITCHER	IP	WLS	BF	H	R	ER	SO	BB	IBB	HBP	BLK	WP	HR	S	P	ERA	WHIP

TOP

San Francisco Giants @ Cincinnati Reds

Great American Ball Park, Cincinnati, OH

Wed Jun 04 2014, 7:10 PM - 10:22 PM EDT

Att. 26,333 - Cloudy - 81 F

livebaseballscorecards.com

AB	34
R	3
H	7
RBI	3
BB	3
SO	10
LOB	8

WP: 0	PA: 37																	
PB: 0																		
SB: 0																		
CS: 0																		

BOTTOM

Batter	1	2	3	4	5	6	7	8	9	AB	R	H	RBI	BB	SO	LOB
6 Billy Hamilton, S (1, 8) OBP: 0.302, SLG: 0.356	C FF 89 B CH 82 X CH 83 1-1 21 E 1B		C FF 90 C CU 77 X FF 91 0-2 E2 21 CS 1B	S SI 89 C SL 87 F SL 88 F FF 90 B FF 91 X SL 88 1-2 1B			C SI 91 C CU 79 S CU 82 0-3 K ②			4	0	3	0	0	1	0
21 Todd Frazier, R (1, 5) OBP: 0.345, SLG: 0.498	1 SAFE B SL 88 F SL 89 B CU 75 1 SAFE S FF 89 1 SAFE 1 SAFE C FF 90 2-3 K 1-2 ①		L CU 76 S SL 87 B FF 92 B SL 90 X CH 83 2-2 HR 2-3 ①	F SL 88 B SL 89 D CU 78 F SL 88 B FF 92 F SL 89 F FF 90 F CU 77 S SL 88 3-3 K ③			C CU 84 B CU 84 F CU 82 F FF 91 B FF 91 F CU 78 S CU 83 2-3 K ③			4	1	1	1	0	3	3
4 Brandon Phillips, R (1, 4) OBP: 0.296, SLG: 0.401	B CU 75 C SL 89 C CU 75 F FF 90 H FF 88 2-2 HBP		B SL 89 B CU 76 S SL 88 F FF 91 B CH 84 X CU 77 3-2 32 2B 2B		X SL 87 0-0 P3 ①			C FF 92 X CU 83 0-1 E6 39 G6-4-3		3	1	1	0	0	0	0
32 Jay Bruce, L (1, 9) OBP: 0.317, SLG: 0.336	B CH 83 C FF 91 C SL 88 C FF 90 1-3 K ②		D SL 88 X FF 90 1-0 2-H 2B		M CH 81 B CH 83 S CH 82 C SL 88 1-3 K ②			C SI 85 C SI 86 S SI 87 0-3 K ①		4	0	1	1	0	3	3
39 Devin Mesoraco, R (1, 2) OBP: 0.377, SLG: 0.667	C CU 78 B SL 87 X CU 76 1-1 L5 ③		B SL 87 C CU 77 S SL 88 B SL 88 S SL 89 2-3 K ②		C FF 89 S CU 75 S FF 91 0-3 K ③			1 SAFE C CH 83 B FF 92 F CH 88 F CH 86 X FF 93 1-2 G6-4-3 1-2f ② ③		4	0	0	0	0	2	4
48 Ryan Ludwick, R (1, 7) OBP: 0.317, SLG: 0.369		F FF 91 F SL 89 B FF 90 B FF 92 B SL 90 B FF 92 4-2 BB	X SL 89 0-0 G1-3 ③			F SL 87 S SL 87 X FF 90 0-2 F9 ①			S SL 79 B SL 78 X SL 77 1-1 F8 ①	3	0	0	0	1	0	1
29 Brayan Peña, S (1, 3) OBP: 0.307, SLG: 0.412		C FF 91 F SL 88 T SL 87 0-2 K ①		B FF 89 F SL 88 X CH 82 1-1 G6-3 ①		C CH 82 X FF 90 0-1 G6-3 ②			B SI 88 S SI 87 F SI 88 B CH 84 X SL 80 2-2 P6 ②	4	0	0	0	0	1	1
2 Zack Cozart, R (1, 6) OBP: 0.255, SLG: 0.300		B SL 87 C FF 90 1 SAFE F SL 87 B FF 91 S FF 90 2-3 K ②		B SL 88 X FF 91 1-0 F9 ②		B SL 88 B FF 90 C FF 89 X FF 88 2-1 P4 ③			B SL 78 X SL 78 1-0 P5 ③	4	0	0	0	0	1	1
52 Tony Cingrani, L (1, 1) OBP: 0.167, SLG: 0.167		C CU 77 L SI 90 S FF 90 0-3 K ③		C SI 90 X CU 75 0-1 6 1B 1B			S SL 86 B FF 89 X FF 89 1-1 P6 ①			2	0	1	0	0	1	1
Logan Ondrusek, R (6, 1)										0	0	0	0	0	0	0
28 Chris Heisey, R (7, PH) OBP: 0.298, SLG: 0.373										1	0	0	0	0	0	0
63 Sam LeCure, R (8, 1)										0	0	0	0	0	0	0
43 Manny Parra, L (9, 1)										0	0	0	0	0	0	0
Inning Stats	R: 0 E: 1 K: 2 S: 13 H: 1 LOB: 2 BB: 0 P: 20	R: 0 E: 0 K: 3 S: 11 H: 0 LOB: 1 BB: 1 P: 17	R: 2 E: 1 K: 1 S: 14 H: 4 LOB: 1 BB: 0 P: 22	R: 0 E: 0 K: 1 S: 16 H: 2 LOB: 2 BB: 0 P: 22	R: 0 E: 0 K: 2 S: 7 H: 0 LOB: 0 BB: 0 P: 8	R: 0 E: 0 K: 0 S: 7 H: 0 LOB: 0 BB: 0 P: 9	R: 0 E: 0 K: 2 S: 10 H: 0 LOB: 0 BB: 0 P: 13	R: 0 E: 1 K: 1 S: 9 H: 0 LOB: 0 BB: 0 P: 10	R: 0 E: 0 K: 0 S: 6 H: 0 LOB: 0 BB: 0 P: 10	1B: 4 2B: 2 3B: 0 HR: 1 SF: 0 SAC: 0 DP: 1 HBP: 1						

PITCHER		IP	WLS	BF	H	R	ER	SO	BB	IBB	HBP	BLK	WP	HR	S	P	ERA	WHIP
32 Ryan Vogelsong, R ERA: 3.39	(1, 1)	6.1	W	27	7	2	2	9	1	0	1	0	0	1	70	101	2.84	1.263
57 Juan Gutierrez, R ERA: 3.16	(7, 1)	0.2	H	3	0	0	0	2	0	0	0	0	0	0	10	12	0.00	0.000
49 Javier López, L ERA: 1.5	(8, 1)	0.1	H	1	0	0	0	1	0	0	0	0	0	0	3	3	0.00	0.000
63 Jean Machi, R ERA: 0.33	(8, 1)	0.2	H	1	0	0	0	0	0	0	0	0	0	0	4	5	0.00	0.000
54 Sergio Romo, R ERA: 3.24	(9, 1)	1.0	S	3	0	0	0	0	0	0	0	0	0	0	6	10	0.00	0.000

PITCHER	IP	WLS	BF	H	R	ER	SO	BB	IBB	HBP	BLK	WP	HR	S	P	ERA	WHIP

San Francisco Giants @ Cincinnati Reds

Great American Ball Park, Cincinnati, OH

Wed Jun 04 2014, 7:10 PM - 10:22 PM EDT

Att. 26,333 - Cloudy - 81 F

livebaseballscorecards.com

AB	33
R	2
H	7
RBI	2
BB	1
SO	12
LOB	14

WP: 0 PB: 0 SB: 0 CS: 1 PA: 35

Batter	1	2	3	4	5	6	7	8	9	AB	R	H	RBI	BB	SO	LOB
16 Ángel Pagán, S (1, 8) OBP: 0.368, SLG: 0.433	C SI 90 X SI 88 0-1 G3-1		C KC 79 B SI 90 B SL 80 X SI 92 2-1 1B	B SI 90 B SI 90 B SI 91 C FC 89 B FC 89 4-1 1-2 BB			B CU 71 B FF 86 B SL 83 C FF 86 F SL 82 B CU 74 4-2 8 1B 28 1B BB	B FF 93 C FF 94 X CU 75 1-1 1-2 1B		3	1	2	0	2	0	0
8 Hunter Pence, R (1, 9) OBP: 0.361, SLG: 0.477	C SI 91 B KC 80 X SI 91 1-1 P4		D SL 82 B SI 93 C SI 92 C SL 81 X SL 82 2-2 F7	B SI 91 C KC 80 F SL 80 C SI 92 1-3 K			1 SAFE 1 SAFE B FF 87 F SL 83 1 SAFE F CU 74 X CU 73 1-2 28 1B 1B	B FF 95 F FF 94 F FF 92 S SL 84 1-3 K		5	0	1	0	0	2	5
28 Buster Posey, R (1, 2) OBP: 0.336, SLG: 0.399	C SI 90 C SI 90 B FC 90 B SL 82 T FC 91 2-2 K		1 SAFE C SI 91 1 SAFE F KC 81 X SL 82 0-2 G5-3		X KC 78 0-0 L6		D SL 81 S FF 87 F FF 86 B FF 87 F CU 74 X CU 72 2-2 1-2 2-H 1B		B FF 98 C FF 99 F FF 99 B CH 88 B SL 90 S SL 88 3-3 K	5	0	1	1	0	2	1
48 Pablo Sandoval, S (1, 5) OBP: 0.297, SLG: 0.416 13 Joaquin Arias, R (9, 5) OBP: 0.211, SLG: 0.169		X KC 78 0-0 38 HR 1B		F FC 88 B FF 89 F FC 89 B SI 91 X KC 82 2-2 21 1B 35 HR 1B	B FC 86 B SL 78 F SI 89 X FC 88 2-1 38 G1-4-3 1B		X CU 72 0-0 F6		S CH 88 B CH 87 S CH 87 X FF 101 1-2 L3	5 0	2 0	3 0	0 0	0 0	0 0	2 0
38 Michael Morse, R (1, 3) OBP: 0.340, SLG: 0.577		F SI 89 X SI 90 0-1 1-H HR		B SI 91 1 SAFE F SI 91 C SL 80 S SL 82 1-3 K	B SI 91 C SI 91 X SI 91 1-1 G1-4-3 1-2f		X FF 92 0-0 L9		S FF 100 C FF 101 S SL 92 0-3 K	5	1	1	2	0	2	4
21 Tyler Colvin, L (1, 7) OBP: 0.310, SLG: 0.500		X SI 90 0-0 G2-3		B SI 92 B FC 90 F SI 92 C KC 81 1 SAFE X FC 91 2-2 35 HR 1B	B SI 87 F SL 83 S CU 74 S CU 74 1-3 K	F FF 92 B FF 91 S FF 92 S FF 93 1-3 K				4	1	1	0	0	2	2
35 Brandon Crawford, L (1, 6) OBP: 0.315, SLG: 0.432		T SI 91 C KC 79 B FC 90 S SI 92 1-3 K		X KC 80 0-0 1-H 2-H HR	B FF 86 B SL 83 B SL 85 C FF 88 B FF 88 4-1 BB			F FF 93 C CH 88 B FF 94 F FF 94 X FF 94 1-2 F7		3	1	1	3	1	1	0
14 Brandon Hicks, R (1, 4) OBP: 0.303, SLG: 0.365		C SI 92 B SI 92 B KC 80 F SI 91 C FC 91 2-3 K		C SI 90 B SL 80 X SI 91 1-1 16 BB 1B	C SL 84 B CU 75 C CU 74 S CU 74 1-3 K			F FF 94 B SL 86 B CU 77 S FF 94 B FF 95 F FF 94 B FF 94 4-2 16 1B BB		3	0	1	0	1	2	1
40 Madison Bumgarner, R (1, 1) OBP: 0.250, SLG: 0.345 70 George Kontos, R (9, 1)			B SI 89 B SL 78 F SI 90 B SI 92 F SI 91 X SI 93 3-2 G6-3	F SI 91 C SI 90 L KC 79 0-3 K	S SI 89 C CU 74 S CU 74 0-3 K			F FF 93 B FF 94 C CU 74 F CU 75 C SL 86 1-3 K		4 0	0 0	0 0	0 0	0 0	3 0	3 0
Inning Stats	R: 0 E: 0 K: 1 S: 7 H: 0 LOB: 0 BB: 0 P: 10	R: 2 E: 0 K: 2 S: 10 H: 2 LOB: 0 BB: 0 P: 13	R: 0 E: 0 K: 0 S: 11 H: 1 LOB: 1 BB: 0 P: 18	R: 3 E: 0 K: 3 S: 19 H: 4 LOB: 2 BB: 1 P: 30	R: 0 E: 0 K: 0 S: 5 H: 1 LOB: 0 BB: 0 P: 8	R: 0 E: 0 K: 3 S: 10 H: 0 LOB: 1 BB: 1 P: 16	R: 1 E: 0 K: 1 S: 14 H: 2 LOB: 2 BB: 1 P: 22	R: 0 E: 0 K: 2 S: 16 H: 1 LOB: 2 BB: 1 P: 24	R: 0 E: 0 K: 2 S: 9 H: 0 LOB: 0 BB: 0 P: 13	1B: 9 2B: 0 3B: 0 HR: 2 SF: 0 SAC: 0 DP: 1 HBP: 0						

PITCHER		IP	WLS	BF	H	R	ER	SO	BB	IBB	HBP	BLK	WP	HR	S	P	ERA	WHIP
44 Mike Leake, R ERA: 3.29	(1, 1)	5.0	L	23	8	5	5	6	1	0	0	0	0	2	52	79	9.00	1.800
45 Sean Marshall, L ERA: 9.0	(6, 1)	1.1		8	2	1	1	3	2	0	0	0	0	0	20	33	6.75	3.000
60 J.J. Hoover, R ERA: 4.78	(7, 1)	1.2		7	1	0	0	3	1	0	0	0	0	0	20	29	0.00	1.200
54 Aroldis Chapman, L ERA: 1.64	(9, 1)	1.0		3	0	0	0	2	0	0	0	0	0	0	9	13	0.00	0.000

PITCHER	IP	WLS	BF	H	R	ER	SO	BB	IBB	HBP	BLK	WP	HR	S	P	ERA	WHIP

TOP

San Francisco Giants @ Cincinnati Reds

Great American Ball Park, Cincinnati, OH

Thu Jun 05 2014, 12:37 PM - 3:26 PM EDT

Att. 25,532 - Partly Cloudy - 72 F

livebaseballscorecards.com

AB	37
R	6
H	11
RBI	6
BB	4
SO	14
LOB	18

PA: 41

WP: 0
PB: 0
SB: 0
CS: 0

Batter	1	2	3	4	5	6	7	8	9	AB	R	H	RBI	BB	SO	LOB
6 Billy Hamilton, S (1, 8) OBP: 0.296, SLG: 0.348	B FF 91 X FF 91 1-0 L9 ①		C FF 93 B CU 78 S FC 90 B FC 91 F FC 90 C CU 78 2-3 K ②			B CH 84 C FC 89 F FC 89 X FF 92 1-2 G5-3 ①			C SL 84 F FF 93 B SL 83 X FF 93 1-2 P5 ①	4	0	0	0	0	1	0
21 Todd Frazier, R (1, 5) OBP: 0.347, SLG: 0.512	X FF 92 0-0 HR		X FF 93 0-0 1B			C CU 76 B FC 88 C FC 89 X FC 90 1-2 G6-3 ②			C FC 88 T FF 92 S SL 84 0-3 K ②	4	1	2	1	0	1	0
4 Brandon Phillips, R (1, 4) OBP: 0.295, SLG: 0.398	X FF 92 0-0 1B		S FC 88 B FC 88 F FF 91 F FC 91 B FC 89 1 SAFE B FF 93 X FC 90 3-2 G4-3 ③			B CH 86 X CH 86 1-0 P4 ③			C FF 92 B FC 88 F FC 87 F FF 92 X SL 85 1-2 P4 ③	4	0	1	0	0	0	1
39 Devin Mesoraco, R (1, 2) OBP: 0.368, SLG: 0.648	S FC 88 F FC 89 X FF 92 0-2 F7 ②			B CH 83 X FC 88 1-0 G6-3 ①			C FC 87 C CH 84 S CU 77 0-3 K ①			3	0	0	0	0	1	1
32 Jay Bruce, L (1, 9) OBP: 0.311, SLG: 0.329	C FC 89 B FF 92 B FF 93 F FF 92 D CU 80 T FF 93 3-2 K ③			S FF 92 B CU 79 S FC 87 B FF 92 X FF 92 2-2 P5 ②			X FC 87 0-0 L8 ②			3	0	0	0	0	1	1
28 Chris Heisey, R (1, 7) OBP: 0.290, SLG: 0.363		S FC 89 F FC 89 X SI 92 0-2 G4-3 ①		F CH 84 B FC 88 F FC 89 B FC 88 B FC 89 F FC 89 X FF 93 3-2 G6-3 ③			B CU 76 F FF 92 F FC 88 F CU 67 X FC 88 1-2 P2 ③			3	0	0	0	0	0	0
29 Brayan Peña, S (1, 3) OBP: 0.301, SLG: 0.403		B FC 89 B CH 84 B FC 87 C FF 92 X FC 89 3-1 G6-3 ②			B FF 91 B FC 88 C FF 92 X FC 90 2-1 G5-3 ①			B CH 81 B CH 83 C FC 88 B FF 92 F FC 88 X FC 90 3-2 G5-3 ①		3	0	0	0	0	0	0
2 Zack Cozart, R (1, 6) OBP: 0.251, SLG: 0.295		C FF 92 B CU 78 X FC 90 1-1 G5-3 ③			B FC 89 C CH 85 B FF 92 B FC 89 S FC 88 F FC 89 F FF 92 F FC 90 C FC 89 3-3 K ②			B FF 92 C FC 87 X CH 84 1-1 G6-3 ②		3	0	0	0	0	1	0
44 Mike Leake, R (1, 1) OBP: 0.120, SLG: 0.280 7 Ramon Santiago, S (5, PH) OBP: 0.275, SLG: 0.222 45 Sean Marshall, L (6, 1) 60 J.J. Hoover, R (7, 1) 48 Ryan Ludwick, R (8, PH) OBP: 0.315, SLG: 0.367 54 Aroldis Chapman, L (9, 1)			X FC 87 0-0 G5-3 ①		B CH 83 S FC 90 B FF 92 C FC 88 B FF 92 F FC 89 F FC 88 C FC 88 3-3 K ③			F FC 90 C CU 76 B FF 93 X FC 88 1-2 L9 ③		1 1 0 0 1 0	0 0 0 0 0 0	0 0 0 0 0 0	0 0 0 0 0 0	0 1 0 0 0 0	0 0 0 0 1 0	0 0 0 0 0 0
Inning Stats	R: 1 E: 0 K: 1 S: 9 H: 2 LOB: 1 BB: 0 P: 13	R: 0 E: 0 K: 0 S: 7 H: 0 LOB: 0 BB: 0 P: 11	R: 0 E: 0 K: 1 S: 10 H: 1 LOB: 1 BB: 0 P: 15	R: 0 E: 0 K: 0 S: 8 H: 0 LOB: 0 BB: 0 P: 14	R: 0 E: 0 K: 2 S: 13 H: 0 LOB: 0 BB: 0 P: 21	R: 0 E: 0 K: 0 S: 7 H: 0 LOB: 0 BB: 0 P: 10	R: 0 E: 0 K: 1 S: 8 H: 0 LOB: 0 BB: 0 P: 9	R: 0 E: 0 K: 0 S: 8 H: 0 LOB: 0 BB: 0 P: 13	R: 0 E: 0 K: 1 S: 10 H: 0 LOB: 0 BB: 0 P: 12	1B: 2 2B: 0 3B: 0 HR: 1 SF: 0 SAC: 0 DP: 0 HBP: 0						

PITCHER		IP	WLS	BF	H	R	ER	SO	BB	IBB	HBP	BLK	WP	HR	S	P	ERA	WHIP
40 Madison Bumgarner, L ERA: 2.68	(1, 1)	8.0	W	27	3	1	1	5	0	0	0	0	0	1	70	106	1.12	0.375
70 George Kontos, R ERA: 0.9	(9, 1)	1.0		3	0	0	0	1	0	0	0	0	0	0	10	12	0.00	0.000

PITCHER	IP	WLS	BF	H	R	ER	SO	BB	IBB	HBP	BLK	WP	HR	S	P	ERA	WHIP

BOTTOM

San Francisco Giants @ Cincinnati Reds

Great American Ball Park, Cincinnati, OH

Thu Jun 05 2014, 12:37 PM - 3:26 PM EDT

Att. 25,532 - Partly Cloudy - 72 F

livebaseballscorecards.com

AB	30
R	1
H	3
RBI	1
BB	0
SO	6
LOB	3

Batter	1	2	3	4	5	6	7	8	9	AB	R	H	RBI	BB	SO	LOB
11 Jimmy Rollins, S (1, 6) OBP: 0.348, SLG: 0.402 7 Ronny Cedeno, R (9, 6)	F FF 90 C FC 88 B FF 92 B FF 92 B FC 87 F SI 93 F SI 92 X FC 89 3-2 ① G4-3		C CH 84 B CH 86 B CH 84 C FC 88 S FF 95 2-3 ③ K		X SL 82 0-0 HR		C FF 92 C FF 92 B FF 94 S FF 94 1-3 ① K		1 SAFE C FF 86 1 SAFE D CH 82 B SI 88 C FF 88 B SI 87 F KC 75 F KC 72 4-2 B SI 86 6 WP 51 1B 6 E 1-2 BB	4	2	1	1	1	2	0
51 Carlos Ruiz, R (1, 2) OBP: 0.394, SLG: 0.388	C SL 83 S FF 92 F FF 94 B SI 93 B SL 83 F FF 94 F CH 85 X FC 90 2-2 ② G5-3			C SL 81 X FF 93 0-1 ① L8	B FF 93 C FF 93 B SL 85 B CH 82 S CH 81 X FC 88 3-2 26 1B 1B		C FF 94 B CU 79 C CU 77 X CU 79 1-2 ② L8		C SI 87 B SI 89 D CH 82 F SI 88 D KC 73 X SI 87 3-2 6 WP 6 E 1-2 2-3 1B	5	1	2	0	0	0	0
26 Chase Utley, L (1, 4) OBP: 0.379, SLG: 0.505 58 Jonathan Papelbon, R (9, 1)	C FC 87 X FC 90 0-1 1B			B CH 84 H FF 93 2-0 6 BB HBP	F SI 92 1 SAFE F FF 93 F FF 93 F CH 84 B SI 93 F FF 94 B FC 89 B SI 93 3-2 X CH 81 1-3 1B		C FF 95 F FF 94 B FF 94 X CU 79 1-2 6 1B 1B		F KC 74 F FF 87 X SI 88 0-2 ① SF8 3-H	3	0	3	1	0	0	0
6 Ryan Howard, L (1, 3) OBP: 0.300, SLG: 0.415	C SI 92 B FF 92 B FF 93 C CH 82 C SI 94 2-3 ③ K			B SI 92 B FC 89 S CH 83 C FC 88 D SL 84 F CH 84 1 SAFE B FF 93 4-2 ② 3 HBP 9 2B 1-2 BB	F FC 88 F FF 93 C FC 89 0-3 ② K		X FF 92 0-0 1-3 1B		S CH 82 C SI 87 B KC 75 B SI 87 X CH 82 2-2 E3 3 2B 9 SF9 1-H 2-H	4	2	1	1	1	2	3
3 Marlon Byrd, R (1, 9) OBP: 0.321, SLG: 0.460		B FC 87 S CH 82 X SI 92 1-1 ① G5-3		S SI 94 H FF 94 1-1 9 2B 1-2 HBP	B FF 94 S FF 94 B FF 94 X CH 84 2-1 ③ F8		X FF 94 0-0 ③ F9		C SL 79 B FF 89 F SL 78 B SI 85 X KC 74 2-2 9 SF9 1-3 2B	4	1	1	0	0	0	4
9 Domonic Brown, L (1, 7)		C FC 87 F FF 91 B FC 88 F SI 92 B CH 85 X FC 88 2-2 ② G4-3		X FC 88 0-0 15 1B 1-H 2-H 2B		B CH 82 F FF 94 B CH 80 F FF 94 S FF 95 2-3 ① K		C SL 82 B SL 82 X FS 84 1-1 ① G3-1	D SI 92 X SI 88 1-0 ② SF9 2-3 3-H	4	1	1	3	0	1	0
15 John Mayberry Jr., R (1, 8) OBP: 0.348, SLG: 0.517		C SL 85 X SI 94 0-1 ③ G1-3		X CH 84 0-0 2-H 1B	B FF 94 S FF 93 F CU 77 B FF 94 S CU 76 2-3 ② K			C FS 84 S FS 82 F FS 84 B SL 82 X FS 85 1-2 ② G6-3	B FF 90 B FF 90 B FF 90 C SL 88 S FF 90 X FF 91 3-2 ③ L9	5	0	1	1	0	1	1
17 Reid Brignac, L (1, 5) OBP: 0.317, SLG: 0.278			C SL 80 B FF 91 F FF 92 F CH 85 X SL 83 1-2 ① G3	X FC 89 0-0 ③ G4-3		B CU 75 S CH 81 S CH 81 B CH 83 B FF 95 B CU 77 4-2 BB		T FF 93 B FF 95 S FS 86 B SL 82 B FF 94 C FF 94 3-3 ③ K		3	0	0	0	1	1	1
35 Cole Hamels, L (1, 1) OBP: 0.211, SLG: 0.211 37 Mike Adams, R (8, 1) 2 Ben Revere, L (9, PH) OBP: 0.299, SLG: 0.338 16 César Hernández, S (9, 4) OBP: 0.255, SLG: 0.260			C FC 86 C CH 83 B FF 94 S FF 92 1-3 ② K		B CH 85 B SL 84 C FC 86 C FC 87 S FF 92 2-3 ① K		C FF 92 S FF 93 C FF 94 0-3 ③ K		B FF 87 X SI 87 1-0 51 1B 11 S 26 SF8 1B	3 0 1 0	0 0 1 0	0 0 1 0	0 0 1 0	3 0 0 0	1 0 0 0	
Inning Stats	R: 0 E: 0 K: 1 S: 16 H: 1 LOB: 1 BB: 0 P: 23	R: 0 E: 0 K: 0 S: 8 H: 0 LOB: 0 BB: 0 P: 11	R: 0 E: 0 K: 2 S: 10 H: 0 LOB: 0 BB: 0 P: 14	R: 3 E: 0 K: 0 S: 9 H: 2 LOB: 1 BB: 1 P: 16	R: 1 E: 0 K: 2 S: 18 H: 3 LOB: 2 BB: 0 P: 28	R: 0 E: 0 K: 3 S: 11 H: 0 LOB: 1 BB: 1 P: 19	R: 0 E: 0 K: 1 S: 11 H: 2 LOB: 2 BB: 0 P: 14	R: 0 E: 0 K: 1 S: 9 H: 0 LOB: 0 BB: 0 P: 14	R: 4 E: 1 K: 0 S: 21 H: 3 LOB: 1 BB: 1 P: 37	1B: 8 2B: 2 3B: 0 HR: 1 SF: 2 SAC: 0 DP: 0 HBP: 2						

PITCHER		IP	WLS	BF	H	R	ER	SO	BB	IBB	HBP	BLK	WP	HR	S	P	ERA	WHIP
47 Johnny Cueto, R ERA: 1.97	(1, 1)	5.0	L	23	6	4	4	5	1	0	2	0	0	1	61	92	7.20	1.400
Logan Ondrusek, R ERA: 4.43	(6, 1)	2.0		9	2	0	0	4	1	0	0	0	0	0	22	33	0.00	1.500
43 Manny Parra, L ERA: 4.95	(8, 1)	1.0		3	0	0	0	1	0	0	0	0	0	0	9	14	0.00	0.000
63 Sam LeCure, R ERA: 2.25	(9, 1)	0.1		6	3	4	3	0	1	0	0	0	1	0	17	29	81.00	12.000
51 Jonathan Broxton, R ERA: 0.5	(9, 1)	0.2		2	0	0	0	0	0	0	0	0	0	0	4	8	0.00	0.000

PITCHER	IP	WLS	BF	H	R	ER	SO	BB	IBB	HBP	BLK	WP	HR	S	P	ERA	WHIP

TOP

Philadelphia Phillies @ Cincinnati Reds

Great American Ball Park, Cincinnati, OH

Fri Jun 06 2014, 7:13 PM - 10:29 PM EDT

Att. 38,331 - Clear - 83 F

livebaseballscorecards.com

AB	36
R	8
H	11
RBI	7
BB	3
SO	10
LOB	10

WP: 1	PB: 0	SB: 1	CS: 0
PA: 43			

BOTTOM

Batter	1	2	3	4	5	6	7	8	9	AB	R	H	RBI	BB	SO	LOB
6 Billy Hamilton, S (1, 8) OBP: 0.290, SLG: 0.340	X FF 90 0-0 ① F9		B CH 85 F FF 92 B FF 93 C CH 84 X CU 79 2-2 ③ G6-3		B FC 87 F FF 92 X FC 89 1-1 ③ G5-3			C FF 90 F FF 91 B FF 91 S CH 84 1-3 ① K		4	0	0	0	0	1	2
29 Brayan Peña, S (1, 2) OBP: 0.293, SLG: 0.391	C FF 91 B FF 91 C FF 92 X FF 92 1-2 ② L6			C FF 90 F CU 78 S CH 83 0-3 ① K		X CH 83 0-0 ① G5-3		B CH 82 C FF 92 B CH 83 F CH 83 F FF 92 F FF 92 X CU 78 2-2 ② G5-3		4	0	0	0	0	1	0
4 Brandon Phillips, R (1, 4) OBP: 0.299, SLG: 0.397	B FC 89 B FF 92 S CH 83 F FF 93 C FF 93 2-3 ③ K			B CH 83 S CH 84 X FF 89 1-1 21 FC6-4 1B		B FF 91 B FF 91 F FF 92 C FF 93 X FF 92 2-2 E6 21 WP		B CH 85 B FF 92 B FF 92 C FF 91 C FF 92 B FF 93 4-2 BB		3	0	1	0	1	1	0
21 Todd Frazier, R (1, 3) OBP: 0.342, SLG: 0.502		B FF 91 S CH 82 C FF 93 B FF 89 S CH 85 2-3 ① K		S FF 93 F FF 93 B FF 91 F FF 93 X CH 85 1-2 ② FC6-4 32 1B 1-2f		F FC 89 T FC 88 F FF 93 B CH 85 S CU 77 1-3 ② K 1-2		C SL 87 F SL 87 F CU 77 B FF 92 C SI 91 1-3 ③ K		4	0	0	0	0	3	3
32 Jay Bruce, L (1, 9) OBP: 0.310, SLG: 0.327		B FF 89 C FF 90 F FC 89 T FF 92 1-2 ② K		F FF 88 B FF 93 T FC 87 B CH 84 F CH 86 F FC 90 B FF 88 F FC 88 X FF 94 3-2 48 FC6 1B 1-3		C FF 90 F FF 92 S FF 92 0-3 ③ K			F FF 90 B FF 90 B FS 86 X FS 86 2-1 ① F8	4	0	1	0	0	2	1
48 Ryan Ludwick, R (1, 7) OBP: 0.314, SLG: 0.370		F CH 84 F FF 91 B FF 92 X CU 78 1-2 ③ F7		B FF 92 B FF 93 T FF 92 B FF 92 X CH 85 3-1 ③ FC6 1-2f			X CH 86 0-0 2 G4-3 7 BB 2B		B SL 78 B FF 90 X FF 90 2-0 ② L7	4	0	1	0	0	0	2
2 Zack Cozart, R (1, 6) OBP: 0.256, SLG: 0.299			C FF 92 F CH 84 F CH 84 X FF 93 0-2 47 G3 7 SH2-3 1B		B FC 84 C FF 90 B FC 86 B CH 83 F FF 91 X CH 84 3-2 7 FC6-4 1B		B FF 90 C FF 91 C FF 91 F FF 92 F FF 92 X CH 84 1-2 ① G4-3 2-3		B FF 90 X FF 90 1-0 ③ F7	4	0	2	0	0	0	1
7 Ramon Santiago, S (1, 5) OBP: 0.286, SLG: 0.216			X CU 77 0-0 ① SH2-3 1-2		C CH 83 B FC 88 C CH 84 X FF 92 1-2 ① FC6-4 28 G6-3 1-2f		C CU 76 B FF 92 B FC 88 C FF 92 B CU 79 B FF 92 4-2 ② BB 3-H			1	0	0	0	1	0	1
47 Johnny Cueto, R (1, 1) OBP: 0.138, SLG: 0.138 28 Chris Heisey, R (5, PH) OBP: 0.288, SLG: 0.360 Logan Ondrusek, R (6, 1) 39 Devin Mesoraco, R (7, PH) OBP: 0.364, SLG: 0.642 43 Manny Parra, L (8, 1) 63 Sam LeCure, R (9, 1) 51 Jonathan Broxton, R (9, 1)			B FF 93 S FF 92 L CH 85 X FF 93 1-2 ② G3 2-3		B FF 92 X CH 84 1-0 ② G6-3 1-2		S CH 84 D CU 77 F CH 84 X CH 84 1-2 ③ G6-3			1 0 0 0 0 0 1 1 0 0 0 0 0 1 0 0 0 0 0 0 0 1 0 0 0 0 0 1 0 0 0 0 0 0 0 0 0 0 0 0 0 0 0 0 0 0 0 0 0						

livebaseballscorecards.com

Philadelphia Phillies @ Cincinnati Reds

Great American Ball Park, Cincinnati, OH

Fri Jun 06 2014, 7:13 PM - 10:29 PM EDT

Att. 38,331 - Clear - 83 F

AB	31
R	0
H	5
RBI	0
BB	2
SO	8
LOB	13

Inning Stats	1	2	3	4	5	6	7	8	9
	R: 0 E: 0 K: 1 S: 7 H: 0 LOB: 0 BB: 0 P: 10	R: 0 E: 0 K: 2 S: 9 H: 0 LOB: 0 BB: 0 P: 13	R: 0 E: 0 K: 0 S: 11 H: 1 LOB: 1 BB: 0 P: 14	R: 0 E: 0 K: 1 S: 17 H: 2 LOB: 2 BB: 0 P: 25	R: 0 E: 0 K: 0 S: 9 H: 1 LOB: 1 BB: 0 P: 15	R: 0 E: 1 K: 2 S: 11 H: 0 LOB: 1 BB: 0 P: 14	R: 0 E: 0 K: 0 S: 11 H: 1 LOB: 1 BB: 1 P: 17	R: 0 E: 0 K: 2 S: 14 H: 0 LOB: 1 BB: 1 P: 22	R: 0 E: 0 K: 0 S: 4 H: 0 LOB: 0 BB: 0 P: 9

1B: 4 2B: 1 3B: 0 HR: 0 SF: 0 SAC: 1 DP: 0 HBP: 0

WP: 1 PB: 0 SB: 0 CS: 0 PA: 34

PITCHER		IP	WLS	BF	H	R	ER	SO	BB	IBB	HBP	BLK	WP	HR	S	P	ERA	WHIP
35 Cole Hamels, L ERA: 3.49	(1, 1)	7.2	W	30	5	0	0	7	2	0	0	0	1	0	85	125	0.00	0.913
37 Mike Adams, R ERA: 2.12	(8, 1)	0.1		1	0	0	0	1	0	0	0	0	0	0	4	5	0.00	0.000
58 Jonathan Papelbon, R ERA: 1.54	(9, 1)	1.0		3	0	0	0	0	0	0	0	0	0	0	4	9	0.00	0.000

PITCHER	IP	WLS	BF	H	R	ER	SO	BB	IBB	HBP	BLK	WP	HR	S	P	ERA	WHIP

Philadelphia Phillies @ Cincinnati Reds

Great American Ball Park, Cincinnati, OH

Sat Jun 07 2014, 4:11 PM - 7:07 PM EDT

Att. 36,347 - Partly Cloudy - 84 F

livebaseballscorecards.com

TOP

Batter	1	2	3	4	5	6	7	8	9	AB	R	H	RBI	BB	SO	LOB
11 Jimmy Rollins, S (1, 6) OBP: 0.345, SLG: 0.411	C SI 94 F CU 76 X CU 76 0-2 ① L4		C SI 95 B FF 94 F SI 94 B FS 86 B SI 95 X SI 96 3-2 ② L8		X SI 95 0-0 ③ F8		C FF 94 B FF 94 B FF 94 X FF 94 2-1 2-H HR		C SL 90 S CH 90 B FF 103 B FF 102 B CH 90 S SL 90 3-3 ③ K	5	1	1	2	0	1	2
51 Carlos Ruiz, R (1, 2) OBP: 0.396, SLG: 0.405	C SI 95 S FC 87 B FC 91 B FC 90 X FC 88 2-2 ② G5-3		B FF 95 C SI 95 B FC 89 F FF 95 F SI 96 F SI 95 B SI 96 X FF 95 3-2 ③ F7			C FF 93 B SI 94 C FC 87 B CU 78 F FC 89 X FC 88 2-2 HR	B FF 94 C FF 94 B CU 78 F FF 94 B FF 95 F FF 94 B FF 94 4-2 26 2B BB			3	1	1	1	1	0	0
26 Chase Utley, L (1, 4) OBP: 0.377, SLG: 0.504	C SI 95 B FS 83 C CU 76 X FS 85 1-2 ③ G4-3			X SI 94 0-0 ① B1-3		S SI 94 B SI 95 X SI 95 1-1 ① G4-3	B FF 93 X FF 92 1-0 ③ 1-H 2B			4	0	1	0	0	0	0
6 Ryan Howard, L (1, 3) OBP: 0.303, SLG: 0.417		X SI 94 0-0 3 HR 1B		C SI 94 S FS 83 B FS 82 B FS 85 S FS 83 2-3 ② K		F SI 96 X FC 88 0-1 3 FC5-4 1B		X SI 92 0-0 ① L7		4	1	2	0	0	1	0
3 Marlon Byrd, R (1, 9) OBP: 0.320, SLG: 0.469		C FF 94 F SI 94 F FC 89 B CU 78 X CU 79 1-2 1-H HR		F FF 95 X FC 88 0-1 ③ G6-3		F FC 89 F SI 95 F SI 95 X SI 95 0-2 ② FC5-4 9 2B 1-2f		B FF 91 F FF 93 F FF 92 B SL 86 S FF 92 2-3 ② K		4	1	1	2	0	1	1
9 Domonic Brown, L (1, 7) OBP: 0.268, SLG: 0.324		F SI 95 B FS 84 X SI 95 1-1 ① G6-3			B SI 94 F SI 94 X SI 94 1-1 2 SH2-3 16 1B 1B	X SI 95 0-0 ③ 1-H 2B		C SI 91 B SI 92 X SI 91 1-1 16 FC6-4 1B		4	0	3	0	0	0	0
16 César Hernández, S (1, 5) OBP: 0.271, SLG: 0.278		B SI 94 C FS 84 X FS 84 1-1 ② G3-1			B SI 93 S SI 94 1 SAFE F SI 93 B CU 75 F FS 82 B FS 83 F SI 94 X SI 94 3-2 2 SH2-3 1-2 1B		X FF 92 0-0 2 G4-3 11 HR 1B	B SI 91 F SI 90 1 SAFE B SI 89 X SI 90 2-1 ③ FC6-4 1-2f		4	1	2	0	0	0	1
2 Ben Revere, L (1, 8) OBP: 0.294, SLG: 0.333		C SI 95 S CU 77 X CU 76 0-2 ③ G4-3			X SI 95 0-0 ① SH2-3 1-2 2-3		B FF 91 X FF 92 1-0 ① G4-3 1-2		B FF 100 C FF 99 X FF 100 1-1 ① F7	3	0	0	0	0	0	1
27 Roberto Hernandez, R (1, 1) 15 John Mayberry Jr., R (5, PH) OBP: 0.343, SLG: 0.508 49 Ethan Martin, R (5, 1) 17 Reid Brignac, L (7, PH) OBP: 0.308, SLG: 0.270 30 Justin De Fratus, S (7, 1) 7 Ronny Cedeno, R (9, PH)			B FF 93 C FF 92 F FF 94 B FF 93 F FF 94 F FF 94 C FF 95 2-3 ① K		S FC 89 C FC 89 S SI 96 0-3 ② K		D CU 76 S FF 94 F FF 94 S FF 94 1-3 ② K		C FF 101 S CH 89 F FF 102 X FF 102 0-2 ② G4-3	1 1 0 1 0 1 0	0 0 0 0 0 0 0	0 0 0 0 0 0 0	0 0 0 0 0 0 0	0 1 0 0 0 0 0	1 2 0 1 0 0 0	0 2 0 1 0 0 0

	AB	35
	R	5
	H	11
	RBI	5
	BB	1
	SO	6
	LOB	8

Inning Stats	1	2	3	4	5	6	7	8	9	1B: 6	SF: 0	WP: 0	PA: 37
	R: 0 E: 0 K: 0 S: 9	H: 0 LOB: 0 BB: 0 P: 12	R: 2 E: 0 K: 0 S: 12	H: 2 LOB: 0 BB: 0 P: 15	R: 0 E: 0 K: 1 S: 13	H: 0 LOB: 0 BB: 0 P: 21	R: 0 E: 0 K: 1 S: 6	H: 0 LOB: 0 BB: 0 P: 8	R: 0 E: 0 K: 1 S: 12	H: 2 LOB: 2 BB: 0 P: 16	R: 1 E: 0 K: 0 S: 13	H: 3 LOB: 2 BB: 0 P: 16	R: 2 E: 0 K: 1 S: 11	H: 3 LOB: 2 BB: 1 P: 20	R: 0 E: 0 K: 1 S: 8	H: 1 LOB: 1 BB: 0 P: 13	R: 0 E: 0 K: 1 S: 9	H: 0 LOB: 0 BB: 0 P: 13	2B: 2 3B: 0 HR: 3	SAC: 1 DP: 0 HBP: 0	PB: 0 SB: 0 CS: 0	

PITCHER		IP	WLS	BF	H	R	ER	SO	BB	IBB	HBP	BLK	WP	HR	S	P	ERA	WHIP
31 Alfredo Simon, R ERA: 3.15	(1, 1)	6.0	W	24	7	3	3	3	0	0	0	0	0	2	65	88	4.50	1.167
60 J.J. Hoover, R ERA: 5.33	(7, 1)	0.2	H	5	2	2	2	1	1	0	0	0	0	1	10	18	27.00	4.500
43 Manny Parra, L ERA: 4.87	(7, 1)	0.1	H	1	1	0	0	0	0	0	0	0	0	0	1	2	0.00	3.000
51 Jonathan Broxton, R ERA: 0.47	(8, 1)	1.0	H	4	1	0	0	1	0	0	0	0	0	0	8	13	0.00	1.000
54 Aroldis Chapman, L ERA: 1.5	(9, 1)	1.0	S	3	0	0	0	1	0	0	0	0	0	0	9	13	0.00	0.000

PITCHER		IP	WLS	BF	H	R	ER	SO	BB	IBB	HBP	BLK	WP	HR	S	P	ERA	WHIP

BOTTOM

Philadelphia Phillies @ Cincinnati Reds

Great American Ball Park, Cincinnati, OH

Sat Jun 07 2014, 4:11 PM - 7:07 PM EDT

Att. 36,347 - Partly Cloudy - 84 F

livebaseballscorecards.com

Batter	1	2	3	4	5	6	7	8	9	AB	R	H	RBI	BB	SO	LOB
6 Billy Hamilton, S (1, 8) OBP: 0.289, SLG: 0.337	B FF 89 C FF 89 B CH 82 L FF 90 B SI 90 B SI 90 4-2 25 G6-3 25 S 32 SF7 BB	C FF 91 B CH 83 B FF 91 F CH 82 F SI 92 F SL 81 F SL 81 X CH 83 2-2 ③ G1-3		X SI 91 0-0 ② SF7 3-H		X FF 91 0-0 ② B2-4				2	1	0	1	1	0	1
25 Skip Schumaker, L (1, 7) OBP: 0.280, SLG: 0.312	C SI 88 F SI 90 B CH 82 F FF 91 X SI 90 1-2 ① G6-3 1-3	C SL 81 B SL 83 F SI 90 B SI 91 B SI 92 X SI 90 3-2 ① G3	F SI 91 B SI 92 C SL 83 S CH 82 1-3 ③ K		F FF 92 S SL 84 S CU 73 0-3 ③ K				4	0	0	0	0	2	2
4 Brandon Phillips, R (1, 4) OBP: 0.302, SLG: 0.394	H SI 90 1-0 HBP	C CH 84 X CH 83 0-1 ② G5-3	B FF 92 F FF 91 B FF 92 B SL 84 B FF 92 4-1 32 HR BB		C SL 82 F FF 93 F FF 93 F SL 80 B SL 80 F SL 81 X FF 92 1-2 ① G6-3				2	1	0	0	1	0	0
32 Jay Bruce, L (1, 9) OBP: 0.314, SLG: 0.349	C CH 84 B SI 89 D SI 89 F SI 88 X CH 84 2-2 ② SF7 3-H	B SI 90 B SI 92 B SL 83 B SI 89 4-0 39 S BB	B FF 90 C FF 91 D CH 84 F FF 91 D CU 76 1 SAFE X FF 92 3-2 1-H HR		B SL 82 C SI 92 S SL 82 S SL 81 1-3 ② K				2	1	1	3	1	1	0
39 Devin Mesoraco, R (1, 2) OBP: 0.361, SLG: 0.625	C CH 84 F SI 90 F SI 91 C CH 82 0-3 ③ K	F SL 83 B SI 87 B SI 89 X SI 90 2-1 ③ P4 1-2	C SL 83 B CU 72 B FF 93 B FF 91 B FF 92 4-1 BB		F FF 92 B SL 82 B SL 82 S SL 82 B FF 92 S SL 82 3-3 ③ K				3	0	0	0	1	2	2
21 Todd Frazier, R (1, 3) OBP: 0.348, SLG: 0.521 (9, 5)		B SL 81 F SI 90 X SI 90 1-1 HR	B SI 90 S CH 82 B CH 84 S CH 83 B SI 91 X SI 91 3-2 2 S 2 2B 1B	C FF 92 F FF 90 D SL 83 T FF 93 1-2 ① K			S SL 82 S FF 93 X SL 82 0-2 2 G5-4-3 1B		4	2	3	1	0	1	1
2 Zack Cozart, R (1, 6) OBP: 0.256, SLG: 0.303	B SI 90 B SL 82 C SI 90 C SI 91 X FF 92 2-2 ① G1-3	C SI 89 X CH 84 0-1 7 1B 6 SF7 1-H 2B	1 SAFE C FF 91 B FF 90 B FF 92 X FF 91 2-1 ② P4				1 SAFE F FF 91 1 SAFE B FF 90 B FF 90 X SL 81 2-1 ① ② G5-4-3 1-2f		4	1	1	1	0	0	2
7 Ramon Santiago, S (1, 5) OBP: 0.304, SLG: 0.225 54 Aroldis Chapman, L (9, 1)	B SI 91 F CH 84 B SL 81 F SI 90 B SI 91 B SI 90 4-2 31 SH1-4 BB	B SI 91 C SI 91 X SI 91 1-1 31 SH1-4 2-3 1B	F FF 91 B SL 80 B FF 91 X FF 92 2-1 ③ L7					S SL 81 C SL 81 B SL 81 B SL 80 X FF 91 2-2 ③ F7		3 0	0 0	1 0	0 0	1 0	0 0	1 0
31 Alfredo Simon, R (1, 1) OBP: 0.087, SLG: 0.130 15 Roger Bernadina, L (6, PH) OBP: 0.317, SLG: 0.231 60 J.J. Hoover, R (7, 1) 43 Manny Parra, L (7, 1) 51 Jonathan Broxton, R (8, 1) 29 Brayan Peña, S (9, 3) OBP: 0.293, SLG: 0.391	L SI 89 B FF 88 B SI 88 X SI 89 2-1 ② SH1-4 1-2	1 SAFE X SI 89 0-0 ① SH1-4 1-2			C FF 91 S CU 72 B FF 92 B SL 83 S FF 93 2-3 ① K				0 1 0 0 0 0	0 0 0 0 0 0	0 0 0 0 0 0	0 0 0 0 0 0	0 1 0 0 0 0	0 0 0 0 0 0	0 0 0 0 0 0
Inning Stats	R: 1 E: 0 K: 1 S: 13 H: 0 LOB: 1 BB: 1 P: 21	R: 1 E: 0 K: 0 S: 15 H: 1 LOB: 1 BB: 1 P: 26	R: 0 E: 0 K: 0 S: 7 H: 0 LOB: 1 BB: 1 P: 16	R: 2 E: 0 K: 1 S: 12 H: 3 LOB: 1 BB: 0 P: 17	R: 2 E: 0 K: 1 S: 12 H: 1 LOB: 1 BB: 2 P: 28	R: 0 E: 0 K: 2 S: 7 H: 0 LOB: 0 BB: 0 P: 9	R: 0 E: 0 K: 2 S: 12 H: 0 LOB: 0 BB: 0 P: 17	R: 0 E: 0 K: 0 S: 8 H: 1 LOB: 0 BB: 0 P: 12		1B: 3 2B: 1 3B: 0 HR: 2	SF: 2 SAC: 0 DP: 1 HBP: 1	WP: 0 PB: 0 SB: 3 CS: 0	PA: 35		

PITCHER		IP	WLS	BF	H	R	ER	SO	BB	IBB	HBP	BLK	WP	HR	S	P	ERA	WHIP
27 Roberto Hernandez, R ERA: 4.35	(1, 1)	4.0	L	20	4	4	4	2	3	0	1	0	0	1	47	80	9.00	1.750
49 Ethan Martin, R ERA: 4.5	(5, 1)	2.0		9	1	2	2	3	2	0	0	0	0	1	19	37	9.00	1.500
30 Justin De Fratus, R ERA: 2.57	(7, 1)	2.0		6	1	0	0	2	0	0	0	0	0	0	20	29	0.00	0.500

PITCHER	IP	WLS	BF	H	R	ER	SO	BB	IBB	HBP	BLK	WP	HR	S	P	ERA	WHIP

Philadelphia Phillies @ Cincinnati Reds

Great American Ball Park, Cincinnati, OH

Sun Jun 08 2014, 1:11 PM - 3:51 PM EDT

Att. 30,222 - Overcast - 72 F

TOP

livebaseballscorecards.com

Batter	1	2	3	4	5	6	7	8	9	AB	R	H	RBI	BB	SO	LOB
2 Ben Revere, L (1, 8) OBP: 0.298, SLG: 0.333	B FF 92 C FF 93 C KC 77 B SL 83 B FF 94 B SL 87 4-2 6 1B BB		B FF 93 F SI 94 B KC 78 B FF 95 X FF 94 3-1 26 S 11 1B 26 SF7 1B		C SI 93 X SL 88 0-1 ① B5-3		F FF 93 B KC 77 C KC 78 X FF 95 1-2 ② FC6-4 1-2f			3	1	1	0	1	0	1
11 Jimmy Rollins, S (1, 6) OBP: 0.348, SLG: 0.410	X SI 92 0-0 ① F8		C SI 93 X SI 93 0-1 6 S 1-2 1B		B CH 86 B KC 81 C SI 95 B FF 95 C SI 94 D SL 91 4-2 6 WP BB		C KC 78 B CH 85 B KC 78 X SI 94 2-1 ③ P6			3	0	1	0	1	0	2
26 Chase Utley, L (1, 4) OBP: 0.371, SLG: 0.498	C SI 92 S FF 93 F SL 88 B SL 90 C SL 90 1-3 ② K		C KC 80 X FF 93 0-1 ② SF7 2-H		1 SAFE 1 SAFE F SI 95 X CH 86 0-1 ② L8			F FF 96 F SL 88 X SI 96 0-2 ① G4-3		3	0	0	1	0	1	2
6 Ryan Howard, L (1, 3) OBP: 0.302, SLG: 0.414	B SI 92 1 SAFE X SI 92 1-0 3 FC5-4 1-2 1B		F FF 94 B FF 95 1 SAFE S CH 85 B SL 90 F CH 86 S SL 89 2-3 ③ K 1-2		F FF 96 1 SAFE B SL 85 1 SAFE B CH 84 S SI 94 B SL 90 X FF 97 3-2 ③ G4-3 1-2			S KC 79 B SL 90 B FF 95 C KC 80 C FF 96 2-3 ② K		4	0	1	0	0	2	2
3 Marlon Byrd, R (1, 9) OBP: 0.319, SLG: 0.466	S SL 87 X SI 93 0-1 ③ FC5-4 1-2f			B SL 87 X SL 86 1-0 ① G6-3		C FF 95 S SL 88 B FF 94 F SL 87 F SL 88 S FF 96 1-3 ① K		F FF 97 S FF 97 F FF 97 X SL 88 0-2 9 FC6-4 1B		4	0	1	0	0	1	2
9 Domonic Brown, L (1, 7) OBP: 0.268, SLG: 0.322		C KC 78 S CH 85 C FF 95 0-3 ① K		B CH 85 C KC 80 B CH 86 B SI 94 X FF 95 3-1 51 1B 16 FC5-2 1B		B SI 95 F SI 94 B SI 94 X FF 95 2-1 ② G3		X FF 96 0-0 ③ FC6-4 1-2f		4	0	1	0	0	1	1
51 Carlos Ruiz, R (1, 2) OBP: 0.393, SLG: 0.401		C SL 88 B SL 87 F FF 94 B SL 89 S CH 86 2-3 ② K		X SL 87 0-0 55 FC5 16 FC5-2 1-3 1B		B SL 86 C FF 94 B SL 88 S SL 88 X FF 96 2-2 ③ G2-3			B FF 98 B FF 97 C FF 98 C FF 96 S SL 88 2-3 ① K	4	0	1	0	0	2	0
16 César Hernández, S (1, 5) OBP: 0.254, SLG: 0.259		S FF 94 B CH 86 F CH 86 B SI 96 X SL 90 2-2 ③ G4-3		C KC 79 X FF 94 0-1 ② FC5-2 55 FC5 1-2 3-H			B CH 85 C SI 94 C KC 77 X SL 89 1-2 ① G4-3		B FF 99 C FF 99 B CH 87 C FF 99 S SL 91 2-3 ② K	4	0	0	0	0	1	2
55 David Buchanan, R (1, 1) 19 Tony Gwynn Jr., L (7, PH) OBP: 0.283, SLG: 0.190 59 Antonio Bastardo, R (7, 1) 15 John Mayberry Jr., R (9, PH) OBP: 0.338, SLG: 0.500			C FF 93 B FF 94 C FF 92 S KC 80 1-3 ① K	X FF 94 0-0 ③ FC5 1-2 2-3f			C KC 78 B CH 86 F FF 94 B FF 95 B SI 94 B FF 95 4-2 2 FC6-4 BB		C FF 99 B CH 88 B CH 88 C SL 88 B FF 100 C SL 89 3-3 ③ K	2 0 0 1	0 0 0 0	0 0 0 0	0 0 0 0	0 1 0 0	1 0 0 1	2 0 0 0

Inning Stats	1	2	3	4	5	6	7	8	9	1B: 6	SF: 1	WP: 1	PA: 36
	R: 0 E: 0 K: 1 S: 10 H: 1 LOB: 2 BB: 1 P: 16	R: 0 E: 0 K: 2 S: 9 H: 0 LOB: 0 BB: 0 P: 13	R: 1 E: 0 K: 2 S: 13 H: 2 LOB: 1 BB: 0 P: 19	R: 0 E: 0 K: 0 S: 7 H: 2 LOB: 2 BB: 0 P: 11	R: 0 E: 0 K: 0 S: 9 H: 0 LOB: 1 BB: 1 P: 16	R: 0 E: 0 K: 1 S: 10 H: 0 LOB: 0 BB: 0 P: 15	R: 0 E: 0 K: 0 S: 10 H: 0 LOB: 1 BB: 1 P: 18	R: 0 E: 0 K: 1 S: 11 H: 1 LOB: 1 BB: 0 P: 13	R: 0 E: 0 K: 3 S: 9 H: 0 LOB: 0 BB: 0 P: 16	2B: 0 3B: 0 HR: 0	SAC: 0 DP: 0 HBP: 0	PB: 0 SB: 2 CS: 0	

PITCHER	IP	WLS	BF	H	R	ER	SO	BB	IBB	HBP	BLK	WP	HR	S	P	ERA	WHIP
34 Homer Bailey, R (1, 1) ERA: 4.6	8.0	W	33	6	1	1	7	3	0	0	0	1	0	79	121	1.12	1.125
54 Aroldis Chapman, L (9, 1) ERA: 1.38	1.0	S	3	0	0	0	3	0	0	0	0	0	0	9	16	0.00	0.000

PITCHER	IP	WLS	BF	H	R	ER	SO	BB	IBB	HBP	BLK	WP	HR	S	P	ERA	WHIP

AB	32
R	1
H	6
RBI	1
BB	3
SO	10
LOB	14

BOTTOM

Philadelphia Phillies @ Cincinnati Reds

Great American Ball Park, Cincinnati, OH

Sun Jun 08 2014, 1:11 PM - 3:51 PM EDT

Att. 30,222 - Overcast - 72 F

livebaseballscorecards.com

Batter	1	2	3	4	5	6	7	8	9	AB	R	H	RBI	BB	SO	LOB
6 Billy Hamilton, S (1, 8) OBP: 0.288, SLG: 0.351	B FC 89 C FC 88 C FC 87 X CH 80 1-2 L4 ①		C FF 88 X FC 88 0-1 B1 ②		S CH 80 B FF 89 B FC 88 D SI 90 F CH 81 X CH 80 3-2 1-H HR			B SL 82 B FF 91 C FF 90 F FF 92 X SL 83 2-2 G2-3 ①		4	1	1	2	0	0	0
25 Skip Schumaker, L (1, 7) OBP: 0.267, SLG: 0.296	C FC 89 C CU 75 B CH 80 B FC 89 X FF 90 2-2 G3-1 ②		C FF 88 F FC 89 X CU 76 0-2 L8 ③		F FC 89 B FF 90 B FC 88 S CH 80 C CH 81 2-3 K ②			B FF 92 B FF 91 C FF 91 S FF 92 F FF 92 X SL 84 2-2 F7 ②		4	0	0	0	0	1	0
4 Brandon Phillips, R (1, 4) OBP: 0.305, SLG: 0.393	C FF 91 H FF 89 1-1 32 1B HBP			B CU 75 S FC 88 B CU 77 B FF 90 X FF 91 3-1 39 CS 1B	C FC 88 C FC 88 F FC 88 B CH 81 X CU 77 1-2 G3-1 ③			C SL 83 F FF 93 B SL 84 F SL 84 B SL 84 F FF 92 X FF 92 2-2 G4-3 ③		3	0	1	0	0	0	0
32 Jay Bruce, L (1, 9) OBP: 0.315, SLG: 0.349	C FC 89 B FC 88 B FC 89 B CH 80 S FC 89 X FF 92 3-2 1-3 1B			X FF 89 0-0 L8 ①		L CU 75 B FC 87 B FF 88 F FC 87 F CU 75 B CU 75 C FC 88 3-3 K ①				3	0	1	0	0	1	1
39 Devin Mesoraco, R (1, 2) OBP: 0.352, SLG: 0.609	C FF 90 B FF 92 B CH 82 B FF 90 S FF 90 T FF 91 3-2 K ③			B CU 76 C FC 89 B SI 90 F FC 88 F CH 81 1 SAFE F CH 80 S FC 89 2-3 1-2 K ②③		B FC 87 F FC 87 F FF 88 F CU 76 C FC 88 1-3 K ②				3	0	0	0	0	3	3
21 Todd Frazier, R (1, 5) OBP: 0.348, SLG: 0.518		X FC 87 0-0 F9 ①			C CH 79 B SI 87 S CH 80 X CH 80 1-2 2 2B 34 1B 1B	B FC 89 B FC 87 X FC 87 2-0 G6-3 ③				3	1	1	0	0	0	0
23 Donald Lutz, L (1, 3) OBP: 0.231, SLG: 0.250		C FF 89 B CH 80 X FC 89 1-1 G6-3 ②			C CH 79 B FC 88 S CU 76 F CU 76 C FF 91 1-3 K ①		B SL 82 B SL 80 F FF 90 F SL 82 B FF 90 F FF 91 T FF 92 3-2 K ①			3	0	0	0	0	2	1
2 Zack Cozart, R (1, 6) OBP: 0.257, SLG: 0.309		B FF 90 B FC 88 F FF 88 F FC 88 F CU 76 F CH 81 F FC 89 F FF 91 X CH 81 2-2 G6-3 ③			1 SAFE C CH 79 B FF 90 X FC 89 1-1 1-3 34 1B 2B		X FF 92 0-0 G1-3 ②			3	1	1	0	0	0	0
34 Homer Bailey, R (1, 1) OBP: 0.240, SLG: 0.208 54 Aroldis Chapman, L (9, 1)			B FC 87 C FC 88 X FF 88 1-1 G4-3 ①		C FF 90 X CU 77 0-1 6 HR 2-H 3-H 1B		F FF 91 B FF 92 S FF 91 C FF 92 1-3 K ③			3 0	1 0	1 0	2 0	0 0	1 0	0 0
Inning Stats	R: 0 E: 0 K: 1 S: 13 H: 1 LOB: 2 BB: 0 P: 23	R: 0 E: 0 K: 0 S: 10 H: 0 LOB: 0 BB: 0 P: 13	R: 0 E: 0 K: 0 S: 7 H: 0 LOB: 0 BB: 0 P: 8	R: 0 E: 0 K: 1 S: 8 H: 1 LOB: 1 BB: 0 P: 13	R: 4 E: 0 K: 2 S: 21 H: 4 LOB: 0 BB: 0 P: 30	R: 0 E: 0 K: 2 S: 9 H: 0 LOB: 0 BB: 0 P: 15	R: 0 E: 0 K: 2 S: 8 H: 0 LOB: 0 BB: 0 P: 12	R: 0 E: 0 K: 0 S: 12 H: 0 LOB: 0 BB: 0 P: 18		1B: 4 2B: 2 3B: 0 HR: 1 SF: 0 SAC: 0 DP: 1 HBP: 1						

	AB	29
	R	4
	H	6
	RBI	4
	BB	0
	SO	8
	LOB	5

PITCHER		IP	WLS	BF	H	R	ER	SO	BB	IBB	HBP	BLK	WP	HR	S	P	ERA	WHIP
55 David Buchanan, R ERA: 6.08	(1, 1)	6.0	L	24	6	4	4	6	0	0	1	0	0	1	68	102	6.00	1.000
59 Antonio Bastardo, L ERA: 3.45	(7, 1)	2.0		6	0	0	0	2	0	0	0	0	0	0	20	30	0.00	0.000

PITCHER	IP	WLS	BF	H	R	ER	SO	BB	IBB	HBP	BLK	WP	HR	S	P	ERA	WHIP

Los Angeles Dodgers @ Cincinnati Reds

Great American Ball Park, Cincinnati, OH

Mon Jun 09 2014, 7:10 PM - 10:35 PM EDT

Att. 31,915 - Overcast - 76 F

TOP

livebaseballscorecards.com

Batter	1	2	3	4	5	6	7	8	9	AB	R	H	RBI	BB	SO	LOB
18 Chone Figgins, S (1, 4) OBP: 0.382, SLG: 0.291	C FF 92 C FF 92 B FF 94 S FF 93 1-3 K ①		B FF 90 C FF 91 L FF 90 S FF 92 1-3 K ①		C FF 90 B SL 80 B SL 81 B FF 90 C FF 91 F FF 93 X FF 92 3-2 G4-3 ①	B FF 93 D FF 94 B FF 93 B FF 92 4-0 BB		1 SAFE C SI 88 B SL 82 X SL 83 1-1 G6-3 ③		4	0	0	0	1	2	1
13 Hanley Ramirez, R (1, 6) OBP: 0.345, SLG: 0.461 43 Brandon League, R (8, 1) 9 Dee Strange-Gordon, L (9, PH) OBP: 0.336, SLG: 0.395 74 Kenley Jansen, S (9, 1)	B FF 92 X FF 93 1-0 66 1B 1B		B SL 80 B CH 86 B FF 92 C FF 93 X FF 92 3-1 P6 ②		F SL 79 F FF 91 F FF 92 B FF 94 B SL 81 F FF 92 C FF 93 2-3 K ②	B FF 94 F FF 94 B FF 94 X FF 94 2-1 G5-3 ③			B FF 93 S FF 93 C FF 94 F FF 94 F FF 94 X FF 95 1-2 27 CS 1B	4 0 1 0	0 0 0 0	1 0 1 0	0 0 0 0	0 0 0 0	1 0 0 0	2 0 0 0
66 Yasiel Puig, R (1, 9) OBP: 0.430, SLG: 0.584	F FF 93 C FF 92 1 SAFE F FF 92 B FF 93 1 SAFE F FF 94 X SL 80 1-2 27 G4-6-3 1-3 1B		F FF 94 X FF 94 0-1 F9 ③		B FF 93 B FF 93 B CH 86 B FF 92 4-0 27 E 33 HR BB		S FC 90 F FC 91 X FF 94 0-2 G5-3 ①		F FF 93 B FF 93 F FF 94 C FF 95 1-3 K ①	4	1	1	0	1	1	1
27 Matt Kemp, R (1, 7) OBP: 0.318, SLG: 0.430	C FF 92 1 SAFE 1 SAFE F FF 91 X FF 92 0-2 G4-6-3 ② ③ 1-2f			F SL 79 S FF 92 X FF 92 0-2 33 WP 10 1B 2B	1 SAFE 1 SAFE B FF 90 S CH 87 1 SAFE C FF 91 B FF 92 1 SAFE B CH 88 4-2 B FF 93 33 HR 1-2 BB		B CH 82 B CH 83 B FF 95 F FF 94 F FF 95 X FC 92 3-2 G6-3 ②		B FF 94 B FF 94 B CU 76 B FF 95 4-0 33 BB 1-2 BB ②	3	2	1	0	2	0	2
33 Scott Van Slyke, R (1, 8) OBP: 0.435, SLG: 0.625		C FF 91 B FF 91 F FF 92 B FF 94 F FF 93 B FF 93 X FF 94 3-2 HR		C FF 91 B SL 81 B FF 93 T FF 92 F FF 93 B FF 93 F FF 88 B FF 94 4-2 10 1B 26 SF9 2-3 BB	B CH 87 B FF 91 F CH 87 F SL 79 X FF 92 2-2 1-H 2-H HR		F FF 95 X FC 92 0-1 1B		B FF 93 B FF 95 B FF 94 B FF 94 4-0 1-2 BB	3	3	3	4	2	0	0
10 Justin Turner, R (1, 5) OBP: 0.317, SLG: 0.392		B SL 80 C CH 86 B FF 93 X CH 87 2-1 26 FC6-4 1B		1 SAFE B FF 93 S FF 93 F FF 92 F FF 93 X FF 92 1-2 1-3 3-H 1B	S FF 94 C FF 95 S FF 96 0-3 K ③		F FC 91 C FF 93 S FC 92 0-3 K ③		S FF 93 B FF 94 B CU 75 X SL 83 2-1 P6 ③	5	0	2	1	0	2	3
35 Jamie Romak, R (1, 3) OBP: 0.250, SLG: 0.200		C FF 92 S FF 91 S FF 92 0-3 K ①		B FF 92 C CH 88 X FF 91 1-1 P3 ①		C CU 76 B FF 96 S FF 94 C FF 95 1-3 K ①		B CU 72 B SL 80 F SL 81 C CU 72 B CU 73 B CU 71 4-2 72 FC5-4 BB		3	0	0	0	1	2	3
26 Tim Federowicz, R (1, 2) OBP: 0.164, SLG: 0.228		1 SAFE C FF 90 X SL 81 0-1 FC6-4 ② 1-2f		1 SAFE C FF 92 S FF 94 X FF 93 0-2 SF9 ② 3-H		B CU 76 S FF 95 B FF 95 X FF 94 2-1 2B		F SL 83 X SL 81 0-1 L9 ①		3	0	1	1	0	0	2
14 Dan Haren, R (1, 1) OBP: 0.207, SLG: 0.115 56 J.P. Howell, L (6, 1) 72 Miguel Rojas, R (8, PH) OBP: 0.250, SLG: 0.250 (8, 6)		C FF 92 F FF 91 S FF 92 0-3 K ③		X FF 91 0-0 L9 ③	C FF 93 C FF 94 S CU 77 0-3 K ②			X SL 82 0-0 FC5-4 ② 1-2f		3 0 1	0 0 0	0 0 0	0 0 0	0 0 0	2 0 0	3 0 1
Inning Stats	R: 0 E: 0 K: 1 S: 12 H: 2 LOB: 1 BB: 0 P: 15	R: 1 E: 0 K: 2 S: 14 H: 2 LOB: 1 BB: 0 P: 19	R: 0 E: 0 K: 1 S: 7 H: 0 LOB: 0 BB: 0 P: 11	R: 2 E: 0 K: 0 S: 17 H: 2 LOB: 1 BB: 1 P: 23	R: 3 E: 1 K: 2 S: 17 H: 1 LOB: 0 BB: 2 P: 32	R: 0 E: 0 K: 2 S: 10 H: 1 LOB: 2 BB: 1 P: 19	R: 0 E: 0 K: 1 S: 11 H: 1 LOB: 1 BB: 0 P: 14	R: 0 E: 0 K: 0 S: 7 H: 0 LOB: 1 BB: 1 P: 12	R: 0 E: 0 K: 1 S: 10 H: 1 LOB: 2 BB: 2 P: 22	1B: 6 2B: 2 3B: 0 HR: 2 SF: 1 SAC: 0 DP: 1 HBP: 0						

	AB	34
	R	6
	H	10
	RBI	6
	BB	7
	SO	10
	LOB	18

WP: 1 PA: 42
PB: 0
SB: 0
CS: 1

PITCHER		IP	WLS	BF	H	R	ER	SO	BB	IBB	HBP	BLK	WP	HR	S	P	ERA	WHIP
52 Tony Cingrani, L ERA: 4.68	(1, 1)	4.2	L	23	7	6	6	5	3	0	0	0	1	2	64	97	11.57	2.143
Logan Ondrusek, R ERA: 3.97	(5, 1)	2.1		10	2	0	0	4	1	0	0	0	0	0	24	36	0.00	1.286
45 Sean Marshall, L ERA: 8.31	(8, 1)	1.0		4	0	0	0	0	1	0	0	0	0	0	7	12	0.00	1.000
60 J.J. Hoover, R ERA: 5.14	(9, 1)	1.0		5	1	0	0	1	2	0	0	0	0	0	10	22	0.00	3.000

PITCHER	IP	WLS	BF	H	R	ER	SO	BB	IBB	HBP	BLK	WP	HR	S	P	ERA	WHIP

BOTTOM

Batter	1	2	3	4	5	6	7	8	9	AB	R	H	RBI	BB	SO	LOB
6 Billy Hamilton, S (1, 8) OBP: 0.283, SLG: 0.343	B FF 86 C FF 87 C FC 84 X FC 84 1-2 G4-3		X FC 84 0-0 G6-3		C FC 84 B KC 77 C KC 77 B FF 89 X FF 88 2-2 L8		S SI 86 B KC 79 X SI 85 1-1 G5-4-3 1-2f			4	0	0	0	0	0	2
21 Todd Frazier, R (1, 5) (5, 3) OBP: 0.347, SLG: 0.511	B FC 85 C FF 85 X FS 84 1-1 G6-3		B SI 88 B FC 84 F FC 84 X FS 83 2-1 P3		B FC 85 X FC 84 1-0 G5-3			B SI 94 F SI 93 B FS 86 B SI 94 B SI 95 4-1 32 BB 4 1B 48 G1-2-3 BB		3	0	0	0	1	0	0
4 Brandon Phillips, R (1, 4) OBP: 0.308, SLG: 0.395	C KC 76 F FC 83 B FF 88 X KC 78 1-2 G6-3		C FC 85 B FC 85 B KC 78 B FC 85 C FF 88 X FC 84 3-2 1B			B FF 87 X FF 87 1-0 P4		C SI 95 S FS 86 B FS 87 X SI 95 1-2 48 G1-2-3 32 BB 1-2 1B		4	0	2	0	0	0	0
32 Jay Bruce, L (1, 9) OBP: 0.319, SLG: 0.344		B FC 84 B FS 82 C FC 83 F FS 82 X FC 84 2-2 G3-1	S KC 77 D SI 85 1 SAFE F FC 84 B FC 85 S FS 83 2-3 K			B KC 76 C FC 86 B KC 78 B KC 78 C FS 82 F FF 88 F KC 78 B FS 84 4-2 48 1B BB		C SI 95 B FS 86 F SI 95 B FS 86 B SI 94 B SI 95 4-2 48 G1-2-3 1-2 2-3 BB		2	0	0	0	2	1	1
48 Ryan Ludwick, R (1, 7) OBP: 0.318, SLG: 0.392		X FF 88 0-0 F8		B KC 78 B KC 75 F FF 88 B FF 89 X FF 88 3-1 HR		B FC 84 D FS 84 C FC 85 C FF 88 X KC 79 2-2 29 G4-6-3 1-2 1B		B SI 95 X SI 94 1-0 G1-2-3 1-2 2-3 3-Hf		4	1	2	1	0	0	3
29 Brayan Peña, S (1, 2) OBP: 0.291, SLG: 0.387		B FC 83 C FC 84 X FF 87 1-1 23 WP 2 1B 52 WP 1B		C FC 85 B FC 85 X FC 84 1-1 L7		D FF 88 B SI 85 X SI 85 2-0 G4-6-3 1-2f		B FS 87 X SI 96 1-0 G6-3		4	1	1	0	0	0	4
2 Zack Cozart, R (1, 6) OBP: 0.257, SLG: 0.308		C FF 87 D FC 83 F FF 87 D FC 85 X FC 85 2-2 52 WP 23 WP 1-2 1B		C FF 88 B FC 85 F FS 82 F FF 88 X FS 83 1-2 G5-3			B SI 84 B CH 83 C CH 83 F SI 85 B CH 79 X SI 86 3-2 G6-3		C FC 92 S FC 94 S FC 95 0-3 K	4	0	1	0	0	1	0
23 Donald Lutz, L (1, 3) OBP: 0.257, SLG: 0.231 Logan Ondrusek, R (5, 1) 28 Chris Heisey, R (7, PH) OBP: 0.294, SLG: 0.360 45 Sean Marshall, L (8, 1) 60 J.J. Hoover, R (9, 1) 25 Skip Schumaker, L (9, PH) OBP: 0.264, SLG: 0.293		B FC 85 D FS 83 I IN 74 I IN 73 4-0 52 WP 1-2 2-3 IBB		F FS 83 S KC 78 B FC 85 B FF 88 X FS 82 2-2 L8			B SI 86 B KC 77 B SI 85 B SI 83 4-0 7 1B BB		X FC 92 0-0 G4-3	1 0 0 0 0 0 1	0 0 0 0 0 0 0	0 0 0 0 0 0 0	0 0 0 0 0 0 0	1 0 1 0 0 0 0	0 0 0 0 0 0 0	0 0 0 0 0 0 0
52 Tony Cingrani, L (1, 1) OBP: 0.158, SLG: 0.158 7 Ramon Santiago, S (5, 5) OBP: 0.306, SLG: 0.233		C FF 89 S FC 86 B FS 83 B FC 85 S FS 84 2-3 K 1-2 2-3 3-H			B SI 86 C FC 84 X KC 76 1-1 B1-3		C SI 86 1 SAFE D KC 78 B KC 77 1 SAFE D SI 85 C SI 84 X SI 84 3-2 6 G5-4-3 1-2 1B		B FC 93 B FC 93 B FC 93 C FC 92 C FC 94 F FC 94 S FC 94 3-3 K	1 3	0 0	0 1	0 0	0 1	1 1	2 0

Inning Stats	1	2	3	4	5	6	7	8	9
	R: 0 E: 0 K: 0 S: 8 H: 0 LOB: 0 BB: 0 P: 11	R: 1 E: 0 K: 1 S: 12 H: 2 LOB: 2 BB: 1 P: 23	R: 0 E: 0 K: 1 S: 9 H: 1 LOB: 1 BB: 0 P: 16	R: 1 E: 0 K: 0 S: 11 H: 1 LOB: 0 BB: 0 P: 18	R: 0 E: 0 K: 0 S: 6 H: 0 LOB: 0 BB: 0 P: 10	R: 0 E: 0 K: 0 S: 10 H: 1 LOB: 1 BB: 1 P: 19	R: 0 E: 0 K: 0 S: 8 H: 1 LOB: 1 BB: 1 P: 19	R: 0 E: 0 K: 0 S: 8 H: 1 LOB: 2 BB: 2 P: 19	R: 0 E: 0 K: 2 S: 8 H: 0 LOB: 0 BB: 0 P: 11

PITCHER		IP	WLS	BF	H	R	ER	SO	BB	IBB	HBP	BLK	WP	HR	S	P	ERA	WHIP	
14 Dan Haren, R ERA: 3.49	(1, 1)	5.1	W	23	5	2	2	2	1	1	0	0	2	1	55	94	3.38	1.125	
56 J.P. Howell, L ERA: 1.59	(6, 1)	1.2	H	5	1	0	0	0	1	0	0	0	0	0	9	22	0.00	1.200	
43 Brandon League, R ERA: 1.91	(8, 1)	1.0		5	1	0	0	0	2	0	0	0	0	0	8	19	0.00	3.000	
74 Kenley Jansen, R ERA: 3.46	(9, 1)	1.0		3	0	0	0	2	0	0	0	0	0	0	8	11	0.00	0.000	

PITCHER	IP	WLS	BF	H	R	ER	SO	BB	IBB	HBP	BLK	WP	HR	S	P	ERA	WHIP

Los Angeles Dodgers @ Cincinnati Reds

Great American Ball Park, Cincinnati, OH

Mon Jun 09 2014, 7:10 PM - 10:35 PM EDT

Att. 31,915 - Overcast - 76 F

livebaseballscorecards.com

AB	31
R	2
H	7
RBI	1
BB	5
SO	4
LOB	12

1B: 6	SF: 0	WP: 2	PA: 36
2B: 0	SAC: 0	PB: 0	
3B: 0	DP: 3	SB: 0	
HR: 1	HBP: 0	CS: 0	

Batter	1	2	3	4	5	6	7	8	9	AB	R	H	RBI	BB	SO	LOB
9 Dee Strange-Gordon, L (1, 4) OBP: 0.333, SLG: 0.395	X SI 90 0-0 G3-1		C SI 92 C KC 81 B FF 93 F FC 92 X SI 93 1-2 F8		B SI 91 X SI 92 1-0 13 1B 1-3 2-H 2B	C KC 72 C SI 88 F KC 74 S SI 86 0-3 K		C SL 81 F CU 75 F SI 89 X FF 88 0-2 F7		5	1	1	1	0	1	4
13 Hanley Ramirez, R (1, 6) OBP: 0.346, SLG: 0.457 72 Miguel Rojas, R (8, 6) OBP: 0.250, SLG: 0.250	C SI 91 B FF 90 F SI 92 B SI 94 B SL 83 X SI 94 3-2 G4-3		B FC 90 B SI 92 B SI 92 C SI 92 X SI 92 3-1 G5-3		F SI 92 B FC 91 X FC 90 1-1 23 PO 2-H 3-H 1B	B SL 79 C SI 85 X CH 80 1-1 P5		B FF 87 S FF 86 B SL 80 B CU 73 F FF 85 B CU 72 4-2 66 FC3-6 1-2 BB		4 0	0 0	1 0	2 0	1 0	0 0	0 0
66 Yasiel Puig, R (1, 9) OBP: 0.429, SLG: 0.585	S SI 93 B FC 91 B SI 92 F SI 93 B SI 94 C SI 94 3-3			X SI 90 0-0 2B	F SI 92 B SI 91 F FC 90 F FC 91 1 SAFE C FC 90 1-3		B SI 86 C FF 88 F CH 82 X SI 90 1-2 23 S 23 2B 1B	C CU 72 B SL 84 X CU 72 1-1 FC3-6 1-2f		5	1	2	0	0	2	3
23 Adrián González, L (1, 3) OBP: 0.327, SLG: 0.463		C SI 90 T CH 84 B SI 92 F FC 92 B FC 92 B SI 94 X SI 87 3-2 16 2B	C SI 91 C SI 91 B SI 90 F KC 81 S SI 93 2-3	1 SAFE S SI 90 1 SAFE 0-1 PO 1-2	F KC 79 C FC 90 S FF 91 0-3	B SI 86 F KC 70 2 SAFE B CH 81 F SI 89 F SI 88 F SI 86 B KC 74 X SI 88 3-2 1-H 2B			C FF 92 S FF 93 F FF 94 S CH 89 0-3	5	1	2	1	0	3	1
27 Matt Kemp, R (1, 7) OBP: 0.315, SLG: 0.421	C SI 92 S SI 92 S FF 92 0-3		B SI 92 C SI 92 F SI 92 B SL 82 F FC 92 C FC 91 2-3			B KC 81 B SI 91 B SI 92 C FC 90 B FC 90 4-1 16 1B 10 1B BB	F SI 87 B SI 88 S KC 73 D KC 72 S KC 75 2-3		B FF 93 S CU 75 S FF 94 B SL 84 F FF 94 S SL 84 2-3	4	1	0	0	1	4	3
16 Andre Ethier, L (1, 8) OBP: 0.316, SLG: 0.385	X FC 90 0-0 10 G5-3 2-H 2B		X SI 90 0-0 F7			1 SAFE 1 SAFE C FF 90 B SI 91 1 SAFE B FF 90 1 SAFE F FF 91 F FC 90 3-2 B SI 91 1 SAFE X FC 90 31 BB 10 1B 1-2 1B	H FF 89 1-0 HBP		X FF 95 0-0 G5-3	4	0	2	1	0	0	1
10 Justin Turner, R (1, 5) OBP: 0.322, SLG: 0.396	C SI 92 F SI 92 B FC 83 X FC 91 1-2 G5-3 2-3				F SI 90 X SI 92 0-1 61 1B 9 2B 1B	F SI 89 B FC 89 B FC 89 F SI 90 F FC 89 X SL 81 2-2 31 BB 1-2 2-H 1B	X KC 74 0-0 G6-3			4	1	2	1	0	0	3
31 Drew Butera, R (1, 2) OBP: 0.286, SLG: 0.323	X SI 93 0-0 F7				C SI 92 S SI 92 B SL 82 1 SAFE F SL 82 X FC 90 1-2 F9	B KC 73 D FF 88 C SI 85 B SI 87 B SI 86 4-1 1-2 2-3 BB		B CU 71 S SI 84 B CU 72 X SL 82 2-1 13 BB 1B		3	0	1	0	1	0	2
61 Josh Beckett, R (1, 1) OBP: 0.125, SLG: 0.125 47 Paul Maholm, L (7, 1) 54 Chris Perez, Z (7, 1) 35 Jamie Romak, R (8, PH) OBP: 0.231, SLG: 0.182 0 Brian Wilson, R (8, 1) 28 Jamey Wright, R (9, 1)			C SI 91 C SI 91 B SI 91 B KC 80 F SI 92 S SI 92 2-3 K		X SI 90 0-0 9 2B 13 1B 1-2 1B	X FF 88 0-0 F9		B SI 87 F SL 83 B CU 74 C SI 88 F CU 73 X CU 72 2-2 F9		3 0 0 1 0 0	1 0 0 0 0 0	1 0 0 0 0 0	0 0 0 0 0 0	0 0 0 0 0 0	1 0 0 1 0 0	3 0 0 1 0 0
Inning Stats	R: 0 E: 0 K: 1 S: 7 H: 0 LOB: 0 BB: 0 P: 13	R: 1 E: 0 K: 1 S: 12 H: 2 LOB: 1 BB: 0 P: 16	R: 0 E: 0 K: 1 S: 10 H: 0 LOB: 0 BB: 0 P: 16	R: 0 E: 0 K: 2 S: 9 H: 1 LOB: 1 BB: 0 P: 13	R: 3 E: 0 K: 1 S: 15 H: 4 LOB: 0 BB: 0 P: 19	R: 1 E: 0 K: 2 S: 18 H: 2 LOB: 3 BB: 2 P: 31	R: 1 E: 0 K: 1 S: 14 H: 2 LOB: 2 BB: 0 P: 22	R: 0 E: 0 K: 0 S: 14 H: 1 LOB: 2 BB: 1 P: 23	R: 0 E: 0 K: 2 S: 9 H: 0 LOB: 0 BB: 0 P: 11	1B: 7 2B: 5 3B: 0 HR: 0 SF: 0 SAC: 0 DP: 0 HBP: 1						WP: 0 PB: 0 SB: 1 CS: 0 PA: 43	

TOP

Los Angeles Dodgers @ Cincinnati Reds

Great American Ball Park, Cincinnati, OH

Tue Jun 10 2014, 9:16 PM - 12:49 AM EDT

Att. 27,692 - Overcast - 69 F

livebaseballscorecards.com

AB	38
R	6
H	12
RBI	6
BB	3
SO	11
LOB	21

PITCHER		IP	WLS	BF	H	R	ER	SO	BB	IBB	HBP	BLK	WP	HR	S	P	ERA	WHIP
44 Mike Leake, R ERA: 3.61	(1, 1)	5.1	L	25	9	5	5	7	1	0	0	0	0	0	65	98	8.44	1.875
63 Sam LeCure, R ERA: 2.45	(6, 1)	1.2		9	2	1	1	2	1	0	1	0	0	0	20	32	5.40	1.800
45 Sean Marshall, L ERA: 7.71	(8, 1)	1.0		5	1	0	0	0	1	0	0	0	0	0	14	23	0.00	2.000
60 J.J. Hoover, R ERA: 4.97	(9, 1)	1.0		3	0	0	0	2	0	0	0	0	0	0	9	11	0.00	0.000

PITCHER	IP	WLS	BF	H	R	ER	SO	BB	IBB	HBP	BLK	WP	HR	S	P	ERA	WHIP

BOTTOM

Los Angeles Dodgers @ Cincinnati Reds

Great American Ball Park, Cincinnati, OH

Tue Jun 10 2014, 9:16 PM - 12:49 AM EDT

Att. 27,692 - Overcast - 69 F

Batter	1	2	3	4	5	6	7	8	9	AB	R	H	RBI	BB	SO	LOB
6 Billy Hamilton, S (1, 8) OBP: 0.286, SLG: 0.345	C FF 90 B FC 88 C FC 89 F FF 91 B FF 90 X FC 90 2-2 ① L5		F CH 85 C CU 72 X CU 77 0-2 ③ G2-3			C FF 90 B CU 71 X FC 87 1-1 ① G6-3	S SL 84 B SL 82 S SL 82 F SL 83 B FF 95 X FF 94 2-2 1-2 2-3 1B		F FC 87 C CU 77 X CU 79 0-2 21 DI 1B	5	0	2	0	0	0	1
21 Todd Frazier, R (1, 5) OBP: 0.344, SLG: 0.504	B CU 72 C FC 90 X FF 92 1-1 ② F8			S CU 71 C CU 75 X FF 91 0-2 32 S 1B		B FC 89 C CH 84 F FC 88 B CU 77 C CU 71 2-3 ② K	B SL 84 S SL 83 B FF 95 B SL 82 C FF 94 F FF 94 X FF 95 3-2 ③ G6-3		B FC 88 X FC 88 1-0 ③ G6-3 1-2	5	0	1	0	0	1	4
19 Joey Votto, L (1, 3) OBP: 0.412, SLG: 0.446	F FC 90 B FC 89 B FF 92 C FC 89 C SI 91 2-3 ③ K			B CH 86 C FF 90 F CH 85 S CU 76 1-3 ① K		F CH 85 B FC 88 B CU 70 B CH 84 B FF 92 4-1 BB		C SL 86 B SL 86 X SL 88 1-1 4 G6-4-3 1B		3	0	1	0	1	2	1
4 Brandon Phillips, R (1, 4) OBP: 0.304, SLG: 0.388		C CU 71 B CU 75 S FC 89 X FF 92 1-2 ① G6-3		1 SAFE C CH 83 F CH 86 B CU 71 X CU 75 1-2 ② F7		C CU 72 D FC 89 X FC 89 1-1 ③ L8		B CU 76 B SL 89 C FF 92 F SL 90 B SL 90 F SL 89 X SL 89 3-2 ①② G6-4-3 1-2f		4	0	0	0	0	0	3
32 Jay Bruce, L (1, 9) OBP: 0.323, SLG: 0.350		S CH 85 B CU 72 S CH 86 S FF 91 1-3 ② K		C CH 85 B CH 84 B CU 72 S CH 85 2 SAFE S CH 86 2-3 ③ K 1-2			C SI 87 S CU 72 B CU 71 B SL 79 X SI 87 2-2 2 1B 2B	C SL 89 B SL 90 B SL 82 B SL 89 B SL 90 4-1 39 1B BB		3	1	1	0	1	2	1
39 Devin Mesoraco, R (1, 2) OBP: 0.357, SLG: 0.605		B FC 89 S CH 84 F CH 85 S CU 74 1-3 ③ K			B FC 88 B FF 90 C SI 90 C FC 87 B CU 77 X FF 91 3-2 ① G5-3		F SI 88 B CU 73 B FC 84 X SI 88 2-1 6 1B 2 1B 1B	B SL 90 C FF 94 X FF 94 1-1 1-2 1B		4	0	2	0	0	1	0
25 Skip Schumaker, L (1, 7) OBP: 0.253, SLG: 0.279			B FF 90 X CH 84 1-0 ① F8		C SI 91 C CU 72 S CU 75 0-3 ② K		B CU 74 S SL 79 B SL 80 X SI 88 2-1 ① L5	C SL 90 B SL 90 C FF 94 S SL 91 1-3 ③ K		4	0	0	0	0	2	4
2 Zack Cozart, R (1, 6) OBP: 0.261, SLG: 0.308			B FC 88 C SI 91 B FC 88 X FF 91 2-1 ② F8		B CU 70 C FC 89 B FC 90 F CH 84 F FC 89 H CH 84 3-2 HBP		C SI 88 C FC 85 B FC 85 X SL 79 1-2 6 1B 1-2 2-H 1B		B SI 90 C FC 86 X FC 86 1-1 ① G3	3	0	1	1	0	0	0
44 Mike Leake, R (1, 1) OBP: 0.148, SLG: 0.296 63 Sam LeCure, R (6, 1) 28 Chris Heisey, R (7, PH) OBP: 0.291, SLG: 0.357 45 Sean Marshall, L (8, 1) 60 J.J. Hoover, R (9, 1) 15 Roger Bernadina, L (9, PH) OBP: 0.313, SLG: 0.226			B FF 90 X FF 91 1-0 1B		D FC 89 S FF 91 B SI 91 B SI 92 S FF 91 X FF 91 3-2 ③ L7		C SL 82 F SL 83 B FF 94 B FF 95 B FF 95 C FF 94 3-3 ② K		B FC 87 C FC 87 F CH 84 F CU 78 B FC 87 B SL 81 X FC 87 3-2 ② G1-3	2 0 1 0 0 1	0 0 0 0 0 0	1 0 0 0 0 0	0 0 0 0 0 0	0 0 1 0 0 0	0 0 2 0 0 0	1 0 0 0 0 0
Inning Stats	R: 0 E: 0 K: 1 S: 9 H: 0 LOB: 0 BB: 0 P: 14	R: 0 E: 0 K: 2 S: 9 H: 0 LOB: 0 BB: 0 P: 12	R: 0 E: 0 K: 0 S: 7 H: 1 LOB: 1 BB: 1 P: 11	R: 0 E: 0 K: 2 S: 12 H: 1 LOB: 1 BB: 0 P: 16	R: 0 E: 0 K: 1 S: 12 H: 0 LOB: 1 BB: 0 P: 21	R: 0 E: 0 K: 1 S: 8 H: 0 LOB: 1 BB: 1 P: 16	R: 1 E: 0 K: 1 S: 21 H: 4 LOB: 3 BB: 0 P: 36	R: 0 E: 0 K: 1 S: 12 H: 2 LOB: 2 BB: 1 P: 22	R: 0 E: 0 K: 0 S: 10 H: 1 LOB: 1 BB: 0 P: 15	1B: 8 2B: 1 3B: 0 HR: 0 SF: 0 SAC: 0 DP: 1 HBP: 1						

PITCHER		IP	WLS	BF	H	R	ER	SO	BB	IBB	HBP	BLK	WP	HR	S	P	ERA	WHIP
61 Josh Beckett, R ERA: 2.35	(1, 1)	6.0	W	22	2	0	0	7	1	0	1	0	0	0	57	90	0.00	0.500
47 Paul Maholm, L ERA: 4.86	(7, 1)	0.1		4	3	1	1	0	0	0	0	0	0	0	10	17	27.00	9.000
54 Chris Perez, R ERA: 4.97	(7, 1)	0.2		3	1	0	0	1	0	0	0	0	0	0	11	19	0.00	1.500
0 Brian Wilson, R ERA: 5.82	(8, 1)	1.0		5	2	0	0	1	1	0	0	0	0	0	12	22	0.00	3.000
28 Jamey Wright, R ERA: 2.56	(9, 1)	1.0		4	1	0	0	0	0	0	0	0	0	0	10	15	0.00	1.000

PITCHER	IP	WLS	BF	H	R	ER	SO	BB	IBB	HBP	BLK	WP	HR	S	P	ERA	WHIP

AB	35
R	1
H	9
RBI	1
BB	2
SO	9
LOB	17

livebaseballscorecards.com

Batter	1	2	3	4	5	6	7	8	9	AB	R	H	RBI	BB	SO	LOB
9 Dee Strange-Gordon, L (1, 4) OBP: 0.332, SLG: 0.393	B FF 89 B FC 86 C FC 86 X FF 90 2-1 ① B5-3			C SI 92 F FC 88 X FC 88 0-2 18 K 1B		X FC 89 0-0 ② F6		C SI 90 B SI 90 F SI 90 F FF 93 B FF 93 F SL 87 F FF 93 F FF 94 F SL 86 2-2 ② X FF 83 L8		4	0	1	0	0	0	3
18 Chone Figgins, S (1, 5) OBP: 0.361, SLG: 0.271 (7, 6)	C SI 90 B FF 90 X FC 88 1-1 ② P6			B SI 90 1 SAFE C FF 92 1 SAFE S FC 91 F FF 94 B SL 85 F FC 90 F FF 93 2-3 ①② K 1-2		B FC 89 S FF 94 B FF 94 C FC 90 D FC 86 S FC 89 3-3 ③ K		C SI 92 X FF 92 0-1 ③ G4-3		4	0	0	0	0	2	4
66 Yasiel Puig, R (1, 9) OBP: 0.423, SLG: 0.575	S SL 83 B FF 91 F SI 91 F FC 88 B FC 88 B FF 93 S CH 82 3-3 ③ K			S SL 83 B FF 95 F CH 86 F FF 94 B CH 86 F SI 95 S CH 85 2-3 ③ K			C FF 93 S FF 94 S FF 95 0-3 ① K		F FF 99 B CH 88 X SL 87 1-1 ① P3	4	0	0	0	0	3	0
23 Adrián González, L (1, 3) OBP: 0.326, SLG: 0.463		C FC 89 C FF 91 B FC 87 F FC 88 F SI 92 B FF 92 F SL 82 F FF 93 B CH 83 3-3 ① K			B CH 83 S FF 92 F FF 92 F FF 94 F SL 84 B FF 94 B FC 89 F FC 89 S FF 94 3-3 ① K		B CH 83 B FF 94 C FF 94 B FF 93 F FF 93 X FF 93 3-2 16 1B 2B		B FF 100 B FF 99 C FF 99 C FF 99 S FF 101 2-3 ② K	4	0	1	0	0	3	0
27 Matt Kemp, R (1, 7) OBP: 0.314, SLG: 0.419 33 Scott Van Slyke, R (2, 7) OBP: 0.432, SLG: 0.608		B SL 82 F SL 85 B FF 94 F CH 83 C FC 89 2-3 ② K			B SL 83 F SI 94 F SI 95 F SL 83 C SI 94 1-3 ② K		F FC 90 B FF 93 B FC 89 F FC 92 D FF 94 F FC 88 F FC 88 B FF 92 4-2 16 1B BB		B CH 90 C SL 88 B SL 90 C FF 100 F FF 102 F SL 89 C FF 100 2-3 ③ K	1 2	0 0	0 0	0 0	0 1	1 2	0 0
16 Andre Ethier, L (1, 8) OBP: 0.317, SLG: 0.385		B FF 91 B FC 89 C FC 86 S FF 92 B FF 93 F CH 82 X SI 93 3-2 ③ G4-3			C FC 89 B FF 95 F SI 95 B FF 94 F CH 86 S FC 86 2-3 ③ K		B SL 83 C SL 83 X SL 84 1-1 13 G6-4-3 1B 1-2 2-3			3	0	1	0	0	1	0
72 Miguel Rojas, R (1, 6) OBP: 0.333, SLG: 0.333 13 Hanley Ramirez, R (7, PH) OBP: 0.345, SLG: 0.455 47 Paul Maholm, L (7, 1)			C SL 81 F FF 91 B FF 94 B FC 89 S CH 84 2-3 ① K			B SL 82 B SL 82 F SI 92 X SL 84 2-1 31 1B 1B	S FF 92 B FF 92 B FF 92 X FF 91 2-1 ②③ G6-4-3 1-2f			2 1 0	0 0 0	1 0 0	0 0 0	0 0 0	1 0 0	0 3 0
31 Drew Butera, R (1, 2) OBP: 0.287, SLG: 0.324			F FC 88 F SI 93 F FF 95 B CH 86 B FC 88 X FC 89 2-2 ② L8			S FF 92 F SI 93 B FF 94 B FF 94 F CH 86 B FF 95 F FC 88 X SI 94 3-2 1-2 1B		C FF 88 F SI 89 B FF 90 C SL 86 1-3 ① K		3	0	1	0	0	1	0
99 Hyun Jin Ryu, R (1, 1) OBP: 0.120, SLG: 0.160 10 Justin Turner, R (7, 5) OBP: 0.327, SLG: 0.396			F FF 94 B FC 88 F FC 87 B SI 94 S SL 80 2-3 ③ K			L CH 87 L FF 91 C SL 86 0-3 ① K		C FF 90 B FF 91 B FF 91 B FF 90 S FF 91 F FF 92 F FF 93 F SL 87 B FF 92 4-2 BB		2 0	0 0	0 0	0 0	0 1	2 0	2 0
Inning Stats	R: 0 E: 0 K: 1 S: 8 H: 0 LOB: 0 BB: 0 P: 14	R: 0 E: 0 K: 2 S: 14 H: 0 LOB: 0 BB: 0 P: 22	R: 0 E: 0 K: 2 S: 10 H: 0 LOB: 0 BB: 0 P: 16	R: 0 E: 0 K: 2 S: 14 H: 1 LOB: 0 BB: 0 P: 18	R: 0 E: 0 K: 3 S: 14 H: 0 LOB: 0 BB: 0 P: 20	R: 0 E: 0 K: 2 S: 14 H: 2 LOB: 2 BB: 0 P: 22	R: 0 E: 0 K: 1 S: 15 H: 2 LOB: 2 BB: 1 P: 25	R: 0 E: 0 K: 1 S: 18 H: 0 LOB: 1 BB: 1 P: 25	R: 0 E: 0 K: 2 S: 10 H: 0 LOB: 0 BB: 0 P: 15	1B: 4 2B: 1 3B: 0 HR: 0 SF: 0 SAC: 0 DP: 1 HBP: 0						

PITCHER		IP	WLS	BF	H	R	ER	SO	BB	IBB	HBP	BLK	WP	HR	S	P	ERA	WHIP
47 Johnny Cueto, R ERA: 1.85	(1, 1)	6.0	W	20	3	0	0	12	0	0	0	0	0	0	74	112	0.00	0.500
Logan Ondrusek, R ERA: 3.91	(7, 1)	0.1		3	1	0	0	1	1	0	0	0	0	0	11	18	0.00	6.000
43 Manny Parra, L ERA: 4.87	(7, 1)	0.0		1	1	0	0	0	0	0	0	0	0	0	2	3	∞	∞
51 Jonathan Broxton, R ERA: 0.44	(7, 1)	1.2	H	5	0	0	0	1	1	0	0	0	0	0	20	29	0.00	0.600
54 Aroldis Chapman, L ERA: 1.29	(9, 1)	1.0		3	0	0	0	2	0	0	0	0	0	0	10	15	0.00	0.000

PITCHER	IP	WLS	BF	H	R	ER	SO	BB	IBB	HBP	BLK	WP	HR	S	P	ERA	WHIP

TOP

Los Angeles Dodgers @ Cincinnati Reds

Great American Ball Park, Cincinnati, OH

Wed Jun 11 2014, 7:11 PM - 10:29 PM EDT

Att. 27,014 - Cloudy - 72 F

livebaseballscorecards.com

AB	30
R	0
H	5
RBI	0
BB	2
SO	16
LOB	12

WP: 0 PA: 32
PB: 0
SB: 0
CS: 0

Batter	1	2	3	4	5	6	7	8	9	AB	R	H	RBI	BB	SO	LOB
6 Billy Hamilton, S (1, 8) OBP: 0.290, SLG: 0.345	B SI 87 B SI 88 C SI 87 X CH 80 2-1 G5-3 ①		C CU 73 C CU 74 F SI 93 B SL 84 B CU 73 B CU 72 F SI 93 B FF 93 4-2 21 S 19 2B BB		F SI 87 B CU 71 F CU 72 X SI 90 1-2 G3 ①		B SI 88 C CU 72 X CU 73 1-1 19 G1-3 21 PB 2-H 1B			3	1	1	1	1	0	0
21 Todd Frazier, R (1, 5) OBP: 0.346, SLG: 0.500	S CU 71 F SL 82 B FF 90 B SL 82 F CU 73 S FF 92 2-3 K ②		C CH 80 1 SAFE B FF 91 S CU 75 B CU 75 F SL 83 B SI 91 B SL 84 4-2 19 2B 1-2 BB		C SI 90 B SI 90 S SL 80 B SL 83 S SI 92 2-3 K ②		F SI 86 1 SAFE B SI 87 B FC 83 B CH 80 C CU 72 B SL 79 4-2 19 G1-3 1-2 BB			2	1	0	0	2	2	0
19 Joey Votto, L (1, 3) OBP: 0.409, SLG: 0.448	F SI 90 C FF 91 B SL 84 X FF 90 1-2 G3 ③		C SL 83 B SI 92 D SL 82 X SI 93 2-1 4 1B 1-H 2-H 2B		C SI 90 C FF 88 X FF 90 0-2 G3 ③		C SI 87 B SI 87 F SI 88 F SL 80 B SL 79 X FF 87 2-2 G1-3 ② 1-2 2-3			4	1	1	2	0	0	2
4 Brandon Phillips, R (1, 4) OBP: 0.310, SLG: 0.392		F SI 89 F CU 72 F SI 90 B SL 82 F CU 74 F SI 91 X SI 92 1-2 29 L4-6 32 1B 1B	S CH 81 F CH 81 D CH 82 X SI 91 1-2 2-H 1B		C CU 72 B CH 81 X CH 80 1-1 L8 ①		D CU 73 B CH 79 C CU 70 B SI 90 B CH 81 4-1 BB			3	0	2	1	1	0	0
32 Jay Bruce, L (1, 9) OBP: 0.326, SLG: 0.373		F SL 83 X SL 83 0-1 1-2 1B	B FF 89 X SL 81 1-0 F7 ③		X CH 81 0-0 HR		B SI 87 C SL 80 B SI 88 B SI 89 F SI 88 F SL 80 F FF 89 C SI 88 3-3 K ③			4	1	2	1	0	1	4
48 Ryan Ludwick, R (1, 7) OBP: 0.313, SLG: 0.385 54 Aroldis Chapman, L (9, 1)		B CU 72 X CU 73 1-0 F6 ①	B CH 79 T FF 88 F FF 89 B SL 82 B SI 92 C SI 91 3-3 K ①		B CU 71 B SI 90 F SI 90 F SI 90 X SI 91 2-2 F8 ②			C SL 76 B SL 78 C SL 77 F SL 78 F SI 87 X SL 78 1-2 G5-3 ①		3 0	0 0	0 0	0 0	1 0	2 0
29 Brayan Peña, S (1, 2) OBP: 0.290, SLG: 0.384		B SI 91 C SI 90 B SI 90 B SI 91 C FF 92 X SI 93 3-2 L4-6 ② ③ 2-2	B CU 74 X SI 91 1-0 1B		B SL 86 X CU 74 1-0 L9 ③			B EP 64 S FC 84 X FF 86 1-1 L4 ②		4	0	1	0	0	0	2
2 Zack Cozart, R (1, 6) OBP: 0.261, SLG: 0.307			C SI 89 C CU 73 X SI 91 0-2 F8 ① B SI 89 C SI 88 F SL 81 S SL 81 1-3 K ②				F CU 69 F SI 86 F SI 86 F SI 86 X FF 86 0-2 28 S 6 1B 1B X CH 80 0-0 G5-3 ③			4	1	1	0	0	1	1
47 Johnny Cueto, R (1, 1) OBP: 0.129, SLG: 0.129 Logan Ondrusek, R (7, 1) 43 Manny Parra, L (7, 1) 51 Jonathan Broxton, R (7, 1) 28 Chris Heisey, R (7, 7) OBP: 0.289, SLG: 0.353 15 Roger Bernadina, L (8, PH) OBP: 0.308, SLG: 0.222			F SI 91 B CU 73 S SI 92 X SL 82 1-2 G3 ② B SL 79 C SI 90 S SI 91 B SI 90 F SI 91 C SI 90 2-3 K ③				B CU 70 C FF 86 1 SAFE B FC 83 M FC 84 B SI 88 S SL 81 3-3 K ① 1-2			2 0 0 0 0 1 1	0 0 0 0 0 0 0	0 0 0 0 0 1 0	0 0 0 0 0 1 0	1 0 0 0 0 1 0	0 0 0 0 0 1 0	0 0 0 0 0 1 0
Inning Stats	R: 0 E: 0 K: 1 S: 9 H: 0 LOB: 0 BB: 0 P: 14	R: 0 E: 0 K: 0 S: 12 H: 2 LOB: 1 BB: 0 P: 17	R: 3 E: 0 K: 0 S: 19 H: 2 LOB: 1 BB: 2 P: 32	R: 0 E: 0 K: 3 S: 11 H: 1 LOB: 1 BB: 0 P: 18	R: 0 E: 0 K: 1 S: 9 H: 0 LOB: 0 BB: 0 P: 12	R: 1 E: 0 K: 0 S: 7 H: 1 LOB: 0 BB: 0 P: 11	R: 1 E: 0 K: 2 S: 22 H: 2 LOB: 3 BB: 2 P: 39	R: 0 E: 0 K: 0 S: 8 H: 0 LOB: 0 BB: 0 P: 10		1B: 6 2B: 2 3B: 0 HR: 1 SF: 0 SAC: 0 DP: 1 HBP: 0			WP: 0 PB: 1 SB: 2 CS: 0 PA: 35		

PITCHER		IP	WLS	BF	H	R	ER	SO	BB	IBB	HBP	BLK	WP	HR	S	P	ERA	WHIP
99 Hyun Jin Ryu, L ERA: 3.33	(1, 1)	6.0	L	25	6	4	4	5	2	0	0	0	0	1	67	104	6.00	1.333
47 Paul Maholm, L ERA: 4.84	(7, 1)	2.0		10	2	1	1	2	2	0	0	0	0	0	30	49	4.50	2.000

PITCHER	IP	WLS	BF	H	R	ER	SO	BB	IBB	HBP	BLK	WP	HR	S	P	ERA	WHIP

BOTTOM

Los Angeles Dodgers @ Cincinnati Reds

Great American Ball Park, Cincinnati, OH

Wed Jun 11 2014, 7:11 PM - 10:29 PM EDT

Att. 27,014 - Cloudy - 72 F

livebaseballscorecards.com

AB	31
R	5
H	8
RBI	5
BB	4
SO	7
LOB	13

Los Angeles Dodgers @ Cincinnati Reds

Great American Ball Park, Cincinnati, OH

Thu Jun 12 2014, 12:37 PM - 3:20 PM EDT

Att. 33,557 - Overcast - 73 F

TOP

livebaseballscorecards.com

Batter	1	2	3	4	5	6	7	8	9	AB	R	H	RBI	BB	SO	LOB
9 Dee Strange-Gordon, L (1, 4) OBP: 0.327, SLG: 0.386	B SI 93 X SI 93 1-0 ① G3	B FS 84 C SI 94 C SI 95 F FS 81 B SI 95 1 SAFE F SI 95 B SI 96 X SI 96 3-2 ③ G6-3			B CU 74 C SI 96 X SI 95 1-1 ③ G1-3			C SI 94 B SI 94 F SI 95 B FC 90 F FC 87 X SI 96 2-2 ① G4-3		4	0	0	0	0	0	1
10 Justin Turner, R (1, 5) OBP: 0.338, SLG: 0.401	C FF 93 F SI 93 B FC 88 B SI 94 X SI 94 2-2 66 27 1B 1B		F FC 87 X SI 96 0-1 ① G5-3			F FC 89 C SI 94 B CU 79 F SI 96 H SI 95 2-2 66 FC4-6 HBP		B SI 95 X SI 94 1-0 66 FC5-4 1B		3	1	2	0	0	0	0
66 Yasiel Puig, R (1, 9) OBP: 0.420, SLG: 0.569	X SI 94 0-0 27 1B 1-2 1B		B SI 95 C CU 77 S CU 77 X CU 77 1-2 ② L7			X SI 95 0-0 ① FC4-6 23 CS 1-2f		B SI 94 B SI 94 X SI 95 2-0 ② FC5-4 23 FC4-6 1-2f		4	0	1	0	0	0	2
23 Adrián González, L (1, 3) OBP: 0.321, SLG: 0.456	B SI 94 X SI 95 1-0 ② L9		B FS 82 B SI 95 X SI 95 2-0 ③ G6-3			1 SAFE 1 SAFE B SI 93 1 SAFE 1 SAFE B SI 93 1 SAFE 1 SAFE F SI 94 2-3 F SI 93 S SI 95 ②③ K 1-2		X SI 95 0-0 ③ FC4-6 1-2f		4	0	0	0	0	1	4
27 Matt Kemp, R (1, 7) OBP: 0.321, SLG: 0.423	B FC 90 C FF 95 D SI 95 B SI 94 X SI 95 3-1 1-3 2-H 1B			X SI 94 0-0 ① G6-3			B SI 93 B SI 93 X SI 94 2-0 16 1B 72 FC5-2-5 1B		F FF 99 B SL 89 B SL 88 B FF 99 S FF 99 B FF 100 4-2 26 1B BB	3	0	2	1	1	0	0
16 Andre Ethier, L (1, 8) OBP: 0.315, SLG: 0.382	C SI 95 C SI 95 B SI 94 X FC 89 1-2 ③ P5			C SI 94 B CU 76 X SI 95 1-1 ② L6			B SI 94 X SI 94 1-0 72 FC5-2-5 1-3 1B		S FF 100 S FF 101 C FF 101 0-3 ① K	4	0	1	0	0	1	3
26 Tim Federowicz, R (1, 2) OBP: 0.169, SLG: 0.230		S FF 94 B FC 87 B FC 89 B FF 94 F FF 95 X SI 96 3-2 ① G1-3		C CU 76 F FC 90 S CU 77 0-3 ③ K			B SI 94 X SI 93 1-0 ① F9		X SL 92 0-0 35 DI 1-3 1B	4	0	1	0	0	1	2
72 Miguel Rojas, R (1, 6) OBP: 0.300, SLG: 0.300		C FF 96 S CU 78 B FC 92 B CU 80 F SI 95 F SI 96 X FF 95 2-2 1B			C FF 94 X SI 95 0-1 ① G6-3		X SI 94 0-0 ② FC5-2-5 1-3 3-H		C FF 100 F FF 100 B FF 101 F SL 90 F FF 102 S SL 92 1-3 ② K	4	0	1	0	0	1	4
21 Zack Greinke, R (1, 1) OBP: 0.241, SLG: 0.333 33 Scott Van Slyke, R (7, PH) OBP: 0.427, SLG: 0.600 56 J.P. Howell, L (7, 1) 43 Brandon League, R (8, 1) 35 Jamie Romak, R (9, PH) OBP: 0.214, SLG: 0.167		L SI 94 L FC 89 C CU 77 0-3 ② K			F FF 95 F FC 88 F CU 79 B CU 82 S SI 95 1-3 ② K		F SI 95 F CU 78 B FF 95 S CU 79 1-3 ③ K		S FF 102 B FF 102 F SL 91 B FF 102 S FF 101 2-3 ③ K 1-2	2 1 0 0 1	0 0 0 0 0	0 0 0 0 0	0 0 0 0 0	2 1 0 0 1	1 2 0 0 2

Inning Stats																																			
	R: 1	E: 0	K: 0	S: 11	H: 3	LOB: 2	BB: 0	P: 19	R: 0	E: 0	K: 1	S: 16	H: 1	LOB: 1	BB: 0	P: 24	R: 0	E: 0	K: 0	S: 6	H: 0	LOB: 0	BB: 0	P: 9	R: 0	E: 0	K: 1	S: 6	H: 0	LOB: 0	BB: 0	P: 7	R: 0	E: 0	K: 1	S: 8	H: 0	LOB: 0	BB: 0	P: 10
	R: 0	E: 0	K: 1	S: 7	H: 0	LOB: 1	BB: 0	P: 11	R: 0	E: 0	K: 1	S: 7	H: 2	LOB: 2	BB: 0	P: 12	R: 0	E: 0	K: 0	S: 7	H: 1	LOB: 1	BB: 0	P: 12	R: 0	E: 0	K: 3	S: 14	H: 1	LOB: 2	BB: 1	P: 21	1B: 8	2B: 1	3B: 0	HR: 0	SF: 0	SAC: 0	DP: 1	HBP: 1

	AB	34
	R	1
	H	8
	RBI	1
	BB	1
	SO	8
	LOB	21

WP: 0 PA: 36
PB: 0
SB: 0
CS: 1

PITCHER	IP	WLS	BF	H	R	ER	SO	BB	IBB	HBP	BLK	WP	HR	S	P	ERA	WHIP
31 Alfredo Simon, R (1, 1) ERA: 2.95	8.0	W	31	7	1	1	5	0	0	1	0	0	0	68	104	1.12	0.875
54 Aroldis Chapman, L (9, 1) ERA: 1.2	1.0	S	5	1	0	0	3	1	0	0	0	0	0	14	21	0.00	2.000

PITCHER	IP	WLS	BF	H	R	ER	SO	BB	IBB	HBP	BLK	WP	HR	S	P	ERA	WHIP

Batter	1	2	3	4	5	6	7	8	9	AB	R	H	RBI	BB	SO	LOB
25 Skip Schumaker, L (1, 7) OBP: 0.263, SLG: 0.300 54 Aroldis Chapman, L (9, 1)	C FF 90 C FF 90 B SL 82 X FF 91 1-2 21 HR 1B	C CU 71 X SI 89 0-1 ① G1-3	B FF 90 X CH 86 1-0 ③ G6-3				B FS 85 B SI 92 B SI 92 C SI 91 C SI 91 X SI 92 3-2 48 1B 3-H 2B		4 0	2 0	2 0	0 0	0 0	0 0	0 0
21 Todd Frazier, R (1, 5) OBP: 0.348, SLG: 0.511	X SL 84 0-0 1-H HR	B SL 84 X SI 91 1-0 ② G6-3				B FF 90 C SL 86 B SL 84 B FF 92 B FF 91 4-1 19 G4-6-3 BB		B SL 85 X SI 92 1-0 ② G5-3		3	1	1	2	1	0	1
19 Joey Votto, L (1, 3) OBP: 0.416, SLG: 0.459	X CU 71 0-0 4 G3-4-1 2B	C FF 90 B SL 85 B FF 90 F FF 91 X FF 91 2-2 1B				S CH 88 B FF 91 F SL 87 B CH 89 X CH 87 2-2 ① ② G4-6-3 1-2f		I IN 70 I IN 71 I IN 71 I IN 71 4-0 48 1B IBB		3	0	2	0	1	0	1
4 Brandon Phillips, R (1, 4) OBP: 0.307, SLG: 0.387 48 Ryan Ludwick, R (8, PH) OBP: 0.317, SLG: 0.389 7 Ramon Santiago, S (8, PR) OBP: 0.306, SLG: 0.233 (9, 4)	F FF 90 F FF 90 F CU 69 B FF 92 F FF 92 X FF 93 1-2 ① G3-4-1 2-3	X CU 74 0-0 ③ F7				F FF 92 F FF 92 X FF 90 0-2 ③ G6-3		C SL 85 B SL 87 B SI 92 X SI 93 2-1 1-3 2-H 1B		3 1 0	0 0 0	0 1 0	0 1 0	0 0 0	0 0 0	2 0 0
32 Jay Bruce, L (1, 9) OBP: 0.320, SLG: 0.364	B FF 92 X CH 86 1-0 ② G4-3			X FF 90 0-0 ① G3			S SI 83 B KC 76 B KC 76 F SI 85 B KC 78 X SI 85 3-2 ① G4-3	S FS 84 B FS 83 X SI 92 1-1 ③ G4-3		4	0	0	0	0	0	3
39 Devin Mesoraco, R (1, 2) OBP: 0.348, SLG: 0.590	B SI 92 D SL 86 F SL 84 F FF 94 B CH 87 C FF 93 3-3 ③ K			B CH 85 S FF 89 X FF 91 1-1 ② L8			C SI 85 B SI 84 S KC 78 B KC 75 F KC 78 S KC 78 2-3 ② K			3	0	0	0	0	2	1
15 Roger Bernadina, L (1, 8) OBP: 0.294, SLG: 0.211 (9, 7)		L SL 82 F CU 71 B SL 81 S FF 92 1-3 ① K		F FF 92 L FF 92 B FF 93 B SL 87 X SL 85 2-2 ③ G4-3			C KC 78 B KC 78 C SI 84 B KC 78 X KC 78 2-2 ③ P6			3	0	0	0	0	1	0
2 Zack Cozart, R (1, 6) OBP: 0.262, SLG: 0.312		F FF 91 B CH 86 B SL 84 F SL 85 X SI 93 2-2 ② L9			C SL 85 X SL 83 0-1 ① G5-3			B SI 93 X SI 91 1-0 6 SH3-4 25 WP 2B		3	1	1	0	0	0	0
31 Alfredo Simon, R (1, 1) OBP: 0.080, SLG: 0.120 6 Billy Hamilton, S (8, PH) OBP: 0.290, SLG: 0.345 (9, 8)		S FF 92 S FF 91 S FF 90 0-3 ③ K			F SL 83 F FF 91 B SL 84 X SL 84 1-2 ② G4-3			B SI 92 X SI 91 1-0 ① SH3-4 2-3		2 0	0 0	0 0	0 0	0 0	1 0	0 0
Inning Stats	R: 2 E: 0 K: 1 S: 14 H: 3 LOB: 1 BB: 0 P: 20	R: 0 E: 0 K: 2 S: 9 H: 0 LOB: 0 BB: 0 P: 12	R: 0 E: 0 K: 0 S: 7 H: 1 LOB: 1 BB: 0 P: 10	R: 0 E: 0 K: 0 S: 6 H: 0 LOB: 0 BB: 0 P: 9	R: 0 E: 0 K: 0 S: 6 H: 0 LOB: 0 BB: 0 P: 8	R: 0 E: 0 K: 0 S: 7 H: 0 LOB: 0 BB: 1 P: 13	R: 0 E: 0 K: 1 S: 10 H: 0 LOB: 0 BB: 0 P: 17	R: 2 E: 0 K: 0 S: 10 H: 3 LOB: 2 BB: 1 P: 23		1B: 3 2B: 3 3B: 0 HR: 1 SF: 0 SAC: 1 DP: 1 HBP: 0						

PITCHER	IP	WLS	BF	H	R	ER	SO	BB	IBB	HBP	BLK	WP	HR	S	P	ERA	WHIP
21 Zack Greinke, R (1, 1) ERA: 2.65	6.0	L	22	4	2	2	3	1	0	0	0	0	1	49	72	3.00	0.833
56 J.P. Howell, L (7, 1) ERA: 1.52	1.0		3	0	0	0	1	0	0	0	0	0	0	10	17	0.00	0.000
43 Brandon League, R (8, 1) ERA: 2.38	1.0		7	3	2	2	0	0	1	0	0	1	0	10	23	18.00	3.000

PITCHER	IP	WLS	BF	H	R	ER	SO	BB	IBB	HBP	BLK	WP	HR	S	P	ERA	WHIP

BOTTOM

Los Angeles Dodgers @ Cincinnati Reds

Great American Ball Park, Cincinnati, OH

Thu Jun 12 2014, 12:37 PM - 3:20 PM EDT

Att. 33,557 - Overcast - 73 F

livebaseballscorecards.com

AB	29
R	4
H	7
RBI	3
BB	2
SO	4
LOB	8

Batter	1	2	3	4	5	6	7	8	9	AB	R	H	RBI	BB	SO	LOB
6 Billy Hamilton, S (1, 8) OBP: 0.288, SLG: 0.341	X FF 90 0-0 ① B5-3		B CU 73 X FF 91 1-0 ① B3		C CU 74 X FF 94 0-1 ① L8	C FF 93 C CU 76 F FF 94 X SL 84 0-2 ③ F7			F CU 75 X FF 90 0-1 21 S 2-H 1B	5	0	1	1	0	0	3
21 Todd Frazier, R (1, 5) OBP: 0.353, SLG: 0.510	F FF 92 X FF 91 0-1 4 CS 4 1B 1B		X SL 84 0-0 ② F8		B SL 85 B FF 95 X SI 94 2-0 19 1B 4 SF9 2-3 3-H 1B		C FF 92 C FF 91 B FF 93 F SI 92 X SL 84 1-2 ① G6-3		2 SAFE C SI 91 B SI 91 B CH 85 B SI 90 D CH 81 4-1 19 G3 2-3 BB	4	2	2	1	1	0	0
19 Joey Votto, L (1, 3) OBP: 0.411, SLG: 0.450	F FF 92 X FF 91 0-1 ② F8		B SL 84 X CU 75 1-0 ③ G4-3		F FF 94 X SL 84 0-1 32 2B 32 E 1-3 3-H 1B		B SI 92 C CU 75 B CU 76 F FF 93 B FF 93 X FF 92 3-2 ② G6-3		C CH 83 F SI 89 F CU 77 X CH 84 0-2 ② G3 1-2	5	1	1	1	0	0	3
4 Brandon Phillips, R (1, 4) OBP: 0.305, SLG: 0.385	C CU 73 B SL 85 X FF 93 1-1 1-H 1B			B FF 91 B SL 84 F FF 92 F SL 85 X CU 76 2-2 ① G5-3	B SI 93 S SL 85 X SL 85 1-1 ② SF9 3-H		C FF 92 B FF 91 B SL 86 F SL 85 F SL 85 F FF 93 F FF 92 B CU 76 X FF 94 3-2 ③ G4-3		X CU 76 0-0 ③ P4	4	0	1	2	0	0	2
32 Jay Bruce, L (1, 9) OBP: 0.323, SLG: 0.373	B CH 85 B SI 92 1 SAFE 1 SAFE C FF 92 S SL 84 1 SAFE B SL 85 S SL 85 3-3 ③ K			B CU 76 X CH 86 1-0 1B	C FF 93 D SL 86 X FF 94 1-1 E7 1-H 2B			C SL 82 B SI 90 B CU 76 F SI 90 S SI 89 2-3 ① K		4	0	2	0	0	2	1
39 Devin Mesoraco, R (1, 2) OBP: 0.338, SLG: 0.571		F FF 91 X SI 93 0-1 ① G5-3		B SL 86 1 SAFE F FF 94 F SI 92 D SL 85 D SL 85 X SI 93 3-2 ② P2	B CU 75 X FF 93 1-0 ③ F8			C SI 91 B SL 83 S SL 83 B CU 76 S SI 91 2-3 ② K2-3		4	0	0	0	0	1	2
25 Skip Schumaker, L (1, 7) OBP: 0.253, SLG: 0.287		C FF 92 B CU 75 C SL 84 B FF 94 F CU 76 F SL 84 X FF 93 2-2 E6		C FF 93 D CU 77 F FF 92 X FF 95 1-2 ③ G6-3		X FF 92 0-0 ① G3		B SI 90 F SL 82 B SI 91 X SI 90 2-1 ③ G4-3		4	0	0	0	0	0	1
2 Zack Cozart, R (1, 6) OBP: 0.270, SLG: 0.317		X SL 83 0-0 ② P6			C SI 92 S SL 85 B SL 84 B FF 93 B FF 94 X SI 94 3-2 34 SH 21 1B 1B	B CU 75 B FF 93 F SL 84 T FF 94 F FF 94 B FF 94 4-2 34 SH3-4 BB			C SI 90 B CU 77 B CU 78 C SI 90 X CH 82 2-2 7 SH3-4 6 1B 1B	3	2	2	0	1	0	1
34 Homer Bailey, R (1, 1) OBP: 0.231, SLG: 0.200 63 Sam LeCure, R (7, 1) Logan Ondrusek, R (7, 1) 51 Jonathan Broxton, R (8, 1) 7 Ramon Santiago, S (9, PH) OBP: 0.306, SLG: 0.233 54 Aroldis Chapman, L (9, 1)		S FF 93 B FF 92 X SL 84 1-1 ③ G5-3			X SL 81 0-0 SH 21 1B 19 1B 1-3	X FF 92 0-0 ② SH3-4 1-2			X FF 91 0-0 ① SH3-4 1-2	1 0 0 0 0 0	1 0 0 0 0 0	0 0 0 0 0 0	0 0 0 0 0 0	0 0 0 0 0 0	0 0 0 0 0 0	1 0 0 0 0 0

Inning Stats										
	R: 1 E: 0 K: 1 S: 10	H: 2 LOB: 1 BB: 0 P: 14	R: 0 E: 1 K: 0 S: 10	H: 0 LOB: 1 BB: 0 P: 13	R: 0 E: 0 K: 0 S: 3	H: 0 LOB: 0 BB: 0 P: 5	R: 0 E: 0 K: 0 S: 10	H: 1 LOB: 1 BB: 0 P: 17	R: 4 E: 2 K: 0 S: 14	H: 4 LOB: 1 BB: 0 P: 22
	R: 0 E: 0 K: 0 S: 9	H: 0 LOB: 1 BB: 1 P: 13	R: 0 E: 0 K: 0 S: 13	H: 0 LOB: 0 BB: 0 P: 20	R: 0 E: 0 K: 2 S: 8	H: 0 LOB: 0 BB: 0 P: 14	R: 1 E: 0 K: 0 S: 12	H: 2 LOB: 2 BB: 1 P: 18	1B: 8 2B: 1 3B: 0 HR: 0	SF: 1 SAC: 3 DP: 0 HBP: 0

PITCHER		IP	WLS	BF	H	R	ER	SO	BB	IBB	HBP	BLK	WP	HR	S	P	ERA	WHIP
22 Matt Garza, R ERA: 4.17	(1, 1)	7.0		31	7	5	1	1	1	0	0	0	0	0	69	104	1.29	1.143
59 Zach Duke, L ERA: 1.32	(8, 1)	1.0		3	0	0	0	2	0	0	0	0	0	0	8	14	0.00	0.000
57 Francisco Rodríguez, R ERA: 2.16	(9, 1)	1.0	L	6	2	1	1	0	1	0	0	0	0	0	12	18	9.00	3.000

PITCHER	IP	WLS	BF	H	R	ER	SO	BB	IBB	HBP	BLK	WP	HR	S	P	ERA	WHIP

TOP

Cincinnati Reds @ Milwaukee Brewers

Miller Park, Milwaukee, WI

Fri Jun 13 2014, 7:28 PM - 10:51 PM CDT

Att. 38,330 - Roof Closed - 75 F

livebaseballscorecards.com

AB	34
R	6
H	9
RBI	5
BB	2
SO	3
LOB	14

WP: 0	PA: 40																	
PB: 0																		
SB: 1																		
CS: 1																		

BOTTOM

Cincinnati Reds @ Milwaukee Brewers

Miller Park, Milwaukee, WI

Fri Jun 13 2014, 7:28 PM - 10:51 PM CDT

Att. 38,330 - Roof Closed - 75 F

livebaseballscorecards.com

Batter	1	2	3	4	5	6	7	8	9	AB	R	H	RBI	BB	SO	LOB
2 Scooter Gennett, L (1, 4) OBP: 0.330, SLG: 0.421 9 Jean Segura, R (9, PH) OBP: 0.281, SLG: 0.321	C FF 94 B SI 94 B SL 90 X SI 94 2-1 20 L4-6 8 HBP 1B		B KC 82 B FF 95 B SI 94 C FF 93 X SI 93 3-1 ③ G3-1		C FF 95 S SL 90 B SI 94 S SL 89 1-3 ② K		B KC 72 B FF 88 X SI 88 2-0 20 1B 8 S 27 2B 1B 1-3 2-H		B FF 97 C FF 97 B SL 88 C SL 89 S FF 100 2-3 ① K	4 1	1 0	2 0	1 0	0 0	1 1	0 0
8 Ryan Braun, R (1, 9) OBP: 0.333, SLG: 0.502	C FF 94 F SI 93 H SI 91 1-2 1-2 HBP			X FF 94 0-0 ① G4-3	C SI 97 F SL 86 B FF 96 S FF 97 1-3 ③ K		F FF 88 C SI 88 B SI 89 S KC 76 1-3 ② K2-3 1-2		S CH 87 X SL 90 0-1 ② G6-3	4	0	0	0	0	2	2
20 Jonathan Lucroy, R (1, 2) OBP: 0.398, SLG: 0.510	X FF 94 0-0 ① ② L4-6 2-2			C SL 85 B SL 87 C FF 95 B CH 86 X SI 95 2-2 ② G6-3		C FF 94 X SI 94 0-1 27 G6-4-3 1B	C SI 88 B FF 90 X SI 89 1-1 27 2B 1B 2-3 3-H		B FF 99 S CH 86 B CH 89 S FF 100 B FF 100 F FF 100 F FF 100 S SL 91 3-3 ③ K	5	0	2	1	0	1	2
27 Carlos Gómez, R (1, 8) OBP: 0.379, SLG: 0.548	B SI 94 X FF 93 1-0 ③ L6			C SL 85 B CH 86 B SL 87 B SL 86 B SL 86 4-1 16 2B BB		B SI 94 D SI 94 X SI 94 2-0 ① ② G6-4-3 1-2f	F SI 90 1 SAFE F KC 74 X KC 76 0-2 1-3 3-H 2B			3	1	1	1	1	0	2
16 Aramis Ramirez, R (1, 5) OBP: 0.314, SLG: 0.427		B FF 94 F SL 84 C SL 86 F SI 96 S CH 86 1-3 ① K2-3		S FF 95 1 SAFE B SL 86 X FF 95 1-1 7 BB 1-H 2B		B FF 95 B SL 87 C FF 94 S FF 95 S FF 96 2-3 ③ K	D FF 92 F FF 92 X FF 92 1-1 ③ G6-3			4	0	1	1	0	2	2
18 Khris Davis, R (1, 7) OBP: 0.310, SLG: 0.487		C SI 93 S CH 86 B CH 86 S CH 86 1-3 ② K		B SL 86 B FF 95 B FF 95 C SI 95 F SI 94 B CH 86 4-2 7 BB BB			B SI 96 B SL 88 X FF 94 2-0 HR	B FF 90 B SL 86 X FF 90 2-0 ① F8		3	1	1	1	1	1	0
7 Mark Reynolds, R (1, 3) OBP: 0.296, SLG: 0.429		B SL 88 S SL 86 S SL 85 F SL 85 B CH 87 B FF 98 F SL 83 S FF 95 3-3 ③ K		B SL 86 B FF 95 B FF 95 C FF 95 B SL 87 4-1 1-2 2-3 BB			C FF 94 B CH 85 S SL 88 B SI 95 X SI 94 2-2 1 1B 2 1B 1B	B FF 91 S SL 85 B SL 85 S SL 84 X SL 86 2-2 ② F7		3	1	1	0	1	1	0
21 Irving Falu, S (1, 6)			B FF 94 F FF 95 B CH 85 B KC 79 S SI 94 F FF 94 X SI 94 3-2 ① G3-1	B SI 93 F FF 95 B SI 95 X SI 94 2-1 ③ P6			L FF 93 F SI 94 X SI 94 0-2 ① L7	B SI 90 B SI 91 B SI 90 B FF 90 4-0 BB		3	0	0	0	1	0	4
22 Matt Garza, R (1, 1) OBP: 0.034, SLG: 0.069 1 Logan Schafer, L (7, PH) OBP: 0.281, SLG: 0.291 59 Zach Duke, L (8, 1) Rickie Weeks Jr., R (8, PH) OBP: 0.356, SLG: 0.415 57 Francisco Rodríguez, R (9, 1)			B FF 94 X FF 93 1-0 ② G6-3		C FF 93 B FF 94 F FF 94 X SL 86 1-2 ① G6-3		C FF 95 B SI 95 X SI 94 1-1 2 1B 20 1B 1B 1-2		C FF 89 1 SAFE X FF 90 0-1 ③ G1-3	2 1 0 1 0	0 1 0 0 0	0 1 0 0 0	0 0 0 0 0	0 0 0 0 0	0 0 0 0 0	0 0 0 1 0
Inning Stats	R: 0 E: 0 K: 0 S: 6 H: 1 LOB: 1 BB: 0 P: 10	R: 0 E: 0 K: 3 S: 12 H: 0 LOB: 0 BB: 0 P: 17	R: 0 E: 0 K: 0 S: 7 H: 0 LOB: 0 BB: 0 P: 14	R: 1 E: 0 K: 0 S: 12 H: 1 LOB: 3 BB: 3 P: 29	R: 0 E: 0 K: 2 S: 9 H: 0 LOB: 0 BB: 0 P: 12	R: 0 E: 0 K: 1 S: 6 H: 1 LOB: 0 BB: 0 P: 10	R: 4 E: 0 K: 1 S: 20 H: 6 LOB: 2 BB: 0 P: 30	R: 0 E: 0 K: 0 S: 6 H: 0 LOB: 1 BB: 1 P: 14	R: 0 E: 0 K: 2 S: 10 H: 0 LOB: 0 BB: 0 P: 15	1B: 6 2B: 3 3B: 0 HR: 1	SF: 0 SAC: 0 DP: 2 HBP: 1			WP: 0 PB: 0 SB: 1 CS: 0		PA: 39	

	AB	34
	R	5
	H	9
	RBI	5
	BB	4
	SO	9
	LOB	13

PITCHER		IP	WLS	BF	H	R	ER	SO	BB	IBB	HBP	BLK	WP	HR	S	P	ERA	WHIP
34 Homer Bailey, R ERA: 4.68	(1, 1)	6.1		27	6	4	4	6	3	0	1	0	0	1	61	106	5.68	1.421
63 Sam LeCure, R ERA: 2.77	(7, 1)	0.1	B	4	3	1	1	1	0	0	0	0	0	0	9	13	27.00	9.000
Logan Ondrusek, R ERA: 3.86	(7, 1)	0.1		1	0	0	0	0	0	0	0	0	0	0	2	3	0.00	0.000
51 Jonathan Broxton, R ERA: 0.42	(8, 1)	1.0	W	4	0	0	0	0	1	0	0	0	0	0	6	14	0.00	1.000
54 Aroldis Chapman, L ERA: 1.13	(9, 1)	1.0	S	3	0	0	0	2	0	0	0	0	0	0	10	15	0.00	0.000

PITCHER	IP	WLS	BF	H	R	ER	SO	BB	IBB	HBP	BLK	WP	HR	S	P	ERA	WHIP

Batter	1	2	3	4	5	6	7	8	9	AB	R	H	RBI	BB	SO	LOB
6 Billy Hamilton, S (1, 8) OBP: 0.296, SLG: 0.364	B FF 90 B SL 88 C SI 90 C FF 90 B SL 88 X SI 90 3-2 4 1B 2B		B CU 79 B FF 91 B FF 91 B FF 90 4-0 21 CS BB			C SI 90 B CU 78 F FF 91 X CU 79 1-2 ① G6-3		C FF 94 X FF 94 0-1 HR		3	2	2	1	1	0	0
21 Todd Frazier, R (1, 5) OBP: 0.348, SLG: 0.502	C SI 92 B SI 92 S SL 89 D SL 90 X SL 88 2-2 ① G6-3		1 SAFE F SI 92 C SI 90 B CU 80 S SL 89 1-3 ①② K 1-2			C SI 91 B SL 89 F SI 91 S CU 80 1-3 ② K		B FF 94 C SL 81 S FF 94 F SL 82 F FF 95 F SL 82 S SL 83 1-3 ② K		4	0	0	0	0	3	2
19 Joey Votto, L (1, 3) OBP: 0.407, SLG: 0.445	F FF 92 S CU 80 B FF 93 F FF 92 2 SAFE S CU 80 1-3 ② K		B CU 81 C SL 88 S CU 80 C CU 81 1-3 ③ K			F SI 91 C FF 91 X FF 92 0-2 4 1B 1B		B SL 84 B FF 95 C FF 94 C SL 81 C FF 95 2-3 ③ K		4	0	1	0	0	3	1
4 Brandon Phillips, R (1, 4) OBP: 0.308, SLG: 0.387	B SL 90 B CU 80 B SI 92 C SI 92 X SL 88 3-1 2-H 1B			C SI 91 F SI 91 X SI 92 0-2 ① G3		C CU 79 B FF 91 D CU 81 X SL 88 2-1 1-2 1B			C SI 90 B SI 91 X SI 91 1-1 ① F8	4	0	2	1	0	0	0
32 Jay Bruce, L (1, 9) OBP: 0.322, SLG: 0.366	C FF 92 C FF 92 B CU 80 1 SAFE X CU 80 1-2 ③ G3			B SI 91 B CH 87 B CH 87 B FF 92 4-0 29 CS BB		B CU 80 S CU 80 B FF 93 F CU 80 X CU 81 2-2 ③ L6			C SI 91 B CH 83 C SI 91 B FF 91 C FF 91 2-3 ② K	3	0	0	0	1	1	3
48 Ryan Ludwick, R (1, 7) OBP: 0.317, SLG: 0.394 15 Roger Bernadina, L (9, PH) OBP: 0.290, SLG: 0.207		B FF 91 B SI 91 X FF 91 2-0 2 G6-4-3 2B		D CU 80 C CU 80 B SL 87 S SI 92 T CU 81 2-2 ② K			S CU 79 B CU 78 S SL 87 B SI 90 C CU 80 2-3 ① K		B FF 91 B SI 91 C SI 89 C SI 90 F CH 83 X CH 83 2-2 ③ G6-3	3 1	0 0	1 0	0 0	0 0	2 0	1 0
29 Brayan Peña, S (1, 2) OBP: 0.291, SLG: 0.383	D FF 92 F FF 91 S CU 80 X FF 91 1-2 2 G6-4-3 1B			S CU 80 B FF 92 1-1 ③ CS 1-2	C FF 91 X CU 79 0-1 ① F8		C CU 79 B FF 92 X CU 80 1-1 ② L9			3	0	1	0	0	0	0
2 Zack Cozart, R (1, 6) OBP: 0.267, SLG: 0.313		B CU 80 C SL 89 C SI 92 B SI 92 X CU 80 2-2 ①② G6-4-3 1-2f 2-3			C SI 91 C SI 92 S CU 80 0-3 ② K		B SI 92 C SI 92 B CU 81 F SI 92 X CU 81 2-2 ③ G6-3			3	0	0	0	0	1	2
55 Mat Latos, R (1, 1) Logan Ondrusek, R (7, 1) 43 Manny Parra, L (7, 1) 28 Chris Heisey, R (8, PH) OBP: 0.287, SLG: 0.350 60 J.J. Hoover, R (8, 1)		X SL 88 0-0 ③ F9			C FF 91 S CU 80 S CU 79 0-3 ③ K			S FF 91 B CU 78 F FF 91 B SL 81 B SL 80 X FF 94 3-2 ① G5-3		2 0 0 1 0	0 0 0 0 0	0 0 0 0 0	0 0 0 0 0	1 0 0 0 0	1 0 0 0 0	0 0 0 0 0
Inning Stats	R: 1 E: 0 K: 1 S: 15 H: 2 LOB: 1 BB: 0 P: 25	R: 0 E: 0 K: 0 S: 8 H: 2 LOB: 1 BB: 0 P: 13	R: 0 E: 0 K: 2 S: 6 H: 0 LOB: 0 BB: 1 P: 12	R: 0 E: 0 K: 1 S: 7 H: 0 LOB: 0 BB: 1 P: 14	R: 0 E: 0 K: 2 S: 8 H: 0 LOB: 0 BB: 0 P: 8	R: 0 E: 0 K: 1 S: 14 H: 2 LOB: 2 BB: 0 P: 20	R: 0 E: 0 K: 1 S: 8 H: 0 LOB: 0 BB: 0 P: 13	R: 1 E: 0 K: 2 S: 14 H: 1 LOB: 0 BB: 0 P: 20	R: 0 E: 0 K: 1 S: 9 H: 0 LOB: 0 BB: 0 P: 14	1B: 4 2B: 2 3B: 0 HR: 1 SF: 0 SAC: 0 DP: 1 HBP: 0						

PITCHER		IP	WLS	BF	H	R	ER	SO	BB	IBB	HBP	BLK	WP	HR	S	P	ERA	WHIP
49 Yovani Gallardo, R ERA: 3.51	(1, 1)	7.0		26	6	1	1	8	2	0	0	0	0	0	66	105	1.29	1.143
13 Will Smith, L ERA: 1.14	(8, 1)	1.0	W	4	1	1	1	2	0	0	0	0	0	1	14	20	9.00	1.000
57 Francisco Rodríguez, R ERA: 2.1	(9, 1)	1.0	S	3	0	0	0	1	0	0	0	0	0	0	9	14	0.00	0.000

PITCHER	IP	WLS	BF	H	R	ER	SO	BB	IBB	HBP	BLK	WP	HR	S	P	ERA	WHIP

TOP

Cincinnati Reds @ Milwaukee Brewers

Miller Park, Milwaukee, WI

Sat Jun 14 2014, 6:18 PM - 9:12 PM CDT

Att. 40,507 - Roof Closed - 70 F

livebaseballscorecards.com

AB	31
R	2
H	7
RBI	2
BB	2
SO	11
LOB	10

WP: 0	PA: 34		
PB: 0			
SB: 0			
CS: 2			

Batter	1	2	3	4	5	6	7	8	9	AB	R	H	RBI	BB	SO	LOB
2 Scooter Gennett, L (1, 4) OBP: 0.333, SLG: 0.433	B FC 89 C FC 89 F SI 89 B SI 90 S CU 77 2-3 ① K		X CU 76 0-0 ③ G4-3			C SI 88 B FC 90 C FF 92 F FS 81 F SL 86 F FC 92 F FS 81 B CU 77 B FC 92 3-2 F FS 81 F FF 90 F FS 80 X FF 91 2B		C CU 75 B FF 94 X CU 75 1-1 8 HR 2B		4	1	2	0	0	1	0
8 Ryan Braun, R (1, 9) OBP: 0.332, SLG: 0.512	C FF 92 S SI 91 C SL 86 0-3 ② K			B FC 90 S FF 89 B SI 91 X SL 87 2-1 ① L6		C FF 91 X SL 88 0-1 ③ F8		X FF 94 0-0 2-H HR		4	1	1	2	0	1	1
20 Jonathan Lucroy, R (1, 2) OBP: 0.396, SLG: 0.504	C FC 89 X FF 93 0-1 ③ L9			B FF 90 C FC 90 B SI 88 X SL 86 2-1 ② P4			B CU 73 B FF 92 B FF 94 C SI 94 B SI 94 4-1 16 F8 27 1B 18 G6-3 BB	F FF 93 C CU 76 B FF 95 X SL 85 1-2 ② P3		3	1	0	0	1	0	0
27 Carlos Gómez, R (1, 8) OBP: 0.377, SLG: 0.544		C CU 75 B SL 88 X FS 80 1-1 ① L8		F SL 88 F SL 88 B FS 83 X FF 91 1-2 ③ L6			X FF 92 0-0 WP 16 F8 1-2 1B 1B	X CU 75 0-0 ③ G3-1		4	1	1	0	0	0	0
16 Aramis Ramirez, R (1, 5) OBP: 0.314, SLG: 0.425		F SL 88 F FC 93 F FS 80 B SL 88 F FF 92 F FF 92 B FC 92 X SL 88 2-2 1B			B SL 88 F SL 87 B FF 89 C FF 91 B FC 92 X SL 89 3-2 ① F7		X FF 92 0-0 ① F8 1-2 2-3			3	0	1	0	0	0	2
18 Khris Davis, R (1, 7) OBP: 0.307, SLG: 0.481		F SI 90 B FF 90 F FF 90 S FS 81 1-3 ② K			F SL 89 B FF 90 C FF 90 F FS 81 B FF 89 X FS 80 2-2 ② L8		B FF 92 X FF 93 1-0 ② G6-3 3-H			3	0	0	1	0	1	2
24 Lyle Overbay, L (1, 3) OBP: 0.304, SLG: 0.313 Rickie Weeks Jr., R (7, PH) OBP: 0.362, SLG: 0.421 13 Will Smith, R (8, 1) 57 Francisco Rodríguez, R (9, 1)		B SI 90 D CU 78 X SI 88 2-0 ③ F7			B FS 80 S FS 80 X SI 91 1-1 ③ F8		S FS 84 B FS 85 X FF 94 1-1 9 FC6-4 2-H 1B			2 1 0 0	0 0 0 0	0 1 0 0	0 1 0 0	0 0 0 0	0 0 0 0	1 0 0 0
9 Jean Segura, R (1, 6) OBP: 0.278, SLG: 0.317			B SL 87 X FF 89 1-0 ① L7			C FF 85 C FF 88 X FC 90 0-2 ① G3-1	X FF 94 0-0 ③ FC6-4 1-2f			3	0	0	0	0	0	1
49 Yovani Gallardo, R (1, 1) OBP: 0.167, SLG: 0.174 7 Mark Reynolds, R (8, 3) OBP: 0.295, SLG: 0.427			C FC 90 C FF 91 B FF 92 F SL 85 C FS 79 1-3 ② K			B FF 86 F FC 89 B SL 87 C FC 90 B FC 91 X FC 90 3-2 ② F9		B SL 82 C FF 94 B FF 94 C SL 81 S FF 94 2-3 ① K		2 1	0 0	0 0	0 0	0 0	1 1	0 0
Inning Stats	R: 0 E: 0 K: 2 S: 8 H: 0 LOB: 0 BB: 0 P: 10	R: 0 E: 0 K: 1 S: 12 H: 1 LOB: 1 BB: 0 P: 18	R: 0 E: 0 K: 1 S: 6 H: 0 LOB: 0 BB: 0 P: 8	R: 0 E: 0 K: 0 S: 7 H: 0 LOB: 0 BB: 0 P: 12	R: 0 E: 0 K: 0 S: 9 H: 0 LOB: 0 BB: 0 P: 15	R: 0 E: 0 K: 0 S: 18 H: 1 LOB: 1 BB: 0 P: 24	R: 2 E: 0 K: 0 S: 7 H: 2 LOB: 1 BB: 1 P: 13	R: 2 E: 0 K: 1 S: 10 H: 2 LOB: 0 BB: 0 P: 14		1B: 3 2B: 2 3B: 0 HR: 1	SF: 0 SAC: 0 DP: 0 HBP: 0		WP: 1 PB: 0 SB: 0 CS: 0	PA: 31		

PITCHER		IP	WLS	BF	H	R	ER	SO	BB	IBB	HBP	BLK	WP	HR	S	P	ERA	WHIP
55 Mat Latos, R ERA:	(1, 1)	6.0		20	2	0	0	4	0	0	0	0	0	0	60	87	0.00	0.333
Logan Ondrusek, R ERA: 4.5	(7, 1)	0.2	B	4	1	2	2	0	1	0	0	0	0	0	4	9	27.00	3.000
43 Manny Parra, L ERA: 4.79	(7, 1)	0.1		2	1	0	0	0	0	0	0	0	1	0	3	4	0.00	3.000
60 J.J. Hoover, R ERA: 5.4	(8, 1)	1.0	L	5	2	2	2	1	0	0	0	0	0	1	10	14	18.00	2.000

PITCHER	IP	WLS	BF	H	R	ER	SO	BB	IBB	HBP	BLK	WP	HR	S	P	ERA	WHIP

BOTTOM

Cincinnati Reds @ Milwaukee Brewers

Miller Park, Milwaukee, WI

Sat Jun 14 2014, 6:18 PM - 9:12 PM CDT

Att. 40,507 - Roof Closed - 70 F

livebaseballscorecards.com

AB	30
R	4
H	6
RBI	4
BB	1
SO	5
LOB	7

Batter	1	2	3	4	5	6	7	8	9	AB	R	H	RBI	BB	SO	LOB
6 Billy Hamilton, S (1, 8) OBP: 0.301, SLG: 0.382	C FF 88 C FF 88 F CH 77 B CH 78 F FF 89 X CU 76 1-2 HR	C FF 90 L CH 79 F CH 78 F FF 89 S CH 78 0-3 ③ K			C FF 88 B CH 78 F FF 88 X CH 76 1-2 21 HR 1B		C SI 90 B SI 90 C SI 91 C SI 92 1-3 ① K	F SI 91 C SL 85 B SL 86 F SI 90 X SL 86 1-2 19 BB 1-2 2-3 3-H 1B	B SI 91 B SI 91 B FF 92 C FF 90 F FF 93 S FF 91 3-3 ② K	6	2	3	2	0	3	2
21 Todd Frazier, R (1, 5) OBP: 0.348, SLG: 0.514 (8, 3)	C FF 90 F FF 90 B CH 79 F FF 91 B CU 79 F CH 79 X FF 90 2-2 ① F9	S FF 90 C FF 89 F FF 90 B FF 90 F CH 81 B FF 90 F FF 90 X CH 80 2-2 ① P4			1 SAFE 1 SAFE 1 SAFE F FF 88 X FF 88 0-1 1-H HR		B SI 92 C FF 92 B SI 92 C SI 92 F SI 94 S SI 93 2-3 ② K	D FF 87 F FF 90 C FC 86 B FF 89 C FC 82 2-3 ① K	B CU 80 B CH 84 B CH 84 C FF 91 F FF 91 X FF 93 3-2 1-H 3-H 2B	6	1	2	4	0	2	3
19 Joey Votto, L (1, 3) OBP: 0.412, SLG: 0.453 52 Tony Cingrani, L (8, 1) OBP: 0.150, SLG: 0.150	C CH 78 B FF 90 C FF 89 B CH 79 B FF 90 X CH 80 3-2 4 HR 1B	S FF 89 X FF 89 0-1 ② F7			X CH 78 0-0 ① F8		B SI 92 B CH 88 X SI 92 2-0 2B	B FF 89 C FF 88 B CH 83 F FF 88 B CU 70 F CH 82 B FF 89 4-2 1-2 2-3 3-H BB	B FF 91 B FF 90 B FF 91 C FF 91 C FF 90 X FF 92 3-2 ③ G5-3	4 1	1 0	2 0	1 0	1 0	0 0	0 1
4 Brandon Phillips, R (1, 4) OBP: 0.309, SLG: 0.400	S CU 78 D CH 79 X CH 80 1-1 1-H HR	C FF 89 B FF 90 S CU 79 F FF 90 X CU 78 1-2 1B			B FF 88 C X FF 90 1-1 ② G4-3		D SL 85 C SI 93 F FF 93 F SI 94 X SI 93 1-2 ③ G5-3	D FC 86 B FF 88 S FF 89 X FF 89 2-1 ② SF8 3-H		4	1	2	3	0	0	1
32 Jay Bruce, L (1, 9) OBP: 0.319, SLG: 0.362	C FF 89 B FF 89 B FF 89 B CH 79 X FF 90 3-1 ② P6	X FF 89 0-0 ③ L9			C FF 88 B FF 88 B CH 79 F FF 88 C FF 90 2-3 ③ K			39 1B 1B	F8	5	1	1	0	0	1	3
48 Ryan Ludwick, R (1, 7) OBP: 0.330, SLG: 0.424	C FF 89 B FF 89 B CU 78 X CU 78 2-1 2B			B FF 89 B CH 78 F FF 89 B FF 89 F FF 90 X FF 90 3-2 ① F8		C SI 90 X SI 88 0-1 2B		B SL 85 C SL 84 B FF 90 B SL 83 S SI 91 F SL 84 X SI 91 3-2 39 1B 25 1B 1-2 1B	S FF 90 X SI 90 0-1 39 1B 2 FC5-4 2B	5	2	4	0	0	0	0
39 Devin Mesoraco, R (1, 2) OBP: 0.348, SLG: 0.573	F FF 89 B FF 90 D CH 80 X FF 90 2-1 ③ L7			S FF 89 X FF 89 0-1 1B		C SL 80 B SI 89 X CH 82 1-1 ① G6-3		C SL 84 X CU 74 0-1 25 1B 2 1B 6 1B 1-3 2-H 1B	X FF 92 0-0 2 FC5-4 2-3 1B	5	1	3	1	0	0	2
2 Zack Cozart, R (1, 6) OBP: 0.266, SLG: 0.310		B FF 90 B FF 89 B FF 90 C FF 89 S FF 89 F FF 90 F FF 90 X FF 90 3-2 ① F8		C FF 88 D CU 78 S FF 88 B FF 90 F FF 89 F FF 89 F FF 89 X CH 78 2-2 ② P5		B SI 90 X CH 83 1-0 ② G6-3		B SI 90 F SL 84 F SI 89 X CU 75 1-2 6 1B 25 1B 19 BB 1-2 1B	C CU 76 F FF 92 F CU 79 B CU 75 X CH 84 1-2 ① FC5-4 7 E 7 FC6 21 2B 1-2f 3-H	5	2	1	1	0	0	3
44 Mike Leake, R (1, 1) OBP: 0.138, SLG: 0.276 28 Chris Heisey, R (6, PH) OBP: 0.286, SLG: 0.347 43 Manny Parra, L (6, 1) 63 Sam LeCure, R (6, 1) 25 Skip Schumaker, L (8, PH) OBP: 0.260, SLG: 0.295 7 Ramon Santiago, S (8, 5) OBP: 0.300, SLG: 0.227		C CU 77 B FF 90 F FF 89 F CH 79 S FF 90 1-3 ② K		X CU 77 0-0 ③ P3		B CH 84 C CH 84 B SI 90 X CH 84 2-1 ③ F9		S SL 86 X FS 87 0-1 19 BB 6 1B 4 SF8 1-2 2-3 3-H 1B	C CU 75 B FF 92 X FF 92 1-1 FC6 21 2B 1-3	2 1 0 0 1 1	0 0 0 0 1 1	0 0 0 0 0 0	0 0 0 0 1 1	1 0 0 0 0 0	1 1 0 0 0 1	1 1 0 0 0 1
Inning Stats	R: 3 E: 0 K: 0 S: 21 H: 4 LOB: 1 BB: 0 P: 35	R: 0 E: 0 K: 2 S: 14 H: 0 LOB: 0 BB: 0 P: 18	R: 0 E: 0 K: 0 S: 13 H: 1 LOB: 1 BB: 0 P: 16	R: 0 E: 0 K: 0 S: 12 H: 1 LOB: 1 BB: 0 P: 17	R: 2 E: 0 K: 1 S: 11 H: 2 LOB: 0 BB: 0 P: 15	R: 0 E: 0 K: 0 S: 7 H: 1 LOB: 1 BB: 0 P: 11	R: 0 E: 0 K: 2 S: 12 H: 1 LOB: 1 BB: 0 P: 18	R: 5 E: 0 K: 1 S: 27 H: 6 LOB: 2 BB: 1 P: 43	R: 3 E: 1 K: 1 S: 18 H: 3 LOB: 1 BB: 0 P: 29	1B: 11 2B: 5 3B: 0 HR: 3 SF: 1 SAC: 0 DP: 0 HBP: 0						WP: 0 PB: 0 SB: 0 CS: 0 PA: 48	

PITCHER		IP	WLS	BF	H	R	ER	SO	BB	IBB	HBP	BLK	WP	HR	S	P	ERA	WHIP
41 Marco Estrada, R ERA: 4.82	(1, 1)	5.0	L	23	8	5	5	3	0	0	0	0	0	3	71	101	9.00	1.600
32 Tom Gorzelanny, L ERA:	(6, 1)	1.0		4	1	0	0	0	0	0	0	0	0	0	7	11	0.00	1.000
53 Brandon Kintzler, R ERA: 2.96	(7, 1)	1.0		4	1	0	0	2	0	0	0	0	0	0	12	18	0.00	1.000
47 Rob Wooten, R ERA: 4.98	(8, 1)	0.0		6	6	5	5	0	0	0	0	0	0	0	17	22	∞	∞
50 Mike Fiers, R ERA:	(8, 1)	1.0		4	0	0	0	1	1	0	0	0	0	0	10	21	0.00	1.000

PITCHER		IP	WLS	BF	H	R	ER	SO	BB	IBB	HBP	BLK	WP	HR	S	P	ERA	WHIP
51 Wei-Chung Wang, L ERA: 12.51	(9, 1)	1.0		7	3	3	1	1	0	0	0	0	0	0	18	29	9.00	3.000

TOP

Cincinnati Reds @ Milwaukee Brewers

Miller Park, Milwaukee, WI

Sun Jun 15 2014, 1:12 PM - 4:30 PM CDT

Att. 42,213 - Cloudy - 77 F

livebaseballscorecards.com

AB	46
R	13
H	19
RBI	13
BB	1
SO	7
LOB	18

Cincinnati Reds @ Milwaukee Brewers

Miller Park, Milwaukee, WI

Sun Jun 15 2014, 1:12 PM - 4:30 PM CDT

Att. 42,213 - Cloudy - 77 F

livebaseballscorecards.com

BOTTOM

Batter	1	2	3	4	5	6	7	8	9	AB	R	H	RBI	BB	SO	LOB
2 Scooter Gennett, L (1, 4) OBP: 0.335, SLG: 0.437	G5-3		1B	2B		K			L8	5	0	2	2	0	1	0
8 Ryan Braun, R (1, 9) OBP: 0.325, SLG: 0.500	F8		F9	P6		G4-3			P5	5	0	0	0	0	0	4
20 Jonathan Lucroy, R (1, 2) OBP: 0.397, SLG: 0.516 12 Martín Maldonado, R (9, 2) OBP: 0.393, SLG: 0.479	K		P5		HR		27 G5-4-3 1B		G5-3	4 1	1 0	2 0	1 0	0 0	1 0	2 0
27 Carlos Gómez, R (1, 8) OBP: 0.379, SLG: 0.547		18 PB 2B		16 L9-3 1B	L8		G5-4-3 1-2f			4	0	2	0	0	0	1
16 Aramis Ramirez, R (1, 5) OBP: 0.313, SLG: 0.421 24 Lyle Overbay, L (9, 3) OBP: 0.304, SLG: 0.313		L7	L9-3 1-2		18 FC1-4 1B		G6-3			4 0	0 0	1 0	0 0	0 0	0 0	2 0
18 Khris Davis, R (1, 7) OBP: 0.310, SLG: 0.479	2-3		7 2B 41 1B 1B	FC1-4 7 S 1-2f				BB		3	1	1	0	1	1	2
7 Mark Reynolds, R (1, 3) OBP: 0.299, SLG: 0.431 (9, 5)			41 1B 2 2B 1-3 2B	9 FC5-4 1-2 BB					P2	3	1	1	0	1	1	2
9 Jean Segura, R (1, 6) OBP: 0.277, SLG: 0.314			F9	41 1B 2 2B IBB	FC5-4 1-2f				L5	3	1	0	0	1	0	3
41 Marco Estrada, R (1, 1) OBP: 0.167, SLG: 0.091 32 Tom Gorzelanny, R (6, 1) 3 Elian Herrera, S (6, PH) OBP: 0.226, SLG: 0.259 53 Brandon Kintzler, R (7, 1) 47 Rob Wooten, R (8, 1) 50 Mike Fiers, R (8, 1) Rickie Weeks Jr., R (8, PH) OBP: 0.356, SLG: 0.417 51 Wei-Chung Wang, L (9, 1)			8 F9 2 1B BB	2 2B 1-2 2-3 3-H 1B		P4			L9	1 0 1 0 0 0 1 0	0 0 0 0 0 0 0 0	1 0 0 0 0 0 0 0	1 0 0 0 0 0 0 0	0 0 0 0 0 0 0 0	0 0 0 0 0 0 1 0	0 0 0 0 0 0 1 0
Inning Stats	R: 0 E: 0 K: 1 S: 7 H: 0 LOB: 0 BB: 0 P: 9	R: 0 E: 0 K: 2 S: 11 H: 1 LOB: 1 BB: 0 P: 17	R: 0 E: 0 K: 0 S: 12 H: 1 LOB: 2 BB: 1 P: 18	R: 3 E: 0 K: 0 S: 9 H: 5 LOB: 2 BB: 1 P: 22	R: 1 E: 0 K: 0 S: 11 H: 2 LOB: 2 BB: 1 P: 18	R: 0 E: 0 K: 1 S: 8 H: 0 LOB: 0 BB: 0 P: 10	R: 0 E: 0 K: 0 S: 3 H: 1 LOB: 0 BB: 0 P: 4	R: 0 E: 0 K: 0 S: 8 H: 0 LOB: 1 BB: 1 P: 15	R: 0 E: 0 K: 0 S: 6 H: 0 LOB: 0 BB: 0 P: 8	1B: 6 2B: 4 3B: 0 HR: 1	SF: 0 SAC: 0 DP: 2 HBP: 0					

	AB	35
	R	4
	H	10
	RBI	4
	BB	4
	SO	4
	LOB	17

WP: 0 PB: 1 SB: 1 CS: 0 PA: 39

PITCHER		IP	WLS	BF	H	R	ER	SO	BB	IBB	HBP	BLK	WP	HR	S	P	ERA	WHIP
44 Mike Leake, R ERA: 3.8	(1, 1)	5.0	W	26	9	4	4	3	2	1	0	0	0	1	50	84	7.20	2.200
43 Manny Parra, L ERA: 4.64	(6, 1)	0.2	H	2	0	0	0	1	0	0	0	0	0	0	5	5	0.00	0.000
63 Sam LeCure, R ERA: 2.63	(6, 1)	1.1	H	4	1	0	0	0	0	0	0	0	0	0	6	9	0.00	0.750
52 Tony Cingrani, L ERA: 4.52	(8, 1)	2.0		7	0	0	0	0	1	0	0	0	0	0	14	23	0.00	0.500

PITCHER	IP	WLS	BF	H	R	ER	SO	BB	IBB	HBP	BLK	WP	HR	S	P	ERA	WHIP

Cincinnati Reds @ Pittsburgh Pirates

PNC Park, Pittsburgh, PA

Tue Jun 17 2014, 7:08 PM - 11:02 PM EDT

Att. 23,565 - Partly Cloudy - 86 F

TOP

livebaseballscorecards.com

Batter	1	2	3	4	5	6	7	8	9	AB	R	H	RBI	BB	SO	LOB
6 Billy Hamilton, S (1, 8) OBP: 0.311, SLG: 0.393	B SI 91 C SI 92 X SI 92 1-1 19 S 19 1B 2B		X SI 94 0-0 21 E 21 S 1B	B SI 92 B SI 92 B SI 92 B SI 93 4-0 1-2 2-3 BB			B SI 96 C FF 96 C FF 95 X FF 96 1-2 21 1B 21 S 19 1B 1B	F FC 92 B FC 92 S FC 92 B KC 83 F FC 92 X FC 93 2-2 ③ F9		4	2	3	0	1	0	0
21 Todd Frazier, R (1, 5) OBP: 0.349, SLG: 0.524	X SI 93 0-0 ① B1		1 SAFE B SI 93 1 SAFE C SI 93 B SI 93 F SL 87 F SI 93 S SL 86 2-3 ② K 1-3	F SI 93 X SI 93 0-1 ③ F9			1 SAFE 1 SAFE F SI 96 1 SAFE P PO 92 C FF 96 F FF 97 X CU 80 1-2 19 S 19 1B 1-3 1B		B SL 80 B SL 81 X FF 94 2-0 HR	5	2	2	1	0	1	5
19 Joey Votto, L (1, 3) OBP: 0.412, SLG: 0.451	C SI 92 B SI 93 B SI 93 B CH 86 X CH 86 3-1 2-H 1B		C SI 94 S SI 94 D SL 86 B SI 94 B SI 94 S SI 94 3-3 ③ K		C SI 94 F SI 92 B CH 85 C SI 93 1-3 ① K		F FF 96 B SI 96 C SI 96 B FC 91 F SI 96 F SI 98 B SI 98 X FF 98 3-2 32 FC4-5 1-H 3-H 1B		B FF 93 B CH 85 B SL 83 X SI 94 3-0 ① L7	5	0	2	3	0	2	1
4 Brandon Phillips, R (1, 4) OBP: 0.311, SLG: 0.400	B SI 93 X SI 92 1-0 ② L6			C SI 92 S SI 93 B SL 86 X SL 85 1-2 32 2B 48 1B 1B	C SI 94 F SI 94 F CH 86 B SI 94 X SI 94 1-2 ② G4-3		F SI 97 F FF 97 F SI 97 B FF 98 F FC 90 S FC 90 1-3 ① K		C FF 93 X FF 94 0-1 32 G6-5-3 1B	5	1	2	0	0	1	2
32 Jay Bruce, L (1, 9) OBP: 0.316, SLG: 0.363 54 Aroldis Chapman, L (9, 1)	C SI 93 D CH 86 X CH 86 1-1 ③ G4-3			X SI 93 0-0 48 1B 29 FC5-4 1-3 2B	B SI 93 C SI 94 C CH 85 X SI 93 1-2 ③ L7		S FF 97 B FC 89 S FF 95 F SI 96 B FC 90 X SI 97 2-2 ② FC4-5 48 BB 1-2f		L CH 85 D CH 86 S SI 94 X FF 93 1-2 ②③ G6-5-3 1-2f	5 0	1 0	1 0	0 0	0 0	0 0	3 0
48 Ryan Ludwick, R (1, 7) OBP: 0.339, SLG: 0.428 63 Sam LeCure, R (7, 1) 43 Manny Parra, L (7, 1) Logan Ondrusek, R (7, 1) 15 Roger Bernadina, L (9, 9) OBP: 0.290, SLG: 0.207		B SI 92 C SI 93 X SI 92 1-1 29 L4-3 1B		F SI 94 B SI 93 X SI 93 1-1 29 FC5-4 2-3 3-H 1B	F SI 93 B SI 92 S CH 84 B CH 85 X CH 85 2-2 ① G4-3		1 SAFE 1 SAFE B SI 92 B CH 85 B SI 92 C SI 92 B SI 93 4-1 29 FC4 1-2 BB			3 0 0 0 0 0	0 0 0 0 0 0	2 0 0 0 0 0	1 0 0 0 0 0	1 0 0 0 0 0	0 0 0 0 0 0	0 0 0 0 0 0
29 Brayan Peña, S (1, 2) OBP: 0.284, SLG: 0.373		C SI 92 D CH 86 1 SAFE B SI 92 B SI 93 X SI 93 3-1 ①② L4-3 1-1		X SI 94 0-0 ① FC5-4 6 BB 2 1B 1-2f 3-H	C SI 94 B CH 85 B CH 84 X SI 94 2-1 ② L9	S CH 84 S CH 85 D CH 87 B SI 93 F CH 84 X CH 84 2-2 ③ FC4 1-2f			4	0	0	1	0	0	4
2 Zack Cozart, R (1, 6) OBP: 0.265, SLG: 0.309		C SI 93 F SL 86 B SL 85 F SI 94 F SI 94 B SL 86 F SI 93 X SI 94 2-2 ③ L7		C SL 86 B SI 93 C SI 93 B SL 86 X SI 92 2-2 6 BB 1-2 1B	B SI 94 B SI 92 C SI 92 X SI 91 2-1 E5			B FF 94 C FC 93 S FC 92 B KC 83 X FC 93 2-2 ① L8		4	0	1	0	0	0	0
47 Johnny Cueto, R (1, 1) OBP: 0.118, SLG: 0.118 28 Chris Heisey, R (7, 7) OBP: 0.282, SLG: 0.345			C SI 92 C SI 93 F SI 93 X SL 84 0-2 ① G1-3	B SI 92 B SI 92 M SI 92 M SI 92 C SI 93 2-3 ② K		X SI 94 0-0 ③ G4-3		B FC 92 B FC 92 B FF 94 C FC 93 S FC 92 X FC 93 3-2 ② G1-3		3 1	0 0	0 0	0 0	0 0	1 0	3 0
Inning Stats	R: 1 E: 0 K: 0 S: 8 H: 2 LOB: 1 BB: 0 P: 14	R: 0 E: 0 K: 0 S: 10 H: 1 LOB: 0 BB: 0 P: 16	R: 0 E: 0 K: 2 S: 12 H: 1 LOB: 1 BB: 0 P: 17	R: 2 E: 0 K: 1 S: 15 H: 4 LOB: 3 BB: 1 P: 25	R: 0 E: 0 K: 1 S: 10 H: 0 LOB: 0 BB: 0 P: 13	R: 0 E: 1 K: 0 S: 8 H: 0 LOB: 1 BB: 0 P: 14	R: 2 E: 0 K: 1 S: 27 H: 3 LOB: 2 BB: 1 P: 40	R: 0 E: 0 K: 0 S: 10 H: 0 LOB: 0 BB: 0 P: 17	R: 1 E: 0 K: 0 S: 7 H: 2 LOB: 0 BB: 0 P: 13	1B: 10 2B: 3 3B: 0 HR: 1 SF: 0 SAC: 0 DP: 2 HBP: 0						

	AB	39
	R	6
	H	13
	RBI	6
	BB	2
	SO	5
	LOB	18

WP: 0 PA: 41
PB: 0
SB: 4
CS: 0

PITCHER		IP	WLS	BF	H	R	ER	SO	BB	IBB	HBP	BLK	WP	HR	S	P	ERA	WHIP
58 Brandon Cumpton, R ERA: 5.82	(1, 1)	6.0		27	8	3	3	4	1	0	0	0	0	0	63	99	4.50	1.500
37 Justin Wilson, L ERA: 5.47	(7, 1)	0.2		5	3	2	2	1	0	0	0	0	0	0	22	29	27.00	4.500
30 Jeanmar Gómez, R ERA: 3.62	(7, 1)	0.1		2	0	0	0	0	1	0	0	0	0	0	5	11	0.00	3.000
35 Mark Melancon, R ERA: 1.95	(8, 1)	1.0		3	0	0	0	0	0	0	0	0	0	0	10	17	0.00	0.000
39 Jason Grilli, R ERA: 4.08	(9, 1)	1.0	L	4	2	1	1	0	0	0	0	0	0	1	7	13	9.00	2.000

PITCHER	IP	WLS	BF	H	R	ER	SO	BB	IBB	HBP	BLK	WP	HR	S	P	ERA	WHIP

Cincinnati Reds @ Pittsburgh Pirates

PNC Park, Pittsburgh, PA

Tue Jun 17 2014, 7:08 PM - 11:02 PM EDT

Att. 23,565 - Partly Cloudy - 86 F

BOTTOM

livebaseballscorecards.com

Batter	1	2	3	4	5	6	7	8	9	AB	R	H	RBI	BB	SO	LOB
25 Gregory Polanco, L (1, 9) OBP: 0.405, SLG: 0.457	C FF 91 B FC 88 X FF 91 1-1 ① L8		C CH 83 X FF 94 0-1 6 FC6-4 1B	B CH 85 B CH 87 B FF 91 X FF 95 3-0 ③ P6		B FF 95 B CH 85 C FF 95 C FF 94 B FC 89 3-2 ③ CS 1-2	C KC 70 S KC 74 X KC 72 0-2 ① L6	B CU 77 B CH 84 B FF 95 B FF 95 4-0 6 1B BB		4	0	1	0	1	0	1
6 Starling Marte, R (1, 7) OBP: 0.327, SLG: 0.398	C FC 87 B FF 91 F FF 92 F SI 92 B CH 85 X CH 84 2-2 ② G6-3		L FC 87 1 SAFE T FF 94 1 SAFE B FF 94 X FC 86 1-2 ① FC6-4 22 2B 55 BB 1-2f		C SL 80 X SI 93 0-1 ① G4-3		X FF 88 0-0 15 WP 22 BB 15 1B 1B	X FF 93 0-0 1-2 1B		5	2	2	0	0	0	1
22 Andrew McCutchen, R (1, 8) OBP: 0.436, SLG: 0.552	C FF 91 B FF 93 F FC 89 B FC 90 F FF 94 S CH 84 2-3 ③ K		1 SAFE B FF 94 S SI 94 1 SAFE B FF 94 X SI 94 2-1 55 BB 24 F8-2 2B 1-3		B SL 85 F FF 94 X FC 87 1-1 ② F9		F FF 88 B SL 80 C SI 88 B SL 81 B SL 79 D SL 80 4-2 15 1B 55 1B BB 1-2	S FC 92 T FC 92 S FC 93 0-3 ② K		4	1	1	0	1	2	2
15 Ike Davis, L (1, 3) OBP: 0.358, SLG: 0.380		C FC 87 F FF 92 B FC 87 F FC 86 X SI 92 1-2 ① G4-3	B FF 91 B FC 92 C CH 83 F FF 95 B SL 85 B FF 96 4-2 55 BB BB		B CH 86 F FC 90 C FF 93 F FF 95 X FC 88 1-2 2B		C FF 88 B SI 87 C SI 88 B KC 75 X KC 73 2-2 55 1B 5 1B 1B 1-2 2-H	F FF 94 B FC 93 D FF 95 B FF 93 F FF 93 F FF 94 F FF 95 S CU 76 3-3 ③ K		4	1	2	1	1	1	2
55 Russell Martin, R (1, 2) OBP: 0.422, SLG: 0.402		B FF 91 B SL 83 C SL 83 S FF 93 B FF 94 F FC 89 D CH 83 4-2 5 2B BB	B FF 95 B FC 90 B SL 86 C FF 95 F CH 86 F CH 86 F SL 85 B FF 97 4-2 1-2 2-3 3-H BB		B FF 96 B FF 95 C CH 86 D CH 87 C FC 89 B FF 95 4-2 24 FC5-4 BB		B SI 88 C SI 86 B SI 88 B SI 87 C SI 87 F SI 88 F KC 73 X SI 89 3-2 5 1B 1-2 2-H 1B		F FF 100 B CH 88 B CH 87 F FF 100 S CH 87 2-3 ① K	2	1	1	2	3	1	0
24 Pedro Alvarez, L (1, 5) OBP: 0.318, SLG: 0.394 17 Gaby Sanchez, R (7, PH) OBP: 0.303, SLG: 0.487 35 Mark Melancon, R (8, 1) 39 Jason Grilli, R (9, 1) 19 Chris Stewart, R (9, PH) OBP: 0.342, SLG: 0.281		1 SAFE B FC 88 X FC 89 1-0 ② P4	B FC 91 F FF 94 B CH 86 X FC 90 2-1 ② ③ F8-2 3-H		F FF 94 F FF 92 X SI 95 0-2 ③ FC5-4 1-2f		F SL 84 S SL 84 B SL 84 S FS 84 1-3 ② K		F FF 100 B CH 88 B CH 89 B FF 100 C FF 99 B FF 99 4-2 5 1B BB	3 1 0 0 0	0 0 0 0 0	0 0 0 0 1	0 0 0 0 0	0 1 0 0 0	0 0 0 0 0	6 2 0 0 0
5 Josh Harrison, R (1, 4) OBP: 0.357, SLG: 0.494 (8, 5)		B FC 88 X FF 93 1-0 10 1B 1-H 2B	B SL 82 C SL 83 F SL 82 X FF 94 1-2 ① F8	X SI 94 0-0 31 FC6-5 10 S 1B	C FF 94 F FC 90 F CU 79 B FC 92 X FF 93 1-2 1-3 2-H 1B		X FF 101 0-0 1-2 1B	5	0	4	2	0	0	0
10 Jordy Mercer, R (1, 6) OBP: 0.259, SLG: 0.337		X SL 86 0-0 58 S 2-3 1B	C SL 85 X FC 86 0-1 58 SH1-4 1B	1 SAFE L FF 91 B FF 92 1 SAFE L FF 90 B FF 96 F FC 89 B SI 94 S SL 85 3-3 ① K 1-2	F FF 94 F FC 92 X FC 91 0-2 ③ L9		C FF 101 B SL 91 S SL 90 D SL 93 S FF 102 2-3 ② K	5	0	2	0	0	2	5
58 Brandon Cumpton, R (1, 1) OBP: 0.200, SLG: 0.111 31 Jose Tabata, R (6, PH) OBP: 0.331, SLG: 0.338 37 Justin Wilson, L (7, 1) 30 Jeanmar Gómez, R (7, 1) OBP: 1.000, SLG: 1.000 12 Clint Barmes, R (8, 4) OBP: 0.301, SLG: 0.270		B FC 88 C FF 94 C SI 94 F FF 94 F FC 90 B FF 95 F FF 96 F FC 87 X FC 89 2-2 ③ G4-3 1-2	C FF 89 X CH 85 0-1 ② SH1-4 1-2	C SI 94 B FF 95 F FF 95 B FF 96 F FF 96 X CH 85 2-2 ② FC6-5 25 CS 2-3	C FF 93 X FC 92 0-1 ① P4		S SL 91 B CH 90 X SL 90 1-1 ③ L7	1 1 0 0 2	0 0 0 0 0	0 0 0 0 0	0 0 0 0 0	0 0 0 0 0	0 0 0 0 0	2 1 0 0 2
Inning Stats	R: 0 E: 0 K: 1 S: 10 H: 0 LOB: 0 BB: 0 P: 15	R: 1 E: 0 K: 0 S: 17 H: 2 LOB: 2 BB: 1 P: 26	R: 1 E: 0 K: 0 S: 15 H: 2 LOB: 2 BB: 2 P: 28	R: 0 E: 0 K: 0 S: 8 H: 1 LOB: 1 BB: 0 P: 12	R: 0 E: 0 K: 0 S: 13 H: 1 LOB: 2 BB: 1 P: 19	R: 0 E: 0 K: 1 S: 11 H: 1 LOB: 0 BB: 0 P: 19	R: 3 E: 0 K: 1 S: 24 H: 4 LOB: 2 BB: 1 P: 35	R: 0 E: 0 K: 2 S: 11 H: 1 LOB: 2 BB: 1 P: 18	R: 0 E: 0 K: 2 S: 11 H: 1 LOB: 2 BB: 1 P: 20	1B: 10 2B: 4 3B: 0 HR: 0 SF: 0 SAC: 1 DP: 1 HBP: 0						

	AB	37
	R	5
	H	13
	RBI	5
	BB	7
	SO	7
	LOB	24

WP: 1 PA: 46
PB: 0
SB: 2
CS: 1

PITCHER		IP	WLS	BF	H	R	ER	SO	BB	IBB	HBP	BLK	WP	HR	S	P	ERA	WHIP
47 Johnny Cueto, R ERA: 1.92	(1, 1)	6.0		27	7	2	2	2	4	0	0	0	0	0	74	119	3.00	1.833
63 Sam LeCure, R ERA: 3.58	(7, 1)	0.1	H	5	3	3	3	0	1	0	0	0	1	0	14	23	81.00	12.000
43 Manny Parra, L ERA: 4.57	(7, 1)	0.1	H	1	0	0	0	1	0	0	0	0	0	0	3	4	0.00	0.000
Logan Ondrusek, R ERA: 4.26	(7, 1)	1.1	W	7	2	0	0	2	1	0	0	0	0	0	18	26	0.00	2.250
54 Aroldis Chapman, L ERA: 1.06	(9, 1)	1.0	S	5	1	0	0	2	1	0	0	0	0	0	11	20	0.00	2.000

PITCHER	IP	WLS	BF	H	R	ER	SO	BB	IBB	HBP	BLK	WP	HR	S	P	ERA	WHIP

Cincinnati Reds @ Pittsburgh Pirates

PNC Park, Pittsburgh, PA

Wed Jun 18 2014, 7:09 PM - 11:48 PM EDT

Att. 23,329 - Partly Cloudy - 86 F

TOP

livebaseballscorecards.com

Batter	1	2	3	4	5	6	7	8	9	AB	R	H	RBI	BB	SO	LOB
6 Billy Hamilton, S (1, 8) OBP: 0.316, SLG: 0.400	K		L7 E9 1B		F8		S SL 85 D SL 88 B FF 95 X FF 94 2-1 1-2 1B		X SL 82 0-0 1-3 2-H 2B	6	0	3	3	0	1	0
21 Todd Frazier, R (1, 5) OBP: 0.345, SLG: 0.515	X SI 95 0-0 G5-3		19 1B 4 WP 1B K		S SL 88 B SL 88 S SL 88 B SL 88 S SL 86 2-3 K		C SI 91 X SI 91 0-1 F9		X CH 77 0-0 G6-3 3-H	6	1	1	1	0	2	5
19 Joey Votto, L (1, 3) OBP: 0.414, SLG: 0.446	B SI 94 C KC 80 B SI 93 S CH 85 B SI 95 B KC 80 4-2 BB		4 WP 4 2B 1B G4-3			B SI 93 C FF 93 B FF 94 F SL 88 F SL 89 B FF 96 B SL 84 4-2 39 FC6-4 BB		C CH 82 F SI 90 B SI 90 C SI 92 1-3 K	B FC 85 C CH 83 S CH 77 B SI 79 S CH 77 2-3 K	4	1	1	0	2	2	3
4 Brandon Phillips, R (1, 4) OBP: 0.313, SLG: 0.404	B SI 94 B SI 94 C SI 94 X SI 94 2-1 P4		C KC 81 B FF 94 X FF 94 1-1 39 HBP 25 1B 2-H 3-H 2B	C FF 94 B SL 84 X FF 94 1-1 F8		C SL 87 C SL 86 X SL 87 0-2 F7		C SI 93 X CH 86 0-1 1B		5	1	2	1	0	0	2
32 Jay Bruce, L (1, 9) OBP: 0.318, SLG: 0.360		S SI 92 B CH 84 X SI 92 1-1 25 WP 39 BB 25 SF9 1B	B CH 85 B KC 79 C CH 84 S FF 95 D KC 83 F SI 95 B CH 84 4-2 25 1B 39 HBP 2 1B BB	C SL 86 T FF 95 F SL 89 B FF 95 S FF 96 1-3 K		F SL 86 B SI 94 D SL 87 X FF 95 2-1 P6		B CH 84 S CH 84 B SI 91 F SI 92 B CH 85 X SI 91 3-2 F8		4	2	1	0	1	1	2
39 Devin Mesoraco, R (1, 2) OBP: 0.356, SLG: 0.575		D KC 79 B CH 82 C CH 84 1 SAFE F FF 93 D KC 81 B SI 94 4-2 25 SF9 25 WP 1-2 BB	B KC 79 B KC 79 H SI 93 3-0 2 1B 25 1B 31 1B 1-2 2-3 HBP	X FF 96 0-0 25 1B 2B		B SL 88 S SL 87 X SL 86 1-1 FC6-4 1-2f		F SI 92 C CH 84 S SL 86 0-3 K		3	2	1	0	1	1	2
25 Skip Schumaker, L (1, 7) OBP: 0.267, SLG: 0.303		B SI 94 C CH 84 X FF 95 1-1 SF9 1-3 2-H	C CH 84 F FF 95 X CH 86 0-2 31 1B 2 1B 6 E 1-2 2-3 3-H 1B	B FF 95 S SL 88 B SL 88 X FF 95 2-1 2 FC6-4 2-H 1B			F FF 92 B FF 92 C SL 84 C SL 86 1-3 K		X CH 82 0-0 G6-3	4	1	2	3	0	1	0
2 Zack Cozart, R (1, 6) OBP: 0.272, SLG: 0.312		C SI 94 F FF 94 D KC 82 S CH 87 1-3 K	D KC 81 B FF 95 C SI 94 X SI 94 2-1 31 1B 6 E 1-2 2-3 3-H 1B	F FF 96 F FF 95 B SL 88 X SL 89 1-2 FC6-4 1-2f			B SL 83 F FF 95 C SL 84 X SL 86 1-2 6 1B 1B		B FC 85 B FC 86 B FF 84 C CH 83 B FC 85 4-1 60 BB 6 2B BB	4	2	2	1	1	1	2
31 Alfredo Simon, R (1, 1) OBP: 0.103, SLG: 0.138 60 J.J. Hoover, R (7, 1)		X FF 94 0-0 F9	B FF 93 X FF 94 1-0 6 E 1-2 2-3 3-H 1B	F FF 93 X SL 85 0-1 G6-3			F FF 93 C FF 93 F SL 86 S SL 89 0-3 K		F SL 82 B FC 84 F SL 82 B CH 77 B FC 83 B CH 83 4-2 6 2B 21 G6-3 1-2 BB	4 0	0 1	1 0	1 0	0 1	1 0	2 0
Inning Stats	R: 0 E: 0 K: 1 S: 8 H: 0 LOB: 1 BB: 1 P: 15	R: 1 E: 0 K: 1 S: 10 H: 1 LOB: 1 BB: 1 P: 17	R: 7 E: 1 K: 1 S: 29 H: 7 LOB: 2 BB: 1 P: 49	R: 1 E: 0 K: 1 S: 12 H: 2 LOB: 1 BB: 0 P: 17	R: 0 E: 0 K: 1 S: 7 H: 0 LOB: 0 BB: 0 P: 11	R: 0 E: 0 K: 0 S: 10 H: 0 LOB: 1 BB: 1 P: 17	R: 0 E: 0 K: 2 S: 14 H: 2 LOB: 2 BB: 0 P: 18	R: 0 E: 0 K: 2 S: 11 H: 1 LOB: 1 BB: 0 P: 15	R: 2 E: 0 K: 1 S: 9 H: 1 LOB: 1 BB: 2 P: 19	1B: 11 2B: 3 3B: 0 HR: 0 SF: 1 SAC: 0 DP: 0 HBP: 1						

AB	40
R	11
H	14
RBI	10
BB	6
SO	10
LOB	18

WP: 2 PB: 0 SB: 0 CS: 0 — PA: 48

PITCHER		IP	WLS	BF	H	R	ER	SO	BB	IBB	HBP	BLK	WP	HR	S	P	ERA	WHIP
36 Edinson Volquez, R ERA: 4.67	(1, 1)	2.1	L	17	6	8	8	2	3	0	1	0	2	0	35	64	30.86	3.857
38 Stolmy Pimentel, R ERA: 4.67	(3, 1)	4.1		20	6	1	1	5	1	0	0	0	0	0	53	78	2.08	1.615
30 Jeanmar Gómez, R ERA: 3.49	(7, 1)	1.1		5	1	0	0	2	0	0	0	0	0	0	13	17	0.00	0.750
23 Travis Snider, L ERA: 18.0	(9, 1)	1.0		6	1	2	2	1	2	0	0	0	0	0	9	19	18.00	3.000

PITCHER	IP	WLS	BF	H	R	ER	SO	BB	IBB	HBP	BLK	WP	HR	S	P	ERA	WHIP

Batter	1	2	3	4	5	6	7	8	9	AB	R	H	RBI	BB	SO	LOB
25 Gregory Polanco, L (1, 9) OBP: 0.429, SLG: 0.487	C SI 94 X FS 84 0-1 G3-1		B SI 94 C SI 94 C FS 82 B CU 77 X FS 86 2-2 G3-1		C SI 94 B CU 76 X FS 84 1-1 2-H 1B		B SI 93 B SI 93 B SI 92 B SI 93 4-0 6 FC6-4 1-2 2-3 BB		C FF 93 B SL 84 B FF 93 F FF 94 F FF 94 B SL 83 F FF 93 F FF 93 X FF 93 3-2 31 1B 2B	4	1	2	1	1	0	0
6 Starling Marte, R (1, 7) OBP: 0.329, SLG: 0.395 (7, 8)	C FF 94 F SI 95 F CU 78 B CU 81 B SI 96 B SI 96 X SI 96 3-2 22 G5-3 22 S 1B		C SI 95 S FC 88 F CU 79 B FC 91 B FC 90 X FC 90 2-2 F9		B SI 94 F SI 94 B SI 95 S SI 95 D SI 96 B SI 95 4-2 BB		X SI 95 0-0 FC6-4 15 BB 1-2f 2-3 3-H		B FF 91 X FF 91 1-0 L8	4	0	1	1	1	0	3
22 Andrew McCutchen, R (1, 8) OBP: 0.432, SLG: 0.546 31 Jose Tabata, R (7, 7) OBP: 0.333, SLG: 0.343	B FF 94 1 SAFE 1 SAFE F SI 95 1 SAFE C FC 89 X SI 96 1-2 G5-3 1-3		B FF 95 F FF 96 C FC 89 C CU 81 1-3		X SI 95 0-0 G6-3		F SI 93 B CU 74 B CU 75 X FF 92 2-1 SF9 3-H		X FF 91 0-0 2-H 1B	3 1	0 0	0 1	0 2	0 0	1 0	3 0
15 Ike Davis, L (1, 3) OBP: 0.355, SLG: 0.372	B SI 96 X SI 96 1-0 G4-3			C SI 94 C FS 83 F FS 84 F FS 85 B FS 86 B FS 85 S FS 86 2-3 K	B SI 92 B SI 94 F SI 94 X SI 94 2-1 G4-3		B FF 92 B FF 92 C FF 92 B CH 87 S FF 93 F FF 93 B FF 94 4-2 1-2 BB		B CH 84 F FF 90 X FF 91 1-1 G3-1	4	0	0	0	1	1	2
55 Russell Martin, R (1, 2) OBP: 0.418, SLG: 0.392		B FF 95 C SI 95 B FC 89 C FC 90 B CU 78 F SI 96 X SI 96 3-2 F8		C FC 88 B CU 77 B FC 91 X FF 95 2-1 F8	C FC 87 F FS 84 F FS 84 H CU 76 1-2 HBP		B FF 93 C SL 82 C SL 84 F FF 93 S SL 82 1-3 K			3	0	0	0	0	1	2
5 Josh Harrison, R (1, 4) OBP: 0.354, SLG: 0.488 (7, 5)		C FF 96 X FC 89 0-1 24 S 1B		B FF 96 C FF 95 C FC 90 B CU 78 F FS 86 B EP 64 F FF 95 X FF 95 3-2 P3	S FF 95 X SI 94 0-1 L5			X FF 92 0-0 G4-3		4	0	1	0	0	0	1
24 Pedro Alvarez, L (1, 5) OBP: 0.318, SLG: 0.397 30 Jeanmar Gómez, R (7, 1) OBP: 1.000, SLG: 1.000 23 Travis Snider, L (8, PH) OBP: 0.319, SLG: 0.331 (9, 1)		1 SAFE 1 SAFE B SI 94 S FS 85 1 SAFE B SI 94 D SI 94 S FS 88 T FS 87 3-2 K 1-2		F SI 94 S FS 86 X FS 87 0-2 25 1B 2B	X FF 94 0-0 F7			B SL 81 X FF 93 1-0 G6-3	3 0 1	1 0 0	1 0 0	0 0 0	0 0 0	1 0 0	2 0 0
10 Jordy Mercer, R (1, 6) OBP: 0.264, SLG: 0.337		I IN 70 I IN 72 I IN 73 I IN 76 4-0 IBB			X SI 94 0-0 G5-3		C SI 91 X FC 86 0-1 25 BB 12 HBP 6 FC6-4 1B	C FF 92 B FF 93 S SL 83 X FF 94 1-2 F9		3	1	1	0	1	0	1
36 Edinson Volquez, R (1, 1) OBP: 0.095, SLG: 0.050 38 Stolmy Pimentel, R (3, 1) 12 Clint Barmes, R (7, 4) OBP: 0.306, SLG: 0.267		B FF 95 F FF 95 C FF 96 F FF 96 S FF 96 1-3 K		C FF 94 F FF 94 T FF 95 0-2 K			C FF 91 H SI 93 1-1 6 FC6-4 25 BB 31 SF9 1-2 HBP		B FF 92 X FF 90 1-0 P3	1 1 1	0 0 1	0 0 0	0 0 0	0 0 0	1 1 0	2 1 0
Inning Stats	R: 0 E: 0 K: 0 S: 10 H: 1 LOB: 1 BB: 0 P: 15	R: 0 E: 0 K: 2 S: 13 H: 1 LOB: 2 BB: 1 P: 24	R: 0 E: 0 K: 1 S: 10 H: 0 LOB: 0 BB: 0 P: 15	R: 0 E: 0 K: 1 S: 12 H: 0 LOB: 0 BB: 0 P: 19	R: 1 E: 0 K: 1 S: 12 H: 2 LOB: 2 BB: 1 P: 17	R: 0 E: 0 K: 0 S: 8 H: 0 LOB: 1 BB: 0 P: 11	R: 2 E: 0 K: 1 S: 13 H: 1 LOB: 2 BB: 2 P: 25	R: 0 E: 0 K: 0 S: 5 H: 0 LOB: 0 BB: 0 P: 7	R: 1 E: 0 K: 0 S: 11 H: 2 LOB: 1 BB: 0 P: 17	1B: 5 2B: 2 3B: 0 HR: 0 SF: 1 SAC: 0 DP: 0 HBP: 2					WP: 0 PB: 0 SB: 2 CS: 0	PA: 40	

PITCHER	IP	WLS	BF	H	R	ER	SO	BB	IBB	HBP	BLK	WP	HR	S	P	ERA	WHIP
31 Alfredo Simon, R (1, 1) ERA: 3.05	6.1	W	29	5	3	3	5	2	1	2	0	0	0	69	110	4.26	1.105
60 J.J. Hoover, R (7, 1) ERA: 5.23	2.2		11	2	1	1	1	1	0	0	0	0	0	25	40	3.38	1.125

PITCHER	IP	WLS	BF	H	R	ER	SO	BB	IBB	HBP	BLK	WP	HR	S	P	ERA	WHIP

BOTTOM

Cincinnati Reds @ Pittsburgh Pirates

PNC Park, Pittsburgh, PA

Wed Jun 18 2014, 7:09 PM - 11:48 PM EDT

Att. 23,329 - Partly Cloudy - 86 F

livebaseballscorecards.com

AB	33
R	4
H	7
RBI	4
BB	4
SO	6
LOB	17

Cincinnati Reds @ Pittsburgh Pirates

PNC Park, Pittsburgh, PA

Thu Jun 19 2014, 12:38 PM - 5:27 PM EDT

Att. 30,710 - Cloudy - 73 F

livebaseballscorecards.com

TOP

Batter	1	2	3	4	5	6	7	8	9	10	11	12	AB	R	H	RBI	BB	SO	LOB
6 Billy Hamilton, S (1, 8) OBP: 0.313, SLG: 0.400	C SI 89 C SI 90 X CH 79 0-2 19 S 19 SF8 2B		C KC 73 B SI 90 F FF 88 X KC 77 1-2 ② G5-3		S CH 76 S CH 78 B CH 78 S CH 78 1-3 ③ K			C KC 81 B FC 92 F FC 92 S KC 81 1-3 ① K		B SI 90 C SI 91 F SI 92 B SI 92 F SI 93 X SI 93 2-2 ① G4-3			5	1	1	0	0	2	1
21 Todd Frazier, R (1, 5) OBP: 0.349, SLG: 0.517	B SI 89 S SI 89 F CH 79 B SI 90 B SI 90 X CH 79 3-2 ① G5-3		B CH 79 C CH 78 F CH 80 B SI 90 C SI 90 2-3 ③ K			B SI 88 B SI 89 X CH 79 2-0 ① 1B		B FC 93 B FC 92 X KC 80 2-0 4 FC6-4 1B		S SL 85 C SI 93 B SL 86 F SI 92 B SL 85 X SI 93 2-2 4 CS 1B			5	0	3	0	0	1	1
19 Joey Votto, L (1, 3) OBP: 0.409, SLG: 0.448	B SI 88 F SI 90 X SI 89 1-1 ② SF8 2-H			B SI 89 C CH 78 B CH 78 X CH 79 2-1 4 F8 32 SF8 2B		S SI 90 C KC 75 B SI 92 F SI 91 B SI 92 X CH 80 2-2 ② G3		B FF 92 B FC 92 S KC 81 F FC 92 D KC 81 X FC 92 3-2 ② F8		B SI 92 X SI 93 1-0 ② F8			4	1	1	1	0	0	2
4 Brandon Phillips, R (1, 4) OBP: 0.307, SLG: 0.396	B SI 90 X SI 90 1-0 ③ G4-3			X KC 73 0-0 ① F8 2-3		C CH 78 X CH 79 0-1 ③ G3		B KC 82 C KC 82 X FC 92 1-1 ③ FC6-4 1-2f		C SI 92 0-1 ③ CS 1-2	B SL 84 B SI 92 X SI 92 2-0 ① L8		5	0	0	0	0	0	2
32 Jay Bruce, L (1, 9) OBP: 0.311, SLG: 0.353		C SI 86 F SI 88 F SI 88 B KC 78 X CH 79 1-2 ① F8		B SI 90 B SI 90 F SI 90 B SI 90 S CH 77 F SI 90 F SI 90 F CH 79 X SI 91 3-2 ② SF8 3-H			B SI 93 C SI 93 B SL 82 B SI 94 X SI 93 3-1 ① G3-1		C SL 81 F FF 93 X FF 92 0-2 ① F8		B SI 92 B SI 93 X SI 92 2-0 ② G4-3		4	0	0	1	0	0	0
39 Devin Mesoraco, R (1, 2) OBP: 0.358, SLG: 0.587		C KC 74 X CH 78 0-1 ② G5-3		F SI 90 C SI 90 X SI 90 0-2 ③ L4			S CH 87 B CH 85 B CH 86 B SI 94 D SI 94 4-1 2 1B BB		B SL 84 X SL 82 1-0 HR		C SI 92 X SL 85 0-1 ③ G3		4	1	1	1	1	0	0
28 Chris Heisey, R (1, 7) OBP: 0.272, SLG: 0.331	C SI 89 X SI 90 0-1 E3				C CH 76 X SI 88 0-1 ① F9		C SI 94 X SI 95 0-1 ② F9		B FF 94 B FF 93 C SL 82 X FF 93 2-1 ② F8			S FF 92 B FF 92 F FC 87 T FF 94 1-2 ① K	5	0	0	0	0	1	1
2 Zack Cozart, R (1, 6) OBP: 0.278, SLG: 0.320	1 SAFE F SI 88 1 SAFE 1 SAFE B SI 88 1 SAFE S CH 77 B SI 89 X CH 78 2-2 ③ G6-3				B KC 73 C KC 72 F CH 75 B SI 90 B SI 90 B SI 90 4-2 34 SH2-4 BB		B SI 94 B SI 94 B SI 94 C SI 94 C SI 94 X SI 95 3-2 1-2 1B		X FF 93 0-0 2B			C SI 93 B FC 87 X FF 93 1-1 ② G6-3	4	0	2	0	1	0	1
34 Homer Bailey, R (1, 1) 63 Sam LeCure, R (0, 1) 48 Ryan Ludwick, R (1 PH) DNP: LAST: BLK 9 (10) Logan Ondrusek, R (1, 1) 43 Manny Parra, L (0, 1) 29 Brayan Peña, S (0 PH) DNP: LAST: SLH 9 (10) 51 Jonathan Broxton, R (0, 1) 54 Aroldis Chapman, L (0, 1) 52 Tony Cingrani, L (1P, 1) DNP: LAST: BLK 9 (10)			C SI 87 S SI 88 B SI 89 B SI 90 X SI 89 2-2 ① G4-3		X SI 88 0-0 ② SH2-4 1-2		B SI 95 X CH 88 1-0 ③ G4-3		C FF 93 F FF 93 B FF 93 B FF 93 F SL 85 B CH 85 X FF 92 3-2 ③ L9			X FF 93 0-0 ③ B1-3	1 0 0 1 0 0 1 0 1 0 1	0 0 0 0 0 0 0 0 0 0 0	0 0 0 0 0 0 0 0 0 0 0	0 0 0 0 0 0 0 0 0 0 0	0 0 0 0 0 0 0 0 0 0 0	0 0 2 0 0 1 0 0 0 0 0	0 0 0 0 0 0 0 0 0 0 0
Inning Stats	R: 1 E: 0 K: 0 S: 9 H: 1 LOB: 0 BB: 0 P: 14	R: 0 E: 1 K: 0 S: 11 H: 0 LOB: 1 BB: 0 P: 14	R: 0 E: 0 K: 1 S: 9 H: 0 LOB: 0 BB: 0 P: 14	R: 1 E: 0 K: 0 S: 12 H: 1 LOB: 0 BB: 0 P: 17	R: 0 E: 0 K: 1 S: 8 H: 0 LOB: 1 BB: 1 P: 13	R: 0 E: 0 K: 0 S: 7 H: 1 LOB: 0 BB: 0 P: 11	R: 0 E: 0 K: 0 S: 9 H: 1 LOB: 2 BB: 1 P: 20	R: 0 E: 0 K: 1 S: 9 H: 1 LOB: 1 BB: 0 P: 16	R: 1 E: 0 K: 0 S: 11 H: 2 LOB: 1 BB: 0 P: 17	R: 0 E: 0 K: 0 S: 10 H: 1 LOB: 0 BB: 0 P: 15	R: 0 E: 0 K: 0 S: 4 H: 0 LOB: 0 BB: 0 P: 8	R: 0 E: 0 K: 1 S: 6 H: 0 LOB: 0 BB: 0 P: 8	1B: 4 2B: 3 3B: 0 HR: 1 SF: 2 SAC: 1 DP: 0 HBP: 0	WP: 0 PB: 0 SB: 1 CS: 1 PA: 46					

PITCHER		IP	WLS	BF	H	R	ER	SO	BB	IBB	HBP	BLK	WP	HR	S	P	ERA	WHIP
49 Jeff Locke, L ERA: 3.76	(1, 1)	6.0		22	3	2	2	2	1	0	0	0	0	0	56	83	3.00	0.667
44 Tony Watson, L ERA: 0.82	(7, 1)	1.0	H	5	1	0	0	0	1	0	0	0	0	0	9	20	0.00	2.000
35 Mark Melancon, R ERA: 1.89	(8, 1)	1.0	H	4	1	0	0	1	0	0	0	0	0	0	9	16	0.00	1.000
39 Jason Grilli, R ERA: 4.34	(9, 1)	1.0	B	5	2	1	1	0	0	0	0	0	0	1	11	17	9.00	2.000
48 Jared Hughes, R ERA: 1.95	(10, 1)	2.0		6	1	0	0	0	0	0	0	0	0	0	14	23	0.00	0.500

PITCHER		IP	WLS	BF	H	R	ER	SO	BB	IBB	HBP	BLK	WP	HR	S	P	ERA	WHIP
37 Justin Wilson, L ERA: 5.27	(12, 1)	1.0	W	3	0	0	0	1	0	0	0	0	0	0	6	8	0.00	0.000

AB	40
R	3
H	8
RBI	3
BB	2
SO	4
LOB	11

Batter	1	2	3	4	5	6	7	8	9	10	11	12	AB	R	H	RBI	BB	SO	LOB
25 Gregory Polanco, L (1, 9) OBP: 0.417, SLG: 0.467	C FF 92 C SI 92 B CH 83 X SI 94 1-2 G4-3 ①			C FF 92 B CH 85 C SI 92 X SL 86 1-2 17 1B 1B	B KC 78 X SI 93 1-0 6 1B 22 1B 1-3 3-H 1B	D KC 74 C FF 88 S KC 74 X SI 87 1-2 FC6 ③ 1-2f			B SI 91 F SI 90 B SI 90 B SI 89 1 SAFE F CH 88 X SI 90 3-2 G4-3 ② 1-2		B FF 91 X FF 91 1-0 P6 ②		6	1	2	0	0	0	6
6 Starling Marte, R (1, 7) OBP: 0.329, SLG: 0.392	C FF 92 B SL 82 F SL 83 S SL 87 1-3 K ②			S FF 93 S FF 93 S FF 94 0-3 K ①	F FF 93 X SI 95 0-1 22 1B 1-3 3-H 1B		B FF 93 C FF 92 F FC 91 X CU 78 1-2 F8 ①		B FF 91 F FF 90 C SL 87 B FF 92 B FF 92 B SL 86 4-2 BB		C FF 92 F CH 88 B FF 91 B FF 92 B FF 91 F CH 88 F FF 92 S FF 92 3-3 K ③		5	0	1	1	1	3	3
22 Andrew McCutchen, R (1, 8) OBP: 0.427, SLG: 0.537	B FF 92 B FF 92 S SL 86 F FF 94 S SL 85 2-3 K ③			B SL 87 X SL 86 1-0 L9 ②	S SL 86 B FF 94 X SL 87 1-1 1-2 3-H 1B		X FF 92 0-0 L8 ②		B FF 100 C SL 88 S FF 101 C CH 88 1-3 K ③			X FF 90 0-0 F8 ①	6	0	1	1	0	2	3
17 Gaby Sanchez, R (1, 3) OBP: 0.305, SLG: 0.479		B FF 90 C SL 85 F SL 85 B FF 93 X SL 85 2-2 P4 ①		C FF 94 F FF 94 B FF 92 B SL 88 F SL 89 B FF 95 X FF 94 3-2 1-3 1B	C FF 94 S SL 86 F FF 94 X FF 95 0-2 F7 ③		C FF 92 C FC 90 T FC 91 0-2 K ③		S CH 87 F FF 98 S SL 89 0-3 K ①			B FF 89 C FF 91 X CH 86 1-1 12 HBP 5 BLK 55 BB 1B	6	1	2	0	0	2	2
5 Josh Harrison, R (1, 4) OBP: 0.348, SLG: 0.473 (9, 5)		B FF 93 X FF 93 1-0 G6-3 ②		S SL 88 F SL 88 F FF 94 F CH 85 T SI 95 0-2 K ③		B SL 84 B SL 86 F FF 91 X FF 92 2-1 G5-3 ①		F FF 91 B FC 89 X FF 92 1-1 G5-3 ①	B SL 86 B CH 88 C SL 89 B CH 88 F FF 98 F SL 89 F FF 98 F FF 100 S SL 90 3-3 K ②			I IN 71 I IN 74 I IN 74 I IN 77 4-0 55 BB 12 HBP 1-2 IBB	5	0	0	0	1	2	2
24 Pedro Alvarez, L (1, 5) OBP: 0.318, SLG: 0.400 10 Jordy Mercer, R (8, PH) OBP: 0.260, SLG: 0.332 (9, 6)		B FF 92 X CH 86 1-0 L9 ③			B SI 92 X FF 92 1-0 G4-3 ① X SI 92 0-0 12 1B 2B			C FF 89 B FS 82 B FS 81 F FF 92 B FF 94 X FF 91 3-2 F7 ②	C FF 99 F FF 99 B CH 88 S CH 88 1-3 K ③			C FF 91 S FF 91 B FF 90 B FF 92 F FF 92 T FF 89 2-2 K ②	3 3	0 0	1 0	0 0	0 0	0 2	0 2
12 Clint Barmes, R (1, 6) OBP: 0.341, SLG: 0.313 (9, 4)			C FF 92 X FF 91 0-1 G6-3 ①	C FF 92 C FF 94 F CH 85 B FF 95 X SL 88 1-2 49 FC2-6 19 1B 25 BLK 1B	C SL 85 X SI 92 0-1 49 DI 2-3 1B		X FF 90 0-0 19 CS 1B				C FF 93 X FF 94 0-1 2B	H FF 90 1-0 55 BB 1-2 2-3 HBP	5	1	4	0	0	0	0
19 Chris Stewart, R (1, 2) OBP: 0.351, SLG: 0.284 31 Jose Tabata, R (9, PR) OBP: 0.333, SLG: 0.343 55 Russell Martin, R (10, 2) OBP: 0.425, SLG: 0.392			B FF 92 X FF 92 1-0 G4-3 ②	C SL 86 X FF 93 0-1 49 FC2-6 1-2 1B	P PO 85 L SI 91 3 SAFE D SI 91 F KC 78 X FF 94 2-2 L4 ②		1 SAFE C FF 93 S FF 93 1 SAFE B FS 93 B FF 93 B FS 84 3-2 CS ③ 1-2		B FF 89 F FF 90 B FF 90 D FF 89 4-1 25 G4-3 BB		B FF 94 B CH 88 F CH 87 B FF 92 B FF 94 4-1 BB	B FF 92 C FF 93 B FF 92 B FF 92 4-1 1-2 2-3 3-H BB	3 0 0	0 0 0	1 0 0	0 0 1	1 0 2	0 0 0	2 0 0
49 Jeff Locke, L (1, 1) OBP: 0.182, SLG: 0.100 44 Tony Watson, L (7, 1) OBP: 1.000, SLG: 1.000 35 Mark Melancon, R (8, 1) 39 Jason Grilli, R (9, 1) 23 Travis Snider, L (9, PH) OBP: 0.317, SLG: 0.328 48 Jared Hughes, R (10, 1) 46 Vance Worley, R (11, PH) 37 Justin Wilson, L (12, 1)			C SL 90 C FF 92 B FF 93 B KC 76 T FF 92 2-2 K ③	X FF 92 0-0 FC2-6 25 1B 25 BLK 6 1B 1-2f 2-3 ②	C FF 94 S FF 94 B FF 96 B FF 94 B FF 94 F FF 94 B FF 92 4-2 25 FC6 1-2 BB				1 SAFE B CH 87 B SI 89 F SI 89 1 SAFE X SI 90 2-1 L8 ①		B FF 90 C FF 90 T FF 89 B FF 90 L FF 92 2-3 K ①		2 0 0 0 0 1 1 0	1 0 0 0 0 0 0 0	0 0 0 0 0 0 0 0	0 0 0 0 0 0 1 1	1 0 0 0 0 0 0 2	1 0 0 0 0 0 1 0	2 0 0 0 1 0 2 0
Inning Stats	R: 0 E: 0 K: 2 S: 9 H: 0 LOB: 0 BB: 0 P: 13	R: 0 E: 0 K: 0 S: 5 H: 0 LOB: 0 BB: 0 P: 9	R: 0 E: 1 K: 1 S: 6 H: 0 LOB: 0 BB: 0 P: 9	R: 0 E: 0 K: 2 S: 16 H: 2 LOB: 2 BB: 0 P: 21	R: 3 E: 0 K: 0 S: 17 H: 5 LOB: 2 BB: 0 P: 21	R: 0 E: 0 K: 0 S: 15 H: 2 LOB: 3 BB: 1 P: 23	R: 0 E: 0 K: 0 S: 7 H: 0 LOB: 0 BB: 0 P: 8	R: 0 E: 0 K: 0 S: 8 H: 1 LOB: 0 BB: 0 P: 15	R: 0 E: 0 K: 1 S: 11 H: 0 LOB: 2 BB: 2 P: 25	R: 0 E: 0 K: 3 S: 12 H: 0 LOB: 0 BB: 0 P: 16	R: 0 E: 0 K: 2 S: 12 H: 1 LOB: 2 BB: 1 P: 22	R: 1 E: 0 K: 1 S: 8 H: 1 LOB: 3 BB: 2 P: 20	1B: 10 2B: 2 3B: 0 HR: 0 SF: 0 SAC: 0 DP: 0 HBP: 1	WP: 0 PB: 0 SB: 0 CS: 1 PA: 54						

PITCHER		IP	WLS	BF	H	R	ER	SO	BB	IBB	HBP	BLK	WP	HR	S	P	ERA	WHIP
34 Homer Bailey, R ERA: 4.68	(1, 1)	5.2		27	9	3	3	5	1	0	0	1	0	0	65	92	4.76	1.765
63 Sam LeCure, R ERA: 3.54	(6, 1)	0.1		1	0	0	0	0	0	0	0	0	0	0	3	4	0.00	0.000
Logan Ondrusek, R ERA: 4.05	(7, 1)	1.1		4	0	0	0	1	0	0	0	0	0	0	9	11	0.00	0.000
43 Manny Parra, L ERA: 4.43	(8, 1)	0.2		2	1	0	0	0	0	0	0	0	0	0	6	12	0.00	1.500
51 Jonathan Broxton, R ERA: 0.4	(9, 1)	0.2		4	0	0	0	0	2	0	0	0	0	0	8	21	0.00	3.000

PITCHER		IP	WLS	BF	H	R	ER	SO	BB	IBB	HBP	BLK	WP	HR	S	P	ERA	WHIP
54 Aroldis Chapman, L ERA: 0.98	(9, 1)	1.1		4	0	0	0	4	0	0	0	0	0	0	15	20	0.00	0.000
52 Tony Cingrani, L ERA: 4.55	(11, 1)	1.2	L	11	2	1	1	3	2	1	1	1	0	0	20	42	5.40	2.400

Cincinnati Reds @ Pittsburgh Pirates

PNC Park, Pittsburgh, PA

Thu Jun 19 2014, 12:38 PM - 5:27 PM EDT

Att. 30,710 - Cloudy - 73 F

BOTTOM

livebaseballscorecards.com

AB	46
R	4
H	12
RBI	3
BB	6
SO	13
LOB	25

Toronto Blue Jays @ Cincinnati Reds

Great American Ball Park, Cincinnati, OH

Fri Jun 20 2014, 7:13 PM - 11:11 PM EDT

Att. 33,103 - Overcast - 77 F

TOP

livebaseballscorecards.com

Batter	1	2	3	4	5	6	7	8	9	AB	R	H	RBI	BB	SO	LOB
7 José Reyes, S (1, 6) OBP: 0.316, SLG: 0.391	B FC 92 S FC 92 S CU 77 B SL 88 X FF 93 2-2 ① P5		B FF 90 B FF 89 X SI 90 2-0 ② G4-3 X FF 90 0-0 ② L9			C SI 88 S CU 77 D CU 77 B CU 74 X CU 76 2-2 ② G1-3 1-2 2-3	B SI 95 B SI 97 C SI 96 X CH 88 2-1 ③ L8		F FF 99 B CH 88 F FF 100 F SL 91 S FF 101 1-3 ② K	6	0	0	0	0	1	4
53 Melky Cabrera, S (1, 7) OBP: 0.346, SLG: 0.476	B FF 93 B FS 79 X FF 90 2-0 ② G4-3		C SI 90 B FS 80 C CU 74 X FF 92 1-2 10 HR 2B C FF 90 X CU 78 0-1 ③ F9			D SL 84 B SL 84 D FF 92 D FF 93 4-0 19 BB BB		B FF 93 B SI 92 B FF 92 C FF 92 C FF 93 F FF 93 B FF 93 4-2 19 G6-4-3 BB	B CH 88 B FF 100 F FF 100 F SL 91 F FF 102 F SL 91 B FF 101 X FF 101 3-2 19 10 HR 1B 2-H	4	2	2	1	2	0	1
19 José Bautista, R (1, 9) OBP: 0.437, SLG: 0.532	B FC 95 X FC 93 1-0 ③ F7		B FF 93 B SL 85 T FF 91 B FF 91 F FF 90 D SL 89 4-2 10 HR BB		B CU 74 B SL 87 B FC 91 C FS 78 D FF 90 4-1 10 G6-4-3 BB	C FF 94 B FC 93 B FC 90 D FF 93 S FF 94 B FC 91 4-2 BB 1-2 2-3 3-H		C FF 92 1 SAFE B FF 93 B SL 87 X FF 93 2-1 ①② G6-4-3 1-2f	C SL 90 C SL 90 B FF 100 D SL 93 F SL 90 B FF 100 D SL 90 4-2 10 HR BB 1-2	2	2	0	1	4	0	1
10 Edwin Encarnación, R (1, 3) OBP: 0.349, SLG: 0.592		C FC 91 B SL 87 X FF 90 1-1 ① P3	D SL 89 X FC 92 1-0 HR 1-H 2-H		B CU 75 C FF 91 B FF 91 S SL 88 F SI 92 X SL 88 2-2 ①② G6-4-3 1-2f	S FC 90 B FC 91 F FC 90 X CU 79 1-2 ③ F7		B FF 95 C SL 87 B SL 88 S SL 86 B FF 95 D SL 87 4-2 30 2B BB	C KC 72 B SL 78 S SL 79 F SI 88 F SI 88 F KC 74 D SL 80 X KC 74 2-2 1-H 2-H HR	5	3	2	6	1	0	4
30 Dioner Navarro, S (1, 2) OBP: 0.308, SLG: 0.343 6 Marcus Stroman, R (8, PR) 29 Dustin McGowan, R (8, 1) 44 Casey Janssen, R (9, 1)		B FF 91 X FF 90 1-0 ② L7	C FF 93 X FS 80 0-1 13 1B 1B		B FF 92 C CU 76 C FF 89 X SL 88 1-2 ③ L7		B SI 98 C SI 98 X CH 90 1-1 ① L7	1 SAFE C SI 92 B FF 93 S SI 91 X FF 94 1-2 1-H 2B	X FF 86 0-0 ③ F8	5 0 1 0	0 0 0 0	2 0 0 0	1 0 0 0	0 0 0 0	0 0 0 0	0 0 0 0
13 Brett Lawrie, R (1, 5) OBP: 0.297, SLG: 0.421		C FF 94 B SL 87 X SL 87 1-1 28 1B 1B	D FC 90 F FF 92 X FF 93 1-1 1-2 1B			B CU 76 F SL 85 F FF 90 F CU 78 S SL 88 1-3 ① K	B SL 89 X SI 98 1-0 HR	F SL 87 X SL 87 0-1 ③ F8		5	1	3	1	0	1	1
28 Colby Rasmus, L (1, 8) OBP: 0.282, SLG: 0.497		B FF 91 X FC 90 1-0 1-3 1B	B FF 92 D FS 80 F FC 91 C FC 92 S SL 88 2-3 ③ K			B SL 88 F FF 90 L FC 91 B FS 80 X SL 88 2-2 66 1B 26 1B 2B	C CH 91 F FF 98 B FF 98 F FF 97 B CH 90 B FF 97 X SI 98 3-2 ② G4-3		B FF 101 B FF 100 C FF 99 F FF 98 B FF 100 B FF 100 4-2 66 SH5-3 31 2B BB	4	2	2	0	1	1	2
66 Munenori Kawasaki, L (1, 4) OBP: 0.308, SLG: 0.375		1 SAFE B FC 90 X FC 91 1-0 ③ G3		C CU 76 C FC 91 B CU 76 B FS 80 B FC 92 B FF 90 4-2 58 SH3-4 BB		B FC 90 B FC 89 C FF 89 D CU 75 C FF 90 X FF 89 3-2 7 G1-3 26 1B 19 BB 1B 2-3	C SI 99 B FF 97 B SI 99 C SI 98 F SI 99 B SI 99 F SI 97 F SI 98 F FF 98 3-2 X SI 97 47 HR 1B		1 SAFE X FF 99 0-0 ① SH5-3 1-2	3	2	2	0	1	0	2
39 Liam Hendriks, R (1, 1) 58 Todd Redmond, R (2, 1) 26 Adam Lind, L (6, PH) OBP: 0.410, SLG: 0.507 36 Drew Hutchison, L (6, PR) OBP: 0.667, SLG: 0.667 64 Chad Jenkins, R (6, 1) 47 Juan Francisco, L (7, PH) OBP: 0.326, SLG: 0.555 21 Sergio Santos, R (7, 1) 31 Erik Kratz, R (8, 2) OBP: 0.269, SLG: 0.406			C FC 89 X FC 91 0-1 ① G3-1 B FC 90 X FC 89 1-0 ① SH3-4 1-2			X SI 91 0-0 19 BB 7 G1-3 1B 1-2 3-H	B SI 96 B CH 88 S CH 88 F CH 88 X SI 97 2-2 1-H HR		D CH 88 S SL 89 D SL 89 B SL 88 S FF 99 X SL 89 3-2 53 WP 53 1B 2B 2-H	0 1 1 0 0 0 1	0 0 0 0 0 1 1	0 0 1 0 0 1 1	0 0 1 0 0 2 1	0 0 0 0 0 0 0	0 0 0 0 0 0 0	0 0 0 0 0 0 0
Inning Stats	R: 0 E: 0 K: 0 S: 5 H: 0 LOB: 0 BB: 0 P: 10	R: 0 E: 0 K: 0 S: 7 H: 2 LOB: 2 BB: 0 P: 12	R: 3 E: 0 K: 1 S: 16 H: 4 LOB: 2 BB: 1 P: 27	R: 0 E: 0 K: 0 S: 6 H: 0 LOB: 1 BB: 1 P: 11	R: 0 E: 0 K: 0 S: 8 H: 0 LOB: 0 BB: 1 P: 15	R: 2 E: 0 K: 1 S: 19 H: 3 LOB: 3 BB: 2 P: 36	R: 3 E: 0 K: 0 S: 19 H: 3 LOB: 0 BB: 0 P: 31	R: 1 E: 0 K: 0 S: 12 H: 1 LOB: 1 BB: 2 P: 23	R: 5 E: 0 K: 1 S: 25 H: 3 LOB: 0 BB: 2 P: 42	1B: 8 2B: 4 3B: 0 HR: 4 SF: 0 SAC: 2 DP: 2 HBP: 0						

AB	39
R	14
H	16
RBI	14
BB	9
SO	3
LOB	15

WP: 1 PA: 50
PB: 0
SB: 0
CS: 0

PITCHER		IP	WLS	BF	H	R	ER	SO	BB	IBB	HBP	BLK	WP	HR	S	P	ERA	WHIP
55 Mat Latos, R ERA: 3.86	(1, 1)	5.2		28	9	5	5	2	3	0	0	0	0	1	56	97	7.94	2.118
43 Manny Parra, L ERA: 4.43	(6, 1)	0.0		1	0	0	0	0	1	0	0	0	0	0	0	4	∞	∞
Logan Ondrusek, R ERA: 4.0	(6, 1)	0.1	H	2	0	0	0	0	1	0	0	0	0	0	5	10	0.00	3.000
70 Jumbo Díaz, R ERA: 27.0	(7, 1)	1.0		6	3	3	3	0	0	0	0	0	0	2	19	31	27.00	3.000
51 Jonathan Broxton, R ERA: 0.77	(8, 1)	1.0	B	5	1	1	1	0	2	0	0	0	0	0	12	23	9.00	3.000

PITCHER		IP	WLS	BF	H	R	ER	SO	BB	IBB	HBP	BLK	WP	HR	S	P	ERA	WHIP
54 Aroldis Chapman, L ERA: 2.84	(9, 1)	0.2	L	6	2	4	4	1	2	0	0	0	1	0	18	33	54.00	6.000
63 Sam LeCure, R ERA: 3.81	(9, 1)	0.1		2	1	1	1	0	0	0	0	0	0	1	7	9	27.00	3.000

BOTTOM

Toronto Blue Jays @ Cincinnati Reds

Great American Ball Park, Cincinnati, OH

Fri Jun 20 2014, 7:13 PM - 11:11 PM EDT

Att. 33,103 - Overcast - 77 F

livebaseballscorecards.com

Batter	1	2	3	4	5	6	7	8	9	AB	R	H	RBI	BB	SO	LOB
6 Billy Hamilton, S (1, 8) OBP: 0.311, SLG: 0.400	F7	21 S 4 1B 2B		F7		E4		F8		5	1	1	1	0	0	0
21 Todd Frazier, R (1, 5) OBP: 0.350, SLG: 0.515	19 E 19 FC6 1B	L9		L9		F8			F8	5	0	2	0	0	0	2
19 Joey Votto, L (1, 3) OBP: 0.405, SLG: 0.438	FC6 4 G5-4-3	4 4 1B BB		L9		G3			P5	4	1	0	0	1	0	3
4 Brandon Phillips, R (1, 4) OBP: 0.305, SLG: 0.393	G5-4-3	32 HR 1B		K			G5-3		K	5	1	1	2	0	2	3
32 Jay Bruce, L (1, 9) OBP: 0.319, SLG: 0.373		39 HR 1B; HR			4-2 39 S 39 E BB		G3			3	3	2	2	1	0	0
39 Devin Mesoraco, R (1, 2) OBP: 0.361, SLG: 0.613		HR; K			G5-3 1-H		2B			4	1	2	2	0	1	0
25 Skip Schumaker, L (1, 7) OBP: 0.266, SLG: 0.301		2 1B 55 G6-3 1B			G4-3		G4-3			4	1	1	0	0	0	1
2 Zack Cozart, R (1, 6) OBP: 0.278, SLG: 0.318		6 PB 6 2B 55 G6-3 1B			F7			L8		4	1	1	0	0	0	0
55 Mat Latos, R (1, 1) 43 Manny Parra, L (6, 1) Logan Ondrusek, R (6, 1) 15 Roger Bernadina, L (6, PH) 70 Jumbo Díaz, R (7, 1) 51 Jonathan Broxton, R (8, 1) 29 Brayan Peña, S (8, PH) 54 Aroldis Chapman, L (8, 1) 63 Sam LeCure, R (9, 1)	G6-3	G6-3	K			G6-3		F7		2 0 0 1 0 1 1 0 0 0 0 0 0 0 0 0 0 0 0 0 0 1 0 0 0 0 0 0 0 0 0 0 0 0 0 0 0 0 0 0 0 0 1 0 0 0 0 0 0 0 0 0 0 0 0 0 0 0 0 0 0 0 0						

Inning Stats	1	2	3	4	5	6	7	8	9	1B: 6 2B: 2 3B: 0 HR: 2	SF: 0 SAC: 0 DP: 1 HBP: 0	WP: 0 PB: 1 SB: 2 CS: 0	PA: 40
	R: 0 E: 1 K: 0 S: 7 H: 1 LOB: 1 BB: 0 P: 12	R: 8 E: 0 K: 1 S: 30 H: 7 LOB: 0 BB: 1 P: 43	R: 0 E: 0 K: 1 S: 8 H: 0 LOB: 0 BB: 0 P: 10	R: 0 E: 0 K: 1 S: 10 H: 1 LOB: 1 BB: 0 P: 14	R: 1 E: 1 K: 0 S: 12 H: 0 LOB: 0 BB: 1 P: 21	R: 0 E: 1 K: 0 S: 8 H: 0 LOB: 1 BB: 0 P: 9	R: 0 E: 0 K: 0 S: 8 H: 1 LOB: 1 BB: 0 P: 12	R: 0 E: 0 K: 0 S: 12 H: 0 LOB: 0 BB: 0 P: 17	R: 0 E: 0 K: 1 S: 9 H: 0 LOB: 0 BB: 0 P: 13				

PITCHER	IP	WLS	BF	H	R	ER	SO	BB	IBB	HBP	BLK	WP	HR	S	P	ERA	WHIP
39 Liam Hendriks, R (1, 1) ERA: 6.08	1.2		12	6	6	6	0	1	0	0	0	0	1	30	47	32.40	4.200
58 Todd Redmond, R (2, 1) ERA: 3.12	3.1		14	3	3	3	3	1	0	0	0	0	1	37	53	8.10	1.200
64 Chad Jenkins, R (6, 1) ERA: 3.95	1.0		4	0	0	0	0	0	0	0	0	0	0	8	9	0.00	0.000
21 Sergio Santos, R (7, 1) ERA: 7.2	1.0		4	1	0	0	0	0	0	0	0	0	0	8	12	0.00	1.000
29 Dustin McGowan, R (8, 1) ERA: 3.88	1.0	W	3	0	0	0	0	0	0	0	0	0	0	12	17	0.00	0.000

PITCHER	IP	WLS	BF	H	R	ER	SO	BB	IBB	HBP	BLK	WP	HR	S	P	ERA	WHIP
44 Casey Janssen, R (9, 1) ERA: 1.2	1.0		3	0	0	0	1	0	0	0	0	0	0	9	13	0.00	0.000

AB	38
R	9
H	10
RBI	8
BB	2
SO	4
LOB	10

Toronto Blue Jays @ Cincinnati Reds

Great American Ball Park, Cincinnati, OH

Sat Jun 21 2014, 4:11 PM - 6:46 PM EDT

Att. 42,530 - Partly Cloudy - 80 F

TOP

livebaseballscorecards.com

Batter	1	2	3	4	5	6	7	8	9	AB	R	H	RBI	BB	SO	LOB
7 José Reyes, S (1, 6) OBP: 0.312, SLG: 0.386	B SI 89 F SI 88 S FC 88 F FC 89 S SL 82 1-3 ① K		B KC 78 X CH 83 1-0 ② P5		C KC 80 F FC 91 F FC 90 B SI 92 X SL 81 1-2 ③ P6			C SI 88 F FC 86 X FC 89 0-2 ① G4-3		3	0	0	0	0	1	2
59 Rob Rasmussen, R (5, 1)										0	0	0	0	0	0	0
22 Josh Thole, L (8, PH) OBP: 0.371, SLG: 0.323										1	0	0	0	0	0	0
47 Juan Francisco, L (8, 5) OBP: 0.326, SLG: 0.555										0	0	0	0	0	0	0
53 Melky Cabrera, S (1, 7) OBP: 0.345, SLG: 0.476	C SI 89 X FC 89 0-1 ② G4-3		B SI 92 B SI 90 X SI 92 2-0 ③ L7			C CH 83 S FC 89 F KC 81 X SI 92 0-2 2B		B SI 90 C SI 90 X KC 79 1-1 ② G1-3		4	0	1	0	0	0	0
19 José Bautista, R (1, 9) OBP: 0.432, SLG: 0.524	B SI 90 B FC 89 F SI 92 C SL 81 C FC 92 2-3 ③ K			B FC 90 B SI 91 F FC 90 B CH 85 T FF 92 F FC 92 X FC 92 3-2 ① G1-3		C SI 92 X FC 90 0-1 ① G6-3		X SI 92 0-0 ③ G6-3		4	0	0	0	0	1	1
62 Aaron Loup, L (8, 1)										0	0	0	0	0	0	0
10 Edwin Encarnación, R (1, 3) OBP: 0.348, SLG: 0.586		C SI 90 B FC 88 B FC 89 B KC 80 C SI 92 B SL 82 4-2 BB 13 1B		X FC 91 0-0 ② G4-3		B FC 90 B FC 90 B SI 92 C FC 89 X FC 90 3-1 ② L8			B FF 95 X FF 93 1-0 ① P4	3	0	0	0	1	0	1
13 Brett Lawrie, R (1, 5) OBP: 0.296, SLG: 0.419		B SI 92 C SI 92 X FF 91 1-1 1-2 1B		C SI 93 F SL 82 F FF 93 B FF 91 S SL 83 1-3 ③ K		X SL 82 0-0 ③ G3-1			C FF 95 X CU 81 0-1 ② G5-3	4	0	1	0	0	1	1
(8, 4)																
28 Colby Rasmus, L (1, 8) OBP: 0.281, SLG: 0.510		B FF 91 C SI 93 C FC 92 S SL 83 1-3 ① K			C SI 89 B KC 79 B SI 90 F SI 91 X FC 91 2-2 ① L8		S FC 87 S SL 79 X SI 91 0-2 HR		C FF 94 B CU 81 B FF 94 C FF 92 S SI 93 2-3 ③ K	4	1	1	1	0	2	2
31 Erik Kratz, R (1, 2) OBP: 0.257, SLG: 0.388		F SI 93 S SL 82 D SL 83 B SI 93 D SL 82 F FC 92 X SI 94 3-2 ② L8			C SL 80 F SI 92 X SL 82 0-2 ② G6-3		B SI 90 S SL 80 S SI 91 F SL 81 X SI 93 1-2 ① G1-3			3	0	0	0	0	0	2
66 Munenori Kawasaki, L (1, 4) OBP: 0.310, SLG: 0.346		C SI 94 B FC 90 S FC 90 C SI 93 1-3 ③ K			C KC 80 B CH 85 B FC 90 B CH 86 C SI 92 B SL 82 4-2 BB 26 E 26 1B		B KC 78 X SI 90 1-0 ② L5			2	0	0	0	1	1	2
(8, 6)																
48 J.A. Happ, L (1, 1)			C SI 87 C SI 88 B SI 90 C KC 80 1-3 ① K		C SI 92 B FC 91 X CH 85 1-1 1-3 1B E9		C SI 91 C FC 89 F SL 81 X SI 93 0-2 ③ P3			1	0	0	0	0	1	0
26 Adam Lind, L (5, PH) OBP: 0.414, SLG: 0.511										1	0	1	0	0	0	0
6 Marcus Stroman, R (5, PR)										0	0	0	0	0	0	0
18 Steve Tolleson, R (5, 6) OBP: 0.317, SLG: 0.432										1	0	0	0	0	0	0
(8, 9)																
Inning Stats	R: 0 E: 0 K: 2 S: 9 H: 0 LOB: 0 BB: 0 P: 12	R: 0 E: 0 K: 2 S: 14 H: 1 LOB: 2 BB: 1 P: 24	R: 0 E: 0 K: 1 S: 5 H: 0 LOB: 0 BB: 0 P: 9	R: 0 E: 0 K: 1 S: 9 H: 0 LOB: 0 BB: 0 P: 13	R: 0 E: 1 K: 0 S: 14 H: 1 LOB: 2 BB: 1 P: 22	R: 0 E: 0 K: 0 S: 9 H: 1 LOB: 1 BB: 0 P: 12	R: 1 E: 0 K: 0 S: 12 H: 1 LOB: 0 BB: 0 P: 14	R: 0 E: 0 K: 0 S: 6 H: 0 LOB: 0 BB: 0 P: 7	R: 0 E: 0 K: 1 S: 6 H: 0 LOB: 0 BB: 0 P: 9	1B: 2 2B: 1 3B: 0 HR: 1 SF: 0 SAC: 0 DP: 0 HBP: 0						

	AB	31
	R	1
	H	4
	RBI	1
	BB	2
	SO	7
	LOB	11

WP: 0 PA: 33
PB: 0
SB: 0
CS: 0

PITCHER		IP	WLS	BF	H	R	ER	SO	BB	IBB	HBP	BLK	WP	HR	S	P	ERA	WHIP
44 Mike Leake, R ERA: 3.59	(1, 1)	8.0	W	30	4	1	1	6	2	0	0	0	0	1	78	113	1.12	0.750
53 Carlos Contreras, R ERA:	(9, 1)	1.0		3	0	0	0	1	0	0	0	0	0	0	6	9	0.00	0.000

PITCHER		IP	WLS	BF	H	R	ER	SO	BB	IBB	HBP	BLK	WP	HR	S	P	ERA	WHIP

BOTTOM

Toronto Blue Jays @ Cincinnati Reds

Great American Ball Park, Cincinnati, OH

Sat Jun 21 2014, 4:11 PM - 6:46 PM EDT

Att. 42,530 - Partly Cloudy - 80 F

livebaseballscorecards.com

Batter	1	2	3	4	5	6	7	8	9	AB	R	H	RBI	BB	SO	LOB
6 Billy Hamilton, S (1, 8) OBP: 0.309, SLG: 0.396	C FF 90 F CH 85 B FF 92 X FF 92 1-2 G4-3 ①	B SI 91 C FF 92 C FF 92 F SL 83 X FF 91 1-2 L8 ②		F FF 92 L SI 93 X SI 94 0-2 21 SF8 19 2B 21 S 1B 1-3 3-H		F FF 95 F FF 95 S CU 78 0-3 K ②		C SI 90 C SI 93 X SI 94 0-2 G1-3 ①		5	1	1	1	0	1	0
21 Todd Frazier, R (1, 5) OBP: 0.344, SLG: 0.507	X FF 92 0-0 L9 ②	F CU 75 T CH 85 B CH 86 X SI 92 1-2 L9 ③		B FF 94 S FF 94 D SL 85 X FF 93 2-1 SF8 ② 1-3 3-H		S CH 84 S FF 95 X CU 77 0-2 G4-3 ③		C SI 94 C SI 93 B CH 83 X CH 82 1-2 L8 ②		4	0	0	1	0	0	0
19 Joey Votto, L (1, 3) OBP: 0.409, SLG: 0.444	B FF 92 C FF 93 S SL 84 B SI 93 B FF 93 B FF 93 4-2 32 BB 4 BB 48 1B BB		B FF 91 F SI 90 B CH 84 F SI 91 F CH 84 T SL 84 2-2 K ①	B SL 84 C SI 92 C SI 92 F SI 93 X SI 94 1-2 4 2B 3-H 2B			X FF 94 0-0 32 FC4-6 1B	C SI 93 B CH 82 C SL 78 X SI 93 1-2 G4-3 ③		4	2	2	1	1	1	0
4 Brandon Phillips, R (1, 4) OBP: 0.308, SLG: 0.396	C FF 92 B FF 92 B CH 85 B FF 93 B FF 93 4-1 32 BB 48 1B 1-2 BB		S CH 85 X CH 85 0-1 G6-3 ②	B CH 84 C CH 85 F FF 93 F SL 84 B FF 94 X CH 85 2-2 2-H 2B			C FF 93 S CH 85 B FF 95 F FF 95 X CU 77 1-2 F9 ①			3	1	1	1	1	0	1
32 Jay Bruce, L (1, 9) OBP: 0.322, SLG: 0.388	D SL 84 C FF 93 S FF 92 F FF 94 D SL 85 D FF 94 B FF 94 4-2 48 1B 39 PB 1-2 2-3 BB		X CU 76 0-0 HR	B SL 84 C FF 93 D SL 85 S FF 93 C FF 94 2-3			S FF 94 C FF 95 X FF 94 0-2 FC4-6 48 BB 39 HR ② 1-2f			3	3	1	1	1	1	2
48 Ryan Ludwick, R (1, 7) OBP: 0.340, SLG: 0.424	B FF 94 2 SAFE X CH 87 1-0 39 PB 1-3 2-H 3-H 1B		S FF 92 F SI 93 B FF 93 F FF 92 F SL 85 S SI 94 1-3 K ③		X FF 94 0-0 P3 ①		B FF 95 B CH 83 F FF 93 S CH 85 D CU 76 D FF 94 4-2 39 HR 1-2 BB			3	1	1	2	1	1	0
39 Devin Mesoraco, R (1, 2) OBP: 0.365, SLG: 0.628	C FF 93 B SL 82 B SI 93 B SI 94 B FF 94 4-1 1-2 3-H BB			B FF 92 F SI 92 F CH 84 C FF 91 1-3 ① X FF 94 0-0 F8 ②			S CH 85 X CH 85 0-1 1-H 2-H HR			3	1	1	3	1	1	0
7 Ramon Santiago, S (1, 6) OBP: 0.315, SLG: 0.250	B FF 92 C FF 93 C FF 93 D SL 86 F FF 94 B FF 94 X FF 92 3-2 G6-3 ③			F FF 91 X SI 91 0-1 44 1B 6 1B 1B B FF 94 C FF 94 C CH 83 C CU 77 1-3 ③			X FF 94 0-0 1B			4	1	2	0	0	1	2
44 Mike Leake, R (1, 1) OBP: 0.152, SLG: 0.273 53 Carlos Contreras, R (9, 1)		C FF 90 B CU 76 F SI 90 B SL 83 C SI 91 2-3 ①		L SI 92 B SI 91 X FF 92 1-1 6 1B 21 SF8 1-3 1B		C FF 94 S FF 94 F FF 94 S CU 76 0-3 ①	F FF 94 S FF 93 S FF 94 S CU 77 0-3 ③			4 1 1 0 0 3 1 0 0 0 0 0 0 0						
Inning Stats	R: 3 H: 1 E: 0 LOB: 2 K: 0 BB: 4 S: 16 P: 37	R: 0 H: 0 E: 0 LOB: 0 K: 1 BB: 0 S: 10 P: 14	R: 1 H: 1 E: 0 LOB: 0 K: 2 BB: 0 S: 13 P: 16	R: 4 H: 5 E: 0 LOB: 1 K: 2 BB: 0 S: 23 P: 32	R: 0 H: 0 E: 0 LOB: 0 K: 1 BB: 0 S: 5 P: 6	R: 0 H: 0 E: 0 LOB: 0 K: 2 BB: 0 S: 10 P: 10	R: 3 H: 3 E: 0 LOB: 1 K: 1 BB: 1 S: 16 P: 21	R: 0 H: 0 E: 0 LOB: 0 K: 0 BB: 0 S: 9 P: 11		1B: 6 SF: 1 2B: 2 SAC: 0 3B: 0 DP: 0 HR: 2 HBP: 0				WP: 0 PA: 39 PB: 1 SB: 1 CS: 0		

	AB	R	H	RBI	BB	SO	LOB
AB	33						
R	11						
H	10						
RBI	10						
BB	5						
SO	9						
LOB	6						

PITCHER		IP	WLS	BF	H	R	ER	SO	BB	IBB	HBP	BLK	WP	HR	S	P	ERA	WHIP
48 J.A. Happ, L ERA: 4.87	(1, 1)	4.0	L	23	7	8	7	5	4	0	0	0	0	1	62	99	15.75	2.750
59 Rob Rasmussen, L ERA: 5.4	(5, 1)	3.0		13	3	3	3	4	1	0	0	0	0	1	31	37	9.00	1.333
62 Aaron Loup, L ERA: 3.57	(8, 1)	1.0		3	0	0	0	0	0	0	0	0	0	0	9	11	0.00	0.000

PITCHER	IP	WLS	BF	H	R	ER	SO	BB	IBB	HBP	BLK	WP	HR	S	P	ERA	WHIP

Batter	1	2	3	4	5	6	7	8	9	AB	R	H	RBI	BB	SO	LOB
66 Munenori Kawasaki, L (1, 6) (3, 4) OBP: 0.265, SLG: 0.290	B SI 89 C SI 90 C SI 91 B SI 90 X FC 88 2-2 ① L7		C SL 92 B FC 87 C CH 82 B FF 93 X SI 92 2-2 E3 19 SH 53 1B 28 1B		C SL 81 X FF 92 0-1 ① B5-3		C SI 92 C FC 87 B FF 94 B FC 88 B CH 86 S FC 87 3-3 ② K		F FF 99 C FF 101 B FF 102 S FF 101 1-3 ③ K	5	1	0	0	0	2	0
53 Melky Cabrera, S (1, 7) OBP: 0.347, SLG: 0.476	B FF 92 B FF 91 C FC 88 F FC 89 S CH 86 2-3 ② K		1 SAFE F FC 89 X FF 92 0-1 19 SH 28 1B 1-2 1B		C SI 92 C FC 88 S FF 95 0-3 ② K		F CH 83 B FC 88 F FC 90 X FF 95 1-2 1B			4	1	2	0	0	2	0
19 José Bautista, R (1, 9) OBP: 0.433, SLG: 0.526 7 José Reyes, S (3, PR) (3, 6) OBP: 0.314, SLG: 0.385	B SL 82 X FF 93 1-0 10 1B 1B		X FC 88 0-0 SH 28 1B 1-2 2-3		C SL 85 S FF 95 F FF 95 B FC 89 B SL 86 B FF 94 B SI 94 4-2 BB		F FC 89 X FC 89 0-1 ③ P5			1 1	0 0	1 0	0 0	0 1	0 0	0 1
10 Edwin Encarnación, R (1, 3) OBP: 0.350, SLG: 0.595	B FF 92 C FF 93 C FC 89 F FC 88 F CH 83 X FF 93 1-2 1-3 1B		F SL 85 X FF 93 0-1 ① L6		1 SAFE C FC 89 F FF 94 S SL 84 0-3 ③ K			C SL 81 B SL 85 C FF 92 B SL 82 X FC 87 2-2 HR		4	1	2	1	0	1	4
28 Colby Rasmus, L (1, 8) OBP: 0.287, SLG: 0.510	B FC 89 1 SAFE F FC 89 B FF 92 1 SAFE S FC 89 S FF 94 2-3 ③ K		X FC 90 0-0 18 G6-4-3 1-2 2-H 3-H 1B			F SL 83 B FF 94 B CH 83 F CH 84 X SL 84 2-2 47 FC1-5 18 G5-3 1B		B FC 89 C FF 93 C FC 88 B FF 94 S FF 94 2-3 ① K		4	0	2	2	0	2	2
13 Brett Lawrie, R (1, 4) OBP: 0.299, SLG: 0.419 18 Steve Tolleson, R (2, 4) (3, 9) OBP: 0.306, SLG: 0.416		C SL 81 H FF 92 1-1 HBP	X FF 93 0-0 ② ③ G6-4-3 1-2f			X FF 93 0-0 ① G5-3 1-2		B SI 94 B SL 84 S FC 88 C SL 81 F FF 94 B CH 85 F FF 94 X FC 88 3-2 ② P6		0 3	0 0	0 0	0 0	0 0	0 0	0 3
47 Juan Francisco, L (1, 5) OBP: 0.318, SLG: 0.541		C FC 87 B CH 81 X FC 89 1-1 ① L9	S SL 83 C SL 84 C CU 73 0-3 ① K			X FC 89 0-0 ② FC1-5 2-3		B SL 83 B CH 84 F FC 89 B FC 90 F FC 89 C FC 89 3-3 ③ K		4	0	0	0	0	2	2
22 Josh Thole, L (1, 2) OBP: 0.356, SLG: 0.308 31 Erik Kratz, R (9, PH) OBP: 0.254, SLG: 0.382		C FC 87 B FF 91 X FC 89 1-1 ② L4	B FC 88 X SL 80 1-0 ② G4-3			B FF 94 S SI 93 F FC 90 F FF 95 X FC 89 1-2 ③ G5-3			S FF 97 B FF 99 S SL 87 B FF 99 B SL 89 F SL 88 S FF 100 3-3 ① K	3 1	0 0	0 0	0 0	0 0	0 1	2 0
43 R.A. Dickey, R (1, 1) 21 Sergio Santos, R (8, 1) 30 Dioner Navarro, S (9, PH) OBP: 0.306, SLG: 0.341		B FF 91 C SL 86 F FF 93 X SL 86 1-2 ③ G1	C SL 84 F FC 87 X SL 83 0-2 ③ G5-3				C FC 86 X SL 81 0-1 ① F8		C FF 98 S SL 88 F FF 100 B SL 90 B SL 89 F FF 99 T SL 89 2-2 ② K	3 0 1	0 0 0	0 0 0	0 0 0	0 0 0	0 0 1	1 0 0
Inning Stats	R: 0 H: 2 E: 0 LOB: 2 K: 2 BB: 0 S: 15 P: 23	R: 0 H: 0 E: 0 LOB: 1 K: 0 BB: 0 S: 8 P: 12	R: 2 H: 2 E: 2 LOB: 1 K: 0 BB: 0 S: 10 P: 12	R: 0 H: 0 E: 0 LOB: 0 K: 1 BB: 0 S: 7 P: 8	R: 0 H: 0 E: 0 LOB: 1 K: 2 BB: 1 S: 11 P: 15	R: 0 H: 1 E: 0 LOB: 1 K: 0 BB: 0 S: 9 P: 12	R: 0 H: 1 E: 0 LOB: 1 K: 1 BB: 0 S: 10 P: 14	R: 1 H: 1 E: 0 LOB: 0 K: 2 BB: 0 S: 14 P: 24	R: 0 H: 0 E: 0 LOB: 0 K: 3 BB: 0 S: 12 P: 18	1B: 6 SF: 0 2B: 0 SAC: 1 3B: 0 DP: 1 HR: 1 HBP: 1					WP: 0 PA: 37 PB: 0 SB: 0 CS: 0	

PITCHER	IP	WLS	BF	H	R	ER	SO	BB	IBB	HBP	BLK	WP	HR	S	P	ERA	WHIP
47 Johnny Cueto, R (1, 1) ERA: 1.86	8.0	W	34	7	3	1	8	1	0	1	0	0	1	84	120	1.12	1.000
54 Aroldis Chapman, L (9, 1) ERA: 2.7	1.0	S	3	0	0	0	3	0	0	0	0	0	0	12	18	0.00	0.000

PITCHER	IP	WLS	BF	H	R	ER	SO	BB	IBB	HBP	BLK	WP	HR	S	P	ERA	WHIP

TOP

Toronto Blue Jays @ Cincinnati Reds

Great American Ball Park, Cincinnati, OH

Sun Jun 22 2014, 1:11 PM - 3:52 PM EDT

Att. 36,089 - Partly Cloudy - 86 F

livebaseballscorecards.com

AB	34
R	3
H	7
RBI	3
BB	1
SO	11
LOB	15

BOTTOM

Toronto Blue Jays @ Cincinnati Reds

Great American Ball Park, Cincinnati, OH

Sun Jun 22 2014, 1:11 PM - 3:52 PM EDT

Att. 36,089 - Partly Cloudy - 86 F

livebaseballscorecards.com

Batter	1	2	3	4	5	6	7	8	9	AB	R	H	RBI	BB	SO	LOB
25 Skip Schumaker, L (1, 8) (9, 7) OBP: 0.268, SLG: 0.295	C KN 79 B KN 75 H KN 72 2-1 21 FC5-4 HBP		C KN 70 F KN 76 F KN 77 B KN 72 X KN 78 1-2 ① G4-3		X KN 77 0-0 ① SH1-3 1-2		S KN 74 S KN 77 B KN 79 F KN 74 T KN 78 1-2 ① K			2	0	0	0	0	1	0
21 Todd Frazier, R (1, 5) OBP: 0.346, SLG: 0.516	B KN 73 X KN 73 1-0 ① FC5-4 4 E 32 1B 1-2f		C KN 76 S KN 77 X KN 78 0-2 ② G3		B KN 78 B KN 78 X KN 78 2-0 2-H HR		B KN 77 B KN 75 C KN 80 B KN 79 D EP 61 4-1 BB			3	2	1	2	1	0	1
19 Joey Votto, L (1, 3) OBP: 0.410, SLG: 0.443	S KN 75 B KN 76 C KN 75 C KN 77 1-3 ② K		B KN 75 B EP 65 B KN 75 C KN 72 C KN 76 B KN 78 4-2 4 FC5-4 BB		X KN 76 0-0 1B		C KN 77 X KN 80 0-1 ② F8			3	0	1	0	1	1	2
4 Brandon Phillips, R (1, 4) OBP: 0.306, SLG: 0.393 7 Ramon Santiago, S (5, PH) (6, 4) OBP: 0.304, SLG: 0.240	C KN 73 F KN 75 F EP 67 X KN 76 0-2 E3 32 1B 1-2		S KN 77 D KN 78 X KN 78 1-1 ③ FC5-4 1-2f		C KN 76 C KN 78 F KN 78 C KN 78 0-3 ② K		C KN 77 S KN 78 C KN 78 0-3 ③ K			2 2	0 0	0 0	0 0	0 0	0 2	2 2
32 Jay Bruce, L (1, 9) OBP: 0.325, SLG: 0.395	B KN 76 B KN 77 F KN 75 F KN 77 F KN 78 X KN 79 2-2 ③ 1-3 2-H 1B			F KN 75 C KN 78 F KN 79 F KN 79 X KN 80 0-2 48 1B 29 G6-4-3 2B	B KN 79 C KN 78 B KN 79 X KN 78 2-1 ③ L8			X KN 78 0-0 ① F7		4	1	2	1	0	0	1
48 Ryan Ludwick, R (1, 7) OBP: 0.343, SLG: 0.425 54 Aroldis Chapman, L (9, 1)		C FF 81 X KN 77 0-1 1B		X KN 76 0-0 29 G6-4-3 2-3 1B		C KN 77 S KN 79 S KN 80 0-3 ① K		S KN 76 F KN 78 F KN 80 S KN 80 0-3 ② K		4 0	0 0	2 0	0 0	0 0	2 0	0 0
29 Brayan Peña, S (1, 2) OBP: 0.280, SLG: 0.371		B KN 73 F KN 75 D KN 76 F KN 75 1 SAFE X KN 77 2-2 ① L6		C KN 77 X KN 78 0-1 ① ② G6-4-3 1-2f 3-H		C KN 75 F KN 79 X EP 66 0-2 ② G5-3		C KN 77 F KN 80 B KN 78 F FF 80 F KN 80 B EP 66 X KN 80 2-2 2B		4	0	1	0	0	0	2
2 Zack Cozart, R (1, 6) OBP: 0.278, SLG: 0.317		C KN 75 S KN 77 B KN 78 X KN 78 1-2 ② L9		C KN 76 B KN 76 F KN 78 S KN 79 1-3 ③ K		S KN 77 B KN 78 F KN 78 X KN 79 1-2 1B		C FF 92 X SL 84 0-1 ③ L8		4	0	1	0	0	1	2
47 Johnny Cueto, R (1, 1) OBP: 0.135, SLG: 0.135 6 Billy Hamilton, S (9, 8) OBP: 0.309, SLG: 0.396		C FF 81 C KN 77 F KN 78 X EP 65 0-2 ③ P6			C FF 81 X KN 78 0-1 25 SH1-3 21 HR 1B	B FF 82 C FF 81 X KN 77 1-1 ③ L4				3 0	1 0	1 0	0 0	0 0	0 0	2 0
Inning Stats	R: 1 E: 1 K: 1 S: 13 H: 1 LOB: 2 BB: 0 P: 19	R: 0 E: 0 K: 0 S: 12 H: 1 LOB: 1 BB: 0 P: 15	R: 0 E: 0 K: 0 S: 11 H: 0 LOB: 1 BB: 1 P: 17	R: 1 E: 0 K: 1 S: 11 H: 2 LOB: 0 BB: 0 P: 12	R: 2 E: 0 K: 1 S: 11 H: 3 LOB: 1 BB: 0 P: 15	R: 0 E: 0 K: 1 S: 11 H: 1 LOB: 1 BB: 0 P: 13	R: 0 E: 0 K: 2 S: 10 H: 0 LOB: 1 BB: 1 P: 15	R: 0 E: 0 K: 1 S: 12 H: 1 LOB: 1 BB: 0 P: 14		1B: 6 2B: 2 3B: 0 HR: 1	SF: 0 SAC: 1 DP: 1 HBP: 1			WP: 0 PB: 0 SB: 0 CS: 0	PA: 35	

	AB	31
	R	4
	H	9
	RBI	3
	BB	2
	SO	7
	LOB	14

PITCHER	IP	WLS	BF	H	R	ER	SO	BB	IBB	HBP	BLK	WP	HR	S	P	ERA	WHIP
43 R.A. Dickey, R (1, 1) ERA: 4.04	7.2	L	34	9	4	3	7	2	0	1	0	0	1	89	118	3.52	1.435
21 Sergio Santos, R (8, 1) ERA: 7.04	0.1		1	0	0	0	0	0	0	0	0	0	0	2	2	0.00	0.000

PITCHER	IP	WLS	BF	H	R	ER	SO	BB	IBB	HBP	BLK	WP	HR	S	P	ERA	WHIP

Batter	1	2	3	4	5	6	7	8	9	AB	R	H	RBI	BB	SO	LOB
6 Billy Hamilton, S (1, 8) OBP: 0.311, SLG: 0.400	B FF 93 C FF 94 C SL 86 B SI 96 F SL 89 X FF 95 2-2 21 3B 2B	T SL 89 C SL 88 B FS 85 S FS 87 1-3 K ③			B FF 92 F SL 85 B FF 94 F SI 93 B FS 86 C SL 85 3-3 K ①		B SI 93 F SI 92 X SI 93 1-1 E3 21 CS		B SI 94 1 SAFE B FC 89 C FF 95 C FF 95 F SL 82 F FF 95 X FF 93 2-2 21 1B 39 HR 1-H 1B	5	2	2	1	0	2	1
21 Todd Frazier, R (1, 5) OBP: 0.350, SLG: 0.525	B FF 96 X FF 94 1-0 2-H 3B		C SL 86 B FS 86 C SL 85 B FS 86 X SL 87 2-2 ① 1B		F SL 86 F FF 94 B FS 87 S FS 86 1-3 K ②		1 SAFE 1 SAFE B SI 91 1-0 ③ CS 1-2	B SI 81 S FF 95 B SI 95 C SL 82 B SL 83 S SI 95 3-3 K ①	1 SAFE 1 SAFE B FF 93 S FF 93 1 SAFE B FF 92 X FF 94 2-1 19 S 39 HR 1-3 1B	5	1	3	1	0	2	0
19 Joey Votto, L (1, 3) OBP: 0.410, SLG: 0.435	B FF 95 C SL 88 X FC 93 1-1 G4-3 ①		B SI 96 B SI 95 X FF 94 2-0 F7 ②		C FC 93 B FS 87 B FS 84 X SL 88 2-1 G3 ③			B SL 85 B FF 96 C SI 95 B SI 95 F SL 83 B SI 94 4-2 39 BB BB	F SI 95 S FF 92 B SI 96 B FC 91 B SI 95 F SI 94 F SL 83 B FF 92 4-2 39 HR 1-2 BB	3	1	0	0	2	0	1
39 Devin Mesoraco, R (1, 2) OBP: 0.384, SLG: 0.651	S SL 88 B SI 94 S SL 88 B FS 86 H FF 95 3-2 48 FC6-4 HBP		B FF 95 B FF 96 B SL 88 F SL 86 F FS 87 B FF 94 B SL 87 4-2 32 2B BB			F SL 85 S FS 86 F FS 87 B FF 94 H FS 86 2-2 HBP		B FF 95 B SI 96 B SI 96 C FF 95 F SI 94 F SI 95 D SL 83 4-2 48 FC5-4 1-2 BB	B FF 95 X FF 94 1-0 1-H 2-H 3-H HR	1	1	1	4	2	0	0
32 Jay Bruce, L (1, 9) OBP: 0.322, SLG: 0.395	S FS 86 C FC 94 F FS 86 D FS 87 D SL 89 S FS 87 2-3 K ②		B FF 94 X SL 85 1-0 1-3 2B			B FS 86 C SI 94 B FS 85 F SI 95 F SI 96 1 SAFE F FS 85 F SI 96 X SI 96 2-2 ① F7		C FF 96 F SI 95 S SL 83 0-3 ② K	B FC 88 B FC 87 C FC 87 C FC 88 F FF 88 B SL 81 F FF 89 S FF 89 3-3 ③ K	5	0	1	0	0	3	5
48 Ryan Ludwick, R (1, 7) OBP: 0.337, SLG: 0.416	X FC 94 0-0 ③ FC6-4 1-2f		C FF 95 X FC 92 0-1 ③ F8			C SI 96 S FF 95 B FF 94 S FS 86 1-3 ② K		C FF 96 X SI 95 0-1 ③ FC5-4 1-2f		4	0	0	0	0	1	7
25 Skip Schumaker, L (1, 4) OBP: 0.259, SLG: 0.284		B FF 94 B FF 94 C FF 94 F SI 94 X FF 92 2-2 ① G3-1		C SL 86 S FF 94 S FS 86 0-3 ① K		F FF 95 1 SAFE C SL 88 B FS 86 B FS 85 F SI 95 S FS 86 2-3 ③ K			F FF 96 F FF 93 X SI 96 0-2 ① G6-3	4	0	0	0	0	2	1
2 Zack Cozart, R (1, 6) OBP: 0.273, SLG: 0.312		B FF 95 S SL 87 B SL 88 X SI 94 2-1 ② G6-3		B FF 95 X SI 95 1-0 ② G5-3			B SI 94 X SI 92 1-0 ① F9		F FF 97 B FF 92 S SL 84 F SL 85 X FF 95 1-2 ② F8	4	0	0	0	0	0	0
31 Alfredo Simon, R (1, 1) OBP: 0.125, SLG: 0.129 51 Jonathan Broxton, R (8, 1) 28 Chris Heisey, R (9, PH) OBP: 0.277, SLG: 0.336 Logan Ondrusek, R (9, 1)		C FF 94 F FF 95 F SI 95 F SL 88 B FS 86 B FF 95 B FF 96 B FF 95 4-2 BB		C FF 95 X FF 96 0-1 ③ G4-3			B SI 93 B SI 91 B SI 92 C FF 93 C FF 93 F FF 94 S FF 94 3-3 ② K		B FF 96 B FF 96 X FF 96 2-0 6 S 6 1B 1B	2 0 1 0	0 0 1 0	0 0 1 0	0 0 1 0	1 0 0 0	1 0 0 0	0 0 0 0
Inning Stats	R: 1 H: 2 E: 0 LOB: 2 K: 1 BB: 0 S: 14 P: 23	R: 0 H: 0 E: 0 LOB: 1 K: 1 BB: 1 S: 12 P: 21	R: 0 H: 2 E: 0 LOB: 2 K: 0 BB: 1 S: 10 P: 19	R: 0 H: 0 E: 0 LOB: 0 K: 1 BB: 0 S: 6 P: 7	R: 0 H: 0 E: 0 LOB: 0 K: 2 BB: 0 S: 8 P: 14	R: 0 H: 0 E: 0 LOB: 1 K: 2 BB: 0 S: 16 P: 23	R: 0 H: 0 E: 1 LOB: 0 K: 1 BB: 0 S: 7 P: 13	R: 0 H: 0 E: 0 LOB: 2 K: 2 BB: 2 S: 13 P: 24	R: 5 H: 4 E: 0 LOB: 0 K: 1 BB: 1 S: 25 P: 40	1B: 4 SF: 0 2B: 2 SAC: 0 3B: 1 DP: 0 HR: 1 HBP: 2						

PITCHER		IP	WLS	BF	H	R	ER	SO	BB	IBB	HBP	BLK	WP	HR	S	P	ERA	WHIP
29 Jeff Samardzija, R ERA: 2.53	(1, 1)	6.0		25	4	1	1	7	2	0	2	0	0	0	66	107	1.50	1.000
63 Brian Schlitter, R ERA: 2.86	(7, 1)	1.0		3	0	0	0	1	0	0	0	0	0	0	7	13	0.00	0.000
46 Pedro Strop, R ERA: 3.33	(8, 1)	1.0		5	0	0	0	2	2	0	0	0	0	0	13	24	0.00	2.000
56 Héctor Rondón, R ERA: 3.81	(9, 1)	0.2	L	7	4	5	5	0	1	0	0	0	0	1	20	32	67.50	7.500
40 James Russell, L ERA: 2.25	(9, 1)	0.1		1	0	0	0	1	0	0	0	0	0	0	5	8	0.00	0.000

PITCHER		IP	WLS	BF	H	R	ER	SO	BB	IBB	HBP	BLK	WP	HR	S	P	ERA	WHIP

TOP

Cincinnati Reds @ Chicago Cubs

Wrigley Field, Chicago, IL

Mon Jun 23 2014, 7:09 PM - 10:28 PM CDT

Att. 27,747 - Partly Cloudy - 75 F

livebaseballscorecards.com

AB	34
R	6
H	8
RBI	6
BB	5
SO	11
LOB	15

Cincinnati Reds @ Chicago Cubs

Wrigley Field, Chicago, IL

Mon Jun 23 2014, 7:09 PM - 10:28 PM CDT

Att. 27,747 - Partly Cloudy - 75 F

BOTTOM

livebaseballscorecards.com

Batter	1	2	3	4	5	6	7	8	9	AB	R	H	RBI	BB	SO	LOB
8 Chris Coghlan, L (1, 7) OBP: 0.290, SLG: 0.361	C SI 93 C CU 76 S FS 83 0-3 ① K		C FS 84 F CU 76 F FS 84 X SI 95 0-2 ② L8		S SI 94 S CU 76 X CU 76 0-2 ③ G4-3			C SI 91 C CU 77 F FF 94 X SI 92 0-2 ① G1-3		4	0	0	0	0	1	1
20 Justin Ruggiano, R (1, 8) OBP: 0.321, SLG: 0.352	C SI 94 X CU 77 0-1 ② G6-3		C SI 94 S CU 78 B CU 81 X CU 78 1-2 ③ F8			F FF 93 S CU 76 B CU 79 S CU 77 1-3 ① K		S FF 92 B SL 88 F SL 85 B FF 94 B FF 92 X FF 93 3-2 ② F8		4	0	0	0	0	1	1
44 Anthony Rizzo, L (1, 3) OBP: 0.399, SLG: 0.513	C SI 94 S FS 84 X FS 87 0-2 ③ L8			X FS 84 0-0 13 2B 1B		B FF 95 S CU 74 F CU 77 F FS 86 B FS 88 X CU 74 2-2 HR		B FF 93 S CU 81 S SL 88 T SL 88 1-2 ③ K		4	1	2	1	0	1	0
13 Starlin Castro, R (1, 6) OBP: 0.329, SLG: 0.481		F FF 93 B SI 92 T FC 87 X FS 84 1-2 ① G5-3		T SI 94 B SI 95 1 SAFE F FF 95 F SI 94 F FC 90 X SI 95 1-2 1-3 2B		F FF 95 B FF 93 S FC 88 F FS 89 S FS 86 1-3 ② K			C FF 93 C FF 91 B FC 92 S CH 83 1-3 ① K	4	0	1	0	0	2	0
24 Luis Valbuena, L (1, 5) OBP: 0.359, SLG: 0.425		B CU 76 F SI 94 F SI 95 F FC 88 B FS 86 S CU 78 2-3 ② K		B SI 94 S CU 77 S CU 79 X SI 95 1-2 ① F9		C SI 95 B SI 94 S CU 76 X CU 77 1-2 ③ G4-3			C FF 94 X FF 92 0-1 ② L9	4	0	0	0	0	1	2
5 Welington Castillo, R (1, 2) OBP: 0.284, SLG: 0.380		B SI 94 X SI 92 1-0 1B		B CU 77 D CU 78 F FC 90 X CU 79 2-1 ② G1-3			B FS 88 C FF 94 S SI 94 B SI 95 X SI 95 2-2 ① G5-3		C FF 95 B FC 92 B CU 78 X FF 94 2-1 ③ G5-3	4	0	1	0	0	0	2
6 Ryan Sweeney, L (1, 9) OBP: 0.250, SLG: 0.235		B SI 94 S FS 85 F FS 84 F EP 77 B FS 85 S FS 86 2-3 ③ K		B SI 95 D FS 83 C FS 86 X CU 78 2-1 ③ L7			C SI 94 S SI 95 B EP 73 B FS 86 F FS 85 B FS 86 F SI 95 B SI 94 4-2 19 FC4-6 BB			2	0	0	0	1	1	3
15 Darwin Barney, R (1, 4) OBP: 0.253, SLG: 0.294			B FF 93 B FF 94 C FF 93 F SI 94 X FS 87 2-2 2B		F FF 93 X CU 75 0-1 ① F7		C FF 94 D CU 76 B FF 95 1 SAFE 1 SAFE X FF 93 2-1 ② F7			3	0	1	0	0	0	1
29 Jeff Samardzija, R (1, 1) OBP: 0.171, SLG: 0.223 63 Brian Schlitter, R (7, 1) OBP: 1.000, SLG: 1.000 19 Nate Schierholtz, L (7, PH) OBP: 0.260, SLG: 0.307 46 Pedro Strop, R (8, 1) 56 Héctor Rondón, R (9, 1) 40 James Russell, L (9, 1)			B FC 88 2 SAFE X SI 92 1-0 ① B3		F FF 93 B FS 88 B CU 74 B FF 94 F FF 94 X FF 94 3-2 ② P3		C FF 94 B CU 75 C CU 75 X SI 94 1-2 ③ FC4-6 1-2f			2	0	0	0	0	0	1
										0	0	0	0	0	0	0
										1	0	0	0	0	0	1
										0	0	0	0	0	0	0
										0	0	0	0	0	0	0
										0	0	0	0	0	0	0

	AB	32
	R	1
	H	5
	RBI	1
	BB	1
	SO	7
	LOB	12

Inning Stats	1	2	3	4	5	6	7	8	9
	R: 0 E: 0 K: 1 S: 8	H: 0 LOB: 0 BB: 0 P: 8	R: 0 E: 0 K: 2 S: 12	H: 1 LOB: 1 BB: 0 P: 18	R: 0 E: 0 K: 0 S: 11	H: 1 LOB: 1 BB: 0 P: 15	R: 0 E: 0 K: 0 S: 13	H: 2 LOB: 2 BB: 0 P: 19	R: 0 E: 0 K: 0 S: 8	H: 0 LOB: 0 BB: 0 P: 11
	R: 1 E: 0 K: 2 S: 14	H: 1 LOB: 0 BB: 0 P: 19	R: 0 E: 0 K: 0 S: 12	H: 0 LOB: 1 BB: 1 P: 21	R: 0 E: 0 K: 1 S: 10	H: 0 LOB: 0 BB: 0 P: 14	R: 0 E: 0 K: 1 S: 7	H: 0 LOB: 0 BB: 0 P: 10		

	1B: 2	SF: 0	WP: 0	PA: 33
	2B: 2	SAC: 0	PB: 0	
	3B: 0	DP: 0	SB: 0	
	HR: 1	HBP: 0	CS: 0	

PITCHER		IP	WLS	BF	H	R	ER	SO	BB	IBB	HBP	BLK	WP	HR	S	P	ERA	WHIP
31 Alfredo Simon, R ERA: 2.92	(1, 1)	7.0		27	5	1	1	5	1	0	0	0	0	1	78	111	1.29	0.857
51 Jonathan Broxton, R ERA: 0.74	(8, 1)	1.0	W	3	0	0	0	1	0	0	0	0	0	0	10	14	0.00	0.000
Logan Ondrusek, R ERA: 3.86	(9, 1)	1.0		3	0	0	0	1	0	0	0	0	0	0	7	10	0.00	0.000

PITCHER	IP	WLS	BF	H	R	ER	SO	BB	IBB	HBP	BLK	WP	HR	S	P	ERA	WHIP

Batter	1	2	3	4	5	6	7	8	9	AB	R	H	RBI	BB	SO	LOB
6 Billy Hamilton, S (1, 8) OBP: 0.310, SLG: 0.398	B FF 93 B FF 94 C FF 94 T SL 92 B SL 91 F SL 91 X SI 95 3-2 P5 ①			C SI 92 C CU 77 B FF 92 F CU 78 F SI 94 S SL 89 1-3 K ①			B SL 88 X SI 92 1-0 19 G3 39 1B 1B	X SI 88 0-0 F9 ②		4	1	1	0	0	1	2
21 Todd Frazier, R (1, 5) OBP: 0.346, SLG: 0.517	C FF 94 B SI 95 B SL 92 C SL 91 B SI 95 F SL 92 F FF 96 S FC 93 3-3 K ②			F SI 95 F CU 78 S SL 90 0-3 K ②			1 SAFE C SI 92 X SL 88 0-1 F7 ①	B SL 81 B SI 92 B SL 82 F SI 92 X SI 93 3-1 G5-3 ③		4	0	0	0	0	2	3
19 Joey Votto, L (1, 3) OBP: 0.403, SLG: 0.426	B FF 96 B SI 96 B SL 90 C FF 93 X FF 94 3-1 L8 ③			X CU 78 0-0 G4-3 ③			C SI 93 1 SAFE B SL 87 X SL 87 1-1 G3 ② 1-2		B FF 92 B FF 92 X FF 92 2-0 F7 ①	4	0	0	0	0	0	1
39 Devin Mesoraco, R (1, 2) OBP: 0.387, SLG: 0.667		C SI 93 X SL 91 0-1 F8 ①			C CU 77 X SL 91 0-1 F8 ①		C CU 76 X SL 89 0-1 32 2B 2-H 1B		B FF 93 B FF 94 C FF 93 X FF 94 2-1 HR	4	2	2	2	0	0	0
32 Jay Bruce, L (1, 9) OBP: 0.321, SLG: 0.397		B SI 94 B SL 91 F FF 93 F SL 91 S CH 88 2-3 K ②			S CU 77 C SL 90 S FF 93 0-3 K ②		F SI 92 D CU 77 X SL 87 1-1 1-H 2B		F FF 93 C CU 79 C FF 94 0-3 K ②	4	0	1	1	0	3	0
48 Ryan Ludwick, R (1, 7) OBP: 0.330, SLG: 0.407		T FF 93 F CU 79 X SL 90 0-2 G4-3 ③			B SI 94 B SL 91 F SL 90 B SL 91 F SI 94 X SL 89 3-2 P4 ③		F FF 92 B SL 89 C CU 78 D CU 78 S SL 89 2-3 K ③		C FF 94 F CU 78 B FF 95 S CU 79 1-3 K ③	4	0	0	0	0	2	1
25 Skip Schumaker, L (1, 4) OBP: 0.261, SLG: 0.286			B FF 92 B SI 93 C SI 93 C SL 90 X SL 92 2-2 G6-3 ①			C SI 93 F SL 89 F FF 93 S CU 78 0-3 K ①		S KC 79 B KC 80 X FF 91 1-1 29 BB 1B		3	0	1	0	0	1	0
2 Zack Cozart, R (1, 6) OBP: 0.270, SLG: 0.309			B SI 94 C SL 90 X SL 91 1-1 F7 ②			B SI 92 C SL 89 F SL 90 C FF 94 1-3 K ②		B FF 95 X FF 93 1-0 P6 ①		3	0	0	0	0	1	1
34 Homer Bailey, R (1, 1) OBP: 0.207, SLG: 0.179 60 J.J. Hoover, R (6, 1) 70 Jumbo Díaz, R (7, 1) 29 Brayan Peña, S (8, PH) OBP: 0.284, SLG: 0.371 44 Mike Leake, R (8, PR) OBP: 0.152, SLG: 0.273 63 Sam LeCure, R (8, 1)			B FF 93 C FF 93 S SL 89 B SI 94 X SL 89 2-2 L9 ③			B SI 93 C SI 93 F SI 93 B CU 77 S SL 87 2-3 K ③		1 SAFE D CU 81 C CU 81 D CU 82 B SI 94 B SI 94 4-1 1-2 BB		2 0 0 0 0 0	0 0 0 0 0 0	0 0 0 0 1 0	0 0 0 0 0 0	0 0 0 1 0 0	1 0 0 0 0 0	0 0 0 0 0 0
Inning Stats	R: 0 E: 0 K: 1 S: 11 H: 0 LOB: 0 BB: 0 P: 20	R: 0 E: 0 K: 1 S: 8 H: 0 LOB: 0 BB: 0 P: 10	R: 0 E: 0 K: 0 S: 8 H: 0 LOB: 0 BB: 0 P: 13	R: 0 E: 0 K: 2 S: 9 H: 0 LOB: 0 BB: 0 P: 10	R: 0 E: 0 K: 1 S: 8 H: 0 LOB: 0 BB: 0 P: 11	R: 0 E: 0 K: 3 S: 10 H: 0 LOB: 0 BB: 0 P: 13	R: 2 E: 0 K: 1 S: 12 H: 3 LOB: 1 BB: 0 P: 17	R: 0 E: 0 K: 0 S: 7 H: 1 LOB: 2 BB: 1 P: 16	R: 1 E: 0 K: 2 S: 9 H: 1 LOB: 0 BB: 0 P: 14	1B: 3 2B: 1 3B: 0 HR: 1 SF: 0 SAC: 0 DP: 0 HBP: 0						

Cincinnati Reds @ Chicago Cubs

Wrigley Field, Chicago, IL

Tue Jun 24 2014, 8:00 PM - 10:57 PM CDT

Att. 28,226 - Cloudy - 75 F

TOP

livebaseballscorecards.com

AB	32
R	3
H	5
RBI	3
BB	1
SO	11
LOB	8

WP: 0 PB: 0 SB: 0 CS: 0 PA: 33

PITCHER		IP	WLS	BF	H	R	ER	SO	BB	IBB	HBP	BLK	WP	HR	S	P	ERA	WHIP
49 Jake Arrieta, R ERA: 2.05	(1, 1)	7.0	W	24	3	2	2	9	0	0	0	0	0	0	66	94	2.57	0.429
53 Wesley Wright, L ERA: 2.57	(8, 1)	0.0		1	1	0	0	0	0	0	0	0	0	0	2	3	∞	∞
52 Justin Grimm, R ERA: 3.21	(8, 1)	0.1	H	2	0	0	0	0	1	0	0	0	0	0	2	7	0.00	3.000
40 James Russell, L ERA: 2.21	(8, 1)	0.1	H	1	0	0	0	0	0	0	0	0	0	0	1	1	0.00	0.000
63 Brian Schlitter, R ERA: 2.83	(8, 1)	0.1	H	1	0	0	0	0	0	0	0	0	0	0	2	5	0.00	0.000

PITCHER		IP	WLS	BF	H	R	ER	SO	BB	IBB	HBP	BLK	WP	HR	S	P	ERA	WHIP
54 Neil Ramírez, R ERA: 1.35	(9, 1)	1.0		4	1	1	1	2	0	0	0	0	0	1	9	14	9.00	1.000

Batter	1	2	3	4	5	6	7	8	9	AB	R	H	RBI	BB	SO	LOB
8 Chris Coghlan, L (1, 7) OBP: 0.278, SLG: 0.345	C SI 95 B KC 80 X FF 95 1-1 ① G3-1			C KC 78 X SI 94 0-1 ① G3-1		C SI 94 F SI 96 S KC 82 0-3 ① K		C KC 71 C SI 86 B KC 73 B KC 73 S KC 72 2-3 ① K		4	0	0	0	0	2	1
21 Junior Lake, R (1, 8) OBP: 0.274, SLG: 0.428	S SL 87 F SI 95 B CH 88 S CH 87 1-3 ② K			B SI 95 S SL 84 S SL 84 F SL 86 S KC 80 1-3 ② K		C SL 88 D SI 95 B SL 83 B SL 85 B FF 94 4-1 13 HBP 44 1B 19 SF8 1-2 BB		B SI 85 B SI 86 S FF 88 L KC 71 F SI 87 F KC 73 X SL 78 2-2 44 2B 19 E 1B		3	2	1	0	1	2	0
44 Anthony Rizzo, L (1, 3) OBP: 0.404, SLG: 0.532	F SI 96 F FF 95 F FF 95 F SL 90 B KC 82 B CH 85 B SI 95 X FF 95 3-2 ③ F8			X KC 81 0-0 HR		S SI 96 X SI 96 0-1 19 SF8 13 HBP 1-2 2-3 1B		S SI 87 C SI 86 1 SAFE X KC 72 0-2 19 E 1-3 2B		4	2	3	1	0	0	0
13 Starlin Castro, R (1, 6) OBP: 0.331, SLG: 0.478		C FF 95 B CH 85 B SI 94 X SL 85 2-1 ① G6-3		B SI 97 B SL 86 C FF 96 X SL 87 2-1 ③ F8		F SL 86 F SL 85 H SI 94 1-2 1-2 2-3 3-H HBP		I IN 69 I IN 75 I IN 76 I IN 78 4-0 19 E 5 SF8 IBB		2	1	0	1	1	0	0
19 Nate Schierholtz, L (1, 9) OBP: 0.260, SLG: 0.308		C SI 95 F FF 95 S SI 95 0-3 ② K			B SI 93 S KC 81 C CH 86 F SL 89 B FF 96 B SL 91 X SI 96 3-2 5 2B 1B	F FF 91 B FF 92 F FF 91 F CU 76 X FF 93 1-2 ② SF8 2-3 3-H		C FF 86 B SI 85 D KC 74 B SI 87 X FF 87 3-1 E3 1-3 2-H 3-H		3	1	1	2	0	1	1
5 Welington Castillo, R (1, 2) OBP: 0.283, SLG: 0.385		F SI 95 C CH 86 C SL 90 0-3 ③ K			F SL 87 X SI 94 0-1 ① 1-H 2B	B FF 92 S CU 74 B CU 75 F CU 74 B SL 84 X FF 93 3-2 ③ F9		B KC 74 X KC 73 1-0 ② SF8 3-H		3	0	1	2	0	1	2
30 Mike Olt, R (1, 5) OBP: 0.225, SLG: 0.354			C SI 96 S CH 87 B FF 95 B CH 87 B SL 86 S SL 86 3-3 ① K		B SL 86 C SL 87 B SI 95 X SL 86 2-1 ② G6-3		C SL 85 B FF 97 C SL 86 S FF 98 1-3 ① K	B SI 85 F KC 70 B SI 86 T FF 86 S SI 85 2-3 ③ K		4	0	0	0	0	3	1
15 Darwin Barney, R (1, 4) OBP: 0.248, SLG: 0.288			F SI 95 S CH 86 F SL 90 X CH 87 0-2 ② F7		X SI 94 0-0 ③ L9		C SL 85 F FF 96 F SI 96 F FF 97 X SL 85 0-2 ② P2			3	0	0	0	0	0	0
49 Jake Arrieta, R (1, 1) OBP: 0.235, SLG: 0.250 6 Ryan Sweeney, L (7, PH) OBP: 0.247, SLG: 0.233 53 Wesley Wright, R (8, 1) 52 Justin Grimm, R (8, 1) 40 James Russell, L (8, 1) 63 Brian Schlitter, R (8, 1) OBP: 1.000, SLG: 1.000 54 Neil Ramirez, R (9, 1)			B SI 96 X SI 95 1-0 ③ L5			B SI 95 B SI 92 S SI 94 B SL 88 B SI 95 4-1 44 1B 21 BB 13 HBP BB	B SI 97 C SL 87 T CH 89 B FF 97 B FF 96 C SL 87 3-3 ③ K			1 1 0 0 0 0 0	1 0 0 0 0 0 0	0 0 0 0 0 0 0	0 0 0 0 0 0 0	1 0 0 0 0 0 0	0 1 0 0 0 0 0	0 0 0 0 0 0 0
Inning Stats	R: 0 E: 0 K: 1 S: 10 H: 0 LOB: 0 BB: 0 P: 15	R: 0 E: 0 K: 2 S: 8 H: 0 LOB: 0 BB: 0 P: 10	R: 0 E: 0 K: 1 S: 8 H: 0 LOB: 0 BB: 0 P: 12	R: 1 E: 0 K: 1 S: 9 H: 1 LOB: 0 BB: 0 P: 12	R: 1 E: 0 K: 0 S: 9 H: 2 LOB: 0 BB: 0 P: 14	R: 2 E: 0 K: 1 S: 16 H: 1 LOB: 2 BB: 2 P: 29	R: 0 E: 0 K: 2 S: 11 H: 0 LOB: 0 BB: 0 P: 15	R: 3 E: 1 K: 2 S: 17 H: 2 LOB: 1 BB: 1 P: 31		1B: 3 2B: 2 3B: 0 HR: 1 SF: 2 SAC: 0 DP: 0 HBP: 1				WP: 0 PB: 0 SB: 0 CS: 0 PA: 34		

PITCHER		IP	WLS	BF	H	R	ER	SO	BB	IBB	HBP	BLK	WP	HR	S	P	ERA	WHIP
34 Homer Bailey, R ERA: 4.8	(1, 1)	5.1	L	22	4	4	4	6	2	0	1	0	0	1	53	81	6.75	1.125
60 J.J. Hoover, R ERA: 5.13	(6, 1)	0.2		2	0	0	0	0	0	0	0	0	0	0	7	11	0.00	0.000
70 Jumbo Díaz, R ERA: 13.5	(7, 1)	1.0		3	0	0	0	2	0	0	0	0	0	0	11	15	0.00	0.000
63 Sam LeCure, R ERA: 3.99	(8, 1)	1.0		7	2	3	1	2	0	1	0	0	0	0	17	31	9.00	2.000

PITCHER	IP	WLS	BF	H	R	ER	SO	BB	IBB	HBP	BLK	WP	HR	S	P	ERA	WHIP

BOTTOM

Cincinnati Reds @ Chicago Cubs

Wrigley Field, Chicago, IL

Tue Jun 24 2014, 8:00 PM - 10:57 PM CDT

Att. 28,226 - Cloudy - 75 F

livebaseballscorecards.com

AB	28
R	7
H	6
RBI	6
BB	3
SO	10
LOB	5

Batter	1	2	3	4	5	6	7	8	9	AB	R	H	RBI	BB	SO	LOB
6 Billy Hamilton, S (1, 8) OBP: 0.304, SLG: 0.390	B FF 92 C FF 91 B CU 80 X FF 92 2-1 ① F9		B SL 81 M CU 79 X FF 93 1-1 ② F8		D CU 80 B FF 91 X SI 93 2-0 ③ G4-3		C FF 88 X CH 80 0-1 ① P6		S CU 75 X FF 91 0-1 ③ F8	5	0	0	0	0	0	3
21 Todd Frazier, R (1, 5) OBP: 0.348, SLG: 0.516	B SL 86 F FF 92 F SL 85 X SL 86 1-2 19 S 32 2B 1B		B FF 92 B SL 87 C SL 85 B SI 92 X FF 92 3-1 ③ F8			B SL 85 B SI 90 B SL 84 C FF 90 F FF 91 D SL 85 4-2 19 2B BB	B FF 87 S CH 81 F CH 80 F FC 88 F CU 75 S CH 81 1-3 ② K			3	2	1	0	1	1	0
19 Joey Votto, L (1, 3) OBP: 0.409, SLG: 0.432	B FF 93 S FF 93 F FF 92 B SI 94 D SL 87 F SL 85 B SI 93 4-2 32 2B 1-2 BB			C FF 92 S CH 85 B FF 93 B SL 87 B CH 88 B SL 85 4-2 39 FC5-4 BB		1 SAFE B FF 92 C FF 93 1 SAFE B FF 93 B FF 91 X FF 93 3-1 39 1B 32 2B 1-H 2B	F FF 89 X SL 81 0-1 ③ F8			2	1	1	1	2	0	0
39 Devin Mesoraco, R (1, 2) OBP: 0.384, SLG: 0.656	C SL 86 X FF 93 0-1 ② F8			X FF 93 0-0 ① FC5-4 32 L7 1-2f		X SL 85 0-0 32 2B 25 SH6-3 2-3 1B		B FF 93 S SL 82 B SL 84 B FF 92 F FF 93 F FF 93 C FF 93 3-3 ① K		4	1	1	0	0	1	3
32 Jay Bruce, L (1, 9) OBP: 0.324, SLG: 0.408	T CU 80 X SL 86 0-1 ③ 1-H 2-H 2B			B FF 93 1 SAFE B FF 91 C CH 85 X SI 92 2-1 ② ③ L7 1-2		C CU 79 B FF 94 B CU 80 S SL 86 B SL 87 1 SAFE F SL 86 X FF 94 3-2 25 SH6-3 1-3 3-H 2B		B FF 93 B FF 94 B FF 91 C FF 92 X FF 92 3-1 ② G3		4	0	2	2	0	0	1
28 Chris Heisey, R (1, 7) OBP: 0.270, SLG: 0.326		C FF 92 X SL 86 0-1 ① G5-3			C SL 84 B SL 86 B FF 92 C SL 85 X FF 93 2-2 ① P3	F SL 86 F FF 93 F FF 95 T SL 87 0-2 ① K		B FF 94 S CU 79 X CU 80 1-1 ③ G1-3		4	0	0	0	0	1	2
25 Skip Schumaker, L (1, 4) OBP: 0.270, SLG: 0.313		B FF 92 F FF 91 S CU 80 F FF 95 B SL 87 F SI 93 S SL 87 2-3 ② K2-3			B SI 93 B CH 85 X SI 92 2-0 55 FC1-5 2B	B CH 80 X CH 80 1-0 ② SH6-3 2-3 3-H			F FF 89 F FF 91 B FF 90 B CU 78 B FF 91 F CH 82 F FF 91 X CH 82 3-2 2B	3	0	2	1	0	1	0
2 Zack Cozart, R (1, 6) OBP: 0.274, SLG: 0.306		B SL 86 S SL 85 X FF 93 1-1 ③ P3			C SL 85 B FF 93 D SL 86 B SL 87 B SL 87 4-1 55 FC1-5 BB	I IN 69 I IN 70 I IN 71 I IN 68 4-0 IBB			B FF 91 B FF 88 C CH 80 X CH 82 2-1 ① L6	2	0	0	0	2	0	1
55 Mat Latos, R (1, 1) 51 Jonathan Broxton, R (8, 1) 48 Ryan Ludwick, R (9, PH) OBP: 0.329, SLG: 0.405 54 Aroldis Chapman, L (9, 1)			C FF 92 X FF 93 0-1 ① G6-3		L B B FF 90 X FF 90 2-1 ② FC1-5 1-2 2-3f	B SI 88 F FF 88 X SL 80 1-1 ③ F9			B CU 74 S CH 84 B FF 91 C SL 83 S FF 91 2-3 ② K	3 0 1 0	0 0 0 0	0 0 0 0	0 0 0 0	0 0 1 0	0 0 1 0	4 0 1 0
Inning Stats	R: 1 E: 0 K: 0 S: 12 H: 2 LOB: 2 BB: 1 P: 19	R: 0 E: 0 K: 1 S: 9 H: 0 LOB: 0 BB: 0 P: 12	R: 0 E: 0 K: 0 S: 6 H: 0 LOB: 0 BB: 0 P: 10	R: 0 E: 0 K: 0 S: 5 H: 0 LOB: 0 BB: 1 P: 11	R: 0 E: 0 K: 0 S: 8 H: 1 LOB: 2 BB: 1 P: 20	R: 3 E: 0 K: 1 S: 16 H: 3 LOB: 2 BB: 2 P: 32	R: 0 E: 0 K: 1 S: 9 H: 0 LOB: 0 BB: 0 P: 10	R: 0 E: 0 K: 1 S: 8 H: 0 LOB: 0 BB: 0 P: 15	R: 0 E: 0 K: 1 S: 12 H: 1 LOB: 1 BB: 0 P: 19	1B: 2 2B: 5 3B: 0 HR: 0 SF: 0 SAC: 1 DP: 0 HBP: 0						

PITCHER		IP	WLS	BF	H	R	ER	SO	BB	IBB	HBP	BLK	WP	HR	S	P	ERA	WHIP
36 Edwin Jackson, R ERA: 5.22	(1, 1)	5.1	L	24	6	4	4	2	4	0	0	0	0	0	53	95	6.75	1.875
40 James Russell, L ERA: 2.05	(6, 1)	1.2		6	0	0	0	1	0	1	0	0	0	0	12	19	0.00	0.000
52 Justin Grimm, R ERA: 3.12	(8, 1)	1.0		3	0	0	0	1	0	0	0	0	0	0	8	15	0.00	0.000
33 Carlos Villanueva, R ERA: 5.95	(9, 1)	1.0		4	1	0	0	1	0	0	0	0	0	0	12	19	0.00	1.000

PITCHER	IP	WLS	BF	H	R	ER	SO	BB	IBB	HBP	BLK	WP	HR	S	P	ERA	WHIP

TOP

Cincinnati Reds @ Chicago Cubs

Wrigley Field, Chicago, IL

Wed Jun 25 2014, 6:08 PM - 9:17 PM CDT

Att. 28,207 - Overcast - 59 F

livebaseballscorecards.com

AB	31
R	4
H	7
RBI	4
BB	5
SO	5
LOB	15

WP: 0	PA: 37		
PB: 0			
SB: 1			
CS: 0			

BOTTOM

Cincinnati Reds @ Chicago Cubs

Wrigley Field, Chicago, IL

Wed Jun 25 2014, 6:08 PM - 9:17 PM CDT

Att. 28,207 - Overcast - 59 F

livebaseballscorecards.com

Batter	1	2	3	4	5	6	7	8	9	AB	R	H	RBI	BB	SO	LOB
21 Junior Lake, R (1, 8) OBP: 0.269, SLG: 0.420	C FF 89 B FF 89 S CU 76 B FS 83 F FS 84 B SI 89 F SI 90 X SL 86 3-2 ① G4-3		X FF 89 0-0 ③ G6-3		C FC 91 B FS 78 F FS 80 F FF 93 B CU 77 B FS 81 S FF 92 3-3 ③ K			B FF 93 X SL 87 1-0 ② F7		4	0	0	0	0	1	1
6 Ryan Sweeney, L (1, 7) OBP: 0.247, SLG: 0.244	C FF 90 B SL 87 S FF 90 B SL 85 X FF 89 2-2 ② G4-3			B SI 87 C FF 87 X CU 73 1-1 44 G3-1 13 1B 2B		B SI 86 C SI 86 X FF 88 1-1 ① G5-3		C SI 92 B FF 94 B SL 86 F SI 91 X FF 95 2-2 ③ G1-3		4	1	1	0	0	0	0
44 Anthony Rizzo, L (1, 3) OBP: 0.399, SLG: 0.524	S SI 90 S FS 79 F FS 80 X FF 92 0-2 ③ P6			B FF 90 C SI 89 B FF 89 C SI 88 F SI 90 F FF 89 B SI 90 F FF 91 F FF 89 3-2 X SL 87 ① G3-1 2-3		X SI 87 0-0 ② F7			B FF 100 B FF 99 B FF 98 C FF 97 C FF 98 X FF 99 3-2 ① G6-3	4	0	0	0	0	0	1
13 Starlin Castro, R (1, 6) OBP: 0.333, SLG: 0.479		C SL 86 F FF 89 B FF 87 T FS 79 1-2 ① K		B SI 90 C SL 87 F FF 89 X FF 92 1-2 24 1B 1B 3-H		C FF 85 S FS 76 X SI 87 0-2 1B			C SL 90 B SL 89 S SL 90 S FF 100 1-3 ② K	4	0	2	1	0	2	0
24 Luis Valbuena, L (1, 5) OBP: 0.358, SLG: 0.424 20 Justin Ruggiano, R (9, PH) OBP: 0.327, SLG: 0.370		B SI 88 T FF 89 F CU 75 B FS 80 F CU 77 F SI 90 X SL 86 2-2 ② P3		1 SAFE F FF 89 F SI 90 B CU 77 1 SAFE X FS 80 1-2 1-2 1B		C SI 88 1 SAFE X SI 86 0-1 ③ F8			B CH 87 B SL 89 C FF 98 B SL 89 C FF 98 X FF 99 3-2 2B	3 1	0 0	1 1	0 0	0 0	0 0	1 0
19 Nate Schierholtz, L (1, 9) OBP: 0.257, SLG: 0.304 30 Mike Olt, R (9, PH) OBP: 0.223, SLG: 0.352		F SI 90 F FF 91 X FS 81 0-2 ③ G4-3		C CU 75 B FF 90 F FF 89 X SL 87 1-2 ② F6			X SI 86 0-0 ① P4		B FF 100 C FF 100 C SL 90 S FF 101 1-3 ③ K	3 1	0 0	0 0	0 0	0 0	0 1	2 1
12 John Baker, L (1, 2) OBP: 0.223, SLG: 0.181			C SI 88 F FF 88 B SL 85 X SI 90 1-2 ① G5-3	F FC 89 X FC 89 0-1 ③ P4			C FF 86 B SI 88 B SI 85 F FF 87 C CU 75 2-3 ② K			3	0	0	0	0	1	2
15 Darwin Barney, R (1, 4) OBP: 0.250, SLG: 0.289			C FC 92 B FF 91 B SL 87 B SL 87 C FC 91 X SI 90 3-2 1B		C FF 89 X CU 75 0-1 ① G6-3		C FF 89 B CU 76 X CU 74 1-1 ③ G5-3			3	0	1	0	0	0	0
36 Edwin Jackson, R (1, 1) OBP: 0.103, SLG: 0.138 40 James Russell, L (6, 1) 52 Justin Grimm, R (8, 1) 8 Chris Coghlan, L (8, PH) OBP: 0.276, SLG: 0.341 33 Carlos Villanueva, R (9, 1)			B FF 88 B FF 88 C FF 89 C FF 88 L FF 90 2-3 ② K		B FF 90 B FF 87 S FF 86 C FC 90 C FF 92 2-3 ② K			C SI 90 C SI 92 B FF 93 S FF 94 1-3 ① K		2 0 0 1 0	0 0 0 0 0	0 0 0 0 0	0 0 0 0 0	2 0 0 0 0	1 0 0 0 0
Inning Stats	R: 0 E: 0 K: 0 S: 12 H: 0 LOB: 0 BB: 0 P: 17	R: 0 E: 0 K: 1 S: 11 H: 0 LOB: 0 BB: 0 P: 14	R: 0 E: 0 K: 1 S: 10 H: 1 LOB: 1 BB: 0 P: 16	R: 1 E: 0 K: 0 S: 20 H: 3 LOB: 2 BB: 0 P: 27	R: 0 E: 0 K: 2 S: 9 H: 0 LOB: 0 BB: 0 P: 14	R: 0 E: 0 K: 1 S: 8 H: 1 LOB: 1 BB: 0 P: 9	R: 0 E: 0 K: 1 S: 6 H: 0 LOB: 0 BB: 0 P: 9	R: 0 E: 0 K: 1 S: 7 H: 0 LOB: 0 BB: 0 P: 11	R: 0 E: 0 K: 2 S: 12 H: 1 LOB: 1 BB: 0 P: 20	1B: 4 2B: 2 3B: 0 HR: 0 SF: 0 SAC: 0 DP: 0 HBP: 0						

	AB	33
	R	1
	H	6
	RBI	1
	BB	0
	SO	8
	LOB	9

PITCHER		IP	WLS	BF	H	R	ER	SO	BB	IBB	HBP	BLK	WP	HR	S	P	ERA	WHIP
55 Mat Latos, R ERA: 2.89	(1, 1)	7.0	W	26	5	1	1	5	0	0	0	0	0	0	76	106	1.29	0.714
51 Jonathan Broxton, R ERA: 0.71	(8, 1)	1.0	H	3	0	0	0	1	0	0	0	0	0	0	7	11	0.00	0.000
54 Aroldis Chapman, L ERA: 2.57	(9, 1)	1.0	S	4	1	0	0	2	0	0	0	0	0	0	12	20	0.00	1.000

PITCHER	IP	WLS	BF	H	R	ER	SO	BB	IBB	HBP	BLK	WP	HR	S	P	ERA	WHIP

Cincinnati Reds @ San Francisco Giants

AT&T Park, San Francisco, CA

Thu Jun 26 2014, 7:16 PM - 10:01 PM PDT

Att. 41,156 - Partly Cloudy - 61 F

livebaseballscorecards.com

TOP

Batter	1	2	3	4	5	6	7	8	9	AB	R	H	RBI	BB	SO	LOB
6 Billy Hamilton, S (1, 8) OBP: 0.305, SLG: 0.389	T FF 91 B CU 78 T CU 79 B SL 89 C FF 90 2-3 ① K		C CU 79 B CH 85 B SL 88 X FF 92 2-1 ③ F8			S CH 84 B CH 83 B SI 90 X FF 91 2-1 39 S, 21 1B, 39 P4-2 1B	B CH 85 S CH 86 B CH 85 X FF 92 2-1 ② SH1-3 1-2 2-3			3	0	1	0	0	1	0
21 Todd Frazier, R (1, 5) OBP: 0.350, SLG: 0.515	B SL 89 S FF 92 B CU 79 C CU 79 X FF 90 2-2 39 E, 39 S, 1B			X SL 88 0-0 ① F8		X FF 89 0-0 1-2 1B	X FF 93 0-0 ③ G4-3			4	0	2	0	0	0	2
19 Joey Votto, L (1, 3) OBP: 0.402, SLG: 0.423	C CH 85 B FF 91 B SI 91 F CU 79 1 SAFE X SL 86 2-2 ② F8			F SL 88 B CH 85 C FF 90 B FF 92 C SL 89 2-3 ② K		C FF 89 B SL 88 C FF 89 B SL 87 B FF 90 F SL 87 X FF 90 3-2 ① F8		B SI 94 B SI 94 C SI 94 B SI 95 X SI 94 3-1 ① L5		4	0	0	0	0	1	3
39 Devin Mesoraco, R (1, 2) OBP: 0.375, SLG: 0.639	B CU 78 X SL 88 1-0 ③ G3 1-3			B SI 90 C SL 88 S CU 79 S FF 90 1-3 ③ K		D CU 77 X FF 90 1-0 ② ③ P4-2 2-Hf		C CU 85 F FF 95 T FF 96 0-2 ② K		4	0	0	0	0	2	3
4 Brandon Phillips, R (1, 4) OBP: 0.308, SLG: 0.405		B SL 88 C FF 90 B SL 88 B FF 91 F FF 91 F FF 91 X CH 85 3-2 ① G5-3			C FF 90 B CU 79 T FF 90 F FF 90 F FF 89 X CH 84 1-2 ① P4		X FF 93 0-0 HR	B CU 86 X CU 85 1-0 32 2B, 1B		4	1	2	1	0	0	0
32 Jay Bruce, L (1, 9) OBP: 0.331, SLG: 0.424		C CH 86 B CH 85 B FF 92 X FF 91 2-1 ② F8			B SI 90 F FF 91 X FF 90 1-1 2 2B, 1B		B CH 84 S CH 85 B CH 84 F CH 85 X CH 88 2-2 48 1B, 2B	D SI 94 X SI 94 1-0 ③ 1-H, 2B		4	2	3	0	0	0	0
48 Ryan Ludwick, R (1, 7) OBP: 0.327, SLG: 0.402 54 Aroldis Chapman, L (9, 1)		F SL 88 F SI 90 B CU 79 F CU 78 B FF 92 X SI 91 2-2 ③ G5-3			1 SAFE F CU 76 B FF 87 F SI 89 S FF 90 1-3 ② K		B FF 94 S CH 85 C FF 94 D CH 88 F CH 84 B FF 94 X CH 88 3-2 6 SH1-3, 2 E, 2-H, 1B		S SL 86 C SL 88 B SL 88 S SL 87 1-3 ① K	4 0	0 0	1 0	1 0	0 0	2 0	1 0
2 Zack Cozart, R (1, 6) OBP: 0.273, SLG: 0.309			B SL 88 B SL 88 C FF 91 C FF 92 S FF 91 2-3 ① K		1 SAFE X CU 77 0-0 1-H 2B		1 SAFE S CH 84 C CH 84 B FF 92 X CH 83 1-2 FC5, 6 SH1-3, 1-2		C SL 87 S KC 79 X SL 87 0-2 ② P4	4	0	1	1	0	1	1
44 Mike Leake, R (1, 1) OBP: 0.139, SLG: 0.250 25 Skip Schumaker, L (9, PH) OBP: 0.268, SLG: 0.310 (9, 7)			B SL 89 C CU 79 B FF 91 S FF 92 F FF 91 F FF 90 S CH 84 2-3 ② K		S SL 87 B FF 90 S CU 77 S FF 89 1-3 ③ K		B FF 92 B FF 93 L FF 93 L SI 91 L FF 92 2-3 ① K		S CH 87 B CH 87 X SL 88 1-1 ③ L7	3 1	0 0	0 0	0 0	0 0	3 0	3 0
Inning Stats	R: 0 E: 0 K: 1 S: 10 H: 1 LOB: 1 BB: 0 P: 17	R: 0 E: 0 K: 0 S: 10 H: 0 LOB: 0 BB: 0 P: 17	R: 0 E: 0 K: 2 S: 10 H: 0 LOB: 0 BB: 0 P: 16	R: 0 E: 0 K: 2 S: 7 H: 0 LOB: 0 BB: 0 P: 10	R: 1 E: 0 K: 2 S: 14 H: 2 LOB: 0 BB: 0 P: 18	R: 0 E: 0 K: 0 S: 8 H: 2 LOB: 1 BB: 0 P: 14	R: 2 E: 1 K: 1 S: 17 H: 3 LOB: 2 BB: 0 P: 27	R: 0 E: 0 K: 1 S: 7 H: 2 LOB: 2 BB: 0 P: 12	R: 0 E: 0 K: 1 S: 8 H: 0 LOB: 0 BB: 0 P: 10	1B: 6 2B: 4 3B: 0 HR: 1 SF: 0 SAC: 1 DP: 1 HBP: 0						

	AB	35
	R	3
	H	10
	RBI	3
	BB	0
	SO	10
	LOB	13

WP: 0 PB: 0 SB: 2 CS: 0 PA: 36

PITCHER		IP	WLS	BF	H	R	ER	SO	BB	IBB	HBP	BLK	WP	HR	S	P	ERA	WHIP
32 Ryan Vogelsong, R ERA: 3.96	(1, 1)	6.0	L	22	5	1	1	7	0	0	0	0	0	0	59	92	1.50	0.833
63 Jean Machi, R ERA: 0.84	(7, 1)	1.0		7	3	2	2	1	0	0	0	0	0	1	17	27	18.00	3.000
57 Juan Gutierrez, R ERA: 3.31	(8, 1)	1.0		4	2	0	0	1	0	0	0	0	0	0	7	12	0.00	2.000
46 Santiago Casilla, R ERA: 1.15	(9, 1)	1.0		3	0	0	0	1	0	0	0	0	0	0	8	10	0.00	0.000

PITCHER		IP	WLS	BF	H	R	ER	SO	BB	IBB	HBP	BLK	WP	HR	S	P	ERA	WHIP

Cincinnati Reds @ San Francisco Giants

AT&T Park, San Francisco, CA

Thu Jun 26 2014, 7:16 PM - 10:01 PM PDT

Att. 41,156 - Partly Cloudy - 61 F

livebaseballscorecards.com

BOTTOM

Batter	1	2	3	4	5	6	7	8	9	AB	R	H	RBI	BB	SO	LOB
7 Grégor Blanco, L (1, 8) OBP: 0.315, SLG: 0.308	C SI 88 X FC 88 0-1 ① F7		B KC 79 X CH 84 1-0 1B			T SI 90 X FC 89 0-1 ② P6		C KC 78 C FC 89 B SL 82 X KC 82 1-2 ② G4-3		4	0	1	0	0	0	0
8 Hunter Pence, R (1, 9) OBP: 0.361, SLG: 0.481	C SI 90 B KC 79 F SI 91 B SI 93 B SI 92 S FF 90 3-3 ② K		1 SAFE 1 SAFE C SI 91 1 SAFE X SI 91 0-1 ③ F9			B SI 91 X SI 91 1-0 3B		B SI 91 S KC 80 F SI 91 B FC 91 S SL 83 2-3 ③ K		4	0	1	0	0	2	1
28 Buster Posey, R (1, 2) OBP: 0.353, SLG: 0.451	B SI 91 C SI 90 B SI 92 X KC 79 2-1 2B			F SI 90 B SI 91 S FC 90 X FC 90 1-2 ① G4-3		B SI 93 B SI 93 D SL 83 B SI 92 4-0 BB			X FF 98 0-0 2B	3	0	2	0	1	0	0
48 Pablo Sandoval, S (1, 5) OBP: 0.309, SLG: 0.419	F SI 90 B SI 92 X SI 91 1-1 ③ G4-3			B SI 92 F CH 85 X FC 91 1-1 ② P6		F FF 90 F FC 91 B FF 90 B SL 82 B FC 91 T FF 91 3-2 ③ K			S SL 88 X SL 89 0-1 ① G6-3	4	0	0	0	0	1	4
21 Tyler Colvin, L (1, 7) OBP: 0.282, SLG: 0.417 38 Michael Morse, R (9, PH) OBP: 0.339, SLG: 0.517		C CH 82 F FC 89 B SI 92 S SL 82 1-3 ① K		F SI 91 C FC 91 T SI 92 0-2 ③ K			C SI 88 B FC 88 S SI 89 F FC 90 S SL 81 1-3 ① K		B CH 87 C FF 100 B FF 100 C SL 87 S FF 100 2-3 ② K	3 1	0 0	0 0	0 0	0 0	3 1	0 1
37 Adam Duvall, R (1, 3) OBP: 0.250, SLG: 1.000		B SI 91 F SI 91 B SI 93 S CH 85 B SL 83 F FC 92 T SL 83 3-2 ② K			C SI 90 B FC 88 X SL 79 1-1 ① P3		F FC 88 F SI 92 X SL 80 0-2 HR		B FF 101 X CH 88 1-0 ③ L5	4	1	1	1	0	1	1
35 Brandon Crawford, L (1, 6) OBP: 0.336, SLG: 0.456		B SI 92 C CH 86 B FC 91 F CH 86 B FF 93 C FC 91 3-3 ③ K			F SI 91 S FC 90 C SL 82 0-3 ② K		C CH 84 X FC 86 0-1 ② B1-3			3	0	0	0	0	2	0
12 Joe Panik, L (1, 4) OBP: 0.211, SLG: 0.176			B SI 88 F CH 83 B CH 84 X CH 84 2-1 ① G1-3		F SI 90 B SI 92 C FF 89 F FC 91 X SI 93 1-2 ③ G6-3		B KC 78 F FC 88 C CH 84 B SI 91 C FC 90 2-3 ③ K			3	0	0	0	0	1	0
32 Ryan Vogelsong, R (1, 1) OBP: 0.129, SLG: 0.194 13 Joaquin Arias, R (6, PH) OBP: 0.211, SLG: 0.178 63 Jean Machi, R (7, 1) 57 Juan Gutierrez, R (8, 1) 29 Héctor Sánchez, S (8, PH) OBP: 0.241, SLG: 0.331 46 Santiago Casilla, R (9, 1)			C SI 90 F SI 90 S FC 91 0-3 ② K			B KC 77 X SI 89 1-0 ① G5-3		C KC 76 F FC 88 B FF 90 B SL 82 S FC 90 2-3 ① K		1 1 0 0 1 0	0 0 0 0 0 0	0 0 0 0 0 0	0 0 0 0 0 0	1 0 0 0 1 0	0 0 0 0 0 0	0 0 0 0 0 0
Inning Stats	R: 0 E: 0 K: 1 S: 9 H: 1 LOB: 1 BB: 0 P: 15	R: 0 E: 0 K: 3 S: 10 H: 0 LOB: 0 BB: 0 P: 17	R: 0 E: 0 K: 1 S: 8 H: 1 LOB: 1 BB: 0 P: 11	R: 0 E: 0 K: 1 S: 8 H: 0 LOB: 0 BB: 0 P: 10	R: 0 E: 0 K: 1 S: 9 H: 0 LOB: 0 BB: 0 P: 11	R: 0 E: 0 K: 1 S: 7 H: 1 LOB: 2 BB: 1 P: 16	R: 1 E: 0 K: 2 S: 12 H: 1 LOB: 0 BB: 0 P: 15	R: 0 E: 0 K: 2 S: 9 H: 0 LOB: 0 BB: 0 P: 14	R: 0 E: 0 K: 1 S: 7 H: 1 LOB: 1 BB: 0 P: 10	1B: 1 2B: 2 3B: 1 HR: 1	SF: 0 SAC: 0 DP: 0 HBP: 0			WP: 0 PB: 0 SB: 0 CS: 0		PA: 33	

	AB	32
	R	1
	H	5
	RBI	1
	BB	1
	SO	13
	LOB	7

PITCHER		IP	WLS	BF	H	R	ER	SO	BB	IBB	HBP	BLK	WP	HR	S	P	ERA	WHIP
44 Mike Leake, R ERA: 3.41	(1, 1)	8.0	W	29	4	1	1	12	1	0	0	0	0	1	72	109	1.12	0.625
54 Aroldis Chapman, L ERA: 2.45	(9, 1)	1.0	S	4	1	0	0	1	0	0	0	0	0	0	7	10	0.00	1.000

PITCHER	IP	WLS	BF	H	R	ER	SO	BB	IBB	HBP	BLK	WP	HR	S	P	ERA	WHIP

Cincinnati Reds @ San Francisco Giants

AT&T Park, San Francisco, CA

Fri Jun 27 2014, 7:15 PM - 10:00 PM PDT

Att. 41,046 - Partly Cloudy - 63 F

TOP

livebaseballscorecards.com

Batter	1	2	3	4	5	6	7	8	9	AB	R	H	RBI	BB	SO	LOB
6 Billy Hamilton, S (1, 8) OBP: 0.310, SLG: 0.397	C FF 92 X FC 90 0-1 21 CS 1B			C FC 88 B CU 78 B CU 78 X FC 89 2-1 ① G6-3	F FC 89 C FF 93 B FF 92 X CU 78 1-2 4 FC5-4 21 1B 32 1B 1B 1-3 2-H 3-H		C FF 88 C FF 90 B FF 89 F CU 77 F FF 90 X CU 77 1-2 ① P4		B CU 78 S CH 82 X CU 78 1-1 21 S 2B	5	1	3	2	0	0	0
21 Todd Frazier, R (1, 5) OBP: 0.356, SLG: 0.519	C FC 89 1 SAFE 1 SAFE B FC 89 F CH 83 B FF 92 1 SAFE X FC 91 2-2 ① 32 CS 1-2 1B			B CU 78 C FC 89 X FF 93 1-1 ② F7	F FC 87 X FC 88 0-1 4 FC5-4 1-2 3-H 1B		F SL 86 C CU 77 X CU 78 0-2 32 S 32 1B 1B		B SL 85 B FF 90 B FF 91 F SL 84 B FF 90 4-1 4 L3 2-3 BB	4	1	3	1	1	0	0
4 Brandon Phillips, R (1, 4) OBP: 0.307, SLG: 0.401	F FF 93 S CH 85 S FC 91 0-3 ② K			B FF 93 B FC 89 F FC 91 X FC 90 2-1 1B	F CH 85 X CH 85 0-1 ② FC5-4 32 1B 1-2f 2-3		F SL 84 1 SAFE 1 SAFE X FF 91 0-1 ② L9		S CU 78 B SL 85 X FF 90 1-1 ②③ L3 1-1	5	0	1	0	0	1	6
32 Jay Bruce, L (1, 9) OBP: 0.333, SLG: 0.425	C FF 94 B FF 93 1 SAFE F FF 93 1 SAFE 1-2 ③ CS 1-2	B CU 78 B FC 89 B FF 93 C FF 92 X FF 92 3-1 ① F8		B FF 93 F FC 89 1 SAFE F FF 93 1 SAFE X FF 93 1-2 ③ G6-3	S FC 89 X FF 92 0-1 1-2 3-H 1B		C CH 81 B CH 83 C FF 89 B CU 79 X CU 78 2-2 39 S 1-H 1B			4	0	2	2	0	0	1
39 Devin Mesoraco, R (1, 2) OBP: 0.372, SLG: 0.636		C FC 91 C CU 79 X FC 90 0-2 ② G1-3			B FC 88 1-0 X FC 90 28 1B 2 1B 2B D CH 87 F FC 89 S CH 89 X CH 87 1-2 ③ F9		C CU 77 B SL 86 X SL 86 1-1 ③ L6 1-2			4	1	1	0	0	0	3
29 Brayan Peña, S (1, 3) OBP: 0.283, SLG: 0.364		C CH 87 C FF 94 T FF 94 0-2 ③ K			X CH 85 0-0 ① G1-3	C FF 90 B FF 91 F CU 78 B FF 92 B FC 90 F FF 91 B FC 88 4-2 28 FC5-4 BB		X FF 88 0-0 ① G4-3		3	0	0	0	1	1	1
28 Chris Heisey, R (1, 7) OBP: 0.269, SLG: 0.323			B CU 78 C FC 90 B FF 92 F FC 90 X FF 93 2-2 ① L8		B FC 88 B FC 88 S FC 90 X FC 90 2-1 47 SH 2 1B 6 1B 2-3 1B	B FC 88 B CH 86 C FC 90 F CH 86 F CH 86 X FC 89 2-2 ① FC5-4 2 FC5-4 1-2f		C FC 88 S FF 89 S FF 89 0-3 ② K		4	1	1	0	0	1	1
2 Zack Cozart, R (1, 6) OBP: 0.273, SLG: 0.308			C FC 89 F CH 86 F CU 79 S CU 78 0-3 ② K		1 SAFE B FC 88 C FC 90 X FC 90 1-1 47 SH 6 1B 1-2 3-H 1B	C FF 92 B FC 88 B CH 87 X FC 89 2-1 ② FC5-4 1-2f		C FC 88 B SL 85 S CU 78 F FF 90 S CU 77 1-3 ③ K		4	1	1	1	0	2	1
47 Johnny Cueto, R (1, 1) OBP: 0.125, SLG: 0.125 54 Aroldis Chapman, L (9, 1)			C FC 90 S FF 94 F FF 94 F CU 78 X FF 94 0-2 ③ L9		C FF 89 X FF 90 0-1 SH 6 1B 21 1B 1-2 2-3	X FF 91 0-0 ③ G1-3			C FF 87 L SL 85 F FF 89 X CU 77 0-2 ① P4	3 0	1 0	0 0	0 0	0 0	0 0	1 0

Inning Stats										
	R: 0 E: 0 K: 1 S: 10	H: 2 LOB: 0 BB: 0 P: 13	R: 0 E: 0 K: 1 S: 8	H: 0 LOB: 0 BB: 0 P: 11	R: 0 E: 0 K: 1 S: 12	H: 0 LOB: 0 BB: 0 P: 14	R: 0 E: 0 K: 0 S: 9	H: 1 LOB: 1 BB: 0 P: 15	R: 5 E: 0 K: 0 S: 20	H: 6 LOB: 2 BB: 0 P: 26
	R: 0 E: 0 K: 0 S: 10	H: 0 LOB: 1 BB: 1 P: 18	R: 1 E: 0 K: 0 S: 15	H: 2 LOB: 1 BB: 0 P: 19	R: 0 E: 0 K: 2 S: 8	H: 0 LOB: 0 BB: 0 P: 9	R: 0 E: 0 K: 0 S: 9	H: 1 LOB: 1 BB: 1 P: 15	1B: 10 2B: 3 3B: 0 HR: 0	SF: 0 SAC: 1 DP: 1 HBP: 0

	AB	36
	R	6
	H	12
	RBI	6
	BB	2
	SO	5
	LOB	14

	WP: 0	PA: 40
	PB: 0	
	SB: 3	
	CS: 2	

PITCHER		IP	WLS	BF	H	R	ER	SO	BB	IBB	HBP	BLK	WP	HR	S	P	ERA	WHIP
40 Madison Bumgarner, L ERA: 2.9	(1, 1)	6.0	L	27	9	5	5	3	1	0	0	0	0	0	69	97	7.50	1.667
52 Yusmeiro Petit, R ERA: 4.11	(7, 1)	3.0		12	3	1	1	2	1	0	0	0	0	0	32	43	3.00	1.333

PITCHER	IP	WLS	BF	H	R	ER	SO	BB	IBB	HBP	BLK	WP	HR	S	P	ERA	WHIP

Batter	1	2	3	4	5	6	7	8	9	AB	R	H	RBI	BB	SO	LOB
7 Grégor Blanco, L (1, 8) OBP: 0.309, SLG: 0.302	C SI 90 X FC 88 0-1 ① G1-3			B FC 88 B SL 80 X FC 88 2-0 ① P6		B FC 90 C CH 84 B SI 93 C FC 89 S FF 95 2-3 ① K			C SL 84 X SI 92 0-1 ① F7	3	0	0	0	0	1	1
52 Yusmeiro Petit, R (7, 1)										0	0	0	0	0	0	0
13 Joaquin Arias, R (9, PH) OBP: 0.208, SLG: 0.176										1	0	0	0	0	0	0
8 Hunter Pence, R (1, 9) OBP: 0.360, SLG: 0.478	S SL 84 B SI 92 X SI 92 1-1 ② G6-3			B SL 84 B SL 85 X SL 84 2-0 ② G5-3		X SI 94 0-0 ② G6-3 3-H			C FF 92 B FC 87 X FC 87 1-1 ② 48 FC6-5 28 BB 1B	4	0	1	1	0	0	0
28 Buster Posey, R (1, 2) OBP: 0.352, SLG: 0.446	C SL 85 F SI 94 B FF 93 F SI 95 B CH 84 F FC 90 X SI 95 2-2 ③ G5-3			C SI 94 S SI 93 F FF 94 F CH 84 X SI 95 0-2 ③ G4-3		C X FC 88 0-1 ③ G6-3			C SL 85 B SI 94 B FF 95 B SI 93 B SL 81 4-1 1-2 48 FC6-5 BB	3	0	0	0	1	0	0
48 Pablo Sandoval, S (1, 5) OBP: 0.311, SLG: 0.420		X SL 81 0-0 38 G4-3 1B			B SI 93 X FC 89 1-0 38 FC6-4 1B		F CH 83 B FC 86 F FC 88 B FF 95 X SI 93 2-2 ① P3		C FF 100 S SL 89 B FF 101 B FF 102 X SL 88 2-2 ② FC6-5 1-2 2-3f	4	0	2	0	0	0	2
38 Michael Morse, R (1, 7) OBP: 0.334, SLG: 0.510		F SL 82 F SI 92 X SI 92 0-2 ① ② G4-3 1-2f			B FF 93 C SL 82 X SI 93 1-1 ① FC6-4 37 FC1-6 1-2f		F SL 85 X SI 95 0-1 ② L8		F FF 101 B FF 102 C SL 88 S FF 102 1-3 ③ K	4	0	0	0	0	1	4
37 Adam Duvall, R (1, 3) OBP: 0.143, SLG: 0.571		B FF 94 B SL 83 X SI 93 2-0 ③ F9			B SI 93 F SI 93 F SI 93 B FF 95 F SI 94 X CH 85 2-2 ② FC1-6 1-2f		S SL 85 X FC 88 0-1 ③ G1-3			3	0	0	0	0	0	1
35 Brandon Crawford, L (1, 6) OBP: 0.332, SLG: 0.451			C SI 91 B CH 82 B CH 84 X FC 89 2-1 ① F7		F FC 89 B SI 94 B FC 89 S FF 94 X FC 89 2-2 ③ G6-3			B FC 87 S SI 92 X CH 84 1-1 ① G6-3		3	0	0	0	0	0	1
14 Brandon Hicks, R (1, 4) OBP: 0.287, SLG: 0.332			S SL 83 B SI 92 F FF 94 B FC 89 S CH 84 2-3 ② K			B FF 92 F SL 83 B SI 92 B SI 93 D SL 80 4-1 21 3B BB		S FF 94 F SI 93 B SI 93 F CH 84 T FF 94 1-2 ② K		2	1	0	0	1	2	0
40 Madison Bumgarner, R (1, 1) OBP: 0.256, SLG: 0.417			X SI 93 0-0 ③ F9			F SI 93 F FF 92 B FF 94 B CH 84 F SI 94 B FC 88 X SI 93 3-2 1-H 8 G6-3 3B		B CH 82 T FC 89 X CH 84 1-1 ③ G4-3		1	0	0	0	0	0	0
21 Tyler Colvin, L (6, PH) OBP: 0.286, SLG: 0.439 (7, 8)										2	1	1	1	0	0	0
Inning Stats	R: 0 H: 0 E: 0 LOB: 0 K: 0 BB: 0 S: 9 P: 12	R: 0 H: 1 E: 0 LOB: 0 K: 0 BB: 0 S: 5 P: 7	R: 0 H: 0 E: 0 LOB: 0 K: 1 BB: 0 S: 6 P: 10	R: 0 H: 0 E: 0 LOB: 0 K: 0 BB: 0 S: 7 P: 11	R: 0 H: 1 E: 0 LOB: 1 K: 0 BB: 0 S: 10 P: 16	R: 2 H: 1 E: 0 LOB: 0 K: 1 BB: 1 S: 11 P: 20	R: 0 H: 0 E: 0 LOB: 0 K: 0 BB: 0 S: 7 P: 9	R: 0 H: 0 E: 0 LOB: 0 K: 0 BB: 0 S: 8 P: 11	R: 0 H: 1 E: 0 LOB: 2 K: 1 BB: 1 S: 11 P: 19	1B: 3 SF: 0 2B: 0 SAC: 0 3B: 1 DP: 1 HR: 0 HBP: 0						WP: 0 PA: 32 PB: 0 SB: 0 CS: 0

PITCHER	IP	WLS	BF	H	R	ER	SO	BB	IBB	HBP	BLK	WP	HR	S	P	ERA	WHIP
47 Johnny Cueto, R (1, 1) ERA: 1.88	8.1	W	30	4	2	2	3	2	0	0	0	0	0	68	106	2.16	0.720
54 Aroldis Chapman, L (9, 1) ERA: 2.38	0.2	S	2	0	0	0	1	0	0	0	0	0	0	6	9	0.00	0.000

PITCHER	IP	WLS	BF	H	R	ER	SO	BB	IBB	HBP	BLK	WP	HR	S	P	ERA	WHIP

BOTTOM

Cincinnati Reds @ San Francisco Giants

AT&T Park, San Francisco, CA

Fri Jun 27 2014, 7:15 PM - 10:00 PM PDT

Att. 41,046 - Partly Cloudy - 63 F

livebaseballscorecards.com

AB	30
R	2
H	4
RBI	2
BB	2
SO	4
LOB	9

Batter	1	2	3	4	5	6	7	8	9	10	11	AB	R	H	RBI	BB	SO	LOB
6 Billy Hamilton, S (1, 8) OBP: 0.314, SLG: 0.403	C FF 90 B SI 92 B CU 78 B SI 92 C SI 92 F SI 92 X SI 93 3-2 4 CS 21 S 1B		X SI 91 0-0 21 G5-4-3 1-2 1B		1 SAFE B CU 77 C CU 76 1 SAFE X SI 91 1-1 ② G4-3 1-2			C CU 77 B SI 93 B SI 93 F SI 92 X SI 92 2-2 ② F9		D CU 82 C CU 81 C CU 82 B FF 94 F CU 83 B SI 96 X SI 95 3-2 ② P6	S CH 88 X CH 88 0-1 3-H 2B	6	0	3	1	0	0	2
21 Todd Frazier, R (1, 5) OBP: 0.350, SLG: 0.508	C SI 92 1 SAFE 1 SAFE P PO 90 S SL 88 1 SAFE F FF 92 1 SAFE C FF 92 1-3 ① K 1-2		B CU 78 S CU 78 X SI 90 1-1 ②③ G5-4-3 1-2f		B SL 88 C CU 78 B FF 92 X CU 78 2-1 ③ F9			B SL 90 B FF 93 C SL 87 C KC 80 X FF 95 2-2 ③ L8		B CU 88 F CU 82 S SI 95 D CU 80 X CU 86 2-2 ③ L4	S CU 82 B FF 93 B CU 82 S CH 87 X FF 93 2-2 ③ F9	6	0	0	0	0	1	6
19 Joey Votto, L (1, 3) OBP: 0.402, SLG: 0.425	B SI 91 F CH 85 S FF 91 B FF 92 X CU 78 2-2 ② L8			B FF 91 S FF 92 F SI 92 X FF 93 1-2 ① F8		S SI 91 B CH 86 F FF 92 B SI 93 F FF 93 B SL 87 S CU 78 3-3 ① K			B SL 80 B SL 79 F SI 88 F SI 88 B CH 82 B SL 77 4-2 4 HR BB		X SI 85 0-0 32 SH1-3 2 1B 2B	4	2	1	0	1	1	1
4 Brandon Phillips, R (1, 4) OBP: 0.308, SLG: 0.409	B SL 86 C SL 85 2 SAFE 1-1 ③ CS 2-3	C FF 92 B SL 87 F CU 79 S FF 93 1-3 ① K		S CU 79 B FF 92 X SL 87 1-1 ② F8		F CH 88 B CU 79 X CU 80 1-1 ② G1-3			S SL 78 S SL 80 B SL 78 D SL 78 F SL 78 X SL 77 2-2 1-H HR		I IN 67 I IN 74 I IN 76 I IN 76 4-0 32 SH1-3 2 1B IBB	4	2	1	2	1	1	0
32 Jay Bruce, L (1, 9) OBP: 0.336, SLG: 0.427		B CU 79 C CU 78 X SI 92 1-1 39 WP 1B		X CH 87 0-0 39 1B 1B		B CH 87 C CU 79 X CH 86 1-1 ③ G6-3			C SI 87 B CH 83 B CH 82 F SL 75 S SL 76 2-3 ① K		X SL 80 0-0 ① SH1-3 1-2 2-3	4	0	2	0	0	1	0
39 Devin Mesoraco, R (1, 2) OBP: 0.373, SLG: 0.627		C FF 92 B SL 88 B CH 87 X CU 78 2-1 ② P4 1-2		1 SAFE X FF 92 0-0 1-2 1B			B SL 84 X CU 76 1-0 ① F8		B SL 76 B SI 86 B SI 88 C FF 88 X SL 79 3-1 ② F7		I IN 74 I IN 79 I IN 79 I IN 78 4-0 2 1B 28 3B IBB	4	1	1	0	1	0	1
48 Ryan Ludwick, R (1, 7) OBP: 0.326, SLG: 0.396 54 Aroldis Chapman, L (9, 1) 51 Jonathan Broxton, R (10, 1) 7 Ramon Santiago, S (11, PH) OBP: 0.298, SLG: 0.235 70 Jumbo Díaz, R (11, 1)		B FF 92 S SL 88 F FF 93 B FF 93 F FF 93 X CU 80 2-2 ③ L1		C CU 78 S CU 79 B CU 79 X FF 93 1-2 ③ P3			F FF 92 F SI 92 B FF 94 B SI 92 B CU 80 B CU 79 4-2 2 CS BB		C SI 86 B SL 75 X SL 77 1-1 ③ F7		C CH 87 B CH 86 C CH 88 F CH 87 C FF 93 1-3 ② K	3 0 0 1 0 0	0 0 0 0 0 0	0 0 0 0 0 0	0 0 0 0 0 0	1 0 0 0 0 0	0 0 0 1 0 0	3 0 0 3 0 0
2 Zack Cozart, R (1, 6) OBP: 0.279, SLG: 0.311			B FF 91 B FF 92 C SI 91 X SI 91 2-1 ① L9		B CU 78 B SL 85 B SI 90 B FF 91 4-0 6 G4-3 BB		1 SAFE B FF 92 S CU 77 B SI 91 F CU 78 B CU 78 1 SAFE C SI 91 3-3 ②③ K 1-2			B FF 94 X CU 84 1-0 28 SH3 1B	F CU 81 B CH 88 X CH 84 1-1 1-2 2-H 3-H 28 3B 1B	4	1	2	2	1	1	1
31 Alfredo Simon, R (1, 1) OBP: 0.147, SLG: 0.152 29 Brayan Peña, S (8, PH) OBP: 0.282, SLG: 0.362 63 Sam LeCure, R (8, 1) 28 Chris Heisey, R (9, 7) OBP: 0.274, SLG: 0.343			C SI 92 B FF 93 X FF 92 1-1 6 1B 1B		X FF 91 0-0 ① P4			C SI 93 F CU 75 B CU 76 C SI 93 1-3 ① K		B SI 94 X SI 94 1-0 ① SH3 1-2	C FF 93 B CU 82 B CH 88 X FF 93 2-1 1-H 2-H 6 2B 3B	2 1 0 1	0 0 0 1	1 0 0 1	0 0 0 2	0 1 0 0	0 0 0 0	1 0 0 0
Inning Stats	R: 0 E: 0 K: 1 S: 13 H: 1 LOB: 0 BB: 0 P: 19	R: 0 E: 0 K: 1 S: 11 H: 1 LOB: 1 BB: 0 P: 17	R: 0 E: 0 K: 0 S: 7 H: 2 LOB: 1 BB: 0 P: 11	R: 0 E: 0 K: 0 S: 10 H: 2 LOB: 2 BB: 0 P: 13	R: 0 E: 0 K: 0 S: 5 H: 0 LOB: 1 BB: 1 P: 12	R: 0 E: 0 K: 1 S: 8 H: 0 LOB: 0 BB: 0 P: 13	R: 0 E: 0 K: 1 S: 6 H: 0 LOB: 1 BB: 1 P: 14	R: 0 E: 0 K: 1 S: 9 H: 0 LOB: 0 BB: 0 P: 14	R: 2 E: 0 K: 1 S: 13 H: 1 LOB: 0 BB: 1 P: 25	R: 0 E: 0 K: 0 S: 9 H: 1 LOB: 1 BB: 0 P: 16	R: 5 E: 0 K: 1 S: 15 H: 4 LOB: 1 BB: 2 P: 29	1B: 8 2B: 3 3B: 1 HR: 1	SF: 0 SAC: 2 DP: 2 HBP: 0	WP: 1 PB: 0 SB: 1 CS: 2	PA: 48			

PITCHER		IP	WLS	BF	H	R	ER	SO	BB	IBB	HBP	BLK	WP	HR	S	P	ERA	WHIP
18 Matt Cain, R ERA: 4.38	(1, 1)	7.0		26	6	0	0	4	2	0	0	0	1	0	60	99	0.00	1.143
41 Jeremy Affeldt, L ERA: 1.27	(8, 1)	0.2	H	2	0	0	0	1	0	0	0	0	0	0	6	9	0.00	0.000
46 Santiago Casilla, R ERA: 1.14	(8, 1)	0.1	H	1	0	0	0	0	0	0	0	0	0	0	3	5	0.00	0.000
54 Sergio Romo, R ERA: 5.01	(9, 1)	1.0	B	5	1	2	2	1	1	0	0	0	0	1	13	25	18.00	2.000
57 Juan Gutierrez, R ERA: 3.22	(10, 1)	1.0		4	1	0	0	0	0	0	0	0	0	0	9	16	0.00	1.000

PITCHER		IP	WLS	BF	H	R	ER	SO	BB	IBB	HBP	BLK	WP	HR	S	P	ERA	WHIP
49 Javier López, L ERA: 3.31	(11, 1)	0.1	L	4	1	3	3	0	0	2	0	0	0	0	2	10	81.00	3.000
63 Jean Machi, R ERA: 1.36	(11, 1)	0.2		5	3	2	2	1	0	0	0	0	0	0	13	19	27.00	4.500

TOP

Cincinnati Reds @ San Francisco Giants

AT&T Park, San Francisco, CA

Sat Jun 28 2014, 7:08 PM - 11:04 PM PDT

Att. 41,024 - Clear - 65 F

livebaseballscorecards.com

AB	40
R	7
H	12
RBI	7
BB	5
SO	7
LOB	18

Batter	1	2	3	4	5	6	7	8	9	10	11	AB	R	H	RBI	BB	SO	LOB
7 Grégor Blanco, L (1, 8) OBP: 0.312, SLG: 0.305	B SI 93 X SI 93 1-0 8 G6-4-3 1B			B SI 94 F SI 95 X FS 83 1-1 ① G6-3		B CU 75 F FS 86 X FC 89 1-1 ① G6-3		B SI 89 C KC 73 C SI 87 B SI 90 X SI 88 2-2 8 CS 1B		X FF 94 0-0 ② P5		5	0	2	0	0	0	1
8 Hunter Pence, R (1, 9) OBP: 0.358, SLG: 0.474	1 SAFE 1 SAFE B FC 90 C FF 93 1 SAFE X FF 90 1-1 ①② G6-4-3 1-2f			B FF 95 X FF 95 1-0 ② P3		B FC 90 S CU 78 C CU 78 X FS 88 1-2 ② G6-3		C FF 88 1 SAFE C SI 89 0-2 ③ CS 1-2	B SL 89 B SL 88 S FF 99 T FF 99 B FF 102 X FF 100 3-2 48 BB 28 2B 1B	F FF 94 F FF 95 S FF 94 0-3 ③ K		5	1	1	0	0	1	2
48 Pablo Sandoval, S (1, 5) OBP: 0.316, SLG: 0.417	C SI 95 F CU 77 S EP 79 0-3 ③ K			F FS 86 F FS 87 B SI 96 X CU 77 1-2 E6		S SI 96 C FC 90 B FS 83 B CU 79 B SI 97 B FS 90 4-2 BB			B FF 100 B SL 89 S FF 100 S FF 100 F FF 101 F SL 90 F FF 102 B SL 90 F FF 102 4-2 1 SAFE B FF 101 28 2B 1-2 BB		B SI 98 F SL 88 F CH 90 B SI 99 B SL 87 F SI 98 F SI 98 F SI 98 B FF 99 4-2 28 G4-3 28 DI 13 1B BB	2	1	0	0	3	1	0
38 Michael Morse, R (1, 7) OBP: 0.331, SLG: 0.504 2 Juan Carlos Perez, R (7, 7) OBP: 0.200, SLG: 0.289 28 Buster Posey, R (9, PH) OBP: 0.353, SLG: 0.450 (10, 3)		C FF 94 S CU 77 F CU 79 X SI 95 0-2 ① G6-3		B SI 95 F FC 90 B CU 81 X FF 94 2-1 ③ P3		B FF 95 F FC 90 SI 95 D CU 81 D FS 88 F SI 95 X SI 96 3-2 ③ L6			B SL 89 B FF 101 X FF 101 2-0 1-3 2-H 2B		C FF 97 F FF 97 B FF 98 F SL 87 B SL 88 X SL 88 2-2 ① G4-3 1-3	3 0 2	0 0 0	0 0 1	0 0 1	0 0 1	0 0 2	2 0 1
29 Héctor Sánchez, S (1, 2) OBP: 0.233, SLG: 0.319		F FS 89 S CU 77 B CU 79 B CU 76 S FS 87 2-3 ② K			C FS 85 S FC 88 X CU 78 0-2 ① G4-3		X SI 94 0-0 ① G3-1		D SL 88 X FF 100 1-0 ① G6-3		F SI 98 S FF 99 B SI 99 S SL 90 1-3 ② K2-3	5	0	0	0	0	2	3
35 Brandon Crawford, L (1, 6) OBP: 0.332, SLG: 0.449 13 Joaquin Arias, R (9, PH) OBP: 0.214, SLG: 0.183 (10, 6)		C FS 84 S FS 87 C EP 70 0-3 ③ K			X SI 95 0-0 37 2B 12 G1-6-3 1B		C SI 95 X FS 86 0-1 ② G4-3		F FF 101 F SL 90 F FF 100 X SL 89 0-2 ② G6-3		B SI 98 S SI 96 X SI 98 1-1 3-H 1B	3 2	1 0	1 1	0 1	0 0	1 2	0 2
37 Adam Duvall, R (1, 3) OBP: 0.182, SLG: 0.545 57 Juan Gutierrez, R (10, 1) 49 Javier López, L (11, 1) 63 Jean Machi, R (11, 1)			C FF 95 X CU 78 0-1 ① G6-3		B SI 95 1 SAFE S SI 94 X SI 94 1-1 12 G1-6-3 1-3 2B		F FF 95 X CU 79 0-1 ③ G6-3		F FF 99 F SL 89 B FF 101 B SL 90 F FF 101 S FF 100 2-3 ③ K		X SI 98 0-0 ③ G4-3	4 0 0 1	0 0 0 0	1 0 0 0	0 0 0 0	0 0 0 0	1 0 0 1	2 0 0 1
12 Joe Panik, L (1, 4) OBP: 0.261, SLG: 0.238			C SI 95 B CU 78 X FS 88 1-1 ② G4-3		F CU 79 B SI 95 D CU 81 X FS 86 2-1 ② G1-6-3 2-3 3-H			B KC 72 X SI 87 1-0 21 G4-6-3 1B		C SI 92 B SL 88 B SI 92 X SI 93 2-1 14 SH3-4 1B		4	0	2	1	0	0	1
18 Matt Cain, R (1, 1) OBP: 0.280, SLG: 0.182 41 Jeremy Affeldt, L (8, 1) 46 Santiago Casilla, R (8, 1) 21 Tyler Colvin, L (8, PH) OBP: 0.280, SLG: 0.434 54 Sergio Romo, R (9, 1) 14 Brandon Hicks, R (10, 7) OBP: 0.287, SLG: 0.332			B FF 95 F FF 96 B FF 96 S SI 96 S SI 97 2-3 ③ K		X SI 95 0-0 ③ B5-3			X SI 89 0-0 ①② G4-6-3 1-2f		1 SAFE 1 SAFE X FF 91 0-0 ① SH3-4 1-2		2 0 0 1 0 0 0	0 0 0 0 0 0 0	0 0 0 0 0 0 0	0 0 0 0 0 0 0	0 0 0 0 0 0 0	1 0 0 0 0 0 0	1 0 0 1 0 0 0
Inning Stats	R: 0 H: 1 E: 0 LOB: 0 K: 1 BB: 0 S: 6 P: 8	R: 0 H: 0 E: 0 LOB: 0 K: 2 BB: 0 S: 10 P: 12	R: 0 H: 0 E: 0 LOB: 0 K: 1 BB: 0 S: 7 P: 10	R: 0 H: 0 E: 1 LOB: 1 K: 0 BB: 0 S: 8 P: 13	R: 1 H: 2 E: 0 LOB: 1 K: 0 BB: 0 S: 9 P: 12	R: 0 H: 0 E: 0 LOB: 1 K: 0 BB: 1 S: 11 P: 20	R: 0 H: 0 E: 0 LOB: 0 K: 0 BB: 0 S: 5 P: 5	R: 0 H: 2 E: 0 LOB: 0 K: 0 BB: 0 S: 7 P: 10	R: 1 H: 2 E: 0 LOB: 2 K: 1 BB: 1 S: 19 P: 31	R: 0 H: 1 E: 0 LOB: 1 K: 1 BB: 0 S: 7 P: 9	R: 1 H: 1 E: 0 LOB: 1 K: 1 BB: 1 S: 15 P: 23	1B: 7 SF: 0 2B: 2 SAC: 1 3B: 0 DP: 2 HR: 0 HBP: 0						

PITCHER		IP	WLS	BF	H	R	ER	SO	BB	IBB	HBP	BLK	WP	HR	S	P	ERA	WHIP
31 Alfredo Simon, R ERA: 2.81	(1, 1)	7.0		25	3	1	1	4	1	0	0	0	0	0	56	80	1.29	0.571
63 Sam LeCure, R ERA: 3.86	(8, 1)	1.0		3	2	0	0	0	0	0	0	0	0	0	7	10	0.00	2.000
54 Aroldis Chapman, L ERA: 2.66	(9, 1)	1.0	B	6	2	1	1	1	1	0	0	0	0	0	19	31	9.00	3.000
51 Jonathan Broxton, R ERA: 0.68	(10, 1)	1.0	W	4	1	0	0	1	0	0	0	0	0	0	7	9	0.00	1.000
70 Jumbo Díaz, R ERA: 12.0	(11, 1)	1.0		5	1	1	1	1	1	0	0	0	0	0	15	23	9.00	2.000

PITCHER	IP	WLS	BF	H	R	ER	SO	BB	IBB	HBP	BLK	WP	HR	S	P	ERA	WHIP

BOTTOM

Cincinnati Reds @ San Francisco Giants

AT&T Park, San Francisco, CA

Sat Jun 28 2014, 7:08 PM - 11:04 PM PDT

Att. 41,024 - Clear - 65 F

livebaseballscorecards.com

AB	39
R	3
H	9
RBI	3
BB	3
SO	7
LOB	17

WP: 0	PA: 44		
PB: 0			
SB: 0			
CS: 1			

Batter	1	2	3	4	5	6	7	8	9	AB	R	H	RBI	BB	SO	LOB
6 Billy Hamilton, S (1, 8) OBP: 0.313, SLG: 0.404	C SI 89 B SI 89 X FS 80 1-1 ① G3		D FS 81 C FC 84 B FC 86 F FS 84 X SI 90 2-2 2-H 2B			B SI 90 B SI 90 C SI 89 C SI 85 F FS 81 F FS 80 X SI 90 2-2 ② G4-3		B SI 88 B SI 89 C SI 86 C FC 84 B SI 91 F FF 90 S FF 91 3-3 ③ K		4	0	1	1	0	1	0
21 Todd Frazier, R (1, 5) OBP: 0.352, SLG: 0.508	F CU 74 X SI 90 0-1 ② G6-3		D FC 84 X SI 90 1-0 ③ G1-3			X SI 90 0-0 1B			C SI 88 B FC 83 B FC 83 F FC 84 X SI 90 2-2 19 1B 19 BLK 4 SF9 1B	4	1	2	0	0	0	1
19 Joey Votto, L (1, 3) OBP: 0.400, SLG: 0.422	X SI 89 0-0 ③ G3			B FS 79 C SI 87 B FC 84 F SI 88 X FF 90 2-2 ① F7		X FS 80 0-0 ③ G4-3			1 SAFE F SI 91 S SI 92 X 0-2 4 WP 1-3 29 1B 1B	4	1	1	0	0	0	1
4 Brandon Phillips, R (1, 4) OBP: 0.304, SLG: 0.405		S FC 83 X FC 82 0-1 ① F9		F FC 83 X CU 75 0-1 ② P4			C CU 75 B SI 89 S SI 89 B SI 90 X FF 91 2-2 ① G6-3		C SI 93 S SI 90 B SI 89 B SI 94 B SI 94 F SI 91 X SI 94 3-2 ① 1-2 SF9 3-H	3	0	0	1	0	0	0
32 Jay Bruce, L (1, 9) OBP: 0.335, SLG: 0.421		C FF 89 B FS 80 F CU 75 F FS 83 B FS 83 S FC 85 2-3 ② K		B SI 88 B CU 74 X SI 89 2-0 ③ G6-3			C SI 90 B FC 82 X SI 90 1-1 ② G4-3		H CU 76 1-0 29 1B 25 1B HBP	3	1	0	0	0	1	0
29 Brayan Peña, S (1, 2) OBP: 0.287, SLG: 0.377		X SI 89 0-0 ③ G4-3			C SI 88 B FS 79 X FS 80 1-1 ① G4-3		B SI 89 F SI 89 C FC 82 B SI 90 X CU 75 2-2 3B		B SI 93 X SI 93 1-0 2 E 25 1B 1-3 2-H 1B	4	0	2	1	0	0	0
25 Skip Schumaker, L (1, 7) OBP: 0.276, SLG: 0.317			B SI 87 B FS 79 C SI 88 B SI 88 C SI 88 F SI 88 X SI 90 3-2 34 SH2-4 6 2B 1B		C FS 79 S FS 81 X SI 90 0-2 ② G6-3		X FS 82 0-0 ③ G3		1 SAFE B SI 93 F SI 93 1 SAFE B CU 74 B SI 93 F SI 93 F SI 94 X SI 93 3-2 2 E 1-2 3-H 1B	4	1	2	1	0	0	1
2 Zack Cozart, R (1, 6) OBP: 0.275, SLG: 0.307			1 SAFE C SI 89 C SI 89 D FS 81 F SI 90 F FC 84 F CU 76 F FC 84 B FC 84 2-3 ① F SI 90 1 SAFE S FC 84 K		C SI 89 C SI 90 B FC 86 F FS 80 B FS 82 F FC 84 T SI 90 2-2 ③ K			X SI 88 0-0 ① G6-3	B SI 93 X SI 94 1-0 E1 34 G3-6 1-2 2-3	4	0	0	0	0	2	3
34 Homer Bailey, R (1, 1) OBP: 0.188, SLG: 0.161			X SI 88 0-0 ② SH2-4 1-2			C SI 89 F CU 74 B FC 84 S FC 84 1-3 ① K		C SI 88 F FC 84 C CU 76 0-3 ② ③ K	X SI 95 0-0 ② ③ G3-6 1-2f	3	0	0	0	0	2	3
Inning Stats	R: 0 H: 0 E: 0 LOB: 0 K: 0 BB: 0 S: 5 P: 6	R: 0 H: 0 E: 0 LOB: 0 K: 1 BB: 0 S: 7 P: 9	R: 1 H: 2 E: 0 LOB: 1 K: 1 BB: 0 S: 17 P: 25	R: 0 H: 0 E: 0 LOB: 0 K: 0 BB: 0 S: 6 P: 10	R: 0 H: 0 E: 0 LOB: 0 K: 1 BB: 0 S: 10 P: 13	R: 0 H: 1 E: 0 LOB: 1 K: 1 BB: 0 S: 10 P: 13	R: 0 H: 1 E: 0 LOB: 1 K: 0 BB: 0 S: 9 P: 14	R: 0 H: 0 E: 0 LOB: 0 K: 2 BB: 0 S: 8 P: 11	R: 3 H: 4 E: 1 LOB: 2 K: 0 BB: 0 S: 17 P: 28	1B: 6 SF: 1 2B: 1 SAC: 1 3B: 1 DP: 1 HR: 0 HBP: 1						

PITCHER		IP	WLS	BF	H	R	ER	SO	BB	IBB	HBP	BLK	WP	HR	S	P	ERA	WHIP
17 Tim Hudson, R ERA: 2.59	(1, 1)	8.0	L	29	5	2	2	6	0	0	0	0	0	0	75	106	2.25	0.625
41 Jeremy Affeldt, L ERA: 1.88	(9, 1)	0.1		5	3	2	2	0	0	0	1	1	1	0	12	20	54.00	9.000
46 Santiago Casilla, R ERA: 1.11	(9, 1)	0.2		2	0	0	0	0	0	0	0	0	0	0	2	3	0.00	0.000

PITCHER	IP	WLS	BF	H	R	ER	SO	BB	IBB	HBP	BLK	WP	HR	S	P	ERA	WHIP

TOP

Cincinnati Reds @ San Francisco Giants

AT&T Park, San Francisco, CA

Sun Jun 29 2014, 1:06 PM - 3:43 PM PDT

Att. 41,541 - Sunny - 73 F

livebaseballscorecards.com

AB	33
R	4
H	8
RBI	4
BB	0
SO	6
LOB	9

1B: 6	SF: 1	WP: 1	PA: 36
2B: 1	SAC: 1	PB: 0	
3B: 1	DP: 1	SB: 0	
HR: 0	HBP: 1	CS: 0	

Batter	1	2	3	4	5	6	7	8	9	AB	R	H	RBI	BB	SO	LOB
7 Grégor Blanco, L (1, 8) OBP: 0.310, SLG: 0.299	C FF 93 B FF 94 X FF 93 1-1 ① P5			B KC 78 B SI 92 B FF 93 B SI 93 4-0 28 CS 8 G6-3 BB			B FF 95 X CH 87 1-0 ① L8		B SI 94 L SI 95 X KC 79 1-1 ② G4-3	3	0	0	0	1	0	0
8 Hunter Pence, R (1, 9) OBP: 0.356, SLG: 0.471	C SL 88 F FF 94 B SL 88 X SL 89 1-2 ② G1-3			B SI 92 S SL 87 1 SAFE X SL 84 1-1 ① G6-3 1-2			B SI 95 B SI 95 C SL 87 F SL 86 F FF 98 F CH 88 B CH 89 F SL 88 S SL 90 3-3 ② K		B KC 80 C SL 86 B SL 87 C FF 95 X FF 95 2-2 1B	4	0	1	0	0	1	1
28 Buster Posey, R (1, 2) OBP: 0.351, SLG: 0.447	C SL 88 C SL 87 F FF 96 F FF 96 X SI 94 0-2 ③ L7			F FF 93 C FF 93 F FF 95 S CH 87 0-3 ② ③ K 2-3			B SL 89 C SL 87 X FF 97 1-1 48 1B 1B		F SI 94 X FF 95 0-1 ③ L8	4	0	1	0	0	1	2
48 Pablo Sandoval, S (1, 5) OBP: 0.316, SLG: 0.416		B KC 78 B CH 86 F FF 94 B FF 94 F SI 93 F KC 78 X CH 88 3-2 ① G4-3			B KC 76 F CH 87 F FF 94 B FF 93 C SL 89 2-3 ① K		B SI 96 B CH 86 S FF 95 F SI 95 F SL 89 X FF 96 2-2 1-3 1B			3	0	1	0	0	1	0
38 Michael Morse, R (1, 7) OBP: 0.328, SLG: 0.498		B SL 88 X SL 86 1-0 ② L7			X SI 95 0-0 ② P4		S SL 87 S SL 88 C FF 97 0-3 ③ K			3	0	0	0	0	1	2
37 Adam Duvall, R (1, 3) OBP: 0.143, SLG: 0.429		C FF 94 B FF 96 S SL 87 B KC 81 F FF 95 S CH 87 2-3 ③ K			X SL 86 0-0 ③ F7			C SL 86 X SL 87 0-1 ① F7		3	0	0	0	0	1	0
35 Brandon Crawford, L (1, 6) OBP: 0.329, SLG: 0.444			X SI 92 0-0 ① L8			C SI 93 X FF 94 0-1 ① P6		B KC 78 B SI 96 S CH 88 F CH 88 S SL 90 2-3 ② K		3	0	0	0	0	1	0
12 Joe Panik, L (1, 4) OBP: 0.231, SLG: 0.208			C SI 94 X SI 94 0-1 ② F7			C KC 82 F FF 95 B SL 89 B CH 87 X CH 87 2-2 ② G3		X CH 88 0-0 ③ G3-1		3	0	0	0	0	0	0
17 Tim Hudson, R (1, 1) OBP: 0.088, SLG: 0.061 41 Jeremy Affeldt, L (9, 1) 46 Santiago Casilla, R (9, 1) 21 Tyler Colvin, L (9, PH) OBP: 0.280, SLG: 0.430			F FF 91 C FF 95 F SL 88 S SL 88 0-3 ③ K			B SL 88 F SI 94 X SL 88 1-1 ③ P6			B FF 94 B CH 85 C SI 94 X SI 95 2-1 ① G6-3	2 0 0 1	0 0 0 0	0 0 0 0	0 0 0 0	0 0 0 0	1 0 0 0	0 0 0 0
Inning Stats	R: 0 E: 0 K: 0 S: 10 H: 0 LOB: 0 BB: 0 P: 12	R: 0 E: 0 K: 1 S: 9 H: 0 LOB: 0 BB: 0 P: 15	R: 0 E: 0 K: 1 S: 7 H: 0 LOB: 0 BB: 0 P: 7	R: 0 E: 0 K: 1 S: 6 H: 0 LOB: 0 BB: 1 P: 11	R: 0 E: 0 K: 1 S: 5 H: 0 LOB: 0 BB: 0 P: 7	R: 0 E: 0 K: 0 S: 7 H: 0 LOB: 0 BB: 0 P: 10	R: 0 E: 0 K: 2 S: 16 H: 2 LOB: 2 BB: 0 P: 23	R: 0 E: 0 K: 1 S: 6 H: 0 LOB: 0 BB: 0 P: 8	R: 0 E: 0 K: 0 S: 9 H: 1 LOB: 1 BB: 0 P: 14	1B: 3 2B: 0 3B: 0 HR: 0	SF: 0 SAC: 0 DP: 0 HBP: 0			WP: 0 PB: 0 SB: 0 CS: 1		PA: 30	

PITCHER	IP	WLS	BF	H	R	ER	SO	BB	IBB	HBP	BLK	WP	HR	S	P	ERA	WHIP
34 Homer Bailey, R (1, 1) ERA: 4.39	9.0	W	30	3	0	0	7	1	0	0	0	0	0	75	107	0.00	0.444

PITCHER	IP	WLS	BF	H	R	ER	SO	BB	IBB	HBP	BLK	WP	HR	S	P	ERA	WHIP

BOTTOM

Cincinnati Reds @ San Francisco Giants

AT&T Park, San Francisco, CA

Sun Jun 29 2014, 1:06 PM - 3:43 PM PDT

Att. 41,541 - Sunny - 73 F

livebaseballscorecards.com

AB	29
R	0
H	3
RBI	0
BB	1
SO	7
LOB	5

Batter	1	2	3	4	5	6	7	8	9	AB	R	H	RBI	BB	SO	LOB
6 Billy Hamilton, S (1, 8) OBP: 0.312, SLG: 0.402	C SI 92 C FF 91 X CU 74 0-2 21 CS 1B		C SI 90 S CU 74 F CU 74 B SI 92 F FF 91 C FF 91 1-3 ① K		C CH 84 M CU 73 F SI 91 B CH 84 F FF 92 F CU 75 F CH 84 B SI 90 B CU 73 3-3 ③ S CU 74 K			C FF 95 S CH 86 B CH 87 F CH 86 B FF 96 B FF 95 F SL 91 F FF 96 S CH 86 3-3 ② K		4	0	1	0	0	3	0
21 Todd Frazier, R (1, 5) OBP: 0.354, SLG: 0.506	1 SAFE P PO 85 C FF 93 B FF 93 B CU 76 B FF 94 4-1 ① 19 F8-3 BB 1-2		B CU 73 C FF 92 B CU 74 B FF 92 X CU 74 3-1 19 S 1B			C FF 93 S FF 95 T FF 94 0-2 ① K		B FF 96 T SL 91 F SL 90 B CH 86 X SI 95 2-2 ③ F8		3	0	1	0	1	1	0
19 Joey Votto, L (1, 3) OBP: 0.398, SLG: 0.418 28 Chris Heisey, R (9, PR) OBP: 0.274, SLG: 0.343	C SI 93 B FF 92 X CU 74 1-1 ②③ F8-3 1-1		C SI 92 D CU 75 B SI 91 S SI 92 F CU 74 F SI 92 B CH 84 C FF 91 3-3 ② K 1-2			C FF 94 B SI 94 F FF 95 F CU 78 B FF 94 X FF 94 2-2 ② F7		B SI 88 F SI 88 F CH 80 X CH 81 1-2 32 G6-3 1B		4 0	0 0	1 0	0 0	0 0	1 0	2 0
4 Brandon Phillips, R (1, 4) OBP: 0.301, SLG: 0.400		B FF 92 B FF 92 B FF 92 C FF 92 X FF 92 3-1 ① L9	B CU 73 S SI 91 S SI 91 S CU 73 1-3 ③ K			B FF 94 S FF 93 B FF 94 F FF 92 X SI 94 2-2 ③ G1-3			B SI 89 C SL 80 S SL 84 D SL 84 S SL 83 2-3 ① K	4	0	0	0	0	2	2
32 Jay Bruce, L (1, 9) OBP: 0.330, SLG: 0.414		C SI 92 B SI 92 B CU 75 X SI 92 2-1 ② F7		S SI 89 B SI 91 B SI 90 S SI 91 S CU 74 2-3 ① K			X FF 92 0-0 ① G4-3		X SI 90 0-0 ②③ G6-3 1-2f	4	0	0	0	0	1	1
39 Devin Mesoraco, R (1, 2) OBP: 0.378, SLG: 0.631		C FF 92 B CU 76 B SI 92 C CU 75 F CU 75 H SI 90 3-2 2 BB 48 1B HBP		B SI 91 B FF 90 S SI 91 S CU 75 C CU 75 2-3 ② K			B FF 94 X FF 93 1-0 2B			2	0	1	0	0	1	0
48 Ryan Ludwick, R (1, 7) OBP: 0.326, SLG: 0.395		1 SAFE F FF 92 B FF 92 S CU 73 X CU 75 1-2 2 BB 1B 1-2		B FF 91 B CU 73 S SI 91 B SI 91 S CU 73 F CU 74 S CU 74 3-3 ③ K			C FF 94 C FF 94 F SL 84 X FF 93 0-2 ② F9			3	0	1	0	0	1	1
2 Zack Cozart, R (1, 6) OBP: 0.276, SLG: 0.304		B FF 91 B FF 91 B FF 92 B FF 91 4-0 1-2 2-3 BB			B FF 89 X CU 72 1-0 ① L7		B SL 84 F FF 93 X SL 83 1-1 ③ L7			2	0	0	0	1	0	1
55 Mat Latos, R (1, 1) 25 Skip Schumaker, L (8, PH) OBP: 0.273, SLG: 0.314 63 Sam LeCure, R (8, 1)		B FF 92 C CU 74 F FF 91 S CU 74 1-3 ③ K			B FF 90 B FF 90 C SI 89 C SI 90 B SI 90 F SI 89 C SI 90 3-3 ② K			B CH 83 X FF 95 1-0 ① L8		2 1 0	0 0 0	0 0 0	0 0 0	0 0 0	2 0 0	3 0 0
Inning Stats	R: 0 H: 1 E: 0 LOB: 0 K: 0 BB: 1 S: 7 P: 11	R: 0 H: 1 E: 0 LOB: 3 K: 1 BB: 1 S: 13 P: 27	R: 0 H: 1 E: 0 LOB: 1 K: 3 BB: 0 S: 15 P: 23	R: 0 H: 0 E: 0 LOB: 0 K: 3 BB: 0 S: 10 P: 17	R: 0 H: 0 E: 0 LOB: 0 K: 2 BB: 0 S: 12 P: 19	R: 0 H: 0 E: 0 LOB: 0 K: 1 BB: 0 S: 10 P: 14	R: 0 H: 1 E: 0 LOB: 1 K: 0 BB: 0 S: 8 P: 10	R: 0 H: 0 E: 0 LOB: 0 K: 1 BB: 0 S: 10 P: 16	R: 0 H: 1 E: 0 LOB: 1 K: 1 BB: 0 S: 7 P: 10	1B: 4 SF: 0 2B: 2 SAC: 0 3B: 0 DP: 2 HR: 0 HBP: 1						

TOP

Cincinnati Reds @ San Diego Padres

Petco Park, San Diego, CA

Mon Jun 30 2014, 7:12 PM - 9:54 PM PDT

Att. 19,079 - Clear - 70 F

livebaseballscorecards.com

AB	29
R	0
H	5
RBI	0
BB	2
SO	12
LOB	10

WP: 0 PA: 32
PB: 0
SB: 1
CS: 1

PITCHER		IP	WLS	BF	H	R	ER	SO	BB	IBB	HBP	BLK	WP	HR	S	P	ERA	WHIP
45 Jesse Hahn, R ERA: 1.95	(1, 1)	5.0	W	19	3	0	0	9	2	0	1	0	0	0	57	97	0.00	1.000
58 Blaine Boyer, R ERA:	(6, 1)	1.0	H	3	0	0	0	1	0	0	0	0	0	0	10	14	0.00	0.000
33 Dale Thayer, R ERA: 1.8	(7, 1)	1.0	H	4	1	0	0	0	0	0	0	0	0	0	8	10	0.00	1.000
56 Joaquín Benoit, R ERA: 1.3	(8, 1)	1.0	H	3	0	0	0	1	0	0	0	0	0	0	10	16	0.00	0.000
16 Huston Street, R ERA: 0.9	(9, 1)	1.0	S	3	1	0	0	1	0	0	0	0	0	0	7	10	0.00	1.000

PITCHER	IP	WLS	BF	H	R	ER	SO	BB	IBB	HBP	BLK	WP	HR	S	P	ERA	WHIP

Cincinnati Reds @ San Diego Padres

Petco Park, San Diego, CA

Mon Jun 30 2014, 7:12 PM - 9:54 PM PDT

Att. 19,079 - Clear - 70 F

livebaseballscorecards.com

BOTTOM

Batter	1	2	3	4	5	6	7	8	9	AB	R	H	RBI	BB	SO	LOB
12 Seth Smith, L (1, 9) (9, 7) OBP: 0.376, SLG: 0.485	B FF 90 S FF 90 B CU 76 B FF 91 F FF 91 F FF 93 X FF 93 — 3-2 — F8 ①		C FF 92 B FC 91 B CU 77 S FF 91 T FS 82 — 2-2 — K ③			B FS 80 F FC 90 C CU 75 X FF 90 — 1-2 — G4-3 ②				3	0	0	0	0	1	0
7 Chase Headley, S (1, 5) OBP: 0.289, SLG: 0.322	C FF 93 S FS 83 B FC 95 X CU 77 — 1-2 — L9 ②			S FF 89 C FF 89 B SI 90 X SL 86 — 1-2 — G3 ①		B FF 89 X FF 89 — 1-0 — F8 ③				3	0	0	0	0	0	0
18 Carlos Quentin, R (1, 7) OBP: 0.282, SLG: 0.307 56 Joaquín Benoit, R (8, 1) 25 Will Venable, L (9, 9) OBP: 0.256, SLG: 0.272	F FC 95 X FC 95 — 0-1 — F9 ③			F FC 92 S SL 87 S FC 92 — 0-3 — K ②			F FC 89 C SL 86 X SL 88 — 0-2 — G6-3 ①			3 0 0	0 0 0	0 0 0	0 0 0	0 0 0	1 0 0	0 0 0
8 Yasmani Grandal, S (1, 2) OBP: 0.280, SLG: 0.348		F FC 90 S FS 80 S FS 81 — 0-3 — K2-3 ①		F FF 91 C FC 92 X FS 81 — 0-2 — G6-3 ③			B FF 87 S FS 80 B FS 81 X FF 89 — 2-1 — F7 ②			3	0	0	0	0	1	0
14 Tommy Medica, R (1, 3) OBP: 0.308, SLG: 0.475		C FC 92 B FF 91 S SL 88 X FS 82 — 1-2 — 24 WP 1B			S SL 86 B SL 88 B SI 90 B SL 88 B FC 90 — 4-1 — 24 F8 24 S 2 SF8 BB		B FC 90 B FC 90 X FC 89 — 2-0 — P3 ③			2	1	1	0	1	0	0
24 Cameron Maybin, R (1, 8) OBP: 0.310, SLG: 0.404		C FC 92 B SL 89 X SL 87 — 1-1 — L3 ② — 1-2			S FC 92 L SI 91 B FC 92 D SL 88 F SL 87 X CU 78 — 2-2 — F8 ① — 1-3			X FF 88 — 0-0 — F9 ①		3	0	0	0	0	0	2
2 Everth Cabrera, S (1, 6) OBP: 0.256, SLG: 0.290		B CU 76 S FS 80 X FC 91 — 1-1 — F7 ③			F FC 90 C FC 91 D SL 88 B FF 91 X FS 82 — 2-2 — SF8 ② — 3-H			B SI 86 B FF 87 C FF 87 F FF 87 B FF 87 B SI 86 — 4-2 — BB		1	0	0	1	1	0	1
5 Alexi Amarista, L (1, 4) (8, 7) (9, 4) OBP: 0.262, SLG: 0.278			B FF 88 B FS 79 C FF 90 X FS 80 — 2-1 — P5 ①		C FS 82 F CU 78 X SI 92 — 0-2 — G6-3 ③			1 SAFE P PO 79 B KC 70 1 SAFE S FF 86 1 SAFE X KC 72 — 2-1 — F8 ②		3	0	0	0	0	0	1
45 Jesse Hahn, R (1, 1) OBP: 0.125, SLG: 0.125 58 Blaine Boyer, R (6, 1) 4 Jake Goebbert, L (6, PH) OBP: 0.357, SLG: 0.308 33 Dale Thayer, R (7, 1) 1 Irving Falu, S (8, 4) 16 Huston Street, R (9, 1)			C FC 90 C FC 91 B FC 92 X FC 90 — 1-2 — G6-3 ②			B FC 89 B FF 88 B SL 87 C SL 88 S FC 88 S FF 89 — 3-3 — K ①		S KC 73 D KC 74 1 SAFE B KC 72 B CH 77 1 SAFE F FF 88 S KC 73 — 3-3 — K ③		1 0 1 0 1 0	0 0 0 0 0 0	0 0 0 0 0 0	0 0 0 0 1 0	0 0 1 0 1 0	0 0 0 0 1 0	0 0 0 0 1 0
Inning Stats	R: 0 E: 0 K: 0 S: 9 — H: 0 LOB: 0 BB: 0 P: 13	R: 0 E: 0 K: 1 S: 10 — H: 1 LOB: 1 BB: 0 P: 13	R: 0 E: 0 K: 1 S: 8 — H: 0 LOB: 0 BB: 0 P: 13	R: 0 E: 0 K: 1 S: 9 — H: 0 LOB: 0 BB: 0 P: 10	R: 1 E: 0 K: 0 S: 11 — H: 0 LOB: 0 BB: 1 P: 19	R: 0 E: 0 K: 1 S: 7 — H: 0 LOB: 0 BB: 0 P: 12	R: 0 E: 0 K: 0 S: 6 — H: 0 LOB: 0 BB: 0 P: 10	R: 0 E: 0 K: 1 S: 9 — H: 0 LOB: 1 BB: 1 P: 17		1B: 1 2B: 0 3B: 0 HR: 0	SF: 1 SAC: 0 DP: 0 HBP: 0			WP: 1 PB: 0 SB: 1 CS: 0	PA: 27	

	AB	24
	R	1
	H	1
	RBI	1
	BB	2
	SO	5
	LOB	5

PITCHER		IP	WLS	BF	H	R	ER	SO	BB	IBB	HBP	BLK	WP	HR	S	P	ERA	WHIP
55 Mat Latos, R ERA: 2.45	(1, 1)	7.0	L	23	1	1	1	4	1	0	0	0	1	0	60	90	1.29	0.286
63 Sam LeCure, R ERA: 3.73	(8, 1)	1.0		4	0	0	0	1	1	0	0	0	0	0	9	17	0.00	1.000

PITCHER	IP	WLS	BF	H	R	ER	SO	BB	IBB	HBP	BLK	WP	HR	S	P	ERA	WHIP

Batter	1	2	3	4	5	6	7	8	9	AB	R	H	RBI	BB	SO	LOB
6 Billy Hamilton, S (1, 8) OBP: 0.314, SLG: 0.406	B FF 91 F FF 92 B FF 93 X FF 92 2-1 ① P6		X FF 92 0-0 19 G3 19 S 1B		C FF 91 X KC 78 0-1 ② G6-3 2-3		C FF 92 X FF 91 0-1 ② G6-3		X FF 90 0-0 1-3 2B	5	0	2	0	0	0	1
21 Todd Frazier, R (1, 5) OBP: 0.354, SLG: 0.503	B FF 93 S FF 92 F FF 92 F KC 79 F FF 94 F CH 85 F FF 94 X KC 80 1-2 ② F9		C FF 91 1 SAFE 1 SAFE C FF 91 B SL 86 X FF 93 1-2 ① F8		F FF 93 B SL 86 B SI 93 D CH 85 X FF 93 3-1 19 S 3-H 1B		C CU 76 B FF 91 S FF 92 B FF 92 B CH 85 X FF 92 3-2 ③ G6-3		B SI 91 B SI 90 B SI 91 B FF 92 4-0 48 FC5-4 BB	4	0	1	1	1	0	1
19 Joey Votto, L (1, 3) OBP: 0.399, SLG: 0.417 53 Carlos Contreras, R (8, 1) 48 Ryan Ludwick, R (9, PH) OBP: 0.324, SLG: 0.393	F FF 93 T FF 94 B KC 80 X FF 93 1-2 4 1B 1B		1 SAFE 1 SAFE C FF 92 P PO 88 D CH 85 S FF 92 X KC 78 2-2 ② G3 1-3		B FF 92 B KC 78 B FF 93 F FF 89 S FF 93 F FF 93 B KC 78 4-2 4 FC5-4 1-2 BB			B FF 92 C FF 93 X FC 88 1-1 ① G6-3	B CH 79 D SL 84 C FF 91 S FF 92 F FF 92 X SL 86 2-2 ③ FC5-4 1-2f	3 0 1	0 0 0	1 0 0	0 0 0	1 0 0	0 0 0	1 0 3
4 Brandon Phillips, R (1, 4) OBP: 0.300, SLG: 0.398	C FF 92 B FF 92 X FF 93 1-1 1-2 1B		C KC 76 F FF 93 S FF 94 0-3 ③ K		S KC 78 X KC 76 0-1 ③ FC5-4 1-2f			C SI 92 F FF 93 C CH 83 0-3 ② K		4	0	1	0	0	2	3
32 Jay Bruce, L (1, 9) OBP: 0.325, SLG: 0.407	C FF 93 C FF 93 S FF 93 0-3 ③ K			C FF 91 X CH 84 0-1 ① G6-3		S FF 91 F FF 92 B KC 78 B KC 77 X FF 93 2-2 ① G1-3		B CH 82 B CH 84 C SI 92 S CH 83 B FF 91 S CH 86 3-3 ③ K		4	0	0	0	0	2	2
39 Devin Mesoraco, R (1, 2) OBP: 0.380, SLG: 0.645		C FF 90 B FF 91 S KC 77 S CH 83 1-3 ① K		B CH 84 F FF 92 F CH 84 X FF 93 1-2 ② P4		X FF 92 0-0 25 FC3-6 1B			C SL 84 X SL 84 0-1 HR	4	1	2	1	0	1	0
25 Skip Schumaker, L (1, 7) OBP: 0.273, SLG: 0.312		C FF 92 B KC 78 B FF 93 C FF 93 C FF 93 2-3 ② K		C KC 77 S KC 78 X FF 92 0-2 ③ L8		C KC 76 D KC 77 X KC 77 1-1 ② FC3-6 2 FC4-6 1-2f			F SI 90 X CU 74 0-1 28 G4-6-3 1B	4	0	1	0	0	1	1
2 Zack Cozart, R (1, 6) OBP: 0.279, SLG: 0.308 28 Chris Heisey, R (9, PH) OBP: 0.272, SLG: 0.341		X FF 92 0-0 1B			C SL 86 S SL 84 B SL 88 X KC 78 1-2 6 G6-3 44 G3-4 21 1B 1B	C SL 83 B SL 85 C FF 92 B SL 86 X FF 93 2-2 ③ FC4-6 1-2f			C FF 90 X SL 85 0-1 ① ② G4-6-3 1-2f	3 1	1 0	2 0	0 0	0 0	0 0	1 1
44 Mike Leake, R (1, 1) OBP: 0.132, SLG: 0.237 43 Manny Parra, L (6, 1) 7 Ramon Santiago, S (7, PH) OBP: 0.293, SLG: 0.231 Logan Ondrusek, R (7, 1) 60 J.J. Hoover, R (7, 1) 29 Brayan Peña, S (8, 3) OBP: 0.291, SLG: 0.381		C FF 92 B FF 93 C FF 92 S KC 79 1-3 ③ K2-3			B FF 91 C FF 92 X FF 92 1-1 ① G3-4 1-2		B FF 90 C FF 90 F FF 90 B CH 84 C FF 91 2-3 ① K		C FF 90 B SL 84 F SL 86 B CU 73 X SI 90 2-2 6 2B 1B	2 0 1 0 0 1	0 0 0 0 0 0	0 0 0 0 0 1	0 0 0 0 0 0	0 0 1 0 0 0	1 0 0 0 0 0	2 0 0 0 0 0
Inning Stats	R: 0 H: 2 E: 0 LOB: 2 K: 1 BB: 0 S: 17 P: 22	R: 0 H: 1 E: 0 LOB: 1 K: 3 BB: 0 S: 10 P: 14	R: 0 H: 1 E: 0 LOB: 1 K: 1 BB: 0 S: 11 P: 13	R: 0 H: 0 E: 0 LOB: 0 K: 0 BB: 0 S: 8 P: 9	R: 1 H: 2 E: 0 LOB: 2 K: 0 BB: 1 S: 14 P: 23	R: 0 H: 1 E: 0 LOB: 1 K: 0 BB: 0 S: 9 P: 14	R: 0 H: 0 E: 0 LOB: 0 K: 1 BB: 0 S: 8 P: 13	R: 0 H: 0 E: 0 LOB: 0 K: 2 BB: 0 S: 8 P: 12	R: 1 H: 4 E: 0 LOB: 3 K: 0 BB: 1 S: 14 P: 22	1B: 9 2B: 1 3B: 0 HR: 1	SF: 0 SAC: 0 DP: 1 HBP: 0						

PITCHER		IP	WLS	BF	H	R	ER	SO	BB	IBB	HBP	BLK	WP	HR	S	P	ERA	WHIP
22 Ian Kennedy, R ERA: 3.87	(1, 1)	6.0	W	26	7	1	1	5	1	0	0	0	0	0	69	95	1.50	1.333
59 Kevin Quackenbush, R ERA: 2.78	(7, 1)	1.0	H	3	0	0	0	1	0	0	0	0	0	0	8	13	0.00	0.000
54 Alex Torres, L ERA: 1.83	(8, 1)	1.0		3	0	0	0	2	0	0	0	0	0	0	8	12	0.00	0.000
46 Tim Stauffer, R ERA: 4.1	(9, 1)	1.0		7	4	1	1	0	1	0	0	0	0	1	14	22	9.00	5.000

PITCHER	IP	WLS	BF	H	R	ER	SO	BB	IBB	HBP	BLK	WP	HR	S	P	ERA	WHIP

Cincinnati Reds @ San Diego Padres

Petco Park, San Diego, CA

Tue Jul 01 2014, 7:11 PM - 9:57 PM PDT

Att. 20,312 - Partly Cloudy - 71 F

TOP

livebaseballscorecards.com

AB	37
R	2
H	11
RBI	2
BB	2
SO	8
LOB	16

1B: 9	SF: 0	WP: 0	PA: 39
2B: 1	SAC: 0	PB: 0	
3B: 0	DP: 1	SB: 2	
HR: 1	HBP: 0	CS: 0	

Batter	1	2	3	4	5	6	7	8	9	AB	R	H	RBI	BB	SO	LOB
12 Seth Smith, L (1, 9) (9, 7) OBP: 0.384, SLG: 0.506	C CH 81 F FC 87 X FF 91 0-2 HR	C KC 80 X FC 91 0-1 ③ F8			B KC 78 B SI 88 C CH 83 B SI 91 X CH 84 3-1 7 1B 2B	C FF 94 0-1 ③ CS 1-2	X FF 94 0-0 18 HR 1B	S CH 84 B CH 88 B CH 86 F SI 94 B CU 81 D CH 87 4-2 7 BLK 1-2 BB		4	3	3	1	1	0	2
7 Chase Headley, S (1, 5) OBP: 0.287, SLG: 0.320	B SI 90 C FC 88 B SI 89 F CH 83 B SI 91 C SI 91 3-3 ① K	C KC 76 F SI 90 S SL 81 0-3 ① K			X SI 90 0-0 8 1B 2-H 1B		B FF 93 X FF 92 1-0 ① F8	B SI 93 F FF 96 S FC 95 C FC 96 1-3 ① K 1-2 2-3		5	0	1	1	0	3	3
18 Carlos Quentin, R (1, 7) OBP: 0.287, SLG: 0.359 46 Tim Stauffer, R (9, 1) OBP: 0.200, SLG: 0.200	C SI 91 S KC 80 B SL 82 B SL 81 X KC 81 2-2 8 P5 2B	C SI 90 B SI 90 X CH 85 1-1 ② G6-3			B CH 84 X SI 91 1-0 ① P5		T FF 93 B FF 94 B FC 92 X FC 91 2-1 1-H HR	S FC 96 X FC 96 0-1 ② SF8 3-H		4	1	2	3	0	0	1
8 Yasmani Grandal, S (1, 2) OBP: 0.289, SLG: 0.358	X CH 85 0-0 ②③ P5 2-2f	X SI 90 0-0 2B			F SI 91 X SI 91 0-1 1-2 1B		C CH 82 B CH 83 B CH 82 B CH 80 B FF 94 4-1 14 1B 24 1B BB	D CH 88 B FC 95 X FF 94 2-0 ③ G3-1		4	1	2	0	1	0	2
14 Tommy Medica, R (1, 3) OBP: 0.306, SLG: 0.466		C SI 89 B SI 90 X KC 80 1-1 ① G6-3	B SL 80 C CH 83 S SI 92 B FC 91 D KC 82 F CH 84 X FF 92 3-2 ③ G4-3		B KC 81 F SI 92 S SI 92 B FC 90 F SI 91 F SL 83 X KC 82 2-2 ② F8		B FF 93 C FF 94 1 SAFE B CU 78 B FF 94 X FF 94 3-1 5 E 24 1B 5 E 1-2 1B			4	1	1	0	0	0	3
24 Cameron Maybin, R (1, 8) OBP: 0.308, SLG: 0.400		B SI 90 B CH 84 C SI 91 B X SI 92 3-1 ② G6-3		X SI 88 0-0 ① G5-3	C SI 91 F SI 91 S SL 82 0-3 ③ K		X FF 93 0-0 5 E 1-2 2-H 1B			4	0	1	1	0	1	2
5 Alexi Amarista, L (1, 6) OBP: 0.267, SLG: 0.290	X CH 84 0-0 1 1B 22 1B 1B			C KC 79 B FC 90 C KC 80 B FC 91 X FC 90 2-2 1 G3-1 2B		C CH 83 F FC 87 B FF 90 X SL 81 1-2 ① P4	C CU 74 X CU 75 0-1 E3 1 G4-6-3 1-2 2-H			4	1	2	0	0	0	1
1 Irving Falu, S (1, 4) OBP: 0.136, SLG: 0.053	1 SAFE B SI 91 X SI 90 1-0 22 1B 1-3 1B			C KC 79 B FC 90 X KC 80 1-1 ② G3-1 2-3		M CH 84 C KC 80 S SI 90 0-3 ② K	B CH 89 X FF 92 1-0 ②③ G4-6-3 1-2f			4	0	1	0	0	1	3
22 Ian Kennedy, R (1, 1) OBP: 0.172, SLG: 0.250 4 Jake Goebbert, L (6, PH) OBP: 0.400, SLG: 0.357 59 Kevin Quackenbush, R (7, 1) 54 Alex Torres, L (8, 1) 25 Will Venable, L (8, PH) OBP: 0.259, SLG: 0.275 (9, 9)		C SI 91 B KC 80 X SI 92 1-1 1-2 3-H 1B		C SI 92 X SI 93 0-1 ③ G6-3		X SI 91 0-0 12 CS 1B		X FC 92 0-0 7 BLK 18 SF8 12 WP 1B		2 1 0 0 1	0 0 0 0 1	1 1 0 0 1	1 0 0 0 1	0 0 0 0 0	0 0 0 0 0	1 0 0 0 0
Inning Stats	R: 1 E: 0 K: 1 S: 10 H: 2 LOB: 0 BB: 0 P: 15	R: 1 E: 0 K: 0 S: 10 H: 3 LOB: 2 BB: 0 P: 16	R: 0 E: 0 K: 1 S: 10 H: 1 LOB: 1 BB: 0 P: 14	R: 0 E: 0 K: 0 S: 8 H: 1 LOB: 1 BB: 0 P: 11	R: 1 E: 0 K: 1 S: 14 H: 3 LOB: 2 BB: 0 P: 20	R: 0 E: 0 K: 1 S: 8 H: 1 LOB: 0 BB: 0 P: 9	R: 4 E: 1 K: 0 S: 11 H: 4 LOB: 1 BB: 1 P: 22	R: 1 E: 0 K: 1 S: 9 H: 1 LOB: 1 BB: 1 P: 16		1B: 10 2B: 5 3B: 0 HR: 2	SF: 1 SAC: 0 DP: 2 HBP: 0					

PITCHER		IP	WLS	BF	H	R	ER	SO	BB	IBB	HBP	BLK	WP	HR	S	P	ERA	WHIP
44 Mike Leake, R ERA: 3.47	(1, 1)	5.2	L	27	11	3	3	4	0	0	0	0	0	1	59	84	4.76	1.941
43 Manny Parra, L ERA: 4.37	(6, 1)	0.1		0	0	0	0	0	0	0	0	0	0	0	1	1	0.00	0.000
Logan Ondrusek, R ERA: 4.76	(7, 1)	0.1		5	3	4	3	0	1	0	0	0	0	1	7	17	81.00	12.000
60 J.J. Hoover, R ERA: 5.03	(7, 1)	0.2		3	1	0	0	0	0	0	0	0	0	0	4	5	0.00	1.500
53 Carlos Contreras, R ERA: 4.5	(8, 1)	1.0		5	1	1	1	1	1	0	0	1	1	0	9	16	9.00	2.000

PITCHER	IP	WLS	BF	H	R	ER	SO	BB	IBB	HBP	BLK	WP	HR	S	P	ERA	WHIP

BOTTOM

Cincinnati Reds @ San Diego Padres

Petco Park, San Diego, CA

Tue Jul 01 2014, 7:11 PM - 9:57 PM PDT

Att. 20,312 - Partly Cloudy - 71 F

livebaseballscorecards.com

AB	37
R	8
H	16
RBI	7
BB	2
SO	5
LOB	18

WP: 1 PA: 41
PB: 0
SB: 0
CS: 1

Cincinnati Reds @ San Diego Padres

Petco Park, San Diego, CA

Wed Jul 02 2014, 12:44 PM - 3:03 PM PDT

Att. 19,250 - Sunny - 73 F

TOP

livebaseballscorecards.com

Batter	1	2	3	4	5	6	7	8	9	AB	R	H	RBI	BB	SO	LOB
6 Billy Hamilton, S (1, 8) OBP: 0.309, SLG: 0.400	B SI 92 L FF 92 B SI 93 S SL 83 S SL 86 2-3 ① K			F SI 90 F SL 86 B FF 93 X FF 93 1-2 ① G3		C SI 93 S SL 88 F SL 88 B SL 90 F SL 85 S FF 94 1-3 ③ K			F SI 91 C SI 93 F SL 86 B FF 94 B FF 93 F SL 86 X SL 88 2-2 ① F8	4	0	0	0	0	2	0
7 Ramon Santiago, S (1, 5) OBP: 0.274, SLG: 0.214	B FF 94 B FF 95 X FF 94 2-0 ② F8			S SL 85 F SL 88 F FF 94 F FF 94 T SL 88 0-2 ② K			B SL 82 X SI 92 1-0 ① G3		C SI 94 F SL 86 B FF 94 S FF 93 1-3 ② K	4	0	0	0	0	2	0
21 Todd Frazier, R (1, 3) OBP: 0.356, SLG: 0.503	S SL 85 C FF 95 B SL 88 S FF 95 1-3 ③ K			S FF 95 S FF 96 B FF 94 B SL 89 X FF 94 2-2 1B			C SL 86 C SL 88 X FF 94 0-2 1B		S SL 87 S SL 89 X SL 90 0-2 ③ G6-3	4	0	2	0	0	1	0
4 Brandon Phillips, R (1, 4) OBP: 0.297, SLG: 0.394		S FF 92 B SL 87 S CH 86 X FF 95 1-2 ① G1-3		1 SAFE F SL 87 F SL 88 F FF 93 1 SAFE B SL 86 S SL 85 1-3 ③ K			D CH 84 X SL 87 1-0 ② P3			3	0	0	0	0	1	2
32 Jay Bruce, L (1, 9) OBP: 0.321, SLG: 0.402		B SI 93 F FF 94 X CH 86 1-1 ② F8			S SL 84 X SI 93 0-1 ① L7		1 SAFE C SL 85 B SI 94 F SL 87 S SL 86 1-3 ③ K			3	0	0	0	0	1	1
28 Chris Heisey, R (1, 7) OBP: 0.267, SLG: 0.333		B SL 88 F FF 94 F SI 94 B SL 87 B SL 88 F FF 95 X FF 94 3-2 ③ L3			B SL 86 C SL 85 B FF 93 B SL 85 C FF 92 X FF 93 3-2 ② G1-3			B SL 84 B SI 91 C SL 84 X SL 86 2-1 ① F9		3	0	0	0	0	0	0
29 Brayan Peña, S (1, 2) OBP: 0.291, SLG: 0.386			C SI 92 B FF 95 B FF 92 S SL 84 F FF 93 X CH 85 2-2 ① L8		C SI 94 B FF 94 C SI 94 S SL 89 1-3 ③ K			B FF 94 X SI 92 1-0 2B		3	0	1	0	0	1	0
2 Zack Cozart, R (1, 6) OBP: 0.277, SLG: 0.305			B FF 93 C SI 93 S SL 87 S FF 95 1-3 ② K			C SL 85 X SI 94 0-1 ① G6-3		C SL 86 C SL 87 X SL 86 0-2 ② G1-3 2-3		3	0	0	0	0	1	1
47 Johnny Cueto, R (1, 1) OBP: 0.119, SLG: 0.119 19 Joey Votto, L (8, PH) OBP: 0.398, SLG: 0.415 70 Jumbo Díaz, R (8, 1)			F FF 94 X SI 93 0-1 ③ F9			B FF 92 C FF 92 X FF 93 1-1 ② G3		C SL 85 F FF 94 F SL 88 F SL 88 B FF 93 X SL 84 1-2 ③ F9		2 1 0	0 0 0	0 0 0	0 0 0	0 0 0	0 0 0	0 1 0
Inning Stats	R: 0 E: 0 K: 2 S: 7 H: 0 LOB: 0 BB: 0 P: 12	R: 0 E: 0 K: 0 S: 9 H: 0 LOB: 0 BB: 0 P: 14	R: 0 E: 0 K: 1 S: 9 H: 0 LOB: 0 BB: 0 P: 12	R: 0 E: 0 K: 2 S: 15 H: 1 LOB: 1 BB: 0 P: 19	R: 0 E: 0 K: 1 S: 8 H: 0 LOB: 0 BB: 0 P: 12	R: 0 E: 0 K: 1 S: 9 H: 0 LOB: 0 BB: 0 P: 11	R: 0 E: 0 K: 1 S: 8 H: 1 LOB: 1 BB: 0 P: 11	R: 0 E: 0 K: 0 S: 11 H: 1 LOB: 1 BB: 0 P: 15	R: 0 E: 0 K: 1 S: 11 H: 0 LOB: 0 BB: 0 P: 14	1B: 2 2B: 1 3B: 0 HR: 0 SF: 0 SAC: 0 DP: 0 HBP: 0						

	AB	30
	R	0
	H	3
	RBI	0
	BB	0
	SO	9
	LOB	5

WP: 0 PA: 30
PB: 0
SB: 0
CS: 0

PITCHER	IP	WLS	BF	H	R	ER	SO	BB	IBB	HBP	BLK	WP	HR	S	P	ERA	WHIP
38 Tyson Ross, R (1, 1) ERA: 2.93	9.0	W	30	3	0	0	9	0	0	0	0	0	0	87	120	0.00	0.333

PITCHER	IP	WLS	BF	H	R	ER	SO	BB	IBB	HBP	BLK	WP	HR	S	P	ERA	WHIP

Batter	1	2	3	4	5	6	7	8	9	AB	R	H	RBI	BB	SO	LOB
12 Seth Smith, L (1, 7) OBP: 0.386, SLG: 0.504	X SI 88 0-0 ① P6	C SI 90 F FC 89 F FF 93 S SL 83 0-3 ② K		C FF 92 X SI 92 0-1 ③ 1-3 1B			B FC 87 C CH 82 F FC 88 B SI 92 B SL 84 B FC 86 4-2 13 G5-3 BB			3	0	1	0	1	1	1
13 Chris Denorfia, R (1, 9) OBP: 0.300, SLG: 0.342	B SI 89 C SI 90 X SI 91 1-1 14 BB 7 1B 44 1B 1B	S FC 87 1 SAFE C FF 92 B FF 93 F CH 83 S CH 84 1-3 ③ K			C CH 79 F SI 90 B SL 82 B FF 93 B FC 88 S FC 88 3-3 ① K		B FF 92 X SI 91 1-0 ② G5-3 1-2			4	1	1	0	0	2	2
7 Chase Headley, S (1, 5) OBP: 0.287, SLG: 0.318	C FC 89 C FC 89 X FC 87 0-2 14 BB 44 1B 1-2 1B		C CH 81 X FC 87 0-1 ① F9		C CH 81 B FC 88 C SI 91 C FF 93 1-3 ② K		X FC 89 0-0 ③ G4-3			4	1	1	0	0	1	1
14 Tommy Medica, R (1, 3) OBP: 0.304, SLG: 0.453	B SI 93 F SI 92 B FF 92 B SL 84 D FF 93 4-1 44 1B 44 1B 1-2 2-3 BB		C SL 82 S SI 91 F CH 84 B CH 84 B CH 84 F FC 88 F FC 88 F CH 85 X SI 93 2-2 ② L3		X SL 81 0-0 ③ G6-3			X FF 95 0-0 ① G4-3		3	1	0	0	1	0	0
25 Will Venable, L (1, 8) OBP: 0.259, SLG: 0.275	F FC 89 X FC 89 0-1 ② F9		B CH 82 B CH 83 X FC 89 2-0 1B			B CH 80 X CH 81 1-0 ① L9		C FF 98 B CH 90 B CH 90 B SI 97 X SI 97 3-1 ② F7		4	0	1	0	0	0	3
44 René Rivera, R (1, 2) OBP: 0.275, SLG: 0.418	C SI 93 B FF 93 X FF 94 1-1 1-H 2-H 3-H 1B		B SL 86 C FF 92 1 SAFE 1 SAFE C FF 91 F CH 84 S FF 94 1-3 ③ K			S SL 82 C SL 82 B FF 92 F FC 89 B CH 85 F SI 93 F SI 93 B FF 92 S SL 81 3-3 ② K		B FF 97 C SL 85 S SL 86 F SI 97 B FF 97 F FF 97 X CH 90 2-2 ③ G6-3		4	0	1	3	0	2	1
5 Alexi Amarista, L (1, 6) OBP: 0.268, SLG: 0.291	C FC 90 B SI 92 C CH 82 F SI 92 S CH 83 1-3 ③ K			X CH 80 0-0 ① P6		C FC 88 C FC 88 B FF 93 X SL 83 1-2 1B				3	0	1	0	0	1	1
1 Irving Falu, S (1, 4) OBP: 0.200, SLG: 0.095		C SL 79 F CH 88 X CH 82 0-2 1B		C CH 86 B FC 86 B FC 87 C SI 90 B SL 81 F FC 87 F FF 92 B SI 91 4-2 12 1B BB		1 SAFE C FF 92 X SI 92 0-1 ③ L7				2	0	1	0	1	0	1
38 Tyson Ross, R (1, 1) OBP: 0.129, SLG: 0.133		L FC 84 1 SAFE C CH 86 L FC 86 0-3 ① K		X CH 84 0-0 ② B2			S CH 83 L SL 82 B SL 85 X SI 90 1-2 ① G1-3			3	0	0	0	0	1	2
Inning Stats	R: 3 H: 3 E: 0 LOB: 1 K: 1 BB: 1 S: 15 P: 22	R: 0 H: 1 E: 0 LOB: 1 K: 3 BB: 0 S: 14 P: 15	R: 0 H: 1 E: 0 LOB: 1 K: 1 BB: 0 S: 14 P: 19	R: 0 H: 1 E: 0 LOB: 2 K: 0 BB: 1 S: 8 P: 12	R: 0 H: 0 E: 0 LOB: 0 K: 2 BB: 0 S: 7 P: 11	R: 0 H: 1 E: 0 LOB: 1 K: 1 BB: 0 S: 12 P: 17	R: 0 H: 0 E: 0 LOB: 1 K: 0 BB: 1 S: 7 P: 13	R: 0 H: 0 E: 0 LOB: 0 K: 0 BB: 0 S: 8 P: 13		1B: 7 SF: 0 2B: 0 SAC: 0 3B: 0 DP: 0 HR: 0 HBP: 0				WP: 0 PA: 33 PB: 0 SB: 0 CS: 0		

PITCHER		IP	WLS	BF	H	R	ER	SO	BB	IBB	HBP	BLK	WP	HR	S	P	ERA	WHIP
47 Johnny Cueto, R ERA: 1.99	(1, 1)	7.0	L	30	7	3	3	8	3	0	0	0	0	0	77	109	3.86	1.429
70 Jumbo Díaz, R ERA: 9.0	(8, 1)	1.0		3	0	0	0	0	0	0	0	0	0	0	8	13	0.00	0.000

PITCHER	IP	WLS	BF	H	R	ER	SO	BB	IBB	HBP	BLK	WP	HR	S	P	ERA	WHIP

BOTTOM

Cincinnati Reds @ San Diego Padres

Petco Park, San Diego, CA

Wed Jul 02 2014, 12:44 PM - 3:03 PM PDT

Att. 19,250 - Sunny - 73 F

livebaseballscorecards.com

AB	30
R	3
H	7
RBI	3
BB	3
SO	8
LOB	12

Batter	1	2	3	4	5	6	7	8	9	AB	R	H	RBI	BB	SO	LOB
2 Scooter Gennett, L (1, 4) OBP: 0.350, SLG: 0.480	C SI 94 C CU 76 X FS 86 0-2 G4-3		X FS 87 0-0 20 F9 8 BB 1B		C SI 95 B CU 75 X CU 75 1-1 G6-3		B FF 94 X FF 95 1-0 F9			4	0	1	0	0	0	2
8 Ryan Braun, R (1, 9) OBP: 0.341, SLG: 0.509	B SI 94 S FF 94 X SI 94 1-1 G6-3		C FF 93 1 SAFE 1 SAFE F FC 90 1 SAFE B SI 95 B FC 80 1 SAFE B FS 87 4-2 F SI 85 B FF 95 27 FC6-4 1-2 BB			X FC 86 0-0 F8		C FC 88 F SI 93 B FC 89 X SI 94 1-2 G6-3		3	0	0	0	1	0	0
20 Jonathan Lucroy, R (1, 2) OBP: 0.401, SLG: 0.521	C FF 94 B FF 90 F SI 94 X FS 88 1-2 27 E 1B		B FC 90 X FC 89 1-0 F9 2-3			B FF 94 C FF 93 F SI 93 T CU 77 1-2 K		X FC 89 0-0 HR		4	1	2	1	0	1	2
27 Carlos Gómez, R (1, 8) OBP: 0.368, SLG: 0.510	F SI 94 S FC 88 1 SAFE D CU 78 1 SAFE F FC 89 B CU 78 F FC 90 X SI 95 2-2 L9 1-2		X SI 95 0-0 FC6-4 1-2f			C FC 88 X SI 94 0-1 L6		S SL 87 B SL 88 B SL 87 X SL 87 2-1 L7		4	0	0	0	0	0	3
16 Aramis Ramirez, R (1, 5) OBP: 0.336, SLG: 0.475		T FC 88 X SI 94 0-1 F8	B FC 87 S FF 94 X SI 95 1-1 24 G4-6-3 1B			T FF 94 B CU 78 F FF 93 F FC 87 H CU 78 2-2 24 1B 24 WP 9 1B HBP	C FF 94 X FF 95 0-1 F8		3	1	1	0	0	0	0
24 Lyle Overbay, L (1, 3) OBP: 0.324, SLG: 0.342 14 Jeff Bianchi, R (9, PH) OBP: 0.167, SLG: 0.143		F SI 94 B FS 86 B FS 86 B SI 94 X SI 94 3-1 G4-3	F SI 94 X FS 87 0-1 G4-6-3 1-2f				B FS 86 B SI 94 X SI 94 2-0 FC6-4 9 1B 1-3 1B		B FF 98 X SL 85 1-0 P6	3 1	0 0	1 0	0 0	0 0	0 0	1 0
9 Jean Segura, R (1, 6) OBP: 0.274, SLG: 0.326		B FC 88 B FF 93 B FF 94 B FF 94 4-0 1 S BB	B FF 95 B FC 88 C SI 94 X SI 95 2-1 G6-3				B SI 94 X SI 94 1-0 FC6-4 1-2 3-H 1B		C CH 86 B SL 90 F SL 86 B FF 99 F FF 99 F FF 99 X SL 88 2-2 G5-3	3	0	1	1	1	0	0
1 Logan Schafer, L (1, 7) OBP: 0.272, SLG: 0.280 7 Mark Reynolds, R (9, PH) OBP: 0.306, SLG: 0.395		B SI 93 S FS 85 S FS 85 1 SAFE D FS 87 X FS 88 2-2 G6-3 1-2			B SI 94 C SI 93 X FC 88 1-1 F9		M FS 87 B FS 85 B FS 84 F SI 95 F FS 87 B FS 86 F SI 95 C SI 95 3-3 K		B FF 99 S FF 97 C SL 88 S FF 99 1-3 K	3 1	0 0	0 0	0 0	0 0	1 1	3 0
26 Kyle Lohse, R (1, 1) OBP: 0.195, SLG: 0.154 32 Tom Gorzelanny, R (6, 1) Rickie Weeks Jr., R (7, PH) OBP: 0.331, SLG: 0.409 47 Rob Wooten, R (7, 1) 59 Zach Duke, L (8, 1)			B FF 93 C FF 93 X FF 93 1-1 L8		C FF 94 C CU 74 B CU 69 C CU 76 1-3 K		X FC 90 0-0 FC6-4 1-2f 2-3			2 0 1 0 0	0 0 0 0 0	0 0 0 0 0	0 0 0 0 0	1 0 0 0 0	0 0 2 0 0	0 0 0 0 0
Inning Stats	R: 0 E: 1 K: 0 S: 13 H: 1 LOB: 1 BB: 0 P: 17	R: 0 E: 0 K: 0 S: 7 H: 0 LOB: 1 BB: 1 P: 16	R: 0 E: 0 K: 0 S: 8 H: 1 LOB: 2 BB: 1 P: 14	R: 0 E: 0 K: 0 S: 6 H: 1 LOB: 0 BB: 0 P: 9	R: 0 E: 0 K: 1 S: 7 H: 0 LOB: 0 BB: 0 P: 10	R: 0 E: 0 K: 1 S: 6 H: 0 LOB: 0 BB: 0 P: 7	R: 1 E: 0 K: 1 S: 12 H: 2 LOB: 2 BB: 0 P: 21	R: 1 E: 0 K: 0 S: 8 H: 1 LOB: 0 BB: 0 P: 11	R: 0 E: 0 K: 1 S: 9 H: 0 LOB: 0 BB: 0 P: 13	1B: 5 2B: 0 3B: 0 HR: 1 SF: 0 SAC: 0 DP: 1 HBP: 1						

PITCHER		IP	WLS	BF	H	R	ER	SO	BB	IBB	HBP	BLK	WP	HR	S	P	ERA	WHIP
31 Alfredo Simon, R ERA: 2.78	(1, 1)	7.1	W	30	6	2	2	3	2	0	1	0	1	1	63	99	2.46	1.091
51 Jonathan Broxton, R ERA: 0.67	(8, 1)	0.2	H	2	0	0	0	0	0	0	0	0	0	0	4	6	0.00	0.000
54 Aroldis Chapman, L ERA: 2.55	(9, 1)	1.0	S	3	0	0	0	1	0	0	0	0	0	0	9	13	0.00	0.000

PITCHER	IP	WLS	BF	H	R	ER	SO	BB	IBB	HBP	BLK	WP	HR	S	P	ERA	WHIP

TOP

Milwaukee Brewers @ Cincinnati Reds

Great American Ball Park, Cincinnati, OH

Fri Jul 04 2014, 7:11 PM - 10:00 PM EDT

Att. 42,120 - Clear - 75 F

livebaseballscorecards.com

AB	32
R	2
H	6
RBI	2
BB	2
SO	4
LOB	13

WP: 1	PA: 35		
PB: 0			
SB: 1			
CS: 0			

Milwaukee Brewers @ Cincinnati Reds

Great American Ball Park, Cincinnati, OH

Fri Jul 04 2014, 7:11 PM - 10:00 PM EDT

Att. 42,120 - Clear - 75 F

livebaseballscorecards.com

Batter	1	2	3	4	5	6	7	8	9	AB	R	H	RBI	BB	SO	LOB
6 Billy Hamilton, S (1, 8) OBP: 0.309, SLG: 0.408	C SI 89 B CH 80 B CH 80 F SI 90 B SI 90 F SI 90 F SI 90 S CH 82 3-3 ① **K**		X CH 80 0-0 **1-H** **HR**		C SI 88 F SI 89 F SI 90 B CH 80 S SI 90 1-3 ① **K**	S SI 90 C SI 91 B SI 90 S SI 89 1-3 ③ **K** **1-2**				4	1	1	2	0	3	1
21 Todd Frazier, R (1, 5) OBP: 0.358, SLG: 0.506	C SI 91 B SI 90 B CU 76 F SI 90 S CU 75 2-3 ② **K**		B SI 90 X SI 91 1-0 **2B**		B SI 89 X CU 76 1-0 **E3** 19 2B		X SL 83 0-0 ① **1B**			4	1	2	0	0	1	0
19 Joey Votto, L (1, 3) OBP: 0.396, SLG: 0.417	C SL 85 B SI 90 F FF 90 F SI 90 B CH 80 S SL 84 2-3 ③ **K**		X CU 75 0-0 ② **F9**		1 SAFE B SI 88 B CH 80 B SI 90 C SI 89 X SI 89 3-1 32 FC3-6 **1-H** **2B**		F SI 91 B SL 85 F SL 83 B SL 85 B FF 90 X SL 85 3-2 ② **G4-3**			4	0	1	1	0	1	1
4 Brandon Phillips, R (1, 4) OBP: 0.300, SLG: 0.394		B SI 90 C SI 90 B CU 75 B CU 76 C SI 90 X SL 82 3-2 32 FC4-6 **1B**	B SI 89 B CU 75 C SI 90 B CU 76 T SI 90 F SI 90 S CH 80 3-3 ③ **K**		B SI 90 B CU 75 D CH 79 C SI 90 B CU 78 4-1 32 FC3-6 **BB**		C SI 92 S CU 75 B SL 85 B CU 76 X SI 90 2-2 ③ **G2**			3	0	1	0	1	1	1
32 Jay Bruce, L (1, 9) OBP: 0.317, SLG: 0.395		1 SAFE F SI 89 F SL 84 B SI 89 X CH 79 1-2 ① **FC4-6** **1-2f**		C SI 91 F CU 75 B SI 90 X SL 84 1-2 ① **L7**	S SI 90 B SI 90 X SL 85 1-1 ② **FC3-6** **1-2f** **2-3**			F SL 83 B SI 88 X SI 90 1-1 ① **G6-3**		4	0	0	0	0	0	3
39 Devin Mesoraco, R (1, 2) OBP: 0.378, SLG: 0.642		B SL 84 B CH 80 C SL 84 F SL 85 S CH 81 2-3 ② **K**		B SI 91 S CH 81 S SL 85 X SL 85 1-2 **25 2B** **2B**	B SI 88 S CH 79 D CH 80 C SI 90 F CH 80 X SI 91 2-2 ③ **F7**			B SL 84 S SI 89 B SI 90 B SI 90 F SI 91 S CU 78 3-3 ② **K**		4	1	1	0	0	2	3
25 Skip Schumaker, L (1, 7) OBP: 0.287, SLG: 0.333		S CH 80 S SI 90 D CH 81 1 SAFE F CH 80 F SI 90 1 SAFE C SL 83 1-3 ③ **K**		S SL 84 B SI 91 F FF 90 X CU 75 1-2 **2-H** **2B**		B SI 88 F FF 87 X SL 77 1-1 **6 S** **1B**		B SL 84 C FF 90 X SL 85 1-1 **1B**		4	0	3	1	0	1	1
2 Zack Cozart, R (1, 6) OBP: 0.273, SLG: 0.301			B SI 90 X SI 90 1-0 ① **G6-3**	C SI 90 B SI 89 C SI 90 F SI 90 X CH 80 1-2 ② **P4**		T SI 88 1 SAFE S FF 90 F FF 90 F FF 91 S SL 78 0-3 ① **K**		D SI 90 C SI 90 1 SAFE S SL 85 1 SAFE F CU 76 1 SAFE B SI 89 1 SAFE 2-3 ③ S CU 76 **K**		4	0	0	0	0	2	3
31 Alfredo Simon, R (1, 1) OBP: 0.162, SLG: 0.167 51 Jonathan Broxton, R (8, 1) 54 Aroldis Chapman, L (9, 1)			X SI 90 0-0 **6 HR** **1B**	S SL 83 S SL 80 F SL 83 D SL 81 B FF 90 S SL 83 2-3 ③ **K**		L CH 81 L SL 78 D CH 81 L SI 89 1-3 ② **K**				3 0 0	1 0 0	1 0 0	0 0 0	0 0 0	2 0 0	2 0 0
Inning Stats	R: 0 E: 0 K: 3 S: 12 H: 0 LOB: 0 BB: 0 P: 19	R: 0 E: 0 K: 2 S: 14 H: 1 LOB: 1 BB: 0 P: 21	R: 2 E: 0 K: 1 S: 9 H: 3 LOB: 1 BB: 0 P: 14	R: 1 E: 0 K: 1 S: 17 H: 2 LOB: 1 BB: 0 P: 23	R: 1 E: 1 K: 1 S: 14 H: 1 LOB: 2 BB: 1 P: 26	R: 0 E: 0 K: 3 S: 13 H: 1 LOB: 1 BB: 0 P: 16	R: 0 E: 0 K: 0 S: 7 H: 1 LOB: 0 BB: 0 P: 12	R: 0 E: 0 K: 2 S: 11 H: 1 LOB: 1 BB: 0 P: 18		1B: 5 2B: 4 3B: 0 HR: 1 SF: 0 SAC: 0 DP: 0 HBP: 0				WP: 0 PB: 0 SB: 1 CS: 0 PA: 35		

PITCHER		IP	WLS	BF	H	R	ER	SO	BB	IBB	HBP	BLK	WP	HR	S	P	ERA	WHIP
26 Kyle Lohse, R ERA: 3.18	(1, 1)	5.0	L	24	7	4	3	8	1	0	0	0	0	1	66	103	5.40	1.600
32 Tom Gorzelanny, L ERA:	(6, 1)	1.0		4	1	0	0	3	0	0	0	0	0	0	13	16	0.00	1.000
47 Rob Wooten, R ERA: 4.67	(7, 1)	1.0		3	1	0	0	0	0	0	0	0	0	0	7	12	0.00	1.000
59 Zach Duke, L ERA: 1.3	(8, 1)	1.0		4	1	0	0	2	0	0	0	0	0	0	11	18	0.00	1.000

PITCHER	IP	WLS	BF	H	R	ER	SO	BB	IBB	HBP	BLK	WP	HR	S	P	ERA	WHIP

BOTTOM	
AB	34
R	4
H	10
RBI	4
BB	1
SO	13
LOB	15

Milwaukee Brewers @ Cincinnati Reds

Great American Ball Park, Cincinnati, OH

Sat Jul 05 2014, 4:11 PM - 6:57 PM EDT

Att. 38,754 - Sunny - 82 F

TOP

livebaseballscorecards.com

Batter	1	2	3	4	5	6	7	8	9	AB	R	H	RBI	BB	SO	LOB
2 Scooter Gennett, L (1, 4) OBP: 0.348, SLG: 0.480	S SI 93 S CH 85 S KC 81 0-3 ① **K**	B SI 93 X CH 86 1-0 ③ **G1-3**			C KC 82 X FF 96 0-1 ② **L8**		S SL 91 S SL 91 F FF 95 X SL 90 0-2 ③ 1-H **2B**			4	0	1	0	0	1	1
8 Ryan Braun, R (1, 9) OBP: 0.340, SLG: 0.507 1 Logan Schafer, L (2, 9) OBP: 0.263, SLG: 0.271	C FF 94 B KC 81 F FF 94 B KC 81 S FF 94 2-3 ② **K**		C SI 93 S SL 88 F KC 80 F FF 95 F SL 89 B SL 90 X SL 89 1-2 ① **G4-3**		C SI 97 B CH 88 S KC 83 B SL 92 F SL 90 F FF 97 S KC 83 2-3 ③ **K**			B KC 78 X SI 94 1-0 ① **G6-3**		1 3	0 0	0 0	0 0	0 0	1 1	0 0
20 Jonathan Lucroy, R (1, 2) OBP: 0.402, SLG: 0.522	F FF 93 B SI 93 B SL 88 X SI 94 2-1 16 1B **2B**		C FF 95 S CH 86 S CH 85 0-3 ② **K**			X SL 88 0-0 ① **L3**		B FF 96 B FF 96 F FF 95 T FF 96 B CH 87 B FF 96 4-2 16 FC4-6 **BB**		3	1	1	0	1	1	0
27 Carlos Gómez, R (1, 8) OBP: 0.369, SLG: 0.511	D SL 88 D SL 87 B FF 93 F SL 89 F FF 94 B SL 89 4-2 16 1B **BB**		F CH 85 X SL 84 0-1 ② **2B**			F SI 95 X CH 88 0-1 ② **G5-3**		S FF 95 C FF 95 F FF 95 B FF 95 F CH 87 X FF 95 1-2 ② **F9**		3	0	1	0	1	0	1
16 Aramis Ramirez, R (1, 5) OBP: 0.339, SLG: 0.476	X SL 88 0-0 1-2 2-H **1B**		C FF 95 B SL 89 F FF 96 B FF 95 S CH 86 2-3 ③ **K**			C FF 96 X SL 89 0-1 18 2B **1B**		1 SAFE X FF 96 0-0 ③ **FC4-6** 1-2f		4	0	2	1	0	1	2
18 Khris Davis, R (1, 7) OBP: 0.311, SLG: 0.492	B CH 85 B SI 92 S SI 94 X SI 93 2-1 ③ **G5-3**			B FF 95 B SI 94 B FF 96 B FF 96 4-0 7 G5-4-3 **BB**		F FF 94 D CH 88 X SI 94 1-1 ③ 1-H **2B**			S FF 97 B SL 87 S SL 89 B CH 91 F SL 89 F SL 90 S FF 98 2-3 ① **K**	3	0	1	0	1	1	2
7 Mark Reynolds, R (1, 3) OBP: 0.305, SLG: 0.390		B SL 84 S SL 85 X SL 86 1-1 ① **G5-3**		C SL 89 F FF 94 X CH 86 0-2 ① ② **G5-4-3** 1-2f			B SL 86 C FF 96 S SL 89 B CH 88 B SL 90 B SL 91 4-2 2 2B **BB**		S SL 88 S SL 86 S FF 99 0-3 ② **K**	3	0	0	0	1	1	1
9 Jean Segura, R (1, 6) OBP: 0.270, SLG: 0.322		C FF 93 C FF 93 X SL 87 0-2 ② **L7**		C FF 96 F SL 88 B CH 88 S CH 87 1-3 ③ **K**			1 SAFE X SL 90 0-0 ① **L8**		F SL 88 F FF 97 B FF 99 F SL 89 F FC 95 B FC 93 B SL 88 X FF 96 3-2 ③ **G4-3**	4	0	0	0	0	1	1
22 Matt Garza, R (1, 1) OBP: 0.079, SLG: 0.105		B FF 93 B FF 93 S FF 92 S FF 92 B FF 94 X FF 94 3-2 **1B**			C FF 93 F FF 95 C SL 88 0-3 ① **K**		C SL 88 C FF 95 M SL 88 0-3 ② **K**			3	0	1	0	0	2	1

	AB	31
	R	1
	H	7
	RBI	1
	BB	4
	SO	10
	LOB	9

Inning Stats	1	2	3	4	5	6	7	8	9
	R: 1 E: 0 K: 2 S: 13	H: 2 LOB: 2 BB: 1 P: 23	R: 0 E: 0 K: 0 S: 9	H: 1 LOB: 1 BB: 0 P: 14	R: 0 E: 0 K: 2 S: 14	H: 1 LOB: 1 BB: 0 P: 17	R: 0 E: 0 K: 1 S: 6	H: 0 LOB: 0 BB: 1 P: 11	R: 0 E: 0 K: 2 S: 10	H: 0 LOB: 0 BB: 0 P: 12	R: 0 E: 0 K: 0 S: 7	H: 2 LOB: 2 BB: 0 P: 8	R: 0 E: 0 K: 1 S: 10	H: 1 LOB: 2 BB: 1 P: 14	R: 0 E: 0 K: 0 S: 9	H: 0 LOB: 1 BB: 1 P: 15	R: 0 E: 0 K: 2 S: 13	H: 0 LOB: 0 BB: 0 P: 18

	1B: 3	SF: 0	WP: 0	PA: 35
	2B: 4	SAC: 0	PB: 0	
	3B: 0	DP: 1	SB: 0	
	HR: 0	HBP: 0	CS: 0	

PITCHER		IP	WLS	BF	H	R	ER	SO	BB	IBB	HBP	BLK	WP	HR	S	P	ERA	WHIP
34 Homer Bailey, R ERA: 4.15	(1, 1)	8.0	L	32	7	1	1	8	4	0	0	0	0	0	78	114	1.12	1.375
70 Jumbo Díaz, R ERA: 7.2	(9, 1)	1.0		3	0	0	0	2	0	0	0	0	0	0	13	18	0.00	0.000

PITCHER		IP	WLS	BF	H	R	ER	SO	BB	IBB	HBP	BLK	WP	HR	S	P	ERA	WHIP

BOTTOM

Milwaukee Brewers @ Cincinnati Reds

Great American Ball Park, Cincinnati, OH

Sat Jul 05 2014, 4:11 PM - 6:57 PM EDT

Att. 38,754 - Sunny - 82 F

livebaseballscorecards.com

Batter	1	2	3	4	5	6	7	8	9	AB	R	H	RBI	BB	SO	LOB
6 Billy Hamilton, S (1, 8) OBP: 0.305, SLG: 0.403	S FF 91 S FF 91 S FF 92 0-3 ① K			X FF 93 0-0 ① B5-3		B FF 95 C FF 93 F FF 95 B FF 95 F FF 95 D CU 78 F FF 95 S FF 96 3-3 ③ K			B FF 92 C FF 93 F FF 94 X FF 94 1-2 ① F9	4	0	0	0	0	2	1
21 Todd Frazier, R (1, 5) OBP: 0.354, SLG: 0.500	F FF 92 B FF 92 B FF 93 X SI 92 2-1 ② G6-3			C FF 92 B CU 74 B FF 92 X FF 94 2-1 ② L9			X CU 72 0-0 ① F7		X FF 93 0-0 ② F8	4	0	0	0	0	0	0
19 Joey Votto, L (1, 3) OBP: 0.390, SLG: 0.409	B FF 93 X FF 92 1-0 ③ P6			F FF 92 C CU 75 C SI 95 0-3 ③ K			F FF 94 B FF 93 B FF 93 F FF 94 C FF 94 2-3 ② K		F FF 92 B SI 93 C FF 93 S FF 95 1-3 ③ K	4	0	0	0	0	3	0
4 Brandon Phillips, R (1, 4) OBP: 0.303, SLG: 0.394		B FF 92 X FF 91 1-0 ① L9			B CU 74 C CH 84 X FF 93 1-1 32 L3 1B		B FF 94 B CU 76 F FF 93 B FF 94 F FF 94 B FF 94 4-2 BB			2	0	1	0	1	0	0
32 Jay Bruce, L (1, 9) OBP: 0.313, SLG: 0.390		B FF 92 B FF 90 X FF 92 2-0 ② F8			B FF 93 F FF 92 B SL 82 B FF 93 F SI 94 F FF 94 X SL 85 3-2 ①② L3 1-1		C FF 93 F SI 92 S FF 95 0-3 ③ K			3	0	0	0	0	1	2
39 Devin Mesoraco, R (1, 2) OBP: 0.372, SLG: 0.631		B FF 92 B FF 92 C FF 93 S SL 84 X FF 93 2-2 ③ P3			B SL 84 B SI 94 S FF 95 F FF 95 S SL 87 2-3 ③ K			B SL 82 S SL 84 S FF 93 B SL 86 X SL 83 2-2 ① G4-3		3	0	0	0	0	1	0
25 Skip Schumaker, L (1, 7) OBP: 0.288, SLG: 0.328			B FF 92 X FF 92 1-0 ① G4-3			B FF 92 C FF 93 X CH 87 1-1 ① G4-3		B FF 93 B FF 93 C FF 93 B FF 94 F FF 94 B FF 94 4-2 BB		2	0	0	0	1	0	0
2 Zack Cozart, R (1, 6) OBP: 0.274, SLG: 0.304			B FF 93 X FF 92 1-0 ② F7			B FF 93 B FF 93 C FF 94 F FF 94 X FF 94 2-2 2B		X FF 92 0-0 ② P4		3	0	1	0	0	0	1
34 Homer Bailey, R (1, 1) OBP: 0.176, SLG: 0.152 29 Brayan Peña, S (8, PH) OBP: 0.290, SLG: 0.384 70 Jumbo Díaz, R (9, 1)			C FF 92 B FF 94 C FF 93 B SL 85 C SL 83 2-3 ③ K			S CU 72 L SL 80 F SL 84 F SL 84 T FF 95 0-2 ② K		F FF 93 B FF 93 X FF 94 1-1 ③ L7		2 1 0	0 0 0	0 0 0	0 0 0	0 0 0	2 0 0	1 1 0
Inning Stats	R: 0 E: 0 K: 1 S: 6 H: 0 LOB: 0 BB: 0 P: 9	R: 0 E: 0 K: 0 S: 5 H: 0 LOB: 0 BB: 0 P: 10	R: 0 E: 0 K: 1 S: 5 H: 0 LOB: 0 BB: 0 P: 9	R: 0 E: 0 K: 1 S: 6 H: 0 LOB: 0 BB: 0 P: 8	R: 0 E: 0 K: 1 S: 9 H: 1 LOB: 0 BB: 0 P: 15	R: 0 E: 0 K: 2 S: 15 H: 1 LOB: 1 BB: 0 P: 21	R: 0 E: 0 K: 2 S: 9 H: 0 LOB: 1 BB: 1 P: 15	R: 0 E: 0 K: 0 S: 8 H: 0 LOB: 1 BB: 1 P: 15	R: 0 E: 0 K: 1 S: 7 H: 0 LOB: 0 BB: 0 P: 9	1B: 1 2B: 2 3B: 0 HR: 0 SF: 0 SAC: 0 DP: 1 HBP: 0						

PITCHER	IP	WLS	BF	H	R	ER	SO	BB	IBB	HBP	BLK	WP	HR	S	P	ERA	WHIP
22 Matt Garza, R (1, 1) ERA: 3.78	9.0	W	30	2	0	0	9	2	0	0	0	0	0	70	111	0.00	0.444

PITCHER	IP	WLS	BF	H	R	ER	SO	BB	IBB	HBP	BLK	WP	HR	S	P	ERA	WHIP

AB	28
R	0
H	2
RBI	0
BB	2
SO	9
LOB	6

WP: 0 PA: 30
PB: 0
SB: 0
CS: 0

Milwaukee Brewers @ Cincinnati Reds

Great American Ball Park, Cincinnati, OH

Sun Jul 06 2014, 1:11 PM - 3:48 PM EDT

Att. 27,923 - Cloudy - 80 F

livebaseballscorecards.com

TOP

Batter	1	2	3	4	5	6	7	8	9	AB	R	H	RBI	BB	SO	LOB
2 Scooter Gennett, L (1, 4) OBP: 0.343, SLG: 0.473	C FC 91 B FC 92 X FC 92 1-1 L9 ①			C FF 88 B CU 74 F FS 79 F FS 82 X SI 90 1-2 F7 ①		B FF 90 X SI 90 1-0 G4-3 ② 3-H		X FF 89 0-0 P2 ③		4	0	0	1	0	0	1
9 Jean Segura, R (1, 6) OBP: 0.270, SLG: 0.319	B FF 94 B SL 88 F FF 92 S FC 91 X SI 92 2-2 G6-3 ②			B SL 88 B FF 90 B FC 90 B FC 89 4-0 20 G6-3 BB		B FC 92 X SL 86 1-0 G5-3 ③			B FF 93 C FF 94 B SL 89 X FF 94 2-1 G6-3 ①	3	0	0	0	1	0	0
20 Jonathan Lucroy, R (1, 2) OBP: 0.397, SLG: 0.516	C FC 91 B FC 91 B FC 92 F FC 93 F FS 80 F FC 92 F FF 93 B FS 80 X FF 93 3-2 G6-3 ③			B SI 89 1 SAFE B FF 89 C FC 89 F FF 90 X SI 90 2-2 G6-3 ② 1-2			B SL 88 B FC 90 X FC 91 2-0 F9 ①		B FF 93 C FF 95 B FF 95 X SL 89 2-1 G4-3 ②	4	0	0	0	0	0	1
27 Carlos Gómez, R (1, 8) OBP: 0.365, SLG: 0.505		X FF 89 0-0 P4 ①		F FF 91 F FF 90 D SL 87 D CU 79 F FF 91 S FS 80 2-3 K ③			B FF 90 F FF 88 B SL 89 X FF 91 2-1 G5-3 ②		X FF 95 0-0 G5-3 ③	4	0	0	0	0	1	1
16 Aramis Ramirez, R (1, 5) OBP: 0.339, SLG: 0.474		B SL 88 B SL 84 X SL 88 2-0 F8 ②			B SL 86 F FF 90 X FF 91 1-1 1B ①		F SL 88 F FC 92 T FS 80 0-2 K ③			3	0	1	0	0	1	0
18 Khris Davis, R (1, 7) OBP: 0.308, SLG: 0.487		C FC 90 X FF 90 0-1 P4 ③			X SL 87 0-0 L7 ②			F FC 90 X FS 78 0-1 F7 ①		3	0	0	0	0	0	0
24 Lyle Overbay, L (1, 3) OBP: 0.319, SLG: 0.335			C FF 89 X FC 90 0-1 F8 ①		B SI 88 C FF 89 X FS 80 1-1 G3-1 ③			F FF 90 B FF 91 B CU 76 B FC 90 X FF 90 3-1 P5 ②		3	0	0	0	0	0	0
1 Logan Schafer, L (1, 9) OBP: 0.276, SLG: 0.318			C FF 89 B SL 86 B SL 86 B FF 90 C FF 91 F FF 92 X FF 90 3-2 G4-3 ②			B FF 87 F SI 87 X FS 78 1-1 2 G4-3 3B		B FF 90 X FF 90 1-0 1B 2B		3	2	2	0	0	0	0
49 Yovani Gallardo, R (1, 1) OBP: 0.161, SLG: 0.167 Rickie Weeks Jr., R (8, PH) OBP: 0.336, SLG: 0.413 13 Will Smith, R (8, 1)			C FC 92 C FC 92 F SL 88 B FC 94 C CU 76 1-3 K ③			B FC 91 F FF 90 X FF 89 1-1 L4 ①		B SL 87 X SL 88 1-0 2-H 1B		2 1 0	0 0 0	0 1 0	0 1 0	0 0 0	1 0 0	1 0 0
Inning Stats	R: 0 E: 0 K: 0 S: 11 H: 0 LOB: 0 BB: 0 P: 17	R: 0 E: 0 K: 0 S: 4 H: 0 LOB: 0 BB: 0 P: 6	R: 0 E: 0 K: 1 S: 10 H: 0 LOB: 0 BB: 0 P: 14	R: 0 E: 0 K: 1 S: 11 H: 0 LOB: 1 BB: 1 P: 20	R: 0 E: 0 K: 0 S: 5 H: 1 LOB: 0 BB: 0 P: 7	R: 1 E: 0 K: 0 S: 6 H: 1 LOB: 0 BB: 0 P: 10	R: 0 E: 0 K: 1 S: 6 H: 0 LOB: 0 BB: 0 P: 10	R: 1 E: 0 K: 0 S: 7 H: 2 LOB: 1 BB: 0 P: 12	R: 0 E: 0 K: 0 S: 5 H: 0 LOB: 0 BB: 0 P: 9	1B: 2 2B: 1 3B: 1 HR: 0 SF: 0 SAC: 0 DP: 0 HBP: 0						

	AB	30
	R	2
	H	4
	RBI	2
	BB	1
	SO	3
	LOB	4

WP: 0 PA: 31
PB: 0
SB: 0
CS: 0

PITCHER		IP	WLS	BF	H	R	ER	SO	BB	IBB	HBP	BLK	WP	HR	S	P	ERA	WHIP
55 Mat Latos, R ERA: 2.41	(1, 1)	8.0	W	28	4	2	2	3	1	0	0	0	0	0	60	96	2.25	0.625
51 Jonathan Broxton, R ERA: 0.64	(9, 1)	1.0	S	3	0	0	0	0	0	0	0	0	0	0	5	9	0.00	0.000

PITCHER		IP	WLS	BF	H	R	ER	SO	BB	IBB	HBP	BLK	WP	HR	S	P	ERA	WHIP

BOTTOM

Milwaukee Brewers @ Cincinnati Reds

Great American Ball Park, Cincinnati, OH

Sun Jul 06 2014, 1:11 PM - 3:48 PM EDT

Att. 27,923 - Cloudy - 80 F

Batter	1	2	3	4	5	6	7	8	9	AB	R	H	RBI	BB	SO	LOB
6 Billy Hamilton, S (1, 8) OBP: 0.301, SLG: 0.397	C FF 89 T FF 90 B FF 90 F FF 91 X CU 78 1-2 ① F7		S FF 91 B FF 92 X CU 79 1-1 ① G5-3		L FF 93 B FF 94 S FF 92 X FF 94 1-2 ② L7		B FF 92 S FF 92 X FF 92 1-1 ③ F7			4	0	0	0	0	0	0
21 Todd Frazier, R (1, 3) OBP: 0.355, SLG: 0.500	B FF 91 X FF 91 1-0 4 1B 32 FC4-6 1B		B CU 78 S SL 87 F FF 92 F SL 89 S CU 80 1-3 ② K		C SL 89 X CU 80 0-1 4 FC6-4 1B			B CU 73 C FF 93 S SL 80 X SL 82 1-2 ① F8		4	1	2	0	0	1	0
4 Brandon Phillips, R (1, 4) OBP: 0.308, SLG: 0.397	1 SAFE X FF 92 0-0 32 FC4-6 1-3 1B		S CU 80 B CU 80 X FF 94 1-1 32 PO 1B		1 SAFE F FF 93 X SI 93 0-1 ③ FC6-4 1-2f			B CU 77 C FF 95 B FF 93 F SL 82 F SL 83 B FF 94 F SL 83 F FF 94 B SL 81 4-2 32 HR BB		3	1	2	0	1	0	1
32 Jay Bruce, L (1, 9) OBP: 0.312, SLG: 0.400	B CU 78 F FF 91 S CH 86 D CH 86 X SI 92 2-2 ② FC4-6 48 HBP 39 1B 1-2f 3-H		F CH 87 B FF 94 S SI 93 1 SAFE 1-2 ③ PO 1-2	C FF 92 X CU 79 0-1 ① L8		B SI 92 X CH 87 1-0 ① L8		C FF 93 1 SAFE 1 SAFE S SL 82 1 SAFE 1 SAFE D SL 81 X FF 93 1-2 1-H HR		4	2	1	3	0	0	1
48 Ryan Ludwick, R (1, 7) OBP: 0.323, SLG: 0.387 51 Jonathan Broxton, R (9, 1)	C CU 80 H FF 92 1-1 39 1B 1-2 HBP			S SL 86 X SL 88 0-1 ② G4-3		C CU 79 B SL 87 B FF 92 F SL 86 F SL 86 X FF 93 2-2 ② G5-3		X FF 95 0-0 ② L9		3 0	0 0	0 0	0 0	0 0	0 0	0 0
39 Devin Mesoraco, R (1, 2) OBP: 0.379, SLG: 0.634	C SL 88 D SL 90 C FF 93 B FF 93 X SI 93 2-2 ③ 1-3 2-H 1B			B SL 88 B SL 86 X FF 93 2-0 2 1B 1B		B CU 78 X FF 93 1-0 1B		C FF 95 S SL 82 S SL 82 0-3 ③ K2-3		4	0	3	1	0	1	0
2 Zack Cozart, R (1, 6) OBP: 0.274, SLG: 0.305		C FF 90 B CU 79 X CU 79 1-1 ① G6-3		D CU 80 C FF 93 C FF 93 1 SAFE X CU 80 1-2 1-2 1B		F FF 94 B SI 94 T CU 79 D CU 81 X FF 94 2-2 ③ L9				3	0	1	0	0	0	1
7 Ramon Santiago, S (1, 5) OBP: 0.262, SLG: 0.203		X FF 91 0-0 ② F		C SL 88 C FF 93 B FF 92 B FF 94 C FF 93 2-3 ③ K			B FF 91 B FF 92 F FF 92 X FF 92 2-1 ① L8			3	0	0	0	0	1	2
55 Mat Latos, R (1, 1) 28 Chris Heisey, R (9, 7) OBP: 0.267, SLG: 0.333		C FF 92 X SL 89 0-1 ③ G6-3			S SL 86 C FF 92 B CU 81 S FF 93 1-3 ① K		C SL 87 S SL 87 B SL 85 F FF 93 X SL 86 1-2 ② L9			3 0	0 0	0 0	0 0	0 0	1 0	0 0
Inning Stats	R: 2 E: 0 K: 0 S: 13 H: 3 LOB: 2 BB: 0 P: 20	R: 0 E: 0 K: 0 S: 5 H: 0 LOB: 0 BB: 0 P: 6	R: 0 E: 0 K: 1 S: 10 H: 1 LOB: 0 BB: 0 P: 14	R: 0 E: 0 K: 1 S: 11 H: 2 LOB: 2 BB: 0 P: 16	R: 0 E: 0 K: 1 S: 10 H: 1 LOB: 1 BB: 0 P: 12	R: 0 E: 0 K: 0 S: 9 H: 1 LOB: 1 BB: 0 P: 15	R: 0 E: 0 K: 0 S: 8 H: 0 LOB: 0 BB: 0 P: 12	R: 2 E: 0 K: 1 S: 15 H: 1 LOB: 0 BB: 1 P: 21		1B: 8 2B: 0 3B: 0 HR: 1	SF: 0 SAC: 0 DP: 0 HBP: 1		WP: 0 PB: 0 SB: 0 CS: 0	PA: 34		

	AB	31
	R	4
	H	9
	RBI	4
	BB	1
	SO	4
	LOB	5

livebaseballscorecards.com

PITCHER	IP	WLS	BF	H	R	ER	SO	BB	IBB	HBP	BLK	WP	HR	S	P	ERA	WHIP
49 Yovani Gallardo, R (1, 1) ERA: 3.45	7.0		28	8	2	2	3	0	0	1	0	0	0	66	95	2.57	1.143
13 Will Smith, L (8, 1) ERA: 2.16	1.0	L	5	1	2	2	1	1	0	0	0	0	1	15	21	18.00	2.000

PITCHER	IP	WLS	BF	H	R	ER	SO	BB	IBB	HBP	BLK	WP	HR	S	P	ERA	WHIP

Chicago Cubs @ Cincinnati Reds

Great American Ball Park, Cincinnati, OH

Mon Jul 07 2014, 7:11 PM - 10:49 PM EDT

Att. 26,558 - Overcast - 86 F

TOP

livebaseballscorecards.com

Batter	1	2	3	4	5	6	7	8	9	AB	R	H	RBI	BB	SO	LOB
8 Chris Coghlan, L (1, 7) OBP: 0.321, SLG: 0.390	B SI 87 F CH 86 B FC 88 F CH 82 X FC 89 2-2 20 S 1B		B CH 84 B CH 84 X SI 90 2-0 2B		X SI 90 0-0 20 1B 44 E 1B		C FC 87 B KC 79 C CH 84 B SL 80 B KC 80 F FC 88 X FC 90 3-2 44 HR 2B		B FF 88 B FF 86 X FF 86 2-0 ② F7	5	2	4	0	0	0	0
20 Justin Ruggiano, R (1, 8) OBP: 0.365, SLG: 0.473	F SI 89 C KC 79 B SI 91 B FC 91 C KC 80 2-3 ① K 1-2		F KC 79 B SI 91 B SI 91 B KC 79 F FF 90 S SL 82 3-3 ② K		1 SAFE 1 SAFE S FC 90 X FC 91 0-1 44 E 1-3 1B		B FC 88 C KC 80 F FF 90 S FF 91 1-3 ② K		X SI 88 0-0 44 DI 1B	5	0	2	0	0	3	3
44 Anthony Rizzo, L (1, 3) OBP: 0.381, SLG: 0.492	2 SAFE C FC 90 F SI 91 F SL 81 S SL 80 0-3 ② K		S FF 91 F FC 89 X SI 92 0-2 ③ L7		B FC 91 B FC 90 F CH 86 F FC 90 F FC 91 1 SAFE X FC 90 2-2 E3 1-3 3-H		X FC 88 0-0 2-H HR		B CH 80 C FF 89 S CH 81 D KC 76 B CH 79 F FF 88 C FF 87 3-3 ③ K 1-2	5	1	1	2	0	2	4
13 Starlin Castro, R (1, 6) OBP: 0.332, SLG: 0.461	F SI 91 X SI 90 0-1 ③ G5-3			B SI 88 C SL 78 F SI 89 B SL 81 B FC 90 B SL 81 4-2 5 G1-3 BB	D SL 82 F SI 92 F SI 91 F FC 91 B KC 83 F SL 82 S SI 92 2-3 ③ K		X SL 80 0-0 ③ F8			3	0	0	0	1	1	3
24 Luis Valbuena, L (1, 5) OBP: 0.344, SLG: 0.427		C SI 89 F FC 86 B FF 91 B SL 80 F SI 91 B KC 81 X KC 81 3-2 2B		F SI 91 B SI 91 1 SAFE 1 SAFE B SI 91 X SI 91 2-1 ① F8		B CH 82 X SI 89 1-0 ① G3		B SI 90 B FF 90 C SI 91 F SI 90 F FF 93 X SI 91 2-2 1B		4	0	2	0	0	0	1
5 Welington Castillo, R (1, 2) OBP: 0.284, SLG: 0.381		B KC 78 X SI 92 1-0 ① L7		C SI 92 1 SAFE B FF 92 F KC 80 X SI 93 1-2 ② G1-3 1-2		B SI 89 S FC 88 B CH 83 C KC 79 B FC 89 X KC 80 3-2 19 1B 15 F9-2 2B		C FF 92 C SL 86 F FF 93 F SL 88 B SL 87 S SL 86 1-3 ① K		4	0	1	0	0	1	3
19 Nate Schierholtz, L (1, 9) OBP: 0.260, SLG: 0.328		X FF 89 0-0 ② L9		B FC 91 X FC 90 1-0 ③ G3		X SI 90 0-0 2-3 1B		C SI 89 B FF 93 X SI 92 1-1 ② P5		4	0	1	0	0	0	3
15 Darwin Barney, R (1, 4) OBP: 0.253, SLG: 0.305		C KC 79 B SI 91 X KC 81 1-1 ③ G5-3		F FF 90 B KC 80 X SI 91 1-1 ① F7	C SI 92 X KC 81 0-1 ②③ F9-2 3-H			B FF 91 X FF 91 1-0 ③ G1-3		4	0	0	0	0	0	4
36 Edwin Jackson, R (1, 1) 21 Junior Lake, R (7, PH) OBP: 0.252, SLG: 0.393 40 James Russell, L (7, 1) 50 Blake Parker, R (8, 1) 6 Ryan Sweeney, L (9, PH) OBP: 0.254, SLG: 0.254			C SI 88 B KC 78 S SI 89 S SL 80 1-3 ① K		B SI 89 F SI 90 B SI 92 F SI 91 C KC 81 2-3 ② K		C CH 86 F FC 87 B SI 89 X SL 79 1-2 ① L8		C FF 88 B SL 79 B FF 87 X FF 87 2-1 ① L9	2 1 0 0 1	0 0 0 0 0	0 0 0 0 0	0 0 0 0 0	0 0 0 0 0	2 0 0 0 0	0 0 0 0 0
Inning Stats	R: 0 E: 0 K: 2 S: 12 H: 1 LOB: 1 BB: 0 P: 16	R: 0 E: 0 K: 0 S: 8 H: 1 LOB: 1 BB: 0 P: 13	R: 0 E: 0 K: 2 S: 10 H: 1 LOB: 1 BB: 0 P: 16	R: 0 E: 0 K: 0 S: 8 H: 0 LOB: 1 BB: 1 P: 16	R: 1 E: 1 K: 2 S: 17 H: 2 LOB: 2 BB: 0 P: 24	R: 0 E: 0 K: 0 S: 7 H: 2 LOB: 1 BB: 0 P: 11	R: 2 E: 0 K: 1 S: 12 H: 2 LOB: 0 BB: 0 P: 17	R: 0 E: 0 K: 1 S: 12 H: 1 LOB: 1 BB: 0 P: 17	R: 0 E: 0 K: 1 S: 8 H: 1 LOB: 1 BB: 0 P: 15	1B: 6 2B: 5 3B: 0 HR: 1	SF: 0 SAC: 0 DP: 1 HBP: 0						

AB	38
R	3
H	11
RBI	2
BB	1
SO	9
LOB	21

WP: 0 PA: 39
PB: 0
SB: 1
CS: 0

PITCHER		IP	WLS	BF	H	R	ER	SO	BB	IBB	HBP	BLK	WP	HR	S	P	ERA	WHIP
44 Mike Leake, R ERA: 3.42	(1, 1)	7.0	W	31	9	3	2	7	1	0	0	0	0	1	74	113	2.57	1.429
51 Jonathan Broxton, R ERA: 0.62	(8, 1)	1.0	H	4	1	0	0	1	0	0	0	0	0	0	12	17	0.00	1.000
63 Sam LeCure, R ERA: 3.62	(9, 1)	1.0		4	1	0	0	1	0	0	0	0	0	0	8	15	0.00	1.000

PITCHER	IP	WLS	BF	H	R	ER	SO	BB	IBB	HBP	BLK	WP	HR	S	P	ERA	WHIP

BOTTOM

Batter	1	2	3	4	5	6	7	8	9	AB	R	H	RBI	BB	SO	LOB
6 Billy Hamilton, S (1, 8) OBP: 0.306, SLG: 0.405	B FF 93 B FF 91 B FF 93 B FF 93 4-0 21 1B 4 SF9 BB		C CU 79 B FF 93 C CU 80 F FF 94 F SL 86 X FF 94 1-2 ② F8		X CU 80 0-0 21 1B 2-3 3-H 1B		C SI 90 S SI 90 B SI 90 B FF 90 C SI 89 2-3 ① K	B FF 92 X FF 92 1-0 1-H 2-H 3-H 3B		4	1	2	4	1	1	0
21 Todd Frazier, R (1, 5) OBP: 0.356, SLG: 0.499	1 SAFE 1 SAFE B FF 91 F CU 81 B FF 93 X CU 80 2-1 1-3 1B		F FF 95 B FF 92 B FF 93 S SL 86 X FF 94 2-2 ③ G6-3		1 SAFE 1 SAFE X FF 94 0-0 1-2 3-H 1B		F SI 90 X SI 88 0-1 ② G6-3	D CU 77 X FF 91 1-0 ② P4		5	0	2	1	0	0	1
4 Brandon Phillips, R (1, 4) OBP: 0.307, SLG: 0.393 63 Sam LeCure, R (9, 1)	F FF 95 X FF 95 0-1 ① SF9 3-H			C CU 78 S FF 92 B FF 92 B FF 92 X FF 96 2-2 ① G4-3	X FF 93 0-0 ③ L8		T SI 89 S FF 88 B SI 89 F SI 90 B FF 89 B FF 88 B SI 90 4-2 32 HR BB	B FF 92 C FF 91 B FF 89 B FF 91 X FF 90 3-1 ③ G6-3		3 0	1 0	0 0	1 0	1 0	0 0	3 0
32 Jay Bruce, L (1, 3) OBP: 0.315, SLG: 0.413	L FF 94 1 SAFE 1 SAFE D FF 95 X CU 81 1-1 ② F8			C CU 78 S FF 95 S FF 94 0-3 ② K		B CH 85 F FF 93 S CH 85 B SL 84 B FF 93 X CH 87 3-2 39 2B 1B	B FF 88 B FF 87 S SL 82 1 SAFE F SI 89 B SL 82 X FF 88 3-2 1-H HR			4	2	2	2	0	1	1
39 Devin Mesoraco, R (1, 2) OBP: 0.377, SLG: 0.631	D FF 95 B SL 88 S CH 88 X FF 96 2-1 ③ G6-3			C FF 95 F FF 93 B FF 93 B FF 93 F SL 86 S FF 94 2-3 ③ K	C SL 87 X FF 95 0-1 48 SH1-3 1-H 2B		S CH 82 F CH 82 X FF 88 0-2 ③ G5-3			4	0	1	1	0	1	1
48 Ryan Ludwick, R (1, 7) OBP: 0.323, SLG: 0.383		F FF 94 S FF 95 B FF 96 F FF 95 S SL 88 1-3 ① K			X SL 85 0-0 ① G6-3	X SL 86 0-0 ① SH1-3 2-3		C CU 76 B FF 92 B CU 76 B FF 91 B FF 92 4-1 2 1B 7 BB 6 3B BB		2	1	0	0	1	1	0
25 Skip Schumaker, L (1, 9) OBP: 0.287, SLG: 0.333		B FF 94 F FF 93 S CU 81 F FF 96 X SL 86 1-2 ② L9			C CU 76 B FF 92 X FF 92 1-1 7 1B 6 1B 2B	B SL 85 C SL 85 S CU 81 D SL 86 T CU 81 2-2 ② K		B FF 92 X FF 91 1-0 ① L8		4	1	1	0	0	1	2
7 Ramon Santiago, S (1, 6) OBP: 0.290, SLG: 0.213 (9, 4)		F FF 95 B FF 90 B CU 79 C CU 79 F FF 95 B SL 86 X FF 95 3-2 ③ G1-3			S CU 79 S CU 80 D CU 80 X FF 94 1-2 6 1B 44 SH2-3 21 1B 2-3 1B	B SI 95 B SL 84 D CU 82 C CH 87 B CU 84 4-1 BB		F FF 92 B CU 76 C FF 92 D CU 77 B FF 92 F FF 91 F FF 92 B FS 81 4-2 2 1B 6 3B 1-2 BB		2	2	1	0	2	0	0
44 Mike Leake, R (1, 1) OBP: 0.125, SLG: 0.225 51 Jonathan Broxton, R (8, 1) 2 Zack Cozart, R (8, PH) OBP: 0.277, SLG: 0.307 (9, 6)			B FF 93 C FF 94 B FF 92 F FF 93 F FF 94 S SL 86 2-3 ① K		1 SAFE X SL 86 0-0 ② SH2-3 1-2	F SL 86 B FF 94 F SL 86 S SL 88 1-3 ③ K2-3		C FF 92 F FF 91 X CU 76 0-2 1-2 2-3 6 3B 1B		2 0 1	0 0 1	0 0 1	0 0 1	0 0 0	2 0 0	2 0 0
Inning Stats	R: 1 E: 0 K: 0 S: 8 H: 1 LOB: 1 BB: 1 P: 17	R: 0 E: 0 K: 1 S: 12 H: 0 LOB: 0 BB: 0 P: 17	R: 0 E: 0 K: 1 S: 12 H: 0 LOB: 0 BB: 0 P: 17	R: 0 E: 0 K: 2 S: 10 H: 0 LOB: 0 BB: 0 P: 14	R: 2 E: 0 K: 0 S: 10 H: 4 LOB: 2 BB: 0 P: 12	R: 1 E: 0 K: 2 S: 13 H: 2 LOB: 2 BB: 1 P: 23	R: 2 E: 0 K: 1 S: 14 H: 1 LOB: 0 BB: 1 P: 23	R: 3 E: 0 K: 0 S: 13 H: 2 LOB: 1 BB: 2 P: 27		1B: 6 2B: 2 3B: 1 HR: 1 SF: 1 SAC: 2 DP: 0 HBP: 0						

PITCHER		IP	WLS	BF	H	R	ER	SO	BB	IBB	HBP	BLK	WP	HR	S	P	ERA	WHIP
36 Edwin Jackson, R ERA: 5.05	(1, 1)	6.0	L	27	7	4	4	6	2	0	0	0	0	0	65	100	6.00	1.500
40 James Russell, L ERA: 2.84	(7, 1)	1.0		5	1	2	2	1	1	0	0	0	0	1	14	23	18.00	2.000
50 Blake Parker, R ERA: 14.73	(8, 1)	1.0		7	2	3	3	0	2	0	0	0	0	0	13	27	27.00	4.000

PITCHER	IP	WLS	BF	H	R	ER	SO	BB	IBB	HBP	BLK	WP	HR	S	P	ERA	WHIP

Chicago Cubs @ Cincinnati Reds

Great American Ball Park, Cincinnati, OH

Mon Jul 07 2014, 7:11 PM - 10:49 PM EDT

Att. 26,558 - Overcast - 86 F

livebaseballscorecards.com

AB	31
R	9
H	10
RBI	9
BB	5
SO	7
LOB	10

WP: 0 PA: 39
PB: 0
SB: 0
CS: 0

Chicago Cubs @ Cincinnati Reds

Great American Ball Park, Cincinnati, OH

Tue Jul 08 2014, 1:10 PM - 4:01 PM EDT

Att. 17,371 - Overcast - 79 F

TOP

livebaseballscorecards.com

Batter	1	2	3	4	5	6	7	8	9	AB	R	H	RBI	BB	SO	LOB
8 Chris Coghlan, L (1, 7) OBP: 0.326, SLG: 0.413 30 Mike Olt, R (9, PH) OBP: 0.229, SLG: 0.365	C SI 91 X SL 82 0-1 G2-3		B FC 88 F CH 83 F FC 88 B SI 92 B SI 92 F CH 85 H FC 91 4-2 6 1B HBP			B CH 80 B CH 82 S FC 89 F SL 82 X FF 93 2-2 HR	S SL 84 B SL 84 C SL 84 S SL 85 1-3 K		C SL 89 D CH 90 B CH 88 C SL 88 B FF 100 B SL 88 4-2 1-2 BB	3 0	1 0	1 0	1 0	0 1	1 0	3 0
6 Ryan Sweeney, L (1, 8) OBP: 0.260, SLG: 0.285	B SL 82 B FF 91 C FC 86 B CH 81 C SL 85 F FC 88 S FC 88 3-3 K		C FF 94 T FF 94 B SI 94 B FC 89 X SI 94 2-2 1-2 2-3 1B			C SI 92 B CH 85 X CH 85 1-1 HR	C SL 84 X FF 95 0-1 G4-3		C FF 100 B FF 101 C SL 89 S FF 102 1-3 K	5	1	2	1	0	2	5
44 Anthony Rizzo, L (1, 3) OBP: 0.380, SLG: 0.488	F SI 92 S FC 88 S SL 85 0-3 K		S CH 86 X FC 92 0-1 G4-3			B FF 94 C FC 90 F CH 84 B FC 90 B FF 95 S CH 85 3-3 K		C FF 94 F FF 93 B FS 86 F FS 85 B FF 95 B SL 86 B FF 95 4-2 BB		3	0	0	0	1	2	3
13 Starlin Castro, R (1, 6) OBP: 0.328, SLG: 0.456		C SL 83 X SL 83 0-1 G6-3		B FF 92 X SL 83 1-0 P4		C FC 87 T SI 94 F SI 94 X SI 96 0-2 L7		C FF 96 X SL 84 0-1 P6		4	0	0	0	0	0	1
24 Luis Valbuena, L (1, 5) OBP: 0.339, SLG: 0.420		C SI 89 C FC 86 X FF 93 0-2 L7		M FC 87 F FC 87 X SI 92 0-2 F8		X SI 94 0-0 L6-3		S SI 98 B SI 99 F SI 99 C SL 88 1-3 K		4	0	0	0	0	1	1
19 Nate Schierholtz, L (1, 9) OBP: 0.257, SLG: 0.324		B SI 92 X FC 88 1-0 F8		C CH 83 X SL 83 0-1 F7			B SL 84 X FC 90 1-0 F7	B SI 98 C SL 88 F SI 98 B SI 98 D SL 87 F SL 89 S SL 88 3-3 K2-3		4	0	0	0	0	1	1
12 John Baker, L (1, 2) OBP: 0.289, SLG: 0.234 21 Junior Lake, R (9, PH) OBP: 0.255, SLG: 0.395			F FC 86 B CH 82 B FC 87 B FC 89 S FF 90 B CH 82 4-2 6 1B 37 SH1-4 BB		B FF 91 C SL 81 F CH 82 B FF 93 X SI 93 2-2 L7		B FF 93 F SI 94 B SL 82 B FC 90 C FC 87 X FF 93 3-2 20 1B 15 1B 1B		C FF 99 S SL 89 B FF 100 X SL 90 1-2 30 BB 1B	2 1	0 0	1 1	0 0	1 0	0 0	0 0
15 Darwin Barney, R (1, 4) OBP: 0.252, SLG: 0.304			C SL 84 B SI 93 F SI 93 F FC 88 X CH 85 1-2 F9		S FF 92 X SL 82 0-1 G4-3		C SL 82 X SI 93 0-1 20 1B 1-2 1B		C FF 98 1 SAFE X FF 98 0-1 P5	4	0	1	0	0	0	2
37 Travis Wood, R (1, 1) OBP: 0.286, SLG: 0.485 63 Brian Schlitter, R (6, 1) OBP: 1.000, SLG: 1.000 20 Justin Ruggiano, R (7, PH) OBP: 0.369, SLG: 0.477 52 Justin Grimm, R (7, 1) 54 Neil Ramírez, R (8, 1) 5 Welington Castillo, R (9, PH) OBP: 0.282, SLG: 0.379			X SL 82 0-0 SH1-4 1-2		S FF 93 S SL 84 B SI 93 F SL 85 S SL 85 1-3 K		B SL 84 F FF 94 B SI 94 X SL 84 2-1 1-2 2-3 1B		B CH 89 C SL 88 F SL 90 S CH 88 1-3 K	1 0 1 0 0 1	0 0 0 0 0 0	0 0 1 0 0 0	0 0 0 0 0 0	1 0 0 0 0 1	0 0 0 0 0 1	0 0 0 0 0 1

Inning Stats																					
	R: 0 E: 0 K: 2 S: 9	H: 0 LOB: 0 BB: 0 P: 12	R: 0 E: 0 K: 0 S: 6	H: 0 LOB: 0 BB: 0 P: 7	R: 0 E: 0 K: 0 S: 15	H: 1 LOB: 3 BB: 1 P: 26	R: 0 E: 0 K: 0 S: 6	H: 0 LOB: 0 BB: 0 P: 7	R: 0 E: 0 K: 1 S: 9	H: 0 LOB: 0 BB: 0 P: 12	R: 2 E: 0 K: 1 S: 13	H: 2 LOB: 0 BB: 0 P: 19	R: 0 E: 0 K: 1 S: 13	H: 3 LOB: 3 BB: 0 P: 20	R: 0 E: 0 K: 2 S: 12	H: 0 LOB: 1 BB: 1 P: 20	R: 0 E: 0 K: 2 S: 13	H: 1 LOB: 2 BB: 1 P: 20	1B: 5 2B: 0 3B: 0 HR: 2	SF: 0 SAC: 1 DP: 0 HBP: 1

	AB	33
	R	2
	H	7
	RBI	2
	BB	3
	SO	9
	LOB	17

WP: 0 PA: 38
PB: 0
SB: 0
CS: 0

PITCHER		IP	WLS	BF	H	R	ER	SO	BB	IBB	HBP	BLK	WP	HR	S	P	ERA	WHIP
47 Johnny Cueto, R ERA: 2.03	(1, 1)	6.1	W	27	6	2	2	4	1	0	1	0	0	2	66	97	2.84	1.105
43 Manny Parra, L ERA: 4.24	(7, 1)	0.2	H	3	0	0	0	1	1	0	0	0	0	0	8	13	0.00	1.500
70 Jumbo Díaz, R ERA: 6.0	(8, 1)	1.0	H	3	0	0	0	2	0	0	0	0	0	0	9	13	0.00	0.000
54 Aroldis Chapman, L ERA: 2.45	(9, 1)	1.0	S	5	1	0	0	2	1	0	0	0	0	0	13	20	0.00	2.000

PITCHER	IP	WLS	BF	H	R	ER	SO	BB	IBB	HBP	BLK	WP	HR	S	P	ERA	WHIP

Batter	1	2	3	4	5	6	7	8	9	AB	R	H	RBI	BB	SO	LOB
6 Billy Hamilton, S (1, 8) OBP: 0.308, SLG: 0.410	B SI 86 T SI 86 B CH 79 B FC 86 X FF 89 3-1 21 S 4 1B 1B	B CU 72 X CH 80 1-0 21 S 2B		C FC 86 B SI 87 S FF 88 X FC 86 1-2 ③ P3		B SI 93 X SI 92 1-0 ③ L8				4	1	2	0	0	0	2
21 Todd Frazier, R (1, 3) OBP: 0.352, SLG: 0.493	D FC 85 B SI 88 C CH 80 X FC 87 2-1 ① G5-3 1-2	S SI 89 B FC 86 B FC 86 T SI 89 S FF 91 2-3 ② K 2-3			F SI 89 B FF 89 B FC 86 F FC 86 F FF 90 S CH 80 2-3 ① K		C FF 94 B CU 81 F FF 95 F FF 93 B CU 82 X FF 94 2-2 ① G3			4	0	0	0	0	2	2
4 Brandon Phillips, R (1, 4) OBP: 0.306, SLG: 0.391	2 SAFE C SI 89 C FC 87 B FF 91 D CH 82 X CH 81 2-2 32 HR 2-H 1B	C FF 90 B FC 86 B FC 81 D CH 81 X FF 90 3-1 ③ F9			B SI 89 F CH 80 B SI 91 F FC 86 F FF 91 X FF 90 2-2 ② G5-3		X FF 96 0-0 ② G6-3			4	1	1	1	0	0	1
32 Jay Bruce, L (1, 9) OBP: 0.314, SLG: 0.422	X SI 88 0-0 1-H HR		B FC 84 C SL 79 X FC 86 1-1 ① G4-3		B FC 86 T FF 89 B FC 86 F FC 87 F FF 88 T SL 80 2-2 ③ K		S CU 83 B CU 83 B FF 95 F FF 95 S CU 85 2-3 ③ K			4	1	1	2	0	2	0
39 Devin Mesoraco, R (1, 2) OBP: 0.374, SLG: 0.621	C CU 72 S CH 82 X CH 83 0-2 ② G5-3		B CH 80 B SI 89 C SI 90 B CH 80 B SI 90 4-1 28 1B BB			B CU 71 X FF 88 1-0 ① F9		S FF 96 S FF 97 B FF 97 X FF 91 1-2 ① G3-1		3	0	0	0	1	0	0
28 Chris Heisey, R (1, 7) OBP: 0.286, SLG: 0.348	B SI 89 B SI 89 B CH 81 B FF 89 4-0 7 1B BB		B SI 86 F FC 86 B FC 85 F FF 88 X FC 86 2-2 7 G5-4-3 1-2 1B			F SI 87 S CH 79 F CH 80 F SI 90 F CU 74 B CH 78 X CH 79 1-2 7 E 7 S 7 1B 1B		B FF 97 S FF 96 S FF 98 B FF 97 X SL 91 2-2 7 2B 1B		3	1	3	0	1	0	0
7 Ramon Santiago, S (1, 5) OBP: 0.315, SLG: 0.262	B CU 71 F FF 88 F FC 85 F FC 85 X CH 81 1-2 1-3 1B		D CU 71 D SI 89 F FC 85 X FC 85 2-1 ② ③ G5-4-3 1-2f			C SI 87 X FC 86 0-1 47 SH3-4 2 1B 1-H 1B		1 SAFE B FF 96 F FF 95 X FF 96 1-1 ② 1-H 2B		4	0	3	1	0	0	2
2 Zack Cozart, R (1, 6) OBP: 0.276, SLG: 0.306	B FF 89 B CH 80 X FF 90 2-0 ③ P6			B SI 86 B SI 88 C SI 88 F FC 85 F FF 90 X CH 80 2-2 ① G1-3		S SI 92 S SI 91 F SI 91 B SI 92 1 SAFE B SI 91 X SI 92 2-2 47 SH3-4 1-2 1B		X FF 97 0-0 ③ P3		4	0	1	0	0	0	3
47 Johnny Cueto, R (1, 1) OBP: 0.114, SLG: 0.114 43 Manny Parra, L (7, 1) 70 Jumbo Díaz, R (8, 1) 54 Aroldis Chapman, L (9, 1)		B FF 85 C FF 86 F FF 87 F FC 85 S FF 89 1-3 ① K		B FF 87 C FF 87 B SI 88 B FF 88 T FF 88 S FF 90 3-3 ② K		F SI 92 X SI 93 0-1 ② SH3-4 1-2 2-3				2 0 0 0	0 0 0 0	0 0 0 0	0 0 0 0	2 0 0 0	0 0 0 0	0 0 0 0

Inning Stats	1	2	3	4	5	6	7	8	9
	R: 3 E: 0 K: 0 S: 16 H: 4 LOB: 2 BB: 1 P: 30	R: 0 E: 0 K: 2 S: 10 H: 1 LOB: 1 BB: 0 P: 17	R: 0 E: 0 K: 0 S: 8 H: 1 LOB: 1 BB: 1 P: 17	R: 0 E: 0 K: 1 S: 10 H: 0 LOB: 0 BB: 0 P: 16	R: 0 E: 0 K: 2 S: 12 H: 0 LOB: 0 BB: 0 P: 18	R: 1 E: 0 K: 0 S: 16 H: 3 LOB: 2 BB: 0 P: 21	R: 0 E: 0 K: 1 S: 8 H: 0 LOB: 0 BB: 0 P: 12	R: 0 E: 0 K: 0 S: 9 H: 2 LOB: 1 BB: 0 P: 13	

1B: 8 2B: 2 3B: 0 HR: 1 SF: 0 SAC: 1 DP: 1 HBP: 0

WP: 0 PB: 0 SB: 3 CS: 0 PA: 35

PITCHER		IP	WLS	BF	H	R	ER	SO	BB	IBB	HBP	BLK	WP	HR	S	P	ERA	WHIP
37 Travis Wood, L ERA: 4.64	(1, 1)	5.1	L	25	8	4	3	5	2	0	0	0	0	1	65	109	5.06	1.875
63 Brian Schlitter, R ERA: 2.45	(6, 1)	0.2		3	1	0	0	0	0	0	0	0	0	0	7	10	0.00	1.500
52 Justin Grimm, R ERA: 4.85	(7, 1)	1.0		3	0	0	0	1	0	0	0	0	0	0	8	12	0.00	0.000
54 Neil Ramírez, R ERA: 1.14	(8, 1)	1.0		4	2	0	0	0	0	0	0	0	0	0	9	13	0.00	2.000

PITCHER	IP	WLS	BF	H	R	ER	SO	BB	IBB	HBP	BLK	WP	HR	S	P	ERA	WHIP

BOTTOM

Chicago Cubs @ Cincinnati Reds

Great American Ball Park, Cincinnati, OH

Tue Jul 08 2014, 1:10 PM - 4:01 PM EDT

Att. 17,371 - Overcast - 79 F

livebaseballscorecards.com

AB	32
R	4
H	11
RBI	4
BB	2
SO	6
LOB	10

Chicago Cubs @ Cincinnati Reds

Great American Ball Park, Cincinnati, OH

Tue Jul 08 2014, 7:46 PM - 11:18 PM EDT

Att. 29,991 - Cloudy - 80 F

TOP

livebaseballscorecards.com

Batter	1	2	3	4	5	6	7	8	9	AB	R	H	RBI	BB	SO	LOB
21 Junior Lake, R (1, 8) OBP: 0.250, SLG: 0.387	F FF 88 B CH 81 X CH 80 1-1 ① F8	B FF 88 X FF 88 1-0 ② F9 2-3	B FF 94 S FF 93 B CU 80 X FF 93 2-1 ③ P6		S CU 80 1 SAFE B CU 80 X FC 93 1-1 ③ P4		C SL 84 C CU 75 B SI 93 B SL 82 F SL 84 T FF 93 2-2 ③ K 1-2			5	0	0	0	0	1	6
20 Justin Ruggiano, R (1, 9) OBP: 0.370, SLG: 0.471	C FF 89 B FF 89 B CH 81 B CH 81 X FF 89 3-1 44 WP 1B	F CH 81 X CH 82 0-1 ③ G1-3		B CU 78 B FF 93 B SI 91 B FF 92 4-0 13 S BB		B CU 73 B FF 92 S FF 91 S FF 93 S SL 83 2-3 ① K		X FF 92 0-0 ① G4-3		4	0	1	0	1	1	2
44 Anthony Rizzo, L (1, 3) OBP: 0.383, SLG: 0.502	B FF 88 B FF 87 X FF 89 2-0 ② L9 1-2		F FF 86 X CH 81 0-1 HR	F FC 94 X FC 94 0-1 ① L8		B FF 93 B FF 93 C CU 77 C CH 90 F FF 94 X FF 90 2-2 2B		B FF 95 C CH 83 X FC 92 1-1 5 FC6-4 1B		5	1	3	1	0	0	2
13 Starlin Castro, R (1, 6) OBP: 0.326, SLG: 0.452	C CH 81 B FF 89 S CH 81 B FF 90 X CH 82 2-2 ③ G6-3		B CH 80 B FF 87 X FF 86 2-0 30 HR 1B	C CU 81 B FC 95 B FF 94 B FF 93 X FF 93 3-1 ② F8 1-2		B CU 76 S FF 93 C FF 93 S SL 85 1-3 ② K		X FF 94 0-0 ② L9		5	1	1	0	0	1	4
5 Welington Castillo, R (1, 2) OBP: 0.285, SLG: 0.374		F FF 87 B FF 89 F CH 81 C CU 74 1-3 ① K	1 SAFE S SL 76 C CH 80 B FF 89 X CH 81 1-2 ① F7	B CU 81 B FF 93 B FF 93 C FF 93 F FF 93 F FF 92 F FF 93 F FF 93 F FC 92 4-2 F FC 83 B CU 80 BB		B FF 92 B CU 76 B FF 93 B FF 93 4-0 BB		X FF 94 0-0 ③ FC6-4 1-2f		3	0	0	0	2	1	2
30 Mike Olt, R (1, 5) OBP: 0.235, SLG: 0.382 24 Luis Valbuena, L (9, PH) OBP: 0.338, SLG: 0.418 (9, 5)		C FF 89 B FF 89 B CH 81 B CH 82 B FF 88 4-1 8 HR BB	X CH 80 0-0 1-H HR	B FC 95 C FF 91 B SI 93 F FF 92 X CU 81 2-2 ③ L8		C FF 93 B SL 84 C SL 84 B FF 94 S FF 94 2-3 ③ K			B FF 94 S CU 78 C CU 78 B FF 96 X CU 78 2-2 ① L9	3 1	2 0	1 0	2 0	1 0	1 0	4 0
8 Chris Coghlan, L (1, 7) OBP: 0.336, SLG: 0.438		D FF 88 X FF 88 1-0 1-H HR	C CU 72 B SL 76 B CU 71 C FF 88 B FF 88 F FF 87 F SL 76 F FF 89 B FF 88 4-2 67 SH1-4 15 1B BB		B CH 85 C CH 83 B SI 93 B FF 93 F FF 92 X FF 92 3-2 ① F7		C CU 74 B FF 92 F FF 93 B CU 75 X FF 94 2-2 21 PB 1B		C CU 78 S CH 84 S CH 85 0-3 ② K	4	1	2	2	1	1	0
15 Darwin Barney, R (1, 4) OBP: 0.261, SLG: 0.316		B FF 89 S CH 82 X CH 82 1-1 21 F9 2B	C FF 88 B FF 88 X CH 81 1-1 67 SH1-4 1-2 1B		B FF 95 C FF 92 X FF 92 1-1 1B		C FF 91 B CU 75 1 SAFE C SL 83 S FF 92 1-3 ① K		C FF 95 C CU 80 B FC 93 S CH 84 1-3 ③ K2-3	5	0	3	0	0	2	1
67 Tsuyoshi Wada, L (1, 1) 63 Brian Schlitter, R (6, 1) OBP: 1.000, SLG: 1.000 19 Nate Schierholtz, L (7, PH) OBP: 0.256, SLG: 0.322 53 Wesley Wright, R (7, 1) 33 Carlos Villanueva, R (7, 1) 46 Pedro Strop, R (8, 1) 56 Héctor Rondón, R (9, 1)		B FF 87 B FF 87 B FF 87 B FF 87 4-0 BB	B FF 87 2 SAFE X FF 88 1-0 ② SH1-4 1-2 2-3		X FF 90 0-0 ② B1		F FF 92 C CU 74 B FF 93 B FF 94 S SL 83 2-3 ② K			1 0 1 0 0 0 0	0 0 0 0 0 0 0	0 0 0 0 0 0 0	0 0 0 0 0 0 0	1 0 1 0 0 0 0	0 0 0 0 0 0 0	1 0 1 0 0 0 0
Inning Stats	R: 0 E: 0 K: 0 S: 8 H: 1 LOB: 1 BB: 0 P: 16	R: 2 E: 0 K: 1 S: 10 H: 2 LOB: 2 BB: 2 P: 22	R: 3 E: 0 K: 0 S: 17 H: 4 LOB: 2 BB: 1 P: 28	R: 0 E: 0 K: 0 S: 14 H: 0 LOB: 2 BB: 2 P: 27	R: 0 E: 0 K: 0 S: 8 H: 1 LOB: 1 BB: 0 P: 13	R: 0 E: 0 K: 3 S: 13 H: 1 LOB: 2 BB: 1 P: 24	R: 0 E: 0 K: 3 S: 13 H: 1 LOB: 1 BB: 0 P: 20	R: 0 E: 0 K: 0 S: 5 H: 1 LOB: 1 BB: 0 P: 6	R: 0 E: 0 K: 2 S: 9 H: 0 LOB: 0 BB: 0 P: 12	1B: 6 2B: 2 3B: 0 HR: 3 SF: 0 SAC: 1 DP: 0 HBP: 0						

	AB	37
	R	5
	H	11
	RBI	5
	BB	6
	SO	9
	LOB	23

WP: 1 PB: 1 SB: 1 CS: 0 PA: 44

PITCHER		IP	WLS	BF	H	R	ER	SO	BB	IBB	HBP	BLK	WP	HR	S	P	ERA	WHIP
36 David Holmberg, L ERA: 16.88	(1, 1)	2.2		18	7	5	5	1	3	0	0	0	1	3	33	62	16.88	3.750
53 Carlos Contreras, R ERA: 2.08	(3, 1)	2.1		10	1	0	0	0	2	0	0	0	0	0	24	44	0.00	1.286
60 J.J. Hoover, R ERA: 4.75	(6, 1)	2.0		9	2	0	0	6	1	0	0	0	0	0	26	44	0.00	1.500
Logan Ondrusek, R ERA: 4.45	(8, 1)	2.0	W	7	1	0	0	2	0	0	0	0	0	0	14	18	0.00	0.500

PITCHER		IP	WLS	BF	H	R	ER	SO	BB	IBB	HBP	BLK	WP	HR	S	P	ERA	WHIP

Batter	1	2	3	4	5	6	7	8	9	AB	R	H	RBI	BB	SO	LOB
6 Billy Hamilton, S (1, 8) OBP: 0.312, SLG: 0.417	B FF 89 T FF 90 B FF 89 B FF 90 B FF 89 4-1 21 G6-4-3 BB		F SI 90 S CH 83 X FF 91 0-2 ② L7		C SL 82 B SI 91 B FF 90 F FF 90 X FF 91 2-2 ② L8 3-H		D CU 77 B SI 91 B CH 82 C FF 89 X FF 91 3-1 3-H 3B		X FF 95 0-0 1-2 3-H 1B	4	0	2	2	1	0	2
21 Todd Frazier, R (1, 5) OBP: 0.351, SLG: 0.493	1 SAFE F FF 90 X CU 74 0-1 ①② G6-4-3 1-2f		B CU 74 F FF 90 B FF 91 F CU 76 F SL 83 B FF 92 X CH 84 3-2 ③ L4		C SL 82 B FF 90 1 SAFE 1-1 ③ PO 1-2	B SI 94 B SI 93 X SI 93 2-0 4 G4-3 32 G4-3 2B	B SL 84 S SL 84 B FF 92 X SL 86 2-1 ③ G6-3			4	1	1	0	0	0	2
4 Brandon Phillips, R (1, 4) OBP: 0.305, SLG: 0.390	B FF 91 B FF 91 F FF 90 S CH 84 X FF 91 2-2 ③ G5-3			B FF 90 F FF 89 B FF 90 F CH 82 S FF 91 2-3 ① K		F FF 94 X SI 94 0-1 ① G4-3 2-3		B FF 96 X FF 96 1-0 32 2B 1B		4	1	1	0	0	1	1
32 Jay Bruce, L (1, 3) OBP: 0.313, SLG: 0.424		S FF 89 F SL 83 F FF 90 B SL 85 X FF 92 1-2 ① G4-3		C CU 75 F FF 91 B SL 84 X FF 91 1-2 ② F8		B SI 94 X SI 93 1-0 ② G4-3 3-H		B SI 97 C SI 96 S SL 83 D SL 85 F SI 97 X FF 96 2-2 1-H 2B		4	0	1	2	0	0	0
48 Ryan Ludwick, R (1, 7) OBP: 0.322, SLG: 0.386		C CU 75 B CH 83 B CH 84 X FF 89 2-1 2 1B 2B		S FF 90 F FF 91 F FF 91 B CH 84 X CH 83 1-2 ③ G6-3		B SI 93 C SI 93 S SL 82 X SI 94 1-2 ③ G6-3		S SL 84 S SL 84 F SL 84 B SL 84 S SI 95 1-3 ① K		4	0	1	0	0	1	1
25 Skip Schumaker, L (1, 9) OBP: 0.293, SLG: 0.333		B FF 90 C CU 75 B SL 84 X SL 84 2-1 ② L7			C FF 89 F SL 81 X SL 82 0-2 16 1B 2 1B 6 E 1B		B FF 91 B FF 91 C SI 90 B SL 86 B SI 90 4-1 16 BB 2 BB 39 G6-4-3 BB	D SL 84 F SI 96 B SI 97 F SL 84 C SL 82 2-3 ② K		3	2	1	0	1	1	2
2 Zack Cozart, R (1, 6) OBP: 0.282, SLG: 0.310		X FF 90 0-0 2-3 1B			F FF 90 D CH 84 F CH 82 B FF 91 B FF 90 F CH 81 F FF 90 F CH 83 F CH 83 3-2 F SL 83 X CH 82 16 1B 1-2 1B		C FF 90 B SI 90 B FF 91 B FF 91 B FF 91 4-1 39 G6-4-3 16 BB 6 3B 1-2 BB	D SL 83 X FF 96 1-0 ③ L9		3	1	2	0	1	0	1
16 Tucker Barnhart, L (1, 2) Logan Ondrusek, R (8, 1) 29 Brayan Peña, S (9, PH) OBP: 0.293, SLG: 0.387 44 Mike Leake, R (9, PR) OBP: 0.125, SLG: 0.225		S CH 84 S SL 81 1 SAFE B SL 81 D SI 86 1 SAFE X SL 83 2-2 ③ G1-3		B CH 82 T FF 88 X CH 82 1-1 21 PO 1-2 2-3 1B		B CH 82 F FF 90 B CH 84 B CH 81 S FF 90 B FF 92 4-2 39 G6-4-3 1-2 2-3 BB		B FF 98 F FF 97 B FF 98 F FF 97 F SI 98 B SI 97 X FF 97 3-2 39 1B 6 1B 1B	2 0 0 1 0	0 0 0 0 1	1 0 0 1 0	0 0 0 0 0	1 0 0 0 0	0 0 0 0 0	2 0 0 0 0
36 David Holmberg, R (1, 1) 53 Carlos Contreras, R (3, 1) 28 Chris Heisey, R (5, PH) OBP: 0.284, SLG: 0.345 60 J.J. Hoover, R (6, 1) 39 Devin Mesoraco, R (7, PH) OBP: 0.376, SLG: 0.620 (8, 2)			C FF 89 T FF 90 S FF 89 0-3 ① K		B SL 81 S FF 90 C FF 91 D SL 82 S FF 91 2-3 ① K		C CH 83 X SL 84 0-1 ①② G6-4-3 1-2f 2-3 3-H		S SL 84 X SL 84 0-1 6 1B 1-3 1B	0 1 1 0 2	0 0 0 0 0	0 0 0 0 1	0 0 0 0 0	0 1 0 0 0	0 0 1 0 0	0 0 3 0 2
Inning Stats	R: 0 E: 0 K: 0 S: 6 H: 0 LOB: 0 BB: 1 P: 12	R: 0 E: 0 K: 0 S: 12 H: 2 LOB: 2 BB: 0 P: 19	R: 0 E: 0 K: 1 S: 10 H: 0 LOB: 0 BB: 0 P: 13	R: 0 E: 0 K: 1 S: 10 H: 0 LOB: 0 BB: 0 P: 14	R: 1 E: 1 K: 1 S: 20 H: 3 LOB: 1 BB: 0 P: 29	R: 1 E: 0 K: 0 S: 7 H: 1 LOB: 0 BB: 0 P: 11	R: 2 E: 0 K: 0 S: 10 H: 1 LOB: 1 BB: 3 P: 27	R: 1 E: 0 K: 2 S: 13 H: 2 LOB: 1 BB: 0 P: 20	R: 1 E: 0 K: 0 S: 7 H: 3 LOB: 2 BB: 0 P: 10	1B: 8 2B: 3 3B: 1 HR: 0	SF: 0 SAC: 0 DP: 2 HBP: 0		WP: 0 PB: 0 SB: 0 CS: 0	PA: 38			

PITCHER		IP	WLS	BF	H	R	ER	SO	BB	IBB	HBP	BLK	WP	HR	S	P	ERA	WHIP
67 Tsuyoshi Wada, L ERA:	(1, 1)	5.0		19	5	1	0	3	1	0	0	0	0	0	58	87	0.00	1.200
63 Brian Schlitter, R ERA: 2.61	(6, 1)	1.0		4	1	1	1	0	0	0	0	0	0	0	7	11	9.00	1.000
53 Wesley Wright, L ERA: 2.59	(7, 1)	0.0		1	0	1	1	0	1	0	0	0	0	0	1	5	∞	∞
33 Carlos Villanueva, R ERA: 6.47	(7, 1)	1.0	H	5	1	1	1	0	2	0	0	0	0	0	9	22	9.00	3.000
46 Pedro Strop, R ERA: 3.23	(8, 1)	1.0	B	5	2	1	1	2	0	0	0	0	0	0	13	20	9.00	2.000

PITCHER		IP	WLS	BF	H	R	ER	SO	BB	IBB	HBP	BLK	WP	HR	S	P	ERA	WHIP
56 Héctor Rondón, R ERA: 3.9	(9, 1)	0.0	L	3	3	1	1	0	0	0	0	0	0	0	7	10	∞	∞

BOTTOM

Chicago Cubs @ Cincinnati Reds

Great American Ball Park, Cincinnati, OH

Tue Jul 08 2014, 7:46 PM - 11:18 PM EDT

Att. 29,991 - Cloudy - 80 F

livebaseballscorecards.com

AB	33
R	6
H	12
RBI	4
BB	4
SO	5
LOB	16

Batter	1	2	3	4	5	6	7	8	9	AB	R	H	RBI	BB	SO	LOB
8 Chris Coghlan, L (1, 7) OBP: 0.327, SLG: 0.425	C SI 94 B CU 75 X FS 85 1-1 ① G3-1	D CU 78 B FS 87 B EP 77 C SI 94 F FS 86 F SI 95 X EP 73 3-2 ③ FC4-6 1-2f			B SI 95 X FS 83 1-0 ② G3			B C B CU 78 S FF 92 F FF 93 F FF 92 X SI 93 2-2 ① G4-3		4	0	0	0	0	0	2
7 Arismendy Alcántara, S (1, 4)	C SI 94 C FS 84 B CU 78 X FS 84 1-2 ② P6		B FS 84 C FF 93 S CU 76 B CU 77 B CU 77 X SI 96 3-2 ① G5-3		T FF 94 S CU 77 B FS 86 B EP 74 S FS 89 2-3 ③ K2-3			C FF 91 F CU 79 S FF 93 0-3 ② K		4	0	0	0	0	2	0
44 Anthony Rizzo, L (1, 3) OBP: 0.387, SLG: 0.512	B FF 94 B SI 94 C FF 94 B FS 84 B SI 95 4-1 24 PB 13 1B BB		B SI 95 B FS 86 X FF 94 2-0 HR			C SI 94 B FS 88 B FS 87 B FF 95 F SI 94 F SI 94 F FC 89 F SI 95 F SI 95 3-3 ① K		B FF 93 F FF 92 B FF 93 X SL 88 2-1 1B		3	1	2	1	1	1	0
13 Starlin Castro, R (1, 6) OBP: 0.326, SLG: 0.450	S FC 89 X SI 94 0-1 1-2 1B		C FC 90 X FC 89 0-1 ② G6-3			B FF 94 B FC 89 X FF 94 2-0 ② G6-3		C FF 92 F SL 87 F FF 93 F FF 94 B SL 87 B SL 88 X SL 87 2-2 ③ G6-3		4	0	1	0	0	0	1
24 Luis Valbuena, L (1, 5) OBP: 0.334, SLG: 0.413 21 Junior Lake, R (9, PH) OBP: 0.249, SLG: 0.386	S SI 95 B SI 94 T CU 78 S CU 79 1-3 ③ K 2-3		B SI 94 X SI 93 1-0 ③ G3			C SI 95 B FS 87 B SI 94 B FS 84 X SI 94 3-1 ③ G3-1			S FF 100 S FF 100 B FF 101 S FF 101 1-3 ① K	3 1	0 0	0 0	0 0	0 0	1 1	2 0
20 Justin Ruggiano, R (1, 8) OBP: 0.361, SLG: 0.457		F FF 94 B CU 77 B CU 78 S SI 94 B FC 88 F SI 94 F SI 95 X SI 94 3-2 ① G6-3		S FC 88 B SI 94 S FF 94 B CU 79 B FC 89 S SI 94 3-3 ① K			C CU 77 B SI 93 F CU 76 S FC 88 1-3 ① K		C FF 102 B FF 100 F FF 101 B FF 102 C SL 90 2-3 ② K	4	0	0	0	0	3	0
6 Ryan Sweeney, L (1, 9) OBP: 0.261, SLG: 0.294 30 Mike Olt, R (9, PH) OBP: 0.234, SLG: 0.379		B SI 96 B SI 94 B SI 94 C SI 94 X SI 94 3-1 5 1B 2B		C FS 87 X FC 88 0-1 ② G3			B FS 86 B FS 83 F SI 93 F FC 88 X CU 77 2-2 ② P6		S SL 88 C SL 89 B CH 92 B FF 101 B SL 90 S FF 100 3-3 ③ K	3 1	0 0	1 0	0 0	0 0	0 1	0 0
5 Welington Castillo, R (1, 2) OBP: 0.290, SLG: 0.375		D FF 90 C SI 94 D CU 78 X FC 90 2-1 8 FC4-6 2-3 1B		C FF 94 C CU 77 B CU 82 F FS 87 S CU 78 1-3 ③ K			B CU 78 S CU 78 C SI 94 B CU 79 B CU 79 F SI 93 F FF 94 F SI 95 B SI 94 4-2 BB			2	0	1	0	1	1	0
32 Dallas Beeler, R (1, 1) OBP: 0.250, SLG: 0.250 52 Justin Grimm, R (6, 1) 19 Nate Schierholtz, L (7, PH) OBP: 0.255, SLG: 0.321 53 Wesley Wright, R (7, 1)		B FC 88 L SI 94 M SI 94 S CU 80 1-3 ② K			C FF 92 F FF 93 F CU 78 C CU 78 0-3 ① K		C FF 93 B SL 84 S SL 84 F FF 94 B SL 85 F SL 84 S SL 84 2-3 ③ K			2 0 1 0	0 0 0 0	0 0 0 0	0 0 0 0	2 0 1 0	2 0 1 0	2 0 1 0

TOP

Chicago Cubs @ Cincinnati Reds

Great American Ball Park, Cincinnati, OH

Wed Jul 09 2014, 7:10 PM - 10:01 PM EDT

Att. 32,810 - Partly Cloudy - 81 F

livebaseballscorecards.com

AB	32
R	1
H	5
RBI	1
BB	2
SO	13
LOB	8

Inning Stats	1	2	3	4	5	6	7	8	9
	R: 0 E: 0 K: 1 S: 11	R: 0 E: 0 K: 1 S: 16	R: 1 E: 0 K: 0 S: 7	R: 0 E: 0 K: 2 S: 9	R: 0 E: 0 K: 2 S: 8	R: 0 E: 0 K: 1 S: 10	R: 0 E: 0 K: 2 S: 16	R: 0 E: 0 K: 1 S: 15	R: 0 E: 0 K: 3 S: 9
	H: 1 LOB: 2 BB: 1 P: 18	H: 2 LOB: 2 BB: 0 P: 28	H: 1 LOB: 0 BB: 0 P: 13	H: 0 LOB: 0 BB: 0 P: 13	H: 0 LOB: 0 BB: 0 P: 11	H: 0 LOB: 0 BB: 0 P: 18	H: 0 LOB: 1 BB: 1 P: 25	H: 1 LOB: 1 BB: 0 P: 21	H: 0 LOB: 0 BB: 0 P: 15

| | | |

BOTTOM

Batter	1	2	3	4	5	6	7	8	9	AB	R	H	RBI	BB	SO	LOB
6 Billy Hamilton, S (1, 8) OBP: 0.315, SLG: 0.423	B FC 84 B FS 85 B FC 84 3-1 ① F8		C FF 90 B CU 80 B FC 86 C FF 89 F FF 89 B FC 85 F SI 90 B FF 87 4-2 25 CS BB		B FF 89 X SI 90 1-0 4 1B 2-H 3B		F SI 91 B SI 90 C FF 91 X FF 92 1-2 ② L9			3	1	1	1	1	0	0
51 Jonathan Broxton, R (8, 1)										0	0	0	0	0	0	0
54 Aroldis Chapman, L (9, 1)										0	0	0	0	0	0	0
25 Skip Schumaker, L (1, 7) OBP: 0.291, SLG: 0.326	C FS 87 F CU 76 X FC 84 0-2 ② G1-3		1 SAFE 1 SAFE B FF 91 C FF 89 1-1 ③ CS 1-2	B CU 77 B FF 87 C FS 87 X FC 85 2-1 ① L8	S CU 81 B CU 79 B FF 90 B CU 80 B SI 92 4-1 4 1B 32 1B BB		F FF 90 B KC 80 X SI 91 1-1 ③ G1-3			3	1	0	0	1	0	0
4 Brandon Phillips, R (1, 4) OBP: 0.308, SLG: 0.392	F FF 87 F FC 85 X SI 90 0-2 ③ G6-3			F FF 88 F FF 88 B FF 88 X FF 91 1-2 32 BB 1B	X SI 92 0-0 32 1B 1-2 3-H 1B			C SI 90 X CH 85 0-1 1B		3	0	2	1	0	0	0
21 Todd Frazier, R (8, 5) OBP: 0.353, SLG: 0.494										1	0	1	0	0	0	0
32 Jay Bruce, L (1, 9) OBP: 0.316, SLG: 0.423		B FC 84 B SI 87 S SI 88 B FC 85 F SI 88 X FF 89 3-2 ① F7		B FF 90 B FF 91 S FF 90 B FF 88 1 SAFE B SI 91 4-1 1-2 BB	S FF 90 F FF 91 X FC 84 0-2 1-2 2-H 1B			S SI 90 C SI 90 B FF 92 C SI 91 1-3 ① K		3	0	1	1	1	1	1
39 Devin Mesoraco, R (1, 2) OBP: 0.369, SLG: 0.607		C FF 88 S FF 87 X SI 89 0-2 ② G4-3		B FF 90 F SI 92 B SI 92 F FF 88 X SI 92 2-2 ② P5	B FF 91 F FF 90 B FF 87 S SI 90 B FF 90 X FF 90 3-2 ③ G5-3			B SI 91 S KC 80 C FF 92 S FF 92 1-3 ② K		4	0	0	0	0	1	5
29 Brayan Peña, S (1, 3) OBP: 0.293, SLG: 0.381		B FF 86 B SI 88 F FF 88 F SI 90 B CU 76 B FF 91 4-2 7 2B BB		B CU 79 C FF 90 F FC 83 F SI 92 B FF 88 F FC 92 F CU 81 X FC 88 2-2 ③ L8			C FF 94 B FF 94 X CU 80 1-1 ① G1-3	D KC 80 X SI 91 1-0 ③ G5-3		3	1	0	0	1	0	3
7 Ramon Santiago, S (1, 5) OBP: 0.316, SLG: 0.279		C FF 89 C FC 86 D CU 79 X CU 79 1-2 ③ 1-H 2B			C FF 88 X FF 90 0-1 ① B2		B FF 94 B FF 94 X FF 95 2-0 ② L9			3	0	1	1	0	0	0
(8, 4)																
2 Zack Cozart, R (1, 6) OBP: 0.283, SLG: 0.310			C FF 87 B FC 85 C FF 88 X SI 90 1-2 ① G4-3		B FF 88 X SI 90 1-0 31 SH3-4 6 3B 1B		C FF 97 X FF 95 0-1 ③ F9			3	1	1	0	0	0	0
31 Alfredo Simon, R (1, 1) OBP: 0.158, SLG: 0.162			B SI 89 C FF 88 F FF 89 X SI 89 1-2 ② G1-3		X FF 91 0-0 ② SH3-4 1-2		C SI 91 X SI 91 0-1 ① G5-3			1	0	0	0	0	0	0
43 Manny Parra, L (7, 1)										0	0	0	0	0	0	0
48 Ryan Ludwick, R (7, PH) OBP: 0.321, SLG: 0.384										1	0	0	0	0	0	0
28 Chris Heisey, R (8, 8) OBP: 0.284, SLG: 0.345										0	0	0	0	0	0	0
Inning Stats	R: 0 E: 0 K: 0 S: 8 H: 0 LOB: 0 BB: 0 P: 11	R: 1 E: 0 K: 0 S: 11 H: 1 LOB: 1 BB: 1 P: 19	R: 0 E: 0 K: 0 S: 11 H: 0 LOB: 0 BB: 1 P: 18	R: 0 E: 0 K: 0 S: 15 H: 1 LOB: 2 BB: 1 P: 26	R: 3 E: 0 K: 0 S: 13 H: 4 LOB: 2 BB: 1 P: 22	R: 0 E: 0 K: 0 S: 5 H: 0 LOB: 0 BB: 0 P: 8	R: 0 E: 0 K: 0 S: 7 H: 0 LOB: 0 BB: 0 P: 9	R: 0 E: 0 K: 2 S: 9 H: 1 LOB: 1 BB: 0 P: 12		1B: 5 2B: 1 3B: 1 HR: 0	SF: 0 SAC: 1 DP: 0 HBP: 0		WP: 0 PB: 0 SB: 0 CS: 1	PA: 34	

PITCHER	IP	WLS	BF	H	R	ER	SO	BB	IBB	HBP	BLK	WP	HR	S	P	ERA	WHIP
32 Dallas Beeler, R (1, 1) ERA: 3.27	5.0	L	23	6	4	4	0	4	0	0	0	0	0	58	96	7.20	2.000
52 Justin Grimm, R (6, 1) ERA: 4.73	1.0		3	0	0	0	0	0	0	0	0	0	0	5	8	0.00	0.000
53 Wesley Wright, L (7, 1) ERA: 2.39	2.0		7	1	0	0	2	0	0	0	0	0	0	16	21	0.00	0.500

PITCHER	IP	WLS	BF	H	R	ER	SO	BB	IBB	HBP	BLK	WP	HR	S	P	ERA	WHIP

Chicago Cubs @ Cincinnati Reds

Great American Ball Park, Cincinnati, OH

Wed Jul 09 2014, 7:10 PM - 10:01 PM EDT

Att. 32,810 - Partly Cloudy - 81 F

livebaseballscorecards.com

AB	28
R	4
H	7
RBI	4
BB	4
SO	2
LOB	9

Batter	1	2	3	4	5	6	7	8	9	10	11	12	AB	R	H	RBI	BB	SO	LOB
8 Chris Coghlan, L (1, 7) OBP: 0.327, SLG: 0.424	X SI 92 0-0 F8		D CH 85 X SI 92 1-0 7 SF8 1-3 2B		D CH 86 B CH 86 C KC 79 B KC 78 D SI 93 4-1 7 2B BB		X SL 83 0-0 G4-3			X SI 97 0-0 G3		C CU 74 B CU 73 F CH 88 T FF 94 1-2 K	5	1	1	0	1	1	0
7 Arismendy Alcántara, S (1, 4) OBP: 0.400, SLG: 0.778	C FF 94 B FF 94 T CH 85 S CH 85 1-3 K		X CH 86 0-0 SF8 2-3 3-H		B FF 94 X SI 94 1-0 1-H 2-H 2B			F SI 92 B FF 94 B SI 92 S FF 93 X SI 94 2-2 44 E- 44 G3 13 1B 1B		C SI 99 X CH 90 0-1 3B		C CU 74 B CU 74 C CU 74 X FF 94 1-2 13 1B 24 3B 1B	5	2	4	3	0	1	0
44 Anthony Rizzo, L (1, 3) OBP: 0.386, SLG: 0.506	B FF 95 H FF 95 2-0 13 FC6-4 HBP		B SL 86 X CH 85 1-0 P3		S CH 88 2 SAFE C FF 94 X SL 88 0-2 F8			F SI 92 X SI 92 0-1 G3 1-3		I IN 55 I IN 62 I IN 63 I IN 65 4-0 24 BB IBB		F FF 94 F SI 93 F FF 94 S SL 85 0-3	4	0	0	0	1	1	4
13 Starlin Castro, R (1, 6) OBP: 0.326, SLG: 0.448	C SL 88 B SL 87 S FF 95 X SL 87 1-2 FC6-4 1-2f			C FF 94 X SI 94 0-1 G6-3		C SL 84 S SL 85 B SL 86 F KC 73 B FF 90 X SI 90 2-2 G6-3		F SI 92 B FF 95 S FF 96 F FF 97 X FF 96 1-2 24 G3-6-1 3-H 1B		F SI 98 S SL 86 C SL 86 0-3		B FF 94 F SL 83 C SL 83 1 SAFE B FF 94 X SL 82 2-2 24 3B 1-2 1B	6	1	2	1	0	1	3
24 Luis Valbuena, L (1, 5) OBP: 0.334, SLG: 0.417		B SI 92 C FF 93 B CH 86 S FF 93 B KC 78 F FF 95 S CH 87 3-3 K		C FF 95 C CH 88 B FF 94 B FF 95 C CH 87 2-3 K		F SI 88 T CH 81 S KC 74 0-3 K		1 SAFE X SI 92 0-0 G3-6-1 1-2f		C SI 99 S FF 98 B SI 99 B FF 99 B SL 90 B SL 89 4-2 1-2 BB		B FF 93 B FF 94 B FF 92 F FF 92 X FF 94 3-1 1-H 2-H 3B	5	0	1	2	1	3	1
6 Ryan Sweeney, L (1, 8) OBP: 0.263, SLG: 0.295 20 Justin Ruggiano, R (9, PH) OBP: 0.356, SLG: 0.451 (9, 8)		B KC 80 B SI 94 B SI 94 C FF 95 X SI 93 3-1 G4-3		B KC 80 B CH 86 B SI 95 C FF 94 X SI 94 3-1 L7		B KC 71 C CH 81 B SI 89 X SI 88 2-1 1B			C SL 87 S FF 100 B FF 100 S FF 100 1-3 K	X FF 99 0-0 P3			3 2	0 0	1 0	0 0	0 1	0 3	0 3
19 Nate Schierholtz, L (1, 9) OBP: 0.251, SLG: 0.315		B CH 85 B SI 93 X SI 94 2-0 G6-3			X SI 92 0-0 G6-3	B SI 89 C SI 89 D CH 82 X FF 89 2-1 L9		B FF 101 B FF 100 C FF 102 S FF 101 F FF 102 S FF 103 2-3 K			B FF 93 X FF 93 1-0 F8	5	0	0	0	0	1	1
12 John Baker, L (1, 2) OBP: 0.310, SLG: 0.239			B FF 92 B SI 93 F SI 92 B SI 93 F FF 94 B FF 95 4-2 28 FC2-6 BB		B SI 93 2-2 28 SH2-4 7 2B HBP		C FF 92 S SL 83 B FF 92 B SL 83 F SL 82 X FF 92 2-2 L7	B FF 102 B FF 101 C FF 101 B FF 100 B FF 100 4-1 BB		C FF 94 B CU 75 C CU 75 B FF 95 B FF 94 X FF 93 3-2 5 G6-4-3 1B	2	1	1	0	2	0	0
28 Kyle Hendricks, R (1, 1) 30 Mike Olt, R (PH) RF: Pos, In-0, 1-0 40 James Russell, L (7, 1) 46 Pedro Strop, R (8, 1) 21 Junior Lake, R (8, PH) RF: Loss, In-0, 1-0 54 Neil Ramirez, R (8, 1) 56 Héctor Rondón, R (09, 1) 5 Welington Castillo, R (10, PH) RF: Pos, In-0, 1-0 50 Blake Parker, R (11, 1)			L FF 91 X SI 91 0-1 FC2-6 8 2B 7 SF8 1-2f		C FF 92 X SL 86 0-1 SH2-4 1-2		B SL 84 C SL 83 F SL 83 B FS 83 B FF 93 S FF 94 3-3 K	B SL 88 F FF 99 B SL 92 S FF 100 B FF 102 X FF 100 3-2 G4-3		B CU 75 C CU 75 F SL 83 F FF 94 X CU 75 1-2 G6-4-3 1-2f		1 1 0 0 0 0 1 1 0 0 0 0 1 0 0 0 0 0 0 0 0 0 0 0 0 0 0 0 1 0 0 0 0 0 0 0 0 0 0 0 0 0 0 0 0 0 0 0 0 1 0 0 0 0 0 1 0 0 0 0 0 0 0							
Inning Stats	R: 0 E: 0 K: 1 S: 7 H: 0 LOB: 1 BB: 0 P: 11	R: 0 E: 0 K: 1 S: 7 H: 0 LOB: 0 BB: 0 P: 15	R: 1 E: 0 K: 0 S: 7 H: 1 LOB: 1 BB: 1 P: 13	R: 0 E: 0 K: 1 S: 7 H: 0 LOB: 0 BB: 0 P: 12	R: 2 E: 0 K: 0 S: 10 H: 1 LOB: 1 BB: 1 P: 17	R: 0 E: 0 K: 1 S: 11 H: 1 LOB: 1 BB: 0 P: 17	R: 0 E: 0 K: 1 S: 8 H: 0 LOB: 0 BB: 0 P: 13	R: 1 E: 1 K: 0 S: 10 H: 2 LOB: 0 BB: 0 P: 13	R: 0 E: 0 K: 2 S: 11 H: 0 LOB: 1 BB: 1 P: 21	R: 0 E: 0 K: 1 S: 9 H: 1 LOB: 3 BB: 2 P: 17	R: 0 E: 0 K: 0 S: 8 H: 1 LOB: 0 BB: 0 P: 13	R: 2 E: 0 K: 2 S: 15 H: 3 LOB: 1 BB: 0 P: 22							

PITCHER	IP	WLS	BF	H	R	ER	SO	BB	IBB	HBP	BLK	WP	HR	S	P	ERA	WHIP
34 Homer Bailey, R (1, 1) ERA: 4.21	5.0		21	2	3	3	3	2	0	2	0	0	0	38	68	5.40	0.800
63 Sam LeCure, R (6, 1) ERA: 3.51	1.0	H	4	1	0	0	1	0	0	0	0	0	0	11	17	0.00	1.000
43 Manny Parra, L (7, 1) ERA: 4.01	1.0	H	3	0	0	0	1	0	0	0	0	0	0	8	13	0.00	0.000
51 Jonathan Broxton, R (8, 1) ERA: 0.87	1.0	B	4	2	1	1	0	0	0	0	0	0	0	10	13	9.00	2.000
54 Aroldis Chapman, L (9, 1) ERA: 2.28	1.0		4	0	0	0	2	1	0	0	0	0	0	11	21	0.00	1.000

PITCHER	IP	WLS	BF	H	R	ER	SO	BB	IBB	HBP	BLK	WP	HR	S	P	ERA	WHIP
70 Jumbo Díaz, R (10, 1) ERA: 5.14	1.0		6	1	0	0	1	1	1	0	0	0	0	9	17	0.00	2.000
60 J.J. Hoover, R (11, 1) ERA: 4.97	2.0	L	8	4	2	2	2	0	0	0	0	0	0	23	35	9.00	2.000

TOP

Chicago Cubs @ Cincinnati Reds

Great American Ball Park, Cincinnati, OH

Thu Jul 10 2014, 12:35 PM - 4:45 PM EDT

Att. 31,983 - Partly Cloudy - 78 F

livebaseballscorecards.com

AB	41
R	6
H	10
RBI	6
BB	5
SO	10
LOB	15

1B: 6	SF: 1	WP: 0	PA: 50
2B: 2	SAC: 1	PB: 0	
3B: 2	DP: 2	SB: 0	
HR: 0	HBP: 2	CS: 0	

Chicago Cubs @ Cincinnati Reds

Great American Ball Park, Cincinnati, OH

Thu Jul 10 2014, 12:35 PM - 4:45 PM EDT

Att. 31,983 - Partly Cloudy - 78 F

livebaseballscorecards.com

BOTTOM

Batter	1	2	3	4	5	6	7	8	9	10	11	12	AB	R	H	RBI	BB	SO	LOB
28 Chris Heisey, R (1, 8) OBP: 0.280, SLG: 0.333	B SI 88 B SI 88 B SI 86 B SI 87 4-0 25 BB 29 2B BB	C SI 88 B SI 88 S CH 78 F CH 79 F SI 88 T SI 89 1-2 K ①		B SI 89 F FC 85 C CH 78 S FF 91 1-3 K ③			B SI 89 S CH 80 X SI 89 1-1 L9 ①	B SI 95 B SI 95 B SI 96 C FF 95 F SI 95 S SL 83 3-3 K ③			L FF 91 F CU 76 S FF 91 0-3 K ②		5	1	0	0	1	4	3
25 Skip Schumaker, L (1, 9) OBP: 0.287, SLG: 0.315	B SI 88 B SI 88 B SI 88 C FC 87 B SI 88 4-1 29 2B 48 1B 1-2 BB	X SI 89 0-0 L5 ②			C SI 88 C FC 84 X CH 79 0-2 G1-3 ①		C CH 84 C FF 91 B CH 83 C FF 91 1-3 K ②		X FF 96 0-0 G1-3 ①		C FF 92 B CU 77 X FF 91 1-1 L5 ③		5	1	0	0	1	1	0
21 Todd Frazier, R (1, 5) OBP: 0.352, SLG: 0.490	B SI 88 F SI 88 X CH 79 1-1 F6 ①	S CU 76 S CH 79 T CH 78 0-2 K ③			C CU 75 B FC 83 F SI 88 S FF 92 1-3 K ②		B SI 90 B FF 90 B CH 82 C FF 90 F SI 90 B CH 81 4-2 BB		B FF 97 B FF 97 X FF 96 2-0 L4 ②			F FF 90 S CU 77 F CU 76 B FF 91 B CU 76 X FF 91 2-2 7 DI 1B	5	0	1	0	1	2	2
29 Brayan Peña, S (1, 3) OBP: 0.289, SLG: 0.379	S SI 88 B CH 78 F SI 88 F CH 78 B CH 78 F FC 84 X SI 89 2-2 48 1B 7 1B 1-3 2-H 2B		B SI 90 C CH 78 B FC 86 X SI 89 2-1 G4-3 ①		B CU 75 F SI 88 T CH 79 X FF 92 1-2 G4-3 ③		1 SAFE C SI 90 F CH 81 1 SAFE X FF 87 0-2 L4 ③		C SL 83 B FF 96 S CU 82 S FF 97 1-3 K ③			X FF 90 0-0 F8 ①	6	1	1	1	0	1	2
48 Ryan Ludwick, R (1, 7) OBP: 0.325, SLG: 0.401	X FC 85 0-0 7 E 7 1B 2 FC5-2-6-5 2-3 3-H 1B		B SI 89 X CH 78 1-0 HR			B SI 87 F SI 88 X FF 91 1-1 2 HBP 1B		C FF 94 B SL 82 X FF 96 1-1 G5-3 ①		S FF 96 C FF 96 B FF 97 B FF 97 F FF 96 F SL 83 X FF 97 2-2 G5-3 ①		C FF 90 F FF 90 1 SAFE F CU 76 F FF 90 T CU 76 0-2 K ②	6	1	3	2	0	1	1
7 Ramon Santiago, S (1, 4) OBP: 0.317, SLG: 0.274	1 SAFE X SI 88 0-0 E7 2 FC5-2-6-5 1-3 3-H 1B		C SI 90 C FC 85 B CH 79 X FC 84 1-2 G4-3 ②		F SI 89 F FC 86 F CH 79 X CH 78 0-2 P5 ③		S FC 83 C FC 83 B SI 89 F CH 77 B FC 82 S CH 77 2-3 K ①	B SL 81 C FF 95 C SL 81 X SI 96 1-2 G4-3 ②	B SI 96 B FC 89 B FF 96 B FF 95 4-0 BB		C FF 91 S CU 75 F CU 78 B FS 82 F FF 91 S FS 82 1-3 K ③ 1-2	5	0	1	1	1	2	2
2 Zack Cozart, R (1, 6) OBP: 0.281, SLG: 0.306	B CU 74 C SI 87 C CH 78 F CH 78 B FF 90 F SI 89 X CH 79 2-2 FC5-2-6-5 2-3 3-H		F SI 89 F FC 86 F CH 79 X CH 78 0-2 P5 ③			B SI 87 H SI 87 2-0 HBP 1-2	X FF 94 0-0 E3 39 WP 16 1B		C FF 94 1 SAFE F FF 95 D SL 79 S SL 84 1-3 K ②			4	0	0	0	0	1	3
16 Tucker Barnhart, L (1, 2) 54 Aroldis Chapman, L (9, 1) 70 Jumbo Díaz, R (10, 1) 6 Billy Hamilton, S (10, PH) OBP: 0.314, SLG: 0.421 60 J.J. Hoover, R (11, 1)	I IN 65 I IN 66 I IN 67 I IN 67 4-0 IBB			B SI 88 C SI 87 X FC 85 1-1 F8 ①		T SI 87 F SI 87 S CH 78 0-3 K ②		B FF 95 X SI 96 1-0 39 WP 1-2 1B		B FF 94 F FF 93 1 SAFE S FF 95 X FF 96 1-2 L9 ③			3	0	1	0	1	1	2
													0	0	0	0	0	0	0
													0	0	0	0	0	0	0
													1	0	0	0	0	0	1
													0	0	0	0	0	0	0
34 Homer Bailey, R (1, 1) OBP: 0.167, SLG: 0.143 63 Sam LeCure, R (6, 1) 32 Jay Bruce, L (6, PH) OBP: 0.319, SLG: 0.421 43 Manny Parra, L (7, 1) 51 Jonathan Broxton, R (8, 1) 39 Devin Mesoraco, R (8, PH) OBP: 0.370, SLG: 0.604 (9, 2)	X SI 87 0-0 F9 ③			C SI 88 X SI 87 0-1 G1-3 ②		C SI 88 S SI 88 B SI 90 S CH 80 1-3 K ③		B SI 96 D SL 83 B SI 95 I IN 83 4-0 1-2 2-3 IBB			B FF 90 C FF 91 B CU 78 F FF 92 B CU 78 X FF 91 3-2 P6 ①		2	0	0	0	0	3
													0	0	0	0	0	0	0
													1	0	0	0	1	2	
													0	0	0	0	0	0	0
													0	0	0	0	0	0	0
													1	0	0	0	1	0	0
Inning Stats	R: 3 E: 1 H: 3 LOB: 3 S: 16 BB: 3 P: 33	R: 0 E: 0 H: 0 LOB: 0 K: 2 BB: 0 S: 9 P: 10	R: 1 E: 0 H: 1 LOB: 0 K: 0 BB: 0 S: 10 P: 14	R: 0 E: 0 H: 0 LOB: 0 K: 1 BB: 0 S: 7 P: 9	R: 0 E: 0 H: 0 LOB: 1 K: 1 BB: 1 S: 9 P: 11	R: 0 E: 0 H: 1 LOB: 2 K: 3 BB: 0 S: 12 P: 18	R: 0 E: 0 H: 0 LOB: 1 K: 1 BB: 1 S: 10 P: 16	R: 0 E: 1 H: 1 LOB: 3 K: 1 BB: 1 S: 10 P: 20	R: 0 E: 0 H: 0 LOB: 0 K: 1 BB: 0 S: 5 P: 8	R: 0 E: 0 H: 0 LOB: 1 K: 1 BB: 1 S: 11 P: 19	R: 0 E: 0 H: 0 LOB: 0 K: 1 BB: 0 S: 8 P: 12	R: 0 E: 0 H: 1 LOB: 1 K: 2 BB: 0 S: 15 P: 18	1B: 5 2B: 1 3B: 0 HR: 1 SF: 0 SAC: 0 DP: 0 HBP: 1	WP: 1 PB: 0 SB: 0 CS: 0 PA: 51						

PITCHER	IP	WLS	BF	H	R	ER	SO	BB	IBB	HBP	BLK	WP	HR	S	P	ERA	WHIP
28 Kyle Hendricks, R (1, 1) ERA: 6.0	6.0		27	5	4	4	7	2	1	1	0	0	1	63	95	6.00	1.167
40 James Russell, L (7, 1) ERA: 2.73	1.0		4	0	0	0	1	1	0	0	0	0	0	10	16	0.00	1.000
46 Pedro Strop, R (8, 1) ERA: 3.13	1.0		6	1	0	0	1	0	1	0	0	1	0	10	20	0.00	1.000
54 Neil Ramírez, R (9, 1) ERA: 1.09	1.0		3	0	0	0	1	0	0	0	0	0	0	5	8	0.00	0.000
56 Héctor Rondón, R (10, 1) ERA: 3.78	1.0		4	0	0	0	1	1	0	0	0	0	0	11	19	0.00	1.000

PITCHER	IP	WLS	BF	H	R	ER	SO	BB	IBB	HBP	BLK	WP	HR	S	P	ERA	WHIP
50 Blake Parker, R (11, 1) ERA: 9.53	2.0	W	7	1	0	0	3	0	0	0	0	0	0	23	30	0.00	0.500

AB	44
R	4
H	7
RBI	4
BB	6
SO	14
LOB	21

Pittsburgh Pirates @ Cincinnati Reds

Great American Ball Park, Cincinnati, OH

Fri Jul 11 2014, 7:13 PM - 10:23 PM EDT

Att. 36,613 - Clear - 85 F

TOP

livebaseballscorecards.com

Batter	1	2	3	4	5	6	7	8	9	AB	R	H	RBI	BB	SO	LOB
25 Gregory Polanco, L (1, 9) OBP: 0.363, SLG: 0.364	C FC 92 B FF 91 S FF 92 S FS 82 1-3 K		C FF 89 X FC 90 0-1 F7		C FF 88 F FF 89 B FF 87 S FS 81 1-3 K 1-2		F FF 92 S CH 86 S CH 89 0-3 K		S FF 102 F FF 100 S FF 103 0-3 K	4	0	0	0	0	3	2
51 Matt Hague, R (9, PH)										1	0	0	0	0	1	0
5 Josh Harrison, R (1, 7) OBP: 0.329, SLG: 0.444	B FC 94 C FF 94 X FF 94 1-1 F7			B SL 85 C FF 89 C CU 75 S FS 80 1-3 K	F FC 92 F SI 90 S FS 82 0-3 K2-3			B SL 86 C SL 84 F FF 96 F CH 84 F FF 97 F FF 97 F FF 96 X CH 84 1-2 L7		4	0	0	0	0	2	0
(8, 5)																
22 Andrew McCutchen, R (1, 8) OBP: 0.418, SLG: 0.552	B FC 90 F FC 94 T FC 93 F FS 83 X FC 95 1-2 F9			B FC 91 C SL 87 X FC 91 1-1 HR		B FF 93 B FF 92 C FF 92 X FF 93 2-1 18 G6-3 55 1B 2B		B SL 87 F SL 83 B FF 96 F SL 86 F FF 98 F FF 98 F FF 98 F SL 88 B SL 86 4-2 F SL 84 D SL 84 24 BB 18 BB BB		3	2	2	1	1	0	0
18 Neil Walker, S (1, 4) OBP: 0.346, SLG: 0.444		B FF 89 B FF 90 C FF 90 F FF 90 S FS 81 2-3 K		B CU 77 X CU 76 1-0 E3 55 PB 24 HR		B FF 93 B CH 86 C FF 93 S CH 87 X FF 94 2-2 G6-3 2-3		1 SAFE C FF 96 B CH 85 1 SAFE 1 SAFE B CH 86 B FF 96 B FF 93 4-1 24 BB 1-2 BB		3	1	0	0	1	1	1
55 Russell Martin, R (1, 2) OBP: 0.414, SLG: 0.408		F FC 91 C FC 93 F FS 82 F SL 88 B FF 91 B CU 79 B FF 93 X FC 93 3-2 G5-3		F SL 88 B FF 90 D CU 76 B SL 87 F SL 88 F FF 89 F SI 89 B FF 90 4-2 24 HR 1-2 BB		D FF 95 X CU 82 1-0 3-H 1B		S SL 85 F FF 96 D SL 86 B SL 86 C SL 85 2-3 K		3	1	1	1	1	1	2
24 Pedro Alvarez, L (1, 5) OBP: 0.325, SLG: 0.417		S CU 79 X FF 92 0-1 P5		B FF 89 D FS 82 X FF 90 2-0 1-H 2-H HR		C SI 92 S CH 86 D CH 89 F CH 87 F CH 86 S CH 88 1-3 K		B CH 85 B CH 85 B CH 85 B CH 87 4-0 1-2 2-3 BB		3	1	1	3	1	1	1
44 Tony Watson, L (8, 1) OBP: 1.000, SLG: 1.000										0	0	0	0	0	0	0
29 Ernesto Frieri, R (8, 1)										0	0	0	0	0	0	0
17 Gaby Sanchez, R (1, 3) OBP: 0.285, SLG: 0.418			C FC 91 X FC 90 0-1 L9	B FC 91 X FC 92 1-0 F9		1 SAFE F FC 94 B FF 94 B CU 82 B FF 93 X FF 91 3-1 P3		F FF 97 B FF 98 S FF 97 B FF 99 S FF 99 2-3 K		3	0	0	0	0	0	1
15 Ike Davis, L (8, PH) OBP: 0.359, SLG: 0.351										1	0	0	0	0	1	3
(8, 3)																
10 Jordy Mercer, R (1, 6) OBP: 0.287, SLG: 0.360			B FC 91 C FC 94 B FF 92 X FF 91 2-1 L7	B SL 87 B FC 90 F FC 90 X FC 90 2-1 L8			C FC 91 S CH 83 S FF 95 0-3 K		F FF 99 B FF 100 S SL 87 F FF 101 B SL 89 F SL 89 C FF 102 2-3 K	4	0	0	0	0	2	0
49 Jeff Locke, L (1, 1) OBP: 0.235, SLG: 0.133			C FF 92 X FF 91 0-1 1B		B FF 87 B FF 88 B SL 88 B FF 88 4-0 25 K BB		C FF 91 C FC 93 C CU 81 0-3 K		C FF 100 B FF 99 T FF 99 S FF 102 1-3 K	2	0	1	0	1	1	0
48 Jared Hughes, R (7, 1)										0	0	0	0	0	0	0
23 Travis Snider, L (8, 7) OBP: 0.303, SLG: 0.331										0	0	0	0	0	0	0
3 Michael Martinez, S (9, PH)										1	0	0	0	0	1	0

	AB	R	H	RBI	BB	SO	LOB
	32	5	5	5	5	14	10

Inning Stats	1	2	3	4	5	6	7	8	9
	R: 0 E: 0 K: 1 S: 9 H: 0 LOB: 0 BB: 0 P: 12	R: 0 E: 0 K: 1 S: 10 H: 0 LOB: 0 BB: 0 P: 15	R: 0 E: 0 K: 0 S: 8 H: 1 LOB: 1 BB: 0 P: 10	R: 4 E: 1 K: 1 S: 14 H: 2 LOB: 0 BB: 1 P: 26	R: 0 E: 0 K: 2 S: 6 H: 0 LOB: 0 BB: 1 P: 11	R: 1 E: 0 K: 1 S: 13 H: 2 LOB: 1 BB: 0 P: 22	R: 0 E: 0 K: 3 S: 9 H: 0 LOB: 0 BB: 0 P: 9	R: 0 E: 0 K: 2 S: 21 H: 0 LOB: 3 BB: 3 P: 38	R: 0 E: 0 K: 3 S: 11 H: 0 LOB: 0 BB: 0 P: 14

| | | | | | | | | | | | | | | | |

BOTTOM

Pittsburgh Pirates @ Cincinnati Reds

Great American Ball Park, Cincinnati, OH

Fri Jul 11 2014, 7:13 PM - 10:23 PM EDT

Att. 36,613 - Clear - 85 F

livebaseballscorecards.com

Batter	1	2	3	4	5	6	7	8	9	AB	R	H	RBI	BB	SO	LOB
6 Billy Hamilton, S (1, 8) OBP: 0.318, SLG: 0.424	X SI 90 0-0 2 2B 1B		B SI 90 B SI 91 X SI 91 2-0 2 CS 1B		B SI 92 F CH 81 B SI 90 B SI 92 C CH 81 F CH 80 X SI 92 3-2 1B		X SI 93 0-0 ② G4-3 1-2 3-H	B FF 94 F FF 93 C FF 93 B FF 94 X FF 93 2-2 ③ FC1-2 1-2 3-H		5	1	3	1	0	0	3
2 Zack Cozart, R (1, 6) OBP: 0.281, SLG: 0.309	1 SAFE X SI 90 0-0 21 FC5-2-6 1-H 2B		1 SAFE 1 SAFE F SI 91 B CH 81 F CH 81 B SI 92 F SI 92 X CH 81 2-2 ① ② G6-3 1-2		C KC 75 X CH 79 0-1 ③ L7		X SI 93 0-0 ③ G6-3			4	0	1	1	0	0	3
21 Todd Frazier, R (1, 5) OBP: 0.351, SLG: 0.487	B SI 90 F CH 81 B SI 91 S KC 77 X CH 80 2-2 ① FC5-2-6 3-H		X SI 92 0-0 1B			B SI 88 S CH 79 B KC 77 F KC 75 B KC 77 X CH 79 3-2 ① L8		B SI 95 C SI 96 X CH 90 1-1 ① L7		4	0	1	0	0	0	1
32 Jay Bruce, L (1, 3) (9, 9) OBP: 0.310, SLG: 0.415	B SI 91 F FF 91 S SI 89 S SI 92 1-3 ② K		C SI 92 D SI 91 B SI 91 F SI 92 F SI 91 X SI 91 2-2 ③ G4-3			X SI 89 0-0 ② B1-3		C SI 96 X SI 96 0-1 ② L8		4	0	0	0	0	1	2
39 Devin Mesoraco, R (1, 2) OBP: 0.368, SLG: 0.612	B SI 92 C SI 91 D CH 81 B SI 91 S CH 80 S CH 81 3-3 ③ K			B KC 73 B CH 79 C SI 89 F SI 91 B CH 80 F SI 91 X SI 92 3-2 ① F8		C SI 91 S KC 79 S CH 78 0-3 ③ K		S SI 96 B SI 96 S CH 89 X SI 96 1-2 HR		4	1	1	1	0	2	1
48 Ryan Ludwick, R (1, 7) OBP: 0.328, SLG: 0.407 54 Aroldis Chapman, L (9, 1)		B SI 90 B KC 78 S CH 80 B SI 91 S CH 80 X SI 92 3-2 7 1B 2B		C KC 76 B SI 90 S CH 80 B SI 91 B SI 92 X CH 80 3-2 ② L5			X KC 75 0-0 E5 28 G2-3 7 2B	B SI 97 B SI 96 B CH 90 C CH 88 X CH 89 3-1 28 1B 7 1B 1B		4 0	2 0	2 0	0 0	0 0	0 0	0 0
28 Chris Heisey, R (1, 9) (9, 7) OBP: 0.279, SLG: 0.331		B CH 80 C SI 92 B SI 90 C SI 89 S CH 81 2-3 ① K		F SI 92 X SI 91 0-1 ③ G1-3			X SI 89 0-0 ① G2-3 2-3	X SI 95 0-0 7 1B 29 1B 1-2 1B		4	1	1	0	0	1	2
7 Ramon Santiago, S (1, 4) OBP: 0.337, SLG: 0.312		C SI 91 B SI 91 X CH 81 1-1 55 B2-6-3 2-3 1B			X SI 88 0-0 ① G6-3		C SI 88 F CH 78 X SI 90 0-2 23 1B 6 G4-3 3-H 2B	C CH 89 B SI 96 F SI 96 X CH 88 1-2 29 1B 6 FC1-2 1-3 2-H 1B		4	1	3	2	0	0	0
55 Mat Latos, R (1, 1) 44 Mike Leake, R (5, PH) OBP: 0.122, SLG: 0.220 53 Carlos Contreras, R (6, 1) 23 Donald Lutz, L (7, PH) OBP: 0.313, SLG: 0.286 46 Curtis Partch, R (8, 1) 29 Brayan Peña, S (8, PH) OBP: 0.292, SLG: 0.383 (9, 3)		B SI 90 X SI 89 1-0 ② ③ B2-6-3 1-2f			B SI 89 F SI 90 F CH 80 F SI 91 B SI 92 S CH 80 2-3 ② K		S SI 90 X SI 91 0-1 6 G4-3 2-3 1B	B SI 96 F CH 90 X CH 89 1-1 6 FC1-2 1-3 3-H 1B		1 1 0 1 0 1	0 0 0 0 0 0	0 0 0 1 0 0	0 0 0 0 0 0	0 1 0 0 0 0	0 0 0 0 0 0	2 0 0 0 0 0
Inning Stats	R: 1 H: 2 E: 0 LOB: 1 K: 2 BB: 0 S: 11 P: 17	R: 0 H: 2 E: 0 LOB: 1 K: 1 BB: 0 S: 9 P: 16	R: 0 H: 2 E: 0 LOB: 1 K: 0 BB: 0 S: 10 P: 16	R: 0 H: 0 E: 0 LOB: 0 K: 0 BB: 0 S: 9 P: 15	R: 0 H: 1 E: 0 LOB: 1 K: 1 BB: 0 S: 11 P: 16	R: 0 H: 0 E: 0 LOB: 0 K: 1 BB: 0 S: 7 P: 10	R: 2 H: 2 E: 1 LOB: 1 K: 0 BB: 0 S: 9 P: 9	R: 3 H: 5 E: 0 LOB: 2 K: 0 BB: 0 S: 18 P: 27		1B: 10 SF: 0 2B: 3 SAC: 0 3B: 0 DP: 1 HR: 1 HBP: 0						

	AB	37
	R	6
	H	14
	RBI	6
	BB	0
	SO	5
	LOB	14

WP: 0 PA: 37
PB: 0
SB: 0
CS: 1

PITCHER		IP	WLS	BF	H	R	ER	SO	BB	IBB	HBP	BLK	WP	HR	S	P	ERA	WHIP
49 Jeff Locke, L ERA: 2.89	(1, 1)	6.1		27	9	3	1	5	0	0	0	0	0	0	64	97	1.42	1.421
48 Jared Hughes, R ERA: 1.98	(7, 1)	0.2	H	2	0	0	0	0	0	0	0	0	0	0	2	2	0.00	0.000
44 Tony Watson, L ERA: 1.45	(8, 1)	0.2	L	7	5	3	3	0	0	0	0	0	0	1	15	22	40.50	7.500
29 Ernesto Frieri, R ERA: 7.2	(8, 1)	0.1		1	0	0	0	0	0	0	0	0	0	0	3	5	0.00	0.000

PITCHER	IP	WLS	BF	H	R	ER	SO	BB	IBB	HBP	BLK	WP	HR	S	P	ERA	WHIP

Batter	1	2	3	4	5	6	7	8	9	10	11	AB	R	H	RBI	BB	SO	LOB
25 Gregory Polanco, L (1, 9) OBP: 0.362, SLG: 0.358	C SI 88 X SI 87 0-1 ① G4-3	C SL 79 F SI 91 S SL 81 0-3 ② K		3 SAFE B FC 90 B CH 85 X SI 92 2-0 23 1B 1B 2-H 3-H		B SI 90 S CH 84 B CH 85 F SI 91 F FC 90 B SI 92 F SI 92 F SI 92 F SI 87 4-2 ② 23 1B 23 S BB		C FF 92 X SL 86 0-1 ② FC6-4 1-2f 2-3			B CU 70 S FF 92 F FF 92 F FF 94 B FF 93 F CH 88 X FF 93 2-2 ① F7	5	0	1	1	1	3	3
23 Travis Snider, L (7, 7) 51 Matt Hague, R (8, PH) 15 Ike Davis, L (8, PH) 35 Mark Melancon, R (8, 1) 44 Tony Watson, L (8, 1) 29 Ernesto Frieri, R (10, 1) 37 Justin Wilson, L (10, 1) 14 Jaff Decker, L (11, PH) (11, 1)	B KC 76 C SI 89 X SI 89 1-1 ③ 18 BB 22 HBP 55 SF8 1B	B FC 89 F FC 89 X FC 90 1-1 ③ P4		1 SAFE B SI 91 1 SAFE F SI 90 X SI 92 1-1 18 FC6 1B 1-3		1 SAFE B FC 90 X CH 85 2-0 1B 1-3		X SI 99 0-0 ③ G4-3			C CU 74 B FF 94 C CU 74 B FF 94 S FF 94 2-3 ② K	4 0 1 0 0 0 0 1	1 0 0 0 0 0 0 0	3 0 0 0 0 0 0 0	0 0 0 0 0 0 0 0	0 0 0 0 0 0 0 1	1 0 2 0 0 0 0 0	0 0 0 0 0 0 0 0
22 Andrew McCutchen, R (1, 8) OBP: 0.422, SLG: 0.573	F SI 89 H SI 89 1-1 55 SF8 18 BB 1-2 HBP		B SI 89 X KC 78 1-0 18 G4-3 55 SF9 2B	D SL 83 C FC 91 B SL 82 F SI 91 S SL 82 2-3 ② K		X FC 90 0-0 ③ G5-3			C SL 87 B FF 94 B SL 89 T SL 86 F FF 95 X FF 95 2-2 HR		X SL 83 0-0 HR	5	3	3	2	0	1	4
18 Neil Walker, S (1, 4) OBP: 0.343, SLG: 0.437	B SI 90 S CH 84 B FC 89 B SI 90 B SI 92 4-1 24 BB 1-2 2-3 BB		F FC 89 F FC 90 D SL 82 B FC 90 F SL 82 X FF 92 2-2 ① G4-3 2-3	B SI 91 B FC 89 X SI 91 2-0 ③ FC6 1-2f			B SI 93 S FF 94 F SI 94 S CH 83 1-3 ① K		B FF 94 S SI 93 F SL 88 B FF 94 F SL 88 B FF 93 X FF 92 3-2 ① F8		X FF 94 0-0 ③ G3-1	5	0	0	0	1	1	3
55 Russell Martin, R (1, 2) OBP: 0.409, SLG: 0.406	F SL 81 X SI 92 0-1 ② SF8 2-3 3-H		X SI 92 0-0 ② SF9 3-H		C SI 88 X CH 82 0-1 24 G4-6-3 1B		S FF 94 X FF 95 0-1 ② F8		B SL 88 C SL 88 S FF 93 S FF 95 1-3 ② K			3	0	1	2	0	1	0
24 Pedro Alvarez, L (1, 5) OBP: 0.323, SLG: 0.412 30 Jeanmar Gómez, R (11, 1) OBP: 1.000, SLG: 1.000	B SI 91 F SI 91 B SI 91 B CH 85 F SI 92 B SL 82 4-2 1-2 BB		C KC 79 B SI 87 S FC 90 F SL 81 B FF 92 X FC 90 2-2 ③ G4-3		B SI 89 F SI 90 F FC 89 1 SAFE X FF 90 1-2 ① ② G4-6-3 1-2f		C CU 76 B CH 84 B CH 82 S CH 81 S CH 82 2-3 ③ K		B FF 92 C FF 93 C FF 92 S FF 93 1-3 ③ K			4 0	0 0	0 0	0 0	1 0	2 0	1 0
17 Gaby Sanchez, R (1, 3) OBP: 0.282, SLG: 0.411	C SI 92 F SI 91 F SL 82 X SL 82 0-2 ③ G5-3			C SI 89 X CH 83 0-1 50 SH1-4 10 1B 25 E 1B	B SI 91 X FC 88 1-0 ③ G4-3			B FF 88 C SI 88 G KC 74 B SI 90 S KC 76 2-3 ① K			C CU 72 F FF 92 B FF 94 C SL 84 1-3 ① K	5	1	1	0	0	2	3
10 Jordy Mercer, R (1, 6) OBP: 0.292, SLG: 0.365		B SI 88 C KC 77 X SI 89 1-1 50 SH1-4 1B		B KC 79 B SI 91 B SI 92 C SI 92 X SI 92 3-1 25 E 50 SH1-4 25 1B 1-2 1B		C KC 77 B SI 89 X SI 89 1-1 ① L9		X KC 75 0-0 25 FC6-4 5 1B 1B			F FF 93 B FF 94 F FF 94 B FF 94 F SL 84 S SL 84 2-3 ② K	5	1	3	0	0	1	0
50 Charlie Morton, R (1, 1) OBP: 0.067, SLG: 0.067 48 Jared Hughes, R (7, 1) 5 Josh Harrison, R (8, PH) OBP: 0.331, SLG: 0.445 (8, 7) (11, 5)		T SI 89 X SI 88 0-1 ① SH1-4 1-2		B SI 90 X SI 90 1-0 ① SH1-4 1-2 2-3		B SI 88 B SI 90 C SI 89 X SI 91 2-1 ② G6-3		C KC 74 D FF 88 X FF 90 1-1 25 FC6-4 1-2 1B			C CU 74 F FF 94 B FF 94 B SL 82 F SL 83 F SL 83 X FF 95 2-2 ③ F7	1 0 2	0 0 0	0 0 1	0 0 0	0 0 0	0 0 0	0 0 0
Inning Stats	R: 1 H: 1 E: 0 LOB: 3 K: 0 BB: 2 S: 14 P: 24	R: 0 H: 1 E: 0 LOB: 1 K: 1 BB: 0 S: 9 P: 11	R: 1 H: 1 E: 0 LOB: 0 K: 0 BB: 0 S: 10 P: 15	R: 2 H: 4 E: 1 LOB: 2 K: 1 BB: 0 S: 12 P: 23	R: 0 H: 0 E: 0 LOB: 0 K: 0 BB: 0 S: 6 P: 8	R: 0 H: 1 E: 0 LOB: 2 K: 0 BB: 1 S: 13 P: 22	R: 0 H: 0 E: 0 LOB: 0 K: 2 BB: 0 S: 8 P: 11	R: 0 H: 2 E: 0 LOB: 2 K: 1 BB: 0 S: 9 P: 12	R: 1 H: 1 E: 0 LOB: 0 K: 2 BB: 0 S: 14 P: 21	R: 0 H: 0 E: 0 LOB: 0 K: 2 BB: 0 S: 12 P: 17	R: 1 H: 1 E: 0 LOB: 0 K: 1 BB: 0 S: 10 P: 14	1B: 10 SF: 2 2B: 1 SAC: 2 3B: 0 DP: 1 HR: 2 HBP: 1						

PITCHER		IP	WLS	BF	H	R	ER	SO	BB	IBB	HBP	BLK	WP	HR	S	P	ERA	WHIP
44 Mike Leake, R ERA: 3.54	(1, 1)	6.0		30	9	4	4	2	3	0	1	0	0	0	64	103	6.00	2.000
Logan Ondrusek, R ERA: 4.31	(7, 1)	1.0	H	3	0	0	0	2	0	0	0	0	0	0	8	11	0.00	0.000
63 Sam LeCure, R ERA: 3.48	(8, 1)	0.1	H	3	2	0	0	1	0	0	0	0	0	0	6	9	0.00	6.000
43 Manny Parra, L ERA: 3.96	(8, 1)	0.1	H	1	0	0	0	0	0	0	0	0	0	0	2	2	0.00	0.000
70 Jumbo Díaz, R ERA: 4.91	(8, 1)	0.1	H	1	0	0	0	0	0	0	0	0	0	0	1	1	0.00	0.000

PITCHER		IP	WLS	BF	H	R	ER	SO	BB	IBB	HBP	BLK	WP	HR	S	P	ERA	WHIP
51 Jonathan Broxton, R ERA: 1.13	(9, 1)	1.0	B	4	1	1	1	2	0	0	0	0	0	1	14	21	9.00	1.000
60 J.J. Hoover, R ERA: 4.95	(10, 1)	2.0	L	7	1	1	1	3	0	0	0	0	0	1	22	31	4.50	0.500

TOP

Pittsburgh Pirates @ Cincinnati Reds

Great American Ball Park, Cincinnati, OH

Sat Jul 12 2014, 7:15 PM - 11:22 PM EDT

Att. 42,789 - Overcast - 85 F

AB	41
R	6
H	13
RBI	5
BB	3
SO	10
LOB	17

livebaseballscorecards.com

Batter	1	2	3	4	5	6	7	8	9	10	11	AB	R	H	RBI	BB	SO	LOB
6 Billy Hamilton, S (1, 8) OBP: 0.315, SLG: 0.419	C SI 89 F SI 90 S CU 77 0-3 K		F SI 91 F SI 90 S CU 78 0-3 K			B SI 91 X SI 90 1-0 7 S 21 HR 1B	B SI 93 X SI 94 1-0 L8		B SI 96 X SI 96 1-0 P2		C SI 93 B CH 86 B CH 85 B SI 92 F SI 92 X SI 92 3-2 L8	6	1	1	0	0	2	3
7 Ramon Santiago, S (1, 4) OBP: 0.352, SLG: 0.313	X FF 91 0-0 L9			C SI 90 B SI 90 B SI 90 X SI 91 2-1 32 G6-5-3 1B		B SI 91 C CU 79 F CU 79 B CU 77 D CU 79 F SI 91 B SI 91 4-2 21 HR 1-2 BB		X FC 92 0-0 L8		B FF 92 B FF 93 B FF 92 C FF 92 B FF 92 4-1 21 BB 32 1B BB		3	1	1	0	2	0	0
21 Todd Frazier, R (1, 5) OBP: 0.354, SLG: 0.496	C SI 90 B SI 90 C SI 91 B SI 90 X CU 77 2-2 32 S 1B			B SI 91 B SI 92 F SI 92 1 SAFE B SI 91 1 SAFE X SI 91 3-1 L8		B SI 91 C CU 78 F SI 92 2 SAFE B SI 91 B SI 92 X SI 91 3-2 1-H 2-H HR		C FF 93 F FF 93 X KC 81 0-2 G6-3		1 SAFE B FF 94 B SL 85 S SL 85 D SL 85 B FF 93 4-1 32 1B 1-2 BB		4	1	2	3	1	0	1
32 Jay Bruce, L (1, 9) OBP: 0.312, SLG: 0.415	C SI 91 B SI 90 C SI 90 S CU 77 1-3 K 1-2			X SI 91 0-0 G6-5-3 1-2f		F SI 90 F FS 83 B CU 78 F CU 79 B SI 91 X CU 76 2-2 L4		B FF 93 B FC 92 F FC 91 X KC 82 2-1 1B		B FF 94 B SI 95 F SI 96 B FF 96 X FF 97 3-1 1-3 2-H 1B		5	0	2	0	0	1	2
39 Devin Mesoraco, R (1, 2) OBP: 0.364, SLG: 0.600		B SI 90 C CU 77 S SI 90 S SI 90 1-3 K			S SI 89 B SI 90 S SI 90 B CU 79 F CU 78 S CU 78 2-3 K2-3	C SI 91 X CU 77 0-1 F8		S KC 81 D KC 81 B FF 92 F KC 81 S KC 82 2-3 K2-3		I IN 59 I IN 58 I IN 53 I IN 52 4-0 IBB		4	0	0	0	1	3	1
48 Ryan Ludwick, R (1, 7) OBP: 0.329, SLG: 0.407		F SI 90 B SI 90 S CU 77 B CU 77 X SI 91 2-2 29 G3-6-3 1B			X SI 92 0-0 L9	B CU 77 C CU 76 S FS 82 B FS 82 B CU 78 S CU 78 3-3 K			B SI 96 S CH 88 X SI 96 1-1 29 FC1-6 1B	B FF 96 S FF 96 S FF 97 B FF 97 S FF 98 2-3 K		5	0	2	0	0	2	3
29 Brayan Peña, S (1, 3) OBP: 0.290, SLG: 0.378		B SI 90 B SI 90 X SI 91 2-0 G3-6-3 1-2f			C SI 92 B CU 77 C CU 78 F CU 78 X SI 92 1-2 G5-3		B SI 92 B SI 92 X SI 92 2-0 2 FC5-4 1B		X SI 96 0-0 FC1-6 2 1B 1-2f	C FF 98 C FF 98 S FF 98 0-3 K		5	0	1	0	0	1	5
2 Zack Cozart, R (1, 6) OBP: 0.283, SLG: 0.308			C SI 89 X SI 91 0-1 G6-3			B SI 90 B SI 90 B SI 90 B SI 91 4-0 28 HR BB	1 SAFE C SI 92 X SI 93 0-1 FC5-4 23 S 1-2f		F CH 89 B CH 89 F SI 96 X CH 90 1-2 1B		C SI 92 X SI 93 0-1 L8	4	1	1	0	1	0	1
44 Mike Leake, R (1, 1) 28 Chris Heisey, R (6, PH) Logan Ondrusek, R (7, 1) 23 Donald Lutz, L (7, PH) 63 Sam LeCure, R (8, 1) 43 Manny Parra, L (8, 1) 70 Jumbo Diaz, R (9, 1) 51 Jonathan Broxton, R (9, 1) 50 Neftali Soto, R (9, PH) 60 J.J. Hoover, R (10, 1) 17 Kristopher Negron, R (11, PH)		B SI 90 B SI 91 C SI 91 X SI 91 2-1 G5-3		C SI 91 B SI 90 1 SAFE X SI 91 1-1 1-H HR	1 SAFE P PO 87 C SI 92 1 SAFE B SI 93 S SI 93 F SI 94 B SL 86 S SL 86 3-3 1-2 K		C SI 96 F CH 88 F SI 95 F CH 88 F CH 89 B CH 88 T SI 96 1-2 K		B SI 93 B SI 93 T SI 91 S SI 93 X SI 93 2-2 F9								
Inning Stats	R: 0 E: 0 K: 2 S: 10 H: 1 LOB: 1 BB: 0 P: 13	R: 0 E: 0 K: 1 S: 7 H: 1 LOB: 0 BB: 0 P: 12	R: 0 E: 0 K: 1 S: 7 H: 0 LOB: 0 BB: 0 P: 9	R: 0 E: 0 K: 0 S: 5 H: 1 LOB: 0 BB: 0 P: 10	R: 0 E: 0 K: 1 S: 9 H: 0 LOB: 0 BB: 0 P: 12	R: 5 E: 0 K: 1 S: 18 H: 3 LOB: 0 BB: 2 P: 36	R: 0 E: 0 K: 1 S: 9 H: 1 LOB: 1 BB: 0 P: 14	R: 0 E: 0 K: 1 S: 9 H: 1 LOB: 1 BB: 0 P: 13	R: 0 E: 0 K: 1 S: 13 H: 2 LOB: 2 BB: 0 P: 17	R: 0 E: 0 K: 2 S: 10 H: 1 LOB: 3 BB: 3 P: 27	R: 0 E: 0 K: 0 S: 8 H: 0 LOB: 0 BB: 0 P: 13	1B: 9 2B: 0 3B: 0 HR: 2 SF: 0 SAC: 0 DP: 2 HBP: 0	WP: 0 PB: 0 SB: 3 CS: 0 PA: 46					

PITCHER	IP	WLS	BF	H	R	ER	SO	BB	IBB	HBP	BLK	WP	HR	S	P	ERA	WHIP
50 Charlie Morton, R (1, 1) ERA: 3.32	6.0		24	6	5	5	6	2	0	0	0	0	2	56	92	7.50	1.333
48 Jared Hughes, R (7, 1) ERA: 1.93	1.0		4	1	0	0	1	0	0	0	0	0	0	9	14	0.00	1.000
35 Mark Melancon, R (8, 1) ERA: 2.38	1.0		4	1	0	0	1	0	0	0	0	0	0	9	13	0.00	1.000
44 Tony Watson, L (9, 1) ERA: 1.42	1.0		5	2	0	0	1	0	0	0	0	0	0	13	17	0.00	2.000
29 Ernesto Frieri, R (10, 1) ERA: 7.2	0.0		2	0	0	0	0	2	0	0	0	0	0	2	10	∞	∞

PITCHER	IP	WLS	BF	H	R	ER	SO	BB	IBB	HBP	BLK	WP	HR	S	P	ERA	WHIP
37 Justin Wilson, L (10, 1) ERA: 4.89	1.0	W	4	1	0	0	2	0	1	0	0	0	0	8	17	0.00	1.000
30 Jeanmar Gómez, R (11, 1) ERA: 3.45	1.0	S	3	0	0	0	0	0	0	0	0	0	0	8	13	0.00	0.000

BOTTOM

Pittsburgh Pirates @ Cincinnati Reds

Great American Ball Park, Cincinnati, OH

Sat Jul 12 2014, 7:15 PM - 11:22 PM EDT

Att. 42,789 - Overcast - 85 F

livebaseballscorecards.com

AB	41
R	5
H	11
RBI	5
BB	5
SO	11
LOB	19

Pittsburgh Pirates @ Cincinnati Reds

Great American Ball Park, Cincinnati, OH

Sun Jul 13 2014, 1:14 PM - 5:16 PM EDT

Att. 35,022 - Cloudy - 87 F

TOP

livebaseballscorecards.com

Batter	1	2	3	4	5	6	7	8	9	AB	R	H	RBI	BB	SO	LOB
25 Gregory Polanco, L (1, 9) OBP: 0.352, SLG: 0.346	B SI 90 B CH 81 C FC 87 S SL 82 B SL 83 F CU 78 S FC 87 3-3 ① K		C SI 92 B FC 90 X CH 83 1-1 ③ G4-3		B FC 88 C SI 91 S CH 82 S FF 94 1-3 ② K		B FF 97 B SI 96 T SL 89 X SL 88 2-1 ① G3			4	0	0	0	0	2	2
5 Josh Harrison, R (1, 7) OBP: 0.333, SLG: 0.450	C SL 83 X SI 92 0-1 2B			B FF 92 F SL 85 X FC 88 1-1 ① L9	X FF 95 0-0 1-2 2-H 1B		C FF 97 F SL 87 X FF 98 0-2 ② L7			4	0	2	1	0	0	0
22 Andrew McCutchen, R (1, 8) OBP: 0.420, SLG: 0.575	B SI 92 B FC 87 C SL 83 B SI 93 T FC 89 X FC 89 3-2 ② F9			B SL 83 X FC 90 1-0 18 G6-3 3B	F FC 90 B FF 91 F FF 95 D CH 85 S FF 96 2-3 ③ K		F FF 98 X FF 98 0-1 ③ G6-3			4	1	1	0	0	1	3
18 Neil Walker, S (1, 4) OBP: 0.342, SLG: 0.444	T FF 93 B FC 90 F CH 83 S FC 86 1-3 ③ K			B FC 91 X CH 84 1-0 ② G6-3 3-H		C SL 81 X FC 88 0-1 HR		C FF 92 B FF 92 X FF 92 1-1 ① L8		4	1	1	2	0	1	1
55 Russell Martin, R (1, 2) OBP: 0.407, SLG: 0.400		C SL 83 F FF 92 S FF 94 0-3 ① K		S FC 86 B FC 86 C FF 94 B FF 95 F CH 87 F FC 90 F FF 96 B FC 86 H FC 90 4-2 HBP		X SL 85 0-0 15 CS E6		B FF 93 S SL 87 S SL 88 B FF 94 B SL 87 X FF 92 3-2 ② G4-3		3	0	0	0	0	1	0
15 Ike Davis, L (1, 3) OBP: 0.354, SLG: 0.345 46 Vance Worley, R (6, 1) OBP: 0.083, SLG: 0.083 14 Jaff Decker, L (8, PH) 48 Jared Hughes, R (8, 1)		C CH 84 F FC 90 B FF 94 B FC 86 F FF 92 B FC 90 F SL 80 X FC 90 3-2 ② L8		1 SAFE S FF 92 B FC 90 B FF 93 F FC 89 S FF 94 2-3 ③ K		C FC 87 2 SAFE F FF 93 2 SAFE B FF 94 F FF 95 F FC 86 F FF 95 B CH 87 2-3 2-3 C FC 90 ① ② K		B SI 90 S SI 90 B SI 92 B SI 91 S SI 92 S FF 92 3-3 ③ K		3 0 1 0	0 0 0 0	0 0 0 0	0 0 0 0	0 0 1 0	2 0 0 0	2 0 0 0
24 Pedro Alvarez, L (1, 5) OBP: 0.325, SLG: 0.411		S CH 85 B SL 85 B FC 90 B CH 83 X FC 90 3-1 ③ F9			B SI 90 B CH 82 B FC 89 B FC 90 4-0 23 BB 5 1B BB	B CH 86 B CH 85 S FF 94 X SL 82 2-1 10 E 1B			B FF 100 S FF 98 S FF 101 S FF 102 1-3 ① K	3	1	1	0	1	1	0
10 Jordy Mercer, R (1, 6) OBP: 0.288, SLG: 0.360			B SL 82 C SL 83 B FF 92 S FC 87 B FF 94 X SI 93 3-2 ① G5-3		C SL 85 B SI 93 X SI 92 1-1 ① L4	C SL 85 B FF 95 X SI 94 1-1 1-2 E6			F FF 100 C CH 89 B FF 101 F SL 90 S FF 102 1-3 ② K	4	0	0	0	0	1	2
47 Francisco Liriano, L (1, 1) OBP: 0.091, SLG: 0.091 23 Travis Snider, L (5, PH) OBP: 0.318, SLG: 0.342 38 Stolmy Pimentel, R (5, 1) 17 Gaby Sanchez, R (6, PH) OBP: 0.279, SLG: 0.405 (6, 3)			B SI 89 X FC 87 1-0 ② F8		B SI 93 D CH 84 F FC 90 B FC 89 B FC 87 4-1 5 1B 1-2 BB	B FC 86 S FC 86 B FC 91 B FF 96 X FC 86 3-1 ③ F7			F FF 101 F SL 90 S FF 102 0-3 ③ K	1 0 0 2	0 0 0 0	0 0 0 0	0 0 0 0	0 1 0 0	0 0 0 1	0 0 0 2
Inning Stats	R: 0 H: 1 E: 0 LOB: 1 K: 2 BB: 0 S: 12 P: 19	R: 0 H: 0 E: 0 LOB: 0 K: 1 BB: 0 S: 10 P: 16	R: 0 H: 0 E: 0 LOB: 0 K: 0 BB: 0 S: 6 P: 11	R: 1 H: 1 E: 0 LOB: 1 K: 1 BB: 0 S: 12 P: 21	R: 1 H: 1 E: 0 LOB: 2 K: 2 BB: 2 S: 10 P: 22	R: 1 H: 2 E: 2 LOB: 2 K: 1 BB: 0 S: 15 P: 23	R: 0 H: 0 E: 0 LOB: 0 K: 0 BB: 0 S: 7 P: 9	R: 0 H: 0 E: 0 LOB: 0 K: 1 BB: 0 S: 8 P: 15	R: 0 H: 0 E: 0 LOB: 0 K: 3 BB: 0 S: 10 P: 12	1B: 2 SF: 0 2B: 1 SAC: 0 3B: 1 DP: 0 HR: 1 HBP: 1						

AB	33
R	3
H	5
RBI	3
BB	2
SO	11
LOB	12

PITCHER		IP	WLS	BF	H	R	ER	SO	BB	IBB	HBP	BLK	WP	HR	S	P	ERA	WHIP
47 Johnny Cueto, R ERA: 2.13	(1, 1)	6.0	W	27	5	3	3	7	2	0	1	0	0	1	65	112	4.50	1.167
70 Jumbo Díaz, R ERA: 4.32	(7, 1)	1.0	H	3	0	0	0	0	0	0	0	0	0	0	7	9	0.00	0.000
51 Jonathan Broxton, R ERA: 1.09	(8, 1)	1.0	H	3	0	0	0	1	0	0	0	0	0	0	8	15	0.00	0.000
54 Aroldis Chapman, L ERA: 2.12	(9, 1)	1.0	S	3	0	0	0	3	0	0	0	0	0	0	10	12	0.00	0.000

PITCHER	IP	WLS	BF	H	R	ER	SO	BB	IBB	HBP	BLK	WP	HR	S	P	ERA	WHIP

Batter	1	2	3	4	5	6	7	8	9	AB	R	H	RBI	BB	SO	LOB
6 Billy Hamilton, S (1, 8) OBP: 0.319, SLG: 0.423	B SI 92 B FF 92 C SI 92 L CH 85 X SL 86 2-2 G5-3	F SI 93 C SL 86 X SL 85 0-2 1-3 2B		B FF 93 B SI 92 B CH 86 C SI 91 B CH 86 4-1 2 BB 1-2 BB		B FF 89 B SI 89 B SI 90 C FF 89 X FC 89 3-1 21 HR 1B	B SI 90 C FF 91 X KC 78 1-1 E5 2 CS			4	1	2	0	1	0	0
2 Zack Cozart, R (1, 6) OBP: 0.284, SLG: 0.305	B SI 93 B CH 86 C FF 93 X CH 86 2-1 G6-3	D CH 88 B CH 87 B CH 87 B SI 92 4-0 BB		B SI 93 B SL 86 B SI 94 C FF 94 C SI 94 F FF 94 B CH 87 4-2 1-2 2-3 BB		1 SAFE C FF 90 P PO 86 X SL 84 1-1 P3	C FF 90 0-1 CS 1-2	C SI 91 S SL 84 S SL 85 0-3 K		3	0	0	0	2	1	1
21 Todd Frazier, R (1, 5) OBP: 0.353, SLG: 0.500	C SI 94 B CH 88 S SL 87 B CH 88 B SL 88 C CH 88 3-3 K	F SI 94 B SI 95 X CH 88 1-1 L9		B CH 86 B FF 94 T CH 88 C SL 87 F SL 85 F SL 87 B CH 88 F SL 86 S SL 86 3-3 K		X SL 86 0-0 1-H HR		S SL 85 F FF 93 X SL 85 0-2 L9		5	1	1	2	0	2	6
28 Chris Heisey, R (1, 7) OBP: 0.292, SLG: 0.376		C SI 92 B SI 93 X SI 94 1-1 32 L9 17 HR 2B	X SI 92 0-0 P3	S CH 88 B SL 86 D SL 87 S CH 87 S CH 84 2-3 K		B SI 90 F SL 85 F SI 92 B SI 90 F FF 90 X KC 79 2-2 39 1B 1B		X SI 93 0-0 2B		5	1	3	0	0	1	3
32 Jay Bruce, L (1, 9) OBP: 0.310, SLG: 0.409		C SI 94 B SI 93 X SI 94 1-1 L9 2-3	X SI 93 0-0 L7		C FF 92 B SL 85 B FF 93 S SL 86 B SL 86 B FF 94 4-2 39 2B BB	B SI 91 C FF 90 1 SAFE F FF 90 B SI 91 B FF 91 X SI 90 3-2 F7		X SI 94 0-0 G5-3		4	1	0	0	1	0	3
39 Devin Mesoraco, R (1, 2) OBP: 0.375, SLG: 0.609		B SI 93 B CH 87 B CH 87 B SL 86 4-0 17 HR BB	B SI 93 B SI 93 B SI 93 D SI 94 4-0 BB		C FF 93 B SL 86 1 SAFE 1 SAFE F SL 86 F SL 90 F SL 87 1 SAFE F SL 90 1-2 X SL 86 29 F9 17 CS 1-H 2B	X FF 90 0-0 1-2 1B				2	1	2	1	2	0	0
29 Brayan Peña, S (1, 3) OBP: 0.284, SLG: 0.370		C SI 94 F SI 94 X CH 88 0-2 L9	B SI 92 B SI 93 F SI 91 F CH 86 F CH 89 X CH 86 2-2 L9		X FF 96 0-0 F9 2-3	C FC 90 C SI 89 B SI 90 B KC 78 S SI 90 2-3 K				4	0	0	0	0	1	6
17 Kristopher Negrón, R (1, 4) OBP: 0.400, SLG: 1.000		B SI 92 F CH 87 X CH 87 1-1 1-H 3-H HR		C SI 90 F SL 84 B CH 87 B SL 85 X SL 86 2-2 G6-3	B FF 96 F FF 95 M SL 89 B FF 96 B FF 96 B FF 96 4-2 3-H BB		S FC 90 F FF 90 B SI 90 B SI 91 X SI 90 2-2 G6-3			3	1	1	3	1	0	0
47 Johnny Cueto, R (1, 1) OBP: 0.128, SLG: 0.109 70 Jumbo Díaz, R (7, 1) 23 Donald Lutz, L (7, PH) OBP: 0.278, SLG: 0.250 51 Jonathan Broxton, R (8, 1) 54 Aroldis Chapman, L (9, 1)		B SI 93 B SI 93 C SI 92 F SI 92 B SL 88 F SI 95 B SI 93 4-2 6 2B BB		C SI 93 T SI 94 S SL 89 0-3 K 2 BB 6 BB	F FF 94 B FF 95 F FF 94 B FF 96 F FF 96 F FF 95 F SL 89 S FF 96 2-3 K		C SI 90 X FF 91 0-1 G3			2 0 1 0 0	0 0 0 0 0	0 0 0 0 0	0 0 0 0 0	1 0 0 0 0	2 0 0 0 0	1 0 0 0 0
Inning Stats	R: 0 E: 0 K: 1 S: 8 H: 0 LOB: 0 BB: 0 P: 15	R: 3 E: 0 K: 0 S: 17 H: 3 LOB: 3 BB: 3 P: 33	R: 0 E: 0 K: 0 S: 6 H: 0 LOB: 1 BB: 1 P: 12	R: 0 E: 0 K: 3 S: 19 H: 0 LOB: 3 BB: 2 P: 34	R: 1 E: 0 K: 1 S: 17 H: 1 LOB: 2 BB: 2 P: 28	R: 2 E: 0 K: 1 S: 17 H: 4 LOB: 2 BB: 0 P: 27	R: 0 E: 1 K: 0 S: 8 H: 0 LOB: 0 BB: 0 P: 11	R: 0 E: 0 K: 1 S: 8 H: 1 LOB: 1 BB: 0 P: 8		1B: 3 2B: 4 3B: 0 HR: 2 SF: 0 SAC: 0 DP: 0 HBP: 0			WP: 1 PB: 0 SB: 0 CS: 2 PA: 42		

PITCHER		IP	WLS	BF	H	R	ER	SO	BB	IBB	HBP	BLK	WP	HR	S	P	ERA	WHIP
47 Francisco Liriano, L ERA: 4.72	(1, 1)	4.0	L	22	3	3	3	4	6	0	0	0	1	1	50	94	6.75	2.250
38 Stolmy Pimentel, R ERA: 4.63	(5, 1)	1.0		5	1	1	1	1	2	0	0	0	0	0	17	28	9.00	3.000
46 Vance Worley, R ERA: 3.38	(6, 1)	2.0		10	4	2	2	1	0	0	0	0	0	1	25	38	9.00	2.000
48 Jared Hughes, R ERA: 1.88	(8, 1)	1.0		4	1	0	0	1	0	0	0	0	0	0	8	8	0.00	1.000

PITCHER	IP	WLS	BF	H	R	ER	SO	BB	IBB	HBP	BLK	WP	HR	S	P	ERA	WHIP

BOTTOM

Pittsburgh Pirates @ Cincinnati Reds

Great American Ball Park, Cincinnati, OH

Sun Jul 13 2014, 1:14 PM - 5:16 PM EDT

Att. 35,022 - Cloudy - 87 F

livebaseballscorecards.com

AB	33
R	6
H	9
RBI	6
BB	8
SO	7
LOB	20

Cincinnati Reds @ New York Yankees

Yankee Stadium, Bronx, NY

Fri Jul 18 2014, 7:11 PM - 9:46 PM EDT

Att. 47,372 - Partly Cloudy - 80 F

livebaseballscorecards.com

TOP

Batter	1	2	3	4	5	6	7	8	9	AB	R	H	RBI	BB	SO	LOB
6 Billy Hamilton, S (1, 8) OBP: 0.316, SLG: 0.418	C FF 87 B SL 85 B SL 86 S FF 89 T SI 90 2-2 ① K	B SI 88 X SL 86 1-0 ③ G3	C SL 87 F KC 78 C SI 91 0-3 ② K	B KC 79 F FF 96 S FF 95 1 SAFE B SV 84 X FF 98 2-2 ② P6 1-2						4	0	0	0	0	2	2
2 Zack Cozart, R (1, 6) OBP: 0.287, SLG: 0.307	C FF 88 F SI 90 F FF 90 B SL 87 C SI 91 1-3 ② K	X KC 75 0-0 32 G3-1 21 E 39 E 1B	1 SAFE X SI 90 0-0 1-2 1B	S FF 98 B FF 98 S FF 99 S FF 99 1-3 ③ K						4	1	2	0	0	2	1
21 Todd Frazier, R (1, 5) OBP: 0.349, SLG: 0.495	B SL 86 C SI 89 X SI 89 1-1 ③ F8	B SL 86 B SL 85 1 SAFE C FF 90 1 SAFE C SL 86 1 SAFE X SI 90 2-2 FC4 32 G3-1 1-2	C SL 87 S FF 89 C SL 89 0-3 ③ K				B KC 80 F FF 96 F FF 98 B KC 84 F KC 84 T FF 98 2-2 ① K			4	0	0	0	0	2	3
32 Jay Bruce, L (1, 9) OBP: 0.309, SLG: 0.404		B FF 87 F FF 87 C SL 85 F KC 77 B SI 90 B SL 88 B SL 88 4-2 39 CS BB	C CH 81 B FF 89 S SL 87 B SI 91 X CH 81 2-2 ① G3-1 1-2 2-3	S CH 79 B CH 80 B FF 88 B SI 88 X SI 89 3-1 ① F8			C KC 82 S KC 83 B SV 86 B SV 86 S KC 84 2-3 ② K			3	0	0	0	1	1	2
39 Devin Mesoraco, R (1, 2) OBP: 0.369, SLG: 0.597		S SI 88 B SL 88 C SI 89 B SL 87 X SL 87 2-2 ① ② F8 1-2	C SI 89 B CH 83 X SI 90 1-1 E6 3-H	F FF 89 S CH 81 F FF 91 D CH 82 X CH 81 1-2 ② G5-3				C KC 82 B FF 99 B FF 98 X FF 98 2-1 ③ P3		4	0	0	1	0	0	2
48 Ryan Ludwick, R (1, 10) OBP: 0.324, SLG: 0.400		S SL 85 B FF 89 X SI 89 1-1 ③ G5-3	B SL 87 S CH 81 S SL 87 B SL 88 S CH 82 2-3 ② K	S SL 86 B SL 85 B CH 82 S FF 90 B SL 87 C FF 91 3-3 ③ K					B FC 91 B FC 92 X FC 91 2-0 ① F9	4	0	0	0	0	2	2
29 Brayan Peña, S (1, 3) OBP: 0.288, SLG: 0.403			X FF 88 0-0 HR	X FF 87 0-0 ③ F8			B SL 85 F CH 80 B CH 81 F SI 88 F SI 90 X CH 82 2-2 HR		C FC 92 F FC 91 B FC 92 B KC 82 B FC 92 X FC 90 3-2 ② G6-3	4	2	2	2	0	0	2
28 Chris Heisey, R (1, 7) OBP: 0.297, SLG: 0.379			C SI 89 X SI 90 0-1 ① F8	X SL 84 0-0 ① F7			C SL 86 S FF 90 X SI 91 0-2 6 E 1B		S KC 81 X KC 81 0-1 1B	4	0	2	0	0	0	0
7 Ramon Santiago, S (1, 4) OBP: 0.347, SLG: 0.310			C KC 77 B SL 87 X CH 81 1-1 ② G4-3	B FF 88 F SI 88 B CH 81 X SL 87 2-1 2 1B 1B			1 SAFE F KC 79 1 SAFE C SI 89 B SI 90 1 SAFE B SL 88 1 SAFE C SI 91 2-3 ① K		C FC 92 X FC 92 0-1 ③ P6	4	0	1	0	0	1	2

	AB	35
	R	3
	H	7
	RBI	3
	BB	1
	SO	10
	LOB	16

Inning Stats	1	2	3	4	5	6	7	8	9	1B: 5	SF: 0	WP: 0	PA: 36
R:	0	0	1	1	0	0	1	0	0	2B: 0	SAC: 0	PB: 0	
E:	0	0	0	2	0	0	1	0	0	3B: 0	DP: 0	SB: 0	
K:	2	0	0	1	2	1	2	2	0	HR: 2	HBP: 0	CS: 1	
S:	9	8	6	13	10	9	16	9	8				
H:	0	0	1	1	2	0	2	0	1				
LOB:	0	0	0	2	0	0	1	0	1				
BB:	0	1	0	0	0	0	0	0	0				
P:	13	15	8	20	12	16	23	15	13				

PITCHER		IP	WLS	BF	H	R	ER	SO	BB	IBB	HBP	BLK	WP	HR	S	P	ERA	WHIP
41 David Phelps, R ERA: 3.87	(1, 1)	6.1	W	27	6	3	2	7	1	0	0	0	0	2	65	98	2.84	1.105
68 Dellin Betances, R ERA: 1.42	(7, 1)	1.2	H	5	0	0	0	3	0	0	0	0	0	0	15	24	0.00	0.000
30 David Robertson, R ERA: 2.67	(9, 1)	1.0	S	4	1	0	0	0	0	0	0	0	0	0	8	13	0.00	1.000

PITCHER	IP	WLS	BF	H	R	ER	SO	BB	IBB	HBP	BLK	WP	HR	S	P	ERA	WHIP

Batter	1	2	3	4	5	6	7	8	9	AB	R	H	RBI	BB	SO	LOB
11 Brett Gardner, L (1, 7) OBP: 0.355, SLG: 0.422	B SI 89 F SI 89 H FF 89 2-1 25 S 34 2B HBP	X SI 91 0-0 ③ L8		C SI 90 B FC 89 C KC 80 F SI 91 B SL 81 B SI 90 F FC 88 X FC 89 3-2 ③ P6		B KC 78 B FC 87 B CH 85 B SI 90 4-0 BB				2	1	0	0	1	0	1
2 Derek Jeter, R (1, 6) OBP: 0.326, SLG: 0.325	L KC 77 B SI 90 C SI 90 F SI 90 B SI 91 C FC 90 2-3 ① K		S SL 79 X SI 90 0-1 22 1B 36 1B 1B		B SL 80 X SI 89 1-0 22 HR 1B	C SI 90 1 SAFE 1 SAFE B SI 89 C SI 90 X FC 89 1-2 ③ G2-3				4	2	2	0	0	1	2
22 Jacoby Ellsbury, L (1, 8) OBP: 0.348, SLG: 0.409	X SI 90 0-0 ② F7		B SI 90 X SI 88 1-0 31 S 36 1B 1-2 1B		B SI 91 C KC 79 X SI 89 1-1 1-H HR		C SI 88 B FC 87 C KC 78 C FC 88 1-3 ① K			4	1	2	2	0	1	1
25 Mark Teixeira, S (1, 3) OBP: 0.340, SLG: 0.458	B SI 91 1 SAFE C SI 90 B SI 91 C KC 79 F FC 91 B SI 92 F SI 91 B FC 90 4-2 34 2B 1-2 BB		F SI 91 B SI 91 F SI 92 B SL 82 T FF 90 2-2 ① K		C SI 90 B SI 89 X KC 79 1-1 ① G6-3		C SI 89 B SL 79 B SI 89 F SI 90 X FC 89 2-2 ② G4-1			3	0	0	0	1	1	2
34 Brian McCann, L (1, 2) OBP: 0.293, SLG: 0.379	B KC 78 F FC 90 B FC 90 X CH 85 2-1 1-3 2-H 2B		F SI 91 X SI 91 0-1 ② L7		C KC 78 C SI 89 B KC 80 S SL 80 1-3 ② K		X SI 90 0-0 ③ G6-3			4	0	1	1	0	1	2
36 Carlos Beltrán, S (1, 10) OBP: 0.274, SLG: 0.407	B SI 92 X SI 91 1-0 ③ G4-3		S SI 91 X SI 91 0-1 31 S 1-2 2-H 1B		S SI 89 S SL 79 X SI 90 0-2 2B			B KC 72 S CH 80 X KC 73 1-1 ① G6-3		4	0	2	1	0	0	2
31 Ichiro Suzuki, L (1, 9) OBP: 0.341, SLG: 0.330		C KC 76 X FC 87 0-1 ① G4-3	C FF 89 B FF 90 X KC 80 1-1 ③ G5-3 1-2 2-3		D KC 79 X FC 88 1-0 ③ G6-3			B KC 72 X FF 89 1-0 ② L7		4	0	0	0	0	0	3
14 Brian Roberts, S (1, 4) OBP: 0.303, SLG: 0.371		C CH 83 B FC 87 B KC 79 F SI 90 F FC 90 S FC 89 2-3 ② K		X SI 88 0-0 ① L7		C CH 81 S KC 77 B SI 88 X KC 80 1-2 ① F8		C FF 89 B SI 88 F KC 74 S KC 74 1-3 ③ K		4	0	0	0	0	2	0
33 Kelly Johnson, L (1, 5) OBP: 0.299, SLG: 0.379 45 Zelous Wheeler, R (9, 5) OBP: 0.263, SLG: 0.579		B SI 90 C SI 91 B KC 80 B CH 84 X SI 92 3-1 1B		B SI 88 B CH 84 X SI 89 2-0 ② G4-3		B KC 77 C SI 89 B SI 89 B KC 79 X SI 90 3-1 ② F8				3 0	0 0	1 0	0 0	0 0	0 0	0 0
Inning Stats	R: 1 E: 0 K: 1 S: 13 H: 1 LOB: 2 BB: 1 P: 24	R: 0 E: 0 K: 1 S: 9 H: 1 LOB: 1 BB: 0 P: 14	R: 1 E: 0 K: 1 S: 12 H: 3 LOB: 2 BB: 0 P: 16	R: 0 E: 0 K: 0 S: 7 H: 0 LOB: 0 BB: 0 P: 12	R: 2 E: 0 K: 1 S: 12 H: 3 LOB: 1 BB: 0 P: 17	R: 0 E: 0 K: 0 S: 8 H: 0 LOB: 1 BB: 1 P: 17	R: 0 E: 0 K: 1 S: 7 H: 0 LOB: 0 BB: 0 P: 10	R: 0 E: 0 K: 1 S: 6 H: 0 LOB: 0 BB: 0 P: 9		1B: 5 2B: 2 3B: 0 HR: 1	SF: 0 SAC: 0 DP: 0 HBP: 1			WP: 0 PB: 0 SB: 3 CS: 0	PA: 35	

BOTTOM

Cincinnati Reds @ New York Yankees

Yankee Stadium, Bronx, NY

Fri Jul 18 2014, 7:11 PM - 9:46 PM EDT

Att. 47,372 - Partly Cloudy - 80 F

livebaseballscorecards.com

AB	32
R	4
H	8
RBI	4
BB	2
SO	6
LOB	13

PITCHER		IP	WLS	BF	H	R	ER	SO	BB	IBB	HBP	BLK	WP	HR	S	P	ERA	WHIP
44 Mike Leake, R ERA: 3.63	(1, 1)	7.0	L	32	8	4	4	5	2	0	1	0	0	1	68	110	5.14	1.429
63 Sam LeCure, R ERA: 3.38	(8, 1)	1.0		3	0	0	0	1	0	0	0	0	0	0	6	9	0.00	0.000

PITCHER	IP	WLS	BF	H	R	ER	SO	BB	IBB	HBP	BLK	WP	HR	S	P	ERA	WHIP

Batter	1	2	3	4	5	6	7	8	9	AB	R	H	RBI	BB	SO	LOB
6 Billy Hamilton, S (1, 8) OBP: 0.315, SLG: 0.419	C SI 91 B SI 92 X SI 91 1-1 ① F7		C CU 81 F FC 92 F SI 94 B FF 94 F SI 94 F CU 78 B SI 94 S FF 95 2-3 ③ K		C CU 80 X CU 81 0-1 ③ G4-3			B FF 91 S SL 83 X SL 84 1-1 32 WP 2B		4	0	1	0	0	1	1
2 Zack Cozart, R (1, 6) OBP: 0.284, SLG: 0.304	F FF 92 B SI 92 F SI 92 F FF 93 X FC 92 1-2 ② P3			C FF 92 F SI 92 S SI 92 0-3 ① K		B SI 91 B SI 90 C FC 91 B SI 91 F SI 91 F FF 92 S SI 92 3-3 ① K		S SL 81 X FF 92 0-1 ① F9		4	0	0	0	0	2	1
21 Todd Frazier, R (1, 5) OBP: 0.350, SLG: 0.495	B CU 80 X SI 92 1-0 ③ G5-3			B SI 92 F SI 93 C SI 92 F FF 94 X CU 82 1-2 39 S 1B		C FF 92 C SI 92 B SI 93 F SI 93 X SI 93 1-2 39 1B 1B		C FF 92 B FF 93 S SL 85 B SL 85 T SL 84 2-2 ② K		4	0	2	0	0	1	1
32 Jay Bruce, L (1, 9) OBP: 0.306, SLG: 0.399		B FC 90 F SI 91 X CU 81 1-1 ① G4-3		B FC 91 S SI 93 F FC 91 B CU 81 S CU 80 2-3 ② K		C SI 91 F CU 81 1 SAFE B SI 93 S CU 79 1-3 ② K		C SL 84 B FF 93 F SL 84 B SL 84 F SL 84 S SL 86 2-3 ③ K		4	0	0	0	0	3	3
39 Devin Mesoraco, R (1, 2) OBP: 0.367, SLG: 0.591		C SI 92 B SI 92 B FF 93 C SI 94 S SI 94 2-3 ② K		B FC 92 C FC 92 F SI 92 S FF 92 1-3 ③ K 1-2		S SI 93 1 SAFE B FF 93 B FF 94 D CU 82 F FF 93 F SI 93 F SI 93 X SI 93 3-2 1-3 1B			C FF 92 B SL 82 F FF 93 S SL 83 1-3 ① K	4	0	1	0	0	3	1
29 Brayan Peña, S (1, 3) OBP: 0.289, SLG: 0.402 50 Neftali Soto, R (9, PH) OBP: 0.097, SLG: 0.133		B FC 91 S SI 93 F FC 92 B FF 94 X SI 94 2-2 1B			F FC 91 X SI 90 0-1 ① G4-3	C SI 93 F FC 91 F FC 91 B SI 94 B SI 94 S SI 94 2-3 ③ K			F FF 94 B FF 95 X FF 94 1-1 ② F9	3 1	0 0	1 0	0 0	0 0	1 0	2 0
28 Chris Heisey, R (1, 7) OBP: 0.296, SLG: 0.394		B SI 93 X SI 92 1-0 ③ P6			F FC 91 X FC 92 0-1 HR		C FF 94 B SL 86 S SL 84 S CH 87 1-3 ① K		F SI 94 X FC 88 0-1 ③ L7	4	1	1	1	0	1	1
23 Donald Lutz, L (1, 10) OBP: 0.286, SLG: 0.316			X SI 91 0-0 ① F8		C CU 81 X SI 93 0-1 2B		B CH 86 S SL 85 X FF 95 1-1 ② L6			3	0	1	0	0	0	0
17 Kristopher Negrón, R (1, 4) OBP: 0.250, SLG: 0.571			C FF 92 S SI 92 B SI 92 B CU 82 X SI 93 2-2 ② G6-3		F SI 92 S SI 93 B SI 92 F SI 93 T SI 93 1-2 ② K		B FF 96 X SL 87 1-0 ③ F9			3	0	0	0	0	1	1
Inning Stats	R: 0 E: 0 K: 0 S: 7 H: 0 LOB: 0 BB: 0 P: 10	R: 0 E: 0 K: 1 S: 9 H: 1 LOB: 1 BB: 0 P: 15	R: 0 E: 0 K: 1 S: 10 H: 0 LOB: 0 BB: 0 P: 14	R: 0 E: 0 K: 3 S: 13 H: 1 LOB: 1 BB: 0 P: 17	R: 1 E: 0 K: 1 S: 12 H: 2 LOB: 1 BB: 0 P: 13	R: 0 E: 0 K: 3 S: 20 H: 2 LOB: 2 BB: 0 P: 30	R: 0 E: 0 K: 1 S: 6 H: 0 LOB: 0 BB: 0 P: 9	R: 0 E: 0 K: 2 S: 11 H: 1 LOB: 1 BB: 0 P: 16	R: 0 E: 0 K: 1 S: 7 H: 0 LOB: 0 BB: 0 P: 9	1B: 4 2B: 2 3B: 0 HR: 1 SF: 0 SAC: 0 DP: 0 HBP: 0						

PITCHER		IP	WLS	BF	H	R	ER	SO	BB	IBB	HBP	BLK	WP	HR	S	P	ERA	WHIP
38 Brandon McCarthy, R ERA: 4.63	(1, 1)	6.0	W	24	6	1	1	9	0	0	0	0	0	1	71	99	1.50	1.000
43 Adam Warren, R ERA: 2.74	(7, 1)	1.0		3	0	0	0	1	0	0	0	0	0	0	6	9	0.00	0.000
27 Shawn Kelley, R ERA: 3.6	(8, 1)	1.1		5	1	0	0	3	0	0	0	0	1	0	14	20	0.00	0.750
48 Matt Thornton, L ERA: 3.0	(9, 1)	0.2		2	0	0	0	0	0	0	0	0	0	0	4	5	0.00	0.000

PITCHER	IP	WLS	BF	H	R	ER	SO	BB	IBB	HBP	BLK	WP	HR	S	P	ERA	WHIP

TOP

Cincinnati Reds @ New York Yankees

Yankee Stadium, Bronx, NY

Sat Jul 19 2014, 1:08 PM - 3:48 PM EDT

Att. 47,606 - Cloudy - 77 F

livebaseballscorecards.com

AB	34
R	1
H	7
RBI	1
BB	0
SO	13
LOB	11

REDS™

Batter	1	2	3	4	5	6	7	8	9	AB	R	H	RBI	BB	SO	LOB
11 Brett Gardner, L (1, 7) OBP: 0.354, SLG: 0.422	C SI 90 B CU 76 S FS 83 S FS 85 1-3 K ①		B SI 94 F SI 94 D FC 89 X CU 77 2-1 2 BB 3-H 1B ②		M SI 94 F FS 88 F SI 95 D CU 77 X CU 77 1-2 SF9 ① 1-3 2-H	X FF 92 0-0 SF7 ② 3-H				2	0	1	3	0	1	0
2 Derek Jeter, R (1, 6) OBP: 0.328, SLG: 0.325	F SI 92 X SI 93 0-1 G1-3 ②		B SI 93 1 SAFE 1 SAFE B SI 93 B SI 94 C FF 93 B FF 93 4-1 1-2 BB		C CU 79 B SI 93 X CU 77 1-1 22 S 3-H 1B	C FF 92 X SL 84 0-1 G5-3 ③				3	0	1	1	1	0	1
22 Jacoby Ellsbury, L (1, 8) OBP: 0.344, SLG: 0.405	B SI 93 X SI 93 1-0 G3 ③		X SI 94 0-0 P6 ②		C SI 94 F FS 86 1 SAFE B FS 83 B FS 86 B FS 87 C SI 95 3-3 K ② 1-2		C SI 92 F CH 85 B SI 93 B CU 80 F CH 86 X CH 87 2-2 P5 ①			4	0	0	0	0	1	3
25 Mark Teixeira, S (1, 3) OBP: 0.335, SLG: 0.451		C SI 93 X FS 84 0-1 F8 ①	B SI 95 B SI 95 F FS 85 B FS 87 F SI 94 S FS 85 3-3 K ③		C CU 78 C FS 86 D FC 88 X FS 87 1-2 G1-3 ③		X SI 94 0-0 F8 ②			4	0	0	0	0	1	3
34 Brian McCann, L (1, 2) OBP: 0.293, SLG: 0.377		B SI 93 F SI 93 X FS 85 1-1 F7 ②		X SI 93 0-0 F7 ①		C FF 92 C FF 92 B FF 92 X SL 83 1-2 14 1B 36 1B 33 1B 1B	B SI 93 B SI 92 F SI 93 B SI 92 X FF 92 3-1 G6-3 ③			4	1	1	0	0	0	0
36 Carlos Beltrán, S (1, 10) OBP: 0.278, SLG: 0.421		C SI 94 C FS 84 X CU 77 0-2 HR		B SI 94 F SI 94 B FS 87 X FS 87 2-1 G4-3 ②		C FF 91 B FF 92 X CH 86 1-1 14 1B 33 1B 1-2 1B		X SI 97 0-0 G4-3 ①		4	2	2	1	0	0	0
31 Ichiro Suzuki, L (1, 9) OBP: 0.335, SLG: 0.324		C FS 84 C CU 76 X FS 84 0-2 F7 ③		B SI 94 F FS 84 B FS 88 F FS 87 F FS 89 S CU 78 2-3 K ③		B FF 92 F FF 90 F CU 74 F FF 92 B CU 74 S CU 73 2-3 K ①		B SI 96 C SL 87 B CH 89 C SL 87 B CH 91 X SL 86 3-2 G1-3 ②		4	0	0	0	0	2	2
14 Brian Roberts, S (1, 4) OBP: 0.305, SLG: 0.372			C SI 94 B FS 86 F FS 86 B EP 57 B SI 95 X SI 93 3-2 E9 33 G4-3 11 1B		B FS 82 B SI 93 C SI 93 F SI 92 F FC 87 F FS 88 X FC 88 2-2 11 PB 33 1B 11 SF9 1B	B FF 92 B CH 86 B FF 91 C FF 92 C FF 92 X CH 88 3-2 33 1B 11 SF7 1-2 2-3 1B		F SI 98 B SI 98 B CH 87 S SI 98 S SL 87 2-3 K ③		4	3	2	0	0	1	0
33 Kelly Johnson, L (1, 5) OBP: 0.304, SLG: 0.383			X SI 94 0-0 G4-3 ① 2-3		1 SAFE B SI 93 X SI 93 1-0 11 SF9 11 PB 2 1B 1-2 1B	F FF 92 B CU 73 B CU 73 F FF 92 F FF 92 X FF 92 2-2 1-3 2-H 3-H 1B				3	1	2	2	0	0	1
Inning Stats	R: 0 E: 0 K: 1 S: 6 H: 0 LOB: 0 BB: 0 P: 8	R: 1 E: 0 K: 0 S: 10 H: 1 LOB: 0 BB: 0 P: 11	R: 1 E: 1 K: 1 S: 11 H: 1 LOB: 2 BB: 1 P: 23	R: 0 E: 0 K: 1 S: 7 H: 0 LOB: 0 BB: 0 P: 11	R: 2 E: 0 K: 1 S: 18 H: 3 LOB: 1 BB: 0 P: 27	R: 3 E: 0 K: 1 S: 19 H: 4 LOB: 1 BB: 0 P: 28	R: 0 E: 0 K: 0 S: 7 H: 0 LOB: 0 BB: 0 P: 12	R: 0 E: 0 K: 1 S: 7 H: 0 LOB: 0 BB: 0 P: 12		1B: 8 2B: 0 3B: 0 HR: 1 SF: 2 SAC: 0 DP: 0 HBP: 0		WP: 0 PB: 1 SB: 1 CS: 0 PA: 35			

PITCHER		IP	WLS	BF	H	R	ER	SO	BB	IBB	HBP	BLK	WP	HR	S	P	ERA	WHIP
31 Alfredo Simon, R ERA: 2.74	(1, 1)	5.0	L	22	5	4	2	4	1	0	0	0	0	1	52	80	3.60	1.200
60 J.J. Hoover, R ERA: 5.49	(6, 1)	1.0		7	4	3	3	1	0	0	0	0	0	0	19	28	27.00	4.000
53 Carlos Contreras, R ERA: 2.45	(7, 1)	1.0		3	0	0	0	0	0	0	0	0	0	0	7	12	0.00	0.000
70 Jumbo Díaz, R ERA: 3.86	(8, 1)	1.0		3	0	0	0	1	0	0	0	0	0	0	7	12	0.00	0.000

PITCHER	IP	WLS	BF	H	R	ER	SO	BB	IBB	HBP	BLK	WP	HR	S	P	ERA	WHIP

BOTTOM

Cincinnati Reds @ New York Yankees

Yankee Stadium, Bronx, NY

Sat Jul 19 2014, 1:08 PM - 3:48 PM EDT

Att. 47,606 - Cloudy - 77 F

livebaseballscorecards.com

AB	32
R	7
H	9
RBI	7
BB	1
SO	6
LOB	10

Cincinnati Reds @ New York Yankees

Yankee Stadium, Bronx, NY

Sun Jul 20 2014, 1:11 PM - 4:42 PM EDT

Att. 43,115 - Partly Cloudy - 77 F

livebaseballscorecards.com

TOP

Batter	1	2	3	4	5	6	7	8	9	AB	R	H	RBI	BB	SO	LOB
6 Billy Hamilton, S (1, 8) OBP: 0.311, SLG: 0.414	C SI 89 F FS 86 T FS 87 0-2 ① K		T FS 87 X FS 85 0-1 ② F9		C SL 83 B FF 91 F SL 83 X SI 92 1-2 ② P3		T FF 96 B FF 98 1 SAFE C FF 96 S SV 86 1-3 ③ K2-3 1-2			4	0	0	0	0	2	3
25 Skip Schumaker, L (1, 4) OBP: 0.298, SLG: 0.329	C SL 82 T FS 85 B FS 87 F SI 91 S FS 87 1-3 ② K		S FS 87 B FS 84 D FS 88 B SL 83 F SI 93 F FS 86 B SI 92 4-2 BB		B SL 82 B SL 83 X FF 90 2-0 2-H 2B			X FF 95 0-0 21 CS 1B		3	0	2	1	1	1	0
21 Todd Frazier, R (1, 3) OBP: 0.350, SLG: 0.500	S FF 92 S SL 84 C SL 83 0-3 ③ K		C SI 93 X SL 84 0-1 ③ L8		X SI 93 0-0 ③ G6-3			B KC 82 B KC 85 T FF 98 1 SAFE B FF 98 S FF 96 F FF 98 F FF 98 X FF 98 3-2 ① 1-2 HR		4	1	1	1	0	1	3
32 Jay Bruce, L (1, 9) OBP: 0.302, SLG: 0.393		C SL 80 X FF 88 0-1 ① F8		B CU 74 X FS 85 1-0 ① G3		C SL 81 B FS 85 S FS 86 F FS 87 B FS 87 F FS 87 F SI 91 F FS 88 B FS 87 3-3 ① K		B KC 82 B KC 83 X FF 98 2-0 ② G5-3		4	0	0	0	0	1	0
48 Ryan Ludwick, R (1, 10) OBP: 0.327, SLG: 0.403		B SI 90 B SL 83 F SL 81 B SI 90 F SI 91 B SL 84 4-2 BB		C SI 91 B SI 91 F SI 91 B FS 88 F SL 84 F SL 83 X FS 86 2-2 2B		F SI 93 B SI 94 F SI 93 F SI 92 B SL 84 D SL 84 S SL 83 3-3 ② K		C KC 81 F KC 83 B KC 84 X KC 83 1-2 ③ F9		3	0	1	0	1	1	0
29 Brayan Peña, S (1, 2) OBP: 0.284, SLG: 0.394		B FS 84 S FS 86 X SI 92 1-1 ② F8		B FF 90 S FS 88 S FS 87 S FS 88 1-3 ② K2-3		B FS 87 B FS 86 X SI 92 2-0 ③ G4-3			B KC 83 S FC 90 B FC 90 X FC 92 2-1 ① G4-3	4	0	0	0	0	1	2
28 Chris Heisey, R (1, 7) OBP: 0.290, SLG: 0.385		S SL 83 S SL 83 F SI 92 B SL 84 D FS 86 X SL 84 2-2 ③ P6		X SI 93 0-0 ③ G6-3			L SI 90 B SI 90 C SL 82 B SI 91 X SI 91 2-2 ① F7		C KC 83 B FC 92 F KC 82 S FC 93 1-3 ② K	4	0	0	0	0	1	2
2 Zack Cozart, R (1, 6) OBP: 0.280, SLG: 0.300			C SL 81 B SL 82 X FS 86 1-1 ① G6-3		F SL 82 F SI 91 B SL 84 X SI 92 1-2 E4 7 SH3-4 25 2B		S SL 84 B SL 83 F SI 92 X SL 84 1-2 ② P4		C FC 91 B KC 83 B KC 80 F KC 84 X FC 91 2-2 ③ P3	4	1	0	0	0	0	0
7 Ramon Santiago, S (1, 5) OBP: 0.361, SLG: 0.337			X SI 91 0-0 2B		X FF 89 0-0 ① SH3-4 1-2		B FF 93 B KC 78 C FF 95 X FF 96 2-1 6 S 1B			2	0	2	0	0	0	0

	AB	32
	R	2
	H	6
	RBI	2
	BB	2
	SO	8
	LOB	10

Inning Stats	1	2	3	4	5	6	7	8	9
	R: 0 E: 0 K: 3 S: 10	R: 0 E: 0 K: 0 S: 10	R: 0 E: 0 K: 0 S: 10	R: 0 E: 0 K: 1 S: 10	R: 1 E: 1 K: 0 S: 9	R: 0 E: 0 K: 2 S: 12	R: 0 E: 0 K: 1 S: 11	R: 1 E: 0 K: 0 S: 10	R: 0 E: 0 K: 1 S: 8
	H: 0 LOB: 0 BB: 0 P: 11	H: 0 LOB: 1 BB: 1 P: 17	H: 1 LOB: 2 BB: 1 P: 15	H: 1 LOB: 1 BB: 0 P: 14	H: 1 LOB: 1 BB: 0 P: 13	H: 0 LOB: 0 BB: 0 P: 20	H: 1 LOB: 1 BB: 0 P: 17	H: 2 LOB: 0 BB: 0 P: 16	H: 0 LOB: 0 BB: 0 P: 13

	1B: 2	SF: 0	WP: 0	PA: 35
	2B: 3	SAC: 1	PB: 0	
	3B: 0	DP: 0	SB: 1	
	HR: 1	HBP: 0	CS: 1	

PITCHER		IP	WLS	BF	H	R	ER	SO	BB	IBB	HBP	BLK	WP	HR	S	P	ERA	WHIP
18 Hiroki Kuroda, R ERA: 3.88	(1, 1)	6.2		26	3	1	0	6	2	0	0	0	0	0	67	99	0.00	0.750
68 Dellin Betances, R ERA: 1.54	(7, 1)	1.1	B	6	3	1	1	1	0	0	0	0	0	1	15	24	6.75	2.250
30 David Robertson, R ERA: 2.6	(9, 1)	1.0	W	3	0	0	0	1	0	0	0	0	0	0	8	13	0.00	0.000

PITCHER		IP	WLS	BF	H	R	ER	SO	BB	IBB	HBP	BLK	WP	HR	S	P	ERA	WHIP

Batter	1	2	3	4	5	6	7	8	9	AB	R	H	RBI	BB	SO	LOB
11 Brett Gardner, L (1, 7) OBP: 0.352, SLG: 0.418	C FF 92 F FF 92 B FC 89 F FF 94 B FF 94 B CH 85 F FC 90 C SI 93 3-3 K ①		2 SAFE X FC 89 0-0 F9 ①		C FC 90 B FF 94 1 SAFE B SI 93 B FC 86 F FC 89 1 SAFE B SI 93 4-2 2 1B 22 1B 1-2 BB	B SL 85 C SL 83 C SL 84 D SL 84 X FF 94 2-2 E5 2 FC6-4 1-2 2-3		B SI 93 B SI 92 X SI 92 2-0 F7 ②		4	1	0	0	1	1	5
2 Derek Jeter, R (1, 6) OBP: 0.326, SLG: 0.323	B FC 86 F FC 88 F FF 95 F FF 94 B FC 91 B CH 84 S CH 84 3-3 K ②		C SI 94 F SI 94 X SI 95 0-2 FC5-4 22 BB 1-2f 2-3 ②		F SI 93 B FF 93 2 SAFE X FF 94 1-1 22 1B 1-3 2-H 1B	B FF 88 C FF 89 B SI 90 X SI 88 2-1 FC6-4 ③ 1-2f		B FF 93 1 SAFE X SI 92 1-0 G4-3 ③		5	0	1	1	0	1	6
22 Jacoby Ellsbury, L (1, 8) OBP: 0.352, SLG: 0.414	F SI 94 F CH 85 B SI 94 X FF 91 1-2 1B		B FF 94 B CH 83 S FF 92 B FF 95 B FF 95 4-1 1-2 BB		F FF 94 F CH 83 B FF 95 B SI 95 B FC 89 X FF 94 3-2 34 S 1-3 3-H 1B		C FF 88 F CH 79 B SI 87 X KC 73 1-2 25 L9 2B		B FF 100 F FF 100 S FF 100 B FF 102 F FF 102 B FF 101 F FF 100 F FF 101 X FF 101 3-2 25 WP 25 S 34 1B 1B	4	1	4	1	1	0	0
25 Mark Teixeira, S (1, 3) OBP: 0.330, SLG: 0.443	C SI 93 F FF 93 X FC 89 0-2 G3 ③		F CH 84 F SI 95 D SL 83 B FF 95 C FC 91 2-3 K ③		F FC 89 C FF 95 B SI 94 S FF 95 1-3 K ②		X FF 87 0-0 L9 ① 2-3		B FF 100 1 SAFE C FF 99 F FF 99 B FF 102 B SL 88 F FF 101 S FF 100 3-3 K ① 1-3	5	0	0	0	0	3	8
34 Brian McCann, L (1, 2) OBP: 0.294, SLG: 0.377		C FC 88 B FF 92 F FF 91 B SI 94 X CH 85 2-2 G3-1 ①		B CH 83 X FF 91 1-0 36 G4-6-3 1B	F FF 91 B FF 95 S FC 89 B FF 95 T FF 94 2-2 K ③ 1-2		X FF 89 0-0 G3 ②		B FF 101 X FF 100 1-0 3-H 1B	5	0	2	1	0	1	3
36 Carlos Beltrán, S (1, 10) OBP: 0.277, SLG: 0.416		S SL 83 S CH 85 B FF 94 F SI 94 B SL 86 F FF 95 B SL 85 S CH 86 3-3 K ②		B FF 91 B SI 93 B CH 82 C SI 92 F FC 90 F FF 95 X SL 80 3-2 G4-6-3 ① ② 1-2f		B FS 83 F FS 83 B FS 83 S SL 82 T FF 94 2-2 K ①	C SI 88 B SI 88 B SI 88 B SI 88 S KC 74 B KC 74 4-2 BB			3	0	0	0	1	2	1
31 Ichiro Suzuki, L (1, 9) OBP: 0.333, SLG: 0.322		B SL 81 B FF 91 S CH 84 X CH 85 2-1 G4-3 ③		B CH 83 X CH 82 1-0 G6-3 ③		C FF 93 X FS 84 0-1 11 E 14 1B 1B	C FF 86 B FF 87 C FF 88 X KC 74 1-2 G3 ③			4	0	1	0	0	0	2
14 Brian Roberts, S (1, 4) OBP: 0.307, SLG: 0.374			B SL 83 B CH 81 F CH 82 X FC 90 2-1 2 FC5-4 33 BB 1B		C CH 82 C FF 94 B FF 92 F CH 85 B SI 95 S FF 95 2-3 K ①	1 SAFE C FF 93 1 SAFE 1 SAFE F FF 93 D SL 84 X FF 94 1-2 11 E 1B		B SI 92 C SL 88 B FF 94 F SI 94 B FF 95 F SI 94 S SL 89 3-3 K ①		4	0	2	0	0	2	0
33 Kelly Johnson, L (1, 5) 45 Zelous Wheeler, R (6, PH) OBP: 0.286, SLG: 0.571 (7, 5)			C FC 89 1 SAFE B SI 93 S SI 92 F SI 93 B SI 92 D SL 83 B CH 81 4-2 2 FC5-4 1-2 BB		S SL 83 B CH 84 B CH 85 T FC 90 B FC 89 F FF 94 B FC 89 4-2 11 BB 2 1B BB	B FF 93 F FF 93 F FF 94 F FS 85 F SL 85 F FF 93 C FF 94 1-3 K ②		B SL 88 S SL 88 F SL 89 F FF 96 B SL 89 X SL 88 2-2 1B	0 2	1 0	0 1	0 0	2 0	0 1	0 2
Inning Stats	R: 0 E: 0 K: 2 S: 15 H: 1 LOB: 1 BB: 0 P: 22	R: 0 E: 0 K: 1 S: 10 H: 0 LOB: 0 BB: 0 P: 17	R: 0 E: 0 K: 1 S: 13 H: 1 LOB: 3 BB: 2 P: 25	R: 0 E: 0 K: 0 S: 6 H: 1 LOB: 0 BB: 0 P: 11	R: 2 E: 0 K: 3 S: 20 H: 2 LOB: 2 BB: 2 P: 37	R: 0 E: 1 K: 2 S: 19 H: 2 LOB: 3 BB: 0 P: 27	R: 0 E: 0 K: 0 S: 10 H: 1 LOB: 2 BB: 1 P: 16	R: 0 E: 0 K: 1 S: 10 H: 1 LOB: 1 BB: 0 P: 18	R: 1 E: 0 K: 1 S: 11 H: 2 LOB: 1 BB: 0 P: 18	1B: 10 2B: 1 3B: 0 HR: 0 SF: 0 SAC: 0 DP: 1 HBP: 0						

PITCHER		IP	WLS	BF	H	R	ER	SO	BB	IBB	HBP	BLK	WP	HR	S	P	ERA	WHIP
47 Johnny Cueto, R ERA: 2.18	(1, 1)	5.0		23	5	2	2	7	4	0	0	0	0	0	64	112	3.60	1.800
43 Manny Parra, L ERA: 3.86	(6, 1)	0.2		5	2	0	0	2	0	0	0	0	0	0	17	23	0.00	3.000
63 Sam LeCure, R ERA: 3.25	(6, 1)	1.1		6	1	0	0	0	1	0	0	0	0	0	12	20	0.00	1.500
51 Jonathan Broxton, R ERA: 1.06	(8, 1)	1.0		4	1	0	0	1	0	0	0	0	0	0	10	18	0.00	1.000
54 Aroldis Chapman, L ERA: 2.4	(9, 1)	0.1	L	3	2	1	1	1	0	0	0	0	1	0	11	18	27.00	6.000

PITCHER	IP	WLS	BF	H	R	ER	SO	BB	IBB	HBP	BLK	WP	HR	S	P	ERA	WHIP

BOTTOM

Cincinnati Reds @ New York Yankees

Yankee Stadium, Bronx, NY

Sun Jul 20 2014, 1:11 PM - 4:42 PM EDT

Att. 43,115 - Partly Cloudy - 77 F

livebaseballscorecards.com

AB	36
R	3
H	11
RBI	3
BB	5
SO	11
LOB	27

WP: 1 PA: 41
PB: 0
SB: 2
CS: 0

Batter	1	2	3	4	5	6	7	8	9	AB	R	H	RBI	BB	SO	LOB
6 Billy Hamilton, S (1, 8) OBP: 0.314, SLG: 0.424	B FF 94 X FF 94 1-0 ① G3-1		S SI 96 X SI 96 0-1 ① G3 1-2			X FF 95 0-0 HR		B FF 93 X FF 92 1-0 1B		4	1	2	1	0	0	1
25 Skip Schumaker, L (1, 9) OBP: 0.303, SLG: 0.340	C FF 94 B FF 96 S CH 83 X FF 97 1-2 21 G4-6-3 1B		B FF 97 B SI 98 B FF 96 C SI 96 X SI 98 3-1 ② FC6-2 21 FC6-4 2-H			B SI 97 C CH 84 X SI 97 1-1 21 G6-3 2B		1 SAFE C CU 78 1 SAFE S SL 82 C SL 83 0-3 ① K		4	0	2	0	0	1	2
21 Todd Frazier, R (1, 5) OBP: 0.346, SLG: 0.495	1 SAFE C FF 97 B FF 96 X SL 86 1-1 ②③ G4-6-3 1-2f		B FF 97 1 SAFE 1 SAFE C FF 95 D SL 87 X SL 86 2-1 ③ FC6-4 1-2f			C SL 83 X SI 96 0-1 ① G6-3 2-3		1 SAFE F SL 80 1 SAFE B FF 93 1 SAFE 1 SAFE B FF 93 S SL 81 S SL 82 2-3 ② K		4	0	0	0	0	1	4
39 Devin Mesoraco, R (1, 2) OBP: 0.365, SLG: 0.583		B FF 95 B SL 85 C SI 97 H FF 96 3-1 28 BB HBP		B SL 80 B SI 95 F FF 93 S FF 95 F FF 97 B FF 97 S FF 95 3-3 ① K		S SI 97 F SI 97 D SL 87 S SL 89 1-3 ② K		B SL 82 B FF 95 D SL 82 C FF 93 S FF 95 S FF 96 3-3 ③ K		3	0	0	0	0	3	2
23 Donald Lutz, L (1, 3) OBP: 0.240, SLG: 0.261		C SL 83 B FF 97 F FF 98 S SL 90 1-3 ① K		B SL 84 X FF 96 1-0 ② L4		C SL 82 S CH 87 D SL 88 B SI 96 F SI 98 D SL 89 S SL 90 3-3 ③ K			C SI 91 S CH 83 F FF 91 B CH 85 X CH 82 1-2 ① L9	4	0	0	0	0	2	2
28 Chris Heisey, R (1, 7) OBP: 0.289, SLG: 0.378		S SL 85 D FF 97 1 SAFE S FF 96 B FF 98 B SL 88 B FF 97 4-2 2 FC6-4 BB 1-2		S SL 83 C SL 84 B SL 87 C FF 96 1-3 ③ K			C FF 94 X SL 84 0-1 ① P3		C SI 91 C SI 91 X FF 92 0-2 ② G5-3	3	0	0	0	1	1	0
7 Ramon Santiago, S (1, 4) OBP: 0.347, SLG: 0.322		C FF 96 X FF 95 0-1 ② F8			F FF 94 C FF 98 B SL 85 F FF 97 B FF 96 F SI 96 F FF 96 X FF 98 2-2 ① G6-3		B SL 83 C FF 95 B FF 96 X SI 96 2-1 ② G3-1		B SI 91 X SI 90 1-0 ③ L8	4	0	0	0	0	0	2
2 Zack Cozart, R (1, 6) OBP: 0.278, SLG: 0.297		X FF 96 0-0 ③ FC6-4 1-2f			B SL 83 B FF 96 C FF 93 B FF 96 X FF 94 3-1 ② F9		C FF 94 B SL 84 S SI 96 X SL 85 1-2 ③ G6-3			3	0	0	0	0	0	2
55 Mat Latos, R (1, 1) 17 Kristopher Negrón, R (8, PH) OBP: 0.333, SLG: 1.000 53 Carlos Contreras, R (8, 1)			C FF 90 S SL 83 B SL 86 B FF 98 B SI 95 B FF 95 4-2 25 WP 6 G3 25 FC6-2 BB		F FF 92 C SL 85 B SL 87 B FF 97 F FF 95 X SI 94 2-2 ③ G1-3			X FF 93 0-0 HR		1 1 0	0 1 0	0 1 0	0 1 0	1 0 0	0 0 0	0 0 0
Inning Stats	R: 0 E: 0 K: 0 S: 6 H: 1 LOB: 0 BB: 0 P: 9	R: 0 E: 0 K: 1 S: 9 H: 0 LOB: 2 BB: 1 P: 17	R: 0 E: 0 K: 0 S: 8 H: 0 LOB: 1 BB: 1 P: 17	R: 0 E: 0 K: 2 S: 8 H: 0 LOB: 0 BB: 0 P: 13	R: 0 E: 0 K: 0 S: 12 H: 0 LOB: 0 BB: 0 P: 19	R: 1 E: 0 K: 2 S: 12 H: 2 LOB: 1 BB: 0 P: 17	R: 0 E: 0 K: 0 S: 7 H: 0 LOB: 0 BB: 0 P: 10	R: 1 E: 0 K: 3 S: 11 H: 2 LOB: 1 BB: 0 P: 17	R: 0 E: 0 K: 0 S: 8 H: 0 LOB: 0 BB: 0 P: 10	1B: 2 2B: 1 3B: 0 HR: 2 SF: 0 SAC: 0 DP: 1 HBP: 1						

PITCHER		IP	WLS	BF	H	R	ER	SO	BB	IBB	HBP	BLK	WP	HR	S	P	ERA	WHIP
38 Wily Peralta, R ERA: 3.58	(1, 1)	7.0	W	26	3	1	1	5	2	0	1	0	1	1	62	102	1.29	0.714
13 Will Smith, L ERA: 3.15	(8, 1)	1.0		5	2	1	1	3	0	0	0	0	0	1	11	17	9.00	2.000
57 Francisco Rodríguez, R ERA: 2.66	(9, 1)	1.0	S	3	0	0	0	0	0	0	0	0	0	0	8	10	0.00	0.000

PITCHER	IP	WLS	BF	H	R	ER	SO	BB	IBB	HBP	BLK	WP	HR	S	P	ERA	WHIP

TOP

Cincinnati Reds @ Milwaukee Brewers

Miller Park, Milwaukee, WI

Mon Jul 21 2014, 7:11 PM - 10:06 PM CDT

Att. 31,350 - Partly Cloudy - 83 F

livebaseballscorecards.com

AB	31
R	2
H	5
RBI	2
BB	2
SO	8
LOB	15

WP: 1	PA: 34	1B: 2	SF: 0	R: 0	H: 0	
PB: 0		2B: 1	SAC: 0	E: 0	LOB: 1	
SB: 0		3B: 0	DP: 1	K: 0	BB: 0	
CS: 0		HR: 2	HBP: 1	S: 8	P: 10	

Batter	1	2	3	4	5	6	7	8	9	AB	R	H	RBI	BB	SO	LOB
27 Carlos Gómez, R (1, 8) OBP: 0.369, SLG: 0.504	B FC 90 F FC 90 X FF 91 1-1 B1-3 ①		X FF 91 0-0 2 F8 8 2B 1-2 1B	X FF 89 0-0 2 S 2 E 2-H 2B			B SL 85 B SL 85 X FF 89 2-0 P5 ①			4	2	2	1	0	0	0
2 Scooter Gennett, L (1, 4) OBP: 0.345, SLG: 0.485	B FF 90 C FF 89 B CU 76 X FF 91 2-1 F8 ②		B SI 90 X SI 91 1-0 F8 ① 1-2 2-3	F FC 89 F CU 75 B SI 89 D CU 77 F FS 81 X CU 75 2-2 E3 8 S 2-H			F FF 87 B SL 88 X FC 89 1-1 1B			4	0	1	0	0	0	2
8 Ryan Braun, R (1, 9) OBP: 0.354, SLG: 0.524	C FC 93 X FF 91 0-1 1B		F SI 93 F SI 91 X FS 82 0-2 2-H 3-H 2B	1 SAFE B FC 91 F SI 92 F SI 92 1 SAFE B SL 87 S SL 88 2-3 K ③ 1-2			1 SAFE B SI 88 F SI 89 F SL 85 X FC 92 1-2 L9 ②			4	0	2	2	0	1	2
16 Aramis Ramirez, R (1, 5) OBP: 0.334, SLG: 0.446	1 SAFE C FC 93 X SI 90 0-1 P3 ③		B FC 91 H SI 90 2-0 HBP		X SL 86 0-0 F8 ①		1 SAFE F FC 90 F FF 90 D FS 81 1 SAFE F FS 77 D SL 86 1 SAFE D SL 88 3-2 F SL 85 X CU 78 G5-3 ③			3	0	0	0	0	0	2
20 Jonathan Lucroy, R (1, 2) OBP: 0.379, SLG: 0.483		B SL 88 B FC 89 C FC 89 F FC 92 B FC 92 F FC 91 F SI 90 X FC 93 3-2 P3 ①	X FC 89 0-0 F7 ②		C FC 89 C CU 77 F FS 81 X FF 90 0-2 P4 ②			B FF 92 B FF 92 S FF 92 C FF 91 B CU 81 X FF 93 3-2 F8 ①		4	0	0	0	0	0	2
1 Logan Schafer, L (1, 7) OBP: 0.279, SLG: 0.303		C FF 90 F FC 92 S FS 79 0-3 K ②	B FF 89 X FF 90 1-0 F8 ③		B SI 89 F FF 90 X SL 86 1-1 G6-3 ③			B SI 92 F FF 93 X FC 94 1-1 G6-3 ②		4	0	0	0	0	1	2
7 Mark Reynolds, R (1, 3) OBP: 0.294, SLG: 0.375	X SL 89 0-0 F8 ③			X FC 90 0-0 G6-3 ①		B SL 87 S FS 84 F FS 83 X FS 78 1-2 L5 ①		C FC 94 B CU 81 S CU 81 B FC 94 B CU 81 X FF 94 3-2 L7 ③		4	0	0	0	0	0	0
9 Jean Segura, R (1, 6) OBP: 0.269, SLG: 0.328			C SL 88 B FF 87 B FC 88 X FC 89 2-1 E4 3B	C FC 89 B SI 88 X FF 90 1-1 38 SH2 27 2B 1B		C SL 84 B FF 89 C SI 87 B FS 80 F SL 84 X CU 78 2-2 G6-3 ②				3	2	2	0	0	0	0
38 Wily Peralta, R (1, 1) OBP: 0.111, SLG: 0.143 13 Will Smith, R (8, 1) 57 Francisco Rodríguez, R (9, 1)			B FC 91 B FC 90 C FC 90 B FC 90 C FC 90 F FC 91 F FF 91 F FC 93 F FC 92 3-2 X FF 93 2 F8 27 1B 8 2B 1B	X FF 90 0-0 SH2 ② 1-2		F FC 89 S CU 77 C FS 77 0-3 K ③				2 0 0	1 0 0	1 0 0	0 0 0	0 0 0	1 0 0	0 0 0
Inning Stats	R: 0 E: 0 K: 0 S: 8 H: 1 LOB: 1 BB: 0 P: 11	R: 0 E: 0 K: 1 S: 9 H: 0 LOB: 0 BB: 0 P: 12	R: 3 E: 1 K: 0 S: 16 H: 4 LOB: 2 BB: 0 P: 25	R: 2 E: 1 K: 1 S: 12 H: 2 LOB: 1 BB: 0 P: 17	R: 0 E: 0 K: 0 S: 7 H: 0 LOB: 0 BB: 0 P: 8	R: 0 E: 0 K: 1 S: 10 H: 0 LOB: 0 BB: 0 P: 13	R: 0 E: 0 K: 0 S: 11 H: 1 LOB: 1 BB: 0 P: 18	R: 0 E: 0 K: 0 S: 8 H: 0 LOB: 0 BB: 0 P: 15		1B: 5 2B: 2 3B: 1 HR: 0 SF: 0 SAC: 1 DP: 0 HBP: 1				WP: 0 PB: 0 SB: 2 CS: 0 PA: 34	

PITCHER		IP	WLS	BF	H	R	ER	SO	BB	IBB	HBP	BLK	WP	HR	S	P	ERA	WHIP
55 Mat Latos, R ERA: 3.15	(1, 1)	7.0	L	31	8	5	4	3	0	0	1	0	0	0	73	104	5.14	1.143
53 Carlos Contreras, R ERA: 2.16	(8, 1)	1.0		3	0	0	0	0	0	0	0	0	0	0	8	15	0.00	0.000

PITCHER	IP	WLS	BF	H	R	ER	SO	BB	IBB	HBP	BLK	WP	HR	S	P	ERA	WHIP

BOTTOM

Cincinnati Reds @ Milwaukee Brewers

Miller Park, Milwaukee, WI

Mon Jul 21 2014, 7:11 PM - 10:06 PM CDT

Att. 31,350 - Partly Cloudy - 83 F

livebaseballscorecards.com

AB	32
R	5
H	8
RBI	3
BB	0
SO	3
LOB	10

Cincinnati Reds @ Milwaukee Brewers

Miller Park, Milwaukee, WI

Tue Jul 22 2014, 7:12 PM - 10:12 PM CDT

Att. 33,485 - Cloudy - 87 F

TOP

livebaseballscorecards.com

Batter	1	2	3	4	5	6	7	8	9	AB	R	H	RBI	BB	SO	LOB
6 Billy Hamilton, S (1, 8) OBP: 0.313, SLG: 0.422	C FF 93 F FF 94 B FF 95 S SL 89 1-3 **K** ①			C FF 93 B SL 86 C FF 93 X FF 95 1-2 25 G6-3 25 S 32 2B 1B	X FF 93 0-0 F8 ③		B SI 92 F FF 90 F SI 92 B SI 93 X FF 93 2-2 L4-6 ②③ 2-2			4	1	1	0	0	1	3
25 Skip Schumaker, L (1, 4) OBP: 0.296, SLG: 0.331	C FF 94 B CH 86 F FF 95 B SL 87 F SI 95 F FF 96 B SL 87 X SI 94 3-2 G6-3 ②			1 SAFE B SI 93 B SI 93 C FF 92 F SL 85 F SL 83 X FF 93 2-2 G6-3 ① 1-3		S SL 84 F FF 93 S SL 85 0-3 **K** ①		B SI 89 B FF 88 C FF 88 S SL 83 B CU 76 F SI 89 S SI 90 3-3 **K** ①		4	0	0	0	0	2	1
21 Todd Frazier, R (1, 3) OBP: 0.345, SLG: 0.491	X SI 95 0-0 G6-3 ③			H SL 83 1-0 32 2B HBP		C SL 84 S SL 86 X SL 85 1-2 G1-3 ②		C SL 84 C CU 75 S SI 88 0-3 **K** ②		3	0	0	0	0	1	0
32 Jay Bruce, L (1, 9) OBP: 0.301, SLG: 0.395		C SI 94 S SL 88 C SL 87 0-3 **K** ①		S SL 84 B SI 93 B SI 92 X SI 92 2-1 2B 1-3 3-H		B SL 85 X SI 94 1-0 G4-3 ③		C SL 85 F SI 91 S CU 77 0-3 **K** ③		4	0	1	1	0	2	0
48 Ryan Ludwick, R (1, 7) OBP: 0.326, SLG: 0.401		B SI 94 F SI 93 B SL 86 X SL 85 2-1 F7 ②		C SI 91 C FF 93 T SI 94 0-2 **K** ②			S SL 84 B SI 93 X SI 93 1-1 2 HBP 29 1B 7 HBP 1B		F SI 91 X CU 77 0-1 G6-3 ①	4	1	1	0	0	1	2
29 Brayan Peña, S (1, 2) OBP: 0.288, SLG: 0.396		X FF 93 0-0 L9 ③		F SL 85 X SI 94 0-1 G1-4-3 ③			X SI 92 0-0 7 HBP 2 HBP 28 SF7 1B 1-2		B SI 91 B CH 84 F CH 83 F CH 82 B FF 92 X SI 92 3-2 17 FC6 1B	4	1	2	0	0	0	2
2 Zack Cozart, R (1, 6) OBP: 0.279, SLG: 0.296 17 Kristopher Negrón, R (7, 5) OBP: 0.300, SLG: 0.889		C SI 94 B SI 93 B FF 93 X SI 93 2-1 L8 ①			B SI 93 B SI 92 B SI 92 C SI 93 F SI 92 X SI 93 3-2 G6-3 ①		B SL 85 B SL 84 B SI 92 C SI 93 H SL 91 4-1 6 L4-6 7 HBP HBP 1-2 2-3		B SI 91 X SI 90 1-0 FC6 ② 1-2f	2 1	0 0	0 0	0 0	0 0	0 0	0 1
7 Ramon Santiago, S (1, 5) OBP: 0.352, SLG: 0.315 (7, 6)		C FF 93 F FF 94 X SL 87 0-2 L5 ②			B SI 93 B SI 94 C SI 92 B SI 93 B SI 93 4-1 34 SH3-4 BB		C SI 92 B SI 92 S FF 93 H SL 87 2-2 HBP 1-2 2-3 3-H		1 SAFE 1 SAFE C SI 91 1 SAFE S CH 83 1 SAFE S CH 84 0-3 **K** ③	2	0	0	1	1	1	1
34 Homer Bailey, R (1, 1) OBP: 0.162, SLG: 0.139 28 Chris Heisey, R (7, PH) OBP: 0.287, SLG: 0.378 70 Jumbo Díaz, R (7, 1) 51 Jonathan Broxton, R (8, 1) 63 Sam LeCure, R (9, 1)		B FF 93 S FF 93 F SI 93 C SL 85 1-3 **K** ③		M SL 86 1 SAFE X SL 86 0-1 SH3-4 ② 1-2		C SI 92 S SI 92 X SI 93 0-2 SF7 ① 3-H			1 0 0 0 0	0 0 0 0 0	0 0 0 0 0	0 1 0 0 0	0 0 0 0 0	1 0 0 0 0	0 0 0 0 0

	AB	R	H	RBI	BB	SO	LOB
	29	3	5	3	1	9	10

Inning Stats																																
	R: 0 E: 0 K: 1 S: 9		H: 0 LOB: 0 BB: 0 P: 13		R: 0 E: 0 K: 1 S: 6		H: 0 LOB: 0 BB: 0 P: 8		R: 0 E: 0 K: 1 S: 8		H: 0 LOB: 0 BB: 0 P: 11		R: 1 E: 0 K: 1 S: 14		H: 2 LOB: 2 BB: 0 P: 20		R: 0 E: 0 K: 0 S: 7		H: 0 LOB: 1 BB: 1 P: 14		R: 0 E: 0 K: 1 S: 7		H: 0 LOB: 0 BB: 0 P: 9		R: 2 E: 0 K: 0 S: 12		H: 2 LOB: 1 BB: 0 P: 21		R: 0 E: 0 K: 3 S: 10		H: 0 LOB: 0 BB: 0 P: 13		R: 0 E: 0 K: 1 S: 9		H: 1 LOB: 1 BB: 0 P: 13		1B: 4 2B: 2 3B: 0 HR: 0		SF: 1 SAC: 1 DP: 1 HBP: 3		WP: 0 PB: 0 SB: 1 CS: 0		PA: 35

PITCHER		IP	WLS	BF	H	R	ER	SO	BB	IBB	HBP	BLK	WP	HR	S	P	ERA	WHIP
52 Jimmy Nelson, R ERA: 5.06	(1, 1)	6.0		26	4	3	3	5	1	0	3	0	0	0	57	88	4.50	0.833
53 Brandon Kintzler, R ERA: 3.6	(7, 1)	1.0	B	2	0	0	0	0	0	0	0	0	0	0	6	8	0.00	0.000
59 Zach Duke, L ERA: 1.11	(8, 1)	1.0		3	0	0	0	3	0	0	0	0	0	0	10	13	0.00	0.000
57 Francisco Rodríguez, R ERA: 2.61	(9, 1)	1.0	W	4	1	0	0	1	0	0	0	0	0	0	9	13	0.00	1.000

PITCHER		IP	WLS	BF	H	R	ER	SO	BB	IBB	HBP	BLK	WP	HR	S	P	ERA	WHIP

Cincinnati Reds @ Milwaukee Brewers

Miller Park, Milwaukee, WI

Tue Jul 22 2014, 7:12 PM - 10:12 PM CDT

Att. 33,485 - Cloudy - 87 F

livebaseballscorecards.com

BOTTOM

Batter	1	2	3	4	5	6	7	8	9	AB	R	H	RBI	BB	SO	LOB
27 Carlos Gómez, R (1, 8) OBP: 0.368, SLG: 0.500	G5-3		P3		BB			K		3	0	0	0	1	1	0
2 Scooter Gennett, L (1, 4) OBP: 0.343, SLG: 0.481 Rickie Weeks Jr., R (5, 4) OBP: 0.325, SLG: 0.390	G3		G4-3		G6-3			16 S 1B		2 0 0 0 0 0 0 2 0 1 0 0 0 3						
8 Ryan Braun, R (1, 9) OBP: 0.356, SLG: 0.534	HR			G5-3		16 G4-6-3 1B		K		4	1	2	1	0	1	1
16 Aramis Ramirez, R (1, 5) OBP: 0.333, SLG: 0.455	HR			G6-3		G4-6-3 1-2f		F8 1-2		4	1	1	1	0	0	2
20 Jonathan Lucroy, R (1, 2) OBP: 0.381, SLG: 0.500	G6-3			K		HR			HR	4	2	2	2	0	1	0
18 Khris Davis, R (1, 7) OBP: 0.300, SLG: 0.472		K			K	G5-3				3	0	0	0	0	2	0
24 Lyle Overbay, L (1, 3) OBP: 0.316, SLG: 0.344		G4-3			52 SH2-4 9 HBP BB		K			2	0	0	0	1	1	0
9 Jean Segura, R (1, 6) OBP: 0.270, SLG: 0.326		G6-3			52 SH2-4 HBP 1-2		K			2	0	0	0	0	1	0
52 Jimmy Nelson, R (1, 1)			G6-3		SH2-4 1-2 2-3		L5			1	0	0	0	0	0	0
53 Brandon Kintzler, R (7, 1)										0	0	0	0	0	0	0
1 Logan Schafer, L (7, PH) OBP: 0.277, SLG: 0.300										1	0	0	0	0	0	0
59 Zach Duke, L (8, 1)										0	0	0	0	0	0	0
57 Francisco Rodríguez, R (9, 1)										0	0	0	0	0	0	0

	AB	28
	R	4
	H	6
	RBI	4
	BB	2
	SO	7
	LOB	6

Inning Stats	1	2	3	4	5	6	7	8	9
	R: 2 E: 0 K: 0 S: 12	H: 2 LOB: 0 BB: 0 P: 17	R: 0 E: 0 K: 1 S: 7	H: 0 LOB: 0 BB: 0 P: 10	R: 0 E: 0 K: 0 S: 9	H: 0 LOB: 0 BB: 0 P: 14	R: 0 E: 0 K: 1 S: 5	H: 0 LOB: 0 BB: 0 P: 8	R: 0 E: 0 K: 1 S: 16	H: 0 LOB: 3 BB: 2 P: 29
	R: 1 E: 0 K: 0 S: 10	H: 2 LOB: 0 BB: 0 P: 15	R: 0 E: 0 K: 2 S: 12	H: 0 LOB: 0 BB: 0 P: 14	R: 0 E: 0 K: 2 S: 10	H: 1 LOB: 1 BB: 0 P: 19	R: 1 E: 0 K: 0 S: 2	H: 1 LOB: 0 BB: 0 P: 3		

	1B: 2	SF: 0	WP: 0	PA: 32
	2B: 0	SAC: 1	PB: 0	
	3B: 0	DP: 1	SB: 1	
	HR: 4	HBP: 1	CS: 0	

PITCHER		IP	WLS	BF	H	R	ER	SO	BB	IBB	HBP	BLK	WP	HR	S	P	ERA	WHIP
34 Homer Bailey, R ERA: 4.22	(1, 1)	6.0		24	4	3	3	3	2	0	1	0	0	3	59	93	4.50	1.000
70 Jumbo Díaz, R ERA: 3.48	(7, 1)	1.0		3	0	0	0	2	0	0	0	0	0	0	12	14	0.00	0.000
51 Jonathan Broxton, R ERA: 1.03	(8, 1)	1.0		4	1	0	0	2	0	0	0	0	0	0	10	19	0.00	1.000
63 Sam LeCure, R ERA: 3.5	(9, 1)	0.0	L	1	1	1	1	0	0	0	0	0	0	1	2	3	∞	∞

PITCHER	IP	WLS	BF	H	R	ER	SO	BB	IBB	HBP	BLK	WP	HR	S	P	ERA	WHIP

Cincinnati Reds @ Milwaukee Brewers

Miller Park, Milwaukee, WI

Wed Jul 23 2014, 1:11 PM - 3:44 PM CDT

Att. 38,192 - Sunny - 75 F

livebaseballscorecards.com

TOP

Batter	1	2	3	4	5	6	7	8	9	AB	R	H	RBI	BB	SO	LOB
6 Billy Hamilton, S (1, 8) OBP: 0.312, SLG: 0.421	C SI 90 B SI 90 S SI 90 F SI 90 X SL 84 1-2 ① F8		B SI 90 X SI 90 1-0 21 S 1B		X CU 75 0-0 ② SF9 2-3 3-H		X SI 88 0-0 ③ G1-3			3	0	1	1	0	0	1
21 Todd Frazier, R (1, 5) OBP: 0.344, SLG: 0.488	C SL 85 B SI 90 S SL 85 F SL 85 B SI 90 F SL 84 B SI 91 F SI 90 F SI 91 3-2 ② K		D SL 85 B CH 78 X SL 85 2-0 ③ G6-3 1-2		B SI 89 C SI 90 F SI 90 B B CH 78 X SL 85 3-2 ③ P4			C CU 75 S SL 80 B FF 93 X SL 81 1-2 29 G4-6-3 1B		4	0	1	0	0	1	2
29 Brayan Peña, S (1, 3) OBP: 0.283, SLG: 0.389	B SI 90 F SI 90 B SL 86 B SI 89 X SI 89 3-1 ③ L6			L CU 73 F SI 88 F SL 84 B SI 90 X SI 90 1-2 ① G3		B SL 82 F CU 75 B CH 80 F CH 79 F SL 85 F SI 90 X SL 85 2-2 ① L8		X FF 93 0-0 ①② G4-6-3 1-2f		4	0	0	0	0	0	1
48 Ryan Ludwick, R (1, 7) OBP: 0.321, SLG: 0.394		F SI 89 X SL 84 0-1 E5		X SL 84 0-0 ② G6-3		C SL 84 X SL 85 0-1 ② F8		C CU 78 B SL 81 B SL 82 F FF 94 B SL 82 X FF 95 3-2 ③ F8		4	0	0	0	0	0	0
32 Jay Bruce, L (1, 9) OBP: 0.304, SLG: 0.394		B SL 84 C CH 79 F SI 88 S CH 80 1-3 ① K		S SI 89 B CH 79 S CH 79 X CH 78 1-2 39 FC5-4 1B		B CU 74 T SI 90 B SI 90 S SL 85 F SL 86 B CH 80 F SI 90 B SL 85 4-2 BB			C SI 97 B KC 80 B SI 97 X SI 97 2-1 ① G6-3	3	0	1	0	1	1	1
39 Devin Mesoraco, R (1, 2) OBP: 0.359, SLG: 0.572		F SL 84 X SL 84 0-1 ② F8		B CH 78 X SL 86 1-0 ③ FC5-4 1-2f		C SI 89 F CH 79 B SI 88 S SL 84 1-3 ③ K			C SI 98 B SI 98 F SI 98 X KC 82 1-2 ② G6-3	4	0	0	0	0	1	3
25 Skip Schumaker, L (1, 4) OBP: 0.295, SLG: 0.329		C SI 89 X SL 84 0-1 ③ F9			B CU 74 X SI 88 1-0 44 SH1-3 7 BB 6 SF9 1B		C CU 72 B CH 77 F CH 78 F SI 88 X CH 78 1-2 ① L8		S SI 98 C SI 99 F SI 99 B SI 99 F KC 81 F SI 99 X FF 100 1-2 ③ G3	4	1	1	0	0	0	1
7 Ramon Santiago, S (1, 6) OBP: 0.352, SLG: 0.309			B SI 89 C CU 75 F FF 89 X CH 78 1-2 ① F7		T SI 88 1 SAFE F SL 84 B CH 78 D CH 78 B SL 85 B SI 90 4-2 6 SF9 44 SH1-3 1-2 BB		C CU 72 B SI 88 B SL 83 X SI 89 2-1 ② L8			2	0	0	0	1	0	0
44 Mike Leake, R (1, 1) OBP: 0.116, SLG: 0.209 23 Donald Lutz, L (7, PH) OBP: 0.269, SLG: 0.333 60 J.J. Hoover, R (7, 1) 70 Jumbo Díaz, R (8, 1)			S SL 84 S SL 84 X SL 84 0-2 ② G4-3		X SL 83 0-0 ① SH1-3 1-2 2-3		C CU 72 X CU 72 0-1 2B			1 1 0 0	0 0 0 0	0 1 0 0	0 0 0 0	0 0 0 0	0 0 0 0	0 0 0 0

	AB	30
	R	1
	H	5
	RBI	1
	BB	2
	SO	3
	LOB	9

Inning Stats	1	2	3	4	5	6	7	8	9
	R: 0 E: 0 K: 1 S: 14	H: 0 LOB: 0 BB: 0 P: 21	R: 0 E: 1 K: 1 S: 9	H: 0 LOB: 1 BB: 0 P: 10	R: 0 E: 0 K: 0 S: 8	H: 1 LOB: 1 BB: 0 P: 12	R: 0 E: 0 K: 0 S: 9	H: 1 LOB: 1 BB: 0 P: 12	R: 1 E: 0 K: 0 S: 8	H: 1 LOB: 1 BB: 1 P: 16	R: 0 E: 0 K: 1 S: 14	H: 0 LOB: 1 BB: 1 P: 21	R: 0 E: 0 K: 0 S: 9	H: 1 LOB: 1 BB: 0 P: 12	R: 0 E: 0 K: 0 S: 7	H: 1 LOB: 0 BB: 0 P: 11	R: 0 E: 0 K: 0 S: 11	H: 0 LOB: 0 BB: 0 P: 15

	1B: 4	SF: 1	WP: 0	PA: 34
	2B: 1	SAC: 1	PB: 0	
	3B: 0	DP: 1	SB: 1	
	HR: 0	HBP: 0	CS: 0	

PITCHER		IP	WLS	BF	H	R	ER	SO	BB	IBB	HBP	BLK	WP	HR	S	P	ERA	WHIP
26 Kyle Lohse, R ERA: 3.07	(1, 1)	6.2	W	27	4	1	1	3	2	0	0	0	0	0	70	103	1.35	0.900
59 Zach Duke, L ERA: 1.1	(7, 1)	0.1	H	1	0	0	0	0	0	0	0	0	0	0	1	1	0.00	0.000
13 Will Smith, L ERA: 3.09	(8, 1)	1.0	H	3	1	0	0	0	0	0	0	0	0	0	7	11	0.00	1.000
21 Jeremy Jeffress, R ERA: 8.31	(9, 1)	1.0		3	0	0	0	0	0	0	0	0	0	0	11	15	0.00	0.000

PITCHER		IP	WLS	BF	H	R	ER	SO	BB	IBB	HBP	BLK	WP	HR	S	P	ERA	WHIP

Batter	1	2	3	4	5	6	7	8	9	AB	R	H	RBI	BB	SO	LOB
27 Carlos Gómez, R (1, 8) OBP: 0.369, SLG: 0.505	B SI 89 X FC 88 1-0 E5 20 1B		X FC 89 0-0 8 G5-3 20 1B 1B		B FC 90 F SI 91 X SI 91 1-1 8 1B 1-H 3B	1 SAFE B SI 89 F SI 89 F FC 89 F SI 91 F FC 88 X KC 81 1-2 ③ L5				4	1	2	1	0	0	1
20 Jonathan Lucroy, R (1, 2) OBP: 0.382, SLG: 0.500	C SI 90 B SI 90 C SI 91 X SI 91 1-2 16 G6-4-3 1-2 1B		X SI 91 0-0 1-2 1B		C SI 92 X SI 92 0-1 ② G5-3		C FF 92 C SL 82 B FF 94 B FF 92 B FF 92 S FF 93 3-3 ① K			4	0	2	0	0	1	1
8 Ryan Braun, R (1, 9) OBP: 0.354, SLG: 0.530	D SL 82 C SI 90 F SI 91 F FC 91 B SL 82 C FC 90 2-3 ① K		C SI 91 X SI 92 0-1 ②③ G5-3 2-3f		B SI 93 F SI 93 B SL 82 C SL 82 X FF 91 2-2 3-H 1B		B SL 86 S SL 84 F FF 94 F FF 94 X SL 83 1-2 ② F9			4	0	1	1	0	1	4
16 Aramis Ramirez, R (1, 5) OBP: 0.332, SLG: 0.452	X SI 91 0-0 ②③ G6-4-3 1-2f			B SI 91 B SI 90 X SI 90 2-0 1B	F FC 90 1 SAFE F SL 81 S SL 82 0-3 ③ K		B FF 93 C SL 85 X FF 92 1-1 ③ F9			4	0	1	0	0	1	3
Rickie Weeks Jr., R (1, 4) OBP: 0.324, SLG: 0.392		B SI 91 X KC 79 1-0 ① G6-3		C KC 80 B SI 92 B SI 92 C SI 92 F SI 93 X SI 92 2-2 ① L9		X SI 88 0-0 7 HR 2B		B SL 86 C SL 88 F FF 96 B SI 97 C SL 86 2-3 ① K		4	1	1	0	0	1	1
18 Khris Davis, R (1, 7) OBP: 0.297, SLG: 0.467 21 Jeremy Jeffress, R (9, 1)		B FF 90 X CH 84 1-0 ② G6-3		B SI 91 C SI 91 1 SAFE F SI 91 X FF 91 1-2 ② L9		F FF 90 F SI 91 B SL 82 X SL 82 1-2 ① G5-3		S SL 87 C SI 98 X FF 97 0-2 ② P4		4 0	0 0	0 0	0 0	0 0	0 0	2 0
7 Mark Reynolds, R (1, 3) OBP: 0.300, SLG: 0.402		C SI 91 F SI 92 X FF 90 0-2 9 FC6-4 1B		C SI 92 S SL 82 B SI 90 1 SAFE B SI 91 B SL 82 S SL 82 3-3 ③ K		F SL 80 B SI 91 X SI 90 1-1 2-H HR		X SL 86 0-0 HR		4	2	3	3	0	1	1
9 Jean Segura, R (1, 6) OBP: 0.269, SLG: 0.325		C SI 91 B SI 91 B SI 91 X SI 91 2-1 ③ FC6-4 1-2f			C SI 90 B FC 89 C SL 81 X SL 81 1-2 ① P4	X FC 87 0-0 1B		B SL 86 S SL 86 X SI 97 1-1 ③ G6-3		4	0	1	0	0	0	1
26 Kyle Lohse, R (1, 1) OBP: 0.188, SLG: 0.152 59 Zach Duke, L (7, 1) 13 Will Smith, R (8, 1) 1 Logan Schafer, L (9, 7) OBP: 0.277, SLG: 0.300			C SI 89 C KC 78 X SL 81 0-2 ① F7		F SI 90 X KC 79 0-1 27 3B 1B	L SI 87 L SI 87 L SL 81 0-3 ② K				3 0 0 0	1 0 0 0	1 0 0 0	0 0 0 0	0 0 0 0	1 0 0 0	1 0 0 0
Inning Stats	R: 0 E: 1 K: 1 S: 9 H: 1 LOB: 1 BB: 0 P: 13	R: 0 E: 0 K: 0 S: 7 H: 1 LOB: 1 BB: 0 P: 11	R: 0 E: 0 K: 0 S: 7 H: 2 LOB: 1 BB: 0 P: 7	R: 0 E: 0 K: 1 S: 11 H: 1 LOB: 1 BB: 0 P: 19	R: 2 E: 0 K: 1 S: 15 H: 3 LOB: 1 BB: 0 P: 19	R: 2 E: 0 K: 1 S: 15 H: 3 LOB: 1 BB: 0 P: 18	R: 0 E: 0 K: 1 S: 9 H: 0 LOB: 0 BB: 0 P: 14	R: 1 E: 0 K: 1 S: 9 H: 1 LOB: 0 BB: 0 P: 12		1B: 8 2B: 1 3B: 1 HR: 2 SF: 0 SAC: 0 DP: 2 HBP: 0				WP: 0 PB: 0 SB: 0 CS: 0 PA: 35		

PITCHER		IP	WLS	BF	H	R	ER	SO	BB	IBB	HBP	BLK	WP	HR	S	P	ERA	WHIP
44 Mike Leake, R ERA: 3.73	(1, 1)	6.0	L	28	11	4	4	4	0	0	0	0	0	1	64	87	6.00	1.833
60 J.J. Hoover, R ERA: 5.36	(7, 1)	1.0		3	0	0	0	1	0	0	0	0	0	0	9	14	0.00	0.000
70 Jumbo Díaz, R ERA: 3.97	(8, 1)	1.0		4	1	1	1	1	0	0	0	0	0	1	9	12	9.00	1.000

PITCHER	IP	WLS	BF	H	R	ER	SO	BB	IBB	HBP	BLK	WP	HR	S	P	ERA	WHIP

BOTTOM

Cincinnati Reds @ Milwaukee Brewers

Miller Park, Milwaukee, WI

Wed Jul 23 2014, 1:11 PM - 3:44 PM CDT

Att. 38,192 - Sunny - 75 F

livebaseballscorecards.com

AB	35
R	5
H	12
RBI	5
BB	0
SO	6
LOB	15

Washington Nationals @ Cincinnati Reds

Great American Ball Park, Cincinnati, OH

Fri Jul 25 2014, 7:10 PM - 10:17 PM EDT

Att. 38,812 - Partly Cloudy - 76 F

TOP

livebaseballscorecards.com

Batter	1	2	3	4	5	6	7	8	9	AB	R	H	RBI	BB	SO	LOB
2 Denard Span, L (1, 8) OBP: 0.339, SLG: 0.398	C SI 93 X FS 85 0-1 G5-3		F SI 94 C FS 88 F CU 77 F SI 94 B FS 85 X FS 87 1-2 25 S 1B	X CU 78 0-0 2-3 3-H 1B		S FF 93 X FF 93 0-1 6 BB 25 1B		C FF 98 X FF 98 0-1 6 FC5-4 1B		5	1	4	1	0	0	0
6 Anthony Rendon, R (1, 5) OBP: 0.335, SLG: 0.469	C FF 93 F SI 93 X CU 78 0-2 28 HBP 1B		1 SAFE 1 SAFE C FF 93 1 SAFE B SI 93 X FC 88 1-1 F8	X SI 94 0-0 3-H 1B		B FF 93 B FF 92 B FF 92 C FF 92 1 SAFE B SL 84 4-1 25 1B 1-2 BB		1 SAFE C FF 97 X FF 97 0-1 FC5-4 1-2f		4	0	2	1	1	0	2
28 Jayson Werth, R (1, 9) OBP: 0.371, SLG: 0.447	F FF 93 1 SAFE H SI 92 1-1 1-2 HBP		B SI 93 1 SAFE B FF 93 C FC 87 1 SAFE D FF 94 C FF 94 X FC 89 3-2 L7	1 SAFE B FF 94 F SI 94 X SI 94 1-1 L9		B FF 93 B CU 75 C FF 94 C CU 74 B FF 94 F CU 74 X FF 94 3-2 L9		B SL 85 B FF 97 B FF 97 B FF 97 4-0 BB		3	0	0	0	1	0	4
25 Adam LaRoche, L (1, 3) OBP: 0.381, SLG: 0.453	F SI 93 B SI 92 B FS 86 T SI 94 S FS 87 2-3 K		C SI 93 B CU 76 D FS 85 B FS 86 B FS 85 4-2 20 FC5-4 1-2 BB		C SI 94 X SI 93 0-1 20 G6-3 2B	X CU 75 0-0 1-2 2-H 1B		B FF 96 B FF 97 B FF 97 F FF 98 C FF 98 F FF 98 X FF 98 3-2 G4-3		4	0	2	1	1	1	4
20 Ian Desmond, R (1, 6) OBP: 0.301, SLG: 0.440	S FF 94 B CU 78 D CU 78 C FC 90 F FC 90 D CU 80 F SI 95 X SI 94 3-2 G4-3		C SI 95 X CU 78 0-1 FC5-4 1-2f		B CU 77 X SI 94 1-0 G6-3 2-3	C FF 92 X CU 75 0-1 L8			F FF 94 B CU 82 C CU 78 S FC 96 1-3 K	5	0	0	0	0	1	7
34 Bryce Harper, L (1, 7) OBP: 0.346, SLG: 0.396		F SI 94 X FS 87 0-1 G5-3	X FS 86 0-0 40 1B 4 2B 1B	B FC 89 S CU 79 D FS 86 S FC 90 D CU 78 B FC 90 4-2 BB			S KC 74 C CH 81 B KC 75 B SI 89 F CH 82 S SI 88 2-3 K		S SI 93 B CU 83 F CH 86 B SI 96 F SI 94 F FF 95 S FC 94 2-3 K	4	1	1	0	1	2	0
40 Wilson Ramos, R (1, 2) OBP: 0.341, SLG: 0.405		B FF 94 F FF 94 S FF 94 B FF 94 X FF 95 2-2 1B	B FF 92 F FF 93 C FF 93 B CU 77 X FF 93 2-2 4 2B 2 1B 1-2 1B	D FF 91 F FF 92 F CU 74 X FF 93 1-2 P3		C SI 86 S KC 74 B SI 90 F KC 75 F SI 89 F SI 89 F SI 87 B SL 82 B KC 75 3-3 S KC 74 K		S FC 95 B CU 83 C CU 80 B FF 96 X FC 95 2-2 G5-3	5	1	2	0	0	1	2
4 Zach Walters, S (1, 4) OBP: 0.268, SLG: 0.474 8 Danny Espinosa, S (9, 4) OBP: 0.281, SLG: 0.351		F SI 94 F FS 86 S FS 86 0-3 K	B FS 86 S SI 94 2 SAFE D FS 86 F SI 94 X FS 86 2-2 2 1B 6 1B 1-3 2-H 2B	F CU 74 C FF 92 B FF 92 S FF 93 1-3 K		S CH 79 B CH 82 X KC 74 1-1 G3-1			4 0	1 0	1 0	1 0	0 0	2 0	3 0
57 Tanner Roark, R (1, 1) OBP: 0.135, SLG: 0.135 7 Scott Hairston, R (8, PH) OBP: 0.250, SLG: 0.333 36 Tyler Clippard, R (8, 1) 29 Rafael Soriano, R (9, 1)		C FF 93 D FC 87 B FF 94 B FF 93 C FF 93 F FF 94 X FF 94 3-2 F8	C SI 94 S SI 95 S SI 94 0-3 K	C FF 93 C CU 74 S FF 93 0-3 K			S FF 98 B SL 89 C SL 86 X FF 98 1-2 P5		3 1 0 0	0 0 0 0	0 0 0 0	0 0 0 0	2 0 0 0	3 0 0 0	3 0 0 0
Inning Stats	R: 0 E: 0 K: 1 S: 14 H: 1 LOB: 2 BB: 0 P: 20	R: 0 E: 0 K: 1 S: 12 H: 1 LOB: 1 BB: 0 P: 17	R: 0 E: 0 K: 0 S: 14 H: 1 LOB: 2 BB: 1 P: 23	R: 3 E: 0 K: 1 S: 14 H: 5 LOB: 1 BB: 0 P: 19	R: 0 E: 0 K: 1 S: 11 H: 1 LOB: 2 BB: 1 P: 18	R: 1 E: 0 K: 1 S: 13 H: 2 LOB: 2 BB: 1 P: 20	R: 0 E: 0 K: 2 S: 13 H: 0 LOB: 0 BB: 0 P: 19	R: 0 E: 1 K: 0 S: 11 H: 1 LOB: 2 BB: 1 P: 19	R: 0 E: 0 K: 2 S: 11 H: 0 LOB: 0 BB: 0 P: 16	1B: 10 2B: 2 3B: 0 HR: 0 SF: 0 SAC: 0 DP: 0 HBP: 1						

AB	38
R	4
H	12
RBI	4
BB	4
SO	9
LOB	25

WP: 0 PB: 0 SB: 1 CS: 0 PA: 43

PITCHER		IP	WLS	BF	H	R	ER	SO	BB	IBB	HBP	BLK	WP	HR	S	P	ERA	WHIP
31 Alfredo Simon, R ERA: 2.86	(1, 1)	4.1	L	24	9	3	3	3	2	0	1	0	0	0	59	89	6.23	2.538
60 J.J. Hoover, R ERA: 5.36	(5, 1)	1.2		8	2	1	1	2	1	0	0	0	0	0	19	28	5.40	1.800
63 Sam LeCure, R ERA: 3.41	(7, 1)	1.0		3	0	0	0	2	0	0	0	0	0	0	13	19	0.00	0.000
46 Curtis Partch, R ERA:	(8, 1)	1.0		5	1	0	0	0	1	0	0	0	0	0	11	19	0.00	2.000
53 Carlos Contreras, R ERA: 1.93	(9, 1)	1.0		3	0	0	0	2	0	0	0	0	0	0	11	16	0.00	0.000

PITCHER	IP	WLS	BF	H	R	ER	SO	BB	IBB	HBP	BLK	WP	HR	S	P	ERA	WHIP

Batter	1	2	3	4	5	6	7	8	9	AB	R	H	RBI	BB	SO	LOB
6 Billy Hamilton, S (1, 8) OBP: 0.312, SLG: 0.419	B FF 91 C SI 91 F CH 83 X FF 92 1-2 ① G3			B SI 91 B FF 91 F SI 92 C SI 91 B SI 92 X SI 92 3-2 21 G6-3 21 S 48 1B 1B		L CH 82 X SI 92 0-1 ② L7		X FF 90 0-0 ② B5-3		4	1	1	0	0	0	0
25 Skip Schumaker, L (1, 4) OBP: 0.294, SLG: 0.323	B SI 92 X FF 92 1-0 ② L8			1 SAFE B SI 93 1 SAFE B FF 91 C SI 92 C CH 82 1 SAFE X FF 92 2-2 ① P2		B SI 91 C CH 82 F CH 81 B SL 85 B SI 92 B SI 91 4-2 BB		B CU 75 X CH 79 1-0 ③ L8		3	0	0	0	1	0	1
21 Todd Frazier, R (1, 5) OBP: 0.341, SLG: 0.483	B SL 84 C SL 83 B SI 92 X SL 82 2-1 ③ G6-3			1 SAFE C SI 93 F SL 84 X SI 93 0-2 ② G6-3 1-3		B SI 92 F SI 91 F SI 92 B SL 85 S SL 84 2-3 ③ K			C SL 83 B FC 91 F SL 84 F FF 91 S SL 85 1-3 ① K	4	0	0	0	0	2	2
48 Ryan Ludwick, R (1, 7) OBP: 0.323, SLG: 0.393		B SI 92 C SI 93 S SL 84 B SI 93 S SL 84 2-3 ① K		X SI 92 0-0 3-H 1B			F SL 82 C SI 92 B SL 83 B CH 83 S SL 84 2-3 ① K		B SL 84 F FF 90 B FF 91 F SL 84 F FC 91 B SL 86 B FC 89 4-2 39 2B BB	3	0	1	1	1	2	0
32 Jay Bruce, L (1, 9) OBP: 0.300, SLG: 0.389		B FF 93 C CU 75 C FF 92 B CH 84 C SI 94 2-3 ② K		B CH 83 X SI 92 1-0 ③ F7			B CU 72 F CH 82 X FF 93 1-1 ② L3		B FF 90 F SL 84 B FF 91 S SI 91 B FF 90 S SL 86 3-3 ② K	4	0	0	0	0	2	2
39 Devin Mesoraco, R (1, 2) OBP: 0.361, SLG: 0.573		B SL 86 S SL 83 C SI 93 B SL 85 X SI 93 2-2 ③ F7			F SI 91 S SL 83 B SL 84 S CH 82 1-3 ① K		B SI 90 H SI 92 2-0 29 1B HBP		C SL 85 S FC 90 F FC 91 B SL 86 X SL 84 1-2 1-3 2B	3	0	1	0	0	1	0
29 Brayan Peña, S (1, 3) OBP: 0.282, SLG: 0.386			B SI 90 X CH 81 1-0 ① G4-3		F CU 73 B CH 83 F SI 93 F CH 83 X FF 92 1-2 ② L4		X FF 92 0-0 2 FC5-4 1-2 1B		B SL 86 X SI 91 1-0 ③ P4	4	0	1	0	0	0	2
2 Zack Cozart, R (1, 6) OBP: 0.276, SLG: 0.293			B FF 92 B FF 91 F SI 90 B SI 92 X SI 91 3-1 ② P5		B FF 93 S SL 84 C SI 92 S SI 94 1-3 ③ K		X SL 83 0-0 ③ FC5-4 1-2f			3	0	0	0	0	1	2
31 Alfredo Simon, R (1, 1) OBP: 0.154, SLG: 0.158 60 J.J. Hoover, R (5, 1) 17 Kristopher Negrón, R (6, PH) OBP: 0.273, SLG: 0.800 63 Sam LeCure, R (7, 1) 46 Curtis Partch, R (8, 1) 28 Chris Heisey, R (8, PH) OBP: 0.286, SLG: 0.376 53 Carlos Contreras, R (9, 1)			C SI 92 B SL 85 B SL 85 F SI 93 X SI 92 2-2 ③ G5-3			B FF 91 X FF 91 1-0 ① F8		L FF 90 F FF 91 B FS 81 S CH 79 1-3 ① K		1 0 1 0 0 0 1 0	0 0 0 0 0 0 0 0	0 0 0 0 0 0 0 0	0 0 0 0 0 0 1 0	0 0 0 0 0 0 0 0	0 0 0 0 0 0 0 0	0 0 0 0 0 0 0 0
Inning Stats	R: 0 E: 0 K: 0 S: 6 H: 0 LOB: 0 BB: 0 P: 10	R: 0 E: 0 K: 2 S: 9 H: 0 LOB: 0 BB: 0 P: 15	R: 0 E: 0 K: 0 S: 6 H: 0 LOB: 0 BB: 0 P: 12	R: 1 E: 0 K: 0 S: 11 H: 2 LOB: 1 BB: 0 P: 17	R: 0 E: 0 K: 2 S: 10 H: 0 LOB: 0 BB: 0 P: 13	R: 0 E: 0 K: 1 S: 8 H: 0 LOB: 1 BB: 0 P: 15	R: 0 E: 0 K: 1 S: 7 H: 1 LOB: 2 BB: 0 P: 12	R: 0 E: 0 K: 1 S: 5 H: 0 LOB: 0 BB: 0 P: 7	R: 0 E: 0 K: 2 S: 15 H: 1 LOB: 2 BB: 1 P: 25	1B: 3 2B: 1 3B: 0 HR: 0 SF: 0 SAC: 0 DP: 0 HBP: 1						

BOTTOM

Washington Nationals @ Cincinnati Reds

Great American Ball Park, Cincinnati, OH

Fri Jul 25 2014, 7:10 PM - 10:17 PM EDT

Att. 38,812 - Partly Cloudy - 76 F

livebaseballscorecards.com

AB	31
R	1
H	4
RBI	1
BB	2
SO	9
LOB	9

PITCHER		IP	WLS	BF	H	R	ER	SO	BB	IBB	HBP	BLK	WP	HR	S	P	ERA	WHIP
57 Tanner Roark, R ERA: 2.82	(1, 1)	7.0	W	26	3	1	1	6	1	0	1	0	0	0	57	94	1.29	0.571
36 Tyler Clippard, R ERA: 1.88	(8, 1)	1.0	H	3	0	0	0	1	0	0	0	0	0	0	5	7	0.00	0.000
29 Rafael Soriano, R ERA: 1.13	(9, 1)	1.0	S	5	1	0	0	2	1	0	0	0	0	0	15	25	0.00	2.000

PITCHER	IP	WLS	BF	H	R	ER	SO	BB	IBB	HBP	BLK	WP	HR	S	P	ERA	WHIP

Washington Nationals @ Cincinnati Reds

Great American Ball Park, Cincinnati, OH

Sat Jul 26 2014, 4:06 PM - 6:34 PM EDT

Att. 32,999 - Partly Cloudy - 85 F

livebaseballscorecards.com

Batter	1	2	3	4	5	6	7	8	9	AB	R	H	RBI	BB	SO	LOB
2 Denard Span, L (1, 8) OBP: 0.338, SLG: 0.397	C SI 89 B SI 91 C FF 92 X SI 92 1-2 6 FC6-4 1B	B SL 83 B CH 83 F FF 93 F FF 93 B FF 94 F FF 93 S FC 89 3-3 ② K	C FC 88 B FF 95 X FF 93 1-1 ③ G1-3	F SI 94 B FF 94 X SI 93 1-1 ② F7		4	0	1	0	0	1	1
6 Anthony Rendon, R (1, 5) OBP: 0.334, SLG: 0.466	B FF 91 X SI 92 1-0 ① FC6-4 28 BB 1-2f	B SI 93 C SL 83 C FC 86 B FF 95 S CH 84 2-3 ③ K	S FF 92 F FF 93 B FF 94 F FC 90 S FF 94 1-3 ① K	C SL 88 B SL 89 S FF 94 B FF 95 B SL 87 F FF 94 B FF 93 4-2 28 HBP BB		3	0	0	0	1	2	1
28 Jayson Werth, R (1, 9) OBP: 0.375, SLG: 0.448	B FF 91 B SI 91 B SI 92 B FF 92 4-0 1-2 BB	C SL 85 B SI 93 B FF 93 X SL 84 2-1 1B	C FF 94 B SI 95 C FF 96 F FC 88 C FF 96 1-3 ② K	H FF 94 1-0 1-2 HBP		2	0	1	0	1	1	0
25 Adam LaRoche, L (1, 3) OBP: 0.377, SLG: 0.447	B FC 88 F FC 89 X CH 82 1-1 ② L8	C FF 92 F FF 92 F FF 95 X FC 89 0-2 ① L8	F SI 96 C SI 95 B FC 86 B SI 96 S FC 91 2-3 ③ K	B FF 100 B FF 99 C FF 98 X FF 100 2-1 ③ G6-3		4	0	0	0	0	1	5
20 Ian Desmond, R (1, 6) OBP: 0.300, SLG: 0.437	S FC 90 B FC 90 X SI 94 1-1 ③ L3-1	B SI 94 B SI 94 F CH 83 B FF 94 F SL 85 F CH 84 C FC 90 3-3 ② K	F SL 85 S SI 94 B FF 95 B FF 95 F FC 86 F FF 96 C FF 96 2-3 ① K	B SL 88 S FF 98 B FF 100 F FF 101 B FF 101 B SL 87 4-2 34 CS BB		3	0	0	0	1	2	3
34 Bryce Harper, L (1, 7) OBP: 0.349, SLG: 0.390		F FC 87 B SI 90 F SI 91 F SL 82 B CH 85 B SL 84 B CH 84 4-2 40 L9-3 BB	X CH 84 0-0 ③ G1-3	B CH 85 B CH 84 F FC 91 B FF 96 B FC 91 4-1 40 1B BB		2	0	0	0	2	1	2
40 Wilson Ramos, R (1, 2) OBP: 0.344, SLG: 0.407		1 SAFE F FC 88 X SI 93 0-1 ① ② L9-3 1-1	B SL 84 X CH 84 1-0 47 SH3-4 1B	1 SAFE X SI 95 0-0 ② 1-3 1B		1 SAFE 1 FF 101 1 SAFE C FF 101 C FF 103 0-3 ① ② K 1-2		4	0	2	0	0	1	1
19 Kevin Frandsen, R (1, 4) OBP: 0.290, SLG: 0.292		C SL 83 S FC 87 X FC 86 0-2 ③ G6-3	F SI 93 F SI 93 F FC 90 S FF 95 0-3 ① K	T FC 88 S FF 96 X FF 95 0-2 ③ F9		S FF 102 F FF 102 C FF 102 0-3 ③ K		3	0	0	0	0	1	2
47 Gio González, R (1, 1) OBP: 0.120, SLG: 0.240 4 Zach Walters, S (8, PH) OBP: 0.262, SLG: 0.462 22 Drew Storen, S (8, 1)		B FC 86 B FF 92 C FC 90 F SI 91 C FC 88 2-3 ① K	L FF 91 X FC 89 0-1 ② SH3-4 1-2	X SI 93 0-0 ① F7				1 1 0	0 0 0	0 0 0	0 0 0	1 0 0	0 0 0	0 0 0
Inning Stats	R: 0 E: 0 K: 0 S: 8 H: 1 LOB: 2 BB: 1 P: 16	R: 0 E: 0 K: 0 S: 8 H: 0 LOB: 0 BB: 1 P: 12	R: 0 E: 0 K: 3 S: 10 H: 0 LOB: 0 BB: 0 P: 17	R: 0 E: 0 K: 1 S: 11 H: 1 LOB: 1 BB: 0 P: 16	R: 0 E: 0 K: 1 S: 9 H: 1 LOB: 1 BB: 0 P: 11	R: 0 E: 0 K: 3 S: 11 H: 0 LOB: 0 BB: 0 P: 15	R: 0 E: 0 K: 1 S: 10 H: 1 LOB: 1 BB: 1 P: 16	R: 0 E: 0 K: 0 S: 8 H: 0 LOB: 2 BB: 1 P: 16	R: 0 E: 0 K: 2 S: 8 H: 0 LOB: 0 BB: 1 P: 12	1B: 4 2B: 1 3B: 0 HR: 0 SF: 0 SAC: 1 DP: 1 HBP: 1						

TOP	
AB	27
R	0
H	4
RBI	0
BB	5
SO	11
LOB	15

WP: 0	PA: 34
PB: 0	
SB: 0	
CS: 1	

PITCHER		IP	WLS	BF	H	R	ER	SO	BB	IBB	HBP	BLK	WP	HR	S	P	ERA	WHIP
47 Johnny Cueto, R ERA: 2.08	(1, 1)	7.0	W	26	4	0	0	9	3	0	0	0	0	0	67	103	0.00	1.000
51 Jonathan Broxton, R ERA: 1.01	(8, 1)	0.2	H	4	0	0	0	0	1	0	1	0	0	0	6	12	0.00	1.500
54 Aroldis Chapman, L ERA: 2.3	(8, 1)	1.1	S	4	0	0	0	2	1	0	0	0	0	0	10	16	0.00	0.750

PITCHER		IP	WLS	BF	H	R	ER	SO	BB	IBB	HBP	BLK	WP	HR	S	P	ERA	WHIP

Batter	1	2	3	4	5	6	7	8	9	AB	R	H	RBI	BB	SO	LOB
6 Billy Hamilton, S (1, 8) OBP: 0.309, SLG: 0.416	B FF 91 F FF 91 F FF 92 S CU 78 1-3 ① K2-3			T CH 81 X CH 81 0-1 ① L7		F SI 92 F SI 93 X CU 78 0-2 ① FC6 7 CS 1-2f				3	0	0	0	0	1	1
7 Ramon Santiago, S (1, 5) OBP: 0.351, SLG: 0.320	B SI 92 B SI 92 B FF 92 C FF 92 C FF 93 X CH 83 3-2 ② P5			C SI 92 B CU 78 F FF 92 B FF 92 B CU 78 X SI 92 3-2 2B		1 SAFE 1 SAFE B SI 92 X CH 83 1-0 ②③ L4 1-2				3	0	1	0	0	0	1
21 Todd Frazier, R (1, 3) OBP: 0.341, SLG: 0.481	C CU 77 B FF 93 B CH 84 S FF 94 F CU 79 S CH 84 2-3 ③ K			B FF 93 C SI 92 B FF 92 X CH 84 2-1 ② F8			B CU 76 B FF 92 B CH 83 C FF 92 S FF 92 B CH 83 4-2 BB			2	0	0	0	1	1	1
32 Jay Bruce, L (1, 9) OBP: 0.300, SLG: 0.386		B FF 92 B FF 93 B SI 92 B FF 93 4-0 28 FC5-4 BB		F SI 92 F FF 93 F CU 79 F SI 93 S CU 80 0-3 ③ K			X FF 93 0-0 ① F7			2	0	0	0	1	1	2
28 Chris Heisey, R (1, 7) OBP: 0.286, SLG: 0.381		B CH 83 B SI 92 B SI 92 C FF 93 S FF 93 X CH 84 3-2 ① FC5-4 25 CS 1-2f			B SI 91 X FF 92 1-0 29 S 29 1B 2B		1 SAFE S CH 82 S CH 82 1 SAFE 1 SAFE S CH 82 0-3 ② K			3	1	1	0	0	1	2
25 Skip Schumaker, L (1, 4) OBP: 0.289, SLG: 0.317 54 Aroldis Chapman, L (8, 1)		C FF 92 1 SAFE B CU 79 F SI 93 B FF 93 C CH 84 2-3 ②③ K 1-2			X FF 92 0-0 ① F7		C FF 93 B CU 77 B CU 76 F FF 93 B FF 92 S CH 83 3-3 ③ K			3 0	0 0	0 0	0 0	0 0	2 0	3 0
29 Brayan Peña, S (1, 2) OBP: 0.283, SLG: 0.385			B SI 91 X CH 82 1-0 ① G2-3		C CH 83 F FF 92 X CU 79 0-2 2 G4-6-3 1B 2-H			B CH 86 F FF 92 X CH 87 1-1 ① G4-3		3	0	1	1	0	0	0
2 Zack Cozart, R (1, 6) OBP: 0.274, SLG: 0.290			C SI 91 S CU 78 B CU 79 S FF 93 1-3 ② K		B SI 92 C SI 92 F SI 91 F CH 83 1 SAFE X CH 84 1-2 ②③ G4-6-3 1-2f			S FF 94 B FF 95 F FF 94 B SL 83 S CH 87 2-3 ② K		3	0	0	0	0	2	1
47 Johnny Cueto, R (1, 1) OBP: 0.143, SLG: 0.125 51 Jonathan Broxton, R (8, 1) 17 Kristopher Negrón, R (8, 4) OBP: 0.250, SLG: 0.727			C SI 92 C SI 92 C SI 92 0-3 ③ K			B SI 91 F SI 91 B SI 90 C SI 92 B FF 92 X SI 92 3-2 6 FC6 1B		B FF 94 S FF 93 S FF 94 C SI 93 1-3 ③ K		2 0 1	0 0 0	1 0 0	0 0 0	0 0 0	1 0 1	0 0 0
Inning Stats	R: 0 E: 0 K: 2 S: 10 H: 0 LOB: 0 BB: 0 P: 16	R: 0 E: 0 K: 1 S: 6 H: 0 LOB: 0 BB: 1 P: 15	R: 0 E: 0 K: 2 S: 7 H: 0 LOB: 0 BB: 0 P: 9	R: 0 E: 0 K: 1 S: 12 H: 1 LOB: 1 BB: 0 P: 17	R: 1 E: 0 K: 0 S: 9 H: 2 LOB: 0 BB: 0 P: 11	R: 0 E: 0 K: 0 S: 7 H: 1 LOB: 0 BB: 0 P: 11	R: 0 E: 0 K: 2 S: 9 H: 0 LOB: 1 BB: 1 P: 16	R: 0 E: 0 K: 2 S: 8 H: 0 LOB: 0 BB: 0 P: 12		1B: 2 2B: 2 3B: 0 HR: 0 SF: 0 SAC: 0 DP: 1 HBP: 0						

PITCHER		IP	WLS	BF	H	R	ER	SO	BB	IBB	HBP	BLK	WP	HR	S	P	ERA	WHIP
47 Gio González, L ERA: 3.56	(1, 1)	7.0	L	24	4	1	1	8	2	0	0	0	0	0	60	95	1.29	0.857
22 Drew Storen, R ERA: 1.06	(8, 1)	1.0		3	0	0	0	2	0	0	0	0	0	0	8	12	0.00	0.000

PITCHER	IP	WLS	BF	H	R	ER	SO	BB	IBB	HBP	BLK	WP	HR	S	P	ERA	WHIP

BOTTOM

Washington Nationals @ Cincinnati Reds

Great American Ball Park, Cincinnati, OH

Sat Jul 26 2014, 4:06 PM - 6:34 PM EDT

Att. 32,999 - Partly Cloudy - 85 F

livebaseballscorecards.com

AB	25
R	1
H	4
RBI	1
BB	2
SO	10
LOB	11

WP: 0 PA: 27
PB: 0
SB: 1
CS: 2

Washington Nationals @ Cincinnati Reds

Great American Ball Park, Cincinnati, OH

Sun Jul 27 2014, 1:28 PM - 4:45 PM EDT

Att. 31,982 - Partly Cloudy - 74 F

livebaseballscorecards.com

Batter	1	2	3	4	5	6	7	8	9	AB	R	H	RBI	BB	SO	LOB
2 Denard Span, L (1, 8) OBP: 0.344, SLG: 0.396	C FC 92 B SI 91 S CU 78 F FF 96 S FS 81 1-3 K		B FF 91 B FF 88 B FF 90 C FC 91 F FC 91 B FF 92 4-2 6 E BB		C FF 91 B FC 92 F CU 76 B FF 92 B SL 85 F SL 83 B SI 91 4-2 28 BB 6 HBP 25 1B BB		B SI 96 F SI 95 B SL 86 C SL 87 B SI 98 B SL 86 4-2 6 L7-6-3 BB		B FF 92 1 SAFE B FF 94 B SI 92 C FF 92 C FF 93 B FF 92 4-2 6 1B 1-2 BB	1	1	0	0	4	1	0
6 Anthony Rendon, R (1, 5) OBP: 0.337, SLG: 0.465	C FC 95 C FC 90 B FS 82 B FS 83 B FF 93 B FC 96 4-2 28 FC6-5 28 S BB		1 SAFE 1 SAFE C FC 92 1 SAFE B FF 90 X SL 87 1-1 E4 1-2		B FS 84 H FC 92 2-0 28 BB 25 1B 1-2 2-3 HBP		1 SAFE C FF 95 F SI 95 1 SAFE X FF 95 0-2 ① ② L7-6-3 1-1		F FF 94 S FC 96 F FC 95 F CU 82 F FC 95 F FC 96 F CU 84 X FC 95 0-2 1-3 2-H 1B	3	1	1	1	1	0	2
28 Jayson Werth, R (1, 9) OBP: 0.373, SLG: 0.443	B FC 89 X FF 93 1-0 ② FC6-5 1-3		F FF 93 X FF 91 0-1 ③ F7		F FC 93 C FC 93 B SL 86 B CU 78 B FC 94 B FC 94 4-2 25 1B 1-2 2-3 3-H BB		B SL 87 C FF 98 S SL 86 S FF 99 1-3 ③ K		B FC 94 B FF 93 C FF 93 B FF 94 S FF 94 F FF 93 F FF 92 C FC 93 3-3 ③ K	4	0	0	1	1	2	5
25 Adam LaRoche, L (1, 3) OBP: 0.376, SLG: 0.444	B FF 92 X FF 91 1-0 ③ L8			C FF 92 F CU 79 B SL 84 S SL 86 1-3 ① K	S FF 93 X FF 92 0-1 1-2 2-H 3-H 1B			B FF 83 X CH 80 1-0 ① G6-3		4	0	1	2	0	1	1
20 Ian Desmond, R (1, 6) OBP: 0.300, SLG: 0.435		C FC 92 B FF 92 C CU 78 B FC 90 B FF 92 F FC 93 F SL 86 F FS 81 S FF 93 3-3 ① K		S FS 80 B CU 79 B FF 90 S FC 92 F FC 94 F FS 79 B FF 94 S SL 86 3-3 ② K	X CU 78 0-0 ③ F8			B CH 79 C KC 71 B SI 88 F KC 72 B SI 88 X SI 89 3-2 34 G4-6-3 1B		4	0	1	0	0	2	2
34 Bryce Harper, L (1, 7) OBP: 0.341, SLG: 0.380		C FF 92 S FS 80 B FS 83 X FS 81 1-2 ② F8		X CU 76 0-0 ③ P6		F FF 89 X FF 91 0-1 ① F7		1 SAFE C FF 88 1 SAFE P PO 80 S KC 74 B SI 88 X KC 74 2-2 ② ③ G4-6-3 1-2f		4	0	0	0	0	0	1
8 Danny Espinosa, S (1, 4) OBP: 0.281, SLG: 0.350		C CU 77 F FS 81 S SL 86 0-3 ③ K			B FF 89 S FS 80 X CU 79 1-1 6 HBP 58 SH1-3 28 BB 1B	B FF 90 S SL 78 X SL 85 1-1 ② G4-1			B SI 91 X CH 84 1-0 ① L4	4	1	1	0	0	1	0
59 Jose Lobaton, S (1, 2) OBP: 0.269, SLG: 0.292			F FF 90 F FF 90 B SI 92 S FS 80 1-3 ① K		X FC 89 0-0 ① L8	B FF 89 X FF 90 1-0 1B			C FF 94 B FF 95 S CH 86 B FF 94 C FF 94 2-3 ② K	4	0	1	0	0	2	1
58 Doug Fister, L (1, 1) OBP: 0.042, SLG: 0.042 36 Tyler Clippard, R (8, 1) 15 Nate McLouth, L (9, PH) OBP: 0.292, SLG: 0.250 30 Aaron Barrett, R (9, 1) 29 Rafael Soriano, R (9, 1)			B FF 90 C FF 92 F FF 92 B CU 77 X FS 80 2-2 ② G3-1		1 SAFE X FF 88 0-0 ② SH1-3 1-2	C SI 90 B FC 93 F FF 90 F CU 77 X FC 90 1-2 ③ P3			B SI 92 C FF 91 B CU 79 B FF 91 T FF 92 X FF 92 3-2 E4 2 PB 6 1B	2 0 1 0 0	0 0 1 0 0	0 0 0 0 0	0 0 0 0 0	0 0 0 0 0	0 0 0 0 0	1 0 0 0 0
Inning Stats	R: 0 E: 0 K: 1 S: 8 H: 0 LOB: 1 BB: 1 P: 15	R: 0 E: 0 K: 2 S: 12 H: 0 LOB: 0 BB: 0 P: 16	R: 0 E: 1 K: 1 S: 12 H: 0 LOB: 2 BB: 1 P: 20	R: 0 E: 0 K: 2 S: 9 H: 0 LOB: 0 BB: 0 P: 13	R: 3 E: 0 K: 0 S: 12 H: 2 LOB: 2 BB: 2 P: 23	R: 0 E: 0 K: 0 S: 9 H: 1 LOB: 1 BB: 0 P: 12	R: 0 E: 0 K: 1 S: 8 H: 0 LOB: 0 BB: 1 P: 13	R: 0 E: 0 K: 0 S: 8 H: 1 LOB: 0 BB: 0 P: 13	R: 1 E: 1 K: 2 S: 22 H: 1 LOB: 2 BB: 1 P: 35	1B: 5 2B: 1 3B: 0 HR: 0 SF: 0 SAC: 1 DP: 2 HBP: 1						

PITCHER	IP	WLS	BF	H	R	ER	SO	BB	IBB	HBP	BLK	WP	HR	S	P	ERA	WHIP
55 Mat Latos, R (1, 1) ERA: 3.31	6.0	L	27	3	3	3	6	4	0	1	0	0	0	62	99	4.50	1.167
70 Jumbo Díaz, R (7, 1) ERA: 3.65	1.0		3	0	0	0	1	1	0	0	0	0	0	8	13	0.00	1.000
63 Sam LeCure, R (8, 1) ERA: 3.32	1.0		3	1	0	0	0	0	0	0	0	0	0	8	13	0.00	1.000
53 Carlos Contreras, R (9, 1) ERA: 1.74	1.0		6	1	1	0	2	1	0	0	0	0	0	22	35	0.00	2.000

PITCHER	IP	WLS	BF	H	R	ER	SO	BB	IBB	HBP	BLK	WP	HR	S	P	ERA	WHIP

TOP

AB	31
R	4
H	5
RBI	4
BB	6
SO	9
LOB	13

WP: 0 PA: 39
PB: 1
SB: 1
CS: 0

Batter	1	2	3	4	5	6	7	8	9	AB	R	H	RBI	BB	SO	LOB
6 Billy Hamilton, S (1, 8) OBP: 0.306, SLG: 0.411	C FF 87 C SI 87 B FF 87 B FC 84 X SI 89 2-2 ① G4-3		F CH 80 X FC 82 0-1 ② B1-3			C CH 77 B FF 87 S CH 80 F FF 87 X SI 88 1-2 ② G6-3		F FF 92 C CH 80 F FF 91 B FS 82 F FS 82 D CH 80 S CH 81 2-3 ② K		4	0	0	0	0	1	1
25 Skip Schumaker, L (1, 4) OBP: 0.288, SLG: 0.316	C SI 87 F FC 87 C SI 88 0-3 ② K		C FF 88 C CH 80 X FC 83 0-2 ③ G6-3			C SI 86 S CH 77 B CH 79 X SI 87 1-2 21 FC5-4 1B		C FF 92 B CU 74 B FF 90 B CH 80 C FF 91 F FF 92 F FF 92 X FF 93 3-2 ③ G6-3		4	0	1	0	0	1	1
21 Todd Frazier, R (1, 5) OBP: 0.343, SLG: 0.481	B SI 89 C FF 90 X FC 86 1-1 1B			B CH 79 B SI 87 C FF 86 C SI 87 F CU 73 X CH 80 2-2 ① G5-3		D CU 69 C CH 76 B FF 87 X CH 79 2-2 ③ FC5-4 1-2f			B FF 95 B FF 95 C FF 94 X SI 95 2-1 32 1B 39 2B 1B	4	1	2	0	0	0	1
32 Jay Bruce, L (1, 9) OBP: 0.300, SLG: 0.384	C FF 88 F CH 78 1 SAFE F SI 88 X CH 77 0-2 ③ G3			X CH 78 0-0 ② F9			C CH 75 B SI 86 C FC 82 F FC 82 B FF 86 F SI 87 F CU 71 S FC 83 2-3 ① K		S SI 95 X FF 96 0-1 1-2 39 2B 1B	4	1	1	0	0	1	1
39 Devin Mesoraco, R (1, 2) OBP: 0.363, SLG: 0.576		F FF 86 F SI 86 S FC 81 0-3 ① K		C CH 80 B FC 80 B SI 88 X SI 88 2-1 ③ G6-3			C CH 78 B FC 80 B FC 78 S CH 77 F SI 88 B FC 85 X CH 80 3-2 9 FC4-6 1B		B SL 85 S FF 91 X SL 85 1-1 1-H 2-H 23 G3 2B	4	0	2	2	0	1	0
9 Jack Hannahan, L (1, 3)		C SI 89 X CH 78 0-1 ② F7			T SI 84 B FC 84 C FF 87 B FC 82 F SI 88 F FF 88 F CU 72 B FF 87 T FF 89 3-2 ① K		B SI 85 C SI 86 B SI 87 F CH 80 B FC 81 X SI 87 3-2 ② FC4-6 1-2f		F FF 91 B FF 91 F FF 92 F SI 92 S SL 87 1-3 ① K2-3	4	0	0	0	0	2	2
23 Donald Lutz, L (1, 7) OBP: 0.267, SLG: 0.296		B FF 87 C SI 89 F FC 85 B CH 80 B FC 85 F CH 79 B FF 88 4-2 BB			X SI 88 0-0 ② G3-1		S CH 78 S CH 76 F FF 88 S CU 72 0-3 ③ K		S FF 91 F FF 92 D SL 86 B FC 92 X SI 93 2-2 ② G3 2-3	3	0	0	0	1	1	2
7 Ramon Santiago, S (1, 6) OBP: 0.345, SLG: 0.313 48 Ryan Ludwick, R (8, PH) OBP: 0.322, SLG: 0.392 53 Carlos Contreras, R (9, 1) 28 Chris Heisey, R (9, PH) OBP: 0.285, SLG: 0.379		F FF 88 C FC 84 X SI 88 0-2 ③ F8			B CH 78 S CH 79 B SI 87 S CH 78 X SI 86 2-2 ③ L8			C FF 90 C FF 92 X FS 82 0-2 ① P4	B FF 92 S FF 92 B FF 92 S FF 89 X FF 92 2-2 ③ F8	2 1 0 1	0 0 0 0	0 0 0 0	0 0 0 0	0 0 0 0	0 0 0 0	1 0 0 1
55 Mat Latos, R (1, 1) 17 Kristopher Negrón, R (6, PH) OBP: 0.231, SLG: 0.667 70 Jumbo Díaz, R (7, 1) 63 Sam LeCure, R (8, 1) 29 Brayan Peña, S (8, PH) OBP: 0.286, SLG: 0.388 2 Zack Cozart, R (9, 6) OBP: 0.274, SLG: 0.290			C FF 86 X FF 88 0-1 ① G1-3			C SI 86 X CH 78 0-1 ① F9		B CH 80 F CH 80 X FF 92 1-1 1B		1 1 0 0 1 0	0 0 0 0 0 0	0 0 0 0 1 0	0 0 0 0 0 0	0 0 0 0 0 0	0 0 0 0 0 0	0 0 0 0 0 0
Inning Stats	R: 0 H: 1 E: 0 LOB: 1 K: 1 BB: 0 S: 12 P: 15	R: 0 H: 0 E: 0 LOB: 1 K: 1 BB: 1 S: 11 P: 15	R: 0 H: 0 E: 0 LOB: 0 K: 0 BB: 0 S: 7 P: 7	R: 0 H: 0 E: 0 LOB: 0 K: 0 BB: 0 S: 7 P: 11	R: 0 H: 0 E: 0 LOB: 0 K: 1 BB: 0 S: 10 P: 15	R: 0 H: 1 E: 0 LOB: 1 K: 0 BB: 0 S: 12 P: 16	R: 0 H: 1 E: 0 LOB: 1 K: 2 BB: 0 S: 17 P: 25	R: 0 H: 1 E: 0 LOB: 1 K: 1 BB: 0 S: 15 P: 21	R: 2 H: 3 E: 0 LOB: 1 K: 1 BB: 0 S: 16 P: 24	1B: 6 2B: 1 3B: 0 HR: 0	SF: 0 SAC: 0 DP: 0 HBP: 0			WP: 0 PB: 0 SB: 0 CS: 0	PA: 35		

PITCHER		IP	WLS	BF	H	R	ER	SO	BB	IBB	HBP	BLK	WP	HR	S	P	ERA	WHIP
58 Doug Fister, R ERA: 2.69	(1, 1)	7.0	W	25	3	0	0	5	1	0	0	0	0	0	76	104	0.00	0.571
36 Tyler Clippard, R ERA: 1.84	(8, 1)	1.0	H	4	1	0	0	1	0	0	0	0	0	0	15	21	0.00	1.000
30 Aaron Barrett, R ERA: 3.38	(9, 1)	0.0		2	2	2	2	0	0	0	0	0	0	0	4	6	∞	∞
29 Rafael Soriano, R ERA: 1.1	(9, 1)	1.0	S	4	1	0	0	1	0	0	0	0	0	0	12	18	0.00	1.000

PITCHER	IP	WLS	BF	H	R	ER	SO	BB	IBB	HBP	BLK	WP	HR	S	P	ERA	WHIP

BOTTOM

Washington Nationals @ Cincinnati Reds

Great American Ball Park, Cincinnati, OH

Sun Jul 27 2014, 1:28 PM - 4:45 PM EDT

Att. 31,982 - Partly Cloudy - 74 F

livebaseballscorecards.com

AB	34
R	2
H	7
RBI	2
BB	1
SO	7
LOB	10

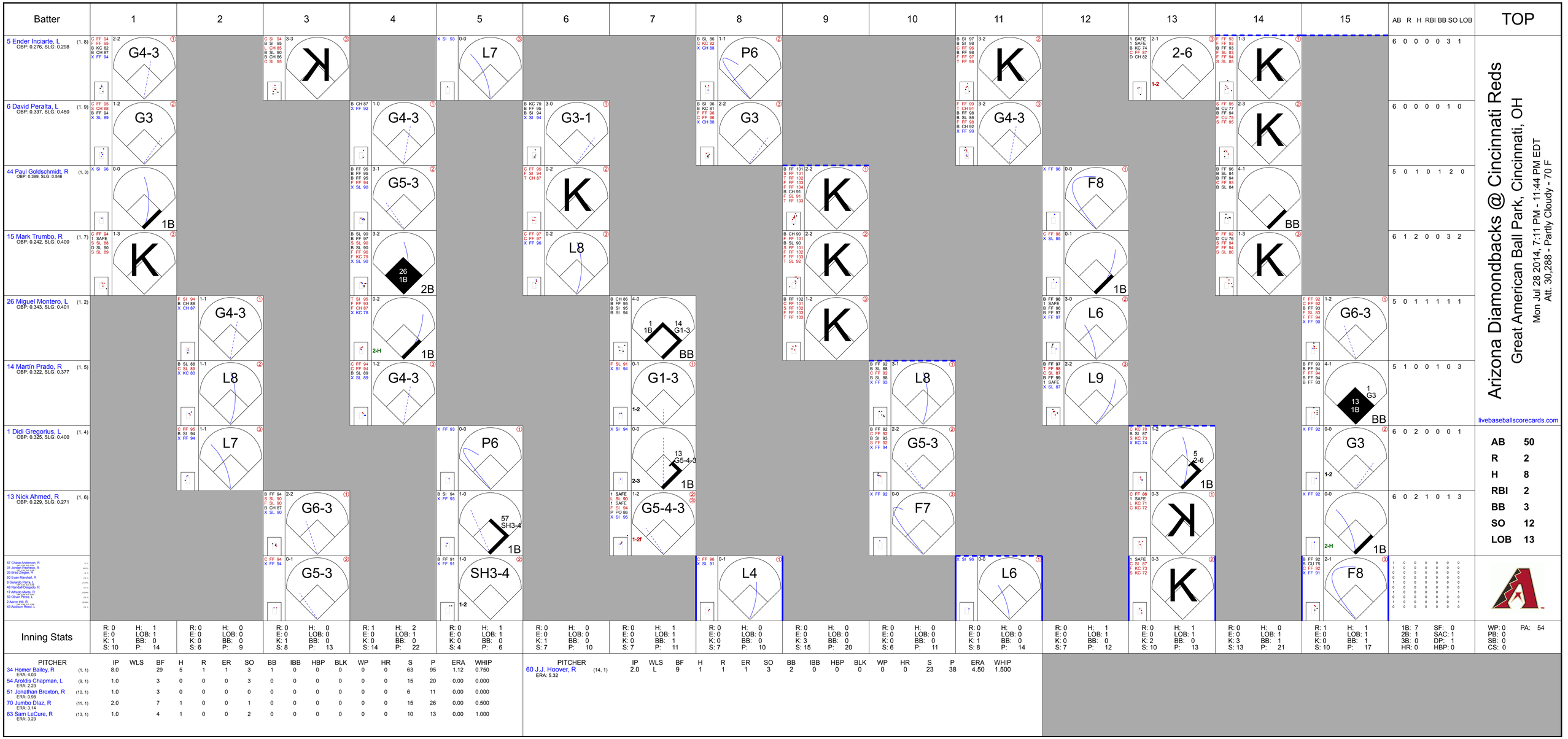
Batter
1
2
3
4
5
6
7
8
9
10
11
12
13
14
15
AB R H RBI BB SO LOB
TOP
5 Ender Inciarte, L (1, 8) OBP: 0.276, SLG: 0.298
6 David Peralta, L (1, 9) OBP: 0.337, SLG: 0.450
44 Paul Goldschmidt, R (1, 3) OBP: 0.399, SLG: 0.546
15 Mark Trumbo, R (1, 7) OBP: 0.242, SLG: 0.400
26 Miguel Montero, L (1, 2) OBP: 0.343, SLG: 0.401
14 Martin Prado, R (1, 5) OBP: 0.322, SLG: 0.377
1 Didi Gregorius, L (1, 4) OBP: 0.325, SLG: 0.400
13 Nick Ahmed, R (1, 6) OBP: 0.229, SLG: 0.271
57 Chase Anderson, R
31 Jordan Pacheco, R
29 Brad Ziegler, R
50 Evan Marshall, R
8 Gerardo Parra, L
49 Randall Delgado, R
17 Alfredo Marte, R
59 Oliver Perez, L
2 Aaron Hill, R
43 Addison Reed, L
Arizona Diamondbacks @ Cincinnati Reds
Great American Ball Park, Cincinnati, OH
Mon Jul 28 2014, 7:11 PM - 11:44 PM EDT
Att. 30,288 - Partly Cloudy - 70 F
livebaseballscorecards.com
AB 50
R 2
H 8
RBI 2
BB 3
SO 12
LOB 13
Inning Stats
PITCHER IP WLS BF H R ER SO BB IBB HBP BLK WP HR S P ERA WHIP
34 Homer Bailey, R (1, 1) ERA: 4.03 8.0 29 5 1 1 3 1 0 0 0 0 0 63 95 1.12 0.750
54 Aroldis Chapman, L (0, 1) ERA: 2.23 1.0 3 0 0 0 3 0 0 0 0 0 0 15 20 0.00 0.000
51 Jonathan Broxton, R (10, 1) ERA: 0.98 1.0 3 0 0 0 0 0 0 0 0 0 0 6 11 0.00 0.000
70 Jumbo Diaz, R (11, 1) ERA: 3.14 2.0 7 1 0 0 1 0 0 0 0 0 0 15 26 0.00 0.500
63 Sam LeCure, R (13, 1) ERA: 3.23 1.0 4 1 0 0 2 0 0 0 0 0 0 10 13 0.00 1.000
PITCHER IP WLS BF H R ER SO BB IBB HBP BLK WP HR S P ERA WHIP
60 J.J. Hoover, R (14, 1) ERA: 5.32 2.0 L 9 1 1 1 3 2 0 0 0 0 0 23 38 4.50 1.500
1B: 7 SF: 0 WP: 0 PA: 54
2B: 1 SAC: 1 PB: 0
3B: 0 DP: 1 SB: 0
HR: 0 HBP: 0 CS: 0

Arizona Diamondbacks @ Cincinnati Reds

Great American Ball Park, Cincinnati, OH

Mon Jul 28 2014, 7:11 PM - 11:44 PM EDT

Att. 30,288 - Partly Cloudy - 70 F

livebaseballscorecards.com

BOTTOM

Batter	1	2	3	4	5	6	7	8	9	10	11	12	13	14	15	AB	R	H	RBI	BB	SO	LOB
6 Billy Hamilton, S (1, 8) OBP: 0.301, SLG: 0.405	F8		G6-3			K		G5-3			SH1-4				K	6	0	0	0	0	3	3
32 Jay Bruce, L (1, 9) OBP: 0.300, SLG: 0.379	K		BB			K		K			IBB		G3			4	0	0	0	2	3	1
21 Todd Frazier, R (1, 5) OBP: 0.338, SLG: 0.474	G6-3		K			K		K			K			G4-3		6	0	0	0	0	4	3
39 Devin Mesoraco, R (1, 2) OBP: 0.366, SLG: 0.585		HR		BB			K	P6			P5			1B		5	1	2	1	1	1	2
28 Chris Heisey, R (1, 7) OBP: 0.276, SLG: 0.366		P6	K				F7		K			P4		FC5-4		6	0	0	0	0	2	2
29 Brayan Peña, S (1, 3) OBP: 0.287, SLG: 0.391		2B	L9-3				G4-3		1B			L9		F7		6	0	2	0	0	0	2
17 Kristopher Negrón, R (1, 4) OBP: 0.263, SLG: 0.556		1B			B1-3			2 SH3-4 1B	K			F9			K2-3	6	0	2	0	0	2	1
2 Zack Cozart, R (1, 6) OBP: 0.272, SLG: 0.289		F9			L7			SH3-4	K				7 SH3-4 HBP		F8	2	0	0	0	0	0	1
23 Donald Lutz, L (10, PH) OBP: 0.286, SLG: 0.286																1	0	0	0	0	1	1
70 Jumbo Díaz, R (11, 1)																0	0	0	0	0	0	0
63 Sam LeCure, R (13, 1)																0	0	0	0	0	0	0
48 Ryan Ludwick, R (13, PH) OBP: 0.335, SLG: 0.392																0	0	0	0	0	0	0
60 J.J. Hoover, R (14, 1)																0	0	0	0	0	0	0
9 Jack Hannahan, L (15, PH)																1	0	0	0	0	0	0
34 Homer Bailey, R (1, 1) OBP: 0.154, SLG: 0.132			K		G3			K			BB		SH3-4		BB	2	0	0	0	0	1	0
25 Skip Schumaker, L (8, PH) OBP: 0.286, SLG: 0.314																1	0	0	0	0	1	1
54 Aroldis Chapman, L (9, 1)																0	0	0	0	0	0	0
51 Jonathan Broxton, R (10, 1)																0	0	0	0	0	0	0
7 Ramon Santiago, S (11, 6) OBP: 0.357, SLG: 0.313																0	0	0	0	2	0	0

Inning Stats																1B: 4	SF: 0	WP: 0	PA: 55
	R: 0 E: 0 K: 1 S: 7	H: 0 LOB: 0 BB: 0 P: 10	R: 1 E: 0 K: 0 S: 12	H: 3 LOB: 1 BB: 0 P: 17	R: 0 E: 4 K: 2 S: 9	H: 0 LOB: 1 BB: 1 P: 17	R: 0 E: 2 K: 1 S: 7	H: 0 LOB: 0 BB: 1 P: 13	R: 0 E: 0 K: 0 S: 7	H: 0 LOB: 0 BB: 0 P: 8	R: 0 E: 0 K: 3 S: 9	H: 0 LOB: 0 BB: 0 P: 12	R: 0 E: 0 K: 1 S: 9	H: 0 LOB: 0 BB: 0 P: 12	R: 0 E: 0 K: 1 S: 6	H: 1 LOB: 1 BB: 0 P: 10	R: 0 E: 0 K: 2 S: 11	H: 0 LOB: 0 BB: 0 P: 17	R: 0 E: 0 K: 3 S: 10	H: 1 LOB: 1 BB: 0 P: 15	R: 0 E: 0 K: 1 S: 8	H: 0 LOB: 2 BB: 2 P: 19	R: 0 E: 0 K: 0 S: 6	H: 0 LOB: 0 BB: 0 P: 11	R: 0 E: 0 K: 1 S: 9	H: 0 LOB: 1 BB: 0 P: 14	R: 0 E: 0 K: 0 S: 13	H: 1 LOB: 1 BB: 0 P: 16	R: 0 E: 0 K: 2 S: 15	H: 0 LOB: 1 BB: 1 P: 26	2B: 2 3B: 0 HR: 1	SAC: 3 DP: 1 HBP: 1	PB: 0 SB: 0 CS: 0	

	AB	46
	R	1
	H	6
	RBI	1
	BB	5
	SO	18
	LOB	17

PITCHER	IP	WLS	BF	H	R	ER	SO	BB	IBB	HBP	BLK	WP	HR	S	P	ERA	WHIP
57 Chase Anderson, R (1, 1) ERA: 3.34	7.0		24	3	1	1	8	2	0	0	0	0	1	60	89	1.29	0.714
29 Brad Ziegler, R (8, 1) ERA: 2.68	2.0		7	1	0	0	3	0	0	0	0	0	0	17	27	0.00	0.500
50 Evan Marshall, R (10, 1) ERA: 3.54	1.0		4	1	0	0	3	0	0	0	0	0	0	10	15	0.00	1.000
48 Randall Delgado, R (11, 1) ERA: 4.71	2.0		8	0	0	0	1	1	1	0	0	0	0	14	30	0.00	0.500
59 Oliver Pérez, L (13, 1) ERA: 1.94	2.0	W	8	1	0	0	1	0	0	1	0	0	0	22	30	0.00	0.500

PITCHER	IP	WLS	BF	H	R	ER	SO	BB	IBB	HBP	BLK	WP	HR	S	P	ERA	WHIP
43 Addison Reed, R (15, 1) ERA: 3.8	1.0	S	4	0	0	0	2	1	0	0	0	0	0	15	26	0.00	1.000

Batter	1	2	3	4	5	6	7	8	9	AB	R	H	RBI	BB	SO	LOB
5 Ender Inciarte, L (1, 8) OBP: 0.275, SLG: 0.297	B SI 88 X SI 89 1-0 G3		T SI 93 F FC 91 F SL 82 B FF 92 F SL 82 X FC 91 1-2 G4-3			C KC 79 S FC 88 X FF 91 0-2 G1-3		X KC 78 0-0 26 HBP 1B		4	0	1	0	0	0	1
2 Aaron Hill, R (1, 4) OBP: 0.290, SLG: 0.385	B SI 89 C SI 90 C KC 80 F SL 80 C FC 90 1-3 K			X SI 90 0-0 E5 26 E 26 1B		B SI 92 B KC 80 F SI 90 H SI 91 3-1 44 FC5-4 HBP		D SI 92 B FF 91 F FF 90 C FC 90 F FC 89 S KC 81 2-3 K		3	0	0	0	0	2	1
44 Paul Goldschmidt, R (1, 3) OBP: 0.396, SLG: 0.540	C SI 91 S SI 90 B SI 92 S SL 81 1-3 K			X SI 90 0-0 P4		X SI 91 0-0 FC5-4 1-2f		B SI 91 C FC 89 B FC 88 B FC 89 S FC 89 C FC 90 3-3 K		4	0	0	0	0	2	3
26 Miguel Montero, L (1, 2) OBP: 0.344, SLG: 0.401		B SI 88 F CH 82 X FC 90 1-1 G4-3		B SI 90 B SI 91 C SI 91 1 SAFE F SI 91 X FC 90 2-2 E1 1-3 1B		B SI 92 1 SAFE X SI 91 1-0 F7		1 SAFE S SI 91 H FC 90 1-1 1-2 HBP		3	0	1	0	0	0	1
15 Mark Trumbo, R (1, 7) OBP: 0.235, SLG: 0.388		C SI 91 C SI 91 B FC 90 F SI 92 S SL 81 1-3 K		F SI 92 S SI 92 S SL 82 0-3 K			B SI 89 S KC 79 F SI 91 B SI 92 B SL 82 F SL 82 C FC 89 3-3 K	X FF 94 0-0 F8		4	0	0	0	0	3	4
14 Martín Prado, R (1, 5) OBP: 0.319, SLG: 0.373		C SI 91 X SI 91 0-1 G6-3		C SI 92 F SI 91 F SL 82 X FC 90 0-2 P4			C SI 91 F SI 90 X FC 91 0-2 G3-1		B FF 100 B FF 100 C FF 98 F FF 98 F FF 102 X FF 101 2-2 G1-3	4	0	0	0	0	0	2
8 Gerardo Parra, L (1, 9) OBP: 0.301, SLG: 0.360			B SI 89 F SI 90 B KC 80 S KC 80 X FC 90 2-2 G3		B KC 78 X CH 84 1-0 G4-3		B SI 92 L SI 90 X FC 89 1-1 1 1B 2B		C FF 101 B FF 102 B SL 88 C FF 101 X FF 102 2-2 G4-3	4	0	1	0	0	0	0
1 Didi Gregorius, L (1, 6) OBP: 0.331, SLG: 0.421			B SI 91 C SI 91 X CH 84 1-1 3B		C SI 90 B KC 79 S FC 90 B FC 90 X KC 81 2-2 G4-3		B KC 81 B FC 90 B SI 92 2 SAFE C SI 91 X SI 92 3-1 2-3 1B		B FF 101 C FF 100 B FF 101 C SL 89 S FF 103 2-3 K	4	0	2	0	0	1	0
35 Trevor Cahill, R (1, 1) OBP: 0.100, SLG: 0.200 6 David Peralta, L (7, PH) OBP: 0.335, SLG: 0.448 58 Bo Schultz, R (7, 1)			F SI 92 B SI 93 X SI 92 1-1 P5		C SI 90 F FC 90 B SL 82 C SI 92 1-3 K		C SI 91 B FC 90 X FF 92 1-1 L8			2 1 0	0 0 0	0 0 0	0 0 0	0 0 0	1 0 0	1 2 0
Inning Stats	R: 0 E: 0 K: 2 S: 8 H: 0 LOB: 0 BB: 0 P: 11	R: 0 E: 0 K: 1 S: 8 H: 0 LOB: 0 BB: 0 P: 10	R: 0 E: 0 K: 0 S: 12 H: 1 LOB: 1 BB: 0 P: 17	R: 0 E: 2 K: 1 S: 12 H: 1 LOB: 2 BB: 0 P: 14	R: 0 E: 0 K: 1 S: 7 H: 0 LOB: 0 BB: 0 P: 11	R: 0 E: 0 K: 0 S: 6 H: 0 LOB: 1 BB: 0 P: 10	R: 0 E: 0 K: 1 S: 13 H: 2 LOB: 2 BB: 0 P: 21	R: 0 E: 0 K: 2 S: 10 H: 1 LOB: 2 BB: 0 P: 16	R: 0 E: 0 K: 1 S: 10 H: 0 LOB: 0 BB: 0 P: 16	1B: 3 2B: 1 3B: 1 HR: 0	SF: 0 SAC: 0 DP: 0 HBP: 2			WP: 0 PB: 0 SB: 0 CS: 0	PA: 35	

PITCHER		IP	WLS	BF	H	R	ER	SO	BB	IBB	HBP	BLK	WP	HR	S	P	ERA	WHIP
44 Mike Leake, R ERA: 3.53	(1, 1)	7.2	W	31	5	0	0	8	0	0	2	0	0	0	75	109	0.00	0.652
51 Jonathan Broxton, R ERA: 0.97	(8, 1)	0.1	H	1	0	0	0	0	0	0	0	0	0	0	1	1	0.00	0.000
54 Aroldis Chapman, L ERA: 2.16	(9, 1)	1.0	S	3	0	0	0	1	0	0	0	0	0	0	10	16	0.00	0.000

PITCHER	IP	WLS	BF	H	R	ER	SO	BB	IBB	HBP	BLK	WP	HR	S	P	ERA	WHIP

TOP

Arizona Diamondbacks @ Cincinnati Reds

Great American Ball Park, Cincinnati, OH

Tue Jul 29 2014, 7:11 PM - 9:44 PM EDT

Att. 33,153 - Partly Cloudy - 72 F

livebaseballscorecards.com

AB	33
R	0
H	5
RBI	0
BB	0
SO	9
LOB	15

BOTTOM

Arizona Diamondbacks @ Cincinnati Reds

Great American Ball Park, Cincinnati, OH

Tue Jul 29 2014, 7:11 PM - 9:44 PM EDT

Att. 33,153 - Partly Cloudy - 72 F

livebaseballscorecards.com

Batter	1	2	3	4	5	6	7	8	9	AB	R	H	RBI	BB	SO	LOB
6 Billy Hamilton, S (1, 8) OBP: 0.301, SLG: 0.406	F SI 90 B SI 91 B SI 88 B SI 88 C SI 90 X SI 91 3-2 21 1B 2B	B CH 82 F SI 90 F FF 92 B CH 83 S CH 83 2-3 ③ K			B SI 88 C SI 89 F SI 91 B SI 92 B CH 83 X SI 91 3-2 ③ G3			X FF 94 0-0 ① B1		4	1	1	0	0	1	2
7 Ramon Santiago, S (1, 4) OBP: 0.345, SLG: 0.301	B SI 92 C SI 89 X SI 91 1-1 ① L8		X SI 87 0-0 ① G4-3			C SI 90 F SI 91 B SI 91 B SI 91 X CH 83 2-2 ① G3		C FF 94 F FF 95 B FF 95 F FF 95 B FF 95 B FF 95 X FF 94 3-2 ② F7		4	0	0	0	0	0	1
21 Todd Frazier, R (1, 5) OBP: 0.339, SLG: 0.474	B SI 90 S SI 90 X SI 91 1-1 39 G5-4-3 2-H 1B		X SI 90 0-0 ② G4-3			B KC 77 B KC 78 C SI 88 X SI 90 2-1 39 G6-3 39 S 29 1B		C SL 83 S SL 85 B FF 94 C FF 95 1-3 ③ K		4	1	2	1	0	1	0
39 Devin Mesoraco, R (1, 2) OBP: 0.362, SLG: 0.578	D SI 91 1 SAFE S SI 90 S CH 82 1 SAFE X CH 83 1-2 ②③ G5-4-3 1-2f		C SI 89 B SI 89 B SI 91 C CH 82 X SI 91 2-2 ③ G5-3			B SI 89 C SI 89 F SI 90 F CH 81 X SI 90 1-2 ② G6-3 1-3				3	0	0	0	0	0	2
29 Brayan Peña, S (1, 3) OBP: 0.288, SLG: 0.390		C SI 89 B FF 92 B SI 90 X CH 84 2-1 ① G3		B SI 87 X CH 81 1-0 ① L4		B SI 92 C SI 91 X SI 92 1-1 3-H 1B				3	0	1	1	0	0	0
23 Donald Lutz, L (1, 7) OBP: 0.265, SLG: 0.290		S SI 86 B SI 90 B SI 90 X CH 84 2-1 2 1B 2 WP 44 1B 1B		B SI 88 F SI 90 B CH 81 C CH 82 C SI 89 2-3 ② K		B SI 90 X SI 90 1-0 ③ G4-3				3	1	1	0	0	1	1
25 Skip Schumaker, L (1, 9) OBP: 0.282, SLG: 0.309		C SI 90 1 SAFE 1 SAFE S SI 91 B SI 90 1 SAFE F SI 90 S KC 80 1-3 ② K		B SI 87 B SI 87 F SI 88 B SI 90 X SI 88 3-1 ③ F8			B FF 97 B FF 96 C FF 95 C FF 96 F FF 98 F FF 97 X SL 86 2-2 ① G1-3			3	0	0	0	0	1	1
2 Zack Cozart, R (1, 6) OBP: 0.273, SLG: 0.289		B SI 92 F SI 90 B KC 79 C KC 78 B KC 77 X SI 90 3-2 44 1B 1-3 1B			B SI 91 X SI 88 1-0 ① F9		C FF 96 B SL 87 F SL 84 X FF 97 1-2 ② G4-3			3	0	1	0	0	0	0
44 Mike Leake, R (1, 1) OBP: 0.130, SLG: 0.217 51 Jonathan Broxton, R (8, 1) 54 Aroldis Chapman, L (9, 1)		S KC 78 1 SAFE D SI 90 F SI 89 F KC 78 X KC 79 1-2 1-2 3-H 1B			C SI 91 B SI 90 S CH 82 B CH 80 X SI 92 2-2 ② G6-3		B FF 96 S FF 95 F FF 94 S FF 97 1-3 ③ K			3 0 0	0 0 0	1 0 0	1 0 0	0 0 0	1 0 0	0 0 0
Inning Stats	R: 1 E: 0 K: 0 S: 10 H: 2 LOB: 0 BB: 0 P: 16	R: 1 E: 0 K: 2 S: 18 H: 3 LOB: 2 BB: 0 P: 29	R: 0 E: 0 K: 0 S: 5 H: 0 LOB: 0 BB: 0 P: 7	R: 0 E: 0 K: 1 S: 6 H: 0 LOB: 0 BB: 0 P: 12	R: 0 E: 0 K: 0 S: 7 H: 0 LOB: 0 BB: 0 P: 13	R: 1 E: 0 K: 0 S: 12 H: 2 LOB: 1 BB: 0 P: 19	R: 0 E: 0 K: 1 S: 11 H: 0 LOB: 0 BB: 0 P: 15	R: 0 E: 0 K: 1 S: 8 H: 0 LOB: 0 BB: 0 P: 12		1B: 6 2B: 1 3B: 0 HR: 0 SF: 0 SAC: 0 DP: 1 HBP: 0						

	AB	30
	R	3
	H	7
	RBI	3
	BB	0
	SO	5
	LOB	7

WP: 1 PA: 30
PB: 0
SB: 1
CS: 0

PITCHER		IP	WLS	BF	H	R	ER	SO	BB	IBB	HBP	BLK	WP	HR	S	P	ERA	WHIP
35 Trevor Cahill, R ERA: 5.59	(1, 1)	6.0	L	24	7	3	3	3	0	0	0	0	1	0	58	96	4.50	1.167
58 Bo Schultz, R ERA:	(7, 1)	2.0		6	0	0	0	2	0	0	0	0	0	0	19	27	0.00	0.000

PITCHER	IP	WLS	BF	H	R	ER	SO	BB	IBB	HBP	BLK	WP	HR	S	P	ERA	WHIP

Arizona Diamondbacks @ Cincinnati Reds

Great American Ball Park, Cincinnati, OH

Wed Jul 30 2014, 12:36 PM - 3:37 PM EDT

Att. 26,332 - Partly Cloudy - 75 F

TOP

livebaseballscorecards.com

Batter	1	2	3	4	5	6	7	8	9	AB	R	H	RBI	BB	SO	LOB
6 David Peralta, L (1, 8) (9, 7) OBP: 0.342, SLG: 0.460	G4-3		F8			2 CS 1B		15 SF7 3B	1-2 BB	4	1	2	0	1	0	0
2 Aaron Hill, R (1, 4) OBP: 0.289, SLG: 0.383	L8		G6-3			44 HR 1B		P2	K	5	1	1	0	0	1	3
44 Paul Goldschmidt, R (1, 3) OBP: 0.396, SLG: 0.545	L9			G5-3		1-H HR		IBB	G4-3	4	1	1	2	1	0	2
15 Mark Trumbo, R (1, 7) OBP: 0.229, SLG: 0.379 56 Eury De La Rosa, L (9, 1) 43 Addison Reed, L (9, 1)		P3		L8		F8		SF7 3-H		3	0	0	1	0	0	0 0 0
										0	0	0	0	0	0	0
										0	0	0	0	0	0	0
Martín Prado, R (1, 5) OBP: 0.317, SLG: 0.370		G6-3		G4-3		F9		K		4	0	0	0	0	1	1
Gerardo Parra, L (1, 9) OBP: 0.305, SLG: 0.362		9 BB 1B			L8		1 FC4-6 1B		1 HR BB	3	1	2	0	1	0	0
9 Tuffy Gosewisch, R (1, 2) OBP: 0.254, SLG: 0.308		1-2 BB			G6-3		L9	L9		3	0	0	0	1	0	2
1 Didi Gregorius, L (1, 6) OBP: 0.336, SLG: 0.449		K2-3			1B		1-2f FC4-6 36 S		1-H HR	4	1	2	2	0	1	3
36 Wade Miley, L (1, 1) OBP: 0.174, SLG: 0.136 50 Evan Marshall, R (7, 1) 29 Brad Ziegler, R (8, 1) 5 Ender Inciarte, L (9, PH) OBP: 0.279, SLG: 0.297 (9, 8)			G1-3		G6-3		K		6 BB BB	3	0	0	0	0	1	2
										0	0	0	0	0	0	0
										0	0	0	0	0	0	0
										0	0	0	0	1	0	0

	AB	R	H	RBI	BB	SO	LOB
	33	5	8	5	5	4	13

Inning Stats																																		
	R: 0	E: 0	K: 0	S: 6	H: 0	LOB: 0	BB: 0	P: 13	R: 0	E: 0	K: 1	S: 11	H: 1	LOB: 2	BB: 1	P: 15	R: 0	E: 0	K: 0	S: 7	H: 0	LOB: 0	BB: 0	P: 10	R: 0	E: 0	K: 0	S: 9	H: 0	LOB: 0	BB: 0	P: 13
	R: 0	E: 0	K: 0	S: 19	H: 1	LOB: 1	BB: 0	P: 26	R: 2	E: 0	K: 0	S: 10	H: 3	LOB: 0	BB: 0	P: 13	R: 0	E: 0	K: 1	S: 11	H: 1	LOB: 1	BB: 0	P: 15	R: 1	E: 0	K: 1	S: 7	H: 1	LOB: 1	BB: 1	P: 13
	R: 2	E: 0	K: 1	S: 13	H: 1	LOB: 2	BB: 3	P: 30	1B: 5	2B: 0	3B: 1	HR: 2	SF: 1	SAC: 0	DP: 0	HBP: 0	WP: 0	PB: 0	SB: 1	CS: 1	PA: 39														

PITCHER		IP	W	L	S	BF	H	R	ER	SO	BB	IBB	HBP	BLK	WP	HR	P	ERA	WHIP
31 Alfredo Simon, R ERA: 2.84	(1, 1)	7.0		L		27	6	2	2	2	1	0	0	0	0	1	105	2.57	1.000
60 J.J. Hoover, R ERA: 5.4	(8, 1)	1.0				5	1	1	1	1	0	1	0	0	0	0	13	9.00	1.000
53 Carlos Contreras, R ERA: 3.38	(9, 1)	0.1				5	1	2	2	0	3	0	0	0	0	1	21	54.00	12.000
46 Curtis Partch, R ERA:	(9, 1)	0.2				2	0	0	0	1	0	0	0	0	0	0	9	0.00	0.000

PITCHER	IP	W	L	S	BF	H	R	ER	SO	BB	IBB	HBP	BLK	WP	HR	P	ERA	WHIP

BOTTOM

Arizona Diamondbacks @ Cincinnati Reds

Great American Ball Park, Cincinnati, OH

Wed Jul 30 2014, 12:36 PM - 3:37 PM EDT

Att. 26,332 - Partly Cloudy - 75 F

livebaseballscorecards.com

Batter	1	2	3	4	5	6	7	8	9	AB	R	H	RBI	BB	SO	LOB
28 Chris Heisey, R (1, 8) OBP: 0.276, SLG: 0.364	B SI 87 F SI 88 F CH 81 X FF 90 1-2 ① G5-3		X SI 88 0-0 ① 1B		F FF 91 B FF 89 B CH 80 S CH 83 F FF 92 S CH 83 2-3 ① K		1 SAFE F FF 92 X CH 82 0-1 ① SH1-3 1-2		F SI 86 X SL 82 0-1 ① F8	4	0	1	0	0	1	1
7 Ramon Santiago, S (1, 4) (9, 6) OBP: 0.347, SLG: 0.299	B SI 89 X SI 90 1-0 ② G6-3		C SI 89 X CH 81 0-1 39 CS 21 BB 1B		C FF 92 B FF 92 X FF 93 1-1 ② G6-3		C SI 92 B SI 92 B SI 91 X CH 82 2-1 ② FC1-5-6-4-1-6-4 2-3		B SI 88 C SL 81 D CH 76 B SI 85 B SI 85 4-1 39 HR BB 1-2	4	1	1	0	1	0	1
21 Todd Frazier, R (1, 5) OBP: 0.340, SLG: 0.472	F SI 90 F FF 90 B FF 90 X FF 90 1-2 39 BB 1B		B SL 84 C SI 89 C FF 89 D SL 85 B SL 86 B SL 80 4-2 1-2 BB		S FF 93 F CH 83 B SI 92 X CH 83 1-2 ③ L9		C SL 84 X SI 93 0-1 ③ G6-3		X FF 91 0-0 ② F7	4	0	1	0	1	0	3
39 Devin Mesoraco, R (1, 2) OBP: 0.367, SLG: 0.589	D SL 81 1 SAFE B SI 89 B SI 90 B SI 90 4-0 1-2 BB		F SI 93 B SI 91 B SI 91 X SI 91 2-1 ② ③ F9 2-3			C FF 90 B FF 91 B CH 82 B CH 83 X FF 92 3-1 ① G6-3		C SI 85 B SI 83 B CH 78 F SI 84 F CU 72 X CH 78 2-2 48 G1-6-3 1B	S FF 91 B FF 91 B SL 82 C SL 82 X FF 92 2-2 1-H 2-H HR	4	1	2	3	1	0	2
48 Ryan Ludwick, R (1, 7) OBP: 0.326, SLG: 0.394	X SI 91 0-0 ③ L3			X CH 81 0-0 2 FC6-4 2B		B FF 91 B FF 92 F SI 92 B FF 93 D SI 93 4-1 25 FC4-6 29 1B BB		X SI 86 0-0 ① ② G1-6-3 1-2f	B FF 91 S FF 92 S FF 92 S FF 91 1-3 ③ K	4	0	1	0	1	1	3
29 Brayan Peña, S (1, 3) OBP: 0.291, SLG: 0.390		B SI 88 B SI 89 C SI 91 X FF 90 2-1 ① G6-3		F FF 91 X FF 90 0-1 ① G6-3		B SI 91 B FF 92 C FF 92 C FF 92 X FF 93 2-2 25 FC4-6 1-2 1B		C SI 85 B CH 78 B CH 78 B CH 77 C SI 85 B CU 74 4-2 25 2B BB		3	1	1	0	1	0	1
25 Skip Schumaker, L (1, 9) (9, 4) OBP: 0.286, SLG: 0.315		X FF 90 0-0 ② L7		B SL 87 C SL 86 B SI 90 S SI 92 D SL 86 F SI 92 F SI 92 B SI 93 4-2 2 FC6-4 BB		S SL 88 B SL 87 F SI 92 B SI 92 B SL 88 X SL 87 3-2 ② FC4-6 1-2f 2-3		F SI 84 X SI 86 0-1 1-H 2B	3	0	1	1	1	0	2
2 Zack Cozart, R (1, 6) OBP: 0.273, SLG: 0.289 23 Donald Lutz, L (8, PH) OBP: 0.257, SLG: 0.281 (9, 9)		C SI 89 C FF 90 B SL 85 X FF 91 1-2 1B	B SI 90 F SI 92 X SL 80 1-1 ② FC6-4 1-2f 2-3			X SI 92 0-0 ③ F9		C SI 85 X SI 84 0-1 ③ G3-1		3 1	0 0	1 0	0 0	0 0	0 0	4 1
31 Alfredo Simon, R (1, 1) OBP: 0.146, SLG: 0.150 17 Kristopher Negrón, R (7, PH) OBP: 0.300, SLG: 0.579 60 J.J. Hoover, R (8, 1) 53 Carlos Contreras, R (9, 1) 46 Curtis Partch, R (9, 1) 6 Billy Hamilton, S (9, PH) OBP: 0.303, SLG: 0.407		1 SAFE F SI 89 X SI 90 0-1 ③ G4-3		X SI 92 0-0 ③ L4			S SI 91 B SI 92 C CH 81 X FF 93 1-2 7 28 SH1-3 FC1-5-6-4-1-6-4 1B		F SI 87 B SI 88 B SI 88 X SI 87 2-1 7 BB 39 HR 1B	2 1 0 0 0 1	0 0 0 0 0 1	0 1 0 0 0 1	0 0 0 0 0 1	0 0 0 0 0 0	0 0 0 0 0 0	3 0 0 0 0 0
Inning Stats	R: 0 E: 0 K: 0 S: 8 H: 1 LOB: 2 BB: 1 P: 15	R: 0 E: 0 K: 0 S: 8 H: 1 LOB: 1 BB: 0 P: 11	R: 0 E: 0 K: 0 S: 7 H: 2 LOB: 1 BB: 1 P: 13	R: 0 E: 0 K: 0 S: 10 H: 1 LOB: 2 BB: 1 P: 15	R: 0 E: 0 K: 1 S: 9 H: 0 LOB: 0 BB: 0 P: 13	R: 0 E: 0 K: 0 S: 10 H: 1 LOB: 2 BB: 1 P: 22	R: 0 E: 0 K: 0 S: 9 H: 1 LOB: 1 BB: 0 P: 12	R: 1 E: 0 K: 0 S: 11 H: 2 LOB: 1 BB: 1 P: 17	R: 3 E: 0 K: 1 S: 12 H: 2 LOB: 0 BB: 1 P: 21	1B: 8 2B: 2 3B: 0 HR: 1	SF: 0 SAC: 1 DP: 1 HBP: 0					WP: 0 PB: 0 SB: 0 CS: 1	PA: 41

	AB	34
	R	4
	H	11
	RBI	4
	BB	6
	SO	2
	LOB	21

PITCHER		IP	WLS	BF	H	R	ER	SO	BB	IBB	HBP	BLK	WP	HR	S	P	ERA	WHIP
36 Wade Miley, L ERA: 4.14	(1, 1)	6.2	W	29	7	0	0	1	4	0	0	0	0	0	59	99	0.00	1.650
50 Evan Marshall, R ERA: 3.49	(7, 1)	0.1	H	1	0	0	0	0	0	0	0	0	0	0	2	2	0.00	0.000
29 Brad Ziegler, R ERA: 2.8	(8, 1)	1.0	H	5	2	1	1	0	1	0	0	0	0	0	11	17	9.00	3.000
56 Eury De La Rosa, L ERA: 3.18	(9, 1)	0.1		3	1	2	2	0	1	0	0	0	0	0	5	11	54.00	6.000
43 Addison Reed, R ERA: 3.95	(9, 1)	0.2	S	3	1	1	1	1	0	0	0	0	0	1	7	10	13.50	1.500

PITCHER	IP	WLS	BF	H	R	ER	SO	BB	IBB	HBP	BLK	WP	HR	S	P	ERA	WHIP

Batter	1	2	3	4	5	6	7	8	9	AB	R	H	RBI	BB	SO	LOB
6 Billy Hamilton, S (1, 8) OBP: 0.300, SLG: 0.404	B FF 92 X FF 91 1-0 ① G6-3		D KC 78 X FF 92 1-0 ③ G4-3			C KC 79 B FF 92 B KC 78 C FF 91 S SL 87 2-3 ② K		X FF 94 0-0 SH 48 S 48 1B 1-2 2-3		3	1	0	0	0	1	1
17 Kristopher Negrón, R (1, 4) OBP: 0.292, SLG: 0.522	B FF 93 X FF 92 1-0 ② F7			B FF 92 C FF 91 F KC 77 X KC 81 1-2 ① G1-3		C FF 93 B SL 87 F FF 93 X SL 87 1-2 1B		S FC 92 B FC 91 S SI 97 S FC 92 1-3 ① K		4	0	1	0	0	1	3
21 Todd Frazier, R (1, 5) OBP: 0.337, SLG: 0.468	C FF 94 F FF 94 B SL 83 B SL 83 B FF 94 X FF 94 3-2 ③ G6-3			S FF 94 B FF 93 X FF 92 1-1 ② F8		B FF 93 C FF 93 C SL 86 B SL 88 X KC 81 2-2 ③ G5-3		F FC 93 B SI 96 F SI 97 X FC 91 1-2 ② SF9 2-3 3-H		3	0	0	1	0	0	1
48 Ryan Ludwick, R (1, 7) OBP: 0.325, SLG: 0.391 51 Jonathan Broxton, R (8, 1) 54 Aroldis Chapman, L (9, 1)		B KC 75 X FF 93 1-0 ① F8		X FF 94 0-0 ③ G6-3			C KC 76 S SL 87 B SL 87 S SL 86 1-3 ① K	C FC 90 B SI 96 X FC 91 1-1 1-H 3-H 1B		4 0 0	0 0 0	1 0 0	2 0 0	0 0 0	1 0 0	0 0 0
29 Brayan Peña, S (1, 2) OBP: 0.294, SLG: 0.396 (8, 3)		X FF 93 0-0 ② F8			B FF 92 C FF 90 B KC 78 X FF 92 2-1 2B		B FF 94 C FF 93 X KC 79 1-1 1B	X SI 96 0-0 ③ F9		4	0	2	0	0	0	1
28 Chris Heisey, R (1, 9) OBP: 0.271, SLG: 0.356		C FF 93 X FF 93 0-1 ③ P3			B FF 91 L FF 91 C KC 77 D KC 81 X KC 80 2-2 ① P3		B SL 84 X FF 91 1-0 ② L8		F FF 96 F SI 96 F SI 96 X CU 85 0-2 ① P3	4	0	0	0	0	0	2
9 Jack Hannahan, L (1, 3) 25 Skip Schumaker, L (8, 7) OBP: 0.285, SLG: 0.313			C FF 93 F SI 93 F FF 92 C KC 80 0-3 ① K		C KC 78 B FF 93 X KC 78 1-1 ② L7		B SI 93 B FF 91 X FF 92 2-0 ③ L7		X SI 94 0-0 ② G4-3	3 1	0 0	0 0	0 0	0 0	1 0	2 0
2 Zack Cozart, R (1, 6) OBP: 0.273, SLG: 0.289			C FF 93 X KC 79 0-1 ② G6-3		D FF 93 F SL 86 X SL 87 1-1 ③ F9			F FF 90 X SL 85 0-1 E4 6 SH 39 1B 21 SF9	B FF 95 S SI 93 X FF 93 1-1 1B	4	1	1	0	0	0	1
47 Johnny Cueto, R (1, 1) OBP: 0.157, SLG: 0.140 39 Devin Mesoraco, R (8, PH) OBP: 0.368, SLG: 0.588 (8, 2)			C FF 91 B FF 94 B FF 93 X FF 92 2-1 1B			X FF 90 0-0 ① F7		B KC 76 B SL 84 C FF 91 X FF 90 2-1 21 SF9 6 SH 48 1B 1-2	F SI 95 B SI 95 X SI 95 1-1 ③ G5-3	2 2	0 1	1 1	0 0	0 0	0 0	0 1
Inning Stats	R: 0 E: 0 K: 0 S: 5 H: 0 LOB: 0 BB: 0 P: 10	R: 0 E: 0 K: 0 S: 4 H: 0 LOB: 0 BB: 0 P: 5	R: 0 E: 0 K: 1 S: 9 H: 1 LOB: 1 BB: 0 P: 12	R: 0 E: 0 K: 0 S: 6 H: 0 LOB: 0 BB: 0 P: 8	R: 0 E: 0 K: 0 S: 9 H: 1 LOB: 1 BB: 0 P: 15	R: 0 E: 0 K: 1 S: 10 H: 1 LOB: 1 BB: 0 P: 15	R: 0 E: 0 K: 1 S: 7 H: 1 LOB: 1 BB: 0 P: 12	R: 3 E: 2 K: 1 S: 14 H: 2 LOB: 1 BB: 0 P: 19	R: 0 E: 0 K: 0 S: 9 H: 1 LOB: 1 BB: 0 P: 11	1B: 6 2B: 1 3B: 0 HR: 0	SF: 1 SAC: 1 DP: 0 HBP: 0					WP: 0 PB: 0 SB: 1 CS: 0	PA: 36

TOP

Cincinnati Reds @ Miami Marlins

Marlins Park, Miami, FL

Thu Jul 31 2014, 7:11 PM - 9:53 PM EDT

Att. 18,056 - Roof Closed - 73 F

livebaseballscorecards.com

AB	34
R	3
H	7
RBI	3
BB	0
SO	4
LOB	12

PITCHER		IP	WLS	BF	H	R	ER	SO	BB	IBB	HBP	BLK	WP	HR	S	P	ERA	WHIP
34 Tom Koehler, R ERA: 3.7	(1, 1)	7.0	L	27	5	2	0	3	0	0	0	0	0	0	54	83	0.00	0.714
40 Mike Dunn, L ERA: 3.86	(8, 1)	0.0		1	0	0	0	0	0	0	0	0	0	0	1	1	∞	∞
57 Bryan Morris, R ERA: 1.87	(8, 1)	1.0	B	4	1	1	0	1	0	0	0	0	0	0	9	12	0.00	1.000
36 Sam Dyson, R ERA: 1.98	(9, 1)	1.0		4	1	0	0	0	0	0	0	0	0	0	9	11	0.00	1.000

PITCHER	IP	WLS	BF	H	R	ER	SO	BB	IBB	HBP	BLK	WP	HR	S	P	ERA	WHIP

Cincinnati Reds @ Miami Marlins

Marlins Park, Miami, FL

Thu Jul 31 2014, 7:11 PM - 9:53 PM EDT

Att. 18,056 - Roof Closed - 73 F

livebaseballscorecards.com

BOTTOM

Batter	1	2	3	4	5	6	7	8	9	AB	R	H	RBI	BB	SO	LOB
21 Christian Yelich, L (1, 7) OBP: 0.353, SLG: 0.412	C SI 89 B FC 90 C FF 90 C FC 86 1-3 ① K		X SI 90 0-0 ① L6		C SI 91 B FC 89 F FC 88 B CH 86 S CH 86 2-3 ③ K			B SI 92 B FF 92 X SI 93 2-0 1 BB 1B		4	0	1	0	0	2	0
1 Jordany Valdespin, L (1, 4) OBP: 0.282, SLG: 0.514	C FC 89 F FF 92 B FF 92 F FC 89 C SI 93 1-3 ② K		B SI 91 C CH 82 X FF 89 1-1 ② G1-3			B CH 82 X FC 88 1-0 ① P6		B SI 92 B SI 91 B SI 92 B SI 92 4-0 1-2 BB		3	0	0	0	1	1	0
27 Giancarlo Stanton, R (1, 9) OBP: 0.393, SLG: 0.546	C FF 92 X SI 93 0-1 HR		B SL 86 C FC 89 X FC 87 1-1 ③ G1-3			C FF 91 B FF 93 B SL 86 S SL 86 B FF 94 S FF 94 3-3 ② K		B FF 93 S FF 94 S SI 94 F FF 94 F FF 95 S SL 90 1-3 ③ K		4	1	1	1	0	2	2
9 Casey McGehee, R (1, 5) OBP: 0.371, SLG: 0.377	C SL 84 C SL 85 X FF 92 0-2 46 1B 2B			B SL 81 B SI 91 C SL 83 F FF 91 F FC 87 S CH 84 2-3 ① K		B SL 84 S CH 85 X FF 94 1-1 ③ G6-3			B FF 100 B FF 100 C FF 100 C FF 100 B FF 102 B FF 100 4-2 10 G6-4-3 BB	3	0	1	0	1	1	0
46 Garrett Jones, L (1, 3) OBP: 0.318, SLG: 0.423 10 Jeff Baker, R (9, PH) OBP: 0.291, SLG: 0.354	B FC 87 X FC 88 1-0 ③ 2-H 1B			F CH 83 F FF 92 B FF 92 X CH 82 1-2 ② F7			B CH 83 S CH 84 F CH 84 F SI 92 F CH 85 B FF 94 S FC 88 2-3 ① K		F FF 99 B SL 88 X FF 99 1-1 ①② G6-4-3 1-2f	3 1	0 0	1 0	0 0	0 0	1 0	0 1
13 Marcell Ozuna, R (1, 8) OBP: 0.318, SLG: 0.451		B SL 83 B FC 87 B CH 82 C FC 88 B SI 91 4-1 3 FC6-4 BB		F FC 86 C FF 91 X FF 94 0-2 2B			C CH 85 F FC 87 B CH 88 B CH 85 F CH 87 S FC 91 2-3 ② K		B SL 89 C FF 101 B SL 89 B FF 101 F FF 100 F FF 102 S FF 101 3-3 ③ K	3	0	1	0	1	2	0
3 Adeiny Hechavarría, R (1, 6) OBP: 0.302, SLG: 0.341		C SI 91 B SI 92 X FF 87 1-1 ① FC6-4 6 F9 6 PB 1-2f		X SI 94 0-0 ③ F9			C SL 86 F FC 86 B FC 90 S CH 88 1-3 ③ K			3	0	0	0	0	1	2
6 Jeff Mathis, R (1, 2) OBP: 0.271, SLG: 0.267		1 SAFE B SI 90 B SL 83 X FC 87 2-0 ② F9 1-3			X SL 80 0-0 ① G5-3			C FF 94 F FF 94 B FF 95 B SL 89 F FF 93 B FF 94 X FF 94 3-2 ① P2		3	0	0	0	0	0	1
34 Tom Koehler, R (1, 1) OBP: 0.086, SLG: 0.059 40 Mike Dunn, L (8, 1) 57 Bryan Morris, L (8, 1) 17 Donovan Solano, R (8, PH) OBP: 0.313, SLG: 0.321 36 Sam Dyson, R (9, 1)		F FC 87 C SI 91 B FF 92 B FC 87 C FC 88 2-3 ③ K			C FC 89 S FF 92 F FF 91 F SL 84 B FC 87 X FF 93 1-2 ② L9			F FF 93 C SL 88 B FF 93 S FF 93 1-3 ② K		2 0 0 1 0	0 0 0 0 0	0 0 0 0 0	0 0 0 0 0	1 0 0 1 0	1 0 0 0 0	1 0 0 0 0

AB	30
R	1
H	5
RBI	1
BB	3
SO	12
LOB	7

Inning Stats	1	2	3	4	5	6	7	8	9
	R: 1 E: 0 K: 2 S: 13	H: 3 LOB: 2 BB: 0 P: 16	R: 0 E: 0 K: 1 S: 7	H: 0 LOB: 1 BB: 1 P: 16	R: 0 E: 0 K: 0 S: 5	H: 0 LOB: 0 BB: 0 P: 7	R: 0 E: 0 K: 1 S: 11	H: 1 LOB: 1 BB: 0 P: 14	R: 0 E: 0 K: 1 S: 9	H: 0 LOB: 0 BB: 0 P: 12	R: 0 E: 0 K: 1 S: 6	H: 0 LOB: 0 BB: 0 P: 11	R: 0 E: 0 K: 3 S: 12	H: 0 LOB: 0 BB: 0 P: 17	R: 0 E: 0 K: 2 S: 13	H: 1 LOB: 2 BB: 1 P: 24	R: 0 E: 0 K: 1 S: 8	H: 0 LOB: 0 BB: 1 P: 16

1B: 2	SF: 0	WP: 0
2B: 2	SAC: 0	PB: 1
3B: 0	DP: 1	SB: 0
HR: 1	HBP: 0	CS: 0

PA: 33

PITCHER		IP	WLS	BF	H	R	ER	SO	BB	IBB	HBP	BLK	WP	HR	S	P	ERA	WHIP
47 Johnny Cueto, R ERA: 2.05	(1, 1)	7.0	W	25	4	1	1	9	1	0	0	0	0	1	63	93	1.29	0.714
51 Jonathan Broxton, R ERA: 0.95	(8, 1)	1.0	H	5	1	0	0	2	1	0	0	0	0	0	13	24	0.00	2.000
54 Aroldis Chapman, L ERA: 2.1	(9, 1)	1.0	S	3	0	0	0	1	1	0	0	0	0	0	8	16	0.00	1.000

PITCHER	IP	WLS	BF	H	R	ER	SO	BB	IBB	HBP	BLK	WP	HR	S	P	ERA	WHIP

Batter	1	2	3	4	5	6	7	8	9	AB	R	H	RBI	BB	SO	LOB
6 Billy Hamilton, S (1, 8) OBP: 0.301, SLG: 0.404	B SI 94 C FF 95 M FF 94 S KC 80 1-3 K ①			S FF 93 B KC 77 B KC 76 X FC 93 2-1 32 1B 21 1B 1B		F SI 89 C FF 92 S CH 80 0-3 K ① L SI 94 B FF 94 F FS 87 X FS 86 1-2 32 G3-1 1-2 1B			B FF 93 X FF 93 1-0 G6-3 ② 2-3	5	1	2	0	0	2	1
32 Jay Bruce, L (1, 9) OBP: 0.302, SLG: 0.378	C FF 95 C FF 94 F CH 85 F FF 94 X KC 81 0-2 G4-3 ②			1 SAFE B KC 76 1 SAFE X FF 92 1-0 21 1B 1-3 1B		B FF 91 B FF 91 B FF 92 B FF 91 4-0 39 BB 21 1B 48 2B BB	C SI 95 X FS 87 0-1 G3-1 ② 1-2 2-3		B FF 93 S SL 84 C SL 85 B SL 85 F SL 84 C FF 93 2-3 K ③ 3-H	4	1	1	0	1	1	2
21 Todd Frazier, R (1, 3) OBP: 0.338, SLG: 0.469	X FF 94 0-0 G3-1 ③			X FF 93 0-0 1-3 3-H 1B		X FF 92 0-0 39 BB 48 2B 1-2 1B	C SL 85 C FF 95 B FF 95 F SL 86 F SI 95 C FF 96 1-3 K ③			4	1	2	1	0	1	2
39 Devin Mesoraco, R (1, 2) OBP: 0.366, SLG: 0.581		C FF 94 C FF 94 X FF 94 0-2 L7 ①		C FF 94 1 SAFE D KC 80 B FC 91 F FF 93 F CH 80 S CH 83 2-3 K ①		C FF 93 B FF 92 B FF 92 F FF 93 F CH 80 F SI 91 B KC 75 F CH 79 B FF 91 4-2 48 2B 25 SF8 1-2 2-3 BB		S FF 94 B FF 94 S SL 81 S SL 82 1-3 K2-3 ①		3	1	0	0	1	2	2
48 Ryan Ludwick, R (1, 7) OBP: 0.324, SLG: 0.393 7 Ramon Santiago, S (8, 5) OBP: 0.347, SLG: 0.299		B FF 95 X FF 95 1-0 G5-3 ②		D KC 78 B KC 78 F FF 93 X SI 94 2-1 L5 ②		B SL 86 S SL 86 T SL 86 F FF 96 F SL 86 X FF 95 1-2 1-3 2-H 3-H 2B		C FF 92 C FF 93 B SL 82 B SL 82 F FF 92 F FF 93 B SL 80 X FF 90 3-2 F7 ②		4 0	0 0	1 0	2 0	0 0	0 0	2 0
25 Skip Schumaker, L (1, 4) (8, 7) OBP: 0.279, SLG: 0.308		B FF 94 B FF 94 C FF 94 X FF 94 2-1 P6 ③		C KC 78 B CH 81 1 SAFE X CH 80 1-1 P6 ③		X FS 88 0-0 SF8 ② 3-H		B FF 92 B FF 92 F FF 88 B FC 90 C FF 89 S FF 89 3-3 K		3	0	0	1	0	1	2
17 Kristopher Negrón, R (1, 5) OBP: 0.250, SLG: 0.444 (8, 4)		C FF 93 B KC 79 B KC 76 X FF 93 2-1 G6-3 ①			B FF 91 C FF 91 X FF 92 1-1 G3-1 ① B FF 95 F FF 95 X SI 96 1-1 G1-3 ③			F FC 90 F FF 92 S SL 81 0-3 K ③		4	0	0	0	0	1	2
2 Zack Cozart, R (1, 6) OBP: 0.270, SLG: 0.286		C FF 94 B FF 94 B KC 78 C FF 93 F KC 79 B FF 91 F FF 92 F FF 93 X FF 94 3-2 G6-3 ②			C FF 92 B FF 91 B FF 92 B FF 92 X FF 91 3-1 L7 ②		F FF 94 F FF 95 X FS 85 0-2 G6-3 ①		C FF 92 X FF 92 0-1 G5-3 ①	4	0	0	0	0	0	0
55 Mat Latos, R (1, 1) OBP: 0.105, SLG: 0.056 51 Jonathan Broxton, R (8, 1) 28 Chris Heisey, R (9, PH) OBP: 0.274, SLG: 0.365 54 Aroldis Chapman, L (9, 1)		F FF 92 F FF 93 B FF 93 B FC 93 X FF 92 2-2 L9 ③			X FF 91 0-0 G1-3 ③		B FF 96 C FF 94 B FF 96 S FF 94 X FF 95 2-2 32 G3-1 6 1B 1B		B FF 92 B FF 92 X FF 93 2-0 6 G6-3 32 PB 2B	3 0 1 0	0 0 1 0	1 0 1 0	0 0 0 0	0 0 0 0	0 0 0 0	0 0 0 0
Inning Stats	R: 0 E: 0 K: 1 S: 9 H: 0 LOB: 0 BB: 0 P: 10	R: 0 E: 0 K: 0 S: 6 H: 0 LOB: 0 BB: 0 P: 9	R: 0 E: 0 K: 0 S: 11 H: 0 LOB: 0 BB: 0 P: 18	R: 1 E: 0 K: 1 S: 11 H: 3 LOB: 2 BB: 0 P: 19	R: 0 E: 0 K: 0 S: 5 H: 0 LOB: 0 BB: 0 P: 9	R: 3 E: 0 K: 1 S: 17 H: 2 LOB: 1 BB: 2 P: 27	R: 0 E: 0 K: 1 S: 16 H: 2 LOB: 2 BB: 0 P: 20	R: 0 E: 0 K: 3 S: 14 H: 0 LOB: 1 BB: 0 P: 21	R: 1 E: 0 K: 1 S: 8 H: 1 LOB: 0 BB: 0 P: 13	1B: 6 2B: 2 3B: 0 HR: 0	SF: 1 SAC: 0 DP: 0 HBP: 0						

TOP

Cincinnati Reds @ Miami Marlins

Marlins Park, Miami, FL

Fri Aug 01 2014, 7:10 PM - 10:08 PM EDT

Att. 20,410 - Roof Closed - 75 F

livebaseballscorecards.com

AB	35
R	5
H	8
RBI	4
BB	2
SO	8
LOB	13

PITCHER		IP	WLS	BF	H	R	ER	SO	BB	IBB	HBP	BLK	WP	HR	S	P	ERA	WHIP
23 Jarred Cosart, R ERA: 4.51	(1, 1)	5.1	L	22	4	4	4	3	2	0	0	0	0	0	51	82	6.75	1.125
41 Chris Hatcher, R ERA: 2.97	(6, 1)	1.2		8	3	0	0	1	0	0	0	0	0	0	24	30	0.00	1.800
44 AJ Ramos, R ERA: 2.09	(8, 1)	1.0		4	0	0	0	3	0	0	0	0	1	0	14	21	0.00	0.000
43 Dan Jennings, L ERA: 1.11	(9, 1)	1.0		4	1	1	0	1	0	0	0	0	0	0	8	13	0.00	1.000

PITCHER		IP	WLS	BF	H	R	ER	SO	BB	IBB	HBP	BLK	WP	HR	S	P	ERA	WHIP

WP: 1 PB: 1 SB: 0 CS: 0 PA: 38

Cincinnati Reds @ Miami Marlins

Marlins Park, Miami, FL

Fri Aug 01 2014, 7:10 PM - 10:08 PM EDT

Att. 20,410 - Roof Closed - 75 F

livebaseballscorecards.com

BOTTOM

Batter	1	2	3	4	5	6	7	8	9	AB	R	H	RBI	BB	SO	LOB
21 Christian Yelich, L (1, 7) OBP: 0.352, SLG: 0.408	B FC 92 X FC 91 1-0 ① G1-4-3		B SI 87 B FF 90 B SI 89 C SI 89 B FF 88 4-1 1-2 27 G1-4-3 BB		C CU 75 X FF 90 0-1 ② L7		C SI 87 X FS 78 0-1 ② L6			3	0	0	0	1	0	1
1 Jordany Valdespin, L (1, 4) OBP: 0.302, SLG: 0.512	X FC 92 0-0 9 1B 1B		L SI 90 L SI 90 S SL 86 0-3 ① K		F FF 90 B FC 91 X FF 89 1-1 9 BB E3 2-H 1B		C FF 87 X SL 84 0-1 ③ P2			4	0	2	1	0	1	2
27 Giancarlo Stanton, R (1, 9) OBP: 0.394, SLG: 0.552	1 SAFE B FC 92 F FC 92 X FF 92 1-1 ② P2		T FC 93 B FF 93 1 SAFE D SL 87 X FF 92 2-1 ② ③ G1-4-3 1-2f		D FC 91 B SL 85 B FC 92 I IN 61 4-0 9 BB IBB			X FF 92 0-0 HR		3	1	1	1	1	0	3
9 Casey McGehee, R (1, 5) OBP: 0.374, SLG: 0.377	C FC 92 B FF 89 X SI 93 1-1 1-3 1B			C SL 88 B CU 74 B SI 89 B FC 88 B FC 90 4-1 BB	B SI 91 B SI 87 B FC 91 C FC 91 F FF 89 B FS 80 4-2 1-2 2-3 BB			F FF 93 B SL 86 B SL 87 X FF 92 2-1 ① F7		2	0	1	0	2	0	0
46 Garrett Jones, L (1, 3) OBP: 0.315, SLG: 0.419	B SI 91 B SI 90 X FF 90 2-0 ③ F8			B SI 90 B SI 90 D SI 91 C FF 90 X FF 91 3-1 ① P4	F SI 90 B FF 92 X SI 90 1-1 ③ G3-1			B SI 90 C SI 91 T SL 87 B FF 94 X SI 91 2-2 ② G1-3		4	0	0	0	0	0	6
13 Marcell Ozuna, R (1, 8) OBP: 0.315, SLG: 0.446		C FF 91 F FF 89 S FS 80 0-3 ① K		S SL 87 B SI 90 F FF 91 S FS 80 1-3 ② K		C FF 88 B SL 86 C SL 85 X FS 77 1-2 ① F8		B FF 91 S SL 87 S SL 86 B SL 88 S SL 87 2-3 ③ K		4	0	0	0	0	3	1
39 Jarrod Saltalamacchia, S (1, 2) OBP: 0.324, SLG: 0.398		C SI 91 F FF 91 S SL 85 0-3 ② K		B FF 91 C FC 91 X FC 91 1-1 ③ G4-3		S FS 79 C FS 78 T FF 89 0-2 ② K			C FF 99 S FF 101 B FF 102 B FF 102 S FF 101 2-3 ① K	4	0	0	0	0	3	1
3 Adeiny Hechavarría, R (1, 6) OBP: 0.304, SLG: 0.343		C FC 92 F FC 93 F FS 82 B SL 86 F FS 80 F FF 94 X SI 93 1-2 ③ P4			X FF 90 0-0 23 SH3-4 1 E 1B	B FC 91 B FF 89 X FC 90 2-0 ③ G3			B FF 102 F FF 101 B FF 101 X FF 101 2-1 5 G6-4-3 1B	4	1	2	0	0	0	0
23 Jarred Cosart, R (1, 1) OBP: 0.250, SLG: 0.250 41 Chris Hatcher, R (6, 1) 12 Enrique Hernández, R (7, PH) OBP: 0.344, SLG: 0.415 44 AJ Ramos, R (8, 1) 43 Dan Jennings, L (9, 1) 5 Reed Johnson, R (9, PH) OBP: 0.273, SLG: 0.364			B FF 91 C FF 90 X FF 91 1-1 21 BB 1B		X FF 89 0-0 ① SH3-4 1-2		C SL 84 X SI 89 0-1 ① G5-3		B FF 101 C FF 100 X FF 100 1-1 ② ③ G6-4-3 1-2f	1 0 1 0 0 0 1	0 0 0 0 0 0 0	1 0 0 0 0 0 0	0 0 0 0 0 0 0	0 0 0 0 0 0 0	0 0 0 0 0 0 0	0 0 0 0 0 0 1

Inning Stats	1	2	3	4	5	6	7	8	9
	R: 0 E: 0 K: 0 S: 7 H: 2 LOB: 2 BB: 0 P: 12	R: 0 E: 0 K: 2 S: 12 H: 0 LOB: 0 BB: 0 P: 13	R: 0 E: 0 K: 1 S: 8 H: 1 LOB: 1 BB: 1 P: 15	R: 0 E: 0 K: 1 S: 8 H: 0 LOB: 1 BB: 1 P: 17	R: 1 E: 1 K: 0 S: 10 H: 2 LOB: 3 BB: 2 P: 20	R: 0 E: 0 K: 0 S: 7 H: 0 LOB: 0 BB: 0 P: 10	R: 0 E: 0 K: 0 S: 6 H: 0 LOB: 0 BB: 0 P: 6	R: 1 E: 0 K: 1 S: 9 H: 1 LOB: 0 BB: 0 P: 15	R: 0 E: 0 K: 1 S: 7 H: 1 LOB: 0 BB: 0 P: 12

| | | |

Batter	1	2	3	4	5	6	7	8	9	10	AB	R	H	RBI	BB	SO	LOB
6 Billy Hamilton, S (1, 8) OBP: 0.300, SLG: 0.402	B FF 97 X FF 98 1-0 B5-3 ①		S FF 98 F FF 98 S SL 89 0-3 K ②			C CU 78 S SL 87 F SL 87 B FF 96 F FF 98 B CU 77 S SL 87 2-3 K ①		F FC 92 F FC 91 B SI 97 D FC 92 X SI 97 2-2 2-H 1B		C SL 88 T FF 95 S FF 95 0-3 K ②	5	0	1	1	0	3	2
32 Jay Bruce, L (1, 9) OBP: 0.300, SLG: 0.373	C FF 99 F FF 98 X SL 91 0-2 G3-1 ②		C FF 98 X FF 97 0-1 L7 ③			C SI 97 C CU 78 B FF 97 B SI 98 F FF 98 X SL 89 2-2 L7 ②		I IN 70 I IN 76 I IN 78 I IN 76 4-0 IBB		B SL 88 F FF 96 B SL 88 F SL 87 F FF 96 S FF 95 2-3 K ③	4	0	0	0	1	1	2
21 Todd Frazier, R (1, 5) OBP: 0.335, SLG: 0.464	C FF 99 S FF 99 F FF 100 B SL 90 X FF 99 1-2 F9 ③			C CU 79 S SL 88 B FF 98 X FF 97 1-2 G5-3 ①		S SL 89 B SL 89 X FF 98 1-1 G6-3 ③		S FC 90 F SI 96 S SI 96 0-3 K ③			4	0	0	0	0	1	2
39 Devin Mesoraco, R (1, 2) OBP: 0.364, SLG: 0.574		B FF 98 X FF 98 1-0 G6-3 ①		F SL 88 F FF 96 B SL 89 F FF 97 B FF 99 B SL 88 B FF 98 4-2 BB			B SL 87 X FF 97 1-0 F9 ①		C SL 81 F SL 83 X SI 92 0-2 G4-3 ①		3	0	0	0	1	0	0
29 Brayan Peña, S (1, 3) OBP: 0.294, SLG: 0.393		S FF 98 X SI 98 0-1 F7 ②		X FF 97 0-0 F8 ②			C SI 96 F FF 97 X FF 97 0-2 F7 ②		B SL 81 B SL 80 F SI 92 X SL 81 2-1 1B ②		4	0	1	0	0	0	1
25 Skip Schumaker, L (1, 7) OBP: 0.284, SLG: 0.312		C FF 98 C CU 81 F FF 98 B CU 81 X FF 98 1-2 7 FC6 1B		D FF 96 F FF 96 S SL 86 S SL 86 1-3 K ③			C SI 96 S CU 78 S CU 79 0-3 K ③		F SL 81 F SI 91 X SL 80 0-2 1B		4	0	2	0	0	2	1
7 Ramon Santiago, S (1, 4) OBP: 0.344, SLG: 0.297		B FF 98 F FF 98 X FF 98 1-1 FC6 ③ 1-2f			C FF 96 B SI 92 B FF 97 F FF 97 S SL 87 2-3 K ①			B SI 95 F SI 97 B SL 87 F FF 97 F SL 88 X FF 98 2-2 2 SH2-3 6 1B 1B	C SI 92 B SI 91 B SL 81 B SI 91 F SI 91 C SL 82 3-3 K ③		4	1	1	0	0	2	2
2 Zack Cozart, R (1, 6) OBP: 0.268, SLG: 0.283			S FF 97 S SL 89 F SL 88 B FF 97 F FF 98 B FF 99 T FF 99 2-2 K ①		C FF 98 B FF 98 B FF 98 X FF 98 2-1 F9 ②			1 SAFE B FC 90 X FF 95 1-0 SH2-3 ① 1-2		C SI 91 B SI 91 S SL 82 S SL 82 1-3 K ①	3	0	0	0	0	2	0
34 Homer Bailey, R (1, 1) OBP: 0.171, SLG: 0.128 9 Jack Hannahan, L (8, PH) 43 Manny Parra, L (8, 1) 70 Jumbo Díaz, R (8, 1) 28 Chris Heisey, R (10, PH) OBP: 0.272, SLG: 0.378 63 Sam LeCure, R (10, 1)			B FF 99 B FF 99 B FF 98 C FF 97 C FF 98 B FF 97 4-2 BB		F FF 97 X FF 99 0-1 G3-1 ③			S FC 91 C SI 97 B SI 97 S SI 97 1-3 K ②		C SL 80 B SI 91 X SI 91 1-1 3B	1 1 0 0 1 0	0 0 0 0 0 0	0 0 0 0 1 0	0 0 0 0 0 0	1 0 0 0 0 0	0 1 0 0 0 0	0 1 0 0 0 0
Inning Stats	R: 0 E: 0 K: 0 S: 8 H: 0 LOB: 0 BB: 0 P: 10	R: 0 E: 0 K: 0 S: 9 H: 1 LOB: 1 BB: 0 P: 12	R: 0 E: 0 K: 2 S: 12 H: 0 LOB: 1 BB: 1 P: 18	R: 0 E: 0 K: 1 S: 10 H: 0 LOB: 1 BB: 1 P: 16	R: 0 E: 0 K: 1 S: 7 H: 0 LOB: 0 BB: 1 P: 11	R: 0 E: 0 K: 1 S: 11 H: 0 LOB: 0 BB: 0 P: 16	R: 0 E: 0 K: 1 S: 7 H: 0 LOB: 0 BB: 0 P: 8	R: 1 E: 0 K: 2 S: 14 H: 2 LOB: 2 BB: 1 P: 24	R: 0 E: 0 K: 1 S: 11 H: 2 LOB: 1 BB: 0 P: 16	R: 0 E: 0 K: 3 S: 12 H: 1 LOB: 1 BB: 0 P: 16	1B: 5 2B: 0 3B: 1 HR: 0 SF: 0 SAC: 1 DP: 0 HBP: 0	WP: 0 PB: 0 SB: 0 CS: 0 PA: 38					

PITCHER		IP	WLS	BF	H	R	ER	SO	BB	IBB	HBP	BLK	WP	HR	S	P	ERA	WHIP
24 Nathan Eovaldi, R ERA: 4.22	(1, 1)	7.0		25	2	1	1	6	2	0	0	0	0	0	68	97	1.29	0.571
57 Bryan Morris, R ERA: 1.83	(8, 1)	1.0	B	5	1	0	0	2	0	1	0	0	0	0	10	18	0.00	1.000
31 Steve Cishek, R ERA: 3.21	(9, 1)	1.1		6	3	0	0	2	0	0	0	0	0	0	16	23	0.00	2.250
40 Mike Dunn, L ERA: 3.79	(10, 1)	0.2	W	2	0	0	0	2	0	0	0	0	0	0	7	9	0.00	0.000

PITCHER	IP	WLS	BF	H	R	ER	SO	BB	IBB	HBP	BLK	WP	HR	S	P	ERA	WHIP

TOP

Cincinnati Reds @ Miami Marlins

Marlins Park, Miami, FL

Sat Aug 02 2014, 7:11 PM - 10:22 PM EDT
Att. 25,159 - Roof Closed - 74 F

livebaseballscorecards.com

AB	34
R	1
H	6
RBI	1
BB	3
SO	12
LOB	11

Batter	1	2	3	4	5	6	7	8	9	10	AB	R	H	RBI	BB	SO	LOB
21 Christian Yelich, L (1, 7) OBP: 0.355, SLG: 0.412	B SI 94 B FF 94 C SI 92 L FF 95 F SL 88 F SL 88 B FF 95 F FF 94 F SI 96 3-3 C SL 90 ① K		X SI 95 0-0 1 1B 2B		B SI 95 B KC 80 S SL 87 B SI 95 F SI 94 B SL 90 4-2 BB			X FF 94 0-0 ② G4-3		C KC 74 B SI 88 B SI 88 B KC 76 X KC 75 3-1 3-H 1B	4	1	2	1	1	1	0
1 Jordany Valdespin, L (1, 4) OBP: 0.319, SLG: 0.511	B SI 94 B CH 85 B SI 94 C FF 92 X FF 95 3-1 ② G4-3		C CH 86 B FF 94 B FF 95 X SI 94 2-1 27 G1-3 2-H 1B		1 SAFE 1 SAFE X SI 93 0-0 ③ P6			S SL 85 X SL 86 0-1 1B			4	0	2	1	0	0	1
27 Giancarlo Stanton, R (1, 9) OBP: 0.392, SLG: 0.551	B FF 95 F SI 94 X FF 96 1-1 2B		B SL 89 1 SAFE S SL 89 F FF 94 F FF 94 D CH 87 X SL 89 2-2 ② G1-3 1-2			S SL 87 X SI 95 0-1 ① P4		D SL 88 B SL 85 S FF 97 S SL 88 X FF 98 2-2 ③ G6-3			4	0	1	0	0	0	2
9 Casey McGehee, R (1, 5) OBP: 0.373, SLG: 0.375	B FF 95 B SL 89 F FF 95 B CH 87 B SL 89 4-1 BB		B SI 94 X SL 88 1-0 ③ L9			B SL 87 B SL 87 F SL 88 B SI 95 X FF 94 3-1 ② G4-3			C SL 84 C FF 97 B SL 85 S SL 87 1-3 ① K		3	0	0	0	1	1	1
46 Garrett Jones, L (1, 3) OBP: 0.314, SLG: 0.417	B SI 94 F SI 94 B CH 85 X SI 94 2-1 ③ L7			B SI 93 B SI 92 C SI 93 X SL 88 2-1 ① G4-3		S SI 95 F CH 87 B FF 95 S SL 88 1-3 ③ K			B FF 97 C SL 89 B SI 97 F SL 88 X SL 90 2-2 1B		4	0	1	0	0	1	2
13 Marcell Ozuna, R (1, 8) OBP: 0.315, SLG: 0.443		B FF 95 B SL 89 B FF 94 C FF 93 B SL 88 4-1 3 G1-6-3 BB	C KC 80 B CH 86 S SL 89 B CH 88 F SL 89 X CH 84 2-2 ② F8				X SL 88 0-0 ① G6-3		C SL 88 B SL 83 B SL 87 S SL 87 S SL 87 2-3 ② K		3	0	0	0	1	1	1
3 Adeiny Hechavarría, R (1, 6) OBP: 0.301, SLG: 0.339	C SI 94 D SL 88 X SL 89 1-1 ① G1-6-3 ② 1-2f		L SL 88 B KC 80 X SL 88 1-1 ③ G5-3				B SL 87 L FF 94 F SL 88 X CH 86 1-2 ② G6-3		1 SAFE F FF 97 B FF 96 B FF 96 B FF 95 1 SAFE F FF 93 S SL 87 3-3 ③ K		4	0	0	0	0	1	2
6 Jeff Mathis, R (1, 2) OBP: 0.270, SLG: 0.274	C FF 96 X SI 96 0-1 ③ F9			B SL 88 X FF 94 1-0 ① F9			C SL 90 B KC 82 F SI 96 C FF 95 1-3 ③ K			C FF 87 F KC 71 X KC 73 0-2 5 SH1-4 21 1B 2B	4	1	1	0	0	1	0
24 Nathan Eovaldi, R (1, 1) OBP: 0.068, SLG: 0.047 57 Bryan Morris, L (8, 1) 17 Donovan Solano, R (8, PH) OBP: 0.310, SLG: 0.319 31 Steve Cishek, R (9, 1) 40 Mike Dunn, L (10, 1) 5 Reed Johnson, R (10, PH) OBP: 0.273, SLG: 0.364			C FF 93 B FF 94 F FF 92 C FF 95 1-3 ① K		C FF 94 C FF 94 C KC 80 0-3 ② K			B SL 84 B FF 93 F FF 93 F SL 86 S FS 86 2-3 ① K		X KC 72 0-0 ① SH1-4 2-3	2 0 1 0 0 0	0 0 0 0 0 0	0 0 0 0 0 0	0 0 0 0 0 0	2 0 1 0 0 0	0 0 0 0 0 0	0 0 0 0 0 0
Inning Stats	R: 0 E: 0 K: 1 S: 14 H: 1 LOB: 2 BB: 1 P: 27	R: 0 E: 0 K: 0 S: 5 H: 0 LOB: 0 BB: 1 P: 10	R: 1 E: 0 K: 1 S: 11 H: 2 LOB: 1 BB: 0 P: 17	R: 0 E: 0 K: 0 S: 8 H: 0 LOB: 0 BB: 0 P: 13	R: 0 E: 0 K: 1 S: 7 H: 0 LOB: 1 BB: 1 P: 12	R: 0 E: 0 K: 1 S: 7 H: 0 LOB: 0 BB: 0 P: 11	R: 0 E: 0 K: 1 S: 7 H: 0 LOB: 0 BB: 0 P: 9	R: 0 E: 0 K: 1 S: 9 H: 1 LOB: 1 BB: 0 P: 13	R: 0 E: 0 K: 3 S: 12 H: 1 LOB: 1 BB: 0 P: 20	R: 1 E: 0 K: 0 S: 6 H: 2 LOB: 1 BB: 0 P: 9	1B: 4 2B: 3 3B: 0 HR: 0 SF: 0 SAC: 1 DP: 1 HBP: 0						

PITCHER		IP	WLS	BF	H	R	ER	SO	BB	IBB	HBP	BLK	WP	HR	S	P	ERA	WHIP
34 Homer Bailey, R ERA: 3.89	(1, 1)	7.0		26	3	1	1	5	3	0	0	0	0	0	59	99	1.29	0.857
43 Manny Parra, L ERA: 3.76	(8, 1)	0.2		3	1	0	0	1	0	0	0	0	0	0	6	8	0.00	1.500
70 Jumbo Díaz, R ERA: 2.87	(8, 1)	1.1		5	1	0	0	3	0	0	0	0	0	0	15	25	0.00	0.750
63 Sam LeCure, R ERA: 3.43	(10, 1)	0.1	L	3	2	1	1	0	0	0	0	0	0	0	6	9	27.00	6.000

PITCHER	IP	WLS	BF	H	R	ER	SO	BB	IBB	HBP	BLK	WP	HR	S	P	ERA	WHIP

BOTTOM

Cincinnati Reds @ Miami Marlins

Marlins Park, Miami, FL

Sat Aug 02 2014, 7:11 PM - 10:22 PM EDT
Att. 25,159 - Roof Closed - 74 F

livebaseballscorecards.com

AB	33
R	2
H	7
RBI	2
BB	3
SO	9
LOB	9

MIAMI

WP: 0 PB: 0 SB: 0 CS: 0 PA: 37

Batter	1	2	3	4	5	6	7	8	9	AB	R	H	RBI	BB	SO	LOB
6 Billy Hamilton, S (1, 8) OBP: 0.301, SLG: 0.402	B FF 90 C SI 91 B SI 93 X SI 93 2-1 ① G4-3		B FF 92 B SI 91 X FF 91 2-0 32 S / 32 1B / 1B	C CU 76 D CH 86 X FF 92 1-1 32 1B / 21 1B / 2-H / 1B		X SI 94 0-0 E1 21 1B / 39 1B / 1-2		F SL 84 B SL 84 F FF 93 B SL 85 X SL 85 2-2 ② G5-3		5	3	2	1	0	0	1
32 Jay Bruce, L (1, 9) OBP: 0.302, SLG: 0.373	X SI 92 0-0 ② G1		1 SAFE P PO 87 1 SAFE B SI 92 F CU 78 B FC 84 X SI 92 3-1 21 G6-3 21 S / 48 2B / 1-H / 1B	1 SAFE 1 SAFE 1 SAFE C FF 89 P PO 85 1 SAFE X SI 89 1-1 21 1B / 1-3 / 1B		C SI 95 F SI 96 F CU 84 B CH 90 D CU 82 X FF 95 2-2 ② F5		C SL 84 B FF 92 F FF 93 T SL 85 1-2 ③ K		5	1	2	1	0	1	2
21 Todd Frazier, R (1, 3) OBP: 0.340, SLG: 0.468	B FF 93 B FC 84 F FF 92 X FF 92 2-1 39 CS / 1B		B FF 92 D FC 84 C FF 92 B SI 92 C FF 93 X FF 92 3-2 ① G6-3 / 1-3	S CU 78 X CU 77 0-1 ③ / 1-3 / 3-H / 1B		B SI 95 B FF 95 X SI 96 2-0 39 1B / 1-2 / 2-3 / 1B			B SL 82 X FF 91 1-0 48 G5-4-3 / 39 1B / 1B	5	0	4	1	0	0	1
39 Devin Mesoraco, R (1, 2) OBP: 0.368, SLG: 0.575	0-0 ③ CS / 1-2	X FF 91 0-0 25 BB / 2 1B / 1B	D SI 93 C CU 79 B SI 93 F SI 92 S CH 87 2-3 ② K		B SI 95 C SI 93 B SI 94 B SI 94 F SI 94 X SI 95 3-2 ① G6-3	S SI 97 X SI 97 0-1 1-2 / 2-H / 3-H / 1B			F FF 92 C SL 84 D SL 85 X SL 84 1-2 48 G5-4-3 / 1B	5	1	3	2	0	1	1
48 Ryan Ludwick, R (1, 7) OBP: 0.322, SLG: 0.393		D FC 83 F FF 92 B CU 80 C FF 92 F FF 92 D CU 79 S FC 85 3-3 ① K	B FC 86 X FF 93 1-0 25 WP / 3-H / 2B		B FF 96 X FF 95 1-0 ② F9	D CU 84 X FF 95 1-0 ③ F9			C FF 92 B FF 92 F SL 85 D SL 84 F SL 85 X FF 93 2-2 ①② G5-4-3 / 1-2f / 2-3	5	0	1	1	0	1	5
25 Skip Schumaker, L (1, 4) OBP: 0.286, SLG: 0.311		B CU 78 B SI 94 B SI 94 C FF 92 B SI 93 4-1 2 1B / 1-2 / BB	B CH 86 X CH 86 1-0 ③ G4-3 / 2-3		B SI 94 X SI 94 1-0 17 FC6-4 / 1B		T FF 94 S CH 88 X FF 94 0-2 ① G6-3		F SL 85 D SL 84 F FF 92 D SL 85 S SL 85 2-3 ③ K	4	0	1	0	1	1	2
17 Kristopher Negrón, R (1, 5) OBP: 0.250, SLG: 0.400 60 J.J. Hoover, R (7, 1) 51 Jonathan Broxton, R (9, 1)		X FF 92 0-0 ② L9		B FF 90 B FF 91 B FF 90 B FF 90 4-0 2 S / 6 1B / BB	F FF 96 C CU 82 X CU 85 0-2 ③ FC6-4 / 1-2f		C FF 97 F SI 94 F CU 83 S CU 83 0-3 ② K			3 0 0	1 0 0	0 0 0	0 0 0	1 0 0	1 0 0	3 0 0
2 Zack Cozart, R (1, 6) OBP: 0.268, SLG: 0.283		B FC 85 D FF 92 X FF 92 2-0 44 FC6-4 / 1-2 / 2-H / 1B		1 SAFE C SI 91 X FC 82 0-1 ① F8 / 1-2		B FF 94 C FF 94 F SI 94 F CU 83 S SI 93 1-3 ① K	B FF 96 C FF 94 B FF 94 F SI 94 F SI 95 X SI 95 2-2 ③ G6-3			4	0	1	1	0	1	1
44 Mike Leake, R (1, 1) OBP: 0.143, SLG: 0.224 7 Ramon Santiago, S (7, 5) OBP: 0.341, SLG: 0.295		X FF 92 0-0 ③ FC6-4 / 1-2f		X FF 90 0-0 ② P2		S FF 94 S SI 94 X SI 94 0-2 21 1B 6 E / 39 1B / 1B		S FF 92 B FF 93 B FF 91 F FF 93 C FF 93 2-3 ① K		3 1	1 0	1 0	0 0	0 0	0 1	3 0
Inning Stats	R: 0 E: 0 K: 0 S: 5 H: 1 LOB: 0 BB: 0 P: 9	R: 1 E: 0 K: 1 S: 9 H: 2 LOB: 2 BB: 1 P: 18	R: 2 E: 0 K: 1 S: 12 H: 3 LOB: 1 BB: 0 P: 23	R: 2 E: 0 K: 0 S: 10 H: 3 LOB: 2 BB: 1 P: 15	R: 0 E: 0 K: 0 S: 8 H: 1 LOB: 1 BB: 0 P: 13	R: 2 E: 1 K: 1 S: 16 H: 3 LOB: 2 BB: 0 P: 22	R: 0 E: 0 K: 1 S: 11 H: 0 LOB: 0 BB: 0 P: 13	R: 0 E: 0 K: 2 S: 9 H: 0 LOB: 0 BB: 0 P: 14	R: 0 E: 0 K: 1 S: 11 H: 2 LOB: 1 BB: 0 P: 17	1B: 14 2B: 1 3B: 0 HR: 0 SF: 0 SAC: 0 DP: 1 HBP: 0						

TOP

Cincinnati Reds @ Miami Marlins

Marlins Park, Miami, FL

Sun Aug 03 2014, 1:11 PM - 4:15 PM EDT

Att. 26,707 - Roof Closed - 72 F

livebaseballscorecards.com

AB	40
R	7
H	15
RBI	7
BB	2
SO	7
LOB	19

PITCHER		IP	WLS	BF	H	R	ER	SO	BB	IBB	HBP	BLK	WP	HR	S	P	ERA	WHIP
33 Jacob Turner, R ERA: 5.97	(1, 1)	4.0	L	21	9	5	5	2	2	0	0	0	1	0	36	65	11.25	2.750
36 Sam Dyson, R ERA: 1.62	(5, 1)	3.0		14	4	2	0	2	0	0	0	0	0	0	35	48	0.00	1.333
43 Dan Jennings, L ERA: 1.05	(8, 1)	2.0		7	2	0	0	3	0	0	0	0	0	0	20	31	0.00	1.000

PITCHER	IP	WLS	BF	H	R	ER	SO	BB	IBB	HBP	BLK	WP	HR	S	P	ERA	WHIP

WP: 1 PB: 0 SB: 3 CS: 1 PA: 43

Cincinnati Reds @ Miami Marlins

Marlins Park, Miami, FL

Sun Aug 03 2014, 1:11 PM - 4:15 PM EDT

Att. 26,707 - Roof Closed - 72 F

BOTTOM

Batter	1	2	3	4	5	6	7	8	9	AB	R	H	RBI	BB	SO	LOB
21 Christian Yelich, L (1, 7) OBP: 0.355, SLG: 0.409	C SI 88 B FC 88 B KC 78 B SI 90 B SI 90 4-1 9 WP 1 G4-3 BB		C SI 91 B FC 90 B SI 92 B KC 80 B SI 92 4-1 1 FC3-2 1-2 BB		F CH 83 B FC 87 B CH 83 F SI 90 F FC 90 X SL 81 2-2 ① F7		B FF 93 B FF 94 B FF 92 C FF 92 F FF 93 X FF 94 3-2 ③ G6-3		C FF 93 F FF 94 B FF 95 S FF 94 1-3 ③ K	3	0	0	0	2	1	1
1 Jordany Valdespin, L (1, 4) OBP: 0.294, SLG: 0.469	B SI 90 C SI 91 X SI 88 1-1 ① G4-3 1-2		B FF 90 F FF 90 S FF 91 B SI 92 D SL 82 X FF 90 3-2 ① FC3-2 9 FC4-6 1-2 2-3 3-Hf		C SI 88 X SL 80 0-1 ② P5			B FF 91 S FF 91 X CU 75 1-1 ① L8		4	0	0	0	0	0	4
27 Giancarlo Stanton, R (1, 9) OBP: 0.389, SLG: 0.546	B SI 90 T SI 89 F SI 90 S SL 82 1-3 ② K		C SI 91 B SI 91 F SI 92 S SL 82 1-3 ② K		B SI 90 S SI 90 F FC 88 S SL 81 1-3 ③ K			S SL 81 B SL 82 C FF 92 B FF 94 S SL 83 2-3 ② K		4	0	0	0	0	4	4
9 Casey McGehee, R (1, 5) OBP: 0.374, SLG: 0.373	C SI 91 B SL 81 X SI 92 1-1 ③ G5-3 2-3		B SI 91 C SI 92 X SI 92 1-1 ③ FC4-6 1-2f			B SI 88 B CH 82 B SI 88 C SI 88 B SI 90 4-1 BB		B FF 92 B FF 93 B FF 93 B FF 92 4-0 46 HR BB		2	1	0	0	2	0	4
46 Garrett Jones, L (1, 3) OBP: 0.313, SLG: 0.423		X SI 88 0-0 ① G4-3		C SI 88 B SI 88 B FC 88 S SI 89 X FC 89 2-2 ① F8		C SI 90 B SI 90 X SI 90 1-1 ① F9		C CU 74 X FF 92 0-1 1-H HR		4	1	1	2	0	0	1
13 Marcell Ozuna, R (1, 8) OBP: 0.314, SLG: 0.439		B SI 89 B CH 83 C SI 89 B FC 89 B FC 89 4-1 3 G5-4-3 BB		C SI 90 C SI 90 B FC 88 B SL 81 S FF 90 2-3 ② K		C SI 90 B SI 91 S SL 81 S KC 81 1-3 ② K		B FF 92 C SL 82 X CU 74 1-1 ③ G5-3		3	0	0	0	1	2	1
3 Adeiny Hechavarría, R (1, 6) OBP: 0.303, SLG: 0.349		C SI 91 F SI 90 B SL 82 F SI 91 D SL 82 X SI 92 2-2 ②③ G5-4-3 1-2f		F SI 90 B SI 91 L SL 80 F FF 90 F FC 89 B SI 91 X SI 91 2-2 6 1B 2B		B SI 90 B SI 90 X FC 89 2-0 ③ G4-3			C FF 91 X SL 86 0-1 3B	4	1	2	0	0	0	2
6 Jeff Mathis, R (1, 2) OBP: 0.277, SLG: 0.289			C SI 88 B FC 87 X SL 78 1-1 33 SH 1 FC3-2 2B	C SI 91 F SI 91 X FC 90 0-2 2-H 1B			B FF 92 S FF 92 C FF 92 B SL 82 F FF 94 F FF 93 F FF 93 B FF 93 S FF 92 3-3 ① K		S FF 92 S FF 93 B FF 93 B FF 94 S FF 93 2-3 ① K	4	0	2	1	0	2	1
33 Jacob Turner, R (1, 1) OBP: 0.286, SLG: 0.385 12 Enrique Hernández, R (4, PH) OBP: 0.341, SLG: 0.410 36 Sam Dyson, R (5, 1) 17 Donovan Solano, R (7, PH) OBP: 0.308, SLG: 0.316 43 Dan Jennings, L (8, 1) 5 Reed Johnson, R (9, PH) OBP: 0.271, SLG: 0.361			X SI 89 0-0 SH 1 FC3-2 21 BB 2-3	B SI 90 C SI 90 S SI 90 B SL 81 B SI 91 X SI 91 3-2 ③ G4-3			B FF 93 B CU 75 X FF 93 2-0 ② L9		C FF 93 S FF 94 B FF 93 S FF 93 1-3 ② K	0 1 0 1 0 0 1	0 0 0 0 0 0 0	0 0 0 0 0 0 0	0 0 0 0 0 0 0	0 0 0 0 0 0 0	0 1 0 0 0 0 1	0 1 0 0 0 0 1
Inning Stats	R: 0 E: 0 K: 1 S: 8 H: 0 LOB: 1 BB: 1 P: 15	R: 0 E: 0 K: 0 S: 6 H: 0 LOB: 0 BB: 1 P: 12	R: 0 E: 1 K: 1 S: 12 H: 1 LOB: 3 BB: 1 P: 22	R: 1 E: 0 K: 1 S: 17 H: 2 LOB: 1 BB: 0 P: 26	R: 0 E: 0 K: 1 S: 9 H: 0 LOB: 0 BB: 0 P: 12	R: 0 E: 0 K: 1 S: 7 H: 0 LOB: 1 BB: 1 P: 15	R: 0 E: 0 K: 1 S: 10 H: 0 LOB: 0 BB: 0 P: 18	R: 2 E: 0 K: 1 S: 9 H: 1 LOB: 0 BB: 1 P: 17	R: 0 E: 0 K: 3 S: 11 H: 1 LOB: 1 BB: 0 P: 15	1B: 1 2B: 2 3B: 1 HR: 1	SF: 0 SAC: 1 DP: 1 HBP: 0		WP: 1 PB: 0 SB: 0 CS: 0	PA: 37			

livebaseballscorecards.com

AB	31
R	3
H	5
RBI	3
BB	5
SO	10
LOB	20

PITCHER		IP	WLS	BF	H	R	ER	SO	BB	IBB	HBP	BLK	WP	HR	S	P	ERA	WHIP
44 Mike Leake, R ERA: 3.46	(1, 1)	6.0	W	25	3	1	1	5	4	0	0	0	1	0	59	102	1.50	1.167
60 J.J. Hoover, R ERA: 5.55	(7, 1)	2.0		8	1	2	2	2	1	0	0	0	0	1	19	35	9.00	1.000
51 Jonathan Broxton, R ERA: 1.13	(9, 1)	1.0		4	1	0	0	3	0	0	0	0	0	0	11	15	0.00	1.000

PITCHER	IP	WLS	BF	H	R	ER	SO	BB	IBB	HBP	BLK	WP	HR	S	P	ERA	WHIP

Batter	1	2	3	4	5	6	7	8	9	AB	R	H	RBI	BB	SO	LOB
6 Billy Hamilton, S (1, 8) OBP: 0.300, SLG: 0.399	B SI 94 C SI 94 C SL 90 B SI 96 F SL 92 F SI 95 X SI 96 2-2 ① L7		L SL 89 F SL 89 X CU 84 0-2 32 FC4-6 1B		S CU 81 C SI 94 B SI 94 T CU 82 1-2 ② K		X SI 93 0-0 ③ F8		C FF 94 F FF 94 B CU 78 C CU 78 1-3 ① K	5	0	1	0	0	2	4
32 Jay Bruce, L (1, 9) OBP: 0.303, SLG: 0.374	C SI 94 B SL 89 B SI 96 F SI 95 B SL 90 X SI 95 3-2 39 1B 1B		X SI 93 0-0 ① FC4-6 21 E 1-2f		C SL 88 F CU 81 X FF 93 0-2 ③ L7			S SL 88 X SI 93 0-1 39 1B 29 2B 1B	B SL 85 C FF 95 X CU 79 1-1 ② G3 1-2 2-3	5	1	2	0	0	0	3
21 Todd Frazier, R (1, 5) OBP: 0.337, SLG: 0.463	S SL 89 C SI 94 S SL 90 0-3 ② K		D SI 94 X SL 88 1-0 E6 1-2			C SL 88 X SL 87 0-1 ① G3-1		B SI 92 C SI 93 S SI 89 D CU 84 F CU 83 B SI 94 S SL 90 3-3 ① K	C SL 86 S FF 96 B FF 96 D SL 88 X FF 97 2-2 ③ G5-3	5	0	0	0	0	2	5
39 Devin Mesoraco, R (1, 2) OBP: 0.370, SLG: 0.574	C SI 94 X SI 94 0-1 1-2 1B		B SL 88 F SI 95 C CU 82 X SL 90 1-2 ② F4			S SL 88 B SL 88 B SI 94 C SI 94 S CU 84 2-3 ② K		S CU 82 D SL 88 X SL 88 1-1 29 2B 1-2 1B		4	0	2	0	0	1	2
29 Brayan Peña, S (1, 3) OBP: 0.293, SLG: 0.395	B SI 94 S SL 88 X CH 84 1-1 ③ G4-3		C SL 88 F SL 89 X CU 83 0-2 ③ G3			C CH 85 S SL 88 S SI 95 0-3 ③ K		B FF 95 C FF 95 X FF 96 1-1 1-3 2-H 2B		4	0	1	1	0	1	4
25 Skip Schumaker, L (1, 7) OBP: 0.287, SLG: 0.311 48 Ryan Ludwick, R (8, PH) OBP: 0.321, SLG: 0.392 (8, 7)		B SI 92 B SI 93 X SI 93 2-0 ① G4-3		C CU 81 X SI 92 0-1 ① F7			B SI 92 F SL 88 C CU 80 B SI 94 X SL 88 2-2 2 BB 1B	S SL 86 X SL 85 0-1 ② F9		3 1	0 0	1 0	0 0	0 0	0 0	0 2
9 Jack Hannahan, L (1, 10)		B SI 93 C SI 94 C SI 94 B SI 95 F SI 95 B SI 95 F SI 95 B SI 95 4-2 BB		B SI 93 X SI 93 1-0 ② G6-3			F SI 92 B SL 87 B SI 93 C SI 93 X SL 88 2-2 ① F8	C FF 95 B FF 95 X FF 96 1-1 ③ G6-3		3	0	0	0	1	0	3
7 Ramon Santiago, S (1, 4) OBP: 0.333, SLG: 0.287 23 Donald Lutz, L (9, PH) OBP: 0.278, SLG: 0.333		C SI 93 X SI 93 0-1 ② F9		B SL 86 X SI 93 1-0 ③ F8			D CH 84 C SI 93 C SL 88 C CU 83 1-3 ② K		B FF 94 X FF 94 1-0 32 G3 2B	3 1	0 0	0 1	0 0	0 0	1 0	2 0
2 Zack Cozart, R (1, 6) OBP: 0.270, SLG: 0.281		C SI 92 S SL 87 F SI 94 X SI 95 0-2 ③ F8			F SI 93 B SI 93 F SL 88 S CU 83 1-3 ① K		D SL 88 F SI 93 B SI 94 B SI 93 B SI 94 4-1 1-2 BB		B FF 95 D FF 91 B FF 94 C FF 94 B FF 95 4-1 32 G3 BB	2	0	0	0	2	1	1
Inning Stats	R: 0 H: 2 E: 0 LOB: 2 K: 1 BB: 0 S: 15 P: 21	R: 0 H: 0 E: 0 LOB: 1 K: 0 BB: 1 S: 11 P: 17	R: 0 H: 1 E: 1 LOB: 2 K: 0 BB: 0 S: 11 P: 13	R: 0 H: 0 E: 0 LOB: 0 K: 0 BB: 0 S: 4 P: 6	R: 0 H: 0 E: 0 LOB: 0 K: 2 BB: 0 S: 9 P: 11	R: 0 H: 0 E: 0 LOB: 0 K: 2 BB: 0 S: 8 P: 10	R: 0 H: 1 E: 0 LOB: 2 K: 1 BB: 1 S: 11 P: 20	R: 1 H: 3 E: 0 LOB: 2 K: 1 BB: 0 S: 14 P: 20	R: 0 H: 1 E: 0 LOB: 2 K: 1 BB: 1 S: 10 P: 19	1B: 6 2B: 2 3B: 0 HR: 0	SF: 0 SAC: 0 DP: 0 HBP: 0	WP: 0 PB: 0 SB: 0 CS: 0	PA: 39				

PITCHER		IP	WLS	BF	H	R	ER	SO	BB	IBB	HBP	BLK	WP	HR	S	P	ERA	WHIP
28 Corey Kluber, R ERA: 2.55	(1, 1)	7.1	W	31	6	1	1	7	2	0	0	0	0	0	77	110	1.23	1.091
50 Nick Hagadone, L ERA: 2.38	(8, 1)	0.0		1	1	0	0	0	0	0	0	0	0	0	2	3	∞	∞
44 John Axford, R ERA: 3.14	(8, 1)	1.2	S	7	1	0	0	1	1	0	0	0	0	0	14	24	0.00	1.200

PITCHER	IP	WLS	BF	H	R	ER	SO	BB	IBB	HBP	BLK	WP	HR	S	P	ERA	WHIP

TOP

Cincinnati Reds @ Cleveland Indians

Progressive Field, Cleveland, OH

Mon Aug 04 2014, 7:10 PM - 9:59 PM EDT

Att. 18,696 - Partly Cloudy - 79 F

livebaseballscorecards.com

AB	36
R	1
H	8
RBI	1
BB	3
SO	8
LOB	26

BOTTOM

Cincinnati Reds @ Cleveland Indians

Progressive Field, Cleveland, OH

Mon Aug 04 2014, 7:10 PM - 9:59 PM EDT

Att. 18,696 - Partly Cloudy - 79 F

livebaseballscorecards.com

Batter	1	2	3	4	5	6	7	8	9	AB	R	H	RBI	BB	SO	LOB
22 Jason Kipnis, L (1, 4) OBP: 0.324, SLG: 0.354	B SI 93 B SI 93 B SI 94 C SI 94 X SI 95 3-1 4 SH1-3 23 G3 2B		B SI 95 X FS 86 1-0 ② G3		B SI 94 B SI 94 B SI 93 C SI 95 D FS 87 4-1 23 1B 4 G5-3 1-2 BB		D SI 91 1 SAFE B FF 94 1 SAFE 1 SAFE C FF 92 X FF 93 2-1 4 G5-4-3 1-2 1B			3	1	2	0	1	0	0
4 Mike Aviles, R (1, 7) OBP: 0.277, SLG: 0.322	X SI 94 0-0 ① SH1-3 2-3		B FF 96 X SI 94 1-0 ③ G5-3		D SI 94 L SI 93 X SI 95 1-1 ① G5-3 1-2 2-3		B FF 93 X SI 92 1-0 ①② G5-4-3 1-2f 2-3			3	0	0	0	0	0	4
23 Michael Brantley, L (1, 8) OBP: 0.383, SLG: 0.515	D CU 80 X FS 87 1-0 ② G3 3-H			X SI 95 0-0 41 1B 8 HR 1B	B FS 89 X FS 88 1-0 41 S 2-3 3-H 1B		X SI 96 0-0 ③ F8			4	1	2	2	0	0	1
41 Carlos Santana, S (1, 3) OBP: 0.375, SLG: 0.445	B SI 96 B SI 94 B SI 95 B SI 95 4-0 8 FC6 BB			1 SAFE B SI 93 1 SAFE X SI 94 1-0 8 HR 1-2 1B	C SI 96 B SI 94 X SI 96 1-1 ② P5 1-2			B FF 95 B FF 92 X FF 92 2-0 ① F9		3	1	1	0	1	0	2
8 Lonnie Chisenhall, L (1, 5) OBP: 0.369, SLG: 0.481	C SI 95 F FS 85 B FS 86 1 SAFE F FC 91 X FS 88 1-2 ③ FC6 1-2f			X SI 94 0-0 1-H 2-H HR	B SI 95 X FS 86 1-0 ③ G4-3			B SI 92 F FC 94 F FF 95 S CU 81 1-3 ② K		4	1	1	3	0	1	3
7 David Murphy, L (1, 9) OBP: 0.328, SLG: 0.391		C SI 95 H CU 78 1-1 10 G5-4-3 HBP		B SI 96 B SI 95 B FF 95 B SI 94 4-0 10 L6-3 BB		B SI 94 C CH 85 F FF 96 T CU 82 1-2 ① K		B FC 93 X FC 92 1-0 10 WP 10 HR 2B		2	1	1	0	1	1	0
10 Yan Gomes, R (1, 2) OBP: 0.325, SLG: 0.475		B FF 94 1 SAFE B SI 94 C SI 94 X SI 94 2-1 ①② G5-4-3 1-2f		B FF 93 B SI 93 X FF 93 2-0 ①② L6-3 1-1		C FF 95 B CU 81 F FC 94 X FF 98 1-2 ② F9		B FF 94 F SI 92 F SI 93 B CU 82 X FF 97 2-2 2-H HR		4	1	1	2	0	0	2
38 Chris Dickerson, L (1, 10) OBP: 0.371, SLG: 0.455		C SI 95 B FS 87 B FS 88 F SI 95 X FS 88 2-2 ③ F7		B SI 95 S FS 88 B FS 87 C FS 88 S FS 87 2-3 ③ K		C FF 93 B CH 87 S FF 96 B FC 95 F FF 93 B FF 94 F FF 93 C FF 94 3-3 ③ K		X SI 93 0-0 ③ L7		4	0	0	0	0	2	0
11 José Ramírez, S (1, 6) OBP: 0.217, SLG: 0.207			B SI 94 C SI 94 C SI 94 B FS 85 X FS 86 2-2 ① G4-3		F SI 94 X CU 76 0-1 4 G5-3 22 S 23 1B 1B		B SI 91 X CH 83 1-0 4 G5-4-3 22 1B 1B			3	1	2	0	0	0	0

Inning Stats	1	2	3	4	5	6	7	8	9
	R: 1 E: 0 K: 0 S: 8 H: 1 LOB: 1 BB: 1 P: 17	R: 0 E: 0 K: 0 S: 6 H: 0 LOB: 0 BB: 0 P: 11	R: 0 E: 0 K: 0 S: 5 H: 0 LOB: 0 BB: 0 P: 9	R: 3 E: 0 K: 1 S: 7 H: 3 LOB: 0 BB: 1 P: 16	R: 1 E: 0 K: 0 S: 9 H: 2 LOB: 2 BB: 1 P: 17	R: 0 E: 0 K: 2 S: 11 H: 0 LOB: 0 BB: 0 P: 16	R: 0 E: 0 K: 0 S: 5 H: 2 LOB: 1 BB: 0 P: 9	R: 2 E: 0 K: 1 S: 9 H: 2 LOB: 0 BB: 0 P: 15	

	AB	30
	R	7
	H	10
	RBI	7
	BB	3
	SO	4
	LOB	12

	1B: 6	SF: 0	WP: 1	PA: 35
	2B: 3	SAC: 1	PB: 0	
	3B: 0	DP: 3	SB: 2	
	HR: 2	HBP: 1	CS: 0	

PITCHER		IP	WLS	BF	H	R	ER	SO	BB	IBB	HBP	BLK	WP	HR	S	P	ERA	WHIP
31 Alfredo Simon, R ERA: 3.07	(1, 1)	5.0	L	23	6	5	5	1	3	0	1	0	0	1	35	70	9.00	1.800
53 Carlos Contreras, R ERA: 3.95	(6, 1)	3.0		12	4	2	2	3	0	0	0	0	1	1	25	40	6.00	1.333

PITCHER	IP	WLS	BF	H	R	ER	SO	BB	IBB	HBP	BLK	WP	HR	S	P	ERA	WHIP

Batter	1	2	3	4	5	6	7	8	9	AB	R	H	RBI	BB	SO	LOB
6 Billy Hamilton, S (1, 8) OBP: 0.299, SLG: 0.397	C FF 89 B FF 90 X FF 90 1-1 ① F9	C FC 87 B CU 76 F FF 91 S CU 78 1-3 ② K2-3		B FF 88 C FF 89 F FF 88 S CU 78 1-3 ② K		F FF 97 X FF 96 0-1 1B		C FF 96 C FF 94 S CU 83 0-3 ③ K		5	0	1	0	0	3	3
32 Jay Bruce, L (1, 9) OBP: 0.307, SLG: 0.386	L FF 90 C CH 85 B FC 87 B FC 88 X FF 91 2-2 ② F7	B CH 86 X FF 91 1-0 1B		B CH 86 C FC 85 B FF 88 B FF 89 C FC 87 X CH 84 3-2 3-H 1B		B CH 92 X FF 94 1-0 ③ G3			S CH 88 B CU 82 X FF 96 1-1 HR	5	1	3	2	0	0	1
21 Todd Frazier, R (1, 3) OBP: 0.338, SLG: 0.461	B FF 91 F FC 87 H FF 91 2-1 ③ 48 2B 48 E HBP	X FC 88 0-0 ③ G1-3		C FF 90 1 SAFE B FF 88 X FF 87 1-1 ③ F8			B FF 96 C SL 86 X CU 82 1-1 ① G5-3		C SL 85 C SL 85 B FF 95 X CU 81 1-2 29 1B 48 1B 17 2B 1B	4	2	1	0	0	0	2
48 Ryan Ludwick, R (1, 10) OBP: 0.322, SLG: 0.396	B FF 90 1 SAFE X FF 90 1-0 1-H E5 2B		S FC 86 B CU 79 S FC 86 B FC 88 S FC 87 2-3 ① K		C FF 88 F CU 78 X FC 87 0-2 ① F9		S SL 85 S SL 86 S CU 82 0-3 ② K		C FF 95 F SL 84 X SL 85 0-2 29 1B 1-2 17 2B 1B	5	1	2	0	0	2	0
28 Chris Heisey, R (1, 7) OBP: 0.280, SLG: 0.376	L FC 87 C CU 78 S FC 86 0-3 ③ K		C FF 91 S FC 88 B CU 80 B FC 88 B FC 86 B FC 85 4-2 29 G3 BB		X FF 89 0-0 29 1B 17 CS 1B		F FF 96 X CU 83 0-2 ③ G3		C SI 94 S SL 84 S FF 93 0-3 ① K	4	1	1	0	1	2	3
29 Brayan Peña, S (1, 2) OBP: 0.299, SLG: 0.397		C FF 88 F FC 87 S CU 77 0-3 K 2 FC1-5 17 1B	1 SAFE B FF 89 1 SAFE F FF 88 1 SAFE C CH 83 F FC 87 1 SAFE B CU 77 3-2 B FF 88 X FF 88 1-2 G3 ②		C FC 86 B CH 82 1 SAFE C FF 88 1 SAFE B FC 85 X CU 76 2-2 1-3 17 CS 1B			S CH 88 B FF 96 B CH 89 B FF 96 B FF 94 4-1 17 FC4-6 BB	B SL 86 B CH 92 B FF 95 C FF 93 X FF 93 3-1 1-2 2-3 17 2B 1B	4	0	2	0	1	1	1
17 Kristopher Negrón, R (1, 4) OBP: 0.270, SLG: 0.429		C FC 87 X FF 89 0-1 2 FC1-5 7 HR 1-2 1B	F FF 89 S FC 86 X CU 77 0-2 ③ L8		F FF 98 B FF 97 S SL 87 C SL 87 1-3 ② ③ K 1-2 3-H			C SL 86 B FF 96 X SL 86 1-1 ① FC4-6 7 FC4-6 2 1B 1-2f	F FF 88 X CH 82 0-1 ② 1-H 2-H 3-H 2B	5	1	2	2	0	1	3
2 Zack Cozart, R (1, 6) OBP: 0.272, SLG: 0.288		L FF 88 X FC 86 0-1 ① FC1-5 7 HR 1-2 2-3f		C FF 87 B CU 76 B FC 86 X FF 89 2-1 32 1B 3B		S FF 96 S SL 86 S SL 85 0-3 ① K		B FF 94 B SL 84 C FF 95 X FF 96 2-1 7 FC4-6 1-2 1B	C FF 88 B FF 91 S FF 89 F FF 90 B SL 79 X FF 90 2-2 ③ P3	5	2	2	0	0	1	3
7 Ramon Santiago, S (1, 5) OBP: 0.331, SLG: 0.311		X SI 88 0-0 1-H 2-H HR		C FF 89 B FC 87 D CH 84 X CH 84 2-1 ① G4-3		B FF 96 B FF 96 C FF 97 X FF 96 2-1 ② F8		C CH 87 X FF 96 0-1 ② FC4-6 1-2f 2-3		4	1	1	3	0	0	3
Inning Stats	R: 1 E: 1 K: 1 S: 10 H: 1 LOB: 1 BB: 0 P: 16	R: 3 E: 0 K: 2 S: 13 H: 3 LOB: 1 BB: 0 P: 15	R: 0 E: 0 K: 1 S: 12 H: 0 LOB: 1 BB: 1 P: 21	R: 1 E: 0 K: 1 S: 12 H: 2 LOB: 1 BB: 0 P: 21	R: 1 E: 0 K: 1 S: 10 H: 2 LOB: 0 BB: 0 P: 13	R: 0 E: 0 K: 1 S: 8 H: 1 LOB: 1 BB: 0 P: 11	R: 0 E: 0 K: 1 S: 8 H: 0 LOB: 0 BB: 0 P: 9	R: 0 E: 0 K: 1 S: 10 H: 1 LOB: 2 BB: 1 P: 17	R: 3 E: 0 K: 1 S: 19 H: 5 LOB: 1 BB: 0 P: 26	1B: 10 2B: 2 3B: 1 HR: 2	SF: 0 SAC: 0 DP: 0 HBP: 1	WP: 1 PB: 0 SB: 0 CS: 2	PA: 44				

PITCHER		IP	WLS	BF	H	R	ER	SO	BB	IBB	HBP	BLK	WP	HR	S	P	ERA	WHIP
43 Josh Tomlin, R ERA: 4.75	(1, 1)	4.1	L	24	8	6	5	5	1	0	1	0	1	1	54	82	10.38	2.077
59 Carlos Carrasco, R ERA: 3.88	(5, 1)	4.0		18	6	3	3	5	1	0	0	0	0	1	42	59	6.75	1.750
57 Kyle Crockett, L ERA: 1.37	(9, 1)	0.2		2	1	0	0	0	0	0	0	0	0	0	6	8	0.00	1.500

PITCHER	IP	WLS	BF	H	R	ER	SO	BB	IBB	HBP	BLK	WP	HR	S	P	ERA	WHIP

TOP

Cincinnati Reds @ Cleveland Indians

Progressive Field, Cleveland, OH

Tue Aug 05 2014, 7:08 PM - 9:53 PM EDT

Att. 22,068 - Cloudy - 75 F

livebaseballscorecards.com

AB	41
R	9
H	15
RBI	7
BB	2
SO	10
LOB	19

BOTTOM

Cincinnati Reds @ Cleveland Indians

Progressive Field, Cleveland, OH

Tue Aug 05 2014, 7:08 PM - 9:53 PM EDT

Att. 22,068 - Cloudy - 75 F

livebaseballscorecards.com

Batter	1	2	3	4	5	6	7	8	9	AB	R	H	RBI	BB	SO	LOB
22 Jason Kipnis, L (1, 4) OBP: 0.321, SLG: 0.350	B FF 88 C FC 86 X FF 90 1-1 P6 ①		1 SAFE C FF 91 1 SAFE L FF 92 B FF 94 C FC 90 1-3 K ①		B CH 82 B FC 90 B FC 89 C FF 92 F FC 90 X FC 89 3-2 G3-1 ③			C SI 92 F FC 90 X FF 94 0-2 L7 ①		4	0	0	0	0	1	2
4 Mike Aviles, R (1, 7) OBP: 0.277, SLG: 0.325	C FF 90 F FF 90 F FF 91 F FC 87 X CH 84 0-2 23 1B 2B		1 SAFE C FC 87 B FF 93 F FF 92 F FF 93 T FF 93 1-2 K ②			X FF 91 0-0 F8 ①		C SI 94 X SI 94 0-1 G5-3 ②		4	1	1	0	0	1	1
23 Michael Brantley, L (1, 8) OBP: 0.382, SLG: 0.513	B FC 89 C FC 88 F FF 92 F FC 88 X SI 92 1-2 2-H 1B ②		F FF 92 C FF 93 X FC 90 0-2 FC6 1-2f ③			B SI 91 X SL 81 1-0 G6-3 ②		X SI 92 0-0 G4-3 ③		4	0	1	1	0	0	1
41 Carlos Santana, S (1, 3) OBP: 0.374, SLG: 0.441	B SI 90 B CH 82 B FC 88 C FC 86 F FC 88 B FC 88 4-2 BB			C CH 82 C FF 92 X FF 94 0-2 F9 ①		X SI 93 0-0 F7 ③			B FC 86 C CH 81 F FF 91 X SL 83 1-2 G4-3 ①	3	0	0	0	1	0	0
8 Lonnie Chisenhall, L (1, 5) OBP: 0.368, SLG: 0.477	C FC 88 X FC 87 0-1 G4-3 ③			B CH 83 C CH 83 X SL 83 1-1 G4-3 ②			B SL 81 B SI 92 B SI 91 C SI 90 B FC 87 4-1 7 1B 10 2B BB		F CH 81 S SL 82 F SL 84 S FF 93 0-3 K ②	3	1	0	0	1	1	1
7 David Murphy, L (1, 9) OBP: 0.327, SLG: 0.389		B SI 91 C FF 91 F FC 89 F FF 93 B FF 92 S CH 84 2-3 K ①		C SL 82 B CH 84 C CH 83 B SL 84 X SI 93 2-2 P6 ③			B FC 89 X SI 92 1-0 1-3 10 2B 1B		C SL 83 F CH 84 B FC 88 F FF 93 X SL 85 1-2 G4-3 ③	4	0	1	0	0	1	0
10 Yan Gomes, R (1, 2) OBP: 0.325, SLG: 0.477		C SL 84 X SI 94 0-1 G4-3 ②			F SL 83 B FC 89 C FF 92 B FF 92 F FC 90 S FF 93 2-3 K ①		B FC 86 C FF 94 F FF 94 X FF 93 1-2 38 G4-3 1-H 3-H 2B ①			3	0	1	1	0	1	0
38 Chris Dickerson, L (1, 10) OBP: 0.354, SLG: 0.431		F FF 93 F SI 91 X FC 90 0-2 G4-3 ③			B SI 92 F CH 81 T FF 92 B FF 94 F FC 90 S SL 85 2-3 K ②		X FC 90 0-0 G4-3 2-3 ②			3	0	0	0	0	1	1
11 José Ramírez, S (1, 6) OBP: 0.238, SLG: 0.217			B FC 89 C SI 90 B FF 88 X SI 90 2-1 23 FC6 1B		B FF 94 C FF 92 H FC 90 2-1 HBP		B SI 94 X FC 90 1-0 F9 ③			2	0	1	0	0	0	1
Inning Stats	R: 1 E: 0 K: 0 S: 15 H: 2 LOB: 1 BB: 1 P: 21	R: 0 E: 0 K: 1 S: 9 H: 0 LOB: 0 BB: 0 P: 11	R: 0 E: 0 K: 2 S: 12 H: 1 LOB: 1 BB: 0 P: 16	R: 0 E: 0 K: 0 S: 8 H: 0 LOB: 0 BB: 0 P: 11	R: 0 E: 0 K: 2 S: 12 H: 0 LOB: 1 BB: 0 P: 21	R: 0 E: 0 K: 0 S: 3 H: 0 LOB: 0 BB: 0 P: 4	R: 1 E: 0 K: 0 S: 7 H: 2 LOB: 1 BB: 1 P: 14	R: 0 E: 0 K: 0 S: 6 H: 0 LOB: 0 BB: 0 P: 6	R: 0 E: 0 K: 1 S: 11 H: 0 LOB: 0 BB: 0 P: 13	1B: 3 2B: 2 3B: 0 HR: 0	SF: 0 SAC: 0 DP: 0 HBP: 1						

	AB	30
	R	2
	H	5
	RBI	2
	BB	2
	SO	6
	LOB	7

PITCHER	IP	WLS	BF	H	R	ER	SO	BB	IBB	HBP	BLK	WP	HR	S	P	ERA	WHIP
47 Johnny Cueto, R (1, 1) ERA: 2.04	9.0	W	33	5	2	2	6	2	0	1	0	0	0	83	117	2.00	0.778

PITCHER	IP	WLS	BF	H	R	ER	SO	BB	IBB	HBP	BLK	WP	HR	S	P	ERA	WHIP

Cleveland Indians @ Cincinnati Reds

Great American Ball Park, Cincinnati, OH

Wed Aug 06 2014, 7:11 PM - 9:54 PM EDT

Att. 33,863 - Partly Cloudy - 77 F

TOP

livebaseballscorecards.com

Batter	1	2	3	4	5	6	7	8	9	AB	R	H	RBI	BB	SO	LOB
22 Jason Kipnis, L (1, 4) OBP: 0.326, SLG: 0.355	L8			G3-1, 7, 1B		FC6-4, 7, 1B		9, 2B, 1B		4	1	3	0	0	0	0
7 David Murphy, L (1, 9) OBP: 0.327, SLG: 0.387	G3			1 SAFE; G3-1, 23		FC6-4, 23, G4-6-3		L8		4	0	1	0	0	0	3
23 Michael Brantley, L (1, 8) 35 Marc Rzepczynski, L (7, 1) 9 Ryan Raburn, R (8, PH) OBP: 0.253, SLG: 0.297 57 Kyle Crockett, L (8, 1)	G3-4-1			G3-1		G4-6-3		2B		3 0 1 0	0 0 0 0	0 0 1 0	0 0 2 0	0 0 0 0	0 0 0 0	3 0 0 0
41 Carlos Santana, S (1, 3) OBP: 0.371, SLG: 0.436		K		P2			L9	G5-3		4	0	0	0	0	1	3
8 Lonnie Chisenhall, L (1, 5) OBP: 0.364, SLG: 0.471		G6-3		G4-1			G4-3		P5	4	0	0	0	0	0	2
33 Nick Swisher, S (1, 7) OBP: 0.280, SLG: 0.335		L3			G1-3		K		G4-3	4	0	0	0	0	1	0
10 Yan Gomes, R (1, 2) OBP: 0.327, SLG: 0.489			L6		L7			HR	2B	4	1	2	1	0	0	0
11 José Ramírez, S (1, 6) OBP: 0.239, SLG: 0.206		G1-3			BB			K	P5	3	0	0	0	1	1	1
31 Danny Salazar, R (1, 1) 38 Chris Dickerson, L (5, PH) OBP: 0.348, SLG: 0.424 50 Nick Hagadone, L (5, 1) 48 Scott Atchison, R (7, 1) 4 Mike Aviles, R (7, 8) OBP: 0.280, SLG: 0.325			K		K			9, 2B, 22, 1B, BB		1 1 0 0 0	0 0 0 0 1	0 0 0 0 0	0 0 0 0 0	1 1 0 0 1	0 1 0 0 0	0 1 0 0 0
Inning Stats	R: 0 E: 0 K: 0 S: 6 H: 0 LOB: 0 BB: 0 P: 8	R: 0 E: 0 K: 1 S: 10 H: 0 LOB: 0 BB: 0 P: 13	R: 0 E: 0 K: 1 S: 8 H: 0 LOB: 0 BB: 0 P: 10	R: 0 E: 0 K: 0 S: 11 H: 2 LOB: 2 BB: 0 P: 14	R: 0 E: 0 K: 1 S: 12 H: 0 LOB: 1 BB: 1 P: 22	R: 0 E: 0 K: 0 S: 5 H: 1 LOB: 0 BB: 0 P: 7	R: 0 E: 0 K: 1 S: 11 H: 0 LOB: 0 BB: 0 P: 16	R: 3 E: 0 K: 1 S: 17 H: 3 LOB: 1 BB: 1 P: 26	R: 0 E: 0 K: 0 S: 14 H: 1 LOB: 1 BB: 0 P: 16	1B: 4 2B: 2 3B: 0 HR: 1 SF: 0 SAC: 0 DP: 1 HBP: 0						

AB	33
R	3
H	7
RBI	3
BB	2
SO	5
LOB	13

WP: 0 PB: 0 SB: 0 CS: 0 PA: 35

PITCHER		IP	WLS	BF	H	R	ER	SO	BB	IBB	HBP	BLK	WP	HR	S	P	ERA	WHIP
55 Mat Latos, R ERA: 3.12	(1, 1)	7.2	W	30	6	3	3	5	2	0	0	0	0	1	78	113	3.52	1.043
70 Jumbo Díaz, R ERA: 2.81	(8, 1)	0.1		1	0	0	0	0	0	0	0	0	0	0	2	3	0.00	0.000
63 Sam LeCure, R ERA: 3.35	(9, 1)	1.0		4	1	0	0	0	0	0	0	0	0	0	14	16	0.00	1.000

PITCHER	IP	WLS	BF	H	R	ER	SO	BB	IBB	HBP	BLK	WP	HR	S	P	ERA	WHIP

BOTTOM

Cleveland Indians @ Cincinnati Reds

Great American Ball Park, Cincinnati, OH

Wed Aug 06 2014, 7:11 PM - 9:54 PM EDT

Att. 33,863 - Partly Cloudy - 77 F

livebaseballscorecards.com

Batter	1	2	3	4	5	6	7	8	9	AB	R	H	RBI	BB	SO	LOB
6 Billy Hamilton, S (1, 8) OBP: 0.296, SLG: 0.393	B FF 92 X FF 94 1-0 B3 ①		F FF 93 B FF 95 B FF 94 X FF 96 2-1 F7 ①		B FF 95 B FF 94 X FF 94 2-0 F7 ②		C SL 88 B FF 91 B CU 80 X SL 88 2-1 G3-1 ① 1-2 2-3			4	0	0	0	0	0	2
32 Jay Bruce, L (1, 9) OBP: 0.304, SLG: 0.382	C FF 94 C FF 96 F CH 84 B SI 94 B FF 95 F FF 96 S FF 97 2-3 K ②		B CH 81 F FF 94 S FF 96 X SL 82 1-2 L8 ②		F FF 96 B SL 80 S SL 79 T FF 95 1-2 K ③		B SI 91 X SL 84 1-0 G4-3 ②			4	0	0	0	0	2	2
21 Todd Frazier, R (1, 5) OBP: 0.339, SLG: 0.463	S FF 97 B FF 96 B FF 97 F FF 97 F FF 96 F FF 97 F SL 88 S FF 98 2-3 K ③		C SL 88 S SL 87 S FF 98 0-3 K ③			B FF 95 X FF 95 1-0 39 G5-3 1B	X SI 90 0-0 2B 2-H 3-H			4	0	2	2	0	2	0
39 Devin Mesoraco, R (1, 2) OBP: 0.365, SLG: 0.565		C FF 93 F SL 86 F FF 97 S SL 85 0-3 K ①		B SL 82 X FF 94 1-0 P6 ①		X FF 96 0-0 G5-3 ① 1-2	C SL 85 B SI 92 X SL 82 1-1 G5-3 ③			4	0	0	0	0	1	2
29 Brayan Peña, S (1, 3) OBP: 0.302, SLG: 0.398		C FF 94 S FF 97 B SL 88 X FF 97 1-2 17 1B 2 HR 1B		B FF 93 C SL 84 B FF 96 B FF 94 F FF 95 X FF 95 3-2 17 HR 1B		C FF 96 S SL 80 B FF 96 S SL 81 1-3 K ②		C FF 89 F FF 90 F SL 78 C FF 91 0-3 K ①		4	2	2	0	0	2	1
28 Chris Heisey, R (1, 7) OBP: 0.275, SLG: 0.368		F FF 95 C FF 96 B FF 96 X SL 87 1-2 P6 ②		B FF 94 F FF 92 F SL 84 S FF 95 1-3 K ②		C SL 81 X FF 96 0-1 L5 ③		C FF 90 S FF 90 B SL 80 X FF 91 1-2 F9 ②		4	0	0	0	0	1	3
17 Kristopher Negrón, R (1, 4) OBP: 0.317, SLG: 0.564		T FF 95 B FF 96 C SL 86 F FF 96 B SL 83 B FF 96 X FF 97 3-2 2 HR 1B 1-2		X FF 93 0-0 HR 1-H			C SL 86 X CU 78 0-1 2 1B 2B	X FF 90 0-0 G6-3 ③		4	3	3	2	0	0	0
2 Zack Cozart, R (1, 6) OBP: 0.275, SLG: 0.299		B FF 96 F FF 95 B FF 95 F FF 94 X SL 87 2-2 HR 1-H 2-H		C FF 95 X FF 95 0-1 G5-3 ③			B SL 86 F FF 91 F SL 86 F CU 80 B FF 92 X SL 86 2-2 6 G3-1 55 1B 21 2B 1B 2-H			3	2	2	4	0	0	0
55 Mat Latos, R (1, 1) OBP: 0.136, SLG: 0.095 70 Jumbo Díaz, R (8, 1) 63 Sam LeCure, R (9, 1)		B FF 94 X FF 95 1-0 F8 ③			S FF 94 F FF 94 B FF 95 S FF 94 1-3 K ①		M SL 86 L SL 86 B SL 88 X SL 87 1-2 6 G3-1 21 2B 1B 1-2			3 0 0	1 0 0	1 0 0	0 0 0	0 0 0	1 0 0	0 0 0
Inning Stats	R: 0 E: 0 K: 2 S: 12 H: 0 LOB: 0 BB: 0 P: 17	R: 3 E: 0 K: 1 S: 18 H: 3 LOB: 0 BB: 0 P: 26	R: 0 E: 0 K: 1 S: 8 H: 0 LOB: 0 BB: 0 P: 11	R: 2 E: 0 K: 1 S: 10 H: 2 LOB: 0 BB: 0 P: 15	R: 0 E: 0 K: 2 S: 7 H: 0 LOB: 0 BB: 0 P: 11	R: 0 E: 0 K: 1 S: 7 H: 1 LOB: 1 BB: 0 P: 9	R: 3 E: 0 K: 0 S: 15 H: 4 LOB: 1 BB: 0 P: 22	R: 0 E: 0 K: 1 S: 8 H: 0 LOB: 0 BB: 0 P: 9		1B: 6 2B: 2 3B: 0 HR: 2 SF: 0 SAC: 0 DP: 0 HBP: 0					WP: 0 PB: 0 SB: 0 CS: 0	PA: 34

	AB	34
	R	8
	H	10
	RBI	8
	BB	0
	SO	9
	LOB	10

PITCHER		IP	WLS	BF	H	R	ER	SO	BB	IBB	HBP	BLK	WP	HR	S	P	ERA	WHIP
31 Danny Salazar, R ERA: 4.88	(1, 1)	4.0	L	17	5	5	5	5	0	0	0	0	0	2	48	69	11.25	1.250
50 Nick Hagadone, L ERA: 2.03	(5, 1)	2.0		7	1	0	0	3	0	0	0	0	0	0	14	20	0.00	0.500
48 Scott Atchison, R ERA: 3.28	(7, 1)	0.1		4	3	3	3	0	0	0	0	0	0	0	11	16	81.00	9.000
35 Marc Rzepczynski, L ERA: 3.23	(7, 1)	0.2		3	1	0	0	0	0	0	0	0	0	0	4	6	0.00	1.500
57 Kyle Crockett, L ERA: 1.31	(8, 1)	1.0		3	0	0	0	1	0	0	0	0	0	0	8	9	0.00	0.000

PITCHER		IP	WLS	BF	H	R	ER	SO	BB	IBB	HBP	BLK	WP	HR	S	P	ERA	WHIP

Cleveland Indians @ Cincinnati Reds

Great American Ball Park, Cincinnati, OH

Thu Aug 07 2014, 7:11 PM - 9:45 PM EDT

Att. 31,862 - Overcast - 75 F

TOP

livebaseballscorecards.com

Batter	1	2	3	4	5	6	7	8	9	AB	R	H	RBI	BB	SO	LOB
22 Jason Kipnis, L (1, 4) OBP: 0.325, SLG: 0.354	C FF 94 S CH 85 X SL 89 0-2 7 G3-6 1B		B KC 80 C FF 94 S CH 87 B SL 90 S CH 87 2-3 ② K		C SI 94 1 SAFE B SI 95 X CH 85 1-1 ③ L8			C FF 94 L FF 95 S SL 84 0-3 ① K		4	0	1	0	0	2	2
7 David Murphy, L (1, 9) OBP: 0.326, SLG: 0.386	C FF 92 F FF 93 B FF 93 X SL 87 1-2 ① ② G3-6 1-2f		C FF 96 S CH 87 F CH 86 X FF 96 0-2 1B			B CH 86 C FF 93 B SL 87 F SI 94 B CH 84 X SL 89 3-2 ① F8		B FF 95 S SL 85 S SL 84 D SL 85 F SL 84 X SL 86 2-2 ② G1-3 1-3		4	0	1	0	0	0	2
23 Michael Brantley, L (1, 8) OBP: 0.378, SLG: 0.509	B KC 80 X FF 94 1-0 2B		C SI 96 S CH 86 B FF 94 C FF 95 1-3 ③ K			X SL 85 0-0 ② G4-3		B FF 95 X SL 85 1-0 ③ P6		4	0	1	0	0	1	2
41 Carlos Santana, S (1, 3) OBP: 0.370, SLG: 0.433	B SL 88 B SI 94 S SI 93 B SI 94 B SL 89 4-1 BB			B FF 94 F SI 93 B SI 94 F FF 95 S SL 84 2-3 ① K		C FF 94 B CH 84 S CH 86 B SL 88 B FF 95 X FF 94 3-2 ③ L4			B FF 93 C SL 87 X SL 88 1-1 ① P2	3	0	0	0	1	1	0
10 Yan Gomes, R (1, 2) OBP: 0.326, SLG: 0.486	C SL 88 F SL 88 S FF 94 0-3 ③ K			C FF 95 B SL 89 F SL 89 S CH 85 1-3 ② K			B SL 88 B FF 92 X FF 93 2-0 33 WP 1B		F FF 94 F SL 89 S FF 95 0-3 ② K	4	0	1	0	0	3	2
8 Lonnie Chisenhall, L (1, 5) OBP: 0.360, SLG: 0.466		B SI 93 F FF 94 B FF 95 F FF 94 F CH 86 X CH 87 2-2 ① G4-3		B FF 95 B FF 95 X SI 94 2-0 ③ G6-3			C SI 93 B SI 93 1 SAFE B SI 92 B SL 87 T FF 94 S FF 95 3-3 ① K		C FF 94 B SL 89 F SL 87 B FF 96 S FF 95 2-3 ③ K	4	0	0	0	0	2	1
33 Nick Swisher, S (1, 7) OBP: 0.278, SLG: 0.332		F FF 95 X FF 94 0-1 ② L9			C KC 78 B CH 85 X CH 85 1-1 ① G4-3		F FF 95 S CH 86 B CH 85 X FF 94 1-2 ② P5 1-2			3	0	0	0	0	0	1
11 José Ramírez, S (1, 6) OBP: 0.229, SLG: 0.197		C FF 95 F FF 94 X SI 95 0-2 ③ L5			B CH 84 F SI 94 F SI 95 X CH 86 1-2 E3		B FF 95 C FF 95 S SI 94 F SI 96 B SL 88 B FF 95 X FF 95 3-2 ③ G3-1			3	0	0	0	0	0	1
58 TJ House, R (1, 1) 20 C.C. Lee, R (7, 1) 4 Mike Aviles, R (7, 6) OBP: 0.282, SLG: 0.328			C SI 91 S FF 95 S SI 94 0-3 ① K		L FF 94 M SL 89 L SL 90 0-3 ② K			B FF 93 C SL 84 B FF 93 F FF 93 X FS 83 2-2 7 G1-3 7 S 1B		2 0 1	0 0 0	0 0 1	0 0 0	0 0 0	2 0 0	1 0 0
Inning Stats	R: 0 E: 0 K: 1 S: 11 H: 2 LOB: 2 BB: 1 P: 17	R: 0 E: 0 K: 0 S: 9 H: 0 LOB: 0 BB: 0 P: 11	R: 0 E: 0 K: 3 S: 13 H: 1 LOB: 1 BB: 0 P: 16	R: 0 E: 0 K: 2 S: 7 H: 0 LOB: 0 BB: 0 P: 12	R: 0 E: 1 K: 1 S: 10 H: 0 LOB: 1 BB: 0 P: 13	R: 0 E: 0 K: 0 S: 7 H: 0 LOB: 0 BB: 0 P: 13	R: 0 E: 0 K: 1 S: 11 H: 1 LOB: 1 BB: 0 P: 20	R: 0 E: 0 K: 1 S: 11 H: 1 LOB: 1 BB: 0 P: 16	R: 0 E: 0 K: 2 S: 8 H: 0 LOB: 0 BB: 0 P: 11	1B: 4 2B: 1 3B: 0 HR: 0 SF: 0 SAC: 0 DP: 1 HBP: 0						

AB	32
R	0
H	5
RBI	0
BB	1
SO	11
LOB	12

WP: 1 PB: 0 SB: 1 CS: 0 PA: 33

PITCHER		IP	WLS	BF	H	R	ER	SO	BB	IBB	HBP	BLK	WP	HR	S	P	ERA	WHIP
34 Homer Bailey, R ERA: 3.71	(1, 1)	7.0	W	26	4	0	0	8	1	0	0	0	1	0	68	102	0.00	0.714
43 Manny Parra, L ERA: 3.62	(8, 1)	1.0		4	1	0	0	1	0	0	0	0	0	0	11	16	0.00	1.000
51 Jonathan Broxton, R ERA: 1.1	(9, 1)	1.0		3	0	0	0	2	0	0	0	0	0	0	8	11	0.00	0.000

PITCHER		IP	WLS	BF	H	R	ER	SO	BB	IBB	HBP	BLK	WP	HR	S	P	ERA	WHIP

Cleveland Indians @ Cincinnati Reds

Great American Ball Park, Cincinnati, OH

Thu Aug 07 2014, 7:11 PM - 9:45 PM EDT

Att. 31,862 - Overcast - 75 F

BOTTOM

livebaseballscorecards.com

Batter	1	2	3	4	5	6	7	8	9	AB	R	H	RBI	BB	SO	LOB
6 Billy Hamilton, S (1, 8) OBP: 0.298, SLG: 0.399	C SI 90 X SI 90 0-1 32 1B 32 E 1B	S CH 82 X SI 88 0-1 ③ 1-H 3B			B SI 90 B CH 82 F SI 90 B SI 91 X SI 91 3-1 E3 21 CS		B SI 93 B CU 82 S SI 92 B SI 93 F SI 93 F SI 93 C CU 83 3-3 ② K			4	1	2	1	0	1	1
32 Jay Bruce, L (1, 9) OBP: 0.303, SLG: 0.380	F SI 91 C SI 90 D SL 83 1 SAFE F SL 83 X SI 91 1-2 E3 48 1B 1-H 1B		X SL 82 0-0 ① G3		B SI 91 F SL 84 C SI 90 1 SAFE S SL 85 1-3 ② K		T SI 94 F SI 94 S CU 83 0-3 ③ K			4	1	1	0	0	2	2
21 Todd Frazier, R (1, 3) OBP: 0.338, SLG: 0.460	T SI 91 X CH 83 0-1 ① L4		B SI 89 F SI 90 F SI 90 F SI 92 S SL 83 1-3 ② K		1 SAFE B SI 91 B SI 89 1 SAFE 2-0 ③ CS 1-2	B CU 74 C SI 88 B SL 80 B SI 90 B CH 82 4-1 17 S 17 1B BB		C SI 93 C SI 94 F CU 84 F SI 95 B SI 94 B CU 84 F CU 84 X SI 94 2-2 ① F7		3	1	0	0	1	1	1
39 Devin Mesoraco, R (1, 2) OBP: 0.360, SLG: 0.556	C SI 91 B SL 81 C SI 91 D SL 82 S SI 92 2-3 ② K		B CH 83 S CH 82 B SI 91 F SI 90 B SL 83 F CH 82 S SI 91 3-3 ③ K			F SI 89 X SI 90 0-1 ① F8		X SI 94 0-0 E5		4	0	0	0	0	2	2
48 Ryan Ludwick, R (1, 7) OBP: 0.321, SLG: 0.393	B SI 92 X CH 83 1-0 3-H 1B			T SI 90 B SL 80 S CH 82 C SI 92 1-3 ① K		D CU 75 1 SAFE X SI 89 1-0 ② F9		C CU 81 C SI 92 S CU 83 0-3 ② K		4	0	1	1	0	2	2
17 Kristopher Negrón, R (1, 4) OBP: 0.333, SLG: 0.558	F SI 91 C SI 91 X SL 82 0-2 ③ G5-3			B CU 76 S CH 82 X SI 90 1-1 7 G1-3 1B		B SI 91 B CH 83 S CH 83 F SI 90 X SL 83 2-2 1-H 1B		S CU 82 C SI 92 B SI 94 X CU 83 1-2 ③ L9		4	0	2	1	0	0	2
7 Ramon Santiago, S (1, 5) OBP: 0.324, SLG: 0.303		B SI 89 B SI 90 X SI 91 2-0 ① G1-3		C SI 89 C SI 89 X SI 90 0-2 ② G1-3 1-2		B SI 90 D SI 89 X SI 90 2-0 ③ L9				3	0	0	0	0	0	2
2 Zack Cozart, R (1, 6) OBP: 0.275, SLG: 0.305		C SI 90 F SI 89 B SI 92 X CH 82 1-2 ② G1-3		X CH 82 0-0 ③ F9			B SI 89 X SI 88 1-0 3B			3	0	1	0	0	0	1
34 Homer Bailey, R (1, 1) OBP: 0.186, SLG: 0.146 28 Chris Heisey, R (7, PH) OBP: 0.274, SLG: 0.366 43 Manny Parra, L (8, 1) 51 Jonathan Broxton, R (9, 1)		B SI 90 X SI 90 1-0 6 3B 1B			X SI 88 0-0 ① G4-3		X CU 81 0-0 ① G6-3			2 1 0 0	1 0 0 0	1 0 0 0	0 0 0 0	0 0 0 0	0 1 0 0	0 1 0 0
Inning Stats	R: 2 E: 1 K: 1 S: 15 H: 3 LOB: 1 BB: 0 P: 19	R: 1 E: 0 K: 0 S: 7 H: 2 LOB: 1 BB: 0 P: 11	R: 0 E: 0 K: 2 S: 9 H: 0 LOB: 0 BB: 0 P: 13	R: 0 E: 0 K: 1 S: 9 H: 1 LOB: 1 BB: 0 P: 11	R: 0 E: 1 K: 1 S: 6 H: 0 LOB: 0 BB: 0 P: 12	R: 1 E: 0 K: 0 S: 8 H: 1 LOB: 1 BB: 1 P: 17	R: 0 E: 0 K: 2 S: 9 H: 1 LOB: 1 BB: 0 P: 13	R: 0 E: 1 K: 1 S: 13 H: 0 LOB: 1 BB: 0 P: 16		1B: 6 2B: 0 3B: 2 HR: 0 SF: 0 SAC: 0 DP: 0 HBP: 0						

AB	32
R	4
H	8
RBI	3
BB	1
SO	8
LOB	14

WP: 0 PB: 0 SB: 1 CS: 1 PA: 34

PITCHER		IP	WLS	BF	H	R	ER	SO	BB	IBB	HBP	BLK	WP	HR	S	P	ERA	WHIP
58 TJ House, L ERA: 4.13	(1, 1)	6.0	L	26	8	4	3	5	1	0	0	0	0	0	55	85	4.50	1.500
20 C.C. Lee, R ERA: 3.68	(7, 1)	2.0		7	0	0	0	3	0	0	0	0	0	0	21	27	0.00	0.000

PITCHER	IP	WLS	BF	H	R	ER	SO	BB	IBB	HBP	BLK	WP	HR	S	P	ERA	WHIP

Batter	1	2	3	4	5	6	7	8	9	AB	R	H	RBI	BB	SO	LOB
21 Christian Yelich, L (1, 7) OBP: 0.350, SLG: 0.409	B CH 86 X CH 87 1-0 ① G4-3	B SI 90 B SI 89 X SI 90 2-0 ③ G4-3			C SI 90 F FC 88 F FC 90 B SL 82 F SL 80 B FC 91 S SI 92 2-3 ② K		B CH 82 B CH 81 F SI 89 B SI 89 C SI 90 X FC 90 3-2 ① G4-3		C CU 73 B FF 92 S CU 75 B FF 92 C FF 93 2-3 ① K	5	0	0	0	0	2	3
1 Jordany Valdespin, L (1, 4) OBP: 0.277, SLG: 0.393	C SI 87 X FC 86 0-1 9 F9 27 BB 1B		C SI 88 B KC 78 B SI 88 C KC 79 X SI 91 2-2 ① G4-3		B SI 91 B KC 80 X SI 89 2-0 ③ G4-3		B FC 89 B FC 89 X SI 91 2-0 ② G4-3		C CU 75 S FF 93 F FF 93 S FF 92 0-3 ② K	5	0	1	0	0	1	1
27 Giancarlo Stanton, R (1, 9) OBP: 0.389, SLG: 0.550	D SI 89 B SI 88 B SI 89 C SI 88 C FC 88 B SI 90 4-2 1-2 BB		B KC 79 B SI 91 C FF 90 C FC 90 S SL 82 2-3 ② K			C SI 89 B FC 88 B FC 89 B SL 80 C SI 92 X SL 82 3-2 ① G3	B SL 82 S SI 90 X SL 80 1-1 HR		C FF 93 B FF 93 B FF 93 S CU 75 C SL 84 2-3 ③ K	4	1	1	1	1	2	1
9 Casey McGehee, R (1, 5) OBP: 0.371, SLG: 0.373	X SI 89 0-0 ② F9 2-3		C SI 91 B CH 85 B CH 85 F SI 91 X FC 90 2-2 2B			X KC 80 0-0 13 HBP 39 SF8 2B	C SI 90 C FC 89 X SI 91 0-2 ③ G6-3			4	1	2	0	0	0	2
46 Garrett Jones, L (1, 3) OBP: 0.314, SLG: 0.417	B SI 89 C SI 90 X SI 90 1-1 ③ F7		B SI 91 X SI 90 1-0 ③ G6-3			B SI 91 B SI 90 B SI 90 B SI 90 4-0 39 SF8 13 HBP BB		C FF 87 B CH 79 C SI 88 B KC 75 B KC 74 X FF 88 3-2 ① P5		3	0	0	0	1	0	3
13 Marcell Ozuna, R (1, 8) OBP: 0.316, SLG: 0.437		X SI 88 0-0 39 BB 1B		F SI 89 S SL 80 B SL 80 B SL 80 F SL 80 C FC 90 2-3 ① K		S SL 81 H SI 90 1-1 1-2 2-3 39 SF8 HBP		B SL 78 S SL 78 X CH 80 1-1 3 FC6-4 1B		3	0	2	0	0	1	0
39 Jarrod Saltalamacchia, S (1, 2) OBP: 0.329, SLG: 0.390		B SI 88 B SI 88 1 SAFE D SI 89 C SI 90 B SI 91 4-1 1-2 BB		B SI 91 F FC 88 B FC 89 X SI 90 2-1 ② L9		B FC 90 F SI 90 F FC 90 D SL 81 B FC 90 X SI 92 3-2 ② SF8 1-2 2-3 3-H		1 SAFE B FF 88 C FF 87 1 SAFE S SI 87 S SI 88 1-3 ② K		2	0	0	1	1	1	1
3 Adeiny Hechavarría, R (1, 6) OBP: 0.302, SLG: 0.344		C SI 90 T SI 90 B SI 91 B SL 81 F FC 90 S FC 90 2-3 ① K		B FF 91 B FC 88 C FC 89 X FC 89 2-1 ③ F8		I IN 71 I IN 73 I IN 72 I IN 73 4-0 IBB		B SI 87 D KC 73 C FF 87 1 SAFE X KC 73 2-1 ③ FC6-4 1-2f		3	0	0	0	1	1	3
24 Nathan Eovaldi, R (1, 1) OBP: 0.064, SLG: 0.043 17 Donovan Solano, R (9, PH) OBP: 0.313, SLG: 0.321 31 Steve Cishek, R (9, 1)		C SI 89 L SI 88 C SL 78 0-3 ② K			C SI 89 S SI 89 C SI 91 0-3 ① K	C SI 92 S SI 91 F SI 91 S SL 82 0-3 ③ K			C FF 92 B SL 82 S FF 92 X SL 81 1-2 1B	3 1 0	0 0 0	0 1 0	0 0 0	0 0 0	3 0 0	5 0 0
Inning Stats	R: 0 E: 0 K: 0 S: 8 H: 1 LOB: 2 BB: 1 P: 14	R: 0 E: 0 K: 2 S: 10 H: 1 LOB: 2 BB: 1 P: 18	R: 0 E: 0 K: 1 S: 10 H: 1 LOB: 1 BB: 0 P: 17	R: 0 E: 0 K: 1 S: 8 H: 0 LOB: 0 BB: 0 P: 14	R: 0 E: 0 K: 2 S: 9 H: 0 LOB: 0 BB: 0 P: 13	R: 1 E: 0 K: 1 S: 12 H: 1 LOB: 3 BB: 2 P: 27	R: 1 E: 0 K: 0 S: 9 H: 1 LOB: 0 BB: 0 P: 15	R: 0 E: 0 K: 1 S: 10 H: 1 LOB: 1 BB: 0 P: 17	R: 0 E: 0 K: 3 S: 13 H: 1 LOB: 1 BB: 0 P: 18	1B: 4 2B: 2 3B: 0 HR: 1 SF: 1 SAC: 0 DP: 0 HBP: 1						

PITCHER	IP	WLS	BF	H	R	ER	SO	BB	IBB	HBP	BLK	WP	HR	S	P	ERA	WHIP
44 Mike Leake, R (1, 1) ERA: 3.42	7.0	L	31	5	2	2	7	3	1	1	0	0	1	66	118	2.57	1.143
63 Sam LeCure, R (8, 1) ERA: 3.27	1.0		4	1	0	0	1	0	0	0	0	0	0	10	17	0.00	1.000
60 J.J. Hoover, R (9, 1) ERA: 5.44	1.0		4	1	0	0	3	0	0	0	0	0	0	13	18	0.00	1.000

PITCHER	IP	WLS	BF	H	R	ER	SO	BB	IBB	HBP	BLK	WP	HR	S	P	ERA	WHIP

TOP

Miami Marlins @ Cincinnati Reds

Great American Ball Park, Cincinnati, OH

Fri Aug 08 2014, 7:10 PM - 9:51 PM EDT

Att. 31,193 - Overcast - 74 F

livebaseballscorecards.com

AB	33
R	2
H	7
RBI	2
BB	4
SO	11
LOB	19

MIAMI

Miami Marlins @ Cincinnati Reds

Great American Ball Park, Cincinnati, OH

Fri Aug 08 2014, 7:10 PM - 9:51 PM EDT

Att. 31,193 - Overcast - 74 F

livebaseballscorecards.com

BOTTOM

Batter	1	2	3	4	5	6	7	8	9	AB	R	H	RBI	BB	SO	LOB
6 Billy Hamilton, S (1, 8) OBP: 0.298, SLG: 0.396	B FF 97 B FF 96 B FF 97 C FF 97 B FF 98 4-1 32 CS BB		C CU 78 B FF 99 X FF 98 1-1 ③ F7			B SL 88 B FF 98 X FF 98 2-0 ② L7		S FF 98 B SL 87 S SL 88 B FF 98 B SL 87 F FF 98 T FF 98 3-2 ② K		3	0	0	0	1	1	0
32 Jay Bruce, L (1, 9) OBP: 0.303, SLG: 0.379	T FF 96 1 SAFE 1 SAFE 1 SAFE X FF 97 0-1 ①② G4-3 1-2			B FF 98 B CU 76 X SI 98 2-0 ① G4-3		C CU 77 X SL 88 0-1 21 1B 1B		S FF 98 B CU 79 X FF 99 1-1 ③ L8		4	0	1	0	0	0	1
21 Todd Frazier, R (1, 5) OBP: 0.342, SLG: 0.465 (3, 3)	X FF 99 0-0 ③ L9			C FF 98 F SL 88 B SL 88 X FF 97 1-2 39 FC6-4 1B		D SL 87 B FF 97 B FF 98 X FF 97 3-0 1-2 1B			C SI 92 B SL 83 B SL 83 X SI 92 2-1 39 2B 2B	4	1	3	0	0	0	0
39 Devin Mesoraco, R (1, 2) OBP: 0.359, SLG: 0.556		C FF 97 X SL 88 0-1 ① P3		B SL 87 1 SAFE B FF 93 C FF 97 1 SAFE F FF 96 X FF 95 2-2 ② FC6-4 1-2f		B SL 87 S SL 88 C FF 97 B SL 89 X FF 99 2-2 ③ F9			C SL 82 X SL 81 0-1 7 SH5-4 2-H 2B	4	0	1	1	0	0	3
29 Brayan Peña, S (1, 3) OBP: 0.305, SLG: 0.401 7 Ramon Santiago, S (3, 5) OBP: 0.319, SLG: 0.298		B FF 97 B FF 97 F FF 97 X FF 96 2-1 1B		F FF 96 B SL 88 B CU 74 X FF 97 2-1 ③ G4-3			B FF 93 C FF 96 C SL 87 S SL 88 1-3 ① K		L SL 82 B SL 82 X SL 81 1-1 ① SH5-4 2-3	1 2	0 0	1 0	0 0	0 0	0 1	0 1
25 Skip Schumaker, L (1, 7) OBP: 0.286, SLG: 0.310		B FF 96 S SL 88 F FF 97 S CU 76 1-3 ② K			B FF 96 B CH 88 B FF 97 C FF 96 C FF 96 F FF 97 F FF 95 F SL 87 X FF 95 3-2 ① G4-3		C FF 96 F CU 78 X SL 87 0-2 17 FC6-4 1B		X SI 93 0-0 ② G6-3	4	0	1	0	0	1	2
17 Kristopher Negrón, R (1, 4) OBP: 0.327, SLG: 0.522		C FF 96 X FF 96 0-1 ③ G3			S SL 86 B FF 96 B SL 88 F FF 97 B FF 96 X FF 96 3-2 ② G6-3		F FF 96 B FF 98 F SL 87 X SL 88 1-2 ② FC6-4 1-2f		S SL 84 B SI 93 B SI 94 B SL 84 B SL 83 4-1 BB	3	0	0	0	1	0	2
2 Zack Cozart, R (1, 6) OBP: 0.273, SLG: 0.302			F FF 97 X FF 97 0-1 ① F7		B SL 87 S SL 87 X FF 98 1-1 ③ F8		C SL 88 B SL 88 F FF 96 F FF 97 X SL 88 1-2 ③ P4		B SL 83 C SL 82 F SI 93 F SL 81 S SL 82 1-3 ③ K	4	0	0	0	0	1	3
44 Mike Leake, R (1, 1) OBP: 0.137, SLG: 0.216 63 Sam LeCure, R (8, 1) 9 Jack Hannahan, L (8, PH) 60 J.J. Hoover, R (9, 1)			F FF 97 S FF 98 S SL 88 0-3 ② K			F FF 97 B SL 86 B FF 98 F FF 98 C FF 97 2-3 ① K		S FF 96 B FF 97 S FF 97 B FF 96 S SL 88 2-3 ① K		2 0 1 0	0 0 0 0	0 0 0 0	0 0 0 0	0 0 1 0	2 0 0 0	0 0 0 0

Inning Stats	1	2	3	4	5	6	7	8	9
	R: 0 E: 0 K: 0 S: 4	H: 0 LOB: 0 BB: 1 P: 8	R: 0 E: 0 K: 1 S: 9	H: 1 LOB: 1 BB: 0 P: 12	R: 0 E: 0 K: 1 S: 7	H: 0 LOB: 0 BB: 0 P: 8	R: 0 E: 0 K: 0 S: 9	H: 1 LOB: 1 BB: 0 P: 16	R: 0 E: 0 K: 0 S: 11	H: 0 LOB: 0 BB: 0 P: 18	R: 0 E: 0 K: 1 S: 10	H: 2 LOB: 2 BB: 0 P: 19	R: 0 E: 0 K: 1 S: 13	H: 1 LOB: 1 BB: 0 P: 16	R: 0 E: 0 K: 2 S: 9	H: 0 LOB: 0 BB: 0 P: 15	R: 1 E: 0 K: 1 S: 12	H: 2 LOB: 2 BB: 1 P: 20

1B: 5	SF: 0
2B: 2	SAC: 1
3B: 0	DP: 0
HR: 0	HBP: 0
WP: 0	PA: 35
PB: 0	
SB: 0	
CS: 1	

AB	32
R	1
H	7
RBI	1
BB	2
SO	7
LOB	12

PITCHER		IP	WLS	BF	H	R	ER	SO	BB	IBB	HBP	BLK	WP	HR	S	P	ERA	WHIP
24 Nathan Eovaldi, R ERA: 3.99	(1, 1)	8.0	W	29	5	0	0	6	1	0	0	0	0	0	72	112	0.00	0.750
31 Steve Cishek, R ERA: 3.65	(9, 1)	1.0	S	6	2	1	1	1	1	0	0	0	0	0	12	20	9.00	3.000

PITCHER	IP	WLS	BF	H	R	ER	SO	BB	IBB	HBP	BLK	WP	HR	S	P	ERA	WHIP

Miami Marlins @ Cincinnati Reds

Great American Ball Park, Cincinnati, OH

Sat Aug 09 2014, 7:16 PM - 10:41 PM EDT

Att. 34,768 - Overcast - 78 F

TOP

livebaseballscorecards.com

Batter	1	2	3	4	5	6	7	8	9	AB	R	H	RBI	BB	SO	LOB
21 Christian Yelich, L (1, 7) OBP: 0.351, SLG: 0.412	C SI 93 B FS 86 B SI 94 S SI 93 B SI 95 X SI 95 3-2 17 SH1-3 27 SF8 2B	C FS 88 C SI 94 X FC 88 0-2 ② G6-3 3-H			C FS 84 C CU 76 S CU 76 0-3 ① K	B FF 89 B KC 75 C FF 89 C FF 89 B SI 89 X KC 75 3-2 ② SF9 2-3 3-H		B FF 95 C FF 94 X SL 88 1-1 1B		4	1	2	2	0	1	1
17 Donovan Solano, R (1, 4) OBP: 0.318, SLG: 0.329	X FF 94 0-0 ① SH1-3 2-3	B CU 79 F FC 91 F SI 95 X CU 80 1-2 ③ F8			B FF 94 B FC 88 B FF 93 B FF 92 4-0 9 FC6-5 27 BB BB	B FF 90 B SL 81 X FF 89 2-0 3-H 2B		1 SAFE X FF 92 0-0 ③ F9		3	0	1	1	1	0	2
27 Giancarlo Stanton, R (1, 9) OBP: 0.389, SLG: 0.548	C FF 95 B SI 94 X FC 90 1-1 ② SF8 3-H		C FF 93 B SI 94 F FF 94 X CU 80 1-2 ① G5-3		F FC 87 F FF 94 B CU 79 1 SAFE D FC 81 B CU 79 B FC 90 4-2 46 BB 9 FC6-5 1-2 BB	I IN 66 I IN 73 I IN 78 I IN 81 4-0 IBB			B FF 102 S FF 102 S FF 102 S FF 103 1-3 ① K	2	0	0	1	2	1	0
9 Casey McGehee, R (1, 5) OBP: 0.369, SLG: 0.371	C FF 94 F FF 94 X FS 88 0-2 46 1B 1B		F FC 91 B FF 96 X FF 94 1-1 ② G4-3		B FF 94 C FF 94 X SI 93 1-1 ② FC6-5 46 BB 1-2 2-3f	C FF 99 B FF 100 S SL 87 F FF 99 S FF 99 1-3 ③ K			B FF 103 F FF 102 F SL 92 B FF 102 F FF 102 F FF 103 B FF 102 X FF 100 3-2 ② L6	5	0	1	0	0	1	4
46 Garrett Jones, L (1, 3) OBP: 0.317, SLG: 0.421	B SI 94 B SI 94 X SI 94 2-0 1-2 1B		C FF 94 B EP 68 S FS 87 C EP 64 1-3 ③ K		D FS 85 F FS 83 F FS 85 F FS 85 B EP 57 F SI 95 B SI 95 B SI 95 4-2 1-2 2-3 BB		C FF 96 B CH 90 B SL 89 B FF 98 F FF 98 S FF 99 3-3 ① K		S FF 102 S FF 102 X FF 102 0-2 2B	4	0	2	0	1	2	0
13 Marcell Ozuna, R (1, 8) OBP: 0.315, SLG: 0.432	S FF 90 X SI 95 0-1 ③ L6			C FF 92 B FC 87 C FC 90 S CU 80 1-3 ① K	B FC 88 F FF 94 X SI 94 1-1 ③ G5-3		B SL 87 B SL 86 B FF 98 C FF 97 S FF 98 S FF 98 3-3 ② K		S FF 102 B FF 102 F SL 90 B CH 92 B FF 102 B FF 101 4-2 BB	4	0	0	0	1	2	5
39 Jarrod Saltalamacchia, S (1, 2) OBP: 0.330, SLG: 0.385		C SI 93 B SI 93 S FS 85 B FS 86 B FS 85 F SI 95 F SI 94 B FC 88 4-2 33 SH1-4 3 1B 21 G6-3 BB		B FS 88 F SI 94 S FS 88 C FS 86 1-3 ② K		B CH 80 B FF 85 F FF 87 F FF 88 B SI 87 B FF 88 4-2 1 SH2-4 3 1B 21 SF9 BB	X FF 99 0-0 ③ F7		C SL 88 C SL 88 B FF 101 S FF 102 1-3 ③ K	3	2	0	0	2	2	2
3 Adeiny Hechavarría, R (1, 6) OBP: 0.306, SLG: 0.347		C FF 93 X SI 94 0-1 33 SH1-4 1-2 1B		B FF 94 B FF 94 B FF 94 B FF 94 4-0 BB		D SI 88 F FF 85 1 SAFE F KC 71 X SI 88 1-2 21 SF9 1 SH2-4 17 2B 1-2 1B		B FF 92 F FF 93 B FF 94 X FF 93 2-1 ① B1-3		3	1	2	0	1	0	0
33 Brad Penny, R (1, 1) 1 Jordany Valdespin, L (6, PH) OBP: 0.277, SLG: 0.393 44 AJ Ramos, R (6, 1) 5 Reed Johnson, R (8, PH) OBP: 0.286, SLG: 0.353 57 Bryan Morris, L (8, 1) 31 Steve Cishek, R (9, 1)		L FF 94 D FC 90 X SI 93 1-1 ① SH1-4 1-2 2-3		F FF 94 S FF 94 S CU 76 0-3 ③ K		X SI 87 0-0 ① SH2-4 1-2 2-3		B FF 93 F FF 93 S FF 94 F FF 95 F FF 94 F FF 94 F SL 88 X FF 95 1-2 ② G6-3		1 0 0 1 0 0	0 0 0 0 0 0	0 0 0 0 0 0	0 0 0 0 0 0	0 0 0 0 0 0	1 0 0 0 0 0	1 0 0 0 0 0
Inning Stats	R: 1 E: 0 K: 0 S: 12 H: 3 LOB: 2 BB: 0 P: 18	R: 1 E: 0 K: 0 S: 14 H: 1 LOB: 1 BB: 1 P: 20	R: 0 E: 0 K: 1 S: 8 H: 0 LOB: 0 BB: 0 P: 11	R: 0 E: 0 K: 3 S: 9 H: 0 LOB: 1 BB: 1 P: 15	R: 0 E: 0 K: 1 S: 13 H: 0 LOB: 3 BB: 3 P: 27	R: 2 E: 0 K: 1 S: 14 H: 2 LOB: 2 BB: 2 P: 29	R: 0 E: 0 K: 2 S: 7 H: 0 LOB: 0 BB: 0 P: 13	R: 0 E: 0 K: 0 S: 12 H: 1 LOB: 1 BB: 0 P: 16	R: 0 E: 0 K: 2 S: 16 H: 1 LOB: 2 BB: 1 P: 25	1B: 5 2B: 3 3B: 0 HR: 0 SF: 2 SAC: 3 DP: 0 HBP: 0						

AB	30
R	4
H	8
RBI	4
BB	8
SO	10
LOB	15

WP: 0 PA: 43
PB: 0
SB: 0
CS: 0

PITCHER		IP	WLS	BF	H	R	ER	SO	BB	IBB	HBP	BLK	WP	HR	S	P	ERA	WHIP
31 Alfredo Simon, R ERA: 3.08	(1, 1)	5.0		24	4	2	2	5	5	0	0	0	0	0	56	91	3.60	1.800
63 Sam LeCure, R ERA: 3.64	(6, 1)	0.2	L	5	2	2	2	0	1	0	0	0	0	0	10	20	27.00	4.500
70 Jumbo Díaz, R ERA: 2.6	(6, 1)	1.1		5	0	0	0	3	0	1	0	0	0	0	11	22	0.00	0.000
51 Jonathan Broxton, R ERA: 1.07	(8, 1)	1.0		4	1	0	0	0	0	0	0	0	0	0	12	16	0.00	1.000
54 Aroldis Chapman, L ERA: 1.98	(9, 1)	1.0		5	1	0	0	2	1	0	0	0	0	0	16	25	0.00	2.000

PITCHER	IP	WLS	BF	H	R	ER	SO	BB	IBB	HBP	BLK	WP	HR	S	P	ERA	WHIP

Miami Marlins @ Cincinnati Reds

Great American Ball Park, Cincinnati, OH

Sat Aug 09 2014, 7:16 PM - 10:41 PM EDT

Att. 34,768 - Overcast - 78 F

BOTTOM

Batter	1	2	3	4	5	6	7	8	9	AB	R	H	RBI	BB	SO	LOB
6 Billy Hamilton, S (1, 8) OBP: 0.299, SLG: 0.394	B FF 90 C FC 90 B SI 91 X FF 90 2-1 ① P6		F SI 92 B FF 92 X FS 86 1-1 32 E 21 1B 1B	B CU 79 B SI 90 C FF 92 B FF 91 F FF 91 B FF 92 4-2 BB			F FF 89 B CH 84 B CH 82 C FC 90 X FF 92 2-2 ① F7		C SL 82 B SL 83 B SI 93 B SI 92 L SI 91 1 SAFE X SI 93 3-2 ①② F8 1-2	4	1	1	0	1	0	1
32 Jay Bruce, L (1, 9) OBP: 0.301, SLG: 0.385	B FF 91 C FF 91 B FF 91 B FF 91 X FF 90 3-1 HR		1 SAFE C SI 90 1 SAFE B FS 85 X SI 90 1-1 E3 21 S 21 1B 1-3	B SI 91 F FS 84 X FS 85 1-1 ③ G4-3			C FC 92 F FF 92 B CH 86 S CH 84 1-3 ② K		F SL 82 F SI 92 B SI 92 S SI 92 1-3 ③ K	5	1	1	1	0	2	3
21 Todd Frazier, R (1, 3) OBP: 0.341, SLG: 0.463	X FF 92 0-0 ② G5-3		B FF 92 C SI 92 X CU 80 1-1 ② 48 BB 1-H 3-H 1B		C SI 88 X FS 83 0-1 ① L1-3		X FC 91 0-0 ③ F8			4	0	1	1	0	0	0
39 Devin Mesoraco, R (1, 2) OBP: 0.364, SLG: 0.559	B FF 92 B FS 86 B SI 92 C FF 92 B SI 92 4-1 BB		B SI 92 S SI 92 B CU 80 B FS 85 B SI 93 4-1 48 BB BB		C CU 79 B CU 81 F FF 91 F FS 85 B FS 85 B FF 93 F SI 91 C SI 90 3-3 ② K			S FC 92 B FC 92 B SI 96 C SI 96 X SI 96 2-2 29 1B 25 FC6-4 2B		2	1	1	0	2	1	0
48 Ryan Ludwick, R (1, 7) OBP: 0.321, SLG: 0.391 70 Jumbo Díaz, R (6, 1) 51 Jonathan Broxton, R (8, 1) 29 Brayan Peña, S (8, PH) OBP: 0.307, SLG: 0.403 44 Mike Leake, R (8, PR) OBP: 0.137, SLG: 0.216 54 Aroldis Chapman, L (9, 1)	B FF 91 F SI 92 B FS 86 X FS 84 2-1 ③ G1-3		C CU 80 F FS 86 B FF 94 B FF 94 B CU 80 B FF 94 4-2 1-2 2-3 BB		B FF 92 X SI 91 1-0 ③ F7			X SI 96 0-0 25 FC6-4 2-3 1B		2 0 0 1 0 0	0 0 0 0 0 0	0 0 0 1 0 0	0 0 0 0 0 0	0 0 0 0 0 0	1 0 0 0 0 0
25 Skip Schumaker, L (1, 4) OBP: 0.286, SLG: 0.305		F FF 92 B CU 79 S CU 79 X CU 79 1-2 ① L7	B FS 84 B SI 91 X FF 91 2-0 ③ L7			B FF 92 B FF 91 C FF 92 B FF 91 B FF 91 4-1 BB		X FC 91 0-0 ① FC6-4 1-2f 3-H		3	0	0	1	1	0	4
17 Kristopher Negrón, R (1, 5) OBP: 0.302, SLG: 0.480		C FF 93 F CU 80 B FS 85 B FS 85 F FF 94 B CU 80 X FF 94 3-2 ② G3-1		C CU 79 X FF 93 0-1 ① L9		S FF 90 X FF 93 0-1 ① F9		B SI 94 S FC 91 B FC 91 S SI 96 S FC 91 2-3 ② K		4	0	0	0	0	1	2
2 Zack Cozart, R (1, 6) OBP: 0.273, SLG: 0.301		C FF 93 F FF 93 F FS 87 X FS 86 0-2 ③ F8		C CU 80 B FF 93 B SI 92 S SI 92 X FF 93 2-2 31 S 1B		C FF 92 F FF 92 F SL 81 S SI 91 0-3 ② K		B CU 85 F FC 91 F CU 84 B SI 94 B FC 90 F FC 91 X FC 92 3-2 ③ G6-3		4	0	1	0	0	1	2
31 Alfredo Simon, R (1, 1) OBP: 0.140, SLG: 0.143 63 Sam LeCure, R (6, 1) 28 Chris Heisey, R (6, 7) OBP: 0.276, SLG: 0.368			C FF 92 F FF 92 F CU 80 S CU 80 0-3 ① K	B FF 89 1 SAFE B FC 88 C FF 90 L FF 89 F FF 91 1 SAFE S FF 92 2-3 ② K 1-2		C SL 79 B FC 93 F SL 80 S SL 81 1-3 ③ K		C SI 93 B SI 94 X SI 93 1-1 6 CS 1B	2 0 2	0 0 0	0 0 1	0 0 0	0 0 1	2 0 1	1 0 1
Inning Stats	R: 1 H: 1 E: 0 LOB: 1 K: 0 BB: 1 S: 8 P: 19	R: 0 H: 0 E: 0 LOB: 0 K: 0 BB: 0 S: 11 P: 15	R: 1 H: 2 E: 1 LOB: 3 K: 1 BB: 2 S: 14 P: 27	R: 0 H: 1 E: 0 LOB: 2 K: 1 BB: 1 S: 13 P: 22	R: 0 H: 0 E: 0 LOB: 0 K: 1 BB: 0 S: 8 P: 12	R: 0 H: 0 E: 0 LOB: 1 K: 2 BB: 1 S: 10 P: 15	R: 0 H: 0 E: 0 LOB: 0 K: 1 BB: 0 S: 7 P: 10	R: 1 H: 2 E: 0 LOB: 1 K: 1 BB: 0 S: 12 P: 19	R: 0 H: 1 E: 0 LOB: 0 K: 1 BB: 0 S: 8 P: 13	1B: 5 SF: 0 2B: 1 SAC: 0 3B: 0 DP: 0 HR: 1 HBP: 0					WP: 0 PA: 38 PB: 0 SB: 2 CS: 1	

livebaseballscorecards.com

AB	33
R	3
H	7
RBI	3
BB	5
SO	8
LOB	15

PITCHER	IP	WLS	BF	H	R	ER	SO	BB	IBB	HBP	BLK	WP	HR	S	P	ERA	WHIP
33 Brad Penny, R (1, 1) ERA: 1.8	5.0	W	23	4	2	1	3	4	0	0	0	0	1	54	95	1.80	1.600
44 AJ Ramos, R (6, 1) ERA: 1.96	2.0	H	7	0	0	0	3	1	0	0	0	0	0	17	25	0.00	0.500
57 Bryan Morris, R (8, 1) ERA: 1.93	1.0	H	5	2	1	1	1	0	0	0	0	0	0	12	19	9.00	2.000
31 Steve Cishek, R (9, 1) ERA: 3.58	1.0	S	3	1	0	0	1	0	0	0	0	0	0	8	13	0.00	1.000

PITCHER	IP	WLS	BF	H	R	ER	SO	BB	IBB	HBP	BLK	WP	HR	S	P	ERA	WHIP

Miami Marlins @ Cincinnati Reds

Great American Ball Park, Cincinnati, OH

Sun Aug 10 2014, 1:12 PM - 3:58 PM EDT

Att. 36,122 - Cloudy - 79 F

TOP

livebaseballscorecards.com

Batter	1	2	3	4	5	6	7	8	9	AB	R	H	RBI	BB	SO	LOB
21 Christian Yelich, L (1, 7) OBP: 0.347, SLG: 0.408	B CH 87 X FC 88 1-0 G6-3		X SI 92 0-0 G1-3 1-2		C FC 89 B CH 85 B FC 90 S CH 85 F FF 96 C FC 90 2-3 K		X SI 94 0-0 E5 1-2			4	0	0	0	0	1	3
17 Donovan Solano, R (1, 4) OBP: 0.310, SLG: 0.320	B FF 88 C SL 83 F SI 89 B FC 86 X FF 92 2-2 F9		B FC 86 F SI 93 F SI 94 S FF 94 1-3 K			C FF 92 X SI 94 0-1 G6-3	B FC 89 X SI 94 1-0 F8			4	0	0	0	0	1	3
27 Giancarlo Stanton, R (1, 9) OBP: 0.390, SLG: 0.554	B FC 90 B FC 87 X SL 81 2-0 HR			B FF 92 B SI 93 C FF 93 X SI 94 2-1 F9		B FF 94 B FF 95 X FC 90 2-0 9 1B		X FC 89 0-0 F9		4	1	2	1	0	0	0
9 Casey McGehee, R (1, 5) OBP: 0.370, SLG: 0.379	X FC 89 0-0 F8			C SI 93 B FC 90 X SI 94 1-1 HR		B FF 95 B FC 92 C FC 91 X FC 90 2-1 1-2 1B		X FF 94 0-0 F9		4	1	2	1	0	0	0
46 Garrett Jones, L (1, 3) OBP: 0.314, SLG: 0.416		C SI 90 F FC 88 B FF 92 B SL 86 C SI 91 2-3 K		B SI 92 F CH 84 X CH 84 1-1 P5		F FF 91 B FC 91 B FF 95 C FC 89 S FF 96 2-3 K		B FF 93 B FC 90 B FC 88 C FF 91 C FC 87 F SI 94 F FF 94 X FF 94 3-2 F8		4	0	0	0	0	2	2
13 Marcell Ozuna, R (1, 8) OBP: 0.314, SLG: 0.429		S SL 86 X SI 93 0-1 G5-3		S FC 88 C FC 86 B FC 88 F FF 94 B CH 85 S CH 86 2-3 K		B FC 90 B FF 95 S FC 90 B FC 90 S FF 96 S FF 96 3-3 K			B FF 93 B FF 93 B FF 93 C FF 92 B FF 93 4-1 BB	3	0	0	0	1	2	2
3 Adeiny Hechavarría, R (1, 6) OBP: 0.306, SLG: 0.344		F FF 92 B SL 86 X SI 93 1-1 L9			B SL 82 F FC 86 B SI 93 B SL 83 F FF 91 B CH 87 4-2 52 FC1-6 BB		X FF 92 0-0 F9		C FF 92 S CU 75 F FF 94 B FF 94 X SL 84 1-2 L4	3	0	0	0	1	0	1
6 Jeff Mathis, R (1, 2) OBP: 0.270, SLG: 0.281			C FF 90 S FF 90 B FF 92 F CH 84 S SI 93 1-3 K		C FC 88 1 SAFE 1 SAFE F FC 88 1 SAFE S FF 93 0-3 K		B FF 91 C FF 92 F CH 84 B FF 94 B FC 89 F SI 94 S FF 94 3-3 K		B FF 94 F FF 94 S FF 95 S FF 94 1-3 K	4	0	0	0	0	4	2
52 Brad Hand, L (1, 1) OBP: 0.063, SLG: 0.063 36 Sam Dyson, R (5, 1) 1 Jordany Valdespin, L (7, PH) OBP: 0.288, SLG: 0.393 41 Chris Hatcher, R (7, 1) 28 Anthony DeSclafani, R (8, 1) OBP: 0.182, SLG: 0.100 59 Ed Lucas, R (9, PH) OBP: 0.274, SLG: 0.276			C FC 88 X FC 88 0-1 21 G1-3 1B		X FF 88 0-0 FC1-6 1-2f		B FC 90 C FC 92 B CH 85 C FC 88 B CU 78 B FC 90 4-2 21 E BB		C CU 74 F FF 95 B FF 96 T SL 86 1-2 K	2 0 0 0 0 1	0 0 0 0 0 0	1 0 0 0 0 0	0 0 0 0 0 1	0 0 1 0 0 1	0 0 0 0 0 1	1 0 0 0 0 1
Inning Stats	R: 1 E: 0 K: 0 S: 6 H: 1 LOB: 0 BB: 0 P: 11	R: 0 E: 0 K: 1 S: 7 H: 0 LOB: 0 BB: 0 P: 10	R: 0 E: 0 K: 2 S: 10 H: 1 LOB: 0 BB: 0 P: 12	R: 1 E: 0 K: 1 S: 10 H: 1 LOB: 0 BB: 0 P: 16	R: 0 E: 0 K: 2 S: 10 H: 0 LOB: 1 BB: 1 P: 16	R: 0 E: 0 K: 2 S: 11 H: 2 LOB: 2 BB: 0 P: 20	R: 0 E: 1 K: 1 S: 9 H: 0 LOB: 2 BB: 1 P: 17	R: 0 E: 0 K: 0 S: 7 H: 0 LOB: 0 BB: 0 P: 10	R: 0 E: 0 K: 2 S: 11 H: 0 LOB: 1 BB: 1 P: 18	1B: 3 2B: 0 3B: 0 HR: 2 SF: 0 SAC: 0 DP: 0 HBP: 0						

	AB	33
	R	2
	H	5
	RBI	2
	BB	3
	SO	11
	LOB	15

PITCHER		IP	WLS	BF	H	R	ER	SO	BB	IBB	HBP	BLK	WP	HR	S	P	ERA	WHIP
47 Johnny Cueto, R ERA: 2.05	(1, 1)	8.0	W	32	5	2	2	9	2	0	0	0	0	2	70	112	2.25	0.875
60 J.J. Hoover, R ERA: 5.33	(9, 1)	1.0		4	0	0	0	2	1	0	0	0	0	0	11	18	0.00	1.000

PITCHER		IP	WLS	BF	H	R	ER	SO	BB	IBB	HBP	BLK	WP	HR	S	P	ERA	WHIP

BOTTOM

Miami Marlins @ Cincinnati Reds

Great American Ball Park, Cincinnati, OH

Sun Aug 10 2014, 1:12 PM - 3:58 PM EDT

Att. 36,122 - Cloudy - 79 F

livebaseballscorecards.com

Batter	1	2	3	4	5	6	7	8	9	AB	R	H	RBI	BB	SO	LOB
17 Kristopher Negrón, R (1, 4) OBP: 0.281, SLG: 0.444	B FF 90 C FF 91 B SI 90 X SI 91 2-1 ① G4-3		B SI 91 F SI 91 F CH 85 B CU 77 B CH 86 F SI 93 F SI 93 F SI 93 S SI 92 3-3 ① K		D CU 79 C SI 93 X CU 79 1-1 ② F8	S FF 97 S FF 98 B FF 98 F FF 98 S FF 98 1-3 ③ K				4	0	0	0	0	2	4
32 Jay Bruce, L (1, 9) OBP: 0.303, SLG: 0.384	C FF 91 B FF 92 F FF 92 X SI 91 1-2 39 HR 1B		C CU 78 S CU 78 B CU 79 B FF 94 X CU 79 2-2 ② P4		B CU 79 S CU 78 S CU 78 D CU 80 D CU 78 F CU 79 B SI 94 4-2 21 BB 39 HR BB		B SI 96 X SI 94 1-0 ① F7			3	2	1	0	1	0	0
21 Todd Frazier, R (1, 3) OBP: 0.340, SLG: 0.460	X SI 92 0-0 ② L9		C CU 79 S FF 94 X CU 78 0-2 ③ G6-3		B CH 88 B SI 93 B SI 93 C SI 93 F FF 94 B FF 94 4-2 39 HR 1-2 2-3 3-H BB		C SL 86 F FF 96 B FF 96 C FF 97 1-3 ② K			3	1	0	1	1	1	1
39 Devin Mesoraco, R (1, 2) OBP: 0.366, SLG: 0.580	B CU 78 C SI 91 X SI 91 1-1 1-H HR			C SI 90 C CU 78 B CU 78 X FF 93 1-2 ① L9	B CU 80 S CH 87 B CU 80 X CH 87 2-1 1-H 2-H 3-H HR		X FF 97 0-0 ③ G6-3			4	2	2	6	0	0	0
48 Ryan Ludwick, R (1, 7) OBP: 0.317, SLG: 0.385	C CU 79 S CU 80 B CU 78 B FF 93 C SI 93 2-3 ③ K			F SI 93 B CU 78 B CU 80 F SI 93 X CU 79 2-2 ② L7	C FF 96 B FF 96 B SI 95 C FF 96 C FF 97 2-3 ③ K			F FF 94 C SL 82 S SL 80 0-3 ① K		4	0	0	0	0	3	0
28 Chris Heisey, R (1, 8) OBP: 0.276, SLG: 0.365		B SI 91 F CH 85 X SI 92 1-1 ① G4-3		C SI 93 B FF 93 S CH 88 X CH 88 1-2 ③ P6		S FF 94 B SI 93 F SI 93 X FF 96 1-2 ① F9		C SL 81 F FF 95 X SL 82 0-2 2 FC6-4 1B		4	0	1	0	0	0	0
7 Ramon Santiago, S (1, 5) OBP: 0.331, SLG: 0.307		C FF 91 C CU 79 B CU 78 B SI 92 B SI 93 X FF 92 3-2 1B			C CH 88 B CH 83 B CH 86 B SI 91 C SI 91 B SI 92 4-2 47 SH5-4 2 1B 21 BB BB	B SI 93 F SI 94 C FF 93 F CH 88 B FF 96 B SI 92 X FF 95 3-2 2 FC6-4 1B		B FF 92 F FF 94 B SI 92 F FF 94 S SL 83 2-3 ② K		3	1	2	0	1	1	1
2 Zack Cozart, R (1, 6) OBP: 0.272, SLG: 0.301		B SI 92 F CH 85 B SI 92 1 SAFE X SI 91 2-1 ② L8			F SI 89 C SI 91 1 SAFE X SI 90 0-2 21 BB 47 SH5-4 39 HR 1-2 1B	F SI 95 F FF 95 B SI 94 1 SAFE F CH 88 F FF 95 X SI 94 1-2 ② FC6-4 47 E 1-2f		C FF 95 X SI 94 0-1 ③ FC6-4 1-2f		4	1	1	0	0	0	3
47 Johnny Cueto, R (1, 1) OBP: 0.151, SLG: 0.135 60 J.J. Hoover, R (9, 1)		X SI 91 0-0 ③ G3			L FF 91 X FF 90 0-1 ① SH5-4 1-2 2-3	C FF 94 1 SAFE S FF 95 1 SAFE F FF 97 F FF 96 X SI 95 0-2 E1 1-3				2 0	0 0	0 0	0 0	0 0	0 0	2 0
Inning Stats	R: 2 E: 0 K: 1 S: 11 H: 2 LOB: 0 BB: 0 P: 17	R: 0 E: 0 K: 0 S: 8 H: 1 LOB: 1 BB: 0 P: 14	R: 0 E: 0 K: 1 S: 12 H: 0 LOB: 0 BB: 0 P: 17	R: 0 E: 0 K: 0 S: 9 H: 0 LOB: 0 BB: 0 P: 13	R: 5 E: 0 K: 1 S: 19 H: 2 LOB: 0 BB: 3 P: 36	R: 0 E: 1 K: 1 S: 21 H: 1 LOB: 2 BB: 0 P: 27	R: 0 E: 0 K: 1 S: 5 H: 0 LOB: 0 BB: 0 P: 7	R: 0 E: 0 K: 2 S: 11 H: 1 LOB: 1 BB: 0 P: 13		1B: 5 2B: 0 3B: 0 HR: 2 SF: 0 SAC: 1 DP: 0 HBP: 0					

	AB	31
	R	7
	H	7
	RBI	7
	BB	3
	SO	7
	LOB	11

WP: 0 PB: 0 SB: 0 CS: 0 PA: 35

PITCHER		IP	WLS	BF	H	R	ER	SO	BB	IBB	HBP	BLK	WP	HR	S	P	ERA	WHIP
52 Brad Hand, L ERA: 4.65	(1, 1)	4.2	L	22	5	7	7	2	3	0	0	0	0	2	56	92	13.50	1.714
36 Sam Dyson, R ERA: 1.29	(5, 1)	1.1		6	1	0	0	2	0	0	0	0	0	0	24	32	0.00	0.750
41 Chris Hatcher, R ERA: 3.5	(7, 1)	1.0		3	0	0	0	1	0	0	0	0	0	0	5	7	0.00	0.000
28 Anthony DeSclafani, R ERA: 7.11	(8, 1)	1.0		4	1	0	0	2	0	0	0	0	0	0	11	13	0.00	1.000

PITCHER	IP	WLS	BF	H	R	ER	SO	BB	IBB	HBP	BLK	WP	HR	S	P	ERA	WHIP

Batter	1	2	3	4	5	6	7	8	9	AB	R	H	RBI	BB	SO	LOB
26 Brock Holt, L (1, 8) (8, 9) OBP: 0.342, SLG: 0.406	C FC 92 B SI 90 B SI 91 B FC 92 F FC 91 F FC 93 X FF 91 3-2 ① G4-3		B SI 90 X FC 88 1-0 ① SH1-3 1-2		C FF 90 B FS 82 F FC 91 X FS 82 1-2 ③ G4-3			C FF 93 X CU 79 0-1 34 G3 52 HR 1B		3	1	1	0	0	0	0
15 Dustin Pedroia, R (1, 4) OBP: 0.345, SLG: 0.378	C FF 94 X FC 92 0-1 34 1B 1B		B FS 84 B FF 90 B FC 91 B FC 91 4-0 ① BB 2-3			X FC 89 0-0 ① L8		C FF 93 F FF 93 B FF 93 1 SAFE F FF 93 B FF 93 1 SAFE X FF 93 2-2 ① L9		3	0	1	0	1	0	1
34 David Ortiz, L (1, 3) OBP: 0.337, SLG: 0.488	B FC 90 1 SAFE X FF 89 1-0 1-2 1B		F FF 92 X FF 92 0-1 ② P6			C FF 90 C FS 81 B SL 85 S FS 80 1-3 ② K		C FF 93 B FF 94 X FF 93 1-1 ② G3 1-2		4	0	1	0	0	1	3
52 Yoenis Cespedes, R (1, 7) OBP: 0.301, SLG: 0.467	C CU 75 F SI 91 X FF 92 0-2 ② F4		X SI 91 0-0 ③ L7			B FC 94 F FC 93 B CU 78 F FF 91 S FS 82 2-3 ③ K		B FF 94 X FF 95 1-0 2-H HR		4	1	1	2	0	1	4
29 Daniel Nava, S (1, 9) OBP: 0.326, SLG: 0.313 25 Jackie Bradley Jr., L (8, 8) OBP: 0.281, SLG: 0.289	C FF 89 B FC 90 F FC 91 B SL 85 C FS 80 2-3 ③ K			C FF 89 B SL 86 X FC 90 1-1 ① G3			C FF 88 B FF 90 F FC 90 X FS 80 1-2 2 1B 2B	C FF 94 C FF 94 B FF 96 B FF 94 T FF 94 2-2 ③ K		4 0	1 0	1 0	0 0	0 0	2 0	2 0
2 Xander Bogaerts, R (1, 6) OBP: 0.297, SLG: 0.350		C FC 89 B SL 84 B SL 85 B SL 85 F FC 90 X FF 94 3-2 ① P2		C FS 80 B FF 89 B FC 91 X FC 90 2-1 ② G5-3			F FC 89 X FF 90 0-1 55 SH1-4 2-H 1B		S FF 97 B SL 88 S SL 88 F FF 98 B FF 99 F SL 87 B SL 86 F FF 98 X FF 98 3-2 55 G4-6-3 1B	4	0	2	1	0	0	0
55 Christian Vázquez, R (1, 2) OBP: 0.282, SLG: 0.290		B FC 91 C FC 90 X FF 89 1-1 ② G4-3		C FC 92 X FF 93 0-1 ③ G5-3			C FS 82 X SI 88 0-1 ① SH1-4 1-2		1 SAFE L FF 95 F FF 95 X SL 90 0-2 ① ② G4-6-3 1-2f	3	0	0	0	0	0	1
16 Will Middlebrooks, R (1, 5) OBP: 0.268, SLG: 0.290	C FC 93 B SL 84 B SL 86 F FC 92 C CU 78 2-3 ③ K				B FC 90 B FS 82 F FC 90 F FC 91 F FC 94 F SL 84 X CU 79 2-2 ① G5-3		B FC 90 C FC 93 C FF 92 F SL 86 F FS 80 X FF 92 1-2 ② F7		F FF 97 C SL 86 X FF 99 0-2 ③ G4-3	4	0	0	0	0	1	1
56 Joe Kelly, R (1, 1) OBP: 0.294, SLG: 0.313 12 Mike Napoli, R (7, PH) OBP: 0.384, SLG: 0.446 35 Burke Badenhop, R (7, 1) 59 Tommy Layne, L (7, 1) 54 Edward Mujica, R (8, 1) 19 Koji Uehara, R (9, 1)			C FC 90 B FC 89 X FC 90 1-1 15 S 26 SH1-3 1B		C FC 91 S CU 76 X SL 84 0-2 ② G4-3		B FC 91 F SL 86 F SL 86 D FS 82 F FS 81 F SL 85 B FF 91 S SL 87 3-3 ③ K			2 1 0 0 0 0 0	0 0 0 0 0 0 0	1 0 0 0 0 0 0	0 0 0 0 0 0 0	0 1 0 0 0 0 0	0 1 0 0 0 0 0	0 1 0 0 0 0 0

Inning Stats	1	2	3	4	5	6	7	8	9
	R: 0 E: 0 K: 1 S: 13	R: 0 E: 0 K: 1 S: 8	R: 0 E: 0 K: 0 S: 6	R: 0 E: 0 K: 0 S: 6	R: 0 E: 0 K: 0 S: 11	R: 0 E: 0 K: 2 S: 7	R: 1 E: 0 K: 1 S: 17	R: 2 E: 0 K: 1 S: 12	R: 0 E: 0 K: 0 S: 12
	H: 2 LOB: 2 BB: 0 P: 19	H: 0 LOB: 0 BB: 0 P: 14	H: 1 LOB: 2 BB: 1 P: 12	H: 0 LOB: 0 BB: 0 P: 9	H: 0 LOB: 0 BB: 0 P: 14	H: 0 LOB: 0 BB: 0 P: 10	H: 2 LOB: 1 BB: 0 P: 22	H: 2 LOB: 0 BB: 0 P: 18	H: 1 LOB: 0 BB: 0 P: 15

1B: 6 SF: 0
2B: 1 SAC: 2
3B: 0 DP: 1
HR: 1 HBP: 0

WP: 0 PA: 35
PB: 0
SB: 1
CS: 0

PITCHER		IP	WLS	BF	H	R	ER	SO	BB	IBB	HBP	BLK	WP	HR	S	P	ERA	WHIP
55 Mat Latos, R ERA: 2.95	(1, 1)	7.0		27	5	1	1	5	1	0	0	0	0	0	68	100	1.29	0.857
51 Jonathan Broxton, R ERA: 1.47	(8, 1)	1.0	L	5	2	2	2	1	0	0	0	0	0	1	12	18	18.00	2.000
70 Jumbo Díaz, R ERA: 2.45	(9, 1)	1.0		3	1	0	0	0	0	0	0	0	0	0	12	15	0.00	1.000

PITCHER	IP	WLS	BF	H	R	ER	SO	BB	IBB	HBP	BLK	WP	HR	S	P	ERA	WHIP

TOP

Boston Red Sox @ Cincinnati Reds

Great American Ball Park, Cincinnati, OH

Tue Aug 12 2014, 7:14 PM - 10:16 PM EDT

Att. 35,903 - Partly Cloudy - 70 F

livebaseballscorecards.com

AB	32
R	3
H	8
RBI	3
BB	1
SO	6
LOB	13

Boston Red Sox @ Cincinnati Reds

Great American Ball Park, Cincinnati, OH

Tue Aug 12 2014, 7:14 PM - 10:16 PM EDT

Att. 35,903 - Partly Cloudy - 70 F

livebaseballscorecards.com

BOTTOM

Batter	1	2	3	4	5	6	7	8	9	AB	R	H	RBI	BB	SO	LOB
6 Billy Hamilton, S (1, 8) OBP: 0.298, SLG: 0.392	BB		F7		G4-3			L8		3	1	0	0	1	0	0
32 Jay Bruce, L (1, 9) OBP: 0.305, SLG: 0.384	BB		1B		F7			F7		3	1	1	0	1	0	0
21 Todd Frazier, R (1, 5) OBP: 0.341, SLG: 0.459	1B		F9			P5		BB		3	0	1	1	1	0	1
39 Devin Mesoraco, R (1, 2) OBP: 0.371, SLG: 0.586	1B		1B			2B		P2		4	0	3	1	0	0	1
29 Brayan Peña, S (1, 3) OBP: 0.303, SLG: 0.397	G6-4-3		FC6-4			P6			G3	4	0	0	0	0	0	5
28 Chris Heisey, R (1, 7) OBP: 0.275, SLG: 0.363	K			K		L9			1B	4	0	1	0	0	2	2
7 Ramon Santiago, S (1, 4) OBP: 0.329, SLG: 0.300		G4-3		BB			L3		F9	3	0	0	0	1	0	1
2 Zack Cozart, R (1, 6) OBP: 0.270, SLG: 0.298		G6-3		G6-4-3			G4-3		P2	4	0	0	0	0	0	2
55 Mat Latos, R (1, 1) OBP: 0.125, SLG: 0.087		K			K		G6-3			2	0	0	0	0	2	0
25 Skip Schumaker, L (7, PH) OBP: 0.284, SLG: 0.303										1	0	0	0	0	0	0
51 Jonathan Broxton, R (8, 1)										0	0	0	0	0	0	0
70 Jumbo Díaz, R (9, 1)										0	0	0	0	0	0	0

	AB	R	H	RBI	BB	SO	LOB
	31	2	6	2	4	4	12

Inning Stats	1	2	3	4	5	6	7	8	9
	R: 2 E: 0 K: 1 S: 15	H: 2 LOB: 1 BB: 2 P: 31	R: 0 E: 0 K: 1 S: 10	H: 0 LOB: 0 BB: 0 P: 17	R: 0 E: 0 K: 0 S: 9	H: 2 LOB: 2 BB: 0 P: 15	R: 0 E: 0 K: 1 S: 6	H: 0 LOB: 0 BB: 1 P: 12	R: 0 E: 0 K: 1 S: 7	H: 0 LOB: 0 BB: 0 P: 12	R: 0 E: 0 K: 0 S: 10	H: 1 LOB: 1 BB: 0 P: 16	R: 0 E: 0 K: 0 S: 8	H: 0 LOB: 0 BB: 0 P: 11	R: 0 E: 0 K: 0 S: 9	H: 0 LOB: 1 BB: 1 P: 15	R: 0 E: 0 K: 0 S: 16	H: 1 LOB: 1 BB: 0 P: 20

	1B	SF	WP	PA
	5	0	0	35
	1	0	0	
	2	0	1	
	0	0	0	

	2B	SAC	PB	
	1	0	0	

	3B	DP	SB	
	0	2	1	

	HR	HBP	CS	
	0	0	0	

PITCHER		IP	WLS	BF	H	R	ER	SO	BB	IBB	HBP	BLK	WP	HR	S	P	ERA	WHIP
56 Joe Kelly, R ERA: 3.75	(1, 1)	6.0		24	5	2	2	4	3	0	0	0	0	0	57	103	3.00	1.333
35 Burke Badenhop, R ERA: 2.63	(7, 1)	0.2		2	0	0	0	0	0	0	0	0	0	0	4	6	0.00	0.000
59 Tommy Layne, L ERA: 1.35	(7, 1)	1.0	W	3	0	0	0	0	0	0	0	0	0	0	8	11	0.00	0.000
54 Edward Mujica, R ERA: 4.6	(8, 1)	0.1	H	2	0	0	0	0	1	0	0	0	0	0	5	9	0.00	3.000
19 Koji Uehara, R ERA: 1.29	(9, 1)	1.0	S	4	1	0	0	0	0	0	0	0	0	0	16	20	0.00	1.000

PITCHER	IP	WLS	BF	H	R	ER	SO	BB	IBB	HBP	BLK	WP	HR	S	P	ERA	WHIP

Boston Red Sox @ Cincinnati Reds

Great American Ball Park, Cincinnati, OH

Wed Aug 13 2014, 12:37 PM - 3:37 PM EDT

Att. 32,870 - Partly Cloudy - 71 F

TOP

livebaseballscorecards.com

Batter	1	2	3	4	5	6	7	8	9	AB	R	H	RBI	BB	SO	LOB
26 Brock Holt, L (1, 4) (7, 9) OBP: 0.343, SLG: 0.407	C SI 88 B FC 87 F SI 88 B FC 89 B FC 88 D SI 91 — 4-2 29 WP 29 1B BB	C SI 91 X SI 90 — 0-1 G5-3 ③			X SI 91 — 0-0 52 1B 2B		C FF 93 S FF 93 B FS 84 X SL 84 — 1-2 G3 ①		C FF 100 B FF 100 B SL 88 F FF 100 S FF 102 — 2-3 K ③	4	2	1	0	1	1	3
29 Daniel Nava, S (1, 9) OBP: 0.330, SLG: 0.318 15 Dustin Pedroia, R (7, PH) OBP: 0.345, SLG: 0.377 (7, 4)	C SI 89 C SI 89 B FC 89 F SL 80 F SI 90 X FC 89 — 1-2 52 G6-3 12 FC5 1-H 1B		C SI 89 B FC 88 B SI 90 X SI 91 — 2-1 52 FC5-4 1B		B SI 90 X SI 90 — 1-0 F7 ②		C FF 93 F FS 83 F FS 84 B FF 93 F FS 83 X SL 84 — 1-2 P4 ②			3 1	1 0	2 0	1 0	0 0	0 0	1 0
52 Yoenis Cespedes, R (1, 7) OBP: 0.302, SLG: 0.466 16 Will Middlebrooks, R (7, PH) OBP: 0.265, SLG: 0.287 (7, 5)	B SI 90 C SI 90 B SI 90 X SI 89 — 2-1 G6-3 ① 2-3		F SI 90 X SI 91 — 0-1 FC5-4 ① 1-2f		B SI 91 C SI 91 B SI 90 X SI 91 — 2-1 12 HR 2-H 1B		S SL 84 S FS 84 B FS 84 S FS 85 — 1-3 K ③			3 1	1 0	1 0	1 0	0 0	0 1	2 0
12 Mike Napoli, R (1, 3) OBP: 0.383, SLG: 0.452	C SI 91 B SI 91 C FC 89 B SL 81 F FC 90 X SI 91 — 2-2 FC5 7 G6-4-3 3-H		X KC 79 — 0-0 L7 ②		B SI 91 B KC 80 X FF 90 — 2-0 1-H HR			X SI 89 — 0-0 P5 ①		4	1	1	3	0	0	1
7 Kelly Johnson, L (1, 5) (7, 7) OBP: 0.298, SLG: 0.364	C SI 90 B SI 90 X FC 88 — 1-1 G6-4-3 ② ③ 1-2f		X SI 90 — 0-0 G4-3 ③		F SI 90 X FC 88 — 0-1 1B			B FF 88 C FF 89 S CH 82 F SI 89 B KC 73 C SI 88 — 2-3 K ②		4	0	1	0	0	1	2
2 Xander Bogaerts, R (1, 6) OBP: 0.297, SLG: 0.350		B SI 88 C SI 88 X KC 77 — 1-1 61 FC5-4 25 1B 1B	B SI 88 B FC 87 B SI 89 C SI 90 F SI 91 X FC 90 — 3-2 L4 ①		B KC 79 B SI 90 C SI 89 S FC 89 F FC 90 T SL 81 — 2-2 K ③			C KC 72 F SI 89 B SI 89 S KC 74 — 1-3 K ③		4	0	1	0	0	2	1
25 Jackie Bradley Jr., L (1, 8) OBP: 0.284, SLG: 0.290		1 SAFE B SI 88 X SI 90 — 1-0 61 FC5-4 1-2 1B	F SI 92 B FC 90 B FF 90 X KC 80 — 2-1 G6-3 ②			C FF 91 B FF 91 F CU 73 S FF 93 — 1-3 K ①			H FF 100 — 1-0 61 S HBP	3	0	1	0	0	1	0
61 Dan Butler, R (1, 2)		C SI 90 X SI 90 — 0-1 FC5-4 ① 63 FC2-6 1-2f 2-3	B SI 92 C FC 89 B SI 90 F FC 90 B SL 82 C FC 89 — 3-3 K ③			B FF 93 C CU 74 B FF 93 C CU 74 B SL 84 X FF 93 — 3-2 L8 ②			1 SAFE 1 SAFE B FF 97 B FF 98 C FF 99 S FF 98 S FF 102 — 2-3 K ① 1-2	4	0	0	0	0	2	3
63 Anthony Ranaudo, R (1, 1) 35 Burke Badenhop, R (7, 1) 36 Junichi Tazawa, R (8, 1) 39 Corey Brown, L (9, PH) 54 Edward Mujica, R (9, 1)		X SI 87 — 0-0 FC2-6 ② 1-2f			S SI 88 B SI 90 B KC 79 C SI 90 B FC 90 C SI 91 — 3-3 K ①	S FF 93 B FF 93 B FF 92 C FF 92 S FF 93 — 2-3 K ③			C FF 101 S FF 102 S FF 102 — 0-3 K ②	3 0 0 1 0	0 0 0 0 0	0 0 0 0 0	0 0 0 0 0	0 0 0 1 0	2 0 0 1 0	2 0 0 1 0
Inning Stats	R: 2 E: 0 K: 0 S: 15 — H: 1 LOB: 0 BB: 1 P: 25	R: 0 E: 0 K: 0 S: 8 — H: 2 LOB: 2 BB: 0 P: 10	R: 0 E: 0 K: 0 S: 6 — H: 1 LOB: 1 BB: 0 P: 8	R: 0 E: 0 K: 1 S: 8 — H: 0 LOB: 0 BB: 0 P: 16	R: 3 E: 0 K: 2 S: 14 — H: 4 LOB: 1 BB: 0 P: 24	R: 0 E: 0 K: 2 S: 9 — H: 0 LOB: 0 BB: 0 P: 15	R: 0 E: 0 K: 1 S: 12 — H: 0 LOB: 0 BB: 0 P: 15	R: 0 E: 0 K: 2 S: 8 — H: 0 LOB: 0 BB: 0 P: 11	R: 0 E: 0 K: 3 S: 9 — H: 0 LOB: 1 BB: 0 P: 14	1B: 6 2B: 1 3B: 0 HR: 1 — SF: 0 SAC: 0 DP: 1 HBP: 1						

	AB	35
	R	5
	H	8
	RBI	5
	BB	1
	SO	11
	LOB	16

WP: 1 PB: 0 SB: 1 CS: 0 — PA: 37

PITCHER	IP	WLS	BF	H	R	ER	SO	BB	IBB	HBP	BLK	WP	HR	S	P	ERA	WHIP
44 Mike Leake, R (1, 1) ERA: 3.59	5.0	L	24	8	5	5	3	1	0	0	0	1	1	51	83	9.00	1.800
60 J.J. Hoover, R (6, 1) ERA: 5.23	1.0		3	0	0	0	2	0	0	0	0	0	0	9	15	0.00	0.000
43 Manny Parra, L (7, 1) ERA: 3.49	1.0		3	0	0	0	1	0	0	0	0	0	0	12	15	0.00	0.000
63 Sam LeCure, R (8, 1) ERA: 3.56	1.0		3	0	0	0	2	0	0	0	0	0	0	8	11	0.00	0.000
54 Aroldis Chapman, L (9, 1) ERA: 1.93	1.0		4	0	0	0	3	0	0	1	0	0	0	9	14	0.00	0.000

PITCHER	IP	WLS	BF	H	R	ER	SO	BB	IBB	HBP	BLK	WP	HR	S	P	ERA	WHIP

BOTTOM

Boston Red Sox @ Cincinnati Reds

Great American Ball Park, Cincinnati, OH

Wed Aug 13 2014, 12:37 PM - 3:37 PM EDT

Att. 32,870 - Partly Cloudy - 71 F

Batter	1	2	3	4	5	6	7	8	9	AB	R	H	RBI	BB	SO	LOB
6 Billy Hamilton, S (1, 8) OBP: 0.295, SLG: 0.387	C FF 91 S FF 92 B FF 93 F FF 92 B CU 78 X FF 92 2-2 ① G4-3		X FF 91 0-0 ① P4	B FF 92 B FF 90 C FF 92 X FF 91 2-1 ③ B1-3			C SI 89 B SL 80 F SI 88 X FS 83 1-2 ① G4-3		X FF 92 0-0 ② F8	5	0	0	0	0	0	2
17 Kristopher Negrón, R (1, 4) (9, 7) OBP: 0.306, SLG: 0.483	B FF 91 B FF 92 C FF 92 C FF 93 X CU 77 2-2 39 S 1B		B FF 91 F FF 91 B CU 76 T FF 92 B FF 93 F FF 92 B FF 92 4-2 21 2B 39 SF8 BB		B FF 91 B FF 90 C FF 90 B FF 91 X FF 91 3-1 21 SF8 3B		B SI 88 F SI 89 X SI 90 1-1 ② G4-3		B FF 92 F FF 93 X FF 91 1-1 ③ G1-3	4	2	2	0	1	0	2
21 Todd Frazier, R (1, 5) OBP: 0.341, SLG: 0.461	F FF 93 F FF 93 X FF 94 0-2 ② F8		C CU 78 B CU 78 X FF 92 1-1 39 SF8 1-3 2B		C CU 77 X FF 93 0-1 ① SF8 3-H		F SI 90 C SI 89 B SI 90 B SI 89 X SI 88 3-2 ③ G6-3			3	0	1	1	0	0	1
39 Devin Mesoraco, R (1, 2) OBP: 0.366, SLG: 0.580	1 SAFE B CU 77 C FF 92 S FF 92 B FF 93 F FF 93 X FF 92 2-2 ③ F7 1-2		S FF 92 X FF 92 0-1 ② SF8 2-3 3-H		C CU 77 S FF 92 X FF 94 0-2 ② F7			C CU 72 B FF 94 B FF 94 F FF 94 F SL 82 B SL 82 T FF 96 3-2 ① K		3	0	0	1	0	1	1
29 Brayan Peña, S (1, 3) OBP: 0.302, SLG: 0.395		C FF 92 X FF 93 0-1 44 FC5 25 1B 1B	B CH 82 B FF 94 F FF 93 B CH 83 X FF 92 3-1 ③ P4		C FF 92 X CH 83 0-1 ③ G4-3			C CU 75 B FO 85 B FO 88 F FF 94 X FO 88 2-2 ② L3		4	0	1	0	0	0	1
48 Ryan Ludwick, R (1, 7) OBP: 0.313, SLG: 0.379 54 Aroldis Chapman, L (9, 1)		X FF 93 0-0 ① F9		C CU 77 F FF 92 F FF 93 X CU 77 0-2 ① L7		B CU 76 F FF 90 X CU 76 1-1 ① P6		B CU 75 B FF 94 F FF 93 C FF 95 S SL 81 2-3 ③ K		4 0	0 0	0 0	0 0	0 0	1 0	1 0
25 Skip Schumaker, L (1, 9) OBP: 0.293, SLG: 0.327		C FF 92 X CU 80 0-1 44 FC5 1-2 1B		C FF 93 B FF 93 B CH 82 F FF 92 B FF 91 X FF 91 3-2 HR		B CH 83 C FF 91 C CH 82 B CU 77 S CU 76 2-3 ② K			B FS 84 X FS 86 1-0 2 1B 1B	4	1	3	1	0	1	0
2 Zack Cozart, R (1, 6) OBP: 0.272, SLG: 0.300		B FF 94 B FF 92 X FF 92 2-0 ② P3		F FF 93 X FF 92 0-1 ② G2-3		C FF 91 X FF 92 0-1 1B			1 SAFE L FF 91 1 SAFE L FF 90 B SL 87 X SL 84 1-2 1-2 1B	4	0	2	0	0	0	2
44 Mike Leake, R (1, 1) OBP: 0.151, SLG: 0.283 60 J.J. Hoover, R (6, 1) 28 Chris Heisey, R (6, PH) OBP: 0.274, SLG: 0.362 43 Manny Parra, L (7, 1) 63 Sam LeCure, R (8, 1) 7 Ramon Santiago, S (9, 4) OBP: 0.327, SLG: 0.298		B FF 93 F FF 92 B FF 93 B FF 92 X FF 91 3-1 ③ FC5 1-2 2-3f		X FF 92 0-0 HR		X CU 78 0-0 ③ G5-3			L FF 91 L FF 91 L FF 92 0-3 ① K	2 0 1 0 0 1	1 0 0 0 0 0	1 0 0 0 0 0	1 0 0 0 0 0	0 0 0 0 0 0	0 0 1 0 0 1	2 0 1 0 0 2
Inning Stats	R: 0 E: 0 K: 0 S: 14 H: 1 LOB: 1 BB: 0 P: 20	R: 0 E: 0 K: 0 S: 8 H: 2 LOB: 2 BB: 0 P: 13	R: 1 E: 0 K: 0 S: 10 H: 1 LOB: 1 BB: 1 P: 18	R: 2 E: 0 K: 0 S: 12 H: 2 LOB: 2 BB: 0 P: 17	R: 1 E: 0 K: 0 S: 9 H: 1 LOB: 0 BB: 0 P: 12	R: 0 E: 0 K: 1 S: 8 H: 1 LOB: 1 BB: 0 P: 11	R: 0 E: 0 K: 0 S: 8 H: 0 LOB: 0 BB: 0 P: 13	R: 0 E: 0 K: 2 S: 10 H: 0 LOB: 0 BB: 0 P: 17	R: 0 E: 0 K: 1 S: 10 H: 2 LOB: 2 BB: 0 P: 13	1B: 6 2B: 1 3B: 1 HR: 2 SF: 2 SAC: 0 DP: 0 HBP: 0						

WP: 0 PB: 0 SB: 1 CS: 0 PA: 38

	AB	35
	R	4
	H	10
	RBI	4
	BB	1
	SO	4
	LOB	15

livebaseballscorecards.com

PITCHER	IP	WLS	BF	H	R	ER	SO	BB	IBB	HBP	BLK	WP	HR	S	P	ERA	WHIP
63 Anthony Ranaudo, R (1, 1) ERA: 4.5	6.0	W	27	8	4	4	1	1	0	0	0	0	2	61	91	6.00	1.500
35 Burke Badenhop, R (7, 1) ERA: 2.59	1.0	H	3	0	0	0	0	0	0	0	0	0	0	8	13	0.00	0.000
36 Junichi Tazawa, R (8, 1) ERA: 3.31	1.0	H	3	0	0	0	2	0	0	0	0	0	0	10	17	0.00	0.000
54 Edward Mujica, R (9, 1) ERA: 4.5	1.0	S	5	2	0	0	1	0	0	0	0	0	0	10	13	0.00	2.000

PITCHER	IP	WLS	BF	H	R	ER	SO	BB	IBB	HBP	BLK	WP	HR	S	P	ERA	WHIP

Batter	1	2	3	4	5	6	7	8	9	AB	R	H	RBI	BB	SO	LOB
6 Billy Hamilton, S (1, 8) OBP: 0.295, SLG: 0.386	C FF 91 B FF 92 X FF 93 1-1 B3		X FF 92 0-0 21 G3 1B		B FS 82 B FS 82 B FF 94 C FF 93 F FF 93 X FF 95 3-2 F9 ②			C FF 92 B SI 91 B SI 92 X FF 92 2-1 F8 ①		4	0	1	0	0	0	1
32 Jay Bruce, L (1, 9) OBP: 0.302, SLG: 0.380	X FF 93 0-0 F9 ②		B FC 87 B FS 83 C FS 82 S FS 83 B FS 83 1 SAFE F FS 82 X FF 94 3-2 L7 ①		B FC 87 F FC 87 F FS 84 S FC 86 1-3 K ③			C FF 93 B FF 92 B SI 91 S SL 81 X FF 93 2-2 L8 ②		4	0	0	0	0	1	2
21 Todd Frazier, R (1, 3) OBP: 0.338, SLG: 0.457	B FF 93 C FS 84 F FF 93 S FF 93 1-3 K ③		X FS 83 0-0 G3 ② 1-2			X FF 92 0-0 G6-3 ①		C ST 81 S ST 82 B FF 94 S FF 95 1-3 K ③		4	0	0	0	0	2	1
39 Devin Mesoraco, R (1, 2) OBP: 0.364, SLG: 0.573		B FF 90 C FS 82 B FS 83 F FS 82 F FC 87 B FS 83 F FF 94 B FF 94 4-2 48 2B BB	B FS 83 C FF 93 X FS 82 1-1 F9 ③			B FF 90 B FS 80 S FS 80 B FF 92 C FS 82 F FS 82 C FS 84 3-3 K ②			C FF 92 X SL 85 0-1 G5-3 ①	3	1	0	0	1	1	1
48 Ryan Ludwick, R (1, 7) OBP: 0.318, SLG: 0.399		F FC 89 B FF 93 F FS 84 X FF 94 1-2 25 G4-3 2 1B 1-H 2B		B FC 84 X FC 86 1-0 P6 ①		B FC 87 S FS 83 B FF 92 B FF 92 F FS 84 F FC 88 X FS 83 3-2 HR			C FF 93 B SL 89 X FF 94 1-1 25 G6-4-3 1B	4	2	3	2	0	0	0
25 Skip Schumaker, L (1, 4) OBP: 0.288, SLG: 0.321		C FF 94 B FF 93 C FF 94 D FC 88 X FC 88 2-2 G4-3 ① 2-3		C FC 84 C FF 91 B FC 84 B FC 87 X FF 93 2-2 G5-3 ②		F FC 88 F FF 94 B FF 94 B FF 94 X FF 94 2-2 G6-3 ③			F FF 91 X FF 93 0-1 G6-4-3 ②③ 1-2f	4	0	0	0	0	0	2
17 Kristopher Negrón, R (1, 5) OBP: 0.292, SLG: 0.459		X FS 84 0-0 G3 ②		B FS 83 X FS 82 1-0 G6-3 ③			B FF 89 C FS 82 C FF 92 S FC 85 1-3 K ①			3	0	0	0	0	1	1
2 Zack Cozart, R (1, 6) OBP: 0.275, SLG: 0.303		B FS 84 B FC 88 C FC 88 X FC 87 2-1 31 PB 3-H 1B			C FF 91 F FS 81 X FF 92 0-2 31 FC1-6 1B		B FS 82 C FC 86 B FS 82 X FF 92 2-1 F9 ②			3	0	2	1	0	0	0
31 Alfredo Simon, R (1, 1) OBP: 0.133, SLG: 0.136 60 J.J. Hoover, R (6, 1) 7 Ramon Santiago, S (7, PH) OBP: 0.325, SLG: 0.295 53 Carlos Contreras, R (7, 1)		B FF 95 F FF 95 B FF 94 X FF 94 2-1 G6-3 ③ 1-2			M FF 91 L FS 81 X FS 82 0-2 FC1-6 ① 1-2f		C FS 81 B FF 92 F FS 81 F FC 86 C FS 82 1-3 K ③			2 0 1 0	0 0 0 0	0 0 0 0	0 0 0 0	0 0 1 0	0 0 0 0	2 0 0 0
Inning Stats	R: 0 E: 0 K: 1 S: 6 H: 0 LOB: 0 BB: 0 P: 8	R: 2 E: 0 K: 0 S: 15 H: 2 LOB: 1 BB: 1 P: 26	R: 0 E: 0 K: 0 S: 8 H: 1 LOB: 1 BB: 0 P: 12	R: 0 E: 0 K: 0 S: 5 H: 0 LOB: 0 BB: 0 P: 9	R: 0 E: 0 K: 1 S: 12 H: 1 LOB: 1 BB: 0 P: 16	R: 1 E: 0 K: 1 S: 12 H: 1 LOB: 0 BB: 0 P: 20	R: 0 E: 0 K: 2 S: 9 H: 0 LOB: 0 BB: 0 P: 13	R: 0 E: 0 K: 1 S: 8 H: 0 LOB: 0 BB: 0 P: 13	R: 0 E: 0 K: 0 S: 6 H: 1 LOB: 0 BB: 0 P: 7	1B: 4 2B: 1 3B: 0 HR: 1 SF: 0 SAC: 0 DP: 1 HBP: 0						

TOP

Cincinnati Reds @ Colorado Rockies

Coors Field, Denver, CO

Thu Aug 14 2014, 6:46 PM - 9:38 PM MDT

Att. 32,538 - Partly Cloudy - 71 F

livebaseballscorecards.com

AB	32
R	3
H	6
RBI	3
BB	1
SO	6
LOB	10

WP: 0 PA: 33
PB: 1
SB: 0
CS: 0

PITCHER		IP	WLS	BF	H	R	ER	SO	BB	IBB	HBP	BLK	WP	HR	S	P	ERA	WHIP
29 Jorge De La Rosa, L ERA: 4.32	(1, 1)	7.0	W	27	5	3	3	5	1	0	0	0	0	1	67	104	3.86	0.857
48 Boone Logan, L ERA: 5.7	(8, 1)	0.2		2	0	0	0	0	0	0	0	0	0	0	5	9	0.00	0.000
0 Adam Ottavino, R ERA: 3.76	(8, 1)	0.1		1	0	0	0	1	0	0	0	0	0	0	3	4	0.00	0.000
32 LaTroy Hawkins, R ERA: 2.85	(9, 1)	1.0		3	1	0	0	0	0	0	0	0	0	0	6	7	0.00	1.000

PITCHER		IP	WLS	BF	H	R	ER	SO	BB	IBB	HBP	BLK	WP	HR	S	P	ERA	WHIP

Cincinnati Reds @ Colorado Rockies

Coors Field, Denver, CO

Thu Aug 14 2014, 6:46 PM - 9:38 PM MDT

Att. 32,538 - Partly Cloudy - 71 F

livebaseballscorecards.com

BOTTOM

Batter	1	2	3	4	5	6	7	8	9	AB	R	H	RBI	BB	SO	LOB
19 Charlie Blackmon, L (1, 9) OBP: 0.329, SLG: 0.428	C SI 95 F FS 85 X FS 86 0-2 ① G4-3		C FS 88 B FF 94 B FS 84 S FS 86 X FS 88 2-2 33 1B 13 1B 6 SF9 1B	F FF 95 B SI 96 B SI 96 F SI 96 F FS 90 F SI 96 F SI 96 X FS 89 2-2 ② G3 2-3 3-H		F FF 93 F FF 93 T FF 94 0-2 ① K		B FF 94 F FF 94 S FC 94 B FF 94 C FC 94 2-3 ③ K		5	1	1	1	0	2	1
13 Drew Stubbs, R (1, 8) OBP: 0.334, SLG: 0.483	C FF 95 B CU 78 F SI 94 B CU 78 S FS 86 2-3 ② K		1 SAFE 1 SAFE B SI 93 1 SAFE C FF 93 1 SAFE X FF 94 1-1 6 SF9 33 1B 1-2 1B	B SI 96 B SI 96 C SI 96 F SI 96 B SI 95 X SI 96 3-2 33 FC6 3-H 1B		F FF 95 B CU 78 B CU 77 X CU 77 2-1 ② G5-3				4	0	2	1	0	1	0
33 Justin Morneau, L (1, 3) OBP: 0.361, SLG: 0.503	X SI 95 0-0 ③ G6-3		B FF 95 X FS 88 1-0 20 FC5-4 1-2 2-3 1B	B SI 94 1 SAFE X SI 94 1-0 ③ FC6 1-2f		F FF 94 S CU 78 F FF 95 X FF 94 0-2 ③ F7				4	0	1	0	0	0	1
28 Nolan Arenado, R (1, 5) OBP: 0.322, SLG: 0.476		X FF 94 0-0 ① F9	B SI 96 X SI 96 1-0 ① F8		F FF 94 B CU 77 F SI 95 X CU 80 1-2 20 1B 23 HR 1B		B FF 96 B CU 77 F FF 94 F FF 94 X FC 94 2-2 ① G3			4	1	1	0	0	0	3
6 Corey Dickerson, L (1, 7) OBP: 0.377, SLG: 0.575		C SI 95 B FS 87 S FS 85 F FS 89 X FS 87 1-2 20 WP 20 2B 2B	F SI 96 X SI 96 0-1 ② SF9 2-3 3-H		B FS 88 F SI 95 F SI 95 D SI 96 B SI 95 1 SAFE X SI 95 3-2 ① L7		F CH 84 B CH 87 B FF 94 B FF 95 X FC 94 3-1 ② G4-3			3	1	1	1	0	0	1
20 Wilin Rosario, R (1, 2) OBP: 0.292, SLG: 0.410		F FF 95 F SI 95 B CU 82 X SI 96 1-2 23 G4-3 2B 2-H	X SI 97 0-0 ③ FC5-4 1-2f		X SI 95 0-0 23 HR 1-2 1B		B FF 96 F FF 94 B CU 81 C CU 79 B FF 95 B FF 92 4-2 BB			3	1	2	1	1	0	2
23 Charlie Culberson, R (1, 6) OBP: 0.244, SLG: 0.311		B SI 95 X FF 96 1-0 ② G4-3 2-3		C SI 95 X FC 88 0-1 9 E 9 FC1 19 G3 1B	X FF 95 0-0 1-H 2-H HR		B FF 94 B FF 92 C FF 92 F FF 92 1 SAFE B FF 92 S SI 93 3-3 ③ K			4	2	2	3	0	1	2
9 DJ LeMahieu, R (1, 4) OBP: 0.316, SLG: 0.335		I IN 62 I IN 70 I IN 71 I IN 70 4-0 IBB		C FF 95 X SI 95 0-1 FC1 19 G3 13 1B 1-3	B FF 95 X FC 89 1-0 ② G1-3			F FC 94 B CU 80 F FF 95 S FC 95 1-3 ① K		3	1	0	0	1	1	1
29 Jorge De La Rosa, L (1, 1) OBP: 0.178, SLG: 0.159 48 Boone Logan, R (8, 1) 0 Adam Ottavino, S (8, 1) 4 Ben Paulsen, L (8, PH) OBP: 0.455, SLG: 0.645 32 LaTroy Hawkins, R (9, 1)		X SI 96 0-0 ③ G6-3		C SI 95 B SI 96 B SI 95 F SI 96 S FS 89 2-3 ① K	B FF 94 S SI 93 X SI 94 1-1 ③ G4-3			C FF 94 F CH 86 B FF 94 F CU 79 C FC 95 1-3 ② K		3 0 0 1 0	0 0 0 0 0	0 0 0 0 0	0 0 0 0 0	1 0 0 0 0	0 0 0 1 0	4 0 0 0 0
Inning Stats	R: 0 E: 0 K: 1 S: 7 H: 0 LOB: 0 BB: 0 P: 9	R: 1 E: 0 K: 0 S: 10 H: 2 LOB: 2 BB: 1 P: 17	R: 1 E: 0 K: 0 S: 10 H: 3 LOB: 2 BB: 0 P: 15	R: 2 E: 1 K: 1 S: 17 H: 2 LOB: 1 BB: 0 P: 25	R: 3 E: 0 K: 0 S: 11 H: 3 LOB: 0 BB: 0 P: 17	R: 0 E: 0 K: 1 S: 9 H: 0 LOB: 0 BB: 0 P: 11	R: 0 E: 0 K: 1 S: 10 H: 0 LOB: 1 BB: 1 P: 22	R: 0 E: 0 K: 3 S: 10 H: 0 LOB: 0 BB: 0 P: 14		1B: 7 2B: 2 3B: 0 HR: 1 SF: 1 SAC: 0 DP: 0 HBP: 0						

	AB	34
	R	7
	H	10
	RBI	7
	BB	2
	SO	7
	LOB	15

WP: 1 PA: 37
PB: 0
SB: 0
CS: 0

PITCHER		IP	WLS	BF	H	R	ER	SO	BB	IBB	HBP	BLK	WP	HR	S	P	ERA	WHIP
31 Alfredo Simon, R ERA: 3.28	(1, 1)	5.0	L	27	10	7	5	2	0	1	0	0	1	1	55	83	9.00	2.000
60 J.J. Hoover, R ERA: 5.13	(6, 1)	1.0		3	0	0	0	1	0	0	0	0	0	0	9	11	0.00	0.000
53 Carlos Contreras, R ERA: 3.45	(7, 1)	2.0		7	0	0	0	4	1	0	0	0	0	0	20	36	0.00	0.500

PITCHER	IP	WLS	BF	H	R	ER	SO	BB	IBB	HBP	BLK	WP	HR	S	P	ERA	WHIP

Batter	1	2	3	4	5	6	7	8	9	AB	R	H	RBI	BB	SO	LOB
6 Billy Hamilton, S (1, 8) OBP: 0.296, SLG: 0.386	C CH 87 C FF 89 B FF 90 X CU 72 1-2 32 G6-3 17 1B 1B		B FF 87 B FF 88 C SI 88 X FF 88 2-1 32 G6-3 17 SH1-4 1-2 1B	C FF 92 F SI 92 B FF 91 F CU 80 X SI 94 1-2 ③ L3			B FF 95 F FF 96 C FF 95 B SL 89 X FF 96 2-2 ② L8		T FF 96 F FF 96 B SI 97 X ST 86 1-2 ② F4	5	0	2	0	0	0	3
17 Kristopher Negrón, R (1, 4) OBP: 0.333, SLG: 0.492	C FF 88 1 SAFE X SL 86 0-1 32 G6-3 1-2 1B		X SL 83 0-0 ① SH1-4 1-2 2-3		B CU 74 S SI 92 B FF 92 X FF 92 2-1 32 G3-6-3 1B		C FF 96 B FF 97 S SL 88 B SL 89 X FF 96 2-2 1B		F FF 95 X ST 84 0-1 32 WP 1-2 2-H 1B	4	0	4	1	0	0	0
32 Jay Bruce, L (1, 9) OBP: 0.299, SLG: 0.374	C FF 90 S SI 90 F FF 89 X FF 91 0-2 ① G6-3 1-2 2-3		F FF 89 B FF 89 X FF 90 1-1 ② G6-3 2-3 3-H		X SI 93 0-0 ① ② G3-6-3 1-2f		D SL 89 X FF 95 1-0 ③ F7		B SI 96 F FF 96 B ST 84 F SI 96 X ST 85 2-2 ③ F9 1-2 2-3	5	0	0	1	0	0	7
48 Ryan Ludwick, R (1, 7) OBP: 0.321, SLG: 0.398	C SL 85 T FC 92 X FF 92 0-2 ② L4		S SL 85 B FF 89 C FF 91 B FF 91 B SL 88 F FF 91 F FF 93 F FF 91 B SL 88 4-2 BB		B FF 92 C CU 77 F FF 93 B FF 94 B CU 80 X FC 92 3-2 1B			S FF 92 B SI 93 B SL 82 B FF 93 X FF 93 3-1 ① G6-3		3	0	1	0	1	0	2
29 Brayan Peña, S (1, 2) (8, 3) OBP: 0.297, SLG: 0.389	C FF 90 F FF 90 S SL 89 0-3 ③ K		B SL 84 F SI 91 C FF 91 X FF 92 1-2 ③ L9		C CU 78 X SI 93 0-1 ③ G4-3			C SL 81 S SL 81 B SI 94 F SL 82 X SL 82 1-2 ② L5		4	0	0	0	0	1	5
9 Jack Hannahan, L (1, 3) OBP: 0.118, SLG: 0.125 39 Devin Mesoraco, R (8, PH) OBP: 0.363, SLG: 0.571 (8, 2)		C SI 89 X SL 86 0-1 ① G3		C SI 93 B FF 93 B SI 93 F FF 93 X FS 87 2-2 7 1B 2B		B FF 96 S FF 95 B FF 96 S FF 95 X FF 95 2-2 ① G4-3		X ST 82 0-0 ③ G2-3		3 1	1 0	1 0	0 0	0 0	0 0	0 0
7 Ramon Santiago, S (1, 5) OBP: 0.329, SLG: 0.301		F SI 90 C CU 72 B FF 90 F FF 88 X FF 90 1-2 ② G3-1		X SI 94 0-0 47 FC6-4 2-H 1B		B FF 97 C FF 96 C FF 96 B FF 96 X FF 96 2-2 ② G6-3			B FF 94 L FF 94 B ST 85 X SI 95 2-1 2 SH1-4 17 1B 1B	4	1	2	1	0	0	0
2 Zack Cozart, R (1, 6) OBP: 0.273, SLG: 0.300		B FF 90 F FF 90 B SL 86 X FF 91 2-1 ③ L8		F FF 94 B CU 76 1 SAFE X SI 91 1-1 ① F8		C FF 94 B SL 88 X SL 86 1-1 ③ G6-3			X FF 95 0-0 ① SH1-4 1-2	3	0	0	0	0	0	1
47 Johnny Cueto, R (1, 1) OBP: 0.161, SLG: 0.145 25 Skip Schumaker, L (9, PH) OBP: 0.291, SLG: 0.321 54 Aroldis Chapman, L (9, 1)			X SL 85 0-0 17 SH1-4 6 1B 32 G6-3 1B	L SI 92 M SI 92 D CU 80 B FC 91 X SI 93 2-2 ② FC6-4 1-2f			B FF 94 B FF 95 C FF 96 L FF 95 T FF 96 2-2 ① K		B SI 97 S FF 97 B SI 97 D ST 85 B SI 97 4-1 32 WP 17 1B BB	3 0 0	1 0 0	1 0 0	0 0 0	0 1 0	1 0 0	1 0 0
Inning Stats	R: 0 E: 0 K: 1 S: 15 H: 2 LOB: 2 BB: 0 P: 16	R: 0 E: 0 K: 0 S: 8 H: 0 LOB: 0 BB: 0 P: 11	R: 1 E: 0 K: 0 S: 14 H: 2 LOB: 2 BB: 1 P: 22	R: 1 E: 0 K: 0 S: 13 H: 2 LOB: 1 BB: 0 P: 19	R: 0 E: 0 K: 0 S: 8 H: 2 LOB: 1 BB: 0 P: 13	R: 0 E: 0 K: 0 S: 8 H: 0 LOB: 0 BB: 0 P: 13	R: 0 E: 0 K: 1 S: 10 H: 1 LOB: 1 BB: 0 P: 17	R: 0 E: 0 K: 0 S: 7 H: 0 LOB: 0 BB: 0 P: 11	R: 1 E: 0 K: 0 S: 12 H: 2 LOB: 2 BB: 1 P: 21	1B: 10 2B: 1 3B: 0 HR: 0 SF: 0 SAC: 2 DP: 1 HBP: 0						WP: 1 PB: 0 SB: 0 CS: 0 PA: 39	

PITCHER		IP	WLS	BF	H	R	ER	SO	BB	IBB	HBP	BLK	WP	HR	S	P	ERA	WHIP
34 Matt Belisle, R ERA: 4.82	(1, 1)	3.0		14	4	1	1	1	1	0	0	0	0	0	37	49	3.00	1.667
37 Nick Masset, R ERA: 6.21	(4, 1)	2.0		9	4	1	1	0	0	0	0	0	0	0	21	32	4.50	2.000
12 Juan Nicasio, R ERA: 5.7	(6, 1)	1.0		3	0	0	0	0	0	0	0	0	0	0	8	13	0.00	0.000
49 Rex Brothers, L ERA: 4.66	(7, 1)	1.0		4	1	0	0	1	0	0	0	0	0	0	10	17	0.00	1.000
48 Boone Logan, L ERA: 5.55	(8, 1)	0.2		2	0	0	0	0	0	0	0	0	0	0	6	10	0.00	0.000

PITCHER		IP	WLS	BF	H	R	ER	SO	BB	IBB	HBP	BLK	WP	HR	S	P	ERA	WHIP
0 Adam Ottavino, R ERA: 3.83	(8, 1)	1.1	L	7	2	1	1	0	1	0	0	0	1	0	13	22	6.75	2.250

TOP

Cincinnati Reds @ Colorado Rockies

Coors Field, Denver, CO

Fri Aug 15 2014, 6:44 PM - 9:46 PM MDT

Att. 33,668 - Cloudy - 64 F

livebaseballscorecards.com

AB	35
R	3
H	11
RBI	3
BB	2
SO	2
LOB	19

Batter	1	2	3	4	5	6	7	8	9	AB	R	H	RBI	BB	SO	LOB
19 Charlie Blackmon, L (1, 9) OBP: 0.330, SLG: 0.429	X SI 91 0-0 33 G4-3 1B		C SI 94 X FF 94 0-1 13 S 1B		X FC 90 0-0 ③ P4		B FC 89 F FC 89 S CH 84 B FC 89 X FF 95 2-2 ② G4-3			4	0	2	0	0	0	1
13 Drew Stubbs, R (1, 8) OBP: 0.330, SLG: 0.476	B FF 92 1 SAFE X FF 92 1-0 ① P5		C FF 92 1 SAFE 1 SAFE S FC 89 B FF 94 1 SAFE B FC 89 B FF 95 X FF 96 3-2 ③ P4 1-2			C FF 93 B FF 94 B FC 88 X CH 80 2-1 ① G6-3	C FC 86 S FC 91 X FC 90 0-2 ③ G3			4	0	0	0	0	0	2
33 Justin Morneau, L (1, 3) OBP: 0.362, SLG: 0.501	X FC 88 0-0 ② ③ G4-3 1-2f			C FC 89 X FF 94 0-1 28 F7 1B		S CH 84 F FF 94 B FC 91 B FF 94 B SL 81 F FC 90 F SL 80 B FF 95 4-2 28 1B 6 2B BB		B SI 92 X FC 88 1-0 ① P6		3	1	1	0	1	0	1
28 Nolan Arenado, R (1, 5) OBP: 0.324, SLG: 0.485		C FC 87 B FF 92 X SI 93 1-1 HR		B FC 89 F FC 89 B FF 95 X SL 84 2-1 ① F7 1-2		B FC 90 X FC 89 1-0 6 2B 1-2 1B		C FF 93 B FC 88 X FF 94 1-1 ② F8		4	1	2	1	0	0	1
6 Corey Dickerson, L (1, 7) OBP: 0.375, SLG: 0.574		B FF 93 C SI 92 B CH 84 X FC 90 2-1 ① P5		X FC 92 0-0 ② L4		C FC 90 X FC 91 0-1 1-3 2-H 2B		S FC 90 S CH 85 B FC 87 B FF 95 S CH 84 2-3 ③ K		4	0	1	1	0	1	1
20 Wilin Rosario, R (1, 2) OBP: 0.292, SLG: 0.406		X SL 86 0-0 ② G6-3		X FC 88 0-0 ③ G1-3		I IN 48 I IN 53 I IN 51 4-0 ① IBB			C FF 101 S FF 102 X FF 102 0-2 ① L8	3	0	0	0	1	0	1
23 Charlie Culberson, R (1, 6) OBP: 0.250, SLG: 0.307		C SL 86 B FF 94 B FC 87 X FC 88 2-1 ③ F7			C FC 87 C FF 94 B FF 95 F CH 86 B FF 95 F FC 89 H CH 81 3-2 24 SH2-3 HBP	C FC 90 B FC 90 F FF 94 F FF 90 S FF 95 1-3 ② K			B FF 102 B FF 101 B FF 101 C FF 100 B FF 100 4-1 8 L3 BB	2	0	0	0	1	1	3
9 DJ LeMahieu, R (1, 4) OBP: 0.314, SLG: 0.332 8 Michael McKenry, R (9, PH) OBP: 0.398, SLG: 0.520			B FF 92 C SL 83 B SL 84 F FF 92 C FC 88 2-3 ① K		F FF 94 1 SAFE F FC 86 F FF 94 F FF 94 1 SAFE S SL 82 0-3 ① K	F FC 90 B FF 96 S FC 88 B FF 95 S FF 95 2-3 ③ K			B FF 101 1 SAFE F FF 98 C SL 89 B FF 103 X FF 101 2-2 ② ③ L3 1-1	3 1	0 0	0 0	0 0	0 0	3 0	4 1
34 Matt Belisle, R (1, 1) 37 Nick Masset, R (4, 1) 24 Jordan Lyles, R (5, PH) OBP: 0.242, SLG: 0.323 12 Juan Nicasio, R (6, 1) OBP: 0.080, SLG: 0.083 49 Rex Brothers, L (7, 1) 1 Brandon Barnes, R (7, PH) OBP: 0.299, SLG: 0.405 48 Boone Logan, R (8, 1) 0 Adam Ottavino, S (8, 1)			C FC 89 B SL 85 X FF 93 1-1 ② G6-3		1 SAFE L FC 86 X SL 80 0-1 ② SH2-3 1-2		S FC 87 S FC 89 S FC 89 0-3 ① K			1 0 0 0 0 1 0 0	0 0 0 0 0 0 0 0	0 0 0 0 0 0 0 0	0 0 0 0 0 1 0 0	0 0 0 0 0 0 0 0	0 0 0 0 0 1 0 0	0 0 0 0 0 0 0 0
Inning Stats	R: 0 H: 1 E: 0 LOB: 0 K: 0 BB: 0 S: 3 P: 4	R: 1 H: 1 E: 0 LOB: 0 K: 0 BB: 0 S: 7 P: 12	R: 0 H: 1 E: 0 LOB: 1 K: 1 BB: 0 S: 10 P: 16	R: 0 H: 1 E: 0 LOB: 1 K: 0 BB: 1 S: 6 P: 8	R: 0 H: 0 E: 0 LOB: 1 K: 1 BB: 0 S: 12 P: 15	R: 1 H: 2 E: 0 LOB: 3 K: 2 BB: 2 S: 16 P: 30	R: 0 H: 0 E: 0 LOB: 0 K: 1 BB: 0 S: 9 P: 11	R: 0 H: 0 E: 0 LOB: 0 K: 1 BB: 0 S: 6 P: 10	R: 0 H: 0 E: 0 LOB: 0 K: 0 BB: 1 S: 7 P: 13	1B: 4 2B: 2 3B: 0 HR: 1	SF: 0 SAC: 1 DP: 2 HBP: 1			WP: 0 PB: 0 SB: 1 CS: 0	PA: 35		

PITCHER	IP	WLS	BF	H	R	ER	SO	BB	IBB	HBP	BLK	WP	HR	S	P	ERA	WHIP
47 Johnny Cueto, R (1, 1) ERA: 2.06	8.0	W	32	6	2	2	6	1	1	1	0	0	1	69	106	2.25	0.875
54 Aroldis Chapman, L (9, 1) ERA: 1.88	1.0	S	3	0	0	0	0	1	0	0	0	0	0	7	13	0.00	1.000

PITCHER	IP	WLS	BF	H	R	ER	SO	BB	IBB	HBP	BLK	WP	HR	S	P	ERA	WHIP

BOTTOM

Cincinnati Reds @ Colorado Rockies

Coors Field, Denver, CO

Fri Aug 15 2014, 6:44 PM - 9:46 PM MDT

Att. 33,668 - Cloudy - 64 F

livebaseballscorecards.com

AB	30
R	2
H	6
RBI	2
BB	3
SO	6
LOB	15

Batter	1	2	3	4	5	6	7	8	9	AB	R	H	RBI	BB	SO	LOB
6 Billy Hamilton, S (1, 8) OBP: 0.297, SLG: 0.391	C FF 93 B SI 92 F FF 93 B CH 86 B FF 94 X FF 92 3-2 ① G6-3		B FF 93 X SI 92 1-0 ③ G3-1		C SI 93 B SI 92 F SL 88 F CH 83 B FF 92 F SI 93 F SI 92 X FF 93 2-2 2 1B 1-3 2B	X FF 90 0-0 ② P4			X FF 94 0-0 2 WP 32 1B 2B	5	2	2	0	0	0	1
2 Zack Cozart, R (1, 6) OBP: 0.276, SLG: 0.300	C FF 95 B SI 95 X FF 94 1-1 ② G4-3			C FF 93 F SL 87 B CU 82 H CH 83 2-2 32 HR HBP	B SL 89 F SL 89 X SI 91 1-1 32 1B 39 WP 2-H 3-H 1B	B SI 90 S SL 89 B SL 88 B FF 92 B FF 89 4-1 BB			B FF 94 X FF 95 1-0 ① L6 2-3	3	2	1	2	1	0	1
32 Jay Bruce, L (1, 9) OBP: 0.302, SLG: 0.385	S FF 94 X FF 94 0-1 ③ G3-1			C SL 87 D CH 84 B SI 93 1 SAFE B CH 83 X SI 92 3-1 1-H HR	C SI 93 X FF 93 0-1 39 G5-3 39 WP 1-3 1B	T SL 88 S SI 88 B FF 89 C FF 90 2-3 ③ K			B SL 88 B FF 96 X SL 86 2-0 39 BB 29 1B 3-H 1B	5	2	3	3	0	1	2
39 Devin Mesoraco, R (1, 2) OBP: 0.361, SLG: 0.564		B FF 91 X FF 92 1-0 ① G6-3		C SL 90 F FF 94 S SL 89 0-3 ① K	F SL 87 B CH 84 S SL 88 F SL 88 B FF 94 F SL 89 X FF 91 2-2 ② G5-3 1-3 3-H		B FF 89 S FF 89 S FF 91 B FF 90 F SL 88 F FF 92 X SL 89 2-2 ① F8		S SL 88 B FF 95 D SL 88 F SL 88 B FF 95 1 SAFE D SL 89 4-2 29 E 29 1B 1-2 BB	4	0	0	0	1	1	1
29 Brayan Peña, S (1, 3) OBP: 0.303, SLG: 0.390		B FF 92 B SI 91 B SI 92 C FF 91 B SI 90 4-1 BB		F FF 94 X FF 92 0-1 17 FC6-4 1B	B CU 79 S SL 87 F SL 88 F CH 83 F SL 86 B FF 92 F CH 82 B FF 92 X CH 81 3-2 ③ P5		B FF 92 X FF 91 1-0 ② F9		B FF 94 F FF 94 D SL 89 X FF 95 2-1 E7 1-3 2-H 1B	4	0	2	1	1	0	1
17 Kristopher Negrón, R (1, 5) OBP: 0.324, SLG: 0.514		C FF 93 S SL 89 S SL 89 0-3 ② K		F SL 88 X FF 91 0-1 ② FC6-4 1-2f		B FF 88 F FF 89 F FF 92 X CU 73 1-2 HR	X FF 92 0-0 ③ G4-3		C FF 95 F FF 94 S SL 88 0-3 ② K	5	1	1	1	0	2	4
25 Skip Schumaker, L (1, 4) OBP: 0.293, SLG: 0.319		C SI 92 B SI 92 S SL 88 B SI 93 F FF 92 X SI 93 2-2 ③ L7		X SI 93 0-0 ③ G4-3		F FF 90 B SL 87 C SL 88 F FF 89 X FF 92 1-2 28 2B 48 SF7 1B		F FF 96 S FF 94 B FF 95 F FF 94 B SL 87 F FF 96 X FF 95 2-2 ① G1-3	B SL 87 B FF 94 B FF 94 C FF 95 B FF 94 4-1 BB	4	1	1	0	1	0	2
28 Chris Heisey, R (1, 7) OBP: 0.277, SLG: 0.364			B FF 92 F FF 92 X SL 88 1-1 ① F9		C CU 78 F FF 92 F SL 88 B SI 92 F SI 92 B CH 83 B FF 95 F FF 94 B FF 93 4-2 6 2B 2 1B BB	B FF 91 X CH 80 1-0 1-3 2B		B FF 95 C FF 93 X FF 95 1-1 ② F9	C FF 93 S SL 88 F SL 86 D SL 88 X FF 95 1-2 ③ P4	4	1	1	0	1	0	3
55 Mat Latos, R (1, 1) OBP: 0.115, SLG: 0.080 48 Ryan Ludwick, R (6, PH) OBP: 0.320, SLG: 0.398 63 Sam LeCure, R (6, 1) 70 Jumbo Díaz, R (7, 1) 9 Jack Hannahan, L (8, PH) OBP: 0.111, SLG: 0.118 51 Jonathan Broxton, R (8, 1) 54 Aroldis Chapman, L (9, 1) 60 J.J. Hoover, R (9, 1)			F FF 93 C FF 94 F FF 94 B SL 89 B SL 89 C FF 94 2-3 ② K		1 SAFE 1 SAFE C SL 90 L FF 91 L FF 92 0-3 ① K	B CU 74 F SI 92 X SL 88 1-1 ① SF7 3-H		C FF 96 B FF 95 F FF 96 B FF 96 B FF 95 F FF 95 F FF 95 T FF 94 3-2 ③ K		2 0 0 0 1 0 0 0 0	0 0 0 0 0 0 0 0 0	0 0 0 0 0 0 0 0 0	0 1 0 0 0 0 0 0 0	2 0 0 0 0 1 0 0 0	1 0 0 0 0 0 0 0 0
Inning Stats	R: 0 E: 0 K: 0 S: 7 H: 0 LOB: 0 BB: 0 P: 11	R: 0 E: 0 K: 1 S: 9 H: 0 LOB: 1 BB: 1 P: 16	R: 0 E: 0 K: 1 S: 7 H: 0 LOB: 0 BB: 0 P: 11	R: 2 E: 0 K: 1 S: 12 H: 2 LOB: 1 BB: 0 P: 17	R: 3 E: 0 K: 1 S: 29 H: 3 LOB: 1 BB: 1 P: 41	R: 2 E: 0 K: 1 S: 15 H: 3 LOB: 2 BB: 1 P: 25	R: 0 E: 0 K: 0 S: 7 H: 0 LOB: 0 BB: 0 P: 10	R: 0 E: 0 K: 1 S: 12 H: 0 LOB: 0 BB: 0 P: 18	R: 2 E: 1 K: 1 S: 15 H: 3 LOB: 3 BB: 2 P: 29	1B: 6 2B: 3 3B: 0 HR: 2	SF: 1 SAC: 0 DP: 0 HBP: 1	WP: 2 PB: 0 SB: 0 CS: 0	PA: 44			

PITCHER		IP	WLS	BF	H	R	ER	SO	BB	IBB	HBP	BLK	WP	HR	S	P	ERA	WHIP
24 Jordan Lyles, R ERA: 4.01	(1, 1)	5.0		23	5	5	5	4	2	0	1	0	1	1	64	96	9.00	1.400
56 Franklin Morales, L ERA: 5.04	(6, 1)	2.0		10	3	2	2	1	1	0	0	0	0	1	22	35	9.00	2.000
12 Juan Nicasio, R ERA: 5.63	(8, 1)	1.0		3	0	0	0	1	0	0	0	0	0	0	12	18	0.00	0.000
49 Rex Brothers, L ERA: 4.93	(9, 1)	1.0	W	8	3	2	2	1	2	0	0	0	1	0	15	29	18.00	5.000

PITCHER	IP	WLS	BF	H	R	ER	SO	BB	IBB	HBP	BLK	WP	HR	S	P	ERA	WHIP

TOP

Cincinnati Reds @ Colorado Rockies

Coors Field, Denver, CO

Sun Aug 17 2014, 2:16 PM - 6:34 PM MDT

Att. 42,310 - Overcast - 86 F

livebaseballscorecards.com

AB	37
R	9
H	11
RBI	8
BB	5
SO	7
LOB	16

Batter	1	2	3	4	5	6	7	8	9	AB	R	H	RBI	BB	SO	LOB
19 Charlie Blackmon, L (1, 9) OBP: 0.328, SLG: 0.432	B FF 92 F FC 92 S FS 81 B FS 80 F FS 80 S SL 85 2-3 ① **K**	C FF 90 F FC 93 F FS 80 F SL 84 X CU 78 0-2 **HR**		B FC 91 X FF 91 1-0 ② **F8**		B FF 89 F CH 83 B SI 89 X SI 89 2-1 ② **F8**		B FF 95 X FF 94 1-0 ① **F8**	S CH 90 X CH 89 0-1 ② **L9**	6	1	1	1	0	1	4
13 Drew Stubbs, R (1, 8) OBP: 0.333, SLG: 0.490	B FF 93 S SL 85 X FC 92 1-1 **6 2B** **2B**	F SL 85 B SL 86 B CU 76 X FC 94 2-1 ③ **G6-3**		C FF 91 B FC 92 B SL 86 B SL 87 F FC 92 S FS 81 3-3 ③ **K**		X FF 90 0-0 ③ **FC5-4** 1-2f		L FF 94 C FF 95 F FF 97 F FF 96 B FF 94 X FF 94 1-2 **6 S 1B**	B CU 77 X CU 76 1-0 **1-H** **2-H** **HR**	6	2	3	3	0	1	2
6 Corey Dickerson, L (1, 7) OBP: 0.378, SLG: 0.586	F SI 91 X SI 91 0-1 **3 G4-3** **28 1B** **2-H** **2B**		C FS 80 B FC 93 S CU 78 B FS 84 S SL 84 2-3 ① **K**		C SL 89 B CU 75 S CU 76 B FF 91 S FS 80 2-3 ① **K**		B CH 81 B FF 89 X SI 88 2-0 **HR**	C FF 94 F FF 92 B FF 95 F FF 96 F FF 95 F FF 96 B FF 95 B FF 95 B FF 95 4-2 **3 G6-4-3** **1-2** **BB**		4	2	2	2	1	2	0
3 Michael Cuddyer, R (1, 3) OBP: 0.360, SLG: 0.488	X FF 92 0-0 ② **G4-3** **2-3**		C FF 92 S FS 82 X SL 84 0-2 ② **G4-3**		X FC 92 0-0 ② **L8**		C SI 90 C SI 89 X SI 90 0-2 **8 1B** **28 1B** **14 SF8** **1B**	X SI 95 0-0 ② ③ **G6-4-3** **1-2f**		5	1	1	0	0	0	3
28 Nolan Arenado, R (1, 5) OBP: 0.333, SLG: 0.491	C FC 90 X FC 92 0-1 **8 BB** **3-H** **1B**		F FF 94 F FS 83 X FF 92 0-2 **8 BB** **1B**		F FC 92 B FS 79 S FS 81 B SL 85 F FC 95 X FS 82 2-2 **8 BB** **1B**		F SI 88 1 SAFE B KC 76 F KC 75 B SI 90 1 SAFE X SI 90 2-2 **23 F9** **8 1B** **1-2** **1B**		B FF 100 B FF 100 C FF 99 B SL 88 B SL 86 4-1 **14 BB** **8 BB** **23 BB** **BB**	4	1	4	1	1	0	0
8 Michael McKenry, R (1, 2) OBP: 0.425, SLG: 0.525	C FF 92 B FF 90 1 SAFE B FF 91 B FC 92 B FC 91 4-1 **1-2** **BB**		B FC 91 F FC 91 B CU 77 F FC 91 F FS 81 B FS 83 F SL 86 D FC 95 4-2 **1-2** **BB**		1 SAFE B FC 92 B SL 85 T FC 91 D FC 93 D FC 91 4-1 **1-2** **BB**		B SL 88 X FF 98 1-0 **1-2** **2-3** **1B**		C FF 99 S FF 99 B FF 101 D SL 91 F FF 101 F FF 100 F SL 91 B FF 101 1 SAFE 4-2 B FF 88 **23 BB** **14 BB** **20 SF7** **1-2** **BB**	1	1	1	0	4	0	0
14 Josh Rutledge, R (1, 6) OBP: 0.304, SLG: 0.393	C CU 76 B FF 90 X FC 91 1-1 ③ **L4**		D SL 87 B FF 91 X FC 90 2-0 ③ **F8**		C FF 91 F FC 93 B FC 91 S FS 81 1-3 ③ **K**		C FF 98 B FF 99 X FF 98 1-1 ① **SF8** **3-H**		B FF 98 B FF 98 C FF 100 D FF 98 B FF 98 4-1 **23 BB** **13 HR** **1-2** **2-3** **BB**	3	1	0	1	1	1	6
23 Charlie Culberson, R (1, 4) OBP: 0.259, SLG: 0.308		B FF 92 C FC 90 F SL 84 S FS 81 1-3 ① **K2-3**		B SL 88 C FF 88 X CU 75 1-1 **24 CS** **1B**		B FF 90 B FF 88 B FF 89 B FF 88 4-0 **56 FC5-6** **BB**	B SL 89 S FF 98 X FF 97 1-1 ② **F9** **2-3**		B FF 100 B FF 99 C FF 99 F FF 98 B FF 98 F FF 98 F FF 98 F FF 98 D FF 100 4-2 **13 HR** **1-2** **2-3** **3-H** **BB**	3	1	1	1	2	1	2
24 Jordan Lyles, R (1, 1) OBP: 0.257, SLG: 0.333 56 Franklin Morales, L (6, 1) OBP: 0.192, SLG: 0.125 1 Brandon Barnes, R (7, PH) OBP: 0.286, SLG: 0.404 12 Juan Nicasio, R (8, 1) OBP: 0.080, SLG: 0.083 49 Rex Brothers, L (9, 1) 20 Wilin Rosario, R (9, PH) OBP: 0.291, SLG: 0.406		B FC 91 B FC 91 C FC 92 F FC 92 S FS 82 2-3 ② **K**		S FF 90 B FF 93 X FC 92 1-1 ① **1-2** **1B**		L FF 88 X SI 87 0-1 ① **FC5-6** **13 FC5-4** **1-2f**		F FF 98 S FF 96 F FF 98 D SL 90 X FF 98 1-2 ③ **P2**	B FF 94 S FF 94 T FF 94 B FF 95 F FF 95 F FF 95 F SL 86 B SL 84 X SL 83 3-2 ① **SF7** **3-H**	2 1 1 0 0 0	0 0 0 0 0 0	1 0 0 0 0 0	0 0 0 0 0 1	0 0 0 0 0 0	1 0 0 0 0 0	0 1 2 0 0 0
Inning Stats	R: 2 E: 0 K: 1 S: 14 H: 3 LOB: 2 BB: 1 P: 22	R: 1 E: 0 K: 2 S: 13 H: 1 LOB: 0 BB: 0 P: 18	R: 0 E: 0 K: 1 S: 14 H: 1 LOB: 2 BB: 1 P: 22	R: 0 E: 0 K: 1 S: 8 H: 2 LOB: 1 BB: 0 P: 14	R: 0 E: 0 K: 2 S: 12 H: 1 LOB: 2 BB: 1 P: 21	R: 0 E: 0 K: 0 S: 5 H: 0 LOB: 1 BB: 1 P: 11	R: 2 E: 0 K: 0 S: 16 H: 4 LOB: 2 BB: 0 P: 24	R: 0 E: 0 K: 0 S: 12 H: 1 LOB: 1 BB: 1 P: 18	R: 5 E: 0 K: 0 S: 21 H: 1 LOB: 0 BB: 4 P: 41	1B: 9 2B: 2 3B: 0 HR: 3 SF: 2 SAC: 0 DP: 1 HBP: 0						

PITCHER		IP	WLS	BF	H	R	ER	SO	BB	IBB	HBP	BLK	WP	HR	S	P	ERA	WHIP
55 Mat Latos, R ERA: 3.1	(1, 1)	5.0		25	8	3	3	7	3	0	0	0	0	1	61	97	5.40	2.200
63 Sam LeCure, R ERA: 3.89	(6, 1)	1.0		7	3	2	2	0	1	0	0	0	0	1	12	22	18.00	4.000
70 Jumbo Diaz, R ERA: 2.33	(7, 1)	1.0	H	4	1	0	0	0	0	0	0	0	0	0	9	13	0.00	1.000
51 Jonathan Broxton, R ERA: 1.43	(8, 1)	1.0	H	4	1	0	0	0	1	0	0	0	0	0	12	18	0.00	2.000
54 Aroldis Chapman, L ERA: 2.82	(9, 1)	0.0		4	0	4	4	0	4	0	0	0	0	0	12	28	∞	∞

PITCHER		IP	WLS	BF	H	R	ER	SO	BB	IBB	HBP	BLK	WP	HR	S	P	ERA	WHIP
60 J.J. Hoover, R ERA: 5.23	(9, 1)	0.2	L	3	1	1	1	0	0	0	0	0	0	1	9	13	13.50	1.500

BOTTOM

Cincinnati Reds @ Colorado Rockies

Coors Field, Denver, CO

Sun Aug 17 2014, 2:16 PM - 6:34 PM MDT

Att. 42,310 - Overcast - 86 F

livebaseballscorecards.com

AB	36
R	10
H	14
RBI	10
BB	9
SO	7
LOB	20

WP: 0		PA:	47
PB: 0			
SB: 1			
CS: 1			

Cincinnati Reds @ Colorado Rockies

Coors Field, Denver, CO

Sun Aug 17 2014, 7:16 PM - 10:21 PM MDT

Att. 33,604 - Partly Cloudy - 80 F

TOP

livebaseballscorecards.com

Batter	1	2	3	4	5	6	7	8	9	AB	R	H	RBI	BB	SO	LOB
6 Billy Hamilton, S (1, 8) OBP: 0.301, SLG: 0.396	B SI 90 C SI 91 X SI 91 1-1 7 1B 32 FC4-6 2B		C SL 85 B SI 90 X CH 85 1-1 1B		B SI 90 B SL 86 C SI 91 X SL 85 2-1 ③ F8		C SI 94 L SI 93 B CU 82 F CH 86 B SI 94 B SL 87 X SI 94 3-2 7 E 7 S 7 SF9 1B			4	2	3	0	0	0	0
7 Ramon Santiago, S (1, 5) OBP: 0.333, SLG: 0.304	C SI 91 F SI 90 F CH 86 B SI 92 F SL 82 X FF 91 1-2 32 FC4-6 2-3 1B		C SI 89 B SI 89 1 SAFE 1 SAFE 1 SAFE X CH 84 1-1 ① P5			B CH 84 B SI 90 B SI 89 C SI 90 B SI 90 4-1 48 HR BB	1 SAFE P PO 82 B SI 94 C SI 93 B CH 85 C CH 85 X CH 85 3-2 ② SF9 1-H			2	1	1	1	1	0	1
32 Jay Bruce, L (1, 9) OBP: 0.299, SLG: 0.381	B SI 90 C SI 93 B SL 82 S SI 90 X SI 91 2-2 ① FC4-6 48 BB 1-2f 3-H		1 SAFE S SL 82 X SI 90 0-2 ② P5			C SL 79 F SL 79 B SI 88 B SI 89 1 SAFE S CH 84 2-3 ① K	C FF 94 B CH 84 F CH 85 C SI 94 1-3 ③ K			4	0	0	1	0	2	3
48 Ryan Ludwick, R (1, 7) OBP: 0.322, SLG: 0.408	B SI 92 B SI 91 B SI 90 B SI 90 4-0 1-2 BB		X SI 90 0-0 ③ L5			F CH 83 X SI 91 0-1 1-H HR		C FF 96 C FF 97 T FF 97 0-2 ① K		3	1	1	2	1	1	1
17 Kristopher Negrón, R (1, 4) OBP: 0.321, SLG: 0.500 43 Manny Parra, L (8, 1)	C SI 91 S CH 85 F CH 85 B SL 85 F CH 85 C SI 90 1-3 ② K			F SL 86 F SI 90 B CH 86 S CH 86 1-3 ① K		B CH 86 S SI 90 F CH 86 B SI 91 X SL 86 2-2 29 2B 1B		C ST 83 S FF 96 B FF 97 S ST 84 1-3 ② K		4 0	1 0	1 0	0 0	0 0	3 0	2 0
29 Brayan Peña, S (1, 3) OBP: 0.302, SLG: 0.392	X SI 92 0-0 ③ G5-3			C SI 91 B CH 87 F CH 86 C SI 91 1-3 ② K		B SI 89 F CH 84 C SI 89 F CH 85 D SL 83 X SI 89 2-2 1-H 2B		C FF 97 X SI 97 0-1 ③ G1-3		4	0	1	1	0	1	2
2 Zack Cozart, R (1, 6) OBP: 0.274, SLG: 0.298		B SI 90 B CH 85 X SI 89 2-0 ① F8		B SI 92 C SI 91 F SI 91 X CH 87 1-2 ③ G4-3		C SL 87 S FF 95 B SL 88 B SI 95 B SL 87 F SI 95 X SI 96 3-2 ② G5-3			B FF 91 C FF 91 X FF 93 1-1 ① L8	4	0	0	0	0	0	1
16 Tucker Barnhart, L (1, 2) OBP: 0.205, SLG: 0.222 28 Chris Heisey, R (9, PH) OBP: 0.275, SLG: 0.362		B SI 91 C SI 90 C CH 84 X CH 84 1-2 ② G6-3			X SI 90 0-0 ① G5-3	X SI 94 0-0 ③ G1-3			C FF 92 X SL 86 0-1 ② L6	3 1	0 0	0 0	0 0	0 0	0 0	1 0
40 Dylan Axelrod, R (1, 1) 9 Jack Hannahan, L (7, PH) OBP: 0.105, SLG: 0.111 53 Carlos Contreras, R (7, 1) 25 Skip Schumaker, L (8, 4) OBP: 0.292, SLG: 0.318		C SI 91 T SI 91 B SI 91 S CH 86 1-3 ③ K			C SI 91 S SI 91 B CH 86 C SI 91 1-3 ② K		B SI 94 X SI 94 1-0 ① F7		C FF 92 B FF 92 X CU 78 1-1 ③ G3	2 1 0 1	0 0 0 0	0 0 0 0	0 0 0 0	0 0 0 0	2 0 0 0	0 0 0 0
Inning Stats	R: 1 E: 0 K: 1 S: 16 H: 2 LOB: 2 BB: 1 P: 25	R: 0 E: 0 K: 1 S: 7 H: 0 LOB: 0 BB: 0 P: 11	R: 0 E: 0 K: 0 S: 8 H: 1 LOB: 1 BB: 0 P: 10	R: 0 E: 0 K: 2 S: 9 H: 0 LOB: 0 BB: 0 P: 12	R: 0 E: 0 K: 1 S: 6 H: 0 LOB: 0 BB: 0 P: 9	R: 3 E: 0 K: 1 S: 18 H: 3 LOB: 1 BB: 1 P: 31	R: 1 E: 0 K: 1 S: 12 H: 1 LOB: 0 BB: 0 P: 19	R: 0 E: 0 K: 2 S: 8 H: 0 LOB: 0 BB: 0 P: 9	R: 0 E: 0 K: 0 S: 6 H: 0 LOB: 0 BB: 0 P: 8	1B: 4 2B: 2 3B: 0 HR: 1	SF: 1 SAC: 0 DP: 0 HBP: 0			WP: 0 PB: 0 SB: 1 CS: 0	PA: 36		

	AB	33
	R	5
	H	7
	RBI	5
	BB	2
	SO	9
	LOB	11

PITCHER		IP	WLS	BF	H	R	ER	SO	BB	IBB	HBP	BLK	WP	HR	S	P	ERA	WHIP
58 Yohan Flande, L ERA: 5.52	(1, 1)	5.1		24	6	4	4	6	2	0	0	0	0	1	59	90	6.75	1.500
51 Brooks Brown, R ERA: 5.25	(6, 1)	1.2		6	1	1	0	1	0	0	0	0	0	0	17	27	0.00	0.600
0 Adam Ottavino, R ERA: 3.76	(8, 1)	1.0	W	3	0	0	0	2	0	0	0	0	0	0	8	9	0.00	0.000
32 LaTroy Hawkins, R ERA: 2.79	(9, 1)	1.0		3	0	0	0	0	0	0	0	0	0	0	6	8	0.00	0.000

PITCHER	IP	WLS	BF	H	R	ER	SO	BB	IBB	HBP	BLK	WP	HR	S	P	ERA	WHIP

BOTTOM

Cincinnati Reds @ Colorado Rockies

Coors Field, Denver, CO

Sun Aug 17 2014, 7:16 PM - 10:21 PM MDT

Att. 33,604 - Partly Cloudy - 80 F

livebaseballscorecards.com

Batter	1	2	3	4	5	6	7	8	9	AB	R	H	RBI	BB	SO	LOB
14 Josh Rutledge, R (1, 6) OBP: 0.311, SLG: 0.398	C FF 87 X SI 89 0-1 ① L3		C SL 81 F SI 90 F FF 90 B CU 76 B SL 84 X FF 90 2-2 3 S 1B		1 SAFE P PO 83 F SI 89 S SL 82 B SL 82 1 SAFE F FF 90 F FF 89 F SL 82 2-3 ② S CU 75 K		F FC 94 B FF 94 X FF 92 1-1 3 1B 6 1B 28 FC5 1B 1-3	C FF 95 B FF 96 X SL 86 1-1 6 2B 3 2B 1B 1-2 2-3		5	2	3	0	0	1	1
6 Corey Dickerson, L (1, 7) OBP: 0.379, SLG: 0.586 32 LaTroy Hawkins, R (9, 1)	C FF 88 S CH 80 X SI 91 0-2 ② L6		B SI 90 C SI 90 C SL 85 1 SAFE X SL 82 1-2 ② F8		D SL 82 F SL 83 B SL 84 1 SAFE 1 SAFE X FF 90 2-1 ③ F8		F CH 87 X CH 90 0-1 28 FC5 3 1B 1B 1-2 3-H	S SL 85 F SL 84 X SL 84 0-2 3 2B 2B 1-3 2-H 3-H		5 0	1 0	2 0	3 0	0 0	0 0	2 0
3 Michael Cuddyer, R (1, 9) OBP: 0.376, SLG: 0.546 (8, 3)	C SI 90 B SL 85 B FF 89 S SL 82 B SL 81 F SL 84 X SL 85 3-2 3B		D CU 75 B SL 81 C SI 90 S FF 90 S SL 85 2-3 ③ K 1-2			B SL 81 F FF 88 C SL 80 B CH 80 X SL 82 2-2 HR	D CU 82 B FF 95 X FC 94 2-0 28 E 1B 1-2 2-3	B FF 96 S SL 85 X SL 86 1-1 13 1B 2B 2-H 3-H		5	3	4	3	0	1	1
28 Nolan Arenado, R (1, 5) OBP: 0.332, SLG: 0.485	S FF 91 T FF 92 B FF 90 B SL 82 B FF 90 S FF 91 3-3 ③ K			B SL 83 B FF 89 S SL 83 B SL 81 F FF 88 F FF 89 F SI 89 S SL 83 3-3 ① K		S FF 90 F CU 74 B SI 90 X SL 83 1-2 ① F9	X FF 95 0-0 ② FC5 1-H 2-3f 3-H	B FF 95 B FF 96 B FF 96 B FF 96 4-0 13 1B BB		4	0	0	1	1	2	2
4 Ben Paulsen, L (1, 3) OBP: 0.432, SLG: 0.600 0 Adam Ottavino, S (8, 1) 13 Drew Stubbs, R (8, PH) OBP: 0.335, SLG: 0.492 (9, 8)		X SI 88 0-0 ① G1-3		B CH 81 C SI 90 F CH 81 B SL 84 F SI 90 F SI 90 X CH 81 2-2 ② G1-3		S CH 81 X CH 82 0-1 20 BB 1B	X FF 96 0-0 ③ G4-3	X SL 85 0-0 1-2 2-H 1B		4 0 1	0 0 0	1 0 1	0 0 1	0 0 0	0 0 0	1 0 0
20 Wilin Rosario, R (1, 2) OBP: 0.292, SLG: 0.404		C SL 83 X SL 80 0-1 1B		X FF 90 0-0 ③ G4-3		B SL 81 F SI 89 B FF 90 1 SAFE S SL 81 B SL 82 B SL 83 4-2 1 G5-4-3 1-2 BB		F7 B FF 96 X FF 92 1-1 G6-3		4	0	1	0	1	0	2
1 Brandon Barnes, R (1, 8) OBP: 0.301, SLG: 0.418 (8, 9)		S FF 90 B SL 82 C SL 83 F SI 89 C FF 91 1-3 ② K		B FF 90 B SI 89 B SL 81 C FF 88 X FF 88 3-1 HR		S SL 82 X CU 75 0-1 ② ③ G5-4-3 1-2f	C CU 80 X FC 95 0-1 14 1B 23 1B 6 2B 1B			4	2	2	1	0	1	3
23 Charlie Culberson, R (1, 4) OBP: 0.265, SLG: 0.312		X FF 91 0-0 ③ L7			C SL 82 C SL 81 X SI 90 0-2 1B	C FF 95 S FC 95 B CU 84 F FF 96 F FC 96 X CU 82 1-2 ① L9	1 SAFE B FF 94 F FF 92 X CU 81 1-1 14 1B 6 2B 1B 1-2			4	1	2	0	0	0	1
58 Yohan Flande, L (1, 1) OBP: 0.182, SLG: 0.100 51 Brooks Brown, L (6, 1) 19 Charlie Blackmon, L (7, PH) OBP: 0.329, SLG: 0.431 (8, 8) (9, 7)			C FF 88 L SI 91 S SL 85 0-3 ① K		L FF 88 L SI 88 M SL 83 0-3 ① K	B FF 94 B FC 95 B FF 93 B FF 93 4-0 14 1B 6 1B BB	T SL 84 B SL 84 F SL 84 X SL 84 1-2 ② P5			2 0 1	0 0 1	0 0 1	0 0 0	0 0 1	2 0 0	1 0 2
Inning Stats	R: 0 E: 0 K: 1 S: 12 H: 1 LOB: 1 BB: 0 P: 18	R: 0 E: 0 K: 1 S: 8 H: 1 LOB: 1 BB: 0 P: 9	R: 0 E: 0 K: 2 S: 13 H: 1 LOB: 1 BB: 0 P: 18	R: 0 E: 0 K: 1 S: 11 H: 0 LOB: 0 BB: 0 P: 16	R: 1 E: 0 K: 2 S: 17 H: 2 LOB: 1 BB: 0 P: 23	R: 1 E: 0 K: 0 S: 12 H: 2 LOB: 1 BB: 1 P: 19	R: 3 E: 1 K: 0 S: 12 H: 3 LOB: 1 BB: 1 P: 20	R: 5 E: 0 K: 0 S: 18 H: 6 LOB: 2 BB: 1 P: 30		1B: 11 2B: 2 3B: 1 HR: 2 SF: 0 SAC: 0 DP: 1 HBP: 0					WP: 0 PB: 0 SB: 1 CS: 0 PA: 42	

	AB	39
	R	10
	H	16
	RBI	9
	BB	3
	SO	7
	LOB	16

PITCHER		IP	WLS	BF	H	R	ER	SO	BB	IBB	HBP	BLK	WP	HR	S	P	ERA	WHIP
40 Dylan Axelrod, R ERA: 3.0	(1, 1)	6.0		25	7	2	2	7	1	0	0	0	0	2	73	103	3.00	1.333
53 Carlos Contreras, R ERA: 5.29	(7, 1)	1.1	L	10	5	5	4	0	1	0	0	0	0	0	17	29	27.00	4.500
43 Manny Parra, L ERA: 4.34	(8, 1)	0.2		7	4	3	3	0	1	0	0	0	0	0	13	21	40.50	7.500

PITCHER		IP	WLS	BF	H	R	ER	SO	BB	IBB	HBP	BLK	WP	HR	S	P	ERA	WHIP

Batter	1	2	3	4	5	6	7	8	9	10	AB	R	H	RBI	BB	SO	LOB
6 Billy Hamilton, S (1, 8) OBP: 0.302, SLG: 0.395	B FF 86 C FF 88 B SI 88 X FF 89 2-1 21 1B 1B		C FF 88 F SI 89 B FF 91 F SI 90 F SI 90 F FF 93 B FF 94 X SI 90 2-2 ② G3		B FF 88 F SI 86 F FF 90 F FF 90 X FF 91 1-2 ① G4-3 1-2 2-3		C FF 98 D SI 96 S CH 89 X FF 99 1-2 ② G6-3 2-3		C FF 96 B FF 97 B FF 98 B FF 98 C FF 97 F FF 96 B FF 96 4-2 32 E 32 S 32 2B BB		4	1	1	0	1	0	3
32 Jay Bruce, L (1, 9) OBP: 0.300, SLG: 0.392	L FF 87 1 SAFE 1 SAFE F FF 89 S FF 92 0-3 ① K		X SI 89 0-0 ③ F9		B SI 89 X FF 87 1-0 2-H 3-H HR		F FF 98 X CH 90 0-1 ③ G4-3		1 SAFE F FF 97 1 SAFE F FF 98 B FF 98 X CH 87 1-2 1-H 2B		5	1	2	4	0	1	2
21 Todd Frazier, R (1, 5) OBP: 0.340, SLG: 0.457	1 SAFE F SI 88 X SI 88 0-1 1-2 1B			B SI 85 F SI 84 B SL 81 B SI 86 B FF 89 4-1 48 G5-4-3 39 BB BB	C SL 77 C SL 80 C SL 82 0-3 ② K			B FS 86 X FS 86 1-0 29 BB 4 BB 1B	S FF 98 T FF 96 X FF 98 0-2 ② F9		4	0	2	0	1	1	1
39 Devin Mesoraco, R (1, 2) OBP: 0.358, SLG: 0.556	C SI 88 S SI 89 S SI 89 0-3 ② K			B SI 86 B SI 86 C FF 89 S SI 88 D SL 82 B SI 87 4-2 48 G5-4-3 1-2 BB	C SL 77 F SL 81 X SL 81 0-2 ③ G5-3			B FF 94 B FS 85 F SI 94 B FS 86 X SI 93 3-1 ① F9	B SL 87 F SL 85 D SL 89 X FF 97 2-1 ③ F8		4	0	0	0	1	1	4
48 Ryan Ludwick, R (1, 7) OBP: 0.317, SLG: 0.401	S SI 88 B SI 88 F SI 88 S SL 85 1-3 ③ K			C SI 85 F SI 89 X SI 90 0-2 ①② G5-4-3 1-2f 2-3	F FF 95 C CU 85 F CU 85 S CH 88 0-3 ① K			1 SAFE S FF 95 C FF 94 F FF 95 F FF 94 D FS 87 S FS 86 1-3 ② K		X SI 89 0-0 ① G6-3	5	0	0	0	0	3	5
4 Brandon Phillips, R (1, 4) OBP: 0.307, SLG: 0.388 66 Logan Ondrusek, R (10, 1)		C SI 86 S SI 91 F SI 90 B SL 84 F SI 90 B SL 84 X FF 93 2-2 ① G6-3		C SI 88 S SI 88 S SI 90 0-3 ③ K2-3	F CU 84 F SI 96 S CH 88 0-3 ② K			1 SAFE 1 SAFE B FS 84 B FF 95 D FS 85 B SI 93 4-0 29 BB 1-2 BB	B SI 89 X SI 89 1-0 ② G4-3		4 0	0 0	0 0	1 0	2 0	1 0
29 Brayan Peña, S (1, 3) OBP: 0.304, SLG: 0.394		F SI 87 F SI 90 B FF 94 B FF 93 X FF 93 2-2 ② L8	B SI 84 B SI 86 C FF 86 C FF 86 F FF 87 B FF 89 F FF 87 F FF 89 X FF 88 3-2 2 2B 2B	S CH 88 B SI 96 F CH 88 X CH 89 1-2 ③ L3			B FS 86 F SI 93 B SI 95 F FS 86 B SI 95 B FS 86 4-2 1-2 2-3 BB	B SI 89 X SI 90 1-0 ③ G3-1	4	1	1	0	1	0	0
2 Zack Cozart, R (1, 6) OBP: 0.274, SLG: 0.300		C SI 87 X SI 89 0-1 ③ G5-3		C SI 85 F SI 87 X SI 90 0-2 6 WP 32 HR 2-H 2B			B FF 98 F FF 97 X CU 88 1-1 ① P3	B SI 89 X SI 89 1-0 ③ P3		4	1	1	1	0	0	3
44 Mike Leake, R (1, 1) OBP: 0.179, SLG: 0.309 70 Jumbo Díaz, R (8, 1) 28 Chris Heisey, R (9, PH) OBP: 0.274, SLG: 0.361 43 Manny Parra, L (9, 1) 17 Kristopher Negrón, R (10, 4) OBP: 0.321, SLG: 0.500			B SI 85 B SI 84 C FF 87 X FF 88 2-1 ① F7	S SI 87 B SL 80 B SI 86 B SI 85 H FF 88 4-1 6 WP 32 HR HBP			B FF 97 F FF 95 B CU 86 X FF 98 2-1 6 G6-3 2B		B FF 96 F FF 96 F CU 85 T FF 98 1-2 ① K	2 0 1 0 0	1 0 0 0 0	1 0 0 0 0	0 0 1 0 0	0 0 0 0 0	0 0 1 0 0	0 0 0 0 0
Inning Stats	R: 0 E: 0 K: 3 S: 13 H: 2 LOB: 2 BB: 0 P: 16	R: 0 E: 0 K: 0 S: 10 H: 0 LOB: 0 BB: 0 P: 14	R: 0 E: 0 K: 0 S: 9 H: 0 LOB: 0 BB: 0 P: 13	R: 0 E: 0 K: 1 S: 9 H: 0 LOB: 1 BB: 2 P: 17	R: 4 E: 0 K: 1 S: 21 H: 3 LOB: 0 BB: 0 P: 30	R: 0 E: 0 K: 2 S: 10 H: 0 LOB: 0 BB: 0 P: 11	R: 0 E: 0 K: 0 S: 9 H: 1 LOB: 1 BB: 0 P: 13	R: 0 E: 0 K: 1 S: 11 H: 1 LOB: 3 BB: 2 P: 25	R: 1 E: 0 K: 1 S: 14 H: 1 LOB: 1 BB: 1 P: 22	R: 0 E: 0 K: 0 S: 3 H: 0 LOB: 0 BB: 0 P: 5	1B: 3 2B: 4 3B: 0 HR: 1	SF: 0 SAC: 0 DP: 1 HBP: 1	WP: 1 PB: 0 SB: 1 CS: 0	PA: 43			

PITCHER		IP	WLS	BF	H	R	ER	SO	BB	IBB	HBP	BLK	WP	HR	S	P	ERA	WHIP
63 Justin Masterson, R ERA: 5.64	(1, 1)	5.0		22	5	4	4	5	2	0	1	0	1	1	62	90	7.20	1.400
44 Carlos Martinez, R ERA: 4.61	(6, 1)	2.0		7	1	0	0	2	0	0	0	0	0	0	19	24	0.00	0.500
71 Sam Freeman, L ERA: 2.51	(8, 1)	0.2		5	1	0	0	1	2	0	0	0	0	0	10	23	0.00	4.500
43 Seth Maness, R ERA: 2.86	(8, 1)	0.1		1	0	0	0	0	0	0	0	0	0	0	1	2	0.00	0.000
26 Trevor Rosenthal, R ERA: 3.61	(9, 1)	1.0	B	5	1	1	1	1	1	0	0	0	0	0	14	22	9.00	2.000

PITCHER		IP	WLS	BF	H	R	ER	SO	BB	IBB	HBP	BLK	WP	HR	S	P	ERA	WHIP
62 Nick Greenwood, L ERA: 5.33	(10, 1)	1.0	W	3	0	0	0	0	0	0	0	0	0	0	3	5	0.00	0.000

TOP

Cincinnati Reds @ St. Louis Cardinals

Busch Stadium, St. Louis, MO

Mon Aug 18 2014, 7:17 PM - 10:35 PM CDT

Att. 42,973 - Partly Cloudy - 86 F

livebaseballscorecards.com

AB	37
R	5
H	8
RBI	5
BB	5
SO	9
LOB	19

Batter	1	2	3	4	5	6	7	8	9	10	AB	R	H	RBI	BB	SO	LOB
13 Matt Carpenter, L (1, 5) OBP: 0.377, SLG: 0.400	C SI 88 B SI 89 C SI 89 F SI 90 X SI 91 1-2 ① G4-3		B SI 90 C KC 78 X FC 89 1-1 7 WP 7 1B 2B		B SI 90 C SI 90 C KC 80 F KC 81 B SI 92 F FF 89 X SI 92 2-2 ② F7		L SI 90 B FF 89 B SI 89 X SI 91 2-1 ② L7		X FF 94 0-0 ②③ G4-6-3 1-2f		5	1	1	0	0	0	2
16 Kolten Wong, L (1, 4) OBP: 0.288, SLG: 0.391	B SI 90 F KC 79 B SI 91 C SI 90 X FC 90 2-2 ② G4-3		B SI 91 F SI 91 F FF 90 S SI 92 1-3 ① K		X SI 91 0-0 ③ F7		X SI 90 0-0 ③ L8			C SL 83 S SL 83 B SL 85 B SL 84 F SL 83 B SL 83 X SL 82 3-2 ① F9	5	0	0	0	0	1	2
7 Matt Holliday, R (1, 7) OBP: 0.365, SLG: 0.408	B SI 92 B SI 91 C SI 91 B FC 90 C SI 92 B FC 92 4-2 32 2B BB		F SI 92 B SL 82 X SI 93 1-1 2-H 1B			X SI 91 0-0 ① G6-3		B FF 98 B FF 97 X FF 98 2-0 ① F8		C FF 96 S FF 93 B FF 93 B FF 94 X CU 79 2-2 32 1B 27 1B 1B	4	2	2	1	1	0	0
32 Matt Adams, L (1, 3) OBP: 0.330, SLG: 0.491	B SI 91 C SI 90 B FF 90 X SI 92 2-1 27 E 1-H 2B		B SI 92 C FF 90 S SI 92 B SI 91 B FF 90 X SI 92 3-2 ② L7			B SI 92 X SI 91 1-0 27 F9 2B		X SI 98 0-0 ② F7		X SI 94 0-0 27 1B 1-3 1B	5	1	3	1	0	0	1
27 Jhonny Peralta, R (1, 6) OBP: 0.338, SLG: 0.451	F SI 91 X SI 91 0-1 E9 2-H		1 SAFE C KC 80 F SI 90 S SL 82 0-3 ③ K			X KC 81 0-0 ② F9 2-3		S FF 98 B FF 98 B FF 99 S SL 87 F FF 98 X SL 88 2-2 12 1B 2B		F FF 93 B SI 94 D SI 92 S SI 92 X SI 94 2-2 1-2 3-H 1B	5	1	2	1	0	1	2
12 A.J. Pierzynski, L (1, 2) OBP: 0.290, SLG: 0.347	B SI 91 X SI 90 1-0 ③ G3			B SI 89 F FC 88 F SI 89 X KC 81 1-2 ① F7		X FF 90 0-0 ③ G1-3		X SI 97 0-0 2-H 1B			4	0	1	1	0	0	2
18 Oscar Taveras, L (1, 9) OBP: 0.252, SLG: 0.292 26 Trevor Rosenthal, R (9, 1) 62 Nick Greenwood, R (10, 1)		C KC 78 F SI 89 C SI 91 0-3 ① K		C SI 90 X SI 90 0-1 19 CS 1B			B FC 89 B KC 79 X SI 91 2-0 ① F7	B SI 96 X SI 96 1-0 ③ L7			4 0 0	0 0 0	1 0 0	0 0 0	0 0 0	1 0 0	1 0 0
19 Jon Jay, L (1, 8) OBP: 0.372, SLG: 0.399 (9, 9)		X SI 91 0-0 ② G1-3		C SI 92 D SI 91 T SI 91 1 SAFE D SI 90 B SI 92 F FF 90 S SL 83 3-3 ②③ K 1-2			X SI 91 0-0 33 2B 1B		C SL 84 B FF 93 F SL 84 C FF 95 1-3 ① K		4	1	1	0	0	2	1
63 Justin Masterson, R (1, 1) OBP: 0.222, SLG: 0.222 43 Shane Robinson, R (5, PH) OBP: 0.200, SLG: 0.180 44 Carlos Martinez, R (6, 1) OBP: 0.250, SLG: 0.250 33 Daniel Descalso, L (7, PH) OBP: 0.270, SLG: 0.268 71 Sam Freeman, R (8, 1) 43 Seth Maness, R (8, 1) OBP: 0.400, SLG: 0.400 8 Peter Bourjos, R (9, 8) OBP: 0.293, SLG: 0.356		B SI 91 C SI 90 B SI 91 S SI 91 S SI 91 2-3 ③ K		C KC 78 B SL 80 C SI 91 B FF 99 X SL 82 2-2 ① G6-3		B SI 92 X SI 91 1-0 1-H 2B		B SL 84 C FS 82 S FS 83 F FS 84 H FF 95 2-2 13 G4-6-3 HBP		1 1 0 1 0 0 0	0 0 0 0 0 0 0	0 0 0 1 0 0 0	0 0 0 0 0 0 0	0 0 0 0 0 0 0	1 0 0 0 0 0 0	0 0 0 0 0 0 0
Inning Stats	R: 2 E: 1 K: 0 S: 14 H: 1 LOB: 1 BB: 1 P: 24	R: 0 E: 0 K: 2 S: 7 H: 0 LOB: 0 BB: 0 P: 9	R: 1 E: 0 K: 2 S: 13 H: 2 LOB: 1 BB: 0 P: 19	R: 0 E: 0 K: 1 S: 9 H: 1 LOB: 1 BB: 0 P: 13	R: 0 E: 0 K: 0 S: 9 H: 0 LOB: 0 BB: 0 P: 13	R: 0 E: 0 K: 0 S: 4 H: 1 LOB: 1 BB: 0 P: 5	R: 1 E: 0 K: 0 S: 6 H: 2 LOB: 0 BB: 0 P: 11	R: 1 E: 0 K: 0 S: 8 H: 2 LOB: 1 BB: 0 P: 13	R: 0 E: 0 K: 1 S: 7 H: 0 LOB: 0 BB: 0 P: 10	R: 1 E: 0 K: 0 S: 11 H: 3 LOB: 2 BB: 0 P: 18	1B: 7 2B: 6 3B: 0 HR: 0 SF: 0 SAC: 0 DP: 2 HBP: 1						

PITCHER		IP	WLS	BF	H	R	ER	SO	BB	IBB	HBP	BLK	WP	HR	S	P	ERA	WHIP
44 Mike Leake, R ERA: 3.6	(1, 1)	7.0		29	7	4	3	5	1	0	0	0	1	0	62	94	3.86	1.143
70 Jumbo Díaz, R ERA: 2.66	(8, 1)	1.0		5	2	1	1	0	0	0	0	0	0	0	8	13	9.00	2.000
43 Manny Parra, L ERA: 4.15	(9, 1)	1.1		4	0	0	0	1	0	0	1	0	0	0	11	17	0.00	0.000
66 Logan Ondrusek, R ERA: 4.6	(10, 1)	0.0	L	3	3	1	1	0	0	0	0	0	0	0	7	11	∞	∞

PITCHER	IP	WLS	BF	H	R	ER	SO	BB	IBB	HBP	BLK	WP	HR	S	P	ERA	WHIP

BOTTOM

Cincinnati Reds @ St. Louis Cardinals

Busch Stadium, St. Louis, MO

Mon Aug 18 2014, 7:17 PM - 10:35 PM CDT

Att. 42,973 - Partly Cloudy - 86 F

livebaseballscorecards.com

AB	39
R	6
H	12
RBI	5
BB	1
SO	6
LOB	11

1B: 7 SF: 0 WP: 1 PA: 41
2B: 6 SAC: 0 PB: 0
3B: 0 DP: 2 SB: 0
HR: 0 HBP: 1 CS: 1

Batter	1	2	3	4	5	6	7	8	9	AB	R	H	RBI	BB	SO	LOB
6 Billy Hamilton, S (1, 8) OBP: 0.301, SLG: 0.393	C FF 89 F FF 90 B FF 92 X FC 83 1-2 ① G3			C SI 90 C FF 90 F CU 78 X SI 93 0-2 32 E 21 HR 1B		B FC 82 B FF 87 B CH 87 C FF 87 C FF 88 F FC 81 S FF 88 3-3 ① K	C SI 86 B SI 85 S SI 84 B SI 85 F SI 85 F SL 75 X SI 86 2-2 ③ F8		C SI 89 S SI 92 F SI 92 X CH 68 0-2 ③ F9	5	1	1	0	0	1	1
32 Jay Bruce, L (1, 9) OBP: 0.298, SLG: 0.388	S SI 90 B CH 82 B FF 91 F FF 91 S FF 92 2-3 ② K			1 SAFE 1 SAFE X SI 91 0-0 ① G6-3 1-3		C FF 90 B SI 91 B FC 83 X FF 90 2-1 E7 39 E 48 2B		S SL 75 B SI 84 X SL 74 1-1 ① G5-3		4	1	0	0	0	1	1
21 Todd Frazier, R (1, 5) (6, 3) OBP: 0.344, SLG: 0.465	T FF 91 S FF 92 F SI 91 S FF 93 0-3 ③ K			B FC 85 B FC 85 X CU 76 2-0 3-H HR		B FF 88 F FF 90 B FF 90 B FF 89 D FC 83 4-1 39 E 48 2B BB		S SL 84 B SI 90 X CH 83 2-1 48 1B 1B		3	2	2	2	1	1	0
39 Devin Mesoraco, R (1, 2) OBP: 0.354, SLG: 0.548		C FC 82 B FC 82 B FC 83 C FF 89 S CU 79 2-3 ① K		B FF 91 F CU 79 S FC 83 F FF 92 F FC 84 F FC 83 X FF 92 1-2 ② G5-3		B FF 88 X FC 81 1-0 FC5 48 2B 1-2 2-3		C SI 90 1 SAFE B SI 89 F SI 89 X FF 90 1-2 ② F8		4	0	0	0	0	1	3
48 Ryan Ludwick, R (1, 7) OBP: 0.319, SLG: 0.405 60 J.J. Hoover, R (8, 1)		X FF 91 0-0 ② P5		C FF 91 B FC 84 B FF 91 F FC 81 F FF 92 B FF 92 X SI 91 3-2 ③ L5		X SI 89 0-0 1-3 2-H 3-H 2B		X SL 82 0-0 1-2 1B		4	0	2	2	0	0	0
										0	0	0	0	0	0	0
4 Brandon Phillips, R (1, 4) OBP: 0.306, SLG: 0.386		C SI 92 S FF 92 S FF 93 0-3 ③ K			S FC 82 X SI 90 0-1 1B	B FF 88 X FC 82 1-0 ② G5-3		X FF 89 0-0 ③ L6		4	0	1	0	0	1	4
29 Brayan Peña, S (1, 3) OBP: 0.301, SLG: 0.389 63 Sam LeCure, R (6, 1) 43 Manny Parra, L (7, 1) 70 Jumbo Díaz, R (8, 1) 25 Skip Schumaker, L (8, 7) OBP: 0.291, SLG: 0.316			C SI 90 B CH 83 F CH 81 X CU 79 1-2 ① G3-1		C SI 89 S CU 81 X SI 90 0-2 ① L7	F SI 89 B SI 87 X CU 80 1-1 ③ L8			X SI 88 0-0 ① G6-3	3	0	0	0	0	0	3
										0	0	0	0	0	0	0
										0	0	0	0	0	0	0
										0	0	0	0	0	0	0
										1	0	0	0	0	0	0
2 Zack Cozart, R (1, 6) OBP: 0.274, SLG: 0.299			C FF 91 B FC 84 C FF 92 X FF 93 1-2 ② P4		C SI 90 F SI 90 C FF 89 0-3 ② K		X SI 84 0-0 ① G6-3		C SI 89 B SL 86 X SL 82 1-1 1B	4	0	1	0	0	1	1
31 Alfredo Simon, R (1, 1) OBP: 0.128, SLG: 0.130 17 Kristopher Negrón, R (6, 5) OBP: 0.313, SLG: 0.487			F SI 90 F SI 92 S FF 93 0-3 ③ K		B FF 90 F FF 90 S FC 82 X FF 91 1-2 ③ L9		C SI 85 B SI 84 B SI 84 B SI 84 C SI 84 F SI 84 X SI 85 3-2 ② G6-3		F SI 89 F SI 90 S SI 92 0-3 ② K	2	0	0	0	0	1	1
										2	0	0	0	0	1	1
Inning Stats	R: 0 E: 0 K: 2 S: 10 H: 0 LOB: 0 BB: 0 P: 13	R: 0 E: 0 K: 2 S: 7 H: 0 LOB: 0 BB: 0 P: 9	R: 0 E: 0 K: 1 S: 9 H: 0 LOB: 0 BB: 0 P: 11	R: 2 E: 1 K: 0 S: 16 H: 2 LOB: 0 BB: 0 P: 22	R: 0 E: 0 K: 1 S: 11 H: 1 LOB: 1 BB: 0 P: 12	R: 2 E: 2 K: 1 S: 12 H: 1 LOB: 2 BB: 1 P: 24	R: 0 E: 0 K: 0 S: 11 H: 0 LOB: 0 BB: 0 P: 16	R: 0 E: 0 K: 0 S: 9 H: 2 LOB: 2 BB: 0 P: 13	R: 0 E: 0 K: 1 S: 10 H: 1 LOB: 1 BB: 0 P: 11	1B: 5 2B: 1 3B: 0 HR: 1 SF: 0 SAC: 0 DP: 0 HBP: 0						

PITCHER		IP	WLS	BF	H	R	ER	SO	BB	IBB	HBP	BLK	WP	HR	S	P	ERA	WHIP
41 John Lackey, R ERA: 3.88	(1, 1)	6.0		25	4	4	2	7	1	0	0	0	0	1	65	91	3.00	0.833
36 Randy Choate, L ERA: 4.66	(7, 1)	1.1		4	0	0	0	0	0	0	0	0	0	0	13	19	0.00	0.000
43 Seth Maness, R ERA: 2.83	(8, 1)	0.2		4	2	0	0	0	0	0	0	0	0	0	7	10	0.00	3.000
37 Pat Neshek, R ERA: 0.84	(9, 1)	1.0	W	4	1	0	0	1	0	0	0	0	0	0	10	11	0.00	1.000

PITCHER	IP	WLS	BF	H	R	ER	SO	BB	IBB	HBP	BLK	WP	HR	S	P	ERA	WHIP

TOP

Cincinnati Reds @ St. Louis Cardinals

Busch Stadium, St. Louis, MO

Tue Aug 19 2014, 7:16 PM - 10:44 PM CDT

Att. 42,573 - Clear - 93 F

livebaseballscorecards.com

AB	36
R	4
H	7
RBI	4
BB	1
SO	8
LOB	15

WP: 0	PA: 37		
PB: 0			
SB: 0			
CS: 0			

Batter	1	2	3	4	5	6	7	8	9	AB	R	H	RBI	BB	SO	LOB
13 Matt Carpenter, L (1, 5) OBP: 0.378, SLG: 0.399	C SI 93 F SI 94 X CU 79 0-2 ① L8		B SI 95 B SI 94 B SI 94 C SI 94 C SI 94 X SI 95 3-2 7 1B 1-2 1B		B SI 94 F SI 93 C SI 95 B EP 74 X SI 95 2-2 ① FC6-4 16 S 1-2f		C FF 91 B SL 84 C SL 84 B FF 93 B FF 92 F SL 83 C SL 84 3-3 ① K	D SL 90 C SL 88 B SI 97 B FF 96 F FF 97 B SL 87 4-2 BB		4	0	1	0	1	1	1
16 Kolten Wong, L (1, 4) OBP: 0.286, SLG: 0.388	B SI 94 B FS 86 C SI 93 X SI 95 2-1 ② F7		L SI 95 X SI 95 0-1 ② F7		1 SAFE B SI 94 F FS 84 T FS 84 F FS 85 F FS 87 F FS 87 C SI 95 1-3 ② K 1-2		B SL 84 X SL 84 1-0 1B	B CU 74 C FF 92 B FF 92 X CU 74 2-1 ③ L8		5	0	1	0	0	1	6
7 Matt Holliday, R (1, 7) OBP: 0.365, SLG: 0.406 8 Peter Bourjos, R (9, PR) OBP: 0.293, SLG: 0.356	T FF 94 F FC 91 F SI 95 B FS 89 F CU 80 B SI 96 S SI 95 2-3 ③ K		B SI 95 B FF 95 F SI 95 S SI 94 X SI 95 2-2 1-3 2-H 1B		B SI 95 X FC 90 1-0 ③ F9		1 SAFE X FF 93 0-0 ② L8		C FF 92 B SL 82 B FF 93 B FF 94 B CU 76 4-1 32 1B 19 HBP BB	4 0	0 1	1 0	1 0	1 0	1 0	2 0
32 Matt Adams, L (1, 3) OBP: 0.331, SLG: 0.489		B SI 94 S SI 94 X SI 96 1-1 ① F7	I IN 61 I IN 63 I IN 62 I IN 66 4-0 IBB			C SI 94 B CU 75 B FS 84 F SI 94 F FS 83 F FS 89 F SI 95 F FF 90 F SI 90 3-2 ① L8	X SL 84 0-0 ③ P2		X CH 89 0-0 19 HBP 27 BB 1-3 1B	4	0	1	0	1	0	1
27 Jhonny Peralta, R (1, 6) OBP: 0.338, SLG: 0.456		B SI 90 X FF 94 1-0 ② P4	B SI 94 F SI 93 D FS 90 B SI 95 C FF 94 X SI 94 3-2 ③ F8			S FF 94 B CU 77 B FS 89 X FS 89 2-1 HR		F FF 97 X SI 98 0-1 ① G6-3	F FF 92 F FF 93 B FF 93 B FF 93 B SL 83 F FF 94 B FF 93 4-2 19 HBP 1-2 BB	4	1	1	1	1	0	3
19 Jon Jay, L (1, 8) OBP: 0.378, SLG: 0.402		C SI 96 S CU 80 F CU 79 B FS 88 B FS 88 X SI 90 2-2 18 FC6-4 1B		C SI 93 F CU 77 B SI 94 B FC 88 B SI 94 F SI 94 X SI 94 3-2 ① L7		X SI 94 0-0 18 1B 43 1B 1B		B FF 97 B SL 88 B FF 96 B FF 97 4-0 12 1B 33 2B BB	H FF 93 1-0 1-2 2-3 3-H HBP	3	2	2	1	1	0	0
18 Oscar Taveras, L (1, 9) OBP: 0.257, SLG: 0.297		C SI 94 B FS 84 1 SAFE X SI 95 1-1 ③ FC6-4 1-2f		C CU 77 B FS 86 B SI 94 B SI 94 X SI 94 3-1 48 G5-4-3 1B		B SI 89 1 SAFE 1 SAFE F SI 87 D KC 74 X SI 87 2-1 43 1B 1-2 1B		C FF 96 B FF 96 F FF 98 1 SAFE F SI 98 S SL 87 1-3 ② K		4	0	2	0	0	1	2
48 Tony Cruz, R (1, 2) OBP: 0.289, SLG: 0.257 12 A.J. Pierzynski, L (8, PH) OBP: 0.292, SLG: 0.349 (9, 2)			F FF 92 F SI 94 F CU 79 X SI 95 0-2 ① G5-3 C SI 94 X SI 95 0-1 ② ③ G5-4-3 1-2f			C KC 72 F SI 88 B KC 76 F SI 89 S KC 76 1-3 ② K		X SI 96 0-0 33 2B 1-3 1B	3 1	0 0	0 1	0 0	0 0	1 0	3 0
41 John Lackey, R (1, 1) OBP: 0.333, SLG: 0.333 43 Shane Robinson, R (6, PH) OBP: 0.213, SLG: 0.196 36 Randy Choate, L (7, 1) 43 Seth Maness, R (8, 1) OBP: 0.400, SLG: 0.400 33 Daniel Descalso, L (8, PH) OBP: 0.276, SLG: 0.283 37 Pat Neshek, S (9, 1)			C SI 94 B SI 93 B SI 95 F SI 94 X FF 95 2-2 13 7 1B 1B		B FF 94 C FF 93 B SI 94 X SI 93 2-1 13 FC6-4 1B	X KC 76 0-0 ③ 1-3 2-H 1B		X FF 98 0-0 1-3 3-H 2B	2 1 0 0 1 0	1 0 0 0 0 0	2 1 0 0 1 0	0 1 0 0 0 0	0 1 0 0 0 0	0 0 0 0 0 0	0 0 0 0 0 0
Inning Stats	R: 0 E: 0 K: 1 S: 10 H: 0 LOB: 0 BB: 0 P: 14	R: 0 E: 0 K: 0 S: 9 H: 1 LOB: 1 BB: 0 P: 14	R: 1 E: 0 K: 0 S: 18 H: 3 LOB: 3 BB: 1 P: 32	R: 0 E: 0 K: 0 S: 8 H: 1 LOB: 0 BB: 0 P: 14	R: 0 E: 0 K: 1 S: 12 H: 1 LOB: 1 BB: 0 P: 18	R: 2 E: 0 K: 1 S: 19 H: 4 LOB: 2 BB: 0 P: 27	R: 0 E: 0 K: 1 S: 7 H: 1 LOB: 1 BB: 0 P: 11	R: 1 E: 0 K: 1 S: 12 H: 2 LOB: 3 BB: 2 P: 23	R: 1 E: 0 K: 0 S: 5 H: 1 LOB: 3 BB: 2 P: 14	1B: 12 2B: 1 3B: 0 HR: 1	SF: 0 SAC: 0 DP: 1 HBP: 1	WP: 0 PB: 0 SB: 1 CS: 0	PA: 42			

PITCHER		IP	WLS	BF	H	R	ER	SO	BB	IBB	HBP	BLK	WP	HR	S	P	ERA	WHIP
31 Alfredo Simon, R ERA: 3.35	(1, 1)	5.1		24	8	3	3	2	0	1	0	0	0	1	69	109	5.06	1.500
63 Sam LeCure, R ERA: 3.83	(6, 1)	0.2	H	3	2	0	0	1	0	0	0	0	0	0	7	10	0.00	3.000
43 Manny Parra, L ERA: 4.02	(7, 1)	1.0	H	4	1	0	0	1	0	0	0	0	0	0	7	11	0.00	1.000
70 Jumbo Díaz, R ERA: 3.0	(8, 1)	0.2	B	6	2	1	1	1	2	0	0	0	0	0	10	19	13.50	6.000
60 J.J. Hoover, R ERA: 5.37	(8, 1)	0.1	L	5	1	1	1	0	2	0	1	0	0	0	7	18	27.00	9.000

PITCHER	IP	WLS	BF	H	R	ER	SO	BB	IBB	HBP	BLK	WP	HR	S	P	ERA	WHIP

BOTTOM

Cincinnati Reds @ St. Louis Cardinals

Busch Stadium, St. Louis, MO

Tue Aug 19 2014, 7:16 PM - 10:44 PM CDT

Att. 42,573 - Clear - 93 F

livebaseballscorecards.com

AB	36
R	5
H	14
RBI	5
BB	5
SO	5
LOB	18

Batter	1	2	3	4	5	6	7	8	9	AB	R	H	RBI	BB	SO	LOB
6 Billy Hamilton, S (1, 8) OBP: 0.300, SLG: 0.390	B FF 91 C FF 92 B FF 93 X FF 92 2-1 ① B2		S FF 92 F FF 93 S FF 94 0-3 ② K			B SI 91 F FF 92 F FF 93 S FF 95 1-3 ① K		X SI 86 0-0 21 WP 1B	B FF 94 C FF 95 B FF 94 X FF 95 2-1 ② G1-3	5	0	1	0	0	2	2
32 Jay Bruce, L (1, 9) OBP: 0.301, SLG: 0.389	B SI 90 C SI 88 X SI 91 1-1 21 G5-3 1B		B SI 92 X SI 91 1-0 1B			C SI 91 S FF 93 B FF 95 X FF 96 1-2 ② G4-3		C SI 85 F SI 82 B SL 75 S SL 75 1-3 ② K	F FF 96 B FF 96 B FF 96 B FF 96 F FF 96 F FF 96 F FF 97 B FF 97 4-2 21 FC6-4 BB	4	0	2	0	1	1	1
21 Todd Frazier, R (1, 3) OBP: 0.342, SLG: 0.461	S FF 93 S SI 94 B SI 94 D SI 93 F FF 95 1 SAFE X SI 90 2-2 ② G5-3 1-2		C FF 95 B SI 92 X SI 92 1-1 ③ P4			B FF 95 F SI 94 B FF 94 B FF 94 B FF 94 4-1 BB		C CU 84 S FF 96 S CH 87 0-3 ③ K 1-2	C FF 97 B FF 97 C FF 96 B FF 96 X FF 97 2-2 ③ FC6-4 1-2f	4	0	0	0	1	1	6
48 Ryan Ludwick, R (1, 7) OBP: 0.316, SLG: 0.401 9 Jack Hannahan, L (9, PH) OBP: 0.150, SLG: 0.158	S FF 93 C FF 95 B FF 96 F FF 96 B FF 90 C FF 95 2-3 ③ K			S SL 84 F SI 91 B FF 94 B FF 95 B FF 95 F FF 96 F FF 96 X FF 96 3-2 ① F9		X FF 94 0-0 ③ P4			B SI 92 B FF 94 C FF 92 S CH 85 B CH 88 X CH 86 3-2 7 1B 4 1B 7 E 1B	3 1	0 1	0 1	0 0	0 0	1 0	2 0
29 Brayan Peña, S (1, 2) OBP: 0.298, SLG: 0.385 25 Skip Schumaker, L (9, PH) OBP: 0.289, SLG: 0.315		C SI 88 S SI 91 X CU 78 0-2 ① F7		F FF 92 X SL 89 0-1 ② L7			B CH 84 F FF 91 B SI 93 X SI 92 2-1 ① G1-3		C FF 95 X SI 93 0-1 ① L7	3 1	0 0	0 0	0 0	0 0	0 0	0 1
4 Brandon Phillips, R (1, 4) OBP: 0.308, SLG: 0.387		S SL 88 F SI 91 T FF 94 0-2 ② K		X FF 95 0-0 ③ F9			C SI 91 B CU 79 B SL 88 X SI 92 2-1 1B		X FF 97 0-0 7 E 7 E 1-2 1B	4	1	2	0	0	1	0
7 Ramon Santiago, S (1, 5) OBP: 0.344, SLG: 0.312		F SI 91 B CH 86 X CH 84 1-1 1B			B SI 89 C SI 90 B FF 90 B FF 92 C FF 91 B FF 94 4-2 2 FC5-4 BB		C SI 90 B SI 91 F FF 92 S FF 93 1-3 ② K		B CH 86 S CH 86 X SI 94 1-1 E7 17 1B 1-H 2-H 1B	3	1	2	0	1	1	1
2 Zack Cozart, R (1, 6) OBP: 0.272, SLG: 0.297 17 Kristopher Negrón, R (9, PH) OBP: 0.321, SLG: 0.494		X FF 93 0-0 ③ F7			B FF 94 F SI 91 X SI 92 1-1 ① FC5-4 47 G6-4-3 1-2f		C FF 93 X SI 92 0-1 ③ P3		B CU 85 B FF 96 X FF 94 2-0 39 2B 3-H 1B	3 1	0 0	0 1	0 1	0 0	0 0	3 0
47 Johnny Cueto, R (1, 1) OBP: 0.155, SLG: 0.140 66 Logan Ondrusek, R (6, 1) 60 J.J. Hoover, R (7, 1) 28 Chris Heisey, R (8, PH) OBP: 0.273, SLG: 0.359 53 Carlos Contreras, R (8, 1) 63 Sam LeCure, R (8, 1) 39 Devin Mesoraco, R (9, PH) OBP: 0.356, SLG: 0.553			B FF 90 C FF 91 B FF 93 F FF 92 F SI 94 X FF 90 2-2 ① G6-3		L SI 92 B SI 92 X SI 92 1-1 ② ③ G6-4-3 1-2f			C SI 84 S SI 85 B SL 76 X SI 85 1-2 ① F9	C CU 85 S CU 84 X CU 85 0-2 1-3 2B	2 0 0 1 0 0 1	0 0 0 0 0 0 0	0 0 0 0 0 0 0	0 0 0 0 0 0 0	0 0 0 0 0 0 0	0 0 0 0 0 0 0	1 0 0 0 0 0 0
Inning Stats	R: 0 E: 0 K: 1 S: 12 H: 1 LOB: 1 BB: 0 P: 19	R: 0 E: 0 K: 1 S: 9 H: 1 LOB: 1 BB: 0 P: 10	R: 0 E: 0 K: 1 S: 10 H: 1 LOB: 1 BB: 0 P: 14	R: 0 E: 0 K: 0 S: 8 H: 0 LOB: 0 BB: 0 P: 11	R: 0 E: 0 K: 0 S: 6 H: 0 LOB: 0 BB: 1 P: 12	R: 0 E: 0 K: 1 S: 8 H: 0 LOB: 1 BB: 1 P: 14	R: 0 E: 0 K: 1 S: 9 H: 1 LOB: 1 BB: 0 P: 14	R: 0 E: 0 K: 2 S: 10 H: 1 LOB: 1 BB: 0 P: 12	R: 3 E: 1 K: 0 S: 21 H: 5 LOB: 3 BB: 1 P: 35	1B: 9 2B: 1 3B: 0 HR: 0 SF: 0 SAC: 0 DP: 1 HBP: 0						WP: 1 PB: 0 SB: 0 CS: 0 PA: 39	

PITCHER		IP	WLS	BF	H	R	ER	SO	BB	IBB	HBP	BLK	WP	HR	S	P	ERA	WHIP
31 Lance Lynn, R ERA: 2.78	(1, 1)	7.0	W	26	4	0	0	5	2	0	0	0	0	0	62	94	0.00	0.857
36 Randy Choate, L ERA: 4.55	(8, 1)	0.2		3	1	0	0	1	0	0	0	0	0	0	7	9	0.00	1.500
44 Carlos Martinez, R ERA: 4.94	(8, 1)	0.2		7	5	3	3	1	0	0	0	0	1	0	15	21	40.50	7.500
26 Trevor Rosenthal, R ERA: 3.57	(9, 1)	0.2	S	3	0	0	0	0	1	0	0	0	0	0	9	17	0.00	1.500

PITCHER	IP	WLS	BF	H	R	ER	SO	BB	IBB	HBP	BLK	WP	HR	S	P	ERA	WHIP

TOP

Cincinnati Reds @ St. Louis Cardinals

Busch Stadium, St. Louis, MO

Wed Aug 20 2014, 6:18 PM - 10:25 PM CDT

Att. 43,085 - Clear - 86 F

livebaseballscorecards.com

AB	36
R	3
H	10
RBI	1
BB	3
SO	7
LOB	17

BOTTOM

Cincinnati Reds @ St. Louis Cardinals

Busch Stadium, St. Louis, MO

Wed Aug 20 2014, 6:18 PM - 10:25 PM CDT

Att. 43,085 - Clear - 86 F

livebaseballscorecards.com

Batter	1	2	3	4	5	6	7	8	9	AB	R	H	RBI	BB	SO	LOB
13 Matt Carpenter, L (1, 5) OBP: 0.377, SLG: 0.400 35 Greg Garcia, L (8, PH) OBP: 0.400, SLG: 0.273 (9, 6)	B SI 90 C FC 87 C FF 92 B FF 93 B FC 87 X FC 88 3-2 2B		B FC 88 C FF 92 F SL 82 B SI 93 X SI 93 2-2 ① F7		C SL 84 X CH 85 0-1 ② G6-3	C SI 94 D SI 94 X SI 92 1-1 ① SF8 3-H		B SI 94 F FF 93 C CH 87 S CH 87 1-3 ① K		3 0 1 1 0 0 0 1 0 0 0 0 1 1						
19 Jon Jay, L (1, 8) OBP: 0.385, SLG: 0.407 (8, 9) (9, 7)	H FC 90 1-0 32 F8-3 HBP		B CH 85 F SL 83 S FC 90 B SI 96 X FC 90 2-2 7 2B 1B		B CH 85 B SL 86 S CH 84 X FF 95 2-1 32 BB 7 HBP 27 1B 1B	F FF 92 F FF 94 C SI 95 0-3 ② K		D CH 86 F SI 94 S CH 88 X CH 89 1-2 43 WP 3-H 1B		4 2 3 1 0 1 2						
7 Matt Holliday, R (1, 7) OBP: 0.366, SLG: 0.408 43 Shane Robinson, R (8, PH) OBP: 0.210, SLG: 0.193 (9, 9)	B SI 94 F FC 86 S SI 94 S FF 95 1-3 ① K		S SI 95 C FF 95 X FF 95 0-2 1-H 2B		C FF 95 1 SAFE H SI 94 1-1 32 BB 27 1B 1-2 HBP	B FF 94 X FF 94 1-0 ③ F9		B SI 91 C FF 93 X SI 94 1-1 ② F8 1-2		3 1 1 1 0 1 4 1 0 0 0 0 0 1						
32 Matt Adams, L (1, 3) OBP: 0.332, SLG: 0.486	C FF 92 S SI 93 B FF 95 B FF 95 F SI 95 2 SAFE B FC 88 2 SAFE X FF 94 3-2 ②③ F8-3 1-1		X FC 89 0-0 ② F9		B CH 84 B FF 94 B FF 94 C FC 88 S FF 95 B FF 94 4-2 27 1B 27 E 1-2 2-3 BB		C CU 75 F FF 94 S FF 95 0-3 ① K	B SI 93 B FF 91 B CH 86 B SI 92 4-0 BB		3 1 0 0 2 1 3						
27 Jhonny Peralta, R (1, 6) OBP: 0.337, SLG: 0.454 16 Kolten Wong, L (8, PH) OBP: 0.285, SLG: 0.387 (9, 4)		B SL 85 S CH 84 C FF 94 C SI 90 1-3 ① K	C FC 89 X SI 94 0-1 ③ F8		B FC 87 S SI 95 B FF 95 F SI 95 X FF 95 2-2 E9 1-H 2-H 3-H 1B		C CU 77 B CU 76 S SL 85 S SL 85 1-3 ② K	B SI 89 X SI 88 1-0 ③ F8		4 0 1 2 0 2 1 1 0 0 0 0 0 2						
12 A.J. Pierzynski, L (1, 2) OBP: 0.292, SLG: 0.348		B SI 90 X FC 90 1-0 ② P5	B SL 81 C FC 87 B FF 94 F CH 82 F FC 89 S CH 84 2-3 ① K	X FC 88 0-0 ③ G3		C CU 77 X CU 77 0-1 1B				4 0 1 0 0 1 1						
18 Oscar Taveras, L (1, 9) OBP: 0.263, SLG: 0.298 44 Carlos Martinez, R (8, 1) OBP: 0.250, SLG: 0.250 26 Trevor Rosenthal, R (9, 1)		B SI 92 C SI 91 B SI 94 F FF 94 B FC 88 F FF 94 X CH 80 3-2 33 BB 1B	C CH 85 S FF 95 F FC 87 X FF 94 0-2 ② F7		F CH 88 B CH 84 F FC 89 B FF 91 B SL 84 F FC 88 B SI 92 4-2 33 2B 13 SF8 BB	B FF 93 B FF 92 D CH 88 C FF 93 C CU 76 F FF 94 X CU 76 3-2 ③ G3-1				3 1 1 0 1 0 1 0 0 0 0 0 0 0 0 0 0 0 0 0 0						
33 Daniel Descalso, L (1, 4) OBP: 0.291, SLG: 0.296 (9, 5)		B FC 89 B FC 90 B FC 89 B FF 92 4-0 1-2 BB	F SI 94 X SI 95 0-1 ③ G4-3		B FC 87 X SI 91 1-0 1-3 2B			B FF 95 B FF 92 B FF 91 B SI 92 4-0 8 E BB		2 1 1 0 2 0 0						
31 Lance Lynn, S (1, 1) OBP: 0.122, SLG: 0.067 36 Randy Choate, L (8, 1) 8 Peter Bourjos, R (8, 8) OBP: 0.296, SLG: 0.364		F FC 89 B FF 95 X FC 89 1-1 ③ P3			C FF 91 B SI 93 C SL 84 C FC 87 1-3 ① K	B FC 88 B SL 85 B FF 93 B FF 91 4-0 BB		C FF 91 X FF 92 0-1 E6 19 1B 1-H 2B		2 0 0 0 1 1 2 0 0 0 0 0 0 0 1 1 1 1 0 0 0						
Inning Stats	R: 0 E: 0 K: 1 S: 10 H: 1 LOB: 1 BB: 0 P: 18	R: 0 E: 0 K: 1 S: 10 H: 1 LOB: 2 BB: 1 P: 20	R: 1 E: 0 K: 0 S: 12 H: 2 LOB: 1 BB: 0 P: 16	R: 0 E: 0 K: 1 S: 10 H: 0 LOB: 0 BB: 0 P: 12	R: 3 E: 1 K: 1 S: 14 H: 2 LOB: 1 BB: 1 P: 24	R: 1 E: 0 K: 1 S: 10 H: 1 LOB: 2 BB: 2 P: 21	R: 0 E: 0 K: 2 S: 12 H: 1 LOB: 1 BB: 0 P: 16	R: 2 E: 1 K: 1 S: 11 H: 2 LOB: 2 BB: 2 P: 23		1B: 6 2B: 5 3B: 0 HR: 0 SF: 1 SAC: 0 DP: 1 HBP: 2		WP: 1 PB: 0 SB: 0 CS: 0 PA: 41				

	AB	32
	R	7
	H	10
	RBI	6
	BB	6
	SO	8
	LOB	18

PITCHER		IP	WLS	BF	H	R	ER	SO	BB	IBB	HBP	BLK	WP	HR	S	P	ERA	WHIP
47 Johnny Cueto, R ERA: 2.2	(1, 1)	5.0	L	27	7	5	4	4	4	0	2	0	0	0	60	103	7.20	2.200
66 Logan Ondrusek, R ERA: 4.45	(6, 1)	1.0		3	0	0	0	1	0	0	0	0	0	0	6	8	0.00	0.000
60 J.J. Hoover, R ERA: 5.27	(7, 1)	1.0		4	1	0	0	2	0	0	0	0	0	0	12	16	0.00	1.000
53 Carlos Contreras, R ERA: 6.11	(8, 1)	0.2		6	2	2	2	1	2	0	0	0	1	0	10	21	27.00	6.000
63 Sam LeCure, R ERA: 3.8	(8, 1)	0.1		1	0	0	0	0	0	0	0	0	0	0	1	2	0.00	0.000

PITCHER	IP	WLS	BF	H	R	ER	SO	BB	IBB	HBP	BLK	WP	HR	S	P	ERA	WHIP

Atlanta Braves @ Cincinnati Reds

Great American Ball Park, Cincinnati, OH

Thu Aug 21 2014, 7:12 PM - 10:21 PM EDT

Att. 20,243 - Partly Cloudy - 83 F

TOP

livebaseballscorecards.com

Batter	1	2	3	4	5	6	7	8	9	AB	R	H	RBI	BB	SO	LOB
22 Jason Heyward, L (1, 9) OBP: 0.355, SLG: 0.391	C FF 89 F FF 88 F SL 80 B FF 91 S SL 82 1-3 ① **K**		B FF 89 C SL 90 B FF 88 B SL 79 B SL 82 F CH 81 X CH 81 3-2 8 1B 5 BB 15 1B 1B B FF 88 C CH 81 F FF 88 B SL 80 B SL 79 B FF 88 4-2 1-2 2-3 3-H BB		B SL 90 X SL 88 1-0 15 2B 8 SF9 1B		C CU 77 X FC 91 0-1 ② **G3-1**		4	2	2	1	1	1	0
43 Luis Avilán, L (9, 1)										0	0	0	0	0	0	0
15 Phil Gosselin, R (1, 4) OBP: 0.293, SLG: 0.390	B FF 90 B CH 83 C FF 90 X CH 82 2-1 ② **G6-3**		B FF 87 X FF 87 1-0 1-2 8 1B 5 BB 1B 3-3 ③ **K**		X FF 92 0-0 1-3 2B		C FF 93 B CU 79 C CU 76 F CH 81 B FC 92 X CH 81 2-2 ③ **G6-3**			5	1	2	0	0	1	3
(9, 7)																
5 Freddie Freeman, L (1, 3) OBP: 0.389, SLG: 0.488	B CU 75 S CH 84 H FF 90 2-1 8 S HBP		C FF 88 B FF 87 B SL 81 B CH 80 B CH 82 4-1 1-2 2-3 8 1B 23 2B BB	F SL 89 H SL 89 1-1 24 BB 8 1B 19 FC6-4 HBP	B CH 83 S SI 91 B FF 92 C SL 88 S SL 89 2-3 ① **K**			F FF 96 S FF 100 F FF 100 F SL 84 B SL 87 S SL 88 1-3 ① **K**		2	2	0	0	1	2	2
8 Justin Upton, R (1, 7) OBP: 0.366, SLG: 0.521	C FF 89 B FF 89 C FF 89 B SL 81 D SL 83 B CH 83 4-2 1-2 BB		S FF 89 B FF 89 B FF 89 X CH 82 2-1 1-2 2-H 3-H 23 2B 24 SF9 1B	B CU 84 C FF 93 S SL 89 X SL 91 1-2 19 FC6-4 24 BB 1B	B FF 92 C CU 84 X CU 85 1-1 ② **SF9** 3-H			S FF 100 S FF 100 B CH 87 S FF 99 1-3 ② **K**		3	1	2	3	1	1	0
1 Emilio Bonifácio, S (8, 7) OBP: 0.316, SLG: 0.358										0	0	0	0	0	0	0
(9, 9)																
23 Chris Johnson, R (1, 5) OBP: 0.297, SLG: 0.381	C FF 89 S FF 89 X FF 89 1-1 ③ **F7**		F FF 87 S CH 81 F CH 82 B FF 88 B CH 81 X CH 82 2-2 1-3 2-H 49 HBP 22 BB 2B	C FF 92 C FF 94 B SI 93 B CU 85 F SL 90 X FF 93 2-2 ① **F8**	C FF 92 B SI 92 S SL 89 X FF 93 1-2 ③ **G4-3**			B CH 87 S CH 86 X FF 99 1-1 ③ **F8**		5	1	1	1	0	0	5
24 Evan Gattis, R (1, 2) OBP: 0.328, SLG: 0.511		B FF 88 B CH 82 X CH 81 2-0 ① **P3**	C FF 88 B FF 89 X CH 81 1-1 ① **SF9** 3-H	C SL 90 F FF 94 B FF 93 B SL 90 B CU 84 B FF 93 4-2 19 FC6-4 1-2 2-3 BB		B FF 93 B FC 90 F FF 92 X FF 92 2-1 ① **L9**			B FF 89 B FF 89 B FC 88 X FC 86 3-0 ① **L9**	3	0	0	1	1	0	0
19 Andrelton Simmons, R (1, 6) OBP: 0.296, SLG: 0.348	C FF 89 F FF 90 F FF 89 B SL 81 F CU 75 F CH 82 X CU 75 1-2 **HR**	X CH 80 0-0 ② **F7**	F FF 93 X SI 95 0-1 ② **FC6-4** 49 FC5 2 BB 1-2f 2-3 3-H	C FF 93 B FC 92 B FF 92 F FF 92 S CH 81 2-3 ② **K2-3**			S CH 76 B FC 90 B FC 90 X CH 80 2-1 ② **L8**	5	1	1	2	0	1	3
2 B.J. Upton, R (1, 8) OBP: 0.282, SLG: 0.329	B FF 89 C CH 82 B CH 82 B CH 82 X FF 88 3-1 ② **F8**	I IN 67 I IN 69 I IN 68 I IN 68 4-0 22 BB 49 HBP IBB	B FF 92 B SL 90 B CU 84 B FF 92 4-0 1-2 49 FC5 BB	S FF 93 C SI 94 C FF 92 0-3 ③ **K**			B CU 70 B FC 89 B CH 81 C CH 82 B FC 88 4-1 **BB**	2	0	0	0	3	1	0
49 Julio Teheran, R (1, 1) OBP: 0.123, SLG: 0.109	C FF 89 F CH 82 F FF 91 F FF 90 S SL 81 0-3 ③ **K**	S CH 79 B CH 80 S CH 80 F CH 81 F FF 88 H SL 81 2-2 1-2 2-3 22 BB HBP	C FF 92 B FF 93 S FF 92 X FF 94 1-2 ③ **FC5** 2-3f	B FF 93 C FC 89 B FC 90 B FC 92 X FF 93 3-1 ① **F8**			B CH 77 B FC 89 F FC 87 X FC 88 2-1 ③ **G4-3**	2	0	0	0	0	1	3
4 Ryan Doumit, S (7, PH) OBP: 0.233, SLG: 0.287										1	0	0	0	0	0	0
51 James Russell, L (7, 1)										0	0	0	0	0	0	0
14 Ramiro Pena, S (9, PH) OBP: 0.292, SLG: 0.328										1	0	0	0	0	0	1
(9, 4)																

AB	33
R	8
H	8
RBI	8
BB	7
SO	8
LOB	17

Inning Stats	1	2	3	4	5	6	7	8	9
	R: 0 E: 0 K: 1 S: 11	R: 1 E: 0 K: 1 S: 14	R: 5 E: 0 K: 1 S: 25	R: 1 E: 0 K: 0 S: 15	R: 1 E: 0 K: 1 S: 10	R: 0 E: 0 K: 2 S: 8	R: 0 E: 0 K: 0 S: 8	R: 0 E: 0 K: 2 S: 10	R: 0 E: 0 K: 0 S: 6
	H: 0 LOB: 2 BB: 1 P: 21	H: 1 LOB: 0 BB: 0 P: 20	H: 4 LOB: 3 BB: 3 P: 51	H: 1 LOB: 3 BB: 2 P: 28	H: 2 LOB: 1 BB: 0 P: 15	H: 0 LOB: 0 BB: 0 P: 12	H: 0 LOB: 0 BB: 0 P: 13	H: 0 LOB: 0 BB: 0 P: 13	H: 0 LOB: 1 BB: 1 P: 17

1B: 5 2B: 2 3B: 0 HR: 1	SF: 2 SAC: 0 DP: 0 HBP: 3	WP: 0 PB: 0 SB: 1 CS: 0	PA: 45
---	---	---	---

PITCHER		IP	WLS	BF	H	R	ER	SO	BB	IBB	HBP	BLK	WP	HR	S	P	ERA	WHIP
36 David Holmberg, L ERA: 18.56	(1, 1)	2.2	L	19	5	6	6	2	3	1	2	0	0	1	47	86	20.25	3.000
62 Pedro Villarreal, R ERA: 7.71	(3, 1)	2.1		13	3	2	2	2	2	0	1	0	0	0	28	49	7.71	2.143
66 Logan Ondrusek, R ERA: 4.19	(6, 1)	2.0		6	0	0	0	2	0	0	0	0	0	0	16	25	0.00	0.000
54 Aroldis Chapman, L ERA: 2.75	(8, 1)	1.0		3	0	0	0	2	0	0	0	0	0	0	10	13	0.00	0.000
25 Skip Schumaker, R ERA:	(9, 1)	1.0		4	0	0	0	0	1	0	0	0	0	0	6	17	0.00	1.000

PITCHER		IP	WLS	BF	H	R	ER	SO	BB	IBB	HBP	BLK	WP	HR	S	P	ERA	WHIP

Atlanta Braves @ Cincinnati Reds

Great American Ball Park, Cincinnati, OH

Thu Aug 21 2014, 7:12 PM - 10:21 PM EDT

Att. 20,243 - Partly Cloudy - 83 F

BOTTOM

Batter	1	2	3	4	5	6	7	8	9	AB	R	H	RBI	BB	SO	LOB
6 Billy Hamilton, S (1, 8) OBP: 0.297, SLG: 0.387	C FF 89 S FF 90 F FF 91 B CU 73 X FF 93 1-2 ① F9		L FF 91 B FF 92 X SL 81 1-1 ③ P6			B FF 91 F FF 90 C SL 81 B FF 92 S SL 81 2-3 ① K		C SL 83 B SL 83 F FF 89 B CU 76 X CH 82 2-2 ③ P4		4	0	0	0	0	1	1
21 Todd Frazier, R (1, 5) OBP: 0.342, SLG: 0.459	C SL 81 X SL 80 0-1 ② L7			B FF 90 X SI 87 1-0 1B		S FF 92 F FF 93 B FF 92 X SL 82 1-2 ② F8			C SI 92 X CH 79 0-1 ① G6-3	4	0	1	0	0	0	0
4 Brandon Phillips, R (1, 4) OBP: 0.309, SLG: 0.390 17 Kristopher Negrón, R (6, PR) OBP: 0.329, SLG: 0.513 (7, 4)	C FF 92 C CU 72 F CU 70 B FF 90 B CU 72 X FF 92 2-2 ③ P3			C SI 87 F CH 80 F SL 79 D CU 73 X FF 89 1-2 ① P4		C CU 72 S CH 81 F FF 92 X CH 81 0-2 2B			X SI 92 0-0 32 G6-3 2B	3 1	0 0	1 1	0 0	0 0	0 0	1 0
32 Jay Bruce, L (1, 9) OBP: 0.298, SLG: 0.385		S CU 73 F CH 81 B CU 74 F FF 91 X CH 82 1-2 ① L8		B CH 83 B CH 81 X SI 89 2-0 ② F8		B CH 81 F CH 81 F CH 81 D CU 75 X FF 92 2-2 ③ F7			C SI 93 B CU 77 X FF 93 1-1 ② G6-3 2-3	4	0	0	0	0	0	3
39 Devin Mesoraco, R (1, 2) OBP: 0.353, SLG: 0.548 54 Aroldis Chapman, L (8, 1) 28 Chris Heisey, R (9, 7) OBP: 0.272, SLG: 0.357		C FF 92 F SL 80 T FF 92 0-2 ② K		F CH 81 C FF 91 F SL 79 B FF 91 X SL 79 1-2 ③ F7			X SI 89 0-0 ① L7		D CU 76 F FF 92 D CH 80 S CH 81 F CH 79 S CU 76 2-3 ③ K	3 0 1	0 0 0	0 0 0	0 0 0	0 0 0	1 0 1	1 0 1
29 Brayan Peña, S (1, 3) OBP: 0.295, SLG: 0.381 (8, 2)		C SL 79 B CH 82 C SI 89 F SL 80 B SL 81 X SI 89 2-2 ③ P6			B SI 85 C SI 86 X SL 80 1-1 ① P2		C SI 89 B SL 83 F CH 82 B CU 77 B SI 89 X SI 90 3-2 ② G2			3	0	0	0	0	0	0
7 Ramon Santiago, S (1, 6) OBP: 0.343, SLG: 0.308			C FF 88 F FF 89 B FF 90 B CU 74 H SI 89 3-2 25 G4-6-3 HBP		B FF 89 C SL 80 C CH 81 C SI 88 1-3 ② K		B CU 75 X SI 89 1-0 ③ F9			2	0	0	0	0	1	0
25 Skip Schumaker, L (1, 7) OBP: 0.290, SLG: 0.315 (9, 1)			C SI 88 B CU 74 X SI 89 1-1 ① ② G4-6-3 1-2f		B FF 90 B CU 72 C SI 88 X SI 87 2-1 1B			C SL 82 X CU 74 0-1 ① G3		3	0	1	0	0	0	1
36 David Holmberg, R (1, 1) 62 Pedro Villarreal, R (3, 1) OBP: 1.000, SLG: 1.000 48 Ryan Ludwick, R (5, PH) OBP: 0.315, SLG: 0.400 66 Logan Ondrusek, R (6, 1) 9 Jack Hannahan, L (8, 3) OBP: 0.143, SLG: 0.150			C FF 90 B FF 91 X FF 90 1-1 1B		F FF 87 X CU 75 0-1 ③ F7			C CU 73 S SL 81 B CU 74 X SL 82 1-2 ② L8		0 1 1 0 1	0 0 0 0 0	0 1 0 0 0	0 0 0 0 0	0 0 0 0 0	0 0 0 0 0	0 0 1 0 0
Inning Stats	R: 0 E: 0 K: 0 S: 10 H: 0 LOB: 0 BB: 0 P: 13	R: 0 E: 0 K: 1 S: 11 H: 0 LOB: 0 BB: 0 P: 14	R: 0 E: 0 K: 0 S: 8 H: 1 LOB: 1 BB: 0 P: 14	R: 0 E: 0 K: 0 S: 10 H: 1 LOB: 1 BB: 0 P: 15	R: 0 E: 0 K: 1 S: 9 H: 1 LOB: 1 BB: 0 P: 13	R: 0 E: 0 K: 1 S: 13 H: 1 LOB: 1 BB: 0 P: 18	R: 0 E: 0 K: 0 S: 5 H: 0 LOB: 0 BB: 0 P: 9	R: 0 E: 0 K: 0 S: 8 H: 0 LOB: 0 BB: 0 P: 11	R: 0 E: 0 K: 1 S: 9 H: 1 LOB: 1 BB: 0 P: 12	1B: 3 2B: 2 3B: 0 HR: 0	SF: 0 SAC: 0 DP: 1 HBP: 1					

livebaseballscorecards.com

AB	31
R	0
H	5
RBI	0
BB	0
SO	4
LOB	9

WP: 0 PB: 0 SB: 0 CS: 0 PA: 32

PITCHER		IP	WLS	BF	H	R	ER	SO	BB	IBB	HBP	BLK	WP	HR	S	P	ERA	WHIP
49 Julio Teheran, R ERA: 2.96	(1, 1)	6.0	W	22	4	0	0	3	0	0	1	0	0	0	61	87	0.00	0.667
51 James Russell, L ERA: 3.35	(7, 1)	2.0		6	0	0	0	0	0	0	0	0	0	0	13	20	0.00	0.000
43 Luis Avilán, L ERA: 4.73	(9, 1)	1.0		4	1	0	0	1	0	0	0	0	0	0	9	12	0.00	1.000

PITCHER	IP	WLS	BF	H	R	ER	SO	BB	IBB	HBP	BLK	WP	HR	S	P	ERA	WHIP

Batter	1	2	3	4	5	6	7	8	9	10	11	12	AB	R	H	RBI	BB	SO	LOB
22 Jason Heyward, L (1, 9) OBP: 0.353, SLG: 0.388	X FF 94 0-0 1 G3-6-3 1B	B FC 93 B CU 76 C FF 93 B FC 94 C FF 92 X FC 94 3-2 ③ G3		B CU 78 X FC 92 1-0 ③ F8		F FC 90 B FC 90 B FF 90 C FC 91 X FF 92 2-2 ③ L4			B FF 100 S FF 100 S SL 89 F FF 102 F FF 101 B SL 90 S SL 89 2-3 ② K		S SL 84 B FF 94 F SL 84 1 SAFE X SL 85 1-2 ③ G4-3		6	0	1	0	0	1	6
1 Emilio Bonifácio, S (1, 8) OBP: 0.311, SLG: 0.351	C FC 93 1 SAFE F FC 92 X CU 75 0-2 ① ② G3-6-3 1-2f	M CU 75 X FC 92 0-1 ① G3	F FC 89 B CU 74 B CU 72 S FC 89 F FF 90 F FC 92 S FS 83 2-3 ① K			B SL 88 B FF 95 C FF 98 F FF 97 B FF 98 S FF 97 3-3 ① K	B FF 100 X FF 98 1-0 ③ G6-3			B SL 82 L SL 83 B FF 92 F FF 91 B FS 83 X FF 92 3-2 ① G6-3	6	0	0	0	0	2	1
5 Freddie Freeman, L (1, 3) OBP: 0.390, SLG: 0.487	B FF 94 C SL 85 S SL 85 B FS 82 B SL 86 X FF 94 3-2 1B	X FC 92 0-0 23 1B 8 1B 7 FC6-4 1B	X FF 92 0-0 ② L7		B CH 91 C SL 89 B SL 85 C SL 88 S FF 96 2-3 ② K		B SL 86 C SL 85 B SL 86 B FF 101 C FF 100 3-3 ① K		B SL 86 S SL 87 C SL 85 B SL 86 B FF 101 C FF 100 3-3 ① K		B SL 86 S SL 85 B SL 85 S SL 86 B FF 94 B SL 85 4-2 8 HR BB	5	2	2	0	1	2	0
8 Justin Upton, R (1, 7) OBP: 0.368, SLG: 0.532	B FC 94 B FC 92 X FC 92 2-0 ③ G1-3	X FC 92 0-0 7 FC6-4 23 1B 1-2 1B	B FC 94 C FC 91 X FF 92 1-1 3B		F FF 98 B SL 85 F SL 86 B FF 98 F SL 86 S FF 97 2-3 ③ K		B FF 100 C FF 100 F SL 88 B FF 100 S FF 101 2-3 ② K		1 SAFE 1 SAFE C FF 94 X FS 84 0-1 1-H HR	6	1	3	2	0	2	1
23 Chris Johnson, R (1, 5) OBP: 0.297, SLG: 0.380	C FC 92 C SL 84 B FF 91 B FS 82 F FC 93 F FF 92 F FC 93 X FC 95 2-2 ① G4-3	C FC 93 F FF 90 B SL 84 X SL 84 1-2 7 FC6-4 1-2 2-3 1B	D FC 92 F FC 91 F FF 91 S FS 80 1-3 ③ K			X FF 93 0-0 ① G2-3	F FF 100 B CH 89 C SL 87 B FF 100 F FF 100 F SL 87 X FF 101 2-2 15 WP 15 S 1B		F SL 85 X FF 94 0-1 ② G6-3		6	0	2	0	0	1	1
7 Tommy La Stella, L (1, 4) OBP: 0.349, SLG: 0.340 15 Phil Gosselin, R (8, PR) OBP: 0.302, SLG: 0.381 (8, 4)	C FF 92 F FC 94 B FS 84 B FS 81 F FC 94 X FS 81 2-2 ② G6-3	B FC 91 X FC 92 1-0 ② FC6-4 1-2f 2-3 3-H	B SI 87 X FF 88 1-0 36 SH1-4 19 1B 1B			B FF 93 B FF 93 B SI 93 B FF 93 4-0 BB	1 SAFE S FF 100 S SL 87 B FF 101 F FF 101 B SL 87 X SL 87 2-2 ③ G6-3 1-3		B SL 84 B FS 84 B FF 94 C FF 93 B FF 93 4-1 19 FC4-6 BB	3	0	1	1	1	0	2
19 Andrelton Simmons, R (1, 6) OBP: 0.297, SLG: 0.350	C FC 93 X FF 92 0-1 36 BB 2B	F FC 92 B SL 88 B FF 91 X FC 92 2-1 ③ G4-3				1 SAFE X SL 87 0-0 36 SH1-4 1-2 1B	1 SAFE 1 SAFE F FF 91 1 SAFE P PO 88 B FF 91 X FF 91 2-1 ② L9		C FF 89 B SL 81 X SL 81 1-1 ① G6-3	1 SAFE D FF 93 1 SAFE X FF 92 1-0 ③ FC4-6 1-2f	6	0	2	0	0	0	4
11 Gerald Laird, R (1, 2) OBP: 0.296, SLG: 0.277	I IN 57 I IN 63 I IN 59 I IN 60 4-0 36 BB IBB	B FC 91 B SL 86 F FC 90 F FC 91 F FF 90 F FS 80 C FS 82 2-3 ① K	F SL 88 X FF 88 0-1 ① F4			B FF 91 X FF 93 1-0 ③ L4			C SI 89 X SL 79 0-1 ② B2		4	0	0	0	1	1	3
36 Mike Minor, R (1, 1) OBP: 0.154, SLG: 0.211 52 Jordan Walden, R (8, 1) 24 Evan Gattis, R (9, PH) OBP: 0.327, SLG: 0.509 48 David Carpenter, R (9, 1) 38 Anthony Varvaro, R (10, 1) 4 Ryan Doumit, S (11, PH) OBP: 0.238, SLG: 0.287 57 David Hale, R (11, 1) OBP: 0.059, SLG: 0.063 46 Craig Kimbrel, R (12, 1)	B FC 91 C FF 91 B FC 91 B FC 90 B FC 91 4-1 1-2 2-3 BB	S FC 92 X FC 94 0-1 ② L9	X FF 87 0-0 ② SH1-4 1-2 2-3				C FF 99 F FF 100 S FF 101 0-3 ① K		B CH 83 B SI 88 B SI 88 B FF 87 4-0 BB		1 0 0 0 1 0 0 0 0 0 0 0 0 0 1 0 0 0 0 1 0 0 0 0 0 0 0 0 0 0 0 0 0 0 0 0 0 0 0 1 0 0 0 0 0 0 0 0 0 0 0 0 0 0 0 0							

Inning Stats	1	2	3	4	5	6	7	8	9	10	11	12
	R: 0 E: 0 K: 0 S: 8	R: 0 E: 0 K: 0 S: 16	R: 1 E: 0 K: 0 S: 10	R: 0 E: 0 K: 1 S: 8	R: 0 E: 0 K: 2 S: 11	R: 0 E: 0 K: 0 S: 8	R: 0 E: 0 K: 3 S: 11	R: 0 E: 0 K: 0 S: 5	R: 0 E: 0 K: 2 S: 9	R: 0 E: 0 K: 2 S: 15	R: 0 E: 0 K: 0 S: 7	R: 2 E: 0 K: 0 S: 11
	H: 2 LOB: 1 BB: 0 P: 13	H: 1 LOB: 3 BB: 2 P: 31	H: 3 LOB: 2 BB: 0 P: 14	H: 0 LOB: 0 BB: 0 P: 11	H: 1 LOB: 0 BB: 1 P: 15	H: 2 LOB: 2 BB: 0 P: 11	H: 0 LOB: 0 BB: 0 P: 18	H: 0 LOB: 0 BB: 1 P: 11	H: 0 LOB: 0 BB: 0 P: 12	H: 1 LOB: 1 BB: 0 P: 24	H: 0 LOB: 1 BB: 1 P: 13	H: 1 LOB: 1 BB: 2 P: 23

PITCHER		IP	WLS	BF	H	R	ER	SO	BB	IBB	HBP	BLK	WP	HR	S	P	ERA	WHIP
55 Mat Latos, R ERA: 2.99	(1, 1)	6.0		28	9	1	1	3	1	1	0	0	0	0	61	95	1.50	1.667
70 Jumbo Diaz, R ERA: 2.86	(7, 1)	1.0		3	0	0	0	3	0	0	0	0	0	0	11	18	0.00	0.000
51 Jonathan Broxton, R ERA: 1.4	(8, 1)	1.0		4	0	0	0	0	1	0	0	0	0	0	5	11	0.00	1.000
54 Aroldis Chapman, L ERA: 2.61	(9, 1)	2.0		7	1	0	0	4	0	0	0	0	1	0	24	36	0.00	0.500
63 Sam LeCure, R ERA: 3.74	(11, 1)	0.2		3	0	0	0	0	1	0	0	0	0	0	4	9	0.00	1.500

PITCHER		IP	WLS	BF	H	R	ER	SO	BB	IBB	HBP	BLK	WP	HR	S	P	ERA	WHIP
43 Manny Parra, L ERA: 4.41	(11, 1)	1.1	L	7	1	2	2	0	2	0	0	0	0	1	14	27	13.50	2.250

TOP

Atlanta Braves @ Cincinnati Reds

Great American Ball Park, Cincinnati, OH

Fri Aug 22 2014, 7:11 PM - 11:33 PM EDT

Att. 31,160 - Cloudy - 83 F

livebaseballscorecards.com

AB	45
R	3
H	11
RBI	3
BB	6
SO	10
LOB	19

1B: 8	SF: 0	WP: 1	PA: 52
2B: 1	SAC: 1	PB: 0	
3B: 1	DP: 1	SB: 1	
HR: 1	HBP: 0	CS: 0	

Atlanta Braves @ Cincinnati Reds

Great American Ball Park, Cincinnati, OH

Fri Aug 22 2014, 7:11 PM - 11:33 PM EDT

Att. 31,160 - Cloudy - 83 F

livebaseballscorecards.com

BOTTOM

Batter	1	2	3	4	5	6	7	8	9	10	11	12	AB	R	H	RBI	BB	SO	LOB
6 Billy Hamilton, S (1, 8) OBP: 0.300, SLG: 0.388	X FF 91 0-0 G6-3 ①			B FF 90 F SI 89 B KC 82 X SI 90 2-1 L9 ①		F FF 92 F SL 83 B SI 91 B KC 80 B SI 90 F SI 90 B SL 82 4-2 4 S BB		C KC 82 B FF 91 S SI 90 X KC 83 1-2 21 S 1B 2-H			B SI 94 S CH 83 B FF 94 X SI 92 2-1 39 PB 21 S 1B		4	0	2	1	1	0	0
21 Todd Frazier, R (1, 3) OBP: 0.342, SLG: 0.456 (11, 5)	B SI 92 C SI 90 B KC 82 X SI 91 2-1 G6-3 ②			B CH 85 C SI 91 B FF 92 B SI 92 B SI 91 4-1 39 FC6-4 BB		1 SAFE F FF 89 B FF 90 F KC 80 1 SAFE S FF 90 1-3 K ②		B FF 95 B SL 85 C FF 97 B FF 96 S FF 95 F FF 96 F SL 86 X FF 98 3-2 G5-3 ③ 1-2			P PO 87 B SI 93 I IN 80 I IN 80 4-0 39 PB IBB 1-2		3	0	0	0	2	1	2
4 Brandon Phillips, R (1, 4) OBP: 0.304, SLG: 0.384	C FF 92 F SI 92 B SI 91 B KC 83 B SI 91 F SI 92 X SI 90 3-2 G6-3 ③			B FF 92 X SI 90 1-0 F8 ②		C SL 83 1 SAFE C KC 82 X KC 82 0-2 G5-3 ③ 1-2			S SL 85 F FF 96 F FF 96 B SL 86 B FF 96 B FF 96 X FF 96 3-2 G6-3 ①		C CU 80 D FF 93 S SI 93 X FF 92 1-2 F8 ②		5	0	0	0	0	0	4
39 Devin Mesoraco, R (1, 2) OBP: 0.348, SLG: 0.539		B FF 92 C FF 91 X FF 91 1-1 G5-3 ①		B SI 90 X SI 90 1-0 FC6-4 ③ 1-2f			S SI 89 X FF 90 0-1 L5 ①		B SL 86 B FF 96 B FF 96 F FF 96 F FF 96 C SL 86 3-3 K ②		B CH 82 F CU 82 B SI 93 F SI 92 X FF 94 2-2 G5-3 ③ 1-2 2-3		5	0	0	0	0	1	3
32 Jay Bruce, L (1, 9) OBP: 0.295, SLG: 0.380		C FF 92 C SI 90 B FF 91 S KC 82 1-3 K ②			B KC 81 S FF 91 X SI 89 1-1 L9 ①		B FF 90 C SL 83 S FF 90 B SL 85 B KC 81 S SL 84 3-3 K ②		S SL 88 F FF 96 X FF 96 0-2 G6-3 ③			S FF 95 S KC 86 F FF 96 B FF 96 B FF 97 S KC 86 2-3 K ①	5	0	0	0	0	3	0
48 Ryan Ludwick, R (1, 7) OBP: 0.311, SLG: 0.394		B SI 91 X SI 90 1-0 F9 ③			X CH 83 0-0 L7 ②		B SI 90 C SI 89 S FF 90 B KC 82 F FF 90 S SI 89 2-3 K ③			C CU 80 X FF 94 0-1 F9 ①		F FF 96 F KC 84 X FF 97 0-2 L8 ②	5	0	0	0	0	1	0
17 Kristopher Negrón, R (1, 5) OBP: 0.333, SLG: 0.494 (11, 6)			C SI 89 X KC 80 0-1 G2-3 ①		C SI 90 B FF 90 B SI 90 F SI 90 F SI 90 B SL 82 F SI 90 B SI 89 4-2 BB			B KC 80 X SI 89 1-0 F9 ①		B FF 95 B FF 94 B FF 94 C FF 94 C FF 93 F CH 88 F FF 94 X FF 94 3-2 L8 ②		B FF 96 B FF 95 F FF 94 B FF 94 B FF 96 4-1 25 DI BB	3	0	0	0	2	0	0
2 Zack Cozart, R (1, 6) OBP: 0.272, SLG: 0.295 43 Manny Parra, L (11, 1) 25 Skip Schumaker, L (12, PH) OBP: 0.289, SLG: 0.314			B FF 88 F FF 88 X SI 91 1-1 P6 ②		C SL 84 1 SAFE S SI 89 S KC 83 0-3 K2-3 ③			B SI 88 F SI 89 B KC 81 F SI 89 B SI 89 B SL 83 4-2 28 G5-3 6 1B BB		C CU 81 F CU 80 B FF 96 B FF 96 B FF 95 X FF 96 3-2 G6-3 ③		B KC 83 F FF 96 F FF 97 S KC 85 1-3 K ③ 1-2	3	1	0	0	1	1	1
													0	0	0	0	0	0	0
													1	0	0	0	0	1	1
55 Mat Latos, R (1, 1) OBP: 0.111, SLG: 0.077 7 Ramon Santiago, S (6, PH) OBP: 0.341, SLG: 0.306 70 Jumbo Díaz, R (7, 1) 51 Jonathan Broxton, R (8, 1) 28 Chris Heisey, R (8, PH) OBP: 0.271, SLG: 0.356 54 Aroldis Chapman, L (9, 1) 63 Sam LeCure, R (11, 1) 29 Brayan Peña, S (11, 3) OBP: 0.294, SLG: 0.380			C SI 91 B KC 83 X SI 91 1-1 G1-3 ③			C SL 83 B KC 82 B SI 89 X SI 89 2-1 G6-3 ①		C SL 84 B SI 89 F SI 90 F KC 82 B FF 89 X SI 89 2-2 G5-3 ② 1-2			B SI 94 X SI 92 1-0 F8 ①		1 1 0 0 0 1 0 0 1	0 0 0 0 0 0 0 0 0	0 0 0 0 0 0 0 0 0	0 0 0 0 0 0 0 0 0	0 0 0 0 0 0 0 0 0	0 0 0 0 0 1 0 0 0	0 0 0 0 0 0 0 0 0
Inning Stats	R: 0 E: 0 K: 0 S: 7 H: 0 LOB: 0 BB: 0 P: 12	R: 0 E: 0 K: 1 S: 6 H: 0 LOB: 0 BB: 0 P: 9	R: 0 E: 0 K: 0 S: 6 H: 0 LOB: 0 BB: 0 P: 8	R: 0 E: 0 K: 0 S: 5 H: 0 LOB: 1 BB: 1 P: 13	R: 0 E: 0 K: 1 S: 10 H: 0 LOB: 1 BB: 1 P: 15	R: 0 E: 0 K: 1 S: 11 H: 0 LOB: 1 BB: 1 P: 18	R: 0 E: 0 K: 2 S: 9 H: 0 LOB: 0 BB: 0 P: 14	R: 1 E: 0 K: 0 S: 15 H: 1 LOB: 1 BB: 1 P: 26	R: 0 E: 0 K: 1 S: 10 H: 0 LOB: 0 BB: 0 P: 16	R: 0 E: 0 K: 0 S: 10 H: 0 LOB: 0 BB: 0 P: 16	R: 0 E: 0 K: 0 S: 10 H: 1 LOB: 2 BB: 1 P: 19	R: 0 E: 0 K: 2 S: 11 H: 0 LOB: 1 BB: 1 P: 18	1B: 2 2B: 0 3B: 0 HR: 0 SF: 0 SAC: 0 DP: 0 HBP: 0	WP: 0 PB: 1 SB: 3 CS: 0 PA: 44

AB	38
R	1
H	2
RBI	1
BB	6
SO	8
LOB	12

PITCHER	IP	WLS	BF	H	R	ER	SO	BB	IBB	HBP	BLK	WP	HR	S	P	ERA	WHIP
36 Mike Minor, L (1, 1) ERA: 4.9	7.2		28	1	1	1	5	4	0	0	0	0	0	64	107	1.17	0.652
52 Jordan Walden, R (8, 1) ERA: 2.21	0.1		1	0	0	0	0	0	0	0	0	0	0	5	8	0.00	0.000
48 David Carpenter, R (9, 1) ERA: 3.61	1.0		3	0	0	0	1	0	0	0	0	0	0	10	16	0.00	0.000
38 Anthony Varvaro, R (10, 1) ERA: 2.81	1.0		3	0	0	0	0	0	0	0	0	0	0	10	16	0.00	0.000
57 David Hale, R (11, 1) ERA: 2.97	1.0	W	5	1	0	0	0	0	1	0	0	0	0	10	19	0.00	1.000

PITCHER	IP	WLS	BF	H	R	ER	SO	BB	IBB	HBP	BLK	WP	HR	S	P	ERA	WHIP
46 Craig Kimbrel, R (12, 1) ERA: 1.76	1.0	S	4	0	0	0	2	1	0	0	0	0	0	11	18	0.00	1.000

Atlanta Braves @ Cincinnati Reds

Great American Ball Park, Cincinnati, OH

Sat Aug 23 2014, 9:06 PM - 11:54 PM EDT

Att. 41,502 - Cloudy - 77 F

TOP

livebaseballscorecards.com

Batter	1	2	3	4	5	6	7	8	9	AB	R	H	RBI	BB	SO	LOB
1 Emilio Bonifácio, S (1, 9) OBP: 0.313, SLG: 0.356	B SI 88 X SI 89 1-0 5 CS 1B			C KC 76 B SI 88 F CH 82 B KC 81 X KC 80 2-2 ① G3		B FC 90 B CH 86 X SI 92 2-0 ③ F8		L FF 95 B SI 94 B FF 96 S FF 94 B FF 96 F SI 95 X SI 95 3-2 2B		4	0	2	0	0	0	0
19 Andrelton Simmons, R (1, 6) OBP: 0.296, SLG: 0.352	X SI 90 0-0 ① F8			C SI 90 B SI 91 F SL 80 F SI 92 S SI 93 1-3 ② K			F FC 88 C SI 90 B SI 90 X SI 91 1-2 24 BB 2B	S SL 88 S SL 89 S SL 90 0-3 ③ K		4	0	1	0	0	2	2
5 Freddie Freeman, L (1, 3) OBP: 0.389, SLG: 0.484	B SI 91 B CH 84 C KC 80 C SI 92 F FC 91 X SI 93 2-2 ② ③ G4-3 1-2			B CH 85 B CH 84 F KC 81 B FC 90 B KC 82 4-1 BB			B SI 91 F FC 89 B SI 91 F SI 91 S FC 91 2-3 ① K		S FF 99 B FF 101 B FF 100 C FF 100 C FF 100 2-3 ① K	3	0	0	0	1	2	2
8 Justin Upton, R (1, 7) OBP: 0.365, SLG: 0.527		F SI 91 B FF 90 C SL 80 X SI 93 1-2 ① G6-3		C SI 91 F SI 92 X FC 91 0-2 ③ P4			C SI 91 B SI 91 F FC 90 F FC 91 S SL 82 1-3 ② K		S FF 101 F FF 101 B FF 102 S SL 91 1-3 ② K	4	0	0	0	0	2	2
23 Chris Johnson, R (1, 5) OBP: 0.297, SLG: 0.378		F FC 90 C SL 81 B SI 92 B FC 91 B SI 93 X SL 82 3-2 ② G5-3			B SL 80 C SL 79 B SI 91 C KC 81 F FC 90 F SI 91 B FC 90 S SL 82 3-3 ① K		S SL 82 D SL 82 B SI 92 B SL 82 B SL 82 4-1 24 BB BB		B FF 101 S FF 100 F FF 102 B FF 102 F SL 90 S SL 89 2-3 ③ K	3	0	0	0	1	2	0
24 Evan Gattis, R (1, 2) OBP: 0.327, SLG: 0.506		X FC 90 0-0 ③ G5-3			C KC 81 B SI 93 B SL 82 F FC 90 S SI 93 2-3 ② K		C FC 90 B FC 91 B SL 83 C SI 91 B SL 83 F KC 83 B FF 92 4-2 7 FC6-4 1-2 2-3 BB			2	0	0	0	1	1	0
7 Tommy La Stella, L (1, 4) OBP: 0.346, SLG: 0.336			B SI 90 C KC 78 C FC 88 F SI 92 B CH 84 F FC 90 X SI 92 2-2 ① G4-3		F KC 81 C SI 92 F FC 90 B FF 92 F KC 82 F SL 80 S SI 92 1-3 ③ K		C CH 90 B FF 98 B FF 98 X FF 97 2-1 ③ FC6-4 1-2f			3	0	0	0	0	1	3
2 B.J. Upton, R (1, 8) OBP: 0.281, SLG: 0.327			B SL 80 F FC 89 C SI 91 X SL 82 1-2 ② G6-3			B SL 79 B FC 89 B SI 90 C SI 92 X SI 92 3-1 ① G6-3		B FF 94 C FF 95 X SL 90 1-1 ① G6-3		3	0	0	0	0	0	0
30 Ervin Santana, R (1, 1) OBP: 0.125, SLG: 0.109 4 Ryan Doumit, S (8, PH) OBP: 0.237, SLG: 0.285 51 James Russell, L (8, 1)			C SI 90 S FC 88 F FC 89 X SI 92 0-2 ③ G6-3			C FC 88 S SL 80 X SI 92 0-2 ② G1-3		C SI 93 F FF 95 B FF 96 X FF 95 1-2 ② F7		2 1 0	0 0 0	0 0 0	0 0 0	0 0 0	0 0 0	0 0 0

	AB	29
	R	0
	H	3
	RBI	0
	BB	3
	SO	10
	LOB	9

Inning Stats																																
	R: 0	H: 1	E: 0	LOB: 0	K: 0	BB: 0	S: 6	P: 9	R: 0	H: 0	E: 0	LOB: 0	K: 0	BB: 0	S: 7	P: 11	R: 0	H: 0	E: 0	LOB: 0	K: 0	BB: 0	S: 12	P: 15	R: 0	H: 0	E: 0	LOB: 1	K: 1	BB: 1	S: 11	P: 18
	R: 0	H: 0	E: 0	LOB: 0	K: 3	BB: 0	S: 14	P: 20	R: 0	H: 0	E: 0	LOB: 0	K: 0	BB: 0	S: 6	P: 11	R: 0	H: 1	E: 0	LOB: 3	K: 2	BB: 2	S: 16	P: 30	R: 0	H: 1	E: 0	LOB: 0	K: 1	BB: 0	S: 12	P: 17
	R: 0	H: 0	E: 0	LOB: 0	K: 3	BB: 0	S: 10	P: 15	1B: 1	SF: 0	2B: 2	SAC: 0	3B: 0	DP: 0	HR: 0	HBP: 0	WP: 0	PA: 32	PB: 0	SB: 0	CS: 1											

PITCHER		IP	WLS	BF	H	R	ER	SO	BB	IBB	HBP	BLK	WP	HR	S	P	ERA	WHIP
44 Mike Leake, R ERA: 3.46	(1, 1)	6.2	W	24	2	0	0	6	3	0	0	0	0	0	70	110	0.00	0.750
70 Jumbo Díaz, R ERA: 2.82	(7, 1)	0.1	H	1	0	0	0	0	0	0	0	0	0	0	2	4	0.00	0.000
51 Jonathan Broxton, R ERA: 1.37	(8, 1)	1.0	H	4	1	0	0	1	0	0	0	0	0	0	12	17	0.00	1.000
54 Aroldis Chapman, L ERA: 2.55	(9, 1)	1.0	S	3	0	0	0	3	0	0	0	0	0	0	10	15	0.00	0.000

PITCHER	IP	WLS	BF	H	R	ER	SO	BB	IBB	HBP	BLK	WP	HR	S	P	ERA	WHIP

BOTTOM

Atlanta Braves @ Cincinnati Reds

Great American Ball Park, Cincinnati, OH

Sat Aug 23 2014, 9:06 PM - 11:54 PM EDT

Att. 41,502 - Cloudy - 77 F

livebaseballscorecards.com

Batter	1	2	3	4	5	6	7	8	9	AB	R	H	RBI	BB	SO	LOB
6 Billy Hamilton, S (1, 8) OBP: 0.299, SLG: 0.386	G1-3		FC4-6			SH3-4		L8		3	0	0	0	0	0	1
25 Skip Schumaker, L (1, 7) OBP: 0.284, SLG: 0.308	G4-3			G4-3		K		G4-3		4	0	0	0	0	1	1
4 Brandon Phillips, R (1, 4) OBP: 0.309, SLG: 0.387	F7			HBP		1B		1B		3	0	2	1	0	0	0
21 Todd Frazier, R (1, 5) OBP: 0.341, SLG: 0.453		G1-3		K		BB		P3		3	0	0	0	1	1	2
29 Brayan Peña, S (1, 2) OBP: 0.291, SLG: 0.376		G3-1		P6		P6				3	0	0	0	0	0	3
28 Chris Heisey, R (1, 9) OBP: 0.272, SLG: 0.356		G2-3			B2-3		1B			3	0	1	0	0	0	0
9 Jack Hannahan, L (1, 3) OBP: 0.167, SLG: 0.174			FC4-6 1B		K		K			3	0	1	0	0	2	1
2 Zack Cozart, R (1, 6) OBP: 0.270, SLG: 0.293			F7		L8		K			3	0	0	0	0	1	2
44 Mike Leake, R (1, 1) OBP: 0.190, SLG: 0.333			K			SH3-4 2B	K			2	1	1	0	0	1	1
70 Jumbo Díaz, R (7, 1)										0	0	0	0	0	0	0
32 Jay Bruce, L (7, PH) OBP: 0.294, SLG: 0.379										1	0	0	0	0	1	1
51 Jonathan Broxton, R (8, 1)										0	0	0	0	0	0	0
54 Aroldis Chapman, L (9, 1)										0	0	0	0	0	0	0
Inning Stats	R: 0 E: 0 K: 0 S: 11 H: 0 LOB: 0 BB: 0 P: 16	R: 0 E: 0 K: 0 S: 6 H: 0 LOB: 0 BB: 0 P: 8	R: 0 E: 0 K: 1 S: 10 H: 1 LOB: 1 BB: 0 P: 11	R: 0 E: 0 K: 1 S: 9 H: 0 LOB: 1 BB: 0 P: 13	R: 0 E: 0 K: 1 S: 8 H: 0 LOB: 0 BB: 0 P: 12	R: 1 E: 0 K: 1 S: 13 H: 2 LOB: 2 BB: 1 P: 24	R: 0 E: 0 K: 3 S: 15 H: 1 LOB: 1 BB: 0 P: 22	R: 0 E: 0 K: 0 S: 16 H: 1 LOB: 1 BB: 0 P: 23		1B: 4 2B: 1 3B: 0 HR: 0 SF: 0 SAC: 1 DP: 0 HBP: 1						

AB	28
R	1
H	5
RBI	1
BB	1
SO	7
LOB	12

WP: 0 PA: 31
PB: 0
SB: 2
CS: 0

PITCHER		IP	WLS	BF	H	R	ER	SO	BB	IBB	HBP	BLK	WP	HR	S	P	ERA	WHIP
30 Ervin Santana, R ERA: 3.6	(1, 1)	7.0	L	27	4	1	1	7	1	0	1	0	0	0	72	106	1.29	0.714
51 James Russell, L ERA: 3.27	(8, 1)	1.0		4	1	0	0	0	0	0	0	0	0	0	16	23	0.00	1.000

PITCHER	IP	WLS	BF	H	R	ER	SO	BB	IBB	HBP	BLK	WP	HR	S	P	ERA	WHIP

Batter	1	2	3	4	5	6	7	8	9	AB	R	H	RBI	BB	SO	LOB
22 Jason Heyward, L (1, 9) OBP: 0.355, SLG: 0.389	C SI 93 B SI 92 X SI 93 1-1 15 FC6-4 1B		B FS 86 B SI 93 X SI 94 2-0 ① F7		C SI 93 C EP 61 B SI 91 B FS 87 S FS 87 2-3 ③ K			C SL 83 B FF 93 F SL 83 F FF 94 B SL 85 F SL 84 B SL 84 F SL 84 B SL 83 4-2 5 FC4-6 15 1B BB	B FF 93 X FF 93 1-0 5 BB 15 DI 1-H 1B	4	0	2	1	1	1	0
15 Phil Gosselin, R (1, 6) OBP: 0.333, SLG: 0.391	C FF 93 1 SAFE F SI 92 D CU 77 1 SAFE X FC 90 1-2 ① FC6-4 1-2f		B FF 93 C FF 93 B FC 88 F FF 94 X SI 94 2-2 5 G4-6-3 1B			C FF 93 F FC 89 B CU 79 B FC 91 S FC 89 2-3 ① K		B FF 93 B FF 92 B FF 92 C FF 92 F FF 91 X FF 91 3-2 5 FC4-6 1-2 1B	C FF 93 B FF 94 F FF 94 B SL 90 D SL 90 F FF 94 F FF 95 B FF 94 4-2 5 BB 1-2 BB	4	0	2	0	1	1	1
5 Freddie Freeman, L (1, 3) OBP: 0.387, SLG: 0.480	C SI 92 D FS 84 S FC 90 1 SAFE S FS 87 1-3 ② K		B SI 92 1 SAFE X SI 94 1-0 ② ③ G4-6-3 1-2f			B EP 68 B FS 86 F SI 94 B SI 95 F SI 94 X SI 94 3-2 ② L3		B SL 83 C SL 84 X FF 94 1-1 ① FC4-6 1-2f 2-3	B FF 94 B FF 94 B SI 95 B FF 94 4-0 8 FC4-6 1-2 2-3 BB	4	0	0	0	1	1	4
8 Justin Upton, R (1, 7) OBP: 0.361, SLG: 0.522	X FC 89 0-0 ③ L9			C FF 94 X SI 95 0-1 ① G5-3		X FC 90 0-0 ③ P5		B FF 96 F FF 96 B SI 97 B SL 89 F SL 90 S FF 98 3-3 ② K	F FF 96 C FF 95 B FF 97 X FF 97 1-2 ③ FC4-6 1-2f	5	0	0	0	0	1	6
23 Chris Johnson, R (1, 5) OBP: 0.297, SLG: 0.377		S FC 87 F SI 92 B FC 89 X FS 87 1-2 7 G6-3 24 S 1B		C FF 94 X SI 94 0-1 ② G6-3			C FF 93 B SI 94 F FF 93 B SI 95 F SI 94 B FC 90 S FF 96 3-3 ① K	C SL 87 B FF 97 F SL 87 S FF 98 1-3 ③ K		4	0	1	0	0	2	2
24 Evan Gattis, R (1, 2) OBP: 0.331, SLG: 0.520		F FF 93 F SI 93 D CU 79 1 SAFE B CU 78 F SI 95 D FC 90 S SI 94 3-3 ① K 1-2		B SI 92 B FS 88 H FF 93 3-0 7 FC4-6 HBP			C FF 95 C CU 75 B CU 80 X FC 88 1-2 7 2B 2B		B FF 93 B FF 94 B FF 94 C FF 94 X FF 94 3-1 HR	3	2	2	1	0	1	1
7 Tommy La Stella, L (1, 4) OBP: 0.344, SLG: 0.338		C FS 87 D FS 87 F SI 94 X FS 86 1-2 ② G6-3 2-3		B SI 93 B FS 86 X SI 94 2-0 ③ FC4-6 1-2f			B SI 95 B SI 95 X SI 95 2-0 2 L8 2-H 2B		B FF 92 B SI 91 C FC 91 B FC 91 S FC 93 X FC 92 3-2 ① G3-1	4	0	1	1	0	0	2
2 B.J. Upton, R (1, 8) OBP: 0.280, SLG: 0.325		B CU 79 B FC 89 I IN 60 I IN 59 4-0 34 S IBB			C FF 93 X SI 94 0-1 ① F8		B FF 95 C FF 95 S SI 95 F SI 95 X SI 95 1-2 ② L8 2-3		C FF 94 B CU 78 S FC 93 C CH 82 1-3 ② K	3	0	0	0	1	1	1
34 Aaron Harang, R (1, 1) OBP: 0.098, SLG: 0.080 48 David Carpenter, R (6, 1) 4 Ryan Doumit, S (7, PH) OBP: 0.235, SLG: 0.282 57 David Hale, R (7, 1) OBP: 0.059, SLG: 0.063 1 Emilio Bonifácio, S (9, PH) OBP: 0.315, SLG: 0.358		B FF 94 1 SAFE C FF 93 X FF 94 1-1 ③ G5-3 1-2			C FF 93 F FF 94 B CU 74 T CU 75 1-2 ② K		C SI 96 B SI 96 X SI 96 1-1 ③ G4-3		C FF 95 S FC 92 F CU 81 B FC 93 X FC 94 1-2 22 DI 22 1B 1B	2 0 1 0 1	0 0 0 0 1	0 0 0 0 1	0 0 0 0 0	0 0 0 0 0	1 0 0 0 0	2 0 1 0 0

Inning Stats																																			
	R: 0	H: 1		R: 0	H: 1		R: 0	H: 1		R: 0	H: 0		R: 0	H: 0		R: 0	H: 0		R: 1	H: 2		R: 0	H: 1		R: 2	H: 3		1B: 6	SF: 0		WP: 0	PA: 40	
	E: 0	LOB: 1		E: 0	LOB: 2		K: 0	LOB: 0		K: 0	LOB: 1		E: 0	LOB: 0		K: 1	LOB: 0		E: 0	LOB: 1		E: 0	LOB: 2		E: 0	LOB: 3		2B: 2	SAC: 0		PB: 0		
	K: 1	BB: 0		K: 1	BB: 1		S: 5	BB: 0		K: 0	BB: 0		S: 8	BB: 0		S: 7	BB: 0		S: 14	BB: 0		K: 2	BB: 1		K: 1	BB: 2		3B: 0	DP: 1		SB: 2		
	S: 9	P: 12		S: 12	P: 22			P: 10		S: 5	P: 10			P: 11			P: 12			P: 22		S: 16	P: 28		S: 20	P: 38		HR: 1	HBP: 1		CS: 0		

PITCHER		IP	WLS	BF	H	R	ER	SO	BB	IBB	HBP	BLK	WP	HR	S	P	ERA	WHIP
31 Alfredo Simon, R ERA: 3.26	(1, 1)	7.0	W	27	5	1	1	6	0	1	1	0	0	0	60	99	1.29	0.714
43 Manny Parra, L ERA: 4.36	(8, 1)	0.1		3	1	0	0	0	1	0	0	0	0	0	10	18	0.00	6.000
70 Jumbo Díaz, R ERA: 2.74	(8, 1)	0.2	H	2	0	0	0	2	0	0	0	0	0	0	6	10	0.00	0.000
66 Logan Ondrusek, R ERA: 4.63	(9, 1)	0.2		4	2	2	2	1	0	0	0	0	0	1	12	20	27.00	3.000
51 Jonathan Broxton, R ERA: 1.36	(9, 1)	0.1	S	4	1	0	0	0	2	0	0	0	0	0	8	18	0.00	9.000

PITCHER	IP	WLS	BF	H	R	ER	SO	BB	IBB	HBP	BLK	WP	HR	S	P	ERA	WHIP

TOP

Atlanta Braves @ Cincinnati Reds

Great American Ball Park, Cincinnati, OH

Sun Aug 24 2014, 1:10 PM - 4:23 PM EDT

Att. 29,642 - Cloudy - 85 F

livebaseballscorecards.com

AB	35
R	3
H	9
RBI	3
BB	4
SO	9
LOB	20

BOTTOM

Batter	1	2	3	4	5	6	7	8	9	AB	R	H	RBI	BB	SO	LOB
6 Billy Hamilton, S (1, 8) OBP: 0.296, SLG: 0.382	B SI 86 B SI 87 C SI 87 C SI 88 B FF 88 X SI 90 3-2 ① G6-3		C SI 90 1 SAFE B SI 90 P PO 81 S SI 89 X SI 90 2-2 ③ F7		B CU 75 F SI 86 L SI 88 X SI 90 1-2 ① G5-3		B FF 91 B FF 92 X FF 91 2-0 ① F7			4	0	0	0	0	0	1
21 Todd Frazier, R (1, 5) OBP: 0.343, SLG: 0.460	B FF 89 C SL 80 F SL 79 B SL 80 F FF 88 F SL 80 S FF 90 2-3 ② K			M FF 86 X SL 81 0-1 32 1B 4 1B 48 SF9 1B	C FF 88 F FF 87 S FF 89 0-3 ② K		B FF 92 X FF 90 1-0 HR			4	2	2	1	0	2	0
4 Brandon Phillips, R (1, 4) OBP: 0.311, SLG: 0.386	C FF 88 C CU 76 B SL 86 B CU 75 F CH 85 B FF 87 C SI 91 3-3 ③ K			C SI 89 1 SAFE B SI 90 C SI 90 D SI 89 X FF 89 2-2 48 SF9 32 1B 29 1B **1-2** 1B	C CU 73 C CU 75 B SL 81 B CU 76 X CU 76 2-2 ③ L8		C FF 93 S CH 78 B FF 92 B CU 90 B CH 78 F CH 79 B SI 92 4-2 BB			3	1	1	0	1	1	0
39 Devin Mesoraco, R (1, 2) OBP: 0.347, SLG: 0.534		F SL 80 B CH 82 B SL 79 S CH 83 B SL 82 B CH 84 4-2 48 G6-4-3 BB		X SL 82 0-0 ① L7		F CH 82 B FF 86 F CH 83 B SL 81 S SL 77 2-3 ① K	B FF 92 F CH 79 1 SAFE F CH 78 S CU 82 1-3 ② K			3	0	0	0	1	2	3
32 Jay Bruce, L (1, 9) OBP: 0.296, SLG: 0.381		B CH 83 S SL 81 D SL 81 F FF 91 B FF 91 X SI 91 3-2 ① L8		C SL 81 B CH 84 B SL 80 C FF 90 B SI 91 X SI 91 3-2 29 1B 2 1B **1-2** **2-3** 1B		F CH 83 F CU 73 F SL 80 B CU 74 B SI 90 F FF 90 X FF 90 2-2 29 1B 48 S 2 FC5-4 1B	D CH 80 X SI 92 1-0 ③ G4-3			4	2	2	0	0	0	2
48 Ryan Ludwick, R (1, 7) OBP: 0.310, SLG: 0.391		F FF 90 S SL 81 F FF 89 F CU 75 B FF 90 D FF 88 X SI 90 2-2 ② ③ G6-4-3 **1-2f**		B SL 83 T FF 89 X SI 92 1-1 ② SF9 **2-3** **3-H**		B CU 75 C FF 90 S FF 90 B SI 89 D CU 76 D SI 90 4-2 2 FC5-4 29 1B **1-2** BB	X FF 91 0-0 ① P3			2	0	0	1	1	0	1
29 Brayan Peña, S (1, 3) OBP: 0.294, SLG: 0.378			C CH 82 C SL 78 X SL 79 0-2 ① G4-3	X SI 91 0-0 2 1B **1-2** **3-H** 1B		C SI 89 B SL 79 B FF 89 X CH 84 2-1 2 FC5-4 **1-2** **2-3** 1B		B SI 91 X SI 91 1-0 ② F7		4	0	2	1	0	0	0
2 Zack Cozart, R (1, 6) OBP: 0.274, SLG: 0.302			C SI 89 F SI 90 B SL 80 X SL 81 1-2 1B	C SI 90 F SL 79 X FF 91 0-2 31 FC3-6 **1-3** **2-H** 1B		S FF 95 F FF 95 X SL 86 0-2 ② FC5-4 **1-2f** **2-3** **3-H**	B FF 90 F SI 89 B CU 80 B FF 92 X SI 90 3-1 3B			4	0	3	2	0	0	2
31 Alfredo Simon, R (1, 1) OBP: 0.120, SLG: 0.122 43 Manny Parra, L (8, 1) 70 Jumbo Díaz, R (8, 1) 9 Jack Hannahan, L (8, PH) OBP: 0.160, SLG: 0.167 66 Logan Ondrusek, R (9, 1) 51 Jonathan Broxton, R (9, 1)			L FF 90 L FF 89 L FF 88 0-3 ② K	B FF 90 X FF 91 1-0 ③ FC3-6 **1-2f**		F FF 96 F FF 96 S SL 86 0-3 ③ K	C FF 92 B FF 91 S CU 79 D CU 82 S FF 92 2-3 ③ K			3 0 0 1 0 0	0 0 0 0 0 0	0 0 0 0 0 0	0 0 0 0 0 0	0 0 0 1 0 0	2 0 0 0 0 0	5 0 0 1 0 0
Inning Stats	R: 0 E: 0 K: 2 S: 12 H: 0 LOB: 0 BB: 0 P: 20	R: 0 E: 0 K: 0 S: 10 H: 0 LOB: 0 BB: 1 P: 19	R: 0 E: 0 K: 1 S: 13 H: 1 LOB: 1 BB: 0 P: 15	R: 3 E: 0 K: 0 S: 16 H: 5 LOB: 2 BB: 0 P: 23	R: 0 E: 0 K: 1 S: 9 H: 0 LOB: 0 BB: 0 P: 12	R: 1 E: 0 LOB: 2 BB: 1 P: 28 H: 2	R: 1 E: 0 K: 1 S: 9 H: 1 LOB: 1 BB: 1 P: 18	R: 0 E: 0 K: 1 S: 7 H: 1 LOB: 1 BB: 0 P: 13		1B: 8 2B: 0 3B: 1 HR: 1 SF: 1 SAC: 0 DP: 1 HBP: 0						

PITCHER		IP	WLS	BF	H	R	ER	SO	BB	IBB	HBP	BLK	WP	HR	S	P	ERA	WHIP
34 Aaron Harang, R ERA: 3.6	(1, 1)	5.1	L	25	8	4	4	5	2	0	0	0	0	0	72	111	6.75	1.875
48 David Carpenter, R ERA: 3.56	(6, 1)	0.2		2	0	0	0	1	0	0	0	0	0	0	6	6	0.00	0.000
57 David Hale, R ERA: 3.01	(7, 1)	2.0		9	2	1	1	2	1	0	0	0	0	1	16	31	4.50	1.500

PITCHER	IP	WLS	BF	H	R	ER	SO	BB	IBB	HBP	BLK	WP	HR	S	P	ERA	WHIP

Atlanta Braves @ Cincinnati Reds

Great American Ball Park, Cincinnati, OH

Sun Aug 24 2014, 1:10 PM - 4:23 PM EDT
Att. 29,642 - Cloudy - 85 F

livebaseballscorecards.com

AB	32
R	5
H	10
RBI	5
BB	3
SO	8
LOB	15

WP: 0	PA: 36
PB: 0	
SB: 1	
CS: 0	

Chicago Cubs @ Cincinnati Reds

Great American Ball Park, Cincinnati, OH

Tue Aug 26 2014, 7:12 PM - 10:42 PM EDT

Att. 19,481 - Partly Cloudy - 86 F

livebaseballscorecards.com

Batter	1	2	3	4	5	6	7	8	9	AB	R	H	RBI	BB	SO	LOB
8 Chris Coghlan, L (1, 7) OBP: 0.338, SLG: 0.440	B SI 90 S CH 82 X FC 88 1-1 ① G4-3		C FC 88 B CH 84 X CH 84 1-1 ② G1-3			F CH 83 B CH 84 B CH 82 X FC 88 2-1 24 E 13 1B 1B	F CH 83 B SI 92 B FF 92 B FF 92 B FC 88 4-1 1-2 BB		B CH 82 F FF 91 X SI 87 1-1 ③ L7	4	0	1	0	1	0	0
9 Javier Báez, R (1, 4) OBP: 0.233, SLG: 0.465	C FC 88 F SI 92 B FC 87 B FF 92 S 2-3 ② K		B SL 83 S SL 85 B FC 88 S CH 84 C FF 93 2-3 ③ K			B FC 86 1 SAFE B FC 87 T FF 91 1 SAFE S FF 92 1 SAFE S FF 93 2-3 ① K	D SL 81 F SI 88 C KC 73 F KC 75 T SI 88 1-2 ② K			4	0	0	0	0	4	3
44 Anthony Rizzo, L (1, 3) OBP: 0.375, SLG: 0.514 46 Pedro Strop, R (8, 1) 56 Héctor Rondón, R (9, 1)	B C FC 87 B FC 88 X FF 91 2-1 HR			B FC 88 B CH 84 B FC 89 C FF 92 C CH 84 S CH 85 3-3 ① K		C FF 92 C FC 91 F FF 94 X FF 94 0-2 ② P5	B SI 86 X KC 74 1-0 ③ G3			4 0 0	1 0 0	1 0 0	1 0 0	0 0 0	1 0 0	3 0 0
13 Starlin Castro, R (1, 6) OBP: 0.334, SLG: 0.430	C FC 88 X FC 86 0-1 1B			F CH 85 X FC 89 0-1 ② G4-3		X SI 93 0-0 1-2 1B		C CU 75 S CH 80 B FF 93 B FF 92 S CH 80 2-3 ① K		4	0	2	0	0	1	0
24 Luis Valbuena, L (1, 5) OBP: 0.321, SLG: 0.421	1 SAFE F FC 86 X SI 88 0-1 ③ F7			B CH 84 B FC 88 S SI 92 F SI 93 F FF 94 S CH 86 2-3 ③ K		B FC 90 2 SAFE C FF 93 X FF 91 1-1 2-3 ③ F9		C CU 75 F FF 94 B CH 82 B CH 83 X FF 94 2-2 1B		4	0	1	0	0	1	3
6 Ryan Sweeney, L (1, 9) OBP: 0.304, SLG: 0.338 41 Matt Szczur, R (2, 9) OBP: 0.267, SLG: 0.214		C SL 84 B CH 81 B FC 90 F SI 90 X FC 86 2-2 ① G6-3			B SL 84 C FF 92 B SL 84 B FF 92 F FC 88 B FF 93 4-2 7 FC3-6 BB		F SL 85 X FF 93 0-1 7 HR 1B	B FF 91 F FF 91 X FC 92 1-1 ② L9		1 2	0 1	0 1	0 0	0 1	0 0	0 1
7 Arismendy Alcántara, S (1, 8) OBP: 0.285, SLG: 0.374		B FC 90 B FC 88 F FC 87 C FC 90 S CH 83 2-3 ② K			X FC 88 0-0 ① FC3-6 1-2f		B FF 91 X FC 87 1-0 1-H HR	C FF 91 1 SAFE F FF 91 S CH 80 0-3 ③ K		4	1	1	2	0	2	2
5 Welington Castillo, R (1, 2) OBP: 0.297, SLG: 0.382		C FC 89 X SL 84 0-1 ③ G4-3			C FF 93 1 SAFE C FF 92 C FF 93 0-3 ② K		F CH 84 F SL 85 B FF 93 C FC 88 1-3 ① K		C SL 80 F FF 92 S SL 83 0-3 ① K	4	0	0	0	0	3	1
37 Travis Wood, R (1, 1) OBP: 0.296, SLG: 0.471 54 Neil Ramírez, R (7, 1) 4 Chris Valaika, R (8, 3) OBP: 0.227, SLG: 0.293			S SL 81 X SL 85 0-1 ① P3		B FC 89 X FF 93 1-0 ③ L6		C SL 83 X SL 86 0-1 8 BB 1B		B SL 80 C SL 80 F FF 91 S SL 83 1-3 ② K	3 0 1	0 0 0	1 0 0	0 0 0	0 0 0	0 0 1	1 0 0
Inning Stats	R: 1 H: 2 E: 0 LOB: 1 K: 1 BB: 0 S: 11 P: 16	R: 0 H: 0 E: 0 LOB: 0 K: 1 BB: 0 S: 8 P: 12	R: 0 H: 0 E: 0 LOB: 0 K: 1 BB: 0 S: 7 P: 10	R: 0 H: 0 E: 0 LOB: 0 K: 2 BB: 0 S: 9 P: 14	R: 0 H: 0 E: 0 LOB: 1 K: 1 BB: 1 S: 7 P: 12	R: 0 H: 2 E: 1 LOB: 2 K: 1 BB: 0 S: 12 P: 17	R: 2 H: 3 E: 0 LOB: 2 K: 2 BB: 1 S: 14 P: 22	R: 0 H: 1 E: 0 LOB: 1 K: 2 BB: 0 S: 11 P: 16	R: 0 H: 0 E: 0 LOB: 0 K: 2 BB: 0 S: 8 P: 10	1B: 6 SF: 0 2B: 0 SAC: 0 3B: 0 DP: 0 HR: 2 HBP: 0						

AB	35
R	3
H	8
RBI	3
BB	2
SO	13
LOB	14

WP: 0 PA: 37
PB: 0
SB: 0
CS: 0

PITCHER		IP	WLS	BF	H	R	ER	SO	BB	IBB	HBP	BLK	WP	HR	S	P	ERA	WHIP
47 Johnny Cueto, R ERA: 2.26	(1, 1)	6.1	L	28	7	3	3	8	2	0	0	0	0	2	63	96	4.26	1.421
63 Sam LeCure, R ERA: 3.69	(7, 1)	0.2		2	0	0	0	1	0	0	0	0	0	0	5	7	0.00	0.000
66 Logan Ondrusek, R ERA: 4.5	(8, 1)	1.0		4	1	0	0	2	0	0	0	0	0	0	11	16	0.00	1.000
64 Daniel Corcino, R ERA:	(9, 1)	1.0		3	0	0	0	2	0	0	0	0	0	0	8	10	0.00	0.000

PITCHER	IP	WLS	BF	H	R	ER	SO	BB	IBB	HBP	BLK	WP	HR	S	P	ERA	WHIP

Batter	1	2	3	4	5	6	7	8	9	AB	R	H	RBI	BB	SO	LOB
6 Billy Hamilton, S (1, 8) OBP: 0.296, SLG: 0.380	C FF 88 C SI 88 X SI 89 0-2 ① P3		C SI 91 C FC 86 B FC 87 F SI 89 F FF 90 F CH 79 X FC 86 1-2 ③ L7			B FC 85 B SI 88 X SI 86 2-0 ① F8		L SL 84 B SI 96 C SI 97 B SL 84 D SI 96 F FF 95 B SI 96 4-2 1-2 BB		3	0	0	0	1	0	0
21 Todd Frazier, R (1, 3) OBP: 0.342, SLG: 0.458	C FF 89 S SI 90 F FC 87 X FF 91 0-2 1B			F FF 88 B CU 72 B FF 89 F FC 85 X CH 80 2-2 ① L8		B FF 88 B SI 88 B SI 88 X FF 87 3-0 ② F7		B FF 96 X SI 96 1-0 ③ G5-3		4	0	1	0	0	0	2
4 Brandon Phillips, R (1, 4) OBP: 0.308, SLG: 0.382	C FF 89 F SI 89 F FC 86 X FC 86 0-2 ② F8			C FF 89 F SI 89 X FC 86 0-2 ② F9		X FF 89 0-0 ③ G4-3			C FF 97 B FF 98 X FF 97 1-1 ① L9	4	0	0	0	0	0	1
32 Jay Bruce, L (1, 9) OBP: 0.296, SLG: 0.378	B FC 86 C FC 85 D SL 79 B FC 86 X FC 85 3-1 ③ L4			B SI 89 B FC 85 B FF 90 C FF 89 F FF 89 B FC 88 4-2 BB			C FF 94 S CU 78 C CU 79 0-3 ① K		F FF 98 B SI 98 C FF 98 B SL 85 S SL 84 2-3 ② K	3	0	0	0	1	2	1
48 Ryan Ludwick, R (1, 7) OBP: 0.307, SLG: 0.386		B SI 89 C FF 90 F SI 90 B CH 80 X CH 81 2-2 ① L7		F SI 88 F FC 85 F FF 89 D CH 80 C FF 88 1-3 ③ K			S FF 95 F FF 95 B FF 94 S FF 94 1-3 ② K		B SL 84 C FF 97 B FF 96 F FF 97 X FF 98 2-2 ③ P4	4	0	0	0	0	2	1
17 Kristopher Negrón, R (1, 5) OBP: 0.322, SLG: 0.476		F SI 90 X CH 79 0-1 ② L8			C CU 69 B SI 88 S SI 89 T FC 85 1-2 ① K		B FF 95 S FF 94 C FF 95 B FF 95 T FF 95 2-2 ③ K			3	0	0	0	0	2	0
29 Brayan Peña, S (1, 2) OBP: 0.291, SLG: 0.374		C FF 90 C SI 90 F FF 90 B FF 91 C SI 90 1-3 ③ K			B FF 88 B CH 77 F FF 88 B FF 88 X SI 88 3-1 ② L9			B FF 95 F FF 95 X SL 86 1-1 ① L7		3	0	0	0	0	1	0
2 Zack Cozart, R (1, 6) OBP: 0.274, SLG: 0.302			B FF 88 B FF 89 C FF 89 F FC 86 F FF 91 F FF 89 F FC 86 F FF 90 C FC 87 2-3 ① K		B SI 88 B CU 72 C SI 89 C SI 90 F SI 91 B FF 90 F FC 84 X FF 90 3-2 1B			X FF 95 0-0 ② F9		3	0	1	0	0	1	0
47 Johnny Cueto, R (1, 1) OBP: 0.150, SLG: 0.136 63 Sam LeCure, R (7, 1) 66 Logan Ondrusek, R (8, 1) 25 Skip Schumaker, L (8, PH) OBP: 0.287, SLG: 0.311 64 Daniel Corcino, R (9, 1)			C FF 90 C SI 90 B FF 91 X FC 86 1-2 ② L4		B SI 87 S SI 88 F SI 87 1 SAFE T FF 89 1-2 ③ K			C FF 96 B SL 84 B SI 96 X SL 83 2-1 6 BB 1B		2 0 0 1 0	0 0 0 0 0	0 0 0 1 0	0 0 0 0 0	1 0 0 0 0	0 0 0 0 0	1 0 0 0 0
Inning Stats	R: 0 H: 1 E: 0 LOB: 1 K: 0 BB: 0 S: 13 P: 16	R: 0 H: 0 E: 0 LOB: 0 K: 1 BB: 0 S: 9 P: 12	R: 0 H: 0 E: 0 LOB: 0 K: 1 BB: 0 S: 16 P: 20	R: 0 H: 0 E: 0 LOB: 1 K: 1 BB: 1 S: 12 P: 19	R: 0 H: 1 E: 0 LOB: 1 K: 2 BB: 0 S: 13 P: 21	R: 0 H: 0 E: 0 LOB: 0 K: 0 BB: 0 S: 3 P: 8	R: 0 H: 0 E: 0 LOB: 0 K: 3 BB: 0 S: 9 P: 12	R: 0 H: 1 E: 0 LOB: 2 K: 0 BB: 1 S: 9 P: 17	R: 0 H: 0 E: 0 LOB: 0 K: 1 BB: 0 S: 8 P: 13	1B: 3 SF: 0 2B: 0 SAC: 0 3B: 0 DP: 0 HR: 0 HBP: 0						

PITCHER	IP	WLS	BF	H	R	ER	SO	BB	IBB	HBP	BLK	WP	HR	S	P	ERA	WHIP
37 Travis Wood, L (1, 1) ERA: 4.72	6.0	W	21	2	0	0	5	1	0	0	0	0	0	66	96	0.00	0.500
54 Neil Ramírez, R (7, 1) ERA: 1.08	1.0	H	3	0	0	0	3	0	0	0	0	0	0	9	12	0.00	0.000
46 Pedro Strop, R (8, 1) ERA: 2.31	1.0	H	5	1	0	0	0	1	0	0	0	0	0	9	17	0.00	2.000
56 Héctor Rondón, R (9, 1) ERA: 2.75	1.0	S	3	0	0	0	1	0	0	0	0	0	0	8	13	0.00	0.000

PITCHER	IP	WLS	BF	H	R	ER	SO	BB	IBB	HBP	BLK	WP	HR	S	P	ERA	WHIP

BOTTOM

Chicago Cubs @ Cincinnati Reds

Great American Ball Park, Cincinnati, OH

Tue Aug 26 2014, 7:12 PM - 10:42 PM EDT

Att. 19,481 - Partly Cloudy - 86 F

livebaseballscorecards.com

AB	30
R	0
H	3
RBI	0
BB	2
SO	9
LOB	6

PA: 32

WP: 0
PB: 0
SB: 0
CS: 0

Chicago Cubs @ Cincinnati Reds

Great American Ball Park, Cincinnati, OH

Wed Aug 27 2014, 7:14 PM - 10:30 PM EDT

Att. 20,497 - Partly Cloudy - 86 F

TOP

livebaseballscorecards.com

Batter	1	2	3	4	5	6	7	8	9	AB	R	H	RBI	BB	SO	LOB
8 Chris Coghlan, L (1, 7) OBP: 0.342, SLG: 0.441	C FC 91 B CU 74 B FS 81 F SI 90 F FS 82 F FS 80 X FF 92 2-2 9 G5-4-3 1B		C FF 91 B FF 90 X CU 75 1-1 ① L8		B SI 89 F CU 78 B FF 90 C CU 78 S FS 82 2-3 ② K			B FF 89 C FC 90 B FF 90 F FS 82 F FS 82 B FS 79 1 SAFE F FF 90 X FS 81 3-2 9 2B 1-2 1B	B FF 101 C FF 101 B FF 101 S FF 99 B FF 102 B FF 100 4-2 1-2 BB	4	1	2	0	1	1	1
9 Javier Báez, R (1, 4) OBP: 0.232, SLG: 0.462	B FC 90 X FF 90 1-0 ①② G5-4-3 1-2f		C FS 82 F CU 75 S FS 81 0-3 ② K		S CU 74 B CU 77 S CU 76 D FS 82 X CU 77 2-2 ③ F8			C SL 88 B SL 88 B FF 94 F FF 94 F FF 95 X SL 89 2-2 13 1B 68 1B 1-H 2-H 2B	C FF 101 S SL 90 X FF 102 0-2 ③ F8	5	1	1	2	0	1	4
13 Starlin Castro, R (1, 6) OBP: 0.333, SLG: 0.429	X FC 94 0-0 ③ G5-3		C FC 92 B FF 92 F FF 92 S FS 81 1-3 ③ K2-3			C FC 90 F FF 90 S FS 80 0-3 ① K		B FF 94 X SL 88 1-0 68 1B 2-3 1B		4	0	1	0	0	2	0
24 Luis Valbuena, L (1, 5) OBP: 0.322, SLG: 0.428		B SI 88 X FF 88 1-0 HR		B FF 90 B FC 90 B FF 91 B FF 89 4-0 5 S BB		C FF 90 B FS 82 X FC 91 1-1 ② L7		F SI 92 1 SAFE F SI 90 S FF 93 0-3 ① K		3	1	1	1	1	1	2
68 Jorge Soler, R (1, 9) OBP: 0.500, SLG: 1.250		B FC 91 B FS 84 C FC 90 X FF 90 2-1 HR		X FC 90 0-0 ① P4		B CU 76 B FF 92 C FF 93 C FS 82 B FS 81 S FS 84 3-3 ③ K		B FF 92 X FF 92 1-0 5 G4-6-3 1-2 3-H 1B		4	1	2	2	0	1	1
5 Welington Castillo, R (1, 2) OBP: 0.297, SLG: 0.380		F FC 93 X FF 93 0-1 1B		D CU 74 1 SAFE F FS 83 C FF 90 S FS 84 1-3 ② K 1-2			C FF 90 C CU 72 F CU 78 B FS 80 B FS 80 B FS 83 S FF 90 3-3 ① K	C FF 95 F FF 96 F FF 94 B FF 95 F FF 95 X SL 91 1-2 ②③ G4-6-3 1-2f		4	0	1	0	0	2	3
7 Arismendy Alcántara, S (1, 8) OBP: 0.284, SLG: 0.371		C FF 91 F CU 74 S FS 82 0-3 ① K		D CU 75 X FS 79 1-0 ③ F8			X FF 90 0-0 ② G5-3		B FF 100 C FF 99 X FF 100 1-1 8 DI 1B	4	0	1	0	0	1	2
4 Chris Valaika, R (1, 3) OBP: 0.229, SLG: 0.289		B FC 91 X SI 90 1-0 ② F8			C SL 88 B SI 88 B SI 88 B SI 90 F FC 90 F FC 90 X FF 89 3-2 33 SH1-4 1B		C FC 91 F FS 83 C FF 92 0-3 ③ K		F FF 101 F FF 100 B FF 102 B SL 88 S FF 100 2-3 ① K	4	0	1	0	0	2	2
38 Jacob Turner, R (1, 1) OBP: 0.250, SLG: 0.333 33 Carlos Villanueva, R (4, 1) 11 Kyuji Fujikawa, L (7, 1) 45 Logan Watkins, L (8, PH) OBP: 0.364, SLG: 0.455 59 Zac Rosscup, R (8, 1) 52 Justin Grimm, R (8, 1) 41 Matt Szczur, R (9, PH) OBP: 0.250, SLG: 0.200		C FC 92 B CU 75 T FC 91 D FS 80 F FC 91 S FS 84 2-3 ③ K			X FF 89 0-0 ① SH1-4 1-2			B FF 88 B FF 88 X SI 89 2-0 8 1B 9 2B 1B	C FF 100 B FF 100 B SL 86 F SL 86 S FF 101 2-3 ② K	1 0 0 0 1 0 1	0 0 0 1 0 0 0	0 0 0 1 0 0 0	0 0 0 0 0 0 0	0 0 0 0 0 0 0	1 0 0 0 0 0 1	1 0 0 0 0 0 1
Inning Stats	R: 0 E: 0 K: 0 S: 7 H: 1 LOB: 0 BB: 0 P: 10	R: 2 E: 0 K: 2 S: 13 H: 3 LOB: 1 BB: 0 P: 19	R: 0 E: 0 K: 2 S: 8 H: 0 LOB: 0 BB: 0 P: 10	R: 0 E: 0 K: 1 S: 5 H: 0 LOB: 1 BB: 1 P: 11	R: 0 E: 0 K: 1 S: 11 H: 1 LOB: 1 BB: 0 P: 18	R: 0 E: 0 K: 2 S: 8 H: 0 LOB: 0 BB: 0 P: 12	R: 0 E: 0 K: 2 S: 8 H: 0 LOB: 0 BB: 0 P: 11	R: 3 E: 0 K: 1 S: 20 H: 5 LOB: 1 BB: 0 P: 30	R: 0 E: 0 K: 2 S: 13 H: 1 LOB: 2 BB: 1 P: 22	1B: 8 2B: 1 3B: 0 HR: 2 SF: 0 SAC: 1 DP: 2 HBP: 0						

	AB	35
	R	5
	H	11
	RBI	5
	BB	2
	SO	13
	LOB	17

WP: 0 PB: 0 SB: 1 CS: 0 PA: 38

PITCHER		IP	WLS	BF	H	R	ER	SO	BB	IBB	HBP	BLK	WP	HR	S	P	ERA	WHIP
55 Mat Latos, R ERA: 3.15	(1, 1)	7.0	W	28	7	4	4	10	1	0	0	0	0	2	66	102	5.14	1.143
51 Jonathan Broxton, R ERA: 1.52	(8, 1)	1.0	H	5	3	1	1	1	0	0	0	0	0	0	14	19	9.00	3.000
54 Aroldis Chapman, L ERA: 2.49	(9, 1)	1.0	S	5	1	0	0	2	1	0	0	0	0	0	13	22	0.00	2.000

PITCHER		IP	WLS	BF	H	R	ER	SO	BB	IBB	HBP	BLK	WP	HR	S	P	ERA	WHIP

Batter	1	2	3	4	5	6	7	8	9	AB	R	H	RBI	BB	SO	LOB
6 Billy Hamilton, S (1, 8) OBP: 0.297, SLG: 0.380	C SI 92 C CU 78 B CH 85 B SI 95 X SI 95 2-2 21 CS 1B		L SI 92 B CU 76 B FF 93 X SI 92 2-1 B2-3 ①	D CU 78 F CH 85 B FF 93 F CH 85 X FC 84 2-2 E6 4 S 21 1B 4 1B 2-H 1B		F FF 90 B CU 79 C CU 77 S SL 85 1-3 ①		F SI 93 L SI 93 B FF 93 X SL 82 1-2 G3 ①		5	1	2	0	0	1	0
21 Todd Frazier, R (1, 3) OBP: 0.342, SLG: 0.458	1 SAFE C FF 93 C SI 96 B FC 85 S SI 95 1-3 ① ② K 1-2		X CU 78 0-0 39 BB 1B	1 SAFE C CU 81 B SI 91 1 SAFE X SI 92 1-1 4 1B 39 1B 1-2 1B		C SI 90 B FF 90 S SL 80 S FF 91 1-3 ② K		B CU 79 B CU 80 F FF 96 X FF 96 2-1 ② G6-3		5	1	2	0	0	2	1
4 Brandon Phillips, R (1, 4) OBP: 0.307, SLG: 0.379	B SI 95 X SI 94 1-0 ③ G5-3		F SI 92 1 SAFE 1 SAFE X SI 93 0-1 ② F7	C FF 89 F SI 90 B FF 91 B FF 90 F SL 84 X FF 91 2-2 39 1B 1-3 2-H 1B		C CU 73 S SL 87 F FF 91 B FF 81 S SL 87 0-3 ③ K		B FF 97 F FF 97 S CU 83 B FF 95 S CU 85 2-3 ③ K		5	0	1	1	0	2	1
39 Devin Mesoraco, R (1, 2) OBP: 0.354, SLG: 0.537		B SI 94 C CU 76 X SI 93 1-1 17 F9 32 BB 25 2B 1B	D CH 85 B CU 77 C SI 92 1 SAFE F CU 78 D CH 86 B FF 93 4-2 1-2 BB	C CU 73 X CH 81 0-1 1-3 3-H 1B			H FC 91 1-0 25 E 32 1B HBP			2	1	2	1	1	0	0
32 Jay Bruce, L (1, 9) OBP: 0.298, SLG: 0.377		C SI 93 B FF 92 B SI 94 B SI 93 F SI 94 F FF 94 B FF 94 4-2 25 2B 2 G6-3 1-2 BB	D CU 78 B CU 78 X SI 93 2-0 G1-3 ③	F FF 90 B CU 78 S CU 80 C FF 91 1-3 ③ K			X CU 76 0-0 25 E 1-2 1B			3	1	1	0	1	1	4
17 Kristopher Negrón, R (1, 5) OBP: 0.319, SLG: 0.477		C SI 94 B CU 78 X SI 94 1-1 ① F9 2-3		B SI 91 F SI 92 X SI 92 1-1 25 1B 2B	S FF 89 S CU 77 B SL 85 B SL 84 X FF 91 2-2 ① G3-1		B FF 92 S FC 89 S FC 89 B FF 92 F FC 90 S FF 93 2-3 ① K			4	1	1	0	0	1	4
25 Skip Schumaker, L (1, 7) OBP: 0.290, SLG: 0.319		D CU 78 C SI 94 F FF 94 X FF 94 1-2 1-3 3-H 2B		B SI 92 X SI 92 1-0 55 SH1-4 6 E 2-H 1B	C SL 77 F SI 90 X CU 79 0-2 ② G3		B FC 90 S FF 93 F FF 91 X CH 81 1-2 FC4 2 G5-4-3 1-2 2-3			4	1	2	2	0	0	2
2 Zack Cozart, R (1, 6) OBP: 0.274, SLG: 0.301		X FF 94 0-0 ② G6-3 3-H		C SI 92 X CU 77 0-1 ① F7	B FF 90 X FF 90 1-0 1B		B FF 92 C FC 89 X FC 90 1-1 ② ③ G5-4-3 1-2f			4	0	1	1	0	0	5
55 Mat Latos, R (1, 1) OBP: 0.103, SLG: 0.071 51 Jonathan Broxton, R (8, 1) 28 Chris Heisey, R (8, PH) OBP: 0.275, SLG: 0.372 54 Aroldis Chapman, L (9, 1)		B SI 93 X FF 92 1-0 ③ G4-3		C SI 91 B SI 91 B SI 91 X SI 91 2-1 ② SH1-4 1-2	C FF 91 S CU 74 D SL 85 C SL 84 1-3 ③ K			F FF 92 B FF 93 X FF 94 1-1 HR		2 0 1 0	0 0 1 0	0 0 1 0	0 0 1 0	1 0 0 0	0 0 0 0	2 0 0 0
Inning Stats	R: 0 E: 0 K: 1 S: 7 H: 1 LOB: 0 BB: 0 P: 11	R: 2 E: 0 K: 0 S: 12 H: 2 LOB: 1 BB: 1 P: 20	R: 0 E: 0 K: 0 S: 8 H: 1 LOB: 2 BB: 1 P: 16	R: 4 E: 1 K: 1 S: 21 H: 6 LOB: 2 BB: 2 P: 31	R: 0 E: 0 K: 1 S: 10 H: 1 LOB: 1 BB: 0 P: 14	R: 0 E: 0 K: 3 S: 11 H: 0 LOB: 0 BB: 0 P: 13	R: 0 E: 1 K: 1 S: 10 H: 1 LOB: 2 BB: 0 P: 15	R: 1 E: 0 K: 1 S: 10 H: 1 LOB: 0 BB: 0 P: 16		1B: 10 2B: 2 3B: 0 HR: 1 SF: 0 SAC: 1 DP: 1 HBP: 1					WP: 0 PB: 0 SB: 1 CS: 1	PA: 39	

PITCHER		IP	WLS	BF	H	R	ER	SO	BB	IBB	HBP	BLK	WP	HR	S	P	ERA	WHIP
38 Jacob Turner, R ERA: 6.15	(1, 1)	3.2	L	20	8	6	6	1	2	0	0	0	0	0	39	66	14.73	2.727
33 Carlos Villanueva, R ERA: 4.61	(4, 1)	2.1		10	3	0	0	5	0	0	0	0	0	0	30	39	0.00	1.286
11 Kyuji Fujikawa, R ERA: 1.42	(7, 1)	1.0		5	1	0	0	1	0	0	1	0	0	0	10	15	0.00	1.000
59 Zac Rosscup, L ERA: 7.36	(8, 1)	0.1		2	1	1	1	0	0	0	0	0	0	1	5	7	27.00	3.000
52 Justin Grimm, R ERA: 4.01	(8, 1)	0.2		2	0	0	0	1	0	0	0	0	0	0	5	9	0.00	0.000

PITCHER	IP	WLS	BF	H	R	ER	SO	BB	IBB	HBP	BLK	WP	HR	S	P	ERA	WHIP

BOTTOM

Chicago Cubs @ Cincinnati Reds

Great American Ball Park, Cincinnati, OH

Wed Aug 27 2014, 7:14 PM - 10:30 PM EDT

Att. 20,497 - Partly Cloudy - 86 F

livebaseballscorecards.com

AB	35
R	7
H	13
RBI	6
BB	2
SO	8
LOB	19

Batter	1	2	3	4	5	6	7	8	9	AB	R	H	RBI	BB	SO	LOB
8 Chris Coghlan, L (1, 7) OBP: 0.342, SLG: 0.438	C FF 86 B SI 89 C CH 79 F SL 83 B CH 79 B SL 84 F CH 82 F FF 89 F FF 89 4-2 F FF 89 B FF 88 9 FC6-4 BB		C SI 86 C SI 89 F FF 88 C FF 90 0-3 ①		F SI 88 F SL 82 C FF 91 0-3 ②			C FF 92 X FC 91 0-1 ② G4-3		2	0	0	0	1	2	0
53 Wesley Wright, R (5, 1)										0	0	0	0	0	0	0
59 Zac Rosscup, R (7, 1)										0	0	0	0	0	0	0
45 Logan Watkins, L (8, PH) OBP: 0.333, SLG: 0.417										1	0	0	0	0	0	0
11 Kyuji Fujikawa, L (8, 1)										0	0	0	0	0	0	0
9 Javier Báez, R (1, 4) OBP: 0.222, SLG: 0.442	C SI 89 B SI 88 X CH 81 1-1 ① FC6-4 13 S 1-2f		B CU 72 C SL 83 B CH 82 B FF 88 X FF 88 3-1 ② G6-3		C SL 83 S CU 73 B FF 91 S CU 75 1-3 ③ K2-3			C FF 94 B CU 79 S CU 77 B CH 82 C CU 78 2-3 ③		4	0	0	0	0	2	1
13 Starlin Castro, R (1, 6) OBP: 0.335, SLG: 0.429	B FF 90 B CH 81 1 SAFE C SL 81 B SI 90 F CH 81 F SL 82 X SL 80 3-2 ② F8 1-2		B FF 90 B FF 89 F FF 88 B FF 90 F FF 90 F FF 89 F FF 90 X FF 89 3-2 1B			C FF 91 X SI 92 0-1 ① F8			B FF 96 B SL 86 F FF 97 B FF 98 X FF 98 3-1 24 1B 68 1B 1B	4	1	2	0	0	0	1
24 Luis Valbuena, L (1, 5) OBP: 0.322, SLG: 0.426	C SI 89 B SI 90 F SL 82 B FF 89 B SL 84 F FF 90 S SL 83 3-3 ③ K		F SI 89 B FF 90 X SI 89 1-1 ③ F8			C FF 92 S SL 90 X SI 94 0-2 ② F7			B SI 96 S SL 89 C SL 88 F CH 91 X SL 87 1-2 68 1B 7 SF7 1-2 1B	4	1	1	0	0	1	2
68 Jorge Soler, R (1, 9) OBP: 0.500, SLG: 1.000		B FF 88 S FF 87 C SL 83 B FF 87 X SL 81 2-2 2B	S SL 81 S SL 84 B SI 90 B SL 81 S SL 81 2-3 ① K		F FF 94 T SL 90 B CU 86 F SL 91 S CU 85 1-3 ③ K			C SL 89 B SL 87 B FF 98 X FF 98 2-1 4 G4-6-3 1-3 2-H 1B	4	0	2	1	0	2	0
7 Arismendy Alcántara, S (1, 8) OBP: 0.284, SLG: 0.367		L SI 86 B CH 79 F CH 79 F SL 82 F SL 80 F SL 80 F CU 73 F SL 81 B FF 90 2-3 ① S SI 89 K	B SI 88 B CH 80 B SI 88 B FF 88 4-0 BB				B SI 93 C CU 83 F SL 90 B SL 88 B SI 94 X SL 90 3-2 ① G5-3	X SI 98 0-0 ① SF7 3-H	2	0	0	1	1	1	1
4 Chris Valaika, R (1, 3) OBP: 0.212, SLG: 0.265		C FF 89 S FF 90 B SI 89 B SL 82 T FF 90 2-2 ② K	X FF 89 0-0 ② P4				C FF 93 F FF 94 X SI 94 0-2 ② G4-3		F SL 88 B FF 96 F FF 97 B FF 98 B SI 95 X FF 97 3-2 ② ③ G4-6-3 1-2f	4	0	0	0	0	1	3
12 John Baker, L (1, 2) OBP: 0.282, SLG: 0.247		I IN 58 I IN 54 I IN 56 I IN 54 4-0 IBB	1 SAFE X SI 87 0-0 ③ P5				C FF 94 F SL 91 S FF 93 0-3 ③ K			2	0	0	0	1	1	1
49 Jake Arrieta, R (1, 1) OBP: 0.182, SLG: 0.188		B SI 90 B SI 88 F SI 88 B SI 87 C FF 88 X FF 88 3-2 ③ P4			C FF 88 B SL 82 S SL 79 T SL 81 1-2 ① K			X FF 92 0-0 ① G5-3		1	0	0	0	0	0	2
37 Travis Wood, R (5, PH) OBP: 0.291, SLG: 0.462										1	0	0	0	0	1	0
41 Matt Szczur, R (5, 7) OBP: 0.235, SLG: 0.188										1	0	0	0	0	0	0
Inning Stats	R: 0 E: 0 K: 1 S: 17 H: 0 LOB: 1 BB: 1 P: 28	R: 0 E: 0 K: 2 S: 17 H: 1 LOB: 2 BB: 1 P: 30	R: 0 E: 0 K: 1 S: 13 H: 1 LOB: 1 BB: 0 P: 20	R: 0 E: 0 K: 1 S: 5 H: 0 LOB: 1 BB: 1 P: 11	R: 0 E: 0 K: 3 S: 9 H: 0 LOB: 0 BB: 0 P: 11	R: 0 E: 0 K: 1 S: 9 H: 0 LOB: 0 BB: 0 P: 10	R: 0 E: 0 K: 1 S: 9 H: 0 LOB: 0 BB: 0 P: 12	R: 0 E: 0 K: 1 S: 6 H: 0 LOB: 0 BB: 0 P: 8	R: 2 E: 0 K: 0 S: 12 H: 3 LOB: 0 BB: 0 P: 21	1B: 4 2B: 1 3B: 0 HR: 0 SF: 1 SAC: 0 DP: 1 HBP: 0						

PITCHER		IP	WLS	BF	H	R	ER	SO	BB	IBB	HBP	BLK	WP	HR	S	P	ERA	WHIP
40 Dylan Axelrod, R ERA: 1.64	(1, 1)	5.0	W	20	2	0	0	8	2	1	0	0	0	0	61	100	0.00	0.800
62 Pedro Villarreal, R ERA: 4.15	(6, 1)	2.0		6	0	0	0	2	0	0	0	0	0	0	18	22	0.00	0.000
66 Logan Ondrusek, R ERA: 4.38	(8, 1)	1.0		3	0	0	0	1	0	0	0	0	0	0	6	8	0.00	0.000
70 Jumbo Díaz, R ERA: 3.38	(9, 1)	1.0		5	3	2	2	0	0	0	0	0	0	0	12	21	18.00	3.000

PITCHER	IP	WLS	BF	H	R	ER	SO	BB	IBB	HBP	BLK	WP	HR	S	P	ERA	WHIP

TOP

Chicago Cubs @ Cincinnati Reds

Great American Ball Park, Cincinnati, OH

Thu Aug 28 2014, 12:40 PM - 3:51 PM EDT

Att. 21,316 - Sunny - 77 F

livebaseballscorecards.com

AB	30
R	2
H	5
RBI	2
BB	3
SO	11
LOB	11

WP: 0 PA: 34
PB: 0
SB: 1
CS: 0

BOTTOM

Chicago Cubs @ Cincinnati Reds

Great American Ball Park, Cincinnati, OH

Thu Aug 28 2014, 12:40 PM - 3:51 PM EDT

Att. 21,316 - Sunny - 77 F

livebaseballscorecards.com

Batter	1	2	3	4	5	6	7	8	9	AB	R	H	RBI	BB	SO	LOB
6 Billy Hamilton, S (1, 8) OBP: 0.302, SLG: 0.385 28 Chris Heisey, R (8, PH) OBP: 0.273, SLG: 0.370 (9, 8)	C FF 93 C SL 89 B FF 93 F CU 78 F SL 90 B CU 79 F SI 94 B CU 80 B SL 90 4-2 21 S BB	C CU 79 C SI 94 B SL 90 B CU 82 X SI 94 2-2 21 1B 2-H 2B		C SI 94 D CU 79 B SL 91 B SL 91 B SI 95 4-1 21 1B 4 2B 1-2 BB		X KC 80 0-0 21 E 21 FC5 3-H 1B		S FC 88 F FF 90 B CH 81 F FF 91 T FF 90 1-2 K ①		2 1	2 0	2 0	2 0	2 0	0 1	0 0
21 Todd Frazier, R (1, 3) OBP: 0.344, SLG: 0.458 9 Jack Hannahan, L (8, PH) OBP: 0.154, SLG: 0.160 (9, 3)	1 SAFE C SI 93 L SL 91 S CU 79 0-3 K ① 1-2	B SL 88 B SI 94 C SL 89 X SL 90 2-1 4 S 2-H 1B		C SI 94 X CU 80 0-1 4 S 4 2B 1-3 2-H 1B		B FF 91 B CH 85 S CH 85 C SI 92 F FF 91 F SL 85 X SI 87 2-2 FC5 39 BB 1-3		B FF 91 C FC 89 B CH 82 X FF 90 2-1 G4-3 ②		4 1	1 0	2 0	2 0	0 0	1 0	2 0
4 Brandon Phillips, R (1, 4) OBP: 0.306, SLG: 0.381 7 Ramon Santiago, S (8, PH) OBP: 0.345, SLG: 0.310 (9, 4)	F SI 94 C SI 93 X CU 80 0-2 G5-3 ②	B FF 93 F FF 94 B CU 80 X SI 94 2-1 L4 ③ 1-2		1 SAFE F SI 94 B SL 90 S SL 90 F CU 80 B SL 88 F FF 94 X CU 79 2-2 1-H 3-H 2B		F SI 91 B SI 87 F FF 92 X SL 84 1-2 L4 ②		C CU 73 B FF 92 C FC 89 X CH 82 1-2 39 1B 1B		4 1	0 0	1 1	2 0	0 0	0 0	4 0
39 Devin Mesoraco, R (1, 2) OBP: 0.358, SLG: 0.535	B SL 90 B SI 95 B SL 89 B FF 95 4-0 BB		C FF 92 B FF 92 B FF 91 C SL 88 F FF 94 X SL 90 2-2 G4-3 ①	C SI 92 C SI 93 D CU 80 F SL 89 S CH 87 1-3 K ③		B KC 80 B CH 87 B CH 85 B SI 91 4-0 1-2 BB		F FC 88 S FF 90 B FF 90 B FF 91 X CH 81 2-2 1-3 1B		3	0	1	0	2	1	1
32 Jay Bruce, L (1, 9) OBP: 0.294, SLG: 0.373	C FF 95 T SL 91 S CU 81 0-3 K ③		F CU 77 B CU 79 S CH 87 F CU 79 S SI 95 1-3 K ②		C FF 89 B KC 78 C SI 91 C SI 90 1-3 K ①	C SI 91 B SI 92 S KC 80 S FF 92 1-3 K ③		S FF 90 C FF 91 F FF 91 S CH 81 0-3 K ③		5	0	0	0	0	5	7
17 Kristopher Negrón, R (1, 5) OBP: 0.327, SLG: 0.484		C SI 93 B FF 93 B CU 79 B SL 91 B SI 94 4-1 25 S 2 1B BB	C FF 94 C CU 78 F FF 94 B SL 90 C SL 89 1-3 K ③		X SI 91 0-0 G1-3 ②		B FF 93 F FF 92 X SL 81 1-1 2B			3	1	1	0	1	1	0
25 Skip Schumaker, L (1, 7) OBP: 0.286, SLG: 0.313		C FF 94 S CU 79 1 SAFE D CU 80 S CU 80 1-3 K ① 1-2		B SI 91 B FF 92 X SI 92 2-0 L8 ①	C SI 91 C SL 85 B KC 80 B FF 91 X SL 83 2-2 F7 ③		X FF 93 0-0 G5-3 ①			4	0	0	0	0	1	2
2 Zack Cozart, R (1, 6) OBP: 0.278, SLG: 0.308		B SI 94 F SL 88 B SI 95 X SL 89 2-1 40 S 6 2B 2-H 1B		C FF 93 X SI 94 0-1 6 S 21 1B 1B		X SI 89 0-0 E8 6 1B 2B	B SL 82 B FF 92 F FF 92 C SL 82 F FF 93 F SL 82 X FF 94 2-2 F9 ②			4	3	3	1	0	0	1
40 Dylan Axelrod, R (1, 1) 62 Pedro Villarreal, R (6, 1) OBP: 0.500, SLG: 0.500 48 Ryan Ludwick, R (7, PH) OBP: 0.306, SLG: 0.385 66 Logan Ondrusek, R (8, 1) 70 Jumbo Díaz, R (9, 1)		L FF 94 B SL 90 C SL 89 M CU 79 1-3 K ② 1-2		1 SAFE C SI 92 T SL 88 1 SAFE D SL 90 M SL 91 1-3 K ②		C SI 90 S KC 79 S KC 79 0-3 K ①	S FF 93 S FF 93 X FF 92 0-2 L6 ③			2 1 1 0 0	0 0 0 0 0	0 0 0 0 0	0 0 0 0 0	0 0 0 0 0	2 1 0 0 0	2 1 1 0 0
Inning Stats	R: 0 E: 0 K: 2 S: 14 H: 0 LOB: 2 BB: 2 P: 22	R: 3 E: 0 K: 2 S: 16 H: 3 LOB: 1 BB: 1 P: 30	R: 0 E: 0 K: 2 S: 12 H: 0 LOB: 0 BB: 0 P: 16	R: 3 E: 0 K: 2 S: 18 H: 3 LOB: 1 BB: 1 P: 28	R: 0 E: 0 K: 1 S: 7 H: 0 LOB: 0 BB: 0 P: 10	R: 1 E: 2 K: 2 S: 16 H: 2 LOB: 3 BB: 1 P: 24	R: 0 E: 0 K: 0 S: 11 H: 1 LOB: 1 BB: 0 P: 14	R: 0 E: 0 K: 2 S: 16 H: 2 LOB: 2 BB: 0 P: 22		1B: 7 2B: 4 3B: 0 HR: 0	SF: 0 SAC: 0 DP: 0 HBP: 0		WP: 0 PB: 0 SB: 6 CS: 0	PA: 41		

	AB	36
	R	7
	H	11
	RBI	7
	BB	5
	SO	13
	LOB	21

PITCHER		IP	WLS	BF	H	R	ER	SO	BB	IBB	HBP	BLK	WP	HR	S	P	ERA	WHIP
49 Jake Arrieta, R ERA: 2.88	(1, 1)	4.0	L	22	6	6	6	8	4	0	0	0	0	0	60	96	13.50	2.500
53 Wesley Wright, L ERA: 2.32	(5, 1)	2.0		10	2	1	0	3	1	0	0	0	0	0	23	34	0.00	1.500
59 Zac Rosscup, L ERA: 6.48	(7, 1)	1.0		4	1	0	0	0	0	0	0	0	0	0	11	14	0.00	1.000
11 Kyuji Fujikawa, R ERA: 1.23	(8, 1)	1.0		5	2	0	0	2	0	0	0	0	0	0	16	22	0.00	2.000

PITCHER	IP	WLS	BF	H	R	ER	SO	BB	IBB	HBP	BLK	WP	HR	S	P	ERA	WHIP

Batter	1	2	3	4	5	6	7	8	9	AB	R	H	RBI	BB	SO	LOB
6 Billy Hamilton, S (1, 8) OBP: 0.304, SLG: 0.384	B FF 94 C FF 92 C FF 93 X KC 79 1-2 ① G3		B SI 91 L SI 92 S CH 85 C CH 85 1-3 ③ K			B SI 91 F SI 92 F CH 84 F FF 93 F SI 92 B FF 92 F CH 85 B SI 92 B FF 93 4-2 21 E 21 S BB		B FF 90 C FF 91 B KC 78 X FF 91 2-1 21 S 39 1B 1B		3	1	1	0	1	1	0
21 Todd Frazier, R (1, 3) OBP: 0.341, SLG: 0.454	C SI 94 B KC 80 B SI 94 C KC 79 B CH 86 X FF 95 3-2 ② L7			C KC 80 C CH 84 B FF 92 X CH 86 1-2 ① G5-3		B KC 79 1 SAFE F SI 92 F CH 84 1 SAFE B FF 91 S KC 82 2-3 ② K2-3 1-3		1 SAFE B KC 78 B CH 82 1 SAFE S CH 84 F KC 79 X KC 79 2-2 ② G6-3 1-2		4	0	0	0	0	1	2
4 Brandon Phillips, R (1, 4) OBP: 0.305, SLG: 0.378	B FF 94 X SI 93 1-0 ③ F8			B SI 92 C SI 92 X KC 79 1-1 ② L8		X FF 93 0-0 ③ L5		D SI 93 H CH 83 2-0 39 E 39 1B HBP		3	0	0	0	0	0	1
39 Devin Mesoraco, R (1, 2) OBP: 0.362, SLG: 0.536		C FF 93 C KC 79 B KC 78 H CH 85 2-2 17 FC6-4 HBP		C CH 85 X KC 81 0-1 ③ G5-3			B FF 91 C KC 79 B KC 80 S KC 80 X KC 79 2-2 17 G5-3 32 1B 1B	F SI 94 B CH 85 C SI 94 X SI 95 1-2 ③ E7 1-H 2-H 1B		3	0	2	1	0	0	0
32 Jay Bruce, L (1, 9) OBP: 0.294, SLG: 0.372		X SI 92 0-0 ① F7			B FF 91 C SI 91 F CH 84 F FF 92 F KC 80 X FF 94 1-2 ① G5-3		B CH 83 B CH 84 B FF 91 F FF 92 X FF 92 3-1 17 G5-3 1B 1-2		C FF 94 B FF 94 F FF 94 B KC 82 B FC 92 F FF 94 F FF 94 S FC 92 3-3 ① K	4	0	1	0	0	1	1
17 Kristopher Negrón, R (1, 5) OBP: 0.314, SLG: 0.463		C FF 92 X FF 92 0-1 ② FC6-4 1-2f			B KC 80 F SI 92 C KC 80 S CH 85 1-3 ② K		L SI 91 C KC 78 X KC 80 0-2 ①② G5-3 1-2 2-3f		C FC 94 X KC 80 0-1 ② L5	4	0	0	0	0	1	3
25 Skip Schumaker, L (1, 7) OBP: 0.289, SLG: 0.311		C KC 79 1 SAFE X SI 92 0-1 ③ L7			C CH 84 B CH 85 B SI 92 B CH 85 B SI 93 4-1 BB		B KC 77 F CH 84 B FF 92 B FF 92 B CH 83 4-1 BB		C FC 94 X FC 93 0-1 ③ G6-3	2	0	0	0	2	0	1
2 Zack Cozart, R (1, 6) OBP: 0.276, SLG: 0.306			B SI 92 X SI 93 1-0 ① G6-3		C SI 92 X KC 79 0-1 ③ G1-3		F SI 93 F FF 92 S KC 79 0-3 ③ K2-3			3	0	0	0	0	1	3
44 Mike Leake, R (1, 1) OBP: 0.183, SLG: 0.322 28 Chris Heisey, R (8, PH) OBP: 0.272, SLG: 0.368 51 Jonathan Broxton, R (8, 1)			C FF 92 S KC 81 B KC 80 B KC 77 C SI 92 2-3 ② K			F FF 90 C SI 91 B KC 79 S KC 81 1-3 ① K2-3		C KC 78 B SI 90 B KC 78 F FF 92 X FF 92 2-2 ① G3-1		2 1 0	0 0 0	0 0 0	0 0 0	0 0 0	2 0 0	0 0 0
Inning Stats	R: 0 E: 0 K: 0 S: 7 H: 0 LOB: 0 BB: 0 P: 12	R: 0 E: 0 K: 0 S: 7 H: 0 LOB: 1 BB: 0 P: 9	R: 0 E: 0 K: 2 S: 7 H: 0 LOB: 0 BB: 0 P: 11	R: 0 E: 0 K: 0 S: 7 H: 0 LOB: 0 BB: 0 P: 9	R: 0 E: 0 K: 1 S: 11 H: 0 LOB: 1 BB: 1 P: 17	R: 0 E: 0 K: 2 S: 12 H: 0 LOB: 1 BB: 1 P: 19	R: 0 E: 0 K: 1 S: 12 H: 2 LOB: 2 BB: 1 P: 21	R: 1 E: 1 K: 0 S: 11 H: 2 LOB: 1 BB: 0 P: 20	R: 0 E: 0 K: 1 S: 9 H: 0 LOB: 0 BB: 0 P: 12	1B: 4 2B: 0 3B: 0 HR: 0 SF: 0 SAC: 0 DP: 1 HBP: 2						

TOP

Cincinnati Reds @ Pittsburgh Pirates

PNC Park, Pittsburgh, PA

Fri Aug 29 2014, 7:09 PM - 9:37 PM EDT

Att. 37,209 - Partly Cloudy - 80 F

livebaseballscorecards.com

AB	29
R	1
H	4
RBI	1
BB	3
SO	7
LOB	11

WP: 0 PB: 0 SB: 2 CS: 0 PA: 34

PITCHER		IP	WLS	BF	H	R	ER	SO	BB	IBB	HBP	BLK	WP	HR	S	P	ERA	WHIP
36 Edinson Volquez, R ERA: 3.45	(1, 1)	7.2		30	3	1	1	6	3	0	2	0	0	0	71	114	1.17	0.783
44 Tony Watson, L ERA: 1.72	(8, 1)	0.1	W	1	1	0	0	0	0	0	0	0	0	0	3	4	0.00	3.000
35 Mark Melancon, R ERA: 2.08	(9, 1)	1.0	S	3	0	0	0	1	0	0	0	0	0	0	9	12	0.00	0.000

PITCHER		IP	WLS	BF	H	R	ER	SO	BB	IBB	HBP	BLK	WP	HR	S	P	ERA	WHIP

Batter	1	2	3	4	5	6	7	8	9	AB	R	H	RBI	BB	SO	LOB
5 Josh Harrison, R (1, 5) OBP: 0.344, SLG: 0.506	C SI 89 F SI 88 F FC 91 B SL 81 B SI 92 X FC 91 2-2 31 G6-4-3 1B	B SI 92 X SI 91 1-0 ③ F8	C SI 90 X SI 91 0-1 31 1B 2B	X FF 92 0-0 1-H 31 1B 3B	4	1	3	1	0	0	1
31 Jose Tabata, R (1, 9) OBP: 0.325, SLG: 0.329	B SI 90 B SI 91 B SI 92 C SI 92 F SI 92 X SI 92 3-2 ①② G6-4-3 1-2f	C SI 89 X SI 89 0-1 ① G4-3	B SI 92 F SI 91 X KC 81 1-1 2-3 1B	C FF 94 X FF 95 0-1 3-H 1B	4	0	2	1	0	0	1
22 Andrew McCutchen, R (1, 8) OBP: 0.401, SLG: 0.535	F SI 92 B FC 91 B SI 92 X SI 92 2-1 ③ G6-3	C SI 91 B FF 91 F SI 90 X FC 91 1-2 18 G6-4-3 1B	X SI 91 0-0 ③ P5	X FF 92 0-0 ② F9	4	0	1	0	0	0	3
18 Neil Walker, S (1, 4) OBP: 0.343, SLG: 0.452	B SI 89 C CH 83 B SI 90 C CH 84 B FC 90 X SI 92 3-2 ① G1-3	C SI 91 B SI 90 B SI 92 X CH 86 2-1 ②③ G6-4-3 1-2f	C CH 83 X CH 84 0-1 ① F7	B FF 90 C SI 91 X SL 87 1-1 ③ L4	4	0	0	0	0	0	2
55 Russell Martin, R (1, 2) OBP: 0.414, SLG: 0.412	B KC 78 B SI 91 C SI 91 F CH 86 X FC 91 2-2 ② L8	C KC 77 X CH 85 0-1 ① G5-3	X SI 91 0-0 ② F8	3	0	0	0	0	0	0	0
15 Ike Davis, L (1, 3) OBP: 0.354, SLG: 0.388	X SI 91 0-0 ③ G4-3	C SI 91 X SI 90 0-1 ② G3-1	B SI 91 B SI 89 X SI 90 2-0 1B	3	0	1	0	0	0	0
6 Starling Marte, R (1, 7) OBP: 0.349, SLG: 0.431	X SI 88 0-0 ① B3	C SI 91 B SI 92 C SI 91 B SL 82 X SL 81 2-2 ③ F8	C SI 92 F CH 87 B FC 91 1 SAFE F FF 92 X SL 82 1-2 ③ L1	3	0	0	0	0	0	1
10 Jordy Mercer, R (1, 6) OBP: 0.304, SLG: 0.369	B SI 88 B SI 89 X SI 90 2-0 1B	C SI 90 B SI 89 S CH 84 B SL 81 X SI 92 2-2 ① F8	C FF 94 F FF 93 X FF 94 0-2 ① F9	3	0	1	0	0	0	0
36 Edinson Volquez, R (1, 1) OBP: 0.091, SLG: 0.024 44 Tony Watson, L (8, 1) OBP: 0.333, SLG: 0.333 57 Andrew Lambo, L (8, PH) OBP: 1.000, SLG: 1.000 35 Mark Melancon, R (9, 1)	B SI 90 B SI 90 L SI 90 L SI 91 L SI 91 2-3 ② K	C SI 90 X SI 89 0-1 ② G6-3	B FF 94 X SI 93 1-0 5 3B 1B	2	0	0	0	0	1	1
				0	0	0	0	0	0	0
				1	1	1	0	0	0	0
				0	0	0	0	0	0	0
Inning Stats	R: 0 E: 0 K: 0 S: 9 H: 1 LOB: 0 BB: 0 P: 16	R: 0 E: 0 K: 0 S: 7 H: 0 LOB: 0 BB: 0 P: 12	R: 0 E: 0 K: 1 S: 6 H: 1 LOB: 1 BB: 0 P: 11	R: 0 E: 0 K: 0 S: 7 H: 1 LOB: 0 BB: 0 P: 10	R: 0 E: 0 K: 0 S: 7 H: 0 LOB: 0 BB: 0 P: 9	R: 0 E: 0 K: 0 S: 10 H: 2 LOB: 2 BB: 0 P: 13	R: 0 E: 0 K: 0 S: 8 H: 1 LOB: 1 BB: 0 P: 11	R: 2 E: 0 K: 0 S: 10 H: 3 LOB: 1 BB: 0 P: 12		1B: 7 2B: 1 3B: 1 HR: 0 SF: 0 SAC: 0 DP: 2 HBP: 0				

PITCHER		IP	WLS	BF	H	R	ER	SO	BB	IBB	HBP	BLK	WP	HR	S	P	ERA	WHIP
44 Mike Leake, R ERA: 3.33	(1, 1)	7.0		25	6	0	0	1	0	0	0	0	0	0	54	82	0.00	0.857
51 Jonathan Broxton, R ERA: 1.86	(8, 1)	1.0	L	6	3	2	2	0	0	0	0	0	0	0	10	12	18.00	3.000

PITCHER	IP	WLS	BF	H	R	ER	SO	BB	IBB	HBP	BLK	WP	HR	S	P	ERA	WHIP

BOTTOM

Cincinnati Reds @ Pittsburgh Pirates

PNC Park, Pittsburgh, PA

Fri Aug 29 2014, 7:09 PM - 9:37 PM EDT

Att. 37,209 - Partly Cloudy - 80 F

livebaseballscorecards.com

AB	31
R	2
H	9
RBI	2
BB	0
SO	1
LOB	9

PA: 31

WP: 0
PB: 0
SB: 0
CS: 0

Batter	1	2	3	4	5	6	7	8	9	AB	R	H	RBI	BB	SO	LOB
6 Billy Hamilton, S (1, 8) OBP: 0.303, SLG: 0.383	C CH 85 C SI 87 B CH 86 F SI 88 S SL 82 1-3 ① **K**			C CH 85 B SL 79 X FC 89 1-1 ① F8		X FF 86 0-0 4 CS 1B		C SI 95 B SI 96 S CH 88 F SI 95 X CH 88 1-2 ② G1-3		4	0	1	0	0	1	0
21 Todd Frazier, R (1, 5) OBP: 0.342, SLG: 0.460	B SI 88 S FF 88 B FC 89 B SI 88 F FF 89 F SI 89 B FF 90 4-2 4 G5-4-3 BB			B SL 84 B SL 85 B SL 84 C FC 89 X FF 90 3-1 HR		X SL 83 0-0 ② L6		X CH 87 0-0 ③ G4-3		3	1	1	1	1	0	1
4 Brandon Phillips, R (1, 4) OBP: 0.302, SLG: 0.374	S FC 89 X FF 89 0-1 ②③ G5-4-3 **1-2f**			B FC 89 X SI 90 1-0 ② G4-3		1 SAFE 1 SAFE S FC 88 B FF 89 1-1 ③ CS **1-2**	B FC 86 C FC 87 F FC 88 B SI 87 X SI 88 2-2 ① F8		B FC 93 C FC 93 C KC 81 F KC 81 B KC 81 X KC 82 2-2 ① G6-3	4	0	0	0	0	0	1
39 Devin Mesoraco, R (1, 2) OBP: 0.361, SLG: 0.531		C SL 82 F SL 82 X SI 88 0-2 ① G5-3		F SL 84 B SL 85 B FF 91 X SI 90 2-1 ③ L9			B SI 89 C SI 90 S SL 86 F SL 84 F SL 83 F SI 90 B SL 85 F SI 90 H SI 91 3-2 29 1B 2 E HBP		C FF 94 B FC 92 B KC 82 S KC 81 X KC 82 2-2 ② F7	3	1	0	0	0	0	0
29 Brayan Peña, S (1, 3) OBP: 0.293, SLG: 0.373		C KC 74 B SL 81 X SI 87 1-1 ② G3			B FF 86 S FF 88 F FF 88 B SI 90 F FF 90 B SL 82 B SL 84 4-2 25 FC5-4 BB		B SL 83 F SI 88 X SL 85 1-1 2 E **1-2** 1B		C FF 94 S FC 92 B KC 82 S FC 92 1-3 ③ **K**	3	0	1	0	1	1	0
32 Jay Bruce, L (1, 9) OBP: 0.292, SLG: 0.369		B SI 88 B SI 88 C SI 89 F SI 89 B SL 84 T SI 90 3-2 ③ **K**			C SI 88 X SI 88 0-1 ① L7		S FF 95 F FF 96 S FC 92 0-3 ② **K**			3	0	0	0	0	2	3
2 Zack Cozart, R (1, 6) OBP: 0.275, SLG: 0.304			B FF 88 B FC 88 B FC 88 C FC 87 X FC 88 3-1 ① P3		L FC 89 B SL 84 X FC 89 1-1 ② F9		F FF 96 X FF 96 0-1 E3 **1-3** **2-H**			3	0	0	0	0	0	2
25 Skip Schumaker, L (1, 7) OBP: 0.286, SLG: 0.307			C SL 81 B KC 76 B SI 88 S SI 88 F SL 82 B SL 82 C FF 89 3-3 ② **K**		C SI 89 X SI 88 0-1 ③ FC5-4 **1-2f**		S FF 96 C FF 96 S FC 92 0-3 ③ **K**			3	0	0	0	0	2	3
31 Alfredo Simon, R (1, 1) OBP: 0.115, SLG: 0.118			C FC 89 T SL 82 C SI 88 0-3 ③ **K**			C FC 90 X FC 89 0-1 ① G5-3		B SL 83 B CH 86 C SI 95 F CH 87 X SI 95 2-2 ① F9		2	0	0	0	0	1	0
28 Chris Heisey, R (8, PH) OBP: 0.271, SLG: 0.367										1	0	0	0	0	0	0
70 Jumbo Díaz, R (8, 1)										0	0	0	0	0	0	0
Inning Stats	R: 0 E: 0 K: 1 S: 9 H: 0 LOB: 0 BB: 1 P: 14	R: 0 E: 0 K: 1 S: 8 H: 0 LOB: 0 BB: 0 P: 12	R: 0 E: 0 K: 2 S: 9 H: 0 LOB: 0 BB: 0 P: 15	R: 1 E: 0 K: 0 S: 7 H: 1 LOB: 0 BB: 0 P: 14	R: 0 E: 0 K: 0 S: 9 H: 0 LOB: 1 BB: 1 P: 14	R: 0 E: 0 K: 0 S: 5 H: 1 LOB: 0 BB: 0 P: 6	R: 1 E: 1 K: 2 S: 19 H: 1 LOB: 2 BB: 0 P: 25	R: 0 E: 0 K: 0 S: 8 H: 0 LOB: 0 BB: 0 P: 11	R: 0 E: 0 K: 1 S: 10 H: 0 LOB: 0 BB: 0 P: 15	1B: 2 2B: 0 3B: 0 HR: 1	SF: 0 SAC: 0 DP: 1 HBP: 1			WP: 0 PB: 0 SB: 0 CS: 1	PA: 33		

TOP

Cincinnati Reds @ Pittsburgh Pirates

PNC Park, Pittsburgh, PA

Sat Aug 30 2014, 4:08 PM - 6:41 PM EDT

Att. 38,023 - Partly Cloudy - 88 F

livebaseballscorecards.com

AB	29
R	2
H	3
RBI	1
BB	2
SO	7
LOB	10

PITCHER		IP	WLS	BF	H	R	ER	SO	BB	IBB	HBP	BLK	WP	HR	S	P	ERA	WHIP
46 Vance Worley, R ERA: 3.01	(1, 1)	6.1	W	23	3	2	1	4	2	0	1	0	0	1	58	92	1.42	0.789
37 Justin Wilson, L ERA: 4.33	(7, 1)	0.2	H	3	0	0	0	2	0	0	0	0	0	0	8	8	0.00	0.000
44 Tony Watson, L ERA: 1.7	(8, 1)	1.0	H	3	0	0	0	0	0	0	0	0	0	0	8	11	0.00	0.000
35 Mark Melancon, R ERA: 2.04	(9, 1)	1.0	S	3	0	0	0	1	0	0	0	0	0	0	10	15	0.00	0.000

PITCHER	IP	WLS	BF	H	R	ER	SO	BB	IBB	HBP	BLK	WP	HR	S	P	ERA	WHIP

BOTTOM

Cincinnati Reds @ Pittsburgh Pirates

PNC Park, Pittsburgh, PA

Sat Aug 30 2014, 4:08 PM - 6:41 PM EDT

Att. 38,023 - Partly Cloudy - 88 F

livebaseballscorecards.com

Batter	1	2	3	4	5	6	7	8	9	AB	R	H	RBI	BB	SO	LOB
5 Josh Harrison, R (1, 5) OBP: 0.346, SLG: 0.505	B FF 94 F SI 94 X FC 89 1-1 ① F8	T FF 91 S CU 77 X FF 94 0-2 57 CS 1B			C FS 87 B FC 93 B CU 79 S FS 86 T CU 80 2-2 ③ K			B SL 90 C SL 88 B SI 97 B SL 87 B FF 96 4-1 57 G4-6-3 BB		3	0	1	0	1	1	0
57 Andrew Lambo, L (1, 9) OBP: 0.400, SLG: 0.400	X FF 94 0-0 22 BB 18 HR 1B	1 SAFE 1 SAFE B SI 93 1-0 ③ CS 1-2	C FC 85 B EP 61 X EP 72 1-1 ① F9			B FS 86 F FS 84 X FS 86 1-1 ① G1-3		B CH 89 C SL 89 1 SAFE F FF 96 X FF 97 1-2 ②③ G4-6-3 1-2f		4	1	1	0	0	0	1
22 Andrew McCutchen, R (1, 8) OBP: 0.401, SLG: 0.532	B FF 94 B SI 94 B FF 94 C FF 94 B FF 94 4-1 18 HR 1-2 BB		B FC 90 F SI 94 F EP 75 B CU 82 S FC 91 2-3 ② K			X FF 91 0-0 ② G5-3				2	1	0	0	1	1	0
18 Neil Walker, S (1, 4) OBP: 0.343, SLG: 0.459	X SI 94 0-0 1-H 2-H HR		C SI 96 B EP 65 B FF 90 X FS 87 2-1 ③ F9			B FS 83 B FS 84 C FS 86 B EP 72 S FS 86 F FS 88 S FS 86 3-3 ③ K				3	1	1	3	0	1	0
55 Russell Martin, R (1, 2) OBP: 0.416, SLG: 0.416	C FF 94 B CU 77 X FC 91 1-1 15 G3-1 2B			F FF 94 S SI 94 S SI 95 0-3 ① K			C FF 92 B FS 85 B SI 93 B FF 93 F FF 93 F SI 94 F SI 95 F SI 95 F SI 95 4-2 B FS 84 15 F8 BB			2	0	1	0	1	1	0
15 Ike Davis, L (1, 3) OBP: 0.351, SLG: 0.384	B SI 95 B FS 84 C FS 86 X FS 85 2-1 ② G3-1 2-3			F SI 95 B FS 87 F SI 94 F CU 79 B FS 82 X FS 89 2-2 ② G3			1 SAFE B SI 94 B SI 94 X SI 94 2-0 ① F8 1-2			3	0	0	0	0	0	2
6 Starling Marte, R (1, 7) OBP: 0.347, SLG: 0.428	F FF 95 F FS 86 X SI 96 0-2 ③ G1			B SI 95 F FC 90 S SI 95 F SI 96 S FS 89 1-3 ③ K2-3			X SI 95 0-0 ② G5-3			3	0	0	0	0	1	2
10 Jordy Mercer, R (1, 6) OBP: 0.302, SLG: 0.366		C FF 94 B SI 93 F FF 94 X FS 88 1-2 ① G5-3			B FF 93 X FC 88 1-0 ① P2		C SI 95 B SI 96 D FS 85 X FF 91 2-1 ③ L5			3	0	0	0	0	0	1
46 Vance Worley, R (1, 1) OBP: 0.077, SLG: 0.115 37 Justin Wilson, L (7, 1) 44 Tony Watson, L (8, 1) OBP: 0.333, SLG: 0.333 31 Jose Tabata, R (8, PH) OBP: 0.323, SLG: 0.327 35 Mark Melancon, R (9, 1)		C FF 94 T SI 94 S SI 95 0-3 ② K			C FF 93 F FC 88 S SI 96 0-3 ② K			C FF 96 F SI 96 X SL 86 0-2 ① F9		2 0 0 1 0	0 0 0 0 0	0 0 0 0 0	0 0 0 0 0	2 0 0 0 0	2 0 0 0 0	0 0 0 0 0
Inning Stats	R: 3 E: 0 K: 0 S: 12 H: 3 LOB: 1 BB: 1 P: 20	R: 0 E: 0 K: 1 S: 9 H: 1 LOB: 0 BB: 0 P: 11	R: 0 E: 0 K: 1 S: 7 H: 0 LOB: 0 BB: 0 P: 12	R: 0 E: 0 K: 2 S: 11 H: 0 LOB: 0 BB: 0 P: 14	R: 0 E: 0 K: 2 S: 7 H: 0 LOB: 0 BB: 0 P: 10	R: 0 E: 0 K: 1 S: 7 H: 0 LOB: 0 BB: 0 P: 11	R: 0 E: 0 K: 0 S: 10 H: 0 LOB: 1 BB: 1 P: 18	R: 0 E: 0 K: 0 S: 7 H: 0 LOB: 0 BB: 1 P: 12		1B: 2 2B: 1 3B: 0 HR: 1 SF: 0 SAC: 0 DP: 1 HBP: 0						

	AB	26
	R	3
	H	4
	RBI	3
	BB	3
	SO	7
	LOB	6

WP: 0 PA: 30
PB: 0
SB: 0
CS: 1

PITCHER		IP	WLS	BF	H	R	ER	SO	BB	IBB	HBP	BLK	WP	HR	S	P	ERA	WHIP
31 Alfredo Simon, R ERA: 3.28	(1, 1)	7.0	L	26	4	3	3	7	2	0	0	0	0	1	63	96	3.86	0.857
70 Jumbo Díaz, R ERA: 3.24	(8, 1)	1.0		3	0	0	0	0	1	0	0	0	0	0	7	12	0.00	1.000

PITCHER	IP	WLS	BF	H	R	ER	SO	BB	IBB	HBP	BLK	WP	HR	S	P	ERA	WHIP

Batter	1	2	3	4	5	6	7	8	9	AB	R	H	RBI	BB	SO	LOB
6 Billy Hamilton, S (1, 8) OBP: 0.302, SLG: 0.382	C SI 92 C SI 92 F SI 93 B CH 85 S SL 86 1-3 ① K2-3		X CH 85 0-0 ③ P3		D SL 85 B SI 92 X SI 92 2-0 ② G1-3 2-3		B SL 86 C SI 92 C SL 86 B SL 85 B SL 84 X SI 94 3-2 17 S 1B		B FF 96 B FF 95 B SI 96 C SI 96 F SI 95 X SI 97 3-2 ③ F9	5	0	1	0	0	1	3
17 Kristopher Negrón, R (1, 5) OBP: 0.311, SLG: 0.449	C SI 93 F SI 94 S SL 85 0-3 ② K			C CH 84 B SI 92 F SL 84 S SL 87 1-3 ① K2-3	B SI 92 B CH 85 B SI 93 C SI 93 S SL 83 B SL 85 4-2 4 WP BB		1 SAFE 1 SAFE 1 SAFE S SI 91 F CH 86 1 SAFE D SL 84 B SL 85 X SL 85 2-2 ③ F8 1-2			3	0	0	0	1	2	1
4 Brandon Phillips, R (1, 4) OBP: 0.300, SLG: 0.370	S CH 85 S CH 85 B SL 87 B CH 85 F SI 94 S SL 86 2-3 ③ K			X SI 93 0-0 ② G1-3	B SL 87 S CH 87 B SI 93 S CH 87 D SL 88 X CH 88 3-2 ③ G1-3 1-2			C SI 92 X SI 92 0-1 ① F8		4	0	0	0	0	1	2
21 Todd Frazier, R (1, 3) OBP: 0.342, SLG: 0.458		S SI 91 C SI 93 B SI 93 X CH 86 1-2 ① F9		B CH 84 X CH 85 1-0 29 FC4 1B		B SI 92 X SI 92 1-0 ① L9		B FF 95 F SI 93 S SL 86 B SL 86 X SI 93 2-2 ② G5-3		4	0	1	0	0	0	0
29 Brayan Peña, S (1, 2) OBP: 0.290, SLG: 0.368		X SI 91 0-0 ② G5-3		C CH 86 B SI 93 S SL 85 F SL 84 X CH 86 1-2 ③ FC4 1-2f		C SI 91 B SI 94 F CH 86 F SL 86 F SL 85 B SI 94 B CH 85 X CH 86 3-2 ② G6-3		C SI 93 X SI 94 0-1 ③ G4-3		4	0	0	0	0	0	1
48 Ryan Ludwick, R (1, 7) OBP: 0.308, SLG: 0.384 32 Jay Bruce, L (9, 9) OBP: 0.292, SLG: 0.369		X SI 92 0-0 ③ L8			B SI 91 B CH 85 B CH 84 B SI 91 4-0 28 HR BB	B SI 94 C SL 84 B CH 88 B SI 93 S CH 86 F SL 86 X SI 94 3-2 1B			B SI 93 F SI 93 S FF 93 B FF 94 S SI 94 2-3 ① K	3 0	1 0	1 0	0 0	1 0	1 0	0 0
28 Chris Heisey, R (1, 9) OBP: 0.275, SLG: 0.395 (9, 7)			B SI 92 C SI 92 X CH 85 1-1 ① F8		X CH 85 0-0 1-H HR	B SI 93 B SI 93 X SI 93 2-0 ③ G1-3			B SI 93 F SI 94 X SI 93 1-1 HR	4	2	2	3	0	0	1
7 Ramon Santiago, S (1, 6) OBP: 0.349, SLG: 0.311			B SI 91 B SI 91 B SI 90 C SI 90 B FF 93 4-1 47 SH2-4 BB		C SI 92 B SL 85 C SL 86 F CH 85 B SL 84 X SI 94 2-2 6 G1-3 47 SH3-4 1B		C CH 83 B CH 84 B SI 91 C SI 91 F SL 85 X SL 87 2-2 ① G6-3		F SI 93 B SI 93 X SI 93 1-1 ② G4-3	3	0	1	0	1	0	0
47 Johnny Cueto, R (1, 1) OBP: 0.148, SLG: 0.133 9 Jack Hannahan, L (9, PH) OBP: 0.185, SLG: 0.192 44 Mike Leake, R (9, PR) OBP: 0.183, SLG: 0.322 54 Aroldis Chapman, L (9, 1)			L SI 90 X CH 84 0-1 ② SH2-4 1-2		1 SAFE X SI 91 0-0 ① SH3-4 1-2		F SI 91 B SI 92 L CH 85 S SL 87 1-3 ② K		C SI 94 B FF 94 B SI 93 F SI 93 X SI 93 2-2 1B	1 1 0 0	0 0 0 0	0 1 0 0	0 0 0 0	0 0 0 0	1 0 0 0	0 0 0 0
Inning Stats	R: 0 E: 0 K: 3 S: 11 H: 0 LOB: 0 BB: 0 P: 14	R: 0 E: 0 K: 0 S: 5 H: 0 LOB: 0 BB: 0 P: 6	R: 0 E: 0 K: 0 S: 6 H: 0 LOB: 1 BB: 1 P: 11	R: 0 E: 0 K: 1 S: 9 H: 1 LOB: 1 BB: 0 P: 12	R: 2 E: 0 K: 0 S: 12 H: 2 LOB: 2 BB: 2 P: 27	R: 0 E: 0 K: 0 S: 11 H: 1 LOB: 1 BB: 0 P: 20	R: 0 E: 0 K: 1 S: 13 H: 1 LOB: 1 BB: 0 P: 21	R: 0 E: 0 K: 0 S: 7 H: 0 LOB: 0 BB: 0 P: 9	R: 1 E: 0 K: 1 S: 13 H: 2 LOB: 1 BB: 0 P: 22	1B: 5 2B: 0 3B: 0 HR: 2	SF: 0 SAC: 2 DP: 0 HBP: 0					

PITCHER		IP	WLS	BF	H	R	ER	SO	BB	IBB	HBP	BLK	WP	HR	S	P	ERA	WHIP
47 Francisco Liriano, L ERA: 3.91	(1, 1)	7.0		29	5	2	2	5	3	0	0	0	1	1	67	111	2.57	1.143
48 Jared Hughes, R ERA: 2.06	(8, 1)	1.2	L	7	2	1	1	1	0	0	0	0	0	1	17	25	5.40	1.200
37 Justin Wilson, L ERA: 4.3	(9, 1)	0.1		1	0	0	0	0	0	0	0	0	0	0	3	6	0.00	0.000

PITCHER	IP	WLS	BF	H	R	ER	SO	BB	IBB	HBP	BLK	WP	HR	S	P	ERA	WHIP

TOP

Cincinnati Reds @ Pittsburgh Pirates

PNC Park, Pittsburgh, PA

Sun Aug 31 2014, 1:38 PM - 4:37 PM EDT

Att. 37,591 - Overcast - 72 F

livebaseballscorecards.com

AB	32
R	3
H	7
RBI	3
BB	3
SO	6
LOB	8

1B: 5	SF: 0	WP: 1	PA: 37
2B: 0	SAC: 2	PB: 0	
3B: 0	DP: 0	SB: 1	
HR: 2	HBP: 0	CS: 0	

Cincinnati Reds @ Pittsburgh Pirates

PNC Park, Pittsburgh, PA

Sun Aug 31 2014, 1:38 PM - 4:37 PM EDT

Att. 37,591 - Overcast - 72 F

BOTTOM

Batter	1	2	3	4	5	6	7	8	9	AB	R	H	RBI	BB	SO	LOB
5 Josh Harrison, R (1, 5) OBP: 0.347, SLG: 0.512	X SL 84 0-0 HR		B FF 92 X FF 91 1-0 ① L8		B FF 93 B SI 94 C CH 84 X SI 94 2-1 ② G4-3			B SI 94 X SI 94 1-0 18 G1 22 1B 1B		4	1	2	1	0	0	0
57 Andrew Lambo, L (1, 9) OBP: 0.333, SLG: 0.444	C FF 90 F FC 88 F CH 84 X CH 84 0-2 ① G4-3		C FC 89 B FF 92 B FF 92 X FC 90 2-1 2B		B SL 84 S CH 86 F CH 87 F FF 95 S FC 88 1-3 ③ K			1 SAFE 1 SAFE F FC 90 1 SAFE S FF 94 B FC 87 B FC 88 1 SAFE B FF 93 3-2 ① 1 SAFE F FC 88 1 SAFE X FC 89 P4		4	0	1	0	0	1	1
22 Andrew McCutchen, R (1, 8) OBP: 0.402, SLG: 0.532	X FF 90 0-0 ② P3		B FF 94 B FF 93 B CH 84 C SL 84 C SL 84 F CH 86 F CH 84 F FC 89 S FF 94 3-3 ② K			X CH 83 0-0 18 FC4-6 1B		S FF 94 F SI 95 X FF 94 0-2 18 G1 1-2 1B		4	0	2	0	0	1	1
18 Neil Walker, S (1, 4) OBP: 0.342, SLG: 0.455	B FC 87 B FC 88 B SL 82 C FF 90 B FC 88 4-1 BB		B CH 85 S CH 85 X FC 90 1-1 ③ G6-3			C FC 89 X CH 84 0-1 ① FC4-6 1-2f		F FC 91 F FC 90 B FC 88 X CH 86 1-2 ② G1 1-2 2-3		3	0	0	0	1	0	4
15 Ike Davis, L (1, 3) OBP: 0.350, SLG: 0.383	C FC 89 C SI 91 C FC 88 0-3 ③ K			X CH 83 0-0 6 G4-6-3 1B		B FF 91 F FC 89 S FF 94 B FC 88 F FF 94 1 SAFE B FF 94 1 SAFE X FC 90 3-2 ② F9		F FC 92 F FC 91 B FF 94 B FC 88 X FC 91 2-2 ③ P5		4	0	1	0	0	1	4
6 Starling Marte, R (1, 7) OBP: 0.346, SLG: 0.426		C SL 82 B SI 92 F FF 92 X FC 87 1-2 10 CS 1B		C SI 93 C FF 92 F CH 86 X SI 93 0-2 ① ② G4-6-3 1-2f		C FC 89 F SI 94 S CH 85 0-3 ③ K2-3			C FF 98 S SL 86 B FF 101 F FF 101 B SL 87 F FF 100 S SL 88 2-3 ① K	4	0	1	0	0	2	2
10 Jordy Mercer, R (1, 6) OBP: 0.304, SLG: 0.375		1 SAFE B SI 92 1 SAFE F FC 86 1 SAFE F SI 90 1 SAFE 1 SAFE B FF 94 2-2 ① F CH 85 X SL 83 1-2 HR		F FF 90 X FF 91 0-1 1B			S SL 84 X SI 92 0-1 ① L7		C SL 87 B SL 89 S SL 86 S FF 101 1-3 ② K	4	1	2	1	0	1	0
19 Chris Stewart, R (1, 2) OBP: 0.357, SLG: 0.301 55 Russell Martin, R (9, PH) OBP: 0.414, SLG: 0.414	X SL 85 0-0 ② B1-3		B FC 90 B CH 86 B SL 84 C FF 93 X FF 93 3-1 ③ P3				F FF 93 X SI 92 0-1 ② G4-3		C CH 89 B FF 100 X FF 100 1-1 ③ F9	3	0	0	0	0	0	1
										1	0	0	0	0	0	0
47 Francisco Liriano, L (1, 1) OBP: 0.114, SLG: 0.088 59 Brent Morel, R (7, PH) OBP: 0.174, SLG: 0.182 48 Jared Hughes, R (8, 1) 37 Justin Wilson, L (9, 1)		B FF 92 C FC 89 X SI 91 1-1 ③ L6			C SI 89 C SL 85 F FC 87 S FF 93 0-3 ① K		C SL 85 F SL 86 B FF 94 C FC 87 1-3 ③ K			2	0	0	0	0	1	0
										1	0	0	0	0	1	0
										0	0	0	0	0	0	0
										0	0	0	0	0	0	0

Inning Stats	1	2	3	4	5	6	7	8	9
R	1	1	0	0	0	0	0	0	0
H	1	2	1	2	0	1	0	2	0
E	0	0	0	0	0	0	0	0	0
LOB	1	0	1	1	0	1	0	2	0
K	1	0	1	0	2	1	1	0	2
BB	1	0	0	0	0	0	0	0	0
S	10	10	11	9	10	10	7	14	10
P	14	14	18	12	13	13	8	21	14

1B	6
2B	1
3B	0
HR	2
SF	0
SAC	0
DP	1
HBP	0
WP	0
PB	0
SB	0
CS	1
PA	35

AB	34
R	2
H	9
RBI	2
BB	1
SO	8
LOB	13

livebaseballscorecards.com

PITCHER	IP	WLS	BF	H	R	ER	SO	BB	IBB	HBP	BLK	WP	HR	S	P	ERA	WHIP
47 Johnny Cueto, R (1, 1) ERA: 2.26	8.0	W	32	9	2	2	6	1	0	0	0	0	2	81	113	2.25	1.250
54 Aroldis Chapman, L (9, 1) ERA: 2.44	1.0	S	3	0	0	0	2	0	0	0	0	0	0	10	14	0.00	0.000

PITCHER	IP	WLS	BF	H	R	ER	SO	BB	IBB	HBP	BLK	WP	HR	S	P	ERA	WHIP

Cincinnati Reds @ Baltimore Orioles

Oriole Park at Camden Yards, Baltimore, MD

Tue Sep 02 2014, 7:31 PM - 12:19 AM EDT

Att. 15,021 - Overcast - 78 F

livebaseballscorecards.com

Batter	1	2	3	4	5	6	7	8	9	AB	R	H	RBI	BB	SO	LOB
6 Billy Hamilton, S (1, 8) OBP: 0.305, SLG: 0.382	C FF 94 F FF 93 B FF 95 B FF 95 F FF 95 X SL 87 2-2 4 CS 21 S 1B		C FF 94 B SI 94 X SL 88 1-1 ② F9		B CH 86 B FF 91 C FF 92 X FF 93 2-1 ② L7			B SI 87 C SL 80 F SL 80 B FF 90 F FF 88 B FF 88 F SL 80 B SL 80 4-2 39 HBP 4 1B 32 HR BB	X SI 96 0-0 21 G4-3 1B 2-3	4	1	2	0	1	0	3
21 Todd Frazier, R (1, 3) OBP: 0.340, SLG: 0.455	1 SAFE S SL 88 1 SAFE B SL 89 B SL 87 S FF 94 X SL 87 2-2 ① G5-3 1-2		D CH 86 C FF 94 C FF 94 D SL 86 X SL 87 2-2 1-2 1B		F FF 93 S FF 94 S SL 85 0-3 ③ K			B SL 81 S SL 80 B FF 88 B FF 87 C SL 79 S SL 79 3-3 ① K	C SI 94 X SI 96 0-1 ②③ G4-3 1-2f	5	0	1	0	0	2	6
4 Brandon Phillips, R (1, 4) OBP: 0.299, SLG: 0.369	B FF 94 B SL 87 X FF 93 2-0 ②③ P4 2-3		C FF 94 F FF 95 B FF 94 B SL 85 C SL 85 2-3 ③ K 2-3			F FF 92 B FF 93 F SL 85 B FF 93 F FF 94 X FF 93 2-2 ① L9		C SL 81 B FF 87 X SI 87 1-1 39 HBP 32 HR 1B 1-2		4	1	1	0	0	1	3
39 Devin Mesoraco, R (1, 2) OBP: 0.362, SLG: 0.529		C FF 92 F FF 93 B SL 86 S SL 87 1-3 ① K		B CH 83 X SL 86 1-0 ① G5-3		X FF 93 0-0 32 FC2-6 1B		B SL 79 F SL 80 H FF 86 2-1 32 HR HBP 1-2 2-3		3	1	1	0	0	1	0
32 Jay Bruce, L (1, 9) OBP: 0.294, SLG: 0.377		F FF 95 B FF 94 B CH 85 X FF 93 2-1 1B		C CH 87 B FF 93 C FF 94 B FF 95 S SL 91 2-3 ② K		X SL 88 0-0 ② FC2-6 1-2f		B SL 79 X FF 86 1-0 1-H 2-H 3-H HR		4	1	2	4	0	1	1
28 Chris Heisey, R (1, 7) OBP: 0.271, SLG: 0.388		B FF 94 B FF 93 F FF 93 X FF 93 2-1 ② P3		B FF 94 X FF 94 1-0 ③ P4		D SL 83 F SL 85 B FF 92 F SL 86 S FF 94 2-3 ③ K		C SL 80 B SL 79 F FF 86 X FF 87 1-2 ② P6		4	0	0	0	0	1	2
29 Brayan Peña, S (1, 10) OBP: 0.286, SLG: 0.364		C SL 88 B FF 93 C FF 93 X SL 90 1-2 ③ P6			C CH 84 S FF 94 B FF 94 F FF 94 B SL 84 B FF 94 S FF 94 3-3 K 17 G4-3		C SI 96 B CU 83 F CU 84 C SI 96 1-3 ① K	B FF 94 S FS 85 B FS 85 F FF 94 F FF 94 B SL 86 F FF 96 X FF 94 3-2 ③ F8		4	0	0	0	0	2	1
17 Kristopher Negrón, R (1, 5) OBP: 0.300, SLG: 0.431			B FF 94 S FF 94 F FF 94 F SL 86 C SL 85 1-3 ① K		X SL 86 0-0 ① G4-3 1-2		C SI 96 S FF 98 S CU 84 0-3 ② K2-3		S SI 95 S SI 95 B SI 95 X SI 96 1-2 ① G1-3	4	0	0	0	0	2	1
7 Ramon Santiago, S (1, 6) OBP: 0.352, SLG: 0.318			C FF 93 X FF 94 0-1 E3 4 WP 21 1B		B FF 92 C CH 87 D SL 89 F FF 92 B FF 94 B FF 93 4-2 BB		B FF 96 X SI 96 1-0 ③ F8		B SI 95 B SI 94 C SI 94 X SI 95 2-1 6 1B 2B	3	0	1	0	1	0	0
Inning Stats	R: 0 H: 1 E: 0 LOB: 0 K: 0 BB: 0 S: 8 P: 14	R: 0 H: 1 E: 0 LOB: 1 K: 1 BB: 0 S: 10 P: 16	R: 0 H: 1 E: 1 LOB: 2 K: 2 BB: 0 S: 14 P: 20	R: 0 H: 0 E: 0 LOB: 0 K: 1 BB: 0 S: 5 P: 9	R: 0 H: 1 E: 0 LOB: 2 K: 2 BB: 1 S: 12 P: 21	R: 0 H: 1 E: 0 LOB: 1 K: 1 BB: 0 S: 9 P: 13	R: 0 H: 0 E: 0 LOB: 0 K: 2 BB: 0 S: 7 P: 9	R: 4 H: 2 E: 0 LOB: 0 K: 1 BB: 1 S: 20 P: 35	R: 0 H: 2 E: 0 LOB: 1 K: 0 BB: 0 S: 8 P: 11	1B: 6 SF: 0 2B: 1 SAC: 0 3B: 0 DP: 1 HR: 1 HBP: 1						

TOP	
AB	35
R	4
H	8
RBI	4
BB	2
SO	10
LOB	17
WP: 1	PA: 38
PB: 1	
SB: 1	
CS: 1	

PITCHER		IP	WLS	BF	H	R	ER	SO	BB	IBB	HBP	BLK	WP	HR	S	P	ERA	WHIP
25 Bud Norris, R ERA: 3.83	(1, 1)	6.0	W	24	4	0	0	7	1	0	0	0	1	0	58	93	0.00	0.833
29 Tommy Hunter, R ERA: 3.51	(7, 1)	1.0		3	0	0	0	2	0	0	0	0	0	0	7	9	0.00	0.000
56 Darren O'Day, R ERA: 1.49	(8, 1)	0.2		6	2	4	4	1	1	0	1	0	0	1	14	26	54.00	4.500
35 Brad Brach, R ERA: 2.6	(8, 1)	0.1	H	1	0	0	0	0	0	0	0	0	0	0	6	9	0.00	0.000
53 Zack Britton, L ERA: 1.87	(9, 1)	1.0	S	4	2	0	0	0	0	0	0	0	0	0	8	11	0.00	2.000

PITCHER	IP	WLS	BF	H	R	ER	SO	BB	IBB	HBP	BLK	WP	HR	S	P	ERA	WHIP

Batter	1	2	3	4	5	6	7	8	9	AB	R	H	RBI	BB	SO	LOB
21 Nick Markakis, L (1, 10) OBP: 0.342, SLG: 0.393	B SI 88 X FC 90 1-0 12 1B 23 1B 1B	C FF 90 X FS 79 0-1 ① L9		1 SAFE B FF 89 C FF 88 X FS 80 1-1 ③ F8			B SI 94 F SL 90 B SL 90 X CH 85 2-1 ② F7			4	1	1	0	0	0	1
12 Alejandro De Aza, L (1, 7) OBP: 0.311, SLG: 0.356	C FF 90 B FF 90 S CU 79 F FS 80 B FS 82 X CU 78 2-2 23 1B 19 1B 1-2 1B	B CU 75 X FS 80 1-0 ② G4-3			B CU 71 C FF 86 S FS 80 B FS 78 X FS 80 2-2 23 CS 10 1B 1B		C SI 93 B SL 90 X SL 90 1-1 ③ G3			4	1	2	0	0	0	0
10 Adam Jones, R (1, 8) OBP: 0.318, SLG: 0.468	S CU 76 F FF 89 F FF 90 X FS 80 0-2 ① L7	F FC 93 X FF 91 0-1 ③ G5-3			1 SAFE 1 SAFE X SI 89 0-0 23 1B 1-2 1B			C CU 75 F FF 92 B FC 90 B CH 82 F FF 92 B CH 81 S FF 94 3-3 ① K		4	0	1	0	0	1	2
23 Nelson Cruz, R (1, 9) OBP: 0.324, SLG: 0.513 9 David Lough, L (9, 9) OBP: 0.294, SLG: 0.329	B SL 85 S FS 82 B SI 91 X SI 89 2-1 19 1B 38 G4-3 1-2 2-H 1B		B FC 89 B FS 81 X FC 90 2-0 ① G6-3		C SI 90 B FF 89 B FF 88 X FS 83 2-1 ① ② 1-3 2-3 1B			B CU 78 X CU 77 1-0 ② P4		4 0	1 0	2 0	1 0	0 0	0 0	0 0
19 Chris Davis, L (1, 3) OBP: 0.301, SLG: 0.402	B CU 75 C FS 80 X FF 92 1-1 38 G4-3 36 1B 1-3 2-H 1B		B SI 89 S FS 80 B CU 77 B FS 82 B FF 90 4-1 38 G3-6 BB		C FF 89 C FF 89 B SI 92 D CU 78 C FS 80 2-3 ③ K			C FF 92 B SL 83 B FF 93 X FF 94 2-1 ③ L4		3	1	1	1	1	1	1
38 Jimmy Paredes, S (1, 5) OBP: 0.310, SLG: 0.464 14 Kelly Johnson, L (9, 5) OBP: 0.290, SLG: 0.354	B FF 92 X FS 80 1-0 ② G4-3 1-2 3-H		S FF 90 F FF 90 B FS 83 F FS 80 X FS 80 1-2 ② ③ G3-6 1-2f			F FF 90 B FF 91 X FF 90 1-1 ① G5-3				3 0	0 0	0 0	1 0	0 0	0 0	2 0
36 Caleb Joseph, R (1, 2) OBP: 0.295, SLG: 0.405	C FF 91 X SL 84 0-1 2-H 1B			B SL 87 C FC 89 B CU 75 S SI 90 F FS 80 X CU 79 2-2 ① F8		C SL 82 F FF 90 F SL 82 S FF 91 0-3 ② K				3	0	1	1	0	1	0
3 Ryan Flaherty, L (1, 6) OBP: 0.265, SLG: 0.330	C FF 91 S FS 79 S FS 80 0-3 ③ K			T CU 72 X FF 90 0-1 1B		C SL 82 C SL 82 B FF 92 X SL 82 1-2 ③ F8				3	0	1	0	0	1	1
6 Jonathan Schoop, R (1, 4) OBP: 0.252, SLG: 0.362		B FS 83 B FC 89 X SL 88 2-0 HR		B SI 89 B FS 83 D FF 90 C SL 88 X FF 89 3-1 ② P2			B CU 84 S SL 89 X SI 93 1-1 ① G6-3			3	1	1	1	0	0	1
Inning Stats	R: 4 E: 0 K: 1 S: 19 H: 5 LOB: 1 BB: 0 P: 26	R: 1 E: 0 K: 0 S: 6 H: 1 LOB: 0 BB: 0 P: 9	R: 0 E: 0 K: 0 S: 6 H: 0 LOB: 0 BB: 1 P: 13	R: 0 E: 0 K: 0 S: 10 H: 1 LOB: 1 BB: 0 P: 16	R: 0 E: 0 K: 1 S: 9 H: 3 LOB: 1 BB: 0 P: 15	R: 0 E: 0 K: 1 S: 9 H: 0 LOB: 0 BB: 0 P: 11	R: 0 E: 0 K: 0 S: 6 H: 0 LOB: 0 BB: 0 P: 10	R: 0 E: 0 K: 1 S: 7 H: 0 LOB: 0 BB: 0 P: 13		1B: 9 2B: 0 3B: 0 HR: 1 SF: 0 SAC: 0 DP: 1 HBP: 0				WP: 0 PB: 0 SB: 0 CS: 1 PA: 32		

BOTTOM

Cincinnati Reds @ Baltimore Orioles

Oriole Park at Camden Yards, Baltimore, MD

Tue Sep 02 2014, 7:31 PM - 12:19 AM EDT

Att. 15,021 - Overcast - 78 F

livebaseballscorecards.com

AB	31
R	5
H	10
RBI	5
BB	1
SO	4
LOB	8

PITCHER		IP	WLS	BF	H	R	ER	SO	BB	IBB	HBP	BLK	WP	HR	S	P	ERA	WHIP
55 Mat Latos, R ERA: 3.46	(1, 1)	5.0	L	23	10	5	5	2	1	0	0	0	0	1	50	79	9.00	2.200
41 Ryan Dennick, L ERA:	(6, 1)	1.0		3	0	0	0	1	0	0	0	0	0	0	9	11	0.00	0.000
62 Pedro Villarreal, R ERA: 3.38	(7, 1)	1.0		3	0	0	0	0	0	0	0	0	0	0	6	10	0.00	0.000
66 Logan Ondrusek, R ERA: 4.3	(8, 1)	0.2		2	0	0	0	1	0	0	0	0	0	0	5	9	0.00	0.000
43 Manny Parra, L ERA: 4.32	(8, 1)	0.1		1	0	0	0	0	0	0	0	0	0	0	2	4	0.00	0.000

PITCHER	IP	WLS	BF	H	R	ER	SO	BB	IBB	HBP	BLK	WP	HR	S	P	ERA	WHIP

Cincinnati Reds @ Baltimore Orioles

Oriole Park at Camden Yards, Baltimore, MD

Wed Sep 03 2014, 7:09 PM - 9:45 PM EDT

Att. 20,246 - Partly Cloudy - 81 F

TOP

livebaseballscorecards.com

Batter	1	2	3	4	5	6	7	8	9	AB	R	H	RBI	BB	SO	LOB
6 Billy Hamilton, S (1, 8) OBP: 0.304, SLG: 0.380 30 Jason Bourgeois, R (8, PH) OBP: 1.000, SLG: 1.000 (8, 8)	B FF 89 B SI 89 C FF 89 X FF 90 2-1 G6-3		B FF 90 1 SAFE C SL 83 F FF 91 F FF 90 1 SAFE C CH 82 1-3 K			C SL 85 B CH 84 B FF 91 F FF 91 S FF 90 2-3 K		B SL 84 B FF 92 F FF 92 X FF 91 2-1 1-2 2-3 1B		3 1	0 0	0 1	0 0	0 0	2 0	1 0
21 Todd Frazier, R (1, 3) OBP: 0.338, SLG: 0.452 (8, 5)	S FF 90 C SL 84 X FF 90 0-2 L6			B SL 83 F FF 90 B FF 91 X SL 84 2-1 F9		X FF 92 0-0 F8		B SL 83 X SL 84 1-0 G6-3		4	0	0	0	0	0	3
4 Brandon Phillips, R (1, 4) OBP: 0.296, SLG: 0.365	X SI 91 0-0 F8			B FF 91 F CU 79 F SI 91 X FF 92 1-2 P3			B SL 85 S SL 85 F SI 91 F FF 91 X SL 86 1-2 P4		C SI 90 B FF 91 F FF 92 F FF 92 X SL 85 1-2 F8	4	0	0	0	0	0	0
39 Devin Mesoraco, R (1, 2) OBP: 0.359, SLG: 0.524 16 Tucker Barnhart, L (8, 2) OBP: 0.200, SLG: 0.216		F SI 89 B SL 84 B FF 91 C FF 91 C FF 91 3-3 K		X FF 91 0-0 F7			F SL 86 S FF 92 S FF 92 0-3 K		B FF 92 C SI 91 F FF 91 B FF 91 F SI 92 F CH 84 B SL 85 F FF 91 X FF 91 3-2 F9	3 1	0 0	0 0	0 0	0 0	2 0	0 0
32 Jay Bruce, L (1, 9) OBP: 0.294, SLG: 0.376		B FF 91 C SI 91 C CU 76 X FF 92 1-2 G4-3			X CH 83 0-0 G4-3		C SI 92 B FF 91 F SL 86 S CH 85 1-3 K		F CH 82 B SL 84 B CH 82 F CH 84 B FF 90 X CH 82 3-2 1B	4	0	1	0	0	1	0
48 Ryan Ludwick, R (1, 10) OBP: 0.307, SLG: 0.383		S FF 91 S FF 92 F FF 92 S SL 84 0-3 K			F SL 85 B FF 92 X CU 77 1-1 17 FC6-4 1B			B FF 90 C FF 90 X SL 85 1-1 E3 30 1B 25 1B	X SL 83 0-0 G5-3	4	0	1	0	0	1	1
25 Skip Schumaker, L (1, 7) OBP: 0.286, SLG: 0.307			X FF 90 0-0 F9		C FF 88 B CH 82 F FF 89 X CH 83 1-2 G2			X FF 89 0-0 30 1B 1-2 1B		3	0	1	0	0	0	1
17 Kristopher Negrón, R (1, 5) OBP: 0.295, SLG: 0.423 9 Jack Hannahan, L (8, PH) OBP: 0.179, SLG: 0.185 (8, 3)			C FF 91 C SI 90 S SL 85 0-3 K		X SL 85 0-0 FC6-4 1-2f			B SL 83 C SI 90 B FF 90 S SI 91 X CH 84 2-2 F8		2 1	0 0	0 0	0 0	0 0	1 0	1 2
7 Ramon Santiago, S (1, 6) OBP: 0.354, SLG: 0.316 15 Jake Elmore, R (8, PH) (8, 6)			F FF 92 B FF 91 B CU 77 B SI 91 B FF 92 4-1 BB			C CU 76 F SI 91 X CH 85 0-2 G6-3		C SI 91 C FF 92 F SL 82 B SI 91 F SI 91 S SL 85 1-3 K		1 1	0 0	0 0	0 0	1 0	0 1	0 2

	AB	32
	R	0
	H	4
	RBI	0
	BB	1
	SO	8
	LOB	11

Inning Stats																																
	R: 0 E: 0 K: 0 S: 6		H: 0 LOB: 0 BB: 0 P: 8		R: 0 E: 0 K: 2 S: 10		H: 0 LOB: 0 BB: 0 P: 14		R: 0 E: 0 K: 2 S: 9		H: 0 LOB: 1 BB: 1 P: 14		R: 0 E: 0 K: 0 S: 6		H: 0 LOB: 0 BB: 0 P: 9		R: 0 E: 0 K: 0 S: 7		H: 1 LOB: 1 BB: 0 P: 9		R: 0 E: 0 K: 1 S: 7		H: 0 LOB: 0 BB: 0 P: 9		R: 0 E: 0 K: 2 S: 10		H: 0 LOB: 0 BB: 0 P: 12		R: 0 E: 1 K: 1 S: 14		H: 2 LOB: 3 BB: 0 P: 21		R: 0 E: 0 K: 0 S: 14		H: 1 LOB: 1 BB: 0 P: 21		1B: 4 2B: 0 3B: 0 HR: 0		SF: 0 SAC: 0 DP: 0 HBP: 0		WP: 0 PB: 0 SB: 0 CS: 0		PA: 33

PITCHER	IP	WLS	BF	H	R	ER	SO	BB	IBB	HBP	BLK	WP	HR	S	P	ERA	WHIP
50 Miguel González, R (1, 1) ERA: 3.38	9.0	W	33	4	0	0	8	1	0	0	0	0	0	83	117	0.00	0.556

PITCHER	IP	WLS	BF	H	R	ER	SO	BB	IBB	HBP	BLK	WP	HR	S	P	ERA	WHIP

Cincinnati Reds @ Baltimore Orioles

Oriole Park at Camden Yards, Baltimore, MD

Wed Sep 03 2014, 7:09 PM - 9:45 PM EDT

Att. 20,246 - Partly Cloudy - 81 F

livebaseballscorecards.com

BOTTOM

Batter	1	2	3	4	5	6	7	8	9	AB	R	H	RBI	BB	SO	LOB
21 Nick Markakis, L (1, 9) OBP: 0.340, SLG: 0.390	X SI 86 0-0 ① G3		B SI 89 B SI 89 C SI 88 X SL 84 2-1 ③ F9		C SI 88 B SL 83 B CH 81 C SL 84 B SL 82 X CH 81 3-2 ③ G5-3		C FF 92 X CU 74 0-1 ② G6-3 2-3			4	0	0	0	0	0	1
9 David Lough, L (1, 8) OBP: 0.293, SLG: 0.347	C SI 87 X CH 80 0-1 ② L8			S CU 74 X SL 83 0-1 HR		M CH 80 B CU 75 X CH 81 1-1 ① B1-3	F CU 75 C FF 92 F FF 93 B SL 82 F FF 92 F CU 75 B CH 88 F FF 93 F FF 93 2-2 ③ F9			4	1	1	1	0	0	1
10 Adam Jones, R (1, 10) OBP: 0.319, SLG: 0.468	C FF 90 F SI 87 B SL 85 B CU 73 S SL 82 2-3 ③ K			C CU 74 C FF 88 B SL 83 B SI 88 T SI 89 2-2 ① K		S CU 74 F FF 88 B SL 83 B SI 88 X CU 74 2-2 1B		B SL 81 B FF 89 F FF 89 X CH 82 2-1 23 PB 1B		4	0	2	0	0	2	0
23 Nelson Cruz, R (1, 7) OBP: 0.325, SLG: 0.514 34 Quintin Berry, L (8, PR) (9, 7)		C FF 88 S SL 82 S SL 81 0-3 ① K		S SL 82 S SL 83 B SL 83 B SL 83 B SL 83 F SL 84 X FF 90 3-2 19 HR 2B		X SI 88 0-0 ② F9		C CH 83 B CH 82 B FF 90 S CH 82 B SL 81 B CH 82 4-2 2 G6-4-3 1-2 BB		3 0	1 0	1 0	0 0	1 0	1 0	1 0
19 Chris Davis, L (1, 3) OBP: 0.300, SLG: 0.408		B SI 88 X CH 81 1-0 ② G3		X SI 89 0-0 2-H HR		1 SAFE B CH 81 B CH 81 B SI 90 X SI 89 3-0 ③ G4-3		C FF 89 D SL 79 C FF 88 S SL 79 1-3 ① K		4	1	1	2	0	1	3
2 J.J. Hardy, R (1, 6) OBP: 0.316, SLG: 0.390		C FF 87 B SI 87 B CH 80 T FF 90 B FF 91 C FF 89 3-3 ③ K		C FF 90 F CH 82 B FF 90 X SL 82 1-2 ② G6-3			B FF 94 C FF 93 B FF 92 B FF 92 F FF 92 B FF 92 4-2 36 F8 14 BB 6 2B BB	B FF 87 B CH 82 X FF 87 2-0 ② ③ G6-4-3 1-2f		3	1	0	0	1	1	2
14 Kelly Johnson, L (1, 5) OBP: 0.290, SLG: 0.351 3 Ryan Flaherty, L (8, 5) OBP: 0.265, SLG: 0.330			C SI 86 B SL 83 B CH 78 F SL 82 F SI 89 X SI 89 2-2 ① L6	F CU 75 B CH 82 C FF 90 B SL 83 F FF 89 B SL 83 X SI 88 3-2 ③ G3-1			B FF 92 B FF 93 B FF 91 B FF 92 4-0 36 F8 6 2B 1-2 BB			2 0	1 0	0 0	0 0	1 0	0 0	0 0
36 Caleb Joseph, R (1, 2) OBP: 0.291, SLG: 0.399			C FF 89 S SL 84 B SL 83 X SL 82 1-2 ② F8		C SL 81 B CH 80 X SL 82 1-1 ① F8		B FF 94 D CU 82 B FF 93 C FF 93 F FF 93 X SI 94 3-2 ① F8 1-2 2-3			3	0	0	0	0	0	2
6 Jonathan Schoop, R (1, 4) OBP: 0.255, SLG: 0.374			C SI 82 B SI 88 F SI 89 B SL 84 B CH 83 X SI 90 3-2 HR		C SI 88 F SI 86 X SL 81 0-2 ② G5-3		F FF 95 B SI 94 C CU 84 B CU 85 F CU 84 X FF 95 2-2 21 G6-3 2-H 3-H 2B			3	1	2	3	0	0	0
Inning Stats	R: 0 E: 0 K: 1 S: 6 H: 0 LOB: 0 BB: 0 P: 8	R: 0 E: 0 K: 2 S: 7 H: 0 LOB: 0 BB: 0 P: 11	R: 1 E: 0 K: 0 S: 12 H: 1 LOB: 0 BB: 0 P: 20	R: 3 E: 0 K: 1 S: 17 H: 3 LOB: 0 BB: 0 P: 26	R: 0 E: 0 K: 0 S: 8 H: 0 LOB: 0 BB: 0 P: 12	R: 0 E: 0 K: 0 S: 7 H: 1 LOB: 1 BB: 0 P: 13	R: 2 E: 0 K: 0 S: 20 H: 1 LOB: 1 BB: 2 P: 35	R: 0 E: 0 K: 1 S: 8 H: 1 LOB: 2 BB: 1 P: 17		1B: 2 2B: 2 3B: 0 HR: 3 SF: 0 SAC: 0 DP: 1 HBP: 0						

	AB	30
	R	6
	H	7
	RBI	6
	BB	3
	SO	5
	LOB	10

WP: 0 PA: 33
PB: 1
SB: 0
CS: 0

PITCHER		IP	WLS	BF	H	R	ER	SO	BB	IBB	HBP	BLK	WP	HR	S	P	ERA	WHIP
40 Dylan Axelrod, R ERA: 3.18	(1, 1)	6.0	L	23	5	4	4	4	0	0	0	0	0	3	57	90	6.00	0.833
53 Carlos Contreras, R ERA: 7.0	(7, 1)	0.1		4	1	2	2	0	2	0	0	0	0	0	9	22	54.00	9.000
60 J.J. Hoover, R ERA: 5.2	(7, 1)	0.2		2	0	0	0	0	0	0	0	0	0	0	11	13	0.00	0.000
36 David Holmberg, L ERA: 15.63	(8, 1)	1.0		4	1	0	0	1	1	0	0	0	0	0	8	17	0.00	2.000

PITCHER	IP	WLS	BF	H	R	ER	SO	BB	IBB	HBP	BLK	WP	HR	S	P	ERA	WHIP

Cincinnati Reds @ Baltimore Orioles

Oriole Park at Camden Yards, Baltimore, MD

Thu Sep 04 2014, 7:09 PM - 10:34 PM EDT

Att. 21,114 - Clear - 84 F

TOP

livebaseballscorecards.com

Batter	1	2	3	4	5	6	7	8	9	AB	R	H	RBI	BB	SO	LOB
30 Jason Bourgeois, R (1, 8) (7, 9) OBP: 0.500, SLG: 0.500	C FF 89 B FF 89 F FF 90 B KC 74 B KC 74 F FF 90 T FF 92 3-2 ① K		F FF 92 B FC 90 X KC 76 1-1 21 BB 7 1B 39 SF8 1-2 1B		B FC 90 X FC 90 1-0 ① L9		D SI 93 F SL 86 X SL 85 1-1 39 WP 7 BB 39 2B 1-2 1B	C FF 95 X FF 95 0-1 ③ G5-3		5	2	2	0	0	1	1
7 Ramon Santiago, S (1, 4) OBP: 0.355, SLG: 0.314	C FF 92 X FF 92 0-1 ② G4-3		X CH 83 0-0 39 SF8 21 BB 1-2 2-3 1B		B KC 75 X FF 90 1-0 ② F9		B SI 92 D FS 87 B SI 92 C FF 94 B FF 94 4-1 39 WP 39 2B 1-2 2-3 BB		B SI 95 B SI 95 B SI 96 C SI 95 C SI 95 X SI 95 3-2 ① G5-3	4	1	1	0	1	0	0
21 Todd Frazier, R (1, 5) OBP: 0.337, SLG: 0.448	B FF 92 F FF 91 B SL 86 F FC 91 S FF 91 2-3 ③ K		B SL 86 B FF 92 B FF 92 B FF 93 4-0 1-2 2-3 3-H BB		C SL 84 S SL 84 B FC 89 B SL 85 F FF 92 B KC 77 X FF 91 3-2 ③ F7		C SL 86 B SI 94 D SI 93 F SL 86 S FF 95 2-3 ② K		C SI 96 X SI 96 0-1 ② G2-3	4	0	0	1	1	2	3
39 Devin Mesoraco, R (1, 10) OBP: 0.365, SLG: 0.542		B FF 89 B FF 89 C FF 88 X FF 91 2-1 33 FC5-4 1B	B FF 92 F CH 85 F CH 86 F FF 92 D KC 78 F CH 85 X FF 93 2-2 ② SF8 2-3 3-H			C SL 84 B FF 90 S CH 83 B CH 83 X CH 82 2-2 HR	B SL 87 B FF 95 C FF 94 S FF 95 B FF 96 F FF 95 F SL 86 F FF 95 X FF 94 3-2 23 E 1-H 2-H 3-H 2B		C SI 96 S SI 97 B SI 97 X SI 96 1-2 1B	4	2	4	4	0	0	0
23 Donald Lutz, L (1, 7) OBP: 0.275, SLG: 0.324 28 Chris Heisey, R (9, PH) OBP: 0.270, SLG: 0.387		B FF 90 F FF 90 X FF 91 1-1 ① F7	C FF 92 S FF 91 S FF 93 0-3 ③ K			B FF 92 C KC 75 F FF 91 B FF 92 B FF 92 X FF 92 3-2 ① F8	B FF 97 C FF 97 X FF 96 1-1 E8 2-H 1B		B SI 96 X SI 96 1-0 ③ G6-3	4	0	1	1	0	1	3
										1	0	0	0	0	0	1
33 Yorman Rodriguez, R (1, 9) 29 Brayan Peña, S (7, PH) OBP: 0.285, SLG: 0.362 6 Billy Hamilton, S (7, 8) OBP: 0.304, SLG: 0.380		C FF 90 B FF 91 X KC 75 1-1 ② FC5-4 1-2f		F FF 90 F FF 90 B KC 74 B KC 75 T FF 91 2-2 ① K		C SL 86 F KC 76 F FF 93 B SL 86 F FF 93 X KC 76 1-2 ② P1	B CU 84 B FF 97 X CU 84 2-0 ③ G1-3			3	0	0	0	0	1	1
										1	0	0	0	0	0	1
										0	0	0	0	0	0	0
9 Jack Hannahan, L (1, 3) OBP: 0.188, SLG: 0.226		C FF 90 F FC 90 B KC 76 F KC 76 B FF 91 S FF 92 2-3 ③ K		B KC 75 B FF 91 F FF 92 B FF 92 F FF 92 X FF 92 3-2 ② F7		C KC 76 F FF 92 C FF 94 0-3 ③ K		B FF 97 B CU 82 X FF 96 2-0 16 G6-3 2B		4	0	1	0	0	2	1
15 Jake Elmore, R (1, 6) OBP: 0.200, SLG: 0.200			B FC 90 X FC 88 1-0 ① P4	B FF 90 B FF 91 C FF 91 X FF 90 2-1 1B			B FF 93 F FF 94 C SI 93 T FF 93 1-2 ① K	B CU 85 C CU 84 X FF 96 1-1 ① F8		4	0	1	0	0	1	1
16 Tucker Barnhart, L (1, 2) OBP: 0.227, SLG: 0.225			C FF 88 C KC 74 B FF 90 B FF 92 F FF 90 B KC 76 B FF 92 4-2 7 1B 30 1B 21 BB BB	C FF 90 F FF 92 B FC 92 D KC 77 X FF 92 2-2 ③ G4-3			S FS 86 B FF 94 X FF 94 1-1 7 BB 30 1B 39 WP 1B	C CU 82 B FF 98 C CU 83 F FF 97 F CU 85 X SI 97 1-2 ② G6-3 2-3		3	2	1	0	1	0	2

Inning Stats	1	2	3	4	5	6	7	8	9
	R: 0 E: 0 K: 2 S: 9	H: 0 LOB: 0 BB: 0 P: 14	R: 0 E: 0 K: 1 S: 10	H: 1 LOB: 1 BB: 0 P: 16	R: 2 E: 0 K: 1 S: 15	H: 2 LOB: 2 BB: 2 P: 27	R: 0 E: 0 K: 1 S: 11	H: 1 LOB: 1 BB: 0 P: 20	R: 0 E: 0 K: 0 S: 6	H: 0 LOB: 0 BB: 0 P: 11	R: 1 E: 0 K: 1 S: 14	H: 1 LOB: 0 BB: 0 P: 20	R: 4 E: 1 K: 2 S: 20	H: 4 LOB: 1 BB: 1 P: 35	R: 0 E: 0 K: 0 S: 10	H: 1 LOB: 1 BB: 0 P: 14	R: 0 E: 0 K: 0 S: 9	H: 1 LOB: 1 BB: 0 P: 14

AB	37
R	7
H	11
RBI	6
BB	3
SO	8
LOB	14

		1B: 8	SF: 1	WP: 1	PA: 41
		2B: 2	SAC: 0	PB: 0	
		3B: 0	DP: 0	SB: 0	
		HR: 1	HBP: 0	CS: 0	

PITCHER		IP	WLS	BF	H	R	ER	SO	BB	IBB	HBP	BLK	WP	HR	S	P	ERA	WHIP
30 Chris Tillman, R ERA: 3.4	(1, 1)	6.0		25	5	3	3	6	2	0	0	0	0	1	65	108	4.50	1.167
35 Brad Brach, R ERA: 3.25	(7, 1)	0.2		6	3	4	4	2	1	0	0	0	1	0	17	29	54.00	6.000
29 Tommy Hunter, R ERA: 3.42	(7, 1)	1.1	W	6	2	0	0	0	0	0	0	0	0	0	13	20	0.00	1.500
53 Zack Britton, L ERA: 1.84	(9, 1)	1.0	S	4	1	0	0	0	0	0	0	0	0	0	9	14	0.00	1.000

PITCHER		IP	WLS	BF	H	R	ER	SO	BB	IBB	HBP	BLK	WP	HR	S	P	ERA	WHIP

Cincinnati Reds @ Baltimore Orioles

Oriole Park at Camden Yards, Baltimore, MD

Thu Sep 04 2014, 7:09 PM - 10:34 PM EDT

Att. 21,114 - Clear - 84 F

livebaseballscorecards.com

Batter	1	2	3	4	5	6	7	8	9	AB	R	H	RBI	BB	SO	LOB
21 Nick Markakis, L (1, 9) OBP: 0.342, SLG: 0.391	B SI 89 X SI 90 1-0 23 HR 1B	B SI 90 B FC 90 B SI 89 C SI 90 X SI 91 3-1 ① G4-3		B SI 90 C CH 86 X SI 91 1-1 ② G4-3			B FF 94 C FF 94 S SL 84 F SL 86 F SL 85 F FF 95 F FF 96 X FF 95 1-2 10 1B 12 SH1-3 2 1B 1B	F SI 99 B CH 89 B FF 98 B CH 89 F FF 99 B FF 99 4-2 12 1B BB		4	2	2	0	1	0	0
12 Alejandro De Aza, L (1, 7) OBP: 0.310, SLG: 0.355	B SI 89 C SI 90 B FC 90 S SI 90 F CH 85 F FF 91 F SL 82 X SI 92 2-2 ① F7	C CH 85 X SI 91 0-1 ② G3-1		B SI 90 X SI 90 1-0 ③ F9			1 SAFE L SL 85 B FF 96 X FF 94 1-1 ① SH1-3 1-2	B SI 96 F FF 97 F SI 96 1 SAFE B SI 98 X FF 99 2-2 1-2 1B		4	0	1	0	0	0	1
10 Adam Jones, R (1, 8) OBP: 0.318, SLG: 0.465	C SI 91 F SL 80 B SI 90 S SI 91 1-3 ② K	B KC 81 C KC 80 X CH 86 1-1 ③ F8			B CU 86 C CU 85 X SL 89 1-1 ① F8		B SI 86 B SI 88 S KC 74 X FF 88 2-1 23 BB 2 1B 2-3 1B	B SI 97 F SL 91 S SL 90 F FF 98 X SI 97 1-2 ③ G5-3		5	1	1	0	0	1	3
23 Nelson Cruz, R (1, 10) OBP: 0.328, SLG: 0.520	X FC 90 0-0 1-H HR	B KC 79 F SI 91 S SI 92 B SI 91 B KC 81 X KC 81 3-2 ② G6-3	B SI 90 F SI 89 F SI 90 F SI 92 S SL 82 1-3 ① K		B SL 91 X SL 90 1-0 1B		B SI 88 1 SAFE B SI 87 B SI 89 1 SAFE B SI 88 4-0 2 1B 1-2 BB			3	1	2	2	1	1	0
19 Chris Davis, L (1, 3) OBP: 0.300, SLG: 0.408	B SI 91 S CH 85 X FC 90 1-1 14 2B 2B		B KC 79 F SI 91 S SI 92 B SI 91 B KC 81 X KC 81 3-2 ② G6-3		B FF 92 1 SAFE S FF 92 F SL 89 B SL 90 C FF 93 2-3 ② K		S CH 81 S KC 75 B KC 75 D KC 76 C SI 87 2-3 ② K			4	1	1	0	0	2	4
2 J.J. Hardy, R (1, 6) OBP: 0.320, SLG: 0.392	B SL 80 B SI 90 C SI 91 B CH 86 B SI 91 4-1 14 2B 40 HR BB		B KC 80 C FC 90 F SI 91 X FC 91 1-2 1B		B SI 93 C SL 90 1 SAFE F FF 94 F CU 86 B SL 89 S FF 93 2-3 ③ K		B FF 88 B SI 87 B FF 87 C FF 85 X FF 86 3-1 1-2 2-H 3-H 1B			3	1	2	2	1	1	1
14 Kelly Johnson, L (1, 5) OBP: 0.293, SLG: 0.355 3 Ryan Flaherty, L (8, 5) OBP: 0.265, SLG: 0.330	C SI 90 X CH 86 0-1 40 HR 1-3 2-H 2B		F SI 92 F SI 91 X SI 92 0-2 ③ G1-3			B FF 91 F FF 91 F CH 84 B SL 90 F SL 91 B SI 93 F SL 90 B SI 92 4-2 6 CS 1 BB	X CH 90 0-0 G4-1 3		3 0	1 0	1 0	1 0	1 0	0 0	3 0
40 Nick Hundley, R (1, 2) OBP: 0.278, SLG: 0.383	B SI 91 B SI 91 F SI 92 S SI 91 X SL 82 2-2 2-H 3-H HR			F SI 90 B KC 80 B SI 91 S SI 90 B SI 92 X SI 92 3-2 ① G6-3			C SI 92 X SI 92 0-1 ① F9	F SI 97 S FF 96 C FF 98 X FF 97 1-2 ① F8		4	1	1	3	0	0	1
6 Jonathan Schoop, R (1, 4) OBP: 0.255, SLG: 0.380	B SI 92 B SI 91 F SI 92 X SI 91 2-1 ③ G5-3			C KC 80 B SI 91 F FC 90 F SI 92 X KC 81 1-2 HR			1 SAFE C SL 90 F CU 86 B FF 92 S CU 85 1-3 ②③ K 1-2	B FF 98 S SL 88 F FF 98 B FF 98 T SL 86 2-2 ② K		4	1	1	1	0	2	1
Inning Stats	R: 6 E: 0 K: 1 S: 21 H: 5 LOB: 0 BB: 1 P: 34	R: 0 E: 0 K: 0 S: 6 H: 0 LOB: 0 BB: 0 P: 10	R: 0 E: 0 K: 1 S: 13 H: 1 LOB: 1 BB: 0 P: 18	R: 1 E: 0 K: 0 S: 10 H: 1 LOB: 0 BB: 0 P: 16	R: 0 E: 0 K: 2 S: 10 H: 1 LOB: 1 BB: 0 P: 16	R: 0 E: 0 K: 1 S: 9 H: 0 LOB: 0 BB: 1 P: 14	R: 2 E: 0 K: 1 S: 17 H: 3 LOB: 2 BB: 1 P: 30	R: 0 E: 0 K: 1 S: 15 H: 1 LOB: 2 BB: 1 P: 25		1B: 7 2B: 2 3B: 0 HR: 3 SF: 0 SAC: 1 DP: 0 HBP: 0						

	AB	34
	R	9
	H	12
	RBI	9
	BB	4
	SO	7
	LOB	14

WP: 0 PA: 39
PB: 0
SB: 0
CS: 1

PITCHER		IP	WLS	BF	H	R	ER	SO	BB	IBB	HBP	BLK	WP	HR	S	P	ERA	WHIP
44 Mike Leake, R ERA: 3.59	(1, 1)	4.0		20	7	7	7	2	1	0	0	0	0	3	50	78	15.75	2.000
62 Pedro Villarreal, R ERA: 2.45	(5, 1)	2.0		7	1	0	0	3	1	0	0	0	0	0	19	30	0.00	1.000
43 Manny Parra, L ERA: 4.54	(7, 1)	0.1	L	2	1	1	1	0	0	0	0	0	0	0	9	11	27.00	3.000
63 Sam LeCure, R ERA: 3.86	(7, 1)	0.1		4	2	1	1	1	1	0	0	0	0	0	7	18	27.00	9.000
70 Jumbo Díaz, R ERA: 3.08	(7, 1)	1.1		6	1	0	0	1	1	0	0	0	0	0	16	26	0.00	1.500

PITCHER	IP	WLS	BF	H	R	ER	SO	BB	IBB	HBP	BLK	WP	HR	S	P	ERA	WHIP

New York Mets @ Cincinnati Reds

Great American Ball Park, Cincinnati, OH

Fri Sep 05 2014, 7:11 PM - 10:45 PM EDT

Att. 29,089 - Partly Cloudy - 90 F

TOP

livebaseballscorecards.com

Batter	1	2	3	4	5	6	7	8	9	AB	R	H	RBI	BB	SO	LOB
12 Juan Lagares, R (1, 8) OBP: 0.319, SLG: 0.386	C FF 92 B FF 93 F SI 93 S FC 90 1-3 **K** ①	F SI 94 D SI 95 X SI 95 1-1 **FC5-2** (21 BB, 5 1B) ① 1-2 3-H		F FF 94 L SI 94 B FC 90 F SI 95 B SI 95 X FC 90 2-2 6 G1-3, 7 HR 1B	S FF 93 C SL 83 B FF 92 F SL 82 B FF 92 X SL 83 2-2 **G5-3** ③		B FF 94 F FC 90 B FF 93 F FC 90 X CH 80 2-2 **G5-3** ②	B SI 89 B SI 88 D FF 89 C FF 87 X FF 86 3-1 **F8** ②		6	1	1	0	0	1	3
6 Matthew den Dekker, L (1, 7) OBP: 0.328, SLG: 0.284	B SI 94 B FS 85 B FF 93 C SI 92 S SI 94 B SI 94 4-2 5 1B, 7 1B BB	C SI 94 S FS 88 D EP 71 B FS 88 C FS 87 2-3 **K** ②		F SI 92 1 SAFE 1 SAFE B SI 93 1 SAFE F SI 94 B FS 83 F FS 81 1 SAFE 2-2 **G1-3** ① 1-2		X FF 90 0-0 **B1-3** ① 1-B	B FF 93 B FC 92 F FF 93 B FF 94 B FF 92 4-1 5 2B BB	B SI 87 B SL 76 F FF 89 X FF 88 2-1 **G1** ③		4	2	0	0	2	1	4
5 David Wright, R (1, 5) OBP: 0.326, SLG: 0.372 44 Buddy Carlyle, L (8, 1) OBP: 1.000, SLG: 1.000 13 Josh Satin, R (9, PH) OBP: 0.278, SLG: 0.172 (9, 3)	B FF 93 F FC 89 1 SAFE D FF 90 X SI 93 2-1 7 1B, 21 S, 3 2B 1-3 1B	X SI 95 0-0 21 BB 1-2 2-3 1B		C CU 75 D SI 95 C SI 94 C FS 84 1-3 **K** ②		B FF 90 F FF 90 X FF 90 1-1 7 1B, 3 HR 1B	C CU 76 B FF 92 B FC 89 X FC 90 2-1 7 BB 1-H 2B		F FF 88 H FF 89 1-1 21 WP, 21 HR HBP	5 0 0	2 0 1	4 0 0	1 0 0	0 0 0	1 0 0	1 0 0
21 Lucas Duda, L (1, 3) OBP: 0.346, SLG: 0.484 9 Kirk Nieuwenhuis, L (9, 9) OBP: 0.361, SLG: 0.506	B SI 93 1 SAFE S FS 87 D FS 87 F FS 88 S FS 89 2-3 **K** ② 1-2	C SI 96 D FS 89 B FS 86 B SI 95 F FF 94 B SI 95 4-2 7 FC6-4 BB 1-2 2-3 3-H		I IN 62 I IN 67 I IN 72 I IN 76 4-0 7 HR IBB		B SL 81 C FF 90 X SL 82 1-1 **P5** ② 1-B	D CU 77 S CH 80 B CH 80 B FF 92 B FC 89 4-1 7 BB BB		C FF 90 F FF 85 B SL 81 X CH 86 1-2 HR 1-H	3 0	2 0	1 0	3 0	3 0	1 0	3 0
7 Travis d'Arnaud, R (1, 2) OBP: 0.306, SLG: 0.412 36 Juan Centeno, L (9, PH) OBP: 0.333, SLG: 0.273 (9, 2)	F FF 94 D SI 95 B SI 96 X FF 94 2-1 3 2B 2-3 1B 3-H	F FF 94 B SI 96 F SI 95 X CU 78 1-2 **FC6-4** ③ 1-2f		X CU 75 0-0 1-H 2-H HR		B FF 89 S CH 81 B CH 82 X CH 80 2-1 3 HR 1-2 1B	B FF 92 S FF 92 B FF 93 B FF 92 F FF 92 D FF 92 4-2 1-2 2-3 BB		C SI 88 B CH 81 X SI 88 1-1 2 BB 1B	4 1	2 0	3 1	4 0	1 0	0 0	3 0
3 Curtis Granderson, L (1, 9) OBP: 0.313, SLG: 0.362 62 Erik Goeddel, R (9, 1)	C FS 87 F FS 86 F FS 89 B SI 94 1 SAFE B FS 85 B FS 87 F FS 87 X FS 86 3-2 1-3 3-H 2B	C SI 93 B SI 94 S FS 84 S FS 85 1-3 **K** ① F FF 94 F SI 95 X CU 77 0-2 **E5** (4 G5-3) 1B		C SI 94 X FS 86 0-1 **G3** ③		S FF 90 B FF 88 B SL 82 B FF 89 X FF 89 3-1 1-H 2-H HR	B FF 89 S SL 76 F SL 79 F FF 90 B CH 85 X SL 77 2-2 **G3-1** ③		D SI 88 C SL 78 B FF 89 B SI 89 F SI 87 S SL 78 3-3 **K** ①	6 0	1 0	2 0	4 0	0 0	2 0	4 0
2 Dilson Herrera, R (1, 4) OBP: 0.333, SLG: 0.556	D FF 91 C FF 94 F SI 94 X FC 92 1-2 **F9** ③			C FF 92 F SL 81 S FF 93 0-3 **K** ① C SL 81 B FF 90 X CH 82 1-1 1-B			X SL 79 0-0 HR		B FF 90 S FF 89 B FF 89 F SL 80 B FF 90 F SL 82 D SL 80 4-2 1-2 BB	5 0	1 0	3 0	1 0	1 0	1 0	2 0
4 Wilmer Flores, R (1, 6) OBP: 0.276, SLG: 0.337		B FF 92 F FF 93 F SI 94 X FC 90 1-2 40 FC6, 12 FC5-2 2B	C SI 94 F SI 94 X FC 87 0-2 **G5-3** ② 2-3		C CU 75 B FF 92 X CU 75 1-1 HR	B FF 93 X FF 93 1-0 **F9** ③		B FF 88 F FF 89 C FF 90 F SL 82 X SL 82 1-2 **L7** ① 1-B	B FF 94 X FC 91 1-0 **F7** ②	6 0	1 0	2 0	1 0	0 0	0 0	4 0
40 Bartolo Colon, R (1, 1) OBP: 0.036, SLG: 0.054 29 Eric Campbell, R (8, PH) OBP: 0.343, SLG: 0.396 (8, 5)		B FF 94 C FF 93 B FF 92 X FF 93 2-1 FC6 (5 1B, 12 FC5-2, 21 BB) 2-3	X SI 95 0-0 **G5-3** ③		B FF 93 C FF 92 B FF 93 B FF 92 C FF 91 F FF 92 X FF 92 3-2 **P3** ②		C FF 92 C FF 93 C CU 75 0-3 **K** ① 1-B	B FF 89 C SL 79 B FF 89 X SL 79 2-1 1B	F FC 94 B CU 83 F FF 96 B FC 94 S CU 82 2-3 **K** ③	4 2	1 0	0 1	0 0	0 0	1 1	2 2

Inning Stats	1	2	3	4	5	6	7	8	9
	R: 2 E: 0 K: 2 S: 20	R: 1 E: 0 K: 1 S: 16	R: 0 E: 1 K: 1 S: 10	R: 3 E: 0 K: 1 S: 14	R: 1 E: 0 K: 1 S: 13	R: 3 E: 0 K: 0 S: 12	R: 1 E: 0 K: 1 S: 16	R: 1 E: 0 K: 0 S: 11	R: 2 E: 0 K: 2 S: 16
	H: 3 LOB: 2 BB: 1 P: 35	H: 2 LOB: 3 BB: 1 P: 27	H: 1 LOB: 1 BB: 0 P: 11	H: 2 LOB: 0 BB: 1 P: 23	H: 1 LOB: 0 BB: 0 P: 19	H: 4 LOB: 1 BB: 0 P: 21	H: 1 LOB: 3 BB: 3 P: 34	H: 2 LOB: 1 BB: 0 P: 19	H: 2 LOB: 2 BB: 1 P: 29

AB	46
R	14
H	18
RBI	14
BB	7
SO	9
LOB	28

1B: 10	SF: 0	WP: 1
2B: 3	SAC: 0	PB: 0
3B: 0	DP: 0	SB: 1
HR: 5	HBP: 1	CS: 0

PA: 54

PITCHER		IP	WLS	BF	H	R	ER	SO	BB	IBB	HBP	BLK	WP	HR	S	P	ERA	WHIP
31 Alfredo Simon, R ERA: 3.52	(1, 1)	4.0	L	24	8	6	6	5	2	1	0	0	0	1	60	96	13.50	2.500
60 J.J. Hoover, R ERA: 5.27	(5, 1)	1.0		4	1	1	1	1	0	0	0	0	0	1	13	19	9.00	1.000
41 Ryan Dennick, L ERA: 16.2	(6, 1)	0.2		6	4	3	3	0	0	0	0	0	0	1	11	19	40.50	6.000
66 Logan Ondrusek, R ERA: 4.42	(6, 1)	1.0		7	1	1	1	1	3	0	0	0	0	0	13	30	9.00	4.000
64 Daniel Corcino, R ERA: 10.13	(7, 1)	1.2		11	4	3	3	1	1	0	1	0	1	2	27	47	16.20	3.000

PITCHER		IP	WLS	BF	H	R	ER	SO	BB	IBB	HBP	BLK	WP	HR	S	P	ERA	WHIP
53 Carlos Contreras, R ERA: 6.75	(9, 1)	0.2		2	0	0	0	1	0	0	0	0	0	0	4	7	0.00	0.000

BOTTOM

New York Mets @ Cincinnati Reds

Great American Ball Park, Cincinnati, OH

Fri Sep 05 2014, 7:11 PM - 10:45 PM EDT

Att. 29,089 - Partly Cloudy - 90 F

livebaseballscorecards.com

Batter	1	2	3	4	5	6	7	8	9	AB	R	H	RBI	BB	SO	LOB
6 Billy Hamilton, S (1, 8) OBP: 0.303, SLG: 0.378	C SL 86 C FF 87 B SI 86 F FF 89 B FF 89 C SI 86 2-3 ① K	B FF 90 B FF 90 T SI 89 X FF 90 2-1 ③ G5-3			X FF 87 0-0 21 G5-3 1B		C FF 90 B FF 91 X SI 88 1-1 ③ L7		S FF 94 S FF 94 F FF 94 D CU 76 B FF 94 S CH 85 2-3 ② K	5	0	1	0	0	2	3
21 Todd Frazier, R (1, 5) OBP: 0.339, SLG: 0.456	B SI 88 B SI 88 F SI 87 F SL 83 X SI 87 2-2 ② 1B		C FF 87 X SL 86 0-1 4 CS 1B		X SI 84 0-0 ① G5-3 1-2			B FF 89 X FF 89 1-0 HR	X FF 93 0-0 ③ P3	5	1	3	1	0	0	2
39 Devin Mesoraco, R (1, 2) OBP: 0.364, SLG: 0.548	C FF 88 X SL 79 0-1 HR		T SI 85 B SI 85 1 SAFE 1 SAFE B SI 86 B SI 86 X SI 86 3-1 ① F7		X SI 86 0-0 ② F7			B SL 85 C FF 89 F FF 90 B SL 86 F FF 91 F FF 91 X FF 91 2-2 ① G6-3		4	1	1	1	0	0	2
32 Jay Bruce, L (1, 9) OBP: 0.291, SLG: 0.373	X SI 87 0-0 ③ L3		C SI 85 B CH 81 X SI 86 1-1 ② F7		F SI 89 S FF 91 B FF 91 X FF 91 1-2 ③ F8			B SI 90 X SI 90 1-0 ② F8		4	0	0	0	0	0	2
4 Brandon Phillips, R (1, 4) OBP: 0.296, SLG: 0.364		B SI 86 X FF 88 1-0 29 1B 30 E 1B	1 SAFE 0-0 ③ CS 1-2	C SL 85 B FF 88 X SI 87 1-1 ① G6-3		X SL 79 0-0 ① L8		C FF 90 B FF 91 X FF 90 1-1 ③ L5		4	1	1	0	0	0	0
29 Brayan Peña, S (1, 3) OBP: 0.289, SLG: 0.365 64 Daniel Corcino, R (7, 1) 53 Carlos Contreras, R (9, 1) 28 Chris Heisey, R (9, PH) OBP: 0.272, SLG: 0.389		1 SAFE C SI 85 X SI 86 0-1 31 SH1-4 30 E 1-3 1B		C SI 87 C SI 86 B FF 90 B SI 89 X SL 87 2-2 7 BB 1B		C FF 87 B CH 80 F CH 81 X SI 86 1-2 ② L7			F FF 93 S FF 94 B FF 95 X CU 76 1-2 9 WP 7 1B 9 1B 1B	3 0 0 1	0 0 0 1	2 0 0 1	0 0 0 1	0 0 0 0	0 0 0 0	0 0 0 0
30 Jason Bourgeois, R (1, 7) OBP: 0.300, SLG: 0.300		B SI 86 X SI 86 1-0 E1 31 SH1-4 1-2 3-H	C SI 86 X SI 86 0-1 ② F8		X SL 80 0-0 ③ G4-3				C FF 94 D CU 76 B FF 94 X FF 94 2-1 ① L8	4	0	0	0	0	0	3
7 Ramon Santiago, S (1, 6) OBP: 0.358, SLG: 0.314		C SL 82 B FF 90 B FF 90 X SI 88 2-1 ① L9		B SI 86 C SI 86 B SL 80 B SI 87 B SI 86 4-1 BB 1-2			C SL 85 X FF 88 0-1 ① F8		X FF 94 0-0 9 WP 9 1B 1-2 1B	3	1	1	0	1	0	2
31 Alfredo Simon, R (1, 1) OBP: 0.115, SLG: 0.118 23 Donald Lutz, L (4, PH) OBP: 0.268, SLG: 0.316 60 J.J. Hoover, R (5, 1) 41 Ryan Dennick, L (6, 1) 66 Logan Ondrusek, R (6, 1) 9 Jack Hannahan, L (7, 3) OBP: 0.206, SLG: 0.242		B SI 86 B SI 86 X SI 86 2-0 ② SH1-4 1-2 2-3	B FF 90 S FF 89 B FF 91 T FF 90 B FF 92 F SI 89 S FF 92 3-3 ③ K				C FF 88 F FF 90 B FF 91 X SL 82 1-2 ② F8		B CU 75 F FF 93 B FF 94 X FF 94 2-1 1-H 2-H 1B	0 1 0 0 0 2	0 0 0 0 0 0	0 0 0 0 0 1	0 0 0 0 0 2	0 1 0 0 0 0	0 2 0 0 0 0	0 0 0 0 0 0

Inning Stats	1	2	3	4	5	6	7	8	9
	R: 1 E: 0 K: 1 S: 10	H: 2 LOB: 0 BB: 0 P: 14	R: 1 E: 1 K: 0 S: 9	H: 2 LOB: 2 BB: 0 P: 17	R: 0 E: 0 K: 0 S: 6	H: 1 LOB: 0 BB: 0 P: 10	R: 0 E: 0 K: 1 S: 12	H: 1 LOB: 2 BB: 1 P: 22	R: 0 E: 0 K: 0 S: 6	H: 1 LOB: 1 BB: 0 P: 7	R: 0 E: 0 K: 0 S: 5	H: 0 LOB: 0 BB: 0 P: 6	R: 0 E: 0 K: 0 S: 7	H: 0 LOB: 0 BB: 0 P: 9	R: 1 E: 0 K: 0 S: 9	H: 1 LOB: 0 BB: 0 P: 14	R: 2 E: 0 K: 1 S: 13	H: 3 LOB: 1 BB: 0 P: 20

	AB	36
	R	5
	H	11
	RBI	4
	BB	1
	SO	3
	LOB	16

1B: 9 SF: 0
2B: 0 SAC: 1
3B: 0 DP: 0
HR: 2 HBP: 0

WP: 1 PA: 39
PB: 0
SB: 0
CS: 1

PITCHER		IP	WLS	BF	H	R	ER	SO	BB	IBB	HBP	BLK	WP	HR	S	P	ERA	WHIP
40 Bartolo Colon, R ERA: 3.96	(1, 1)	7.0	W	28	7	2	2	2	1	0	0	0	0	1	55	85	2.57	1.143
44 Buddy Carlyle, R ERA: 1.88	(8, 1)	1.0		4	1	1	1	0	0	0	0	0	0	1	9	14	9.00	1.000
62 Erik Goeddel, R ERA: 10.8	(9, 1)	1.0		6	3	2	2	1	0	0	0	0	1	0	13	20	18.00	3.000

PITCHER		IP	WLS	BF	H	R	ER	SO	BB	IBB	HBP	BLK	WP	HR	S	P	ERA	WHIP

New York Mets @ Cincinnati Reds

Great American Ball Park, Cincinnati, OH

Sat Sep 06 2014, 4:12 PM - 6:58 PM EDT

Att. 33,762 - Overcast - 70 F

TOP

livebaseballscorecards.com

Batter	1	2	3	4	5	6	7	8	9	AB	R	H	RBI	BB	SO	LOB
12 Juan Lagares, R (1, 8) OBP: 0.319, SLG: 0.384	C SI 92 F FF 92 B FC 87 X CH 85 1-2 6 CS 1B	C SI 93 F FF 94 C FF 94 0-3 ③ K			T FF 93 X SI 94 0-1 ③ G5-3		S FC 87 B FC 87 C FF 95 B FF 95 X FC 90 2-2 ③ F8			4	0	1	0	0	1	2
6 Matthew den Dekker, L (1, 7) OBP: 0.318, SLG: 0.274	F SI 91 B FC 88 B FC 88 1 SAFE F FF 91 F FF 93 1 SAFE B FC 87 1 SAFE 3-3 ①② C SI 92 1-2 K		X FC 86 0-0 ① P4			C SI 92 F FF 93 B FC 88 X FC 88 1-2 ① G5-3		B FF 98 B FF 97 F FF 98 S CH 89 T FF 98 2-2 ① K		4	0	0	0	0	2	1
5 David Wright, R (1, 5) OBP: 0.326, SLG: 0.371	B SL 85 F SI 93 B FF 93 B FC 88 F FC 87 F FC 88 F FF 93 F CH 84 X SI 94 3-2 1B	C FF 92 B SI 92 C SL 86 C FF 93 1-3 ② K				B FC 89 S CH 84 F FF 95 F FC 89 B FF 95 B CH 87 F CH 83 F FF 94 X FC 88 3-2 ② P3		B SL 88 C SL 85 C FF 97 C FF 98 1-3 ② K		4	0	1	0	0	2	0
21 Lucas Duda, L (1, 3) OBP: 0.346, SLG: 0.481	C SI 93 C FF 93 B FF 94 B FF 94 F FF 91 1 SAFE S CH 85 2-3 ③ K	B CH 84 F FC 90 B CH 82 B CH 84 F FC 89 F FF 91 S CH 83 3-3 ③ K				B CH 85 B SI 94 B FC 90 B FC 88 4-0 7 2B BB		B FF 101 S FF 99 B FF 100 S FF 98 S FF 101 2-3 ③ K		3	0	0	0	1	3	1
7 Travis d'Arnaud, R (1, 2) OBP: 0.308, SLG: 0.419		B SL 83 X SL 83 1-0 3 G3 2 1B 2B	C FF 89 B FF 90 F FF 93 C FF 93 1-3 ① K		X SI 94 0-0 1-3 2B				X FF 100 0-0 ① F8	4	1	2	0	0	1	0
3 Curtis Granderson, L (1, 9) OBP: 0.314, SLG: 0.362 22 Eric Young Jr., S (9, PR) OBP: 0.301, SLG: 0.304		X FC 88 0-0 ① G3 2-3		B SL 84 B CH 85 S CH 84 X CH 84 2-1 ② F8		B FC 90 B FC 91 C FF 92 B FF 94 B FF 91 4-1 BB			B FF 102 B FF 101 B FF 100 C FF 100 X FF 100 3-1 4 CS 2 S 1B	3 0	0 0	1 0	0 0	1 0	0 0	1 0
2 Dilson Herrera, R (1, 4) OBP: 0.353, SLG: 0.533		B SI 92 C FF 93 B SI 93 X FC 88 2-1 4 2B 1B 3-H	B SL 80 C FC 88 F FF 94 X FF 93 1-2 ③ F9		B FF 95 F FF 95 S FF 95 S FF 95 1-3 ③ K				1 SAFE 1 SAFE B FF 99 B FF 98 B FF 99 B FF 98 4-0 4 CS 1-2 BB	3	0	1	1	1	1	3
4 Wilmer Flores, R (1, 6) OBP: 0.281, SLG: 0.342		B SI 92 C FF 91 X SI 92 1-1 1-3 2B			B SL 84 C CH 83 X FC 87 1-1 ① G6-3		C FC 86 B FC 86 B CH 82 F FF 93 X FC 87 2-2 ① G6-3		B FF 100 D FF 99 C SL 86 F SL 87 F FF 103 F FF 102 F SL 89 B FF 103 D SL 88 4-2 ② 1-2 2-3 BB	3	0	1	0	1	0	0
35 Dillon Gee, R (1, 1) 61 Dana Eveland, L (8, 1) 29 Eric Campbell, R (9, PH) OBP: 0.341, SLG: 0.394		B FC 88 X FF 92 1-0 ② F7			F FF 90 B SL 83 F FF 92 X SL 85 1-2 ② P5		B FC 87 C FF 92 B CU 62 S FF 93 C FF 93 2-3 ② K		B FF 101 C SL 87 C SL 86 S FF 103 1-3 ③ K	3 0 1	0 0 0	0 0 0	0 0 0	0 0 0	1 0 1	2 0 2
Inning Stats	R: 0 E: 0 K: 2 S: 17 H: 2 LOB: 1 BB: 0 P: 26	R: 1 E: 0 K: 1 S: 10 H: 3 LOB: 2 BB: 0 P: 15	R: 0 E: 0 K: 2 S: 8 H: 0 LOB: 0 BB: 0 P: 12	R: 0 E: 0 K: 1 S: 8 H: 0 LOB: 0 BB: 0 P: 12	R: 0 E: 0 K: 0 S: 7 H: 0 LOB: 0 BB: 0 P: 9	R: 0 E: 0 K: 1 S: 14 H: 1 LOB: 3 BB: 2 P: 27	R: 0 E: 0 K: 1 S: 9 H: 0 LOB: 0 BB: 0 P: 15	R: 0 E: 0 K: 3 S: 9 H: 0 LOB: 0 BB: 0 P: 14	R: 0 E: 0 K: 1 S: 11 H: 1 LOB: 2 BB: 2 P: 23	1B: 4 2B: 4 3B: 0 HR: 0 SF: 0 SAC: 0 DP: 1 HBP: 0						

PITCHER	IP	WLS	BF	H	R	ER	SO	BB	IBB	HBP	BLK	WP	HR	S	P	ERA	WHIP
47 Johnny Cueto, R (1, 1) ERA: 2.23	7.0	W	28	6	1	1	8	2	0	0	0	0	0	73	116	1.29	1.143
70 Jumbo Díaz, R (8, 1) ERA: 3.0	0.2	H	2	0	0	0	2	0	0	0	0	0	0	6	9	0.00	0.000
54 Aroldis Chapman, L (8, 1) ERA: 2.36	1.1	S	6	1	0	0	2	2	0	0	0	0	0	14	28	0.00	2.250

PITCHER	IP	WLS	BF	H	R	ER	SO	BB	IBB	HBP	BLK	WP	HR	S	P	ERA	WHIP

AB	32
R	1
H	7
RBI	1
BB	4
SO	12
LOB	12

WP: 0	PA: 36		
PB: 0			
SB: 1			
CS: 3			

BOTTOM

New York Mets @ Cincinnati Reds

Great American Ball Park, Cincinnati, OH

Sat Sep 06 2014, 4:12 PM - 6:58 PM EDT

Att. 33,762 - Overcast - 70 F

livebaseballscorecards.com

Batter	1	2	3	4	5	6	7	8	9	AB	R	H	RBI	BB	SO	LOB
6 Billy Hamilton, S (1, 8) OBP: 0.300, SLG: 0.375	F FF 87 B FF 87 B SI 88 B FF 88 X FF 87 3-1 G1-3 ①		C KC 72 X KC 74 0-1 F7 ②		X SI 90 0-0 F7 ③		B KC 72 S SI 90 S SI 90 B SI 90 S FF 91 2-3 K ③			4	0	0	0	0	1	0
29 Brayan Peña, S (1, 2) OBP: 0.291, SLG: 0.367	B SI 89 S CH 84 B CH 82 X SI 90 2-1 1B ②		C SI 92 C SI 93 B FF 93 B CH 85 F CH 85 F FF 93 X FF 93 2-2 21 BB 1B			C CH 79 L CH 82 X SI 89 0-2 L5 ①		S SL 84 F SL 83 F SL 83 B SI 92 B SL 84 B SL 83 F SL 84 X SL 84 3-2 P2 ①		4	0	2	0	0	0	0
21 Todd Frazier, R (1, 3) OBP: 0.342, SLG: 0.462	C SL 83 C FF 89 B SL 85 X SL 82 1-2 1B		B SI 92 B SI 92 S CH 84 F CH 85 B FF 92 B FF 92 4-2 **1-2** BB			X SL 81 0-0 HR		C SL 83 S SL 82 F SL 82 C SI 92 0-3 K ②		3	1	2	1	1	1	0
32 Jay Bruce, L (1, 9) OBP: 0.289, SLG: 0.369	1 SAFE C FF 89 C FF 90 S KC 76 0-3 K ③		B SI 92 C SL 82 B CH 84 F SI 91 F SL 82 C FF 91 2-3 K ③			X FF 89 0-0 G4-3 ②		B SL 81 C SI 91 B SL 81 S SL 80 F SL 81 X SL 81 2-2 G3 ③		4	0	0	0	0	2	3
4 Brandon Phillips, R (1, 4) OBP: 0.296, SLG: 0.363		X FF 88 0-0 P2 ①		C FF 88 B KC 76 B KC 72 X FF 89 2-1 G6-3 ①		B FF 90 X FF 88 1-0 1B				3	0	1	0	0	0	0
17 Kristopher Negrón, R (1, 5) OBP: 0.296, SLG: 0.421		C FF 88 L FF 90 F SI 90 F KC 75 F FF 91 B FF 90 X KC 76 1-2 23 S 1B		F CH 83 B FF 88 S FF 89 T CH 83 1-2 K ②		F SI 90 F SI 90 B SI 91 D CH 84 1 SAFE B CH 82 S CH 80 3-3 K ③				3	0	1	0	0	2	1
23 Donald Lutz, L (1, 7) OBP: 0.250, SLG: 0.293 30 Jason Bourgeois, R (9, 7) OBP: 0.300, SLG: 0.300		1 SAFE 1 SAFE F FF 90 1 SAFE B SI 87 X SL 83 1-1 P3 ② **1-2**		B KC 73 B CH 84 F SI 89 B SI 90 F FF 90 X SI 91 3-2 G4-3 ③			C SL 83 C SL 83 S FF 90 0-3 K ①			3 0	0 0	0 0	0 0	0 0	1 0	1 0
2 Zack Cozart, R (1, 6) OBP: 0.273, SLG: 0.302		C FF 90 F FF 91 X SL 83 0-2 F8 ③			B FF 88 C SI 89 X FF 88 1-1 L9 ①		C FF 90 C SI 91 B KC 76 B FF 91 X SI 91 2-2 F9 ②			3	0	0	0	0	0	1
47 Johnny Cueto, R (1, 1) OBP: 0.143, SLG: 0.129 28 Chris Heisey, R (7, PH) OBP: 0.275, SLG: 0.404 70 Jumbo Díaz, R (8, 1) 54 Aroldis Chapman, L (8, 1)			B FF 88 B FF 89 C FF 89 F SI 90 F SI 90 F FF 91 X KC 74 2-2 G5-3 ①		X SI 89 0-0 B1 ②		X FF 90 0-0 HR			2 1 0 0	0 1 0 0	0 1 0 0	0 1 0 0	0 0 0 0	0 0 0 0	0 0 0 0
Inning Stats	R: 0 E: 0 K: 1 S: 10 H: 2 LOB: 1 BB: 0 P: 16	R: 0 E: 0 K: 0 S: 12 H: 1 LOB: 1 BB: 0 P: 14	R: 0 E: 0 K: 1 S: 18 H: 1 LOB: 2 BB: 1 P: 28	R: 0 E: 0 K: 1 S: 8 H: 0 LOB: 0 BB: 0 P: 14	R: 0 E: 0 K: 0 S: 4 H: 0 LOB: 0 BB: 0 P: 5	R: 1 E: 0 K: 1 S: 9 H: 2 LOB: 1 BB: 0 P: 13	R: 1 E: 0 K: 2 S: 10 H: 1 LOB: 0 BB: 0 P: 14	R: 0 E: 0 K: 1 S: 13 H: 0 LOB: 0 BB: 0 P: 18		1B: 5 2B: 0 3B: 0 HR: 2 SF: 0 SAC: 0 DP: 0 HBP: 0						

	AB	30
	R	2
	H	7
	RBI	2
	BB	1
	SO	7
	LOB	6

WP: 0 PA: 31
PB: 0
SB: 1
CS: 0

PITCHER		IP	WLS	BF	H	R	ER	SO	BB	IBB	HBP	BLK	WP	HR	S	P	ERA	WHIP
35 Dillon Gee, R ERA: 3.74	(1, 1)	7.0	L	28	7	2	2	6	1	0	0	0	0	2	71	104	2.57	1.143
61 Dana Eveland, L ERA: 2.63	(8, 1)	1.0		3	0	0	0	1	0	0	0	0	0	0	13	18	0.00	0.000

PITCHER	IP	WLS	BF	H	R	ER	SO	BB	IBB	HBP	BLK	WP	HR	S	P	ERA	WHIP

New York Mets @ Cincinnati Reds

Great American Ball Park, Cincinnati, OH

Sun Sep 07 2014, 1:13 PM - 4:45 PM EDT

Att. 31,444 - Sunny - 69 F

TOP

livebaseballscorecards.com

Batter	1	2	3	4	5	6	7	8	9	AB	R	H	RBI	BB	SO	LOB
12 Juan Lagares, R (1, 8) OBP: 0.322, SLG: 0.384	K2-3		F9		5 S 1B		21 PB 21 S BB		5 F8 9 S BB	3	0	1	0	2	1	1
9 Kirk Nieuwenhuis, L (1, 7) OBP: 0.373, SLG: 0.518	2B		1-2		L4		F8		5 F8 BB	4	0	2	0	1	0	2
5 David Wright, R (1, 5) OBP: 0.323, SLG: 0.367	F9		F9		F8		K		F8	5	0	0	0	0	1	7
21 Lucas Duda, L (1, 3) OBP: 0.346, SLG: 0.478	K		K			L9	BB		4 G6-4-3 BB	3	0	0	0	2	2	3
4 Wilmer Flores, R (1, 6) OBP: 0.274, SLG: 0.333 58 Jenrry Mejia, R (9, 1)		F9	F9	F9		E8 3 1B	G5-3		G6-4-3	5 0	1 0	0 0	0 0	0 0	0 0	5 0
3 Curtis Granderson, L (1, 9) OBP: 0.317, SLG: 0.369		BB		P5		20 HR 1B		HR		3	2	2	2	1	0	0
2 Dilson Herrera, R (1, 4) OBP: 0.342, SLG: 0.500		F9		20 FC6-4 1B		P3		P6		4	0	1	0	0	0	2
20 Anthony Recker, R (1, 2) OBP: 0.222, SLG: 0.357		K		FC6-4		HR		K		4	1	1	2	0	2	2
45 Zack Wheeler, L (1, 1) OBP: 0.106, SLG: 0.109 52 Carlos Torres, R (7, 1) 6 Matthew den Dekker, L (8, PH) OBP: 0.315, SLG: 0.272 27 Jeurys Familia, R (8, 1) OBP: 0.667, SLG: 0.667 11 Rubén Tejada, R (9, 6) OBP: 0.340, SLG: 0.286			9 1B 1B		B5-3		K		P3	3 0 1 0 0	0 0 0 0 0	1 0 0 0 0	0 0 0 0 0	0 0 0 0 0	1 0 0 0 0	0 0 0 0 0

Inning Stats	1	2	3	4	5	6	7	8	9
	R: 0 E: 0 K: 2 S: 12	R: 0 E: 0 K: 1 S: 6	R: 0 E: 0 K: 1 S: 13	R: 0 E: 0 K: 0 S: 10	R: 0 E: 0 K: 0 S: 9	R: 3 E: 1 K: 1 S: 13	R: 0 E: 0 K: 1 S: 12	R: 1 E: 0 K: 1 S: 11	R: 0 E: 0 K: 0 S: 8
	H: 1 LOB: 1 BB: 0 P: 18	H: 0 LOB: 1 BB: 1 P: 13	H: 2 LOB: 2 BB: 0 P: 19	H: 1 LOB: 1 BB: 0 P: 10	H: 1 LOB: 1 BB: 0 P: 16	H: 2 LOB: 0 BB: 0 P: 22	H: 0 LOB: 2 BB: 2 P: 24	H: 1 LOB: 0 BB: 0 P: 19	H: 0 LOB: 2 BB: 3 P: 23

1B: 5	SF: 0
2B: 1	SAC: 0
3B: 0	DP: 1
HR: 2	HBP: 0

WP: 0	PA: 41
PB: 1	
SB: 3	
CS: 0	

AB	35
R	4
H	8
RBI	4
BB	6
SO	7
LOB	22

PITCHER		IP	WLS	BF	H	R	ER	SO	BB	IBB	HBP	BLK	WP	HR	S	P	ERA	WHIP
55 Mat Latos, R ERA: 3.25	(1, 1)	6.0	L	27	7	3	0	5	1	0	0	0	0	1	63	101	0.00	1.333
63 Sam LeCure, R ERA: 3.78	(7, 1)	1.0		5	0	0	0	1	2	0	0	0	0	0	12	24	0.00	2.000
60 J.J. Hoover, R ERA: 5.18	(8, 1)	1.0		4	1	1	0	1	0	0	0	0	0	1	11	19	0.00	1.000
53 Carlos Contreras, R ERA: 6.63	(9, 1)	0.1		3	0	0	0	0	2	0	0	0	0	0	7	16	0.00	6.000
41 Ryan Dennick, L ERA: 11.57	(9, 1)	0.2		2	0	0	0	0	1	0	0	0	0	0	1	7	0.00	1.500

PITCHER	IP	WLS	BF	H	R	ER	SO	BB	IBB	HBP	BLK	WP	HR	S	P	ERA	WHIP

BOTTOM

Batter	1	2	3	4	5	6	7	8	9	AB	R	H	RBI	BB	SO	LOB
6 Billy Hamilton, S (1, 8) OBP: 0.301, SLG: 0.375	X FF 96 0-0 ① B5-3		C FF 97 F FF 97 B CU 81 X CU 79 1-2 ③ G1-3		C CU 77 X CU 78 0-1 25 E 1-2 1B		C FC 88 S FC 89 B FC 91 C FC 90 1-3 ② K		B FF 93 B CU 79 C FF 94 B FF 94 F FF 93 B FF 94 4-2 21 1B 1-2 BB	4	0	1	0	1	1	1
25 Skip Schumaker, L (1, 7) OBP: 0.288, SLG: 0.309	C FF 96 F FF 95 B CU 80 S CU 81 1-3 ② K			C CU 77 B CH 87 X CH 89 1-1 39 BB 21 HBP 4 G1-2-3 1B	B FF 95 B CU 77 S FF 96 C FF 93 X FC 90 2-2 E8 1-3 2-H 1B		L FF 93 1 SAFE C FF 93 1 SAFE S CU 79 0-3 ③ K		S CU 79 S SL 86 X SL 86 0-2 ② P4	5	0	2	1	0	2	3
21 Todd Frazier, R (1, 5) OBP: 0.342, SLG: 0.461	S FF 97 S FF 98 B FF 97 B FC 90 X FF 97 2-2 ③ P6			B FF 96 H CU 77 2-0 4 G1-2-3 39 BB 1-2 HBP	B FF 96 B CU 79 C FF 96 B FF 96 C CU 79 S FF 97 3-3 ③ K			B FF 96 B SL 86 F FF 96 S SL 86 S SL 90 2-3 ① K2-3	S SL 89 X SI 96 0-1 1-2 2-3 1B	4	0	1	0	0	2	2
39 Devin Mesoraco, R (1, 2) OBP: 0.364, SLG: 0.543		B FF 97 F FF 96 B FF 98 B CU 79 D FC 91 4-1 4 HBP BB		B FC 91 C SI 96 B FF 94 B FC 90 B FF 96 4-1 4 G1-2-3 1-2 2-3 BB		B SI 94 X FF 94 1-0 ① G5-3		C SI 96 F SI 98 S SL 88 0-3 ② K	F FF 94 C SL 86 S SL 88 0-3 ③ K	3	0	0	0	2	2	3
4 Brandon Phillips, R (1, 4) OBP: 0.298, SLG: 0.366		B FF 97 F FF 98 C CU 80 H FF 96 2-2 9 G6-4-3 1-2 HBP		F FF 97 F SI 95 B CU 79 B FF 96 X FC 90 2-2 ①② G1-2-3 1-2 2-3 3-Hf		B SI 95 X FF 94 1-0 32 G3 2B		B SI 97 B SL 86 F FF 97 S SI 98 B SL 89 C SL 88 3-3 ③ K		3	0	1	0	0	1	3
32 Jay Bruce, L (1, 9) OBP: 0.288, SLG: 0.375		X FF 95 0-0 ① F8		B FF 96 C CU 79 X FF 96 1-1 ③ G4-3		C CU 77 X CH 88 0-1 ② G3 2-3			B FF 94 X FF 94 1-0 HR	4	1	1	1	0	0	5
9 Jack Hannahan, L (1, 3) OBP: 0.211, SLG: 0.270		C FF 96 B FF 96 S FF 97 B FF 96 X FC 92 2-2 ②③ G6-4-3 1-2f			S FF 95 B SI 95 S FF 95 B FF 96 F FF 97 B FC 93 C FF 96 3-3 ① K	F FF 94 B FF 94 B FF 94 F FF 96 B FF 94 S FF 96 3-3 ③ K			C CU 80 B SI 95 X FF 96 1-1 48 1B 2B	4	1	1	0	0	2	3
2 Zack Cozart, R (1, 6) OBP: 0.271, SLG: 0.300 28 Chris Heisey, R (9, PH) OBP: 0.274, SLG: 0.402			C FF 95 F FF 96 B SI 96 B CU 80 B CU 81 F FF 97 X FF 96 3-2 ① G5-3		F FF 96 F FF 96 F SI 96 B CU 80 T FF 98 1-2 ② K		X FF 93 0-0 ① G6-3		B SL 86 D CU 80 X FF 96 2-0 ① L8	3 1	0 0	0 0	0 0	0 0	1 0	0 1
55 Met Latos, R (1, 1) 63 Sam LeCure, R (7, 1) 29 Brayan Peña, S (7, PH) 30 Jason Bourgeois, R (7, PR) 60 J.J. Hoover, R (8, 1) 53 Carlos Contreras, R (8, 1) 41 Ryan Dennick, L (8, 1) 48 Ryan Ludwick, R (8, PH) 17 Kristopher Negron, R (8, PR)			C FF 97 B FF 98 C FF 97 B FC 91 F FF 96 F FF 97 C CU 80 2-3 ② K		X SI 95 0-0 6 1B 25 E 1B		B FF 94 B FF 91 S FC 89 F FC 90 B CU 81 F FC 90 B FC 90 4-2 BB		F CU 81 S SL 86 X FF 95 0-2 21 1B 6 BB 2-H 1B	2 0 0 0 0 0 0 0 1 0	1 0 0 0 0 0 0 0 0 0	1 0 0 0 0 0 0 0 1 0	0 0 1 0 0 0 0 0 1 0	0 0 0 0 0 0 0 0 0 0	1 0 0 0 0 0 0 0 0 0	0 0 0 0 0 0 0 0 0 0
Inning Stats	R: 0 E: 0 K: 1 S: 7 H: 0 LOB: 0 BB: 0 P: 10	R: 0 E: 0 K: 0 S: 7 H: 0 LOB: 1 BB: 1 P: 15	R: 0 E: 0 K: 1 S: 12 H: 0 LOB: 0 BB: 0 P: 18	R: 0 E: 0 K: 0 S: 8 H: 1 LOB: 2 BB: 1 P: 18	R: 1 E: 1 K: 3 S: 17 H: 3 LOB: 2 BB: 0 P: 26	R: 0 E: 0 K: 1 S: 7 H: 1 LOB: 1 BB: 0 P: 12	R: 0 E: 0 K: 2 S: 10 H: 0 LOB: 1 BB: 1 P: 15	R: 0 E: 0 K: 3 S: 9 H: 0 LOB: 0 BB: 0 P: 14	R: 2 E: 0 K: 1 S: 17 H: 4 LOB: 3 BB: 1 P: 25	1B: 6 2B: 2 3B: 0 HR: 1 SF: 0 SAC: 0 DP: 2 HBP: 2						

PITCHER		IP	WLS	BF	H	R	ER	SO	BB	IBB	HBP	BLK	WP	HR	S	P	ERA	WHIP
45 Zack Wheeler, R ERA: 3.38	(1, 1)	6.0	W	25	5	1	1	6	2	0	2	0	0	0	58	99	1.50	1.167
52 Carlos Torres, R ERA: 3.31	(7, 1)	1.0	H	4	0	0	0	2	1	0	0	0	0	0	10	15	0.00	1.000
27 Jeurys Familia, R ERA: 2.07	(8, 1)	1.0	H	3	0	0	0	3	0	0	0	0	0	0	9	14	0.00	0.000
58 Jenrry Mejia, R ERA: 4.02	(9, 1)	1.0	S	8	4	2	2	1	1	0	0	0	0	1	17	25	18.00	5.000

PITCHER	IP	WLS	BF	H	R	ER	SO	BB	IBB	HBP	BLK	WP	HR	S	P	ERA	WHIP

New York Mets @ Cincinnati Reds

Great American Ball Park, Cincinnati, OH

Sun Sep 07 2014, 1:13 PM - 4:45 PM EDT

Att. 31,444 - Sunny - 69 F

livebaseballscorecards.com

AB	34
R	3
H	9
RBI	3
BB	4
SO	12
LOB	21

REDS

St. Louis Cardinals @ Cincinnati Reds

Great American Ball Park, Cincinnati, OH

Mon Sep 08 2014, 7:12 PM - 10:12 PM EDT

Att. 27,612 - Partly Cloudy - 84 F

TOP

livebaseballscorecards.com

Batter	1	2	3	4	5	6	7	8	9	AB	R	H	RBI	BB	SO	LOB
13 Matt Carpenter, L (1, 5) OBP: 0.374, SLG: 0.378	B FF 85 C CH 83 X SI 88 1-1 ① L7		B FF 88 C FF 88 B SL 80 D CH 82 F FF 88 X FF 89 3-2 ③ G3-1		C FF 88 B FF 89 C CH 82 B SL 80 X FF 88 2-2 1B		B FF 93 X SL 83 1-0 32 WP 19 BB 1B 2-H 3-H		C FF 93 X SL 90 0-1 ① L7	5	0	2	2	0	0	1
19 Jon Jay, L (1, 8) OBP: 0.387, SLG: 0.400 (9, 7)	C SI 87 B FF 86 F SL 84 B FF 88 S CH 81 2-3 ② K			B SL 79 B SL 79 X FF 88 2-0 27 BB 32 BB 1B	C FF 87 X FF 88 0-1 ③ G4-3		F SL 84 B FF 94 B FF 95 B SL 84 B FF 94 4-1 32 WP 1-2 BB		B SL 91 B SI 93 B SL 89 B FF 93 4-0 7 1B 32 HR BB	3	1	1	0	2	1	1
7 Matt Holliday, R (1, 7) OBP: 0.367, SLG: 0.425 8 Peter Bourjos, R (9, PR) OBP: 0.310, SLG: 0.378 (9, 8)	B FF 89 B FF 89 X CH 80 2-0 ③ L7			B FF 88 C FF 88 1 SAFE S FF 88 C FF 89 1-3 ① K		X CH 80 0-0 1B	B SI 90 F SI 88 S SL 81 B KC 73 B FF 86 F SI 88 X FF 87 3-2 ② P4		X SI 93 0-0 1-3 32 HR 1B	5	0	2	0	0	1	3
32 Matt Adams, L (1, 3)		B FF 90 X SL 80 1-0 ① P6		B SL 80 1 SAFE 1 SAFE B FF 88 1 SAFE T FF 88 D CH 82 B FF 88 4-1 27 BB 1-2 BB		C SL 78 S FF 87 F FF 87 S CH 81 0-3 ① K	B SI 79 B SL 80 F FF 90 F FF 91 S CH 82 2-3 K 1-2 2-3		D FF 94 X FF 95 1-0 1-H 3-H HR	0	0	0	0	0	0	0
27 Jhonny Peralta, R (1, 6) OBP: 0.341, SLG: 0.455		S FF 89 B FF 90 B CH 83 X FF 90 2-1 ② F8		B FF 87 C CH 81 B FF 88 B FF 87 S FF 88 B SL 78 4-2 1-2 2-3 BB		B FF 87 X FF 88 1-0 ② L7	C CU 86 F SI 95 F SL 88 B CU 85 S SL 91 1-3 ③ K		S CU 78 X FC 92 0-1 ② G4-3	4	1	1	3	1	2	3
4 Yadier Molina, R (1, 2) OBP: 0.338, SLG: 0.386		B FF 89 F FF 89 X FF 89 1-1 ③ G4-3		C FF 88 B FF 88 B FF 88 F FF 88 C CH 82 2-3 ② K		X FF 88 0-0 ③ G1-3		B CU 86 B SL 90 F SL 90 B SI 94 X SL 90 3-1 ① L4	C FF 95 F FC 94 C CU 81 0-3 ③ K	4	0	0	0	0	2	5
18 Oscar Taveras, L (1, 9) OBP: 0.279, SLG: 0.317 15 Randal Grichuk, R (7, PH) OBP: 0.271, SLG: 0.358 (7, 9)			C FF 88 X FF 89 0-1 ① G6-3	B FF 88 B FF 88 C FF 88 B FF 88 X FF 88 3-1 ③ P5			S SL 82 B SL 81 B SL 82 X FF 92 2-1 16 1B 13 1B 2B	B FF 94 X SL 90 1-0 1B		2	0	0	0	0	0	3
										2	1	2	0	0	0	0
16 Kolten Wong, L (1, 4) OBP: 0.295, SLG: 0.403			B FF 90 B FF 89 C FF 88 S CH 82 X FF 90 2-2 40 SH5-4 1B		B FF 88 C CH 81 B FF 87 B CH 81 X FF 87 3-1 ① G3		C FF 93 X FF 94 0-1 40 SH1-4 13 1B 2-3 1B	1 SAFE 1 SAFE B SI 92 X SL 90 1-0 ② L8		4	1	2	0	0	0	1
40 Shelby Miller, R (1, 1) OBP: 0.213, SLG: 0.267 37 Pat Neshek, S (8, 1) 71 Sam Freeman, R (9, 1)			1 SAFE L FF 88 1 SAFE B FF 87 X FF 87 1-1 ② SH5-4 1-2		S FF 88 S CH 81 B FF 88 S CH 81 1-3 ② K		1 SAFE L FF 93 B FF 93 L FF 91 X SL 83 1-2 ① SH1-4 1-2	C FF 94 B CU 86 B FF 94 F FF 93 X FF 94 2-2 ③ L9		2	0	0	0	0	1	1
										0	0	0	0	0	0	0
										0	0	0	0	0	0	0

Inning Stats	1	2	3	4	5	6	7	8	9
	R: 0 E: 0 K: 1 S: 6 H: 0 LOB: 0 BB: 0 P: 11	R: 0 E: 0 K: 0 S: 5 H: 0 LOB: 0 BB: 0 P: 9	R: 0 E: 0 K: 0 S: 10 H: 1 LOB: 1 BB: 0 P: 16	R: 0 E: 0 K: 2 S: 12 H: 1 LOB: 3 BB: 2 P: 28	R: 0 E: 0 K: 1 S: 10 H: 1 LOB: 1 BB: 0 P: 16	R: 0 E: 0 K: 1 S: 7 H: 1 LOB: 1 BB: 0 P: 8	R: 2 E: 0 K: 2 S: 20 H: 3 LOB: 3 BB: 1 P: 34	R: 0 E: 0 K: 0 S: 7 H: 1 LOB: 1 BB: 0 P: 14	R: 3 E: 0 K: 1 S: 9 H: 2 LOB: 1 BB: 1 P: 14

| | | | | | | | | | |

BOTTOM

St. Louis Cardinals @ Cincinnati Reds

Great American Ball Park, Cincinnati, OH

Mon Sep 08 2014, 7:12 PM - 10:12 PM EDT

Att. 27,612 - Partly Cloudy - 84 F

livebaseballscorecards.com

Batter	1	2	3	4	5	6	7	8	9	AB	R	H	RBI	BB	SO	LOB
6 Billy Hamilton, S (1, 8) OBP: 0.299, SLG: 0.372	C FF 93 B CU 77 S FF 94 C FF 95 1-3 ① K			B FF 93 X FF 93 1-0 ① G3		X FF 93 0-0 ③ B1-3			B SI 94 X SI 94 1-0 ③ L9	4	0	0	0	0	1	0
29 Brayan Peña, S (1, 3) OBP: 0.291, SLG: 0.364	C FF 95 B FF 94 S CU 78 X FF 95 1-2 ② L7			B CU 77 B CU 76 X SI 92 2-0 ② L8			C FF 93 C CU 78 B CU 75 B CU 76 T FF 94 2-2 ① K			3	0	0	0	0	1	0
21 Todd Frazier, R (1, 5) OBP: 0.341, SLG: 0.458	F FF 95 C CU 78 B CU 76 B CU 77 F CU 79 B FF 96 F FF 96 X CU 77 3-2 ③ F9			F CU 77 X SI 95 0-1 ③ G6-3			F FF 94 S SI 94 B FF 94 B SI 94 X SI 96 2-2 ② L9			3	0	0	0	0	0	0
39 Devin Mesoraco, R (1, 2) OBP: 0.364, SLG: 0.544		C CU 77 B CU 78 X CU 78 1-1 ① F8			X CU 78 0-0 2B		S CU 79 B SI 96 S SI 95 B CU 80 B SI 95 F SI 95 F CU 78 X FF 95 3-2 ③ G6-3			3	0	1	0	0	0	0
4 Brandon Phillips, R (1, 4) OBP: 0.300, SLG: 0.368		X FF 94 0-0 32 G4-6-3 1B			B SI 93 C CU 78 X SI 95 1-1 ① G5-3			B CU 78 B CU 77 B FF 94 C FF 93 X FF 94 3-1 28 G4-6-3 1B		3	0	2	0	0	0	1
32 Jay Bruce, L (1, 9) OBP: 0.287, SLG: 0.372		F FF 94 B SI 95 C FF 95 X CU 78 1-2 ② ③ G4-6-3 1-2f			B FF 95 X FF 94 1-0 ② F7			C CH 68 B SI 92 F SI 90 X CH 70 1-2 ① F9		3	0	0	0	0	0	3
28 Chris Heisey, R (1, 7) OBP: 0.271, SLG: 0.398			B FF 94 C CU 78 X SI 95 1-1 ① L7		B FF 95 X CU 78 1-0 ③ P6			F SI 89 B SL 82 F SL 80 X SL 83 1-2 ② ③ G4-6-3 1-2f		3	0	0	0	0	0	2
2 Zack Cozart, R (1, 6) OBP: 0.270, SLG: 0.298			C FF 95 F FF 96 F FF 97 B FC 88 B CU 78 X CU 77 2-2 ② F7			C FF 93 X CU 78 0-1 ① P6			B SI 95 C SI 95 X FS 85 1-1 ① G5-3	3	0	0	0	0	0	0
40 Dylan Axelrod, R (1, 1) 36 David Holmberg, R (1, 1) 23 Donald Lutz, L (8, PH) OBP: 0.304, SLG: 0.286 43 Manny Parra, L (7, 1) 63 Sam LeCure, R (7, 1) 41 Ryan Dennick, L (7, 1) 62 Pedro Villarreal, R (7, 1) OBP: 0.000, SLG: 0.000 66 Logan Ondrusek, R (8, 1) 48 Ryan Ludwick, R (8, PH) OBP: 0.308, SLG: 0.500			B SI 93 C FF 94 F FF 94 C FF 94 1-3 ③ K			C CU 76 F CU 78 S FF 94 0-3 ② K			F SI 95 X FS 86 0-1 ② G6-3	0 1 1 0 0 0 0 0 1	0 0 0 0 0 0 0 0 0	0 0 0 0 0 0 0 0 0	0 0 0 0 0 0 0 0 0	0 1 1 0 0 0 0 0 0	0 0 0 0 0 0 0 0 0	0 0 0 0 0 0 0 0 0
Inning Stats	R: 0 E: 0 K: 1 S: 11 H: 0 LOB: 0 BB: 0 P: 16	R: 0 E: 0 K: 0 S: 6 H: 1 LOB: 0 BB: 0 P: 8	R: 0 E: 0 K: 1 S: 9 H: 0 LOB: 0 BB: 0 P: 13	R: 0 E: 0 K: 0 S: 4 H: 0 LOB: 0 BB: 0 P: 7	R: 0 E: 0 K: 0 S: 5 H: 1 LOB: 1 BB: 0 P: 8	R: 0 E: 0 K: 1 S: 6 H: 0 LOB: 0 BB: 0 P: 6	R: 0 E: 0 K: 1 S: 11 H: 0 LOB: 0 BB: 0 P: 18	R: 0 E: 0 K: 0 S: 8 H: 1 LOB: 0 BB: 0 P: 13	R: 0 E: 0 K: 0 S: 5 H: 0 LOB: 0 BB: 0 P: 7	1B: 2 2B: 1 3B: 0 HR: 0 SF: 0 SAC: 0 DP: 2 HBP: 0						

AB	28
R	0
H	3
RBI	0
BB	0
SO	4
LOB	6

WP: 0 PA: 28
PB: 0
SB: 0
CS: 0

PITCHER		IP	WLS	BF	H	R	ER	SO	BB	IBB	HBP	BLK	WP	HR	S	P	ERA	WHIP
40 Shelby Miller, R ERA: 3.83	(1, 1)	7.0	W	23	3	0	0	4	0	0	0	0	0	0	54	81	0.00	0.429
37 Pat Neshek, R ERA: 1.33	(8, 1)	1.0	H	2	0	0	0	0	0	0	0	0	0	0	6	8	0.00	0.000
71 Sam Freeman, L ERA: 2.16	(9, 1)	1.0		3	0	0	0	0	0	0	0	0	0	0	5	7	0.00	0.000

PITCHER	IP	WLS	BF	H	R	ER	SO	BB	IBB	HBP	BLK	WP	HR	S	P	ERA	WHIP

Batter	1	2	3	4	5	6	7	8	9	AB	R	H	RBI	BB	SO	LOB
13 Matt Carpenter, L (1, 5) OBP: 0.373, SLG: 0.379 35 Greg Garcia, L (9, PH) OBP: 0.353, SLG: 0.231	B CH 86 C SI 88 C FC 88 B SI 90 F FC 88 F SI 90 F FC 90 F SI 91 B SI 91 3-2 X FC 91 7 G6-4-3 2B	B SI 90 C SI 91 B CH 85 X SI 91 2-1 G4-3 ②	B SI 90 C SI 92 B CH 86 X SI 91 2-1 G6-3 ③	C SI 96 B SI 96 C SL 90 F FF 97 F FF 97 B FF 98 B FF 97 F SL 89 X FF 96 3-2 L8 ① 2-3	B FF 93 C FF 92 S FF 92 B FF 93 B FF 94 F FF 93 X FF 93 3-2 G4-3 ①	4 0 1 0 0 0 2 1 0 0 0 0 0 0
19 Jon Jay, L (1, 8) OBP: 0.388, SLG: 0.399 8 Peter Bourjos, R (8, 8) OBP: 0.309, SLG: 0.377	S SI 92 H FC 90 1-1 7 G6-4-3 HBP	F FC 90 C CH 85 B SL 81 F KC 81 S FC 91 1-3 K ③	C SI 89 B FC 89 F SL 80 C SI 92 1-3 K2-3 ① 3-H	B SL 85 F FF 95 B CH 90 X SL 89 2-1 27 BB 7 1B 1-2 1B	B FF 94 B FF 94 B FF 93 C FF 92 F FF 93 F FF 94 X FF 95 3-2 E6 60 DI 59 2B	3 0 1 1 0 2 0 1 1 0 0 0 0 0
7 Matt Holliday, R (1, 7) OBP: 0.368, SLG: 0.426 60 Tommy Pham, R (9, PH)	X KC 80 0-0 G6-4-3 ①② 1-2f 2-3	C SI 90 X FC 89 0-1 L8 ①	F KC 80 X SI 92 0-1 32 2B 1B	S FF 96 F FF 98 B SL 88 F FF 97 X SL 86 1-2 27 BB 1B 1-2 2-3	B FF 93 B CU 76 F FF 93 B FF 93 F FF 92 F FF 93 T FF 93 3-2 K ② 1-2	4 0 2 0 0 0 2 1 0 0 0 0 1 1
32 Matt Adams, L (1, 3) OBP: 0.320, SLG: 0.469 59 Xavier Scruggs, R (9, PH) OBP: 0.333, SLG: 0.400	B SI 92 X SI 91 1-0 F8 ③	C SI 90 B FC 89 S FC 89 B SL 82 F SI 92 X FC 91 2-2 27 2B 4 SF8 1B	B SI 92 X SI 91 1-0 1-3 2B	B FF 97 X SL 88 1-0 F8 ②	C CU 74 X FF 93 0-1 33 1B 2-H 2B	4 1 2 0 0 0 4 1 0 1 1 0 0 0
27 Jhonny Peralta, R (1, 6) OBP: 0.342, SLG: 0.456 33 Daniel Descalso, L (9, PH) OBP: 0.321, SLG: 0.303		F SI 88 B FF 89 X FC 88 1-1 G5-3 ①	D KC 81 S SI 91 B SI 91 B SI 91 F FC 91 X FF 91 3-2 4 SF8 1-3 2B	C SL 81 F FF 91 B SL 83 S SL 82 1-3 K ② S FF 98 C FF 98 B FF 98 F FF 99 B FF 97 B CH 90 B FF 97 4-2 1-2 2-3 3-H BB	C CU 77 B FF 92 C CU 76 D SL 84 F CU 77 B FF 92 X FF 93 3-2 3 DI 2-3 1B	3 0 1 1 1 1 2 1 0 1 0 0 0 0
4 Yadier Molina, R (1, 2) OBP: 0.338, SLG: 0.386 56 Marco Gonzales, L (6, 1) OBP: 0.333, SLG: 0.500 12 A.J. Pierzynski, L (7, PH) OBP: 0.291, SLG: 0.341 63 Justin Masterson, R (7, 1) OBP: 0.182, SLG: 0.182 46 Kevin Siegrist, L (7, 1) 64 Sam Tuivailala, R (8, 1) 62 Nick Greenwood, R (8, 1) 3 Mark Ellis, R (9, PH) OBP: 0.265, SLG: 0.225		B SI 90 S SI 89 S FC 88 B SL 80 X FC 88 2-2 1B	C SL 82 X SI 92 0-1 SF8 ② 2-3 3-H	B FF 91 F SL 82 F SL 82 B FF 92 S SL 83 2-3 K ③ B SL 87 F FF 96 X FF 96 1-1 L3 ③	C FF 99 B SL 86 S SL 87 F FF 101 B FF 102 B SL 89 F FF 100 F FF 101 F SL 88 3-3 F FF 99 S FF 102 K ③ 1-2	2 0 1 1 0 1 2 0 0 0 0 0 0 0 1 0 0 0 0 0 3 0 0 0 0 0 0 0 0 0 0 0 0 0 0 0 0 0 0 0 0 0 0 0 0 0 0 0 0 1 0 0 0 0 1 2
18 Oscar Taveras, L (1, 9) OBP: 0.280, SLG: 0.322 15 Randal Grichuk, R (8, PH) OBP: 0.282, SLG: 0.368 (8, 9)		B SI 90 B SI 90 X SI 91 2-0 L4 ②	B FC 90 B FC 90 C FC 91 C SI 93 C FC 91 2-3 K ③	C SI 87 F FC 87 B SL 81 X SI 90 1-2 16 1B 48 1B 2B	C SL 84 B FF 94 C FF 93 F FF 95 F SL 84 B FF 95 X FF 94 2-2 16 G4-6-3 1B	3 1 1 0 0 1 2 1 0 1 0 0 0 0
16 Kolten Wong, L (1, 4) OBP: 0.295, SLG: 0.402		F SI 92 X FC 90 0-1 G3 ③	B KC 78 F FC 88 B SI 92 B SI 92 C SI 93 X FC 92 3-2 G4-3 ①	C SI 90 F SL 81 B SI 90 F SL 82 F KC 81 B SI 91 F FC 89 X SI 90 2-2 13 L8 48 1B 19 1B 2-3 1B	C FF 95 X FF 94 0-1 G4-6-3 ①② 1-2f	4 1 1 0 0 0 2
52 Michael Wacha, R (1, 1) OBP: 0.038, SLG: 0.038 30 Jason Motte, R (5, 1) 48 Tony Cruz, R (6, 2) OBP: 0.270, SLG: 0.240		C SI 88 B KC 78 C KC 78 C SI 91 1-3 K ①	B SI 91 B SI 90 C SI 92 S FC 90 F KC 82 X FC 91 2-2 G6-3 ②	F FF 94 X SI 95 0-1 7 1B 19 1B 27 BB 1-2 3-H 1B	B FF 93 F FF 94 X FF 95 1-1 G6-3 ③	2 0 0 0 0 1 0 0 0 0 0 0 0 0 2 1 1 1 0 0 0
Inning Stats	R: 0 H: 1 E: 0 LOB: 1 K: 0 BB: 0 S: 10 P: 15	R: 0 H: 1 E: 0 LOB: 1 K: 0 BB: 0 S: 8 P: 13	R: 0 H: 0 E: 0 LOB: 0 K: 2 BB: 0 S: 9 P: 13	R: 1 H: 2 E: 0 LOB: 1 K: 1 BB: 0 S: 14 P: 21	R: 0 H: 0 E: 0 LOB: 0 K: 0 BB: 0 S: 9 P: 16	R: 0 H: 2 E: 0 LOB: 2 K: 3 BB: 0 S: 12 P: 17	R: 3 H: 5 E: 0 LOB: 3 K: 0 BB: 1 S: 29 P: 44	R: 0 H: 1 E: 0 LOB: 0 K: 0 BB: 0 S: 9 P: 12	R: 1 H: 2 E: 1 LOB: 2 K: 2 BB: 0 S: 26 P: 41	1B: 9 SF: 1 2B: 5 SAC: 0 3B: 0 DP: 2 HR: 0 HBP: 1						

PITCHER		IP	WLS	BF	H	R	ER	SO	BB	IBB	HBP	BLK	WP	HR	S	P	ERA	WHIP
44 Mike Leake, R ERA: 3.62	(1, 1)	6.0	W	26	8	3	3	6	0	0	1	0	0	0	71	107	4.50	1.333
70 Jumbo Díaz, R ERA: 3.21	(7, 1)	1.0		7	3	1	1	0	1	0	0	0	0	0	20	32	9.00	4.000
43 Manny Parra, L ERA: 4.89	(8, 1)	1.0	H	3	1	0	0	0	0	0	0	0	0	0	9	12	0.00	1.000
60 J.J. Hoover, R ERA: 5.12	(9, 1)	0.2		5	2	1	0	1	0	0	0	0	0	0	18	30	0.00	3.000
54 Aroldis Chapman, L ERA: 2.35	(9, 1)	0.1	S	1	0	0	0	1	0	0	0	0	0	0	8	11	0.00	0.000

PITCHER	IP	WLS	BF	H	R	ER	SO	BB	IBB	HBP	BLK	WP	HR	S	P	ERA	WHIP

TOP

St. Louis Cardinals @ Cincinnati Reds

Great American Ball Park, Cincinnati, OH

Tue Sep 09 2014, 7:13 PM - 10:43 PM EDT

Att. 25,742 - Clear - 82 F

livebaseballscorecards.com

AB	39
R	5
H	14
RBI	5
BB	1
SO	8
LOB	22

BOTTOM

St. Louis Cardinals @ Cincinnati Reds

Great American Ball Park, Cincinnati, OH

Tue Sep 09 2014, 7:13 PM - 10:43 PM EDT

Att. 25,742 - Clear - 82 F

livebaseballscorecards.com

Batter	1	2	3	4	5	6	7	8	9	AB	R	H	RBI	BB	SO	LOB
6 Billy Hamilton, S (1, 8) OBP: 0.298, SLG: 0.369	B FF 93 S FF 94 C CH 88 F FF 95 B FF 95 B CU 75 B FF 95 4-2 29 G3 39 HR BB		F FF 92 C CU 75 X FF 94 0-2 ① F8	X FC 90 0-0 ③ P4		S CH 80 B CH 78 C FF 90 B CH 80 F SL 85 B FF 92 X SL 85 3-2 ① L9	C FF 95 C FF 96 F FF 96 S FF 96 0-3 ③ K			4	1	0	0	1	1	3
29 Brayan Peña, S (1, 3) OBP: 0.298, SLG: 0.364	B FF 94 1 SAFE X FF 93 1-0 ① G3 1-2		B CU 75 B FF 94 C FF 93 B FC 94 B FF 93 4-1 21 1B BB		B FC 89 B FF 93 C FF 93 B FC 92 F FF 94 B FC 89 4-2 21 E 39 2B BB	B FF 91 B FF 91 C SL 86 B FF 91 B FF 91 4-1 39 BB BB		B FF 97 C FF 97 X FF 97 1-1 30 1B 39 BB 28 E 1B		2	2	1	0	3	0	1
21 Todd Frazier, R (1, 5) OBP: 0.339, SLG: 0.456	X FF 94 0-0 ② P4		C FF 93 X FF 93 0-1 1-2 1B		B FC 91 X FF 93 1-0 FC4 39 2B 4 2B 1-2	C FF 91 B SL 85 S CH 80 S FF 90 1-3 ② K		S FF 98 F FF 97 F CU 80 X FF 97 0-2 ① P6		5	1	1	0	0	1	4
39 Devin Mesoraco, R (1, 2) OBP: 0.370, SLG: 0.557	C CU 75 C FF 93 D CU 77 B FC 92 B FF 94 X CU 76 3-2 2-H HR		D CU 77 C FF 94 F FF 93 B FC 91 S CH 88 2-3 ② K		X FF 93 0-0 4 2B 1-3 2-H 2B	B SL 84 F SL 84 B CH 81 B SL 85 B FF 90 4-1 4 FC6-4 1-2 BB		D CU 80 B FF 98 F FF 98 B FF 97 S FF 97 F FF 99 F FF 98 B FF 98 4-2 30 1B 28 E 1-2 BB		3	3	2	3	2	1	2
4 Brandon Phillips, R (1, 4) OBP: 0.300, SLG: 0.369 43 Manny Parra, L (8, 1) 23 Donald Lutz, L (8, PH) OBP: 0.239, SLG: 0.279 60 J.J. Hoover, R (9, 1) 32 Jay Bruce, L (9, 9) OBP: 0.287, SLG: 0.372	X FF 95 0-0 ③ L9		F FF 94 B CU 76 X CU 76 1-1 ③ L1		D FC 90 C FC 88 X FF 95 1-1 28 G4-3 2 1B 2-H 3-H 2B	C FF 89 X SL 83 0-1 ③ FC6-4 1-2f		B CU 79 B FF 98 C FF 97 F FF 96 S FF 97 2-3 ② K		4 0 1 0 0	1 0 0 0 0	1 0 0 0 0	2 0 0 0 0	0 0 0 0 0	0 0 1 0 0	4 0 2 0 0
48 Ryan Ludwick, R (1, 7) OBP: 0.310, SLG: 0.383 30 Jason Bourgeois, R (7, PR) OBP: 0.364, SLG: 0.364 (8, 7)		F FF 93 C FF 94 B FC 90 B FF 95 F FF 95 T FF 95 2-2 ① K	C FF 93 X FF 93 0-1 ① L8		B FC 88 F FF 93 B FC 89 F FC 86 X FC 89 2-2 2 1B 28 G4-3 1B		C FF 91 F FF 93 F FF 94 B SL 82 B SL 81 B SL 80 B FF 92 4-2 28 SH2-3 BB	X FF 96 0-0 28 E 1-2 2-3 1B		3 1	0 0	1 1	0 0	1 0	1 0	0 0
28 Chris Heisey, R (1, 9) OBP: 0.274, SLG: 0.399 54 Aroldis Chapman, L (9, 1)		C FF 93 F FC 91 B FF 95 X FF 94 1-2 1B	F FF 93 S CU 76 X FF 95 0-2 ② L4		S FC 88 F FF 93 X FC 88 0-2 ① G4-3 1-2 2-3		1 SAFE X SI 88 0-0 ① SH2-3 1-2	C CU 80 D CU 80 B FF 97 X FF 95 2-1 E9 1-3 2-H 3-H 1B		4 0	0 0	2 0	2 0	0 0	0 0	2 0
2 Zack Cozart, R (1, 6) OBP: 0.273, SLG: 0.304		X FF 94 0-0 ② L7	F FF 94 X CU 75 0-1 44 2B 3B		D FC 90 X FC 87 1-0 44 G6-4-3 2-3 3-H 1B		B FF 90 B FF 87 C FF 88 B FF 90 B FF 86 4-1 BB	F CH 80 X CH 82 0-1 ③ P6		4	1	2	1	1	0	3
44 Mike Leake, R (1, 1) OBP: 0.190, SLG: 0.339 70 Jumbo Díaz, R (7, 1) 7 Ramon Santiago, S (7, 4) OBP: 0.356, SLG: 0.313		S FF 94 S CU 75 B FF 95 B FF 94 S FF 92 2-3 ③ K	B CU 74 X CU 75 1-0 3-H 2B		F FF 93 S FC 94 X FC 88 0-2 ②③ G6-4-3 1-2f		S FF 94 C FF 95 T FF 96 0-2 ② K			3 0 1	0 0 0	1 0 0	1 0 0	0 0 1	1 0 2	3 0 2
Inning Stats	R: 2 E: 0 K: 0 S: 9 H: 1 LOB: 0 BB: 1 P: 17	R: 0 E: 0 K: 2 S: 11 H: 1 LOB: 1 BB: 0 P: 16	R: 0 E: 0 K: 1 S: 11 H: 1 LOB: 2 BB: 1 P: 18	R: 1 E: 0 K: 0 S: 9 H: 2 LOB: 1 BB: 0 P: 10	R: 4 E: 1 K: 0 S: 16 H: 4 LOB: 1 BB: 1 P: 25	R: 0 E: 0 K: 1 S: 11 H: 0 LOB: 2 BB: 2 P: 23	R: 0 E: 0 K: 2 S: 12 H: 0 LOB: 2 BB: 2 P: 20	R: 2 E: 1 K: 1 S: 18 H: 3 LOB: 2 BB: 1 P: 27		1B: 7 2B: 3 3B: 1 HR: 1 SF: 0 SAC: 1 DP: 1 HBP: 0					

	AB	35
	R	9
	H	12
	RBI	9
	BB	8
	SO	7
	LOB	26

WP: 0 PA: 44
PB: 0
SB: 0
CS: 0

PITCHER		IP	WLS	BF	H	R	ER	SO	BB	IBB	HBP	BLK	WP	HR	S	P	ERA	WHIP
52 Michael Wacha, R ERA: 3.14	(1, 1)	4.0	L	22	6	6	5	3	3	0	0	0	0	1	44	70	11.25	2.250
30 Jason Motte, R ERA: 5.01	(5, 1)	1.0		5	3	1	1	0	0	0	0	0	0	0	12	16	9.00	3.000
56 Marco Gonzales, L ERA: 5.01	(6, 1)	1.0		5	0	0	0	1	2	0	0	0	0	0	11	23	0.00	2.000
63 Justin Masterson, R ERA: 5.97	(7, 1)	0.1		3	0	0	0	0	2	0	0	0	0	0	5	13	0.00	6.000
46 Kevin Siegrist, L ERA: 6.21	(7, 1)	0.2		2	0	0	0	2	0	0	0	0	0	0	7	7	0.00	0.000

PITCHER		IP	WLS	BF	H	R	ER	SO	BB	IBB	HBP	BLK	WP	HR	S	P	ERA	WHIP
64 Sam Tuivailala, R ERA: 27.0	(8, 1)	0.2		6	3	2	2	1	1	0	0	0	0	0	16	25	27.00	6.000
62 Nick Greenwood, L ERA: 5.46	(8, 1)	0.1		1	0	0	0	0	0	0	0	0	0	0	2	2	0.00	0.000

St. Louis Cardinals @ Cincinnati Reds

Great American Ball Park, Cincinnati, OH

Wed Sep 10 2014, 7:10 PM - 10:00 PM EDT

Att. 26,631 - Overcast - 81 F

TOP

livebaseballscorecards.com

Batter	1	2	3	4	5	6	7	8	9	AB	R	H	RBI	BB	SO	LOB
13 Matt Carpenter, L (1, 5) OBP: 0.374, SLG: 0.378	G4-3		BB		BB			L8		2	0	0	0	2	0	0
19 Jon Jay, L (1, 8) OBP: 0.389, SLG: 0.399	K		1B		FC1-6			HBP		3	0	1	0	0	1	1
7 Matt Holliday, R (1, 7) OBP: 0.369, SLG: 0.425	BB		K			G5-3		1B		3	1	1	0	1	1	2
32 Matt Adams, L (1, 3) OBP: 0.320, SLG: 0.469	2B		L3			L8		F7		4	1	1	1	0	0	4
18 Oscar Taveras, L (1, 9) OBP: 0.281, SLG: 0.322 44 Carlos Martinez, R (7, 1) OBP: 0.250, SLG: 0.250 3 Mark Ellis, R (9, PH) OBP: 0.263, SLG: 0.224	1B			K		G3			G1-3	3 0 1	0 0 0	1 0 0	1 0 0	0 0 0	1 0 0	0 0 0
4 Yadier Molina, R (1, 2) OBP: 0.338, SLG: 0.386 8 Peter Bourjos, R (9, PH) OBP: 0.308, SLG: 0.375	G4-3			1B			P4		K	3 1	0 0	1 0	0 0	0 0	0 1	1 0
16 Kolten Wong, L (1, 4) OBP: 0.292, SLG: 0.398 60 Tommy Pham, R (9, PH)		K		FC4-6			F7		K	3 1	0 0	0 0	0 0	0 0	1 1	1 0
38 Pete Kozma, R (1, 6) OBP: 0.364, SLG: 0.455		P4		CS			K2-3			3	0	1	0	0	1	0
41 John Lackey, R (1, 1) OBP: 0.200, SLG: 0.200 70 Tyler Lyons, L (3, 1) 43 Seth Maness, R (5, 1) OBP: 0.400, SLG: 0.400 15 Randal Grichuk, R (7, 9) OBP: 0.278, SLG: 0.362		G6-3			B2-6-4			P6		1 1 0 1	0 0 0 0	0 0 0 0	0 0 0 0	0 0 0 0	0 0 0 0	0 1 0 0
Inning Stats	R: 2 E: 0 K: 1 S: 16 H: 2 LOB: 1 BB: 1 P: 26	R: 0 E: 0 K: 1 S: 7 H: 0 LOB: 0 BB: 0 P: 8	R: 0 E: 0 K: 1 S: 9 H: 1 LOB: 1 BB: 1 P: 16	R: 0 E: 0 K: 1 S: 11 H: 1 LOB: 0 BB: 0 P: 16	R: 0 E: 0 K: 0 S: 14 H: 1 LOB: 1 BB: 1 P: 21	R: 0 E: 0 K: 0 S: 4 H: 0 LOB: 0 BB: 0 P: 5	R: 0 E: 0 K: 1 S: 8 H: 0 LOB: 0 BB: 0 P: 13	R: 0 E: 0 K: 0 S: 13 H: 1 LOB: 2 BB: 0 P: 21	R: 0 E: 0 K: 2 S: 9 H: 0 LOB: 0 BB: 0 P: 12	1B: 5 2B: 2 3B: 0 HR: 0 SF: 0 SAC: 0 DP: 2 HBP: 1						

	AB	30
	R	2
	H	6
	RBI	2
	BB	3
	SO	7
	LOB	10

WP: 1 PA: 35
PB: 0
SB: 0
CS: 1

PITCHER		IP	WLS	BF	H	R	ER	SO	BB	IBB	HBP	BLK	WP	HR	S	P	ERA	WHIP
31 Alfredo Simon, R ERA: 3.48	(1, 1)	7.0	W	26	5	2	2	5	3	0	0	0	1	0	69	105	2.57	1.143
63 Sam LeCure, R ERA: 3.7	(8, 1)	0.2	H	4	1	0	0	0	0	0	1	0	0	0	8	13	0.00	1.500
41 Ryan Dennick, L ERA: 10.13	(8, 1)	0.1	H	1	0	0	0	0	0	0	0	0	0	0	5	8	0.00	0.000
54 Aroldis Chapman, L ERA: 2.3	(9, 1)	1.0	S	3	0	0	0	2	0	0	0	0	0	0	9	12	0.00	0.000

PITCHER		IP	WLS	BF	H	R	ER	SO	BB	IBB	HBP	BLK	WP	HR	S	P	ERA	WHIP

BOTTOM

St. Louis Cardinals @ Cincinnati Reds

Great American Ball Park, Cincinnati, OH

Wed Sep 10 2014, 7:10 PM - 10:00 PM EDT

Att. 26,631 - Overcast - 81 F

livebaseballscorecards.com

Batter	1	2	3	4	5	6	7	8	9	AB	R	H	RBI	BB	SO	LOB
28 Chris Heisey, R (1, 8) (9, 7) OBP: 0.278, SLG: 0.398	B FF 89 B FF 89 B SI 89 C FF 87 B FF 89 4-1 29 1B 21 1B BB	B FC 83 D FC 84 F FC 82 B FF 89 X FF 89 3-1 ③ P6			B CH 82 S CH 82 X SL 83 1-1 21 PB 29 E 4 1B 1B		B CU 85 C CU 85 S SI 95 S CU 86 1-3 ① K			3	2	1	0	1	1	1
29 Brayan Peña, S (1, 3) OBP: 0.301, SLG: 0.364	B FF 88 C FF 90 B CU 76 X SI 90 3-1 39 G6-4-3 21 1B 1-3 1B		B FF 87 B SI 88 C FF 89 B CH 80 B SI 90 4-1 21 G6-4-3 BB		1 SAFE X SI 91 0-0 FC4 21 PB 4 1B 1-2		C FF 98 B FF 99 F SI 95 B CH 91 X FF 96 3-2 ② G4-3			3	0	1	0	1	0	1
21 Todd Frazier, R (1, 5) OBP: 0.339, SLG: 0.454	X FC 84 0-0 39 G6-4-3 1-2 3-H 1B		B SI 91 X CH 82 1-0 ①② G6-4-3 1-2f		D FF 93 B FF 91 F FF 91 B CH 82 F SI 92 C SL 83 3-3 ① K 1-2 2-3		X CU 87 0-0 ③ L8			4	0	1	1	0	1	3
39 Devin Mesoraco, R (1, 2) OBP: 0.371, SLG: 0.553	C FF 90 B FC 83 B FF 89 F FC 84 X FF 91 2-2 ①② G6-4-3 1-2f 2-3		B SI 92 B SI 91 B CH 82 B SI 88 4-0 4 FC6-4 BB		I IN 74 I IN 79 I IN 77 I IN 76 4-0 4 1B IBB			B FF 98 X FF 98 1-0 ① G6-3		2	0	0	0	2	0	2
4 Brandon Phillips, R (1, 4) OBP: 0.302, SLG: 0.370	C FC 83 F FF 90 F FF 90 X FC 83 0-2 ③ L8		X SI 88 0-0 ③ FC6-4 1-2f		B SI 91 F SI 90 B SL 83 S SI 89 F FF 90 D CH 84 X SI 90 3-2 ② 1-2 2-H 3-H 1B			C CU 86 F FF 98 F CU 85 B CU 85 X CU 85 1-2 1B		4	0	2	1	0	0	2
32 Jay Bruce, L (1, 9) OBP: 0.286, SLG: 0.371		F FF 90 B FF 90 C CH 82 S FC 84 1-3 ① K		C FF 92 B SL 83 S SL 84 B SL 85 B FF 92 X FF 90 3-2 31 2B 1B	B CH 84 S CH 84 B SI 90 X CH 83 2-1 ③ L4			F FF 95 F FF 97 B CH 89 F CH 90 F CU 85 S CU 84 1-3 ② K		4	1	1	0	0	2	3
48 Ryan Ludwick, R (1, 7) 54 Aroldis Chapman, L (9, 1)		S FF 92 S CH 83 B FC 84 F FC 83 X FF 92 1-2 HR		B FF 92 C FF 92 B SI 93 F SI 92 B FF 91 C CH 82 3-3 ① K		C SI 90 C SI 90 S CH 86 0-3 ① K		C CU 85 B FF 98 1 SAFE F FF 99 F FF 98 F FF 95 D CU 86 D CU 86 1 SAFE 3-3 S CU 86 ③ K		4 0	1 0	1 0	1 0	0 0	3 0	2 0
2 Zack Cozart, R (1, 6) OBP: 0.271, SLG: 0.302		F CU 81 B FF 89 X FF 89 1-1 ② G6-3		B SI 91 C SI 91 B SI 91 X CH 83 2-1 ② F7		F FF 90 C SL 83 F FF 90 B CH 84 X FF 91 1-2 ② G6-3				3	0	0	0	0	0	1
31 Alfredo Simon, R (1, 1) OBP: 0.145, SLG: 0.185 63 Sam LeCure, R (8, 1) 41 Ryan Dennick, L (8, 1) 6 Billy Hamilton, S (9, 8) OBP: 0.298, SLG: 0.369		X FF 88 0-0 2B		S FF 91 X FF 93 0-1 ③ 1-H 2B		S SI 90 S SL 82 F FF 90 S SL 83 0-3 ③ K				3 0 0 0	0 0 0 0	2 0 0 0	1 0 0 0	0 0 0 0	1 0 0 0	0 0 0 0
Inning Stats	R: 1 E: 0 K: 0 S: 11 H: 2 LOB: 1 BB: 1 P: 20	R: 1 E: 0 K: 1 S: 12 H: 2 LOB: 1 BB: 0 P: 18	R: 0 E: 0 K: 0 S: 3 H: 0 LOB: 1 BB: 2 P: 12	R: 1 E: 0 K: 1 S: 10 H: 2 LOB: 1 BB: 0 P: 18	R: 1 E: 1 K: 1 S: 12 H: 2 LOB: 2 BB: 1 P: 25	R: 0 E: 0 K: 2 S: 11 H: 0 LOB: 0 BB: 0 P: 12	R: 0 E: 0 K: 1 S: 7 H: 0 LOB: 0 BB: 0 P: 11	R: 0 E: 0 K: 2 S: 15 H: 1 LOB: 1 BB: 0 P: 21		1B: 6 2B: 2 3B: 0 HR: 1 SF: 0 SAC: 0 DP: 2 HBP: 0						

PITCHER		IP	WLS	BF	H	R	ER	SO	BB	IBB	HBP	BLK	WP	HR	S	P	ERA	WHIP
41 John Lackey, R ERA: 3.97	(1, 1)	2.0		10	4	2	2	1	1	0	0	0	0	1	23	38	9.00	2.500
70 Tyler Lyons, L ERA: 4.5	(3, 1)	2.1	L	12	3	2	1	2	2	1	0	0	0	0	19	44	3.86	2.143
43 Seth Maness, R ERA: 2.84	(5, 1)	1.2		5	1	0	0	2	0	0	0	0	0	0	17	23	0.00	0.600
44 Carlos Martinez, R ERA: 4.35	(7, 1)	2.0		7	1	0	0	3	0	0	0	0	0	0	22	32	0.00	0.500

PITCHER	IP	WLS	BF	H	R	ER	SO	BB	IBB	HBP	BLK	WP	HR	S	P	ERA	WHIP

AB	30
R	4
H	9
RBI	4
BB	4
SO	8
LOB	15

WP: 0 PB: 1 SB: 0 CS: 0 PA: 34

Batter	1	2	3	4	5	6	7	8	9	AB	R	H	RBI	BB	SO	LOB
13 Matt Carpenter, L (1, 5) OBP: 0.375, SLG: 0.378	B SI 89 B SI 90 C FC 88 B FC 87 B FC 90 4-1 19 HBP BB		X SI 91 0-0 19 G4-6-3 1-2 1B			B SI 92 C SI 92 X CH 83 1-1 ① F9			C FF 100 C FF 100 B FF 102 F FF 100 B FF 102 S SL 88 2-3 ① K	3	0	1	0	1	1	0
19 Jon Jay, L (1, 8) OBP: 0.389, SLG: 0.397 15 Randal Grichuk, R (9, PH) OBP: 0.274, SLG: 0.357	T FF 91 H FC 87 1-1 27 FC6-4 1-2 HBP		B FC 90 X FC 88 1-0 ①② G4-6-3 1-2f 2-3			B CH 86 B FF 91 S FC 91 C FC 90 S SI 94 2-3 ② K			X SL 87 0-0 ② F8	2 1	0 0	0 0	0 0	0 0	1 0	2 0
7 Matt Holliday, R (1, 7) OBP: 0.368, SLG: 0.423	B SL 84 F SI 93 F SI 91 S FC 88 1-3 ① K		F SI 94 T FF 95 X FF 95 0-2 ③ G3-1			C SI 95 B SI 95 B SI 96 X SI 95 2-1 ③ P5			C FF 102 F FF 101 B CH 88 B FF 102 B SL 90 B FF 101 4-2 BB	3	0	0	0	1	1	3
32 Matt Adams, L (1, 3) OBP: 0.320, SLG: 0.468 3 Mark Ellis, R (9, PH) OBP: 0.262, SLG: 0.222	B FF 90 F FC 88 B FC 87 F CH 80 C SI 93 2-3 ② K			B FC 86 C FC 89 B FC 89 F FC 89 F SI 93 B CH 82 X FC 89 3-2 18 G6-4-3 1B			X FC 89 0-0 ① F9		C FF 102 F FF 102 D SL 88 B SL 89 S SL 88 2-3 ③ K	3 1	0 0	1 0	0 0	0 0	1 1	2 1
27 Jhonny Peralta, R (1, 6) OBP: 0.340, SLG: 0.454	C SI 93 F SI 93 X SI 94 0-2 ③ FC6-4 1-2f			X SI 94 0-0 ① F8			B SI 94 F SI 94 F SI 94 B FC 90 S CH 85 2-3 ② K			3	0	0	0	0	1	3
18 Oscar Taveras, L (1, 9) OBP: 0.277, SLG: 0.318		C SI 90 B FF 91 X CH 81 1-1 ① L1-4-3		C SI 93 F FC 91 F FF 95 B SI 94 X FC 89 1-2 ②③ G6-4-3 1-2f			C FC 91 B FC 89 F FF 90 X CU 80 1-2 ③ G1-3			3	0	0	0	0	0	1
12 A.J. Pierzynski, L (1, 2) OBP: 0.289, SLG: 0.338		C FC 89 C FF 90 S SI 93 0-3 ② K			F FC 89 S CU 76 B FF 91 B CH 80 F SI 93 F CH 85 S SL 80 2-3 ① K			B FC 88 F SL 80 B FC 90 B FC 90 F FC 88 F SI 95 X FC 88 3-2 ① F8		3	0	0	0	0	2	0
16 Kolten Wong, L (1, 4) OBP: 0.290, SLG: 0.395		F SI 93 B FC 90 C FC 88 F FF 91 F FF 93 X CH 81 1-2 ③ G3-1			B CU 78 F FF 90 T FC 89 X FF 94 1-2 ② L7			B SL 81 C FC 89 B FC 88 X FC 88 2-1 ② G3		3	0	0	0	0	0	0
31 Lance Lynn, S (1, 1) OBP: 0.155, SLG: 0.094			C FC 90 X SL 84 0-1 19 G4-6-3 13 1B 1B		F SI 94 S SI 94 B FF 96 B FC 88 F FF 93 B SI 94 S SI 95 3-3 ③ K			B FF 93 F SI 92 F SI 91 B FF 92 B FC 87 X SI 92 3-2 ③ P4		3	0	1	0	0	1	0
Inning Stats	R: 0 E: 0 K: 2 S: 11 H: 0 LOB: 2 BB: 1 P: 19	R: 0 E: 0 K: 1 S: 10 H: 0 LOB: 0 BB: 0 P: 12	R: 0 E: 0 K: 0 S: 7 H: 2 LOB: 1 BB: 0 P: 8	R: 0 E: 0 K: 0 S: 9 H: 1 LOB: 0 BB: 0 P: 13	R: 0 E: 0 K: 2 S: 12 H: 0 LOB: 0 BB: 0 P: 18	R: 0 E: 0 K: 1 S: 7 H: 0 LOB: 0 BB: 0 P: 12	R: 0 E: 0 K: 1 S: 7 H: 0 LOB: 0 BB: 0 P: 10	R: 0 E: 0 K: 0 S: 9 H: 0 LOB: 0 BB: 0 P: 17	R: 0 E: 0 K: 2 S: 10 H: 0 LOB: 1 BB: 1 P: 18	1B: 3 2B: 0 3B: 0 HR: 0	SF: 0 SAC: 0 DP: 2 HBP: 1					

PITCHER	IP	WLS	BF	H	R	ER	SO	BB	IBB	HBP	BLK	WP	HR	S	P	ERA	WHIP
47 Johnny Cueto, R (1, 1) ERA: 2.15	8.0	W	27	3	0	0	7	1	0	1	0	0	0	72	109	0.00	0.500
54 Aroldis Chapman, L (9, 1) ERA: 2.25	1.0	S	4	0	0	0	2	1	0	0	0	0	0	10	18	0.00	1.000

PITCHER	IP	WLS	BF	H	R	ER	SO	BB	IBB	HBP	BLK	WP	HR	S	P	ERA	WHIP

TOP

St. Louis Cardinals @ Cincinnati Reds

Great American Ball Park, Cincinnati, OH

Thu Sep 11 2014, 12:38 PM - 2:50 PM EDT

Att. 21,688 - Overcast - 62 F

livebaseballscorecards.com

AB	28
R	0
H	3
RBI	0
BB	2
SO	9
LOB	12

WP: 0 PA: 31
PB: 0
SB: 0
CS: 0

BOTTOM

St. Louis Cardinals @ Cincinnati Reds

Great American Ball Park, Cincinnati, OH

Thu Sep 11 2014, 12:38 PM - 2:50 PM EDT

Att. 21,688 - Overcast - 62 F

Batter	1	2	3	4	5	6	7	8	9	AB	R	H	RBI	BB	SO	LOB
6 Billy Hamilton, S (1, 8) OBP: 0.298, SLG: 0.369	B SL 90 C FF 91 B FF 91 C FF 91 X FF 92 2-2 30 G5-4-3 1B		C FF 94 B FF 94 B FF 93 X FF 94 2-1 ③ G6-3			C SL 92 B FF 92 C FF 94 F FF 94 B SI 94 S SI 92 2-3 ③ K				3	0	1	0	0	1	1
30 Jason Bourgeois, R (1, 7) OBP: 0.286, SLG: 0.286	B FF 92 B SI 92 X SI 91 2-0 ① ② G5-4-3 1-2f			C CU 78 B FF 93 F FF 92 F FF 92 S SI 93 1-3 ① K			C FF 92 B FF 93 B FF 92 B FF 92 C FF 91 F FF 93 S FF 94 3-3 ① K			3	0	0	0	0	2	1
21 Todd Frazier, R (1, 3) OBP: 0.337, SLG: 0.452	S FF 93 S FF 94 F FF 94 S FF 94 0-3 ③ K			C CU 80 S SI 93 B FF 94 B SI 94 B SI 93 X FF 94 3-2 ② F8			S FF 94 B FF 94 S FF 93 S FF 95 1-3 ② K			3	0	0	0	0	2	0
39 Devin Mesoraco, R (1, 2) OBP: 0.368, SLG: 0.549		B SI 91 F SI 91 B CU 79 B SI 93 F FF 93 X FF 93 3-2 ① F7		B SI 93 F SI 92 S FF 94 B FF 93 X CU 80 2-2 ③ G5-3			F FF 94 S SL 89 F SL 90 B FF 95 S FF 94 1-3 ③ K			3	0	0	0	0	1	0
4 Brandon Phillips, R (1, 4) OBP: 0.302, SLG: 0.369		C FF 93 X FF 93 0-1 ② G6-3			X FF 91 0-0 ① L5			B SI 90 B SI 90 B SI 92 C SL 91 B SL 92 4-1 32 1B 7 FC8-4 BB		2	1	0	0	1	0	0
32 Jay Bruce, L (1, 9) OBP: 0.287, SLG: 0.371		B FF 93 B FF 92 X SI 90 2-0 ③ G4-3			C CU 78 B SI 91 C CH 84 X FF 93 1-2 ② G6-3			X SI 88 0-0 7 FC8-4 1-3 1B		3	0	1	0	0	0	0
7 Ramon Santiago, S (1, 5) OBP: 0.356, SLG: 0.313			C FF 92 X CH 83 0-1 47 SH1-3 2 S 1B		B SI 92 B SI 91 C SI 90 F SI 91 B FF 93 X FF 94 3-2 ③ F7			B FF 92 X FF 93 1-0 ① FC8-4 2 E 1-2f 3-H		3	0	1	1	0	0	1
2 Zack Cozart, R (1, 6) OBP: 0.270, SLG: 0.300			B FF 92 F FF 92 F FF 93 X FF 94 1-2 ① L9 1-2			X FF 90 0-0 ① G6-3		B SI 92 X SI 92 1-0 ② L6 1-2		3	0	0	0	0	0	2
47 Johnny Cueto, R (1, 1) OBP: 0.141, SLG: 0.127 25 Skip Schumaker, L (8, PH) OBP: 0.287, SLG: 0.308 54 Aroldis Chapman, L (9, 1)			B SI 91 X SI 92 1-0 ② SH1-3 2-3			C SL 90 C SL 91 X FF 94 0-2 ② G3		F FF 93 B SI 93 X FF 94 1-1 ③ L7		1 1 0	0 0 0	0 0 0	0 0 0	0 0 0	0 0 0	0 1 0
Inning Stats	R: 0 E: 0 K: 1 S: 8 H: 1 LOB: 0 BB: 0 P: 12	R: 0 E: 0 K: 0 S: 6 H: 0 LOB: 0 BB: 0 P: 11	R: 0 E: 0 K: 0 S: 8 H: 1 LOB: 1 BB: 0 P: 12	R: 0 E: 0 K: 1 S: 10 H: 0 LOB: 0 BB: 0 P: 16	R: 0 E: 0 K: 0 S: 7 H: 0 LOB: 0 BB: 0 P: 11	R: 0 E: 0 K: 1 S: 8 H: 0 LOB: 0 BB: 0 P: 10	R: 0 E: 0 K: 3 S: 11 H: 0 LOB: 0 BB: 0 P: 16	R: 1 E: 1 K: 0 S: 6 H: 1 LOB: 1 BB: 1 P: 13		1B: 3 2B: 0 3B: 0 HR: 0 SF: 0 SAC: 1 DP: 1 HBP: 0						

livebaseballscorecards.com

AB	25
R	1
H	3
RBI	1
BB	1
SO	6
LOB	6

WP: 0 PA: 27
PB: 0
SB: 1
CS: 0

PITCHER	IP	WLS	BF	H	R	ER	SO	BB	IBB	HBP	BLK	WP	HR	S	P	ERA	WHIP
31 Lance Lynn, R (1, 1) ERA: 2.73	8.0	L	27	3	1	1	6	1	0	0	0	0	0	64	101	1.12	0.500

PITCHER	IP	WLS	BF	H	R	ER	SO	BB	IBB	HBP	BLK	WP	HR	S	P	ERA	WHIP

Batter	1	2	3	4	5	6	7	8	9	AB	R	H	RBI	BB	SO	LOB
6 Billy Hamilton, S (1, 8) OBP: 0.296, SLG: 0.366	C SI 89 C SI 89 B SI 89 F SI 90 F SL 86 F SI 89 F CU 75 X SI 91 1-2 ① L8		B SI 88 C SI 88 B SL 83 F SI 89 X SI 90 2-2 ① FC6-4 17 CS 1-2f			B CU 74 X SI 90 1-0 ① F8		C FF 94 B FF 96 B FF 94 C FF 94 F FF 97 F SI 96 F FF 96 F SL 90 C FF 96 2-3 ① K		4	0	0	0	0	1	1
17 Kristopher Negrón, R (1, 5) OBP: 0.303, SLG: 0.459	B SL 85 X SI 89 1-0 HR		C SL 84 1 SAFE B SI 88 F CH 78 T SI 89 1-2 ②③ K 1-2			F SL 85 B SI 90 B CH 79 F SL 84 S SI 90 2-3 ② K		F FF 96 C FF 95 B FF 95 X FF 95 1-2 2B		4	1	2	1	0	2	1
21 Todd Frazier, R (1, 3) OBP: 0.337, SLG: 0.450	B SL 84 F SL 84 B SI 89 X SL 83 2-1 4 S 1B			F SI 89 B SI 87 X CH 79 1-1 ① P5		C SI 90 B CH 80 F SI 91 X SI 90 1-2 ③ G6-3		X FF 95 0-0 ② P4		4	0	1	0	0	0	1
32 Jay Bruce, L (1, 9) OBP: 0.286, SLG: 0.370	1 SAFE B CU 72 B CH 78 F SI 89 X CH 78 2-1 ② P4			C CU 75 F CH 80 B SI 89 B CH 80 S SI 89 2-3 ② K			C CU 76 B CH 79 C SI 90 B SI 89 X SI 91 2-2 28 F8 4 BB 29 SF9 1B	C FF 96 X FF 96 0-1 ③ P5		4	1	1	0	0	1	2
4 Brandon Phillips, R (1, 4) OBP: 0.304, SLG: 0.367	1 SAFE C SL 86 X SI 90 0-1 ③ P4 1-2			C SI 90 X SI 90 0-1 ③ G6-3			S SL 85 B SL 85 F SI 91 B SI 90 B SL 84 F SL 85 B SI 90 4-2 29 SF9 28 F8 1-2 BB		B SI 91 B SI 90 B SI 90 B SI 90 4-0 29 G6-3 28 SH1-3 BB	2	0	0	0	2	0	1
28 Chris Heisey, R (1, 7) OBP: 0.275, SLG: 0.394		S SL 83 S SL 82 X SL 83 0-2 ① P3			L SL 84 B SL 84 S SI 88 B SL 83 S CH 80 2-3 ① K		L SL 82 B CH 77 L SI 88 X SL 84 1-2 ① F8 1-2 2-3		X SI 90 0-0 ① SH1-3 1-2	3	0	0	0	0	1	2
29 Brayan Peña, S (1, 2) OBP: 0.297, SLG: 0.361		C CU 75 B SI 87 B SI 87 C SI 88 X SI 90 2-2 ② F9			C CU 75 B SI 89 C SI 90 F SI 90 F SI 90 F SI 90 B CH 79 C SL 85 2-3 ② K		B SI 89 X SI 89 1-0 ② SF9 2-3 3-H		C CH 83 X SI 90 0-1 ② G6-3 2-3	3	0	0	1	0	1	1
2 Zack Cozart, R (1, 6) OBP: 0.273, SLG: 0.301		C SI 89 F SL 84 B SI 89 S CH 78 1-3 ③ K			B SI 89 C SL 84 B CH 80 X SI 90 2-1 64 FC6-4 1B		B SL 85 B CH 76 B SL 84 B SI 89 4-0 BB		B CU 77 D CU 78 C CU 77 B SI 91 S CH 81 D FF 90 4-2 9 S BB	2	0	1	0	2	1	0
64 Daniel Corcino, R (1, 1) OBP: 0.500, SLG: 0.500 39 Devin Mesoraco, R (7, PH) OBP: 0.367, SLG: 0.547 66 Logan Ondrusek, R (7, 1) 62 Pedro Villarreal, R (8, 1) OBP: 0.500, SLG: 0.500 9 Jack Hannahan, L (9, PH) OBP: 0.205, SLG: 0.263 70 Jumbo Díaz, R (9, 1)			C SL 82 X SL 83 0-1 6 FC6-4 1B		S SI 89 X SI 90 0-1 ③ FC6-4 1-2f		S SI 92 B FF 92 F SI 93 D SI 94 S SI 94 2-3 ③ K		D CU 75 C CU 76 B SI 90 F CH 81 B FF 91 C FF 90 3-3 ③ K 1-2	2 0 1 0 0 0 1 1 0 0 0 0 1 2 0 0 0 0 0 0 0 0 0 0 0 0 0 0 1 0 0 0 0 1 2 0 0 0 0 0 0 0						
Inning Stats	R: 1 E: 0 K: 0 S: 14 H: 2 LOB: 1 BB: 0 P: 20	R: 0 E: 0 K: 1 S: 9 H: 0 LOB: 0 BB: 0 P: 12	R: 0 E: 0 K: 1 S: 8 H: 1 LOB: 0 BB: 0 P: 11	R: 0 E: 0 K: 1 S: 7 H: 0 LOB: 0 BB: 0 P: 10	R: 0 E: 0 K: 2 S: 13 H: 1 LOB: 1 BB: 0 P: 19	R: 0 E: 0 K: 1 S: 7 H: 0 LOB: 0 BB: 0 P: 11	R: 1 E: 0 K: 1 S: 13 H: 1 LOB: 2 BB: 2 P: 27	R: 0 E: 0 K: 1 S: 13 H: 1 LOB: 1 BB: 0 P: 16	R: 0 E: 0 K: 1 S: 8 H: 0 LOB: 2 BB: 2 P: 19	1B: 4 2B: 1 3B: 0 HR: 1 SF: 1 SAC: 1 DP: 0 HBP: 0						

TOP

Cincinnati Reds @ Milwaukee Brewers

Miller Park, Milwaukee, WI

Fri Sep 12 2014, 7:13 PM - 10:12 PM CDT

Att. 31,463 - Roof Closed - 66 F

livebaseballscorecards.com

AB	30
R	2
H	6
RBI	2
BB	4
SO	9
LOB	14

PITCHER		IP	WLS	BF	H	R	ER	SO	BB	IBB	HBP	BLK	WP	HR	S	P	ERA	WHIP
26 Kyle Lohse, R ERA: 3.81	(1, 1)	6.2		26	5	2	2	6	2	0	0	0	0	1	68	105	2.70	1.050
53 Brandon Kintzler, R ERA: 3.52	(7, 1)	0.1		1	0	0	0	1	0	0	0	0	0	0	3	5	0.00	0.000
51 Jonathan Broxton, R ERA: 1.65	(8, 1)	1.0		4	1	0	0	1	0	0	0	0	0	0	13	16	0.00	1.000
57 Francisco Rodríguez, R ERA: 3.18	(9, 1)	1.0	W	5	0	0	0	1	2	0	0	0	0	0	8	19	0.00	2.000

PITCHER	IP	WLS	BF	H	R	ER	SO	BB	IBB	HBP	BLK	WP	HR	S	P	ERA	WHIP

BOTTOM

Cincinnati Reds @ Milwaukee Brewers

Miller Park, Milwaukee, WI

Fri Sep 12 2014, 7:13 PM - 10:12 PM CDT

Att. 31,463 - Roof Closed - 66 F

livebaseballscorecards.com

Batter	1	2	3	4	5	6	7	8	9	AB	R	H	RBI	BB	SO	LOB
27 Carlos Gómez, R (1, 8) OBP: 0.352, SLG: 0.481	S SL 80 F SL 83 B FF 92 B FF 92 B SL 86 X FF 90 3-2 G4-3 ①			F SL 83 F SL 84 B SL 84 S SL 82 1-3 K 2 G4-3 20 1B		S SL 80 B SL 83 C SL 81 X SL 81 1-2 P3 ①		C FF 92 F CU 83 X CU 84 0-2 G4-3 ②		4	1	0	0	0	1	0
2 Scooter Gennett, L (1, 4) OBP: 0.326, SLG: 0.450	B SI 90 X CH 84 1-0 P6 ②			2 SAFE C CH 82 B FF 90 X SI 87 1-1 G4-3 ① 2-3		X SL 77 0-0 L8 ②		F SI 92 F SI 92 X SL 89 0-2 P6 ③		4	0	0	0	0	0	1
20 Jonathan Lucroy, R (1, 3) OBP: 0.370, SLG: 0.478 (8, 2) 1 Logan Schafer, L (9, PR) OBP: 0.260, SLG: 0.272	C FF 91 X FF 92 0-1 G4-3 ③			C FF 90 X FF 90 0-1 8 WP 8 1B 3-H 1B		B FF 90 B SL 77 B SL 79 C FF 88 B CH 80 4-1 BB			C FF 96 B SL 88 X SL 87 1-1 16 G6-3 24 1B 2B	3 0	1 1	2 0	1 0	1 0	0 0	0 0
16 Aramis Ramirez, R (1, 5) OBP: 0.340, SLG: 0.441		F FF 90 X SL 80 0-1 F8 ①		B FF 89 C SI 88 X FF 88 1-1 F7 ②		X SI 88 0-0 F7 ③			B FF 97 X FF 97 1-0 G6-3 ① 2-3	4	0	0	0	0	0	3
8 Ryan Braun, R (1, 9) OBP: 0.326, SLG: 0.478		C FF 89 X SL 81 0-1 F7 ②		B FF 88 F SI 90 F SL 80 1 SAFE B FF 92 F SL 82 B SL 84 X SL 81 3-2 1-H 1B			C CU 76 B CH 82 F CH 83 B FF 95 F FF 95 X FF 94 2-2 2B		I IN 65 I IN 73 I IN 76 I IN 76 4-0 24 1B 28 IBB IBB	3	0	2	1	1	0	0
28 Gerardo Parra, L (1, 7) OBP: 0.311, SLG: 0.372		C SL 78 B FF 91 X SI 89 1-1 G1-4-3 ③		S SI 87 1 SAFE X SI 89 0-1 L3 ③			T SI 93 S FF 93 F FF 95 S SI 93 0-3 K ①		I IN 75 I IN 75 I IN 79 I IN 79 4-0 24 1B 1-2 IBB	3	0	0	0	1	1	2
12 Martín Maldonado, R (1, 2) OBP: 0.325, SLG: 0.412 24 Lyle Overbay, L (7, PH) OBP: 0.335, SLG: 0.342 (8, 3)			B SL 82 C CH 85 X FF 90 1-1 G5-3 ①		C SL 79 S SL 80 B SL 79 F FF 91 B FF 90 C CH 84 2-3 K ①		C SI 93 C SI 94 F SI 94 F SI 93 F CH 82 F SI 94 S CH 82 0-3 K2-3 ②		X FF 98 0-0 1-2 2-3 3-H 1B	2 2	0 0	0 1	0 1	0 0	1 1	0 1
9 Jean Segura, R (1, 6) OBP: 0.285, SLG: 0.316 Rickie Weeks Jr., R (7, PH) OBP: 0.337, SLG: 0.426 5 Héctor Gómez, R (8, 6)			B FF 91 B SI 88 B FF 89 C FF 89 S SL 79 X FF 90 3-2 P3 ②		C CH 82 B SL 80 S SL 80 B FF 91 F CH 84 B SL 81 C SI 88 3-3 K ②		B FF 93 C CH 80 F CU 77 B CH 79 S CH 80 2-3 K ③			2 1 0	0 0 0	0 0 0	0 0 0	0 0 0	1 1 0	0 1 0
26 Kyle Lohse, R (1, 1) OBP: 0.153, SLG: 0.123 53 Brandon Kintzler, R (7, 1) 51 Jonathan Broxton, R (8, 1) 15 Jason Rogers, R (8, PH) OBP: 0.400, SLG: 0.500 57 Francisco Rodríguez, R (9, 1)			C FF 89 F SL 83 S SL 85 0-3 K ③		C SL 79 B FF 90 B SI 88 C CH 86 X SL 81 2-2 P6 ③			X CU 84 0-0 G4-3 ①		2 0 0 1 0	0 0 0 0 0	0 0 0 0 0	0 0 0 0 0	1 0 0 0 0	0 0 0 0 0	0 0 0 0 0
Inning Stats	R: 0 H: 0 E: 0 LOB: 0 K: 0 BB: 0 S: 6 P: 10	R: 0 H: 0 E: 0 LOB: 0 K: 0 BB: 0 S: 6 P: 7	R: 0 H: 0 E: 0 LOB: 0 K: 1 BB: 0 S: 8 P: 12	R: 2 H: 2 E: 1 LOB: 1 K: 1 BB: 0 S: 15 P: 21	R: 0 H: 0 E: 0 LOB: 0 K: 2 BB: 0 S: 11 P: 18	R: 0 H: 0 E: 0 LOB: 1 K: 0 BB: 1 S: 6 P: 11	R: 0 H: 1 E: 0 LOB: 1 K: 3 BB: 0 S: 18 P: 22	R: 0 H: 0 E: 0 LOB: 0 K: 0 BB: 0 S: 7 P: 7	R: 1 H: 2 E: 0 LOB: 3 K: 0 BB: 2 S: 4 P: 14	1B: 3 2B: 2 3B: 0 HR: 0	SF: 0 SAC: 0 DP: 0 HBP: 0			WP: 2 PB: 0 SB: 0 CS: 0	PA: 34		

PITCHER		IP	WLS	BF	H	R	ER	SO	BB	IBB	HBP	BLK	WP	HR	S	P	ERA	WHIP
64 Daniel Corcino, R ERA: 5.19	(1, 1)	6.0		22	2	2	2	4	1	0	0	0	2	0	52	79	3.00	0.500
66 Logan Ondrusek, R ERA: 4.46	(7, 1)	1.0		4	1	0	0	3	0	0	0	0	0	0	18	22	0.00	1.000
62 Pedro Villarreal, R ERA: 3.6	(8, 1)	1.0		3	0	0	0	0	0	0	0	0	0	0	7	7	0.00	0.000
70 Jumbo Díaz, R ERA: 3.49	(9, 1)	0.1	L	5	2	1	1	0	0	2	0	0	0	0	4	14	27.00	6.000

PITCHER	IP	WLS	BF	H	R	ER	SO	BB	IBB	HBP	BLK	WP	HR	S	P	ERA	WHIP

AB	31
R	3
H	5
RBI	3
BB	3
SO	7
LOB	8

Batter	1	2	3	4	5	6	7	8	9	AB	R	H	RBI	BB	SO	LOB
6 Billy Hamilton, S (1, 8) OBP: 0.295, SLG: 0.368	B FF 90 C FF 91 C SI 91 C CU 79 1-3 K		D CU 80 F SI 92 B SI 94 B SL 89 X SI 93 3-1 G3		1 SAFE B CU 78 X SI 91 1-0 L7		X SI 89 0-0 1-H 3-H 3B		C SL 74 B CH 84 B CH 79 B CH 86 F CH 85 F CH 81 S SL 78 3-3 K	5	0	1	2	0	2	2
29 Brayan Peña, S (1, 3) OBP: 0.296, SLG: 0.358	C SI 91 F FF 92 B SL 89 B SL 89 F SI 92 X SI 92 2-2 G4-3			C CU 79 C SI 92 B SI 92 B SL 89 X SI 92 2-2 39 BB 21 1B 4 BB 1B	B SL 88 1 SAFE F FF 93 1 SAFE X FF 93 1-1 F7		B CU 76 B SI 91 B SI 90 C SI 90 X SI 91 3-1 G1-3		B SL 72 C CH 85 B SI 87 X CH 81 2-1 L9	5	1	1	0	0	0	2
21 Todd Frazier, R (1, 5) OBP: 0.339, SLG: 0.454	B FF 92 B FF 90 C SI 92 F SI 92 F FF 93 F SL 90 C SI 93 2-3 K			B SL 89 S SL 89 S SL 88 B FF 91 F SI 93 X SL 90 2-2 4 BB 39 BB 32 SF7-5-6 1-2 1B		C SI 91 F FF 92 B SI 93 B SL 90 B FF 92 F FF 92 X SI 93 3-2 4 G6-4-3 1B		X SI 94 0-0 39 1B 2B	4	2	3	0	0	1	0
39 Devin Mesoraco, R (1, 2) OBP: 0.369, SLG: 0.545		C FF 90 C FF 92 S SI 91 0-3 K		B FF 90 B SI 93 C SL 89 B SL 89 C SI 94 B SL 88 4-2 32 SF7-5-6 4 BB 1-2 2-3 BB		1 SAFE S SL 89 S SL 89 B FF 92 1 SAFE F SL 89 B FF 93 F FF 93 X SI 92 2-2 F7		X SI 93 0-0 4 1B 2-H 1B	3	0	1	1	1	1	1
4 Brandon Phillips, R (1, 4) OBP: 0.305, SLG: 0.367		C SI 92 X SI 92 0-1 G4-3		B SI 94 B SI 95 S FF 93 B SI 94 D FF 94 4-1 1-2 2-3 3-H BB		B SL 88 B SI 92 1 SAFE C SL 88 X FF 93 2-1 G6-4-3 1-2f		S SL 90 D SL 89 X FF 93 1-1 1-2 1B	3	0	1	1	1	0	1
32 Jay Bruce, L (1, 9) OBP: 0.284, SLG: 0.368		C CU 80 B SI 93 X SI 93 1-1 L9		B CU 80 X FF 93 1-0 SF7-5-6 2-3 3-H			C SL 80 S SI 90 B CU 76 B CU 77 S SL 83 2-3 K	C SI 94 D CH 85 F FF 94 X SL 87 1-2 F8		3	0	0	1	0	1	2
48 Ryan Ludwick, R (1, 7) OBP: 0.309, SLG: 0.389 70 Jumbo Díaz, R (9, 1)			X SL 87 0-0 L5	C SL 88 C SI 92 B FF 92 B SI 92 F SL 88 S SL 88 2-3 K			F SI 91 F SI 90 F SL 83 X SI 90 0-2 30 1B 2 G2-3 6 3B 1B	D FF 94 C SL 86 C SI 94 F SL 88 S SL 88 1-3 K		4 0	1 0	0 0	2 0	3 0
2 Zack Cozart, R (1, 6) OBP: 0.273, SLG: 0.300			B FF 93 B SI 92 B FF 91 C FF 90 X SI 91 3-1 E6 36 SH1-4		C CU 78 C FF 92 B SI 91 B CU 80 X SI 91 2-2 1B		C CU 77 F SI 92 D SI 90 B SI 90 X SL 84 2-2 G2-3 1-2	F SL 87 X SL 87 0-1 F8		4	0	1	0	0	0	3
36 David Holmberg, R (1, 1) 30 Jason Bourgeois, R (7, PH) OBP: 0.333, SLG: 0.333 63 Sam LeCure, R (7, 1) 28 Chris Heisey, R (9, PH) OBP: 0.274, SLG: 0.392 (9, 7)			B FF 90 C FF 90 C FF 91 X FF 92 1-2 SH1-4 1-2		B SL 88 X FF 90 1-0 B3		D CU 76 F SI 92 B SL 82 S SI 90 X SI 89 2-2 6 3B 2-3 1B		F CH 84 B CH 79 F CH 78 S SL 75 1-3 K	1 1 0 1	0 1 0 0	0 1 0 0	0 0 0 0	0 0 0 0	0 0 0 1	1 0 0 0
Inning Stats	R: 0 E: 0 K: 2 S: 12 H: 0 LOB: 0 BB: 0 P: 17	R: 0 E: 0 K: 1 S: 7 H: 0 LOB: 0 BB: 0 P: 8	R: 0 E: 1 K: 0 S: 8 H: 0 LOB: 1 BB: 0 P: 15	R: 2 E: 0 K: 1 S: 15 H: 2 LOB: 1 BB: 2 P: 30	R: 0 E: 0 K: 0 S: 7 H: 1 LOB: 1 BB: 0 P: 12	R: 0 E: 0 K: 0 S: 11 H: 1 LOB: 0 BB: 0 P: 18	R: 2 E: 0 K: 1 S: 16 H: 3 LOB: 1 BB: 0 P: 25	R: 1 E: 0 K: 1 S: 13 H: 3 LOB: 2 BB: 0 P: 16	R: 0 E: 0 K: 2 S: 9 H: 0 LOB: 0 BB: 0 P: 15	1B: 8 2B: 2 3B: 1 HR: 0 SF: 1 SAC: 1 DP: 2 HBP: 0						

PITCHER		IP	WLS	BF	H	R	ER	SO	BB	IBB	HBP	BLK	WP	HR	S	P	ERA	WHIP
49 Yovani Gallardo, R ERA: 3.59	(1, 1)	6.0	L	23	4	2	2	4	2	0	0	0	0	0	60	100	3.00	1.000
59 Zach Duke, L ERA: 2.68	(7, 1)	1.0		6	3	2	2	1	0	0	0	0	0	0	16	25	18.00	3.000
52 Jimmy Nelson, R ERA: 4.45	(8, 1)	1.0		6	3	1	1	1	0	0	0	0	0	0	13	16	9.00	3.000
32 Tom Gorzelanny, L ERA: 0.44	(9, 1)	1.0		3	0	0	0	2	0	0	0	0	0	0	9	15	0.00	0.000

PITCHER		IP	WLS	BF	H	R	ER	SO	BB	IBB	HBP	BLK	WP	HR	S	P	ERA	WHIP

TOP

Cincinnati Reds @ Milwaukee Brewers

Miller Park, Milwaukee, WI

Sat Sep 13 2014, 6:26 PM - 9:21 PM CDT

Att. 45,205 - Roof Closed - 70 F

livebaseballscorecards.com

AB	34
R	5
H	10
RBI	5
BB	2
SO	8
LOB	15

WP: 0 PA: 38
PB: 0
SB: 0
CS: 0

Batter	1	2	3	4	5	6	7	8	9	AB	R	H	RBI	BB	SO	LOB
27 Carlos Gómez, R (1, 8) OBP: 0.353, SLG: 0.479	B FF 87 B CH 80 C FF 86 S CH 80 F FF 88 B CH 81 H FF 87 4-2 20 FC6-4-5-4-1 8 BB HBP		B CH 80 F CH 81 B FF 87 X FF 88 2-1 ① G6-3		F FF 86 B FF 88 F FF 87 S CU 73 1-3 ② K			B SI 88 B FF 88 B SI 88 B SI 88 4-0 8 G6-4-3 BB		2	0	0	0	1	1	0
8 Ryan Braun, R (1, 9) OBP: 0.326, SLG: 0.475	1 SAFE 1 SAFE 1 SAFE B FF 87 B FF 87 1 SAFE B FF 87 B FF 87 4-0 20 FC6-4-5-4-1 1-2 BB		B FF 87 C FF 87 F CH 82 F FF 87 B FF 89 C FF 88 2-3 ② K		B FF 87 F FF 87 X FF 86 1-1 ③ F9			X SI 88 0-0 ② ③ G6-4-3 1-2f		3	0	0	0	1	1	1
20 Jonathan Lucroy, R (1, 3) OBP: 0.368, SLG: 0.475	C FF 86 C FF 88 B FF 88 D SL 77 X FF 87 2-2 ① ② FC6-4-5-4-1 16 HBP 1-2 2-3		C FF 88 F SL 79 X FF 88 0-2 ③ P4			X FF 86 0-0 ① G6-3			B FF 96 C FF 96 B SL 87 F FF 96 C FF 96 2-3 ① K	4	0	0	0	0	1	2
16 Aramis Ramirez, R (1, 5) OBP: 0.342, SLG: 0.447	C CH 81 B FF 87 F FF 87 1 SAFE H SL 78 2-2 1-2 HBP			B FF 85 S CH 80 X CH 80 1-1 HR		B FF 86 X FF 86 1-0 ② F8			S FF 97 B SL 84 C SL 87 X FF 96 1-2 ② F8	3	1	1	1	0	0	0
18 Khris Davis, R (1, 7) OBP: 0.305, SLG: 0.471	S CH 82 B CH 82 S CH 82 X FF 88 1-2 ③ F9			B CH 80 F CH 80 F FF 87 C FF 87 1-3 ① K		C FF 86 X CH 80 0-1 ③ G5-3			B SL 87 F FF 98 F FF 97 B FF 99 F FF 98 C FF 98 2-3 ③ K	4	0	0	0	0	2	2
Rickie Weeks Jr., R (1, 4) OBP: 0.333, SLG: 0.421		F FF 87 C SL 75 F CH 80 B CH 81 F SL 77 S CH 81 1-3 ① K		B CU 73 B CH 81 C CH 80 X FF 86 2-1 ② F9			X SI 88 0-0 ① G5-3			3	0	0	0	0	1	0
12 Martín Maldonado, R (1, 2) OBP: 0.325, SLG: 0.404		C FF 86 B FF 86 X CH 81 1-1 ② P4		B FF 86 S CH 80 B FF 87 F FF 87 B FF 87 B CH 80 4-2 BB			C KC 71 B SL 81 X SI 88 1-1 ② G1-3			2	0	0	0	1	0	0
5 Héctor Gómez, R (1, 6) OBP: 0.200, SLG: 0.200		B CH 80 B CH 81 S CH 81 X CH 81 2-1 1B		1 SAFE C CH 80 X FF 87 0-1 ③ L8			C FF 88 F CH 82 C KC 73 0-3 ③ K			3	0	1	0	0	1	1
49 Yovani Gallardo, R (1, 1) OBP: 0.118, SLG: 0.120 59 Zach Duke, L (7, 1) 52 Jimmy Nelson, R (8, 1) OBP: 0.158, SLG: 0.211 2 Scooter Gennett, L (8, PH) OBP: 0.326, SLG: 0.449 32 Tom Gorzelanny, R (9, 1)		C FF 86 X CH 80 0-1 ③ P5			B FF 87 B CH 80 F FF 87 X FF 87 2-1 ① F9			B KC 71 F KC 72 B SI 88 X SI 87 2-1 ① F9		2 0 0 1 0 0	0 0 0 0 0 0	0 0 0 0 0 0	0 0 0 0 0 0	0 0 0 0 0 0	0 0 0 0 0 0	1 0 0 0 0 0
Inning Stats	R: 0 E: 0 K: 0 S: 11 H: 0 LOB: 2 BB: 1 P: 24	R: 0 E: 0 K: 1 S: 11 H: 1 LOB: 1 BB: 0 P: 15	R: 0 E: 0 K: 1 S: 9 H: 0 LOB: 0 BB: 0 P: 13	R: 1 E: 0 K: 1 S: 11 H: 1 LOB: 1 BB: 1 P: 19	R: 0 E: 0 K: 1 S: 7 H: 0 LOB: 0 BB: 0 P: 11	R: 0 E: 0 K: 0 S: 4 H: 0 LOB: 0 BB: 0 P: 5	R: 0 E: 0 K: 1 S: 6 H: 0 LOB: 0 BB: 0 P: 7	R: 0 E: 0 K: 0 S: 3 H: 0 LOB: 0 BB: 1 P: 9	R: 0 E: 0 K: 2 S: 10 H: 0 LOB: 0 BB: 0 P: 15	1B: 1 2B: 0 3B: 0 HR: 1	SF: 0 SAC: 0 DP: 2 HBP: 2			WP: 0 PB: 0 SB: 0 CS: 0	PA: 32		

PITCHER		IP	WLS	BF	H	R	ER	SO	BB	IBB	HBP	BLK	WP	HR	S	P	ERA	WHIP
36 David Holmberg, L ERA: 6.0	(1, 1)	6.0	W	23	2	1	1	4	2	0	2	0	0	1	53	87	1.50	0.667
63 Sam LeCure, R ERA: 3.55	(7, 1)	2.0	H	6	0	0	0	1	1	0	0	0	0	0	9	16	0.00	0.500
70 Jumbo Díaz, R ERA: 3.38	(9, 1)	1.0		3	0	0	0	2	0	0	0	0	0	0	10	15	0.00	0.000

PITCHER	IP	WLS	BF	H	R	ER	SO	BB	IBB	HBP	BLK	WP	HR	S	P	ERA	WHIP

BOTTOM

Cincinnati Reds @ Milwaukee Brewers

Miller Park, Milwaukee, WI

Sat Sep 13 2014, 6:26 PM - 9:21 PM CDT

Att. 45,205 - Roof Closed - 70 F

livebaseballscorecards.com

AB	27
R	1
H	2
RBI	1
BB	3
SO	7
LOB	7

Cincinnati Reds @ Milwaukee Brewers

Miller Park, Milwaukee, WI

Sun Sep 14 2014, 1:12 PM - 4:19 PM CDT

Att. 41,870 - Roof Closed - 70 F

livebaseballscorecards.com

TOP

Batter	1	2	3	4	5	6	7	8	9	AB	R	H	RBI	BB	SO	LOB
6 Billy Hamilton, S (1, 8) OBP: 0.297, SLG: 0.368	L FF 90 C FF 91 B FF 94 X FF 93 1-2 21 S 1B		B FF 91 L FF 92 B FF 94 B FF 94 C FF 91 B FF 93 4-2 17 BB BB		X FF 92 0-0 ② F7			C FF 90 S CH 76 B CH 76 B FF 90 S FF 90 2-3 ① K		3	0	1	0	1	1	0
17 Kristopher Negrón, R (1, 5) OBP: 0.301, SLG: 0.447	X SI 91 0-0 ① L4		1 SAFE P PO 92 C SI 93 D SL 86 B SI 93 B SI 92 4-1 1-2 BB		B SI 92 B SI 90 C SL 82 F FF 92 T SL 84 2-2 ③ K			C FF 90 S CH 77 B CH 75 T FF 91 1-2 ② K		3	0	0	0	1	2	1
21 Todd Frazier, R (1, 3) OBP: 0.339, SLG: 0.458	1 SAFE C SI 91 X SI 91 0-1 ② G5-3 1-2		D SL 85 B SI 93 X FF 94 2-0 ③ P3			X FF 92 0-0 HR		S CH 78 F FF 90 B CH 78 X FF 90 1-2 ③ L7		4	1	1	1	0	0	3
39 Devin Mesoraco, R (1, 2) OBP: 0.366, SLG: 0.541 33 Yorman Rodriguez, R (9, PH) OBP: 0.250, SLG: 0.250	C FF 90 C FF 91 F SI 93 X SL 84 0-2 ③ P4			S SL 82 X FF 92 0-1 ① G6-3		S SL 83 B SL 82 B FF 92 C FF 93 S SI 92 2-3 ① K			X SI 91 0-0 23 G3-1 48 1B 1B	3 1	0 1	0 1	0 1	0 0	1 0	1 0
4 Brandon Phillips, R (1, 4) OBP: 0.303, SLG: 0.364 15 Jake Elmore, R (8, 4) OBP: 0.167, SLG: 0.167		X FF 92 0-0 ① L9		C FF 92 F SL 84 B SL 84 F SI 93 B FF 93 X FF 92 2-2 ② G5-3		B CU 75 F FF 92 F FF 94 X SI 93 1-2 ② G5-3			B SL 83 C SL 83 X SL 83 1-1 ① F9	3 1	0 0	0 0	0 0	0 0	0 0	0 1
32 Jay Bruce, L (1, 9) OBP: 0.284, SLG: 0.367 23 Donald Lutz, L (9, PH) OBP: 0.234, SLG: 0.273		C FF 92 F FF 91 F SI 93 B CU 74 F FF 92 S SL 84 1-3 ② K		X CU 74 0-0 48 1B 1B		F FF 93 S SL 83 F FF 94 S SI 93 0-3 ③ K			S SL 84 S SL 83 O FS 85 X SL 82 1-2 ② G3-1 1-2	3 1	0 0	1 0	0 0	0 0	2 0	0 1
48 Ryan Ludwick, R (1, 7) OBP: 0.314, SLG: 0.391		F FF 93 F SL 84 B FF 93 X SL 86 1-2 ③ G6-3		F SL 83 D SL 86 X FF 93 1-1 1-2 1B			B CU 71 B FF 91 B FF 92 C FF 93 D SI 93 4-1 2 G4-3 BB		X SL 83 0-0 7 2B 2-H 1B	3	0	2	1	1	0	0
2 Zack Cozart, R (1, 6) OBP: 0.272, SLG: 0.298 7 Ramon Santiago, S (9, PH) OBP: 0.359, SLG: 0.323			C FF 91 F FF 90 S SI 92 0-3 ① K	X FF 94 0-0 ③ L8			B KC 78 B SI 96 C SI 96 B SI 97 C SI 97 X SI 97 3-2 ①② G4-3 1-2f		B SI 90 D SI 89 F SI 89 C SL 82 F SL 84 X SL 83 2-2 1-3 2B	3 1	0 0	0 1	0 0	0 0	1 0	3 0
44 Mike Leake, R (1, 1) OBP: 0.185, SLG: 0.328 9 Jack Hannahan, L (7, PH) OBP: 0.200, SLG: 0.256 66 Logan Ondrusek, R (7, 1) 53 Carlos Contreras, R (7, 1) 60 J.J. Hoover, R (8, 1) 30 Jason Bourgeois, R (9, PH) OBP: 0.313, SLG: 0.313			S FF 93 S SI 93 X FF 93 0-2 ② F7		F FF 92 S CU 73 F CU 76 B FF 94 S SL 85 1-3 ① K		C KC 79 C SI 96 S KC 80 0-3 ③ K2-3		C SL 83 D CU 75 S SL 80 X SL 82 1-2 ③ G1-3	2 1 0 0 0 1	0 0 0 0 0 0	0 0 0 0 0 0	0 0 0 0 0 0	1 1 0 0 0 0	0 0 0 0 0 0	0 0 0 0 0 2
Inning Stats	R: 0 E: 0 K: 0 S: 10 H: 1 LOB: 1 BB: 0 P: 11	R: 0 E: 0 K: 1 S: 9 H: 0 LOB: 0 BB: 0 P: 11	R: 0 E: 0 K: 1 S: 11 H: 0 LOB: 2 BB: 2 P: 20	R: 0 E: 0 K: 0 S: 10 H: 2 LOB: 2 BB: 0 P: 13	R: 0 E: 0 K: 2 S: 8 H: 0 LOB: 0 BB: 0 P: 11	R: 1 E: 0 K: 2 S: 11 H: 1 LOB: 0 BB: 0 P: 14	R: 0 E: 0 K: 1 S: 7 H: 0 LOB: 0 BB: 1 P: 14	R: 0 E: 0 K: 2 S: 9 H: 0 LOB: 0 BB: 0 P: 13	R: 1 E: 0 K: 0 S: 14 H: 3 LOB: 2 BB: 0 P: 19	1B: 5 2B: 1 3B: 0 HR: 1 SF: 0 SAC: 0 DP: 1 HBP: 0						

	AB	33
	R	2
	H	7
	RBI	2
	BB	3
	SO	9
	LOB	12

WP: 0 PA: 36
PB: 0
SB: 1
CS: 0

PITCHER		IP	WLS	BF	H	R	ER	SO	BB	IBB	HBP	BLK	WP	HR	S	P	ERA	WHIP
22 Matt Garza, R ERA: 3.74	(1, 1)	6.0	W	25	4	1	1	6	3	0	0	0	0	1	60	85	1.50	1.167
21 Jeremy Jeffress, R ERA: 2.67	(7, 1)	1.0	H	2	0	0	0	1	0	0	0	0	0	0	6	9	0.00	0.000
41 Marco Estrada, R ERA: 4.57	(8, 1)	1.0		3	0	0	0	2	0	0	0	0	0	0	9	13	0.00	0.000
47 Rob Wooten, R ERA: 4.72	(9, 1)	1.0		6	3	1	1	0	0	0	0	0	0	0	14	19	9.00	3.000

PITCHER		IP	WLS	BF	H	R	ER	SO	BB	IBB	HBP	BLK	WP	HR	S	P	ERA	WHIP

Batter	1	2	3	4	5	6	7	8	9	AB	R	H	RBI	BB	SO	LOB
27 Carlos Gómez, R (1, 8) OBP: 0.355, SLG: 0.480	C SI 89 B SL 78 F SI 89 B SL 80 F FC 89 B KC 80 F SI 91 B SI 91 4-2 20 1B BB	X SI 91 0-0 ② SF9 3-H		S SI 90 B SI 91 B SI 90 F SI 92 F SI 92 B SI 92 X FC 91 3-2 ② L8		C SL 80 F FC 89 B SI 91 X 1-2 2 G4-3 2 S 1B	F FF 92 B FF 90 X FF 91 1-1 2 1B 8 BB 1-2 1B			3	1	2	1	1	0	1
2 Scooter Gennett, L (1, 4) OBP: 0.326, SLG: 0.448 3 Elian Herrera, S (9, 4) OBP: 0.291, SLG: 0.346	F SI 91 B SI 90 F FF 89 B FF 89 C KC 80 2-3 ① K	C KC 79 B SI 90 B KC 79 X FC 90 2-1 ③ F7		X SI 92 0-0 20 1B 1-3 1B		B SI 91 C KC 79 C KC 80 X FC 89 1-2 ② G4-3 1-3	C FF 91 D CU 82 B FF 92 X FF 92 2-1 8 BB 20 BB 1-3 2-H 1B			5 0	1 0	2 0	1 0	0 0	1 0	3 0
20 Jonathan Lucroy, R (1, 2) OBP: 0.371, SLG: 0.477	1 SAFE 1 SAFE B SI 90 X SI 90 1-0 8 BB 1-3 1B	B SI 88 C KC 77 F CH 84 X SL 82 1-2 18 1B 1B	F CH 86 F SI 92 X FF 92 0-2 2-H 3-H 1B		C KC 80 X SI 91 0-1 ③ F8	B FF 95 B FF 92 B FF 91 B FF 92 4-0 8 BB 1-2 BB				4	0	3	2	1	0	1
8 Ryan Braun, R (1, 9) OBP: 0.328, SLG: 0.474 1 Logan Schafer, L (9, 9) OBP: 0.260, SLG: 0.272	B SI 91 B SI 91 B SI 91 B SI 91 4-0 1-2 BB	D SI 91 B SI 92 X FF 90 2-0 ① L8	C FF 90 X FC 90 0-1 ③ F8				18 1B 60 HR 1B 4-2 1-2 2-3 3-H BB			3 0	1 0	1 0	1 0	2 0	0 0	2 0
18 Khris Davis, R (1, 7) OBP: 0.308, SLG: 0.471 41 Marco Estrada, R (8, 1) OBP: 0.171, SLG: 0.094 47 Rob Wooten, R (9, 1)	F CH 85 X SI 92 0-1 ② F4	X SI 91 0-0 1-2 1B			H SI 89 1-0 60 FC1-6 HBP		C FF 75 B SI 93 F SI 92 D CU 77 X FF 90 2-2 60 HR 1B 1-2 F8			4 0 0	1 0 0	2 0 0	0 0 0	0 0 0	0 0 0	6 0 0
60 Matt Clark, L (1, 3) OBP: 0.222, SLG: 0.765 5 Héctor Gómez, R (9, 5) OBP: 0.200, SLG: 0.200	B KC 81 X FF 90 1-0 ③ F9	B SI 92 B SI 90 X SI 91 2-0 ② L7			X SI 91 0-0 ① FC1-6 1-2f	C FF 92 D CH 81 X CH 80 1-1 1-H 2-H HR	C FF 93 B FF 92 B CU 76 C FF 94 F FF 93 S SL 84 2-3 ① K			5 0	1 0	1 0	3 0	0 0	1 0	6 0
7 Mark Reynolds, R (1, 5) OBP: 0.289, SLG: 0.398 (9, 3)		C SI 88 B CH 87 S SL 79 F SL 79 B SL 81 B FC 90 D SL 82 4-2 22 SH2-4 9 1B 27 SF9 BB	X SI 92 0-0 ③ L7		T SI 91 C SI 91 S SL 81 0-3 ② K	B FF 92 F FF 91 B CU 77 X FF 93 2-1 ① G6-3	S FF 93 F FF 94 B SL 85 X SL 82 1-2 HR			4	2	1	1	1	1	3
9 Jean Segura, R (1, 6) OBP: 0.286, SLG: 0.317		B SI 91 B SI 91 F SI 91 X SI 92 2-1 22 SH2-4 1-2 1B		X SI 89 0-0 22 FC1-6 1B	C SI 90 B SI 90 C FC 89 X SL 81 1-2 ③ G1-3	X SI 92 0-0 ② G6-3	C FF 93 S SL 84 B FF 93 B SL 84 B SL 82 S FF 93 3-3 ② K			5	0	2	0	0	1	1
22 Matt Garza, R (1, 1) OBP: 0.063, SLG: 0.083 21 Jeremy Jeffress, R (7, 1) 28 Gerardo Parra, L (7, PH) OBP: 0.311, SLG: 0.372 (8, 7)		B SI 90 X SI 90 1-0 ① SH2-4 1-2 2-3		1 SAFE M SI 89 X SI 88 0-1 ① FC1-6 2 1B 20 1B 1-2f		C SI 88 C KC 78 B SI 89 S SL 79 1-3 ① K	B CU 75 B FF 92 X FF 92 2-0 27 1B 2 1B 1B	B FF 92 B FF 92 F FF 92 X CH 88 2-1 ③ F8		2 0 2	1 0 1	0 0 1	0 0 0	0 0 0	1 0 0	1 0 0
Inning Stats	R: 0 E: 0 K: 1 S: 11 H: 1 LOB: 3 BB: 2 P: 23	R: 1 E: 0 K: 0 S: 9 H: 1 LOB: 1 BB: 1 P: 18	R: 0 E: 0 K: 0 S: 7 H: 2 LOB: 2 BB: 0 P: 12	R: 2 E: 0 K: 0 S: 13 H: 3 LOB: 1 BB: 0 P: 16	R: 0 E: 0 K: 1 S: 7 H: 0 LOB: 1 BB: 0 P: 9	R: 0 E: 0 K: 1 S: 11 H: 1 LOB: 1 BB: 0 P: 14	R: 5 E: 0 K: 0 S: 21 H: 6 LOB: 3 BB: 2 P: 44	R: 1 E: 0 K: 2 S: 12 H: 1 LOB: 0 BB: 0 P: 20		1B: 13 2B: 0 3B: 0 HR: 2 SF: 1 SAC: 1 DP: 0 HBP: 1					WP: 0 PB: 0 SB: 1 CS: 0 PA: 45	

PITCHER		IP	WLS	BF	H	R	ER	SO	BB	IBB	HBP	BLK	WP	HR	S	P	ERA	WHIP
44 Mike Leake, R ERA: 3.65	(1, 1)	6.0	L	30	8	3	3	3	3	0	1	0	0	0	58	92	4.50	1.833
66 Logan Ondrusek, R ERA: 5.49	(7, 1)	0.2		7	5	5	5	0	0	0	0	0	0	1	13	24	67.50	7.500
53 Carlos Contreras, R ERA: 6.52	(7, 1)	0.1		4	1	0	0	0	2	0	0	0	0	0	8	20	0.00	9.000
60 J.J. Hoover, R ERA: 5.19	(8, 1)	1.0		4	1	1	1	2	0	0	0	0	0	1	12	20	9.00	1.000

PITCHER	IP	WLS	BF	H	R	ER	SO	BB	IBB	HBP	BLK	WP	HR	S	P	ERA	WHIP

BOTTOM

Cincinnati Reds @ Milwaukee Brewers

Miller Park, Milwaukee, WI

Sun Sep 14 2014, 1:12 PM - 4:19 PM CDT

Att. 41,870 - Roof Closed - 70 F

livebaseballscorecards.com

AB	37
R	9
H	15
RBI	9
BB	5
SO	5
LOB	24

Cincinnati Reds @ Chicago Cubs

Wrigley Field, Chicago, IL

Mon Sep 15 2014, 7:07 PM - 9:50 PM CDT

Att. 33,144 - Overcast - 57 F

TOP

livebaseballscorecards.com

Batter	1	2	3	4	5	6	7	8	9	AB	R	H	RBI	BB	SO	LOB
6 Billy Hamilton, S (1, 8) OBP: 0.298, SLG: 0.366	C FF 87 C FF 88 B FF 89 F FF 90 F FC 87 B SL 80 B FF 89 F FC 87 F FC 86 4-2 B FF 80 17 G1-6-3 BB		D CU 74 F FC 84 B SI 89 F SI 88 F FC 84 B FC 87 S CH 77 3-3 ② K2-3		B FF 87 X SI 88 1-0 ③ L8			B CH 88 B SI 94 B SI 95 D FF 94 4-0 BB		2	0	0	0	2	1	2
17 Kristopher Negrón, R (1, 4) OBP: 0.291, SLG: 0.432	1 SAFE 1 SAFE B FF 87 C FC 85 C FF 89 X FC 84 1-2 ① ② G1-6-3 1-2f		B SL 78 C SI 89 B FC 86 X SI 88 2-1 ③ F9			C FF 86 B FC 86 X SI 86 1-1 ① G6-3		B SI 95 1 SAFE 1 SAFE X SI 95 1-0 ③ F8		4	0	0	0	0	0	4
21 Todd Frazier, R (1, 3) OBP: 0.338, SLG: 0.457	B FF 89 B FF 89 X FF 89 2-0 ③ P6			F CU 70 X SI 88 0-1 ① F9		F FF 88 B SI 88 B CH 77 X FC 85 2-1 33 CS 1B			B SI 96 X SI 97 1-0 ① F9	4	0	1	0	0	0	0
39 Devin Mesoraco, R (1, 2) OBP: 0.365, SLG: 0.536		C FF 87 S FC 85 B CH 78 B FC 86 X FF 90 2-2 ① F9		F FF 88 B SL 79 X FF 89 1-1 ② G4-3		C FF 88 B FF 88 C FF 88 B FF 89 D CH 78 X FF 88 3-2 ② L5			F SI 97 T FF 97 B SL 86 B FF 96 F SL 85 B SI 98 B SI 97 4-2 33 FC4-6 BB	3	0	0	0	1	0	1
33 Yorman Rodriguez, R (1, 9) OBP: 0.250, SLG: 0.250		B FC 86 F FF 88 S CH 78 B CH 76 C FC 87 2-3 ② K		C FF 88 F SI 87 X SL 78 0-2 30 BB 1B		1 SAFE B FF 87 C FF 87 F FF 87 B FC 85 2-2 ③ CS 1-2	B FF 93 T FF 95 B FF 94 F FF 95 S FF 94 2-3 ① K		B FF 94 C FF 95 X FF 95 1-1 ② FC4-6 30 CS 1-2f	4	0	1	0	0	2	1
30 Jason Bourgeois, R (1, 7) OBP: 0.316, SLG: 0.278		C FF 88 F FC 86 B FF 88 C FC 85 1-3 ③ K		B SI 87 D FC 85 B FC 86 B FF 87 4-0 1-2 BB			X FF 95 0-0 ② G6-3		C FF 95 1 SAFE B SL 85 B FF 94 2-1 ③ CS 1-2	2	0	0	0	1	1	0
7 Ramon Santiago, S (1, 5) OBP: 0.359, SLG: 0.323			B FF 87 B FF 87 C FF 87 C FF 88 X FC 86 2-2 31 SH3-4 15 BB 1B	C CU 70 X SI 87 0-1 ③ L4			C FF 94 B FF 94 X FF 95 1-1 ③ L4			3	0	1	0	0	0	2
15 Jake Elmore, R (1, 6) OBP: 0.222, SLG: 0.125			B FF 87 C SI 88 D FC 85 B SI 88 F FF 88 F FF 88 B FC 85 4-2 31 SH3-4 1-2 BB		F FF 86 F FC 84 B FC 85 C FF 88 1-3 ① K			F FF 94 X SL 83 0-1 ① G6-3		2	0	0	0	1	1	0
31 Alfredo Simon, R (1, 1) OBP: 0.143, SLG: 0.182 23 Donald Lutz, L (8, PH) OBP: 0.229, SLG: 0.267 43 Manny Parra, L (8, 1) 62 Pedro Villarreal, R (8, 1) OBP: 0.500, SLG: 0.500			L CH 77 M CH 78 X CH 77 0-2 ① SH3-4 1-2 2-3		S FF 86 F FC 85 B FF 88 X FC 85 1-2 ② G5-3			C SL 81 B SI 95 S CH 88 B SL 81 S SL 84 2-3 ② K2-3		1 1 0 0	0 0 0 0	0 0 0 0	0 0 0 0	0 1 0 0	0 0 0 0	0 0 0 0

Inning Stats	1	2	3	4	5	6	7	8	9
	R: 0 E: 0 K: 0 S: 10 H: 0 LOB: 0 BB: 1 P: 17	R: 0 E: 0 K: 2 S: 9 H: 0 LOB: 0 BB: 0 P: 14	R: 0 E: 0 K: 1 S: 15 H: 1 LOB: 2 BB: 1 P: 26	R: 0 E: 0 K: 0 S: 9 H: 1 LOB: 2 BB: 1 P: 14	R: 0 E: 0 K: 1 S: 7 H: 0 LOB: 0 BB: 0 P: 10	R: 0 E: 0 K: 0 S: 9 H: 1 LOB: 0 BB: 0 P: 17	R: 0 E: 0 K: 1 S: 6 H: 0 LOB: 0 BB: 0 P: 9	R: 0 E: 0 K: 1 S: 6 H: 0 LOB: 1 BB: 1 P: 13	R: 0 E: 0 K: 0 S: 7 H: 0 LOB: 0 BB: 1 P: 15

	AB	26
	R	0
	H	3
	RBI	0
	BB	5
	SO	6
	LOB	10

	1B: 3	SF: 0	WP: 0	PA: 34
	2B: 0	SAC: 1	PB: 0	
	3B: 0	DP: 1	SB: 0	
	HR: 0	HBP: 0	CS: 2	

PITCHER		IP	WLS	BF	H	R	ER	SO	BB	IBB	HBP	BLK	WP	HR	S	P	ERA	WHIP
37 Travis Wood, L ERA: 4.86	(1, 1)	6.0		22	3	0	0	4	3	0	0	0	0	0	59	98	0.00	1.000
54 Neil Ramírez, R ERA: 1.35	(7, 1)	1.0		3	0	0	0	1	0	0	0	0	0	0	6	9	0.00	0.000
46 Pedro Strop, R ERA: 2.25	(8, 1)	1.0		4	0	0	0	1	1	0	0	0	0	0	6	13	0.00	1.000
56 Héctor Rondón, R ERA: 2.67	(9, 1)	1.0	W	3	0	0	0	0	1	0	0	0	0	0	7	15	0.00	1.000

PITCHER	IP	WLS	BF	H	R	ER	SO	BB	IBB	HBP	BLK	WP	HR	S	P	ERA	WHIP

Cincinnati Reds @ Chicago Cubs

Wrigley Field, Chicago, IL

Mon Sep 15 2014, 7:07 PM - 9:50 PM CDT

Att. 33,144 - Overcast - 57 F

livebaseballscorecards.com

BOTTOM

Batter	1	2	3	4	5	6	7	8	9	AB	R	H	RBI	BB	SO	LOB
8 Chris Coghlan, L (1, 7) OBP: 0.338, SLG: 0.422	C SI 93 C FS 85 X FS 84 0-2 24 BB 68 1B 1B	X SI 93 0-0 ③ F7			B SI 93 B FS 87 X SI 94 2-0 ③ G3			D SL 84 B FF 93 X FF 94 2-0 ② P6		4	0	1	0	0	0	2
9 Javier Báez, R (1, 6) OBP: 0.230, SLG: 0.377	C FF 93 1 SAFE B SI 93 B CU 76 S SI 94 X FF 89 2-2 ① F8		C FF 92 C CU 73 S CU 75 0-3 ① K			C FF 92 B CU 74 X FF 92 1-1 ① P2		B SI 93 S CU 84 F SI 92 D CU 86 1 SAFE F CU 86 S CU 84 2-3 ③ K		4	0	0	0	0	2	2
44 Anthony Rizzo, L (1, 3) OBP: 0.376, SLG: 0.520	B FF 95 T SI 94 1 SAFE 1 SAFE C SI 93 F FS 87 S FS 87 1-3 ② K		B SI 94 C SI 94 S FS 84 T FS 88 1-2 ② K			S FS 85 B FS 82 F FS 86 B FS 86 X FS 88 2-2 68 G5-4-3 1B			B SI 92 X SI 92 1-0 HR	4	1	2	1	0	2	1
68 Jorge Soler, R (1, 9) OBP: 0.365, SLG: 0.708	B FF 94 B SI 94 C FF 94 B SI 93 C SI 94 X SI 95 3-2 24 BB 1-2 1B		C FF 88 B EP 62 B FF 90 X FC 89 2-1 ③ G3			X SI 93 0-0 ②③ G5-4-3 1-2f				3	0	1	0	0	0	1
24 Luis Valbuena, L (1, 5) OBP: 0.329, SLG: 0.440	C SI 94 D FS 88 D FS 87 F SI 95 B EP 70 D FS 88 4-2 1-2 2-3 BB			B SI 92 T SI 93 B SI 94 B SI 93 X SI 93 3-1 ① F7			C SI 93 F SI 93 F CU 76 B SI 93 B CU 77 X SI 95 2-2 ① G3			2	0	0	0	1	0	0
5 Welington Castillo, R (1, 2) OBP: 0.300, SLG: 0.389	X FF 94 0-0 ③ P3			C FF 94 F SI 94 F FS 86 B CU 79 B FS 86 X FS 86 2-2 ② G5-3			B SI 92 B SI 93 S SI 94 X SI 94 2-1 ② G6-3			3	0	0	0	0	0	3
7 Arismendy Alcántara, S (1, 8) OBP: 0.261, SLG: 0.363		C SI 92 B FS 86 C FS 85 X FS 88 1-2 ① G4-3		B SI 94 B FS 86 B SI 94 C SI 94 F SI 93 X SI 94 3-2 45 CS 1B			F SI 95 C CU 78 B FS 87 X FS 87 1-2 ③ F7			3	0	1	0	0	0	0
45 Logan Watkins, L (1, 4) OBP: 0.319, SLG: 0.391 4 Chris Valaika, R (8, PH) OBP: 0.286, SLG: 0.361 (9, 4)		C SI 93 B SI 93 S FS 87 X FS 87 1-2 1B		F SI 94 1 SAFE B SI 94 1 SAFE C FS 85 B FS 84 2-2 ③ CS 1-2	B FS 84 F SI 94 F SI 94 F FS 86 B FS 85 X FS 85 2-2 ① G6-3			F FF 91 B SL 83 B FF 93 X SL 84 2-1 ① G5-3		2	0	1	0	0	0	0
										1	0	0	0	0	0	0
37 Travis Wood, R (1, 1) OBP: 0.276, SLG: 0.436 54 Neil Ramírez, R (7, 1) 46 Pedro Strop, R (8, 1) 30 Mike Olt, R (8, PH) OBP: 0.245, SLG: 0.355 56 Héctor Rondón, R (9, 1)	1 SAFE B FF 93 1 SAFE L FF 92 B SI 92 X FF 93 2-1 ② B3				S FF 93 B CU 76 C FF 89 X CU 76 1-2 ② F8			B SL 83 C SL 84 C FF 93 B FS 84 B FF 94 F FF 95 D FF 93 4-2 BB		2	0	0	0	0	0	1
										0	0	0	0	0	0	0
										0	0	0	0	0	0	0
										0	0	0	0	1	0	0
										0	0	0	0	0	0	0

Inning Stats	1	2	3	4	5	6	7	8	9
	R: 0 E: 0 K: 1 S: 16	H: 2 LOB: 3 BB: 1 P: 26	R: 0 E: 0 K: 0 S: 9	H: 1 LOB: 1 BB: 0 P: 13	R: 0 E: 0 K: 2 S: 8	H: 0 LOB: 0 BB: 0 P: 11	R: 0 E: 0 K: 0 S: 11	H: 1 LOB: 0 BB: 0 P: 21	R: 0 E: 0 K: 0 S: 8	H: 0 LOB: 0 BB: 0 P: 13	R: 0 E: 0 K: 0 S: 6	H: 1 LOB: 0 BB: 0 P: 9	R: 0 E: 0 K: 0 S: 9	H: 0 LOB: 0 BB: 0 P: 14	R: 0 E: 0 K: 1 S: 10	H: 0 LOB: 1 BB: 1 P: 20	R: 1 E: 0 K: 0 S: 1	H: 1 LOB: 0 BB: 0 P: 2

1B: 5	SF: 0
2B: 0	SAC: 0
3B: 0	DP: 1
HR: 1	HBP: 0

WP: 0	PA: 31
PB: 0	
SB: 0	
CS: 1	

AB	28
R	1
H	6
RBI	1
BB	2
SO	4
LOB	10

PITCHER		IP	WLS	BF	H	R	ER	SO	BB	IBB	HBP	BLK	WP	HR	S	P	ERA	WHIP
31 Alfredo Simon, R ERA: 3.35	(1, 1)	7.0		25	5	0	0	3	1	0	0	0	0	0	67	107	0.00	0.857
43 Manny Parra, L ERA: 4.79	(8, 1)	0.2		3	0	0	0	0	1	0	0	0	0	0	6	14	0.00	1.500
62 Pedro Villarreal, R ERA: 4.35	(8, 1)	0.1	L	2	1	1	1	1	0	0	0	0	0	1	5	8	27.00	3.000

PITCHER		IP	WLS	BF	H	R	ER	SO	BB	IBB	HBP	BLK	WP	HR	S	P	ERA	WHIP

Batter	1	2	3	4	5	6	7	8	9	AB	R	H	RBI	BB	SO	LOB
6 Billy Hamilton, S (1, 8) OBP: 0.298, SLG: 0.365	C SI 93 C SI 94 B SL 90 S FF 93 1-3 ① K			B FF 93 C SI 94 B SL 91 B SI 94 B FF 94 4-1 29 CS BB			F SI 92 B SL 89 S SI 94 X FF 94 1-2 ① L7		B FF 93 F FF 93 F SI 94 X SL 88 1-2 ③ G3-1	2	0	0	0	1	1	0
16 Tucker Barnhart, L (9, PH) OBP: 0.222, SLG: 0.220										1	0	0	0	0	0	0
29 Brayan Peña, S (1, 2) OBP: 0.293, SLG: 0.355	B SI 94 F SL 92 S FF 95 B CU 81 C SI 95 2-3 ② K			C SI 94 B SI 93 B CU 78 C SL 91 S SL 91 2-3 ① ② K 1-2			S SL 90 F CU 79 B FF 94 B CU 80 X CH 88 2-2 ② G4-3			3	0	0	0	0	2	1
21 Todd Frazier, R (1, 3) OBP: 0.337, SLG: 0.454	S SI 94 B FF 94 B SI 94 F SL 92 F FF 95 F CU 82 F SL 90 S CH 90 2-3 ③ K2-3			C CU 79 C SL 91 B FF 94 F SL 90 F CH 87 C CU 79 1-3 ③ K			C SI 94 B SL 90 F SL 91 C FF 93 1-3 ③ K			3	0	0	0	0	3	0
32 Jay Bruce, L (1, 9) OBP: 0.283, SLG: 0.365		X SI 94 0-0 ① G4-3			B SI 93 C CH 88 X SL 91 1-1 ① P5			S CU 77 S CH 86 B FF 93 C SL 90 1-3 ① K		3	0	0	0	0	1	0
4 Brandon Phillips, R (1, 4) OBP: 0.304, SLG: 0.366		B SI 93 X SI 94 1-0 ② G6-3			B SI 94 X SL 91 1-0 ② L7			C SL 88 S SL 90 X SI 93 0-2 2B		3	0	1	0	0	0	0
28 Chris Heisey, R (1, 7) OBP: 0.271, SLG: 0.388		C FF 94 F SI 95 X SL 90 0-2 ③ F8			X FF 94 0-0 ③ G5-3			C SI 93 B SL 90 X SL 89 1-1 ② P3		3	0	0	0	0	0	1
7 Ramon Santiago, S (1, 5) OBP: 0.354, SLG: 0.318			B FF 93 X SI 93 1-0 ① L8			C SI 92 B CH 87 S CU 79 X CH 86 1-2 ① L8		B CU 78 B FF 92 B SI 92 C FF 93 C FF 93 C SI 94 3-3 ③ K		3	0	0	0	0	1	1
2 Zack Cozart, R (1, 6) OBP: 0.271, SLG: 0.297			B FF 93 C SI 94 B SI 94 F SI 94 S FF 94 2-3 ② K			B SI 93 S SL 89 C SI 93 C SI 94 1-3 ② K			C FF 92 S SI 92 B CH 87 S CU 79 1-3 ① K2-3	2	0	0	0	0	2	0
9 Jack Hannahan, L (9, PH) OBP: 0.195, SLG: 0.250										1	0	0	0	0	1	0
47 Johnny Cueto, R (1, 1) OBP: 0.136, SLG: 0.123			C FF 93 B FF 93 F SI 94 B FF 95 S SI 94 2-3 ③ K			X FF 94 0-0 ③ G3			C SI 92 B CU 76 S SL 90 B CU 79 F FF 93 F SL 89 S CH 88 2-3 ② K	2	0	0	0	0	1	0
63 Sam LeCure, R (6, 1)										0	0	0	0	0	0	0
41 Ryan Dennick, L (8, 1)										0	0	0	0	0	0	0
23 Donald Lutz, L (9, PH) OBP: 0.224, SLG: 0.261										1	0	0	0	0	1	0
Inning Stats	R: 0 E: 0 K: 3 S: 12 H: 0 LOB: 0 BB: 0 P: 17	R: 0 E: 0 K: 0 S: 5 H: 0 LOB: 0 BB: 0 P: 6	R: 0 E: 0 K: 2 S: 7 H: 0 LOB: 0 BB: 0 P: 12	R: 0 E: 0 K: 2 S: 9 H: 0 LOB: 0 BB: 1 P: 16	R: 0 E: 0 K: 0 S: 4 H: 0 LOB: 0 BB: 0 P: 6	R: 0 E: 0 K: 1 S: 7 H: 0 LOB: 0 BB: 0 P: 9	R: 0 E: 0 K: 1 S: 9 H: 0 LOB: 0 BB: 0 P: 13	R: 0 E: 0 K: 2 S: 11 H: 1 LOB: 1 BB: 0 P: 16	R: 0 E: 0 K: 2 S: 11 H: 0 LOB: 0 BB: 0 P: 15	1B: 0 2B: 1 3B: 0 HR: 0 SF: 0 SAC: 0 DP: 0 HBP: 0						

PITCHER	IP	WLS	BF	H	R	ER	SO	BB	IBB	HBP	BLK	WP	HR	S	P	ERA	WHIP
49 Jake Arrieta, R (1, 1) ERA: 2.65	9.0	W	28	1	0	0	13	1	0	0	0	0	0	75	110	0.00	0.222

PITCHER	IP	WLS	BF	H	R	ER	SO	BB	IBB	HBP	BLK	WP	HR	S	P	ERA	WHIP

TOP

Cincinnati Reds @ Chicago Cubs

Wrigley Field, Chicago, IL

Tue Sep 16 2014, 7:08 PM - 9:43 PM CDT

Att. 33,812 - Clear - 60 F

livebaseballscorecards.com

AB	27
R	0
H	1
RBI	0
BB	1
SO	13
LOB	3

WP: 0 PA: 28
PB: 0
SB: 0
CS: 1

Batter	1	2	3	4	5	6	7	8	9	AB	R	H	RBI	BB	SO	LOB
8 Chris Coghlan, L (1, 7) OBP: 0.342, SLG: 0.427	X SI 89 0-0 9 FC5-4 1B		H FC 89 1-0 68 FC5-4 24 BB HBP		F SL 82 F CH 83 B CH 80 S FC 88 1-3 ② K	C FC 89 T CH 84 B SI 93 F SI 92 X SL 84 1-2 1-H 2-H 3-H 2B				3	0	2	3	0	1	0
9 Javier Báez, R (1, 6) OBP: 0.225, SLG: 0.367	B SI 90 X SI 91 1-0 ① FC5-4 24 WP 1-2f		B SI 92 X SI 92 1-0 ① F5		S CH 84 S CH 84 B CU 59 S CH 81 1-3 ③ K2-3	D KC 75 C KC 74 F KC 75 B SI 88 S SI 86 2-3 ③ K				4	0	0	0	0	2	4
24 Luis Valbuena, L (1, 5) OBP: 0.331, SLG: 0.439	B FF 88 B FC 87 B FF 92 C FF 91 S FC 87 S FF 92 3-3 ② K 1-2		S FC 89 B FF 92 F FF 92 B FC 89 B FF 93 F FF 93 B SI 90 4-2 68 FC5-4 BB 1-2 2-3			C SL 81 F FF 90 X FF 89 0-2 68 2B 4 BB 1B	B KC 73 C CH 81 C SI 86 B KC 77 S KC 75 2-3 ① K			3	1	1	0	1	2	1
68 Jorge Soler, R (1, 9) OBP: 0.393, SLG: 0.784 61 Ryan Kalish, L (9, 9) OBP: 0.288, SLG: 0.330	B SI 93 C FF 92 B FF 92 B SI 92 D CH 82 4-1 BB		B FC 87 X SI 94 1-0 ② FC5-4 1-2f 2-3 3-H			X SI 92 0-0 4 BB 45 FC3-2 1-3 2B	C KC 74 C SI 88 F SI 88 X CH 80 0-2 HR			3	1	2	2	1	0	2
										0	0	0	0	0	0	0
5 Welington Castillo, R (1, 2) OBP: 0.299, SLG: 0.385	C SI 93 S FC 86 B FF 93 B SI 93 D CH 84 F FF 94 S SI 93 3-3 ③ K		X FF 93 0-0 ③ F9			B FC 87 B FF 93 B FC 86 B SI 92 4-0 45 FC3-2 4 BB 41 BB BB	B SI 87 B SI 86 C KC 73 B KC 76 C KC 73 C SI 87 3-3 ② K			3	1	0	0	1	2	4
4 Chris Valaika, R (1, 3) OBP: 0.284, SLG: 0.350		C SL 82 X SI 92 0-1 ① L5		C SL 79 B FC 86 C FC 86 F CH 81 S SL 81 1-3 ① K		S SI 93 F SI 93 B FF 93 F FF 93 D CH 82 F SL 81 B FF 94 F FC 87 B SI 93 4-2 41 BB 45 FC3-2 8 2B BB 1-2 2-3 3-H	B SI 88 C SI 86 B KC 76 F SI 85 F SI 86 S KC 74 2-3 ③ K			3	1	0	1	1	2	0
45 Logan Watkins, L (1, 4) OBP: 0.294, SLG: 0.360		C FC 88 F FF 91 S FC 89 0-3 ② K		S CH 83 C SI 92 S SL 82 0-3 ② K		B FC 89 C SL 82 F FF 92 X CH 85 1-2 ① FC3-2 41 BB 8 2B 1-2 2-3 3-Hf		S SL 81 B SL 81 S SL 80 X SL 81 1-2 ① F8		4	1	0	0	0	2	3
41 Matt Szczur, R (1, 8) OBP: 0.308, SLG: 0.333		B FF 93 S FC 87 B FC 89 F FC 90 B FF 93 F FC 89 X FF 93 3-2 ③ P6		C SL 80 X SI 92 0-1 ③ G5-3		S SL 83 S FF 94 B CH 85 D CH 84 B SI 93 B CU 75 4-2 8 2B BB 1-2 2-3 3-H		C FF 90 F FF 90 B FF 91 B SL 82 B CH 81 X FF 90 3-2 ② F8		3	1	0	1	1	0	0
49 Jake Arrieta, R (1, 1) OBP: 0.205, SLG: 0.216			B FF 91 S SL 86 C FC 86 X FF 92 1-2 24 BB 68 FC5-4 2B		C SI 90 B FC 86 C SL 85 B SL 85 X FC 87 2-2 ① G6-3	C SL 86 F SI 92 S FC 86 0-3 ② K		B FF 90 B FF 90 S FF 90 C FF 89 S SL 80 2-3 ③ K		4	1	1	0	0	2	3
Inning Stats	R: 0 E: 0 K: 2 S: 10 H: 1 LOB: 2 BB: 1 P: 21	R: 0 E: 0 K: 1 S: 9 H: 0 LOB: 0 BB: 0 P: 12	R: 1 E: 0 K: 0 S: 9 H: 1 LOB: 2 BB: 1 P: 17	R: 0 E: 0 K: 2 S: 9 H: 0 LOB: 0 BB: 0 P: 10	R: 0 E: 0 K: 2 S: 9 H: 0 LOB: 0 BB: 0 P: 13	R: 5 E: 0 K: 3 S: 24 H: 3 LOB: 1 BB: 3 P: 40	R: 1 E: 0 K: 3 S: 14 H: 1 LOB: 0 BB: 0 P: 21	R: 0 E: 0 K: 1 S: 9 H: 0 LOB: 0 BB: 0 P: 15		1B: 2 2B: 3 3B: 0 HR: 1 SF: 0 SAC: 0 DP: 0 HBP: 1					

PITCHER		IP	WLS	BF	H	R	ER	SO	BB	IBB	HBP	BLK	WP	HR	S	P	ERA	WHIP
47 Johnny Cueto, R ERA: 2.33	(1, 1)	5.2	L	28	5	6	6	8	5	0	1	0	1	0	67	108	9.53	1.765
63 Sam LeCure, R ERA: 3.63	(6, 1)	1.1		5	1	1	1	4	0	0	0	0	0	1	17	26	6.75	0.750
41 Ryan Dennick, L ERA: 7.36	(8, 1)	1.0		3	0	0	0	1	0	0	0	0	0	0	9	15	0.00	0.000

PITCHER	IP	WLS	BF	H	R	ER	SO	BB	IBB	HBP	BLK	WP	HR	S	P	ERA	WHIP

BOTTOM

Cincinnati Reds @ Chicago Cubs

Wrigley Field, Chicago, IL

Tue Sep 16 2014, 7:08 PM - 9:43 PM CDT

Att. 33,812 - Clear - 60 F

livebaseballscorecards.com

AB	30
R	7
H	6
RBI	7
BB	5
SO	13
LOB	17

Batter	1	2	3	4	5	6	7	8	9	AB	R	H	RBI	BB	SO	LOB
17 Kristopher Negrón, R (1, 6) OBP: 0.298, SLG: 0.438	C SI 89 X SI 88 0-1 7 SH1-3 33 G6-3 2B		C CH 77 S SI 85 S CH 78 0-3 ② K2-3			C FC 85 H SI 88 1-1 48 G6-3 33 1B HBP	X CH 76 0-0 ③ L7			3	1	1	0	0	1	3
7 Ramon Santiago, S (1, 5) OBP: 0.348, SLG: 0.312	X SI 87 0-0 ① SH1-3 2-3		C CU 74 X CH 78 0-1 ③ F9			1 SAFE F SI 86 F SI 87 B CU 76 1 SAFE F CH 78 S CH 78 1-3 ① K		F SI 95 C SL 82 S SL 84 0-3 ① K2-3		3	0	0	0	0	2	2
33 Yorman Rodriguez, R (1, 8) OBP: 0.333, SLG: 0.333	X SI 87 0-0 ② G6-3 3-H			C SI 86 S CH 79 X FF 90 0-2 48 G6-3 1B		S FC 85 1 SAFE B FC 84 F CH 77 B SI 88 F SI 87 X FC 83 2-2 48 G6-3 1-2 1B		C FF 95 S SL 83 S SL 84 0-3 ② K2-3		4	0	2	1	0	1	0
48 Ryan Ludwick, R (1, 7) OBP: 0.311, SLG: 0.387	S SI 88 X CH 78 0-1 ③ F7			C CH 84 B SI 87 C SI 88 X SI 87 1-2 ①② G6-3 1-2f		B SI 88 B SI 87 F SI 87 B SI 88 X SI 87 3-1 ② G6-3 1-2 2-3		C SL 82 B SI 95 B SI 96 T SL 84 B SL 84 X SI 96 3-2 ③ G5-3		4	0	0	0	0	0	3
23 Donald Lutz, L (1, 9) OBP: 0.226, SLG: 0.260		B SI 87 S SI 86 F CU 75 S CH 78 1-3 ① K		B SI 89 F FC 85 X SI 89 1-1 1B		X CU 76 0-0 ③ P2			B FF 97 B SI 97 C SI 96 C SI 96 X SL 86 2-2 ① G4-3	4	0	1	0	0	1	2
9 Jack Hannahan, L (1, 3) OBP: 0.200, SLG: 0.233 30 Jason Bourgeois, R (9, PR) OBP: 0.316, SLG: 0.278		B SI 88 B SI 87 F SI 88 B SI 88 F SI 87 X SI 88 3-2 ② G4-3		D SI 87 X SI 87 1-0 ③ L8			B CU 73 C SI 85 X CH 77 1-1 ① G4-3		C SI 97 S CH 88 B CH 89 F SL 85 B SI 97 B SI 96 F FF 97 B SI 96 4-2 BB	3 0	0 0	0 0	0 0	1 0	0 0	1 0
15 Jake Elmore, R (1, 4) OBP: 0.250, SLG: 0.182 6 Billy Hamilton, S (9, PH) OBP: 0.298, SLG: 0.364		C SI 88 C SI 87 B FF 90 B CH 80 C CH 79 2-3 ③ K			B SI 87 X SI 87 1-0 ① G4-3		X SI 87 0-0 16 1B 1B		B SI 94 C FF 94 X SI 94 1-1 ② L7	3 1	0 0	1 0	0 0	0 0	1 0	0 1
16 Tucker Barnhart, L (1, 2) OBP: 0.250, SLG: 0.250 32 Jay Bruce, L (9, PH) OBP: 0.282, SLG: 0.364			B SI 86 B SI 86 C SI 86 X SI 88 2-1 64 SH1-4 1B		B SI 87 B FC 86 F SI 86 X CH 78 2-1 ② P4		X SI 86 0-0 1-2 1B		X SI 95 0-0 ③ L8	3 1	0 0	2 0	0 0	0 0	0 0	0 1
64 Daniel Corcino, R (1, 1) OBP: 0.333, SLG: 0.333 62 Pedro Villarreal, R (6, 1) OBP: 0.500, SLG: 0.500 29 Brayan Peña, S (7, PH) OBP: 0.292, SLG: 0.354 43 Manny Parra, L (7, 1) 70 Jumbo Díaz, R (8, 1)			L SI 86 X SI 86 0-1 ① SH1-4 1-2		X SI 87 0-0 ③ G3		B SI 86 F SI 86 C CH 78 X CH 78 1-2 ② F9			1 0 1 0 0	0 0 0 0 0	0 0 0 0 0	0 0 0 0 0	0 0 0 0 0	0 0 0 0 0	0 0 2 0 0

Inning Stats	1	2	3	4	5	6	7	8	9
	R: 1 E: 0 K: 0 S: 6 H: 1 LOB: 0 BB: 0 P: 6	R: 0 E: 0 K: 2 S: 9 H: 0 LOB: 0 BB: 0 P: 15	R: 0 E: 0 K: 1 S: 9 H: 1 LOB: 1 BB: 0 P: 11	R: 0 E: 0 K: 0 S: 9 H: 2 LOB: 1 BB: 0 P: 12	R: 0 E: 0 K: 0 S: 4 H: 0 LOB: 0 BB: 0 P: 7	R: 0 E: 0 K: 1 S: 12 H: 1 LOB: 2 BB: 0 P: 19	R: 0 E: 0 K: 0 S: 8 H: 2 LOB: 2 BB: 0 P: 10	R: 0 E: 0 K: 2 S: 9 H: 0 LOB: 0 BB: 0 P: 12	R: 0 E: 0 K: 0 S: 10 H: 0 LOB: 1 BB: 1 P: 17

1B: 6 SF: 0 WP: 0 PA: 35
2B: 1 SAC: 2 PB: 0
3B: 0 DP: 1 SB: 0
HR: 0 HBP: 1 CS: 0

PITCHER		IP	WLS	BF	H	R	ER	SO	BB	IBB	HBP	BLK	WP	HR	S	P	ERA	WHIP
28 Kyle Hendricks, R ERA: 2.28	(1, 1)	7.0	W	28	7	1	1	4	0	0	1	0	0	0	57	80	1.29	1.000
46 Pedro Strop, R ERA: 2.21	(8, 1)	1.0	H	3	0	0	0	2	0	0	0	0	0	0	9	12	0.00	0.000
56 Héctor Rondón, R ERA: 2.62	(9, 1)	1.0	S	4	0	0	0	0	1	0	0	0	0	0	10	17	0.00	1.000

PITCHER IP WLS BF H R ER SO BB IBB HBP BLK WP HR S P ERA WHIP

TOP

Cincinnati Reds @ Chicago Cubs

Wrigley Field, Chicago, IL

Wed Sep 17 2014, 7:06 PM - 9:38 PM CDT

Att. 33,500 - Clear - 62 F

livebaseballscorecards.com

AB	31
R	1
H	7
RBI	1
BB	1
SO	6
LOB	15

Cincinnati Reds @ Chicago Cubs

Wrigley Field, Chicago, IL

Wed Sep 17 2014, 7:06 PM - 9:38 PM CDT

Att. 33,500 - Clear - 62 F

livebaseballscorecards.com

BOTTOM

Batter	1	2	3	4	5	6	7	8	9	AB	R	H	RBI	BB	SO	LOB
8 Chris Coghlan, L (1, 7) OBP: 0.338, SLG: 0.422	B FF 88 C FF 89 X SI 90 1-1 ① F8	B SI 89 B CH 85 X CH 84 2-0 ③ L9			B CH 80 X SI 88 1-0 ② L9		B SL 82 B FF 93 X FF 93 2-0 ③ G4-3			4	0	0	0	0	0	2
9 Javier Báez, R (1, 6) OBP: 0.225, SLG: 0.365	B FF 92 C FF 91 C FF 91 F SL 84 F SL 83 F FF 93 F SL 83 S SL 83 1-3 K 44 CS		F FF 90 B SL 81 F SL 84 B FF 91 C FF 91 2-3 ① K		S FF 90 S FF 91 S SL 82 0-3 ③ K			X SI 97 0-0 44 FC4-6 1B		4	0	1	0	0	3	0
44 Anthony Rizzo, L (1, 3) OBP: 0.377, SLG: 0.518	B SI 89 B SI 90 1 SAFE F SI 91 F CH 84 F SI 91 D CH 86 1 SAFE S SI 91 3-3 ② ③ K 1-2		B FF 89 B FF 92 S SI 88 F SI 89 B SI 88 B SI 90 4-2 68 FC6-4 BB			B SI 87 C CH 83 B CH 83 B CH 82 B SI 88 4-1 68 G1-3 BB		S SI 96 F FF 96 F FF 97 X SL 91 0-2 ① FC4-6 68 BB 24 1B 1-2f		2	1	0	0	2	1	2
68 Jorge Soler, R (1, 9) OBP: 0.400, SLG: 0.755		B FF 89 C SI 89 B FF 90 T FF 89 B SI 89 B FF 91 4-2 24 1B 4 1B BB	B SI 89 S FF 88 X SL 80 1-1 ② FC6-4 1-2f			B FF 87 B FF 87 1 SAFE C SI 86 F SI 87 X SI 89 2-2 ① G1-3 1-2		D SL 88 F FF 97 C FF 97 B SL 86 F FF 98 B FF 98 B FF 98 4-2 24 1B BB 1-2		2	1	0	0	2	0	2
24 Luis Valbuena, L (1, 5) OBP: 0.332, SLG: 0.440		S SI 88 C SI 90 F FF 90 D SL 81 X SI 89 1-2 4 61 2B 1B 1-3	D CH 81 T FF 87 B FF 88 F SI 87 1 SAFE S SI 88 2-3 ③ K			X FF 88 0-0 ② P6		X CH 92 0-0 ② 1-3 2-H 1B		4	1	2	1	0	1	2
5 Welington Castillo, R (1, 2) OBP: 0.299, SLG: 0.382		B SL 80 X FF 89 1-0 ① P4		F FF 88 S SL 82 B FF 90 B SL 80 F SL 79 X FF 88 2-2 ① F9		D SL 80 F SL 79 S SL 80 D SL 81 B FF 88 D SL 79 4-2 4 FC6-4 BB		S FF 97 C FF 97 F FF 97 C SL 85 0-3 ③ K		3	0	0	0	1	1	3
4 Chris Valaika, R (1, 4) OBP: 0.286, SLG: 0.350		1 SAFE C SI 88 F SI 88 B FF 91 X SL 82 1-2 61 2B 1B 1-2 3-H		F SL 77 B FF 87 X FF 88 1-1 ② F9		X SI 91 0-0 ③ FC6-4 1-2f				3	0	1	1	0	0	2
61 Ryan Kalish, L (1, 8) OBP: 0.292, SLG: 0.343 41 Matt Szczur, R (7, PH) OBP: 0.302, SLG: 0.327 (8, 8)		D SI 89 B FF 88 X SI 89 2-0 1-3 2-H 2B		C SL 77 T SI 87 S FF 90 0-3 ③ K			C SL 82 X FF 92 0-1 ① P6			2 1	0 0	1 0	1 0	0 0	1 0	0 0
28 Kyle Hendricks, R (1, 1) OBP: 0.200, SLG: 0.091 30 Mike Olt, R (7, PH) OBP: 0.244, SLG: 0.353 46 Pedro Strop, R (8, 1) 56 Héctor Rondón, R (9, 1)		B FF 86 B FF 86 C FF 88 X FF 86 2-1 ② B1-4			B FF 86 B FF 86 X FF 86 2-0 ① G6-3		B FF 92 S FS 83 C SL 82 B FF 91 X FS 84 2-2 ② G5-3			2 1 0 0	0 0 0 0	0 0 0 0	0 0 0 0	0 0 0 0	0 0 0 0	2 0 0 0
Inning Stats	R: 0 E: 0 K: 2 S: 13 H: 0 LOB: 1 BB: 0 P: 18	R: 2 E: 0 K: 0 S: 14 H: 3 LOB: 2 BB: 1 P: 27	R: 0 E: 0 K: 2 S: 10 H: 0 LOB: 1 BB: 1 P: 19	R: 0 E: 0 K: 1 S: 9 H: 0 LOB: 0 BB: 0 P: 12	R: 0 E: 0 K: 1 S: 5 H: 0 LOB: 0 BB: 0 P: 8	R: 0 E: 0 K: 0 S: 8 H: 0 LOB: 2 BB: 2 P: 18	R: 0 E: 0 K: 0 S: 6 H: 0 LOB: 0 BB: 0 P: 10	R: 1 E: 0 K: 1 S: 13 H: 2 LOB: 1 BB: 1 P: 17		1B: 4 2B: 2 3B: 0 HR: 0 SF: 0 SAC: 0 DP: 1 HBP: 0				WP: 1 PB: 0 SB: 0 CS: 1 PA: 33		

	AB	28
	R	3
	H	5
	RBI	3
	BB	5
	SO	7
	LOB	15

PITCHER		IP	WLS	BF	H	R	ER	SO	BB	IBB	HBP	BLK	WP	HR	S	P	ERA	WHIP
64 Daniel Corcino, R ERA: 4.4	(1, 1)	5.2	L	24	3	2	2	6	4	0	0	0	1	0	58	101	3.18	1.235
62 Pedro Villarreal, R ERA: 4.22	(6, 1)	0.1		1	0	0	0	0	0	0	0	0	0	0	1	1	0.00	0.000
43 Manny Parra, L ERA: 4.66	(7, 1)	1.0		3	0	0	0	0	0	0	0	0	0	0	6	10	0.00	0.000
70 Jumbo Díaz, R ERA: 3.56	(8, 1)	1.0		5	2	1	1	1	1	0	0	0	0	0	13	17	9.00	3.000

PITCHER		IP	WLS	BF	H	R	ER	SO	BB	IBB	HBP	BLK	WP	HR	S	P	ERA	WHIP

Cincinnati Reds @ St. Louis Cardinals

Busch Stadium, St. Louis, MO

Fri Sep 19 2014, 7:17 PM - 9:51 PM CDT

Att. 45,074 - Clear - 76 F

TOP

livebaseballscorecards.com

Batter	1	2	3	4	5	6	7	8	9	AB	R	H	RBI	BB	SO	LOB
6 Billy Hamilton, S (1, 8) OBP: 0.298, SLG: 0.364	X SI 91 0-0 ① F7		C FF 91 S FF 91 B CU 80 B FF 92 X FF 92 2-2 ② P5			F FF 88 C CU 76 S FC 83 0-3 ① K		X FF 89 0-0 1B		4	0	1	0	0	1	0
29 Brayan Peña, S (1, 3) OBP: 0.290, SLG: 0.351 17 Kristopher Negrón, R (8, PH) OBP: 0.295, SLG: 0.434 (8, 5)	B FF 92 C FF 91 C SI 92 T FF 93 1-2 ② K		C FF 92 B FF 92 B FF 91 C CU 77 F FC 84 X FC 84 2-2 ③ L9			C FF 89 X CU 78 0-1 ② L7		1 SAFE C SI 94 1 SAFE 1 SAFE F FS 84 X FS 85 0-2 ③ G4-3		3 1	0 0	0 0	0 0	0 0	1 0	0 1
21 Todd Frazier, R (1, 5) OBP: 0.336, SLG: 0.452 (8, 3)	X SI 93 0-0 ③ P3			X FF 90 0-0 ① P4		C FF 90 F FF 92 X FC 84 0-2 ③ L8			C CU 78 B CH 88 S FF 98 B FF 97 B FF 98 B FF 97 4-2 ② 4 1B BB	3	0	0	0	1	0	0
39 Devin Mesoraco, R (1, 2) OBP: 0.364, SLG: 0.533		C FF 90 B FF 92 X SI 92 1-1 ① 32 1B 2 1B 1B		C FF 90 X FC 82 0-1 ② L9			C CU 81 F FF 90 B FC 82 S FC 82 1-3 ① K		B FF 98 C FF 98 F FF 99 D CH 88 1 SAFE F CH 90 T FF 99 2-2 ① K	4	1	1	0	0	2	1
4 Brandon Phillips, R (1, 4) OBP: 0.305, SLG: 0.367		C SI 90 X FC 85 0-1 ① P4		C FF 91 F SI 92 B FC 84 B FC 85 X FC 83 2-2 ③ G5-3			C FC 81 F SI 90 F FC 83 F FF 91 X FF 92 0-2 1B		F FF 99 X CU 81 0-1 1-3 1B	4	0	2	0	0	0	1
32 Jay Bruce, L (1, 9) OBP: 0.282, SLG: 0.363		C SI 91 S SI 91 B SI 93 B CH 85 X CH 83 2-2 2 1B 1-2 1B			B FF 89 B FF 89 C CU 74 B CU 75 F FC 81 X SI 91 3-2 ① L9		X SI 89 0-0 ② L5		B SL 77 S SI 84 B SI 85 F SI 85 B SI 86 S SI 85 3-3 ② K	4	0	1	0	0	1	3
48 Ryan Ludwick, R (1, 7) OBP: 0.307, SLG: 0.382		B FF 91 B SI 93 C FF 92 B SI 93 X SI 92 3-1 ② F8			S FC 82 X FC 82 0-1 ② F8		F FF 90 B FF 91 C SI 91 D FC 83 S FC 82 2-3 ③ K		F SI 89 X SI 89 0-1 ③ F8	4	0	0	0	0	1	5
2 Zack Cozart, R (1, 6) OBP: 0.273, SLG: 0.299		C FC 83 X SI 92 0-1 ③ 1-2 2-H 1B			X SI 90 0-0 36 FC6 1B			C CU 80 B CU 81 S CU 81 B FF 89 X FF 90 2-2 ① F8		3	0	2	1	0	0	0
36 David Holmberg, R (1, 1) 62 Pedro Villarreal, R (7, 1) OBP: 0.500, SLG: 0.500 28 Chris Heisey, R (8, PH) OBP: 0.270, SLG: 0.386 63 Sam LeCure, R (8, 1)			C FF 89 C FF 91 S SI 92 0-3 ① K		X SI 90 0-0 ③ FC6 1-2f			C FC 82 F CU 81 X FC 84 0-2 ② G6-3		2 0 1 0	0 0 0 0	0 0 0 0	0 0 0 0	0 0 0 0	1 0 0 0	1 0 0 0

AB	33
R	1
H	7
RBI	1
BB	1
SO	7
LOB	12

Inning Stats	1	2	3	4	5	6	7	8	9
	R: 0 E: 0 K: 1 S: 5 H: 0 LOB: 0 BB: 0 P: 6	R: 1 E: 0 K: 0 S: 11 H: 3 LOB: 2 BB: 0 P: 17	R: 0 E: 0 K: 1 S: 10 H: 0 LOB: 0 BB: 0 P: 14	R: 0 E: 0 K: 0 S: 6 H: 0 LOB: 0 BB: 0 P: 8	R: 0 E: 0 K: 0 S: 7 H: 1 LOB: 1 BB: 0 P: 10	R: 0 E: 0 K: 1 S: 8 H: 0 LOB: 0 BB: 0 P: 8	R: 0 E: 0 K: 2 S: 12 H: 1 LOB: 1 BB: 0 P: 15	R: 0 E: 0 K: 0 S: 10 H: 1 LOB: 1 BB: 0 P: 12	R: 0 E: 0 K: 2 S: 13 H: 1 LOB: 2 BB: 1 P: 22

1B: 7	SF: 0	WP: 0	PA: 34
2B: 0	SAC: 0	PB: 0	
3B: 0	DP: 0	SB: 0	
HR: 0	HBP: 0	CS: 0	

PITCHER		IP	WLS	BF	H	R	ER	SO	BB	IBB	HBP	BLK	WP	HR	S	P	ERA	WHIP
41 John Lackey, R ERA: 3.86	(1, 1)	7.2	W	28	6	1	1	5	0	0	0	0	0	0	66	87	1.17	0.783
71 Sam Freeman, L ERA: 2.57	(8, 1)	0.1	H	1	0	0	0	0	0	0	0	0	0	0	3	3	0.00	0.000
26 Trevor Rosenthal, R ERA: 3.25	(9, 1)	0.1	H	3	1	0	0	1	1	0	0	0	0	0	8	14	0.00	6.000
36 Randy Choate, L ERA: 4.86	(9, 1)	0.1	H	1	0	0	0	1	0	0	0	0	0	0	3	6	0.00	0.000
43 Seth Maness, R ERA: 2.7	(9, 1)	0.1	S	1	0	0	0	0	0	0	0	0	0	0	2	2	0.00	0.000

PITCHER		IP	WLS	BF	H	R	ER	SO	BB	IBB	HBP	BLK	WP	HR	S	P	ERA	WHIP

BOTTOM

Cincinnati Reds @ St. Louis Cardinals

Busch Stadium, St. Louis, MO

Fri Sep 19 2014, 7:17 PM - 9:51 PM CDT

Att. 45,074 - Clear - 76 F

livebaseballscorecards.com

Batter	1	2	3	4	5	6	7	8	9	AB	R	H	RBI	BB	SO	LOB
13 Matt Carpenter, L (1, 5) OBP: 0.372, SLG: 0.374	B FF 87 C FF 87 C CH 80 B SL 79 X FF 87 2-2 ① F8	C FF 86 B FF 88 B SL 78 D FF 87 X FF 87 3-1 ③ G4-3			C FF 87 B CH 81 B CH 81 B FF 88 C FF 87 F FF 88 F FF 88 B FF 87 4-2 7 BB BB		C SI 93 C SI 93 X SL 91 0-2 ① L4			3	0	0	0	1	0	1
15 Randal Grichuk, R (1, 9) OBP: 0.261, SLG: 0.357	C FF 88 X FF 88 0-1 HR	B FF 87 F CH 81 F CH 82 B FF 90 X SL 78 2-2 ① G6-3			1 SAFE F CH 81 F FF 88 C FF 89 0-3 ① K		B SL 90 X CU 84 1-0 ② P6			4	1	1	1	0	1	1
7 Matt Holliday, R (1, 7) OBP: 0.372, SLG: 0.443	C FF 88 B FF 89 X CH 82 1-1 HR	X FF 88 0-0 2B			B FF 87 S CH 82 D FF 88 1 SAFE B FF 87 B CH 81 4-1 **1-2** BB		C SI 94 X SI 94 0-1 ③ L9			3	1	2	1	1	0	0
27 Jhonny Peralta, R (1, 6) OBP: 0.337, SLG: 0.447	C CH 81 B FF 88 C FF 88 S SL 77 1-3 ② K	F CH 81 B FF 88 B FF 88 S CH 82 B FF 88 H SL 78 4-2 HBP			C CH 81 S FF 87 F FF 88 B FF 88 X FF 87 1-2 ② F9			C KC 71 B CH 80 X FF 85 1-1 ① F9		3	0	0	0	0	1	2
32 Matt Adams, L (1, 3) OBP: 0.319, SLG: 0.457	B SL 78 F FF 88 F FF 89 B SL 80 B CH 82 X FF 88 3-2 4 FC6-4 1B	C FF 88 C FF 88 B SL 78 D SL 79 F FF 88 C FF 89 2-3 ② K			B FF 87 X FF 87 1-0 ③ G3			B CH 81 B SI 87 X CH 80 2-0 ② F9		4	0	1	0	0	1	4
4 Yadier Molina, R (1, 2) OBP: 0.334, SLG: 0.386	X FF 88 0-0 ③ FC6-4 1-2f	B FF 88 S FF 88 F FF 88 B FF 89 F CH 82 B FF 89 X CH 82 3-2 ③ L8				C FF 87 B FF 88 F FF 87 B SL 79 X CH 81 2-2 38 CS 1B		F SI 87 B SI 88 X SI 87 1-1 ③ G3		4	0	1	0	0	0	3
19 Jon Jay, L (1, 8) OBP: 0.377, SLG: 0.382		C FF 86 X SL 79 0-1 E4 38 FC6	B SL 78 C CH 80 X CH 80 1-1 ① F8			B FF 87 1 SAFE X FF 87 1-0 ① L6				3	0	0	0	0	0	1
38 Pete Kozma, R (1, 4) OBP: 0.389, SLG: 0.375		X FF 86 0-0 ① FC6 1-2f	C FF 87 B FF 89 C CH 79 F FF 89 X CH 82 1-2 ② L6			C FF 87 B FF 88 B FF 87 C FF 86 B CH 82 B FF 87 4-2 ② **1-2** BB				2	0	0	0	1	0	1
41 John Lackey, R (1, 1) OBP: 0.154, SLG: 0.154 71 Sam Freeman, R (8, 1) 26 Trevor Rosenthal, R (9, 1) 36 Randy Choate, L (9, 1) 43 Seth Maness, R (9, 1) OBP: 0.400, SLG: 0.400		1 SAFE B FF 86 X FF 87 1-0 ② B3	B FF 87 C FF 88 F FF 87 B SL 79 X FF 87 2-2 ③ F9			X FF 86 0-0 ③ F8				3	0	0	0	0	0	2
										0	0	0	0	0	0	0
										0	0	0	0	0	0	0
										0	0	0	0	0	0	0
										0	0	0	0	0	0	0
Inning Stats	R: 2 E: 0 K: 1 S: 14 H: 3 LOB: 1 BB: 0 P: 21	R: 0 E: 1 K: 0 S: 6 H: 0 LOB: 1 BB: 0 P: 10	R: 0 E: 0 K: 1 S: 14 H: 1 LOB: 2 BB: 0 P: 25	R: 0 E: 0 K: 0 S: 9 H: 0 LOB: 0 BB: 0 P: 13	R: 0 E: 0 K: 1 S: 13 H: 0 LOB: 2 BB: 2 P: 23	R: 0 E: 0 K: 0 S: 7 H: 1 LOB: 1 BB: 1 P: 14	R: 0 E: 0 K: 0 S: 6 H: 0 LOB: 0 BB: 0 P: 7	R: 0 E: 0 K: 0 S: 5 H: 0 LOB: 0 BB: 0 P: 9		1B: 2 2B: 1 3B: 0 HR: 2 SF: 0 SAC: 0 DP: 0 HBP: 1						

	AB	29
	R	2
	H	5
	RBI	2
	BB	3
	SO	3
	LOB	15

WP: 0 PB: 0 SB: 0 CS: 1 PA: 33

PITCHER		IP	WLS	BF	H	R	ER	SO	BB	IBB	HBP	BLK	WP	HR	S	P	ERA	WHIP
36 David Holmberg, L ERA: 5.25	(1, 1)	6.0	L	27	5	2	2	3	3	0	1	0	0	2	63	106	3.00	1.333
62 Pedro Villarreal, R ERA: 3.86	(7, 1)	1.0		3	0	0	0	0	0	0	0	0	0	0	6	7	0.00	0.000
63 Sam LeCure, R ERA: 3.57	(8, 1)	1.0		3	0	0	0	0	0	0	0	0	0	0	5	9	0.00	0.000

PITCHER	IP	WLS	BF	H	R	ER	SO	BB	IBB	HBP	BLK	WP	HR	S	P	ERA	WHIP

Batter	1	2	3	4	5	6	7	8	9	AB	R	H	RBI	BB	SO	LOB
6 Billy Hamilton, S (1, 8) OBP: 0.296, SLG: 0.361	C FF 94 L FF 96 F FF 96 X CH 85 0-2 ① G5-3		B CH 86 F FF 94 X FF 91 1-1 ② G4-3		S FF 93 S CU 76 X FF 92 0-2 ② L9		C CU 75 B FF 90 B SL 84 B CH 78 X FF 89 3-1 ② G5-3			4	0	0	0	0	0	1
17 Kristopher Negrón, R (1, 5) OBP: 0.301, SLG: 0.452	B FF 94 B FF 93 B FF 93 C FF 94 F FF 94 X FF 95 3-2 21 F8 2B		B CU 76 X FF 94 1-0 ③ F8		F FC 91 C CH 86 B CH 87 B CU 78 X CH 87 2-2 21 WP 1-H 2B		X FF 88 0-0 E4			4	0	2	1	0	0	0
21 Todd Frazier, R (1, 3) OBP: 0.335, SLG: 0.451	F FF 95 B FF 94 C CU 76 D CH 87 F CH 88 X FF 96 2-2 ② F8 2-3			B FC 90 C CU 75 C CU 77 B FF 95 X CU 77 2-2 4 WP 4 1B 1B	S FF 95 B FF 92 X FF 95 1-1 ③ F9 2-3		C SI 88 F SI 89 B SI 90 S SI 89 1-3 ③ K			4	1	1	0	0	1	3
39 Devin Mesoraco, R (1, 2) OBP: 0.363, SLG: 0.534 16 Tucker Barnhart, L (6, 2) OBP: 0.245, SLG: 0.244	X FF 95 0-0 ③ F7			B FF 95 B FC 91 C FF 94 D CU 76 F FF 94 X FF 92 3-2 ① F8		C FF 90 F SL 84 X CH 78 0-2 4 G4-3 32 SF8 2B		C FF 94 X SI 94 0-1 ① G4-3		3 1	1 0	1 0	0 0	0 0	0 0	2 0
4 Brandon Phillips, R (1, 4) OBP: 0.307, SLG: 0.369		C FC 90 S CU 77 F FF 96 B FF 96 X CH 88 1-2 32 F8 1B		C FF 94 C FF 91 B CU 77 D CU 77 X FF 95 2-2 1-H 1B		C FF 90 X SL 85 0-1 ① G4-3 2-3		C SI 93 B SI 94 B FF 95 X FF 93 2-1 ② G6-3		4	0	2	1	0	0	1
32 Jay Bruce, L (1, 9) OBP: 0.280, SLG: 0.361 54 Aroldis Chapman, L (8, 1)		S FF 95 1 SAFE F FF 95 D CH 88 B FF 96 X FF 91 2-2 ① F8 1-2		C CH 87 F FF 94 B CH 87 X FF 95 1-2 ② F7		X SL 86 0-0 ② SF8 3-H		C SL 86 C SL 86 B FF 95 B SL 85 F SL 84 X FF 96 2-2 ③ G3-1		3 0	0 0	0 0	1 0	0 0	0 0	2 0
48 Ryan Ludwick, R (1, 7) OBP: 0.305, SLG: 0.379 70 Jumbo Díaz, R (7, 1) 33 Yorman Rodriguez, R (8, 9) OBP: 0.308, SLG: 0.308		D CH 87 X FF 92 1-0 ② F9		T FF 91 B CU 77 C FF 94 X FF 96 1-2 ③ G4-3		S CH 79 B CH 78 B FF 90 X FF 90 2-1 ③ P3			X CU 87 0-0 ① G4-3	3 0 1	0 0 0	0 0 0	0 0 0	0 0 0	0 0 0	2 0 0
2 Zack Cozart, R (1, 6) OBP: 0.275, SLG: 0.307		B FF 92 F CU 75 D CH 87 X FF 96 2-1 ③ G6-3			C FF 92 B CH 86 X FC 91 1-1 17 2B 1B		B FF 89 F FF 88 F FF 89 F CU 74 F FF 89 F SL 84 B CH 78 F CH 79 F FF 91 2-2 X FF 88 HR		C FF 98 S CU 86 S CU 86 0-3 ② K	4	2	2	1	0	1	1
44 Mike Leake, R (1, 1) OBP: 0.179, SLG: 0.318 41 Ryan Dennick, L (6, 1) 62 Pedro Villarreal, R (6, 1) OBP: 0.500, SLG: 0.500 28 Chris Heisey, R (6, 7) OBP: 0.268, SLG: 0.383			C FF 92 F FC 90 C FF 90 0-3 ① K		S FF 90 X FF 92 0-1 ① F9		S CH 78 S CH 78 F CH 78 C FF 90 0-3 ① K		C CU 87 S CU 86 B FF 99 F FF 100 B CU 87 S CU 87 2-3 ③ K	2 0 0 2	0 0 0 0	0 0 0 0	0 0 0 0	0 0 0 0	1 0 0 2	1 0 0 0
Inning Stats	R: 0 E: 0 K: 0 S: 12 H: 1 LOB: 1 BB: 0 P: 17	R: 0 E: 0 K: 0 S: 10 H: 1 LOB: 1 BB: 0 P: 16	R: 0 E: 0 K: 1 S: 6 H: 0 LOB: 0 BB: 0 P: 8	R: 1 E: 0 K: 0 S: 15 H: 2 LOB: 1 BB: 0 P: 24	R: 1 E: 0 K: 0 S: 12 H: 2 LOB: 1 BB: 0 P: 16	R: 1 E: 0 K: 0 S: 8 H: 1 LOB: 0 BB: 0 P: 10	R: 1 E: 1 K: 2 S: 18 H: 1 LOB: 1 BB: 0 P: 24	R: 0 E: 0 K: 0 S: 8 H: 0 LOB: 0 BB: 0 P: 12	R: 0 E: 0 K: 2 S: 8 H: 0 LOB: 0 BB: 0 P: 10	1B: 4 2B: 3 3B: 0 HR: 1 SF: 1 SAC: 0 DP: 0 HBP: 0						

TOP

Cincinnati Reds @ St. Louis Cardinals

Busch Stadium, St. Louis, MO

Sat Sep 20 2014, 6:17 PM - 9:07 PM CDT

Att. 46,157 - Partly Cloudy - 87 F

livebaseballscorecards.com

AB	35
R	4
H	8
RBI	4
BB	0
SO	5
LOB	13

PITCHER		IP	WLS	BF	H	R	ER	SO	BB	IBB	HBP	BLK	WP	HR	S	P	ERA	WHIP
52 Michael Wacha, R ERA: 3.18	(1, 1)	4.2		20	6	2	2	1	0	0	0	0	1	0	53	78	3.86	1.286
30 Jason Motte, R ERA: 4.94	(5, 1)	0.1	W	1	0	0	0	0	0	0	0	0	1	0	2	3	0.00	0.000
56 Marco Gonzales, L ERA: 4.7	(6, 1)	1.2		8	2	2	2	1	0	0	0	0	0	1	23	30	10.80	1.200
43 Seth Maness, R ERA: 2.69	(7, 1)	0.1	H	1	0	0	0	1	0	0	0	0	0	0	3	4	0.00	0.000
71 Sam Freeman, L ERA: 2.5	(8, 1)	1.0		3	0	0	0	0	0	0	0	0	0	0	8	12	0.00	0.000

PITCHER		IP	WLS	BF	H	R	ER	SO	BB	IBB	HBP	BLK	WP	HR	S	P	ERA	WHIP
44 Carlos Martinez, R ERA: 4.05	(9, 1)	1.0		3	0	0	0	2	0	0	0	0	0	0	8	10	0.00	0.000

WP: 2 PB: 0 SB: 0 CS: 0 PA: 36

Batter	1	2	3	4	5	6	7	8	9	AB	R	H	RBI	BB	SO	LOB
19 Jon Jay, L (1, 8) OBP: 0.376, SLG: 0.379	C SI 88 T CH 87 C SI 90 0-3 ① K		S KC 78 H FC 88 1-1 16 HR HBP		X SI 91 0-0 ② G4-3	B SL 91 S SL 91 B FF 93 T SL 90 X FF 94 2-2 ③ L8				3	1	0	0	0	1	2
16 Kolten Wong, L (1, 4) OBP: 0.297, SLG: 0.402	X SI 89 0-0 7 G4-6-3 1B		F SI 91 C FC 89 X SI 90 0-2 1-H HR		B SI 90 C SI 91 B SI 89 B SI 90 B SI 90 4-1 7 1B 7 E BB		B SI 96 B SI 96 X SI 96 2-0 27 FC5-4-6 7 G5-3 1B			3	2	3	2	1	0	0
7 Matt Holliday, R (1, 7) OBP: 0.372, SLG: 0.441	F SI 90 D KC 80 F SI 91 X FF 90 1-2 ② ③ G4-6-3 1-2f		F KC 80 F FC 90 B SL 82 B FC 89 B SI 91 X FF 90 3-2 ① G6-3		1 SAFE X SI 91 0-0 E9 1-H 1B		B SI 96 S SL 88 F FF 97 1 SAFE B FF 98 F SL 86 X SL 87 2-2 ① G5-3 1-2			4	0	1	0	0	0	2
27 Jhonny Peralta, R (1, 6) OBP: 0.336, SLG: 0.445		X SI 89 0-0 18 G4-6-3 1B	C KC 80 B SI 90 S CH 85 S SL 81 1-3 ② K		B SL 82 B SI 91 X SI 90 2-0 ③ L3		D SL 90 B SI 97 C SL 87 S SL 85 B FF 97 X SL 88 3-2 ② FC5-4-6 15 S 15 2B 2-3			4	1	1	0	0	1	2
18 Oscar Taveras, L (1, 9) OBP: 0.282, SLG: 0.321 15 Randal Grichuk, R (6, PH) OBP: 0.278, SLG: 0.419 (7, 9)		B SI 90 X SI 90 1-0 G4-6-3 1-2f	F SI 90 B FC 88 C SI 89 T SL 82 ① ② 1-2 ③ K			X CH 83 0-0 HR	S SL 89 C SL 86 F SL 87 B SL 82 F FF 98 1 SAFE F CH 91 X SL 88 1-2 4 WP 1-H 2B			2 2	0 1	0 2	0 2	0 0	1 0	1 0
4 Yadier Molina, R (1, 3) OBP: 0.336, SLG: 0.390		C SI 90 B SI 89 X SI 89 1-1 48 HR 2B		B SI 89 C CH 87 F KC 79 B SL 80 X FC 89 2-2 ① G1		X FF 92 0-0 33 WP 1B	B SI 97 B SL 88 C FF 96 S FF 96 B FF 98 S FF 98 3-3 ③ K 2-3			4	1	2	0	0	1	1
33 Daniel Descalso, L (1, 5) OBP: 0.329, SLG: 0.296		B KC 78 B KC 79 F SI 89 B FC 89 B KC 79 4-1 48 HR BB		B FF 89 F FF 89 X KC 81 1-1 ② G5-3		B SL 81 B FF 92 B FF 92 B FF 91 4-0 1-2 BB		X FF 99 0-0 ① F9		2	1	0	0	2	0	0
48 Tony Cruz, R (1, 2) OBP: 0.280, SLG: 0.269		B KC 79 C CH 85 F KC 79 D SL 83 B SI 92 X KC 81 3-2 1-H 2-H HR	X FC 90 0-0 ③ G6-3			B CU 86 F SL 90 F CU 84 S FF 93 1-3 ① K		B FF 99 B FF 98 B FF 98 C FF 97 B FF 97 4-1 59 CS BB		3	1	1	3	1	1	2
52 Michael Wacha, R (1, 1) OBP: 0.037, SLG: 0.037 30 Jason Motte, R (5, 1) 3 Mark Ellis, R (5, PH) OBP: 0.255, SLG: 0.216 56 Marco Gonzales, L (6, 1) OBP: 0.333, SLG: 0.556 43 Seth Maness, R (7, 1) OBP: 0.400, SLG: 0.400 71 Sam Freeman, R (8, 1) 59 Xavier Scruggs, R (8, PH) OBP: 0.417, SLG: 0.333 44 Carlos Martinez, R (9, 1) OBP: 0.250, SLG: 0.250		C SI 91 F SI 90 B SL 80 C SI 91 1-3 ③ K		C SI 89 B SI 90 X KC 78 1-1 ① L8	C FF 92 S SL 91 C SL 92 0-3 ② K		C SL 85 B SL 88 D SL 87 B FF 97 F FF 96 C SL 85 3-3 ② ③ K 1-2		1 0 0 1 1 0 0 1 0	0 0 0 0 0 0 0 0 0	0 0 0 0 0 0 0 0 0	0 0 0 0 0 0 0 0 0	0 0 0 0 1 0 0 1 0	1 0 0 2 0 0 0 1 0	0 0 0 0 0 0 0 1 0
Inning Stats	R: 0 E: 0 K: 1 S: 7 H: 1 LOB: 0 BB: 0 P: 8	R: 3 E: 0 K: 1 S: 11 H: 3 LOB: 0 BB: 1 P: 21	R: 2 E: 0 K: 2 S: 13 H: 1 LOB: 0 BB: 0 P: 19	R: 0 E: 0 K: 0 S: 6 H: 0 LOB: 0 BB: 0 P: 9	R: 1 E: 1 K: 0 S: 6 H: 1 LOB: 1 BB: 1 P: 13	R: 1 E: 0 K: 2 S: 11 H: 2 LOB: 2 BB: 1 P: 18	R: 1 E: 0 K: 1 S: 17 H: 2 LOB: 1 BB: 0 P: 28	R: 0 E: 0 K: 1 S: 5 H: 0 LOB: 1 BB: 1 P: 12		1B: 5 2B: 3 3B: 0 HR: 3 SF: 0 SAC: 0 DP: 3 HBP: 1						

PITCHER		IP	WLS	BF	H	R	ER	SO	BB	IBB	HBP	BLK	WP	HR	S	P	ERA	WHIP
44 Mike Leake, R ERA: 3.78	(1, 1)	5.0	L	22	6	6	5	4	2	0	1	0	0	2	43	70	9.00	1.600
41 Ryan Dennick, L ERA: 9.82	(6, 1)	0.0		3	2	1	1	0	1	0	0	0	1	1	2	6	∞	∞
62 Pedro Villarreal, R ERA: 3.55	(6, 1)	1.0		3	0	0	0	2	0	0	0	0	0	0	9	12	0.00	0.000
70 Jumbo Díaz, R ERA: 3.73	(7, 1)	1.0		5	2	1	1	1	0	0	0	0	1	0	17	28	9.00	2.000
54 Aroldis Chapman, L ERA: 2.2	(8, 1)	1.0		3	0	0	0	1	1	0	0	0	0	0	5	12	0.00	1.000

PITCHER	IP	WLS	BF	H	R	ER	SO	BB	IBB	HBP	BLK	WP	HR	S	P	ERA	WHIP

BOTTOM

Cincinnati Reds @ St. Louis Cardinals

Busch Stadium, St. Louis, MO

Sat Sep 20 2014, 6:17 PM - 9:07 PM CDT

Att. 46,157 - Partly Cloudy - 87 F

livebaseballscorecards.com

AB	31
R	8
H	10
RBI	7
BB	4
SO	8
LOB	13

WP: 2 PB: 0 SB: 1 CS: 1 PA: 36

Cincinnati Reds @ St. Louis Cardinals

Busch Stadium, St. Louis, MO

Sun Sep 21 2014, 7:09 PM - 10:09 PM CDT

Att. 45,747 - Partly Cloudy - 77 F

livebaseballscorecards.com

Batter	1	2	3	4	5	6	7	8	9	AB	R	H	RBI	BB	SO	LOB
6 Billy Hamilton, S (1, 8) OBP: 0.295, SLG: 0.358	C FF 91 S FF 92 X FF 93 0-2 ① F9		C FF 93 B CU 82 B FF 93 B FF 94 B FF 92 4-1 17 BB BB		L SI 91 B SI 92 B FF 93 L FF 93 F FF 95 C FF 94 2-3 ③ K		X SI 90 0-0 ③ G1-3		S CH 82 B SL 81 X CH 82 1-1 ② G1-3	4	0	0	0	1	1	0
17 Kristopher Negrón, R (1, 5) OBP: 0.305, SLG: 0.442	B FF 93 C FF 92 B SI 91 F FF 92 F SI 93 S FF 93 2-3 ② K		B FF 93 1 SAFE B FF 93 B FF 93 B FF 92 4-0 1-2 BB			F FF 90 C CU 77 F SI 92 S SL 88 0-3 ① K		C FF 93 B FF 94 B CH 84 B FF 93 B FF 93 4-1 21 S 39 HR BB	F SL 78 B CH 81 S CH 82 T SI 88 1-2 ③ K	3	1	0	0	2	3	0
21 Todd Frazier, R (1, 3) OBP: 0.336, SLG: 0.455	F FF 92 B FF 94 F FF 94 S FF 95 1-3 ③ K		T FF 94 C FF 95 X FF 95 0-2 ③ F7			B FF 92 B SI 93 X FF 94 2-0 HR		1 SAFE B FF 93 B FF 93 F FF 94 C FF 94 F FF 95 D CH 87 B CH 83 4-2 1-2 39 HR BB		3	2	1	1	1	1	2
39 Devin Mesoraco, R (1, 2) OBP: 0.362, SLG: 0.539		X FF 92 0-0 ① F8		C FF 92 F FF 92 B FF 94 S FF 94 1-3 ① K		C SL 85 B SL 86 B FF 95 C FF 94 F FF 95 S FF 94 2-3 ② K		S FF 95 X FF 95 0-1 1-H 2-H HR		4	1	1	3	0	2	0
4 Brandon Phillips, R (1, 4) OBP: 0.307, SLG: 0.370		C FF 92 F FF 93 B FF 94 X CU 80 1-2 E6 32 G3		B FF 93 F FF 94 X FF 94 1-1 ② F8		C SL 89 S FF 94 B SL 90 F FF 94 B FF 94 B FF 94 X FF 94 3-2 32 1B 2B		B CU 81 B FF 97 X FF 96 2-0 ① F7		4	1	1	0	0	0	0
32 Jay Bruce, L (1, 9) OBP: 0.283, SLG: 0.377		X SI 91 0-0 ② G3 1-2		C SI 91 X FF 94 0-1 HR		C SI 90 B SI 89 B CU 80 X SI 90 2-1 2-H 1B		S CU 80 B CU 78 S CU 81 B FF 97 F FF 96 X CU 80 2-2 HR		4	2	3	3	0	0	1
33 Yorman Rodriguez, R (1, 7) OBP: 0.294, SLG: 0.250		C FF 93 B FF 93 C FF 93 B FF 95 S FF 94 2-3 ③ K		S FF 94 F FF 94 B SL 89 F SL 90 S FF 94 1-3 ③ K		B FF 93 B FF 92 F SI 91 S SI 92 C FF 94 2-3 ③ K		F SI 97 C FF 97 B CU 81 B CU 81 B FF 96 B FF 96 4-2 2 G6-4-3 BB		3	0	0	0	1	3	2
2 Zack Cozart, R (1, 6) OBP: 0.273, SLG: 0.305			B FF 91 X FF 91 1-0 ① F7		B FF 92 C FF 92 F FF 92 B SL 90 B SL 87 X FF 93 3-2 ① P4		B FF 93 C CH 84 X FF 93 1-1 ① P4	C SI 87 X SI 87 0-1 ② ③ 1-2f G6-4-3		4	0	0	0	0	0	1
31 Alfredo Simon, R (1, 1) OBP: 0.138, SLG: 0.175 7 Ramon Santiago, S (7, PH) OBP: 0.347, SLG: 0.310 63 Sam LeCure, R (7, 1) 70 Jumbo Díaz, R (8, 1) 30 Jason Bourgeois, R (9, PH) OBP: 0.300, SLG: 0.263 54 Aroldis Chapman, L (9, 1)			C FF 91 F FF 93 F FF 94 B SL 90 X SL 90 1-2 ② G6-3		F FF 93 X SL 87 0-1 ② G4-3		B FF 93 F SI 89 S FF 94 B FF 93 F FF 93 C FF 95 2-3 ② K		B SI 86 F SI 88 X SI 89 1-1 ① F9	2 1 0 0 1 0	0 0 0 0 0 0	0 0 0 0 0 0	0 0 0 0 0 0	0 1 0 0 0 0	0 0 0 0 0 0	0 0 0 0 0 0

TOP	
AB	33
R	7
H	6
RBI	7
BB	5
SO	11
LOB	6

Inning Stats	1	2	3	4	5	6	7	8	9
	R: 0 E: 0 K: 2 S: 10	H: 0 LOB: 0 BB: 0 P: 13	R: 0 E: 1 K: 1 S: 8	H: 0 LOB: 1 BB: 0 P: 11	R: 0 E: 0 K: 0 S: 9	H: 0 LOB: 2 BB: 2 P: 19	R: 1 E: 0 K: 2 S: 11	H: 1 LOB: 0 BB: 0 P: 14	R: 0 E: 0 K: 1 S: 9	H: 0 LOB: 0 BB: 0 P: 14	R: 2 E: 0 K: 3 S: 18	H: 3 LOB: 1 BB: 0 P: 29	R: 0 E: 0 K: 1 S: 7	H: 0 LOB: 0 BB: 0 P: 10	R: 4 E: 0 K: 0 S: 15	H: 2 LOB: 0 BB: 3 P: 31	R: 0 E: 0 K: 1 S: 7	H: 0 LOB: 0 BB: 0 P: 10

1B: 1	SF: 0	WP: 0	PA: 38
2B: 1	SAC: 0	PB: 0	
3B: 0	DP: 1	SB: 1	
HR: 4	HBP: 0	CS: 0	

PITCHER		IP	WLS	BF	H	R	ER	SO	BB	IBB	HBP	BLK	WP	HR	S	P	ERA	WHIP
31 Lance Lynn, R ERA: 2.73	(1, 1)	6.0	L	25	4	3	3	9	2	0	0	0	0	2	65	100	4.50	1.000
30 Jason Motte, R ERA: 4.74	(7, 1)	1.0		3	0	0	0	1	0	0	0	0	0	0	7	10	0.00	0.000
46 Kevin Siegrist, L ERA: 6.9	(8, 1)	0.0		2	0	2	2	0	2	0	0	0	0	0	4	12	∞	∞
64 Sam Tuivailala, R ERA: 36.0	(8, 1)	0.1		4	2	2	2	0	1	0	0	0	0	2	9	17	54.00	9.000
62 Nick Greenwood, L ERA: 5.18	(8, 1)	1.2		4	0	0	0	1	0	0	0	0	0	0	9	12	0.00	0.000

PITCHER	IP	WLS	BF	H	R	ER	SO	BB	IBB	HBP	BLK	WP	HR	S	P	ERA	WHIP

Cincinnati Reds @ St. Louis Cardinals

Busch Stadium, St. Louis, MO

Sun Sep 21 2014, 7:09 PM - 10:09 PM CDT

Att. 45,747 - Partly Cloudy - 77 F

livebaseballscorecards.com

BOTTOM

Batter	1	2	3	4	5	6	7	8	9	AB	R	H	RBI	BB	SO	LOB
19 Jon Jay, L (1, 8) OBP: 0.376, SLG: 0.382	B SI 91 F SI 92 B FS 82 B SI 93 X SI 92 3-1 G6-3 ①		C FS 87 B FS 86 S FS 87 X FS 87 1-2 16 SH1-3 2B		C SI 95 B FS 85 X FS 87 1-1 16 BB 1B		X SI 87 0-0 G5-3 ②		B SL 89 B FF 99 C FF 98 S FF 99 S FF 101 2-3 K ②	5	0	2	0	0	1	0
16 Kolten Wong, L (1, 4) OBP: 0.298, SLG: 0.400 48 Tony Cruz, R (9, PH) OBP: 0.278, SLG: 0.267	B FS 84 X SI 94 1-0 F8 ②		X FS 85 0-0 SH1-3 ② 2-3		B SI 94 1 SAFE B SI 93 B SI 94 C SI 93 B SI 93 4-1 1-2 BB		C SI 88 S KC 76 S KC 73 0-3 K		S FF 100 C SL 89 X FF 100 0-2 G6-3 ③	2 1	0 0	0 0	0 0	1 0	1 0	0 0
7 Matt Holliday, R (1, 7) OBP: 0.371, SLG: 0.440 60 Tommy Pham, R (9, 7)	X SI 94 0-0 27 BB 1B		C SI 95 D SI 96 S SI 96 B SI 96 F SI 96 F SI 95 X CU 82 2-2 G6-3 ③		X SI 91 0-0 F9 ③		X SI 87 0-0 G5-3 ③			4 0	0 0	1 0	0 0	0 0	0 0	4 0
27 Jhonny Peralta, R (1, 6) OBP: 0.336, SLG: 0.444 38 Pete Kozma, R (8, PH) OBP: 0.421, SLG: 0.375 (9, 6)	C SI 94 B CU 79 1 SAFE F FF 93 B CU 79 D FS 83 B FS 85 4-2 1-2 BB			X FF 94 0-0 F8 ① C FF 94 B SI 94 B CU 79 X SI 94 2-1 G5-3 ②		C FF 92 F SI 93 B SI 95 F FS 84 B CU 80 F SI 94 S SI 95 2-3 K ①		B FF 95 B FF 94 B FF 95 C FF 96 B FF 96 4-1 33 2B BB		2 0	0 0	0 0	0 0	1 1	1 0	0 0
4 Yadier Molina, R (1, 2) OBP: 0.336, SLG: 0.392 12 A.J. Pierzynski, L (8, PH) OBP: 0.289, SLG: 0.338 (9, 2)	X SI 94 0-0 F9 ③					B FF 93 X FF 91 1-0 15 2B 2B		F SL 90 F CH 90 F CH 91 D CH 92 S SL 90 1-3 K ①		3 1	1 0	1 0	0 0	0 0	0 1	2 1
15 Randal Grichuk, R (1, 9) OBP: 0.277, SLG: 0.422		B SI 93 X FF 88 1-0 L7 ①		C FF 89 B EP 58 B SI 95 C CU 81 F SI 96 X SI 95 2-2 L4 ③		B FF 89 B FF 90 X FF 90 2-0 2-H 2B		S FF 98 S SL 89 X SL 86 0-2 P4 ②		4	0	1	1	0	0	1
33 Daniel Descalso, L (1, 5) OBP: 0.333, SLG: 0.314		B SI 94 T SI 94 F FS 85 B CU 78 X FS 86 2-2 G6-3 ②			X SI 93 0-0 59 1B 2B	C SI 93 D CU 77 X FS 86 1-1 F8 ②		B SI 97 X FF 97 1-0 1-3 2B		4	1	2	0	0	0	1
59 Xavier Scruggs, R (1, 3) OBP: 0.375, SLG: 0.308		B SI 94 F SI 93 C CU 79 B SI 95 S SI 95 2-3 K ③			C FF 90 F SI 95 X CU 78 0-2 31 B5-6-4 2-H 1B	B FF 92 X SI 94 1-0 G5-3 ③		C SL 88 S FF 97 S FF 98 0-3 K ③		4	0	1	1	0	2	3
31 Lance Lynn, S (1, 1) OBP: 0.145, SLG: 0.088 30 Jason Motte, R (7, 1) 18 Oscar Taveras, L (7, PH) OBP: 0.281, SLG: 0.320 46 Kevin Siegrist, L (8, 1) 64 Sam Tuivailala, R (8, 1) 62 Nick Greenwood, R (8, 1) 8 Peter Bourjos, R (9, PH) OBP: 0.301, SLG: 0.361			C FF 93 F SI 93 F CU 77 F SI 95 B CU 78 C CU 75 1-3 K ①		X SI 93 0-0 B5-6-4 ①② 1-2f		C SI 86 B SI 86 B SI 86 F SI 86 X KC 76 2-2 F8 ①		F FF 100 S SL 86 B FF 101 B SL 89 C FF 100 2-3 K ①	2 0 1 0 0 0 0	0 0 0 0 0 0 0	0 0 0 0 0 0 0	0 0 0 0 0 0 0	0 0 0 0 0 0 0	1 0 0 0 0 0 0	1 0 0 0 0 0 0
Inning Stats	R: 0 E: 0 K: 0 S: 7 H: 1 LOB: 2 BB: 1 P: 15	R: 0 E: 0 K: 1 S: 7 H: 0 LOB: 0 BB: 0 P: 12	R: 0 E: 0 K: 1 S: 14 H: 1 LOB: 1 BB: 0 P: 18	R: 0 E: 0 K: 0 S: 7 H: 0 LOB: 0 BB: 0 P: 11	R: 1 E: 0 K: 0 S: 9 H: 3 LOB: 2 BB: 1 P: 14	R: 1 E: 0 K: 1 S: 10 H: 2 LOB: 1 BB: 0 P: 17	R: 0 E: 0 K: 1 S: 8 H: 0 LOB: 1 BB: 0 P: 10	R: 0 E: 0 K: 2 S: 12 H: 1 LOB: 2 BB: 1 P: 18	R: 0 E: 0 K: 2 S: 9 H: 0 LOB: 0 BB: 0 P: 13	1B: 3 2B: 5 3B: 0 HR: 0	SF: 0 SAC: 1 DP: 1 HBP: 0					

	AB	R	H	RBI	BB	SO	LOB
AB	34						
R		2					
H			8				
RBI				2			
BB					3		
SO						8	
LOB							13

WP: 1 PA: 38
PB: 0
SB: 0
CS: 0

PITCHER		IP	WLS	BF	H	R	ER	SO	BB	IBB	HBP	BLK	WP	HR	S	P	ERA	WHIP
31 Alfredo Simon, R ERA: 3.34	(1, 1)	6.0	W	26	7	2	2	3	2	0	0	0	0	0	54	87	3.00	1.500
63 Sam LeCure, R ERA: 3.5	(7, 1)	1.0	H	4	0	0	0	1	0	0	0	0	1	0	8	10	0.00	0.000
70 Jumbo Díaz, R ERA: 3.62	(8, 1)	1.0		5	1	0	0	2	1	0	0	0	0	0	12	18	0.00	2.000
54 Aroldis Chapman, L ERA: 2.16	(9, 1)	1.0		3	0	0	0	2	0	0	0	0	0	0	9	13	0.00	0.000

PITCHER	IP	WLS	BF	H	R	ER	SO	BB	IBB	HBP	BLK	WP	HR	S	P	ERA	WHIP

Batter	1	2	3	4	5	6	7	8	9	AB	R	H	RBI	BB	SO	LOB
27 Carlos Gómez, R (1, 8) OBP: 0.354, SLG: 0.472	B SL 81 C SI 92 B SI 92 B SI 91 X SL 82 3-1 2 CS 1B		F SI 94 B SI 94 F SI 94 S CH 84 1-3 ③ K			X FC 87 0-0 HR			B FF 101 F FF 100 H SL 86 2-1 16 S 20 BB HBP	3	1	2	1	0	1	0
2 Scooter Gennett, L (1, 4) OBP: 0.322, SLG: 0.437 Rickie Weeks Jr., R (9, PH) OBP: 0.338, SLG: 0.433	C SI 91 B FC 86 1 SAFE S CH 84 B SI 93 B SI 90 B CH 81 4-2 ① 20 E 16 1B 1-2 BB			C FC 88 F FC 89 F FF 91 F FF 93 F FF 94 F SL 85 X SI 93 0-2 ① F9		B FC 88 X CH 84 1-0 ③ G4-3			B FF 100 1 SAFE B FF 100 1 SAFE 1 SAFE C FF 98 S FF 98 C FF 102 2-3 ① K	2 1	0 0	0 0	0 0	1 0	0 1	0 1
20 Jonathan Lucroy, R (1, 2) OBP: 0.371, SLG: 0.469 1 Logan Schafer, L (9, PR) OBP: 0.264, SLG: 0.272	B FF 92 B SL 85 C SL 86 C SI 91 B FF 94 1 SAFE X FC 86 3-2 ② F8 1-2			F CH 85 X SL 84 0-1 ② G6-3			B FF 92 C FC 88 F SI 94 F CH 86 F FF 94 B FC 88 X CH 86 2-2 E6 8 G5-3 16 1B		B FF 102 B FF 100 1 SAFE S FF 99 F FF 100 B FF 102 F FF 100 B FF 101 4-2 1-2 BB	3 0	0 0	0 0	0 0	1 0	0 0	1 0
16 Aramis Ramirez, R (1, 5) OBP: 0.335, SLG: 0.434	X SL 86 0-0 ③ 2-H 1B			F SI 94 X SI 93 0-1 ③ F8			X SI 94 0-0 8 G5-3 1-2 1B		F FF 100 F FF 102 F FF 102 B SL 89 S SL 88 1-3 ② K 2-3	4	0	2	0	0	1	2
8 Ryan Braun, R (1, 9) OBP: 0.324, SLG: 0.462		C SI 91 B SI 92 F SI 92 S CH 84 1-3 ① K			C FC 88 F SI 94 X FF 92 0-2 ① L6		X SI 94 0-0 ①② G5-3 1-2 2-3f		B FF 101 F FF 101 F FF 102 S FF 102 1-3 ③ K	4	0	0	0	0	2	4
28 Gerardo Parra, L (1, 7) OBP: 0.310, SLG: 0.375		C SL 82 F FC 89 B SI 92 B CH 85 S CH 83 2-3 ② K			B FC 90 X SL 84 1-0 ② G6-3		F FF 92 X FF 91 0-1 ③ P5			3	0	0	0	0	1	1
60 Matt Clark, L (1, 3) OBP: 0.233, SLG: 0.538		B FC 89 F SI 93 T FC 90 B CH 83 X SI 92 2-2 ③ G4-3			X SI 93 0-0 ③ F8			B SI 92 B CH 84 S FC 89 S FC 89 F CH 87 B FC 89 F FF 90 S SI 94 3-3 ① K		3	0	0	0	0	1	0
9 Jean Segura, R (1, 6) OBP: 0.281, SLG: 0.311 24 Lyle Overbay, L (8, PH) OBP: 0.334, SLG: 0.341 5 Héctor Gómez, R (8, 6) OBP: 0.143, SLG: 0.143			C FF 92 F SI 92 F FF 94 B FC 86 S CH 84 1-3 ① K			F SL 85 C SI 93 X CH 85 0-2 ① L8		X CH 86 0-0 ② G4-3		2 1 0	0 0 0	0 0 0	0 0 0	0 0 0	1 0 0	0 0 0
50 Mike Fiers, R (1, 1) OBP: 0.056, SLG: 0.056 3 Elian Herrera, S (6, PH) OBP: 0.287, SLG: 0.341 41 Marco Estrada, R (6, 1) OBP: 0.171, SLG: 0.094 18 Khris Davis, R (8, PH) OBP: 0.302, SLG: 0.460 21 Jeremy Jeffress, R (8, 1)			C SI 92 B SI 92 F SI 93 X FC 88 1-2 ② G5-3			C FC 90 F FC 91 B SI 93 B FF 93 S SI 93 2-3 ② K		F CH 86 S FF 95 B FF 94 S CH 81 1-3 ③ K		1 1 0 1 0	0 0 0 0 0	0 0 0 0 0	0 0 0 0 0	0 1 0 0 0	0 0 0 1 0	0 0 0 0 0
Inning Stats	R: 0 E: 1 K: 0 S: 8 H: 2 LOB: 2 BB: 1 P: 18	R: 0 E: 0 K: 2 S: 9 H: 0 LOB: 0 BB: 0 P: 14	R: 0 E: 0 K: 2 S: 10 H: 0 LOB: 0 BB: 0 P: 13	R: 0 E: 0 K: 0 S: 11 H: 0 LOB: 0 BB: 0 P: 11	R: 0 E: 0 K: 0 S: 5 H: 0 LOB: 0 BB: 0 P: 6	R: 1 E: 0 K: 1 S: 8 H: 1 LOB: 0 BB: 0 P: 11	R: 0 E: 1 K: 0 S: 9 H: 1 LOB: 1 BB: 0 P: 11	R: 0 E: 0 K: 2 S: 9 H: 0 LOB: 0 BB: 0 P: 13	R: 0 E: 0 K: 3 S: 14 H: 0 LOB: 2 BB: 1 P: 24	1B: 3 2B: 0 3B: 0 HR: 1		SF: 0 SAC: 0 DP: 1 HBP: 1		WP: 0 PB: 0 SB: 1 CS: 1	PA: 32	

PITCHER		IP	WLS	BF	H	R	ER	SO	BB	IBB	HBP	BLK	WP	HR	S	P	ERA	WHIP
47 Johnny Cueto, R ERA: 2.29	(1, 1)	8.0	W	27	4	1	1	7	1	0	0	0	0	1	69	97	1.12	0.625
54 Aroldis Chapman, L ERA: 2.12	(9, 1)	1.0	S	5	0	0	0	3	1	0	1	0	0	0	14	24	0.00	1.000

PITCHER		IP	WLS	BF	H	R	ER	SO	BB	IBB	HBP	BLK	WP	HR	S	P	ERA	WHIP

TOP

Milwaukee Brewers @ Cincinnati Reds

Great American Ball Park, Cincinnati, OH

Tue Sep 23 2014, 7:11 PM - 9:47 PM EDT

Att. 27,307 - Clear - 72 F

livebaseballscorecards.com

AB	29
R	1
H	4
RBI	1
BB	2
SO	10
LOB	9

Batter	1	2	3	4	5	6	7	8	9	AB	R	H	RBI	BB	SO	LOB
6 Billy Hamilton, S (1, 8) OBP: 0.293, SLG: 0.357	B FF 88 B FF 89 C FF 89 S FF 88 F FF 92 S FF 90 2-3 ① **K**		B FF 91 B FF 89 C FF 89 X FF 90 2-1 ① **F8**		F FF 89 F FF 90 B FF 91 T FF 90 1-2 ② **K**			X SI 95 0-0 ① **SH2-4** **2-3**		3	0	0	0	0	2	2
30 Jason Bourgeois, R (1, 7) OBP: 0.292, SLG: 0.261	B FF 89 C FF 90 X FF 90 1-1 ② **F9**		C FF 90 B FC 87 F FF 90 F FF 91 B CU 73 F FC 87 B CU 73 F CH 83 X FF 91 3-2 ② **L9**		B FF 90 F CU 73 F FF 90 B FF 88 X FF 90 2-2 ③ **F9**			X SI 94 0-0 21 G6-4-3 **1B** **3-H**		4	0	1	1	0	0	2
21 Todd Frazier, R (1, 3) OBP: 0.337, SLG: 0.462	F FF 91 B CU 71 F FF 91 B CU 73 B FF 91 X FF 91 3-2 **HR**		B B FC 86 X FF 90 2-0 **2B** **1-3**			B CH 77 S FF 88 S FF 88 B FF 89 X CH 77 2-2 ① **G4-3**		1 SAFE 1 SAFE D SI 96 B SI 96 B SI 96 X SI 96 3-0 ② ③ **G6-4-3** **1-2f**		4	1	2	1	0	0	2
39 Devin Mesoraco, R (1, 2) OBP: 0.362, SLG: 0.545	C FF 90 S CH 82 B FF 90 B FF 90 B CH 80 F CH 83 X FF 91 3-2 **HR**		B CH 84 C FF 90 B FC 86 S CH 82 B FF 91 S CH 82 3-3 ③ **K**			F FF 88 B CH 77 B CH 78 B FF 89 S CH 78 S CH 78 3-3 ② **K**				3	1	1	1	0	2	2
4 Brandon Phillips, R (1, 4) OBP: 0.305, SLG: 0.367	B CU 72 B CU 71 C FF 89 X FF 90 2-1 ③ **P4**			C FF 88 F FF 89 F FF 90 F FF 89 X CH 82 0-2 ① **F7**		B CU 76 B FF 90 S CH 78 C FF 90 B FF 90 X FF 90 3-2 ③ **G4-1**				3	0	0	0	0	0	0
32 Jay Bruce, L (1, 9) OBP: 0.282, SLG: 0.374		C CU 70 B CH 82 X FF 90 1-1 ① **P4**		S CH 82 S CH 82 X FF 91 0-2 ② **F7**			B CH 77 F FF 88 S CH 78 B CH 78 F FF 89 X CH 79 2-2 ① **G3-1**			3	0	0	0	0	0	0
17 Kristopher Negrón, R (1, 5) OBP: 0.299, SLG: 0.432		B CU 72 X FF 89 1-0 ② **P3**		C CU 72 X FF 89 0-1 ③ **G4-3**			B CU 77 S CH 79 B FF 90 F CH 79 B FF 89 F CH 80 X FF 91 3-2 ② **L8**			3	0	0	0	0	0	0
2 Zack Cozart, R (1, 6) OBP: 0.273, SLG: 0.307		B FC 86 C FF 90 F FF 90 X FF 90 1-2 ③ **G4-3**			B CU 71 F FF 88 F CU 72 X CU 71 1-2 47 SH5-3 **2B**		C FF 89 F CH 79 X FF 89 0-2 ③ **P2**			3	0	1	0	0	0	0
47 Johnny Cueto, R (1, 1) OBP: 0.149, SLG: 0.123 29 Brayan Peña, S (8, PH) OBP: 0.292, SLG: 0.356 33 Yorman Rodriguez, R (8, PR) OBP: 0.294, SLG: 0.250 54 Aroldis Chapman, L (9, 1)			B FF 88 B FF 88 B FF 89 B FF 87 4-0 21 2B **BB**		B FC 85 X FF 88 1-0 ① **SH5-3** **2-3**			B SI 95 F SI 95 X SI 96 1-1 6 SH2-4 30 1B **2B**		0 1 0 0	0 0 1 0	0 1 0 0	0 0 0 0	1 0 0 0	0 0 0 0	0 0 0 0
Inning Stats	R: 2 E: 0 K: 1 S: 15 H: 2 LOB: 0 BB: 0 P: 26	R: 0 E: 0 K: 0 S: 6 H: 0 LOB: 0 BB: 0 P: 9	R: 0 E: 0 K: 1 S: 12 H: 1 LOB: 2 BB: 1 P: 26	R: 0 E: 0 K: 0 S: 10 H: 0 LOB: 0 BB: 0 P: 10	R: 0 E: 0 K: 1 S: 10 H: 1 LOB: 1 BB: 0 P: 15	R: 0 E: 0 K: 1 S: 9 H: 0 LOB: 0 BB: 0 P: 17	R: 0 E: 0 K: 0 S: 11 H: 0 LOB: 0 BB: 0 P: 16	R: 1 E: 0 K: 0 S: 5 H: 2 LOB: 1 BB: 0 P: 9		1B: 1 2B: 3 3B: 0 HR: 2	SF: 0 SAC: 2 DP: 1 HBP: 0			WP: 0 PB: 0 SB: 0 CS: 0	PA: 30	

PITCHER	IP	WLS	BF	H	R	ER	SO	BB	IBB	HBP	BLK	WP	HR	S	P	ERA	WHIP
50 Mike Fiers, R (1, 1) ERA: 1.92	5.0	L	20	4	2	2	3	1	0	0	0	0	2	53	86	3.60	1.000
41 Marco Estrada, R (6, 1) ERA: 4.41	2.0		6	0	0	0	1	0	0	0	0	0	0	20	33	0.00	0.000
21 Jeremy Jeffress, R (8, 1) ERA: 2.61	1.0		4	2	1	1	0	0	0	0	0	0	0	5	9	9.00	2.000

PITCHER	IP	WLS	BF	H	R	ER	SO	BB	IBB	HBP	BLK	WP	HR	S	P	ERA	WHIP

BOTTOM

Milwaukee Brewers @ Cincinnati Reds

Great American Ball Park, Cincinnati, OH

Tue Sep 23 2014, 7:11 PM - 9:47 PM EDT

Att. 27,307 - Clear - 72 F

livebaseballscorecards.com

AB	27
R	3
H	6
RBI	3
BB	1
SO	4
LOB	8

Batter	1	2	3	4	5	6	7	8	9	AB	R	H	RBI	BB	SO	LOB
27 Carlos Gómez, R (1, 8) OBP: 0.354, SLG: 0.472	S FF 90 F SL 82 B SL 84 B FF 92 C FF 92 2-3 ① K		X SL 83 0-0 ② F8		B FF 90 F SL 83 X FF 89 1-1 1-3 3-H 2B		1 SAFE F FF 93 F FF 93 B CU 85 B FF 92 F FF 93 B CH 86 B FF 94 4-2 1-2 20 BB BB	B SL 82 B CH 82 X FF 90 2-0 ③ L4		4	0	1	1	1	1	0
8 Ryan Braun, R (1, 9) OBP: 0.323, SLG: 0.458	C FF 90 X SI 90 0-1 ② P3		B FF 90 B FF 88 B FF 89 C FF 88 X FF 86 3-1 ③ F8		D SL 82 B SL 80 B FF 87 B FF 87 4-0 BB		B CU 86 X SL 91 1-0 ② L8		B FF 84 B SI 87 X SI 87 2-0 ① G6-3	4	0	0	0	1	0	2
20 Jonathan Lucroy, R (1, 2) OBP: 0.373, SLG: 0.467	C FF 92 B SL 81 B SL 82 B FF 90 B FF 90 4-1 BB			B CH 86 B FF 88 X FF 88 2-0 ① F9	C FF 92 B FF 93 C FF 93 F SL 84 B FF 93 X FF 93 2-2 ② L9		B SL 90 B SL 90 B FF 93 B FF 93 4-0 1-2 2-3 BB		B SL 77 B KC 71 F SI 85 B SL 79 B FF 87 4-1 BB	2	0	0	0	3	0	3
16 Aramis Ramirez, R (1, 5) OBP: 0.334, SLG: 0.434	F FF 90 B FF 90 F FF 90 C SL 82 1-3 ③ K			S SL 81 B SL 82 X SL 80 1-1 28 G3 1B 2B	F FF 94 F FF 93 F FF 94 D SL 85 B SL 85 F FF 94 B FF 93 T SL 85 3-2 ③ K		C FF 94 F SI 92 B SI 93 X CU 86 1-2 ③ G5-3		F SI 85 B SI 86 F SI 87 X KC 74 1-2 ② F7	5	1	1	0	0	2	8
28 Gerardo Parra, L (1, 7) OBP: 0.311, SLG: 0.373		B FF 89 B SL 77 X FF 89 2-0 ① G4-3		B SL 79 T CH 84 S CH 86 D SL 82 B FF 86 X CH 83 3-2 ② G3 2-3		F CH 87 B CU 75 C CU 73 B FF 92 B CU 73 B CH 86 4-2 24 G4-6-3 BB		C SL 81 F FF 92 B FF 92 B SL 80 B SL 82 B FF 91 4-2 9 E BB BB	B SI 88 X CH 81 1-0 ③ G3	3	1	0	0	2	0	2
Rickie Weeks Jr., R (1, 4) OBP: 0.344, SLG: 0.436		B FF 89 F FF 89 X SL 80 1-1 24 FC6-4 1B		B FF 89 X SI 88 1-0 ③ 3-H 1B		B FF 92 X SL 82 1-0 ① F9		B FF 90 B FF 90 B CH 80 B FF 90 4-0 1-2 9 E BB		3	1	2	1	1	0	1
24 Lyle Overbay, L (1, 3) OBP: 0.331, SLG: 0.337		C FF 89 C SI 89 B FF 90 B SI 90 X SI 85 2-2 ② FC6-4 1-2f			S CH 82 C CH 84 B SI 86 B FF 91 X CH 85 2-2 ① G3-1	C CH 87 B FF 91 B CH 86 X CH 86 2-1 ②③ G4-6-3 1-2f		S FF 90 F CH 81 F FF 91 D SL 81 X SL 81 1-2 ① P2		3	0	0	0	0	0	2
18 Khris Davis, R (8, PH) OBP: 0.301, SLG: 0.460										1	0	0	0	0	0	2
7 Mark Reynolds, R (8, 3) OBP: 0.287, SLG: 0.394										0	0	0	0	0	0	0
9 Jean Segura, R (1, 6) OBP: 0.284, SLG: 0.315		B FF 90 F SL 80 C SL 82 X SL 84 1-2 ③ G3-1		F SL 80 B FF 88 B FF 89 B SL 80 C FF 88 D SL 81 4-2 26 WP 27 2B BB			S CU 84 B SI 94 B CU 86 X SI 94 2-1 20 BB 27 WP 1B	C CH 81 X FF 90 0-1 1-H 2-H E7 26 SF9 2B		3	2	2	2	1	0	1
26 Kyle Lohse, R (1, 1) OBP: 0.154, SLG: 0.115			S FF 88 B SL 80 B FF 88 C FF 88 B FF 89 X FF 89 3-2 ① P6		1 SAFE B FF 86 B FF 84 L FF 84 B CH 83 B FF 87 4-1 27 2B 1-3 BB		C FF 92 L FF 93 B CU 86 D CU 86 L SL 91 2-3 ① K	B FF 91 B FF 89 X FF 89 2-0 ② 3-H SF9		2	0	0	1	1	1	1

Inning Stats	1	2	3	4	5	6	7	8	9
	R: 0 E: 0 K: 2 S: 9	R: 0 E: 0 K: 0 S: 9	R: 0 E: 0 K: 0 S: 6	R: 1 E: 0 K: 0 S: 7	R: 1 E: 0 K: 1 S: 17	R: 0 E: 0 K: 0 S: 5	R: 0 E: 0 K: 1 S: 12	R: 3 E: 1 K: 0 S: 10	R: 0 E: 0 K: 0 S: 6
	H: 0 LOB: 1 BB: 1 P: 16	H: 1 LOB: 1 BB: 0 P: 15	H: 0 LOB: 0 BB: 0 P: 12	H: 2 LOB: 1 BB: 0 P: 14	H: 1 LOB: 3 BB: 3 P: 37	H: 0 LOB: 0 BB: 1 P: 12	H: 1 LOB: 3 BB: 2 P: 26	H: 1 LOB: 0 BB: 2 P: 23	H: 0 LOB: 1 BB: 1 P: 14

1B: 3 SF: 1
2B: 3 SAC: 0
3B: 0 DP: 1
HR: 0 HBP: 0

WP: 3 PA: 41
PB: 0
SB: 0
CS: 0

PITCHER		IP	WLS	BF	H	R	ER	SO	BB	IBB	HBP	BLK	WP	HR	S	P	ERA	WHIP
64 Daniel Corcino, R ERA: 4.34	(1, 1)	4.1	L	20	4	2	2	2	4	0	0	0	1	0	39	80	4.15	1.846
60 J.J. Hoover, R ERA: 5.04	(5, 1)	1.2		5	0	0	0	1	1	0	0	0	0	0	14	26	0.00	0.600
62 Pedro Villarreal, R ERA: 3.29	(7, 1)	1.0		6	1	0	0	1	2	0	0	0	1	0	12	26	0.00	3.000
41 Ryan Dennick, L ERA: 11.57	(8, 1)	1.0		6	1	3	2	0	2	0	0	0	0	0	10	23	18.00	3.000
63 Sam LeCure, R ERA: 3.44	(9, 1)	1.0		4	0	0	0	0	1	0	0	0	0	0	6	14	0.00	1.000

PITCHER	IP	WLS	BF	H	R	ER	SO	BB	IBB	HBP	BLK	WP	HR	S	P	ERA	WHIP

TOP

Milwaukee Brewers @ Cincinnati Reds

Great American Ball Park, Cincinnati, OH

Wed Sep 24 2014, 7:11 PM - 10:04 PM EDT

Att. 27,033 - Clear - 75 F

livebaseballscorecards.com

AB	30
R	5
H	6
RBI	5
BB	10
SO	4
LOB	22

BOTTOM

Milwaukee Brewers @ Cincinnati Reds

Great American Ball Park, Cincinnati, OH

Wed Sep 24 2014, 7:11 PM - 10:04 PM EDT

Att. 27,033 - Clear - 75 F

livebaseballscorecards.com

Batter	1	2	3	4	5	6	7	8	9	AB	R	H	RBI	BB	SO	LOB
6 Billy Hamilton, S (1, 8) OBP: 0.292, SLG: 0.355 28 Chris Heisey, R (5, 8) OBP: 0.266, SLG: 0.380	C SI 87 B SI 87 S SI 88 X SI 88 1-2 F8 ①		B SI 89 F SI 89 F SI 89 F SI 89 F CH 76 F FF 90 B SI 88 X CH 78 2-2 L4 ③			B CU 75 S CH 78 S CH 78 X CH 78 1-2 F7 ②			F CU 75 B CH 80 B SL 84 F SI 88 S CH 79 2-3 K ②	2 2	0 0	0 0	0 0	0 0	0 1	1 0
30 Jason Bourgeois, R (1, 7) OBP: 0.250, SLG: 0.222	C SI 88 X SL 84 0-1 P4 ②			B CU 75 F SL 85 X SL 84 1-1 L9 ①		C SL 85 B SL 85 F SI 88 B SL 84 S SL 84 2-3 K ③			F SL 84 B SL 86 X SI 90 1-1 G4-3 ③	4	0	0	0	0	1	0
21 Todd Frazier, R (1, 5) OBP: 0.336, SLG: 0.460	B CU 75 S SL 84 B SI 88 F SL 85 S SL 85 2-3 K ③			F SL 85 X SI 88 0-1 F9 ②			B CH 77 X SL 84 1-0 G4-3 ①			3	0	0	0	0	1	0
39 Devin Mesoraco, R (1, 2) OBP: 0.360, SLG: 0.541 63 Sam LeCure, R (9, 1)		C SL 85 B SI 87 S CH 77 B CH 78 S CH 79 2-3 K ①		X CH 78 0-0 G6-3 ③			X SL 83 0-0 F8 ②			3 0	0 0	0 0	0 0	0 0	1 0	0 0
4 Brandon Phillips, R (1, 4) OBP: 0.303, SLG: 0.365		X SI 90 0-0 F8 ②			C CU 73 S CH 78 X SI 88 0-2 L9 ①		B CH 78 C SI 88 C SI 88 F CH 78 X SI 89 1-2 G6-3 ③			3	0	0	0	0	0	0
32 Jay Bruce, L (1, 9) OBP: 0.280, SLG: 0.372		F SI 90 C CH 79 B SI 89 C SL 85 1-3 K ③			B CH 78 F SI 89 S CH 78 B CH 78 X SI 89 2-2 L8 ②			B CH 77 C CH 77 C SI 88 C SL 84 1-3 K ①		3	0	0	0	0	2	0
9 Jack Hannahan, L (1, 3) OBP: 0.229, SLG: 0.261			S CU 75 B FF 88 C SI 89 X CU 74 1-2 64 SH3-4 1B		B CU 74 X SL 84 1-0 1B			B SI 88 C SI 88 B SI 88 B SI 88 X SI 88 3-1 F7 ②		3	0	2	0	0	0	0
2 Zack Cozart, R (1, 6) OBP: 0.271, SLG: 0.305			B SI 88 B SI 89 F SI 88 F CH 78 B SI 87 F CH 78 X SI 88 3-2 L8 ①		F CU 73 X SL 84 0-1 G5-3 ③			C SL 85 C SI 89 B SL 84 B CH 78 X SI 88 2-2 L8 ③		3	0	0	0	0	0	2
64 Daniel Corcino, R (1, 1) OBP: 0.333, SLG: 0.333 60 J.J. Hoover, R (5, 1) 23 Donald Lutz, L (6, PH) OBP: 0.222, SLG: 0.255 62 Pedro Villarreal, R (7, 1) OBP: 0.500, SLG: 0.500 41 Ryan Dennick, L (8, 1) 16 Tucker Barnhart, L (9, 2) OBP: 0.240, SLG: 0.239			X CH 76 0-0 SH3-4 ② 1-2			B SI 88 X SI 87 1-0 L1 ①			B CU 74 B SI 88 F SI 88 F SI 88 B SL 84 X SI 87 3-2 G4-3 ①	0 0 1 0 0 1	0 0 0 0 0 0	0 0 0 0 0 0	0 0 0 0 0 0	0 0 0 0 0 0	0 0 0 0 0 0	0 0 0 0 0 0
Inning Stats	R: 0 E: 0 K: 1 S: 8 H: 0 LOB: 0 BB: 0 P: 11	R: 0 E: 0 K: 2 S: 7 H: 0 LOB: 0 BB: 0 P: 10	R: 0 E: 0 K: 0 S: 14 H: 1 LOB: 1 BB: 0 P: 20	R: 0 E: 0 K: 0 S: 5 H: 0 LOB: 0 BB: 0 P: 6	R: 0 E: 0 K: 0 S: 9 H: 1 LOB: 1 BB: 0 P: 12	R: 0 E: 0 K: 1 S: 7 H: 0 LOB: 0 BB: 0 P: 11	R: 0 E: 0 K: 0 S: 6 H: 0 LOB: 0 BB: 0 P: 8	R: 0 E: 0 K: 1 S: 8 H: 0 LOB: 0 BB: 0 P: 14	R: 0 E: 0 K: 1 S: 8 H: 0 LOB: 0 BB: 0 P: 14	1B: 2 2B: 0 3B: 0 HR: 0 SF: 0 SAC: 1 DP: 0 HBP: 0						

	AB	28
	R	0
	H	2
	RBI	0
	BB	0
	SO	6
	LOB	3

WP: 0 PA: 29
PB: 0
SB: 0
CS: 0

PITCHER		IP	WLS	BF	H	R	ER	SO	BB	IBB	HBP	BLK	WP	HR	S	P	ERA	WHIP
26 Kyle Lohse, R	(1, 1)	9.0	W	29	2	0	0	6	0	0	0	0	0	0	72	106	0.00	0.222
ERA: 3.54																		

PITCHER	IP	WLS	BF	H	R	ER	SO	BB	IBB	HBP	BLK	WP	HR	S	P	ERA	WHIP

Milwaukee Brewers @ Cincinnati Reds

Great American Ball Park, Cincinnati, OH

Thu Sep 25 2014, 12:37 PM - 3:47 PM EDT

Att. 25,824 - Sunny - 71 F

TOP

livebaseballscorecards.com

Batter	1	2	3	4	5	6	7	8	9	AB	R	H	RBI	BB	SO	LOB
27 Carlos Gómez, R (1, 8) OBP: 0.353, SLG: 0.470	B CH 81 B CH 81 C FF 87 X FF 88 2-1 ① L8		X CH 82 0-0 ③ L8		C FF 88 S FF 87 X CU 75 0-2 ③ L7		B SI 85 F KC 75 S KC 74 B KC 73 D KC 75 D SL 81 4-2 BB			3	0	0	0	1	0	0
8 Ryan Braun, R (1, 9) OBP: 0.323, SLG: 0.457	C FF 88 B FF 88 B FF 88 B CH 82 S FF 88 F FF 89 X FF 89 3-2 ② F7			B FF 87 B FF 87 S CH 80 X FF 88 2-1 16 WP, 20 BB, 16 FC4-2 1B		B CH 80 S CH 80 X CH 81 1-1 ① G5-3	S SL 88 B FF 98 F SL 88 F FF 98 F SL 89 F FF 98 F CH 91 D SL 90 X FF 98 2-2 ③ G5-3			4	0	1	0	0	0	2
20 Jonathan Lucroy, R (1, 2) OBP: 0.372, SLG: 0.465	B FF 89 X FF 88 1-0 ③ G6-3			1 SAFE B FF 86 F CH 80 1 SAFE B FF 87 B FF 87 B CH 80 4-1 16 FC4-2, 16 WP, 18 SF9 1-2 BB		B FF 87 B FF 87 C CH 81 X CH 82 2-1 ② G5-3		B FF 97 S FF 96 C FF 97 F FF 99 X FF 98 1-2 ① L8		3	1	0	0	1	0	0
16 Aramis Ramirez, R (1, 5) OBP: 0.333, SLG: 0.432		C FF 86 B CH 80 X CH 81 1-1 ① G5-3		B FF 88 F CH 80 B CH 82 X FF 87 2-1 ① FC4-2 HBP 1-3 2-H		B FF 88 B CH 82 B FF 88 F FF 88 X FF 88 3-1 1B		B FF 98 X FF 98 1-0 ② F9		4	0	1	0	0	0	2
18 Khris Davis, R (1, 7) OBP: 0.299, SLG: 0.457		X FF 88 0-0 ② F9		X FF 88 0-0 ② SF9 3-H		S FF 87 D CH 82 B FF 88 S CH 81 S CU 75 2-3 ③ K		B FF 98 B FF 96 X FF 97 2-0 ③ F9		3	0	0	1	0	1	1
Rickie Weeks Jr., R (1, 4) OBP: 0.350, SLG: 0.451		C CH 80 B CH 82 S FF 88 B CH 83 X FF 88 2-2 HR		H FF 89 1-0 1-2 HBP			B KC 67 C SI 86 S KC 72 X KC 73 1-2 9 1B, 24 1B, 2 G4-6-3 1B		S FF 96 B FF 98 C FF 96 C SL 86 1-3 ① K	3	2	2	1	0	1	0
15 Jason Rogers, R (1, 3) OBP: 0.250, SLG: 0.286 24 Lyle Overbay, L (7, PH) OBP: 0.333, SLG: 0.340 (7, 3) 5 Héctor Gómez, R (9, PH) OBP: 0.133, SLG: 0.133		C CH 81 B FF 89 F FF 88 B FF 88 F SL 80 X CH 83 2-2 ③ G1-3		F CH 81 B FF 89 1 SAFE F FF 88 S FF 88 1-3 ③ K			B SI 86 X CH 79 1-0 2 G4-6-3, 9 1B 1-2 1B		C FF 97 B SL 85 X SL 86 1-1 ② G5-3	2 1 1	0 0 0	0 1 0	0 0 0	0 0 0	1 0 0	2 0 0
9 Jean Segura, R (1, 6) OBP: 0.284, SLG: 0.315			C FF 88 B CH 81 X FF 89 1-1 ① G6-3		L CH 80 F FF 87 X FF 90 0-2 ① G1-3		F KC 72 D KC 74 B SI 85 C SI 85 B SI 87 X CH 84 3-2 2 G4-6-3 1-2 2-3 1B		B SL 84 F FF 96 C FF 98 F FF 100 X SL 88 1-2 ③ G3-1	4	0	1	0	0	0	0
49 Yovani Gallardo, R (1, 1) OBP: 0.127, SLG: 0.130 13 Will Smith, R (6, 1) 2 Scooter Gennett, L (7, PH) OBP: 0.321, SLG: 0.436 53 Brandon Kintzler, R (7, 1) 51 Jonathan Broxton, R (8, 1)			X FF 88 0-0 ② F7		B FF 89 X FF 88 1-0 ② G4-3		B CH 84 X CH 79 1-0 ① ② G4-6-3 1-2f 2-3 3-H			2 0 1 0 0	0 0 0 0 0	0 0 0 0 0	0 0 0 0 0	0 0 0 0 0	0 0 2 0 0	0 0 0 0 0
Inning Stats	R: 0 E: 0 K: 0 S: 7 H: 0 LOB: 0 BB: 0 P: 13	R: 1 E: 0 K: 0 S: 10 H: 1 LOB: 0 BB: 0 P: 15	R: 0 E: 0 K: 0 S: 4 H: 0 LOB: 0 BB: 0 P: 5	R: 1 E: 0 K: 1 S: 9 H: 1 LOB: 2 BB: 1 P: 19	R: 0 E: 0 K: 0 S: 7 H: 0 LOB: 0 BB: 0 P: 8	R: 0 E: 0 K: 1 S: 9 H: 1 LOB: 1 BB: 0 P: 17	R: 1 E: 0 K: 0 S: 17 H: 3 LOB: 2 BB: 1 P: 29	R: 0 E: 0 K: 0 S: 6 H: 0 LOB: 0 BB: 0 P: 10	R: 0 E: 0 K: 1 S: 9 H: 0 LOB: 0 BB: 0 P: 12	1B: 5 2B: 0 3B: 0 HR: 1	SF: 1 SAC: 0 DP: 1 HBP: 1		WP: 1 PB: 0 SB: 0 CS: 0	PA: 35		

	AB	31
	R	3
	H	6
	RBI	2
	BB	2
	SO	3
	LOB	9

PITCHER		IP	WLS	BF	H	R	ER	SO	BB	IBB	HBP	BLK	WP	HR	S	P	ERA	WHIP
36 David Holmberg, L ERA: 4.8	(1, 1)	6.0	W	23	3	2	2	2	1	0	1	0	1	1	46	77	3.00	0.667
63 Sam LeCure, R ERA: 3.56	(7, 1)	0.2	H	5	3	1	1	0	1	0	0	0	0	0	10	20	13.50	6.000
70 Jumbo Díaz, R ERA: 3.48	(7, 1)	1.1	H	4	0	0	0	0	0	0	0	0	0	0	13	19	0.00	0.000
54 Aroldis Chapman, L ERA: 2.08	(9, 1)	1.0	S	3	0	0	0	1	0	0	0	0	0	0	9	12	0.00	0.000

PITCHER	IP	WLS	BF	H	R	ER	SO	BB	IBB	HBP	BLK	WP	HR	S	P	ERA	WHIP

Milwaukee Brewers @ Cincinnati Reds

Great American Ball Park, Cincinnati, OH

Thu Sep 25 2014, 12:37 PM - 3:47 PM EDT

Att. 25,824 - Sunny - 71 F

BOTTOM

Batter	1	2	3	4	5	6	7	8	9	AB	R	H	RBI	BB	SO	LOB
4 Brandon Phillips, R (1, 4) OBP: 0.304, SLG: 0.372	B FF 89 B SI 90 C SI 90 X FF 90 2-1 L8 ①		C CU 78 X CU 79 0-1 21 WP, 29 SH1-3, 32 1B, 1B	F SI 93 D FF 94 B SI 93 F SI 93 X SI 94 2-2 G6-3 ③		1 SAFE C SL 87 X SI 91 0-1 1-H HR		C FF 97 F FF 98 B FF 96 S SL 90 1-3 K ③		5	2	2	2	0	1	2
29 Brayan Peña, S (1, 3) OBP: 0.295, SLG: 0.359 70 Jumbo Díaz, R (7, 1) 28 Chris Heisey, R (9, 7) OBP: 0.266, SLG: 0.380	C FF 91 C CU 77 F FF 91 X CU 77 0-2 48 BB, 32 1B, 1B		B CU 77 X FF 91 1-0 SH1-3 ① 1-2		B SL 87 X CU 78 1-0 21 FC5-4, 1B	C FF 91 B CU 76 B FF 92 F FF 92 F SL 81 B FF 94 F FF 93 S SL 82 3-3 K ①				3 0 0	0 0 0	2 0 0	0 0 0	0 0 0	1 0 0	0 0 0
21 Todd Frazier, R (1, 5) OBP: 0.334, SLG: 0.457	F CU 77 B SI 91 X SL 86 1-1 F9 ②		C SI 92 S CU 79 B SL 86 F CU 80 F SI 93 C FF 93 1-3 K ② 2-3		X SL 88 0-0 FC5-4 ① 32 2B, 48 E 1-2f	X FF 92 0-0 F7 ②				4	1	0	0	0	1	3
32 Jay Bruce, L (1, 9) OBP: 0.284, SLG: 0.377	D CU 77 B SL 87 X SI 91 2-0 48 BB, 1B 1-2		D SL 88 C SI 92 B CH 87 C CU 79 F SI 93 B SL 88 X SL 89 3-2 1B 3-H		C FF 91 1 SAFE B SI 92 B SI 92 S SL 87 F SI 92 1 SAFE X SL 87 2-2 48 E, 33 1B, 2B 1-3	C SL 79 S SL 82 B SL 82 B SL 82 X FF 94 2-2 F8 ③				4	1	3	1	0	0	0
48 Ryan Ludwick, R (1, 7) OBP: 0.304, SLG: 0.376 54 Aroldis Chapman, L (9, 1)	S CU 79 B CU 79 B FF 93 B SL 88 F SL 87 F CU 79 B SI 93 4-2 BB 1-2 2-3		X FF 92 0-0 P4 ③		C SL 87 B SI 92 X SI 92 1-1 E4 33 1B 2-3 3-H		B SI 90 S SL 84 C SI 91 B SL 85 F SI 92 X FF 93 2-2 F8 ①			3 0	0 0	0 0	0 0	1 0	0 0	2 0
33 Yorman Rodriguez, R (1, 8) OBP: 0.333, SLG: 0.300	B CU 78 S CU 80 C FF 92 D CU 80 D CU 80 C FF 93 3-3 K ③			X FF 90 0-0 16 E, 1B	X SL 88 0-0 1-2 3-H, 1B		F FF 91 F FF 92 B SL 86 F SI 92 B SI 92 F FF 93 C FF 93 2-3 K ②			4	0	2	1	0	2	3
2 Zack Cozart, R (1, 6) OBP: 0.269, SLG: 0.303		X FF 91 0-0 L7 ①		1 SAFE B CU 78 1 SAFE D SL 89 C SI 92 F SI 92 F SI 93 1 SAFE B SI 92 3-2 P3 ①	B SI 91 C FF 93 F SI 92 F CU 79 X FF 92 1-2 F8 ②		C SI 91 F SL 84 F SI 93 C SI 93 0-3 K ③			4	0	0	0	0	1	3
16 Tucker Barnhart, L (1, 2) OBP: 0.222, SLG: 0.220		C FF 90 T FF 92 B B FF 92 C SI 92 2-3 K ②		B FF 92 F FF 92 B CU 78 F SI 93 1 SAFE F CU 78 X FF 93 2-2 E4 36 SH1-4 1-3	B SI 92 C FF 92 F SI 91 B SL 89 S SI 92 2-3 K ③			B FF 94 S FF 94 F FF 94 B SL 91 F FF 96 S SL 89 2-3 K ①		4	0	0	0	0	3	3
36 David Holmberg, R (1, 1) 30 Jason Bourgeois, R (6, PH) OBP: 0.276, SLG: 0.250 63 Sam LeCure, R (7, 1) 9 Jack Hannahan, L (7, 3) OBP: 0.224, SLG: 0.255		C FF 90 X FF 91 0-1 F9 ③		X SL 88 0-0 SH1-4 ② 1-2		C FF 89 B SI 90 B SL 87 X SI 91 2-1 4 HR, 1B		S CU 81 S FF 97 C FF 98 0-3 K ②		1 1 0 1	0 1 0 0	0 1 0 0	0 0 0 0	0 0 0 0	0 0 0 1	0 0 0 0
Inning Stats	R: 0 E: 0 K: 1 S: 15 H: 2 LOB: 3 BB: 1 P: 27	R: 0 E: 0 K: 1 S: 6 H: 0 LOB: 0 BB: 0 P: 8	R: 1 E: 0 K: 1 S: 13 H: 2 LOB: 1 BB: 0 P: 18	R: 0 E: 1 K: 0 S: 16 H: 1 LOB: 2 BB: 0 P: 23	R: 2 E: 2 K: 1 S: 16 H: 3 LOB: 2 BB: 0 P: 23	R: 2 E: 0 K: 1 S: 13 H: 2 LOB: 0 BB: 0 P: 20	R: 0 E: 0 K: 2 S: 13 H: 0 LOB: 0 BB: 0 P: 17	R: 0 E: 0 K: 3 S: 10 H: 0 LOB: 0 BB: 0 P: 13		1B: 8 2B: 1 3B: 0 HR: 1	SF: 0 SAC: 2 DP: 0 HBP: 0			WP: 1 PB: 0 SB: 0 CS: 0	PA: 37	

	AB	34
	R	5
	H	10
	RBI	4
	BB	1
	SO	10
	LOB	16

livebaseballscorecards.com

PITCHER		IP	WLS	BF	H	R	ER	SO	BB	IBB	HBP	BLK	WP	HR	S	P	ERA	WHIP
49 Yovani Gallardo, R ERA: 3.51	(1, 1)	5.0	L	28	10	5	3	4	1	0	0	0	1	1	70	105	5.40	2.200
13 Will Smith, L ERA: 3.76	(6, 1)	1.0		3	0	0	0	1	0	0	0	0	0	0	9	14	0.00	0.000
53 Brandon Kintzler, R ERA: 3.34	(7, 1)	1.0		3	0	0	0	2	0	0	0	0	0	0	13	17	0.00	0.000
51 Jonathan Broxton, R ERA: 2.34	(8, 1)	1.0		3	0	0	0	3	0	0	0	0	0	0	10	13	0.00	0.000

PITCHER	IP	WLS	BF	H	R	ER	SO	BB	IBB	HBP	BLK	WP	HR	S	P	ERA	WHIP

Batter	1	2	3	4	5	6	7	8	9	AB	R	H	RBI	BB	SO	LOB
5 Josh Harrison, R (1, 5) OBP: 0.349, SLG: 0.494	B SI 89 C SI 88 X SI 90 1-1 F9 ①		C KC 80 F SI 92 F SI 93 F KC 82 D SI 88 X SL 82 1-2 L5 ③		F SI 91 C KC 82 B SL 82 F CH 86 B SI 93 S SI 92 2-3 K ③			C FF 93 S CU 87 X SL 88 0-2 23 2B 1B		4	1	1	0	0	1	1
23 Travis Snider, L (1, 9) OBP: 0.340, SLG: 0.441 25 Gregory Polanco, L (8, PR) OBP: 0.308, SLG: 0.344 (8, 9)	B SI 90 C CH 84 B SI 91 F SI 91 X SI 92 2-2 G4-3 ②			B SI 90 B SI 91 B SI 91 C SI 91 X SI 92 3-1 E5 55 WP 1B		C KC 78 C CH 84 B FF 93 S KC 82 1-3 K2-3 ①		1 SAFE 1 SAFE B FF 92 X SL 90 1-0 22 2B 1-H 2B		4 0	0 1	2 0	1 0	0 0	1 0	0 0
22 Andrew McCutchen, R (1, 8) OBP: 0.408, SLG: 0.544	C SI 91 B SL 81 C SL 82 B SI 92 X SI 92 2-2 P4 ③			B SI 91 D SL 82 B SI 92 C SI 92 C SI 92 S SL 82 3-3 K ①		C SI 93 X SI 92 0-1 G4-3 ②		D CU 86 D CU 84 X SL 90 2-0 2-H 2B		4	0	1	1	0	1	1
18 Neil Walker, S (1, 4) OBP: 0.340, SLG: 0.457		B SI 90 F SI 91 F FC 90 X CH 86 1-2 F8 ①		C SI 91 F FC 90 B SI 86 X SI 92 1-2 G6-3 ②		B CH 86 C SI 92 S SI 92 B KC 82 X SI 94 2-2 G3 ③		I IN 76 I IN 75 I IN 76 I IN 76 4-0 IBB		3	0	0	0	1	0	1
55 Russell Martin, R (1, 2) OBP: 0.402, SLG: 0.430 39 Chase d'Arnaud, R (7, PR) 19 Chris Stewart, R (7, 2) OBP: 0.366, SLG: 0.318		C SL 79 F CH 84 B KC 81 F SI 93 F SL 81 F SI 94 B SL 83 F CH 87 B FC 92 3-2 X KC 82 G5-3 ②		S SL 81 F CH 85 S SL 82 0-3 K 2-3			B CH 83 C KC 80 B KC 80 F SI 92 B SL 82 D KC 82 4-2 10 CS BB	C CU 85 X FF 91 0-1 F9 ③		2 0 1	0 0 0	0 0 0	0 0 0	1 0 0	1 0 0	1 0 2
6 Starling Marte, R (1, 7) OBP: 0.358, SLG: 0.455		X SI 93 0-0 17 CS 1B		C SL 82 F SL 81 S FF 92 0-3 K ③			F SI 91 F SI 91 B SI 91 1 SAFE S SL 82 1-3 K ①		B CU 75 X FF 92 1-0 L9 ①	4	0	1	0	0	2	3
17 Gaby Sanchez, R (1, 3) OBP: 0.298, SLG: 0.393		C KC 79 1 SAFE B SI 92 1-1 CS 1-2 ③	F SI 91 B KC 80 B SI 92 C KC 80 S SL 81 2-3 K ①		X FC 89 0-0 HR		1 SAFE B KC 81 X KC 81 1-0 L8 ②		C SL 84 B SL 84 B FF 92 B FF 93 B FF 92 4-1 BB	3	1	1	1	1	1	1
10 Jordy Mercer, R (1, 6) OBP: 0.306, SLG: 0.382			C KC 80 X SI 92 0-1 G4-3 ②		X SI 90 0-0 G5-3 ①		B SI 92 1-0 CS 1-2 ③	B FF 94 X SL 91 1-0 G4-3 ①	C FF 92 B FF 91 B FF 91 X FF 92 2-1 F9 ②	4	0	0	0	0	0	1
46 Vance Worley, R (1, 1) OBP: 0.091, SLG: 0.094 48 Jared Hughes, R (7, 1) 57 Andrew Lambo, L (8, PH) OBP: 0.270, SLG: 0.378 44 Tony Watson, L (8, 1) OBP: 0.333, SLG: 0.333 31 Jose Tabata, R (9, PH) OBP: 0.315, SLG: 0.335 35 Mark Melancon, R (9, 1)			B SI 92 B FF 92 B FF 91 C SI 91 F SI 91 B FC 92 4-2 BB		B SI 90 C SI 90 T SI 90 S SL 82 1-3 K2-3 ②			B SL 91 B SL 90 X FF 93 2-0 L7 ②	B CU 74 F FF 91 B SL 84 B FF 92 S FF 92 F FF 92 F FF 93 F FF 93 F SL 83 3-2 F FF 83 X FF 94 L9 ③	1 0 1 0 1 0	0 0 0 0 0 0	0 0 0 0 0 0	0 0 0 0 0 0	1 0 0 0 0 0	1 0 0 0 0 0	0 0 0 0 1 0
Inning Stats	R: 0 E: 0 K: 0 S: 8 H: 0 LOB: 0 BB: 0 P: 13	R: 0 E: 0 K: 0 S: 12 H: 1 LOB: 0 BB: 0 P: 17	R: 0 E: 0 K: 1 S: 12 H: 0 LOB: 1 BB: 1 P: 19	R: 0 E: 1 K: 3 S: 14 H: 1 LOB: 2 BB: 0 P: 21	R: 1 E: 0 K: 2 S: 9 H: 1 LOB: 0 BB: 0 P: 12	R: 0 E: 0 K: 1 S: 8 H: 0 LOB: 0 BB: 0 P: 11	R: 0 E: 0 K: 1 S: 6 H: 0 LOB: 1 BB: 1 P: 13	R: 2 E: 0 K: 0 S: 9 H: 3 LOB: 2 BB: 1 P: 19	R: 0 E: 0 K: 0 S: 12 H: 0 LOB: 1 BB: 1 P: 22	1B: 3 2B: 2 3B: 0 HR: 1 SF: 0 SAC: 0 DP: 0 HBP: 0						

PITCHER		IP	WLS	BF	H	R	ER	SO	BB	IBB	HBP	BLK	WP	HR	S	P	ERA	WHIP
44 Mike Leake, R ERA: 3.7	(1, 1)	7.0		25	3	1	1	8	2	0	0	0	1	1	69	106	1.29	0.714
62 Pedro Villarreal, R ERA: 4.3	(8, 1)	1.0	L	7	3	2	2	0	0	1	0	0	0	0	9	19	18.00	3.000
60 J.J. Hoover, R ERA: 4.96	(9, 1)	1.0		4	0	0	0	0	1	0	0	0	0	0	12	22	0.00	1.000

PITCHER	IP	WLS	BF	H	R	ER	SO	BB	IBB	HBP	BLK	WP	HR	S	P	ERA	WHIP

TOP

Pittsburgh Pirates @ Cincinnati Reds

Great American Ball Park, Cincinnati, OH

Fri Sep 26 2014, 7:10 PM - 9:59 PM EDT

Att. 35,611 - Clear - 77 F

livebaseballscorecards.com

AB	32
R	3
H	6
RBI	3
BB	4
SO	8
LOB	12

WP: 1 PA: 38
PB: 0
SB: 0
CS: 2

Batter	1	2	3	4	5	6	7	8	9	AB	R	H	RBI	BB	SO	LOB
17 Kristopher Negrón, R (1, 5) OBP: 0.311, SLG: 0.441	C FF 86 F FF 87 F SI 88 F SI 87 F KC 78 B SI 89 X SI 88 1-2 ① G6-3		X SI 88 0-0 ① 4 G6-4-3 1B		F FF 90 F SI 89 X SI 89 0-2 2-H 1B		F SI 92 B SI 92 S SI 92 X SI 93 1-2 1-2 1B			4	0	3	1	0	0	0
29 Brayan Peña, S (1, 3) OBP: 0.292, SLG: 0.354	C SI 87 B FF 90 X KC 76 1-1 ② F7		B SL 83 X SL 83 1-0 ① F7		B SL 84 C SL 85 B SI 90 S SI 90 F SL 84 X KC 76 2-2 ③ L7		C SI 92 F FF 93 B FF 94 F CH 88 B SI 93 B SI 93 X SI 93 3-2 ③ G3			4	0	0	0	0	0	4
4 Brandon Phillips, R (1, 4) OBP: 0.305, SLG: 0.373	B FF 90 X FF 90 1-0 1B		X FF 89 0-0 ②③ G6-4-3 1-2f			C FF 90 S KC 77 B KC 76 T SI 88 1-2 ① K		S CH 87 S SI 94 B SI 95 B SI 95 F SI 95 B SI 96 F SI 95 X SI 96 3-2 1B		4	0	2	0	0	1	1
32 Jay Bruce, L (1, 9) OBP: 0.281, SLG: 0.374	X FF 87 0-0 ③ G3			C SI 87 C SL 81 B SL 83 C SI 89 1-3 ① K		F SL 84 S SL 86 S KC 78 0-3 ② K		B SI 96 S SI 96 C SI 95 F SI 96 S SI 96 1-3 ① K		4	0	0	0	0	3	2
28 Chris Heisey, R (1, 8) OBP: 0.269, SLG: 0.386		C SI 90 X KC 75 0-1 16 1B 1B		X SL 85 0-0 ② G5-3		B SL 86 S FF 92 C FF 92 X SI 90 1-2 33 WP 2B		C SI 96 X SI 96 0-1 ② F7		4	0	2	0	0	0	1
33 Yorman Rodriguez, R (1, 7) OBP: 0.280, SLG: 0.250		F FF 87 S FF 89 C SI 88 0-3 ① K	B FC 91 X SL 85 1-0 ③ L8			F SL 85 B SI 89 S FF 91 B FF 92 X SL 84 2-2 ③ G6-3 2-3		S SI 96 X CH 87 0-1 ③ P6		4	0	0	0	0	1	3
2 Zack Cozart, R (1, 6) OBP: 0.269, SLG: 0.302		1 SAFE 1 SAFE C SL 84 B FF 89 1 SAFE B FF 90 X SL 84 2-1 ② P2	B SL 85 X FF 89 1-0 ① 1B			C FF 90 X FF 89 0-1 ① G6-3		X FC 91 0-0 ① G5-3		4	0	1	0	0	0	1
16 Tucker Barnhart, L (1, 2) OBP: 0.241, SLG: 0.241		B KC 76 F SI 88 S SL 85 B SI 88 F SL 83 X SI 90 2-2 1-3 1B	X KC 76 0-0 ② F8			B FF 90 C FF 90 X SL 85 1-1 17 1B 1B		C FC 90 B FC 91 C KC 78 S KC 80 1-3 ② K		4	0	2	0	0	1	0
44 Mike Leake, R (1, 1) OBP: 0.188, SLG: 0.338 21 Todd Frazier, R (7, PH) OBP: 0.333, SLG: 0.456 62 Pedro Villarreal, R (8, 1) OBP: 0.500, SLG: 0.500 60 J.J. Hoover, R (9, 1) 30 Jason Bourgeois, R (9, PH) OBP: 0.267, SLG: 0.241		X SL 86 0-0 ③ L1	X SL 84 0-0 17 1B 2B				C SL 84 F SI 91 B SL 86 F SI 93 S FF 93 1-3 ② K		B FC 91 S FC 90 B FC 90 X FC 90 2-1 ③ G6-3	2 1 0 0 1	1 0 0 0 0	1 0 0 0 0	0 0 0 0 0	0 1 0 0 0	0 1 0 0 0	2 1 0 0 0
Inning Stats	R: 0 H: 1 E: 0 LOB: 1 K: 0 BB: 0 S: 10 P: 13	R: 0 H: 2 E: 0 LOB: 2 K: 1 BB: 0 S: 12 P: 16	R: 0 H: 1 E: 0 LOB: 0 K: 0 BB: 0 S: 3 P: 4	R: 0 H: 0 E: 0 LOB: 0 K: 1 BB: 0 S: 5 P: 7	R: 1 H: 3 E: 0 LOB: 1 K: 0 BB: 0 S: 10 P: 13	R: 0 H: 1 E: 0 LOB: 1 K: 2 BB: 0 S: 12 P: 16	R: 0 H: 2 E: 0 LOB: 2 K: 1 BB: 0 S: 15 P: 21	R: 0 H: 1 E: 0 LOB: 1 K: 1 BB: 0 S: 13 P: 17	R: 0 H: 0 E: 0 LOB: 0 K: 1 BB: 0 S: 6 P: 9	1B: 9 2B: 2 3B: 0 HR: 0	SF: 0 SAC: 0 DP: 1 HBP: 0			WP: 1 PB: 0 SB: 0 CS: 0	PA: 36		

PITCHER		IP	WLS	BF	H	R	ER	SO	BB	IBB	HBP	BLK	WP	HR	S	P	ERA	WHIP
46 Vance Worley, R ERA: 2.85	(1, 1)	6.1		26	9	1	1	4	0	0	0	0	1	0	56	74	1.42	1.421
48 Jared Hughes, R ERA: 1.99	(7, 1)	0.2	W	3	1	0	0	1	0	0	0	0	0	0	11	16	0.00	1.500
44 Tony Watson, L ERA: 1.42	(8, 1)	1.0	H	4	1	0	0	1	0	0	0	0	0	0	13	17	0.00	1.000
35 Mark Melancon, R ERA: 1.9	(9, 1)	1.0	S	3	0	0	0	1	0	0	0	0	0	0	6	9	0.00	0.000

PITCHER	IP	WLS	BF	H	R	ER	SO	BB	IBB	HBP	BLK	WP	HR	S	P	ERA	WHIP

BOTTOM

Pittsburgh Pirates @ Cincinnati Reds

Great American Ball Park, Cincinnati, OH

Fri Sep 26 2014, 7:10 PM - 9:59 PM EDT

Att. 35,611 - Clear - 77 F

AB	36
R	1
H	11
RBI	1
BB	0
SO	7
LOB	15

livebaseballscorecards.com

Batter	1	2	3	4	5	6	7	8	9	10	AB	R	H	RBI	BB	SO	LOB
5 Josh Harrison, R (1, 5) OBP: 0.349, SLG: 0.494	H SI 90 1-0 18 S HBP		C FF 92 X FC 88 0-1 ② P5		X FF 93 0-0 1-3 18 1B 2B		B KC 75 C KC 74 X CH 83 1-1 ② G6-3		X SL 86 0-0 ① F9		4	1	1	0	0	0	0
23 Travis Snider, L (1, 9) OBP: 0.339, SLG: 0.437 25 Gregory Polanco, L (7, PR) OBP: 0.307, SLG: 0.343 (7, 9)	C SI 90 B SI 91 1 SAFE F SI 91 X FS 84 1-2 ① L8		B FS 84 C FS 85 S FS 84 B FS 85 B EP 57 X FS 84 3-2 ③ G1-3		B SI 94 B SI 94 F FS 84 B FS 85 F FS 84 X FS 86 3-2 ② L9		B KC 72 C CH 82 H SI 88 2-1 22 S 22 1B HBP		S FF 99 C FF 101 S FF 101 0-3 ② K		3 1	0 1	0 0	0 0	0 0	0 1	3 0
22 Andrew McCutchen, R (1, 8) OBP: 0.410, SLG: 0.543	S FF 92 F SI 93 B FF 89 F FC 88 B FS 83 1 SAFE S FS 85 2-3 ② K			F FF 91 B SI 93 B SI 93 F FF 93 F FS 87 F FS 85 B FS 89 B SI 96 4-2 6 G6-3 18 G3 BB	B SI 95 B SI 95 B SI 95 C SI 95 B SI 95 4-1 18 1B BB		1 SAFE F FF 89 1 SAFE B FF 88 F KC 77 B SI 90 F SI 87 X SI 88 2-2 1-H 18 3B 1B		S FF 101 C FF 101 S FF 101 0-3 ③ K		3	1	1	1	2	2	1
18 Neil Walker, S (1, 4) OBP: 0.341, SLG: 0.461	B FS 86 B FS 85 C FS 84 C FS 83 F FS 85 X FS 85 2-2 ③ F9 1-2			C FS 84 1 SAFE B SI 92 D FS 82 X FS 83 2-1 ① G3 1-2	X FS 84 0-0 6 FC5-4 1-3 2-H 3-H 1B		1 SAFE B CH 81 F SI 86 B CH 81 B CH 82 C FF 88 X CH 82 3-2 1-H 3B			B CH 79 X CH 82 1-0 ① F8	5	0	2	3	0	0	2
6 Starling Marte, R (1, 7) OBP: 0.357, SLG: 0.454		C FF 90 X FS 80 0-1 15 G3 10 G6-3 2B		B SI 94 X SI 94 1-0 ② G6-3 2-3	B SI 95 X SI 94 1-0 ③ FC5-4 1-2f		C KC 75 B CH 82 C CH 82 X KC 75 1-2 ③ F8			C SL 82 S FF 90 X FF 89 0-2 ② L8	5	1	1	0	0	0	5
15 Ike Davis, L (1, 3) OBP: 0.345, SLG: 0.379 17 Gaby Sanchez, R (7, 3) OBP: 0.296, SLG: 0.390		F SI 92 C SI 92 F SI 93 F CU 74 D FS 87 X 1-2 ① G3 2-3		F SI 94 F FS 83 B SI 95 D SI 95 F SI 94 S EP 78 2-3 ③ K		C FF 94 X FF 93 0-1 ① P5		S FF 97 B FF 97 F FF 97 T FF 97 1-2 ① K		B SL 82 F SL 82 F FF 90 F CH 80 S SL 82 1-3 ③ K	3 2	0 0	0 0	0 0	0 0	1 2	2 0
10 Jordy Mercer, R (1, 6) OBP: 0.308, SLG: 0.390		X SI 94 0-0 ② G6-3 3-H			B FF 90 L FF 90 X SI 93 1-1 HR	B SL 84 F FF 94 S FF 94 B SL 85 B FF 94 S FF 95 3-3 ② K		S FF 97 X FF 97 0-1 2B			4	1	2	2	0	1	0
19 Chris Stewart, R (1, 2) OBP: 0.356, SLG: 0.308		B FF 91 X FF 91 1-0 ③ G5-3			B FF 92 F SI 91 F FF 92 S SI 94 1-3 ① K	F FF 94 B CU 76 F FF 94 S FF 95 1-3 ③ K		B FF 97 S FF 96 S SL 88 F FF 97 B SL 85 B SL 88 C SL 89 3-3 ② K			4	0	0	0	0	3	1
47 Francisco Liriano, L (1, 1) OBP: 0.143, SLG: 0.214 48 Jared Hughes, R (6, 1) 57 Andrew Lambo, L (7, PH) OBP: 0.261, SLG: 0.348 43 John Holdzkom, R (7, 1) 31 Jose Tabata, R (8, PH) OBP: 0.333, SLG: 0.429 37 Justin Wilson, L (8, 1) 44 Tony Watson, L (8, 1) OBP: 0.333, SLG: 0.500 53 John Axford, R (10, 1) 60 Bobby LaFromboise, L (10, 1)		C SI 90 S SI 93 F SI 93 S FS 83 0-3 ① K		B SI 91 B SI 92 C SI 91 X SI 93 2-1 5 2B 18 1B 1B		C FF 87 X KC 74 0-1 ① G4-3	F FF 99 X SI 97 0-1 ③ G6-3			2 1 1 0 0 1 0 0 0 0 0 0 0 0 1 0 0 0 0 0 0 0 0 0 0 0 0 0 1 0 0 0 0 0 1 0 0 0 0 0 0 0 0 0 0 0 0 0 0 0 0 0 0 0 0 0 0 0 0 0 0 0 0							
Inning Stats	R: 0 H: 0 E: 0 LOB: 1 K: 1 BB: 0 S: 11 P: 17	R: 1 H: 1 E: 0 LOB: 0 K: 0 BB: 0 S: 9 P: 11	R: 0 H: 0 E: 0 LOB: 0 K: 1 BB: 0 S: 9 P: 12	R: 0 H: 0 E: 0 LOB: 1 K: 1 BB: 1 S: 11 P: 20	R: 3 H: 4 E: 0 LOB: 2 K: 1 BB: 1 S: 14 P: 26	R: 0 H: 0 E: 0 LOB: 0 K: 2 BB: 0 S: 8 P: 12	R: 2 H: 2 E: 0 LOB: 2 K: 0 BB: 0 S: 15 P: 24	R: 0 H: 1 E: 0 LOB: 1 K: 2 BB: 0 S: 11 P: 15	R: 0 H: 0 E: 0 LOB: 0 K: 2 BB: 0 S: 7 P: 7	R: 0 H: 0 E: 0 LOB: 0 K: 1 BB: 0 S: 8 P: 10	1B: 3 SF: 0 2B: 3 SAC: 0 3B: 1 DP: 0 HR: 1 HBP: 2						WP: 0 PA: 42 PB: 0 SB: 2 CS: 0

PITCHER	IP	WLS	BF	H	R	ER	SO	BB	IBB	HBP	BLK	WP	HR	S	P	ERA	WHIP
31 Alfredo Simon, R (1, 1) ERA: 3.44	5.0		23	5	4	4	4	2	0	1	0	0	1	54	86	7.20	1.400
60 J.J. Hoover, R (6, 1) ERA: 4.88	1.0		3	0	0	0	2	0	0	0	0	0	0	8	12	0.00	0.000
63 Sam LeCure, R (7, 1) ERA: 3.81	1.0		6	2	2	2	0	0	0	1	0	0	0	15	24	18.00	2.000
70 Jumbo Díaz, R (8, 1) ERA: 3.38	1.0		4	1	0	0	2	0	0	0	0	0	0	11	15	0.00	1.000
54 Aroldis Chapman, L (9, 1) ERA: 2.04	1.0		3	0	0	0	2	0	0	0	0	0	0	7	7	0.00	0.000

PITCHER	IP	WLS	BF	H	R	ER	SO	BB	IBB	HBP	BLK	WP	HR	S	P	ERA	WHIP
40 Dylan Axelrod, R (10, 1) ERA: 2.95	1.0	W	3	0	0	0	1	0	0	0	0	0	0	8	10	0.00	0.000

TOP

Pittsburgh Pirates @ Cincinnati Reds

Great American Ball Park, Cincinnati, OH

Sat Sep 27 2014, 1:06 PM - 4:47 PM EDT

Att. 35,268 - Sunny - 74 F

livebaseballscorecards.com

AB	38
R	6
H	8
RBI	6
BB	2
SO	11
LOB	15

Batter	1	2	3	4	5	6	7	8	9	10	AB	R	H	RBI	BB	SO	LOB
17 Kristopher Negrón, R (1, 5) OBP: 0.320, SLG: 0.450	C SI 91 B SI 94 B FF 93 S FF 94 B SL 86 B SI 92 4-2 4 1B 39 1B BB	B SI 93 S SL 85 B SL 88 B SI 94 X SI 94 3-1 1B		B SI 94 C FF 94 X SL 86 1-1 2B			C FF 95 F FF 96 B FF 96 B FF 97 C FF 96 2-3 ① K		L CH 87 F SI 96 B SI 94 S CH 86 1-3 ② K		4	1	2	0	1	2	0
4 Brandon Phillips, R (1, 4) OBP: 0.306, SLG: 0.373	X SI 93 0-0 21 BB 39 1B 1-3 1B	1 SAFE 1 SAFE B CH 84 S CH 86 X SL 85 1-1 ③ P4		B CH 86 B SI 94 C SL 86 S CH 86 X SL 84 2-2 ③ F7			F FF 96 X FF 97 0-1 21 HR 1B		B CH 87 F CH 86 B SI 96 F SI 96 X SI 96 2-2 ③ G6-3		5	2	2	0	0	0	2
21 Todd Frazier, R (1, 3) OBP: 0.337, SLG: 0.461	F SL 85 B CH 86 D SL 86 D SI 94 B SI 93 4-1 39 E 28 G4-3 39 1B 1-2 BB		F SI 93 F SL 87 B SI 94 F SL 88 B SL 87 C SL 88 2-3 ① K		C SL 83 B SI 93 B SI 94 B CH 86 B CH 87 4-1 28 WP 39 G2-3 48 1B BB		B FF 97 B FF 96 B FF 96 X FF 96 3-0 1-H HR			B FF 97 B SL 88 B FF 96 B FF 96 4-0 48 BB 28 1B 7 HR BB	2	4	1	2	3	1	0
39 Devin Mesoraco, R (1, 2) OBP: 0.360, SLG: 0.538	C CH 86 X CH 86 0-1 E7 28 G4-3 48 FC6-2 1-3 2-H 3-H 1B		B SI 94 B SI 94 B CH 87 B SI 94 4-0 48 BB BB		S CH 87 X SI 93 0-1 ① G2-3 1-2		F FF 96 F FF 95 C FF 96 0-3 ② K			C SL 90 B CU 78 B FF 96 F FF 96 F FF 96 B CU 78 F SL 90 X FF 96 3-2 ① L8	4	0	1	2	1	1	2
28 Chris Heisey, R (1, 8) OBP: 0.268, SLG: 0.382	C SI 94 X SI 94 0-1 ① G4-3 2-3 3-H		B CH 86 C FF 94 F SL 86 B SI 96 X CH 87 2-2 ② L7		F SI 92 B SL 88 F SI 94 S SL 88 1-3 ② K 2-3		X FF 96 0-0 ③ P5			1 SAFE C FF 95 S FF 95 F FF 96 X CU 79 0-2 48 BB 7 HR 1-2 1B	5	1	1	1	0	1	3
48 Ryan Ludwick, R (1, 7) OBP: 0.308, SLG: 0.375	S CH 87 F SI 94 X CH 88 0-2 ② FC6-2 3-H		B FF 94 B CH 86 S CH 87 D SL 87 B SI 94 4-1 1-2 BB		B SL 89 F CH 88 F CH 88 X SI 95 1-2 33 CS 3-H 1B			F FF 95 F FC 91 B FF 95 B FF 97 S FC 92 2-3 ① K		B SL 88 D FF 96 B FF 95 C FF 96 F SL 90 B FF 95 4-2 7 HR 1-2 2-3 BB	3	1	1	1	2	1	1
33 Yorman Rodriguez, R (1, 9) OBP: 0.276, SLG: 0.222 29 Brayan Peña, S (10, PH) OBP: 0.291, SLG: 0.353	B SI 91 S CH 86 F CH 86 S SL 86 1-3 ③ K		S CH 86 D SL 88 B CH 85 C SI 94 S SL 86 2-3 ③ K		S SI 95 0-1 ③ CS 1-2	L SI 91 H SI 91 1-1 9 G4-6-3 HBP	S FF 96 B FF 96 B FC 92 X FF 97 2-1 ② G5-3			B SI 90 B SI 90 B SI 91 C SI 90 C SI 90 X SI 90 3-2 ② F9	3	0	0	0	0	2	3
7 Ramon Santiago, S (1, 6) OBP: 0.343, SLG: 0.324		B SI 90 F SI 93 X CH 86 1-1 ① L9		C SL 83 B SI 93 X CH 86 1-1 ① G5-3		B SI 90 1 SAFE 1 SAFE X SI 92 1-0 ① F8	F FF 97 F FF 96 C CU 80 0-3 ③ K			B SI 92 X SI 92 1-0 1-H 2-H 3-H HR	1	0	0	0	0	1	0
31 Alfredo Simon, R (1, 1) OBP: 0.133, SLG: 0.169 60 J.J. Hoover, R (6, 1) 9 Jack Hannahan, L (6, PH) OBP: 0.220, SLG: 0.250 63 Sam LeCure, R (7, 1) 70 Jumbo Díaz, R (8, 1) 54 Aroldis Chapman, L (9, 1) 30 Jason Bourgeois, R (9, PH) OBP: 0.258, SLG: 0.233 40 Dylan Axelrod, R (10, 1)		B SI 93 F SI 93 F SI 94 B SL 87 X SI 94 2-2 ② G4-3		B SI 92 C SI 92 B SI 94 C SI 92 C SI 93 2-3 ② K		B SI 93 1 SAFE B SI 93 X SI 94 2-0 ② ③ G4-6-3 1-2f			B SI 94 S CH 85 F SI 94 S SI 95 1-3 ① K		2 0 1 0 0 0 1 0	0 0 0 0 0 0 0 0	0 0 0 0 0 0 1 0	0 0 0 0 0 0 0 0	1 0 0 0 0 0 0 1	0 0 1 0 0 0 0 0	0 0 1 0 0 0 0 0
Inning Stats	R: 3 H: 2 E: 1 LOB: 1 K: 1 BB: 2 S: 14 P: 23	R: 0 H: 1 E: 0 LOB: 1 K: 0 BB: 0 S: 9 P: 16	R: 0 H: 0 E: 0 LOB: 2 K: 2 BB: 2 S: 11 P: 25	R: 0 H: 1 E: 0 LOB: 1 K: 1 BB: 0 S: 10 P: 16	R: 1 H: 1 E: 0 LOB: 0 K: 1 BB: 1 S: 10 P: 16	R: 0 H: 0 E: 0 LOB: 0 K: 0 BB: 0 S: 3 P: 7	R: 2 H: 2 E: 0 LOB: 0 K: 2 BB: 0 S: 10 P: 15	R: 0 H: 0 E: 0 LOB: 0 K: 2 BB: 0 S: 8 P: 12	R: 0 H: 0 E: 0 LOB: 0 K: 2 BB: 0 S: 9 P: 13	R: 4 H: 2 E: 0 LOB: 0 K: 0 BB: 2 S: 15 P: 30	1B: 6 2B: 1 3B: 0 HR: 2	SF: 0 SAC: 0 DP: 1 HBP: 1	WP: 1 PB: 0 SB: 0 CS: 1	PA: 45			

PITCHER		IP	WLS	BF	H	R	ER	SO	BB	IBB	HBP	BLK	WP	HR	S	P	ERA	WHIP
47 Francisco Liriano, L ERA: 3.38	(1, 1)	5.0		24	5	4	3	5	5	0	0	0	1	0	54	96	5.40	2.000
48 Jared Hughes, R ERA: 1.96	(6, 1)	1.0		3	0	0	0	0	0	0	1	0	0	0	3	7	0.00	0.000
43 John Holdzkom, R ERA: 2.0	(7, 1)	1.0	B	5	2	2	2	2	0	0	0	0	0	1	10	15	18.00	2.000
37 Justin Wilson, L ERA: 4.1	(8, 1)	1.0		3	0	0	0	2	0	0	0	0	0	0	8	12	0.00	0.000
44 Tony Watson, L ERA: 1.4	(9, 1)	1.0		3	0	0	0	2	0	0	0	0	0	0	9	13	0.00	0.000

PITCHER		IP	WLS	BF	H	R	ER	SO	BB	IBB	HBP	BLK	WP	HR	S	P	ERA	WHIP
53 John Axford, R ERA: 3.95	(10, 1)	0.1	L	4	1	3	3	0	2	0	0	0	0	0	11	22	81.00	9.000
60 Bobby LaFromboise, L ERA: 2.45	(10, 1)	0.1		2	1	1	1	0	0	0	0	0	0	1	4	8	27.00	3.000

BOTTOM

Pittsburgh Pirates @ Cincinnati Reds

Great American Ball Park, Cincinnati, OH

Sat Sep 27 2014, 1:06 PM - 4:47 PM EDT

Att. 35,268 - Sunny - 74 F

livebaseballscorecards.com

AB	36
R	10
H	9
RBI	10
BB	7
SO	11
LOB	16

Pittsburgh Pirates @ Cincinnati Reds

Great American Ball Park, Cincinnati, OH

Sun Sep 28 2014, 1:11 PM - 3:57 PM EDT

Att. 34,424 - Sunny - 77 F

TOP

livebaseballscorecards.com

Batter	1	2	3	4	5	6	7	8	9	AB	R	H	RBI	BB	SO	LOB
5 Josh Harrison, R (1, 5) OBP: 0.347, SLG: 0.490	C FF 92 B SI 94 X CH 85 1-1 ① G5-3		C SL 85 F SI 94 S CH 86 0-3 ① K		S FC 88 X SI 94 0-1 ② F8			B FC 87 X SI 94 1-0 ② L5		4	0	0	0	0	1	1
23 Travis Snider, L (1, 9) OBP: 0.338, SLG: 0.438 25 Gregory Polanco, L (8, PR) OBP: 0.307, SLG: 0.343 (8, 9)	F FC 90 B FC 90 X CH 84 1-1 ② G1-3		B FF 92 F CH 86 B CH 87 F FF 91 B SI 94 X CH 84 3-2 ② L6		B CH 86 C FF 93 X CH 86 1-1 ③ F7			B FF 93 X CH 87 1-0 2B		4 0	0 0	1 0	0 0	0 0	0 0	1 0
22 Andrew McCutchen, R (1, 8) OBP: 0.410, SLG: 0.542	B FC 89 S FF 93 X SI 94 1-1 18 1B 1B		B FC 91 S FC 86 B SI 95 S FC 86 S FF 94 2-3 ③ K			S SL 85 S CH 84 F FF 93 B CH 83 B CH 85 S SI 87 2-3 ① K		B SI 95 H SI 95 2-0 HBP		3	0	1	0	0	2	0
18 Neil Walker, S (1, 4) OBP: 0.342, SLG: 0.467	B FC 90 X CH 84 1-0 1-2 1B			C SI 93 X FF 90 0-1 HR		B CH 87 B FF 94 B FC 89 C FF 94 S FF 94 F FF 95 F FF 92 F CH 86 F FF 94 3-2 ② X FF 95 L7		B FC 89 B FF 93 C FC 90 X CH 86 2-1 ③ G3-1		4	1	2	1	0	0	2
6 Starling Marte, R (1, 7) OBP: 0.356, SLG: 0.453	X FF 94 0-0 ③ F9			L FF 93 F SI 94 F FC 91 F FF 92 S CH 83 0-3 ① K		X FF 95 0-0 ③ G5-3			B FF 99 X FF 98 1-0 10 WP 10 S 1B	4	0	1	0	0	1	2
15 Ike Davis, L (1, 3) OBP: 0.344, SLG: 0.378 17 Gaby Sanchez, R (4, PH) OBP: 0.293, SLG: 0.385 (4, 3)		S SI 93 B SL 81 B FC 89 B FC 86 X FC 88 3-1 ① F9		C FF 95 X SI 95 0-1 ② G1-3			B SL 84 C CH 83 F SI 92 B CH 84 X FF 93 2-2 ① L7		B FF 98 C FF 97 C SL 86 S SL 88 1-3 ① K	1 3	0 0	0 0	0 0	0 1	0 1	0 1
10 Jordy Mercer, R (1, 6) OBP: 0.305, SLG: 0.387		C FC 87 F SI 94 B CH 88 B FF 95 F CH 88 S FF 95 2-3 ② K		C FF 91 X FF 94 0-1 ③ G5-3			S FF 92 B CH 87 F SI 94 X FF 94 1-2 ② G4-3		B FF 98 C SL 84 S SL 87 F FF 100 B SL 89 C FF 100 2-3 ② 1-3 K	4	0	0	0	0	2	1
19 Chris Stewart, R (1, 2) OBP: 0.362, SLG: 0.331 26 Tony Sanchez, R (8, 2) OBP: 0.300, SLG: 0.360		C SL 85 B SI 95 B FC 91 X FC 91 2-1 2B			B FF 92 X SL 81 1-0 45 FC3-5 2B		C SI 94 X SI 94 0-1 ③ G5-3		C FF 99 S FF 100 B FF 101 F FF 101 S FF 102 1-3 ③ K	3 1	0 0	2 0	0 0	0 0	0 1	0 1
45 Gerrit Cole, R (1, 1) OBP: 0.208, SLG: 0.239 57 Andrew Lambo, L (8, PH) OBP: 0.256, SLG: 0.359 44 Tony Watson, L (8, 1) OBP: 0.333, SLG: 0.333 37 Justin Wilson, L (8, 1)		F FC 88 B SI 95 F SI 95 C FC 90 1-3 ③ K			L FF 92 2 SAFE 2 SAFE F SL 83 X FF 94 0-2 ① FC3-5 2-3			C FC 88 F CH 85 S FF 94 0-3 ① K		2 1 0 0	0 0 0 0	0 0 0 0	0 0 0 0	1 1 0 0	2 0 0 0	2 0 0 0
Inning Stats	R: 0 E: 0 K: 0 S: 8 H: 2 LOB: 2 BB: 0 P: 12	R: 0 E: 0 K: 2 S: 11 H: 1 LOB: 1 BB: 0 P: 19	R: 0 E: 0 K: 2 S: 9 H: 0 LOB: 0 BB: 0 P: 14	R: 1 E: 0 K: 1 S: 11 H: 1 LOB: 0 BB: 0 P: 11	R: 0 E: 0 K: 0 S: 8 H: 1 LOB: 1 BB: 0 P: 10	R: 0 E: 0 K: 1 S: 12 H: 0 LOB: 0 BB: 0 P: 17	R: 0 E: 0 K: 0 S: 8 H: 0 LOB: 0 BB: 0 P: 11	R: 0 E: 0 K: 1 S: 7 H: 1 LOB: 2 BB: 0 P: 13	R: 0 E: 0 K: 3 S: 12 H: 1 LOB: 1 BB: 0 P: 17	1B: 3 2B: 3 3B: 0 HR: 1 SF: 0 SAC: 0 DP: 0 HBP: 1						

	AB	34
	R	1
	H	7
	RBI	1
	BB	0
	SO	10
	LOB	11

WP: 1 PA: 35
PB: 0
SB: 1
CS: 0

PITCHER		IP	WLS	BF	H	R	ER	SO	BB	IBB	HBP	BLK	WP	HR	S	P	ERA	WHIP
47 Johnny Cueto, R ERA: 2.25	(1, 1)	8.0	W	31	6	1	1	7	0	0	1	0	0	1	74	107	1.12	0.750
54 Aroldis Chapman, L ERA: 2.0	(9, 1)	1.0	S	4	1	0	0	3	0	0	0	0	1	0	12	17	0.00	1.000

PITCHER		IP	WLS	BF	H	R	ER	SO	BB	IBB	HBP	BLK	WP	HR	S	P	ERA	WHIP

Pittsburgh Pirates @ Cincinnati Reds

Great American Ball Park, Cincinnati, OH

Sun Sep 28 2014, 1:11 PM - 3:57 PM EDT

Att. 34,424 - Sunny - 77 F

livebaseballscorecards.com

BOTTOM

Batter	1	2	3	4	5	6	7	8	9	AB	R	H	RBI	BB	SO	LOB
17 Kristopher Negrón, R (1, 5) OBP: 0.331, SLG: 0.479	C FF 92 F FF 93 B SI 96 B SI 96 F FF 94 X FF 95 2-2 4 1B 21 G5-3 1B		B FF 95 S SL 85 X SI 95 1-1 4 G5-3 4 WP 1B			B SI 97 C SL 86 X SI 96 1-1 ① G5-3		1 SAFE X FC 92 0-0 1-H HR		4	2	3	2	0	0	0
4 Brandon Phillips, R (1, 4) OBP: 0.306, SLG: 0.372	L FF 94 L SI 94 1 SAFE B KC 83 X SI 95 1-2 21 G5-3 1-3 1B		1 SAFE S CH 87 1 SAFE S FF 95 B KC 85 B KC 84 D SL 86 F FF 97 X SI 97 3-2 ② G5-3 1-3			B FF 98 C FF 96 B CH 88 C SI 96 F FF 97 C SL 89 2-3 ② K		B FF 96 S FF 97 C FF 96 X FF 96 1-2 ② G3		4	0	1	0	0	1	2
21 Todd Frazier, R (1, 3) OBP: 0.336, SLG: 0.459	B SI 95 X FF 94 1-0 ① G5-3 1-2 3-H		C FF 95 B FF 98 B SL 85 C SL 87 B SI 97 F SI 96 X SI 97 3-2 ③ G6-3			S CH 89 S FF 96 B FF 96 B KC 86 F CH 88 B SI 96 C SL 88 3-3 ③ K		B FC 93 B FF 97 S FF 96 S FF 97 B CU 84 B FF 97 4-2 39 HBP BB		3	0	0	1	1	1	2
39 Devin Mesoraco, R (1, 2) OBP: 0.359, SLG: 0.534	B FF 96 S SL 86 F FF 96 T FF 93 1-2 ② K			F KC 84 F FF 94 B SL 87 C SL 88 1-3 ① K			B FF 97 B FF 97 C FF 95 F SL 86 C FF 98 2-3 ① K	S FF 97 C CU 80 B FF 96 D CU 80 H FF 98 3-2 1-2 HBP		3	0	0	0	0	3	1
32 Jay Bruce, L (1, 9) OBP: 0.281, SLG: 0.373	B SI 92 C SI 93 S SL 86 C SL 86 1-3 ③ K			S FF 94 B SI 96 B SI 94 B FF 95 F FF 97 S SL 87 3-3 ② K			X SL 86 0-0 28 CS 1B	X FC 91 0-0 ③ G4-3		4	0	1	0	0	2	3
28 Chris Heisey, R (1, 8) OBP: 0.265, SLG: 0.378		F FF 93 F FF 92 F FF 91 C KC 81 0-3 ① K		F SL 84 C FF 96 X SI 97 0-2 ③ G2			C SI 96 C SI 97 X SL 87 0-2 ②③ P3 1-2			3	0	0	0	0	1	1
30 Jason Bourgeois, R (1, 7) OBP: 0.265, SLG: 0.303		F SI 94 C FF 97 B SI 95 X SI 95 1-2 ② F8			B KC 82 B KC 82 X FF 94 2-0 ① L9			B SI 94 B SI 93 C SI 94 X SI 94 2-1 47 1B 3B		3	1	1	0	0	0	0
2 Zack Cozart, R (1, 6) OBP: 0.268, SLG: 0.300		B FF 94 F FF 93 C FF 95 S SL 86 1-3 ③ K			B SI 95 C SI 95 S SL 86 C SI 98 1-3 ② K			B SI 95 X SI 95 1-0 ① L5		3	0	0	0	0	2	1
47 Johnny Cueto, R (1, 1) OBP: 0.157, SLG: 0.132 33 Yorman Rodriguez, R (8, PR) OBP: 0.276, SLG: 0.222 54 Aroldis Chapman, L (9, 1)		C FF 92 F FF 95 C SL 86 0-3 ① K			C FF 92 B SI 94 F SI 94 F FF 98 T FF 98 1-2 ③ K			C SI 95 P PO 83 S SL 95 B SI 95 F SI 96 B SI 95 X SI 96 3-2 17 HR 3-H 1B		3 0 0	0 1 0	1 0 0	1 0 0	0 0 0	2 0 0	0 0 0
Inning Stats	R: 1 E: 0 K: 2 S: 14 H: 2 LOB: 1 BB: 0 P: 20	R: 0 E: 0 K: 2 S: 10 H: 0 LOB: 0 BB: 0 P: 12	R: 0 E: 0 K: 1 S: 13 H: 1 LOB: 1 BB: 0 P: 20	R: 0 E: 0 K: 2 S: 9 H: 0 LOB: 0 BB: 0 P: 13	R: 0 E: 0 K: 2 S: 8 H: 0 LOB: 0 BB: 0 P: 12	R: 0 E: 0 K: 2 S: 10 H: 0 LOB: 0 BB: 0 P: 16	R: 0 E: 0 K: 1 S: 7 H: 1 LOB: 0 BB: 0 P: 9	R: 3 E: 0 K: 0 S: 17 H: 3 LOB: 2 BB: 1 P: 30		1B: 5 2B: 0 3B: 1 HR: 1 SF: 0 SAC: 0 DP: 0 HBP: 1					WP: 1 PB: 0 SB: 0 CS: 1 PA: 32	

	AB	30
	R	4
	H	7
	RBI	4
	BB	1
	SO	12
	LOB	10

PITCHER		IP	WLS	BF	H	R	ER	SO	BB	IBB	HBP	BLK	WP	HR	S	P	ERA	WHIP
45 Gerrit Cole, R ERA: 3.65	(1, 1)	7.0		24	4	1	1	12	0	0	0	0	1	0	71	102	1.29	0.571
44 Tony Watson, L ERA: 1.63	(8, 1)	0.1	L	3	2	2	2	0	0	0	0	0	0	0	8	13	54.00	6.000
37 Justin Wilson, L ERA: 4.2	(8, 1)	0.2		5	1	1	1	0	1	0	1	0	0	1	9	17	13.50	3.000

PITCHER	IP	WLS	BF	H	R	ER	SO	BB	IBB	HBP	BLK	WP	HR	S	P	ERA	WHIP