

Cincinnati Reds - 2014

Batter	1	2	3	4	5	6	7	8	9	AB	R	H	RBI	BB	SO	LOB	TOP							
6 Billy Hamilton, S (1,8) 27 Chris Nelson, R (5,5)										2 0 0 0 1 0 1 1 0 0 1 0 1 2														
4 Brandon Phillips, R (1,4) 50 Neftali Soto, R (5,3) OBP: 0.500, SLG: 0.500									2 0 0 0 1 0 1 2 0 1 0 0 0 0															
19 Joey Votto, L (1,3) 70 Kristopher Negrón, R (5,4) C.C.C.									3 1 1 1 0 2 2 2 0 0 0 0 0 1															
32 Jay Bruce, L (1,9) 25 Skip Schumaker, L (5,8) OBP: 0.667, SLG: 0.500										1 0 0 0 1 0 1 2 2 1 0 1 0 0														
48 Ryan Ludwick, R (1,7) 28 Chris Heisey, R (5,9) OBP: 0.500, SLG: 0.500										2 0 1 1 0 1 0 3 1 2 2 0 0 1														
21 Todd Frazier, R (1,5) 15 Roger Bernadina, L (5,10) OBP: 0.667, SLG: 0.500										2 0 0 0 0 1 2 2 1 1 0 1 1 0														
2 Zack Cozart, R (1,6) 7 Ramon Santiago, S (5,6)										2 0 1 0 0 1 0 1 1 0 0 2 1 2														
39 Devin Mesoraco, R (1,2) 68 Tucker Barnhart, L (5,2)										2 0 0 0 0 0 1 2 0 0 1 1 2 3														
29 Brayan Peña, S (1,10) 23 Donald Lutz, L (5,7) 77 Yorman Rodríguez, R (9,7)										2 1 1 0 0 0 0 2 1 1 2 0 0 2 0 0 0 0 0 0 0														
Inning Stats	R: 0 E: 0 K: 1 S: 4	H: 0 LOB: 1 BB: 2 P: 12	R: 0 E: 0 K: 1 S: 6	H: 1 LOB: 1 BB: 0 P: 6	R: 2 E: 0 K: 1 S: 8	H: 3 LOB: 2 BB: 1 P: 12	R: 0 E: 0 K: 1 S: 5	H: 0 LOB: 0 BB: 0 P: 5	R: 0 E: 0 K: 1 S: 5	H: 0 LOB: 0 BB: 0 P: 5	R: 2 E: 0 K: 1 S: 7	H: 2 LOB: 2 BB: 2 P: 15	R: 2 E: 0 K: 1 S: 7	H: 1 LOB: 0 BB: 1 P: 13	R: 2 E: 0 K: 1 S: 7	H: 2 LOB: 1 BB: 1 P: 11	R: 0 E: 0 K: 2 S: 8	H: 1 LOB: 2 BB: 1 P: 12	1B: 7 2B: 2 3B: 1 HR: 1	SF: 1 SAC: 0 DP: 1 HBP: 0	WP: 0 PB: 0 SB: 1 CS: 1	PA: 44		
PITCHER	IP WLS BF H R ER SO BB IBB HBP BLK WP HR S P ERA WHIP	IP WLS BF H R ER SO BB IBB HBP BLK WP HR S P ERA WHIP	IP WLS BF H R ER SO BB IBB HBP BLK WP HR S P ERA WHIP	IP WLS BF H R ER SO BB IBB HBP BLK WP HR S P ERA WHIP	IP WLS BF H R ER SO BB IBB HBP BLK WP HR S P ERA WHIP	IP WLS BF H R ER SO BB IBB HBP BLK WP HR S P ERA WHIP	IP WLS BF H R ER SO BB IBB HBP BLK WP HR S P ERA WHIP	IP WLS BF H R ER SO BB IBB HBP BLK WP HR S P ERA WHIP	IP WLS BF H R ER SO BB IBB HBP BLK WP HR S P ERA WHIP	IP WLS BF H R ER SO BB IBB HBP BLK WP HR S P ERA WHIP	IP WLS BF H R ER SO BB IBB HBP BLK WP HR S P ERA WHIP	IP WLS BF H R ER SO BB IBB HBP BLK WP HR S P ERA WHIP	IP WLS BF H R ER SO BB IBB HBP BLK WP HR S P ERA WHIP	IP WLS BF H R ER SO BB IBB HBP BLK WP HR S P ERA WHIP	IP WLS BF H R ER SO BB IBB HBP BLK WP HR S P ERA WHIP	IP WLS BF H R ER SO BB IBB HBP BLK WP HR S P ERA WHIP	IP WLS BF H R ER SO BB IBB HBP BLK WP HR S P ERA WHIP	IP WLS BF H R ER SO BB IBB HBP BLK WP HR S P ERA WHIP	IP WLS BF H R ER SO BB IBB HBP BLK WP HR S P ERA WHIP	IP WLS BF H R ER SO BB IBB HBP BLK WP HR S P ERA WHIP	IP WLS BF H R ER SO BB IBB HBP BLK WP HR S P ERA WHIP	IP WLS BF H R ER SO BB IBB HBP BLK WP HR S P ERA WHIP	IP WLS BF H R ER SO BB IBB HBP BLK WP HR S P ERA WHIP	IP WLS BF H R ER SO BB IBB HBP BLK WP HR S P ERA WHIP

Cincinnati Reds @ Cleveland Indians
Goodyear Ballpark, Goodyear, AZ
Wed Feb 26 2014, 3:08 PM - 6:00 PM EST
Att: 3,267 - Partly Cloudy - 75 F

AB 35
R 8
H 10
RBI 8
BB 8
SO 10
LOB 19



Batter	1	2	3	4	5	6	7	8	9	AB	R	H	RBI	BB	SO	LOB	BOTTOM							
6 Nyjer Morgan, L (1,8) 72 Tyler Naquin, L (6,8)										3 0 0 0 0 0 1 1 0 0 0 0 0 0														
13 Asdrúbal Cabrera, S (1,6) 78 Erik González, R (5,6) OBP: 0.500, SLG: 0.500										2 0 0 0 0 0 0 2 1 1 0 0 0 0														
22 Jason Kipnis, L (1,4) 80 Joey Wendle, L (5,4)										1 0 0 0 1 0 0 2 0 0 0 0 1 1														
8 Lonnie Chisenhall, L (1,5) 76 Ryan Rohlinger, R (5,5)										1 0 0 0 1 0 1 1 0 0 1 0 1 0														
9 Ryan Raburn, R (1,7) 26 Matt Carson, R (6,7)										2 1 1 0 0 0 1 2 0 0 0 0 0 0														
10 Yan Gomes, R (1,2) 81 Tony Wolters, L (4,2) 79 Roberto Pérez, R (7,2)										1 0 0 0 0 0 0 1 1 1 1 0 0 0 2 0 0 0 0 0 1														
11 Jeff Francoeur, R (1,9) 75 Carlos Moncrief, L (6,9)										1 0 0 0 1 1 0 1 0 0 0 0 0 0														
46 David Cooper, L (1,3) 74 Jesús Aguilar, R (6,3)										1 0 0 0 1 0 0 0 0 0 0 1 0 0														
1 David Adams, R (1,10) 67 Francisco Lindor, S (7,Ph) (8,10)										2 0 0 0 0 0 2 1 0 0 0 0 1 1														
Inning Stats	R: 0 E: 0 K: 0 S: 3	H: 0 LOB: 0 BB: 0 P: 3	R: 0 E: 0 K: 0 S: 2	H: 0 LOB: 0 BB: 1 P: 6	R: 0 E: 0 K: 1 S: 5	H: 0 LOB: 0 BB: 0 P: 5	R: 0 E: 0 K: 0 S: 3	H: 0 LOB: 1 BB: 1 P: 7	R: 2 E: 0 K: 0 S: 4	H: 2 LOB: 1 BB: 2 P: 12	R: 1 E: 0 K: 0 S: 4	H: 1 LOB: 0 BB: 0 P: 5	R: 0 E: 0 K: 1 S: 5	H: 0 LOB: 1 BB: 1 P: 9	R: 0 E: 0 K: 1 S: 5	H: 0 LOB: 0 BB: 0 P: 5	R: 0 E: 0 K: 1 S: 5	H: 0 LOB: 0 BB: 0 P: 5	1B: 2 2B: 1 3B: 0 HR: 0	SF: 1 SAC: 0 DP: 3 HBP: 0	WP: 0 PB: 0 SB: 0 CS: 0	PA: 33		
PITCHER	IP WLS BF H R ER SO BB IBB HBP BLK WP HR S P ERA WHIP	IP WLS BF H R ER SO BB IBB HBP BLK WP HR S P ERA WHIP	IP WLS BF H R ER SO BB IBB HBP BLK WP HR S P ERA WHIP	IP WLS BF H R ER SO BB IBB HBP BLK WP HR S P ERA WHIP	IP WLS BF H R ER SO BB IBB HBP BLK WP HR S P ERA WHIP	IP WLS BF H R ER SO BB IBB HBP BLK WP HR S P ERA WHIP	IP WLS BF H R ER SO BB IBB HBP BLK WP HR S P ERA WHIP	IP WLS BF H R ER SO BB IBB HBP BLK WP HR S P ERA WHIP	IP WLS BF H R ER SO BB IBB HBP BLK WP HR S P ERA WHIP	IP WLS BF H R ER SO BB IBB HBP BLK WP HR S P ERA WHIP	IP WLS BF H R ER SO BB IBB HBP BLK WP HR S P ERA WHIP	IP WLS BF H R ER SO BB IBB HBP BLK WP HR S P ERA WHIP	IP WLS BF H R ER SO BB IBB HBP BLK WP HR S P ERA WHIP	IP WLS BF H R ER SO BB IBB HBP BLK WP HR S P ERA WHIP	IP WLS BF H R ER SO BB IBB HBP BLK WP HR S P ERA WHIP	IP WLS BF H R ER SO BB IBB HBP BLK WP HR S P ERA WHIP	IP WLS BF H R ER SO BB IBB HBP BLK WP HR S P ERA WHIP	IP WLS BF H R ER SO BB IBB HBP BLK WP HR S P ERA WHIP	IP WLS BF H R ER SO BB IBB HBP BLK WP HR S P ERA WHIP	IP WLS BF H R ER SO BB IBB HBP BLK WP HR S P ERA WHIP	IP WLS BF H R ER SO BB IBB HBP BLK WP HR S P ERA WHIP	IP WLS BF H R ER SO BB IBB HBP BLK WP HR S P ERA WHIP	IP WLS BF H R ER SO BB IBB HBP BLK WP HR S P ERA WHIP	IP WLS BF H R ER SO BB IBB HBP BLK WP HR S P ERA WHIP

Cincinnati Reds @ Cleveland Indians
Goodyear Ballpark, Goodyear, AZ
Wed Feb 26 2014, 3:08 PM - 6:00 PM EST
Att: 3,267 - Partly Cloudy - 75 F

AB 27
R 3
H 3
RBI 2
BB 5
SO 4
LOB 8




Batter	1	2	3	4	5	6	7	8	9	AB	R	H	RBI	BB	SO	LOB	TOP																
24 Michael Bourn, L (1,8) 72 Tyler Naquin, L (3,8) OBP: 0.400, SLG: 1.000										2	0	0	0	0	2	0	Cleveland Indians @ Cincinnati Reds Goodyear Ballpark, Goodyear, AZ Thu Feb 27 2014, 3:06 PM - 6:17 PM EST Att: 2,493 - Sunny - 73 F																
4 Mike Aviles, R (1,6) 67 Francisco Lindor, S (3,6) OBP: 0.500, SLG: 1.000										2	0	1	0	0	1	0																	
23 Michael Brantley, L (1,7) 6 Nyjer Morgan, L (3,7) OBP: 0.425, SLG: 0.500										1	0	0	0	1	0	1																	
41 Carlos Santana, S (1,5) 1 David Adams, R (3,5) OBP: 0.600, SLG: 0.333										2	0	1	0	0	0	1																	
25 Jason Giambi, L (1,10) 78 Erik González, R (5,PH) (5,10) OBP: 0.600, SLG: 0.750										1	0	0	0	1	0	2																	
7 David Murphy, L (1,9) 75 Carlos Moncrief, L (4,9)										2	0	0	0	0	0	1																	
74 Jesús Aguilar, R (1,3)										3	1	0	0	2	1	5																	
12 Matt Treanor, R (1,2) 68 Jake Lowery, L (4,2) 57 Luke Carlin, S (7,PH) (7,2) OBP: 0.500, SLG: 0.500										2	0	0	0	0	0	3																	
30 Elliot Johnson, S (1,4) 80 Joey Wendle, L (4,4) OBP: 0.200, SLG: 0.200										2	1	1	2	0	1	2																	
										3	0	1	0	0	1																		
Inning Stats	R: 0 E: 0 K: 1 S: 6	H: 1 LOB: 1 P: 6	R: 0 E: 0 K: 1 S: 5	H: 0 LOB: 2 BB: 2 P: 13	R: 0 E: 0 K: 2 S: 8	H: 1 LOB: 0 BB: 1 P: 12	R: 2 E: 0 K: 1 S: 6	H: 1 LOB: 0 BB: 1 P: 10	R: 5 E: 0 K: 2 S: 9	H: 3 LOB: 0 BB: 3 P: 22	R: 2 E: 0 K: 1 S: 7	H: 2 LOB: 1 BB: 1 P: 12	R: 3 E: 1 K: 1 S: 10	H: 3 LOB: 1 BB: 0 P: 11	R: 0 E: 0 K: 1 S: 6	H: 1 LOB: 2 BB: 1 P: 10	R: 0 E: 0 K: 0 S: 3	H: 0 LOB: 1 BB: 1 P: 7	1B: 6 2B: 3 3B: 0 HR: 3	SF: 0 SAC: 0 DP: 0 HBP: 0	WP: 1 PB: 0 SB: 0 CS: 0	PA: 49											
PITCHER	IP WLS BF H R ER SO BB IBB HBP BLK WP HR S P ERA WHIP																																
47 Johnny Cueto, R (1,1) ERA: 9.0	2.0	9	1	0	0	2	2	0	0	0	0	0	0	11	19	0.00	1.500																
64 David Holmberg, L (3,1) ERA: 9.0	2.0	B	10	2	2	2	3	0	0	0	0	0	1	14	22	9.00	2.000																
67 Daniel Corcino, R (5,1) ERA: 54.0	0.2	L	6	1	4	4	2	3	0	0	0	0	0	7	19	54.00	6.000																
74 Ismael Guillón, L (5,1) ERA: 20.25	1.1		8	4	3	3	1	1	0	0	0	1	1	9	15	20.25	3.750																
85 Michael Lorenzen, R (7,1) ERA: 18.0	1.0		6	3	3	2	1	0	0	0	0	0	1	10	11	18.00	3.000																
84 Drew Hayes, R (8,1) ERA:	1.0		5	1	0	0	1	1	0	0	0	0	0	0	0	0	0.00	2.000															
80 Jumbo Diaz, R (9,1) ERA:	1.0		4	0	0	0	0	1	0	0	0	0	0	0	3	7	0.00	1.000															

AB	38
R	12
H	12
RBI	11
BB	10
SO	10
LOB	25



Batter	1	2	3	4	5	6	7	8	9	AB	R	H	RBI	BB	SO	LOB	BOTTOM																
6 Billy Hamilton, S (1,8) 65 Ryan LaMarre, R (5,8)										2	0	1	0	0	0	0	Cleveland Indians @ Cincinnati Reds Goodyear Ballpark, Goodyear, AZ Thu Feb 27 2014, 3:06 PM - 6:17 PM EST Att: 2,493 - Sunny - 73 F																
25 Skip Schumaker, L (1,7) 15 Roger Bernadina, L (5,7) OBP: 0.400, SLG: 0.250										2	0	0	0	0	2	1																	
4 Brandon Phillips, R (1,4) 81 Rey Navarro, S (5,4) OBP: 1.000, SLG: 1.000										2	0	0	0	0	0	1																	
28 Chris Heisey, R (1,9) 77 Yorman Rodriguez, R (5,9)										2	0	0	0	0	2	1																	
23 Donald Lutz, L (1,10) 69 Juan Duran, R (6,PH) (7,10)										1	1	0	0	0	0	0																	
27 Chris Nelson, R (1,5) 36 Henry Alejandro Rodriguez, S (5,5)										2	1	1	0	0	0	0																	
2 Zack Cozart, R (1,6) 76 Argenis Diaz, R (6,6) OBP: 0.500, SLG: 0.750										2	0	1	0	0	0	0																	
50 Neftali Soto, R (1,3) 71 Max Ramirez, R (6,3)										2	0	1	0	0	0	0																	
37 Corky Miller, R (1,2) 82 Rossmel Perez, L (6,2)										2	0	0	0	0	1	2																	
										2	0	0	0	0	1	2																	
Inning Stats	R: 0 E: 1 K: 2 S: 8	H: 1 LOB: 1 P: 8	R: 2 E: 0 K: 0 S: 4	H: 2 LOB: 0 BB: 0 P: 5	R: 0 E: 0 K: 1 S: 5	H: 0 LOB: 0 BB: 0 P: 5	R: 0 E: 0 K: 1 S: 5	H: 0 LOB: 0 BB: 0 P: 5	R: 0 E: 0 K: 1 S: 6	H: 1 LOB: 1 BB: 0 P: 6	R: 0 E: 0 K: 1 S: 6	H: 1 LOB: 2 BB: 1 P: 10	R: 0 E: 0 K: 0 S: 2	H: 0 LOB: 0 BB: 1 P: 6	R: 1 E: 0 K: 0 S: 4	H: 1 LOB: 1 BB: 1 P: 8	R: 0 E: 0 K: 1 S: 6	H: 1 LOB: 1 BB: 0 P: 6	1B: 3 2B: 3 3B: 1 HR: 0	SF: 0 SAC: 0 DP: 1 HBP: 1	WP: 1 PB: 0 SB: 0 CS: 0	PA: 36											
PITCHER	IP WLS BF H R ER SO BB IBB HBP BLK WP HR S P ERA WHIP																																
63 Justin Masterson, R (1,1) ERA: 18.0	1.0		4	1	0	0	2	0	0	0	0	0	0	4	5	18.00	2.000																
28 Corey Kluber, R (2,1) ERA: 18.0	1.0		5	2	2	2	0	0	0	1	0	0	0	4	5	18.00	2.000																
59 Carlos Carrasco, R (3,1) ERA:	2.0	W	6	0	0	0	2	0	0	0	0	0	0	10	10	0.00	0.000																
53 David Aardsma, R (5,1) ERA:	1.0		4	1	0	0	1	0	0	0	0	0	0	6	6	0.00	1.000																
86 Josh Outman, L (6,1) ERA:	1.0		5	1	0	0	1	1	0	0	0	0	1	0	6	10	0.00	2.000															
49 Blake Wood, R (7,1) ERA:	1.0		3	0	0	0	0	1	0	0	0	0	0	0	2	6	0.00	1.000															
58 Mike Zagurski, L (8,1) ERA: 9.0	1.0		5	1	1	1	0	1	0	0	0	0	0	4	8	9.00	2.000																
65 Tyler Cloyd, R (9,1) ERA:	1.0		4	1	0	0	1	0	0	0	0	0	0	6	6	0.00	1.000																

AB	32
R	3
H	7
RBI	3
BB	3
SO	7
LOB	14



Batter	1	2	3	4	5	6	7	8	9	AB	R	H	RBI	BB	SO	LOB	TOP					
19 Charlie Blackmon, L (1.8) 16 Tim Wheeler, L (6.8)	G3-1		2B		G3		K		G4-3	3	0	1	0	0	0	1	Colorado Rockies @ Cincinnati Reds Goodyear Ballpark, Goodyear, AZ Sat Mar 01 2014, 3:07 PM - 5:59 PM EST Att: 3,012 - Partly Cloudy - 61 F					
14 Josh Rutledge, R (1.4) 78 Angelys Nina, R (4.4) 76 Rosell Herrera, S (8.6)	F9		K		SF9			E6		2	0	0	0	0	1	2						
28 Nolan Arenado, R (1.5) 66 Rafael Ynoa, S (5.5)	1B		1B		1B			1B		3	0	3	1	0	0	0						
7 Matt McBride, R (1.3) 36 Ben Paulsen, L (6.3)	G6-3		P6		K			G3-6-1		3	0	0	0	0	1	4						
6 Corey Dickerson, L (1.7) 26 Jason Pridle, L (6.7)		K			1B			BB		0	0	0	0	1	0	0						
71 Kyle Parker, R (1.9) OBP: 0.250, SLG: 0.250	K		1B		G5-3			F9		4	0	1	0	0	1	2						
4 Ryan Wheeler, L (1.10) OBP: 0.429, SLG: 0.714		K			K					4	0	1	0	0	3	1						
58 Jordan Pacheco, R (1.2) 8 Michael McKenry, R (4.2) 70 Tom Murphy, R (8.2)			G5-3		P4			F8		2	0	0	0	0	0	1						
10 Paul Janish, R (1.6) 65 Cristhian Adames, S (8.4)			1B		HBP			G3		1	2	1	0	0	0	0						
Inning Stats	R: 0 E: 0 K: 0 S: 5	H: 1 LOB: 1 BB: 0 P: 5	R: 0 E: 0 K: 3 S: 9	H: 0 LOB: 0 BB: 0 P: 9	R: 1 E: 0 K: 1 S: 8	H: 3 LOB: 2 BB: 0 P: 8	R: 0 E: 0 K: 1 S: 6	H: 2 LOB: 1 BB: 0 P: 6	R: 1 E: 0 K: 1 S: 6	H: 1 LOB: 1 BB: 0 P: 8	R: 0 E: 0 K: 1 S: 5	H: 0 LOB: 0 BB: 0 P: 5	R: 0 E: 1 K: 1 S: 5	H: 0 LOB: 0 BB: 0 P: 5	R: 0 E: 1 K: 0 S: 4	H: 1 LOB: 2 BB: 1 P: 8		R: 0 E: 0 K: 0 S: 4	H: 1 LOB: 1 BB: 0 P: 4	1B: 7 2B: 3 3B: 0 HR: 0	SF: 1 SAC: 0 DP: 2 HBP: 1	WP: 0 PB: 1 SB: 0 CS: 0
PITCHER	IP	WLS	BF	H	R	ER	SO	BB	IBB	HBP	BLK	WP	HR	S	P	ERA	WHIP					
52 Tony Cingrani, L (1.1) ERA: 2.0	2.0	W	7	1	0	0	3	0	0	0	0	0	0	14	14	0.00	0.500					
40 Chien-Ming Wang, R (3.1) ERA: 4.5	2.0	H	10	5	1	1	2	0	0	0	0	0	0	14	14	4.50	2.500					
58 Nick Christiani, R (5.1) ERA: 9.0	1.0	H	5	1	1	1	1	0	0	1	0	0	0	6	8	9.00	1.000					
43 Manny Parra, L (6.1) ERA: 7.1	1.0	H	3	0	0	0	1	0	0	0	0	0	0	5	5	0.00	0.000					
63 Sam LeCure, R (7.1) ERA: 1.0	1.0	H	3	0	0	0	1	0	0	0	0	0	0	5	5	0.00	0.000					
PITCHER	IP	WLS	BF	H	R	ER	SO	BB	IBB	HBP	BLK	WP	HR	S	P	ERA	WHIP					
60 J.J. Hoover, R (8.1) ERA: 5.3	1.0	H	5	1	0	0	0	1	0	0	0	0	0	4	4	0.00	1.000					
53 Pedro Beato, R (9.1) ERA: 1.0	1.0	S	4	1	0	0	0	0	0	0	0	0	0	4	4	0.00	1.000					

Batter	1	2	3	4	5	6	7	8	9	AB	R	H	RBI	BB	SO	LOB	BOTTOM				
77 Yorman Rodriguez, R (1.9) 91 Mike Costanzo, L (6.7)	G4-3		1B		G6-3		K			3	0	1	0	0	0	1	Colorado Rockies @ Cincinnati Reds Goodyear Ballpark, Goodyear, AZ Sat Mar 01 2014, 3:07 PM - 5:59 PM EST Att: 3,012 - Partly Cloudy - 61 F				
15 Roger Bernadina, L (1.7) 69 Juan Duran, R (6.9)	G4-3		HBP		G1		G5-3			2	1	0	0	0	0	1					
28 Chris Heisey, R (1.10) 82 Rossmel Perez, L (7.7,PH) (8,10)	1B		HBP		F7		G4-3			3	0	1	0	0	0	2					
50 Neftali Soto, R (1.3) 71 Max Ramirez, R (6.3)	G2-3		2B		G4-3			F7		3	0	1	1	0	0	1					
29 Brayan Peña, S (1.2) 37 Corky Miller, R (6.2)		2B	HBP		G1-3			BB		2	1	1	0	0	0	0					
27 Chris Nelson, R (1.5) 94 Travis Mattair, R (6.5)	G6-3		L4		1B			1B		2	0	0	0	0	0	4					
7 Ramon Santiago, S (1.6) 76 Argenis Diaz, R (6.6)		1B	G4-3		G6-3			FC4-6		2	0	0	0	0	0	3					
65 Ryan LaMarre, R (1.8) 90 Bryson Smith, R (6.8)	G3-1		1B		FC1-5-2			G6-3		2	0	1	0	0	0	1					
70 Kristopher Negrón, R (1.4) 36 Henry Alejandro Rodriguez, S (8.5)	K				F8			P6		2	0	0	0	0	1	1					
Inning Stats	R: 0 E: 0 K: 0 S: 4	H: 1 LOB: 0 BB: 0 P: 4	R: 2 E: 0 K: 1 S: 7	H: 2 LOB: 0 BB: 0 P: 9	R: 1 E: 0 K: 0 S: 5	H: 2 LOB: 3 BB: 0 P: 7	R: 0 E: 0 K: 0 S: 4	H: 1 LOB: 1 BB: 0 P: 5	R: 0 E: 0 K: 1 S: 5	H: 0 LOB: 0 BB: 0 P: 5	R: 0 E: 0 K: 0 S: 4	H: 1 LOB: 1 BB: 0 P: 5	R: 0 E: 0 K: 1 S: 5	H: 0 LOB: 0 BB: 0 P: 5	R: 0 E: 0 K: 0 S: 4	H: 1 LOB: 2 BB: 1 P: 8		1B: 6 2B: 2 3B: 0 HR: 0	SF: 0 SAC: 0 DP: 0 HBP: 2	WP: 0 PB: 1 SB: 3 CS: 0	PA: 35
PITCHER	IP	WLS	BF	H	R	ER	SO	BB	IBB	HBP	BLK	WP	HR	S	P	ERA	WHIP				
24 Jordan Lyles, R (1.1) ERA: 4.5	2.0	L	9	3	2	1	1	0	0	0	0	0	0	5	7	9.00	2.000				
34 Matt Belisle, R (3.1) ERA: 9.0	1.0	7	2	1	1	1	0	0	0	2	0	0	0	5	7	9.00	2.000				
59 Wilton Lopez, R (4.1) ERA: 1.0	1.0	4	1	0	0	0	0	0	0	0	0	0	0	4	5	0.00	1.000				
62 Rob Scahill, R (5.1) ERA: 1.0	1.0	3	0	0	0	0	0	0	0	0	0	0	0	3	3	0.00	0.000				
61 Brooks Brown, R (6.1) ERA: 1.0	1.0	4	1	0	0	0	0	0	0	0	0	0	0	4	5	0.00	1.000				
PITCHER	IP	WLS	BF	H	R	ER	SO	BB	IBB	HBP	BLK	WP	HR	S	P	ERA	WHIP				
74 Yohan Flande, L (7.1) ERA: 4.3	1.0	5	1	0	0	0	0	1	0	0	0	0	0	4	5	0.00	0.000				
43 Pedro Hernandez, L (8.1) ERA: 1.0	1.0	5	1	0	0	0	0	0	0	0	0	0	0	4	5	0.00	2.000				



Batter	1	2	3	4	5	6	7	8	9	AB	R	H	RBI	BB	SO	LOB	TOP										
9 Endy Chavez, L (1,8) 99 James Jones, L (6,8) OBP: 0.143, SLG: 0.143 OBP: 0.300, SLG: 0.600	F9		G4-3			G4-3	74 HR		B5	3	0	0	0	0	0	0											
5 Brad Miller, L (1,6) 74 Chris Taylor, R (6,6) OBP: 0.250, SLG: 0.571 OBP: 0.250, SLG: 0.571	BB					HR	HR		G6-3	2	1	1	1	1	1	0											
20 Logan Morrison, L (1,3) 66 Ji Man Choi, L (6, PR) OBP: 0.428, SLG: 0.571 OBP: 0.428, SLG: 0.571	BB					7 FC5	55 BB		G4-3	3	0	1	0	0	2	1											
63 Jesus Montero, R (1,10) 16 Cole Gillespie, R (7, PH) OBP: 0.571, SLG: 0.590 OBP: 0.571, SLG: 0.590	P6					K				3	0	0	0	0	1	2											
55 Michael Saunders, L (1,9) 79 Burt Reynolds, R (6, PR) OBP: 0.333, SLG: 0.375 OBP: 1.000, SLG: 2.000		B2-3				7 G6-4-3	7 FC5			2	0	1	0	1	0	0											
7 Stefan Romero, R (1,7) (6,9)						G6-4-3	FC5		F9	4	0	0	0	0	1	5											
75 Nate Tenbrink, L (1,5) 97 Ramon Morla, R (7, PR) OBP: 0.333, SLG: 0.600 OBP: 0.500, SLG: 0.750						3 2B			G6-3	3	1	2	0	0	1	0											
3 Mike Zunino, R (1,2) 2 Jesus Sucre, R (5,2) OBP: 0.333, SLG: 0.600 OBP: 0.500, SLG: 0.750						K				2	0	1	1	0	1	0											
1 Carlos Truñfel, R (1,4) 72 Gabriel Noriega, R (7, PR) OBP: 0.250, SLG: 0.167 OBP: 0.400, SLG: 0.400	P4					K			G6-3	2	0	0	0	0	1	1											
Inning Stats	R: 0 E: 0 K: 1 S: 5	H: 0 LOB: 1 BB: 1 P: 10	R: 0 E: 0 K: 2 S: 7	H: 0 LOB: 0 BB: 0 P: 7	R: 0 E: 0 K: 1 S: 5	H: 0 LOB: 0 BB: 0 P: 5	R: 0 E: 0 K: 2 S: 7	H: 0 LOB: 0 BB: 0 P: 7	R: 1 E: 0 K: 1 S: 7	H: 3 LOB: 1 BB: 0 P: 8	R: 1 E: 0 K: 1 S: 8	H: 2 LOB: 2 BB: 1 P: 12	R: 4 E: 0 K: 0 S: 7	H: 4 LOB: 2 BB: 1 P: 14	R: 0 E: 0 K: 1 S: 5	H: 0 LOB: 0 BB: 0 P: 5	R: 0 E: 0 K: 0 S: 3	H: 0 LOB: 0 BB: 0 P: 3	1B: 5 2B: 2 3B: 0 HR: 2	SF: 0 SAC: 0 DP: 1 HBP: 1	WP: 0 PB: 0 SB: 2 CS: 0	PA: 39					
PITCHER	IP	WLS	BF	H	R	ER	SO	BB	IBB	HBP	BLK	WP	HR	S	P	ERA	WHIP										
31 Alfredo Simon, R (1,1) ERA: 4.0	3.0		10	0	0	0	4	1	0	0	0	0	0	17	22	0.00	0.333										
54 Aroldis Chapman, L (4,1) ERA: 3.0	2.0		8	3	1	1	3	0	0	0	0	0	0	14	15	4.50	1.500										
78 Chad Rogers, R (6,1) ERA: 13.5	1.1	L	12	6	5	5	1	1	0	1	0	0	2	13	20	33.75	5.250										
74 Ismael Guillón, L (7,1) ERA: 9.0	1.2		6	0	0	0	1	1	0	0	0	0	0	7	11	0.00	0.600										
84 Drew Hayes, R (9,1) ERA:	1.0		3	0	0	0	0	0	0	0	0	0	0	3	3	0.00	0.000										

Seattle Mariners @ Cincinnati Reds
Goodyear Ballpark, Goodyear, AZ
Mon Mar 03 2014, 3:06 PM - 5:53 PM EST
Att: 2,252 - Sunny - 68 F

AB 35
R 6
H 9
RBI 6
BB 3
SO 9
LOB 12



Batter	1	2	3	4	5	6	7	8	9	AB	R	H	RBI	BB	SO	LOB	BOTTOM										
6 Billy Hamilton, S (1,8) 90 Bryson Smith, R (6,8) OBP: 0.455, SLG: 0.444	G3-1		25 1B	CS	25 SF7		G4-3		K	2	2	1	0	1	0	0											
25 Skyo Schumaker, L (1,7) 77 Yorman Rodriguez, R (6,7) OBP: 0.244, SLG: 0.667 OBP: 0.222, SLG: 0.125	WP		19 1B		SF7		K			2	1	2	1	0	0	0											
19 Joey Volto, L (1,3) 50 Neftali Soto, R (5,3) OBP: 0.200, SLG: 0.200 OBP: 0.583, SLG: 0.917	G4-3		4 E		F9		2B			2	1	1	1	0	0	1											
4 Brandon Phillips, R (1,4) 23 Donald Lutz, L (6,9) OBP: 0.182, SLG: 0.300 OBP: 0.500, SLG: 1.000	G6-3		E3		F9		K			3	1	0	0	0	0	3											
28 Chris Heisey, R (1,9) 76 Argenis Diaz, R (6,4) OBP: 0.273, SLG: 0.636 OBP: 0.143, SLG: 0.286	G1-4-3		E5		P3				E5	3	0	0	0	0	0	1											
29 Brayan Peña, S (1,2) 82 Rossmel Perez, L (6,2) OBP: 0.333, SLG: 0.375 OBP: 0.143, SLG: 0.286	G3-1		G4-3						G3-6-1	2	0	0	0	0	0	1											
2 Zack Cozart, R (1,6) 81 Rey Navarro, S (6,6) OBP: 0.667 OBP: 0.400, SLG: 0.250							L8		G6-3	2	0	1	0	0	1	0											
71 Max Ramirez, R (1,10) 37 Corky Miller, R (7,10) OBP: 0.286, SLG: 0.333 OBP: 0.400, SLG: 0.250							6 CS			2	0	0	0	0	1	1											
7 Ramon Santiago, S (1,5) 27 Chris Nelson, R (6,5) OBP: 0.333, SLG: 0.143 OBP: 0.182, SLG: 0.400	F9						G6-4-3		K	2	0	0	0	0	1	1											
Inning Stats	R: 0 E: 0 K: 0 S: 4	H: 1 LOB: 1 BB: 0 P: 5	R: 0 E: 0 K: 1 S: 5	H: 0 LOB: 0 BB: 0 P: 5	R: 4 E: 2 K: 1 S: 10	H: 3 LOB: 1 BB: 0 P: 10	R: 0 E: 0 K: 1 S: 6	H: 1 LOB: 0 BB: 0 P: 6	R: 1 E: 0 K: 0 S: 4	H: 1 LOB: 1 BB: 1 P: 9	R: 0 E: 0 K: 0 S: 3	H: 1 LOB: 1 BB: 1 P: 7	R: 0 E: 0 K: 2 S: 8	H: 1 LOB: 1 BB: 0 P: 8	R: 0 E: 0 K: 0 S: 3	H: 0 LOB: 0 BB: 0 P: 3	R: 0 E: 0 K: 3 S: 9	H: 0 LOB: 0 BB: 0 P: 9	1B: 4 2B: 4 3B: 0 HR: 0	SF: 1 SAC: 0 DP: 2 HBP: 0	WP: 1 PB: 0 SB: 0 CS: 1	PA: 38					
PITCHER	IP	WLS	BF	H	R	ER	SO	BB	IBB	HBP	BLK	WP	HR	S	P	ERA	WHIP										
50 Erasmo Ramirez, R (1,1) ERA: 1.93	2.2		12	4	3	1	2	0	0	0	0	0	0	9	9	0.00	0.750										
57 Chance Ruffin, R (3,1) ERA:	1.1		6	1	1	0	1	0	0	0	0	0	0	4	9	9.00	2.000										
41 Charlie Furbush, L (5,1) ERA: 4.5	1.0		5	1	1	1	0	1	0	0	0	0	0	11	15	0.00	1.500										
26 Logan Kensing, R (6,1) ERA:	2.0	W	8	2	0	0	2	1	0	0	0	0	0	3	3	0.00	0.000										
31 Yoervis Medina, R (8,1) ERA:	1.0	H	3	0	0	0	0	0	0	0	0	0	0	3	3	0.00	0.000										

Seattle Mariners @ Cincinnati Reds
Goodyear Ballpark, Goodyear, AZ
Mon Mar 03 2014, 3:06 PM - 5:53 PM EST
Att: 2,252 - Sunny - 68 F

AB 34
R 5
H 8
RBI 2
BB 2
SO 8
LOB 13



Batter	1	2	3	4	5	6	7	8	9	AB	R	H	RBI	BB	SO	LOB	TOP																			
15 Roger Bernadina, L (1, 7) OBP: 0.688, SLG: 0.800 69 Juan Duran, R (6, PH) OBP: 0.154, SLG: 0.083 (6, 7)	4-0 BB 7 G1-6-3		4-0 BB 1-2			0-0 E5 90 FC5-4 94 1B		0-0 G4-3		0 0 0 0 2 0 0 2 1 0 0 0 0 0																										
7 Ramon Santiago, S (1, 6) OBP: 0.214, SLG: 0.083 36 Henry Alejandro Rodriguez, R (6, 6) OBP: 0.154, SLG: 0.083	0-0 G1-6-3 1-2		0-3 K 2			4-0 BB 90 FC5-4		0-0 G6-3		2 0 0 0 0 1 3 1 0 0 0 1 0 0																										
28 Chris Heisey, R (1, 8) OBP: 0.250, SLG: 0.583 90 Bryson Smith, R (6, PH) (6, 8)	0-0 L6		0-3 K 3			0-0 FC5-4 94 1B 1-2 2-3		0-3 K 3		2 0 0 0 0 1 2 2 0 0 0 0 1 2																										
21 Todd Frazier, R (1, 5) OBP: 0.308, SLG: 0.545 94 Travis Mattair, R (6, PH) OBP: 0.500, SLG: 0.590 (6, 5)		0-0 G4-3		0-0 G5-3		0-0 1B 1-2 3-H		0-3 K 2		2 0 0 0 0 0 0 2 0 1 1 0 1 0																										
39 Devin Mesoraco, R (1, 2) OBP: 0.333, SLG: 0.417 68 Tucker Barnhart, L (6, PH) OBP: 0.222, SLG: 0.250 (6, 2)		0-0 1B		0-0 G6-3		0-0 P3		0-0 2B 77 2B		2 0 1 0 0 0 0 2 1 1 0 0 0 2																										
23 Donald Lutz, L (1, 9) OBP: 0.357, SLG: 0.667 77 Yorman Rodriguez, R (6, PH) OBP: 0.231, SLG: 0.250 (6, 9)		0-0 F9		0-0 G3		0-3 K		0-0 2B 82 G4-3 2-H		2 0 0 0 0 0 1 2 0 1 1 0 1 2																										
30 Jason Bourgeois, R (1, 10) 82 Rossmel Perez, L (7, PH) OBP: 0.100, SLG: 0.200 (7, 10)		0-3 K 3				0-0 G3-1		0-0 P6		2 0 0 0 0 1 1 2 0 0 0 0 0 1																										
71 Max Ramirez, R (1, 3) 50 Nefthali Soto, R (6, 3) OBP: 0.500, SLG: 0.938			0-0 L8		0-3 K 2		0-0 P4		0-0 L6 3	2 0 0 0 0 1 0 2 0 0 0 0 0 1																										
76 Argenis Diaz, R (1, 4) 27 Chris Nelson, R (6, 4) OBP: 0.214, SLG: 0.385			0-0 1B 15 BB		0-0 G4-3 3		0-0 G6-3 3			2 0 1 0 0 0 0 1 0 0 0 0 0 0																										
Inning Stats	R: 0 E: 0 K: 0 S: 2	H: 0 LOB: 0 BB: 1 P: 6	R: 0 E: 0 K: 1 S: 6	H: 1 LOB: 1 BB: 0 P: 6	R: 0 E: 0 K: 2 S: 8	H: 1 LOB: 2 BB: 1 P: 12	R: 0 E: 0 K: 0 S: 3	H: 0 LOB: 0 BB: 0 P: 3	R: 0 E: 0 K: 1 S: 5	H: 0 LOB: 0 BB: 0 P: 5	R: 1 E: 1 K: 1 S: 7	H: 1 LOB: 2 BB: 1 P: 11	R: 0 E: 0 K: 0 S: 3	H: 0 LOB: 0 BB: 0 P: 3	R: 0 E: 0 K: 1 S: 5	H: 0 LOB: 0 BB: 0 P: 5	R: 1 E: 0 K: 1 S: 7	H: 2 LOB: 1 BB: 0 P: 7	1B: 3 2B: 2 HR: 0	SF: 0 SAC: 0 DP: 1 HBP: 0	WP: 0 PB: 0 SB: 0 CS: 0	PA: 35														
PITCHER	IP 3.0	WLS 3.0	BF 12	H 2	R 0	ER 0	SO 3	BB 2	IBB 0	HBP 0	BLK 0	WP 0	HR 0	S 16	P 24	ERA 0.00	WHIP 1.333	PITCHER	IP 1.0	WLS H	BF 3	H 0	R 0	ER 0	SO 1	BB 0	IBB 0	HBP 0	BLK 0	WP 0	HR 0	S 5	P 7	ERA 9.00	WHIP 2.000	
17 Tim Hudson, L (1, 1) ERA: 4.5																		57 Juan Gutierrez, R (8, 1) ERA: 6.0																		
41 Jeremy Affeldt, L (4, 1) ERA: 4.5																		63 Jean Machi, R (9, 1) ERA: 6.0																		
46 Santiago Casilla, R (5, 1) ERA: 18.0		W 3																																		
54 Sergio Romo, R (6, 1) ERA: 4.5		H 6																																		
87 Adam Reifer, R (7, 1) ERA: 4.5		H 3																																		

Cincinnati Reds @ San Francisco Giants
 Scottsdale Stadium, Scottsdale, AZ
 Thu Mar 06 2014, 3:07 PM - 5:48 PM EST
 Att. 7,893 - Partly Cloudy - 74 F

AB 32
 R 2
 H 5
 RBI 2
 BB 3
 SO 7
 LOB 15



Batter	1	2	3	4	5	6	7	8	9	AB	R	H	RBI	BB	SO	LOB	BOTTOM																			
16 Angel Pagan, S (1, 8) OBP: 0.333, SLG: 0.364 56 Gary Brown, R (6, 8) OBP: 0.583, SLG: 0.375	0-0 G4-3		0-0 F9		0-0 1B 1-2 3-H		0-3 K			3 0 1 1 0 0 1 1 0 0 0 0 1 1																										
8 Hunter Pence, R (1, 10) OBP: 0.333, SLG: 0.308 10 Tony Abreu, S (8, PH) OBP: 0.273, SLG: 0.273 (9, 10)	0-3 K2-3		0-0 PO 1 SAFE 1-2		0-3 K 2			0-0 79 BB 1B		3 0 0 0 0 2 2 1 0 1 0 0 0 0																										
9 Brandon Belt, L (1, 3) OBP: 0.538, SLG: 0.667 71 Mark Miniccozzi, R (6, 3) OBP: 0.615, SLG: 0.800	4-0 BB 28 CS		0-0 G5-3		0-3 K 3			0-0 P3		2 0 0 0 1 1 2 1 0 0 0 0 0 1																										
28 Buster Posey, R (1, 2) OBP: 0.273, SLG: 0.273 12 Guillermo Quiroz, R (7, 2) OBP: 0.375, SLG: 0.286	0-0 CS 1 SAFE 1-2	0-0 G6-3		0-0 G6-3		0-0 P5		0-3 K 2		3 0 0 0 0 0 0 1 0 0 0 0 1 1																										
48 Pablo Sandoval, S (1, 5) OBP: 0.375, SLG: 0.538 79 Chris Dominguez, R (6, 5)		4-0 BB			3-1 HR		0-3 K2-3		4-0 BB 1-2	1 1 1 1 1 0 0 1 0 0 0 1 1 0																										
22 Roger Kieschnick, L (1, 9) OBP: 0.214, SLG: 0.083		0-3 K			0-0 E4 2 2B		0-3 K		0-3 K 3	4 1 0 0 0 3 3																										
2 Juan Carlos Perez, R (1, 7) OBP: 0.474, SLG: 0.647		0-0 G4-3			0-0 1B 6 1B 16 2B 1-H		0-0 P2			3 1 1 1 0 0 1																										
14 Brandon Hicks, R (1, 4) OBP: 0.462, SLG: 0.636			0-3 K		0-3 K			0-0 2B		3 0 1 0 0 2 1																										
6 Ehire Adrianza, S (1, 6) OBP: 0.364, SLG: 0.800			4-0 BB 8 PO		0-0 1B 16			0-0 F7		2 0 1 0 1 0 1																										
Inning Stats	R: 0 E: 0 K: 1 S: 4	H: 0 LOB: 0 BB: 1 P: 8	R: 0 E: 0 K: 1 S: 5	H: 0 LOB: 1 BB: 1 P: 9	R: 0 E: 0 K: 1 S: 4	H: 0 LOB: 0 BB: 1 P: 8	R: 0 E: 0 K: 0 S: 3	H: 0 LOB: 0 BB: 0 P: 3	R: 3 E: 1 K: 3 S: 15	H: 4 LOB: 2 BB: 0 P: 18	R: 0 E: 0 K: 2 S: 7	H: 0 LOB: 0 BB: 0 P: 7	R: 0 E: 0 K: 1 S: 6	H: 1 LOB: 1 BB: 0 P: 6	R: 0 E: 0 K: 2 S: 8	H: 1 LOB: 2 BB: 1 P: 12	1B: 3 2B: 2 HR: 1	SF: 0 SAC: 0 DP: 0 HBP: 0	WP: 0 PB: 0 SB: 0 CS: 1	PA: 35																
PITCHER	IP 3.0	WLS L	BF 14	H 4	R 3	ER 2	SO 5	BB 0	IBB 0	HBP 0	BLK 0	WP 0	HR 1	S 25	P 28	ERA 6.00	WHIP 1.333	PITCHER	IP 1.0	WLS S	BF 5	H 2	R 1	ER 1	SO 1	BB 0	IBB 0	HBP 0	BLK 0	WP 0	HR 0	S 7	P 7	ERA 9.00	WHIP 2.000	
52 Tony Cingrani, L (1, 1) ERA: 5.4																																				
40 Chen-Ming Wang, R (4, 1) ERA: 5.4																																				
46 Curtis Partch, R (7, 1) ERA: 4.5																																				
62 Trevor Bell, R (8, 1) ERA: 4.5																																				

Cincinnati Reds @ San Francisco Giants
 Scottsdale Stadium, Scottsdale, AZ
 Thu Mar 06 2014, 3:07 PM - 5:48 PM EST
 Att. 7,893 - Partly Cloudy - 74 F

AB 29
 R 3
 H 6
 RBI 3
 BB 4
 SO 11
 LOB 14



Batter	1	2	3	4	5	6	7	8	9	AB	R	H	RBI	BB	SO	LOB	TOP																	
6 Billy Hamilton, S (1, 8) OBP: 0.471, SLG: 0.429 92 Junior Arias, R (6, PH) (6, 8)	G4-3	G1-3			4-1 4 S 4 1B BB	CS	K		G4-3	2	1	0	0	1	0	1	Cincinnati Reds @ Seattle Mariners Peoria Stadium, Peoria, AZ Fri Mar 07 2014, 3:07 PM - 6:23 PM EST Att: 5,721 - Sunny - 73 F																	
30 Jason Bourgeois, R (1, 10) 91 Jesse Winker, L (7, PH) OBP: 0.500, SLG: 1.000 (7, 10)	L8		K		4-1 4 S 4 1B BB		G6-3	P6	2	1	0	0	1	1	0	0																		
4 Brandon Phillips, R (1, 4) 36 Henry Alejandro Rodriguez, R (7, PH) 87 Juan Perez, L (7, 4)	28 HR				1-1 28 HR 1B		G6-3	E6	2	3	2	3	1	0	0	0																		
28 Chris Heisey, R (1, 9) 69 Juan Duran, R (6, 9) OBP: 0.133, SLG: 0.071	1-H		F8		1-1 1-H HR		G1-3	K	3	2	2	4	0	0	0	0																		
50 Neftali Soto, R (1, 3) OBP: 0.450, SLG: 0.850	G6-3		G4-3		1-0 F8			76 3B	4	1	1	0	0	0	0	0																		
94 Travis Mattair, R (1, 5) OBP: 0.300, SLG: 0.300	G5-3		K		1-0 F9			G5-3	4	0	0	0	0	1	1	0																		
7 Ramon Santiago, S (1, 6) 76 Argenis Diaz, R (6, PH) OBP: 0.250, SLG: 0.500 (6, 6)	F8		G3		0-1 L8			82 1B	2	0	0	0	0	0	0	0																		
37 Corky Miller, R (1, 2) 82 Rosmel Perez, L (6, 2) OBP: 0.182, SLG: 0.273	70 3B		F7		0-1 K			23 1B	2	1	0	0	1	1	0	0																		
70 Kristopher Negrón, R (1, 7) 23 Donald Lutz, L (6, PH) OBP: 0.375, SLG: 0.643 (6, 7)	1-H		L7		2-1 L7			G6-4-3	2	0	1	1	0	0	0	0																		
28 Randy Wolf, L (1, 1) ERA: 7.2 52 Ramon E Ramirez, R (4, 1) ERA: 9.31 38 Logan Bawcom, R (5, 1) ERA: 27.0 31 Yoervis Medina, R (6, 1) ERA: 73 Carson Smith, R (7, 1) ERA:	R: 2 E: 0 K: 0 S: 12	H: 1 LOB: 0 BB: 1 P: 17	R: 1 E: 0 K: 0 S: 11	H: 1 LOB: 1 BB: 1 P: 16	R: 1 E: 0 K: 1 S: 8	H: 1 LOB: 0 BB: 0 P: 9	R: 0 E: 0 K: 1 S: 10	H: 0 LOB: 0 BB: 0 P: 11	R: 4 E: 0 K: 0 S: 11	H: 2 LOB: 0 BB: 2 P: 25	R: 0 E: 0 K: 1 S: 10	H: 1 LOB: 1 BB: 0 P: 13	R: 0 E: 0 K: 1 S: 8	H: 3 LOB: 0 BB: 0 P: 14	R: 2 E: 0 K: 0 S: 16	H: 3 LOB: 0 BB: 0 P: 23		R: 0 E: 1 K: 1 S: 8	H: 0 LOB: 1 BB: 0 P: 14	1B: 3 2B: 2 3B: 2 HR: 3	SF: 0 SAC: 0 DP: 1 HBP: 0	WP: 0 PB: 0 SB: 3 CS: 1	PA: 41											
28 Randy Wolf, L (1, 1) ERA: 7.2 52 Ramon E Ramirez, R (4, 1) ERA: 9.31 38 Logan Bawcom, R (5, 1) ERA: 27.0 31 Yoervis Medina, R (6, 1) ERA: 73 Carson Smith, R (7, 1) ERA:	IP	WLS	BF	H	R	ER	SO	BB	IBB	HBP	BLK	WP	HR	S	P	ERA	WHIP	IP	WLS	BF	H	R	ER	SO	BB	IBB	HBP	BLK	WP	HR	S	P	ERA	WHIP
68 Nick Hill, L (8, 1) ERA: 6.0 71 Dominic Leone, R (9, 1) ERA:	1.0	L	5	3	2	2	0	0	0	0	0	0	0	0	8	14	0.00	0.000	1.0	L	5	3	2	2	0	0	0	0	0	0	8	14	0.00	0.000

Batter	1	2	3	4	5	6	7	8	9	AB	R	H	RBI	BB	SO	LOB	BOTTOM																			
36 Abraham Almonte, S (1, 8) OBP: 0.190, SLG: 0.316 99 James Jones, L (7, 8) OBP: 0.333, SLG: 0.500	G4-3	G3-1		G6-3		G4-3	F8		G3-1	4	0	0	0	0	0	2	Cincinnati Reds @ Seattle Mariners Peoria Stadium, Peoria, AZ Fri Mar 07 2014, 3:07 PM - 6:23 PM EST Att: 5,721 - Sunny - 73 F																			
15 Kyle Seager, L (1, 5) OBP: 0.438, SLG: 0.385 79 D.J. Peterson, R (6, 5) OBP: 0.500, SLG: 1.000 74 Chris Taylor, R (9, PR) OBP: 0.182, SLG: 0.400	6 2B		17 1B	6 1B	17 1B	6 1B	27 1B	6 1B	81 WP	1	1	1	0	2	0	0																				
6 Nick Franklin, S (1, 6) 81 Ketel Marte, S (6, 4) OBP: 0.333, SLG: 0.143	G1-3		G1-3		4-1 27 1B	4-1 27 1B	63 2B		K	2	1	1	0	1	0	1																				
17 Justin Smoak, S (1, 3) 63 Jesus Montero, R (6, 3) 69 Ty Kelly, S (8, PR) 66 Ji Man Choi, L (9, 3) OBP: 0.333, SLG: 0.444	K		20 1B		20 WP	27 1B	7 3B		16 1B	3	1	2	0	1	2	0																				
27 Corey Hart, R (1, 9) 7 Stefan Romero, R (6, 7) OBP: 0.333, SLG: 0.250 OBP: 0.105, SLG: 0.316	P6		P6		G5-3	G5-3	16 2B		L7	3	0	0	1	0	1	6																				
20 Logan Morrison, L (1, 10) 39 Xavier Avery, L (6, PH) OBP: 0.333, SLG: 0.200 (7, 10)	1 1B		1 1B		F8	F8	16 2B		K	2	0	1	0	1	1	1																				
13 Dustin Ackley, L (1, 7) OBP: 0.471, SLG: 0.813 16 Cole Gillespie, R (6, 9) OBP: 0.533, SLG: 0.571	K		K		1-2 3-H	1-2 3-H	16 2B		K	3	0	1	1	0	2	4																				
3 Mike Zunino, R (1, 2) OBP: 0.357, SLG: 0.583 35 Humberto Quintero, R (6, 2) OBP: 0.250, SLG: 0.250	F8		K		K	L8	G6-3		K	3	0	0	0	1	2	3																				
1 Carlos Truñfel, R (1, 4) OBP: 0.214, SLG: 0.091 (6, 6)	L6		L6		L6	P5	K		G6-3	4	0	0	1	1	0	0																				
41 Brett Marshall, R (1, 1) ERA: 74 Ismael Guillón, L (4, 1) ERA: 11.57 98 Pedro Villarreal, R (5, 1) ERA: 67 Daniel Corcino, R (6, 1) ERA: 58.5 85 Michael Lorenzen, R (6, 1) ERA: 5.4	R: 0 E: 0 K: 2 S: 11	H: 1 LOB: 2 BB: 1 P: 19	R: 0 E: 0 K: 1 S: 13	H: 1 LOB: 2 BB: 1 P: 21	R: 0 E: 0 K: 1 S: 9	H: 2 LOB: 3 BB: 1 P: 13	R: 0 E: 0 K: 1 S: 7	H: 0 LOB: 0 BB: 0 P: 13	R: 3 E: 0 K: 0 S: 15	H: 2 LOB: 1 BB: 2 P: 29	R: 5 E: 0 K: 0 S: 12	H: 4 LOB: 1 BB: 2 P: 25	R: 0 E: 0 K: 1 S: 9	H: 1 LOB: 0 BB: 0 P: 16	R: 1 E: 0 K: 2 S: 15	H: 2 LOB: 2 BB: 0 P: 22		R: 0 E: 0 K: 2 S: 10	H: 0 LOB: 0 BB: 0 P: 12	1B: 7 2B: 4 3B: 1 HR: 1	SF: 0 SAC: 0 DP: 0 HBP: 0	WP: 4 PB: 0 SB: 0 CS: 0	PA: 48													
41 Brett Marshall, R (1, 1) ERA: 74 Ismael Guillón, L (4, 1) ERA: 11.57 98 Pedro Villarreal, R (5, 1) ERA: 67 Daniel Corcino, R (6, 1) ERA: 58.5 85 Michael Lorenzen, R (6, 1) ERA: 5.4	IP	WLS	BF	H	R	ER	SO	BB	IBB	HBP	BLK	WP	HR	S	P	ERA	WHIP	IP	WLS	BF	H	R	ER	SO	BB	IBB	HBP	BLK	WP	HR	S	P	ERA	WHIP		
80 Jumbo Diaz, R (8, 1) ERA: 3.0 73 Carlos Contreras, R (9, 1) ERA: 3.0	1.0	H	5	2	1	1	2	0	0	0	0	0	0	0	2	0	0.00	0.000	1.0	S	4	2	0	0	2	0	0	0	0	0	2	0	10	12	0.00	0.000

Batter	1	2	3	4	5	6	7	8	9	AB	R	H	RBI	BB	SO	LOB	TOP																	
1 Adam Eaton, L (1,8) 82 Keenyn Walker, S (5,8) OBP: 0.714, SLG: 0.700 OBP: 0.125, SLG: 0.250										1 2 1 0 1 0 0 2 0 0 0 0 0 0							Chicago White Sox @ Cincinnati Reds Goodyear Ballpark, Goodyear, AZ Fri Mar 07 2014, 3:07 PM - 5:59 PM EST Att: 2,487 - Sunny - 78 F																	
15 Gordon Beckham, R (1,4) 28 Leury Garcia, S (5,4) OBP: 0.294, SLG: 0.313 OBP: 0.429, SLG: 0.333										3 1 1 1 0 1 2 1 0 1 0 0 0 0																								
Alex Liddi, R (1,3) 76 Andy Wilkins, L (5,3) OBP: 0.250, SLG: 0.625 OBP: 0.667, SLG: 1.000										3 0 1 1 0 1 3 0 0 0 0 1 0 0																								
44 Adam Dunn, L (1,10) 7 Jeff Keppinger, R (5, PR) OBP: 0.364, SLG: 0.364 OBP: 0.250, SLG: 0.250										3 0 2 2 0 0 1 1 0 0 0 0 0 2																								
24 Dayan Viedro, R (1,7) 18 Blake Tekotte, L (5,7) OBP: 0.357, SLG: 0.385 OBP: 0.200, SLG: 0.111										3 0 1 0 0 1 1 1 0 1 0 0 0 0																								
10 Alexei Ramirez, R (1,6) 5 Marcus Semien, R (8,5) OBP: 0.286, SLG: 0.286 OBP: 0.231, SLG: 0.167										3 0 1 0 0 0 0 1 0 0 0 0 0 1																								
22 Matt Davidson, R (1,5) 83 Micah Johnson, L (8,4) OBP: 0.133, SLG: 0.143 OBP: 0.500, SLG: 0.500										4 0 0 0 0 0 2 0 0 0 0 0 0 0																								
21 Tyler Flowers, R (1,2) 73 Miguel Gonzalez, R (6,2)										3 0 0 0 0 1 1 1 0 0 0 0 0 0																								
75 Trayce Thompson, R (1,9) 29 Jared Mitchell, L (7,9) OBP: 0.273, SLG: 0.200 OBP: 0.300, SLG: 0.222										2 1 0 0 1 1 0 1 0 0 0 0 0 0																								
Inning Stats	R: 1 E: 0 K: 1 S: 7	H: 2 LOB: 1 BB: 0 P: 7	R: 0 E: 0 K: 0 S: 3	H: 0 LOB: 0 BB: 0 P: 3	R: 1 E: 0 K: 2 S: 8	H: 1 LOB: 1 BB: 0 P: 10	R: 0 E: 0 K: 1 S: 6	H: 1 LOB: 1 BB: 0 P: 7	R: 2 E: 0 K: 0 S: 6	H: 3 LOB: 2 BB: 0 P: 15	R: 0 E: 0 K: 0 S: 3	H: 0 LOB: 0 BB: 0 P: 3	R: 0 E: 1 K: 0 S: 4	H: 1 LOB: 2 BB: 1 P: 8	R: 0 E: 0 K: 0 S: 3	H: 1 LOB: 0 BB: 0 P: 4		R: 0 E: 0 K: 0 S: 3	H: 0 LOB: 0 BB: 0 P: 3	1B: 8 2B: 1 3B: 0 HR: 0	SF: 0 SAC: 0 DP: 0 HBP: 1	WP: 1 PB: 0 SB: 3 CS: 3	PA: 37											
PITCHER	IP WLS BF H R ER SO BB IBB HBP BLK WP HR S P ERA WHIP																																	
44 Mike Leake, R (1,1) ERA: 4.5	2.0	8	2	1	1	1	1	0	0	0	0	0	0	0	10	10	4.50	1.000																
54 Aroldis Chapman, L (3,1) ERA: 3.5	2.0	H	9	2	1	1	3	0	0	1	0	0	0	0	14	17	4.50	1.000																
83 Tim Lincecum, R (5,1) ERA: 7.2	2.0	L	9	3	2	2	1	2	0	0	0	0	0	0	9	18	9.00	2.500																
79 Lee Hyde, L (7,1) ERA:	2.0		8	2	0	0	0	1	0	0	0	0	1	0	7	12	0.00	1.500																
84 Drew Hayes, R (9,1) ERA:	1.0		3	0	0	0	0	0	0	0	0	0	0	0	3	3	0.00	0.000																

Batter	1	2	3	4	5	6	7	8	9	AB	R	H	RBI	BB	SO	LOB	BOTTOM																
25 Skip Schumaker, L (1,4) 81 Rey Navarro, S (7,4) OBP: 0.563, SLG: 0.583 OBP: 0.300, SLG: 0.222										2 0 0 0 1 0 2 2 0 1 0 0 0 0							Chicago White Sox @ Cincinnati Reds Goodyear Ballpark, Goodyear, AZ Fri Mar 07 2014, 3:07 PM - 5:59 PM EST Att: 2,487 - Sunny - 78 F																
2 Zack Cozart, R (1,6) 89 Devin Lohman, R (7,6)										3 1 1 0 0 0 2 2 0 0 0 0 0 1																							
19 Joey Votto, L (1,3) Marquez Smith, R (7,3) OBP: 0.133, SLG: 0.133										3 0 0 0 0 2 1 1 0 0 0 0 0 0																							
32 Jay Bruce, L (1,9) 68 Tucker Barnhart, L (7,2) OBP: 0.563, SLG: 0.917 OBP: 0.200, SLG: 0.222										3 1 2 2 0 0 0 1 0 0 0 0 0 0																							
48 Ryan Ludwick, R (1,7) 90 Felix Perez, L (7,7)										3 0 0 0 0 2 1 1 0 0 0 0 0 0																							
29 Brayan Peña, S (1,2) 90 Bryson Smith, R (6, PR) OBP: 0.286, SLG: 0.250 OBP: 0.143, SLG: 0.286										2 0 0 0 1 1 0 1 0 1 0 0 0 0																							
39 Devin Mesoraco, R (1,10) OBP: 0.250, SLG: 0.313										4 0 0 0 0 3 3																							
15 Roger Bernadina, L (1,8) 77 Yorman Rodriguez, R (7,8) OBP: 0.684, SLG: 0.833 OBP: 0.214, SLG: 0.231										2 1 1 0 1 1 1 1 0 0 0 0 0 0																							
27 Chris Nelson, R (1,5) 91 Mike Costanzo, L (7,5)										3 0 1 1 0 1 3 1 0 0 0 0 1 0																							
Inning Stats	R: 2 E: 0 K: 2 S: 10	H: 2 LOB: 0 BB: 0 P: 11	R: 1 E: 0 K: 1 S: 7	H: 2 LOB: 1 BB: 1 P: 11	R: 0 E: 0 K: 2 S: 7	H: 0 LOB: 0 BB: 0 P: 7	R: 0 E: 0 K: 2 S: 7	H: 0 LOB: 2 BB: 2 P: 15	R: 0 E: 0 K: 0 S: 4	H: 1 LOB: 1 BB: 0 P: 4	R: 0 E: 1 K: 0 S: 8	H: 0 LOB: 0 BB: 0 P: 8	R: 0 E: 0 K: 0 S: 3	H: 0 LOB: 0 BB: 0 P: 3	R: 0 E: 0 K: 1 S: 6	H: 1 LOB: 1 BB: 0 P: 6		R: 0 E: 0 K: 1 S: 6	H: 1 LOB: 1 BB: 0 P: 6	1B: 2 2B: 4 3B: 0 HR: 1	SF: 0 SAC: 0 DP: 0 HBP: 0	WP: 0 PB: 0 SB: 0 CS: 0	PA: 38										
PITCHER	IP WLS BF H R ER SO BB IBB HBP BLK WP HR S P ERA WHIP																																
55 Felipe Paulino, R (1,1) ERA: 13.5	3.0	14	4	3	3	5	2	1	0	0	0	0	0	24	29	9.00	1.667																
41 David Purcey, L (4,1) ERA: 5.4	1.0	W	5	0	0	0	2	2	0	0	0	0	0	7	15	0.00	2.000																
39 Maikel Cleto, R (5,1) ERA:	1.0	H	4	1	0	0	0	0	0	0	0	0	0	4	4	0.00	1.000																
53 Eric Surkamp, L (6,1) ERA: 6.75	2.0	H	7	0	0	0	2	0	0	0	0	0	0	11	11	0.00	0.000																
57 Zach Putnam, R (8,1) ERA:	1.0	H	4	1	0	0	1	0	0	0	0	0	0	6	6	0.00	1.000																

AB	33
R	4
H	9
RBI	4
BB	3
SO	5
LOB	13



AB	35
R	3
H	7
RBI	3
BB	3
SO	11
LOB	14



Batter	1	2	3	4	5	6	7	8	9	AB	R	H	RBI	BB	SO	LOB	TOP								
28 Chris Heisey, R OBP: 0.319, SLG: 0.864 70 Kristopher Negron, R OBP: 0.263, SLG: 0.353	G4-3		2B		F8			81 2B		3	0	1	0	0	0	2	Cincinnati Reds @ Los Angeles Angels Tempe Diablo Stadium, Tempe, AZ Sun Mar 09 2014, 4:12 PM - 7:00 PM EDT Att: 7,792 - Sunny - 73 F								
4 Brandon Phillips, R OBP: 0.300, SLG: 0.500 81 Rey Navarro, S OBP: 0.333, SLG: 0.364	K		G4-3		F8			2H 2B		3	0	0	0	0	1	1									
19 Joey Votto, L OBP: 0.409, SLG: 0.333 23 Donald Lutz, L OBP: 0.316, SLG: 0.529	BB			21 L6-3 BB		L8		K		1	0	0	0	2	0	0									
48 Ryan Ludwick, R OBP: 0.167, SLG: 0.333 30 Jason Bourgeois, R OBP: 0.167, SLG: 0.333	G3			P6		F7			P4	3	0	0	0	0	2	0									
21 Todd Frazier, R OBP: 0.222, SLG: 0.375 91 Mike Costanzo, L OBP: 0.167, SLG: 0.250		F9		L6-3			K		G4-3	2	0	0	0	0	1	1									
29 Brayan Peña, S OBP: 0.250, SLG: 0.214 68 Tucker Barnhart, L OBP: 0.250, SLG: 0.273	G4-3				F9		F7			2	0	0	0	0	0	0									
50 Neftali Soto, R OBP: 0.167, SLG: 0.250 82 Rossmel Perez, L OBP: 0.167, SLG: 0.250 Ray Chang, R OBP: 0.167, SLG: 0.250	F7				P4		G4-3		G5-3	2	0	0	0	0	0	0									
15 Roger Bernadina, L OBP: 0.667, SLG: 0.786 77 Yorman Rodriguez, R OBP: 0.176, SLG: 0.188			K			7 BB		K		2	0	1	0	0	1	0									
7 Ramon Santiago, S OBP: 0.222, SLG: 0.067 76 Argenis Diaz, R OBP: 0.214, SLG: 0.429			K					G5-3		1	0	0	0	1	1	0									
					1-2 BB					1	0	0	0	0	0	0									
Inning Stats	R: 0 E: 0 K: 1 S: 5	H: 0 LOB: 1 BB: 1 P: 9	R: 0 E: 0 K: 0 S: 3	H: 0 LOB: 0 BB: 0 P: 3	R: 0 E: 0 K: 2 S: 8	H: 1 LOB: 1 BB: 0 P: 8	R: 0 E: 0 K: 0 S: 2	H: 0 LOB: 0 BB: 1 P: 6	R: 0 E: 0 K: 0 S: 4	H: 1 LOB: 2 BB: 1 P: 8	R: 0 E: 0 K: 0 S: 3	H: 0 LOB: 0 BB: 0 P: 3	R: 0 E: 0 K: 1 S: 5	H: 0 LOB: 0 BB: 0 P: 5	R: 1 E: 0 K: 2 S: 9	H: 2 LOB: 1 BB: 0 P: 9	R: 0 E: 0 K: 0 S: 4	H: 1 LOB: 1 BB: 0 P: 4	1B: 2 2B: 4 3B: 0 HR: 0	SF: 0 SAC: 0 DP: 1 HBP: 0	WP: 0 PB: 0 SB: 0 CS: 0	PA: 34			
PITCHER	IP WLS BF H R ER SO BB IBB HBP BLK WP HR S P ERA WHIP	4.0 14 1 0 0 3 2 0 0 0 0 0 18 26 0.00 0.750	1.1 6 1 0 0 0 1 0 0 0 0 0 5 9 0.00 1.500	0.1 1 0 0 0 0 0 0 0 0 0 0 1 1 0.00 0.000	0.1 1 0 0 0 0 0 0 0 0 0 0 1 1 0.00 0.000	1.0 3 0 0 0 1 0 0 0 0 0 0 5 5 0.00 0.000	1.0 5 2 1 1 2 0 0 0 0 0 0 4 4 0.00 1.000	1.0 4 1 0 0 0 0 0 0 0 0 0 0 4 4 0.00 1.000	1.0 3 0 0 0 0 0 0 0 0 0 0 5 5 0.00 0.000	1.0 5 2 1 1 2 0 0 0 0 0 0 4 4 0.00 1.000	1.0 4 1 0 0 0 0 0 0 0 0 0 4 4 0.00 1.000	1.0 3 0 0 0 0 0 0 0 0 0 0 5 5 0.00 0.000	1.0 3 0 0 0 0 0 0 0 0 0 0 5 5 0.00 0.000	1.0 3 0 0 0 0 0 0 0 0 0 0 5 5 0.00 0.000	1.0 3 0 0 0 0 0 0 0 0 0 0 5 5 0.00 0.000	1.0 3 0 0 0 0 0 0 0 0 0 0 5 5 0.00 0.000	1.0 3 0 0 0 0 0 0 0 0 0 0 5 5 0.00 0.000	1.0 3 0 0 0 0 0 0 0 0 0 0 5 5 0.00 0.000	1.0 3 0 0 0 0 0 0 0 0 0 0 5 5 0.00 0.000	1.0 3 0 0 0 0 0 0 0 0 0 0 5 5 0.00 0.000	1.0 3 0 0 0 0 0 0 0 0 0 0 5 5 0.00 0.000	1.0 3 0 0 0 0 0 0 0 0 0 0 5 5 0.00 0.000	1.0 3 0 0 0 0 0 0 0 0 0 0 5 5 0.00 0.000	1.0 3 0 0 0 0 0 0 0 0 0 0 5 5 0.00 0.000	1.0 3 0 0 0 0 0 0 0 0 0 0 5 5 0.00 0.000

Cincinnati Reds @ Los Angeles Angels
 Tempe Diablo Stadium, Tempe, AZ
 Sun Mar 09 2014, 4:12 PM - 7:00 PM EDT
 Att: 7,792 - Sunny - 73 F

AB 31
 R 1
 H 5
 RBI 1
 BB 3
 SO 6
 LOB 8



Batter	1	2	3	4	5	6	7	8	9	AB	R	H	RBI	BB	SO	LOB	BOTTOM							
56 Kole Calhoun, L OBP: 0.393, SLG: 0.227 7 Andrew Romine, S OBP: 0.333, SLG: 0.571	G3		F9				B5-3			3	0	1	1	0	0	0	Cincinnati Reds @ Los Angeles Angels Tempe Diablo Stadium, Tempe, AZ Sun Mar 09 2014, 4:12 PM - 7:00 PM EDT Att: 7,792 - Sunny - 73 F							
27 Mike Trout, R OBP: 0.444, SLG: 0.706 87 Matt Long, L OBP: 0.438, SLG: 0.533				P3	F7		F8			3	0	1	0	0	1	0								
5 Albert Pujols, R OBP: 0.258, SLG: 0.158 81 Alex Yarbrough, S OBP: 0.250, SLG: 0.250	P3					G6-3	F7			3	0	1	0	0	1	0								
47 Howie Kendrick, R OBP: 0.471, SLG: 0.438 79 Taylor Lindsey, L OBP: 0.471, SLG: 0.438	G5-3			F9				G3-1		3	1	1	0	0	2	0								
44 Ian Stewart, L OBP: 0.294, SLG: 0.200 12 Tommy Field, R OBP: 0.800, SLG: 0.667	K			G4-3				G5-3		2	0	0	0	1	1	1								
2 Enck Aybar, S OBP: 0.421, SLG: 0.154 Drew Heid, L OBP: 0.421, SLG: 0.154	G4-3							G5-3		2	1	0	0	1	0	2								
16 Hank Conger, L OBP: 0.186, SLG: 0.133 84 C.J. Cron, R OBP: 0.500, SLG: 1.000 41 Luis Martinez, R OBP: 0.500, SLG: 1.000	P5									2	1	1	1	1	0	0								
48 Chad Tracy, L OBP: 0.188, SLG: 0.188 77 Carlos Pena, L OBP: 0.333, SLG: 0.308			P2							2	0	0	0	0	1	0								
3 JB Shuck, L OBP: 0.227, SLG: 0.300			K							3	0	0	0	1	4	0								
										3	0	0	0	1	4	0								
Inning Stats	R: 0 E: 0 K: 0 S: 4	H: 1 LOB: 1 BB: 0 P: 4	R: 0 E: 0 K: 1 S: 5	H: 0 LOB: 0 BB: 0 P: 5	R: 0 E: 0 K: 1 S: 5	H: 0 LOB: 0 BB: 0 P: 5	R: 0 E: 0 K: 0 S: 4	H: 1 LOB: 1 BB: 0 P: 4	R: 2 E: 0 K: 0 S: 5	H: 2 LOB: 3 BB: 1 P: 10	R: 1 E: 0 K: 0 S: 3	H: 2 LOB: 0 BB: 0 P: 3	R: 0 E: 0 K: 0 S: 4	H: 1 LOB: 1 BB: 0 P: 4	R: 0 E: 0 K: 0 S: 4	H: 1 LOB: 1 BB: 0 P: 4	1B: 7 2B: 0 3B: 0 HR: 0	SF: 0 SAC: 0 DP: 0 HBP: 0	WP: 0 PB: 0 SB: 1 CS: 0	PA: 34				
PITCHER	IP WLS BF H R ER SO BB IBB HBP BLK WP HR S P ERA WHIP	4.0 14 2 2 2 0 1 0 0 0 0 0 18 18 0.00 0.500	1.0 6 2 2 2 0 1 0 0 0 1 0 5 10 18.00 3.000	1.0 7 2 1 1 0 2 0 0 0 0 0 0 5 13 9.00 4.000	1.0 3 0 0 0 0 0 0 0 0 0 0 0 3 3 0.00 0.000	1.0 4 1 0 0 0 0 0 0 0 0 0 4 4 0.00 1.000	1.0 5 2 1 1 2 0 0 0 0 0 0 4 4 0.00 1.000	1.0 4 1 0 0 0 0 0 0 0 0 0 4 4 0.00 1.000	1.0 3 0 0 0 0 0 0 0 0 0 0 5 5 0.00 0.000	1.0 3 0 0 0 0 0 0 0 0 0 0 5 5 0.00 0.000	1.0 3 0 0 0 0 0 0 0 0 0 0 5 5 0.00 0.000	1.0 3 0 0 0 0 0 0 0 0 0 0 5 5 0.00 0.000	1.0 3 0 0 0 0 0 0 0 0 0 0 5 5 0.00 0.000	1.0 3 0 0 0 0 0 0 0 0 0 0 5 5 0.00 0.000	1.0 3 0 0 0 0 0 0 0 0 0 0 5 5 0.00 0.000	1.0 3 0 0 0 0 0 0 0 0 0 0 5 5 0.00 0.000	1.0 3 0 0 0 0 0 0 0 0 0 0 5 5 0.00 0.000	1.0 3 0 0 0 0 0 0 0 0 0 0 5 5 0.00 0.000	1.0 3 0 0 0 0 0 0 0 0 0 0 5 5 0.00 0.000	1.0 3 0 0 0 0 0 0 0 0 0 0 5 5 0.00 0.000	1.0 3 0 0 0 0 0 0 0 0 0 0 5 5 0.00 0.000	1.0 3 0 0 0 0 0 0 0 0 0 0 5 5 0.00 0.000	1.0 3 0 0 0 0 0 0 0 0 0 0 5 5 0.00 0.000	1.0 3 0 0 0 0 0 0 0 0 0 0 5 5 0.00 0.000

Cincinnati Reds @ Los Angeles Angels
 Tempe Diablo Stadium, Tempe, AZ
 Sun Mar 09 2014, 4:12 PM - 7:00 PM EDT
 Att: 7,792 - Sunny - 73 F

AB 31
 R 3
 H 7
 RBI 3
 BB 3
 SO 2
 LOB 14



Batter	1	2	3	4	5	6	7	8	9	AB	R	H	RBI	BB	SO	LOB	TOP								
6 Billy Hamilton, S OBP: 0.435, SLG: 0.368 37 Corky Miller, R (7.2)										3	1	1	0	0	2	0									
2 Zack Cozart, R OBP: 0.300, SLG: 0.400 81 Rey Navarro, S OBP: 0.385, SLG: 0.583 (7.6)										3	0	0	0	0	0	1									
32 Jay Bruce, L OBP: 0.300, SLG: 0.785 94 Travis Mattair, R OBP: 0.273, SLG: 0.273 (7.5)										3	0	1	1	0	0	0									
48 Ryan Ludwick, R OBP: 0.150, SLG: 0.300 30 Jason Bourgeois, R(7, PH) (7.7)										2	0	0	0	0	0	1									
39 Devin Mesoraco, R OBP: 0.238, SLG: 0.286 25 Skyp Schumaker, L (7, PH) OBP: 0.571, SLG: 0.588 (7.8)										2	0	0	0	0	0	0									
29 Brayan Peña, S OBP: 0.300, SLG: 0.278 (1, 10)										4	0	2	0	0	0	0									
27 Chris Nelson, R OBP: 0.333, SLG: 0.421 28 Chris Heisey, R OBP: 0.333, SLG: 0.833 (7, PH) (7.9)										2	1	1	0	0	0	0									
7 Ramon Santiago, S OBP: 0.250, SLG: 0.176 70 Kristopher Negrón, R OBP: 0.238, SLG: 0.316 (7, PH) (7.4)										2	0	1	1	0	0	0									
36 Henry Alejandro Rodríguez, S OBP: 0.188, SLG: 0.133 50 Neftalí Soto, R OBP: 0.351, SLG: 0.739 (7, 3)										2	0	1	0	0	0	0									
Inning Stats	R: 0 E: 0 K: 1 S: 7	H: 0 LOB: 0 BB: 0 P: 12	R: 0 E: 0 K: 0 S: 6	H: 0 LOB: 0 BB: 0 P: 11	R: 0 E: 0 K: 0 S: 5	H: 0 LOB: 0 BB: 0 P: 11	R: 1 E: 0 K: 0 S: 10	H: 2 LOB: 0 BB: 0 P: 14	R: 1 E: 0 K: 0 S: 10	H: 3 LOB: 0 BB: 0 P: 15	R: 0 E: 0 K: 1 S: 6	H: 0 LOB: 0 BB: 0 P: 6	R: 0 E: 0 K: 1 S: 18	H: 2 LOB: 2 BB: 0 P: 20	R: 0 E: 0 K: 0 S: 7	H: 1 LOB: 1 BB: 0 P: 13	R: 0 E: 0 K: 0 S: 10	H: 2 LOB: 2 BB: 0 P: 16	1B: 7 2B: 2 3B: 1 HR: 0	SF: 0 SAC: 0 DP: 0 HBP: 0	WP: 0 PB: 0 SB: 0 CS: 1	PA: 35			
PITCHER	IP	WLS	BF	H	R	ER	SO	BB	IBB	HBP	BLK	WP	HR	S	P	ERA	WHIP								
11 Yu Darvish, R ERA: 3.6 (1, 1)	5.0	W	18	5	2	2	1	0	0	0	0	0	0	38	63	3.60	1.000								
68 Ryan Feierabend, L ERA: 4.5 (6, 1)	1.0	H	3	0	0	0	1	0	0	0	0	0	0	6	6	0.00	0.000								
28 Joakim Soria, R ERA: (7, 1)	1.0	H	5	2	0	0	1	0	0	0	1	0	0	18	20	0.00	2.000								
49 Aaron Poreda, L ERA: 2.7 (8, 1)	1.0		4	1	0	0	0	0	0	0	0	0	0	7	13	0.00	1.000								
30 Neftalí Feliz, R ERA: 4.5 (9, 1)	1.0		5	2	0	0	0	0	0	0	0	0	0	10	16	0.00	2.000								

Cincinnati Reds @ Texas Rangers
 Surprise Stadium, Surprise, AZ
 Mon Mar 10 2014, 4:07 PM - 6:38 PM EDT
 Att: 7,779 - Partly Cloudy - 78 F

AB	35
R	2
H	10
RBI	2
BB	0
SO	3
LOB	9



Batter	1	2	3	4	5	6	7	8	9	AB	R	H	RBI	BB	SO	LOB	BOTTOM								
13 Jurickson Profar, S OBP: 0.378, SLG: 0.545 (1, 10)										4	2	1	1	0	0	3									
1 Elvis Andrus, R OBP: 0.350, SLG: 0.450 71 Andy Parrino, S OBP: 0.250, SLG: 0.273 (8, 4)										3	0	1	2	0	1	0									
18 Mitch Moreland, L OBP: 0.400, SLG: 0.350 15 Michael Choice, R OBP: 0.308, SLG: 0.520 (7, 9)										3	0	0	0	0	0	0									
29 Adrián Beltré, R OBP: 0.353, SLG: 0.375 9 Adam Rosales, R OBP: 0.296, SLG: 0.398 (7, 5)										3	0	0	0	0	2	0									
2 Leonys Martín, L OBP: 0.400, SLG: 0.333 35 James Adduci, L OBP: 0.368, SLG: 0.368 (7, 8)										2	1	1	0	1	0	0									
7 J.P. Arencibia, R OBP: 0.150, SLG: 0.250 70 Brett Nicholas, L (8, 2)										4	0	1	0	0	0	3									
6 Kevin Kouzmanoff, R OBP: 0.150, SLG: 0.200 12 Josh Wilson, R (7, 3)										2	1	0	0	0	1	1									
73 Rougned Odor, L OBP: 0.333, SLG: 0.231 65 Kensuke Tanaka, L OBP: 0.400, SLG: 0.250 3 Luis Sardinas, S OBP: 0.267, SLG: 0.333 (8, 6)										2	1	1	0	0	1	1									
43 Engel Beltré, L OBP: 0.313, SLG: 0.267 64 Brad Snyder, L OBP: 0.333, SLG: 0.286 (7, 7)										1	0	0	0	0	1	0									
Inning Stats	R: 0 E: 0 K: 0 S: 6	H: 2 LOB: 1 BB: 0 P: 10	R: 1 E: 0 K: 3 S: 13	H: 2 LOB: 1 BB: 0 P: 19	R: 1 E: 0 K: 2 S: 13	H: 1 LOB: 0 BB: 0 P: 19	R: 0 E: 0 K: 0 S: 7	H: 0 LOB: 0 BB: 0 P: 10	R: 2 E: 1 K: 0 S: 12	H: 2 LOB: 1 BB: 0 P: 14	R: 0 E: 0 K: 1 S: 9	H: 0 LOB: 1 BB: 1 P: 15	R: 4 E: 1 K: 0 S: 18	H: 4 LOB: 2 BB: 0 P: 32	R: 0 E: 0 K: 1 S: 8	H: 0 LOB: 1 BB: 1 P: 15	1B: 7 2B: 1 3B: 0 HR: 1	SF: 0 SAC: 1 DP: 0 HBP: 1	WP: 1 PB: 0 SB: 2 CS: 0	PA: 37					
PITCHER	IP	WLS	BF	H	R	ER	SO	BB	IBB	HBP	BLK	WP	HR	S	P	ERA	WHIP								
34 Homer Bailey, R ERA: 4.0 (1, 1)	4.0		15	3	2	2	5	0	0	0	0	0	0	1	39	5.80	0.750								
28 Jeff Francis, L ERA: 6.0 (5, 1)	2.0	L	9	2	2	0	1	1	0	0	0	0	0	21	29	0.00	1.500								
46 Curtis Partch, R ERA: 2.45 (7, 1)	0.2		8	4	4	1	0	0	0	1	0	1	0	17	29	13.50	6.000								
73 Carlos Contreras, R ERA: 2.7 (7, 1)	0.1		1	0	0	0	0	0	0	0	0	0	0	1	3	0.00	0.000								
80 Jumbo Diaz, R ERA: 2.25 (8, 1)	1.0		4	0	0	0	1	1	0	0	0	0	0	8	15	0.00	1.000								

Cincinnati Reds @ Texas Rangers
 Surprise Stadium, Surprise, AZ
 Mon Mar 10 2014, 4:07 PM - 6:38 PM EDT
 Att: 7,779 - Partly Cloudy - 78 F

AB	33
R	8
H	9
RBI	6
BB	2
SO	7
LOB	11



Batter	1	2	3	4	5	6	7	8	9	AB	R	H	RBI	BB	SO	LOB	TOP
6 Billy Hamilton, S (1,8) 15 Roger Bernadina, L (8,8) OBP: 0.387, SLG: 0.346 OBP: 0.615, SLG: 0.778	G5-3		E6 21 BB 32 1B	G4-3		K			F9	4	1	0	0	0	1	0	
2 Zack Cozart, R (1,6) 76 Argenis Diaz, R (8,6) OBP: 0.222, SLG: 0.296 OBP: 0.167, SLG: 0.333	F8		P4	G6-3			G6-3		G5-3	4	0	0	0	0	0	1	
21 Todd Frazier, R (1,3) 50 Neftali Soto, R (5,3) OBP: 0.296, SLG: 0.542 OBP: 0.370, SLG: 0.667	HR		28 HR BB	P4			K		30 1B 68 1B 92 BB 68 1B	2	2	1	1	1	0	0	
32 Jay Bruce, L (1,9) 92 Josh Fellhauer, L (8,9)	F9		28 HR 1B 1-2 2-H	G4-3			K		68 1B 30 1B BB	4	1	1	1	0	1	0	
28 Chris Heisey, R (1,7) 30 Jason Bourgeois, R (8, PH) OBP: 0.400, SLG: 0.933 OBP: 0.214, SLG: 0.154	F8		1-H 2-H HR	1B			P4		68 1B 1B	3	1	2	3	0	0	0	
29 Brayan Peña, S (1,2) 68 Tucker Barnhart, L (7,2) OBP: 0.346, SLG: 0.273 OBP: 0.333, SLG: 0.429	25 G4-3 7 WP 25 S BB		25 FC4-6 1B	F8			70 1B 27 SF7 2B		1-2 2-3 3-H 1B	2	1	1	0	1	0	1	
25 Skip Schumaker, L (1,4) 70 Kristopher Negrón, R (8, PH) OBP: 0.320, SLG: 0.333	G4-3		7 1B 1B	G3			2B		G4-3	3	0	0	0	0	0	3	
7 Ramon Santiago, S (1,5) 27 Chris Nelson, R (6,5) OBP: 0.308, SLG: 0.304 OBP: 0.304, SLG: 0.400	3-H 2B		1-2 1B	B3-1			SF7			3	0	2	0	0	0	0	
31 Alfredo Simon, R (1,1) 79 Lee Hyde, R (5,1) 9 Jack Hannahan, L (6, PH) 62 Trevor Bell, L (6,1) 53 Pedro Beato, R (7,1) 91 Mike Costanzo, L (8, PH) 46 Curtis Partch, R (8,1) 80 Jumbo Diaz, R (9,1)	G6-3		P2	F8			F9			2	0	0	0	0	0	3	
Inning Stats	R: 1 E: 0 K: 0 S: 4	H: 1 LOB: 0 BB: 0 P: 4	R: 4 E: 1 K: 0 S: 9	H: 4 LOB: 2 BB: 1 P: 14	R: 0 E: 0 K: 0 S: 3	H: 0 LOB: 0 BB: 0 P: 3	R: 0 E: 0 K: 1 S: 5	H: 0 LOB: 1 BB: 0 P: 5	R: 0 E: 0 K: 2 S: 7	H: 0 LOB: 0 BB: 0 P: 7	R: 1 E: 0 K: 0 S: 5	H: 2 LOB: 1 BB: 1 P: 5	R: 1 E: 0 K: 0 S: 6	H: 3 LOB: 3 BB: 1 P: 10	1B: 8 2B: 2 3B: 0 HR: 2	SF: 1 SAC: 0 DP: 0 HBP: 0	WP: 1 PA: 43 PB: 0 SB: 1 CS: 0
PITCHER	IP WLS BF H R ER SO BB IBB HBP BLK WP HR S P ERA WHIP																
47 Paul Maholm, L (1,1) ERA: 7.04	2.2 L 17 6 6 5 0 2 0 0 0 0 1 2 17 27 16.88 3.000																
Red Patterson, R (3,1) ERA: 0.93	3.1 11 1 0 0 1 0 0 0 0 0 0 0 13 13 0.00 0.300																
71 Seth Rosin, R (7,1) ERA: 1.64	3.0 15 5 2 2 2 1 0 0 0 0 0 0 18 22 6.00 2.000																

Cincinnati Reds @ Los Angeles Dodgers
Camelback Ranch, Glendale, AZ
Thu Mar 13 2014, 4:09 PM - 6:57 PM EDT
Att: 9,707 - Partly Cloudy - 79 F

AB	39
R	8
H	12
RBI	7
BB	3
SO	3
LOB	12



Batter	1	2	3	4	5	6	7	8	9	AB	R	H	RBI	BB	SO	LOB	BOTTOM
9 Dee Strange-Gordon, L (1,4) 7 Alex Guerrero, R (8,4) OBP: 0.278, SLG: 0.333 OBP: 0.310, SLG: 0.444	G6-3		18 1B 1B		G3		37 1B 1B		F9	4	0	2	0	0	0	0	
18 Chone Figgins, S (1,8) 37 Mike Baxter, L (7,7) OBP: 0.386, SLG: 0.219 OBP: 0.333, SLG: 0.367	G5-3		13 FC6-4 1B		K		1B			3	0	1	0	0	1	0	
13 Hanley Ramirez, R (1,6) 72 Miguel Rojas, R (8,6) OBP: 0.273, SLG: 0.452 OBP: 0.428, SLG: 0.368	G5-3		FC6-4 1B		3-1 HR		F9			4	1	1	1	0	0	5	
5 Juan Uribe, R (1,5) 88 Daniel Mayora, R (9,5) OBP: 0.281, SLG: 0.484	L8		33 1B 10 SF9 16 1B 1B		F9		G3			4	1	1	0	0	0	0	
16 Andre Ethier, L (1,7) 95 Aaron Bates, R (7,3) OBP: 0.375, SLG: 0.484 OBP: 0.400, SLG: 0.600	F8		33 1B 1B		F8		G6-3			3	0	1	0	0	0	0	
33 Scott Van Slyke, R (1,9) 95 Jamie Romak, R (9,9)	F8		1-2 2-3 1B		K		K			4	0	1	0	0	2	0	
10 Justin Turner, R (1,3) 71 Seth Rosin, R (7,1) 91 Trayvon Robinson, S (9, PH) OBP: 0.433, SLG: 0.458 OBP: 0.200, SLG: 0.800	L8		3-H SF9 1B		K		K		P5	2	0	0	1	0	1	0	
26 Tim Federowicz, R (1,2) 31 Drew Butera, R (8,2) OBP: 0.192, SLG: 0.130 OBP: 0.385, SLG: 0.222	18 1B 9 1B HBP		K		F8		65 G4-3 BB			2	0	0	0	0	1	2	
47 Paul Maholm, L (1,1) Red Patterson, R (3,1) 65 Joc Pederson, L (7,8) OBP: 0.400, SLG: 0.522	K		K		P3		G4-3			2	0	0	0	0	2	3	
Inning Stats	R: 0 E: 0 K: 0 S: 3	H: 0 LOB: 0 BB: 0 P: 3	R: 0 E: 0 K: 1 S: 7	H: 2 LOB: 3 BB: 0 P: 8	R: 1 E: 0 K: 2 S: 10	H: 3 LOB: 2 BB: 0 P: 10	R: 0 E: 0 K: 2 S: 7	H: 0 LOB: 0 BB: 0 P: 7	R: 0 E: 0 K: 1 S: 5	H: 0 LOB: 0 BB: 0 P: 5	R: 0 E: 0 K: 0 S: 3	H: 0 LOB: 1 BB: 1 P: 7	1B: 7 2B: 0 3B: 0 HR: 1	SF: 1 SAC: 0 DP: 0 HBP: 1	WP: 0 PA: 37 PB: 0 SB: 0 CS: 0		
PITCHER	IP WLS BF H R ER SO BB IBB HBP BLK WP HR S P ERA WHIP																
31 Alfredo Simon, R (1,1) ERA: 4.05	4.1 19 1 1 1 1 0 0 0 0 0 0 1 6 9 13.50 1.500																
79 Lee Hyde, L (5,1) ERA: 1.59	0.2 3 1 1 1 1 0 0 0 0 0 0 1 6 9 13.50 1.500																
62 Trevor Bell, R (6,1) ERA:	1.0 3 0 0 0 2 0 0 0 0 0 0 0 7 7 0.00 0.000																
53 Pedro Beato, R (7,1) ERA:	1.0 5 2 0 0 0 0 0 0 0 0 0 0 5 5 0.00 2.000																
46 Curtis Partch, R (8,1) ERA: 1.93	1.0 3 0 0 0 1 0 0 0 0 0 0 0 5 5 0.00 0.000																
PITCHER	IP WLS BF H R ER SO BB IBB HBP BLK WP HR S P ERA WHIP																
80 Jumbo Diaz, R (9,1) ERA: 1.8	1.0 4 1 0 0 0 1 0 0 0 0 0 0 3 7 0.00 1.000																

Cincinnati Reds @ Los Angeles Dodgers
Camelback Ranch, Glendale, AZ
Thu Mar 13 2014, 4:09 PM - 6:57 PM EDT
Att: 9,707 - Partly Cloudy - 79 F

AB	34
R	2
H	8
RBI	2
BB	1
SO	7
LOB	12



Batter	1	2	3	4	5	6	7	8	9	AB	R	H	RBI	BB	SO	LOB	TOP							
17 Shin-Soo Choo, L (1, 10) OBP: 0.267, SLG: 0.320	G4-3		G4-6-3			G4-3		G5-3		4	0	0	0	0	0	1	<p>Texas Rangers @ Cincinnati Reds Goodyear Ballpark, Goodyear, AZ Fri Mar 14 2014, 10:07 PM - 12:20 AM EDT Att. 8,015 - Clear - 74 F</p> <p>livebaseballscores.com</p>							
1 Elvis Andrus, R (1, 6) OBP: 0.310, SLG: 0.379	G6-3			1B		E6		G3		3	0	1	0	0	0	0								
12 Josh Wilson, R (7, 6) OBP: 0.208, SLG: 0.217	G6-3			1B						1	0	0	0	0	0	0								
84 Prince Fielder, L (1, 3) OBP: 0.332, SLG: 0.424				K						3	0	0	0	0	3	2								
6 Kevin Kouzmanoff, R (7, 3) OBP: 0.406, SLG: 0.429	K			K						1	0	0	0	0	1	0								
Alex Rios, R (1, 9) OBP: 0.438, SLG: 0.400										3	1	1	0	0	1	1								
64 Brad Snyder, L (7, 9) OBP: 0.316, SLG: 0.235										1	0	0	0	0	1	0								
15 Michael Choice, R (1, 7) OBP: 0.382, SLG: 0.666										2	0	2	1	0	0	0								
63 Bryan Petersen, L (7, PH) OBP: 0.292, SLG: 0.318										2	0	1	0	0	0	0								
7 J.P. Arencibia, R (1, 2) OBP: 0.120, SLG: 0.200	G5-3									3	0	0	0	0	0	3								
2 Leonys Martin, L (1, 8) OBP: 0.333, SLG: 0.273										3	0	0	0	0	1	2								
35 James Adduci, L (7, 8) OBP: 0.391, SLG: 0.478	K									0	0	0	0	0	0	0								
9 Adam Rosales, R (1, 5) OBP: 0.190, SLG: 0.211										3	0	0	0	0	2	1								
65 Kensuke Tanaka, L (1, 4) OBP: 0.350, SLG: 0.235										2	0	1	0	0	0	0								
71 Andy Parrino, S (7, 4) OBP: 0.250, SLG: 0.267										1	0	0	0	0	1	0								
Inning Stats	R: 0 E: 0 K: 1 S: 5	H: 0 LOB: 0 BB: 0 P: 5	R: 0 E: 0 K: 1 S: 6	H: 1 LOB: 1 BB: 0 P: 6	R: 0 E: 0 K: 1 S: 5	H: 1 LOB: 0 BB: 0 P: 5	R: 1 E: 1 K: 1 S: 7	H: 3 LOB: 1 BB: 0 P: 7	R: 0 E: 0 K: 1 S: 5	H: 0 LOB: 0 BB: 0 P: 5	R: 0 E: 1 K: 2 S: 8	H: 0 LOB: 1 BB: 0 P: 8	R: 0 E: 0 K: 0 S: 4	H: 1 LOB: 1 BB: 0 P: 4	R: 0 E: 0 K: 1 S: 5	H: 0 LOB: 0 BB: 0 P: 5	R: 0 E: 0 K: 2 S: 7	H: 0 LOB: 0 BB: 0 P: 7	R: 0 E: 0 K: 1 S: 7	H: 0 LOB: 0 BB: 0 P: 7	1B: 4 2B: 2 3B: 0 HR: 0	SF: 0 SAC: 0 DP: 1 HBP: 0	WP: 0 PB: 0 SB: 0 CS: 0	PA: 32
PITCHER	IP WLS BF H R ER SO BB IBB HBP BLK WP HR S P ERA WHIP																							
47 Johnny Cueto, R (1, 1) ERA: 4.61	5.0 W 18 5 1 1 5 0 0 0 0 0 0 0 28 28 1.80 1.000																							
26 Jeff Francis, L (6, 1) ERA: 4.0	3.0 H 11 1 0 0 3 0 0 0 0 0 0 0 17 17 0.00 0.333																							
43 Manny Parra, L (9, 1) ERA: 1.8	1.0 S 3 0 0 0 2 0 0 0 0 0 0 0 7 7 0.00 0.000																							

Batter	1	2	3	4	5	6	7	8	9	AB	R	H	RBI	BB	SO	LOB	BOTTOM							
6 Billy Hamilton, S (1, 8) OBP: 0.400, SLG: 0.345	19 WP 4 S BB									3	0	1	0	1	0	1	<p>Texas Rangers @ Cincinnati Reds Goodyear Ballpark, Goodyear, AZ Fri Mar 14 2014, 10:07 PM - 12:20 AM EDT Att. 8,015 - Clear - 74 F</p> <p>livebaseballscores.com</p>							
76 Argenis Diaz, R (8, 6) OBP: 0.167, SLG: 0.333										0	0	0	0	0	0	0								
4 Brandon Phillips, R (1, 4) OBP: 0.233, SLG: 0.333	G5-3									3	0	0	0	0	0	2								
15 Roger Bernadina, L (8, 8) OBP: 0.593, SLG: 0.737	G5-3									1	0	0	0	0	0	0								
19 Joey Votto, L (1, 3) OBP: 0.290, SLG: 0.321										3	0	1	0	0	1	1								
94 Travis Mattair, R (8, 3) OBP: 0.308, SLG: 0.250										1	0	0	0	0	0	0								
48 Ryan Ludwick, R (1, 7) OBP: 0.231, SLG: 0.385										3	0	1	0	0	2	2								
30 Jason Bourgeois, R (7, 7) OBP: 0.297, SLG: 0.214	K									1	0	1	0	0	0	0								
32 Jay Bruce, L (1, 9) OBP: 0.469, SLG: 0.600										3	0	1	0	0	0	0								
50 Nefeli Soto, R (8, 5) OBP: 0.357, SLG: 0.643										1	0	0	0	0	0	1								
9 Jack Hannahan, L (1, 10) OBP: 0.387, SLG: 0.903										2	0	0	0	0	1	0								
28 Chris Heisey, R (6, PH) OBP: 0.387, SLG: 0.903										1	0	0	0	0	0	2								
2 Zack Cozart, R (1, 6) OBP: 0.233, SLG: 0.300										3	1	1	0	0	1	0								
37 Corky Miller, R (8, 2)										0	0	0	0	0	0	0								
39 Devin Mesoraco, R (1, 2) OBP: 0.269, SLG: 0.292										2	1	1	0	1	0	0								
90 Felix Perez, L (8, 9)										0	0	0	0	0	0	0								
27 Chris Nelson, R (1, 5) OBP: 0.308, SLG: 0.391										3	0	1	2	0	0	1								
89 Devin Lohman, R (8, 4)										0	0	0	0	0	0	0								
Inning Stats	R: 0 E: 0 K: 2 S: 7	H: 0 LOB: 1 BB: 1 P: 13	R: 2 E: 0 K: 1 S: 6	H: 2 LOB: 1 BB: 1 P: 11	R: 0 E: 0 K: 1 S: 6	H: 1 LOB: 0 BB: 0 P: 6	R: 0 E: 0 K: 1 S: 5	H: 0 LOB: 0 BB: 0 P: 5	R: 0 E: 0 K: 0 S: 4	H: 1 LOB: 1 BB: 0 P: 4	R: 0 E: 0 K: 0 S: 4	H: 2 LOB: 1 BB: 0 P: 4	R: 0 E: 0 K: 0 S: 4	H: 1 LOB: 1 BB: 0 P: 4	R: 0 E: 0 K: 0 S: 4	H: 1 LOB: 1 BB: 0 P: 4	R: 0 E: 0 K: 2 S: 7	H: 0 LOB: 0 BB: 0 P: 7	R: 0 E: 0 K: 1 S: 7	H: 0 LOB: 0 BB: 0 P: 7	1B: 7 2B: 2 3B: 0 HR: 0	SF: 0 SAC: 0 DP: 1 HBP: 0	WP: 2 PB: 0 SB: 1 CS: 0	PA: 32
PITCHER	IP WLS BF H R ER SO BB IBB HBP BLK WP HR S P ERA WHIP																							
52 Tanner Scheppers, R (1, 1) ERA: 3.12	4.0 L 16 3 2 2 2 2 0 0 0 0 0 0 16 16 4.50 1.250																							
46 Robbie Ross Jr., L (5, 1) ERA: 2.08	4.0 16 5 0 0 0 0 0 0 0 0 0 0 16 16 0.00 1.250																							

Batter	1	2	3	4	5	6	7	8	9	AB	R	H	RBI	BB	SO	LOB	TOP										
19 Billy Burns, S OBP: 0.345, SLG: 0.255 86 Tyler Ladendorf, R (7.4)										4	0	0	0	0	1	1	Oakland Athletics @ Cincinnati Reds Goodyear Ballpark, Goodyear, AZ Sun Mar 16 2014, 4:21 PM - 7:10 PM EDT Att: 6,413 - Sunny - 75 F										
8 Jed Lowrie, S OBP: 0.343, SLG: 0.563 35 Chris Gimenez, R OBP: 0.261, SLG: 0.200										3	1	1	0	0	0	2											
20 Josh Donaldson, R OBP: 0.351, SLG: 0.467 Alden Carrithers, L OBP: 0.273, SLG: 0.300										2	0	0	0	0	0	1											
52 Yoenis Cespedes, R OBP: 0.154, SLG: 0.167 21 Stephen Vogt, L OBP: 0.500, SLG: 0.704										2	1	0	0	1	0	0											
36 Derek Norris, R OBP: 0.423, SLG: 0.720 Daniel Robertson, R OBP: 0.250, SLG: 0.250										3	0	2	2	0	0	0											
10 Darric Barton, L OBP: 0.619, SLG: 0.538 79 Billy McKinney, L OBP: 0.400, SLG: 0.500										3	0	0	0	0	2	2											
23 Michael Taylor, R OBP: 0.396, SLG: 0.619 7 Nate Freiman, R OBP: 0.342, SLG: 0.355										2	1	0	0	1	1	1											
29 Sam Fuld, L OBP: 0.349, SLG: 0.467 Conner Crumbly, L										2	1	0	0	1	0	0											
15 Jake Elmore, R OBP: 0.405, SLG: 0.355 Jake Goebbert, L OBP: 0.250, SLG: 0.154										3	1	1	1	0	0	0											
Inning Stats	R: 2 E: 0 K: 1 S: 8	H: 2 LOB: 1 BB: 1 P: 12	R: 0 E: 0 K: 1 S: 5	H: 0 LOB: 0 BB: 0 P: 5	R: 0 E: 0 K: 0 S: 3	H: 0 LOB: 0 BB: 0 P: 3	R: 0 E: 0 K: 1 S: 5	H: 0 LOB: 0 BB: 0 P: 5	R: 3 E: 0 K: 1 S: 7	H: 1 LOB: 1 BB: 2 P: 15	R: 0 E: 0 K: 0 S: 4	H: 1 LOB: 1 BB: 0 P: 4	R: 0 E: 0 K: 0 S: 3	H: 0 LOB: 0 BB: 0 P: 3	R: 0 E: 0 K: 0 S: 3	H: 0 LOB: 0 BB: 0 P: 3		R: 1 E: 0 K: 2 S: 9	H: 2 LOB: 2 BB: 1 P: 13	1B: 4 2B: 2 3B: 0 HR: 0	SF: 1 SAC: 0 DP: 0 HBP: 0	WP: 1 PB: 0 SB: 0 CS: 1	PA: 38				
PITCHER	IP	WLS	BF	H	R	ER	SO	BB	IBB	HBP	BLK	WP	HR	S	P	ERA	WHIP										
52 Tony Cingrani, L ERA: 6.39	4.0		19	3	5	3	4	3	0	0	1	1	0	25	37	6.75	1.500										
79 Lee Hyde, L ERA: 1.52	1.0	B	2	0	0	0	0	0	0	0	0	0	0	3	3	0.00	0.000										
40 Chien-Ming Wang, R ERA: 3.86	2.0	W	7	1	0	0	0	0	0	0	0	0	0	7	7	0.00	0.500										
Logan Ondrusek, R ERA: 8.31	1.0	H	3	0	0	0	0	0	0	0	0	0	0	3	3	0.00	0.000										
84 Drew Hayes, R ERA: 5.6	1.0	S	6	2	1	1	2	1	0	0	0	0	0	9	13	9.00	3.000										

Oakland Athletics @ Cincinnati Reds
 Goodyear Ballpark, Goodyear, AZ
 Sun Mar 16 2014, 4:21 PM - 7:10 PM EDT
 Att: 6,413 - Sunny - 75 F

AB	32
R	6
H	6
RBI	5
BB	4
SO	6
LOB	10



Batter	1	2	3	4	5	6	7	8	9	AB	R	H	RBI	BB	SO	LOB	BOTTOM										
6 Billy Hamilton, S OBP: 0.410, SLG: 0.364 50 Neftali Soto, R OBP: 0.438, SLG: 0.781										4	1	2	1	0	1	0	Oakland Athletics @ Cincinnati Reds Goodyear Ballpark, Goodyear, AZ Sun Mar 16 2014, 4:21 PM - 7:10 PM EDT Att: 6,413 - Sunny - 75 F										
4 Brandon Phillips, R OBP: 0.235, SLG: 0.419 70 Kristopher Negron, R OBP: 0.345, SLG: 0.440										4	1	1	2	0	2	0											
19 Joey Volto, L OBP: 0.314, SLG: 0.419 76 Argenis Diaz, R OBP: 0.150, SLG: 0.300										3	1	1	1	1	0	0											
32 Jay Bruce, L OBP: 0.417, SLG: 0.517 90 Felix Perez, L (8.9)										4	0	0	0	0	1	1											
21 Todd Frazier, R OBP: 0.364, SLG: 0.552 9 Jack Hannahan, L OBP: 0.200, SLG: 0.200										2	1	1	0	0	1	0											
2 Zack Cozart, R OBP: 0.273, SLG: 0.333 15 Roger Bernadina, L OBP: 0.600, SLG: 0.864										3	2	2	0	0	0	0											
25 Skip Schumaker, L OBP: 0.486, SLG: 0.600 30 Jason Bourgeois, R OBP: 0.294, SLG: 0.250										2	1	1	1	1	0	2											
39 Devin Mesoraco, R OBP: 0.276, SLG: 0.296 29 Brayan Peña, S OBP: 0.333, SLG: 0.308										3	0	1	1	0	1	4											
7 Ramon Santiago, S OBP: 0.235, SLG: 0.226 27 Chris Nelson, R OBP: 0.333, SLG: 0.542										3	0	0	1	0	2	3											
Inning Stats	R: 1 E: 0 K: 2 S: 10	H: 1 LOB: 0 BB: 0 P: 12	R: 2 E: 1 K: 2 S: 9	H: 2 LOB: 2 BB: 1 P: 13	R: 0 E: 0 K: 0 S: 2	H: 0 LOB: 0 BB: 1 P: 6	R: 2 E: 0 K: 0 S: 5	H: 3 LOB: 0 BB: 0 P: 5	R: 0 E: 0 K: 1 S: 5	H: 2 LOB: 2 BB: 0 P: 7	R: 0 E: 0 K: 1 S: 7	H: 2 LOB: 0 BB: 0 P: 7	R: 2 E: 0 K: 2 S: 10	H: 2 LOB: 0 BB: 0 P: 11	R: 0 E: 0 K: 0 S: 3	H: 0 LOB: 0 BB: 0 P: 3		1B: 8 2B: 1 3B: 0 HR: 2	SF: 0 SAC: 0 DP: 2 HBP: 0	WP: 0 PB: 0 SB: 2 CS: 0	PA: 34						
PITCHER	IP	WLS	BF	H	R	ER	SO	BB	IBB	HBP	BLK	WP	HR	S	P	ERA	WHIP										
54 Sonny Gray, R ERA: 6.3	3.0		16	6	5	3	4	2	0	0	0	0	0	24	34	9.00	2.667										
Andrew Werner, L ERA: 8.31	1.0		2	0	0	0	0	0	0	0	0	0	0	2	2	0.00	0.000										
44 Luke Gregerson, R ERA: 8.31	1.0		3	0	0	0	1	0	0	0	0	0	0	5	5	0.00	0.000										
25 Josh Lindblom, R ERA: 4.09	2.1	L	11	4	2	2	3	0	0	0	0	0	1	18	19	7.71	1.714										
76 Nolan Sanburn, R ERA: 4.09	0.2		2	0	0	0	0	0	0	0	0	0	0	2	2	0.00	0.000										

Oakland Athletics @ Cincinnati Reds
 Goodyear Ballpark, Goodyear, AZ
 Sun Mar 16 2014, 4:21 PM - 7:10 PM EDT
 Att: 6,413 - Sunny - 75 F

AB	32
R	7
H	10
RBI	7
BB	2
SO	8
LOB	10



Batter	1	2	3	4	5	6	7	8	9	AB	R	H	RBI	BB	SO	LOB	TOP
6 Billy Hamilton, S OBP: 0.405, SLG: 0.444										3	1	1	1	0	1	0	Cincinnati Reds @ Kansas City Royals Surprise Stadium, Surprise, AZ Wed Mar 19 2014, 9:06 PM - 11:05 PM EDT Att: 6,814 - Partly Cloudy - 78 F
25 Skip Schumaker, L OBP: 0.500, SLG: 0.625										2	2	1	0	1	0	0	
21 Todd Frazier, R OBP: 0.385, SLG: 0.600										3	0	2	0	0	0	1	
32 Jay Bruce, L OBP: 0.429, SLG: 0.515										2	0	0	0	1	2	2	
48 Ryan Ludwick, R OBP: 0.250, SLG: 0.361										3	0	2	0	0	0	0	
29 Brayan Peña, S OBP: 0.303, SLG: 0.276										3	0	0	1	0	0	3	
2 Zack Cozart, R OBP: 0.231, SLG: 0.289										3	0	0	0	0	0	2	
9 Jack Hannahan, L OBP: 0.286, SLG: 0.167										1	0	0	0	1	0	0	
50 Nefali Soto, R OBP: 0.400, SLG: 0.714										2	0	0	0	0	0	1	
Inning Stats	R: 2 H: 4 E: 0 K: 1 S: 14	H: 4 LOB: 1 BB: 0 P: 22	R: 0 H: 0 E: 0 K: 0 S: 6	H: 0 LOB: 0 BB: 10	R: 0 H: 1 E: 0 K: 1 S: 9	H: 1 LOB: 1 BB: 0 P: 14	R: 0 H: 0 E: 0 K: 0 S: 6	H: 0 LOB: 0 BB: 0 P: 9	R: 0 H: 0 E: 0 K: 1 S: 7	H: 0 LOB: 0 BB: 1 P: 15	R: 1 H: 1 E: 0 K: 0 S: 14	H: 1 LOB: 2 BB: 2 P: 26					
PITCHER	IP WLS BF H R ER SO BB IBB HBP BLK WP HR S P ERA WHIP	5.1 W 21 5 3 3 3 2 0 0 0 0 1 51 86 5.06 1.312	0.2 S 4 1 0 0 0 1 0 0 0 0 0 5 10 0.00 3.000														

AB	22
R	3
H	6
RBI	2
BB	3
SO	3
LOB	9



Batter	1	2	3	4	5	6	7	8	9	AB	R	H	RBI	BB	SO	LOB	BOTTOM
23 Norichika Aoki, L OBP: 0.378, SLG: 0.400										3	1	2	2	1	0	1	Cincinnati Reds @ Kansas City Royals Surprise Stadium, Surprise, AZ Wed Mar 19 2014, 9:06 PM - 11:05 PM EDT Att: 6,814 - Partly Cloudy - 78 F
19 Danny Valencia, R OBP: 0.325, SLG: 0.294										3	2	1	0	1	0	2	
35 Eric Hosmer, L OBP: 0.375, SLG: 0.578										3	0	2	2	1	0	2	
16 Billy Butler, R OBP: 0.412, SLG: 0.444										2	0	1	0	2	0	2	
4 Alex Gordon, L OBP: 0.349, SLG: 0.538										3	0	0	0	1	1	4	
13 Salvador Perez, R OBP: 0.425, SLG: 0.639										3	1	1	1	1	0	2	
8 Mike Moustakas, L OBP: 0.543, SLG: 0.921										3	1	1	1	0	1	2	
6 Lorenzo Cain, R OBP: 0.435, SLG: 0.425										2	1	1	0	0	0	1	
37 Pedro Ciriaco, R OBP: 0.270, SLG: 0.444										3	0	0	0	0	1	4	
Inning Stats	R: 0 H: 1 E: 0 K: 0 S: 6	H: 1 LOB: 1 BB: 1 P: 13	R: 3 H: 2 E: 1 K: 1 S: 15	H: 2 LOB: 1 BB: 1 P: 25	R: 0 H: 2 E: 0 K: 0 S: 11	H: 2 LOB: 2 BB: 0 P: 16	R: 2 H: 3 E: 0 K: 1 S: 14	H: 3 LOB: 1 BB: 1 P: 22	R: 0 H: 0 E: 0 K: 1 S: 6	H: 0 LOB: 1 BB: 0 P: 10	R: 1 H: 1 E: 0 K: 0 S: 12	H: 1 LOB: 3 BB: 4 P: 28					
PITCHER	IP WLS BF H R ER SO BB IBB HBP BLK WP HR S P ERA WHIP	5.0 L 27 8 5 3 3 3 3 0 0 0 0 0 12 28 13.50 7.500	0.2 6 1 1 1 0 4 0 0 0 0 0 0 12 28 13.50 7.500														

AB	25
R	6
H	9
RBI	6
BB	7
SO	3
LOB	20



Batter	1	2	3	4	5	6	7	8	9	10	AB	R	H	RBI	BB	SO	LOB	TOP	
17 Shin-Soo Choo, L OBP: 0.234, SLG: 0.268	K	FC6-4 1B		K			G4-3			G4-3	5	0	1	0	0	2	1	Texas Rangers @ Cincinnati Reds Goodyear Ballpark, Goodyear, AZ Thu Mar 20 2014, 4:07 PM - 7:09 PM EDT Att: 5,138 - Sunny - 79 F	
12 Josh Wilson, R OBP: 0.341, SLG: 0.405	HBP 1B	FC6-4 1B		G5-3			F9			K	5	1	2	0	0	1	1		
84 Prince Fielder, L OBP: 0.304, SLG: 0.523	HBP BB	FC6-4			HR		K			1B	2	2	1	1	1	0	2		
9 Adam Rosales, R OBP: 0.167, SLG: 0.179	HBP BB	FC6-4					K			1B	2	0	1	0	0	1	0		
29 Adrián Beltré, R OBP: 0.357, SLG: 0.320	HBP 1B				F9		G5-3			G5-3	2	1	1	0	0	0	0		
6 Kevin Kouzmanoff, R OBP: 0.447, SLG: 0.512	HBP 1B				F9		G5-3			G5-3	2	0	0	0	0	0	1		
Alex Ríos, R OBP: 0.404, SLG: 0.464	HBP 1B				F9		G4-3			G4-3	3	0	1	1	0	1	1		
43 Engel Beltré, L OBP: 0.333, SLG: 0.308	HBP 1B				F9		G4-3			G4-3	1	0	0	0	0	0	0		
15 Michael Choice, R OBP: 0.375, SLG: 0.587	FC				FC5-3		FC8			FC8	4	0	0	0	0	0	4		
8 Geovany Soto, R OBP: 0.400, SLG: 0.400	E7 1B				K		F9			G4-3	3	0	1	2	0	1	1		
61 Robinson Chirinos, R OBP: 0.480, SLG: 0.696	E7 1B				K		F9			G4-3	1	0	0	0	0	0	0		
2 Leonys Martín, L OBP: 0.278, SLG: 0.226	F9				K		G4-3			F7	3	0	0	0	0	1	2		
35 James Adduci, L OBP: 0.395, SLG: 0.568	F9				K		G4-3			F7	1	0	0	0	0	0	0		
20 Brent Lillibridge, R OBP: 0.276, SLG: 0.464		G3					K			F7	3	0	1	0	0	1	0		
96 Michael De León, S							K			F7	1	0	0	0	0	0	0		
Inning Stats	R: 3 E: 1 K: 1 S: 10	H: 3 LOB: 2 BB: 1 P: 15	R: 0 E: 0 K: 0 S: 4	H: 2 LOB: 1 BB: 0 P: 4	R: 0 E: 0 K: 2 S: 8	H: 1 LOB: 1 BB: 0 P: 8	R: 0 E: 0 K: 2 S: 8	H: 1 LOB: 1 BB: 0 P: 8	R: 1 E: 0 K: 1 S: 5	H: 1 LOB: 0 BB: 0 P: 6	R: 0 E: 0 K: 1 S: 5	H: 0 LOB: 0 BB: 0 P: 5	R: 0 E: 0 K: 1 S: 5	H: 0 LOB: 0 BB: 0 P: 3	R: 0 E: 0 K: 0 S: 6	H: 1 LOB: 1 BB: 0 P: 6	1B: 5 2B: 2 3B: 1 HR: 1	SF: 0 SAC: 0 DP: 0 HBP: 1	WP: 0 PA: 40 PB: 0 SB: 0 CS: 0
PITCHER	IP WLS BF H R ER SO BB IBB HBP BLK WP HR S P ERA WHIP	IP WLS BF H R ER SO BB IBB HBP BLK WP HR S P ERA WHIP	IP WLS BF H R ER SO BB IBB HBP BLK WP HR S P ERA WHIP	IP WLS BF H R ER SO BB IBB HBP BLK WP HR S P ERA WHIP	IP WLS BF H R ER SO BB IBB HBP BLK WP HR S P ERA WHIP	IP WLS BF H R ER SO BB IBB HBP BLK WP HR S P ERA WHIP	IP WLS BF H R ER SO BB IBB HBP BLK WP HR S P ERA WHIP	IP WLS BF H R ER SO BB IBB HBP BLK WP HR S P ERA WHIP	IP WLS BF H R ER SO BB IBB HBP BLK WP HR S P ERA WHIP	IP WLS BF H R ER SO BB IBB HBP BLK WP HR S P ERA WHIP	IP WLS BF H R ER SO BB IBB HBP BLK WP HR S P ERA WHIP	IP WLS BF H R ER SO BB IBB HBP BLK WP HR S P ERA WHIP	IP WLS BF H R ER SO BB IBB HBP BLK WP HR S P ERA WHIP	IP WLS BF H R ER SO BB IBB HBP BLK WP HR S P ERA WHIP	IP WLS BF H R ER SO BB IBB HBP BLK WP HR S P ERA WHIP	IP WLS BF H R ER SO BB IBB HBP BLK WP HR S P ERA WHIP	IP WLS BF H R ER SO BB IBB HBP BLK WP HR S P ERA WHIP	IP WLS BF H R ER SO BB IBB HBP BLK WP HR S P ERA WHIP	
26 Jeff Francis, L ERA: 4.85	4.0	7	3	3	6	BB: 1	IBB: 0	HBP: 1	BLK: 0	WP: 0	HR: 0	S: 30	P: 35	ERA: 6.75	WHIP: 2.000				
63 Sam LeCure, R ERA: 6.0	1.0	4	1	1	0	BB: 0	IBB: 0	HBP: 0	BLK: 0	WP: 0	HR: 1	S: 5	P: 6	ERA: 9.00	WHIP: 1.000				
43 Manny Parra, L ERA: 1.29	1.0	3	0	0	0	BB: 0	IBB: 0	HBP: 0	BLK: 0	WP: 0	HR: 0	S: 5	P: 5	ERA: 0.00	WHIP: 0.000				
60 J.J. Hoover, R ERA: 1.8	1.0	3	0	0	0	BB: 0	IBB: 0	HBP: 0	BLK: 0	WP: 0	HR: 0	S: 5	P: 5	ERA: 0.00	WHIP: 0.000				
Logan Ondrusek, R ERA: 6.75	1.0	3	0	0	0	BB: 0	IBB: 0	HBP: 0	BLK: 0	WP: 0	HR: 0	S: 3	P: 3	ERA: 0.00	WHIP: 0.000				

Batter	1	2	3	4	5	6	7	8	9	10	AB	R	H	RBI	BB	SO	LOB	BOTTOM			
6 Billy Hamilton, S OBP: 0.413, SLG: 0.450	E 1B										4	1	2	0	0	1	1	Texas Rangers @ Cincinnati Reds Goodyear Ballpark, Goodyear, AZ Thu Mar 20 2014, 4:07 PM - 7:09 PM EDT Att: 5,138 - Sunny - 79 F			
15 Roger Bernadina, L OBP: 0.600, SLG: 0.908	E 1B										1	0	1	0	0	0	0				
4 Brandon Phillips, R OBP: 0.279, SLG: 0.474	FC4 1B										4	1	1	1	1	0	3				
19 Joey Votto, L OBP: 0.341, SLG: 0.410	K										4	0	1	1	1	1	4				
48 Ryan Ludwick, R OBP: 0.250, SLG: 0.350	K 1B										4	0	1	1	0	0	1				
32 Jay Bruce, L OBP: 0.422, SLG: 0.486	FC7										2	1	0	0	1	0	1				
30 Jason Bourgeois, R OBP: 0.263, SLG: 0.222	FC7										1	0	0	0	0	0	0				
28 Chris Heisey, R OBP: 0.333, SLG: 0.810		G3									4	0	0	0	0	1	1				
29 Brayan Peña, S OBP: 0.294, SLG: 0.267		G5-3									1	0	0	0	0	0	0				
37 Corky Miller, R ERA: 10.13		G5-3									2	1	0	0	1	1	0				
27 Chris Nelson, R OBP: 0.333, SLG: 0.519		G6-3									2	0	0	0	0	1	0				
70 Kristopher Negrón, R OBP: 0.344, SLG: 0.500		G6-3									2	0	1	2	0	1	0				
7 Ramon Santiago, S OBP: 0.282, SLG: 0.257											3	1	1	0	1	0	1				
Inning Stats	R: 1 E: 1 K: 1 S: 7	H: 2 LOB: 1 BB: 0 P: 7	R: 0 E: 0 K: 0 S: 3	H: 0 LOB: 0 BB: 0 P: 3	R: 0 E: 0 K: 0 S: 4	H: 2 LOB: 1 BB: 0 P: 4	R: 0 E: 0 K: 1 S: 5	H: 0 LOB: 0 BB: 0 P: 5	R: 0 E: 0 K: 1 S: 5	H: 1 LOB: 1 BB: 0 P: 5	R: 2 E: 0 K: 1 S: 6	H: 1 LOB: 1 BB: 2 P: 14	R: 0 E: 0 K: 0 S: 3	H: 1 LOB: 0 BB: 0 P: 3	R: 0 E: 0 K: 1 S: 5	H: 0 LOB: 0 BB: 0 P: 5	R: 1 E: 0 K: 1 S: 4	H: 1 LOB: 3 BB: 3 P: 16	1B: 6 2B: 0 3B: 1 HR: 1	SF: 0 SAC: 0 DP: 2 HBP: 0	WP: 0 PA: 39 PB: 0 SB: 1 CS: 0
PITCHER	IP WLS BF H R ER SO BB IBB HBP BLK WP HR S P ERA WHIP	IP WLS BF H R ER SO BB IBB HBP BLK WP HR S P ERA WHIP	IP WLS BF H R ER SO BB IBB HBP BLK WP HR S P ERA WHIP	IP WLS BF H R ER SO BB IBB HBP BLK WP HR S P ERA WHIP	IP WLS BF H R ER SO BB IBB HBP BLK WP HR S P ERA WHIP	IP WLS BF H R ER SO BB IBB HBP BLK WP HR S P ERA WHIP	IP WLS BF H R ER SO BB IBB HBP BLK WP HR S P ERA WHIP	IP WLS BF H R ER SO BB IBB HBP BLK WP HR S P ERA WHIP	IP WLS BF H R ER SO BB IBB HBP BLK WP HR S P ERA WHIP	IP WLS BF H R ER SO BB IBB HBP BLK WP HR S P ERA WHIP	IP WLS BF H R ER SO BB IBB HBP BLK WP HR S P ERA WHIP	IP WLS BF H R ER SO BB IBB HBP BLK WP HR S P ERA WHIP	IP WLS BF H R ER SO BB IBB HBP BLK WP HR S P ERA WHIP	IP WLS BF H R ER SO BB IBB HBP BLK WP HR S P ERA WHIP	IP WLS BF H R ER SO BB IBB HBP BLK WP HR S P ERA WHIP	IP WLS BF H R ER SO BB IBB HBP BLK WP HR S P ERA WHIP	IP WLS BF H R ER SO BB IBB HBP BLK WP HR S P ERA WHIP	IP WLS BF H R ER SO BB IBB HBP BLK WP HR S P ERA WHIP			
46 Robbie Ross Jr., L ERA: 1.88	5.2	5	2	1	3	BB: 0	IBB: 0	HBP: 0	BLK: 0	WP: 0	HR: 1	S: 28	P: 28	ERA: 1.59	WHIP: 0.882						
44 Jason Frasor, R ERA: 3.16	0.2	H	4	0	2	BB: 2	IBB: 0	HBP: 0	BLK: 0	WP: 0	HR: 0	S: 2	P: 10	ERA: 27.00	WHIP: 3.000						
56 Neal Cotts, L ERA: 10.13	0.2	B	3	1	0	BB: 0	IBB: 0	HBP: 0	BLK: 0	WP: 0	HR: 0	S: 5	P: 5	ERA: 0.00	WHIP: 1.500						
28 Joaquin Soria, R ERA: 10.13	1.0	L	3	1	0	BB: 0	IBB: 0	HBP: 0	BLK: 0	WP: 0	HR: 0	S: 3	P: 3	ERA: 0.00	WHIP: 1.000						
37 Shawn Tolleson, R ERA: 2.7	1.1	L	5	0	1	BB: 1	IBB: 0	HBP: 0	BLK: 0	WP: 0	HR: 0	S: 8	P: 12	ERA: 6.75	WHIP: 0.750						
PITCHER	IP WLS BF H R ER SO BB IBB HBP BLK WP HR S P ERA WHIP	IP WLS BF H R ER SO BB IBB HBP BLK WP HR S P ERA WHIP	IP WLS BF H R ER SO BB IBB HBP BLK WP HR S P ERA WHIP	IP WLS BF H R ER SO BB IBB HBP BLK WP HR S P ERA WHIP	IP WLS BF H R ER SO BB IBB HBP BLK WP HR S P ERA WHIP	IP WLS BF H R ER SO BB IBB HBP BLK WP HR S P ERA WHIP	IP WLS BF H R ER SO BB IBB HBP BLK WP HR S P ERA WHIP	IP WLS BF H R ER SO BB IBB HBP BLK WP HR S P ERA WHIP	IP WLS BF H R ER SO BB IBB HBP BLK WP HR S P ERA WHIP	IP WLS BF H R ER SO BB IBB HBP BLK WP HR S P ERA WHIP	IP WLS BF H R ER SO BB IBB HBP BLK WP HR S P ERA WHIP	IP WLS BF H R ER SO BB IBB HBP BLK WP HR S P ERA WHIP	IP WLS BF H R ER SO BB IBB HBP BLK WP HR S P ERA WHIP	IP WLS BF H R ER SO BB IBB HBP BLK WP HR S P ERA WHIP	IP WLS BF H R ER SO BB IBB HBP BLK WP HR S P ERA WHIP	IP WLS BF H R ER SO BB IBB HBP BLK WP HR S P ERA WHIP	IP WLS BF H R ER SO BB IBB HBP BLK WP HR S P ERA WHIP	IP WLS BF H R ER SO BB IBB HBP BLK WP HR S P ERA WHIP			

AB	38
R	4
H	9
RBI	4
BB	1
SO	8
LOB	13



AB	34
R	5
H	8
RBI	5
BB	5
SO	6
LOB	12



Batter	1	2	3	4	5	6	7	8	9	AB	R	H	RBI	BB	SO	LOB	TOP				
2 Alcides Escobar, R OBP: 0.222, SLG: 0.333 6 Angel Franco, S OBP: 1.000, SLG: 2.000	P3		G6-3				2B		FC5-4 BB	3	0	1	0	0	0	0	Kansas City Royals @ Cincinnati Reds Goodyear Ballpark, Goodyear, AZ Fri Mar 21 2014, 4:07 PM - 7:01 PM EDT Att: 3,737 - Sunny - 79 F				
8 Mike Moustakas, L OBP: 0.549, SLG: 0.902 3 Hunter Dozier, R (6, 5)	2B			7 BB 13 BB 6 SF8 BB	35 BB BB		F8		K	1	1	1	0	2	0	0					
35 Eric Hosmer, L OBP: 0.332, SLG: 0.520 56 Jared Schlehuber, R (6, 3)	K						97 FC4 BB		FC5-4	2	0	0	0	1	2	2					
13 Salvador Perez, R OBP: 0.419, SLG: 0.605 50 Ramon Hernandez, R (PH) OBP: 0.526, SLG: 0.467 (7, 2)	F8			6 SF8 64 BB 1B			F7			2	1	0	0	1	0	3					
7 Carlos Peguero, L OBP: 0.455, SLG: 0.462 97 Whit Merrifield, R OBP: 0.333, SLG: 0.333 (6, 7)		G4-3		64 BB 1B 64 S BB			P6		FC4	2	0	0	0	1	0	0					
6 Lorenzo Cain, R OBP: 0.412, SLG: 0.432 15 Bubba Starling, R (6, 8)	K								G4-3	2	1	1	1	0	1	0					
64 Jimmy Paredes, S OBP: 0.250, SLG: 0.455 Jorge Bonifacio, R (6, 9)	G1-3								K	3	0	1	1	0	0	1					
37 Pedro Ciriaco, R OBP: 0.244, SLG: 0.400 1 Humberto Arteaga, R (6, 4)									K	3	0	0	0	0	0	2					
38 Brian Fletcher, R OBP: 0.125, SLG: 0.500 12 Jeksson Flores, R (9, PH)									K	1	0	0	0	0	1	0					
Inning Stats	R: 0 E: 0 K: 1 S: 6	H: 1 LOB: 1 BB: 0 P: 6	R: 0 E: 0 K: 1 S: 5	H: 0 LOB: 0 BB: 0 P: 5	R: 0 E: 0 K: 1 S: 5	H: 0 LOB: 0 BB: 0 P: 5	R: 2 E: 0 K: 1 S: 6	H: 1 LOB: 2 BB: 3 P: 20	R: 0 E: 0 K: 1 S: 5	H: 1 LOB: 2 BB: 2 P: 13	R: 0 E: 0 K: 0 S: 4	H: 1 LOB: 2 BB: 1 P: 8	R: 0 E: 0 K: 2 S: 7	H: 0 LOB: 0 BB: 0 P: 7	R: 0 E: 0 K: 2 S: 7	H: 0 LOB: 1 BB: 1 P: 11		1B: 1 2B: 4 3B: 0 HR: 0	SF: 1 SAC: 0 DP: 0 HBP: 0	WP: 0 PB: 0 SB: 2 CS: 0	PA: 39
PITCHER	IP WLS BF H R ER SO BB IBB HBP BLK WP HR S P ERA WHIP																				
41 Brett Marshall, R ERA: 2.08 51 Jonathan Broxton, R ERA: 1.5 60 J.J. Hoover, R ERA: 2.57 53 Pedro Beato, R ERA: 2.57 80 Jumbo Diaz, R ERA: 2.57	4.0 1.0 1.0 1.0 1.0 1.0	WLS H H H H	BF 17 5 5 5 3	H 2 1 1 1 0	R 2 0 1 0 0	ER 2 0 0 0 0	SO 2 4 1 0 2	BB 3 2 1 0 0	IBB 0 0 0 0 0	HBP 0 0 0 0 0	BLK 0 0 0 0 0	WP 0 0 0 0 0	HR 0 5 4 0 7	S 22 5 7 4 7	P 36 13 8 8 7	ERA 4.50 0.00 0.00 0.00 0.00		WHIP 1.250 3.000 1.000 2.000 0.000			
62 Trevor Bell, R ERA:	1.0	WLS 4	BF 4	H 0	R 0	ER 0	SO 2	BB 1	IBB 0	HBP 0	BLK 0	WP 0	HR 0	S 7	P 11	ERA 0.00	WHIP 1.000				

Batter	1	2	3	4	5	6	7	8	9	AB	R	H	RBI	BB	SO	LOB	BOTTOM		
15 Roger Bernadina, L OBP: 0.550, SLG: 0.806	K									5	1	1	2	0	2	4	Kansas City Royals @ Cincinnati Reds Goodyear Ballpark, Goodyear, AZ Fri Mar 21 2014, 4:07 PM - 7:01 PM EDT Att: 3,737 - Sunny - 79 F		
2 Zack Cozart, R OBP: 0.209, SLG: 0.262 Steve Selsky, R OBP: 1.000, SLG: 2.000	P4		L8				G4-3			4	0	0	0	0	0	2			
19 Joey Votto, L OBP: 0.313, SLG: 0.372	G4-3		L5						G6-3	4	0	0	0	0	1	0			
32 Jay Bruce, L OBP: 0.408, SLG: 0.447		F9					G1-3		93 BB 50 HR BB	3	1	0	0	1	1	0			
28 Chris Heisey, R OBP: 0.356, SLG: 0.911 93 Bryan Anderson, L (8, 2)		25 BB 1B 3B					F8		50 HR BB	3	2	2	1	0	0	0			
50 Neftali Soto, R OBP: 0.385, SLG: 0.744	K						G5-3			4	1	1	3	0	2	1			
25 Skip Schumaker, L OBP: 0.353, SLG: 0.619 30 Jason Bourgeois, R OBP: 0.333, SLG: 0.222 (8, 8)										2	1	1	1	0	0	0			
70 Kristopher Negrón, R OBP: 0.353, SLG: 0.600 27 Chris Nelson, R OBP: 0.375, SLG: 0.571										0	1	0	0	2	0	0			
37 Cory Miller, R OBP: 0.286, SLG: 0.063 7 Ramon Santiago, S OBP: 0.275, SLG: 0.250										2	1	1	2	0	1	0			
										1	0	1	0	1	0	0			
Inning Stats	R: 0 E: 0 K: 1 S: 5	H: 0 LOB: 0 BB: 0 P: 5	R: 3 E: 0 K: 1 S: 8	H: 3 LOB: 0 BB: 0 P: 8	R: 1 E: 0 K: 1 S: 6	H: 1 LOB: 0 BB: 0 P: 7	R: 0 E: 0 K: 1 S: 5	H: 0 LOB: 0 BB: 0 P: 5	R: 0 E: 0 K: 1 S: 6	H: 1 LOB: 1 BB: 0 P: 7	R: 1 E: 0 K: 0 S: 3	H: 0 LOB: 1 BB: 2 P: 11	R: 3 E: 0 K: 1 S: 8	H: 2 LOB: 2 BB: 3 P: 23	1B: 2 2B: 1 3B: 1 HR: 4	SF: 0 SAC: 1 DP: 0 HBP: 0		WP: 1 PB: 0 SB: 1 CS: 0	PA: 37
PITCHER	IP WLS BF H R ER SO BB IBB HBP BLK WP HR S P ERA WHIP																		
33 James Shields, R ERA: 2.61 43 Aaron Crow, R ERA: 2.52 49 Donnie Joseph, L ERA: 4.76 47 Cory Wade, R ERA: 8.44	6.0 1.0 0.1 0.2	WLS L	BF 24 5 5 3	H 6 0 1	R 5 1 3	ER 5 1 3	SO 6 0 3 0	BB 0 2 3	IBB 0 0 0	HBP 0 0 0	BLK 0 0 0	WP 1 0 1	HR 3 0 3	S 36 3 18	P 38 11 18	ERA 7.50 9.00 81.00	WHIP 1.000 2.000 12.000		

Batter	1	2	3	4	5	6	7	8	9	AB	R	H	RBI	BB	SO	LOB	TOP										
6 Billy Hamilton, S OBP: 0.420, SLG: 0.500 30 Jason Bourgeois, R (8, PH) OBP: 0.364, SLG: 0.263										4	1	2	0	0	1	0	Cincinnati Reds @ Chicago Cubs Cubs Park, Mesa, AZ Sat Mar 22 2014, 4:14 PM - 7:28 PM EDT Att: 15,241 - Partly Cloudy - 72 F										
70 Kristopher Negrón, R OBP: 0.365, SLG: 0.600										5	2	3	1	0	0	4											
4 Brandon Phillips, R OBP: 0.292, SLG: 0.524										4	2	1	1	1	1	2											
48 Ryan Ludwick, R OBP: 0.250, SLG: 0.341 50 Neftali Soto, R OBP: 0.375, SLG: 0.725										4	0	1	0	0	2	3											
15 Roger Bernadina, L OBP: 0.533, SLG: 0.833										5	1	2	4	0	1	1											
29 Brayven Peña, S OBP: 0.308, SLG: 0.314										5	0	2	0	0	0	0											
2 Zack Cozart, R OBP: 0.234, SLG: 0.283										4	1	2	0	0	0	3											
27 Chris Nelson, R OBP: 0.389, SLG: 0.563										4	1	2	0	0	2	2											
52 Tony Cingrani, L 80 Jumbo Diaz, R 91 Jesse Winker, L 43 Manny Parra, L 63 Sam LeCure, R 91 Ruben Gotay, S Logan Ondrusek, R										2	0	0	0	0	2	1											
Inning Stats	R: 3 E: 0 K: 2 S: 10	H: 2 LOB: 0 BB: 1 P: 15	R: 0 E: 0 K: 2 S: 7	H: 0 LOB: 0 BB: 0 P: 7	R: 1 E: 0 K: 1 S: 9	H: 4 LOB: 3 BB: 0 P: 9	R: 0 E: 0 K: 1 S: 6	H: 2 LOB: 1 BB: 0 P: 6	R: 0 E: 0 K: 2 S: 5	H: 2 LOB: 2 BB: 0 P: 8	R: 1 E: 0 K: 1 S: 7	H: 2 LOB: 1 BB: 0 P: 7	R: 2 E: 0 K: 0 S: 6	H: 4 LOB: 1 BB: 0 P: 6	R: 1 E: 0 K: 0 S: 4	H: 1 LOB: 0 BB: 0 P: 5		1B: 12 2B: 3 3B: 1 HR: 2	SF: 0 SAC: 0 DP: 3 HBP: 0	WP: 0 PB: 0 SB: 1 CS: 1	PA: 42						
PITCHER	IP	WLS	BF	H	R	ER	SO	BB	IBB	HBP	BLK	WP	HR	S	P	ERA	WHIP										
36 Edwin Jackson, R ERA: 5.14	5.0	L	23	8	4	4	7	1	0	0	0	0	1	37	42	7.20	1.800										
41 Jose Veras, R ERA: 6.43	1.0		4	2	0	0	2	0	0	0	0	0	0	8	8	0.00	2.000										
56 Héctor Rondón, R ERA: 9.82	1.0		5	2	1	1	2	0	0	0	0	0	0	7	7	9.00	2.000										
46 Pedro Strop, R ERA: 4.5	1.0		6	4	2	2	0	0	0	0	0	0	0	6	6	18.00	4.000										
52 Justin Grimm, R ERA: 7.5	1.0		4	1	1	1	0	0	0	0	0	0	1	4	5	9.00	1.000										

Batter	1	2	3	4	5	6	7	8	9	AB	R	H	RBI	BB	SO	LOB	BOTTOM										
15 Darwin Barney, R OBP: 0.366, SLG: 0.429 Logan Watkins, L OBP: 0.200, SLG: 0.333										1	2	0	0	2	0	0	Cincinnati Reds @ Chicago Cubs Cubs Park, Mesa, AZ Sat Mar 22 2014, 4:14 PM - 7:28 PM EDT Att: 15,241 - Partly Cloudy - 72 F										
20 Justin Ruggiano, R OBP: 0.381, SLG: 0.598 54 Darnell McDonald, R OBP: 0.367, SLG: 0.320										3	1	1	0	0	1	2											
44 Anthony Rizzo, L OBP: 0.415, SLG: 0.658 28 Chris Coghlan, L OBP: 0.273, SLG: 0.267										3	0	3	2	0	0	0											
30 Mike Olt, R OBP: 0.333, SLG: 0.600 4 Ryan Roberts, R OBP: 0.344, SLG: 0.393										2	0	0	0	1	1	2											
19 Nate Schierholz, L OBP: 0.333, SLG: 0.371										2	0	0	1	1	0	1											
5 Wellington Castillo, R OBP: 0.333, SLG: 0.292 9 George Kottaras, L OBP: 0.300, SLG: 0.313										3	0	1	0	0	1	4											
6 Ryan Sweeney, L OBP: 0.108, SLG: 0.083										4	0	0	0	0	1	1											
8 Donnie Murphy, R OBP: 0.268, SLG: 0.324 56 Héctor Rondón, R										3	0	0	0	0	2	1											
46 Pedro Strop, R 52 Justin Grimm, R 86 Shawon Dunston Jr., L (8, PH) OBP: 1.000, SLG: 1.000										0	0	0	0	0	0	0											
36 Edwin Jackson, R 41 Jose Veras, R 60 Chris Valaika, R (6, PH) OBP: 0.200, SLG: 0.229										2	0	0	0	0	0	1											
Inning Stats	R: 1 E: 0 K: 0 S: 4	H: 1 LOB: 2 BB: 2 P: 12	R: 0 E: 0 K: 1 S: 5	H: 0 LOB: 0 BB: 0 P: 5	R: 1 E: 0 K: 1 S: 6	H: 1 LOB: 1 BB: 1 P: 10	R: 0 E: 0 K: 1 S: 6	H: 1 LOB: 1 BB: 0 P: 6	R: 1 E: 0 K: 2 S: 9	H: 2 LOB: 2 BB: 1 P: 13	R: 0 E: 0 K: 2 S: 7	H: 0 LOB: 0 BB: 0 P: 7	R: 0 E: 0 K: 0 S: 4	H: 1 LOB: 1 BB: 0 P: 4	R: 0 E: 0 K: 0 S: 3	H: 0 LOB: 0 BB: 0 P: 3	R: 0 E: 0 K: 2 S: 8	H: 1 LOB: 1 BB: 0 P: 8	1B: 4 2B: 1 3B: 2 HR: 0	SF: 1 SAC: 0 DP: 0 HBP: 0	WP: 0 PB: 0 SB: 0 CS: 0	PA: 38					
PITCHER	IP	WLS	BF	H	R	ER	SO	BB	IBB	HBP	BLK	WP	HR	S	P	ERA	WHIP										
52 Tony Cingrani, L ERA: 6.23	4.2		23	5	3	3	4	4	0	0	0	0	0	3	3	0.00	0.000										
80 Jumbo Diaz, R ERA: 2.45	0.1	H	1	0	0	0	1	0	0	0	0	0	0	3	3	0.00	0.000										
43 Manny Parra, L ERA: 1.13	1.0	H	3	0	0	0	2	0	0	0	0	0	0	7	7	0.00	0.000										
63 Sam LeCure, R ERA: 5.14	1.0	H	4	1	0	0	0	0	0	0	0	0	0	4	4	0.00	1.000										
Logan Ondrusek, R ERA: 4.91	2.0		7	1	0	0	2	0	0	0	0	0	0	11	11	0.00	0.500										

Batter	1	2	3	4	5	6	7	8	9	AB	R	H	RBI	BB	SO	LOB	TOP										
2 Scooter Gennett, L (1.4) 68 Matt Paganzzi, R (8.2) OBP: 0.250, SLG: 0.380 OBP: 0.556, SLG: 0.500	G4-3	1 2B		K		L9			75 FC6 1B	4	1	1	1	0	1	0	Milwaukee Brewers @ Cincinnati Reds Goodyear Ballpark, Goodyear, AZ Sun Mar 23 2014, 4:06 PM - 6:45 PM EDT Att.: 5,559 - Sunny - 81 F										
1 Logan Schafer, L (1.9) 75 Mitch Haniger, R (7.9) OBP: 0.426, SLG: 0.542 OBP: 0.529, SLG: 0.714	20 WP 20 G4-3	20 E 2B		G4-3		F9			FC6	4	2	2	1	0	0	0											
20 Jonathan Lucroy, R (1.2) 91 Nick Shaw, L (8.4) OBP: 0.321, SLG: 0.396	G4-3	E9 1B		G1-3					F8	4	2	2	3	0	0	0											
16 Aramis Ramirez, R (1.5) 3 Eilan Herrera, S (8.6) OBP: 0.414, SLG: 0.556 OBP: 0.316, SLG: 0.488	G6-3	G1-3			G4-3				K	3	0	0	0	0	0	0											
18 Khris Davis, R (1.7) 29 Jim Henderson, L (7.1) OBP: 0.273, SLG: 0.451		F8			G3-1				P4	4	1	1	0	0	0	0											
30 Tyler Thornburg, R (8.1) 59 Zach Duke, L (9.1) 47 Rob Wooten, R (9.1)				24 2B						0	0	0	0	0	0	0											
24 Lyle Overbay, L (1.3) 28 Pete Orr, L (8.3) OBP: 0.318, SLG: 0.231 OBP: 0.600, SLG: 0.800		14 2B							F7	4	1	3	1	0	0	0											
14 Jeff Bianchi, R (1.6) 90 Brandon Macias, R (8.5) OBP: 0.318, SLG: 0.231 OBP: 0.333, SLG: 0.333		1B								0	0	0	0	0	0	0											
Kevin Mattison, L (1.8)		2 2B								4	1	2	2	0	1	1											
22 Matt Garza, R (1.1) 94 Lance Roenicke, R (7.7)		P4			G4-3				K	3	0	0	0	0	0	2											
Inning Stats	R: 1 E: 0 K: 0 S: 4	H: 1 LOB: 0 BB: 0 P: 5	R: 6 E: 1 K: 0 S: 9	H: 6 LOB: 0 BB: 0 P: 9	R: 1 E: 0 K: 1 S: 7	H: 2 LOB: 1 BB: 0 P: 7	R: 0 E: 0 K: 1 S: 5	H: 0 LOB: 0 BB: 0 P: 5	R: 0 E: 0 K: 1 S: 6	H: 1 LOB: 1 BB: 0 P: 6	R: 0 E: 0 K: 1 S: 3	H: 0 LOB: 0 BB: 0 P: 3	R: 1 E: 0 K: 1 S: 7	H: 1 LOB: 0 BB: 0 P: 7	R: 0 E: 0 K: 1 S: 5	H: 1 LOB: 1 BB: 0 P: 5	R: 0 E: 0 K: 1 S: 6	H: 1 LOB: 1 BB: 0 P: 6	1B: 5 2B: 7 3B: 0 HR: 1	SF: 0 SAC: 0 DP: 0 HBP: 0	WP: 1 PB: 0 CS: 0	PA: 39					
PITCHER	IP	WLS	BF	H	R	ER	SO	BB	IBB	HBP	BLK	WP	HR	S	P	ERA	WHIP										
44 Mike Leake, R (1.1) ERA: 6.92	4.0	L	21	9	8	7	2	0	0	0	0	1	0	25	26	15.75	2.250										
58 Nick Christiani, R (5.1) ERA: 0.9	2.0		7	1	0	0	1	0	0	0	0	0	0	9	9	0.00	0.500										
53 Pedro Beato, R (7.1) ERA: 3.38	1.0		4	1	1	1	1	0	0	0	0	0	1	7	7	9.00	1.000										
62 Trevor Bell, R (8.1) ERA:	1.0		3	1	0	0	1	0	0	0	0	0	0	5	5	0.00	1.000										
35 Jamie Walczak, R (9.1) ERA:	1.0		4	1	0	0	1	0	0	0	0	0	0	6	6	0.00	1.000										

AB	39
R	9
H	13
RBI	8
BB	0
SO	6
LOB	7



Batter	1	2	3	4	5	6	7	8	9	AB	R	H	RBI	BB	SO	LOB	BOTTOM										
6 Billy Hamilton, S (1.8) OBP: 0.389, SLG: 0.458	G6-3			K		F8			G3	4	0	0	0	0	1	1	Milwaukee Brewers @ Cincinnati Reds Goodyear Ballpark, Goodyear, AZ Sun Mar 23 2014, 4:06 PM - 6:45 PM EDT Att.: 5,559 - Sunny - 81 F										
30 Jason Bourgeois, R (1.4) 70 Kristopher Negrón, R (7.4) OBP: 0.330, SLG: 0.227 OBP: 0.375, SLG: 0.583	G6-3					G4-3			F8	3	0	0	0	0	1	0											
19 Joey Votto, L (1.3) 50 Neftali Soto, R (8.3) OBP: 0.333, SLG: 0.378 OBP: 0.366, SLG: 0.707	F7									2	1	1	0	1	0	0											
32 Jay Bruce, L (1.9) OBP: 0.415, SLG: 0.476		G4-3								4	0	2	1	0	1	1											
48 Ryan Ludwick, R (1.7) OBP: 0.250, SLG: 0.319										3	0	0	0	1	0	3											
21 Todd Frazier, R (1.5) 27 Chris Nelson, R (8.5) OBP: 0.357, SLG: 0.553 OBP: 0.378, SLG: 0.545										3	0	0	0	0	1	1											
7 Ramon Santiago, S (1.6) OBP: 0.279, SLG: 0.256										3	0	1	0	0	1	0											
37 Corky Miller, R (1.2) OBP: 0.292, SLG: 0.158										3	0	1	0	0	0	1											
44 Mike Leake, R (1.1) 58 Nick Christiani, R (5.1) 53 Pedro Beato, R (7.1) 62 Trevor Bell, L (8.1) 28 Chris Haisey, R (8.9) 35 Jamie Walczak, R (9.1)										1	0	0	0	0	1	1											
Inning Stats	R: 0 E: 0 K: 0 S: 3	H: 0 LOB: 0 BB: 0 P: 3	R: 0 E: 0 K: 0 S: 2	H: 0 LOB: 0 BB: 1 P: 6	R: 0 E: 0 K: 2 S: 8	H: 1 LOB: 1 BB: 0 P: 8	R: 0 E: 0 K: 2 S: 8	H: 1 LOB: 1 BB: 0 P: 8	R: 0 E: 0 K: 2 S: 8	H: 1 LOB: 1 BB: 0 P: 9	R: 1 E: 0 K: 0 S: 4	H: 1 LOB: 0 BB: 1 P: 8	R: 0 E: 0 K: 1 S: 5	H: 0 LOB: 0 BB: 0 P: 5	R: 0 E: 0 K: 1 S: 5	H: 0 LOB: 0 BB: 0 P: 5		R: 0 E: 0 K: 1 S: 7	H: 1 LOB: 1 BB: 0 P: 7	1B: 3 2B: 2 3B: 0 HR: 0	SF: 0 SAC: 0 DP: 1 HBP: 0	WP: 1 PB: 0 CS: 0	PA: 33				
PITCHER	IP	WLS	BF	H	R	ER	SO	BB	IBB	HBP	BLK	WP	HR	S	P	ERA	WHIP										
22 Matt Garza, R (1.1) ERA: 10.03	6.0	W	23	4	1	1	6	2	0	0	0	0	0	33	42	1.50	1.000										
29 Jim Henderson, R (7.1) ERA: 7.71	1.0		3	0	0	0	1	0	0	0	0	0	0	5	5	0.00	0.000										
30 Tyler Thornburg, R (8.1) ERA: 5.52	1.0		3	0	0	0	1	0	0	0	0	0	0	5	5	0.00	0.000										
59 Zach Duke, L (9.1) ERA: 4.0	0.1		2	1	0	0	1	0	0	0	0	0	0	4	4	0.00	3.000										
47 Rob Wooten, R (9.1) ERA: 3.86	0.2		2	0	0	0	0	0	0	0	0	0	0	3	3	0.00	0.000										




Batter	1	2	3	4	5	6	7	8	9	AB	R	H	RBI	BB	SO	LOB	TOP				
6 Billy Hamilton, S OBP: 0.356, SLG: 0.431	L7		SF8	SF8			G6-3		K	3	0	0	2	0	1	1	Cincinnati Reds @ Oakland Athletics Phoenix Municipal Stadium, Phoenix, AZ Tue Mar 25 2014, 4:09 PM - 7:29 PM EDT Att.: 4,682 - Sunny - 80 F				
28 Chris Haisey, R OBP: 0.321, SLG: 0.764	G3-1		4 1B 21 1B	G5-3			K		FC5-4	5	1	1	0	0	1	2					
4 Brandon Phillips, R OBP: 0.299, SLG: 0.540 27 Chris Nelson, R OBP: 0.359, SLG: 0.514	HR		50 BB 21 1B		G4-3		K			3	1	2	1	0	0	0					
21 Todd Frazier, R OBP: 0.320, SLG: 0.478	F8		50 BB		K			L8		4	0	1	1	0	1	0					
50 Neftali Soto, R OBP: 0.378, SLG: 0.682 70 Kristopher Negrón, R OBP: 0.366, SLG: 0.599		K			G5-3			L5		2	0	0	0	1	1	0					
15 Roger Bernadina, L OBP: 0.540, SLG: 0.800	F7		F7			30 BB		1B		3	0	1	0	1	0	3					
2 Zack Cozart, R OBP: 0.218, SLG: 0.278	F7			E5		F8		F9		4	1	0	0	0	0	2					
30 Jason Bourgeois, R OBP: 0.345, SLG: 0.240			E6	E4		37 G4-3 6 SF8		G5-3		3	1	1	0	1	0	1					
37 Corky Miller, R OBP: 0.259, SLG: 0.136 93 Bryan Anderson, L OBP: 0.388, SLG: 0.136			G4-3	P4		G6-4-3			28 FC5-4	3	0	0	0	0	0	5					
										0	0	0	0	1	0	0					
Inning Stats	R: 1 E: 0 K: 0 S: 5	H: 1 LOB: 0 BB: 0 P: 5	R: 0 E: 0 K: 1 S: 5	H: 0 LOB: 0 BB: 0 P: 5	R: 2 E: 1 K: 0 S: 7	H: 4 LOB: 3 BB: 1 P: 11	R: 1 E: 2 K: 0 S: 5	H: 0 LOB: 0 BB: 0 P: 5	R: 0 E: 0 K: 1 S: 5	H: 0 LOB: 1 BB: 2 P: 10	R: 0 E: 0 K: 2 S: 7	H: 0 LOB: 0 BB: 0 P: 7	R: 0 E: 0 K: 0 S: 4	H: 1 LOB: 1 BB: 0 P: 4	R: 0 E: 0 K: 1 S: 5	H: 0 LOB: 1 BB: 1 P: 9	1B: 5 2B: 0 3B: 0 HR: 1	SF: 2 SAC: 0 DP: 1 HBP: 0	WP: 0 PB: 0 SB: 0 CS: 0	PA: 38	
PITCHER	IP	WLS	BF	H	R	ER	SO	BB	IBB	HBP	BLK	WP	HR	S	P	ERA	WHIP				
57 Tommy Milone, L ERA: 4.26	5.0	W	23	5	4	3	2	1	0	0	0	0	1	27	31	5.40	1.200				
45 Jim Johnson, R ERA: 4.5	1.0	H	4	0	0	0	0	2	0	0	0	0	0	2	10	0.00	2.000				
44 Luke Gregerson, R ERA: 5.68	1.0	H	3	0	0	0	2	0	0	0	0	0	0	7	7	0.00	0.000				
62 Sean Doolittle, L ERA: 3.88	1.0		4	1	0	0	0	0	0	0	0	0	0	4	4	0.00	1.000				
Andrew Werner, L ERA: 1.00	1.0		4	0	0	0	1	1	0	0	0	0	0	5	9	0.00	1.000				

Batter	1	2	3	4	5	6	7	8	9	AB	R	H	RBI	BB	SO	LOB	BOTTOM				
4 Coco Crisp, S OBP: 0.471, SLG: 0.410 19 Billy Burns, S OBP: 0.382, SLG: 0.353	G4-3	FC6-4		K		K		P5		4	0	0	0	0	2	2	Cincinnati Reds @ Oakland Athletics Phoenix Municipal Stadium, Phoenix, AZ Tue Mar 25 2014, 4:09 PM - 7:29 PM EDT Att.: 4,682 - Sunny - 80 F				
20 Josh Donaldson, R OBP: 0.398, SLG: 0.511 Jose Martinez, R OBP: 0.222, SLG: 0.222	P6		52 F8 36 1B	8 WP			52 G4-3 36 2B	F9		4	2	2	1	1	0	1					
8 Jed Lowrie, S OBP: 0.333, SLG: 0.556 86 Tyler Ladendorff, R OBP: 0.273, SLG: 0.364	F9		36 1B					F7		3	0	0	0	1	1	2					
52 Yoenis Cespedes, R OBP: 0.211, SLG: 0.250 29 Sam Fuld, L OBP: 0.397, SLG: 0.472		36 1B HR	F8		F9		G4-3			3	1	0	0	1	0	3					
36 Derek Norris, R OBP: 0.476, SLG: 0.795 21 Stephen Vogt, L OBP: 0.413, SLG: 0.667			37 HR		F9			F9		4	2	3	2	0	0	0					
16 Josh Reddick, L OBP: 0.383, SLG: 0.511 23 Michael Taylor, R OBP: 0.364, SLG: 0.559	L9		37 HR	1B	1B		16 1B	2B		0	0	0	0	0	0	0					
37 Brandon Moss, L OBP: 0.468, SLG: 0.725				K		HR		L5		4	1	1	3	0	1	3					
35 Chris Gimenez, R OBP: 0.306, SLG: 0.281		4 FC6-4 1B			G5-3			F8		4	0	1	0	0	0	0					
28 Eric Sogard, L OBP: 0.340, SLG: 0.295		K						B2		3	1	1	0	1	1	1					
										1B: 6 2B: 2 3B: 0 HR: 2	SF: 0 SAC: 0 DP: 0 HBP: 0	WP: 1 PB: 0 SB: 1 CS: 0	PA: 38								
Inning Stats	R: 0 E: 0 K: 0 S: 3	H: 0 LOB: 0 BB: 0 P: 3	R: 3 E: 0 K: 1 S: 8	H: 3 LOB: 1 BB: 1 P: 13	R: 1 E: 0 K: 2 S: 8	H: 1 LOB: 2 BB: 2 P: 16	R: 1 E: 0 K: 2 S: 9	H: 2 LOB: 1 BB: 0 P: 9	R: 1 E: 0 K: 0 S: 5	H: 1 LOB: 0 BB: 0 P: 5	R: 2 E: 0 K: 0 S: 6	H: 3 LOB: 1 BB: 0 P: 6	R: 0 E: 0 K: 0 S: 3	H: 0 LOB: 1 BB: 1 P: 8	1B: 6 2B: 2 3B: 0 HR: 2	SF: 0 SAC: 0 DP: 0 HBP: 0	WP: 1 PB: 0 SB: 1 CS: 0	PA: 38			
PITCHER	IP	WLS	BF	H	R	ER	SO	BB	IBB	HBP	BLK	WP	HR	S	P	ERA	WHIP				
26 Jeff Francis, L ERA: 6.35	4.0	L	21	6	5	5	5	3	0	0	0	0	1	28	41	11.25	2.250				
62 Trevor Bell, R ERA: 1.04	1.0		4	1	1	1	0	0	0	0	0	0	1	5	5	9.00	1.000				
43 Manny Parra, L ERA: 1.0	1.0		3	0	0	0	1	0	0	0	0	0	0	5	5	0.00	0.000				
63 Sam LeCure, R ERA: 6.75	1.0		6	3	2	2	0	0	0	0	0	0	0	6	6	18.00	3.000				
Logan Ondrusek, R ERA: 4.32	1.0		4	0	0	0	0	1	0	0	0	0	0	3	8	0.00	1.000				


Cincinnati Reds @ Oakland Athletics
 Phoenix Municipal Stadium, Phoenix, AZ
 Tue Mar 25 2014, 4:09 PM - 7:29 PM EDT
 Att.: 4,682 - Sunny - 80 F

AB 32
R 4
H 6
RBI 4
BB 4
SO 5
LOB 14



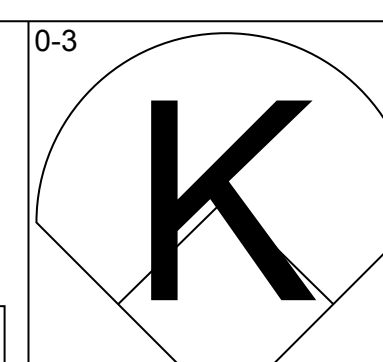
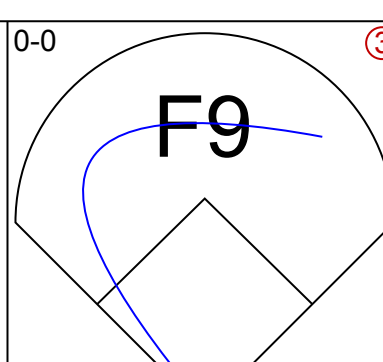
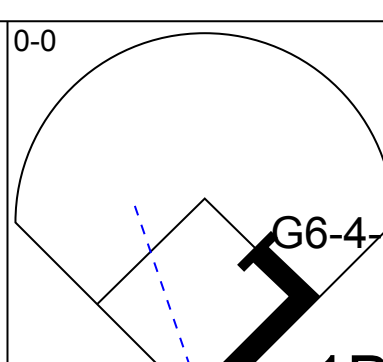
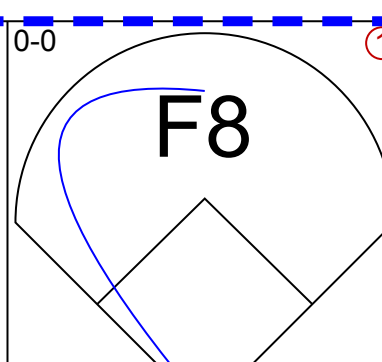
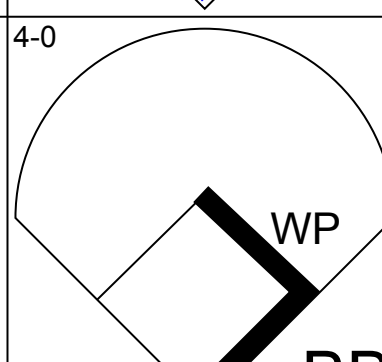
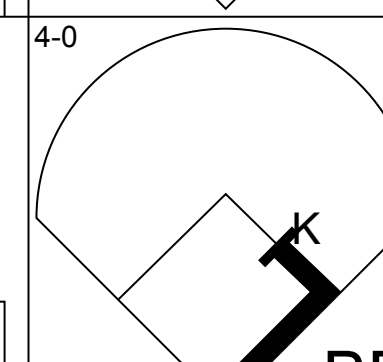
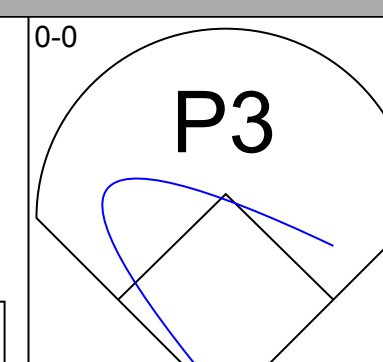
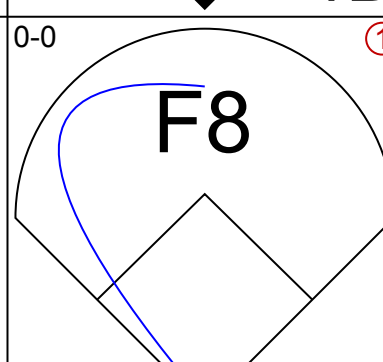
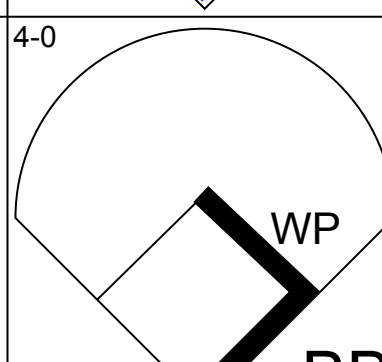
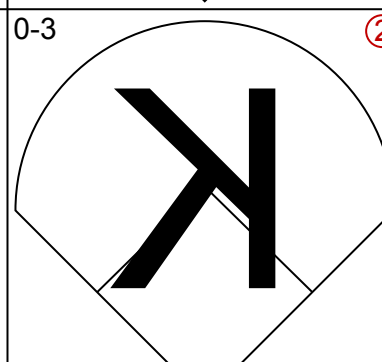
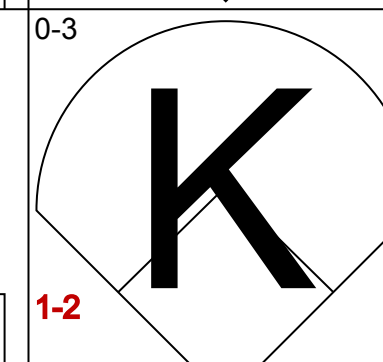
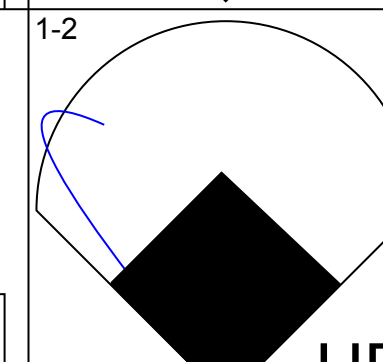
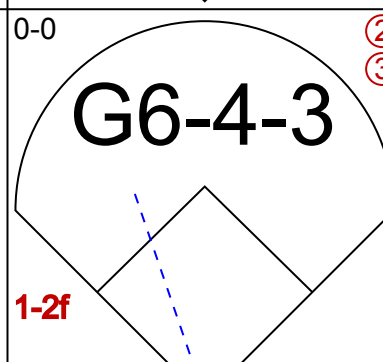
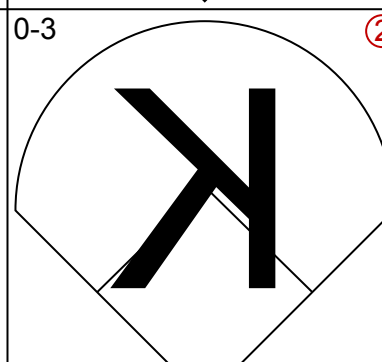
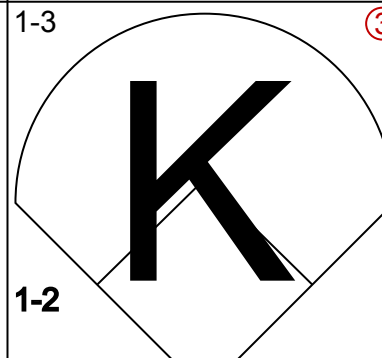
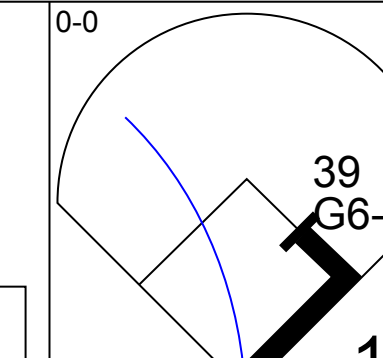
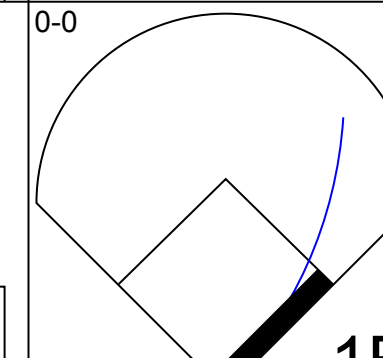
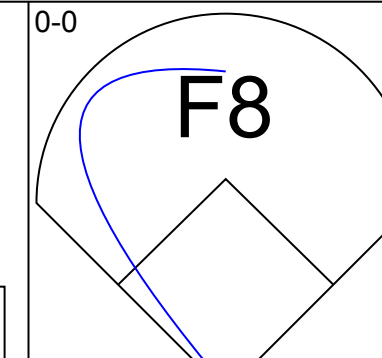
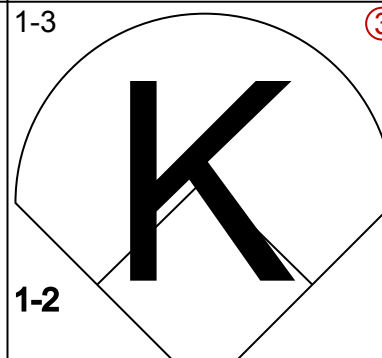
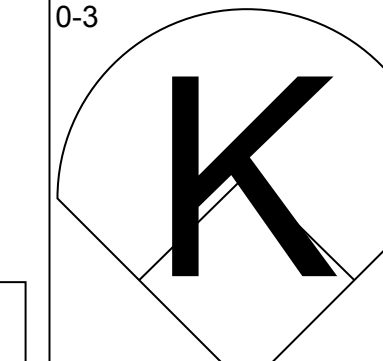
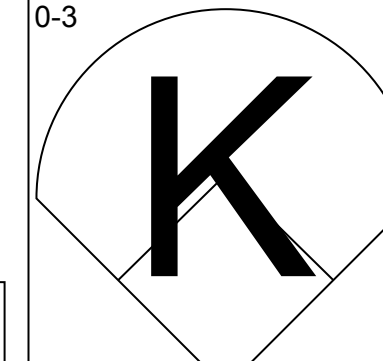

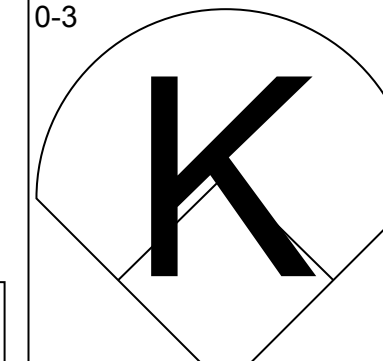
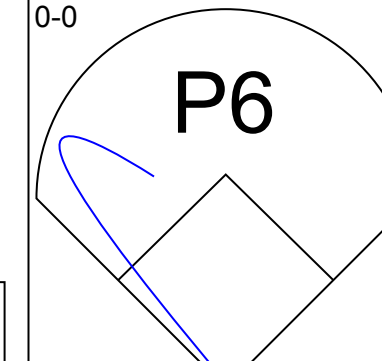
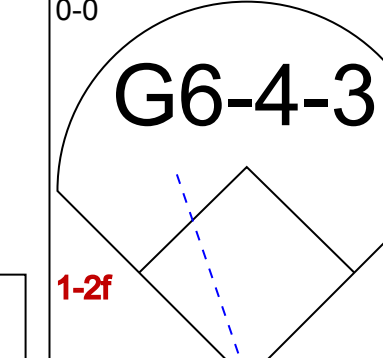
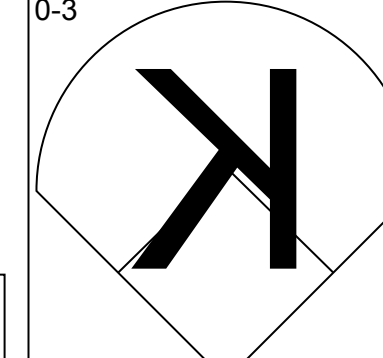
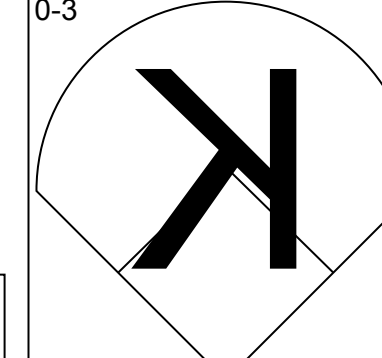
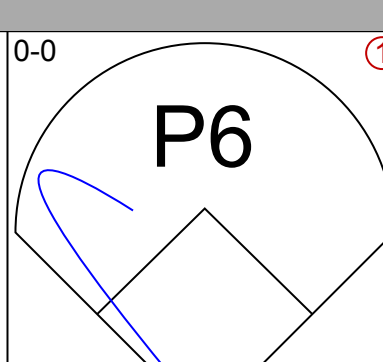
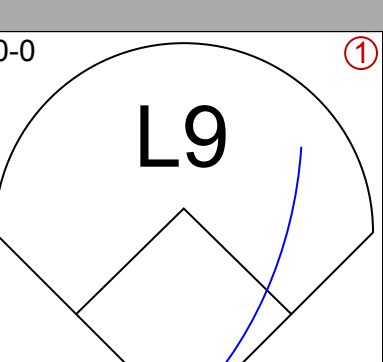
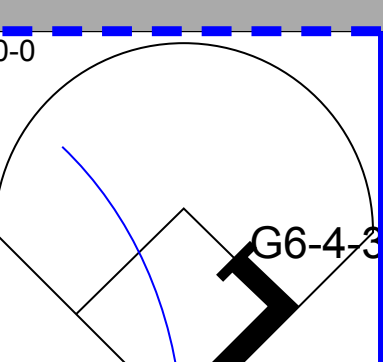
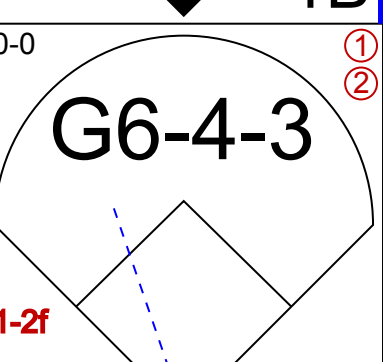
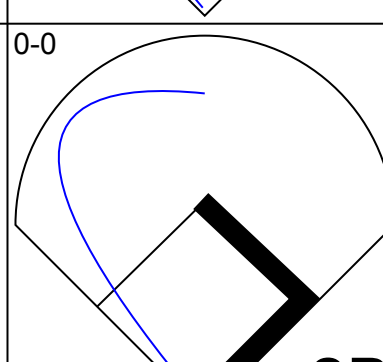
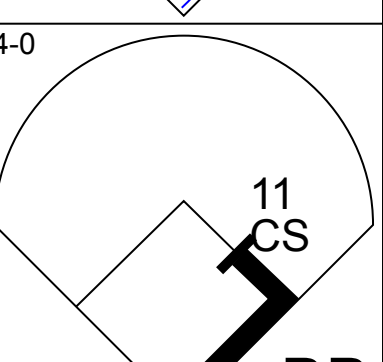
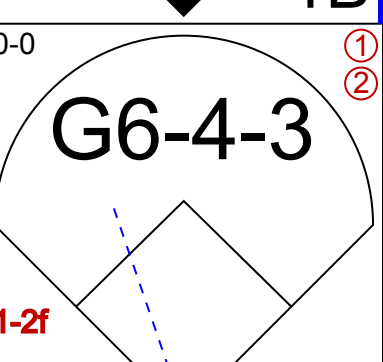
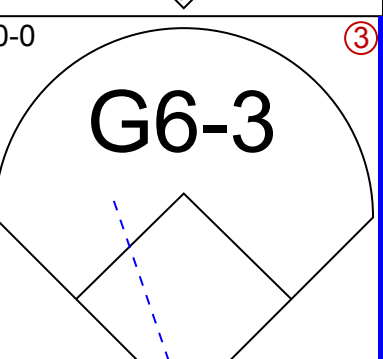
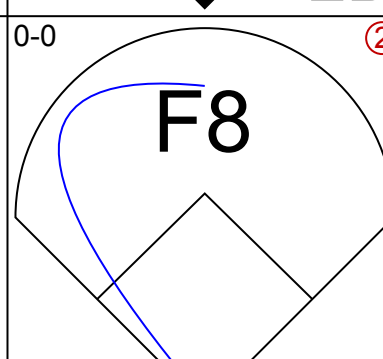
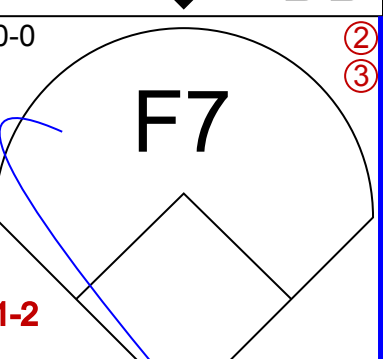
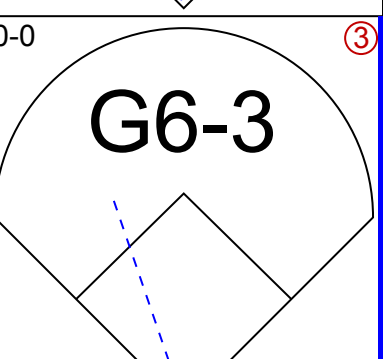
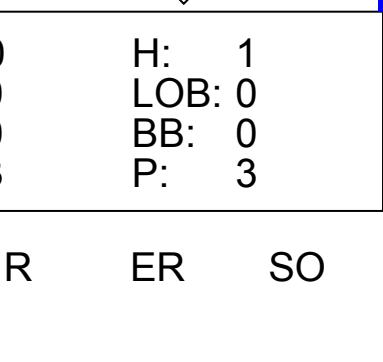
Cincinnati Reds @ Oakland Athletics
 Phoenix Municipal Stadium, Phoenix, AZ
 Tue Mar 25 2014, 4:09 PM - 7:29 PM EDT
 Att.: 4,682 - Sunny - 80 F

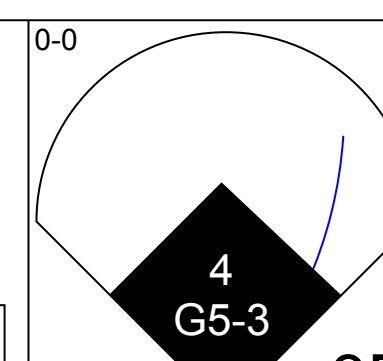
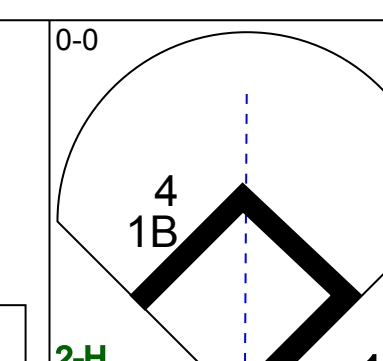
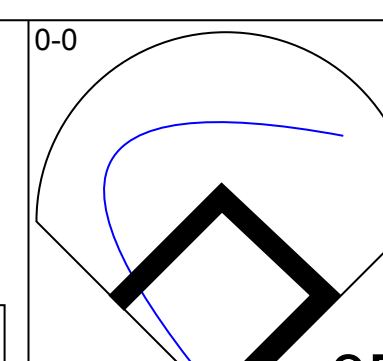
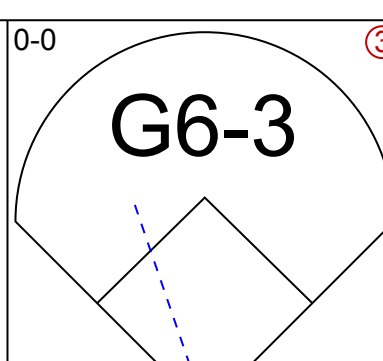
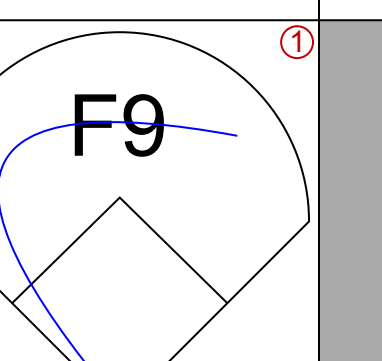
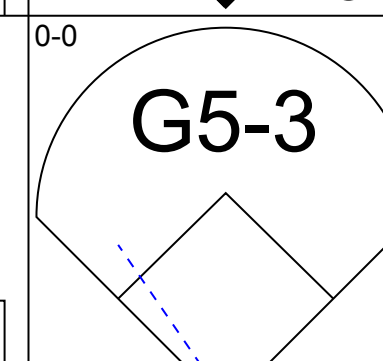
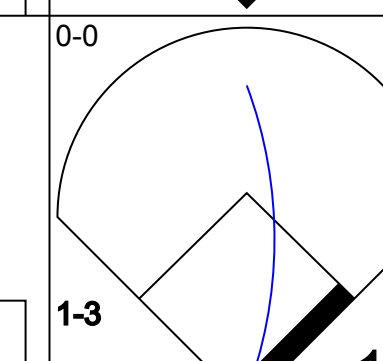
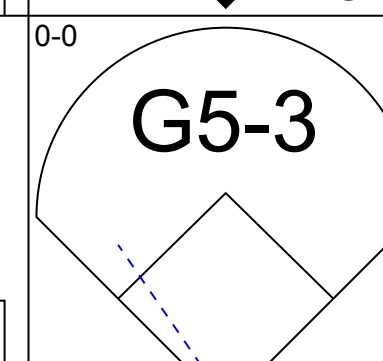
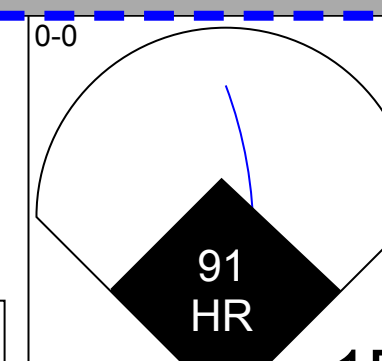
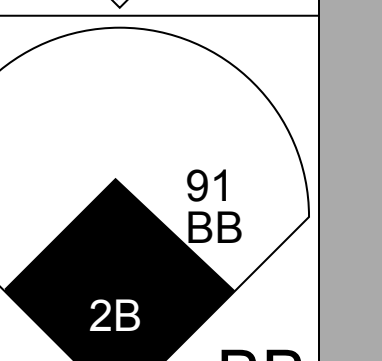
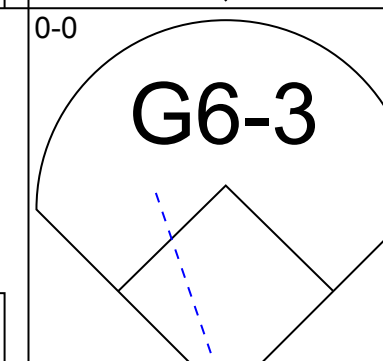
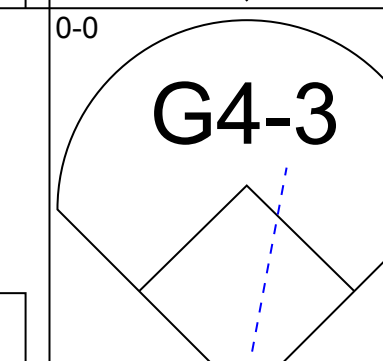
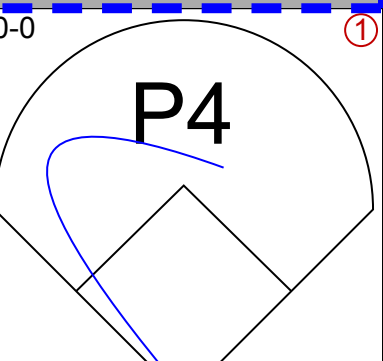
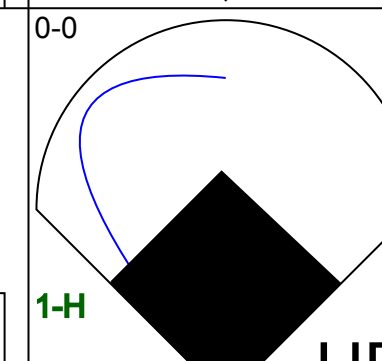
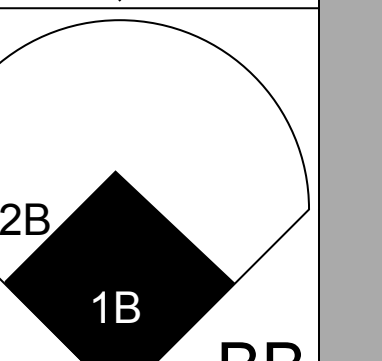
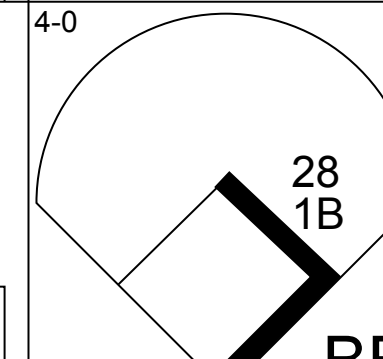
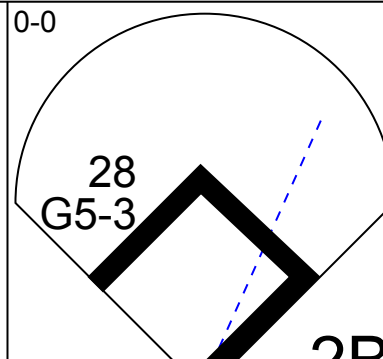
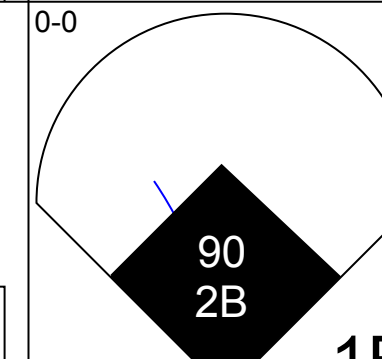
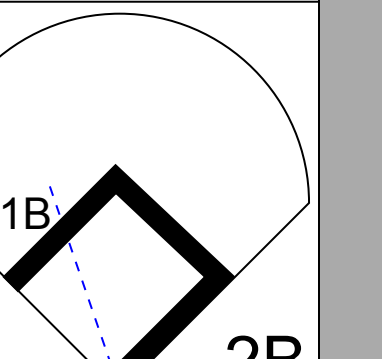
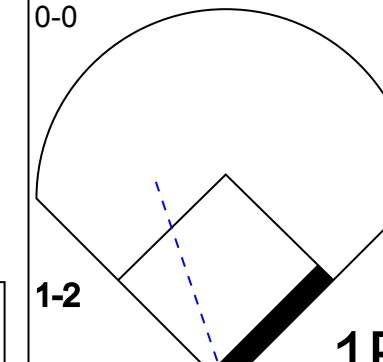
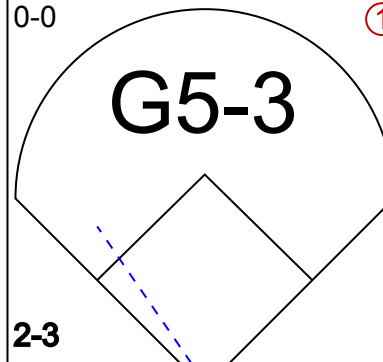
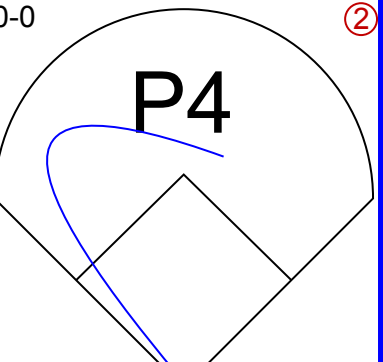
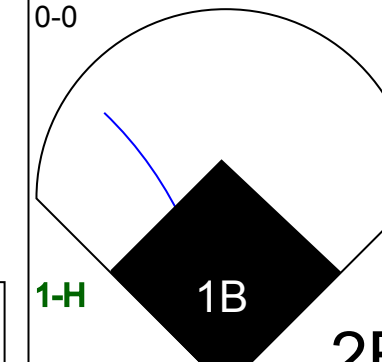
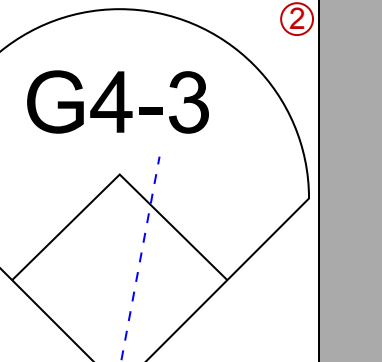
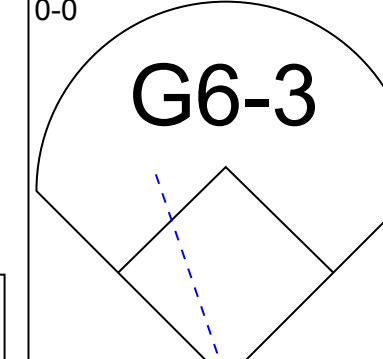
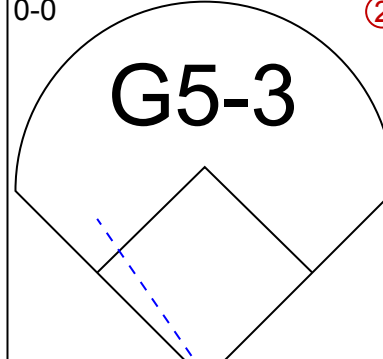
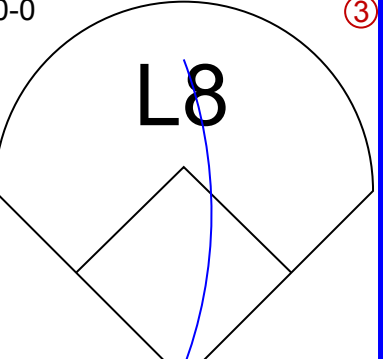
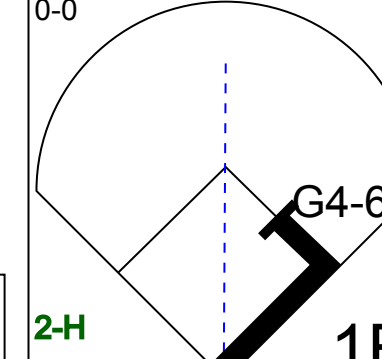
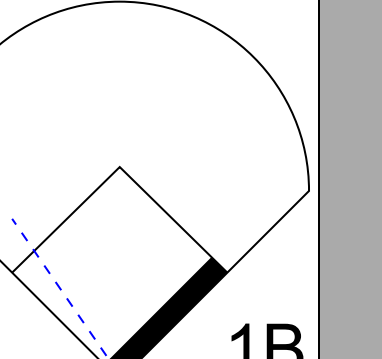
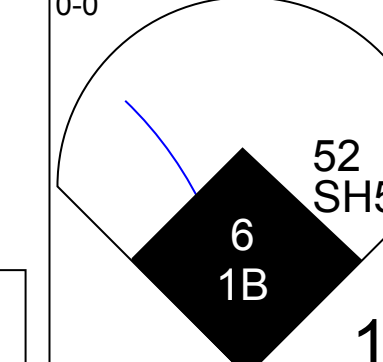
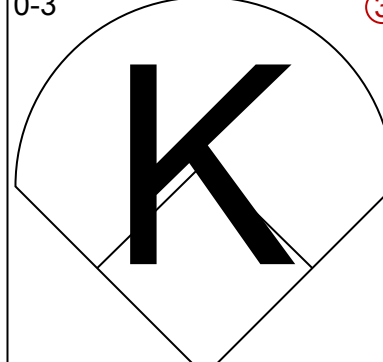
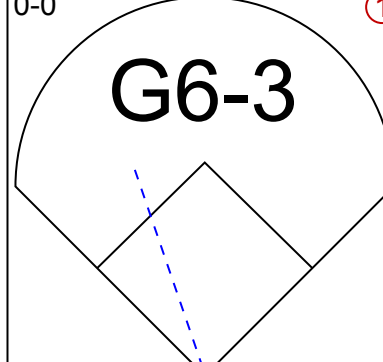
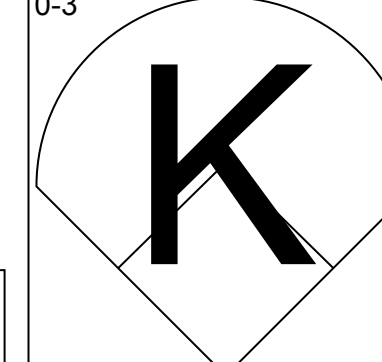
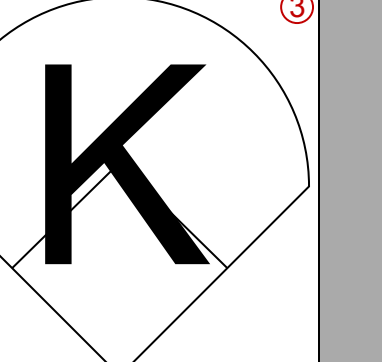

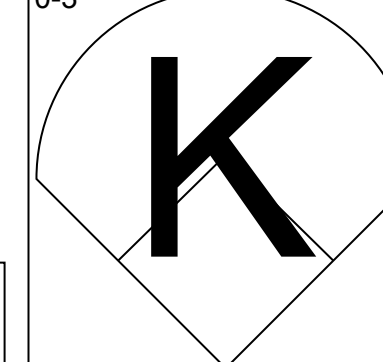
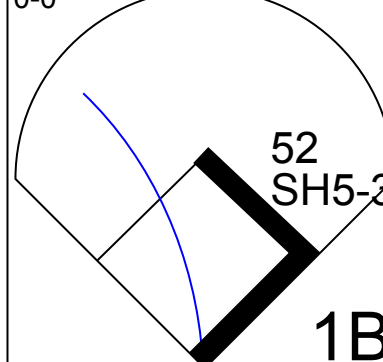
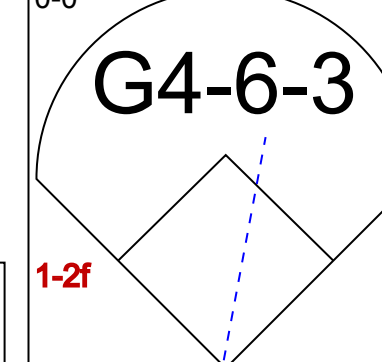
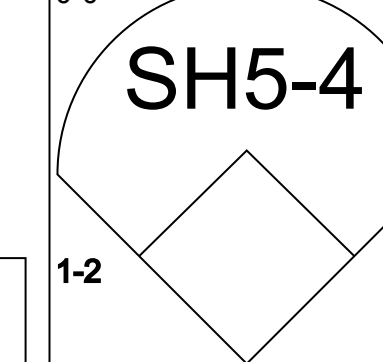
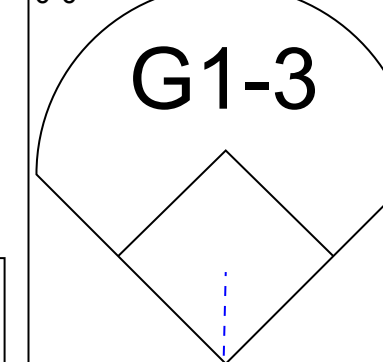
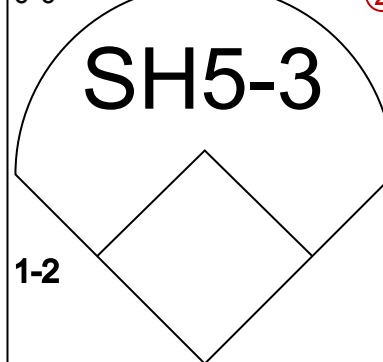
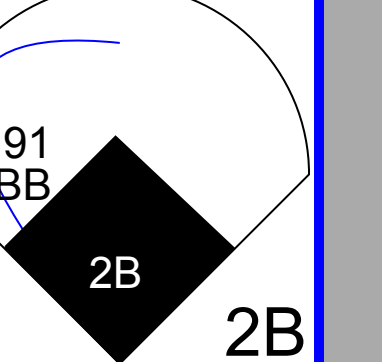
AB 34
R 8
H 10
RBI 8
BB 4
SO 6
LOB 17



Batter	1	2	3	4	5	6	7	8	9	AB	R	H	RBI	BB	SO	LOB	TOP				
30 Jason Bourgeois, R OBP: 0.353, SLG: 0.300	P6		F8		FC4 27 1B		27 PB 1B		2B	5	1	2	1	0	0	1	Cincinnati Reds @ Chicago White Sox Camelback Ranch, Glendale, AZ Wed Mar 26 2014, 4:09 PM - 6:54 PM EDT Att: 4,713 - Partly Cloudy - 78 F				
27 Chris Nelson, R OBP: 0.354, SLG: 0.487	F7		P3		19 WP 1B		94 1B BB		G5-3	4	0	1	1	1	0	1					
19 Joey Volto, L OBP: 0.328, SLG: 0.365 94 Travis Mattair, R OBP: 0.313, SLG: 0.267	G4-3		K		K		1-2 2-H 1B		G5-3	3	0	0	0	0	2	1					
48 Ryan Ludwick, R OBP: 0.250, SLG: 0.309		G6-3		G5-3	P3		G4-3		K	5	0	0	0	0	1	4					
32 Jay Bruce, L OBP: 0.417, SLG: 0.479 90 Felix Perez, L (8, PH)		29 E BB		K		G4-3		K2-3		2	1	0	0	1	1	0					
29 Bryan Peña, S OBP: 0.283, SLG: 0.310 50 Neftali Soto, R OBP: 0.391, SLG: 0.689		E4 7 HBP		15 1B 2B		F8		1B		3	1	1	1	0	0	0					
15 Roger Bernadina, L OBP: 0.519, SLG: 0.750		K		7 E 1B		P6		K		4	0	1	1	0	2	2					
7 Ramon Santiago, S OBP: 0.292, SLG: 0.256		HBP		G6-3		G4-3		G4-3		3	0	0	0	0	0	2					
70 Kristopher Negrón, R OBP: 0.378, SLG: 0.585		K		30 E 27 1B 1B		K		30 2B 2B		4	2	2	0	0	2	2					
Inning Stats	R: 0 E: 0 K: 0 S: 3	H: 0 LOB: 0 BB: 0 P: 3	R: 1 E: 2 K: 2 S: 8	H: 0 LOB: 2 BB: 1 P: 13	R: 0 E: 0 K: 1 S: 7	H: 2 LOB: 1 BB: 0 P: 8	R: 1 E: 1 K: 1 S: 7	H: 2 LOB: 1 BB: 0 P: 7	R: 0 E: 0 K: 0 S: 3	H: 0 LOB: 0 BB: 0 P: 3	R: 1 E: 0 K: 1 S: 7	H: 2 LOB: 2 BB: 1 P: 11	R: 0 E: 0 K: 2 S: 8	H: 1 LOB: 1 BB: 0 P: 8	R: 1 E: 0 K: 1 S: 7	H: 2 LOB: 1 BB: 0 P: 7		1B: 6 2B: 3 3B: 0 HR: 0	SF: 0 SAC: 0 DP: 0 HBP: 1	WP: 1 PB: 1 SB: 0 CS: 0	PA: 40
PITCHER	IP	WLS	BF	H	R	ER	SO	BB	IBB	HBP	BLK	WP	HR	S	P	ERA	WHIP				
50 John Danks, L ERA: 2.96	6.1	W	26	4	3	1	5	1	0	1	0	1	0	36	42	1.42	0.789				
57 Zach Putnam, R ERA: 2.53	1.0		7	3	1	1	2	1	0	0	0	0	0	10	14	9.00	4.000				
46 Donnie Veal, L ERA: 4.0	0.2		2	0	0	0	1	0	0	0	0	0	0	4	4	0.00	0.000				
37 Scott Downs, L ERA: 13.5	1.0		5	2	1	1	1	0	0	0	0	0	0	7	7	9.00	2.000				


Batter	1	2	3	4	5	6	7	8	9	AB	R	H	RBI	BB	SO	LOB	BOTTOM				
1 Adam Eaton, L OBP: 0.426, SLG: 0.481	79 1B 44 2B	E1		79 HR 5 1B	G2-3			79 G4-3 1B		5	2	4	0	0	0	3	Cincinnati Reds @ Chicago White Sox Camelback Ranch, Glendale, AZ Wed Mar 26 2014, 4:09 PM - 6:54 PM EDT Att: 4,713 - Partly Cloudy - 78 F				
5 Marcus Semien, R OBP: 0.433, SLG: 0.500	K	K		79 HR 1B		F9		SF8		4	1	1	2	0	2	3					
79 José Abreu, R OBP: 0.296, SLG: 0.491	44 2B 1B	K		79 HR 1B		G4-3		G4-3		5	2	2	3	0	1	3					
44 Adam Dunn, L OBP: 0.278, SLG: 0.245	1-3 2B			F8	G5-3		F8		F9	5	0	1	2	0	0	1					
26 Avisail García, R OBP: 0.308, SLG: 0.393	F8			F9			30 FC3-6 1B	30 SF8 3B		4	1	2	0	0	0	1					
30 Alejandro De Azá, L OBP: 0.375, SLG: 0.489	HBP			G3			FC3-6 10 1B 17 1B	SF8		2	1	0	1	0	0	1					
10 Alexei Ramirez, R OBP: 0.241, SLG: 0.293	K			G4-3			28 1B 17 1B 1 G2-3 1B	G5-3		4	0	1	0	0	1	2					
17 Adrian Nieto, S OBP: 0.308, SLG: 0.333		K		F9			28 1B 1B	F8		4	0	1	1	0	1	0					
28 Leury García, S OBP: 0.415, SLG: 0.343	1 E 1B 1B			1B 5 1B BB			1-2 2-3 1B	1B 5 SF8 2B		3	2	3	0	1	0	0					
Inning Stats	R: 2 E: 0 K: 2 S: 10	H: 3 LOB: 2 BB: 0 P: 11	R: 0 E: 1 K: 3 S: 11	H: 2 LOB: 2 BB: 0 P: 11	R: 0 E: 0 K: 0 S: 3	H: 0 LOB: 0 BB: 0 P: 3	R: 4 E: 0 K: 0 S: 7	H: 3 LOB: 1 BB: 1 P: 12	R: 1 E: 0 K: 0 S: 6	H: 4 LOB: 2 BB: 0 P: 6	R: 0 E: 0 K: 0 S: 3	H: 0 LOB: 0 BB: 0 P: 3	R: 1 E: 0 K: 0 S: 4	H: 1 LOB: 0 BB: 0 P: 4	R: 1 E: 0 K: 0 S: 5	H: 2 LOB: 1 BB: 0 P: 5		1B: 11 2B: 2 3B: 1 HR: 1	SF: 2 SAC: 0 DP: 1 HBP: 1	WP: 0 PB: 0 SB: 0 CS: 0	PA: 40
PITCHER	IP	WLS	BF	H	R	ER	SO	BB	IBB	HBP	BLK	WP	HR	S	P	ERA	WHIP				
41 Brett Marshall, R ERA: 5.0	5.0	L	28	12	7	7	5	1	0	1	0	0	0	37	43	12.60	2.600				
43 Manny Parra, L ERA: 0.9	1.0		3	0	0	0	0	0	0	0	0	0	0	3	3	0.00	0.000				
63 Sam LeCure, R ERA: 7.0	1.0		4	1	1	1	0	0	0	0	0	0	0	4	4	9.00	1.000				
58 Nick Christiani, R ERA: 1.84	1.0		5	2	1	1	0	0	0	0	0	0	0	5	5	9.00	2.000				


Batter	1	2	3	4	5	6	7	8	9	AB	R	H	RBI	BB	SO	LOB	TOP											
Justin Greene, R OBP: 0.182, SLG: 0.100 (1, 8)										4	0	1	0	0	1	1	Arizona Diamondbacks @ Cincinnati Reds Goodyear Ballpark, Goodyear, AZ Thu Mar 27 2014, 3:07 PM - 5:54 PM EDT Att: 4,037 - Partly Cloudy - 68 F											
Aaron Cunningham, R OBP: 0.400, SLG: 0.559 (1, 7)										2	0	0	0	2	0	1												
Nick Evans, R OBP: 0.231, SLG: 0.462 (1, 3)										4	1	1	1	1	0	2												
Andy Marte, R OBP: 0.300, SLG: 0.448 (1, 5)										4	0	2	0	0	1	1												
15 Garrett Weber, R (1, 4)										3	0	0	0	0	2	2												
Mike Freeman, L OBP: 0.400, SLG: 0.400 (7, 4)										0	0	0	0	0	0	0												
39 Jordan Parraz, R OBP: 0.143, SLG: 0.571 (1, 9)										3	0	0	0	0	2	2												
18 Bobby Wilson, R OBP: 0.167, SLG: 0.091 22 Lars Davis, L (8, 2)										3	0	1	0	0	0	0												
Nick Ahmed, R OBP: 0.286, SLG: 0.333 (1, 6)										2	0	1	0	1	0	1												
48 Randall Delgado, R 11 Tyler Borbrick, R 50 Ryan Rowland-Smith, L 14 Cesar Carrillo, R 33 Evan Marshall, R Mike Jacobs, L Jess Todd, R 18 Mark Serrano, L (5, PH) (5, 1) (5, 1) (7, 1) (7, 1) (8, PH) (8, 1) (8, 1)										1	0	0	0	0	0	1												
Inning Stats	R: 0 E: 0 K: 2 S: 6	H: 0 LOB: 0 BB: 1 P: 10	R: 0 E: 0 K: 1 S: 5	H: 1 LOB: 0 BB: 0 P: 5	R: 0 E: 0 K: 0 S: 4	H: 1 LOB: 1 BB: 0 P: 4	R: 1 E: 0 K: 2 S: 11	H: 2 LOB: 1 BB: 0 P: 12	R: 0 E: 0 K: 0 S: 2	H: 0 LOB: 0 BB: 1 P: 6	R: 0 E: 0 K: 0 S: 3	H: 1 LOB: 0 BB: 0 P: 3	R: 0 E: 0 K: 1 S: 5	H: 0 LOB: 0 BB: 0 P: 5	R: 0 E: 0 K: 0 S: 3	H: 1 LOB: 1 BB: 0 P: 3	R: 0 E: 0 K: 2 S: 7	H: 0 LOB: 1 BB: 1 P: 12	1B: 4 2B: 1 3B: 0 HR: 1	SF: 0 SAC: 0 DP: 3 HBP: 0	WP: 1 PB: 0 SB: 0 CS: 1	PA: 31						
PITCHER	IP	WLS	BF	H	R	ER	SO	BB	IBB	HBP	BLK	WP	HR	S	P	ERA	WHIP											
52 Tony Cingrani, L ERA: 4.81 Chien-Ming Wang, R ERA: 3.38 Lee Hyde, L ERA: 2.0	(1, 1) (8, 1) (9, 1)	7.0 1.0 1.0	W 3 4	24 1 0	5 0 0	1 0 0	1 0 2	6 0 0	2 0 1	0 0 0	0 0 0	0 0 1	0 0 0	1 3 7	36 3 12	45 3 12	1.29 0.00 0.00	1.000 1.000 1.000										

Batter	1	2	3	4	5	6	7	8	9	AB	R	H	RBI	BB	SO	LOB	BOTTOM											
6 Billy Hamilton, S OBP: 0.381, SLG: 0.527 Ryan LaMarre, R OBP: 0.364, SLG: 0.222 (1, 8) (8, 8)										4	1	3	1	0	0	1	Arizona Diamondbacks @ Cincinnati Reds Goodyear Ballpark, Goodyear, AZ Thu Mar 27 2014, 3:07 PM - 5:54 PM EDT Att: 4,037 - Partly Cloudy - 68 F											
4 Brandon Phillips, R OBP: 0.298, SLG: 0.528 91 Ruben Gotay, S OBP: 0.800, SLG: 1.250 (1, 4) (6, 4)										3	0	1	1	0	0	1												
19 Joey Votto, L OBP: 0.322, SLG: 0.358 91 Mike Costanzo, L OBP: 0.222, SLG: 0.500 (1, 3) (2, 3)										1	0	0	0	0	0	0												
48 Ryan Ludwick, R OBP: 0.276, SLG: 0.339 Mike Wilson, R OBP: 1.000, SLG: 1.500 (1, 7) (4, 7)										1	0	1	0	1	0	0												
28 Chris Heisey, R OBP: 0.322, SLG: 0.741 90 Felix Perez, L OBP: 0.250, SLG: 0.500 (1, 9) (6, 9)										3	0	1	0	0	0	2												
21 Todd Frazier, R OBP: 0.302, SLG: 0.449 Ray Chang, R OBP: 0.667, SLG: 0.667 (1, 5) (6, 5)										3	0	0	0	0	0	4												
2 Zack Cozart, R OBP: 0.224, SLG: 0.281 Argenis Diaz, R OBP: 0.174, SLG: 0.304 (1, 6) (7, 6)										3	1	1	0	0	1	1												
Tucker Barnhart, L OBP: 0.316, SLG: 0.389 Max Ramirez, R OBP: 0.182, SLG: 0.200 (1, 2) (8, 2)										4	0	1	0	0	2	2												
52 Tony Cingrani, L Chien-Ming Wang, R Thomas Neal, R OBP: 1.000, SLG: 2.000 Lee Hyde, R (1, 1) (8, 1) (8, PH) (9, 1)										1	0	0	0	0	0	0												
Inning Stats	R: 1 E: 0 K: 0 S: 5	H: 2 LOB: 2 BB: 1 P: 9	R: 1 E: 0 K: 1 S: 8	H: 3 LOB: 2 BB: 0 P: 8	R: 0 E: 0 K: 1 S: 6	H: 1 LOB: 1 BB: 0 P: 6	R: 0 E: 0 K: 1 S: 6	H: 1 LOB: 1 BB: 0 P: 6	R: 0 E: 0 K: 0 S: 3	H: 0 LOB: 1 BB: 1 P: 7	R: 4 E: 0 K: 1 S: 9	H: 5 LOB: 0 BB: 0 P: 9	R: 3 E: 0 K: 1 S: 8	H: 3 LOB: 2 BB: 2 P: 16	1B: 9 2B: 4 3B: 2 HR: 1	SF: 0 SAC: 2 DP: 1 HBP: 0		WP: 0 PB: 0 SB: 0 CS: 0	PA: 43									
PITCHER	IP	WLS	BF	H	R	ER	SO	BB	IBB	HBP	BLK	WP	HR	S	P	ERA	WHIP											
48 Randall Delgado, R ERA: 5.28 14 Cesar Carrillo, R ERA: 12.0 33 Evan Marshall, R ERA: 12.0 Jess Todd, R ERA: 9.82	(1, 1) (5, 1) (7, 1) (7, 1) (8, 1)	4.0 2.0 0.0 1.0 0.2	L 8 5 2 7	20 1 5 0 3	2 0 4 0 3	2 0 4 0 3	3 0 1 0 0	0 1 0 0 2	1 0 0 0 0	0 0 0 0 0	0 0 0 0 0	0 0 0 0 0	0 0 0 0 0	0 1 4 5 5	25 7 4 4 5	29 11 ∞ ∞ 13	4.50 0.00 ∞ 0.00 40.50	2.000 1.000 ∞ ∞ 7.500										
PITCHER	IP	WLS	BF	H	R	ER	SO	BB	IBB	HBP	BLK	WP	HR	S	P	ERA	WHIP											
18 Mark Serrano, R ERA: 0.00	(8, 1)	0, 1		1	0	0	1	0	0	0	0	0	0	3	3	0.00	0.000											



Batter	1	2	3	4	5	6	7	8	9	AB	R	H	RBI	BB	SO	LOB	TOP				
30 Jason Bourgeois, R OBP: 0.378, SLG: 0.424 Juan Duran, R OBP: 0.150, SLG: 0.263	F8		1B		HR		HR	K		3	1	2	2	0	0	0	Cincinnati Reds @ Milwaukee Brewers Maryvale Baseball Park, Phoenix, AZ Thu Mar 27 2014, 3:08 PM - 6:06 PM EDT Att: 4,016 - Partly Cloudy - 66 F				
7 Ramon Santiago, S OBP: 0.275, SLG: 0.239 89 Devin Lohman, R (6, 6)	G3-1		P5		F8		K		G5-3	3	0	0	0	0	0	1					
15 Roger Bernadina, L OBP: 0.518, SLG: 0.739 Donald Lutz, L OBP: 0.318, SLG: 0.500	50 1B		K		G6-3		89 E 1B		F7	2	0	1	0	0	0	1					
50 Neftali Soto, R OBP: 0.396, SLG: 0.681 94 Travis Mattar, R OBP: 0.368, SLG: 0.353	E2 1B		L8		89 1B 2B		K		89 2B 1B BB	2	0	1	0	0	0	1					
27 Chris Nelson, R OBP: 0.348, SLG: 0.463 89 Juan Silverio, R OBP: 0.667, SLG: 1.000	K		G6-3		2B 1B		E9		1B 2B	2	0	0	0	0	0	1					
Yorman Rodriguez, R OBP: 0.217, SLG: 0.273		F7		K		G1-3			2-3 3-H 1B	5	0	2	2	0	1	1					
70 Kristopher Negrón, R Michael Lorenzen, R		K		P3		G5-3		F9	P5	2	0	0	0	0	0	1					
90 Bryson Smith, R OBP: 0.125, SLG: 0.250 Rey Navarro, S OBP: 0.397, SLG: 0.538		K								1	0	0	0	0	0	1					
37 Corky Miller, R OBP: 0.233, SLG: 0.120 93 Bryan Anderson, L (7, 2)		F8			P2		G5-3		G3	3	0	0	0	0	0	1					
60 J.J. Hoover, R 53 Pedro Beato, R Steve Selsky, R 80 Jumbo Diaz, R Brodie Greene, R Drew Hayes, R Fabian Williamson, R					F9			WP HR 1B		0	0	0	0	0	0	0					
Inning Stats	R: 0 E: 1 K: 1 S: 7	H: 2 LOB: 2 BB: 0 P: 7	R: 0 E: 0 K: 1 S: 5	H: 0 LOB: 0 BB: 0 P: 5	R: 1 E: 0 K: 1 S: 7	H: 2 LOB: 1 BB: 0 P: 7	R: 0 E: 0 K: 1 S: 5	H: 0 LOB: 0 BB: 0 P: 5	R: 1 E: 0 K: 0 S: 5	H: 1 LOB: 0 BB: 0 P: 6	R: 2 E: 0 K: 0 S: 6	H: 3 LOB: 1 BB: 0 P: 6	R: 3 E: 1 K: 2 S: 11	H: 3 LOB: 1 BB: 0 P: 12	R: 0 E: 0 K: 1 S: 6	H: 1 LOB: 1 BB: 0 P: 6	R: 1 E: 0 K: 0 S: 5	H: 2 LOB: 2 BB: 1 P: 9	1B: 8 2B: 4 3B: 0 HR: 2	SF: 0 SAC: 0 DP: 0 HBP: 0	WP: 1 PA: 43 PB: 0 SB: 0 CS: 0
PITCHER	IP WLS BF H R ER SO BB IBB HBP BLK WP HR S P ERA WHIP																				
26 Kyle Lohse, R ERA: 5.49	5.0 L 20 5 2 2 4 0 0 0 0 0 0 1 29 30 3.60 1.000																				
92 Casey Medlen, R ERA: 36.0	1.0 8 5 4 4 0 0 0 0 0 0 1 1 8 9 36.00 5.000																				
98 Brent Leach, L ERA: 3.0	2.0 9 2 1 0 3 0 0 0 0 0 0 0 15 15 0.00 1.000																				
79 Kyle Heckathorn, R ERA: 4.5	1.0 6 2 1 1 0 1 0 0 0 0 0 0 5 9 9.00 3.000																				
Batter	1	2	3	4	5	6	7	8	9	AB	R	H	RBI	BB	SO	LOB	BOTTOM				
1 Logan Schafer, L OBP: 0.435, SLG: 0.528	8 2B	F9			L3-6 BB		91 FC4-6 BB		G4-3	3	1	1	0	2	0	1	Cincinnati Reds @ Milwaukee Brewers Maryvale Baseball Park, Phoenix, AZ Thu Mar 27 2014, 3:08 PM - 6:06 PM EDT Att: 4,016 - Partly Cloudy - 66 F				
Rickie Weeks Jr., R OBP: 0.458, SLG: 0.417 79 Michael Ratterree, R (6, 9)	P3		K		BB		P3		BB	2	0	0	0	1	1	1					
8 Ryan Braun, R OBP: 0.486, SLG: 0.710 Kevin Mattison, L OBP: 0.310, SLG: 0.400	24 G5-3 2B		F9		L3-6 2-2		K		K	2	0	1	1	0	0	0					
16 Aramis Ramirez, R 92 Casey Medlen, R 98 Brent Leach, R 91 Nick Shaw, L 95 Michael Reed, R Adam Weisenburger, R	24 G5-3 BB		F7		G4-3		FC4-6		BB	2	0	0	0	0	1	0					
24 Lyle Overbay, L OBP: 0.352, SLG: 0.267 Hunter Morris, L OBP: 0.211, SLG: 0.444	G5-3				65 1B 26 G1-2-3 BB		FC3-6 1B		K	2	1	1	1	0	1	3					
12 Martín Maldonado, R OBP: 0.241, SLG: 0.277					F8		K		G6-3	3	0	0	0	1	1	2					
Elian Herrera, S OBP: 0.302, SLG: 0.417	G6-3				65 1B 1-2 BB		FC3-6 65 FC6-4		G6-3	3	0	0	0	1	0	4					
65 Irving Falu, S OBP: 0.382, SLG: 0.424 79 Kyle Heckathorn, R (9, 1)		G3			1-2 2-3 1B		FC6-4		F8	3	0	1	0	0	0	1					
26 Kyle Lohse, R OBP: 0.200, SLG: 0.200 2 Scooter Gennett, L OBP: 0.276, SLG: 0.382		P2			G1-2-3		1 BB 1B		BB 1 G4-3 BB	2	0	0	0	0	0	3					
Inning Stats	R: 1 E: 0 K: 0 S: 5	H: 2 LOB: 3 BB: 2 P: 13	R: 0 E: 0 K: 0 S: 3	H: 0 LOB: 0 BB: 0 P: 3	R: 0 E: 0 K: 1 S: 5	H: 0 LOB: 0 BB: 0 P: 5	R: 0 E: 0 K: 0 S: 3	H: 1 LOB: 2 BB: 2 P: 11	R: 0 E: 0 K: 0 S: 2	H: 0 LOB: 1 BB: 2 P: 10	R: 0 E: 0 K: 1 S: 6	H: 1 LOB: 1 BB: 0 P: 6	R: 0 E: 0 K: 1 S: 6	H: 1 LOB: 2 BB: 1 P: 10	R: 1 E: 0 K: 0 S: 4	H: 1 LOB: 3 BB: 3 P: 19		R: 0 E: 0 K: 2 S: 7	H: 0 LOB: 3 BB: 3 P: 19	1B: 3 2B: 3 3B: 0 HR: 1	SF: 0 SAC: 0 DP: 2 HBP: 0
PITCHER	IP WLS BF H R ER SO BB IBB HBP BLK WP HR S P ERA WHIP																				
60 J.J. Hoover, R ERA: 3.0	1.0 7 2 0 0 0 0 2 0 0 0 0 0 0 3 3 0.00 0.000																				
53 Pedro Beato, R ERA: 2.16	1.0 3 0 0 0 0 0 0 0 0 0 0 0 0 5 5 0.00 0.000																				
80 Jumbo Diaz, R ERA: 2.45	4.0 W 18 3 0 0 2 5 0 0 0 0 0 0 17 37 0.00 2.000																				
Drew Hayes, R ERA: 4.26	1.1 7 1 1 1 0 2 0 0 0 0 0 1 5 15 6.75 2.250																				

Batter	1	2	3	4	5	6	7	8	9	AB R H RBI BB SO LOB	TOP																								
											<p style="text-align: center;">Cincinnati Reds @ Pensacola Blue Wahoos Pensacola Bayfront Stadium, Pensacola, FL Fri Mar 28 2014, 7:05 PM EDT</p> <p style="text-align: right;">livebaseballscorecards.com</p> <p>AB 0 R 0 H 0 RBI 0 BB 0 SO 0 LOB 0</p> 																								
Inning Stats										1B: 0 SF: 0 2B: 0 SAC: 0 3B: 0 DP: 0 HR: 0 HBP: 0	WP: 0 PA: 0 FB: 0 SB: 0 CS: 0																								
PITCHER	IP	WLS	BF	H	R	ER	SO	BB	IBB	HBP	BLK	WP	HR	S	P	ERA	WHIP	PITCHER	IP	WLS	BF	H	R	ER	SO	BB	IBB	HBP	BLK	WP	HR	S	P	ERA	WHIP

Batter	1	2	3	4	5	6	7	8	9	AB R H RBI BB SO LOB	BOTTOM																								
											<p style="text-align: center;">Cincinnati Reds @ Pensacola Blue Wahoos Pensacola Bayfront Stadium, Pensacola, FL Fri Mar 28 2014, 7:05 PM EDT</p> <p style="text-align: right;">livebaseballscorecards.com</p> <p>AB 0 R 0 H 0 RBI 0 BB 0 SO 0 LOB 0</p> 																								
Inning Stats										1B: 0 SF: 0 2B: 0 SAC: 0 3B: 0 DP: 0 HR: 0 HBP: 0	WP: 0 PA: 0 FB: 0 SB: 0 CS: 0																								
PITCHER	IP	WLS	BF	H	R	ER	SO	BB	IBB	HBP	BLK	WP	HR	S	P	ERA	WHIP	PITCHER	IP	WLS	BF	H	R	ER	SO	BB	IBB	HBP	BLK	WP	HR	S	P	ERA	WHIP

Batter	1	2	3	4	5	6	7	8	9	AB	R	H	RBI	BB	SO	LOB	TOP			
13 Matt Carpenter, L (1,5)	L1-3		K			F7		16 BB		3	0	0	0	1	1	0				
16 Kolten Wong, L (1,4) OBP: 0.500, SLG: 0.333			G5-3			K		1B		3	0	1	0	1	1	0				
7 Matt Holliday, R (1,7)	K					G6-3		P3		4	0	0	0	0	2	3				
21 Allen Craig, R (1,9)	G5-3					K				4	0	0	0	0	1	1				
4 Yadier Molina, R (1,2) OBP: 0.500, SLG: 1.250	K					F7		27 FC5-4		4	1	2	1	0	1	0				
Matt Adams, L (1,3) OBP: 0.500, SLG: 0.750								1B		4	0	2	0	0	1	1				
27 Jhonny Peralta, R (1,6)						G6-3				4	0	0	0	0	1	3				
26 Trevor Rosenthal, R (9,1)	K					F7		FC5-4		0	0	0	0	0	0	0				
8 Peter Bourjos, R (1,8)						L6				3	0	0	0	0	1	2				
50 Adam Wainwright, R (8,PH)										2	0	0	0	0	0	1				
43 Shane Robinson, R (8,PH)										1	0	0	0	0	0	0				
37 Pat Neshek, S (8,1)										0	0	0	0	0	0	0				
46 Kevin Siegrist, L (8,1)										0	0	0	0	0	0	0				
44 Carlos Martinez, R (8,1)										0	0	0	0	0	0	0				
38 Pete Kozma, R (8,9)										0	0	0	0	0	0	0				
Inning Stats	R: 0 E: 0 K: 1 S: 12	H: 0 LOB: 1 BB: 1 P: 20	R: 0 E: 0 K: 3 S: 12	H: 1 LOB: 1 BB: 0 P: 15	R: 0 E: 0 K: 1 S: 8	H: 0 LOB: 0 BB: 0 P: 11	R: 0 E: 0 K: 1 S: 9	H: 0 LOB: 0 BB: 0 P: 15	R: 0 E: 0 K: 1 S: 6	H: 0 LOB: 0 BB: 0 P: 9	R: 1 E: 0 K: 1 S: 11	H: 1 LOB: 0 BB: 0 P: 14	R: 0 E: 0 K: 0 S: 10	H: 1 LOB: 2 BB: 1 P: 16	R: 0 E: 0 K: 1 S: 10	H: 1 LOB: 1 BB: 0 P: 15	1B: 3 2B: 1 3B: 0 HR: 1	SF: 0 SAC: 0 DP: 0 HBP: 0	WP: 0 PB: 0 SB: 0 CS: 0	PA: 34
PITCHER	IP WLS BF H R ER SO BB IBB HBP BLK WP HR S P ERA WHIP																			
47 Johnny Cueto, R (1,1) ERA: 1.29	7.0 L 25 3 1 1 8 1 0 0 0 0 0 1 67 97 1.29 0.571																			
43 Manny Parra, L (8,1) ERA:	0.2 4 1 0 0 0 1 0 0 0 0 0 0 9 14 0.00 3.000																			
Logan Ondrusek, R (8,1) ERA:	1.1 5 1 0 0 1 0 0 0 0 0 0 0 11 17 0.00 0.750																			

St. Louis Cardinals @ Cincinnati Reds
Great American Ball Park, Cincinnati, OH
Mon Mar 31 2014, 4:13 PM - 7:08 PM EDT
Att: 43,134 - Partly Cloudy - 64 F

AB 32
R 1
H 5
RBI 1
BB 2
SO 9
LOB 11



Batter	1	2	3	4	5	6	7	8	9	AB	R	H	RBI	BB	SO	LOB	BOTTOM					
6 Billy Hamilton, S (1,8)	K		K2-3			K				4	0	0	0	0	4	1						
4 Brandon Phillips, R (1,4) OBP: 0.750, SLG: 0.500						K		19 BB		2	0	1	0	2	1	1						
19 Joey Votto, L (1,3)	K		G2-6-3			P5		FC4		4	0	0	0	0	1	3						
32 Jay Bruce, L (1,9)	L8					G1-3		FC3-5		3	0	0	0	1	0	3						
48 Ryan Ludwick, R (1,7)						G6-3		FC4-6		4	0	0	0	0	1	3						
21 Todd Frazier, R (1,5) OBP: 0.750, SLG: 0.667						G6-3		FC4-6		3	0	2	0	1	1	2						
2 Zack Cozart, R (1,6)						F7				4	0	0	0	0	2	4						
29 Brayan Peña, S (1,2)						E8		G3		3	0	0	0	1	1	0						
47 Johnny Cueto, R (1,1) ERA: 1.29						FC1-5		F9		2	0	0	0	0	1	3						
28 Chris Heisey, R (7,PH) ERA:										1	0	0	0	0	0	0						
43 Manny Parra, L (8,1) ERA:										0	0	0	0	0	0	0						
Logan Ondrusek, R (8,1) ERA:										0	0	0	0	0	0	0						
15 Roger Bernadina, L (9,PH) ERA:										1	0	0	0	0	0	0						
Inning Stats	R: 0 E: 0 K: 2 S: 11	H: 1 LOB: 1 BB: 0 P: 15	R: 0 E: 0 K: 2 S: 8	H: 1 LOB: 2 BB: 1 P: 14	R: 0 E: 0 K: 1 S: 9	H: 0 LOB: 0 BB: 1 P: 16	R: 0 E: 0 K: 0 S: 9	H: 1 LOB: 1 BB: 0 P: 16	R: 0 E: 0 K: 2 S: 11	H: 0 LOB: 1 BB: 0 P: 19	R: 0 E: 0 K: 1 S: 7	H: 0 LOB: 2 BB: 2 P: 16	R: 0 E: 0 K: 1 S: 7	H: 0 LOB: 0 BB: 0 P: 9	R: 0 E: 2 K: 1 S: 14	H: 0 LOB: 2 BB: 1 P: 22	R: 0 E: 0 K: 2 S: 10	H: 0 LOB: 0 BB: 0 P: 13	1B: 3 2B: 0 3B: 0 HR: 0	SF: 0 SAC: 0 DP: 1 HBP: 0	WP: 1 PB: 0 SB: 1 CS: 0	PA: 36
PITCHER	IP WLS BF H R ER SO BB IBB HBP BLK WP HR S P ERA WHIP																					
50 Adam Wainwright, R (1,1) ERA:	7.0 W 28 3 1 0 0 0 1 0 0 0 0 0 3 7 - - -																					
37 Pat Neshek, R (8,1) ERA:	0.0 H 2 0 0 0 0 0 0 0 0 0 0 0 6 10 0.00 0.000																					
46 Kevin Siegrist, L (8,1) ERA:	0.1 H 2 0 0 0 0 1 0 0 0 0 0 0 5 5 0.00 0.000																					
44 Carlos Martinez, R (8,1) ERA:	1.0 S 3 0 0 0 2 0 0 0 0 0 0 0 10 13 0.00 0.000																					

St. Louis Cardinals @ Cincinnati Reds
Great American Ball Park, Cincinnati, OH
Mon Mar 31 2014, 4:13 PM - 7:08 PM EDT
Att: 43,134 - Partly Cloudy - 64 F

AB 31
R 0
H 3
RBI 0
BB 5
SO 12
LOB 20



Batter	1	2	3	4	5	6	7	8	9	AB	R	H	RBI	BB	SO	LOB	TOP
13 Matt Carpenter, L (1,5) OBP: 0.250, SLG: 0.143										4	0	1	0	0	2	1	
27 Jhonny Peralta, R (1,6) OBP: 0.125, SLG: 0.125										3	0	0	0	1	1	1	
7 Matt Holliday, R (1,7) OBP: 0.125, SLG: 0.125										4	0	0	0	0	2	2	
21 Allen Craig, R (1,9) OBP: 0.125, SLG: 0.125										4	0	1	0	0	1	1	
4 Yadier Molina, R (1,2) OBP: 0.375, SLG: 0.714										3	0	0	0	1	0	2	
Matt Adams, L (1,3) OBP: 0.375, SLG: 0.429										3	0	0	0	1	2	4	
8 Peter Bourjos, R (1,8) OBP: 0.375, SLG: 0.500										3	0	0	0	0	2	1	
16 Kolten Wong, L (1,4) OBP: 0.429, SLG: 0.500										3	0	1	0	0	0	0	
52 Michael Wacha, R (1,1) OBP: 0.375, SLG: 0.167										2	0	0	0	0	2	0	
46 Kevin Siegrist, L (7,1) OBP: 0.375, SLG: 0.167										0	0	0	0	0	0	0	
43 Shane Robinson, R (8, PH) OBP: 0.375, SLG: 0.167										1	0	0	0	0	0	1	
44 Carlos Martinez, R (8,1) OBP: 0.375, SLG: 0.167										0	0	0	0	0	0	0	
Inning Stats	R: 0 H: 0 E: 0 K: 2 S: 7	H: 0 LOB: 0 BB: 0 P: 10	R: 0 H: 0 E: 0 K: 0 S: 7	H: 0 LOB: 0 BB: 0 P: 12	R: 0 H: 0 E: 0 K: 2 S: 8	H: 1 LOB: 1 BB: 0 P: 14	R: 0 H: 0 E: 0 K: 2 S: 10	H: 0 LOB: 0 BB: 0 P: 8	R: 0 H: 1 E: 0 K: 1 S: 13	H: 1 LOB: 1 BB: 1 P: 17	R: 0 H: 0 E: 1 K: 2 S: 17	H: 0 LOB: 2 BB: 1 P: 28	1B: 2 2B: 1 3B: 0 HR: 0	SF: 0 DP: 0 HBP: 0	WP: 0 PA: 33 CS: 0		
PITCHER	IP: 7.0 WLS: 24 BF: 2 H: 0 R: 0 ER: 0 SO: 9 BB: 2 IBB: 0 HBP: 0 BLK: 0 WP: 0 HR: 0 S: 57 P: 92 ERA: 0.00 WHIP: 0.571	IP: 1.0 WLS: 4 BF: 1 H: 0 R: 0 ER: 0 SO: 1 BB: 0 IBB: 0 HBP: 0 BLK: 0 WP: 0 HR: 13 S: 17 P: 17 ERA: 0.00 WHIP: 1.000	IP: 1.0 WLS: 5 BF: 0 H: 0 R: 0 ER: 0 SO: 2 BB: 1 IBB: 0 HBP: 0 BLK: 0 WP: 0 HR: 17 S: 28 P: 28 ERA: 0.00 WHIP: 1.000	PITCHER													

St. Louis Cardinals @ Cincinnati Reds
Great American Ball Park, Cincinnati, OH
Wed Apr 02 2014, 9:51 PM - 12:35 AM EDT
Att: 36,189 - Rain - 55 F

AB 30
R 0
H 3
RBI 0
BB 3
SO 12
LOB 13



Batter	1	2	3	4	5	6	7	8	9	AB	R	H	RBI	BB	SO	LOB	BOTTOM	
6 Billy Hamilton, S (1,8) OBP: 0.375, SLG: 0.167										4	0	0	0	0	1	1		
4 Brandon Phillips, R (1,4) OBP: 0.375, SLG: 0.167										4	0	0	0	0	1	1		
19 Joey Votto, L (1,3) OBP: 0.375, SLG: 0.429										3	0	2	0	1	0	0		
32 Jay Bruce, L (1,9) OBP: 0.375, SLG: 0.429										4	0	0	0	0	2	3		
48 Ryan Ludwick, R (1,7) OBP: 0.375, SLG: 0.286										3	1	2	0	0	0	0		
21 Todd Frazier, R (1,5) OBP: 0.625, SLG: 0.500										3	0	1	0	1	2	1		
2 Zack Cozart, R (1,6) OBP: 0.625, SLG: 0.500										3	0	0	0	0	0	3		
29 Brayan Peña, S (1,2) OBP: 0.625, SLG: 0.500										3	0	0	0	1	1	0		
52 Tony Cingrani, L (1,1) OBP: 0.625, SLG: 0.500										2	0	0	0	0	0	0		
15 Roger Bernadina, L (7, PH) OBP: 0.625, SLG: 0.500										1	0	0	0	0	0	0		
43 Manny Parra, L (8,1) OBP: 0.625, SLG: 0.500										0	0	0	0	0	0	0		
60 J.J. Hoover, R (9,1) OBP: 0.625, SLG: 0.500										0	0	0	0	0	0	0		
28 Chris Hestey, R (9, PH) OBP: 0.625, SLG: 0.500										1	0	1	1	0	0	0		
Inning Stats	R: 0 H: 1 E: 0 K: 1 S: 9	H: 0 LOB: 0 BB: 0 P: 14	R: 0 H: 0 E: 0 K: 1 S: 6	H: 0 LOB: 0 BB: 0 P: 10	R: 0 H: 0 E: 0 K: 1 S: 9	H: 1 LOB: 3 BB: 1 P: 26	R: 0 H: 0 E: 0 K: 1 S: 13	H: 0 LOB: 0 BB: 0 P: 21	R: 0 H: 1 E: 0 K: 1 S: 10	H: 1 LOB: 1 BB: 0 P: 13	R: 0 H: 0 E: 0 K: 0 S: 10	H: 0 LOB: 0 BB: 0 P: 16	R: 0 H: 0 E: 0 K: 0 S: 9	H: 3 LOB: 3 BB: 1 P: 14	1B: 5 2B: 1 3B: 0 HR: 0	SF: 0 DP: 0 HBP: 1	WP: 0 PA: 36 CS: 0	
PITCHER	IP: 6.2 WLS: 26 BF: 3 H: 0 R: 0 ER: 0 SO: 7 BB: 1 IBB: 0 HBP: 1 BLK: 0 WP: 0 HR: 3 S: 104 P: 104 ERA: 0.00 WHIP: 0.600	IP: 0.1 WLS: 1 BF: 0 H: 0 R: 0 ER: 0 SO: 0 BB: 0 IBB: 0 HBP: 0 BLK: 0 WP: 0 HR: 3 S: 6 P: 6 ERA: 0.00 WHIP: 0.000	IP: 1.1 WLS: 9 BF: 3 H: 1 R: 1 ER: 1 SO: 0 BB: 1 IBB: 0 HBP: 0 BLK: 0 WP: 0 HR: 19 S: 31 P: 31 ERA: 6.75 WHIP: 3.000	PITCHER														

St. Louis Cardinals @ Cincinnati Reds
Great American Ball Park, Cincinnati, OH
Wed Apr 02 2014, 9:51 PM - 12:35 AM EDT
Att: 36,189 - Rain - 55 F

AB 31
R 1
H 6
RBI 1
BB 3
SO 7
LOB 9



Batter	1	2	3	4	5	6	7	8	9	AB	R	H	RBI	BB	SO	LOB	TOP					
13 Matt Carpenter, L OBP: 0.308, SLG: 0.182										4	1	1	0	1	1	0						
16 Kolten Wong, L OBP: 0.500, SLG: 0.444										3	2	1	0	2	0	0						
7 Matt Holliday, R 26 Trevor Rosenthal, R										4	1	2	1	1	0	0						
21 Allen Craig, R OBP: 0.482, SLG: 0.167										4	0	1	1	1	0	3						
4 Yadier Molina, R OBP: 0.308, SLG: 0.500										5	0	1	1	0	0	5						
Matt Adams, L OBP: 0.231, SLG: 0.667										5	2	3	0	0	1	3						
27 Jhonny Peralta, R OBP: 0.167, SLG: 0.364										4	1	1	2	0	0	5						
19 Jon Jay, L OBP: 0.500, SLG: 0.667										3	0	1	1	1	1	1						
31 Lance Lynn, S 33 Daniel Descalso, L 36 Randy Choate, L 43 Shane Robinson, R 46 Kevin Siegrist, L 37 Pat Neshek, S 8 Peter Bourjos, R										2	0	0	0	0	2	1						
Inning Stats	R: 0 E: 0 K: 1 S: 7	H: 0 LOB: 0 BB: 0 P: 13	R: 2 E: 0 K: 0 S: 11	H: 2 LOB: 0 BB: 0 P: 19	R: 0 E: 0 K: 1 S: 20	H: 2 LOB: 3 BB: 1 P: 31	R: 1 E: 0 K: 1 S: 8	H: 2 LOB: 1 BB: 2 P: 15	R: 1 E: 0 K: 1 S: 7	H: 1 LOB: 1 BB: 2 P: 19	R: 0 E: 0 K: 1 S: 9	H: 1 LOB: 1 BB: 0 P: 13	R: 3 E: 0 K: 0 S: 23	H: 3 LOB: 3 BB: 3 P: 43	R: 0 E: 0 K: 0 S: 9	H: 0 LOB: 0 BB: 0 P: 14	R: 0 E: 0 K: 1 S: 7	H: 0 LOB: 0 BB: 0 P: 10	1B: 6 2B: 5 3B: 0 HR: 1	SF: 0 SAC: 0 DP: 1 HBP: 0	WP: 1 PB: 0 SB: 0 CS: 1	PA: 42
PITCHER	IP WLS BF H R ER SO BB IBB HBP BLK WP HR S P ERA WHIP																					
34 Homer Bailey, R ERA: 8.31	4.1 L 22 7 4 4 3 3 0 0 0 0 0 1 51 93 8.31 2.308																					
58 Nick Christiani, R ERA:	1.2 5 1 0 0 1 0 0 0 0 0 0 0 11 17 0.00 0.600																					
62 Trevor Bell, R ERA:	0.0 3 1 3 3 0 2 0 0 0 0 0 0 8 18 ∞ ∞																					
Logan Ondrusek, R ERA:	1.0 6 2 0 0 0 0 1 0 0 1 0 15 25 0.00 2.000																					
46 Curtis Partch, R ERA:	2.0 6 0 0 0 1 0 0 0 0 0 0 0 16 24 0.00 0.000																					

St. Louis Cardinals @ Cincinnati Reds
Great American Ball Park, Cincinnati, OH
Thu Apr 03 2014, 4:20 PM - 7:58 PM EDT
Att: 16,857 - Overcast - 60 F

AB 36
R 7
H 11
RBI 6
BB 6
SO 5
LOB 22



Batter	1	2	3	4	5	6	7	8	9	AB	R	H	RBI	BB	SO	LOB	BOTTOM					
6 Billy Hamilton, S										4	0	0	0	1	1	1						
4 Brandon Phillips, R OBP: 0.308, SLG: 0.182										5	0	1	0	0	4	2						
19 Joey Votto, L OBP: 0.538, SLG: 0.636										4	2	3	0	1	0	0						
32 Jay Bruce, L OBP: 0.308, SLG: 0.455										4	2	2	2	1	0	2						
21 Todd Frazier, R OBP: 0.538, SLG: 1.000										5	2	2	4	0	2	2						
28 Chris Heisey, R OBP: 0.333, SLG: 0.333 46 Curtis Partch, R										4	0	1	0	0	0	2						
2 Zack Cozart, R										4	0	0	0	0	2	4						
16 Tucker Barnhart, L										4	0	0	0	0	1	3						
34 Homer Bailey, R ERA: 8.31 58 Nick Christiani, R 50 Neftali Soto, R 62 Trevor Bell, L Logan Ondrusek, R 15 Roger Bernadina, L										2	0	1	0	0	1	0						
Inning Stats	R: 3 E: 0 K: 2 S: 24	H: 4 LOB: 1 BB: 0 P: 30	R: 0 E: 0 K: 1 S: 13	H: 1 LOB: 0 BB: 0 P: 21	R: 0 E: 0 K: 2 S: 16	H: 1 LOB: 3 BB: 1 P: 27	R: 0 E: 0 K: 1 S: 11	H: 2 LOB: 2 BB: 0 P: 15	R: 0 E: 0 K: 1 S: 11	H: 0 LOB: 0 BB: 0 P: 14	R: 0 E: 0 K: 0 S: 7	H: 0 LOB: 0 BB: 0 P: 9	R: 3 E: 0 K: 2 S: 19	H: 2 LOB: 1 BB: 1 P: 29	R: 0 E: 0 K: 2 S: 13	H: 0 LOB: 1 BB: 1 P: 21	R: 0 E: 0 K: 0 S: 5	H: 0 LOB: 0 BB: 0 P: 7	1B: 6 2B: 1 3B: 0 HR: 3	SF: 0 SAC: 0 DP: 0 HBP: 0	WP: 1 PB: 0 SB: 0 CS: 0	PA: 41
PITCHER	IP WLS BF H R ER SO BB IBB HBP BLK WP HR S P ERA WHIP																					
31 Lance Lynn, R ERA: 5.4	5.0 W 25 8 3 3 7 1 0 0 0 0 0 1 2 75 107 5.40 1.800																					
36 Randy Choate, L ERA:	1.0 H 3 0 0 0 0 0 0 0 0 0 0 0 7 9 0.00 0.000																					
46 Kevin Siegrist, L ERA: 18.0	0.1 3 1 2 2 1 1 0 0 0 0 0 0 9 15 54.00 6.000																					
37 Pat Neshek, R ERA: 6.75	1.1 H 6 1 1 1 2 1 0 0 0 0 0 1 18 30 6.75 1.500																					
26 Trevor Rosenthal, R ERA:	1.1 S 4 0 0 0 1 0 0 0 0 0 0 0 10 12 0.00 0.000																					

St. Louis Cardinals @ Cincinnati Reds
Great American Ball Park, Cincinnati, OH
Thu Apr 03 2014, 4:20 PM - 7:58 PM EDT
Att: 16,857 - Overcast - 60 F


AB 38
R 6
H 10
RBI 6
BB 3
SO 11
LOB 16



Batter	1	2	3	4	5	6	7	8	9	AB	R	H	RBI	BB	SO	LOB	TOP			
15 Roger Bernadina, L (1, 8)										2	1	0	0	3	2	0	Cincinnati Reds @ New York Mets Citi Field, Flushing, NY Fri Apr 04 2014, 7:14 PM - 10:12 PM EDT Att: 35,845 - Rain - 41 F			
4 Brandon Phillips, R (1, 4)										5	1	2	0	0	0	2				
19 Joey Votto, L (1, 3)										4	0	1	0	1	1	3				
32 Jay Bruce, L (1, 9)										5	1	2	3	0	3	3				
48 Ryan Ludwick, R (1, 7)										4	0	1	0	0	2	2				
43 Manny Parra, L (7, 1)										0	0	0	0	0	0	0				
60 J.J. Hoover, R (8, 1)										0	0	0	0	0	0	0				
21 Todd Frazier, R (1, 5)										4	0	1	0	0	0	1				
29 Brayan Peña, S (1, 2)										2	0	1	0	2	0	2				
6 Billy Hamilton, S (8, PR)										0	0	0	0	0	0	0				
16 Tucker Barnhart, L (8, 2)										0	0	0	0	0	0	0				
7 Ramon Santiago, S (1, 6)										4	0	0	0	0	1	6				
44 Mike Leake, R (1, 1)										3	0	0	0	0	2	3				
28 Chris Heisey, R (7, 7)										1	0	0	0	0	0	0				
Inning Stats	R: 0 H: 0 E: 0 K: 2 S: 13	H: 0 LOB: 0 BB: 0 P: 18	R: 0 H: 1 E: 0 K: 3 S: 15	H: 1 LOB: 2 BB: 1 P: 22	R: 1 H: 1 E: 0 K: 0 S: 10	H: 1 LOB: 2 BB: 2 P: 19	R: 0 H: 0 E: 0 K: 1 S: 8	H: 0 LOB: 1 BB: 1 P: 12	R: 0 H: 1 E: 0 K: 1 S: 8	H: 1 LOB: 2 BB: 0 P: 15	R: 2 H: 2 E: 0 K: 2 S: 14	H: 2 LOB: 0 BB: 0 P: 23	R: 0 H: 1 E: 0 K: 0 S: 8	H: 1 LOB: 1 BB: 0 P: 13	R: 0 H: 1 E: 0 K: 1 S: 9	H: 1 LOB: 2 BB: 1 P: 14	1B: 7 2B: 0 3B: 0 HR: 1	SF: 0 SAC: 0 DP: 1 HBP: 0	WP: 0 PB: 0 SB: 0 CS: 1	PA: 40
PITCHER	IP WLS BF H R ER SO BB IBB HBP BLK WP HR S P ERA WHIP																			
58 Jenny Mejia, R (1, 1)	6.0 W 27	4 1 1 8	5 0 0 0	0 0 0 0	0 0 0 0	0 1 11	19	27.00	3.000											
32 John Lannan, L (7, 1)	0.2 H 4	2 2 2 1	0 0 0 0	0 0 0 0	0 0 1 11	19	27.00	3.000												
44 Kyle Farnsworth, R (7, 1)	1.1 H 4	1 0 0 1	0 0 0 0	0 0 0 0	0 0 11	17	0.00	0.750												
47 Jose Valverde, R (9, 1)	1.0 S 5	1 0 0 1	1 0 0 0	0 0 0 0	0 0 9	14	0.00	2.000												

Batter	1	2	3	4	5	6	7	8	9	AB	R	H	RBI	BB	SO	LOB	BOTTOM			
22 Eric Young Jr., S (1, 7)										3	0	0	0	1	1	0	Cincinnati Reds @ New York Mets Citi Field, Flushing, NY Fri Apr 04 2014, 7:14 PM - 10:12 PM EDT Att: 35,845 - Rain - 41 F			
28 Daniel Murphy, L (1, 4)										4	0	2	0	0	0	0				
5 David Wright, R (1, 5)										4	1	1	0	0	0	3				
3 Curtis Granderson, L (1, 9)										3	1	1	0	1	0	1				
21 Lucas Duda, L (1, 3)										3	2	2	4	1	1	0				
12 Juan Lagares, R (1, 8)										4	0	0	0	0	0	3				
15 Travis d'Arnaud, R (1, 2)										3	0	0	0	0	1	0				
44 Kyle Farnsworth, R (7, 1)										0	0	0	0	0	0	0				
47 Jose Valverde, R (9, 1)										0	0	0	0	0	0	0				
11 Rubén Tejada, R (1, 6)										3	0	0	0	0	0	0				
58 Jenny Mejia, R (1, 1)										2	0	0	0	0	1	0				
32 John Lannan, L (7, 1)										0	0	0	0	0	0	0				
20 Anthony Recker, R (7, 2)										1	0	0	0	0	0	0				
Inning Stats	R: 0 H: 1 E: 0 K: 0 S: 13	H: 0 LOB: 3 BB: 2 P: 26	R: 0 H: 0 E: 0 K: 0 S: 4	H: 0 LOB: 0 BB: 0 P: 9	R: 0 H: 0 E: 0 K: 0 S: 7	H: 0 LOB: 0 BB: 0 P: 12	R: 2 H: 2 E: 0 K: 1 S: 11	H: 2 LOB: 0 BB: 0 P: 18	R: 0 H: 0 E: 0 K: 2 S: 7	H: 0 LOB: 0 BB: 0 P: 9	R: 2 H: 2 E: 0 K: 0 S: 13	H: 2 LOB: 2 BB: 0 P: 25	R: 0 H: 1 E: 0 K: 0 S: 8	H: 1 LOB: 1 BB: 0 P: 16	R: 0 H: 0 E: 0 K: 1 S: 11	H: 0 LOB: 0 BB: 0 P: 17	1B: 3 2B: 1 3B: 0 HR: 2	SF: 0 SAC: 0 DP: 0 HBP: 0	WP: 0 PB: 0 SB: 0 CS: 0	PA: 33
PITCHER	IP WLS BF H R ER SO BB IBB HBP BLK WP HR S P ERA WHIP																			
44 Mike Leake, R (1, 1)	6.2 L 28	5 4 4 3	3 0 0 0	0 0 0 0	0 0 13	20	0.00	1.000												
43 Manny Parra, L (7, 1)	1.0	4 1 0 0	0 0 0 0	0 0 0 0	0 0 2	4	0.00	0.000												
60 J.J. Hoover, R (8, 1)	0.1	1 0 0 0	0 0 0 0	0 0 0 0	0 0 0	0	0.00	0.000												

AB	34
R	3
H	8
RBI	3
BB	6
SO	11
LOB	22



Batter	1	2	3	4	5	6	7	8	9	AB	R	H	RBI	BB	SO	LOB	TOP							
15 Roger Bernadina, L (1, 8) OBP: 0.318, SLG: 0.400	F8		G4-3		K			SH2-4		3	0	0	0	0	1	3								
4 Brandon Phillips, R (1, 4) OBP: 0.318, SLG: 0.400	P4			P4		K		HR		4	1	1	2	0	1	0								
19 Joey Votto, L (1, 3) OBP: 0.409, SLG: 0.421	L9		G4-3		K			G4-3		4	0	0	0	0	1	0								
32 Jay Bruce, L (1, 9) OBP: 0.273, SLG: 0.500		G1		L7		F9		K		4	0	0	0	0	1	0								
48 Ryan Ludwick, R (1, 7) OBP: 0.313, SLG: 0.467		L8			HR			F8		4	1	1	1	0	1	0								
6 Billy Hamilton, S (9, 8)									K	0	0	0	0	0	0	0								
21 Todd Frazier, R (1, 5) OBP: 0.476, SLG: 0.722	F8			L8						3	0	1	0	1	0	0								
2 Zack Cozart, R (1, 6)			K		F7			FC5-4		4	0	0	0	0	1	2								
16 Tucker Barnhart, L (1, 2) OBP: 0.250, SLG: 0.250						F9				4	0	2	0	0	1	2								
47 Johnny Cueto, R (1, 1) OBP: 0.250, SLG: 0.250										2	0	1	0	0	0	1								
28 Chris Heisey, R (8, PH) OBP: 0.375, SLG: 0.500										1	1	1	0	0	0	0								
63 Sam LeCure, R (8, 1)										0	0	0	0	0	0	0								
60 J.J. Hoover, R (9, 1)										0	0	0	0	0	0	0								
Inning Stats	R: 0 E: 0 K: 0 S: 8	H: 0 LOB: 0 BB: 0 P: 11	R: 0 E: 0 K: 0 S: 8	H: 0 LOB: 0 BB: 0 P: 11	R: 0 E: 0 K: 1 S: 9	H: 1 LOB: 1 BB: 0 P: 11	R: 0 E: 0 K: 0 S: 3	H: 0 LOB: 0 BB: 0 P: 5	R: 1 E: 0 K: 1 S: 14	H: 3 LOB: 2 BB: 0 P: 24	R: 0 E: 0 K: 2 S: 11	H: 0 LOB: 0 BB: 0 P: 15	R: 0 E: 0 K: 0 S: 8	H: 0 LOB: 1 BB: 1 P: 13	R: 2 E: 0 K: 1 S: 15	H: 2 LOB: 0 BB: 0 P: 23	R: 0 E: 0 K: 2 S: 14	H: 1 LOB: 1 BB: 0 P: 18	1B: 4 2B: 1 3B: 0 HR: 2	SF: 0 SAC: 1 DP: 0 HBP: 0	WP: 0 PB: 0 SB: 0 CS: 0	PA: 35		
PITCHER	IP	WLS	BF	H	R	ER	SO	BB	IBB	HBP	BLK	WP	HR	S	P	ERA	WHIP							
35 Dillon Gee, R (1, 1) ERA: 4.5	7.1		29	6	3	3	4	1	0	0	0	0	2	68	100	3.68	0.955							
56 Scott Rice, L (8, 1) ERA: 18.0	0.2		2	0	0	0	1	0	0	0	0	0	0	8	13	0.00	0.000							
52 Carlos Torres, R (9, 1) ERA: 4.5	1.0	W	4	1	0	0	2	0	0	0	0	0	0	14	18	0.00	1.000							

Cincinnati Reds @ New York Mets
Citi Field, Flushing, NY
Sat Apr 05 2014, 1:13 PM - 4:00 PM EDT
Att: 25,424 - Partly Cloudy - 53 F

AB 33
R 3
H 7
RBI 3
BB 1
SO 7
LOB 8



Batter	1	2	3	4	5	6	7	8	9	AB	R	H	RBI	BB	SO	LOB	BOTTOM							
22 Eric Young Jr, S (1, 7) OBP: 0.111, SLG: 0.063	K		E4		K					4	0	1	0	0	2	1								
28 Daniel Murphy, L (1, 4) OBP: 0.417, SLG: 0.364	P6		G4-6-3							4	0	1	0	0	0	2								
5 David Wright, R (1, 5) OBP: 0.333, SLG: 0.444	BB		G4-3							3	1	0	0	1	0	1								
3 Curtis Granderson, L (1, 9) OBP: 0.238, SLG: 0.500	K			L9						4	1	1	2	0	1	1								
21 Lucas Duda, L (1, 3) OBP: 0.267, SLG: 0.615		K			K					4	0	0	0	0	3	0								
12 Juan Lagares, R (1, 8) OBP: 0.425, SLG: 0.765										2	1	1	0	2	1	0								
20 Anthony Recker, R (1, 2)										3	1	0	0	0	1	2								
11 Rubén Tejada, R (1, 6) OBP: 0.389, SLG: 0.333										2	1	1	0	2	0	0								
35 Dillon Gee, R (1, 1) ERA: 1.93										3	0	0	0	0	2	3								
56 Scott Rice, L (8, 1)										0	0	0	0	0	0	0								
52 Carlos Torres, R (9, 1)										0	0	0	0	0	0	0								
29 Ike Davis, L (9, PH) OBP: 0.600, SLG: 1.250										1	1	1	4	0	0	0								
Inning Stats	R: 0 E: 0 K: 2 S: 9	H: 0 LOB: 1 BB: 1 P: 15	R: 0 E: 0 K: 2 S: 14	H: 0 LOB: 2 BB: 2 P: 23	R: 0 E: 0 K: 0 S: 4	H: 0 LOB: 0 BB: 0 P: 7	R: 0 E: 0 K: 2 S: 9	H: 0 LOB: 0 BB: 0 P: 13	R: 2 E: 0 K: 0 S: 15	H: 3 LOB: 1 BB: 0 P: 20	R: 0 E: 0 K: 1 S: 8	H: 1 LOB: 1 BB: 0 P: 8	R: 0 E: 0 K: 1 S: 6	H: 0 LOB: 0 BB: 0 P: 11	R: 4 E: 0 K: 0 S: 8	H: 1 LOB: 0 BB: 2 P: 17	1B: 3 2B: 1 3B: 0 HR: 2	SF: 0 SAC: 1 DP: 1 HBP: 0	WP: 0 PB: 0 SB: 0 CS: 0	PA: 36				
PITCHER	IP	WLS	BF	H	R	ER	SO	BB	IBB	HBP	BLK	WP	HR	S	P	ERA	WHIP							
47 Johnny Cueto, R (1, 1) ERA: 1.93	7.0		29	5	2	2	9	2	1	0	1	0	1	67	101	2.57	1.000							
63 Sam LeCure, R (8, 1) ERA: 27.0	1.0	H	3	0	0	0	1	0	0	0	0	0	0	6	11	0.00	0.000							
60 J.J. Hoover, R (9, 1) ERA: 27.0	0.0	L	4	1	4	4	0	2	0	0	0	0	1	8	17	∞	∞							

Cincinnati Reds @ New York Mets
Citi Field, Flushing, NY
Sat Apr 05 2014, 1:13 PM - 4:00 PM EDT
Att: 25,424 - Partly Cloudy - 53 F

AB 30
R 6
H 6
RBI 6
BB 5
SO 10
LOB 10



Batter	1	2	3	4	5	6	7	8	9	AB	R	H	RBI	BB	SO	LOB	TOP					
28 Chris Heisey, R OBP: 0.308, SLG: 0.385	G3		G6-3			SF7 48 1B	K		K	5	1	1	0	0	2	1	Cincinnati Reds @ New York Mets Citi Field, Flushing, NY Sun Apr 06 2014, 1:12 PM - 3:46 PM EDT Att: 26,928 - Sunny - 50 F					
4 Brandon Phillips, R OBP: 0.346, SLG: 0.417	G4-3		19 CS 1B			32 G3-1 48 1B	K		K	4	0	2	0	0	1	0						
19 Joey Votto, L OBP: 0.480, SLG: 0.364	K		CS			SF7	F7		F7	3	0	0	1	0	2	0						
48 Ryan Ludwick, R OBP: 0.350, SLG: 0.474 43 Manny Parra, L (8, 1)	K				P4	32 G3-1 1B			32 BB 1B	4	0	2	1	0	1	0						
32 Jay Bruce, L OBP: 0.308, SLG: 0.455	2 F8 21 1B BB				K	G3-1			BB	2	0	0	0	2	1	2						
21 Todd Frazier, R OBP: 0.480, SLG: 0.667	1B				L6	BB			G5-3	3	0	1	0	1	0	2						
2 Zack Cozart, R (1, 6)	F8				F9	G4-3			F9	4	0	0	0	0	0	5						
29 Brayan Peña, S OBP: 0.375, SLG: 0.167	G5-3				G6-3		P4		15 S 1B	4	0	1	0	0	0	2						
31 Alfredo Simon, R OBP: 0.333, SLG: 0.333 15 Roger Bernadina, L (8, 8)	G4-3				G4-3	4 1B 19 SF7 1B	K		K	3	1	1	0	0	1	0						
										1	0	0	0	0	1	1						
Inning Stats	R: 0 E: 0 K: 1 S: 8	H: 0 LOB: 0 BB: 0 P: 12	R: 0 E: 0 K: 1 S: 9	H: 1 LOB: 2 BB: 1 P: 16	R: 0 E: 0 K: 0 S: 8	H: 1 LOB: 0 BB: 0 P: 13	R: 0 E: 0 K: 2 S: 8	H: 0 LOB: 0 BB: 0 P: 14	R: 0 E: 0 K: 0 S: 4	H: 0 LOB: 0 BB: 0 P: 8	R: 2 E: 0 K: 0 S: 21	H: 4 LOB: 3 BB: 1 P: 33	R: 0 E: 0 K: 2 S: 11	H: 0 LOB: 0 BB: 0 P: 13	R: 0 E: 0 K: 1 S: 12	H: 1 LOB: 2 BB: 0 P: 18	R: 0 E: 0 K: 2 S: 9	H: 1 LOB: 1 BB: 0 P: 12	1B: 8 2B: 0 3B: 0 HR: 0	SF: 1 SAC: 0 DP: 0 HBP: 0	WP: 0 PB: 0 SB: 1 CS: 1	PA: 38
PITCHER	IP WLS BF H R ER SO BB IBB HBP BLK WP HR S P ERA WHIP																					
49 Jonathon Niese, L ERA: 3.18	5.2 L 23 6 2 2 4 1 0 0 0 0 0 0 56 90 3.18 1.235																					
71 Gonzalez Gemen, R ERA: 2.09	1.1 5 0 0 0 2 1 0 0 0 0 0 0 13 19 0.00 0.750																					
44 Kyle Farnsworth, R ERA: 2.7	1.0 5 1 0 0 1 1 0 0 0 0 0 0 12 18 0.00 2.000																					
47 Jose Valverde, R ERA:	1.0 4 1 0 0 2 0 0 0 0 0 0 0 9 12 0.00 1.000																					

Batter	1	2	3	4	5	6	7	8	9	AB	R	H	RBI	BB	SO	LOB	BOTTOM					
22 Eric Young Jr., S OBP: 0.143, SLG: 0.158 30 Andrew Brown, R OBP: 0.111, SLG: 0.444	K		2B			G1-3			G3-1	3	0	1	0	0	1	0	Cincinnati Reds @ New York Mets Citi Field, Flushing, NY Sun Apr 06 2014, 1:12 PM - 3:46 PM EDT Att: 26,928 - Sunny - 50 F					
28 Daniel Murphy, L OBP: 0.313, SLG: 0.267	G3-1		K			G3-1			L7	4	0	0	0	0	1	2						
5 David Wright, R OBP: 0.320, SLG: 0.381	G6-3		K			HBP			K	3	0	0	0	0	2	2						
3 Curtis Granderson, L OBP: 0.200, SLG: 0.417	G3		K			K			G4-3	4	0	0	0	0	2	1						
29 Ike Davis, L OBP: 0.556, SLG: 1.000	12 1B 2B		G4-3			G4-3			K	4	1	2	0	0	1	0						
12 Juan Lagares, R OBP: 0.417, SLG: 0.700	15 CS 1B		F8			F8			K	3	0	1	1	0	0	1						
15 Travis d'Arnaud, R (1, 2)	G6-3					F8			F7	3	0	0	0	0	0	2						
11 Rubén Tejada, R OBP: 0.333, SLG: 0.278	K		K			G6-3			G5-3	3	0	0	0	0	1	1						
49 Jonathon Niese, L (1, 1) 71 Gonzalez Gemen, R (8, 1) 44 Kyle Farnsworth, R (8, 1) 21 Lucas Duda, L (8, PH) 47 Jose Valverde, R (9, 1)	G1-3		22 2B BB			G1-3			G3-1	1	0	0	0	1	0	0						
										0	0	0	0	0	0	0						
										0	0	0	0	0	0	0						
										0	0	0	0	0	0	0						
										0	0	0	0	0	0	0						
Inning Stats	R: 0 E: 0 K: 1 S: 5	H: 0 LOB: 0 BB: 0 P: 7	R: 1 E: 0 K: 0 S: 9	H: 2 LOB: 0 BB: 0 P: 11	R: 0 E: 0 K: 3 S: 14	H: 1 LOB: 2 BB: 1 P: 23	R: 0 E: 0 K: 1 S: 8	H: 0 LOB: 0 BB: 0 P: 10	R: 0 E: 0 K: 0 S: 5	H: 0 LOB: 0 BB: 0 P: 6	R: 0 E: 0 K: 1 S: 10	H: 0 LOB: 1 BB: 0 P: 14	R: 0 E: 0 K: 0 S: 5	H: 1 LOB: 1 BB: 0 P: 8	R: 0 E: 0 K: 0 S: 11	H: 0 LOB: 0 BB: 0 P: 14	R: 0 E: 0 K: 2 S: 8	H: 0 LOB: 0 BB: 0 P: 9	1B: 2 2B: 2 3B: 0 HR: 0	SF: 0 SAC: 0 DP: 0 HBP: 1	WP: 0 PB: 0 SB: 0 CS: 1	PA: 32
PITCHER	IP WLS BF H R ER SO BB IBB HBP BLK WP HR S P ERA WHIP																					
31 Alfredo Simon, R ERA: 1.29	7.0 W 26 4 1 1 6 1 0 1 0 0 0 0 56 79 1.29 0.714																					
43 Manny Parra, L ERA:	2.0 S 6 0 0 0 2 0 0 0 0 0 0 0 19 23 0.00 0.000																					



Batter	1	2	3	4	5	6	7	8	9	AB	R	H	RBI	BB	SO	LOB	TOP								
6 Billy Hamilton, S OBP: 0.250, SLG: 0.308	1-1 3B		4-2 4B BB		0-0 F9 32 SF9 1B	1-2 G5-3		0-0 4 1B	0-0 4 1B	4	2	3	0	1	0	2	Cincinnati Reds @ St. Louis Cardinals Busch Stadium, St. Louis, MO Wed Apr 09 2014, 12:46 PM - 3:05 PM CDT Att: 41,137 - Sunny - 60 F								
4 Brandon Phillips, R OBP: 0.316, SLG: 0.389	1-3 K		0-1 1B		1-1 F9	1-0 G5-3		1-2 1B	1-2 1B	5	0	2	1	0	1	2									
19 Joey Votto, L OBP: 0.359, SLG: 0.313	2-3 K		2-1 F7		4-0 32 SF9 BB	3-2 G5-3		2-1 L8	2-1 L8	4	0	0	0	1	1	4									
32 Jay Bruce, L OBP: 0.308, SLG: 0.438	3-2 G3-1			4-0 21 G6-4-3 BB	0-0 SF9	1-0 G3		2-1 P4	2-1 P4	3	0	0	1	1	0	2									
21 Todd Frazier, R OBP: 0.351, SLG: 0.455	0-1 L8			0-0 G6-4-3	2-2 P6	1-1 G6-3				4	0	0	0	0	0	2									
28 Chris Heisey, R OBP: 0.333, SLG: 0.389	0-1 G6-3			1-0 39 HR 1B		1-1 39 S 1B		1-3 K		4	1	2	0	0	1	0									
39 Devin Mesoraco, R OBP: 0.500, SLG: 1.125	1-3 K			1-0 HR 1B		2-2 E6		1-1 1B		4	1	2	2	0	1	1									
7 Ramon Santiago, S OBP: 0.125, SLG: 0.125			2-3 K	0-2 1B		0-0 L6		1-0 L9		4	0	1	0	0	1	3									
44 Mike Leake, R (1, 1)			1-1 G5-3	0-0 P4		0-3 K		0-3 K		3	0	0	0	0	1	3									
15 Roger Bernadina, L (9, PH) OBP: 0.287, SLG: 0.167										1	0	0	0	0	1	0									
43 Manny Parra, L (9, 1)										0	0	0	0	0	0	0									
Inning Stats	R: 0 H: 1 E: 0 K: 2 S: 13	H: 1 LOB: 1 BB: 0 P: 20	R: 0 H: 0 E: 0 K: 1 S: 7	H: 0 LOB: 0 BB: 0 P: 8	R: 0 H: 1 E: 0 K: 1 S: 11	H: 1 LOB: 2 BB: 1 P: 20	R: 2 H: 3 E: 0 K: 0 S: 7	H: 3 LOB: 1 BB: 1 P: 13	R: 1 H: 1 E: 0 K: 0 S: 8	H: 1 LOB: 1 BB: 1 P: 14	R: 0 H: 1 E: 1 K: 1 S: 13	H: 1 LOB: 2 BB: 0 P: 17	R: 0 H: 0 E: 0 K: 0 S: 6	H: 0 LOB: 0 BB: 0 P: 11	R: 0 H: 1 E: 0 K: 1 S: 8	H: 1 LOB: 1 BB: 0 P: 12	R: 1 H: 2 E: 0 K: 1 S: 11	H: 2 LOB: 1 BB: 0 P: 16	1B: 8 2B: 0 3B: 1 HR: 1	SF: 1 SAC: 0 DP: 1 HBP: 0	WP: 0 PB: 0 SB: 3 CS: 0	PA: 40			
PITCHER	IP WLS BF H R ER SO BB IBB HBP BLK WP HR S P ERA WHIP	IP WLS BF H R ER SO BB IBB HBP BLK WP HR S P ERA WHIP	IP WLS BF H R ER SO BB IBB HBP BLK WP HR S P ERA WHIP	IP WLS BF H R ER SO BB IBB HBP BLK WP HR S P ERA WHIP	IP WLS BF H R ER SO BB IBB HBP BLK WP HR S P ERA WHIP	IP WLS BF H R ER SO BB IBB HBP BLK WP HR S P ERA WHIP	IP WLS BF H R ER SO BB IBB HBP BLK WP HR S P ERA WHIP	IP WLS BF H R ER SO BB IBB HBP BLK WP HR S P ERA WHIP	IP WLS BF H R ER SO BB IBB HBP BLK WP HR S P ERA WHIP	IP WLS BF H R ER SO BB IBB HBP BLK WP HR S P ERA WHIP	IP WLS BF H R ER SO BB IBB HBP BLK WP HR S P ERA WHIP	IP WLS BF H R ER SO BB IBB HBP BLK WP HR S P ERA WHIP	IP WLS BF H R ER SO BB IBB HBP BLK WP HR S P ERA WHIP	IP WLS BF H R ER SO BB IBB HBP BLK WP HR S P ERA WHIP	IP WLS BF H R ER SO BB IBB HBP BLK WP HR S P ERA WHIP	IP WLS BF H R ER SO BB IBB HBP BLK WP HR S P ERA WHIP	IP WLS BF H R ER SO BB IBB HBP BLK WP HR S P ERA WHIP	IP WLS BF H R ER SO BB IBB HBP BLK WP HR S P ERA WHIP	IP WLS BF H R ER SO BB IBB HBP BLK WP HR S P ERA WHIP	IP WLS BF H R ER SO BB IBB HBP BLK WP HR S P ERA WHIP	IP WLS BF H R ER SO BB IBB HBP BLK WP HR S P ERA WHIP	IP WLS BF H R ER SO BB IBB HBP BLK WP HR S P ERA WHIP	IP WLS BF H R ER SO BB IBB HBP BLK WP HR S P ERA WHIP	IP WLS BF H R ER SO BB IBB HBP BLK WP HR S P ERA WHIP	IP WLS BF H R ER SO BB IBB HBP BLK WP HR S P ERA WHIP

AB	36
R	4
H	10
RBI	4
BB	3
SO	7
LOB	19



Batter	1	2	3	4	5	6	7	8	9	AB	R	H	RBI	BB	SO	LOB	BOTTOM								
13 Matt Carpenter, L OBP: 0.425, SLG: 0.375	2-2 G4-3		2-2 G1-3			2-2 L8			2-1 G4-3	4	0	0	0	0	0	0	Cincinnati Reds @ St. Louis Cardinals Busch Stadium, St. Louis, MO Wed Apr 09 2014, 12:46 PM - 3:05 PM CDT Att: 41,137 - Sunny - 60 F								
16 Kolten Wong, L OBP: 0.382, SLG: 0.379	1-2 G4-3			0-0 7 G6-4-3 1B		2-0 G3-1		3-2 G6-3	2-1 G4-3	4	0	1	0	0	0	0									
7 Matt Holliday, R OBP: 0.333, SLG: 0.324	3-1 1B			0-0 G6-4-3		2-1 G6-3		0-0 2B		3	0	1	0	0	0	1									
Matt Adams, L OBP: 0.400, SLG: 0.485	3-3 K			2-2 G3-1		0-0 K		3-3 K		3	0	1	0	0	1	1									
4 Yadier Molina, R OBP: 0.306, SLG: 0.600		2-0 F8			2-1 19 G6-4-3 1B		3-3 K			3	0	1	0	0	1	1									
27 Jhonny Peralta, R OBP: 0.206, SLG: 0.276		2-1 F8			1-0 F8		4-2 19 G4-6-3 BB			2	0	0	0	1	0	1									
19 Jon Jay, L OBP: 0.306, SLG: 0.455					2-2 G6-4-3		1-1 G4-6-3			3	0	0	0	0	0	2									
37 Pat Neshek, S (9, 1)										0	0	0	0	0	0	0									
8 Peter Bourjos, R OBP: 0.231, SLG: 0.280			3-1 G5-3			0-0 G5-3		1-1 G6-3		3	0	0	0	0	0	0									
40 Shelby Miller, R OBP: 0.333, SLG: 0.333			1-3 K			2-2 G3-1			0-1 L6	1	0	0	0	0	1	0									
33 Daniel Descalso, L (6, PH)										1	0	0	0	0	0	0									
36 Randy Choate, L (7, 1)										0	0	0	0	0	0	0									
43 Seth Maness, R (8, 1)										0	0	0	0	0	0	0									
43 Shane Robinson, R (9, 9)										1	0	0	0	0	0	0									
Inning Stats	R: 0 H: 1 E: 0 K: 1 S: 13	H: 0 LOB: 0 BB: 0 P: 22	R: 0 H: 0 E: 0 K: 0 S: 4	H: 0 LOB: 0 BB: 0 P: 8	R: 0 H: 0 E: 0 K: 1 S: 8	H: 0 LOB: 0 BB: 0 P: 14	R: 0 H: 1 E: 0 K: 0 S: 5	H: 1 LOB: 0 BB: 0 P: 7	R: 0 H: 1 E: 0 K: 0 S: 6	H: 1 LOB: 0 BB: 0 P: 11	R: 0 H: 0 E: 0 K: 0 S: 7	H: 0 LOB: 0 BB: 0 P: 11	R: 0 H: 1 E: 0 K: 1 S: 7	H: 0 LOB: 1 BB: 0 P: 14	R: 0 H: 0 E: 0 K: 0 S: 7	H: 0 LOB: 0 BB: 1 P: 13	R: 0 H: 0 E: 0 K: 0 S: 7	H: 0 LOB: 0 BB: 0 P: 12	1B: 3 2B: 1 3B: 0 HR: 0	SF: 0 SAC: 0 DP: 3 HBP: 0	WP: 0 PB: 0 SB: 0 CS: 0	PA: 29			
PITCHER	IP WLS BF H R ER SO BB IBB HBP BLK WP HR S P ERA WHIP	IP WLS BF H R ER SO BB IBB HBP BLK WP HR S P ERA WHIP	IP WLS BF H R ER SO BB IBB HBP BLK WP HR S P ERA WHIP	IP WLS BF H R ER SO BB IBB HBP BLK WP HR S P ERA WHIP	IP WLS BF H R ER SO BB IBB HBP BLK WP HR S P ERA WHIP	IP WLS BF H R ER SO BB IBB HBP BLK WP HR S P ERA WHIP	IP WLS BF H R ER SO BB IBB HBP BLK WP HR S P ERA WHIP	IP WLS BF H R ER SO BB IBB HBP BLK WP HR S P ERA WHIP	IP WLS BF H R ER SO BB IBB HBP BLK WP HR S P ERA WHIP	IP WLS BF H R ER SO BB IBB HBP BLK WP HR S P ERA WHIP	IP WLS BF H R ER SO BB IBB HBP BLK WP HR S P ERA WHIP	IP WLS BF H R ER SO BB IBB HBP BLK WP HR S P ERA WHIP	IP WLS BF H R ER SO BB IBB HBP BLK WP HR S P ERA WHIP	IP WLS BF H R ER SO BB IBB HBP BLK WP HR S P ERA WHIP	IP WLS BF H R ER SO BB IBB HBP BLK WP HR S P ERA WHIP	IP WLS BF H R ER SO BB IBB HBP BLK WP HR S P ERA WHIP	IP WLS BF H R ER SO BB IBB HBP BLK WP HR S P ERA WHIP	IP WLS BF H R ER SO BB IBB HBP BLK WP HR S P ERA WHIP	IP WLS BF H R ER SO BB IBB HBP BLK WP HR S P ERA WHIP	IP WLS BF H R ER SO BB IBB HBP BLK WP HR S P ERA WHIP	IP WLS BF H R ER SO BB IBB HBP BLK WP HR S P ERA WHIP	IP WLS BF H R ER SO BB IBB HBP BLK WP HR S P ERA WHIP	IP WLS BF H R ER SO BB IBB HBP BLK WP HR S P ERA WHIP	IP WLS BF H R ER SO BB IBB HBP BLK WP HR S P ERA WHIP	IP WLS BF H R ER SO BB IBB HBP BLK WP HR S P ERA WHIP



Batter	1	2	3	4	5	6	7	8	9	AB	R	H	RBI	BB	SO	LOB	TOP			
18 Ben Zobrist, S OBP: 0.370, SLG: 0.359	G4-3				G3		G4-3										3 0 0 0 2 0 0			
8 Desmond Jennings, R OBP: 0.362, SLG: 0.415																	3 1 0 0 2 2 3			
20 Matt Joyce, L OBP: 0.275, SLG: 0.731																	3 1 2 1 1 1 0			
3 Evan Longoria, R OBP: 0.444, SLG: 0.513																	4 0 1 1 0 1 2			
21 James Loney, L OBP: 0.275, SLG: 0.235																	3 0 0 0 1 0 4			
9 Wil Myers, R OBP: 0.286, SLG: 0.282																	4 0 1 0 0 1 2			
11 Yunel Escobar, R OBP: 0.200, SLG: 0.263																	4 0 1 0 0 0 1			
28 José Molina, R OBP: 0.067, SLG: 0.067																	4 0 1 0 0 1 1			
14 David Price, L																	4 0 0 0 0 2 2			
50 Grant Balfour, R																	0 0 0 0 0 0 0			
Inning Stats	R: 1 H: 1 E: 0 K: 0 S: 13	H: 1 LOB: 2 BB: 2 P: 26	R: 0 H: 1 E: 0 K: 2 S: 12	H: 1 LOB: 2 BB: 1 P: 20	R: 1 H: 1 E: 0 K: 1 S: 9	H: 1 LOB: 0 BB: 0 P: 14	R: 0 H: 0 E: 0 K: 0 S: 7	H: 0 LOB: 0 BB: 0 P: 8	R: 0 H: 1 E: 0 K: 1 S: 12	H: 1 LOB: 2 BB: 1 P: 26	R: 0 H: 0 E: 0 K: 2 S: 9	H: 0 LOB: 0 BB: 0 P: 14	R: 0 H: 1 E: 0 K: 0 S: 8	H: 1 LOB: 1 BB: 1 P: 16	R: 0 H: 0 E: 0 K: 2 S: 12	H: 0 LOB: 1 BB: 1 P: 18	1B: 4 2B: 1 3B: 0 HR: 1	SF: 0 SAC: 0 DP: 0 HBP: 0	WP: 0 PB: 0 SB: 1 CS: 0	PA: 38
PITCHER	IP WLS BF H R ER SO BB IBB HBP BLK WP HR S P ERA WHIP																			
47 Johnny Cueto, R ERA: 2.14	(1, 1) 7.0 L 30 5 2 2 6 4 0 0 0 0 0 1 71 119 2.57 1.286																			
63 Sam LeCure, R ERA:	(8, 1) 1.0 4 1 0 0 0 1 0 0 0 0 0 0 8 16 0.00 2.000																			
51 Jonathan Broxton, R ERA:	(9, 1) 1.0 4 0 0 0 2 1 0 0 0 0 0 0 12 18 0.00 1.000																			

Tampa Bay Rays @ Cincinnati Reds
Great American Ball Park, Cincinnati, OH
Fri Apr 11 2014, 7:14 PM - 10:35 PM EDT
Att: 30,502 - Cloudy - 71 F

AB	32
R	2
H	6
RBI	2
BB	6
SO	8
LOB	15



Batter	1	2	3	4	5	6	7	8	9	AB	R	H	RBI	BB	SO	LOB	BOTTOM					
6 Billy Hamilton, S OBP: 0.219, SLG: 0.267	K																4 0 0 0 0 1 1					
4 Brandon Phillips, R OBP: 0.333, SLG: 0.425																	4 0 2 0 0 1 0					
19 Joey Volto, L OBP: 0.372, SLG: 0.400																	3 1 1 1 1 1 1					
48 Ryan Ludwick, R OBP: 0.313, SLG: 0.379																	4 0 0 0 0 4 3					
32 Jay Bruce, L OBP: 0.302, SLG: 0.400																	3 0 0 0 1 1 2					
21 Todd Frazier, R OBP: 0.341, SLG: 0.417																	3 0 0 0 1 0 2					
39 Devin Mesoraco, R OBP: 0.500, SLG: 1.000																	3 0 1 0 1 2 0					
2 Zack Cozart, R OBP: 0.034, SLG: 0.034																	3 0 0 0 0 0 1					
29 Brayan Peña, S OBP: 0.455, SLG: 0.444																	1 0 0 0 0 1 3					
47 Johnny Cueto, R OBP: 0.200, SLG: 0.200																	1 0 0 0 0 1 0					
63 Sam LeCure, R ERA:	(8, 1) 1.0 4 1 0 0 0 1 0 0 0 0 0 0 8 16 0.00 2.000																					
28 Chris Heisey, R OBP: 0.316, SLG: 0.388																	1 0 0 0 0 0 0					
51 Jonathan Broxton, R ERA:	(9, 1) 1.0 4 0 0 0 2 1 0 0 0 0 0 0 12 18 0.00 1.000																					
Inning Stats	R: 0 H: 0 E: 0 K: 1 S: 12	H: 0 LOB: 0 BB: 0 P: 18	R: 0 H: 0 E: 0 K: 1 S: 9	H: 0 LOB: 0 BB: 0 P: 12	R: 0 H: 1 E: 0 K: 0 S: 9	H: 1 LOB: 0 BB: 0 P: 9	R: 0 H: 1 E: 0 K: 2 S: 13	H: 1 LOB: 2 BB: 1 P: 22	R: 0 H: 0 E: 0 K: 2 S: 10	H: 0 LOB: 0 BB: 0 P: 12	R: 0 H: 1 E: 0 K: 2 S: 12	H: 1 LOB: 1 BB: 0 P: 17	R: 0 H: 0 E: 0 K: 1 S: 10	H: 0 LOB: 0 BB: 0 P: 11	R: 0 H: 0 E: 0 K: 0 S: 5	H: 0 LOB: 0 BB: 0 P: 6	R: 1 H: 1 E: 0 K: 3 S: 15	H: 1 LOB: 3 BB: 3 P: 32	1B: 1 2B: 2 3B: 0 HR: 1	SF: 0 SAC: 1 DP: 0 HBP: 0	WP: 1 PB: 0 SB: 0 CS: 0	PA: 35
PITCHER	IP WLS BF H R ER SO BB IBB HBP BLK WP HR S P ERA WHIP																					
14 David Price, L ERA: 2.91	(1, 1) 8.1 W 30 4 1 1 10 1 0 0 0 0 0 1 85 114 1.08 0.600																					
50 Grant Balfour, R ERA:	(9, 1) 0.2 S 5 0 0 0 2 3 0 0 0 0 1 0 10 25 0.00 4.500																					


Tampa Bay Rays @ Cincinnati Reds
Great American Ball Park, Cincinnati, OH
Fri Apr 11 2014, 7:14 PM - 10:35 PM EDT
Att: 30,502 - Cloudy - 71 F

AB	30
R	1
H	4
RBI	1
BB	4
SO	12
LOB	13




Batter	1	2	3	4	5	6	7	8	9	AB	R	H	RBI	BB	SO	LOB	TOP										
7 David DeJesus, L OBP: 0.250, SLG: 0.310	F7		F8			F8		F8		4	0	0	0	0	0	1	Tampa Bay Rays @ Cincinnati Reds Great American Ball Park, Cincinnati, OH Sat Apr 12 2014, 1:14 PM - 3:43 PM EDT Att: 35,356 - Partly Cloudy - 72 F										
18 Ben Zobrist, S OBP: 0.380, SLG: 0.357	BB		G5-3			G4-3		G4-3		3	0	1	0	1	0	1											
20 Matt Joyce, L OBP: 0.474, SLG: 0.633 57 Jake McGee, L	K		G4-3			F9		K		4	0	0	0	0	2	3											
50 Grant Balfour, R	K									0	0	0	0	0	0	0											
3 Evan Longoria, R OBP: 0.429, SLG: 0.488	K									4	0	1	0	0	2	1											
21 James Loney, L OBP: 0.273, SLG: 0.316	HR									4	1	1	1	0	0	2											
39 Kevin Kiermaier, L (8, 9)	G4-3									4	0	0	0	0	2	0											
11 Yunel Escobar, R OBP: 0.209, SLG: 0.293	2B									3	0	1	0	0	0	0											
24 Ryan Hanigan, R OBP: 0.296, SLG: 0.375	G5-3									3	0	0	0	0	0	1											
53 Alex Cobb, R 11 Logan Forsythe, R 8 Desmond Jennings, R	F9									2	0	0	0	0	0	1											
Inning Stats	R: 0 H: 0 E: 0 K: 2 S: 11	H: 0 LOB: 1 BB: 1 P: 22	R: 1 H: 2 E: 0 K: 0 S: 9	H: 2 LOB: 1 BB: 0 P: 14	R: 0 H: 0 E: 0 K: 0 S: 4	H: 0 LOB: 0 BB: 0 P: 6	R: 0 H: 0 E: 0 K: 0 S: 5	H: 0 LOB: 0 BB: 0 P: 8	R: 0 H: 2 E: 0 K: 0 S: 12	H: 0 LOB: 0 BB: 0 P: 17	R: 0 H: 0 E: 0 K: 1 S: 6	H: 0 LOB: 0 BB: 0 P: 8	R: 0 H: 1 E: 0 K: 1 S: 11	H: 0 LOB: 0 BB: 0 P: 19	R: 0 H: 0 E: 0 K: 2 S: 8	H: 0 LOB: 0 BB: 0 P: 11	1B: 2 2B: 2 3B: 0 HR: 1	SF: 0 SAC: 0 DP: 0 HBP: 0	WP: 0 PB: 0 SB: 0 CS: 0	PA: 33							
PITCHER	IP	WLS	BF	H	R	ER	SO	BB	IBB	HBP	BLK	WP	HR	S	P	ERA	WHIP										
31 Alfredo Simon, R ERA: 1.2	8.0	L	30	5	1	1	4	1	0	0	0	0	1	65	102	1.12	0.750										
43 Manny Parra, L ERA:	1.0		3	0	0	0	2	0	0	0	0	0	0	8	11	0.00	0.000										

AB	32
R	1
H	5
RBI	1
BB	1
SO	6
LOB	10



Batter	1	2	3	4	5	6	7	8	9	AB	R	H	RBI	BB	SO	LOB	BOTTOM										
6 Billy Hamilton, S OBP: 0.194, SLG: 0.235	K		F7			F7		G6-3		4	0	0	0	0	1	2	Tampa Bay Rays @ Cincinnati Reds Great American Ball Park, Cincinnati, OH Sat Apr 12 2014, 1:14 PM - 3:43 PM EDT Att: 35,356 - Partly Cloudy - 72 F										
19 Joey Votto, L OBP: 0.383, SLG: 0.421	K					G4-3				3	0	1	0	1	1	1											
4 Brandon Phillips, R OBP: 0.326, SLG: 0.499	P3									4	0	1	0	0	0	1											
32 Jay Bruce, L OBP: 0.283, SLG: 0.368	K									3	0	0	0	0	2	1											
21 Todd Frazier, R OBP: 0.341, SLG: 0.410	G1-3									3	0	1	0	0	0	0											
48 Ryan Ludwick, R OBP: 0.286, SLG: 0.344	G6-3									3	0	0	0	0	0	1											
29 Brayan Peña, S OBP: 0.400, SLG: 0.381	K									3	0	0	0	0	1	0											
2 Zack Cozart, R OBP: 0.094, SLG: 0.097										2	0	1	0	0	1	0											
31 Alfredo Simon, R ERA: 1.89 28 Chris Heisey, R OBP: 0.300, SLG: 0.350 43 Manny Parra, L	G4-3									1	0	0	0	0	0	1											
Inning Stats	R: 0 H: 0 E: 0 K: 2 S: 7	H: 0 LOB: 0 BB: 0 P: 10	R: 0 H: 0 E: 0 K: 1 S: 5	H: 0 LOB: 0 BB: 0 P: 9	R: 0 H: 1 E: 0 K: 1 S: 14	H: 1 LOB: 0 BB: 0 P: 19	R: 0 H: 2 E: 0 K: 1 S: 7	H: 2 LOB: 0 BB: 0 P: 9	R: 0 H: 0 E: 0 K: 0 S: 10	H: 0 LOB: 0 BB: 0 P: 16	R: 0 H: 0 E: 0 K: 0 S: 5	H: 0 LOB: 1 BB: 0 P: 8	R: 0 H: 1 E: 0 K: 0 S: 11	H: 1 LOB: 1 BB: 0 P: 16	R: 0 H: 0 E: 0 K: 1 S: 7	H: 0 LOB: 0 BB: 0 P: 13		R: 0 H: 0 E: 0 K: 0 S: 7	H: 0 LOB: 0 BB: 1 P: 14	1B: 2 2B: 2 3B: 0 HR: 0	SF: 0 SAC: 1 DP: 1 HBP: 1	WP: 1 PB: 0 SB: 0 CS: 1	PA: 30				
PITCHER	IP	WLS	BF	H	R	ER	SO	BB	IBB	HBP	BLK	WP	HR	S	P	ERA	WHIP										
53 Alex Cobb, R ERA: 1.89	7.0	W	24	4	0	0	5	0	0	0	0	0	0	59	87	0.00	0.571										
57 Jake McGee, L ERA:	1.0	H	3	0	0	0	1	0	0	0	0	0	0	7	13	0.00	0.000										
50 Grant Balfour, R ERA:	1.0	S	3	0	0	0	0	1	0	0	0	0	0	7	14	0.00	1.000										

AB	27
R	0
H	4
RBI	0
BB	1
SO	6
LOB	7



Batter	1	2	3	4	5	6	7	8	9	AB	R	H	RBI	BB	SO	LOB	TOP				
18 Ben Zobrist, S OBP: 0.382, SLG: 0.489	F7		1-H HR		G6-3		2-H HR		K	5	2	2	4	0	1	3					
8 Desmond Jennings, R OBP: 0.353, SLG: 0.442	G4-3		G5-3			9 FC6-4 BB	K			3	0	0	0	1	1	0					
13 Heath Bell, R OBP: 0.273, SLG: 0.310	G5-3								BB	0	0	0	0	0	0	0					
7 David DeJesus, L OBP: 0.273, SLG: 0.310	G5-3									0	0	0	0	1	0	0					
3 Evan Longoria, R OBP: 0.389, SLG: 0.438					K					5	0	0	0	0	1	3					
9 Will Myers, R OBP: 0.293, SLG: 0.279	F7				11 G6-4-3 1B					4	0	1	0	0	0	1					
11 Logan Forsythe, R OBP: 0.259, SLG: 0.280	K				G6-4-3					4	0	1	0	0	1	1					
11 Yunel Escobar, R OBP: 0.259, SLG: 0.318	P3									3	0	2	0	1	0	0					
24 Ryan Hanigan, R OBP: 0.290, SLG: 0.333										3	0	0	0	1	1	4					
27 Cesar Ramos, L OBP: 0.259, SLG: 0.318										1	0	0	0	0	0	0					
47 Brandon Gomes, R OBP: 0.259, SLG: 0.318										0	0	0	0	0	0	0					
38 Jeff Beliveau, L OBP: 0.259, SLG: 0.318										1	0	0	0	0	0	0					
5 Brandon Guyer, R OBP: 0.259, SLG: 0.318										0	0	0	0	0	0	0					
40 Erik Bedard, L OBP: 0.259, SLG: 0.318										0	0	0	0	0	0	0					
20 Matt Joyce, L OBP: 0.259, SLG: 0.318										1	0	0	0	1	0	0					
1 Sean Rodriguez, R OBP: 0.308, SLG: 0.545										2	1	1	0	0	1	2					
21 James Loney, L OBP: 0.283, SLG: 0.350										2	1	1	0	0	0	1					
Inning Stats	R: 0 E: 0 K: 0 S: 9	H: 0 LOB: 0 BB: 0 P: 12	R: 0 E: 0 K: 1 S: 7	H: 0 LOB: 0 BB: 0 P: 12	R: 2 E: 0 K: 2 S: 12	H: 1 LOB: 0 BB: 1 P: 23	R: 0 E: 0 K: 1 S: 6	H: 1 LOB: 0 BB: 0 P: 10	R: 0 E: 0 K: 2 S: 10	H: 2 LOB: 3 BB: 1 P: 17	R: 0 E: 0 K: 0 S: 12	H: 2 LOB: 0 BB: 0 P: 19	R: 2 E: 0 K: 1 S: 14	H: 2 LOB: 0 BB: 0 P: 19	R: 0 E: 0 K: 0 S: 8	H: 0 LOB: 1 BB: 1 P: 14	R: 0 E: 0 K: 1 S: 11	H: 0 LOB: 2 BB: 2 P: 25	1B: 4 2B: 1 3B: 0 HR: 2	SF: 0 SAC: 0 DP: 1 HBP: 0	WP: 0 PA: 39 PB: 0 SB: 0 CS: 0
PITCHER	IP	WLS	BF	H	R	ER	SO	BB	IBB	HBP	BLK	WP	HR	S	P	ERA	WHIP				
52 Tony Cingrani, L ERA: 2.6	6.1	W	26	5	2	2	6	3	0	0	0	0	1	58	17	2.84	1.263				
58 Nick Christiani, R ERA: 3.38	0.2		4	2	2	2	1	0	0	0	0	0	1	12	15	27.00	3.000				
63 Sam LeCure, R ERA: 3.38	1.0		4	0	0	0	1	0	0	0	0	0	0	8	14	0.00	1.000				
46 Curtis Partch, R ERA: 3.38	1.0		5	0	0	0	1	2	0	0	0	0	0	11	25	0.00	2.000				

Tampa Bay Rays @ Cincinnati Reds
Great American Ball Park, Cincinnati, OH
Sun Apr 13 2014, 1:15 PM - 4:54 PM EDT
Att: 34,307 - Partly Cloudy - 75 F

AB 33
R 4
H 7
RBI 4
BB 6
SO 8
LOB 17

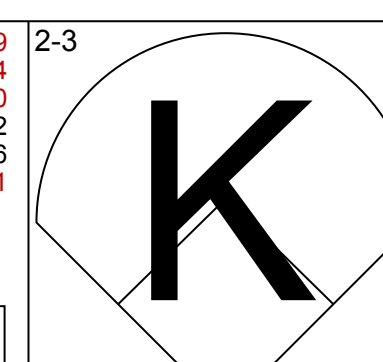
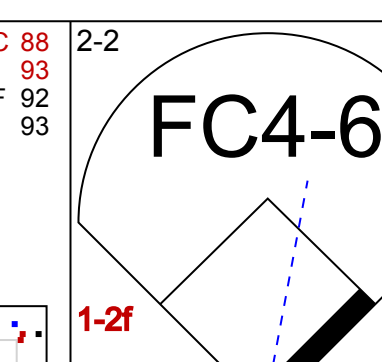
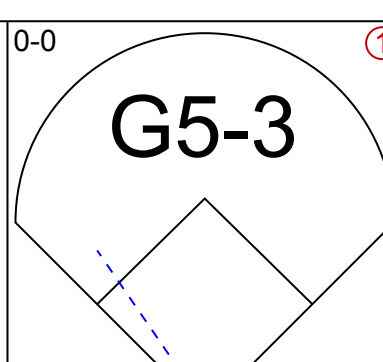
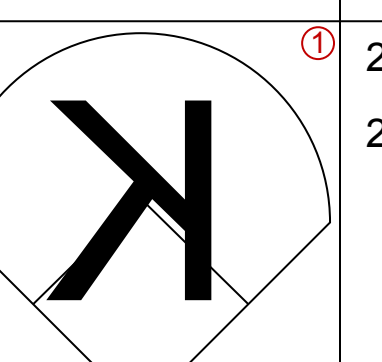
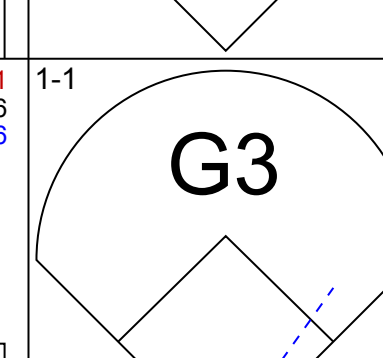
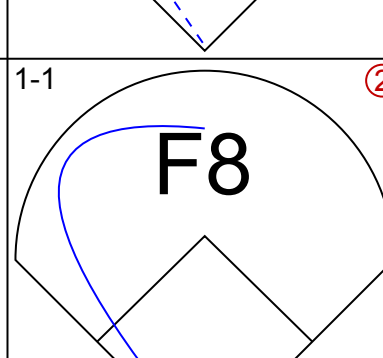
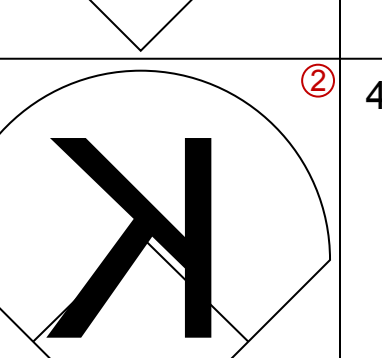
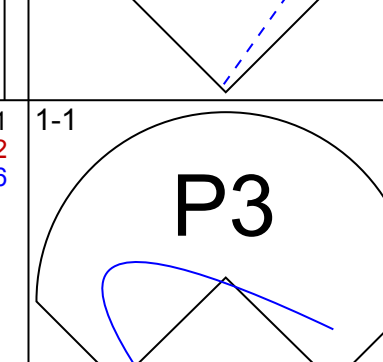
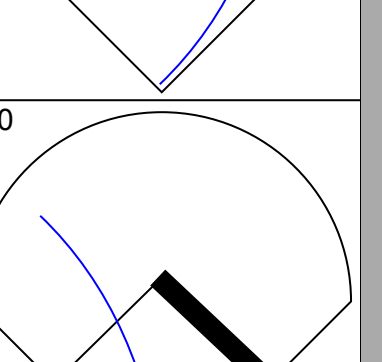
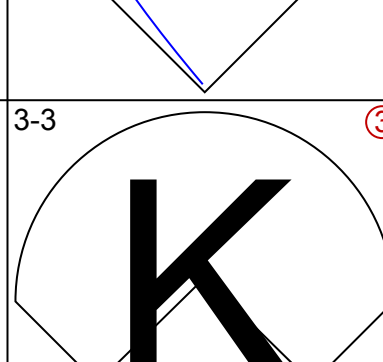
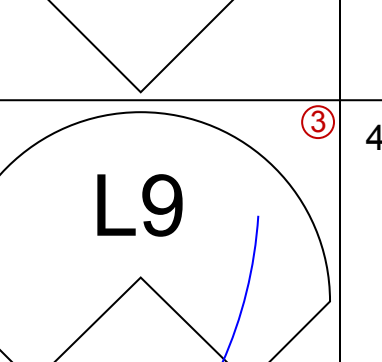
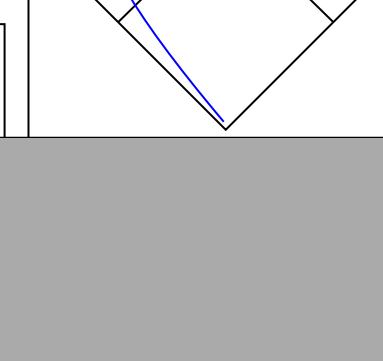
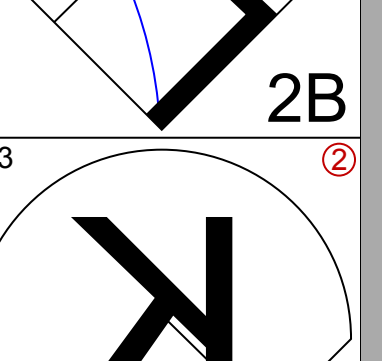
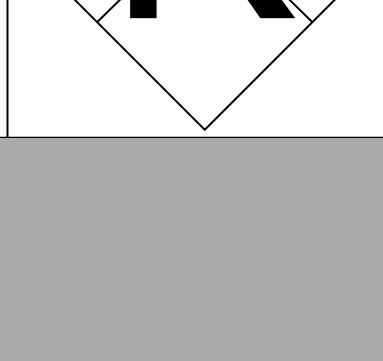
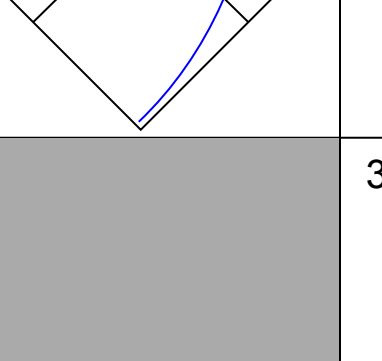
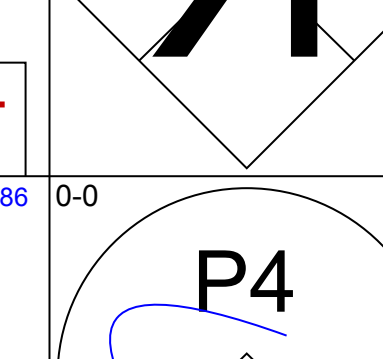
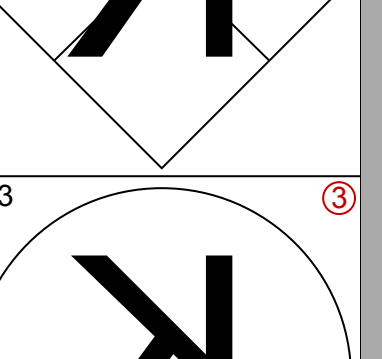

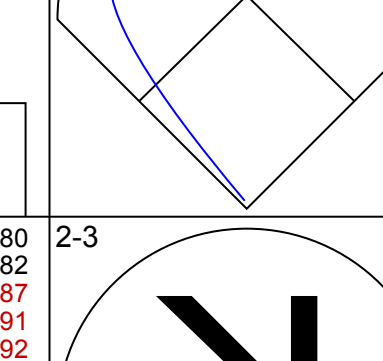


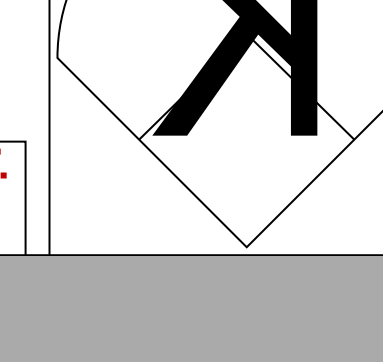
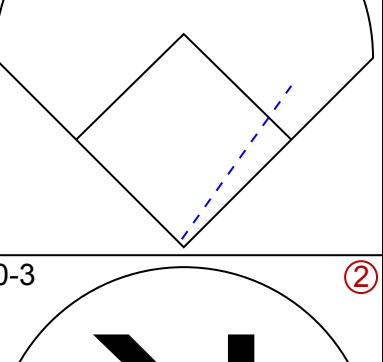

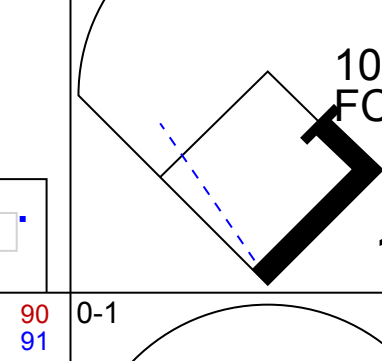
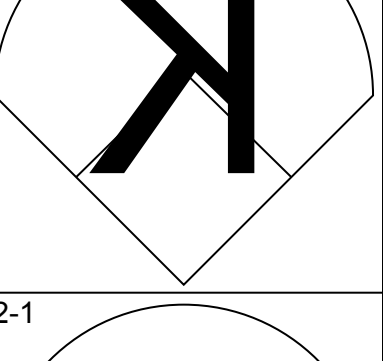
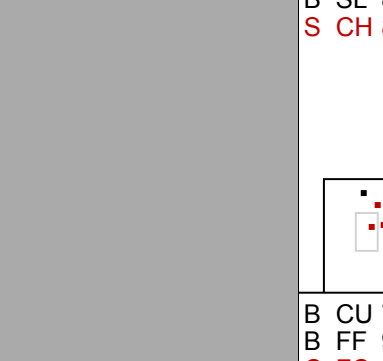
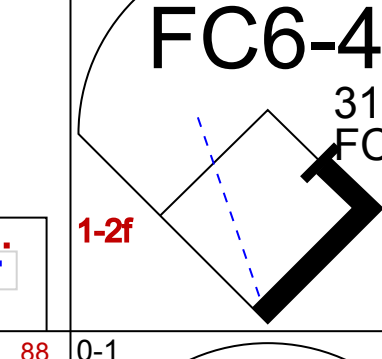
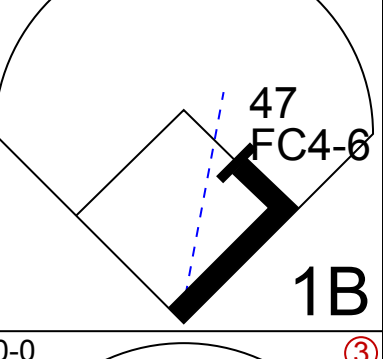
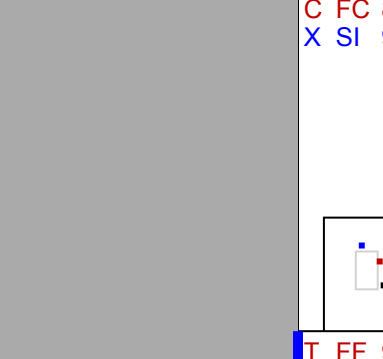
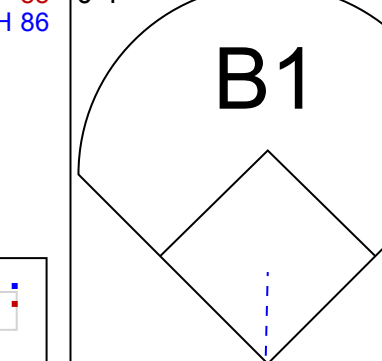
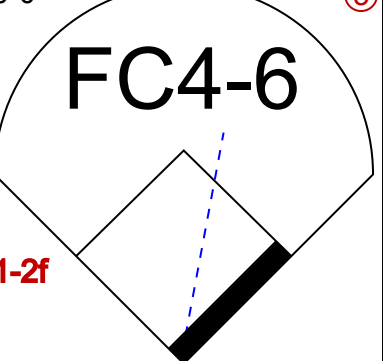
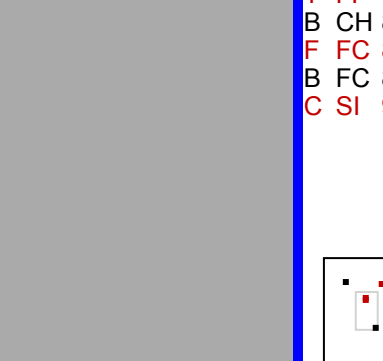


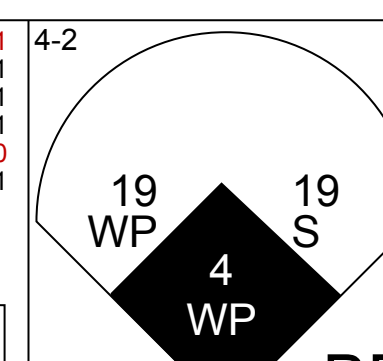
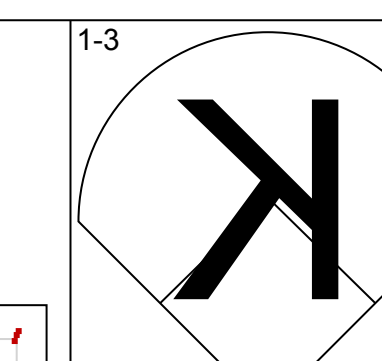
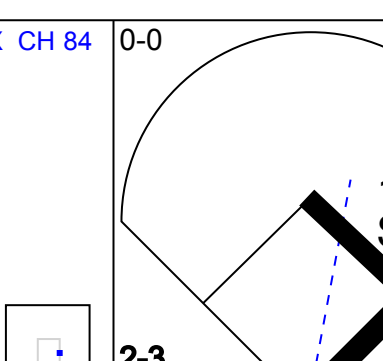
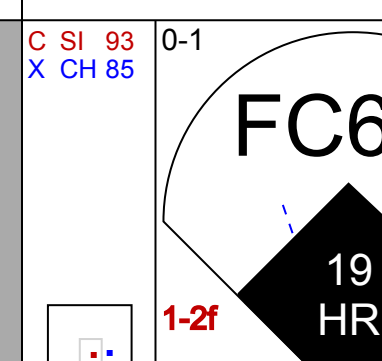
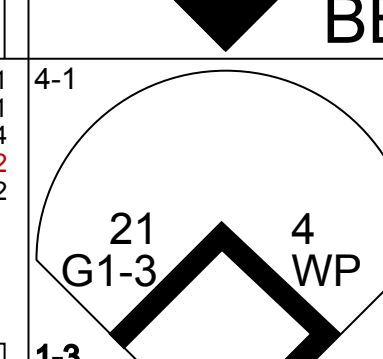
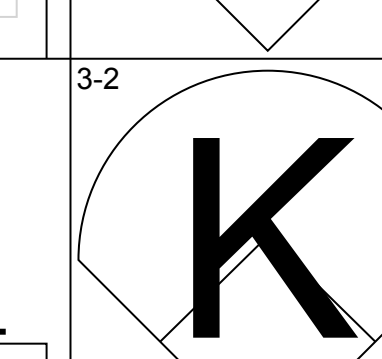
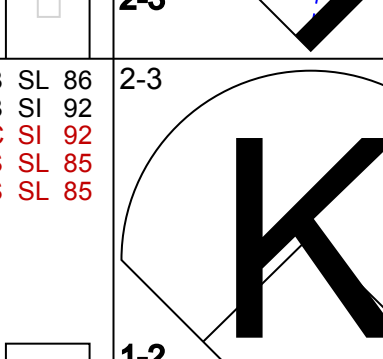
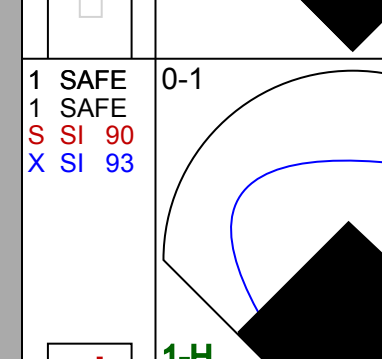
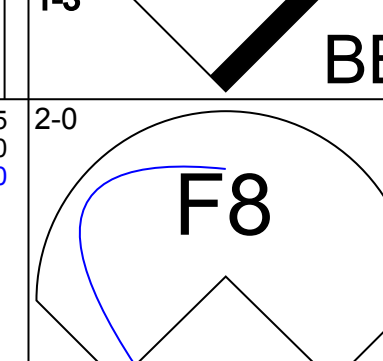
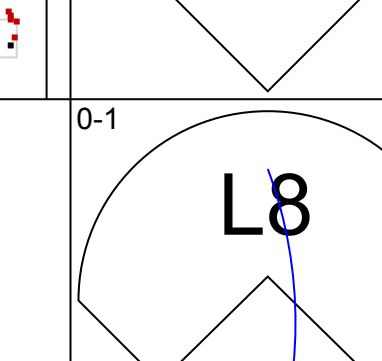
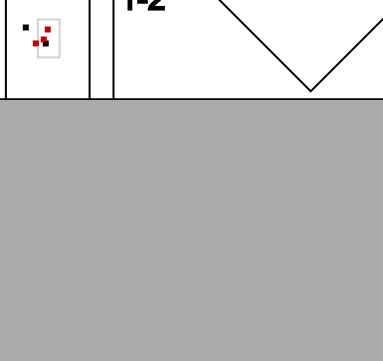
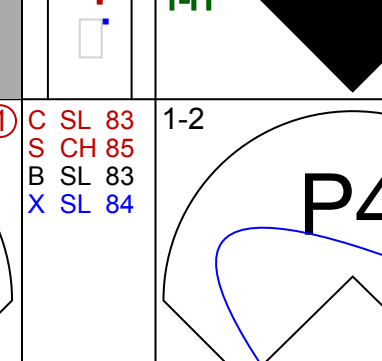
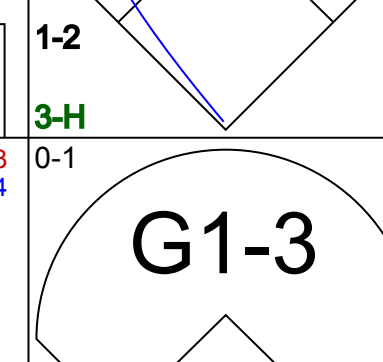
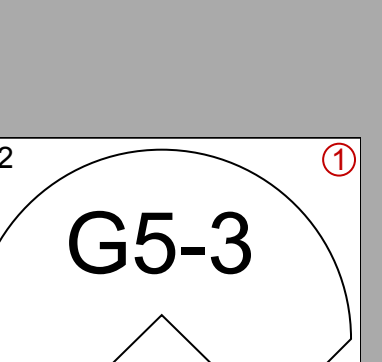
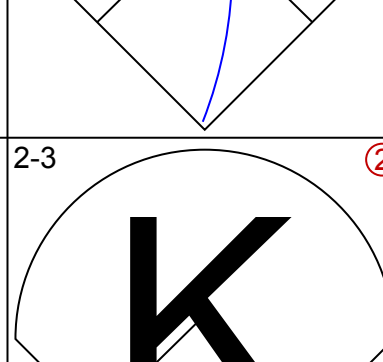
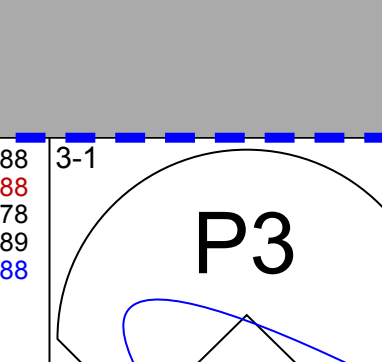
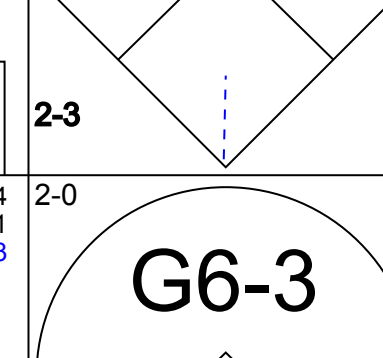
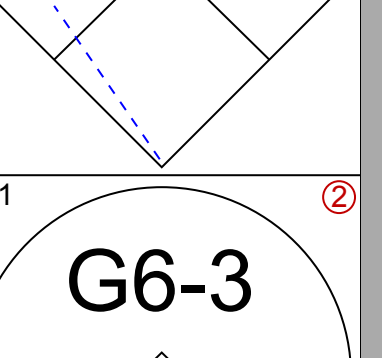
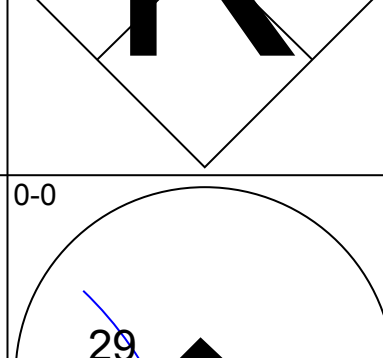
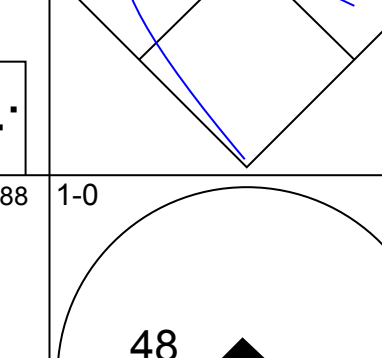
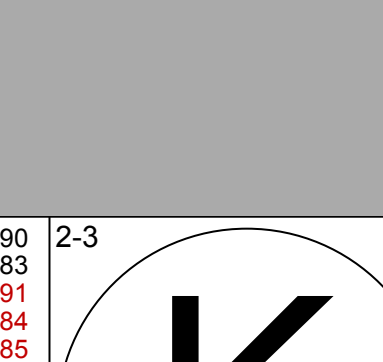
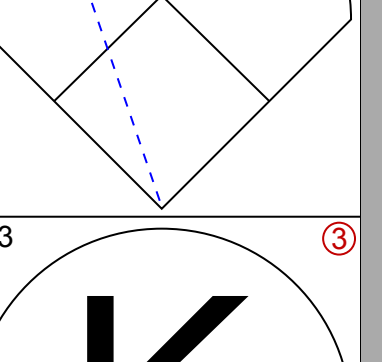
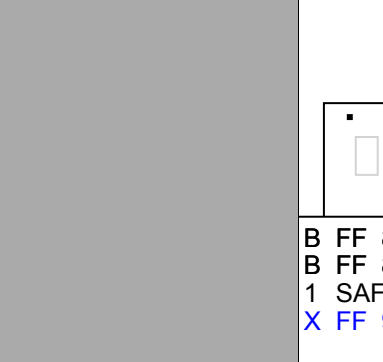
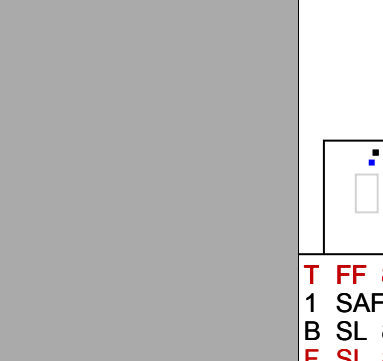
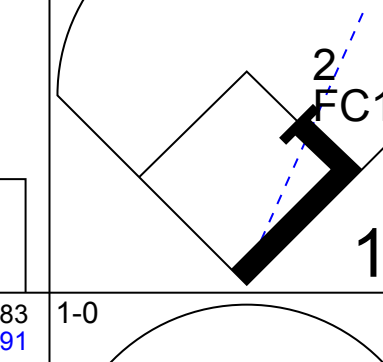
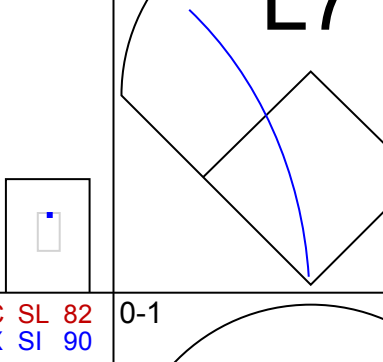
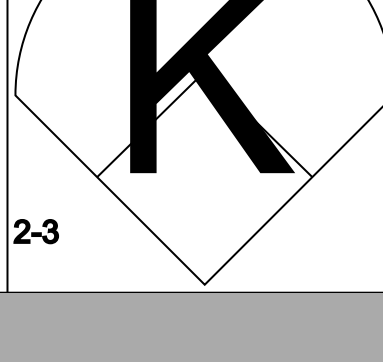
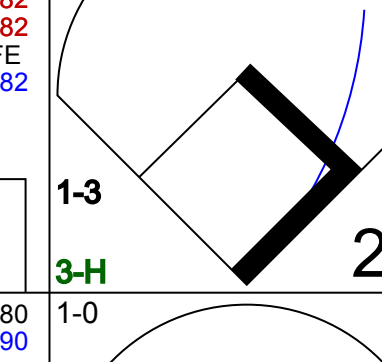
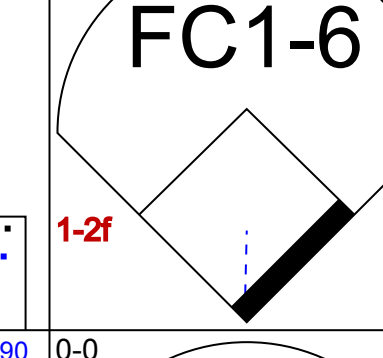
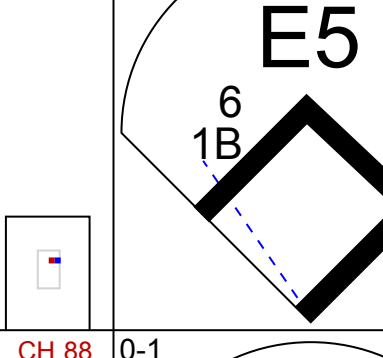
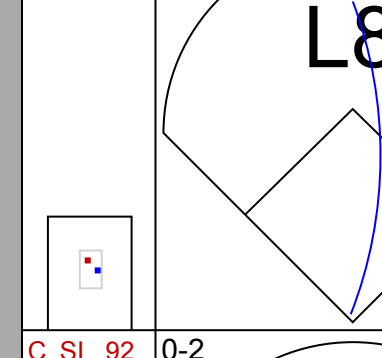
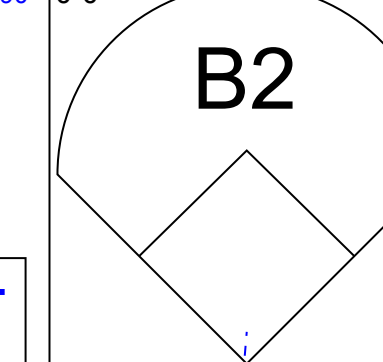
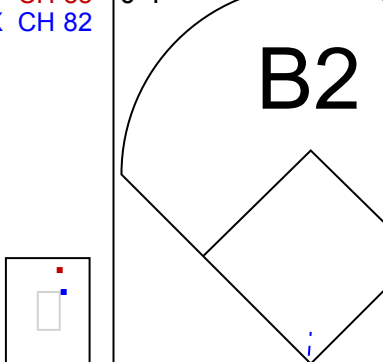
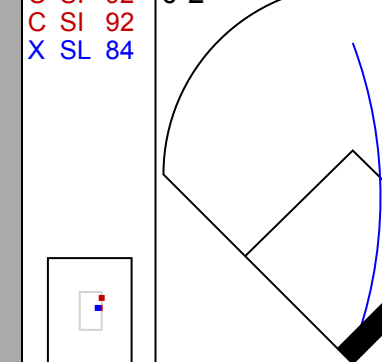
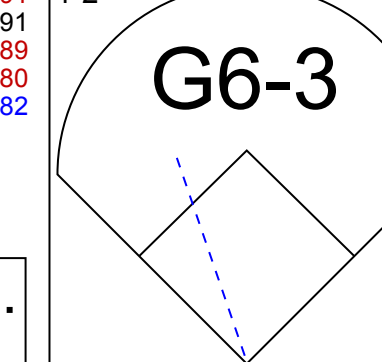
Batter	1	2	3	4	5	6	7	8	9	AB	R	H	RBI	BB	SO	LOB	BOTTOM				
6 Billy Hamilton, S OBP: 0.195, SLG: 0.231	F9									5	1	1	0	0	0	5					
19 Joey Votto, L OBP: 0.385, SLG: 0.476	K									4	2	1	2	0	1	0					
4 Brandon Phillips, R OBP: 0.353, SLG: 0.429	P3									5	0	3	0	0	0	0					
21 Todd Frazier, R OBP: 0.306, SLG: 0.364	P4									5	2	0	0	0	0	4					
32 Jay Bruce, L OBP: 0.353, SLG: 0.410										1	4	1	0	4	0	0					
48 Ryan Ludwick, R OBP: 0.308, SLG: 0.343										3	1	1	0	1	1	3					
63 Sam LeCure, R ERA: 3.38										0	0	0	0	0	0	0					
28 Chris Heisey, R OBP: 0.259, SLG: 0.318										1	1	1	4	0	0	0					
46 Curtis Partch, R ERA: 3.38										0	0	0	0	0	0	0					
39 Devin Mesoraco, R OBP: 0.529, SLG: 1.143										3	1	2	4	1	1	0					
2 Zack Cozart, R OBP: 0.162, SLG: 0.171										4	0	2	2	1	0	3					
52 Tony Cingrani, L OBP: 0.333, SLG: 0.333										3	0	1	0	0	0	3					
58 Nick Christiani, R ERA: 3.38										0	0	0	0	0	0	0					
15 Roger Bernadina, L OBP: 0.250, SLG: 0.154										1	0	0	0	0	1	3					
Inning Stats	R: 0 E: 0 K: 1 S: 9	H: 0 LOB: 0 BB: 0 P: 15	R: 2 E: 0 K: 0 S: 13	H: 1 LOB: 1 BB: 3 P: 29	R: 5 E: 0 K: 1 S: 21	H: 6 LOB: 2 BB: 1 P: 32	R: 0 E: 0 K: 0 S: 6	H: 0 LOB: 0 BB: 0 P: 9	R: 1 E: 1 K: 0 S: 13	H: 1 LOB: 1 BB: 1 P: 21	R: 0 E: 0 K: 0 S: 11	H: 1 LOB: 0 BB: 0 P: 16	R: 0 E: 0 K: 1 S: 18	H: 2 LOB: 3 BB: 1 P: 32	R: 4 E: 0 K: 1 S: 20	H: 2 LOB: 0 BB: 1 P: 34	1B: 8 2B: 3 3B: 0 HR: 3	SF: 1 SAC: 0 DP: 0 HBP: 1	WP: 0 PA: 44 PB: 0 SB: 0 CS: 0		
PITCHER	IP	WLS	BF	H	R	ER	SO	BB	IBB	HBP	BLK	WP	HR	S	P	ERA	WHIP				
27 Cesar Ramos, L ERA: 7.5	2.0	L	11	3	4	4	1	3	0	0	0	0	1	19	29	27.00	5.000				
47 Brandon Gomes, R ERA: 5.79	1.0		8	4	3	3	1	1	0	0	0	0	0	6	9	0.00	0.000				
38 Jeff Beliveau, L ERA: 5.79	1.0		3	0	0	0	0	0	0	0	0	0	0	6	9	0.00	0.000				
40 Erik Bedard, L ERA: 5.79	2.0		9	2	1	0	0	1	0	0	0	0	0	24	37	0.00	1.500				
13 Heath Bell, R ERA: 5.4	1.0		8	3	2	2	1	1	0	1	0	0	0	25	42	18.00	4.000				

Tampa Bay Rays @ Cincinnati Reds
Great American Ball Park, Cincinnati, OH
Sun Apr 13 2014, 1:15 PM - 4:54 PM EDT
Att: 34,307 - Partly Cloudy - 75 F

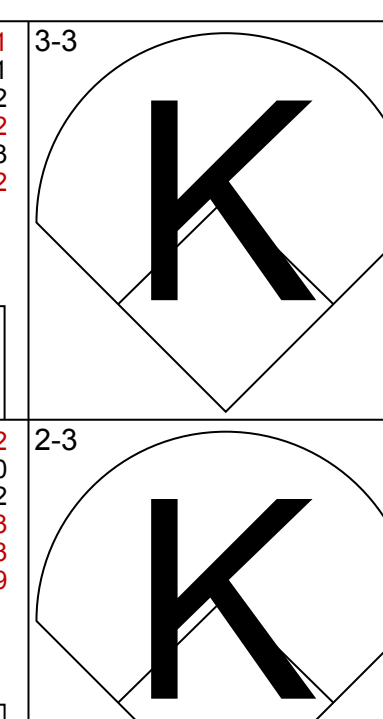
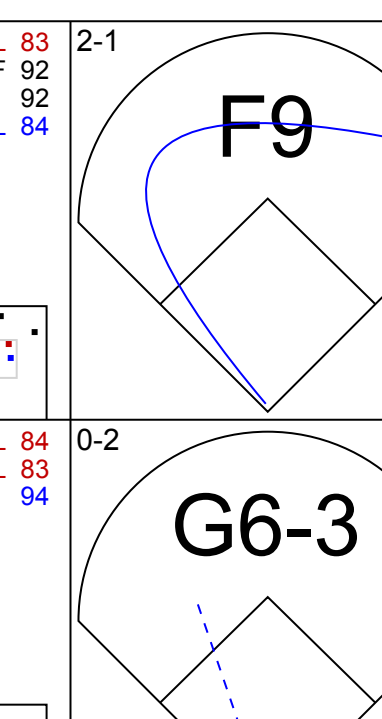
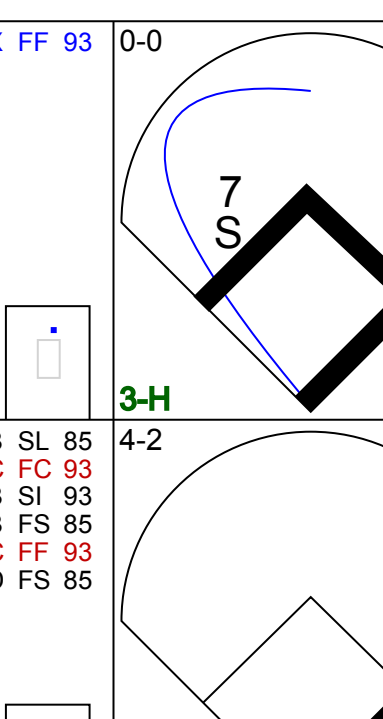
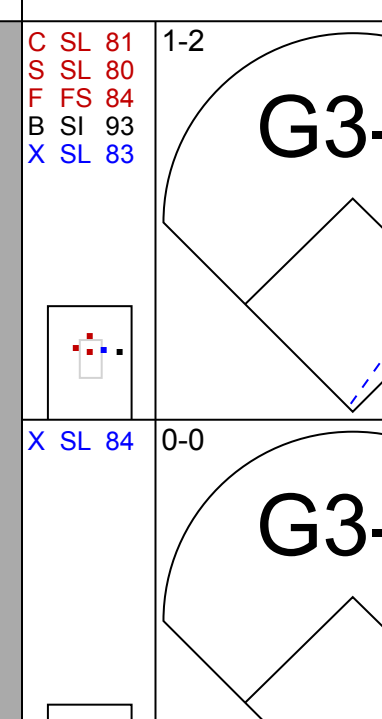
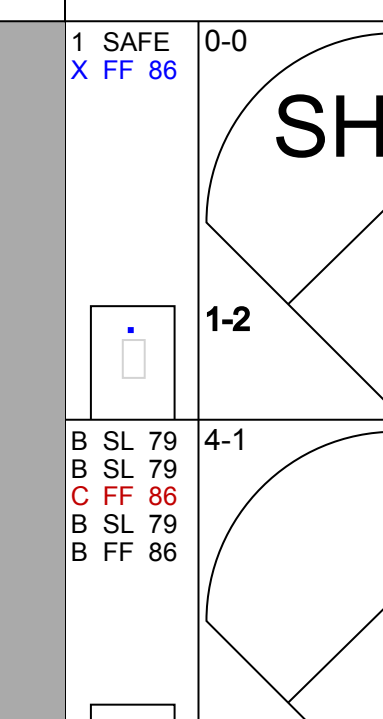
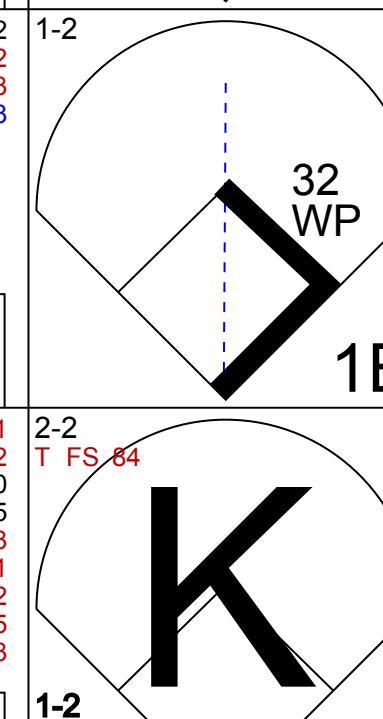
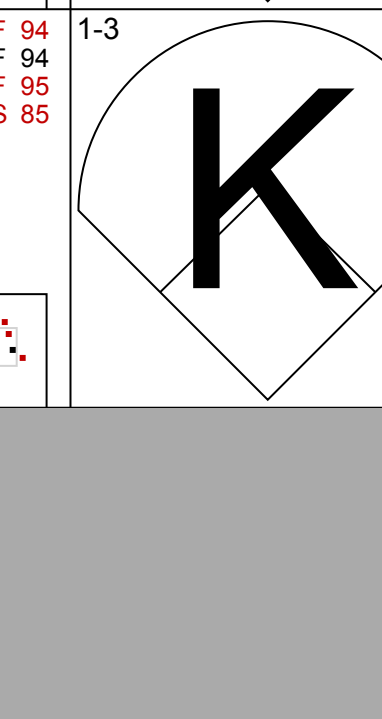
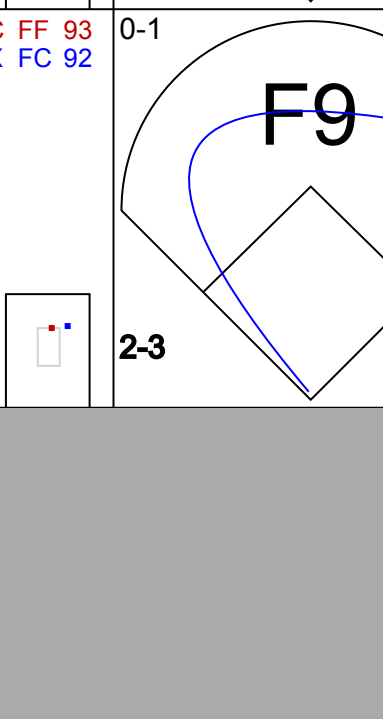
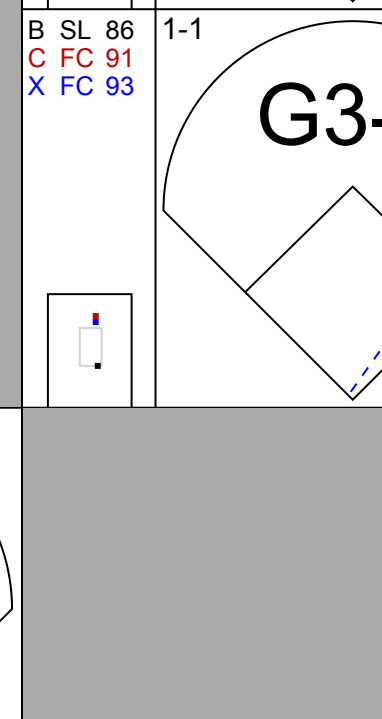
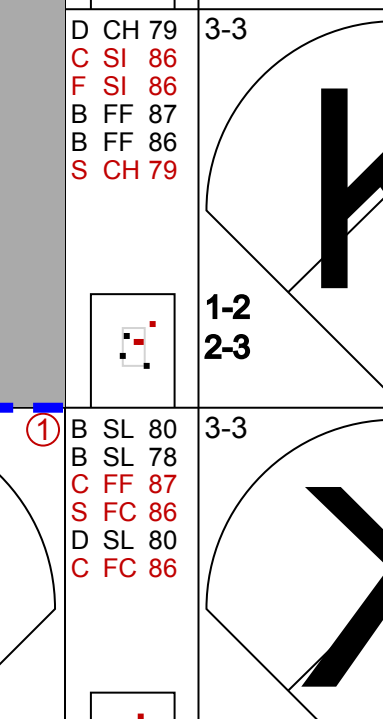




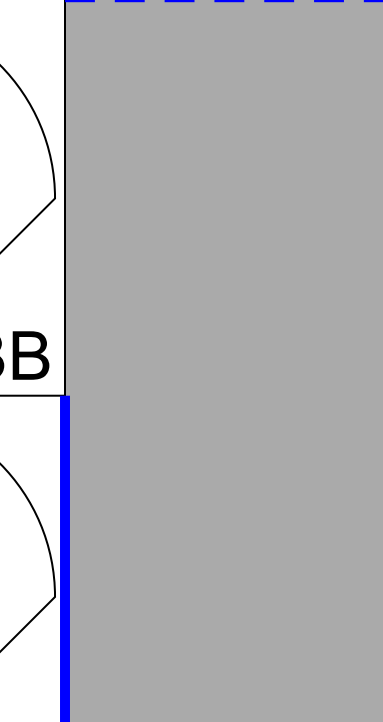


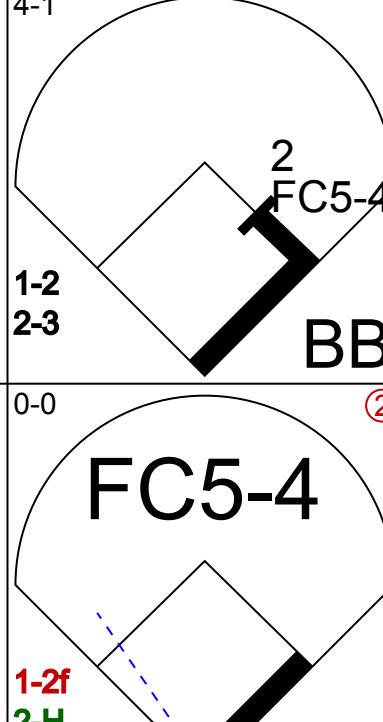
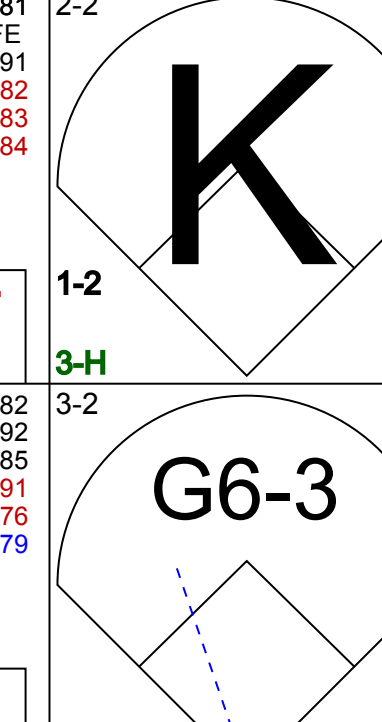
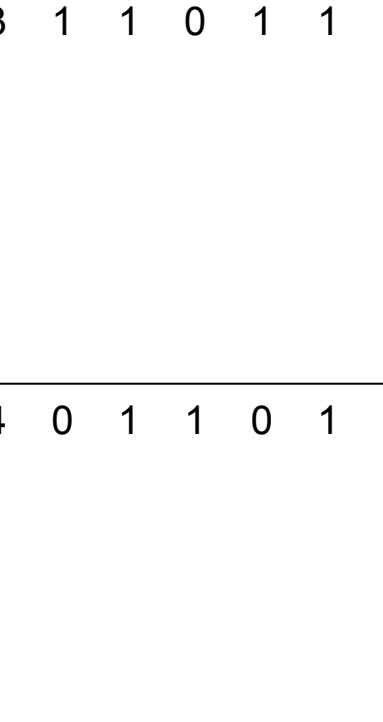
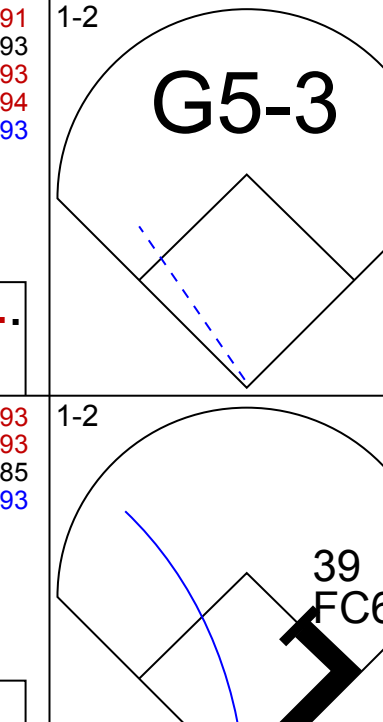
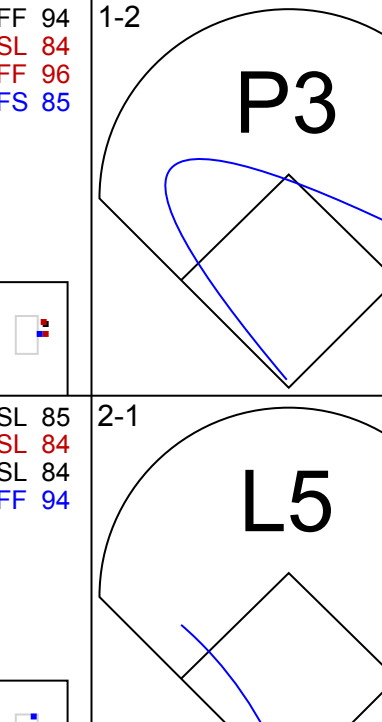
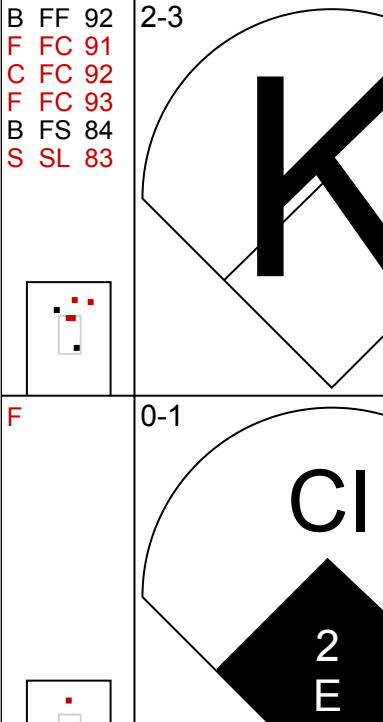
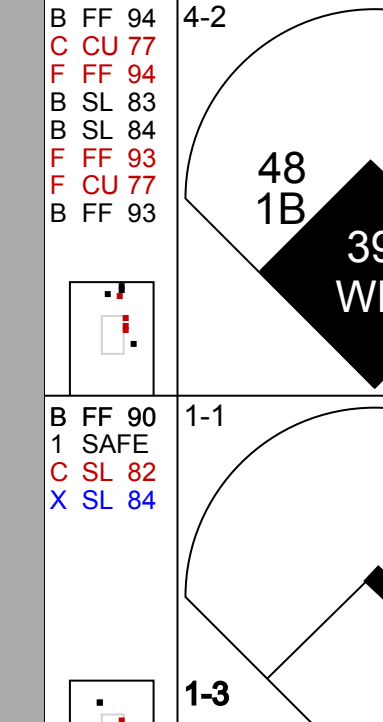
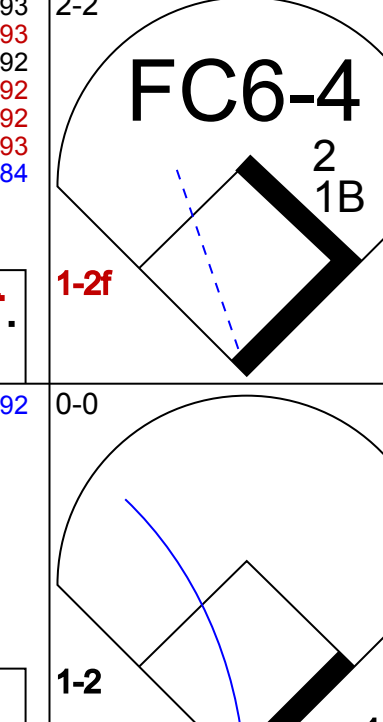

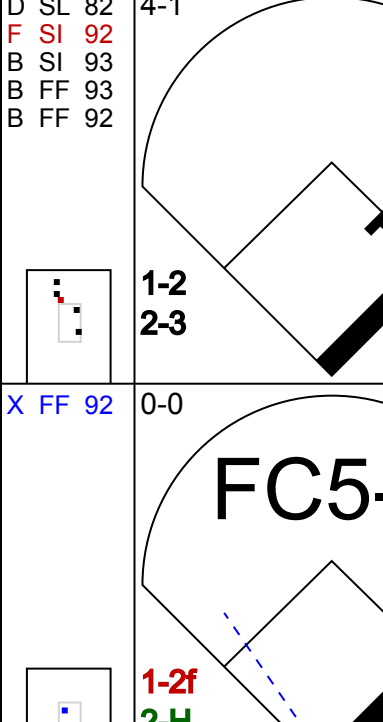
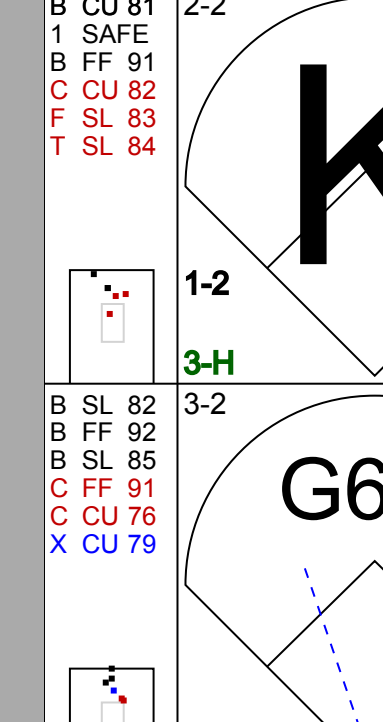
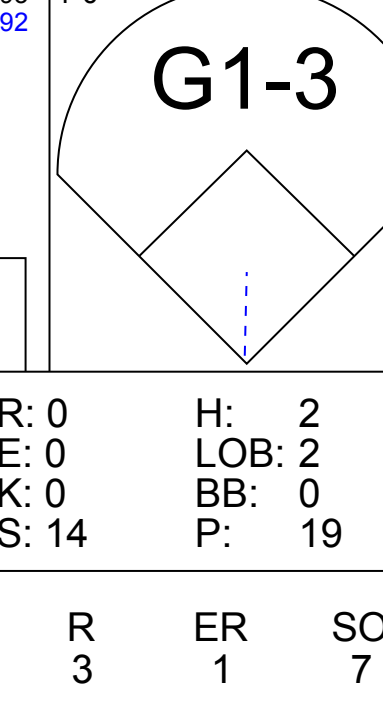

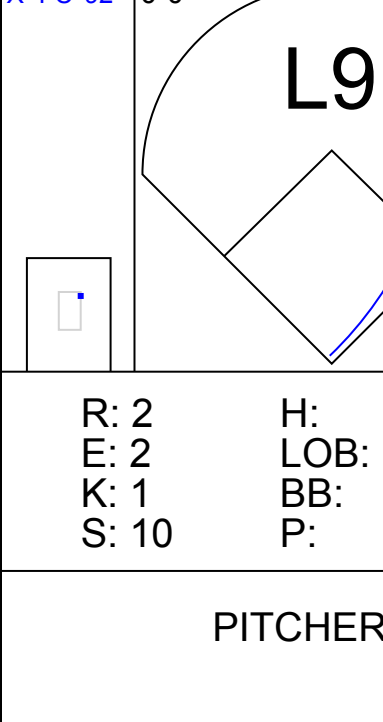
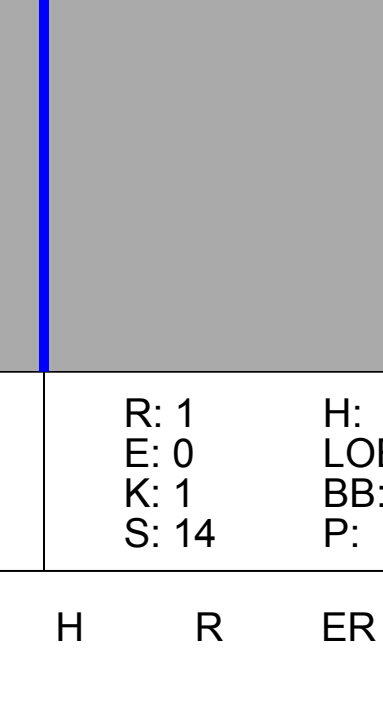
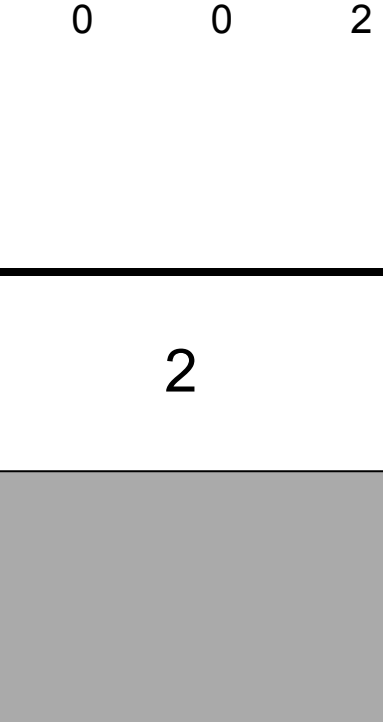
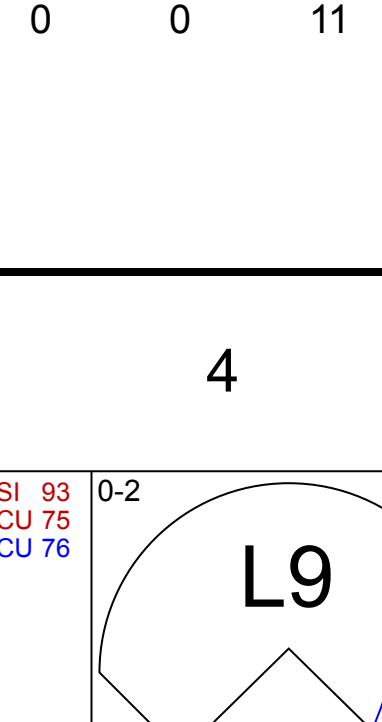
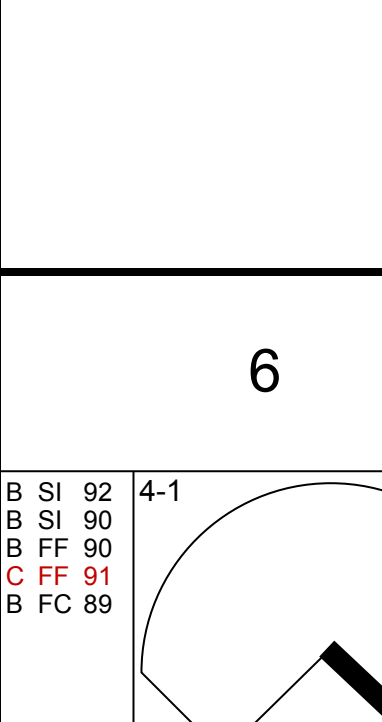
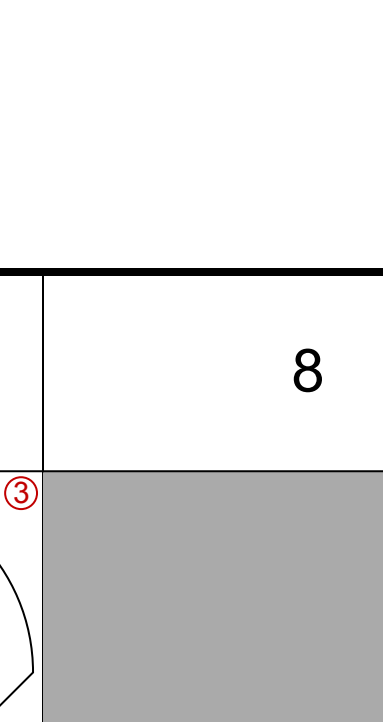

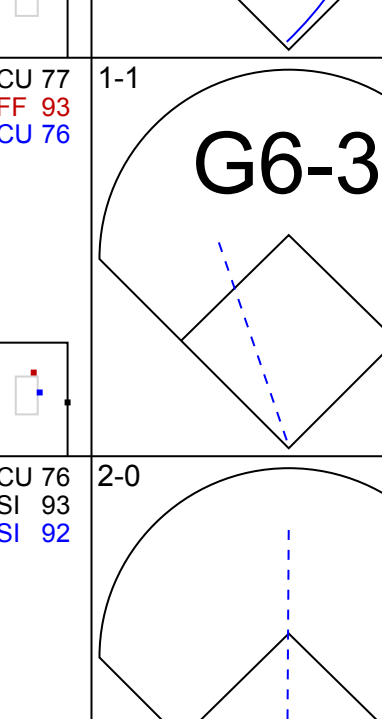
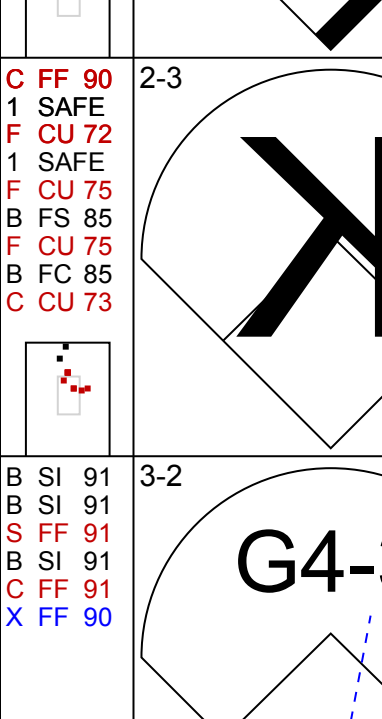
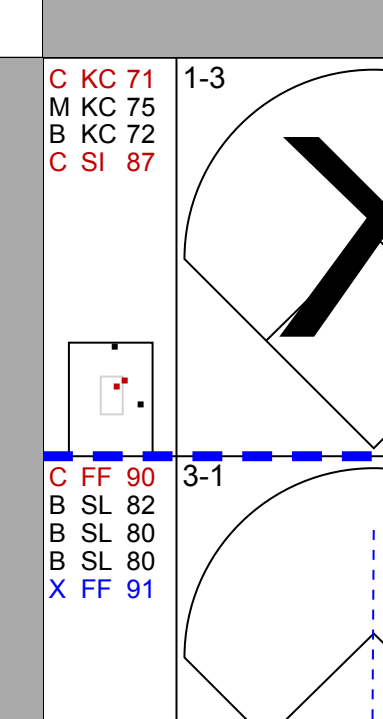
AB 35
R 12
H 13
RBI 12
BB 7
SO 4
LOB 21



Batter	1	2	3	4	5	6	7	8	9	AB	R	H	RBI	BB	SO	LOB	TOP					
31 Jose Tabata, R (1,7) OBP: 0.300, SLG: 0.259										2	0	0	0	0	1	1	Pittsburgh Pirates @ Cincinnati Reds Great American Ball Park, Cincinnati, OH Wed Apr 16 2014, 12:41 PM - 3:02 PM EDT Att: 16,825 - Partly Cloudy - 44 F					
6 Stirling Marte, R (5,7) OBP: 0.338, SLG: 0.383										2	0	0	0	0	1	0						
23 Travis Snider, L (1,9) OBP: 0.293, SLG: 0.420										4	0	0	0	0	1	0						
22 Andrew McCutchen, R (1,8) OBP: 0.391, SLG: 0.375										4	0	1	0	0	1	0						
24 Pedro Alvarez, L (1,5) OBP: 0.277, SLG: 0.446										3	0	0	0	0	2	1						
17 Gaby Sanchez, R (1,3) OBP: 0.320, SLG: 0.609										3	0	0	0	0	2	1						
18 Neil Walker, S (1,4) OBP: 0.295, SLG: 0.552										3	0	0	0	0	1	0						
26 Tony Sanchez, R (1,2) OBP: 0.333, SLG: 0.389										3	0	1	0	0	2	0						
10 Jordy Mercer, R (1,6) OBP: 0.255, SLG: 0.195										3	0	1	0	0	0	1						
47 Francisco Liriano, L (1,1) OBP: 0.143, SLG: 0.143										2	0	0	0	0	0	2						
3 Travis Ishikawa, L (8, PH) OBP: 0.270, SLG: 0.394										1	0	0	0	0	1	0						
38 Stolmy Pimentel, R (8,1)										0	0	0	0	0	0	0						
Inning Stats	R: 0 E: 0 K: 1 S: 8	H: 0 LOB: 0 BB: 0 P: 12	R: 0 E: 0 K: 2 S: 7	H: 0 LOB: 0 BB: 0 P: 12	R: 0 E: 0 K: 2 S: 8	H: 1 LOB: 1 BB: 0 P: 10	R: 0 E: 0 K: 2 S: 8	H: 1 LOB: 1 BB: 0 P: 14	R: 0 E: 0 K: 1 S: 10	H: 0 LOB: 0 BB: 0 P: 14	R: 0 E: 0 K: 1 S: 6	H: 0 LOB: 0 BB: 0 P: 10	R: 0 E: 0 K: 1 S: 8	H: 0 LOB: 0 BB: 0 P: 12	R: 0 E: 0 K: 2 S: 8	H: 0 LOB: 0 BB: 0 P: 14	R: 0 E: 0 K: 2 S: 8	H: 0 LOB: 0 BB: 0 P: 9	1B: 2 2B: 1 3B: 0 HR: 0	SF: 0 SAC: 0 DP: 0 HBP: 0	WP: 0 PB: 0 SB: 0 CS: 0	PA: 30
PITCHER 47 Johnny Cueto, R (1,1) ERA: 1.5	IP: 9.0 WLS: W BF: 30 H: 3 R: 0 ER: 0 SO: 12 BB: 0 IBB: 0 HBP: 0 BLK: 0 WP: 0 HR: 0 S: 71 P: 107 ERA: 0.00 WHIP: 0.333																					

Batter	1	2	3	4	5	6	7	8	9	AB	R	H	RBI	BB	SO	LOB	BOTTOM			
6 Billy Hamilton, S (1,8) OBP: 0.220, SLG: 0.234										3	2	1	0	1	1	1	Pittsburgh Pirates @ Cincinnati Reds Great American Ball Park, Cincinnati, OH Wed Apr 16 2014, 12:41 PM - 3:02 PM EDT Att: 16,825 - Partly Cloudy - 44 F			
19 Joey Votto, L (1,3) OBP: 0.446, SLG: 0.615										3	1	1	2	1	2	2				
4 Brandon Phillips, R (1,4) OBP: 0.329, SLG: 0.397										4	0	0	0	0	0	1				
21 Todd Frazier, R (1,5) OBP: 0.311, SLG: 0.473										4	0	0	0	0	1	1				
28 Chris Heisey, R (1,9) OBP: 0.333, SLG: 0.483										3	1	1	0	0	0	1				
48 Ryan Ludwick, R (1,7) OBP: 0.319, SLG: 0.405										3	0	1	0	1	2	0				
15 Roger Bernadina, L (8, FR) OBP: 0.286, SLG: 0.176										0	0	0	0	0	0	0				
29 Brayan Peña, S (1,2) OBP: 0.414, SLG: 0.440										4	0	2	1	0	1	2				
2 Zack Cozart, R (1,6) OBP: 0.146, SLG: 0.152										4	0	1	0	0	0	4				
47 Johnny Cueto, R (1,1) OBP: 0.222, SLG: 0.222										4	0	1	0	0	0	4				
Inning Stats	R: 1 E: 0 K: 0 S: 7	H: 0 LOB: 1 BB: 2 P: 19	R: 0 E: 0 K: 1 S: 6	H: 1 LOB: 1 BB: 0 P: 9	R: 0 E: 0 K: 2 S: 10	H: 0 LOB: 0 BB: 0 P: 14	R: 0 E: 0 K: 1 S: 8	H: 0 LOB: 0 BB: 0 P: 13	R: 0 E: 0 K: 1 S: 9	H: 2 LOB: 2 BB: 0 P: 11	R: 0 E: 0 K: 2 S: 9	H: 1 LOB: 2 BB: 1 P: 16	R: 2 E: 0 K: 0 S: 12	H: 2 LOB: 0 BB: 0 P: 13	R: 1 E: 0 K: 0 S: 12	H: 2 LOB: 2 BB: 0 P: 21	1B: 5 2B: 2 3B: 0 HR: 1	SF: 0 SAC: 0 DP: 0 HBP: 1	WP: 2 PB: 0 SB: 3 CS: 0	PA: 36
PITCHER 47 Francisco Liriano, L (1,1) ERA: 3.96	IP: 7.0 WLS: L BF: 30 H: 7 R: 3 ER: 3 SO: 7 BB: 3 IBB: 0 HBP: 0 BLK: 0 WP: 0 HR: 1 S: 61 P: 95 ERA: 3.86 WHIP: 1.286																			
38 Stolmy Pimentel, R (8,1) ERA: 1.8	IP: 1.0 WLS: L BF: 6 H: 2 R: 1 ER: 1 SO: 0 BB: 0 IBB: 0 HBP: 1 BLK: 0 WP: 0 HR: 0 S: 12 P: 21 ERA: 9.00 WHIP: 2.000																			

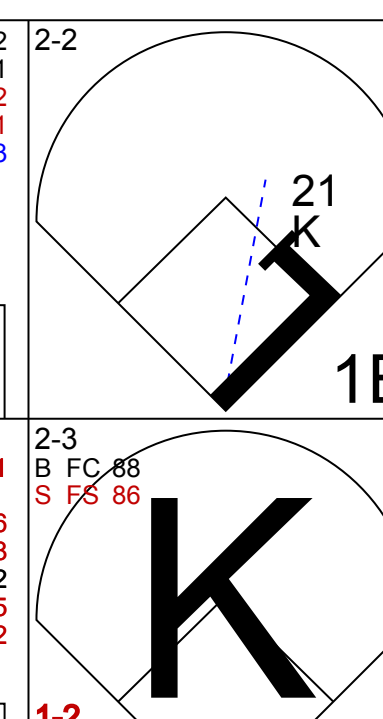
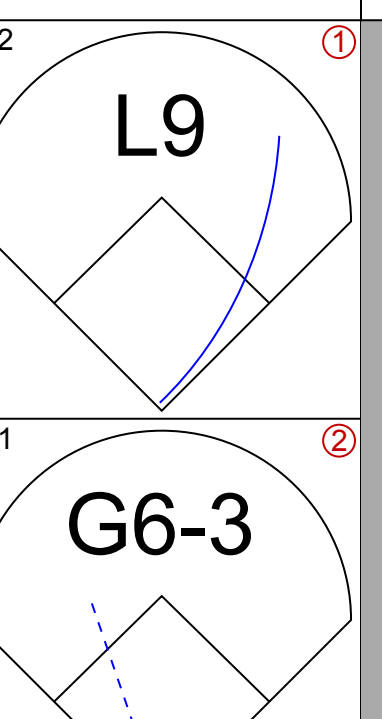
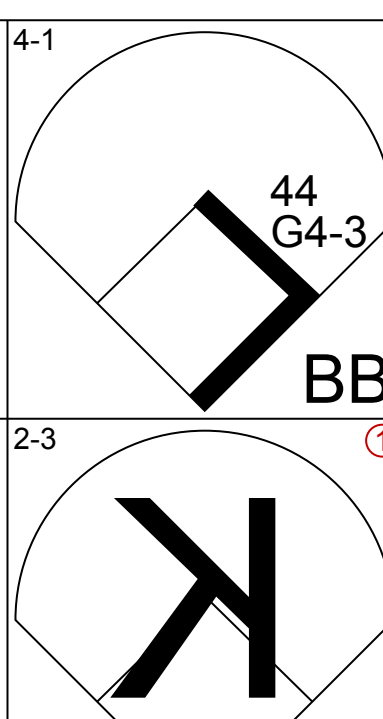
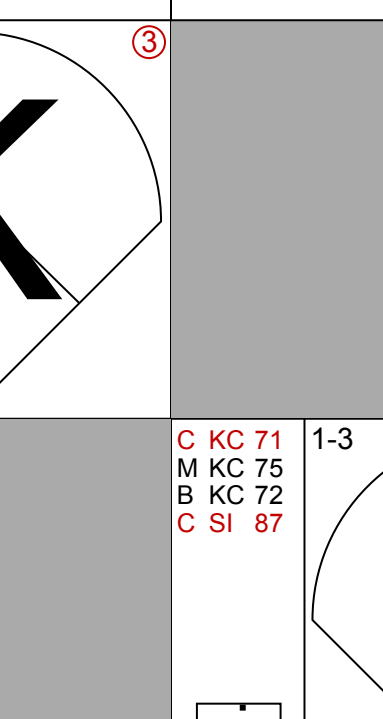
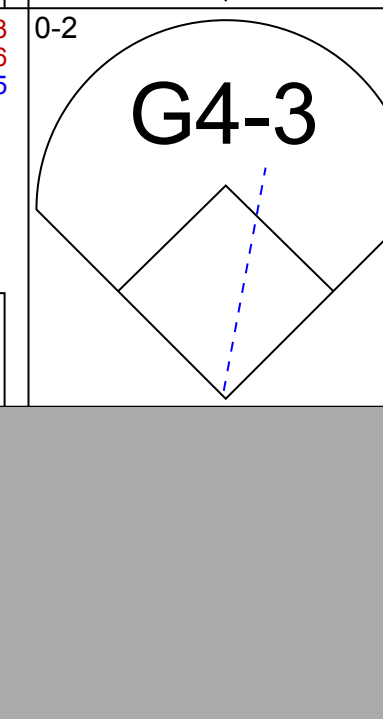
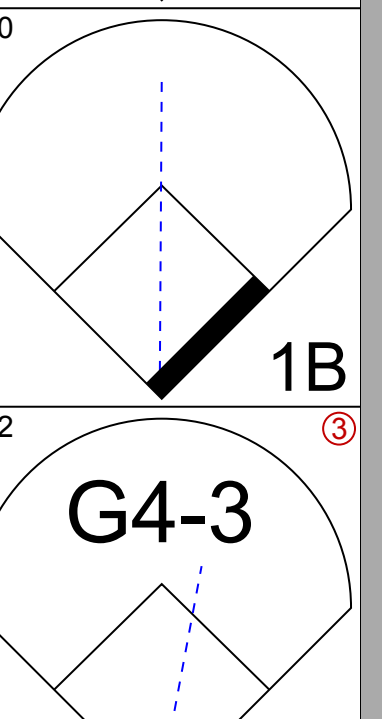
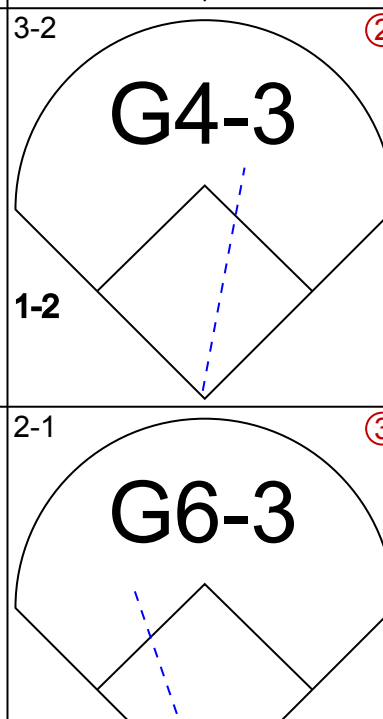
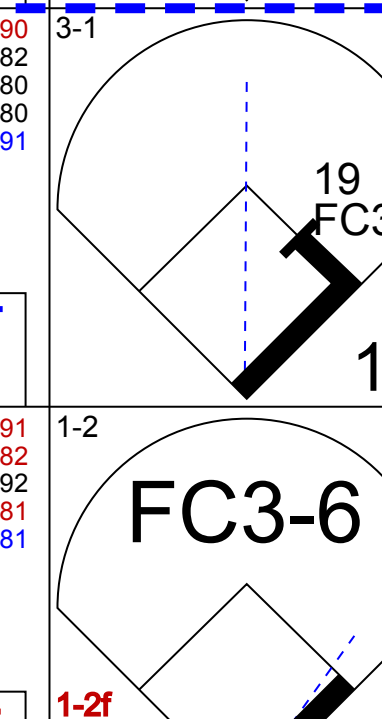



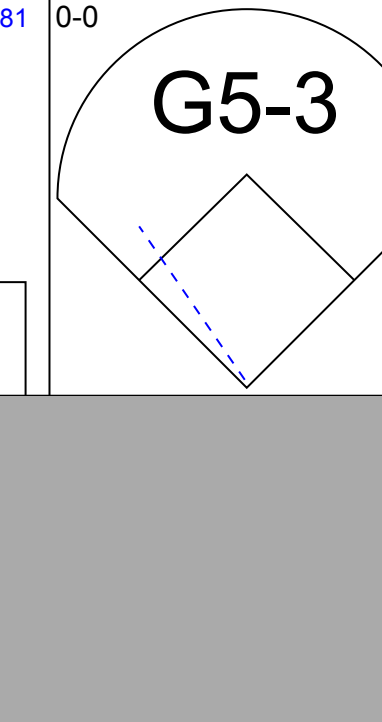
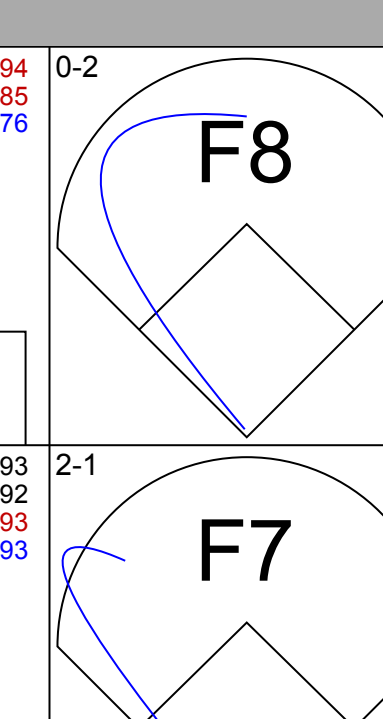
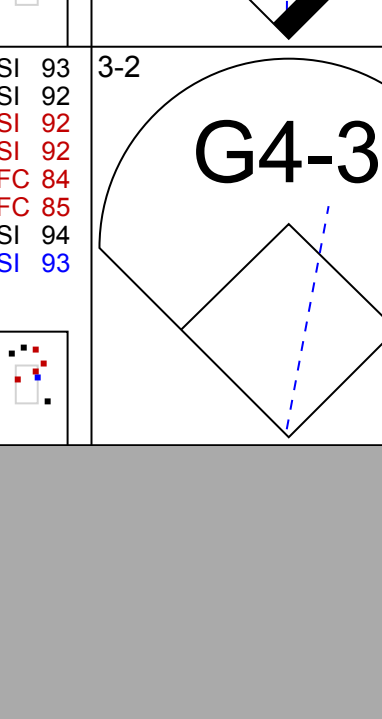
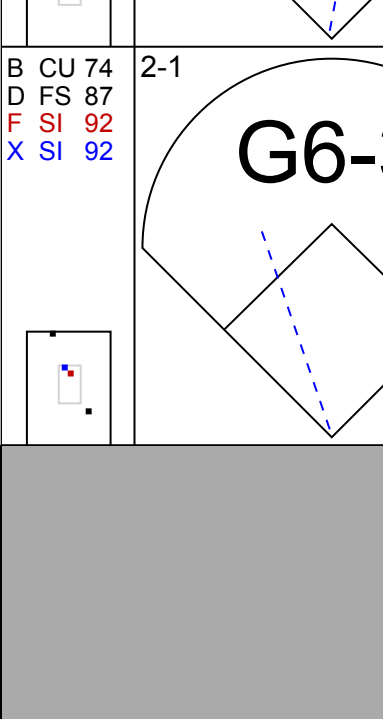
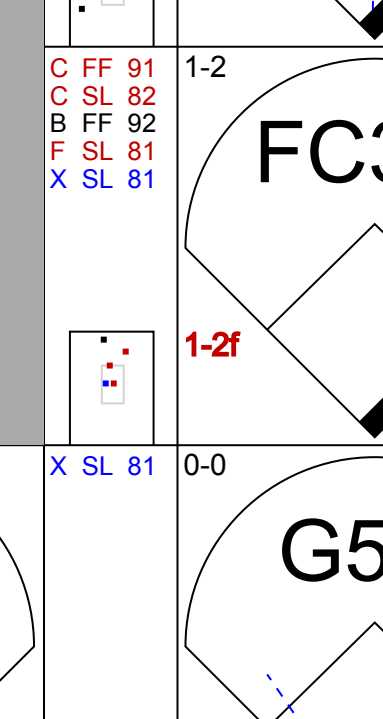
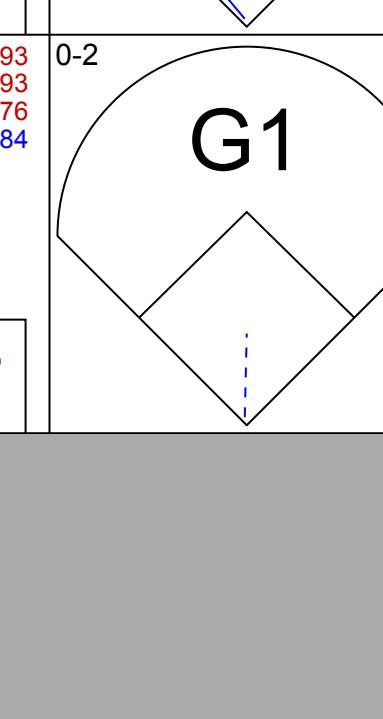


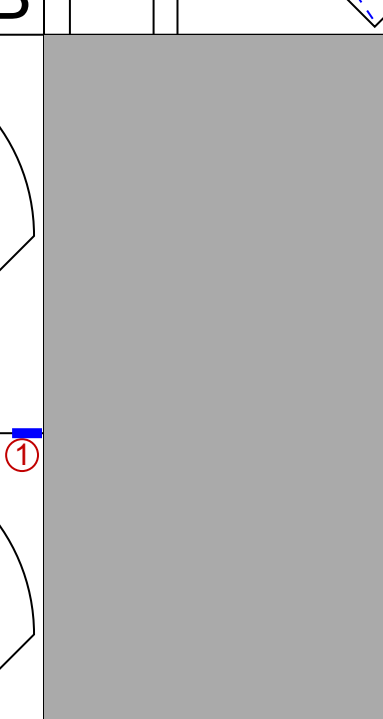



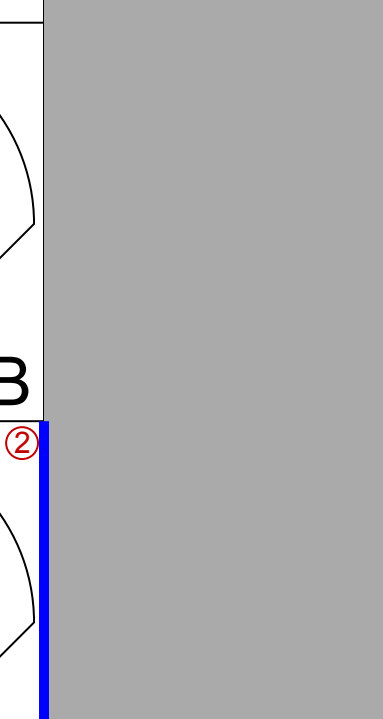
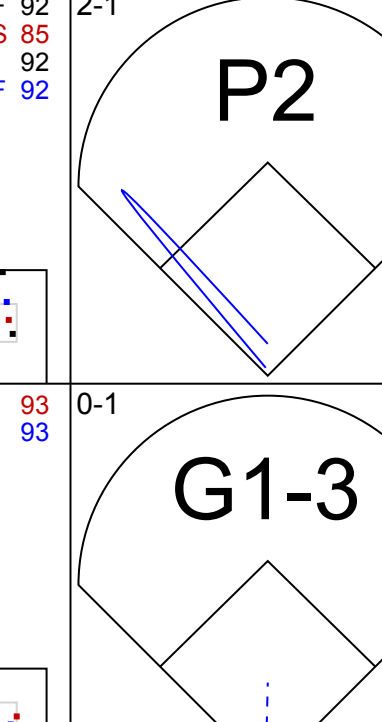
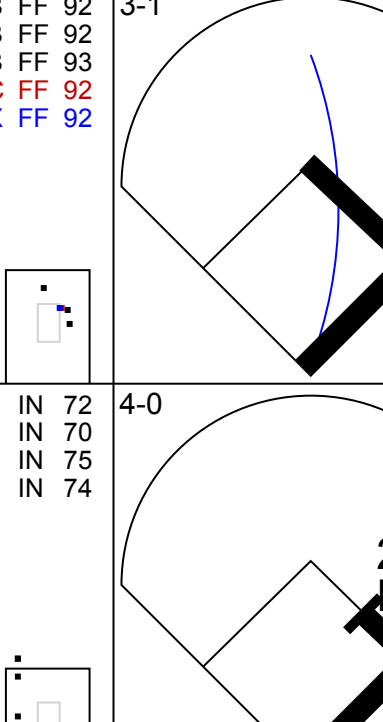
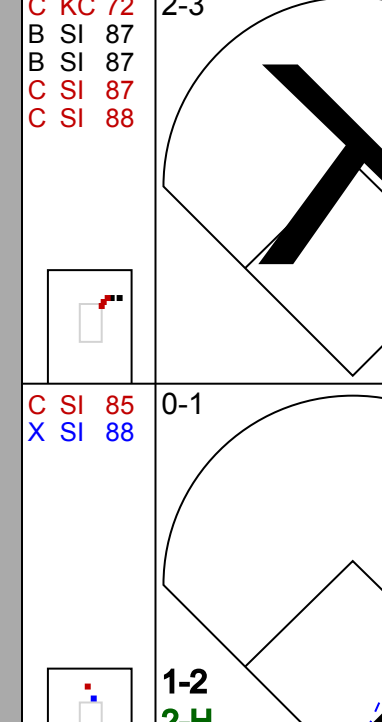
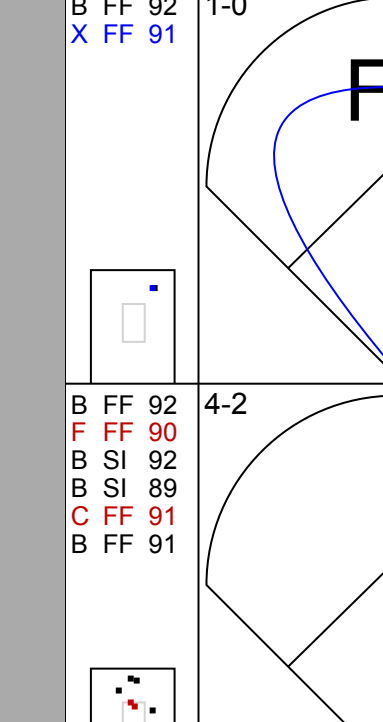
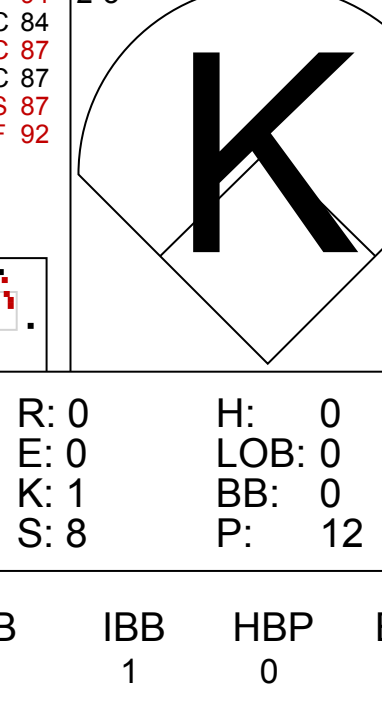
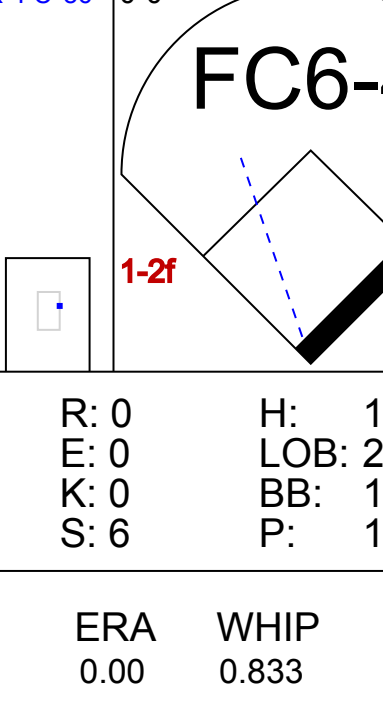
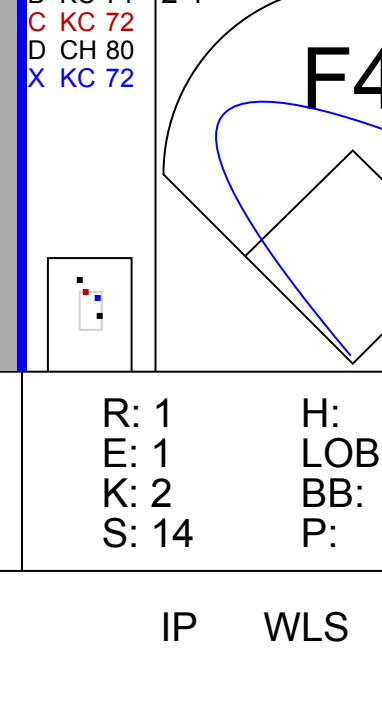
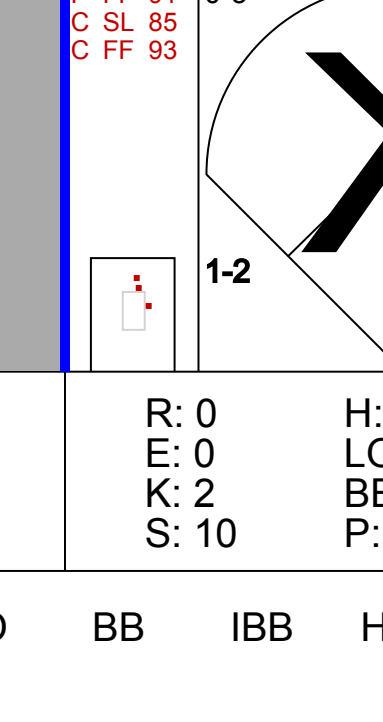






Batter	1	2	3	4	5	6	7	8	9	AB	R	H	RBI	BB	SO	LOB	TOP					
6 Billy Hamilton, S (1,8) OBP: 0.222, SLG: 0.255										4	0	1	1	0	1	0						
19 Joey Votto, L (1,3) OBP: 0.443, SLG: 0.582										3	0	0	0	2	1	0						
4 Brandon Phillips, R (1,4) 7 Ramon Santiago, S (3,4) OBP: 0.167, SLG: 0.167										2	0	1	0	0	1	0						
32 Jay Bruce, L (1,9) OBP: 0.323, SLG: 0.353										5	1	1	0	0	3	3						
21 Todd Frazier, R (1,5) OBP: 0.308, SLG: 0.448										3	1	0	0	1	1							
48 Ryan Ludwick, R (1,7) 15 Roger Bernadina, L (8,7) OBP: 0.340, SLG: 0.422 OBP: 0.286, SLG: 0.176										3	1	2	0	0	0	0						
39 Devin Mesoraco, R (1,2) OBP: 0.517, SLG: 0.960										3	1	1	0	1	1	2						
2 Zack Cozart, R (1,6) OBP: 0.154, SLG: 0.160										4	0	1	1	0	1	3						
31 Alfredo Simon, R (1,1) 63 Sam LeCure, R (7,1) 43 Manny Parra, L (8,1) 50 Nefali Soto, R (9,PH) 51 Jonathan Broxton, R (9,1) OBP: 0.143, SLG: 0.143 ERA: 1.04										3	0	0	0	0	0	4						
Inning Stats	R: 0 E: 0 K: 3 S: 18	H: 1 LOB: 1 BB: 0 P: 26	R: 0 E: 0 K: 0 S: 14	H: 2 LOB: 2 BB: 0 P: 19	R: 0 E: 0 K: 1 S: 8	H: 0 LOB: 0 BB: 0 P: 11	R: 0 E: 0 K: 1 S: 8	H: 0 LOB: 0 BB: 0 P: 10	R: 1 E: 0 K: 1 S: 12	H: 2 LOB: 2 BB: 1 P: 20	R: 2 E: 0 K: 1 S: 10	H: 1 LOB: 1 BB: 1 P: 17	R: 0 E: 0 K: 0 S: 7	H: 0 LOB: 0 BB: 0 P: 9	R: 1 E: 0 K: 1 S: 14	H: 1 LOB: 1 BB: 1 P: 27	R: 0 E: 0 K: 2 S: 11	H: 1 LOB: 2 BB: 1 P: 21	1B: 6 2B: 2 3B: 0 HR: 0	SF: 0 SAC: 1 DP: 0 HBP: 0	WP: 2 PB: 0 SB: 5 CS: 0	PA: 40
PITCHER	IP WLS BF H R ER SO BB IBB HBP BLK WP HR S P ERA WHIP	7.0 L 30 6 3 1 7 2 0 0 0 1 0 77 113 1.29 1.143	1.0 5 1 1 1 1 1 0 0 0 1 0 14 27 9.00 2.000	1.0 5 1 0 0 2 1 0 0 0 0 0 11 21 0.00 2.000	PITCHER										IP WLS BF H R ER SO BB IBB HBP BLK WP HR S P ERA WHIP							

Cincinnati Reds @ Chicago Cubs
Wrigley Field, Chicago, IL
Fri Apr 18 2014, 1:24 PM - 4:31 PM CDT
Att: 28,699 - Sunny - 38 F

AB 34
R 4
H 8
RBI 2
BB 4
SO 10
LOB 17



Batter	1	2	3	4	5	6	7	8	9	AB	R	H	RBI	BB	SO	LOB	BOTTOM					
64 Emilio Bonifacio, S (1,4) OBP: 0.388, SLG: 0.387										3	0	1	0	1	1	2						
21 Junior Lake, R (1,7) OBP: 0.273, SLG: 0.476										4	0	0	0	0	3	2						
44 Anthony Rizzo, L (1,3) OBP: 0.409, SLG: 0.517										4	0	2	0	0	0	1						
19 Nate Schierholtz, L (1,9) OBP: 0.241, SLG: 0.288										4	0	0	0	0	0	3						
13 Starlin Castro, R (1,6) OBP: 0.317, SLG: 0.426											4	1	1	0	0	1						
6 Ryan Sweeney, L (1,8) OBP: 0.216, SLG: 0.182										4	0	0	0	0	1	1						
5 Wellington Castillo, R (1,2) OBP: 0.261, SLG: 0.395											4	0	1	0	0	1	2					
24 Luis Valbuena, L (1,5) OBP: 0.400, SLG: 0.258											2	0	1	1	2	0	0					
29 Jeff Samardzija, R (1,1) 51 Ryan Kalish, L (7,PH) 52 Justin Grimm, R (8,1) 40 James Russell, L (9,1) 20 Justin Ruggiano, R (9,PH) OBP: 0.111, SLG: 0.111 ERA: 1.42											2	0	0	0	0	1	2					
Inning Stats	R: 0 E: 0 K: 1 S: 12	H: 1 LOB: 0 BB: 0 P: 16	R: 0 E: 0 K: 0 S: 9	H: 0 LOB: 0 BB: 0 P: 11	R: 0 E: 0 K: 1 S: 8	H: 0 LOB: 0 BB: 0 P: 12	R: 0 E: 0 K: 0 S: 11	H: 1 LOB: 1 BB: 0 P: 17	R: 0 E: 0 K: 1 S: 6	H: 1 LOB: 2 BB: 1 P: 17	R: 0 E: 0 K: 1 S: 11	H: 0 LOB: 1 BB: 1 P: 22	R: 1 E: 1 K: 2 S: 14	H: 2 LOB: 2 BB: 0 P: 20	R: 0 E: 0 K: 1 S: 10	H: 1 LOB: 1 BB: 0 P: 15	R: 0 E: 0 K: 2 S: 10	H: 0 LOB: 1 BB: 1 P: 15	1B: 5 2B: 1 3B: 0 HR: 0	SF: 0 SAC: 0 DP: 0 HBP: 0	WP: 0 PB: 0 SB: 0 CS: 0	PA: 36
PITCHER	IP WLS BF H R ER SO BB IBB HBP BLK WP HR S P ERA WHIP	6.0 W 24 4 1 0 3 1 1 0 0 0 0 13 18 0.00 0.833	1.1 H 5 1 0 0 3 0 0 0 0 0 0 7 11 0.00 1.500	1.0 S 4 0 0 0 2 1 0 0 0 0 0 10 15 0.00 1.000	PITCHER										IP WLS BF H R ER SO BB IBB HBP BLK WP HR S P ERA WHIP							

Cincinnati Reds @ Chicago Cubs
Wrigley Field, Chicago, IL
Fri Apr 18 2014, 1:24 PM - 4:31 PM CDT
Att: 28,699 - Sunny - 38 F

AB 33
R 1
H 6
RBI 1
SO 8
LOB 17



Batter	1	2	3	4	5	6	7	8	9	AB	R	H	RBI	BB	SO	LOB	TOP								
6 Billy Hamilton, S OBP: 0.246, SLG: 0.266										3	1	0	1	0	0	1									
19 Joey Votto, L OBP: 0.424, SLG: 0.515										5	0	0	0	0	1	2									
4 Brandon Phillips, R OBP: 0.309, SLG: 0.367										5	2	3	1	0	0	0									
21 Todd Frazier, R OBP: 0.342, SLG: 0.471										3	1	3	1	2	0	0									
32 Jay Bruce, L OBP: 0.354, SLG: 0.453										5	0	1	1	0	0	6									
48 Ryan Ludwick, R OBP: 0.345, SLG: 0.423										3	0	0	0	1	1	3									
43 Manny Parra, L										0	0	0	0	0	0	0									
60 J.J. Hoover, R										0	0	0	0	0	0	0									
39 Devin Mesoraco, R OBP: 0.571, SLG: 0.946										4	1	3	1	0	0	0									
2 Zack Cozart, R OBP: 0.169, SLG: 0.238										4	0	0	0	0	1	5									
44 Mike Leake, R OBP: 0.273, SLG: 0.636										2	0	1	0	0	1	0									
28 Chris Heisey, R OBP: 0.324, SLG: 0.429										1	0	0	0	0	0	2									
Inning Stats	R: 1 E: 0 K: 1 S: 13	H: 0 LOB: 2 BB: 1 P: 24	R: 0 E: 0 K: 1 S: 9	H: 1 LOB: 1 BB: 0 P: 12	R: 1 E: 0 K: 1 S: 9	H: 2 LOB: 0 BB: 0 P: 12	R: 0 E: 0 K: 1 S: 9	H: 1 LOB: 0 BB: 0 P: 12	R: 0 E: 0 K: 0 S: 4	H: 0 LOB: 0 BB: 0 P: 8	R: 0 E: 0 K: 0 S: 6	H: 0 LOB: 0 BB: 1 P: 11	R: 1 E: 1 K: 0 S: 12	H: 1 LOB: 0 BB: 0 P: 15	R: 2 E: 0 K: 0 S: 17	H: 4 LOB: 2 BB: 1 P: 28	R: 0 E: 0 K: 0 S: 11	H: 2 LOB: 2 BB: 0 P: 17	1B: 8 2B: 3 3B: 0 HR: 0	SF: 1 SAC: 1 DP: 1 HBP: 1	WP: 0 PB: 0 SB: 0 CS: 1	PA: 41			
PITCHER	IP	WLS	BF	H	R	ER	SO	BB	IBB	HBP	BLK	WP	HR	S	P	ERA	WHIP								
47 Francisco Liriano, L ERA: 4.22	7.0		31	7	5	4	4	2	0	1	0	0	0	66	101	5.14	1.286								
37 Justin Wilson, L ERA: 2.35	1.0	B	5	2	0	0	0	0	1	0	0	0	0	13	21	0.00	2.000								
48 Jared Hughes, R ERA:	1.0	W	5	2	0	0	0	0	0	0	0	0	0	11	17	0.00	2.000								

Cincinnati Reds @ Pittsburgh Pirates
PNC Park, Pittsburgh, PA
Mon Apr 21 2014, 7:12 PM - 10:15 PM EDT
Att: 12,864 - Cloudy - 76 F

AB 35
R 5
H 11
RBI 5
BB 3
SO 4
LOB 19



Batter	1	2	3	4	5	6	7	8	9	AB	R	H	RBI	BB	SO	LOB	BOTTOM								
6 Starling Marte, R OBP: 0.337, SLG: 0.353										5	0	1	0	0	0	0									
55 Russell Martin, R OBP: 0.348, SLG: 0.386										4	1	0	0	1	0	1									
22 Andrew McCutchen, R OBP: 0.400, SLG: 0.495										3	2	3	1	2	0	0									
24 Pedro Alvarez, L OBP: 0.302, SLG: 0.459										5	1	2	0	0	0	3									
18 Neil Walker, S OBP: 0.326, SLG: 0.525										4	1	3	1	0	0	2									
15 Ike Davis, L OBP: 0.386, SLG: 0.486										4	1	2	4	0	1	2									
31 Jose Tabata, R OBP: 0.271, SLG: 0.267										3	0	0	0	0	0	2									
23 Travis Snider, L OBP: 0.311, SLG: 0.411										1	0	1	0	0	0	0									
12 Clint Barmes, R OBP: 0.200, SLG: 0.167										3	0	0	0	0	1	1									
17 Gabby Sanchez, R OBP: 0.278, SLG: 0.545										0	0	0	0	0	0	0									
48 Jared Hughes, R ERA: 4.66										3	0	0	0	0	0	0									
47 Francisco Liriano, L OBP: 0.100, SLG: 0.100										0	0	0	0	0	0	0									
37 Justin Wilson, L ERA: 4.66										0	0	0	0	0	0	0									
10 Jordy Mercer, R OBP: 0.291, SLG: 0.245										1	0	0	0	0	1	3									
Inning Stats	R: 0 E: 0 K: 0 S: 10	H: 1 LOB: 2 BB: 1 P: 17	R: 0 E: 0 K: 0 S: 5	H: 1 LOB: 0 BB: 0 P: 10	R: 0 E: 0 K: 0 S: 8	H: 1 LOB: 0 BB: 0 P: 10	R: 4 E: 0 K: 1 S: 12	H: 3 LOB: 0 BB: 0 P: 17	R: 0 E: 0 K: 1 S: 8	H: 1 LOB: 0 BB: 0 P: 11	R: 0 E: 0 K: 0 S: 6	H: 0 LOB: 0 BB: 0 P: 9	R: 1 E: 0 K: 1 S: 12	H: 3 LOB: 3 BB: 1 P: 22	R: 1 E: 0 K: 0 S: 10	H: 1 LOB: 2 BB: 2 P: 22	1B: 9 2B: 1 3B: 0 HR: 2	SF: 0 SAC: 0 DP: 1 HBP: 1	WP: 0 PB: 0 SB: 0 CS: 0	PA: 41					
PITCHER	IP	WLS	BF	H	R	ER	SO	BB	IBB	HBP	BLK	WP	HR	S	P	ERA	WHIP								
44 Mike Leake, R ERA: 3.49	7.0		29	8	4	4	2	1	0	0	0	0	1	7	11	13.50	3.000								
43 Manny Parra, L ERA: 4.66	0.2	B	4	2	1	1	0	0	0	0	0	0	0	7	11	13.50	3.000								
60 J.J. Hoover, R ERA: 13.5	1.0	L	8	2	1	1	1	3	0	0	0	0	0	15	33	9.00	5.000								

Cincinnati Reds @ Pittsburgh Pirates
PNC Park, Pittsburgh, PA
Mon Apr 21 2014, 7:12 PM - 10:15 PM EDT
Att: 12,864 - Cloudy - 76 F

AB 36
R 6
H 12
RBI 6
BB 4
SO 3
LOB 14



Batter	1	2	3	4	5	6	7	8	9	AB R H RBI BB SO LOB	TOP											
6 Billy Hamilton, S OBP: 0.257, SLG: 0.275										5 1 2 0 0 2 1	Cincinnati Reds @ Pittsburgh Pirates PNC Park, Pittsburgh, PA Tue Apr 22 2014, 7:10 PM - 9:54 PM EDT Att: 11,926 - Cloudy - 53 F											
19 Joey Votto, L OBP: 0.422, SLG: 0.500										4 0 1 0 1 1 2												
4 Brandon Phillips, R OBP: 0.294, SLG: 0.349										4 0 0 0 0 1 3												
32 Jay Bruce, L OBP: 0.361, SLG: 0.456										4 1 2 1 0 1 0												
21 Todd Frazier, R OBP: 0.349, SLG: 0.466										3 1 1 0 0 0 2												
48 Ryan Ludwick, R OBP: 0.328, SLG: 0.400										3 0 0 0 0 1 3												
28 Chris Heisey, R OBP: 0.316, SLG: 0.417										1 0 0 0 0 0 2												
29 Brayan Peña, S OBP: 0.412, SLG: 0.433										4 1 2 1 0 0 1												
2 Zack Cozart, R OBP: 0.174, SLG: 0.254										4 0 1 1 0 0 1												
47 Johnny Cueto, R OBP: 0.231, SLG: 0.231										4 0 1 1 0 0 1												
Inning Stats	R: 0 H: 0 E: 0 K: 1 S: 12	H: 0 LOB: 0 BB: 0 P: 16	R: 0 H: 0 E: 0 K: 1 S: 12	H: 0 LOB: 1 BB: 0 P: 20	R: 0 H: 1 E: 0 K: 0 S: 10	H: 1 LOB: 1 BB: 0 P: 16	R: 0 H: 0 E: 0 K: 0 S: 7	H: 0 LOB: 0 BB: 0 P: 8	R: 0 H: 0 E: 0 K: 1 S: 12	H: 0 LOB: 0 BB: 0 P: 13	R: 0 H: 0 E: 0 K: 0 S: 6	H: 0 LOB: 1 BB: 1 P: 11	R: 2 H: 4 E: 0 K: 0 S: 12	H: 4 LOB: 1 BB: 0 P: 16	R: 1 H: 3 E: 0 K: 1 S: 13	H: 3 LOB: 2 BB: 0 P: 21	R: 1 H: 2 E: 0 K: 2 S: 14	H: 2 LOB: 1 BB: 0 P: 17	1B: 9 2B: 1 3B: 0 HR: 0	SF: 0 SAC: 0 DP: 0 HBP: 1	WP: 0 PB: 0 SB: 2 CS: 0	PA: 38
PITCHER	IP WLS BF H R ER SO BB IBB HBP BLK WP HR S P ERA WHIP	7.0 L 27 5 2 2 3 1 0 1 0 0 0 71 100 2.57 0.857	0.1 4 3 1 1 1 0 0 0 0 0 0 10 15 27.00 9.000	1.2 7 2 1 1 2 0 0 0 0 0 0 17 23 5.40 1.200																		

AB	36
R	4
H	10
RBI	4
BB	1
SO	6
LOB	16



Batter	1	2	3	4	5	6	7	8	9	AB R H RBI BB SO LOB	BOTTOM											
6 Starling Marte, R OBP: 0.323, SLG: 0.337										4 0 0 0 0 1 0	Cincinnati Reds @ Pittsburgh Pirates PNC Park, Pittsburgh, PA Tue Apr 22 2014, 7:10 PM - 9:54 PM EDT Att: 11,926 - Cloudy - 53 F											
18 Neil Walker, S OBP: 0.311, SLG: 0.500										4 0 0 0 0 0 0												
22 Andrew McCutchen, R OBP: 0.414, SLG: 0.500										3 1 2 1 1 0 0												
24 Pedro Alvarez, L OBP: 0.289, SLG: 0.436										4 0 0 0 0 0 2												
55 Russell Martin, R OBP: 0.357, SLG: 0.373										2 0 0 0 2 1 0												
12 Clint Barmes, R OBP: 0.200, SLG: 0.167										0 0 0 0 0 0 0												
15 Ike Davis, L OBP: 0.354, SLG: 0.439										4 0 0 0 0 0 2												
23 Travis Snider, L OBP: 0.313, SLG: 0.407										3 0 1 0 0 1 0												
38 Stolmy Pimentel, R OBP: 0.285, SLG: 0.261										0 0 0 0 0 0 0												
10 Jordy Mercer, R OBP: 0.276, SLG: 0.231										3 0 0 0 0 0 2												
36 Edinson Volquez, R OBP: 0.285, SLG: 0.261										2 0 0 0 0 1 2												
44 Tony Watson, L OBP: 0.285, SLG: 0.261										0 0 0 0 0 0 0												
31 Jose Tabata, R OBP: 0.285, SLG: 0.261										1 0 0 0 0 0 1												
Inning Stats	R: 0 H: 1 E: 0 K: 1 S: 8	H: 1 LOB: 1 BB: 0 P: 12	R: 0 H: 1 E: 0 K: 0 S: 11	H: 1 LOB: 2 BB: 1 P: 20	R: 0 H: 0 E: 0 K: 0 S: 6	H: 0 LOB: 0 BB: 0 P: 11	R: 0 H: 0 E: 0 K: 1 S: 9	H: 0 LOB: 0 BB: 0 P: 13	R: 0 H: 0 E: 0 K: 2 S: 8	H: 0 LOB: 0 BB: 0 P: 8	R: 0 H: 0 E: 0 K: 0 S: 6	H: 0 LOB: 1 BB: 1 P: 11	R: 0 H: 0 E: 1 K: 0 S: 5	H: 0 LOB: 0 BB: 0 P: 7	R: 0 H: 0 E: 1 K: 0 S: 5	H: 0 LOB: 2 BB: 0 P: 9	R: 1 H: 1 E: 0 K: 0 S: 15	H: 1 LOB: 1 BB: 1 P: 26	1B: 2 2B: 0 3B: 0 HR: 1	SF: 0 SAC: 0 DP: 1 HBP: 0	WP: 0 PB: 0 SB: 0 CS: 0	PA: 33
PITCHER	IP WLS BF H R ER SO BB IBB HBP BLK WP HR S P ERA WHIP	9.0 W 33 3 1 1 4 3 0 0 0 0 0 73 117 1.00 0.667																				

AB	30
R	1
H	3
RBI	1
BB	3
SO	4
LOB	9



Batter	1	2	3	4	5	6	7	8	9	AB	R	H	RBI	BB	SO	LOB	TOP				
28 Chris Heisey, R OBP: 0.286, SLG: 0.375 (1, 8)	L7		L5		K		G6-3			4	0	0	0	0	1	0	Cincinnati Reds @ Pittsburgh Pirates PNC Park, Pittsburgh, PA Thu Apr 24 2014, 12:37 PM - 3:23 PM EDT Att: 18,896 - Partly Cloudy - 51 F				
19 Joey Votto, L OBP: 0.444, SLG: 0.494 (1, 3)	4B		1B			48 2B HBP		G3-1		2	1	1	0	1	0	0					
4 Brandon Phillips, R OBP: 0.287, SLG: 0.330 (1, 4)	1B		F8			G6-3		K		4	0	1	0	0	1	2					
32 Jay Bruce, L OBP: 0.363, SLG: 0.440 (1, 9)	K				G4-3		K			3	0	0	0	1	2	3					
21 Todd Frazier, R OBP: 0.341, SLG: 0.450 (1, 5)	F9				2B			K		3	1	1	0	0	1	3					
48 Ryan Ludwick, R OBP: 0.354, SLG: 0.431 6 Billy Hamilton, S OBP: 0.266, SLG: 0.284 (1, 7) (9, 8)	2B G4-3 HBP		P4			1-H 2-H		2B		3	0	2	2	0	0	1					
39 Devin Mesoraco, R OBP: 0.520, SLG: 0.818 (1, 2)	F9		K			F7				4	0	0	0	0	2	4					
2 Zack Cozart, R OBP: 0.162, SLG: 0.236 (1, 6)	G4-3				K			G6-3		4	0	0	0	0	1	2					
52 Tony Cingrani, L OBP: 0.200, SLG: 0.200 15 Roger Bernadina, L OBP: 0.256, SLG: 0.143 Logan Ondrusek, R (7, 1) 63 Sam LeCure, R (8, 1) 51 Jonathan Broxton, R (9, 1)			G6-3		L6			P5		2	0	0	0	0	0	0					
Inning Stats	R: 0 E: 0 K: 1 S: 13	H: 1 LOB: 2 BB: 1 P: 18	R: 0 E: 0 K: 0 S: 6	H: 0 LOB: 0 BB: 0 P: 9	R: 0 E: 0 K: 0 S: 7	H: 1 LOB: 1 BB: 0 P: 9	R: 0 E: 0 K: 1 S: 11	H: 0 LOB: 0 BB: 0 P: 15	R: 2 E: 0 K: 1 S: 14	H: 1 LOB: 1 BB: 0 P: 20	R: 0 E: 0 K: 0 S: 7	H: 0 LOB: 0 BB: 0 P: 12	R: 0 E: 0 K: 2 S: 12	H: 0 LOB: 1 BB: 1 P: 21	R: 0 E: 0 K: 1 S: 7	H: 1 LOB: 1 BB: 0 P: 10		1B: 3 2B: 2 3B: 0 HR: 0	SF: 0 SAC: 0 DP: 1 HBP: 3	WP: 0 PB: 0 SB: 1 CS: 1	PA: 35
PITCHER	IP	WLS	BF	H	R	ER	SO	BB	IBB	HBP	BLK	WP	HR	S	P	ERA	WHIP				
58 Brandon Cumpton, R (1, 1) ERA: 2.57	7.0	L	28	4	2	2	5	1	0	3	0	0	0	68	98	2.57	0.714				
44 Tony Watson, L (8, 1) ERA: 2.51	1.0		4	0	0	0	2	1	0	0	0	0	0	12	21	0.00	1.000				
35 Mark Melancon, R (9, 1) ERA: 1.64	1.0		3	1	0	0	1	0	0	0	0	0	0	7	10	0.00	1.000				

AB	30
R	2
H	5
RBI	2
BB	2
SO	8
LOB	15



Batter	1	2	3	4	5	6	7	8	9	AB	R	H	RBI	BB	SO	LOB	BOTTOM				
6 Starling Marte, R OBP: 0.315, SLG: 0.327 44 Tony Watson, L (8, 1) 35 Mark Melancon, R (9, 1)	K		L8		K		G5-3			4	0	0	0	0	2	1	Cincinnati Reds @ Pittsburgh Pirates PNC Park, Pittsburgh, PA Thu Apr 24 2014, 12:37 PM - 3:23 PM EDT Att: 18,896 - Partly Cloudy - 51 F				
18 Neil Walker, S OBP: 0.313, SLG: 0.478 (1, 4)	22 1B 24 1B BB		22 BB		F8		22 FC6-4 1B			3	1	2	0	1	0	0					
22 Andrew McCutchen, R OBP: 0.426, SLG: 0.529 (1, 8)	24 1B 1B		1B		L5		FC6-4			3	0	1	0	1	0	1					
17 Gaby Sanchez, R OBP: 0.275, SLG: 0.514 15 Ike Davis, L OBP: 0.340, SLG: 0.400 (8, 3) (9, 3)	K		P4				31 1B 1B			3	0	1	0	0	1	4					
24 Pedro Alvarez, L OBP: 0.286, SLG: 0.412 (1, 5)	1B		K				K			4	0	1	1	0	3	3					
31 Jose Tabata, R OBP: 0.259, SLG: 0.255 (1, 9) (8, 7)	L9		P3				1B			4	0	1	0	0	1	4					
10 Jordy Mercer, R OBP: 0.242, SLG: 0.200 (1, 6)	G5-3		F7		P2					4	0	0	0	0	1	2					
19 Chris Stewart, R OBP: 0.286, SLG: 0.286 (1, 2)	1B		G5-3		G5-3		F8			4	0	1	0	0	0	2					
58 Brandon Cumpton, R (1, 1) 23 Travis Snider, L (7, PH) OBP: 0.319, SLG: 0.387 (8, 9)	K		K		K		K			2	0	0	0	0	2	1					
Inning Stats	R: 1 E: 0 K: 2 S: 21	H: 2 LOB: 2 BB: 1 P: 32	R: 0 E: 0 K: 1 S: 9	H: 1 LOB: 0 BB: 0 P: 13	R: 0 E: 0 K: 1 S: 9	H: 1 LOB: 2 BB: 1 P: 17	R: 0 E: 0 K: 1 S: 7	H: 0 LOB: 0 BB: 0 P: 12	R: 0 E: 0 K: 1 S: 6	H: 0 LOB: 0 BB: 0 P: 10	R: 0 E: 0 K: 1 S: 12	H: 2 LOB: 2 BB: 0 P: 19	R: 0 E: 0 K: 3 S: 9	H: 0 LOB: 0 BB: 0 P: 11	R: 0 E: 0 K: 1 S: 7	H: 0 LOB: 0 BB: 0 P: 12		1B: 7 2B: 0 3B: 0 HR: 0	SF: 0 SAC: 0 DP: 0 HBP: 0	WP: 0 PB: 0 SB: 0 CS: 0	PA: 36
PITCHER	IP	WLS	BF	H	R	ER	SO	BB	IBB	HBP	BLK	WP	HR	S	P	ERA	WHIP				
52 Tony Cingrani, L (1, 1) ERA: 2.86	6.0	W	26	6	1	1	7	2	0	0	0	0	0	64	103	1.50	1.333				
Logan Ondrusek, R (7, 1) ERA: 9.0	1.0	H	4	1	0	0	1	0	0	0	0	0	0	8	10	0.00	1.000				
63 Sam LeCure, R (8, 1) ERA: 0.93	1.0	H	3	0	0	0	3	0	0	0	0	0	0	9	11	0.00	0.000				
51 Jonathan Broxton, R (9, 1) ERA:	1.0	S	3	0	0	0	1	0	0	0	0	0	0	7	12	0.00	0.000				



Batter	1	2	3	4	5	6	7	8	9	AB	R	H	RBI	BB	SO	LOB	TOP										
6 Billy Hamilton, S OBP: 0.253, SLG: 0.280	G4-3		F8			G4-3			G1-3	4	0	0	0	0	0	0											
19 Joey Votto, L OBP: 0.444, SLG: 0.488	G3		G3			K			G3	3	0	0	0	1	1	0											
4 Brandon Phillips, R OBP: 0.294, SLG: 0.343	1B		P3			F8			K	4	1	1	0	0	1	1											
32 Jay Bruce, L OBP: 0.364, SLG: 0.420	BB								K	2	0	0	0	2	2	1											
48 Ryan Ludwick, R OBP: 0.333, SLG: 0.415	BB		L8						K	3	0	1	1	0	1	1											
29 Brayan Peña, S OBP: 0.356, SLG: 0.371	G4-3		G6-4-3			G4-3				3	0	0	0	0	0	3											
50 Nefali Soto, R OBP: 0.182, SLG: 0.300		G1-3				G4-3			G6-3	3	0	0	0	0	0	0											
2 Zack Cozart, R OBP: 0.173, SLG: 0.231		F8				P3			F8	3	0	0	0	0	0	0											
44 Mike Leake, R OBP: 0.231, SLG: 0.538						G6-3			G4-3	2	0	0	0	0	1	0											
15 Roger Bernadina, L (& PH) OBP: 0.310, SLG: 0.174										1	0	0	0	0	0	0											
43 Manny Parra, L OBP: 0.356, SLG: 0.371										0	0	0	0	0	0	0											
58 Nick Christiani, R OBP: 0.356, SLG: 0.371										0	0	0	0	0	0	0											
Inning Stats	R: 1 H: 2 E: 0 K: 0 S: 13	H: 2 LOB: 2 BB: 1 P: 22	R: 0 H: 0 E: 0 K: 1 S: 9	H: 0 LOB: 0 BB: 0 P: 13	R: 0 H: 0 E: 0 K: 0 S: 6	H: 0 LOB: 0 BB: 0 P: 8	R: 0 H: 0 E: 0 K: 0 S: 8	H: 0 LOB: 0 BB: 1 P: 15	R: 0 H: 0 E: 0 K: 0 S: 4	H: 0 LOB: 0 BB: 0 P: 6	R: 0 H: 0 E: 0 K: 1 S: 7	H: 0 LOB: 0 BB: 0 P: 10	R: 0 H: 0 E: 0 K: 2 S: 10	H: 0 LOB: 0 BB: 0 P: 15	R: 0 H: 0 E: 0 K: 0 S: 9	H: 0 LOB: 1 BB: 1 P: 13	R: 0 H: 0 E: 0 K: 2 S: 17	H: 0 LOB: 1 BB: 1 P: 21	1B: 1 2B: 1 3B: 0 HR: 0	SF: 0 SAC: 0 DP: 1 HBP: 0	WP: 0 PB: 0 SB: 0 CS: 0	PA: 31					
PITCHER	IP	WLS	BF	H	R	ER	SO	BB	IBB	HBP	BLK	WP	HR	S	P	ERA	WHIP										
57 David Hale, R ERA: 2.31	8.0	W	27	2	1	1	4	2	0	0	0	0	0	66	102	1.12	0.500										
46 Craig Kimbrel, R ERA: 2.61	1.0	S	4	0	0	0	2	1	0	0	0	0	0	17	21	0.00	1.000										

Cincinnati Reds @ Atlanta Braves
Turner Field, Atlanta, GA
Sat Apr 26 2014, 7:12 PM - 9:28 PM EDT
Att: 33,702 - Clear - 79 F

AB 28
R 1
H 2
RBI 1
BB 3
SO 6
LOB 6



Batter	1	2	3	4	5	6	7	8	9	AB	R	H	RBI	BB	SO	LOB	BOTTOM										
22 Jason Heyward, L OBP: 0.294, SLG: 0.281	K	G3-1				F8			G3-1	4	0	0	0	0	1	1											
2 B.J. Upton, R OBP: 0.294, SLG: 0.291	1B					G3-1			K	4	1	1	0	0	2	0											
5 Freddie Freeman, L OBP: 0.431, SLG: 0.636	HR					F7			L5	4	1	1	2	0	0	0											
8 Justin Upton, R OBP: 0.402, SLG: 0.619	1B									3	1	3	1	1	0	0											
24 Evan Gattis, R OBP: 0.328, SLG: 0.631	K					FC6-4			FC6-4	4	1	1	1	0	1	3											
26 Dan Uggla, R OBP: 0.258, SLG: 0.317	G6-3					G6-3			F9	3	0	0	0	0	0	2											
23 Chris Johnson, R OBP: 0.273, SLG: 0.357		F8							F7	3	0	1	0	0	0	1											
19 Andrelton Simmons, R OBP: 0.310, SLG: 0.488						G4-6-3			F9	3	0	1	0	0	0	1											
57 David Hale, R ERA: 3.82						G6-3			G5-3	3	0	0	0	0	1	1											
46 Craig Kimbrel, R ERA: 4.0										0	0	0	0	0	0	0											
Inning Stats	R: 2 H: 3 E: 0 K: 2 S: 14	H: 3 LOB: 1 BB: 0 P: 17	R: 0 H: 1 E: 0 K: 1 S: 12	H: 1 LOB: 0 BB: 0 P: 16	R: 2 H: 2 E: 0 K: 1 S: 10	H: 2 LOB: 0 BB: 0 P: 16	R: 0 H: 1 E: 0 K: 0 S: 4	H: 1 LOB: 0 BB: 0 P: 8	R: 0 H: 0 E: 0 K: 0 S: 6	H: 0 LOB: 0 BB: 0 P: 8	R: 0 H: 1 E: 0 K: 0 S: 5	H: 1 LOB: 1 BB: 0 P: 8	R: 0 H: 0 E: 0 K: 0 S: 7	H: 0 LOB: 0 BB: 0 P: 10	R: 0 H: 0 E: 0 K: 1 S: 8	H: 0 LOB: 1 BB: 1 P: 16	1B: 5 2B: 0 3B: 0 HR: 3	SF: 0 SAC: 0 DP: 1 HBP: 0	WP: 0 PB: 0 SB: 1 CS: 0	PA: 32							
PITCHER	IP	WLS	BF	H	R	ER	SO	BB	IBB	HBP	BLK	WP	HR	S	P	ERA	WHIP										
44 Mike Leake, R ERA: 3.82	7.0	L	28	8	4	4	4	0	0	0	0	0	3	58	83	5.14	1.143										
43 Manny Parra, L ERA: 4.35	0.2		3	0	0	0	1	1	0	0	0	0	0	7	14	0.00	1.500										
58 Nick Christiani, R ERA: 4.0	0.1		1	0	0	0	0	0	0	0	0	0	0	1	2	0.00	0.000										

Cincinnati Reds @ Atlanta Braves
Turner Field, Atlanta, GA
Sat Apr 26 2014, 7:12 PM - 9:28 PM EDT
Att: 33,702 - Clear - 79 F

AB 31
R 4
H 8
RBI 4
BB 1
SO 5
LOB 9



Batter	1	2	3	4	5	6	7	8	9	10	AB	R	H	RBI	BB	SO	LOB	TOP	
6 Billy Hamilton, S OBP: 0.253, SLG: 0.279	(1,8) P6		(1,1) 19 CS 1B			(2,2) G3		(0,1) F7			4	0	1	0	0	0	1	Cincinnati Reds @ Atlanta Braves Turner Field, Atlanta, GA Sun Apr 27 2014, 1:39 PM - 4:42 PM EDT Att: 31,446 - Cloudy - 81 F	
19 Joey Votto, L OBP: 0.438, SLG: 0.471	(1,3) BB		(2,2) L9			(0,0) G4-3		(2,3) K			3	0	0	0	1	1			
4 Brandon Phillips, R OBP: 0.283, SLG: 0.330	(1,4) F9					(0,1) G4-3		(0,0) P4			4	0	0	0	0	0	1		
32 Jay Bruce, L OBP: 0.350, SLG: 0.400	(1,9) G3					(1,0) G1-3		(1,3) K			4	0	0	0	0	1			
21 Todd Frazier, R OBP: 0.330, SLG: 0.442	(1,5) L7					(0,2) F8		(3,3) K		(2,3) K	4	0	0	0	0	2	0		
48 Ryan Ludwick, R OBP: 0.342, SLG: 0.435	(1,7) F8					(0,1) 29 F9 2B		(1,3) K		(2,2) 2B 1B	4	0	2	0	0	1	0		
44 Mike Leake, R OBP: 0.231, SLG: 0.538	(10, PR)					(0,0) F9		(4,1) K		(2,2) F8	0	0	0	0	0	0	0		
60 J.J. Hoover, R OBP: 0.231, SLG: 0.538	(10, 1)					(1,3) K		(1,1) G1-3		(2,2) F8	0	0	0	0	0	0	0		
43 Manny Parra, L OBP: 0.231, SLG: 0.538	(10, 1)					(1,3) K		(1,1) G1-3		(2,2) F8	0	0	0	0	0	0	0		
29 Brayan Peña, S OBP: 0.349, SLG: 0.385	(1, 2)					(0,0) F9		(1,1) G1-3		(2,2) F8	4	0	1	0	0	0	2		
2 Zack Cozart, R OBP: 0.188, SLG: 0.235	(1, 6)					(1,3) K		(4,1) 47 SH1-4 BB		(2,2) 1B	3	0	1	0	1	2	2		
47 Johnny Cueto, R OBP: 0.200, SLG: 0.200	(1, 1)					(2,2) G4-3		(1,0) SH1-4		(3,2) P3	2	0	0	0	0	1	1		
63 Sam LeCure, R OBP: 0.300, SLG: 0.167	(10, PH)					(1,0) K		(1,2) K		(3,2) P3	0	0	0	0	0	0	0		
15 Roger Bernadina, L OBP: 0.300, SLG: 0.167	(10, 7)					(1,0) K		(1,2) K		(3,2) P3	1	0	0	0	0	0	2		
Inning Stats	R: 0 E: 0 K: 0 S: 6	H: 0 LOB: 1 BB: 1 P: 12	R: 0 E: 0 K: 1 S: 10	H: 1 LOB: 1 BB: 0 P: 14	R: 0 E: 0 K: 0 S: 8	H: 1 LOB: 0 BB: 0 P: 13	R: 0 E: 0 K: 2 S: 8	H: 0 LOB: 0 BB: 0 P: 11	R: 0 E: 0 K: 2 S: 9	H: 0 LOB: 0 BB: 0 P: 12	R: 0 E: 0 K: 1 S: 7	H: 0 LOB: 0 BB: 0 P: 12	R: 0 E: 0 K: 2 S: 9	H: 0 LOB: 0 BB: 0 P: 12	R: 0 E: 0 K: 1 S: 19	H: 2 LOB: 2 BB: 0 P: 30	1B: 3 2B: 2 3B: 0 HR: 0	SF: 0 SAC: 1 DP: 0 HBP: 0	WP: 0 PA: 36
PITCHER	IP WLS BF H R ER SO BB IBB HBP BLK WP HR S P ERA WHIP	IP WLS BF H R ER SO BB IBB HBP BLK WP HR S P ERA WHIP	IP WLS BF H R ER SO BB IBB HBP BLK WP HR S P ERA WHIP	IP WLS BF H R ER SO BB IBB HBP BLK WP HR S P ERA WHIP	IP WLS BF H R ER SO BB IBB HBP BLK WP HR S P ERA WHIP	IP WLS BF H R ER SO BB IBB HBP BLK WP HR S P ERA WHIP	IP WLS BF H R ER SO BB IBB HBP BLK WP HR S P ERA WHIP	IP WLS BF H R ER SO BB IBB HBP BLK WP HR S P ERA WHIP	IP WLS BF H R ER SO BB IBB HBP BLK WP HR S P ERA WHIP	IP WLS BF H R ER SO BB IBB HBP BLK WP HR S P ERA WHIP	IP WLS BF H R ER SO BB IBB HBP BLK WP HR S P ERA WHIP	IP WLS BF H R ER SO BB IBB HBP BLK WP HR S P ERA WHIP	IP WLS BF H R ER SO BB IBB HBP BLK WP HR S P ERA WHIP	IP WLS BF H R ER SO BB IBB HBP BLK WP HR S P ERA WHIP	IP WLS BF H R ER SO BB IBB HBP BLK WP HR S P ERA WHIP	IP WLS BF H R ER SO BB IBB HBP BLK WP HR S P ERA WHIP	IP WLS BF H R ER SO BB IBB HBP BLK WP HR S P ERA WHIP	IP WLS BF H R ER SO BB IBB HBP BLK WP HR S P ERA WHIP	
49 Julio Teheran, R ERA: 1.47	(1, 1)	8.0	WLS: 3	BF: 28	H: 3	R: 0	ER: 0	SO: 5	BB: 2	IBB: 0	HBP: 0	BLK: 0	WP: 0	HR: 0	S: 61	P: 94	ERA: 0.00	WHIP: 0.625	
52 Jordan Walden, R ERA: 1.74	(9, 1)	1.0	WLS: 3	BF: 0	H: 0	R: 0	ER: 2	SO: 0	BB: 0	IBB: 0	HBP: 0	BLK: 0	WP: 0	HR: 0	S: 9	P: 12	ERA: 0.00	WHIP: 0.000	
48 David Carpenter, R ERA: 2.61	(10, 1)	0.2	WLS: 4	BF: 2	H: 2	R: 0	ER: 0	SO: 1	BB: 0	IBB: 0	HBP: 0	BLK: 0	WP: 0	HR: 0	S: 16	P: 24	ERA: 0.00	WHIP: 3.000	
58 Ian Thomas, L ERA: 1.59	(10, 1)	0.1	WLS: 1	BF: 0	H: 0	R: 0	ER: 0	SO: 0	BB: 0	IBB: 0	HBP: 0	BLK: 0	WP: 0	HR: 0	S: 3	P: 6	ERA: 0.00	WHIP: 0.000	

Batter	1	2	3	4	5	6	7	8	9	10	AB	R	H	RBI	BB	SO	LOB	BOTTOM	
22 Jason Heyward, L OBP: 0.290, SLG: 0.277	(1,9) F7		(1,3) K			(2,3) K		(1,2) P5			5	1	1	0	0	2	2	Cincinnati Reds @ Atlanta Braves Turner Field, Atlanta, GA Sun Apr 27 2014, 1:39 PM - 4:42 PM EDT Att: 31,446 - Cloudy - 81 F	
2 B.J. Upton, R OBP: 0.290, SLG: 0.289	(1,8) BB		(2,0) L7			(0,1) F7		(3,3) K			4	0	1	0	1	1	0		
5 Freddie Freeman, L OBP: 0.421, SLG: 0.613	(1,3) K					(0,0) G3-1		(3,3) K			5	0	1	1	0	2	1		
8 Justin Upton, R OBP: 0.406, SLG: 0.625	(1,7) 1B					(1,2) G6-3		(1,1) 2B			4	0	2	0	0	0	0		
23 Chris Johnson, R OBP: 0.272, SLG: 0.345	(1,5) P4					(1,3) K		(4,1) BB			3	0	0	0	1	1	2		
26 Dan Uggla, R OBP: 0.238, SLG: 0.314	(1,4) K					(3,3) K		(2,3) K			4	0	1	0	0	3	2		
19 Andrelton Simmons, R OBP: 0.307, SLG: 0.458	(1,6) L8					(0,1) SH2-4 2B		(0,0) L3			4	0	1	0	0	0	1		
11 Gerald Laird, R OBP: 0.321, SLG: 0.217	(1,2) K					(4,0) SH2-4 BB		(1,0) F9			3	0	0	0	1	1	0		
49 Julio Teheran, R OBP: 0.143, SLG: 0.143	(1, 1)					(0,0) SH2-4		(1,2) G6-3			2	0	0	0	0	1	0		
52 Jordan Walden, R ERA: 0.84	(9, 1)	1.0	WLS: 4	BF: 1	H: 0	R: 0	ER: 0	SO: 0	BB: 0	IBB: 0	HBP: 0	BLK: 0	WP: 0	HR: 0	S: 12	P: 16	ERA: 0.00		WHIP: 1.000
48 David Carpenter, R ERA: 12.79	(10, 1)	0.2	WLS: 4	BF: 2	H: 1	R: 1	ER: 1	SO: 1	BB: 0	IBB: 0	HBP: 0	BLK: 0	WP: 0	HR: 0	S: 7	P: 10	ERA: 13.50	WHIP: 3.000	
58 Ian Thomas, R OBP: 0.324, SLG: 0.621	(10, PH)	0.0	WLS: 1	BF: 1	H: 0	R: 0	ER: 0	SO: 0	BB: 0	IBB: 0	HBP: 0	BLK: 0	WP: 0	HR: 0	S: 1	P: 2	ERA: ∞	WHIP: ∞	
Inning Stats	R: 0 E: 0 K: 1 S: 11	H: 1 LOB: 2 BB: 1 P: 18	R: 0 E: 0 K: 2 S: 7	H: 0 LOB: 0 BB: 0 P: 9	R: 0 E: 0 K: 2 S: 8	H: 0 LOB: 0 BB: 0 P: 12	R: 0 E: 0 K: 1 S: 10	H: 0 LOB: 0 BB: 0 P: 13	R: 0 E: 0 K: 2 S: 9	H: 1 LOB: 2 BB: 1 P: 16	R: 0 E: 0 K: 0 S: 5	H: 0 LOB: 0 BB: 0 P: 7	R: 0 E: 0 K: 2 S: 14	H: 0 LOB: 0 BB: 0 P: 21	R: 0 E: 0 K: 0 S: 12	H: 3 LOB: 2 BB: 0 P: 16	1B: 5 2B: 2 3B: 0 HR: 0	SF: 0 SAC: 1 DP: 0 HBP: 0	WP: 0 PA: 39
PITCHER	IP WLS BF H R ER SO BB IBB HBP BLK WP HR S P ERA WHIP	IP WLS BF H R ER SO BB IBB HBP BLK WP HR S P ERA WHIP	IP WLS BF H R ER SO BB IBB HBP BLK WP HR S P ERA WHIP	IP WLS BF H R ER SO BB IBB HBP BLK WP HR S P ERA WHIP	IP WLS BF H R ER SO BB IBB HBP BLK WP HR S P ERA WHIP	IP WLS BF H R ER SO BB IBB HBP BLK WP HR S P ERA WHIP	IP WLS BF H R ER SO BB IBB HBP BLK WP HR S P ERA WHIP	IP WLS BF H R ER SO BB IBB HBP BLK WP HR S P ERA WHIP	IP WLS BF H R ER SO BB IBB HBP BLK WP HR S P ERA WHIP	IP WLS BF H R ER SO BB IBB HBP BLK WP HR S P ERA WHIP	IP WLS BF H R ER SO BB IBB HBP BLK WP HR S P ERA WHIP	IP WLS BF H R ER SO BB IBB HBP BLK WP HR S P ERA WHIP	IP WLS BF H R ER SO BB IBB HBP BLK WP HR S P ERA WHIP	IP WLS BF H R ER SO BB IBB HBP BLK WP HR S P ERA WHIP	IP WLS BF H R ER SO BB IBB HBP BLK WP HR S P ERA WHIP	IP WLS BF H R ER SO BB IBB HBP BLK WP HR S P ERA WHIP	IP WLS BF H R ER SO BB IBB HBP BLK WP HR S P ERA WHIP	IP WLS BF H R ER SO BB IBB HBP BLK WP HR S P ERA WHIP	
47 Johnny Cueto, R ERA: 1.15	(1, 1)	8.0	WLS: 30	BF: 30	H: 3	R: 0	ER: 0	SO: 11	BB: 3	IBB: 0	HBP: 0	BLK: 0	WP: 0	HR: 0	S: 73	P: 114	ERA: 0.00	WHIP: 0.750	
63 Sam LeCure, R ERA: 0.84	(9, 1)	1.0	WLS: 4	BF: 1	H: 0	R: 0	ER: 0	SO: 0	BB: 0	IBB: 0	HBP: 0	BLK: 0	WP: 0	HR: 0	S: 12	P: 16	ERA: 0.00	WHIP: 1.000	
60 J.J. Hoover, R ERA: 12.79	(10, 1)	0.2	WLS: 4	BF: 2	H: 1	R: 1	ER: 1	SO: 1	BB: 0	IBB: 0	HBP: 0	BLK: 0	WP: 0	HR: 0	S: 7	P: 10	ERA: 13.50	WHIP: 3.000	
43 Manny Parra, L ERA: 4.35	(10, 1)	0.0	WLS: 1	BF: 1	H: 0	R: 0	ER: 0	SO: 0	BB: 0	IBB: 0	HBP: 0	BLK: 0	WP: 0	HR: 0	S: 1	P: 2	ERA: ∞	WHIP: ∞	

Cincinnati Reds @ Atlanta Braves
Turner Field, Atlanta, GA
Sun Apr 27 2014, 1:39 PM - 4:42 PM EDT
Att: 31,446 - Cloudy - 81 F

AB	33
R	0
H	5
RBI	0
BB	2
SO	8
LOB	11



Cincinnati Reds @ Atlanta Braves
Turner Field, Atlanta, GA
Sun Apr 27 2014, 1:39 PM - 4:42 PM EDT
Att: 31,446 - Cloudy - 81 F

AB	35
R	1
H	7
RBI	1
BB	3
SO	12
LOB	8



Batter	1	2	3	4	5	6	7	8	9	10	AB	R	H	RBI	BB	SO	LOB	TOP				
27 Carlos Gómez, R OBP: 0.338, SLG: 0.538	P3		G4-3 20 1B		P6			K		K	5	1	1	0	0	2	2	Milwaukee Brewers @ Cincinnati Reds Great American Ball Park, Cincinnati, OH Sun May 04 2014, 4:10 PM - 7:15 PM EDT Att: 32,963 - Cloudy - 74 F				
2 Scooter Gennett, L OBP: 0.299, SLG: 0.373	HR		G4-3		G4-3			K			4	1	1	1	0	1						
20 Jonathan Lucroy, R OBP: 0.380, SLG: 0.440	1B		1B		BB			BB			2	0	2	1	2	0	0					
16 Aramis Ramirez, R OBP: 0.311, SLG: 0.376	P3		FC6-4		G6-4-3			G5-4-3			4	0	0	0	0	0	4					
24 Lyle Overbay, L OBP: 0.333, SLG: 0.327	FC5-4		G4-3		G3			K			4	0	0	0	0	1	1					
18 Kris Davis, R OBP: 0.285, SLG: 0.434	L9		L9		HR			B1-3		27 WP	4	1	2	1	0	0	0					
15 Caleb Gindl, L OBP: 0.266, SLG: 0.411	L7		L7		G3-1			G4-3		B2	3	0	0	0	0	0	0					
13 Will Smith, R	L7		L7		G3-1			G4-3		B2	0	0	0	0	0	0	0					
53 Brandon Kintzler, R	L7		L7		G3-1			G4-3		B2	0	0	0	0	0	0	0					
59 Zach Duke, L	L7		L7		G3-1			G4-3		B2	0	0	0	0	0	0	0					
14 Jeff Bianchi, R	L7		L7		G3-1			G4-3		B2	1	0	0	0	0	0	1					
30 Tyler Thornburg, R	L7		L7		G3-1			G4-3		B2	0	0	0	0	0	0	0					
9 Jean Segura, R OBP: 0.289, SLG: 0.327	G6-3		G6-3		G5-3			G4-3		F9	4	0	0	0	0	0	1					
26 Kyle Lohse, R OBP: 0.133, SLG: 0.071	P5		P5		F7			G6-3		27 WP	2	0	0	0	0	0	0					
1 Logan Schafer, L OBP: 0.235, SLG: 0.313	P5		P5		F7			G6-3		27 WP	1	0	0	0	1	0	0					
Inning Stats	R: 1 E: 0 K: 0 S: 11	H: 2 LOB: 1 BB: 0 P: 17	R: 0 E: 0 K: 0 S: 6	H: 0 LOB: 0 BB: 0 P: 8	R: 1 E: 0 K: 0 S: 10	H: 2 LOB: 1 BB: 0 P: 15	R: 1 E: 0 K: 0 S: 8	H: 1 LOB: 0 BB: 0 P: 13	R: 0 E: 0 K: 0 S: 5	H: 0 LOB: 0 BB: 0 P: 8	R: 0 E: 0 K: 0 S: 6	H: 0 LOB: 0 BB: 1 P: 12	R: 0 E: 0 K: 0 S: 5	H: 0 LOB: 0 BB: 0 P: 7	R: 0 E: 0 K: 1 S: 6	H: 0 LOB: 0 BB: 0 P: 13	R: 0 E: 0 K: 1 S: 9	H: 1 LOB: 2 BB: 1 P: 17	1B: 2 2B: 2 3B: 0 HR: 2	SF: 0 SAC: 0 DP: 2 HBP: 0	WP: 1 PB: 0 SB: 0 CS: 0	PA: 37
PITCHER	IP WLS BF H R ER SO BB IBB HBP BLK WP HR S P ERA WHIP	7.0 0 26 5 3 3 0 1 0 0 0 0 2 51 80 3.86 0.857	1.0 0 3 0 0 0 2 0 0 0 0 0 0 9 13 0.00 0.000	1.0 0 3 0 0 0 1 1 0 0 0 0 0 6 13 0.00 1.000	1.0 W 5 1 0 0 1 1 0 0 0 0 1 9 17 0.00 2.000	PITCHER																

AB	34
R	3
H	6
RBI	3
BB	3
SO	4
LOB	10



Batter	1	2	3	4	5	6	7	8	9	10	AB	R	H	RBI	BB	SO	LOB	BOTTOM						
25 Skip Schumaker, L OBP: 0.299, SLG: 0.377	L7		L8		G4-3			L7		K	5	0	0	0	0	1	5	Milwaukee Brewers @ Cincinnati Reds Great American Ball Park, Cincinnati, OH Sun May 04 2014, 4:10 PM - 7:15 PM EDT Att: 32,963 - Cloudy - 74 F						
19 Joey Votto, L OBP: 0.429, SLG: 0.459	G6-4-3 1B		L7		2B			G4-3		K	5	0	2	0	0	1	1							
4 Brandon Phillips, R OBP: 0.299, SLG: 0.377	G6-4-3		L7		2B			G4-3		P3	4	2	2	1	1	0	1							
28 Chris Heisey, R OBP: 0.313, SLG: 0.339	P5		G3-1		G3-1			L8		BB	4	1	1	0	1	0	1							
21 Todd Frazier, R OBP: 0.350, SLG: 0.491	F8		SF9		L4-6			G5-3		2B	4	0	1	2	0	0	3							
48 Ryan Ludwick, R OBP: 0.330, SLG: 0.386	K		G6-3		G6-3			G4-3		1B	4	0	1	0	0	1	0							
29 Brayan Peña, S OBP: 0.371, SLG: 0.552	L8		L8		L8			SH1-4		1B	3	1	2	1	0	0	0							
6 Billy Hamilton, S OBP: 0.290, SLG: 0.330	HR		HR		1B			1B		1B	0	0	0	0	0	0	0							
16 Tucker Barnhart, L OBP: 0.214, SLG: 0.429	1B		1B		K			1B		BB	3	0	2	0	1	1	0							
2 Zack Cozart, R OBP: 0.239, SLG: 0.291	1B		1B		K			1B		G3	3	0	2	0	1	1	0							
31 Alfredo Simon, R OBP: 0.077, SLG: 0.077	B1		B1		G6-3			K		G3	2	0	0	0	0	0	1							
32 Will Smith, L OBP: 0.292, SLG: 0.363	B1		B1		G6-3			K		G3	1	0	0	0	0	0	1							
43 Manny Parra, L OBP: 0.290, SLG: 0.330	B1		B1		G6-3			K		G3	0	0	0	0	0	0	0							
51 Jonathan Broxton, R OBP: 0.292, SLG: 0.311	B1		B1		G6-3			K		G3	0	0	0	0	0	0	2							
7 Ramon Santiago, S OBP: 0.292, SLG: 0.311	B1		B1		G6-3			K		G3	0	0	0	0	0	0	0							
63 Sam LeCure, R	B1		B1		G6-3			K		G3	0	0	0	0	0	0	0							
Inning Stats	R: 0 E: 0 K: 9 S: 9	H: 1 LOB: 0 BB: 0 P: 14	R: 0 E: 0 K: 1 S: 6	H: 0 LOB: 0 BB: 0 P: 8	R: 1 E: 0 K: 0 S: 11	H: 2 LOB: 1 BB: 0 P: 14	R: 1 E: 0 K: 0 S: 11	H: 1 LOB: 0 BB: 0 P: 18	R: 0 E: 0 K: 1 S: 7	H: 0 LOB: 0 BB: 0 P: 10	R: 0 E: 0 K: 0 S: 6	H: 2 LOB: 2 BB: 1 P: 15	R: 0 E: 0 K: 1 S: 16	H: 2 LOB: 2 BB: 0 P: 23	R: 1 E: 0 K: 0 S: 10	H: 1 LOB: 0 BB: 0 P: 15	R: 0 E: 0 K: 1 S: 12	H: 1 LOB: 2 BB: 1 P: 21	R: 1 E: 0 K: 1 S: 8	H: 1 LOB: 1 BB: 1 P: 17	1B: 6 2B: 4 3B: 0 HR: 2	SF: 1 SAC: 1 DP: 2 HBP: 0	WP: 0 PB: 0 SB: 0 CS: 0	PA: 41
PITCHER	IP WLS BF H R ER SO BB IBB HBP BLK WP HR S P ERA WHIP	6.1 0 26 8 2 2 2 1 0 0 0 0 0 9 11 0.00 0.000	1.0 0 3 0 0 0 1 0 0 0 0 0 0 3 3 0.00 0.000	1.1 B 7 2 1 1 0 1 0 0 0 0 0 1 15 27 6.75 2.250	0.1 0 1 0 0 0 1 0 0 0 0 0 0 8 17 13.50 3.000	PITCHER																		

AB	36
R	4
H	11
RBI	4
BB	3
SO	5
LOB	16



Batter	1	2	3	4	5	6	7	8	9	10	11	12	AB	R	H	RBI	BB	SO	LOB	TOP					
28 Chris Heisey, R OBP: 0.300, SLG: 0.323													6	0	1	0	0	2	0						
19 Joey Votto, L OBP: 0.425, SLG: 0.447													5	1	1	0	1	1	2						
4 Brandon Phillips, R OBP: 0.305, SLG: 0.385													5	1	2	0	1	0	1						
21 Todd Frazier, R OBP: 0.349, SLG: 0.478													5	1	1	1	1	1	2						
48 Ryan Ludwick, R OBP: 0.333, SLG: 0.396													3	0	1	1	1	0	0						
25 Skip Schumaker, L OBP: 0.260, SLG: 0.200													5	0	2	1	0	1	4						
2 Zack Cozart, R OBP: 0.246, SLG: 0.296													5	0	2	0	0	1	2						
50 Neftali Soto, R OBP: 0.125, SLG: 0.200													3	0	0	0	0	1	4						
6 Billy Hamilton, S OBP: 0.277, SLG: 0.326													1	0	0	0	0	0	0						
16 Tucker Barnhart, L OBP: 0.156, SLG: 0.316													5	0	0	0	0	1	3						
Inning Stats	R: 0 E: 0 K: 2 S: 9	H: 0 LOB: 0 BB: 14	R: 1 E: 0 K: 12 S: 12	H: 2 LOB: 2 BB: 1 P: 23	R: 0 E: 0 K: 10 S: 10	H: 1 LOB: 0 BB: 0 P: 13	R: 0 E: 0 K: 1 S: 16	H: 2 LOB: 0 BB: 0 P: 26	R: 0 E: 0 K: 0 S: 7	H: 0 LOB: 1 BB: 2 P: 13	R: 0 E: 0 K: 0 S: 7	H: 0 LOB: 0 BB: 0 P: 10	R: 2 E: 0 K: 10 S: 10	H: 2 LOB: 1 BB: 1 P: 17	R: 0 E: 1 K: 2 S: 11	H: 0 LOB: 1 BB: 0 P: 16	R: 0 E: 0 K: 2 S: 8	H: 0 LOB: 0 BB: 0 P: 9	R: 0 E: 0 K: 2 S: 9	H: 1 LOB: 1 BB: 0 P: 12	1B: 8 2B: 3 3B: 0 HR: 0	SF: 1 SAC: 1 DP: 2 HBP: 0	WP: 0 PB: 0 SB: 0 CS: 0	PA: 49	
PITCHER	IP WLS BF H R ER SO BB IBB HBP BLK WP HR S P ERA WHIP	22 Felix Doubront, L ERA: 5.09	35 Burke Badenhop, R ERA: 3.2	36 Junichi Tazawa, R ERA: 3.21	19 Koji Uehara, R ERA: 1.32	30 Andrew Miller, L ERA: 1.84	32 Craig Breslow, L ERA: 5.63	IP WLS BF H R ER SO BB IBB HBP BLK WP HR S P ERA WHIP	1.0 1.0 4 1 0 0 2 0 0 0 0 0 8 11 1.69 1.500	IP WLS BF H R ER SO BB IBB HBP BLK WP HR S P ERA WHIP	1.0 1.0 4 1 0 0 2 0 0 0 0 0 8 11 1.69 1.500	IP WLS BF H R ER SO BB IBB HBP BLK WP HR S P ERA WHIP	1.0 1.0 4 1 0 0 2 0 0 0 0 0 8 11 1.69 1.500	IP WLS BF H R ER SO BB IBB HBP BLK WP HR S P ERA WHIP	1.0 1.0 4 1 0 0 2 0 0 0 0 0 8 11 1.69 1.500	IP WLS BF H R ER SO BB IBB HBP BLK WP HR S P ERA WHIP	1.0 1.0 4 1 0 0 2 0 0 0 0 0 8 11 1.69 1.500	IP WLS BF H R ER SO BB IBB HBP BLK WP HR S P ERA WHIP	1.0 1.0 4 1 0 0 2 0 0 0 0 0 8 11 1.69 1.500	IP WLS BF H R ER SO BB IBB HBP BLK WP HR S P ERA WHIP	1.0 1.0 4 1 0 0 2 0 0 0 0 0 8 11 1.69 1.500	IP WLS BF H R ER SO BB IBB HBP BLK WP HR S P ERA WHIP	1.0 1.0 4 1 0 0 2 0 0 0 0 0 8 11 1.69 1.500	IP WLS BF H R ER SO BB IBB HBP BLK WP HR S P ERA WHIP	1.0 1.0 4 1 0 0 2 0 0 0 0 0 8 11 1.69 1.500

Cincinnati Reds @ Boston Red Sox
Fenway Park, Boston, MA
Tue May 06 2014, 7:13 PM - 11:16 PM EDT
Att. 36,004 - Partly Cloudy - 61 F

AB	43
R	3
H	10
RBI	3
BB	4
SO	9
LOB	18



Batter	1	2	3	4	5	6	7	8	9	10	11	12	AB	R	H	RBI	BB	SO	LOB	BOTTOM						
15 Dustin Pedroia, R OBP: 0.353, SLG: 0.404													5	2	3	0	1	1	1							
18 Shane Victorino, S OBP: 0.326, SLG: 0.375													5	0	1	0	1	0	4							
34 David Ortiz, L OBP: 0.358, SLG: 0.457													4	1	2	0	2	0	2							
12 Mike Napoli, R OBP: 0.415, SLG: 0.477													4	0	1	2	2	0	3							
38 Grady Sizemore, L OBP: 0.314, SLG: 0.385													6	0	3	2	0	0	3							
2 Xander Bogaerts, R OBP: 0.379, SLG: 0.387													5	0	0	0	0	3	6							
40 A.J. Pierzynski, L OBP: 0.313, SLG: 0.396													5	0	0	0	0	2	6							
16 Will Middlebrooks, R OBP: 0.333, SLG: 0.396													5	0	0	0	0	2	1							
25 Jackie Bradley Jr., L OBP: 0.327, SLG: 0.330													4	1	1	0	1	1	0							
Inning Stats	R: 1 E: 0 K: 2 S: 8	H: 1 LOB: 1 BB: 1 P: 17	R: 0 E: 0 K: 2 S: 8	H: 0 LOB: 0 BB: 0 P: 11	R: 2 E: 0 K: 2 S: 13	H: 2 LOB: 3 BB: 3 P: 30	R: 0 E: 0 K: 1 S: 12	H: 1 LOB: 1 BB: 0 P: 17	R: 0 E: 0 K: 1 S: 14	H: 0 LOB: 2 BB: 1 P: 20	R: 0 E: 0 K: 0 S: 6	H: 0 LOB: 0 BB: 0 P: 15	R: 0 E: 1 K: 1 S: 15	H: 1 LOB: 1 BB: 0 P: 15	R: 0 E: 0 K: 1 S: 11	H: 1 LOB: 2 BB: 2 P: 26	R: 0 E: 0 K: 2 S: 6	H: 0 LOB: 0 BB: 0 P: 10	R: 0 E: 0 K: 1 S: 8	H: 1 LOB: 1 BB: 0 P: 14	R: 1 E: 0 K: 0 S: 6	H: 3 LOB: 2 BB: 0 P: 12	1B: 8 2B: 3 3B: 0 HR: 0	SF: 0 SAC: 0 DP: 0 HBP: 0	WP: 0 PB: 0 SB: 1 CS: 1	PA: 50
PITCHER	IP WLS BF H R ER SO BB IBB HBP BLK WP HR S P ERA WHIP	34 Homer Bailey, R ERA: 3.36	60 J.J. Hoover, R ERA: 8.38	43 Manny Parra, L ERA: 3.65	63 Sam LeCure, R ERA: 0.59	Logan Ondrusek, R ERA: 6.48	IP WLS BF H R ER SO BB IBB HBP BLK WP HR S P ERA WHIP	6.0 6.0 28 5 3 3 5 4 0 0 0 0 0 0 64 110 4.50 1.500	IP WLS BF H R ER SO BB IBB HBP BLK WP HR S P ERA WHIP	6.0 6.0 28 5 3 3 5 4 0 0 0 0 0 0 64 110 4.50 1.500	IP WLS BF H R ER SO BB IBB HBP BLK WP HR S P ERA WHIP	6.0 6.0 28 5 3 3 5 4 0 0 0 0 0 0 64 110 4.50 1.500	IP WLS BF H R ER SO BB IBB HBP BLK WP HR S P ERA WHIP	6.0 6.0 28 5 3 3 5 4 0 0 0 0 0 0 64 110 4.50 1.500	IP WLS BF H R ER SO BB IBB HBP BLK WP HR S P ERA WHIP	6.0 6.0 28 5 3 3 5 4 0 0 0 0 0 0 64 110 4.50 1.500	IP WLS BF H R ER SO BB IBB HBP BLK WP HR S P ERA WHIP	6.0 6.0 28 5 3 3 5 4 0 0 0 0 0 0 64 110 4.50 1.500	IP WLS BF H R ER SO BB IBB HBP BLK WP HR S P ERA WHIP	6.0 6.0 28 5 3 3 5 4 0 0 0 0 0 0 64 110 4.50 1.500	IP WLS BF H R ER SO BB IBB HBP BLK WP HR S P ERA WHIP	6.0 6.0 28 5 3 3 5 4 0 0 0 0 0 0 64 110 4.50 1.500	IP WLS BF H R ER SO BB IBB HBP BLK WP HR S P ERA WHIP	6.0 6.0 28 5 3 3 5 4 0 0 0 0 0 0 64 110 4.50 1.500	IP WLS BF H R ER SO BB IBB HBP BLK WP HR S P ERA WHIP	6.0 6.0 28 5 3 3 5 4 0 0 0 0 0 0 64 110 4.50 1.500

Cincinnati Reds @ Boston Red Sox
Fenway Park, Boston, MA
Tue May 06 2014, 7:13 PM - 11:16 PM EDT
Att. 36,004 - Partly Cloudy - 61 F

AB	43
R	4
H	11
RBI	4
BB	7
SO	9
LOB	26



Batter	1	2	3	4	5	6	7	8	9	AB	R	H	RBI	BB	SO	LOB	TOP																			
19 Charlie Blackmon, L (1.9) OBP: 0.381, SLG: 0.574	C SI 90 B SL 94 F FF 92 B FC 98 B SL 90 X CH 83		X FC 90		B FF 92 B CH 96 X SI 94			C FC 89 B CH 82 F FF 95 F FC 90 S CH 88		4	0	1	1	0	1	1																				
13 Drew Stubbs, R (1.8) OBP: 0.346, SLG: 0.452	C FF 91 B SL 92 C SI 90 S FF 94		X FF 96		1 SAFE T SI 94 F SI 95 C SI 95			B FF 96 F FF 95 X SI 95		4	0	0	0	0	2	2																				
2 Troy Tulowitzki, R (1.6) OBP: 0.503, SLG: 0.769	B FC 87 X FF 94		X SL 85		F FF 91 B SL 96 B FF 95 C SI 95			C CH 86 B FF 97 F FF 96 X SI 97		4	1	1	1	0	1	1																				
5 Carlos González, L (1.7) OBP: 0.313, SLG: 0.507		R SI 90 X FF 89		F CH 85 B SL 94 C FC 91			B FF 92 X FC 89		C SL 87 B FF 95 X FF 95		4	0	0	0	1	0																				
28 Nolan Arenado, R (1.5) OBP: 0.342, SLG: 0.517	C SI 92 B FF 94 B CH 84 S FF 85		X SI 96		C FF 94 X SI 96			C FF 96 B FF 95 B SL 90 B SL 89 B FF 95		3	1	0	0	1	1	0																				
33 Justin Morneau, L (1.3) OBP: 0.362, SLG: 0.594	B CH 85 B FC 91 B CH 84 C FC 90 B CH 83		X SI 94		S CH 84 B FF 94 F FF 95 B SL 89 B SI 96 X CH 86			B FF 93 B FF 94 S SI 95 X SI 95		3	0	2	1	1	0	0																				
58 Jordan Pacheco, R (1.2) OBP: 0.298, SLG: 0.373	B FC 89 B FF 93 S CH 83 X FC 90		X SI 96		C FC 87 B FF 94 X SI 94			S FF 93 B FF 94 X FF 95		4	0	0	0	0	0	3																				
9 DJ LeMahieu, R (1.4) OBP: 0.361, SLG: 0.343			B SL 79 B FF 92 C SI 94 X SI 93		X SL 81			C SI 95 B SI 96 B FF 95 B SL 89 B CH 88 T CH 85		4	1	1	0	0	1	1																				
45 Jhoulys Chacin, R (1.1) OBP: 0.333, SLG: 0.667 (7, PH)			C SI 92 B SL 85 X FC 89		B SI 92 X SI 93			C FC 91 C FF 95 S SI 96		2	0	1	0	0	0	1																				
6 Corey Dickerson, L (7, PH) OBP: 0.365, SLG: 0.574										1	0	0	0	0	1	0																				
0 Adam Ottavino, S (7, 1)										0	0	0	0	0	0	0																				
48 Boone Logan, R (8, 1)										0	0	0	0	0	0	0																				
Inning Stats	R: 0 E: 0 K: 1 S: 7	H: 0 LOB: 0 BB: 0 P: 12	R: 0 E: 0 K: 1 S: 8	H: 0 LOB: 1 BB: 1 P: 17	R: 0 E: 0 K: 0 S: 7	H: 1 LOB: 0 BB: 0 P: 11	R: 1 E: 0 K: 1 S: 7	H: 2 LOB: 1 BB: 0 P: 8	R: 1 E: 0 K: 2 S: 11	H: 2 LOB: 1 BB: 0 P: 14	R: 0 E: 0 K: 0 S: 8	H: 0 LOB: 0 BB: 0 P: 12	R: 0 E: 0 K: 2 S: 11	H: 0 LOB: 0 BB: 0 P: 15	R: 0 E: 0 K: 1 S: 9	H: 0 LOB: 0 BB: 0 P: 13	R: 1 E: 0 K: 0 S: 16	H: 1 LOB: 1 BB: 1 P: 24	1B: 3 2B: 2 3B: 0 HR: 1	SF: 0 SAC: 0 DP: 0 HBP: 0	WP: 0 PB: 0 SB: 0 CS: 0	PA: 35														
PITCHER	IP WLS BF H R ER SO BB IBB HBP BLK WP HR S P ERA WHIP																																			
47 Johnny Cueto, R (1.1) ERA: 1.43	8.0	30	5	2	2	8	1	0	0	0	0	0	1	68	102	2.25	0.750																			
51 Jonathan Broxton, R (9, 1) ERA: 1.0	1.0	W	5	1	1	1	0	1	0	0	0	0	0	16	24	9.00	2.000																			

Colorado Rockies @ Cincinnati Reds
Great American Ball Park, Cincinnati, OH
Fri May 09 2014, 7:13 PM - 9:45 PM EDT
Att: 27,187 - Cloudy - 76 F

livebaseballscorecards.com

AB 33
R 3
H 6
RBI 3
BB 2
SO 8
LOB 9



Batter	1	2	3	4	5	6	7	8	9	AB	R	H	RBI	BB	SO	LOB	BOTTOM																			
25 Skip Schumaker, L (1.8) OBP: 0.294, SLG: 0.500 (9, 7)	C FF 87 X SI 89		C FF 90 B CH 87 F CH 81 B SI 90 X CH 82		B CU 72 B CH 81 X SI 88			X SL 81		3	1	1	0	0	0	0																				
29 Brayan Peña, S (1.2) OBP: 0.343, SLG: 0.508	X FF 88		F FF 90 C FF 92 B CU 76 B CH 82 X CU 75		C SI 86 B SI 90 S CU 74 X SI 88			B FF 92 D SI 93 X SL 82		3	0	0	1	0	0	1																				
4 Brandon Phillips, R (1.4) OBP: 0.305, SLG: 0.383	F FF 89 B SL 82 B SL 78 F SI 88 X CU 76		C FF 90 B SL 79 B SI 90 X SL 82		C CU 70 S SL 79 B SI 86 X SL 78			X SI 91		3	0	1	1	0	0	0																				
19 Joey Votto, L (1.3) OBP: 0.409, SLG: 0.451	C FF 88 B FF 89 C FF 89 X SI 89		D SI 88 C CH 82 2 SAFE C CU 74 B CH 83 B SI 90 S SI 89		B SI 88 B SI 88 C CH 81 X CH 82			B FF 92 B SI 80 X SI 92		4	1	1	1	0	1	1																				
21 Todd Frazier, R (1.5) OBP: 0.346, SLG: 0.500	X FF 87		C FF 90 X SL 78		C FF 90 X SL 78			B SL 78 B SL 80 X SL 80		3	1	1	1	0	0	0																				
48 Ryan Ludwick, R (1.7) OBP: 0.349, SLG: 0.389	C FF 91 X FF 92		B SL 77 B CH 80 B SL 78 C FF 87 B CH 81					C ST 80 X FF 91		2	0	1	0	1	0	0																				
51 Jonathan Broxton, R (9, 1)										0	0	0	0	0	0	0																				
28 Chris Heisey, R (1.9) OBP: 0.289, SLG: 0.324	F SI 88 B CH 78 S CH 81 X SL 79		X SI 86		X SI 86			C FF 91 X ST 82		3	0	0	0	0	0	2																				
2 Zack Cozart, R (1.6) OBP: 0.235, SLG: 0.283	D SI 85 B SI 87 C FF 88 X SI 87		X SI 86		X SI 86			B ST 82 B SI 81 B FF 92 X FF 91		3	0	0	0	0	0	2																				
47 Johnny Cueto, R (1.1) OBP: 0.200, SLG: 0.200			F FF 88 B FF 89 P SI 87 X SL 79		B FF 86 C FF 86 C CU 77 S FF 80			B SI 92 X FF 92		2	0	0	0	0	1	1																				
6 Billy Hamilton, S (8, PH) OBP: 0.284, SLG: 0.344 (9, 8)										1	1	1	0	0	0	0																				
Inning Stats	R: 1 E: 0 K: 0 S: 10	H: 1 LOB: 0 BB: 0 P: 14	R: 1 E: 0 K: 0 S: 11	H: 2 LOB: 1 BB: 0 P: 16	R: 0 E: 0 K: 1 S: 13	H: 1 LOB: 0 BB: 0 P: 22	R: 0 E: 0 K: 0 S: 5	H: 0 LOB: 1 BB: 1 P: 9	R: 0 E: 0 K: 1 S: 9	H: 0 LOB: 0 BB: 0 P: 13	R: 0 E: 0 K: 0 S: 8	H: 0 LOB: 0 BB: 0 P: 14	R: 0 E: 0 K: 0 S: 5	H: 0 LOB: 0 BB: 0 P: 8	R: 1 E: 0 K: 0 S: 5	H: 1 LOB: 0 BB: 0 P: 8	R: 1 E: 0 K: 0 S: 1	H: 1 LOB: 0 BB: 0 P: 4	1B: 1 2B: 3 3B: 0 HR: 2	SF: 2 SAC: 1 DP: 0 HBP: 0	WP: 0 PB: 0 SB: 0 CS: 0	PA: 31														
PITCHER	IP WLS BF H R ER SO BB IBB HBP BLK WP HR S P ERA WHIP																																			
45 Jhoulys Chacin, R (1.1) ERA: 4.91	6.0	23	4	2	2	2	1	0	0	0	0	0	0	5	8	0.00	0.000																			
0 Adam Ottavino, R (7, 1) ERA: 1.72	1.0	3	0	0	0	0	0	0	0	0	0	0	0	5	8	0.00	0.000																			
48 Boone Logan, L (8, 1) ERA: 3.75	1.0	L	5	2	2	2	0	0	0	0	0	0	0	1	6	18.00	2.000																			

Colorado Rockies @ Cincinnati Reds
Great American Ball Park, Cincinnati, OH
Fri May 09 2014, 7:13 PM - 9:45 PM EDT
Att: 27,187 - Cloudy - 76 F

livebaseballscorecards.com

AB 27
R 4
H 6
RBI 4
BB 1
SO 2
LOB 7



Batter	1	2	3	4	5	6	7	8	9	AB	R	H	RBI	BB	SO	LOB	TOP					
19 Charlie Blackmon, L OBP: 0.389, SLG: 0.603		L7		6 2B		6 HR		K		5	3	3	2	0	1	2	Colorado Rockies @ Cincinnati Reds Great American Ball Park, Cincinnati, OH Sat May 10 2014, 7:12 PM - 10:22 PM EDT Att: 37,984 - Partly Cloudy - 68 F					
6 Cory Dickerson, L OBP: 0.404, SLG: 0.750			2 1B	5 G4-6-3	2B	2B	HR	K		5	3	4	4	0	1	0						
2 Troy Tulowitzki, R OBP: 0.593, SLG: 0.785			5 G4-6-3	1B						4	1	2	1	0	1	1						
23 Charlie Culberson, R OBP: 0.225, SLG: 0.316	F8		5 G4-6-3	1B						1	0	1	0	0	0	0						
5 Carlos González, L OBP: 0.312, SLG: 0.497	F7		G4-6-3				F8			3	0	0	0	1	0	1						
1 Brandon Barnes, R OBP: 0.202, SLG: 0.453			1B					L8		1	0	0	0	0	0	1						
28 Nolan Arenado, R OBP: 0.343, SLG: 0.526	G6-3		33 HR							5	1	2	0	0	1	2						
33 Justin Morneau, L OBP: 0.395, SLG: 0.606	L7		2B							4	1	1	2	0	0	1						
8 Michael McKenry, R OBP: 0.308, SLG: 0.333			HR							0	1	0	0	1	0	0						
58 Jordan Pacheco, R OBP: 0.206, SLG: 0.393			F9							5	0	2	0	0	0	0						
9 DJ LeMahieu, R OBP: 0.362, SLG: 0.339			1B							4	1	1	1	1	1	1						
24 Jordan Lyles, R OBP: 0.261, SLG: 0.409			1B							4	0	0	0	0	0	3						
37 Nick Masset, R										0	0	0	0	0	0	0						
34 Matt Belisle, R										1	0	0	0	0	0	1						
13 Drew Stubbs, R OBP: 0.341, SLG: 0.446										0	0	0	0	0	0	0						
49 Rex Brothers, L										0	0	0	0	0	0	0						
Inning Stats	R: 2 E: 0 K: 0 S: 18	H: 2 LOB: 0 BB: 0 P: 25	R: 0 E: 0 K: 0 S: 18	H: 2 LOB: 2 BB: 2 P: 22	R: 3 E: 0 K: 0 S: 10	H: 4 LOB: 0 BB: 0 P: 14	R: 2 E: 0 K: 2 S: 16	H: 2 LOB: 2 BB: 2 P: 28	R: 0 E: 0 K: 1 S: 10	H: 0 LOB: 0 BB: 0 P: 10	R: 3 E: 0 K: 1 S: 18	H: 4 LOB: 1 BB: 0 P: 25	R: 0 E: 0 K: 2 S: 11	H: 1 LOB: 1 BB: 0 P: 15	R: 1 E: 0 K: 1 S: 8	H: 1 LOB: 1 BB: 1 P: 15	1B: 5 2B: 6 3B: 0 HR: 5	SF: 0 SAC: 0 DP: 1 HBP: 0	WP: 1 PB: 0 SB: 1 CS: 0	PA: 45		
PITCHER	IP WLS BF H R ER SO BB IBB HBP BLK WP HR S P ERA WHIP																					
31 Alfredo Simon, R ERA: 2.89	3.0 L 16 8 5 5 0 0 0 0 0 0 0 3 46 61 15.00 2.667																					
58 Nick Christiani, R ERA: 5.54	2.0 10 2 2 2 3 1 1 0 0 0 0 24 38 9.00 1.500																					
60 J.J. Hoover, R ERA: 10.03	2.0 10 4 3 3 2 0 0 0 0 0 2 28 39 13.50 2.000																					
Logan Ondrusek, R ERA: 5.79	1.0 4 1 0 0 2 0 0 0 0 0 1 0 11 15 0.00 1.000																					
45 Sean Marshall, L ERA: 5.79	1.0 5 1 1 1 1 1 0 0 0 0 0 8 15 9.00 2.000																					
Batter	1	2	3	4	5	6	7	8	9	AB	R	H	RBI	BB	SO	LOB	BOTTOM					
25 Skip Schumaker, L OBP: 0.286, SLG: 0.450			F8				G3-1			4	0	1	0	0	1	0	Colorado Rockies @ Cincinnati Reds Great American Ball Park, Cincinnati, OH Sat May 10 2014, 7:12 PM - 10:22 PM EDT Att: 37,984 - Partly Cloudy - 68 F					
29 Brayan Peña, S OBP: 0.324, SLG: 0.478	G6-3		F7							4	0	0	0	0	2							
4 Brandon Phillips, R OBP: 0.396, SLG: 0.590										3	1	1	0	0	2	0						
Logan Ondrusek, R										0	0	0	0	0	0	0						
44 Mike Leake, R OBP: 0.188, SLG: 0.438										1	0	0	0	0	1	1						
45 Sean Marshall, L										0	0	0	0	0	0	0						
19 Joey Votto, L OBP: 0.414, SLG: 0.476										2	1	1	1	1	1	1						
50 Neftali Soto, R OBP: 0.116, SLG: 0.188										1	0	0	0	0	0	1						
21 Todd Frazier, R OBP: 0.343, SLG: 0.492										4	0	1	0	0	1	2						
48 Ryan Ludwick, R OBP: 0.357, SLG: 0.392										2	0	1	1	1	1	1						
15 Roger Bernadina, L OBP: 0.317, SLG: 0.156										2	0	0	0	2	1	3						
2 Zack Cozart, R OBP: 0.228, SLG: 0.274										4	0	0	0	0	0	5						
31 Alfredo Simon, R ERA: 2.89										0	0	0	0	0	0	0						
7 Rendon Santiago, S ERA: 2.38, SLG: 0.340										1	0	0	0	0	1	0						
58 Nick Christiani, R ERA: 5.54										0	0	0	0	0	0	0						
6 Billy Hamilton, S ERA: 10.03										1	0	0	0	0	0	1						
60 J.J. Hoover, R ERA: 10.03										0	0	0	0	0	0	0						
28 Chris Heisey, R OBP: 0.252, SLG: 0.315										2	0	0	0	0	0	2						
Inning Stats	R: 0 E: 0 K: 2 S: 8	H: 0 LOB: 0 BB: 0 P: 14	R: 1 E: 0 K: 0 S: 6	H: 1 LOB: 1 BB: 2 P: 15	R: 0 E: 0 K: 1 S: 7	H: 0 LOB: 0 BB: 0 P: 14	R: 0 E: 0 K: 2 S: 11	H: 0 LOB: 1 BB: 1 P: 22	R: 0 E: 0 K: 0 S: 10	H: 1 LOB: 2 BB: 1 P: 19	R: 1 E: 0 K: 3 S: 12	H: 2 LOB: 1 BB: 0 P: 19	R: 0 E: 0 K: 0 S: 8	H: 0 LOB: 0 BB: 0 P: 8	R: 0 E: 1 K: 1 S: 6	H: 0 LOB: 0 BB: 0 P: 6	R: 0 E: 1 K: 0 S: 12	H: 1 LOB: 2 BB: 0 P: 18	1B: 3 2B: 1 3B: 0 HR: 1	SF: 0 SAC: 0 DP: 2 HBP: 0	WP: 0 PB: 1 SB: 0 CS: 0	PA: 36
PITCHER	IP WLS BF H R ER SO BB IBB HBP BLK WP HR S P ERA WHIP																					
24 Jordan Lyles, R ERA: 2.66	6.0 W 25 4 2 2 2 4 0 0 0 0 0 1 54 103 3.00 1.333																					
37 Nick Masset, R ERA	1.0 3 0 0 0 0 0 0 0 0 0 0 8 8 0.00 0.000																					
34 Matt Belisle, R ERA: 4.24	1.0 3 0 0 0 1 0 0 0 0 0 0 6 6 0.00 0.000																					
49 Rex Brothers, L ERA: 3.38	1.0 5 1 0 0 0 0 0 0 0 0 0 12 18 0.00 1.000																					

Colorado Rockies @ Cincinnati Reds
Great American Ball Park, Cincinnati, OH
Sat May 10 2014, 7:12 PM - 10:22 PM EDT
Att: 37,984 - Partly Cloudy - 68 F

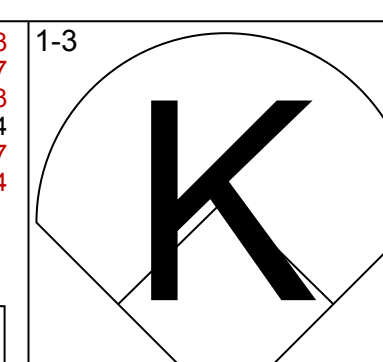
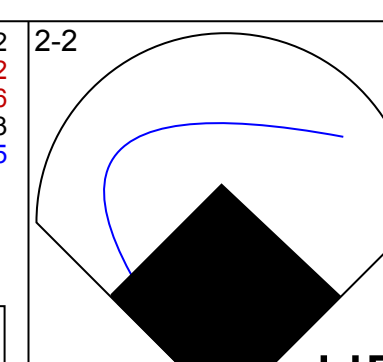
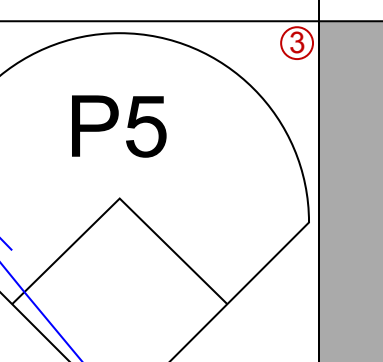
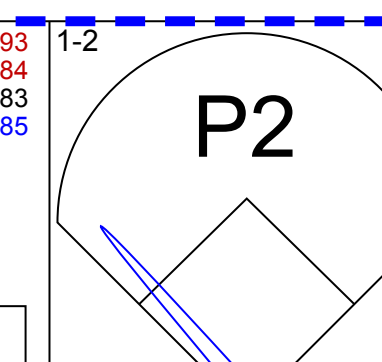

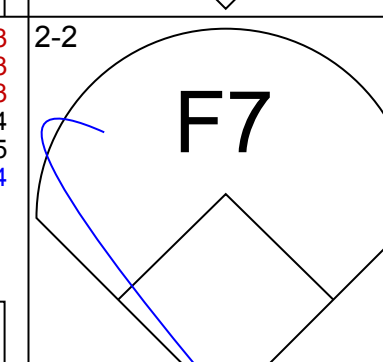
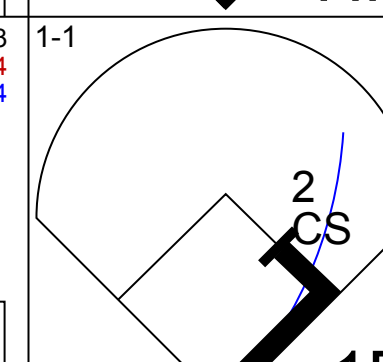
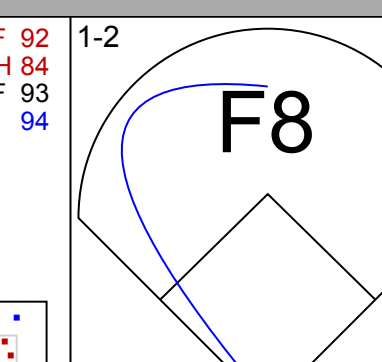
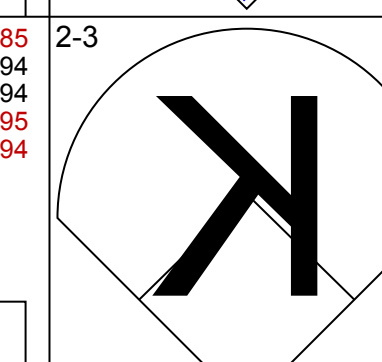
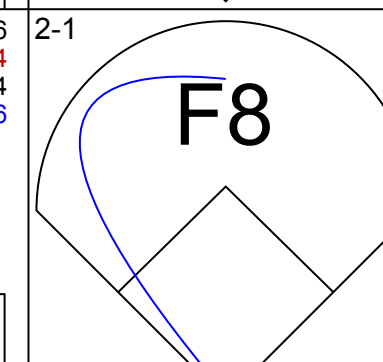
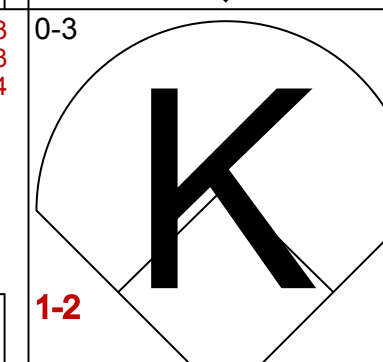
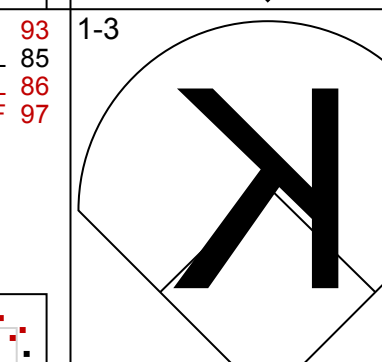
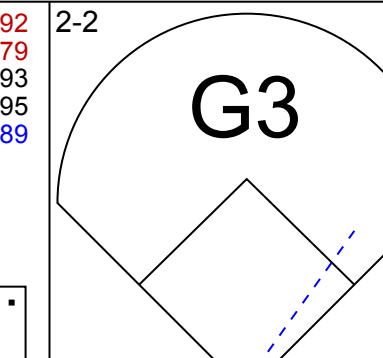
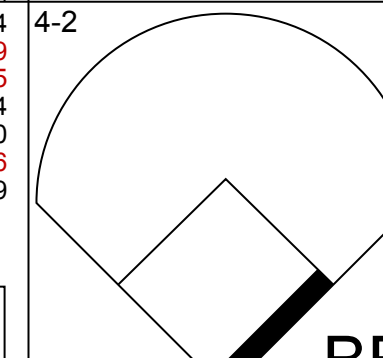
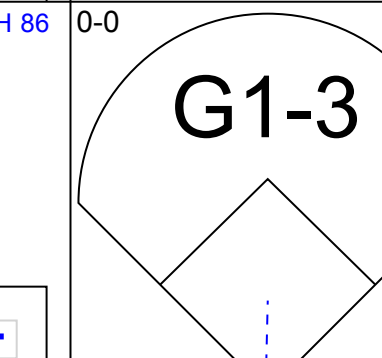
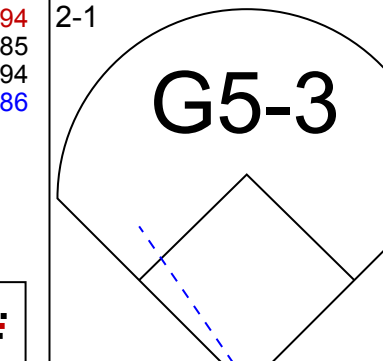
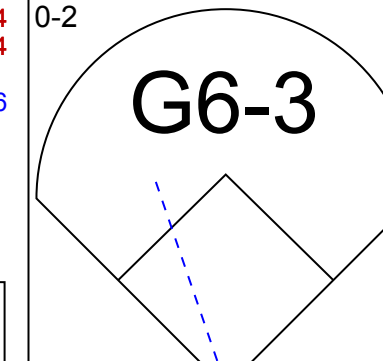
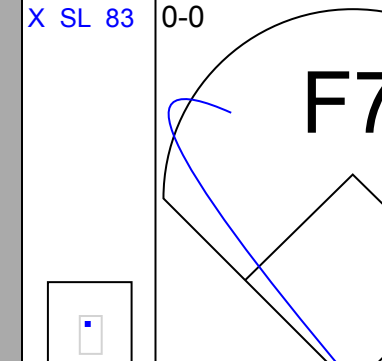
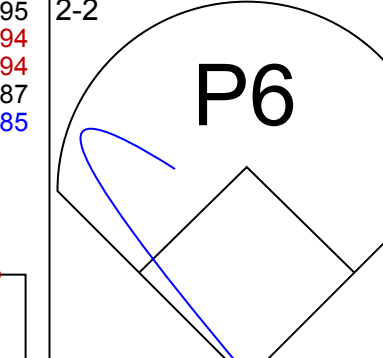
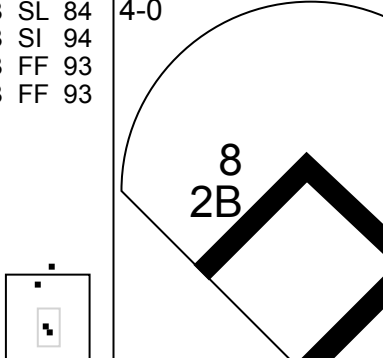
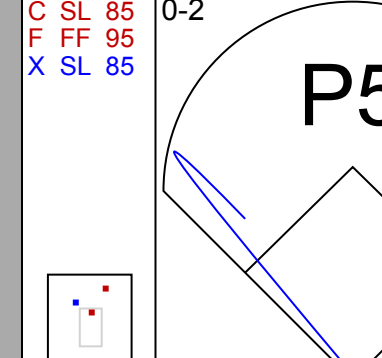
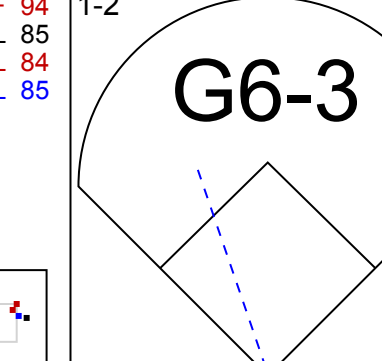
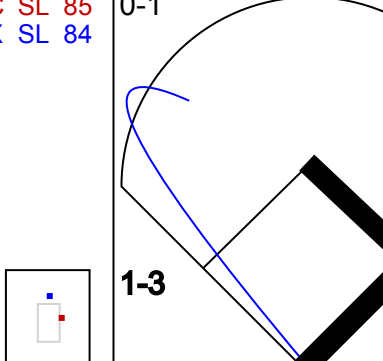
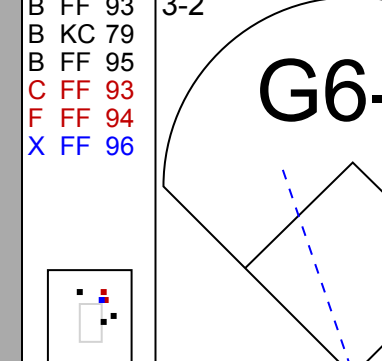
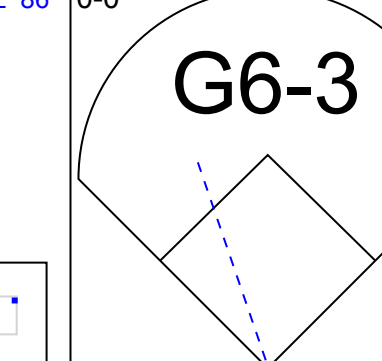
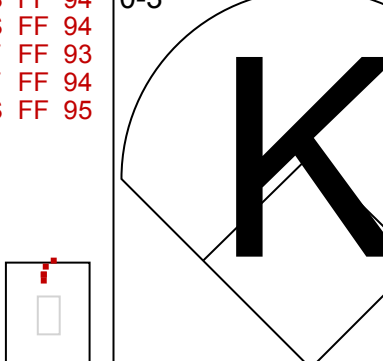
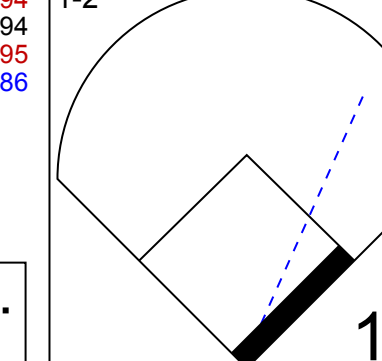
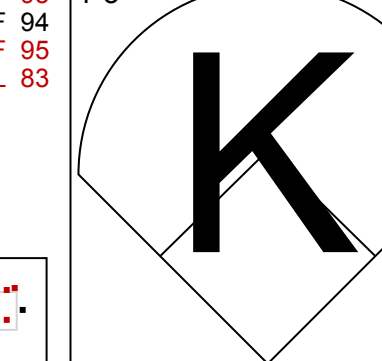
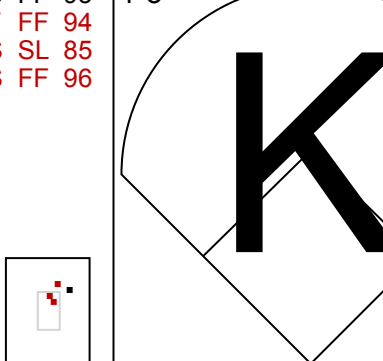
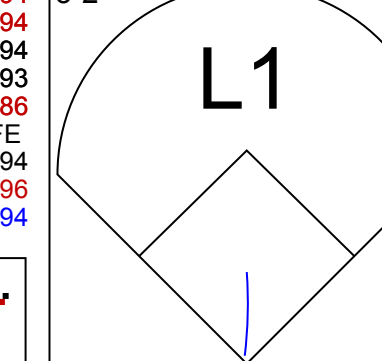
AB 42
R 11
H 16
RBI 10
BB 3
SO 8
LOB 13

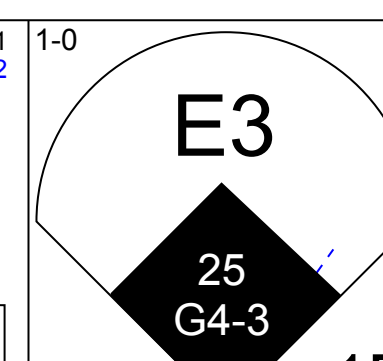
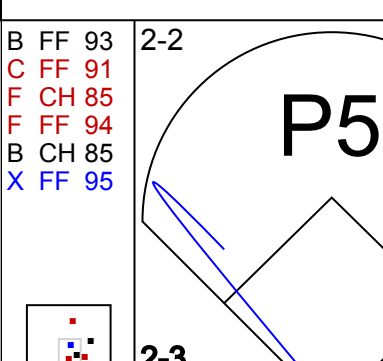
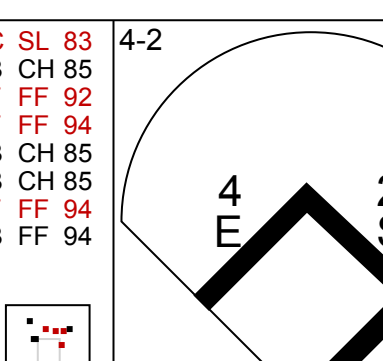
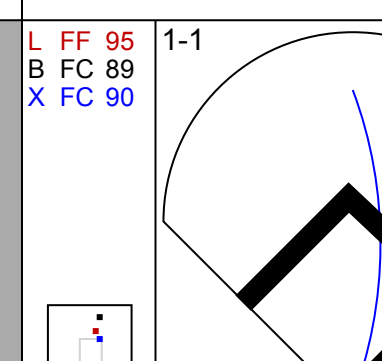

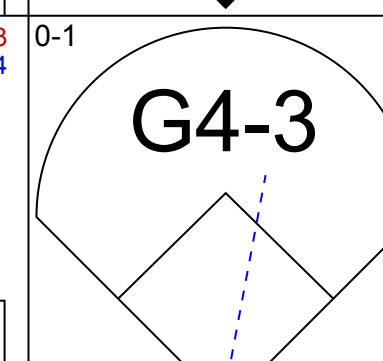
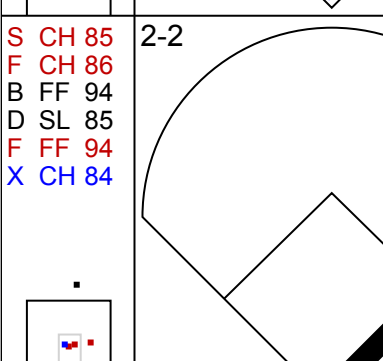
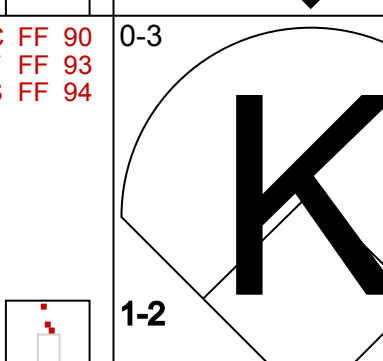
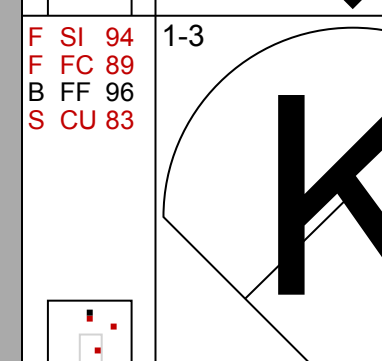
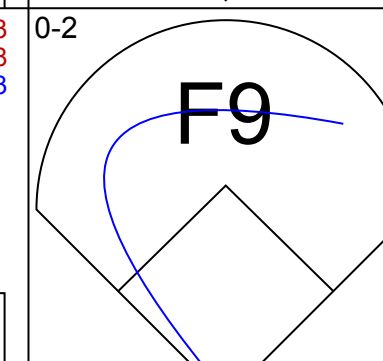
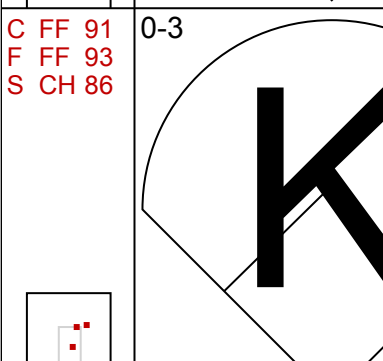
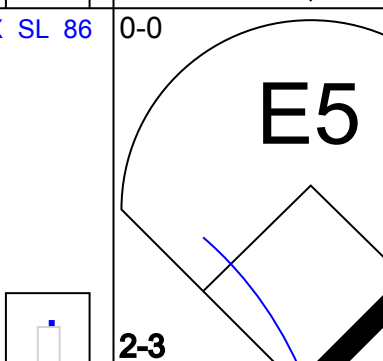
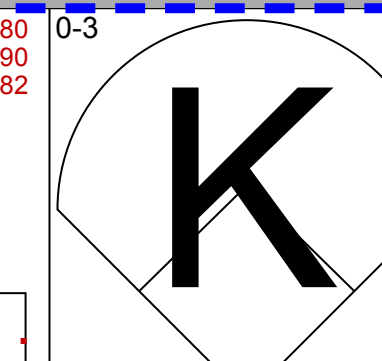
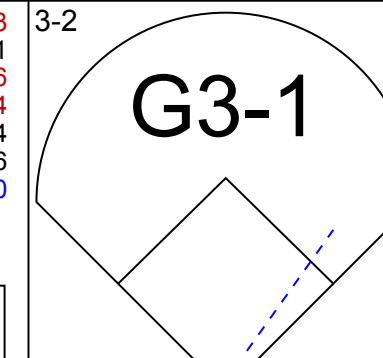
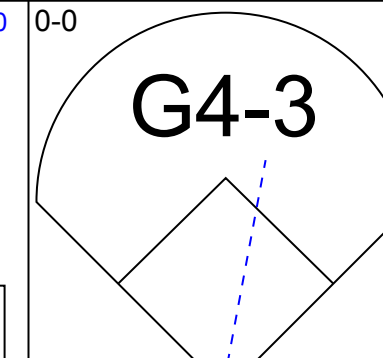
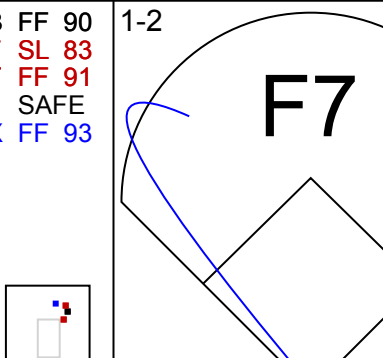
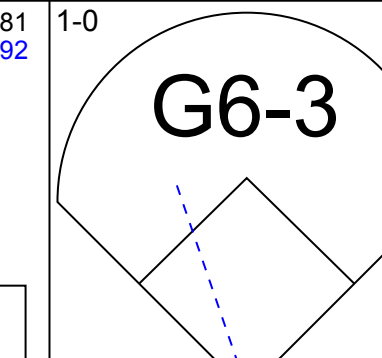
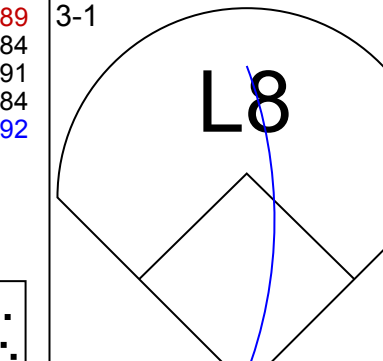
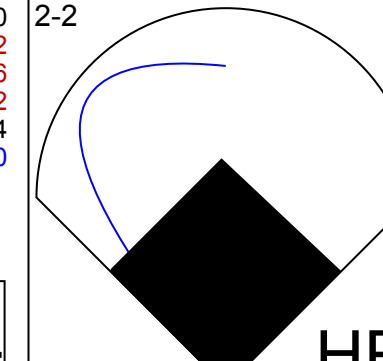
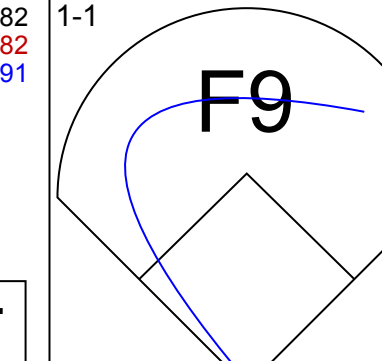
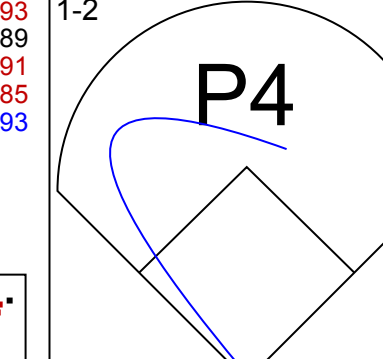
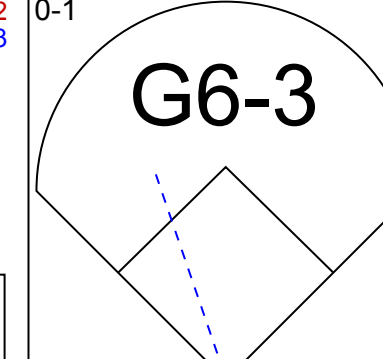
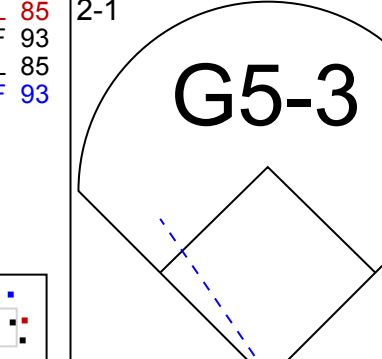
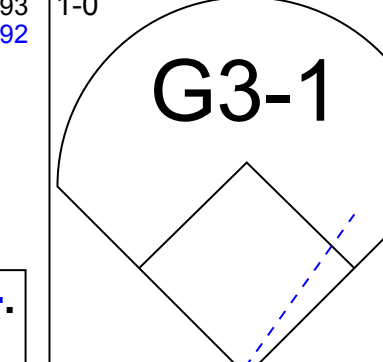
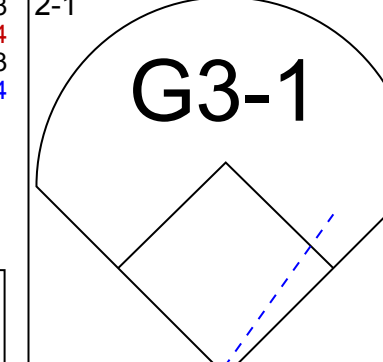
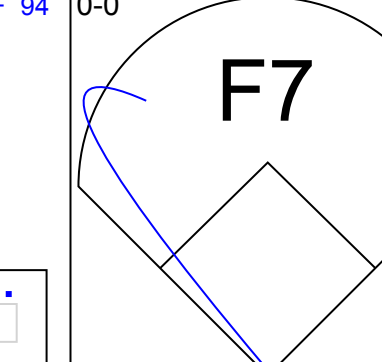
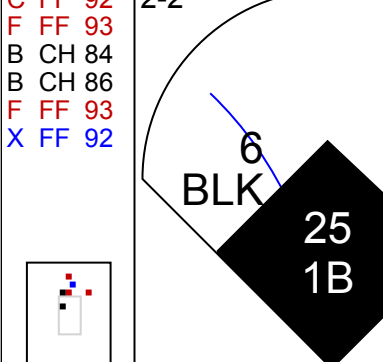
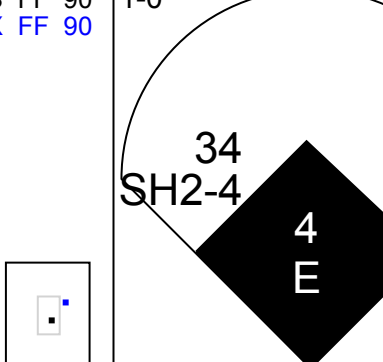
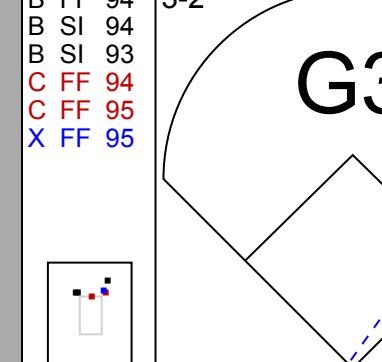
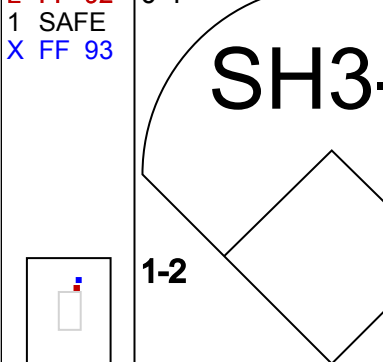
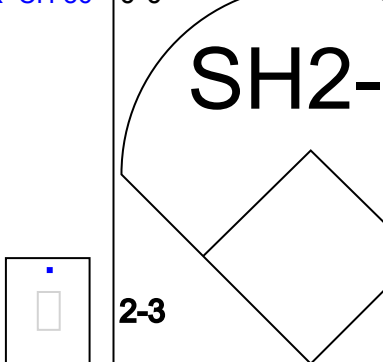
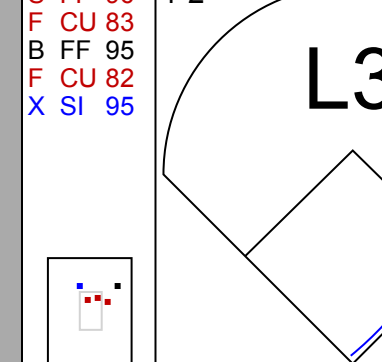


Colorado Rockies @ Cincinnati Reds
Great American Ball Park, Cincinnati, OH
Sat May 10 2014, 7:12 PM - 10:22 PM EDT
Att: 37,984 - Partly Cloudy - 68 F

AB 31
R 2
H 5
RBI 2
SO 9
LOB 19



Batter	1	2	3	4	5	6	7	8	9	AB	R	H	RBI	BB	SO	LOB	TOP			
19 Charlie Blackmon, L (1.9) OBP: 0.385, SLG: 0.614										4	1	1	1	0	1	3	<p>Colorado Rockies @ Cincinnati Reds Great American Ball Park, Cincinnati, OH Sun May 11 2014, 1:12 PM - 3:59 PM EDT Att: 33,143 - Sunny - 75 F</p> <p>livebaseballscorecards.com</p> <p>AB 30 R 1 H 4 RBI 1 BB 3 SO 10 LOB 14</p> 			
6 Corey Dickerson, L (1.8) OBP: 0.393, SLG: 0.714										4	0	1	0	0	1	1				
2 Troy Tulowitzki, R (1.6) OBP: 0.497, SLG: 0.766										3	0	0	0	1	2	1				
5 Carlos González, L (1.7) OBP: 0.310, SLG: 0.486										3	0	0	0	1	1	1				
28 Nolan Arenado, R (1.5) OBP: 0.335, SLG: 0.513										4	0	0	0	0	1	2				
33 Justin Morneau, L (1.3) OBP: 0.356, SLG: 0.593										3	0	0	0	1	1	1				
8 Michael McKenry, R (1.2) OBP: 0.313, SLG: 0.400										3	0	1	0	0	0	0				
9 DJ LeMahieu, R (1.4) OBP: 0.362, SLG: 0.339										3	0	1	0	0	1	2				
12 Juan Nicasio, R (1.1) OBP: 0.059, SLG: 0.063										2	0	0	0	0	2	2				
47 Chris Martin, R (7.1)										0	0	0	0	0	0	0				
1 Brandon Barnes, R (6. PH) OBP: 0.398, SLG: 0.447										1	0	0	0	0	0	1				
0 Adam Ottavino, S (8.1)										0	0	0	0	0	0	0				
Inning Stats	R: 0 E: 0 K: 1 S: 11	H: 0 LOB: 0 BB: 0 P: 16	R: 0 E: 0 K: 0 S: 8	H: 0 LOB: 0 BB: 0 P: 14	R: 0 E: 0 K: 1 S: 7	H: 0 LOB: 0 BB: 0 P: 9	R: 1 E: 0 K: 1 S: 14	H: 2 LOB: 1 BB: 1 P: 21	R: 0 E: 0 K: 2 S: 14	H: 1 LOB: 2 BB: 1 P: 21	R: 0 E: 0 K: 1 S: 7	H: 0 LOB: 0 BB: 0 P: 10	R: 0 E: 0 K: 1 S: 14	H: 1 LOB: 1 BB: 0 P: 21	R: 0 E: 0 K: 3 S: 14	H: 0 LOB: 1 BB: 1 P: 21	1B: 2 2B: 1 3B: 0 HR: 1	SF: 0 SAC: 0 DP: 0 HBP: 0	WP: 0 PB: 0 SB: 0 CS: 1	PA: 33
PITCHER	IP WLS BF H R ER SO BB IBB HBP BLK WP HR S P ERA WHIP																			
34 Homer Bailey, R (1.1) ERA: 4.72	7.1 W 27 4 1 1 6 2 0 0 0 0 0 1 76 112 1.23 0.818																			
43 Manny Parra, L (8.1) ERA: 4.95	0.2 H 2 0 0 0 1 0 0 0 0 0 0 0 6 9 0.00 0.000																			
54 Aroldis Chapman, L (9.1) ERA:	1.0 S 4 0 0 0 3 1 0 0 0 0 0 0 0 14 21 0.00 1.000																			

Batter	1	2	3	4	5	6	7	8	9	AB	R	H	RBI	BB	SO	LOB	BOTTOM			
6 Billy Hamilton, S (1.8) OBP: 0.299, SLG: 0.370										3	1	2	0	1	0	1	<p>Colorado Rockies @ Cincinnati Reds Great American Ball Park, Cincinnati, OH Sun May 11 2014, 1:12 PM - 3:59 PM EDT Att: 33,143 - Sunny - 75 F</p> <p>livebaseballscorecards.com</p> <p>AB 29 R 4 H 6 RBI 3 BB 1 SO 5 LOB 8</p> 			
25 Skip Schumaker, L (1.9) OBP: 0.248, SLG: 0.417										4	0	1	2	0	2	3				
4 Brandon Phillips, R (1.4) OBP: 0.297, SLG: 0.379										4	0	0	0	0	2	2				
19 Joey Votto, L (1.3) OBP: 0.404, SLG: 0.461										4	0	0	0	0	0	2				
21 Todd Frazier, R (1.5) OBP: 0.340, SLG: 0.508										4	1	1	1	0	1	0				
48 Ryan Ludwick, R (1.7) OBP: 0.346, SLG: 0.380										3	0	0	0	0	0	0				
16 Tucker Barnhart, L (1.2) OBP: 0.136, SLG: 0.273										3	0	0	0	0	0	0				
7 Ramon Santiago, S (1.6) OBP: 0.292, SLG: 0.238										3	2	2	0	0	0	0				
34 Homer Bailey, R (1.1) ERA: 3.77										1	0	0	0	0	0	0				
47 Chris Martin, R (7.1) ERA: 2.35										0	0	0	0	0	0	0				
0 Adam Ottavino, R (8.1) ERA: 1.62										0	0	0	0	0	0	0				
Inning Stats	R: 1 E: 1 K: 0 S: 10	H: 1 LOB: 0 BB: 0 P: 14	R: 0 E: 0 K: 0 S: 7	H: 0 LOB: 0 BB: 0 P: 12	R: 1 E: 0 K: 1 S: 17	H: 2 LOB: 1 BB: 0 P: 23	R: 1 E: 0 K: 0 S: 9	H: 1 LOB: 0 BB: 0 P: 13	R: 1 E: 1 K: 1 S: 13	H: 1 LOB: 2 BB: 1 P: 19	R: 0 E: 0 K: 1 S: 7	H: 0 LOB: 0 BB: 0 P: 12	R: 0 E: 0 K: 1 S: 12	H: 1 LOB: 1 BB: 0 P: 18	R: 0 E: 0 K: 1 S: 6	H: 0 LOB: 0 BB: 0 P: 8	1B: 3 2B: 1 3B: 1 HR: 1	SF: 0 SAC: 2 DP: 0 HBP: 0	WP: 0 PB: 0 SB: 1 CS: 0	PA: 32
PITCHER	IP WLS BF H R ER SO BB IBB HBP BLK WP HR S P ERA WHIP																			
12 Juan Nicasio, R (1.1) ERA: 3.77	6.0 L 25 5 4 2 3 1 0 0 0 0 0 0 63 93 3.00 1.000																			
47 Chris Martin, R (7.1) ERA: 2.35	1.0 4 1 0 0 1 0 0 0 0 0 0 0 12 18 0.00 1.000																			
0 Adam Ottavino, R (8.1) ERA: 1.62	1.0 3 0 0 0 1 0 0 0 0 0 0 0 6 8 0.00 0.000																			

Batter	1	2	3	4	5	6	7	8	9	AB	R	H	RBI	BB	SO	LOB	TOP						
25 Will Venable, L (1,8) OBP: 0.248, SLG: 0.263	F8		G4-3		G1-3			G5-3		4	0	0	0	0	0	0							
2 Everth Cabrera, S (1,6) OBP: 0.279, SLG: 0.321	G5-3		K			G4-3		G6-3		4	0	0	0	0	1	0							
12 Seth Smith, L (1,9) OBP: 0.422, SLG: 0.582	1B				2B		F7		K	4	1	2	0	0	1	0							
18 Carlos Quentin, R (1,7)																							
24 Cameron Maybin, R (9,8) OBP: 0.396, SLG: 0.463					G4-3		L6																
7 Chase Headley, S (1,5) OBP: 0.281, SLG: 0.388	P6				HBP																		
9 Jedd Gyorko, R (1,4) OBP: 0.219, SLG: 0.292	F8				SF9																		
23 Yonder Alonso, L (1,3) OBP: 0.235, SLG: 0.266	G4-3				L1																		
44 René Rivera, R (1,2) OBP: 0.267, SLG: 0.386						G4-3																	
34 Andrew Cashner, R (1,1) OBP: 0.143, SLG: 0.143																							
8 Yasmani Grandal, S (8,PH) OBP: 0.310, SLG: 0.420																							
56 Joaquin Benoit, R (8,1) OBP: 0.269, SLG: 0.400																							
16 Huston Street, R (9,1)																							
Inning Stats	R: 0 E: 0 K: 0 S: 14	H: 1 LOB: 2 BB: 1 P: 25	R: 0 E: 0 K: 1 S: 5	H: 0 LOB: 0 BB: 0 P: 8	R: 0 E: 0 K: 2 S: 11	H: 0 LOB: 0 BB: 0 P: 15	R: 1 E: 0 K: 0 S: 8	H: 1 LOB: 1 BB: 0 P: 13	R: 0 E: 0 K: 1 S: 9	H: 0 LOB: 0 BB: 0 P: 12	R: 0 E: 0 K: 0 S: 5	H: 0 LOB: 0 BB: 0 P: 7	R: 0 E: 0 K: 0 S: 8	H: 0 LOB: 1 BB: 0 P: 12	R: 0 E: 0 K: 1 S: 10	H: 0 LOB: 0 BB: 0 P: 15	R: 1 E: 0 K: 2 S: 12	H: 1 LOB: 0 BB: 1 P: 19	1B: 1 2B: 1 3B: 0 HR: 1	SF: 1 2B: 1 SAC: 0 DP: 0 HBP: 2	WP: 0 PB: 0 SB: 0 CS: 1	PA: 34	
PITCHER	IP WLS BF H R ER SO BB IBB HBP BLK WP HR S P ERA WHIP																						
44 Mike Leake, R (1,1) ERA: 3.09	8.0	29	2	1	1	5	1	0	2	0	0	0	0	70	107	1.12	0.375						
54 Aroldis Chapman, L (9,1) ERA: 4.5	1.0	L 4	1	1	1	2	1	0	0	0	0	0	1	12	19	9.00	2.000						

San Diego Padres @ Cincinnati Reds
Great American Ball Park, Cincinnati, OH
Tue May 13 2014, 7:11 PM - 9:42 PM EDT
Att: 23,269 - Partly Cloudy - 86 F

AB	28
R	2
H	3
RBI	2
BB	2
SO	7
LOB	6



Batter	1	2	3	4	5	6	7	8	9	AB	R	H	RBI	BB	SO	LOB	BOTTOM						
6 Billy Hamilton, S (1,8) OBP: 0.297, SLG: 0.385	3B		G6-3		B1-3		L7			4	1	1	0	0	0	0							
29 Brayan Peña, S (1,2) OBP: 0.308, SLG: 0.452	F7		K2-3		G3-1					4	0	0	0	0	2	1							
4 Brandon Phillips, R (1,4) OBP: 0.309, SLG: 0.396	1B									4	0	3	1	0	0	0							
19 Joey Votto, L (1,3) OBP: 0.412, SLG: 0.462	1B				B1-3					2	0	1	0	2	0	1							
21 Todd Frazier, R (1,5) OBP: 0.338, SLG: 0.508	G5-3									4	0	1	0	0	0	4							
48 Ryan Ludwick, R (1,7) OBP: 0.339, SLG: 0.369			G5-3							3	0	0	0	0	1	2							
15 Roger Bernadina, L (9,7) OBP: 0.317, SLG: 0.156			K							0	0	0	0	0	0	0							
28 Chris Heisey, R (1,9) OBP: 0.268, SLG: 0.299	G4-3				L7					4	0	0	0	0	0	4							
2 Zack Cozart, R (1,6) OBP: 0.228, SLG: 0.273					G5-3					4	0	1	0	0	1	4							
44 Mike Leake, R (1,1) OBP: 0.158, SLG: 0.368										3	0	0	0	0	3	1							
54 Aroldis Chapman, L (9,1)										0	0	0	0	0	0	0							
25 Skip Schumaker, L (9,PH) OBP: 0.269, SLG: 0.400										1	0	0	0	0	1	0							
Inning Stats	R: 1 E: 0 K: 0 S: 12	H: 3 LOB: 1 BB: 0 P: 16	R: 0 E: 0 K: 1 S: 10	H: 1 LOB: 1 BB: 0 P: 13	R: 0 E: 0 K: 1 S: 9	H: 1 LOB: 1 BB: 0 P: 12	R: 0 E: 0 K: 1 S: 9	H: 1 LOB: 3 BB: 1 P: 12	R: 0 E: 0 K: 2 S: 7	H: 0 LOB: 0 BB: 0 P: 9	R: 0 E: 0 K: 0 S: 10	H: 0 LOB: 1 BB: 1 P: 18	R: 0 E: 0 K: 2 S: 8	H: 0 LOB: 0 BB: 0 P: 12	1B: 4 2B: 2 3B: 1 HR: 0	SF: 0 2B: 2 SAC: 0 DP: 0 HBP: 0	WP: 0 PB: 0 SB: 0 CS: 0	PA: 36					
PITCHER	IP WLS BF H R ER SO BB IBB HBP BLK WP HR S P ERA WHIP																						
34 Andrew Cashner, R (1,1) ERA: 2.35	7.0	29	7	1	1	0	0	0	0	0	0	0	0	67	95	1.29	1.143						
56 Joaquin Benoit, R (8,1) ERA: 2.41	1.0	W 4	0	0	0	0	1	0	0	0	0	0	10	18	0.00	1.000							
16 Huston Street, R (9,1) ERA: 0.53	1.0	S 3	0	0	0	2	0	0	0	0	0	0	8	12	0.00	0.000							

San Diego Padres @ Cincinnati Reds
Great American Ball Park, Cincinnati, OH
Tue May 13 2014, 7:11 PM - 9:42 PM EDT
Att: 23,269 - Partly Cloudy - 86 F

AB	33
R	1
H	7
RBI	1
BB	2
SO	8
LOB	17



Batter	1	2	3	4	5	6	7	8	9	AB	R	H	RBI	BB	SO	LOB	TOP			
25 Will Venable, L OBP: 0.255, SLG: 0.265										3	0	1	0	1	1	0				
2 Everth Cabrera, S OBP: 0.276, SLG: 0.319										4	0	1	0	0	0	2				
12 Seth Smith, L OBP: 0.427, SLG: 0.580										2	0	1	0	1	0	0				
7 Chase Headley, S OBP: 0.272, SLG: 0.373										3	0	0	0	0	1	2				
9 Jedd Gyorko, R OBP: 0.214, SLG: 0.286										3	0	0	0	0	2	0				
8 Yasmani Grandal, S OBP: 0.301, SLG: 0.407										3	0	0	0	0	2	0				
23 Yonder Alonso, L OBP: 0.230, SLG: 0.260										3	0	0	0	0	0	0				
24 Cameron Maybin, R OBP: 0.362, SLG: 0.432										3	0	0	0	0	0	0				
22 Ian Kennedy, R OBP: 0.125, SLG: 0.313										2	0	0	0	0	1	0				
39 Donn Roach, R OBP: 1.000, SLG: 2.000										0	0	0	0	0	0	0				
4 Nick Hundley, R OBP: 0.286, SLG: 0.408										1	0	0	0	0	1	0				
Inning Stats	R: 0 E: 0 K: 0 S: 4	H: 1 LOB: 0 BB: 0 P: 7	R: 0 E: 0 K: 2 S: 7	H: 0 LOB: 0 BB: 0 P: 10	R: 0 E: 0 K: 1 S: 9	H: 0 LOB: 0 BB: 0 P: 12	R: 0 E: 0 K: 1 S: 11	H: 1 LOB: 1 BB: 1 P: 20	R: 0 E: 0 K: 1 S: 6	H: 0 LOB: 0 BB: 0 P: 11	R: 0 E: 0 K: 1 S: 11	H: 0 LOB: 0 BB: 0 P: 14	R: 0 E: 0 K: 1 S: 10	H: 0 LOB: 3 BB: 0 P: 13	R: 0 E: 0 K: 1 S: 9	H: 0 LOB: 1 BB: 1 P: 17	1B: 3 2B: 0 3B: 0 HR: 0	SF: 0 SAC: 0 DP: 2 HBP: 0	WP: 0 PB: 0 SB: 0 CS: 1	PA: 29
PITCHER 47 Johnny Cueto, R ERA: 1.25	IP: 9.0 WLS: W BF: 29 H: 3 R: 0 ER: 0 SO: 8 BB: 2 IBB: 0 HBP: 0 BLK: 0 WP: 0 HR: 0 S: 75 P: 116 ERA: 0.00 WHIP: 0.556															PITCHER				

San Diego Padres @ Cincinnati Reds
Great American Ball Park, Cincinnati, OH
Thu May 15 2014, 12:36 PM - 3:12 PM EDT
Att: 27,686 - Overcast - 53 F

livebaseballscorecards.com

AB 27
R 0
H 3
RBI 0
BB 2
SO 8
LOB 4



Batter	1	2	3	4	5	6	7	8	9	AB	R	H	RBI	BB	SO	LOB	BOTTOM			
6 Billy Hamilton, S OBP: 0.302, SLG: 0.385										5	0	2	0	0	0	2				
25 Skip Schumaker, L OBP: 0.290, SLG: 0.379										4	1	1	0	1	1	2				
4 Brandon Phillips, R OBP: 0.312, SLG: 0.423										5	1	2	3	0	1	4				
19 Joey Votto, L OBP: 0.414, SLG: 0.459										3	0	1	0	1	0	1				
21 Todd Frazier, R OBP: 0.342, SLG: 0.507										4	0	2	0	0	1	3				
48 Ryan Ludwick, R OBP: 0.336, SLG: 0.364										4	1	1	0	0	1	2				
29 Brayan Peña, S OBP: 0.317, SLG: 0.468										4	1	2	0	0	0	0				
2 Zack Cozart, R OBP: 0.244, SLG: 0.288										4	1	3	2	0	0	1				
47 Johnny Cueto, R OBP: 0.174, SLG: 0.174										3	0	0	0	0	2	3				
Inning Stats	R: 0 E: 0 K: 2 S: 12	H: 1 LOB: 2 BB: 1 P: 22	R: 0 E: 0 K: 1 S: 15	H: 1 LOB: 1 BB: 0 P: 20	R: 0 E: 0 K: 1 S: 8	H: 1 LOB: 1 BB: 0 P: 10	R: 0 E: 0 K: 1 S: 9	H: 1 LOB: 0 BB: 0 P: 11	R: 3 E: 0 K: 0 S: 19	H: 4 LOB: 1 BB: 0 P: 25	R: 2 E: 0 K: 0 S: 10	H: 3 LOB: 1 BB: 0 P: 13	R: 0 E: 0 K: 1 S: 10	H: 1 LOB: 1 BB: 0 P: 15	R: 0 E: 0 K: 1 S: 18	H: 2 LOB: 3 BB: 1 P: 25	1B: 11 2B: 2 3B: 0 HR: 1	SF: 0 SAC: 1 DP: 0 HBP: 0	WP: 1 PB: 0 SB: 0 CS: 1	PA: 39
PITCHER 22 Ian Kennedy, R ERA: 3.6 39 Donn Roach, R ERA: 2.57	IP: 6.0 WLS: L BF: 29 H: 11 R: 5 ER: 5 SO: 4 BB: 1 IBB: 0 HBP: 0 BLK: 0 WP: 0 HR: 1 S: 73 P: 101 ERA: 7.50 WHIP: 2.000															PITCHER				

San Diego Padres @ Cincinnati Reds
Great American Ball Park, Cincinnati, OH
Thu May 15 2014, 12:36 PM - 3:12 PM EDT
Att: 27,686 - Overcast - 53 F

livebaseballscorecards.com

AB 36
R 5
H 14
RBI 5
BB 2
SO 6
LOB 18



Batter	1	2	3	4	5	6	7	8	9	AB	R	H	RBI	BB	SO	LOB	TOP			
6 Billy Hamilton, S OBP: 0.298, SLG: 0.371										4	1	1	0	0	2	0				
25 Skip Schumaker, L OBP: 0.286, SLG: 0.364										4	1	1	0	0	1	0				
4 Brandon Phillips, R OBP: 0.309, SLG: 0.420										4	0	2	0	0	0	2				
21 Todd Frazier, R OBP: 0.338, SLG: 0.490										4	0	0	0	0	0	4				
39 Devin Mesoraco, R OBP: 0.509, SLG: 0.820										3	1	1	3	1	2	1				
48 Ryan Ludwick, R OBP: 0.333, SLG: 0.355										3	0	0	0	1	1					
50 Neftali Soto, R OBP: 0.111, SLG: 0.176										4	0	0	0	0	0	3				
29 Brayan Peña, S OBP: 0.299, SLG: 0.439										3	0	0	0	0	0	0				
54 Aroldis Chapman, L OBP: 0.299, SLG: 0.439										3	0	0	0	0	1	1				
2 Zack Cozart, R OBP: 0.239, SLG: 0.281										3	0	0	0	0	1	1				
31 Alfredo Simon, R OBP: 0.063, SLG: 0.063										3	0	0	0	0	2	0				
43 Manny Parra, L OBP: 0.291, SLG: 0.316										0	0	0	0	0	0	0				
28 Chris Heisey, R OBP: 0.291, SLG: 0.316										0	0	0	0	0	0	0				
Inning Stats	R: 3 H: 3 E: 0 K: 0 S: 14	H: 3 LOB: 0 BB: 0 P: 23	R: 0 H: 0 E: 0 K: 0 S: 8	H: 0 LOB: 0 BB: 0 P: 10	R: 0 H: 0 E: 0 K: 1 S: 6	H: 0 LOB: 0 BB: 0 P: 9	R: 0 H: 0 E: 0 K: 2 S: 10	H: 0 LOB: 0 BB: 0 P: 17	R: 0 H: 1 E: 0 K: 0 S: 9	H: 1 LOB: 1 BB: 0 P: 15	R: 0 H: 0 E: 0 K: 0 S: 11	H: 0 LOB: 1 BB: 1 P: 19	R: 0 H: 0 E: 0 K: 3 S: 10	H: 0 LOB: 2 BB: 1 P: 15	R: 0 H: 1 E: 0 K: 1 S: 11	H: 1 LOB: 2 BB: 1 P: 20	1B: 3 2B: 1 3B: 0 HR: 1	SF: 0 SAC: 0 DP: 0 HBP: 0	WP: 0 PB: 0 SB: 0 CS: 0	PA: 34
PITCHER	IP	WLS	BF	H	R	ER	SO	BB	IBB	HBP	BLK	WP	HR	S	P	ERA	WHIP			
38 Kyle Kendrick, R ERA: 3.96	7.0	L	26	4	3	3	5	1	0	0	0	0	1	67	106	3.86	0.714			
59 Antonio Bastardo, L ERA: 4.82	1.0		3	0	0	0	3	0	0	0	0	0	0	10	15	0.00	0.000			
27 Roberto Hernandez, R ERA: 3.96	1.0		5	1	0	0	1	1	0	0	0	0	0	11	20	0.00	2.000			

Cincinnati Reds @ Philadelphia Phillies
Citizens Bank Park, Philadelphia, PA
Fri May 16 2014, 7:09 PM - 9:55 PM EDT
Att: 27,316 - Cloudy - 64 F

AB 32
R 3
H 5
RBI 3
BB 2
SO 9
LOB 12



Batter	1	2	3	4	5	6	7	8	9	AB	R	H	RBI	BB	SO	LOB	BOTTOM			
11 Jimmy Rollins, S OBP: 0.354, SLG: 0.413										3	0	0	0	1	1	1				
51 Carlos Ruiz, R OBP: 0.388, SLG: 0.411										3	0	1	0	0	1	1				
26 Chase Utley, L OBP: 0.404, SLG: 0.569										4	0	2	0	0	1	2				
6 Ryan Howard, L OBP: 0.317, SLG: 0.439										4	0	0	0	0	2	5				
3 Marlon Byrd, R OBP: 0.331, SLG: 0.467										4	0	0	0	0	1	2				
9 Dominic Brown, L OBP: 0.275, SLG: 0.286										4	0	0	0	0	1	0				
15 John Mayberry Jr., R OBP: 0.282, SLG: 0.250										3	0	0	0	1	1	0				
25 Cody Asche, L OBP: 0.327, SLG: 0.400										4	0	3	0	0	1	0				
38 Kyle Kendrick, R OBP: 0.063, SLG: 0.063										2	0	0	0	0	1	1				
19 Tony Gwynn Jr., L OBP: 0.236, SLG: 0.216										1	0	0	0	0	0	1				
59 Antonio Bastardo, R ERA: 3.95										0	0	0	0	0	0	0				
27 Roberto Hernandez, R ERA: 3.96										0	0	0	0	0	0	0				
16 César Hernández, S OBP: 0.250, SLG: 0.267										1	0	0	0	0	1	2				
Inning Stats	R: 0 H: 1 E: 0 K: 2 S: 13	H: 0 LOB: 2 BB: 0 P: 22	R: 0 H: 0 E: 0 K: 1 S: 6	H: 0 LOB: 0 BB: 0 P: 7	R: 0 H: 1 E: 0 K: 2 S: 13	H: 1 LOB: 2 BB: 1 P: 20	R: 0 H: 0 E: 0 K: 1 S: 10	H: 0 LOB: 0 BB: 0 P: 12	R: 0 H: 1 E: 0 K: 2 S: 10	H: 1 LOB: 1 BB: 0 P: 12	R: 0 H: 0 E: 0 K: 0 S: 7	H: 0 LOB: 0 BB: 0 P: 11	R: 0 H: 1 E: 0 K: 0 S: 10	H: 1 LOB: 1 BB: 0 P: 18	R: 0 H: 1 E: 0 K: 1 S: 12	H: 1 LOB: 2 BB: 1 P: 18	1B: 5 2B: 1 3B: 0 HR: 0	SF: 0 SAC: 0 DP: 0 HBP: 1	WP: 0 PB: 0 SB: 0 CS: 0	PA: 36
PITCHER	IP	WLS	BF	H	R	ER	SO	BB	IBB	HBP	BLK	WP	HR	S	P	ERA	WHIP			
31 Alfredo Simon, R ERA: 2.45	7.2	W	30	5	0	0	8	1	0	0	0	0	0	78	110	0.00	0.783			
43 Manny Parra, L ERA: 3.95	0.1	H	1	0	0	0	1	0	0	0	0	0	0	3	5	0.00	0.000			
54 Aroldis Chapman, L ERA: 3.0	1.0	S	5	1	0	0	2	1	0	0	0	0	0	13	18	0.00	2.000			

Cincinnati Reds @ Philadelphia Phillies
Citizens Bank Park, Philadelphia, PA
Fri May 16 2014, 7:09 PM - 9:55 PM EDT
Att: 27,316 - Cloudy - 64 F

AB 33
R 0
H 6
RBI 0
BB 2
SO 11
LOB 15



Batter	1	2	3	4	5	6	7	8	9	AB	R	H	RBI	BB	SO	LOB	TOP								
13 Matt Carpenter, L (1.5) OBP: 0.371, SLG: 0.330	F7			G6-3 7 16 21 1B	1B		K			4	1	2	0	0	1	1	St. Louis Cardinals @ Cincinnati Reds Great American Ball Park, Cincinnati, OH Fri May 23 2014, 7:11 PM - 9:46 PM EDT Att: 37,271 - Clear - 76 F								
16 Kolten Wong, L (1.4) OBP: 0.320, SLG: 0.309	G5-4-3 7 1B			G6-3 7 21 1B	BB		B1-3			2	1	1	0	2	0	1									
7 Matt Holliday, R (1.7) OBP: 0.359, SLG: 0.361	G5-4-3 1-2			G6-3	FC4-6				G3-1	4	0	0	0	0	0	5									
21 Allen Craig, R (1.9) OBP: 0.301, SLG: 0.367	L8			G6-3	FC4-6 4 1B				G3	4	1	2	2	0	0	0									
4 Yadier Molina, R (1.2) OBP: 0.359, SLG: 0.462	K			G6-3	G3-1				G2-3	4	0	1	0	0	1	1									
Matt Adams, L (1.3) OBP: 0.323, SLG: 0.466	G6-3			F9	F9					4	0	1	0	0	1	2									
27 Jhonny Peralta, R (1.6) OBP: 0.335, SLG: 0.479			G5-3	K	FC4-6 19 PO 8 1B				G5-3	4	0	0	1	0	1	3									
8 Peter Bourjos, R (1.8) OBP: 0.306, SLG: 0.351					L5					3	0	1	0	0	1	0									
43 Seth Maness, R (6.1)			K		L5					0	0	0	0	0	0	0									
46 Kevin Siegrist, L (7.1)										0	0	0	0	0	0	0									
3 Mark Ellis, R (9,PH) OBP: 0.288, SLG: 0.217										1	0	1	0	0	0	0									
40 Shelby Miller, R (1.1) OBP: 0.190, SLG: 0.250					G4-3					2	0	0	0	0	1	0									
19 Jon Jay, L (6,PH) OBP: 0.340, SLG: 0.380					G4-3					1	0	1	0	0	0	0									
43 Shane Robinson, R (9,PH) OBP: 0.276, SLG: 0.231					G4-3					1	0	0	0	0	0	1									
Inning Stats	R: 0 E: 0 K: 0 S: 10	H: 1 LOB: 0 BB: 0 P: 13	R: 0 E: 0 K: 1 S: 6	H: 0 LOB: 0 BB: 0 P: 8	R: 0 E: 0 K: 2 S: 9	H: 0 LOB: 0 BB: 0 P: 15	R: 2 E: 0 K: 1 S: 15	H: 3 LOB: 2 BB: 1 P: 21	R: 0 E: 0 K: 0 S: 12	H: 1 LOB: 1 BB: 0 P: 18	R: 1 E: 0 K: 0 S: 12	H: 3 LOB: 1 BB: 0 P: 20	R: 0 E: 0 K: 0 S: 5	H: 1 LOB: 0 BB: 0 P: 6	R: 0 E: 0 K: 0 S: 5	H: 0 LOB: 0 BB: 0 P: 5	R: 0 E: 0 K: 1 S: 13	H: 1 LOB: 1 BB: 0 P: 21	1B: 10 2B: 1 3B: 0 HR: 0	SF: 0 SAC: 0 DP: 2 HBP: 0	WP: 0 PB: 0 SB: 0 CS: 0	PA: 37			
PITCHER	IP	WLS	BF	H	R	ER	SO	BB	IBB	HBP	BLK	WP	HR	S	P	ERA	WHIP								
34 Homer Bailey, R (1.1) ERA: 5.34	6.0	W	26	8	3	3	4	2	0	0	0	0	0	64	95	4.50	1.667								
43 Manny Parra, L (7.1) ERA: 5.4	1.0	H	3	1	0	0	1	0	0	0	0	0	0	5	6	0.00	1.000								
51 Jonathan Broxton, R (8.1) ERA: 0.69	1.0	H	3	0	0	0	0	0	0	0	0	0	0	5	5	0.00	0.000								
54 Aroldis Chapman, L (9.1) ERA: 2.57	1.0	S	4	1	0	0	1	0	0	0	0	0	0	13	21	0.00	1.000								

AB	34
R	3
H	10
RBI	3
BB	2
SO	6
LOB	14



Batter	1	2	3	4	5	6	7	8	9	AB	R	H	RBI	BB	SO	LOB	BOTTOM								
6 Billy Hamilton, S (1.8) OBP: 0.292, SLG: 0.343	G4-3				FC6-4 4 S 21 F8					3	1	0	0	1	0	1	St. Louis Cardinals @ Cincinnati Reds Great American Ball Park, Cincinnati, OH Fri May 23 2014, 7:11 PM - 9:46 PM EDT Att: 37,271 - Clear - 76 F								
21 Todd Frazier, R (1.5) OBP: 0.333, SLG: 0.503	K				F8					4	1	2	3	0	1	1									
4 Brandon Phillips, R (1.4) OBP: 0.304, SLG: 0.391	F9				K					4	0	1	0	0	2	1									
32 Jay Bruce, L (1.9) OBP: 0.349, SLG: 0.368	K				48 1B 29 SF8					4	1	1	0	0	2	2									
39 Devin Mesoraco, R (1.2) OBP: 0.455, SLG: 0.739	F8				F7					4	1	1	1	0	0	1									
48 Ryan Ludwick, R (1.7) OBP: 0.324, SLG: 0.336	K									4	0	1	0	0	2	0									
23 Donald Lutz, L (9.3)	K									0	0	0	0	0	0	0									
29 Brayan Peña, S (1.3) OBP: 0.295, SLG: 0.179					SF8					3	1	2	1	0	0	0									
54 Aroldis Chapman, L (9.1)										0	0	0	0	0	0	0									
2 Zack Cozart, R (1.6) OBP: 0.261, SLG: 0.307	G3				F8					3	0	0	0	0	0	3									
34 Homer Bailey, R (1.1) OBP: 0.313, SLG: 0.267										1	0	1	0	0	0	0									
43 Manny Parra, L (7.1)										0	0	0	0	0	0	0									
15 Roger Bernadina, L (7,PH) OBP: 0.291, SLG: 0.179										1	0	0	0	0	0	0									
51 Jonathan Broxton, R (8.1)										0	0	0	0	0	0	0									
28 Chris Heisey, R (9.7) OBP: 0.295, SLG: 0.333										0	0	0	0	0	0	0									
Inning Stats	R: 0 E: 0 K: 1 S: 6	H: 0 LOB: 0 BB: 0 P: 9	R: 0 E: 0 K: 2 S: 13	H: 0 LOB: 0 BB: 0 P: 19	R: 3 E: 0 K: 1 S: 12	H: 2 LOB: 0 BB: 1 P: 20	R: 1 E: 0 K: 0 S: 11	H: 2 LOB: 1 BB: 0 P: 17	R: 0 E: 0 K: 1 S: 9	H: 1 LOB: 1 BB: 0 P: 15	R: 1 E: 0 K: 1 S: 13	H: 2 LOB: 1 BB: 0 P: 15	R: 0 E: 0 K: 0 S: 11	H: 2 LOB: 2 BB: 0 P: 16	R: 0 E: 0 K: 1 S: 7	H: 0 LOB: 0 BB: 0 P: 10	1B: 6 2B: 1 3B: 0 HR: 2	SF: 1 SAC: 1 DP: 0 HBP: 0	WP: 0 PB: 0 SB: 2 CS: 0	PA: 34					
PITCHER	IP	WLS	BF	H	R	ER	SO	BB	IBB	HBP	BLK	WP	HR	S	P	ERA	WHIP								
40 Shelby Miller, R (1.1) ERA: 3.18	5.0	L	21	5	4	4	4	1	0	0	0	0	0	51	80	7.20	1.200								
43 Seth Maness, R (6.1) ERA: 2.79	1.2		9	4	1	1	1	0	0	0	0	0	1	23	30	5.40	2.400								
46 Kevin Siegrist, L (7.1) ERA: 3.6	1.1		4	0	0	0	1	0	0	0	0	0	0	8	11	0.00	0.000								



Batter	1	2	3	4	5	6	7	8	9	AB	R	H	RBI	BB	SO	LOB	TOP					
13 Matt Carpenter, L (1.5) OBP: 0.372, SLG: 0.337										5	1	2	0	0	1	3						
43 Shane Robinson, R (1.9) OBP: 0.235, SLG: 0.194										5	0	0	0	0	2	5						
7 Matt Holliday, R (1.7) OBP: 0.369, SLG: 0.370										4	1	3	1	1	0	1						
21 Allen Craig, R (1.3) OBP: 0.299, SLG: 0.359										4	1	0	0	1	3	4						
4 Yadier Molina, R (1.2) OBP: 0.360, SLG: 0.477										5	2	2	1	0	0	4						
27 Johnny Peralta, R (1.6) OBP: 0.337, SLG: 0.471										3	1	0	0	2	0	1						
26 Trevor Rosenthal, R (9.1)										2	0	0	1	0	0	0						
3 Mark Ellis, R (1.4) OBP: 0.211										4	0	3	2	0	1	0						
19 Jon Jay, L (1.8) OBP: 0.355, SLG: 0.396										3	0	1	0	0	1	3						
54 Jaime Garcia, L (1.1) OBP: 0.299, SLG: 0.420										0	0	0	0	0	0	0						
44 Carlos Martinez, R (6.1)										0	0	0	0	0	0							
Matt Adams, L (6. PH)										0	0	0	0	0	0							
43 Seth Maness, R (8.1)										0	0	0	0	0	0							
36 Randy Choate, L (8.1)										0	0	0	0	0	0							
30 Jason Motte, R (9.1)										0	0	0	0	0	0							
33 Daniel Descalso, L (9.6) OBP: 0.186, SLG: 0.271										0	0	0	0	0	0							
Inning Stats	R: 1 E: 0 K: 1 S: 11	H: 2 LOB: 1 BB: 0 P: 16	R: 0 E: 0 K: 1 S: 10	H: 1 LOB: 1 BB: 0 P: 13	R: 0 E: 0 K: 1 S: 8	H: 0 LOB: 1 BB: 1 P: 17	R: 1 E: 0 K: 1 S: 9	H: 1 LOB: 0 BB: 0 P: 12	R: 0 E: 0 K: 0 S: 6	H: 1 LOB: 0 BB: 0 P: 13	R: 2 E: 0 K: 0 S: 10	H: 2 LOB: 2 BB: 2 P: 20	R: 0 E: 0 K: 1 S: 10	H: 1 LOB: 0 BB: 0 P: 12	R: 2 E: 0 K: 2 S: 14	H: 3 LOB: 2 BB: 1 P: 23	R: 0 E: 0 K: 1 S: 10	H: 1 LOB: 1 BB: 0 P: 16	1B: 10 2B: 1 HR: 1	SF: 1 SAC: 1 DP: 1 HBP: 0	WP: 1 PB: 0 SB: 0 CS: 0	PA: 42
PITCHER	IP WLS BF H R ER SO BB IBB HBP BLK WP HR S P ERA WHIP																					
52 Tony Cingrani, L (1.1) ERA: 4.06	6.0 L 27 7 4 4 4 3 0 0 0 0 0 1 54 91 6.00 1.667																					
60 J.J. Hoover, R (7.1) ERA: 7.02	1.0 4 1 0 0 1 0 0 0 0 0 0 0 10 12 0.00 1.000																					
Logan Ondrusek, R (8.1) ERA: 6.59	0.1 3 1 2 2 0 1 0 0 0 0 0 0 4 10 54.00 6.000																					
45 Sean Marshall, L (8.1) ERA: 10.38	0.2 4 2 0 0 2 0 0 0 0 0 1 0 10 13 0.00 3.000																					
63 Sam LeCure, R (9.1) ERA: 1.33	1.0 4 1 0 0 1 0 0 0 0 0 0 0 10 16 0.00 1.000																					

St. Louis Cardinals @ Cincinnati Reds
Great American Ball Park, Cincinnati, OH
Sat May 24 2014, 7:17 PM - 10:24 PM EDT
Att: 41,585 - Partly Cloudy - 78 F

AB 36
R 6
H 12
RBI 6
BB 4
SO 8
LOB 21



Batter	1	2	3	4	5	6	7	8	9	AB	R	H	RBI	BB	SO	LOB	BOTTOM			
28 Chris Heisey, R (1.8) OBP: 0.294, SLG: 0.340										4	1	1	0	0	2	2				
Logan Ondrusek, R (8.1)										0	0	0	0	0	0	0				
45 Sean Marshall, L (8.1)										0	0	0	0	0	0	0				
63 Sam LeCure, R (9.1)										0	0	0	0	0	0	0				
6 Billy Hamilton, S (9. PH) OBP: 0.297, SLG: 0.347										1	0	1	0	0	0	0				
21 Todd Frazier, R (1.5) OBP: 0.348, SLG: 0.494										5	0	1	0	0	3	4				
4 Brandon Phillips, R (1.4) OBP: 0.313, SLG: 0.410										4	0	3	1	0	1	0				
39 Devin Mesoraco, R (1.2) OBP: 0.432, SLG: 0.699										4	0	0	0	0	1	4				
32 Jay Bruce, L (1.9) OBP: 0.338, SLG: 0.355											4	0	0	0	2	2				
48 Ryan Ludwick, R (1.7) OBP: 0.322, SLG: 0.357										4	1	1	1	0	1	2				
29 Brayan Peña, S (1.3) OBP: 0.294, SLG: 0.412										4	1	1	0	0	1	0				
2 Zack Cozart, R (1.6) OBP: 0.267, SLG: 0.312										4	0	2	1	0	1	0				
52 Tony Cingrani, L (1.1) OBP: 0.143, SLG: 0.143										2	0	0	0	0	1	1				
60 J.J. Hoover, R (7.1) ERA: 4.29										0	0	0	0	0	0	0				
25 Skip Schumaker, L (7. PH) OBP: 0.302, SLG: 0.367										1	0	1	0	1	0	0				
Inning Stats	R: 0 E: 0 K: 2 S: 12	H: 1 LOB: 1 BB: 0 P: 13	R: 0 E: 0 K: 1 S: 9	H: 0 LOB: 0 BB: 0 P: 13	R: 0 E: 0 K: 2 S: 7	H: 0 LOB: 0 BB: 0 P: 9	R: 1 E: 0 K: 0 S: 9	H: 2 LOB: 1 BB: 0 P: 12	R: 1 E: 0 K: 2 S: 15	H: 3 LOB: 2 BB: 0 P: 22	R: 0 E: 0 K: 2 S: 12	H: 2 LOB: 0 BB: 0 P: 21	R: 0 E: 0 K: 1 S: 12	H: 1 LOB: 0 BB: 0 P: 20	R: 1 E: 0 K: 2 S: 14	H: 2 LOB: 2 BB: 1 P: 21	1B: 6 2B: 4 HR: 1	SF: 0 SAC: 0 DP: 1 HBP: 0	WP: 1 PB: 0 SB: 0 CS: 0	PA: 38
PITCHER	IP WLS BF H R ER SO BB IBB HBP BLK WP HR S P ERA WHIP																			
54 Jaime Garcia, L (1.1) ERA: 4.26	5.2 W 23 6 2 2 7 0 0 0 0 0 0 55 75 3.18 1.059																			
44 Carlos Martinez, R (6.1) ERA: 4.29	1.1 H 6 2 0 0 3 0 0 0 0 0 1 0 15 26 0.00 1.500																			
43 Seth Maness, R (8.1) ERA: 2.7	0.2 2 1 0 0 0 0 0 0 0 0 0 0 7 12 0.00 1.500																			
36 Randy Choate, L (8.1) ERA: 6.08	0.1 1 0 0 0 1 0 0 0 0 0 0 0 5 8 0.00 0.000																			
30 Jason Motte, R (9.1) ERA: 3.86	0.2 4 1 1 1 1 1 0 0 0 0 1 0 10 16 13.50 3.000																			

St. Louis Cardinals @ Cincinnati Reds
Great American Ball Park, Cincinnati, OH
Sat May 24 2014, 7:17 PM - 10:24 PM EDT
Att: 41,585 - Partly Cloudy - 78 F

AB 37
R 3
H 11
RBI 3
BB 1
SO 13
LOB 15



Batter	1	2	3	4	5	6	7	8	9	AB	R	H	RBI	BB	SO	LOB	TOP					
6 Billy Hamilton, S (1,8) OBP: 0.287, SLG: 0.340										3	0	1	0	0	2	0	Cincinnati Reds @ Arizona Diamondbacks Chase Field, Phoenix, AZ Thu May 29 2014, 6:41 PM - 9:11 PM MST Att: 18,457 - Clear - 97 F					
21 Todd Frazier, R (1,5) OBP: 0.336, SLG: 0.481										3	0	0	0	0	1	1						
4 Brandon Phillips, R (1,4) OBP: 0.290, SLG: 0.399										3	0	0	0	0	0	0						
32 Jay Bruce, L (1,9)										3	0	0	0	0	1	0						
39 Devin Mesoraco, R (1,2) OBP: 0.398, SLG: 0.640										3	0	0	0	0	0	0						
48 Ryan Ludwick, R (1,7) OBP: 0.310, SLG: 0.340										3	0	0	0	0	1	0						
29 Brayan Peña, S (1,3) OBP: 0.323, SLG: 0.440										3	0	2	0	0	0	0						
2 Zack Cozart, R (1,6) OBP: 0.257, SLG: 0.293										3	0	0	0	0	0	2						
52 Tony Cingrani, L (1,1) OBP: 0.125, SLG: 0.125										2	0	0	0	0	0	0						
60 J.J. Hoover, R (6,1)										0	0	0	0	0	0	0						
45 Sean Marshall, L (8,1)										0	0	0	0	0	0	0						
25 Skip Schumaker, L (9, PH) OBP: 0.295, SLG: 0.339										1	0	0	0	0	0	0						
Inning Stats	R: 0 E: 0 K: 2 S: 7	H: 0 LOB: 0 BB: 0 P: 11	R: 0 E: 0 K: 1 S: 6	H: 0 LOB: 0 BB: 0 P: 9	R: 0 E: 0 K: 0 S: 6	H: 1 LOB: 0 BB: 0 P: 8	R: 0 E: 0 K: 0 S: 7	H: 1 LOB: 0 BB: 0 P: 10	R: 0 E: 0 K: 1 S: 11	H: 0 LOB: 0 BB: 0 P: 16	R: 0 E: 0 K: 0 S: 7	H: 1 LOB: 0 BB: 0 P: 8	R: 0 E: 0 K: 1 S: 7	H: 0 LOB: 0 BB: 0 P: 10	R: 0 E: 0 K: 0 S: 3	H: 0 LOB: 0 BB: 0 P: 6	R: 0 E: 0 K: 0 S: 11	H: 0 LOB: 0 BB: 0 P: 16	1B: 2 2B: 2 3B: 0 HR: 0	SF: 0 SAC: 0 DP: 3 HBP: 0	WP: 0 PB: 0 SB: 0 CS: 0	PA: 27
PITCHER 55 Josh Collmenter, R (1,1) ERA: 3.34	IP: 9.0 WLS: W BF: 27	H: 3 R: 0 ER: 0 SO: 5	BB: 0 IBB: 0 HBP: 0 BLK: 0	WP: 0 HR: 0 S: 65 P: 94	ERA: 0.00 WHIP: 0.333	PITCHER																

Batter	1	2	3	4	5	6	7	8	9	AB	R	H	RBI	BB	SO	LOB	BOTTOM			
11 AJ Pollock, R (1,8) OBP: 0.355, SLG: 0.535										4	2	2	0	0	0	0	Cincinnati Reds @ Arizona Diamondbacks Chase Field, Phoenix, AZ Thu May 29 2014, 6:41 PM - 9:11 PM MST Att: 18,457 - Clear - 97 F			
16 Chris Owings, R (1,6) OBP: 0.320, SLG: 0.413										4	0	1	0	0	1	1				
44 Paul Goldschmidt, R (1,3) OBP: 0.359, SLG: 0.535										3	0	0	0	1	1	1				
14 Martin Prado, R (1,5) OBP: 0.319, SLG: 0.371										4	1	2	1	0	0	1				
2 Aaron Hill, R (1,4) OBP: 0.315, SLG: 0.416										4	1	3	2	0	0	2				
7 Cody Ross, R (1,7) OBP: 0.231, SLG: 0.242										3	0	1	0	0	0	1				
5 Ender Inciarte, L (7,7) OBP: 0.186, SLG: 0.146										1	0	1	0	0	0	0				
8 Gerardo Parra, L (1,9) OBP: 0.307, SLG: 0.382										3	0	0	0	1	2	4				
9 Tuffy Gosewisch, R (1,2) OBP: 0.242, SLG: 0.344										3	0	0	0	1	0	3				
55 Josh Collmenter, R (1,1) OBP: 0.095, SLG: 0.100										4	0	0	0	0	1	5				
Inning Stats	R: 1 E: 0 K: 2 S: 15	H: 1 LOB: 0 BB: 0 P: 20	R: 0 E: 0 K: 0 S: 15	H: 2 LOB: 2 BB: 1 P: 23	R: 0 E: 0 K: 0 S: 10	H: 1 LOB: 1 BB: 0 P: 15	R: 1 E: 0 K: 1 S: 16	H: 1 LOB: 1 BB: 1 P: 28	R: 0 E: 0 K: 0 S: 5	H: 0 LOB: 0 BB: 0 P: 6	R: 1 E: 0 K: 1 S: 14	H: 2 LOB: 1 BB: 0 P: 24	R: 1 E: 0 K: 0 S: 7	H: 2 LOB: 1 BB: 1 P: 15	R: 0 E: 0 K: 1 S: 10	H: 1 LOB: 1 BB: 0 P: 16	1B: 5 2B: 3 3B: 1 HR: 1	SF: 0 SAC: 0 DP: 1 HBP: 0	WP: 0 PB: 0 SB: 0 CS: 0	PA: 36
PITCHER 52 Tony Cingrani, L (1,1) ERA: 4.01	IP: 5.0 WLS: L BF: 23	H: 7 R: 3 ER: 2 SO: 3	BB: 2 IBB: 0 HBP: 0 BLK: 0	WP: 0 HR: 1 S: 64 P: 98	ERA: 3.60 WHIP: 1.800	PITCHER														
60 J.J. Hoover, R (6,1) ERA: 5.82	2.0 9	2 1 1 1	0 1 0 0	0 0 0 0	0 0 18 33	4.50 1.000														
45 Sean Marshall, L (8,1) ERA: 9.28	1.0 4	1 0 0 1	0 0 0 0	0 0 0 0	0 0 10 16	0.00 1.000														

Batter	1	2	3	4	5	6	7	8	9	AB	R	H	RBI	BB	SO	LOB	TOP					
6 Billy Hamilton, S OBP: 0.290, SLG: 0.339										5	2	2	0	0	2	2	Cincinnati Reds @ Arizona Diamondbacks Chase Field, Phoenix, AZ Sat May 31 2014, 7:11 PM - 10:07 PM MST Att: 23,765 - Clear - 105 F livebaseballscorecards.com					
25 Skip Schumaker, L OBP: 0.300, SLG: 0.338										5	2	2	1	0	0	1						
4 Brandon Phillips, R OBP: 0.299, SLG: 0.493										4	1	2	2	0	2	0						
32 Jay Bruce, L OBP: 0.314, SLG: 0.318										3	0	1	0	0	2	2						
21 Todd Frazier, R OBP: 0.342, SLG: 0.480										4	0	1	1	0	1	2						
29 Brayan Peña, S OBP: 0.320, SLG: 0.442										4	0	1	1	0	0	2						
23 Donald Lutz, L OBP: 0.222, SLG: 0.333										4	0	0	0	0	1	2						
2 Zack Cozart, R OBP: 0.261, SLG: 0.292										3	0	1	0	1	0	0						
47 Johnny Cueto, R OBP: 0.143, SLG: 0.143										2	0	0	0	0	0	3						
43 Manny Parra, L OBP: 0.261, SLG: 0.292										0	0	0	0	0	0	0						
51 Jonathan Broxton, R OBP: 0.314, SLG: 0.352										1	0	1	0	0	0	0						
60 J.J. Hoover, R OBP: 0.290, SLG: 0.339										0	0	0	0	0	0	0						
Inning Stats	R: 0 E: 0 K: 2 S: 11	H: 0 LOB: 0 BB: 0 P: 13	R: 0 E: 0 K: 1 S: 6	H: 1 LOB: 0 BB: 0 P: 7	R: 0 E: 0 K: 0 S: 8	H: 0 LOB: 0 BB: 0 P: 11	R: 3 E: 0 K: 1 S: 23	H: 5 LOB: 3 BB: 1 P: 39	R: 2 E: 0 K: 0 S: 11	H: 3 LOB: 1 BB: 0 P: 16	R: 0 E: 0 K: 1 S: 10	H: 1 LOB: 1 BB: 0 P: 14	R: 0 E: 0 K: 2 S: 10	H: 0 LOB: 0 BB: 0 P: 14	R: 0 E: 0 K: 0 S: 7	H: 0 LOB: 0 BB: 0 P: 9	R: 0 E: 0 K: 1 S: 10	H: 1 LOB: 1 BB: 0 P: 13	1B: 8 2B: 3 3B: 0 HR: 0	SF: 0 SAC: 1 DP: 1 HBP: 1	WP: 0 PB: 0 SB: 1 CS: 0	PA: 38
PITCHER	IP WLS BF H R ER SO BB IBB HBP BLK WP HR S P ERA WHIP																					
32 Brandon McCarthy, R ERA: 5.2	4.1 L 21 9 5 5 4 0 0 1 0 0 0 0 0 52 77 10.38 2.077																					
54 Joe Thatcher, L ERA: 2.25	0.2 3 0 0 0 0 0 0 0 1 0 0 0 0 7 9 0.00 0.000																					
35 Trevor Cahill, R ERA: 5.28	2.0 7 1 0 0 3 0 0 0 0 0 0 0 0 20 28 0.00 0.500																					
59 Oliver Pérez, L ERA: 2.91	1.0 3 0 0 0 0 0 0 0 0 0 0 0 0 7 9 0.00 0.000																					
43 Addison Reed, R ERA: 4.91	1.0 4 1 0 0 1 0 0 0 0 0 0 0 0 10 13 0.00 1.000																					

Batter	1	2	3	4	5	6	7	8	9	AB	R	H	RBI	BB	SO	LOB	BOTTOM					
11 AJ Pollock, R OBP: 0.366, SLG: 0.554										3	0	1	0	0	0	0	Cincinnati Reds @ Arizona Diamondbacks Chase Field, Phoenix, AZ Sat May 31 2014, 7:11 PM - 10:07 PM MST Att: 23,765 - Clear - 105 F livebaseballscorecards.com					
28 Nick Evans, R										0	0	0	0	0	0	0						
8 Gerardo Parra, L OBP: 0.313, SLG: 0.391										4	0	3	0	0	1	1						
44 Paul Goldschmidt, R OBP: 0.359, SLG: 0.528										4	0	1	0	0	2	5						
26 Miguel Montero, L OBP: 0.358, SLG: 0.383										4	0	1	0	0	1	6						
14 Martín Prado, R OBP: 0.312, SLG: 0.359										4	0	0	0	0	1	3						
2 Aaron Hill, R OBP: 0.306, SLG: 0.405										4	0	0	0	0	0	0						
7 Cody Ross, R OBP: 0.229, SLG: 0.233										3	0	0	0	1	1	0						
16 Chris Owings, R OBP: 0.306, SLG: 0.394										4	0	0	0	0	1	1						
32 Brandon McCarthy, R OBP: 0.290, SLG: 0.339										1	0	0	0	0	1	0						
54 Joe Thatcher, L ERA: 1.68										0	0	0	0	0	0	0						
5 Ender Inciarte, L OBP: 0.299, SLG: 0.378										1	0	0	0	0	0	0						
35 Trevor Cahill, R OBP: 0.299, SLG: 0.378										0	0	0	0	0	0	0						
59 Oliver Pérez, L OBP: 0.320, SLG: 0.442										0	0	0	0	0	0	0						
12 Eric Chavez, L OBP: 0.302, SLG: 0.402										0	0	0	0	1	0	0						
43 Addison Reed, L ERA: 4.91										0	0	0	0	0	0	0						
Inning Stats	R: 0 E: 0 K: 0 S: 11	H: 2 LOB: 2 BB: 0 P: 17	R: 0 E: 0 K: 1 S: 7	H: 0 LOB: 0 BB: 0 P: 10	R: 0 E: 0 K: 2 S: 12	H: 1 LOB: 1 BB: 0 P: 16	R: 0 E: 0 K: 0 S: 8	H: 1 LOB: 0 BB: 0 P: 10	R: 0 E: 0 K: 1 S: 7	H: 0 LOB: 0 BB: 0 P: 9	R: 0 E: 0 K: 2 S: 12	H: 1 LOB: 1 BB: 0 P: 18	R: 0 E: 0 K: 1 S: 9	H: 0 LOB: 0 BB: 0 P: 16	R: 0 E: 0 K: 1 S: 11	H: 1 LOB: 3 BB: 1 P: 20	R: 0 E: 0 K: 1 S: 10	H: 0 LOB: 1 BB: 1 P: 19	1B: 4 2B: 2 3B: 0 HR: 0	SF: 0 SAC: 0 DP: 1 HBP: 1	WP: 0 PB: 0 SB: 0 CS: 0	PA: 35
PITCHER	IP WLS BF H R ER SO BB IBB HBP BLK WP HR S P ERA WHIP																					
47 Johnny Cueto, R ERA: 1.68	7.1 W 28 11 0 1 0 7 1 0 0 0 0 0 0 106 106 0.00 0.818																					
43 Manny Parra, L ERA: 5.5	0.0 1 1 0 0 0 0 0 0 0 0 0 0 0 1 2 - - -																					
51 Jonathan Broxton, R ERA: 0.56	0.2 H 2 0 0 0 1 0 0 0 0 0 0 0 5 8 0.00 0.000																					
60 J.J. Hoover, R ERA: 5.56	1.0 4 0 0 0 1 1 0 0 0 0 0 0 0 10 19 0.00 1.000																					

Batter	1	2	3	4	5	6	7	8	9	AB	R	H	RBI	BB	SO	LOB	TOP				
16 Angel Pagán, S OBP: 0.362, SLG: 0.438 70 George Kontos, R (7, 1)	P4		8 2B 48 SF8 BB		L7		F8			3	1	0	0	1	0	0					
8 Hunter Pence, R OBP: 0.366, SLG: 0.483	HR				28 1B			L5		4	1	3	1	0	0	0					
28 Buster Posey, R OBP: 0.341, SLG: 0.402 6 Ehire Adrianza, S OBP: 0.176, SLG: 0.204	K		P4		1B			G6-3		4	0	1	0	0	0	1					
48 Pablo Sandoval, S OBP: 0.296, SLG: 0.420	P5		SF8		1B			K		3	0	0	1	0	2	2					
38 Michael Morse, R OBP: 0.345, SLG: 0.561		G4-3	G6-3			G6-3			G5-3	4	0	0	0	0	0	1					
29 Héctor Sánchez, S OBP: 0.257, SLG: 0.350					K				G3	3	1	0	0	0	2	0					
35 Brandon Crawford, L OBP: 0.309, SLG: 0.422					P5				G3	4	0	1	0	0	1	0					
13 Joaquin Arias, R OBP: 0.211, SLG: 0.169					L8					2	0	0	1	0	0	0					
55 Tim Lincecum, L OBP: 0.333, SLG: 0.333 7 Gregor Blanco, L OBP: 0.333, SLG: 0.321	K									2	0	0	0	0	2	1					
										0	0	0	0	0	0	0					
										1	0	0	0	0	0	0					
Inning Stats	R: 1 H: 1 E: 0 K: 1 S: 13	H: 1 LOB: 0 BB: 0 P: 14	R: 1 H: 1 E: 0 K: 1 S: 8	H: 1 LOB: 1 BB: 0 P: 13	R: 1 H: 1 E: 0 K: 0 S: 13	H: 1 LOB: 1 BB: 1 P: 21	R: 0 H: 0 E: 0 K: 1 S: 6	H: 0 LOB: 0 BB: 0 P: 8	R: 0 H: 2 E: 0 K: 2 S: 13	H: 2 LOB: 2 BB: 0 P: 21	R: 0 H: 0 E: 0 K: 0 S: 14	H: 0 LOB: 0 BB: 0 P: 21	R: 0 H: 0 E: 0 K: 1 S: 12	H: 0 LOB: 0 BB: 0 P: 17	R: 0 H: 0 E: 0 K: 0 S: 5	H: 0 LOB: 0 BB: 0 P: 6	1B: 2 2B: 2 3B: 0 HR: 1	SF: 2 SAC: 0 DP: 1 HBP: 0	WP: 0 PB: 0 SB: 0 CS: 0	PA: 34	
PITCHER	IP WLS BF H R ER SO BB IBB HBP BLK WP HR S P ERA WHIP	IP WLS BF H R ER SO BB IBB HBP BLK WP HR S P ERA WHIP	IP WLS BF H R ER SO BB IBB HBP BLK WP HR S P ERA WHIP	IP WLS BF H R ER SO BB IBB HBP BLK WP HR S P ERA WHIP	IP WLS BF H R ER SO BB IBB HBP BLK WP HR S P ERA WHIP	IP WLS BF H R ER SO BB IBB HBP BLK WP HR S P ERA WHIP	IP WLS BF H R ER SO BB IBB HBP BLK WP HR S P ERA WHIP	IP WLS BF H R ER SO BB IBB HBP BLK WP HR S P ERA WHIP	IP WLS BF H R ER SO BB IBB HBP BLK WP HR S P ERA WHIP	IP WLS BF H R ER SO BB IBB HBP BLK WP HR S P ERA WHIP	IP WLS BF H R ER SO BB IBB HBP BLK WP HR S P ERA WHIP	IP WLS BF H R ER SO BB IBB HBP BLK WP HR S P ERA WHIP	IP WLS BF H R ER SO BB IBB HBP BLK WP HR S P ERA WHIP	IP WLS BF H R ER SO BB IBB HBP BLK WP HR S P ERA WHIP	IP WLS BF H R ER SO BB IBB HBP BLK WP HR S P ERA WHIP	IP WLS BF H R ER SO BB IBB HBP BLK WP HR S P ERA WHIP	IP WLS BF H R ER SO BB IBB HBP BLK WP HR S P ERA WHIP	IP WLS BF H R ER SO BB IBB HBP BLK WP HR S P ERA WHIP	IP WLS BF H R ER SO BB IBB HBP BLK WP HR S P ERA WHIP	IP WLS BF H R ER SO BB IBB HBP BLK WP HR S P ERA WHIP	IP WLS BF H R ER SO BB IBB HBP BLK WP HR S P ERA WHIP

San Francisco Giants @ Cincinnati Reds
Great American Ball Park, Cincinnati, OH
Tue Jun 03 2014, 7:11 PM - 10:08 PM EDT
Att: 27,152 - Cloudy - 79 F

AB 30
R 3
H 5
RBI 3
BB 1
SO 8
LOB 6



Batter	1	2	3	4	5	6	7	8	9	AB	R	H	RBI	BB	SO	LOB	BOTTOM				
6 Billy Hamilton, S OBP: 0.293, SLG: 0.347	21 E 2B	B2-3			21 E 4 2B 1B	F9				5	2	2	0	0	1	1					
21 Todd Frazier, R OBP: 0.346, SLG: 0.488	4 G4-3 2B BB		L4		4 2B BB					2	2	1	0	2	0	0					
4 Brandon Phillips, R OBP: 0.293, SLG: 0.397	G4-3				32 S 2B					4	1	1	2	0	1	2					
32 Jay Bruce, L OBP: 0.319, SLG: 0.331	39 HR 2B		P5		39 E 29 FC4 1B					4	2	2	2	0	0	0					
39 Devin Mesoraco, R OBP: 0.391, SLG: 0.693					G5-3					4	1	1	2	0	0	1					
29 Bryan Peña, S OBP: 0.316, SLG: 0.425	F7				25 E BB					3	0	0	1	1	0	0					
25 Skip Schumaker, L OBP: 0.295, SLG: 0.329	G6-3				E3					4	0	1	0	0	0	1					
2 Zack Cozart, R OBP: 0.260, SLG: 0.306					K					4	0	0	0	0	3	4					
34 Homer Bailey, R OBP: 0.227, SLG: 0.190 60 J.J. Hoover, R (7, 1)					L8					3	0	0	0	0	1	4					
23 Donald Lutz, L OBP: 0.300, SLG: 0.333 Logan Ondrusek, R (9, 1)										0	0	0	0	1	0	0					
										0	0	0	0	0	0	0					
Inning Stats	R: 4 H: 3 E: 0 K: 0 S: 19	H: 3 LOB: 0 BB: 1 P: 32	R: 0 H: 0 E: 0 K: 1 S: 6	H: 0 LOB: 0 BB: 0 P: 8	R: 0 H: 0 E: 0 K: 1 S: 7	H: 0 LOB: 0 BB: 0 P: 10	R: 0 H: 0 E: 1 K: 1 S: 10	H: 0 LOB: 2 BB: 1 P: 17	R: 4 H: 4 E: 0 K: 2 S: 22	H: 4 LOB: 2 BB: 1 P: 32	R: 0 H: 1 E: 0 K: 0 S: 5	H: 1 LOB: 0 BB: 0 P: 7	R: 0 H: 0 E: 0 K: 0 S: 6	H: 0 LOB: 0 BB: 0 P: 9	R: 0 H: 0 E: 0 K: 1 S: 16	H: 0 LOB: 1 BB: 1 P: 24	1B: 4 2B: 3 3B: 0 HR: 1	SF: 0 SAC: 0 DP: 1 HBP: 0	WP: 0 PB: 0 SB: 4 CS: 0	PA: 37	
PITCHER	IP WLS BF H R ER SO BB IBB HBP BLK WP HR S P ERA WHIP	IP WLS BF H R ER SO BB IBB HBP BLK WP HR S P ERA WHIP	IP WLS BF H R ER SO BB IBB HBP BLK WP HR S P ERA WHIP	IP WLS BF H R ER SO BB IBB HBP BLK WP HR S P ERA WHIP	IP WLS BF H R ER SO BB IBB HBP BLK WP HR S P ERA WHIP	IP WLS BF H R ER SO BB IBB HBP BLK WP HR S P ERA WHIP	IP WLS BF H R ER SO BB IBB HBP BLK WP HR S P ERA WHIP	IP WLS BF H R ER SO BB IBB HBP BLK WP HR S P ERA WHIP	IP WLS BF H R ER SO BB IBB HBP BLK WP HR S P ERA WHIP	IP WLS BF H R ER SO BB IBB HBP BLK WP HR S P ERA WHIP	IP WLS BF H R ER SO BB IBB HBP BLK WP HR S P ERA WHIP	IP WLS BF H R ER SO BB IBB HBP BLK WP HR S P ERA WHIP	IP WLS BF H R ER SO BB IBB HBP BLK WP HR S P ERA WHIP	IP WLS BF H R ER SO BB IBB HBP BLK WP HR S P ERA WHIP	IP WLS BF H R ER SO BB IBB HBP BLK WP HR S P ERA WHIP	IP WLS BF H R ER SO BB IBB HBP BLK WP HR S P ERA WHIP	IP WLS BF H R ER SO BB IBB HBP BLK WP HR S P ERA WHIP	IP WLS BF H R ER SO BB IBB HBP BLK WP HR S P ERA WHIP	IP WLS BF H R ER SO BB IBB HBP BLK WP HR S P ERA WHIP	IP WLS BF H R ER SO BB IBB HBP BLK WP HR S P ERA WHIP	IP WLS BF H R ER SO BB IBB HBP BLK WP HR S P ERA WHIP

San Francisco Giants @ Cincinnati Reds
Great American Ball Park, Cincinnati, OH
Tue Jun 03 2014, 7:11 PM - 10:08 PM EDT
Att: 27,152 - Cloudy - 79 F

AB 33
R 8
H 8
RBI 7
BB 4
SO 6
LOB 13



Batter	1	2	3	4	5	6	7	8	9	AB	R	H	RBI	BB	SO	LOB	TOP		
16 Angel Pagán, S OBP: 0.359, SLG: 0.430	P2		G6-3				L7		K	4	0	0	0	1	1	0			
8 Hunter Pence, R OBP: 0.364, SLG: 0.483	K		F7				K			4	0	1	0	0	2	2			
28 Buster Posey, R OBP: 0.340, SLG: 0.404		2B	F8				G6-3		G6-3	4	0	1	0	0	0	1			
48 Pablo Sandoval, S OBP: 0.291, SLG: 0.412	P5						L7		L8	4	0	0	0	0	0	2			
38 Michael Morse, R OBP: 0.343, SLG: 0.571		L9					K		HR	4	1	1	1	0	2	0			
14 Brandon Hicks, R OBP: 0.299, SLG: 0.365	K		L7				L7		HR	4	1	1	0	0	1	0			
2 Juan Carlos Perez, R 63 Jean Machi, R 54 Sergio Romo, R							K		HR	4	1	2	2	0	2	0			
35 Brandon Crawford, L OBP: 0.312, SLG: 0.418							K			2	0	0	0	2	1	0			
32 Ryan Vogelsong, R 57 Juan Gutierrez, R 49 Javier López, L 7 Gregor Blanco, L							K			3	0	1	0	0	1	3			
Inning Stats	R: 0 H: 1 E: 0 K: 1 S: 9	H: 1 LOB: 1 BB: 0 P: 15	R: 0 H: 1 E: 0 K: 2 S: 10	H: 1 LOB: 2 BB: 1 P: 17	R: 0 H: 0 E: 0 K: 0 S: 6	H: 0 LOB: 0 BB: 0 P: 8	R: 0 H: 0 E: 0 K: 1 S: 9	H: 0 LOB: 2 BB: 1 P: 16	R: 0 H: 1 E: 0 K: 3 S: 16	H: 1 LOB: 2 BB: 1 P: 27	R: 3 H: 3 E: 0 K: 0 S: 11	H: 3 LOB: 1 BB: 1 P: 20	R: 0 H: 1 E: 0 K: 2 S: 9	H: 0 LOB: 0 BB: 0 P: 13	R: 0 H: 0 E: 0 K: 1 S: 6	H: 0 LOB: 0 BB: 0 P: 8	1B: 1 2B: 4 3B: 0 HR: 2	SF: 0 SAC: 0 DP: 0 HBP: 0	WP: 0 PA: 37 PB: 0 SB: 0 CS: 0
PITCHER	IP WLS BF H R ER SO BB IBB HBP BLK WP HR S P ERA WHIP	IP WLS BF H R ER SO BB IBB HBP BLK WP HR S P ERA WHIP	IP WLS BF H R ER SO BB IBB HBP BLK WP HR S P ERA WHIP	IP WLS BF H R ER SO BB IBB HBP BLK WP HR S P ERA WHIP	IP WLS BF H R ER SO BB IBB HBP BLK WP HR S P ERA WHIP	IP WLS BF H R ER SO BB IBB HBP BLK WP HR S P ERA WHIP	IP WLS BF H R ER SO BB IBB HBP BLK WP HR S P ERA WHIP	IP WLS BF H R ER SO BB IBB HBP BLK WP HR S P ERA WHIP	IP WLS BF H R ER SO BB IBB HBP BLK WP HR S P ERA WHIP	IP WLS BF H R ER SO BB IBB HBP BLK WP HR S P ERA WHIP	IP WLS BF H R ER SO BB IBB HBP BLK WP HR S P ERA WHIP	IP WLS BF H R ER SO BB IBB HBP BLK WP HR S P ERA WHIP	IP WLS BF H R ER SO BB IBB HBP BLK WP HR S P ERA WHIP	IP WLS BF H R ER SO BB IBB HBP BLK WP HR S P ERA WHIP	IP WLS BF H R ER SO BB IBB HBP BLK WP HR S P ERA WHIP	IP WLS BF H R ER SO BB IBB HBP BLK WP HR S P ERA WHIP	IP WLS BF H R ER SO BB IBB HBP BLK WP HR S P ERA WHIP	IP WLS BF H R ER SO BB IBB HBP BLK WP HR S P ERA WHIP	

San Francisco Giants @ Cincinnati Reds
Great American Ball Park, Cincinnati, OH
Wed Jun 04 2014, 7:10 PM - 10:22 PM EDT
Att: 26,333 - Cloudy - 81 F

AB 34
R 3
H 7
RBI 3
BB 3
SO 10
LOB 8



Batter	1	2	3	4	5	6	7	8	9	AB	R	H	RBI	BB	SO	LOB	BOTTOM		
6 Billy Hamilton, S OBP: 0.302, SLG: 0.356	21 E 1B		E2 21 CS 1B				K			4	0	3	0	0	1	0			
21 Todd Frazier, R OBP: 0.345, SLG: 0.498	K		HR				K			4	1	1	1	0	3	3			
4 Brandon Phillips, R OBP: 0.296, SLG: 0.491			32 2B 2B				P3		E6 39 G6-4-3	3	1	1	0	0	0	0			
32 Jay Bruce, L OBP: 0.317, SLG: 0.336	K		2H 2B				K		K	4	0	1	1	0	3	3			
39 Devin Mesoraco, R OBP: 0.377, SLG: 0.667	L5		K				K		G6-4-3	4	0	0	0	0	2	4			
48 Ryan Ludwick, R OBP: 0.317, SLG: 0.369			G1-3				F9		F8	3	0	0	0	1	0	1			
29 Brayan Peña, S OBP: 0.307, SLG: 0.412		K	G6-3				G6-3		P6	4	0	0	0	0	1	1			
2 Zack Cozart, R OBP: 0.255, SLG: 0.300		K	F9				P4		P5	4	0	0	0	0	1	1			
52 Tony Cingrani, L Logan Ondrusek, R		K					P6			2	0	1	0	0	1	1			
28 Chris Heisey, R 63 Sam LeCure, R 43 Manny Parra, L		K								0	0	0	0	0	0	0			
Inning Stats	R: 0 H: 1 E: 1 K: 2 S: 13	H: 0 LOB: 1 BB: 1 P: 20	R: 0 H: 0 E: 0 K: 3 S: 11	H: 0 LOB: 1 BB: 1 P: 17	R: 2 H: 4 E: 1 K: 1 S: 14	H: 4 LOB: 1 BB: 0 P: 22	R: 0 H: 2 E: 0 K: 1 S: 16	H: 2 LOB: 2 BB: 0 P: 22	R: 0 H: 0 E: 0 K: 2 S: 7	H: 0 LOB: 0 BB: 0 P: 9	R: 0 H: 0 E: 0 K: 2 S: 10	H: 0 LOB: 0 BB: 0 P: 13	R: 0 H: 0 E: 1 K: 1 S: 9	H: 0 LOB: 0 BB: 0 P: 10	R: 0 H: 0 E: 0 K: 0 S: 6	H: 0 LOB: 0 BB: 0 P: 10	1B: 4 2B: 2 3B: 0 HR: 1	SF: 0 SAC: 0 DP: 1 HBP: 1	WP: 0 PA: 35 PB: 0 SB: 0 CS: 1
PITCHER	IP WLS BF H R ER SO BB IBB HBP BLK WP HR S P ERA WHIP	IP WLS BF H R ER SO BB IBB HBP BLK WP HR S P ERA WHIP	IP WLS BF H R ER SO BB IBB HBP BLK WP HR S P ERA WHIP	IP WLS BF H R ER SO BB IBB HBP BLK WP HR S P ERA WHIP	IP WLS BF H R ER SO BB IBB HBP BLK WP HR S P ERA WHIP	IP WLS BF H R ER SO BB IBB HBP BLK WP HR S P ERA WHIP	IP WLS BF H R ER SO BB IBB HBP BLK WP HR S P ERA WHIP	IP WLS BF H R ER SO BB IBB HBP BLK WP HR S P ERA WHIP	IP WLS BF H R ER SO BB IBB HBP BLK WP HR S P ERA WHIP	IP WLS BF H R ER SO BB IBB HBP BLK WP HR S P ERA WHIP	IP WLS BF H R ER SO BB IBB HBP BLK WP HR S P ERA WHIP	IP WLS BF H R ER SO BB IBB HBP BLK WP HR S P ERA WHIP	IP WLS BF H R ER SO BB IBB HBP BLK WP HR S P ERA WHIP	IP WLS BF H R ER SO BB IBB HBP BLK WP HR S P ERA WHIP	IP WLS BF H R ER SO BB IBB HBP BLK WP HR S P ERA WHIP	IP WLS BF H R ER SO BB IBB HBP BLK WP HR S P ERA WHIP	IP WLS BF H R ER SO BB IBB HBP BLK WP HR S P ERA WHIP	IP WLS BF H R ER SO BB IBB HBP BLK WP HR S P ERA WHIP	

San Francisco Giants @ Cincinnati Reds
Great American Ball Park, Cincinnati, OH
Wed Jun 04 2014, 7:10 PM - 10:22 PM EDT
Att: 26,333 - Cloudy - 81 F

AB 33
R 2
H 7
RBI 2
BB 1
SO 12
LOB 14



Batter	1	2	3	4	5	6	7	8	9	AB	R	H	RBI	BB	SO	LOB	TOP				
16 Angel Pagán, S OBP: 0.368, SLG: 0.433	G3-1																				
8 Hunter Pence, R OBP: 0.361, SLG: 0.477	P4																				
28 Buster Posey, R OBP: 0.340, SLG: 0.577	K																				
48 Pablo Sandoval, S 13 Joaquin Arias, R OBP: 0.297, SLG: 0.416 OBP: 0.211, SLG: 0.169																					
38 Michael Morse, R OBP: 0.340, SLG: 0.577																					
21 Tyler Colvin, L OBP: 0.310, SLG: 0.500																					
35 Brandon Crawford, L OBP: 0.315, SLG: 0.432																					
14 Brandon Hicks, R OBP: 0.303, SLG: 0.365																					
40 Madison Bumgarner, R 70 George Kontos, R OBP: 0.250, SLG: 0.345 OBP: 0.211, SLG: 0.169																					
Inning Stats	R: 0 E: 0 K: 1 S: 7	H: 0 LOB: 0 BB: 0 P: 10	R: 2 E: 0 K: 2 S: 10	H: 2 LOB: 0 BB: 0 P: 13	R: 0 E: 0 K: 0 S: 11	H: 1 LOB: 1 BB: 0 P: 18	R: 3 E: 0 K: 3 S: 19	H: 4 LOB: 2 BB: 1 P: 30	R: 0 E: 0 K: 3 S: 10	H: 0 LOB: 1 BB: 1 P: 16	R: 1 E: 0 K: 1 S: 14	H: 2 LOB: 2 BB: 1 P: 22	R: 0 E: 0 K: 2 S: 16	H: 1 LOB: 2 BB: 1 P: 24	R: 0 E: 0 K: 2 S: 9	H: 0 LOB: 0 BB: 0 P: 13	1B: 9 2B: 0 3B: 0 HR: 2	SF: 0 SAC: 0 DP: 1 HBP: 0	WP: 0 PB: 0 SB: 0 CS: 0	PA: 41	
PITCHER	IP	WLS	BF	H	R	ER	SO	BB	IBB	HBP	BLK	WP	HR	S	P	ERA	WHIP				
44 Mike Leake, R ERA: 3.29	5.0	L	23	8	5	5	6	1	0	0	0	0	2	52	79	9.00	1.800				
45 Sean Marshall, L ERA: 9.0	1.1		8	2	1	1	3	2	0	0	0	0	0	20	33	6.75	3.000				
60 J.J. Hoover, R ERA: 4.78	1.2		7	1	0	0	3	1	0	0	0	0	0	20	29	0.00	1.200				
54 Aroldis Chapman, L ERA: 1.64	1.0		3	0	0	0	2	0	0	0	0	0	0	9	13	0.00	0.000				

San Francisco Giants @ Cincinnati Reds
Great American Ball Park, Cincinnati, OH
Thu Jun 05 2014, 12:37 PM - 3:26 PM EDT
Att: 25,532 - Partly Cloudy - 72 F

AB 37
R 6
H 11
RBI 6
BB 4
SO 14
LOB 18



Batter	1	2	3	4	5	6	7	8	9	AB	R	H	RBI	BB	SO	LOB	BOTTOM					
6 Billy Hamilton, S OBP: 0.296, SLG: 0.348	L9																					
21 Todd Frazier, R OBP: 0.347, SLG: 0.512																						
4 Brandon Phillips, R OBP: 0.295, SLG: 0.396																						
39 Devin Mesoraco, R OBP: 0.368, SLG: 0.648																						
32 Jay Bruce, L OBP: 0.311, SLG: 0.329																						
28 Chris Heisey, R OBP: 0.290, SLG: 0.363																						
29 Brayan Peña, S OBP: 0.301, SLG: 0.403																						
2 Zack Cozart, R OBP: 0.251, SLG: 0.295																						
44 Mike Leake, R 7 Anton Santolucito, S 45 Sean Marshall, L 60 J.J. Hoover, R 48 Ryan Ludwick, R 54 Aroldis Chapman, L OBP: 0.320, SLG: 0.395 ERA: 2.68 OBP: 0.211, SLG: 0.169																						
Inning Stats	R: 1 E: 0 K: 1 S: 9	H: 2 LOB: 1 BB: 0 P: 13	R: 0 E: 0 K: 0 S: 7	H: 0 LOB: 0 BB: 0 P: 11	R: 0 E: 0 K: 1 S: 10	H: 1 LOB: 1 BB: 0 P: 15	R: 0 E: 0 K: 0 S: 8	H: 0 LOB: 0 BB: 0 P: 14	R: 0 E: 0 K: 2 S: 13	H: 0 LOB: 0 BB: 0 P: 21	R: 0 E: 0 K: 0 S: 7	H: 0 LOB: 0 BB: 0 P: 10	R: 0 E: 0 K: 1 S: 8	H: 0 LOB: 0 BB: 0 P: 9	R: 0 E: 0 K: 0 S: 8	H: 0 LOB: 0 BB: 0 P: 13	R: 0 E: 0 K: 1 S: 10	H: 0 LOB: 0 BB: 0 P: 12	1B: 2 2B: 0 3B: 0 HR: 1	SF: 0 SAC: 0 DP: 0 HBP: 0	WP: 0 PB: 0 SB: 0 CS: 0	PA: 30
PITCHER	IP	WLS	BF	H	R	ER	SO	BB	IBB	HBP	BLK	WP	HR	S	P	ERA	WHIP					
40 Madison Bumgarner, L ERA: 2.68	8.0	W	27	3	1	1	5	0	1	1	0	0	1	106	112	0.375	1.112					
70 George Kontos, R ERA: 0.9	1.0		3	0	0	0	1	0	0	0	0	0	0	10	12	0.00	0.000					

San Francisco Giants @ Cincinnati Reds
Great American Ball Park, Cincinnati, OH
Thu Jun 05 2014, 12:37 PM - 3:26 PM EDT
Att: 25,532 - Partly Cloudy - 72 F

AB 30
R 1
H 3
RBI 1
BB 0
SO 6
LOB 3



Batter	1	2	3	4	5	6	7	8	9	AB R H RBI BB SO LOB	TOP											
11 Jimmy Rollins, S OBP: 0.345, SLG: 0.411	L4		L8		F8		HR		K	5 1 1 2 0 1 2	Philadelphia Phillies @ Cincinnati Reds Great American Ball Park, Cincinnati, OH Sat Jun 07 2014, 4:11 PM - 7:07 PM EDT Att: 36,347 - Partly Cloudy - 84 F											
51 Carlos Ruiz, R OBP: 0.396, SLG: 0.405	G5-3		F7			HR	BB			3 1 1 1 1 0 0												
26 Chase Utley, L OBP: 0.377, SLG: 0.504	G4-3			B1-3		G4-3				4 0 1 0 0 0 0												
6 Ryan Howard, L OBP: 0.303, SLG: 0.417		HR		K						4 1 2 0 0 1 0												
3 Marlon Byrd, R OBP: 0.320, SLG: 0.469		HR		G6-3		FC5-4				4 1 1 2 0 1 1												
9 Dominic Brown, L OBP: 0.286, SLG: 0.324		G6-3								4 0 3 0 0 0 0												
16 César Hernández, S OBP: 0.271, SLG: 0.278			G3-1							4 1 2 0 0 0 1												
2 Ben Revere, L OBP: 0.294, SLG: 0.333		G4-3			SH2-3		G4-3		F7	3 0 0 0 0 0 1												
27 Roberto Hernández, R 15 John Mayberry Jr., R 49 Ethan Martin, R 17 Reid Brignac, L 30 Justin De Fratus, S 7 Ronny Cedeno, R			K		K		K		G4-3	1 0 0 0 0 1 0 1 0 0 0 0 1 2 0 0 0 0 0 0 0 1 0 0 0 0 0 1 0 0 0 0 0 0 0 1 0 0 0 0 0 0												
Inning Stats	R: 0 E: 0 K: 0 S: 9	H: 0 LOB: 0 BB: 0 P: 12	R: 2 E: 0 K: 0 S: 12	H: 2 LOB: 0 BB: 0 P: 15	R: 0 E: 0 K: 1 S: 13	H: 0 LOB: 0 BB: 0 P: 21	R: 0 E: 0 K: 1 S: 6	H: 0 LOB: 2 BB: 0 P: 8	R: 0 E: 0 K: 1 S: 12	H: 2 LOB: 2 BB: 0 P: 16		R: 1 E: 0 K: 0 S: 13	H: 3 LOB: 2 BB: 0 P: 16	R: 2 E: 0 K: 1 S: 11	H: 3 LOB: 2 BB: 1 P: 20	R: 0 E: 0 K: 1 S: 8	H: 1 LOB: 1 BB: 0 P: 13	R: 0 E: 0 K: 1 S: 9	H: 0 LOB: 0 BB: 0 P: 13	1B: 6 2B: 2 3B: 0 HR: 3	SF: 0 SAC: 1 DP: 0 HBP: 0	WP: 0 PB: 0 SB: 0 CS: 0
PITCHER	IP WLS BF H R ER SO BB IBB HBP BLK WP HR S P ERA WHIP											IP WLS BF H R ER SO BB IBB HBP BLK WP HR S P ERA WHIP										
31 Alfredo Simon, R ERA: 3.15	6.0 W 24 7 3 3 3 0 0 0 0 0 2 65 88 4.50 1.167																					
60 J.J. Hoover, R ERA: 5.33	0.2 H 5 2 2 2 1 1 0 0 0 0 1 10 18 27.00 4.500																					
43 Manny Parra, L ERA: 4.87	0.1 H 1 1 0 0 0 0 0 0 0 0 0 1 2 0.00 3.000																					
51 Jonathan Broxton, R ERA: 0.47	1.0 H 4 1 0 0 1 0 0 0 0 0 0 8 13 0.00 1.000																					
54 Aroldis Chapman, L ERA: 1.5	1.0 S 3 0 0 0 1 0 0 0 0 0 0 9 13 0.00 0.000																					

AB	35
R	5
H	11
RBI	5
BB	1
SO	6
LOB	8



Batter	1	2	3	4	5	6	7	8	9	AB R H RBI BB SO LOB	BOTTOM											
6 Billy Hamilton, S OBP: 0.289, SLG: 0.337	BB	G1-3		SF7		B2-4				2 1 0 1 1 0 1	Philadelphia Phillies @ Cincinnati Reds Great American Ball Park, Cincinnati, OH Sat Jun 07 2014, 4:11 PM - 7:07 PM EDT Att: 36,347 - Partly Cloudy - 84 F											
25 Skip Schumaker, L OBP: 0.280, SLG: 0.312	G6-3		G3		K		K			4 0 0 0 0 2 2												
4 Brandon Phillips, R OBP: 0.302, SLG: 0.394		HBP		G5-3						2 1 0 0 1 0 0												
32 Jay Bruce, L OBP: 0.314, SLG: 0.349	SF7									2 1 1 3 1 1 0												
39 Devin Mesoraco, R OBP: 0.361, SLG: 0.625	K		P4							3 0 0 0 1 2 2												
21 Todd Frazier, R OBP: 0.348, SLG: 0.521		HR								4 2 3 1 0 1 1												
2 Zack Cozart, R OBP: 0.256, SLG: 0.303		G1-3								4 1 1 1 0 0 2												
7 Ramon Santiago, S OBP: 0.304, SLG: 0.225										3 0 1 0 1 0 1												
54 Aroldis Chapman, L										0 0 0 0 0 0 0												
31 Alfredo Simon, R 15 Roger Bernadina, L 60 J.J. Hoover, R 43 Manny Parra, L 51 Jonathan Broxton, R 29 Brayton Peña, S										0 0 0 0 0 0 0 1 0 0 0 0 1 0												
Inning Stats	R: 1 E: 0 K: 1 S: 13	H: 0 LOB: 1 BB: 1 P: 21	R: 1 E: 0 K: 0 S: 15	H: 1 LOB: 1 BB: 1 P: 26	R: 0 E: 0 K: 0 S: 7	H: 0 LOB: 1 BB: 1 P: 16	R: 2 E: 0 K: 1 S: 12	H: 3 LOB: 1 BB: 0 P: 17	R: 2 E: 0 K: 1 S: 12	H: 1 LOB: 1 BB: 2 P: 28	R: 0 E: 0 K: 2 S: 7	H: 0 LOB: 0 BB: 0 P: 9	R: 0 E: 0 K: 2 S: 12	H: 0 LOB: 0 BB: 0 P: 17	R: 0 E: 0 K: 0 S: 8	H: 1 LOB: 0 BB: 0 P: 12	R: 0 E: 0 K: 0 S: 8	H: 0 LOB: 0 BB: 0 P: 12	1B: 3 2B: 1 3B: 0 HR: 2	SF: 2 SAC: 2 DP: 1 HBP: 1	WP: 0 PB: 0 SB: 3 CS: 0	PA: 35
PITCHER	IP WLS BF H R ER SO BB IBB HBP BLK WP HR S P ERA WHIP											IP WLS BF H R ER SO BB IBB HBP BLK WP HR S P ERA WHIP										
27 Roberto Hernández, R ERA: 4.35	4.0 L 20 4 4 4 2 3 0 0 0 0 0 1 47 80 9.00 1.750																					
49 Ethan Martin, R ERA: 4.5	2.0 9 1 2 2 3 2 0 0 0 0 0 1 19 37 9.00 1.500																					
30 Justin De Fratus, R ERA: 2.57	2.0 6 1 0 0 2 0 0 0 0 0 0 0 20 29 0.00 0.500																					

AB	25
R	6
H	6
RBI	6
BB	5
SO	7
LOB	9



Batter	1	2	3	4	5	6	7	8	9	AB	R	H	RBI	BB	SO	LOB	TOP	
9 Dee Strange-Gordon, L OBP: 0.333, SLG: 0.393	B5-3			18 1B		F6		L8		4	0	1	0	0	0	3	Los Angeles Dodgers @ Cincinnati Reds Great American Ball Park, Cincinnati, OH Wed Jun 11 2014, 7:11 PM - 10:29 PM EDT Att: 27,014 - Cloudy - 72 F	
18 Chone Figgins, S OBP: 0.361, SLG: 0.271	P6		1-2	K		K		G4-3		4	0	0	0	0	2	4		
66 Yasiel Puig, R OBP: 0.423, SLG: 0.575	K		1-2	K					P3	4	0	0	0	0	3	0		
23 Adrián González, L OBP: 0.326, SLG: 0.463	K					K		16 1B		4	0	1	0	0	3	0		
27 Matt Kemp, R OBP: 0.314, SLG: 0.419	K					K		16 1B		1	0	0	0	0	1	0		
33 Scott Van Slyke, R OBP: 0.432, SLG: 0.608	K					K		16 1B		2	0	0	0	1	2	0		
16 Andre Ethier, L OBP: 0.317, SLG: 0.385	G4-3					K		13 G6-4-3		3	0	1	0	0	1	0		
72 Miguel Rojas, R OBP: 0.333, SLG: 0.333	K							G6-4-3		2	0	1	0	0	1	0		
13 Hanley Ramirez, R (7, PH) OBP: 0.345, SLG: 0.455										1	0	0	0	0	0	3		
47 Paul Maholm, L OBP: 0.317, SLG: 0.324	L8									0	0	0	0	0	0	0		
31 Drew Butera, R OBP: 0.287, SLG: 0.324	L8									3	0	1	0	0	1	0		
99 Hyun Jin Ryu, R OBP: 0.120, SLG: 0.160	K									2	0	0	0	0	2	2		
10 Justin Turner, R OBP: 0.327, SLG: 0.396	K									0	0	0	0	1	0	0		
Inning Stats	R: 0 H: 0 E: 0 K: 1 S: 8	H: 0 LOB: 0 BB: 0 P: 14	R: 0 H: 0 E: 0 K: 2 S: 14	H: 0 LOB: 0 BB: 0 P: 22	R: 0 H: 0 E: 0 K: 2 S: 10	H: 1 LOB: 0 BB: 0 P: 16	R: 0 H: 0 E: 0 K: 3 S: 14	H: 0 LOB: 0 BB: 0 P: 20	R: 0 H: 2 E: 0 K: 2 S: 14	H: 2 LOB: 2 BB: 0 P: 22	R: 0 H: 0 E: 0 K: 1 S: 15	H: 0 LOB: 1 BB: 1 P: 25	R: 0 H: 0 E: 0 K: 2 S: 10	H: 0 LOB: 0 BB: 0 P: 15	1B: 4 2B: 1 3B: 0 HR: 0	SF: 0 SAC: 0 DP: 1 HBP: 0	WP: 0 PA: 32 PB: 0 SB: 0 CS: 0	
PITCHER	IP WLS BF H R ER SO BB IBB HBP BLK WP HR S P ERA WHIP	IP WLS BF H R ER SO BB IBB HBP BLK WP HR S P ERA WHIP	IP WLS BF H R ER SO BB IBB HBP BLK WP HR S P ERA WHIP	IP WLS BF H R ER SO BB IBB HBP BLK WP HR S P ERA WHIP	IP WLS BF H R ER SO BB IBB HBP BLK WP HR S P ERA WHIP	IP WLS BF H R ER SO BB IBB HBP BLK WP HR S P ERA WHIP	IP WLS BF H R ER SO BB IBB HBP BLK WP HR S P ERA WHIP	IP WLS BF H R ER SO BB IBB HBP BLK WP HR S P ERA WHIP	IP WLS BF H R ER SO BB IBB HBP BLK WP HR S P ERA WHIP	IP WLS BF H R ER SO BB IBB HBP BLK WP HR S P ERA WHIP	IP WLS BF H R ER SO BB IBB HBP BLK WP HR S P ERA WHIP	IP WLS BF H R ER SO BB IBB HBP BLK WP HR S P ERA WHIP	IP WLS BF H R ER SO BB IBB HBP BLK WP HR S P ERA WHIP	IP WLS BF H R ER SO BB IBB HBP BLK WP HR S P ERA WHIP	IP WLS BF H R ER SO BB IBB HBP BLK WP HR S P ERA WHIP	IP WLS BF H R ER SO BB IBB HBP BLK WP HR S P ERA WHIP		
47 Johnny Cueto, R ERA: 1.85	6.0	W	20	3	0	0	12	0	0	0	0	0	0	0	0	0	0.00	0.500
Logan Ondrusek, R ERA: 3.91	0.1		3	1	0	0	1	1	0	0	0	0	0	0	0	0	0.00	6.000
43 Manny Parra, L ERA: 4.87	0.0		1	1	0	0	0	0	0	0	0	0	0	0	0	0	0.00	0.000
51 Jonathan Broxton, R ERA: 0.44	1.2	H	5	0	0	0	1	1	0	0	0	0	0	0	0	0	0.00	0.600
54 Aroldis Chapman, L ERA: 1.28	1.0		3	0	0	0	2	0	0	0	0	0	0	0	0	0	0.00	0.000

Batter	1	2	3	4	5	6	7	8	9	AB	R	H	RBI	BB	SO	LOB	BOTTOM	
6 Billy Hamilton, S OBP: 0.290, SLG: 0.345	G5-3		19 2B		G3		19 G1-3			3	1	1	1	1	0	0	Los Angeles Dodgers @ Cincinnati Reds Great American Ball Park, Cincinnati, OH Wed Jun 11 2014, 7:11 PM - 10:29 PM EDT Att: 27,014 - Cloudy - 72 F	
21 Todd Frazier, R OBP: 0.348, SLG: 0.500	K		19 2B		K		19 G1-3			2	1	0	0	2	2	0		
19 Joey Volto, L OBP: 0.409, SLG: 0.448	G3		4 1B		G3		G1-3			4	1	1	2	0	0	2		
4 Brandon Phillips, R OBP: 0.310, SLG: 0.392	L4-6		29 L4-6		L8					3	0	2	1	1	0	0		
32 Jay Bruce, L OBP: 0.326, SLG: 0.373										4	1	2	1	0	1	4		
48 Ryan Ludwick, R OBP: 0.313, SLG: 0.385	F6									3	0	0	0	0	1	2		
54 Aroldis Chapman, L OBP: 0.313, SLG: 0.385	F6									0	0	0	0	0	0	0		
29 Brayan Peña, S OBP: 0.290, SLG: 0.384	L4-6									4	0	1	0	0	0	2		
2 Zack Cozart, R OBP: 0.261, SLG: 0.307	F8									4	1	1	0	0	1	1		
47 Johnny Cueto, R ERA: 1.85	6.0	L	25	6	4	4	5	0	0	0	0	0	0	0	0	0		0.00
47 Paul Maholm, L ERA: 4.84	2.0		10	2	1	1	2	2	0	0	0	0	0	0	0	0	4.50	2.000



Batter	1	2	3	4	5	6	7	8	9	AB	R	H	RBI	BB	SO	LOB	TOP					
9 Dee Strange-Gordon, L (1,4) OBP: 0.327, SLG: 0.386										4	0	0	0	0	0	1	Los Angeles Dodgers @ Cincinnati Reds Great American Ball Park, Cincinnati, OH Thu Jun 12 2014, 12:37 PM - 3:20 PM EDT Att: 33,557 - Overcast - 73 F					
10 Justin Turner, R (1,5) OBP: 0.338, SLG: 0.401										3	1	2	0	0	0	0						
66 Yasiel Puig, R (1,9) OBP: 0.420, SLG: 0.569										4	0	1	0	0	0	2						
23 Adrián González, L (1,3) OBP: 0.321, SLG: 0.456										4	0	0	0	0	1	4						
27 Matt Kemp, R (1,7) OBP: 0.321, SLG: 0.423										3	0	2	1	1	0	0						
16 Andre Ethier, L (1,8) OBP: 0.315, SLG: 0.382										4	0	1	0	0	1	3						
26 Tim Federowicz, R (1,2)										4	0	1	0	0	1	2						
72 Miguel Rojas, R (1,6) OBP: 0.300, SLG: 0.300										4	0	1	0	0	1	4						
21 Zack Greinke, R (1,1) OBP: 0.241, SLG: 0.333										2	0	0	0	0	2	1						
33 Scott Van Slyke, R (7,PH) OBP: 0.427, SLG: 0.600										1	0	0	0	0	1	2						
56 J.P. Howell, L (7,1)										0	0	0	0	0	0	0						
43 Brandon League, R (8,1)										0	0	0	0	0	0	0						
35 Jamie Romak, R (9,PH) OBP: 0.214, SLG: 0.167										1	0	0	0	0	1	2						
Inning Stats	R: 1 E: 0 K: 0 S: 11	H: 3 LOB: 2 BB: 0 P: 19	R: 0 E: 0 K: 1 S: 16	H: 1 LOB: 1 BB: 0 P: 24	R: 0 E: 0 K: 0 S: 6	H: 0 LOB: 0 BB: 0 P: 9	R: 0 E: 0 K: 1 S: 6	H: 0 LOB: 0 BB: 0 P: 7	R: 0 E: 0 K: 1 S: 8	H: 0 LOB: 0 BB: 0 P: 10	R: 0 E: 0 K: 1 S: 7	H: 0 LOB: 1 BB: 0 P: 11	R: 0 E: 0 K: 1 S: 7	H: 2 LOB: 2 BB: 0 P: 12	R: 0 E: 0 K: 0 S: 7	H: 1 LOB: 1 BB: 0 P: 12	R: 0 E: 0 K: 3 S: 14	H: 1 LOB: 2 BB: 1 P: 21	1B: 8 2B: 1 3B: 0 HR: 0	SF: 0 SAC: 0 DP: 1 HBP: 1	WP: 0 PB: 0 SB: 0 CS: 1	PA: 36
PITCHER	IP WLS BF H R ER SO BB IBB HBP BLK WP HR S P ERA WHIP	8.0 W 31 7 1 1 5 0 0 1 0 0 0 68 104 1.12 0.875	1.0 S 5 1 0 0 3 1 0 0 0 0 0 14 21 0.00 2.000																			

Batter	1	2	3	4	5	6	7	8	9	AB	R	H	RBI	BB	SO	LOB	BOTTOM			
25 Skip Schumaker, L (1,7) OBP: 0.263, SLG: 0.300										4	2	2	0	0	0	0	Los Angeles Dodgers @ Cincinnati Reds Great American Ball Park, Cincinnati, OH Thu Jun 12 2014, 12:37 PM - 3:20 PM EDT Att: 33,557 - Overcast - 73 F			
54 Aroldis Chapman, L (9,1) ERA: 1.2										3	1	1	2	1	0	1				
21 Todd Frazier, R (1,5) OBP: 0.348, SLG: 0.511										3	0	2	0	1	0	1				
19 Joey Volto, L (1,3) OBP: 0.416, SLG: 0.459										3	0	2	0	1	0	1				
4 Brandon Phillips, R (1,4) OBP: 0.307, SLG: 0.387										3	0	0	0	0	0	2				
48 Ryan Ludwick, R (8,PH) OBP: 0.317, SLG: 0.389										1	0	1	1	0	0	0				
7 Ramon Santiago, S (9,4) OBP: 0.306, SLG: 0.233										0	0	0	0	0	0	0				
32 Jay Bruce, L (1,9) OBP: 0.320, SLG: 0.364										4	0	0	0	0	0	3				
39 Devin Mesoraco, R (1,2) OBP: 0.348, SLG: 0.590										3	0	0	0	0	2	1				
15 Roger Bernadina, L (1,8) OBP: 0.294, SLG: 0.211										3	0	0	0	0	1	0				
2 Zack Cozart, R (1,6) OBP: 0.262, SLG: 0.312										3	1	1	0	0	0	0				
31 Alfredo Simon, R (1,1) OBP: 0.080, SLG: 0.120										2	0	0	0	0	1	0				
6 Billy Hamilton, S (8,PH) OBP: 0.290, SLG: 0.345										0	0	0	0	0	0	0				
Inning Stats	R: 2 E: 0 K: 1 S: 14	H: 3 LOB: 1 BB: 0 P: 20	R: 0 E: 0 K: 2 S: 9	H: 0 LOB: 0 BB: 0 P: 12	R: 0 E: 0 K: 0 S: 7	H: 1 LOB: 1 BB: 0 P: 10	R: 0 E: 0 K: 0 S: 6	H: 0 LOB: 0 BB: 0 P: 9	R: 0 E: 0 K: 0 S: 6	H: 0 LOB: 0 BB: 0 P: 8	R: 0 E: 0 K: 0 S: 7	H: 0 LOB: 0 BB: 1 P: 13	R: 0 E: 0 K: 1 S: 10	H: 0 LOB: 0 BB: 0 P: 17	R: 2 E: 0 K: 0 S: 10	H: 3 LOB: 2 BB: 1 P: 23	1B: 3 2B: 3 3B: 0 HR: 1	SF: 0 SAC: 1 DP: 1 HBP: 0	WP: 1 PB: 0 SB: 0 CS: 0	PA: 32
PITCHER	IP WLS BF H R ER SO BB IBB HBP BLK WP HR S P ERA WHIP	6.0 L 22 4 2 2 3 1 0 0 0 0 0 49 72 3.00 0.833	1.0 3 0 0 0 1 0 0 0 0 0 0 10 17 0.00 0.000	1.0 7 3 2 2 0 0 1 0 0 1 0 10 23 18.00 3.000																



Batter	1	2	3	4	5	6	7	8	9	AB	R	H	RBI	BB	SO	LOB	TOP		
6 Billy Hamilton, S OBP: 0.288, SLG: 0.341	B5-3		B3		L8	F7			21 S 2H 1B	5	0	1	1	0	0	3	Cincinnati Reds @ Milwaukee Brewers Miller Park, Milwaukee, WI Fri Jun 13, 2014, 7:28 PM - 10:51 PM CDT Att: 38,330 - Roof Closed - 75 F		
21 Todd Frazier, R OBP: 0.353, SLG: 0.510	4 CS 1B		F8		19 1B 4 SF9 1B	G6-3			19 G3 BB	4	2	2	1	1	0	0			
19 Joey Votto, L OBP: 0.411, SLG: 0.450	F8		G4-3		32 2B 32 E 1B	G6-3			G3	5	1	1	1	0	0	3			
4 Brandon Phillips, R OBP: 0.305, SLG: 0.385	1H 1B				G5-3	SF9			P4	4	0	1	2	0	0	2			
32 Jay Bruce, L OBP: 0.323, SLG: 0.373	K				G5-3	E7			K	4	0	2	0	0	2	1			
39 Devin Mesoraco, R OBP: 0.336, SLG: 0.571			G5-3		P2	F8			K2-3	4	0	0	0	0	1	2			
25 Skip Schumaker, L OBP: 0.253, SLG: 0.287			E6		G6-3				G4-3	4	0	0	0	0	0	1			
2 Zack Cozart, R OBP: 0.270, SLG: 0.317			P6							3	2	2	0	1	0	1			
34 Homer Bailey, R 63 Sam LeCure, R Logan Ondrusek, R 51 Jonathan Broxton, R 7 Ramon Santiago, S 54 Aroldis Chapman, L	G5-3				SH	SH3-4			SH3-4 6 1B 1B	1	1	0	0	0	0	0		REDS	
					21 1B 19 1B SH	SH3-4				0	0	0	0	0	0	0			
Inning Stats	R: 1 H: 2 E: 0 K: 1 S: 10	H: 2 LOB: 1 BB: 0 P: 14	R: 0 H: 0 E: 1 K: 0 S: 10	H: 0 LOB: 1 BB: 0 P: 13	R: 0 H: 0 E: 0 K: 0 S: 3	H: 0 LOB: 0 BB: 0 P: 5	R: 0 H: 1 E: 0 K: 0 S: 10	H: 1 LOB: 1 BB: 0 P: 17	R: 4 H: 4 E: 2 K: 0 S: 14	H: 4 LOB: 1 BB: 0 P: 22	R: 0 H: 0 E: 0 K: 0 S: 9	H: 0 LOB: 1 BB: 1 P: 13	R: 0 H: 0 E: 0 K: 2 S: 8	H: 0 LOB: 0 BB: 0 P: 14	R: 0 H: 0 E: 0 K: 2 S: 12	H: 2 LOB: 2 BB: 1 P: 18	1B: 8 2B: 1 3B: 0 HR: 0	SF: 1 SAC: 3 DP: 0 HBP: 0	WP: 0 PA: 40 PB: 0 SB: 1 CS: 1
PITCHER	IP WLS BF H R ER SO BB IBB HBP BLK WP HR S P ERA WHIP																		
22 Matt Garza, R ERA: 4.17	7.0 31 7 5 1 1 1 0 0 0 0 0 69 104 1.29 1.143																		
59 Zach Duke, L ERA: 1.32	1.0 3 0 0 0 2 0 0 0 0 0 0 8 14 0.00 0.000																		
57 Francisco Rodriguez, R ERA: 2.16	1.0 L 6 2 1 1 0 1 0 0 0 0 0 0 12 18 9.00 3.000																		

Batter	1	2	3	4	5	6	7	8	9	AB	R	H	RBI	BB	SO	LOB	BOTTOM				
2 Scooter Gennett, L OBP: 0.330, SLG: 0.421	20 L4-6 8 HBP 1B		G3-1		K				K	4	1	2	1	0	1	0	Cincinnati Reds @ Milwaukee Brewers Miller Park, Milwaukee, WI Fri Jun 13, 2014, 7:28 PM - 10:51 PM CDT Att: 38,330 - Roof Closed - 75 F				
9 Jean Segura, R OBP: 0.281, SLG: 0.321										1	0	0	0	0	1	0					
8 Ryan Braun, R OBP: 0.333, SLG: 0.502	HBP				G4-3	K			K2-3	4	0	0	0	0	2	2					
20 Jonathan Lucroy, R OBP: 0.398, SLG: 0.510	L4-6				G6-3					5	0	2	1	0	1	2					
27 Carlos Gómez, R OBP: 0.379, SLG: 0.548	L6				16 2B BB				G6-4-3	3	1	1	1	1	0	2					
16 Aramis Ramirez, R OBP: 0.314, SLG: 0.427			K2-3		7 BB 2B				G6-3	4	0	1	1	0	2	2					
18 Khris Davis, R OBP: 0.310, SLG: 0.487			K		7 BB BB				F8	3	1	1	1	1	1	0					
7 Mark Reynolds, R OBP: 0.296, SLG: 0.429			K						HR	3	1	1	0	1	1	0					
21 Irving Falu, S			G3-1		P6					3	0	0	0	1	0	4					
22 Matt Garza, R ERA: 4.68			G6-3		G6-3				G1-3	2	0	0	0	0	0	0					
1 Logan Schafer, L OBP: 0.251, SLG: 0.291										1	1	1	0	0	0	0					
59 Zach Duke, L ERA: 0.96										0	0	0	0	0	0	0					
Rickie Weeks Jr., R OBP: 0.356, SLG: 0.415										1	0	0	0	0	0	1					
57 Francisco Rodriguez, R ERA: 1.15										0	0	0	0	0	0	0					
Inning Stats	R: 0 H: 1 E: 0 K: 0 S: 6	H: 1 LOB: 1 BB: 0 P: 10	R: 0 H: 0 E: 0 K: 3 S: 12	H: 0 LOB: 0 BB: 0 P: 17	R: 0 H: 0 E: 0 K: 0 S: 7	H: 0 LOB: 0 BB: 0 P: 14	R: 1 H: 1 E: 0 K: 0 S: 12	H: 1 LOB: 3 BB: 3 P: 29	R: 0 H: 0 E: 0 K: 2 S: 9	H: 0 LOB: 0 BB: 0 P: 12	R: 0 H: 1 E: 0 K: 1 S: 6	H: 1 LOB: 0 BB: 0 P: 10	R: 4 H: 6 E: 0 K: 1 S: 20	H: 6 LOB: 2 BB: 0 P: 30	R: 0 H: 0 E: 0 K: 0 S: 6	H: 0 LOB: 1 BB: 1 P: 14	R: 0 H: 0 E: 0 K: 2 S: 10	H: 0 LOB: 0 BB: 0 P: 15	1B: 6 2B: 3 3B: 0 HR: 1	SF: 0 SAC: 0 DP: 2 HBP: 1	WP: 0 PA: 39 PB: 0 SB: 1 CS: 0
PITCHER	IP WLS BF H R ER SO BB IBB HBP BLK WP HR S P ERA WHIP																				
34 Homer Bailey, R	6.1 27 6 4 4 4 0 0 1 0 0 0 0 0 9 13 27.00 9.000																				
63 Sam LeCure, R ERA: 2.77	0.1 B 4 3 1 1 1 0 0 0 0 0 0 2 3 0.00 0.000																				
Logan Ondrusek, R ERA: 0.42	0.1 1 0 0 0 0 0 0 0 0 0 0 0 2 3 0.00 0.000																				
51 Jonathan Broxton, R ERA: 0.42	1.0 W 4 0 0 0 0 0 1 0 0 0 0 0 6 14 0.00 1.000																				
54 Aroldis Chapman, L ERA: 1.15	1.0 S 3 0 0 0 2 0 0 0 0 0 0 0 10 15 0.00 0.000																				

Batter	1	2	3	4	5	6	7	8	9	AB	R	H	RBI	BB	SO	LOB	TOP								
6 Billy Hamilton, S OBP: 0.311, SLG: 0.393										4	2	3	0	1	0	0	Cincinnati Reds @ Pittsburgh Pirates PNC Park, Pittsburgh, PA Tue Jun 17 2014, 7:08 PM - 11:02 PM EDT Att: 23,565 - Partly Cloudy - 86 F								
21 Todd Frazier, R OBP: 0.349, SLG: 0.524										5	2	2	1	0	1	5									
19 Joey Votto, L OBP: 0.412, SLG: 0.451										5	0	2	3	0	2	1									
4 Brandon Phillips, R OBP: 0.311, SLG: 0.400										5	1	2	0	0	1	2									
32 Jay Bruce, L OBP: 0.316, SLG: 0.363										5	1	1	0	0	0	3									
54 Aroldis Chapman, L (9, 1)										0	0	0	0	0	0	0									
48 Ryan Ludwick, R OBP: 0.339, SLG: 0.428										3	0	2	1	1	0	0									
63 Sam LeCure, R (7, 1)										0	0	0	0	0	0	0									
43 Manny Parra, L (7, 1)										0	0	0	0	0	0	0									
Logan Ondrusek, R (7, 1)										0	0	0	0	0	0	0									
15 Roger Bernadina, L (9, 9)										0	0	0	0	0	0	0									
29 Brayan Peña, S OBP: 0.284, SLG: 0.373										4	0	0	1	0	0	4									
2 Zack Cozart, R OBP: 0.265, SLG: 0.309										4	0	1	0	0	0	0									
47 Johnny Cueto, R OBP: 0.118, SLG: 0.118										3	0	0	0	0	1	3									
28 Chris Heisey, R OBP: 0.282, SLG: 0.345										1	0	0	0	0	0	0									
Inning Stats	R: 1 E: 0 K: 0 S: 8	H: 2 LOB: 1 BB: 0 P: 14	R: 0 E: 0 K: 0 S: 10	H: 1 LOB: 0 BB: 0 P: 16	R: 0 E: 0 K: 2 S: 12	H: 1 LOB: 1 BB: 0 P: 17	R: 2 E: 0 K: 1 S: 15	H: 4 LOB: 3 BB: 1 P: 25	R: 0 E: 0 K: 1 S: 10	H: 0 LOB: 0 BB: 0 P: 13	R: 0 E: 1 K: 0 S: 8	H: 0 LOB: 1 BB: 0 P: 14	R: 2 E: 0 K: 1 S: 27	H: 3 LOB: 2 BB: 1 P: 40	R: 0 E: 0 K: 0 S: 10	H: 0 LOB: 0 BB: 0 P: 17	R: 1 E: 0 K: 0 S: 7	H: 2 LOB: 0 BB: 0 P: 13	1B: 10 HR: 1	SF: 0 SAC: 0 DP: 2 HBP: 0	WP: 0 PB: 0 SB: 0 CS: 0	PA: 41			
PITCHER	IP	WLS	BF	H	R	ER	SO	BB	IBB	HBP	BLK	WP	HR	S	P	ERA	WHIP								
58 Brandon Cumpston, R ERA: 5.82	6.0		27	8	3	3	4	1	0	0	0	0	0	63	99	4.50	1.500								
37 Justin Wilson, L ERA: 5.47	0.2		5	3	2	2	1	0	0	0	0	0	0	22	29	27.00	4.500								
30 Jeanmar Gómez, R ERA: 3.62	0.1		2	0	0	0	0	1	0	0	0	0	0	5	11	0.00	3.000								
35 Mark Melancon, R ERA: 1.95	1.0		3	0	0	0	0	0	0	0	0	0	0	10	17	0.00	0.000								
39 Jason Grilli, R ERA: 4.08	1.0	L	4	2	1	1	0	0	0	0	0	0	1	7	13	9.00	2.000								

Batter	1	2	3	4	5	6	7	8	9	AB	R	H	RBI	BB	SO	LOB	BOTTOM									
25 Gregory Polanco, L OBP: 0.405, SLG: 0.457										4	0	1	0	1	0	1	Cincinnati Reds @ Pittsburgh Pirates PNC Park, Pittsburgh, PA Tue Jun 17 2014, 7:08 PM - 11:02 PM EDT Att: 23,565 - Partly Cloudy - 86 F									
6 Starling Marte, R OBP: 0.327, SLG: 0.398										5	2	2	0	0	0	1										
22 Andrew McCutchen, R OBP: 0.436, SLG: 0.552										4	1	1	0	1	2	2										
15 Ike Davis, L OBP: 0.358, SLG: 0.380										4	1	2	1	1	1	2										
55 Russell Martin, R OBP: 0.422, SLG: 0.402										2	1	1	2	3	1	0										
24 Pedro Alvarez, L OBP: 0.318, SLG: 0.394										3	0	0	0	0	0	6										
17 Gaby Sanchez, R OBP: 0.303, SLG: 0.487										1	0	0	0	0	1	2										
35 Mark Melancon, R (8, 1)										0	0	0	0	0	0	0										
39 Jason Grilli, R (9, 1)										0	0	0	0	0	0	0										
19 Chris Stewart, R OBP: 0.342, SLG: 0.281										0	0	0	0	1	0	0										
5 Josh Harrison, R OBP: 0.357, SLG: 0.494										5	0	4	2	0	0	0										
10 Jordy Mercer, R OBP: 0.259, SLG: 0.337										5	0	2	0	0	2	5										
58 Brandon Cumpston, R OBP: 0.200, SLG: 0.111										1	0	0	0	0	0	2										
31 Jose Tabata, R OBP: 0.331, SLG: 0.338										1	0	0	0	0	0	1										
37 Justin Wilson, L (7, 1)										0	0	0	0	0	0	0										
30 Jeanmar Gómez, R OBP: 1.000, SLG: 1.000										0	0	0	0	0	0	0										
12 Clint Barmes, R OBP: 0.301, SLG: 0.270										2	0	0	0	0	0	2										
Inning Stats	R: 0 E: 0 K: 1 S: 10	H: 0 LOB: 0 BB: 0 P: 15	R: 1 E: 0 K: 0 S: 17	H: 2 LOB: 2 BB: 1 P: 26	R: 1 E: 0 K: 0 S: 15	H: 2 LOB: 1 BB: 2 P: 28	R: 0 E: 0 K: 0 S: 8	H: 1 LOB: 1 BB: 0 P: 12	R: 0 E: 0 K: 0 S: 13	H: 1 LOB: 2 BB: 1 P: 19	R: 0 E: 0 K: 1 S: 11	H: 1 LOB: 0 BB: 0 P: 19	R: 3 E: 0 K: 1 S: 24	H: 4 LOB: 2 BB: 1 P: 35	R: 0 E: 0 K: 2 S: 11	H: 1 LOB: 2 BB: 1 P: 18	R: 0 E: 0 K: 2 S: 11	H: 1 LOB: 2 BB: 1 P: 20	1B: 10 HR: 0	SF: 0 SAC: 1 DP: 1 HBP: 0	WP: 1 PB: 0 SB: 2 CS: 1	PA: 46				
PITCHER	IP	WLS	BF	H	R	ER	SO	BB	IBB	HBP	BLK	WP	HR	S	P	ERA	WHIP									
47 Johnny Cueto, R ERA: 1.92	6.0		27	7	2	2	2	4	0	0	0	0	1	0	14	23	81.00	12.000								
63 Sam LeCure, R ERA: 3.59	0.1	H	5	3	3	3	0	1	0	0	0	0	0	3	4	0.00	0.000									
43 Manny Parra, L ERA: 4.57	0.1	H	1	0	0	0	1	0	0	0	0	0	0	3	4	0.00	0.000									
Logan Ondrusek, R ERA: 4.26	1.1	W	7	2	0	0	2	1	0	0	0	0	0	18	26	0.00	2.250									
54 Aroldis Chapman, L ERA: 1.06	1.0	S	5	1	0	0	2	1	0	0	0	0	0	11	20	0.00	2.000									

Cincinnati Reds @ Pittsburgh Pirates
 PNC Park, Pittsburgh, PA
 Tue Jun 17 2014, 7:08 PM - 11:02 PM EDT
 Att: 23,565 - Partly Cloudy - 86 F

AB 39
 R 6
 H 13
 RBI 6
 BB 2
 SO 5
 LOB 18

Cincinnati Reds @ Pittsburgh Pirates
 PNC Park, Pittsburgh, PA
 Tue Jun 17 2014, 7:08 PM - 11:02 PM EDT
 Att: 23,565 - Partly Cloudy - 86 F

AB 37
 R 5
 H 13
 RBI 5
 SO 7
 LOB 24

Batter	1	2	3	4	5	6	7	8	9	AB	R	H	RBI	BB	SO	LOB	TOP			
6 Billy Hamilton, S OBP: 0.316, SLG: 0.400										6	0	3	3	0	1	0	Cincinnati Reds @ Pittsburgh Pirates PNC Park, Pittsburgh, PA Wed Jun 18 2014, 7:09 PM - 11:48 PM EDT Att: 23,329 - Partly Cloudy - 86 F			
21 Todd Frazier, R OBP: 0.345, SLG: 0.515										6	1	1	1	0	2	5				
19 Joey Votto, L OBP: 0.414, SLG: 0.446										4	1	1	0	2	2	3				
4 Brandon Phillips, R OBP: 0.313, SLG: 0.404										5	1	2	1	0	0	2				
32 Jay Bruce, L OBP: 0.318, SLG: 0.360										4	2	1	0	1	1	2				
39 Devin Mesoraco, R OBP: 0.356, SLG: 0.575										3	2	1	0	1	1	2				
25 Skip Schumaker, L OBP: 0.267, SLG: 0.303										4	1	2	3	0	1	0				
2 Zack Cozart, R OBP: 0.272, SLG: 0.312										4	2	2	1	1	1	2				
31 Alfredo Simon, R OBP: 0.103, SLG: 0.138										4	0	1	1	0	1	2				
60 J.J. Hoover, R										0	1	0	0	1	0	0				
Inning Stats	R: 0 E: 0 K: 1 S: 8	H: 0 LOB: 1 BB: 1 P: 15	R: 1 E: 0 K: 1 S: 10	H: 1 LOB: 1 BB: 1 P: 17	R: 7 E: 1 K: 1 S: 29	H: 7 LOB: 2 BB: 1 P: 49	R: 1 E: 0 K: 1 S: 12	H: 2 LOB: 1 BB: 0 P: 17	R: 0 E: 0 K: 0 S: 10	H: 0 LOB: 1 BB: 1 P: 17	R: 0 E: 0 K: 2 S: 14	H: 2 LOB: 2 BB: 0 P: 18	R: 0 E: 0 K: 2 S: 11	H: 1 LOB: 1 BB: 0 P: 15	R: 2 E: 0 K: 1 S: 9	H: 1 LOB: 2 BB: 2 P: 19	1B: 11 2B: 3 3B: 0 HR: 0	SF: 1 SAC: 0 DP: 0 HBP: 1	WP: 2 PB: 0 SB: 0 CS: 0	PA: 48
PITCHER	IP WLS BF H R ER SO BB IBB HBP BLK WP HR S P ERA WHIP																			
36 Edinson Volquez, R ERA: 4.67	2.1 L 17 6 8 8 2 3 0 1 0 0 0 0 35 64 30.86 3.857																			
38 Stolmy Pimentel, R ERA: 4.57	4.1 20 6 1 1 5 1 0 0 0 0 0 0 53 78 2.08 1.615																			
30 Jeanmar Gómez, R ERA: 3.49	1.1 5 1 0 0 2 0 0 0 0 0 0 0 13 17 0.00 0.750																			
23 Travis Snider, L ERA: 18.0	1.0 6 1 2 2 1 2 0 0 0 0 0 0 9 19 18.00 3.000																			

Batter	1	2	3	4	5	6	7	8	9	AB	R	H	RBI	BB	SO	LOB	BOTTOM					
25 Gregory Polanco, L OBP: 0.429, SLG: 0.487										4	1	2	1	1	0	0	Cincinnati Reds @ Pittsburgh Pirates PNC Park, Pittsburgh, PA Wed Jun 18 2014, 7:09 PM - 11:48 PM EDT Att: 23,329 - Partly Cloudy - 86 F					
6 Starling Marte, R OBP: 0.325, SLG: 0.395										4	0	1	1	1	0	3						
22 Andrew McCutchen, R OBP: 0.432, SLG: 0.546										3	0	0	0	0	1	3						
31 Jose Tabata, R OBP: 0.333, SLG: 0.343										1	0	1	2	0	0	0						
15 Ike Davis, L OBP: 0.355, SLG: 0.372										4	0	0	0	1	1	2						
55 Russell Martin, R OBP: 0.418, SLG: 0.392										3	0	0	0	0	1	2						
5 Josh Harrison, R OBP: 0.354, SLG: 0.488										4	0	1	0	0	0	1						
24 Pedro Álvarez, L OBP: 0.318, SLG: 0.397										3	1	1	0	0	1	2						
30 Jeanmar Gómez, R OBP: 1.000, SLG: 1.000										0	0	0	0	0	0	0						
23 Travis Snider, L OBP: 0.319, SLG: 0.331										1	0	0	0	0	0	0						
10 Jordy Mercer, R OBP: 0.264, SLG: 0.337										3	1	1	0	1	0	1						
36 Edinson Volquez, R OBP: 0.095, SLG: 0.050										1	0	0	0	0	1	2						
38 Stolmy Pimentel, R										1	0	0	0	0	1	1						
12 Clint Barmes, R OBP: 0.306, SLG: 0.267										1	1	0	0	0	0	0						
Inning Stats	R: 0 E: 0 K: 0 S: 10	H: 1 LOB: 0 BB: 0 P: 15	R: 0 E: 0 K: 2 S: 13	H: 1 LOB: 2 BB: 1 P: 24	R: 0 E: 0 K: 1 S: 10	H: 0 LOB: 0 BB: 0 P: 15	R: 0 E: 0 K: 1 S: 12	H: 0 LOB: 0 BB: 0 P: 19	R: 1 E: 0 K: 1 S: 12	H: 2 LOB: 2 BB: 1 P: 17	R: 0 E: 0 K: 0 S: 8	H: 0 LOB: 1 BB: 0 P: 11	R: 2 E: 0 K: 1 S: 13	H: 1 LOB: 2 BB: 2 P: 25	R: 0 E: 0 K: 0 S: 5	H: 0 LOB: 0 BB: 0 P: 7	R: 1 E: 0 K: 0 S: 11	H: 2 LOB: 1 BB: 0 P: 17	1B: 5 2B: 2 3B: 0 HR: 0	SF: 1 SAC: 0 DP: 0 HBP: 2	WP: 0 PB: 0 SB: 2 CS: 0	PA: 40
PITCHER	IP WLS BF H R ER SO BB IBB HBP BLK WP HR S P ERA WHIP																					
31 Alfredo Simon, R ERA: 3.05	6.1 W 29 5 3 3 3 1 0 0 0 0 0 0 69 110 4.26 1.105																					
60 J.J. Hoover, R ERA: 5.23	2.2 11 2 1 1 1 1 0 0 0 0 0 0 25 40 3.38 1.125																					

Batter	1	2	3	4	5	6	7	8	9	10	11	12	AB	R	H	RBI	BB	SO	LOB	TOP				
6 Billy Hamilton, S OBP: 0.313, SLG: 0.400													5	1	1	0	0	2	1					
21 Todd Frazier, R OBP: 0.349, SLG: 0.517													5	0	3	0	0	1	1					
19 Joey Votto, L OBP: 0.409, SLG: 0.448													4	1	1	1	0	0	2					
4 Brandon Phillips, R OBP: 0.307, SLG: 0.398													5	0	0	0	0	0	2					
32 Jay Bruce, L OBP: 0.311, SLG: 0.353													4	0	0	1	0	0	0					
39 Devin Mesoraco, R OBP: 0.355, SLG: 0.557													4	1	1	1	1	0	0					
28 Chris Heisey, R OBP: 0.272, SLG: 0.331													5	0	0	0	0	1	1					
2 Zack Cozart, R OBP: 0.278, SLG: 0.320													4	0	2	0	1	0	1					
34 Homer Bailey, R ERA: 3.76													1	0	0	0	0	0	0					
Inning Stats	R: 1 E: 0 K: 0 S: 9	H: 1 LOB: 0 BB: 0 P: 14	R: 0 E: 1 K: 0 S: 11	H: 0 LOB: 1 BB: 0 P: 14	R: 0 E: 0 K: 1 S: 9	H: 0 LOB: 0 BB: 0 P: 14	R: 1 E: 0 K: 0 S: 12	H: 1 LOB: 0 BB: 0 P: 17	R: 0 E: 0 K: 0 S: 7	H: 1 LOB: 0 BB: 0 P: 11	R: 0 E: 0 K: 0 S: 9	H: 1 LOB: 1 BB: 0 P: 20	R: 0 E: 0 K: 0 S: 11	H: 2 LOB: 1 BB: 0 P: 17	R: 0 E: 0 K: 0 S: 10	H: 1 LOB: 0 BB: 0 P: 15	R: 0 E: 0 K: 0 S: 4	H: 0 LOB: 0 BB: 0 P: 8	R: 0 E: 0 K: 1 S: 6	H: 0 LOB: 0 BB: 0 P: 8	1B: 4 2B: 3 3B: 0 HR: 1	SF: 2 SAC: 1 DP: 0 HBP: 0	WP: 0 PB: 0 SB: 1 CS: 1	PA: 46
PITCHER	IP WLS BF H R ER SO BB IBB HBP BLK WP HR S P ERA WHIP	49 Jeff Locke, L ERA: 3.76	44 Tony Watson, L ERA: 0.82	35 Mark Melancon, R ERA: 1.59	39 Jason Grilli, R ERA: 4.34	48 Jared Hughes, R ERA: 1.55	37 Justin Wilson, L ERA: 5.27	IP WLS BF H R ER SO BB IBB HBP BLK WP HR S P ERA WHIP	12.1 1.0 7 3 0 0 0 1 0 0 0 0 0 0 9 20 0.00 2.000															

Cincinnati Reds @ Pittsburgh Pirates
PNC Park, Pittsburgh, PA
Thu Jun 19 2014, 12:38 PM - 5:27 PM EDT
Alt. 30,710 - Cloudy - 73 F

AB	40
R	3
H	8
RBI	3
BB	2
SO	4
LOB	11



Batter	1	2	3	4	5	6	7	8	9	10	11	12	AB	R	H	RBI	BB	SO	LOB	BOTTOM								
25 Gregory Polanco, L OBP: 0.417, SLG: 0.457													6	1	2	0	0	0	6									
6 Starling Marte, R OBP: 0.329, SLG: 0.392													5	0	1	1	1	3	3									
22 Andrew McCutchen, R OBP: 0.427, SLG: 0.537													6	0	1	1	0	2	3									
17 Gaby Sanchez, R OBP: 0.305, SLG: 0.479													6	1	2	0	0	2	2									
5 Josh Harrison, R OBP: 0.348, SLG: 0.473													5	0	0	0	1	2	2									
24 Pedro Alvarez, L OBP: 0.318, SLG: 0.400													3	0	1	0	0	0	0									
10 Jordy Mercer, R OBP: 0.260, SLG: 0.332													3	0	0	0	0	2	2									
12 Clint Barmes, R OBP: 0.341, SLG: 0.313													5	1	4	0	0	0	0									
19 Chris Stewart, R OBP: 0.351, SLG: 0.284													3	0	1	0	1	0	2									
31 Jose Tabata, R OBP: 0.333, SLG: 0.343													0	0	0	0	0	0	0									
55 Russell Martin, R OBP: 0.425, SLG: 0.392													0	0	0	1	2	0	0									
49 Jeff Locke, L ERA: 3.76													2	1	0	0	1	1	2									
Inning Stats	R: 0 E: 0 K: 2 S: 9	H: 0 LOB: 0 BB: 0 P: 13	R: 0 E: 0 K: 0 S: 5	H: 0 LOB: 0 BB: 0 P: 9	R: 0 E: 0 K: 1 S: 16	H: 0 LOB: 0 BB: 0 P: 9	R: 0 E: 0 K: 0 S: 17	H: 2 LOB: 2 BB: 0 P: 21	R: 3 E: 0 K: 0 S: 17	H: 5 LOB: 2 BB: 0 P: 21	R: 0 E: 0 K: 0 S: 15	H: 2 LOB: 3 BB: 1 P: 23	R: 0 E: 0 K: 1 S: 15	H: 0 LOB: 0 BB: 0 P: 8	R: 0 E: 0 K: 0 S: 8	H: 1 LOB: 0 BB: 0 P: 15	R: 0 E: 0 K: 1 S: 11	H: 0 LOB: 2 BB: 2 P: 25	R: 0 E: 0 K: 3 S: 12	H: 0 LOB: 0 BB: 0 P: 16	R: 0 E: 0 K: 2 S: 12	H: 1 LOB: 2 BB: 1 P: 22	R: 1 E: 0 K: 1 S: 8	H: 1 LOB: 3 BB: 2 P: 20	1B: 10 2B: 2 3B: 0 HR: 0	SF: 0 SAC: 0 DP: 0 HBP: 1	WP: 0 PB: 0 SB: 0 CS: 1	PA: 54
PITCHER	IP WLS BF H R ER SO BB IBB HBP BLK WP HR S P ERA WHIP	34 Homer Bailey, R ERA: 4.68	63 Sam LeCure, R ERA: 3.54	Logan Ondrusek, R ERA: 4.05	43 Manny Parra, L ERA: 4.43	51 Jonathan Broxton, R ERA: 0.4	54 Aroldis Chapman, L ERA: 0.98	52 Tony Cingrani, L ERA: 4.55	IP WLS BF H R ER SO BB IBB HBP BLK WP HR S P ERA WHIP	11.1 1.1 7 4 0 0 0 4 0 0 0 0 0 0 15 20 0.00 0.000																		

Cincinnati Reds @ Pittsburgh Pirates
PNC Park, Pittsburgh, PA
Thu Jun 19 2014, 12:38 PM - 5:27 PM EDT
Alt. 30,710 - Cloudy - 73 F

AB	46
R	4
H	12
RBI	3
BB	6
SO	13
LOB	25



Batter	1	2	3	4	5	6	7	8	9	AB	R	H	RBI	BB	SO	LOB	TOP							
7 José Reyes, S (1,6) OBP: 0.312, SLG: 0.386 59 Rob Rasmussen, R (5,1)										3	0	0	0	0	1	2	Toronto Blue Jays @ Cincinnati Reds Great American Ball Park, Cincinnati, OH Sat Jun 21 2014, 4:11 PM - 6:46 PM EDT Att: 42,530 - Partly Cloudy - 80 F							
22 Josh Thole, L (8,PH) OBP: 0.371, SLG: 0.323 47 Juan Francisco, L (8,5)										4	0	1	0	0	0	0								
53 Melky Cabrera, S (1,7) OBP: 0.345, SLG: 0.476										4	0	0	0	0	1	1								
19 José Bautista, R (1,9) OBP: 0.432, SLG: 0.524 62 Aaron Loup, L (8,1)										3	0	0	0	0	1	0								
10 Edwin Encarnación, R (1,3) OBP: 0.348, SLG: 0.586										4	0	1	0	0	1	1								
13 Brett Lawrie, R (1,5) OBP: 0.296, SLG: 0.419										4	1	1	1	0	2	2								
28 Colby Rasmus, L (1,8) OBP: 0.281, SLG: 0.510										3	0	0	0	0	0	2								
31 Erik Kratz, R (1,2) OBP: 0.257, SLG: 0.388										2	0	0	0	1	1	2								
66 Munenori Kawasaki, L (1,4) OBP: 0.310, SLG: 0.346										1	0	0	0	0	1	0								
4B J.A. Happ, L (1,1) 26 Adam Lind, L (5,PH) 6 Marcus Stroman, R (5,PR) 18 Steve Tolleson, R (5,6)										1	0	0	0	0	0	0								
Inning Stats	R: 0 H: 0 K: 2 S: 9	H: 0 LOB: 0 BB: 0 P: 12	R: 0 H: 1 K: 2 S: 14	ER: 1 LOB: 2 BB: 1 P: 24	R: 0 H: 0 K: 1 S: 5	H: 0 LOB: 0 BB: 0 P: 9	R: 0 H: 0 K: 1 S: 9	H: 0 LOB: 0 BB: 0 P: 13	R: 0 H: 1 K: 0 S: 14	H: 1 LOB: 2 BB: 1 P: 22	R: 0 H: 1 K: 0 S: 12	H: 1 LOB: 0 BB: 0 P: 14	R: 0 H: 0 K: 0 S: 6	H: 0 LOB: 0 BB: 0 P: 7	R: 0 H: 0 K: 1 S: 6	H: 0 LOB: 0 BB: 0 P: 9	1B: 2 2B: 1 3B: 0 HR: 1	SF: 0 SAC: 0 DP: 0 HBP: 0	WP: 0 PB: 0 SB: 0 CS: 0	PA: 33				
PITCHER	IP WLS BF ERA	WLS BF ERA	H R ER SO BB IBB HBP BLK WP HR S P ERA WHIP	H R ER SO BB IBB HBP BLK WP HR S P ERA WHIP	IP WLS BF ERA	WLS BF ERA	H R ER SO BB IBB HBP BLK WP HR S P ERA WHIP	H R ER SO BB IBB HBP BLK WP HR S P ERA WHIP	IP WLS BF ERA	WLS BF ERA	H R ER SO BB IBB HBP BLK WP HR S P ERA WHIP	H R ER SO BB IBB HBP BLK WP HR S P ERA WHIP	IP WLS BF ERA	WLS BF ERA	H R ER SO BB IBB HBP BLK WP HR S P ERA WHIP	H R ER SO BB IBB HBP BLK WP HR S P ERA WHIP	IP WLS BF ERA	WLS BF ERA	H R ER SO BB IBB HBP BLK WP HR S P ERA WHIP	H R ER SO BB IBB HBP BLK WP HR S P ERA WHIP	IP WLS BF ERA	WLS BF ERA	H R ER SO BB IBB HBP BLK WP HR S P ERA WHIP	H R ER SO BB IBB HBP BLK WP HR S P ERA WHIP

AB	31
R	1
H	4
RBI	1
BB	2
SO	7
LOB	11



Batter	1	2	3	4	5	6	7	8	9	AB	R	H	RBI	BB	SO	LOB	BOTTOM							
6 Billy Hamilton, S (1,8) OBP: 0.309, SLG: 0.396										5	1	1	1	0	1	0	Toronto Blue Jays @ Cincinnati Reds Great American Ball Park, Cincinnati, OH Sat Jun 21 2014, 4:11 PM - 6:46 PM EDT Att: 42,530 - Partly Cloudy - 80 F							
21 Todd Frazier, R (1,5) OBP: 0.344, SLG: 0.507										4	0	0	1	0	0	0								
19 Joey Volto, L (1,3) OBP: 0.409, SLG: 0.444										4	2	2	1	1	1	0								
4 Brandon Phillips, R (1,4) OBP: 0.308, SLG: 0.396										3	1	1	1	1	0	1								
32 Jay Bruce, L (1,9) OBP: 0.322, SLG: 0.388										3	3	1	1	1	1	2								
48 Ryan Ludwick, R (1,7) OBP: 0.340, SLG: 0.424										3	1	1	2	1	1	0								
39 Devin Mesoraco, R (1,2) OBP: 0.365, SLG: 0.628										3	1	1	3	1	1	0								
7 Ramon Santiago, S (1,6) OBP: 0.315, SLG: 0.250										4	1	2	0	0	1	2								
44 Mike Leake, R (1,1) ERA: 4.87 53 Carlos Contreras, R (9,1)										4	1	1	0	0	3	1								
Inning Stats	R: 3 H: 1 K: 0 S: 16	H: 0 LOB: 2 BB: 4 P: 37	R: 0 H: 0 K: 1 S: 10	H: 0 LOB: 0 BB: 0 P: 14	R: 1 H: 1 K: 2 S: 13	H: 1 LOB: 0 BB: 0 P: 16	R: 4 H: 5 K: 2 S: 23	H: 5 LOB: 1 BB: 0 P: 32	R: 0 H: 0 K: 1 S: 5	H: 0 LOB: 0 BB: 0 P: 6	R: 0 H: 0 K: 2 S: 10	H: 0 LOB: 0 BB: 0 P: 10	R: 3 H: 3 K: 1 S: 16	H: 3 LOB: 1 BB: 1 P: 21	R: 0 H: 0 K: 0 S: 9	H: 0 LOB: 0 BB: 0 P: 11		1B: 6 2B: 2 3B: 0 HR: 2	SF: 1 SAC: 0 DP: 0 HBP: 0	WP: 0 PB: 1 SB: 1 CS: 0	PA: 39			
PITCHER	IP WLS BF ERA	WLS BF ERA	H R ER SO BB IBB HBP BLK WP HR S P ERA WHIP	H R ER SO BB IBB HBP BLK WP HR S P ERA WHIP	IP WLS BF ERA	WLS BF ERA	H R ER SO BB IBB HBP BLK WP HR S P ERA WHIP	H R ER SO BB IBB HBP BLK WP HR S P ERA WHIP	IP WLS BF ERA	WLS BF ERA	H R ER SO BB IBB HBP BLK WP HR S P ERA WHIP	H R ER SO BB IBB HBP BLK WP HR S P ERA WHIP	IP WLS BF ERA	WLS BF ERA	H R ER SO BB IBB HBP BLK WP HR S P ERA WHIP	H R ER SO BB IBB HBP BLK WP HR S P ERA WHIP	IP WLS BF ERA	WLS BF ERA	H R ER SO BB IBB HBP BLK WP HR S P ERA WHIP	H R ER SO BB IBB HBP BLK WP HR S P ERA WHIP	IP WLS BF ERA	WLS BF ERA	H R ER SO BB IBB HBP BLK WP HR S P ERA WHIP	H R ER SO BB IBB HBP BLK WP HR S P ERA WHIP

AB	33
R	11
H	10
RBI	10
BB	5
SO	9
LOB	6



Batter	1	2	3	4	5	6	7	8	9	AB R H RBI BB SO LOB	TOP														
66 Munenori Kawasaki, L (1,6) OBP: 0.265, SLG: 0.290										5 1 0 0 0 2 0	Toronto Blue Jays @ Cincinnati Reds Great American Ball Park, Cincinnati, OH Sun Jun 22 2014, 1:11 PM - 3:52 PM EDT Att: 36,089 - Partly Cloudy - 86 F livebaseballscorecards.com														
53 Melky Cabrera, S (1,7) OBP: 0.347, SLG: 0.476										4 1 2 0 0 2 0															
19 José Bautista, R (1,9) OBP: 0.433, SLG: 0.526										1 0 1 0 0 0 0 1 0 0 0 1 0 1															
7 José Reyes, S (3,PR) OBP: 0.314, SLG: 0.385										4 1 2 1 0 1 4															
10 Edwin Encarnación, R (1,3) OBP: 0.350, SLG: 0.595										4 0 2 2 0 2 2															
28 Colby Rasmus, L (1,8) OBP: 0.287, SLG: 0.510										0 0 0 0 0 0 0 3 0 0 0 0 0 3															
13 Brett Lawrie, R (1,4) OBP: 0.299, SLG: 0.419										4 0 0 0 0 2 2															
18 Steve Tolleson, R (2,4) OBP: 0.306, SLG: 0.416										3 0 0 0 0 0 2 1 0 0 0 0 1 0															
47 Juan Francisco, L (1,5) OBP: 0.318, SLG: 0.541										3 0 0 0 0 0 1 0 0 0 0 0 0 0 1 0 0 0 0 1 0															
22 Josh Thole, L (1,2) OBP: 0.356, SLG: 0.308																									
31 Erik Kratz, R (9,PH) OBP: 0.254, SLG: 0.382																									
43 R.A. Dickey, R (1,1)																									
21 Sergio Santos, R (8,1)																									
30 Dioner Navarro, S (9,PH) OBP: 0.306, SLG: 0.341																									
Inning Stats	R: 0 E: 0 K: 2 S: 15	H: 2 LOB: 2 BB: 0 P: 23	R: 0 E: 0 K: 0 S: 8	H: 0 LOB: 1 BB: 0 P: 12	R: 2 E: 2 K: 0 S: 10	H: 2 LOB: 1 BB: 0 P: 12	R: 0 E: 0 K: 1 S: 7	H: 0 LOB: 0 BB: 1 P: 8	R: 0 E: 0 K: 1 S: 11	H: 1 LOB: 1 BB: 0 P: 15	R: 0 E: 0 K: 1 S: 9	H: 1 LOB: 1 BB: 0 P: 12	R: 0 E: 0 K: 1 S: 10	H: 1 LOB: 0 BB: 0 P: 14	R: 1 E: 0 K: 2 S: 14	H: 1 LOB: 0 BB: 0 P: 24	R: 0 E: 0 K: 3 S: 12	H: 0 LOB: 0 BB: 0 P: 18	1B: 6 2B: 0 3B: 0 HR: 1	SF: 0 SAC: 1 DP: 1 HBP: 1	WP: 0 PB: 0 SB: 0 CS: 0	PA: 37			
PITCHER	IP WLS BF H R ER SO BB IBB HBP BLK WP HR S P ERA WHIP																								
47 Johnny Cueto, R (1,1) ERA: 1.86	8.0 W 34	7 3 1 8	1 0 1 0	0 0 0 0	0 0 12 18	1.12 1.000																			
54 Aroldis Chapman, L (9,1) ERA: 2.7	1.0 S 3	0 0 0 3	0 0 0 0	0 0 0 0	0 0 12 18	0.00 0.000																			

Batter	1	2	3	4	5	6	7	8	9	AB R H RBI BB SO LOB	BOTTOM														
25 Skip Schumaker, L (1,8) OBP: 0.268, SLG: 0.295										2 0 0 0 0 1 0	Toronto Blue Jays @ Cincinnati Reds Great American Ball Park, Cincinnati, OH Sun Jun 22 2014, 1:11 PM - 3:52 PM EDT Att: 36,089 - Partly Cloudy - 86 F livebaseballscorecards.com														
21 Todd Frazier, R (1,5) OBP: 0.346, SLG: 0.516										3 2 1 2 1 0 1															
19 Joey Votto, L (1,3) OBP: 0.410, SLG: 0.443										3 0 1 0 1 1 2															
4 Brandon Phillips, R (1,4) OBP: 0.306, SLG: 0.393										2 0 0 0 0 0 2 2 0 0 0 0 2 2															
7 Ramon Santiago, S (5,PH) OBP: 0.304, SLG: 0.240										4 1 2 1 0 0 1															
32 Jay Bruce, L (1,9) OBP: 0.325, SLG: 0.395										4 0 2 0 0 2 0 0 0 0 0 0 0 0															
48 Ryan Ludwick, R (1,7) OBP: 0.343, SLG: 0.425										4 0 1 0 0 0 2															
54 Aroldis Chapman, L (9,1) ERA: 2.7										4 0 1 0 0 0 2															
29 Brayan Peña, S (1,2) OBP: 0.280, SLG: 0.371										4 0 1 0 0 1 2															
2 Zack Cozart, R (1,6) OBP: 0.278, SLG: 0.317										3 1 1 0 0 0 2 0 0 0 0 0 0 0															
47 Johnny Cueto, R (1,1) ERA: 1.86	IP WLS BF H R ER SO BB IBB HBP BLK WP HR S P ERA WHIP																								
43 R.A. Dickey, R (1,1) ERA: 4.04	7.2 L 34	9 4 3 7	2 0 1 0	0 0 0 0	0 0 2 2	1.18 3.52																			
21 Sergio Santos, R (8,1) ERA: 7.04	0.1	1 0 0 0	0 0 0 0	0 0 0 0	0 0 2 2	0.00 0.000																			
Inning Stats	R: 1 E: 1 K: 1 S: 13	H: 1 LOB: 2 BB: 0 P: 19	R: 0 E: 0 K: 0 S: 12	H: 1 LOB: 0 BB: 0 P: 15	R: 0 E: 0 K: 0 S: 11	H: 0 LOB: 1 BB: 1 P: 17	R: 1 E: 0 K: 1 S: 11	H: 2 LOB: 0 BB: 0 P: 12	R: 2 E: 0 K: 1 S: 11	H: 3 LOB: 1 BB: 0 P: 15	R: 0 E: 0 K: 1 S: 11	H: 1 LOB: 1 BB: 0 P: 13	R: 0 E: 0 K: 2 S: 10	H: 0 LOB: 1 BB: 1 P: 15	R: 0 E: 0 K: 1 S: 12	H: 1 LOB: 1 BB: 0 P: 14	R: 0 E: 0 K: 1 S: 12	H: 1 LOB: 0 BB: 0 P: 14	1B: 6 2B: 2 3B: 0 HR: 1	SF: 0 SAC: 1 DP: 1 HBP: 1	WP: 0 PB: 0 SB: 0 CS: 0	PA: 35			

Batter	1	2	3	4	5	6	7	8	9	AB	R	H	RBI	BB	SO	LOB	TOP						
6 Billy Hamilton, S OBP: 0.311, SLG: 0.400										5	2	2	1	0	2	1	Cincinnati Reds @ Chicago Cubs Wrigley Field, Chicago, IL Mon Jun 23 2014, 7:09 PM - 10:28 PM CDT Att: 27,747 - Partly Cloudy - 75 F						
21 Todd Frazier, R OBP: 0.350, SLG: 0.625										5	1	3	1	0	2	0							
19 Joey Votto, L OBP: 0.410, SLG: 0.435										3	1	0	0	2	0	1							
39 Devin Mesoraco, R OBP: 0.384, SLG: 0.651										1	1	1	4	2	0	0							
32 Jay Bruce, L OBP: 0.322, SLG: 0.395										5	0	1	0	0	3	5							
48 Ryan Ludwick, R OBP: 0.337, SLG: 0.416										4	0	0	0	0	1	7							
25 Skip Schumaker, L OBP: 0.259, SLG: 0.284										4	0	0	0	0	2	1							
2 Zack Cozart, R OBP: 0.273, SLG: 0.312										4	0	0	0	0	0	0							
31 Alfredo Simon, R OBP: 0.125, SLG: 0.129										2	0	0	0	1	1	0							
51 Jonathan Broxton, R OBP: 0.277, SLG: 0.338										0	0	0	0	0	0	0							
28 Chris Heisey, R OBP: 0.277, SLG: 0.338										1	1	1	0	0	0	0							
Logan Ondrusek, R OBP: 0.277, SLG: 0.338										0	0	0	0	0	0	0							
Inning Stats	R: 1 H: 2 E: 0 K: 1 S: 14	H: 2 BB: 0 P: 23	R: 0 H: 0 E: 0 K: 1 S: 12	H: 0 LOB: 1 P: 21	R: 0 H: 2 E: 0 K: 0 S: 10	H: 2 LOB: 2 P: 19	R: 0 H: 0 E: 0 K: 1 S: 6	H: 0 LOB: 0 P: 7	R: 0 H: 0 E: 0 K: 2 S: 8	H: 0 LOB: 0 P: 14	R: 0 H: 0 E: 1 K: 1 S: 7	H: 0 LOB: 0 P: 13	R: 0 H: 0 E: 0 K: 2 S: 13	H: 0 LOB: 2 P: 24	R: 5 H: 4 E: 0 K: 1 S: 25	H: 4 LOB: 0 P: 40	1B: 4 2B: 2 3B: 1 HR: 1	SF: 0 SAC: 0 DP: 0 HBP: 2	WP: 0 PB: 0 SB: 2 CS: 1	PA: 42			
PITCHER	IP WLS BF H R ER SO BB IBB HBP BLK WP HR S P ERA WHIP	29 Jeff Samardzija, R ERA: 2.53	6.0 25 4 1 1 7 2 0 2 0 0 0 66 107 1.50 1.000	63 Brian Schiller, R ERA: 2.96	7.1 3 0 0 0 1 0 0 0 0 0 0 7 13 0.00 0.000	46 Pedro Strop, R ERA: 3.33	1.0 5 0 0 0 2 2 0 0 0 0 0 13 24 0.00 2.000	56 Héctor Rondón, R ERA: 3.81	0.2 L 7 4 5 5 0 1 0 0 0 0 1 20 32 67.50 7.500	40 James Russell, L ERA: 2.25	0.1 1 0 0 0 1 0 0 0 0 0 0 5 8 0.00 0.000	PITCHER	IP WLS BF H R ER SO BB IBB HBP BLK WP HR S P ERA WHIP	29 Jeff Samardzija, R ERA: 2.53	6.0 25 4 1 1 7 2 0 2 0 0 0 66 107 1.50 1.000	63 Brian Schiller, R ERA: 2.96	7.1 3 0 0 0 1 0 0 0 0 0 0 7 13 0.00 0.000	46 Pedro Strop, R ERA: 3.33	1.0 5 0 0 0 2 2 0 0 0 0 0 13 24 0.00 2.000	56 Héctor Rondón, R ERA: 3.81	0.2 L 7 4 5 5 0 1 0 0 0 0 1 20 32 67.50 7.500	40 James Russell, L ERA: 2.25	0.1 1 0 0 0 1 0 0 0 0 0 0 5 8 0.00 0.000
Batter	1	2	3	4	5	6	7	8	9	AB	R	H	RBI	BB	SO	LOB	BOTTOM						
8 Chris Coghlan, L OBP: 0.290, SLG: 0.361										4	0	0	0	0	1	1	Cincinnati Reds @ Chicago Cubs Wrigley Field, Chicago, IL Mon Jun 23 2014, 7:09 PM - 10:28 PM CDT Att: 27,747 - Partly Cloudy - 75 F						
20 Justin Rugiano, R OBP: 0.321, SLG: 0.352										4	0	0	0	0	1	1							
44 Anthony Rizzo, L OBP: 0.399, SLG: 0.513										4	1	2	1	0	1	0							
13 Starlin Castro, R OBP: 0.329, SLG: 0.481										4	0	1	0	0	2	0							
24 Luis Valbuena, L OBP: 0.359, SLG: 0.425										4	0	0	0	0	1	2							
5 Wellington Castillo, R OBP: 0.284, SLG: 0.380										4	0	1	0	0	0	2							
6 Ryan Sweeney, L OBP: 0.250, SLG: 0.235										2	0	0	0	1	1	3							
15 Darwin Barney, R OBP: 0.253, SLG: 0.294										3	0	1	0	0	0	1							
29 Jeff Samardzija, R ERA: 2.53										2	0	0	0	0	0	1							
63 Brian Schiller, R ERA: 2.96										0	0	0	0	0	0	0							
19 Nate Schierholz, L OBP: 0.286, SLG: 0.307										1	0	0	0	0	0	1							
46 Pedro Strop, R ERA: 3.33										0	0	0	0	0	0	0							
56 Héctor Rondón, R ERA: 3.81										0	0	0	0	0	0	0							
40 James Russell, L ERA: 2.25										0	0	0	0	0	0	0							
Inning Stats	R: 0 H: 0 E: 0 K: 1 S: 8	H: 1 LOB: 0 P: 8	R: 0 H: 1 E: 0 K: 2 S: 12	H: 1 LOB: 0 P: 18	R: 0 H: 2 E: 0 K: 0 S: 13	H: 2 LOB: 0 P: 19	R: 0 H: 0 E: 0 K: 0 S: 8	H: 0 LOB: 0 P: 11	R: 1 H: 1 E: 0 K: 2 S: 14	H: 1 LOB: 0 P: 19	R: 0 H: 0 E: 0 K: 0 S: 12	H: 0 LOB: 1 P: 21	R: 0 H: 0 E: 0 K: 1 S: 10	H: 0 LOB: 0 P: 14	R: 0 H: 0 E: 0 K: 1 S: 7	H: 0 LOB: 0 P: 10	1B: 2 2B: 2 3B: 0 HR: 1	SF: 0 SAC: 0 DP: 0 HBP: 0	WP: 0 PB: 0 SB: 0 CS: 0	PA: 33			
PITCHER	IP WLS BF H R ER SO BB IBB HBP BLK WP HR S P ERA WHIP	31 Alfredo Simon, R ERA: 2.92	7.0 27 5 1 1 5 1 0 0 0 0 0 10 14 0.00 0.857	51 Jonathan Broxton, R ERA: 0.74	1.0 W 3 0 0 0 1 0 0 0 0 0 10 14 0.00 0.000	Logan Ondrusek, R ERA: 3.86	1.0 3 0 0 0 1 0 0 0 0 0 0 7 10 0.00 0.000	PITCHER	IP WLS BF H R ER SO BB IBB HBP BLK WP HR S P ERA WHIP	29 Jeff Samardzija, R ERA: 2.53	6.0 25 4 1 1 7 2 0 2 0 0 66 107 1.50 1.000	63 Brian Schiller, R ERA: 2.96	7.1 3 0 0 0 1 0 0 0 0 0 7 13 0.00 0.000	46 Pedro Strop, R ERA: 3.33	1.0 5 0 0 0 2 2 0 0 0 0 13 24 0.00 2.000	56 Héctor Rondón, R ERA: 3.81	0.2 L 7 4 5 5 0 1 0 0 0 0 1 20 32 67.50 7.500	40 James Russell, L ERA: 2.25	0.1 1 0 0 0 1 0 0 0 0 0 0 5 8 0.00 0.000				

Batter	1	2	3	4	5	6	7	8	9	AB	R	H	RBI	BB	SO	LOB	TOP										
6 Billy Hamilton, S (1, 8) OBP: 0.304, SLG: 0.390	F9		F8		G4-3		P6		F8	5	0	0	0	0	0	3	Cincinnati Reds @ Chicago Cubs Wrigley Field, Chicago, IL Wed Jun 25 2014, 6:08 PM - 9:17 PM CDT Att: 28,207 - Overcast - 59 F										
21 Todd Frazier, R (1, 5) OBP: 0.348, SLG: 0.516	F8		F8			19 S 32 2B	K			3	2	1	0	1	1	0											
19 Joey Votto, L (1, 3) OBP: 0.409, SLG: 0.432		32 2B			39 FC5-4	38 1B 32 2B	F8			2	1	1	1	2	0	0											
39 Devin Mesoraco, R (1, 2) OBP: 0.384, SLG: 0.656	F8				32 L7 FC5-4	32 2B 25 SH6-3	K			4	1	1	0	0	1	3											
32 Jay Bruce, L (1, 9) OBP: 0.324, SLG: 0.408					L7	25 SH6-3	G3			4	0	2	2	0	0	1											
28 Chris Heisey, R (1, 7) OBP: 0.270, SLG: 0.326		G5-3			P3	K	G1-3			4	0	0	0	0	1	2											
25 Skip Schumaker, L (1, 4) OBP: 0.270, SLG: 0.313		K2-3			55 FC1-5	SH6-3				3	0	2	1	0	1	0											
2 Zack Cozart, R (1, 6) OBP: 0.274, SLG: 0.306					P3	55 FC1-5	L6			2	0	0	0	2	0	1											
55 Mat Latos, R (1, 1) 51 Jonathan Broxton, R (8, 1) 48 Ryan Ludwick, R (9, PH) 54 Aroldis Chapman, L (9, 1)					G6-3	FC1-5	F9		K	3	0	0	0	0	0	4											
Inning Stats	R: 1 H: 2 E: 0 K: 0 S: 12	H: 2 LOB: 2 BB: 1 P: 19	R: 0 H: 0 E: 0 K: 1 S: 9	H: 0 LOB: 0 BB: 0 P: 12	R: 0 H: 0 E: 0 K: 0 S: 6	H: 0 LOB: 0 BB: 0 P: 10	R: 0 H: 0 E: 0 K: 0 S: 5	H: 1 LOB: 2 BB: 1 P: 11	R: 0 H: 1 E: 0 K: 0 S: 8	H: 3 LOB: 2 BB: 1 P: 20	R: 3 H: 3 E: 0 K: 1 S: 16	H: 3 LOB: 2 BB: 2 P: 32	R: 0 H: 0 E: 0 K: 1 S: 9	H: 0 LOB: 0 BB: 0 P: 10	R: 0 H: 0 E: 0 K: 1 S: 8	H: 0 LOB: 0 BB: 0 P: 15		R: 0 H: 1 E: 0 K: 1 S: 12	H: 1 LOB: 1 BB: 0 P: 19	1B: 2 2B: 5 3B: 0 HR: 0	SF: 0 SAC: 1 DP: 0 HBP: 0	WP: 0 PB: 0 SB: 1 CS: 0	PA: 37				
PITCHER	IP	WLS	BF	H	R	ER	SO	BB	IBB	HBP	BLK	WP	HR	S	P	ERA	WHIP										
36 Edwin Jackson, R (1, 1) ERA: 5.22	5.1	L	24	6	4	4	2	4	0	0	0	0	0	53	95	6.75	1.875										
40 James Russell, L (6, 1) ERA: 2.05	1.2		6	0	0	0	1	0	1	0	0	0	0	12	19	0.00	0.000										
52 Justin Grimm, R (8, 1) ERA: 3.12	1.0		3	0	0	0	1	0	0	0	0	0	0	8	15	0.00	0.000										
33 Carlos Villanueva, R (9, 1) ERA: 5.95	1.0		4	1	0	0	1	0	0	0	0	0	0	12	19	0.00	1.000										

Batter	1	2	3	4	5	6	7	8	9	AB	R	H	RBI	BB	SO	LOB	BOTTOM											
21 Junior Lake, R (1, 8) OBP: 0.269, SLG: 0.420	G4-3		G6-3				K		F7	4	0	0	0	0	1	1	Cincinnati Reds @ Chicago Cubs Wrigley Field, Chicago, IL Wed Jun 25 2014, 6:08 PM - 9:17 PM CDT Att: 28,207 - Overcast - 59 F											
6 Ryan Sweeney, L (1, 7) OBP: 0.247, SLG: 0.244	G4-3				44 G3-1 13 1B	G5-3		G1-3		4	1	1	0	0	0	0												
44 Anthony Rizzo, L (1, 3) OBP: 0.399, SLG: 0.524					G3-1	F7		G6-3		4	0	0	0	0	0	1												
13 Starlin Castro, R (1, 6) OBP: 0.333, SLG: 0.479					24 1B	F7		K		4	0	2	1	0	2	0												
24 Luis Valbuena, L (1, 5) OBP: 0.358, SLG: 0.424					3-H	F7		K		3	0	1	0	0	0	1												
20 Justin Ruggiano, R (9, PH) OBP: 0.327, SLG: 0.370					1-2	F8		2B		1	0	1	0	0	0	0												
19 Nate Schierholtz, L (1, 9) OBP: 0.257, SLG: 0.304					F6			K		3	0	0	0	0	0	2												
30 Mike Olt, R (9, PH) OBP: 0.223, SLG: 0.352								K		1	0	0	0	0	1	1												
12 John Baker, L (1, 2) OBP: 0.223, SLG: 0.181					G5-3	P4		K		3	0	0	0	0	1	2												
15 Darwin Barney, R (1, 4) OBP: 0.250, SLG: 0.289					G6-3			G5-3		3	0	1	0	0	0	0												
36 Edwin Jackson, R (1, 1) ERA: 2.89	7.0	W	26	5	1	1	5	0	0	0	0	0	0	0	2	1	Cincinnati Reds @ Chicago Cubs Wrigley Field, Chicago, IL Wed Jun 25 2014, 6:08 PM - 9:17 PM CDT Att: 28,207 - Overcast - 59 F											
40 James Russell, L (6, 1) ERA: 0.71	1.0	H	3	0	0	0	1	0	0	0	0	0	0	0	0	0												
52 Justin Grimm, R (8, 1) ERA: 3.12	1.0	S	4	1	0	0	2	0	0	0	0	0	0	0	0	0												
8 Chris Coghlan, L (9, PH) OBP: 0.276, SLG: 0.341	1.0	S	4	1	0	0	2	0	0	0	0	0	0	0	0	0												
33 Carlos Villanueva, R (9, 1) ERA: 2.57	1.0	S	4	1	0	0	2	0	0	0	0	0	0	0	0	0												
Inning Stats	R: 0 H: 0 E: 0 K: 0 S: 12	H: 0 LOB: 0 BB: 0 P: 17	R: 0 H: 0 E: 0 K: 1 S: 11	H: 0 LOB: 0 BB: 0 P: 14	R: 0 H: 1 E: 0 K: 1 S: 10	H: 1 LOB: 1 BB: 0 P: 16	R: 1 H: 3 E: 0 K: 0 S: 20	H: 3 LOB: 2 BB: 0 P: 27	R: 0 H: 0 E: 0 K: 2 S: 9	H: 0 LOB: 0 BB: 0 P: 14	R: 0 H: 1 E: 0 K: 0 S: 8	H: 1 LOB: 1 BB: 0 P: 9	R: 0 H: 0 E: 0 K: 1 S: 6	H: 0 LOB: 0 BB: 0 P: 9	R: 0 H: 0 E: 0 K: 1 S: 7	H: 0 LOB: 0 BB: 0 P: 11		R: 0 H: 1 E: 0 K: 2 S: 12	H: 1 LOB: 1 BB: 0 P: 20	1B: 4 2B: 2 3B: 0 HR: 0	SF: 0 SAC: 0 DP: 0 HBP: 0	WP: 0 PB: 0 SB: 0 CS: 0	PA: 33					
PITCHER	IP	WLS	BF	H	R	ER	SO	BB	IBB	HBP	BLK	WP	HR	S	P	ERA		WHIP										
55 Mat Latos, R (1, 1) ERA: 2.89	7.0	W	26	5	1	1	5	0	0	0	0	0	0	76	106	1.29		0.714										
51 Jonathan Broxton, R (8, 1) ERA: 0.71	1.0	H	3	0	0	0	1	0	0	0	0	0	0	7	11	0.00		0.000										
54 Aroldis Chapman, L (9, 1) ERA: 2.57	1.0	S	4	1	0	0	2	0	0	0	0	0	0	12	20	0.00		1.000										

Batter	1	2	3	4	5	6	7	8	9	AB	R	H	RBI	BB	SO	LOB	TOP			
6 Billy Hamilton, S (1,8) OBP: 0.305, SLG: 0.389										3	0	1	0	0	1	0	Cincinnati Reds @ San Francisco Giants AT&T Park, San Francisco, CA Thu Jun 26 2014, 7:16 PM - 10:01 PM PDT Att: 41,156 - Partly Cloudy - 61 F			
21 Todd Frazier, R (1,5) OBP: 0.350, SLG: 0.515										4	0	2	0	0	0	2				
19 Joey Votto, L (1,3) OBP: 0.402, SLG: 0.423										4	0	0	0	0	1	3				
39 Devin Mesoraco, R (1,2) OBP: 0.375, SLG: 0.639										4	0	0	0	0	2	3				
4 Brandon Phillips, R (1,4) OBP: 0.308, SLG: 0.405										4	1	2	1	0	0	0				
32 Jay Bruce, L (1,9) OBP: 0.331, SLG: 0.424										4	2	3	0	0	0	0				
48 Ryan Ludwick, R (1,7) 54 Aroldis Chapman, L (9,1)										4	0	1	1	0	2	1				
2 Zack Cozart, R (1,6) OBP: 0.273, SLG: 0.309										4	0	1	1	0	1	1				
44 Mike Leake, R (1,1) 25 Skip Schumaker, L (9,PH)										3	0	0	0	0	3	3				
										1	0	0	0	0	0	0				
Inning Stats	R: 0 E: 0 K: 1 S: 10	H: 1 LOB: 1 BB: 0 P: 17	R: 0 E: 0 K: 0 S: 10	H: 0 LOB: 0 BB: 0 P: 17	R: 0 E: 0 K: 2 S: 10	H: 0 LOB: 0 BB: 0 P: 16	R: 0 E: 0 K: 2 S: 7	H: 0 LOB: 0 BB: 0 P: 10	R: 1 E: 0 K: 2 S: 14	H: 2 LOB: 1 BB: 0 P: 18	R: 0 E: 0 K: 0 S: 8	H: 2 LOB: 1 BB: 0 P: 14	R: 2 E: 1 K: 1 S: 17	H: 3 LOB: 2 BB: 0 P: 27	R: 0 E: 0 K: 1 S: 7	H: 2 LOB: 2 BB: 0 P: 10	1B: 6 2B: 4 3B: 0 HR: 1	SF: 0 SAC: 1 DP: 1 HBP: 0	WP: 0 PB: 0 SB: 2 CS: 0	PA: 36
PITCHER	IP WLS BF H R ER SO BB IBB HBP BLK WP HR S P ERA WHIP																			
32 Ryan Vogelsong, R (1,1) ERA: 3.98	6.0 L 22 5 1 1 7 0 0 0 0 0 0 0 59 92 1.50 0.833																			
63 Jean Machi, R (7,1) ERA: 0.84	1.0 7 3 2 2 1 0 0 0 0 0 0 1 17 27 18.00 3.000																			
57 Juan Gutierrez, R (8,1) ERA: 3.31	1.0 4 2 0 0 1 0 0 0 0 0 0 0 7 12 0.00 2.000																			
46 Santiago Casilla, R (9,1) ERA: 1.15	1.0 3 0 0 0 1 0 0 0 0 0 0 0 8 10 0.00 0.000																			



Batter	1	2	3	4	5	6	7	8	9	AB	R	H	RBI	BB	SO	LOB	BOTTOM					
7 Grégor Blanco, L (1,8) OBP: 0.315, SLG: 0.308										4	0	1	0	0	0	0	Cincinnati Reds @ San Francisco Giants AT&T Park, San Francisco, CA Thu Jun 26 2014, 7:16 PM - 10:01 PM PDT Att: 41,156 - Partly Cloudy - 61 F					
8 Hunter Pence, R (1,9) OBP: 0.361, SLG: 0.481										4	0	1	0	0	2	1						
28 Buster Posey, R (1,2) OBP: 0.353, SLG: 0.451										3	0	2	0	1	0	0						
48 Pablo Sandoval, S (1,5) OBP: 0.309, SLG: 0.419										4	0	0	0	0	1	4						
21 Tyler Colvin, L (1,7) 38 Michael Morse, R (9,PH)										3	0	0	0	0	3	0						
										1	0	0	0	0	1	1						
37 Adam Duval, R (1,3) OBP: 0.250, SLG: 1.000										4	1	1	1	0	1	1						
35 Brandon Crawford, L (1,6) OBP: 0.336, SLG: 0.456										3	0	0	0	0	2	0						
12 Joe Panik, L (1,4) OBP: 0.211, SLG: 0.176										3	0	0	0	0	1	0						
32 Ryan Vogelsong, R (1,1) 13 Josh Willingham, R (9,PH) 63 Jean Machi, R (7,1) 57 Juan Gutierrez, R (8,1) 29 Hector Sanchez, S (9,PH) 46 Santiago Casilla, R (9,1)										1	0	0	0	0	1	0						
										1	0	0	0	0	0	0						
										0	0	0	0	0	0	0						
										0	0	0	0	0	0	0						
										0	0	0	0	0	0	0						
										0	0	0	0	0	0	0						
										0	0	0	0	0	0	0						
										0	0	0	0	0	0	0						
Inning Stats	R: 0 E: 0 K: 1 S: 9	H: 1 LOB: 1 BB: 0 P: 15	R: 0 E: 0 K: 3 S: 10	H: 0 LOB: 0 BB: 0 P: 17	R: 0 E: 0 K: 1 S: 8	H: 1 LOB: 1 BB: 0 P: 11	R: 0 E: 0 K: 1 S: 8	H: 0 LOB: 0 BB: 0 P: 10	R: 0 E: 0 K: 1 S: 9	H: 0 LOB: 0 BB: 0 P: 11	R: 0 E: 0 K: 1 S: 7	H: 1 LOB: 2 BB: 1 P: 16	R: 1 E: 0 K: 2 S: 12	H: 1 LOB: 0 BB: 0 P: 15	R: 0 E: 0 K: 2 S: 9	H: 0 LOB: 0 BB: 0 P: 14	R: 0 E: 0 K: 1 S: 7	H: 1 LOB: 1 BB: 0 P: 10	1B: 1 2B: 2 3B: 1 HR: 1	SF: 0 SAC: 0 DP: 0 HBP: 0	WP: 0 PB: 0 SB: 0 CS: 0	PA: 33
PITCHER	IP WLS BF H R ER SO BB IBB HBP BLK WP HR S P ERA WHIP																					
44 Mike Leake, R (1,1) ERA: 3.41	8.0 W 29 4 1 1 12 1 0 0 0 0 0 0 7 109 1.12 0.625																					
54 Aroldis Chapman, L (9,1) ERA: 2.45	1.0 S 4 1 0 0 1 0 0 0 0 0 0 0 7 10 0.00 1.000																					



Batter	1	2	3	4	5	6	7	8	9	AB R H RBI BB SO LOB	TOP												
6 Billy Hamilton, S (1, 8) OBP: 0.310, SLG: 0.397										5 1 3 2 0 0 0	<p>Cincinnati Reds @ San Francisco Giants AT&T Park, San Francisco, CA Fri Jun 27 2014, 7:15 PM - 10:00 PM PDT Att: 41,046 - Partly Cloudy - 63 F</p> <p>livebaseballscorecards.com</p> <p>AB 36 R 6 H 12 RBI 6 BB 2 SO 5 LOB 14</p>												
21 Todd Frazier, R (1, 5) OBP: 0.356, SLG: 0.519										4 1 3 1 1 0 0													
4 Brandon Phillips, R (1, 4) OBP: 0.307, SLG: 0.491										5 0 1 0 0 1 6													
32 Jay Bruce, L (1, 9) OBP: 0.333, SLG: 0.425										4 0 2 2 0 0 1													
39 Devin Mesoraco, R (1, 2) OBP: 0.372, SLG: 0.636										4 1 1 0 0 0 3													
29 Brayan Peña, S (1, 3) OBP: 0.283, SLG: 0.364										3 0 0 0 1 1 1													
28 Chris Heisey, R (1, 7) OBP: 0.269, SLG: 0.323										4 1 1 0 0 1 1													
2 Zack Cozart, R (1, 6) OBP: 0.273, SLG: 0.308										4 1 1 1 0 2 1													
47 Johnny Cueto, R (1, 1) OBP: 0.125, SLG: 0.125										3 1 0 0 0 0 1 0 0 0 0 0 0 0													
54 Aroldis Chapman, L (9, 1)																							
Inning Stats	R: 0 E: 0 K: 1 S: 10	H: 2 LOB: 0 BB: 0 P: 13	R: 0 E: 0 K: 1 S: 8	H: 0 LOB: 0 BB: 0 P: 11	R: 0 E: 0 K: 1 S: 12	H: 0 LOB: 0 BB: 0 P: 14	R: 0 E: 0 K: 0 S: 9	H: 1 LOB: 1 BB: 0 P: 15	R: 5 E: 0 K: 0 S: 20	H: 6 LOB: 2 BB: 0 P: 26	R: 0 E: 0 K: 0 S: 10	H: 0 LOB: 1 BB: 0 P: 18	R: 1 E: 0 K: 0 S: 15	H: 2 LOB: 1 BB: 0 P: 19	R: 0 E: 0 K: 2 S: 8	H: 0 LOB: 0 BB: 0 P: 9	R: 0 E: 0 K: 0 S: 9	H: 1 LOB: 1 BB: 1 P: 15	1B: 10 2B: 3 3B: 0 HR: 0	SF: 0 SAC: 1 DP: 1 HBP: 0	WP: 0 PB: 0 SB: 3 CS: 2	PA: 40	
PITCHER	IP WLS BF H R ER SO BB IBB HBP BLK WP HR S P ERA WHIP											IP WLS BF H R ER SO BB IBB HBP BLK WP HR S P ERA WHIP											
40 Madison Bumgarner, L (1, 1) ERA: 2.9	6.0 L 27 9 5 5 3 1 0 0 0 0 0 0 69 97 7.50 1.667											52 Yusmeiro Petit, R (7, 1) ERA: 4.11	3.0 12 3 1 1 2 1 0 0 0 0 0 0 32 43 3.00 1.333										

Batter	1	2	3	4	5	6	7	8	9	AB R H RBI BB SO LOB	BOTTOM												
7 Grégor Blanco, L (1, 8) OBP: 0.309, SLG: 0.302										3 0 0 0 0 1 1	<p>Cincinnati Reds @ San Francisco Giants AT&T Park, San Francisco, CA Fri Jun 27 2014, 7:15 PM - 10:00 PM PDT Att: 41,046 - Partly Cloudy - 63 F</p> <p>livebaseballscorecards.com</p> <p>AB 30 R 2 H 4 RBI 2 BB 2 SO 4 LOB 9</p>												
52 Yusmeiro Petit, R (7, 1)									4 0 1 1 0 0 0														
13 Joaquin Arias, R (9, PH) OBP: 0.208, SLG: 0.176									3 0 0 0 1 0 0														
8 Hunter Pence, R (1, 9) OBP: 0.360, SLG: 0.478									4 0 2 0 0 0 2														
28 Buster Posey, R (1, 2) OBP: 0.352, SLG: 0.446									4 0 0 0 0 1 4														
48 Pablo Sandoval, S (1, 5) OBP: 0.311, SLG: 0.420									3 0 0 0 0 0 1														
38 Michael Morse, R (1, 7) OBP: 0.334, SLG: 0.510									4 0 0 0 0 1 4														
37 Adam Duvall, R (1, 3) OBP: 0.143, SLG: 0.571									3 0 0 0 0 0 1														
35 Brandon Crawford, L (1, 6) OBP: 0.332, SLG: 0.451									3 0 0 0 0 0 1														
14 Brandon Hicks, R (1, 4) OBP: 0.287, SLG: 0.332									2 1 0 0 1 2 0														
40 Madison Bumgarner, R (1, 1) ERA: 1.88									1 0 0 0 0 0 0 2 1 1 1 0 0 0														
21 Tyler Colvin, L (6, PH) (7, 8)																							
Inning Stats	R: 0 E: 0 K: 0 S: 9	H: 0 LOB: 0 BB: 0 P: 12	R: 0 E: 0 K: 0 S: 5	H: 1 LOB: 0 BB: 0 P: 7	R: 0 E: 0 K: 1 S: 6	H: 0 LOB: 0 BB: 0 P: 10	R: 0 E: 0 K: 0 S: 7	H: 0 LOB: 0 BB: 0 P: 11	R: 0 E: 0 K: 0 S: 10	H: 1 LOB: 1 BB: 0 P: 16	R: 2 E: 0 K: 1 S: 11	H: 1 LOB: 1 BB: 1 P: 20	R: 0 E: 0 K: 0 S: 7	H: 0 LOB: 0 BB: 0 P: 9	R: 0 E: 0 K: 1 S: 8	H: 0 LOB: 0 BB: 0 P: 11	R: 0 E: 0 K: 1 S: 11	H: 1 LOB: 2 BB: 1 P: 19	1B: 3 2B: 0 3B: 1 HR: 0	SF: 0 SAC: 0 DP: 1 HBP: 0	WP: 0 PB: 0 SB: 0 CS: 0	PA: 32	
PITCHER	IP WLS BF H R ER SO BB IBB HBP BLK WP HR S P ERA WHIP											IP WLS BF H R ER SO BB IBB HBP BLK WP HR S P ERA WHIP											
47 Johnny Cueto, R (1, 1) ERA: 1.88	8.1 W 30 4 2 2 2 2 0 0 0 0 0 0 68 106 2.16 0.720											54 Aroldis Chapman, L (9, 1) ERA: 2.35	0.2 S 2 0 0 0 1 0 0 0 0 0 0 0 6 9 0.00 0.000										

Batter	1	2	3	4	5	6	7	8	9	10	11	AB	R	H	RBI	BB	SO	LOB	TOP	
6 Billy Hamilton, S OBP: 0.314, SLG: 0.403	(1, 8) C FF 90 3-2 B SI 92 1B C SI 92 1B X SI 93		X SI 91 0-0 B SI 91 1B C SI 91 1B X SI 92		1 SAFE C CU 77 1-1 X SI 91			C CU 77 2-2 B SI 93 C SI 93 X SI 92		D CU 82 3-2 C CU 81 B FF 84 F CU 83 B SI 95 X SI 95	C CH 88 0-1 X CH 88	6	0	3	1	0	0	2		
21 Todd Frazier, R OBP: 0.300, SLG: 0.508	(1, 5) C SI 92 1-3 1 SAFE P PO 90 S SL 88 F FF 92 1 SAFE C FF 92		B CU 78 1-1 C SI 91 X SI 90		B SL 88 2-1 C CU 78 F FF 92 X CU 78			B SI 90 2-2 B FF 93 C SI 93 X SI 95		B CU 88 2-2 F CU 82 S SI 95 D CU 80 X CU 88	C CU 82 2-2 B FF 93 C SI 92 X SI 93	6	0	0	0	0	1	6		
19 Joey Votto, L OBP: 0.402, SLG: 0.425	(1, 3) B SI 91 2-2 F CH 85 B FF 92 X CU 78				B FF 91 1-2 F FF 92 X FF 93						X SI 95 0-0 SH1-3 2 1B	4	2	1	0	1	1	1		
4 Brandon Phillips, R OBP: 0.306, SLG: 0.409	(1, 4) B SL 86 1-3 C SI 92 2 SAFE		C FF 92 1-3 B SI 97 F FF 93		S CU 79 1-1 C SI 91 X SL 87			C CH 88 1-1 C CU 80		S SL 78 2-2 B SI 80 B SL 78 D SI 78 F SI 77	I IN 87 4-0 I IN 74 I IN 76	4	2	1	2	1	1	0		
32 Jay Bruce, L OBP: 0.336, SLG: 0.427			B CU 79 1-1 C CU 78 X SI 92		X CH 87 0-0			C CH 87 1-1 C CU 79 X CH 86		C SI 87 2-3 B CH 82 B CH 82 S SL 76	X SL 80 0-0 SH1-3	4	0	2	0	0	1	0		
39 Devin Mesoraco, R OBP: 0.373, SLG: 0.627		C FF 92 2-1 B SL 88 B CH 87 X CU 78		1 SAFE X FF 92			B SL 84 1-0 X CU 76			B SL 76 3-1 B SI 86 B SI 86 C FF 88 X SL 79	I IN 74 4-0 I IN 79 I IN 78	4	1	1	0	1	0	1		
48 Ryan Ludwick, R OBP: 0.320, SLG: 0.396		B FF 92 2-2 S SL 86 F FF 93 F FF 93 X CU 80		C CU 78 1-2 C CU 79 X FF 93			F FF 92 4-2 B SI 92 B SI 94 B SI 91 B CU 79			C SI 86 1-1 C SI 86 X SL 77	C CH 87 1-3 B CH 86 C CH 87 F SI 93	3	0	0	0	0	1	0	3	
54 Aroldis Chapman, L OBP: 0.282, SLG: 0.362												0	0	0	0	0	0	0		
51 Jonathan Broxton, R OBP: 0.274, SLG: 0.343												0	0	0	0	0	0	0		
7 Ramon Santiago, S OBP: 0.268, SLG: 0.235												0	0	0	0	0	0	0		
70 Jumbo Diaz, R OBP: 0.274, SLG: 0.343												0	0	0	0	0	0	0		
2 Zack Cozart, R OBP: 0.279, SLG: 0.311			B FF 91 2-1 C SI 91 X SI 91		B CU 78 4-0 B SL 85 B FF 91			1 SAFE C CU 75 F CU 75 F CU 78 B SI 91 1 SAFE C SI 91		B FF 94 1-0 X CU 84	F CU 81 1-1 B CH 86 X CH 84	4	1	2	2	1	1	1		
31 Alfredo Simon, R OBP: 0.282, SLG: 0.362												2	0	1	0	0	0	1		
29 Brayan Peña, S OBP: 0.282, SLG: 0.362												1	0	0	0	0	0	1		
63 Sam LeCure, R OBP: 0.274, SLG: 0.343												1	1	1	2	0	0	0		
Inning Stats	R: 0 E: 0 K: 1 S: 13	H: 1 LOB: 0 BB: 0 P: 19	R: 0 E: 0 K: 1 S: 11	H: 1 LOB: 1 BB: 0 P: 17	R: 0 E: 0 K: 0 S: 7	H: 2 LOB: 1 BB: 0 P: 11	R: 0 E: 0 K: 0 S: 10	H: 2 LOB: 2 BB: 0 P: 13	R: 0 E: 0 K: 1 S: 8	H: 0 LOB: 0 BB: 0 P: 13	R: 0 E: 0 K: 1 S: 6	H: 0 LOB: 1 BB: 1 P: 14	R: 0 E: 0 K: 1 S: 9	H: 1 LOB: 0 BB: 0 P: 25	R: 0 E: 0 K: 1 S: 15	H: 1 LOB: 1 BB: 2 P: 29	1B: 8 2B: 3 3B: 1 HR: 1	SF: 0 SAC: 2 DP: 2 HBP: 0	WP: 1 PB: 0 SB: 1 CS: 2	PA: 48
18 Matt Cain, R ERA: 4.38	(1, 1) IP 7.0	WLS 26	BF 6	H 6	R 0	ER 0	SO 4	BB 2	IBB 0	HBP 0	BLK 0	WP 1	HR 0	S 60	P 99	ERA 0.00	WHIP 1.143			
41 Jeremy Affeldt, L ERA: 1.27	(8, 1) 0.2	H 2	0	0	0	1	0	0	0	0	0	0	0	6	9	0.00	0.000			
46 Santiago Casilla, R ERA: 1.14	(8, 1) 0.1	H 1	0	0	0	0	0	0	0	0	0	0	0	3	5	0.00	0.000			
54 Sergio Romo, R ERA: 5.01	(9, 1) 1.0	B 5	1	2	2	1	1	0	0	0	0	0	1	13	25	18.00	2.000			
57 Juan Gutierrez, R ERA: 3.22	(10, 1) 1.0	4	1	0	0	0	0	0	0	0	0	0	0	9	16	0.00	1.000			
49 Javier López, L ERA: 3.31	(11, 1) 0.1	WLS 4	H 1	R 3	ER 3	SO 1	BB 0	IBB 0	HBP 0	BLK 0	WP 0	HR 0	S 13	P 19	ERA 27.00	WHIP 4.500				
63 Jean Machi, R ERA: 1.36	(11, 1) 0.2	5	3	2	2	1	0	0	0	0	0	0	0	13	19	27.00	4.500			

Cincinnati Reds @ San Francisco Giants
 AT&T Park, San Francisco, CA
 Sat Jun 28 2014, 7:08 PM - 11:04 PM PDT
 Att: 41,024 - Clear - 65 F

AB	40
R	7
H	12
RBI	7
BB	5
SO	7
LOB	18



Batter	1	2	3	4	5	6	7	8	9	10	11	AB	R	H	RBI	BB	SO	LOB	BOTTOM			
7 Grégor Blanco, L OBP: 0.312, SLG: 0.305	(1, 8) B SI 93 1-0 X SI 93			B SI 94 1-1 F SI 95 X SI 83		B CU 75 1-1 F SI 86 X FC 89		B SI 89 2-2 C KC 73 C SI 87 X SI 88		X FF 94 0-0 P5		5	0	2	0	0	0	1				
8 Hunter Pence, R OBP: 0.369, SLG: 0.474	(1, 9) 1 SAFE B SI 93 C FF 93 1 SAFE X FF 93			B FF 95 1-0 X FF 95		F FC 90 1-2 B SI 90 C CU 78 X SI 88		C FF 88 0-2 1 SAFE C SI 89		F FF 94 0-3 S FF 94		5	1	1	0	0	1	2				
48 Pablo Sandoval, S OBP: 0.316, SLG: 0.417	(1, 5) C SI 91 0-3 F CU 77 S FF 79			F FS 86 1-2 F FS 87 B SI 96 X CU 77		C SI 90 4-2 B SI 90 C CU 79 B SI 97 B FS 90				B FF 100 4-2 1 SAFE S FF 100 S FF 100 F SI 101 F SI 101 F SI 101 F SI 101 B SI 90 B SI 90 F SI 102	2	1	0	0	3	1	0					
38 Michael Morse, R OBP: 0.331, SLG: 0.504	(1, 7) C FF 94 0-2 F CU 77 X SI 95			B SI 95 2-1 F FC 90 B CU 81 X FF 94		B FF 95 3-2 F FC 90 C CU 81 X SI 96				B SI 89 2-0 B FF 101 X FF 101		3	0	0	0	0	0	2				
2 Juan Carlos Pérez, R OBP: 0.200, SLG: 0.289	(9, 7) G6-3											0	0	0	0	0	0	0				
28 Buster Posey, R OBP: 0.353, SLG: 0.450	(10, 3) G6-3											2	0	1	1	0	0	1				
29 Héctor Sánchez, S OBP: 0.233, SLG: 0.319	(1, 2) F FS 88 2-3 B CU 79 B SI 97 S FS 87			C FS 85 0-2 S FC 88 X CU 78				X SI 94 0-0 G3-1		D SL 88 1-0 X FF 100		5	0	0	0	0	2	3				
35 Brandon Crawford, L OBP: 0.332, SLG: 0.449	(1, 6) C FS 94 0-3 S FS 87 C EP 70			X SI 95 0-0				C SI 95 0-1 X SI 96		F FF 101 0-2 F SI 90 F SI 100 X SL 89		3	1	1	0	0	1	0				
13 Joaquin Arias, R OBP: 0.214, SLG: 0.183	(9, PH) G6-3											2	0	1	1	0	0	2				
37 Adam Duval, R OBP: 0.182, SLG: 0.545	(1, 3) C FF 95 0-1 X CU 78			B SI 95 1-1 1 SAFE S SI 94 X SI 94				F FF 95 0-1 X CU 79		F FF 99 2-3 B FF 101 B FF 101 F FF 101 S FF 100		4	0	1	0	0	1	2				
57 Juan Gutierrez, R OBP: 0.261, SLG: 0.238	(1, 4) C SI 95 1-1 B CU 78 X SI 88			F CU 79 2-1 B SI 95 C CU 81 X FS 88				B KC 72 1-0 X SI 87		G SI 82 2-1 B SI 88 B SI 82 X SI 83		4	0	2	1	0	0	1				
18 Matt Cain, R ERA: 4.38	(1, 1) IP 7.0	WLS 25	BF 25	H 3	R 1	ER 1	SO 4	BB 1	IBB 0	HBP 0	BLK 0	WP 0	HR 0	S 56	P 80	ERA 1.29	WHIP 0.571					
41 Jeremy Affeldt, L ERA: 1.27	(8, 1) 1.0	3	2	0	0	0	0	0	0	0	0	0	0	7	10	0.00	2.000					
46 Santiago Casilla, R ERA: 1.14	(8, 1) 1.0	B 6	2	1	1	1	1	0	0	0	0	0	0	19	31	9.00	3.000					
54 Aroldis Chapman, L OBP: 0.282, SLG: 0.362	(9, PH) 1.0	W 4	1	0	0	1	0	0	0	0	0	0	0	7	9	0.00	1.000					
51 Jonathan Broxton, R OBP: 0.274, SLG: 0.343	(10, 1) 1.0	5	1	1	1	1	1	0	0	0	0	0	0	15	23	9.00	2.000					
70 Jumbo Diaz, R ERA: 1.27	(11, 1) 1.0	5	1	1	1	1	1	0	0	0	0	0	0	0	0	0	0	0				
Inning Stats	R: 0 E: 0 K: 1 S: 6	H: 1 LOB: 0 BB: 0 P: 8	R: 0 E: 0 K: 2 S: 10	H: 0 LOB: 0 BB: 0 P: 12	R: 0 E: 0 K: 1 S: 7	H: 0 LOB: 0 BB: 0 P: 10	R: 0 E: 0 K: 0 S: 8	H: 0 LOB: 1 BB: 0 P: 13	R: 1 E: 0 K: 0 S: 9	H: 2 LOB: 1 BB: 0 P: 12	R: 0 E: 0 K: 0 S: 11	H: 0 LOB: 0 BB: 1 P: 20	R: 0 E: 0 K: 1 S: 19	H: 2 LOB: 2 BB: 1 P: 31	R: 0 E: 0 K: 1 S: 7	H: 1 LOB: 1 BB: 0 P: 9	R: 1 E: 0 K: 1 S: 15	H: 1 LOB: 1 BB: 1 P: 23	1B: 7 2B: 2 3B: 0 HR: 0	SF: 0 SAC: 1 DP: 2 HBP: 0	WP: 0 PB: 0 SB: 0 CS: 1	PA: 44
31 Alfredo Simon, R ERA: 2.81	(1, 1) IP 7.0	WLS 3	BF 3	H 2	R 0	ER 0	SO 4	BB 1	IBB 0	HBP 0	BLK 0	WP 0	HR 0	S 7	P 10	ERA 1.29	WHIP 0.571					
63 Sam LeCure, R ERA: 3.86	(8, 1) 1.0	3	2	0	0	0	0	0	0	0	0	0	0	7	10	0.00	2.000					
54 Aroldis Chapman, L OBP: 0.282, SLG: 0.362	(9, 1) 1.0	B 6	2	1	1	1	1	0	0	0	0	0	0	19	31	9.00	3.000					
51 Jonathan Broxton, R OBP: 0.274, SLG: 0.343	(10, 1) 1.0	W 4	1	0	0	1	0	0	0	0	0	0	0	7	9	0.00	1.000					
70 Jumbo Diaz, R ERA: 1.27	(11, 1) 1.0	5	1	1	1	1	1	0	0	0	0	0	0	0	0	0	0	0				

Cincinnati Reds @ San Francisco Giants
 AT&T Park, San Francisco, CA
 Sat Jun 28 2014, 7:08 PM - 11:04 PM PDT
 Att: 41,024 - Clear - 65 F

AB	39
R	3
H	9
RBI	3
BB	3
SO	7
LOB	17



Batter	1	2	3	4	5	6	7	8	9	AB	R	H	RBI	BB	SO	LOB	TOP										
6 Billy Hamilton, S OBP: 0.313, SLG: 0.404	G3		2B			G4-3		K		4	0	1	1	0	1	0											
21 Todd Frazier, R OBP: 0.392, SLG: 0.598	G6-3		G1-3						1B	4	1	2	0	0	0	1											
19 Joey Votto, L OBP: 0.400, SLG: 0.422	G3				F7				1B	4	1	1	0	0	0	1											
4 Brandon Phillips, R OBP: 0.304, SLG: 0.405		F9			P4			G6-3		3	0	0	1	0	0	0											
32 Jay Bruce, L OBP: 0.335, SLG: 0.421		K			G6-3			G4-3		3	1	0	0	0	1	0											
29 Brayan Peña, S OBP: 0.287, SLG: 0.377		G4-3			G4-3				1B	4	0	2	1	0	0	0											
25 Skip Schumaker, L OBP: 0.276, SLG: 0.317			34 SH2-4 6 2B		G6-3			G3		4	1	2	1	0	0	1											
2 Zack Cozart, R OBP: 0.275, SLG: 0.307			K		K			G6-3		4	0	0	0	0	2	3											
34 Homer Bailey, R OBP: 0.188, SLG: 0.161			SH2-4					K		3	0	0	0	0	2	3											
Inning Stats	R: 0 E: 0 K: 0 S: 5	H: 0 LOB: 0 BB: 0 P: 6	R: 0 E: 0 K: 1 S: 7	H: 0 LOB: 0 BB: 0 P: 9	R: 1 E: 0 K: 1 S: 17	H: 2 LOB: 1 BB: 0 P: 25	R: 0 E: 0 K: 0 S: 6	H: 0 LOB: 0 BB: 0 P: 10	R: 0 E: 0 K: 1 S: 10	H: 1 LOB: 1 BB: 0 P: 13	R: 0 E: 0 K: 2 S: 9	H: 1 LOB: 0 BB: 0 P: 14	R: 0 E: 0 K: 2 S: 8	H: 0 LOB: 0 BB: 0 P: 11	R: 3 E: 1 K: 0 S: 17	H: 4 LOB: 2 BB: 0 P: 28	1B: 6 2B: 1 3B: 1 HR: 0	SF: 1 SAC: 1 DP: 1 HBP: 1	WP: 1 PB: 0 SB: 0 CS: 0	PA: 36							
PITCHER	IP	WLS	BF	H	R	ER	SO	BB	IBB	HBP	BLK	WP	HR	S	P	ERA	WHIP										
17 Tim Hudson, R ERA: 2.99	8.0	L	29	5	2	2	6	0	0	0	0	0	0	75	106	2.25	0.625										
41 Jeremy Affeldt, L ERA: 1.88	0.1		5	3	2	2	0	0	0	1	1	0	0	12	20	54.00	9.000										
46 Santiago Casilla, R ERA: 1.11	0.2		2	0	0	0	0	0	0	0	0	0	0	2	3	0.00	0.000										

Cincinnati Reds @ San Francisco Giants
AT&T Park, San Francisco, CA
Sun Jun 29 2014, 1:06 PM - 3:43 PM PDT
Att: 41,541 - Sunny - 73 F

AB 33
R 4
H 8
RBI 4
BB 0
SO 6
LOB 9



Batter	1	2	3	4	5	6	7	8	9	AB	R	H	RBI	BB	SO	LOB	BOTTOM										
7 Grégor Blanco, L OBP: 0.310, SLG: 0.299	P5			28 CS 8 G6-3 BB				L8		3	0	0	0	1	0	0											
8 Hunter Pence, R OBP: 0.356, SLG: 0.471	G1-3			G6-3				K		4	0	1	0	0	1	1											
28 Buster Posey, R OBP: 0.351, SLG: 0.447	L7			K				48 1B		4	0	1	0	0	1	2											
48 Pablo Sandoval, S OBP: 0.316, SLG: 0.416		G4-3						1B		3	0	1	0	0	1	0											
38 Michael Morse, R OBP: 0.328, SLG: 0.498		L7			P4			K		3	0	0	0	0	1	2											
37 Adam Duval, R OBP: 0.143, SLG: 0.429		K			F7					3	0	0	0	0	1	0											
35 Brandon Crawford, L OBP: 0.329, SLG: 0.444				L8				K		3	0	0	0	0	1	0											
12 Joe Panik, L OBP: 0.231, SLG: 0.208				F7				G3		3	0	0	0	0	0	0											
17 Tim Hudson, R OBP: 0.088, SLG: 0.061										2	0	0	0	0	1	0											
41 Jeremy Affeldt, L ERA: 1.88										0	0	0	0	0	0	0											
46 Santiago Casilla, R ERA: 1.11										0	0	0	0	0	0	0											
21 Tyler Colvin, L OBP: 0.280, SLG: 0.430									G6-3	1	0	0	0	0	0	0											
Inning Stats	R: 0 E: 0 K: 0 S: 10	H: 0 LOB: 0 BB: 0 P: 12	R: 0 E: 0 K: 1 S: 9	H: 0 LOB: 0 BB: 0 P: 15	R: 0 E: 0 K: 1 S: 7	H: 0 LOB: 0 BB: 0 P: 7	R: 0 E: 0 K: 1 S: 6	H: 0 LOB: 0 BB: 1 P: 11	R: 0 E: 0 K: 1 S: 5	H: 0 LOB: 0 BB: 0 P: 7	R: 0 E: 0 K: 2 S: 16	H: 2 LOB: 2 BB: 0 P: 23	R: 0 E: 0 K: 1 S: 6	H: 0 LOB: 0 BB: 0 P: 8	R: 0 E: 0 K: 0 S: 9	H: 1 LOB: 1 BB: 0 P: 14	1B: 3 2B: 0 3B: 0 HR: 0	SF: 0 SAC: 0 DP: 0 HBP: 0	WP: 0 PB: 0 SB: 0 CS: 1	PA: 30							
PITCHER	IP	WLS	BF	H	R	ER	SO	BB	IBB	HBP	BLK	WP	HR	S	P	ERA	WHIP										
34 Homer Bailey, R ERA: 4.39	9.0	W	30	3	0	0	7	1	0	0	0	0	0	75	107	0.00	0.444										

Cincinnati Reds @ San Francisco Giants
AT&T Park, San Francisco, CA
Sun Jun 29 2014, 1:06 PM - 3:43 PM PDT
Att: 41,541 - Sunny - 73 F

AB 29
R 0
H 3
RBI 0
BB 1
SO 7
LOB 5



Batter	1	2	3	4	5	6	7	8	9	AB	R	H	RBI	BB	SO	LOB	TOP										
6 Billy Hamilton, S OBP: 0.312, SLG: 0.402										4	0	1	0	0	3	0	Cincinnati Reds @ San Diego Padres Petco Park, San Diego, CA Mon Jun 30 2014, 7:12 PM - 9:54 PM PDT Att: 19,079 - Clear - 70 F										
21 Todd Frazier, R OBP: 0.354, SLG: 0.506										3	0	1	0	1	1	0											
19 Joey Votto, L OBP: 0.398, SLG: 0.418										4	0	1	0	0	1	2											
28 Chris Heisey, R OBP: 0.274, SLG: 0.343										0	0	0	0	0	0	0											
4 Brandon Phillips, R OBP: 0.301, SLG: 0.400										4	0	0	0	0	2	2											
32 Jay Bruce, L OBP: 0.330, SLG: 0.414										4	0	0	0	0	1	1											
39 Devin Mesoraco, R OBP: 0.376, SLG: 0.631										2	0	1	0	0	1	0											
48 Ryan Ludwick, R OBP: 0.326, SLG: 0.395										3	0	1	0	0	1	1											
2 Zack Cozart, R OBP: 0.276, SLG: 0.304										2	0	0	0	1	0	1											
55 Mat Latos, R										2	0	0	0	0	2	3											
25 Skip Schumaker, L (& PH) OBP: 0.273, SLG: 0.314										1	0	0	0	0	0	0											
63 Sam LeCure, R										0	0	0	0	0	0	0											
Inning Stats	R: 0 E: 0 K: 0 S: 7	H: 1 LOB: 0 BB: 1 P: 11	R: 0 E: 0 K: 1 S: 13	H: 1 LOB: 3 BB: 1 P: 27	R: 0 E: 0 K: 3 S: 15	H: 0 LOB: 0 BB: 0 P: 23	R: 0 E: 0 K: 3 S: 10	H: 0 LOB: 0 BB: 0 P: 17	R: 0 E: 0 K: 2 S: 12	H: 0 LOB: 0 BB: 0 P: 19	R: 0 E: 0 K: 1 S: 10	H: 0 LOB: 0 BB: 0 P: 14	R: 0 E: 0 K: 1 S: 10	H: 1 LOB: 1 BB: 0 P: 10	R: 0 E: 0 K: 1 S: 10	H: 0 LOB: 0 BB: 0 P: 16	R: 0 E: 0 K: 1 S: 7	H: 1 LOB: 1 BB: 0 P: 10	1B: 4 2B: 2 3B: 0 HR: 0	SF: 0 SAC: 0 DP: 2 HBP: 1	WP: 0 PB: 0 SB: 1 CS: 1	PA: 32					
PITCHER	IP	WLS	BF	H	R	ER	SO	BB	IBB	HBP	BLK	WP	HR	S	P	ERA	WHIP	PITCHER									
45 Jesse Hahn, R ERA: 1.95	5.0	W	19	3	0	0	9	2	0	1	0	0	0	57	97	0.00	1.000										
58 Blaine Boyer, R ERA: 1.8	1.0	H	3	0	0	0	1	0	0	0	0	0	0	10	14	0.00	0.000										
33 Dale Thayer, R ERA: 1.3	1.0	H	4	1	0	0	0	0	0	0	0	0	0	8	10	0.00	1.000										
56 Joaquin Benoit, R ERA: 0.9	1.0	S	3	1	0	0	1	0	0	0	0	0	0	7	10	0.00	1.000										

AB	29
R	0
H	5
RBI	0
BB	2
SO	12
LOB	10



Batter	1	2	3	4	5	6	7	8	9	AB	R	H	RBI	BB	SO	LOB	BOTTOM										
12 Seth Smith, L OBP: 0.376, SLG: 0.485										3	0	0	0	0	1	0	Cincinnati Reds @ San Diego Padres Petco Park, San Diego, CA Mon Jun 30 2014, 7:12 PM - 9:54 PM PDT Att: 19,079 - Clear - 70 F										
7 Chase Headley, S OBP: 0.289, SLG: 0.322										3	0	0	0	0	0	0											
18 Carlos Quentin, R OBP: 0.262, SLG: 0.307										3	0	0	0	0	1	0											
56 Joaquin Benoit, R										0	0	0	0	0	0	0											
25 Will Venable, L OBP: 0.256, SLG: 0.272										0	0	0	0	0	0	0											
8 Yasmani Grandal, S OBP: 0.280, SLG: 0.348										3	0	0	0	0	1	0											
14 Tommy Medica, R OBP: 0.308, SLG: 0.475										2	1	1	0	1	0	0											
24 Cameron Maybin, R OBP: 0.310, SLG: 0.404										3	0	0	0	0	2	0											
2 Everth Cabrera, S OBP: 0.256, SLG: 0.290										1	0	0	1	1	0	1											
5 Alexi Amarista, L OBP: 0.262, SLG: 0.278										3	0	0	0	0	0	1											
45 Jesse Hahn, R OBP: 0.325, SLG: 0.425										1	0	0	0	0	0	0											
58 Blaine Boyer, R										0	0	0	0	0	0	0											
4 Jake Coe, L										0	0	0	0	0	0	0											
33 Dale Thayer, R										0	0	0	0	0	0	0											
1 Irving Falu, S										0	0	0	0	0	0	0											
16 Huston Street, R										0	0	0	0	0	0	0											
Inning Stats	R: 0 E: 0 K: 0 S: 9	H: 0 LOB: 0 BB: 0 P: 13	R: 0 E: 0 K: 1 S: 10	H: 1 LOB: 1 BB: 0 P: 13	R: 0 E: 0 K: 1 S: 8	H: 0 LOB: 0 BB: 0 P: 13	R: 0 E: 0 K: 1 S: 9	H: 0 LOB: 0 BB: 0 P: 10	R: 1 E: 0 K: 0 S: 11	H: 0 LOB: 0 BB: 1 P: 19	R: 0 E: 0 K: 1 S: 7	H: 0 LOB: 0 BB: 0 P: 12	R: 0 E: 0 K: 0 S: 6	H: 0 LOB: 0 BB: 0 P: 10	R: 0 E: 0 K: 1 S: 9	H: 0 LOB: 1 BB: 1 P: 17	R: 0 E: 0 K: 1 S: 7	H: 0 LOB: 1 BB: 0 P: 10	1B: 1 2B: 0 3B: 0 HR: 0	SF: 1 SAC: 0 DP: 0 HBP: 0	WP: 1 PB: 0 SB: 1 CS: 0	PA: 27					
PITCHER	IP	WLS	BF	H	R	ER	SO	BB	IBB	HBP	BLK	WP	HR	S	P	ERA	WHIP	PITCHER									
55 Mat Latos, R ERA: 2.45	7.0	L	23	1	1	1	4	1	0	0	0	0	0	60	90	1.29	0.286										
63 Sam LeCure, R ERA: 3.73	1.0		4	0	0	0	1	1	0	0	0	0	0	9	17	0.00	1.000										

AB	24
R	1
H	1
RBI	1
BB	2
SO	5
LOB	5



Batter	1	2	3	4	5	6	7	8	9	AB	R	H	RBI	BB	SO	LOB	TOP				
6 Billy Hamilton, S OBP: 0.314, SLG: 0.406	P6		G3-1B		G6-3		G6-3		2B	5	0	2	0	0	0	1	<p>Cincinnati Reds @ San Diego Padres Petco Park, San Diego, CA Tue Jul 01 2014, 7:11 PM - 9:57 PM PDT Att: 20,312 - Partly Cloudy - 71 F</p>				
21 Todd Frazier, R OBP: 0.354, SLG: 0.503	F9		F8				G6-3		BB	4	0	1	1	1	0	1					
19 Joey Votto, L OBP: 0.393, SLG: 0.417			G3						FC5-4	3	0	1	0	1	0	1					
53 Carlos Contreras, R OBP: 0.324, SLG: 0.393	1B								FC5-4	0	0	0	0	0	0	0					
48 Ryan Ludwick, R OBP: 0.324, SLG: 0.393	1B									1	0	0	0	0	0	3					
4 Brandon Phillips, R OBP: 0.300, SLG: 0.398										4	0	1	0	0	2	3					
32 Jay Bruce, L OBP: 0.325, SLG: 0.407										4	0	0	0	0	2	2					
39 Devin Mesoraco, R OBP: 0.380, SLG: 0.645										4	1	2	1	0	1	0					
25 Skip Schumaker, L OBP: 0.274, SLG: 0.312										4	0	1	0	0	1	1					
2 Zack Cozart, R OBP: 0.279, SLG: 0.308										3	1	2	0	0	0	1					
28 Chris Heisey, R OBP: 0.272, SLG: 0.341										1	0	0	0	0	0	1					
44 Mike Leake, R OBP: 0.325, SLG: 0.337										2	0	0	0	0	0	1					
43 Manny Parra, L ERA: 4.37										0	0	0	0	0	0	0					
7 Logan Ondrusek, R ERA: 4.76										0	0	0	0	0	0	0					
60 J.J. Hoover, R ERA: 5.03										0	0	0	0	0	0	0					
29 Bryan Peña, S OBP: 0.299, SLG: 0.325										1	0	1	0	0	0	0					
Inning Stats	R: 0 E: 0 K: 1 S: 17	H: 2 LOB: 2 BB: 0 P: 22	R: 0 E: 0 K: 3 S: 10	H: 1 LOB: 1 BB: 0 P: 14	R: 0 E: 0 K: 1 S: 11	H: 1 LOB: 1 BB: 0 P: 13	R: 0 E: 0 K: 0 S: 8	H: 0 LOB: 0 BB: 0 P: 9	R: 1 E: 0 K: 0 S: 14	H: 2 LOB: 2 BB: 1 P: 23	R: 0 E: 0 K: 0 S: 9	H: 1 LOB: 1 BB: 0 P: 14	R: 0 E: 0 K: 1 S: 8	H: 0 LOB: 0 BB: 0 P: 13	R: 0 E: 0 K: 2 S: 8	H: 0 LOB: 0 BB: 0 P: 12	R: 1 E: 0 K: 0 S: 14	H: 4 LOB: 3 BB: 1 P: 22	1B: 9 2B: 1 HR: 1	SF: 0 SAC: 0 DP: 1 HBP: 0	WP: 0 PA: 39
PITCHER	IP WLS BF H R ER SO BB IBB HBP BLK WP HR S P ERA WHIP																				
22 Ian Kennedy, R ERA: 3.87	6.0 W 26 7 1 1 5 1 0 0 0 0 0 0 69 95 1.50 1.333																				
59 Kevin Quackenbush, R ERA: 2.78	1.0 H 3 0 0 0 1 0 0 0 0 0 0 0 8 13 0.00 0.000																				
54 Alex Torres, L ERA: 1.83	1.0 3 0 0 0 2 0 0 0 0 0 0 0 8 12 0.00 0.000																				
46 Tim Stauffer, R ERA: 4.1	1.0 7 4 1 1 0 1 0 0 0 0 0 1 14 22 9.00 5.000																				

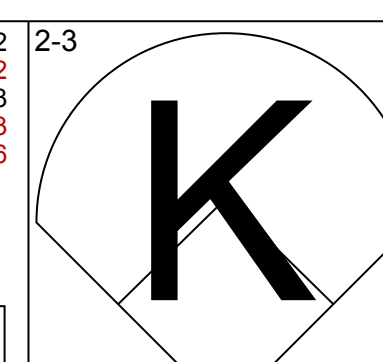
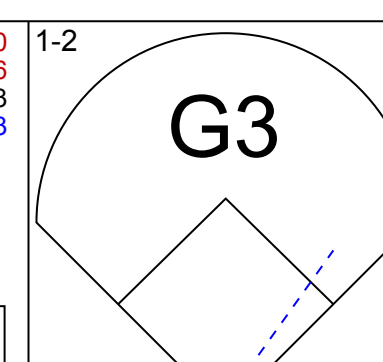
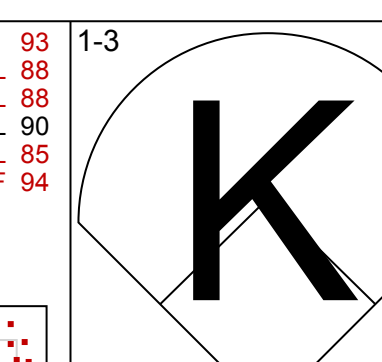
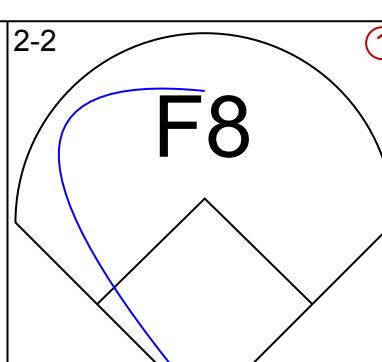

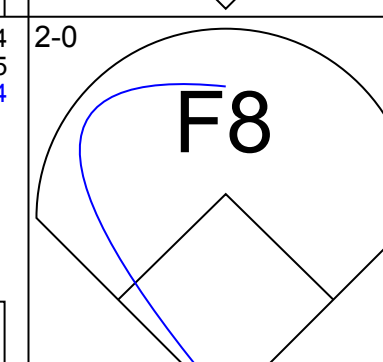
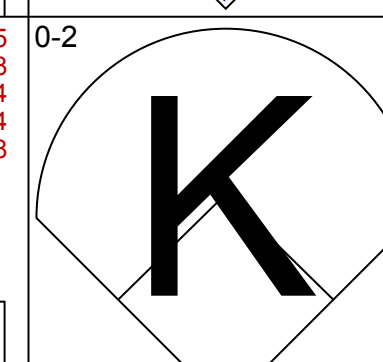
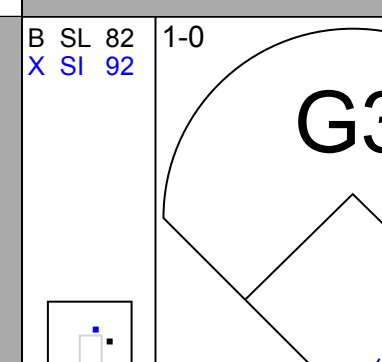
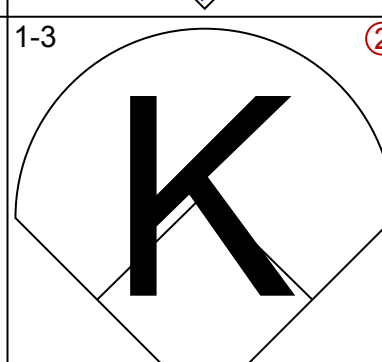
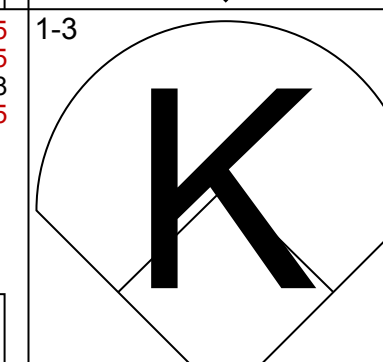
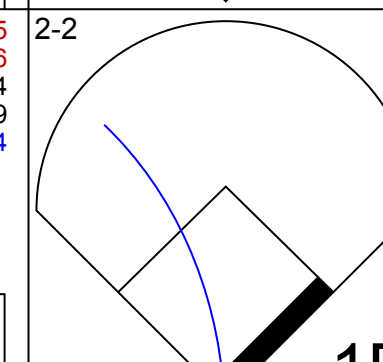
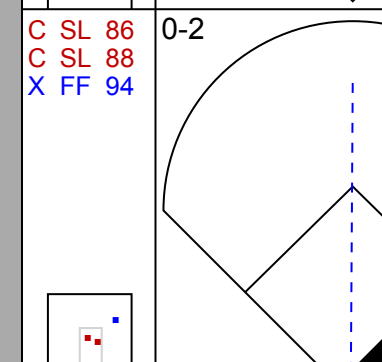
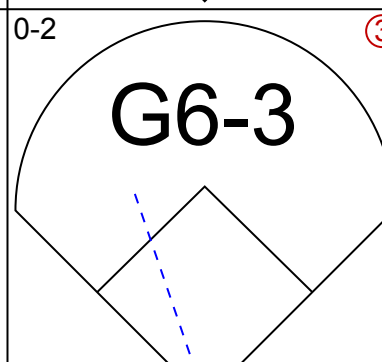
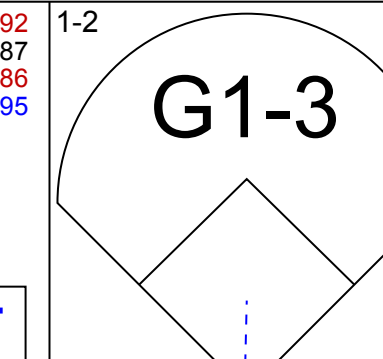
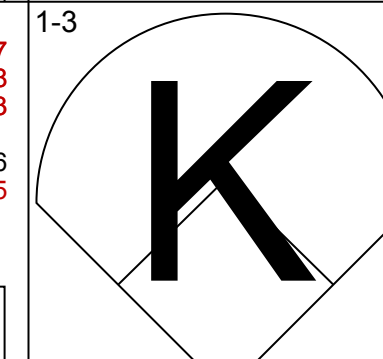
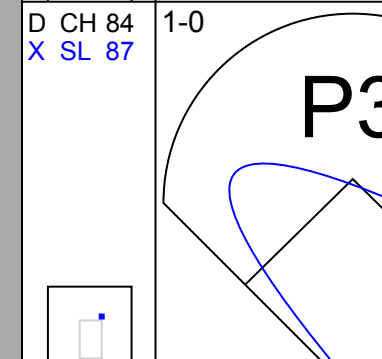

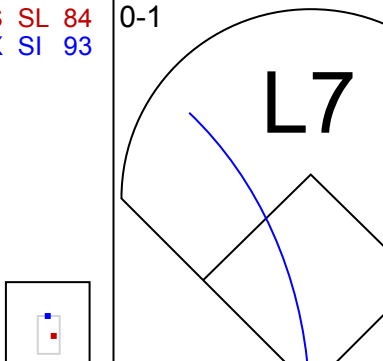
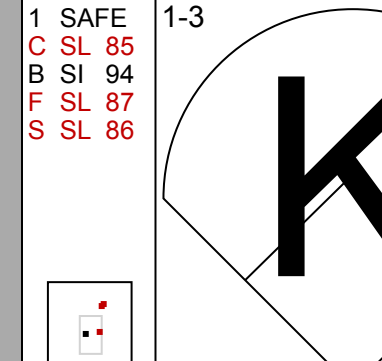

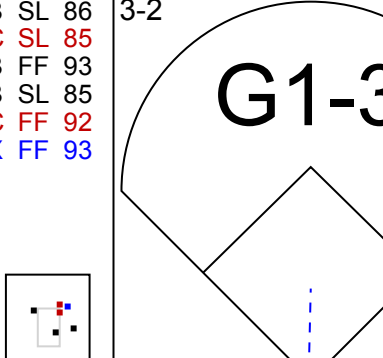
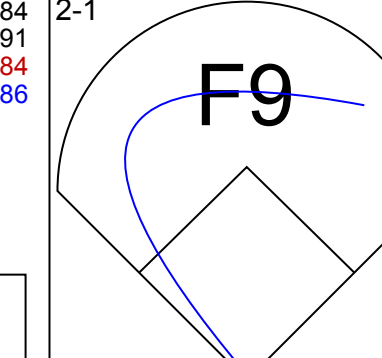
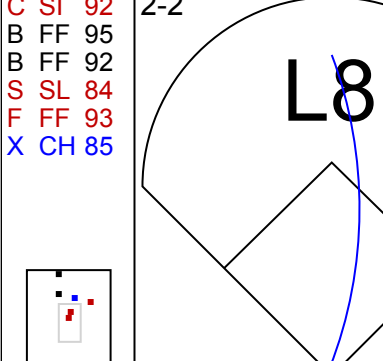
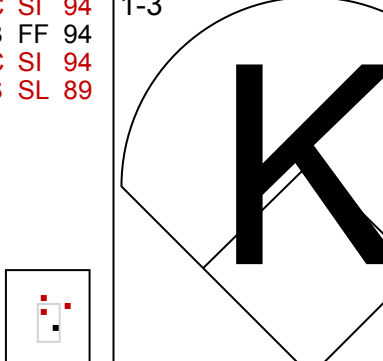
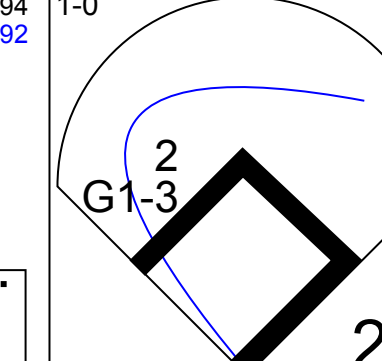

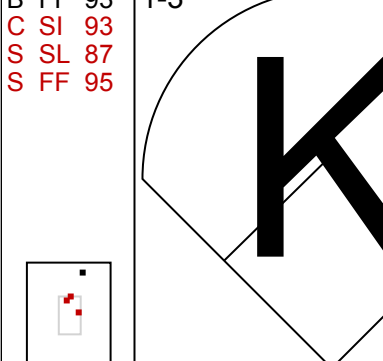
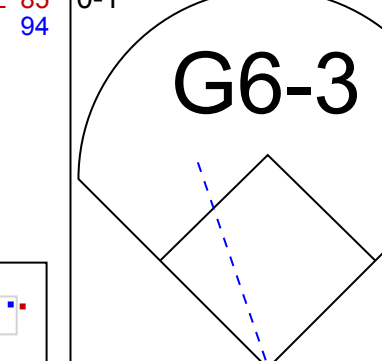
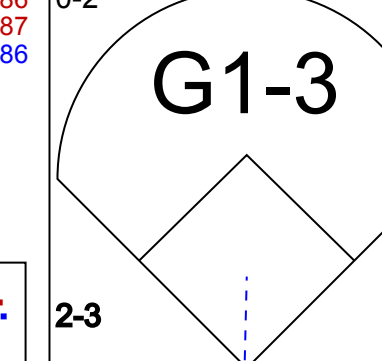
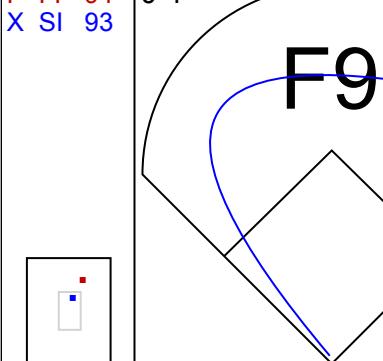
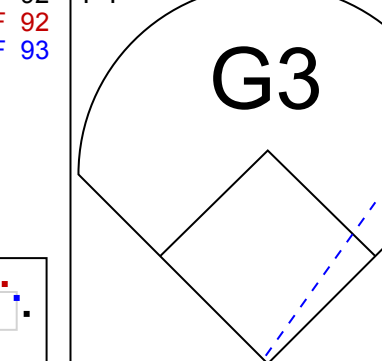
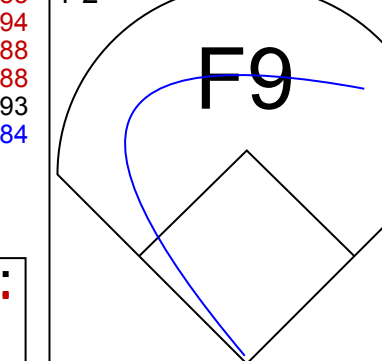
Batter	1	2	3	4	5	6	7	8	9	AB	R	H	RBI	BB	SO	LOB	BOTTOM		
12 Seth Smith, L OBP: 0.384, SLG: 0.506	HR									4	3	3	1	1	0	2	<p>Cincinnati Reds @ San Diego Padres Petco Park, San Diego, CA Tue Jul 01 2014, 7:11 PM - 9:57 PM PDT Att: 20,312 - Partly Cloudy - 71 F</p>		
7 Chase Headley, S OBP: 0.287, SLG: 0.320										5	0	1	1	0	3	3			
18 Carlos Quentin, R OBP: 0.287, SLG: 0.359										4	1	2	3	0	0	1			
46 Tim Stauffer, R OBP: 0.200, SLG: 0.200	2B									0	0	0	0	0	0	0			
8 Yasmani Grandal, S OBP: 0.289, SLG: 0.358	P5									4	1	2	0	1	0	2			
14 Tommy Medica, R OBP: 0.306, SLG: 0.466										4	1	1	0	0	0	3			
24 Cameron Maybin, R OBP: 0.308, SLG: 0.400										4	0	1	1	0	1	2			
5 Alexi Amarista, L OBP: 0.287, SLG: 0.290										4	1	2	0	0	0	1			
1 Irving Falu, S OBP: 0.136, SLG: 0.053										4	0	1	0	0	1	3			
22 Ian Kennedy, R ERA: 3.87										2	0	1	1	0	0	1			
4 Jake Custodi, L OBP: 0.266, SLG: 0.301										0	0	0	0	0	0	0			
59 Kevin Quackenbush, R ERA: 2.78										0	0	0	0	0	0	0			
54 Alex Torres, L ERA: 1.83										0	0	0	0	0	0	0			
25 Will Venable, L OBP: 0.229, SLG: 0.225										1	1	1	0	0	0	0			
Inning Stats	R: 1 E: 0 K: 1 S: 10	H: 2 LOB: 0 BB: 0 P: 15	R: 1 E: 0 K: 0 S: 10	H: 3 LOB: 2 BB: 0 P: 16	R: 0 E: 0 K: 1 S: 10	H: 1 LOB: 1 BB: 0 P: 14	R: 0 E: 0 K: 0 S: 8	H: 1 LOB: 1 BB: 0 P: 11	R: 1 E: 0 K: 1 S: 14	H: 3 LOB: 2 BB: 0 P: 20	R: 0 E: 0 K: 1 S: 8	H: 1 LOB: 0 BB: 0 P: 9	R: 4 E: 0 K: 0 S: 11	H: 4 LOB: 1 BB: 1 P: 22	R: 1 E: 0 K: 1 S: 9	H: 1 LOB: 1 BB: 1 P: 16	1B: 10 2B: 5 HR: 2	SF: 1 SAC: 0 DP: 2 HBP: 0	WP: 1 PA: 41
PITCHER	IP WLS BF H R ER SO BB IBB HBP BLK WP HR S P ERA WHIP																		
44 Mike Leake, R ERA: 3.87	5.2 L 27 11 3 3 4 0 0 0 0 0 0 0 1 59 84 4.76 1.941																		
43 Manny Parra, L ERA: 4.37	0.1 0 0 0 0 0 0 0 0 0 0 0 0 1 1 0.00 0.000																		
Logan Ondrusek, R ERA: 4.76	5 3 4 3 0 1 0 0 0 0 0 1 7 17 81.00 12.000																		
60 J.J. Hoover, R ERA: 5.03	0.2 3 1 0 0 0 0 0 0 0 0 0 0 4 5 0.00 1.500																		
53 Carlos Contreras, R ERA: 4.5	1.0 5 1 1 1 1 1 0 0 0 1 1 0 9 16 9.00 2.000																		

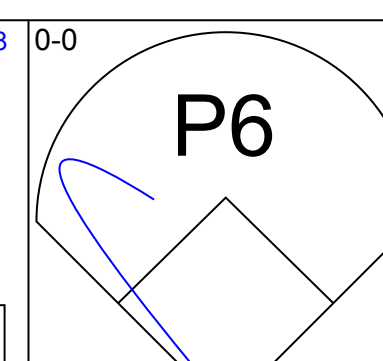
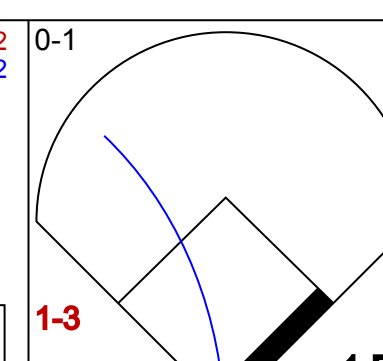
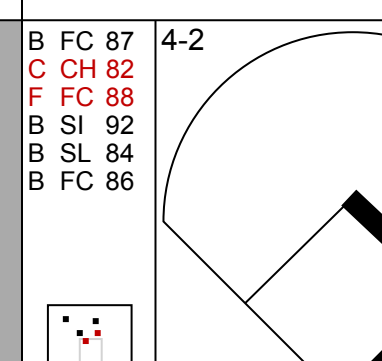

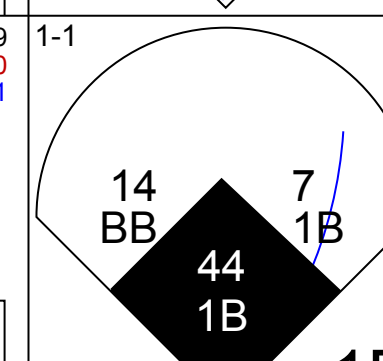


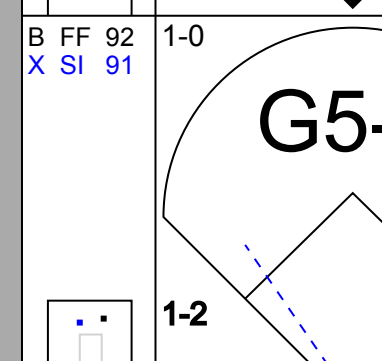
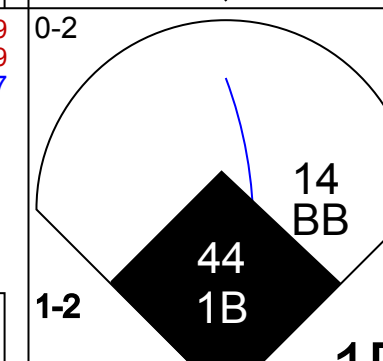
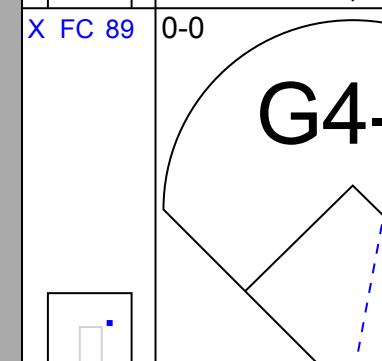
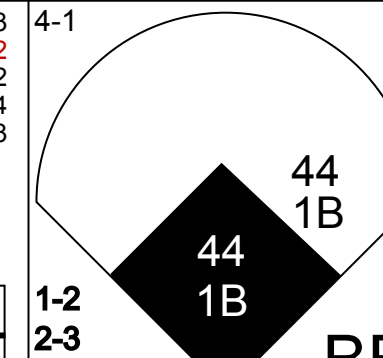
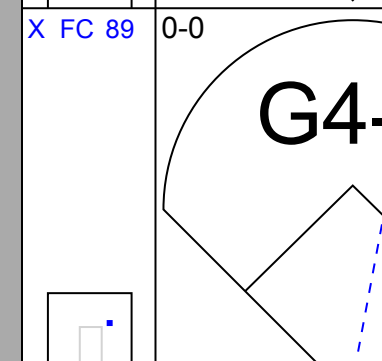
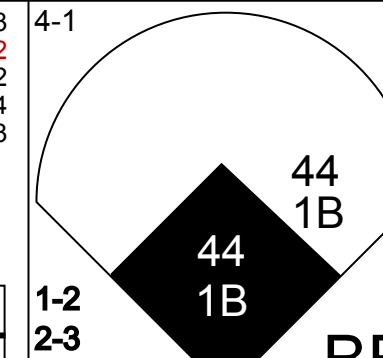
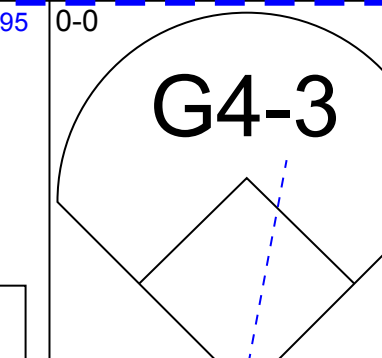
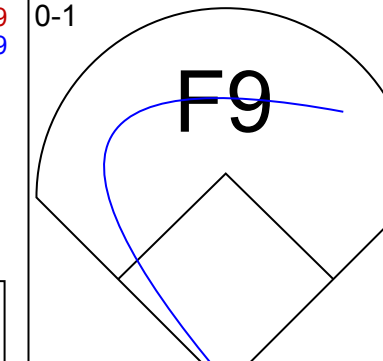
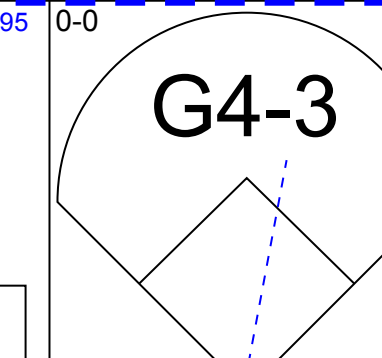
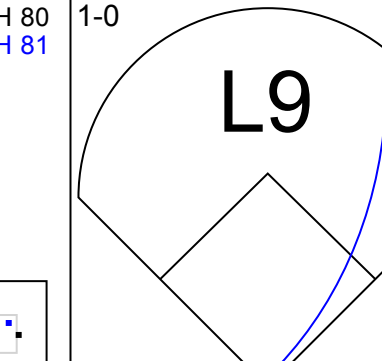
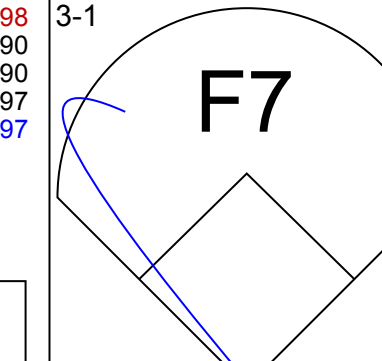
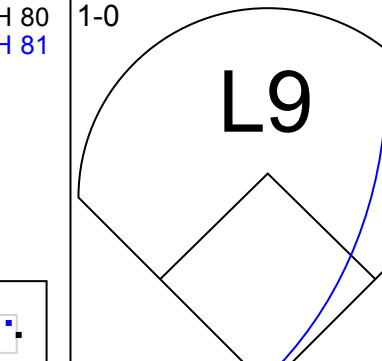
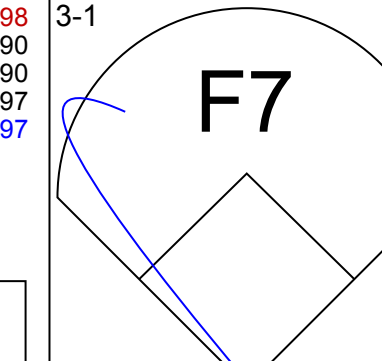
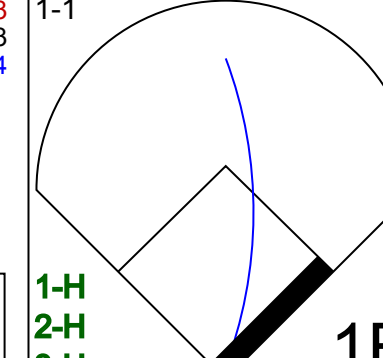
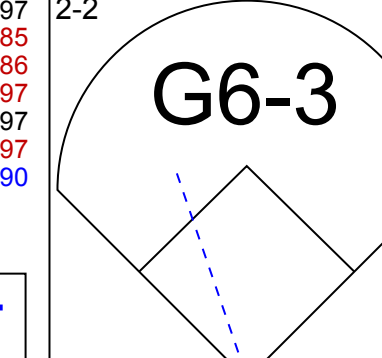
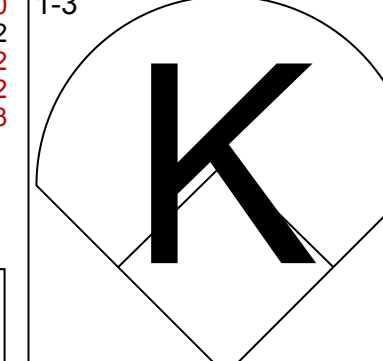
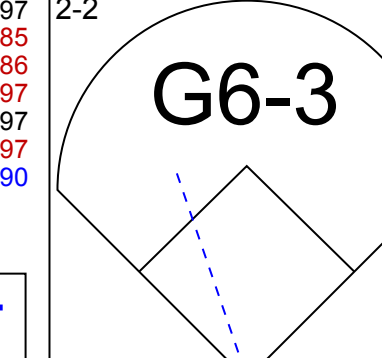
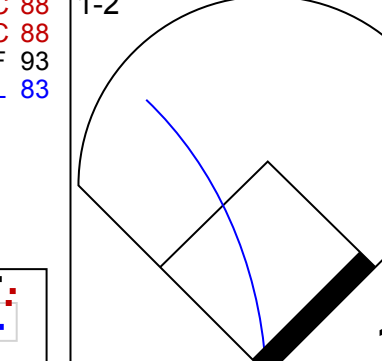
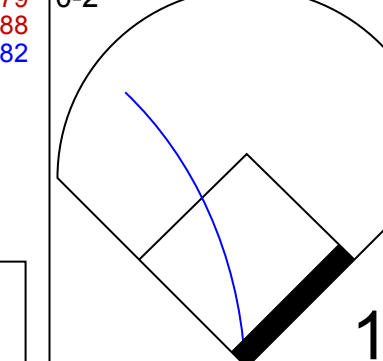
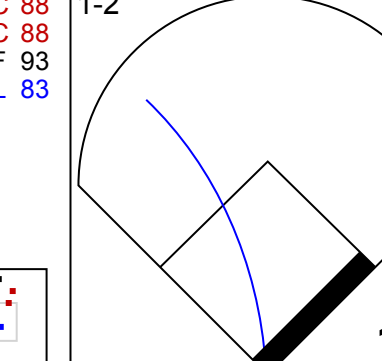
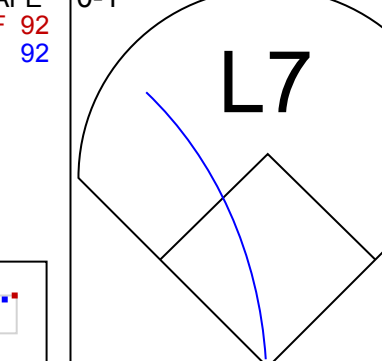
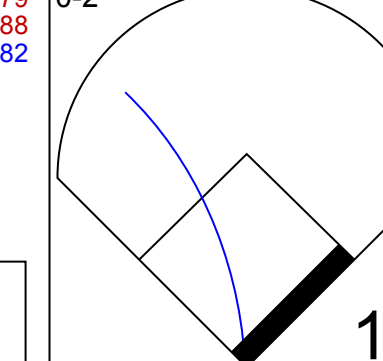
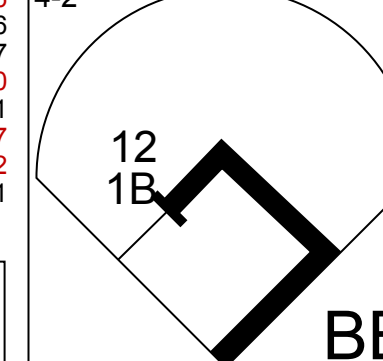
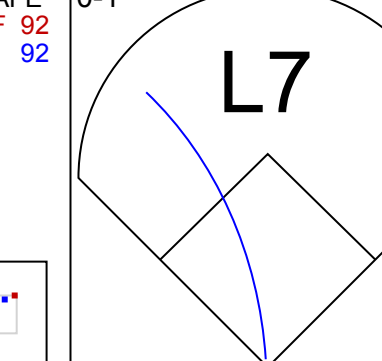
AB	37
R	2
H	11
RBI	2
BB	2
SO	8
LOB	16



AB	37
R	8
H	16
RBI	7
BB	2
SO	5
LOB	18



Batter	1	2	3	4	5	6	7	8	9	AB	R	H	RBI	BB	SO	LOB	TOP					
6 Billy Hamilton, S OBP: 0.309, SLG: 0.400										4	0	0	0	0	2	0	<p>Cincinnati Reds @ San Diego Padres Petco Park, San Diego, CA Wed Jul 02 2014, 12:44 PM - 3:03 PM PDT Att: 19,250 - Sunny - 73 F</p> <p>livebaseballscorecards.com</p> <p>AB 30 R 0 H 3 RBI 0 BB 0 SO 9 LOB 5</p> 					
7 Ramon Santiago, S OBP: 0.274, SLG: 0.214										4	0	0	0	0	2	0						
21 Todd Frazier, R OBP: 0.356, SLG: 0.503										4	0	2	0	0	1	0						
4 Brandon Phillips, R OBP: 0.297, SLG: 0.394										3	0	0	0	0	1	2						
32 Jay Bruce, L OBP: 0.321, SLG: 0.402										3	0	0	0	0	1	1						
28 Chris Heisey, R OBP: 0.267, SLG: 0.333										3	0	0	0	0	0	0						
29 Brayan Peña, S OBP: 0.291, SLG: 0.386										3	0	1	0	0	1	0						
2 Zack Cozart, R OBP: 0.277, SLG: 0.305										3	0	0	0	0	1	1						
47 Johnny Cueto, R OBP: 0.119, SLG: 0.119										2	0	0	0	0	0	0						
19 Joey Volto, L OBP: 0.398, SLG: 0.415										1	0	0	0	0	0	1						
70 Jumbo Diaz, R OBP: 0.119, SLG: 0.119										0	0	0	0	0	0	0						
Inning Stats	R: 0 E: 0 K: 2 S: 7	H: 0 LOB: 0 BB: 0 P: 12	R: 0 E: 0 K: 0 S: 9	H: 0 LOB: 0 BB: 0 P: 14	R: 0 E: 0 K: 1 S: 9	H: 0 LOB: 0 BB: 0 P: 12	R: 0 E: 0 K: 2 S: 15	H: 1 LOB: 1 BB: 0 P: 19	R: 0 E: 0 K: 1 S: 8	H: 0 LOB: 0 BB: 0 P: 12	R: 0 E: 0 K: 1 S: 9	H: 0 LOB: 0 BB: 0 P: 11	R: 0 E: 0 K: 1 S: 8	H: 1 LOB: 1 BB: 0 P: 11	R: 0 E: 0 K: 0 S: 11	H: 1 LOB: 1 BB: 0 P: 15	R: 0 E: 0 K: 1 S: 11	H: 0 LOB: 0 BB: 0 P: 14	1B: 2 2B: 1 3B: 0 HR: 0	SF: 0 SAC: 0 DP: 0 HBP: 0	WP: 0 PB: 0 SB: 0 CS: 0	PA: 30
PITCHER 38 Tyson Ross, R ERA: 2.93	IP: 9.0 WLS: W BF: 30 H: 3 R: 0 ER: 0 SO: 9 BB: 0 IBB: 0 HBP: 0 BLK: 0 WP: 0 HR: 0 S: 87 P: 120 ERA: 0.00 WHIP: 0.333															PITCHER IP: 9.0 WLS: W BF: 30 H: 3 R: 0 ER: 0 SO: 9 BB: 0 IBB: 0 HBP: 0 BLK: 0 WP: 0 HR: 0 S: 87 P: 120 ERA: 0.00 WHIP: 0.333						

Batter	1	2	3	4	5	6	7	8	9	AB	R	H	RBI	BB	SO	LOB	BOTTOM			
12 Seth Smith, L OBP: 0.386, SLG: 0.504										3	0	1	0	1	1	1	<p>Cincinnati Reds @ San Diego Padres Petco Park, San Diego, CA Wed Jul 02 2014, 12:44 PM - 3:03 PM PDT Att: 19,250 - Sunny - 73 F</p> <p>livebaseballscorecards.com</p> <p>AB 30 R 3 H 7 RBI 3 BB 3 SO 8 LOB 12</p> 			
13 Chris Denorfia, R OBP: 0.300, SLG: 0.342										4	1	1	0	0	2	2				
7 Chase Headley, S OBP: 0.287, SLG: 0.318										4	1	1	0	0	1	1				
14 Tommy Medica, R OBP: 0.304, SLG: 0.453										3	1	0	0	1	0	0				
25 Will Venable, L OBP: 0.259, SLG: 0.275										4	0	1	0	0	0	3				
44 René Rivera, R OBP: 0.275, SLG: 0.418										4	0	1	3	0	2	1				
5 Alexi Amarista, L OBP: 0.268, SLG: 0.291										3	0	1	0	0	1	1				
1 Irving Falu, S OBP: 0.200, SLG: 0.095										2	0	1	0	1	0	1				
38 Tyson Ross, R OBP: 0.129, SLG: 0.133										3	0	0	0	0	1	2				
Inning Stats	R: 3 E: 0 K: 1 S: 15	H: 3 LOB: 1 BB: 1 P: 22	R: 0 E: 0 K: 3 S: 14	H: 1 LOB: 1 BB: 0 P: 15	R: 0 E: 0 K: 1 S: 14	H: 1 LOB: 1 BB: 0 P: 19	R: 0 E: 0 K: 0 S: 8	H: 1 LOB: 2 BB: 1 P: 12	R: 0 E: 0 K: 2 S: 7	H: 0 LOB: 0 BB: 0 P: 11	R: 0 E: 0 K: 1 S: 12	H: 1 LOB: 1 BB: 0 P: 17	R: 0 E: 0 K: 0 S: 7	H: 0 LOB: 1 BB: 1 P: 13	R: 0 E: 0 K: 0 S: 8	H: 0 LOB: 0 BB: 0 P: 13		1B: 7 2B: 0 3B: 0 HR: 0	SF: 0 SAC: 0 DP: 0 HBP: 0	WP: 0 PB: 0 SB: 0 CS: 0
PITCHER 47 Johnny Cueto, R ERA: 1.99	IP: 7.0 WLS: L BF: 30 H: 7 R: 3 ER: 3 SO: 3 BB: 3 IBB: 0 HBP: 0 BLK: 0 WP: 0 HR: 0 S: 77 P: 109 ERA: 3.86 WHIP: 1.429															PITCHER 70 Jumbo Diaz, R ERA: 9.0				

Batter	1	2	3	4	5	6	7	8	9	AB	R	H	RBI	BB	SO	LOB	TOP							
2 Scooter Gennett, L (1,4) OBP: 0.350, SLG: 0.480	G4-3		1B		G6-3		F9			4	0	1	0	0	0	2	Milwaukee Brewers @ Cincinnati Reds Great American Ball Park, Cincinnati, OH Fri Jul 04 2014, 7:11 PM - 10:00 PM EDT Att: 42,120 - Clear - 75 F							
8 Ryan Braun, R (1,9) OBP: 0.341, SLG: 0.509	G6-3		BB			F8		G6-3		3	0	0	0	1	0	0								
20 Jonathan Lucroy, R (1,2) OBP: 0.401, SLG: 0.521	1B		F9			K		HR		4	1	2	1	0	1	2								
27 Carlos Gómez, R (1,8) OBP: 0.368, SLG: 0.510	L9		FC6-4			L6		L7		4	0	0	0	0	0	3								
16 Aramis Ramirez, R (1,5) OBP: 0.336, SLG: 0.475	F8							F8		3	1	1	0	0	0	0								
24 Lyle Overbay, L (1,3) OBP: 0.324, SLG: 0.342	G4-3		1B							3	0	1	0	0	0	1								
14 Jeff Bianchi, R (9,PH) OBP: 0.167, SLG: 0.143	G4-6-3									1	0	0	0	0	0	0								
9 Jean Segura, R (1,6) OBP: 0.274, SLG: 0.326	BB		G6-3					G5-3		3	0	1	1	1	0	0								
1 Logan Schafer, L (1,7) OBP: 0.272, SLG: 0.280	G6-3							K		3	0	0	0	0	1	3								
7 Mark Reynolds, R (9,PH) OBP: 0.256, SLG: 0.395	G6-3							K		1	0	0	0	0	1	0								
26 Kyle Lohse, R (1,1) OBP: 0.195, SLG: 0.154			L8							2	0	0	0	0	1	0								
32 Tom Gorzelanny, R (6,1) OBP: 0.331, SLG: 0.469										0	0	0	0	0	0	0								
Rickie Weeks Jr., R (7,PH) OBP: 0.331, SLG: 0.469										1	0	0	0	0	0	2								
47 Rob Wooten, R (7,1) OBP: 0.331, SLG: 0.469										0	0	0	0	0	0	0								
59 Zach Duke, L (8,1) OBP: 0.331, SLG: 0.469										0	0	0	0	0	0	0								
Inning Stats	R: 0 H: 1 E: 1 K: 0 S: 13	H: 1 LOB: 1 BB: 0 P: 17	R: 0 H: 0 E: 0 K: 0 S: 7	H: 0 LOB: 1 BB: 1 P: 16	R: 0 H: 1 E: 0 K: 0 S: 8	H: 1 LOB: 2 BB: 1 P: 14	R: 0 H: 1 E: 0 K: 0 S: 6	H: 1 LOB: 0 BB: 0 P: 9	R: 0 H: 0 E: 0 K: 1 S: 7	H: 0 LOB: 0 BB: 0 P: 10	R: 0 H: 0 E: 0 K: 1 S: 6	H: 0 LOB: 0 BB: 0 P: 7	R: 1 H: 2 E: 0 K: 1 S: 12	H: 2 LOB: 2 BB: 0 P: 21	R: 1 H: 1 E: 0 K: 0 S: 8	H: 1 LOB: 0 BB: 0 P: 11	R: 0 H: 0 E: 0 K: 1 S: 9	H: 0 LOB: 0 BB: 0 P: 13	1B: 5 2B: 0 3B: 0 HR: 1	SF: 0 SAC: 0 DP: 1 HBP: 1	WP: 1 PB: 0 SB: 1 CS: 0	PA: 35		
PITCHER	IP WLS BF H R ER SO BB IBB HBP BLK WP HR S P ERA WHIP	IP WLS BF H R ER SO BB IBB HBP BLK WP HR S P ERA WHIP	IP WLS BF H R ER SO BB IBB HBP BLK WP HR S P ERA WHIP	IP WLS BF H R ER SO BB IBB HBP BLK WP HR S P ERA WHIP	IP WLS BF H R ER SO BB IBB HBP BLK WP HR S P ERA WHIP	IP WLS BF H R ER SO BB IBB HBP BLK WP HR S P ERA WHIP	IP WLS BF H R ER SO BB IBB HBP BLK WP HR S P ERA WHIP	IP WLS BF H R ER SO BB IBB HBP BLK WP HR S P ERA WHIP	IP WLS BF H R ER SO BB IBB HBP BLK WP HR S P ERA WHIP	IP WLS BF H R ER SO BB IBB HBP BLK WP HR S P ERA WHIP	IP WLS BF H R ER SO BB IBB HBP BLK WP HR S P ERA WHIP	IP WLS BF H R ER SO BB IBB HBP BLK WP HR S P ERA WHIP	IP WLS BF H R ER SO BB IBB HBP BLK WP HR S P ERA WHIP	IP WLS BF H R ER SO BB IBB HBP BLK WP HR S P ERA WHIP	IP WLS BF H R ER SO BB IBB HBP BLK WP HR S P ERA WHIP	IP WLS BF H R ER SO BB IBB HBP BLK WP HR S P ERA WHIP	IP WLS BF H R ER SO BB IBB HBP BLK WP HR S P ERA WHIP	IP WLS BF H R ER SO BB IBB HBP BLK WP HR S P ERA WHIP	IP WLS BF H R ER SO BB IBB HBP BLK WP HR S P ERA WHIP	IP WLS BF H R ER SO BB IBB HBP BLK WP HR S P ERA WHIP	IP WLS BF H R ER SO BB IBB HBP BLK WP HR S P ERA WHIP	IP WLS BF H R ER SO BB IBB HBP BLK WP HR S P ERA WHIP	IP WLS BF H R ER SO BB IBB HBP BLK WP HR S P ERA WHIP	IP WLS BF H R ER SO BB IBB HBP BLK WP HR S P ERA WHIP

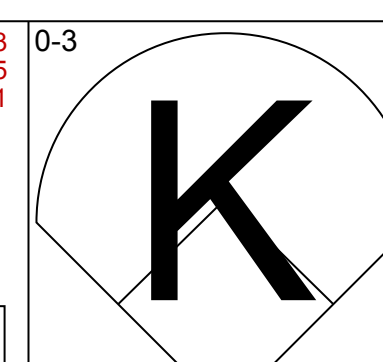
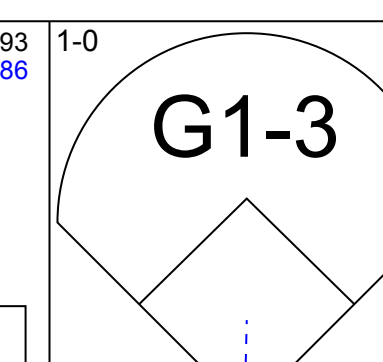
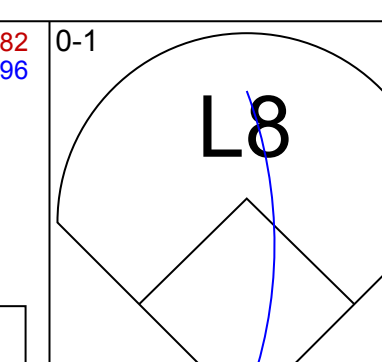
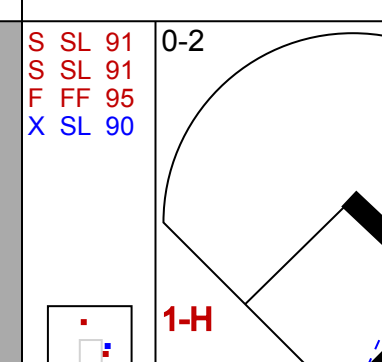
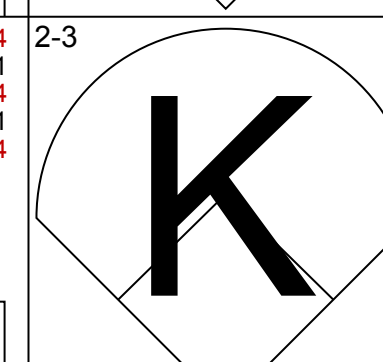
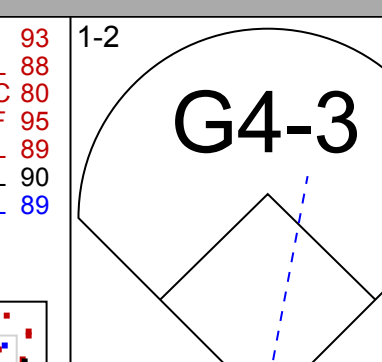
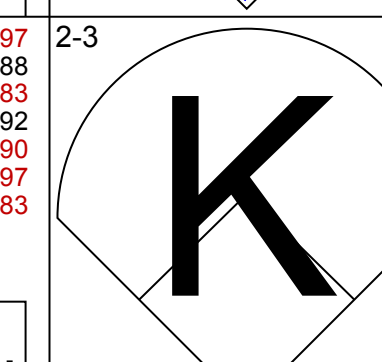
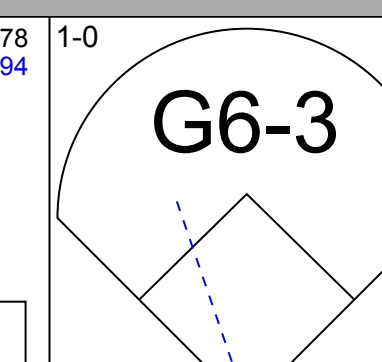
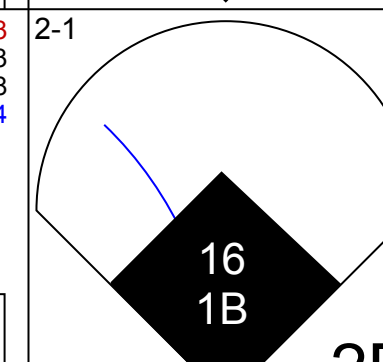
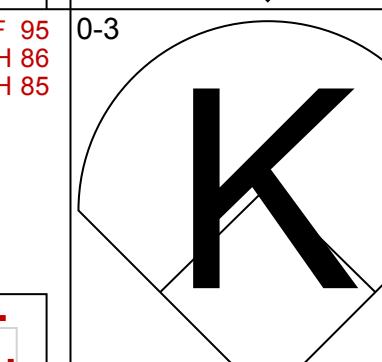
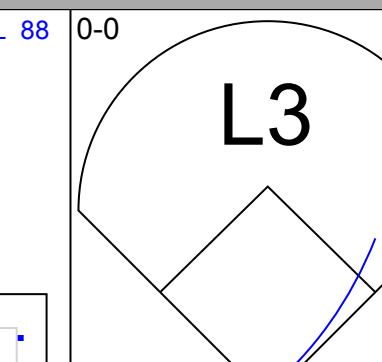
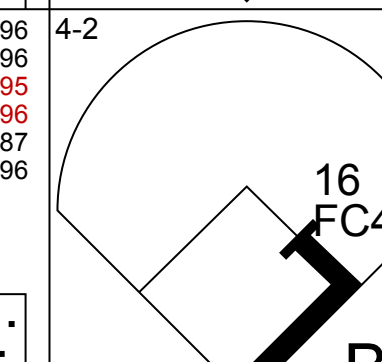
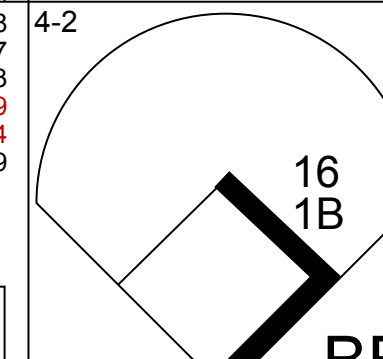
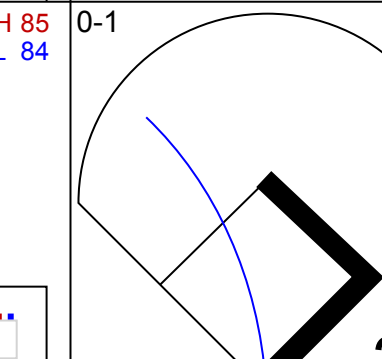
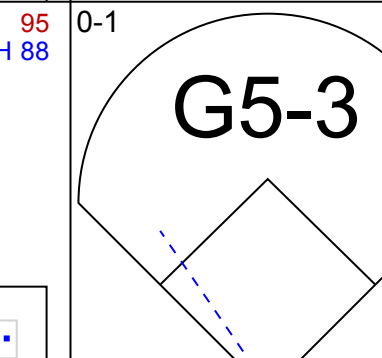
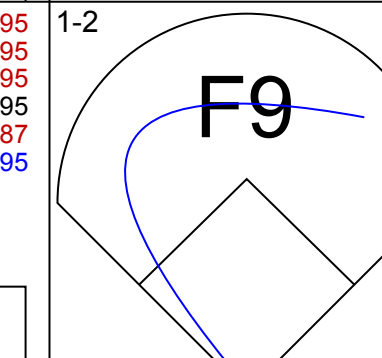
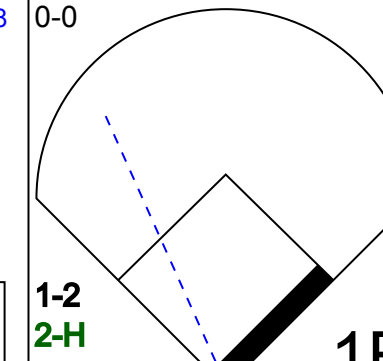
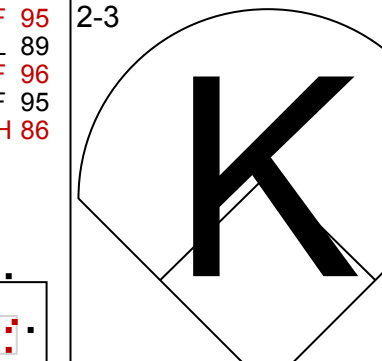
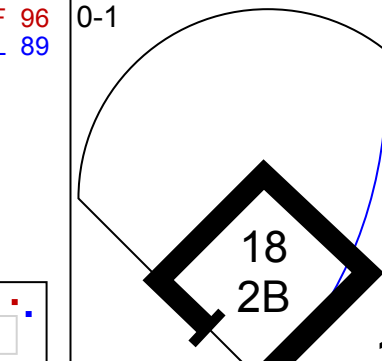
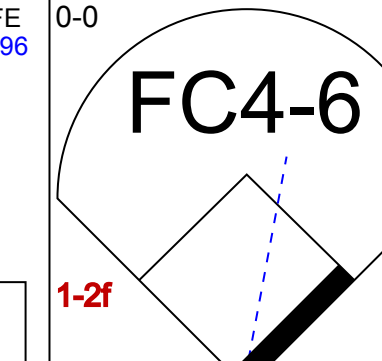
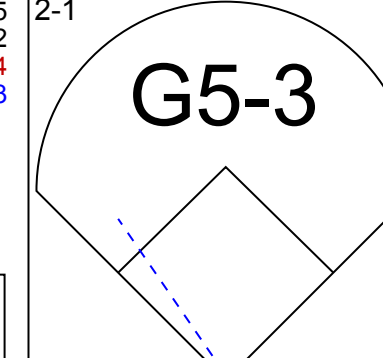
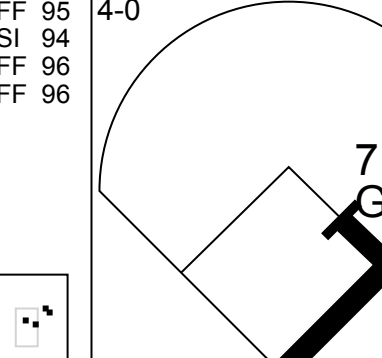
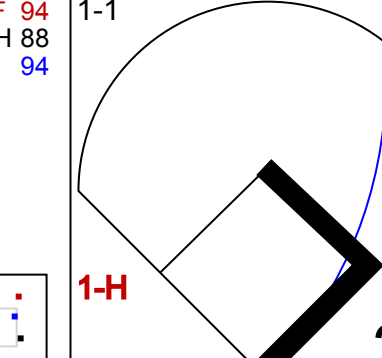
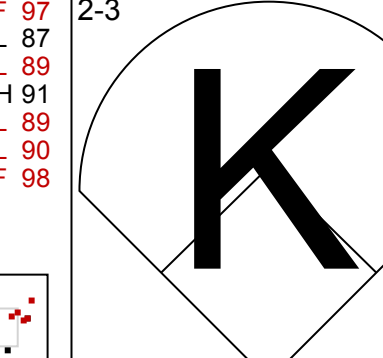
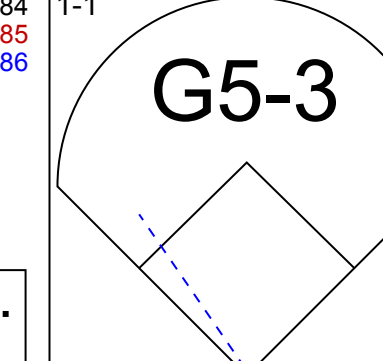
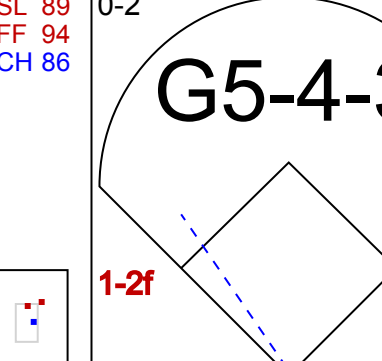
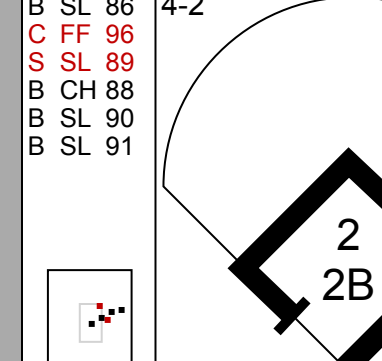
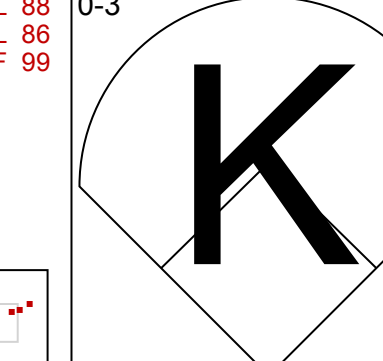
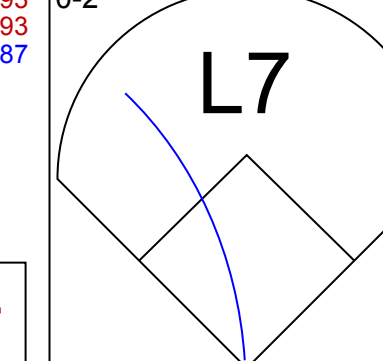
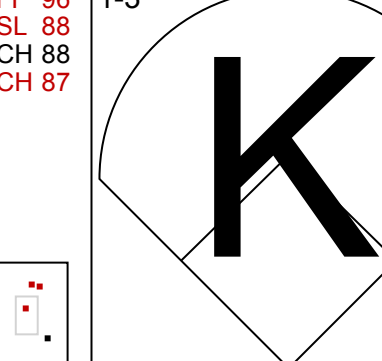
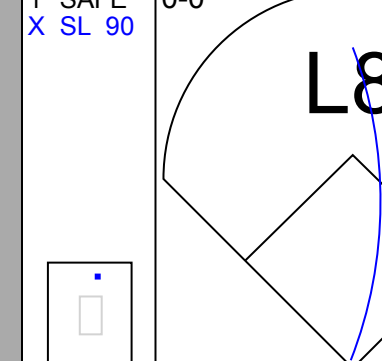
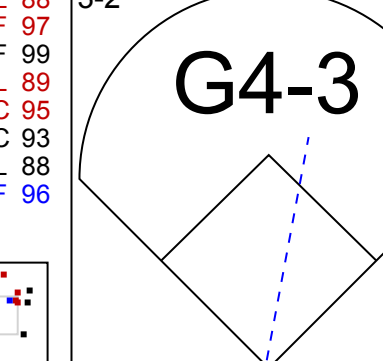
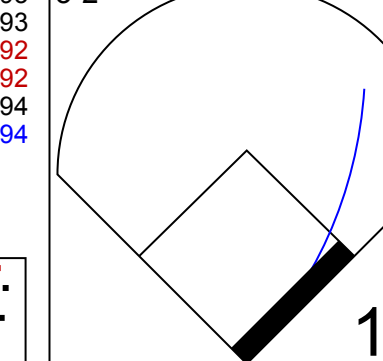
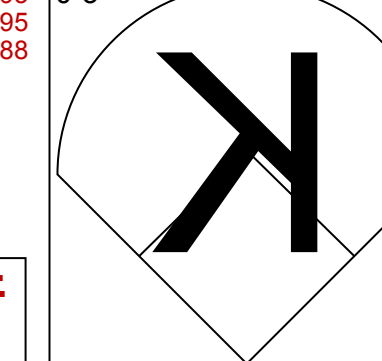
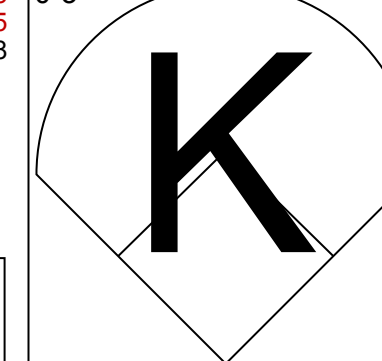
AB	32
R	2
H	6
RBI	2
BB	2
SO	4
LOB	13

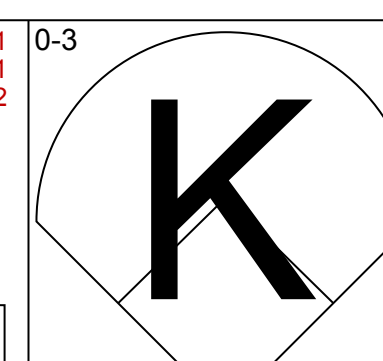
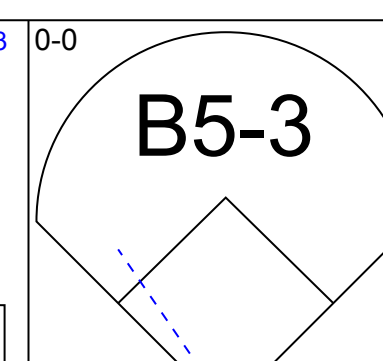
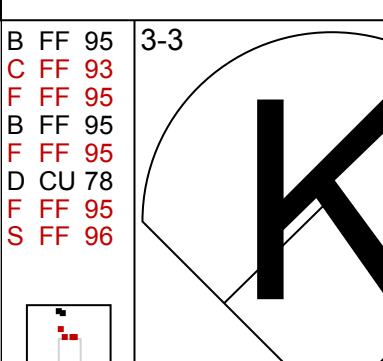
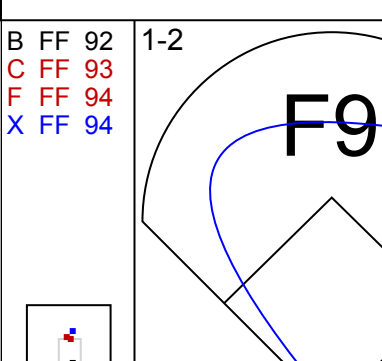
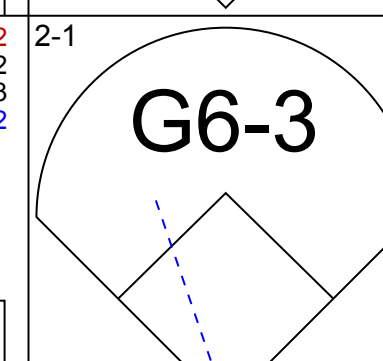
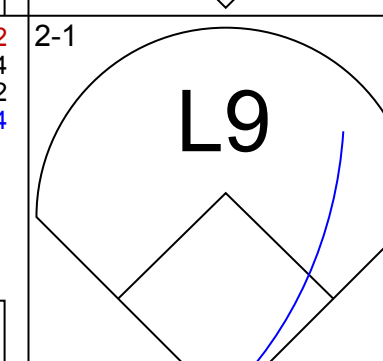
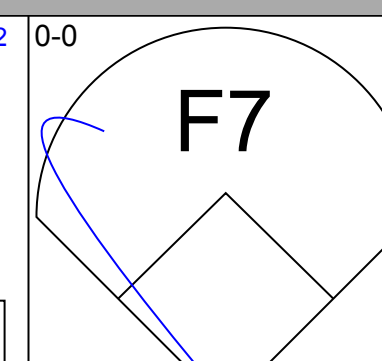
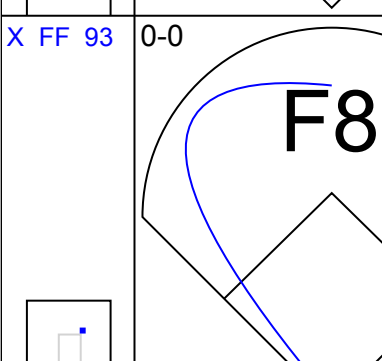
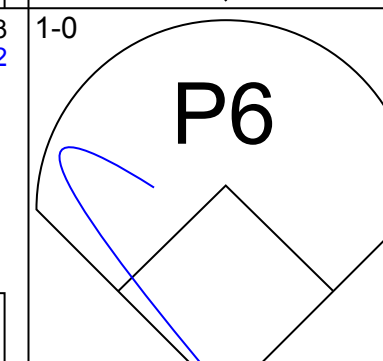
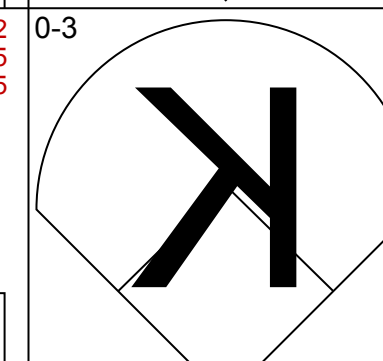
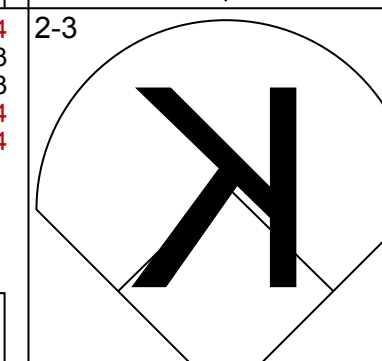
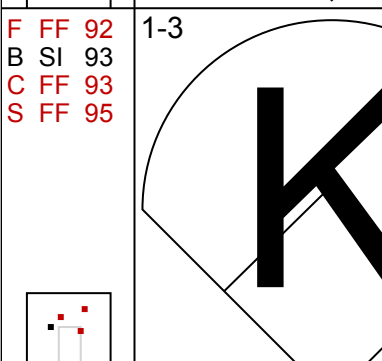
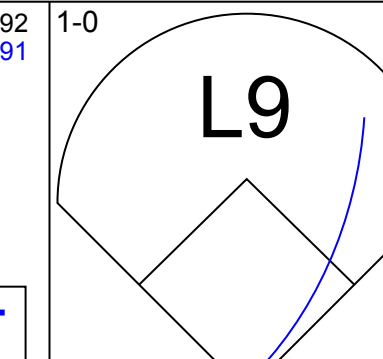
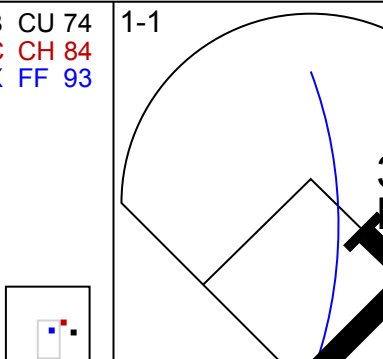
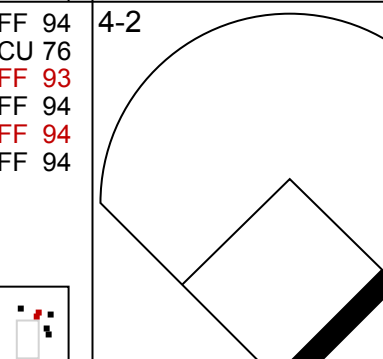
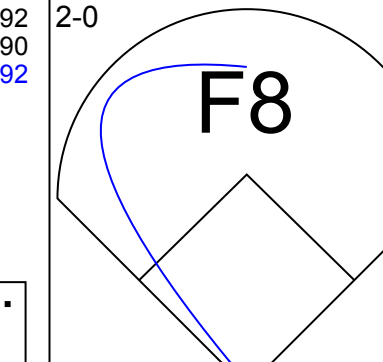
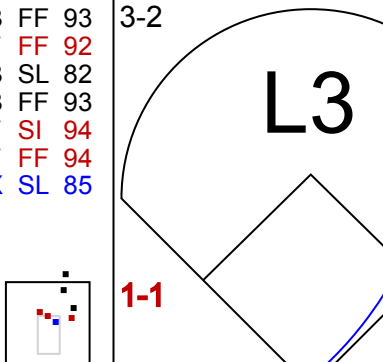
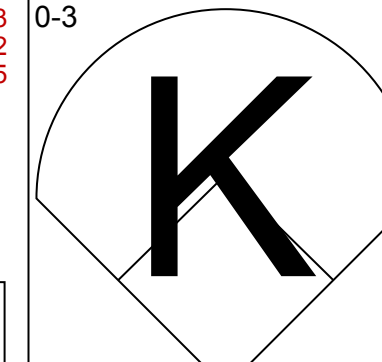
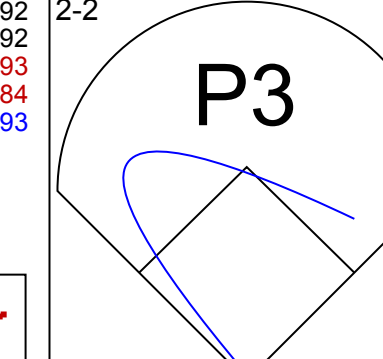
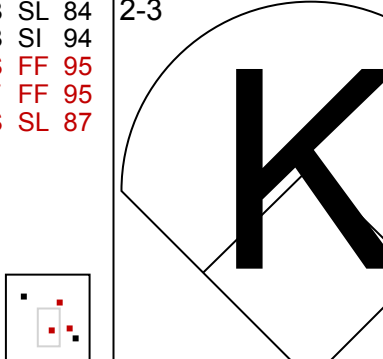
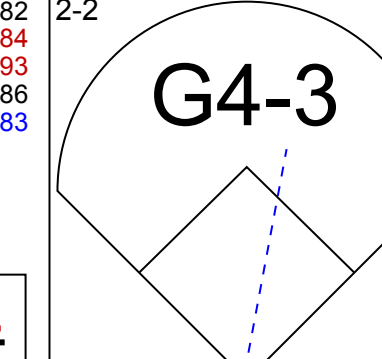
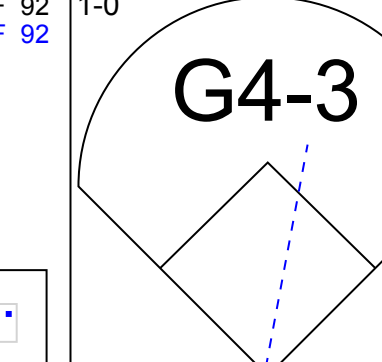
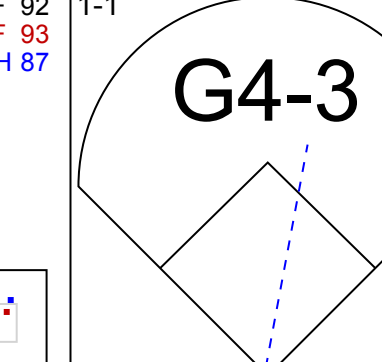
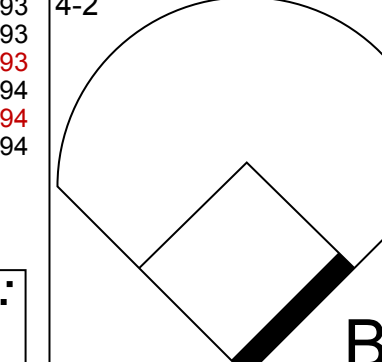
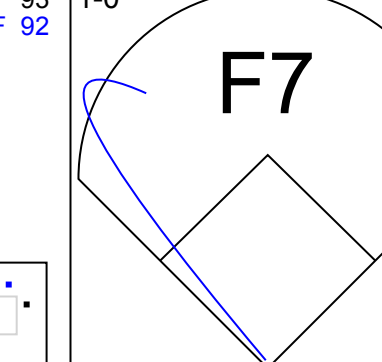
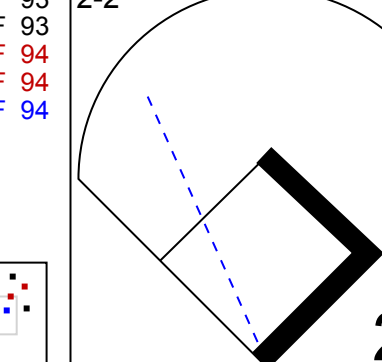
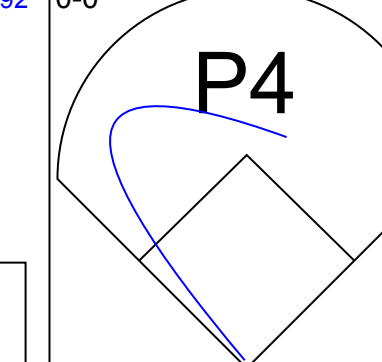
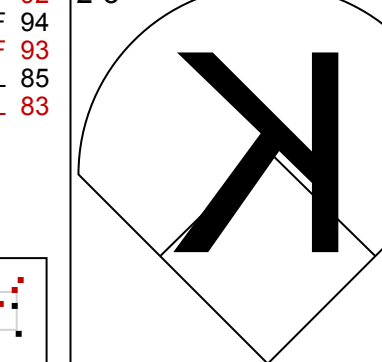
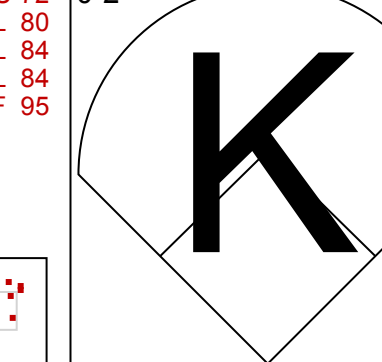
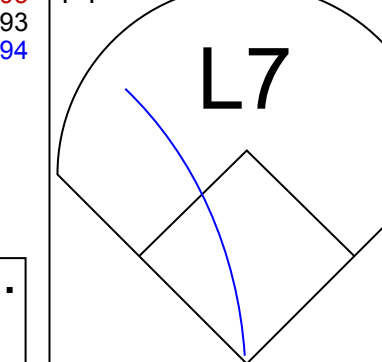


Batter	1	2	3	4	5	6	7	8	9	AB	R	H	RBI	BB	SO	LOB	BOTTOM							
6 Billy Hamilton, S (1,8) OBP: 0.309, SLG: 0.408	K		HR		K		K			4	1	1	2	0	3	1	Milwaukee Brewers @ Cincinnati Reds Great American Ball Park, Cincinnati, OH Fri Jul 04 2014, 7:11 PM - 10:00 PM EDT Att: 42,120 - Clear - 75 F							
21 Todd Frazier, R (1,5) OBP: 0.358, SLG: 0.506	K		2B		E3		1B			4	1	2	0	0	1	0								
19 Joey Volto, L (1,3) OBP: 0.396, SLG: 0.417	K		F9		2B		G4-3			4	0	1	1	0	1	1								
4 Brandon Phillips, R (1,4) OBP: 0.300, SLG: 0.394			K		2B		G2			3	0	1	0	1	1	1								
32 Jay Bruce, L (1,9) OBP: 0.317, SLG: 0.395	FC4-6		K		L7		FC3-6		G6-3	4	0	0	0	0	0	3								
39 Devin Mesoraco, R (1,2) OBP: 0.376, SLG: 0.642	K		2B		F7		K			4	1	1	0	0	2	3								
25 Skip Schumaker, L (1,7) OBP: 0.287, SLG: 0.333	K		2B		2B		1B			4	0	3	1	0	1	1								
2 Zack Cozart, R (1,6) OBP: 0.273, SLG: 0.301			G6-3		P4		K		K	4	0	0	0	0	2	3								
31 Alfredo Simon, R (1,1) OBP: 0.162, SLG: 0.167										3	1	1	0	0	2	2								
51 Jonathan Broxton, R (8,1) OBP: 0.162, SLG: 0.167										0	0	0	0	0	0	0								
54 Aroldis Chapman, L (9,1) OBP: 0.162, SLG: 0.167			HR		K		K			0	0	0	0	0	0	0								
Inning Stats	R: 0 H: 0 E: 0 K: 3 S: 12	H: 0 LOB: 0 BB: 0 P: 19	R: 0 H: 1 E: 0 K: 2 S: 14	H: 1 LOB: 1 BB: 0 P: 21	R: 2 H: 3 E: 0 K: 1 S: 9	H: 3 LOB: 1 BB: 0 P: 14	R: 1 H: 2 E: 0 K: 1 S: 17	H: 2 LOB: 1 BB: 0 P: 23	R: 1 H: 1 E: 0 K: 1 S: 14	H: 1 LOB: 2 BB: 1 P: 26	R: 0 H: 1 E: 0 K: 3 S: 13	H: 1 LOB: 1 BB: 0 P: 16	R: 0 H: 1 E: 0 K: 0 S: 7	H: 1 LOB: 0 BB: 0 P: 12	R: 0 H: 1 E: 0 K: 2 S: 11	H: 1 LOB: 0 BB: 0 P: 18	R: 0 H: 1 E: 0 K: 2 S: 11	H: 1 LOB: 0 BB: 0 P: 18	1B: 5 2B: 4 3B: 0 HR: 1	SF: 0 SAC: 0 DP: 0 HBP: 0	WP: 0 PB: 0 SB: 1 CS: 0	PA: 35		
PITCHER	IP WLS BF H R ER SO BB IBB HBP BLK WP HR S P ERA WHIP	IP WLS BF H R ER SO BB IBB HBP BLK WP HR S P ERA WHIP	IP WLS BF H R ER SO BB IBB HBP BLK WP HR S P ERA WHIP	IP WLS BF H R ER SO BB IBB HBP BLK WP HR S P ERA WHIP	IP WLS BF H R ER SO BB IBB HBP BLK WP HR S P ERA WHIP	IP WLS BF H R ER SO BB IBB HBP BLK WP HR S P ERA WHIP	IP WLS BF H R ER SO BB IBB HBP BLK WP HR S P ERA WHIP	IP WLS BF H R ER SO BB IBB HBP BLK WP HR S P ERA WHIP	IP WLS BF H R ER SO BB IBB HBP BLK WP HR S P ERA WHIP	IP WLS BF H R ER SO BB IBB HBP BLK WP HR S P ERA WHIP	IP WLS BF H R ER SO BB IBB HBP BLK WP HR S P ERA WHIP	IP WLS BF H R ER SO BB IBB HBP BLK WP HR S P ERA WHIP	IP WLS BF H R ER SO BB IBB HBP BLK WP HR S P ERA WHIP	IP WLS BF H R ER SO BB IBB HBP BLK WP HR S P ERA WHIP	IP WLS BF H R ER SO BB IBB HBP BLK WP HR S P ERA WHIP	IP WLS BF H R ER SO BB IBB HBP BLK WP HR S P ERA WHIP	IP WLS BF H R ER SO BB IBB HBP BLK WP HR S P ERA WHIP	IP WLS BF H R ER SO BB IBB HBP BLK WP HR S P ERA WHIP	IP WLS BF H R ER SO BB IBB HBP BLK WP HR S P ERA WHIP	IP WLS BF H R ER SO BB IBB HBP BLK WP HR S P ERA WHIP	IP WLS BF H R ER SO BB IBB HBP BLK WP HR S P ERA WHIP	IP WLS BF H R ER SO BB IBB HBP BLK WP HR S P ERA WHIP	IP WLS BF H R ER SO BB IBB HBP BLK WP HR S P ERA WHIP	IP WLS BF H R ER SO BB IBB HBP BLK WP HR S P ERA WHIP

AB	34
R	4
H	10
RBI	4
BB	1
SO	13
LOB	15



Batter	1	2	3	4	5	6	7	8	9	AB	R	H	RBI	BB	SO	LOB	TOP			
2 Scooter Gennett, L (1,4) OBP: 0.348, SLG: 0.480										4	0	1	0	0	1	1	Milwaukee Brewers @ Cincinnati Reds Great American Ball Park, Cincinnati, OH Sat Jul 05 2014, 4:11 PM - 6:57 PM EDT Att: 38,754 - Sunny - 82 F			
8 Ryan Braun, R (1,9) OBP: 0.340, SLG: 0.507 1 Logan Schafer, L (2,9) OBP: 0.263, SLG: 0.271										1	0	0	0	0	1	0				
20 Jonathan Lucroy, R (1,2) OBP: 0.402, SLG: 0.522										3	1	1	0	1	1	0				
27 Carlos Gómez, R (1,8) OBP: 0.369, SLG: 0.511										3	0	1	0	1	0	1				
16 Aramis Ramirez, R (1,5) OBP: 0.339, SLG: 0.476										4	0	2	1	0	1	2				
18 Kris Davis, R (1,7) OBP: 0.311, SLG: 0.492										3	0	1	0	1	1	2				
7 Mark Reynolds, R (1,3) OBP: 0.305, SLG: 0.390										3	0	0	0	1	1	1				
9 Jean Segura, R (1,6) OBP: 0.270, SLG: 0.322										4	0	0	0	0	1	1				
22 Matt Garza, R (1,1) OBP: 0.079, SLG: 0.105										3	0	1	0	0	2	1				
Inning Stats	R: 1 E: 0 K: 2 S: 13	H: 2 LOB: 2 BB: 1 P: 23	R: 0 E: 0 K: 0 S: 9	H: 1 LOB: 1 BB: 0 P: 14	R: 0 E: 0 K: 2 S: 14	H: 1 LOB: 1 BB: 0 P: 17	R: 0 E: 0 K: 1 S: 6	H: 0 LOB: 0 BB: 1 P: 11	R: 0 E: 0 K: 2 S: 10	H: 2 LOB: 2 BB: 0 P: 8	R: 0 E: 0 K: 1 S: 10	H: 1 LOB: 1 BB: 1 P: 14	R: 0 E: 0 K: 0 S: 9	H: 0 LOB: 1 BB: 1 P: 15	R: 0 E: 0 K: 2 S: 13	H: 0 LOB: 0 BB: 0 P: 18	1B: 3 2B: 4 3B: 0 HR: 0	SF: 0 SAC: 0 DP: 1 HBP: 0	WP: 0 PB: 0 CS: 0	PA: 35
PITCHER	IP WLS BF H R ER SO BB IBB HBP BLK WP HR S P ERA WHIP																			
34 Homer Bailey, R (1,1) ERA: 4.15	8.0 L 32 7 1 1 8 4 0 0 0 0 0 0 78 114 1.12 1.375																			
70 Jumbo Diaz, R (9,1) ERA: 7.2	1.0 3 0 0 0 2 0 0 0 0 0 0 0 13 18 0.00 0.000																			

Batter	1	2	3	4	5	6	7	8	9	AB	R	H	RBI	BB	SO	LOB	BOTTOM			
6 Billy Hamilton, S (1,8) OBP: 0.305, SLG: 0.403										4	0	0	0	0	2	1	Milwaukee Brewers @ Cincinnati Reds Great American Ball Park, Cincinnati, OH Sat Jul 05 2014, 4:11 PM - 6:57 PM EDT Att: 38,754 - Sunny - 82 F			
21 Todd Frazier, R (1,5) OBP: 0.354, SLG: 0.500										4	0	0	0	0	0	0				
19 Joey Volto, L (1,3) OBP: 0.390, SLG: 0.409										4	0	0	0	0	3	0				
4 Brandon Phillips, R (1,4) OBP: 0.303, SLG: 0.394										2	0	1	0	1	0	0				
32 Jay Bruce, L (1,9) OBP: 0.313, SLG: 0.390										3	0	0	0	0	1	2				
39 Devin Mesoraco, R (1,2) OBP: 0.372, SLG: 0.631										3	0	0	0	0	1	0				
25 Skip Schumaker, L (1,7) OBP: 0.288, SLG: 0.328										2	0	0	0	1	0	0				
2 Zack Cozart, R (1,6) OBP: 0.274, SLG: 0.304										3	0	1	0	0	0	1				
34 Homer Bailey, R (1,1) OBP: 0.176, SLG: 0.152 29 Brayan Peña, S (8,PH) OBP: 0.290, SLG: 0.384 70 Jumbo Diaz, R (9,1)										2	0	0	0	0	2	1				
Inning Stats	R: 0 E: 0 K: 1 S: 6	H: 0 LOB: 0 BB: 0 P: 9	R: 0 E: 0 K: 0 S: 5	H: 0 LOB: 0 BB: 0 P: 10	R: 0 E: 0 K: 1 S: 5	H: 0 LOB: 0 BB: 0 P: 9	R: 0 E: 0 K: 1 S: 6	H: 0 LOB: 0 BB: 0 P: 8	R: 0 E: 0 K: 2 S: 15	H: 1 LOB: 1 BB: 0 P: 15	R: 0 E: 0 K: 2 S: 9	H: 0 LOB: 1 BB: 1 P: 15	R: 0 E: 0 K: 0 S: 8	H: 0 LOB: 1 BB: 1 P: 15	R: 0 E: 0 K: 1 S: 7	H: 0 LOB: 0 BB: 0 P: 9	1B: 1 2B: 2 3B: 0 HR: 0	SF: 0 SAC: 0 DP: 1 HBP: 0	WP: 0 PB: 0 CS: 0	PA: 30
PITCHER	IP WLS BF H R ER SO BB IBB HBP BLK WP HR S P ERA WHIP																			
22 Matt Garza, R (1,1) ERA: 3.78	9.0 W 30 2 0 0 9 2 0 0 0 0 0 0 70 111 0.00 0.444																			



Batter	1	2	3	4	5	6	7	8	9	AB	R	H	RBI	BB	SO	LOB	TOP						
8 Chris Coghlan, L (1,7) OBP: 0.321, SLG: 0.390										5	2	4	0	0	0	0	Chicago Cubs @ Cincinnati Reds Great American Ball Park, Cincinnati, OH Mon Jul 07 2014, 7:11 PM - 10:49 PM EDT Att: 26,558 - Overcast - 86 F						
20 Justin Ruggiano, R (1,8) OBP: 0.365, SLG: 0.473										5	0	2	0	0	3	3							
44 Anthony Rizzo, L (1,3) OBP: 0.381, SLG: 0.492										5	1	1	2	0	2	4							
13 Starlin Castro, R (1,6) OBP: 0.332, SLG: 0.461										3	0	0	0	1	1	3							
24 Luis Valbuena, L (1,5) OBP: 0.344, SLG: 0.427										4	0	2	0	0	0	1							
5 Wellington Castillo, R (1,2) OBP: 0.284, SLG: 0.381										4	0	1	0	0	1	3							
19 Nate Schierholtz, L (1,9) OBP: 0.260, SLG: 0.326										4	0	1	0	0	0	3							
15 Darwin Barney, R (1,4) OBP: 0.253, SLG: 0.305										4	0	0	0	0	0	4							
36 Edwin Jackson, R (1,1) OBP: 0.097, SLG: 0.129										2	0	0	0	0	2	0							
21 Junior Lake, R (7,PH) OBP: 0.252, SLG: 0.393										1	0	0	0	0	0	0							
40 James Russell, L (7,1)										0	0	0	0	0	0	0							
50 Blake Parker, R (8,1)										0	0	0	0	0	0	0							
6 Ryan Sweeney, L (9,PH) OBP: 0.254, SLG: 0.254										1	0	0	0	0	0	0							
Inning Stats	R: 0 E: 0 K: 2 S: 12	H: 1 LOB: 1 BB: 0 P: 16	R: 0 E: 0 K: 0 S: 8	H: 1 LOB: 1 BB: 0 P: 13	R: 0 E: 0 K: 2 S: 10	H: 0 LOB: 1 BB: 0 P: 16	R: 1 E: 1 K: 2 S: 17	H: 2 LOB: 2 BB: 0 P: 24	R: 0 E: 0 K: 0 S: 7	H: 2 LOB: 1 BB: 0 P: 11	R: 2 E: 0 K: 1 S: 12	H: 2 LOB: 0 BB: 0 P: 17	R: 0 E: 0 K: 1 S: 12	H: 1 LOB: 1 BB: 0 P: 17	R: 0 E: 0 K: 1 S: 8	H: 1 LOB: 1 BB: 0 P: 15	1B: 6 2B: 5 3B: 0 HR: 1	SF: 0 SAC: 0 DP: 1 HBP: 0	WP: 0 PA: 39 PB: 0 SB: 1 CS: 0				
PITCHER	IP: 7.0 ERA: 3.42	WLS: 1 H: 3 ER: 2 SO: 7	BF: 31 R: 9 ER: 0 SO: 1	H: 9 R: 3 ER: 0 SO: 1	R: 1 H: 2 ER: 0 SO: 1	IP: 7.0 ERA: 3.62	WLS: 1 H: 4 ER: 1 SO: 1	BF: 31 R: 4 ER: 0 SO: 1	H: 4 R: 1 ER: 0 SO: 1	R: 0 H: 1 ER: 0 SO: 1	IP: 7.0 ERA: 3.62	WLS: 1 H: 4 ER: 1 SO: 1	BF: 31 R: 4 ER: 0 SO: 1	H: 4 R: 1 ER: 0 SO: 1	R: 0 H: 1 ER: 0 SO: 1	IP: 7.0 ERA: 3.62	WLS: 1 H: 4 ER: 1 SO: 1	BF: 31 R: 4 ER: 0 SO: 1	H: 4 R: 1 ER: 0 SO: 1	IP: 7.0 ERA: 3.62	WLS: 1 H: 4 ER: 1 SO: 1	BF: 31 R: 4 ER: 0 SO: 1	H: 4 R: 1 ER: 0 SO: 1

Chicago Cubs @ Cincinnati Reds
Great American Ball Park, Cincinnati, OH
Mon Jul 07 2014, 7:11 PM - 10:49 PM EDT
Att: 26,558 - Overcast - 86 F

AB 38
R 3
H 11
RBI 2
BB 1
SO 9
LOB 21





Batter	1	2	3	4	5	6	7	8	9	AB	R	H	RBI	BB	SO	LOB	BOTTOM					
6 Billy Hamilton, S (1,8) OBP: 0.306, SLG: 0.405										4	1	2	4	1	1	0	Chicago Cubs @ Cincinnati Reds Great American Ball Park, Cincinnati, OH Mon Jul 07 2014, 7:11 PM - 10:49 PM EDT Att: 26,558 - Overcast - 86 F					
21 Todd Frazier, R (1,5) OBP: 0.356, SLG: 0.499										5	0	2	1	0	0	1						
4 Brandon Phillips, R (1,4) OBP: 0.254, SLG: 0.254										3	1	0	1	1	0	3						
63 Sam LeCure, R (9,1)										4	2	2	2	0	1	1						
32 Jay Bruce, L (1,3) OBP: 0.315, SLG: 0.413										4	0	1	1	0	1	1						
39 Devin Mesoraco, R (1,2) OBP: 0.377, SLG: 0.631										4	0	1	1	0	1	1						
48 Ryan Ludwick, R (1,7) OBP: 0.323, SLG: 0.383										2	1	0	0	1	1	0						
25 Skip Schumaker, L (1,9) OBP: 0.287, SLG: 0.333										4	1	1	0	0	1	2						
7 Ramon Santiago, S (1,6) OBP: 0.290, SLG: 0.213										2	2	1	0	2	0	0						
44 Mike Leake, R (1,1) OBP: 0.125, SLG: 0.225										2	0	0	0	0	2	2						
51 Jonathan Broxton, R (8,1)										0	0	0	0	0	0	0						
2 Zack Cozart, R (8,PH) OBP: 0.277, SLG: 0.307										1	1	1	0	0	0	0						
Inning Stats	R: 1 E: 0 K: 0 S: 8	H: 1 LOB: 1 BB: 1 P: 17	R: 0 E: 0 K: 1 S: 12	H: 0 LOB: 0 BB: 0 P: 17	R: 0 E: 0 K: 2 S: 10	H: 0 LOB: 0 BB: 0 P: 14	R: 2 E: 0 K: 2 S: 13	H: 4 LOB: 2 BB: 1 P: 23	R: 2 E: 0 K: 1 S: 14	H: 1 LOB: 0 BB: 1 P: 23	R: 3 E: 0 K: 0 S: 13	H: 2 LOB: 1 BB: 2 P: 27	1B: 6 2B: 2 3B: 1 HR: 1	SF: 1 SAC: 2 DP: 0 HBP: 0	WP: 0 PA: 39 PB: 0 SB: 0 CS: 0							
PITCHER	IP: 6.0 ERA: 5.05	WLS: 1 H: 4 ER: 2 SO: 1	BF: 27 R: 1 ER: 2 SO: 1	H: 4 R: 2 ER: 2 SO: 0	R: 0 H: 0 ER: 0 SO: 0	IP: 6.0 ERA: 2.54	WLS: 1 H: 5 ER: 2 SO: 1	BF: 27 R: 2 ER: 2 SO: 0	H: 5 R: 3 ER: 2 SO: 0	R: 0 H: 0 ER: 0 SO: 0	IP: 6.0 ERA: 14.73	WLS: 1 H: 7 ER: 3 SO: 0	BF: 27 R: 3 ER: 3 SO: 0	H: 7 R: 3 ER: 3 SO: 0	IP: 6.0 ERA: 14.73	WLS: 1 H: 7 ER: 3 SO: 0	BF: 27 R: 3 ER: 3 SO: 0	H: 7 R: 3 ER: 3 SO: 0	IP: 6.0 ERA: 14.73	WLS: 1 H: 7 ER: 3 SO: 0	BF: 27 R: 3 ER: 3 SO: 0	H: 7 R: 3 ER: 3 SO: 0

Chicago Cubs @ Cincinnati Reds
Great American Ball Park, Cincinnati, OH
Mon Jul 07 2014, 7:11 PM - 10:49 PM EDT
Att: 26,558 - Overcast - 86 F

AB 31
R 9
H 10
RBI 9
BB 5
SO 7
LOB 10



Batter	1	2	3	4	5	6	7	8	9	AB R H RBI BB SO LOB	TOP											
8 Chris Coghlan, L (1,7) OBP: 0.326, SLG: 0.413 30 Mike Olt, R (9,PH) OBP: 0.229, SLG: 0.365	G2-3		HBP			HR	K		BB	3 1 1 1 0 1 3 0 0 0 0 1 0 0	<p>Chicago Cubs @ Cincinnati Reds Great American Ball Park, Cincinnati, OH Tue Jul 08 2014, 1:10 PM - 4:01 PM EDT Att: 17,371 - Overcast - 79 F</p> <p>livebaseballscorecards.com</p> <p>AB 33 R 2 H 7 RBI 2 BB 3 SO 9 LOB 17</p> 											
6 Ryan Sweeney, L (1,8) OBP: 0.265, SLG: 0.285	K		1B			HR	G4-3		K	5 1 2 1 0 2 5												
44 Anthony Rizzo, L (1,3) OBP: 0.380, SLG: 0.488	K		G4-3			K			BB	3 0 0 0 1 2 3												
13 Starlin Castro, R (1,6) OBP: 0.328, SLG: 0.456		G6-3		P4		L7			P6	4 0 0 0 0 0 1												
24 Luis Valbuena, L (1,5) OBP: 0.339, SLG: 0.420		L7		F8		L6-3			K	4 0 0 0 0 1 1												
19 Nate Schierholtz, L (1,9) OBP: 0.257, SLG: 0.334		F8		F7		F7			K2-3	4 0 0 0 0 1 1												
12 John Baker, L (1,2) OBP: 0.289, SLG: 0.234 21 Junior Lake, R (9,PH) OBP: 0.255, SLG: 0.395			BB		L7		1B		BB	2 0 1 0 1 0 0 1 0 1 0 0 0 0												
15 Darwin Barney, R (1,4) OBP: 0.252, SLG: 0.304			F9		G4-3		1B		P5	4 0 1 0 0 0 2												
37 Travis Wood, R (1,1) OBP: 0.296, SLG: 0.486 63 Brian Schmitter, R (6,1) OBP: 1.000, SLG: 1.000 20 Justin Ruggiano, R (7,PH) OBP: 0.330, SLG: 0.427 52 Justin Grimm, R (7,1) OBP: 0.285, SLG: 0.379 54 Neil Ramirez, R (8,1) OBP: 0.290, SLG: 0.379 5 Wellington Castillo, R (9,PH) OBP: 0.290, SLG: 0.379			SH1-4		K		1B		K	1 0 0 0 0 0 1 0 0 0 0 0 0 0 0 0 1 0 1 0 0 0 0 0 1 1												
Inning Stats	R: 0 E: 0 K: 2 S: 9	H: 0 LOB: 0 BB: 0 P: 12	R: 0 E: 0 K: 0 S: 6	H: 0 LOB: 0 BB: 0 P: 7	R: 0 E: 0 K: 0 S: 15	H: 1 LOB: 3 BB: 1 P: 26	R: 0 E: 0 K: 0 S: 6	H: 0 LOB: 0 BB: 0 P: 7	R: 0 E: 0 K: 1 S: 9	H: 0 LOB: 0 BB: 0 P: 12		R: 2 E: 0 K: 1 S: 13	H: 2 LOB: 0 BB: 0 P: 19	R: 0 E: 0 K: 1 S: 13	H: 3 LOB: 3 BB: 0 P: 20	R: 0 E: 0 K: 2 S: 12	H: 0 LOB: 1 BB: 1 P: 20	R: 0 E: 0 K: 2 S: 13	H: 1 LOB: 2 BB: 1 P: 20	1B: 5 2B: 0 3B: 0 HR: 2	SF: 0 SAC: 1 DP: 0 HBP: 1	WP: 0 PB: 0 SB: 0 CS: 0
PITCHER	IP WLS BF H R ER SO BB IBB HBP BLK WP HR S P ERA WHIP											IP WLS BF H R ER SO BB IBB HBP BLK WP HR S P ERA WHIP										
47 Johnny Cueto, R (1,1) ERA: 2.03	6.1 W 27 6 2 2 4 1 0 1 0 0 2 66 97 2.84 1.105																					
43 Manny Parra, L (7,1) ERA: 4.24	0.2 H 3 0 0 0 1 1 0 0 0 0 0 8 13 0.00 1.500																					
70 Jumbo Diaz, R (8,1) ERA: 6.0	1.0 H 3 0 0 0 2 0 0 0 0 0 0 9 13 0.00 0.000																					
54 Aroldis Chapman, L (9,1) ERA: 2.45	1.0 S 5 1 0 0 2 1 0 0 0 0 0 0 13 20 0.00 2.000																					

Batter	1	2	3	4	5	6	7	8	9	AB R H RBI BB SO LOB	BOTTOM									
6 Billy Hamilton, S (1,8) OBP: 0.308, SLG: 0.410	1B	2B		P3		L8				4 1 2 0 0 0 2	<p>Chicago Cubs @ Cincinnati Reds Great American Ball Park, Cincinnati, OH Tue Jul 08 2014, 1:10 PM - 4:01 PM EDT Att: 17,371 - Overcast - 79 F</p> <p>livebaseballscorecards.com</p> <p>AB 32 R 4 H 11 RBI 4 BB 2 SO 6 LOB 10</p> 									
21 Todd Frazier, R (1,3) OBP: 0.352, SLG: 0.493	G5-3	K		K		G3			G3	4 0 0 0 0 2 2										
4 Brandon Phillips, R (1,4) OBP: 0.306, SLG: 0.391	1B	F9		G5-3		G6-3			G6-3	4 1 1 1 0 0 1										
32 Jay Bruce, L (1,9) OBP: 0.314, SLG: 0.422	HR			G4-3		K			K	4 1 1 2 0 2 0										
39 Devin Mesoraco, R (1,2) OBP: 0.374, SLG: 0.621	G5-3		BB			F9			G3-1	3 0 0 0 1 0 0										
28 Chris Heisey, R (1,7) OBP: 0.286, SLG: 0.348	BB		1B			1B			1B	3 1 3 0 1 0 0										
7 Ramon Santiago, S (1,5) OBP: 0.315, SLG: 0.262	1B		G5-4-3			1B			2B	4 0 3 1 0 0 2										
2 Zack Cozart, R (1,6) OBP: 0.276, SLG: 0.306	P6			G1-3		1B			P3	4 0 1 0 0 0 3										
47 Johnny Cueto, R (1,1) OBP: 0.114, SLG: 0.114 43 Manny Parra, L (7,1) ERA: 4.85 70 Jumbo Diaz, R (8,1) OBP: 0.285, SLG: 0.379 54 Aroldis Chapman, L (9,1) ERA: 1.14		K		K		SH3-4				2 0 0 0 0 2 0										
Inning Stats	R: 3 E: 0 K: 0 S: 16	H: 4 LOB: 2 BB: 1 P: 30	R: 0 E: 0 K: 2 S: 10	H: 1 LOB: 1 BB: 0 P: 17	R: 0 E: 0 K: 0 S: 8	H: 1 LOB: 1 BB: 1 P: 17	R: 0 E: 0 K: 1 S: 10	H: 0 LOB: 0 BB: 0 P: 16	R: 0 E: 0 K: 2 S: 12	H: 0 LOB: 0 BB: 0 P: 18		R: 1 E: 0 K: 0 S: 16	H: 3 LOB: 2 BB: 0 P: 21	R: 0 E: 0 K: 1 S: 8	H: 0 LOB: 0 BB: 0 P: 12	R: 0 E: 0 K: 0 S: 9	H: 2 LOB: 1 BB: 0 P: 13	1B: 8 2B: 2 3B: 0 HR: 1	SF: 0 SAC: 1 DP: 1 HBP: 0	WP: 0 PB: 0 SB: 3 CS: 0
PITCHER	IP WLS BF H R ER SO BB IBB HBP BLK WP HR S P ERA WHIP											IP WLS BF H R ER SO BB IBB HBP BLK WP HR S P ERA WHIP								
37 Travis Wood, L (1,1) ERA: 4.64	5.1 L 25 8 4 3 5 2 0 0 0 0 0 0 7 10 0.00 1.500																			
63 Brian Schmitter, R (6,1) ERA: 2.45	0.2 3 1 0 0 0 0 0 0 0 0 0 7 10 0.00 1.500																			
52 Justin Grimm, R (7,1) ERA: 4.85	1.0 3 0 0 0 1 0 0 0 0 0 0 8 12 0.00 0.000																			
54 Neil Ramirez, R (8,1) ERA: 1.14	1.0 4 2 0 0 0 0 0 0 0 0 0 9 13 0.00 2.000																			

Batter	1	2	3	4	5	6	7	8	9	AB	R	H	RBI	BB	SO	LOB	TOP	
21 Junior Lake, R OBP: 0.250, SLG: 0.387	F8	F9	P6		P4		K			5	0	0	0	0	1	6		
20 Justin Ruggiano, R OBP: 0.370, SLG: 0.471	44 WP 1B	G1-3			13 S BB		K		G4-3	4	0	1	0	1	1	2		
44 Anthony Rizzo, L OBP: 0.383, SLG: 0.502	L9				HR		2B		5 FC6-4 1B	5	1	3	1	0	0	2		
13 Starlin Castro, R OBP: 0.326, SLG: 0.452	G6-3				30 HR 1B		K		L9	5	1	1	0	0	1	4		
5 Wellington Castillo, R OBP: 0.285, SLG: 0.374									FC6-4 1-2	3	0	0	0	2	1	2		
30 Mike Olt, R OBP: 0.235, SLG: 0.382										3	2	1	2	1	1	4		
24 Luis Valbuena, L OBP: 0.338, SLG: 0.418	8 HR BB						K		L9	1	0	0	0	0	0	0		
8 Chris Coghlan, L OBP: 0.336, SLG: 0.438										4	1	2	2	1	1	0		
15 Darwin Barney, R OBP: 0.261, SLG: 0.316										5	0	3	0	0	2	1		
67 Tsuyoshi Wada, L OBP: 0.100, SLG: 0.100										1	0	0	0	1	0	1		
63 Brian Schmitter, R OBP: 0.246, SLG: 0.309										0	0	0	0	0	0	0		
19 Nate Schierholz, L OBP: 0.246, SLG: 0.309										0	0	0	0	0	0	0		
53 Wesley Wright, R OBP: 0.246, SLG: 0.309										0	0	0	0	0	0	0		
33 Carlos Villanueva, R OBP: 0.246, SLG: 0.309										0	0	0	0	0	0	0		
46 Pedro Strop, R OBP: 0.176, SLG: 0.026										0	0	0	0	0	0	0		
56 Hector Rondón, R OBP: 0.176, SLG: 0.026										0	0	0	0	0	0	0		
Inning Stats	R: 0 E: 0 K: 0 S: 8	H: 1 LOB: 1 BB: 0 P: 16	R: 2 E: 0 K: 1 S: 10	H: 2 LOB: 2 BB: 2 P: 22	R: 3 E: 0 K: 0 S: 17	H: 4 LOB: 2 BB: 1 P: 28	R: 0 E: 0 K: 0 S: 14	H: 0 LOB: 2 BB: 2 P: 27	R: 0 E: 0 K: 3 S: 13	H: 1 LOB: 1 BB: 0 P: 20	R: 0 E: 0 K: 0 S: 5	H: 1 LOB: 1 BB: 0 P: 6	R: 0 E: 0 K: 2 S: 9	H: 0 LOB: 0 BB: 0 P: 12	1B: 6 2B: 2 3B: 0 HR: 3	SF: 0 SAC: 1 DP: 0 HBP: 0	WP: 1 PB: 1 SB: 1 CS: 0	PA: 44
PITCHER	IP WLS BF H R ER SO BB IBB HBP BLK WP HR S P ERA WHIP																	
36 David Holmberg, L ERA: 16.88	(1, 1) 2.2 18 7 5 5 1 3 0 0 0 0 1 3 33 62 16.88 3.750																	
53 Carlos Contreras, R ERA: 2.08	(3, 1) 2.1 10 1 0 0 0 2 0 0 0 0 0 0 24 44 0.00 1.286																	
60 J.J. Hoover, R ERA: 4.75	(6, 1) 2.0 9 2 0 0 6 1 0 0 0 0 0 0 26 44 0.00 1.500																	
Logan Ondrusek, R ERA: 4.45	(8, 1) 2.0 W 7 1 0 0 2 0 0 0 0 0 0 0 14 18 0.00 0.500																	

Chicago Cubs @ Cincinnati Reds
Great American Ball Park, Cincinnati, OH
Tue Jul 08 2014, 7:46 PM - 11:18 PM EDT
Att: 29,991 - Cloudy - 80 F

AB 37
R 5
H 11
RBI 5
BB 6
SO 9
LOB 23



Batter	1	2	3	4	5	6	7	8	9	AB	R	H	RBI	BB	SO	LOB	BOTTOM	
6 Billy Hamilton, S OBP: 0.312, SLG: 0.417	21 G6-4-3 BB									4	0	2	2	1	0	2		
21 Todd Frazier, R OBP: 0.351, SLG: 0.493	G6-4-3									4	1	1	0	0	0	2		
4 Brandon Phillips, R OBP: 0.305, SLG: 0.390	G5-3									4	1	1	0	0	1	1		
32 Jay Bruce, L OBP: 0.313, SLG: 0.424	G4-3									4	0	1	2	0	0	0		
48 Ryan Ludwick, R OBP: 0.322, SLG: 0.386	2B									4	0	1	0	0	1	1		
25 Skip Schumaker, L OBP: 0.293, SLG: 0.333	L7									3	2	1	0	1	1	2		
2 Zack Cozart, R OBP: 0.282, SLG: 0.310										3	1	2	0	1	0	1		
16 Tucker Barnhart, L OBP: 0.188, SLG: 0.233										2	0	1	0	1	0	2		
Logan Ondrusek, R ERA: 4.75										0	0	0	0	0	0	0		
29 Brayan Peña, S OBP: 0.293, SLG: 0.387										1	0	1	0	0	0	0		
44 Mike Leake, R OBP: 0.125, SLG: 0.225										0	1	0	0	0	0	0		
36 David Holmberg, R ERA: 16.88										0	0	0	0	0	0	0		
53 Carlos Contreras, R ERA: 2.08										1	0	0	0	0	1	3		
28 Chris Heisey, R OBP: 0.246, SLG: 0.309										0	0	0	0	0	0	0		
60 J.J. Hoover, R ERA: 4.75										0	0	0	0	0	0	0		
39 Devin Mesoraco, R OBP: 0.176, SLG: 0.026										2	0	1	0	0	0	2		
Inning Stats	R: 0 E: 0 K: 0 S: 6	H: 0 LOB: 0 BB: 1 P: 12	R: 0 E: 0 K: 0 S: 12	H: 2 LOB: 2 BB: 0 P: 19	R: 0 E: 0 K: 1 S: 10	H: 0 LOB: 0 BB: 0 P: 13	R: 0 E: 0 K: 1 S: 10	H: 0 LOB: 0 BB: 0 P: 14	R: 1 E: 1 K: 1 S: 20	H: 3 LOB: 1 BB: 0 P: 29	R: 1 E: 0 K: 0 S: 7	H: 1 LOB: 0 BB: 0 P: 11	R: 2 E: 0 K: 2 S: 13	H: 2 LOB: 1 BB: 0 P: 20	1B: 8 2B: 3 3B: 1 HR: 0	SF: 0 SAC: 0 DP: 2 HBP: 0	WP: 0 PB: 0 SB: 0 CS: 0	PA: 38
PITCHER	IP WLS BF H R ER SO BB IBB HBP BLK WP HR S P ERA WHIP																	
67 Tsuyoshi Wada, L ERA: 2.61	(1, 1) 5.0 19 5 1 0 3 1 0 0 0 0 0 0 7 11 9.00 1.000																	
53 Wesley Wright, L ERA: 2.98	(7, 1) 0.0 1 0 1 1 1 0 1 0 0 0 0 0 1 5 ∞ ∞																	
33 Carlos Villanueva, R ERA: 6.47	(7, 1) 1.0 H 5 1 1 1 0 2 0 0 0 0 0 0 9 22 9.00 3.000																	
46 Pedro Strop, R ERA: 3.22	(8, 1) 1.0 B 5 2 1 1 2 0 0 0 0 0 0 0 13 20 9.00 2.000																	

Chicago Cubs @ Cincinnati Reds
Great American Ball Park, Cincinnati, OH
Tue Jul 08 2014, 7:46 PM - 11:18 PM EDT
Att: 29,991 - Cloudy - 80 F

AB 33
R 6
H 12
RBI 4
BB 4
SO 5
LOB 16



Batter	1	2	3	4	5	6	7	8	9	AB	R	H	RBI	BB	SO	LOB	TOP										
8 Chris Coghlan, L (1,7) OBP: 0.327, SLG: 0.425	G3-1	FC4-6			G3			G4-3		4	0	0	0	0	0	2	Chicago Cubs @ Cincinnati Reds Great American Ball Park, Cincinnati, OH Wed Jul 09 2014, 7:10 PM - 10:01 PM EDT Att: 32,810 - Partly Cloudy - 81 F										
7 Arismendy Alcántara, S (1,4)	P6		G5-3		K2-3			K		4	0	0	0	0	2	0											
44 Anthony Rizzo, L (1,3) OBP: 0.387, SLG: 0.512	24 PB 13 1B		HR					1B		3	1	2	1	1	1	0											
13 Starlin Castro, R (1,6) OBP: 0.326, SLG: 0.450	1B		G6-3		G6-3			G6-3		4	0	1	0	0	0	1											
24 Luis Valbuena, L (1,5) OBP: 0.334, SLG: 0.413	K		G3		G3-1					3	0	0	0	0	1	2											
21 Junior Lake, R (9,PH) OBP: 0.249, SLG: 0.386										1	0	0	0	0	1	0											
20 Justin Ruggiano, R (1,8) OBP: 0.361, SLG: 0.457		G6-3			K			K		4	0	0	0	0	3	0											
6 Ryan Sweeney, L (1,9) OBP: 0.251, SLG: 0.294			G3					P6		3	0	1	0	0	0	0											
30 Mike Olt, R (9,PH) OBP: 0.234, SLG: 0.379	5 1B		2B							1	0	0	0	0	1	0											
5 Wellington Castillo, R (1,2) OBP: 0.290, SLG: 0.375			8 FC4-6 1B		K					2	0	1	0	1	1	0											
32 Dallas Beeler, R (1,1) OBP: 0.250, SLG: 0.250										2	0	0	0	0	2	2											
52 Justin Grimm, R (6,1)										0	0	0	0	0	0	0											
19 Nate Schierholtz, L (7,PH) OBP: 0.253, SLG: 0.321										1	0	0	0	0	1	1											
53 Wesley Wright, R (7,1)										0	0	0	0	0	0	0											
Inning Stats	R: 0 E: 0 K: 1 S: 11	H: 1 LOB: 2 BB: 1 P: 18	R: 0 E: 0 K: 1 S: 16	H: 2 LOB: 2 BB: 0 P: 28	R: 1 E: 0 K: 0 S: 7	H: 1 LOB: 0 BB: 0 P: 13	R: 0 E: 0 K: 2 S: 9	H: 0 LOB: 0 BB: 0 P: 13	R: 0 E: 0 K: 1 S: 8	H: 0 LOB: 0 BB: 0 P: 11	R: 0 E: 0 K: 1 S: 10	H: 0 LOB: 1 BB: 1 P: 18	R: 0 E: 0 K: 2 S: 16	H: 0 LOB: 1 BB: 1 P: 25	R: 0 E: 0 K: 1 S: 15	H: 1 LOB: 1 BB: 0 P: 21	R: 0 E: 0 K: 3 S: 9	H: 0 LOB: 0 BB: 0 P: 15	1B: 3 2B: 1 3B: 0 HR: 1	SF: 0 SAC: 0 DP: 0 HBP: 0	WP: 0 PB: 1 SB: 0 CS: 0	PA: 34					
PITCHER	IP	WLS	BF	H	R	ER	SO	BB	IBB	HBP	BLK	WP	HR	S	P	ERA	WHIP										
31 Alfredo Simon, R (1,1) ERA: 2.7	6.2	W	26	4	1	1	8	2	0	0	0	0	1	72	119	1.35	0.900										
43 Manny Parra, L (7,1) ERA: 4.18	0.1	H	1	0	0	0	1	0	0	0	0	0	0	5	7	0.00	0.000										
51 Jonathan Broxton, R (8,1) ERA: 0.6	1.0	H	4	1	0	0	1	0	0	0	0	0	0	15	21	0.00	1.000										
54 Aroldis Chapman, L (9,1) ERA: 2.36	1.0	S	3	0	0	0	3	0	0	0	0	0	0	9	15	0.00	0.000										

AB	32
R	1
H	5
RBI	1
BB	2
SO	13
LOB	8



Batter	1	2	3	4	5	6	7	8	9	AB	R	H	RBI	BB	SO	LOB	BOTTOM										
6 Billy Hamilton, S (1,8) OBP: 0.315, SLG: 0.423	F8									3	1	1	1	1	0	0	Chicago Cubs @ Cincinnati Reds Great American Ball Park, Cincinnati, OH Wed Jul 09 2014, 7:10 PM - 10:01 PM EDT Att: 32,810 - Partly Cloudy - 81 F										
51 Jonathan Broxton, R (8,1)										0	0	0	0	0	0	0											
54 Aroldis Chapman, L (9,1)										0	0	0	0	0	0	0											
25 Skip Schumaker, L (1,7) OBP: 0.291, SLG: 0.325	G1-3		CS		L8			G1-3		3	1	0	0	1	0	0											
4 Brandon Phillips, R (1,4) OBP: 0.390, SLG: 0.392										3	0	2	1	0	0	0											
21 Todd Frazier, R (8,5) OBP: 0.353, SLG: 0.494	G6-3									1	0	1	0	0	0	0											
32 Jay Bruce, L (1,9) OBP: 0.316, SLG: 0.423		F7								3	0	1	1	1	1	1											
39 Devin Mesoraco, R (1,2) OBP: 0.369, SLG: 0.607		G4-3			P5			G5-3		4	0	0	0	0	1	5											
29 Bryan Peña, S (1,3) OBP: 0.293, SLG: 0.381					L8			G1-3		3	1	0	0	1	0	3											
7 Ramon Santiago, S (1,5) OBP: 0.316, SLG: 0.279										3	0	1	1	0	0	0											
2 Zack Cozart, R (1,6) OBP: 0.283, SLG: 0.310					G4-3			F9		3	1	1	0	0	0	0											
31 Alfredo Simon, R (1,1) OBP: 0.158, SLG: 0.162										1	0	0	0	0	0	0											
43 Manny Parra, L (7,1) ERA: 4.73					G1-3					0	0	0	0	0	0	0											
48 Ryan Ludwick, R (7,PH) OBP: 0.321, SLG: 0.384										1	0	0	0	0	0	0											
28 Chris Heisey, R (8,8) OBP: 0.284, SLG: 0.345										0	0	0	0	0	0	0											
Inning Stats	R: 0 E: 0 K: 0 S: 8	H: 0 LOB: 0 BB: 0 P: 11	R: 1 E: 0 K: 0 S: 11	H: 1 LOB: 1 BB: 1 P: 19	R: 0 E: 0 K: 0 S: 11	H: 0 LOB: 0 BB: 1 P: 18	R: 0 E: 0 K: 0 S: 15	H: 1 LOB: 2 BB: 1 P: 26	R: 3 E: 0 K: 0 S: 13	H: 4 LOB: 2 BB: 1 P: 22	R: 0 E: 0 K: 0 S: 5	H: 0 LOB: 0 BB: 0 P: 8	R: 0 E: 0 K: 0 S: 7	H: 0 LOB: 0 BB: 0 P: 9	R: 0 E: 0 K: 2 S: 9	H: 1 LOB: 1 BB: 0 P: 12	1B: 5 2B: 1 3B: 1 HR: 0	SF: 0 SAC: 1 DP: 0 HBP: 0	WP: 0 PB: 0 SB: 0 CS: 1	PA: 34							
PITCHER	IP	WLS	BF	H	R	ER	SO	BB	IBB	HBP	BLK	WP	HR	S	P	ERA	WHIP										
32 Dallas Beeler, R (1,1) ERA: 3.27	5.0	L	23	6	4	4	0	4	0	0	0	0	0	58	96	7.20	2.000										
52 Justin Grimm, R (6,1) ERA: 4.73	1.0		3	0	0	0	0	0	0	0	0	0	0	5	8	0.00	0.000										
53 Wesley Wright, L (7,1) ERA: 2.39	2.0		7	1	0	0	2	0	0	0	0	0	0	16	21	0.00	0.500										

AB	28
R	4
H	7
RBI	4
BB	4
SO	2
LOB	9



Batter	1	2	3	4	5	6	7	8	9	10	11	12	AB	R	H	RBI	BB	SO	LOB	TOP		
8 Chris Coghlan, L OBP: 0.327, SLG: 0.424	F8		SF8 2B		7 2B BB		G4-3			G3		K	5	1	1	0	1	1	0			
7 Arismendy Alcántara, S OBP: 0.405, SLG: 0.778	K		SF8		1-H 2-H 2B			44 13 1B G3				13 24 3B 1B	5	2	4	3	0	1	0			
44 Anthony Rizzo, L OBP: 0.386, SLG: 0.506	13 FC6-4 HBP		P3		F8			G3				24 IBB	4	0	0	0	1	1	4			
13 Starlin Castro, R OBP: 0.326, SLG: 0.448	FC6-4				G6-3			G6-3				24 3B 1B	6	1	2	1	0	1	3			
24 Luis Valbuena, L OBP: 0.334, SLG: 0.417					G6-3			G6-3				24 3B 1B	5	0	1	2	1	3	1			
6 Ryan Sweeney, L OBP: 0.263, SLG: 0.295					G4-3			L7					3	0	1	0	0	0	0			
20 Justin Ruggiano, R (9, PH) OBP: 0.356, SLG: 0.451					G4-3			L7					2	0	0	0	0	1	3			
19 Nate Schierholz, L OBP: 0.291, SLG: 0.315					G6-3			L9					5	0	0	0	0	1	1			
12 John Baker, L OBP: 0.310, SLG: 0.239					28 FC2-6 BB			28 SH2-4 HBP					2	1	1	0	2	0	0			
28 Kyle Hendricks, R ERA: 4.21					8 2B 7 SF8 FC2-6			SH2-4					1	1	0	0	0	0	1			
40 James Russell, L ERA: 3.51					7 2B K			K					0	0	0	0	0	0	0			
43 Manny Pina, L ERA: 4.01					7 2B K			K					0	0	0	0	0	0	0			
51 Jonathan Broxton, R ERA: 4.97					7 2B K			K					0	0	0	0	0	0	0			
54 Aroldis Chapman, L ERA: 2.28					7 2B K			K					0	0	0	0	0	0	0			
Inning Stats	R: 0 E: 0 K: 1 S: 7	H: 0 LOB: 1 BB: 0 P: 11	R: 0 E: 0 K: 1 S: 7	H: 0 LOB: 0 BB: 0 P: 15	R: 1 E: 0 K: 0 S: 7	H: 1 LOB: 1 BB: 1 P: 13	R: 0 E: 0 K: 1 S: 7	H: 0 LOB: 0 BB: 0 P: 12	R: 2 E: 0 K: 0 S: 10	H: 1 LOB: 1 BB: 0 P: 17	R: 0 E: 0 K: 1 S: 6	H: 0 LOB: 0 BB: 0 P: 13	R: 1 E: 0 K: 1 S: 9	H: 2 LOB: 0 BB: 2 P: 17	R: 0 E: 0 K: 0 S: 8	H: 1 LOB: 3 BB: 0 P: 13	R: 2 E: 0 K: 2 S: 15	H: 3 LOB: 1 BB: 0 P: 22	1B: 6 2B: 2 3B: 2 HR: 0	SF: 1 SAC: 1 DP: 2 HBP: 2	WP: 0 PB: 0 SB: 0 CS: 0	PA: 50
PITCHER	IP 5.0	WLS 21	BF 2	H 3	ER 3	SO 3	BB 0	IBB 0	HBP 0	BLK 0	WP 0	HR 0	S 38	P 68	ERA 5.40	WHIP 0.800						
34 Homer Bailey, R ERA: 4.21	1.0	0	0	0	0	0	0	0	0	0	0	0	0	11	17	0.00	1.000					
63 Sam LeCure, R ERA: 3.51	1.0	H	3	0	0	1	0	0	0	0	0	0	0	8	13	0.00	0.000					
43 Manny Pina, L ERA: 4.01	1.0	B	4	2	1	0	0	0	0	0	0	0	0	10	13	9.00	2.000					
51 Jonathan Broxton, R ERA: 4.97	1.0		4	0	0	2	1	0	0	0	0	0	0	11	21	0.00	1.000					
54 Aroldis Chapman, L ERA: 2.28	1.0		4	0	0	2	1	0	0	0	0	0	0	11	21	0.00	1.000					
PITCHER	IP 1.0	WLS L	BF 8	H 4	ER 2	SO 2	BB 0	IBB 0	HBP 0	BLK 0	WP 0	HR 0	S 9	P 17	ERA 9.00	WHIP 2.000						
70 Jumbo Diaz, R ERA: 5.14	2.0		8	4	2	2	0	0	0	0	0	0	0	23	35	9.00	2.000					
60 J.J. Hoover, R ERA: 4.97	2.0		8	4	2	2	0	0	0	0	0	0	0	23	35	9.00	2.000					

Chicago Cubs @ Cincinnati Reds
Great American Ball Park, Cincinnati, OH
Thu Jul 10 2014, 12:35 PM - 4:45 PM EDT
Att. 31,983 - Partly Cloudy - 78 F

AB 41
R 6
H 10
RBI 6
BB 5
SO 10
LOB 15



Batter	1	2	3	4	5	6	7	8	9	10	11	12	AB	R	H	RBI	BB	SO	LOB	BOTTOM				
28 Chris Heisey, R OBP: 0.280, SLG: 0.333	25 2B BB		K		K		L9			K		K	5	1	0	0	1	4	3					
25 Skip Schumaker, L OBP: 0.287, SLG: 0.315	29 2B BB		L5		G1-3		K			G1-3		L5	5	1	0	0	1	1	0					
21 Todd Frazier, R OBP: 0.352, SLG: 0.490	F6		K		K		BB			L4		7 1B	5	0	1	0	1	2	2					
29 Brayan Peña, S OBP: 0.289, SLG: 0.379	48 1B 2B		G4-3		G4-3		L4			K		F8	6	1	1	1	0	1	2					
48 Ryan Ludwick, R OBP: 0.325, SLG: 0.401	7 2 1B		G4-3		HR		L4			G5-3		K	6	1	3	2	0	1	1					
7 Ramon Santiago, S OBP: 0.317, SLG: 0.274	E7		G4-3		G4-3		K			G4-3		K	5	0	1	1	1	2	2					
2 Zack Cozart, R OBP: 0.281, SLG: 0.306	FC5-2-6-5		P5		P5		HBP			E3 39 WP		K	4	0	0	0	0	1	3					
16 Tucker Barnhart, L OBP: 0.222, SLG: 0.242			F8		F8		K			L9		K	3	0	1	0	1	1	2					
54 Aroldis Chapman, L ERA: 1.09			F8		F8		K			L9		K	0	0	0	0	0	0	0					
70 Jumbo Diaz, R OBP: 0.314, SLG: 0.421			F8		F8		K			L9		K	1	0	0	0	0	0	1					
6 Billy Hamilton, S OBP: 0.314, SLG: 0.421			F8		F8		K			L9		K	0	0	0	0	0	0	0					
60 J.J. Hoover, R ERA: 4.97			F8		F8		K			L9		K	0	0	0	0	0	0	0					
34 Homer Bailey, R ERA: 4.21			F8		F8		K			L9		K	2	0	0	0	0	0	3					
32 Jay Bruce, L ERA: 3.13			F8		F8		K			L9		K	1	0	0	0	0	1	2					
43 Manny Pina, L ERA: 4.01			F8		F8		K			L9		K	0	0	0	0	0	0	0					
51 Jonathan Broxton, R ERA: 4.97			F8		F8		K			L9		K	0	0	0	0	0	0	0					
39 Devin Mesoraco, R ERA: 3.78			F8		F8		K			L9		K	1	0	0	1	0	0	0					
Inning Stats	R: 3 E: 1 K: 0 S: 16	H: 3 LOB: 3 BB: 3 P: 33	R: 0 E: 0 K: 2 S: 9	H: 0 LOB: 0 BB: 0 P: 10	R: 1 E: 0 K: 0 S: 10	H: 1 LOB: 0 BB: 0 P: 14	R: 0 E: 0 K: 1 S: 7	H: 0 LOB: 0 BB: 0 P: 9	R: 0 E: 0 K: 1 S: 9	H: 0 LOB: 0 BB: 0 P: 11	R: 0 E: 0 K: 3 S: 12	H: 1 LOB: 2 BB: 1 P: 18	R: 0 E: 0 K: 1 S: 10	H: 0 LOB: 1 BB: 0 P: 16	R: 0 E: 0 K: 1 S: 5	H: 0 LOB: 0 BB: 0 P: 8	R: 0 E: 0 K: 1 S: 11	H: 0 LOB: 1 BB: 1 P: 19	R: 0 E: 0 K: 2 S: 15	H: 0 LOB: 0 BB: 0 P: 12	1B: 5 2B: 1 3B: 0 HR: 1	SF: 0 SAC: 0 DP: 0 HBP: 1	WP: 1 PB: 0 SB: 0 CS: 0	PA: 51
PITCHER	IP 6.0	WLS 4	BF 27	H 5	ER 4	SO 7	BB 2	IBB 1	HBP 1	BLK 0	WP 0	HR 1	S 63	P 95	ERA 6.00	WHIP 1.167								
40 James Russell, L ERA: 2.73	1.0		4	0	0	1	2	0	0	0	0	0	0	10	16	0.00	1.000							
46 Pedro Strop, R ERA: 3.13	1.0		6	1	0	0	0	1	0	10	20	0.00	1.000											
54 Neil Ramirez, R ERA: 1.09	1.0		3	0	0	0	0	0	0	5	8	0.00	0.000											
56 Hector Rondón, R ERA: 3.78	1.0		4	0	0	0	1	0	0	11	19	0.00	1.000											
PITCHER	IP 2.0	WLS W	BF 7	H 1	ER 0	SO 3	BB 0	IBB 0	HBP 0	BLK 0	WP 0	HR 0	S 23	P 30	ERA 0.00	WHIP 0.500								
50 Blake Parker, R ERA: 9.53	1.0		7	1	0	0	0	0	0	3	0	0	0	23	30	0.00	0.500							

Chicago Cubs @ Cincinnati Reds
Great American Ball Park, Cincinnati, OH
Thu Jul 10 2014, 12:35 PM - 4:45 PM EDT
Att. 31,983 - Partly Cloudy - 78 F

AB 44
R 4
H 7
RBI 4
BB 6
SO 14
LOB 21



Batter	1	2	3	4	5	6	7	8	9	10	11	AB	R	H	RBI	BB	SO	LOB	TOP								
25 Gregory Polanco, L (1, 9) OBP: 0.362, SLG: 0.358	G4-3	K		23 1B		23 1B		FC6-4			F7	5	0	1	1	1	1	3									
22 Andrew McCutchen, R (1, 8) OBP: 0.422, SLG: 0.573	P4	HBP		18 55 SF8		18 55 SF9		G4-3			K	5	3	3	2	0	1	4									
18 Neil Walker, S (1, 4) OBP: 0.343, SLG: 0.437	BB			G4-3		FC6		K			F8	5	0	0	0	1	1	3									
55 Russell Martin, R (1, 2) OBP: 0.409, SLG: 0.406	SF8			SF9		24 G4-6-3		F8			K	3	0	1	2	0	1	0									
24 Pedro Alvarez, L (1, 5) OBP: 0.323, SLG: 0.412				G4-3		G4-6-3		K			K	4	0	0	0	1	2	1									
30 Jeanmar Gómez, R (11, 1) OBP: 1.000, SLG: 1.000	BB			G4-3		G4-6-3		K			K	0	0	0	0	0	0	0									
17 Gaby Sanchez, R (1, 3) OBP: 0.282, SLG: 0.411	G5-3			G4-3		50 SH1-4		K			K	5	1	1	0	0	2	3									
10 Jordy Mercer, R (1, 6) OBP: 0.292, SLG: 0.365				50 SH1-4		25 50 SH1-4		L9			K	5	1	3	0	0	1	0									
50 Charlie Morton, R (1, 1) 48 Jared Hughes, R (7, 1) 5 Josh Harrison, R (8, PH) (8, 7) (11, 5)	SH1-4			SH1-4		SH1-4		G6-3			F7	1	0	0	0	0	0	0									
Inning Stats	R: 1 E: 0 K: 0 S: 14	H: 1 LOB: 3 BB: 2 P: 24	R: 0 E: 0 K: 1 S: 9	H: 1 LOB: 1 BB: 0 P: 11	R: 1 E: 0 K: 0 S: 10	H: 1 LOB: 0 BB: 0 P: 15	R: 2 E: 1 K: 1 S: 12	H: 4 LOB: 2 BB: 0 P: 23	R: 0 E: 0 K: 0 S: 13	H: 1 LOB: 2 BB: 1 P: 22	R: 0 E: 0 K: 2 S: 8	H: 0 LOB: 0 BB: 0 P: 11	R: 0 E: 0 K: 1 S: 9	H: 2 LOB: 2 BB: 0 P: 12	R: 1 E: 0 K: 2 S: 14	H: 1 LOB: 0 BB: 0 P: 21	R: 0 E: 0 K: 2 S: 12	H: 0 LOB: 0 BB: 0 P: 17	R: 1 E: 0 K: 1 S: 10	H: 1 LOB: 0 BB: 0 P: 14	1B: 10 2B: 1 3B: 0 HR: 2	SF: 2 SAC: 2 DP: 1 HBP: 1	WP: 0 PB: 0 SB: 1 CS: 0	PA: 49			
44 Mike Leake, R (1, 1) ERA: 3.54	IP: 6.0	WLS: 3	BF: 30	H: 9	R: 4	ER: 4	SO: 2	BB: 3	IBB: 0	HBP: 0	BLK: 0	WP: 0	HR: 0	S: 64	P: 103	ERA: 6.00	WHIP: 2.000										
Logan Ondrusek, R (7, 1) ERA: 4.31	1.0	H: 3	0	0	0	2	0	0	0	0	0	0	0	8	11	0.00	0.000										
63 Sam LeCure, R (8, 1) ERA: 3.45	0.1	H: 3	2	0	0	1	0	0	0	0	0	0	0	6	9	0.00	6.000										
43 Manny Parra, L (8, 1) ERA: 3.96	0.1	H: 1	0	0	0	0	0	0	0	0	0	0	0	2	2	0.00	0.000										
70 Jumbo Diaz, R (8, 1) ERA: 4.31	0.1	H: 1	0	0	0	0	0	0	0	0	0	0	0	1	1	0.00	0.000										
PITCHER	IP	WLS	BF	H	R	ER	SO	BB	IBB	HBP	BLK	WP	HR	S	P	ERA	WHIP										
51 Jonathan Broxton, R (9, 1) ERA: 1.13	1.0	B: 4	0	0	0	0	0	0	0	0	0	0	0	1	14	21	9.00	1.000									
60 J.J. Hoover, R (10, 1) ERA: 4.95	2.0	L: 7	1	1	1	3	0	0	0	0	0	0	0	1	22	31	4.50	0.500									
6 Billy Hamilton, S (1, 8) OBP: 0.315, SLG: 0.419	K			K																							
7 Ramon Santiago, S (1, 4) OBP: 0.352, SLG: 0.313	L9			32 G6-5-3		21 HR		L8			L8	3	1	1	0	2	0	0									
21 Todd Frazier, R (1, 5) OBP: 0.354, SLG: 0.496	32 1B			L8		21 HR		G6-3			21 1B	4	1	2	3	1	0	1									
32 Jay Bruce, L (1, 9) OBP: 0.312, SLG: 0.415	K			G6-5-3		L4		L4			1B	5	0	2	0	0	1	2									
39 Devin Mesoraco, R (1, 2) OBP: 0.364, SLG: 0.600	K			K2-3		F8		K2-3			IBB	4	0	0	0	1	3	1									
48 Ryan Ludwick, R (1, 7) OBP: 0.329, SLG: 0.407	29 G3-6-3			L9		K		K			29 FC1-6	5	0	2	0	0	2	3									
29 Brayan Peña, S (1, 3) OBP: 0.290, SLG: 0.378	G3-6-3			G5-3		2 FC5-4		FC1-6			K	5	0	1	0	0	1	5									
2 Zack Cozart, R (1, 6) OBP: 0.283, SLG: 0.308	G6-3			G5-3		28 HR		FC5-4			L8	4	1	1	0	1	0	1									
44 Mike Leake, R (1, 1) ERA: 3.32	IP: 6.0	WLS: 24	BF: 24	H: 6	R: 5	ER: 5	SO: 6	BB: 2	IBB: 0	HBP: 0	BLK: 0	WP: 0	HR: 2	S: 56	P: 92	ERA: 7.50	WHIP: 1.333										
48 Jared Hughes, R (7, 1) ERA: 1.93	1.0	4	1	0	0	1	0	0	0	0	0	0	0	9	14	0.00	1.000										
35 Mark Melancon, R (8, 1) ERA: 2.35	1.0	4	1	0	0	1	0	0	0	0	0	0	0	9	13	0.00	1.000										
44 Tony Watson, L (9, 1) ERA: 1.42	1.0	5	2	0	0	1	0	0	0	0	0	0	0	13	17	0.00	2.000										
29 Ernesto Frieri, R (10, 1) ERA: 7.2	0.0	2	0	0	0	0	2	0	0	0	0	0	0	2	10	∞	∞										
PITCHER	IP	WLS	BF	H	R	ER	SO	BB	IBB	HBP	BLK	WP	HR	S	P	ERA	WHIP										
37 Justin Wilson, L (10, 1) ERA: 4.89	1.0	W: 4	1	0	0	0	2	0	0	0	0	0	0	8	17	0.00	1.000										
30 Jeanmar Gómez, R (11, 1) ERA: 3.45	1.0	S: 3	0	0	0	0	0	0	0	0	0	0	0	8	13	0.00	0.000										
Inning Stats	R: 0 E: 0 K: 2 S: 10	H: 1 LOB: 1 BB: 0 P: 13	R: 0 E: 0 K: 1 S: 7	H: 1 LOB: 0 BB: 0 P: 12	R: 0 E: 0 K: 1 S: 7	H: 0 LOB: 0 BB: 0 P: 9	R: 0 E: 0 K: 0 S: 5	H: 1 LOB: 0 BB: 0 P: 10	R: 0 E: 0 K: 1 S: 18	H: 3 LOB: 1 BB: 2 P: 36	R: 0 E: 0 K: 1 S: 9	H: 1 LOB: 1 BB: 0 P: 14	R: 0 E: 0 K: 1 S: 9	H: 1 LOB: 1 BB: 0 P: 13	R: 0 E: 0 K: 2 S: 13	H: 1 LOB: 3 BB: 3 P: 27	R: 0 E: 0 K: 1 S: 10	H: 0 LOB: 0 BB: 0 P: 17	R: 1 E: 0 K: 2 S: 8	H: 1 LOB: 0 BB: 0 P: 13	1B: 9 2B: 0 3B: 0 HR: 2	SF: 0 SAC: 0 DP: 2 HBP: 0	WP: 0 PB: 0 SB: 3 CS: 0	PA: 46			

Pittsburgh Pirates @ Cincinnati Reds
Great American Ball Park, Cincinnati, OH
Sat Jul 12 2014, 7:15 PM - 11:22 PM EDT
Alt. 42,789 - Overcast - 85 F

AB 41
R 6
H 13
RBI 5
BB 3
SO 10
LOB 17



Pittsburgh Pirates @ Cincinnati Reds
Great American Ball Park, Cincinnati, OH
Sat Jul 12 2014, 7:15 PM - 11:22 PM EDT
Alt. 42,789 - Overcast - 85 F

AB 41
R 5
H 11
RBI 5
BB 5
SO 11
LOB 19



Batter	1	2	3	4	5	6	7	8	9	AB	R	H	RBI	BB	SO	LOB	TOP			
25 Gregory Polanco, L (1, 9) OBP: 0.352, SLG: 0.346										4	0	0	0	0	2	2	Pittsburgh Pirates @ Cincinnati Reds Great American Ball Park, Cincinnati, OH Sun Jul 13 2014, 1:14 PM - 5:16 PM EDT Att: 35,022 - Cloudy - 87 F			
5 Josh Harrison, R (1, 7) OBP: 0.333, SLG: 0.450										4	0	2	1	0	0	0				
22 Andrew McCutchen, R (1, 8) OBP: 0.420, SLG: 0.575										4	1	1	0	0	1	3				
18 Neil Walker, S (1, 4) OBP: 0.342, SLG: 0.444										4	1	1	2	0	1	1				
55 Russell Martin, R (1, 2) OBP: 0.407, SLG: 0.400										3	0	0	0	0	1	0				
15 Ike Davis, L (1, 3) OBP: 0.354, SLG: 0.345										3	0	0	0	0	2	2				
46 Vance Worley, R (6, 1) OBP: 0.083, SLG: 0.083										0	0	0	0	0	0	0				
14 Jaff Decker, L (8, PH)										1	0	0	0	0	1	0				
48 Jared Hughes, R (8, 1)										0	0	0	0	0	0	0				
24 Pedro Alvarez, L (1, 5) OBP: 0.325, SLG: 0.411										3	1	1	0	1	1	0				
10 Jordy Mercer, R (1, 6) OBP: 0.288, SLG: 0.360										4	0	0	0	0	1	2				
47 Francisco Liriano, L (1, 1) OBP: 0.091, SLG: 0.091										1	0	0	0	0	0	0				
23 Travis Snider, R (5, PH) OBP: 0.319, SLG: 0.342										0	0	0	0	1	0	0				
38 Stolmy Pimentel, L (5, 1)										0	0	0	0	0	0	0				
17 Gaby Sanchez, R (6, PH) OBP: 0.279, SLG: 0.405										2	0	0	0	0	1	2				
Inning Stats	R: 0 E: 0 K: 2 S: 12	H: 1 LOB: 1 BB: 0 P: 19	R: 0 E: 0 K: 1 S: 10	H: 0 LOB: 0 BB: 0 P: 16	R: 0 E: 0 K: 0 S: 6	H: 0 LOB: 0 BB: 0 P: 11	R: 1 E: 0 K: 1 S: 12	H: 1 LOB: 1 BB: 0 P: 21	R: 1 E: 0 K: 2 S: 10	H: 1 LOB: 2 BB: 2 P: 22	R: 1 E: 0 K: 1 S: 15	H: 2 LOB: 2 BB: 0 P: 23	R: 0 E: 0 K: 1 S: 8	H: 0 LOB: 0 BB: 0 P: 15	R: 0 E: 0 K: 3 S: 10	H: 0 LOB: 0 BB: 0 P: 12	1B: 2 2B: 1 3B: 1 HR: 1	SF: 0 SAC: 0 DP: 0 HBP: 1	WP: 0 PB: 0 SB: 0 CS: 1	PA: 36
PITCHER	IP WLS BF H R ER SO BB IBB HBP BLK WP HR S P ERA WHIP	IP WLS BF H R ER SO BB IBB HBP BLK WP HR S P ERA WHIP	IP WLS BF H R ER SO BB IBB HBP BLK WP HR S P ERA WHIP	IP WLS BF H R ER SO BB IBB HBP BLK WP HR S P ERA WHIP	IP WLS BF H R ER SO BB IBB HBP BLK WP HR S P ERA WHIP	IP WLS BF H R ER SO BB IBB HBP BLK WP HR S P ERA WHIP	IP WLS BF H R ER SO BB IBB HBP BLK WP HR S P ERA WHIP	IP WLS BF H R ER SO BB IBB HBP BLK WP HR S P ERA WHIP	IP WLS BF H R ER SO BB IBB HBP BLK WP HR S P ERA WHIP	IP WLS BF H R ER SO BB IBB HBP BLK WP HR S P ERA WHIP	IP WLS BF H R ER SO BB IBB HBP BLK WP HR S P ERA WHIP	IP WLS BF H R ER SO BB IBB HBP BLK WP HR S P ERA WHIP	IP WLS BF H R ER SO BB IBB HBP BLK WP HR S P ERA WHIP	IP WLS BF H R ER SO BB IBB HBP BLK WP HR S P ERA WHIP	IP WLS BF H R ER SO BB IBB HBP BLK WP HR S P ERA WHIP	IP WLS BF H R ER SO BB IBB HBP BLK WP HR S P ERA WHIP				

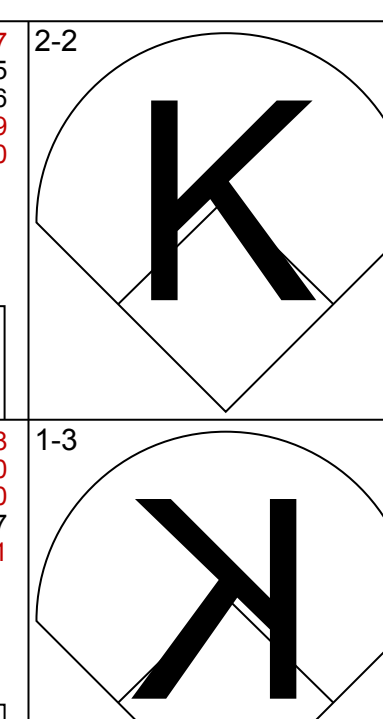
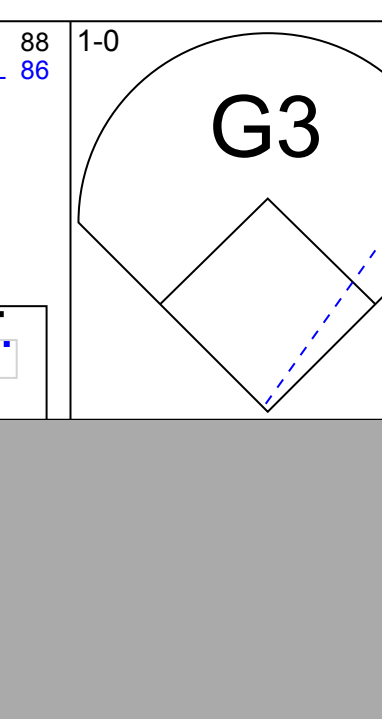
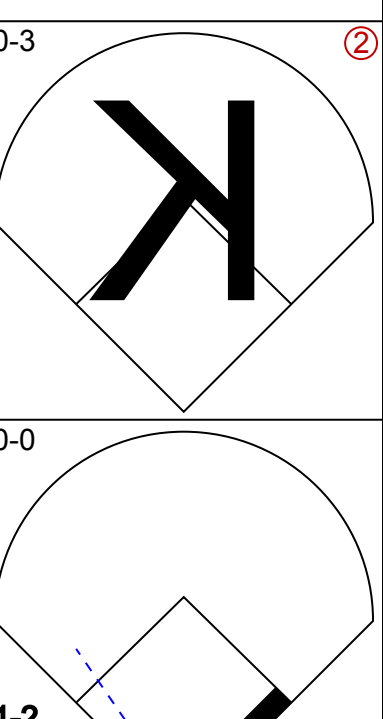
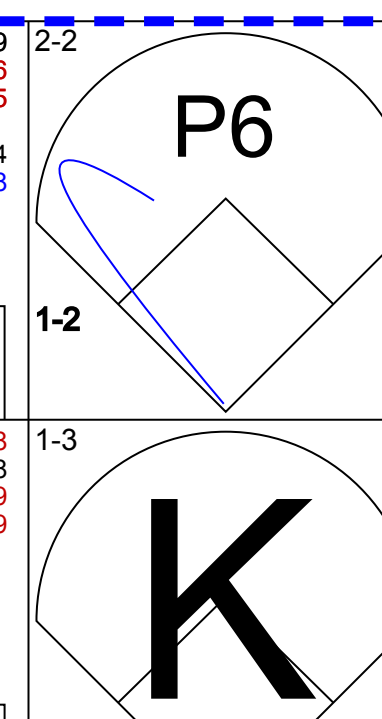
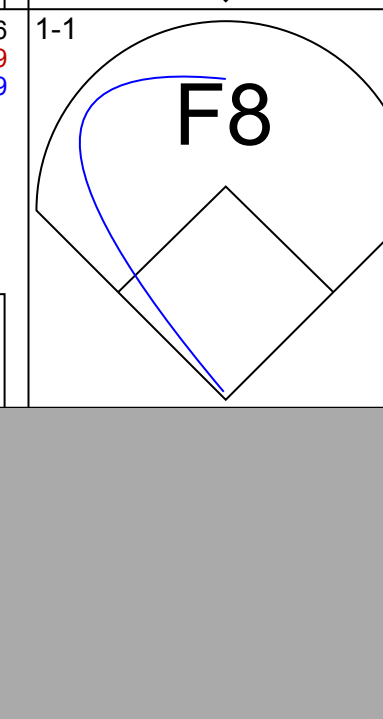
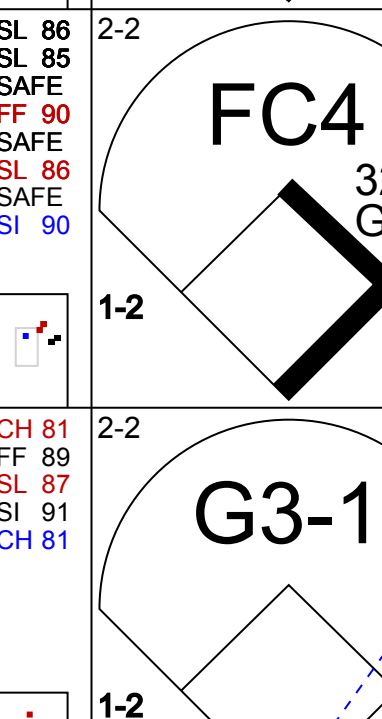



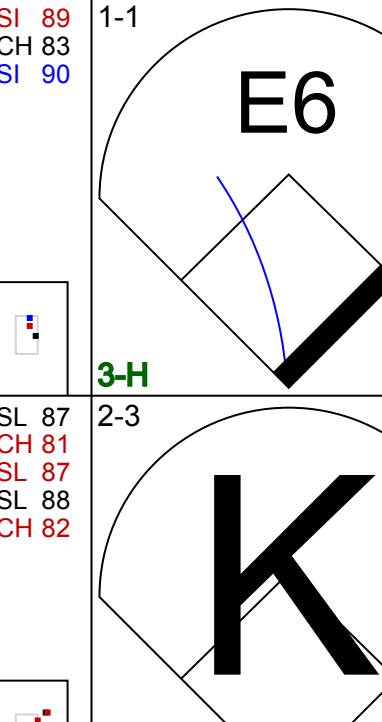

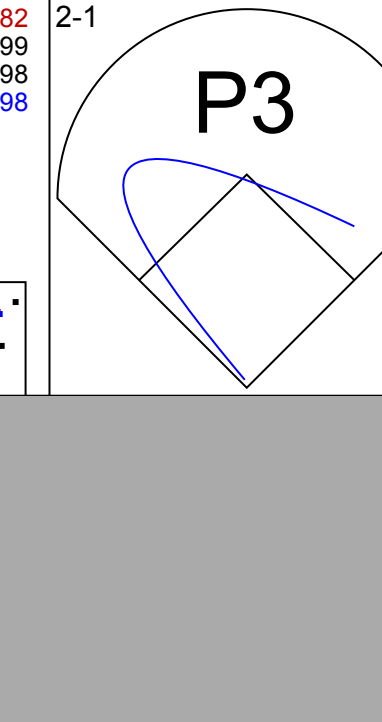
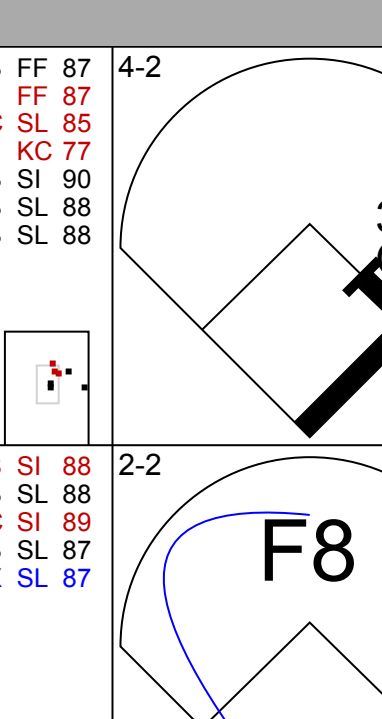
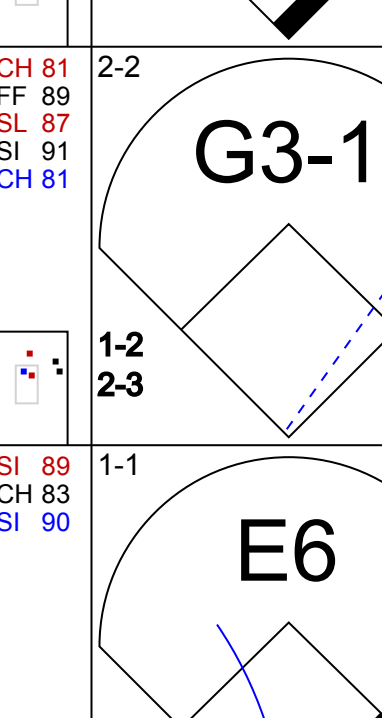
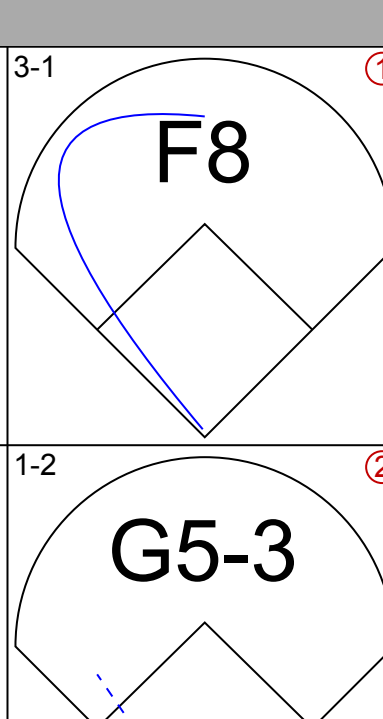
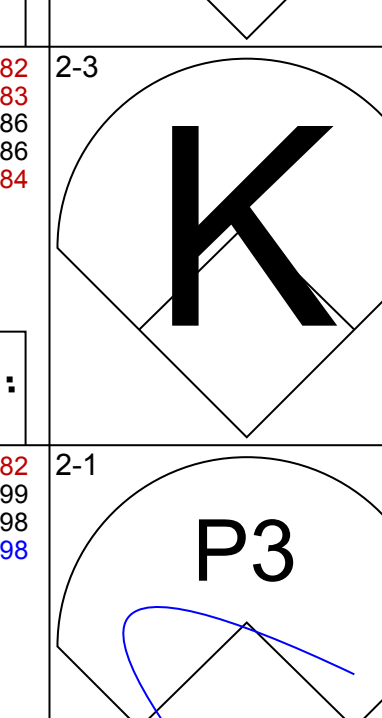

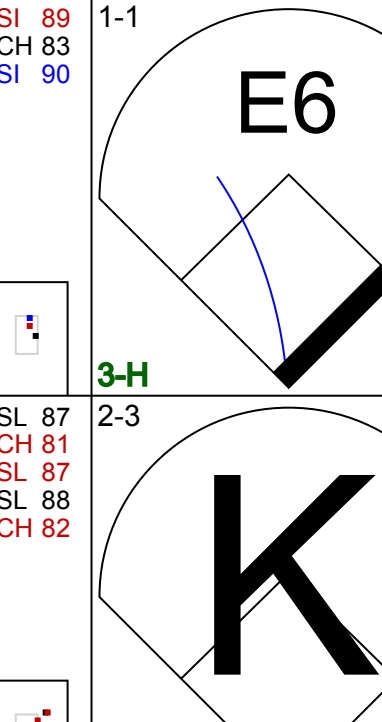
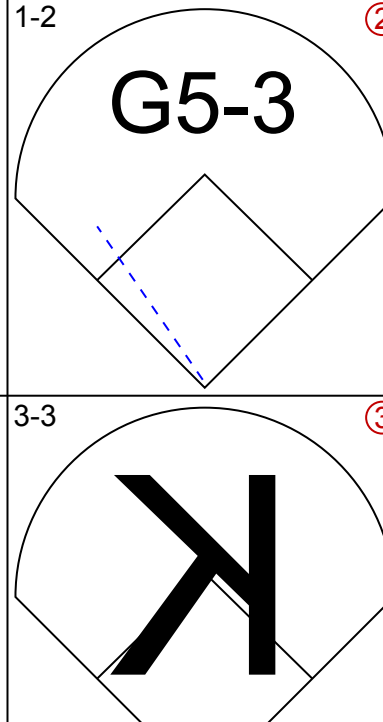
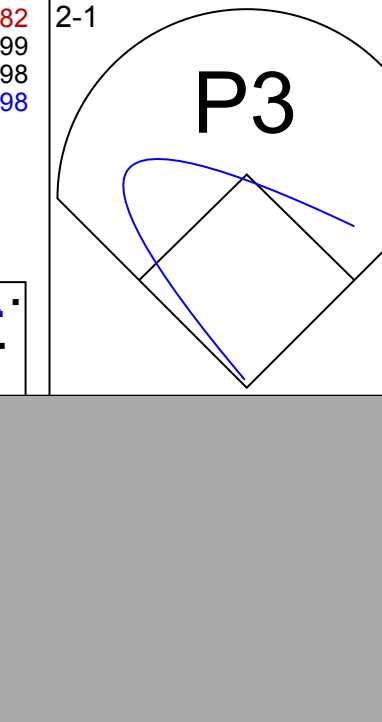

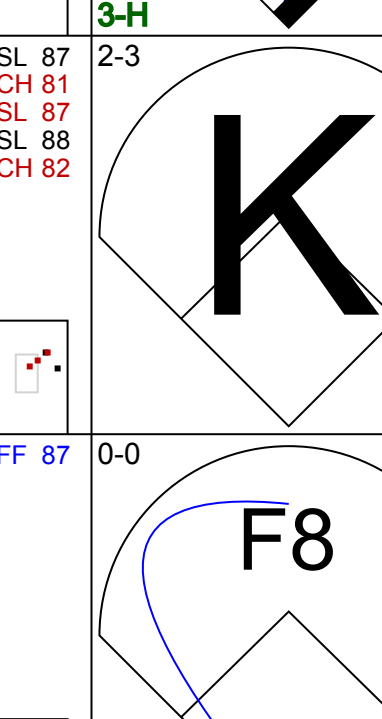

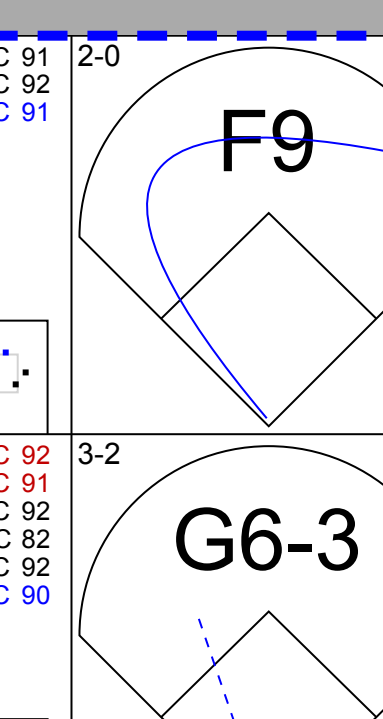
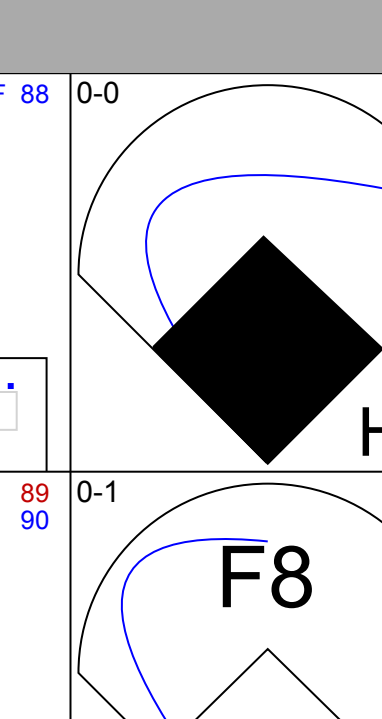
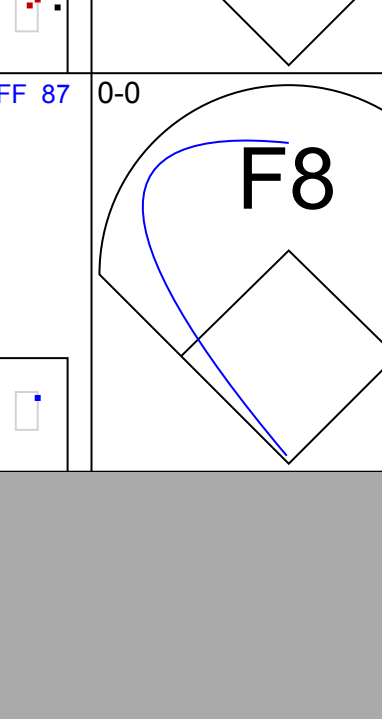
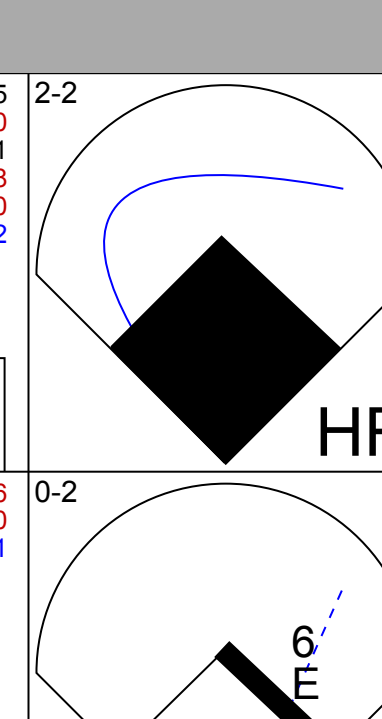
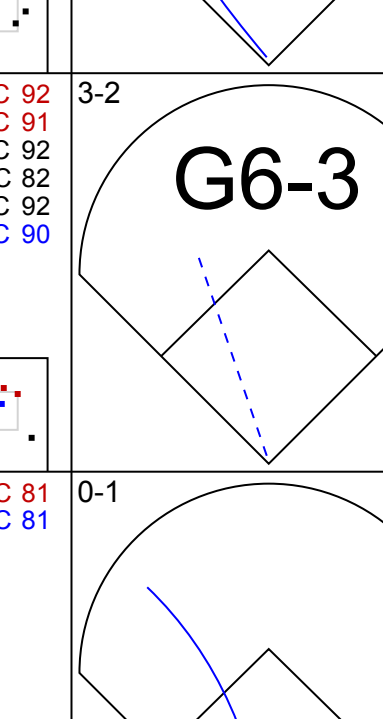
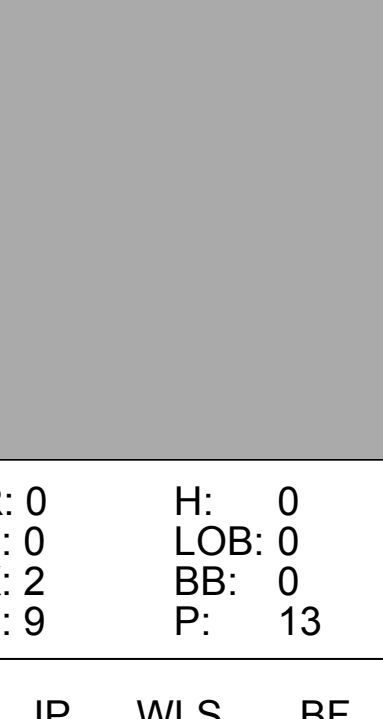
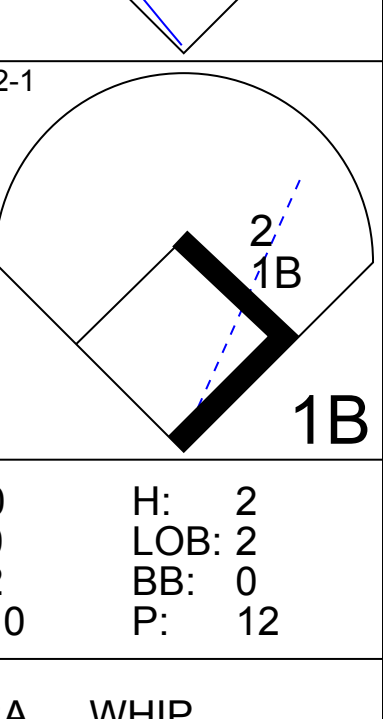
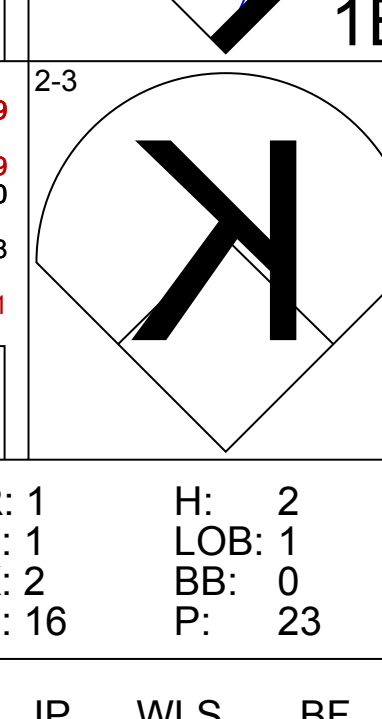
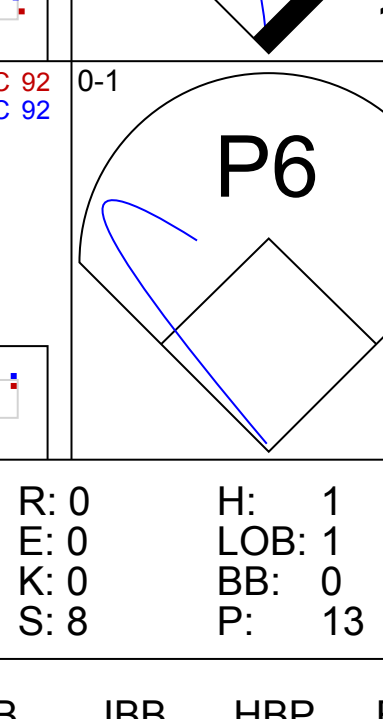
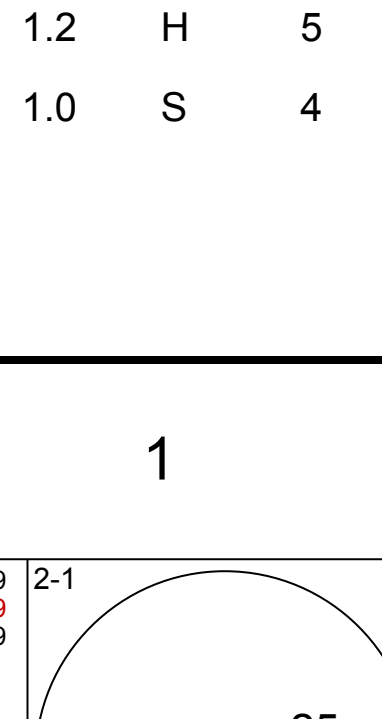
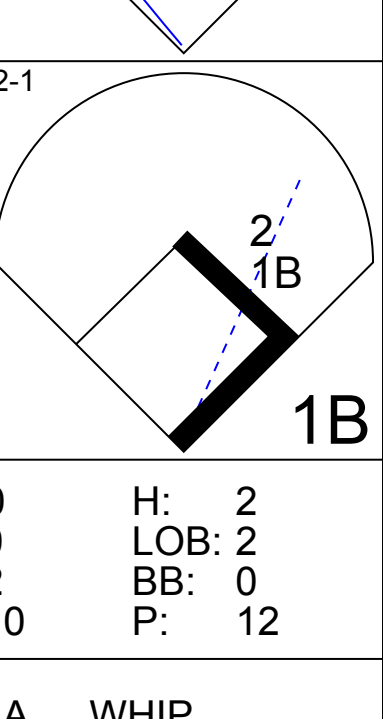
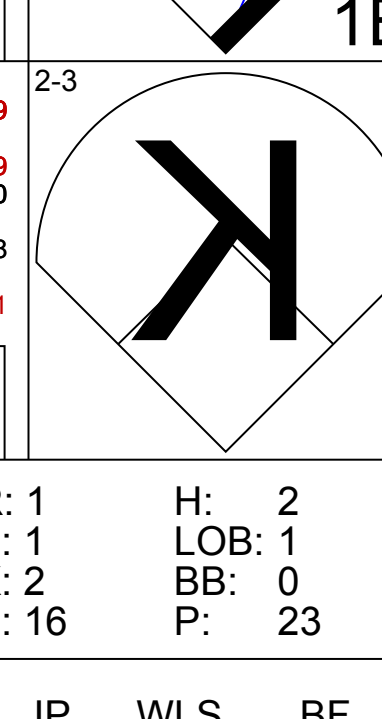
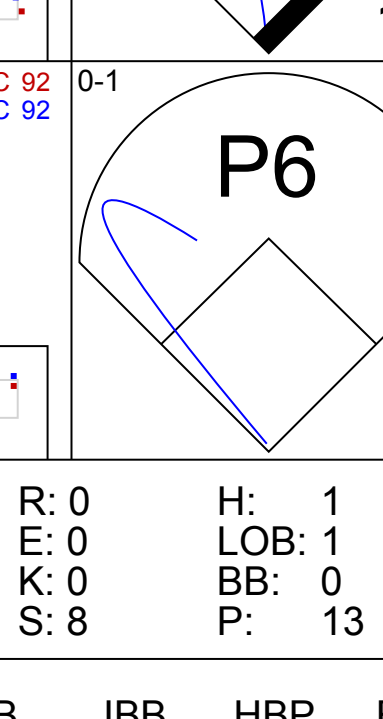
AB	33
R	3
H	5
RBI	3
BB	2
SO	11
LOB	12



Batter	1	2	3	4	5	6	7	8	9	AB	R	H	RBI	BB	SO	LOB	BOTTOM			
6 Billy Hamilton, S (1, 8) OBP: 0.319, SLG: 0.423										4	1	2	0	1	0	0	Pittsburgh Pirates @ Cincinnati Reds Great American Ball Park, Cincinnati, OH Sun Jul 13 2014, 1:14 PM - 5:16 PM EDT Att: 35,022 - Cloudy - 87 F			
2 Zack Cozart, R (1, 6) OBP: 0.284, SLG: 0.305										3	0	0	0	2	1	1				
21 Todd Frazier, R (1, 5) OBP: 0.353, SLG: 0.500										5	1	1	2	0	2	6				
28 Chris Heisey, R (1, 7) OBP: 0.292, SLG: 0.376										5	1	3	0	0	1	3				
32 Jay Bruce, L (1, 9) OBP: 0.310, SLG: 0.409										4	1	0	0	1	0	3				
39 Devin Mesoraco, R (1, 2) OBP: 0.375, SLG: 0.609										2	1	2	1	2	0	0				
29 Brayan Peña, S (1, 3) OBP: 0.284, SLG: 0.370										4	0	0	0	0	1	6				
17 Kristopher Negrón, R (1, 4) OBP: 0.400, SLG: 1.000										3	1	1	3	1	0	0				
47 Johnny Cueto, R (1, 1) OBP: 0.128, SLG: 0.109										2	0	0	0	1	2	1				
70 Jumbo Diaz, R (7, 1)										0	0	0	0	0	0	0				
23 Donald Lutz, L (7, PH) OBP: 0.338, SLG: 0.250										1	0	0	0	0	0	0				
51 Jonathan Broxton, R (8, 1)										0	0	0	0	0	0	0				
54 Aroldis Chapman, L (9, 1)										0	0	0	0	0	0	0				
Inning Stats	R: 0 E: 0 K: 1 S: 8	H: 0 LOB: 0 BB: 0 P: 15	R: 3 E: 0 K: 0 S: 17	H: 3 LOB: 3 BB: 3 P: 33	R: 0 E: 0 K: 0 S: 6	H: 0 LOB: 1 BB: 1 P: 12	R: 0 E: 0 K: 3 S: 19	H: 0 LOB: 2 BB: 2 P: 34	R: 1 E: 0 K: 1 S: 17	H: 1 LOB: 1 BB: 2 P: 28	R: 2 E: 0 K: 1 S: 17	H: 4 LOB: 0 BB: 0 P: 27	R: 0 E: 0 K: 0 S: 8	H: 0 LOB: 0 BB: 0 P: 11	R: 0 E: 0 K: 1 S: 8	H: 1 LOB: 1 BB: 0 P: 8	1B: 3 2B: 4 3B: 0 HR: 2	SF: 0 SAC: 0 DP: 0 HBP: 0	WP: 1 PB: 0 SB: 0 CS: 2	PA: 42
PITCHER	IP WLS BF H R ER SO BB IBB HBP BLK WP HR S P ERA WHIP	IP WLS BF H R ER SO BB IBB HBP BLK WP HR S P ERA WHIP	IP WLS BF H R ER SO BB IBB HBP BLK WP HR S P ERA WHIP	IP WLS BF H R ER SO BB IBB HBP BLK WP HR S P ERA WHIP	IP WLS BF H R ER SO BB IBB HBP BLK WP HR S P ERA WHIP	IP WLS BF H R ER SO BB IBB HBP BLK WP HR S P ERA WHIP	IP WLS BF H R ER SO BB IBB HBP BLK WP HR S P ERA WHIP	IP WLS BF H R ER SO BB IBB HBP BLK WP HR S P ERA WHIP	IP WLS BF H R ER SO BB IBB HBP BLK WP HR S P ERA WHIP	IP WLS BF H R ER SO BB IBB HBP BLK WP HR S P ERA WHIP	IP WLS BF H R ER SO BB IBB HBP BLK WP HR S P ERA WHIP	IP WLS BF H R ER SO BB IBB HBP BLK WP HR S P ERA WHIP	IP WLS BF H R ER SO BB IBB HBP BLK WP HR S P ERA WHIP	IP WLS BF H R ER SO BB IBB HBP BLK WP HR S P ERA WHIP	IP WLS BF H R ER SO BB IBB HBP BLK WP HR S P ERA WHIP	IP WLS BF H R ER SO BB IBB HBP BLK WP HR S P ERA WHIP				

AB	33
R	6
H	9
RBI	6
BB	8
SO	7
LOB	20

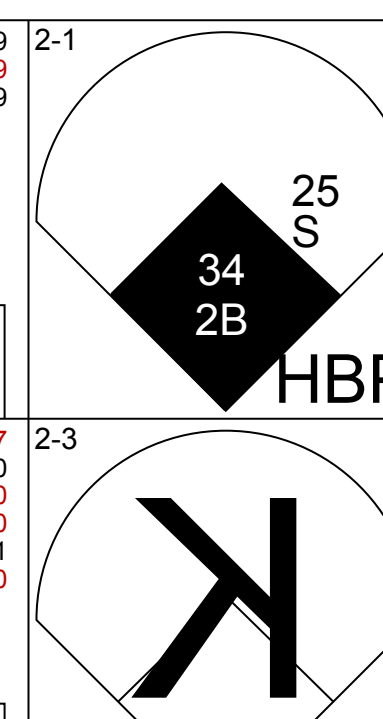
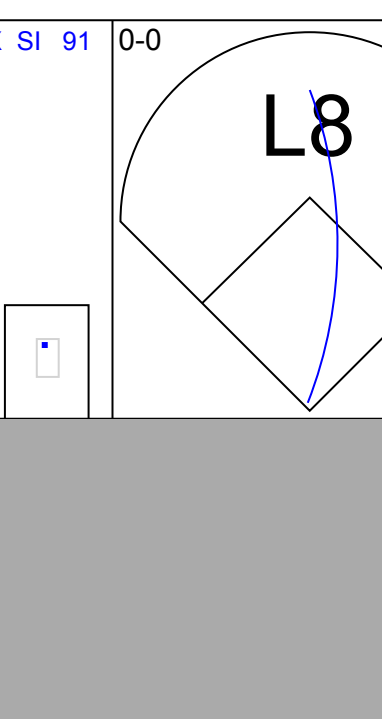
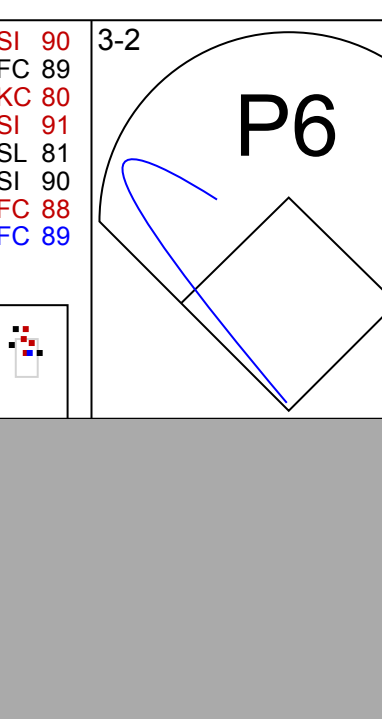
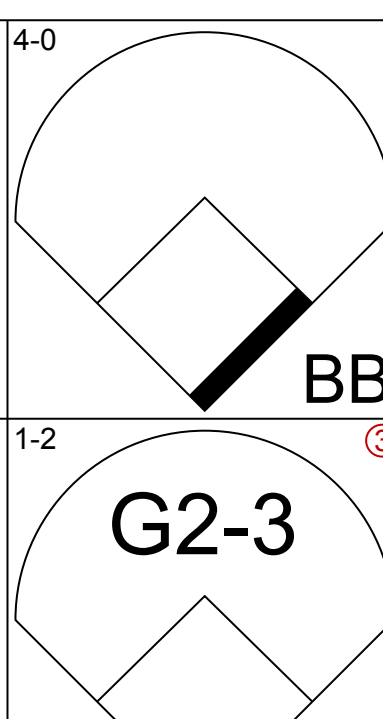
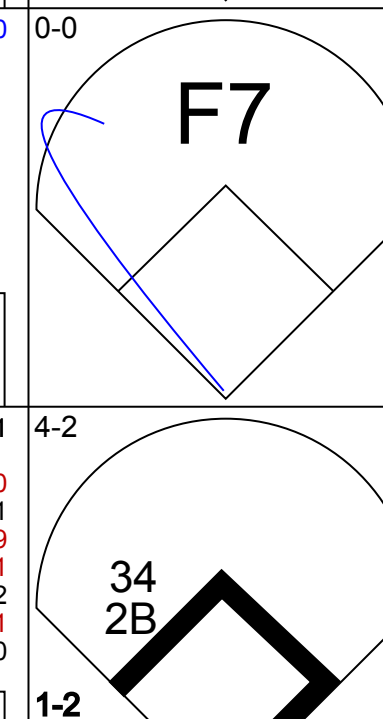
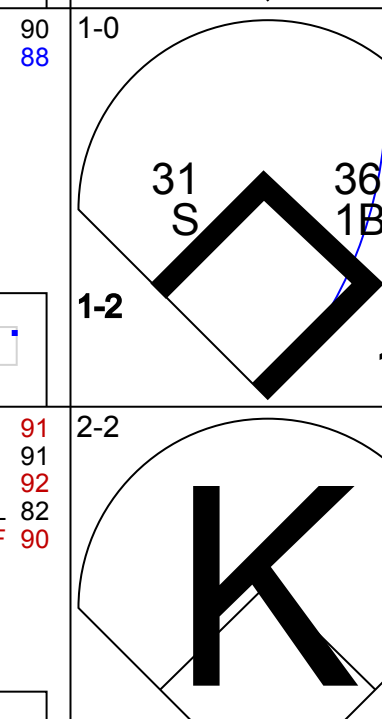

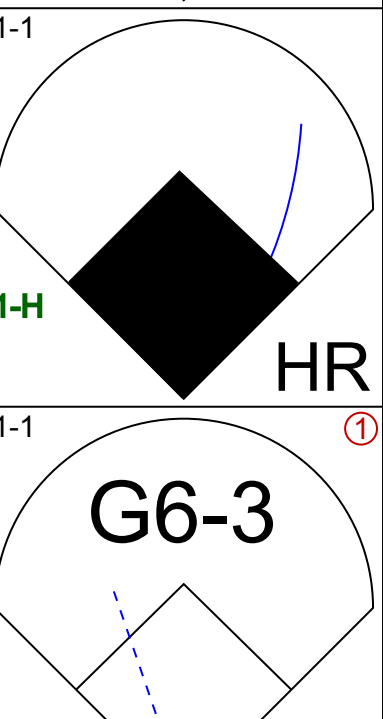

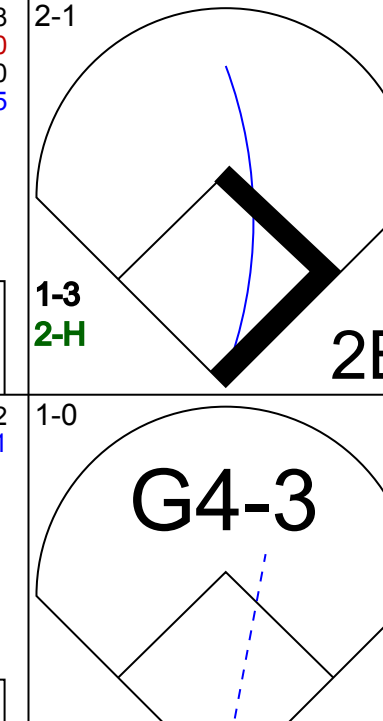
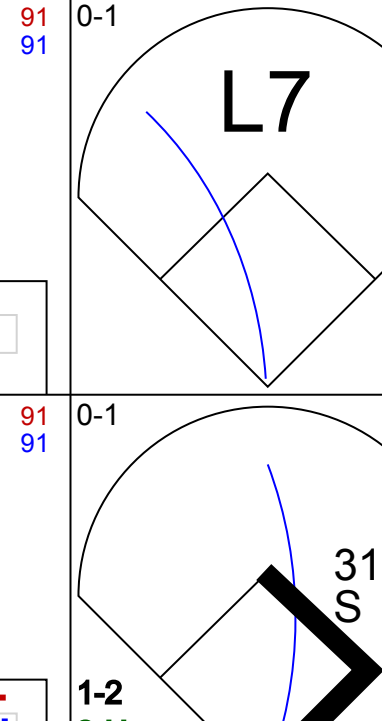

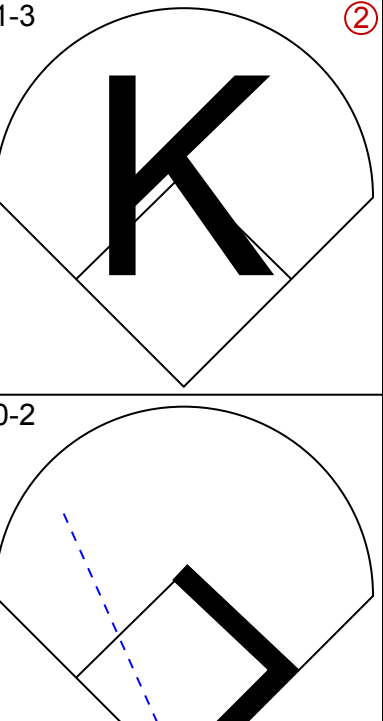
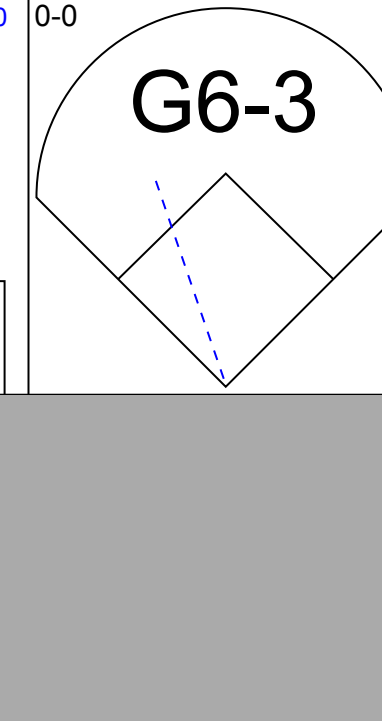

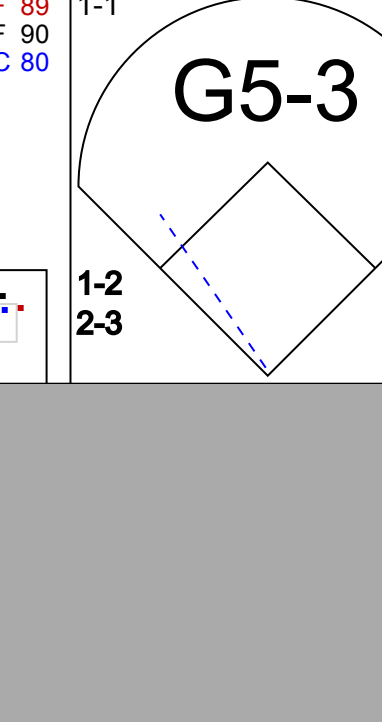
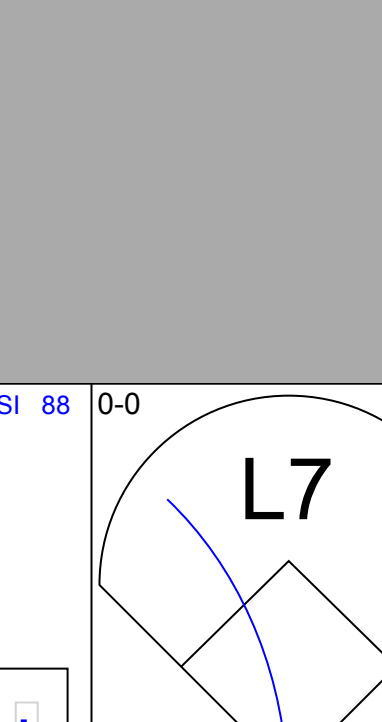
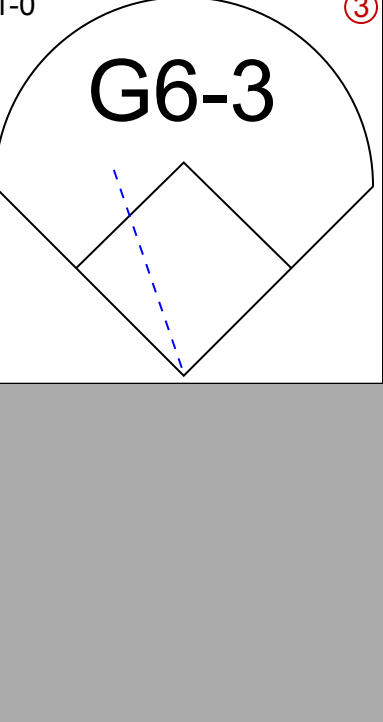
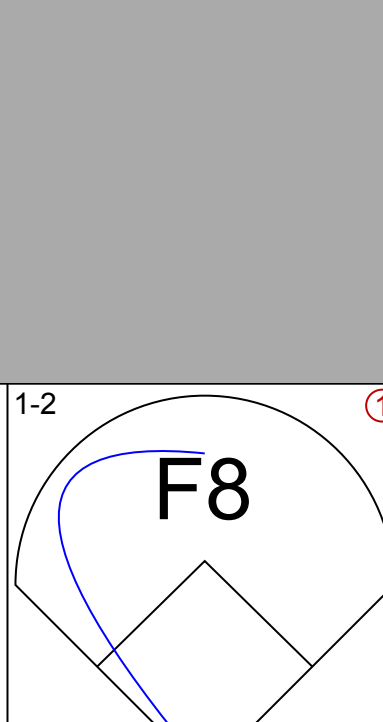


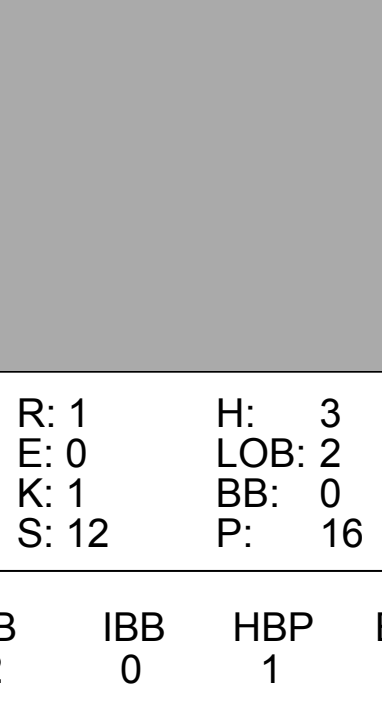
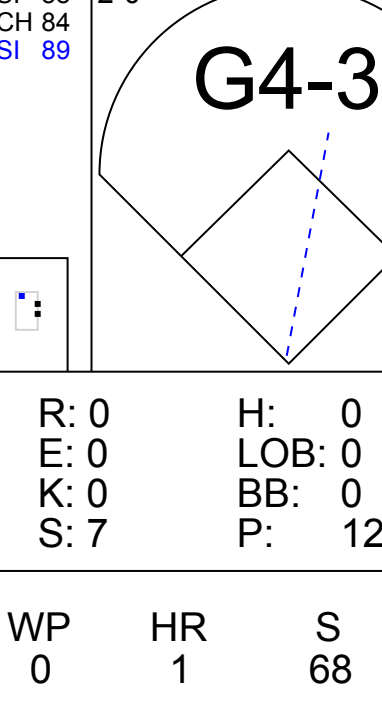

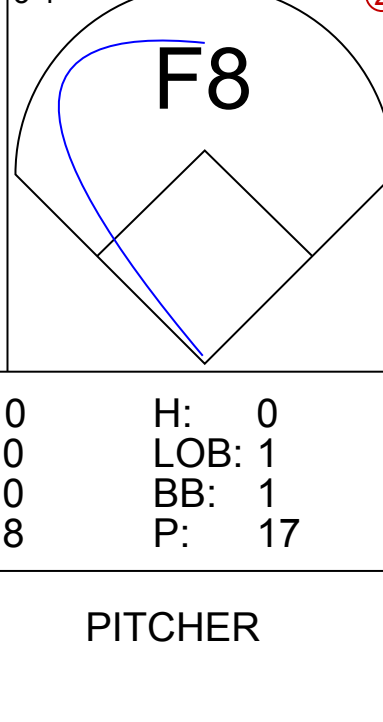
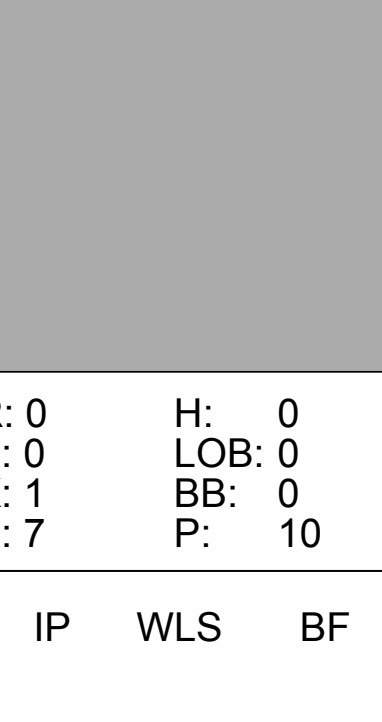







Batter	1	2	3	4	5	6	7	8	9	AB	R	H	RBI	BB	SO	LOB	TOP							
6 Billy Hamilton, S OBP: 0.316, SLG: 0.418										4	0	0	0	0	2	2								
2 Zack Cozart, R OBP: 0.297, SLG: 0.307										4	1	2	0	0	2	1								
21 Todd Frazier, R OBP: 0.349, SLG: 0.495										4	0	0	0	0	2	3								
32 Jay Bruce, L OBP: 0.309, SLG: 0.404										3	0	0	0	1	1	2								
39 Devin Mesoraco, R OBP: 0.369, SLG: 0.597										4	0	0	1	0	0	2								
48 Ryan Ludwick, R OBP: 0.324, SLG: 0.400										4	0	0	0	0	2	2								
29 Brayan Peña, S OBP: 0.288, SLG: 0.403										4	2	2	2	0	0	2								
28 Chris Heisey, R OBP: 0.297, SLG: 0.379										4	0	2	0	0	0	0								
7 Ramon Santiago, S OBP: 0.347, SLG: 0.310										4	0	1	0	0	1	2								
Inning Stats	R: 0 H: 0 E: 0 K: 2 S: 9	H: 0 R: 0 ER: 0 LOB: 0 BB: 0 P: 13	R: 0 H: 0 E: 0 K: 0 S: 8	H: 0 R: 0 ER: 0 LOB: 0 BB: 1 P: 15	R: 1 H: 1 E: 0 K: 0 S: 6	H: 1 R: 0 ER: 2 LOB: 2 BB: 0 P: 8	R: 1 H: 1 E: 2 K: 1 S: 13	H: 1 R: 0 ER: 0 LOB: 0 BB: 0 P: 20	R: 0 H: 2 E: 0 K: 2 S: 10	H: 0 R: 0 ER: 0 LOB: 0 BB: 0 P: 12	R: 0 H: 0 E: 0 K: 1 S: 9	H: 0 R: 0 ER: 0 LOB: 0 BB: 0 P: 16	R: 1 H: 2 E: 1 K: 2 S: 16	H: 2 R: 0 ER: 0 LOB: 0 BB: 0 P: 23	R: 0 H: 0 E: 0 K: 2 S: 9	H: 0 R: 0 ER: 0 LOB: 0 BB: 0 P: 15	R: 0 H: 1 E: 0 K: 0 S: 8	H: 1 R: 0 ER: 0 LOB: 1 BB: 0 P: 13	1B: 5 2B: 0 3B: 0 HR: 2	SF: 0 SAC: 0 DP: 0 HBP: 0	WP: 0 PB: 0 SB: 0 CS: 1	PA: 36		
PITCHER	IP	WLS	BF	H	R	ER	SO	BB	IBB	HBP	BLK	WP	HR	S	P	ERA	WHIP							
41 David Phelps, R ERA: 3.87	6.1	W	27	6	3	2	7	1	0	0	0	0	2	65	98	2.84	1.105							
68 Dellin Betances, R ERA: 1.42	1.2	H	5	0	0	0	3	0	0	0	0	0	0	15	24	0.00	0.000							
30 David Robertson, R ERA: 2.67	1.0	S	4	1	0	0	0	0	0	0	0	0	0	8	13	0.00	1.000							

Cincinnati Reds @ New York Yankees
 Yankee Stadium, Bronx, NY
 Fri Jul 18 2014, 7:11 PM - 9:46 PM EDT
 Att: 47,372 - Partly Cloudy - 80 F

AB	35
R	3
H	7
RBI	3
BB	1
SO	10
LOB	16



Batter	1	2	3	4	5	6	7	8	9	AB	R	H	RBI	BB	SO	LOB	BOTTOM							
11 Brett Gardner, L OBP: 0.355, SLG: 0.422										2	1	0	0	1	0	1								
2 Derek Jeter, R OBP: 0.326, SLG: 0.325										4	2	2	0	0	1	2								
22 Jacoby Ellsbury, L OBP: 0.348, SLG: 0.409										4	1	2	2	0	1	1								
25 Mark Teixeira, S OBP: 0.340, SLG: 0.458										3	0	0	0	1	1	2								
34 Brian McCann, L OBP: 0.293, SLG: 0.379										4	0	1	1	0	1	2								
36 Carlos Beltrán, S OBP: 0.274, SLG: 0.407										4	0	2	1	0	0	2								
31 Ichiro Suzuki, L OBP: 0.341, SLG: 0.330										4	0	0	0	0	0	3								
14 Brian Roberts, S OBP: 0.303, SLG: 0.371										4	0	0	0	0	2	0								
33 Kelly Johnson, L OBP: 0.299, SLG: 0.379										3	0	1	0	0	0	0								
45 Zelous Wheeler, R OBP: 0.263, SLG: 0.579										0	0	0	0	0	0	0								
Inning Stats	R: 1 H: 1 E: 0 K: 1 S: 13	H: 1 R: 0 ER: 0 LOB: 2 BB: 1 P: 24	R: 0 H: 1 E: 0 K: 1 S: 9	H: 1 R: 0 ER: 0 LOB: 0 BB: 0 P: 14	R: 1 H: 3 E: 0 K: 1 S: 12	H: 3 R: 0 ER: 0 LOB: 2 BB: 0 P: 16	R: 0 H: 0 E: 0 K: 0 S: 7	H: 0 R: 0 ER: 0 LOB: 0 BB: 0 P: 12	R: 2 H: 3 E: 0 K: 1 S: 12	H: 3 R: 0 ER: 0 LOB: 1 BB: 0 P: 17	R: 0 H: 0 E: 0 K: 0 S: 8	H: 0 R: 0 ER: 0 LOB: 1 BB: 1 P: 17	R: 0 H: 0 E: 0 K: 1 S: 7	H: 0 R: 0 ER: 0 LOB: 0 BB: 0 P: 10	R: 0 H: 0 E: 0 K: 1 S: 6	H: 0 R: 0 ER: 0 LOB: 0 BB: 0 P: 9	1B: 5 2B: 2 3B: 0 HR: 1	SF: 0 SAC: 0 DP: 0 HBP: 1	WP: 0 PB: 0 SB: 3 CS: 0	PA: 35				
PITCHER	IP	WLS	BF	H	R	ER	SO	BB	IBB	HBP	BLK	WP	HR	S	P	ERA	WHIP							
44 Mike Leake, R ERA: 3.63	7.0	L	32	8	4	4	5	2	0	0	0	0	0	68	110	5.14	1.429							
63 Sam LeCure, R ERA: 3.36	1.0		3	0	0	0	1	0	0	0	0	0	0	6	9	0.00	0.000							

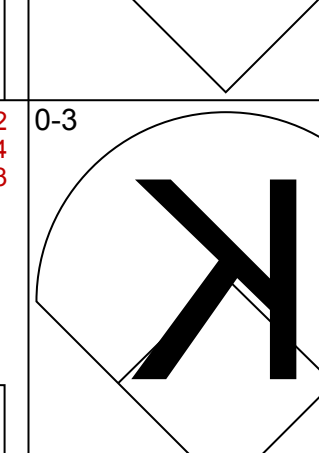
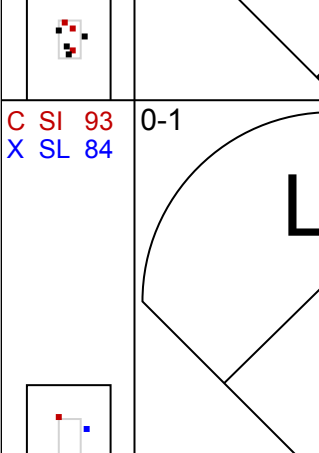
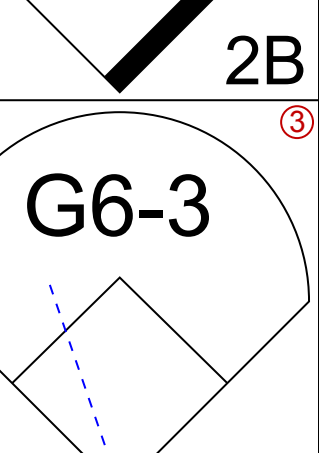




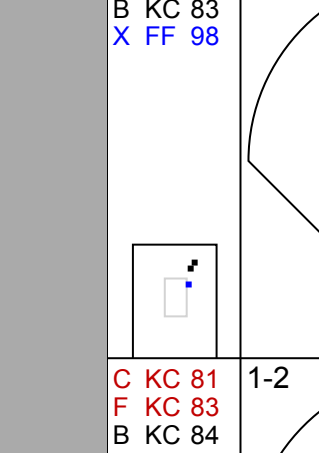



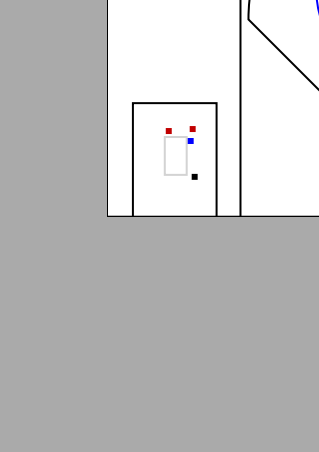
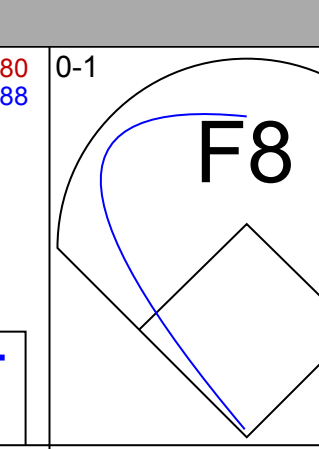
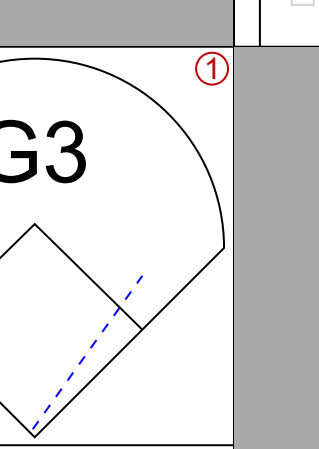
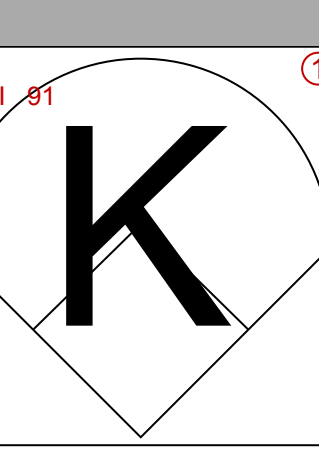
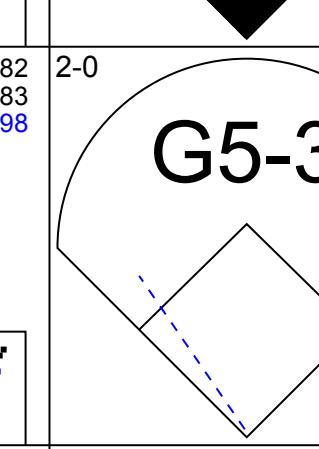
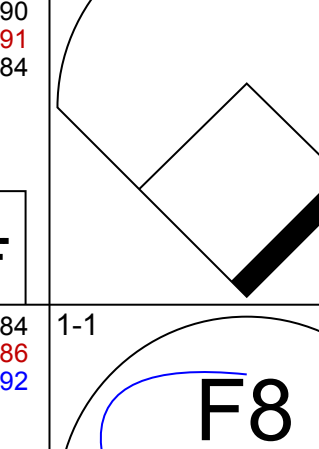
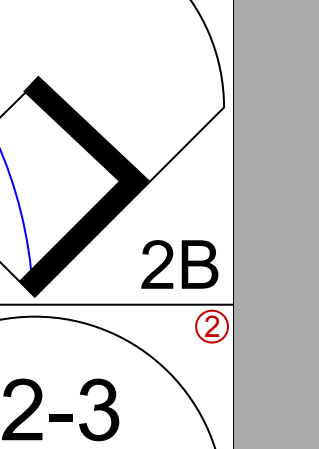
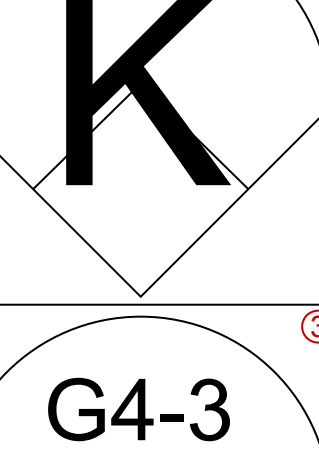
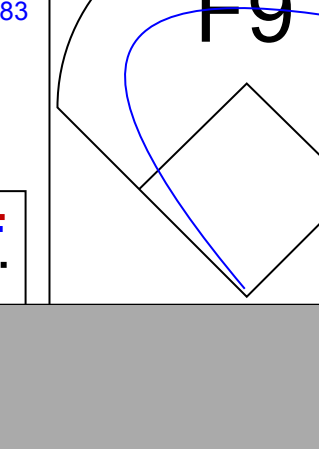
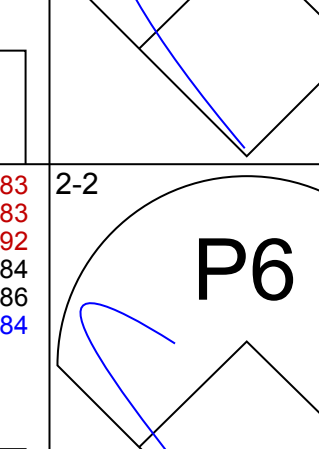

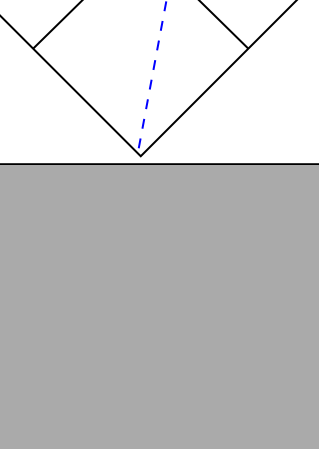
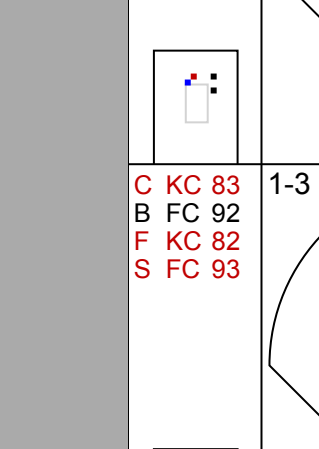

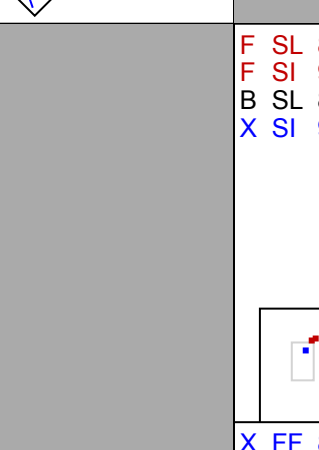

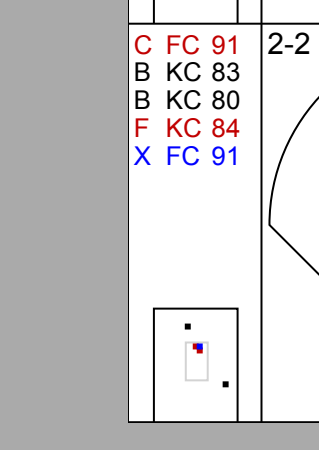
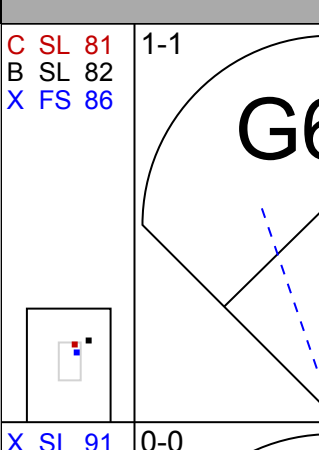
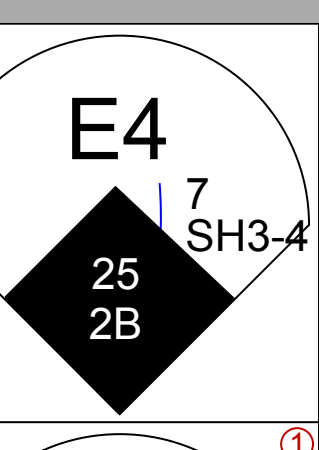
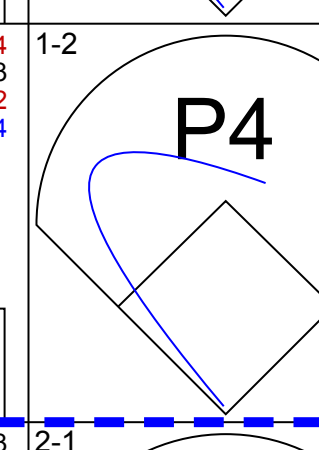
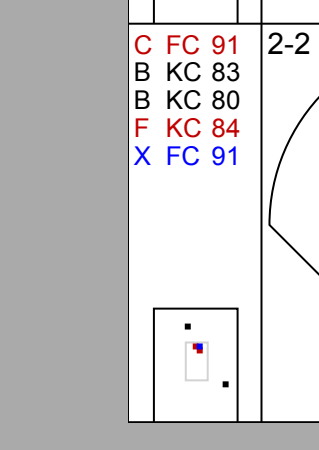
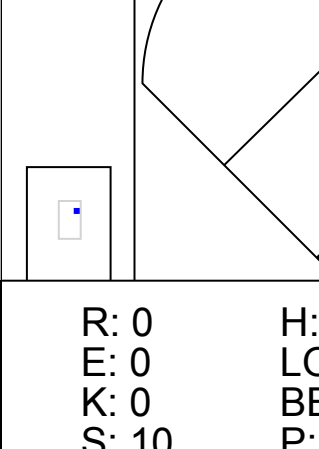
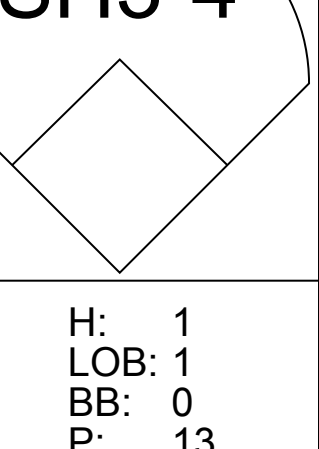
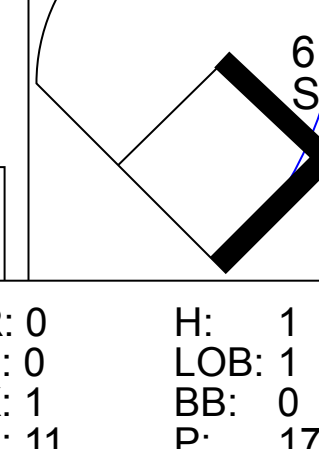
Cincinnati Reds @ New York Yankees
 Yankee Stadium, Bronx, NY
 Fri Jul 18 2014, 7:11 PM - 9:46 PM EDT
 Att: 47,372 - Partly Cloudy - 80 F

AB	32
R	4
H	8
RBI	4
BB	2
SO	6
LOB	13



Batter	1	2	3	4	5	6	7	8	9	AB	R	H	RBI	BB	SO	LOB	TOP									
6 Billy Hamilton, S OBP: 0.315, SLG: 0.419	F7		K		G4-3			32 WP 2B		4	0	1	0	0	1	1	Cincinnati Reds @ New York Yankees Yankee Stadium, Bronx, NY Sat Jul 19 2014, 1:08 PM - 3:48 PM EDT Att: 47,606 - Cloudy - 77 F									
2 Zack Cozart, R OBP: 0.284, SLG: 0.304	P3			K		K		F9		4	0	0	0	0	2	1										
21 Todd Frazier, R OBP: 0.350, SLG: 0.495	G5-3				39 S 1B			K		4	0	2	0	0	1	1										
32 Jay Bruce, L OBP: 0.306, SLG: 0.399		G4-3				K		K		4	0	0	0	0	3	3										
39 Devin Mesoraco, R OBP: 0.367, SLG: 0.591			K					K		4	0	1	0	0	3	1										
29 Brayan Peña, S OBP: 0.288, SLG: 0.402																										
50 Neftali Soto, R OBP: 0.097, SLG: 0.133																										
28 Chris Heisey, R OBP: 0.296, SLG: 0.394																										
23 Donald Lutz, L OBP: 0.286, SLG: 0.316																										
17 Kristopher Negrón, R OBP: 0.250, SLG: 0.571																										
Inning Stats	R: 0 E: 0 K: 0 S: 7	H: 0 LOB: 0 BB: 0 P: 10	R: 0 E: 0 K: 1 S: 9	H: 1 LOB: 1 BB: 0 P: 15	R: 0 E: 0 K: 1 S: 10	H: 0 LOB: 0 BB: 0 P: 14	R: 0 E: 0 K: 3 S: 13	H: 1 LOB: 1 BB: 0 P: 17	R: 1 E: 0 K: 1 S: 12	H: 2 LOB: 1 BB: 0 P: 13	R: 0 E: 0 K: 3 S: 20	H: 2 LOB: 2 BB: 0 P: 30	R: 0 E: 0 K: 2 S: 6	H: 0 LOB: 0 BB: 0 P: 9	R: 0 E: 0 K: 2 S: 11	H: 1 LOB: 1 BB: 0 P: 16	R: 0 E: 0 K: 1 S: 7	H: 0 LOB: 0 BB: 0 P: 9	1B: 4 2B: 2 HR: 1	SF: 0 SAC: 0 DP: 0 HBP: 0	WP: 1 PB: 0 SB: 1 CS: 0	PA: 34				
PITCHER	IP	WLS	BF	H	R	ER	SO	BB	IBB	HBP	BLK	WP	HR	S	P	ERA	WHIP									
38 Brandon McCarthy, R ERA: 4.63	(1, 1)	6.0	W	24	6	1	1	9	0	0	0	0	0	1	71	99	1.50	1.000								
43 Adam Warren, R ERA: 2.74	(7, 1)	1.0		3	0	0	0	1	0	0	0	0	0	6	9	0.00	0.000									
27 Shawn Kelley, R ERA: 3.6	(8, 1)	1.1		5	1	0	0	3	0	0	0	1	0	14	20	0.00	0.750									
48 Matt Thornton, L ERA: 3.0	(9, 1)	0.2		2	0	0	0	0	0	0	0	0	0	4	5	0.00	0.000									

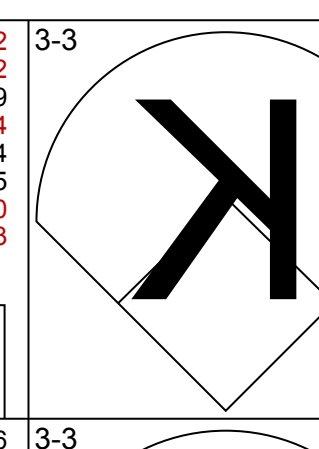
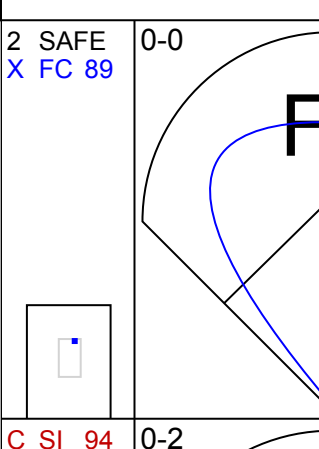
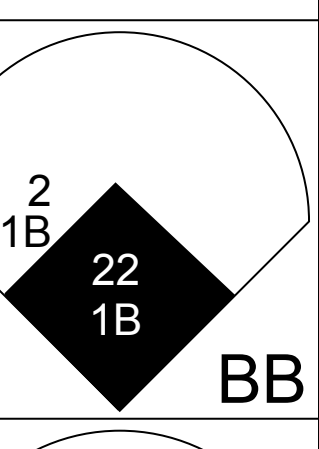
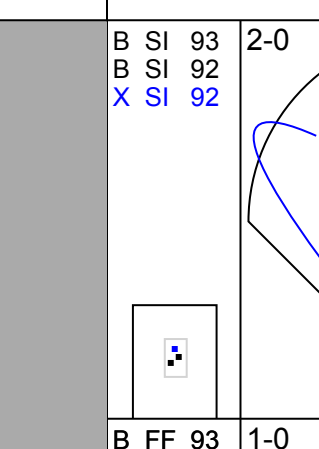
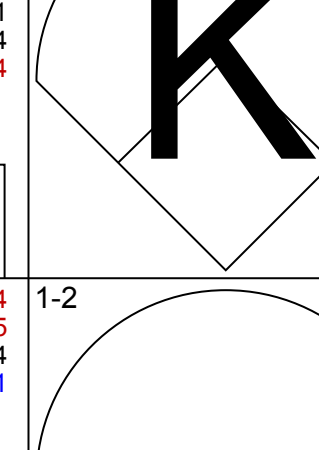
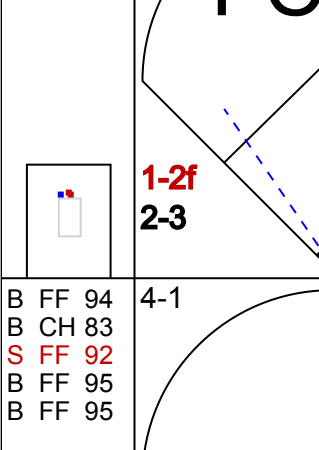
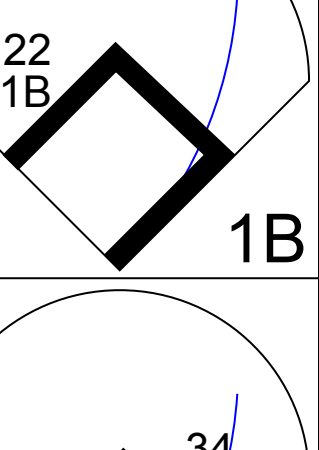
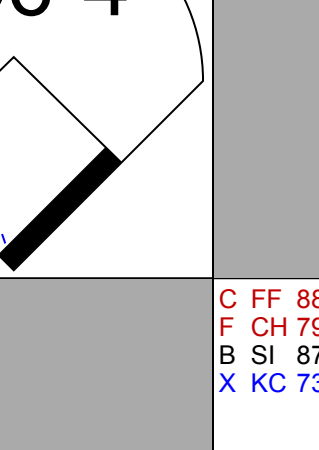
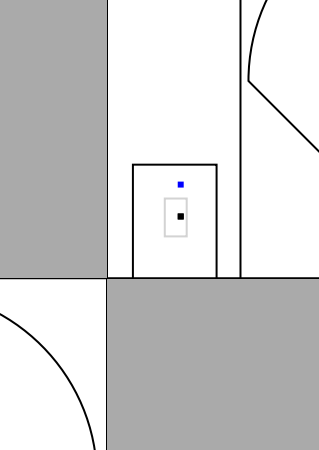
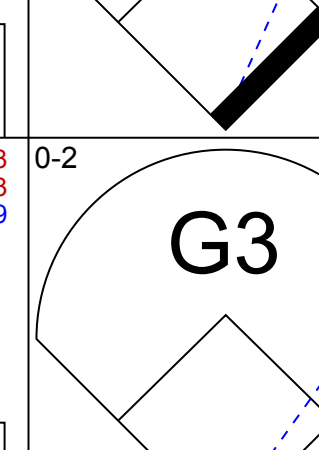
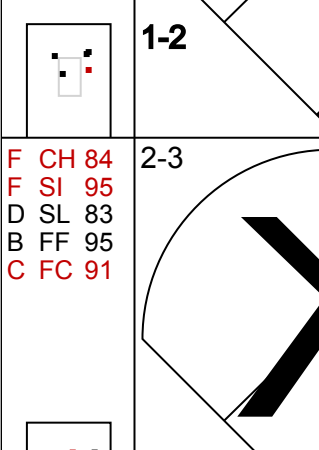
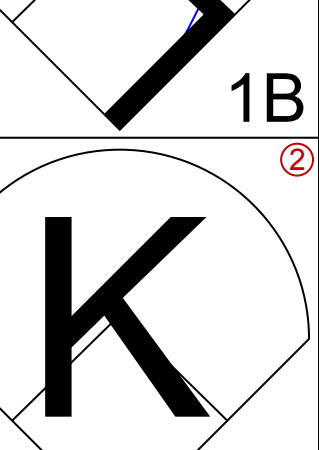
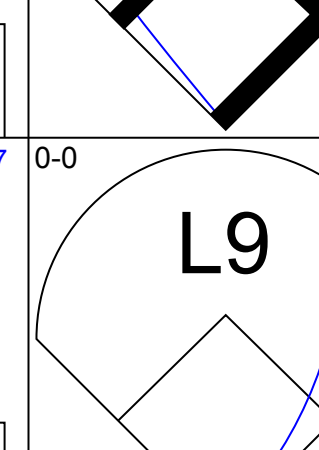
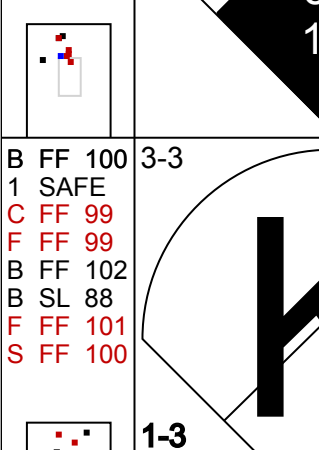


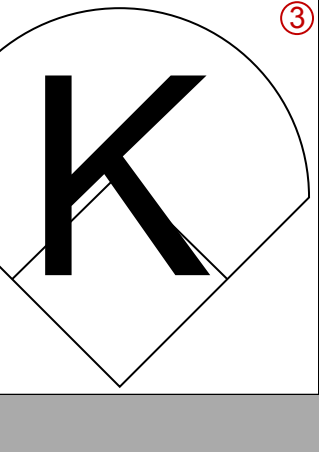
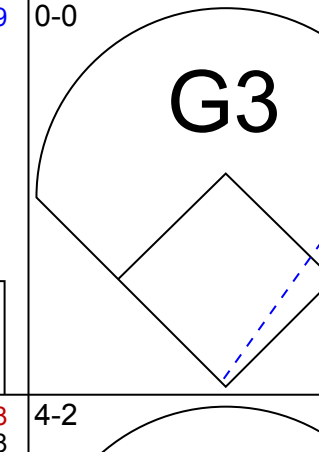
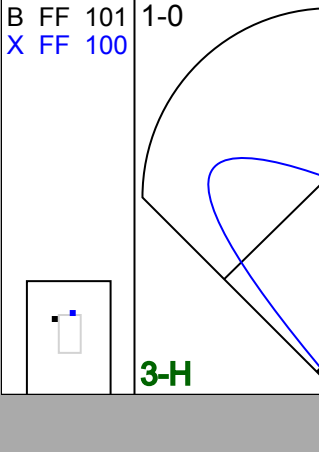
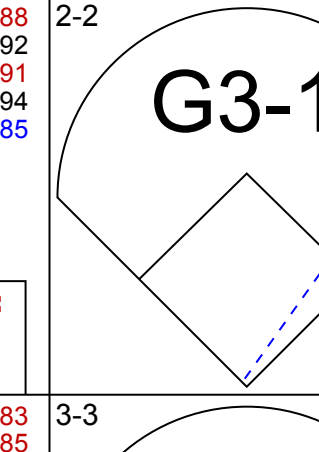
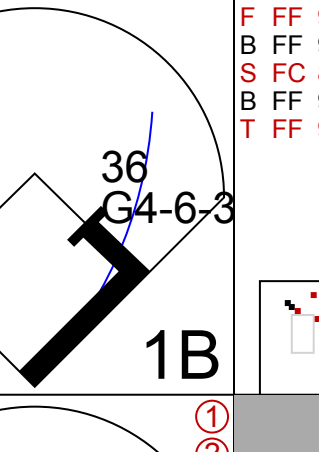


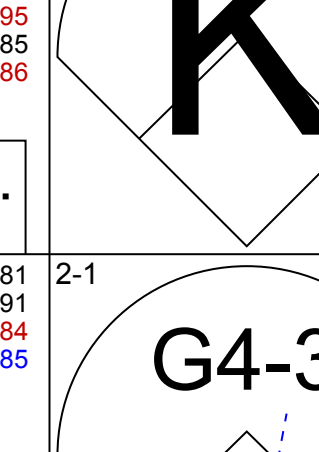
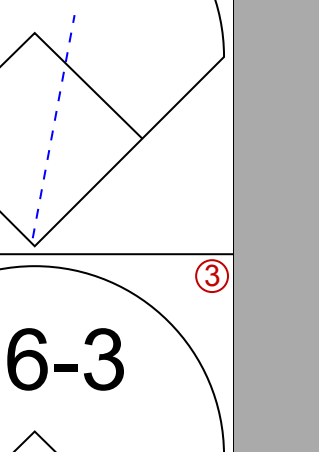
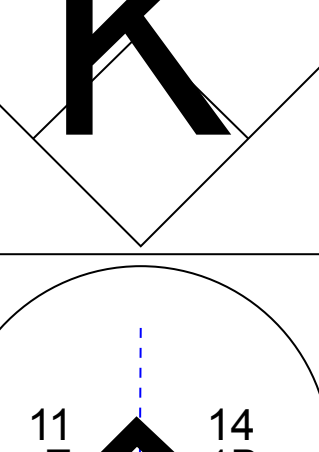

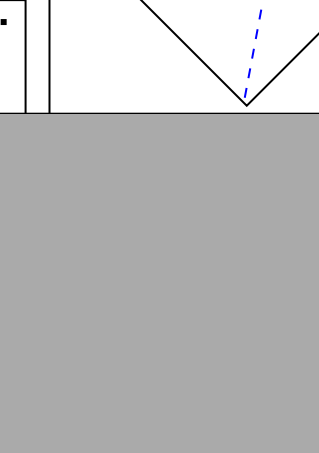
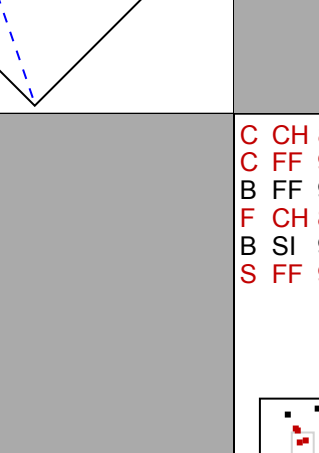
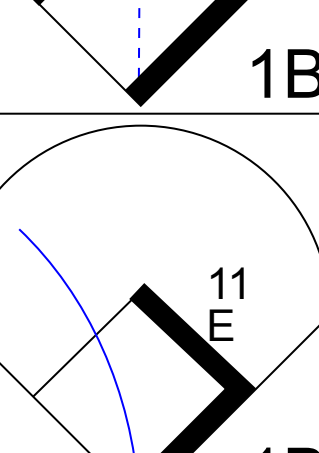
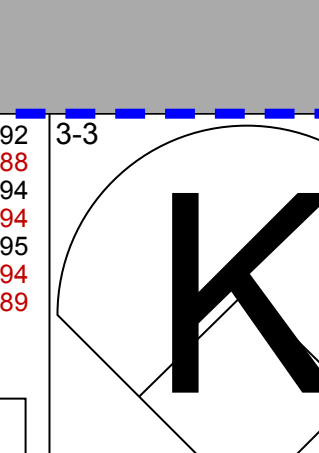
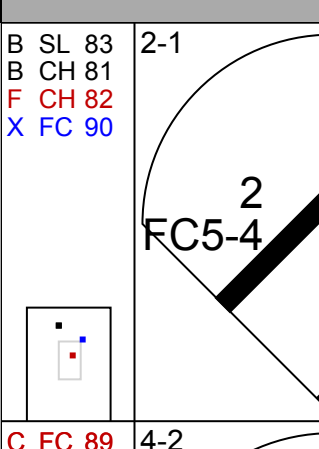
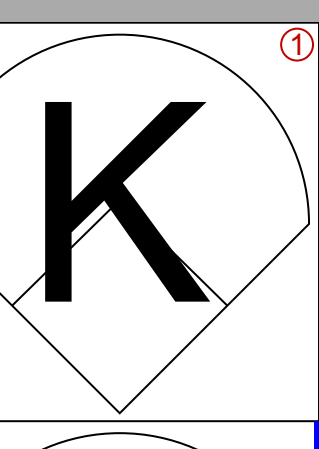


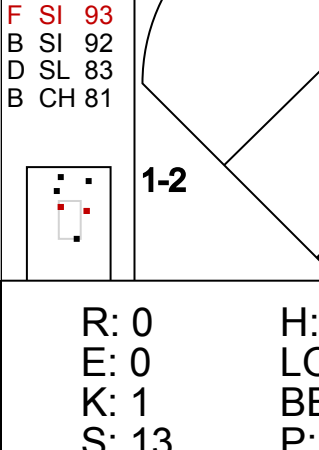
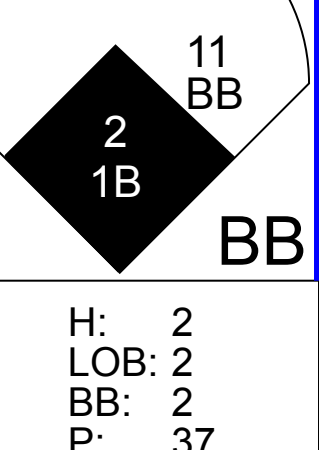
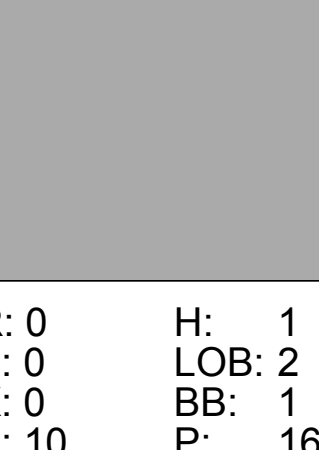
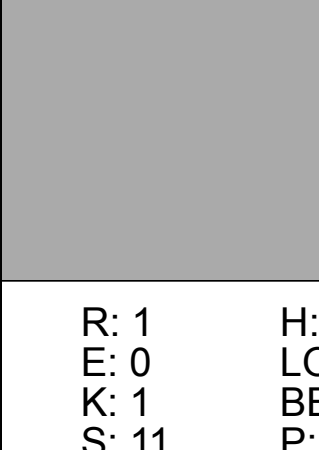

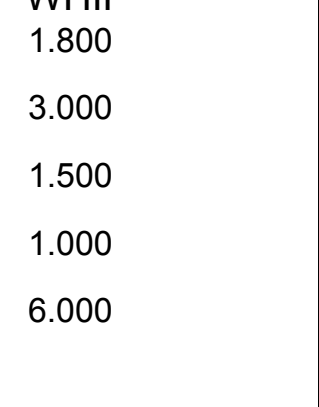


Batter	1	2	3	4	5	6	7	8	9	AB	R	H	RBI	BB	SO	LOB	BOTTOM								
11 Brett Gardner, L OBP: 0.354, SLG: 0.422	K					SF9		SF7		2	0	1	3	0	1	0	Cincinnati Reds @ New York Yankees Yankee Stadium, Bronx, NY Sat Jul 19 2014, 1:08 PM - 3:48 PM EDT Att: 47,606 - Cloudy - 77 F								
2 Derek Jeter, R OBP: 0.328, SLG: 0.325	G1-3							G5-3		3	0	1	1	1	0	1									
22 Jacoby Ellsbury, L OBP: 0.344, SLG: 0.405	G3									4	0	0	0	0	1	3									
25 Mark Teixeira, S OBP: 0.335, SLG: 0.451		F8								4	0	0	0	0	1	3									
34 Brian McCann, L OBP: 0.293, SLG: 0.377		F7								4	1	1	0	0	0	0									
36 Carlos Beltrán, S OBP: 0.276, SLG: 0.421										4	2	2	1	0	0	0									
31 Ichiro Suzuki, L OBP: 0.335, SLG: 0.324										4	0	0	0	0	2	2									
14 Brian Roberts, S OBP: 0.305, SLG: 0.372										4	3	2	0	0	1	0									
33 Kelly Johnson, L OBP: 0.304, SLG: 0.383										3	1	2	2	0	0	1									
Inning Stats	R: 0 E: 0 K: 1 S: 6	H: 0 LOB: 0 BB: 0 P: 8	R: 1 E: 0 K: 0 S: 10	H: 1 LOB: 0 BB: 0 P: 11	R: 1 E: 1 K: 1 S: 11	H: 1 LOB: 2 BB: 1 P: 23	R: 0 E: 0 K: 1 S: 7	H: 0 LOB: 0 BB: 0 P: 11	R: 2 E: 0 K: 1 S: 18	H: 3 LOB: 1 BB: 0 P: 27	R: 3 E: 0 K: 1 S: 19	H: 4 LOB: 1 BB: 0 P: 28	R: 0 E: 0 K: 1 S: 7	H: 0 LOB: 0 BB: 0 P: 12	R: 0 E: 0 K: 1 S: 7	H: 0 LOB: 0 BB: 0 P: 12		1B: 8 2B: 0 3B: 0 HR: 1	SF: 2 SAC: 0 DP: 0 HBP: 0	WP: 0 PB: 1 SB: 1 CS: 0	PA: 35				
PITCHER	IP	WLS	BF	H	R	ER	SO	BB	IBB	HBP	BLK	WP	HR	S	P	ERA	WHIP								
31 Alfredo Simon, R ERA: 2.74	(1, 1)	5.0	L	22	5	4	2	4	1	0	0	0	0	19	28	27.00	4.000								
60 J.J. Hoover, R ERA: 5.49	(6, 1)	1.0		7	4	3	3	1	0	0	0	0	0	7	12	0.00	0.000								
53 Carlos Contreras, R ERA: 2.45	(7, 1)	1.0		3	0	0	0	0	0	0	0	0	0	7	12	0.00	0.000								
70 Jumbo Diaz, R ERA: 3.86	(8, 1)	1.0		3	0	0	0	1	0	0	0	0	0	7	12	0.00	0.000								

Batter	1	2	3	4	5	6	7	8	9	AB	R	H	RBI	BB	SO	LOB	TOP					
6 Billy Hamilton, S (1.8) OBP: 0.311, SLG: 0.414										4	0	0	0	0	2	3						
25 Skip Schumaker, L (1.4) OBP: 0.288, SLG: 0.329										3	0	2	1	1	1	0						
21 Todd Frazier, R (1.3) OBP: 0.350, SLG: 0.500										4	1	1	1	0	1	3						
32 Jay Bruce, L (1.9) OBP: 0.302, SLG: 0.393										4	0	0	0	0	1	0						
48 Ryan Ludwick, R (1.10) OBP: 0.327, SLG: 0.403										3	0	1	0	1	1	0						
29 Brayan Peña, S (1.2) OBP: 0.284, SLG: 0.394										4	0	0	0	0	1	2						
28 Chris Heisey, R (1.7) OBP: 0.290, SLG: 0.385										4	0	0	0	0	1	2						
2 Zack Cozart, R (1.6) OBP: 0.280, SLG: 0.300										4	1	0	0	0	0	0						
7 Ramon Santiago, S (1.5) OBP: 0.361, SLG: 0.337										2	0	2	0	0	0	0						
Inning Stats	R: 0 E: 0 K: 3 S: 10	H: 0 LOB: 0 BB: 0 P: 11	R: 0 E: 0 K: 0 S: 10	H: 0 LOB: 1 BB: 1 P: 17	R: 0 E: 0 K: 0 S: 10	H: 1 LOB: 2 BB: 1 P: 15	R: 0 E: 0 K: 1 S: 10	H: 1 LOB: 1 BB: 0 P: 14	R: 1 E: 0 K: 0 S: 9	H: 1 LOB: 0 BB: 0 P: 13	R: 0 E: 0 K: 2 S: 12	H: 0 LOB: 0 BB: 0 P: 20	R: 0 E: 0 K: 1 S: 11	H: 1 LOB: 0 BB: 0 P: 17	R: 1 E: 0 K: 0 S: 10	H: 2 LOB: 0 BB: 0 P: 16	R: 0 E: 0 K: 1 S: 8	H: 0 LOB: 0 BB: 0 P: 13	1B: 2 2B: 3 HR: 1	SF: 0 SAC: 1 DP: 0 HBP: 0	WP: 0 PB: 0 SB: 1 CS: 1	PA: 35
PITCHER	IP	WLS	BF	H	R	ER	SO	BB	IBB	HBP	BLK	WP	HR	S	P	ERA	WHIP					
18 Hiroki Kuroda, R (1.1) ERA: 3.88	6.2		26	3	1	0	6	2	0	0	0	0	0	67	99	0.00	0.750					
68 Dellin Betances, R (7.1) ERA: 1.54	1.1	B	6	3	1	1	1	0	0	0	0	0	1	15	24	6.75	2.250					
30 David Robertson, R (9.1) ERA: 2.6	1.0	W	3	0	0	0	1	0	0	0	0	0	0	8	13	0.00	0.000					

Cincinnati Reds @ New York Yankees
 Yankee Stadium, Bronx, NY
 Sun Jul 20 2014, 1:11 PM - 4:42 PM EDT
 Att: 43,115 - Partly Cloudy - 77 F

AB	32
R	2
H	6
RBI	2
BB	2
SO	8
LOB	10



Batter	1	2	3	4	5	6	7	8	9	AB	R	H	RBI	BB	SO	LOB	BOTTOM					
11 Brett Gardner, L (1.7) OBP: 0.352, SLG: 0.418										4	1	0	0	1	1	5						
2 Derek Jeter, R (1.6) OBP: 0.326, SLG: 0.323										5	0	1	1	0	1	6						
22 Jacoby Ellsbury, L (1.8) OBP: 0.352, SLG: 0.414										4	1	4	1	1	0	0						
25 Mark Teixeira, S (1.3) OBP: 0.330, SLG: 0.443										5	0	0	0	0	3	8						
34 Brian McCann, L (1.2) OBP: 0.294, SLG: 0.377										5	0	2	1	0	1	3						
36 Carlos Beltrán, S (1.10) OBP: 0.277, SLG: 0.416										3	0	0	0	1	2	1						
31 Ichiro Suzuki, L (1.9) OBP: 0.333, SLG: 0.322										4	0	1	0	0	0	2						
14 Brian Roberts, S (1.4) OBP: 0.307, SLG: 0.374										4	0	2	0	0	2	0						
33 Kelly Johnson, L (1.5) OBP: 0.311, SLG: 0.383										0	1	0	0	2	0	0						
45 Zelig Wheeler, R (6,PH) OBP: 0.286, SLG: 0.571										2	0	1	0	0	1	2						
Inning Stats	R: 0 E: 0 K: 2 S: 15	H: 1 LOB: 1 BB: 0 P: 22	R: 0 E: 0 K: 1 S: 10	H: 0 LOB: 0 BB: 0 P: 17	R: 0 E: 0 K: 1 S: 13	H: 1 LOB: 3 BB: 2 P: 25	R: 0 E: 0 K: 0 S: 6	H: 1 LOB: 0 BB: 0 P: 11	R: 2 E: 0 K: 3 S: 20	H: 2 LOB: 2 BB: 2 P: 37	R: 0 E: 1 K: 2 S: 19	H: 2 LOB: 3 BB: 0 P: 27	R: 0 E: 0 K: 0 S: 10	H: 1 LOB: 2 BB: 1 P: 16	R: 0 E: 0 K: 1 S: 10	H: 1 LOB: 1 BB: 0 P: 18	R: 1 E: 0 K: 1 S: 11	H: 2 LOB: 1 BB: 0 P: 18	1B: 10 2B: 1 HR: 0	SF: 0 SAC: 0 DP: 1 HBP: 0	WP: 1 PB: 0 SB: 2 CS: 0	PA: 41
PITCHER	IP	WLS	BF	H	R	ER	SO	BB	IBB	HBP	BLK	WP	HR	S	P	ERA	WHIP					
47 Johnny Cueto, R (1.1) ERA: 2.18	5.0		23	5	2	2	7	4	0	0	0	0	0	64	112	3.60	1.800					
43 Manny Parra, L (6.1) ERA: 3.86	0.2		5	2	0	0	2	0	0	0	0	0	0	17	23	0.00	3.000					
63 Sam LeCure, R (6.1) ERA: 3.25	1.1		6	1	0	0	0	1	0	0	0	0	0	12	20	0.00	1.500					
51 Jonathan Broxton, R (8.1) ERA: 1.06	1.0		4	1	0	0	1	0	0	0	0	0	0	10	18	0.00	1.000					
54 Arodis Chapman, L (9.1) ERA: 2.4	0.1	L	3	2	1	1	1	0	0	0	0	1	0	11	18	27.00	6.000					

Cincinnati Reds @ New York Yankees
 Yankee Stadium, Bronx, NY
 Sun Jul 20 2014, 1:11 PM - 4:42 PM EDT
 Att: 43,115 - Partly Cloudy - 77 F

AB	36
R	3
H	11
RBI	3
BB	5
SO	11
LOB	27



Batter	1	2	3	4	5	6	7	8	9	AB	R	H	RBI	BB	SO	LOB	TOP					
6 Billy Hamilton, S (1, 8) OBP: 0.314, SLG: 0.424	G3-1		G3			HR		1B		4	1	2	1	0	0	1	Cincinnati Reds @ Milwaukee Brewers Miller Park, Milwaukee, WI Mon Jul 21 2014, 7:11 PM - 10:06 PM CDT Att: 31,350 - Partly Cloudy - 83 F					
25 Skip Schumaker, L (1, 9) OBP: 0.303, SLG: 0.340	1B		FC6-2			2B		1B		4	0	2	0	0	1	2						
21 Todd Frazier, R (1, 5) OBP: 0.346, SLG: 0.495	G4-6-3		FC6-4			G6-3		K		4	0	0	0	0	1	4						
39 Devin Mesoraco, R (1, 2) OBP: 0.365, SLG: 0.583		HBP				K		K		3	0	0	0	0	3	2						
23 Donald Lutz, L (1, 3) OBP: 0.240, SLG: 0.261		K				L4		K		4	0	0	0	0	2	2						
28 Chris Heisey, R (1, 7) OBP: 0.289, SLG: 0.378		BB				K																
7 Ramon Santiago, S (1, 4) OBP: 0.347, SLG: 0.322	F8					G6-3		G3-1		4	0	0	0	0	0	2						
2 Zack Cozart, R (1, 6) OBP: 0.278, SLG: 0.297	FC6-4					F9		G6-3		3	0	0	0	0	0	2						
55 Mat Latos, R (1, 1) 17 Kristopher Negron, R (8, PH) 53 Carlos Contreras, R (8, 1)			BB			G1-3		HR		1	0	0	0	1	0	0						
										1	1	1	1	0	0	0						
										0	0	0	0	0	0	0						
Inning Stats	R: 0 E: 0 K: 0 S: 6	H: 1 LOB: 0 BB: 0 P: 9	R: 0 E: 0 K: 1 S: 9	H: 0 LOB: 2 BB: 1 P: 17	R: 0 E: 0 K: 2 S: 8	H: 0 LOB: 1 BB: 1 P: 17	R: 0 E: 0 K: 2 S: 8	H: 0 LOB: 0 BB: 0 P: 13	R: 0 E: 0 K: 0 S: 12	H: 2 LOB: 1 BB: 0 P: 17	R: 0 E: 0 K: 0 S: 7	H: 0 LOB: 0 BB: 0 P: 10	R: 1 E: 0 K: 3 S: 11	H: 2 LOB: 1 BB: 0 P: 17	R: 0 E: 0 K: 0 S: 8	H: 0 LOB: 0 BB: 0 P: 10	1B: 2 2B: 1 3B: 0 HR: 2	SF: 0 SAC: 0 DP: 1 HBP: 1	WP: 1 PB: 0 SB: 0 CS: 0	PA: 34		
PITCHER	IP WLS BF H R ER SO BB IBB HBP BLK WP HR S P ERA WHIP	IP WLS BF H R ER SO BB IBB HBP BLK WP HR S P ERA WHIP	IP WLS BF H R ER SO BB IBB HBP BLK WP HR S P ERA WHIP	IP WLS BF H R ER SO BB IBB HBP BLK WP HR S P ERA WHIP	IP WLS BF H R ER SO BB IBB HBP BLK WP HR S P ERA WHIP	IP WLS BF H R ER SO BB IBB HBP BLK WP HR S P ERA WHIP	IP WLS BF H R ER SO BB IBB HBP BLK WP HR S P ERA WHIP	IP WLS BF H R ER SO BB IBB HBP BLK WP HR S P ERA WHIP	IP WLS BF H R ER SO BB IBB HBP BLK WP HR S P ERA WHIP	IP WLS BF H R ER SO BB IBB HBP BLK WP HR S P ERA WHIP	IP WLS BF H R ER SO BB IBB HBP BLK WP HR S P ERA WHIP	IP WLS BF H R ER SO BB IBB HBP BLK WP HR S P ERA WHIP	IP WLS BF H R ER SO BB IBB HBP BLK WP HR S P ERA WHIP	IP WLS BF H R ER SO BB IBB HBP BLK WP HR S P ERA WHIP	IP WLS BF H R ER SO BB IBB HBP BLK WP HR S P ERA WHIP	IP WLS BF H R ER SO BB IBB HBP BLK WP HR S P ERA WHIP	IP WLS BF H R ER SO BB IBB HBP BLK WP HR S P ERA WHIP	IP WLS BF H R ER SO BB IBB HBP BLK WP HR S P ERA WHIP	IP WLS BF H R ER SO BB IBB HBP BLK WP HR S P ERA WHIP	IP WLS BF H R ER SO BB IBB HBP BLK WP HR S P ERA WHIP	IP WLS BF H R ER SO BB IBB HBP BLK WP HR S P ERA WHIP	
38 Wily Peralta, R (1, 1) ERA: 3.58	7.0 W 26 3 1 1 5 2 0 1 0 1 1 62 102 1.29 0.714																					
13 Will Smith, L (8, 1) ERA: 3.15	1.0 5 2 1 1 3 0 0 0 0 0 0 1 11 17 9.00 2.000																					
57 Francisco Rodriguez, R (8, 1) ERA: 2.66	1.0 S 3 0 0 0 0 0 0 0 0 0 0 0 8 10 0.00 0.000																					

Batter	1	2	3	4	5	6	7	8	9	AB	R	H	RBI	BB	SO	LOB	BOTTOM					
27 Carlos Gómez, R (1, 8) OBP: 0.369, SLG: 0.504	B1-3		2B			2B		P5		4	2	2	1	0	0	0	Cincinnati Reds @ Milwaukee Brewers Miller Park, Milwaukee, WI Mon Jul 21 2014, 7:11 PM - 10:06 PM CDT Att: 31,350 - Partly Cloudy - 83 F					
2 Scooter Gennett, L (1, 4) OBP: 0.345, SLG: 0.485	F8		F8			E3		1B		4	0	1	0	0	0	2						
8 Ryan Braun, R (1, 9) OBP: 0.354, SLG: 0.524	1B		2B			K		L9		4	0	2	2	0	1	2						
16 Aramis Ramirez, R (1, 5) OBP: 0.334, SLG: 0.446	P3		HBP			F8		G5-3		3	0	0	0	0	0	2						
20 Jonathan Lucroy, R (1, 2) OBP: 0.379, SLG: 0.483	P3		F7			P4		F8		4	0	0	0	0	0	2						
1 Logan Schafer, L (1, 7) OBP: 0.279, SLG: 0.303	K		F8			G6-3		G6-3		4	0	0	0	0	1	2						
7 Mark Reynolds, R (1, 3) OBP: 0.294, SLG: 0.375	F8					G6-3		L5		4	0	0	0	0	0	0						
9 Jean Segura, R (1, 6) OBP: 0.269, SLG: 0.328			E4			G6-3		G6-3		3	2	2	0	0	0	0						
38 Wily Peralta, R (1, 1) ERA: 0.111, SLG: 0.143			3B			SH2				2	1	1	0	0	1	0						
13 Will Smith, R (8, 1) 57 Francisco Rodriguez, R (8, 1)			2B			SH2		K		0	0	0	0	0	0	0						
			1B							0	0	0	0	0	0	0						
										0	0	0	0	0	0	0						
Inning Stats	R: 0 E: 0 K: 0 S: 8	H: 1 LOB: 0 BB: 0 P: 11	R: 0 E: 0 K: 1 S: 9	H: 0 LOB: 0 BB: 0 P: 12	R: 3 E: 1 K: 0 S: 16	H: 4 LOB: 2 BB: 0 P: 25	R: 2 E: 0 K: 1 S: 12	H: 2 LOB: 1 BB: 0 P: 17	R: 0 E: 0 K: 0 S: 7	H: 0 LOB: 0 BB: 0 P: 8	R: 0 E: 0 K: 1 S: 10	H: 0 LOB: 0 BB: 0 P: 13	R: 0 E: 0 K: 0 S: 11	H: 1 LOB: 1 BB: 0 P: 18	R: 0 E: 0 K: 0 S: 8	H: 0 LOB: 0 BB: 0 P: 15	1B: 5 2B: 2 3B: 1 HR: 0	SF: 0 SAC: 1 DP: 0 HBP: 1	WP: 0 PB: 0 SB: 2 CS: 0	PA: 34		
PITCHER	IP WLS BF H R ER SO BB IBB HBP BLK WP HR S P ERA WHIP	IP WLS BF H R ER SO BB IBB HBP BLK WP HR S P ERA WHIP	IP WLS BF H R ER SO BB IBB HBP BLK WP HR S P ERA WHIP	IP WLS BF H R ER SO BB IBB HBP BLK WP HR S P ERA WHIP	IP WLS BF H R ER SO BB IBB HBP BLK WP HR S P ERA WHIP	IP WLS BF H R ER SO BB IBB HBP BLK WP HR S P ERA WHIP	IP WLS BF H R ER SO BB IBB HBP BLK WP HR S P ERA WHIP	IP WLS BF H R ER SO BB IBB HBP BLK WP HR S P ERA WHIP	IP WLS BF H R ER SO BB IBB HBP BLK WP HR S P ERA WHIP	IP WLS BF H R ER SO BB IBB HBP BLK WP HR S P ERA WHIP	IP WLS BF H R ER SO BB IBB HBP BLK WP HR S P ERA WHIP	IP WLS BF H R ER SO BB IBB HBP BLK WP HR S P ERA WHIP	IP WLS BF H R ER SO BB IBB HBP BLK WP HR S P ERA WHIP	IP WLS BF H R ER SO BB IBB HBP BLK WP HR S P ERA WHIP	IP WLS BF H R ER SO BB IBB HBP BLK WP HR S P ERA WHIP	IP WLS BF H R ER SO BB IBB HBP BLK WP HR S P ERA WHIP	IP WLS BF H R ER SO BB IBB HBP BLK WP HR S P ERA WHIP	IP WLS BF H R ER SO BB IBB HBP BLK WP HR S P ERA WHIP	IP WLS BF H R ER SO BB IBB HBP BLK WP HR S P ERA WHIP	IP WLS BF H R ER SO BB IBB HBP BLK WP HR S P ERA WHIP	IP WLS BF H R ER SO BB IBB HBP BLK WP HR S P ERA WHIP	
55 Mat Latos, R (1, 1) ERA: 3.15	7.0 L 31 8 5 4 3 0 0 0 1 0 0 0 0 73 104 5.14 1.143																					
53 Carlos Contreras, R (8, 1) ERA: 2.16	1.0 3 0 0 0 0 0 0 0 0 0 0 0 0 8 15 0.00 0.000																					



Batter	1	2	3	4	5	6	7	8	9	AB	R	H	RBI	BB	SO	LOB	TOP					
2 Denard Span, L OBP: 0.339, SLG: 0.398	G5-3		25 S 1B	2-3 H 1B		6 BB 25 1B 1B		6 FC5-4 1B		5	1	4	1	0	0	0	Washington Nationals @ Cincinnati Reds Great American Ball Park, Cincinnati, OH Fri Jul 25 2014, 7:10 PM - 10:17 PM EDT Att: 38,812 - Partly Cloudy - 76 F					
6 Anthony Rendon, R OBP: 0.335, SLG: 0.469	28 HBP 1B		F8			25 1B BB		FC5-4		4	0	2	1	1	0	2						
28 Jayson Werth, R OBP: 0.371, SLG: 0.447			L7	L9		L9		BB		3	0	0	0	1	0	4						
25 Adam LaRoche, L OBP: 0.381, SLG: 0.453	K		20 FC5-4 BB			20 G6-3 2B		G4-3		4	0	2	1	1	1	4						
20 Ian Desmond, R OBP: 0.301, SLG: 0.440	G4-3		FC5-4			G6-3		L8		5	0	0	0	0	1	7						
34 Bryce Harper, L OBP: 0.346, SLG: 0.396	G5-3		40 1B 2B			BB		K		4	1	1	0	1	2	0						
40 Wilson Ramos, R OBP: 0.341, SLG: 0.405			2B			P3		K		5	1	2	0	0	1	2						
4 Zach Walters, S OBP: 0.268, SLG: 0.474			2B			K		G3-1		4	1	1	1	0	2	3						
8 Danny Espinosa, S OBP: 0.281, SLG: 0.351	K		2 1B 6 1B 2B			K				0	0	0	0	0	0	0						
57 Tanner Roark, R OBP: 0.135, SLG: 0.135			2H			K		P5		3	0	0	0	0	2	3						
7 Scott Hairston, R OBP: 0.250, SLG: 0.333	F8									1	0	0	0	0	0	0						
36 Tyler Clippard, R OBP: 0.281, SLG: 0.351										0	0	0	0	0	0	0						
29 Rafael Soriano, R OBP: 0.281, SLG: 0.351										0	0	0	0	0	0	0						
Inning Stats	R: 0 E: 0 K: 1 S: 14	H: 1 LOB: 2 BB: 0 P: 20	R: 0 E: 0 K: 1 S: 12	H: 1 LOB: 1 BB: 0 P: 17	R: 0 E: 0 K: 0 S: 14	H: 1 LOB: 2 BB: 1 P: 23	R: 3 E: 0 K: 1 S: 14	H: 5 LOB: 1 BB: 0 P: 19	R: 0 E: 0 K: 1 S: 11	H: 1 LOB: 2 BB: 1 P: 18	R: 1 E: 0 K: 1 S: 13	H: 2 LOB: 0 BB: 0 P: 20	R: 0 E: 0 K: 2 S: 13	H: 0 LOB: 0 BB: 0 P: 19	R: 0 E: 0 K: 0 S: 11	H: 1 LOB: 2 BB: 0 P: 16	R: 0 E: 0 K: 2 S: 11	H: 0 LOB: 0 BB: 0 P: 16	1B: 10 2B: 2 3B: 0 HR: 0	SF: 0 SAC: 0 DP: 0 HBP: 1	WP: 0 PB: 0 SB: 1 CS: 0	PA: 43
PITCHER	IP WLS BF H R ER SO BB IBB HBP BLK WP HR S P ERA WHIP																					
31 Alfredo Simon, R ERA: 2.88	4.1 L 24 9 3 3 3 2 0 0 1 0 0 0 0 59 89 6.23 2.538																					
60 J.J. Hoover, R ERA: 5.36	1.2 8 2 1 1 2 1 0 0 0 0 0 0 19 28 5.40 1.800																					
63 Sam LeCure, R ERA: 3.41	1.0 3 0 0 0 2 0 0 0 0 0 0 0 13 19 0.00 0.000																					
46 Curtis Partch, R ERA: 1.92	1.0 5 1 0 0 0 1 0 0 0 0 0 0 11 19 0.00 2.000																					
53 Carlos Contreras, R ERA: 1.92	1.0 3 0 0 0 2 0 0 0 0 0 0 0 11 16 0.00 0.000																					

AB	38
R	4
H	12
RBI	4
BB	4
SO	9
LOB	25



Batter	1	2	3	4	5	6	7	8	9	AB	R	H	RBI	BB	SO	LOB	BOTTOM					
6 Billy Hamilton, S OBP: 0.312, SLG: 0.419	G3		21 G6-3 48 1B 21 S 1B			L7		B5-3		4	1	1	0	0	0	0	Washington Nationals @ Cincinnati Reds Great American Ball Park, Cincinnati, OH Fri Jul 25 2014, 7:10 PM - 10:17 PM EDT Att: 38,812 - Partly Cloudy - 76 F					
25 Skip Schumaker, L OBP: 0.294, SLG: 0.323	L8		P2					L8		3	0	0	0	1	0	1						
21 Todd Frazier, R OBP: 0.341, SLG: 0.483	G6-3		G6-3			K		K		4	0	0	0	0	2	2						
48 Ryan Ludwick, R OBP: 0.323, SLG: 0.393	K					K		39 2B BB		3	0	1	1	1	2	0						
32 Jay Bruce, L OBP: 0.300, SLG: 0.389	K		F7			L3		K		4	0	0	0	0	2	2						
39 Devin Mesoraco, R OBP: 0.361, SLG: 0.573	F7					K		29 1B HBP		3	0	1	0	0	1	0						
29 Brayan Peña, S OBP: 0.282, SLG: 0.386	G4-3		G4-3			L4		P4		4	0	1	0	0	0	2						
2 Zack Cozart, R OBP: 0.276, SLG: 0.293	P5		P5			K		FC5-4 1B		3	0	0	0	0	1	2						
31 Alfredo Simon, R ERA: 2.88			G5-3			F8		K		1	0	0	0	0	0	0						
60 J.J. Hoover, R ERA: 5.36										0	0	0	0	0	0	0						
17 Kristopher Negron, R ERA: 2.25										0	0	0	0	0	0	0						
63 Sam LeCure, R ERA: 3.41										0	0	0	0	0	0	0						
46 Curtis Partch, R ERA: 1.92										0	0	0	0	0	0	0						
28 Chris Heisey, R ERA: 1.92										1	0	0	0	0	1	0						
53 Carlos Contreras, R ERA: 1.92										0	0	0	0	0	0	0						
Inning Stats	R: 0 E: 0 K: 0 S: 6	H: 0 LOB: 0 BB: 0 P: 10	R: 0 E: 0 K: 2 S: 9	H: 0 LOB: 0 BB: 0 P: 15	R: 0 E: 0 K: 0 S: 6	H: 0 LOB: 0 BB: 0 P: 12	R: 1 E: 0 K: 0 S: 11	H: 2 LOB: 1 BB: 0 P: 17	R: 0 E: 0 K: 2 S: 10	H: 0 LOB: 0 BB: 0 P: 13	R: 0 E: 0 K: 1 S: 8	H: 0 LOB: 1 BB: 1 P: 15	R: 0 E: 0 K: 1 S: 7	H: 1 LOB: 2 BB: 0 P: 12	R: 0 E: 0 K: 1 S: 5	H: 0 LOB: 0 BB: 0 P: 7	R: 0 E: 0 K: 2 S: 15	H: 1 LOB: 2 BB: 1 P: 25	1B: 3 2B: 1 3B: 0 HR: 0	SF: 0 SAC: 0 DP: 0 HBP: 1	WP: 0 PB: 0 SB: 1 CS: 0	PA: 34
PITCHER	IP WLS BF H R ER SO BB IBB HBP BLK WP HR S P ERA WHIP																					
57 Tanner Roark, R ERA: 2.82	7.0 W 26 3 0 0 1 0 0 0 0 0 0 0 57 94 1.29 0.571																					
36 Tyler Clippard, R ERA: 1.89	1.0 H 3 0 0 0 1 0 0 0 0 0 0 5 7 0.00 0.000																					
29 Rafael Soriano, R ERA: 1.13	1.0 S 5 1 0 0 2 1 0 0 0 0 0 0 15 25 0.00 2.000																					

AB	31
R	1
H	4
RBI	1
BB	2
SO	9
LOB	9



Batter	1	2	3	4	5	6	7	8	9	AB	R	H	RBI	BB	SO	LOB	TOP										
2 Denard Span, L (1.8) OBP: 0.338, SLG: 0.397										4	0	1	0	0	1	1	Washington Nationals @ Cincinnati Reds Great American Ball Park, Cincinnati, OH Sat Jul 26 2014, 4:06 PM - 6:34 PM EDT Att: 32,999 - Partly Cloudy - 85 F										
6 Anthony Rendon, R (1.5) OBP: 0.334, SLG: 0.466										3	0	0	0	1	2	1											
28 Jayson Werth, R (1.9) OBP: 0.375, SLG: 0.448										2	0	1	0	1	1	0											
25 Adam LaRoche, L (1.3) OBP: 0.377, SLG: 0.447										4	0	0	0	0	1	5											
20 Ian Desmond, R (1.6) OBP: 0.300, SLG: 0.437										3	0	0	0	1	2	3											
34 Bryce Harper, L (1.7) OBP: 0.348, SLG: 0.390										2	0	0	0	2	1	2											
40 Wilson Ramos, R (1.2) OBP: 0.344, SLG: 0.407										4	0	2	0	0	1	1											
19 Kevin Frandsen, R (1.4) OBP: 0.290, SLG: 0.292										3	0	0	0	0	1	2											
47 Gio González, R (1.1) OBP: 0.120, SLG: 0.240										1	0	0	0	0	1	0											
4 Zach Walters, S (8, PH) OBP: 0.262, SLG: 0.462										1	0	0	0	0	0	0											
22 Drew Storen, S (8, 1)										0	0	0	0	0	0	0											
Inning Stats	R: 0 H: 1 E: 0 K: 0 S: 8	H: 1 LOB: 2 BB: 1 P: 16	R: 0 H: 0 E: 0 K: 0 S: 8	H: 0 LOB: 0 BB: 1 P: 12	R: 0 H: 0 E: 0 K: 3 S: 10	H: 0 LOB: 0 BB: 0 P: 17	R: 0 H: 1 E: 0 K: 1 S: 11	H: 1 LOB: 1 BB: 0 P: 16	R: 0 H: 0 E: 0 K: 3 S: 11	H: 0 LOB: 0 BB: 1 P: 15	R: 0 H: 1 E: 0 K: 1 S: 10	H: 1 LOB: 1 BB: 1 P: 16	R: 0 H: 0 E: 0 K: 0 S: 8	H: 0 LOB: 2 BB: 1 P: 12	R: 0 H: 0 E: 0 K: 2 S: 8	H: 0 LOB: 0 BB: 1 P: 12	1B: 4 2B: 1 3B: 0 HR: 0	SF: 0 SAC: 1 DP: 1 HBP: 1	WP: 0 PB: 0 SB: 0 CS: 1	PA: 34							
PITCHER	IP	WLS	BF	H	R	ER	SO	BB	IBB	HBP	BLK	WP	HR	S	P	ERA	WHIP										
47 Johnny Cueto, R (1.1) ERA: 2.08	7.0	W	26	4	0	0	9	3	0	0	0	0	0	67	103	0.00	1.000										
51 Jonathan Broxton, R (8, 1) ERA: 1.01	0.2	H	4	0	0	0	0	1	0	1	0	0	0	6	12	0.00	1.500										
54 Aroldis Chapman, L (8, 1) ERA: 2.3	1.1	S	4	0	0	0	2	1	0	0	0	0	0	10	16	0.00	0.750										

AB	27
R	0
H	4
RBI	0
BB	5
SO	11
LOB	15



Batter	1	2	3	4	5	6	7	8	9	AB	R	H	RBI	BB	SO	LOB	BOTTOM										
6 Billy Hamilton, S (1.8) OBP: 0.309, SLG: 0.416										3	0	0	0	0	1	1	Washington Nationals @ Cincinnati Reds Great American Ball Park, Cincinnati, OH Sat Jul 26 2014, 4:06 PM - 6:34 PM EDT Att: 32,999 - Partly Cloudy - 85 F										
7 Ramon Santiago, S (1.5) OBP: 0.351, SLG: 0.320										3	0	1	0	0	0	1											
21 Todd Frazier, R (1.3) OBP: 0.341, SLG: 0.481										2	0	0	0	1	1	1											
32 Jay Bruce, L (1.9) OBP: 0.300, SLG: 0.386										2	0	0	0	1	1	2											
28 Chris Heisey, R (1.7) OBP: 0.286, SLG: 0.381										3	1	1	0	0	1	2											
25 Skip Schumaker, L (1.4) OBP: 0.289, SLG: 0.317										3	0	0	0	0	2	3											
54 Aroldis Chapman, L (8, 1)										0	0	0	0	0	0	0											
29 Brayan Peña, S (1.2) OBP: 0.283, SLG: 0.385										3	0	1	1	0	0	0											
2 Zack Cozart, R (1.6) OBP: 0.274, SLG: 0.290										3	0	0	0	0	2	1											
47 Johnny Cueto, R (1.1) OBP: 0.143, SLG: 0.125										2	0	1	0	0	1	0											
51 Jonathan Broxton, R (8, 1)										0	0	0	0	0	0	0											
17 Kristopher Negrón, R (8, 4) OBP: 0.250, SLG: 0.727										1	0	0	0	0	1	0											
Inning Stats	R: 0 H: 0 E: 0 K: 2 S: 10	H: 0 LOB: 0 BB: 0 P: 16	R: 0 H: 0 E: 0 K: 1 S: 6	H: 0 LOB: 0 BB: 1 P: 15	R: 0 H: 0 E: 0 K: 2 S: 7	H: 0 LOB: 0 BB: 0 P: 9	R: 0 H: 1 E: 0 K: 1 S: 12	H: 1 LOB: 1 BB: 0 P: 17	R: 1 H: 2 E: 0 K: 0 S: 9	H: 2 LOB: 0 BB: 0 P: 11	R: 0 H: 1 E: 0 K: 0 S: 7	H: 1 LOB: 0 BB: 0 P: 11	R: 0 H: 0 E: 0 K: 2 S: 9	H: 0 LOB: 1 BB: 1 P: 16	R: 0 H: 0 E: 0 K: 2 S: 8	H: 0 LOB: 0 BB: 0 P: 12	1B: 2 2B: 2 3B: 0 HR: 0	SF: 0 SAC: 0 DP: 1 HBP: 0	WP: 0 PB: 0 SB: 1 CS: 2	PA: 27							
PITCHER	IP	WLS	BF	H	R	ER	SO	BB	IBB	HBP	BLK	WP	HR	S	P	ERA	WHIP										
47 Gio González, L (1.1) ERA: 3.56	7.0	L	24	4	1	1	8	2	0	0	0	0	0	60	95	1.29	0.857										
22 Drew Storen, R (8, 1) ERA: 1.06	1.0		3	0	0	0	2	0	0	0	0	0	0	8	12	0.00	0.000										



Batter	1	2	3	4	5	6	7	8	9	10	11	12	13	14	15	AB	R	H	RBI	BB	SO	LOB	TOP							
5 Ender Inciarte, L OBP: 0.276, SLG: 0.298	G4-3		K		L7			P6			K		2-6	K		6	0	0	0	0	3	1								
6 David Peralta, L OBP: 0.337, SLG: 0.450	G3			G4-3		G3-1		G3			G4-3			K		6	0	0	0	0	1	0								
44 Paul Goldschmidt, R OBP: 0.399, SLG: 0.548				G5-3		K					K		F8			5	0	1	0	1	2	0								
15 Mark Trumbo, R OBP: 0.242, SLG: 0.400	K			1B		L8					K					6	1	2	0	0	3	2								
26 Miguel Montero, L OBP: 0.343, SLG: 0.401		G4-3			2B											5	0	1	1	1	1	1								
14 Martin Prado, R OBP: 0.322, SLG: 0.377		L8		G4-3												5	1	0	0	1	0	3								
1 Didi Gregorius, L OBP: 0.325, SLG: 0.400		L7																												
13 Nick Ahmed, R OBP: 0.229, SLG: 0.271			G6-3																											
47 Chase Anderson, R ERA: 3.34			G5-3																											
34 Homer Bailey, R ERA: 4.03																														
54 Aroldis Chapman, L ERA: 2.23																														
51 Jonathan Broxton, R ERA: 0.98																														
70 Jumbo Diaz, R ERA: 3.18																														
63 Sam LeCure, R ERA: 3.23																														
Inning Stats	R: 0 E: 0 K: 1 S: 10	H: 1 LOB: 1 BB: 0 P: 14	R: 0 E: 0 K: 0 S: 8	H: 0 LOB: 0 BB: 0 P: 9	R: 0 E: 0 K: 1 S: 8	H: 0 LOB: 0 BB: 0 P: 13	R: 0 E: 0 K: 0 S: 14	H: 2 LOB: 1 BB: 0 P: 22	R: 0 E: 0 K: 0 S: 4	H: 1 LOB: 1 BB: 0 P: 6	R: 0 E: 0 K: 1 S: 7	H: 0 LOB: 0 BB: 0 P: 10	R: 0 E: 0 K: 0 S: 7	H: 0 LOB: 0 BB: 0 P: 11	R: 0 E: 0 K: 0 S: 15	H: 0 LOB: 0 BB: 0 P: 20	R: 0 E: 0 K: 0 S: 6	H: 0 LOB: 0 BB: 0 P: 11	R: 0 E: 0 K: 0 S: 7	H: 1 LOB: 1 BB: 0 P: 12	R: 0 E: 0 K: 2 S: 10	H: 1 LOB: 1 BB: 0 P: 13	R: 0 E: 0 K: 3 S: 13	H: 0 LOB: 1 BB: 1 P: 21	R: 1 E: 0 K: 0 S: 10	H: 1 LOB: 1 BB: 1 P: 17	1B: 7 2B: 1 3B: 0 HR: 0	SF: 0 SAC: 1 DP: 1 HBP: 0	WP: 0 PB: 0 CS: 0	PA: 54
PITCHER	IP: 5.0 WLS: 8.0 BF: 29 H: 5 R: 1 ER: 1 SO: 3 BB: 0 IBB: 0 HBP: 0 BLK: 0 WP: 0 HR: 0 S: 63 P: 95 ERA: 0.00 WHIP: 0.00	IP: 2.0 WLS: 2.0 BF: 9 H: 1 R: 1 ER: 1 SO: 3 BB: 2 IBB: 0 HBP: 0 BLK: 0 WP: 0 HR: 0 S: 15 P: 23 ERA: 4.50 WHIP: 1.500																												

Arizona Diamondbacks @ Cincinnati Reds
Great American Ball Park, Cincinnati, OH
Mon Jul 28 2014, 7:11 PM - 11:44 PM EDT
Att. 30,288 - Partly Cloudy - 70 F

AB	50
R	2
H	8
RBI	2
BB	3
SO	12
LOB	13



Batter	1	2	3	4	5	6	7	8	9	10	11	12	13	14	15	AB	R	H	RBI	BB	SO	LOB	BOTTOM											
6 Billy Hamilton, S OBP: 0.301, SLG: 0.405	F8		G6-3			K		G5-3			SH1-4				K		6	0	0	0	3	3												
32 Jay Bruce, L OBP: 0.300, SLG: 0.379	K					K								G3		4	0	0	0	2	3	1												
21 Todd Frazier, R OBP: 0.338, SLG: 0.474	G6-3					K										6	0	0	0	0	4	3												
39 Devin Mesoraco, R OBP: 0.366, SLG: 0.565																5	1	2	1	1	1	2												
28 Chris Heisey, R OBP: 0.276, SLG: 0.366	P6															6	0	0	0	0	2	2												
29 Brayan Peña, S OBP: 0.287, SLG: 0.391																6	0	2	0	0	0	2												
17 Kristopher Negrón, R OBP: 0.293, SLG: 0.399																6	0	2	0	0	2	1												
2 Zack Cozart, R OBP: 0.307, SLG: 0.396																2	0	0	0	0	0	1												
70 Jumbo Diaz, R ERA: 3.18																0	0	0	0	0	0	0												
63 Sam LeCure, R ERA: 3.23																0	0	0	0	0	0	0												
40 Sam LeCure, R ERA: 3.23																1	0	0	0	0	0	0												
9 Jack Hannahan, L ERA: 3.18																1	0	0	0	0	0	0												
34 Homer Bailey, R OBP: 0.154, SLG: 0.132																2	0	0	0	0	1	0												
25 Skip Schumaker, L OBP: 0.298, SLG: 0.314																1	0	0	0	0	1	1												
54 Aroldis Chapman, L ERA: 2.23																0	0	0	0	0	0	0												
51 Jonathan Broxton, R ERA: 0.98																0	0	0	0	0	0	0												
7 Ramon Santiago, S ERA: 3.13																0	0	0	0	0	0	0												
Inning Stats	R: 0 E: 0 K: 1 S: 7	H: 0 LOB: 0 BB: 0 P: 10	R: 1 E: 0 K: 0 S: 12	H: 3 LOB: 1 BB: 0 P: 17	R: 0 E: 0 K: 2 S: 9	H: 0 LOB: 1 BB: 1 P: 17	R: 0 E: 0 K: 0 S: 7	H: 0 LOB: 0 BB: 0 P: 8	R: 0 E: 0 K: 3 S: 9	H: 0 LOB: 0 BB: 0 P: 12	R: 0 E: 0 K: 1 S: 9	H: 0 LOB: 0 BB: 0 P: 12	R: 0 E: 0 K: 0 S: 7	H: 0 LOB: 0 BB: 0 P: 11	R: 0 E: 0 K: 0 S: 6	H: 0 LOB: 0 BB: 0 P: 11	R: 0 E: 0 K: 0 S: 6	H: 0 LOB: 0 BB: 0 P: 11	R: 0 E: 0 K: 1 S: 9	H: 1 LOB: 1 BB: 0 P: 14	R: 0 E: 0 K: 2 S: 10	H: 1 LOB: 2 BB: 0 P: 15	R: 0 E: 0 K: 1 S: 8	H: 0 LOB: 2 BB: 2 P: 19	R: 0 E: 0 K: 0 S: 6	H: 0 LOB: 0 BB: 0 P: 11	R: 0 E: 0 K: 1 S: 9	H: 1 LOB: 1 BB: 0 P: 16	R: 0 E: 0 K: 0 S: 15	H: 0 LOB: 1 BB: 1 P: 26	1B: 4 2B: 2 3B: 0 HR: 1	SF: 0 SAC: 3 DP: 1 HBP: 1	WP: 0 PB: 0 CS: 0	PA: 55
PITCHER	IP: 7.0 WLS: 7.0 BF: 24 H: 3 R: 1 ER: 1 SO: 8 BB: 2 IBB: 0 HBP: 0 BLK: 0 WP: 0 HR: 1 S: 60 P: 89 ERA: 1.29 WHIP: 0.714	IP: 15.1 WLS: 1.0 BF: 4 H: 0 R: 0 ER: 0 SO: 2 BB: 1 IBB: 0 HBP: 0 BLK: 0 WP: 0 HR: 0 S: 15 P: 26 ERA: 0.00 WHIP: 1.000																																

Arizona Diamondbacks @ Cincinnati Reds
Great American Ball Park, Cincinnati, OH
Mon Jul 28 2014, 7:11 PM - 11:44 PM EDT
Att. 30,288 - Partly Cloudy - 70 F

AB	46
R	1
H	6
RBI	1
BB	5
SO	18
LOB	17



Batter	1	2	3	4	5	6	7	8	9	AB	R	H	RBI	BB	SO	LOB	TOP			
5 Ender Inciarte, L (1, 8)	G3		G4-3			G1-3		26 HBP 1B		4	0	1	0	0	0	1	Arizona Diamondbacks @ Cincinnati Reds Great American Ball Park, Cincinnati, OH Tue Jul 29 2014, 7:11 PM - 9:44 PM EDT Att: 33,153 - Partly Cloudy - 72 F			
2 Aaron Hill, R (1, 4)	K			E5 26 E 26 1B		HBP 44 FC5-4		K		3	0	0	0	0	2	1				
44 Paul Goldschmidt, R (1, 3)	K			P4		FC5-4		K		4	0	0	0	0	2	3				
26 Miguel Montero, L (1, 2)		G4-3		E1 1B		F7		HBP		3	0	1	0	0	0	1				
15 Mark Trumbo, R (1, 7)	K			K				F8		4	0	0	0	0	3	4				
14 Martin Prado, R (1, 5)		G6-3		P4						4	0	0	0	0	0	2				
8 Gerardo Parra, L (1, 9)			G3		G4-3		1B 2B		G4-3	4	0	1	0	0	0	0				
1 Didi Gregorius, L (1, 6)				G4-3					K	4	0	2	0	0	1	0				
35 Trevor Cahill, R (1, 1)				3B						2	0	0	0	0	1	1				
6 David Peralta, L (7, PH)				P5						1	0	0	0	0	0	2				
58 Bo Schultz, R (7, 1)										0	0	0	0	0	0	0				
Inning Stats	R: 0 E: 0 K: 2 S: 8	H: 0 LOB: 0 BB: 0 P: 11	R: 0 E: 0 K: 1 S: 8	H: 0 LOB: 0 BB: 0 P: 10	R: 0 E: 0 K: 0 S: 12	H: 1 LOB: 1 BB: 0 P: 17	R: 0 E: 2 K: 1 S: 12	H: 1 LOB: 2 BB: 0 P: 14	R: 0 E: 0 K: 0 S: 6	H: 0 LOB: 0 BB: 0 P: 11	R: 0 E: 0 K: 1 S: 13	H: 2 LOB: 2 BB: 0 P: 21	R: 0 E: 0 K: 2 S: 10	H: 1 LOB: 2 BB: 0 P: 16	R: 0 E: 0 K: 1 S: 10	H: 0 LOB: 0 BB: 0 P: 16	1B: 3 2B: 1 3B: 1 HR: 0	SF: 0 SAC: 0 DP: 0 HBP: 2	WP: 0 PB: 0 SB: 0 CS: 0	PA: 35
PITCHER	IP WLS BF H R ER SO BB IBB HBP BLK WP HR S P ERA WHIP	IP WLS BF H R ER SO BB IBB HBP BLK WP HR S P ERA WHIP	IP WLS BF H R ER SO BB IBB HBP BLK WP HR S P ERA WHIP	IP WLS BF H R ER SO BB IBB HBP BLK WP HR S P ERA WHIP	IP WLS BF H R ER SO BB IBB HBP BLK WP HR S P ERA WHIP	IP WLS BF H R ER SO BB IBB HBP BLK WP HR S P ERA WHIP	IP WLS BF H R ER SO BB IBB HBP BLK WP HR S P ERA WHIP	IP WLS BF H R ER SO BB IBB HBP BLK WP HR S P ERA WHIP	IP WLS BF H R ER SO BB IBB HBP BLK WP HR S P ERA WHIP	IP WLS BF H R ER SO BB IBB HBP BLK WP HR S P ERA WHIP	IP WLS BF H R ER SO BB IBB HBP BLK WP HR S P ERA WHIP	IP WLS BF H R ER SO BB IBB HBP BLK WP HR S P ERA WHIP	IP WLS BF H R ER SO BB IBB HBP BLK WP HR S P ERA WHIP	IP WLS BF H R ER SO BB IBB HBP BLK WP HR S P ERA WHIP	IP WLS BF H R ER SO BB IBB HBP BLK WP HR S P ERA WHIP	IP WLS BF H R ER SO BB IBB HBP BLK WP HR S P ERA WHIP	IP WLS BF H R ER SO BB IBB HBP BLK WP HR S P ERA WHIP			

Batter	1	2	3	4	5	6	7	8	9	AB	R	H	RBI	BB	SO	LOB	BOTTOM			
6 Billy Hamilton, S (1, 8)	21 1B 2B					G3		B1		4	1	1	0	0	1	2	Arizona Diamondbacks @ Cincinnati Reds Great American Ball Park, Cincinnati, OH Tue Jul 29 2014, 7:11 PM - 9:44 PM EDT Att: 33,153 - Partly Cloudy - 72 F			
7 Ramon Santiago, S (1, 4)	L8					G3		F7		4	0	0	0	0	1					
21 Todd Frazier, R (1, 5)	39 G5-4-3 2H 1B					G4-3		K		4	1	2	1	0	1	0				
39 Devin Mesoraco, R (1, 2)	G5-4-3 1-2 1-2					G5-3		G6-3 1B		3	0	0	0	0	0	2				
29 Brayan Peña, S (1, 3)		G3			L4			1B		3	0	1	1	0	0	0				
23 Donald Lutz, L (1, 7)		2 1B 44 WP 1B			K			G4-3		3	1	1	0	0	1	1				
25 Skip Schumaker, L (1, 9)		K				F8		G1-3		3	0	0	0	0	1	1				
2 Zack Cozart, R (1, 6)		44 1B 1B				F9		G4-3		3	0	1	0	0	0	0				
44 Mike Leake, R (1, 1)						G6-3				3	0	1	1	0	1	0				
51 Jonathan Broxton, R (8, 1)								K		0	0	0	0	0	0	0				
54 Aroldis Chapman, L (9, 1)										0	0	0	0	0	0	0				
Inning Stats	R: 1 E: 0 K: 0 S: 10	H: 2 LOB: 0 BB: 0 P: 16	R: 1 E: 0 K: 2 S: 18	H: 3 LOB: 2 BB: 0 P: 29	R: 0 E: 0 K: 0 S: 5	H: 0 LOB: 0 BB: 0 P: 7	R: 0 E: 0 K: 1 S: 6	H: 0 LOB: 0 BB: 0 P: 12	R: 0 E: 0 K: 0 S: 7	H: 0 LOB: 0 BB: 0 P: 13	R: 1 E: 0 K: 0 S: 12	H: 2 LOB: 1 BB: 0 P: 19	R: 0 E: 0 K: 1 S: 11	H: 0 LOB: 0 BB: 0 P: 15	R: 0 E: 0 K: 1 S: 8	H: 0 LOB: 0 BB: 0 P: 12	1B: 6 2B: 1 3B: 0 HR: 0	SF: 0 SAC: 0 DP: 1 HBP: 0	WP: 1 PB: 0 SB: 1 CS: 0	PA: 30
PITCHER	IP WLS BF H R ER SO BB IBB HBP BLK WP HR S P ERA WHIP	IP WLS BF H R ER SO BB IBB HBP BLK WP HR S P ERA WHIP	IP WLS BF H R ER SO BB IBB HBP BLK WP HR S P ERA WHIP	IP WLS BF H R ER SO BB IBB HBP BLK WP HR S P ERA WHIP	IP WLS BF H R ER SO BB IBB HBP BLK WP HR S P ERA WHIP	IP WLS BF H R ER SO BB IBB HBP BLK WP HR S P ERA WHIP	IP WLS BF H R ER SO BB IBB HBP BLK WP HR S P ERA WHIP	IP WLS BF H R ER SO BB IBB HBP BLK WP HR S P ERA WHIP	IP WLS BF H R ER SO BB IBB HBP BLK WP HR S P ERA WHIP	IP WLS BF H R ER SO BB IBB HBP BLK WP HR S P ERA WHIP	IP WLS BF H R ER SO BB IBB HBP BLK WP HR S P ERA WHIP	IP WLS BF H R ER SO BB IBB HBP BLK WP HR S P ERA WHIP	IP WLS BF H R ER SO BB IBB HBP BLK WP HR S P ERA WHIP	IP WLS BF H R ER SO BB IBB HBP BLK WP HR S P ERA WHIP	IP WLS BF H R ER SO BB IBB HBP BLK WP HR S P ERA WHIP	IP WLS BF H R ER SO BB IBB HBP BLK WP HR S P ERA WHIP	IP WLS BF H R ER SO BB IBB HBP BLK WP HR S P ERA WHIP			



Batter	1	2	3	4	5	6	7	8	9	AB	R	H	RBI	BB	SO	LOB	TOP										
6 Billy Hamilton, S OBP: 0.300, SLG: 0.404	G6-3		G4-3			K		SH 48 S 1B		3	1	0	0	0	1	1	Cincinnati Reds @ Miami Marlins Marlins Park, Miami, FL Thu Jul 31 2014, 7:11 PM - 9:53 PM EDT Att: 18,056 - Roof Closed - 73 F										
17 Kristopher Negrón, R OBP: 0.262, SLG: 0.522	F7			G1-3				K		4	0	1	0	0	1	3											
21 Todd Frazier, R OBP: 0.337, SLG: 0.468	G6-3			F8		G5-3		SF9		3	0	0	1	0	0	1											
48 Ryan Ludwick, R OBP: 0.325, SLG: 0.391		F8			G6-3			K		4	0	1	2	0	1	0											
51 Jonathan Broxton, R OBP: 0.292, SLG: 0.522								K		0	0	0	0	0	0	0											
54 Aroldis Chapman, L								K		0	0	0	0	0	0	0											
29 Brayán Peña, S OBP: 0.294, SLG: 0.396		F8						F9		4	0	2	0	0	0	1											
28 Chris Heisey, R OBP: 0.271, SLG: 0.356										4	0	0	0	0	0	2											
9 Jack Hannahan, L										3	0	0	0	0	1	2											
25 Skip Schumaker, L OBP: 0.285, SLG: 0.313										1	0	0	0	0	0	0											
2 Zack Cozart, R OBP: 0.273, SLG: 0.289										4	1	1	0	0	0	1											
47 Johnny Cueto, R OBP: 0.157, SLG: 0.140										2	0	1	0	0	0	0											
39 Devin Mesoraco, R (8, PH) OBP: 0.368, SLG: 0.588										2	1	1	0	0	0	1											
Inning Stats	R: 0 E: 0 K: 0 S: 5	H: 0 LOB: 0 BB: 0 P: 10	R: 0 E: 0 K: 0 S: 4	H: 0 LOB: 0 BB: 0 P: 5	R: 0 E: 0 K: 1 S: 9	H: 1 LOB: 1 BB: 0 P: 12	R: 0 E: 0 K: 0 S: 6	H: 0 LOB: 0 BB: 0 P: 8	R: 0 E: 0 K: 1 S: 9	H: 1 LOB: 1 BB: 0 P: 15	R: 0 E: 0 K: 1 S: 10	H: 1 LOB: 1 BB: 0 P: 15	R: 0 E: 0 K: 1 S: 7	H: 1 LOB: 1 BB: 0 P: 12	R: 3 E: 2 K: 1 S: 14	H: 2 LOB: 1 BB: 0 P: 19	R: 0 E: 0 K: 0 S: 9	H: 1 LOB: 1 BB: 0 P: 11	1B: 6 2B: 1 3B: 0 HR: 0	SF: 1 SAC: 1 DP: 0 HBP: 0	WP: 0 PB: 0 SB: 1 CS: 0	PA: 36					
PITCHER	IP	WLS	BF	H	R	ER	SO	BB	IBB	HBP	BLK	WP	HR	S	P	ERA	WHIP										
34 Tom Koehler, R ERA: 3.7	7.0	L	27	5	2	0	3	0	0	0	0	0	0	54	83	0.00	0.714										
40 Mike Dunn, L ERA: 3.95	0.0		1	0	0	0	0	0	0	0	0	0	0	1	1	∞	∞										
57 Bryan Morris, R ERA: 1.87	1.0	B	4	1	1	0	1	0	0	0	0	0	0	9	12	0.00	1.000										
36 Sam Dyson, R ERA: 1.98	1.0		4	1	0	0	0	0	0	0	0	0	0	9	11	0.00	1.000										

AB	34
R	3
H	7
RBI	3
BB	0
SO	4
LOB	12



Batter	1	2	3	4	5	6	7	8	9	AB	R	H	RBI	BB	SO	LOB	BOTTOM										
21 Christian Yelich, L OBP: 0.353, SLG: 0.412	K		L6			K				4	0	1	0	0	2	0	Cincinnati Reds @ Miami Marlins Marlins Park, Miami, FL Thu Jul 31 2014, 7:11 PM - 9:53 PM EDT Att: 18,056 - Roof Closed - 73 F										
1 Jordany Valdespin, L OBP: 0.262, SLG: 0.514	K		G1-3			P6				3	0	0	0	1	0	0											
27 Giancarlo Stanton, R OBP: 0.393, SLG: 0.546			G1-3			K		K		4	1	1	1	0	2	2											
9 Casey McGehee, R OBP: 0.371, SLG: 0.377						K		G6-3		3	0	1	0	1	1	0											
46 Garrett Jones, L OBP: 0.318, SLG: 0.423						F7				3	0	1	0	0	1	0											
10 Jeff Baker, R (8, PH) OBP: 0.291, SLG: 0.354										1	0	0	0	0	0	1											
13 Marcell Ozuna, R OBP: 0.318, SLG: 0.451										3	0	1	0	1	2	0											
3 Adeiny Hechavarría, R OBP: 0.302, SLG: 0.341										3	0	0	0	0	1	2											
6 Jeff Mathis, R OBP: 0.271, SLG: 0.267										3	0	0	0	0	0	1											
34 Tom Koehler, R OBP: 0.086, SLG: 0.059										2	0	0	0	0	1	1											
40 Mike Dunn, L										0	0	0	0	0	0	0											
57 Bryan Morris, L										0	0	0	0	0	0	0											
17 Donovan Solano, R (8, PH) OBP: 0.313, SLG: 0.321										1	0	0	0	0	1	0											
36 Sam Dyson, R										0	0	0	0	0	0	0											
Inning Stats	R: 1 E: 0 K: 2 S: 13	H: 3 LOB: 2 BB: 0 P: 16	R: 0 E: 0 K: 1 S: 7	H: 0 LOB: 1 BB: 1 P: 16	R: 0 E: 0 K: 0 S: 5	H: 0 LOB: 0 BB: 0 P: 7	R: 0 E: 0 K: 1 S: 11	H: 1 LOB: 0 BB: 0 P: 14	R: 0 E: 0 K: 1 S: 9	H: 0 LOB: 0 BB: 0 P: 12	R: 0 E: 0 K: 1 S: 6	H: 0 LOB: 0 BB: 0 P: 11	R: 0 E: 0 K: 3 S: 12	H: 0 LOB: 0 BB: 0 P: 17	R: 0 E: 0 K: 2 S: 13	H: 1 LOB: 2 BB: 1 P: 24	R: 0 E: 0 K: 1 S: 8	H: 0 LOB: 0 BB: 1 P: 16	1B: 2 2B: 2 3B: 0 HR: 1	SF: 0 SAC: 0 DP: 1 HBP: 0	WP: 0 PB: 1 SB: 0 CS: 0	PA: 33					
PITCHER	IP	WLS	BF	H	R	ER	SO	BB	IBB	HBP	BLK	WP	HR	S	P	ERA	WHIP										
47 Johnny Cueto, R ERA: 2.05	7.0	W	25	4	1	1	9	1	0	0	0	0	0	63	93	0.00	0.714										
51 Jonathan Broxton, R ERA: 0.95	1.0	H	5	1	0	0	2	1	0	0	0	0	0	13	24	0.00	2.000										
54 Aroldis Chapman, L ERA: 2.1	1.0	S	3	0	0	0	1	1	0	0	0	0	0	8	16	0.00	1.000										

AB	30
R	1
H	5
RBI	1
BB	3
SO	12
LOB	7



Batter	1	2	3	4	5	6	7	8	9	AB	R	H	RBI	BB	SO	LOB	TOP					
6 Billy Hamilton, S (1.8) OBP: 0.301, SLG: 0.402	G4-3		32 1B	32 1B		E1		G5-3		5	3	2	1	0	0	1	Cincinnati Reds @ Miami Marlins Marlins Park, Miami, FL Sun Aug 03 2014, 1:11 PM - 4:15 PM EDT Att: 26,707 - Roof Closed - 72 F					
32 Jay Bruce, L (1.9) OBP: 0.302, SLG: 0.373	G1		21 2B	21 1B		F5		K		5	1	2	1	0	1	2						
21 Todd Frazier, R (1.3) OBP: 0.340, SLG: 0.468			G6-3							5	0	4	1	0	0	1						
39 Devin Mesoraco, R (1.2) OBP: 0.368, SLG: 0.575	CS		K			G6-3				5	1	3	2	0	1	1						
48 Ryan Ludwick, R (1.7) OBP: 0.322, SLG: 0.393			K			F9				5	0	1	1	0	1	5						
25 Skip Schumaker, L (1.4) OBP: 0.286, SLG: 0.311			G4-3							4	0	1	0	1	1	2						
17 Kristopher Negrón, R (1.5) 60 J.J. Hoover, R (7.1) 51 Jonathan Broxton, R (9.1)	L9					FC6-4				3	1	0	0	1	1	3						
2 Zack Cozart, R (1.6) OBP: 0.266, SLG: 0.283						F8				4	0	1	1	0	1	1						
44 Mike Leake, R (1.1) 7 Ramon Santiago, S (7.5) OBP: 0.341, SLG: 0.295	FC6-4					P2				3	1	1	0	0	0	3						
Inning Stats	R: 0 E: 0 K: 0 S: 5	H: 1 LOB: 0 BB: 0 P: 9	R: 1 E: 0 K: 1 S: 9	H: 2 LOB: 2 BB: 1 P: 18	R: 2 E: 0 K: 1 S: 12	H: 3 LOB: 1 BB: 0 P: 23	R: 2 E: 0 K: 0 S: 10	H: 3 LOB: 2 BB: 1 P: 15	R: 0 E: 0 K: 1 S: 8	H: 0 LOB: 0 BB: 0 P: 13	R: 2 E: 1 K: 1 S: 16	H: 3 LOB: 2 BB: 0 P: 22	R: 0 E: 0 K: 2 S: 9	H: 0 LOB: 0 BB: 0 P: 14	R: 0 E: 0 K: 1 S: 11	H: 2 LOB: 1 BB: 0 P: 17		1B: 14 2B: 1 3B: 0 HR: 0	SF: 0 SAC: 0 DP: 1 HBP: 0	WP: 1 PB: 0 SB: 3 CS: 1	PA: 43	
PITCHER	IP WLS BF H R ER SO BB IBB HBP BLK WP HR S P ERA WHIP	IP WLS BF H R ER SO BB IBB HBP BLK WP HR S P ERA WHIP	IP WLS BF H R ER SO BB IBB HBP BLK WP HR S P ERA WHIP	IP WLS BF H R ER SO BB IBB HBP BLK WP HR S P ERA WHIP	IP WLS BF H R ER SO BB IBB HBP BLK WP HR S P ERA WHIP	IP WLS BF H R ER SO BB IBB HBP BLK WP HR S P ERA WHIP	IP WLS BF H R ER SO BB IBB HBP BLK WP HR S P ERA WHIP	IP WLS BF H R ER SO BB IBB HBP BLK WP HR S P ERA WHIP	IP WLS BF H R ER SO BB IBB HBP BLK WP HR S P ERA WHIP	IP WLS BF H R ER SO BB IBB HBP BLK WP HR S P ERA WHIP	IP WLS BF H R ER SO BB IBB HBP BLK WP HR S P ERA WHIP	IP WLS BF H R ER SO BB IBB HBP BLK WP HR S P ERA WHIP	IP WLS BF H R ER SO BB IBB HBP BLK WP HR S P ERA WHIP	IP WLS BF H R ER SO BB IBB HBP BLK WP HR S P ERA WHIP	IP WLS BF H R ER SO BB IBB HBP BLK WP HR S P ERA WHIP	IP WLS BF H R ER SO BB IBB HBP BLK WP HR S P ERA WHIP	IP WLS BF H R ER SO BB IBB HBP BLK WP HR S P ERA WHIP	IP WLS BF H R ER SO BB IBB HBP BLK WP HR S P ERA WHIP	IP WLS BF H R ER SO BB IBB HBP BLK WP HR S P ERA WHIP	IP WLS BF H R ER SO BB IBB HBP BLK WP HR S P ERA WHIP	IP WLS BF H R ER SO BB IBB HBP BLK WP HR S P ERA WHIP	IP WLS BF H R ER SO BB IBB HBP BLK WP HR S P ERA WHIP

AB 40
R 7
H 15
RBI 7
BB 2
SO 7
LOB 19



Batter	1	2	3	4	5	6	7	8	9	AB	R	H	RBI	BB	SO	LOB	BOTTOM					
21 Christian Yelich, L (1.7) OBP: 0.355, SLG: 0.409	G4-3		FC3-2			F7		G6-3		3	0	0	0	2	1	1	Cincinnati Reds @ Miami Marlins Marlins Park, Miami, FL Sun Aug 03 2014, 1:11 PM - 4:15 PM EDT Att: 26,707 - Roof Closed - 72 F					
1 Jordany Valdespin, L (1.4) OBP: 0.234, SLG: 0.469	G4-3		FC3-2			P5		L8		4	0	0	0	0	0	4						
27 Giancarlo Stanton, R (1.9) OBP: 0.389, SLG: 0.546	K		K			K		K		4	0	0	0	0	4	4						
9 Casey McGehee, R (1.5) OBP: 0.374, SLG: 0.373	G5-3		FC4-6							2	1	0	0	2	0	4						
46 Garrett Jones, L (1.3) OBP: 0.313, SLG: 0.423	G4-3					F8				4	1	1	2	0	0	1						
13 Marcell Ozuna, R (1.8) OBP: 0.314, SLG: 0.439			K							3	0	0	0	1	2	1						
3 Adeiny Hechavarria, R (1.6) OBP: 0.303, SLG: 0.349	G5-4-3									4	1	2	0	0	0	2						
6 Jeff Mathis, R (1.2) OBP: 0.277, SLG: 0.289			FC3-2							4	0	2	1	0	2	1						
33 Jacob Turner, R (1.1) 12 Enrique Hernandez, R (4.9) 36 Sam Dyson, R (5.1) 17 Donovan Solano, R (7.9) 43 Dan Jennings, L (9.1) 5 Reed Johnson, R (9.9) OBP: 0.271, SLG: 0.331			SH			G4-3				0	0	0	0	0	0	0						
Inning Stats	R: 0 E: 0 K: 1 S: 8	H: 0 LOB: 1 BB: 1 P: 15	R: 0 E: 0 K: 0 S: 6	H: 0 LOB: 0 BB: 1 P: 12	R: 0 E: 1 K: 1 S: 12	H: 1 LOB: 3 BB: 1 P: 22	R: 1 E: 0 K: 1 S: 17	H: 2 LOB: 1 BB: 0 P: 26	R: 0 E: 0 K: 1 S: 9	H: 0 LOB: 0 BB: 0 P: 12	R: 0 E: 0 K: 1 S: 7	H: 0 LOB: 1 BB: 1 P: 15	R: 0 E: 0 K: 1 S: 10	H: 0 LOB: 0 BB: 0 P: 18	R: 2 E: 0 K: 1 S: 9	H: 1 LOB: 0 BB: 1 P: 17		R: 0 E: 0 K: 3 S: 11	H: 1 LOB: 1 BB: 0 P: 15	1B: 1 2B: 2 3B: 1 HR: 1	SF: 0 SAC: 1 DP: 1 HBP: 0	WP: 1 PB: 0 SB: 0 CS: 0
PITCHER	IP WLS BF H R ER SO BB IBB HBP BLK WP HR S P ERA WHIP	IP WLS BF H R ER SO BB IBB HBP BLK WP HR S P ERA WHIP	IP WLS BF H R ER SO BB IBB HBP BLK WP HR S P ERA WHIP	IP WLS BF H R ER SO BB IBB HBP BLK WP HR S P ERA WHIP	IP WLS BF H R ER SO BB IBB HBP BLK WP HR S P ERA WHIP	IP WLS BF H R ER SO BB IBB HBP BLK WP HR S P ERA WHIP	IP WLS BF H R ER SO BB IBB HBP BLK WP HR S P ERA WHIP	IP WLS BF H R ER SO BB IBB HBP BLK WP HR S P ERA WHIP	IP WLS BF H R ER SO BB IBB HBP BLK WP HR S P ERA WHIP	IP WLS BF H R ER SO BB IBB HBP BLK WP HR S P ERA WHIP	IP WLS BF H R ER SO BB IBB HBP BLK WP HR S P ERA WHIP	IP WLS BF H R ER SO BB IBB HBP BLK WP HR S P ERA WHIP	IP WLS BF H R ER SO BB IBB HBP BLK WP HR S P ERA WHIP	IP WLS BF H R ER SO BB IBB HBP BLK WP HR S P ERA WHIP	IP WLS BF H R ER SO BB IBB HBP BLK WP HR S P ERA WHIP	IP WLS BF H R ER SO BB IBB HBP BLK WP HR S P ERA WHIP	IP WLS BF H R ER SO BB IBB HBP BLK WP HR S P ERA WHIP	IP WLS BF H R ER SO BB IBB HBP BLK WP HR S P ERA WHIP	IP WLS BF H R ER SO BB IBB HBP BLK WP HR S P ERA WHIP	IP WLS BF H R ER SO BB IBB HBP BLK WP HR S P ERA WHIP	IP WLS BF H R ER SO BB IBB HBP BLK WP HR S P ERA WHIP	IP WLS BF H R ER SO BB IBB HBP BLK WP HR S P ERA WHIP

AB 31
R 3
H 5
RBI 3
BB 5
SO 10
LOB 20




Batter	1	2	3	4	5	6	7	8	9	AB	R	H	RBI	BB	SO	LOB	TOP										
6 Billy Hamilton, S (1, 8) OBP: 0.300, SLG: 0.399	L7		32 FC4-6 1B		K		F8		K	5	0	1	0	0	2	4	Cincinnati Reds @ Cleveland Indians Progressive Field, Cleveland, OH Mon Aug 04 2014, 7:10 PM - 9:59 PM EDT Att: 18,696 - Partly Cloudy - 79 F										
32 Jay Bruce, L (1, 9) OBP: 0.303, SLG: 0.374	39 1B		FC4-6 21 E		L7			39 1B 29 2B	G3	5	1	2	0	0	0	3											
21 Todd Frazier, R (1, 5) OBP: 0.337, SLG: 0.463	K		E6			G3-1		K	G5-3	5	0	0	0	0	2	5											
39 Devin Mesoraco, R (1, 2) OBP: 0.370, SLG: 0.574	1B		F4			K		29 2B 1B		4	0	2	0	0	1	2											
29 Brayan Peña, S (1, 3) OBP: 0.293, SLG: 0.395	G4-3		G3			K		1-3 2-H 2B		4	0	1	1	0	1	4											
25 Skip Schumaker, L (1, 7) OBP: 0.287, SLG: 0.311	G4-3				F7					3	0	1	0	0	0	0											
48 Ryan Ludwick, R (8, PH) OBP: 0.321, SLG: 0.392										1	0	0	0	0	0	2											
9 Jack Hannahan, L (1, 10)					G6-3					3	0	0	0	1	0	3											
7 Ramon Santiago, S (1, 4) OBP: 0.333, SLG: 0.287					F8					3	0	0	0	0	1	2											
23 Donald Lutz, L (9, PH) OBP: 0.276, SLG: 0.333										1	0	1	0	0	0	0											
2 Zack Cozart, R (1, 6) OBP: 0.270, SLG: 0.281	F8									2	0	0	0	2	1	1											
Inning Stats	R: 0 H: 2 E: 0 K: 1 S: 15	H: 0 LOB: 2 BB: 0 P: 21	R: 0 H: 0 E: 0 K: 0 S: 11	H: 0 LOB: 1 BB: 1 P: 17	R: 0 H: 1 E: 1 K: 0 S: 11	LOB: 2 BB: 0 P: 13	R: 0 H: 0 E: 0 K: 0 S: 4	H: 0 LOB: 0 BB: 0 P: 6	R: 0 H: 0 E: 0 K: 2 S: 9	H: 0 LOB: 0 BB: 0 P: 11	R: 0 H: 1 E: 0 K: 1 S: 11	H: 2 LOB: 2 BB: 1 P: 20	R: 1 H: 3 E: 0 K: 1 S: 14	H: 3 LOB: 2 BB: 0 P: 20	R: 0 H: 1 E: 0 K: 1 S: 10	H: 2 LOB: 2 BB: 1 P: 19	1B: 6 2B: 2 HR: 0	SF: 0 SAC: 0 DP: 0 HBP: 0	WP: 0 PB: 0 SB: 0 CS: 0	PA: 39							
PITCHER	IP	WLS	BF	H	R	ER	SO	BB	IBB	HBP	BLK	WP	HR	S	P	ERA	WHIP										
28 Corey Kluber, R (1, 1) ERA: 2.55	7.1	W	31	6	1	1	7	2	0	0	0	0	0	77	110	1.23	1.091										
50 Nick Hagadone, L (8, 1) ERA: 2.39	0.0		1	1	0	0	0	0	0	0	0	0	0	2	3	∞	∞										
44 John Axford, R (8, 1) ERA: 3.14	1.2	S	7	1	0	0	1	1	0	0	0	0	0	14	24	0.00	1.200										

Cincinnati Reds @ Cleveland Indians
 Progressive Field, Cleveland, OH
 Mon Aug 04 2014, 7:10 PM - 9:59 PM EDT
 Att: 18,696 - Partly Cloudy - 79 F

livebaseballscores.com

AB 36
 R 1
 H 8
 RBI 1
 BB 3
 SO 8
 LOB 26




Batter	1	2	3	4	5	6	7	8	9	AB	R	H	RBI	BB	SO	LOB	BOTTOM										
22 Jason Kipnis, L (1, 4) OBP: 0.324, SLG: 0.354	SH1-3 23 G3 2B		G3		23 1B 4 G5-3 BB		4 G5-4-3 1B			3	1	2	0	1	0	0	Cincinnati Reds @ Cleveland Indians Progressive Field, Cleveland, OH Mon Aug 04 2014, 7:10 PM - 9:59 PM EDT Att: 18,696 - Partly Cloudy - 79 F										
4 Mike Aviles, R (1, 7) OBP: 0.277, SLG: 0.322	SH1-3		G5-3		G5-3		G5-4-3			3	0	0	0	0	4												
23 Michael Brantley, L (1, 8) OBP: 0.383, SLG: 0.515	G3				41 1B 8 HR 1B		41 S 2-3 3-H 1B			4	1	2	2	0	0	1											
41 Carlos Santana, S (1, 3) OBP: 0.375, SLG: 0.445	8 FC6 BB				1 SAFE 8 HR 1 SAFE 1B		P5			3	1	1	0	1	0	2											
8 Lonnie Chisenhall, L (1, 5) OBP: 0.369, SLG: 0.481	FC6				8 HR 1B		G4-3			4	1	1	3	0	1	3											
7 David Murphy, L (1, 9) OBP: 0.328, SLG: 0.391					10 L6-3 BB					2	1	1	0	1	1	0											
10 Yan Gomes, R (1, 2) OBP: 0.325, SLG: 0.475					10 G5-4-3 HBP					4	1	1	2	0	0	2											
38 Chris Dickerson, L (1, 10) OBP: 0.371, SLG: 0.455					L6-3					4	0	0	0	0	2	0											
11 José Ramírez, S (1, 6) OBP: 0.217, SLG: 0.207					K					3	1	2	0	0	0	0											
Inning Stats	R: 1 H: 1 E: 0 K: 0 S: 8	H: 1 LOB: 1 BB: 1 P: 17	R: 0 H: 0 E: 0 K: 0 S: 6	H: 0 LOB: 0 BB: 0 P: 11	R: 0 H: 0 E: 0 K: 0 S: 5	LOB: 0 BB: 0 P: 9	R: 3 H: 3 E: 0 K: 1 S: 7	H: 3 LOB: 1 BB: 1 P: 16	R: 1 H: 2 E: 0 K: 0 S: 9	H: 2 LOB: 2 BB: 1 P: 17	R: 0 H: 0 E: 0 K: 2 S: 11	H: 0 LOB: 0 BB: 0 P: 16	R: 0 H: 2 E: 0 K: 0 S: 5	H: 2 LOB: 1 BB: 0 P: 9	R: 2 H: 2 E: 0 K: 1 S: 9	H: 2 LOB: 0 BB: 0 P: 15		1B: 6 2B: 3 HR: 2	SF: 0 SAC: 1 DP: 3 HBP: 1	WP: 1 PB: 0 SB: 2 CS: 0	PA: 35						
PITCHER	IP	WLS	BF	H	R	ER	SO	BB	IBB	HBP	BLK	WP	HR	S	P	ERA	WHIP										
31 Alfredo Simon, R (1, 1) ERA: 3.07	5.0	L	23	6	5	5	1	3	0	1	0	0	1	35	70	9.00	1.800										
53 Carlos Contreras, R (6, 1) ERA: 3.95	3.0		12	4	2	2	3	0	0	0	0	1	1	25	40	6.00	1.333										

Cincinnati Reds @ Cleveland Indians
 Progressive Field, Cleveland, OH
 Mon Aug 04 2014, 7:10 PM - 9:59 PM EDT
 Att: 18,696 - Partly Cloudy - 79 F

livebaseballscores.com

AB 30
 R 7
 H 10
 RBI 7
 BB 3
 SO 4
 LOB 12



Batter	1	2	3	4	5	6	7	8	9	AB	R	H	RBI	BB	SO	LOB	TOP					
22 Jason Kipnis, L (1.4) OBP: 0.326, SLG: 0.355	L8			G3-1 23 7 1B		FC6-4 7 FC6-4 1B		L8 9 2B 1B		4	1	3	0	0	0	0						
7 David Murphy, L (1.9) OBP: 0.327, SLG: 0.387	G3			G3-1 23 G3-1 1B		FC6-4 23 G4-6-3 1-2		L8		4	0	1	0	0	0	3						
23 Michael Brantley, L (1.8) OBP: 0.379, SLG: 0.569 35 Marc Rzepczynski, L (7.1) 9 Ryan Raburn, R (8.7) 57 Kyle Crockett, L (8.1)	G3-4-1			G3-1		G4-6-3		L8 1-2 1-H 2-H 2B		3	0	0	0	0	0	3						
41 Carlos Santana, S (1.3) OBP: 0.371, SLG: 0.436		K		P2				L9 G5-3		4	0	0	0	0	1	3						
8 Lonnie Chisenhall, L (1.5) OBP: 0.364, SLG: 0.471		G6-3		G4-1				G4-3		4	0	0	0	0	0	2						
33 Nick Swisher, S (1.7) OBP: 0.280, SLG: 0.335		L3		G1-3				G4-3		4	0	0	0	0	1	0						
10 Yan Gomes, R (1.2) OBP: 0.327, SLG: 0.489				L6		L7				4	1	2	1	0	0	0						
11 José Ramírez, S (1.6) OBP: 0.239, SLG: 0.206				G1-3				HR K P5		3	0	0	0	1	1	1						
31 Danny Salazar, R (1.1) 38 Chris Dickerson, L (5.7) 50 Nick Hagadone, L (5.1) 48 Scott Atchison, R (7.1) 4 Mike Aviles, R (7.8) OBP: 0.280, SLG: 0.325				K		K		22 9 2B BB		1	0	0	0	0	1	0						
Inning Stats	R: 0 E: 0 K: 0 S: 6	H: 0 LOB: 0 BB: 0 P: 8	R: 0 E: 0 K: 1 S: 10	H: 0 LOB: 0 BB: 0 P: 13	R: 0 E: 0 K: 1 S: 8	H: 2 LOB: 2 BB: 0 P: 10	R: 0 E: 0 K: 1 S: 11	H: 0 LOB: 1 BB: 1 P: 22	R: 0 E: 0 K: 0 S: 5	H: 1 LOB: 0 BB: 0 P: 7	R: 0 E: 0 K: 1 S: 11	H: 0 LOB: 0 BB: 0 P: 16	R: 3 E: 0 K: 1 S: 17	H: 3 LOB: 1 BB: 1 P: 26	R: 0 E: 0 K: 0 S: 14	H: 1 LOB: 1 BB: 0 P: 16	1B: 4 2B: 2 3B: 0 HR: 1	SF: 0 SAC: 0 DP: 1 HBP: 0	WP: 0 PB: 0 SB: 0 CS: 0	PA: 35		
PITCHER	IP WLS BF H R ER SO BB IBB HBP BLK WP HR S P ERA WHIP																					
55 Mat Latos, R (1.1) ERA: 3.12	7.2	W	30	6	3	3	5	2	0	0	0	0	0	0	0	0	0	1	78	113	3.52	1.043
70 Jumbo Diaz, R (8.1) ERA: 2.91	0.1		1	0	0	0	0	0	0	0	0	0	0	0	0	0	0	0	2	3	0.00	0.000
63 Sam LeCure, R (9.1) ERA: 3.35	1.0		4	1	0	0	0	0	0	0	0	0	0	0	0	0	0	0	14	16	0.00	1.000

Cleveland Indians @ Cincinnati Reds
Great American Ball Park, Cincinnati, OH
Wed Aug 06 2014, 7:11 PM - 9:54 PM EDT
Att: 33,863 - Partly Cloudy - 77 F

AB 33
R 3
H 7
RBI 3
BB 2
SO 5
LOB 13



Batter	1	2	3	4	5	6	7	8	9	AB	R	H	RBI	BB	SO	LOB	BOTTOM					
6 Billy Hamilton, S (1.8) OBP: 0.296, SLG: 0.393	B3			F7		F7		G3-1		4	0	0	0	0	0	2						
32 Jay Bruce, L (1.9) OBP: 0.304, SLG: 0.382	K			L8		K		G4-3		4	0	0	0	0	2	2						
21 Todd Frazier, R (1.5) OBP: 0.339, SLG: 0.463	K			K						4	0	2	2	0	2	0						
39 Devin Mesoraco, R (1.2) OBP: 0.365, SLG: 0.565		K		P6		G5-3		G5-3		4	0	0	0	0	1	2						
29 Brayan Peña, S (1.3) OBP: 0.302, SLG: 0.398		17 2 HR 1B		17 HR 1B		K		K		4	2	2	0	0	2	1						
28 Chris Heisey, R (1.7) OBP: 0.275, SLG: 0.368		P6		K		L5		F9		4	0	0	0	0	1	3						
17 Kristopher Negrón, R (1.4) OBP: 0.317, SLG: 0.564		2 HR 1B		1-H HR				G6-3		4	3	3	2	0	0	0						
2 Zack Cozart, R (1.6) OBP: 0.275, SLG: 0.299		1-H 2-H HR		G5-3				G3-1 6 55 21 2B 1B		3	2	2	4	0	0	0						
55 Mat Latos, R (1.1) OBP: 0.136, SLG: 0.095 70 Jumbo Diaz, R (8.1) 63 Sam LeCure, R (9.1)		F8		K				21 2B 1B		3	1	1	0	0	0	0						
Inning Stats	R: 0 E: 0 K: 2 S: 12	H: 0 LOB: 0 BB: 0 P: 17	R: 3 E: 0 K: 1 S: 18	H: 3 LOB: 0 BB: 0 P: 26	R: 0 E: 0 K: 1 S: 8	H: 0 LOB: 0 BB: 0 P: 11	R: 2 E: 0 K: 1 S: 10	H: 2 LOB: 0 BB: 0 P: 15	R: 0 E: 0 K: 2 S: 7	H: 0 LOB: 0 BB: 0 P: 11	R: 0 E: 0 K: 1 S: 7	H: 1 LOB: 1 BB: 0 P: 9	R: 3 E: 0 K: 0 S: 15	H: 4 LOB: 4 BB: 0 P: 22	R: 0 E: 0 K: 1 S: 8	H: 0 LOB: 0 BB: 0 P: 9	1B: 6 2B: 2 3B: 0 HR: 2	SF: 0 SAC: 0 DP: 0 HBP: 0	WP: 0 PB: 0 SB: 0 CS: 0	PA: 34		
PITCHER	IP WLS BF H R ER SO BB IBB HBP BLK WP HR S P ERA WHIP																					
31 Danny Salazar, R (1.1) ERA: 4.88	4.0	L	17	5	5	5	5	0	0	0	0	0	0	0	0	0	0	2	48	69	11.25	1.250
50 Nick Hagadone, L (5.1) ERA: 2.03	2.0		7	1	0	0	3	0	0	0	0	0	0	0	0	0	0	0	14	20	0.00	0.500
48 Scott Atchison, R (7.1) ERA: 3.28	0.1		4	3	3	3	0	0	0	0	0	0	0	0	0	0	0	0	11	16	81.00	9.000
35 Marc Rzepczynski, L (7.1) ERA: 3.23	0.2		3	1	0	0	0	0	0	0	0	0	0	0	0	0	0	0	4	6	0.00	1.500
57 Kyle Crockett, L (8.1) ERA: 1.31	1.0		3	0	0	0	1	0	0	0	0	0	0	0	0	0	0	0	8	9	0.00	0.000

Cleveland Indians @ Cincinnati Reds
Great American Ball Park, Cincinnati, OH
Wed Aug 06 2014, 7:11 PM - 9:54 PM EDT
Att: 33,863 - Partly Cloudy - 77 F

AB 34
R 8
H 10
RBI 8
BB 0
SO 9
LOB 10



Batter	1	2	3	4	5	6	7	8	9	AB	R	H	RBI	BB	SO	LOB	TOP			
21 Christian Yelich, L (1, 7) OBP: 0.359, SLG: 0.409	G4-3	G4-3			K		G4-3		K	5	0	0	0	0	2	3	Miami Marlins @ Cincinnati Reds Great American Ball Park, Cincinnati, OH Fri Aug 08 2014, 7:10 PM - 9:51 PM EDT Att: 31,193 - Overcast - 74 F			
1 Jordany Valdespin, L (1, 4) OBP: 0.277, SLG: 0.355	1B		G4-3		G4-3		G4-3		K	5	0	1	0	0	1	1				
27 Giancarlo Stanton, R (1, 9) OBP: 0.389, SLG: 0.550					K		G3		K	4	1	1	1	1	2	1				
9 Casey McGehee, R (1, 5) OBP: 0.371, SLG: 0.373							HR		K	4	1	2	0	0	0	2				
46 Garrett Jones, L (1, 3) OBP: 0.314, SLG: 0.417					G6-3				K	3	0	0	0	1	0	3				
13 Marcell Ozuna, R (1, 8) OBP: 0.316, SLG: 0.437									K	3	0	2	0	0	1	0				
39 Jarrod Saltalamacchia, R (1, 2) OBP: 0.316, SLG: 0.390									1B	2	0	0	1	1	1	1				
3 Adeiny Hechavarria, R (1, 6) OBP: 0.302, SLG: 0.344									FC6-4	3	0	0	0	1	1	3				
24 Nathan Eovaldi, R (1, 1) OBP: 0.064, SLG: 0.043									1B	3	0	0	0	0	3	5				
17 Donovan Solano, R (PH) OBP: 0.313, SLG: 0.321										1	0	1	0	0	0	0				
31 Steve Cishek, R (9, 1)									1B	0	0	0	0	0	0	0				
Inning Stats	R: 0 E: 0 K: 0 S: 8	H: 1 LOB: 2 BB: 1 P: 14	R: 0 E: 0 K: 2 S: 10	H: 1 LOB: 2 BB: 1 P: 18	R: 0 E: 0 K: 1 S: 10	H: 0 LOB: 0 BB: 0 P: 14	R: 0 E: 0 K: 2 S: 9	H: 0 LOB: 0 BB: 0 P: 13	R: 1 E: 0 K: 1 S: 12	H: 1 LOB: 3 BB: 2 P: 27	R: 1 E: 0 K: 0 S: 9	H: 1 LOB: 0 BB: 0 P: 15	R: 0 E: 0 K: 1 S: 10	H: 1 LOB: 1 BB: 0 P: 17	R: 0 E: 0 K: 3 S: 13	H: 1 LOB: 1 BB: 0 P: 18	1B: 4 2B: 2 3B: 0 HR: 1	SF: 1 SAC: 0 DP: 0 HBP: 1	WP: 0 PB: 0 SB: 0 CS: 0	PA: 39
PITCHER	IP WLS BF H R ER SO BB IBB HBP BLK WP HR S P ERA WHIP																			
44 Mike Leake, R ERA: 3.42	7.0 L 31 5 2 2 7 3 1 1 0 0 1 66 118 2.57 1.143																			
63 Sam LeCure, R ERA: 3.27	1.0 4 1 0 0 1 0 0 0 0 0 0 10 17 0.00 1.000																			
60 J.J. Hoover, R ERA: 5.44	1.0 4 1 0 0 3 0 0 0 0 0 0 13 18 0.00 1.000																			

AB	33
R	2
H	7
RBI	2
BB	4
SO	11
LOB	19



Batter	1	2	3	4	5	6	7	8	9	AB	R	H	RBI	BB	SO	LOB	BOTTOM					
6 Billy Hamilton, S (1, 8) OBP: 0.298, SLG: 0.396	BB		F7			L7		K		3	0	0	0	1	1	0	Miami Marlins @ Cincinnati Reds Great American Ball Park, Cincinnati, OH Fri Aug 08 2014, 7:10 PM - 9:51 PM EDT Att: 31,193 - Overcast - 74 F					
32 Jay Bruce, L (1, 9) OBP: 0.303, SLG: 0.379	G4-3				G4-3		1B		L8	4	0	1	0	0	0	1						
21 Todd Frazier, R (1, 5) (3, 3) OBP: 0.342, SLG: 0.465										4	1	3	0	0	0	0						
39 Devin Mesoraco, R (1, 2) OBP: 0.359, SLG: 0.556										4	0	1	1	0	0	3						
29 Brayan Peña, S (1, 3) OBP: 0.305, SLG: 0.401										1	0	1	0	0	0	0						
7 Ramon Santiago, S (3, 5) OBP: 0.319, SLG: 0.298										2	0	0	0	0	1	1						
25 Skip Schumaker, L (1, 7) OBP: 0.286, SLG: 0.310										4	0	1	0	0	1	2						
17 Kristopher Negrón, R (1, 4) OBP: 0.327, SLG: 0.522										3	0	0	0	1	0	2						
2 Zack Cozart, R (1, 6) OBP: 0.273, SLG: 0.302										4	0	0	0	0	1	3						
44 Mike Leake, R (1, 1) OBP: 0.137, SLG: 0.216										2	0	0	0	0	2	0						
63 Sam LeCure, R (8, 1)										0	0	0	0	0	0	0						
9 Jack Hannahan, L (8, PH)										1	0	0	0	0	1	0						
60 J.J. Hoover, R (9, 1)										0	0	0	0	0	0	0						
Inning Stats	R: 0 E: 0 K: 0 S: 4	H: 0 LOB: 0 BB: 1 P: 8	R: 0 E: 0 K: 1 S: 9	H: 1 LOB: 0 BB: 0 P: 12	R: 0 E: 0 K: 1 S: 7	H: 0 LOB: 0 BB: 0 P: 8	R: 0 E: 0 K: 0 S: 9	H: 1 LOB: 1 BB: 0 P: 16	R: 0 E: 0 K: 1 S: 11	H: 0 LOB: 0 BB: 0 P: 18	R: 0 E: 0 K: 1 S: 10	H: 2 LOB: 2 BB: 0 P: 19	R: 0 E: 0 K: 1 S: 13	H: 1 LOB: 0 BB: 0 P: 16	R: 0 E: 0 K: 2 S: 9	H: 0 LOB: 0 BB: 0 P: 15	R: 1 E: 0 K: 1 S: 12	H: 2 LOB: 2 BB: 1 P: 20	1B: 5 2B: 2 3B: 0 HR: 0	SF: 0 SAC: 1 DP: 0 HBP: 0	WP: 0 PB: 0 SB: 0 CS: 1	PA: 35
PITCHER	IP WLS BF H R ER SO BB IBB HBP BLK WP HR S P ERA WHIP																					
24 Nathan Eovaldi, R ERA: 3.99	8.0 W 29 5 0 0 6 1 0 0 0 0 0 112 112 0.00 0.750																					
31 Steve Cishek, R ERA: 3.65	1.0 S 6 2 1 1 1 1 0 0 0 0 0 0 20 9.00 3.000																					

AB	32
R	1
H	7
RBI	1
BB	2
SO	7
LOB	12



Batter	1	2	3	4	5	6	7	8	9	AB	R	H	RBI	BB	SO	LOB	TOP			
21 Christian Yelich, L OBP: 0.347, SLG: 0.408	G6-3		G1-3		K		E5			4	0	0	0	0	1	3	Miami Marlins @ Cincinnati Reds Great American Ball Park, Cincinnati, OH Sun Aug 10 2014, 1:12 PM - 3:58 PM EDT Att: 36,122 - Cloudy - 79 F			
17 Donovan Solano, R OBP: 0.310, SLG: 0.320	F9		K			G6-3	F8			4	0	0	0	0	1	3				
27 Giancarlo Stanton, R OBP: 0.390, SLG: 0.554	HR			F9		1B		F9		4	1	2	1	0	0	0				
9 Casey McGehee, R OBP: 0.370, SLG: 0.379	F8			HR		1B		F9		4	1	2	1	0	0	0				
46 Garrett Jones, L OBP: 0.314, SLG: 0.416	K		P5		K			F8		4	0	0	0	0	2	2				
13 Marcell Ozuna, R OBP: 0.314, SLG: 0.429	G5-3		K		K				BB	3	0	0	0	1	2	2				
3 Adeiny Hechavarria, R OBP: 0.300, SLG: 0.344	L9				BB		F9		L4	3	0	0	0	1	0	1				
6 Jeff Mathis, R OBP: 0.270, SLG: 0.281			K		K		K		K	4	0	0	0	0	4	2				
52 Brad Hand, L ERA: 4.65					FC1-6				K	2	0	1	0	0	0	1				
36 Sam Dyson, R ERA: 1.29									K	2	0	0	0	0	0	0				
41 Chris Hatcher, R ERA: 3.6									K	0	0	0	0	0	0	0				
28 Anthony DeSclafani, R ERA: 7.11									K	0	0	0	0	0	0	1				
59 Ed Lucas, R ERA: 5.33									K	1	0	0	0	0	1	1				
Inning Stats	R: 1 H: 1 E: 0 K: 0 S: 6	H: 1 LOB: 0 BB: 0 P: 11	R: 0 H: 0 E: 0 K: 1 S: 7	H: 0 LOB: 0 BB: 0 P: 10	R: 0 H: 1 E: 0 K: 2 S: 10	H: 1 LOB: 1 BB: 0 P: 12	R: 1 H: 1 E: 0 K: 1 S: 10	H: 1 LOB: 0 BB: 0 P: 16	R: 0 H: 0 E: 0 K: 2 S: 10	H: 2 LOB: 2 BB: 1 P: 20	R: 0 H: 0 E: 1 K: 1 S: 9	H: 0 LOB: 2 BB: 1 P: 17	R: 0 H: 0 E: 0 K: 0 S: 7	H: 0 LOB: 0 BB: 0 P: 10	R: 0 H: 0 E: 0 K: 2 S: 11	H: 0 LOB: 1 BB: 1 P: 18	1B: 3 2B: 0 3B: 0 HR: 2	SF: 0 SAC: 0 DP: 0 HBP: 0	WP: 0 PB: 0 SB: 0 CS: 0	PA: 36
PITCHER	IP WLS BF H R ER SO BB IBB HBP BLK WP HR S P ERA WHIP	8.0 W 32 5 2 2 9 2 0 0 0 0 2 70 112 2.25 0.875	1.0 4 0 0 0 2 1 0 0 0 0 0 11 18 0.00 1.000	PITCHER																

Batter	1	2	3	4	5	6	7	8	9	AB	R	H	RBI	BB	SO	LOB	BOTTOM			
17 Kristopher Negron, R OBP: 0.281, SLG: 0.444	G4-3		K		F8		K			4	0	0	0	0	2	4	Miami Marlins @ Cincinnati Reds Great American Ball Park, Cincinnati, OH Sun Aug 10 2014, 1:12 PM - 3:58 PM EDT Att: 36,122 - Cloudy - 79 F			
32 Jay Bruce, L OBP: 0.303, SLG: 0.384	HR		P4		21 BB		F7			3	2	1	0	1	0	0				
21 Todd Frazier, R OBP: 0.340, SLG: 0.460	L9		G6-3		39 HR		K			3	1	0	1	1	1	1				
39 Devin Mesoraco, R OBP: 0.366, SLG: 0.580	HR		L9		HR		G6-3			4	2	2	6	0	0	0				
48 Ryan Ludwick, R OBP: 0.317, SLG: 0.385	K		L7		K			K		4	0	0	0	0	3	0				
28 Chris Heisey, R OBP: 0.276, SLG: 0.365	G4-3		P6		F9			FC6-4		4	0	1	0	0	0	0				
7 Ramon Santiago, S OBP: 0.331, SLG: 0.307	1B				SH5-4		FC6-4			3	1	2	0	1	1	1				
2 Zack Cozart, R OBP: 0.272, SLG: 0.301	L8				HR		FC6-4			4	1	1	0	0	0	3				
47 Johnny Cueto, R OBP: 0.151, SLG: 0.135	G3				SH5-4		E1			2	0	0	0	0	0	2				
60 J.J. Hoover, R ERA: 5.33										0	0	0	0	0	0	0				
Inning Stats	R: 2 H: 2 E: 0 K: 1 S: 11	H: 2 LOB: 0 BB: 0 P: 17	R: 0 H: 1 E: 0 K: 0 S: 8	H: 1 LOB: 1 BB: 0 P: 14	R: 0 H: 0 E: 0 K: 1 S: 12	H: 0 LOB: 0 BB: 0 P: 17	R: 0 H: 0 E: 0 K: 0 S: 9	H: 0 LOB: 0 BB: 0 P: 13	R: 0 H: 2 E: 0 K: 1 S: 19	H: 2 LOB: 3 BB: 3 P: 36	R: 0 H: 1 E: 1 K: 1 S: 21	H: 1 LOB: 2 BB: 0 P: 27	R: 0 H: 0 E: 0 K: 1 S: 5	H: 0 LOB: 0 BB: 0 P: 7	R: 0 H: 1 E: 0 K: 2 S: 11	H: 1 LOB: 1 BB: 0 P: 13	1B: 5 2B: 0 3B: 0 HR: 2	SF: 0 SAC: 1 DP: 0 HBP: 0	WP: 0 PB: 0 SB: 0 CS: 0	PA: 35
PITCHER	IP WLS BF H R ER SO BB IBB HBP BLK WP HR S P ERA WHIP	4.2 L 22 6 1 0 0 2 0 0 0 0 0 24 32 0.00 0.750	1.1 6 1 0 0 2 0 0 0 0 0 0 5 7 0.00 0.000	1.0 3 0 0 0 1 0 0 0 0 0 0 11 13 0.00 1.000	PITCHER															



Batter	1	2	3	4	5	6	7	8	9	AB	R	H	RBI	BB	SO	LOB	TOP				
26 Brock Holt, L OBP: 0.342, SLG: 0.406	G4-3		SH1-3		G4-3			34 G3 52 HR 1B		3	1	1	0	0	0	0	Boston Red Sox @ Cincinnati Reds Great American Ball Park, Cincinnati, OH Tue Aug 12 2014, 7:14 PM - 10:16 PM EDT Att: 35,903 - Partly Cloudy - 70 F				
15 Dustin Pedroia, R OBP: 0.345, SLG: 0.378	34 1B					L8		L9		3	0	1	0	1	0	1					
34 David Ortiz, L OBP: 0.337, SLG: 0.488	1B		P6		K			G3		4	0	1	0	0	1	3					
52 Yoenis Cespedes, R (1, 7)	F4		L7		K			HR		4	1	1	2	0	1	4					
29 Daniel Nava, S OBP: 0.326, SLG: 0.313 25 Jackie Bradley Jr., L OBP: 0.281, SLG: 0.289	K				G3			2 1B 2B		4	1	1	0	0	2	2					
2 Xander Bogaerts, R OBP: 0.297, SLG: 0.350	P2				G5-3			55 SH1-4 2H 1B		4	0	2	1	0	0	0					
55 Christian Vázquez, R (1, 2)	G4-3				G5-3			55 G4-6-3 1B		3	0	0	0	0	0	1					
16 Will Middlebrooks, R (1, 5)	K				G5-3			SH1-4		4	0	0	0	0	1	1					
56 Joe Kelly, R ERA: 2.95 12 Mike Napoli, R ERA: 2.98, SLG: 0.445 35 Burke Badenhop, R ERA: 1.47 59 Tommy Layne, L ERA: 4.6 54 Edward Mujica, R ERA: 2.29 19 Koji Uehara, R ERA: 1.29	15 S 26 SH1-3 1B				G4-3			K		2	0	1	0	0	0	0					
Inning Stats	R: 0 H: 2 E: 0 K: 1 S: 13	H: 2 LOB: 2 BB: 0 P: 19	R: 0 H: 0 E: 0 K: 1 S: 8	H: 0 LOB: 0 BB: 0 P: 14	R: 0 H: 1 E: 0 K: 0 S: 6	H: 2 LOB: 2 BB: 1 P: 12	R: 0 H: 0 E: 0 K: 0 S: 6	H: 0 LOB: 0 BB: 0 P: 9	R: 0 H: 0 E: 0 K: 0 S: 11	H: 0 LOB: 0 BB: 0 P: 14	R: 0 H: 0 E: 0 K: 2 S: 7	H: 0 LOB: 0 BB: 0 P: 10	R: 1 H: 2 E: 0 K: 1 S: 17	H: 2 LOB: 1 BB: 0 P: 22	R: 2 H: 2 E: 0 K: 1 S: 12	H: 2 LOB: 0 BB: 0 P: 18		R: 0 H: 1 E: 0 K: 0 S: 12	H: 1 LOB: 0 BB: 0 P: 15	1B: 6 2B: 1 3B: 0 HR: 1	SF: 0 SAC: 2 DP: 1 HBP: 0
PITCHER	IP WLS BF H R ER SO BB IBB HBP BLK WP HR S P ERA WHIP																				
55 Mat Latos, R (1, 1)	7.0	27	5	1	1	5	1	0	0	0	0	0	0	0	68	100	1.29	0.857			
51 Jonathan Broxton, R (8, 1)	1.0	L	5	2	2	2	1	0	0	0	0	0	1	12	18	18.00	2.000				
70 Jumbo Diaz, R (9, 1)	1.0		3	1	0	0	0	0	0	0	0	0	0	12	15	0.00	1.000				

Batter	1	2	3	4	5	6	7	8	9	AB	R	H	RBI	BB	SO	LOB	BOTTOM		
6 Billy Hamilton, S (1, 8)	32 E 21 1B 32 S		F7		G4-3			L8		3	1	0	0	1	0	0	Boston Red Sox @ Cincinnati Reds Great American Ball Park, Cincinnati, OH Tue Aug 12 2014, 7:14 PM - 10:16 PM EDT Att: 35,903 - Partly Cloudy - 70 F		
32 Jay Bruce, L (1, 9)	21 1B 39 1B				F7			F7		3	1	1	0	1	0	0			
21 Todd Frazier, R (1, 5)	29 G6-4-3 39 1B		F9				P5		3	0	1	1	1	0	1	1			
39 Devin Mesoraco, R (1, 2)	29 G6-4-3 1B							BB		4	0	3	1	0	0	1			
29 Brayan Peña, S (1, 3)	G6-4-3		FC6-4				P6		4	0	0	0	0	0	5	5			
28 Chris Heisey, R (1, 7)	K				K		L9		4	0	1	0	0	2	2	2			
7 Ramon Santiago, S (1, 4)	G4-3				G6-4-3 BB		L3		3	0	0	0	1	0	1	1			
2 Zack Cozart, R (1, 6)	G6-3				G6-4-3		G4-3		4	0	0	0	0	0	2	2			
55 Mat Latos, R (1, 1) 25 Skip Schumaker, L (7, PH) 51 Jonathan Broxton, R (8, 1) 70 Jumbo Diaz, R (9, 1)	K				K		G6-3		2	0	0	0	0	2	0	0			
Inning Stats	R: 2 H: 2 E: 0 K: 1 S: 15	H: 2 LOB: 1 BB: 2 P: 31	R: 0 H: 0 E: 0 K: 1 S: 10	H: 0 LOB: 0 BB: 0 P: 17	R: 0 H: 2 E: 0 K: 0 S: 9	H: 2 LOB: 0 BB: 0 P: 15	R: 0 H: 0 E: 0 K: 1 S: 6	H: 0 LOB: 0 BB: 1 P: 12	R: 0 H: 1 E: 0 K: 0 S: 10	H: 1 LOB: 1 BB: 0 P: 16	R: 0 H: 0 E: 0 K: 0 S: 8	H: 0 LOB: 0 BB: 0 P: 11	R: 0 H: 0 E: 0 K: 0 S: 9	R: 0 H: 0 E: 0 K: 0 S: 9	R: 0 H: 1 E: 0 K: 0 S: 16	H: 1 LOB: 1 BB: 0 P: 20		1B: 5 2B: 1 3B: 0 HR: 0	SF: 0 SAC: 0 DP: 2 HBP: 0
PITCHER	IP WLS BF H R ER SO BB IBB HBP BLK WP HR S P ERA WHIP																		
56 Joe Kelly, R (1, 1)	6.0	24	5	2	2	4	3	0	0	0	0	0	0	0	57	103	3.00	1.333	
35 Burke Badenhop, R (7, 1)	0.2		0	0	0	0	0	0	0	0	0	4	6	0.00	0.000				
59 Tommy Layne, L (7, 1)	1.0	W	3	0	0	0	0	0	0	0	0	8	11	0.00	0.000				
54 Edward Mujica, R (8, 1)	0.1	H	2	0	0	0	1	0	0	0	0	5	9	0.00	3.000				
19 Koji Uehara, R (9, 1)	1.0	S	4	1	0	0	0	0	0	0	0	16	20	0.00	1.000				

Batter	1	2	3	4	5	6	7	8	9	AB	R	H	RBI	BB	SO	LOB	TOP							
26 Brock Holt, L OBP: 0.343, SLG: 0.407										4	2	1	0	1	1	3	Boston Red Sox @ Cincinnati Reds Great American Ball Park, Cincinnati, OH Wed Aug 13 2014, 12:37 PM - 3:37 PM EDT Att: 32,870 - Partly Cloudy - 71 F							
29 Daniel Nava, S OBP: 0.330, SLG: 0.318										3	1	2	1	0	0	1								
15 Dustin Pedroia, R OBP: 0.345, SLG: 0.377										1	0	0	0	0	0	0								
52 Yoenis Cespedes, R OBP: 0.302, SLG: 0.466										3	1	1	1	0	0	2								
16 Will Middlebrooks, R OBP: 0.265, SLG: 0.267										1	0	0	0	0	1	0								
12 Mike Napoli, R OBP: 0.288, SLG: 0.452										4	1	1	3	0	0	1								
7 Kelly Johnson, L OBP: 0.298, SLG: 0.364										4	0	1	0	0	1	2								
2 Xander Bogaerts, R OBP: 0.297, SLG: 0.350										4	0	1	0	0	2	1								
25 Jackie Bradley Jr., L OBP: 0.264, SLG: 0.290										3	0	1	0	0	1	0								
61 Dan Butler, R										4	0	0	0	0	2	3								
63 Anthony Ranaudo, R (1, 1)										3	0	0	0	0	2	2								
35 Burke Badenhop, R (7, 1)										0	0	0	0	0	0	0								
36 Junichi Tazawa, R (8, 1)										0	0	0	0	0	0	0								
39 Corey Brown, L (9, PH)										1	0	0	0	0	1	1								
54 Edward Mujica, R (9, 1)										0	0	0	0	0	0	0								
Inning Stats	R: 2 E: 0 K: 0 S: 15	H: 1 LOB: 0 BB: 1 P: 25	R: 0 E: 0 K: 0 S: 8	H: 2 LOB: 2 BB: 0 P: 10	R: 0 E: 0 K: 0 S: 6	H: 1 LOB: 1 BB: 0 P: 8	R: 0 E: 0 K: 1 S: 8	H: 0 LOB: 0 BB: 0 P: 16	R: 3 E: 0 K: 2 S: 14	H: 4 LOB: 0 BB: 0 P: 24	R: 0 E: 0 K: 2 S: 9	H: 0 LOB: 0 BB: 0 P: 15	R: 0 E: 0 K: 1 S: 12	H: 0 LOB: 0 BB: 0 P: 15	R: 0 E: 0 K: 2 S: 8	H: 0 LOB: 0 BB: 0 P: 11	R: 0 E: 0 K: 3 S: 9	H: 0 LOB: 0 BB: 0 P: 14	1B: 6 2B: 1 3B: 0 HR: 1	SF: 0 SAC: 0 DP: 1 HBP: 1	WP: 1 PB: 0 SB: 1 CS: 0	PA: 37		
PITCHER	IP WLS BF H R ER SO BB IBB HBP BLK WP HR S P ERA WHIP	IP WLS BF H R ER SO BB IBB HBP BLK WP HR S P ERA WHIP	IP WLS BF H R ER SO BB IBB HBP BLK WP HR S P ERA WHIP	IP WLS BF H R ER SO BB IBB HBP BLK WP HR S P ERA WHIP	IP WLS BF H R ER SO BB IBB HBP BLK WP HR S P ERA WHIP	IP WLS BF H R ER SO BB IBB HBP BLK WP HR S P ERA WHIP	IP WLS BF H R ER SO BB IBB HBP BLK WP HR S P ERA WHIP	IP WLS BF H R ER SO BB IBB HBP BLK WP HR S P ERA WHIP	IP WLS BF H R ER SO BB IBB HBP BLK WP HR S P ERA WHIP	IP WLS BF H R ER SO BB IBB HBP BLK WP HR S P ERA WHIP	IP WLS BF H R ER SO BB IBB HBP BLK WP HR S P ERA WHIP	IP WLS BF H R ER SO BB IBB HBP BLK WP HR S P ERA WHIP	IP WLS BF H R ER SO BB IBB HBP BLK WP HR S P ERA WHIP	IP WLS BF H R ER SO BB IBB HBP BLK WP HR S P ERA WHIP	IP WLS BF H R ER SO BB IBB HBP BLK WP HR S P ERA WHIP	IP WLS BF H R ER SO BB IBB HBP BLK WP HR S P ERA WHIP	IP WLS BF H R ER SO BB IBB HBP BLK WP HR S P ERA WHIP	IP WLS BF H R ER SO BB IBB HBP BLK WP HR S P ERA WHIP	IP WLS BF H R ER SO BB IBB HBP BLK WP HR S P ERA WHIP	IP WLS BF H R ER SO BB IBB HBP BLK WP HR S P ERA WHIP	IP WLS BF H R ER SO BB IBB HBP BLK WP HR S P ERA WHIP	IP WLS BF H R ER SO BB IBB HBP BLK WP HR S P ERA WHIP	IP WLS BF H R ER SO BB IBB HBP BLK WP HR S P ERA WHIP	IP WLS BF H R ER SO BB IBB HBP BLK WP HR S P ERA WHIP

AB 35
R 5
H 8
RBI 5
BB 1
SO 11
LOB 16



Batter	1	2	3	4	5	6	7	8	9	AB	R	H	RBI	BB	SO	LOB	BOTTOM							
6 Billy Hamilton, S OBP: 0.295, SLG: 0.387										5	0	0	0	0	0	2	Boston Red Sox @ Cincinnati Reds Great American Ball Park, Cincinnati, OH Wed Aug 13 2014, 12:37 PM - 3:37 PM EDT Att: 32,870 - Partly Cloudy - 71 F							
17 Kristopher Negron, R OBP: 0.266, SLG: 1.463										4	2	2	0	1	0	2								
21 Todd Frazier, R OBP: 0.341, SLG: 0.461										3	0	1	1	0	0	1								
39 Devin Mesoraco, R OBP: 0.366, SLG: 0.580										3	0	0	1	0	1	1								
29 Brayan Peña, S OBP: 0.302, SLG: 0.395										4	0	1	0	0	0	1								
48 Ryan Ludwick, R OBP: 0.313, SLG: 0.379										4	0	0	0	0	1	1								
54 Aroldis Chapman, L (9, 1)										0	0	0	0	0	0	0								
25 Skip Schumaker, L OBP: 0.293, SLG: 0.327										4	1	3	1	0	1	0								
2 Zack Cozart, R OBP: 0.272, SLG: 0.300										4	0	2	0	0	0	2								
44 Mike Leake, R OBP: 0.151, SLG: 0.289										2	1	1	1	0	0	2								
60 J.J. Hoover, R (6, 1)										0	0	0	0	0	0	0								
28 Chris Heisey, R (6, PH)										1	0	0	0	0	0	1								
43 Manny Parra, L (7, 1)										0	0	0	0	0	0	0								
63 Sam LeCure, R (8, 1)										0	0	0	0	0	0	0								
7 Ramon Santiago, S (9, 4)										1	0	0	0	0	1	2								
Inning Stats	R: 0 E: 0 K: 0 S: 14	H: 1 LOB: 0 BB: 0 P: 20	R: 0 E: 0 K: 0 S: 8	H: 2 LOB: 2 BB: 0 P: 13	R: 1 E: 0 K: 0 S: 10	H: 1 LOB: 1 BB: 1 P: 18	R: 2 E: 0 K: 0 S: 12	H: 2 LOB: 0 BB: 0 P: 17	R: 1 E: 0 K: 0 S: 9	H: 1 LOB: 0 BB: 0 P: 12	R: 0 E: 0 K: 1 S: 8	H: 1 LOB: 0 BB: 0 P: 11	R: 0 E: 0 K: 0 S: 8	H: 0 LOB: 0 BB: 0 P: 13	R: 0 E: 0 K: 2 S: 10	H: 0 LOB: 0 BB: 0 P: 17	R: 0 E: 0 K: 1 S: 10	H: 2 LOB: 2 BB: 0 P: 13	1B: 6 2B: 1 3B: 1 HR: 2	SF: 2 SAC: 0 DP: 0 HBP: 0	WP: 0 PB: 0 SB: 1 CS: 0	PA: 38		
PITCHER	IP WLS BF H R ER SO BB IBB HBP BLK WP HR S P ERA WHIP	IP WLS BF H R ER SO BB IBB HBP BLK WP HR S P ERA WHIP	IP WLS BF H R ER SO BB IBB HBP BLK WP HR S P ERA WHIP	IP WLS BF H R ER SO BB IBB HBP BLK WP HR S P ERA WHIP	IP WLS BF H R ER SO BB IBB HBP BLK WP HR S P ERA WHIP	IP WLS BF H R ER SO BB IBB HBP BLK WP HR S P ERA WHIP	IP WLS BF H R ER SO BB IBB HBP BLK WP HR S P ERA WHIP	IP WLS BF H R ER SO BB IBB HBP BLK WP HR S P ERA WHIP	IP WLS BF H R ER SO BB IBB HBP BLK WP HR S P ERA WHIP	IP WLS BF H R ER SO BB IBB HBP BLK WP HR S P ERA WHIP	IP WLS BF H R ER SO BB IBB HBP BLK WP HR S P ERA WHIP	IP WLS BF H R ER SO BB IBB HBP BLK WP HR S P ERA WHIP	IP WLS BF H R ER SO BB IBB HBP BLK WP HR S P ERA WHIP	IP WLS BF H R ER SO BB IBB HBP BLK WP HR S P ERA WHIP	IP WLS BF H R ER SO BB IBB HBP BLK WP HR S P ERA WHIP	IP WLS BF H R ER SO BB IBB HBP BLK WP HR S P ERA WHIP	IP WLS BF H R ER SO BB IBB HBP BLK WP HR S P ERA WHIP	IP WLS BF H R ER SO BB IBB HBP BLK WP HR S P ERA WHIP	IP WLS BF H R ER SO BB IBB HBP BLK WP HR S P ERA WHIP	IP WLS BF H R ER SO BB IBB HBP BLK WP HR S P ERA WHIP	IP WLS BF H R ER SO BB IBB HBP BLK WP HR S P ERA WHIP	IP WLS BF H R ER SO BB IBB HBP BLK WP HR S P ERA WHIP	IP WLS BF H R ER SO BB IBB HBP BLK WP HR S P ERA WHIP	IP WLS BF H R ER SO BB IBB HBP BLK WP HR S P ERA WHIP

AB 35
R 4
H 10
RBI 4
BB 1
SO 4
LOB 15



Batter	1	2	3	4	5	6	7	8	9	AB	R	H	RBI	BB	SO	LOB	TOP										
6 Billy Hamilton, S OBP: 0.295, SLG: 0.386	B3		21 G3 1B		F9			F8		4	0	1	0	0	0	1	Cincinnati Reds @ Colorado Rockies Coors Field, Denver, CO Thu Aug 14 2014, 6:46 PM - 9:38 PM MDT Att: 32,538 - Partly Cloudy - 71 F										
32 Jay Bruce, L OBP: 0.302, SLG: 0.380	F9		L7		K			L8		4	0	0	0	0	1	2											
21 Todd Frazier, R OBP: 0.338, SLG: 0.457	K		G3		G6-3			K		4	0	0	0	0	2	1											
39 Devin Mesoraco, R OBP: 0.364, SLG: 0.573		48 2B BB	F9		K			G5-3		3	1	0	0	1	1	1											
48 Ryan Ludwick, R OBP: 0.318, SLG: 0.399		25 G4-3 1B 2B		P6				25 G6-4-3 1B		4	2	3	2	0	0	0											
25 Skip Schumaker, L OBP: 0.288, SLG: 0.321	G4-3		G5-3		G6-3			G6-4-3		4	0	0	0	0	0	2											
17 Kristopher Negrón, R OBP: 0.292, SLG: 0.459		G3		G6-3				K		3	0	0	0	0	1	1											
2 Zack Cozart, R OBP: 0.275, SLG: 0.303		31 PB 1B			F9			F9		3	0	2	1	0	0	0											
31 Alfredo Simon, R OBP: 0.133, SLG: 0.136		G6-3			FC1-6			K		2	0	0	0	0	0	2											
60 J.J. Hoover, R ERA: 3.76										0	0	0	0	0	0	0											
7 Ramon Santiago, S OBP: 0.255, SLG: 0.255										1	0	0	0	0	1	0											
53 Carlos Contreras, R ERA: 2.85										0	0	0	0	0	0	0											
Inning Stats	R: 0 E: 0 K: 1 S: 6	H: 0 LOB: 0 BB: 0 P: 8	R: 2 E: 0 K: 0 S: 15	H: 2 LOB: 1 BB: 1 P: 26	R: 0 E: 0 K: 0 S: 8	H: 1 LOB: 1 BB: 0 P: 12	R: 0 E: 0 K: 0 S: 5	H: 0 LOB: 0 BB: 0 P: 9	R: 0 E: 0 K: 1 S: 12	H: 1 LOB: 1 BB: 0 P: 16	R: 1 E: 0 K: 1 S: 12	H: 1 LOB: 0 BB: 0 P: 20	R: 0 E: 0 K: 2 S: 9	H: 0 LOB: 0 BB: 0 P: 13	R: 0 E: 0 K: 1 S: 8	H: 1 LOB: 0 BB: 0 P: 7	1B: 4 2B: 1 3B: 0 HR: 1	SF: 0 SAC: 0 DP: 1 HBP: 0	WP: 0 PB: 1 SB: 0 CS: 0	PA: 33							
PITCHER	IP	WLS	BF	H	R	ER	SO	BB	IBB	HBP	BLK	WP	HR	S	P	ERA	WHIP										
29 Jorge De La Rosa, L ERA: 4.32	7.0	W	27	5	3	3	5	1	0	0	0	0	1	67	104	3.86	0.857										
48 Boone Logan, L ERA: 5.7	0.2		2	0	0	0	0	0	0	0	0	0	0	5	9	0.00	0.000										
0 Adam Ottavino, R ERA: 3.76	0.1		1	0	0	0	1	0	0	0	0	0	0	3	4	0.00	0.000										
32 LaTroy Hawkins, R ERA: 2.85	1.0		3	1	0	0	0	0	0	0	0	0	0	6	7	0.00	1.000										

Batter	1	2	3	4	5	6	7	8	9	AB	R	H	RBI	BB	SO	LOB	BOTTOM										
19 Charlie Blackmon, L OBP: 0.329, SLG: 0.428	G4-3		33 1B 6 SF9 13 1B		G3			K		5	1	1	1	0	2	1	Cincinnati Reds @ Colorado Rockies Coors Field, Denver, CO Thu Aug 14 2014, 6:46 PM - 9:38 PM MDT Att: 32,538 - Partly Cloudy - 71 F										
13 Drew Stubbs, R OBP: 0.334, SLG: 0.483	K		6 SF9 33 1B		33 FC6 1B			G5-3		4	0	2	1	0	1	0											
33 Justin Morneau, L OBP: 0.361, SLG: 0.503	G6-3		20 FC5-4 1B		FC6			F7		4	0	1	0	0	0	1											
28 Nolan Arenado, R OBP: 0.322, SLG: 0.476	F9		F8		20 1B 23 HR 1B			G3		4	1	1	0	0	0	3											
6 Corey Dickerson, L OBP: 0.377, SLG: 0.575	20 WP 20 2B		SF9		L7			G4-3		3	1	1	1	0	0	1											
20 Wilin Rosario, R OBP: 0.292, SLG: 0.410	23 G4-3 2B		FC5-4		23 HR 1B			BB		3	1	2	1	1	0	2											
23 Charlie Culberson, R OBP: 0.244, SLG: 0.311	G4-3		9 G3 19 FC1 1B		9 HR 1B			K		4	2	2	3	0	1	2											
9 DJ LeMahieu, R OBP: 0.316, SLG: 0.335			FC1		G1-3			K		3	1	0	0	1	1	1											
29 Jorge De La Rosa, L ERA: 3.28			G6-3		K			K		3	0	0	0	0	1	4											
48 Boone Logan, R ERA: 5.13					G4-3			K		0	0	0	0	0	0	0											
0 Adam Ottavino, S ERA: 3.76										0	0	0	0	0	0	0											
4 Ben Paulsen, L OBP: 0.455, SLG: 0.645										1	0	0	0	0	1	0											
32 LaTroy Hawkins, R ERA: 3.45										0	0	0	0	0	0	0											
Inning Stats	R: 0 E: 0 K: 1 S: 7	H: 0 LOB: 0 BB: 0 P: 9	R: 1 E: 0 K: 0 S: 10	H: 2 LOB: 2 BB: 1 P: 17	R: 1 E: 0 K: 0 S: 10	H: 3 LOB: 2 BB: 0 P: 15	R: 2 E: 1 K: 1 S: 17	H: 2 LOB: 1 BB: 0 P: 25	R: 3 E: 0 K: 0 S: 11	H: 3 LOB: 0 BB: 0 P: 17	R: 0 E: 0 K: 1 S: 9	H: 0 LOB: 0 BB: 0 P: 11	R: 0 E: 0 K: 1 S: 10	H: 0 LOB: 1 BB: 1 P: 22	R: 0 E: 0 K: 3 S: 10	H: 0 LOB: 0 BB: 0 P: 14	1B: 7 2B: 2 3B: 0 HR: 1	SF: 1 SAC: 0 DP: 0 HBP: 0	WP: 1 PB: 0 SB: 0 CS: 0	PA: 37							
PITCHER	IP	WLS	BF	H	R	ER	SO	BB	IBB	HBP	BLK	WP	HR	S	P	ERA	WHIP										
31 Alfredo Simon, R ERA: 3.28	5.0	L	27	10	7	5	2	0	1	0	0	0	1	55	83	9.00	2.000										
60 J.J. Hoover, R ERA: 5.13	1.0		3	0	0	0	1	0	0	0	0	0	0	9	11	0.00	0.000										
53 Carlos Contreras, R ERA: 3.45	2.0		7	0	0	0	4	1	0	0	0	0	0	20	36	0.00	0.500										



Batter	1	2	3	4	5	6	7	8	9	AB	R	H	RBI	BB	SO	LOB	TOP																
6 Billy Hamilton, S (1, 8) OBP: 0.296, SLG: 0.386										5	0	2	0	0	0	3	Cincinnati Reds @ Colorado Rockies Coors Field, Denver, CO Fri Aug 15 2014, 6:44 PM - 9:46 PM MDT Att: 33,668 - Cloudy - 64 F																
17 Kristopher Negrón, R (1, 4) OBP: 0.333, SLG: 0.462										4	0	4	1	0	0	0																	
32 Jay Bruce, L (1, 9) OBP: 0.299, SLG: 0.374										5	0	0	1	0	0	7																	
48 Ryan Ludwick, R (1, 7) OBP: 0.321, SLG: 0.398										3	0	1	0	1	0	2																	
29 Braynan Peña, S (1, 2) OBP: 0.297, SLG: 0.389										4	0	0	0	0	1	5																	
9 Jack Hannahan, L (1, 3) OBP: 0.118, SLG: 0.125										3	1	1	0	0	0	0																	
39 Devin Mesoraco, R (8, PH) OBP: 0.363, SLG: 0.571										4	1	2	1	0	0	0																	
7 Ramon Santiago, S (1, 5) OBP: 0.329, SLG: 0.301										3	0	0	0	0	0	1																	
2 Zack Cozart, R (1, 6) OBP: 0.273, SLG: 0.300										3	1	1	0	0	1	1																	
47 Johnny Cueto, R (1, 1) OBP: 0.161, SLG: 0.145										0	0	0	0	0	0	0																	
25 Skip Schumaker, L (8, PH) OBP: 0.291, SLG: 0.321										0	0	0	0	0	1	0																	
54 Aroldis Chapman, L (8, 1) OBP: 0.273, SLG: 0.300										0	0	0	0	0	0	0																	
Inning Stats	R: 0 E: 0 K: 1 S: 15	H: 2 LOB: 2 BB: 0 P: 16	R: 0 E: 0 K: 0 S: 8	H: 0 LOB: 0 BB: 0 P: 11	R: 1 E: 0 K: 0 S: 14	H: 2 LOB: 2 BB: 1 P: 22	R: 1 E: 0 K: 0 S: 13	H: 2 LOB: 1 BB: 0 P: 19	R: 0 E: 0 K: 0 S: 8	H: 0 LOB: 1 BB: 0 P: 13	R: 0 E: 0 K: 0 S: 8	H: 1 LOB: 1 BB: 0 P: 17	R: 0 E: 0 K: 0 S: 7	H: 0 LOB: 0 BB: 0 P: 11	R: 1 E: 0 K: 0 S: 12	H: 2 LOB: 2 BB: 1 P: 21	1B: 10 2B: 2 3B: 0 HR: 0	SF: 0 SAC: 2 DP: 1 HBP: 0	WP: 1 PB: 0 SB: 0 CS: 0	PA: 39													
PITCHER	IP: 3.0 ERA: 4.82	WLS: 14 ERA: 4.82	BF: 4 ERA: 5.21	H: 1 ERA: 5.7	R: 1 ERA: 4.66	ER: 1 ERA: 5.55	SO: 1 ERA: 5.55	BB: 0 ERA: 5.55	IBB: 0 ERA: 5.55	HBP: 0 ERA: 5.55	BLK: 0 ERA: 5.55	WP: 0 ERA: 5.55	HR: 0 ERA: 5.55	S: 37 ERA: 5.55	P: 49 ERA: 5.55	ERA: 3.00 WHIP: 1.667	PITCHER	IP: 1.1 ERA: 3.83	WLS: 7 ERA: 3.83	BF: 7 ERA: 3.83	H: 2 ERA: 3.83	R: 1 ERA: 3.83	ER: 1 ERA: 3.83	SO: 0 ERA: 3.83	BB: 1 ERA: 3.83	IBB: 0 ERA: 3.83	HBP: 0 ERA: 3.83	BLK: 0 ERA: 3.83	WP: 1 ERA: 3.83	HR: 0 ERA: 3.83	S: 13 ERA: 3.83	P: 22 ERA: 3.83	ERA: 6.75 WHIP: 2.250

Batter	1	2	3	4	5	6	7	8	9	AB	R	H	RBI	BB	SO	LOB	BOTTOM																
19 Charlie Blackmon, L (1, 9) OBP: 0.330, SLG: 0.429										4	0	2	0	0	0	1	Cincinnati Reds @ Colorado Rockies Coors Field, Denver, CO Fri Aug 15 2014, 6:44 PM - 9:46 PM MDT Att: 33,668 - Cloudy - 64 F																
13 Drew Stubbs, R (1, 8) OBP: 0.330, SLG: 0.476										4	0	0	0	0	0	2																	
33 Justin Morneau, L (1, 3) OBP: 0.362, SLG: 0.501										3	1	1	0	1	0	1																	
28 Nolan Arenado, R (1, 5) OBP: 0.324, SLG: 0.485										4	1	2	1	0	0	1																	
6 Corey Dickerson, L (1, 7) OBP: 0.375, SLG: 0.574										4	0	1	1	0	1	1																	
20 Wilin Rosario, R (1, 2) OBP: 0.292, SLG: 0.406										3	0	0	0	1	0	1																	
23 Charlie Culberson, R (1, 6) OBP: 0.250, SLG: 0.307										2	0	0	0	1	1	3																	
9 DJ LeMahieu, R (1, 4) OBP: 0.314, SLG: 0.332										3	0	0	0	0	3	4																	
8 Michael McKenry, R (8, PH) OBP: 0.336, SLG: 0.520										1	0	0	0	0	0	1																	
34 Matt Belisle, R (1, 1) ERA: 2.06										1	0	0	0	0	0	0																	
37 Nick Masset, R (4, 1) ERA: 5.21										0	0	0	0	0	0	0																	
24 Jordan Lyles, R (8, PH) OBP: 0.291, SLG: 0.321										0	0	0	0	0	0	0																	
12 Juan Nicasio, R (8, PH) ERA: 5.7										0	0	0	0	0	0	0																	
49 Rex Brothers, L (7, 1) ERA: 4.66										0	0	0	0	0	0	0																	
1 Brandon Barnes, R (8, PH) OBP: 0.291, SLG: 0.321										0	0	0	0	0	0	0																	
48 Boone Logan, R (8, 1) ERA: 5.55										0	0	0	0	0	0	0																	
Inning Stats	R: 0 E: 0 K: 0 S: 3	H: 1 LOB: 0 BB: 0 P: 4	R: 1 E: 0 K: 0 S: 7	H: 1 LOB: 0 BB: 0 P: 12	R: 0 E: 0 K: 1 S: 10	H: 1 LOB: 1 BB: 0 P: 16	R: 0 E: 0 K: 0 S: 6	H: 1 LOB: 1 BB: 0 P: 8	R: 0 E: 0 K: 1 S: 12	H: 0 LOB: 1 BB: 0 P: 15	R: 1 E: 0 K: 2 S: 16	H: 2 LOB: 3 BB: 2 P: 30	R: 0 E: 0 K: 1 S: 9	H: 0 LOB: 0 BB: 0 P: 11	R: 0 E: 0 K: 1 S: 6	H: 0 LOB: 0 BB: 0 P: 10	R: 0 E: 0 K: 0 S: 7	H: 0 LOB: 0 BB: 1 P: 13	1B: 4 2B: 2 3B: 0 HR: 1	SF: 0 SAC: 1 DP: 2 HBP: 1	WP: 0 PB: 0 SB: 1 CS: 0	PA: 35											
PITCHER	IP: 8.0 ERA: 2.06	WLS: 32 ERA: 2.06	BF: 32 ERA: 2.06	H: 2 ERA: 2.06	R: 2 ERA: 2.06	ER: 2 ERA: 2.06	SO: 6 ERA: 2.06	BB: 2 ERA: 2.06	IBB: 1 ERA: 2.06	HBP: 1 ERA: 2.06	BLK: 0 ERA: 2.06	WP: 0 ERA: 2.06	HR: 1 ERA: 2.06	S: 69 ERA: 2.06	P: 106 ERA: 2.06	ERA: 2.25 WHIP: 0.875	PITCHER	IP: 1.0 ERA: 1.89	WLS: 3 ERA: 1.89	BF: 3 ERA: 1.89	H: 0 ERA: 1.89	R: 0 ERA: 1.89	ER: 0 ERA: 1.89	SO: 0 ERA: 1.89	BB: 0 ERA: 1.89	IBB: 0 ERA: 1.89	HBP: 0 ERA: 1.89	BLK: 0 ERA: 1.89	WP: 0 ERA: 1.89	HR: 0 ERA: 1.89	S: 7 ERA: 1.89	P: 13 ERA: 1.89	ERA: 0.00 WHIP: 1.000

Cincinnati Reds @ Colorado Rockies
 Coors Field, Denver, CO
 Fri Aug 15 2014, 6:44 PM - 9:46 PM MDT
 Att: 33,668 - Cloudy - 64 F

AB	35
R	3
H	11
RBI	3
BB	2
SO	2
LOB	19



Cincinnati Reds @ Colorado Rockies
 Coors Field, Denver, CO
 Fri Aug 15 2014, 6:44 PM - 9:46 PM MDT
 Att: 33,668 - Cloudy - 64 F

AB	30
R	2
H	6
RBI	2
BB	3
SO	6
LOB	15



Batter	1	2	3	4	5	6	7	8	9	AB	R	H	RBI	BB	SO	LOB	TOP							
6 Billy Hamilton, S OBP: 0.297, SLG: 0.391	G6-3		G3-1			P4			WP 32 1B	5	2	2	0	0	0	1	Cincinnati Reds @ Colorado Rockies Coors Field, Denver, CO Sun Aug 17 2014, 2:16 PM - 6:34 PM MDT Att: 42,310 - Overcast - 86 F							
2 Zack Cozart, R OBP: 0.276, SLG: 0.300	G4-3			HR	32 1B	39 WP			L6	3	2	1	2	1	0	1								
32 Jay Bruce, L OBP: 0.302, SLG: 0.385	G3-1			HR	39 G5-3	39 WP			29 1B	5	2	3	3	0	1	2								
39 Devin Mesoraco, R OBP: 0.361, SLG: 0.564	G6-3			K	G5-3				29 1B	4	0	0	0	1	1	1								
29 Brayán Peña, S OBP: 0.303, SLG: 0.390					P5				E7	4	0	2	1	1	0	1								
17 Kristopher Negron, R OBP: 0.324, SLG: 0.514				FC6-4					K	5	1	1	1	0	2	4								
25 Skip Schumaker, L OBP: 0.293, SLG: 0.319	L7			G4-3		28 2B	48 SF7		G1-3	4	1	1	0	1	0	2								
28 Chris Heisey, R OBP: 0.277, SLG: 0.364			F9		6 2B	2 1B			F9	4	1	1	0	1	0	3								
55 Mat Latos, R OBP: 0.115, SLG: 0.090										2	0	0	0	0	2	1								
48 Ryan Ludwick, R OBP: 0.230, SLG: 0.330										0	0	0	0	0	0	0								
63 Sam LeCure, R ERA: 3.89										0	0	0	0	0	0	0								
70 Jumbo Diaz, R ERA: 2.35										0	0	0	0	0	0	0								
9 Jack Hannahan, L OBP: 0.111, SLG: 0.074										0	0	0	0	0	0	0								
51 Jonathan Broxton, R ERA: 1.43										0	0	0	0	0	0	0								
54 Aroldis Chapman, L OBP: 0.201, SLG: 0.406										0	0	0	0	0	0	0								
60 J.J. Hoover, R ERA: 4.93										0	0	0	0	0	0	0								
Inning Stats	R: 0 E: 0 K: 0 S: 7	H: 0 LOB: 0 BB: 0 P: 11	R: 0 E: 0 K: 1 S: 9	H: 0 LOB: 1 BB: 1 P: 16	R: 0 E: 0 K: 1 S: 7	H: 0 LOB: 0 BB: 0 P: 11	R: 2 E: 0 K: 1 S: 12	H: 2 LOB: 1 BB: 0 P: 17	R: 3 E: 0 K: 1 S: 29	H: 3 LOB: 1 BB: 1 P: 41	R: 2 E: 0 K: 1 S: 15	H: 3 LOB: 2 BB: 1 P: 25	R: 0 E: 0 K: 0 S: 7	H: 0 LOB: 0 BB: 0 P: 10	R: 0 E: 0 K: 1 S: 12	H: 0 LOB: 0 BB: 0 P: 18	R: 2 E: 1 K: 1 S: 15	H: 3 LOB: 2 BB: 2 P: 29	1B: 6 2B: 3 3B: 0 HR: 2	SF: 1 SAC: 0 DP: 0 HBP: 1	WP: 2 PB: 0 SB: 0 CS: 0	PA: 44		
PITCHER	IP WLS BF H R ER SO BB IBB HBP BLK WP HR S P ERA WHIP	IP WLS BF H R ER SO BB IBB HBP BLK WP HR S P ERA WHIP	IP WLS BF H R ER SO BB IBB HBP BLK WP HR S P ERA WHIP	IP WLS BF H R ER SO BB IBB HBP BLK WP HR S P ERA WHIP	IP WLS BF H R ER SO BB IBB HBP BLK WP HR S P ERA WHIP	IP WLS BF H R ER SO BB IBB HBP BLK WP HR S P ERA WHIP	IP WLS BF H R ER SO BB IBB HBP BLK WP HR S P ERA WHIP	IP WLS BF H R ER SO BB IBB HBP BLK WP HR S P ERA WHIP	IP WLS BF H R ER SO BB IBB HBP BLK WP HR S P ERA WHIP	IP WLS BF H R ER SO BB IBB HBP BLK WP HR S P ERA WHIP	IP WLS BF H R ER SO BB IBB HBP BLK WP HR S P ERA WHIP	IP WLS BF H R ER SO BB IBB HBP BLK WP HR S P ERA WHIP	IP WLS BF H R ER SO BB IBB HBP BLK WP HR S P ERA WHIP	IP WLS BF H R ER SO BB IBB HBP BLK WP HR S P ERA WHIP	IP WLS BF H R ER SO BB IBB HBP BLK WP HR S P ERA WHIP	IP WLS BF H R ER SO BB IBB HBP BLK WP HR S P ERA WHIP	IP WLS BF H R ER SO BB IBB HBP BLK WP HR S P ERA WHIP	IP WLS BF H R ER SO BB IBB HBP BLK WP HR S P ERA WHIP	IP WLS BF H R ER SO BB IBB HBP BLK WP HR S P ERA WHIP	IP WLS BF H R ER SO BB IBB HBP BLK WP HR S P ERA WHIP	IP WLS BF H R ER SO BB IBB HBP BLK WP HR S P ERA WHIP	IP WLS BF H R ER SO BB IBB HBP BLK WP HR S P ERA WHIP	IP WLS BF H R ER SO BB IBB HBP BLK WP HR S P ERA WHIP	IP WLS BF H R ER SO BB IBB HBP BLK WP HR S P ERA WHIP

AB	37
R	9
H	11
RBI	8
BB	5
SO	7
LOB	16



Batter	1	2	3	4	5	6	7	8	9	AB	R	H	RBI	BB	SO	LOB	BOTTOM							
19 Charlie Blackmon, L OBP: 0.328, SLG: 0.432	K			F8		F8		F8	L9	6	1	1	1	0	1	4	Cincinnati Reds @ Colorado Rockies Coors Field, Denver, CO Sun Aug 17 2014, 2:16 PM - 6:34 PM MDT Att: 42,310 - Overcast - 86 F							
13 Drew Stubbs, R OBP: 0.333, SLG: 0.490	6 2B		G6-3		K	FC5-4			6 5 1B	6	2	3	3	0	1	2								
6 Corey Dickerson, L OBP: 0.378, SLG: 0.586	G4-3 28 1B				K					4	2	2	2	1	2	0								
3 Michael Cuddyer, R OBP: 0.360, SLG: 0.488	G4-3		G4-3		L8				G6-4-3	5	1	1	0	0	0	3								
28 Nolan Arenado, R OBP: 0.333, SLG: 0.491	8 BB			8 BB		8 BB			14 BB	4	1	4	1	1	0	0								
8 Michael McKenry, R OBP: 0.425, SLG: 0.525									23 BB	1	1	1	0	4	0	0								
14 Josh Rutledge, R OBP: 0.304, SLG: 0.393	L4			F8					23 BB	3	1	0	1	1	1	6								
23 Charlie Culberson, R OBP: 0.259, SLG: 0.308	K2-3			24 CS					13 HR	3	1	1	1	2	1	2								
24 Jordan Lyles, R ERA: 3.1										2	0	1	0	0	1	0								
56 Franklin Morales, L OBP: 0.189, SLG: 0.192										1	0	0	0	0	0	2								
1 Brandon Barnes, R OBP: 0.266, SLG: 0.404										0	0	0	0	0	0	0								
12 Juan Nicasio, R ERA: 5.63										0	0	0	0	0	0	0								
49 Rex Brothers, L ERA: 4.93										0	0	0	0	0	0	0								
20 Willin Rosario, R OBP: 0.201, SLG: 0.406										0	0	0	0	0	0	0								
Inning Stats	R: 2 E: 0 K: 1 S: 14	H: 3 LOB: 2 BB: 1 P: 22	R: 1 E: 0 K: 2 S: 13	H: 1 LOB: 0 BB: 0 P: 18	R: 0 E: 0 K: 1 S: 14	H: 1 LOB: 2 BB: 1 P: 22	R: 0 E: 0 K: 1 S: 8	H: 2 LOB: 1 BB: 0 P: 14	R: 0 E: 0 K: 2 S: 12	H: 1 LOB: 2 BB: 1 P: 21	R: 0 E: 0 K: 0 S: 5	H: 0 LOB: 1 BB: 1 P: 11	R: 2 E: 0 K: 0 S: 16	H: 4 LOB: 2 BB: 0 P: 24	R: 0 E: 0 K: 0 S: 12	H: 1 LOB: 1 BB: 1 P: 18	R: 5 E: 0 K: 0 S: 21	H: 1 LOB: 0 BB: 4 P: 41	1B: 9 2B: 2 3B: 0 HR: 3	SF: 2 SAC: 0 DP: 1 HBP: 0	WP: 0 PB: 0 SB: 1 CS: 1	PA: 47		
PITCHER	IP WLS BF H R ER SO BB IBB HBP BLK WP HR S P ERA WHIP	IP WLS BF H R ER SO BB IBB HBP BLK WP HR S P ERA WHIP	IP WLS BF H R ER SO BB IBB HBP BLK WP HR S P ERA WHIP	IP WLS BF H R ER SO BB IBB HBP BLK WP HR S P ERA WHIP	IP WLS BF H R ER SO BB IBB HBP BLK WP HR S P ERA WHIP	IP WLS BF H R ER SO BB IBB HBP BLK WP HR S P ERA WHIP	IP WLS BF H R ER SO BB IBB HBP BLK WP HR S P ERA WHIP	IP WLS BF H R ER SO BB IBB HBP BLK WP HR S P ERA WHIP	IP WLS BF H R ER SO BB IBB HBP BLK WP HR S P ERA WHIP	IP WLS BF H R ER SO BB IBB HBP BLK WP HR S P ERA WHIP	IP WLS BF H R ER SO BB IBB HBP BLK WP HR S P ERA WHIP	IP WLS BF H R ER SO BB IBB HBP BLK WP HR S P ERA WHIP	IP WLS BF H R ER SO BB IBB HBP BLK WP HR S P ERA WHIP	IP WLS BF H R ER SO BB IBB HBP BLK WP HR S P ERA WHIP	IP WLS BF H R ER SO BB IBB HBP BLK WP HR S P ERA WHIP	IP WLS BF H R ER SO BB IBB HBP BLK WP HR S P ERA WHIP	IP WLS BF H R ER SO BB IBB HBP BLK WP HR S P ERA WHIP	IP WLS BF H R ER SO BB IBB HBP BLK WP HR S P ERA WHIP	IP WLS BF H R ER SO BB IBB HBP BLK WP HR S P ERA WHIP	IP WLS BF H R ER SO BB IBB HBP BLK WP HR S P ERA WHIP	IP WLS BF H R ER SO BB IBB HBP BLK WP HR S P ERA WHIP	IP WLS BF H R ER SO BB IBB HBP BLK WP HR S P ERA WHIP	IP WLS BF H R ER SO BB IBB HBP BLK WP HR S P ERA WHIP	IP WLS BF H R ER SO BB IBB HBP BLK WP HR S P ERA WHIP



Batter	1	2	3	4	5	6	7	8	9	10	AB	R	H	RBI	BB	SO	LOB	TOP	
6 Billy Hamilton, S OBP: 0.302, SLG: 0.395	(1,8) C FF 86 B SI 88 X FF 89 2-1 21 1B		(2,2) C FF 88 B SI 91 X FF 90 2-2 G3		(1,2) B FF 88 F SI 91 X FF 91 1-2 G4-3		(1,2) C FF 88 D SI 96 X FF 99 1-2 G6-3		(4,2) C FF 96 B FF 97 X CH 97 4-2 32 2B BB		4	1	1	0	1	0	3		
32 Jay Bruce, L OBP: 0.300, SLG: 0.392	(1,9) F FF 87 1 SAFE F FF 89 S FF 92 0-3 K		(3,3) X SI 89 0-0 F9		(1,0) B SI 89 X FF 97 1-2 2-3 HR		(0,1) F FF 88 X CH 90 0-1 G4-3		(1,2) 1 SAFE F FF 97 1 SAFE F FF 98 B FF 98 X CH 97 1-H 2B		5	1	2	4	0	1	2		
21 Todd Frazier, R OBP: 0.340, SLG: 0.457	(1,5) 1 SAFE X SI 88 0-1 1B			(4,1) B SI 88 B SI 84 B SI 85 4-1 G5-4-3 BB		(0,3) C SL 87 C SL 80 C SL 82 0-3 K		(1,0) B FS 86 X FS 86 1-0 29 BB 4 BB 1B		(0,2) F FF 95 T FF 96 X FF 98 0-2 F9		4	0	2	0	1	1		
39 Devin Mesoraco, R OBP: 0.358, SLG: 0.556	(1,2) C SI 88 C SI 89 0-3 K			(4,2) B SI 88 B SI 88 B SI 88 4-2 G5-3 BB		(0,2) C SL 87 C SL 81 0-2 G5-3		(3,1) B FF 94 B FS 85 B SI 94 X SI 93 3-1 F9		(2,1) B SL 87 F SI 85 X FF 97 2-1 F8		4	0	0	0	1	4		
48 Ryan Ludwick, R OBP: 0.317, SLG: 0.401	(1,7) S SI 88 B SI 88 S SL 85 1-3 K			(0,2) S SI 85 C SI 90 0-2 G5-4-3		(0,3) F FF 95 C CU 85 S CH 88 0-3 K		(1,3) 1 SAFE S FF 95 C FF 94 F FF 95 S FF 87 S FS 86 1-3 K		(0,0) X SI 89 0-0 G6-3		5	0	0	0	0	3		
4 Brandon Phillips, R OBP: 0.307, SLG: 0.388	(1,4) C SI 88 B SI 84 X FF 93 2-2 G6-3			(0,3) S SI 88 B SI 88 0-3 K2-3		(0,3) C SI 84 C SI 85 C CH 88 0-3 K		(1,4) 1 SAFE 1 SAFE F FS 84 F FS 95 U FS 85 B SI 93 4-0 29 BB		(1,0) B SI 89 X SI 89 1-0 G4-3		4	0	0	0	1	2		
66 Logan Ondrusek, R OBP: 0.304, SLG: 0.394	(10,1) C SI 88 B SI 84 X FF 93 2-2 L8											4	1	1	0	1	0		
29 Brayan Peña, S OBP: 0.304, SLG: 0.394	(1,3) F SI 87 B SI 90 X FF 93 2-2 L8											4	1	1	0	1	0		
2 Zack Cozart, R OBP: 0.274, SLG: 0.300	(1,6) C SI 87 X SI 89 0-1 G5-3											4	1	1	1	0	0		
44 Mike Leake, R OBP: 0.179, SLG: 0.309	(8,1) B SI 85 C FF 87 X FF 88 2-1 F7											2	1	1	0	0	0		
70 Jumbo Diaz, R OBP: 0.224, SLG: 0.361	(9,1) B SI 85 C FF 87 X FF 88 4-1 2B											0	0	0	0	0	0		
28 Chris Heisey, R OBP: 0.224, SLG: 0.361	(9,1) B SI 85 C FF 87 X FF 88 4-1 2B											1	0	0	0	0	1		
43 Manny Parra, L OBP: 0.321, SLG: 0.500	(10,4) B SI 85 C FF 87 X FF 88 4-1 2B											0	0	0	0	0	0		
17 Kristopher Negrón, R OBP: 0.321, SLG: 0.500	(10,4) B SI 85 C FF 87 X FF 88 4-1 2B											0	0	0	0	0	0		
Inning Stats	R: 0 E: 0 K: 3 S: 13	H: 2 LOB: 2 BB: 0 P: 16	R: 0 E: 0 K: 10 S: 10	H: 0 LOB: 0 BB: 0 P: 14	R: 0 E: 0 K: 9 S: 9	H: 0 LOB: 0 BB: 0 P: 13	R: 0 E: 0 K: 1 S: 9	H: 0 LOB: 1 BB: 0 P: 11	R: 0 E: 0 K: 2 S: 10	H: 1 LOB: 3 BB: 2 P: 13	R: 0 E: 0 K: 1 S: 11	H: 1 LOB: 1 BB: 0 P: 25	R: 1 E: 0 K: 1 S: 14	H: 1 LOB: 1 BB: 0 P: 22	R: 0 E: 0 K: 0 S: 3	H: 0 LOB: 0 BB: 0 P: 5	1B: 3 2B: 4 3B: 0 HR: 1	SF: 0 SAC: 0 DP: 1 HBP: 1	WP: 1 PA: 43
PITCHER	IP WLS BF H R ER SO BB IBB HBP BLK WP HR S P ERA WHIP	5.0 22 5 4 4 5 2 0 0 0 0 1 1 62 90 7.20 1.400	2.0 7 1 0 0 2 0 0 0 0 0 0 0 19 24 0.00 0.500	0.2 5 1 0 0 1 2 0 0 0 0 0 0 10 23 0.00 4.500	0.1 1 0 0 0 0 0 0 0 0 0 0 0 1 2 0.00 0.000	1.0 B 5 1 1 1 1 1 0 0 0 0 0 0 14 22 9.00 2.000													
63 Justin Masterson, R ERA: 5.64	(1,1) 5.0 22 5 4 4 5 2 0 0 0 0 1 1 62 90 7.20 1.400																		
44 Carlos Martinez, R ERA: 4.61	(8,1) 2.0 7 1 0 0 2 0 0 0 0 0 0 0 19 24 0.00 0.500																		
71 Sam Freeman, L ERA: 2.91	(8,1) 0.2 5 1 0 0 1 2 0 0 0 0 0 0 10 23 0.00 4.500																		
43 Seth Mansess, R ERA: 2.86	(8,1) 0.1 1 0 0 0 0 0 0 0 0 0 0 0 1 2 0.00 0.000																		
26 Trevor Rosenthal, R ERA: 3.51	(9,1) 1.0 B 5 1 1 1 1 1 0 0 0 0 0 0 14 22 9.00 2.000																		

Cincinnati Reds @ St. Louis Cardinals
 Busch Stadium, St. Louis, MO
 Mon Aug 18 2014, 7:17 PM - 10:35 PM CDT
 Att. 42,973 - Partly Cloudy - 86 F

AB	37
R	5
H	8
RBI	5
BB	5
SO	9
LOB	19

Cincinnati Reds @ St. Louis Cardinals
 Busch Stadium, St. Louis, MO
 Mon Aug 18 2014, 7:17 PM - 10:35 PM CDT
 Att. 42,973 - Partly Cloudy - 86 F

Batter	1	2	3	4	5	6	7	8	9	10	AB	R	H	RBI	BB	SO	LOB	BOTTOM	
13 Matt Carpenter, L OBP: 0.377, SLG: 0.400	(1,5) C SI 88 B SI 89 X SI 91 1-2 G4-3		(1,1) B SI 90 X FC 89 1-1 7 1B 2B		(2,2) B SI 90 C KC 80 X SI 92 2-2 F7		(2,1) L SI 90 B SI 89 X SI 91 2-1 L7		(0,0) X FF 94 0-0 G4-6-3		5	1	1	0	0	0	2		
16 Kolten Wong, L OBP: 0.288, SLG: 0.391	(1,4) B SI 90 C SI 91 X FC 90 2-2 G4-3		(1,3) B SI 91 F FF 90 S SI 92 1-3 K		(0,0) X SI 91 0-0 F7		(0,0) X SI 90 0-0 L8				5	0	0	0	0	1	2		
7 Matt Holliday, R OBP: 0.365, SLG: 0.408	(1,7) B SI 92 C SI 91 B FC 92 4-2 32 2B BB		(1,1) F SI 92 B SL 82 X SI 93 1-1 2H 1B		(0,0) X SI 91 0-0 G6-3		(2,0) B FF 97 X FF 98 2-0 F8				(2,2) F FF 95 S FF 93 B FF 93 X CU 79 2-2 32 1B 27 1B 1B		4	2	2	1	1	0	
32 Matt Adams, L OBP: 0.330, SLG: 0.491	(1,3) B SI 91 C SI 92 X SI 92 2-1 27 E 2B		(3,2) B SI 92 C FF 90 B SI 91 X SI 92 3-2 L7		(1,0) B SI 91 X SI 91 1-0 27 F9 2B		(0,0) X SI 98 0-0 F7				(0,0) X SI 94 0-0 27 1B 1B		5	1	3	1	0	1	
27 Johnny Peratta, R OBP: 0.338, SLG: 0.451	(1,6) F SI 91 X SI 91 0-1 E9		(0,3) 1 SAFE C KC 80 S SI 82 0-3 K		(0,0) X KC 81 0-0 F9		(2,2) S FF 98 S SL 87 X SI 98 2-2 12 1B 2B				(2,2) F FF 93 S SI 92 X SI 94 2-2 13 1B 1B		5	1	2	1	0	1	
12 A.J. Pierzynski, L OBP: 0.290, SLG: 0.347	(1,2) B SI 91 X SI 90 1-0 G3			(1,2) S SI 88 F FC 88 X KC 81 1-2 F7		(0,0) X FF 90 0-0 G1-3		(0,0) X SI 97 0-0 1B			(1,2) 3-H 1B		4	0	1	1	0	2	
18 Oscar Taveras, L OBP: 0.252, SLG: 0.292	(1,9) C KC 78 C SI 91 0-3 K			(0,1) C SI 90 0-1 F7								4	0	1	0	0	1		
26 Trevor Rosenthal, R ERA: 3.51												0	0	0	0	0	0		
62 Nick Greenwood, R ERA: 5.33												0	0	0	0	0	0		
19 Jon Jay, L OBP: 0.372, SLG: 0.399	(1,8) X SI 91 0-0 G1-3			(3,3) C SI 82 B SI 91 X SI 92 3-3 K								4	1	1	0	0	2		
63 Justin Masterson, R ERA: 5.64	(1,1) 5.0 22 5 4 4 5 2 0 0 0 0 1 1 62 90 7.20 1.400																		
43 Shane Bieber, R ERA: 3.6	(8,1) 2.0 7 1 0 0 2 0 0 0 0 0 0 0 19 24 0.00 0.500																		
44 Carlos Martinez, R ERA: 4.61	(8,1) 0.2 5 1 0 0 1 2 0 0 0 0 0 0 10 23 0.00 4.500																		
33 Daniel Descalso, L OBP: 0.304, SLG: 0.394	(8,1) 0.1 1 0 0 0 0 0 0 0 0 0 0 0 1 2 0.00 0.000																		
71 Sam Freeman, L ERA: 2.91	(8,1) 0.2 5 1 0 0 1 2 0 0 0 0 0 0 10 23 0.00 4.500																		
43 Seth Mansess, R ERA: 2.86	(8,1) 0.1 1 0 0 0 0 0 0 0 0 0 0 0 1 2 0.00 0.000																		
8 Paul Goldschmidt, R OBP: 0.295, SLG: 0.356	(9,8) 1.0 B 5 1 1 1 1 1 0 0 0 0 0 0 14 22 9.00 2.000																		
Inning Stats	R: 2 E: 1 K: 0 S: 14	H: 1 LOB: 1 BB: 1 P: 24	R: 0 E: 0 K: 2 S: 7	H: 0 LOB: 0 BB: 0 P: 9	R: 1 E: 0 K: 2 S: 13	H: 2 LOB: 1 BB: 0 P: 19	R: 0 E: 0 K: 1 S: 9	H: 1 LOB: 1 BB: 0 P: 13	R: 0 E: 0 K: 0 S: 9	H: 2 LOB: 1 BB: 0 P: 11	R: 1 E: 0 K: 0 S: 6	H: 2 LOB: 1 BB: 0 P: 11	R: 1 E: 0 K: 1 S: 7	H: 3 LOB: 2 BB: 0 P: 18	R: 0 E: 0 K: 0 S: 11	H: 0 LOB: 0 BB: 0 P: 10	1B: 7 2B: 6 3B: 0 HR: 0	SF: 0 SAC: 0 DP: 2 HBP: 1	WP: 1 PA: 41
PITCHER	IP WLS BF H R ER SO BB IBB HBP BLK WP HR S P ERA WHIP	7.0 29 7 4 3 5 1 0 0 0 0 1 0 62 94 3.86 1.143																	
44 Mike Leake, R ERA: 3.6	(1,1) 7.0 29 7 4 3 5 1 0 0 0 0 1 0 62 94 3.86 1.143																		
70 Jumbo Diaz, R ERA: 2.90	(8,1) 1.0 5 2 1 1 0 0 0 0 0 0 0 0 8 13 9.00 2.000																		
43 Manny Parra, L ERA: 4.15	(9,1) 1.1 4 0 0 0 1 0 0 1 0 0 0 0 11 17 0.00 0.000																		
66 Logan Ondrusek, R ERA: 4.6	(10,1) 0.0 L 3 3 1 1 0 0 0 0 0 0 0 0 7 11 ∞ ∞																		



Batter	1	2	3	4	5	6	7	8	9	AB	R	H	RBI	BB	SO	LOB	TOP										
22 Jason Heyward, L OBP: 0.355, SLG: 0.391 43 Luis Avilan, L										4	2	2	1	1	1	0	Atlanta Braves @ Cincinnati Reds Great American Ball Park, Cincinnati, OH Thu Aug 21 2014, 7:12 PM - 10:21 PM EDT Att: 20,243 - Partly Cloudy - 83 F										
15 Phil Gosselin, R OBP: 0.293, SLG: 0.390										5	1	2	0	0	1	3											
5 Freddie Freeman, L OBP: 0.389, SLG: 0.488										2	2	0	0	1	2	2											
8 Justin Upton, R OBP: 0.366, SLG: 0.521 1 Emilio Bonifacio, S OBP: 0.316, SLG: 0.358										3	1	2	3	1	1	0											
23 Chris Johnson, R OBP: 0.297, SLG: 0.381										5	1	1	1	0	0	5											
24 Evan Gattis, R OBP: 0.282, SLG: 0.511										3	0	0	1	1	0	0											
19 Andrelton Simmons, R OBP: 0.290, SLG: 0.348										5	1	1	2	0	1	3											
2 B.J. Upton, R OBP: 0.282, SLG: 0.329										2	0	0	0	3	1	0											
49 Julio Teheran, R OBP: 0.123, SLG: 0.109 4 Ryan Doumit, S OBP: 0.233, SLG: 0.287 51 James Russell, L OBP: 0.292, SLG: 0.328 14 Ramiro Pena, S OBP: 0.292, SLG: 0.328										2	0	0	0	0	1	3											
Inning Stats	R: 0 E: 0 K: 1 S: 11	H: 0 LOB: 2 BB: 1 P: 21	R: 1 E: 0 K: 1 S: 14	H: 1 LOB: 0 BB: 0 P: 20	R: 5 E: 0 K: 1 S: 25	H: 4 LOB: 3 BB: 3 P: 51	R: 1 E: 0 K: 0 S: 15	H: 1 LOB: 1 BB: 2 P: 28	R: 1 E: 0 K: 1 S: 10	H: 2 LOB: 1 BB: 0 P: 15	R: 0 E: 0 K: 2 S: 8	H: 0 LOB: 0 BB: 0 P: 12	R: 0 E: 0 K: 0 S: 8	H: 0 LOB: 0 BB: 0 P: 13	R: 0 E: 0 K: 2 S: 10	H: 0 LOB: 0 BB: 0 P: 13		R: 0 E: 0 K: 0 S: 6	H: 0 LOB: 1 BB: 1 P: 17	1B: 5 2B: 2 3B: 0 HR: 1	SF: 2 SAC: 0 DP: 0 HBP: 3	WP: 0 PB: 0 SB: 1 CS: 0	PA: 45				
PITCHER	IP	WLS	BF	H	R	ER	SO	BB	IBB	HBP	BLK	WP	HR	S	P	ERA	WHIP										
36 David Holmberg, L ERA: 18.56 62 Pedro Villarreal, R ERA: 7.71 66 Logan Ondrusek, R ERA: 4.19 54 Aroldis Chapman, L ERA: 2.75 25 Skip Schumaker, R ERA:	2.2	L	19	5	6	6	2	3	1	2	0	0	1	47	86	20.25	3.000										

AB	33
R	8
H	8
RBI	8
BB	7
SO	8
LOB	17



Batter	1	2	3	4	5	6	7	8	9	AB	R	H	RBI	BB	SO	LOB	BOTTOM										
6 Billy Hamilton, S OBP: 0.297, SLG: 0.387										4	0	0	0	0	1	1	Atlanta Braves @ Cincinnati Reds Great American Ball Park, Cincinnati, OH Thu Aug 21 2014, 7:12 PM - 10:21 PM EDT Att: 20,243 - Partly Cloudy - 83 F										
21 Todd Frazier, R OBP: 0.342, SLG: 0.459										4	0	1	0	0	0	0											
4 Brandon Phillips, R OBP: 0.309, SLG: 0.390 17 Christopher Negrón, R OBP: 0.329, SLG: 0.513										3	0	1	0	0	0	1											
32 Jay Bruce, L OBP: 0.298, SLG: 0.385										4	0	0	0	0	0	3											
39 Devin Mesoraco, R OBP: 0.353, SLG: 0.548 54 Aroldis Chapman, L										3	0	0	0	0	1	1											
28 Chris Heisey, R OBP: 0.272, SLG: 0.357										0	0	0	0	0	0	0											
29 Bryan Peña, S OBP: 0.295, SLG: 0.381										3	0	0	0	0	0	0											
7 Ramon Santiago, S OBP: 0.343, SLG: 0.308										2	0	0	0	0	1	0											
25 Skip Schumaker, L OBP: 0.290, SLG: 0.315										3	0	1	0	0	0	1											
36 David Holmberg, R ERA: 2.96 62 Pedro Villarreal, R ERA: 1.00 48 Ryan Ludwick, R OBP: 0.313, SLG: 0.480 66 Logan Ondrusek, R ERA: 3.35 9 Jack Hannahan, L OBP: 0.143, SLG: 0.150										0	0	0	0	0	0	0											
Inning Stats	R: 0 E: 0 K: 0 S: 10	H: 0 LOB: 0 BB: 0 P: 13	R: 0 E: 0 K: 1 S: 11	H: 0 LOB: 0 BB: 0 P: 14	R: 0 E: 0 K: 0 S: 8	H: 1 LOB: 1 BB: 0 P: 14	R: 0 E: 0 K: 0 S: 10	H: 1 LOB: 1 BB: 0 P: 15	R: 0 E: 0 K: 1 S: 9	H: 1 LOB: 0 BB: 0 P: 13	R: 0 E: 0 K: 1 S: 13	H: 1 LOB: 1 BB: 0 P: 18	R: 0 E: 0 K: 0 S: 5	H: 0 LOB: 0 BB: 0 P: 9	R: 0 E: 0 K: 0 S: 8	H: 0 LOB: 0 BB: 0 P: 11	R: 0 E: 0 K: 1 S: 9	H: 1 LOB: 1 BB: 0 P: 12	1B: 3 2B: 2 3B: 0 HR: 0	SF: 0 SAC: 0 DP: 1 HBP: 1	WP: 0 PB: 0 SB: 0 CS: 0	PA: 32					
PITCHER	IP	WLS	BF	H	R	ER	SO	BB	IBB	HBP	BLK	WP	HR	S	P	ERA	WHIP										
49 Julio Teheran, R ERA: 2.96 51 James Russell, L ERA: 3.35 43 Luis Avilan, L ERA: 4.73	6.0	W	22	4	0	0	3	0	0	0	0	0	0	61	87	0.00	0.667										



Batter	1	2	3	4	5	6	7	8	9	10	11	12	AB	R	H	RBI	BB	SO	LOB	TOP														
22 Jason Heyward, L OBP: 0.353, SLG: 0.388													6	0	1	0	0	1	6															
1 Emilio Bonifacio, S OBP: 0.311, SLG: 0.351													6	0	0	0	0	2	1															
5 Freddie Freeman, L OBP: 0.350, SLG: 0.487													5	2	2	0	1	2	0															
8 Justin Upton, R OBP: 0.368, SLG: 0.532													6	1	3	2	0	2	1															
23 Chris Johnson, R OBP: 0.287, SLG: 0.380													6	0	2	0	0	1	1															
7 Tommy La Stella, L OBP: 0.349, SLG: 0.340													3	0	1	1	1	0	2															
15 Phil Gosselin, R OBP: 0.302, SLG: 0.381													1	0	0	0	1	0	1															
19 Andrelton Simmons, R OBP: 0.297, SLG: 0.350													6	0	2	0	0	0	4															
11 Gerald Laird, R OBP: 0.256, SLG: 0.277													4	0	0	0	1	1	3															
36 Mike Minor, R ERA: 2.99													1	0	0	0	1	0	0															
4 Ryan Doumit, S ERA: 2.61													0	0	0	0	0	0	0															
37 David Hale, R ERA: 2.81													0	0	0	0	0	0	0															
46 Craig Kimbrel, R ERA: 1.76													0	0	0	0	0	0	0															
Inning Stats	R: 0 E: 0 K: 8	H: 2 LOB: 1 BB: 0 P: 13	R: 0 E: 0 K: 16	H: 1 LOB: 3 BB: 2 P: 31	R: 1 E: 0 K: 10	H: 3 LOB: 2 BB: 0 P: 14	R: 0 E: 0 K: 8	H: 0 LOB: 0 BB: 0 P: 11	R: 0 E: 0 K: 11	H: 1 LOB: 1 BB: 0 P: 15	R: 0 E: 0 K: 9	H: 0 LOB: 0 BB: 0 P: 12	R: 0 E: 0 K: 7	H: 0 LOB: 1 BB: 0 P: 13	R: 2 E: 0 K: 11	H: 1 LOB: 2 BB: 2 P: 23	1B: 8 2B: 1 3B: 1 HR: 1	SF: 0 SAC: 1 DP: 1 HBP: 0	WP: 1 PB: 0 SB: 1 CS: 0	PA: 52														
PITCHER	IP: 6.0 WLS: 2 BF: 28 H: 1 R: 1 ER: 1 SO: 3 BB: 1 IBB: 0 HBP: 0 BLK: 0 WP: 0 HR: 0 S: 6 P: 15 ERA: 1.50 WHIP: 1.667	IP: 6.0 WLS: 3 BF: 24 H: 0 R: 0 ER: 0 SO: 4 BB: 0 IBB: 0 HBP: 0 BLK: 0 WP: 0 HR: 0 S: 5 P: 11 ERA: 0.00 WHIP: 0.000	IP: 6.0 WLS: 4 BF: 24 H: 0 R: 0 ER: 0 SO: 3 BB: 0 IBB: 0 HBP: 0 BLK: 0 WP: 0 HR: 0 S: 5 P: 11 ERA: 0.00 WHIP: 0.000	IP: 6.0 WLS: 5 BF: 24 H: 0 R: 0 ER: 0 SO: 4 BB: 0 IBB: 0 HBP: 0 BLK: 0 WP: 0 HR: 0 S: 6 P: 11 ERA: 0.00 WHIP: 0.500	IP: 6.0 WLS: 6 BF: 24 H: 0 R: 0 ER: 0 SO: 4 BB: 0 IBB: 0 HBP: 0 BLK: 0 WP: 0 HR: 0 S: 6 P: 9 ERA: 0.00 WHIP: 1.500	IP: 6.0 WLS: 7 BF: 24 H: 0 R: 0 ER: 0 SO: 5 BB: 0 IBB: 0 HBP: 0 BLK: 0 WP: 0 HR: 0 S: 6 P: 11 ERA: 0.00 WHIP: 1.000	IP: 6.0 WLS: 8 BF: 24 H: 0 R: 0 ER: 0 SO: 6 BB: 0 IBB: 0 HBP: 0 BLK: 0 WP: 0 HR: 0 S: 6 P: 11 ERA: 0.00 WHIP: 1.500	IP: 6.0 WLS: 9 BF: 24 H: 0 R: 0 ER: 0 SO: 7 BB: 0 IBB: 0 HBP: 0 BLK: 0 WP: 0 HR: 0 S: 6 P: 11 ERA: 0.00 WHIP: 1.500	IP: 6.0 WLS: 10 BF: 24 H: 0 R: 0 ER: 0 SO: 8 BB: 0 IBB: 0 HBP: 0 BLK: 0 WP: 0 HR: 0 S: 6 P: 11 ERA: 0.00 WHIP: 1.500	IP: 6.0 WLS: 11 BF: 24 H: 0 R: 0 ER: 0 SO: 9 BB: 0 IBB: 0 HBP: 0 BLK: 0 WP: 0 HR: 0 S: 6 P: 11 ERA: 0.00 WHIP: 1.500	IP: 6.0 WLS: 12 BF: 24 H: 0 R: 0 ER: 0 SO: 10 BB: 0 IBB: 0 HBP: 0 BLK: 0 WP: 0 HR: 0 S: 6 P: 11 ERA: 0.00 WHIP: 1.500	IP: 6.0 WLS: 13 BF: 24 H: 0 R: 0 ER: 0 SO: 11 BB: 0 IBB: 0 HBP: 0 BLK: 0 WP: 0 HR: 0 S: 6 P: 11 ERA: 0.00 WHIP: 1.500	IP: 6.0 WLS: 14 BF: 24 H: 0 R: 0 ER: 0 SO: 12 BB: 0 IBB: 0 HBP: 0 BLK: 0 WP: 0 HR: 0 S: 6 P: 11 ERA: 0.00 WHIP: 1.500	IP: 6.0 WLS: 15 BF: 24 H: 0 R: 0 ER: 0 SO: 13 BB: 0 IBB: 0 HBP: 0 BLK: 0 WP: 0 HR: 0 S: 6 P: 11 ERA: 0.00 WHIP: 1.500	IP: 6.0 WLS: 16 BF: 24 H: 0 R: 0 ER: 0 SO: 14 BB: 0 IBB: 0 HBP: 0 BLK: 0 WP: 0 HR: 0 S: 6 P: 11 ERA: 0.00 WHIP: 1.500	IP: 6.0 WLS: 17 BF: 24 H: 0 R: 0 ER: 0 SO: 15 BB: 0 IBB: 0 HBP: 0 BLK: 0 WP: 0 HR: 0 S: 6 P: 11 ERA: 0.00 WHIP: 1.500	IP: 6.0 WLS: 18 BF: 24 H: 0 R: 0 ER: 0 SO: 16 BB: 0 IBB: 0 HBP: 0 BLK: 0 WP: 0 HR: 0 S: 6 P: 11 ERA: 0.00 WHIP: 1.500	IP: 6.0 WLS: 19 BF: 24 H: 0 R: 0 ER: 0 SO: 17 BB: 0 IBB: 0 HBP: 0 BLK: 0 WP: 0 HR: 0 S: 6 P: 11 ERA: 0.00 WHIP: 1.500	IP: 6.0 WLS: 20 BF: 24 H: 0 R: 0 ER: 0 SO: 18 BB: 0 IBB: 0 HBP: 0 BLK: 0 WP: 0 HR: 0 S: 6 P: 11 ERA: 0.00 WHIP: 1.500	IP: 6.0 WLS: 21 BF: 24 H: 0 R: 0 ER: 0 SO: 19 BB: 0 IBB: 0 HBP: 0 BLK: 0 WP: 0 HR: 0 S: 6 P: 11 ERA: 0.00 WHIP: 1.500	IP: 6.0 WLS: 22 BF: 24 H: 0 R: 0 ER: 0 SO: 20 BB: 0 IBB: 0 HBP: 0 BLK: 0 WP: 0 HR: 0 S: 6 P: 11 ERA: 0.00 WHIP: 1.500	IP: 6.0 WLS: 23 BF: 24 H: 0 R: 0 ER: 0 SO: 21 BB: 0 IBB: 0 HBP: 0 BLK: 0 WP: 0 HR: 0 S: 6 P: 11 ERA: 0.00 WHIP: 1.500	IP: 6.0 WLS: 24 BF: 24 H: 0 R: 0 ER: 0 SO: 22 BB: 0 IBB: 0 HBP: 0 BLK: 0 WP: 0 HR: 0 S: 6 P: 11 ERA: 0.00 WHIP: 1.500	IP: 6.0 WLS: 25 BF: 24 H: 0 R: 0 ER: 0 SO: 23 BB: 0 IBB: 0 HBP: 0 BLK: 0 WP: 0 HR: 0 S: 6 P: 11 ERA: 0.00 WHIP: 1.500	IP: 6.0 WLS: 26 BF: 24 H: 0 R: 0 ER: 0 SO: 24 BB: 0 IBB: 0 HBP: 0 BLK: 0 WP: 0 HR: 0 S: 6 P: 11 ERA: 0.00 WHIP: 1.500	IP: 6.0 WLS: 27 BF: 24 H: 0 R: 0 ER: 0 SO: 25 BB: 0 IBB: 0 HBP: 0 BLK: 0 WP: 0 HR: 0 S: 6 P: 11 ERA: 0.00 WHIP: 1.500	IP: 6.0 WLS: 28 BF: 24 H: 0 R: 0 ER: 0 SO: 26 BB: 0 IBB: 0 HBP: 0 BLK: 0 WP: 0 HR: 0 S: 6 P: 11 ERA: 0.00 WHIP: 1.500	IP: 6.0 WLS: 29 BF: 24 H: 0 R: 0 ER: 0 SO: 27 BB: 0 IBB: 0 HBP: 0 BLK: 0 WP: 0 HR: 0 S: 6 P: 11 ERA: 0.00 WHIP: 1.500	IP: 6.0 WLS: 30 BF: 24 H: 0 R: 0 ER: 0 SO: 28 BB: 0 IBB: 0 HBP: 0 BLK: 0 WP: 0 HR: 0 S: 6 P: 11 ERA: 0.00 WHIP: 1.500	IP: 6.0 WLS: 31 BF: 24 H: 0 R: 0 ER: 0 SO: 29 BB: 0 IBB: 0 HBP: 0 BLK: 0 WP: 0 HR: 0 S: 6 P: 11 ERA: 0.00 WHIP: 1.500	IP: 6.0 WLS: 32 BF: 24 H: 0 R: 0 ER: 0 SO: 30 BB: 0 IBB: 0 HBP: 0 BLK: 0 WP: 0 HR: 0 S: 6 P: 11 ERA: 0.00 WHIP: 1.500	IP: 6.0 WLS: 33 BF: 24 H: 0 R: 0 ER: 0 SO: 31 BB: 0 IBB: 0 HBP: 0 BLK: 0 WP: 0 HR: 0 S: 6 P: 11 ERA: 0.00 WHIP: 1.500	IP: 6.0 WLS: 34 BF: 24 H: 0 R: 0 ER: 0 SO: 32 BB: 0 IBB: 0 HBP: 0 BLK: 0 WP: 0 HR: 0 S: 6 P: 11 ERA: 0.00 WHIP: 1.500	IP: 6.0 WLS: 35 BF: 24 H: 0 R: 0 ER: 0 SO: 33 BB: 0 IBB: 0 HBP: 0 BLK: 0 WP: 0 HR: 0 S: 6 P:

Batter	1	2	3	4	5	6	7	8	9	AB	R	H	RBI	BB	SO	LOB	TOP										
1 Emilio Bonifacio, S (1.9)										4	0	2	0	0	0	0	<p>Atlanta Braves @ Cincinnati Reds Great American Ball Park, Cincinnati, OH Sat Aug 23 2014, 9:06 PM - 11:54 PM EDT Att: 41,502 - Cloudy - 77 F</p> <p>livebaseballscores.com</p> <p>AB 29 R 0 H 3 RBI 0 BB 3 SO 10 LOB 9</p>										
19 Andrelton Simmons, R (1.6)										4	0	1	0	0	2	2											
5 Freddie Freeman, L (1.3)										3	0	0	0	1	2	2											
8 Justin Upton, R (1.7)										4	0	0	0	0	2	2											
23 Chris Johnson, R (1.5)										3	0	0	0	1	2	0											
24 Evan Gattis, R (1.2)										2	0	0	0	1	1	0											
7 Tommy La Stella, L (1.4)										3	0	0	0	0	1	3											
2 B.J. Upton, R (1.8)										3	0	0	0	0	0	0											
30 Ervin Santana, R (1.1)										2	0	0	0	0	0	0											
4 Ryan Doumit, S (8, PH)										1	0	0	0	0	0	0											
51 James Russell, L (8.1)										0	0	0	0	0	0	0											
Inning Stats	R: 0 E: 0 K: 0 S: 6	H: 1 LOB: 0 BB: 0 P: 9	R: 0 E: 0 K: 0 S: 7	H: 0 LOB: 0 BB: 0 P: 11	R: 0 E: 0 K: 0 S: 12	H: 0 LOB: 0 BB: 0 P: 15	R: 0 E: 0 K: 1 S: 11	H: 0 LOB: 1 BB: 1 P: 18	R: 0 E: 0 K: 3 S: 14	H: 0 LOB: 0 BB: 0 P: 20	R: 0 E: 0 K: 0 S: 6	H: 0 LOB: 0 BB: 0 P: 11	R: 0 E: 0 K: 2 S: 16	H: 1 LOB: 3 BB: 2 P: 30	R: 0 E: 0 K: 1 S: 12	H: 1 LOB: 1 BB: 0 P: 17	R: 0 E: 0 K: 3 S: 10	H: 0 LOB: 0 BB: 0 P: 15	1B: 1 2B: 2 3B: 0 HR: 0	SF: 0 SAC: 0 DP: 0 HBP: 0	WP: 0 PB: 0 SB: 0 CS: 1	PA: 32					
PITCHER	IP	WLS	BF	H	R	ER	SO	BB	IBB	HBP	BLK	WP	HR	S	P	ERA	WHIP										
44 Mike Leake, R (1.1)	6.2	W	24	2	0	0	6	3	0	0	0	0	0	70	110	0.00	0.750										
70 Jumbo Diaz, R (7.1)	0.1	H	1	0	0	0	0	0	0	0	0	0	0	2	4	0.00	0.000										
51 Jonathan Broxton, R (8.1)	1.0	H	4	1	0	0	1	0	0	0	0	0	0	12	17	0.00	1.000										
54 Aroldis Chapman, L (9.1)	1.0	S	3	0	0	0	3	0	0	0	0	0	0	10	15	0.00	0.000										

Batter	1	2	3	4	5	6	7	8	9	AB	R	H	RBI	BB	SO	LOB	BOTTOM										
6 Billy Hamilton, S (1.8)										3	0	0	0	0	0	1	<p>Atlanta Braves @ Cincinnati Reds Great American Ball Park, Cincinnati, OH Sat Aug 23 2014, 9:06 PM - 11:54 PM EDT Att: 41,502 - Cloudy - 77 F</p> <p>livebaseballscores.com</p> <p>AB 28 R 1 H 5 RBI 1 BB 1 SO 7 LOB 12</p>										
25 Skip Schumaker, L (1.7)										4	0	0	0	0	1	1											
4 Brandon Phillips, R (1.4)										3	0	2	1	0	0	0											
21 Todd Frazier, R (1.5)										3	0	0	0	1	1	2											
29 Brayan Peña, S (1.2)										3	0	0	0	0	0	3											
28 Chris Heisey, R (1.9)										3	0	1	0	0	0	0											
9 Jack Hannahan, L (1.3)										3	0	1	0	0	2	1											
2 Zack Cozart, R (1.6)										3	0	0	0	0	1	2											
44 Mike Leake, R (1.1)										2	1	1	0	0	1	1											
70 Jumbo Diaz, R (7.1)										0	0	0	0	0	0	0											
32 Jay Bruce, L (7, PH)										1	0	0	0	0	1	1											
51 Jonathan Broxton, R (8.1)										0	0	0	0	0	0	0											
54 Aroldis Chapman, L (9.1)										0	0	0	0	0	0	0											
Inning Stats	R: 0 E: 0 K: 0 S: 11	H: 0 LOB: 0 BB: 0 P: 16	R: 0 E: 0 K: 0 S: 6	H: 0 LOB: 0 BB: 0 P: 8	R: 0 E: 0 K: 1 S: 10	H: 1 LOB: 1 BB: 0 P: 11	R: 0 E: 0 K: 1 S: 9	H: 0 LOB: 1 BB: 0 P: 13	R: 0 E: 0 K: 1 S: 8	H: 0 LOB: 0 BB: 0 P: 12	R: 1 E: 0 K: 0 S: 13	H: 2 LOB: 2 BB: 1 P: 24	R: 0 E: 0 K: 3 S: 15	H: 1 LOB: 1 BB: 0 P: 22	R: 0 E: 0 K: 0 S: 16	H: 1 LOB: 1 BB: 0 P: 23	1B: 4 2B: 1 3B: 0 HR: 0	SF: 0 SAC: 1 DP: 0 HBP: 1	WP: 0 PB: 0 SB: 2 CS: 0	PA: 31							
PITCHER	IP	WLS	BF	H	R	ER	SO	BB	IBB	HBP	BLK	WP	HR	S	P	ERA	WHIP										
30 Ervin Santana, R (1.1)	7.0	L	27	4	1	1	7	1	0	1	0	0	0	16	106	1.29	0.714										
51 James Russell, L (8.1)	1.0		4	1	0	0	0	0	0	0	0	0	0	16	23	0.00	1.000										

Batter	1	2	3	4	5	6	7	8	9	AB	R	H	RBI	BB	SO	LOB	TOP										
22 Jason Heyward, L (1.9) OBP: 0.355, SLG: 0.389										4	0	2	1	1	1	0	Atlanta Braves @ Cincinnati Reds Great American Ball Park, Cincinnati, OH Sun Aug 24 2014, 1:10 PM - 4:23 PM EDT Att: 29,642 - Cloudy - 85 F										
15 Phil Gosselin, R (1.6) OBP: 0.333, SLG: 0.391										4	0	2	0	1	1	1											
5 Freddie Freeman, L (1.3) OBP: 0.387, SLG: 0.480										4	0	0	0	1	1	4											
8 Justin Upton, R (1.7) OBP: 0.361, SLG: 0.522										5	0	0	0	0	1	6											
23 Chris Johnson, R (1.5) OBP: 0.297, SLG: 0.377										4	0	1	0	0	2	2											
24 Evan Gattis, R (1.2) OBP: 0.331, SLG: 0.520										3	2	2	1	0	1	1											
7 Tommy La Stella, L (1.4) OBP: 0.344, SLG: 0.338										4	0	1	1	0	0	2											
2 B.J. Upton, R (1.8) OBP: 0.280, SLG: 0.325										3	0	0	0	1	1	1											
34 Aaron Harang, R (1.1) OBP: 0.098, SLG: 0.090										2	0	0	0	0	1	2											
48 David Carpenter, R (6.1) ERA: 4.36										0	0	0	0	0	0	0											
4 Ryan Doumit, S (7.7) OBP: 0.235, SLG: 0.262										1	0	0	0	0	0	1											
57 David Hale, R (7.1) OBP: 0.059, SLG: 0.063										0	0	0	0	0	0	0											
1 Emilio Bonifacio, S (9.7) OBP: 0.315, SLG: 0.358										1	1	1	0	0	0	0											
Inning Stats	R: 0 E: 0 K: 1 S: 9	H: 1 LOB: 1 BB: 0 P: 12	R: 0 E: 0 K: 1 S: 12	H: 1 LOB: 2 BB: 1 P: 22	R: 0 E: 0 K: 0 S: 5	H: 1 LOB: 0 BB: 0 P: 10	R: 0 E: 0 K: 0 S: 5	H: 0 LOB: 0 BB: 0 P: 10	R: 0 E: 0 K: 2 S: 8	H: 0 LOB: 0 BB: 0 P: 11	R: 0 E: 0 K: 1 S: 7	H: 0 LOB: 0 BB: 0 P: 12	R: 1 E: 0 K: 1 S: 14	H: 2 LOB: 1 BB: 0 P: 22	R: 0 E: 0 K: 2 S: 16	H: 1 LOB: 2 BB: 2 P: 28	R: 2 E: 0 K: 1 S: 20	H: 3 LOB: 3 BB: 2 P: 38	1B: 6 2B: 2 3B: 0 HR: 1	SF: 0 SAC: 0 DP: 1 HBP: 1	WP: 0 PB: 0 SB: 2 CS: 0	PA: 40					
PITCHER	IP	WLS	BF	H	R	ER	SO	BB	IBB	HBP	BLK	WP	HR	S	P	ERA	WHIP										
31 Alfredo Simon, R (1.1) ERA: 3.26	7.0	W	27	5	1	1	6	0	1	1	0	0	0	60	99	1.29	0.714										
43 Manny Parra, L (8.1) ERA: 4.36	0.1		3	1	0	0	0	1	0	0	0	0	0	10	18	0.00	6.000										
70 Jumbo Diaz, R (8.1) ERA: 2.74	0.2	H	2	0	0	0	2	0	0	0	0	0	0	6	10	0.00	0.000										
66 Logan Ondrusek, R (9.1) ERA: 4.63	0.2		4	2	2	2	1	0	0	0	0	0	1	12	20	27.00	3.000										
51 Jonathan Broxton, R (9.1) ERA: 1.36	0.1	S	4	1	0	0	0	2	0	0	0	0	0	8	18	0.00	9.000										
Batter	1	2	3	4	5	6	7	8	9	AB	R	H	RBI	BB	SO	LOB	BOTTOM										
6 Billy Hamilton, S (1.8) OBP: 0.296, SLG: 0.382										4	0	0	0	0	0	1	Atlanta Braves @ Cincinnati Reds Great American Ball Park, Cincinnati, OH Sun Aug 24 2014, 1:10 PM - 4:23 PM EDT Att: 29,642 - Cloudy - 85 F										
21 Todd Frazier, R (1.5) OBP: 0.343, SLG: 0.460										4	2	2	1	0	2	0											
4 Brandon Phillips, R (1.4) OBP: 0.311, SLG: 0.386										3	1	1	0	1	1	0											
39 Devin Mesoraco, R (1.2) OBP: 0.347, SLG: 0.534										3	0	0	0	1	2	3											
32 Jay Bruce, L (1.9) OBP: 0.296, SLG: 0.381										4	2	2	0	0	0	2											
48 Ryan Ludwick, R (1.7) OBP: 0.310, SLG: 0.391										2	0	0	1	1	0	1											
29 Brayan Peña, S (1.3) OBP: 0.294, SLG: 0.378										4	0	2	1	0	0	0											
2 Zack Cozart, R (1.6) OBP: 0.274, SLG: 0.302										4	0	3	2	0	0	2											
31 Alfredo Simon, R (1.1) OBP: 0.296, SLG: 0.122										3	0	0	0	0	2	5											
43 Manny Parra, L (8.1) ERA: 3.56										0	0	0	0	0	0	0											
70 Jumbo Diaz, R (8.1) ERA: 3.56										0	0	0	0	0	0	0											
9 Jack Hannahan, L (8.7) OBP: 0.306, SLG: 0.169										1	0	0	0	0	1	1											
66 Logan Ondrusek, R (9.1) ERA: 4.63										0	0	0	0	0	0	0											
51 Jonathan Broxton, R (9.1) ERA: 1.36										0	0	0	0	0	0	0											
Inning Stats	R: 0 E: 0 K: 2 S: 12	H: 0 LOB: 0 BB: 0 P: 20	R: 0 E: 0 K: 0 S: 10	H: 0 LOB: 0 BB: 1 P: 19	R: 0 E: 0 K: 1 S: 13	H: 1 LOB: 1 BB: 0 P: 15	R: 3 E: 0 K: 0 S: 16	H: 5 LOB: 2 BB: 0 P: 23	R: 0 E: 0 K: 1 S: 9	H: 0 LOB: 0 BB: 0 P: 12	R: 1 E: 0 K: 2 S: 18	H: 2 LOB: 2 BB: 1 P: 28	R: 1 E: 0 K: 1 S: 9	H: 1 LOB: 1 BB: 1 P: 18	R: 0 E: 0 K: 1 S: 7	H: 1 LOB: 1 BB: 0 P: 13	1B: 8 2B: 0 3B: 1 HR: 1	SF: 1 SAC: 0 DP: 1 HBP: 0	WP: 0 PB: 0 SB: 1 CS: 0	PA: 36							
PITCHER	IP	WLS	BF	H	R	ER	SO	BB	IBB	HBP	BLK	WP	HR	S	P	ERA	WHIP										
34 Aaron Harang, R (1.1) ERA: 3.6	5.1	L	25	8	4	4	4	2	0	0	0	0	0	72	111	6.75	1.875										
48 David Carpenter, R (6.1) ERA: 3.56	0.2		2	0	0	0	1	0	0	0	0	0	0	6	6	0.00	0.000										
57 David Hale, R (7.1) ERA: 3.01	2.0		9	2	1	1	2	1	0	0	0	0	1	16	31	4.50	1.500										

AB 35
R 3
H 9
RBI 3
BB 4
SO 9
LOB 20



AB 32
R 5
H 10
RBI 5
BB 3
SO 8
LOB 15



Batter	1	2	3	4	5	6	7	8	9	AB	R	H	RBI	BB	SO	LOB	TOP							
8 Chris Coghlan, L (1,7) OBP: 0.338, SLG: 0.440	G4-3		G1-3			24 E 13 B 1B			L7	4	0	1	0	1	0	0								
9 Javier Báez, R (1,4) OBP: 0.233, SLG: 0.465	K		K							4	0	0	0	0	0	4	3							
44 Anthony Rizzo, L (1,3) OBP: 0.375, SLG: 0.514 46 Pedro Strop, R (8,1) 56 Héctor Rondón, R (9,1)	HR			K						4	1	1	1	0	1	3								
13 Starlin Castro, R (1,6) OBP: 0.334, SLG: 0.430	1B		G4-3							4	0	2	0	0	1	0								
24 Luis Valbuena, L (1,5) OBP: 0.321, SLG: 0.421	F7		K							4	0	1	0	0	1	3								
6 Ryan Sweeney, L (1,9) OBP: 0.304, SLG: 0.338 41 Matt Szczur, R (2,9) OBP: 0.267, SLG: 0.214	G6-3									1	0	0	0	0	0	0								
7 Arismendy Alcántara, S (1,8) OBP: 0.285, SLG: 0.374	K									2	1	1	0	1	0	1								
5 Wellington Castillo, R (1,2) OBP: 0.297, SLG: 0.382	G4-3									4	1	1	2	0	2	2								
37 Travis Wood, R (1,1) OBP: 0.296, SLG: 0.471 54 Neil Ramírez, R (7,1) 4 Chris Valaika, R (8,3) OBP: 0.227, SLG: 0.293	P3									3	0	1	0	0	0	1								
										0	0	0	0	0	0	0								
										1	0	0	0	0	1	0								
Inning Stats	R: 1 E: 0 K: 1 S: 11	H: 2 LOB: 1 BB: 0 P: 16	R: 0 E: 0 K: 1 S: 8	H: 0 LOB: 0 BB: 0 P: 12	R: 0 E: 0 K: 1 S: 7	H: 0 LOB: 0 BB: 0 P: 10	R: 0 E: 0 K: 2 S: 9	H: 0 LOB: 0 BB: 0 P: 14	R: 0 E: 0 K: 1 S: 7	H: 0 LOB: 1 BB: 1 P: 12	R: 0 E: 1 K: 1 S: 12	H: 2 LOB: 2 BB: 0 P: 17	R: 2 E: 0 K: 2 S: 14	H: 3 LOB: 2 BB: 1 P: 22	R: 0 E: 0 K: 2 S: 11	H: 1 LOB: 1 BB: 0 P: 16	R: 0 E: 0 K: 2 S: 8	H: 0 LOB: 0 BB: 0 P: 10	1B: 6 2B: 0 3B: 0 HR: 2	SF: 0 2B: 0 3B: 0 HBP: 0	WP: 0 PB: 0 SB: 0 CS: 0	PA: 37		
PITCHER	IP ERA WLS BF H R ER SO BB IBB HBP BLK WP HR S P ERA WHIP	IP ERA WLS BF H R ER SO BB IBB HBP BLK WP HR S P ERA WHIP	IP ERA WLS BF H R ER SO BB IBB HBP BLK WP HR S P ERA WHIP	IP ERA WLS BF H R ER SO BB IBB HBP BLK WP HR S P ERA WHIP	IP ERA WLS BF H R ER SO BB IBB HBP BLK WP HR S P ERA WHIP	IP ERA WLS BF H R ER SO BB IBB HBP BLK WP HR S P ERA WHIP	IP ERA WLS BF H R ER SO BB IBB HBP BLK WP HR S P ERA WHIP	IP ERA WLS BF H R ER SO BB IBB HBP BLK WP HR S P ERA WHIP	IP ERA WLS BF H R ER SO BB IBB HBP BLK WP HR S P ERA WHIP	IP ERA WLS BF H R ER SO BB IBB HBP BLK WP HR S P ERA WHIP	IP ERA WLS BF H R ER SO BB IBB HBP BLK WP HR S P ERA WHIP	IP ERA WLS BF H R ER SO BB IBB HBP BLK WP HR S P ERA WHIP	IP ERA WLS BF H R ER SO BB IBB HBP BLK WP HR S P ERA WHIP	IP ERA WLS BF H R ER SO BB IBB HBP BLK WP HR S P ERA WHIP	IP ERA WLS BF H R ER SO BB IBB HBP BLK WP HR S P ERA WHIP	IP ERA WLS BF H R ER SO BB IBB HBP BLK WP HR S P ERA WHIP	IP ERA WLS BF H R ER SO BB IBB HBP BLK WP HR S P ERA WHIP	IP ERA WLS BF H R ER SO BB IBB HBP BLK WP HR S P ERA WHIP	IP ERA WLS BF H R ER SO BB IBB HBP BLK WP HR S P ERA WHIP	IP ERA WLS BF H R ER SO BB IBB HBP BLK WP HR S P ERA WHIP	IP ERA WLS BF H R ER SO BB IBB HBP BLK WP HR S P ERA WHIP	IP ERA WLS BF H R ER SO BB IBB HBP BLK WP HR S P ERA WHIP	IP ERA WLS BF H R ER SO BB IBB HBP BLK WP HR S P ERA WHIP	IP ERA WLS BF H R ER SO BB IBB HBP BLK WP HR S P ERA WHIP

Chicago Cubs @ Cincinnati Reds
Great American Ball Park, Cincinnati, OH
Tue Aug 26 2014, 7:12 PM - 10:42 PM EDT
Att: 19,481 - Partly Cloudy - 86 F

AB	35
R	3
H	8
RBI	3
BB	2
SO	13
LOB	14



Batter	1	2	3	4	5	6	7	8	9	AB	R	H	RBI	BB	SO	LOB	BOTTOM							
6 Billy Hamilton, S (1,8) OBP: 0.296, SLG: 0.380	P3		L7			F8				3	0	0	0	1	0	0								
21 Todd Frazier, R (1,3) OBP: 0.342, SLG: 0.458	1B									4	0	1	0	0	0	2								
4 Brandon Phillips, R (1,4) OBP: 0.309, SLG: 0.382	F8									4	0	0	0	0	0	1								
32 Jay Bruce, L (1,9) OBP: 0.296, SLG: 0.378	L4									3	0	0	0	1	2	1								
48 Ryan Ludwick, R (1,7) OBP: 0.307, SLG: 0.386	L7									4	0	0	0	0	2	1								
17 Kristopher Negron, R (1,5) OBP: 0.322, SLG: 0.476	L8									3	0	0	0	0	2	0								
29 Brayan Peña, S (1,2) OBP: 0.291, SLG: 0.374	K									3	0	0	0	0	1	0								
2 Zack Cozart, R (1,6) OBP: 0.274, SLG: 0.302										3	0	1	0	0	1	0								
47 Johnny Cueto, R (1,1) OBP: 0.150, SLG: 0.136 63 Sam LeCure, R (7,1) ERA: 1.08 66 Logan Ondrusek, R (8,1) ERA: 2.31 25 Skip Schumaker, L (8,PH) OBP: 0.287, SLG: 0.311 64 Daniel Corcino, R (9,1) ERA: 2.75	L4									2	0	0	0	0	1	1								
										0	0	0	0	0	0	0								
										0	0	0	0	0	0	0								
										1	0	1	0	0	0	0								
										0	0	0	0	0	0	0								
Inning Stats	R: 0 E: 0 K: 0 S: 13	H: 1 LOB: 1 BB: 0 P: 16	R: 0 E: 0 K: 1 S: 9	H: 0 LOB: 0 BB: 0 P: 12	R: 0 E: 0 K: 1 S: 16	H: 0 LOB: 0 BB: 0 P: 20	R: 0 E: 0 K: 1 S: 12	H: 0 LOB: 1 BB: 1 P: 19	R: 0 E: 0 K: 2 S: 13	H: 1 LOB: 1 BB: 0 P: 21	R: 0 E: 0 K: 0 S: 3	H: 0 LOB: 0 BB: 0 P: 8	R: 0 E: 0 K: 3 S: 9	H: 0 LOB: 0 BB: 0 P: 12	R: 0 E: 0 K: 0 S: 9	H: 1 LOB: 2 BB: 1 P: 17	R: 0 E: 0 K: 1 S: 8	H: 0 LOB: 0 BB: 0 P: 13	1B: 3 2B: 0 3B: 0 HR: 0	SF: 0 2B: 0 3B: 0 HBP: 0	WP: 0 PB: 0 SB: 0 CS: 0	PA: 32		
PITCHER	IP ERA WLS BF H R ER SO BB IBB HBP BLK WP HR S P ERA WHIP	IP ERA WLS BF H R ER SO BB IBB HBP BLK WP HR S P ERA WHIP	IP ERA WLS BF H R ER SO BB IBB HBP BLK WP HR S P ERA WHIP	IP ERA WLS BF H R ER SO BB IBB HBP BLK WP HR S P ERA WHIP	IP ERA WLS BF H R ER SO BB IBB HBP BLK WP HR S P ERA WHIP	IP ERA WLS BF H R ER SO BB IBB HBP BLK WP HR S P ERA WHIP	IP ERA WLS BF H R ER SO BB IBB HBP BLK WP HR S P ERA WHIP	IP ERA WLS BF H R ER SO BB IBB HBP BLK WP HR S P ERA WHIP	IP ERA WLS BF H R ER SO BB IBB HBP BLK WP HR S P ERA WHIP	IP ERA WLS BF H R ER SO BB IBB HBP BLK WP HR S P ERA WHIP	IP ERA WLS BF H R ER SO BB IBB HBP BLK WP HR S P ERA WHIP	IP ERA WLS BF H R ER SO BB IBB HBP BLK WP HR S P ERA WHIP	IP ERA WLS BF H R ER SO BB IBB HBP BLK WP HR S P ERA WHIP	IP ERA WLS BF H R ER SO BB IBB HBP BLK WP HR S P ERA WHIP	IP ERA WLS BF H R ER SO BB IBB HBP BLK WP HR S P ERA WHIP	IP ERA WLS BF H R ER SO BB IBB HBP BLK WP HR S P ERA WHIP	IP ERA WLS BF H R ER SO BB IBB HBP BLK WP HR S P ERA WHIP	IP ERA WLS BF H R ER SO BB IBB HBP BLK WP HR S P ERA WHIP	IP ERA WLS BF H R ER SO BB IBB HBP BLK WP HR S P ERA WHIP	IP ERA WLS BF H R ER SO BB IBB HBP BLK WP HR S P ERA WHIP	IP ERA WLS BF H R ER SO BB IBB HBP BLK WP HR S P ERA WHIP	IP ERA WLS BF H R ER SO BB IBB HBP BLK WP HR S P ERA WHIP	IP ERA WLS BF H R ER SO BB IBB HBP BLK WP HR S P ERA WHIP	IP ERA WLS BF H R ER SO BB IBB HBP BLK WP HR S P ERA WHIP

Chicago Cubs @ Cincinnati Reds
Great American Ball Park, Cincinnati, OH
Tue Aug 26 2014, 7:12 PM - 10:42 PM EDT
Att: 19,481 - Partly Cloudy - 86 F

AB	30
R	0
H	3
RBI	0
BB	2
SO	9
LOB	6



Batter	1	2	3	4	5	6	7	8	9	AB	R	H	RBI	BB	SO	LOB	TOP				
8 Chris Coghlan, L (1,7) OBP: 0.342, SLG: 0.438	4-2 FC6-4 BB		0-3 K		0-3 K			0-1 G4-3		2	0	0	0	1	2	0	<p>Chicago Cubs @ Cincinnati Reds</p> <p>Great American Ball Park, Cincinnati, OH</p> <p>Thu Aug 28 2014, 12:40 PM - 3:51 PM EDT</p> <p>Att: 21,316 - Sunny - 77 F</p>				
53 Wesley Wright, R (5,1)										0	0	0	0	0	0	0					
59 Zac Rosscup, R (7,1)										0	0	0	0	0	0	0					
45 Logan Watkins, L (8,PH)										1	0	0	0	0	0	0					
11 Kyuji Fujikawa, L (8,1)										0	0	0	0	0	0	0					
9 Javier Báez, R (1,4) OBP: 0.222, SLG: 0.442	1-1 FC6-4 13 S 1-2		3-1 G6-3		1-3 K2-3			2-3 K		4	0	0	0	0	2	1					
13 Starlin Castro, R (1,6) OBP: 0.335, SLG: 0.429	3-2 F8		3-2 1B				0-1 F8		3-1 24 1B 1B	4	1	2	0	0	0	1					
24 Luis Valbuena, L (1,5) OBP: 0.322, SLG: 0.426	3-3 K		1-1 F8				0-2 F7		1-2 68 1B 7 SF7 1B	4	1	1	0	0	1	2					
68 Jorge Soler, R (1,9) OBP: 0.500, SLG: 1.000		2-2 2B					1-3 K		2-1 4 G4-6-3 1B	4	0	2	1	0	2	0					
7 Arismendy Alcántara, S (1,8) OBP: 0.224, SLG: 0.367		2-3 K		4-0 BB			3-2 G5-3		0-0 SF7	2	0	0	1	1	1	1					
4 Chris Valaika, R (1,3) OBP: 0.212, SLG: 0.265		2-2 K		0-0 P4			0-2 G4-3		3-H G4-6-3	4	0	0	0	0	1	3					
12 John Baker, L (1,2) OBP: 0.282, SLG: 0.247		4-0 IBB		0-0 P5			0-3 K			2	0	0	0	1	1	1					
49 Jake Arrieta, R (1,1) OBP: 0.182, SLG: 0.188		3-2 P4					1-2 K			1	0	0	0	0	0	2					
37 Travis Wood, R (5,PH) OBP: 0.291, SLG: 0.462										1	0	0	0	0	1	0					
41 Matt Szczur, R (5,7) OBP: 0.235, SLG: 0.188										1	0	0	0	0	0	0					
Inning Stats	R: 0 E: 0 K: 1 S: 17	H: 0 LOB: 1 BB: 1 P: 28	R: 0 E: 0 K: 2 S: 17	H: 1 LOB: 2 BB: 1 P: 30	R: 0 E: 0 K: 1 S: 13	H: 1 LOB: 1 BB: 0 P: 20	R: 0 E: 0 K: 1 S: 5	H: 0 LOB: 0 BB: 1 P: 11	R: 0 E: 0 K: 3 S: 9	H: 0 LOB: 0 BB: 0 P: 10	R: 0 E: 0 K: 1 S: 9	H: 0 LOB: 0 BB: 0 P: 12	R: 0 E: 0 K: 1 S: 6	H: 0 LOB: 0 BB: 0 P: 8	R: 2 E: 0 K: 0 S: 12	H: 3 LOB: 0 BB: 0 P: 21	1B: 4 2B: 1 3B: 0 HR: 0	SF: 1 SAC: 0 DP: 1 HBP: 0	WP: 0 PB: 0 SB: 1 CS: 0	PA: 34	
PITCHER	IP WLS BF H R ER SO BB IBB HBP BLK WP HR S P ERA WHIP	IP WLS BF H R ER SO BB IBB HBP BLK WP HR S P ERA WHIP	IP WLS BF H R ER SO BB IBB HBP BLK WP HR S P ERA WHIP	IP WLS BF H R ER SO BB IBB HBP BLK WP HR S P ERA WHIP	IP WLS BF H R ER SO BB IBB HBP BLK WP HR S P ERA WHIP	IP WLS BF H R ER SO BB IBB HBP BLK WP HR S P ERA WHIP	IP WLS BF H R ER SO BB IBB HBP BLK WP HR S P ERA WHIP	IP WLS BF H R ER SO BB IBB HBP BLK WP HR S P ERA WHIP	IP WLS BF H R ER SO BB IBB HBP BLK WP HR S P ERA WHIP	IP WLS BF H R ER SO BB IBB HBP BLK WP HR S P ERA WHIP	IP WLS BF H R ER SO BB IBB HBP BLK WP HR S P ERA WHIP	IP WLS BF H R ER SO BB IBB HBP BLK WP HR S P ERA WHIP	IP WLS BF H R ER SO BB IBB HBP BLK WP HR S P ERA WHIP	IP WLS BF H R ER SO BB IBB HBP BLK WP HR S P ERA WHIP	IP WLS BF H R ER SO BB IBB HBP BLK WP HR S P ERA WHIP	IP WLS BF H R ER SO BB IBB HBP BLK WP HR S P ERA WHIP	IP WLS BF H R ER SO BB IBB HBP BLK WP HR S P ERA WHIP	IP WLS BF H R ER SO BB IBB HBP BLK WP HR S P ERA WHIP	IP WLS BF H R ER SO BB IBB HBP BLK WP HR S P ERA WHIP	IP WLS BF H R ER SO BB IBB HBP BLK WP HR S P ERA WHIP	IP WLS BF H R ER SO BB IBB HBP BLK WP HR S P ERA WHIP

AB 30
R 2
H 5
RBI 2
BB 3
SO 11
LOB 11



Batter	1	2	3	4	5	6	7	8	9	AB	R	H	RBI	BB	SO	LOB	BOTTOM				
6 Billy Hamilton, S (1,8) OBP: 0.302, SLG: 0.385	4-2 21 S BB							1-2 K		2	2	2	2	2	0	0	<p>Chicago Cubs @ Cincinnati Reds</p> <p>Great American Ball Park, Cincinnati, OH</p> <p>Thu Aug 28 2014, 12:40 PM - 3:51 PM EDT</p> <p>Att: 21,316 - Sunny - 77 F</p>				
28 Chris Heisey, R (8,PH)		2H 2B		1-2 21 1B 4 2B BB			3-H 21 E 21 FC5 1B		2-1 K	4	1	2	2	0	1	2					
21 Todd Frazier, R (1,3) OBP: 0.344, SLG: 0.458	1 SAFE K	0-3 K	2-1 4 S 1B	0-1 4 S 1B			1-3 2H 1B		2-2 G4-3	1	0	0	0	0	0	0					
9 Jack Hannahan, L (8,PH)	1-2 K	2H 1B		1-3 2H 1B			1-3 L4		1-2 39 1B 1B	4	0	1	2	0	0	4					
4 Brandon Phillips, R (1,4) OBP: 0.350, SLG: 0.391	0-2 G5-3	2-1 L4		2-2 1B			1-2 L4		1-2 39 1B 1B	1	0	1	0	0	0	0					
7 Ramon Santiago, S (9,4) OBP: 0.345, SLG: 0.310		1-2 1B		1-H 3-H 2B					1-3 1B	3	0	1	0	2	1	1					
39 Devin Mesoraco, R (1,2) OBP: 0.358, SLG: 0.535	4-0 BB		2-2 G4-3	1-3 K			1-2 BB		1-3 1B	5	0	0	0	0	5	7					
32 Jay Bruce, L (1,9) OBP: 0.294, SLG: 0.373	0-3 K		1-3 K				1-3 K		0-3 K	3	1	1	0	1	1	0					
17 Kristopher Negron, R (1,5) OBP: 0.277, SLG: 0.484		4-1 25 S BB		1-3 K			0-0 G1-3		1-1 2B	3	1	1	0	1	1	0					
25 Skip Schumaker, L (1,7) OBP: 0.286, SLG: 0.313	1-3 K			2-0 L8			2-2 F7		0-0 G5-3	4	0	0	0	0	1	2					
2 Zack Cozart, R (1,6) OBP: 0.278, SLG: 0.308	2-1 40 S 2B 1B			0-1 21 1B 6 S 1B			0-0 E8 6 1B 2B		2-2 F9	4	3	3	1	0	0	1					
40 Dylan Axelrod, R (1,1) OBP: 0.500, SLG: 0.500		1-3 K		1-3 K			0-3 K		0-2 L6	2	0	0	0	0	2	2					
62 Pedro Villarreal, R (6,1) OBP: 0.338, SLG: 0.385										1	0	0	0	0	1	1					
48 Ryan Ludwick, R (7,PH) OBP: 0.338, SLG: 0.385										1	0	0	0	0	1	1					
66 Logan Ondrusek, R (8,1) OBP: 0.235, SLG: 0.188										0	0	0	0	0	0	0					
70 Jumbo Diaz, R (9,1) OBP: 0.235, SLG: 0.188										0	0	0	0	0	0	0					
Inning Stats	R: 0 E: 0 K: 2 S: 14	H: 0 LOB: 2 BB: 2 P: 22	R: 3 E: 0 K: 2 S: 16	H: 3 LOB: 1 BB: 1 P: 30	R: 0 E: 0 K: 2 S: 12	H: 0 LOB: 0 BB: 0 P: 16	R: 3 E: 0 K: 2 S: 18	H: 3 LOB: 1 BB: 1 P: 28	R: 0 E: 0 K: 1 S: 7	H: 0 LOB: 0 BB: 0 P: 10	R: 1 E: 2 K: 2 S: 16	H: 2 LOB: 3 BB: 1 P: 24	R: 0 E: 0 K: 0 S: 11	H: 1 LOB: 1 BB: 0 P: 14	R: 0 E: 0 K: 2 S: 16	H: 2 LOB: 2 BB: 0 P: 22	1B: 7 2B: 4 3B: 0 HR: 0	SF: 0 SAC: 0 DP: 0 HBP: 0	WP: 0 PB: 0 SB: 6 CS: 0	PA: 41	
PITCHER	IP WLS BF H R ER SO BB IBB HBP BLK WP HR S P ERA WHIP	IP WLS BF H R ER SO BB IBB HBP BLK WP HR S P ERA WHIP	IP WLS BF H R ER SO BB IBB HBP BLK WP HR S P ERA WHIP	IP WLS BF H R ER SO BB IBB HBP BLK WP HR S P ERA WHIP	IP WLS BF H R ER SO BB IBB HBP BLK WP HR S P ERA WHIP	IP WLS BF H R ER SO BB IBB HBP BLK WP HR S P ERA WHIP	IP WLS BF H R ER SO BB IBB HBP BLK WP HR S P ERA WHIP	IP WLS BF H R ER SO BB IBB HBP BLK WP HR S P ERA WHIP	IP WLS BF H R ER SO BB IBB HBP BLK WP HR S P ERA WHIP	IP WLS BF H R ER SO BB IBB HBP BLK WP HR S P ERA WHIP	IP WLS BF H R ER SO BB IBB HBP BLK WP HR S P ERA WHIP	IP WLS BF H R ER SO BB IBB HBP BLK WP HR S P ERA WHIP	IP WLS BF H R ER SO BB IBB HBP BLK WP HR S P ERA WHIP	IP WLS BF H R ER SO BB IBB HBP BLK WP HR S P ERA WHIP	IP WLS BF H R ER SO BB IBB HBP BLK WP HR S P ERA WHIP	IP WLS BF H R ER SO BB IBB HBP BLK WP HR S P ERA WHIP	IP WLS BF H R ER SO BB IBB HBP BLK WP HR S P ERA WHIP	IP WLS BF H R ER SO BB IBB HBP BLK WP HR S P ERA WHIP	IP WLS BF H R ER SO BB IBB HBP BLK WP HR S P ERA WHIP	IP WLS BF H R ER SO BB IBB HBP BLK WP HR S P ERA WHIP	IP WLS BF H R ER SO BB IBB HBP BLK WP HR S P ERA WHIP

AB 36
R 7
H 11
RBI 7
BB 5
SO 13
LOB 21



Batter	1	2	3	4	5	6	7	8	9	AB	R	H	RBI	BB	SO	LOB	TOP			
6 Billy Hamilton, S (1, 8) OBP: 0.304, SLG: 0.384	G3		K														3 1 1 0 1 1 0			
21 Todd Frazier, R (1, 3) OBP: 0.341, SLG: 0.454	L7			G5-3		K2-3		G6-3									4 0 0 0 0 1 2			
4 Brandon Phillips, R (1, 4) OBP: 0.305, SLG: 0.378	F8			L8		L5											3 0 0 0 0 0 1			
39 Devin Mesoraco, R (1, 2) OBP: 0.362, SLG: 0.536		HBP		G5-3				E7									3 0 2 1 0 0 0			
32 Jay Bruce, L (1, 9) OBP: 0.294, SLG: 0.372	F7				G5-3												4 0 1 0 0 1 1			
17 Kristopher Negron, R (1, 5) OBP: 0.314, SLG: 0.463	FC6-4			K		G5-3		L5									4 0 0 0 0 1 3			
25 Skip Schumaker, L (1, 7) OBP: 0.289, SLG: 0.311	L7							G6-3									2 0 0 0 2 0 1			
2 Zack Cozart, R (1, 6) OBP: 0.276, SLG: 0.306			G6-3		G1-3		K2-3										3 0 0 0 0 1 3			
44 Mike Leake, R (1, 1) OBP: 0.183, SLG: 0.322								G3-1									2 0 0 0 0 2 0			
28 Chris Heisey, R (8, PH) OBP: 0.272, SLG: 0.368																	1 0 0 0 0 0 0			
51 Jonathan Broxton, R (8, 1)																	0 0 0 0 0 0 0			
Inning Stats	R: 0 E: 0 K: 0 S: 7	H: 0 LOB: 0 BB: 0 P: 12	R: 0 E: 0 K: 0 S: 7	H: 0 LOB: 1 BB: 0 P: 9	R: 0 E: 0 K: 2 S: 7	H: 0 LOB: 0 BB: 0 P: 11	R: 0 E: 0 K: 0 S: 7	H: 0 LOB: 0 BB: 0 P: 9	R: 0 E: 0 K: 1 S: 11	H: 0 LOB: 1 BB: 1 P: 17	R: 0 E: 0 K: 2 S: 12	H: 2 LOB: 2 BB: 1 P: 21	R: 1 E: 0 K: 0 S: 11	H: 2 LOB: 1 BB: 0 P: 20	R: 0 E: 0 K: 1 S: 9	H: 0 LOB: 0 BB: 0 P: 12	1B: 4 2B: 0 3B: 0 HR: 0	SF: 0 SAC: 0 DP: 1 HBP: 2	WP: 0 PB: 0 SB: 2 CS: 0	PA: 34
PITCHER	IP WLS BF H R ER SO BB IBB HBP BLK WP HR S P ERA WHIP																			
36 Edinson Volquez, R (1, 1) ERA: 3.45	7.2		30	3	1	1	6	3	0	2	0	0	0	0	0	71	114	1.17	0.783	
44 Tony Watson, L (8, 1) ERA: 1.72	0.1	W	1	1	0	0	0	0	0	0	0	0	0	0	3	4	0.00	3.000		
35 Mark Melancon, R (9, 1) ERA: 2.08	1.0	S	3	0	0	0	1	0	0	0	0	0	0	0	9	12	0.00	0.000		

Cincinnati Reds @ Pittsburgh Pirates
PNC Park, Pittsburgh, PA
Fri Aug 29 2014, 7:09 PM - 9:37 PM EDT
Att: 37,209 - Partly Cloudy - 80 F

AB	29
R	1
H	4
RBI	1
BB	3
SO	7
LOB	11



Batter	1	2	3	4	5	6	7	8	9	AB	R	H	RBI	BB	SO	LOB	BOTTOM			
5 Josh Harrison, R (1, 5) OBP: 0.344, SLG: 0.506	G6-4-3		F8														4 1 3 1 0 0 1			
31 Jose Tabata, R (1, 9) OBP: 0.325, SLG: 0.329	G6-4-3			G4-3													4 0 2 1 0 0 1			
22 Andrew McCutchen, R (1, 8) OBP: 0.491, SLG: 0.535	G6-3					P5		F9									4 0 1 0 0 0 3			
18 Neil Walker, S (1, 4) OBP: 0.343, SLG: 0.452		G1-3		G6-4-3				L4									4 0 0 0 0 0 2			
55 Russell Martin, R (1, 2) OBP: 0.414, SLG: 0.412		L8				G5-3		F8									3 0 0 0 0 0 0			
15 Ike Davis, L (1, 3) OBP: 0.354, SLG: 0.388						G3-1											3 0 1 0 0 0 0			
6 Starling Marte, R (1, 7) OBP: 0.349, SLG: 0.431			B3			F8		L1									3 0 0 0 0 0 1			
10 Jordy Mercer, R (1, 6) OBP: 0.304, SLG: 0.369																	3 0 1 0 0 0 0			
36 Edinson Volquez, R (1, 1) OBP: 0.091, SLG: 0.024																	2 0 0 0 0 1 1			
44 Tony Watson, L (8, 1) OBP: 0.333, SLG: 0.333																	0 0 0 0 0 0 0			
57 Andrew Lamb, L (6, PH) OBP: 1.000, SLG: 1.000																	1 1 1 0 0 0 0			
35 Mark Melancon, R (9, 1)																	0 0 0 0 0 0 0			
Inning Stats	R: 0 E: 0 K: 0 S: 9	H: 1 LOB: 0 BB: 0 P: 16	R: 0 E: 0 K: 0 S: 7	H: 0 LOB: 0 BB: 0 P: 12	R: 0 E: 0 K: 1 S: 6	H: 1 LOB: 1 BB: 0 P: 11	R: 0 E: 0 K: 0 S: 7	H: 1 LOB: 0 BB: 0 P: 10	R: 0 E: 0 K: 0 S: 7	H: 0 LOB: 0 BB: 0 P: 9	R: 0 E: 0 K: 0 S: 10	H: 2 LOB: 2 BB: 0 P: 13	R: 0 E: 0 K: 0 S: 8	H: 1 LOB: 1 BB: 0 P: 11	R: 2 E: 0 K: 0 S: 10	H: 3 LOB: 1 BB: 0 P: 12	1B: 7 2B: 1 3B: 1 HR: 0	SF: 0 SAC: 0 DP: 2 HBP: 0	WP: 0 PB: 0 SB: 0 CS: 0	PA: 31
PITCHER	IP WLS BF H R ER SO BB IBB HBP BLK WP HR S P ERA WHIP																			
44 Mike Leake, R (1, 1) ERA: 3.33	7.0		25	6	3	2	2	0	0	0	0	0	0	0	54	82	0.00	0.857		
51 Jonathan Broxton, R (8, 1) ERA: 1.86	1.0	L	6	3	2	2	0	0	0	0	0	0	0	10	12	18.00	3.000			

Cincinnati Reds @ Pittsburgh Pirates
PNC Park, Pittsburgh, PA
Fri Aug 29 2014, 7:09 PM - 9:37 PM EDT
Att: 37,209 - Partly Cloudy - 80 F

AB	31
R	2
H	9
RBI	2
BB	0
SO	1
LOB	9



Batter	1	2	3	4	5	6	7	8	9	AB	R	H	RBI	BB	SO	LOB	TOP										
6 Billy Hamilton, S OBP: 0.303, SLG: 0.383										4	0	1	0	0	1	0	Cincinnati Reds @ Pittsburgh Pirates PNC Park, Pittsburgh, PA Sat Aug 30 2014, 4:08 PM - 6:41 PM EDT Att: 38,023 - Partly Cloudy - 88 F										
21 Todd Frazier, R OBP: 0.342, SLG: 0.460										3	1	1	1	1	0	1											
4 Brandon Phillips, R OBP: 0.302, SLG: 0.374										4	0	0	0	0	0	1											
39 Devin Mesoraco, R OBP: 0.361, SLG: 0.531										3	1	0	0	0	0	0											
29 Brayan Peña, S OBP: 0.293, SLG: 0.373										3	0	1	0	1	1	0											
32 Jay Bruce, L OBP: 0.292, SLG: 0.369										3	0	0	0	0	2	3											
2 Zack Cozart, R OBP: 0.275, SLG: 0.304										3	0	0	0	0	0	2											
25 Skip Schumaker, L OBP: 0.286, SLG: 0.307										3	0	0	0	0	2	3											
31 Alfredo Simon, R OBP: 0.115, SLG: 0.118										2	0	0	0	0	1	0											
28 Chris Heisey, R OBP: 0.271, SLG: 0.367										1	0	0	0	0	0	0											
70 Jumbo Diaz, R										0	0	0	0	0	0	0											
Inning Stats	R: 0 E: 0 K: 1 S: 9	H: 0 LOB: 0 BB: 1 P: 14	R: 0 E: 0 K: 1 S: 8	H: 0 LOB: 0 BB: 0 P: 12	R: 0 E: 0 K: 2 S: 9	H: 0 LOB: 0 BB: 0 P: 15	R: 1 E: 0 K: 0 S: 7	H: 1 LOB: 0 BB: 0 P: 14	R: 0 E: 0 K: 0 S: 5	H: 1 LOB: 1 BB: 0 P: 6	R: 1 E: 0 K: 2 S: 19	H: 1 LOB: 2 BB: 0 P: 25	R: 0 E: 0 K: 0 S: 8	H: 0 LOB: 0 BB: 0 P: 11	R: 0 E: 0 K: 1 S: 10	H: 0 LOB: 0 BB: 0 P: 15	1B: 2 2B: 0 3B: 0 HR: 1	SF: 0 SAC: 0 DP: 1 HBP: 1	WP: 0 PB: 0 SB: 0 CS: 1	PA: 33							
PITCHER	IP	WLS	BF	H	R	ER	SO	BB	IBB	HBP	BLK	WP	HR	S	P	ERA	WHIP										
46 Vance Worley, R ERA: 3.01	6.1	W	23	3	2	1	4	2	0	1	0	0	1	58	92	1.42	0.789										
37 Justin Wilson, L ERA: 4.33	0.2	H	3	0	0	0	2	0	0	0	0	0	0	8	8	0.00	0.000										
44 Tony Watson, L ERA: 1.7	1.0	H	3	0	0	0	0	0	0	0	0	0	0	8	11	0.00	0.000										
35 Mark Melancon, R ERA: 2.04	1.0	S	3	0	0	0	1	0	0	0	0	0	0	10	15	0.00	0.000										

Batter	1	2	3	4	5	6	7	8	9	AB	R	H	RBI	BB	SO	LOB	BOTTOM										
5 Josh Harrison, R OBP: 0.346, SLG: 0.505										3	0	1	0	1	1	0	Cincinnati Reds @ Pittsburgh Pirates PNC Park, Pittsburgh, PA Sat Aug 30 2014, 4:08 PM - 6:41 PM EDT Att: 38,023 - Partly Cloudy - 88 F										
57 Andrew Lamb, L OBP: 0.400, SLG: 0.400										4	1	1	0	0	0	1											
22 Andrew McCutchen, R OBP: 0.491, SLG: 0.532										2	1	0	0	1	1	0											
18 Neil Walker, S OBP: 0.343, SLG: 0.459										3	1	1	3	0	1	0											
55 Russell Martin, R OBP: 0.416, SLG: 0.416										2	0	1	0	1	1	0											
15 Ike Davis, L OBP: 0.351, SLG: 0.384										3	0	0	0	0	0	2											
6 Starling Marte, R OBP: 0.347, SLG: 0.428										3	0	0	0	0	1	2											
10 Jordy Mercer, R OBP: 0.302, SLG: 0.366										3	0	0	0	0	0	1											
46 Vance Worley, R OBP: 0.077, SLG: 0.115										2	0	0	0	0	0	2											
37 Justin Wilson, L										0	0	0	0	0	0	0											
44 Tony Watson, L OBP: 0.333, SLG: 0.333										0	0	0	0	0	0	0											
31 Jose Tabata, R OBP: 0.323, SLG: 0.327										1	0	0	0	0	0	0											
35 Mark Melancon, R										0	0	0	0	0	0	0											
Inning Stats	R: 3 E: 0 K: 0 S: 12	H: 3 LOB: 1 BB: 1 P: 20	R: 0 E: 0 K: 1 S: 9	H: 1 LOB: 0 BB: 0 P: 11	R: 0 E: 0 K: 1 S: 7	H: 0 LOB: 0 BB: 0 P: 12	R: 0 E: 0 K: 2 S: 11	H: 0 LOB: 0 BB: 0 P: 14	R: 0 E: 0 K: 2 S: 7	H: 0 LOB: 0 BB: 0 P: 10	R: 0 E: 0 K: 1 S: 7	H: 0 LOB: 0 BB: 0 P: 11	R: 0 E: 0 K: 0 S: 10	H: 0 LOB: 1 BB: 1 P: 18	R: 0 E: 0 K: 0 S: 7	H: 0 LOB: 0 BB: 1 P: 12	1B: 2 2B: 1 3B: 0 HR: 1	SF: 0 SAC: 0 DP: 1 HBP: 0	WP: 0 PB: 0 SB: 0 CS: 1	PA: 30							
PITCHER	IP	WLS	BF	H	R	ER	SO	BB	IBB	HBP	BLK	WP	HR	S	P	ERA	WHIP										
31 Alfredo Simon, R ERA: 3.28	7.0	L	26	4	3	3	7	2	0	0	0	0	0	63	96	3.86	0.857										
70 Jumbo Diaz, R ERA: 3.24	1.0		3	0	0	0	0	1	0	0	0	0	0	7	12	0.00	1.000										

AB	29
R	2
H	3
RBI	1
BB	2
SO	7
LOB	10



Batter	1	2	3	4	5	6	7	8	9	AB	R	H	RBI	BB	SO	LOB	TOP								
6 Billy Hamilton, S OBP: 0.302, SLG: 0.382	K2-3		P3		G1-3		G1-3		F9	5	0	1	0	0	1	3	Cincinnati Reds @ Pittsburgh Pirates PNC Park, Pittsburgh, PA Sun Aug 31 2014, 1:38 PM - 4:37 PM EDT Att: 37,591 - Overcast - 72 F								
17 Kristopher Negrón, R OBP: 0.311, SLG: 0.449	K			K2-3		G1-3		F8	3	0	0	0	1	2	1										
4 Brandon Phillips, R OBP: 0.300, SLG: 0.370	K			G1-3		G1-3		F8	4	0	0	0	0	1	2										
21 Todd Frazier, R OBP: 0.342, SLG: 0.458		F9				L9		G5-3	4	0	1	0	0	0	0										
29 Brayán Peña, S OBP: 0.290, SLG: 0.368		G5-3		FC4		G6-3		G4-3	4	0	0	0	0	0	1										
48 Ryan Ludwick, R OBP: 0.308, SLG: 0.384																									
32 Jay Bruce, L OBP: 0.292, SLG: 0.369																									
28 Chris Heisey, R OBP: 0.275, SLG: 0.395																									
7 Ramon Santiago, S OBP: 0.349, SLG: 0.311																									
47 Johnny Cueto, R OBP: 0.148, SLG: 0.133																									
9 Jack Hannahan, L OBP: 0.195, SLG: 0.192																									
44 Mike Leake, R OBP: 0.183, SLG: 0.322																									
54 Aroldis Chapman, L OBP: 0.183, SLG: 0.322																									
Inning Stats	R: 0 H: 0 E: 0 K: 3 S: 11	H: 0 LOB: 0 BB: 0 P: 14	R: 0 H: 0 E: 0 K: 0 S: 5	H: 0 LOB: 0 BB: 0 P: 6	R: 0 H: 0 E: 0 K: 0 S: 6	H: 0 LOB: 1 BB: 1 P: 11	R: 0 H: 1 E: 0 K: 1 S: 9	H: 1 LOB: 1 BB: 0 P: 12	R: 2 H: 2 E: 0 K: 0 S: 12	H: 2 LOB: 2 BB: 2 P: 27	R: 0 H: 1 E: 0 K: 0 S: 11	H: 1 LOB: 1 BB: 0 P: 20	R: 0 H: 1 E: 0 K: 1 S: 13	H: 1 LOB: 1 BB: 0 P: 21	R: 0 H: 0 E: 0 K: 0 S: 7	H: 0 LOB: 0 BB: 0 P: 9	R: 1 H: 2 E: 0 K: 1 S: 13	H: 2 LOB: 1 BB: 0 P: 22	1B: 5 2B: 0 3B: 0 HR: 2	SF: 0 SAC: 2 DP: 0 HBP: 0	WP: 1 PB: 0 SB: 1 CS: 0	PA: 37			
PITCHER	IP WLS BF H R ER SO BB IBB HBP BLK WP HR S P ERA WHIP	IP WLS BF H R ER SO BB IBB HBP BLK WP HR S P ERA WHIP	IP WLS BF H R ER SO BB IBB HBP BLK WP HR S P ERA WHIP	IP WLS BF H R ER SO BB IBB HBP BLK WP HR S P ERA WHIP	IP WLS BF H R ER SO BB IBB HBP BLK WP HR S P ERA WHIP	IP WLS BF H R ER SO BB IBB HBP BLK WP HR S P ERA WHIP	IP WLS BF H R ER SO BB IBB HBP BLK WP HR S P ERA WHIP	IP WLS BF H R ER SO BB IBB HBP BLK WP HR S P ERA WHIP	IP WLS BF H R ER SO BB IBB HBP BLK WP HR S P ERA WHIP	IP WLS BF H R ER SO BB IBB HBP BLK WP HR S P ERA WHIP	IP WLS BF H R ER SO BB IBB HBP BLK WP HR S P ERA WHIP	IP WLS BF H R ER SO BB IBB HBP BLK WP HR S P ERA WHIP	IP WLS BF H R ER SO BB IBB HBP BLK WP HR S P ERA WHIP	IP WLS BF H R ER SO BB IBB HBP BLK WP HR S P ERA WHIP	IP WLS BF H R ER SO BB IBB HBP BLK WP HR S P ERA WHIP	IP WLS BF H R ER SO BB IBB HBP BLK WP HR S P ERA WHIP	IP WLS BF H R ER SO BB IBB HBP BLK WP HR S P ERA WHIP	IP WLS BF H R ER SO BB IBB HBP BLK WP HR S P ERA WHIP	IP WLS BF H R ER SO BB IBB HBP BLK WP HR S P ERA WHIP	IP WLS BF H R ER SO BB IBB HBP BLK WP HR S P ERA WHIP	IP WLS BF H R ER SO BB IBB HBP BLK WP HR S P ERA WHIP	IP WLS BF H R ER SO BB IBB HBP BLK WP HR S P ERA WHIP	IP WLS BF H R ER SO BB IBB HBP BLK WP HR S P ERA WHIP	IP WLS BF H R ER SO BB IBB HBP BLK WP HR S P ERA WHIP	IP WLS BF H R ER SO BB IBB HBP BLK WP HR S P ERA WHIP

AB	32
R	3
H	7
RBI	3
BB	3
SO	6
LOB	8



Batter	1	2	3	4	5	6	7	8	9	AB	R	H	RBI	BB	SO	LOB	BOTTOM								
5 Josh Harrison, R OBP: 0.347, SLG: 0.512	HR		L8		G4-3					4	1	2	1	0	0	0	Cincinnati Reds @ Pittsburgh Pirates PNC Park, Pittsburgh, PA Sun Aug 31 2014, 1:38 PM - 4:37 PM EDT Att: 37,591 - Overcast - 72 F								
57 Andrew Lamb, L OBP: 0.333, SLG: 0.444	G4-3				K					4	0	1	0	0	1	1									
22 Andrew McCutchen, R OBP: 0.462, SLG: 0.532	P3									4	0	2	0	0	1	1									
18 Neil Walker, S OBP: 0.342, SLG: 0.455										3	0	0	0	1	0	4									
15 Ike Davis, L OBP: 0.350, SLG: 0.383										4	0	1	0	0	1	4									
6 Starling Marte, R OBP: 0.346, SLG: 0.426										4	0	1	0	0	2	2									
10 Jordy Mercer, R OBP: 0.304, SLG: 0.375										4	1	2	1	0	1	0									
19 Chris Stewart, R OBP: 0.357, SLG: 0.301										3	0	0	0	0	0	1									
55 Russell Martin, R OBP: 0.414, SLG: 0.414										1	0	0	0	0	0	0									
47 Francisco Liriano, L OBP: 0.114, SLG: 0.088										2	0	0	0	0	1	0									
59 Brent Morel, R OBP: 0.174, SLG: 0.182										1	0	0	0	0	1	0									
48 Jared Hughes, R OBP: 0.183, SLG: 0.322										0	0	0	0	0	0	0									
37 Justin Wilson, L OBP: 0.183, SLG: 0.322										0	0	0	0	0	0	0									
Inning Stats	R: 1 H: 1 E: 0 K: 1 S: 10	H: 2 LOB: 1 BB: 1 P: 14	R: 1 H: 2 E: 0 K: 0 S: 10	H: 2 LOB: 0 BB: 0 P: 14	R: 0 H: 1 E: 0 K: 1 S: 11	H: 1 LOB: 1 BB: 0 P: 18	R: 0 H: 2 E: 0 K: 0 S: 9	H: 2 LOB: 1 BB: 0 P: 12	R: 0 H: 0 E: 0 K: 2 S: 10	H: 0 LOB: 0 BB: 0 P: 13	R: 0 H: 1 E: 0 K: 1 S: 10	H: 1 LOB: 1 BB: 0 P: 13	R: 0 H: 0 E: 0 K: 1 S: 7	H: 0 LOB: 0 BB: 0 P: 8	R: 0 H: 2 E: 0 K: 0 S: 14	H: 2 LOB: 2 BB: 0 P: 21	R: 0 H: 0 E: 0 K: 2 S: 10	H: 0 LOB: 0 BB: 0 P: 14	1B: 6 2B: 1 3B: 0 HR: 2	SF: 0 SAC: 0 DP: 1 HBP: 0	WP: 0 PB: 0 SB: 0 CS: 1	PA: 35			
PITCHER	IP WLS BF H R ER SO BB IBB HBP BLK WP HR S P ERA WHIP	IP WLS BF H R ER SO BB IBB HBP BLK WP HR S P ERA WHIP	IP WLS BF H R ER SO BB IBB HBP BLK WP HR S P ERA WHIP	IP WLS BF H R ER SO BB IBB HBP BLK WP HR S P ERA WHIP	IP WLS BF H R ER SO BB IBB HBP BLK WP HR S P ERA WHIP	IP WLS BF H R ER SO BB IBB HBP BLK WP HR S P ERA WHIP	IP WLS BF H R ER SO BB IBB HBP BLK WP HR S P ERA WHIP	IP WLS BF H R ER SO BB IBB HBP BLK WP HR S P ERA WHIP	IP WLS BF H R ER SO BB IBB HBP BLK WP HR S P ERA WHIP	IP WLS BF H R ER SO BB IBB HBP BLK WP HR S P ERA WHIP	IP WLS BF H R ER SO BB IBB HBP BLK WP HR S P ERA WHIP	IP WLS BF H R ER SO BB IBB HBP BLK WP HR S P ERA WHIP	IP WLS BF H R ER SO BB IBB HBP BLK WP HR S P ERA WHIP	IP WLS BF H R ER SO BB IBB HBP BLK WP HR S P ERA WHIP	IP WLS BF H R ER SO BB IBB HBP BLK WP HR S P ERA WHIP	IP WLS BF H R ER SO BB IBB HBP BLK WP HR S P ERA WHIP	IP WLS BF H R ER SO BB IBB HBP BLK WP HR S P ERA WHIP	IP WLS BF H R ER SO BB IBB HBP BLK WP HR S P ERA WHIP	IP WLS BF H R ER SO BB IBB HBP BLK WP HR S P ERA WHIP	IP WLS BF H R ER SO BB IBB HBP BLK WP HR S P ERA WHIP	IP WLS BF H R ER SO BB IBB HBP BLK WP HR S P ERA WHIP	IP WLS BF H R ER SO BB IBB HBP BLK WP HR S P ERA WHIP	IP WLS BF H R ER SO BB IBB HBP BLK WP HR S P ERA WHIP	IP WLS BF H R ER SO BB IBB HBP BLK WP HR S P ERA WHIP	IP WLS BF H R ER SO BB IBB HBP BLK WP HR S P ERA WHIP

AB	34
R	2
H	9
RBI	2
BB	1
SO	8
LOB	13



Batter	1	2	3	4	5	6	7	8	9	AB	R	H	RBI	BB	SO	LOB	TOP		
6 Billy Hamilton, S (1, 8) OBP: 0.304, SLG: 0.380 30 Jason Bourgeois, R (8, PH) OBP: 1.000, SLG: 1.000	G6-3		K			K				3	0	0	0	0	2	1	<p>Cincinnati Reds @ Baltimore Orioles</p> <p>Oriole Park at Camden Yards, Baltimore, MD</p> <p>Wed Sep 03 2014, 7:09 PM - 9:45 PM EDT</p> <p>Att: 20,246 - Partly Cloudy - 81 F</p> <p>livebaseballscorecards.com</p>		
21 Todd Frazier, R (1, 3) OBP: 0.338, SLG: 0.452	L6				F9	F8		G6-3		4	0	0	0	0	0	3			
4 Brandon Phillips, R (1, 4) OBP: 0.296, SLG: 0.365	F8				P3					4	0	0	0	0	0	0			
39 Devin Mesoraco, R (1, 2) OBP: 0.359, SLG: 0.524 16 Tucker Barnhart, L (8, 2) OBP: 0.200, SLG: 0.216	K				F7					3	0	0	0	0	2	0			
32 Jay Bruce, L (1, 9) OBP: 0.294, SLG: 0.376	G4-3									4	0	1	0	0	1	0			
48 Ryan Ludwick, R (1, 10) OBP: 0.307, SLG: 0.383	K									4	0	1	0	0	1	1			
25 Skip Schumaker, L (1, 7) OBP: 0.286, SLG: 0.307					F9	G2				3	0	1	0	0	0	1			
17 Kristopher Negrón, R (1, 5) OBP: 0.295, SLG: 0.423 9 Jack Hannahan, L (8, PH) OBP: 0.179, SLG: 0.185	K									2	0	0	0	0	1	1			
7 Ramon Santiago, S (1, 6) OBP: 0.354, SLG: 0.316 15 Jake Elmore, R (8, PH) OBP: 0.000, SLG: 0.000										1	0	0	0	1	0	0			
										1	0	0	0	0	1	2			
Inning Stats	R: 0 E: 0 K: 0 S: 6	H: 0 LOB: 0 BB: 0 P: 8	R: 0 E: 0 K: 2 S: 10	H: 0 LOB: 0 BB: 0 P: 14	R: 0 E: 0 K: 2 S: 9	H: 0 LOB: 1 BB: 1 P: 14	R: 0 E: 0 K: 0 S: 6	H: 0 LOB: 1 BB: 0 P: 9	R: 0 E: 0 K: 1 S: 7	H: 0 LOB: 0 BB: 0 P: 9	R: 0 E: 0 K: 2 S: 10	H: 0 LOB: 0 BB: 0 P: 12	R: 0 E: 1 K: 1 S: 14	H: 2 LOB: 3 BB: 0 P: 21	R: 0 E: 0 K: 0 S: 14	H: 1 LOB: 1 BB: 0 P: 21	1B: 4 2B: 0 3B: 0 HR: 0	SF: 0 SAC: 0 DP: 0 HBP: 0	WP: 0 PA: 33 PB: 0 SB: 0 CS: 0
PITCHER 50 Miguel González, R (1, 1) ERA: 3.38	IP: 9.0 WLS: W BF: 33 H: 4 R: 0 ER: 0 SO: 8 BB: 1 IBB: 0 HBP: 0 BLK: 0 WP: 0 HR: 0 S: 83 P: 117 ERA: 0.00 WHIP: 0.556																		

Batter	1	2	3	4	5	6	7	8	9	AB	R	H	RBI	BB	SO	LOB	BOTTOM		
21 Nick Markakis, L (1, 9) OBP: 0.340, SLG: 0.390	G3		F9							4	0	0	0	0	0	1	<p>Cincinnati Reds @ Baltimore Orioles</p> <p>Oriole Park at Camden Yards, Baltimore, MD</p> <p>Wed Sep 03 2014, 7:09 PM - 9:45 PM EDT</p> <p>Att: 20,246 - Partly Cloudy - 81 F</p> <p>livebaseballscorecards.com</p>		
9 David Lough, L (1, 8) OBP: 0.293, SLG: 0.347	L8					B1-3	F9			4	1	1	1	0	0	1			
10 Adam Jones, R (1, 10) OBP: 0.319, SLG: 0.468	K									4	0	2	0	0	2	0			
23 Nelson Cruz, R (1, 7) OBP: 0.325, SLG: 0.514 34 Quintin Berry, L (8, PR) OBP: 0.000, SLG: 0.000	K									3	1	1	0	1	1	1			
19 Chris Davis, L (1, 3) OBP: 0.300, SLG: 0.408	G3									0	0	0	0	0	0	0			
2 J.J. Hardy, R (1, 6) OBP: 0.316, SLG: 0.390	K									4	1	1	2	0	1	3			
14 Kelly Johnson, L (1, 5) ERA: 3.15 3 Ryan Flaherty, L (8, 5) OBP: 0.265, SLG: 0.330										3	1	0	0	1	1	2			
36 Caleb Joseph, R (1, 2) OBP: 0.291, SLG: 0.399										2	1	0	0	1	0	0			
6 Jonathan Schoop, R (1, 4) OBP: 0.255, SLG: 0.374										0	0	0	0	0	0	0			
										3	0	0	0	0	0	2			
Inning Stats	R: 0 E: 0 K: 1 S: 6	H: 0 LOB: 0 BB: 0 P: 8	R: 0 E: 0 K: 2 S: 7	H: 0 LOB: 0 BB: 0 P: 11	R: 1 E: 0 K: 0 S: 12	H: 1 LOB: 0 BB: 0 P: 20	R: 3 E: 0 K: 1 S: 17	H: 3 LOB: 0 BB: 0 P: 26	R: 0 E: 0 K: 0 S: 8	H: 0 LOB: 0 BB: 0 P: 12	R: 0 E: 0 K: 0 S: 7	H: 1 LOB: 1 BB: 0 P: 13	R: 2 E: 0 K: 0 S: 20	H: 1 LOB: 2 BB: 2 P: 35	R: 0 E: 0 K: 1 S: 8	H: 1 LOB: 2 BB: 1 P: 17	1B: 2 2B: 2 3B: 0 HR: 3	SF: 0 SAC: 0 DP: 1 HBP: 0	WP: 0 PA: 33 PB: 1 SB: 0 CS: 0
PITCHER 40 Dylan Axelrod, R (1, 1) ERA: 3.15 53 Carlos Contreras, R (7, 1) ERA: 7.0 60 J.J. Hoover, R (7, 1) ERA: 5.2 36 David Holmberg, L (8, 1) ERA: 15.63	IP: 6.0 WLS: L BF: 23 H: 5 R: 4 ER: 4 SO: 4 BB: 0 IBB: 0 HBP: 0 BLK: 0 WP: 0 HR: 3 S: 57 P: 90 ERA: 6.00 WHIP: 0.833																		



Batter	1	2	3	4	5	6	7	8	9	AB	R	H	RBI	BB	SO	LOB	TOP							
12 Juan Lagares, R OBP: 0.318, SLG: 0.386		FC5-2 21 BB 5 1B			G5-3		G5-3	F8		6	1	1	0	0	1	3								
6 Matthew den Dekker, L OBP: 0.359, SLG: 0.284					G1-3		B1-3	G1		4	2	0	0	2	1	4								
5 David Wright, R OBP: 0.326, SLG: 0.372																								
44 Buddy Carlyle, L OBP: 1.000, SLG: 1.000																								
13 Josh Satin, R OBP: 0.278, SLG: 0.172																								
21 Lucas Duda, L OBP: 0.346, SLG: 0.484																								
9 Kirk Nieuwenhuis, L OBP: 0.361, SLG: 0.506																								
7 Travis d'Arnaud, R OBP: 0.306, SLG: 0.412																								
36 Juan Centeno, L OBP: 0.333, SLG: 0.273																								
3 Curtis Granderson, L OBP: 0.313, SLG: 0.362																								
62 Erik Goeddel, R																								
2 Dilson Herrera, R OBP: 0.333, SLG: 0.556																								
4 Wilmer Flores, R OBP: 0.276, SLG: 0.337																								
40 Bartolo Colon, R OBP: 0.036, SLG: 0.054																								
29 Eric Campbell, R OBP: 0.343, SLG: 0.396																								
Inning Stats	R: 2 H: 3 E: 0 K: 2 S: 20	L: 3 LOB: 2 BB: 1 P: 35	R: 1 H: 2 E: 0 K: 1 S: 16	L: 2 LOB: 3 BB: 1 P: 27	R: 0 H: 1 E: 1 K: 1 S: 10	L: 1 LOB: 0 BB: 0 P: 11	R: 3 H: 2 E: 0 K: 1 S: 14	L: 2 LOB: 0 BB: 1 P: 23	R: 1 H: 1 E: 0 K: 1 S: 13	L: 1 LOB: 3 BB: 0 P: 19	R: 3 H: 4 E: 0 K: 0 S: 12	L: 1 LOB: 1 BB: 0 P: 21	R: 1 H: 1 E: 0 K: 1 S: 16	L: 1 LOB: 3 BB: 3 P: 34	R: 1 H: 2 E: 0 K: 0 S: 11	L: 2 LOB: 2 BB: 1 P: 19	R: 2 H: 2 E: 0 K: 2 S: 16	L: 2 LOB: 1 BB: 1 P: 29	1B: 10 2B: 3 3B: 0 HR: 5	SF: 0 SAC: 0 DP: 0 HBP: 1	WP: 1 PB: 0 SB: 1 CS: 0	PA: 54		
PITCHER	IP: 4.0 WLS: L BF: 24 ERA: 3.52	H: 8 R: 6 ER: 6 SO: 5	BB: 2 IBB: 1 HBP: 0 BLK: 0	WP: 0 HR: 1 S: 60 P: 96	ERA: 13.50 WHIP: 2.500	PITCHER	IP: 0.2 WLS: L BF: 2 ERA: 6.75	H: 0 R: 0 ER: 0 SO: 1	BB: 0 IBB: 0 HBP: 0 BLK: 0	WP: 0 HR: 0 S: 4 P: 7	ERA: 0.00 WHIP: 0.000													
31 Alfredo Simon, R ERA: 3.52																								
60 J.J. Hoover, R ERA: 5.27																								
41 Ryan Dennick, L ERA: 16.2																								
66 Logan Ondrusek, R ERA: 4.42																								
64 Daniel Corcino, R ERA: 10.13																								
Batter	1	2	3	4	5	6	7	8	9	AB	R	H	RBI	BB	SO	LOB	BOTTOM							
6 Billy Hamilton, S OBP: 0.303, SLG: 0.378		G5-3								5	0	1	0	0	2	3								
21 Todd Frazier, R OBP: 0.339, SLG: 0.456																								
39 Devin Mesoraco, R OBP: 0.364, SLG: 0.548																								
32 Jay Bruce, L OBP: 0.291, SLG: 0.373																								
4 Brandon Phillips, R OBP: 0.296, SLG: 0.364																								
29 Brayan Peña, S OBP: 0.289, SLG: 0.365																								
64 Daniel Corcino, R ERA: 10.13																								
53 Carlos Contreras, R ERA: 6.75																								
28 Chris Heisey, R OBP: 0.272, SLG: 0.389																								
30 Jason Bourgeois, R OBP: 0.300, SLG: 0.300																								
7 Ramon Santiago, S OBP: 0.358, SLG: 0.314																								
31 Alfredo Simon, R ERA: 3.52																								
23 Donald Lutz, L OBP: 0.208, SLG: 0.316																								
60 J.J. Hoover, R ERA: 5.27																								
41 Ryan Dennick, L ERA: 16.2																								
66 Logan Ondrusek, R ERA: 4.42																								
9 Jack Hannahan, L OBP: 0.206, SLG: 0.232																								
Inning Stats	R: 1 H: 2 E: 0 K: 1 S: 10	L: 2 LOB: 0 BB: 0 P: 14	R: 1 H: 2 E: 0 K: 0 S: 9	L: 2 LOB: 2 BB: 0 P: 17	R: 0 H: 1 E: 0 K: 0 S: 6	L: 0 LOB: 0 BB: 0 P: 10	R: 0 H: 1 E: 0 K: 1 S: 12	L: 1 LOB: 2 BB: 1 P: 22	R: 0 H: 1 E: 0 K: 0 S: 6	L: 0 LOB: 1 BB: 0 P: 7	R: 0 H: 0 E: 0 K: 0 S: 5	L: 0 LOB: 0 BB: 0 P: 6	R: 0 H: 0 E: 0 K: 0 S: 7	L: 0 LOB: 0 BB: 0 P: 9	R: 1 H: 1 E: 0 K: 0 S: 9	L: 1 LOB: 0 BB: 0 P: 14	R: 2 H: 3 E: 0 K: 1 S: 13	L: 3 LOB: 1 BB: 0 P: 20	1B: 9 2B: 0 3B: 0 HR: 2	SF: 0 SAC: 1 DP: 0 HBP: 0	WP: 1 PB: 0 SB: 0 CS: 1	PA: 39		
PITCHER	IP: 7.0 WLS: W BF: 28 ERA: 3.96	H: 2 R: 2 ER: 2 SO: 2	BB: 1 IBB: 0 HBP: 0 BLK: 0	WP: 0 HR: 1 S: 55 P: 85	ERA: 2.57 WHIP: 1.143	PITCHER	IP: 0.0 WLS: L BF: 0 ERA: 10.8	H: 0 R: 0 ER: 0 SO: 0	BB: 0 IBB: 0 HBP: 0 BLK: 0	WP: 0 HR: 0 S: 13 P: 7	ERA: 18.00 WHIP: 3.000													
40 Bartolo Colon, R ERA: 3.96																								
44 Buddy Carlyle, R ERA: 1.88																								
62 Erik Goeddel, R ERA: 10.8																								

New York Mets @ Cincinnati Reds
Great American Ball Park, Cincinnati, OH
Fri Sep 05 2014, 7:11 PM - 10:45 PM EDT
Att: 29,089 - Partly Cloudy - 90 F

AB 46
R 14
H 18
RBI 14
BB 7
SO 9
LOB 28



New York Mets @ Cincinnati Reds
Great American Ball Park, Cincinnati, OH
Fri Sep 05 2014, 7:11 PM - 10:45 PM EDT
Att: 29,089 - Partly Cloudy - 90 F

AB 36
R 5
H 11
RBI 4
BB 1
SO 3
LOB 16



Batter	1	2	3	4	5	6	7	8	9	AB R H RBI BB SO LOB	TOP										
12 Juan Lagares, R OBP: 0.322, SLG: 0.384	K2-3		F9				21 PB, 21 S, BB		5 F8, 9 S, BB	3 0 1 0 2 1 1	New York Mets @ Cincinnati Reds Great American Ball Park, Cincinnati, OH Sun Sep 07 2014, 1:13 PM - 4:45 PM EDT Att: 31,444 - Sunny - 69 F AB 35 R 4 H 8 RBI 4 BB 6 SO 7 LOB 22										
9 Kirk Nieuwenhuis, L OBP: 0.373, SLG: 0.518		2B			L4		F8		5 F8, BB	4 0 2 0 1 0 2											
5 David Wright, R OBP: 0.322, SLG: 0.367	F9		F9		F8		K		F8	5 0 0 0 0 1 7											
21 Lucas Duda, L OBP: 0.346, SLG: 0.478	K		K			L9			4 G6-4-3, BB	3 0 0 0 2 2 3											
4 Wilmer Flores, R OBP: 0.274, SLG: 0.333	F9		F9		F9		G5-3		G6-4-3	5 1 0 0 0 0 5											
58 Jenny Mejia, R						E8, 3 1B			1-2	0 0 0 0 0 0 0											
3 Curtis Granderson, L OBP: 0.317, SLG: 0.369		BB			P5		20 HR, 1B		HR	3 2 2 2 1 0 0											
2 Dilson Herrera, R OBP: 0.342, SLG: 0.500	F9					P3		P6		4 0 1 0 0 0 2											
20 Anthony Recker, R OBP: 0.222, SLG: 0.357	K				FC6-4		HR		K	4 1 1 2 0 2 2											
45 Zack Wheeler, L OBP: 0.106, SLG: 0.109						B5-3		P3		3 0 1 0 0 0 1 0											
52 Carlos Torres, R										0 0 0 0 0 0 0 0											
6 Matthew den Dekker, L OBP: 0.315, SLG: 0.272										1 0 0 0 0 0 0 0											
27 Jeury Familia, R OBP: 0.687, SLG: 0.687										0 0 0 0 0 0 0 0											
11 Ruben Tejada, R OBP: 0.340, SLG: 0.266										0 0 0 0 0 0 0 0											
Inning Stats	R: 0 E: 0 K: 2 S: 12	H: 1 LOB: 1 BB: 0 P: 18	R: 0 E: 0 K: 1 S: 6	H: 0 LOB: 1 BB: 1 P: 13	R: 0 E: 0 K: 1 S: 13	H: 2 LOB: 2 BB: 0 P: 19	R: 0 E: 0 K: 0 S: 10	H: 1 LOB: 1 BB: 0 P: 13	R: 0 E: 0 K: 1 S: 9	H: 1 LOB: 0 BB: 0 P: 16	R: 3 E: 1 K: 1 S: 13	H: 2 LOB: 0 BB: 2 P: 22	R: 0 E: 0 K: 1 S: 12	H: 0 LOB: 2 BB: 2 P: 24	R: 1 E: 0 K: 1 S: 11	H: 1 LOB: 0 BB: 0 P: 19	R: 0 E: 0 K: 0 S: 8	H: 0 LOB: 2 BB: 3 P: 23	1B: 5 2B: 1 3B: 0 HR: 2	SF: 0 SAC: 0 DP: 1 HBP: 0	WP: 0 PA: 41 PB: 1 SB: 3 CS: 0
PITCHER	IP WLS BF H R ER SO BB IBB HBP BLK WP HR S P ERA WHIP											IP WLS BF H R ER SO BB IBB HBP BLK WP HR S P ERA WHIP									
55 Mat Latos, R ERA: 3.25	6.0 L 27 7 3 0 5 1 0 0 0 0 0 1 63 101 0.00 1.333																				
63 Sam LeCure, R ERA: 3.78	1.0 5 0 0 0 1 2 0 0 0 0 0 0 12 24 0.00 2.000																				
60 J.J. Hoover, R ERA: 5.18	1.0 4 1 1 0 1 0 0 0 0 0 0 1 11 19 0.00 1.000																				
53 Carlos Contreras, R ERA: 6.63	0.1 3 0 0 0 0 2 0 0 0 0 0 0 7 16 0.00 6.000																				
41 Ryan Denick, L ERA: 11.87	0.2 2 0 0 0 0 1 0 0 0 0 0 0 1 7 0.00 1.500																				

Batter	1	2	3	4	5	6	7	8	9	AB R H RBI BB SO LOB	BOTTOM										
6 Billy Hamilton, S OBP: 0.301, SLG: 0.375	B5-3		G1-3						21 1B, BB	4 0 1 0 1 1 1	New York Mets @ Cincinnati Reds Great American Ball Park, Cincinnati, OH Sun Sep 07 2014, 1:13 PM - 4:45 PM EDT Att: 31,444 - Sunny - 69 F AB 34 R 3 H 9 RBI 3 BB 4 SO 12 LOB 21										
25 Skip Schumaker, L OBP: 0.288, SLG: 0.309	K				E8		K		P4	5 0 2 1 0 2 3											
21 Todd Frazier, R OBP: 0.342, SLG: 0.461	P6								K2-3	4 0 1 0 0 2 2											
39 Devin Mesoraco, R OBP: 0.364, SLG: 0.543						G5-3			K	3 0 0 0 2 2 3											
4 Brandon Phillips, R OBP: 0.298, SLG: 0.366									K	3 0 1 0 0 1 3											
32 Jay Bruce, L OBP: 0.288, SLG: 0.375	F8					G3			HR	4 1 1 1 0 0 5											
9 Jack Hannahan, L OBP: 0.211, SLG: 0.270	G6-4-3								48 1B, 2B	4 1 1 0 0 2 3											
2 Zack Cozart, R OBP: 0.271, SLG: 0.300									L8	3 0 0 0 0 1 0											
28 Chris Heisey, R OBP: 0.274, SLG: 0.402									21 1B, 6 BB	1 0 0 0 0 0 1											
55 Mat Latos, R ERA: 3.25	6.0 W 25 5 1 1 6 2 0 2 0 0 0 0 58 99 1.50 1.167																				
52 Carlos Torres, R ERA: 3.11	1.0 H 4 0 0 0 2 1 0 0 0 0 0 0 10 15 0.00 1.000																				
27 Jeury Familia, R ERA: 2.07	1.0 H 3 0 0 0 3 0 0 0 0 0 0 0 9 14 0.00 0.000																				
58 Jenny Mejia, R ERA: 4.02	1.0 S 8 4 2 2 1 1 0 0 0 0 0 1 17 25 18.00 5.000																				
Inning Stats	R: 0 E: 0 K: 1 S: 7	H: 0 LOB: 0 BB: 0 P: 10	R: 0 E: 0 K: 0 S: 7	H: 0 LOB: 1 BB: 1 P: 15	R: 0 E: 0 K: 1 S: 12	H: 0 LOB: 0 BB: 0 P: 18	R: 0 E: 0 K: 0 S: 8	H: 1 LOB: 2 BB: 1 P: 18	R: 1 E: 1 K: 3 S: 17	H: 3 LOB: 2 BB: 0 P: 26	R: 0 E: 0 K: 1 S: 7	H: 1 LOB: 1 BB: 0 P: 12	R: 0 E: 0 K: 2 S: 10	H: 0 LOB: 1 BB: 1 P: 15	R: 0 E: 0 K: 3 S: 9	H: 0 LOB: 0 BB: 0 P: 14	R: 2 E: 0 K: 1 S: 17	H: 4 LOB: 3 BB: 1 P: 25	1B: 6 2B: 2 3B: 0 HR: 1	SF: 0 SAC: 0 DP: 2 HBP: 2	WP: 0 PA: 40 PB: 0 SB: 0 CS: 0
PITCHER	IP WLS BF H R ER SO BB IBB HBP BLK WP HR S P ERA WHIP											IP WLS BF H R ER SO BB IBB HBP BLK WP HR S P ERA WHIP									
45 Zack Wheeler, R ERA: 3.38	6.0 W 25 5 1 1 6 2 0 2 0 0 0 0 58 99 1.50 1.167																				
52 Carlos Torres, R ERA: 3.11	1.0 H 4 0 0 0 2 1 0 0 0 0 0 0 10 15 0.00 1.000																				
27 Jeury Familia, R ERA: 2.07	1.0 H 3 0 0 0 3 0 0 0 0 0 0 0 9 14 0.00 0.000																				
58 Jenny Mejia, R ERA: 4.02	1.0 S 8 4 2 2 1 1 0 0 0 0 0 1 17 25 18.00 5.000																				

Batter	1	2	3	4	5	6	7	8	9	AB	R	H	RBI	BB	SO	LOB	TOP			
13 Matt Carpenter, L (1.5) OBP: 0.374, SLG: 0.378	G4-3		BB		BB			L8		2	0	0	0	2	0	0	St. Louis Cardinals @ Cincinnati Reds Great American Ball Park, Cincinnati, OH Wed Sep 10 2014, 7:10 PM - 10:00 PM EDT Att: 26,631 - Overcast - 81 F			
19 Jon Jay, L (1.8) OBP: 0.389, SLG: 0.399	K		1B		BB			HBP		3	0	1	0	0	1					
7 Matt Holliday, R (1.7) OBP: 0.369, SLG: 0.425	BB		K				G5-3			3	1	1	0	1	1					
32 Matt Adams, L (1.3) OBP: 0.320, SLG: 0.469	BB		L3				L8			4	1	1	1	0	0					
18 Oscar Taveras, L (1.9) OBP: 0.281, SLG: 0.322							G3			3	0	1	1	0	1					
44 Carlos Martinez, R (7.1) OBP: 0.250, SLG: 0.250			K							0	0	0	0	0	0					
3 Mark Ellis, R (9, PH) OBP: 0.263, SLG: 0.224	1B									1	0	0	0	0	0					
4 Yadier Molina, R (1.2) OBP: 0.338, SLG: 0.386	G4-3									3	0	1	0	0	0					
8 Peter Bourjos, R (9, PH) OBP: 0.308, SLG: 0.375										1	0	0	0	0	1					
16 Kolten Wong, L (1.4) OBP: 0.292, SLG: 0.398			K							3	0	0	0	0	1					
60 Tommy Pham, R (9, PH)										1	0	0	0	0	1					
38 Pete Kozma, R (1.6) OBP: 0.364, SLG: 0.455			P4							3	0	1	0	0	1					
41 John Lackey, R (1.1) OBP: 0.200, SLG: 0.200										1	0	0	0	0	0					
70 Tyler Lyons, L (3.1)										1	0	0	0	0	0					
43 Seth Maness, R (5.1) OBP: 0.400, SLG: 0.400										0	0	0	0	0	0					
15 Randal Grichuk, R (7.9) OBP: 0.278, SLG: 0.362										1	0	0	0	0	0					
Inning Stats	R: 2 H: 2 E: 0 K: 1 S: 16	H: 2 LOB: 1 BB: 1 P: 26	R: 0 H: 0 E: 0 K: 1 S: 7	H: 0 LOB: 0 BB: 0 P: 8	R: 0 H: 1 E: 0 K: 1 S: 9	H: 1 LOB: 1 BB: 1 P: 16	R: 0 H: 1 E: 0 K: 0 S: 11	H: 1 LOB: 0 BB: 0 P: 16	R: 0 H: 1 E: 0 K: 0 S: 14	H: 0 LOB: 0 BB: 0 P: 5	R: 0 H: 0 E: 0 K: 1 S: 8	H: 0 LOB: 0 BB: 0 P: 13	R: 0 H: 1 E: 0 K: 0 S: 13	H: 1 LOB: 2 BB: 0 P: 21	R: 0 H: 0 E: 0 K: 2 S: 9	H: 0 LOB: 0 BB: 0 P: 12	1B: 5 2B: 2 3B: 0 HR: 0	SF: 0 SAC: 0 DP: 2 HBP: 1	WP: 1 PB: 0 SB: 0 CS: 1	PA: 35
PITCHER	IP WLS BF H R ER SO BB IBB HBP BLK WP HR S P ERA WHIP																			
31 Alfredo Simon, R (1.1) ERA: 3.48	7.0 W 26 5 2 2 5 3 0 0 0 1 0 69 105 2.57 1.143																			
63 Sam LeCure, R (8.1) ERA: 3.7	0.2 H 4 1 0 0 0 0 0 0 1 0 0 8 13 0.00 1.500																			
41 Ryan Dennick, L (8.1) ERA: 10.13	0.1 H 1 0 0 0 0 0 0 0 0 0 0 5 8 0.00 0.000																			
54 Aroldis Chapman, L (9.1) ERA: 2.3	1.0 S 3 0 0 0 2 0 0 0 0 0 0 9 12 0.00 0.000																			


AB 30
R 2
H 6
RBI 2
BB 3
SO 7
LOB 10




Batter	1	2	3	4	5	6	7	8	9	AB	R	H	RBI	BB	SO	LOB	BOTTOM			
28 Chris Heisey, R (1.8) OBP: 0.278, SLG: 0.398	BB				1B			K		3	2	1	0	1	1		St. Louis Cardinals @ Cincinnati Reds Great American Ball Park, Cincinnati, OH Wed Sep 10 2014, 7:10 PM - 10:00 PM EDT Att: 26,631 - Overcast - 81 F			
29 Brayan Peña, S (1.3) OBP: 0.301, SLG: 0.364	BB				1B			G4-3		3	0	1	0	1	0					
21 Todd Frazier, R (1.5) OBP: 0.339, SLG: 0.454	1B				BB			L8		4	0	1	1	0	1					
39 Devin Mesoraco, R (1.2) OBP: 0.371, SLG: 0.553	1B				BB			G6-3		2	0	0	0	2	0					
4 Brandon Phillips, R (1.4) OBP: 0.302, SLG: 0.370	L8				BB			1B		4	0	2	1	0	0					
32 Jay Bruce, L (1.9) OBP: 0.286, SLG: 0.371					1B			K		4	1	1	0	0	2					
48 Ryan Ludwick, R (1.7) ERA: 4.5					1B			K		4	1	1	1	0	3					
54 Aroldis Chapman, L (9.1) ERA: 2.3					HR			K		0	0	0	0	0	0					
2 Zack Cozart, R (1.6) OBP: 0.271, SLG: 0.302					BB			K		3	0	0	0	0	0					
31 Alfredo Simon, R (1.1) OBP: 0.145, SLG: 0.185					BB			K		3	0	2	1	0	1					
63 Sam LeCure, R (8.1) ERA: 3.7					BB			K		0	0	0	0	0	0					
41 Ryan Dennick, L (8.1) ERA: 10.13					BB			K		0	0	0	0	0	0					
6 Billy Hamilton, S (9.8) OBP: 0.298, SLG: 0.369					BB			K		0	0	0	0	0	0					
Inning Stats	R: 1 H: 2 E: 0 K: 0 S: 11	H: 2 LOB: 1 BB: 1 P: 20	R: 1 H: 2 E: 0 K: 1 S: 12	H: 2 LOB: 1 BB: 0 P: 18	R: 0 H: 0 E: 0 K: 0 S: 3	H: 0 LOB: 1 BB: 2 P: 12	R: 1 H: 2 E: 0 K: 1 S: 10	H: 2 LOB: 1 BB: 0 P: 18	R: 1 H: 2 E: 1 K: 1 S: 12	H: 2 LOB: 2 BB: 1 P: 25	R: 0 H: 0 E: 0 K: 2 S: 11	H: 0 LOB: 0 BB: 0 P: 12	R: 0 H: 0 E: 0 K: 1 S: 7	H: 0 LOB: 0 BB: 0 P: 11	R: 0 H: 1 E: 0 K: 2 S: 15	H: 1 LOB: 1 BB: 0 P: 21	1B: 6 2B: 2 3B: 0 HR: 1	SF: 0 SAC: 0 DP: 2 HBP: 0	WP: 0 PB: 1 SB: 0 CS: 0	PA: 34
PITCHER	IP WLS BF H R ER SO BB IBB HBP BLK WP HR S P ERA WHIP																			
41 John Lackey, R (1.1) ERA: 3.97	2.0 L 12 3 2 1 2 2 1 0 0 0 0 19 44 3.86 2.143																			
70 Tyler Lyons, L (3.1)	1.2 5 1 0 0 2 0 0 0 0 0 0 17 23 0.00 0.600																			
43 Seth Maness, R (5.1) ERA: 2.84	2.0 7 1 0 0 3 0 0 0 0 0 0 22 32 0.00 0.500																			

AB 30
R 4
H 9
RBI 4
BB 4
SO 8
LOB 15



Batter	1	2	3	4	5	6	7	8	9	AB R H RBI BB SO LOB	TOP											
13 Matt Carpenter, L (1,5) OBP: 0.375, SLG: 0.378	4-1 19 HBP BB		0-0 19 G4-6-3 1B			1-1 F9		2-3 K	2-3 K	3 0 1 0 1 1 0	St. Louis Cardinals @ Cincinnati Reds Great American Ball Park, Cincinnati, OH Thu Sep 11 2014, 12:38 PM - 2:50 PM EDT Att: 21,688 - Overcast - 62 F livebaseballscorecards.com AB 28 R 0 H 3 RBI 0 BB 2 SO 9 LOB 12 											
19 Jon Jay, L (1,8) OBP: 0.398, SLG: 0.397 15 Randal Grichuk, R (9,PH) OBP: 0.274, SLG: 0.357	1-1 27 FC6-4 HBP		1-0 G4-6-3			2-3 K		0-0 F8	0-0 F8	2 0 0 0 0 1 2 1 0 0 0 0 0 0												
7 Matt Holliday, R (1,7) OBP: 0.368, SLG: 0.423	1-3 K		0-2 G3-1			2-1 P5		4-2 BB	4-2 BB	3 0 0 0 1 1 3												
32 Matt Adams, L (1,3) OBP: 0.320, SLG: 0.468 3 Mark Ellis, R (9,PH) OBP: 0.292, SLG: 0.222	2-3 K		3-2 18 G6-4-3 1B			0-0 F9		2-3 K	2-3 K	3 0 1 0 0 1 2 1 0 0 0 0 1 1												
27 Jhonny Peralta, R (1,6) OBP: 0.340, SLG: 0.454	0-2 FC6-4		0-0 F8			2-3 K		2-3 K	2-3 K	3 0 0 0 0 1 3												
18 Oscar Taveras, L (1,9) OBP: 0.277, SLG: 0.318		1-1 L1-4-3		1-2 G6-4-3		1-2 G1-3				3 0 0 0 0 0 1												
12 A.J. Pierzynski, L (1,2) OBP: 0.289, SLG: 0.338		0-3 K						3-2 F8	3-2 F8	3 0 0 0 0 2 0												
16 Kolten Wong, L (1,4) OBP: 0.290, SLG: 0.395		1-2 G3-1				1-2 L7		2-1 G3	2-1 G3	3 0 0 0 0 0 0												
31 Lance Lynn, S (1,1) OBP: 0.155, SLG: 0.094			0-1 19 G4-6-3 13 1B 1B			3-3 K		3-2 P4	3-2 P4	3 0 1 0 0 1 0												
Inning Stats	R: 0 E: 0 K: 2 S: 11	H: 0 LOB: 2 BB: 1 P: 19	R: 0 E: 0 K: 1 S: 10	H: 0 LOB: 0 BB: 0 P: 12	R: 0 E: 0 K: 0 S: 7	H: 2 LOB: 1 BB: 0 P: 8	R: 0 E: 0 K: 0 S: 9	H: 1 LOB: 0 BB: 0 P: 13	R: 0 E: 0 K: 1 S: 7	H: 0 LOB: 0 BB: 0 P: 12		R: 0 E: 0 K: 1 S: 7	H: 0 LOB: 0 BB: 0 P: 10	R: 0 E: 0 K: 0 S: 9	H: 0 LOB: 1 BB: 0 P: 17	R: 0 E: 0 K: 2 S: 10	H: 0 LOB: 1 BB: 1 P: 18	1B: 3 2B: 0 3B: 0 HR: 0	SF: 0 SAC: 0 DP: 2 HBP: 1	WP: 0 PB: 0 SB: 0 CS: 0	PA: 31	
PITCHER	IP WLS BF H R ER SO BB IBB HBP BLK WP HR S P ERA WHIP											IP WLS BF H R ER SO BB IBB HBP BLK WP HR S P ERA WHIP										
47 Johnny Cueto, R (1,1) ERA: 2.15	8.0 W 27 3 0 0 7 1 0 1 0 0 0 0 0 0.00 0.500											1.0 S 4 0 0 0 2 1 0 0 0 0 0 0 0 0.00 1.000										
54 Aroldis Chapman, L (9,1) ERA: 2.25																						

Batter	1	2	3	4	5	6	7	8	9	AB R H RBI BB SO LOB	BOTTOM											
6 Billy Hamilton, S (1,8) OBP: 0.298, SLG: 0.369	2-2 30 G5-4-3 1B		2-1 G6-3			2-3 K				3 0 1 0 0 1 1	St. Louis Cardinals @ Cincinnati Reds Great American Ball Park, Cincinnati, OH Thu Sep 11 2014, 12:38 PM - 2:50 PM EDT Att: 21,688 - Overcast - 62 F livebaseballscorecards.com AB 25 R 1 H 3 RBI 1 BB 1 SO 6 LOB 6 											
30 Jason Bourgeois, R (1,7) OBP: 0.286, SLG: 0.285	2-0 G5-4-3		1-3 K			3-3 K				3 0 0 0 0 2 1												
21 Todd Frazier, R (1,3) OBP: 0.337, SLG: 0.452	0-3 K		3-2 F8			1-3 K				3 0 0 0 0 2 0												
39 Devin Mesoraco, R (1,2) OBP: 0.368, SLG: 0.549		3-2 F7		2-2 G5-3		1-3 K				3 0 0 0 0 1 0												
4 Brandon Phillips, R (1,4) OBP: 0.302, SLG: 0.369	0-1 G6-3				0-0 L5			4-1 32 7 FC8-4 BB		2 1 0 0 1 0 0												
32 Jay Bruce, L (1,9) OBP: 0.287, SLG: 0.371	2-0 G4-3				1-2 G6-3			0-0 BB		3 0 1 0 0 0 0												
7 Ramon Santiago, S (1,5) OBP: 0.356, SLG: 0.313			0-1 47 SH1-3 1B			3-2 F7		1-0 FC8-4	1-0 FC8-4	3 0 1 1 0 0 1												
2 Zack Cozart, R (1,6) OBP: 0.270, SLG: 0.300			1-2 L9			0-0 G6-3		1-0 L6	1-0 L6	3 0 0 0 0 0 2												
47 Johnny Cueto, R (1,1) OBP: 0.141, SLG: 0.127 25 Skip Schumaker, L (8,PH) OBP: 0.287, SLG: 0.308 54 Aroldis Chapman, L (9,1) ERA: 2.25			1-0 SH1-3			0-2 G3		1-1 L7	1-1 L7	1 0 0 0 0 0 0 1 0 0 0 0 0 1 0 0 0 0 0 0 0												
Inning Stats	R: 0 E: 0 K: 1 S: 8	H: 1 LOB: 0 BB: 0 P: 12	R: 0 E: 0 K: 0 S: 6	H: 0 LOB: 0 BB: 0 P: 11	R: 0 E: 0 K: 0 S: 8	H: 1 LOB: 1 BB: 0 P: 12	R: 0 E: 0 K: 1 S: 10	H: 0 LOB: 0 BB: 0 P: 16	R: 0 E: 0 K: 0 S: 7	H: 0 LOB: 0 BB: 0 P: 11		R: 0 E: 0 K: 1 S: 8	H: 0 LOB: 0 BB: 0 P: 10	R: 0 E: 0 K: 3 S: 11	H: 0 LOB: 0 BB: 0 P: 16	R: 1 E: 1 K: 0 S: 6	H: 1 LOB: 1 BB: 1 P: 13	1B: 3 2B: 0 3B: 0 HR: 0	SF: 0 SAC: 1 DP: 1 HBP: 0	WP: 0 PB: 0 SB: 1 CS: 0	PA: 27	
PITCHER	IP WLS BF H R ER SO BB IBB HBP BLK WP HR S P ERA WHIP											IP WLS BF H R ER SO BB IBB HBP BLK WP HR S P ERA WHIP										
31 Lance Lynn, R (1,1) ERA: 2.73	8.0 L 27 3 1 1 6 1 0 0 0 0 0 0 0 1.12 0.500																					

Batter	1	2	3	4	5	6	7	8	9	AB	R	H	RBI	BB	SO	LOB	TOP			
6 Billy Hamilton, S OBP: 0.297, SLG: 0.368										3	0	1	0	1	1	0	Cincinnati Reds @ Milwaukee Brewers Miller Park, Milwaukee, WI Sun Sep 14 2014, 1:12 PM - 4:19 PM CDT Att: 41,870 - Roof Closed - 70 F			
17 Kristopher Negron, R OBP: 0.301, SLG: 0.447										3	0	0	0	1	2	1				
21 Todd Frazier, R OBP: 0.339, SLG: 0.458										4	1	1	1	0	0	3				
39 Devin Mesoraco, R OBP: 0.366, SLG: 0.541										3	0	0	0	0	1	1				
33 Yorman Rodriguez, R OBP: 0.250, SLG: 0.250										1	1	1	0	0	0	0				
4 Brandon Phillips, R OBP: 0.303, SLG: 0.364										3	0	0	0	0	0	0				
15 Jake Elmore, R OBP: 0.167, SLG: 0.167										1	0	0	0	0	0	1				
32 Jay Bruce, L OBP: 0.284, SLG: 0.367										3	0	1	0	0	2	0				
23 Donald Lutz, L OBP: 0.234, SLG: 0.273										1	0	0	0	0	0	1				
48 Ryan Ludwick, R OBP: 0.314, SLG: 0.391										3	0	2	1	1	0	0				
2 Zack Cozart, R OBP: 0.272, SLG: 0.298										3	0	0	0	0	1	3				
7 Ramon Santiago, S OBP: 0.359, SLG: 0.523										1	0	1	0	0	0	0				
44 Mike Leake, R OBP: 0.185, SLG: 0.328										2	0	0	0	0	1	0				
9 Jason Hammitt, L OBP: 0.200, SLG: 0.290										1	0	0	0	0	1	0				
66 Logan Ondrusek, R ERA: 5.49										0	0	0	0	0	0	0				
53 Carlos Contreras, R ERA: 6.52										0	0	0	0	0	0	0				
60 J.J. Hoover, R ERA: 5.19										0	0	0	0	0	0	2				
Inning Stats	R: 0 E: 0 K: 0 S: 10	H: 1 LOB: 1 BB: 0 P: 11	R: 0 E: 0 K: 1 S: 9	H: 0 LOB: 0 BB: 0 P: 11	R: 0 E: 0 K: 1 S: 11	H: 0 LOB: 2 BB: 2 P: 20	R: 0 E: 0 K: 2 S: 8	H: 0 LOB: 0 BB: 0 P: 11	R: 1 E: 0 K: 2 S: 11	H: 1 LOB: 0 BB: 1 P: 14	R: 0 E: 0 K: 1 S: 7	H: 0 LOB: 1 BB: 1 P: 14	R: 0 E: 0 K: 2 S: 9	H: 0 LOB: 0 BB: 0 P: 13	R: 1 E: 0 K: 0 S: 14	H: 3 LOB: 2 BB: 0 P: 19	1B: 5 2B: 1 HR: 1	SF: 0 SAC: 0 DP: 1 HBP: 0	WP: 0 PB: 0 SB: 1 CS: 0	PA: 36
PITCHER	IP WLS BF H R ER SO BB IBB HBP BLK WP HR S P ERA WHIP																			
22 Matt Garza, R ERA: 3.74	6.0 W 25 4 1 1 6 3 0 0 0 0 0 1 60 85 1.50 1.167																			
21 Jeremy Jeffress, R ERA: 2.57	1.0 H 2 0 0 0 1 0 0 0 0 0 0 0 6 9 0.00 0.000																			
41 Marco Estrada, R ERA: 4.57	1.0 3 0 0 0 2 0 0 0 0 0 0 0 9 13 0.00 0.000																			
47 Rob Wooten, R ERA: 4.72	1.0 6 3 1 1 0 0 0 0 0 0 0 0 14 19 9.00 3.000																			

AB 33
R 2
H 7
RBI 2
BB 3
SO 9
LOB 12



Batter	1	2	3	4	5	6	7	8	9	AB	R	H	RBI	BB	SO	LOB	BOTTOM			
27 Carlos Gómez, R OBP: 0.355, SLG: 0.480										3	1	2	1	1	0	1	Cincinnati Reds @ Milwaukee Brewers Miller Park, Milwaukee, WI Sun Sep 14 2014, 1:12 PM - 4:19 PM CDT Att: 41,870 - Roof Closed - 70 F			
2 Scooter Gennett, L OBP: 0.326, SLG: 0.448										5	1	2	1	0	1	3				
3 Elian Herrera, S OBP: 0.291, SLG: 0.346										0	0	0	0	0	0	0				
20 Jonathan Lucroy, R OBP: 0.371, SLG: 0.477										4	0	3	2	1	0	1				
8 Ryan Braun, R OBP: 0.328, SLG: 0.474										3	1	1	1	2	0	2				
1 Logan Schafer, L OBP: 0.260, SLG: 0.272										0	0	0	0	0	0	0				
18 Kris Davis, R OBP: 0.308, SLG: 0.471										4	1	2	0	0	0	6				
41 Marco Estrada, R OBP: 0.171, SLG: 0.094										0	0	0	0	0	0	0				
47 Rob Wooten, R										0	0	0	0	0	0	0				
60 Matt Clark, L OBP: 0.222, SLG: 0.765										5	1	1	3	0	1	6				
5 Héctor Gómez, R OBP: 0.200, SLG: 0.200										0	0	0	0	0	0	0				
7 Mark Reynolds, R OBP: 0.289, SLG: 0.398										4	2	1	1	1	1	3				
9 Jean Segura, R OBP: 0.286, SLG: 0.317										5	0	2	0	0	1	1				
22 Matt Garza, R OBP: 0.063, SLG: 0.083										2	1	0	0	0	1	1				
21 Jeremy Jeffress, R										0	0	0	0	0	0	0				
28 Gerardo Parra, L OBP: 0.311, SLG: 0.372										2	1	1	0	0	0	0				
Inning Stats	R: 0 E: 0 K: 1 S: 11	H: 1 LOB: 3 BB: 2 P: 23	R: 1 E: 0 K: 0 S: 9	H: 1 LOB: 1 BB: 1 P: 18	R: 0 E: 0 K: 0 S: 7	H: 2 LOB: 2 BB: 0 P: 12	R: 2 E: 0 K: 0 S: 13	H: 3 LOB: 1 BB: 0 P: 16	R: 0 E: 0 K: 1 S: 7	H: 0 LOB: 1 BB: 0 P: 9	R: 0 E: 0 K: 1 S: 11	H: 1 LOB: 0 BB: 0 P: 14	R: 5 E: 0 K: 0 S: 21	H: 6 LOB: 3 BB: 2 P: 44	R: 1 E: 0 K: 2 S: 12	H: 1 LOB: 0 BB: 0 P: 20	1B: 13 2B: 0 3B: 0 HR: 2	SF: 1 SAC: 1 DP: 0 HBP: 1	WP: 0 PB: 0 SB: 1 CS: 0	PA: 45
PITCHER	IP WLS BF H R ER SO BB IBB HBP BLK WP HR S P ERA WHIP																			
44 Mike Leake, R ERA: 3.68	6.0 L 30 5 3 3 3 3 0 0 0 0 0 1 58 92 4.50 1.833																			
66 Logan Ondrusek, R ERA: 5.49	0.2 7 5 5 5 0 0 0 0 0 0 0 1 13 24 67.50 7.500																			
53 Carlos Contreras, R ERA: 6.52	0.1 4 1 0 0 0 2 0 0 0 0 0 0 8 20 0.00 9.000																			
60 J.J. Hoover, R ERA: 5.19	1.0 4 1 1 1 2 0 0 0 0 0 0 1 12 20 9.00 1.000																			



Batter	1	2	3	4	5	6	7	8	9	AB	R	H	RBI	BB	SO	LOB	TOP					
6 Billy Hamilton, S (1, 8) OBP: 0.298, SLG: 0.365 16 Tucker Barnhart, L (9, FH) OBP: 0.222, SLG: 0.220										2	0	0	0	1	1	0	Cincinnati Reds @ Chicago Cubs Wrigley Field, Chicago, IL Tue Sep 16 2014, 7:08 PM - 9:43 PM CDT Att: 33,812 - Clear - 60 F					
29 Brayan Peña, S (1, 2) OBP: 0.237, SLG: 0.355										3	0	0	0	0	2	1						
21 Todd Frazier, R (1, 3) OBP: 0.337, SLG: 0.454										3	0	0	0	0	3	0						
32 Jay Bruce, L (1, 9) OBP: 0.283, SLG: 0.365										3	0	0	0	0	1	0						
4 Brandon Phillips, R (1, 4) OBP: 0.304, SLG: 0.366										3	0	1	0	0	0	0						
28 Chris Heisey, R (1, 7) OBP: 0.271, SLG: 0.388										3	0	0	0	0	0	1						
7 Ramon Santiago, S (1, 5) OBP: 0.354, SLG: 0.318										3	0	0	0	0	1	1						
2 Zack Cozart, R (1, 6) OBP: 0.271, SLG: 0.297 9 Jack Hannahan, L (9, FH) OBP: 0.195, SLG: 0.250										2	0	0	0	0	2	0						
47 Johnny Cueto, R (1, 1) OBP: 0.136, SLG: 0.123 63 Sam LeCure, R (6, 1) 41 Ryan Dennick, L (8, 1) 23 Donald Lutz, L (9, FH) OBP: 0.224, SLG: 0.261										2	0	0	0	0	1	0						
Inning Stats	R: 0 E: 0 K: 3 S: 12	H: 0 LOB: 0 BB: 0 P: 17	R: 0 E: 0 K: 0 S: 5	H: 0 LOB: 0 BB: 0 P: 6	R: 0 E: 0 K: 2 S: 7	H: 0 LOB: 0 BB: 1 P: 12	R: 0 E: 0 K: 2 S: 9	H: 0 LOB: 0 BB: 1 P: 16	R: 0 E: 0 K: 1 S: 4	H: 0 LOB: 0 BB: 0 P: 6	R: 0 E: 0 K: 1 S: 7	H: 0 LOB: 0 BB: 0 P: 9	R: 0 E: 0 K: 1 S: 9	H: 0 LOB: 0 BB: 0 P: 13	R: 0 E: 0 K: 2 S: 11	H: 1 LOB: 1 BB: 0 P: 16		R: 0 E: 0 K: 2 S: 11	H: 0 LOB: 0 BB: 0 P: 15	1B: 0 2B: 1 3B: 0 HR: 0	SF: 0 SAC: 0 DP: 0 HBP: 0	WP: 0 PB: 0 SB: 0 CS: 1
PITCHER 49 Jake Arrieta, R (1, 1) ERA: 2.65	IP: 9.0 WLS: W BF: 28 H: 1 R: 0 ER: 0 SO: 13 BB: 1 IBB: 0 HBP: 0 BLK: 0 WP: 0 HR: 0 S: 75 P: 110 ERA: 0.00 WHIP: 0.222																					

Batter	1	2	3	4	5	6	7	8	9	AB	R	H	RBI	BB	SO	LOB	BOTTOM			
8 Chris Coghlan, L (1, 7) OBP: 0.342, SLG: 0.427										3	0	2	3	0	1	0	Cincinnati Reds @ Chicago Cubs Wrigley Field, Chicago, IL Tue Sep 16 2014, 7:08 PM - 9:43 PM CDT Att: 33,812 - Clear - 60 F			
9 Javier Báez, R (1, 6) OBP: 0.225, SLG: 0.367										4	0	0	0	0	2	4				
24 Luis Valbuena, L (1, 5) OBP: 0.331, SLG: 0.439										3	1	1	0	1	2	1				
68 Jorge Soler, R (1, 9) OBP: 0.393, SLG: 0.784 61 Ryan Kalish, L (9, 9) OBP: 0.298, SLG: 0.330										3	1	2	2	1	0	2				
5 Wellington Castillo, R (1, 2) OBP: 0.299, SLG: 0.385										3	1	0	0	1	2	4				
4 Chris Valaika, R (1, 3) OBP: 0.284, SLG: 0.350										3	1	0	1	1	2	0				
45 Logan Watkins, L (1, 4) OBP: 0.294, SLG: 0.360										4	1	0	0	0	2	3				
41 Matt Szczur, R (1, 8) OBP: 0.308, SLG: 0.333										3	1	0	1	1	0	0				
49 Jake Arrieta, R (1, 1) OBP: 0.205, SLG: 0.216										4	1	1	0	0	2	3				
Inning Stats	R: 0 E: 0 K: 2 S: 10	H: 1 LOB: 2 BB: 1 P: 21	R: 0 E: 0 K: 1 S: 9	H: 0 LOB: 0 BB: 0 P: 12	R: 1 E: 0 K: 0 S: 9	H: 1 LOB: 2 BB: 1 P: 17	R: 0 E: 0 K: 2 S: 9	H: 0 LOB: 0 BB: 0 P: 10	R: 0 E: 0 K: 2 S: 9	H: 0 LOB: 0 BB: 0 P: 13	R: 5 E: 0 K: 2 S: 24	H: 3 LOB: 1 BB: 3 P: 40	R: 1 E: 0 K: 3 S: 14	H: 1 LOB: 0 BB: 0 P: 21	R: 0 E: 0 K: 1 S: 9	H: 0 LOB: 0 BB: 0 P: 15		1B: 2 2B: 3 3B: 0 HR: 1	SF: 0 SAC: 0 DP: 0 HBP: 1	WP: 1 PB: 0 SB: 0 CS: 0
PITCHER 47 Johnny Cueto, R (1, 1) ERA: 2.33 63 Sam LeCure, R (6, 1) ERA: 3.63 41 Ryan Dennick, L (8, 1) ERA: 7.36	IP: 5.2 WLS: L BF: 28 H: 5 R: 6 ER: 6 SO: 8 BB: 5 IBB: 0 HBP: 0 BLK: 0 WP: 1 HR: 0 S: 67 P: 108 ERA: 9.53 WHIP: 1.765																			


Batter	1	2	3	4	5	6	7	8	9	AB	R	H	RBI	BB	SO	LOB	TOP			
17 Kristopher Negrón, R OBP: 0.298, SLG: 0.438										3	1	1	0	0	1	3	Cincinnati Reds @ Chicago Cubs Wrigley Field, Chicago, IL Wed Sep 17 2014, 7:06 PM - 9:38 PM CDT Att: 33,500 - Clear - 62 F			
7 Ramon Santiago, S OBP: 0.348, SLG: 0.312										3	0	0	0	0	2	2				
33 Yorman Rodríguez, R OBP: 0.333, SLG: 0.333										4	0	2	1	0	1	0				
48 Ryan Ludwick, R OBP: 0.311, SLG: 0.387										4	0	0	0	0	0	3				
23 Donald Lutz, L OBP: 0.226, SLG: 0.260										4	0	1	0	0	1	2				
9 Jack Hannahan, L OBP: 0.200, SLG: 0.233										3	0	0	0	1	0	1				
30 Jason Bourgeois, R OBP: 0.316, SLG: 0.278										0	0	0	0	0	0	0				
15 Jake Elmore, R OBP: 0.298, SLG: 0.364										3	0	1	0	0	1	0				
16 Tucker Barnhart, L OBP: 0.250, SLG: 0.250										3	0	2	0	0	0	0				
32 Jay Bruce, L OBP: 0.292, SLG: 0.364										1	0	0	0	0	0	1				
64 Daniel Corcino, R OBP: 0.333, SLG: 0.333										1	0	0	0	0	0	0				
62 Pedro Villarreal, R OBP: 0.500, SLG: 0.500										0	0	0	0	0	0	0				
29 Brayan Peña, S OBP: 0.244, SLG: 0.354										1	0	0	0	0	0	2				
43 Manny Parra, L OBP: 0.299, SLG: 0.362										0	0	0	0	0	0	0				
70 Jumbo Diaz, R OBP: 0.299, SLG: 0.362										0	0	0	0	0	0	0				
Inning Stats	R: 1 E: 0 K: 0 S: 6	H: 1 LOB: 0 BB: 0 P: 6	R: 0 E: 0 K: 2 S: 9	H: 0 LOB: 0 BB: 0 P: 15	R: 0 E: 0 K: 1 S: 9	H: 1 LOB: 1 BB: 0 P: 11	R: 0 E: 0 K: 0 S: 9	H: 2 LOB: 1 BB: 0 P: 12	R: 0 E: 0 K: 0 S: 4	H: 0 LOB: 0 BB: 0 P: 7	R: 0 E: 0 K: 1 S: 12	H: 1 LOB: 2 BB: 0 P: 19	R: 0 E: 0 K: 0 S: 8	H: 2 LOB: 2 BB: 0 P: 10	R: 0 E: 0 K: 2 S: 9	H: 0 LOB: 1 BB: 0 P: 17	1B: 6 2B: 1 3B: 0 HR: 0	SF: 0 SAC: 2 DP: 1 HBP: 1	WP: 0 PB: 0 SB: 0 CS: 0	PA: 35
PITCHER	IP: 7.0 WLS: W BF: 28	H: 7 R: 1 ER: 1	SO: 4	BB: 0 IBB: 0 HBP: 1 BLK: 0	WP: 0 HR: 0 S: 57 P: 80	ERA: 1.29 WHIP: 1.000	PITCHER	IP: 1.0 WLS: H BF: 3	H: 0 R: 0 ER: 0	SO: 2	BB: 0 IBB: 0 HBP: 0 BLK: 0	WP: 0 HR: 0 S: 9 P: 12	ERA: 0.00 WHIP: 0.000	PITCHER	IP: 1.0 WLS: S BF: 4	H: 0 R: 0 ER: 0	SO: 0	BB: 0 IBB: 0 HBP: 0 BLK: 0	WP: 0 HR: 0 S: 10 P: 17	ERA: 0.00 WHIP: 1.000

AB	31
R	1
H	7
RBI	1
BB	1
SO	6
LOB	15



Batter	1	2	3	4	5	6	7	8	9	AB	R	H	RBI	BB	SO	LOB	BOTTOM			
8 Chris Coghlan, L OBP: 0.338, SLG: 0.422										4	0	0	0	0	0	2	Cincinnati Reds @ Chicago Cubs Wrigley Field, Chicago, IL Wed Sep 17 2014, 7:06 PM - 9:38 PM CDT Att: 33,500 - Clear - 62 F			
9 Javier Báez, R OBP: 0.225, SLG: 0.365										4	0	1	0	0	3	0				
44 Anthony Rizzo, L OBP: 0.377, SLG: 0.518										2	1	0	0	2	1	2				
68 Jorge Soler, R OBP: 0.400, SLG: 0.755										2	1	0	0	2	0	2				
24 Luis Valbuena, L OBP: 0.332, SLG: 0.440										2	1	0	0	2	0	2				
5 Wellington Castillo, R OBP: 0.299, SLG: 0.362										4	1	2	1	0	1	2				
4 Chris Valaika, R OBP: 0.286, SLG: 0.350										3	0	0	0	1	1	3				
61 Ryan Kalish, L OBP: 0.292, SLG: 0.343										3	0	1	1	0	0	2				
41 Matt Szczur, R OBP: 0.302, SLG: 0.327										3	0	1	1	0	0	2				
28 Kyle Hendricks, R OBP: 0.200, SLG: 0.091										3	0	1	1	0	0	2				
30 Mike Olt, R OBP: 0.244, SLG: 0.353										3	0	1	1	0	0	2				
46 Pedro Strop, R OBP: 0.299, SLG: 0.362										3	0	1	1	0	0	2				
56 Héctor Rondón, R OBP: 0.299, SLG: 0.362										3	0	1	1	0	0	2				
Inning Stats	R: 0 E: 0 K: 2 S: 13	H: 0 LOB: 1 BB: 0 P: 18	R: 2 E: 0 K: 0 S: 14	H: 3 LOB: 2 BB: 1 P: 27	R: 0 E: 0 K: 2 S: 10	H: 0 LOB: 1 BB: 1 P: 19	R: 0 E: 0 K: 1 S: 9	H: 0 LOB: 0 BB: 0 P: 12	R: 0 E: 0 K: 1 S: 5	H: 0 LOB: 0 BB: 0 P: 8	R: 0 E: 0 K: 0 S: 8	H: 0 LOB: 2 BB: 0 P: 18	R: 0 E: 0 K: 0 S: 6	H: 0 LOB: 0 BB: 0 P: 10	R: 1 E: 0 K: 1 S: 13	H: 2 LOB: 1 BB: 1 P: 17	1B: 4 2B: 2 3B: 0 HR: 0	SF: 0 SAC: 0 DP: 1 HBP: 0	WP: 1 PB: 0 SB: 0 CS: 1	PA: 33
PITCHER	IP: 5.2 WLS: L BF: 24	H: 3 R: 2 ER: 2	SO: 6	BB: 4 IBB: 0 HBP: 0 BLK: 0	WP: 1 HR: 0 S: 58 P: 101	ERA: 1.235 WHIP: 1.235	PITCHER	IP: 1.0 WLS: H BF: 3	H: 0 R: 0 ER: 0	SO: 1	BB: 0 IBB: 0 HBP: 0 BLK: 0	WP: 0 HR: 0 S: 6 P: 10	ERA: 0.00 WHIP: 0.000	PITCHER	IP: 1.0 WLS: S BF: 4	H: 0 R: 0 ER: 0	SO: 0	BB: 0 IBB: 0 HBP: 0 BLK: 0	WP: 0 HR: 0 S: 10 P: 17	ERA: 0.00 WHIP: 0.000

AB	28
R	3
H	5
RBI	3
BB	5
SO	7
LOB	15



Batter	1	2	3	4	5	6	7	8	9	AB	R	H	RBI	BB	SO	LOB	TOP			
6 Billy Hamilton, S (1.8) OBP: 0.296, SLG: 0.361	G5-3		G4-3		L9		G5-3			4	0	0	0	0	0	1	Cincinnati Reds @ St. Louis Cardinals Busch Stadium, St. Louis, MO Sat Sep 20 2014, 6:17 PM - 9:07 PM CDT Att: 46,157 - Partly Cloudy - 87 F			
17 Kristopher Negron, R (1.5) OBP: 0.301, SLG: 0.452	F8		F8		F8		E4			4	0	2	1	0	0	0				
21 Todd Frazier, R (1.3) OBP: 0.335, SLG: 0.451	F8				F9		K			4	1	1	0	0	1	3				
39 Devin Mesoraco, R (1.2) OBP: 0.363, SLG: 0.534	F7									3	1	1	0	0	0	2				
16 Tucker Barnhart, L (6.2)	F7									1	0	0	0	0	0	0				
4 Brandon Phillips, R (1.4) OBP: 0.307, SLG: 0.369										4	0	2	1	0	0	1				
32 Jay Bruce, L (1.9) OBP: 0.280, SLG: 0.361	F8									3	0	0	1	0	0	2				
54 Aroldis Chapman, L (8.1)	F8									0	0	0	0	0	0	0				
48 Ryan Ludwick, R (1.7) OBP: 0.300, SLG: 0.379	F9									3	0	0	0	0	0	2				
70 Jumbo Diaz, R (7.1)	F9									0	0	0	0	0	0	0				
33 Yorman Rodriguez, R (8.9) OBP: 0.308, SLG: 0.308										1	0	0	0	0	0	0				
2 Zack Cozart, R (1.6) OBP: 0.275, SLG: 0.307	G6-3									4	2	2	1	0	1	1				
44 Mike Leake, R (1.1) OBP: 0.179, SLG: 0.318										2	0	0	0	0	1	1				
41 Ryan Dennick, L (6.1)										0	0	0	0	0	0	0				
62 Pedro Villarreal, R (6.1) OBP: 0.300, SLG: 0.500										0	0	0	0	0	0	0				
28 Chris Heisey, R (6.7) OBP: 0.268, SLG: 0.383										2	0	0	0	0	2	0				
Inning Stats	R: 0 E: 0 K: 0 S: 12	H: 1 LOB: 1 BB: 0 P: 17	R: 0 E: 0 K: 0 S: 10	H: 1 LOB: 1 BB: 0 P: 16	R: 0 E: 0 K: 1 S: 6	H: 0 LOB: 0 BB: 0 P: 8	R: 1 E: 0 K: 0 S: 15	H: 2 LOB: 1 BB: 0 P: 24	R: 1 E: 0 K: 0 S: 12	H: 1 LOB: 0 BB: 0 P: 16	R: 1 E: 0 K: 2 S: 18	H: 1 LOB: 1 BB: 0 P: 24	R: 0 E: 0 K: 0 S: 8	H: 0 LOB: 0 BB: 0 P: 12	R: 0 E: 0 K: 2 S: 8	H: 0 LOB: 0 BB: 0 P: 10	1B: 4 2B: 3 3B: 0 HR: 1	SF: 1 SAC: 0 DP: 0 HBP: 0	WP: 2 PB: 0 SB: 0 CS: 0	PA: 36
PITCHER	IP WLS BF H R ER SO BB IBB HBP BLK WP HR S P ERA WHIP																			
52 Michael Wacha, R (1.1) ERA: 3.18	4.2		20	6	2	2	1	0	0	0	0	0	0	1	0	53	78	3.86	1.286	
30 Jason Motte, R (5.1) ERA: 4.94	0.1	W	1	0	0	0	0	0	0	0	0	0	0	1	0	2	3	0.00	0.000	
56 Marco Gonzales, L (6.1) ERA: 4.7	1.2		8	2	2	2	1	0	0	0	0	0	0	1	2	30	10.80	1.200		
43 Seth Maness, R (7.1) ERA: 2.69	0.1	H	1	0	0	0	1	0	0	0	0	0	0	0	3	4	0.00	0.000		
71 Sam Freeman, L (8.1) ERA: 2.5	1.0		3	0	0	0	0	0	0	0	0	0	0	0	8	12	0.00	0.000		

Batter	1	2	3	4	5	6	7	8	9	AB	R	H	RBI	BB	SO	LOB	BOTTOM			
19 Jon Jay, L (1.8) OBP: 0.376, SLG: 0.379	K				G4-3		L8			3	1	0	0	0	1	2	Cincinnati Reds @ St. Louis Cardinals Busch Stadium, St. Louis, MO Sat Sep 20 2014, 6:17 PM - 9:07 PM CDT Att: 46,157 - Partly Cloudy - 87 F			
16 Koltan Wong, L (1.4) OBP: 0.297, SLG: 0.402	G4-6-3									3	2	3	2	1	0	0				
7 Matt Holliday, R (1.7) OBP: 0.372, SLG: 0.441	G4-6-3									4	0	1	0	0	0	2				
27 Jhonny Peralta, R (1.6) OBP: 0.336, SLG: 0.445										4	1	1	0	0	1	2				
18 Oscar Taveras, L (1.9) OBP: 0.282, SLG: 0.321	G4-6-3									2	0	0	0	0	1	1				
15 Randal Grichuk, R (6.7) OBP: 0.278, SLG: 0.419	G4-6-3									2	1	2	2	0	0	0				
4 Yadier Molina, R (1.3) OBP: 0.336, SLG: 0.390										4	1	2	0	0	1	1				
33 Daniel Descalso, L (1.5) OBP: 0.329, SLG: 0.296										2	1	0	0	2	0	0				
48 Tony Cruz, R (1.2) OBP: 0.280, SLG: 0.269										3	1	1	3	1	1	2				
52 Michael Wacha, R (1.1) ERA: 3.78										1	0	0	0	0	1	0				
30 Jason Motte, R (5.1) ERA: 9.82										0	0	0	0	0	0	0				
62 Pedro Villarreal, R (6.1) ERA: 3.95										1	0	0	0	0	2	0				
70 Jumbo Diaz, R (7.1) ERA: 3.73										0	0	0	0	0	0	0				
54 Aroldis Chapman, L (8.1) ERA: 2.2										1	0	0	0	0	1	1				
Inning Stats	R: 0 E: 0 K: 1 S: 7	H: 1 LOB: 0 BB: 0 P: 8	R: 3 E: 0 K: 1 S: 11	H: 3 LOB: 1 BB: 1 P: 21	R: 2 E: 0 K: 2 S: 13	H: 1 LOB: 0 BB: 0 P: 19	R: 0 E: 0 K: 0 S: 6	H: 0 LOB: 0 BB: 0 P: 9	R: 1 E: 1 K: 0 S: 6	H: 1 LOB: 1 BB: 1 P: 13	R: 1 E: 0 K: 2 S: 11	H: 2 LOB: 2 BB: 1 P: 18	R: 1 E: 0 K: 1 S: 17	H: 2 LOB: 1 BB: 0 P: 28	R: 0 E: 0 K: 1 S: 5	H: 0 LOB: 1 BB: 1 P: 12	1B: 5 2B: 3 3B: 0 HR: 3	SF: 0 SAC: 0 DP: 3 HBP: 1	WP: 2 PB: 0 SB: 1 CS: 1	PA: 36
PITCHER	IP WLS BF H R ER SO BB IBB HBP BLK WP HR S P ERA WHIP																			
44 Mike Leake, R (1.1) ERA: 9.82	5.0	L	22	6	6	5	4	2	0	1	0	0	0	1	1	2	6	-	-	
62 Pedro Villarreal, R (6.1) ERA: 3.95	1.0		3	0	0	0	2	0	0	0	0	0	0	0	9	12	0.00	0.000		
70 Jumbo Diaz, R (7.1) ERA: 3.73	1.0		5	2	1	1	1	0	0	0	0	0	0	1	0	17	28	9.00	2.000	
54 Aroldis Chapman, L (8.1) ERA: 2.2	1.0		3	0	0	0	1	0	0	0	0	0	0	0	5	12	0.00	1.000		



Batter	1	2	3	4	5	6	7	8	9	AB	R	H	RBI	BB	SO	LOB	TOP								
6 Billy Hamilton, S OBP: 0.295, SLG: 0.358	F9		17 BB		K		G1-3		G1-3	4	0	0	0	1	1	0									
17 Kristopher Negron, R OBP: 0.366, SLG: 0.442	K					K		21 S 39 HR	K	3	1	0	0	2	3	0									
21 Todd Frazier, R OBP: 0.336, SLG: 0.455	K		F7			HR		39 HR		3	2	1	1	1	1	2									
39 Devin Mesoraco, R OBP: 0.362, SLG: 0.539	F8				K					4	1	1	3	0	2	0									
4 Brandon Phillips, R OBP: 0.307, SLG: 0.370	E6 32 G3				F8					4	1	1	0	0	0	0									
32 Jay Bruce, L OBP: 0.283, SLG: 0.377	G3				HR					4	2	3	3	0	0	1									
33 Yorman Rodriguez, R OBP: 0.294, SLG: 0.250	K				K					3	0	0	0	1	3	2									
2 Zack Cozart, R OBP: 0.273, SLG: 0.305			F7			P4			G6-4-3	4	0	0	0	0	0	1									
31 Alfredo Simon, R 7 Rendon Santiago, S 63 Sam LeCure, R 70 Jumbo Diaz, R 30 Jason Bourgeois, L 54 Aroldis Chapman, L	G6-3		G4-3			G4-3			F9	2	0	0	0	0	0	0									
Inning Stats	R: 0 E: 0 K: 2 S: 10	H: 0 LOB: 0 BB: 0 P: 13	R: 0 E: 1 K: 1 S: 8	H: 0 LOB: 1 BB: 0 P: 11	R: 0 E: 0 K: 0 S: 9	H: 0 LOB: 2 BB: 2 P: 19	R: 1 E: 0 K: 2 S: 11	H: 1 LOB: 0 BB: 0 P: 14	R: 0 E: 0 K: 1 S: 9	H: 0 LOB: 0 BB: 0 P: 14	R: 2 E: 0 K: 3 S: 18	H: 3 LOB: 1 BB: 0 P: 29	R: 0 E: 0 K: 1 S: 7	H: 0 LOB: 0 BB: 0 P: 10	R: 4 E: 0 K: 0 S: 15	H: 2 LOB: 0 BB: 3 P: 31	R: 0 E: 0 K: 1 S: 7	H: 0 LOB: 0 BB: 0 P: 10	1B: 1 2B: 1 3B: 0 HR: 4	SF: 0 SAC: 0 DP: 1 HBP: 0	WP: 0 PB: 0 SB: 1 CS: 0	PA: 38			
PITCHER	IP WLS BF H R ER SO BB IBB HBP BLK WP HR S P ERA WHIP	IP WLS BF H R ER SO BB IBB HBP BLK WP HR S P ERA WHIP	IP WLS BF H R ER SO BB IBB HBP BLK WP HR S P ERA WHIP	IP WLS BF H R ER SO BB IBB HBP BLK WP HR S P ERA WHIP	IP WLS BF H R ER SO BB IBB HBP BLK WP HR S P ERA WHIP	IP WLS BF H R ER SO BB IBB HBP BLK WP HR S P ERA WHIP	IP WLS BF H R ER SO BB IBB HBP BLK WP HR S P ERA WHIP	IP WLS BF H R ER SO BB IBB HBP BLK WP HR S P ERA WHIP	IP WLS BF H R ER SO BB IBB HBP BLK WP HR S P ERA WHIP	IP WLS BF H R ER SO BB IBB HBP BLK WP HR S P ERA WHIP	IP WLS BF H R ER SO BB IBB HBP BLK WP HR S P ERA WHIP	IP WLS BF H R ER SO BB IBB HBP BLK WP HR S P ERA WHIP	IP WLS BF H R ER SO BB IBB HBP BLK WP HR S P ERA WHIP	IP WLS BF H R ER SO BB IBB HBP BLK WP HR S P ERA WHIP	IP WLS BF H R ER SO BB IBB HBP BLK WP HR S P ERA WHIP	IP WLS BF H R ER SO BB IBB HBP BLK WP HR S P ERA WHIP	IP WLS BF H R ER SO BB IBB HBP BLK WP HR S P ERA WHIP	IP WLS BF H R ER SO BB IBB HBP BLK WP HR S P ERA WHIP	IP WLS BF H R ER SO BB IBB HBP BLK WP HR S P ERA WHIP	IP WLS BF H R ER SO BB IBB HBP BLK WP HR S P ERA WHIP	IP WLS BF H R ER SO BB IBB HBP BLK WP HR S P ERA WHIP	IP WLS BF H R ER SO BB IBB HBP BLK WP HR S P ERA WHIP	IP WLS BF H R ER SO BB IBB HBP BLK WP HR S P ERA WHIP	IP WLS BF H R ER SO BB IBB HBP BLK WP HR S P ERA WHIP	IP WLS BF H R ER SO BB IBB HBP BLK WP HR S P ERA WHIP

Cincinnati Reds @ St. Louis Cardinals
 Busch Stadium, St. Louis, MO
 Sun Sep 21 2014, 7:09 PM - 10:09 PM CDT
 Att: 45,747 - Partly Cloudy - 77 F

AB	33
R	7
H	6
RBI	7
BB	5
SO	11
LOB	6



Batter	1	2	3	4	5	6	7	8	9	AB	R	H	RBI	BB	SO	LOB	BOTTOM								
19 Jon Jay, L OBP: 0.376, SLG: 0.382	G6-3		16 SH1-3 2B			16 BB 1B		G5-3		K	5	0	2	0	0	1	0								
16 Kellen Wong, L OBP: 0.298, SLG: 0.400	F8		SH1-3					K		2	0	0	0	1	1	0									
48 Tony Cruz, R OBP: 0.278, SLG: 0.267	F8		2-3			BB				1	0	0	0	0	0	0									
7 Matt Holliday, R OBP: 0.371, SLG: 0.440			G6-3			F9				4	0	1	0	0	0	4									
60 Tommy Pham, R			27 BB 1B			F9				0	0	0	0	0	0	0									
27 Jhonny Peralta, R OBP: 0.336, SLG: 0.444						F8				2	0	0	0	1	1	0									
38 Pete Kozma, R OBP: 0.421, SLG: 0.375										0	0	0	0	1	0	0									
4 Yadier Molina, R OBP: 0.336, SLG: 0.392						F8				3	1	1	0	0	0	2									
12 A.J. Pierzynski, L OBP: 0.289, SLG: 0.338						G5-3				1	0	0	0	0	1	1									
15 Randal Grichuk, R OBP: 0.277, SLG: 0.422			L7			L4				4	0	1	1	0	0	1									
33 Daniel Descalso, L OBP: 0.333, SLG: 0.314										4	1	2	0	0	0	1									
59 Xavier Scruggs, R OBP: 0.375, SLG: 0.308										4	0	1	1	0	2	3									
31 Lance Lynn, S OBP: 0.145, SLG: 0.088										2	0	0	0	0	1	1									
30 Jason Motte, R										0	0	0	0	0	0	0									
18 Oscar Taveras, L										1	0	0	0	0	0	0									
46 Kevin Siegrist, L										0	0	0	0	0	0	0									
64 Sam Tuivailala, R										0	0	0	0	0	0	0									
62 Nick Greenwood, R										0	0	0	0	0	0	0									
8 Peter Bourjos, R OBP: 0.320, SLG: 0.340										1	0	0	0	0	1	0									
Inning Stats	R: 0 E: 0 K: 0 S: 7	H: 1 LOB: 2 BB: 1 P: 15	R: 0 E: 0 K: 1 S: 7	H: 0 LOB: 0 BB: 0 P: 12	R: 0 E: 0 K: 1 S: 14	H: 1 LOB: 1 BB: 0 P: 18	R: 0 E: 0 K: 0 S: 7	H: 0 LOB: 0 BB: 0 P: 11	R: 1 E: 0 K: 0 S: 9	H: 3 LOB: 2 BB: 1 P: 14	R: 1 E: 0 K: 1 S: 10	H: 2 LOB: 1 BB: 0 P: 17	R: 0 E: 0 K: 1 S: 8	H: 0 LOB: 0 BB: 0 P: 10	R: 0 E: 0 K: 2 S: 12	H: 1 LOB: 2 BB: 1 P: 18	R: 0 E: 0 K: 2 S: 9	H: 0 LOB: 0 BB: 0 P: 13	1B: 3 2B: 5 3B: 0 HR: 0	SF: 0 SAC: 1 DP: 1 HBP: 0	WP: 1 PB: 0 SB: 0 CS: 0	PA: 38			
PITCHER	IP WLS BF H R ER SO BB IBB HBP BLK WP HR S P ERA WHIP	IP WLS BF H R ER SO BB IBB HBP BLK WP HR S P ERA WHIP	IP WLS BF H R ER SO BB IBB HBP BLK WP HR S P ERA WHIP	IP WLS BF H R ER SO BB IBB HBP BLK WP HR S P ERA WHIP	IP WLS BF H R ER SO BB IBB HBP BLK WP HR S P ERA WHIP	IP WLS BF H R ER SO BB IBB HBP BLK WP HR S P ERA WHIP	IP WLS BF H R ER SO BB IBB HBP BLK WP HR S P ERA WHIP	IP WLS BF H R ER SO BB IBB HBP BLK WP HR S P ERA WHIP	IP WLS BF H R ER SO BB IBB HBP BLK WP HR S P ERA WHIP	IP WLS BF H R ER SO BB IBB HBP BLK WP HR S P ERA WHIP	IP WLS BF H R ER SO BB IBB HBP BLK WP HR S P ERA WHIP	IP WLS BF H R ER SO BB IBB HBP BLK WP HR S P ERA WHIP	IP WLS BF H R ER SO BB IBB HBP BLK WP HR S P ERA WHIP	IP WLS BF H R ER SO BB IBB HBP BLK WP HR S P ERA WHIP	IP WLS BF H R ER SO BB IBB HBP BLK WP HR S P ERA WHIP	IP WLS BF H R ER SO BB IBB HBP BLK WP HR S P ERA WHIP	IP WLS BF H R ER SO BB IBB HBP BLK WP HR S P ERA WHIP	IP WLS BF H R ER SO BB IBB HBP BLK WP HR S P ERA WHIP	IP WLS BF H R ER SO BB IBB HBP BLK WP HR S P ERA WHIP	IP WLS BF H R ER SO BB IBB HBP BLK WP HR S P ERA WHIP	IP WLS BF H R ER SO BB IBB HBP BLK WP HR S P ERA WHIP	IP WLS BF H R ER SO BB IBB HBP BLK WP HR S P ERA WHIP	IP WLS BF H R ER SO BB IBB HBP BLK WP HR S P ERA WHIP	IP WLS BF H R ER SO BB IBB HBP BLK WP HR S P ERA WHIP	IP WLS BF H R ER SO BB IBB HBP BLK WP HR S P ERA WHIP

Cincinnati Reds @ St. Louis Cardinals
 Busch Stadium, St. Louis, MO
 Sun Sep 21 2014, 7:09 PM - 10:09 PM CDT
 Att: 45,747 - Partly Cloudy - 77 F

AB	34
R	2
H	8
RBI	2
BB	3
SO	8
LOB	13



Batter	1	2	3	4	5	6	7	8	9	AB	R	H	RBI	BB	SO	LOB	TOP
27 Carlos Gómez, R (1, 8) OBP: 0.354, SLG: 0.472										3	1	2	1	0	1	0	Milwaukee Brewers @ Cincinnati Reds Great American Ball Park, Cincinnati, OH Tue Sep 23 2014, 7:11 PM - 9:47 PM EDT Att: 27,307 - Clear - 72 F
2 Scooter Gennett, L (1, 4) OBP: 0.352, SLG: 0.437 Rickie Weeks Jr., R (9, PH) OBP: 0.339, SLG: 0.433										2	0	0	0	1	0	0	
20 Jonathan Lucroy, R (1, 2) OBP: 0.371, SLG: 0.469 1 Logan Schafer, L (9, PR) OBP: 0.264, SLG: 0.272										3	0	0	0	1	0	1	
16 Aramis Ramirez, R (1, 5) OBP: 0.335, SLG: 0.434										4	0	2	0	0	1	2	
8 Ryan Braun, R (1, 9) OBP: 0.324, SLG: 0.462										4	0	0	0	0	2	4	
28 Gerardo Parra, L (1, 7) OBP: 0.310, SLG: 0.375										3	0	0	0	0	1	1	
60 Matt Clark, L (1, 3) OBP: 0.233, SLG: 0.538										3	0	0	0	0	1	0	
9 Jean Segura, R (1, 6) OBP: 0.281, SLG: 0.311 24 Lyle Overbay, L (8, PH) OBP: 0.334, SLG: 0.341 5 Héctor Gómez, R (8, 6) OBP: 0.143, SLG: 0.143										2	0	0	0	0	1	0	
50 Mike Fiers, R (1, 1) OBP: 0.056, SLG: 0.056 3 Erian Herrera, S (6, PH) OBP: 0.297, SLG: 0.341 41 Marco Estrada, R (6, 1) OBP: 0.171, SLG: 0.094 18 Khris Davis, R (8, PH) OBP: 0.302, SLG: 0.460 21 Jeremy Jeffress, R (8, 1)										1	0	0	0	0	0	0	
Inning Stats	R: 0 E: 1 K: 0 S: 8	H: 2 LOB: 2 BB: 1 P: 18	R: 0 E: 0 K: 2 S: 9	H: 0 LOB: 0 BB: 0 P: 14	R: 0 E: 0 K: 2 S: 10	H: 0 LOB: 0 BB: 0 P: 13	R: 0 E: 0 K: 0 S: 11	H: 0 LOB: 0 BB: 0 P: 11	R: 0 E: 1 K: 0 S: 9	H: 1 LOB: 1 BB: 0 P: 11	R: 0 E: 0 K: 2 S: 14	H: 0 LOB: 2 BB: 1 P: 24	1B: 3 2B: 0 3B: 0 HR: 1	SF: 0 SAC: 0 DP: 1 HBP: 1	WP: 0 PB: 0 SB: 1 CS: 1	PA: 32	
PITCHER	IP: 8.0 WLS: W BF: 27 ERA: 2.29	IP: 1.0 WLS: S BF: 5 ERA: 2.12	IP: 1.0 WLS: S BF: 5 ERA: 2.12	IP: 1.0 WLS: S BF: 5 ERA: 2.12	IP: 1.0 WLS: S BF: 5 ERA: 2.12	IP: 1.0 WLS: S BF: 5 ERA: 2.12	IP: 1.0 WLS: S BF: 5 ERA: 2.12	IP: 1.0 WLS: S BF: 5 ERA: 2.12	IP: 1.0 WLS: S BF: 5 ERA: 2.12	IP: 1.0 WLS: S BF: 5 ERA: 2.12	IP: 1.0 WLS: S BF: 5 ERA: 2.12	IP: 1.0 WLS: S BF: 5 ERA: 2.12	IP: 1.0 WLS: S BF: 5 ERA: 2.12	IP: 1.0 WLS: S BF: 5 ERA: 2.12	IP: 1.0 WLS: S BF: 5 ERA: 2.12	IP: 1.0 WLS: S BF: 5 ERA: 2.12	ERA: 1.12 WHIP: 0.625
47 Johnny Cueto, R (1, 1) ERA: 2.29	54 Aroldis Chapman, L (9, 1) ERA: 2.12																

AB	29
R	1
H	4
RBI	1
BB	2
SO	10
LOB	9



Batter	1	2	3	4	5	6	7	8	9	AB	R	H	RBI	BB	SO	LOB	BOTTOM	
6 Billy Hamilton, S (1, 8) OBP: 0.293, SLG: 0.357										3	0	0	0	0	2	2	Milwaukee Brewers @ Cincinnati Reds Great American Ball Park, Cincinnati, OH Tue Sep 23 2014, 7:11 PM - 9:47 PM EDT Att: 27,307 - Clear - 72 F	
30 Jason Bourgeois, R (1, 7) OBP: 0.292, SLG: 0.261										4	0	1	1	0	0	2		
21 Todd Frazier, R (1, 3) OBP: 0.337, SLG: 0.462										4	1	2	1	0	0	2		
39 Devin Mesoraco, R (1, 2) OBP: 0.362, SLG: 0.545										3	1	1	1	0	2	2		
4 Brandon Phillips, R (1, 4) OBP: 0.305, SLG: 0.367										3	0	0	0	0	0	0		
32 Jay Bruce, L (1, 9) OBP: 0.282, SLG: 0.374										3	0	0	0	0	0	0		
17 Kristopher Negrón, R (1, 5) OBP: 0.299, SLG: 0.432										3	0	0	0	0	0	0		
2 Zack Cozart, R (1, 6) OBP: 0.273, SLG: 0.307										3	0	1	0	0	0	0		
47 Johnny Cueto, R (1, 1) OBP: 0.149, SLG: 0.123 29 Brayan Peña, S (8, PH) OBP: 0.252, SLG: 0.356 33 Yorman Rodríguez, R (8, PR) OBP: 0.294, SLG: 0.250 54 Aroldis Chapman, L (9, 1)										0	0	0	0	1	0	0		
Inning Stats	R: 2 E: 0 K: 1 S: 15	H: 2 LOB: 0 BB: 0 P: 26	R: 0 E: 0 K: 0 S: 6	H: 0 LOB: 0 BB: 0 P: 9	R: 0 E: 0 K: 1 S: 12	H: 1 LOB: 2 BB: 1 P: 26	R: 0 E: 0 K: 0 S: 10	H: 0 LOB: 0 BB: 0 P: 10	R: 0 E: 0 K: 1 S: 10	H: 1 LOB: 1 BB: 0 P: 15	R: 0 E: 0 K: 0 S: 9	H: 0 LOB: 0 BB: 0 P: 17	R: 0 E: 0 K: 0 S: 11	H: 2 LOB: 1 BB: 0 P: 9	1B: 1 2B: 3 3B: 0 HR: 2	SF: 0 SAC: 2 DP: 1 HBP: 0		WP: 0 PB: 0 SB: 0 CS: 0
PITCHER	IP: 5.0 WLS: L BF: 20 ERA: 1.92	IP: 2.0 WLS: 6 BF: 6 ERA: 4.51	IP: 1.0 WLS: 4 BF: 2 ERA: 2.61	IP: 1.0 WLS: 4 BF: 2 ERA: 2.61	IP: 1.0 WLS: 4 BF: 2 ERA: 2.61	IP: 1.0 WLS: 4 BF: 2 ERA: 2.61	IP: 1.0 WLS: 4 BF: 2 ERA: 2.61	IP: 1.0 WLS: 4 BF: 2 ERA: 2.61	IP: 1.0 WLS: 4 BF: 2 ERA: 2.61	IP: 1.0 WLS: 4 BF: 2 ERA: 2.61	IP: 1.0 WLS: 4 BF: 2 ERA: 2.61	IP: 1.0 WLS: 4 BF: 2 ERA: 2.61	IP: 1.0 WLS: 4 BF: 2 ERA: 2.61	IP: 1.0 WLS: 4 BF: 2 ERA: 2.61	IP: 1.0 WLS: 4 BF: 2 ERA: 2.61	IP: 1.0 WLS: 4 BF: 2 ERA: 2.61	IP: 1.0 WLS: 4 BF: 2 ERA: 2.61	ERA: 3.60 WHIP: 1.000
50 Mike Fiers, R (1, 1) ERA: 1.92	41 Marco Estrada, R (6, 1) ERA: 4.51	21 Jeremy Jeffress, R (8, 1) ERA: 2.61																

AB	27
R	3
H	6
RBI	3
BB	1
SO	4
LOB	8



Batter	1	2	3	4	5	6	7	8	9	AB	R	H	RBI	BB	SO	LOB	TOP								
27 Carlos Gómez, R (1, 8) OBP: 0.353, SLG: 0.470	L8		L8		L7		BB			3	0	0	0	1	0	0									
8 Ryan Braun, R (1, 9) OBP: 0.323, SLG: 0.457	F7			16 WP 16 FC4-2 20 BB 1B		G5-3	G5-3			4	0	1	0	0	0	2									
20 Jonathan Lucroy, R (1, 2) OBP: 0.372, SLG: 0.465	G6-3			1 SAFE 1 FC4-2 16 WP 18 SF9 BB		G5-3		L8		3	1	0	0	1	0	0									
16 Aramis Ramirez, R (1, 5) OBP: 0.333, SLG: 0.432		G5-3		16 FC4-2 18 WP BB	FC4-2 HBP			F9		4	0	1	0	0	0	2									
18 Khris Davis, R (1, 7) OBP: 0.299, SLG: 0.457		F9		1-3 2-H	SF9		1B		F9	3	0	0	1	0	1	1									
Rickie Weeks Jr., R (1, 4) OBP: 0.350, SLG: 0.451			HR							3	2	2	1	0	1	0									
15 Jason Rogers, R (1, 3) OBP: 0.250, SLG: 0.286										2	0	0	0	0	1	2	AB 31								
24 Lyle Overbay, L (7, PH) OBP: 0.333, SLG: 0.340										1	0	1	0	0	0	0	R 3								
5 Héctor Gómez, R (9, PH) OBP: 0.133, SLG: 0.133										1	0	0	0	0	0	0	H 6								
9 Jean Segura, R (1, 6) OBP: 0.284, SLG: 0.315		G6-3				G1-3				4	0	1	0	0	0	0	RBI 2								
49 Yovani Gallardo, R (1, 1) OBP: 0.127, SLG: 0.130										2	0	0	0	0	0	0	BB 2								
13 Will Smith, R (6, 1)										0	0	0	0	0	0	0	SO 3								
2 Scooter Gennett, L (7, PH) OBP: 0.321, SLG: 0.435										1	0	0	0	0	0	2	LOB 9								
53 Brandon Kintzler, R (7, 1)										0	0	0	0	0	0	0									
51 Jonathan Broxton, R (8, 1)										0	0	0	0	0	0	0									
Inning Stats	R: 0 E: 0 K: 0 S: 7	H: 0 LOB: 0 BB: 0 P: 13	R: 1 E: 0 K: 0 S: 10	H: 1 LOB: 0 BB: 0 P: 15	R: 0 E: 0 K: 0 S: 4	H: 0 LOB: 0 BB: 0 P: 5	R: 1 E: 0 K: 1 S: 9	H: 1 LOB: 2 BB: 1 P: 19	R: 0 E: 0 K: 0 S: 7	H: 0 LOB: 0 BB: 0 P: 8	R: 0 E: 0 K: 1 S: 9	H: 1 LOB: 1 BB: 0 P: 17	R: 1 E: 0 K: 0 S: 17	H: 3 LOB: 2 BB: 1 P: 29	R: 0 E: 0 K: 0 S: 6	H: 0 LOB: 0 BB: 0 P: 10	R: 0 E: 0 K: 1 S: 9	H: 0 LOB: 0 BB: 0 P: 12	1B: 5 2B: 0 3B: 0 HR: 1	SF: 1 SAC: 0 DP: 1 HBP: 1	WP: 1 PB: 0 SB: 0 CS: 0	PA: 35			
PITCHER	IP WLS BF H R ER SO BB IBB HBP BLK WP HR S P ERA WHIP	IP WLS BF H R ER SO BB IBB HBP BLK WP HR S P ERA WHIP	IP WLS BF H R ER SO BB IBB HBP BLK WP HR S P ERA WHIP	IP WLS BF H R ER SO BB IBB HBP BLK WP HR S P ERA WHIP	IP WLS BF H R ER SO BB IBB HBP BLK WP HR S P ERA WHIP	IP WLS BF H R ER SO BB IBB HBP BLK WP HR S P ERA WHIP	IP WLS BF H R ER SO BB IBB HBP BLK WP HR S P ERA WHIP	IP WLS BF H R ER SO BB IBB HBP BLK WP HR S P ERA WHIP	IP WLS BF H R ER SO BB IBB HBP BLK WP HR S P ERA WHIP	IP WLS BF H R ER SO BB IBB HBP BLK WP HR S P ERA WHIP	IP WLS BF H R ER SO BB IBB HBP BLK WP HR S P ERA WHIP	IP WLS BF H R ER SO BB IBB HBP BLK WP HR S P ERA WHIP	IP WLS BF H R ER SO BB IBB HBP BLK WP HR S P ERA WHIP	IP WLS BF H R ER SO BB IBB HBP BLK WP HR S P ERA WHIP	IP WLS BF H R ER SO BB IBB HBP BLK WP HR S P ERA WHIP	IP WLS BF H R ER SO BB IBB HBP BLK WP HR S P ERA WHIP	IP WLS BF H R ER SO BB IBB HBP BLK WP HR S P ERA WHIP	IP WLS BF H R ER SO BB IBB HBP BLK WP HR S P ERA WHIP	IP WLS BF H R ER SO BB IBB HBP BLK WP HR S P ERA WHIP	IP WLS BF H R ER SO BB IBB HBP BLK WP HR S P ERA WHIP	IP WLS BF H R ER SO BB IBB HBP BLK WP HR S P ERA WHIP	IP WLS BF H R ER SO BB IBB HBP BLK WP HR S P ERA WHIP	IP WLS BF H R ER SO BB IBB HBP BLK WP HR S P ERA WHIP	IP WLS BF H R ER SO BB IBB HBP BLK WP HR S P ERA WHIP	IP WLS BF H R ER SO BB IBB HBP BLK WP HR S P ERA WHIP

Milwaukee Brewers @ Cincinnati Reds
Great American Ball Park, Cincinnati, OH
Thu Sep 25 2014, 12:37 PM - 3:47 PM EDT
Att: 25,824 - Sunny - 71 F

AB 31
R 3
H 6
RBI 2
BB 2
SO 3
LOB 9



Batter	1	2	3	4	5	6	7	8	9	AB	R	H	RBI	BB	SO	LOB	BOTTOM									
4 Brandon Phillips, R (1, 4) OBP: 0.304, SLG: 0.372	L8		21 WP 29 SH1-3 32 1B	G6-3						5	2	2	2	0	1	2										
29 Brayan Peña, S (1, 3) OBP: 0.295, SLG: 0.359										3	0	2	0	0	1	0										
70 Jumbo Diaz, R (7, 1)										0	0	0	0	0	0	0										
28 Chris Heisey, R (9, 7)										0	0	0	0	0	0	0										
21 Todd Frazier, R (1, 5) OBP: 0.334, SLG: 0.457	F9									4	1	0	0	0	1	3										
32 Jay Bruce, L (1, 9) OBP: 0.284, SLG: 0.377										4	1	3	1	0	0	0										
48 Ryan Ludwick, R (1, 7) OBP: 0.304, SLG: 0.376										3	0	0	0	1	0	2										
54 Aroldis Chapman, L (9, 1)										0	0	0	0	0	0	0										
33 Yorman Rodriguez, R (1, 8) OBP: 0.333, SLG: 0.300										4	0	2	1	0	2	3										
2 Zack Cozart, R (1, 6) OBP: 0.269, SLG: 0.303										4	0	0	0	0	1	3	AB 34									
16 Tucker Barnhart, L (1, 2) OBP: 0.222, SLG: 0.220										4	0	0	0	0	3	3	R 5									
36 David Holmberg, R (1, 1)										1	0	0	0	0	0	0	H 10									
30 Jason Bourgeois, R (6, PH) OBP: 0.276, SLG: 0.250										1	1	1	0	0	0	0	RBI 4									
63 Sam LeCure, R (7, 1)										0	0	0	0	0	0	0	BB 1									
9 Jack Hannahan, L (7, 3) OBP: 0.224, SLG: 0.255										1	0	0	0	0	1	0	SO 10									
Inning Stats	R: 0 E: 0 K: 1 S: 15	H: 2 LOB: 3 BB: 1 P: 27	R: 0 E: 0 K: 1 S: 6	H: 0 LOB: 0 BB: 0 P: 8	R: 1 E: 0 K: 1 S: 13	H: 2 LOB: 1 BB: 0 P: 18	R: 0 E: 1 K: 0 S: 16	H: 1 LOB: 2 BB: 0 P: 23	R: 2 E: 2 K: 1 S: 13	H: 3 LOB: 2 BB: 0 P: 23	R: 2 E: 0 K: 2 S: 13	H: 2 LOB: 0 BB: 0 P: 20	R: 0 E: 0 K: 2 S: 13	H: 0 LOB: 0 BB: 0 P: 17	R: 0 E: 0 K: 3 S: 10	H: 0 LOB: 0 BB: 0 P: 13	1B: 8 2B: 1 3B: 0 HR: 1	SF: 0 SAC: 2 DP: 0 HBP: 0	WP: 1 PB: 0 SB: 0 CS: 0	PA: 37						
PITCHER	IP WLS BF H R ER SO BB IBB HBP BLK WP HR S P ERA WHIP	IP WLS BF H R ER SO BB IBB HBP BLK WP HR S P ERA WHIP	IP WLS BF H R ER SO BB IBB HBP BLK WP HR S P ERA WHIP	IP WLS BF H R ER SO BB IBB HBP BLK WP HR S P ERA WHIP	IP WLS BF H R ER SO BB IBB HBP BLK WP HR S P ERA WHIP	IP WLS BF H R ER SO BB IBB HBP BLK WP HR S P ERA WHIP	IP WLS BF H R ER SO BB IBB HBP BLK WP HR S P ERA WHIP	IP WLS BF H R ER SO BB IBB HBP BLK WP HR S P ERA WHIP	IP WLS BF H R ER SO BB IBB HBP BLK WP HR S P ERA WHIP	IP WLS BF H R ER SO BB IBB HBP BLK WP HR S P ERA WHIP	IP WLS BF H R ER SO BB IBB HBP BLK WP HR S P ERA WHIP	IP WLS BF H R ER SO BB IBB HBP BLK WP HR S P ERA WHIP	IP WLS BF H R ER SO BB IBB HBP BLK WP HR S P ERA WHIP	IP WLS BF H R ER SO BB IBB HBP BLK WP HR S P ERA WHIP	IP WLS BF H R ER SO BB IBB HBP BLK WP HR S P ERA WHIP	IP WLS BF H R ER SO BB IBB HBP BLK WP HR S P ERA WHIP	IP WLS BF H R ER SO BB IBB HBP BLK WP HR S P ERA WHIP	IP WLS BF H R ER SO BB IBB HBP BLK WP HR S P ERA WHIP	IP WLS BF H R ER SO BB IBB HBP BLK WP HR S P ERA WHIP	IP WLS BF H R ER SO BB IBB HBP BLK WP HR S P ERA WHIP	IP WLS BF H R ER SO BB IBB HBP BLK WP HR S P ERA WHIP	IP WLS BF H R ER SO BB IBB HBP BLK WP HR S P ERA WHIP	IP WLS BF H R ER SO BB IBB HBP BLK WP HR S P ERA WHIP	IP WLS BF H R ER SO BB IBB HBP BLK WP HR S P ERA WHIP	IP WLS BF H R ER SO BB IBB HBP BLK WP HR S P ERA WHIP	IP WLS BF H R ER SO BB IBB HBP BLK WP HR S P ERA WHIP

Milwaukee Brewers @ Cincinnati Reds
Great American Ball Park, Cincinnati, OH
Thu Sep 25 2014, 12:37 PM - 3:47 PM EDT
Att: 25,824 - Sunny - 71 F

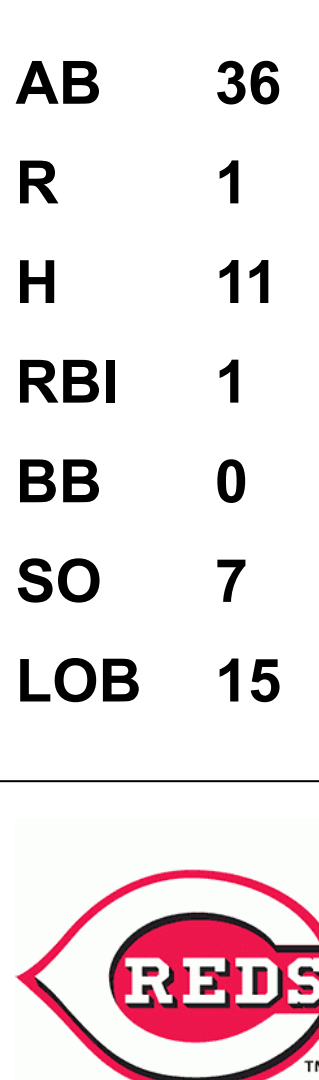
AB 34
R 5
H 10
RBI 4
BB 1
SO 10
LOB 16



Batter	1	2	3	4	5	6	7	8	9	AB	R	H	RBI	BB	SO	LOB	TOP																
5 Josh Harrison, R OBP: 0.349, SLG: 0.494	F9		L5							4	1	1	0	0	1	1	Pittsburgh Pirates @ Cincinnati Reds Great American Ball Park, Cincinnati, OH Fri Sep 26 2014, 7:10 PM - 9:59 PM EDT Att: 35,611 - Clear - 77 F																
23 Travis Snider, L OBP: 0.340, SLG: 0.441	G4-3				E5 55 WP	K2-3		1B		4	0	2	1	0	1	0																	
25 Gregory Polanco, L (6, PR) OBP: 0.308, SLG: 0.344								2B		0	1	0	0	0	0	0																	
22 Andrew McCutchen, R OBP: 0.409, SLG: 0.544	P4					G4-3				4	0	1	1	0	1	1																	
18 Neil Walker, S OBP: 0.340, SLG: 0.457		F8			G6-3					3	0	0	0	1	0	1																	
55 Russell Martin, R OBP: 0.402, SLG: 0.430		G5-3								2	0	0	0	1	1	1																	
39 Chase d'Aruad, R (7, PR)										0	0	0	0	0	0	0																	
19 Chris Stewart, R OBP: 0.366, SLG: 0.318										1	0	0	0	0	0	2																	
6 Starling Marte, R OBP: 0.358, SLG: 0.455										4	0	1	0	0	2	3																	
17 Gaby Sanchez, R OBP: 0.298, SLG: 0.393										3	1	1	1	1	1	1																	
10 Jordy Mercer, R OBP: 0.306, SLG: 0.382										4	0	0	0	0	0	1																	
46 Vance Worley, R OBP: 0.291, SLG: 0.394										1	0	0	0	0	1	0																	
48 Jared Hughes, R										0	0	0	0	0	0	0																	
57 Andrew Lamb, L										0	0	0	0	0	0	0																	
44 Tony Watson, L										1	0	0	0	0	0	0																	
31 Jose Tabata, R										0	0	0	0	0	1	0																	
35 Mark Melancon, R										0	0	0	0	0	0	0																	
Inning Stats	R: 0 E: 0 K: 0 S: 8	H: 0 LOB: 0 BB: 0 P: 13	R: 0 E: 0 K: 0 S: 12	H: 1 LOB: 0 BB: 0 P: 17	R: 0 E: 0 K: 1 S: 12	H: 0 LOB: 1 BB: 1 P: 19	R: 0 E: 1 K: 3 S: 14	H: 1 LOB: 2 BB: 0 P: 21	R: 1 E: 0 K: 2 S: 9	H: 1 LOB: 0 BB: 0 P: 12	R: 0 E: 0 K: 1 S: 8	H: 0 LOB: 0 BB: 0 P: 11	R: 0 E: 0 K: 1 S: 6	H: 0 LOB: 1 BB: 1 P: 13	R: 2 E: 0 K: 0 S: 9	H: 3 LOB: 2 BB: 1 P: 19	R: 0 E: 0 K: 0 S: 12	H: 0 LOB: 1 BB: 1 P: 22	1B: 3 2B: 2 3B: 0 HR: 1	SF: 0 SAC: 0 DP: 0 HBP: 0	WP: 1 PB: 0 SB: 0 CS: 2	PA: 38											
PITCHER	IP WLS BF H R ER SO BB IBB HBP BLK WP HR S P ERA WHIP																																
44 Mike Leake, R ERA: 3.7	(1, 1)	7.0	25	3	1	1	8	2	0	0	0	1	1	69	106	1.29	0.714																
62 Pedro Villarreal, R ERA: 4.3	(8, 1)	1.0	L	7	3	2	2	0	1	0	0	0	0	9	19	18.00	3.000																
60 J.J. Hoover, R ERA: 4.96	(9, 1)	1.0		4	0	0	0	1	0	0	0	0	0	12	22	0.00	1.000																

Batter	1	2	3	4	5	6	7	8	9	AB	R	H	RBI	BB	SO	LOB	BOTTOM																
17 Kristopher Negrón, R OBP: 0.311, SLG: 0.441	G6-3									4	0	3	1	0	0	0	Pittsburgh Pirates @ Cincinnati Reds Great American Ball Park, Cincinnati, OH Fri Sep 26 2014, 7:10 PM - 9:59 PM EDT Att: 35,611 - Clear - 77 F																
29 Brayan Peña, S OBP: 0.292, SLG: 0.354	F7									4	0	0	0	0	0	4																	
4 Brandon Phillips, R OBP: 0.305, SLG: 0.373										4	0	2	0	0	1	1																	
32 Jay Bruce, L OBP: 0.281, SLG: 0.374	G3									4	0	0	0	0	3	2																	
28 Chris Heisey, R OBP: 0.269, SLG: 0.386										4	0	2	0	0	0	1																	
33 Yorman Rodríguez, R OBP: 0.260, SLG: 0.250										4	0	0	0	0	1	3																	
2 Zack Cozart, R OBP: 0.269, SLG: 0.302										4	0	1	0	0	0	1																	
16 Tucker Barnhart, L OBP: 0.241, SLG: 0.241										4	0	2	0	0	1	0																	
44 Mike Leake, R OBP: 0.188, SLG: 0.338										2	1	1	0	0	0	2																	
21 Todd Frazier, R OBP: 0.333, SLG: 0.456										1	0	0	0	0	1	1																	
62 Pedro Villarreal, R ERA: 4.3										0	0	0	0	0	0	0																	
60 J.J. Hoover, R										0	0	0	0	0	0	0																	
30 Jason Bourgeois, R OBP: 0.287, SLG: 0.241										1	0	0	0	0	0	0																	
Inning Stats	R: 0 E: 0 K: 0 S: 10	H: 1 LOB: 1 BB: 0 P: 13	R: 0 E: 0 K: 1 S: 12	H: 2 LOB: 2 BB: 0 P: 16	R: 0 E: 0 K: 0 S: 3	H: 1 LOB: 0 BB: 0 P: 4	R: 0 E: 0 K: 1 S: 5	H: 0 LOB: 0 BB: 0 P: 7	R: 1 E: 0 K: 0 S: 10	H: 3 LOB: 1 BB: 0 P: 13	R: 0 E: 0 K: 2 S: 12	H: 1 LOB: 1 BB: 0 P: 16	R: 0 E: 0 K: 1 S: 15	H: 2 LOB: 2 BB: 0 P: 21	R: 0 E: 0 K: 1 S: 13	H: 1 LOB: 1 BB: 0 P: 17	R: 0 E: 0 K: 1 S: 6	H: 0 LOB: 0 BB: 0 P: 9	1B: 9 2B: 2 3B: 0 HR: 0	SF: 0 SAC: 0 DP: 1 HBP: 0	WP: 1 PB: 0 SB: 0 CS: 0	PA: 36											
PITCHER	IP WLS BF H R ER SO BB IBB HBP BLK WP HR S P ERA WHIP																																
46 Vance Worley, R ERA: 2.85	(1, 1)	6.1		26	9	1	1	4	0	0	0	0	0	56	74	1.42	1.421																
48 Jared Hughes, R ERA: 1.99	(7, 1)	0.2	W	3	1	0	0	1	0	0	0	0	0	11	16	0.00	1.500																
44 Tony Watson, L ERA: 1.42	(8, 1)	1.0	H	4	1	0	0	1	0	0	0	0	0	13	17	0.00	1.000																
35 Mark Melancon, R ERA: 1.9	(9, 1)	1.0	S	3	0	0	0	1	0	0	0	0	0	6	9	0.00	0.000																

AB 32
R 3
H 6
RBI 3
BB 4
SO 8
LOB 12



Batter	1	2	3	4	5	6	7	8	9	10	AB	R	H	RBI	BB	SO	LOB	TOP						
5 Josh Harrison, R OBP: 0.349, SLG: 0.494			P5				G6-3		F9		4	1	1	0	0	0	0	Pittsburgh Pirates @ Cincinnati Reds Great American Ball Park, Cincinnati, OH Sat Sep 27 2014, 1:06 PM - 4:47 PM EDT Att. 35,268 - Sunny - 74 F						
23 Travis Snider, L OBP: 0.339, SLG: 0.437	L8		G1-3		L9				K		3	0	0	0	0	0	3							
25 Gregory Polanco, L (7, PR) OBP: 0.307, SLG: 0.343									K		1	1	0	0	0	1	0							
22 Andrew McCutchen, R OBP: 0.410, SLG: 0.543	K								K		3	1	1	1	2	2	1							
18 Neil Walker, S OBP: 0.341, SLG: 0.461	F9										5	0	2	3	0	0	2							
6 Starling Marte, R OBP: 0.357, SLG: 0.454											5	1	1	0	0	0	5							
15 Ike Davis, L OBP: 0.345, SLG: 0.379											3	0	0	0	0	1	2							
17 Gaby Sanchez, R OBP: 0.296, SLG: 0.390											2	0	0	0	0	2	0							
10 Jordy Mercer, R OBP: 0.308, SLG: 0.390											4	1	2	2	0	1	0							
19 Chris Stewart, R OBP: 0.356, SLG: 0.308											4	0	0	0	0	3	1							
47 Francisco Lirio, L 48 Jared Hughes, R 49 Andrew Miller, R 50 Justin Holdzkom, R 31 Jose Tabata, R 37 Justin Wilson, L 44 Tony Watson, L 60 Bobby LaFromboise, L											2	1	1	0	0	0	0							
Inning Stats	R: 0 E: 0 K: 1 S: 11	H: 0 LOB: 1 BB: 0 P: 17	R: 1 E: 0 K: 0 S: 9	H: 1 LOB: 0 BB: 0 P: 11	R: 0 E: 0 K: 1 S: 9	H: 0 LOB: 0 BB: 0 P: 12	R: 0 E: 0 K: 1 S: 11	H: 0 LOB: 1 BB: 1 P: 20	R: 3 E: 0 K: 1 S: 14	H: 4 LOB: 2 BB: 1 P: 26	R: 0 E: 0 K: 2 S: 8	H: 0 LOB: 0 BB: 0 P: 12	R: 2 E: 0 K: 0 S: 15	H: 2 LOB: 2 BB: 0 P: 24	R: 0 E: 0 K: 2 S: 11	H: 1 LOB: 1 BB: 0 P: 15	R: 0 E: 0 K: 2 S: 8	H: 0 LOB: 0 BB: 0 P: 10	1B: 3 2B: 3 3B: 1 HR: 1	SF: 0 SAC: 0 DP: 0 HBP: 2	WP: 0 PB: 0 SB: 2 CS: 0	PA: 42		
PITCHER	IP 5.0	WLS 23	BF 23	H 5	R 4	ER 4	SO 4	BB 2	IBB 0	HBP 1	BLK 0	WP 0	HR 1	S 54	P 86	ERA 7.20	WHIP 1.400							
31 Alfredo Simon, R ERA: 3.44																								
60 J.J. Hoover, R ERA: 4.88																								
63 Sam LeCure, R ERA: 3.81																								
70 Jumbo Diaz, R ERA: 3.38																								
54 Arodis Chapman, L ERA: 2.04																								

Batter	1	2	3	4	5	6	7	8	9	10	AB	R	H	RBI	BB	SO	LOB	BOTTOM						
17 Kristopher Negron, R OBP: 0.320, SLG: 0.450											4	1	2	0	1	2	0	Pittsburgh Pirates @ Cincinnati Reds Great American Ball Park, Cincinnati, OH Sat Sep 27 2014, 1:06 PM - 4:47 PM EDT Att. 35,268 - Sunny - 74 F						
4 Brandon Phillips, R OBP: 0.306, SLG: 0.373											5	2	2	0	0	0	2							
21 Todd Frazier, R OBP: 0.337, SLG: 0.461											2	4	1	2	3	1	0							
39 Devin Mesoraco, R OBP: 0.360, SLG: 0.538											4	0	1	2	1	1	2							
28 Chris Heisey, R OBP: 0.269, SLG: 0.382	G4-3										5	1	1	1	0	1	3							
48 Ryan Ludwick, R OBP: 0.308, SLG: 0.375	FC6-2										3	1	1	1	2	1	1							
33 Yorman Rodriguez, R OBP: 0.276, SLG: 0.222											3	0	0	0	0	2	3							
29 Brayan Peña, S OBP: 0.291, SLG: 0.353											1	0	0	0	0	0	3							
7 Ramon Santiago, S OBP: 0.343, SLG: 0.324	L9										5	1	1	4	0	1	1							
31 Alfredo Simon, R 60 J.J. Hoover, R 9 Jack Hannahan, L 63 Sam LeCure, R 70 Jumbo Diaz, R 54 Arodis Chapman, L 30 Jason Duggan, R 40 Dylan Axelrod, R											2	0	0	0	0	0	0							
Inning Stats	R: 3 E: 1 K: 1 S: 14	H: 2 LOB: 1 BB: 2 P: 23	R: 0 E: 0 K: 0 S: 9	H: 1 LOB: 1 BB: 0 P: 16	R: 0 E: 0 K: 2 S: 11	H: 0 LOB: 2 BB: 2 P: 25	R: 0 E: 0 K: 1 S: 10	H: 1 LOB: 1 BB: 0 P: 16	R: 1 E: 0 K: 1 S: 10	H: 1 LOB: 0 BB: 1 P: 16	R: 0 E: 0 K: 2 S: 3	H: 0 LOB: 0 BB: 0 P: 7	R: 2 E: 0 K: 2 S: 10	H: 2 LOB: 0 BB: 0 P: 15	R: 0 E: 0 K: 2 S: 8	H: 0 LOB: 0 BB: 0 P: 12	R: 0 E: 0 K: 2 S: 9	H: 0 LOB: 0 BB: 0 P: 13	R: 4 E: 0 K: 0 S: 15	H: 2 LOB: 0 BB: 2 P: 30	1B: 6 2B: 1 3B: 0 HR: 2	SF: 0 SAC: 0 DP: 1 HBP: 1	WP: 1 PB: 0 SB: 0 CS: 1	PA: 45
PITCHER	IP 5.0	WLS 24	BF 24	H 5	R 4	ER 3	SO 5	BB 5	IBB 0	HBP 0	BLK 0	WP 1	HR 0	S 54	P 96	ERA 5.40	WHIP 2.000							
47 Francisco Lirio, L ERA: 3.38																								
48 Jared Hughes, R ERA: 1.96																								
43 John Holdzkom, R ERA: 2.0																								
37 Justin Wilson, L ERA: 4.1																								
44 Tony Watson, L ERA: 1.4																								
PITCHER	IP 10.1	WLS 4	BF 41	H 13	R 3	ER 1	SO 10	BB 4	IBB 0	HBP 0	BLK 0	WP 0	HR 1	S 111	P 22	ERA 81.00	WHIP 9.000							
53 John Axford, R ERA: 3.95																								
60 Bobby LaFromboise, L ERA: 2.46																								



Batter	1	2	3	4	5	6	7	8	9	AB	R	H	RBI	BB	SO	LOB	TOP			
5 Josh Harrison, R OBP: 0.347, SLG: 0.490	G5-3		K		F8			L5		4	0	0	0	0	1	1	Pittsburgh Pirates @ Cincinnati Reds Great American Ball Park, Cincinnati, OH Sun Sep 28 2014, 1:11 PM - 3:57 PM EDT Att: 34,424 - Sunny - 77 F			
23 Travis Snider, L OBP: 0.338, SLG: 0.438	G1-3		L6		F7					4	0	1	0	0	0	1				
25 Gregory Polanco, L (8, PR) OBP: 0.307, SLG: 0.343								2B		0	0	0	0	0	0	0				
22 Andrew McCutchen, R OBP: 0.410, SLG: 0.542	1B		K		K					3	0	1	0	0	2	0				
18 Neil Walker, S OBP: 0.342, SLG: 0.467	1B							HBP		4	1	2	1	0	0	2				
6 Starling Marte, R OBP: 0.356, SLG: 0.453	F9		K		G5-3					4	0	1	0	0	1	2				
15 Ike Davis, L OBP: 0.344, SLG: 0.378	F9									1	0	0	0	0	0	0				
17 Gaby Sanchez, R (4, PH) OBP: 0.293, SLG: 0.385			G1-3		G1-3			K		3	0	0	0	0	1	1				
10 Jordy Mercer, R OBP: 0.305, SLG: 0.387			K		G5-3			G4-3		4	0	0	0	0	2	1				
19 Chris Stewart, R OBP: 0.362, SLG: 0.331								G5-3		3	0	2	0	0	0	0				
26 Tony Sanchez, R OBP: 0.300, SLG: 0.350										1	0	0	0	0	1	1				
45 Gerrit Cole, R OBP: 0.208, SLG: 0.239										2	0	0	0	0	1	2				
57 Andrew Lambo, L (8, PH)										1	0	0	0	0	1	0				
44 Tony Watson, L OBP: 0.333, SLG: 0.333										0	0	0	0	0	0	0				
37 Justin Wilson, L OBP: 0.333, SLG: 0.333										0	0	0	0	0	0	0				
Inning Stats	R: 0 E: 0 K: 0 S: 8	H: 2 LOB: 2 BB: 0 P: 12	R: 0 E: 0 K: 2 S: 11	H: 1 LOB: 1 BB: 0 P: 19	R: 0 E: 0 K: 2 S: 9	H: 0 LOB: 0 BB: 0 P: 14	R: 1 E: 0 K: 1 S: 11	H: 1 LOB: 0 BB: 0 P: 11	R: 0 E: 0 K: 0 S: 8	H: 0 LOB: 0 BB: 0 P: 17	R: 0 E: 0 K: 0 S: 8	H: 0 LOB: 0 BB: 0 P: 11	R: 0 E: 0 K: 1 S: 7	H: 1 LOB: 2 BB: 0 P: 13	R: 0 E: 0 K: 3 S: 12	H: 1 LOB: 1 BB: 0 P: 17	1B: 3 2B: 3 3B: 0 HR: 1	SF: 0 SAC: 0 DP: 0 HBP: 1	WP: 1 PB: 0 SB: 1 CS: 0	PA: 35
PITCHER	IP WLS BF H R ER SO BB IBB HBP BLK WP HR S P ERA WHIP																			
47 Johnny Cueto, R ERA: 2.25	8.0 W 31 6 1 1 7 0 0 1 0 0 1 0 74 107 1.12 0.750																			
54 Aroldis Chapman, L ERA: 2.0	1.0 S 4 1 0 0 3 0 0 0 0 0 1 0 12 17 0.00 1.000																			

AB	34
R	1
H	7
RBI	1
BB	0
SO	10
LOB	11



Batter	1	2	3	4	5	6	7	8	9	AB	R	H	RBI	BB	SO	LOB	BOTTOM			
17 Kristopher Negron, R OBP: 0.331, SLG: 0.479	1B		G5-3		G5-3			G5-3		4	2	3	2	0	0	0	Pittsburgh Pirates @ Cincinnati Reds Great American Ball Park, Cincinnati, OH Sun Sep 28 2014, 1:11 PM - 3:57 PM EDT Att: 34,424 - Sunny - 77 F			
4 Brandon Phillips, R OBP: 0.306, SLG: 0.372	1B		G5-3		G5-3			G3		4	0	1	0	0	1	2				
21 Todd Frazier, R OBP: 0.336, SLG: 0.459	1B		G6-3		G6-3					3	0	0	1	1	1	2				
39 Devin Mesoraco, R OBP: 0.359, SLG: 0.534	K									3	0	0	0	0	3	1				
32 Jay Bruce, L OBP: 0.281, SLG: 0.373	K									4	0	1	0	0	2	3				
28 Chris Heisey, R OBP: 0.265, SLG: 0.378			K		G2					3	0	0	0	0	1	1				
30 Jason Bourgeois, R OBP: 0.265, SLG: 0.303	F8									3	1	1	0	0	0	0				
2 Zack Cozart, R OBP: 0.268, SLG: 0.300	K									3	0	0	0	0	2	1				
47 Johnny Cueto, R OBP: 0.157, SLG: 0.132										3	0	1	1	0	2	0				
33 Yorman Rodriguez, R (8, PR)										0	1	0	0	0	0	0				
54 Aroldis Chapman, L ERA: 4.2										0	0	0	0	0	0	0				
Inning Stats	R: 1 E: 0 K: 2 S: 14	H: 2 LOB: 1 BB: 0 P: 20	R: 0 E: 0 K: 2 S: 10	H: 0 LOB: 0 BB: 0 P: 12	R: 0 E: 0 K: 1 S: 13	H: 1 LOB: 1 BB: 0 P: 20	R: 0 E: 0 K: 2 S: 9	H: 0 LOB: 0 BB: 0 P: 13	R: 0 E: 0 K: 2 S: 8	H: 0 LOB: 0 BB: 0 P: 12	R: 0 E: 0 K: 2 S: 10	H: 0 LOB: 0 BB: 0 P: 16	R: 0 E: 0 K: 1 S: 7	H: 1 LOB: 0 BB: 0 P: 9	R: 3 E: 0 K: 0 S: 17	H: 3 LOB: 2 BB: 1 P: 30	1B: 5 2B: 0 3B: 1 HR: 1	SF: 0 SAC: 0 DP: 0 HBP: 1	WP: 1 PB: 0 SB: 0 CS: 1	PA: 32
PITCHER	IP WLS BF H R ER SO BB IBB HBP BLK WP HR S P ERA WHIP																			
45 Gerrit Cole, R ERA: 3.85	7.0 L 24 4 1 1 12 0 0 0 0 0 0 0 71 102 1.29 0.571																			
44 Tony Watson, L ERA: 1.53	0.1 L 3 2 2 2 0 0 0 0 0 0 0 0 8 13 54.00 6.000																			
37 Justin Wilson, L ERA: 4.2	0.2 5 1 1 1 0 1 0 1 0 0 0 1 9 17 13.50 3.000																			

AB	30
R	4
H	7
RBI	4
BB	1
SO	12
LOB	10

