Cincinnati Reds - 2016

Batter	1	2	3	4	5	6	7	8	9	AB	R	H	RBI	BB	SO	LOB
30 Jake Cave, L (1, 8) OBP: 0.667, SLG: 0.667 40 Tyler Holt, R (6, 8)	C X 0-1 7 2B 1B		X 0-0 7 2B 1-2 1B	S S S 0-3 ③ K			B B B B 4-0 15 G5-4-3 BB		X 0-0 E3	3 1	1 0	2 0	0 0	0 0	1 1	1 0
7 Eugenio Suárez, R (1, 5) OBP: 0.667, SLG: 1.333 15 Jordan Pacheco, R (5, 5)	X 0-0 ① 4 1B 1-H 2B		X 0-0 ① 1-H 2-H 2B		C C C 0-3 ① K		X 0-0 ②③ G5-4-3 1-2f		X 0-0 ③ F9	3 2	1 0	2 0	2 0	0 0	1 0	0 2
19 Joey Votto, L (1, 3) OBP: 1.000, SLG: 1.000 51 Brandon Allen, L (6, 3)	B B B D 4-0 4 1B BB		X 0-0 4 G4-6-3 1B		X 0-0 4 G4-6-3 1B			X 0-0 ① F7		2 1	0 0	2 0	0 0	1 0	0 0	0 0
4 Brandon Phillips, R (1, 4) OBP: 0.333, SLG: 0.333 9 José Peraza, R (6, 4)	X 0-0 32 G1-6-3 1-2 3-H 1B		X 0-0 ②③ G4-6-3 1-2f		X 0-0 ②③ G4-6-3 1-2f			C C C 0-3 ② K		3 1	0 0	1 0	1 0	0 0	0 1	2 0
32 Jay Bruce, L (1, 9) OBP: 0.500, SLG: 1.000 76 Jesse Winker, L (6, PH) OBP: 0.500, SLG: 1.000 (6, 9)	X 0-0 ②③ G1-6-3 1-2f			X 0-0 23 1B 3 1B 2B		X 0-0 ① G4-3		X 0-0 43 WP 2B		2 2	1 0	1 1	0 0	0 0	0 0	2 0
23 Adam Duvall, R (1, 7) OBP: 0.500, SLG: 0.500 43 Scott Schebler, L (6, PH) OBP: 1.000, SLG: 4.000 (6, 7)		X 0-0 ① F9		X 0-0 3 1B 33 WP 16 G6-4-3 2-3 1B		X 0-0 HR		B B B B 4-0 2-3 BB		2 1	1 1	1 1	0 1	0 1	0 0	0 0
33 Yorman Rodriguez, R (1, 10) 58 Kyle Waldrop, L (6, PH) (6, 10)		S S S 0-3 ② K		B B B 4-0 16 G6-4-3 3 1B 1-2 BB		X 0-0 ② F7		X 0-0 ③ F7		1 2	0 0	0 0	0 0	1 0	1 0	0 2
3 Iván De Jesús Jr., R (1, 6) OBP: 0.500, SLG: 0.500 82 Calten Daal, R (6, PH) (6, 6)		X 0-0 ③ G6-3		X 0-0 16 G6-4-3 1-2 2-3 3-H 1B		X 0-0 ③ L4			X 0-0 ① G4-3	2 2	0 0	1 0	1 0	0 0	0 0	0 0
16 Tucker Barnhart, L (1, 2) 80 Chad Wallach, R (6, 2)			B B B B 4-0 30 1B 7 2B BB	X 0-0 ①② G6-4-3 1-2f 2-3 3-H		S S T 0-2 ① K			S S S 0-3 ② K	1 2	1 0	0 0	0 0	1 0	0 2	2 0
Inning Stats	R: 1 H: 3 E: 0 LOB: 1 K: 0 BB: 1 S: 5 P: 9	R: 0 H: 0 E: 0 LOB: 0 K: 1 BB: 0 S: 5 P: 5	R: 2 H: 3 E: 0 LOB: 1 K: 0 BB: 1 S: 4 P: 8	R: 2 H: 3 E: 0 LOB: 1 K: 1 BB: 1 S: 7 P: 11	R: 0 H: 1 E: 0 LOB: 0 K: 1 BB: 0 S: 5 P: 5	R: 1 H: 1 E: 0 LOB: 0 K: 0 BB: 0 S: 4 P: 4	R: 0 H: 0 E: 0 LOB: 0 K: 1 BB: 1 S: 4 P: 8	R: 0 H: 1 E: 0 LOB: 2 K: 1 BB: 1 S: 6 P: 10	R: 0 H: 0 E: 1 LOB: 1 K: 1 BB: 0 S: 6 P: 6	1B: 7 SF: 0 2B: 4 SAC: 0 3B: 0 DP: 5 HR: 1 HBP: 0						WP: 2 PA: 38 PB: 0 SB: 0 CS: 0	

PITCHER		IP	WLS	BF	H	R	ER	SO	BB	IBB	HBP	BLK	WP	HR	S	P	ERA	WHIP
43 Josh Tomlin, R ERA: 9.0	(1, 1)	1.0		5	3	1	1	0	1	0	0	0	0	0	5	9	9.00	4.000
58 TJ House, L ERA: 9.0	(2, 1)	2.0	L	8	3	2	2	1	1	0	0	0	0	0	9	13	9.00	2.000
44 Ross Detwiler, L ERA: 18.0	(4, 1)	1.0		6	3	2	2	1	1	0	0	0	1	0	7	11	18.00	4.000
49 Austin Adams, R ERA:	(5, 1)	1.0		3	1	0	0	1	0	0	0	0	0	0	5	5	0.00	1.000
52 Felipe Paulino, R ERA: 9.0	(6, 1)	1.0		4	1	1	1	0	0	0	0	0	0	1	4	4	9.00	1.000

PITCHER		IP	WLS	BF	H	R	ER	SO	BB	IBB	HBP	BLK	WP	HR	S	P	ERA	WHIP
74 Shawn Morimando, L ERA:	(7, 1)	1.0		3	0	0	0	1	1	0	0	0	0	0	4	8	0.00	1.000
76 Adam Plutko, R ERA:	(8, 1)	1.0		5	1	0	0	1	1	0	0	0	1	0	6	10	0.00	2.000
67 Jarrett Grube, R ERA:	(9, 1)	1.0		4	0	0	0	1	0	0	0	0	0	0	6	6	0.00	0.000

TOP

Cincinnati Reds @ Cleveland Indians

Goodyear Ballpark, Goodyear, AZ

Tue Mar 01 2016, 3:07 PM - 5:54 PM EST

Att. 4,220 - Sunny - 82 F

livebaseballscorecards.com

AB	33
R	6
H	12
RBI	5
BB	5
SO	6
LOB	11

Cincinnati Reds @ Cleveland Indians

Goodyear Ballpark, Goodyear, AZ

Tue Mar 01 2016, 3:07 PM - 5:54 PM EST

Att. 4,220 - Sunny - 82 F

BOTTOM

Batter	1	2	3	4	5	6	7	8	9	AB	R	H	RBI	BB	SO	LOB
20 Rajai Davis, R (1, 7)	K2-3		F9		K 1-2		63 FC5-4 63 WP 1-3 1B	F7		3	0	0	0	0	2	3
33 Robbie Grossman, S (6, 7) OBP: 0.500, SLG: 0.500										2	0	1	0	0	0	3
10 Yan Gomes, R (1, 2) OBP: 1.000, SLG: 1.000	8 G4-6-3 1B		8 G4-6-3 1-2 HBP		2-H 2B		FC5-4 1-3 3-H		K	1	0	1	0	0	0	0
45 Adam Moore, R (4, 2) OBP: 1.000, SLG: 2.000										1	0	1	1	0	0	0
63 Guillermo Quiroz, R (7, 2)										1	0	0	1	0	0	1
97 Nellie Rodriguez, R (9, PH)										1	0	0	0	0	1	0
8 Lonnie Chisenhall, L (1, 9)	G4-6-3 1-2f		G4-6-3 1-2f		G4-3		K		K	3	0	0	0	0	0	5
68 James Ramsey, L (6, 9)										2	0	0	0	0	2	1
41 Carlos Santana, S (1, 3) OBP: 0.500, SLG: 2.000		HR		K		G5-3		E5 77 E 9 WP 79 BB	1B	2	1	1	1	0	1	0
36 Jesús Aguilar, R (5, 3) OBP: 0.333, SLG: 0.333										3	1	1	0	0	0	0
24 Joey Butler, R (1, 10)		F8		K		K		F8	K	2	0	0	0	0	1	0
6 Zach Walters, S (6, PH) (7, 10)										3	0	0	0	0	2	2
30 Tyler Naquin, L (1, 8) OBP: 0.500, SLG: 1.500		G4-3				K		79 BB 77 E 1-2 BB		2	0	1	0	0	0	0
9 Shane Robinson, R (6, 8)				3B						1	0	0	0	1	1	0
39 Gio Urshela, R (1, 5)		G5-3					F8	K		1	0	0	0	1	0	0
99 Grant Fink, R (6, 5)				BB 78 PO						2	0	0	0	0	1	2
78 Erik González, R (1, 6) OBP: 0.500, SLG: 0.500			E6 1 1B	PO 1-2	45 20 S 2B 1B		HR	E5 79 BB 1-2 2-3		2	1	1	0	0	0	0
77 Eric Stamets, R (6, 6) OBP: 0.500, SLG: 2.000										2	1	1	1	0	0	2
1 Michael Martinez, S (1, 4) OBP: 0.500, SLG: 0.500			10 HBP 1-3 1B		F9		33 1B 63 FC5-4 1B	BB 1-2 2-3 3-H		2	0	1	0	0	0	1
79 Todd Hankins, R (6, 4) OBP: 1.000, SLG: 1.000										1	1	1	1	1	0	0
Inning Stats	R: 0 E: 0 K: 1 S: 5 H: 1 LOB: 0 BB: 0 P: 5	R: 1 E: 0 K: 0 S: 4 H: 1 LOB: 0 BB: 0 P: 4	R: 0 E: 1 K: 0 S: 4 H: 1 LOB: 2 BB: 0 P: 5	R: 0 E: 0 K: 2 S: 7 H: 1 LOB: 1 BB: 1 P: 11	R: 1 E: 0 K: 1 S: 7 H: 2 LOB: 1 BB: 0 P: 7	R: 0 E: 0 K: 2 S: 7 H: 0 LOB: 0 BB: 0 P: 7	R: 2 E: 0 K: 1 S: 9 H: 3 LOB: 1 BB: 0 P: 9	R: 1 E: 2 K: 1 S: 7 H: 0 LOB: 3 BB: 2 P: 15	R: 0 E: 0 K: 3 S: 10 H: 1 LOB: 1 BB: 0 P: 10	1B: 6 2B: 1 3B: 1 HR: 2 SF: 0 SAC: 0 DP: 2 HBP: 1							

	AB	37
	R	5
	H	10
	RBI	5
	BB	3
	SO	11
	LOB	20

WP: 2 PB: 0 SB: 1 CS: 0 PA: 42

livebaseballscorecards.com

PITCHER	IP	WLS	BF	H	R	ER	SO	BB	IBB	HBP	BLK	WP	HR	S	P	ERA	WHIP
46 Jon Moscot, R (1, 1) ERA: 4.5	2.0	W	7	2	1	1	1	0	0	0	0	0	1	9	9	4.50	1.000
29 Brandon Finnegan, L (3, 1) ERA:	1.0	H	5	1	0	0	0	0	0	1	0	0	0	4	5	0.00	1.000
52 Tony Cingrani, L (4, 1) ERA:	1.0		4	1	0	0	2	1	0	0	0	0	0	7	11	0.00	2.000
36 Blake Wood, R (5, 1) ERA: 9.0	1.0		5	2	1	1	1	0	0	0	0	0	0	7	7	9.00	2.000
56 Chris O'Grady, L (6, 1) ERA:	1.0		3	0	0	0	2	0	0	0	0	0	0	7	7	0.00	0.000

PITCHER	IP	WLS	BF	H	R	ER	SO	BB	IBB	HBP	BLK	WP	HR	S	P	ERA	WHIP
75 Zack Weiss, R (7, 1) ERA: 18.0	1.0		6	3	2	2	1	0	0	0	0	1	1	9	9	18.00	3.000
83 A.J. Morris, R (8, 1) ERA:	1.0	H	7	0	1	0	1	2	0	0	0	1	0	7	15	0.00	2.000
73 Drew Hayes, R (9, 1) ERA:	1.0	S	4	1	0	0	3	0	0	0	0	0	0	10	10	0.00	1.000

Batter	1	2	3	4	5	6	7	8	9	AB	R	H	RBI	BB	SO	LOB
11 José Ramírez, S (1, 5) OBP: 0.333, SLG: 1.333 1 Michael Martinez, S (5, 5) OBP: 0.333, SLG: 0.333	C X 0-1 F8 ①		X 0-0 G5-3 ②		B S X 1-1 HR		S S S 0-3 K ③			3 1 1 1 0 0 0 1 0 0 0 0 1 0						
12 Francisco Lindor, S (1, 6) OBP: 0.333, SLG: 0.333 77 Eric Stamets, R (5, 6) OBP: 0.667, SLG: 1.667	S S S 0-3 K ②		S S S 0-3 K ③		X 0-0 22 G4-6-3 1B			X 0-0 1B		3 0 1 0 0 2 0 1 0 1 0 0 0 0						
22 Jason Kipnis, L (1, 4) 78 Erik González, R (5, 4) OBP: 0.333, SLG: 0.333	B B B B 4-0 26 S BB			X 0-0 G4-3 ①	X 0-0 G4-6-3 ② ③ 1-2f			S S S 0-3 K ①		2 0 0 0 1 0 1 1 0 0 0 0 1 1						
26 Mike Napoli, R (1, 3) OBP: 0.667, SLG: 0.667 97 Nellie Rodriguez, R (6, 3)	B X 1-0 G5-3 ③ 1-2			X 0-0 36 E 1B		X 0-0 7 G5-4-3 1B		S S S 0-3 K ②		3 1 2 0 0 0 1 1 0 0 0 0 1 1						
36 Jesús Aguilar, R (1, 10) OBP: 0.333, SLG: 0.500 30 Tyler Naquin, L (8, PH) OBP: 0.333, SLG: 1.000 (8, 10)		X 0-0 F8 ①		X 0-0 E2 33 E 1-H 2B		C C C 0-3 K ①		S S S 0-3 K ③		3 1 1 1 0 1 1 1 0 0 0 0 1 1						
7 Collin Cowgill, R (1, 9) 24 Joey Butler, R (6, 9)		S S S 0-3 K2-3 ②		S S S 0-3 K ②		X 0-0 G5-4-3 ② ③ 1-2f			B B B B 4-0 BB	3 0 0 0 0 2 2 0 0 0 0 1 0 0						
33 Robbie Grossman, S (1, 8) OBP: 0.500, SLG: 1.000 9 Shane Robinson, R (6, 8)		X 0-0 3B		X 0-0 E4 3-H			X 0-0 G5-3 ①		X 0-0 F7 ①	2 0 1 0 0 0 0 2 0 0 0 0 0 1						
55 Roberto Pérez, R (1, 2) 30 Anthony Recker, R (4, 2) OBP: 1.000, SLG: 4.000 81 Jeremy Lucas, R (7, 2)		X 0-0 G5-3 ③		X 0-0 G4-3 ③			B B S S S X 2-2 HR		C C C 0-3 K ②	2 0 0 0 0 0 2 1 1 1 1 0 0 0 1 0 0 0 0 1 1						
68 James Ramsey, L (1, 7) 6 Zach Walters, S (5, 7)			X 0-0 G1-3 ①		X 0-0 G4-3 ①		S S S 0-3 K ②		X 0-0 G2 ③	2 0 0 0 0 0 0 2 0 0 0 0 1 1						
Inning Stats	R: 0 E: 0 K: 1 S: 6 H: 0 LOB: 1 BB: 1 P: 11	R: 0 E: 0 K: 1 S: 6 H: 1 LOB: 1 BB: 0 P: 6	R: 0 E: 0 K: 1 S: 5 H: 0 LOB: 0 BB: 0 P: 5	R: 2 E: 2 K: 1 S: 8 H: 2 LOB: 1 BB: 0 P: 8	R: 1 E: 0 K: 0 S: 5 H: 2 LOB: 0 BB: 0 P: 6	R: 0 E: 0 K: 1 S: 5 H: 1 LOB: 0 BB: 0 P: 5	R: 1 E: 0 K: 2 S: 10 H: 1 LOB: 0 BB: 0 P: 12	R: 0 E: 0 K: 3 S: 10 H: 1 LOB: 1 BB: 0 P: 10	R: 0 E: 0 K: 1 S: 5 H: 0 LOB: 1 BB: 1 P: 9	1B: 4 2B: 1 3B: 1 HR: 2 SF: 0 SAC: 0 DP: 2 HBP: 0							

PITCHER		IP	WLS	BF	H	R	ER	SO	BB	IBB	HBP	BLK	WP	HR	S	P	ERA	WHIP
55 Robert Stephenson, R ERA:	(1, 1)	2.0		8	1	0	0	2	1	0	0	0	0	0	12	17	0.00	1.000
84 Cody Reed, L ERA: 4.5	(3, 1)	2.0		9	2	2	1	2	0	0	0	0	0	0	13	13	4.50	1.000
70 Jumbo Díaz, R ERA: 9.0	(5, 1)	1.0		4	2	1	1	0	0	0	0	0	0	1	5	6	9.00	2.000
41 Ryan Mattheus, R ERA:	(6, 1)	1.0		3	1	0	0	1	0	0	0	0	0	0	5	5	0.00	1.000
54 Caleb Cotham, R ERA: 9.0	(7, 1)	1.0		4	1	1	1	2	0	0	0	0	0	1	10	12	9.00	1.000

PITCHER		IP	WLS	BF	H	R	ER	SO	BB	IBB	HBP	BLK	WP	HR	S	P	ERA	WHIP
48 Keyvius Sampson, R ERA:	(8, 1)	1.0		4	1	0	0	3	0	0	0	0	0	0	10	10	0.00	1.000
53 Carlos Contreras, R ERA:	(9, 1)	1.0		4	0	0	0	1	1	0	0	0	0	0	5	9	0.00	1.000

TOP

Cleveland Indians @ Cincinnati Reds

Goodyear Ballpark, Goodyear, AZ

Wed Mar 02 2016, 3:07 PM - 5:42 PM EST

Att. 2,382 - Sunny - 75 F

livebaseballscorecards.com

AB	34
R	4
H	8
RBI	3
BB	2
SO	11
LOB	13

WP: 0 PB: 0 SB: 1 CS: 0 PA: 36

BOTTOM

Batter	1	2	3	4	5	6	7	8	9	AB	R	H	RBI	BB	SO	LOB
6 Billy Hamilton, S (1, 10) 30 Jake Cave, L (6, PH) OBP: 0.500, SLG: 0.667 (7, 10)	K2-3			G3		89 G3-1 2B		B1-3	K	2 3	0 0	0 1	0 0	0 0	1 1	0 2
9 José Peraza, R (1, 4) 89 Alex Blandino, R (6, 4)	P3			F8		G3-1 2-3		K	F8 1-2	2 3	0 0	0 0	0 0	0 0	0 1	0 3
7 Eugenio Suárez, R (1, 5) OBP: 0.600, SLG: 1.200 15 Jordan Pacheco, R (6, 5)	F8			51 1B 2B		G6-3		3 E BB		2 1	1 0	1 0	0 0	0 1	0 0	0 1
51 Brandon Allen, L (1, 3) OBP: 0.333, SLG: 0.333 3 Gavin LaValley, R (6, 3) OBP: 0.500, SLG: 1.000		G4-3		2-H 1B			40 F8 85 1B 2B	E5 1-3		2 2	0 1	1 1	1 0	0 0	0 0	0 1
33 Yorman Rodriguez, R (1, 9) 69 Juan Duran, R (6, 9)		G4-3		F9			K	G6-3		2 2	0 0	0 0	0 0	0 0	0 1	1 3
43 Scott Schebler, L (1, 8) OBP: 0.500, SLG: 1.333 40 Tyler Holt, R (6, 8) OBP: 0.500, SLG: 0.333		L8			K		F8 2-3		85 S 85 E 1B	2 2	0 1	0 1	0 0	0 0	1 0	0 1
76 Jesse Winker, L (1, 7) OBP: 0.250, SLG: 0.500 85 Phillip Ervin, R (6, 7) OBP: 1.000, SLG: 1.000			L9		F8		6 2B 3-H 1B		E4 6 1B 1-H 1B	2 2	0 1	0 2	0 1	0 0	0 0	0 0
82 Calten Daal, R (1, 6) 6 Blake Trahan, R (6, 6) OBP: 1.000, SLG: 1.500			G1-3		F9		1-H 2B		89 DI 1-3 1B	2 2	0 0	0 2	0 1	0 0	0 0	0 0
37 Ramón Cabrera, S (1, 2) 88 Joe Hudson, R (6, 2)			F7			K	K		L1	1 3	0 0	0 0	0 0	0 0	0 2	0 3

Inning Stats	1	2	3	4	5	6	7	8	9
	R: 0 H: 0 E: 0 LOB: 0 K: 1 BB: 0 S: 5 P: 5	R: 0 H: 0 E: 0 LOB: 0 K: 0 BB: 0 S: 3 P: 3	R: 0 H: 0 E: 0 LOB: 0 K: 0 BB: 0 S: 3 P: 3	R: 1 H: 2 E: 0 LOB: 1 K: 0 BB: 0 S: 5 P: 5	R: 0 H: 0 E: 0 LOB: 0 K: 1 BB: 0 S: 5 P: 5	R: 0 H: 1 E: 0 LOB: 1 K: 1 BB: 0 S: 6 P: 6	R: 2 H: 3 E: 0 LOB: 1 K: 2 BB: 0 S: 10 P: 10	R: 0 H: 0 E: 1 LOB: 2 K: 1 BB: 1 S: 6 P: 10	R: 1 H: 3 E: 1 LOB: 2 K: 1 BB: 0 S: 8 P: 10

PITCHER		IP	WLS	BF	H	R	ER	SO	BB	IBB	HBP	BLK	WP	HR	S	P	ERA	WHIP
56 Cody Anderson, R ERA:	(1, 1)	2.0		6	0	0	0	1	0	0	0	0	0	0	8	8	0.00	0.000
50 Tom Gorzelanny, L ERA:	(3, 1)	1.0		3	0	0	0	0	0	0	0	0	0	0	3	3	0.00	0.000
53 Jeff Manship, R ERA: 9.0	(4, 1)	1.0	H	5	2	1	1	0	0	0	0	0	0	0	5	5	9.00	2.000
62 Joba Chamberlain, R ERA:	(5, 1)	1.0	H	3	0	0	0	1	0	0	0	0	0	0	5	5	0.00	0.000
61 Dan Otero, R ERA:	(6, 1)	1.0	H	4	1	0	0	1	0	0	0	0	0	0	6	6	0.00	1.000

PITCHER		IP	WLS	BF	H	R	ER	SO	BB	IBB	HBP	BLK	WP	HR	S	P	ERA	WHIP
57 Kyle Crockett, L ERA: 18.0	(7, 1)	1.0	H	6	3	2	2	2	0	0	0	0	0	0	10	10	18.00	3.000
65 Giovanni Soto, L ERA:	(8, 1)	1.0	H	5	0	0	0	1	1	0	0	0	0	0	6	10	0.00	1.000
69 Ryan Merritt, L ERA: 9.0	(9, 1)	1.0	B	6	3	1	1	1	0	0	0	0	0	0	8	10	9.00	3.000

Cleveland Indians @ Cincinnati Reds

Goodyear Ballpark, Goodyear, AZ

Wed Mar 02 2016, 3:07 PM - 5:42 PM EST

Att. 2,382 - Sunny - 75 F

livebaseballscorecards.com

AB	37
R	4
H	9
RBI	3
BB	1
SO	7
LOB	15

1B: 5	SF: 0		WP: 0	PA: 38		
2B: 4	SAC: 0		PB: 0			
3B: 0	DP: 0		SB: 1			
HR: 0	HBP: 0		CS: 0			

Cincinnati Reds @ Cleveland Indians

Goodyear Ballpark, Goodyear, AZ

Thu Mar 03 2016, 3:09 PM - 5:59 PM EST

Att. 2,565 - Partly Cloudy - 82 F

TOP

livebaseballscorecards.com

Batter	1	2	3	4	5	6	7	8	9	AB	R	H	RBI	BB	SO	LOB
30 Jake Cave, L (1, 8) OBP: 0.444, SLG: 0.500 40 Tyler Holt, R (6, PH) OBP: 0.500, SLG: 0.400 (6, 8)	BBBB 4-0 3 1B 4 SF9 BB	CSS 0-3 ③ K			X 0-0 ① G4-3	X 0-0 6 G6-4-3 1-2 2-3 3-H 1B		X 0-0 ① F9		2 2	1 0	0 1	0 1	1 1	1 0	0 1
3 Iván De Jesús Jr., R (1, 6) OBP: 0.600, SLG: 0.600 6 Blake Trahan, R (6, PH) OBP: 0.750, SLG: 1.000 (6, 6)	X 0-0 4 SF9 19 BB 23 1B 1-3 1B		X 0-0 1B		X 0-0 ② G6-3	X 0-0 ① ② G6-4-3 1-2f 2-3 3-H		X 0-0 1-2 1B		3 2	1 0	2 1	0 0	0 0	0 0	0 2
19 Joey Votto, L (1, 3) OBP: 0.833, SLG: 0.667 3 Gavin LaValley, R (6, PH) OBP: 0.500, SLG: 0.667 (6, 3)	BBBB 4-0 4 SF9 23 1B 1-2 BB		X 0-0 ① F8		BBBB 4-0 BB	BBBB 4-0 82 1B BB		SCS 0-3 ② K		1 1	1 0	0 0	0 0	2 1	0 1	1 2
4 Brandon Phillips, R (1, 4) OBP: 0.167, SLG: 0.200 82 Calten Daal, R (6, PH) OBP: 0.167, SLG: 0.167 (6, 4)	X 0-0 ① SF9 1-2 2-3 3-H		X 0-0 ② F8		X 0-0 ③ G1-3	X 0-0 1-3 3-H 1B		CSS 0-3 ③ K2-3		2 2	0 0	0 1	1 1	0 0	0 1	2 2
32 Jay Bruce, L (1, 9) OBP: 0.400, SLG: 0.800 69 Juan Duran, R (6, PR) OBP: 0.250, SLG: 1.000 (6, 9)	CSS 0-3 ② K		X 0-0 ③ G4-3			85 1B 76 1B 2B CSS 0-3 ③ K			CX 0-1 HR	3 2	0 2	1 1	0 1	0 0	1 1	3 3
23 Adam Duvall, R (1, 7) OBP: 0.500, SLG: 0.500 85 Phillip Ervin, R (6, PH) OBP: 0.800, SLG: 0.800 (6, 7)	X 0-0 2-H 3-H 1B			X 0-0 ① F7		X 0-0 76 1B 76 S 80 2B 2-3 1B	CSS 0-3 ① K		X 0-0 80 G6-4-3 1B	2 3	0 1	1 2	2 0	0 0	0 1	0 0
15 Jordan Pacheco, R (1, 10) 76 Jesse Winker, L (6, PH) OBP: 0.286, SLG: 0.429 (6, 10)	CSS 0-3 ③ K			CSC 0-3 ② K		CX 0-1 80 2B 40 1B 1-3 3-H 1B	X 0-0 ② F9		X 0-0 ① F8	2 3	0 1	0 1	0 1	0 0	2 0	1 1
16 Tucker Barnhart, L (1, 2) OBP: 0.500, SLG: 0.667 80 Chad Wallach, R (6, PH) OBP: 0.200, SLG: 0.400 (6, 2)		CSC 0-3 ① K		X 0-0 89 1B 2B		X 0-0 40 1B 6 G6-4-3 1-3 3-H 2B	X 0-0 ③ G4-3		X 0-0 ② ③ G6-4-3 1-2f	2 3	0 1	1 1	0 1	0 0	1 0	0 1
89 Alex Blandino, R (1, 5) OBP: 0.200, SLG: 0.200 16 Brantley Bell, R (6, PH) (6, 5)		CSS 0-3 ② K		X 0-0 ③ 2-H 1B		H 1-0 6 G6-4-3 40 1B 82 1B HBP		BBBB 4-0 6 1B BB		2 0	0 1	1 0	0 0	0 1	1 0	0 0
Inning Stats	R: 3 E: 0 K: 2 S: 9 H: 2 LOB: 1 BB: 2 P: 17	R: 0 E: 0 K: 3 S: 9 H: 0 LOB: 0 BB: 0 P: 9	R: 0 E: 0 K: 0 S: 4 H: 1 LOB: 1 BB: 0 P: 4	R: 0 E: 0 K: 1 S: 6 H: 2 LOB: 2 BB: 0 P: 6	R: 0 E: 0 K: 0 S: 3 H: 0 LOB: 1 BB: 1 P: 7	R: 5 E: 0 K: 1 S: 11 H: 6 LOB: 3 BB: 1 P: 16	R: 0 E: 0 K: 1 S: 5 H: 0 LOB: 0 BB: 0 P: 5	R: 0 E: 0 K: 2 S: 8 H: 1 LOB: 2 BB: 1 P: 12	R: 1 E: 0 K: 0 S: 5 H: 2 LOB: 0 BB: 0 P: 5	1B: 10 2B: 3 3B: 0 HR: 1 SF: 1 SAC: 0 DP: 2 HBP: 1						

PITCHER		IP	WLS	BF	H	R	ER	SO	BB	IBB	HBP	BLK	WP	HR	S	P	ERA	WHIP
31 Danny Salazar, R ERA: 13.5	(1, 1)	2.0	L	10	2	3	3	5	2	0	0	0	0	0	18	26	13.50	2.000
67 Jarrett Grube, R ERA:	(3, 1)	1.0		4	1	0	0	0	0	0	0	0	0	0	4	4	0.00	1.000
34 Zach McAllister, R ERA:	(4, 1)	2.0		8	2	0	0	1	1	0	0	0	0	0	9	13	0.00	1.500
27 Bryan Shaw, R ERA: 67.5	(6, 1)	0.2		8	5	5	5	0	1	0	1	0	0	0	7	12	67.50	9.000
52 Felipe Paulino, R ERA: 6.75	(6, 1)	0.1		2	1	0	0	1	0	0	0	0	0	0	4	4	0.00	3.000

PITCHER		IP	WLS	BF	H	R	ER	SO	BB	IBB	HBP	BLK	WP	HR	S	P	ERA	WHIP
54 Joe Thatcher, L ERA:	(7, 1)	1.0		3	0	0	0	1	0	0	0	0	0	0	5	5	0.00	0.000
51 Shawn Armstrong, R ERA:	(8, 1)	1.0		5	1	0	0	2	1	0	0	0	0	0	8	12	0.00	2.000
80 Will Roberts, R ERA: 9.0	(9, 1)	1.0		4	2	1	1	0	0	0	0	0	0	1	5	5	9.00	2.000

AB	37
R	9
H	14
RBI	8
BB	5
SO	10
LOB	19

WP: 0 PB: 0 SB: 1 CS: 0 PA: 44

Batter	1	2	3	4	5	6	7	8	9	AB	R	H	RBI	BB	SO	LOB
20 Rajai Davis, R (1, 8) 9 Shane Robinson, R (6, 8) OBP: 0.400, SLG: 0.250	F8		K		F9			36 G4-6-3 1B		3 1	0 0	0 1	0 0	0 0	1 0	3 0
10 Yan Gomes, R (1, 2) OBP: 0.500, SLG: 0.333 45 Adam Moore, R (5, 2) OBP: 0.667, SLG: 1.000	K			L4		41 G6-5-3 BB		K		2 1	0 0	0 0	0 0	0 1	1 1	0 1
41 Carlos Santana, S (1, 3) OBP: 0.400, SLG: 1.000 36 Jesús Aguilar, R (7, 3) OBP: 0.286, SLG: 0.429	L4			8 G4-6-3 BB		G6-5-3 1-2f		G4-6-3 1-2f		2 1	0 0	0 0	0 0	1 0	0 0	1 1
8 Lonnie Chisenhall, L (1, 9) 7 Collin Cowgill, R (6, 9)		G6-3		G4-6-3 1-2f		G6-3			F9	2 2	0 0	0 0	0 0	0 0	0 0	1 0
24 Joey Butler, R (1, 7) OBP: 0.400, SLG: 0.250 68 James Ramsey, L (6, 7)		G5-3			30 E 30 FC3 78 SF9 1B		G3		K	2 2	1 0	1 0	0 0	0 0	0 1	0 0
30 Tyler Naquin, L (1, 10) OBP: 0.333, SLG: 0.667 33 Robbie Grossman, R (8, PH) OBP: 0.600, SLG: 1.000		G6-3			FC3 77 BB 1-3		1 2B 1B		BB	3 0	0 0	1 0	0 0	0 1	0 0	1 0
39 Gio Urshela, R (1, 5) 79 Todd Hankins, R (6, 5) OBP: 0.667, SLG: 0.500 6 Zach Walters, S (9, PH)			P3		F9		K		P5	2 1 1	0 0 0	0 0 0	0 0 0	0 0 0	0 1 0	2 1 1
78 Erik González, R (1, 4) OBP: 0.200, SLG: 0.250 1 Michael Martinez, S (6, 4) OBP: 0.500, SLG: 0.750			G6-3		SF9 3-H		1-3 2B			1 1	0 0	0 1	1 0	0 0	0 0	0 0
77 Eric Stamets, R (1, 6) OBP: 0.800, SLG: 1.667 11 José Ramírez, S (6, 6) OBP: 0.250, SLG: 1.000							F8			0 1	0 0	0 0	0 0	2 0	0 0	0 2
Inning Stats	R: 0 E: 0 K: 1 S: 5 / H: 0 LOB: 0 BB: 0 P: 5	R: 0 E: 0 K: 0 S: 3 / H: 0 LOB: 0 BB: 0 P: 3	R: 0 E: 0 K: 1 S: 5 / H: 0 LOB: 1 BB: 1 P: 9	R: 0 E: 0 K: 0 S: 2 / H: 0 LOB: 0 BB: 1 P: 6	R: 1 E: 1 K: 0 S: 5 / H: 1 LOB: 2 BB: 1 P: 9	R: 0 E: 0 K: 0 S: 2 / H: 0 LOB: 0 BB: 1 P: 6	R: 0 E: 0 K: 1 S: 7 / H: 2 LOB: 2 BB: 0 P: 7	R: 0 E: 0 K: 1 S: 5 / H: 1 LOB: 0 BB: 0 P: 5	R: 0 E: 0 K: 1 S: 5 / H: 0 LOB: 1 BB: 1 P: 9	1B: 3 2B: 1 3B: 0 HR: 0	SF: 1 SAC: 0 DP: 3 HBP: 0						WP: 0 PB: 0 SB: 0 CS: 0	PA: 34

PITCHER		IP	WLS	BF	H	R	ER	SO	BB	IBB	HBP	BLK	WP	HR	S	P	ERA	WHIP
28 Anthony DeSclafani, R ERA:	(1, 1)	2.0	W	6	0	0	0	1	0	0	0	0	0	0	8	8	0.00	0.000
61 Jonathan Sánchez, L ERA:	(3, 1)	2.0	H	7	0	0	0	1	2	0	0	0	0	0	7	15	0.00	1.000
60 J.J. Hoover, R ERA:	(5, 1)	1.0	H	6	1	1	0	0	1	0	0	0	0	0	5	9	0.00	2.000
65 Sal Romano, R ERA:	(6, 1)	1.0		3	0	0	0	0	1	0	0	0	0	0	2	6	0.00	1.000
71 Stephen Johnson, R ERA:	(7, 1)	1.0		5	2	0	0	1	0	0	0	0	0	0	7	7	0.00	2.000

PITCHER		IP	WLS	BF	H	R	ER	SO	BB	IBB	HBP	BLK	WP	HR	S	P	ERA	WHIP
62 Pedro Villarreal, R ERA:	(8, 1)	1.0		3	1	0	0	1	0	0	0	0	0	0	5	5	0.00	1.000
86 Layne Somsen, R ERA:	(9, 1)	1.0		4	0	0	0	1	1	0	0	0	0	0	5	9	0.00	1.000

BOTTOM

Cincinnati Reds @ Cleveland Indians

Goodyear Ballpark, Goodyear, AZ

Thu Mar 03 2016, 3:09 PM - 5:59 PM EST

Att. 2,565 - Partly Cloudy - 82 F

livebaseballscorecards.com

AB	28
R	1
H	4
RBI	1
BB	5
SO	5
LOB	14

Batter	1	2	3	4	5	6	7	8	9	AB	R	H	RBI	BB	SO	LOB
37 Kelby Tomlinson, R (1, 6) OBP: 0.286, SLG: 0.286 82 Christian Arroyo, R (6, 6) OBP: 0.333, SLG: 0.667	G6-3		F8			12 G4-3 13 1B 1B		P3		3 1 1 0 0 0 0 1 0 0 0 0 0 0						
12 Joe Panik, L (1, 4) 1 Ramiro Pena, S (6, 4) OBP: 0.400, SLG: 0.400	G4-3			F8		G4-3		K2-3		3 0 0 0 0 0 2 1 0 0 0 0 1 0						
9 Brandon Belt, L (1, 3) 13 Ehire Adrianza, S (4, 3) OBP: 0.143, SLG: 0.143	K			K		6 1B 1B		G5-3		2 0 0 0 0 2 0 2 1 1 2 0 0 0						
6 Jarrett Parker, L (1, 9) OBP: 0.500, SLG: 0.429 75 Ryan Lollis, L (6, 9) OBP: 0.200, SLG: 0.200		G4-3		1B		34 CS 1B			G1	3 0 2 1 0 0 0 1 0 0 0 0 0 0						
34 Andrew Susac, R (1, 10) OBP: 0.167, SLG: 0.667 80 Hak-Ju Lee, L (9, PH) OBP: 0.250, SLG: 0.250 (9, 10)		K		F7		K			17 S 1B	3 0 0 0 0 2 2 1 0 1 0 0 0 0						
51 Mac Williamson, R (1, 7) OBP: 0.167, SLG: 0.167 17 Grant Green, R (6, 7) OBP: 0.500, SLG: 0.500		G4-3			K		G5-3		K	2 0 0 0 0 1 0 2 0 0 0 0 1 1						
21 Conor Gillaspie, L (1, 5) OBP: 0.500, SLG: 1.500 83 Ryder Jones, L (6, 5) OBP: 0.500, SLG: 0.750			E9 66 G6-3 2B	F8			1B		K	2 1 1 0 0 0 0 2 0 1 0 0 1 1						
14 Trevor Brown, R (1, 2) OBP: 0.500, SLG: 0.750 78 Ty Ross, R (6, 2) OBP: 0.500, SLG: 0.500			K		K		K			2 0 0 0 0 2 1 1 0 0 0 0 1 1						
66 Gorkys Hernández, R (1, 8) OBP: 0.714, SLG: 0.800 81 Junior Arias, R (6, 8)			G6-3 3-H			12 G4-3 37 1B 13 1B BB	F8			1 1 0 1 1 0 0 1 0 0 0 0 0 1						
Inning Stats	R: 0 E: 0 K: 1 S: 5 H: 0 LOB: 0 BB: 0 P: 6	R: 0 E: 0 K: 1 S: 5 H: 0 LOB: 0 BB: 0 P: 5	R: 1 E: 1 K: 1 S: 6 H: 1 LOB: 0 BB: 0 P: 6	R: 0 E: 0 K: 1 S: 6 H: 1 LOB: 1 BB: 0 P: 6	R: 0 E: 0 K: 2 S: 7 H: 0 LOB: 0 BB: 0 P: 7	R: 3 E: 0 K: 1 S: 7 H: 3 LOB: 1 BB: 1 P: 11	R: 0 E: 0 K: 1 S: 6 H: 1 LOB: 1 BB: 0 P: 6	R: 0 E: 0 K: 1 S: 5 H: 0 LOB: 0 BB: 0 P: 5	R: 0 E: 0 K: 2 S: 8 H: 1 LOB: 1 BB: 0 P: 9	1B: 6 2B: 2 3B: 0 HR: 0 SF: 0 SAC: 0 DP: 1 HBP: 0						

PITCHER		IP	WLS	BF	H	R	ER	SO	BB	IBB	HBP	BLK	WP	HR	S	P	ERA	WHIP
21 Michael Lorenzen, R ERA:	(1, 1)	2.0		6	0	0	0	2	0	0	0	0	0	0	10	11	0.00	0.000
81 Tim Melville, R ERA:	(3, 1)	2.0	B	8	2	1	0	2	0	0	0	0	0	0	12	12	0.00	1.000
77 Tim Adleman, R ERA:	(5, 1)	1.0		3	0	0	0	2	0	0	0	0	0	0	7	7	0.00	0.000
67 Amir Garrett, L ERA: 27.0	(6, 1)	1.0	L	6	3	3	3	1	1	0	0	0	0	0	7	11	27.00	4.000
90 Dayan Díaz, R ERA:	(7, 1)	1.0		4	1	0	0	1	0	0	0	0	0	0	6	6	0.00	1.000

PITCHER		IP	WLS	BF	H	R	ER	SO	BB	IBB	HBP	BLK	WP	HR	S	P	ERA	WHIP
56 Chris O'Grady, L ERA:	(8, 1)	1.0		3	0	0	0	1	0	0	0	0	0	0	5	5	0.00	0.000
66 JC Ramírez, R ERA:	(9, 1)	1.0		4	1	0	0	2	0	0	0	0	0	0	8	9	0.00	1.000

TOP

San Francisco Giants @ Cincinnati Reds

Goodyear Ballpark, Goodyear, AZ

Fri Mar 04 2016, 3:06 PM - 5:34 PM EST

Att. 4,901 - Sunny - 82 F

livebaseballscorecards.com

AB	33
R	4
H	7
RBI	4
BB	1
SO	11
LOB	9

PA: 34

WP: 0 PB: 0 SB: 1 CS: 1

BOTTOM

Batter	1	2	3	4	5	6	7	8	9	AB	R	H	RBI	BB	SO	LOB
40 Tyler Holt, R (1, 10) OBP: 0.333, SLG: 0.250	P4		G6-3		G3			6 G6-4-3 1B 3-H		3	0	0	0	0	0	1
16 Tucker Barnhart, L (8, PH) OBP: 0.600, SLG: 0.750 (9, 10)										1	0	1	1	0	0	0
9 José Peraza, R (1, 6)	G5-3			F7		K		K		2	0	0	0	0	0	0
85 Phillip Ervin, R (6, 8) OBP: 0.571, SLG: 0.571										2	0	0	0	0	2	1
7 Eugenio Suárez, R (1, 5) OBP: 0.714, SLG: 1.667	HR			43 F8 23 1B HBP		F9		G6-4-3 1-2f		1	1	1	1	0	0	0
6 Blake Trahan, R (6, 6) OBP: 0.500, SLG: 0.667										2	0	0	0	0	0	1
23 Adam Duvall, R (1, 3) OBP: 0.500, SLG: 0.500	F9			1B 1-2		P4			69 G4-6-3 1B	2	0	1	0	0	0	0
80 Chad Wallach, R (6, 3) OBP: 0.286, SLG: 0.429										2	0	1	0	0	0	0
82 Calten Daal, R (9, PR) OBP: 0.167, SLG: 0.167										0	0	0	0	0	0	0
43 Scott Schebler, L (1, 8) OBP: 0.333, SLG: 0.800		K		F8 2-3			K		G4-6-3 1-2f	2	0	0	0	0	1	2
69 Juan Duran, R (6, 7) OBP: 0.167, SLG: 0.667										2	0	0	0	0	1	1
33 Yorman Rodriguez, R (1, 9)		K		F8			K		F7	2	0	0	0	0	1	2
88 Joe Hudson, R (6, 2)										2	0	0	0	0	1	1
51 Brandon Allen, L (1, 7) OBP: 0.400, SLG: 0.400		K			37 G1-3 89 PB 1B		G3			2	0	1	0	0	1	0
16 Brantley Bell, R (6, 5)										1	0	0	0	0	0	0
89 Alex Blandino, R (1, 4) OBP: 0.143, SLG: 0.143			G6-3		F9 1-2			52 3B 3B		2	0	0	0	0	0	1
16 Aristides Aquino, R (6, 9) OBP: 1.000, SLG: 3.000										1	1	1	0	0	0	0
37 Ramón Cabrera, S (1, 2)			P4		G1-3 2-3			16 1B 3B 3-H		2	0	0	0	0	0	1
52 Hector Vargas, R (6, 4) OBP: 1.000, SLG: 3.000										1	1	1	1	0	0	0
Inning Stats	R: 1 H: 1 E: 0 LOB: 0 K: 0 BB: 0 S: 5 P: 5	R: 0 H: 0 E: 0 LOB: 0 K: 3 BB: 0 S: 9 P: 9	R: 0 H: 0 E: 0 LOB: 0 K: 0 BB: 0 S: 3 P: 3	R: 0 H: 1 E: 0 LOB: 2 K: 0 BB: 0 S: 4 P: 5	R: 0 H: 1 E: 0 LOB: 1 K: 0 BB: 0 S: 4 P: 5	R: 0 H: 0 E: 0 LOB: 0 K: 1 BB: 0 S: 5 P: 5	R: 0 H: 0 E: 0 LOB: 0 K: 2 BB: 0 S: 7 P: 7	R: 2 H: 3 E: 0 LOB: 0 K: 1 BB: 0 S: 7 P: 7	R: 0 H: 1 E: 0 LOB: 1 K: 0 BB: 0 S: 3 P: 3	1B: 4 SF: 0 2B: 0 SAC: 0 3B: 2 DP: 2 HR: 1 HBP: 1						

PITCHER		IP	WLS	BF	H	R	ER	SO	BB	IBB	HBP	BLK	WP	HR	S	P	ERA	WHIP
40 Madison Bumgarner, L ERA: 4.5	(1, 1)	2.0		7	1	1	1	3	0	0	0	0	0	1	14	14	4.50	0.500
53 Chris Heston, R ERA:	(3, 1)	2.0		8	1	0	0	0	0	0	1	0	0	0	7	8	0.00	0.500
73 Kyle Crick, R ERA:	(5, 1)	1.0	W	4	1	0	0	0	0	0	0	0	0	0	4	5	0.00	1.000
74 Jake Smith, R ERA:	(6, 1)	1.0	H	3	0	0	0	1	0	0	0	0	0	0	5	5	0.00	0.000
75 Ian Gardeck, R ERA:	(7, 1)	1.0	H	3	0	0	0	2	0	0	0	0	0	0	7	7	0.00	0.000

PITCHER		IP	WLS	BF	H	R	ER	SO	BB	IBB	HBP	BLK	WP	HR	S	P	ERA	WHIP
48 Steven Okert, L ERA: 18.0	(8, 1)	1.0	H	5	3	2	2	1	0	0	0	0	0	0	7	7	18.00	3.000
57 Mike Broadway, R ERA:	(9, 1)	1.0	S	3	1	0	0	0	0	0	0	0	0	0	3	3	0.00	1.000

San Francisco Giants @ Cincinnati Reds

Goodyear Ballpark, Goodyear, AZ

Fri Mar 04 2016, 3:06 PM - 5:34 PM EST

Att. 4,901 - Sunny - 82 F

livebaseballscorecards.com

AB	32
R	3
H	7
RBI	3
BB	0
SO	7
LOB	11

WP: 0 PA: 33
PB: 1
SB: 0
CS: 0

Cincinnati Reds @ Chicago Cubs

Sloan Park, Mesa, AZ

Sat Mar 05 2016, 3:09 PM - 5:31 PM EST

Att. 15,443 - Partly Cloudy - 81 F

TOP

livebaseballscorecards.com

Batter	1	2	3	4	5	6	7	8	9	AB	R	H	RBI	BB	SO	LOB
30 Jake Cave, L (1, 8) OBP: 0.545, SLG: 0.600			0-0 9 G5-4-3 1B			0-2 HR		0-0 F7		2	0	2	0	0	0	0
85 Phillip Ervin, R (6, PH) OBP: 0.556, SLG: 0.889 (6, 8)										2	1	1	1	0	0	0
9 José Peraza, R (1, 6)	0-1 F8 1-2		0-0 G5-4-3 1-2f			0-3 K		0-0 2B		2	0	0	0	0	0	2
82 Calten Daal, R (6, PH) OBP: 0.250, SLG: 0.375 (6, 6)										2	0	1	0	0	1	0
19 Joey Votto, L (1, 3) OBP: 0.667, SLG: 0.500	0-0 1B		0-3 K			0-0 B1-3		0-0 G4-3		3	0	1	0	0	1	0
3 Gavin LaValley, R (6, 5) OBP: 0.400, SLG: 0.500										1	0	0	0	0	0	1
89 Alex Blandino, R (8, 5) OBP: 0.143, SLG: 0.143										0	0	0	0	0	0	0
4 Brandon Phillips, R (1, 4) OBP: 0.111, SLG: 0.125	0-3 K			0-0 G4-3		0-0 G5-3			0-0 F7	3	0	0	0	0	1	1
55 Narciso Crook, R (6, 7)										1	0	0	0	0	0	0
32 Jay Bruce, L (1, 9) OBP: 0.286, SLG: 0.571		0-3 K		0-0 F9			0-3 K		0-0 43 G1-6-3 1B	2	0	0	0	0	1	0
33 Yorman Rodriguez, R (6, 9) OBP: 0.250, SLG: 0.143										2	0	1	0	0	1	0
43 Scott Schebler, L (1, 10) OBP: 0.300, SLG: 0.667		0-0 G6-3		0-0 P3			0-0 15 E 2B		0-0 G1-6-3 1-2f	4	1	1	0	0	0	1
3 Iván De Jesús Jr., R (1, 5) OBP: 0.429, SLG: 0.429		0-3 K			0-0 F9		1-0 E5 51 CS 2-H			2	0	0	0	0	1	0
15 Jordan Pacheco, R (6, 2)										1	0	0	0	0	0	0
76 Jesse Winker, L (1, 7) OBP: 0.333, SLG: 0.375			1-0 16 HR HBP		0-0 L8		1-3 K 1-2			1	1	0	0	0	0	0
51 Brandon Allen, L (6, 3) OBP: 0.333, SLG: 0.333										1	0	0	0	0	1	1
16 Tucker Barnhart, L (1, 2) OBP: 0.571, SLG: 1.167			0-0 1-H HR		0-0 F7			0-0 F9		2	1	1	2	0	0	0
6 Blake Trahan, R (6, 4) OBP: 0.429, SLG: 0.571										1	0	0	0	0	0	0
Inning Stats	R: 0 E: 0 K: 1 S: 7 H: 2 LOB: 1 BB: 0 P: 7	R: 0 E: 0 K: 2 S: 7 H: 0 LOB: 0 BB: 0 P: 7	R: 2 E: 0 K: 1 S: 6 H: 2 LOB: 0 BB: 0 P: 7	R: 0 E: 0 K: 0 S: 3 H: 0 LOB: 0 BB: 0 P: 3	R: 0 E: 0 K: 0 S: 3 H: 0 LOB: 0 BB: 0 P: 3	R: 1 E: 0 K: 1 S: 8 H: 1 LOB: 0 BB: 0 P: 8	R: 1 E: 1 K: 2 S: 8 H: 1 LOB: 0 BB: 0 P: 10	R: 0 E: 0 K: 0 S: 4 H: 1 LOB: 1 BB: 0 P: 4	R: 0 E: 0 K: 0 S: 3 H: 1 LOB: 0 BB: 0 P: 3	1B: 4 2B: 2 3B: 0 HR: 2 SF: 0 SAC: 0 DP: 2 HBP: 1						

	AB	32
	R	4
	H	8
	RBI	3
	BB	0
	SO	7
	LOB	6

WP: 0 PB: 0 SB: 0 CS: 2 PA: 33

PITCHER		IP	WLS	BF	H	R	ER	SO	BB	IBB	HBP	BLK	WP	HR	S	P	ERA	WHIP
53 Trevor Cahill, R ERA:	(1, 1)	2.0		7	2	0	0	3	0	0	0	0	0	0	14	14	0.00	1.000
45 Eric Jokisch, L ERA: 9.0	(3, 1)	2.0	L	8	2	2	2	1	0	0	1	0	0	1	9	10	9.00	1.000
87 Ryan Williams, R ERA:	(5, 1)	1.0		3	0	0	0	0	0	0	0	0	0	0	3	3	0.00	0.000
55 Drew Rucinski, R ERA: 4.5	(6, 1)	2.0		8	2	2	1	3	0	0	0	0	0	1	16	18	4.50	1.000
Armando Rivero, R ERA:	(8, 1)	1.0		4	1	0	0	0	0	0	0	0	0	0	4	4	0.00	1.000

PITCHER		IP	WLS	BF	H	R	ER	SO	BB	IBB	HBP	BLK	WP	HR	S	P	ERA	WHIP
63 Jean Machi, R ERA:	(9, 1)	1.0		3	1	0	0	0	0	0	0	0	0	0	3	3	0.00	1.000

Batter	1	2	3	4	5	6	7	8	9	AB	R	H	RBI	BB	SO	LOB
17 Kris Bryant, R (1, 5) OBP: 0.400, SLG: 0.250 82 Taylor Davis, R (6, 3)	C C C 0-3 ① K		H 1-0 HBP		X 0-0 ② L7			X 0-0 ① F8		2 0 0 0 0 1 0 1 0 0 0 0 0 0						
44 Anthony Rizzo, L (1, 3) 75 Jeimer Candelario, S (6, 5)	S S S 0-3 ② K		X 0-0 ② P6		X 0-0 ③ G6-3			S C S 0-3 ② K2-3		3 0 0 0 0 1 2 1 0 0 0 0 1 0						
68 Jorge Soler, R (1, 7) 5 Juan Carlos Perez, R (7, 7)	X 0-0 ③ G5-3		X 0-0 ③ F7			S S S 0-3 ① K		X 0-0 ③ F9		3 0 0 0 0 1 2 1 0 0 0 0 0 0						
47 Miguel Montero, L (1, 10) OBP: 1.000, SLG: 2.000 74 Daniel Vogelbach, L (9, PH) OBP: 0.250, SLG: 0.500		X 0-0 1B	X 0-0 15 1B 7 FC6-4 2B			B S S X 1-2 HR			S C S 0-3 ① K	3 2 3 1 0 0 0 1 0 0 0 0 1 0						
8 Shane Victorino, S (1, 9) 72 John Andreoli, R (7, 8)		X 0-0 ① F7	B B B B 4-0 7 FC6-4 15 1B BB			X 0-0 ② G3			X 0-0 ② F8	2 0 0 0 1 0 1 1 0 0 0 0 0 0						
15 Tim Federowicz, R (1, 2) OBP: 0.250, SLG: 0.250 12 Kyle Schwarber, L (5, 2) OBP: 0.200, SLG: 0.200		X 0-0 ② F9	X 0-0 7 FC6-4 1-2 2-3 1B			X 0-0 ③ G4-3			X 0-0 ③ P5	2 0 1 0 0 0 1 2 0 0 0 0 0 0						
7 Arismendy Alcántara, S (1, 4) OBP: 0.500, SLG: 0.400 97 Mark Zagunis, R (7, 9)		X 0-0 ③ G5-3		X 0-0 ① FC6-4 78 CS 1-2f 2-3 3-H			C S S 0-3 ① K			2 0 0 1 0 0 3 1 0 0 0 0 1 0						
78 Albert Almora Jr., R (1, 8) OBP: 0.167, SLG: 0.333 83 Logan Watkins, L (7, 6)			X 0-0 2B	S S S 0-3 ② ③ K 1-2			C S S 0-3 ② K			2 0 1 0 0 1 2 1 0 0 0 0 1 0						
89 Gleyber Torres, R (1, 6) 83 Ryan Dent, R (7, 4)			S S S 0-3 ① K		X 0-0 ① G3		X 0-0 ③ G4-3			2 0 0 0 0 1 1 1 0 0 0 0 0 0						
Inning Stats	R: 0 H: 0 E: 0 LOB: 0 K: 2 BB: 0 S: 7 P: 7	R: 0 H: 1 E: 0 LOB: 1 K: 0 BB: 0 S: 4 P: 4	R: 0 H: 1 E: 0 LOB: 2 K: 1 BB: 0 S: 6 P: 7	R: 1 H: 2 E: 0 LOB: 1 K: 1 BB: 1 S: 6 P: 10	R: 0 H: 0 E: 0 LOB: 0 K: 0 BB: 0 S: 3 P: 3	R: 1 H: 1 E: 0 LOB: 0 K: 1 BB: 0 S: 8 P: 9	R: 0 H: 0 E: 0 LOB: 0 K: 2 BB: 0 S: 7 P: 7	R: 0 H: 0 E: 0 LOB: 0 K: 1 BB: 0 S: 5 P: 5	R: 0 H: 0 E: 0 LOB: 0 K: 1 BB: 0 S: 5 P: 5	1B: 2 SF: 0 2B: 2 SAC: 0 3B: 0 DP: 0 HR: 1 HBP: 1						

BOTTOM

Cincinnati Reds @ Chicago Cubs

Sloan Park, Mesa, AZ

Sat Mar 05 2016, 3:09 PM - 5:31 PM EST

Att. 15,443 - Partly Cloudy - 81 F

livebaseballscorecards.com

AB	31
R	2
H	5
RBI	2
BB	1
SO	9
LOB	12

PITCHER		IP	WLS	BF	H	R	ER	SO	BB	IBB	HBP	BLK	WP	HR	S	P	ERA	WHIP
29 Brandon Finnegan, L ERA:	(1, 1)	2.0	W	7	1	0	0	2	0	0	0	0	0	0	11	11	0.00	0.500
52 Tony Cingrani, L ERA:	(3, 1)	1.0	H	5	1	0	0	1	0	0	1	0	0	0	6	7	0.00	1.000
36 Blake Wood, R ERA: 6.0	(4, 1)	2.0	H	8	2	1	1	1	1	0	0	0	0	0	9	13	4.50	1.500
83 A.J. Morris, R ERA: 3.0	(6, 1)	2.0	H	7	1	1	1	3	0	0	0	0	0	1	15	16	4.50	0.500
53 Carlos Contreras, R ERA:	(8, 1)	1.0	H	3	0	0	0	1	0	0	0	0	0	0	5	5	0.00	0.000
73 Drew Hayes, R ERA:	(9, 1)	1.0	S	3	0	0	0	1	0	0	0	0	0	0	5	5	0.00	0.000

Colorado Rockies @ Cincinnati Reds

Goodyear Ballpark, Goodyear, AZ

Sun Mar 06 2016, 3:09 PM - 5:42 PM EST

Att. 4,171 - Cloudy - 81 F

livebaseballscorecards.com

TOP

Batter	1	2	3	4	5	6	7	8	9	AB	R	H	RBI	BB	SO	LOB
68 Raimel Tapia, L (1, 8) OBP: 0.556, SLG: 0.778	0-0 67 1B / 12 1B / 1B		0-0 F8		0-0 G4-6-3 1-2f		0-0 F8	0-0 F8		4	1	1	0	0	0	2
59 Rosell Herrera, S (7, 8)										1	0	0	0	0	0	0
9 DJ LeMahieu, R (1, 4) OBP: 0.250, SLG: 0.375	0-0 F9		0-0 E6 67 HR		0-0 2B		2-0 B B X 16 1B / 10 2B / 1-H 1B		0-0 L1	3	1	1	0	0	0	1
18 Cristhian Adames, S (5, 4) OBP: 0.375, SLG: 0.625										2	1	1	1	0	0	0
67 David Dahl, L (1, 7) OBP: 0.364, SLG: 0.727	0-0 12 1B / 10 SF8 / 1-2 1B		0-0 2-H HR		0-0 G1-3		0-0 F9		0-0 L8	5	2	2	2	0	0	2
12 Mark Reynolds, R (1, 3) OBP: 0.333, SLG: 0.667	0-0 1-3 2-H 1B		0-0 G1-3			B X 1-0 HR	0-0 10 2B / 1-2 1B		0-0 G6-3	3	1	2	2	0	0	0
16 Kyle Parker, R (6, 3) OBP: 0.286, SLG: 0.286										2	1	1	0	0	0	0
10 Ben Paulsen, L (1, 10) OBP: 0.364, SLG: 0.444	0-0 SF8 / 3-H		0-0 G6-3			0-0 1 FC6-4 1B	0-0 1-H 2-H 2B			3	0	2	3	0	0	0
85 Ryan McMahon, L (1, 5) F F S	0-3 K			F F S 0-3 K		0-0 F7	0-0 G4-3			4	0	0	0	0	2	3
Alex Castellanos, R (7, 5)										0	0	0	0	0	0	0
1 Brandon Barnes, R (1, 9) OBP: 0.182, SLG: 0.100		X 0-0 F7		B B B B 4-0 3 CS / BB		X 0-0 FC6-4 1-2f		X 0-0 F8		2	0	0	0	1	0	1
80 Mike Tauchman, L (6, 9) OBP: 0.625, SLG: 0.833										1	0	0	0	0	0	0
3 Daniel Descalso, L (1, 6)		F F S 0-3 K		S F C 0-3 K 1-2		F F S 0-3 K		B B X 2-0 HR		3	0	0	0	0	3	2
27 Trevor Story, R (6, 6) OBP: 0.556, SLG: 1.333										1	1	1	1	0	0	0
13 Dustin Garneau, R (1, 2) OBP: 0.667, SLG: 0.333		F F C 0-3 K			H 1-0 68 G4-6-3 / HBP		H 1-0 18 WP / 18 1B / HBP	0-0 G5-3		1	1	0	0	0	1	0
20 Jackson Williams, R (7, 2)										1	0	0	0	0	0	0

Inning Stats										
	R: 2	H: 3	R: 0	H: 0	R: 2	H: 1	R: 0	H: 0	R: 0	H: 1
	E: 0	LOB: 1	E: 0	LOB: 0	E: 1	LOB: 0	E: 0	LOB: 0	E: 0	LOB: 1
	K: 1	BB: 0	K: 2	BB: 0	K: 0	BB: 0	K: 2	BB: 1	K: 0	BB: 0
	S: 8	P: 8	S: 7	P: 7	S: 5	P: 5	S: 6	P: 10	S: 3	P: 4

Inning Stats										
	R: 1	H: 2	R: 3	H: 3	R: 1	H: 1	R: 0	H: 0	1B: 6	SF: 1
	E: 0	LOB: 1	E: 0	LOB: 1	E: 0	LOB: 0	E: 0	LOB: 0	2B: 2	SAC: 0
	K: 1	BB: 0	K: 0	BB: 0	K: 0	BB: 0	K: 0	BB: 0	3B: 0	DP: 1
	S: 7	P: 8	S: 6	P: 9	S: 4	P: 6	S: 3	P: 3	HR: 3	HBP: 2

AB	36
R	9
H	11
RBI	9
BB	1
SO	6
LOB	11

		WP: 1	PA: 40
		PB: 0	
		SB: 0	
		CS: 1	

PITCHER		IP	WLS	BF	H	R	ER	SO	BB	IBB	HBP	BLK	WP	HR	S	P	ERA	WHIP
46 Jon Moscot, R ERA: 7.2	(1, 1)	3.0	L	14	4	4	3	3	0	0	0	0	0	1	20	20	9.00	1.333
70 Jumbo Díaz, R ERA: 4.5	(4, 1)	1.0		3	0	0	0	2	1	0	0	0	0	0	6	10	0.00	1.000
62 Pedro Villarreal, R ERA: 3.0	(5, 1)	2.0		9	3	1	1	1	0	0	1	0	0	1	10	12	4.50	1.500
41 Ryan Mattheus, R ERA: 13.5	(7, 1)	1.0		7	3	3	3	0	0	0	1	0	1	0	6	9	27.00	3.000
71 Stephen Johnson, R ERA: 4.5	(8, 1)	1.0		4	1	1	1	0	0	0	0	0	0	1	4	6	9.00	1.000

PITCHER		IP	WLS	BF	H	R	ER	SO	BB	IBB	HBP	BLK	WP	HR	S	P	ERA	WHIP
54 Caleb Cotham, R ERA: 4.5	(9, 1)	1.0		3	0	0	0	0	0	0	0	0	0	0	3	3	0.00	0.000

BOTTOM

Colorado Rockies @ Cincinnati Reds

Goodyear Ballpark, Goodyear, AZ

Sun Mar 06 2016, 3:09 PM - 5:42 PM EST

Att. 4,171 - Cloudy - 81 F

Batter	1	2	3	4	5	6	7	8	9	AB	R	H	RBI	BB	SO	LOB
30 Jake Cave, L (1, 8) OBP: 0.462, SLG: 0.500	F7		K			HR		76 1B; 15 1B; 1B		2	0	0	0	0	1	0
85 Phillip Ervin, R (6, 8) OBP: 0.636, SLG: 1.182										2	1	2	1	0	0	0
3 Iván De Jesús Jr., R (1, 4) OBP: 0.333, SLG: 0.333	G4-3		G4-3			K		K		2	0	0	0	0	0	0
79 Eric Jagielo, L (6, 5)										2	0	0	0	0	2	1
7 Eugenio Suárez, R (1, 5) OBP: 0.667, SLG: 1.375	F9			51 S; 1B		K		76 1B; 1-2; 1B		2	0	1	0	0	0	0
15 Jordan Pacheco, R (6, 7) OBP: 0.222, SLG: 0.125						K				2	0	1	0	0	1	0
51 Brandon Allen, L (1, 3) OBP: 0.250, SLG: 0.250		G4-3		F7; 1-2		G1-6-3		89 FC4-6; 1-2; 2-3; 1B		2	0	0	0	0	0	1
76 Jesse Winker, L (6, 9) OBP: 0.364, SLG: 0.400										2	0	1	0	0	0	0
23 Adam Duvall, R (1, 10) OBP: 0.400, SLG: 0.500		F9		F7			89 HR; 2B	K		4	1	1	0	0	1	4
33 Yorman Rodriguez, R (1, 9) OBP: 0.300, SLG: 0.222		40 S; 1B		P2				FC4-6; 1-2f		2	0	1	0	0	0	1
89 Alex Blandino, R (6, 6) OBP: 0.222, SLG: 0.556							2-H; HR			2	1	1	2	0	0	3
40 Tyler Holt, R (1, 7) OBP: 0.364, SLG: 0.222	BB; 1-2				K		G6-3		K	1	0	0	0	1	1	0
23 Brandon Dixon, R (6, 4)										2	0	0	0	0	1	0
37 Ramón Cabrera, S (1, 2)	P2				G6-3		K		G6-3	2	0	0	0	0	0	2
80 Chad Wallach, R (6, 3) OBP: 0.222, SLG: 0.333										2	0	0	0	0	1	0
82 Calten Daal, R (1, 6) OBP: 0.200, SLG: 0.300			K		G4-3		K		F8	2	0	0	0	0	1	0
88 Joe Hudson, R (6, 2)										2	0	0	0	0	1	0

Inning Stats	1	2	3	4	5	6	7	8	9
	R: 0 E: 0 K: 0 S: 3 H: 0 LOB: 0 BB: 0 P: 3	R: 0 E: 0 K: 0 S: 4 H: 1 LOB: 2 BB: 1 P: 8	R: 0 E: 0 K: 2 S: 7 H: 0 LOB: 0 BB: 0 P: 7	R: 0 E: 0 K: 0 S: 5 H: 1 LOB: 1 BB: 0 P: 5	R: 0 E: 0 K: 1 S: 5 H: 0 LOB: 0 BB: 0 P: 5	R: 1 E: 0 K: 2 S: 8 H: 1 LOB: 0 BB: 0 P: 9	R: 2 E: 0 K: 2 S: 10 H: 2 LOB: 0 BB: 0 P: 10	R: 0 E: 0 K: 2 S: 10 H: 3 LOB: 3 BB: 0 P: 10	R: 0 E: 0 K: 1 S: 5 H: 0 LOB: 0 BB: 0 P: 5

	AB	35
	R	3
	H	8
	RBI	3
	BB	1
	SO	10
	LOB	12

1B: 5 SF: 0
2B: 1 SAC: 0
3B: 0 DP: 0
HR: 2 HBP: 0

WP: 0 PA: 36
PB: 0
SB: 2
CS: 0

livebaseballscorecards.com

PITCHER	IP	WLS	BF	H	R	ER	SO	BB	IBB	HBP	BLK	WP	HR	S	P	ERA	WHIP
36 Christian Bergman, R (1, 1) ERA:	2.0	W	8	1	0	0	0	1	0	0	0	0	0	7	11	0.00	1.000
74 Jeff Hoffman, R (3, 1) ERA:	2.0		7	1	0	0	2	0	0	0	0	0	0	12	12	0.00	0.500
73 Kyle Freeland, L (5, 1) ERA: 4.5	2.0		7	1	1	1	3	0	0	0	0	0	1	13	14	4.50	0.500
81 Nelson Gonzalez, R (7, 1) ERA: 9.0	1.0		5	2	2	2	2	0	0	0	0	0	1	10	10	18.00	2.000
65 Jason Gurka, L (8, 1) ERA:	1.0		6	3	0	0	2	0	0	0	0	0	0	10	10	0.00	3.000

PITCHER	IP	WLS	BF	H	R	ER	SO	BB	IBB	HBP	BLK	WP	HR	S	P	ERA	WHIP
60 Justin Miller, R (9, 1) ERA:	1.0		3	0	0	0	1	0	0	0	0	0	0	5	5	0.00	0.000

Batter	1	2	3	4	5	6	7	8	9	AB	R	H	RBI	BB	SO	LOB
7 Cliff Pennington, S (1, 6) OBP: 0.273, SLG: 0.200 8 David Fletcher, R (6, PR) OBP: 1.000, SLG: 1.000 (6, 6)	x 0-0 ① L7		SSS 0-3 ② K	BBBB 4-0 1-2 BB		x 0-0 1-3 1B		x 0-0 81 E 2-H 1B		3 0 1 0 1 1 1 1 0 1 1 0 0 0						
12 Johnny Giavotella, R (1, 4) OBP: 0.200, SLG: 0.400 81 Alex Yarbrough, S (6, 4)	x 0-0 ② G5-3		x 0-0 ③ FC6-4 1-2f	x 0-0 ③ G1-6-3		x 0-0 ③ F7		SSS 0-3 ③ K 1-3		4 0 0 0 0 0 6 1 0 0 0 0 1 1						
3 Craig Gentry, R (1, 8) OBP: 0.364, SLG: 0.300 Jared Foster, R (7, 8) (8, 9)	x 0-0 ③ G5-3			x 0-0 ① G6-3	x 0-0 ① G6-3		x 0-0 47 G5-4-3 1B	x 0-0 ① G6-3		4 0 1 0 0 0 0 1 0 0 0 0 0 0						
25 Daniel Nava, S (1, 10) OBP: 0.667, SLG: 0.800 21 Caleb Adams, R (7, PH) (7, 10)		x 0-0 47 G4-3 1B		x 0-0 47 1B 19 HR 2B	BBB 4-0 BB		CCC 0-3 ① K	x 0-0 ② G4-3		2 1 2 0 1 0 0 2 0 0 0 0 1 1						
47 Jett Bandy, R (1, 2) OBP: 0.375, SLG: 0.375 96 Stephen McGee, R (7, 2)		x 0-0 ① G4-3 1-2		x 0-0 19 HR 2-3 1B	SSS 0-3 ② K		x 0-0 ②③ G5-4-3 1-2f		SSS 0-3 ③ K	4 1 1 0 0 1 3 1 0 0 0 0 1 0						
19 Jefry Marte, R (1, 5) OBP: 0.200, SLG: 0.444 22 Kaleb Cowart, S (6, 5) OBP: 0.167, SLG: 0.167		x 0-0 ② G5-3		BBX 2-0 1-H 3-H HR	x 0-0 ③ F8			x 0-0 ① G3-1		3 1 1 3 0 0 2 1 0 0 0 0 0 0						
51 Ji Man Choi, L (1, 3) OBP: 0.313, SLG: 0.214 Brian Hernandez, R (8, 3)		x 0-0 ③ G3		x 0-0 ② G5-3		x 0-0 ① G4-3		BBBB 4-0 37 G3 72 2B BB		3 1 0 0 1 0 1 0 0 0 0 0 0 0						
37 Quintin Berry, L (1, 9) OBP: 0.182, SLG: 0.182 89 Jahmai Jones, R (8, 8)			x 0-0 ① F7	x 0-0 72 1B 1B		CCC 0-3 ② K		x 0-0 ② G3 1-2		4 0 1 0 0 1 1 0 0 0 0 0 0 0						
72 Nick Buss, L (1, 7) OBP: 0.667, SLG: 0.857			x 0-0 12 FC6-4 1B	x 0-0 7 BB 1-3 1B		BBBB 4-0 7 1B BB		x 0-0 8 1B 2-H 2B		3 1 3 1 1 0 0						
Inning Stats	R: 0 H: 0 E: 0 LOB: 0 K: 0 BB: 0 S: 3 P: 3	R: 0 H: 1 E: 0 LOB: 1 K: 0 BB: 0 S: 4 P: 4	R: 0 H: 1 E: 0 LOB: 1 K: 1 BB: 0 S: 6 P: 6	R: 3 H: 5 E: 0 LOB: 3 K: 0 BB: 1 S: 8 P: 14	R: 0 H: 0 E: 0 LOB: 1 K: 1 BB: 1 S: 5 P: 9	R: 0 H: 1 E: 0 LOB: 2 K: 1 BB: 1 S: 6 P: 10	R: 0 H: 1 E: 0 LOB: 0 K: 1 BB: 0 S: 5 P: 5	R: 2 H: 2 E: 0 LOB: 1 K: 1 BB: 1 S: 7 P: 11	R: 0 H: 0 E: 0 LOB: 0 K: 1 BB: 0 S: 5 P: 5	1B: 8 SF: 0 2B: 2 SAC: 0 3B: 0 DP: 1 HR: 1 HBP: 0						

PITCHER		IP	WLS	BF	H	R	ER	SO	BB	IBB	HBP	BLK	WP	HR	S	P	ERA	WHIP
84 Cody Reed, L ERA: 1.8	(1, 1)	3.0	W	11	2	0	0	1	0	0	0	0	0	0	13	13	0.00	0.667
77 Tim Adleman, R ERA: 13.5	(4, 1)	1.0		9	5	3	3	0	1	0	0	0	0	1	8	14	27.00	6.000
60 J.J. Hoover, R ERA:	(5, 1)	1.0		4	0	0	0	1	1	0	0	0	0	0	5	9	0.00	1.000
86 Layne Somsen, R ERA:	(6, 1)	2.0		8	2	0	0	2	1	0	0	0	0	0	11	15	0.00	1.500
66 JC Ramírez, R ERA: 9.0	(8, 1)	1.0		6	2	2	2	1	1	0	0	0	0	0	7	11	18.00	3.000

PITCHER		IP	WLS	BF	H	R	ER	SO	BB	IBB	HBP	BLK	WP	HR	S	P	ERA	WHIP
90 Dayan Díaz, R ERA:	(9, 1)	1.0	S	3	0	0	0	1	0	0	0	0	0	0	5	5	0.00	0.000

TOP

Los Angeles Angels @ Cincinnati Reds

Goodyear Ballpark, Goodyear, AZ

Mon Mar 07 2016, 3:09 PM - 5:52 PM EST

Att. 2,540 - Cloudy - 68 F

livebaseballscorecards.com

AB	37
R	5
H	11
RBI	5
BB	4
SO	6
LOB	16

Batter	1	2	3	4	5	6	7	8	9	AB	R	H	RBI	BB	SO	LOB
9 José Peraza, R (1, 6) OBP: 0.182, SLG: 0.273	F7	G4-3		15 S 19 SF9 1B		15 1B 2B		F9		4	1	2	0	0	0	0
80 Chad Wallach, R (7, 2) OBP: 0.200, SLG: 0.300										1	0	0	0	0	0	0
15 Jordan Pacheco, R (1, 5) OBP: 0.385, SLG: 0.545	K		HR	4 2B 1-3 BB		2-3 1B		2B		3	1	2	1	1	1	0
4 Ray Chang, R (7, 3) OBP: 1.000, SLG: 2.000										1	0	1	0	0	0	0
19 Joey Votto, L (1, 3) OBP: 0.615, SLG: 0.889	4 BB 32 1B 1B		HR	SF9 3-H		K		G6-3		3	2	2	2	0	1	2
46 Seth Mejias-Brean, R (7, 5)										1	0	0	0	0	0	1
4 Brandon Phillips, R (1, 4) OBP: 0.250, SLG: 0.300	32 1B 1-2 BB		F7	1-3 2B		P2				2	0	1	0	1	0	0
23 Brandon Dixon, R (6, 4)										1	0	0	0	0	0	2
32 Jay Bruce, L (1, 9) OBP: 0.364, SLG: 0.545	23 CS 1-3 2-H 1B		23 3B 1B	K		K				4	1	2	1	0	2	4
55 Narciso Crook, R (7, 8)										0	0	0	0	0	0	0
23 Adam Duvall, R (1, 7) OBP: 0.462, SLG: 0.923	CS 1-2	HR	43 2B 1-H 3B	F9			G6-3			3	2	2	2	0	0	2
33 Yorman Rodriguez, R (7, 7) OBP: 0.273, SLG: 0.200										1	0	0	0	0	0	0
43 Scott Schebler, L (1, 10) OBP: 0.357, SLG: 0.692		40 1B 40 S 16 G4-6-3 1B	40 P3 3-H 2B	G6-3			G3			4	1	2	1	0	0	0
40 Tyler Holt, R (1, 8) OBP: 0.357, SLG: 0.250		16 G4-6-3 1-3 1B	P3 2-3	F8			K			3	0	1	0	0	0	1
69 Juan Duran, R (7, 9) OBP: 0.143, SLG: 0.571										1	0	0	0	0	1	0
16 Tucker Barnhart, L (1, 2) OBP: 0.400, SLG: 0.778		G4-6-3 1-2f 3-H	G3	K				F8		3	0	0	0	0	1	2
82 Calten Daal, R (7, 6) OBP: 0.182, SLG: 0.273										1	0	0	0	0	0	0
Inning Stats	R: 1 H: 2 E: 0 LOB: 1 K: 1 BB: 1 S: 6 P: 11	R: 2 H: 3 E: 0 LOB: 0 K: 0 BB: 0 S: 7 P: 8	R: 4 H: 5 E: 0 LOB: 1 K: 0 BB: 0 S: 10 P: 13	R: 1 H: 2 E: 0 LOB: 2 K: 1 BB: 1 S: 7 P: 11	R: 0 H: 0 E: 0 LOB: 0 K: 1 BB: 0 S: 5 P: 5	R: 0 H: 2 E: 0 LOB: 2 K: 2 BB: 0 S: 9 P: 9	R: 0 H: 0 E: 0 LOB: 0 K: 1 BB: 0 S: 5 P: 5	R: 0 H: 1 E: 0 LOB: 1 K: 0 BB: 0 S: 4 P: 4		1B: 7 SF: 1 2B: 4 SAC: 0 3B: 1 DP: 1 HR: 3 HBP: 0						

PITCHER	IP	WLS	BF	H	R	ER	SO	BB	IBB	HBP	BLK	WP	HR	S	P	ERA	WHIP
52 Matt Shoemaker, R (1, 1) ERA: 14.4	3.0	L	18	10	7	7	1	1	0	0	0	0	3	23	32	21.00	3.667
71 Greg Mahle, L (4, 1) ERA: 6.0	1.0		6	2	1	1	1	1	0	0	0	0	0	7	11	9.00	3.000
75 Yunesky Maya, R (5, 1) ERA:	2.0		8	2	0	0	3	0	0	0	0	0	0	14	14	0.00	1.000
49 Ramon E Ramirez, R (7, 1) ERA: 3.0	1.0		3	0	0	0	1	0	0	0	0	0	0	5	5	0.00	0.000
83 Tyler DeLoach, L (8, 1) ERA:	1.0		4	1	0	0	0	0	0	0	0	0	0	4	4	0.00	1.000

PITCHER	IP	WLS	BF	H	R	ER	SO	BB	IBB	HBP	BLK	WP	HR	S	P	ERA	WHIP

BOTTOM

Los Angeles Angels @ Cincinnati Reds

Goodyear Ballpark, Goodyear, AZ

Mon Mar 07 2016, 3:09 PM - 5:52 PM EST

Att. 2,540 - Cloudy - 68 F

livebaseballscorecards.com

AB	36
R	8
H	15
RBI	7
BB	2
SO	6
LOB	14

WP: 0 PA: 40
PB: 0
SB: 3
CS: 1

Cincinnati Reds @ San Francisco Giants

Scottsdale Stadium, Scottsdale, AZ

Tue Mar 08 2016, 9:07 PM - 12:29 AM EST

Att. 11,262 - Clear - 66 F

TOP

livebaseballscorecards.com

Batter	1	2	3	4	5	6	7	8	9	AB	R	H	RBI	BB	SO	LOB
30 Jake Cave, L (1, 8) OBP: 0.438, SLG: 0.467	0-0 7 76 1B G1-3 1B	0-0 SH3-4 2-3		1 SAFE 0-0 G6-3 1-2		0-0 G3-1		0-0 1B		3	1	1	0	0	0	2
7 Bryson Smith, R (7, 8) OBP: 1.000, SLG: 1.000										1	0	1	0	0	0	0
7 Eugenio Suárez, R (1, 5) OBP: 0.538, SLG: 1.000	0-0 G1-3 1-2	0-3 K			0-0 G6-3		0-0 82 BB 89 1B 49 WP 1B	0-0 F8		4	0	1	0	0	1	2
46 Seth Mejias-Brean, R (7, PR) (7, 5)										1	1	0	0	0	0	1
76 Jesse Winker, L (1, 9) OBP: 0.429, SLG: 0.462	0-0 43 HR 2-H 1B		0-0 3 FC5-4 1B		0-3 K		0-3 K	0-3 K		3	1	2	1	0	1	0
69 Juan Duran, R (7, PH) OBP: 0.111, SLG: 0.444										2	0	0	0	0	2	2
4 Brandon Phillips, R (1, 4) OBP: 0.267, SLG: 0.250	0-0 F8	0-0 L9		1-0 43 E HBP		0-0 49 WP 82 BB 49 2B 1-2 1B			0-0 23 FC5-4 1B	2	0	0	0	0	0	2
89 Alex Blandino, R (6, 4) OBP: 0.364, SLG: 0.636										2	1	2	0	0	0	0
43 Scott Schebler, L (1, 7) OBP: 0.353, SLG: 0.813	1-1 1-H HR	0-3 K		0-0 E7 1-3		0-3 K		0-0 FC5-4 49 WP 82 G5-3 1-2f		3	1	1	2	0	1	2
23 Brandon Dixon, R (7, PH) (7, 7)										2	0	0	0	0	1	3
3 Iván De Jesús Jr., R (1, 6) OBP: 0.333, SLG: 0.273	1-0 51 WP HBP	0-0 FC5-4 1-2f		0-0 G6-3		4-0 49 WP 49 2B 1-2 2-3 BB		0-0 G5-3 1-2		2	0	0	0	0	0	3
82 Calten Daal, R (7, PH) OBP: 0.231, SLG: 0.250										1	1	0	0	1	0	1
51 Brandon Allen, L (1, 3) OBP: 0.273, SLG: 0.364	1-0 G4-3 1-2			0-0 85 1B 2B		0-2 K	1-0 1-H 2-H 3-H 2B	1-0 G3 2-3		3	1	1	0	0	1	1
49 Donald Lutz, L (7, PH) OBP: 0.500, SLG: 1.000										2	0	1	2	0	0	1
85 Phillip Ervin, R (1, 10) OBP: 0.533, SLG: 0.933		0-0 G6-3		0-0 30 CS 2-H 1B		0-0 G5-3	0-3 K			4	0	1	1	0	1	2
37 Ramón Cabrera, S (1, 2) OBP: 0.250, SLG: 0.375		0-0 30 SH3-4 2B		0-0 F9		0-0 1B		0-3 K		3	0	2	0	0	0	1
80 Chad Wallach, R (7, 2) OBP: 0.182, SLG: 0.273										1	0	0	0	0	1	0
Inning Stats	R: 3 E: 0 K: 0 S: 7 H: 3 LOB: 1 BB: 0 P: 10	R: 0 E: 0 K: 1 S: 6 H: 1 LOB: 1 BB: 0 P: 6	R: 0 E: 0 K: 1 S: 6 H: 1 LOB: 1 BB: 0 P: 6	R: 1 E: 0 K: 0 S: 4 H: 2 LOB: 0 BB: 0 P: 4	R: 0 E: 1 K: 1 S: 6 H: 0 LOB: 2 BB: 0 P: 7	R: 0 E: 0 K: 1 S: 6 H: 1 LOB: 1 BB: 0 P: 6	R: 3 E: 0 K: 3 S: 12 H: 3 LOB: 2 BB: 1 P: 17	R: 0 E: 0 K: 2 S: 8 H: 1 LOB: 1 BB: 0 P: 8	R: 0 E: 0 K: 0 S: 4 H: 1 LOB: 1 BB: 0 P: 5	1B: 9 2B: 3 3B: 0 HR: 1 SF: 0 SAC: 1 DP: 0 HBP: 2						

	AB	39
	R	7
	H	13
	RBI	6
	BB	1
	SO	9
	LOB	23

WP: 3 PB: 0 SB: 0 CS: 1 PA: 43

PITCHER		IP	WLS	BF	H	R	ER	SO	BB	IBB	HBP	BLK	WP	HR	S	P	ERA	WHIP
40 Madison Bumgarner, L ERA: 7.2	(1, 1)	3.0		15	5	3	3	2	0	0	1	0	1	1	19	22	9.00	1.667
49 Javier López, L ERA: 3.0	(4, 1)	1.0	W	4	2	1	1	0	0	0	0	0	0	0	4	4	9.00	2.000
53 Chris Heston, R ERA: 5.79	(5, 1)	2.2	H	14	3	3	3	4	1	0	1	0	0	0	20	25	10.12	1.500
64 Derek Law, R ERA:	(7, 1)	0.1	H	2	1	0	0	1	0	0	0	0	1	0	4	5	0.00	3.000
61 Josh Osich, L ERA: 6.0	(8, 1)	1.0		4	1	0	0	2	0	0	0	0	0	0	8	8	0.00	1.000

PITCHER		IP	WLS	BF	H	R	ER	SO	BB	IBB	HBP	BLK	WP	HR	S	P	ERA	WHIP
70 George Kontos, R ERA:	(9, 1)	1.0		4	1	0	0	0	0	0	0	0	1	0	4	5	0.00	1.000

Batter	1	2	3	4	5	6	7	8	9	AB	R	H	RBI	BB	SO	LOB
16 Ángel Pagán, S (1, 7) OBP: 0.667, SLG: 0.500	0-0 35 BB 12 1B 6 FC4-6 1B		0-0 ① P6	4-0 12 1B 1-2 BB	0-0 ③ P4		0-0 1-H 84 3B 2B	0-0 ② G4-3 1-2 2-3 3-H		2	1	1	0	1	0	0
51 Mac Williamson, R (5, 7) OBP: 0.471, SLG: 0.933										3	1	1	2	0	0	3
12 Joe Panik, L (1, 4) OBP: 0.231, SLG: 0.385	0-0 6 FC4-6 35 BB 1-2 7 FC6-4 1B		0-0 6 HR 3B	0-0 ③ 1-3 2-3 1B		0-0 ① G3-1	0-0 2-H 80 1B 3B	0-0 2-3 3-H 1B		4	2	3	0	0	0	0
84 Rando Moreno, S (7, 4) OBP: 0.500, SLG: 0.750										2	1	2	2	0	0	0
35 Brandon Crawford, L (1, 10) OBP: 0.250, SLG: 0.400	B B B B 4-0 6 FC4-6 1-2 2-3 BB		S T S 0-3 ② K		0-0 ① G3-1	B B B B 4-0 BB	0-0 3-H 81 WP 1B	C C S 0-3 ③ K		2	0	0	0	2	1	1
80 Hak-Ju Lee, L (7, PH) OBP: 0.500, SLG: 0.375										2	0	1	1	0	1	2
	(8, 6)															
6 Jarrett Parker, L (1, 9) OBP: 0.389, SLG: 0.500	0-0 ① FC4-6 7 FC6-4 1-2f 2-3 3-H		B D X 2-0 3-H HR		0-0 ② L9	0-0 ② L5	0-0 ② P4			4	1	1	3	0	0	3
75 Ryan Lollis, L (7, 9) OBP: 0.333, SLG: 0.231										1	0	0	0	0	0	1
7 Grégor Blanco, L (1, 8) OBP: 0.231, SLG: 0.167	0-0 ② FC6-4 1-2f 3-H		F S S 0-3 ③ K		B B B B 4-0 37 1B 21 1B BB	0-0 ③ G4-3	B C C T 1-2 ③ K 1-2			3	1	0	1	1	1	2
81 Junior Arias, R (7, 8) OBP: 0.250, SLG: 0.250										1	0	0	0	0	1	1
37 Kelby Tomlinson, R (1, 6) OBP: 0.412, SLG: 0.286	0-0 ③ L9			B B B B 4-0 21 1B 17 SF9 BB	0-0 34 S 21 1B 1-2 34 WP 1B		B B B B 4-0 82 E 82 HR BB	C S S 0-3 ① K		2	3	1	0	2	0	1
1 Ramiro Pena, S (8, 3) OBP: 0.308, SLG: 0.308										1	0	0	0	0	1	0
21 Conor Gillaspie, L (1, 3) OBP: 0.417, SLG: 0.727		0-0 ① P5		0-0 12 1B 16 BB 1-3 1B	0-0 34 WP 17 3B 1-2 2-H 1B		1 SAFE C S D B B X 3-2 1-H HR	0-0 83 1B 34 1B 51 G4-3 1B		3	1	2	1	0	0	0
82 Christian Arroyo, R (7, PH) OBP: 0.600, SLG: 1.000										2	2	2	2	0	0	0
	(8, 5)															
14 Trevor Brown, R (1, 2) OBP: 0.400, SLG: 0.375		0-0 ② P4	C S T 0-2 ① K	B B B B 4-0 17 3B 1-2 2-H BB			B B B B 4-0 51 2B BB	0-0 51 G4-3 83 1B 1-2 84 1B 1B		2	0	0	0	0	1	2
34 Andrew Susac, R (5, 2) OBP: 0.286, SLG: 0.417										1	3	1	0	2	0	0
17 Grant Green, R (1, 5) OBP: 0.389, SLG: 0.588		0-0 ③ G1-3		0-0 ② SF9 3-H	0-0 1-H 2-H 3B		S F S 0-3 ① K	0-0 84 1B 51 G4-3 1-2 2-3 1B		3	0	1	3	0	1	1
61 Josh Osich, L (8, 1)										0	0	0	0	0	0	0
83 Ryder Jones, L (8, PH) OBP: 0.500, SLG: 0.667										1	0	1	0	0	0	0
70 George Kontos, R (9, 1)										0	0	0	0	0	0	0
Inning Stats	R: 2 E: 0 K: 0 S: 5 H: 2 LOB: 1 BB: 1 P: 9	R: 0 E: 0 K: 0 S: 3 H: 0 LOB: 0 BB: 0 P: 3	R: 2 E: 0 K: 2 S: 9 H: 2 LOB: 0 BB: 0 P: 11	R: 1 E: 0 K: 1 S: 6 H: 2 LOB: 3 BB: 2 P: 14	R: 4 E: 0 K: 0 S: 6 H: 3 LOB: 1 BB: 2 P: 14	R: 0 E: 0 K: 0 S: 3 H: 0 LOB: 0 BB: 1 P: 7	R: 5 E: 1 K: 2 S: 13 H: 4 LOB: 1 BB: 2 P: 25	R: 2 E: 0 K: 2 S: 11 H: 4 LOB: 2 BB: 0 P: 11		1B: 11 2B: 1 3B: 3 HR: 2 SF: 1 SAC: 0 DP: 0 HBP: 0						

BOTTOM

Cincinnati Reds @ San Francisco Giants

Scottsdale Stadium, Scottsdale, AZ

Tue Mar 08 2016, 9:07 PM - 12:29 AM EST

Att. 11,262 - Clear - 66 F

livebaseballscorecards.com

AB	39
R	16
H	17
RBI	15
BB	8
SO	7
LOB	17

WP: 2 PA: 48
PB: 0
SB: 1
CS: 0

PITCHER		IP	WLS	BF	H	R	ER	SO	BB	IBB	HBP	BLK	WP	HR	S	P	ERA	WHIP
28 Anthony DeSclafani, R ERA: 7.2	(1, 1)	3.0		14	4	4	4	2	1	0	0	0	0	1	17	23	12.00	1.667
61 Jonathan Sánchez, L ERA: 12.27	(4, 1)	1.2	L	12	4	5	5	1	4	0	0	0	1	0	10	26	27.00	4.800
52 Tony Cingrani, L ERA:	(5, 1)	1.1		6	1	0	0	0	1	0	0	0	0	0	5	9	0.00	1.500
56 Chris O'Grady, L ERA: 19.29	(7, 1)	0.1		6	3	5	5	1	2	0	0	0	0	1	8	19	135.00	15.000
53 Carlos Contreras, R ERA: 5.4	(7, 1)	1.1		8	4	2	2	2	0	0	0	0	1	0	12	13	13.50	3.000

PITCHER		IP	WLS	BF	H	R	ER	SO	BB	IBB	HBP	BLK	WP	HR	S	P	ERA	WHIP
73 Drew Hayes, R ERA:	(8, 1)	0.1		2	1	0	0	1	0	0	0	0	0	0	4	4	0.00	3.000

Texas Rangers @ Cincinnati Reds

Goodyear Ballpark, Goodyear, AZ

Wed Mar 09 2016, 3:07 PM - 6:06 PM EST

Att. 3,018 - Sunny - 73 F

TOP

livebaseballscorecards.com

Batter	1	2	3	4	5	6	7	8	9	AB	R	H	RBI	BB	SO	LOB
17 Shin-Soo Choo, L (1, 9) OBP: 0.333, SLG: 0.273	B B B B 4-0 20 1B BB		X 0-0 ① G4-3		B X 1-0 ① ② F7 1-2		X 0-0 6 HR 1B	X 0-0 2B	X 0-0 ③ F9	2	0	0	0	1	0	1
74 Ryan Cordell, R (5, 9) OBP: 0.727, SLG: 1.000										3	1	2	0	0	0	1
20 Ian Desmond, R (1, 7) OBP: 0.400, SLG: 0.800	X 0-0 ① 18 G3 1-3 1B		C C C 0-3 ② K		B X 1-0 HR		B B C C X 2-2 1-H HR	X 0-0 ③ F8		3	1	2	1	0	1	0
6 Drew Stubbs, R (5, 7) OBP: 0.429, SLG: 0.583										2	1	1	2	0	0	1
18 Mitch Moreland, L (1, 3) OBP: 0.462, SLG: 0.800	X 0-0 ② G3 2-3		B B B C C C X 3-2 HR		S S S 0-3 ③ K		X 0-0 13 BB 1B		X 0-0 13 1B 56 2B 2B	3	1	1	1	0	1	1
73 Ronald Guzmán, L (5, 3) OBP: 0.455, SLG: 0.545										2	1	2	0	0	0	0
29 Adrian Beltré, R (1, 5) OBP: 0.500, SLG: 0.714	S S S 0-3 ③ K		X 0-0 ③ G4-3			B B B B 4-0 16 1B 19 1B BB	B 1 B B B SAFE 4-0 ① 16 1B 1-2 BB		X 0-0 56 2B 96 G3 2-3 1B	2	0	0	0	0	1	1
13 Joey Gallo, L (6, PH) OBP: 0.471, SLG: 0.182										1	2	1	0	2	0	0
(6, 5)																
16 Ryan Rua, R (1, 10) OBP: 0.529, SLG: 0.750		X 0-0 ① L7		B B B B 4-0 8 S BB		X 0-0 19 1B 2 FC5-4 1-2 1B	X 0-0 1-3 1B		X 0-0 96 G3 38 2B 1-3 3-H 2B	3	1	2	0	1	0	0
56 Jared Hoying, L (9, PH) OBP: 1.000, SLG: 2.000										1	1	1	1	0	0	0
(9, 10)																
19 Jurickson Profar, S (1, 6) OBP: 0.500, SLG: 0.333		X 0-0 ② L3		X 0-0 ① F9		X 0-0 2 FC5-4 1-3 2-H 1B	S S S 0-3 ② K		S S S 0-3 ① K2-3	3	0	1	1	0	0	1
4 Yeyson Yrizarri, R (7, PH) (7, 6)										2	0	0	0	0	2	4
2 Hanser Alberto, R (1, 4) OBP: 0.308, SLG: 0.417		X 0-0 8 E 1B		X 0-0 ② F8		X 0-0 ① FC5-4 38 S 99 1B 1-2f 3-H	X 0-0 ③ G4-3		X 0-0 ② G3 2-3 3-H	3	1	1	1	0	0	2
96 Michael De León, S (7, PH) OBP: 0.250, SLG: 0.250										2	0	0	1	0	0	3
(7, 4)																
8 Bobby Wilson, R (1, 2) OBP: 0.500, SLG: 0.500		X 0-0 E7 1-H		C S S S 0-3 ③ K 1-2		B C C C 1-3 ② K 1-2		X 0-0 ① G5-3	X 0-0 70 1B 3-H 2B	2	0	0	0	0	1	1
38 Chris Gimenez, R (6, PH) OBP: 0.250, SLG: 0.500										3	1	1	1	0	1	1
(6, 2)																
99 James Jones, L (1, 8) OBP: 0.375, SLG: 0.600		S S S 0-3 ③ K2-3			X 0-0 17 CS 1B	X 0-0 ③ 2-H 1B		X 0-0 ② F9	X 0-0 2-H 1B	3	0	2	0	0	1	1
70 Lewis Brinson, R (6, 8) OBP: 0.455, SLG: 0.400										2	0	1	1	0	0	0

	AB	42
	R	11
	H	18
	RBI	10
	BB	4
	SO	8
	LOB	18

Inning Stats										
	R: 0	H: 1	R: 1	H: 1	R: 1	H: 1	R: 0	H: 0	R: 1	H: 2
	E: 0	LOB: 1	E: 1	LOB: 1	E: 0	LOB: 0	E: 0	LOB: 1	E: 0	LOB: 0
	K: 1	BB: 1	K: 1	BB: 0	K: 1	BB: 0	K: 1	BB: 1	K: 1	BB: 0
	S: 5	P: 9	S: 7	P: 7	S: 8	P: 11	S: 5	P: 9	S: 6	P: 8

Inning Stats										
	R: 2	H: 3	R: 2	H: 4	R: 0	H: 1	R: 4	H: 5	1B: 11	SF: 0
	E: 0	LOB: 2	E: 0	LOB: 2	E: 0	LOB: 1	E: 0	LOB: 1	2B: 4	SAC: 0
	K: 1	BB: 1	K: 1	BB: 1	K: 0	BB: 0	K: 1	BB: 0	3B: 0	DP: 0
	S: 7	P: 12	S: 10	P: 16	S: 4	P: 4	S: 10	P: 10	HR: 3	HBP: 0

	WP: 0	PA: 46
	PB: 0	
	SB: 2	
	CS: 1	

PITCHER		IP	WLS	BF	H	R	ER	SO	BB	IBB	HBP	BLK	WP	HR	S	P	ERA	WHIP
81 Tim Melville, R ERA: 1.8	(1, 1)	3.0	L	13	3	2	1	3	1	0	0	0	0	1	20	27	3.00	1.333
36 Blake Wood, R ERA: 5.4	(4, 1)	2.0		8	2	1	1	2	1	0	0	0	0	1	11	17	4.50	1.500
41 Ryan Mattheus, R ERA: 21.0	(6, 1)	1.0		9	6	4	4	1	1	0	0	0	0	1	12	19	36.00	7.000
75 Zack Weiss, R ERA: 6.0	(7, 1)	2.0		8	2	0	0	1	1	0	0	0	0	0	9	13	0.00	1.500
54 Caleb Cotham, R ERA: 15.0	(9, 1)	1.0		8	5	4	4	1	0	0	0	0	0	0	10	10	36.00	5.000

PITCHER	IP	WLS	BF	H	R	ER	SO	BB	IBB	HBP	BLK	WP	HR	S	P	ERA	WHIP

Texas Rangers @ Cincinnati Reds

Goodyear Ballpark, Goodyear, AZ

Wed Mar 09 2016, 3:07 PM - 6:06 PM EST

Att. 3,018 - Sunny - 73 F

BOTTOM

Batter	1	2	3	4	5	6	7	8	9	AB	R	H	RBI	BB	SO	LOB
9 José Peraza, R (1, 4) OBP: 0.214, SLG: 0.231 15 Jordan Pacheco, R (7, 4) OBP: 0.400, SLG: 0.500	BBBB 4-0 19 CS BB		x 0-0 ①② G6-4-3 1-2f			x 0-0 ① G4-3		x 0-0 ② F8	H 1-0 7 2B HBP	2 0 0 0 1 0 1 1 1 0 0 0 0 0						
40 Tyler Holt, R (1, 8) OBP: 0.412, SLG: 0.400 7 Bryson Smith, R (7, 8) OBP: 1.000, SLG: 1.500	x 0-0 ① P4		x 0-0 1B			x 0-0 2B		BBBB 4-0 85 BB 46 BB BB	x 0-0 1-H 2-H 85 2B 2B	3 0 2 0 0 0 1 1 1 1 2 1 0 0						
19 Joey Votto, L (1, 3) OBP: 0.563, SLG: 0.727 46 Seth Mejias-Brean, R (7, 3)	BBBB 4-0 ② 1-2 BB		x 0-0 ③ G1-3			CCC 0-3 ② K		BBBB 4-0 85 BB 1-2 BB	SSS 0-3 ② K	2 0 0 0 1 1 2 1 0 0 0 1 1 1						
23 Adam Duvall, R (1, 7) OBP: 0.375, SLG: 0.750 85 Phillip Ervin, R (7, 7) OBP: 0.588, SLG: 1.000	x 0-0 ③ G1-3			x 0-0 ① G5-3		x 0-0 ③ F7		BBBB 4-0 1-2 2-3 BB	x 0-0 2-H 2B	3 0 0 0 0 0 2 1 0 1 1 1 0 0						
32 Jay Bruce, L (1, 10) OBP: 0.267, SLG: 0.400 12 Brian O'Grady, L (9, PH)		x 0-0 ① G4-3		x 0-0 ② G3			x 0-0 ① G1-3	x 0-0 ③ F8	BBBB 4-0 BB	4 0 0 0 0 0 3 0 0 0 0 1 0 0						
33 Yorman Rodriguez, R (1, 9) OBP: 0.308, SLG: 0.250 69 Juan Duran, R (7, 9) OBP: 0.250, SLG: 0.455		x 0-0 79 1B 1B		x 0-0 ③ G4-3			BBBB 4-0 BB		x 0-0 88 2B 6 2B 1B SSS 0-3 ③ K	2 0 1 0 0 0 0 2 1 1 0 1 1 2						
79 Eric Jagielo, L (1, 5) OBP: 0.250, SLG: 0.250 89 Alex Blandino, R (7, 5) OBP: 0.308, SLG: 0.538		x 0-0 16 G4-6-3 1-2 1B			x 0-0 ① G6-3		SSS 0-3 ② K		CCC 0-3 ① K	2 0 1 0 0 0 0 2 0 0 0 0 2 2						
16 Tucker Barnhart, L (1, 2) OBP: 0.333, SLG: 0.636 88 Joe Hudson, R (7, 2) OBP: 0.111, SLG: 0.222		x 0-0 ②③ G4-6-3 1-2f			x 0-0 ② G5-3		x 0-0 ③ G5-3		x 0-0 6 2B 1-3 2B	2 0 0 0 0 0 2 2 1 1 0 0 0 1						
82 Calten Daal, R (1, 6) OBP: 0.200, SLG: 0.214 6 Blake Trahan, R (7, 6) OBP: 0.444, SLG: 0.667			x 0-0 E6 9 G6-4-3		CCC 0-3 ③ K			x 0-0 ① F8	x 0-0 7 2B 2-H 3-H 2B	2 0 0 0 0 1 0 2 1 1 2 0 0 0						
Inning Stats	R: 0 H: 0 E: 0 LOB: 1 K: 0 BB: 2 S: 2 P: 10	R: 0 H: 2 E: 0 LOB: 1 K: 0 BB: 0 S: 4 P: 4	R: 0 H: 1 E: 1 LOB: 1 K: 0 BB: 0 S: 4 P: 4	R: 0 H: 0 E: 0 LOB: 0 K: 0 BB: 0 S: 3 P: 3	R: 0 H: 0 E: 0 LOB: 0 K: 1 BB: 0 S: 5 P: 5	R: 0 H: 1 E: 0 LOB: 1 K: 1 BB: 0 S: 6 P: 6	R: 0 H: 0 E: 0 LOB: 1 K: 1 BB: 1 S: 5 P: 9	R: 0 H: 0 E: 0 LOB: 3 K: 0 BB: 3 S: 3 P: 15	R: 5 H: 5 E: 0 LOB: 2 K: 3 BB: 1 S: 14 P: 19	1B: 4 SF: 0 2B: 5 SAC: 0 3B: 0 DP: 2 HR: 0 HBP: 1						

	AB	34
	R	5
	H	9
	RBI	5
	BB	7
	SO	6
	LOB	17

livebaseballscorecards.com

PITCHER		IP	WLS	BF	H	R	ER	SO	BB	IBB	HBP	BLK	WP	HR	S	P	ERA	WHIP
21 Chi Chi González, R ERA:	(1, 1)	3.0	W	12	3	0	0	0	2	0	0	0	0	0	10	18	0.00	1.667
55 Cesár Ramos, L ERA: 3.6	(4, 1)	3.0	H	10	1	0	0	2	0	0	0	0	0	0	14	14	0.00	0.333
62 José Leclerc, R ERA: 10.8	(7, 1)	1.0		4	0	0	0	1	1	0	0	0	0	0	5	9	0.00	1.000
71 Sam Freeman, L ERA: 3.0	(8, 1)	1.0		6	0	0	0	0	3	0	0	0	0	0	3	15	0.00	3.000
36 Steve Johnson, R ERA: 16.88	(9, 1)	0.2		7	4	5	5	2	0	0	1	0	0	0	10	11	67.50	6.000

PITCHER		IP	WLS	BF	H	R	ER	SO	BB	IBB	HBP	BLK	WP	HR	S	P	ERA	WHIP
12 Adam Parks, R ERA:	(9, 1)	0.1		3	1	0	0	1	1	0	0	0	0	0	4	8	0.00	6.000

WP: 0 PB: 0 SB: 0 CS: 1 PA: 42

Cincinnati Reds @ Colorado Rockies

Salt River Fields at Talking Stick, Scottsdale, AZ

Thu Mar 10 2016, 3:12 PM - 6:30 PM EST

Att. 6,755 - Sunny - 81 F

livebaseballscorecards.com

Batter	1	2	3	4	5	6	7	8	9	AB	R	H	RBI	BB	SO	LOB
30 Jake Cave, L (1, 8) OBP: 0.368, SLG: 0.389 40 Tyler Holt, R (7, 8) OBP: 0.444, SLG: 0.438	G3-1			G4-3		G4-3		80 CS 1B		3 0 0 0 0 0 0 1 0 1 0 0 0 0						
7 Eugenio Suárez, R (1, 5) OBP: 0.500, SLG: 0.867 80 Chad Wallach, R (7, 2) OBP: 0.167, SLG: 0.250	K			4 BB 43 1B 1B		K		FSB1 SAFE CS 1-2	G5-3	3 1 1 0 0 2 0 1 0 0 0 0 0 0						
4 Brandon Phillips, R (1, 4) OBP: 0.333, SLG: 0.286 23 Brandon Dixon, R (7, PR) OBP: 0.167, SLG: 0.167 (7, 4)	G6-3			BFF1 SAFE 43 1B 1-2 BB			69 S 69 SF9 43 1B 1B		49 2B 46 1B 1B	2 0 1 0 1 0 0 1 2 1 0 0 0 0						
43 Scott Schebler, L (1, 7) OBP: 0.400, SLG: 0.789 49 Donald Lutz, L (7, 3) OBP: 0.667, SLG: 1.333		L7		15 G5-4-3 1-3 2-H 1B			51 WP 1-2 1B		46 1B 1-3 2B	3 0 2 1 0 0 0 1 1 1 0 0 0 0						
15 Jordan Pacheco, R (1, 3) OBP: 0.333, SLG: 0.400 46 Seth Mejías-Brean, R (7, 5) OBP: 0.400, SLG: 0.250		K		G5-4-3 1-2f			F8		51 2B 2-H 3-H 1B	3 0 0 0 0 1 4 1 1 1 2 0 0 0						
76 Jesse Winker, L (1, 9) OBP: 0.375, SLG: 0.400 69 Juan Duran, R (6, 9) OBP: 0.214, SLG: 0.417		G3			G3-1		SF9 2-H		K	2 0 0 0 0 0 0 1 0 0 1 0 1 1						
51 Brandon Allen, L (1, 10) OBP: 0.267, SLG: 0.400			K		K		K 1-2		2B 2-H	4 0 1 1 0 3 1						
3 Iván De Jesús Jr., R (1, 6) OBP: 0.286, SLG: 0.231 6 Blake Trahan, R (7, 6) OBP: 0.364, SLG: 0.545			K		G4-3			G1-3	F8	2 0 0 0 0 1 0 2 0 0 0 0 0 1						
37 Ramón Cabrera, S (1, 2) OBP: 0.200, SLG: 0.300 33 Yorman Rodriguez, R (7, 7) OBP: 0.286, SLG: 0.231			G3-1			G6-3		L8		2 0 0 0 0 0 0 1 0 0 0 0 0 0						
Inning Stats	R: 0 E: 0 K: 1 S: 8 H: 0 LOB: 0 BB: 0 P: 12	R: 0 E: 0 K: 1 S: 9 H: 0 LOB: 0 BB: 0 P: 13	R: 0 E: 0 K: 2 S: 10 H: 0 LOB: 0 BB: 0 P: 16	R: 1 E: 0 K: 0 S: 17 H: 2 LOB: 1 BB: 1 P: 26	R: 0 E: 0 K: 1 S: 8 H: 0 LOB: 0 BB: 0 P: 11	R: 0 E: 0 K: 1 S: 11 H: 0 LOB: 0 BB: 0 P: 16	R: 1 E: 0 K: 1 S: 16 H: 2 LOB: 2 BB: 0 P: 24	R: 0 E: 0 K: 0 S: 6 H: 1 LOB: 0 BB: 0 P: 8	R: 3 E: 0 K: 1 S: 11 H: 4 LOB: 1 BB: 0 P: 12	1B: 7 2B: 2 3B: 0 HR: 0 SF: 1 SAC: 0 DP: 1 HBP: 0							

PITCHER		IP	WLS	BF	H	R	ER	SO	BB	IBB	HBP	BLK	WP	HR	S	P	ERA	WHIP
29 Jorge De La Rosa, L ERA:	(1, 1)	3.0		9	0	0	0	4	0	0	0	0	0	0	27	41	0.00	0.000
32 Tyler Chatwood, R ERA: 4.5	(4, 1)	2.0	H	8	2	1	1	1	1	0	0	0	0	0	25	37	4.50	1.500
58 Yohan Flande, L ERA: 2.25	(6, 1)	2.0	H	8	2	1	1	2	0	0	0	0	1	0	27	40	4.50	1.000
77 Sam Moll, L ERA: 3.0	(8, 1)	1.0	H	3	1	0	0	0	0	0	0	0	0	0	6	8	0.00	1.000
70 Carlos Estévez, R ERA: 7.36	(9, 1)	0.2	L	6	4	3	3	1	0	0	0	0	0	0	10	11	40.50	6.000

PITCHER		IP	WLS	BF	H	R	ER	SO	BB	IBB	HBP	BLK	WP	HR	S	P	ERA	WHIP
34 Brock Huntzinger, R ERA:	(9, 1)	0.1		1	0	0	0	0	0	0	0	0	0	0	1	1	0.00	0.000

AB	33
R	5
H	9
RBI	5
BB	1
SO	8
LOB	7

WP: 1	PA: 36		
PB: 0			
SB: 1			
CS: 1			

BOTTOM

Cincinnati Reds @ Colorado Rockies

Salt River Fields at Talking Stick, Scottsdale, AZ

Thu Mar 10 2016, 3:12 PM - 6:30 PM EST

Att. 6,755 - Sunny - 81 F

livebaseballscorecards.com

Batter	1	2	3	4	5	6	7	8	9	AB	R	H	RBI	BB	SO	LOB
19 Charlie Blackmon, L (1, 8) OBP: 0.471, SLG: 0.333 68 Raimel Tapia, L (6, 8) OBP: 0.467, SLG: 0.571	F7	1B 1-3 2-H		BB		G3			BB 43 SF7 18 G3 1-2	2 1	0 0	1 0	1 0	1 0	0 1	0 0
27 Trevor Story, R (1, 6) OBP: 0.375, SLG: 0.769 18 Cristhian Adames, S (7, 6) OBP: 0.333, SLG: 0.643	K	L6		1 SAFE G1-3		G5-3			G3 1-2 2-3	4 1	0 0	0 0	0 0	0 0	1 0	3 2
5 Carlos González, L (1, 9) OBP: 0.412, SLG: 0.813 16 Kyle Parker, R (5, PR) OBP: 0.385, SLG: 0.333 (6, 9)	E1 28 1B	F8			1B 8 1B 9 1B		G5-3-6 6 43 G1-3 1B		BB 43 SF7	3 1	0 1	1 1	0 0	0 1	0 0	0 0
28 Nolan Arenado, R (1, 5) OBP: 0.471, SLG: 0.750 43 Rafael Ynoa, S (6, 5) OBP: 0.286, SLG: 0.100	1B 1-3	HR			F9	G1-3 1-2			SF7 1-2 2-3 3-H	3 1	1 0	2 0	1 1	0 0	0 0	1 1
6 Ryan Raburn, R (1, 10) 23 Tom Murphy, R (9, PH)	P3		BB 9 FC4-6		F9	G5-3-6 2-3f			P4	3 1	0 0	0 0	0 0	1 0	0 0	4 2
8 Gerardo Parra, L (1, 7) OBP: 0.375, SLG: 0.333 80 Mike Tauchman, L (5, PR) OBP: 0.455, SLG: 0.556 (6, 7)		G4-3	K		1B 9 1B 1-2			L8		3 1	0 0	1 0	0 0	0 0	1 0	1 0
9 DJ LeMahieu, R (1, 4) OBP: 0.412, SLG: 0.500 14 Tony Wolters, L (7, 4) OBP: 0.429, SLG: 0.500	1B 10 FC1-6	FC4-6 1-2f			1B 1-3 2-H			F7		3 1	0 0	2 0	1 0	0 0	0 0	1 0
10 Ben Paulsen, L (1, 3) OBP: 0.294, SLG: 0.333 20 Jackson Williams, R (8, 2)	FC1-6 13 1B 19 1B 1-2f			G4-3	G1-3			F8		3 1	1 0	0 0	0 0	0 0	0 0	3 0
13 Dustin Garneau, R (1, 2) OBP: 0.500, SLG: 0.286 72 Ryan Casteel, R (6, 2) OBP: 0.182, SLG: 0.100 (8, 3)	1B 19 1B 1-2			K2-3		P5			BB 18 G3 68 BB 43 SF7	2 1	0 1	1 0	0 0	0 1	1 0	0 0
Inning Stats	R: 0 H: 1 E: 1 LOB: 2 K: 1 BB: 0 S: 16 P: 22	R: 1 H: 3 E: 0 LOB: 2 K: 0 BB: 0 S: 15 P: 25	R: 1 H: 1 E: 0 LOB: 1 K: 1 BB: 1 S: 10 P: 18	R: 0 H: 0 E: 0 LOB: 1 K: 1 BB: 1 S: 9 P: 19	R: 1 H: 3 E: 0 LOB: 2 K: 0 BB: 0 S: 8 P: 13	R: 0 H: 0 E: 0 LOB: 0 K: 0 BB: 0 S: 8 P: 11	R: 0 H: 1 E: 0 LOB: 0 K: 0 BB: 0 S: 4 P: 8	R: 0 H: 0 E: 0 LOB: 0 K: 0 BB: 0 S: 3 P: 5	R: 1 H: 0 E: 0 LOB: 2 K: 0 BB: 3 S: 3 P: 15	1B: 8 SF: 1 2B: 1 SAC: 0 3B: 0 DP: 1 HR: 1 HBP: 0						WP: 0 PA: 41 PB: 0 SB: 0 CS: 0	

AB	35
R	4
H	9
RBI	4
BB	5
SO	3
LOB	18

PITCHER		IP	WLS	BF	H	R	ER	SO	BB	IBB	HBP	BLK	WP	HR	S	P	ERA	WHIP
29 Brandon Finnegan, L ERA: 3.18	(1, 1)	2.2		15	5	2	2	2	1	0	0	0	0	1	37	59	6.75	2.250
70 Jumbo Díaz, R ERA: 2.7	(3, 1)	1.1		5	0	0	0	1	1	0	0	0	0	0	13	25	0.00	0.750
78 Nick Travieso, R ERA: 9.0	(5, 1)	1.0		6	3	1	1	0	0	0	0	0	0	0	8	13	9.00	3.000
62 Pedro Villarreal, R ERA: 1.8	(6, 1)	2.0		6	1	0	0	0	0	0	0	0	0	0	12	19	0.00	0.500
83 A.J. Morris, R ERA: 2.25	(8, 1)	1.0	W	3	0	0	0	0	0	0	0	0	0	0	3	5	0.00	0.000

PITCHER		IP	WLS	BF	H	R	ER	SO	BB	IBB	HBP	BLK	WP	HR	S	P	ERA	WHIP
71 Stephen Johnson, R ERA: 6.0	(9, 1)	1.0	S	6	0	1	1	0	3	0	0	0	0	0	3	15	9.00	3.000

Batter	1	2	3	4	5	6	7	8	9	AB	R	H	RBI	BB	SO	LOB
30 Jake Cave, L (1, 8) OBP: 0.391, SLG: 0.381	K		1B		BB		F8		K	3	1	1	0	1	1	0
22 Jeff Gelalich, L (7, 7)										1	0	0	0	0	1	0
9 José Peraza, R (1, 6) OBP: 0.333, SLG: 0.529	HR		1B		1B		K2-3		K	4	2	3	1	0	1	0
82 Calten Daal, R (7, 6) OBP: 0.188, SLG: 0.200										1	0	0	0	0	1	0
7 Eugenio Suárez, R (1, 5) OBP: 0.450, SLG: 0.722	K		BB		G3		F8			3	0	0	0	1	1	2
4 Ray Chang, R (7, 5) OBP: 1.000, SLG: 2.000										0	0	0	0	0	0	0
23 Adam Duvall, R (1, 9) OBP: 0.350, SLG: 0.650	K		1B		K			E4		4	0	1	2	0	2	2
16 Aristides Aquino, R (8, PR) (8, 9) OBP: 1.000, SLG: 3.000										0	1	0	0	0	0	0
51 Brandon Allen, L (1, 3) OBP: 0.368, SLG: 0.444		1B	G3-6-1		BB			1B		3	0	2	0	1	0	2
12 Brian O'Grady, L (8, PR) (8, 3)										0	0	0	0	0	0	0
3 Iván De Jesús Jr., R (1, 4) OBP: 0.235, SLG: 0.188		L9		K	F9			SF8		3	0	0	0	0	1	4
6 Blake Trahan, R (7, 4) OBP: 0.333, SLG: 0.545										0	0	0	1	0	0	0
85 Phillip Ervin, R (1, 10) OBP: 0.476, SLG: 0.800		L7		ꓘ		P3		FC4-6		4	0	0	0	0	1	2
40 Tyler Holt, R (1, 7) OBP: 0.429, SLG: 0.389		F8		BB		K		F9		2	0	0	0	1	1	1
7 Bryson Smith, R (6, 7) (7, 8) OBP: 0.750, SLG: 1.000										1	0	0	0	0	0	1
37 Ramón Cabrera, S (1, 2) OBP: 0.154, SLG: 0.231			ꓘ	P5		K			K	3	0	0	0	0	2	1
80 Chad Wallach, R (6, 2) OBP: 0.154, SLG: 0.231										1	0	0	0	0	1	0

Inning Stats	1	2	3	4	5	6	7	8	9
R	1	0	2	0	0	0	0	1	0
H	1	1	3	0	1	0	0	1	0
E	0	0	0	0	0	0	0	1	0
LOB	0	1	1	1	3	0	0	1	0
K	3	0	1	2	1	2	1	0	3
BB	0	0	1	1	2	0	0	0	0
S	10	4	7	7	6	7	5	5	9
P	11	4	11	11	14	7	5	5	9

1B: 6 SF: 1
2B: 0 SAC: 0
3B: 0 DP: 1
HR: 1 HBP: 0

WP: 1 PA: 38
PB: 0
SB: 0
CS: 0

TOP

Cincinnati Reds @ Chicago Cubs

Sloan Park, Mesa, AZ

Fri Mar 11 2016, 3:09 PM - 6:14 PM EST

Att. 15,256 - Partly Cloudy - 82 F

livebaseballscorecards.com

AB	33
R	4
H	7
RBI	4
BB	4
SO	13
LOB	15

PITCHER		IP	WLS	BF	H	R	ER	SO	BB	IBB	HBP	BLK	WP	HR	S	P	ERA	WHIP
41 John Lackey, R ERA: 9.0	(1, 1)	3.0		14	5	3	3	4	1	0	0	0	1	1	21	26	9.00	2.000
55 Drew Rucinski, R ERA: 2.25	(4, 1)	2.0	W	10	1	0	0	3	3	0	0	0	0	0	13	25	0.00	2.000
52 Justin Grimm, R ERA: 9.0	(6, 1)	1.0	H	3	0	0	0	2	0	0	0	0	0	0	7	7	0.00	0.000
54 Neil Ramírez, R ERA: 6.0	(7, 1)	1.0	H	3	0	0	0	1	0	0	0	0	0	0	5	5	0.00	0.000
45 Eric Jokisch, L ERA: 6.0	(8, 1)	1.0	H	5	1	1	0	0	0	0	0	0	0	0	5	5	0.00	1.000

PITCHER		IP	WLS	BF	H	R	ER	SO	BB	IBB	HBP	BLK	WP	HR	S	P	ERA	WHIP
40 Spencer Patton, R ERA:	(9, 1)	1.0	S	3	0	0	0	3	0	0	0	0	0	0	9	9	0.00	0.000

BOTTOM

Batter	1	2	3	4	5	6	7	8	9	AB	R	H	RBI	BB	SO	LOB
24 Dexter Fowler, S (1, 8) OBP: 0.143, SLG: 0.308 66 Munenori Kawasaki, L (7, 6) OBP: 0.500, SLG: 0.333	S S S 0-3 K ①		X 0-0 L3 ②		B B B 4-0 22 CS BB		B X 1-0 82 FC5-4 1-H 1B			2 0 0 0 1 1 0 1 0 1 1 0 0 0						
22 Jason Heyward, L (1, 9) OBP: 0.154, SLG: 0.333 82 Taylor Davis, R (7, 3) OBP: 0.222, SLG: 0.133	X 0-0 F8 ②		S S S 0-3 K ③		B X 1-0 G3 ②③ 1-2		X 0-0 FC5-4 ③ 1-2f			3 0 0 0 0 1 1 1 0 0 0 0 0 1						
18 Ben Zobrist, S (1, 4) OBP: 0.231, SLG: 0.091 15 Tim Federowicz, R (7, 2) OBP: 0.444, SLG: 0.750	X 0-0 F9 ③			B B B 4-0 44 2B 27 SF9 BB		X 0-0 G3-1 ①		B S S X 1-2 HR		2 1 0 0 1 0 0 1 1 1 1 0 0 0						
44 Anthony Rizzo, L (1, 3) OBP: 0.357, SLG: 0.692 72 John Andreoli, R (6, PR) OBP: 0.214, SLG: 0.364 (7, 8)		X 0-0 27 1B 47 G4-6-3 2B		X 0-0 27 SF9 47 HR 1-3 2B		B B B 4-0 27 FC5-4 BB		S S S 0-3 K ①		2 2 2 0 1 0 0 1 0 0 0 0 1 0						
27 Addison Russell, R (1, 6) OBP: 0.231, SLG: 0.750 82 Ryan Kalish, L (6, PR) OBP: 0.250, SLG: 0.333 (7, 9)		X 0-0 47 G4-6-3 2-3 1B		X 0-0 SF9 ① 2-3 3-H		X 0-0 FC5-4 ② 1-2f		X 0-0 S 1B		2 0 1 1 0 0 1 1 0 1 0 0 0 0						
47 Miguel Montero, L (1, 2) OBP: 0.538, SLG: 1.231 Bryant Flete, L (7, 4)		X 0-0 G4-6-3 ①② 1-2f 3-H		S S B B X 2-2 HR 3-H		X 0-0 L4 ③		B X 1-0 G6-3 ② 1-2		3 1 1 2 0 0 2 1 0 0 0 0 0 1						
75 Jeimer Candelario, S (1, 5) OBP: 0.222, SLG: 0.412 99 Jason Vosler, L (8, PH) (9, 5)		S S S 0-3 K ③		X 0-0 F7 ②			X 0-0 F8 ①	X 0-0 G1-3 ③		3 0 0 0 0 1 0 1 0 0 0 0 0 1						
74 Daniel Vogelbach, L (1, 10) OBP: 0.353, SLG: 0.500			X 0-0 HR	X 0-0 G4-3 ③			S S S 0-3 K ②			3 1 1 1 0 1 0						
5 Juan Carlos Perez, R (1, 7) OBP: 0.176, SLG: 0.188			X 0-0 G5-3 ①		X 0-0 F9 ①		X 0-0 66 WP 66 1B 1B			3 1 1 0 0 0 0						
Inning Stats	R: 0 H: 0 E: 0 LOB: 0 K: 1 BB: 0 S: 5 P: 5	R: 1 H: 2 E: 0 LOB: 0 K: 1 BB: 0 S: 6 P: 6	R: 1 H: 1 E: 0 LOB: 0 K: 1 BB: 0 S: 6 P: 6	R: 3 H: 2 E: 0 LOB: 0 K: 0 BB: 1 S: 7 P: 13	R: 0 H: 0 E: 0 LOB: 0 K: 0 BB: 1 S: 2 P: 7	R: 0 H: 0 E: 0 LOB: 1 K: 0 BB: 1 S: 3 P: 7	R: 1 H: 2 E: 0 LOB: 1 K: 1 BB: 0 S: 7 P: 8	R: 1 H: 2 E: 0 LOB: 1 K: 1 BB: 0 S: 9 P: 11		1B: 4 SF: 1 2B: 2 SAC: 0 3B: 0 DP: 1 HR: 3 HBP: 0						

PITCHER		IP	WLS	BF	H	R	ER	SO	BB	IBB	HBP	BLK	WP	HR	S	P	ERA	WHIP
55 Robert Stephenson, R ERA: 3.6	(1, 1)	3.0		11	3	2	2	3	0	0	0	0	0	1	17	17	6.00	1.000
65 Sal Romano, R ERA: 13.5	(4, 1)	1.0	L	6	2	3	3	0	1	0	0	0	0	1	7	13	27.00	3.000
86 Layne Somsen, R ERA:	(5, 1)	1.0		3	0	0	0	0	1	0	0	0	0	0	2	7	0.00	1.000
63 Rookie Davis, R ERA: 4.5	(6, 1)	2.0		9	2	1	1	1	1	0	0	0	1	0	10	15	4.50	1.500
66 JC Ramírez, R ERA: 9.0	(8, 1)	1.0		5	2	1	1	1	0	0	0	0	0	1	9	11	9.00	2.000

PITCHER	IP	WLS	BF	H	R	ER	SO	BB	IBB	HBP	BLK	WP	HR	S	P	ERA	WHIP

Cincinnati Reds @ Chicago Cubs

Sloan Park, Mesa, AZ

Fri Mar 11 2016, 3:09 PM - 6:14 PM EST

Att. 15,256 - Partly Cloudy - 82 F

livebaseballscorecards.com

AB	30
R	7
H	9
RBI	6
BB	3
SO	5
LOB	7

WP: 1 PA: 34
PB: 0
SB: 1
CS: 1

Oakland Athletics @ Cincinnati Reds

Goodyear Ballpark, Goodyear, AZ

Fri Mar 11 2016, 3:05 PM - 6:09 PM EST

Att. 3,668 - Cloudy - 79 F

TOP

livebaseballscorecards.com

Batter	1	2	3	4	5	6	7	8	9	AB	R	H	RBI	BB	SO	LOB
1 Billy Burns, S (1, 8) OBP: 0.500, SLG: 0.692 76 Franklin Barreto, R (6, 6) OBP: 0.250, SLG: 0.750	G3	28 P2-3 1B		K			K2-3	K		3 2	0 0	1 0	0 0	0 0	1 2	1 1
28 Eric Sogard, L (1, 6) OBP: 0.200, SLG: 0.300 52 Joey Wendle, L (6, 4) OBP: 0.286, SLG: 0.462	P6	P2-3 1-1f			F7		5 E 25 1B 19 2B 3-H 1B		G1-3	3 2	0 1	0 1	0 1	0 0	0 0	1 0
8 Jed Lowrie, S (1, 4) OBP: 0.462, SLG: 0.500 25 Tyler Ladendorf, R (6, 7) OBP: 0.357, SLG: 0.308 (7, 8)	2B	K2-3		K		5 E 19 2B 1-2 1B			K	3 2	0 1	1 1	0 0	0 0	2 1	0 0
20 Mark Canha, R (1, 7) OBP: 0.333, SLG: 0.667 5 Jake Smolinski, R (5, 7) OBP: 0.375, SLG: 0.467 (6, 9)	G3-1	2B		K	FC6 19 2B 1-2 2-3				BB 36 1B 63 1B	3 1	0 1	1 1	0 0	0 0	1 1	1 2
12 Max Muncy, L (1, 5) OBP: 0.286, SLG: 0.385 36 Matt Chapman, R (7, PH) OBP: 0.357, SLG: 0.833 (7, 5)	56 1B 2B	G3		P5			K		46 BB 63 1B 1-2 1B	3 2	1 0	1 1	0 0	0 0	0 1	1 3
19 Josh Phegley, R (1, 2) OBP: 0.385, SLG: 0.750 63 Bruce Maxwell, L (7, 2) OBP: 0.455, SLG: 0.700	K	G5-3			F7		1-3 2-H 3-H 2B		46 BB 1-2 2-H 1B	4 1	0 0	1 1	2 1	0 0	1 0	2 0
13 Matt Olson, L (1, 3) OBP: 0.263, SLG: 0.143 46 Rangel Ravelo, R (7, PH) (7, 3)	56 1B 23 HR BB			G3-1	F7		K		BB 1-2 2-3	2 1	1 0	0 0	0 0	1 1	0 1	0 2
56 Renato Núñez, R (1, 10) OBP: 0.294, SLG: 0.143	23 HR 1-2 2-H 1B			G4-3			E4 23 3B	F7	F9	5	2	1	1	0	0	3
23 Sam Fuld, L (1, 9) OBP: 0.471, SLG: 0.714 (6, 8) 15 Andrew Lambo, L (7, 7) OBP: 0.476, SLG: 0.842	1-1 1-H 2-H HR			BB			52 1B 1-H 3B	K		2 1	2 0	2 0	4 0	1 0	0 1	0 0
Inning Stats	R: 0 E: 0 K: 0 S: 4 H: 1 LOB: 1 BB: 0 P: 4	R: 4 E: 0 K: 1 S: 9 H: 4 LOB: 0 BB: 1 P: 14	R: 0 E: 0 K: 1 S: 6 H: 1 LOB: 1 BB: 0 P: 6	R: 0 E: 0 K: 1 S: 5 H: 0 LOB: 1 BB: 1 P: 9	R: 0 E: 0 K: 2 S: 7 H: 0 LOB: 0 BB: 0 P: 7	R: 0 E: 0 K: 0 S: 3 H: 0 LOB: 0 BB: 0 P: 3	R: 4 E: 2 K: 3 S: 15 H: 4 LOB: 2 BB: 0 P: 15	R: 0 E: 0 K: 2 S: 7 H: 0 LOB: 0 BB: 0 P: 7	R: 1 E: 0 K: 1 S: 7 H: 2 LOB: 3 BB: 2 P: 15	1B: 6 2B: 5 3B: 1 HR: 1 SF: 0 SAC: 0 DP: 1 HBP: 0						

	AB	40
	R	9
	H	12
	RBI	9
	BB	4
	SO	11
	LOB	17

WP: 0 PB: 0 SB: 0 CS: 0 PA: 44

PITCHER		IP	WLS	BF	H	R	ER	SO	BB	IBB	HBP	BLK	WP	HR	S	P	ERA	WHIP
46 Jon Moscot, R ERA: 8.31	(1, 1)	3.2	L	17	6	4	4	2	1	0	0	0	0	1	21	26	9.82	1.909
67 Amir Garrett, L ERA: 20.25	(4, 1)	0.1		2	0	0	0	1	1	0	0	0	0	0	3	7	0.00	3.000
60 J.J. Hoover, R ERA:	(5, 1)	1.0		3	0	0	0	2	0	0	0	0	0	0	7	7	0.00	0.000
77 Tim Adleman, R ERA: 10.8	(6, 1)	1.1		9	3	4	1	1	0	0	0	0	0	0	11	11	6.75	2.250
52 Tony Cingrani, L ERA:	(7, 1)	1.2		6	1	0	0	4	0	0	0	0	0	0	14	14	0.00	0.600

PITCHER		IP	WLS	BF	H	R	ER	SO	BB	IBB	HBP	BLK	WP	HR	S	P	ERA	WHIP
90 Dayan Díaz, R ERA: 3.0	(9, 1)	1.0		7	2	1	1	1	2	0	0	0	0	0	7	15	9.00	4.000

BOTTOM

Oakland Athletics @ Cincinnati Reds

Goodyear Ballpark, Goodyear, AZ

Fri Mar 11 2016, 3:05 PM - 6:09 PM EST

Att. 3,668 - Cloudy - 79 F

livebaseballscorecards.com

Batter	1	2	3	4	5	6	7	8	9	AB	R	H	RBI	BB	SO	LOB
2 Zack Cozart, R (1, 6) OBP: 0.500, SLG: 0.500	P4		1B		19 CS 1B			P3		2	0	1	0	0	0	0
89 Alex Blandino, R (4, 6) OBP: 0.333, SLG: 0.533										2	0	1	0	0	0	0
43 Scott Schebler, L (1, 8) OBP: 0.348, SLG: 0.682	G3-1		F7		K			HR		3	0	0	0	0	1	2
69 Juan Duran, R (7, 9) OBP: 0.267, SLG: 0.692										1	1	1	1	0	0	0
19 Joey Votto, L (1, 3) OBP: 0.526, SLG: 0.643	K			4 FC9-6 1B	CS 1-2	G3		F9		3	0	1	0	0	1	0
46 Seth Mejias-Brean, R (7, 5) OBP: 0.333, SLG: 0.200										1	0	0	0	0	0	0
4 Brandon Phillips, R (1, 4) OBP: 0.286, SLG: 0.235		K		FC9-6 32 S 32 1B 1-2f		K			23 DI 1B	3	1	0	0	0	2	1
37 Beau Amaral, L (7, 8) OBP: 1.000, SLG: 1.000										1	0	1	0	0	0	0
32 Jay Bruce, L (1, 9) OBP: 0.278, SLG: 0.389		G5-3		15 E 15 HR 1B 1-H		P6				3	1	1	1	0	0	0
81 Jose Siri, R (7, 7)										1	0	0	0	0	1	1
15 Jordan Pacheco, R (1, 10) OBP: 0.364, SLG: 0.556		BB		1 SAFE 1-1 1-H HR			F9		F8	3	1	1	2	1	0	1
79 Eric Jagielo, L (1, 5) OBP: 0.167, SLG: 0.167		G5-3		K			G5-3		P4 1-2	2	0	0	0	0	1	1
23 Brandon Dixon, R (7, 4) OBP: 0.125, SLG: 0.125										2	0	0	0	0	0	1
33 Yorman Rodriguez, R (1, 7) OBP: 0.250, SLG: 0.200			K	K			L5			2	0	0	0	0	2	0
49 Donald Lutz, L (7, 3) OBP: 0.500, SLG: 1.000										1	0	0	0	0	0	0
16 Tucker Barnhart, L (1, 2) OBP: 0.267, SLG: 0.500			G4-3		K			G6-3		3	0	0	0	0	1	0
88 Joe Hudson, R (9, 2) OBP: 0.111, SLG: 0.222										0	0	0	0	0	0	0
Inning Stats	R: 0 E: 0 K: 1 S: 5 H: 0 LOB: 0 BB: 0 P: 5	R: 0 E: 0 K: 1 S: 5 H: 0 LOB: 1 BB: 1 P: 9	R: 0 E: 0 K: 1 S: 6 H: 1 LOB: 1 BB: 0 P: 6	R: 3 E: 1 K: 2 S: 12 H: 3 LOB: 0 BB: 0 P: 13	R: 0 E: 0 K: 2 S: 8 H: 1 LOB: 0 BB: 0 P: 8	R: 0 E: 0 K: 1 S: 5 H: 0 LOB: 0 BB: 0 P: 5	R: 0 E: 0 K: 0 S: 3 H: 0 LOB: 0 BB: 0 P: 3	R: 1 E: 0 K: 0 S: 4 H: 1 LOB: 0 BB: 0 P: 6	R: 0 E: 0 K: 1 S: 7 H: 1 LOB: 1 BB: 0 P: 7	1B: 5 2B: 0 3B: 0 HR: 2 SF: 0 SAC: 0 DP: 0 HBP: 0	WP: 0 PB: 0 SB: 1 CS: 1 PA: 35					

	AB	33
	R	4
	H	7
	RBI	4
	BB	1
	SO	9
	LOB	7

PITCHER		IP	WLS	BF	H	R	ER	SO	BB	IBB	HBP	BLK	WP	HR	S	P	ERA	WHIP
40 Chris Bassitt, R ERA:	(1, 1)	3.0	W	11	1	0	0	3	1	0	0	0	0	0	16	20	0.00	0.667
35 Marc Rzepczynski, L ERA: 9.0	(4, 1)	1.0		6	3	3	3	2	0	0	0	0	0	1	12	13	27.00	3.000
33 Fernando Rodriguez Jr., R ERA:	(5, 1)	1.2	H	5	1	0	0	3	0	0	0	0	0	0	12	12	0.00	0.600
74 Patrick Schuster, L ERA:	(6, 1)	0.1	H	1	0	0	0	0	0	0	0	0	0	0	1	1	0.00	0.000
70 Raúl Alcántara, R ERA: 3.6	(7, 1)	3.0	S	11	2	1	1	1	0	0	0	0	0	1	14	16	3.00	0.667

PITCHER	IP	WLS	BF	H	R	ER	SO	BB	IBB	HBP	BLK	WP	HR	S	P	ERA	WHIP

Seattle Mariners @ Cincinnati Reds

Goodyear Ballpark, Goodyear, AZ

Sat Mar 12 2016, 9:08 PM - 11:40 PM EST

Att. 6,907 - Clear - 68 F

TOP

livebaseballscorecards.com

Batter	1	2	3	4	5	6	7	8	9	AB	R	H	RBI	BB	SO	LOB
12 Leonys Martin, L (1, 8) OBP: 0.222, SLG: 0.176	G3		G1-3			G6-3		1B	F9	3	0	0	0	0	0	2
85 Braden Bishop, R (6, 8) OBP: 0.500, SLG: 0.500 (9, 7)										2	1	1	0	0	0	3
16 Luis Sardinas, S (1, 4) OBP: 0.500, SLG: 0.619	G5-3			G4-3		1B		1B	K	3	0	1	1	0	0	0
80 Rayder Ascanio, R (6, PR) OBP: 0.500, SLG: 0.500 (6, 4)										2	0	1	0	0	1	0
7 Seth Smith, L (1, 9) OBP: 0.625, SLG: 0.667	K			G4-6-3		BB		FC3-6	BB	2	0	1	0	1	1	0
73 Dario Pizzano, L (6, PR) OBP: 0.308, SLG: 0.182 (6, 9)										1	1	0	0	1	0	2
84 Luis Liberato, L (9, PR) (9, 8)										0	0	0	0	0	0	0
17 Stefen Romero, R (1, 3) OBP: 0.476, SLG: 0.700		G5-3		G4-6-3		K		1B	G4-6-3	3	0	0	0	0	1	3
56 Dae-Ho Lee, R (6, 3) OBP: 0.400, SLG: 0.538										2	1	1	1	0	0	1
68 Efren Navarro, L (1, 7) OBP: 0.263, SLG: 0.333		K			2B	BB		HR		2	0	1	0	1	1	0
84 Tyler O'Neill, R (6, PR) OBP: 1.000, SLG: 2.000 (6, 7) (9, 9)										1	1	1	3	0	0	0
10 Jesus Montero, R (1, 10) OBP: 0.250, SLG: 0.300		K			K	G6-3		2B		3	0	0	0	0	2	4
28 Steven Baron, R (8, PH) OBP: 0.400, SLG: 0.600 (8, 10)										1	0	1	0	0	0	0
3 Mike Zunino, R (1, 2)			K		BB		F7		G6-3	2	0	0	0	1	1	0
72 Marcus Littlewood, S (7, 2)										1	0	0	0	0	0	1
1 Chris Taylor, R (1, 6) OBP: 0.353, SLG: 0.400			F9		G4-6-3		F8		BB	3	0	0	0	0	0	2
54 Bengie González, S (7, 6) OBP: 0.600, SLG: 0.429										0	0	0	0	1	0	0
36 Shawn O'Malley, S (1, 5) OBP: 0.550, SLG: 0.588			1B			3B	P3		BB	2	1	2	0	0	0	0
5 Ed Lucas, R (6, 5) OBP: 0.421, SLG: 0.471										1	0	0	0	1	0	0

	AB	34
	R	5
	H	10
	RBI	5
	BB	6
	SO	7
	LOB	18

Inning Stats	1	2	3	4	5	6	7	8	9
	R: 0 E: 0 K: 1 S: 5	H: 0 LOB: 0 BB: 0 P: 5	R: 0 E: 0 K: 2 S: 7	H: 0 LOB: 0 BB: 0 P: 7	R: 0 E: 0 K: 1 S: 6	H: 1 LOB: 1 BB: 0 P: 6	R: 0 E: 0 K: 0 S: 3	H: 1 LOB: 0 BB: 0 P: 3	R: 0 E: 0 K: 1 S: 5	H: 1 LOB: 1 BB: 1 P: 9
	R: 1 E: 0 K: 1 S: 7	H: 2 LOB: 3 BB: 2 P: 15	R: 0 E: 0 K: 0 S: 3	H: 0 LOB: 0 BB: 0 P: 3	R: 4 E: 0 K: 0 S: 10	H: 5 LOB: 3 BB: 2 P: 20	R: 0 E: 0 K: 1 S: 4	H: 0 LOB: 1 BB: 1 P: 8		

	1B: 6	SF: 0	WP: 0	PA: 40
	2B: 2	SAC: 0	PB: 0	
	3B: 1	DP: 3	SB: 1	
	HR: 1	HBP: 0	CS: 0	

PITCHER		IP	WLS	BF	H	R	ER	SO	BB	IBB	HBP	BLK	WP	HR	S	P	ERA	WHIP
84 Cody Reed, L ERA: 1.13	(1, 1)	3.0		10	1	0	0	4	0	0	0	0	0	0	18	18	0.00	0.333
41 Ryan Mattheus, R ERA: 12.6	(4, 1)	2.0		7	2	0	0	1	1	0	0	0	0	0	8	12	0.00	1.500
36 Blake Wood, R ERA: 6.0	(6, 1)	1.0		7	2	1	1	1	2	0	0	0	0	0	7	15	9.00	4.000
56 Chris O'Grady, L ERA: 13.5	(7, 1)	1.0	H	3	0	0	0	0	0	0	0	0	0	0	3	3	0.00	0.000
53 Carlos Contreras, R ERA: 14.73	(8, 1)	0.1	L	6	5	4	4	0	0	0	0	0	0	1	8	10	108.00	15.000

PITCHER		IP	WLS	BF	H	R	ER	SO	BB	IBB	HBP	BLK	WP	HR	S	P	ERA	WHIP
73 Drew Hayes, R ERA:	(8, 1)	1.2		7	0	0	0	1	3	0	0	0	0	0	6	18	0.00	1.800

Seattle Mariners @ Cincinnati Reds

Goodyear Ballpark, Goodyear, AZ

Sat Mar 12 2016, 9:08 PM - 11:40 PM EST

Att. 6,907 - Clear - 68 F

livebaseballscorecards.com

BOTTOM

Batter	1	2	3	4	5	6	7	8	9	AB	R	H	RBI	BB	SO	LOB
9 José Peraza, R (1, 6) OBP: 0.429, SLG: 0.600	89 G6-4-3 1B		89 S 1B			19 1B 32 3B 1B		G4-3		3	1	3	0	0	0	0
82 Calten Daal, R (7, 6) OBP: 0.176, SLG: 0.188										1	0	0	0	0	0	0
89 Alex Blandino, R (1, 4) OBP: 0.263, SLG: 0.421	G6-4-3 1-2f		G6-3 1-2			F8		F8		4	0	0	0	0	0	3
19 Joey Votto, L (1, 3) OBP: 0.545, SLG: 0.625	G1-3			32 WP BB		32 3B 1-3 1B		K		2	1	1	0	1	0	0
80 Chad Wallach, R (7, 3) OBP: 0.143, SLG: 0.214										1	0	0	0	0	1	0
23 Adam Duvall, R (1, 7) OBP: 0.304, SLG: 0.565		F9		P3		P6			BB	3	0	0	0	0	0	3
51 Brandon Allen, L (7, 7) OBP: 0.400, SLG: 0.444										0	0	0	0	1	0	0
32 Jay Bruce, L (1, 9) OBP: 0.286, SLG: 0.476		K		K 1-2		1-H 3-H 3B			F9	3	0	1	2	0	2	1
69 Juan Duran, R (7, 9) OBP: 0.250, SLG: 0.643										1	0	0	0	0	0	1
33 Yorman Rodriguez, R (1, 10) OBP: 0.250, SLG: 0.167		BB		K		F8			L9	3	0	0	0	1	1	3
79 Eric Jagielo, L (1, 5) OBP: 0.125, SLG: 0.125		G3			K		1B		F8	2	0	0	0	0	1	1
46 Seth Mejias-Brean, R (7, 5) OBP: 0.375, SLG: 0.286										2	0	1	0	0	0	1
85 Phillip Ervin, R (1, 8) OBP: 0.417, SLG: 0.696			G4-3		G4-3		K			3	0	0	0	0	1	0
16 Tucker Barnhart, L (1, 2) OBP: 0.235, SLG: 0.438			K		F8		F9			2	0	0	0	0	1	0
88 Joe Hudson, R (6, 2) OBP: 0.100, SLG: 0.200										1	0	0	0	0	0	0
Inning Stats	R: 0 H: 1 E: 0 LOB: 0 K: 0 BB: 0 S: 3 P: 3	R: 0 H: 0 E: 0 LOB: 1 K: 1 BB: 1 S: 5 P: 9	R: 0 H: 1 E: 0 LOB: 1 K: 1 BB: 0 S: 6 P: 7	R: 0 H: 0 E: 0 LOB: 1 K: 2 BB: 1 S: 7 P: 12	R: 0 H: 0 E: 0 LOB: 0 K: 1 BB: 0 S: 5 P: 5	R: 2 H: 3 E: 0 LOB: 1 K: 0 BB: 0 S: 6 P: 6	R: 0 H: 1 E: 0 LOB: 0 K: 1 BB: 0 S: 5 P: 5	R: 0 H: 0 E: 0 LOB: 0 K: 1 BB: 0 S: 5 P: 5	R: 0 H: 0 E: 0 LOB: 1 K: 0 BB: 1 S: 3 P: 7	1B: 5 SF: 0 2B: 0 SAC: 0 3B: 1 DP: 1 HR: 0 HBP: 0							

	AB	31
	R	2
	H	6
	RBI	2
	BB	3
	SO	7
	LOB	13

WP: 1 PA: 34
PB: 0
SB: 1
CS: 0

PITCHER	IP	WLS	BF	H	R	ER	SO	BB	IBB	HBP	BLK	WP	HR	S	P	ERA	WHIP
37 Mike Montgomery, L (1, 1) ERA:	3.0		11	2	0	0	2	1	0	0	0	0	0	14	19	0.00	1.000
38 Vidal Nuño, L (4, 1) ERA: 6.43	3.0		13	3	2	2	3	1	0	0	0	1	0	18	23	6.00	1.333
91 Dan Altavilla, R (7, 1) ERA:	2.0	W	6	1	0	0	2	0	0	0	0	0	0	10	10	0.00	0.500
90 Emilio Pagán, R (9, 1) ERA:	1.0	S	4	0	0	0	0	1	0	0	0	0	0	3	7	0.00	1.000

PITCHER	IP	WLS	BF	H	R	ER	SO	BB	IBB	HBP	BLK	WP	HR	S	P	ERA	WHIP

Cincinnati Reds @ Seattle Mariners

Peoria Stadium, Peoria, AZ

Sun Mar 13 2016, 4:12 PM - 6:43 PM EDT

Att. 7,428 - Sunny - 75 F

TOP

livebaseballscorecards.com

Batter	1	2	3	4	5	6	7	8	9	AB	R	H	RBI	BB	SO	LOB
2 Zack Cozart, R (1, 6) OBP: 0.500, SLG: 1.250	C B F S 1-3 ① K		F B B X 2-1 1-H HR		S C F B B F B B X 3-2 1B		C B C T 1-2 ② K			2	1	1	2	0	1	0
82 Calten Daal, R (4, 6) OBP: 0.211, SLG: 0.222										2	0	1	0	0	1	0
30 Jake Cave, L (1, 8) OBP: 0.370, SLG: 0.480	C B F X 1-2 ② G4-3		C B X 1-1 HR		1 SAFE S F S 0-3 ③ K		C F B X 1-2 ③ L9			4	1	1	1	0	1	1
7 Eugenio Suárez, R (1, 5) OBP: 0.435, SLG: 0.667	B B X 2-0 ③ F9		C X 0-1 1B			B B C F F F B C 3-3 ① K		C C X 0-2 ① G6-3		3	0	1	0	0	1	0
89 Alex Blandino, R (6, 5) OBP: 0.250, SLG: 0.400										1	0	0	0	0	0	0
4 Brandon Phillips, R (1, 4) OBP: 0.250, SLG: 0.200		C F B B B X 3-2 ① G4-3	B D X 2-0 ③ L9			C B X 1-1 ② G5-3		F X 0-1 37 F7 1B		3	0	0	0	0	0	1
21 Juan Perez, L (6, 4) OBP: 1.000, SLG: 1.000										1	0	1	0	0	0	0
43 Scott Schebler, L (1, 7) OBP: 0.385, SLG: 0.652	B F X 1-1 ② G4-3			F B B B 4-1 3 WP 15 G6-3 3 L6-5 BB		C B B B F B 4-2 15 2B BB		X 0-0 ② F7 1-2		1	1	0	0	2	0	0
37 Beau Amaral, L (6, 7) OBP: 0.500, SLG: 0.500										1	0	0	0	0	0	1
15 Jordan Pacheco, R (1, 3) OBP: 0.346, SLG: 0.545	C X 0-1 ③ G6-3			X 0-0 ① G6-3 1-2		1 SAFE 1 SAFE B B B X 3-0 1-H 3 1B 2B		C B X 1-1 ③ G5-3		4	1	1	1	0	0	2
3 Iván De Jesús Jr., R (1, 10) OBP: 0.238, SLG: 0.200			S B X 1-1 ① L7	B B X 2-0 ② ③ L6-5 2-3		C X 0-1 2-H 1B			B C B C F F X 2-2 ① G3	4	0	1	1	0	0	1
40 Tyler Holt, R (1, 9) OBP: 0.400, SLG: 0.364			X 0-0 2 HR 1B		X 0-0 ① B1-3	B B B C S C 3-3 ③ K			C F S 0-3 ② K	4	1	1	0	0	2	1
37 Ramón Cabrera, S (1, 2) OBP: 0.125, SLG: 0.188			F F 1 SAFE B F 1 SAFE X 1-2 ② P4		C B F B X 2-2 ② P5		X 0-0 ① P4		F B B C F C 2-3 ③ K	3	0	0	0	0	0	1
80 Chad Wallach, R (7, 2) OBP: 0.133, SLG: 0.200										1	0	0	0	0	1	0

Inning Stats	1	2	3	4	5	6	7	8	9
	R: 0 E: 0 K: 1 S: 7	H: 0 LOB: 0 BB: 0 P: 11	R: 0 E: 0 K: 0 S: 7	H: 0 LOB: 0 BB: 0 P: 11	R: 3 E: 0 K: 0 S: 14	H: 4 LOB: 1 BB: 0 P: 21	R: 0 E: 0 K: 0 S: 3	H: 0 LOB: 0 BB: 1 P: 9	R: 0 E: 0 K: 1 S: 12	H: 1 LOB: 1 BB: 0 P: 17	R: 2 E: 0 K: 2 S: 15	H: 2 LOB: 1 BB: 1 P: 29	R: 0 E: 0 K: 1 S: 7	H: 0 LOB: 0 BB: 0 P: 9	R: 0 E: 0 K: 0 S: 8	H: 1 LOB: 1 BB: 0 P: 9	R: 0 E: 0 K: 2 S: 12	H: 0 LOB: 0 BB: 0 P: 16

	AB	34
	R	5
	H	8
	RBI	5
	BB	2
	SO	7
	LOB	8

1B: 5 SF: 0 2B: 2 SAC: 0 3B: 0 DP: 1 HR: 2 HBP: 0

WP: 1 PA: 36 PB: 0 SB: 0 CS: 0

PITCHER		IP	WLS	BF	H	R	ER	SO	BB	IBB	HBP	BLK	WP	HR	S	P	ERA	WHIP
13 Nate Karns, R ERA: 4.0	(1, 1)	4.0	L	16	4	3	3	1	1	0	0	0	1	2	31	52	6.75	1.250
47 Joe Wieland, R ERA: 4.5	(5, 1)	3.0		13	3	2	2	4	1	0	0	0	0	0	34	55	6.00	1.333
48 Mayckol Guaipe, R ERA: 3.86	(8, 1)	1.0		4	1	0	0	0	0	0	0	0	0	0	8	9	0.00	1.000
50 Blake Parker, R ERA:	(9, 1)	1.0		3	0	0	0	2	0	0	0	0	0	0	12	16	0.00	0.000

PITCHER		IP	WLS	BF	H	R	ER	SO	BB	IBB	HBP	BLK	WP	HR	S	P	ERA	WHIP

Cincinnati Reds @ Seattle Mariners

Peoria Stadium, Peoria, AZ

Sun Mar 13 2016, 4:12 PM - 6:43 PM EDT

Att. 7,428 - Sunny - 75 F

livebaseballscorecards.com

BOTTOM

Batter	1	2	3	4	5	6	7	8	9	AB	R	H	RBI	BB	SO	LOB
8 Norichika Aoki, L (1, 7) OBP: 0.318, SLG: 0.300 99 Daniel Robertson, R (6, PR) OBP: 0.706, SLG: 1.083 (7, 7)	B X 1-0 40 G4-6-3 1B		X 0-0 1-3 40 E 2B			C F B B B B 4-2 56 G6-4-3 BB		S B B C F F B X 3-2 84 1B 2-H 1B		2 1	1 0	2 1	0 1	1 1	0 0	0 0
40 Boog Powell, L (1, 8) OBP: 0.316, SLG: 0.294 84 Luis Liberato, L (7, 8) OBP: 0.500, SLG: 0.500	B C S 1 D F F F X SAFE 2-2 ① ② G4-6-3 1-2f		B F D D X 3-2 E7 2-H 3-H 1B			C S C 0-3 ① K		B C X 1-1 1-3 1B		3 1	0 0	1 1	2 0	0 0	1 0	2 0
7 Seth Smith, L (1, 10) OBP: 0.556, SLG: 0.588 56 Dae-Ho Lee, R (6, PH) OBP: 0.353, SLG: 0.467 (7, 10)	F C B B S 2-3 ③ K		C X 0-1 ③ G3			X 0-0 ② ③ G6-4-3 1-2f		C F S 0-3 ③ K		2 2	0 0	0 0	0 0	0 0	1 1	1 3
23 Nelson Cruz, R (1, 9) 84 Tyler O'Neill, R (8, 9) OBP: 0.750, SLG: 1.500		B S F B B X 3-2 ① G6-3	X 0-0 ① P3				B X 1-0 ① G5-3		T B S F F B S 2-3 ① K	3 1	0 0	0 0	0 0	0 0	0 1	0 0
33 Chris Iannetta, R (1, 2) OBP: 0.267, SLG: 0.417 Ian Miller, L (7, PR) 67 Rob Brantly, L (8, 2) OBP: 0.400, SLG: 0.750 85 Braden Bishop, R (9, PR) OBP: 0.500, SLG: 0.500		T B B X 2-1 ② G6-3	C B C F S 1-3 ② K				B S B B B 4-1 82 G4-6-3 BB		X 0-0 84 G4-6-3 1B	2 0 1 0	0 0 0 0	0 0 1 0	0 0 0 0	1 0 0 0	1 0 0 0	0 0 0 0
16 Luis Sardinas, S (1, 6) OBP: 0.458, SLG: 0.565 82 Drew Jackson, R (6, 6) 84 Tim Lopes, R (9, 4) OBP: 0.250, SLG: 0.750		C B F B F X 2-2 ③ L8	C B F X 1-2 ③ G3				C 1 SAFE 1 SAFE X 0-1 ② ③ G4-6-3 1-2f		C S X 0-2 ② ③ G4-6-3 1-2f	2 1 1	0 0 0	0 0 0	0 0 0	0 0 0	0 0 0	0 1 1
10 Jesus Montero, R (1, 3) OBP: 0.227, SLG: 0.273 68 Efren Navarro, L (7, 3) OBP: 0.250, SLG: 0.313			C S F B S 1-3 ① K		C B F S 1-3 ① K			B B C X 2-1 ① G4-3		2 1	0 0	0 0	0 0	0 0	2 0	0 0
1 Chris Taylor, R (1, 4) OBP: 0.368, SLG: 0.375 80 Rayder Ascanio, R (6, 4) OBP: 0.333, SLG: 0.333 (9, 6)			B B B B 4-0 8 2B 40 E BB		B B X 2-0 ② G5-3			C C B B B F F X 3-2 ② G5-3		1 1	1 0	0 0	0 0	1 0	0 0	0 0
5 Ed Lucas, R (1, 5) OBP: 0.381, SLG: 0.421 36 Shawn O'Malley, S (6, 5) OBP: 0.571, SLG: 0.667			B C C S 1-3 ② K		C X 0-1 ③ G6-3			B F C X 1-2 99 1B 2B		2 1	0 1	0 1	0 0	0 0	1 0	1 0

Inning Stats	1	2	3	4	5	6	7	8	9
	R: 0 H: 1 E: 0 LOB: 0 K: 1 BB: 0 S: 10 P: 15	R: 0 H: 0 E: 0 LOB: 0 K: 0 BB: 0 S: 9 P: 16	R: 2 H: 2 E: 1 LOB: 1 K: 2 BB: 1 S: 13 P: 22	R: 0 H: 0 E: 0 LOB: 0 K: 1 BB: 0 S: 8 P: 10	R: 0 H: 0 E: 0 LOB: 0 K: 1 BB: 0 S: 6 P: 9	R: 0 H: 0 E: 0 LOB: 1 K: 1 BB: 1 S: 6 P: 10	R: 0 H: 0 E: 0 LOB: 1 K: 0 BB: 1 S: 4 P: 9	R: 1 H: 3 E: 0 LOB: 2 K: 1 BB: 0 S: 20 P: 30	R: 0 H: 1 E: 0 LOB: 1 K: 1 BB: 0 S: 9 P: 11

1B: 5	SF: 0
2B: 2	SAC: 0
3B: 0	DP: 4
HR: 0	HBP: 0
WP: 0	PA: 33
PB: 0	
SB: 0	
CS: 0	

AB	30
R	3
H	7
RBI	3
BB	3
SO	8
LOB	9

PITCHER		IP	WLS	BF	H	R	ER	SO	BB	IBB	HBP	BLK	WP	HR	S	P	ERA	WHIP
28 Anthony DeSclafani, R ERA: 6.0	(1, 1)	4.0	W	15	3	2	2	4	1	0	0	0	0	0	40	63	4.50	1.000
62 Pedro Villarreal, R ERA: 1.29	(5, 1)	2.0	H	6	0	0	0	2	1	0	0	0	0	0	12	19	0.00	0.500
61 Jonathan Sánchez, L ERA: 9.64	(7, 1)	1.0	H	3	0	0	0	0	1	0	0	0	0	0	4	9	0.00	1.000
54 Caleb Cotham, R ERA: 13.5	(8, 1)	1.0	H	6	3	1	1	1	0	0	0	0	0	0	20	30	9.00	3.000
83 A.J. Morris, R ERA: 1.8	(9, 1)	1.0	S	3	1	0	0	1	0	0	0	0	0	0	9	11	0.00	1.000

PITCHER	IP	WLS	BF	H	R	ER	SO	BB	IBB	HBP	BLK	WP	HR	S	P	ERA	WHIP

Batter	1	2	3	4	5	6	7	8	9	AB	R	H	RBI	BB	SO	LOB
9 José Peraza, R (1, 8) OBP: 0.458, SLG: 0.609	x 0-0 7 E 7 1B 1B		C S C 0-3 K ①			x 0-0 7 G5-4-3 1B		C S S 0-3 K ②		3	1	2	0	0	1	0
30 Jake Cave, L (6, 8) OBP: 0.357, SLG: 0.462										1	0	0	0	0	1	1
7 Eugenio Suárez, R (1, 5) OBP: 0.423, SLG: 0.625	1 SAFE x 0-0 4 CS 1B 1-H		x 0-0 G6-3 ②			x 0-0 ①② G5-4-3 1-2f		S C S 0-3 K ③		3	0	1	1	0	0	1
12 Jermaine Curtis, R (6, 5)										1	0	0	0	0	1	1
19 Joey Votto, L (1, 3) OBP: 0.480, SLG: 0.526	x 0-0 F7 ①		x 0-0 G6-3 ③			x 0-0 F7 ③			x 0-0 G4-3 ①	3	0	0	0	0	0	1
51 Brandon Allen, L (6, 3) OBP: 0.381, SLG: 0.421										1	0	0	0	0	0	0
4 Brandon Phillips, R (1, 4) OBP: 0.269, SLG: 0.227	1 SAFE x 0-0 L9 ②③ 1-2			x 0-0 32 G4-6-3 1B			x 0-0 40 G6-3 23 WP 2B		x 0-0 2B	2	0	1	0	0	0	1
15 Jordan Pacheco, R (6, 4) OBP: 0.393, SLG: 0.667										2	1	2	0	0	0	0
32 Jay Bruce, L (1, 9) OBP: 0.261, SLG: 0.435		x 0-0 F8 ①		x 0-0 ①② G4-6-3 1-2f			x 0-0 G6-3 ① 2-3		S C S 0-3 K ②	2	0	0	0	0	0	1
40 Tyler Holt, R (6, 9) OBP: 0.370, SLG: 0.333										2	0	0	0	0	1	2
23 Adam Duvall, R (1, 10) OBP: 0.259, SLG: 0.481		x 0-0 F9 ②		x 0-0 P4 ③			B S C S 1-3 K ② 3-H		x 0-0 P3 ③	4	0	0	0	0	1	1
3 Iván De Jesús Jr., R (1, 6) OBP: 0.292, SLG: 0.261		x 0-0 33 BB 1B			x 0-0 33 G6-4-3 1B		x 0-0 G6-3 ③			3	0	2	0	0	0	0
45 Zach Vincej, R (7, 6)										0	0	0	0	0	0	0
33 Yorman Rodriguez, R (1, 7) OBP: 0.304, SLG: 0.158		B B B B 4-0 1-2 BB			x 0-0 ①② G6-4-3 1-2f			B B B B 4-0 88 FC5-4 BB		1	0	0	0	2	0	1
43 Scott Schebler, L (8, 7) OBP: 0.385, SLG: 0.652										0	0	0	0	0	0	0
16 Tucker Barnhart, L (1, 2) OBP: 0.211, SLG: 0.389		x 0-0 ③ L7			S S C 0-3 K ③			x 0-0 ① FC5-4 1-2f		2	0	0	0	0	1	2
88 Joe Hudson, R (7, 2) OBP: 0.091, SLG: 0.182										1	0	0	0	0	0	1
Inning Stats	R: 1 H: 2 E: 0 LOB: 0 K: 0 BB: 0 S: 4 P: 4	R: 0 H: 1 E: 0 LOB: 2 K: 0 BB: 1 S: 4 P: 8	R: 0 H: 0 E: 0 LOB: 0 K: 1 BB: 0 S: 5 P: 5	R: 0 H: 1 E: 0 LOB: 0 K: 0 BB: 0 S: 3 P: 3	R: 0 H: 1 E: 0 LOB: 0 K: 1 BB: 0 S: 5 P: 5	R: 0 H: 1 E: 0 LOB: 0 K: 0 BB: 0 S: 3 P: 3	R: 1 H: 1 E: 0 LOB: 0 K: 1 BB: 0 S: 6 P: 7	R: 0 H: 0 E: 0 LOB: 1 K: 2 BB: 1 S: 7 P: 11	R: 0 H: 1 E: 0 LOB: 1 K: 1 BB: 0 S: 6 P: 6	1B: 6 SF: 0 2B: 2 SAC: 0 3B: 0 DP: 3 HR: 0 HBP: 0						

PITCHER		IP	WLS	BF	H	R	ER	SO	BB	IBB	HBP	BLK	WP	HR	S	P	ERA	WHIP
85 Nate Smith, L ERA: 16.62	(1, 1)	2.0		9	3	1	1	0	1	0	0	0	0	0	8	12	4.50	2.000
16 Huston Street, R ERA:	(3, 1)	1.0	W	3	0	0	0	1	0	0	0	0	0	0	5	5	0.00	0.000
40 Javy Guerra, R ERA:	(4, 1)	1.0	H	3	1	0	0	0	0	0	0	0	0	0	3	3	0.00	1.000
48 Jose Alvarez, L ERA: 6.23	(5, 1)	1.0	H	3	1	0	0	1	0	0	0	0	0	0	5	5	0.00	1.000
44 Lucas Luetge, L ERA: 5.4	(6, 1)	1.0		3	1	0	0	0	0	0	0	0	0	0	3	3	0.00	1.000

PITCHER		IP	WLS	BF	H	R	ER	SO	BB	IBB	HBP	BLK	WP	HR	S	P	ERA	WHIP
Victor Alcántara, R ERA: 5.4	(7, 1)	2.0		8	1	1	1	3	1	0	0	0	1	0	13	18	4.50	1.000
75 Yunesky Maya, R ERA:	(9, 1)	1.0		4	1	0	0	1	0	0	0	0	0	0	6	6	0.00	1.000

TOP

Cincinnati Reds @ Los Angeles Angels

Tempe Diablo Stadium, Tempe, AZ

Mon Mar 14 2016, 4:13 PM - 7:07 PM EDT

Att. 5,925 - Partly Cloudy - 75 F

livebaseballscorecards.com

AB	31
R	2
H	8
RBI	1
BB	2
SO	6
LOB	13

WP: 1	PA: 33		
PB: 0			
SB: 0			
CS: 1			

BOTTOM

Cincinnati Reds @ Los Angeles Angels

Tempe Diablo Stadium, Tempe, AZ

Mon Mar 14 2016, 4:13 PM - 7:07 PM EDT

Att. 5,925 - Partly Cloudy - 75 F

livebaseballscorecards.com

Batter	1	2	3	4	5	6	7	8	9	AB	R	H	RBI	BB	SO	LOB
7 Cliff Pennington, S (1, 6) OBP: 0.400, SLG: 0.364 72 Nick Buss, L (7, 8) OBP: 0.579, SLG: 0.875	25 1B 2 G6-4-3 1B		SH1-3 1-2 3-H		2 1B 25 BB 24 1B 1B K		13 WP 2-H 2B			3 1	2 0	2 1	1 1	0 0	1 0	3 0
25 Daniel Nava, S (1, 7) OBP: 0.708, SLG: 0.778 37 Quintin Berry, L (5, PR) OBP: 0.105, SLG: 0.105 (6, 7)	2 G6-4-3 1-3 1B		BB		2 1B 24 1B 1-2 BB	F9	K			1 2	0 1	1 0	0 0	2 0	0 1	0 1
2 Andrelton Simmons, R (1, 10) OBP: 0.280, SLG: 0.320 13 Kyle Kubitza, L (6, PH) OBP: 0.188, SLG: 0.214 (7, 10)	G6-4-3 1-2f 3-H		P3		24 1B 12 3B 1-2 2-3 1B	F7	L9 2-3			3 2	1 0	1 0	1 0	0 0	0 0	3 1
24 C.J. Cron, R (1, 3) OBP: 0.200, SLG: 0.310 47 Jett Bandy, R (6, 2) OBP: 0.500, SLG: 0.364	K		G4-3		51 F9 12 3B 1-3 2-H 3-H 1B	51 WP 87 1B HBP		G5-3		3 1	1 1	1 0	2 0	0 0	1 0	2 0
58 Carlos Pérez, R (1, 2) OBP: 0.300, SLG: 0.500 51 Ji Man Choi, L (5, PH) OBP: 0.394, SLG: 0.370 (6, 3)		K		G5-3	F9 1-2	87 1B 1-2 BB		K		2 2	0 0	0 0	0 0	0 1	1 1	0 2
12 Johnny Giavotella, R (1, 4) OBP: 0.321, SLG: 0.643 87 Sherman Johnson, L (6, 4) OBP: 0.500, SLG: 0.400		P6		1B	39 1B 2-H 3-H 3B	1-3 2-H 1B		G3		3 2	1 0	2 1	2 1	0 0	0 0	0 0
39 Rafael Ortega, L (1, 9) OBP: 0.269, SLG: 0.333 80 Gregorio Petit, R (6, PH) OBP: 0.091, SLG: 0.091 (7, 6)		19 CS 19 S 1B		F9	19 1B 32 2B 3-H 1B	K				3 1	1 0	2 0	1 0	0 0	0 1	1 2
19 Jefry Marte, R (1, 5) OBP: 0.474, SLG: 0.765 22 Kaleb Cowart, S (7, 5) OBP: 0.200, SLG: 0.300	B 2 SAFE CS 1-3		32 1B 7 SH1-3 BB	K	32 2B 1-2 1B		72 2B 2B			2 1	1 1	1 1	0 0	1 0	1 0	1 0
32 Todd Cunningham, S (1, 8) OBP: 0.563, SLG: 0.800 (7, 9)			7 SH1-3 1-3 1B		F9 1-3 2-H 2B		K			4	0	2	1	0	1	1
Inning Stats	R: 1 E: 0 K: 1 S: 6 H: 2 LOB: 0 BB: 0 P: 6	R: 0 E: 0 K: 1 S: 5 H: 1 LOB: 0 BB: 0 P: 6	R: 1 E: 0 K: 0 S: 4 H: 1 LOB: 2 BB: 2 P: 12	R: 0 E: 0 K: 1 S: 6 H: 1 LOB: 1 BB: 0 P: 6	R: 6 E: 0 K: 1 S: 12 H: 7 LOB: 3 BB: 1 P: 16	R: 1 E: 0 K: 1 S: 6 H: 1 LOB: 2 BB: 1 P: 11	R: 1 E: 0 K: 2 S: 9 H: 2 LOB: 1 BB: 0 P: 10	R: 0 E: 0 K: 1 S: 5 H: 0 LOB: 0 BB: 0 P: 5		1B: 11 2B: 3 3B: 1 HR: 0	SF: 0 SAC: 1 DP: 1 HBP: 1			WP: 2 PB: 0 SB: 1 CS: 1	PA: 43		

	AB	36
	R	10
	H	15
	RBI	9
	BB	4
	SO	8
	LOB	17

PITCHER		IP	WLS	BF	H	R	ER	SO	BB	IBB	HBP	BLK	WP	HR	S	P	ERA	WHIP
26 Raisel Iglesias, R ERA: 9.0	(1, 1)	1.0		4	2	1	1	1	0	0	0	0	0	0	6	6	9.00	2.000
81 Tim Melville, R ERA: 5.4	(2, 1)	3.1	L	17	5	4	4	2	3	0	0	0	0	0	18	31	10.80	2.400
70 Jumbo Díaz, R ERA: 9.0	(5, 1)	0.2		7	5	3	3	1	0	0	0	0	0	0	9	9	40.50	7.500
71 Stephen Johnson, R ERA: 6.75	(6, 1)	1.0		6	1	1	1	1	1	0	1	0	1	0	6	11	9.00	2.000
66 JC Ramírez, R ERA: 9.0	(7, 1)	1.0		5	2	1	1	2	0	0	0	0	1	0	9	10	9.00	2.000

PITCHER		IP	WLS	BF	H	R	ER	SO	BB	IBB	HBP	BLK	WP	HR	S	P	ERA	WHIP
90 Dayan Díaz, R ERA: 2.25	(8, 1)	1.0		3	0	0	0	1	0	0	0	0	0	0	5	5	0.00	0.000

Kansas City Royals @ Cincinnati Reds

Goodyear Ballpark, Goodyear, AZ

Tue Mar 15 2016, 4:07 PM - 6:40 PM EDT

Att. 5,463 - Sunny - 82 F

TOP

livebaseballscorecards.com

Batter	1	2	3	4	5	6	7	8	9	AB	R	H	RBI	BB	SO	LOB
2 Alcides Escobar, R (1, 6) OBP: 0.222, SLG: 0.294	0-0 35 1B 2B		0-3 ① K		0-0 3-H 1B		0-3 ③ K			3	1	2	1	0	1	0
27 Adalberto Mondesi, S (6, 6) OBP: 0.294, SLG: 0.353										1	0	0	0	0	1	1
8 Mike Moustakas, L (1, 5) OBP: 0.440, SLG: 0.696	0-0 ① G1-3		0-0 ② G1-5-3		0-0 ③ G6-3			0-0 ① G6-3		3	0	0	0	0	0	2
43 Dusty Coleman, R (6, 5) OBP: 0.214, SLG: 0.385										1	0	0	0	0	0	0
35 Eric Hosmer, L (1, 3) OBP: 0.440, SLG: 0.700	0-0 25 FC5-4 2-H 1B		0-0 ③ G1-3			0-0 25 F9 2B		0-0 ② G5-3		3	0	2	1	0	0	0
0 Terrance Gore, R (6, PR) OBP: 0.111, SLG: 0.111 (6, 7)										1	0	0	0	0	0	0
25 Kendrys Morales, S (1, 10) OBP: 0.241, SLG: 0.250	0-0 ② FC5-4 4 HBP 1-2f			0-0 ① F9		0-0 ① F9 2-3		0-0 ③ F8		3	0	0	0	0	0	2
61 Orlando Calixte, R (8, PH) OBP: 0.250, SLG: 0.400 (8, 10)										1	0	0	0	0	0	0
4 Alex Gordon, L (1, 7) OBP: 0.464, SLG: 0.750	1-0 1-2 HBP			0-3 ② K		0-3 ② K			0-0 ① F7	2	0	0	0	0	2	2
46 Cody Decker, R (6, 3) OBP: 0.333, SLG: 0.467										1	0	0	0	0	0	0
16 Paulo Orlando, R (1, 9) OBP: 0.286, SLG: 0.407	0-3 ③ K			0-0 ③ L6		0-0 ③ P4			0-0 ② G3	3	0	0	0	0	1	4
15 Travis Snider, L (6, 9) OBP: 0.250, SLG: 0.368										1	0	0	0	0	0	0
14 Omar Infante, R (1, 4) OBP: 0.389, SLG: 0.438		0-0 7 G5-4-3 1B			0-0 7 G4-3 34 S 2 1B		0-0 ① P6		0-3 ③ K	2	1	2	0	0	0	0
65 Whit Merrifield, R (7, PH) OBP: 0.444, SLG: 0.800 (7, 4)										2	0	0	0	0	1	0
34 Rey Fuentes, L (1, 8) OBP: 0.462, SLG: 0.571		0-0 ① F7			0-3 ① K 1-2		0-0 ② G4-3			3	0	0	0	0	1	2
71 Parker Morin, L (7, 2) OBP: 0.167, SLG: 0.667										0	0	0	0	0	0	0
7 Tony Cruz, R (1, 2) OBP: 0.056, SLG: 0.056		0-0 ②③ G5-4-3 1-2f			0-0 ② G4-3 2-3		0-0 1B			3	0	1	0	0	0	2
82 Amalani Fukofuka, R (7, PR) (7, 8)										0	0	0	0	0	0	0

Inning Stats																											
	R: 1	H: 2		R: 0	H: 1		R: 0	H: 0		R: 0	H: 0		R: 1	H: 2		R: 0	H: 1		R: 0	H: 1		R: 0	H: 0		R: 0	H: 0		
	E: 0	LOB: 2		E: 0	LOB: 0		E: 0	LOB: 0		E: 0	LOB: 0		E: 0	LOB: 1		E: 0	LOB: 2		E: 0	LOB: 1		E: 0	LOB: 0		E: 0	LOB: 0		
	K: 1	BB: 0		K: 0	BB: 0		K: 1	BB: 0		K: 1	BB: 0		K: 1	BB: 0		K: 1	BB: 0		K: 1	BB: 0		K: 0	BB: 0		K: 1	BB: 0		
	S: 7	P: 8		S: 3	P: 3		S: 5	P: 5		S: 5	P: 5		S: 7	P: 7		S: 6	P: 6		S: 6	P: 6		S: 3	P: 3		S: 5	P: 5		

1B: 5	SF: 0	WP: 0	PA: 34
2B: 2	SAC: 0	PB: 0	
3B: 0	DP: 1	SB: 1	
HR: 0	HBP: 1	CS: 0	

AB	33
R	2
H	7
RBI	2
BB	0
SO	7
LOB	15

PITCHER		IP	WLS	BF	H	R	ER	SO	BB	IBB	HBP	BLK	WP	HR	S	P	ERA	WHIP
29 Brandon Finnegan, L ERA: 3.6	(1, 1)	4.1		17	4	2	2	4	0	0	1	0	0	0	24	25	4.15	0.923
60 J.J. Hoover, R ERA:	(5, 1)	0.2	B	3	1	0	0	0	0	0	0	0	0	0	3	3	0.00	1.500
48 Keyvius Sampson, R ERA:	(6, 1)	1.0		4	1	0	0	1	0	0	0	0	0	0	6	6	0.00	1.000
56 Chris O'Grady, L ERA: 8.44	(7, 1)	2.0	W	7	1	0	0	1	0	0	0	0	0	0	9	9	0.00	0.500
86 Layne Somsen, R ERA:	(9, 1)	1.0	S	3	0	0	0	1	0	0	0	0	0	0	5	5	0.00	0.000

PITCHER		IP	WLS	BF	H	R	ER	SO	BB	IBB	HBP	BLK	WP	HR	S	P	ERA	WHIP

BOTTOM

Kansas City Royals @ Cincinnati Reds

Goodyear Ballpark, Goodyear, AZ

Tue Mar 15 2016, 4:07 PM - 6:40 PM EDT

Att. 5,463 - Sunny - 82 F

livebaseballscorecards.com

Batter	1	2	3	4	5	6	7	8	9	AB	R	H	RBI	BB	SO	LOB
6 Billy Hamilton, S (1, 10) 58 Kyle Waldrop, L (6, PH) (7, 10)	0-0 ③ 23 PB 2 F9 23 1B 1B	0-0 ③ F9		0-0 ② F8		0-0 ③ G5-3		C C C 0-3 ② K		3 2	1 0	1 0	0 0	0 0	0 1	2 0
2 Zack Cozart, R (1, 6) OBP: 0.286, SLG: 0.714 6 Blake Trahan, R (5, 6) OBP: 0.429, SLG: 0.615	0-0 ① F9 1-2		0-0 ① G6-3	0-0 ③ F9			0-0 33 WP 51 WP 33 FC4-2 1B	0-0 51 S 1B		3 2	0 0	0 2	0 0	0 0	0 0	3 0
19 Joey Votto, L (1, 3) OBP: 0.536, SLG: 0.571 51 Brandon Allen, L (6, 3) OBP: 0.435, SLG: 0.421	B B B B 4-0 23 1B 32 2B BB		0-0 32 G1-3 23 1B 1B		0-0 9 F8 32 S 1B		B B B B 4-0 30 BB 33 WP 69 1B 1-2 BB	B B B B 4-0 1-2 BB		2 0	1 1	2 0	0 0	1 2	0 0	0 0
23 Adam Duvall, R (1, 5) OBP: 0.300, SLG: 0.500 23 Taylor Sparks, R (6, 5)	B X 1-0 32 2B 1-2 2-H 1B		0-0 32 G1-3 1-2 1B		0-0 ① F9		S S S 0-0 ① B2	0-3 ③ K		3 2	0 0	2 0	1 0	0 0	0 1	1 4
32 Jay Bruce, L (1, 9) OBP: 0.308, SLG: 0.480 33 Yorman Rodriguez, R (6, 9) OBP: 0.292, SLG: 0.150	0-0 1-3 2-H 2B		0-0 ② G1-3 1-2 2-3		B B B B 4-0 43 S 1-2 BB		B X 1-0 ② FC4-2 30 BB 69 1B 1-2 2-H			2 1	0 1	1 1	1 0	1 0	0 0	2 2
9 José Peraza, R (1, 8) OBP: 0.407, SLG: 0.538 30 Jake Cave, L (6, 8) OBP: 0.379, SLG: 0.462	S S S 0-3 ② K		0-0 ③ P4		0-0 ② F8 2-3		B B B B 4-0 69 1B 1-2 2-3 BB			3 0	0 0	0 0	0 0	0 1	1 0	6 0
43 Scott Schebler, L (1, 7) OBP: 0.345, SLG: 0.577 69 Juan Duran, R (6, 7) OBP: 0.294, SLG: 0.667	0-0 ③ P6			S S S 0-3 ① K	B S S S 1-3 ③ K 1-2		0-0 1-3 2-H 3-H 1B			3 1	0 0	0 1	0 2	0 0	2 0	4 0
3 Iván De Jesús Jr., R (1, 4) OBP: 0.333, SLG: 0.280 26 Hernan Iribarren, L (7, 4)		0-0 ① 1B		H 1-0 37 1B HBP		0-0 ① G6-3	0-0 ③ G4-3			2 1	0 0	1 0	0 0	0 0	0 0	0 2
37 Ramón Cabrera, S (1, 2) OBP: 0.158, SLG: 0.211 88 Joe Hudson, R (7, 2) OBP: 0.083, SLG: 0.167		0-0 ② G4-3		0-0 1-2 1B		0-0 ② F8		0-0 ① G4-3		3 1	0 0	1 0	0 0	0 0	0 0	0 0
Inning Stats	R: 2 H: 3 E: 0 LOB: 2 K: 1 BB: 1 S: 8 P: 13	R: 0 H: 1 E: 0 LOB: 0 K: 0 BB: 0 S: 3 P: 3	R: 0 H: 2 E: 0 LOB: 2 K: 0 BB: 0 S: 5 P: 5	R: 0 H: 1 E: 0 LOB: 2 K: 1 BB: 0 S: 6 P: 7	R: 0 H: 1 E: 0 LOB: 2 K: 1 BB: 1 S: 6 P: 11	R: 0 H: 0 E: 0 LOB: 0 K: 0 BB: 0 S: 3 P: 3	R: 2 H: 2 E: 0 LOB: 2 K: 0 BB: 2 S: 5 P: 14	R: 0 H: 1 E: 0 LOB: 2 K: 2 BB: 1 S: 8 P: 12		1B: 10 SF: 0 2B: 1 SAC: 0 3B: 0 DP: 0 HR: 0 HBP: 1						WP: 2 PA: 40 PB: 1 SB: 3 CS: 0

	AB	34
	R	4
	H	11
	RBI	4
	BB	5
	SO	5
	LOB	26

PITCHER		IP	WLS	BF	H	R	ER	SO	BB	IBB	HBP	BLK	WP	HR	S	P	ERA	WHIP
31 Ian Kennedy, R ERA: 4.0	(1, 1)	4.0		20	7	2	2	2	1	0	1	0	0	0	22	28	4.50	2.000
17 Wade Davis, R ERA:	(5, 1)	1.0		5	1	0	0	1	1	0	0	0	0	0	6	11	0.00	2.000
40 Kelvin Herrera, R ERA: 2.25	(6, 1)	1.0		3	0	0	0	0	0	0	0	0	0	0	3	3	0.00	0.000
41 Danny Duffy, L ERA: 9.0	(7, 1)	1.0	L	7	2	2	2	0	2	0	0	0	2	0	5	14	18.00	4.000
49 Ross Ohlendorf, R ERA: 9.0	(8, 1)	1.0		5	1	0	0	2	1	0	0	0	0	0	8	12	0.00	2.000

PITCHER	IP	WLS	BF	H	R	ER	SO	BB	IBB	HBP	BLK	WP	HR	S	P	ERA	WHIP

Cincinnati Reds @ Arizona Diamondbacks

Salt River Fields at Talking Stick, Scottsdale, AZ

Wed Mar 16 2016, 9:41 PM - 12:48 AM EDT

Att. 13,057 - Clear - 82 F

TOP

livebaseballscorecards.com

Batter	1	2	3	4	5	6	7	8	9	AB	R	H	RBI	BB	SO	LOB
9 José Peraza, R (1, 6) OBP: 0.387, SLG: 0.567 45 Zach Vincej, R (7, 6)	C SI 92 X FF 92 0-1 G4-3		C FF 92 2 SAFE F CH 80 S SL 82 0-3 K		X SI 88 0-0 G4-6-3 1-2f 2-3		B FC 83 X FC 83 1-0 23 HR 1-H 3B		C FF 95 F FF 96 B SL 87 S SL 86 1-3 K	4 1	1 0	1 0	1 0	0 0	1 1	3 0
7 Eugenio Suárez, R (1, 5) OBP: 0.433, SLG: 0.593 46 Seth Mejias-Brean, R (7, 5) OBP: 0.333, SLG: 0.250	B SI 94 B FF 93 C SI 94 F CH 84 F SL 82 C FF 94 2-3 K		F CH 83 B FF 92 F CH 84 D S FF 94 2-3 K		C FF 90 B SL 82 F SI 88 D CU 78 X SI 89 2-2 3-H 1B		B C CH 75 B F B D 4-2 23 HR BB		C SL 86 B FF 95 S FF 95 B C 2-3 K	3 1	1 0	1 0	1 0	1 0	2 1	1 0
4 Brandon Phillips, R (1, 4) OBP: 0.310, SLG: 0.320 23 Brandon Dixon, R (6, 4) OBP: 0.200, SLG: 0.500	B SI 94 F FF 93 B FF 94 X SI 94 2-1 1B			X FF 84 0-0 15 L9 33 1B 2B	C FF 89 B CU 81 1 SAFE X 1-1 G3		S FC 82 C FC 82 B FC 82 D CH 77 F X FC 84 2-2 1-H 3-H HR		C FF 95 F FF 95 C FF 96 0-3 K	3 2	1 1	2 1	0 3	0 0	0 1	1 0
23 Adam Duvall, R (1, 7) OBP: 0.273, SLG: 0.455 58 Kyle Waldrop, L (7, PH) (7, 7)	B SI 92 F FF 84 1 SAFE S SL 79 S SL 81 1-3 K			B FF 90 X CH 78 1-0 P3		C FF 94 B SL 82 F C CH 83 1-3 K	X 0-0 P3			3 1	0 0	0 0	0 0	0 0	2 0	2 0
15 Jordan Pacheco, R (1, 3) OBP: 0.387, SLG: 0.630 51 Brandon Allen, L (7, PH) OBP: 0.417, SLG: 0.400 (7, 3)		C SI 91 F FF 91 T SI 92 0-2 K		F FF 90 B SL 80 D SL 80 S CH 84 F SL 82 B FF 92 F FF 92 X FF 93 3-2 L9 2-3		X FF 94 0-0 30 FC4-6 1B	C FC 83 B FC 83 B FC 83 S CH 77 B FC 84 S CH 76 3-3 K			3 1	0 0	1 0	0 0	0 0	1 1	1 0
33 Yorman Rodriguez, R (1, 9) OBP: 0.308, SLG: 0.182 41 Ryan Mattheus, R (4, 1) 30 Jake Cave, L (6, PH) OBP: 0.367, SLG: 0.444 52 Tony Cingrani, L (6, 1) 36 Blake Wood, R (7, 1) 4 Ray Chang, R (8, PH) OBP: 1.000, SLG: 2.000 73 Drew Hayes, R (8, 1)		X CH 84 0-0 G6-3		B SL 80 S CH 83 D X CH 84 2-1 3-H 1B		C FF 94 B D FF 92 B FF 95 X 3-1 FC4-6 1-2f		B FF 88 B FF 90 C FF 88 B KC 77 X 3-1 37 G3-1 2B		2 0 0 1 0 0 0 1 0	0 0 0 0 0 0 0 0 0	1 0 0 0 0 0 1 0 1	1 0 0 0 0 0 0 1 0	0 0 0 0 0 0 0 0 0	0 0 0 0 0 0 0 0 0	0 0 0 0 0 0 0 0 0
40 Tyler Holt, R (1, 8) OBP: 0.333, SLG: 0.296 37 Beau Amaral, L (7, 8) OBP: 0.333, SLG: 0.333		B SI 92 B CH 81 C SI 93 X FF 93 2-1 L9		C B FF 91 B SL 81 F FF 93 C SL 82 2-3 K		B FF 93 B FF 94 F FF 94 B FF 94 1 SAFE X 3-1 L8		B CU 77 B SI 89 F SI 89 B X 3-1 G3-1 2-3		3 1	0 0	0 0	0 0	0 0	1 0	2 1
16 Tucker Barnhart, L (1, 2) OBP: 0.273, SLG: 0.368 88 Joe Hudson, R (7, 2) OBP: 0.077, SLG: 0.154			B SI 92 C FF 92 S FF 92 B FF 92 B FF 93 F FF 93 B SI 93 4-2 54 SH5-4 BB		B S SI 91 B SI 91 B B 4-1 9 69 G4-6-3 E 7 1B BB		C FC 82 B FC 82 X 1-1 G5-3	B B FF 86 B C F C FF 89 3-3 K		1 1	1 0	0 0	0 0	2 1	0 1	0 1
77 Tim Adleman, R (1, 1) 54 Caleb Cotham, R (2, 1) 69 Juan Duran, R (4, 9) OBP: 0.300, SLG: 0.611			X SI 90 0-0 SH5-4 1-2		C SL 83 C SI 89 X 0-2 FC1 9 G4-6-3 1-2		C FC 83 B FC 83 B FC 84 B FC 84 F FC 84 F CH 77 X 3-2 9 3B 1B	C B S SL 78 S FF 89 1-3 K		0 0 3	0 0 1	0 0 1	0 0 0	0 0 1	0 0 2	0 0 2

Inning Stats										
	R: 0 E: 0 K: 2 S: 11	H: 1 LOB: 1 BB: 0 P: 16	R: 0 E: 0 K: 1 S: 6	H: 0 LOB: 0 BB: 0 P: 8	R: 0 E: 0 K: 2 S: 10	H: 0 LOB: 1 BB: 1 P: 16	R: 1 E: 0 K: 1 S: 12	H: 2 LOB: 1 BB: 0 P: 20	R: 1 E: 1 K: 0 S: 10	H: 1 LOB: 1 BB: 1 P: 17
	R: 0 E: 0 K: 1 S: 8	H: 1 LOB: 1 BB: 0 P: 15	R: 4 E: 0 K: 1 S: 17	H: 3 LOB: 0 BB: 1 P: 31	R: 0 E: 0 K: 2 S: 10	H: 1 LOB: 1 BB: 0 P: 20	R: 0 E: 0 K: 3 S: 9	H: 0 LOB: 0 BB: 0 P: 12	1B: 5 2B: 2 3B: 1 HR: 1	SF: 0 SAC: 1 DP: 1 HBP: 0	WP: 0 PB: 0 SB: 0 CS: 0	PA: 39

PITCHER		IP	WLS	BF	H	R	ER	SO	BB	IBB	HBP	BLK	WP	HR	S	P	ERA	WHIP
46 Patrick Corbin, L ERA: 1.0	(1, 1)	4.0	W	17	3	2	1	6	2	0	0	0	0	0	40	65	2.25	1.250
63 Sam LeCure, R ERA: 1.8	(5, 1)	1.0		4	1	0	0	0	0	0	0	0	0	0	9	12	0.00	1.000
50 Evan Marshall, R ERA:	(6, 1)	1.0		4	1	0	0	1	0	0	0	0	0	0	8	15	0.00	1.000
55 Josh Collmenter, R ERA: 10.13	(7, 1)	1.0		7	3	4	4	1	1	0	0	0	0	1	17	31	36.00	4.000
57 Wesley Wright, L ERA: 1.8	(8, 1)	1.0		4	1	0	0	2	0	0	0	0	0	0	10	20	0.00	1.000

PITCHER		IP	WLS	BF	H	R	ER	SO	BB	IBB	HBP	BLK	WP	HR	S	P	ERA	WHIP
33 Jake Barrett, R ERA: 1.8	(9, 1)	1.0		3	0	0	0	3	0	0	0	0	0	0	9	12	0.00	0.000

AB	35
R	6
H	9
RBI	6
BB	3
SO	13
LOB	15

BOTTOM

Cincinnati Reds @ Arizona Diamondbacks

Salt River Fields at Talking Stick, Scottsdale, AZ

Wed Mar 16 2016, 9:41 PM - 12:48 AM EDT

Att. 13,057 - Clear - 82 F

livebaseballscorecards.com

Batter	1	2	3	4	5	6	7	8	9	AB	R	H	RBI	BB	SO	LOB
2 Jean Segura, R (1, 6) OBP: 0.583, SLG: 0.792	C FF 91 X SI 90 0-1 30 1B 44 1B 2B	B SI 92 F FF 90 B FF 92 X SI 91 2-1 30 1B 30 WP 44 1B 2-H 1B	B FF 93 C CU 78 C CU 77 S FF 94 1-3 ② K		F FF 90 X FF 89 0-1 44 FC6 1-2 1B		F FF 97 B SI 98 X SI 96 1-1 FC4 14 G6-4-3 3-H			4	2	3	1	0	1	0
1 Joaquin Arias, R (6, 3) OBP: 0.389, SLG: 0.353										1	0	0	1	0	0	0
30 Sócrates Brito, L (1, 7) OBP: 0.429, SLG: 0.593	B FF 92 X SI 92 1-0 6 L7 44 1B 22 1B 2-3 1B	B SI 90 X 1-0 44 WP 44 E 1-3 1B	C SL 87 B FF 92 B FF 94 B FF 92 X SL 87 2-1 ③ G3		B FF 92 F FF 92 S FF 91 S 1-3 ② K		B X SI 95 1-0 ②③ G6-4-3 1-2f			4	2	2	0	0	1	2
14 Peter O'Brien, R (7, 7) OBP: 0.342, SLG: 0.583										1	0	0	0	0	0	1
44 Paul Goldschmidt, R (1, 3) OBP: 0.344, SLG: 0.333	B FF 92 1 SAFE B SI 91 F SI 92 B FF 92 X FF 92 3-1 22 1B 1-2 3-H 1B	C CU 74 C FF 91 B CU 75 B X 2-2 E9 7 2B 1-H 3-H 1B		B SL 82 B FF 92 X 2-0 6 G4-3 7 2B 1B	C FF 92 X FF 91 0-1 ③ FC6 1-2f			B CU 80 X 1-0 8 L4 2B		4	2	3	2	0	0	2
50 Evan Marshall, R (6, 1)										0	0	0	0	0	0	0
27 Brandon Drury, R (7, 5) OBP: 0.483, SLG: 0.889										1	0	1	0	0	0	0
6 David Peralta, L (1, 9) OBP: 0.300, SLG: 0.333	B X CH 84 1-0 ① L7 2-3	B FF 93 B FF 92 B FF 93 F F FF 94 B 4-2 7 2B BB	C B FF 92 X 1-1 ① G4-3 1-2			S SL 80 B SL 80 C FF 93 C 1-3 ① K		S CU 80 B FF 93 S FF 94 F S 1-3 ① K		3	0	0	0	1	1	3
80 Gabriel Guerrero, R (7, 9) OBP: 0.261, SLG: 0.435										1	0	0	0	0	1	1
7 Welington Castillo, R (1, 2) OBP: 0.500, SLG: 1.048	C B FF 92 F SI 92 B FF 93 F FF 92 C 2-3 ② K	X SL 88 0-0 1-3 2-H 2B	C SI 92 S SI 92 B FF 93 D SL 85 X SL 85 2-2 4 1B 2-H 2B		C FF 94 B SL 81 S SL 81 C FF 94 1-3 ② K			X FF 92 0-0 ②③ L4 2-2		4	1	2	2	0	2	2
8 Tuffy Gosewisch, R (7, 2) OBP: 0.118, SLG: 0.188										1	0	0	0	0	0	1
22 Jake Lamb, L (1, 5) OBP: 0.433, SLG: 0.593	C SI 92 B B CH 85 B FF 93 1 SAFE X 3-1 1-2 3-H 1B	C FF 92 F S SL 89 0-3 ① K	B FF 92 C SI 93 B FF 92 S FF 91 B FF 92 S 3-3 ② K		C FF 94 B S FF 94 B FF 95 B FF 93 B 4-2 BB					3	0	1	1	1	2	3
77 Evan Marzilli, L (7, 8) OBP: 0.385, SLG: 0.667										0	0	0	0	0	0	0
4 Jason Bourgeois, R (1, 8) OBP: 0.233, SLG: 0.345	B SI 92 S CU 74 X CH 82 1-1 ③ P5	F FF 94 C CU 78 S CU 79 0-3 ② K2-3	F FF 91 X FF 93 0-1 ③ 2-H 1B			B FF 93 1 SAFE X 1-0 ③ L8				4	0	1	1	0	1	5
55 Josh Collmenter, R (7, 1)										0	0	0	0	0	0	0
57 Wesley Wright, R (8, 1)										0	0	0	0	0	0	0
33 Jake Barrett, R (9, 1)										0	0	0	0	0	0	0
46 Patrick Corbin, L (1, 1) OBP: 0.500, SLG: 1.000		B FF 90 B FF 90 B SI 90 B FF 91 X FF 91 3-1 16 2B 2B			B SL 86 F FF 91 B FF 91 B FF 92 B FF 91 4-1 2 1B BB		B FF 96 C FF 96 X 1-1 E7 1 FC4 1B			2	1	1	0	0	1	2
63 Sam LeCure, R (5, 1)										0	0	0	0	0	0	0
5 Rickie Weeks Jr., R (5, PH) OBP: 0.615, SLG: 0.700										0	0	0	0	1	0	0
13 Nick Ahmed, R (6, 6) OBP: 0.444, SLG: 0.885		C FF 95 F FF 94 C CU 78 B FF 90 0-3 ③ K								1	1	1	0	0	0	0
16 Chris Owings, R (1, 4) OBP: 0.387, SLG: 0.393		C CU 75 X 0-1 2 1B 2-H 2B	B FF 93 F FF 92 B FF 94 F FF 93 F FF 94 X FF 93 2-2 ① F9		B FF 90 F FF 91 X SI 90 1-1 ① L4		B SI 96 B SI 95 C SI 96 F SL 90 B SL 88 S SL 87 3-3 ① K			4	1	1	1	0	1	2
15 Phil Gosselin, R (8, 4) OBP: 0.440, SLG: 0.565										0	0	0	0	0	0	0
Inning Stats	R: 2 E: 0 K: 1 S: 14 H: 4 LOB: 2 BB: 0 P: 25	R: 5 E: 1 K: 3 S: 23 H: 6 LOB: 2 BB: 1 P: 35	R: 0 E: 0 K: 1 S: 9 H: 0 LOB: 0 BB: 0 P: 14	R: 2 E: 0 K: 1 S: 11 H: 3 LOB: 1 BB: 0 P: 19	R: 0 E: 0 K: 1 S: 10 H: 1 LOB: 2 BB: 1 P: 16	R: 0 E: 0 K: 2 S: 9 H: 0 LOB: 1 BB: 1 P: 16	R: 1 E: 1 K: 1 S: 8 H: 1 LOB: 0 BB: 0 P: 14	R: 0 E: 0 K: 1 S: 6 H: 1 LOB: 0 BB: 0 P: 8		1B: 10 2B: 7 3B: 0 HR: 0 SF: 0 SAC: 0 DP: 2 HBP: 0						

AB	38
R	10
H	16
RBI	9
BB	3
SO	11
LOB	24

PITCHER		IP	WLS	BF	H	R	ER	SO	BB	IBB	HBP	BLK	WP	HR	S	P	ERA	WHIP
77 Tim Adleman, R ERA: 22.85	(1, 1)	1.0	L	12	9	7	7	1	0	0	0	0	2	0	24	43	63.00	9.000
54 Caleb Cotham, R ERA: 9.0	(2, 1)	2.0		8	1	0	0	4	1	0	0	0	0	0	22	31	0.00	1.000
41 Ryan Mattheus, R ERA: 11.57	(4, 1)	2.0		10	4	2	2	2	1	0	0	0	0	0	21	35	9.00	2.500
52 Tony Cingrani, L ERA:	(6, 1)	1.0		4	0	0	0	2	1	0	0	0	0	0	9	16	0.00	1.000
36 Blake Wood, R ERA: 5.14	(7, 1)	1.0		4	1	1	0	1	0	0	0	0	0	0	8	14	0.00	1.000

PITCHER		IP	WLS	BF	H	R	ER	SO	BB	IBB	HBP	BLK	WP	HR	S	P	ERA	WHIP
73 Drew Hayes, R ERA:	(8, 1)	1.0		3	1	0	0	1	0	0	0	0	0	0	6	8	0.00	1.000

Batter	1	2	3	4	5	6	7	8	9	AB	R	H	RBI	BB	SO	LOB
20 Rajai Davis, R (1, 7) OBP: 0.226, SLG: 0.172 68 James Ramsey, L (7, 7) OBP: 0.136, SLG: 0.143	C H 1-1 41 G3 22 S 26 WP HBP		X 0-0 22 HR 1-2 1B	X 0-0 ③ G6-3			X 0-0 ① F8		X 0-0 ② P6	3 2 1 0 0 0 1 1 0 0 0 0 0 2						
22 Jason Kipnis, L (1, 4) OBP: 0.281, SLG: 0.500 79 Todd Hankins, R (5, 4) OBP: 0.286, SLG: 0.308 33 Robbie Grossman, S (9, PH) OBP: 0.313, SLG: 0.321	S S S 0-3 ① K 1-2		B S X 1-1 1-H 2-H HR		S S S 0-3 ① K		X 0-0 FC4 36 G6-4-3 1-3		X 0-0 ③ G4-1	3 1 1 3 0 2 1 1 0 0 0 0 0 1 1 0 0 0 0 0 2						
41 Carlos Santana, S (1, 3) OBP: 0.419, SLG: 0.607 36 Jesús Aguilar, R (5, 3) OBP: 0.300, SLG: 0.407	X 0-0 ② G3 2-3		X 0-0 ① F9		X 0-0 2B		X 0-0 ② ③ G6-4-3 1-2f			3 0 1 0 0 0 1 1 0 0 0 0 0 2						
26 Mike Napoli, R (1, 10) OBP: 0.516, SLG: 0.778 24 Joey Butler, R (8, PH) OBP: 0.304, SLG: 0.400 (8, 10)	B B B B 4-0 30 CS 3-H BB		X 0-0 30 3B 1B		X 0-0 ② F8			X 0-0 ① P3		2 1 1 0 1 0 1 1 0 0 0 0 0 0						
30 Tyler Naquin, L (1, 8) OBP: 0.469, SLG: 0.710	B 1-0 ③ CS 1-2	X 0-0 E9 39 E 1B	X 0-0 1-H 3B		S S S 0-3 ③ K			X 0-0 ② P5		4 1 2 1 0 1 1						
39 Gio Urshela, R (1, 5) OBP: 0.344, SLG: 0.800 91 Ronny Rodríguez, R (8, 5)		X 0-0 E5 55 G6-4-3 2-H	X 0-0 ② G5-3		S S S 0-3 ① K			X 0-0 ③ G1-3		4 0 0 0 0 1 1 0 0 0 0 0 0 0						
7 Collin Cowgill, R (1, 9) OBP: 0.129, SLG: 0.207	S S S 0-3 ① K		X 0-0 ③ F8		X 0-0 ② G4-3				X 0-0 ① L7	4 0 0 0 0 1 2						
55 Roberto Pérez, R (1, 2) OBP: 0.231, SLG: 0.417 81 Jeremy Lucas, R (6, 2) OBP: 0.333, SLG: 0.333	X 0-0 ② ③ G6-4-3 1-2f		X 0-0 ① G5-3		X 0-0 ③ G6-3				X 0-0 77 BB 1B	3 0 0 0 0 0 1 1 0 1 0 0 0 0						
78 Erik González, R (1, 6) OBP: 0.276, SLG: 0.259 77 Eric Stamets, R (7, 6) OBP: 0.474, SLG: 0.625			X 0-0 20 1B 22 HR 1B	C C C 0-3 ② K			X 0-0 79 E 79 FC4 1B		B B B B 4-0 1-2 BB	3 1 2 0 0 1 0 0 0 0 0 1 0 0						
Inning Stats	R: 1 H: 0 E: 0 LOB: 0 K: 1 BB: 1 S: 5 P: 11	R: 1 H: 1 E: 2 LOB: 0 K: 1 BB: 0 S: 6 P: 6	R: 4 H: 5 E: 0 LOB: 1 K: 0 BB: 0 S: 9 P: 10	R: 0 H: 0 E: 0 LOB: 0 K: 1 BB: 0 S: 5 P: 5	R: 0 H: 1 E: 0 LOB: 1 K: 2 BB: 0 S: 8 P: 8	R: 0 H: 0 E: 0 LOB: 0 K: 1 BB: 0 S: 5 P: 5	R: 0 H: 1 E: 1 LOB: 1 K: 0 BB: 0 S: 4 P: 4	R: 0 H: 0 E: 0 LOB: 0 K: 0 BB: 0 S: 3 P: 3	R: 0 H: 1 E: 0 LOB: 2 K: 0 BB: 1 S: 4 P: 8	1B: 6 SF: 0 2B: 1 SAC: 0 3B: 1 DP: 2 HR: 1 HBP: 1						

PITCHER	IP	WLS	BF	H	R	ER	SO	BB	IBB	HBP	BLK	WP	HR	S	P	ERA	WHIP
55 Robert Stephenson, R (1, 1) ERA: 8.59	2.1		14	6	6	5	2	1	0	1	0	1	1	18	25	19.29	3.000
90 Dayan Díaz, R (3, 1) ERA: 1.59	1.2		5	0	0	0	1	0	0	0	0	0	0	7	7	0.00	0.000
70 Jumbo Díaz, R (5, 1) ERA: 6.0	2.0	W	7	1	0	0	3	0	0	0	0	0	0	13	13	0.00	0.500
61 Jonathan Sánchez, L (7, 1) ERA: 7.94	1.0	H	4	1	0	0	0	0	0	0	0	0	0	4	4	0.00	1.000
62 Pedro Villarreal, R (8, 1) ERA: 1.13	1.0	H	3	0	0	0	0	0	0	0	0	0	0	3	3	0.00	0.000

PITCHER	IP	WLS	BF	H	R	ER	SO	BB	IBB	HBP	BLK	WP	HR	S	P	ERA	WHIP
83 A.J. Morris, R (9, 1) ERA: 1.5	1.0	S	5	1	0	0	0	1	0	0	0	0	0	4	8	0.00	2.000

TOP

Cleveland Indians @ Cincinnati Reds

Goodyear Ballpark, Goodyear, AZ

Thu Mar 17 2016, 4:08 PM - 6:57 PM EDT

Att. 5,072 - Sunny - 80 F

livebaseballscorecards.com

AB	35
R	6
H	9
RBI	4
BB	2
SO	6
LOB	16

BOTTOM

Cleveland Indians @ Cincinnati Reds

Goodyear Ballpark, Goodyear, AZ

Thu Mar 17 2016, 4:08 PM - 6:57 PM EDT

Att. 5,072 - Sunny - 80 F

livebaseballscorecards.com

Batter	1	2	3	4	5	6	7	8	9	AB	R	H	RBI	BB	SO	LOB
4 Brandon Phillips, R (1, 10) OBP: 0.355, SLG: 0.444	0-0 39 HR 2B		0-0 37 F8 32 HR 2B		0-0 37 2B 3B	0-0 ③ F7				2	2	2	0	0	0	0
6 Billy Hamilton, S (5, PH)(6, 10) OBP: 0.286, SLG: 0.571										2	1	1	0	0	0	0
39 Devin Mesoraco, R (1, 2) OBP: 1.000, SLG: 4.000	1-1 2-H HR		0-0 ① F8 2-3		0-0 19 G4-3 7 2B 3-H 2B		0-3 ① K			1	1	1	2	0	0	0
37 Ramón Cabrera, S (3, 2) OBP: 0.182, SLG: 0.273										3	1	1	1	0	1	1
19 Joey Votto, L (1, 3) OBP: 0.516, SLG: 0.522	4-0 43 FC6-4 BB		0-0 ② G1-3		0-0 ① G4-3 2-3		0-3 ② K			2	0	0	0	1	0	2
51 Brandon Allen, L (7, 3) OBP: 0.400, SLG: 0.381										1	0	0	0	0	1	0
32 Jay Bruce, L (1, 9) OBP: 0.345, SLG: 0.593	0-0 ① B2		0-0 3-H HR		4-0 7 2B BB		0-0 2B			2	2	1	2	1	0	1
69 Juan Duran, R (7, 9) OBP: 0.333, SLG: 0.684										1	0	1	0	0	0	0
7 Eugenio Suárez, R (1, 5) OBP: 0.455, SLG: 0.621	0-0 ② P4		1-0 43 PO HBP		0-0 43 G3 1-H 3-H 2B		0-3 ③ K			2	0	1	2	0	0	1
15 Jordan Pacheco, R (7, 5) OBP: 0.375, SLG: 0.607										1	0	0	0	0	1	1
43 Scott Schebler, L (1, 7) OBP: 0.344, SLG: 0.655	0-0 ③ FC6-4 1-2f		1 SAFE 0-0 ③ PO 1-2		0-0 HR	0-0 ② G3 2-3		0-0 26 S 16 1B 1B		3	1	1	1	0	0	2
33 Yorman Rodriguez, R (7, 7) OBP: 0.333, SLG: 0.217										1	0	1	0	0	0	0
2 Zack Cozart, R (1, 6) OBP: 0.200, SLG: 0.500		0-3 ① K		0-3 ① K	0-0 ③ G4-3			0-3 ① K 1-2		3	0	0	0	0	2	1
26 Hernan Iribarren, L (6, 4)(7, 6)										1	0	0	0	0	1	1
3 Iván De Jesús Jr., R (1, 4) OBP: 0.300, SLG: 0.250	0-0 ② G6-3		0-0 ② G3-4-1			0-3 ① K		0-0 ② 2-H 1B		3	0	0	0	0	1	0
(6, 6)																
16 Carlos Triunfel, R (7, 4) OBP: 1.000, SLG: 1.000										1	0	1	0	0	0	0
30 Jake Cave, L (1, 8) OBP: 0.333, SLG: 0.400	0-3 ③ K		0-3 ③ K			0-0 ② P6		0-0 ③ P4		3	0	0	0	0	2	0
40 Tyler Holt, R (7, 8) OBP: 0.323, SLG: 0.286										1	0	0	0	0	0	1
Inning Stats	R: 2 E: 0 K: 0 S: 6 / H: 2 LOB: 1 BB: 1 P: 11		R: 0 E: 0 K: 2 S: 7 / H: 0 LOB: 0 BB: 0 P: 7		R: 2 E: 0 K: 0 S: 4 / H: 2 LOB: 0 BB: 0 P: 5	R: 1 E: 0 K: 2 S: 8 / H: 1 LOB: 0 BB: 0 P: 8	R: 3 E: 0 K: 0 S: 6 / H: 3 LOB: 1 BB: 1 P: 10	R: 0 E: 0 K: 1 S: 5 / H: 0 LOB: 0 BB: 0 P: 5	R: 0 E: 0 K: 3 S: 10 / H: 1 LOB: 1 BB: 0 P: 10	R: 0 E: 0 K: 1 S: 6 / H: 2 LOB: 1 BB: 0 P: 6							

	AB	R	H	RBI	BB	SO	LOB
1B: 2	2B: 5	3B: 1	HR: 3	SF: 0	SAC: 0	DP: 0	HBP: 1
WP: 0	PB: 0	SB: 1	CS: 0	PA: 37			

	AB	33
	R	8
	H	11
	RBI	8
	BB	2
	SO	9
	LOB	11

PITCHER		IP	WLS	BF	H	R	ER	SO	BB	IBB	HBP	BLK	WP	HR	S	P	ERA	WHIP
31 Danny Salazar, R ERA: 5.54	(1, 1)	4.0		18	5	5	5	4	1	0	1	0	0	3	25	31	11.25	1.500
51 Shawn Armstrong, R ERA: 18.0	(5, 1)	0.0	L	2	2	2	2	0	0	0	0	0	0	0	2	2	∞	∞
50 Tom Gorzelanny, L ERA: 4.5	(5, 1)	1.0		5	1	1	1	0	1	0	0	0	0	0	4	8	9.00	2.000
54 Joe Thatcher, L ERA: 1.59	(6, 1)	1.0		3	0	0	0	1	0	0	0	0	0	0	5	5	0.00	0.000
44 Ross Detwiler, L ERA: 5.4	(7, 1)	1.0		4	1	0	0	3	0	0	0	0	0	0	10	10	0.00	1.000

PITCHER		IP	WLS	BF	H	R	ER	SO	BB	IBB	HBP	BLK	WP	HR	S	P	ERA	WHIP
53 Jeff Manship, R ERA: 3.86	(8, 1)	1.0		4	2	0	0	1	0	0	0	0	0	0	6	6	0.00	2.000

Cincinnati Reds @ Milwaukee Brewers

Maryvale Baseball Park, Phoenix, AZ

Fri Mar 18 2016, 4:08 PM - 7:05 PM EDT

Att. 6,318 - Sunny - 84 F

TOP

livebaseballscorecards.com

Batter	1	2	3	4	5	6	7	8	9	AB	R	H	RBI	BB	SO	LOB
6 Billy Hamilton, S (1, 8) OBP: 0.200, SLG: 0.400	CSS 0-3 ① K	x 0-0 ③ G4-3		x 0-0 ③ L6			FFS 0-3 ① K2-3	x 0-0 1-3 2-H 3-H 2B		3	0	0	0	0	1	2
40 Tyler Holt, R (6, 8) OBP: 0.333, SLG: 0.333										2	0	1	2	0	1	0
9 José Peraza, R (1, 4) OBP: 0.382, SLG: 0.545	x 0-0 E7 19 1B		x 0-0 32 E 19 SH1-3 32 1B 1B		x 0-0 ① B1-3		x 0-0 51 S 30 1B 1B	x 0-0 ② P6		3	2	1	0	0	0	0
23 Brandon Dixon, R (6, 4) OBP: 0.250, SLG: 0.500										2	1	1	0	0	0	2
19 Joey Votto, L (1, 3) OBP: 0.515, SLG: 0.520	x 0-0 32 FC1-4 2-H 1B		x 0-0 ① SH1-3 1-2		x 0-0 ② G1-3		CFFS 0-3 ② K 1-2	x 0-0 ③ G4-3		2	0	1	1	0	0	0
51 Brandon Allen, L (6, 3) OBP: 0.370, SLG: 0.348										2	0	0	0	0	1	3
32 Jay Bruce, L (1, 9) OBP: 0.375, SLG: 0.586	x 0-0 ② FC1-4 23 HR 1-2f		2 SAFE x 0-0 23 1B 2-H 1B		BBB 4-0 23 1B BB		x 0-0 2-H 1B		x 0-0 ① G3-1	2	1	1	1	1	0	1
30 Jake Cave, L (6, 7) OBP: 0.343, SLG: 0.406										2	0	1	1	0	0	0
23 Adam Duvall, R (1, 5) OBP: 0.333, SLG: 0.583	x 0-0 1-H HR		x 0-0 43 G5-4-3 1-3 1B		x 0-0 1-2 1B		x 0-0 ③ G3		x 0-0 ② F7	3	1	3	2	0	0	0
15 Jordan Pacheco, R (6, 5) OBP: 0.353, SLG: 0.567										2	0	0	0	0	0	1
43 Scott Schebler, L (1, 7) OBP: 0.314, SLG: 0.594	x 0-0 ③ P6	x 0-0 ②③ G5-4-3 1-2f			CCC 0-3 ③ K			BBBB 4-0 33 BB 6 G4-3 40 2B BB	x 0-0 ③ G4-3	3	0	0	0	0	1	4
66 JC Ramírez, R (5, 1)										0	0	0	0	0	0	0
48 Keyvius Sampson, R (7, 1)										0	0	0	0	0	0	0
69 Juan Duran, R (8, PH) OBP: 0.364, SLG: 0.684										0	1	0	0	1	0	0
86 Layne Somsen, R (8, 1)										0	0	0	0	0	0	0
12 Brian O'Grady, L (9, PH)										1	0	0	0	0	0	0
56 Chris O'Grady, R (9, 1)										0	0	0	0	0	0	0
3 Iván De Jesús Jr., R (1, 6) OBP: 0.303, SLG: 0.290		x 0-0 ① G5-3		x 0-0 2B	CCC 0-3 ① K			x 0-0 ① G4-3 1-2		3	0	1	0	0	1	0
6 Blake Trahan, R (6, 6) OBP: 0.400, SLG: 0.571										1	0	0	0	0	0	1
16 Tucker Barnhart, L (1, 2) OBP: 0.240, SLG: 0.318		x 0-0 ② G4-3		x 0-0 ① F7	x 0-0 ② G6-3			H 1-0 33 BB 40 2B HBP		3	0	0	0	0	0	1
66 Chadwick Tromp, R (7, 2)										0	1	0	0	0	0	0
28 Anthony DeSclafani, R (1, 1) OBP: 0.000, SLG: 0.000		x 0-0 1B		x 0-0 ② G5-3	x 0-0 ③ G1-3			BBBB 4-0 40 2B 1-2 2-3 BB		2	0	1	0	0	0	1
33 Yorman Rodriguez, R (5, 7) OBP: 0.345, SLG: 0.208										1	0	0	0	0	1	0
(6, 9)																
Inning Stats	R: 3 E: 1 K: 1 S: 8 H: 2 LOB: 0 BB: 0 P: 8	R: 0 E: 0 K: 0 S: 4 H: 1 LOB: 1 BB: 0 P: 4	R: 1 E: 1 K: 0 S: 5 H: 3 LOB: 1 BB: 0 P: 5	R: 0 E: 0 K: 0 S: 4 H: 1 LOB: 1 BB: 0 P: 4	R: 0 E: 0 K: 1 S: 6 H: 1 LOB: 2 BB: 1 P: 10	R: 0 E: 0 K: 1 S: 5 H: 0 LOB: 0 BB: 0 P: 5	R: 1 E: 0 K: 2 S: 10 H: 2 LOB: 1 BB: 0 P: 10	R: 2 E: 0 K: 0 S: 4 H: 1 LOB: 2 BB: 2 P: 13	R: 0 E: 0 K: 0 S: 3 H: 0 LOB: 0 BB: 0 P: 3	1B: 8 2B: 2 3B: 0 HR: 1 SF: 0 SAC: 1 DP: 1 HBP: 1							

	AB	37
	R	7
	H	11
	RBI	7
	BB	3
	SO	5
	LOB	16

WP: 0 PB: 0 SB: 1 CS: 0 PA: 42

PITCHER		IP	WLS	BF	H	R	ER	SO	BB	IBB	HBP	BLK	WP	HR	S	P	ERA	WHIP
57 Chase Anderson, R ERA: 10.13	(1, 1)	4.0		19	7	4	1	1	0	0	0	0	0	1	21	21	2.25	1.750
59 Franklin Morales, L ERA:	(5, 1)	1.0		5	1	0	0	1	1	0	0	0	0	0	6	10	0.00	2.000
27 Zach Davies, R ERA: 3.6	(6, 1)	4.0	L	18	3	3	3	3	2	0	1	0	0	0	22	31	6.75	1.250

PITCHER	IP	WLS	BF	H	R	ER	SO	BB	IBB	HBP	BLK	WP	HR	S	P	ERA	WHIP

BOTTOM

Cincinnati Reds @ Milwaukee Brewers

Maryvale Baseball Park, Phoenix, AZ

Fri Mar 18 2016, 4:08 PM - 7:05 PM EDT

Att. 6,318 - Sunny - 84 F

livebaseballscorecards.com

Batter	1	2	3	4	5	6	7	8	9	AB	R	H	RBI	BB	SO	LOB
7 Colin Walsh, S (1, 4) OBP: 0.387, SLG: 0.261	0-0 20 1B / 8 2B / 1B	4-0 BB			0-3 K		4-0 67 G4-6-3 BB		0-0 67 F9 / 67 PB / 24 FC5-4 1B	2	1	1	0	1	1	0
29 Yadiel Rivera, R (6, 4) OBP: 0.370, SLG: 0.808										1	1	1	0	1	0	0
20 Jonathan Lucroy, R (1, 2) OBP: 0.414, SLG: 0.556	0-0 8 2B / 9 G6-3 / 1-3 1B	0-0 P4			0-0 F9		0-0 G4-6-3 / 1-2f		1-0 F9 / 1-3	3	1	1	0	0	0	2
67 Manny Piña, R (6, 2) OBP: 0.214, SLG: 0.154										2	0	0	0	0	0	2
8 Ryan Braun, R (1, 7) OBP: 0.750, SLG: 1.000	0-0 9 G6-3 / 1-3 / 3-H 2B		0-3 K		0-0 10 WP / 10 S / 10 3B 1B		4-0 27 S / 24 S BB		4-0 24 FC5-4 BB	2	0	1	1	0	1	0
23 Keon Broxton, R (5, 7) (6, 9) (9, 8) OBP: 0.500, SLG: 0.391										1	1	1	0	2	0	0
10 Kirk Nieuwenhuis, L (1, 9) OBP: 0.290, SLG: 0.448	0-0 F7		0-3 K		3-0 1-H 3B		4-1 27 S / 1-2 BB		0-0 FC5-4 / 1-2f / 3-H	3	0	1	1	0	1	2
24 Eric Young Jr., S (6, 7) OBP: 0.391, SLG: 0.350										1	0	0	1	1	0	1
9 Aaron Hill, R (1, 5) OBP: 0.250, SLG: 0.231	0-0 G6-3 / 2-3 / 3-H		0-0 L8		0-0 L7		1-3 K / 1-2 / 2-3		0-3 K	3	0	0	1	0	0	2
27 Zach Davies, R (6, 1)										1	0	0	0	0	1	2
18 Ramón Flores, L (9, PH) OBP: 0.357, SLG: 0.320										1	0	0	0	0	1	1
33 Chris Carter, R (1, 3) OBP: 0.379, SLG: 0.720	0-3 K			1-0 HR		0-0 5 CS 1B		0-0 G4-1		3	1	2	1	0	1	1
64 Andy Wilkins, L (7, 3) OBP: 0.429, SLG: 0.737										1	0	0	0	0	0	0
5 Jonathan Villar, S (1, 6) OBP: 0.241, SLG: 0.321		0-0 E6 / 57 G6-3 / 79 S		0-2 K		1-0 79 S / 79 SF9 / 1-2 2B		0-0 L4		3	1	1	0	0	1	0
41 Jake Elmore, R (7, 6) OBP: 0.333, SLG: 0.143										1	0	0	0	0	0	0
79 Rymer Liriano, R (1, 8) OBP: 0.250, SLG: 0.261		0-3 K / 1-2		0-0 G5-3		1-0 SF9 / 2-H		4-0 62 FC6 BB		2	0	0	1	1	1	1
Tyrone Taylor, R (9, 9)										0	0	0	0	0	0	0
57 Chase Anderson, R (1, 1)		0-0 G6-3 / 2-3		0-3 K		0-3 K2-3		0-0 FC6 / 1-2f		1	0	0	0	0	0	1
65 Josmil Pinto, R (4, PH) OBP: 0.455, SLG: 0.375										1	0	0	0	0	1	0
59 Franklin Morales, L (5, 1)										0	0	0	0	0	0	0
62 Garin Cecchini, L (6, 5) OBP: 0.278, SLG: 0.400										2	0	0	0	0	1	1
Inning Stats	R: 2 E: 0 K: 1 S: 8 / H: 3 LOB: 1 BB: 0 P: 8	R: 0 E: 1 K: 1 S: 6 / H: 0 LOB: 2 BB: 1 P: 10	R: 0 E: 0 K: 2 S: 7 / H: 0 LOB: 0 BB: 0 P: 7	R: 1 E: 0 K: 2 S: 8 / H: 1 LOB: 0 BB: 0 P: 9	R: 1 E: 0 K: 1 S: 7 / H: 2 LOB: 1 BB: 0 P: 10	R: 1 E: 0 K: 1 S: 6 / H: 2 LOB: 0 BB: 0 P: 8	R: 0 E: 0 K: 1 S: 5 / H: 0 LOB: 2 BB: 3 P: 18	R: 0 E: 0 K: 0 S: 3 / H: 0 LOB: 1 BB: 1 P: 7	R: 1 E: 0 K: 1 S: 6 / H: 1 LOB: 1 BB: 1 P: 11	1B: 5 2B: 2 3B: 1 HR: 1	SF: 1 SAC: 0 DP: 1 HBP: 0						

AB	34
R	6
H	9
RBI	6
BB	6
SO	10
LOB	16

WP: 1 PB: 1 SB: 6 CS: 1 PA: 41

PITCHER		IP	WLS	BF	H	R	ER	SO	BB	IBB	HBP	BLK	WP	HR	S	P	ERA	WHIP
28 Anthony DeSclafani, R ERA: 6.59	(1, 1)	4.2		22	6	4	4	7	1	0	0	0	1	1	35	43	7.71	1.500
66 JC Ramírez, R ERA: 8.44	(5, 1)	1.1		5	2	1	1	1	0	0	0	0	0	0	7	9	6.75	1.500
48 Keyvius Sampson, R ERA:	(7, 1)	1.0	W	5	0	0	0	1	3	0	0	0	0	0	5	18	0.00	3.000
86 Layne Somsen, R ERA:	(8, 1)	1.0	H	4	0	0	0	0	1	0	0	0	0	0	3	7	0.00	1.000
56 Chris O'Grady, L ERA: 7.11	(9, 1)	1.0	S	5	1	1	0	1	1	0	0	0	0	0	6	11	0.00	2.000

PITCHER	IP	WLS	BF	H	R	ER	SO	BB	IBB	HBP	BLK	WP	HR	S	P	ERA	WHIP

Batter	1	2	3	4	5	6	7	8	9	AB	R	H	RBI	BB	SO	LOB
6 Billy Hamilton, S (1, 10) OBP: 0.214, SLG: 0.429 22 Jeff Gelalich, L (9, PH) (9, 10)	B X 1-0 ① G3		X 0-0 E1 9 G4-6-3		X 0-0 9 1B 1-3 2B		X 0-0 ① G5-3		X 0-0 ② FC3-6 1-2f	4 1	1 0	1 0	0 0	0 0	0 0	0 1
9 José Peraza, R (1, 6) OBP: 0.378, SLG: 0.528 15 Jordan Pacheco, R (6, 2) OBP: 0.361, SLG: 0.548	X 0-0 ② G5-3		X 0-0 ②③ G4-6-3 1-2f		X 0-0 7 S 4 2B 2-H 3-H 1B		X 0-0 ② L4		B B B B 4-0 BB	3 1	1 0	1 0	2 0	0 1	0 0	1 0
7 Eugenio Suárez, R (1, 5) OBP: 0.444, SLG: 0.594 43 Scott Schebler, L (6, 8) OBP: 0.297, SLG: 0.559	X 0-0 ③ G6-3			X 0-0 51 WP 4 1B 51 1B 1B	X 0-0 ② P6 1-2		C C S 0-3 ③ K		F F C 0-3 ③ K	3 2	1 0	1 0	0 0	0 0	0 2	1 2
4 Brandon Phillips, R (1, 4) OBP: 0.382, SLG: 0.500 33 Yorman Rodriguez, R (6, 9) OBP: 0.333, SLG: 0.200		X 0-0 E5 23 F8 30 E		X 0-0 51 1B 51 WP 23 FC4 1-2 1B	X 0-0 2-H 2B			F S C 0-3 ① K		3 1	2 0	2 0	1 0	0 0	0 1	0 0
51 Brandon Allen, L (1, 3) OBP: 0.367, SLG: 0.346 69 Juan Duran, R (6, 7) OBP: 0.348, SLG: 0.650		X 0-0 ① F8		X 0-0 23 FC4 1-3 2-H 1B	X 0-0 ③ F8			C C S 0-3 ② K		3 1	0 0	1 0	1 0	0 0	0 1	2 0
23 Adam Duvall, R (1, 9) OBP: 0.333, SLG: 0.564 12 Jermaine Curtis, R (6, 3) OBP: 0.500, SLG: 0.500		X 0-0 ② F8 1-2		X 0-0 ① FC4 30 G6-4-3 1-2f 3-H		X 0-0 37 FC3-6 1B		X 0-0 1B		3 1	0 0	1 1	1 0	0 0	0 0	2 0
30 Jake Cave, L (1, 7) OBP: 0.342, SLG: 0.400 26 Hernan Iribarren, L (6, 4)		X 0-0 E7 37 WP 2-H 1B		X 0-0 ②③ G6-4-3 1-2f		X 0-0 ① L7		X 0-0 ③ G6-3		3 1	0 0	1 0	1 0	0 0	0 0	2 1
37 Ramón Cabrera, S (1, 2) OBP: 0.160, SLG: 0.240 46 Seth Mejias-Brean, R (6, 5) OBP: 0.300, SLG: 0.222		X 0-0 ③ G3-1 2-3			X 0-0 ① G4-3	X 0-0 ② FC3-6 1-2f			X 0-0 ① G5-3	3 1	0 0	0 0	0 0	0 0	0 0	2 0
40 Tyler Holt, R (1, 8) OBP: 0.333, SLG: 0.313 45 Zach Vincej, R (6, 6)			X 0-0 ① G5-3		B B B 4-0 6 2B 9 1B BB	T C C 0-3 ③ K			B B B 4-0 22 FC3-6 BB	2 0	1 0	0 0	0 0	1 1	1 0	1 0
Inning Stats	R: 0 E: 0 K: 0 S: 3 H: 0 LOB: 0 BB: 0 P: 4	R: 1 E: 2 K: 0 S: 5 H: 1 LOB: 1 BB: 0 P: 5	R: 0 E: 1 K: 0 S: 3 H: 0 LOB: 0 BB: 0 P: 3	R: 2 E: 0 K: 0 S: 5 H: 3 LOB: 0 BB: 0 P: 5	R: 3 E: 0 K: 0 S: 6 H: 3 LOB: 1 BB: 1 P: 10	R: 0 E: 0 K: 1 S: 6 H: 1 LOB: 1 BB: 0 P: 6	R: 0 E: 0 K: 1 S: 5 H: 0 LOB: 0 BB: 0 P: 5	R: 0 E: 0 K: 2 S: 8 H: 1 LOB: 1 BB: 0 P: 8	R: 0 E: 1 K: 1 S: 5 H: 0 LOB: 2 BB: 2 P: 13	1B: 7 2B: 2 3B: 0 HR: 0 SF: 0 SAC: 0 DP: 2 HBP: 0						

TOP

Cincinnati Reds @ Oakland Athletics

Hohokam Stadium, Mesa, AZ

Sat Mar 19 2016, 4:06 PM - 7:12 PM EDT

Att. 6,769 - Sunny - 87 F

livebaseballscorecards.com

AB	36
R	6
H	9
RBI	6
BB	3
SO	5
LOB	15

WP: 2	PA: 39
PB: 0	
SB: 1	
CS: 0	

PITCHER	IP	WLS	BF	H	R	ER	SO	BB	IBB	HBP	BLK	WP	HR	S	P	ERA	WHIP
54 Sonny Gray, R (1, 1) ERA: 5.68	5.0		24	8	6	5	0	1	0	0	0	2	0	23	28	9.00	1.800
33 Fernando Rodriguez Jr., R (6, 1) ERA: 1.35	1.0		3	0	0	0	1	0	0	0	0	0	0	5	5	0.00	0.000
61 John Axford, R (7, 1) ERA:	1.0		3	0	0	0	1	0	0	0	0	0	0	5	5	0.00	0.000
44 Ryan Madson, R (8, 1) ERA:	1.0		4	1	0	0	2	0	0	0	0	0	0	8	8	0.00	1.000
90 Corey Walter, R (9, 1) ERA:	1.0	W	5	0	0	0	1	2	0	0	0	0	0	5	13	0.00	2.000

PITCHER	IP	WLS	BF	H	R	ER	SO	BB	IBB	HBP	BLK	WP	HR	S	P	ERA	WHIP

BOTTOM

Batter	1	2	3	4	5	6	7	8	9	AB	R	H	RBI	BB	SO	LOB
4 Coco Crisp, S (1, 8) OBP: 0.143, SLG: 0.185	F9		G6-3	1-3 1B			G5-3		84 WP 84 2B 1B	4	0	1	0	0	0	0
58 Brett Vertigan, L (8, 9) OBP: 1.000, SLG: 1.000										1	1	1	0	0	0	0
3 Chris Coghlan, L (1, 4) OBP: 0.276, SLG: 0.259	22 G4-5-3 BB		K	F8			G5-3		29 1B 89 WP 1-H 2B	2	0	0	0	1	1	2
84 J.P. Sportman, R (6, 7) OBP: 0.333, SLG: 0.667										2	1	1	1	0	0	0
22 Josh Reddick, L (1, 9) OBP: 0.571, SLG: 0.818	G4-5-3 1-2f		26 HR 1B		P5		G6-3		2-3 1B	3	1	1	0	0	0	1
29 Matt McBride, R (7, 2) OBP: 0.100, SLG: 0.100										2	0	1	0	0	0	0
26 Danny Valencia, R (1, 5) OBP: 0.429, SLG: 0.885		21 E 21 FC6 20 G5-3 BB	1-H HR		21 F9 2B			72 1B 3B	WP 3-H	2	2	2	2	1	0	0
89 Ryon Healy, R (7, 5) OBP: 1.000, SLG: 3.000										2	1	1	0	0	0	1
21 Stephen Vogt, L (1, 2) OBP: 0.500, SLG: 0.889		FC6 20 G5-3 23 1B 1-3	BB		F9 2-3			K		2	1	0	0	1	0	2
13 Matt Olson, L (7, 3) OBP: 0.296, SLG: 0.211										1	0	0	0	0	1	1
20 Mark Canha, R (1, 3) OBP: 0.353, SLG: 0.400		G5-3 1-2 3-H	G5-3		P3			15 G1-6-3 1B 3-H		3	0	0	1	0	0	3
72 Jaycob Brugman, L (7, 9) OBP: 0.286, SLG: 0.571										1	0	1	1	0	0	0
(8, 8)																
15 Andrew Lambo, L (1, 10) OBP: 0.441, SLG: 0.645	K		K			76 G4-3 1B		G1-6-3 1-2f		4	0	1	0	0	2	2
23 Sam Fuld, L (1, 7) OBP: 0.517, SLG: 0.625	2-H 1B		4 1B 1B			1 SAFE G4-3 1-2			F9	2	0	2	1	0	0	0
76 Franklin Barreto, R (6, 6) OBP: 0.227, SLG: 0.636										2	0	0	0	0	0	1
28 Eric Sogard, L (1, 6) OBP: 0.238, SLG: 0.300	F9		L9			K2-3			F8	3	0	0	0	0	1	2
(6, 4)																
67 Chad Pinder, R (8, 4) OBP: 0.368, SLG: 0.500										1	0	0	0	0	0	0
Inning Stats	R: 0 E: 0 K: 0 S: 2 H: 0 LOB: 0 BB: 1 P: 6	R: 2 E: 1 K: 1 S: 7 H: 1 LOB: 1 BB: 1 P: 11	R: 2 E: 0 K: 1 S: 9 H: 2 LOB: 1 BB: 1 P: 13	R: 0 E: 0 K: 1 S: 7 H: 2 LOB: 2 BB: 0 P: 7	R: 0 E: 0 K: 0 S: 4 H: 1 LOB: 1 BB: 0 P: 4	R: 0 E: 0 K: 1 S: 5 H: 1 LOB: 0 BB: 0 P: 5	R: 0 E: 0 K: 0 S: 3 H: 0 LOB: 0 BB: 0 P: 3	R: 1 E: 0 K: 1 S: 6 H: 2 LOB: 0 BB: 0 P: 6	R: 2 E: 0 K: 0 S: 5 H: 3 LOB: 1 BB: 0 P: 5	1B: 8 2B: 2 3B: 1 HR: 1 SF: 0 SAC: 0 DP: 2 HBP: 0							

PITCHER	IP	WLS	BF	H	R	ER	SO	BB	IBB	HBP	BLK	WP	HR	S	P	ERA	WHIP
26 Raisel Iglesias, R (1, 1) ERA: 3.0	2.0		9	1	2	0	1	2	0	0	0	0	0	9	17	0.00	1.500
81 Tim Melville, R (3, 1) ERA: 5.56	3.0		15	5	2	2	2	1	0	0	0	0	1	20	24	6.00	2.000
52 Tony Cingrani, L (6, 1) ERA:	2.0	H	6	1	0	0	1	0	0	0	0	0	0	8	8	0.00	0.500
54 Caleb Cotham, R (8, 1) ERA: 9.0	1.0	H	4	2	1	1	1	0	0	0	0	0	0	6	6	9.00	2.000
36 Blake Wood, R (9, 1) ERA: 7.04	0.2	L	6	3	2	2	0	0	0	0	0	2	0	5	5	27.00	4.500

PITCHER	IP	WLS	BF	H	R	ER	SO	BB	IBB	HBP	BLK	WP	HR	S	P	ERA	WHIP

Cincinnati Reds @ Oakland Athletics

Hohokam Stadium, Mesa, AZ

Sat Mar 19 2016, 4:06 PM - 7:12 PM EDT

Att. 6,769 - Sunny - 87 F

livebaseballscorecards.com

AB	37
R	7
H	12
RBI	6
BB	3
SO	5
LOB	15

WP: 2 PB: 0 SB: 0 CS: 0 PA: 40

Batter	1	2	3	4	5	6	7	8	9	AB	R	H	RBI	BB	SO	LOB
2 Jean Segura, R (1, 6) OBP: 0.571, SLG: 0.857 83 Domingo Leyba, S (6, PR) OBP: 0.200, SLG: 0.250 (6, 6)	15 HR 1B G6-3			27 BB 1B 1-2 2-3		15 E 1B		SF9 3-H		4 1 3 0 0 0 1 0 0 0 1 0 0 0						
15 Phil Gosselin, R (1, 4) OBP: 0.429, SLG: 0.613 85 Mike Freeman, L (6, 4) OBP: 0.400, SLG: 0.600	1-H HR 27 G6-4-3 BB			SF8 2-3 3-H		1 SAFE G5-3 1-3		G5-3 1-2		2 1 1 3 1 0 1 1 0 0 0 0 0 1						
27 Brandon Drury, R (1, 5) OBP: 0.429, SLG: 0.757 84 Gabriel Noriega, R (6, 5)	6 BB 24 2B BB G6-4-3 1-2f			6 G4-6-3 1-2 BB		F8			L4	2 1 0 0 2 0 3 1 0 0 0 0 0 0						
6 David Peralta, L (1, 9) OBP: 0.317, SLG: 0.324 88 Colin Bray, S (7, 9) (8, 8)	24 2B 1 WP 1-2 BB G4-3			G4-6-3 1-2f			G3-1 G5-3 G1-3		K	3 1 0 0 1 0 3 1 0 0 0 0 1 0						
24 Yasmany Tomás, R (1, 7) OBP: 0.462, SLG: 0.583 14 Peter O'Brien, R (7, 7) OBP: 0.319, SLG: 0.533	1 WP 8 2B 1-3 2-H 2B	8 53-6-1-4 1B			K				71 1B 2B	4 1 2 1 0 1 0 1 1 1 0 0 0 0						
1 Joaquin Arias, R (1, 3) OBP: 0.308, SLG: 0.280 71 Kyle Jensen, R (7, 3) OBP: 0.500, SLG: 0.556	G5-3 2-3 3-H	F8			8 S 1B				2-H 1B	4 0 1 0 0 0 2 1 0 1 1 0 0 0						
8 Tuffy Gosewisch, R (1, 2) OBP: 0.130, SLG: 0.227 58 Adam Loewen, L (8, 1) 75 Kaleb Fleck, R (8, 1) Jamie Westbrook, R (9, PH) OBP: 0.250, SLG: 0.250 90 Nick Sarianides, R (9, 1)	26 G1-3 4 1B 2B 3-H	G3-6-1-4 1-2f			K 1-2			G1-3	P3	4 1 1 1 0 1 2 0 0 0 0 0 0 0 0 0 0 0 0 0 0 1 0 0 0 0 0 1 0 0 0 0 0 0 0						
26 Shelby Miller, R (1, 1) OBP: 0.333, SLG: 0.333 19 Tyler Clippard, R (6, 1) 57 Wesley Wright, R (7, 1) 79 Zach Borenstein, L (8, PH) OBP: 0.405, SLG: 0.484 (8, 9)	G1-3 2-3			2 1B 4 E 15 SF8 1B	L5			4 1B 83 SF9 1B		3 1 1 0 0 0 2 0 0 0 0 0 0 0 0 0 0 0 0 0 0 1 1 1 0 0 0 0						
4 Jason Bourgeois, R (1, 8) OBP: 0.256, SLG: 0.342 81 Ronnie Freeman, R (8, 2) OBP: 1.000, SLG: 1.000	2 S 3-H 1B			E6 15 SF8 2 1B 1-2		F8		85 S 1-3 1B		4 0 2 1 0 0 1 0 0 0 0 0 0 0						
Inning Stats	R: 6 H: 5 E: 0 LOB: 1 K: 0 BB: 2 S: 9 P: 19	R: 0 H: 0 E: 0 LOB: 0 K: 0 BB: 1 S: 2 P: 6	R: 0 H: 1 E: 0 LOB: 0 K: 0 BB: 0 S: 3 P: 3	R: 1 H: 2 E: 1 LOB: 2 K: 0 BB: 1 S: 5 P: 9	R: 0 H: 1 E: 0 LOB: 1 K: 2 BB: 0 S: 8 P: 9	R: 0 H: 1 E: 1 LOB: 2 K: 0 BB: 0 S: 4 P: 4	R: 0 H: 0 E: 0 LOB: 0 K: 0 BB: 0 S: 3 P: 3	R: 1 H: 2 E: 0 LOB: 1 K: 0 BB: 0 S: 5 P: 6	R: 1 H: 2 E: 0 LOB: 1 K: 1 BB: 0 S: 7 P: 7	1B: 10 SF: 2 2B: 3 SAC: 0 3B: 0 DP: 3 HR: 1 HBP: 0						

TOP

Arizona Diamondbacks @ Cincinnati Reds

Goodyear Ballpark, Goodyear, AZ

Sun Mar 20 2016, 4:08 PM - 7:07 PM EDT

Att. 8,036 - Sunny - 82 F

livebaseballscorecards.com

AB	37
R	9
H	14
RBI	8
BB	4
SO	3
LOB	17

WP: 1 PA: 43
PB: 0
SB: 3
CS: 0

PITCHER		IP	WLS	BF	H	R	ER	SO	BB	IBB	HBP	BLK	WP	HR	S	P	ERA	WHIP
29 Brandon Finnegan, L ERA: 8.18	(1, 1)	1.0	L	10	5	6	6	0	2	0	0	0	1	1	9	19	54.00	7.000
83 A.J. Morris, R ERA: 2.16	(2, 1)	2.1		11	3	1	1	0	2	0	0	0	0	0	9	17	3.86	2.143
41 Ryan Mattheus, R ERA: 8.38	(4, 1)	2.2		9	2	0	0	2	0	0	0	0	0	0	13	14	0.00	0.750
73 Drew Hayes, R ERA: 1.29	(7, 1)	2.0		8	2	1	1	0	0	0	0	0	0	0	8	9	4.50	1.000
90 Dayan Díaz, R ERA: 2.7	(9, 1)	1.0		5	2	1	1	1	0	0	0	0	0	0	7	7	9.00	2.000

PITCHER	IP	WLS	BF	H	R	ER	SO	BB	IBB	HBP	BLK	WP	HR	S	P	ERA	WHIP

BOTTOM

Arizona Diamondbacks @ Cincinnati Reds

Goodyear Ballpark, Goodyear, AZ

Sun Mar 20 2016, 4:08 PM - 7:07 PM EDT

Att. 8,036 - Sunny - 82 F

livebaseballscorecards.com

Batter	1	2	3	4	5	6	7	8	9	AB	R	H	RBI	BB	SO	LOB
6 Billy Hamilton, S (1, 8) OBP: 0.176, SLG: 0.353	E1 19 BB 32 FC3-6	P5			B1-3		FC6-4 3 1-2 1B			3	1	0	0	0	0	0
40 Tyler Holt, R (6, 8) OBP: 0.351, SLG: 0.333										1	0	1	0	0	0	0
7 Eugenio Suárez, R (1, 5) OBP: 0.436, SLG: 0.559	32 FC3-6 39 2B 19 BB BB		F8		K		FC6-4 1-2f			2	1	0	0	1	1	0
3 Iván De Jesús Jr., R (7, 5) OBP: 0.294, SLG: 0.281										1	0	0	0	0	0	2
19 Joey Votto, L (1, 3) OBP: 0.500, SLG: 0.481	32 FC3-6 1-2 2-3 BB		L4		K			P3		2	0	0	0	1	1	0
51 Brandon Allen, L (8, 3) OBP: 0.355, SLG: 0.333										1	0	0	0	0	0	0
4 Brandon Phillips, R (1, 4) OBP: 0.378, SLG: 0.485	K		32 CS 1B			F8		K		3	0	1	0	0	1	3
23 Brandon Dixon, R (7, 4) OBP: 0.231, SLG: 0.462										1	0	0	0	0	1	0
32 Jay Bruce, L (1, 9) OBP: 0.371, SLG: 0.563	FC3-6 39 2B 1-2f 2-3 3-H		CS 1-2	43 S 1B		G4-3		F7		3	1	1	1	0	0	2
73 Drew Hayes, R (7, 1)										0	0	0	0	0	0	0
30 Jake Cave, L (8, PH) OBP: 0.333, SLG: 0.389										1	0	0	0	0	0	0
90 Dayan Díaz, R (9, 1)										0	0	0	0	0	0	0
39 Devin Mesoraco, R (1, 2) OBP: 0.667, SLG: 2.000	1-H 3-H 2B			P5		F8			35 G6-4-3 BB	2	0	1	2	0	0	1
16 Tucker Barnhart, L (5, 2) OBP: 0.259, SLG: 0.304										1	0	0	0	1	0	0
2 Zack Cozart, R (1, 6) OBP: 0.167, SLG: 0.417	K			F8			40 1B BB		K	2	0	0	0	0	1	2
19 Beamer Weems, R (7, 6)										1	0	0	0	1	1	1
43 Scott Schebler, L (1, 7) OBP: 0.300, SLG: 0.528		K		1-2 BB			F9		G6-4-3 1-2f	2	0	0	0	1	1	1
35 Steve Selsky, R (8, 7)										1	0	0	0	0	0	1
29 Brandon Finnegan, L (1, 1)										0	0	0	0	0	0	0
83 A.J. Morris, R (2, 1)										1	0	0	0	0	0	0
41 Ryan Mattheus, R (4, 1)		G6-3		K			K			1	0	0	0	0	1	2
69 Juan Duran, R (7, 9) OBP: 0.333, SLG: 0.619										1	0	0	0	0	1	1

	AB	30
	R	3
	H	4
	RBI	3
	BB	5
	SO	9
	LOB	16

Inning Stats	1	2	3	4	5	6	7	8	9
	R: 3 E: 1 K: 2 S: 9 H: 1 LOB: 1 BB: 2 P: 17	R: 0 E: 0 K: 1 S: 5 H: 0 LOB: 0 BB: 0 P: 5	R: 0 E: 0 K: 0 S: 3 H: 1 LOB: 0 BB: 0 P: 4	R: 0 E: 0 K: 1 S: 6 H: 1 LOB: 2 BB: 1 P: 10	R: 0 E: 0 K: 2 S: 7 H: 0 LOB: 0 BB: 0 P: 7	R: 0 E: 0 K: 0 S: 3 H: 0 LOB: 0 BB: 0 P: 3	R: 0 E: 0 K: 1 S: 6 H: 1 LOB: 2 BB: 1 P: 10	R: 0 E: 0 K: 1 S: 5 H: 0 LOB: 0 BB: 0 P: 5	R: 0 E: 0 K: 1 S: 4 H: 0 LOB: 0 BB: 1 P: 8

	1B: 3	SF: 0	WP: 0	PA: 36
	2B: 1	SAC: 0	PB: 0	
	3B: 0	DP: 1	SB: 1	
	HR: 0	HBP: 0	CS: 1	

PITCHER		IP	WLS	BF	H	R	ER	SO	BB	IBB	HBP	BLK	WP	HR	S	P	ERA	WHIP
26 Shelby Miller, R ERA: 2.7	(1, 1)	5.0	W	21	3	3	0	6	3	0	0	0	0	0	30	43	0.00	1.200
19 Tyler Clippard, R ERA: 8.44	(6, 1)	1.0		3	0	0	0	0	0	0	0	0	0	0	3	3	0.00	0.000
57 Wesley Wright, L ERA: 1.42	(7, 1)	1.0		5	1	0	0	1	1	0	0	0	0	0	6	10	0.00	2.000
58 Adam Loewen, L ERA: 18.0	(8, 1)	0.1		1	0	0	0	0	0	0	0	0	0	0	1	1	0.00	0.000
75 Kaleb Fleck, R ERA:	(8, 1)	0.2		2	0	0	0	1	0	0	0	0	0	0	4	4	0.00	0.000

PITCHER		IP	WLS	BF	H	R	ER	SO	BB	IBB	HBP	BLK	WP	HR	S	P	ERA	WHIP
90 Nick Sarianides, R ERA:	(9, 1)	1.0		3	0	0	0	1	1	0	0	0	0	0	4	8	0.00	1.000

Cincinnati Reds @ San Diego Padres

Peoria Stadium, Peoria, AZ

Mon Mar 21 2016, 10:11 PM - 1:08 AM EDT

Att. 5,754 - Partly Cloudy - 81 F

TOP

livebaseballscorecards.com

Batter	1	2	3	4	5	6	7	8	9	AB	R	H	RBI	BB	SO	LOB
9 José Peraza, R (1, 8) OBP: 0.375, SLG: 0.500	X 0-0 ① F8		C B X 1-1 ③ G1-3		B 3 B F B F F B SAFE 4-2 23 WP 3 HBP BB		B B B B 4-0 46 1B 40 S BB	F B B S B X 3-2 ③ G6-3 1-2		2	0	0	0	1	0	0
30 Jake Cave, L (6, 8) OBP: 0.341, SLG: 0.378										1	0	0	0	1	0	1
3 Iván De Jesús Jr., R (1, 6) OBP: 0.324, SLG: 0.273	B B F X 2-1 ② F9			C B H 2-1 19 HR HBP	C B S B H 3-2 23 WP 1-2 2-3 3-H HBP		B C B B B 4-1 46 1B 1-2 BB		B C B B B C F S 3-3 ① K	1	1	0	1	0	0	0
40 Tyler Holt, R (6, 9) OBP: 0.359, SLG: 0.324										1	0	0	0	1	1	0
19 Joey Votto, L (1, 3) OBP: 0.487, SLG: 0.586	F L S 0-3 ③ K			F X 0-1 1-H HR	C B C X 1-2 ② SF7 3-H		C B X 1-1 19 FC4-6 1-2 2-3 1B		B S X 1-1 45 1B 19 1B 1B	2	1	1	3	0	1	0
46 Seth Mejias-Brean, R (6, 3) OBP: 0.417, SLG: 0.364										2	1	2	0	0	0	0
23 Adam Duvall, R (1, 5) OBP: 0.310, SLG: 0.524		B S S T S 1-3 ① K		B S B S B F F X 3-2 ① L8	B S B S S 2-3 ③ K2-3 1-2 2-3		C S S 0-3 ① K		B S F C 1-3 ② K	3	0	0	0	0	2	2
23 Taylor Sparks, R (6, 5)										2	0	0	0	0	2	4
32 Jay Bruce, L (1, 9) OBP: 0.368, SLG: 0.529	L B B B B 4-1 BB			B X 1-0 ② F8		F F B B X 2-2 ① L8	C F D B S 2-3 ② K		X 0-0 19 1B 19 DI 1-3 1B	2	0	0	0	1	0	0
45 Zach Vincej, R (6, 4) OBP: 0.500, SLG: 0.333										2	0	1	0	0	1	3
15 Jordan Pacheco, R (1, 4) OBP: 0.359, SLG: 0.529	B B F S C 2-3 ② K			C X 0-1 ③ G5-3		B X 1-0 33 1B 1B	C C X 0-2 ③ FC4-6 1-2f		C B X 1-1 33 DI 1-3 3-H 1B	3	0	1	0	0	1	1
19 Beamer Weems, R (6, 6) OBP: 0.500, SLG: 0.333										2	0	1	1	0	0	3
33 Yorman Rodriguez, R (1, 7) OBP: 0.371, SLG: 0.241		B 1 SAFE X 1-0 ③ L8			C B B B C F F B 4-2 4 G1-3 16 E 3 HBP BB	X 0-0 1-2 1B		B C S S X 1-2 7 FC6-4 1B	C B X 1-1 ③ L9 1-2	4	1	2	0	1	0	3
16 Tucker Barnhart, L (1, 2) OBP: 0.233, SLG: 0.269		C B B F S 2-3 ① K			B X 1-0 FC6 3 HBP 4 G1-3 19 SF7 1-2	C B B X 2-1 ② F8		C F C 0-3 ① K		3	1	0	0	0	1	3
37 Ramón Cabrera, S (7, 2) OBP: 0.154, SLG: 0.231										1	0	0	0	0	1	1
84 Cody Reed, L (1, 1)		C C S 0-3 ② K			X 0-0 ① G1-3 1-2 2-3	C C C 0-3 ③ K		1 SAFE X 0-0 ② FC6-4 30 DI 1-2f		1	0	0	0	0	1	0
86 Layne Somsen, R (4, 1)										0	0	0	0	0	0	0
4 Ray Chang, R (5, PH) OBP: 0.667, SLG: 1.333										1	0	0	0	0	0	2
60 J.J. Hoover, R (5, 1)										1	0	0	0	0	1	2
48 Keyvius Sampson, R (7, 1)										0	0	0	0	0	0	0
7 Bryson Smith, R (8, PH) OBP: 0.600, SLG: 0.750										1	0	0	0	0	0	1
62 Pedro Villarreal, R (8, 1)										0	0	0	0	0	0	0
Inning Stats	R: 0 E: 0 K: 1 S: 6 H: 0 LOB: 0 BB: 0 P: 8	R: 0 E: 0 K: 2 S: 9 H: 0 LOB: 1 BB: 1 P: 17	R: 0 E: 0 K: 2 S: 8 H: 0 LOB: 0 BB: 0 P: 11	R: 2 E: 0 K: 0 S: 11 H: 1 LOB: 0 BB: 0 P: 17	R: 2 E: 1 K: 1 S: 17 H: 0 LOB: 2 BB: 2 P: 32	R: 0 E: 0 K: 1 S: 11 H: 2 LOB: 2 BB: 0 P: 16	R: 0 E: 0 K: 2 S: 12 H: 1 LOB: 3 BB: 2 P: 23	R: 0 E: 0 K: 1 S: 10 H: 1 LOB: 1 BB: 0 P: 14	R: 1 E: 0 K: 2 S: 14 H: 3 LOB: 2 BB: 0 P: 21	1B: 7 2B: 0 3B: 0 HR: 1 SF: 1 SAC: 0 DP: 0 HBP: 2						

AB	35
R	5
H	8
RBI	5
BB	5
SO	12
LOB	26

WP: 1 PA: 43
PB: 0
SB: 1
CS: 0

PITCHER		IP	WLS	BF	H	R	ER	SO	BB	IBB	HBP	BLK	WP	HR	S	P	ERA	WHIP
33 James Shields, R ERA: 6.0	(1, 1)	4.1	W	20	1	4	2	5	3	0	2	0	0	1	45	76	4.15	0.923
57 Leonel Campos, R ERA: 3.18	(5, 1)	0.2	H	2	0	0	0	1	0	0	0	0	1	0	6	9	0.00	0.000
54 Matt Thornton, L ERA:	(6, 1)	1.0		5	2	0	0	1	0	0	0	0	0	0	11	16	0.00	2.000
56 Fernando Rodney, R ERA:	(7, 1)	1.0		6	1	0	0	2	2	0	0	0	0	0	12	23	0.00	3.000
64 Daniel McCutchen, R ERA: 3.86	(8, 1)	1.0		4	1	0	0	1	0	0	0	0	0	0	10	14	0.00	1.000

PITCHER		IP	WLS	BF	H	R	ER	SO	BB	IBB	HBP	BLK	WP	HR	S	P	ERA	WHIP
23 Carlos Villanueva, R ERA: 11.12	(9, 1)	1.0		6	3	1	1	2	0	0	0	0	0	0	14	21	9.00	3.000

BOTTOM

Cincinnati Reds @ San Diego Padres

Peoria Stadium, Peoria, AZ

Mon Mar 21 2016, 10:11 PM - 1:08 AM EDT

Att. 5,754 - Partly Cloudy - 81 F

livebaseballscorecards.com

Batter	1	2	3	4	5	6	7	8	9	AB	R	H	RBI	BB	SO	LOB
24 Jon Jay, L (1, 8) OBP: 0.378, SLG: 0.548	C C F C 0-3 ① K		B B F C F B C 3-3 ② K	C F H 1-2 4 27 1B 2B 1-2 2-3 HBP	F F X 0-2 G6-3 ③			C F B X 1-2 G1-3 ②		3	1	0	0	0	2	3
16 Travis Jankowski, L (6, 8) OBP: 0.353, SLG: 0.241										1	0	0	0	0	0	0
15 Cory Spangenberg, L (1, 4) OBP: 0.304, SLG: 0.302	C B X 1-1 G5-3 ②		D B S F C 2-3 ③ K	F C S 0-3 ② K		B B C F S 2-3 ① K		C X 0-1 G3-1 ③		4	0	0	0	0	3	4
86 Nelson Ward, L (7, 4)										1	0	0	0	0	0	0
27 Matt Kemp, R (1, 9) OBP: 0.486, SLG: 0.613	C B B B B 4-1 4 FC6-4 BB			B X 1-0 4 HR 1B C X 0-1 4 2B 1B		B S B X 2-1 ② P2				2	2	2	1	1	0	0
32 Jabari Blash, R (6, 9) OBP: 0.368, SLG: 0.400										1	0	0	0	0	0	0
4 Wil Myers, R (1, 3) OBP: 0.311, SLG: 0.359	B X 1-0 ③ FC6-4 1-2f			C X 1 SAFE SAFE 2-2 1-H HR D X 2-2 1-H 2-H 3-H 2B		X 0-0 1B				3	1	2	5	0	0	1
95 Marcus Davis, L (6, 3) OBP: 0.500, SLG: 0.500										1	0	1	0	0	0	0
26 Yangervis Solarte, S (1, 5) OBP: 0.310, SLG: 0.282		C X 0-1 ① P3		B B S S B X 4-2 10 2B BB D X 1-0 ③ P6		B S S B S B X 3-2 ③ G4-3				2	1	0	0	1	0	1
9 Adam Rosales, R (6, 5) OBP: 0.344, SLG: 0.296										1	0	0	0	0	0	1
10 Alexei Ramirez, R (1, 6) OBP: 0.342, SLG: 0.500		F B F X 1-2 ② G4-3		C B X 1-1 1-H 33 1B 2B	B X 1-0 ① G5-3		C X 0-1 ① F7			3	1	1	1	0	0	0
5 Alexi Amarista, L (6, 6) OBP: 0.258, SLG: 0.286										1	0	0	0	0	0	0
2 B.J. Upton, R (1, 7) OBP: 0.233, SLG: 0.400		B B F S X 2-2 ③ G5-3		B B X 2-0 ① G5-3	S B S S F B F F X 2-2 E6 12 1B		X 0-0 ② P4			3	0	0	0	0	0	1
54 Matt Thornton, L (6, 1)										0	0	0	0	0	0	0
56 Fernando Rodney, R (7, 1)										0	0	0	0	0	0	0
99 Brad Zunica, L (7, PH)										1	0	0	0	0	0	0
64 Daniel McCutchen, R (8, 1)										0	0	0	0	0	0	0
23 Carlos Villanueva, R (9, 1)										0	0	0	0	0	0	0
12 Christian Bethancourt, R (1, 2) OBP: 0.370, SLG: 0.542		X 0-0 33 SH3-4 1B		D B B C B 4-1 24 HBP 33 1B 27 1B BB	B X 1-0 1-2 1B		C F B S 1-3 ③ K			2	1	2	0	1	0	0
11 Erik Kratz, R (7, 2) OBP: 0.300, SLG: 0.353										1	0	0	0	0	1	0
33 James Shields, R (1, 1) OBP: 1.000, SLG: 1.000		X 0-0 ① SH3-4 1-2		B B B C X 3-1 27 1B 24 HBP 4 2B 1-2 3-H 1B	C B S S 1-3 ② K			B S B S X 2-2 ① F9		1	1	1	1	0	0	0
57 Leonel Campos, R (5, 1)										0	0	0	0	0	0	0
73 José Pirela, R (5, PH) OBP: 0.250, SLG: 0.333										2	0	0	0	0	1	2
(6, 7)																
91 Nick Schulz, R (9, 7)										0	0	0	0	0	0	0
Inning Stats	R: 0 E: 0 K: 1 S: 8 H: 0 LOB: 1 BB: 1 P: 14	R: 0 E: 0 K: 0 S: 8 H: 0 LOB: 0 BB: 0 P: 11	R: 0 E: 0 K: 2 S: 9 H: 1 LOB: 1 BB: 0 P: 14	R: 8 E: 0 K: 1 S: 24 H: 6 LOB: 1 BB: 2 P: 45	R: 0 E: 1 K: 1 S: 14 H: 1 LOB: 2 BB: 0 P: 19	R: 0 E: 0 K: 1 S: 9 H: 1 LOB: 1 BB: 0 P: 16	R: 0 E: 0 K: 1 S: 7 H: 0 LOB: 0 BB: 0 P: 8	R: 0 E: 0 K: 0 S: 8 H: 0 LOB: 0 BB: 0 P: 11		1B: 6 2B: 2 3B: 0 HR: 1		SF: 0 SAC: 1 DP: 0 HBP: 1		WP: 0 PB: 0 SB: 0 CS: 0	PA: 38	

	AB	33
	R	8
	H	9
	RBI	8
	BB	3
	SO	7
	LOB	13

PITCHER		IP	WLS	BF	H	R	ER	SO	BB	IBB	HBP	BLK	WP	HR	S	P	ERA	WHIP
84 Cody Reed, L ERA: 3.97	(1, 1)	3.1	L	16	4	4	4	3	2	0	0	0	0	1	35	59	10.80	1.800
86 Layne Somsen, R ERA: 5.4	(4, 1)	0.2		7	3	4	4	1	1	0	1	0	0	0	14	25	54.00	6.000
60 J.J. Hoover, R ERA:	(5, 1)	2.0		9	2	0	0	2	0	0	0	0	0	0	23	35	0.00	1.000
48 Keyvius Sampson, R ERA:	(7, 1)	1.0		3	0	0	0	1	0	0	0	0	0	0	7	8	0.00	0.000
62 Pedro Villarreal, R ERA: 1.0	(8, 1)	1.0		3	0	0	0	0	0	0	0	0	0	0	8	11	0.00	0.000

PITCHER	IP	WLS	BF	H	R	ER	SO	BB	IBB	HBP	BLK	WP	HR	S	P	ERA	WHIP

Batter	1	2	3	4	5	6	7	8	9	AB	R	H	RBI	BB	SO	LOB
24 Dexter Fowler, S (1, 8) OBP: 0.368, SLG: 0.581 99 Jason Vosler, L (7, 5) OBP: 0.273, SLG: 0.444	C S S 0-3 ① K			X 0-0 22 E 18 WP 2B	C C C 0-3 ③ K		B S S S 1-3 ② K 2-3 3-H	H 1-0 1-2 2-3 HBP		4 1 1 0 0 3 1 0 0 0 0 0 0 0						
22 Jason Heyward, L (1, 9) OBP: 0.243, SLG: 0.394 63 Jean Machi, R (7, 1) 78 Albert Almora Jr., R (8, PH) OBP: 0.188, SLG: 0.258 53 Trevor Cahill, R (8, 1)	X 0-0 ② G4-3			X 0-0 E3 44 BB 18 WP 17 1B 2-3		X 0-0 ① G4-3	X 0-0 ③ G6-3	X 0-0 ③ F9		4 1 0 0 0 0 2 0 0 0 0 0 0 0 1 0 0 0 0 0 3 0 0 0 0 0 0 0						
18 Ben Zobrist, S (1, 4) OBP: 0.345, SLG: 0.292 20 Matt Szczur, R (7, 8)	X 0-0 ③ G4-3			B B B B 4-0 17 1B 44 BB 12 SF7 1-2 3-H BB		X 0-0 44 HR 1B		X 0-0 ① G6-3	X 0-0 E4 21 FC4-6	2 2 1 0 1 0 0 2 0 0 0 0 0 0						
44 Anthony Rizzo, L (1, 3) OBP: 0.400, SLG: 0.630 21 Matt Murton, R (7, 7) OBP: 0.333, SLG: 0.500		X 0-0 ① G4-3		B B B B 4-0 17 1B 1-2 2-3 BB		B S X 1-1 1-H HR		X 0-0 19 1B 2B	X 0-0 ① FC4-6 19 WP 1-2f	2 1 1 2 1 0 0 2 1 1 0 0 0 1						
17 Kris Bryant, R (1, 5) OBP: 0.278, SLG: 0.412 19 Kristopher Negrón, R (7, 4) OBP: 0.323, SLG: 0.607		S S S 0-3 ② K		X 0-0 ① 1-3 2-3 3-H 1B		X 0-0 ② F9		X 0-0 15 S 15 HR 2-H 1B	S S S 0-3 ② K 1-2	3 0 1 1 0 1 0 2 1 1 1 0 1 1						
12 Kyle Schwarber, L (1, 2) OBP: 0.333, SLG: 0.333 15 Tim Federowicz, R (7, 2) OBP: 0.360, SLG: 0.708		S S S 0-3 ③ K		X 0-0 ② SF7 3-H		S S S 0-3 ③ K		B B B S X 3-1 1-H HR	X 0-0 ③ F9	2 0 0 1 0 2 0 2 1 1 2 0 0 1						
68 Jorge Soler, R (1, 7) OBP: 0.250, SLG: 0.469 72 John Andreoli, R (7, 9) OBP: 0.361, SLG: 0.750			X 0-0 ① G5-3	X 0-0 ③ L4			X 0-0 66 SH1-4 27 HBP 24 WP 1B	C C C 0-3 ② K		3 1 1 0 0 0 1 1 0 0 0 0 1 0						
27 Addison Russell, R (1, 6) OBP: 0.314, SLG: 0.452 29 Jesus Guzman, R (7, 3) OBP: 0.471, SLG: 0.688			X 0-0 ② F7		X 0-0 ① F9		H 1-0 24 WP 66 SH1-4 1-2 HBP	X 0-0 99 HBP 66 BB 1B		2 0 0 0 0 0 0 1 0 1 0 0 0 0						
39 Jason Hammel, R (1, 1) OBP: 0.333, SLG: 0.333 48 Brandon Gomes, R (6, 1) 66 Munenori Kawasaki, L (7, PH) OBP: 0.485, SLG: 0.481 (7, 6)			S S S 0-3 ③ K		X 0-0 ② 1B		X 0-0 ① SH1-4 1-2 2-3	B B B B 4-0 99 HBP 1-2 BB		2 0 1 0 0 1 0 0 0 0 0 0 0 0 0 0 0 0 1 0 0						
Inning Stats	R: 0 E: 0 K: 1 S: 5 H: 0 LOB: 0 BB: 0 P: 5	R: 0 E: 0 K: 2 S: 7 H: 0 LOB: 0 BB: 0 P: 7	R: 0 E: 0 K: 1 S: 5 H: 0 LOB: 0 BB: 0 P: 5	R: 3 E: 1 K: 0 S: 5 H: 2 LOB: 1 BB: 2 P: 13	R: 0 E: 0 K: 1 S: 5 H: 1 LOB: 0 BB: 0 P: 5	R: 2 E: 0 K: 1 S: 8 H: 2 LOB: 0 BB: 0 P: 9	R: 1 E: 0 K: 1 S: 6 H: 1 LOB: 1 BB: 0 P: 8	R: 3 E: 0 K: 1 S: 10 H: 4 LOB: 3 BB: 1 P: 18	R: 0 E: 1 K: 1 S: 6 H: 0 LOB: 1 BB: 0 P: 6	1B: 6 2B: 2 3B: 0 HR: 2	SF: 1 SAC: 1 DP: 0 HBP: 2						

TOP

Chicago Cubs @ Cincinnati Reds

Goodyear Ballpark, Goodyear, AZ

Tue Mar 22 2016, 4:06 PM - 6:47 PM EDT

Att. 8,144 - Sunny - 75 F

livebaseballscorecards.com

AB	35
R	9
H	10
RBI	7
BB	3
SO	9
LOB	10

PITCHER		IP	WLS	BF	H	R	ER	SO	BB	IBB	HBP	BLK	WP	HR	S	P	ERA	WHIP
31 Alfredo Simon, R ERA:	(1, 1)	3.0		9	0	0	0	4	0	0	0	0	0	0	17	17	0.00	0.000
52 Tony Cingrani, L ERA: 1.0	(4, 1)	1.0		7	2	3	1	0	2	0	0	0	1	0	5	13	9.00	4.000
56 Chris O'Grady, L ERA: 7.56	(5, 1)	2.0		8	3	2	2	2	0	0	0	0	0	1	13	14	9.00	1.500
36 Blake Wood, R ERA: 9.64	(7, 1)	1.2	L	12	5	4	4	2	1	0	1	0	1	1	15	24	21.60	3.600
54 Caleb Cotham, R ERA: 7.56	(8, 1)	1.1		6	0	0	0	1	0	0	1	0	1	0	7	8	0.00	0.000

PITCHER	IP	WLS	BF	H	R	ER	SO	BB	IBB	HBP	BLK	WP	HR	S	P	ERA	WHIP

Chicago Cubs @ Cincinnati Reds

Goodyear Ballpark, Goodyear, AZ

Tue Mar 22 2016, 4:06 PM - 6:47 PM EDT

Att. 8,144 - Sunny - 75 F

BOTTOM

Batter	1	2	3	4	5	6	7	8	9	AB	R	H	RBI	BB	SO	LOB
6 Billy Hamilton, S (1, 8) OBP: 0.200, SLG: 0.316	F7		PO 1-2	BB		L3	G6-3			2	1	0	0	1	0	0
9 José Peraza, R (7, 6) OBP: 0.366, SLG: 0.487				2S 2 2B						1	0	0	0	0	0	0
2 Zack Cozart, R (1, 6) OBP: 0.267, SLG: 0.533	F9			1-H 32 E 2B		23 2B 7 2B 1B		F9		3	2	2	1	0	0	0
40 Tyler Holt, R (7, 8) OBP: 0.350, SLG: 0.314										1	0	0	0	0	0	0
19 Joey Votto, L (1, 3) OBP: 0.463, SLG: 0.548	F7			K		7 2B 1-3 2B		F9		2	0	0	0	0	1	1
23 Adam Duvall, R (5, 3) OBP: 0.318, SLG: 0.545										2	1	1	0	0	0	0
32 Jay Bruce, L (1, 9) OBP: 0.375, SLG: 0.528		39 CS 1B		E7 2-H		G1-3		G6-3		2	0	1	0	0	0	0
56 Chris O'Grady, R (5, 1)										0	0	0	0	0	0	0
7 Jon Matthews, R (6, PH)										1	0	0	0	0	0	2
37 Ramón Cabrera, S (7, 2) OBP: 0.148, SLG: 0.222										1	0	0	0	0	0	0
7 Eugenio Suárez, R (1, 5) OBP: 0.429, SLG: 0.568		K		G5-3		39 HR 2-H 3-H 2B			K	3	1	1	2	0	1	2
30 Jake Cave, L (8, 7) OBP: 0.333, SLG: 0.368										1	0	0	0	0	1	0
39 Devin Mesoraco, R (1, 2) OBP: 0.500, SLG: 1.667	G5-3 1-2		P3			HR 2-H			15 G5-4-3 HBP	3	1	1	2	0	0	2
36 Blake Wood, R (7, 1)										0	0	0	0	0	0	0
37 Beau Amaral, L (8, 9) OBP: 0.500, SLG: 0.333										0	0	0	0	0	0	0
43 Scott Schebler, L (1, 7) OBP: 0.279, SLG: 0.487		F8			G3-1	K2-3			G5-4-3 1-2f	3	0	0	0	0	1	0
15 Jordan Pacheco, R (8, 5) OBP: 0.350, SLG: 0.514										1	0	0	0	0	0	1
3 Iván De Jesús Jr., R (1, 4) OBP: 0.308, SLG: 0.257		K			L5		33 CS 1B			2	0	0	0	0	1	0
6 Blake Trahan, R (6, 4) OBP: 0.438, SLG: 0.600										1	0	1	0	0	0	0
31 Alfredo Simon, R (1, 1)		6 PO 1B			G4-3		F9 1-2			0	0	0	0	0	0	0
4 Ray Chang, R (3, PH) OBP: 0.750, SLG: 1.250										1	0	1	0	0	0	0
52 Tony Cingrani, L (4, 1)										0	0	0	0	0	0	0
33 Yorman Rodriguez, R (5, 9) OBP: 0.351, SLG: 0.226										2	0	0	0	0	0	1
54 Caleb Cotham, R (8, 1)										0	0	0	0	0	0	0
Inning Stats	R: 0 E: 0 K: 0 S: 3 H: 0 LOB: 0 BB: 0 P: 3	R: 0 E: 0 K: 1 S: 5 H: 1 LOB: 0 BB: 0 P: 6	R: 0 E: 0 K: 1 S: 5 H: 1 LOB: 0 BB: 0 P: 6	R: 2 E: 1 K: 1 S: 7 H: 1 LOB: 1 BB: 1 P: 12	R: 0 E: 0 K: 0 S: 3 H: 0 LOB: 0 BB: 0 P: 3	R: 4 E: 0 K: 1 S: 10 H: 4 LOB: 0 BB: 0 P: 11	R: 0 E: 0 K: 0 S: 3 H: 1 LOB: 0 BB: 0 P: 4	R: 0 E: 0 K: 0 S: 3 H: 0 LOB: 0 BB: 0 P: 3	R: 0 E: 0 K: 1 S: 4 H: 0 LOB: 0 BB: 0 P: 5	1B: 4 2B: 3 3B: 0 HR: 1 SF: 0 SAC: 0 DP: 1 HBP: 1						

livebaseballscorecards.com

AB	32
R	6
H	8
RBI	5
BB	1
SO	5
LOB	9

WP: 0 PB: 0 SB: 1 CS: 2 PA: 35

PITCHER

PITCHER		IP	WLS	BF	H	R	ER	SO	BB	IBB	HBP	BLK	WP	HR	S	P	ERA	WHIP
39 Jason Hammel, R ERA: 1.2	(1, 1)	5.0		18	3	2	1	3	1	0	0	0	0	0	23	30	1.80	0.800
48 Brandon Gomes, R ERA: 5.14	(6, 1)	1.0	B	7	4	4	4	1	0	0	0	0	0	1	10	11	36.00	4.000
63 Jean Machi, R ERA: 3.6	(7, 1)	1.0	W	3	1	0	0	0	0	0	0	0	0	0	3	4	0.00	1.000
53 Trevor Cahill, R ERA: 2.57	(8, 1)	2.0	S	6	0	0	0	1	0	0	1	0	0	0	7	8	0.00	0.000

PITCHER	IP	WLS	BF	H	R	ER	SO	BB	IBB	HBP	BLK	WP	HR	S	P	ERA	WHIP

Batter	1	2	3	4	5	6	7	8	9	AB	R	H	RBI	BB	SO	LOB
6 Billy Hamilton, S (1, 8) OBP: 0.174, SLG: 0.273	C X 0-1 ① G4-3		C B F B F X 2-2 ③ G1-3			B B C C S 2-3 ① K		S S X 0-2 ② G6-3	X 0-0 1-2 2-H 3-H 1B	3	0	0	0	0	1	0
43 Scott Schebler, L (8, PH) OBP: 0.289, SLG: 0.488										2	0	1	2	0	0	0
(8, 8)																
2 Zack Cozart, R (1, 6) OBP: 0.278, SLG: 0.471	C B B X 2-1 ② G5-3			C B F B F B B 4-2 7 G4-6-3 BB		C F F F T 0-2 ② K		C S B S 1-3 ③ K	C C B B X 2-2 ③ G5-3	2	0	0	0	1	1	0
6 Blake Trahan, R (8, PH) OBP: 0.389, SLG: 0.529										2	0	0	0	0	1	2
(8, 6)																
7 Eugenio Suárez, R (1, 5) OBP: 0.422, SLG: 0.575	X 0-0 2B			1 SAFE B C C D 1 SAFE D X 3-2 ①② G4-6-3 1-2f		X 0-0 ③ F9			X 0-0 E5 21 FC3-6 3 1B 15 2B	3	0	1	0	0	0	1
23 Taylor Sparks, R (8, 5)										1	1	0	0	0	0	0
39 Devin Mesoraco, R (1, 2) OBP: 0.444, SLG: 1.333	S B 2 SAFE F B X 2-2 ③ G5-3			C B C B S 2-3 ③ K			B X 1-0 23 F9 9 SF9 2B		X B C F D S 2-3 ① K	3	1	1	0	0	1	1
16 Tucker Barnhart, L (8, 2) OBP: 0.226, SLG: 0.259										1	0	0	0	0	1	1
23 Adam Duvall, R (1, 3) OBP: 0.298, SLG: 0.511		S B B B F X 3-2 ① F9			C S X 0-2 ① L7		F B X 1-1 ① F9 2-3		X 0-0 21 FC3-6 1-2 1B	3	0	0	0	0	0	1
3 Iván De Jesús Jr., R (7, 3) OBP: 0.325, SLG: 0.278										1	0	1	0	0	0	0
9 José Peraza, R (1, 4) OBP: 0.341, SLG: 0.463		B X 1-0 ② F9			B X 1-0 ② G3-1		F F X 0-2 ② SF9 3-H		B S S X 1-2 ② FC3-6 15 DI 15 2B 1-2f 2-3	2	0	0	1	0	0	0
21 Juan Perez, L (8, 4) OBP: 0.500, SLG: 0.500										1	1	0	0	0	0	2
30 Jake Cave, L (1, 7) OBP: 0.356, SLG: 0.375		B B C X 2-1 ③ G3-1			B F B B B 4-1 33 BB BB		B F B X 2-1 1B		C F B D X 2-2 12 HBP 1-H 3-H 43 1B 2B	2	0	1	0	1	0	0
15 Jordan Pacheco, R (7, 7) OBP: 0.366, SLG: 0.556										1	1	1	2	0	0	0
33 Yorman Rodriguez, R (1, 9) OBP: 0.350, SLG: 0.212			C X 0-1 ① G5-3		C B B F B B 4-2 1-2 BB		C F S 0-3 ③ K		B D F D B 4-1 12 HBP 43 1B BB	2	0	0	0	1	1	1
40 Tyler Holt, R (7, 9) OBP: 0.366, SLG: 0.314										0	1	0	0	1	0	0
28 Anthony DeSclafani, R (1, 1) OBP: 0.250, SLG: 0.250										2	0	0	0	0	1	2
66 JC Ramírez, R (6, 1)										0	0	0	0	0	0	0
70 Jumbo Díaz, R (7, 1)										0	0	0	0	0	0	0
37 Ramón Cabrera, S (8, PH) OBP: 0.143, SLG: 0.214			C B X 1-1 ② F8		F C S 0-3 ③ K			B F B X 2-1 ① G6-3	C H 1-1 43 1B 1-2 2-3 HBP	1	0	0	0	0	0	0
41 Ryan Mattheus, R (8, 1)										0	0	0	0	0	0	0
12 Jermaine Curtis, R (9, PH) OBP: 0.667, SLG: 0.500										0	0	0	0	0	0	0
Inning Stats	R: 0 E: 0 K: 0 S: 8 H: 1 LOB: 1 BB: 0 P: 12	R: 0 E: 0 K: 0 S: 6 H: 0 LOB: 0 BB: 0 P: 12	R: 0 E: 0 K: 0 S: 8 H: 0 LOB: 0 BB: 0 P: 11	R: 0 E: 0 K: 1 S: 9 H: 0 LOB: 0 BB: 1 P: 18	R: 0 E: 0 K: 1 S: 10 H: 0 LOB: 2 BB: 2 P: 19	R: 0 E: 0 K: 2 S: 9 H: 0 LOB: 0 BB: 0 P: 11	R: 1 E: 0 K: 1 S: 11 H: 2 LOB: 1 BB: 0 P: 15	R: 0 E: 0 K: 1 S: 8 H: 0 LOB: 0 BB: 0 P: 11	R: 4 E: 1 K: 1 S: 17 H: 3 LOB: 2 BB: 1 P: 29	1B: 3 2B: 3 3B: 0 HR: 0 SF: 1 SAC: 0 DP: 1 HBP: 1							

TOP

Cincinnati Reds @ Texas Rangers

Surprise Stadium, Surprise, AZ

Thu Mar 24 2016, 4:07 PM - 6:34 PM EDT

Att. 3,598 - Sunny - 79 F

livebaseballscorecards.com

AB	32
R	5
H	6
RBI	5
BB	4
SO	7
LOB	11

WP: 0 PB: 0 SB: 0 CS: 0 PA: 38

PITCHER		IP	WLS	BF	H	R	ER	SO	BB	IBB	HBP	BLK	WP	HR	S	P	ERA	WHIP
21 Chi Chi González, R ERA: 4.73	(1, 1)	5.0	W	18	1	0	0	2	3	0	0	0	0	0	41	72	0.00	0.800
56 Andrew Faulkner, L ERA: 0.9	(6, 1)	2.0		8	2	1	1	3	0	0	0	0	0	0	20	26	4.50	1.000
41 Jake Diekman, L ERA:	(8, 1)	1.0		3	0	0	0	1	0	0	0	0	0	0	8	11	0.00	0.000
47 Sam Dyson, R ERA: 1.93	(9, 1)	0.2		6	2	4	0	1	1	0	0	0	0	0	12	21	0.00	4.500
57 Francisco Mendoza, R ERA: 1.42	(9, 1)	0.1		3	1	0	0	0	0	0	1	0	0	0	5	8	0.00	3.000

PITCHER	IP	WLS	BF	H	R	ER	SO	BB	IBB	HBP	BLK	WP	HR	S	P	ERA	WHIP

BOTTOM

Cincinnati Reds @ Texas Rangers

Surprise Stadium, Surprise, AZ

Thu Mar 24 2016, 4:07 PM - 6:34 PM EDT

Att. 3,598 - Sunny - 79 F

livebaseballscorecards.com

Batter	1	2	3	4	5	6	7	8	9	AB	R	H	RBI	BB	SO	LOB
99 James Jones, L (1, 8) OBP: 0.348, SLG: 0.524 92 Eric Jenkins, L (9, 8) OBP: 0.500, SLG: 0.500	K		12 1B 29 HR 1B		K		24 1B 73 HR 1B	G1-3 1-2 3-H		5 0	2 0	2 0	1 0	0 0	2 0	1 0
12 Rougned Odor, L (1, 4) OBP: 0.375, SLG: 0.500 68 Luis Mendez, S (7, 4)	K		1 SAFE X 29 HR 1-3 1B		G3		K	G4-3 2-3		3 2	1 0	1 0	0 0	0 0	1 1	0 2
29 Adrian Beltré, R (1, 5) OBP: 0.242, SLG: 0.500 24 Juremi Profar, R (6, 5) OBP: 0.500, SLG: 0.500	2B		HR 1-H 3-H		G4-3		73 HR 1-2 1B			3 1	1 1	2 1	3 0	0 0	0 0	0 0
84 Prince Fielder, L (1, 10) OBP: 0.333, SLG: 0.452 11 Connor McKay, R (7, PH) (8, 10)	G3		K			P6	F8			3 1	0 0	0 0	0 0	0 0	1 0	1 2
18 Mitch Moreland, L (1, 3) OBP: 0.342, SLG: 0.484 73 Ronald Guzmán, L (7, 3) OBP: 0.474, SLG: 0.889		F8		25 HR 1 G5-3 1B		HR	1-H 2-H HR			3 1	2 1	2 1	1 3	0 0	0 0	0 0
1 Elvis Andrus, R (1, 6) OBP: 0.471, SLG: 0.379 38 Doug Bernier, R (6, PR) OBP: 0.083, SLG: 0.091 (7, 6)		G6-3		B 1 SAFE X G5-3 1-2		25 HR 1B	K2-3			3 1	0 1	1 1	0 0	0 0	0 1	1 0
25 Justin Ruggiano, R (1, 7) OBP: 0.364, SLG: 0.538 85 Ryan Strausborger, R (7, 7)		K		2-H HR		1-H HR		K		3 1	2 0	2 0	4 0	0 0	1 1	0 0
8 Bobby Wilson, R (1, 2) OBP: 0.278, SLG: 0.278 63 Brett Nicholas, L (7, 2) OBP: 0.526, SLG: 0.938			G5-3	G5-3		K		56 1B 99 G1-3 2B		3 1	0 1	0 1	0 0	0 0	1 0	1 0
56 Jared Hoying, L (1, 9) OBP: 0.600, SLG: 1.444			G4-3	F8		G4-3		68 BLK 99 G1-3 2-3 1B		4	0	1	0	0	0	1
Inning Stats	R: 0 E: 0 K: 2 S: 10 H: 1 LOB: 1 BB: 0 P: 12	R: 0 E: 0 K: 1 S: 10 H: 0 LOB: 0 BB: 0 P: 13	R: 3 E: 0 K: 1 S: 12 H: 3 LOB: 0 BB: 0 P: 18	R: 2 E: 0 K: 0 S: 12 H: 2 LOB: 0 BB: 0 P: 13	R: 0 E: 0 K: 1 S: 9 H: 0 LOB: 0 BB: 0 P: 14	R: 3 E: 0 K: 1 S: 14 H: 3 LOB: 1 BB: 0 P: 24	R: 3 E: 0 K: 2 S: 13 H: 3 LOB: 0 BB: 0 P: 20	R: 1 E: 0 K: 1 S: 12 H: 2 LOB: 1 BB: 0 P: 20		1B: 7 2B: 2 3B: 0 HR: 5 SF: 0 SAC: 0 DP: 0 HBP: 0						

	AB	38
	R	12
	H	14
	RBI	12
	BB	0
	SO	9
	LOB	9

WP: 0 PB: 0 SB: 0 CS: 0 PA: 38

PITCHER		IP	WLS	BF	H	R	ER	SO	BB	IBB	HBP	BLK	WP	HR	S	P	ERA	WHIP
28 Anthony DeSclafani, R ERA: 8.38	(1, 1)	5.2	L	26	9	8	8	6	0	0	0	0	0	4	65	92	12.71	1.588
66 JC Ramírez, R ERA: 7.94	(6, 1)	0.1		1	0	0	0	0	0	0	0	0	0	0	2	2	0.00	0.000
70 Jumbo Díaz, R ERA: 9.0	(7, 1)	1.0		6	3	3	3	2	0	0	0	0	0	1	13	20	27.00	3.000
41 Ryan Mattheus, R ERA: 8.44	(8, 1)	1.0		5	2	1	1	1	0	0	0	1	0	0	12	20	9.00	2.000

PITCHER	IP	WLS	BF	H	R	ER	SO	BB	IBB	HBP	BLK	WP	HR	S	P	ERA	WHIP

Colorado Rockies @ Cincinnati Reds

Goodyear Ballpark, Goodyear, AZ

Fri Mar 25 2016, 4:09 PM - 6:59 PM EDT

Att. 4,905 - Sunny - 79 F

TOP

livebaseballscorecards.com

Batter	1	2	3	4	5	6	7	8	9	AB	R	H	RBI	BB	SO	LOB
18 Cristhian Adames, S (1, 6) OBP: 0.302, SLG: 0.595	0-0 3B	0-3 K			1-2 1-H HR		0-0 F7	0-0 FC5-4 1-2f		4	1	2	2	0	1	0
91 Jose Gomez, R (7, 6)										1	0	0	0	0	0	2
1 Brandon Barnes, R (1, 8) OBP: 0.304, SLG: 0.386	0-3 K		0-0 P2		0-0 F7		0-3 K		0-0 FC5-4 1B	4	0	0	0	0	2	1
92 Mylz Jones, R (7, 9) OBP: 1.000, SLG: 1.000										1	0	1	0	0	0	0
5 Carlos González, L (1, 9) OBP: 0.244, SLG: 0.432	0-0 G1-3		0-0 F9		0-0 G6-3		0-3 K2-3		0-0 FC5-4 13 S 10 WP 1-2f	3	0	0	0	0	0	1
Raimel Tapia, L (6, 9) OBP: 0.379, SLG: 0.500										2	0	0	0	0	1	1
(7, 8)																
12 Mark Reynolds, R (1, 3) OBP: 0.385, SLG: 0.559	0-0 G6-3		0-0 P3		4-0 BB			4-0 6 1B 6 BLK 96 2B BB	1-3 K 1-2	2	0	0	0	1	0	1
10 Ben Paulsen, L (6, 3) OBP: 0.318, SLG: 0.316										1	1	0	0	1	1	1
6 Ryan Raburn, R (1, 7) OBP: 0.364, SLG: 0.286		0-0 F7		0-0 F7	0-0 F9			0-0 96 2B 94 SF8 1-3 1B	2-3 K 2-3	4	1	1	0	0	0	1
62 Gonzalez Germen, R (8, 1)										0	0	0	0	0	0	0
13 Dustin Garneau, R (9, PH) OBP: 0.308, SLG: 0.227										1	0	0	0	0	1	1
46 Miguel Castro, R (9, 1)										0	0	0	0	0	0	0
43 Rafael Ynoa, S (1, 5) OBP: 0.381, SLG: 0.421		0-0 14 2B 90 HR 1B		0-0 F9		0-0 14 CS 1B		0-0 1-3 3-H 2B		3	1	2	0	0	0	0
96 Tim Smalling, R (7, 5) OBP: 0.333, SLG: 0.500										1	0	1	1	0	0	0
14 Tony Wolters, L (1, 2) OBP: 0.375, SLG: 0.609		0-0 90 HR 1-3 2B		0-0 1B		1-0 G4-3 1-2		0-0 G5-3		3	1	2	0	0	0	1
20 Jackson Williams, R (7, 2) OBP: 0.067, SLG: 0.067										1	0	0	0	0	0	2
90 Pat Valaika, R (1, 4) OBP: 0.429, SLG: 1.000	1-1 2-H 3-H HR			0-0 F8		4-0 BB		0-0 SF8 3-H		2	1	1	3	1	0	1
94 Wesley Jones, R (7, 4)										0	0	0	1	0	0	0
29 Jorge De La Rosa, L (1, 1) OBP: 0.333, SLG: 0.333	0-0 G1-3				0-0 18 HR 1B	0-3 K		4-0 91 FC5-4 BB		3	1	1	0	0	1	1
45 Scott Oberg, R (7, 1)										0	0	0	0	0	0	0
Tyler Massey, L (8, PH)										0	0	0	0	1	0	0
(8, 7)																

	AB	R	H	RBI	BB	SO	LOB
	36	7	11	7	4	7	14

Inning Stats																														
	R: 0	H: 1	R: 3	H: 3	R: 0	H: 0	R: 0	H: 1	R: 2	H: 2	R: 0	H: 1	R: 0	H: 0	R: 2	H: 2	R: 0	H: 1	1B: 6	SF: 1	WP: 1	PA: 41
	E: 0	LOB: 1	E: 0	LOB: 0	E: 0	LOB: 0	E: 0	LOB: 1	E: 0	LOB: 1	E: 0	LOB: 1	E: 0	LOB: 0	E: 0	LOB: 2	E: 0	LOB: 1	2B: 2	SAC: 0	PB: 0	
	K: 1	BB: 0	K: 1	BB: 0	K: 0	BB: 0	K: 0	BB: 1	K: 0	BB: 1	K: 1	BB: 1	K: 2	BB: 0	K: 0	BB: 2	K: 2	BB: 0	3B: 1	DP: 0	SB: 1	
	S: 6	P: 6	S: 9	P: 10	S: 3	P: 3	S: 4	P: 4	S: 7	P: 12	S: 5	P: 10	S: 7	P: 7	S: 5	P: 13	S: 8	P: 11	HR: 2	HBP: 0	CS: 1	

PITCHER		IP	WLS	BF	H	R	ER	SO	BB	IBB	HBP	BLK	WP	HR	S	P	ERA	WHIP
26 Raisel Iglesias, R ERA: 6.0	(1, 1)	3.0		13	4	3	3	2	0	0	0	0	0	1	18	19	9.00	1.333
62 Pedro Villarreal, R ERA: 2.45	(4, 1)	2.0	L	10	3	2	2	0	1	0	0	0	0	1	11	16	9.00	2.000
48 Keyvius Sampson, R ERA:	(6, 1)	2.0		7	1	0	0	3	1	0	0	0	0	0	12	17	0.00	1.000
90 Dayan Díaz, R ERA: 4.7	(8, 1)	1.0		7	2	2	2	0	2	0	0	1	0	0	5	13	18.00	4.000
73 Drew Hayes, R ERA: 1.13	(9, 1)	1.0		4	1	0	0	2	0	0	0	0	1	0	8	11	0.00	1.000

PITCHER	IP	WLS	BF	H	R	ER	SO	BB	IBB	HBP	BLK	WP	HR	S	P	ERA	WHIP

BOTTOM

Colorado Rockies @ Cincinnati Reds

Goodyear Ballpark, Goodyear, AZ

Fri Mar 25 2016, 4:09 PM - 6:59 PM EDT

Att. 4,905 - Sunny - 79 F

livebaseballscorecards.com

Batter	1	2	3	4	5	6	7	8	9	AB	R	H	RBI	BB	SO	LOB
6 Billy Hamilton, S (1, 8) OBP: 0.185, SLG: 0.308 7 Bryson Smith, R (8, 9) OBP: 0.667, SLG: 1.400	19 G4-3 4 2 2B		P4		G5-3		G3-1		HR	4 0 1 0 0 0 1 1 1 1 1 0 0 0						
2 Zack Cozart, R (1, 6) OBP: 0.364, SLG: 0.500 19 Beamer Weems, R (7, PR) OBP: 0.400, SLG: 0.250 (8, 6)	G6-3		19 BB 1B 3-H		4 E 1B		19 1B BB		K	3 0 2 0 1 0 1 1 0 0 0 0 1 0						
19 Joey Votto, L (1, 3) OBP: 0.467, SLG: 0.529 90 Dayan Díaz, R (8, 1) 73 Drew Hayes, R (9, 1) 49 Donald Lutz, L (9, PH) OBP: 0.400, SLG: 0.800	G4-3 2-3		1-2 BB		F7		3 G6-4-3 1-2 1B		G1-3	3 0 1 0 1 0 2 0 0 0 0 0 0 0 0 0 0 0 0 0 0 1 0 0 0 0 0 0						
4 Brandon Phillips, R (1, 4) OBP: 0.375, SLG: 0.556 3 Iván De Jesús Jr., R (7, 4) OBP: 0.317, SLG: 0.270	2 3-H	HR	G4-3		E5 1-3		G6-4-3 1-2f			3 1 1 1 0 0 3 1 0 0 0 0 0 2						
7 Eugenio Suárez, R (1, 5) OBP: 0.438, SLG: 0.571 9 José Peraza, R (8, 8) OBP: 0.333, SLG: 0.452		32 G4-6-3 BB		32 FC3-6 1B	K			G6-3		2 0 1 0 1 1 2 1 0 0 0 0 0 0						
32 Jay Bruce, L (1, 9) OBP: 0.372, SLG: 0.538 30 Jake Cave, L (8, 7) OBP: 0.348, SLG: 0.366	G4-6-3 1-2f			FC3-6 16 S 16 2B 1-2f		16 1B 2B		F8		3 2 1 0 0 0 2 1 0 0 0 0 0 0						
33 Yorman Rodriguez, R (1, 7) OBP: 0.326, SLG: 0.194 23 Adam Duvall, R (8, 3) OBP: 0.292, SLG: 0.500	P3			K		G6-3		F9		3 0 0 0 0 1 2 1 0 0 0 0 0 0						
16 Tucker Barnhart, L (1, 2) OBP: 0.294, SLG: 0.400 15 Jordan Pacheco, R (8, 5) OBP: 0.357, SLG: 0.541			26 SH2-4 2 WP 2B	1-H 2B		2-H 1B			G6-3	3 1 3 2 0 0 0 1 0 0 0 0 0 0						
26 Raisel Iglesias, R (1, 1) 62 Pedro Villarreal, R (4, 1) 48 Keyvius Sampson, R (6, 1) 37 Ramón Cabrera, S (8, 2) OBP: 0.172, SLG: 0.345			SH2-4 2-3	K		G6-3			HR	0 0 0 0 0 0 0 1 0 0 0 0 1 1 1 0 0 0 0 0 0 1 1 1 1 0 0 0						
Inning Stats	R: 0 H: 1 E: 0 LOB: 1 K: 0 BB: 0 S: 3 P: 4	R: 1 H: 1 E: 0 LOB: 0 K: 0 BB: 1 S: 3 P: 7	R: 1 H: 2 E: 0 LOB: 2 K: 0 BB: 1 S: 5 P: 10	R: 1 H: 2 E: 0 LOB: 1 K: 2 BB: 0 S: 9 P: 10	R: 0 H: 1 E: 1 LOB: 2 K: 1 BB: 0 S: 7 P: 7	R: 1 H: 2 E: 0 LOB: 0 K: 0 BB: 1 S: 4 P: 4	R: 0 H: 1 E: 0 LOB: 2 K: 0 BB: 1 S: 3 P: 7	R: 0 H: 0 E: 0 LOB: 0 K: 0 BB: 0 S: 3 P: 3	R: 2 H: 2 E: 0 LOB: 0 K: 1 BB: 0 S: 10 P: 14	1B: 5 SF: 0 2B: 4 SAC: 1 3B: 0 DP: 2 HR: 3 HBP: 0						

	AB	35
	R	6
	H	12
	RBI	5
	BB	3
	SO	4
	LOB	16

WP: 1 PA: 39
PB: 0
SB: 1
CS: 0

PITCHER		IP	WLS	BF	H	R	ER	SO	BB	IBB	HBP	BLK	WP	HR	S	P	ERA	WHIP
29 Jorge De La Rosa, L ERA: 5.09	(1, 1)	6.0	W	28	9	4	4	3	2	0	0	0	1	1	31	42	6.00	1.833
45 Scott Oberg, R ERA: 4.91	(7, 1)	1.0	H	4	1	0	0	0	1	0	0	0	0	0	3	7	0.00	2.000
62 Gonzalez Germen, R ERA: 1.35	(8, 1)	1.0	H	3	0	0	0	0	0	0	0	0	0	0	3	3	0.00	0.000
46 Miguel Castro, R ERA: 3.0	(9, 1)	1.0	S	5	2	2	2	1	0	0	0	0	0	2	10	14	18.00	2.000

PITCHER	IP	WLS	BF	H	R	ER	SO	BB	IBB	HBP	BLK	WP	HR	S	P	ERA	WHIP

Batter	1	2	3	4	5	6	7	8	9	AB	R	H	RBI	BB	SO	LOB
6 Billy Hamilton, S (1, 10) OBP: 0.188, SLG: 0.323 15 Tony Renda, R (9, PH) (9, 10) OBP: 1.000, SLG: 1.000	G5-3	F7		F8	1-3 2-H 3-H 2B		G5-3		1-2 2-H 1B	5 0 1 2 0 0 3 1 0 1 0 0 0 0						
40 Tyler Holt, R (1, 8) OBP: 0.319, SLG: 0.268	F8	FC6-4 1-2f		F9 / G4-3				G6-3	G5-3	6 0 0 0 0 0 5						
4 Brandon Phillips, R (1, 4) OBP: 0.356, SLG: 0.537 21 Juan Perez, L (8, 4) OBP: 0.500, SLG: 0.500	G6-3		G5-3		39 WP 23 HR 2B	G5-3		G5-3		5 1 1 0 0 0 0 0 0 0 0 0 0 0						
39 Devin Mesoraco, R (1, 2) OBP: 0.538, SLG: 1.167 55 Chris Berset, S (7, 2)	23 2B 3 HR 1B	3 2B 1B		B B B 4-0 23 HR 2-3 BB		G4-3		B B B 4-0 23 1B BB		3 2 2 0 1 0 0 0 0 0 0 1 0 0						
23 Adam Duvall, R (1, 7) OBP: 0.321, SLG: 0.585	3 HR 1-3 2B	S S C 0-3 K		B C B S B X 3-2 1-H 3-H HR		G4-3		3 FC6-4 1-2 1B		5 2 3 3 0 1 1						
3 Iván De Jesús Jr., R (1, 6) OBP: 0.348, SLG: 0.405	C B B S S B X 3-2 2-H 3-H HR	1-3 2B		33 1B 15 BB 6 2B 1B		G5-3		FC6-4 1-2f		5 2 3 3 0 0 2						
15 Jordan Pacheco, R (1, 3) OBP: 0.383, SLG: 0.561	33 G4-3 12 1B 2B	S S S 0-3 K		B B B 4-0 33 1B 6 2B 1-2 BB		33 2B 1B			S S C 0-3 K	4 2 2 0 1 2 2						
33 Yorman Rodriguez, R (1, 9) OBP: 0.354, SLG: 0.250	G4-3 2-3			F9	6 2B 1-2 2-3 1B		1-3 2B		B B B B 12 WP 15 1B BB	4 0 2 0 1 0 1						
12 Jermaine Curtis, R (1, 5) OBP: 0.500, SLG: 0.333	40 FC6-4 3-H 1B			S S C 0-3 K	F6		P4		B H 2-0 15 1B 1-2 HBP	4 0 1 1 0 1 5						
Inning Stats	R: 0 E: 0 K: 0 S: 3 H: 0 LOB: 0 BB: 0 P: 3	R: 4 E: 0 K: 0 S: 10 H: 5 LOB: 1 BB: 0 P: 13	R: 0 E: 0 K: 2 S: 9 H: 2 LOB: 0 BB: 0 P: 9	R: 0 E: 0 K: 1 S: 5 H: 0 LOB: 0 BB: 0 P: 5	R: 5 E: 0 K: 0 S: 10 H: 5 LOB: 2 BB: 2 P: 21	R: 0 E: 0 K: 0 S: 3 H: 0 LOB: 0 BB: 0 P: 3	R: 0 E: 0 K: 0 S: 5 H: 2 LOB: 2 BB: 0 P: 5	R: 0 E: 0 K: 0 S: 4 H: 1 LOB: 2 BB: 1 P: 8	R: 0 E: 0 K: 1 S: 5 H: 1 LOB: 2 BB: 1 P: 11	1B: 8 2B: 6 3B: 0 HR: 2	SF: 0 SAC: 0 DP: 0 HBP: 1						

TOP

Cincinnati Reds @ Chicago White Sox

Camelback Ranch, Glendale, AZ

Sat Mar 26 2016, 3:07 PM - 6:31 PM EDT

Att. 4,843 - Sunny - 78 F

livebaseballscorecards.com

AB	42
R	9
H	16
RBI	9
BB	4
SO	4
LOB	19

WP: 2 PB: 0 SB: 0 CS: 0 PA: 47

PITCHER		IP	WLS	BF	H	R	ER	SO	BB	IBB	HBP	BLK	WP	HR	S	P	ERA	WHIP
55 Carlos Rodón, L ERA: 7.98	(1, 1)	4.1	L	25	10	9	9	3	2	0	0	0	1	2	33	47	18.69	2.769
34 Matt Albers, R ERA:	(5, 1)	1.1		6	2	0	0	0	0	0	0	0	0	0	6	6	0.00	1.500
33 Zach Duke, L ERA:	(6, 1)	1.1		6	2	0	0	0	0	0	0	0	0	0	6	6	0.00	1.500
30 David Robertson, R ERA:	(8, 1)	1.0		5	1	0	0	0	1	0	0	0	0	0	4	8	0.00	2.000
68 Phillippe Aumont, R ERA:	(9, 1)	1.0		5	1	0	0	1	1	0	1	0	1	0	5	11	0.00	2.000

PITCHER	IP	WLS	BF	H	R	ER	SO	BB	IBB	HBP	BLK	WP	HR	S	P	ERA	WHIP

BOTTOM

Cincinnati Reds @ Chicago White Sox

Camelback Ranch, Glendale, AZ

Sat Mar 26 2016, 3:07 PM - 6:31 PM EDT

Att. 4,843 - Sunny - 78 F

livebaseballscorecards.com

Batter	1	2	3	4	5	6	7	8	9	AB	R	H	RBI	BB	SO	LOB
1 Adam Eaton, L (1, 8)	K		K	E7		K2-3			L7	3	0	1	2	0	2	0
87 Adam Engel, R (6, 8)				21 E; 1-3 2-H 3-H; 1B						2	0	0	0	0	1	0
15 Brett Lawrie, R (1, 4)	K		G6-3	F8		1B			32 1B; 92 HBP; 1B	3	0	0	0	0	1	2
91 Joey DeMichele, L (6, 4)										2	0	2	0	0	0	0
21 Todd Frazier, R (1, 5)	1B			7 1B; 26 BB; 1B		P6			32 1B; 1-2; HBP	3	1	2	0	0	0	1
92 Trey Michalczewski, S (6, 5)				E5; 2-3 3-H						1	0	0	0	0	0	1
64 Travis Ishikawa, L (1, 3)	K			P6			G4-3		FC4-6; 1-2 2-3; 1B	3	0	0	0	0	2	4
32 Steve Lombardozzi, S (6, 3)				K						2	0	1	0	0	0	0
26 Avisaíl García, R (1, 9)		BB; 41 WP; 82 1B		41 BB; 7 1B; 1-2; 82 BB; BB	F9		G1-3		K	1	2	0	0	2	0	0
89 Vinny Rottino, R (6, 9)										2	0	0	0	0	1	3
7 Jimmy Rollins, S (1, 6)	F7			82 BB; 41 BB; 29 1B; 1-2 2-H; 1B	FC8-4; 1B		G6-3		FC4-6; 1-2f	3	1	2	1	0	0	1
Cleuluis Rondon, S (6, 6)										2	0	0	0	0	0	3
41 Jerry Sands, R (1, 7)	K; 1-2			29 1B; 82 BB; 1; 1B; 1-2 2-3; BB	FC8-4; 1-2f			G4-3		2	1	0	0	1	1	2
93 Louie Lechich, L (6, 7)										1	0	0	0	0	0	0
82 Jason Coats, R (1, 10)	2-H; 1B			29 1B; 1; 1B; 1-2 2-3 3-H; BB	G4-3			P4		3	1	1	2	1	0	1
31 Alex Avila, L (1, 2)			K	1 E; 1 1B; 21 E; 1-2 2-3 3-H; 1B		K		K		1	0	0	0	0	1	0
29 Héctor Sánchez, S (4, 2)										3	1	1	1	0	2	0
Inning Stats	R: 0 E: 0 K: 3 S: 10 H: 1 LOB: 1 BB: 0 P: 10	R: 1 E: 0 K: 1 S: 5 H: 1 LOB: 1 BB: 1 P: 10	R: 0 E: 0 K: 2 S: 7 H: 0 LOB: 0 BB: 0 P: 7	R: 6 E: 2 K: 1 S: 11 H: 4 LOB: 2 BB: 3 P: 23	R: 0 E: 0 K: 0 S: 4 H: 1 LOB: 1 BB: 0 P: 4	R: 0 E: 0 K: 2 S: 8 H: 1 LOB: 1 BB: 0 P: 8	R: 0 E: 0 K: 0 S: 3 H: 0 LOB: 0 BB: 0 P: 3	R: 0 E: 0 K: 1 S: 5 H: 0 LOB: 0 BB: 0 P: 5	R: 0 E: 0 K: 1 S: 7 H: 2 LOB: 3 BB: 0 P: 8	1B: 10 2B: 0 3B: 0 HR: 0 SF: 0 SAC: 0 HBP: 1							

AB	37
R	7
H	10
RBI	6
BB	4
SO	11
LOB	18

WP: 1 PB: 0 SB: 0 CS: 0 PA: 42

PITCHER		IP	WLS	BF	H	R	ER	SO	BB	IBB	HBP	BLK	WP	HR	S	P	ERA	WHIP
29 Brandon Finnegan, L (1, 1) ERA: 10.05	(1, 1)	3.1		19	6	7	6	6	4	0	0	0	1	0	28	45	16.20	3.000
54 Caleb Cotham, R (4, 1) ERA: 5.91	(4, 1)	2.1	W	10	2	0	0	3	0	0	0	0	0	0	16	16	0.00	0.857
66 JC Ramírez, R (6, 1) ERA: 5.63	(6, 1)	2.1	H	7	0	0	0	1	0	0	0	0	0	0	9	9	0.00	0.000
70 Jumbo Díaz, R ERA: 7.88	(9, 1)	1.0	S	6	2	0	0	1	0	0	1	0	0	0	7	8	0.00	2.000

PITCHER	IP	WLS	BF	H	R	ER	SO	BB	IBB	HBP	BLK	WP	HR	S	P	ERA	WHIP

Cleveland Indians @ Cincinnati Reds

Goodyear Ballpark, Goodyear, AZ

Sat Mar 26 2016, 4:09 PM - 6:42 PM EDT

Att. 6,309 - Sunny - 79 F

livebaseballscorecards.com

TOP

Batter	1	2	3	4	5	6	7	8	9	AB	R	H	RBI	BB	SO	LOB
20 Rajai Davis, R (1, 8) OBP: 0.238, SLG: 0.275 96 Jordan Smith, L (8, 7)	B X 1-0 22 G4-3 12 G3 2B		X 0-0 ③ F8		X 0-0 ③ G6-3			X 0-0 1 G4-3 2B		4	1	2	0	0	0	1
										0	0	0	0	0	0	0
22 Jason Kipnis, L (1, 4) OBP: 0.306, SLG: 0.565 1 Michael Martinez, S (6, 4) OBP: 0.265, SLG: 0.500	X 0-0 ① G4-3 2-3			S S S 0-3 ① K		X 0-0 12 G6-3 1B		X 0-0 ① G4-3 2-3		3	0	1	0	0	1	1
										1	0	0	0	0	0	1
12 Francisco Lindor, S (1, 6) OBP: 0.360, SLG: 0.511 89 Yhoxian Medina, R (8, PR) OBP: 0.500, SLG: 0.500 (8, 5)	X 0-0 ② G3 3-H			X 0-0 2B		X 0-0 ①② G6-3 1-2f		B B B B 4-0 BB		3	0	1	1	1	0	1
										0	0	0	0	0	0	0
26 Mike Napoli, R (1, 3) OBP: 0.511, SLG: 0.775 55 Roberto Pérez, R (7, 2) OBP: 0.316, SLG: 0.424	X 0-0 ③ G6-3			C C C 0-3 ② K		S X 0-1 HR		C C C 0-3 ② K		3	1	1	1	0	1	1
										1	0	0	0	0	1	2
41 Carlos Santana, S (1, 10) OBP: 0.340, SLG: 0.522		X 0-0 ① G6-3		X 0-0 ③ F7		B S X 1-1 HR		X 0-0 ③ F7		4	1	1	1	0	0	3
10 Yan Gomes, R (1, 2) OBP: 0.317, SLG: 0.622 97 Joe Sever, R (7, 3)		X 0-0 ② F8			B B S B X 3-1 HR	X 0-0 ③ F8			S S S 0-3 ① K	3	1	1	1	0	0	0
										1	0	0	0	0	1	0
6 Marlon Byrd, R (1, 7) OBP: 0.500, SLG: 0.800 91 Clint Frazier, R (7, PR) (7, 9) (8, 8)		S S S 0-3 ③ K			X 0-0 4 G4-3 2B	X 0-0 ④ FC6-5 2B			X 0-0 ② F8	3	0	2	0	0	1	0
										1	0	0	0	0	0	0
4 Juan Uribe, R (1, 5) OBP: 0.263, SLG: 0.368 79 Todd Hankins, R (7, PR) OBP: 0.300, SLG: 0.316 (7, 7) (8, 9)			S S S 0-3 ① K		X 0-0 ① G4-3 2-3	X 0-0 ① FC6-5 7 G6-4-3 2-3			S S S 0-3 ③ K	3	0	0	0	0	1	2
										1	0	0	0	0	1	0
7 Collin Cowgill, R (1, 9) OBP: 0.200, SLG: 0.317 11 José Ramírez, S (7, 5) OBP: 0.400, SLG: 0.717 (8, 6)			X 0-0 ② G6-3		C C C 0-3 ② K	X 0-0 ②③ G6-4-3 1-2f				3	0	0	0	0	1	3
										0	0	0	0	0	0	0
Inning Stats	R: 1 E: 0 K: 0 S: 4 H: 1 LOB: 0 BB: 0 P: 5	R: 0 E: 0 K: 1 S: 5 H: 0 LOB: 0 BB: 0 P: 5	R: 0 E: 0 K: 1 S: 5 H: 0 LOB: 0 BB: 0 P: 5	R: 0 E: 0 K: 2 S: 8 H: 1 LOB: 1 BB: 0 P: 8	R: 1 E: 0 K: 1 S: 8 H: 2 LOB: 1 BB: 0 P: 11	R: 2 E: 0 K: 0 S: 7 H: 3 LOB: 0 BB: 0 P: 8	R: 0 E: 0 K: 0 S: 3 H: 1 LOB: 2 BB: 0 P: 3	R: 0 E: 0 K: 1 S: 6 H: 1 LOB: 2 BB: 1 P: 10	R: 0 E: 0 K: 2 S: 7 H: 0 LOB: 0 BB: 0 P: 7	1B: 1 2B: 5 3B: 0 HR: 3	SF: 0 SAC: 0 DP: 2 HBP: 0						

	AB	34
	R	4
	H	9
	RBI	4
	BB	1
	SO	8
	LOB	15

WP: 0 PB: 0 SB: 0 CS: 0 PA: 35

PITCHER		IP	WLS	BF	H	R	ER	SO	BB	IBB	HBP	BLK	WP	HR	S	P	ERA	WHIP
81 Tim Melville, R ERA: 5.71	(1, 1)	6.0		24	7	4	4	5	0	0	0	0	0	3	37	42	6.00	1.167
36 Blake Wood, R ERA: 8.18	(7, 1)	1.2	W	7	2	0	0	1	1	0	0	0	0	0	8	12	0.00	1.800
52 Tony Cingrani, L ERA: 0.87	(8, 1)	1.1	S	4	0	0	0	2	0	0	0	0	0	0	8	8	0.00	0.000

PITCHER		IP	WLS	BF	H	R	ER	SO	BB	IBB	HBP	BLK	WP	HR	S	P	ERA	WHIP

Batter	1	2	3	4	5	6	7	8	9	AB	R	H	RBI	BB	SO	LOB
9 José Peraza, R (1, 4) OBP: 0.340, SLG: 0.447	F9		FC3-5 1-2 2-3f		G6-3 2 19 WP 2 S 2-3 1B		2B 1-3 1B	G6-3		5	2	2	0	0	0	2
2 Zack Cozart, R (1, 10) OBP: 0.385, SLG: 0.522	19 G1-6-3 BB		F8		G6-3 1-3 3-H		55 SH5-3 43 1B 1-H 3-H 2B			3	1	1	3	1	0	3
19 Joey Votto, L (1, 3) OBP: 0.458, SLG: 0.514 46 Seth Mejias-Brean, R (7, 3) OBP: 0.462, SLG: 0.364	G1-6-3 1-2f		F7		7 WP 3-H 1B		55 SH5-3 43 E BB			3 0	0 1	1 0	0 0	0 1	0 0	3 0
32 Jay Bruce, L (1, 9) OBP: 0.348, SLG: 0.500 55 Narciso Crook, R (7, 9) OBP: 0.000, SLG: 0.000		G6-3		F8	K		SH5-3 1-2 2-3			3 0	0 0	0 0	0 0	0 0	1 0	1 0
7 Eugenio Suárez, R (1, 5) OBP: 0.423, SLG: 0.609		K		HR	1-2 K		F9			4	1	1	1	0	2	3
43 Scott Schebler, L (1, 7) OBP: 0.327, SLG: 0.523		2B		E4 30 G5-3		30 FC3-6 BB	E6 2-H 3-H 1B			3	0	2	1	1	0	0
30 Jake Cave, L (1, 8) OBP: 0.320, SLG: 0.333		F7		G5-3 1-2		FC3-6 37 G6-4-3 1-2f	G4-3			4	0	0	0	0	0	4
37 Ramón Cabrera, S (1, 2) OBP: 0.188, SLG: 0.344 88 Joe Hudson, R (8, 2) OBP: 0.071, SLG: 0.143			FC3-5 9 6 E 1B	G3		G6-4-3 1-2f		F8		3 1	0 0	1 0	0 0	0 0	0 0	2 0
6 Blake Trahan, R (1, 6) OBP: 0.409, SLG: 0.571			FC6 9 FC3-5 1-2		9 1B 2 G6-3 2B		9 1B 2 2B 1B	K		4	2	2	0	0	1	1
Inning Stats	R: 0 E: 0 K: 0 S: 2 H: 0 LOB: 0 BB: 1 P: 6	R: 0 E: 0 K: 1 S: 6 H: 1 LOB: 1 BB: 0 P: 6	R: 0 E: 1 K: 0 S: 5 H: 1 LOB: 2 BB: 0 P: 5	R: 1 E: 1 K: 0 S: 7 H: 1 LOB: 1 BB: 0 P: 7	R: 2 E: 0 K: 2 S: 10 H: 3 LOB: 1 BB: 0 P: 13	R: 0 E: 0 K: 0 S: 2 H: 0 LOB: 0 BB: 1 P: 6	R: 4 E: 1 K: 0 S: 7 H: 4 LOB: 1 BB: 1 P: 11	R: 0 E: 0 K: 1 S: 5 H: 0 LOB: 0 BB: 0 P: 5		1B: 6 2B: 3 3B: 0 HR: 1 SF: 0 SAC: 1 DP: 2 HBP: 0						

PITCHER		IP	WLS	BF	H	R	ER	SO	BB	IBB	HBP	BLK	WP	HR	S	P	ERA	WHIP
59 Carlos Carrasco, R ERA: 4.0	(1, 1)	5.0		23	6	3	3	3	1	0	0	0	2	1	30	37	5.40	1.400
44 Ross Detwiler, L ERA: 3.86	(6, 1)	1.0	H	3	0	0	0	0	1	0	0	0	0	0	2	6	0.00	1.000
37 Cody Allen, R ERA: 8.59	(7, 1)	0.2	L	7	4	4	3	0	1	0	0	0	0	0	6	10	40.50	7.500
53 Jeff Manship, R ERA: 5.4	(7, 1)	1.1		4	0	0	0	1	0	0	0	0	0	0	6	6	0.00	0.000

PITCHER	IP	WLS	BF	H	R	ER	SO	BB	IBB	HBP	BLK	WP	HR	S	P	ERA	WHIP

BOTTOM

Cleveland Indians @ Cincinnati Reds

Goodyear Ballpark, Goodyear, AZ

Sat Mar 26 2016, 4:09 PM - 6:42 PM EDT

Att. 6,309 - Sunny - 79 F

livebaseballscorecards.com

AB	33
R	7
H	10
RBI	5
BB	3
SO	4
LOB	19

WP: 2 PA: 37
PB: 0
SB: 1
CS: 0

Batter	1	2	3	4	5	6	7	8	9	AB	R	H	RBI	BB	SO	LOB
9 José Peraza, R (1, 4) OBP: 0.315, SLG: 0.412	F8		E5 3-H		K	G4-3		K		4	0	0	1	0	1	3
21 Juan Perez, L (6, 4) OBP: 0.333, SLG: 0.333										1	0	0	0	0	1	1
90 Dayan Díaz, R (8, 1)										0	0	0	0	0	0	0
30 Jake Cave, L (1, 8) OBP: 0.302, SLG: 0.313	F8		K			G4-3	K		G1-3	3	0	0	0	0	1	2
40 Tyler Holt, R (6, 8) OBP: 0.306, SLG: 0.256										2	0	0	0	0	1	0
19 Joey Votto, L (1, 3) OBP: 0.453, SLG: 0.488	K		F8			32 BB 43 2B 1B	K		BB	4	1	1	0	1	2	2
23 Adam Duvall, R (1, 5) OBP: 0.321, SLG: 0.571		G6-3		P4		32 BB 43 2B 1-2 1B	32 2B 1B		P4	3	1	1	0	0	0	0
46 Seth Mejías-Brean, R (6, 5) OBP: 0.467, SLG: 0.385										2	1	1	0	0	0	1
32 Jay Bruce, L (1, 9) OBP: 0.392, SLG: 0.543		F7		3 CS 1B		43 2B 1-2 2-3 BB	1-H 2B		1-2 1B	4	1	3	1	1	0	0
43 Scott Schebler, L (1, 7) OBP: 0.327, SLG: 0.532	G3			F7		3 1B 1-H 2-H 3-H 2B	G6-3		K	3	1	1	3	0	0	1
69 Juan Duran, R (6, 7) OBP: 0.308, SLG: 0.565										2	0	0	0	0	1	3
3 Iván De Jesús Jr., R (1, 6) OBP: 0.347, SLG: 0.400			E6 16 1B 9 E	CS 1-2	K	16 2B 2-H 1B		G6-3		3	2	1	1	0	1	0
45 Zach Vincej, R (6, 6) OBP: 0.400, SLG: 0.250										1	0	0	0	0	0	0
16 Tucker Barnhart, L (1, 2) OBP: 0.368, SLG: 0.485			31 SH3-4 1-3 1B		BB	1-H 2B		37 FC4-6 1B		3	0	3	1	1	0	0
26 Hernan Iribarren, L (8, 4)										0	0	0	0	0	0	0
31 Alfredo Simon, R (1, 1)			SH3-4 1-2		K	K		FC4-6 1-2f		1	0	0	0	0	1	1
56 Chris O'Grady, R (5, 1)										1	0	0	0	0	1	1
27 Ross Ohlendorf, R (7, 1)										0	0	0	0	0	0	0
37 Ramón Cabrera, S (8, PH) OBP: 0.182, SLG: 0.333										1	0	0	0	0	0	1
(8, 2)																
Inning Stats	R: 0 E: 0 K: 1 S: 5 H: 0 LOB: 0 BB: 0 P: 5	R: 0 E: 0 K: 0 S: 3 H: 0 LOB: 0 BB: 0 P: 3	R: 1 E: 2 K: 1 S: 8 H: 1 LOB: 2 BB: 0 P: 8	R: 0 E: 0 K: 0 S: 3 H: 1 LOB: 0 BB: 0 P: 4	R: 0 E: 0 K: 3 S: 9 H: 0 LOB: 1 BB: 1 P: 13	R: 5 E: 0 K: 1 S: 10 H: 5 LOB: 1 BB: 1 P: 14	R: 1 E: 0 K: 2 S: 9 H: 2 LOB: 1 BB: 0 P: 9	R: 0 E: 0 K: 1 S: 6 H: 1 LOB: 1 BB: 0 P: 6	R: 0 E: 0 K: 1 S: 6 H: 1 LOB: 2 BB: 1 P: 10	1B: 8 2B: 3 3B: 0 HR: 0 SF: 0 SAC: 1 DP: 0 HBP: 0						

TOP

Cincinnati Reds @ Los Angeles Dodgers

Camelback Ranch, Glendale, AZ

Sun Mar 27 2016, 4:08 PM - 7:15 PM EDT

Att. 9,321 - Sunny - 79 F

livebaseballscorecards.com

AB	38
R	7
H	11
RBI	7
BB	3
SO	10
LOB	16

WP: 0 PB: 0 SB: 0 CS: 1 PA: 43

PITCHER		IP	WLS	BF	H	R	ER	SO	BB	IBB	HBP	BLK	WP	HR	S	P	ERA	WHIP
18 Kenta Maeda, R ERA: 1.89	(1, 1)	5.1	L	22	4	3	2	5	1	0	0	0	0	0	31	36	3.38	0.938
43 Luis Avilán, L ERA: 13.5	(6, 1)	0.2		6	3	3	3	1	1	0	0	0	0	0	7	11	40.50	6.000
63 Yimi García, R ERA: 3.38	(7, 1)	0.2		3	1	1	1	2	0	0	0	0	0	0	7	7	13.50	1.500
84 Alex Burgos, L ERA:	(7, 1)	0.1		2	1	0	0	0	0	0	0	0	0	0	2	2	0.00	3.000
52 Pedro Báez, R ERA: 1.93	(8, 1)	1.0		4	1	0	0	1	0	0	0	0	0	0	6	6	0.00	1.000

PITCHER		IP	WLS	BF	H	R	ER	SO	BB	IBB	HBP	BLK	WP	HR	S	P	ERA	WHIP
92 A.J. Vanegas, R ERA:	(9, 1)	1.0		5	1	0	0	1	1	0	0	0	0	0	6	10	0.00	2.000

Cincinnati Reds @ Los Angeles Dodgers

Camelback Ranch, Glendale, AZ

Sun Mar 27 2016, 4:08 PM - 7:15 PM EDT

Att. 9,321 - Sunny - 79 F

livebaseballscorecards.com

BOTTOM

Batter	1	2	3	4	5	6	7	8	9	AB	R	H	RBI	BB	SO	LOB
3 Carl Crawford, L (1, 7) OBP: 0.205, SLG: 0.243	S S S 0-3 ① K		X 0-0 ① 21 CS 1B 2-H			1 SAFE X 0-0 ① G4-3 1-H	X 0-0 ③ F7		X 0-0 ③ FC5-4 1-2f	3	0	1	2	0	1	0
90 Johan Mieses, R (7, 9)										2	0	0	0	0	0	2
21 Trayce Thompson, R (1, 8) OBP: 0.234, SLG: 0.377	X 0-0 ② P2		B 1-0 ③ CS 1-2	X 0-0 ① L5		X 0-0 26 HR 1B		X 0-0 88 WP 84 SF8 2B		3	1	1	0	0	0	0
0 Devan Ahart, L (7, 7) OBP: 0.500, SLG: 0.750										1	1	1	0	0	0	0
26 Chase Utley, L (1, 5) OBP: 0.340, SLG: 0.533	X 0-0 ③ F7			X 0-0 ② G4-3		B B C C X 2-2 1-H HR		B B B 4-0 65 FC5-4 2-3 BB		3	1	1	2	0	0	0
88 Mike Ahmed, R (7, 5)										0	0	0	0	1	0	0
33 Scott Van Slyke, R (1, 9) OBP: 0.500, SLG: 0.732		X 0-0 17 P3-4 1B		X 0-0 ③ G4-3		X 0-0 ② F7		X 0-0 ① FC5-4 1-2f		3	0	1	0	0	0	0
63 Yimi García, R (7, 1)										0	0	0	0	0	0	0
84 Alex Burgos, L (7, 1)										0	0	0	0	0	0	0
65 Kyle Farmer, R (8, 2) OBP: 0.333, SLG: 0.333										1	0	0	0	0	0	2
17 A.J. Ellis, R (1, 2) OBP: 0.262, SLG: 0.300		X 0-0 ① ② P3-4 1-1f			H 1-0 83 WP HBP	X 0-0 ③ P4		X 0-0 ② SF8 3-H		2	0	0	0	0	0	1
52 Pedro Báez, R (8, 1)										0	0	0	0	0	0	0
84 Andrew Toles, L (8, PH)										0	0	0	1	0	0	0
92 A.J. Vanegas, R (9, 1)										0	0	0	0	0	0	0
83 Rob Segedin, R (1, 3) OBP: 0.321, SLG: 0.577		S S S 0-3 ③ K			B X 1-0 ① G5-3 1-2		S S S 0-3 ① K	X 0-0 ③ G5-3		4	0	0	0	0	2	2
42 Austin Barnes, R (1, 4) OBP: 0.358, SLG: 0.511			X 0-0 ① G5-3		X 0-0 ② F9		X 0-0 64 1B 64 BLK 92 SF9 1B		X 0-0 ① F7	2	0	0	0	0	0	1
43 Luis Avilán, L (6, 1)										0	0	0	0	0	0	0
48 Elian Herrera, S (7, 6) OBP: 0.208, SLG: 0.255										2	1	1	0	0	0	0
6 Charlie Culberson, R (1, 6) OBP: 0.298, SLG: 0.512			B B B B 4-0 18 SH2-4 3 1B BB		X 0-0 ③ G5-3		X 0-0 1-3 1B		X 0-0 ② F8	1	1	0	0	1	0	1
64 Rico Noel, R (7, 8) OBP: 0.356, SLG: 0.333										2	0	1	0	0	0	0
18 Kenta Maeda, R (1, 1)						H 1-0 3 E 3 G4-3 HBP	X 0-0 ② SF9 3-H		X 0-0 90 FC5-4 1B	0	0	0	0	0	0	0
92 Tim Locastro, R (6, 4) OBP: 0.667, SLG: 1.000										1	1	1	1	0	0	0
Inning Stats	R: 0 E: 0 K: 1 S: 5 H: 0 LOB: 0 BB: 0 P: 5	R: 0 E: 0 K: 1 S: 5 H: 1 LOB: 0 BB: 0 P: 5	R: 1 E: 0 K: 0 S: 3 H: 1 LOB: 0 BB: 1 P: 8	R: 0 E: 0 K: 0 S: 3 H: 0 LOB: 0 BB: 0 P: 3	R: 0 E: 0 K: 0 S: 3 H: 0 LOB: 1 BB: 0 P: 5	R: 3 E: 1 K: 0 S: 7 H: 2 LOB: 0 BB: 0 P: 10	R: 1 E: 0 K: 1 S: 7 H: 2 LOB: 1 BB: 0 P: 7	R: 1 E: 0 K: 0 S: 4 H: 1 LOB: 1 BB: 1 P: 8	R: 0 E: 0 K: 0 S: 4 H: 1 LOB: 1 BB: 0 P: 4	1B: 6 2B: 2 3B: 0 HR: 1	SF: 2 SAC: 1 DP: 1 HBP: 2						

	AB	30
	R	6
	H	8
	RBI	6
	BB	2
	SO	3
	LOB	9

	WP: 2	PA: 38
	PB: 0	
	SB: 0	
	CS: 1	

PITCHER		IP	WLS	BF	H	R	ER	SO	BB	IBB	HBP	BLK	WP	HR	S	P	ERA	WHIP
31 Alfredo Simon, R ERA: 1.17	(1, 1)	4.2		16	2	1	1	2	1	0	1	0	1	0	18	25	1.93	0.643
56 Chris O'Grady, L ERA: 9.31	(5, 1)	1.1	W	7	2	3	3	0	0	0	1	0	0	1	8	11	20.25	1.500
27 Ross Ohlendorf, R ERA: 6.3	(7, 1)	1.0	H	5	2	1	1	1	0	0	0	1	0	0	7	7	9.00	2.000
90 Dayan Díaz, R ERA: 4.66	(8, 1)	2.0	S	9	2	1	1	0	1	0	0	0	1	0	8	12	4.50	1.500

PITCHER	IP	WLS	BF	H	R	ER	SO	BB	IBB	HBP	BLK	WP	HR	S	P	ERA	WHIP

Milwaukee Brewers @ Cincinnati Reds

Goodyear Ballpark, Goodyear, AZ

Mon Mar 28 2016, 10:06 PM - 1:09 AM EDT

Att. 3,673 - Partly Cloudy - 77 F

TOP

livebaseballscorecards.com

Batter	1	2	3	4	5	6	7	8	9	AB	R	H	RBI	BB	SO	LOB
18 Ramón Flores, L (1, 3) OBP: 0.340, SLG: 0.378	BBBB 4-0: 2 BB, 7 BB, 7 G6-3, BB	x 0-0: F8 ③		SSS 0-3: K ②			x 0-0: G6-3 ①		x 0-0: P3 ②	3	1	0	0	1	1	1
99 Nick Ramirez, L (7, 3)										1	0	0	0	0	0	0
7 Colin Walsh, S (1, 5) OBP: 0.400, SLG: 0.310	BBBBB 4-0: 7 G6-3, 2 BB, 12 1B, BB 1-2		x 0-0: F9 ①	CCC 0-3: K ③			x 0-0: G4-3 ②		BBBB 4-0: 41 E, 24 1B, BB	3	2	0	0	2	1	1
2 Scooter Gennett, L (1, 4) OBP: 0.500, SLG: 1.000	BBBB 4-0: 7 G6-3, 12 1B, BB 1-2 2-3		BBBB 4-0: 10 E, 10 1B, 12 FC1, BB		SSS 0-3: K ①		SSS 0-3: K2-3 ③		x 0-0: E9, 24 1B 1-3	2	2	0	0	2	2	0
41 Jake Elmore, R (7, 4) OBP: 0.379, SLG: 0.333										1	0	0	0	0	0	1
10 Kirk Nieuwenhuis, L (1, 7) OBP: 0.358, SLG: 0.426	SSS 0-3: K ①		x 0-0: E7, 12 FC1, 12 E 1-3 1B		BBBB 4-0: 7 G4-3, BB			x 0-0: 7 CS, 1B	x 0-0: 1B 1-2 3-H	3	1	2	0	1	1	3
24 Eric Young Jr., S (8, PR) OBP: 0.366, SLG: 0.389 (8, 8)										1	0	1	1	0	0	0
7 Alex Presley, L (1, 8) OBP: 0.400, SLG: 0.579	x 0-0: G6-3 ② 1-2 2-3 3-H		BBBB 4-0: 12 E, BB	x 0-0: G4-3 ② 1-2				CBBBB 4-1: 67 3B, BB 1-2	x 0-0: G4-3 ③	2	1	0	1	2	0	3
35 Shane Peterson, L (8, 7) OBP: 0.258, SLG: 0.333										1	0	0	0	0	0	2
12 Martín Maldonado, R (1, 2) OBP: 0.350, SLG: 0.525	x 0-0: 2-H 3-H 1B		x 0-0: FC1, 23 G6-4-3 1-3 2-H 3-H		x 0-0: G6-3 ③			x 0-0: 23 SF9 1-H		3	0	1	3	0	0	2
67 Manny Piña, R (6, 2) OBP: 0.348, SLG: 0.545								3B		1	1	1	1	0	0	0
23 Keon Broxton, R (1, 9) OBP: 0.388, SLG: 0.308	CCC 0-3: K ③		x 0-0: G6-4-3 ② ③ 1-2f			SSS 0-3: K ①		x 0-0: SF9 ② 3-H		3	0	0	1	0	2	3
92 Joantgel Segovia, R (9, 9)										0	0	0	0	0	0	0
29 Yadiel Rivera, R (1, 6) OBP: 0.333, SLG: 0.651		SSS 0-3: K2-3 ①		SSS 0-3: K ①		x 0-0: F9 ②		x 0-0: F8 ③		4	0	0	0	0	2	1
57 Chase Anderson, R (1, 1) OBP: 0.333, SLG: 0.333		CCC 0-3: K ②		x 0-0: 1B		x 0-0: F9 ③			x 0-0: F8 ①	2	0	1	0	0	1	0
39 Chris Capuano, L (5, 1)										0	0	0	0	0	0	0
65 Josmil Pinto, R (6, PH) OBP: 0.368, SLG: 0.313										1	0	0	0	0	0	0
54 Michael Blazek, R (6, 1)										0	0	0	0	0	0	0
93 Nick Shaw, L (9, PH)										1	0	0	0	0	0	0
18 Jaye Chapman, R (9, 1)										0	0	0	0	0	0	0

	AB	32
	R	8
	H	6
	RBI	7
	BB	8
	SO	10
	LOB	17

Inning Stats	1	2	3	4	5	6	7	8	9	1B: 5	SF: 1	WP: 0	PA: 41
R:	3	0	2	0	0	0	0	2	1	2B: 0	SAC: 0	PB: 0	
E:	0	0	2	0	0	0	0	0	1	3B: 1	DP: 1	SB: 0	
K:	2	2	0	3	1	1	1	0	0	HR: 0	HBP: 0	CS: 1	
S:	8	7	4	10	5	1	5	5	5				
H:	1	0	1	1	0	0	0	2	1				
LOB:	1	0	1	1	1	1	0	1	2				
BB:	3	0	2	0	0	0	0	1	1				
P:	20	7	12	10	5	1	5	9	9				

PITCHER		IP	WLS	BF	H	R	ER	SO	BB	IBB	HBP	BLK	WP	HR	S	P	ERA	WHIP
55 Robert Stephenson, R ERA: 9.58	(1, 1)	3.0		16	2	5	4	4	5	0	0	0	0	0	19	39	12.00	2.333
73 Drew Hayes, R ERA: 0.9	(4, 1)	2.0		8	1	0	0	4	1	0	0	0	0	0	15	19	0.00	1.000
60 J.J. Hoover, R ERA:	(6, 1)	1.0		3	0	0	0	1	0	0	0	0	0	0	5	5	0.00	0.000
48 Keyvius Sampson, R ERA: 2.25	(7, 1)	2.0		8	2	2	2	1	1	0	0	0	0	0	10	14	9.00	1.500
62 Pedro Villarreal, R ERA: 2.25	(9, 1)	1.0	W	6	1	1	0	0	1	0	0	0	0	0	5	9	0.00	2.000

PITCHER		IP	WLS	BF	H	R	ER	SO	BB	IBB	HBP	BLK	WP	HR	S	P	ERA	WHIP

BOTTOM

Batter	1	2	3	4	5	6	7	8	9	AB	R	H	RBI	BB	SO	LOB
6 Billy Hamilton, S (1, 8) OBP: 0.189, SLG: 0.306	S S S 0-3 ① K	X 0-0 ① F7		S S S 0-3 ① K			X 0-0 ① F8	X 0-0 2-H 3-H 1B		5	0	1	2	0	2	1
7 Eugenio Suárez, R (1, 5) OBP: 0.429, SLG: 0.612	X 0-0 19 1B 2B	C C C 0-3 ② K		B B B B B 5-0 ② 19 S 1-2 BB			S S T 0-2 ② K	X 0-0 ③ G5-3		3	1	1	0	1	2	0
23 Taylor Sparks, R (8, 5)										1	0	0	0	0	0	1
19 Joey Votto, L (1, 3) OBP: 0.483, SLG: 0.609	X 0-0 4 2B 39 1B 2-H 1B	F B X 1-1 HR		B X 1-0 1-3 1B			X 0-0 ③ G6-3		X 0-0 4 WP 4 1B 2B	5	2	4	2	0	0	0
63 Jonathan Reynoso, R (9, PR)										0	1	0	0	0	0	0
4 Brandon Phillips, R (1, 4) OBP: 0.380, SLG: 0.587	X 0-0 39 1B 1-3 2B	X 0-0 2B			X 0-0 ① F8			X 0-0 ① G5-3	B X 1-0 2-H 1B	5	1	3	1	0	0	0
39 Devin Mesoraco, R (1, 2) OBP: 0.471, SLG: 0.938	X 0-0 30 BB 40 WP 2-H 3-H 1B	X 0-0 ③ G6-3			X 0-0 ② P6			X 0-0 ② G1-3		4	0	1	2	0	0	1
2 Zack Cozart, R (1, 6) OBP: 0.367, SLG: 0.462	X 0-0 ② F8		X 0-0 ① F7		X 0-0 ③ L4			B B B B 4-0 15 1B 40 1B 69 1B BB		3	1	0	0	1	0	1
19 Beamer Weems, R (9, 6) OBP: 0.400, SLG: 0.250										0	0	0	0	0	0	0
40 Tyler Holt, R (1, 9) OBP: 0.321, SLG: 0.261	B B B B 4-0 30 BB 1-2 BB		X 0-0 ② G3-1			X 0-0 ① G2-3		X 0-0 15 1B 69 1B 1-2 1B		3	1	1	0	1	0	0
(4, 7)																
30 Jake Cave, L (1, 7) OBP: 0.309, SLG: 0.306	B B B B 4-0 1-2 2-3 BB		X 0-0 ③ G4-3			S S S 0-3 ② K		X 0-0 69 1B 6 1B 1-2 2-3 1B		1	0	0	0	1	0	0
73 Drew Hayes, R (4, 1)										0	0	0	0	0	0	0
60 J.J. Hoover, R (6, 1)										0	0	0	0	0	0	0
37 Ramón Cabrera, S (6, PH) OBP: 0.176, SLG: 0.324										1	0	0	0	0	1	0
48 Keyvius Sampson, R (7, 1)										0	0	0	0	0	0	0
15 Tony Renda, R (8, PH) OBP: 1.000, SLG: 1.000										1	1	1	0	0	0	0
62 Pedro Villarreal, R (9, 1)										0	0	0	0	0	0	0
55 Robert Stephenson, R (1, 1)	S S S 0-3 ③ K			B B B B 4-0 7 CS BB		X 0-0 ③ G5-3		X 0-0 6 1B 1-3 2-H 3-H 1B		1	0	0	0	0	1	3
69 Juan Duran, R (4, 9) OBP: 0.345, SLG: 0.560										2	1	1	2	1	0	0
Inning Stats	R: 3 H: 4 E: 0 LOB: 3 K: 2 BB: 2 S: 11 P: 19	R: 1 H: 2 E: 0 LOB: 1 K: 1 BB: 0 S: 8 P: 9	R: 0 H: 0 E: 0 LOB: 0 K: 0 BB: 0 S: 3 P: 3	R: 0 H: 1 E: 0 LOB: 2 K: 1 BB: 2 S: 4 P: 14	R: 0 H: 0 E: 0 LOB: 0 K: 0 BB: 0 S: 3 P: 3	R: 0 H: 0 E: 0 LOB: 0 K: 1 BB: 0 S: 5 P: 5	R: 0 H: 0 E: 0 LOB: 0 K: 1 BB: 0 S: 5 P: 5	R: 4 H: 4 E: 0 LOB: 1 K: 0 BB: 1 S: 7 P: 11	R: 1 H: 2 E: 0 LOB: 2 K: 0 BB: 0 S: 2 P: 3	1B: 8 SF: 0 2B: 4 SAC: 0 3B: 0 DP: 0 HR: 1 HBP: 0						WP: 2 PA: 40 PB: 0 SB: 1 CS: 1	

PITCHER	IP	WLS	BF	H	R	ER	SO	BB	IBB	HBP	BLK	WP	HR	S	P	ERA	WHIP
57 Chase Anderson, R (1, 1) ERA: 9.82	4.0		21	7	4	4	4	4	0	0	0	1	1	26	45	9.00	2.750
39 Chris Capuano, L (5, 1) ERA: 1.54	1.0	H	3	0	0	0	0	0	0	0	0	0	0	3	3	0.00	0.000
54 Michael Blazek, R (6, 1) ERA: 10.22	3.0	B	14	4	4	4	2	1	0	0	0	0	0	17	21	12.00	1.667
18 Jaye Chapman, R (9, 1) ERA: 7.71	0.0	L	2	2	1	1	0	0	0	0	0	1	0	2	3	∞	∞

PITCHER	IP	WLS	BF	H	R	ER	SO	BB	IBB	HBP	BLK	WP	HR	S	P	ERA	WHIP

Milwaukee Brewers @ Cincinnati Reds

Goodyear Ballpark, Goodyear, AZ

Mon Mar 28 2016, 10:06 PM - 1:09 AM EDT

Att. 3,673 - Partly Cloudy - 77 F

livebaseballscorecards.com

AB	35
R	9
H	13
RBI	9
BB	5
SO	6
LOB	7

Cincinnati Reds @ Milwaukee Brewers

Maryvale Baseball Park, Phoenix, AZ

Tue Mar 29 2016, 4:08 PM - 7:05 PM EDT

Att. 4,534 - Partly Cloudy - 64 F

livebaseballscorecards.com

TOP

Batter	1	2	3	4	5	6	7	8	9	AB	R	H	RBI	BB	SO	LOB
9 José Peraza, R (1, 6) OBP: 0.305, SLG: 0.393	C X 0-1 3 CS 1B		X 0-0 G6-3 ③	X 0-0 FC6-4 ③ 1-2f		X 0-0 F8 ③		X 0-0 F7 ③		5	0	1	0	0	0	4
3 Iván De Jesús Jr., R (1, 4)	B X 1-0 G3 ①② 1-2			X 0-0 E4 32 E 23 1B	X 0-0 32 E 2B		S S S 0-3 K ①		X 0-0 F9 ①	5	2	1	0	0	1	1
7 Eugenio Suárez, R (1, 5) OBP: 0.424, SLG: 0.596	X 0-0 1B			X 0-0 L9 ①	S S S 0-3 K ①		X 0-0 1B		X 0-0 32 1B 23 HR 2B	3	0	1	0	0	1	2
46 Seth Mejías-Brean, R (5, 5) OBP: 0.500, SLG: 0.429										1	0	1	0	0	0	0
54 Caleb Cotham, R (7, 1)										0	0	0	0	0	0	0
71 Sebastián Elizalde, L (9, PH) OBP: 1.000, SLG: 2.000										1	1	1	0	0	0	0
70 Jumbo Díaz, R (9, 1)										0	0	0	0	0	0	0
32 Jay Bruce, L (1, 9) OBP: 0.375, SLG: 0.510	X 0-0 G4-3 ③			X 0-0 E4 23 1B 43 1B 1-2	X 0-0 E4 23 FC6-4 2-H		S S S 0-3 K ②		X 0-0 23 HR 2-3 1B	5	2	1	0	0	1	3
23 Adam Duvall, R (1, 7) OBP: 0.328, SLG: 0.607		C C C 0-3 K ①		X 0-0 43 1B 15 1B 1-3 2-H 1B	X 0-0 FC6-4 ② 43 1B 1-2f		C C C 0-3 K ③		X 0-0 1-H 3-H HR	5	2	2	4	0	2	2
43 Scott Schebler, L (1, 8) OBP: 0.351, SLG: 0.538		X 0-0 15 G5-4-3 1B		X 0-0 16 BB 15 1B 1-2 3-H 1B	X 0-0 1-3 1B			X 0-0 G3-1 ①	X 0-0 F9 ②	5	0	3	1	0	0	0
15 Jordan Pacheco, R (1, 3) OBP: 0.404, SLG: 0.652		X 0-0 G5-4-3 ②③ 1-2f		X 0-0 16 BB 1-2 2-H 1B	X 0-0 G5-3 ③			X 0-0 4 2B 2B	B B X 2-0 HR	5	2	3	2	0	0	3
16 Tucker Barnhart, L (1, 2) OBP: 0.349, SLG: 0.432		X 0-0 L6 ①	B B B B 4-0 9 FC6-4 1-2 2-3 BB		S S S 0-3 K ①			X 0-0 F7 ②	X 0-0 G4-3 ③	4	0	0	0	1	1	1
83 A.J. Morris, R (1, 1)		S S S 0-3 K ②	S S S 0-3 K ②		C C C 0-3 K ②			X 0-0 2-H 2B		2	0	0	0	0	2	3
27 Ross Ohlendorf, R (4, 1)										0	0	0	0	0	0	0
36 Blake Wood, R (5, 1)										1	0	0	0	0	1	0
4 Ray Chang, R (7, 5) OBP: 0.800, SLG: 1.400										1	0	1	1	0	0	0
Inning Stats	R: 0 E: 0 K: 0 S: 5 H: 2 LOB: 1 BB: 0 P: 6	R: 0 E: 0 K: 1 S: 5 H: 1 LOB: 0 BB: 0 P: 5	R: 0 E: 0 K: 1 S: 5 H: 0 LOB: 0 BB: 0 P: 5	R: 3 E: 2 K: 1 S: 10 H: 3 LOB: 3 BB: 1 P: 14	R: 1 E: 1 K: 1 S: 8 H: 2 LOB: 2 BB: 0 P: 8	R: 0 E: 0 K: 2 S: 7 H: 0 LOB: 0 BB: 0 P: 7	R: 0 E: 0 K: 3 S: 10 H: 1 LOB: 1 BB: 0 P: 10	R: 1 E: 0 K: 0 S: 5 H: 2 LOB: 1 BB: 0 P: 5	R: 4 E: 0 K: 0 S: 7 H: 4 LOB: 0 BB: 0 P: 9	1B: 9 2B: 4 3B: 0 HR: 2 SF: 0 SAC: 0 DP: 1 HBP: 0							

AB	43
R	9
H	15
RBI	8
BB	1
SO	9
LOB	19

WP: 0 PB: 0 SB: 0 CS: 1 PA: 44

PITCHER		IP	WLS	BF	H	R	ER	SO	BB	IBB	HBP	BLK	WP	HR	S	P	ERA	WHIP
38 Wily Peralta, R ERA: 6.3	(1, 1)	4.0	L	19	6	3	0	3	1	0	0	0	0	0	25	30	0.00	1.750
21 Jeremy Jeffress, R ERA:	(5, 1)	1.0		6	2	1	0	1	0	0	0	0	0	0	8	8	0.00	2.000
46 Corey Knebel, R ERA: 6.0	(6, 1)	1.0		3	0	0	0	2	0	0	0	0	0	0	7	7	0.00	0.000
37 Tyler Thornburg, R ERA: 9.0	(7, 1)	1.0		4	1	0	0	3	0	0	0	0	0	0	10	10	0.00	1.000
45 Tyler Cravy, R ERA: 4.66	(8, 1)	1.0		5	2	1	1	0	0	0	0	0	0	0	5	5	9.00	2.000

PITCHER		IP	WLS	BF	H	R	ER	SO	BB	IBB	HBP	BLK	WP	HR	S	P	ERA	WHIP
23 Jim Miller, R ERA: 16.2	(9, 1)	1.0		7	4	4	4	0	0	0	0	0	0	2	7	9	36.00	4.000

Batter	1	2	3	4	5	6	7	8	9	AB	R	H	RBI	BB	SO	LOB
7 Colin Walsh, S (1, 4) OBP: 0.397, SLG: 0.311 29 Yadiel Rivera, R (6, 4) OBP: 0.340, SLG: 0.644 (8, 6)	0-0 7 CS 1B		S S S 0-3 ① K		X 0-0 ② G4-3		B X 1-0 24 1B 35 E 2-H 1B		X 0-0 ① F9 2-3	3 2	0 1	1 1	0 1	0 0	1 0	1 2
7 Alex Presley, L (1, 9) OBP: 0.417, SLG: 0.575 24 Eric Young Jr., S (6, 7) OBP: 0.372, SLG: 0.395	B B B B 4-0 ① 20 BB 1-2 BB		S S S 0-3 ② K		X 0-0 1B		X 0-0 35 E 1-3 1B		X 0-0 ② P6	2 2	0 0	1 1	0 0	1 0	1 0	1 2
8 Ryan Braun, R (1, 7) OBP: 0.500, SLG: 0.500 46 Corey Knebel, R (6, 1) 35 Shane Peterson, L (7, 9) OBP: 0.242, SLG: 0.310	C C C 0-3 ② K		X 0-0 ③ F8		C C C 0-3 ③ K		1 SAFE X 0-0 ② P5 1-2 3-H		X 0-0 ③ G3-1	3 0 2	0 0 0	0 0 0	0 0 0	0 0 0	2 0 0	3 0 3
20 Jonathan Lucroy, R (1, 2) OBP: 0.396, SLG: 0.523 23 Jim Miller, R (9, 1)	B B B B 4-0 1-2 BB			X 0-0 ① F9		X 0-0 ① L9	S S S 0-3 ③ K			3 0	0 0	0 0	0 0	1 0	1 0	1 0
33 Chris Carter, R (1, 3) OBP: 0.327, SLG: 0.523 14 Hernán Pérez, R (8, 5) OBP: 0.333, SLG: 0.457	F F C 0-3 ③ K			B B B B 4-0 23 G4-3 9 1B BB		X 0-0 ② G4-3		S S S 0-3 ① K		2 1	0 0	0 0	0 0	1 0	1 1	2 0
9 Aaron Hill, R (1, 5) OBP: 0.275, SLG: 0.261 41 Jake Elmore, R (8, 4) OBP: 0.367, SLG: 0.320		X 0-0 23 FC5-4 1B		X 0-0 23 G4-3 1-2 1B		X 0-0 2B		X 0-0 ② B2		3 1	0 0	3 0	0 0	0 0	0 0	0 0
23 Keon Broxton, R (1, 8) OBP: 0.365, SLG: 0.286 37 Tyler Thornburg, R (7, 1) 45 Tyler Cravy, R (8, 1) 65 Josmil Pinto, R (8, PH) OBP: 0.350, SLG: 0.294 (9, 2)		X 0-0 ① FC5-4 5 G4-6-3 1-2f		X 0-0 ② G4-3 1-2 2-3		X 0-0 ③ G6-3		X 0-0 ③ F7		3 0 0 1	0 0 0 0	0 0 0 0	0 0 0 0	0 0 0 0	0 0 0 0	4 0 0 0
5 Jonathan Villar, S (1, 6) OBP: 0.245, SLG: 0.306 Garrett Cooper, R (8, 3)		X 0-0 ② ③ G4-6-3 1-2f		X 0-0 ③ G1-3			X 0-0 29 WP 29 1B 2B		B B B B 4-0 29 F9 10 1B BB	3 0	1 0	1 0	0 0	0 1	0 0	3 0
38 Wily Peralta, R (1, 1) OBP: 0.333, SLG: 0.333 21 Jeremy Jeffress, R (5, 1) 10 Kirk Nieuwenhuis, L (5, PH) OBP: 0.357, SLG: 0.420 (6, 9) (7, 8)		X 0-0 1B	C C C 0-3 ① K				S S S 0-3 ① K		X 0-0 1-2 1B	1 0 3	0 0 0	1 0 1	0 0 0	0 0 0	0 2 2	0 0 1
Inning Stats	R: 0 H: 1 E: 0 LOB: 2 K: 2 BB: 2 S: 7 P: 15	R: 0 H: 1 E: 0 LOB: 0 K: 0 BB: 0 S: 3 P: 3	R: 0 H: 1 E: 0 LOB: 1 K: 2 BB: 0 S: 8 P: 8	R: 0 H: 1 E: 0 LOB: 2 K: 0 BB: 1 S: 4 P: 8	R: 0 H: 1 E: 0 LOB: 1 K: 2 BB: 0 S: 8 P: 8	R: 0 H: 1 E: 0 LOB: 1 K: 0 BB: 0 S: 4 P: 4	R: 2 H: 3 E: 1 LOB: 1 K: 2 BB: 0 S: 10 P: 11	R: 0 H: 0 E: 0 LOB: 0 K: 1 BB: 0 S: 5 P: 5	R: 0 H: 1 E: 0 LOB: 2 K: 0 BB: 1 S: 4 P: 8	1B: 8 2B: 2 3B: 0 HR: 0	SF: 0 SAC: 0 DP: 1 HBP: 0						

PITCHER	IP	WLS	BF	H	R	ER	SO	BB	IBB	HBP	BLK	WP	HR	S	P	ERA	WHIP
83 A.J. Morris, R (1, 1) ERA: 1.54	3.1	W	14	3	0	0	4	3	0	0	0	0	0	19	31	0.00	1.800
27 Ross Ohlendorf, R (4, 1) ERA: 5.91	0.2	H	3	1	0	0	0	0	0	0	0	0	0	3	3	0.00	1.500
36 Blake Wood, R (5, 1) ERA: 6.92	2.0		8	2	0	0	2	0	0	0	0	0	0	12	12	0.00	1.000
54 Caleb Cotham, R (7, 1) ERA: 5.68	2.0		9	3	2	1	3	0	0	0	0	1	0	15	16	4.50	1.500
70 Jumbo Díaz, R (9, 1) ERA: 7.0	1.0		5	1	0	0	0	1	0	0	0	0	0	4	8	0.00	2.000

PITCHER	IP	WLS	BF	H	R	ER	SO	BB	IBB	HBP	BLK	WP	HR	S	P	ERA	WHIP

BOTTOM

Cincinnati Reds @ Milwaukee Brewers

Maryvale Baseball Park, Phoenix, AZ

Tue Mar 29 2016, 4:08 PM - 7:05 PM EDT

Att. 4,534 - Partly Cloudy - 64 F

livebaseballscorecards.com

AB	35
R	2
H	10
RBI	1
BB	4
SO	9
LOB	23

Chicago White Sox @ Cincinnati Reds

Goodyear Ballpark, Goodyear, AZ

Wed Mar 30 2016, 4:07 PM - 7:04 PM EDT

Att. 3,012 - Sunny - 64 F

TOP

livebaseballscorecards.com

Batter	1	2	3	4	5	6	7	8	9	AB	R	H	RBI	BB	SO	LOB
20 JB Shuck, L (1, 8) OBP: 0.308, SLG: 0.340	C X 0-1 ① F9			X 0-0 ① P6		X 0-0 91 G3-1 18 1B 26 G5-3 1-3 1B		X 0-0 ③ P4		4	1	1	0	0	0	0
18 Tyler Saladino, R (1, 4) (4, 5) OBP: 0.354, SLG: 0.773	X 0-0 ② P6			B B S S X 2-2 HR		X 0-0 64 PO 91 G3-1 1-2 3-H 1B			X 0-0 ① G5-3	4	1	2	2	0	0	0
21 Todd Frazier, R (1, 5) OBP: 0.356, SLG: 0.618	X 0-0 ③ F9			X 0-0 ② F7		X 0-0 ① G3-1 1-2 2-3			C C C 0-3 ② K	2	0	0	0	0	0	0
91 Joey DeMichele, L (4, 4) OBP: 0.600, SLG: 0.800										2	0	0	0	0	1	2
26 Avisaíl García, R (1, 9) OBP: 0.390, SLG: 0.667		S S S 0-3 ① K		S S S 0-3 ③ K		X 0-0 ② G5-3 3-H			B B B B 4-0 64 DI BB	3	0	0	1	1	2	1
64 Travis Ishikawa, L (1, 3) OBP: 0.315, SLG: 0.500		X 0-0 ② G5-3			S S S 0-3 ① K	B 2 SAFE 1-0 ③ PO 2-3	X 0-0 ① G1-3		B X 1-0 ③ G4-3 1-2	4	0	0	0	0	1	1
41 Jerry Sands, R (1, 7) OBP: 0.245, SLG: 0.396		S S S 0-3 ③ K			X 0-0 ② G6-3		X 0-0 ② P6			3	0	0	0	0	1	0
27 Dioner Navarro, S (1, 2) OBP: 0.441, SLG: 0.500			X 0-0 ① G6-3		B B B B 4-0 BB		X 0-0 ③ P6			2	0	0	0	1	0	0
29 Héctor Sánchez, S (7, 2) OBP: 0.250, SLG: 0.222										0	0	0	0	0	0	0
83 Courtney Hawkins, R (1, 10) OBP: 0.095, SLG: 0.211			X 0-0 ② F9		S S S 0-3 ③ K			X 0-0 ① P3		3	0	0	0	0	1	1
84 Tim Anderson, R (1, 6) OBP: 0.278, SLG: 0.529			C C C 0-3 ③ K			X 0-0 20 1B 18 1B 1B		X 0-0 ② F7		3	1	1	0	0	1	0

Inning Stats	R: 0 E: 0 K: 0 S: 4	H: 0 LOB: 0 BB: 0 P: 4	R: 0 E: 0 K: 2 S: 7	H: 0 LOB: 0 BB: 0 P: 7	R: 0 E: 0 K: 1 S: 5	H: 0 LOB: 0 BB: 0 P: 5	R: 1 E: 0 K: 1 S: 8	H: 1 LOB: 0 BB: 0 P: 10	R: 0 E: 0 K: 2 S: 7	H: 0 LOB: 1 BB: 1 P: 11	R: 2 E: 0 K: 0 S: 5	H: 3 LOB: 0 BB: 0 P: 6	R: 0 E: 0 K: 0 S: 3	H: 0 LOB: 0 BB: 0 P: 3	R: 0 E: 0 K: 0 S: 3	H: 0 LOB: 0 BB: 0 P: 3	R: 0 E: 0 K: 1 S: 5	H: 0 LOB: 1 BB: 1 P: 10

PITCHER		IP	WLS	BF	H	R	ER	SO	BB	IBB	HBP	BLK	WP	HR	S	P	ERA	WHIP	PITCHER	IP	WLS	BF	H	R	ER	SO	BB	IBB	HBP	BLK	WP	HR	S	P	ERA	WHIP
69 Josh Smith, R ERA: 1.8	(1, 1)	5.0	W	17	1	1	1	6	1	0	0	0	0	1	31	37	1.80	0.400																	
60 J.J. Hoover, R ERA: 2.45	(6, 1)	0.2	H	5	3	2	2	0	0	0	0	0	0	0	5	5	27.00	4.500																	
44 Brennan Bernardino, L ERA:	(6, 1)	0.1	H	0	0	0	0	0	0	0	0	0	0	0	0	1	0.00	0.000																	
90 Dayan Díaz, R ERA: 3.86	(7, 1)	2.0	H	6	0	0	0	0	0	0	0	0	0	0	6	6	0.00	0.000																	
36 Evan Mitchell, R ERA:	(9, 1)	1.0	S	4	0	0	0	1	1	0	0	0	0	0	5	10	0.00	1.000																	

AB	30	1B: 3	SF: 0	WP: 0	PA: 33
R	3	2B: 0	SAC: 0	PB: 0	
H	4	3B: 0	DP: 0	SB: 0	
RBI	3	HR: 1	HBP: 0	CS: 0	
BB	2				
SO	7				
LOB	5				

Batter	1	2	3	4	5	6	7	8	9	AB	R	H	RBI	BB	SO	LOB
6 Billy Hamilton, S (1, 8) OBP: 0.214, SLG: 0.390	G5-3	G1-3		9 3B 3B		SH1-3 9 19 1B 2B	G1-6-3 1-2f			5	2	2	0	0	0	2
9 José Peraza, R (1, 7) OBP: 0.323, SLG: 0.441	F9		19 CS 1B	19 1B 3B		SH1-3 2-3	15 S BB			3	1	2	1	0	0	0
30 Jake Cave, L (7, 7) OBP: 0.321, SLG: 0.306										0	0	0	0	1	0	0
19 Joey Votto, L (1, 3) OBP: 0.516, SLG: 0.640	4 2B 1B		1 SAFE 4 HR 1-2 1B	4 G6-4-3 3-H 1B		4 1B 7 1B 3-H 1B	F7 1-2			4	2	4	2	0	0	0
15 Jordan Pacheco, R (7, 3) OBP: 0.396, SLG: 0.638										1	0	0	0	0	0	1
4 Brandon Phillips, R (1, 4) OBP: 0.400, SLG: 0.667	1-3 2B		1-H HR	G6-4-3 1-2f		2 BB 7 1B 1-2 1B		F8		5	1	3	2	0	0	1
7 Eugenio Suárez, R (1, 5) OBP: 0.444, SLG: 0.593	BB		16 BB 23 E BB	F8		2 BB 1-2 2-H 1B		K		2	0	1	1	2	0	0
37 Ramón Cabrera, S (8, PH) OBP: 0.171, SLG: 0.314										1	0	0	0	0	1	0
6 Blake Trahan, R (9, 5) OBP: 0.409, SLG: 0.571										0	0	0	0	0	0	0
23 Adam Duvall, R (1, 10) OBP: 0.313, SLG: 0.578	K		FC6 16 BB 1-2		K	F9		K		3	0	0	0	0	2	4
43 Scott Schebler, L (6, PH) OBP: 0.339, SLG: 0.519										2	0	0	0	0	1	2
(7, 10)																
2 Zack Cozart, R (1, 6) OBP: 0.353, SLG: 0.414		G6-3	K		K		BB 1-2 2-3			3	0	0	0	1	2	2
16 Tucker Barnhart, L (1, 2) OBP: 0.383, SLG: 0.436		1B	BB 1-2 2-3		BB	G3				2	0	1	0	2	0	3
69 Juan Duran, R (1, 9) OBP: 0.333, SLG: 0.500		F9	K		K		6 G1-6-3 BB			3	0	0	0	1	2	5
Inning Stats	R: 0 E: 0 K: 1 S: 7 H: 2 LOB: 3 BB: 1 P: 11	R: 0 E: 0 K: 0 S: 4 H: 1 LOB: 1 BB: 0 P: 4	R: 2 E: 1 K: 2 S: 12 H: 3 LOB: 3 BB: 2 P: 20	R: 2 E: 0 K: 0 S: 5 H: 3 LOB: 0 BB: 0 P: 5	R: 0 E: 0 K: 3 S: 9 H: 0 LOB: 1 BB: 1 P: 13	R: 2 E: 0 K: 0 S: 7 H: 4 LOB: 3 BB: 1 P: 11	R: 0 E: 0 K: 0 S: 2 H: 0 LOB: 1 BB: 2 P: 11	R: 0 E: 0 K: 2 S: 7 H: 0 LOB: 0 BB: 0 P: 7		1B: 8 2B: 2 3B: 2 HR: 1	SF: 0 SAC: 1 DP: 2 HBP: 0					

BOTTOM

Chicago White Sox @ Cincinnati Reds

Goodyear Ballpark, Goodyear, AZ

Wed Mar 30 2016, 4:07 PM - 7:04 PM EDT

Att. 3,012 - Sunny - 64 F

livebaseballscorecards.com

AB	34
R	6
H	13
RBI	6
BB	7
SO	8
LOB	20

PITCHER		IP	WLS	BF	H	R	ER	SO	BB	IBB	HBP	BLK	WP	HR	S	P	ERA	WHIP
62 Jose Quintana, L ERA: 5.19	(1, 1)	3.0	L	21	9	4	4	3	3	0	0	0	0	1	26	38	12.00	4.000
30 David Robertson, R ERA:	(4, 1)	1.0		2	0	0	0	0	0	0	0	0	0	0	2	2	0.00	0.000
52 Jake Petricka, R ERA: 2.0	(5, 1)	1.0		4	0	0	0	3	1	0	0	0	0	0	9	13	0.00	1.000
33 Zach Duke, L ERA: 2.0	(6, 1)	0.2		6	4	2	2	0	0	0	0	0	0	0	6	6	27.00	6.000
68 Phillippe Aumont, R ERA:	(6, 1)	1.1		6	0	0	0	0	3	0	0	0	0	0	3	16	0.00	2.250

PITCHER		IP	WLS	BF	H	R	ER	SO	BB	IBB	HBP	BLK	WP	HR	S	P	ERA	WHIP
70 Josh Wall, R ERA: 11.25	(8, 1)	1.0		3	0	0	0	2	0	0	0	0	0	0	7	7	0.00	0.000

1B: 8 2B: 2 3B: 2 HR: 1 SF: 0 SAC: 1 DP: 2 HBP: 0

WP: 0 PB: 0 SB: 1 CS: 1 PA: 42

Batter	1	2	3	4	5	6	7	8	9	AB	R	H	RBI	BB	SO	LOB
2 Zack Cozart, R (1, 6) OBP: 0.324, SLG: 0.375	F F S 0-3 ① K2-3	S S S 0-3 ③ K			C C C 0-3 ① K	X 0-0 ③ G4-3				3	0	0	0	0	3	2
26 Hernan Iribarren, L (5, 6)										1	0	0	0	0	0	0
7 Eugenio Suárez, R (1, 5) OBP: 0.439, SLG: 0.579	X 0-0 ② F8		X 0-0 4 E 4 FC5-2 1B		X 0-0 ② F8			S S S 0-3 ① K		3	0	1	0	0	0	0
3 Iván De Jesús Jr., R (5, 5) OBP: 0.327, SLG: 0.392										1	0	0	0	0	1	0
19 Joey Votto, L (1, 3) OBP: 0.523, SLG: 0.635	B B B B 4-0 BB		X 0-0 ① F7		X 0-0 1B			F F S 0-3 ② K2-3		2	0	1	0	1	0	1
15 Jordan Pacheco, R (5, 3) OBP: 0.389, SLG: 0.625										1	0	0	0	0	1	0
4 Brandon Phillips, R (1, 4) OBP: 0.386, SLG: 0.642	F F S 0-3 ③ K		B X 1-0 ② FC5-2 32 BB 1-H		X 0-0 ③ F9			X 0-0 ③ F8		2	0	0	0	0	1	2
9 José Peraza, R (3, 4) OBP: 0.313, SLG: 0.426										2	0	0	0	0	0	1
32 Jay Bruce, L (1, 9) OBP: 0.373, SLG: 0.491		X 0-0 ① B1-3	B B B B 4-0 1-2 BB			X 0-0 E3 43 G6-4-3			S S S 0-3 ① K	2	0	0	0	1	0	0
69 Juan Duran, R (6, 9) OBP: 0.324, SLG: 0.483										1	0	0	0	0	1	0
39 Devin Mesoraco, R (1, 2) OBP: 0.474, SLG: 0.882		H 1-0 30 1B 6 1B HBP	X 0-0 ③ F8			X 0-0 ① F8			X 0-0 ② G3-1	1	1	0	0	0	0	2
37 Ramón Cabrera, S (4, 2) OBP: 0.162, SLG: 0.297										2	0	0	0	0	0	1
43 Scott Schebler, L (1, 7) OBP: 0.339, SLG: 0.509	S S S 0-3 ② K			X 0-0 6 CS 1B		X 0-0 ②③ G6-4-3 1-2f			X 0-0 2B	3	0	1	0	0	1	2
23 Adam Duvall, R (6, 7) OBP: 0.323, SLG: 0.600										1	0	1	0	0	0	0
30 Jake Cave, L (1, 10) OBP: 0.317, SLG: 0.302	X 0-0 6 1B 1-2 1B			C C C 0-3 ① K			X 0-0 ① G3		X 0-0 ③ G3-1	4	0	1	0	0	1	2
6 Billy Hamilton, S (1, 8) OBP: 0.222, SLG: 0.386	X 0-0 1-2 2-H 1B			C X 0-1 ②③ G4-3 1-2			X 0-0 ② G4-3			3	0	1	1	0	0	1
7 Bryson Smith, R (7, 8) OBP: 0.667, SLG: 1.400										0	0	0	0	0	0	0
Inning Stats	R: 0 E: 0 K: 2 S: 7 H: 0 LOB: 1 BB: 1 P: 11	R: 1 E: 0 K: 2 S: 9 H: 2 LOB: 2 BB: 0 P: 10	R: 0 E: 0 K: 0 S: 4 H: 1 LOB: 2 BB: 1 P: 9	R: 0 E: 0 K: 1 S: 6 H: 1 LOB: 0 BB: 0 P: 6	R: 0 E: 0 K: 1 S: 6 H: 1 LOB: 1 BB: 0 P: 6	R: 0 E: 1 K: 0 S: 3 H: 0 LOB: 0 BB: 0 P: 3	R: 0 E: 0 K: 0 S: 3 H: 0 LOB: 0 BB: 0 P: 3	R: 0 E: 0 K: 2 S: 7 H: 0 LOB: 0 BB: 0 P: 7	R: 0 E: 0 K: 1 S: 6 H: 1 LOB: 1 BB: 0 P: 6	1B: 5 2B: 1 3B: 0 HR: 0 SF: 0 SAC: 0 DP: 1 HBP: 1						

PITCHER		IP	WLS	BF	H	R	ER	SO	BB	IBB	HBP	BLK	WP	HR	S	P	ERA	WHIP
59 Carlos Carrasco, R ERA: 3.28	(1, 1)	6.2	W	27	5	1	1	6	2	0	1	0	0	0	37	47	1.35	1.050
62 Joba Chamberlain, R ERA: 2.7	(7, 1)	0.2	H	2	0	0	0	1	0	0	0	0	0	0	4	4	0.00	0.000
27 Bryan Shaw, R ERA: 8.64	(8, 1)	0.2	H	2	0	0	0	1	0	0	0	0	0	0	4	4	0.00	0.000
61 Dan Otero, R ERA: 4.26	(9, 1)	1.0	S	4	1	0	0	1	0	0	0	0	0	0	6	6	0.00	1.000

PITCHER	IP	WLS	BF	H	R	ER	SO	BB	IBB	HBP	BLK	WP	HR	S	P	ERA	WHIP

TOP

Cincinnati Reds @ Cleveland Indians

Goodyear Ballpark, Goodyear, AZ

Thu Mar 31 2016, 3:08 PM - 5:39 PM EDT

Att. 4,450 - Sunny - 66 F

livebaseballscorecards.com

AB	32
R	1
H	6
RBI	1
BB	2
SO	9
LOB	14

PA: 35

WP: 0
PB: 0
SB: 0
CS: 1

Cincinnati Reds @ Cleveland Indians

Goodyear Ballpark, Goodyear, AZ

Thu Mar 31 2016, 3:08 PM - 5:39 PM EDT

Att. 4,450 - Sunny - 66 F

livebaseballscorecards.com

BOTTOM

Batter	1	2	3	4	5	6	7	8	9	AB	R	H	RBI	BB	SO	LOB
20 Rajai Davis, R (1, 8) OBP: 0.264, SLG: 0.314 (3, 9)	G5-3	FC6-4 1-2f		K		F8				3	0	0	0	0	1	4
30 Tyler Naquin, L (5, 8) OBP: 0.448, SLG: 0.796										1	0	0	0	0	0	1
22 Jason Kipnis, L (1, 4) OBP: 0.339, SLG: 0.500	L6		BB 41 FC5 41 E 26 BB	L9			89 G6-3 55 PB 2B			1	0	0	0	1	0	0
11 José Ramírez, S (3, PR) OBP: 0.358, SLG: 0.623 (4, 4)										2	1	1	0	0	0	1
79 Todd Hankins, R (7, PR) OBP: 0.310, SLG: 0.240 (8, 4)										0	1	0	0	0	0	0
12 Francisco Lindor, S (1, 6) OBP: 0.397, SLG: 0.607	26 WP 2B		K	F9			G6-3 2-3			2	0	1	0	0	1	1
89 Yhoxian Medina, R (4, 6) OBP: 0.250, SLG: 0.250										2	0	0	0	0	0	2
26 Mike Napoli, R (1, 10) OBP: 0.443, SLG: 0.608	K 2-3		BB 41 E 10 PB 1-2		K		L9 3-H			2	1	0	0	1	2	1
55 Roberto Pérez, R (7, PH) OBP: 0.347, SLG: 0.455 (8, 10)										1	0	0	0	0	0	1
41 Carlos Santana, S (1, 3) OBP: 0.368, SLG: 0.458		BB 10 2B	FC5 6 F8 10 PB 1-3 2-H		P6		F9			2	0	0	0	1	0	1
97 Nellie Rodriguez, R (6, 3) OBP: 0.286, SLG: 0.167										1	0	0	0	0	0	1
10 Yan Gomes, R (1, 2) OBP: 0.360, SLG: 0.705		2B 1-3	BB 1-2 3-H		K			G6-3		1	0	1	0	1	0	0
63 Guillermo Quiroz, R (5, 2) OBP: 0.143, SLG: 0.143										2	0	0	0	0	1	0
81 Jeremy Lucas, R (9, 2) OBP: 0.333, SLG: 0.333										0	0	0	0	0	0	0
6 Marlon Byrd, R (1, 7) OBP: 0.448, SLG: 0.600	K	F8 2-3				BB 7 WP		1B 1 K		2	0	0	0	0	1	4
92 Bryson Myles, R (4, 7) OBP: 0.667, SLG: 0.500										1	0	1	0	1	0	0
4 Juan Uribe, R (1, 5) OBP: 0.333, SLG: 0.517	E1 20 FC6-4	F8				K		K 1-2		2	0	0	0	0	0	4
1 Michael Martinez, S (4, 5) OBP: 0.227, SLG: 0.455										2	0	0	0	0	2	2
7 Collin Cowgill, R (1, 9) OBP: 0.250, SLG: 0.418 (3, 8) (5, 9)	K			2B		K 1-2				3	0	1	0	0	2	4
96 Jordan Smith, L (8, 9)										0	0	0	0	0	0	0
Inning Stats	R: 0 E: 0 K: 1 S: 6 H: 1 LOB: 1 BB: 0 P: 7	R: 0 E: 1 K: 2 S: 9 H: 1 LOB: 3 BB: 1 P: 13	R: 2 E: 1 K: 1 S: 6 H: 0 LOB: 2 BB: 3 P: 18	R: 0 E: 0 K: 1 S: 6 H: 1 LOB: 1 BB: 0 P: 6	R: 0 E: 0 K: 2 S: 7 H: 0 LOB: 0 BB: 0 P: 7	R: 0 E: 0 K: 2 S: 7 H: 0 LOB: 1 BB: 1 P: 12	R: 1 E: 0 K: 0 S: 4 H: 1 LOB: 1 BB: 0 P: 5	R: 0 E: 0 K: 1 S: 5 H: 1 LOB: 0 BB: 0 P: 5							

	AB	30
	R	3
	H	5
	RBI	0
	BB	5
	SO	10
	LOB	27

1B: 1 SF: 0 WP: 2 PA: 35
2B: 4 SAC: 0 PB: 2
3B: 0 DP: 0 SB: 0
HR: 0 HBP: 0 CS: 0

PITCHER		IP	WLS	BF	H	R	ER	SO	BB	IBB	HBP	BLK	WP	HR	S	P	ERA	WHIP
84 Cody Reed, L ERA: 2.87	(1, 1)	4.1	L	22	3	2	0	6	4	0	0	0	1	0	30	47	0.00	1.615
60 J.J. Hoover, R ERA: 2.25	(5, 1)	0.2		2	0	0	0	1	0	0	0	0	0	0	4	4	0.00	0.000
48 Keyvius Sampson, R ERA: 2.89	(6, 1)	1.1		6	1	1	1	2	1	0	0	0	1	0	9	14	6.75	1.500
52 Tony Cingrani, L ERA: 0.82	(7, 1)	0.2		2	0	0	0	0	0	0	0	0	0	0	2	3	0.00	0.000
27 Ross Ohlendorf, R ERA: 5.4	(8, 1)	1.0		3	1	0	0	1	0	0	0	0	0	0	5	5	0.00	1.000

PITCHER	IP	WLS	BF	H	R	ER	SO	BB	IBB	HBP	BLK	WP	HR	S	P	ERA	WHIP

Cincinnati Reds @ Pittsburgh Pirates

Victory Field, Indianapolis, IN

Sat Apr 02 2016, 1:40 PM - 5:03 PM EDT

Att. 14,352 - Cloudy - 47 F

TOP

Batter	1	2	3	4	5	6	7	8	9	AB R H RBI BB SO LOB
2 Zack Cozart, R (1, 6) OBP: 0.293, SLG: 0.333 3 Iván De Jesús Jr., R (4, PR) OBP: 0.351, SLG: 0.404 (4, 6)	0-3 K2-3 ①	0-0 L8 ③	0-3 K ②	0-0 E5 1-2 2-3 3-H		4-0 BB 1-2		0-0 E9 46 E 1B		4 0 0 0 0 2 5 1 1 1 0 1 0 0
7 Eugenio Suárez, R (1, 5) OBP: 0.457, SLG: 0.576 15 Jordan Pacheco, R (4, 5) OBP: 0.375, SLG: 0.600	0-0 4 3B 1B		4-0 4 1B 19 1B BB; 4-0 19 1B BB	0-0 G4-3 ③		0-3 K ③		0-0 P4 ②		2 2 1 0 2 0 3 2 0 0 0 0 1 3
19 Joey Votto, L (1, 3) OBP: 0.529, SLG: 0.636 46 Seth Mejias-Brean, R (4, 3) OBP: 0.526, SLG: 0.471	0-0 F7 ②		4 1B 32 G3 1B 1-2; 0-0 1-2 2-H 1B		0-0 9 WP 1B		0-0 G6-3 ①	0-0 E3 2-H 1B		3 1 2 1 0 0 1 3 0 2 1 0 0 0
4 Brandon Phillips, R (1, 4) OBP: 0.400, SLG: 0.679 9 José Peraza, R (4, 4) OBP: 0.299, SLG: 0.406	0-0 1-H 3B		32 G3 16 1B 1-3 2-H 1B; 0-0 G5-3		1-0 F8 1-2 ①		0-0 G4-3 ②	0-0 F8 ③		3 1 2 2 0 0 2 3 0 0 0 0 0 2
32 Jay Bruce, L (1, 9) OBP: 0.355, SLG: 0.464 7 Bryson Smith, R (4, 9) OBP: 0.556, SLG: 1.000	0-3 K ③		0-0 G3 2-3 3-H ①	0-0 G5-3 ①	0-3 K ②		0-0 37 1B 30 3B 1B		0-0 G6-3 ①	3 0 0 1 0 1 2 3 1 1 0 0 1 1
16 Tucker Barnhart, L (1, 2) OBP: 0.412, SLG: 0.488 37 Ramón Cabrera, S (6, 2) OBP: 0.179, SLG: 0.308		0-0 2B	0-0 23 E 43 2B 3-H 1B	0-0 6 BB 43 BB 2 E 1B	0-3 K ③		0-0 1-2 30 3B 1B		0-0 P4 ②	4 2 3 1 0 1 1 2 1 1 0 0 0 0
23 Adam Duvall, R (1, 7) OBP: 0.324, SLG: 0.582 30 Jake Cave, L (5, 7) OBP: 0.349, SLG: 0.364		1-0 HBP	0-0 E4 43 2B 1-2	0-0 P6 ②		0-0 3 BB 1B	0-0 1-H 2-H 35 PB 3B		4-0 BB	2 1 0 0 0 0 2 2 1 2 2 1 0 0
43 Scott Schebler, L (1, 10) OBP: 0.354, SLG: 0.525 35 Steve Selsky, R (6, PH) (6, 10)		0-3 K ①	0-0 6 E 1-H 2-H 2B	4-0 2 E 6 BB 1-2 BB		0-0 F7 ①	1-3 K 3-H ③		0-0 F9 ③	2 1 1 2 1 1 2 3 0 0 0 0 1 2
6 Billy Hamilton, S (1, 8) OBP: 0.250, SLG: 0.391 Tyler Holt, R (5, 8) OBP: 0.309, SLG: 0.250		0-0 L7 ②	0-0 E5 19 1B 2-H 1B	4-0 2 E 1-2 2-3 BB		0-3 K ②		0-3 K (backwards) ①		2 1 1 0 1 0 2 2 0 0 0 0 2 1

livebaseballscorecards.com

AB	46
R	13
H	17
RBI	10
BB	6
SO	10
LOB	29

Inning Stats

Inning	R	E	K	S	H	LOB	BB	P
1	1	0	2	9	2	1	0	9
2	0	0	1	6	1	2	0	7
3	7	2	1	12	6	2	2	20
4	1	1	0	5	1	3	2	13
5	0	0	2	8	1	1	0	9
6	0	0	2	8	1	2	1	12
7	3	0	1	8	3	0	0	9
8	1	2	1	7	2	1	0	7
9	0	0	0	3	0	1	1	7

1B: 13, 2B: 2, 3B: 2, HR: 0, SF: 0, SAC: 0, DP: 0, HBP: 1

WP: 1, PB: 1, SB: 0, CS: 0, PA: 53

PITCHER		IP	WLS	BF	H	R	ER	SO	BB	IBB	HBP	BLK	WP	HR	S	P	ERA	WHIP
69 Wilfredo Boscan, R ERA: 19.5	(1, 1)	2.2	L	20	8	8	5	4	2	0	1	0	0	0	25	34	16.88	3.750
78 Jim Fuller, L ERA: 0.93	(3, 1)	0.1		2	1	0	0	0	0	0	0	0	0	0	2	2	0.00	3.000
46 Curtis Partch, R ERA: 3.0	(4, 1)	2.0		11	2	1	0	2	2	0	0	0	1	0	13	22	0.00	2.000
57 Jorge Rondon, R ERA: 4.15	(6, 1)	2.0		11	4	3	2	3	1	0	0	0	0	0	16	21	9.00	2.500
31 A.J. Schugel, R ERA: 1.93	(8, 1)	2.0		9	2	1	0	1	1	0	0	0	0	0	10	14	0.00	1.500

PITCHER	IP	WLS	BF	H	R	ER	SO	BB	IBB	HBP	BLK	WP	HR	S	P	ERA	WHIP

BOTTOM

Cincinnati Reds @ Pittsburgh Pirates

Victory Field, Indianapolis, IN

Sat Apr 02 2016, 1:40 PM - 5:03 PM EDT

Att. 14,352 - Cloudy - 47 F

livebaseballscorecards.com

Batter	1	2	3	4	5	6	7	8	9	AB	R	H	RBI	BB	SO	LOB
28 John Jaso, L (1, 3) OBP: 0.388, SLG: 0.263	F8		F9		73 FC4-6 BB 1-2	G5-3			K	2	0	0	0	0	0	0
3 Sean Rodríguez, R (4, 3) OBP: 0.294, SLG: 0.310										1	0	0	0	1	0	0
74 Dan Gamache, L (8, 3) OBP: 0.300, SLG: 0.125										1	0	0	0	0	1	0
22 Andrew McCutchen, R (1, 8) OBP: 0.392, SLG: 0.727	23 HR 1B		23 BB BB		FC4-6 15 WP 15 2B 1-2f 2-3		F7		G4-3	1	1	1	0	1	0	0
73 Adam Frazier, L (4, 8) OBP: 0.346, SLG: 0.417										3	1	0	0	0	0	2
23 David Freese, R (1, 5) OBP: 0.486, SLG: 0.600	HR 1-H		1-2 BB		62 F8 1-H 3-H 2B		BB		K	1	1	1	2	1	0	0
15 Jason Rogers, R (4, 5) OBP: 0.406, SLG: 0.294										2	0	1	2	1	1	0
6 Starling Marte, R (1, 7) OBP: 0.340, SLG: 0.489	E3 29 CS		F7		F8 2-3		K			2	0	0	0	0	0	2
62 Antoan Richardson, S (4, 7) OBP: 0.188, SLG: 0.267										2	0	0	0	0	1	2
29 Francisco Cervelli, R (1, 2) OBP: 0.390, SLG: 0.500	K 1-2			1B	G6-3		K			1	0	0	0	0	1	1
19 Chris Stewart, R (4, 2) OBP: 0.281, SLG: 0.233										2	0	1	0	0	0	1
70 Ed Easley, R (7, PH) (8, 2)										1	0	0	0	0	1	1
25 Gregory Polanco, L (1, 9) OBP: 0.265, SLG: 0.383		K	F8			24 G5-4-3 17 1B HR 1B		F8		2	0	0	0	0	1	1
68 Danny Ortiz, L (5, 9) OBP: 0.220, SLG: 0.225										2	1	1	0	0	0	0
5 Josh Harrison, R (1, 4) OBP: 0.317, SLG: 0.473		F8	P4			24 G5-4-3 1-2 1B		DI 1B		2	0	0	0	0	0	1
17 Pedro Florimón, S (5, 4) OBP: 0.277, SLG: 0.426										2	0	2	0	0	0	0
10 Jordy Mercer, R (1, 6) OBP: 0.275, SLG: 0.353		P4	G3			G5-4-3 1-2f 2-3		L7		2	0	0	0	0	0	1
24 Cole Figueroa, L (5, 6) OBP: 0.321, SLG: 0.340										2	0	0	0	0	0	3
67 Matt Joyce, L (1, 10) OBP: 0.423, SLG: 0.600			K		73 FC4-6 3 BB 15 2B BB	HR 3-H		G3 1-2		1	1	0	0	1	1	0
Max Moroff, S (6, PH) OBP: 0.333, SLG: 0.500 (7, 10)										2	1	1	2	0	0	1
Inning Stats	R: 2 E: 1 K: 1 S: 9 H: 2 LOB: 1 BB: 0 P: 12	R: 0 E: 0 K: 1 S: 5 H: 0 LOB: 0 BB: 0 P: 5	R: 0 E: 0 K: 1 S: 5 H: 0 LOB: 2 BB: 2 P: 13	R: 0 E: 0 K: 0 S: 4 H: 1 LOB: 1 BB: 0 P: 4	R: 2 E: 0 K: 0 S: 4 H: 1 LOB: 1 BB: 2 P: 13	R: 2 E: 0 K: 0 S: 6 H: 3 LOB: 0 BB: 0 P: 6	R: 0 E: 0 K: 2 S: 7 H: 0 LOB: 1 BB: 1 P: 11	R: 0 E: 0 K: 0 S: 4 H: 1 LOB: 1 BB: 0 P: 5	R: 0 E: 0 K: 2 S: 7 H: 0 LOB: 0 BB: 0 P: 7	1B: 5 2B: 2 3B: 0 HR: 2 SF: 0 SAC: 0 DP: 2 HBP: 0							

	AB	R	H	RBI	BB	SO	LOB
	34	6	8	6	5	7	16

WP: 1 PB: 0 SB: 0 CS: 1 PA: 39

PITCHER		IP	WLS	BF	H	R	ER	SO	BB	IBB	HBP	BLK	WP	HR	S	P	ERA	WHIP
31 Alfredo Simon, R ERA: 3.86	(1, 1)	4.0	W	19	3	4	4	3	4	0	0	0	0	1	23	42	9.00	1.750
83 A.J. Morris, R ERA: 2.63	(5, 1)	2.0		9	4	2	2	0	0	0	0	0	1	1	10	11	9.00	2.000
86 Layne Somsen, R ERA: 4.15	(7, 1)	2.0		8	1	0	0	2	1	0	0	0	0	0	11	16	0.00	1.000
73 Drew Hayes, R ERA: 0.82	(9, 1)	1.0		3	0	0	0	2	0	0	0	0	0	0	7	7	0.00	0.000

PITCHER	IP	WLS	BF	H	R	ER	SO	BB	IBB	HBP	BLK	WP	HR	S	P	ERA	WHIP

Batter	1	2	3	4	5	6	7	8	9	AB	R	H	RBI	BB	SO	LOB
16 César Hernández, S (1, 4) OBP: 0.500, SLG: 0.750	F FF 90 B SI 92 X FF 91 1-1 2B		M CH 83 X SL 79 0-1 7 1B 1B		C CH 87 C SI 88 D SL 81 B SI 88 X SI 89 2-2 ① L7			F FF 92 B FF 95 B FF 95 C SL 85 F FF 96 X SL 85 2-2 ① G5-3		4	0	2	0	0	0	1
37 Odúbel Herrera, L (1, 8)	F SI 92 F SI 92 F SL 81 F SI 92 F FF 92 C SL 80 S SI 93 0-3 ① K		1 SAFE B CH 83 1 SAFE C CH 83 1 SAFE C SI 90 B SI 92 B SI 92 X SL 82 3-2 ① F8		B CH 82 S CH 83 X CH 87 1-1 ② FC4-6 1-2f			B SL 80 F FF 93 B SL 79 F FF 94 B FF 94 B FF 94 4-2 BB		3	0	0	0	1	1	3
7 Maikel Franco, R (1, 5) OBP: 0.250, SLG: 0.250	B SI 92 X SI 92 1-0 ② F7		C SI 91 1 SAFE F SI 91 F SL 82 X SL 83 0-2 1-2 1B		F SI 88 F CH 82 1 SAFE T SL 80 0-2 ③ K			1 SAFE C FF 92 S FF 92 S FF 93 0-3 ② K		4	0	1	0	0	2	3
6 Ryan Howard, L (1, 3) 18 Darin Ruf, R (8, PH) (8, 3)	X CH 85 0-0 ③ G3-1		C CH 84 C SI 90 B SI 92 S SL 81 1-3 ② K			S CH 80 F SL 78 X SL 78 0-2 ① L9		C FF 92 D SL 82 D SL 80 C FF 93 1 SAFE S FF 94 2-3 ③ K		3 1	0 0	0 0	0 0	0 0	1 1	3 1
51 Carlos Ruiz, R (1, 2) OBP: 0.250, SLG: 0.250		B FF 88 B SI 90 X FF 90 2-0 13 HR 1B	C SL 81 D SL 82 C SL 81 F SI 93 B SI 92 X SL 81 2-2 ③ F7			C SI 88 X SL 78 0-1 ② F7			B FF 92 C FF 92 B CU 75 F FF 92 X SL 85 2-2 ① L7	4	1	1	0	0	0	2
21 Cedric Hunter, L (1, 7)		B CH 85 F SI 90 F CH 85 F SI 91 C SL 80 1-3 ① K		B CH 81 B SI 88 C SL 77 B SI 88 F CH 87 F SL 80 C SI 90 3-3 ① K		F SL 78 X CH 82 0-1 ③ G6-3			C FF 93 F FF 91 B FF 94 B SL 85 F FF 92 B SL 83 F FF 92 X FF 93 3-2 ② L8	4	0	0	0	0	2	1
17 Peter Bourjos, R (1, 9)		B SL 79 B FF 89 1 SAFE F FF 91 C SL 81 B SI 92 C SL 82 3-3 ② K		S SL 80 X SL 80 0-1 ② G5-3			F FF 94 S SL 84 C SL 83 0-3 ① K		F FF 92 S SL 85 B FF 93 X SL 85 1-2 ③ G3	4	0	0	0	0	2	1
13 Freddy Galvis, S (1, 6) OBP: 0.333, SLG: 1.333		C SI 91 B SI 92 X CH 85 1-1 1-H HR		C SL 80 B SI 90 X SL 79 1-1 ③ F8			B CH 89 X FF 95 1-0 ② P6			3	1	1	2	0	0	0
58 Jeremy Hellickson, R (1, 1) OBP: 0.500, SLG: 0.500 15 Emmanuel Burriss, S (7, PH) 46 Jeanmar Gómez, R (7, 1) 30 David Hernandez, R (8, 1) 40 James Russell, L (8, 1) 50 Héctor Neris, R (8, 1)		B FF 90 C SI 89 C SL 79 B SL 80 S SL 81 2-3 ③ K			C CH 86 C SL 75 X SL 79 0-2 37 FC4-6 1B		F FF 95 X FF 97 0-1 ③ B1-3			2 1 0 0 0 0	0 0 0 0 0 0	1 0 0 0 0 0	0 0 0 0 0 0	0 0 0 0 0 0	1 0 0 0 0 0	0 0 0 0 0 0
Inning Stats	R: 0 E: 0 K: 1 S: 11 H: 1 LOB: 1 BB: 0 P: 13	R: 2 E: 0 K: 3 S: 13 H: 2 LOB: 0 BB: 0 P: 22	R: 0 E: 0 K: 1 S: 16 H: 2 LOB: 2 BB: 0 P: 22	R: 0 E: 0 K: 1 S: 8 H: 0 LOB: 0 BB: 0 P: 12	R: 0 E: 0 K: 1 S: 11 H: 1 LOB: 1 BB: 0 P: 14	R: 0 E: 0 K: 0 S: 7 H: 0 LOB: 0 BB: 0 P: 7	R: 0 E: 0 K: 1 S: 6 H: 0 LOB: 0 BB: 0 P: 7	R: 0 E: 0 K: 2 S: 12 H: 0 LOB: 1 BB: 1 P: 20	R: 0 E: 0 K: 0 S: 11 H: 0 LOB: 0 BB: 0 P: 17	1B: 4 2B: 1 3B: 0 HR: 1	SF: 0 SAC: 0 DP: 0 HBP: 0					

TOP

Philadelphia Phillies @ Cincinnati Reds

Great American Ball Park, Cincinnati, OH

Mon Apr 04 2016, 4:12 PM - 7:07 PM EDT

Att. 43,683 - Partly Cloudy - 50 F

livebaseballscorecards.com

AB	33
R	2
H	6
RBI	2
BB	1
SO	10
LOB	15

PITCHER		IP	WLS	BF	H	R	ER	SO	BB	IBB	HBP	BLK	WP	HR	S	P	ERA	WHIP
26 Raisel Iglesias, R ERA: 3.0	(1, 1)	6.0		24	6	2	2	7	0	0	0	0	0	1	66	90	3.00	1.000
70 Jumbo Díaz, R ERA:	(7, 1)	1.1		4	0	0	0	1	0	0	0	0	0	0	10	13	0.00	0.000
52 Tony Cingrani, L ERA:	(8, 1)	0.1		2	0	0	0	1	1	0	0	0	0	0	5	9	0.00	3.000
27 Ross Ohlendorf, R ERA:	(8, 1)	0.1	W	1	0	0	0	1	0	0	0	0	0	0	3	5	0.00	0.000
60 J.J. Hoover, R ERA:	(9, 1)	1.0		3	0	0	0	0	0	0	0	0	0	0	11	17	0.00	0.000

PITCHER		IP	WLS	BF	H	R	ER	SO	BB	IBB	HBP	BLK	WP	HR	S	P	ERA	WHIP

PA: 34

BOTTOM

Philadelphia Phillies @ Cincinnati Reds

Great American Ball Park, Cincinnati, OH

Mon Apr 04 2016, 4:12 PM - 7:07 PM EDT

Att. 43,683 - Partly Cloudy - 50 F

livebaseballscorecards.com

Batter	1	2	3	4	5	6	7	8	9	AB	R	H	RBI	BB	SO	LOB
2 Zack Cozart, R (1, 6) OBP: 0.750, SLG: 1.667	F SL 88 B CU 74 X FF 89 1-1 7 E 2B		B CU 72 X SI 88 1-0 7 G6-4-3 1B			C SI 87 F CU 76 F CU 76 F CH 76 B FF 88 X SL 82 1-2 7 F9 2B		X CU 74 0-0 ① SF9 1-2 2-3 3-H		3	1	3	1	0	0	0
7 Eugenio Suárez, R (1, 5)	C FF 89 D CH 78 B SL 79 X SL 78 2-1 E3 2-H		1 SAFE B SI 88 S CH 78 C FF 88 B FF 89 X CU 75 2-2 ② ③ G6-4-3 1-2f			X CH 80 0-0 ② F9 2-3		C SL 82 B CU 74 S SL 83 D CU 74 B CH 80 B FF 89 4-2 4 HBP 32 1B 19 1B BB		3	1	0	0	1	0	2
19 Joey Votto, L (1, 3) OBP: 0.250, SLG: 0.250	C SL 88 1 SAFE F FF 89 F FF 88 1 SAFE F FF 88 S SL 79 0-3 ① K			C FF 88 C SL 82 B CU 77 S FF 89 1-3 ① K		D CH 77 B SL 83 B CU 74 F CH 79 F SL 82 S FF 88 3-3 ③ K		B SL 82 C SI 87 X SI 88 1-1 4 HBP 32 1B 1-2 2-H 3-H 1B		4	1	1	2	0	3	2
4 Brandon Phillips, R (1, 4)	F SL 78 D CH 77 X SL 79 1-1 ② F8			S CH 79 B FF 88 F FF 90 X FF 89 1-2 ② P4			S SL 81 B SL 80 S SL 82 B SL 80 X SI 90 2-2 ① G2-3	B FF 92 F FS 82 S FS 86 H FS 84 2-2 32 E 32 1B 32 1B 1-2 2-3 HBP		3	0	0	0	0	0	1
32 Jay Bruce, L (1, 9) OBP: 0.250, SLG: 0.250	D CH 78 S FF 88 B SL 82 B CH 78 F FF 89 X SI 89 3-2 ③ G6-3			X CU 71 0-0 ③ B1-3			C CH 80 B SI 90 F SI 89 B CH 81 F SL 80 B SI 89 S CH 81 3-3 ② K	F FS 83 F FF 93 B FF 92 F FS 84 F FS 87 F SI 91 X SL 83 1-2 ② E8 1-H 2-H 3-H 1B		4	0	1	2	0	1	1
39 Devin Mesoraco, R (1, 2)		F SI 88 X FF 89 0-1 ① G5-3			C CH 78 B CH 78 B SL 84 F SI 89 B FF 89 F FF 88 S CH 78 3-3 ① K		B SI 91 X CH 80 1-0 ③ P6	F SI 92 B FF 92 X SI 91 1-1 ③ F7		4	0	0	0	0	1	2
23 Adam Duvall, R (1, 7) 40 Tyler Holt, R (8, PR) (9, 7)		C SL 81 B FF 89 X SL 82 1-1 ② L7			F FF 89 S FF 90 X FF 89 0-2 ② G6-3			S FF 92 B CU 80 B CH 90 C SI 91 B CH 91 B FF 91 4-2 43 2B 2 SF9 BB		2 0	0 1	0 0	0 0	1 0	0 0	0 0
26 Raisel Iglesias, R (1, 1) 70 Jumbo Díaz, R (7, 1) 52 Tony Cingrani, L (8, 1) 27 Ross Ohlendorf, R (8, 1) 43 Scott Schebler, L (8, PH) OBP: 1.000, SLG: 2.000 60 J.J. Hoover, R (9, 1)		C FF 89 B SI 88 X FF 89 1-1 ③ G1-3			C FF 89 C CU 74 B CU 76 C CU 77 1-3 ③ K			D CH 91 S SI 90 F FF 91 1 SAFE B CU 78 X CH 90 2-2 2 SF9 19 1B 1-3 2B		2 0 0 0 0 1	0 0 0 0 0 1	0 0 0 0 0 1	0 0 0 0 0 1	1 0 0 0 0 0	0 0 0 0 0 0	0 0 0 0 0 0
6 Billy Hamilton, S (1, 8)			B SI 87 S SI 88 B CU 74 T FF 88 S SI 88 2-3 ① K			C CU 71 X CU 74 0-1 ① B5-3		B CU 80 C CU 80 B CH 85 B FF 91 B CU 79 4-1 2 SF9 19 1B BB		2	1	0	0	1	1	0
Inning Stats	R: 1 E: 1 K: 1 S: 14 H: 1 LOB: 1 BB: 0 P: 21	R: 0 E: 0 K: 0 S: 6 H: 0 LOB: 0 BB: 0 P: 8	R: 0 E: 0 K: 1 S: 7 H: 1 LOB: 0 BB: 0 P: 12	R: 0 E: 0 K: 1 S: 7 H: 0 LOB: 0 BB: 0 P: 9	R: 0 E: 0 K: 2 S: 10 H: 0 LOB: 0 BB: 0 P: 14	R: 0 E: 0 K: 1 S: 11 H: 1 LOB: 1 BB: 0 P: 15	R: 0 E: 0 K: 1 S: 8 H: 0 LOB: 0 BB: 0 P: 14	R: 5 E: 1 K: 0 S: 21 H: 3 LOB: 2 BB: 3 P: 40		1B: 3 2B: 3 3B: 0 HR: 0 SF: 1 SAC: 0 DP: 1 HBP: 1						

AB	28
R	6
H	6
RBI	5
BB	3
SO	7
LOB	8

WP: 0 PB: 0 SB: 0 CS: 0 PA: 33

PITCHER		IP	WLS	BF	H	R	ER	SO	BB	IBB	HBP	BLK	WP	HR	S	P	ERA	WHIP
58 Jeremy Hellickson, R ERA:	(1, 1)	6.0		21	3	1	0	6	0	0	0	0	0	0	55	79	0.00	0.500
46 Jeanmar Gómez, R ERA:	(7, 1)	1.0	H	3	0	0	0	1	0	0	0	0	0	0	8	14	0.00	0.000
30 David Hernandez, R ERA:	(8, 1)	0.0	L	3	1	3	3	0	2	0	0	0	0	0	6	16	∞	∞
40 James Russell, L ERA: 54.0	(8, 1)	0.1	B	3	1	0	0	0	1	0	0	0	0	0	5	10	0.00	6.000
50 Héctor Neris, R ERA:	(8, 1)	0.2		3	1	2	2	0	0	0	1	0	0	0	10	14	27.00	1.500

PITCHER	IP	WLS	BF	H	R	ER	SO	BB	IBB	HBP	BLK	WP	HR	S	P	ERA	WHIP

Philadelphia Phillies @ Cincinnati Reds

Great American Ball Park, Cincinnati, OH

Wed Apr 06 2016, 7:12 PM - 9:35 PM EDT

Att. 21,621 - Overcast - 55 F

TOP

livebaseballscorecards.com

Batter	1	2	3	4	5	6	7	8	9	AB	R	H	RBI	BB	SO	LOB
16 César Hernández, S (1, 4) OBP: 0.286, SLG: 0.429	C SI 92 S SI 94 S SI 95 0-3 ① K		C CH 87 B CH 87 B SI 94 C SI 94 F SI 94 B SI 93 S SL 86 3-3 ② K			B CH 84 B SI 91 C SI 91 C SI 92 F SI 94 S SL 84 2-3 ① K		B FF 92 1 SAFE X FF 91 1-0 ① SH1-4 1-2		3	0	0	0	0	3	0
13 Freddy Galvis, S (1, 6) OBP: 0.286, SLG: 0.857	S SI 93 B SL 86 S SI 93 F SI 94 F SL 85 X SI 93 1-2 ② F9		B CH 86 B SI 94 X SI 92 2-0 2B			B SI 92 B CH 86 C SI 91 B SI 93 C SI 92 S SI 93 3-3 ② K		B FF 93 X SL 88 1-0 ② G4-3 2-3		4	0	1	0	0	1	2
37 Odúbel Herrera, L (1, 8) OBP: 0.375, SLG: 0.167	C SI 92 S SL 84 B SI 94 X SL 86 1-2 7 HR 1B		X SL 85 0-0 ③ G6-3			B SL 83 F SL 85 F SI 93 B CH 87 B CH 87 B SI 90 4-2 7 WP BB		B FF 92 B FF 92 C SL 87 X FF 92 2-1 ③ F8		3	1	1	0	1	0	3
7 Maikel Franco, R (1, 5) OBP: 0.250, SLG: 0.625	X SI 92 0-0 1-H HR			X CH 86 0-0 ① G6-3		D CH 84 1 SAFE B CH 84 X SL 84 2-0 ③ G5-3 1-2			B FF 95 X FF 95 1-0 ① G4-3	4	1	1	2	0	0	1
18 Darin Ruf, R (1, 3)	C SI 92 C SL 83 B SI 93 F SL 86 S SI 92 1-3 ③ K			X SI 92 0-0 ② F9			B SL 89 X SL 88 1-0 ① G6-3		C SL 89 S SL 86 B FF 98 B CH 86 B CH 84 B SL 88 4-2 17 CS BB	3	0	0	0	1	1	0
29 Cameron Rupp, R (1, 2) OBP: 0.250, SLG: 0.500		B SI 91 X SI 91 1-0 ① G6-3		C SI 93 B SI 93 F SL 85 S SI 94 1-3 ③ K			B SL 88 S SL 88 S FF 94 B CU 81 F SL 89 X FF 94 2-2 2B		C SL 89 S FF 96 C CH 86 0-3 ② K	4	0	1	0	0	2	1
17 Peter Bourjos, R (1, 9)		C SI 92 B CH 87 X SI 93 1-1 ② G6-3			B SI 90 C CH 84 B CH 86 S CH 86 B SI 94 X SL 84 3-2 ① G5-3		B FF 92 X SL 87 1-0 ② G5-3		F SL 87 B FF 97 S SL 87 D CH 86 2-2 ③ CS 1-2	3	0	0	0	0	0	1
2 Tyler Goeddel, R (1, 7) 21 Cedric Hunter, L (7, PH) (7, 7)		B SI 93 S CH 86 B CH 86 F SI 92 B SI 94 F SL 85 S SI 94 3-3 ③ K			B CH 86 B CH 86 X SI 92 2-0 ② G4-3		C FF 92 X SL 87 0-1 ③ F8			2 1	0 0	0 0	0 0	0 0	1 0	0 1
27 Aaron Nola, R (1, 1) 6 Ryan Howard, L (8, PH) OBP: 0.250, SLG: 0.250 15 Emmanuel Burriss, S (8, PR) 30 David Hernandez, R (8, 1) 94 Dalier Hinojosa, R (9, 1)			B SI 92 C SI 91 F SI 94 B SI 94 C SL 86 2-3 ① K		C SI 94 C SL 84 C SI 92 0-3 ③ K			B SL 88 X SL 87 1-0 13 G4-3 16 SH1-4 1B		2 1 0 0 0	0 0 0 0 0	0 1 0 0 0	0 0 0 0 0	2 0 0 0 0	0 0 0 0 0	0 0 0 0 0

Inning Stats																					
	R: 2 E: 0 K: 2 S: 16	H: 2 LOB: 0 BB: 0 P: 19		R: 0 E: 0 K: 1 S: 7	H: 0 LOB: 0 BB: 0 P: 12		R: 0 E: 0 K: 2 S: 9	H: 1 LOB: 1 BB: 0 P: 16		R: 0 E: 0 K: 1 S: 5	H: 0 LOB: 0 BB: 0 P: 6		R: 0 E: 0 K: 1 S: 7	H: 0 LOB: 0 BB: 0 P: 12		R: 0 E: 0 K: 2 S: 10	H: 0 LOB: 1 BB: 1 P: 21		R: 0 E: 0 K: 0 S: 8	H: 1 LOB: 1 BB: 0 P: 12		R: 0 E: 0 K: 0 S: 5	H: 1 LOB: 2 BB: 0 P: 10		R: 0 E: 0 K: 1 S: 8	H: 0 LOB: 0 BB: 1 P: 15		1B: 2 2B: 2 3B: 0 HR: 1	SF: 0 SAC: 1 DP: 0 HBP: 0		WP: 1 PB: 0 SB: 0 CS: 1	PA: 34

PITCHER		IP	WLS	BF	H	R	ER	SO	BB	IBB	HBP	BLK	WP	HR	S	P	ERA	WHIP
29 Brandon Finnegan, L ERA: 3.0	(1, 1)	6.0		22	3	2	2	9	1	0	0	0	1	1	54	86	3.00	0.667
54 Caleb Cotham, R ERA:	(7, 1)	2.0		8	2	0	0	0	0	0	0	0	0	0	13	22	0.00	1.000
36 Blake Wood, R ERA:	(9, 1)	1.0	W	3	0	0	0	1	1	0	0	0	0	0	8	15	0.00	1.000

PITCHER	IP	WLS	BF	H	R	ER	SO	BB	IBB	HBP	BLK	WP	HR	S	P	ERA	WHIP

AB	30
R	2
H	5
RBI	2
BB	2
SO	10
LOB	9

Philadelphia Phillies @ Cincinnati Reds

Great American Ball Park, Cincinnati, OH

Wed Apr 06 2016, 7:12 PM - 9:35 PM EDT

Att. 21,621 - Overcast - 55 F

livebaseballscorecards.com

BOTTOM

Batter	1	2	3	4	5	6	7	8	9	AB	R	H	RBI	BB	SO	LOB
2 Zack Cozart, R (1, 6) OBP: 0.500, SLG: 0.857	C FF 91 F SI 89 X CU 77 0-2 ① G5-3		F FF 91 X FF 89 0-1 ② L8			C CU 75 C CU 74 F CU 73 X CH 79 0-2 19 G4-3 1B		B CU 81 C FF 94 B CU 81 B FF 94 X FF 93 3-1 ③ P4		4	0	1	0	0	0	0
7 Eugenio Suárez, R (1, 5) OBP: 0.375, SLG: 0.714	B FF 91 X SI 89 1-0 HR		C FF 90 B FF 89 C CU 75 B CU 75 F CU 75 X FF 91 2-2 ③ F8			B FF 87 1 SAFE C FF 88 X FF 89 1-1 ① L8			B FF 93 B FF 93 X FF 93 2-0 32 1B 39 1B 43 2B 1B	4	2	2	1	0	0	1
19 Joey Votto, L (1, 3) OBP: 0.125, SLG: 0.125	C FF 90 B FF 89 F CU 76 F CU 77 B FF 90 X SI 91 2-2 ② G3			B CU 74 C FF 88 B FF 88 X CH 81 2-1 ① F8		X SI 88 0-0 ② G4-3 1-2			B FF 93 1 SAFE F FF 93 X FF 93 1-1 ① F7	4	0	0	0	0	0	2
39 Devin Mesoraco, R (1, 2) OBP: 0.125, SLG: 0.125 40 Tyler Holt, R (9, PR)	B FF 92 B CU 77 C FF 90 B FF 91 X FF 90 3-1 ③ L8			C SI 88 X CU 76 0-1 ② G6-3		X CU 75 0-0 ③ F9			B SL 86 X FF 93 1-0 32 1B 43 2B 1-2 1B	4 0	0 1	1 0	0 0	0 0	0 0	1 0
32 Jay Bruce, L (1, 9) OBP: 0.375, SLG: 0.375		X FF 90 0-0 1B		B CU 75 C CU 76 C FF 88 X CU 76 1-2 ③ L9			B CH 79 B CH 79 B SI 88 C SI 88 F SI 89 F SI 88 S CU 75 3-3 ① K		F FF 94 X FF 94 0-1 43 2B 1-2 2-3 1B	4	0	2	0	0	1	0
43 Scott Schebler, L (1, 7) OBP: 0.400, SLG: 0.800		T SI 89 S SI 89 S SI 89 0-3 ① K			T SI 90 C FF 87 F FF 89 T FF 88 0-2 ① K		B FF 89 B CH 78 B SI 88 C FF 88 S SI 87 S SI 88 3-3 ② K		B FF 93 C SL 85 S FF 94 D SL 87 F FF 94 X FF 94 2-2 1-3 2-H 3-H 2B	4	0	1	2	0	3	1
3 Iván De Jesús Jr., R (1, 4)		C SI 90 B SI 88 C CU 77 S CU 78 1-3 ② K			C CU 75 S CU 76 F FF 89 F FF 90 B CU 77 C CU 76 1-3 ② K		C CU 75 F FF 90 X SI 88 0-2 ③ G4-3			3	0	0	0	0	2	1
29 Brandon Finnegan, L (1, 1) OBP: 0.500, SLG: 0.500 54 Caleb Cotham, R (7, 1) 23 Adam Duvall, R (8, PH) 36 Blake Wood, R (9, 1)		C FF 90 X SI 90 0-1 ③ P6			B SI 90 F SI 88 S CH 80 B CH 81 F SI 88 F FF 90 F CU 76 F CU 77 F CH 80 2-2 X SI 89 1B			F FF 94 F CU 81 S CU 81 0-3 ① K		2 0 1 0	0 0 0 0	1 0 0 0	0 0 0 0	0 0 1 0	1 0 0 0
6 Billy Hamilton, S (1, 8)			C FF 90 C FF 88 S CU 76 0-3 ① K		F FF 88 C FF 89 C SI 88 0-3 ③ K			T FF 95 B FF 94 F FF 92 X FF 95 1-2 ② G6-3		3	0	0	0	0	2	1

	AB	R	H	RBI	BB	SO	LOB
	33	3	8	3	0	9	8

Inning Stats																																
	R: 1	H: 1		R: 0	H: 1		R: 0	H: 0		R: 0	H: 0		R: 0	H: 1		R: 0	H: 1		R: 0	H: 0		R: 0	H: 4		1B: 6	SF: 0		WP: 0	PA: 33	
	E: 0	LOB: 0		E: 0	LOB: 1		E: 0	LOB: 0		E: 0	LOB: 0		E: 0	LOB: 1		E: 0	LOB: 1		E: 0	LOB: 0		E: 0	LOB: 3		2B: 1	SAC: 0		PB: 0		
	K: 0	BB: 0		K: 2	BB: 0		K: 1	BB: 0		K: 0	BB: 0		K: 3	BB: 0		K: 2	BB: 0		K: 1	BB: 0		K: 0	BB: 0		3B: 0	DP: 0		SB: 0		
	S: 10	P: 16		S: 9	P: 10		S: 9	P: 11		S: 7	P: 10		S: 20	P: 23		S: 8	P: 9		S: 10	P: 16		S: 8	P: 12		HR: 1	HBP: 0		CS: 0		

PITCHER		IP	WLS	BF	H	R	ER	SO	BB	IBB	HBP	BLK	WP	HR	S	P	ERA	WHIP
27 Aaron Nola, R ERA: 1.29	(1, 1)	7.0		25	4	1	1	8	0	0	0	0	0	1	73	95	1.29	0.571
30 David Hernandez, R ERA: 27.0	(8, 1)	1.0	H	3	0	0	0	1	0	0	0	0	0	0	8	12	0.00	0.000
94 Dalier Hinojosa, R ERA: 54.0	(9, 1)	0.1	L	5	4	2	2	0	0	0	0	0	0	0	10	16	54.00	12.000

PITCHER	IP	WLS	BF	H	R	ER	SO	BB	IBB	HBP	BLK	WP	HR	S	P	ERA	WHIP

Philadelphia Phillies @ Cincinnati Reds

Great American Ball Park, Cincinnati, OH

Thu Apr 07 2016, 12:37 PM - 3:41 PM EDT

Att. 10,784 - Overcast - 43 F

livebaseballscorecards.com

TOP

Batter	1	2	3	4	5	6	7	8	9	AB	R	H	RBI	BB	SO	LOB
13 Freddy Galvis, S (1, 6) OBP: 0.250, SLG: 0.583	C FF 94 F FF 93 X CH 88 0-2 ① G4-3		B FF 90 F FF 90 B CU 77 C FF 92 X CU 79 2-2 6 E 1-2 1B		B FF 91 B FF 90 C FF 90 C FF 90 X FF 93 2-2 ① G5-3		X FF 93 0-0 ① G1-3	B FF 94 C FF 93 F FF 93 X CU 74 1-2 ③ G4-3		5	0	1	0	0	0	1
37 Odúbel Herrera, L (1, 8) OBP: 0.231, SLG: 0.091	B FF 94 S FF 92 B CH 87 X FF 93 2-1 ② F8		D CH 86 S FF 91 S CH 84 F FF 91 F CU 78 F CH 87 B CH 85 F FF 91 S FF 92 2-3 ① K		B CH 85 F FF 92 F FF 91 X FF 92 1-2 ② P5		B SL 79 B FF 92 B FF 93 C FF 92 S FF 93 S FF 93 3-3 ② K		C CH 85 C FF 93 F FF 93 T SL 82 0-2 ① K	5	0	0	0	0	3	2
7 Maikel Franco, R (1, 5) OBP: 0.462, SLG: 0.700	B FF 92 S CH 87 B CH 87 T FF 92 B CH 87 F FF 93 D CH 88 4-2 BB		B FF 92 B CU 78 C FF 91 X FF 92 2-1 ② P5		B CH 85 F CU 77 B CH 86 T FF 91 B FF 93 B FF 91 4-2 6 HR BB		B FF 94 F FF 93 X SL 80 1-1 2B		H FF 92 1-0 4 FC4-6 HBP	2	1	1	0	2	0	2
6 Ryan Howard, L (1, 3) OBP: 0.333, SLG: 0.667	S FF 92 X FF 92 0-1 ③ F7		X FF 93 0-0 E9 1-3 2-H 1B		B CH 84 X FF 92 1-0 1-H HR		B SL 77 S SL 80 C FF 93 S FF 92 1-3 ③ K		B FF 93 B FF 92 X CH 84 2-0 ② F9	5	1	2	2	0	1	3
4 Andrés Blanco, S (1, 4)		B FF 91 B FF 92 F FF 92 C FF 94 F FF 92 X FF 92 2-2 ① F7	C FF 91 X CU 78 0-1 ③ L8		H FF 91 1-0 HBP			C FF 92 B FF 94 C FF 93 B CU 76 C FF 94 2-3 ① K	C FF 92 X FF 92 0-1 ③ FC4-6 1-2f	4	0	0	0	0	1	3
21 Cedric Hunter, L (1, 7) OBP: 0.222, SLG: 0.500		B FF 92 S FF 93 X CH 88 1-1 ② G6-3		B FF 90 B CH 85 F FF 91 X FF 91 2-1 HR	1 SAFE X FF 91 0-0 ③ G4-3			B CU 74 C FF 93 B FF 94 F FF 93 F FF 94 B CU 77 D FF 94 4-2 51 HR BB		3	2	1	1	1	0	1
51 Carlos Ruiz, R (1, 2) OBP: 0.500, SLG: 1.000		B FF 93 X FF 93 1-0 2B	C CU 77 S CU 78 B CU 76 F FF 93 F CU 78 X FF 92 1-2 ① F7		C SI 94 B FF 95 B SI 94 B FF 95 B FF 95 4-1 17 G3-6 BB			X FF 92 0-0 1-H HR		3	1	2	2	1	0	0
17 Peter Bourjos, R (1, 9) OBP: 0.091, SLG: 0.182		F FF 93 X CU 78 0-1 ③ L5	B CU 77 C FF 92 X FF 93 1-1 ② G3		C SL 85 X SL 84 0-1 ① ② G3-6 1-2f			B SL 89 B FF 95 B FF 94 C FF 94 X FF 94 3-1 2B		4	0	1	0	0	0	2
47 Charlie Morton, R (1, 1) OBP: 0.500, SLG: 0.500 53 Daniel Stumpf, L (4, 1) 34 Brett Oberholtzer, L (4, 1) 18 Darin Ruf, R (8, PH) 94 Dalier Hinojosa, R (8, 1)			C FF 91 X FF 92 0-1 6 1B 13 1B 6 E 1B		C FF 91 B CU 77 X FF 92 1-1 ③ F8		C FF 95 C FF 96 B FF 96 B FF 97 B FF 95 S FF 96 3-3 ③ K	D CU 76 X SL 87 1-0 ② P2		2 0 1 1 0	1 0 0 0 0	1 0 0 0 0	0 0 0 0 0	0 0 1 0 0	0 0 0 1 0	0 0 0 1 0
Inning Stats	R: 0 E: 0 K: 0 S: 10 H: 0 LOB: 1 BB: 1 P: 16	R: 0 E: 0 K: 0 S: 9 H: 1 LOB: 1 BB: 0 P: 13	R: 1 E: 1 K: 1 S: 17 H: 3 LOB: 2 BB: 0 P: 23	R: 1 E: 0 K: 0 S: 11 H: 1 LOB: 0 BB: 0 P: 16	R: 2 E: 0 K: 0 S: 10 H: 1 LOB: 1 BB: 1 P: 19	R: 0 E: 0 K: 1 S: 6 H: 0 LOB: 0 BB: 1 P: 13	R: 0 E: 0 K: 2 S: 9 H: 1 LOB: 1 BB: 0 P: 14	R: 2 E: 0 K: 1 S: 13 H: 2 LOB: 1 BB: 1 P: 24	R: 0 E: 0 K: 1 S: 7 H: 0 LOB: 1 BB: 0 P: 10	1B: 3 2B: 3 3B: 0 HR: 3 SF: 0 SAC: 0 DP: 1 HBP: 2						

	AB	35
	R	6
	H	9
	RBI	5
	BB	4
	SO	6
	LOB	15

WP: 0 PB: 0 SB: 0 CS: 0 PA: 41

PITCHER		IP	WLS	BF	H	R	ER	SO	BB	IBB	HBP	BLK	WP	HR	S	P	ERA	WHIP
55 Robert Stephenson, R ERA: 5.4	(1, 1)	5.0	W	24	6	4	3	1	2	0	1	0	0	2	57	87	5.40	1.600
70 Jumbo Díaz, R ERA:	(6, 1)	1.0		3	0	0	0	1	1	0	0	0	0	0	6	13	0.00	1.000
52 Tony Cingrani, L ERA:	(7, 1)	1.0		4	1	0	0	2	0	0	0	0	0	0	9	14	0.00	1.000
48 Keyvius Sampson, R ERA: 18.0	(8, 1)	1.0		6	2	2	2	1	1	0	0	0	0	1	13	24	18.00	3.000
27 Ross Ohlendorf, R ERA:	(9, 1)	1.0		4	0	0	0	1	0	0	1	0	0	0	7	10	0.00	0.000

PITCHER		IP	WLS	BF	H	R	ER	SO	BB	IBB	HBP	BLK	WP	HR	S	P	ERA	WHIP

Batter	1	2	3	4	5	6	7	8	9	AB	R	H	RBI	BB	SO	LOB
43 Scott Schebler, L (1, 8) (9, 7) OBP: 0.500, SLG: 0.778	C SI 93 B FF 93 B FS 85 B SI 93 X SI 94 3-1 G6-3 ①		S FF 93 C SI 93 1 SAFE X SI 93 0-2 1-H 2B	S SL 79 F SL 81 B FF 90 B FF 90 B SL 82 B SL 80 4-2 7 HR BB	B SI 87 B KC 77 D SI 88 C KC 77 C SI 88 X SI 88 3-2 G3 ③			F FF 91 X SI 88 0-1 19 F8 7 1B 1B		4	1	2	1	1	0	1
7 Eugenio Suárez, R (1, 5) OBP: 0.385, SLG: 0.833	B SI 93 X SI 94 1-0 G5-3 ②		S FS 85 X SI 94 0-1 G6-3 ③	S CH 82 F CH 83 B SL 82 B FF 91 D SL 82 X FF 90 3-2 1-H 2-H 3-H HR		B KC 75 C SI 87 B SI 87 C SI 88 C KC 77 2-3 K ①		S FF 92 B SI 89 B SL 84 F FF 90 X SL 86 2-2 32 PO 1-2 1B		5	1	2	4	0	1	1
19 Joey Votto, L (1, 3) OBP: 0.231, SLG: 0.167	C SI 92 B CU 80 B CU 81 F FF 88 F SI 93 B SI 94 C SI 94 3-3 K ③			C SI 93 0-2 C FF 85 X CU 81 23 1B 32 HR 1B B FF 91 4-0 B SL 81 B FF 89 B FF 89 23 BB 32 1B BB		X SI 87 0-0 G3 ②		D FF 93 X FF 91 1-0 F8 ① 2-3		4	2	1	0	1	1	2
23 Adam Duvall, R (1, 7) OBP: 0.333, SLG: 0.143 6 Billy Hamilton, S (9, 8)		C SI 93 F SI 93 S CU 81 0-3 K ①		X SI 93 0-0 32 HR 1-2 1B T FF 77 1 SAFE D CH 76 C SI 87 D KC 79 B CH 79 4-2 32 E 32 1B 1-2 BB		C KC 77 F KC 77 C SI 89 0-3 K ③		F SL 86 F FF 93 1 SAFE F FF 92 B SL 85 F SL 85 S SL 84 1-3 K ②		4 0	1 0	1 0	0 0	1 0	3 0	2 0
32 Jay Bruce, L (1, 9) OBP: 0.500, SLG: 1.000		C FS 85 X CU 81 0-1 F8 ②		T SI 93 3-1 B FF 88 B SI 94 B SI 94 X FS 86 1-H 2-H HR D KC 78 3-2 F SI 87 B SI 88 D KC 78 X SI 88 E8 1-3 2-H 1B			C SI 87 B SI 87 X SI 88 1-1 HR	B SL 85 C SL 84 1 SAFE 1-1 PO ③ 1-2		4	2	3	5	0	0	0
15 Jordan Pacheco, R (1, 4)		C FF 95 X SI 92 0-1 G6-3 ③		S SI 94 1-0 X SI 93 F9 ① F SI 88 2-2 B SI 88 S CH 78 X SI 89 F8 ③			F KC 78 B SI 88 F CH 78 X FF 89 1-2 F8 ①			4	0	0	0	0	0	2
3 Iván De Jesús Jr., R (1, 6)			C SI 91 C CU 78 B CU 80 X SI 92 1-2 G6-3 ①	C SI 94 B SI 94 S FS 86 B FS 85 B CU 81 F SI 93 F SI 93 B FS 84 4-2 16 1B 16 S 7 HR BB	C SI 86 C KC 77 B SI 88 F SI 88 B CH 79 C FF 89 2-3 K ①		S CH 77 B FF 87 B FF 87 S CH 79 S CH 79 2-3 K ②		3	1	0	0	1	2	0
16 Tucker Barnhart, L (1, 2) OBP: 1.000, SLG: 1.000			C SI 94 F FS 87 B CU 80 B SI 94 F CU 81 B FF 94 F SI 94 B SI 94 4-2 43 2B BB	S SI 92 B CU 80 X FS 88 1-1 55 SH1-4 7 HR 1-3 1B	C SI 87 B SI 89 X CH 79 1-1 1B		B KC 79 B FF 87 F FF 87 X KC 78 2-1 1B			3	2	3	0	1	0	0
55 Robert Stephenson, R (1, 1) 39 Devin Mesoraco, R (5, PH) OBP: 0.111, SLG: 0.111 70 Jumbo Díaz, R (6, 1) 52 Tony Cingrani, L (7, 1) 40 Tyler Holt, R (7, PH) 48 Keyvius Sampson, R (8, 1) 27 Ross Ohlendorf, R (9, 1)			C SI 92 B CU 78 C SI 92 M CU 80 1-3 K ②	B CU 79 1 SAFE F SI 91 1 SAFE X CU 79 1-1 SH1-4 ② 1-2	X CH 78 0-0 P6 ②		C SI 87 B SI 87 F CH 79 B SI 89 F SI 88 S SI 88 2-3 K ③			1 1 0 0 1 0 0	0 0 0 0 0 0 0	0 0 0 0 0 0 0	0 0 0 0 0 0 0	1 0 0 0 1 0 0	1 1 0 0 1 0 0
Inning Stats	R: 0 E: 0 K: 1 S: 7 H: 0 LOB: 0 BB: 0 P: 14	R: 0 E: 0 K: 1 S: 7 H: 0 LOB: 0 BB: 0 P: 7	R: 1 E: 0 K: 1 S: 15 H: 1 LOB: 1 BB: 1 P: 21	R: 8 E: 1 K: 0 S: 28 H: 6 LOB: 2 BB: 4 P: 58	R: 0 E: 0 K: 1 S: 10 H: 1 LOB: 1 BB: 0 P: 16	R: 0 E: 0 K: 2 S: 7 H: 0 LOB: 0 BB: 0 P: 9	R: 1 E: 0 K: 2 S: 14 H: 2 LOB: 1 BB: 0 P: 22	R: 0 E: 0 K: 1 S: 12 H: 2 LOB: 1 BB: 0 P: 17		1B: 8 2B: 1 3B: 0 HR: 3 SF: 0 SAC: 1 DP: 0 HBP: 0						

PITCHER		IP	WLS	BF	H	R	ER	SO	BB	IBB	HBP	BLK	WP	HR	S	P	ERA	WHIP
47 Charlie Morton, R ERA: 14.73	(1, 1)	3.2	L	18	5	6	6	3	2	0	0	0	0	1	44	67	14.73	1.909
53 Daniel Stumpf, L ERA:	(4, 1)	0.0		3	1	2	2	0	2	0	0	0	0	1	5	16	∞	∞
34 Brett Oberholtzer, L ERA: 2.7	(4, 1)	3.1		15	4	2	2	5	1	0	0	0	0	1	39	64	5.40	1.500
94 Dalier Hinojosa, R ERA: 13.5	(8, 1)	1.0		4	2	0	0	1	0	0	0	0	0	0	12	17	0.00	2.000

PITCHER	IP	WLS	BF	H	R	ER	SO	BB	IBB	HBP	BLK	WP	HR	S	P	ERA	WHIP

BOTTOM

Philadelphia Phillies @ Cincinnati Reds

Great American Ball Park, Cincinnati, OH

Thu Apr 07 2016, 12:37 PM - 3:41 PM EDT

Att. 10,784 - Overcast - 43 F

livebaseballscorecards.com

AB	34
R	10
H	12
RBI	10
BB	5
SO	9
LOB	11

Pittsburgh Pirates @ Cincinnati Reds

Great American Ball Park, Cincinnati, OH

Fri Apr 08 2016, 7:09 PM - 10:32 PM EDT

Att. 17,194 - Cloudy - 41 F

TOP

livebaseballscorecards.com

Batter	1	2	3	4	5	6	7	8	9	AB	R	H	RBI	BB	SO	LOB
28 John Jaso, L (1, 3) OBP: 0.294, SLG: 0.333	C SI 91 B SI 91 B B SI 90 B SI 90 4-1 23 HBP BB	B FC 90 D FS 82 F SI 91 F FF 91 S FS 84 2-3 K ③		B SI 92 B SI 92 C FF 92 F FF 92 F FF 92 B FS 83 X FC 92 3-2 P3 ③		C FF 92 D SL 87 X SL 87 1-1 G1-6-3 ②③ 1-2f		B FF 93 B FF 93 C FF 92 F FF 92 H FF 92 3-2 23 1B 22 WP 6 HR HBP		3	1	0	0	1	1	4
30 Neftalí Feliz, R (8, 1)										0	0	0	0	0	0	0
35 Mark Melancon, R (9, 1)										0	0	0	0	0	0	0
22 Andrew McCutchen, R (1, 8) OBP: 0.474, SLG: 0.400	S FC 91 X SI 91 0-1 L8 ①	S FC 92 B CU 76 F FC 87 F FF 92 B FS 86 F SI 92 S FF 93 2-3 K ①	C FC 86 X FS 82 0-1 E5 6 HBP 23 BB 29 FC6-5		C SL 86 C CH 89 F FF 96 X SL 84 0-2 G5-3 ①	C SL 80 B FF 93 B FF 92 B SL 80 B FF 92 4-1 23 1B 6 HR 1-2 BB		4	2	0	0	1	1	1
23 David Freese, R (1, 5) OBP: 0.421, SLG: 0.353	C SI 90 H SI 91 1-1 1-2 HBP	B FF 92 B FC 91 C FC 87 F FC 88 S FS 85 2-3 K ②	B FS 88 1 SAFE B FS 89 S FC 90 B SI 90 B FF 92 4-1 29 FC6-5 6 HBP 1-2 BB		B SL 86 C SL 85 F SL 85 B FF 96 B CH 91 S SL 86 3-3 K ②	X FF 92 0-0 1-2 2-3 6 HR 1B		3	1	1	0	1	2	0
6 Starling Marte, R (1, 7) OBP: 0.444, SLG: 0.533	S FF 92 D SI 91 B SI 92 S FC 91 S 2-3 K ②	B FF 91 C FF 91 S FS 84 X FS 86 1-2 E6 1B	H SI 91 1-0 5 E5 29 FC6-5 1-2 2-3 HBP		S SL 86 B CH 91 B SL 82 F SL 87 X FF 96 2-2 25 BB 29 S 1B	B FF 93 X SL 84 1-0 1-H 2-H 3-H HR		4	1	3	4	0	1	2
29 Francisco Cervelli, R (1, 2) OBP: 0.389, SLG: 0.467	B SI 91 C SI 91 D FC 87 X SI 91 2-1 F9 ③	B FF 91 B SI 92 C FC 87 B SI 92 X SI 93 3-1 G5-3 ③	X SI 92 0-0 FC6-5 5 E5 1-2 2-3f 3-H		B FF 95 B FF 95 B SL 86 B SL 84 4-0 25 BB 1-2 BB	S FF 92 S FF 92 B FF 92 B SL 84 F FF 91 B SL 84 X FF 92 3-2 G4-3 ③		4	0	0	1	1	0	5
25 Gregory Polanco, L (1, 9) OBP: 0.500, SLG: 0.545		C SI 91 C FC 86 S FS 80 0-3 K ①	L SI 91 S FF 91 T FS 82 0-2 K ①	C FS 81 B FF 92 D FS 83 B SI 92 F SI 92 S FS 81 3-3 K ②	D SL 80 B FF 93 B FF 92 B FF 92 4-0 1-2 2-3 BB		C FF 95 B FF 96 F SL 87 B CH 85 X SL 89 2-2 F8 ①	4	0	0	0	1	3	2
5 Josh Harrison, R (1, 4) OBP: 0.176, SLG: 0.188		S FC 90 S FS 83 F FS 84 X FS 83 0-2 L6 ②	C CU 76 F FS 84 X CU 79 0-2 G5-3 ② 1-2 2-3	S FS 83 X SI 92 0-1 E5 ③	C FF 94 F FF 93 B FF 94 S SL 82 1-3 K ③		F SL 88 S SL 83 X CH 83 0-2 F8 ②	5	0	0	0	0	1	5
10 Jordy Mercer, R (1, 6) OBP: 0.444, SLG: 0.400		F FC 91 B SI 91 X FC 87 1-1 47 2B 1B	C FF 91 B CU 76 B F FC 87 X SI 92 2-2 47 1B 1B		B FF 92 S SL 86 B SL 86 C SL 85 B SL 86 B FF 91 4-2 28 G1-6-3 BB	B FF 93 X FF 93 1-0 F9 ① B FF 95 B FF 94 C SL 85 C SL 90 F FF 94 B SL 90 S SL 88 3-3 K ③		4	1	2	0	1	1	0
47 Francisco Liriano, L (1, 1) OBP: 0.750, SLG: 1.000		X SI 90 0-0 1-H 2B	C SI 91 X CU 75 0-1 1-2 1B		B FF 92 C FF 90 1 SAFE X SL 86 1-1 L5 ①	X FF 93 0-0 G4-3 ②		2	0	2	1	0	0	0
24 Cole Figueroa, L (6, PH)								1	0	0	0	0	0	1
14 Ryan Vogelsong, R (6, 1)								0	0	0	0	0	0	0
17 Matt Joyce, L (8, PH)								1	0	0	0	0	0	0
3 Sean Rodríguez, R (8, 3) OBP: 1.000, SLG: 2.000								0	0	0	0	0	0	0

Inning Stats	1	2	3	4	5	6	7	8	9
	R: 0 E: 0 K: 1 S: 9 H: 0 LOB: 2 BB: 1 P: 18	R: 1 E: 0 K: 2 S: 13 H: 2 LOB: 1 BB: 0 P: 16	R: 0 E: 1 K: 2 S: 13 H: 1 LOB: 1 BB: 0 P: 21	R: 0 E: 0 K: 1 S: 15 H: 2 LOB: 2 BB: 0 P: 20	R: 1 E: 2 K: 1 S: 9 H: 0 LOB: 2 BB: 1 P: 17	R: 0 E: 0 K: 0 S: 6 H: 0 LOB: 0 BB: 1 P: 12	R: 0 E: 0 K: 2 S: 13 H: 1 LOB: 3 BB: 2 P: 27	R: 4 E: 0 K: 0 S: 11 H: 2 LOB: 0 BB: 1 P: 23	R: 0 E: 0 K: 1 S: 10 H: 0 LOB: 0 BB: 0 P: 15

1B: 6	SF: 0
2B: 1	SAC: 0
3B: 0	DP: 1
HR: 1	HBP: 3

WP: 1	PA: 44
PB: 0	
SB: 1	
CS: 0	

AB	35
R	6
H	8
RBI	6
BB	6
SO	10
LOB	20

PITCHER		IP	WLS	BF	H	R	ER	SO	BB	IBB	HBP	BLK	WP	HR	S	P	ERA	WHIP
31 Alfredo Simon, R ERA: 1.8	(1, 1)	5.0		25	5	2	1	7	2	0	2	0	0	0	59	92	1.80	1.400
54 Caleb Cotham, R ERA:	(6, 1)	1.0	H	3	0	0	0	0	1	0	0	0	0	0	6	12	0.00	1.000
70 Jumbo Díaz, R ERA:	(7, 1)	0.2	H	4	1	0	0	1	1	0	0	0	0	0	10	19	0.00	3.000
52 Tony Cingrani, L ERA:	(7, 1)	0.1	H	2	0	0	0	1	1	0	0	0	0	0	3	8	0.00	3.000
27 Ross Ohlendorf, R ERA: 13.5	(8, 1)	0.2	H	5	1	3	3	0	1	0	1	0	1	0	6	14	40.50	3.000

PITCHER		IP	WLS	BF	H	R	ER	SO	BB	IBB	HBP	BLK	WP	HR	S	P	ERA	WHIP
60 J.J. Hoover, R ERA: 6.75	(8, 1)	0.1	L	2	1	1	1	0	0	0	0	0	0	1	5	9	27.00	3.000
36 Blake Wood, R ERA:	(9, 1)	1.0		3	0	0	0	1	0	0	0	0	0	0	10	15	0.00	0.000

BOTTOM

Batter	1	2	3	4	5	6	7	8	9	AB	R	H	RBI	BB	SO	LOB
2 Zack Cozart, R (1, 6) OBP: 0.385, SLG: 0.583	G5-3		19 BB / 7 BB / 4 SF8 1B	G5-4-3 1-2f		FC5-2-6 1-3 3-H			F8	5	1	1	0	0	0	5
7 Eugenio Suárez, R (1, 5) OBP: 0.389, SLG: 0.688	19 E / 19 S / 19 G4-3 1B		39 G5-3 / 19 BB 1-2 BB		G5-6-3	F8			L8	4	1	1	0	1	0	2
19 Joey Votto, L (1, 3) OBP: 0.222, SLG: 0.125	G4-3 1-H		1-2 2-3 BB		K		L8		G3-1	4	0	0	1	1	1	0
4 Brandon Phillips, R (1, 4) OBP: 0.500, SLG: 1.000	HR		SF8 3-H		39 WP / 39 E5 1B		32 S / 39 G5-3 / 32 WP BB			2	2	2	2	1	0	0
39 Devin Mesoraco, R (1, 2) OBP: 0.154, SLG: 0.083	BB		G5-3 2-3f		E5 1-H		G5-3 1-2			3	0	0	0	1	0	4
32 Jay Bruce, L (1, 9) OBP: 0.438, SLG: 0.800 60 J.J. Hoover, R (8, 1) 36 Blake Wood, R (9, 1)	F8			23 1B HBP		E5 15 F8 / 23 BB / 6 1B	G3 2-H			3 0 0	1 0 0	0 0 0	0 0 0	0 0 0	0 0 0	1 0 0
23 Adam Duvall, R (1, 7) OBP: 0.385, SLG: 0.200		K		31 SH2-3 1-3 1B		6 1B / 15 F8 / 2 FC5-2-6 1-2 BB		F8		3	0	1	0	1	1	0
31 Alfredo Simon, R (1, 1) 54 Caleb Cotham, R (6, 1) 15 Jordan Pacheco, R (6, PH) 70 Jumbo Díaz, R (7, 1) 52 Tony Cingrani, L (7, 1) 27 Ross Ohlendorf, R (8, 1) 40 Tyler Holt, R (8, 9)	K		SH2-3 1-2	F8 1-2 2-3			K2-3			1 0 1 0 0 0 1	0 0 0 0 0 0 0	0 0 0 0 0 0 0	0 0 0 0 0 0 0	0 0 0 0 0 0 0	1 0 0 0 0 0 0	0 0 2 0 0 0 0
6 Billy Hamilton, S (1, 8) OBP: 0.300, SLG: 0.125		B4-3		2 G5-4-3 BB		2 FC5-2-6 2 S 2-3 3-H 1B		K		3	0	1	1	1	1	0
Inning Stats	R: 2 H: 2 E: 0 LOB: 1 K: 0 BB: 1 S: 14 P: 25	R: 0 H: 0 E: 0 LOB: 0 K: 2 BB: 0 S: 7 P: 11	R: 1 H: 1 E: 0 LOB: 1 K: 0 BB: 2 S: 11 P: 24	R: 0 H: 1 E: 0 LOB: 2 K: 0 BB: 1 S: 7 P: 17	R: 0 H: 1 E: 1 LOB: 2 K: 1 BB: 0 S: 8 P: 13	R: 1 H: 1 E: 1 LOB: 2 K: 0 BB: 1 S: 12 P: 25	R: 1 H: 0 E: 0 LOB: 0 K: 0 BB: 1 S: 8 P: 14	R: 0 H: 0 E: 0 LOB: 0 K: 2 BB: 0 S: 13 P: 19	R: 0 H: 0 E: 0 LOB: 0 K: 0 BB: 0 S: 4 P: 7	1B: 5 SF: 1 2B: 0 SAC: 1 3B: 0 DP: 2 HR: 1 HBP: 1						

PITCHER	IP	WLS	BF	H	R	ER	SO	BB	IBB	HBP	BLK	WP	HR	S	P	ERA	WHIP
47 Francisco Liriano, L (1, 1) ERA: 2.45	5.0		23	5	3	3	3	4	0	1	0	1	1	47	90	5.40	1.800
14 Ryan Vogelsong, R (6, 1) ERA: 4.5	2.0	W	10	1	2	1	0	2	0	0	0	1	0	20	39	4.50	1.500
30 Neftalí Feliz, R (8, 1) ERA:	1.0	H	3	0	0	0	2	0	0	0	0	0	0	13	19	0.00	0.000
35 Mark Melancon, R (9, 1) ERA: 2.7	1.0	S	3	0	0	0	0	0	0	0	0	0	0	4	7	0.00	0.000

PITCHER	IP	WLS	BF	H	R	ER	SO	BB	IBB	HBP	BLK	WP	HR	S	P	ERA	WHIP

Pittsburgh Pirates @ Cincinnati Reds
Great American Ball Park, Cincinnati, OH
Fri Apr 08 2016, 7:09 PM - 10:32 PM EDT
Att. 17,194 - Cloudy - 41 F

livebaseballscorecards.com

AB	30
R	5
H	6
RBI	4
BB	6
SO	5
LOB	14

WP: 2 PA: 39
PB: 0
SB: 3
CS: 0

Pittsburgh Pirates @ Cincinnati Reds

Great American Ball Park, Cincinnati, OH

Sat Apr 09 2016, 1:12 PM - 4:12 PM EDT

Att. 22,799 - Partly Cloudy - 38 F

TOP

livebaseballscorecards.com

Batter	1	2	3	4	5	6	7	8	9	AB	R	H	RBI	BB	SO	LOB
28 John Jaso, L (1, 3) OBP: 0.318, SLG: 0.450	X SI 88 0-0 ① G4-3		B FF 89 B CH 84 F SI 89 B CH 84 C SI 90 X SI 90 3-2 2B		B CH 83 B CH 82 C SI 88 F SI 89 F SL 78 X SL 78 2-2 ② P6		B FF 93 1 SAFE B FF 94 X FF 93 2-0 22 G3-6 1-3 2B		C FF 92 B CU 78 X CH 87 1-1 ③ G4-3	5	0	2	0	0	0	0
22 Andrew McCutchen, R (1, 8) OBP: 0.435, SLG: 0.368	B SI 89 B FF 92 X SI 90 2-0 1B		B SL 79 X SI 89 1-0 ② P5		B SI 88 C SI 89 S SL 79 F FF 90 B SL 80 X SI 92 2-2 ③ L9		X SL 88 0-0 ①② G3-6 2-2f			4	0	1	0	0	0	3
23 David Freese, R (1, 5) OBP: 0.348, SLG: 0.286	1 SAFE C SI 89 B SI 89 B SI 90 C SL 79 S SI 91 2-3 ② K		F SL 80 F SL 80 F SL 81 F SL 81 B SL 82 D SL 83 S SL 83 2-3 ③ K			S SI 88 B CH 85 S CH 85 B SL 83 X CH 87 2-2 ① L8	B FF 95 D SL 88 S SL 89 C FF 95 S FF 96 2-3 ③ K			4	0	0	0	0	3	3
6 Starling Marte, R (1, 7) OBP: 0.364, SLG: 0.421	1 SAFE X SL 80 0-0 ③ G6-3			B SI 88 B SL 78 B SI 89 C SI 91 X SI 89 3-1 ① F9		L SI 89 T SI 89 B SI 89 S SL 82 1-3 ② K		B FF 91 X SL 85 1-0 ① P3		4	0	0	0	0	1	1
29 Francisco Cervelli, R (1, 2) OBP: 0.500, SLG: 0.556		C SI 88 S FF 91 B SL 81 F SL 81 X SI 92 1-2 25 1B 1B		B SI 89 B SI 91 C SI 90 B SL 81 B SI 91 4-1 5 1B 25 1B BB		C SI 90 B CH 86 X SL 80 1-1 25 BB 5 1B 1B		B FF 92 C FF 90 B FF 91 B FF 90 X FF 90 3-1 1B		3	1	3	0	1	0	0
25 Gregory Polanco, L (1, 9) OBP: 0.545, SLG: 0.571		T SI 88 B CH 85 F CH 83 F SL 80 X SI 89 1-2 10 L5-3 1-3 1B		X FF 91 0-0 5 1B 1-2 1B		D CH 83 B SI 89 F SI 89 B CH 83 B SI 89 4-1 5 E 5 1B 1-2 BB		B FF 91 C FF 91 X SL 86 1-1 ② L8		3	0	2	0	1	0	1
5 Josh Harrison, R (1, 4) OBP: 0.238, SLG: 0.250		1 SAFE S SL 81 S SL 81 S SL 82 0-3 ① K		B SL 82 F FF 90 S SI 92 X SL 82 1-2 10 G6-3 1-2 2-3 1B		B FF 88 X SI 88 1-0 E8 1-3 2-H 1B		B FF 92 C SL 85 C FF 91 B FF 94 X SL 87 2-2 ③ L9		4	0	2	1	0	1	3
10 Jordy Mercer, R (1, 6) OBP: 0.364, SLG: 0.316		1 SAFE B SI 90 1 SAFE B SI 89 X SI 90 2-0 ②③ L5-3 1-1		C SL 79 X SL 80 0-1 ②③ G6-3 1-2f		B FF 95 X FF 93 1-0 ③ P3			C FF 91 X FF 92 0-1 ① G4-3	4	0	0	0	0	0	7
45 Gerrit Cole, R (1, 1) 37 Arquimedes Caminero, R (5, 1) 17 Matt Joyce, L (7, PH) 53 Kyle Lobstein, L (7, 1) 38 Michael Morse, R (9, PH)			B FF 87 C SL 78 S SL 78 C SL 80 1-3 ① K		S FF 85 X SI 88 0-1 ① G6-3		F FF 95 B FF 96 S SL 88 B SL 87 B FF 96 B FF 92 4-2 28 2B BB		S FF 92 S FF 92 B FF 92 F FF 93 B SL 86 S SL 84 2-3 ② K	2 0 0 0 1	0 0 0 0 0	0 0 0 0 0	0 0 0 0 0	0 0 1 0 0	1 0 0 0 1	0 0 0 0 0

	AB	34
	R	1
	H	10
	RBI	1
	BB	3
	SO	7
	LOB	18

Inning Stats	1	2	3	4	5	6	7	8	9	1B: 8 SF: 0	WP: 0 PA: 37
	R: 0 H: 1 E: 0 LOB: 1 K: 1 BB: 0 S: 6 P: 10	R: 0 H: 2 E: 0 LOB: 1 K: 1 BB: 0 S: 12 P: 16	R: 0 H: 1 E: 0 LOB: 1 K: 2 BB: 0 S: 12 P: 19	R: 0 H: 2 E: 0 LOB: 2 K: 0 BB: 1 S: 9 P: 17	R: 0 H: 0 E: 0 LOB: 0 K: 0 BB: 0 S: 10 P: 14	R: 1 H: 2 E: 1 LOB: 2 K: 1 BB: 1 S: 11 P: 21	R: 0 H: 1 E: 0 LOB: 1 K: 1 BB: 1 S: 7 P: 15	R: 0 H: 1 E: 0 LOB: 1 K: 0 BB: 0 S: 8 P: 15	R: 0 H: 0 E: 0 LOB: 0 K: 1 BB: 0 S: 8 P: 11	2B: 4 SAC: 0 3B: 0 DP: 3 HR: 0 HBP: 0	PB: 0 SB: 0 CS: 0

PITCHER		IP	WLS	BF	H	R	ER	SO	BB	IBB	HBP	BLK	WP	HR	S	P	ERA	WHIP
26 Raisel Iglesias, R ERA: 2.31	(1, 1)	5.2	W	25	8	1	1	5	2	0	0	0	0	0	59	95	1.59	1.765
36 Blake Wood, R ERA:	(6, 1)	1.1	H	5	1	0	0	1	1	0	0	0	0	0	8	17	0.00	1.500
54 Caleb Cotham, R ERA:	(8, 1)	1.0		4	1	0	0	0	0	0	0	0	0	0	8	15	0.00	1.000
60 J.J. Hoover, R ERA: 3.86	(9, 1)	1.0		3	0	0	0	1	0	0	0	0	0	0	8	11	0.00	0.000

PITCHER	IP	WLS	BF	H	R	ER	SO	BB	IBB	HBP	BLK	WP	HR	S	P	ERA	WHIP

BOTTOM

Pittsburgh Pirates @ Cincinnati Reds

Great American Ball Park, Cincinnati, OH

Sat Apr 09 2016, 1:12 PM - 4:12 PM EDT

Att. 22,799 - Partly Cloudy - 38 F

livebaseballscorecards.com

Batter	1	2	3	4	5	6	7	8	9	AB	R	H	RBI	BB	SO	LOB
6 Billy Hamilton, S (1, 8) OBP: 0.357, SLG: 0.273	C FF 95 F FF 93 X FF 94 0-2 7 1B 2B	B FF 93 B FF 94 B FF 92 B FF 93 4-0 1-2 BB			B FF 93 F CH 88 B CH 89 S FF 94 B SL 85 F FF 95 C FF 95 3-3 ② K		C SI 86 B FF 85 B SI 85 F FF 86 F FC 81 X SI 87 2-2 ② FC1-6 7 HR 1-2f			3	2	1	0	1	1	1
7 Eugenio Suárez, R (1, 5) OBP: 0.455, SLG: 0.842	S FF 95 2 SAFE X SI 95 0-1 4 F8 19 1B 32 1B 2-H 1B	C KC 80 B SL 88 X SI 94 1-1 ③ L8			C FF 94 C SL 85 B FF 95 B FF 96 B FF 96 F FF 95 B FF 96 4-2 19 1B 4 1B BB		B FF 86 X SI 86 1-0 1-H HR			3	3	2	3	1	0	2
19 Joey Votto, L (1, 3) OBP: 0.318, SLG: 0.211	F SI 95 B FF 95 F CH 87 1 SAFE B FF 95 1 SAFE F FF 96 X KC 81 2-2 32 1B 1-2 1B		B KC 80 B FF 94 C FF 94 B FF 93 C FF 94 S FF 95 3-3 ① K		1 SAFE S FF 95 F FF 95 X FF 96 0-2 4 1B 1-2 1B		C CU 75 B SI 87 S FC 82 B FC 82 B SI 87 B FF 88 4-2 4 FC6 BB			3	0	2	0	1	1	0
4 Brandon Phillips, R (1, 4) OBP: 0.417, SLG: 0.667	S KC 81 X KC 80 0-1 ① F8 2-3		F FF 93 S SL 86 B FF 96 F FF 96 F KC 80 X SL 85 1-2 ② G6-3		B SL 90 X SL 91 1-0 ③ 1-3 2-H 1B		F FF 86 S CH 78 F FF 86 X FC 80 0-2 ③ FC6 1-2f			4	0	1	1	0	0	3
32 Jay Bruce, L (1, 9) OBP: 0.400, SLG: 0.684	S FF 96 B FF 96 F CH 88 B SL 88 B CH 88 X FF 96 3-2 43 G4-6-3 1-2 3-H 1B		C CH 88 B SL 84 F CH 87 B FF 96 T CH 88 2-2 ③ K			B SI 97 C SL 92 F SL 91 S FF 98 1-3 ① K		B CU 73 B CU 75 B SI 84 C FF 84 S FC 80 C SI 86 3-3 ① K		4	0	1	1	0	3	0
43 Scott Schebler, L (1, 7) OBP: 0.357, SLG: 0.538	C FF 97 X SL 88 0-1 ②③ G4-6-3 1-2f			B KC 78 F FF 94 B CH 86 F FF 94 F FF 95 B SI 94 X FF 96 3-2 ① G4-3		B SI 97 X SI 98 1-0 E4 3 CS		B SI 85 X FC 80 1-0 ② G4-3		4	0	0	0	0	0	2
3 Iván De Jesús Jr., R (1, 6)		B FF 93 F CH 91 C KC 83 F SL 84 F FF 94 B KC 80 B SL 85 B FF 93 4-2 6 BB BB		F FF 94 B SI 96 B SL 86 X FF 95 2-1 G3		C SI 98 B SI 98 1 SAFE P PO 90 X SL 94 2-1 ②③ F9 1-2		C FF 85 B FC 80 C FF 86 X SI 86 1-2 ③ G1-3		3	0	0	0	1	0	1
16 Tucker Barnhart, L (1, 2) OBP: 0.571, SLG: 0.500		C FF 93 C FF 92 B SI 96 1 SAFE S SI 95 1-3 ① K		F FF 94 B CH 88 F CH 88 B SL 87 F CH 88 F FF 95 B KC 79 X KC 80 3-2 ③ G1-3			B SI 86 F SI 86 B SI 87 B FF 86 X SI 86 3-1 ① G6-3			3	0	0	0	0	1	1
26 Raisel Iglesias, R (1, 1) 36 Blake Wood, R (6, 1) 39 Devin Mesoraco, R (7, PH) OBP: 0.214, SLG: 0.154 54 Caleb Cotham, R (8, 1) 60 J.J. Hoover, R (9, 1)		L SL 84 X FF 93 0-1 ② B3			B FF 94 C FF 94 S SL 86 B SL 86 X SI 94 2-2 ① G1-3		B SI 88 C FF 87 X CU 74 1-1 6 FC1-6 1B			2 0 1 0 0	0 0 0 0 0	0 0 1 0 0	0 0 0 0 0	0 0 0 0 0	0 0 0 0 0	1 0 0 0 0
Inning Stats	R: 2 E: 0 K: 0 S: 16 H: 4 LOB: 1 BB: 0 P: 21	R: 0 E: 0 K: 1 S: 11 H: 0 LOB: 2 BB: 2 P: 21	R: 0 E: 0 K: 2 S: 11 H: 0 LOB: 0 BB: 0 P: 17	R: 0 E: 0 K: 0 S: 11 H: 0 LOB: 0 BB: 0 P: 19	R: 1 E: 0 K: 1 S: 14 H: 2 LOB: 2 BB: 1 P: 24	R: 0 E: 1 K: 1 S: 7 H: 0 LOB: 0 BB: 0 P: 10	R: 2 E: 0 K: 0 S: 15 H: 2 LOB: 1 BB: 1 P: 26	R: 0 E: 0 K: 1 S: 7 H: 0 LOB: 0 BB: 0 P: 12		1B: 6 2B: 1 3B: 0 HR: 1 SF: 0 SAC: 0 DP: 1 HBP: 0				WP: 0 PB: 0 SB: 0 CS: 1 PA: 34		

	AB	30
	R	5
	H	8
	RBI	5
	BB	4
	SO	6
	LOB	11

PITCHER		IP	WLS	BF	H	R	ER	SO	BB	IBB	HBP	BLK	WP	HR	S	P	ERA	WHIP
45 Gerrit Cole, R ERA: 5.79	(1, 1)	4.2	L	21	5	3	3	4	3	0	0	0	0	0	62	100	5.79	1.714
37 Arquimedes Caminero, R ERA:	(5, 1)	1.1		4	1	0	0	1	0	0	0	0	0	0	8	12	0.00	0.750
53 Kyle Lobstein, L ERA: 4.5	(7, 1)	2.0		9	2	2	2	1	1	0	0	0	0	1	22	38	9.00	1.500

PITCHER	IP	WLS	BF	H	R	ER	SO	BB	IBB	HBP	BLK	WP	HR	S	P	ERA	WHIP

Pittsburgh Pirates @ Cincinnati Reds

Great American Ball Park, Cincinnati, OH

Sun Apr 10 2016, 1:12 PM - 4:16 PM EDT

Att. 27,207 - Sunny - 53 F

TOP

livebaseballscorecards.com

Batter	1	2	3	4	5	6	7	8	9	AB	R	H	RBI	BB	SO	LOB
28 John Jaso, L (1, 3) OBP: 0.370, SLG: 0.458	B FF 90 B FF 90 B SL 84 C FF 90 B FF 92 4-1 23 L9 22 WP BB	C CU 79 X CU 81 0-1 22 2B 1B		B FF 91 B FF 91 F FF 91 F FF 92 X FF 91 2-2 ② G4-3 2-3		B FF 92 C SL 82 B CU 75 X SL 83 2-1 ② L8		B FF 96 X FF 97 1-0 ③ 1-2 2-H 1B		4	0	2	0	1	0	1
22 Andrew McCutchen, R (1, 8) OBP: 0.464, SLG: 0.409	D SL 86 B FF 88 F FF 90 B SL 85 F FF 90 F FF 92 B CU 78 4-2 25 BB 1-2 BB	B SL 83 C SL 83 X FF 91 1-1 1-3 2B		B FF 91 C FF 91 B FF 91 S SL 83 F FF 91 B FF 90 D SL 85 4-2 BB		B FF 91 F SL 85 C SL 83 X FF 90 1-2 ③ F7			S FF 94 B FF 94 B SL 81 X FF 94 2-1 ① F7	3	0	1	0	2	0	0
23 David Freese, R (1, 5) OBP: 0.321, SLG: 0.269	C FF 92 B FF 92 S FF 92 F FF 92 B SL 84 B SL 83 F FF 92 X FF 90 3-2 ① L9 2-3	C FF 91 F FF 90 T FF 89 0-2 ③ K		C SL 84 X FF 92 0-1 ③ G4-3			S SL 84 C SL 84 B FF 89 F SL 82 B CU 73 X SL 85 2-2 ① G5-3		B FF 94 B FF 93 F FF 93 X FF 94 2-1 6 1B 1B	5	0	1	0	0	1	6
6 Starling Marte, R (1, 7) OBP: 0.370, SLG: 0.417	1 SAFE S FF 91 F FF 91 1 SAFE B FF 92 F CU 81 F SL 86 S CU 79 1-3 ② K		C FF 91 F SL 83 B FF 91 B CU 80 X SL 85 3-2 10 S 25 SH1-3 1B		S FF 90 F FF 91 B FF 91 B SL 83 X SL 86 2-2 ① F9		C FF 90 B SL 82 T CH 82 B FF 90 X SL 82 2-2 ② G5-3		B CH 86 C FF 93 X FF 94 1-1 1-2 1B	5	0	2	0	0	1	2
25 Gregory Polanco, L (1, 9) OBP: 0.538, SLG: 0.500	S FF 91 B FF 90 B FF 91 B FF 90 C FF 92 B FF 92 4-2 5 FC6-4 1-2 BB		1 SAFE 1 SAFE X FF 90 0-0 ① SH1-3 1-2		S CH 84 B CH 83 B FF 90 B FF 91 C FF 90 B CH 83 4-2 5 S BB		B CU 73 F FF 90 B FF 90 F CH 83 B FF 90 X CH 83 3-2 ③ L3		C FF 93 T FF 94 F FF 94 D SL 83 X FF 94 1-2 ② F8	2	0	0	0	2	0	2
5 Josh Harrison, R (1, 4) OBP: 0.231, SLG: 0.240	B FF 91 F FF 91 F SL 86 D CU 78 X SL 84 2-2 ③ FC6-4 1-2f		B SL 84 F SL 84 X CU 79 1-1 ② G6-3		B FF 91 S SL 82 1 SAFE 1 SAFE S SL 83 B FF 90 T CH 83 2-2 ② K 1-2			C FF 95 F CH 88 B FF 97 F SL 86 X CH 90 1-2 10 SH3 28 1B 1B	B FF 95 F CH 86 B FF 95 S FF 94 X FF 95 2-2 ③ P3	5	0	1	0	0	1	7
10 Jordy Mercer, R (1, 6) OBP: 0.360, SLG: 0.286		C FF 90 C CU 80 F FF 92 B CH 85 S CU 80 1-3 ① K	C FF 91 B FF 91 D SL 84 C FF 92 C FF 92 2-3 ③ K 2-3		F FF 90 S FF 90 B SL 83 B SL 82 H FF 91 3-2 HBP			1 SAFE B SL 83 X SL 86 1-0 ① SH3 1-2		2	0	0	0	0	2	1
19 Chris Stewart, R (1, 2) OBP: 0.500, SLG: 1.250		C FF 92 F FF 92 B SL 86 B SL 84 X FF 92 2-2 HR		B FF 90 X FF 91 1-0 28 G4-3 49 SH5-4 1B	B SL 83 B SL 83 C FF 90 C SL 82 F FF 91 C SL 84 2-3 ③ K			X SI 94 0-0 ② G5-3		4	1	2	1	0	1	3
49 Jeff Locke, L (1, 1) 30 Neftalí Feliz, R (7, 1) 17 Matt Joyce, L (8, PH) 44 Tony Watson, L (8, 1) 37 Arquimedes Caminero, R (9, 1)		C FF 90 B CU 79 F FF 89 C SL 84 1-3 ② K		B FF 88 X FF 89 1-0 SH5-4 1-2		C FF 89 F CU 74 B FF 90 C SL 82 1-3 ① K		B FF 95 B FF 94 F SL 86 B SL 87 B SL 84 4-1 28 1B BB		2	0	0	0	0	2	0
										0	0	0	0	0	0	0
										0	0	0	0	1	0	0
										0	0	0	0	0	0	0
										0	0	0	0	0	0	0

Inning Stats	1	2	3	4	5	6	7	8	9
	R: 0 E: 0 K: 1 S: 19	H: 0 LOB: 3 BB: 3 P: 37	R: 1 E: 0 K: 3 S: 17	H: 3 LOB: 2 BB: 0 P: 22	R: 0 E: 0 K: 1 S: 9	H: 1 LOB: 1 BB: 0 P: 15	R: 0 E: 0 K: 0 S: 10	H: 1 LOB: 2 BB: 1 P: 18	R: 0 E: 0 K: 2 S: 14	H: 0 LOB: 2 BB: 1 P: 27	R: 0 E: 0 K: 1 S: 8	H: 0 LOB: 0 BB: 0 P: 12	R: 0 E: 0 K: 0 S: 10	H: 0 LOB: 0 BB: 0 P: 17	R: 0 E: 0 K: 0 S: 8	H: 2 LOB: 2 BB: 1 P: 15	R: 0 E: 0 K: 0 S: 13	H: 2 LOB: 2 BB: 0 P: 21

	1B: 7	SF: 0	WP: 1	PA: 42
	2B: 1	SAC: 3	PB: 0	
	3B: 0	DP: 0	SB: 2	
	HR: 1	HBP: 1	CS: 0	

	AB	32
	R	1
	H	9
	RBI	1
	BB	6
	SO	8
	LOB	22

PITCHER		IP	WLS	BF	H	R	ER	SO	BB	IBB	HBP	BLK	WP	HR	S	P	ERA	WHIP
61 Tim Melville, R ERA: 2.25	(1, 1)	4.0		21	5	1	1	5	4	0	0	0	1	1	55	92	2.25	2.250
58 Dan Straily, R ERA:	(5, 1)	3.0		11	0	0	0	3	1	0	1	0	0	0	32	56	0.00	0.333
70 Jumbo Díaz, R ERA:	(8, 1)	1.0		5	2	0	0	0	1	0	0	0	0	0	8	15	0.00	3.000
27 Ross Ohlendorf, R ERA: 9.0	(9, 1)	1.0	W	5	2	0	0	0	0	0	0	0	0	0	13	21	0.00	2.000

PITCHER		IP	WLS	BF	H	R	ER	SO	BB	IBB	HBP	BLK	WP	HR	S	P	ERA	WHIP

Batter	1	2	3	4	5	6	7	8	9	AB	R	H	RBI	BB	SO	LOB
2 Zack Cozart, R (1, 6) OBP: 0.412, SLG: 0.533	B SI 90 F SI 90 B SI 92 B SI 92 B SI 91 4-1 4 1B 7 1B BB		X SI 90 0-0 ① G6-3		X CH 83 0-0 ③ G6-3			B SI 91 F SI 91 X CH 83 1-1 19 G4-6-3 1B		3	0	1	0	1	0	1
7 Eugenio Suárez, R (1, 5) OBP: 0.500, SLG: 0.957	B CH 87 B CH 81 X SI 91 2-0 39 G5-3 4 1B 1-2 1B		C SI 92 B SI 92 B CH 85 X CH 84 2-1 19 G4-6-3 1B			B KC 78 F CH 83 B SI 91 C SI 92 F SI 93 F KC 80 X SI 92 2-2 HR		1 SAFE L SI 92 B SI 92 F SI 92 B SI 92 X CH 83 2-2 ① F8		4	1	3	1	0	0	1
19 Joey Votto, L (1, 3) OBP: 0.269, SLG: 0.174	X SI 90 0-0 ① P6		X SI 91 0-0 ②③ G4-6-3 1-2f			S KC 79 B SI 91 T SI 92 X CH 84 1-2 ① G4-3		X SI 92 0-0 ②③ G4-6-3 1-2f		4	0	0	0	0	0	4
4 Brandon Phillips, R (1, 4) OBP: 0.438, SLG: 0.615	F SI 91 X SI 91 0-1 ① 1-2 2-3 1B			C SI 91 X CH 83 0-1 ① G2-3		S CH 82 X SI 91 0-1 ② L9			S FS 92 C FF 98 F SL 95 X SI 100 0-2 32 3B 1B	4	1	2	0	0	0	0
39 Devin Mesoraco, R (1, 2) OBP: 0.222, SLG: 0.125	B SI 92 F CH 82 T SI 92 F SI 92 D CH 82 X CH 82 2-2 ②③ G5-3 2-3f			X CH 83 0-0 ② G5-3		C SI 92 C SI 92 F SI 91 B SI 93 B SI 92 B SI 92 F CH 82 B SI 92 4-2 32 WP BB			1 SAFE B SI 97 B SI 98 X FF 98 2-0 ① P4	3	0	0	0	1	0	4
32 Jay Bruce, L (1, 9) OBP: 0.417, SLG: 0.739		F SI 91 T SI 92 X SI 92 0-2 23 2B 1B		B SI 92 X SI 92 1-0 ③ F8		B KC 78 B CH 80 F CH 82 S SI 90 B KC 79 X CH 82 3-2 ③ L9 1-2			1 SAFE B FS 88 B FS 90 F SL 92 F SI 99 F SL 93 1 SAFE X SL 93 2-2 1-H 3B	4	0	2	1	0	0	1
23 Adam Duvall, R (1, 7) OBP: 0.438, SLG: 0.462		X SI 91 0-0 ① 1-3 2B			B SI 90 C SI 90 X CH 82 1-1 58 SH3-4 2B		C SL 80 B SL 86 T SL 80 X FF 93 1-2 ① P4			3	0	2	0	0	0	0
61 Tim Melville, R (1, 1) 58 Dan Straily, R (5, 1) 43 Scott Schebler, L (7, PH) OBP: 0.333, SLG: 0.500 70 Jumbo Díaz, R (8, 1) 27 Ross Ohlendorf, R (9, 1)		B SI 91 C SI 92 B SI 92 S SI 93 S SI 93 2-3 ② K			L SI 89 C SI 89 X SI 91 0-2 ① SH3-4 2-3		S SI 92 S FF 93 F FF 92 B FF 92 S FF 93 1-3 ② K			1 0 1 0 0	0 0 0 0 0	0 0 0 0 0	0 0 0 0 0	1 0 1 0 0	1 0 0 0 0	1 0 0 0 0
6 Billy Hamilton, S (1, 8) OBP: 0.294, SLG: 0.214		B SI 93 S CH 82 F SI 92 B SI 92 X CH 83 2-2 ③ G5-3			F SI 91 B SI 91 C SI 92 X SI 90 1-2 ② P4		B SI 92 F FF 92 C SL 80 B FF 94 X SL 83 2-2 ③ P5			3	0	0	0	0	0	2
Inning Stats	R: 0 E: 0 K: 0 S: 9 H: 2 LOB: 2 BB: 1 P: 17	R: 0 E: 0 K: 1 S: 10 H: 2 LOB: 1 BB: 0 P: 14	R: 0 E: 0 K: 0 S: 4 H: 1 LOB: 0 BB: 0 P: 6	R: 0 E: 0 K: 0 S: 4 H: 0 LOB: 0 BB: 0 P: 5	R: 0 E: 0 K: 0 S: 9 H: 1 LOB: 1 BB: 0 P: 11	R: 1 E: 0 K: 0 S: 17 H: 1 LOB: 1 BB: 1 P: 27	R: 0 E: 0 K: 1 S: 10 H: 0 LOB: 0 BB: 0 P: 14	R: 0 E: 0 K: 0 S: 6 H: 1 LOB: 0 BB: 0 P: 9	R: 1 E: 0 K: 0 S: 9 H: 2 LOB: 1 BB: 0 P: 13	1B: 6 2B: 2 3B: 1 HR: 1 SF: 0 SAC: 1 DP: 3 HBP: 0						WP: 1 PB: 0 SB: 0 CS: 0 PA: 33	

BOTTOM

Pittsburgh Pirates @ Cincinnati Reds

Great American Ball Park, Cincinnati, OH

Sun Apr 10 2016, 1:12 PM - 4:16 PM EDT

Att. 27,207 - Sunny - 53 F

livebaseballscorecards.com

AB	30
R	2
H	10
RBI	2
BB	2
SO	2
LOB	14

PITCHER		IP	WLS	BF	H	R	ER	SO	BB	IBB	HBP	BLK	WP	HR	S	P	ERA	WHIP
49 Jeff Locke, L ERA: 1.5	(1, 1)	6.0		24	7	1	1	1	2	0	0	0	1	1	53	80	1.50	1.500
30 Neftalí Feliz, R ERA:	(7, 1)	1.0		3	0	0	0	1	0	0	0	0	0	0	10	14	0.00	0.000
44 Tony Watson, L ERA:	(8, 1)	1.0		3	1	0	0	0	0	0	0	0	0	0	6	9	0.00	1.000
37 Arquimedes Caminero, R ERA: 2.08	(9, 1)	0.1	L	3	2	1	1	0	0	0	0	0	0	0	9	13	27.00	6.000

PITCHER	IP	WLS	BF	H	R	ER	SO	BB	IBB	HBP	BLK	WP	HR	S	P	ERA	WHIP

Cincinnati Reds @ Chicago Cubs

Wrigley Field, Chicago, IL

Mon Apr 11 2016, 7:07 PM - 10:09 PM CDT

Att. 40,882 - Partly Cloudy - 48 F

TOP

livebaseballscorecards.com

Batter	1	2	3	4	5	6	7	8	9	AB	R	H	RBI	BB	SO	LOB
2 Zack Cozart, R (1, 6) OBP: 0.421, SLG: 0.529	B FF 92 B FF 91 F FF 90 X FF 93 2-1 19 1B 4 G6-3 1B		X SI 90 0-0 ① G1-3		C FF 90 F FC 88 F FF 90 F CU 76 X SI 90 0-2 ① F9		B KC 80 B KC 80 C KC 79 B SI 93 F SI 93 X CH 84 3-2 ③ P3			2	1	1	0	0	0	0
3 Iván De Jesús Jr., R (4, 6)										2	0	0	0	0	0	1
7 Eugenio Suárez, R (1, 5) OBP: 0.433, SLG: 0.815	B SI 92 B FF 92 B FF 91 C FF 90 F FF 87 F FF 90 X FC 89 3-2 ① L5		C FC 88 C CU 75 X FC 87 0-2 ② F7		C FF 88 F FF 91 B SI 91 S CH 85 1-3 ② K			X SL 86 0-0 ① G6-3		4	0	0	0	0	1	1
19 Joey Votto, L (1, 3) OBP: 0.300, SLG: 0.222	F FF 91 B SI 89 X FF 92 1-1 1-3 1B		C SI 89 B CU 74 B SI 89 F FC 88 B SI 89 X FF 91 3-2 ③ G6-3		C SI 89 B CH 84 B CU 75 F FF 91 C FC 86 2-3 ③ K			B FF 91 B CH 84 F SL 87 X FF 91 2-1 4 G2-3 1B		4	0	2	0	0	1	0
4 Brandon Phillips, R (1, 4) OBP: 0.400, SLG: 0.529	B FC 89 B FC 86 F FF 92 D SI 86 X FC 88 3-1 ② G6-3 3-H			S CH 83 B FF 90 S CH 85 B FC 87 F FF 91 F CU 74 F FF 93 X FC 87 2-2 32 S 39 G1-6-3 29 1B 1B		X CU 73 0-0 ① F7		F FF 92 B SL 87 S CH 84 1 SAFE F FF 92 X CH 84 1-2 G2-3 1-2		4	1	1	1	0	0	2
39 Devin Mesoraco, R (1, 2) OBP: 0.227, SLG: 0.105	B FF 91 B FF 92 C FF 92 C FC 88 F CU 78 D CU 77 C FF 91 3-3 ③ K			B SI 90 F SI 89 F FF 91 F FC 88 B FF 90 X CU 74 2-2 ① G1-6-3 1-2		C FF 91 B FC 88 B CU 76 B SI 91 B CH 86 D CH 84 4-2 32 G4-6-3 BB		B SL 88 C SL 87 X CH 84 1-1 ③ G5-3		3	0	0	0	1	1	3
32 Jay Bruce, L (1, 9) OBP: 0.357, SLG: 0.630		X FF 91 0-0 ① G1-3		C CU 74 B FC 88 S SI 90 B CU 76 B FF 90 S SI 91 3-3 ② K 2-3		F FF 91 B FF 89 F FF 90 X FF 90 1-2 ②③ G4-6-3 1-2f			C FF 95 F FF 94 C SI 95 0-3 ① K	4	0	0	0	0	2	2
23 Adam Duvall, R (1, 7) OBP: 0.450, SLG: 0.500		C SI 91 F FF 92 X FC 88 0-2 ② G5-3		B FF 89 B FF 89 B FF 90 B FF 89 4-0 29 1B BB			B SI 93 X SI 92 1-0 29 FC2-6-5 2B		C FF 94 S SL 87 B SL 83 C FF 95 1-3 ② K	3	0	1	0	1	1	0
29 Brandon Finnegan, L (1, 1) OBP: 0.400, SLG: 0.400		C FF 90 S FC 88 C FC 87 0-3 ③ K		C FC 87 F FC 88 X FF 91 0-2 1-3 3-H 1B			L SI 91 X SI 94 0-1 ① FC2-6-5 2-3		C FF 94 F FF 95 F SI 96 B SL 83 C FF 95 1-3 ③ K	3	0	1	1	0	1	1
54 Caleb Cotham, R (7, 1)										0	0	0	0	0	0	0
52 Tony Cingrani, L (7, 1)										0	0	0	0	0	0	0
70 Jumbo Díaz, R (8, 1)										0	0	0	0	0	0	0
43 Scott Schebler, L (9, PH) OBP: 0.313, SLG: 0.467										1	0	0	0	0	1	0
6 Billy Hamilton, S (1, 8) OBP: 0.300, SLG: 0.412			F FF 91 C FF 91 B FF 92 X FF 92 1-2 HR	C SI 92 B CH 86 X FF 90 1-1 ③ L7			L SI 92 C CH 84 B SI 93 B SI 93 F FF 94 B KC 80 S CH 84 3-3 ② K			3	1	1	1	0	1	3

	AB	33
	R	3
	H	7
	RBI	3
	BB	2
	SO	9
	LOB	13

Inning Stats	1	2	3	4	5	6	7	8	9
	R: 1 E: 0 K: 1 S: 14	H: 2 LOB: 1 BB: 0 P: 26	R: 0 E: 0 K: 1 S: 7	H: 0 LOB: 0 BB: 0 P: 7	R: 1 E: 0 K: 0 S: 10	H: 1 LOB: 0 BB: 0 P: 14	R: 1 E: 0 K: 1 S: 18	H: 2 LOB: 2 BB: 1 P: 30	R: 0 E: 0 K: 2 S: 11	H: 0 LOB: 0 BB: 0 P: 14
	R: 0 E: 0 K: 0 S: 6	H: 0 LOB: 0 BB: 1 P: 11	R: 0 E: 0 K: 1 S: 10	H: 1 LOB: 1 BB: 0 P: 17	R: 0 E: 0 K: 0 S: 9	H: 1 LOB: 1 BB: 0 P: 13	R: 0 E: 0 K: 3 S: 10	H: 0 LOB: 0 BB: 0 P: 12		

	1B: 5	SF: 0
	2B: 1	SAC: 0
	3B: 0	DP: 1
	HR: 1	HBP: 0

	WP: 0	PA: 35
	PB: 0	
	SB: 1	
	CS: 0	

PITCHER		IP	WLS	BF	H	R	ER	SO	BB	IBB	HBP	BLK	WP	HR	S	P	ERA	WHIP
34 Jon Lester, L ERA: 2.77	(1, 1)	6.0		24	5	3	3	5	2	0	0	0	0	1	66	102	4.50	1.167
53 Trevor Cahill, R ERA: 4.5	(7, 1)	1.0		4	1	0	0	1	0	0	0	0	0	0	10	17	0.00	1.000
43 Adam Warren, R ERA:	(8, 1)	1.0	W	4	1	0	0	0	0	0	0	0	0	0	9	13	0.00	1.000
56 Héctor Rondón, R ERA:	(9, 1)	1.0	S	3	0	0	0	3	0	0	0	0	0	0	10	12	0.00	0.000

PITCHER	IP	WLS	BF	H	R	ER	SO	BB	IBB	HBP	BLK	WP	HR	S	P	ERA	WHIP

Cincinnati Reds @ Chicago Cubs

Wrigley Field, Chicago, IL

Mon Apr 11 2016, 7:07 PM - 10:09 PM CDT

Att. 40,882 - Partly Cloudy - 48 F

livebaseballscorecards.com

BOTTOM

Batter	1	2	3	4	5	6	7	8	9	AB	R	H	RBI	BB	SO	LOB
24 Dexter Fowler, S (1, 8) OBP: 0.586, SLG: 0.773	X SI 90 0-0 ① L9		B SI 92 C CH 86 D SI 92 S CH 84 D CH 86 S CH 85 3-3 ② K		S SI 93 B FF 93 D CH 85 X FF 92 2-1 ③ G5-3		B SL 88 B FF 91 F SL 87 B SL 85 B SL 86 4-1 22 1B 1-2 2-3 BB			3	0	0	0	1	1	3
22 Jason Heyward, L (1, 9) OBP: 0.364, SLG: 0.286	B FF 91 X FF 92 1-0 ② L7		C FF 93 C SI 93 B SI 94 F SL 86 B SI 94 F FF 94 B CH 85 F SL 85 X SL 85 3-2 ③ G6-3 1-2 2-3			C SL 83 B SI 90 F SI 91 B CH 85 B SI 93 S SI 92 3-3 ① K	C FF 92 F FF 92 X FF 93 0-2 1-3 2-H 3-H 1B			4	0	1	2	0	1	2
17 Kris Bryant, R (1, 5) (9, 7) OBP: 0.273, SLG: 0.300	X SI 93 0-0 ③ F8			C SI 93 F SL 83 C SI 93 0-3 ① K		B SI 91 S CH 84 X CH 85 1-1 E5	1 SAFE F FF 93 B FF 93 B FF 93 X SL 81 2-1 ③ G6-3			4	0	0	0	0	1	2
44 Anthony Rizzo, L (1, 3) OBP: 0.424, SLG: 0.560		C SI 91 F SI 93 F SL 85 X CH 85 0-2 ① F8		B SI 90 C SI 92 B SL 85 B SL 85 B SI 93 4-1 BB		C SI 92 F SI 91 F SI 92 B SI 92 X SI 93 1-2 ② F7		C SL 78 F SL 78 B FF 94 B SL 81 X FF 94 2-2 ① G4-3		3	0	0	0	1	0	1
18 Ben Zobrist, S (1, 4) OBP: 0.455, SLG: 0.407		B SI 93 C SI 92 X SI 93 1-1 ② G6-3		X SI 93 0-0 ② L6		C CH 84 X FF 92 0-1 ③ G5-3		B SL 80 B FF 94 F FF 93 B FF 92 B FF 93 4-1 68 WP 27 HR BB		3	1	0	0	1	0	2
68 Jorge Soler, R (1, 7) OBP: 0.192, SLG: 0.261 56 Héctor Rondón, R (9, 1)		B SI 92 S CH 86 F CH 86 B SI 94 B CH 86 F SL 84 X CH 85 3-2 ③ G5-3		S CH 85 B CH 86 S CH 86 D CH 87 F CH 86 D CH 86 X CH 84 3-2 ③ F8			F CH 84 X CH 84 0-1 ① G5-3	C FF 92 1 SAFE 1 SAFE B FF 92 S SL 80 F FF 94 B SL 81 D SL 80 H SL 83 4-2 27 HR 1-2 HBP		3 0	1 0	0 0	0 0	0 0	0 0	1 0
27 Addison Russell, R (1, 6) OBP: 0.300, SLG: 0.320			X SI 91 0-0 ① L7		C SI 91 B CH 85 F SL 83 B SI 93 B CH 86 B SL 84 4-2 34 SH1-4 BB		C CH 85 B FF 90 F CH 84 B SI 92 B FF 91 F CH 85 C CH 84 3-3 ② K	X SI 95 0-0 1-H 2-H HR		3	1	1	3	1	1	0
3 David Ross, R (1, 2) OBP: 0.417, SLG: 0.400			F SI 90 B SI 92 B CH 85 B SI 92 B SI 91 4-1 22 PB 34 WP BB		B SI 91 S SI 92 S FF 92 S FF 92 1-3 ① K		S CH 85 B FF 91 F CH 85 F SI 93 F SI 93 X SL 85 1-2 24 BB 20 BB 22 1B 1B	B FF 96 C SL 86 X SL 86 1-1 ② G5-3		3	1	1	0	1	1	1
34 Jon Lester, L (1, 1) 53 Trevor Cahill, R (7, 1) 20 Matt Szczur, R (7, PH) OBP: 0.556, SLG: 1.000 43 Adam Warren, R (8, 1) 66 Munenori Kawasaki, L (8, PH) OBP: 0.500, SLG: 0.500 (9, 5)			F FF 92 C FF 92 B SL 84 B SL 84 B FF 94 B FF 93 4-2 22 PB 1-2 BB		X FF 93 0-0 ② SH1-4 1-2		D CH 83 D SL 83 B SI 91 B SI 90 4-0 24 BB 22 1B 1-2 BB	C FF 95 S FF 97 B FF 95 B SL 85 X FF 95 2-2 ③ L9		0 0 0 0 1	0 0 1 0 0	0 0 0 0 0	0 0 0 0 0	1 0 1 0 0	0 0 0 0 0	0 0 0 0 0
Inning Stats	R: 0 E: 0 K: 0 S: 3 H: 0 LOB: 0 BB: 0 P: 4	R: 0 E: 0 K: 0 S: 10 H: 0 LOB: 0 BB: 0 P: 14	R: 0 E: 0 K: 1 S: 13 H: 0 LOB: 2 BB: 2 P: 27	R: 0 E: 0 K: 1 S: 9 H: 0 LOB: 1 BB: 1 P: 16	R: 0 E: 0 K: 1 S: 8 H: 0 LOB: 1 BB: 1 P: 15	R: 0 E: 1 K: 1 S: 11 H: 0 LOB: 1 BB: 0 P: 16	R: 2 E: 0 K: 1 S: 17 H: 2 LOB: 2 BB: 2 P: 31	R: 3 E: 0 K: 0 S: 13 H: 1 LOB: 0 BB: 1 P: 26		1B: 2 2B: 0 3B: 0 HR: 1	SF: 0 SAC: 1 DP: 0 HBP: 1			WP: 2 PB: 1 SB: 0 CS: 0	PA: 36	

	AB	27
	R	5
	H	3
	RBI	5
	BB	7
	SO	5
	LOB	12

PITCHER		IP	WLS	BF	H	R	ER	SO	BB	IBB	HBP	BLK	WP	HR	S	P	ERA	WHIP
29 Brandon Finnegan, L ERA: 2.84	(1, 1)	6.2		27	1	2	2	5	5	0	0	0	1	0	65	111	2.70	0.900
54 Caleb Cotham, R ERA:	(7, 1)	0.0		1	0	0	0	0	1	0	0	0	0	0	1	5	∞	∞
52 Tony Cingrani, L ERA: 7.71	(7, 1)	0.2	L	5	1	2	2	0	1	0	1	0	1	0	12	24	27.00	3.000
70 Jumbo Díaz, R ERA: 1.93	(8, 1)	0.2	B	3	1	1	1	0	0	0	0	0	0	1	6	9	13.50	1.500

PITCHER	IP	WLS	BF	H	R	ER	SO	BB	IBB	HBP	BLK	WP	HR	S	P	ERA	WHIP

Batter	1	2	3	4	5	6	7	8	9	AB	R	H	RBI	BB	SO	LOB
6 Billy Hamilton, S (1, 8) OBP: 0.292, SLG: 0.429	X FF 91 0-0 7 1B 32 SF8 2B	B FF 91 C FF 90 C FF 91 B FF 91 C CU 76 2-3 ③ K			C FF 89 X FF 90 0-1 ② L8		B SI 93 F SI 91 F SI 93 X CH 85 1-2 ③ L3			4	1	1	0	0	1	2
7 Eugenio Suárez, R (1, 5) OBP: 0.471, SLG: 0.800	B SI 92 S SI 92 X FF 92 1-1 32 SF8 19 S 2-3 1B	B CU 80 B FC 81 B SI 91 B FF 89 4-0 4 G4-3 19 1B BB			C FF 91 C SI 91 F FC 84 F FC 83 S FC 84 0-3 ③ K			C SI 90 F SI 91 B FF 92 F SI 91 B SI 91 X SI 92 2-2 19 G6-4-3 1B		3	0	2	0	1	1	0
19 Joey Votto, L (1, 3) OBP: 0.324, SLG: 0.233	F FF 92 F FF 92 B FF 93 B CU 81 D FC 86 B FC 84 4-2 1-2 BB	X FF 89 0-0 4 G4-3 1-2 1B				C FF 91 C FF 91 F FF 92 F FF 92 C SI 92 0-3 ① K		C SI 91 B SI 91 B SI 90 X SI 90 2-1 ① ② G6-4-3 1-2f		3	0	1	0	1	1	1
4 Brandon Phillips, R (1, 4) OBP: 0.375, SLG: 0.476	B SI 91 F FC 84 F FF 92 F FF 92 S FC 84 1-3 ① K		X SI 90 0-0 ① ② G4-3 1-2f 2-3			X CU 76 0-0 32 G4-6-3 1B		F SI 92 B CH 86 X CH 85 1-1 ③ G1-3		4	0	1	0	0	1	5
32 Jay Bruce, L (1, 9) OBP: 0.313, SLG: 0.567	B SI 91 X FF 92 1-0 ② SF8 2-3 3-H		B FF 92 X CU 81 1-0 ③ F9			B FF 91 C FF 89 B FF 90 F CU 80 B FC 83 F SI 90 X SI 91 3-2 ② ③ G4-6-3 1-2f			X FF 93 0-0 ① P6	3	0	0	1	0	0	2
43 Scott Schebler, L (1, 7) OBP: 0.300, SLG: 0.526	F CU 78 S FC 84 X FC 85 0-2 ③ G4-3			S SI 89 B FF 90 X CU 80 1-1 ① L9			C CU 75 B FC 83 X SI 90 1-1 3 G6-3 3B		B FF 92 B FF 92 X FF 93 2-0 ② P5	4	1	1	0	0	0	2
3 Iván De Jesús Jr., R (1, 6)		B SI 90 X SI 90 1-0 ① F8		C CU 81 S FF 91 C FF 90 0-3 ② K			X FC 83 0-0 ① G6-3 3-H		F FF 93 B SL 86 F SL 85 B SL 85 F FF 93 F FF 93 B SL 86 B FF 92 4-2 BB	3	0	0	1	1	1	0
16 Tucker Barnhart, L (1, 2) OBP: 0.545, SLG: 0.444		B FF 90 C CH 89 B FF 91 B FF 90 B FF 89 4-1 58 FC3-6 BB		C SI 90 B FF 89 B FF 89 C FF 88 F FF 92 X FC 83 2-2 ③ G5-3			X FF 90 0-0 1B		F FF 92 X FF 94 0-1 ③ F8	3	0	1	0	1	0	1
31 Alfredo Simon, R (1, 1) 58 Dan Straily, R (1, 1) 48 Keyvius Sampson, R (4, 1) 36 Blake Wood, R (6, 1) 40 Tyler Holt, R (7, PH) 27 Ross Ohlendorf, R (7, 1) 52 Tony Cingrani, L (8, 1)		L FF 88 B SI 90 M FF 87 X FF 91 1-2 ② FC3-6 1-2f			C FF 88 F FF 89 B FC 83 S FC 83 1-3 ① K		B FC 83 C SI 89 F FC 82 B SI 91 T SI 88 2-2 ② K			0 0 0 0 0 0 0 1 0 0 0 0 0 1 1 0 0 0 0 1 0 0 0 0 0 0 0 0 1 0 0 0 0 1 1 0 0 0 0 0 0 0 0 0 0 0 0 0 0						

TOP

Cincinnati Reds @ Chicago Cubs
Wrigley Field, Chicago, IL
Wed Apr 13 2016, 7:07 PM - 10:10 PM CDT
Att. 36,496 - Cloudy - 43 F

livebaseballscorecards.com

AB	30
R	2
H	7
RBI	2
BB	4
SO	7
LOB	15

Inning Stats	1	2	3	4	5	6	7	8	9
	R: 1 E: 0 K: 1 S: 13	R: 0 E: 0 K: 1 S: 8	R: 0 E: 0 K: 0 S: 3	R: 0 E: 0 K: 1 S: 9	R: 0 E: 0 K: 2 S: 10	R: 0 E: 0 K: 1 S: 10	R: 1 E: 0 K: 1 S: 10	R: 0 E: 0 K: 0 S: 8	R: 0 E: 0 K: 0 S: 8
	H: 2 LOB: 2 BB: 1 P: 20	H: 0 LOB: 1 BB: 1 P: 16	H: 1 LOB: 1 BB: 1 P: 8	H: 0 LOB: 0 BB: 0 P: 12	H: 0 LOB: 0 BB: 0 P: 11	H: 1 LOB: 0 BB: 0 P: 13	H: 2 LOB: 1 BB: 0 P: 14	H: 1 LOB: 0 BB: 0 P: 13	H: 0 LOB: 1 BB: 1 P: 14

| | | | | | |

Cincinnati Reds @ Chicago Cubs

Wrigley Field, Chicago, IL

Wed Apr 13 2016, 7:07 PM - 10:10 PM CDT

Att. 36,496 - Cloudy - 43 F

livebaseballscorecards.com

BOTTOM

Batter	1	2	3	4	5	6	7	8	9	AB	R	H	RBI	BB	SO	LOB
24 Dexter Fowler, S (1, 8) OBP: 0.559, SLG: 0.731	3-1 44 S 17 BB 2B 2-1 1-2 2-3 HBP		B FF 91 C FF 90 F SL 83 F SL 84 S CH 82 1-3 K ②	B FF 92 B SL 87 S FF 92 C FF 93 X SL 87 2-2 P6 ③			C FF 93 B FF 92 B FF 93 S FF 93 S FF 94 2-3 K ①			4	1	1	0	0	2	5
22 Jason Heyward, L (1, 9) OBP: 0.368, SLG: 0.281	0-3 K ① 1-3 K ③		S CH 82 X CH 82 0-1 1-2 2-H 3-H 1B		B FF 90 B FF 90 B FF 90 B FF 89 4-0 18 WP BB		C FF 93 X FF 93 0-1 F7 ②			4	0	1	2	1	2	4
18 Ben Zobrist, S (1, 4) OBP: 0.421, SLG: 0.355	C FF 92 B FS 84 S FS 84 B FC 88 B FS 83 B FS 84 4-2 17 BB 44 S 47 1B BB	F FF 90 F SI 90 B FF 91 B SL 83 X FF 90 2-2 F8 ①	B FF 89 D CH 83 C SI 90 S SI 90 F SL 84 F SI 90 X CH 83 2-2 P5 ③		C FF 91 C SL 85 D CU 77 B FF 91 F CU 75 C FF 91 2-3 K ① 1-2		X FF 93 0-0 L8 ③			4	1	0	0	1	1	3
44 Anthony Rizzo, L (1, 3) OBP: 0.395, SLG: 0.483	C FF 92 B FS 86 B FS 85 S FC 89 F FC 89 F CU 78 F FC 89 B FS 88 F FS 87 4-2 D SI 84 47 1B 17 BB 68 SF7 1-2 2-3 BB	C SL 83 X FF 90 0-1 F8 ②		B SL 88 F FF 94 C FF 94 B CU 77 F FF 94 C FF 93 2-3 K ①	X FF 92 0-0 P4 ②			B FF 92 C FF 91 F FF 94 X SL 81 1-2 G4-3 ①		4	1	0	0	1	1	1
17 Kris Bryant, R (1, 5) OBP: 0.316, SLG: 0.394	B FC 90 B FF 93 B SI 94 C FF 92 F FF 93 B FF 93 4-2 47 1B 27 1B 1-2 2-3 3-H BB	X FF 92 0-0 L9 ③		B SL 88 B SL 86 X FF 94 2-0 HR	B FF 93 C SL 86 X FF 92 1-1 F8 ③			B FF 94 F FF 94 B FF 94 F FF 94 F FF 94 F FF 93 F FF 93 B SL 82 B FF 93 4-2 BB		3	2	1	2	2	0	1
47 Miguel Montero, L (1, 2) OBP: 0.385, SLG: 0.571	C SI 93 F FC 89 B SI 91 F FS 84 X FS 86 1-2 27 1B 41 1B 1-2 2-3 3-H 1B		B CH 82 B SL 81 B FF 90 B FF 90 4-0 27 BB 68 1B 22 1B BB	C CU 74 B FF 92 B FF 93 B SL 86 B FF 92 4-1 27 FC3-6 68 1B 41 WP BB	C FF 94 B FF 95 F SL 88 B FF 94 B SL 88 X FF 92 3-2 G5-3 ①			D SL 79 C FF 92 D SL 81 F FF 92 T FF 93 2-2 K ②		3	3	1	1	2	1	1
68 Jorge Soler, R (1, 7) OBP: 0.267, SLG: 0.320 20 Matt Szczur, R (8, 7) OBP: 0.500, SLG: 0.889	B FF 93 B FF 92 X SI 93 2-0 SF7 ② 3-H		B FF 91 C FF 91 S SL 83 B SL 84 X SL 83 2-2 27 BB 22 1B 1-2 1B	X FF 92 0-0 27 FC3-6 1-2 1B	S FF 95 B FF 96 B SL 89 B SL 86 B FF 93 4-1 27 FC4-6 BB			S FF 92 B SL 80 X FF 92 1-1 P5 ③		2 1	1 0	2 0	1 0	1 0	0 0	0 1
27 Addison Russell, R (1, 6) OBP: 0.324, SLG: 0.321	B FC 88 B FF 93 X FF 92 2-0 24 HBP 41 1B 1-2 2-H 1B		B FF 92 B FF 91 B FF 91 B FF 90 4-0 22 1B 1-2 2-3 BB	C SL 86 B FF 92 C FF 93 D SL 85 B SL 86 X FF 95 3-2 FC3-6 41 WP 1-2f 2-3	X FF 95 0-0 FC4-6 ② 1-2f					3	0	1	1	1	0	3
41 John Lackey, R (1, 1) OBP: 0.286, SLG: 0.167 53 Trevor Cahill, R (7, 1) 33 Clayton Richard, L (8, 1) 54 Neil Ramírez, R (9, 1)	B FF 93 S FF 92 C FF 93 B FC 90 X FF 93 2-2 24 HBP 1-2 2-H 1B		C SL 81 B SL 84 B FF 90 F FF 90 S SL 84 2-3 K ①	B CU 76 B FF 93 B FF 92 C FF 91 B FF 92 4-1 1-2 3-H BB	B FF 93 C FF 92 F FF 94 B SL 90 C SL 87 2-3 K ③					3 0 0 0	0 0 0 0	1 0 0 0	1 0 0 0	1 0 0 0	2 0 0 0	4 0 0 0
Inning Stats	R: 5 E: 0 K: 2 S: 32 H: 4 LOB: 3 BB: 3 P: 57	R: 0 E: 0 K: 0 S: 6 H: 0 LOB: 0 BB: 0 P: 8	R: 2 E: 0 K: 2 S: 17 H: 2 LOB: 2 BB: 2 P: 32	R: 2 E: 0 K: 1 S: 14 H: 2 LOB: 2 BB: 2 P: 31	R: 0 E: 0 K: 1 S: 7 H: 0 LOB: 1 BB: 1 P: 14	R: 0 E: 0 K: 1 S: 8 H: 0 LOB: 1 BB: 1 P: 17	R: 0 E: 0 K: 1 S: 6 H: 0 LOB: 0 BB: 0 P: 8	R: 0 E: 0 K: 1 S: 13 H: 0 LOB: 1 BB: 1 P: 21		1B: 6 2B: 1 3B: 0 HR: 1 SF: 1 SAC: 0 DP: 0 HBP: 1						

	AB	31
	R	9
	H	8
	RBI	8
	BB	10
	SO	9
	LOB	23

WP: 2 PB: 0 SB: 2 CS: 0 PA: 43

PITCHER		IP	WLS	BF	H	R	ER	SO	BB	IBB	HBP	BLK	WP	HR	S	P	ERA	WHIP
31 Alfredo Simon, R ERA: 9.53	(1, 1)	0.2	L	9	4	5	5	1	3	0	0	0	0	0	27	49	67.50	10.500
58 Dan Straily, R ERA: 3.38	(1, 1)	2.1		12	2	2	2	3	2	0	1	0	0	0	28	48	7.71	1.714
48 Keyvius Sampson, R ERA: 12.0	(4, 1)	2.0		11	2	2	2	2	3	0	0	0	2	1	21	45	9.00	2.500
36 Blake Wood, R ERA:	(6, 1)	1.0		4	0	0	0	1	1	0	0	0	0	0	8	17	0.00	1.000
27 Ross Ohlendorf, R ERA: 6.75	(7, 1)	1.0		3	0	0	0	1	0	0	0	0	0	0	6	8	0.00	0.000

PITCHER		IP	WLS	BF	H	R	ER	SO	BB	IBB	HBP	BLK	WP	HR	S	P	ERA	WHIP
52 Tony Cingrani, L ERA: 5.4	(8, 1)	1.0		4	0	0	0	1	1	0	0	0	0	0	13	21	0.00	1.000

Cincinnati Reds @ Chicago Cubs

Wrigley Field, Chicago, IL

Thu Apr 14 2016, 7:08 PM - 10:14 PM CDT

Att. 34,898 - Clear - 45 F

livebaseballscorecards.com

Batter	1	2	3	4	5	6	7	8	9	AB	R	H	RBI	BB	SO	LOB
6 Billy Hamilton, S (1, 8) OBP: 0.321, SLG: 0.391	B SI 90 F FF 90 F FF 90 F SL 84 B SL 84 B SL 84 F SI 92 B FF 91 4-2 19 1B BB		B FF 90 M FF 89 C CU 75 X SI 91 1-2 G4-3 ②		B SI 91 B SI 91 B SI 92 C FF 91 C FF 91 B FF 91 4-2 1-2 BB		F FF 89 B FF 88 X FC 85 1-1 F7 ③			2	0	0	0	2	0	0
7 Eugenio Suárez, R (1, 6) OBP: 0.421, SLG: 0.706	X FF 91 0-0 P4 ①		C FF 91 S CU 76 S SI 91 0-3 K ③		F FF 91 X SL 84 0-1 F7 ②			C FF 95 C SL 83 B SL 84 B CH 88 X FF 95 2-2 G5-3 ①		4	0	0	0	0	1	3
19 Joey Votto, L (1, 3) OBP: 0.342, SLG: 0.242	B FF 90 1 SAFE T FF 91 X SI 92 1-1 1-2 1B ②			B CU 75 B CU 76 B FF 90 C FF 90 F FF 90 F FF 92 B FF 91 4-2 23 FC6-4 32 BB BB	B FF 92 X FF 91 1-0 L3 ③			C SI 94 B FF 94 X CH 88 1-1 G4-3 ②		3	0	1	0	1	0	2
4 Brandon Phillips, R (1, 4) OBP: 0.321, SLG: 0.400	1 SAFE S SL 85 X SL 83 0-1 F8 ③			X FF 91 0-0 P4 ①		B FF 90 B SL 82 C FF 90 X SI 91 2-1 G6-3 ①		F FF 94 F FF 94 S CH 88 0-3 K ③		4	0	0	0	0	1	2
32 Jay Bruce, L (1, 9) OBP: 0.361, SLG: 0.606		S FF 89 X FF 90 0-1 F7 ①		C SI 91 F FF 91 B CU 76 B CU 76 1 SAFE B CU 76 B SI 92 4-2 23 FC6-4 1-2 BB		M CU 76 F CU 77 B CU 76 B FF 92 X SI 92 2-2 2B			B FF 94 C FF 94 B CU 81 X FF 94 2-1 23 2B 16 G6-3 1B	3	1	2	0	1	0	0
23 Adam Duvall, R (1, 7) OBP: 0.417, SLG: 0.500		C FF 90 B CU 75 F SL 83 B SL 83 S FF 90 2-3 K ②		B SL 82 X SL 83 1-0 FC6-4 ② 1-2f 2-3		B SL 82 S SL 83 F SL 83 F SL 82 F FF 92 X FF 92 1-2 F8 ②			B CU 80 B FF 95 F FF 93 X FF 94 2-1 16 G6-3 1-3 2B	4	0	1	0	0	1	3
15 Jordan Pacheco, R (1, 5) OBP: 0.111, SLG: 0.222		F SI 90 B FF 91 B SL 85 B FF 90 X FF 90 3-1 2B		B SL 82 S SL 83 T FF 92 1 SAFE X FF 92 1-2 F8 ③		C SI 92 C SI 92 S SL 83 0-3 K2-3 ③			F FF 95 D CU 82 B CU 80 F FF 95 X CU 82 2-2 F8 ①	4	0	1	0	0	1	5
16 Tucker Barnhart, L (1, 2) OBP: 0.467, SLG: 0.385		S SL 83 X FF 91 0-1 L4 ③			B CU 76 X SI 90 1-0 26 FC3-6 1B		C FF 88 B FF 88 B FC 86 F FF 88 B FF 90 F FF 88 C FC 86 3-3 K ①		C CU 82 X CU 82 0-1 G6-3 ② 2-3 3-H	4	0	1	1	0	1	2
26 Raisel Iglesias, R (1, 1) 36 Blake Wood, R (6, 1) 40 Tyler Holt, R (7, PH) 54 Caleb Cotham, R (7, 1) 60 J.J. Hoover, R (8, 1) 70 Jumbo Díaz, R (8, 1) 43 Scott Schebler, L (9, PH) OBP: 0.286, SLG: 0.500			F FF 88 X SL 83 0-1 G4-3 ①		X FF 90 0-0 FC3-6 6 BB 1-2f ①		B FF 88 X FF 88 1-0 L8 ②		B FF 95 C CU 82 D CU 83 C CU 83 C CU 83 2-3 K ③	2 0 1 0 0 0 1	0 0 0 0 0 0 0	0 0 0 0 0 0 0	0 0 0 0 0 0 0	0 0 0 0 0 0 0	0 0 0 0 0 1 1	1 0 0 0 0 0 1
Inning Stats	R: 0 E: 0 K: 0 S: 9 H: 1 LOB: 1 BB: 1 P: 14	R: 0 E: 0 K: 1 S: 9 H: 1 LOB: 1 BB: 0 P: 14	R: 0 E: 0 K: 1 S: 8 H: 0 LOB: 0 BB: 0 P: 9	R: 0 E: 0 K: 0 S: 10 H: 0 LOB: 2 BB: 2 P: 20	R: 0 E: 0 K: 0 S: 7 H: 1 LOB: 2 BB: 1 P: 13	R: 0 E: 0 K: 1 S: 13 H: 1 LOB: 1 BB: 0 P: 18	R: 0 E: 0 K: 1 S: 7 H: 0 LOB: 0 BB: 0 P: 12	R: 0 E: 0 K: 1 S: 8 H: 0 LOB: 0 BB: 0 P: 11	R: 1 E: 0 K: 1 S: 12 H: 2 LOB: 1 BB: 0 P: 20	1B: 3 2B: 3 3B: 0 HR: 0 SF: 0 SAC: 0 DP: 0 HBP: 0				WP: 0 PB: 0 SB: 0 CS: 0		PA: 36

PITCHER		IP	WLS	BF	H	R	ER	SO	BB	IBB	HBP	BLK	WP	HR	S	P	ERA	WHIP
39 Jason Hammel, R ERA: 0.75	(1, 1)	6.0	W	25	4	0	0	3	4	0	0	0	0	0	56	88	0.00	1.333
37 Travis Wood, L ERA:	(7, 1)	1.0	H	3	0	0	0	1	0	0	0	0	0	0	7	12	0.00	0.000
46 Pedro Strop, R ERA: 2.08	(8, 1)	1.0	H	3	0	0	0	1	0	0	0	0	0	0	8	11	0.00	0.000
52 Justin Grimm, R ERA: 2.25	(9, 1)	1.0		5	2	1	1	1	0	0	0	0	0	0	12	20	9.00	2.000

PITCHER	IP	WLS	BF	H	R	ER	SO	BB	IBB	HBP	BLK	WP	HR	S	P	ERA	WHIP

AB	32
R	1
H	6
RBI	1
BB	4
SO	6
LOB	19

BOTTOM

Cincinnati Reds @ Chicago Cubs

Wrigley Field, Chicago, IL

Thu Apr 14 2016, 7:08 PM - 10:14 PM CDT

Att. 34,898 - Clear - 45 F

livebaseballscorecards.com

Batter	1	2	3	4	5	6	7	8	9	AB	R	H	RBI	BB	SO	LOB
24 Dexter Fowler, S (1, 8) OBP: 0.590, SLG: 0.733	B SI 90 B SI 91 X SI 91 2-0 18 L9-6 22 G6-3 1B		X SI 87 0-0 22 FC4-6 1-2 1B		B SI 88 F SI 88 B SL 78 F CH 83 F SI 90 F SL 78 B SI 88 B SI 88 4-2 18 SF8 22 G4-3 BB		C CU 81 B CU 80 S SL 88 F FF 94 F FF 94 B SL 82 S SL 87 2-3 K ①	C CH 83 B FF 90 B CH 85 X FF 90 2-1 22 E 1-3 2-H 3-H 1B		4	0	3	2	1	1	0
22 Jason Heyward, L (1, 9) OBP: 0.326, SLG: 0.243	B SI 91 1 SAFE F SI 90 C SI 90 B SL 80 B SI 90 X SI 91 3-2 G6-3 ① 1-2		C SI 89 X SI 90 0-1 FC4-6 18 BB ② 1-2f 2-3		F CH 82 X CH 82 0-1 G4-3 ① 1-2 2-3		C SL 89 B FF 94 F FF 93 X FF 93 1-2 P5 ②	X SI 94 0-0 F9 ② 1-2 3-H		5	0	0	0	0	0	6
18 Ben Zobrist, S (1, 4) OBP: 0.395, SLG: 0.324	D SI 91 B CH 84 B SI 91 C SI 92 C SI 91 F SI 92 X SI 92 3-2 L9-6 ② ③ 2-2		D SI 89 B SI 89 B SI 89 B SI 89 4-0 BB 1-2		F CH 84 X CH 84 0-1 SF8 ② 2-3 3-H		X SI 93 0-0 F7 ③	C FF 95 F FF 95 F SL 83 B SI 96 F FF 96 F FF 96 B FF 96 B FF 96 S FF 96 3-3 K ③		3	0	0	1	1	1	2
44 Anthony Rizzo, L (1, 3) OBP: 0.357, SLG: 0.424		B SL 80 B FF 90 X SI 89 2-0 F7 ①	B SI 90 C SI 90 F SL 80 S SL 81 1-3 K ③		C CH 86 F SL 77 F FF 90 F SL 74 X SI 90 0-2 G6-3 ③			B FF 92 B FF 92 X FF 91 2-0 F7 ①		4	0	0	0	0	1	4
17 Kris Bryant, R (1, 7) (7, 5) OBP: 0.357, SLG: 0.500		B FF 89 C SI 91 B SI 92 B FF 92 S SI 92 X SL 82 3-2 HR		C SI 88 X FF 90 0-1 47 CS 1B		B SL 87 C FF 95 C FF 94 B CH 84 X FF 94 2-2 G3 ①		S FF 91 C FF 92 B FF 92 B SL 84 B SL 84 F FF 93 B FF 92 4-2 47 1B 68 BB 27 1B BB		3	2	2	1	1	0	0
2 Tommy La Stella, L (1, 5) OBP: 0.364, SLG: 0.455 37 Travis Wood, R (7, 1) 46 Pedro Strop, R (8, 1) 68 Jorge Soler, R (8, PH) OBP: 0.290, SLG: 0.320 52 Justin Grimm, R (9, 1)		C SI 92 S SI 94 F SI 96 F FF 94 B SL 82 B SI 93 X SI 92 2-2 F9 ②	1 SAFE 1 SAFE F SI 90 B SI 89 S SI 88 1 SAFE F SL 79 B SL 75 X SI 89 2-2 L7 ①		F FF 96 S FF 96 B FF 96 B CH 82 X FF 94 2-2 G4-3 ②		C FF 91 S SL 85 B FF 91 D SL 84 F SL 83 F FF 92 B SL 83 B FF 91 4-2 27 1B 47 1B 20 BB 1-2 BB		3 0 0 0 0 1	0 0 0 1 0	0 0 0 0 0	0 0 0 0 0	0 0 0 1 0	0 0 0 0 0	1 0 0 0 0
47 Miguel Montero, L (1, 2) OBP: 0.400, SLG: 0.560		B SI 91 B SI 92 S SI 92 F SI 92 B CH 86 C SI 93 3-3 K ③	B SL 78 B SI 88 B SI 88 C SI 89 F SI 89 F SI 90 X SI 88 3-2 G4-3 ② ③ 1-2		B SL 88 C FF 96 S SL 88 B CH 87 F SL 87 F FF 94 B FF 93 X FF 94 3-2 27 1B 1B		B CU 76 X FF 91 1-0 20 BB 27 1B 24 1B 1-2 2-3 1B		4	1	2	0	0	1	1
27 Addison Russell, R (1, 6) OBP: 0.368, SLG: 0.375			B FF 91 C SI 90 B SI 91 B SL 83 X SI 91 3-1 G6-3 ①		B SL 80 S SI 88 B SI 89 X CH 87 2-1 39 2B 1B		C FF 95 S FF 95 B SL 87 F SL 86 B FF 95 X FF 93 2-2 1-2 1B	X FF 90 0-0 20 BB 24 1B 1-2 2-3 3-H 1B		4	2	3	1	0	0	0
39 Jason Hammel, R (1, 1) OBP: 0.250, SLG: 0.500 20 Matt Szczur, R (6, PH) OBP: 0.500, SLG: 0.800 (7, 7)			X SI 88 0-0 E4 22 FC4-6 24 1B		B SL 80 X FF 88 1-0 22 G4-3 18 SF8 1-H 2B		B SL 89 S SL 88 B SL 88 S SL 87 X SL 89 2-2 F8 ③	B CU 74 B FF 90 B FF 90 B FF 90 4-0 24 1B 22 E 1-2 2-3 3-H BB		2 1	1 1	1 0	1 1	0 1	0 0	0 2
Inning Stats	R: 0 E: 0 K: 0 S: 8 H: 1 LOB: 0 BB: 0 P: 16	R: 1 E: 0 K: 1 S: 12 H: 1 LOB: 0 BB: 0 P: 22	R: 0 E: 1 K: 1 S: 9 H: 1 LOB: 3 BB: 1 P: 17	R: 0 E: 0 K: 0 S: 10 H: 1 LOB: 0 BB: 0 P: 15	R: 2 E: 0 K: 0 S: 16 H: 2 LOB: 1 BB: 1 P: 23	R: 0 E: 0 K: 0 S: 18 H: 2 LOB: 2 BB: 0 P: 29	R: 0 E: 0 K: 1 S: 9 H: 0 LOB: 0 BB: 0 P: 12	R: 5 E: 1 K: 1 S: 19 H: 3 LOB: 1 BB: 3 P: 39		1B: 9 2B: 2 3B: 0 HR: 1 SF: 1 SAC: 0 DP: 1 HBP: 0		WP: 0 PB: 0 SB: 0 CS: 1 PA: 39		

	AB	33
	R	8
	H	11
	RBI	7
	BB	5
	SO	4
	LOB	16

PITCHER		IP	WLS	BF	H	R	ER	SO	BB	IBB	HBP	BLK	WP	HR	S	P	ERA	WHIP
26 Raisel Iglesias, R ERA: 3.24	(1, 1)	5.0	L	22	6	3	3	2	2	0	0	0	0	1	55	93	5.40	1.600
36 Blake Wood, R ERA:	(6, 1)	1.0		5	2	0	0	0	0	0	0	0	0	0	18	29	0.00	2.000
54 Caleb Cotham, R ERA:	(7, 1)	1.0		3	0	0	0	1	0	0	0	0	0	0	9	12	0.00	0.000
60 J.J. Hoover, R ERA: 16.88	(8, 1)	0.1		7	3	5	4	0	3	0	0	0	0	0	12	29	108.00	18.000
70 Jumbo Díaz, R ERA: 1.69	(8, 1)	0.2		2	0	0	0	1	0	0	0	0	0	0	7	10	0.00	0.000

PITCHER	IP	WLS	BF	H	R	ER	SO	BB	IBB	HBP	BLK	WP	HR	S	P	ERA	WHIP

Batter	1	2	3	4	5	6	7	8	9	AB	R	H	RBI	BB	SO	LOB
2 Zack Cozart, R (1, 6) OBP: 0.435, SLG: 0.524	X FF 92 0-0 ① F8		C SI 94 X CU 81 0-1 7 1B 19 HR 1B		F SI 95 C CU 85 X CU 86 0-2 7 WP 1B		F FF 96 F SI 96 X SI 96 0-2 ③ G4-3			4	1	2	0	0	0	1
7 Eugenio Suárez, R (1, 5) OBP: 0.405, SLG: 0.658	C FF 93 B CU 82 F SI 95 S CU 85 1-3 ② K		X FF 96 0-0 19 HR 1-3 1B		C FF 96 T SI 94 B SI 96 S CU 86 1-3 ② K 1-2			B FF 93 X FF 92 1-0 ① F9		4	1	1	0	0	2	1
19 Joey Votto, L (1, 3) OBP: 0.333, SLG: 0.324 3 Iván De Jesús Jr., R (8, 4)	X FF 96 0-0 ③ G4-3		C CU 84 C FF 97 B CU 86 X FF 98 1-2 1-H 3-H HR		X CH 89 0-0 ③ G3			B SI 94 B FF 93 B SI 92 C SI 93 X SI 94 3-1 ② L1		4 0	1 0	1 0	3 0	0 0	0 0	1 0
4 Brandon Phillips, R (1, 4) OBP: 0.313, SLG: 0.379 70 Jumbo Díaz, R (8, 1)		B FF 93 B SI 92 C SI 93 X SI 95 2-1 ① L6	S CU 88 S CU 87 F CU 85 B FF 99 F FF 99 X CH 90 1-2 ③ G5-3			F SI 95 B CU 85 B CU 85 F SI 95 B CH 89 S CH 88 3-3 ① K		X FF 96 0-0 32 DI 1B		4 0	0 0	1 0	0 0	0 0	1 0	0 0
32 Jay Bruce, L (1, 9) OBP: 0.325, SLG: 0.541		C SI 92 B CH 86 B CH 85 F SI 94 B CU 83 F FF 97 X CH 88 3-2 ② L8		B CU 85 X SI 95 1-0 ① G4-3		B CH 88 C FF 96 B CU 87 X SI 95 2-1 ② G6-3		C SI 92 D SI 87 F SI 94 S SL 87 1-3 ③ K 1-2		4	0	0	0	0	1	1
43 Scott Schebler, L (1, 7) OBP: 0.280, SLG: 0.458		B CU 82 C SI 95 X CH 88 1-1 1B		F CU 85 F CU 85 B CU 85 F FF 98 X CU 86 1-2 ② G1-3		S CH 88 X CH 88 0-1 ③ G4-3			B SI 91 S SI 91 B CH 81 C FF 92 X CH 81 2-2 ① G4-3	4	0	1	0	0	0	0
16 Tucker Barnhart, L (1, 2) OBP: 0.421, SLG: 0.313		X FF 95 0-0 ③ G4-3		C FF 98 B SI 98 B CH 88 B FF 96 F SI 96 B SI 96 4-2 BB			X SI 93 0-0 ① G3-1		F FF 92 X CH 80 0-1 ② G4-3	3	0	0	0	1	0	1
61 Tim Melville, R (1, 1) 40 Tyler Holt, R (4, PH) 58 Dan Straily, R (4, 1) 39 Devin Mesoraco, R (7, PH) OBP: 0.217, SLG: 0.100 31 Alfredo Simon, R (7, 1) 15 Jordan Pacheco, R (8, 3) OBP: 0.100, SLG: 0.200			C FF 92 F FF 94 C CU 85 0-3 ① K	C CU 86 S FF 98 F CU 85 S CU 86 0-3 ③ K			B SI 94 C FF 96 X CU 86 1-1 ② F8		S FF 92 B FF 93 X SL 87 1-1 ③ G1-3	1 1 0 1 0 0 1	0 0 0 0 0 0 0	0 0 0 0 0 0 0	0 0 0 0 0 0 0	1 1 0 0 0 0 0	0 0 0 0 0 0 0	0 1 0 0 0 0 0
6 Billy Hamilton, S (1, 8) OBP: 0.323, SLG: 0.423			X SI 94 0-0 ② G6-3		C SI 92 C CH 88 B CU 86 B CU 84 F FF 97 S CU 85 2-3 ① K		X SI 94 0-0 2B			3	0	1	0	0	1	0

Inning Stats	1	2	3	4	5	6	7	8	9
	R: 0 E: 0 K: 1 S: 5	H: 0 LOB: 0 BB: 0 P: 6	R: 0 E: 0 K: 0 S: 9	H: 1 LOB: 1 BB: 0 P: 15	R: 3 E: 0 K: 1 S: 15	H: 3 LOB: 0 BB: 0 P: 17	R: 0 E: 0 K: 1 S: 11	H: 0 LOB: 1 BB: 1 P: 17	R: 0 E: 0 K: 2 S: 11	H: 1 LOB: 1 BB: 0 P: 14	R: 0 E: 0 K: 1 S: 7	H: 0 LOB: 0 BB: 0 P: 12	R: 0 E: 0 K: 0 S: 7	H: 1 LOB: 1 BB: 0 P: 8	R: 0 E: 0 K: 1 S: 7	H: 1 LOB: 1 BB: 0 P: 12	R: 0 E: 0 K: 0 S: 7	H: 0 LOB: 0 BB: 0 P: 10

| | | |

Cincinnati Reds @ St. Louis Cardinals

Busch Stadium, St. Louis, MO

Fri Apr 15 2016, 7:15 PM - 9:46 PM CDT

Att. 44,997 - Clear - 72 F

livebaseballscorecards.com

BOTTOM

Batter	1	2	3	4	5	6	7	8	9	AB	R	H	RBI	BB	SO	LOB
13 Matt Carpenter, L (1, 5) OBP: 0.404, SLG: 0.459 30 Jonathan Broxton, R (8, 1) 67 Matt Bowman, R (9, 1)	B FF 93 B FF 92 B FF 91 B FF 91 4-0 41 BB 7 HR BB	B CU 78 B FF 91 B FF 92 B FF 90 4-0 7 HBP BB	C CU 80 X CU 80 0-1 ② F7			C CU 75 B CH 83 F CH 83 B FF 91 B CU 76 X FF 91 3-2 ① F8	B SI 92 B SI 93 B SI 91 C SI 91 C SI 92 C SI 92 3-3 ② K			3 0 0	1 0 0	0 0 0	0 0 0	2 0 0	1 0 0	1 0 0
41 Jeremy Hazelbaker, L (1, 7) OBP: 0.444, SLG: 0.871 (9, 8)	B FF 91 1 SAFE B FF 91 B SL 86 B FF 92 4-0 7 HR 1-2 BB	B CU 79 C FF 91 F CU 78 S CU 80 1-3 ① K	X CU 80 0-0 ③ G1-3			C CU 76 F SI 92 S CH 84 0-3 ② K	B CU 76 B SI 92 B SI 92 C FF 92 X SI 92 3-1 ③ G4-3			4	1	0	0	1	2	2
7 Matt Holliday, R (1, 3) OBP: 0.350, SLG: 0.529 35 Greg Garcia, L (8, 5) OBP: 0.727, SLG: 1.143	B SL 84 C FF 92 X FF 91 1-1 1-H 2-H HR	F FF 92 D CU 81 1 SAFE H FF 91 2-1 55 G4-6-3 1-2 HBP		C FF 91 B FF 91 B FF 92 B SL 87 B FF 92 4-1 BB		X FF 91 0-0 HR		X SI 94 0-0 55 PB 32 HR 1B		2 1	2 1	2 1	4 0	1 0	0 0	0 0
55 Stephen Piscotty, R (1, 9) OBP: 0.364, SLG: 0.432	C FF 93 B SL 84 F FF 91 S SL 86 1-3 ① K	B SL 84 F FF 91 X CU 81 1-1 ② ③ G4-6-3 1-2f		B FF 90 F SL 85 F FF 92 X SL 86 1-2 ① L4		B SL 86 F SI 91 B CH 84 X SI 91 2-1 ③ F9		B SI 96 B SI 96 F FF 96 S FF 97 B FF 96 F FF 97 X FF 96 3-2 ① L8 1-2		5	0	0	0	0	1	4
15 Randal Grichuk, R (1, 8) OBP: 0.371, SLG: 0.517 32 Matt Adams, L (8, PH) OBP: 0.250, SLG: 0.400 (9, 3)	C FF 94 B FF 93 X FF 93 1-1 E5 4 1B	X SL 86 0-0 ① P6	S FF 92 F CH 83 D SL 85 D SL 84 S SL 87 2-3 ② K				B FF 92 X SI 91 1-0 HR	B FF 98 S CH 90 X FF 98 1-1 2-H HR		4 1	2 1	1 1	1 2	0 0	1 0	1 0
4 Yadier Molina, R (1, 2) OBP: 0.372, SLG: 0.439 59 Eric Fryer, R (8, 2) OBP: 1.000, SLG: 1.000	C CU 78 B FF 92 B CU 79 X FF 92 2-1 36 E 2-H 1B	C FF 93 B FF 93 B CU 81 X FF 93 2-1 16 1B 36 HR 2B	F FF 91 X FF 92 0-1 ③ L4				C FF 91 B CU 76 B FS 84 B FF 92 C FF 91 F SI 92 X FF 92 3-2 ① F8	B SL 89 S FF 97 S FF 97 F FF 97 X FF 97 1-2 16 FC4-6 1B		4 1	1 0	2 1	1 0	0 0	0 0	1 0
16 Kolten Wong, L (1, 4) OBP: 0.250, SLG: 0.200	1 SAFE B FF 92 F FF 90 B SL 84 X FF 92 2-1 ② F7	D SL 86 C FF 92 X SL 85 1-1 36 HR 2-3 1B			C CH 84 B SL 85 S FF 91 B CU 74 X SL 85 2-2 ① G4-3		X SI 92 0-0 E6 36 2B 37 HR	D CH 90 C FF 97 F CH 91 X FF 98 1-2 ② FC4-6 1-2f		5	2	1	0	0	0	2
36 Aledmys Díaz, R (1, 6) OBP: 0.429, SLG: 0.889	F FF 90 D SL 86 B FF 91 F FF 92 X SL 86 2-2 E5 1-2	1 SAFE 1 SAFE X SL 84 0-0 1-H 3-H HR			B FF 91 X FF 92 1-0 ② F8		C FF 91 B SI 91 D CU 77 X FF 92 2-1 37 HR 1-3 2B	B FF 97 B FF 97 X FF 97 2-0 ③ L5		5	2	2	3	0	0	2
18 Carlos Martinez, R (1, 1) OBP: 0.333, SLG: 0.333 37 Brandon Moss, L (7, PH) OBP: 0.370, SLG: 0.762 (8, 3) (9, 7)	F SL 83 D CU 80 B FF 93 X FF 92 2-1 ③ G1-3	X FF 93 0-0 1B			C SL 82 X SL 84 0-1 ③ G4-3		C FS 86 X FS 87 0-1 2-H 3-H HR			3 1	0 1	1 1	0 3	0 0	0 0	2 0
Inning Stats	R: 4 E: 2 K: 1 S: 16 H: 2 LOB: 2 BB: 2 P: 35	R: 0 E: 0 K: 1 S: 6 H: 0 LOB: 1 BB: 1 P: 14	R: 3 E: 0 K: 0 S: 10 H: 4 LOB: 1 BB: 0 P: 13	R: 0 E: 0 K: 1 S: 9 H: 0 LOB: 1 BB: 1 P: 16	R: 0 E: 0 K: 0 S: 6 H: 0 LOB: 0 BB: 0 P: 9	R: 1 E: 0 K: 1 S: 9 H: 1 LOB: 0 BB: 0 P: 14	R: 4 E: 1 K: 1 S: 15 H: 3 LOB: 0 BB: 0 P: 27	R: 2 E: 0 K: 0 S: 15 H: 3 LOB: 1 BB: 0 P: 23		1B: 5 2B: 2 3B: 0 HR: 6 SF: 0 SAC: 0 DP: 1 HBP: 1				WP: 0 PB: 1 SB: 0 CS: 0 PA: 44		

PITCHER		IP	WLS	BF	H	R	ER	SO	BB	IBB	HBP	BLK	WP	HR	S	P	ERA	WHIP
61 Tim Melville, R ERA: 9.0	(1, 1)	3.0	L	20	6	7	6	2	3	0	1	0	0	2	32	62	18.00	3.000
58 Dan Straily, R ERA: 3.24	(4, 1)	3.0		11	1	1	1	2	1	0	0	0	0	1	24	39	3.00	0.667
31 Alfredo Simon, R ERA: 12.15	(7, 1)	1.0		7	3	4	3	1	0	0	0	0	0	2	15	27	27.00	3.000
70 Jumbo Díaz, R ERA: 4.26	(8, 1)	1.0		6	3	2	2	0	0	0	0	0	0	1	15	23	18.00	3.000

PITCHER	IP	WLS	BF	H	R	ER	SO	BB	IBB	HBP	BLK	WP	HR	S	P	ERA	WHIP

Batter	1	2	3	4	5	6	7	8	9	AB	R	H	RBI	BB	SO	LOB
2 Zack Cozart, R (1, 6) OBP: 0.464, SLG: 0.640	B FF 90 X FC 87 1-0 ① G4-3		F SI 89 B SI 89 X FC 86 1-1 1-2 1B		B FF 89 X SI 89 1-0 7 F7 4 2B 2-H 2B	X SI 87 0-0 ② SF8 3-H		B SL 87 C SL 86 S FF 94 B FF 92 X FF 94 2-2 2B		4	1	3	2	0	0	0
7 Eugenio Suárez, R (1, 5) OBP: 0.383, SLG: 0.628	C FF 90 B SI 90 X CU 75 1-1 ② G6-3		C CU 75 B FC 87 F CU 76 X FF 92 1-2 ③ F7		B FC 85 X CU 74 1-0 ① F7 2-3	B SI 88 1 SAFE C SI 87 X CH 82 1-1 4 2B 1-H 2B		B FF 93 S SL 85 S FF 94 F SL 87 F SL 87 F SL 86 B FF 94 B FF 94 S FF 94 3-3 ② K		5	1	1	1	0	1	4
19 Joey Votto, L (1, 3) OBP: 0.340, SLG: 0.341	X FF 91 0-0 ③ F8			X SI 89 0-0 32 1B 2B	F CU 74 F FC 87 X SI 92 0-2 ② G4-3	I IN 78 I IN 80 I IN 79 I IN 78 4-0 4 2B IBB		B FF 94 S CH 84 F CH 85 F FF 92 B CH 83 F SL 87 X CH 83 2-2 ③ F9		4	1	1	0	1	0	2
4 Brandon Phillips, R (1, 4) OBP: 0.351, SLG: 0.455		B FF 88 C FC 86 B CU 74 S FC 87 B CU 76 X FC 88 3-2 ① G4-3		F SI 89 B FC 86 B CU 75 S FC 88 F FC 88 F CU 77 B FC 88 B FC 88 4-2 39 FC5-4 32 1B 23 FC5-4 BB	X CU 76 0-0 3-H 2B	X CU 78 0-0 1-3 2-H 2B			F FF 95 F SI 95 X SI 90 0-2 ① F8	4	1	2	2	1	0	0
32 Jay Bruce, L (1, 9) OBP: 0.333, SLG: 0.595		C SI 89 B CU 73 F FC 88 B SI 93 S CU 76 2-3 ② K		B FF 91 C FC 87 X CU 75 1-1 39 FC5-4 1-2 2-H 1B	C SI 91 B FF 89 B FC 85 C FF 92 X CU 77 2-2 ③ L3	X FF 93 0-0 ③ F7			C SI 95 B SI 89 F SI 90 B SI 88 F SL 87 F FF 96 X SL 87 2-2 HR	5	1	2	2	0	1	3
39 Devin Mesoraco, R (1, 2) OBP: 0.250, SLG: 0.167		C FF 92 B SI 90 X FC 86 1-1 ③ L8		C SI 92 C SI 92 B SI 93 X CU 78 1-2 ① FC5-4 23 FC5-4 1-2f 2-3		X SI 89 0-0 23 1B 43 G4-3 2B	B SL 85 B SL 83 B FF 93 C FF 92 B SL 83 4-1 43 CS BB		F FF 95 X SL 88 0-1 ② L4	4	1	1	0	1	0	2
23 Adam Duvall, R (1, 7) OBP: 0.393, SLG: 0.458 54 Caleb Cotham, R (7, 1) 52 Tony Cingrani, L (8, 1) 40 Tyler Holt, R (9, PH) OBP: 0.167, SLG: 0.333 60 J.J. Hoover, R (9, 1)		B FC 86 C FC 85 F SI 90 C CU 75 1-3 ① K	S FC 87 X FC 86 0-1 ② FC5-4 1-2f 3-H			X FC 86 0-0 15 1B 43 G4-3 2 SF8 2-3 1B	C FF 92 S FF 91 X SL 86 0-2 ① F8		S SI 94 S SL 87 F SI 96 X SI 94 0-2 2B	4 0 0 1 0	1 0 0 0 0	1 0 0 1 0	1 0 0 0 0	0 0 0 0 0	1 0 0 0 0	2 0 0 0 0
43 Scott Schebler, L (1, 8) OBP: 0.233, SLG: 0.379 (7, 7)		S FC 88 X CU 74 0-1 ② F9	S FC 87 F FF 89 X CU 74 0-2 ③ G4-3			X FC 87 0-0 ① G4-3 1-2 3-H	B FF 92 S FF 92 B FF 92 S FF 94 S FF 94 2-3 ② ③ K 1-2		S SI 88 X SI 89 0-1 ③ G5-3	5	0	0	1	0	1	4
29 Brandon Finnegan, L (1, 1) OBP: 0.571, SLG: 0.714 15 Jordan Pacheco, R (6, PH) OBP: 0.182, SLG: 0.273 36 Blake Wood, R (6, 1) 6 Billy Hamilton, S (7, 8) OBP: 0.313, SLG: 0.407			X SI 90 0-0 2 1B 1B		X FC 84 0-0 2 2B 2B	C CU 73 X FC 86 0-1 7 2B 2-3 1B		B FF 93 X FF 90 1-0 ① B1-3		2 1 0 1	1 1 0 0	2 1 0 0	0 0 0 0	0 0 0 0	0 0 0 0	0 0 0 0

TOP

Cincinnati Reds @ St. Louis Cardinals

Busch Stadium, St. Louis, MO

Sat Apr 16 2016, 1:16 PM - 4:28 PM CDT

Att. 44,425 - Sunny - 75 F

livebaseballscorecards.com

AB	40
R	9
H	15
RBI	9
BB	3
SO	4
LOB	17

Inning Stats	1	2	3	4	5	6	7	8	9			
	R: 0 E: 0 K: 0 S: 4	H: 0 LOB: 0 BB: 0 P: 6	R: 0 E: 0 K: 1 S: 8	H: 0 LOB: 0 BB: 0 P: 14	R: 0 E: 0 K: 1 S: 11	H: 2 LOB: 2 BB: 0 P: 14	R: 2 E: 0 K: 0 S: 15	H: 2 LOB: 1 BB: 1 P: 21	R: 2 E: 0 K: 0 S: 10	H: 3 LOB: 1 BB: 0 P: 14	R: 4 E: 0 K: 0 S: 10	H: 5 LOB: 2 BB: 1 P: 15
	R: 0 E: 0 K: 1 S: 7	H: 0 LOB: 0 BB: 1 P: 13	R: 0 E: 0 K: 1 S: 15	H: 1 LOB: 1 BB: 0 P: 23	R: 1 E: 0 K: 0 S: 16	H: 2 LOB: 1 BB: 0 P: 18	1B: 5 2B: 9 3B: 0 HR: 1	SF: 1 SAC: 0 DP: 0 HBP: 0	WP: 0 PB: 0 SB: 0 CS: 1	PA: 44		

PITCHER		IP	WLS	BF	H	R	ER	SO	BB	IBB	HBP	BLK	WP	HR	S	P	ERA	WHIP
50 Adam Wainwright, R ERA: 8.27	(1, 1)	5.1	L	27	10	7	7	2	1	0	0	0	0	0	53	74	11.81	2.062
43 Seth Maness, R ERA: 8.31	(6, 1)	0.1		4	2	1	1	0	0	1	0	0	0	0	4	9	27.00	6.000
46 Kevin Siegrist, L ERA:	(6, 1)	0.1		1	0	0	0	0	0	0	0	0	0	0	1	1	0.00	0.000
26 Seunghwan Oh, R ERA:	(7, 1)	2.0		7	1	0	0	2	1	0	0	0	0	0	22	36	0.00	1.000
30 Jonathan Broxton, R ERA: 2.08	(9, 1)	1.0		5	2	1	1	0	0	0	0	0	0	1	16	18	9.00	2.000

PITCHER		IP	WLS	BF	H	R	ER	SO	BB	IBB	HBP	BLK	WP	HR	S	P	ERA	WHIP

BOTTOM

Cincinnati Reds @ St. Louis Cardinals

Busch Stadium, St. Louis, MO

Sat Apr 16 2016, 1:16 PM - 4:28 PM CDT

Att. 44,425 - Sunny - 75 F

livebaseballscorecards.com

Batter	1	2	3	4	5	6	7	8	9	AB	R	H	RBI	BB	SO	LOB
13 Matt Carpenter, L (1, 5) OBP: 0.404, SLG: 0.439	B SI 91 X FF 91 1-0 ① G4-3	D FF 93 B FF 93 C FF 92 X SL 84 2-1 55 HR 1B 1-3 2-H		B FF 91 B FF 92 B FF 93 B FF 92 4-0 BB 1-2		C SI 96 X FF 96 0-1 ② FC4-6 55 1B 1-2f 2-3		C SL 80 F FF 94 F FF 95 F SL 81 B FF 94 F FF 94 F SL 81 B FF 93 X FF 93 2-2 ② L9		4	1	1	1	1	0	2
55 Stephen Piscotty, R (1, 9) OBP: 0.388, SLG: 0.512	B SI 91 F SI 91 B SL 84 B SI 94 B SI 94 4-1 15 BB BB	C FF 92 B FF 92 X FF 92 1-1 1-H 3-H HR		B SI 92 D SL 84 F SI 91 F FF 91 X FF 93 2-2 ③ L5		T SI 96 X FF 97 0-1 7 FC4-6 1B 1-2 3-H		B SL 81 C FF 94 X FF 94 1-1 ③ P3		4	1	2	4	1	0	2
7 Matt Holliday, R (1, 7) OBP: 0.333, SLG: 0.513	F SI 92 F SI 94 C SI 92 0-3 ② K	B SI 91 S SL 82 X FF 93 1-1 ③ G6-3			C CH 85 B FF 91 C FF 92 X SL 86 1-2 ① F8	C FF 97 X FF 97 0-1 ③ FC4-6 1-2f			X FF 92 0-0 4 G4-3 37 HR 2B	5	1	1	0	0	1	3
15 Randal Grichuk, R (1, 8) OBP: 0.375, SLG: 0.469	B SI 91 F SI 91 B FF 92 B FF 91 S FF 92 D CH 85 4-2 1-2 BB	C CH 84 B FF 92 B SL 82 X SI 92 2-1 ① G6-3			B SI 91 C CH 84 S CH 83 B SI 91 X CH 85 2-2 ② P6		B SL 88 B FF 92 B FF 92 C FF 93 B FF 93 4-1 3 E 3 1B BB		S FF 92 S FF 92 B FF 92 S SL 85 1-3 ① K	3	1	0	0	2	1	1
4 Yadier Molina, R (1, 2) OBP: 0.354, SLG: 0.400	F FF 92 F FF 92 X SL 85 0-2 ③ F7	F SI 92 C SL 83 X SI 92 0-2 ② G5-3			B SL 84 B SI 91 B CH 88 S SI 90 D SI 89 4-1 BB		B FF 93 C SL 88 X SL 87 1-1 ① F8		F FF 94 X FF 93 0-1 ② G4-3 2-3	4	0	0	0	1	0	4
37 Brandon Moss, L (1, 3) OBP: 0.375, SLG: 0.808		B CH 89 S SI 92 B SI 91 X SI 92 2-1 36 E 13 1B 1B	S SL 84 X SI 93 0-1 ③ G5-3		F SI 91 X SI 91 0-1 ③ L4		C FF 93 1 SAFE S FF 93 S FF 94 0-3 ② K		F CU 76 B CH 87 F FF 92 B FF 94 F SL 84 B FF 93 X FF 93 3-2 3-H HR	5	2	2	2	0	1	2
3 Jedd Gyorko, R (1, 4) OBP: 0.292, SLG: 0.333 16 Kolten Wong, L (9, PR) OBP: 0.250, SLG: 0.200		B FF 90 X SI 92 1-0 ① F8		C SL 82 B FF 91 F SL 82 B FF 92 F SL 83 F SL 83 F SL 84 B SL 83 X SI 92 3-2 ① L8		B FF 94 B SL 89 S FF 93 B SL 88 C FF 95 X FF 94 3-2 ① G6-3	1 SAFE 1 SAFE X SL 88 0-0 1-H 1B		C FF 93 B SL 86 B SL 86 S FF 93 B FF 94 F FF 93 B FF 93 4-2 BB	4 0	0 0	1 0	1 0	1 0	0 0	1 0
36 Aledmys Díaz, R (1, 6) OBP: 0.424, SLG: 0.813		F SI 91 B SI 91 D CH 85 F SI 92 B CH 85 X SI 92 3-2 E8 13 1B 55 HR 1-2		C SI 90 S CH 84 F SI 93 X SL 83 0-2 13 BB 1B		X SI 97 0-0 13 FC4-6 55 1B 32 1B 1B	C SL 88 B FF 94 X SL 88 1-1 ③ G6-3		X FF 92 0-0 ③ P2	5	2	2	0	0	0	3
50 Adam Wainwright, R (1, 1) 43 Seth Maness, R (6, 1) 46 Kevin Siegrist, L (6, 1) 32 Matt Adams, L (6, PH) OBP: 0.284, SLG: 0.438 26 Seunghwan Oh, R (7, 1) 41 Jeremy Hazelbaker, L (8, PH) OBP: 0.432, SLG: 0.844 30 Jonathan Broxton, R (9, 1)		B SI 92 L SI 91 B SI 89 S FF 92 F SI 94 X FF 93 2-2 ② F4		D SI 92 S SI 92 L SI 93 L SI 91 1-3 ② K		F SI 95 X SI 97 0-1 13 FC4-6 1B 1-2		B FF 92 C SL 80 S FF 94 F FF 94 C FF 94 1-3 ① K		2 0 0 1 0 0 1	0 0 0 0 0 0 0	0 0 0 1 0 0 0	0 0 0 0 0 0 0	0 0 0 0 0 0 0	1 0 0 0 0 0 1	3 0 0 0 0 0 0
Inning Stats	R: 0 E: 0 K: 1 S: 10 H: 0 LOB: 2 BB: 2 P: 19	R: 4 E: 1 K: 0 S: 16 H: 3 LOB: 0 BB: 0 P: 28	R: 0 E: 0 K: 0 S: 7 H: 0 LOB: 0 BB: 0 P: 9	R: 0 E: 0 K: 1 S: 16 H: 1 LOB: 2 BB: 1 P: 26	R: 0 E: 0 K: 0 S: 9 H: 0 LOB: 1 BB: 1 P: 16	R: 1 E: 0 K: 0 S: 12 H: 3 LOB: 2 BB: 0 P: 15	R: 1 E: 1 K: 1 S: 9 H: 1 LOB: 1 BB: 1 P: 15	R: 0 E: 0 K: 1 S: 13 H: 0 LOB: 0 BB: 0 P: 17	R: 2 E: 0 K: 1 S: 14 H: 2 LOB: 1 BB: 1 P: 22	1B: 7 2B: 1 3B: 0 HR: 2 SF: 0 SAC: 0 DP: 0 HBP: 0						

	AB	38
	R	8
	H	10
	RBI	8
	BB	6
	SO	5
	LOB	21

WP: 0 PA: 44
PB: 0
SB: 0
CS: 0

PITCHER		IP	WLS	BF	H	R	ER	SO	BB	IBB	HBP	BLK	WP	HR	S	P	ERA	WHIP
29 Brandon Finnegan, L ERA: 2.04	(1, 1)	5.0	W	24	4	4	0	2	4	0	0	0	0	1	58	98	0.00	1.600
36 Blake Wood, R ERA: 1.42	(6, 1)	1.0		6	3	1	1	0	0	0	0	0	0	0	12	15	9.00	3.000
54 Caleb Cotham, R ERA:	(7, 1)	1.0	H	5	1	1	0	1	1	0	0	0	0	0	9	15	0.00	2.000
52 Tony Cingrani, L ERA: 4.15	(8, 1)	1.0	H	3	0	0	0	1	0	0	0	0	0	0	13	17	0.00	0.000
60 J.J. Hoover, R ERA: 17.18	(9, 1)	1.0	S	6	2	2	2	1	1	0	0	0	0	1	14	22	18.00	3.000

PITCHER	IP	WLS	BF	H	R	ER	SO	BB	IBB	HBP	BLK	WP	HR	S	P	ERA	WHIP

Cincinnati Reds @ St. Louis Cardinals

Busch Stadium, St. Louis, MO

Sun Apr 17 2016, 1:15 PM - 3:59 PM CDT

Att. 46,268 - Partly Cloudy - 78 F

TOP

livebaseballscorecards.com

Batter	1	2	3	4	5	6	7	8	9	AB	R	H	RBI	BB	SO	LOB
2 Zack Cozart, R (1, 6) OBP: 0.469, SLG: 0.655	S FF 92 X FF 93 0-1 7 1B 19 SF7 2B		C FC 89 S CH 84 B FF 94 X CH 86 1-2 ① G6-3		B CU 74 B CH 85 F FF 92 F FC 88 X FF 92 2-2 1B		C FF 92 S CH 85 C FF 93 0-3 ③ K			4	1	2	0	0	1	1
7 Eugenio Suárez, R (1, 5) OBP: 0.373, SLG: 0.596	F FF 94 B CH 85 S CH 84 F FF 94 B CU 75 B CU 76 X FF 94 3-2 19 SF7 2-3 1B		X FF 92 0-0 ② F9		1 SAFE B FF 92 1 SAFE 1 SAFE B FC 89 F FF 92 X FF 92 2-1 ② F9			F FF 93 F FF 95 B CU 75 X CH 86 1-2 ① G5-3		4	0	1	0	0	0	1
19 Joey Votto, L (1, 3) OBP: 0.314, SLG: 0.318	B FF 94 F FC 91 1 SAFE C CH 87 X FF 94 1-2 ① ② SF7 1-2 3-H		B FF 93 X CH 86 1-0 ③ L9		B CU 75 C FF 94 B FC 91 B CH 87 C CH 87 X FF 92 3-2 ③ L4			B FF 94 F FF 93 B FF 94 B FF 94 F FF 94 C FF 94 3-3 ② K		3	0	0	1	0	1	1
4 Brandon Phillips, R (1, 4) OBP: 0.341, SLG: 0.432	S FC 91 X CH 86 0-1 ③ F8			F FF 91 F CH 84 X FF 94 0-2 32 1B E6 32 E		C FF 92 X FC 90 0-1 39 CS 1B		F CH 87 S FF 96 F FF 94 B FF 95 F CH 87 S CH 88 1-3 ③ K		4	1	1	0	0	1	0
32 Jay Bruce, L (1, 9) OBP: 0.327, SLG: 0.565		L FF 94 X CH 86 0-1 ① L9		C CH 86 X FC 89 0-1 E1 39 1B 1-H 1B		F FF 92 C CH 85 B FC 90 C CU 76 1-3 ① K			S FF 95 X CH 87 0-1 ① G4-3	4	1	1	0	0	1	1
39 Devin Mesoraco, R (1, 2) OBP: 0.250, SLG: 0.179		F FF 92 C FF 92 X CU 76 0-2 ② G5-3		X CU 76 0-0 23 G5-4-3 2-H 1B		C FF 94 1 SAFE S CH 88 B CU 77 B FF 96 S CH 87 2-3 ② ③ K2-3 1-2			C FF 97 B FF 96 F FF 97 F FF 98 B CH 88 S CH 88 2-3 ② K	4	0	1	1	0	2	1
23 Adam Duvall, R (1, 7) OBP: 0.375, SLG: 0.464		C FC 90 X FF 94 0-1 2B		C FF 93 B FC 91 B CH 85 X FC 89 2-1 ① ② G5-4-3 1-2f			S FF 92 F CH 81 X FF 91 0-2 ① G5-3		F FF 96 B FF 98 F FF 96 S CH 88 1-3 ③ K	4	0	1	0	0	1	1
43 Scott Schebler, L (1, 8) OBP: 0.242, SLG: 0.355		I IN 64 I IN 66 I IN 65 I IN 66 4-0 IBB		B CH 85 B CH 85 F FC 90 F CH 86 S FF 93 2-3 ③ K			C CH 79 C FF 92 F CH 81 B FF 93 B FF 93 F CH 80 X SI 92 2-2 ② G6-3			2	0	0	0	1	1	0
46 Jon Moscot, R (1, 1) 36 Blake Wood, R (6, 1) 15 Jordan Pacheco, R (7, PH) OBP: 0.250, SLG: 0.417 52 Tony Cingrani, L (7, 1) 27 Ross Ohlendorf, R (8, 1)		F FC 90 C FF 93 S CU 76 0-3 ③ K			C FF 90 C FF 90 S CU 74 0-3 ① K		X SL 87 0-0 2B			2 0 1 0 0	0 0 0 0 0	0 0 1 0 0	0 0 0 0 0	0 0 0 0 0	2 0 0 0 0	2 0 0 0 0

AB	32
R	3
H	8
RBI	2
BB	1
SO	10
LOB	8

Inning Stats	1	2	3	4	5	6	7	8	9
	R: 1 E: 0 K: 0 S: 11	H: 2 LOB: 0 BB: 0 P: 15	R: 0 E: 0 K: 1 S: 10	H: 1 LOB: 2 BB: 1 P: 14	R: 0 E: 0 K: 0 S: 5	H: 0 LOB: 0 BB: 0 P: 7	R: 2 E: 2 K: 1 S: 11	H: 2 LOB: 0 BB: 0 P: 15	R: 0 E: 0 K: 1 S: 11	H: 1 LOB: 1 BB: 0 P: 18	R: 0 E: 0 K: 2 S: 8	H: 1 LOB: 0 BB: 0 P: 11	R: 0 E: 0 K: 1 S: 12	H: 1 LOB: 1 BB: 0 P: 14	R: 0 E: 0 K: 2 S: 11	H: 0 LOB: 0 BB: 0 P: 16	R: 0 E: 0 K: 2 S: 9	H: 0 LOB: 0 BB: 0 P: 12

| | | |

Batter	1	2	3	4	5	6	7	8	9	AB	R	H	RBI	BB	SO	LOB
13 Matt Carpenter, L (1, 5) (9, 3) OBP: 0.411, SLG: 0.500	C SI 92 B FF 93 F SL 80 B FF 93 B CU 78 X SI 90 3-2 ① F7	B CU 78 F SI 92 B FF 93 B CH 84 S CH 82 X CH 83 3-2 ③ G3-1			C CU 78 B FF 92 B FF 91 B CU 78 X SI 90 3-1 HR		B FF 90 C FF 91 S SL 80 F FF 92 B SL 81 B FF 93 B FF 93 4-2 BB			3	1	1	1	1	0	1
55 Stephen Piscotty, R (1, 9) OBP: 0.358, SLG: 0.467	S SL 83 X SI 92 0-1 ② P6		C SL 83 C SL 85 B SI 92 B SL 86 B CH 84 F SL 84 F SL 84 X SL 84 3-2 ① L8		C SL 83 B SI 89 C CU 79 F SL 84 X CU 79 1-2 ① G4-3		1 SAFE C FF 92 X FF 92 0-1 ① P4			4	0	0	0	0	0	1
37 Brandon Moss, L (1, 7) OBP: 0.333, SLG: 0.700	X SI 92 0-0 E4		C SI 90 F FF 91 B FF 91 B SL 86 T SI 92 2-2 ② K		B FF 91 B FF 90 C SL 82 F CH 82 B SL 83 F SL 82 F FF 91 S SL 84 3-3 ② K		B FF 92 B SL 80 X FF 93 2-0 ② F8			4	0	0	0	0	2	1
15 Randal Grichuk, R (1, 8) OBP: 0.341, SLG: 0.417	C FF 92 X SI 93 0-1 ③ F8		B SL 85 S SL 85 F SL 86 F FF 92 B CH 84 F SL 85 X SL 84 2-2 ③ F7		B SL 84 F SL 83 C CH 83 X SL 80 1-2 ③ G6-3		S SL 80 1 SAFE X FF 92 0-1 ③ F9			4	0	0	0	0	0	2
32 Matt Adams, L (1, 3) 36 Aledmys Díaz, R (8, PH) (9, 6) OBP: 0.250, SLG: 0.368 OBP: 0.441, SLG: 0.813		B FF 91 B CU 78 F CH 83 X CH 82 2-1 ① G5-3		C CU 78 B FF 90 C SL 84 X CU 78 1-2 ① L9		X CH 82 0-0 ① G4-3		B FF 95 F FF 94 B SL 82 B FF 96 D FF 96 4-1 59 2B BB		3 0	0 1	0 0	0 0	0 1	0 0	0 0
3 Jedd Gyorko, R (1, 4) (9, 5) OBP: 0.286, SLG: 0.440		X FF 93 0-0 HR		C SL 84 S SI 91 X SL 84 0-2 ② G6-3		C SL 84 C SI 90 B SL 84 B CU 77 F SL 83 B SL 83 X SL 84 3-2 ② G5-3		B FF 96 C FF 95 X FF 94 1-1 ① P4		4	1	1	1	0	0	1
35 Greg Garcia, L (1, 6) (9, 4) OBP: 0.733, SLG: 1.000		L SI 90 X CU 79 0-1 59 2B 1B		B SL 81 X CH 83 1-0 59 1B 1B		B CU 78 H FF 90 2-0 59 BB HBP		C FF 94 1 SAFE C FF 95 B SL 83 F FF 95 X SL 84 1-2 ② P6		3	1	2	0	0	0	1
59 Eric Fryer, R (1, 2) OBP: 1.000, SLG: 1.333 4 Yadier Molina, R (9, 2) OBP: 0.354, SLG: 0.400		1 SAFE B FF 92 1 SAFE S SI 91 F SI 91 B SI 92 X SI 92 2-2 1-H 2B		B SL 82 1 SAFE C SL 81 X SI 90 1-1 1-2 1B		B SL 82 B SL 81 1 SAFE C SL 82 B CU 76 B SI 89 4-1 1-2 BB		B FF 95 X FF 96 1-0 1-H 2B		3 0	0 0	3 0	2 0	1 0	0 0	0 0
52 Michael Wacha, R (1, 1) 41 Jeremy Hazelbaker, L (6, PH) OBP: 0.421, SLG: 0.818 67 Matt Bowman, R (7, 1) 46 Kevin Siegrist, L (7, 1) 7 Matt Holliday, R (8, PH) OBP: 0.326, SLG: 0.500 44 Trevor Rosenthal, R (9, 1)		F FF 92 X SL 84 0-1 ② G5-3		F SL 84 X SI 91 0-1 ③ G4-3		B FF 97 B SL 90 X FF 95 2-0 ③ L6		S SL 82 B FF 96 B SL 83 F FF 96 S SL 84 2-3 ③ K		2 1 0 0 1 0	0 0 0 0 0 0	0 0 0 0 0 0	0 0 0 0 0 0	0 0 0 0 1 0	0 0 0 0 1 0	3 2 0 0 1 0
Inning Stats	R: 0 H: 0 E: 1 LOB: 1 K: 0 BB: 0 S: 8 P: 11	R: 2 H: 3 E: 0 LOB: 1 K: 0 BB: 0 S: 13 P: 20	R: 0 H: 0 E: 0 LOB: 0 K: 1 BB: 0 S: 13 P: 20	R: 0 H: 2 E: 0 LOB: 2 K: 0 BB: 0 S: 11 P: 14	R: 1 H: 1 E: 0 LOB: 0 K: 1 BB: 0 S: 14 P: 22	R: 0 H: 0 E: 0 LOB: 2 K: 0 BB: 1 S: 7 P: 18	R: 0 H: 0 E: 0 LOB: 1 K: 0 BB: 1 S: 8 P: 14	R: 1 H: 1 E: 0 LOB: 1 K: 1 BB: 1 S: 11 P: 20		1B: 3 SF: 0 2B: 2 SAC: 0 3B: 0 DP: 0 HR: 2 HBP: 1						

PITCHER		IP	WLS	BF	H	R	ER	SO	BB	IBB	HBP	BLK	WP	HR	S	P	ERA	WHIP
46 Jon Moscot, R ERA: 4.76	(1, 1)	5.2		26	6	3	3	2	1	0	1	0	0	2	65	102	4.76	1.235
36 Blake Wood, R ERA: 1.35	(6, 1)	0.1		1	0	0	0	0	0	0	0	0	0	0	1	3	0.00	0.000
52 Tony Cingrani, L ERA: 3.38	(7, 1)	1.0		4	0	0	0	0	1	0	0	0	0	0	8	14	0.00	1.000
27 Ross Ohlendorf, R ERA: 7.2	(8, 1)	1.0	L	5	1	1	1	1	1	0	0	0	0	0	11	20	9.00	2.000

PITCHER	IP	WLS	BF	H	R	ER	SO	BB	IBB	HBP	BLK	WP	HR	S	P	ERA	WHIP

BOTTOM

Cincinnati Reds @ St. Louis Cardinals

Busch Stadium, St. Louis, MO

Sun Apr 17 2016, 1:15 PM - 3:59 PM CDT

Att. 46,268 - Partly Cloudy - 78 F

livebaseballscorecards.com

AB	32
R	4
H	7
RBI	4
BB	3
SO	3
LOB	13

WP: 0 PA: 36
PB: 0
SB: 0
CS: 0

Colorado Rockies @ Cincinnati Reds

Great American Ball Park, Cincinnati, OH

Mon Apr 18 2016, 7:11 PM - 9:52 PM EDT

Att. 12,777 - Clear - 80 F

TOP

livebaseballscorecards.com

Batter	1	2	3	4	5	6	7	8	9	AB	R	H	RBI	BB	SO	LOB
8 Gerardo Parra, L (1, 7) OBP: 0.265, SLG: 0.417	F FF 90 X FF 89 0-1 ① L7		C CH 83 X CH 83 0-1 ② G1-3			S FF 92 X FF 92 0-1 ① G1-3		F CH 86 C FF 94 B FF 94 B FF 94 B SI 87 F SI 87 S FF 94 3-3 ② K		4	0	0	0	0	1	0
27 Trevor Story, R (1, 6) OBP: 0.339, SLG: 0.855	C FF 89 F FF 92 B SL 85 X SL 84 1-2 ② G4-3		B FF 91 B SL 84 S FF 91 X SL 84 2-1 2B			C FF 94 B FF 92 C FF 93 S CU 80 1-3 ② K		X FF 94 0-0 HR		4	1	2	1	0	1	0
5 Carlos González, L (1, 9) OBP: 0.421, SLG: 0.698	C CH 83 B FF 90 X SL 83 1-1 ③ L5		S FF 91 B FF 91 T CH 83 X SI 91 1-2 ③ G4-3			F CU 78 S FF 94 X CU 76 0-2 28 1B 1B		X CH 86 0-0 28 BB 10 HR 1B		4	1	2	0	0	0	1
28 Nolan Arenado, R (1, 5) OBP: 0.368, SLG: 0.717		B SL 84 S SL 83 C FF 91 F FF 91 X SL 84 1-2 1 SH1 10 BB 18 G6-3 1B		S FF 90 B CH 82 F SL 83 C FF 92 1-3 ① K		1 SAFE C FF 93 D SL 89 F FF 94 1 SAFE X CU 78 1-2 1-3 1B		1 SAFE B FF 92 D SL 82 B SL 80 C FF 93 1 SAFE F FF 93 B SL 83 4-2 1-2 10 HR BB		3	2	2	0	1	1	0
10 Ben Paulsen, L (1, 3) OBP: 0.379, SLG: 0.538 48 Boone Logan, R (8, 1)		B FF 91 B FF 90 B FF 90 C FF 90 F FF 90 B FF 90 4-2 18 G6-3 1 SH1 1-2 BB		C CH 83 B CH 83 B FF 91 F CH 83 F SI 91 B CU 77 C CH 83 3-3 ② K		C FF 91 F FF 91 F FF 94 S CU 80 0-3 ③ K2-3		B FF 97 X CH 92 1-0 1-H 2-H HR		3	1	1	3	1	2	2
										0	0	0	0	0	0	0
1 Brandon Barnes, R (1, 8) OBP: 0.300, SLG: 0.278		L FF 90 X FF 90 0-1 ① SH1 1-2 2-3		F SL 86 F FF 90 B SL 85 S SL 85 1-3 ③ K2-3			F FF 93 F FF 93 B CH 87 S SL 82 1-3 ① K	X SL 90 0-0 ③ G4-3		3	0	0	0	0	2	0
18 Cristhian Adames, S (1, 4) OBP: 0.167, SLG: 0.063		B FF 91 F CH 83 X CH 83 1-1 ② G6-3 2-3 3-H			C FF 88 B FF 90 B CH 83 C FF 90 F FF 90 B CU 76 F FF 90 F SI 91 B SL 84 4-2 14 CS BB		C FF 93 B FF 93 X FF 94 1-1 ② F9		B CU 73 X FF 91 1-0 ① G4-3	3	0	0	1	1	0	1
14 Tony Wolters, L (1, 2) OBP: 0.381, SLG: 0.278		C CU 75 B FF 91 F CH 83 F CH 83 F CU 76 X SL 85 1-2 ③ G3			1 SAFE S FF 90 X SI 89 0-1 ① ② L8 1-2		C FF 93 S CH 85 F SL 82 B FF 94 C FF 94 1-3 ③ K		C FF 90 B FF 91 C CH 87 B CU 76 T FF 94 2-2 ② K	4	0	0	0	0	2	2
24 Jordan Lyles, R (1, 1) 6 Ryan Raburn, R (8, PH) OBP: 0.333, SLG: 0.688 50 Chad Qualls, R (8, 1) 12 Mark Reynolds, R (8, 3) OBP: 0.313, SLG: 0.345			C FF 89 B FF 90 S FF 89 C SL 82 1-3 ① K		B FF 89 B FF 87 S FF 89 C FF 88 X SL 82 2-2 ③ L8			S SL 80 C SL 81 B SL 83 F SL 82 S FF 94 1-3 ① K	C FF 93 S SL 84 B FF 93 B FF 92 F SL 83 C FF 93 2-3 ③ K	2	0	0	0	0	1	0
										1	0	0	0	0	1	0
										0	0	0	0	0	0	0
										1	0	0	0	0	1	0
Inning Stats	R: 0 E: 0 K: 0 S: 7 H: 0 LOB: 0 BB: 0 P: 9	R: 1 E: 0 K: 0 S: 15 H: 1 LOB: 1 BB: 1 P: 22	R: 0 E: 0 K: 1 S: 10 H: 1 LOB: 1 BB: 0 P: 14	R: 0 E: 0 K: 3 S: 10 H: 0 LOB: 0 BB: 0 P: 15	R: 0 E: 0 K: 0 S: 10 H: 0 LOB: 0 BB: 1 P: 16	R: 0 E: 0 K: 2 S: 15 H: 2 LOB: 2 BB: 0 P: 17	R: 0 E: 0 K: 2 S: 9 H: 0 LOB: 0 BB: 0 P: 12	R: 4 E: 0 K: 2 S: 14 H: 3 LOB: 0 BB: 1 P: 23	R: 0 E: 0 K: 2 S: 8 H: 0 LOB: 0 BB: 0 P: 13	1B: 4 2B: 1 3B: 0 HR: 2 SF: 0 SAC: 1 DP: 0 HBP: 0	WP: 0 PB: 0 SB: 0 CS: 1 PA: 36					

	AB	32
	R	5
	H	7
	RBI	5
	BB	3
	SO	12
	LOB	6

PITCHER		IP	WLS	BF	H	R	ER	SO	BB	IBB	HBP	BLK	WP	HR	S	P	ERA	WHIP
58 Dan Straily, R ERA: 2.7	(1, 1)	5.0		18	2	1	1	4	2	0	0	0	0	0	52	76	1.80	0.800
54 Caleb Cotham, R ERA:	(6, 1)	1.0		5	2	0	0	2	0	0	0	0	0	0	15	17	0.00	2.000
27 Ross Ohlendorf, R ERA: 9.45	(7, 1)	1.2	L	8	2	3	3	4	1	0	0	0	0	1	21	32	16.20	1.800
70 Jumbo Díaz, R ERA: 5.4	(8, 1)	0.1		2	1	1	1	0	0	0	0	0	0	1	2	3	27.00	3.000
60 J.J. Hoover, R ERA: 13.5	(9, 1)	1.0		3	0	0	0	2	0	0	0	0	0	0	8	13	0.00	0.000

PITCHER	IP	WLS	BF	H	R	ER	SO	BB	IBB	HBP	BLK	WP	HR	S	P	ERA	WHIP

Batter	1	2	3	4	5	6	7	8	9	AB	R	H	RBI	BB	SO	LOB
2 Zack Cozart, R (1, 6) OBP: 0.444, SLG: 0.606	X FF 92 0-0 ① P5		B FF 95 X SL 88 1-0 ③ G6-3			C FF 93 X FF 94 0-1 15 2B 15 E 1B		X SI 91 0-0 ② L9		4	1	1	0	0	0	2
15 Jordan Pacheco, R (1, 5) OBP: 0.267, SLG: 0.467 27 Ross Ohlendorf, R (7, 1) 70 Jumbo Díaz, R (8, 1) 43 Scott Schebler, L (8, PH) OBP: 0.235, SLG: 0.344 60 J.J. Hoover, R (9, 1)	C FF 93 C FF 94 B FF 92 B CU 78 X SI 91 2-2 ② G5-3			B CU 70 F SI 90 B SL 83 B FF 94 C FF 93 X SL 86 3-2 ① G6-3		X SL 88 0-0 E7 1-H 2B		C SL 81 F FF 91 S SL 83 0-3 ③ K2-3		3 0 0 1	0 0 0 0	1 0 0 0	0 0 0 0	0 0 0 0	0 0 0 1	0 0 0 1
19 Joey Votto, L (1, 3) OBP: 0.309, SLG: 0.298	X FF 93 0-0 ③ F7			C FF 92 B FF 91 B FF 92 C FF 92 F CH 86 X FF 93 2-2 ② L8		I IN 57 I IN 61 I IN 63 I IN 71 4-0 4 FC6-4 1 IBB			C SL 81 B SI 91 B FF 92 B SL 82 C FF 92 F FF 94 X SI 94 3-2 ① G4-3	3	0	0	0	1	0	0
4 Brandon Phillips, R (1, 4) OBP: 0.311, SLG: 0.390		B FF 93 F SL 88 B SL 87 X FF 93 2-1 ① L9		X FF 93 0-0 ③ G6-3		X FF 94 0-0 ③ FC6-4 1-2f			B SI 92 F SI 93 B FF 92 F FF 93 F SI 93 F SL 83 B SI 93 X SL 85 3-2 ② L7	4	0	0	0	0	0	2
32 Jay Bruce, L (1, 9) OBP: 0.321, SLG: 0.560		F SI 93 B FF 92 B CH 85 F FF 93 C FF 92 2-3 ② K			B FF 91 C FF 90 B FF 90 X CH 83 2-1 ① 2B		B CU 74 F FF 90 B CH 84 F FF 92 S SL 86 2-3 ① K		C FF 92 S SL 84 F SL 83 B SL 83 B SL 84 S SI 92 2-3 ③ K	4	0	1	0	0	3	0
23 Adam Duvall, R (1, 7) OBP: 0.343, SLG: 0.419		C FF 93 X SL 88 0-1 ③ G6-3			F SL 87 B SI 90 X SI 90 1-1 ② L5		F CH 83 X SI 90 0-1 ② L6			3	0	0	0	0	0	0
16 Tucker Barnhart, L (1, 2) OBP: 0.409, SLG: 0.316			C CU 71 X FF 92 0-1 6 G6-3 1B		S CH 85 C FF 92 B CU 79 B FF 93 B CH 85 C SI 92 3-3 ③ K		X SI 92 0-0 ③ L7			3	0	1	0	0	1	0
58 Dan Straily, R (1, 1) 54 Caleb Cotham, R (6, 1) 40 Tyler Holt, R (6, PH) OBP: 0.143, SLG: 0.286 3 Iván De Jesús Jr., R (7, 5)			L FF 91 L CU 73 D CU 76 B SI 89 B FF 90 L FF 90 3-3 ① K			C FF 93 X CU 74 0-1 ① G4-3		C SI 92 B SL 83 B SI 91 C SI 91 S SL 86 2-3 K 6 FC6-4		1 0 1 1	0 0 0 0	0 0 0 0	0 0 0 0	0 0 0 0	1 0 0 1	1 0 0 0
6 Billy Hamilton, S (1, 8) OBP: 0.286, SLG: 0.367			C FF 93 B CH 85 X FF 92 1-1 ② G6-3 1-2			X FF 92 0-0 ② B5-3		C SI 92 D SL 84 B SI 90 C SI 90 F SI 91 X SI 92 2-2 ① FC6-4 1-2f		3	0	0	0	0	0	2
Inning Stats	R: 0 E: 0 K: 0 S: 5 H: 0 LOB: 0 BB: 0 P: 7	R: 0 E: 0 K: 1 S: 7 H: 0 LOB: 0 BB: 0 P: 11	R: 0 E: 0 K: 1 S: 8 H: 1 LOB: 1 BB: 0 P: 13	R: 0 E: 0 K: 0 S: 8 H: 0 LOB: 0 BB: 0 P: 13	R: 0 E: 0 K: 1 S: 7 H: 1 LOB: 0 BB: 0 P: 13	R: 1 E: 1 K: 0 S: 7 H: 2 LOB: 2 BB: 1 P: 11	R: 0 E: 0 K: 1 S: 6 H: 0 LOB: 0 BB: 0 P: 8	R: 0 E: 0 K: 2 S: 11 H: 0 LOB: 1 BB: 0 P: 15	R: 0 E: 0 K: 1 S: 13 H: 0 LOB: 0 BB: 0 P: 21	1B: 2 2B: 2 3B: 0 HR: 0 SF: 0 SAC: 0 DP: 0 HBP: 0						

PITCHER		IP	WLS	BF	H	R	ER	SO	BB	IBB	HBP	BLK	WP	HR	S	P	ERA	WHIP
24 Jordan Lyles, R ERA: 6.0	(1, 1)	7.0	W	25	4	1	0	4	0	1	0	0	0	0	48	76	0.00	0.571
50 Chad Qualls, R ERA: 9.0	(8, 1)	0.2		3	0	0	0	1	0	0	0	0	1	0	8	12	0.00	0.000
48 Boone Logan, L ERA: 4.05	(8, 1)	1.1		4	0	0	0	2	0	0	0	0	0	0	16	24	0.00	0.000

PITCHER	IP	WLS	BF	H	R	ER	SO	BB	IBB	HBP	BLK	WP	HR	S	P	ERA	WHIP

BOTTOM

Colorado Rockies @ Cincinnati Reds

Great American Ball Park, Cincinnati, OH

Mon Apr 18 2016, 7:11 PM - 9:52 PM EDT

Att. 12,777 - Clear - 80 F

livebaseballscorecards.com

AB	31
R	1
H	4
RBI	0
BB	1
SO	7
LOB	8

Batter	1	2	3	4	5	6	7	8	9	AB	R	H	RBI	BB	SO	LOB
9 DJ LeMahieu, R (1, 4) OBP: 0.367, SLG: 0.533	X FF 94 0-0 ① P3		B FF 91 B FF 92 C FF 91 C FF 93 X CU 80 2-2 ① G4-3		B CU 80 X FF 94 1-0 ③ L8			C SL 87 X CU 78 0-1 ② G6-3		4	0	0	0	0	0	1
27 Trevor Story, R (1, 6) OBP: 0.317, SLG: 0.797	C FF 94 B FF 94 F FF 94 B CH 89 F FF 96 S CU 82 2-3 ② K		B CU 79 S CU 80 B FF 94 X CU 80 2-1 ② P3			F FF 93 F FF 95 B CU 80 B CH 88 X CU 81 2-2 ① G5-3		C FF 93 F FF 93 B SL 88 X CU 79 1-2 ③ L8		4	0	0	0	0	1	0
5 Carlos González, L (1, 9) OBP: 0.393, SLG: 0.649	F CU 80 B FF 93 F FF 94 B CU 82 B CH 89 X FF 94 3-2 ③ L7		B CH 87 B CH 86 C FF 93 B FF 94 X FF 93 3-1 ③ L4			B CH 86 X FF 94 1-0 ② F7			S FF 94 F FF 94 S SL 81 0-3 ① K	4	0	0	0	0	1	0
28 Nolan Arenado, R (1, 5) OBP: 0.344, SLG: 0.667		B FF 93 C CU 80 X CU 81 1-1 ① G5-3		F FF 94 B CH 87 B CU 80 X FF 94 2-1 ① G6-3		C FF 95 F CU 80 F FF 94 B CU 82 X CU 81 1-2 ③ F8			C FF 92 B FF 93 F SL 84 F FF 94 X FF 94 1-2 ② P3	4	0	0	0	0	0	0
8 Gerardo Parra, L (1, 8) OBP: 0.264, SLG: 0.404		B FF 94 B FF 94 B CH 88 C FF 92 X FF 93 3-1 ② P6		B FF 93 X CH 87 1-0 ② G4-3			C CH 87 F CH 86 B FF 93 B CU 81 X CH 86 2-2 ① G1-3		B FF 94 F CH 88 X FF 93 1-1 12 HR 1B	4	1	1	0	0	0	0
12 Mark Reynolds, R (1, 3) OBP: 0.361, SLG: 0.500		B FF 94 F CU 80 X FF 94 1-1 10 BLK 10 1B 2B		B FF 94 B FF 94 S FF 95 F FF 95 F FF 96 S CU 81 2-3 ③ K			F FF 95 S CU 81 B CU 80 B CU 79 B CU 79 D FF 93 4-2 14 FC4-6 BB		B FF 93 B FF 92 B FF 93 C FF 91 F FF 93 F FF 92 X FF 94 3-2 1-H HR	3	2	2	2	1	1	0
10 Ben Paulsen, L (1, 7) OBP: 0.394, SLG: 0.567		F FF 94 B FF 94 X FF 94 1-1 14 BB 2-H 1B			X FF 92 0-0 14 L9 2B		B CH 86 B CH 85 1 SAFE F FF 92 F FF 92 F FF 92 S CU 78 2-3 ② K		C FF 94 F FF 93 X CU 78 0-2 ③ L9	4	0	2	1	0	1	1
14 Tony Wolters, L (1, 2) OBP: 0.375, SLG: 0.250		S FF 93 B FF 92 B FF 93 B CU 81 B FF 93 4-1 1-2 BB			B FF 93 B CH 86 C FF 94 X CH 86 2-1 ① L9 2-3		X FF 92 0-0 ③ FC4-6 1-2f			2	0	0	0	1	0	2
29 Jorge De La Rosa, L (1, 1) OBP: 0.429, SLG: 0.429 Chris Rusin, L (3, 1) 60 Justin Miller, R (7, 1) 18 Cristhian Adames, S (8, PH) OBP: 0.158, SLG: 0.059 61 David Hale, R (8, 1) 65 Jason Gurka, L (8, 1)		B FF 93 C FF 92 X FF 93 1-1 ③ G6-3			B FF 94 C FF 93 B FF 91 C FF 93 F CU 78 F CU 78 X FF 92 2-2 ② P4			C FF 92 F FF 92 S SL 87 0-3 ① K	1 0 0 0 0 0 2 1 0 0 0 0 0 1 0 0 0 0 0 0 0 1 0 0 0 0 1 0 0 0 0 0 0 0 0 0 0 0 0 0 0 0						
Inning Stats	R: 0 E: 0 K: 1 S: 8 H: 0 LOB: 0 BB: 0 P: 13	R: 1 E: 0 K: 0 S: 11 H: 2 LOB: 2 BB: 1 P: 22	R: 0 E: 0 K: 0 S: 7 H: 0 LOB: 0 BB: 0 P: 14	R: 0 E: 0 K: 1 S: 7 H: 0 LOB: 0 BB: 0 P: 12	R: 0 E: 0 K: 0 S: 9 H: 1 LOB: 1 BB: 0 P: 14	R: 0 E: 0 K: 0 S: 8 H: 0 LOB: 0 BB: 0 P: 12	R: 0 E: 0 K: 1 S: 10 H: 0 LOB: 1 BB: 1 P: 18	R: 0 E: 0 K: 1 S: 8 H: 0 LOB: 0 BB: 0 P: 9	R: 2 E: 0 K: 1 S: 16 H: 2 LOB: 0 BB: 0 P: 21	1B: 2 2B: 2 3B: 0 HR: 1 SF: 0 SAC: 0 DP: 0 HBP: 0						

Colorado Rockies @ Cincinnati Reds

Great American Ball Park, Cincinnati, OH

Tue Apr 19 2016, 7:11 PM - 10:03 PM EDT

Att. 13,240 - Partly Cloudy - 78 F

TOP

livebaseballscorecards.com

AB	32
R	3
H	5
RBI	3
BB	2
SO	5
LOB	7

WP: 0 PB: 0 SB: 0 CS: 0 PA: 34

PITCHER		IP	WLS	BF	H	R	ER	SO	BB	IBB	HBP	BLK	WP	HR	S	P	ERA	WHIP
55 Robert Stephenson, R ERA: 3.0	(1, 1)	7.0	W	26	3	1	1	3	2	0	0	1	0	0	60	105	1.29	0.714
54 Caleb Cotham, R ERA:	(8, 1)	1.0	H	3	0	0	0	1	0	0	0	0	0	0	8	9	0.00	0.000
52 Tony Cingrani, L ERA: 3.18	(9, 1)	0.1	H	1	0	0	0	1	0	0	0	0	0	0	3	3	0.00	0.000
60 J.J. Hoover, R ERA: 15.19	(9, 1)	0.2		4	2	2	2	0	0	0	0	0	0	1	13	18	27.00	3.000

PITCHER	IP	WLS	BF	H	R	ER	SO	BB	IBB	HBP	BLK	WP	HR	S	P	ERA	WHIP

Batter	1	2	3	4	5	6	7	8	9	AB	R	H	RBI	BB	SO	LOB
2 Zack Cozart, R (1, 6) OBP: 0.425, SLG: 0.568	C FC 87 F FF 89 B FS 81 S FS 82 1-3 **K2-3** ①	D FS 82 L FF 91 D FC 88 F FC 88 D FS 83 F FS 82 F FS 83 F FF 91 F FS 83 3-2 X FF 81 7 1B **2-H** 1B		B SI 91 B CH 84 X SI 90 2-0 **G6-3** ③			B FF 94 B SL 85 F FF 94 B SL 85 F FF 95 X FF 94 3-2 **F8** ①			4	0	1	1	0	1	0
7 Eugenio Suárez, R (1, 5) OBP: 0.364, SLG: 0.569	B FF 91 C FF 90 C CU 72 B FS 83 B FS 83 S FS 81 3-3 **K** ②	F FC 88 1 SAFE 1 SAFE B FC 86 X FS 80 1-1 19 S **1-3** 1B			C SI 89 F CH 79 B FC 85 X CH 80 1-2 **F9** ①		C SL 89 B SL 86 X FF 95 1-1 **L6** ②			4	0	1	0	0	1	0
19 Joey Votto, L (1, 3) OBP: 0.288, SLG: 0.275	C FF 91 B FC 88 B FC 87 C FF 90 S FC 86 2-3 **K** ③	C FF 91 B FC 87 B FC 88 F FC 86 F FF 91 F FC 88 S FS 83 2-3 **K** ③ **1-2**			S FF 91 B FC 87 C CU 79 B SI 89 X SI 90 2-2 **G6-3** ②		B FF 92 X FF 93 1-0 **L7** ③			4	0	0	0	0	2	2
4 Brandon Phillips, R (1, 4) OBP: 0.367, SLG: 0.511		C FS 79 X FS 81 0-1 39 1B 32 FC4-6 1B	B FC 82 S FS 80 F FC 85 F FS 82 F FF 89 X FS 80 1-2 32 FC4-6 2B		F SI 91 B CH 83 F FF 92 F CU 79 X FF 90 1-2 3B			C CU 81 X SI 91 0-1 40 CS 1B		4	1	4	0	0	0	0
39 Devin Mesoraco, R (1, 2) OBP: 0.278, SLG: 0.194		C FF 91 X FS 82 0-1 32 FC4-6 **1-3** 1B	B FF 90 D FC 86 B FS 79 B FF 88 4-0 32 FC4-6 BB		B SI 90 B FC 86 C SI 90 X SI 90 2-1 **G5-3** ③			B FF 91 F CU 79 1 SAFE 1 SAFE T SI 89 B FF 90 X CU 79 2-2 **L8** ①		3	0	1	0	1	0	2
32 Jay Bruce, L (1, 9) OBP: 0.298, SLG: 0.519		B FF 92 D FC 89 F FF 91 F FS 82 1 SAFE X FS 83 2-2 FC4-6 55 S 40 S 6 2B **1-2f** **3-H** ①	C FC 87 X FC 87 0-1 FC4-6 40 G4-6-3 **1-2f** **2-3** ①			B CU 79 X SI 89 1-0 **F7** ①		B FF 92 F SI 91 B CU 76 X SI 91 2-1 **F8** ②		4	1	0	1	0	0	4
40 Tyler Holt, R (1, 7) OBP: 0.300, SLG: 0.333		B FF 90 H FS 82 2-0 55 S 6 2B **1-2** HBP	B CU 78 X FF 92 1-0 G4-6-3 **1-2f** ② ③			B SI 86 B CH 82 C SI 90 F CH 82 X SI 90 2-2 55 FC1-6 1B		1 SAFE 1 SAFE 0-0 CS **1-2** ③		2	1	1	0	0	0	2
55 Robert Stephenson, R (1, 1) 54 Caleb Cotham, R (8, 1) 52 Tony Cingrani, L (9, 1) 60 J.J. Hoover, R (9, 1)		D FF 91 M FF 90 F FF 91 D CU 74 S FS 82 2-3 **K** ② **1-2** **2-3**		B FC 85 F SI 88 X SI 88 1-1 **G5-3** ①		X FF 90 0-0 **FC1-6** ② **1-2f**				3 0 0 0	0 0 0 0	0 0 0 0	0 0 0 0	1 0 0 0	0 0 0 0	3 0 0 0
6 Billy Hamilton, S (1, 8) OBP: 0.289, SLG: 0.394		C CU 74 X FS 82 0-1 2 S 2 1B **2-H** **3-H** 2B		B CU 77 B SI 89 C SI 90 C FC 86 B SI 89 X SI 90 3-2 **G4-3** ②		F SI 91 X SI 89 0-1 **L3** ③				3	1	1	2	0	0	1
Inning Stats	R: 0 E: 0 K: 3 S: 9 H: 0 LOB: 0 BB: 0 P: 15	R: 4 E: 0 K: 2 S: 26 H: 5 LOB: 2 BB: 0 P: 38	R: 0 E: 0 K: 0 S: 8 H: 1 LOB: 1 BB: 1 P: 14	R: 0 E: 0 K: 0 S: 6 H: 0 LOB: 0 BB: 0 P: 12	R: 0 E: 0 K: 0 S: 12 H: 1 LOB: 1 BB: 0 P: 18	R: 0 E: 1 K: 0 S: 7 H: 1 LOB: 1 BB: 0 P: 10	R: 0 E: 0 K: 0 S: 6 H: 0 LOB: 0 BB: 0 P: 11	R: 0 E: 0 K: 0 S: 7 H: 1 LOB: 0 BB: 0 P: 11		1B: 6 2B: 2 3B: 1 HR: 0 SF: 0 SAC: 0 DP: 1 HBP: 1						

PITCHER		IP	WLS	BF	H	R	ER	SO	BB	IBB	HBP	BLK	WP	HR	S	P	ERA	WHIP
29 Jorge De La Rosa, L ERA: 9.87	(1, 1)	2.0	L	14	6	4	4	5	1	0	1	0	0	0	40	63	18.00	3.500
Chris Rusin, L ERA: 3.52	(3, 1)	4.0		13	2	0	0	0	0	0	0	0	0	0	28	44	0.00	0.500
60 Justin Miller, R ERA: 5.4	(7, 1)	1.0		3	0	0	0	0	0	0	0	0	0	0	6	11	0.00	0.000
61 David Hale, R ERA: 13.5	(8, 1)	0.1		2	1	0	0	0	0	0	0	0	0	0	5	7	0.00	3.000
65 Jason Gurka, L ERA: 9.31	(8, 1)	0.2		1	0	0	0	0	0	0	0	0	0	0	2	4	0.00	0.000

PITCHER	IP	WLS	BF	H	R	ER	SO	BB	IBB	HBP	BLK	WP	HR	S	P	ERA	WHIP

BOTTOM

Colorado Rockies @ Cincinnati Reds

Great American Ball Park, Cincinnati, OH

Tue Apr 19 2016, 7:11 PM - 10:03 PM EDT

Att. 13,240 - Partly Cloudy - 78 F

livebaseballscorecards.com

AB	31
R	4
H	9
RBI	4
BB	1
SO	5
LOB	14

Batter	1	2	3	4	5	6	7	8	9	AB	R	H	RBI	BB	SO	LOB
9 DJ LeMahieu, R (1, 4) OBP: 0.370, SLG: 0.520	C SL 92 X SI 93 0-1 L3			B SI 92 F SI 92 B SL 83 X SI 92 2-1 5 2B 1B	C SI 90 F SL 83 B SL 83 F SI 93 F SL 94 B SL 94 B SI 93 C FF 92 3-3 K		0-0 1-5 2-3	C FF 96 B SI 96 B SL 89 X SI 97 2-1 5 BB 27 BB 8 FC4-6 1B	B CH 86 F SI 91 B SL 86 X SL 87 2-1 F9	5	2	2	0	0	1	0
27 Trevor Story, R (1, 6) OBP: 0.313, SLG: 0.758	C SI 92 X SI 93 0-1 G6-3			B SL 83 F SI 91 1 SAFE F SI 91 S SL 84 1-3 K		C SL 82 S SL 83 X SL 83 0-2 G6-3		C SL 95 C SL 94 B FF 94 B SL 94 F SL 94 D SL 94 B SL 91 4-2 8 FC4-6 5 BB 10 2B 1-2 BB		3	1	0	0	1	1	1
5 Carlos González, L (1, 9) OBP: 0.415, SLG: 0.683	B SI 94 X CH 87 1-0 G5-3			C SI 92 B SL 92 D CH 87 F SI 92 X SI 94 2-2 8 1B 1-H 2B		B CH 88 S CH 87 X CH 86 1-1 2B		C FF 93 F FF 94 B FF 94 B FF 95 B FF 94 B FF 94 4-2 8 FC4-6 1-2 2-3 BB		3	1	2	1	1	0	0
28 Nolan Arenado, R (1, 5) OBP: 0.338, SLG: 0.633		B SI 92 B SL 83 C SI 93 X SI 91 2-1 L5		B SL 82 B SL 83 2 SAFE B SL 80 B SI 92 4-0 8 1B BB		D SL 83 B SI 92 X SI 93 2-0 G6-3		S SL 80 F SL 81 X FF 95 0-2 F3		3	0	0	0	1	0	4
8 Gerardo Parra, L (1, 8) (8, 7) OBP: 0.263, SLG: 0.393		B CH 86 F SI 93 B SI 92 X SI 93 2-1 L8		X CH 85 0-0 1-2 2-H 1B		B SI 92 S SI 91 F SI 92 D SL 82 B SL 93 X SI 91 3-2 F7		S FF 94 X FF 93 0-1 FC4-6 12 BB 10 2B 1-2f 2-3 3-H		4	1	1	2	0	0	3
12 Mark Reynolds, R (1, 3) OBP: 0.350, SLG: 0.457		S SI 93 B SI 94 B SL 83 S SL 83 B SI 93 C SI 94 3-3 K		F SI 92 C SL 84 S SL 84 0-3 K			B SL 82 C SL 82 C SL 83 S SL 81 1-3 K	B FF 92 B FF 93 B FF 93 1 SAFE B FF 93 4-0 10 2B 13 2-5 1-2 BB		3	0	0	0	1	3	2
10 Ben Paulsen, L (1, 7) OBP: 0.378, SLG: 0.559 48 Boone Logan, R (8, 1) 36 Christian Bergman, R (9, 1)			B SI 90 B SI 92 F SI 92 X CH 85 2-1 F8 C SI 92 B SI 91 F SL 82 B SI 94 B SI 94 X SI 95 3-2 L7				B SI 90 X CH 86 1-0 G3-1 X FF 93 0-0 1-3 2-H 3-H 2B			4 0 0	0 0 0	1 0 0	2 0 0	0 0 0	0 0 0	2 0 0
13 Dustin Garneau, R (1, 2) OBP: 0.286, SLG: 0.571			B SI 93 B SL 81 S SI 92 B SI 93 S SL 93 C SI 94 3-3 K		L SI 89 F SI 91 B SL 81 B SL 82 C SL 84 2-3 K		B SI 92 F SI 91 B SI 93 X SI 91 2-1 9 1-5 2B	B SL 91 1-0 2-5 3-H	X CU 81 0-0 P4	4	0	1	0	0	2	0
35 Chad Bettis, R (1, 1) OBP: 0.125, SLG: 0.125 6 Ryan Raburn, R (7, PH) OBP: 0.368, SLG: 0.706 60 Justin Miller, R (7, 1) 50 Chad Qualls, R (8, 1) 1 Brandon Barnes, R (8, 8) OBP: 0.286, SLG: 0.263			B SI 92 C SI 91 F SI 91 C SL 82 1-3 K		B FF 90 T FF 89 B SI 89 X SI 90 2-1 G6-3		B SL 83 B SL 83 C SI 92 X SI 92 2-1 1B		B FF 93 F FF 94 F FF 94 S FF 93 1-3 K2-3	2 1 0 0 1	0 0 0 0 0	0 1 0 0 0	0 0 0 0 0	1 0 0 0 1	0 0 0 0 0	0 0 0 0 0

TOP

Colorado Rockies @ Cincinnati Reds

Great American Ball Park, Cincinnati, OH

Wed Apr 20 2016, 12:37 PM - 3:33 PM EDT

Att. 12,979 - Partly Cloudy - 72 F

livebaseballscorecards.com

AB	33
R	5
H	8
RBI	5
BB	4
SO	9
LOB	12

Inning Stats																		
	R: 0 E: 0 K: 0 S: 5	H: 0 LOB: 0 BB: 0 P: 6	R: 0 E: 0 K: 1 S: 7	H: 0 LOB: 0 BB: 0 P: 14	R: 0 E: 0 K: 2 S: 8	H: 0 LOB: 0 BB: 0 P: 14	R: 2 E: 0 K: 2 S: 15	H: 3 LOB: 2 BB: 1 P: 27	R: 0 E: 0 K: 2 S: 10	H: 0 LOB: 0 BB: 0 P: 17	R: 0 E: 0 K: 0 S: 9	H: 1 LOB: 1 BB: 0 P: 15	R: 0 E: 0 K: 1 S: 8	H: 2 LOB: 2 BB: 0 P: 14	R: 3 E: 0 K: 0 S: 13	H: 2 LOB: 2 BB: 3 P: 28	R: 0 E: 0 K: 1 S: 6	H: 0 LOB: 0 BB: 0 P: 9

| | | | | | | | | | | | | | | | | | |

Colorado Rockies @ Cincinnati Reds

Great American Ball Park, Cincinnati, OH

Wed Apr 20 2016, 12:37 PM - 3:33 PM EDT

Att. 12,979 - Partly Cloudy - 72 F

BOTTOM

Batter	1	2	3	4	5	6	7	8	9	AB	R	H	RBI	BB	SO	LOB
6 Billy Hamilton, S (1, 8) OBP: 0.262, SLG: 0.351	G6-3 (1-2)		G4-3 (2-0)			G4-3 (0-0)		L6 (2-1)		4	0	0	0	0	0	0
7 Eugenio Suárez, R (1, 5) OBP: 0.339, SLG: 0.527	G5-3 (0-1)		G6-3 (3-2)			Ꞁ (1-3)		G5-3 (2-2)		4	0	0	0	0	1	0
19 Joey Votto, L (1, 3) OBP: 0.270, SLG: 0.255	K (3-3)		Ꞁ (0-3)			G4-3 (3-2)		K (0-3)		4	0	0	0	0	3	0
4 Brandon Phillips, R (1, 4) OBP: 0.377, SLG: 0.510		1B (1-1) 32 HR		K (2-3)			G5-3 (0-2)		1B (2-2) 32 1B, 16 1B	4	2	2	0	0	1	0
32 Jay Bruce, L (1, 9) OBP: 0.311, SLG: 0.569		HR (1-1) 1-H		F8 (3-1)			L7 (3-2)		1B (2-1) 16 1B, 1-3	4	1	2	2	0	0	0
23 Adam Duvall, R (1, 7) OBP: 0.368, SLG: 0.559		HR (2-2)		P4 (1-2)			2B (1-2) 16 2B			3	2	2	1	0	0	0
40 Tyler Holt, R (8, 7) OBP: 0.300, SLG: 0.333										0	0	0	0	0	0	0
43 Scott Schebler, L (9, PH) OBP: 0.229, SLG: 0.333									K (1-3)	1	0	0	0	0	1	2
16 Tucker Barnhart, L (1, 2) OBP: 0.423, SLG: 0.391		F7 (0-0)			K (2-3)		2B (0-0) 3 2B, 2-H		1B (0-0) 1-2, 3-H	4	1	2	2	0	1	0
3 Iván De Jesús Jr., R (1, 6) OBP: 0.190, SLG: 0.111		F9 (0-0)			G4-3 (2-2)		2B (0-1) 2-H			3	0	1	1	0	0	0
26 Raisel Iglesias, R (1, 1)		L9 (0-0)			G5-3 (0-0)					2	0	0	0	0	0	0
36 Blake Wood, R (7, 1)							Ꞁ (2-3)			1	0	0	0	0	1	1
52 Tony Cingrani, L (8, 1)										0	0	0	0	0	0	0
27 Ross Ohlendorf, R (9, 1)										0	0	0	0	0	0	0

AB	34
R	6
H	9
RBI	6
BB	0
SO	8
LOB	3

livebaseballscorecards.com

Inning Stats	1	2	3	4	5	6	7	8	9
R	0	3	0	0	0	0	2	0	1
H	0	3	0	0	0	0	3	0	3
E	0	0	0	0	0	0	0	0	0
LOB	0	0	0	0	0	0	1	0	2
K	1	0	1	1	1	1	1	1	1
BB	0	0	0	0	0	0	0	0	0
S	9	12	8	8	7	7	16	8	12
P	13	16	13	14	11	11	22	12	17

1B: 4, 2B: 3, 3B: 0, HR: 2, SF: 0, SAC: 0, DP: 0, HBP: 0

WP: 0, PB: 0, SB: 0, CS: 0, PA: 34

PITCHER	IP	WLS	BF	H	R	ER	SO	BB	IBB	HBP	BLK	WP	HR	S	P	ERA	WHIP
35 Chad Bettis, R (1, 1) ERA: 3.33	6.0		21	3	3	3	5	0	0	0	0	0	2	51	78	4.50	0.500
60 Justin Miller, R (7, 1) ERA: 7.5	1.0		6	3	2	2	1	0	0	0	0	0	0	16	22	18.00	3.000
50 Chad Qualls, R (8, 1) ERA: 7.71	0.2		2	0	0	0	0	0	0	0	0	0	0	5	9	0.00	0.000
48 Boone Logan, L (8, 1) ERA: 3.86	0.1		1	0	0	0	1	0	0	0	0	0	0	3	3	0.00	0.000
36 Christian Bergman, R (9, 1) ERA: 7.56	0.1	L	4	3	1	1	1	0	0	0	0	0	0	12	17	27.00	9.000

PITCHER	IP	WLS	BF	H	R	ER	SO	BB	IBB	HBP	BLK	WP	HR	S	P	ERA	WHIP

Batter	1	2	3	4	5	6	7	8	9	AB	R	H	RBI	BB	SO	LOB
24 Dexter Fowler, S (1, 8) OBP: 0.521, SLG: 0.696	X SI 92 0-0 17 HR 2B	C CH 87 C CH 87 B SI 95 F CH 87 X CH 87 1-2 ② FC5-4 22 1B 1-2f 3-H		X CH 86 0-0 ② FC4-6 22 BB 1-2f		C CU 83 B FF 92 B SL 86 S CU 79 B FF 92 B CU 78 4-2 17 1B 44 HR BB	X FC 92 0-0 22 BB 17 HR 1B 1-2		C SL 90 B SL 86 B FF 98 B FF 96 X SI 96 3-1 ② G4-3	5	3	2	1	1	0	2
22 Jason Heyward, L (1, 9) OBP: 0.314, SLG: 0.233	C SI 93 F SI 93 D SI 94 B SL 85 S SL 86 2-3 K	B SI 94 ① 1 SAFE 1 SAFE B SL 87 B FF 94 C SI 95 C FF 93 X SI 95 3-2 17 FC6-4 1-3 1B		B SI 93 F SI 92 B SI 91 F SI 91 B SL 85 F SI 93 F SI 92 B SI 94 4-2 1-2 BB		X FF 93 0-0 ② L8	B CH 84 C FC 92 B FC 92 B FC 92 B FC 92 4-1 17 HR 1-2 2-3 BB		X FF 96 0-0 44 PB 20 1B 17 1B 1B	4	2	2	0	2	1	2
17 Kris Bryant, R (1, 5) OBP: 0.333, SLG: 0.500	B SI 93 X SI 92 1-0 2-H HR	X CH 86 0-0 ③ FC6-4 1-2f		D CH 84 D CH 85 F SI 92 S SI 93 C SI 94 2-3 ③		C FF 92 B FF 92 X SL 83 1-1 44 HR 1-2 1B	F FC 92 B FC 92 D SL 84 X FC 91 2-1 1-H 2-H 3-H HR		B FF 95 D SL 88 B FF 94 C FF 95 S SI 95 X FF 96 3-2 20 1B 44 PB 18 2B 1-2 1B	6	4	4	6	0	1	4
44 Anthony Rizzo, L (1, 3) OBP: 0.333, SLG: 0.475	F SI 94 X SI 94 0-1 ② L6		C SL 83 B SI 92 X SI 93 1-1 ① G3-1		C CU 79 C FF 93 X SL 85 0-2 ① G4-3	B FF 91 B CH 82 F CU 80 S CH 84 X CH 83 2-2 1-H 2-H HR	B SL 84 C FC 91 F FF 91 B FF 91 X FC 91 2-2 ② G5-3		F SF 97 B SL 91 F SL 91 S CH 85 1-3 K 20 1B 18 2B 1-2 2-3	6	2	1	3	0	1	2
68 Jorge Soler, R (1, 7) OBP: 0.291, SLG: 0.348 20 Matt Szczur, R (7, 7) OBP: 0.450, SLG: 0.588	B CH 86 X CH 86 1-0 ③ L8		B FF 91 B CH 85 C CH 86 S SI 93 X SI 94 2-2 ② L8		F FF 93 S CH 85 F SL 84 B CU 81 X SL 85 2-2 ② F8	X SL 86 0-0 2B	F SL 85 S CH 83 B FF 92 F CH 82 F CH 84 B FC 91 C SL 83 2-3 ③ K		C FF 97 X FF 94 0-1 18 2B 1-2 2-3 3-H 1B	5 1	0 0	1 1	0 1	0 1	1 0	0 0
18 Ben Zobrist, S (1, 4) OBP: 0.362, SLG: 0.368		B SI 91 F SI 91 X SI 92 1-1 HR	C CH 86 X CH 85 0-1 ③ L5		C CU 80 X FF 92 0-1 1B	B FF 92 B CH 84 B FF 92 B FF 90 4-0 BB		C FC 89 F FC 90 B SL 82 X CH 83 1-2 ① G4-3	F FF 96 X FF 96 0-1 1-3 2-H 3-H 2B	5	1	3	3	1	0	0
27 Addison Russell, R (1, 6) OBP: 0.288, SLG: 0.275		C CH 87 F CH 87 B SI 93 F SL 86 X CH 86 1-2 ① L6		C CH 85 B SL 83 B CH 86 X CH 86 2-1 ① L7	1 SAFE S FF 92 S FF 93 B FF 93 1 SAFE B SL 84 X CU 81 2-2 ③ L7	B FF 91 X CU 78 1-0 ③ L5		S SL 83 B SL 84 B CH 84 T FC 90 B FC 91 F FC 90 S FC 90 3-3 ② K	X SL 90 0-0 ③ G6-3	6	0	0	0	0	1	5
3 David Ross, R (1, 2) OBP: 0.391, SLG: 0.500		B SI 90 S SI 93 F SI 91 X CH 87 1-2 49 1B 24 FC5-4 1B		B SI 92 B CH 86 F SI 90 B FF 93 B SI 92 4-1 49 1B 49 E BB		C FF 92 B FF 93 X SL 87 2-2 HR	B FC 90 B FC 91 S SL 84 S FC 91 X SL 84 2-2 ① G6-3	S FC 90 S FC 90 B FC 91 S SL 82 1-3 ③ K		4	3	2	1	1	1	0
49 Jake Arrieta, R (1, 1) OBP: 0.333, SLG: 0.545		C SI 92 B SI 94 X SI 94 1-1 24 FC5-4 1-3 1B		S SI 93 B CH 87 1 SAFE X SI 93 1-1 E1 24 FC4-6 1-H 1B		B FF 93 S SL 86 C SL 85 F FF 91 F CU 80 F SL 87 S CU 81 1-3 ① K	C FC 92 C SL 84 B FC 92 B SL 84 B SL 85 B FC 91 4-2 22 BB 24 1B 17 HR BB		B FF 95 C FF 97 B FF 97 F SL 92 X SL 88 2-2 ① G2	4	1	2	0	1	1	0
Inning Stats	R: 2 E: 0 K: 1 S: 8 H: 2 LOB: 0 BB: 0 P: 12	R: 2 E: 0 K: 0 S: 19 H: 4 LOB: 2 BB: 0 P: 27	R: 0 E: 0 K: 0 S: 7 H: 0 LOB: 0 BB: 0 P: 10	R: 1 E: 1 K: 1 S: 13 H: 1 LOB: 2 BB: 2 P: 26	R: 0 E: 0 K: 0 S: 11 H: 1 LOB: 1 BB: 0 P: 15	R: 4 E: 0 K: 1 S: 19 H: 4 LOB: 2 BB: 2 P: 34	R: 4 E: 0 K: 1 S: 17 H: 2 LOB: 0 BB: 2 P: 33	R: 0 E: 0 K: 2 S: 10 H: 0 LOB: 0 BB: 0 P: 15	R: 3 E: 0 K: 1 S: 17 H: 4 LOB: 2 BB: 0 P: 26	1B: 10 2B: 3 3B: 0 HR: 5	SF: 0 SAC: 0 DP: 0 HBP: 0		WP: 0 PB: 1 SB: 0 CS: 0	PA: 52			

PITCHER		IP	WLS	BF	H	R	ER	SO	BB	IBB	HBP	BLK	WP	HR	S	P	ERA	WHIP
29 Brandon Finnegan, L ERA: 3.74	(1, 1)	4.0	L	21	7	5	5	2	2	0	0	0	0	2	47	75	11.25	2.250
61 Tim Melville, R ERA: 11.0	(5, 1)	2.0		13	5	4	4	1	2	0	0	0	0	2	30	49	18.00	3.500
53 Drew Hayes, R ERA: 18.0	(7, 1)	2.0		10	2	4	4	3	2	0	0	0	0	1	27	48	18.00	2.000
36 Blake Wood, R ERA: 3.38	(9, 1)	1.0		8	4	3	0	1	0	0	0	0	0	0	17	26	0.00	4.000

PITCHER	IP	WLS	BF	H	R	ER	SO	BB	IBB	HBP	BLK	WP	HR	S	P	ERA	WHIP

TOP

Chicago Cubs @ Cincinnati Reds

Great American Ball Park, Cincinnati, OH

Thu Apr 21 2016, 7:11 PM - 10:06 PM EDT

Att. 16,497 - Overcast - 58 F

livebaseballscorecards.com

AB	46
R	16
H	18
RBI	15
BB	6
SO	7
LOB	15

Batter	1	2	3	4	5	6	7	8	9	AB	R	H	RBI	BB	SO	LOB
2 Zack Cozart, R (1, 6) OBP: 0.386, SLG: 0.512	F FF 94 B SI 93 B CU 82 F FF 94 B SL 89 X SI 94 3-2 ① G5-3		B SI 94 B SL 89 X SI 94 2-0 ③ G5-3			C SI 93 C SI 93 X SI 94 0-2 ②③ G6-4-3 1-2f			C FF 92 X SI 93 0-1 ② L8	4	0	0	0	0	0	2
7 Eugenio Suárez, R (1, 5) OBP: 0.333, SLG: 0.500	C SL 88 S CU 81 B SI 95 B FF 95 X SI 96 2-2 ② G3			B SI 94 F FF 94 B SI 94 C SI 94 B SI 96 B SL 89 4-2 19 G3-1 BB			C SI 94 X FF 93 0-1 ① G5-3		C SI 93 C SI 93 B CU 80 B FF 94 X FF 93 2-2 ③ F9 1-2	3	0	0	0	1	0	1
19 Joey Votto, L (1, 3) OBP: 0.258, SLG: 0.241 3 Iván De Jesús Jr., R (8, 4) OBP: 0.190, SLG: 0.111	C SI 94 B SI 95 B CU 82 X SL 89 2-1 ③ G6-3			F SI 93 B SI 94 1 SAFE B SI 94 1 SAFE X SI 94 2-1 ①② G3-1 1-2			F FF 94 C FF 93 X CH 89 0-2 ② G3-1			3 0	0 0	0 0	0 0	0 0	0 0	1 0
4 Brandon Phillips, R (1, 4) OBP: 0.357, SLG: 0.481 40 Tyler Holt, R (8, 7) OBP: 0.300, SLG: 0.333		C SI 92 B FF 94 F SI 94 X FF 94 1-2 ① G5-3		C SI 93 C SL 90 B SI 95 X FF 95 1-2 ③ G5-3			F SL 86 C SI 94 F SI 94 S CU 82 0-3 ③ K			3 0	0 0	0 0	0 0	0 0	1 0	0 0
32 Jay Bruce, L (1, 9) OBP: 0.313, SLG: 0.550		B SI 93 S SL 86 B SI 94 B FF 94 B FF 94 4-1 BB			F FF 94 S FF 92 B CU 79 F FF 95 B CU 81 S CH 87 2-3 ① K			X FF 94 0-0 ① L8		2	0	0	0	1	1	0
39 Devin Mesoraco, R (1, 2) OBP: 0.256, SLG: 0.176		B FF 94 C SL 87 C SI 94 S CU 81 1-3 ② K			F SL 87 B SL 89 X SL 90 1-1 ② L7			C SI 94 B SI 94 B SL 88 F SI 93 X CU 80 2-2 ② L8		3	0	0	0	0	1	1
23 Adam Duvall, R (1, 7) OBP: 0.341, SLG: 0.514 (8, 3)		C SI 93 B SI 92 D SI 94 F SL 88 B CU 78 S SL 87 3-3 ③ K			B CU 80 X SL 88 1-0 ③ P4			C FF 94 C SI 95 S SL 89 0-3 ③ K		3	0	0	0	0	2	1
43 Scott Schebler, L (1, 8) OBP: 0.263, SLG: 0.324			B SI 93 S SL 88 B SI 94 B CU 80 C SI 94 F SI 94 X SL 88 3-2 ① L9			B SI 93 F SI 94 B CU 86 B SL 88 B SI 94 4-1 15 FC3-6 BB		B FF 92 T SI 93 B SI 93 S SL 86 B CU 80 B SI 93 4-2 7 DI BB		1	0	0	0	2	0	0
29 Brandon Finnegan, L (1, 1) OBP: 0.500, SLG: 0.625 61 Tim Melville, R (5, 1) 15 Jordan Pacheco, R (6, PH) OBP: 0.250, SLG: 0.438 53 Drew Hayes, R (7, 1) 36 Blake Wood, R (9, 1) 16 Tucker Barnhart, L (9, PH) OBP: 0.407, SLG: 0.375			S FF 94 B CU 79 B SL 88 F FF 94 C SI 93 2-3 ② K			B SI 93 C SI 94 X SI 94 1-1 ① FC3-6 2 G6-4-3 1-2f		F SI 94 B SI 93 X SL 87 1-1 ① P6	1 0 1 0 0 1	0 0 0 0 0 0	0 0 0 0 0 0	0 0 0 0 0 0	1 0 0 0 0 0	0 0 1 0 0 1	0 0 1 0 0 1
Inning Stats	R: 0 E: 0 K: 0 S: 8 H: 0 LOB: 0 BB: 0 P: 15	R: 0 E: 0 K: 2 S: 10 H: 0 LOB: 1 BB: 1 P: 19	R: 0 E: 0 K: 1 S: 8 H: 0 LOB: 0 BB: 0 P: 15	R: 0 E: 0 K: 0 S: 7 H: 0 LOB: 0 BB: 1 P: 14	R: 0 E: 0 K: 1 S: 7 H: 0 LOB: 0 BB: 0 P: 11	R: 0 E: 0 K: 0 S: 6 H: 0 LOB: 0 BB: 1 P: 11	R: 0 E: 0 K: 1 S: 9 H: 0 LOB: 0 BB: 0 P: 9	R: 0 E: 0 K: 1 S: 7 H: 0 LOB: 0 BB: 0 P: 9	R: 0 E: 0 K: 0 S: 9 H: 0 LOB: 1 BB: 1 P: 16	1B: 0 2B: 0 3B: 0 HR: 0	SF: 0 SAC: 0 DP: 1 HBP: 0			WP: 0 PB: 0 SB: 0 CS: 0	PA: 29	

PITCHER	IP	WLS	BF	H	R	ER	SO	BB	IBB	HBP	BLK	WP	HR	S	P	ERA	WHIP
49 Jake Arrieta, R (1, 1) ERA: 0.87	9.0	W	29	0	0	0	6	4	0	0	0	0	0	71	119	0.00	0.444

PITCHER	IP	WLS	BF	H	R	ER	SO	BB	IBB	HBP	BLK	WP	HR	S	P	ERA	WHIP

BOTTOM

Chicago Cubs @ Cincinnati Reds

Great American Ball Park, Cincinnati, OH

Thu Apr 21 2016, 7:11 PM - 10:06 PM EDT

Att. 16,497 - Overcast - 58 F

livebaseballscorecards.com

AB	25
R	0
H	0
RBI	0
BB	4
SO	6
LOB	8

Batter	1	2	3	4	5	6	7	8	9	AB	R	H	RBI	BB	SO	LOB
24 Dexter Fowler, S (1, 8) OBP: 0.500, SLG: 0.672	B SL 82 C FF 92 X CH 85 1-1 ① L3		C CU 77 B FF 91 F SL 82 B SL 83 X CH 83 2-2 ① G4-3	D SL 83 C SL 81 B FF 92 X CU 77 2-1 ③ L4			C SL 85 B SL 87 S SL 86 X FF 96 1-2 ② L7		B FF 90 C CU 74 B FF 91 B CH 87 F FF 92 X FF 92 3-2 1-H 22 2B 2B	5	1	1	1	0	0	1
22 Jason Heyward, L (1, 9) OBP: 0.320, SLG: 0.250	B SI 92 C CH 84 B FF 93 B FF 93 S SI 89 F SI 92 F SI 92 F SI 92 D SI 93 4-2 17 S BB		B CH 82 X CH 81 1-0 ② L7		C CU 77 F FF 90 B SL 83 B FF 92 C CH 82 2-3 ① K		B SL 85 F FF 96 X FF 97 1-1 ③ F8		C CU 76 X FF 92 0-1 2-H 17 2B 2B	4	1	1	1	1	0	0
17 Kris Bryant, R (1, 7) OBP: 0.325, SLG: 0.493	B FF 92 1 SAFE 1 SAFE B SL 82 C SL 83 B SL 83 X SL 83 3-1 ② L5 1-2		B SL 83 B CH 82 F SL 82 F SI 90 S FF 93 2-3 ③ K		B SL 82 F SL 82 X SI 91 1-1 ② G5-3			F FF 96 F SL 86 S SL 89 0-3 ① K	X FF 91 0-0 2-H 2B	5	0	1	1	0	2	1
44 Anthony Rizzo, L (1, 3) OBP: 0.351, SLG: 0.516	B FF 92 F SL 83 B FF 92 B SL 84 B CH 83 4-1 BB			X SL 83 0-0 HR	B FF 90 F SL 83 F FF 91 B SL 84 B CU 79 B FF 91 4-2 18 CS BB			B SL 86 X FF 95 1-0 ② G3-1	B FF 92 D CH 85 S FF 92 X FF 93 2-1 ③ P6	3	1	1	1	2	0	1
18 Ben Zobrist, S (1, 4) OBP: 0.384, SLG: 0.373	X SI 90 0-0 ③ F8			B SI 90 C CH 82 F FF 91 F FF 92 B SL 83 B CH 82 F SI 91 B FF 91 4-2 9 FC6-4 BB	1 SAFE C SI 89 B SI 90 1 SAFE C CH 80 1-2 ③ CS 1-2	B FF 96 C FF 97 B FF 97 B FF 97 C FF 96 B FF 97 4-2 BB		X FF 95 0-0 9 CS 1B		2	0	1	0	2	0	2
9 Javier Báez, R (1, 5) OBP: 0.353, SLG: 0.588		C FF 92 X CU 76 0-1 27 G6-3 27 S 3 SF9 1B		B FF 92 1 SAFE F FF 90 1 SAFE 1 SAFE F SI 89 D CH 84 F SI 91 X SL 83 2-2 ① FC6-4 27 1B 3 SH 1-2f		S FF 96 F FF 96 S SL 88 0-3 ① K		F FF 96 B SL 86 B SL 86 2-1 ③ CS 1-2	C CU 74 B FF 92 S CU 76 B SL 85 F FF 92 X CU 76 2-2 HR	4	3	2	1	0	1	2
27 Addison Russell, R (1, 6) OBP: 0.286, SLG: 0.273		B FF 91 C SL 82 B FF 92 S SL 84 B FF 93 F SL 84 F SL 83 X SI 92 3-2 ① G6-3 1-3		1 SAFE B FF 90 1 SAFE F SL 82 X FF 90 1-1 3 E 3 SH 34 SH1-3 1-3 1B		F FF 94 B FF 95 B SL 85 X FF 94 2-1 ② L9			B CU 76 S FF 92 S FF 91 F FF 91 X SL 84 1-2 ① L6	4	1	1	0	0	0	2
3 David Ross, R (1, 2) OBP: 0.346, SLG: 0.450		B FF 92 B SI 91 C SL 83 X SI 91 2-1 ② SF9 3-H		B SI 91 1 SAFE X SL 82 1-0 SH 34 SH1-3 1-3 3-H		1 SAFE B FF 96 F FF 96 C SL 85 B FF 96 B SL 85 X FF 95 3-2 ③ P2			C FF 92 S FF 91 F FF 91 B SL 85 B CU 77 F FF 91 C FF 91 2-3 ② K	2	0	0	2	0	1	1
34 Jon Lester, L (1, 1) OBP: 0.400, SLG: 0.500 46 Pedro Strop, R (8, 1) 2 Tommy La Stella, L (9, PH) OBP: 0.333, SLG: 0.353 52 Justin Grimm, R (9, 1)		B FF 91 B SI 90 S SI 90 C SI 90 X FF 92 2-2 ③ L7		B SI 91 S SI 90 X SI 90 1-1 ② SH1-3 2-3 3-H			B FF 94 X FF 94 1-0 ① G4-3		B CU 77 C CH 86 S FF 90 B SL 84 B FF 90 X CH 88 3-2 24 2B 1B	2 0 1 0	0 0 1 0	0 0 1 0	1 0 0 0	0 0 0 0	0 0 0 0	0 0 0 0

livebaseballscorecards.com

Chicago Cubs @ Cincinnati Reds

Great American Ball Park, Cincinnati, OH

Fri Apr 22 2016, 7:12 PM - 10:15 PM EDT

Att. 25,940 - Cloudy - 61 F

TOP

AB	32
R	8
H	9
RBI	8
BB	5
SO	5
LOB	10

Inning Stats	1	2	3	4	5	6	7	8	9
	R: 0 E: 0 K: 0 S: 11	R: 1 E: 0 K: 0 S: 12	R: 0 E: 0 K: 1 S: 7	R: 3 E: 1 K: 0 S: 16	R: 0 E: 0 K: 1 S: 9	R: 0 E: 0 K: 1 S: 10	R: 0 E: 0 K: 0 S: 6	R: 0 E: 0 K: 1 S: 6	R: 4 E: 0 K: 1 S: 24
	H: 0 LOB: 2 BB: 2 P: 23	H: 1 LOB: 0 BB: 0 P: 19	H: 0 LOB: 0 BB: 0 P: 12	H: 2 LOB: 1 BB: 1 P: 27	H: 0 LOB: 0 BB: 1 P: 17	H: 0 LOB: 1 BB: 1 P: 19	H: 0 LOB: 0 BB: 0 P: 9	H: 1 LOB: 0 BB: 0 P: 9	H: 5 LOB: 1 BB: 0 P: 37

1B: 4	SF: 1	WP: 0
2B: 3	SAC: 2	PB: 0
3B: 0	DP: 0	SB: 2
HR: 2	HBP: 0	CS: 2
		PA: 42

PITCHER		IP	WLS	BF	H	R	ER	SO	BB	IBB	HBP	BLK	WP	HR	S	P	ERA	WHIP
46 Jon Moscot, R ERA: 5.06	(1, 1)	5.0	L	22	3	4	3	2	4	0	0	0	0	1	55	98	5.40	1.400
66 JC Ramírez, R ERA:	(6, 1)	3.0		10	1	0	0	2	1	0	0	0	0	0	22	37	0.00	0.667
60 J.J. Hoover, R ERA: 19.5	(9, 1)	0.2		7	5	4	4	1	0	0	0	0	0	1	22	33	54.00	7.500
27 Ross Ohlendorf, R ERA: 7.88	(9, 1)	0.1		1	0	0	0	0	0	0	0	0	0	0	2	4	0.00	0.000

PITCHER		IP	WLS	BF	H	R	ER	SO	BB	IBB	HBP	BLK	WP	HR	S	P	ERA	WHIP

Chicago Cubs @ Cincinnati Reds

Great American Ball Park, Cincinnati, OH

Fri Apr 22 2016, 7:12 PM - 10:15 PM EDT

Att. 25,940 - Cloudy - 61 F

BOTTOM

Batter	1	2	3	4	5	6	7	8	9	AB	R	H	RBI	BB	SO	LOB
2 Zack Cozart, R (1, 6) OBP: 0.375, SLG: 0.556	C FF 91 X FF 92 0-1 P2		F FC 89 F FF 92 B FF 92 S CH 89 1-3 K			B CU 73 B SI 91 C FF 91 X FF 92 2-1 HR		C FF 95 X SL 86 0-1 G5-3		4	1	1	1	0	1	1
7 Eugenio Suárez, R (1, 5) OBP: 0.328, SLG: 0.484	S FF 92 C FF 93 B FF 93 B FC 88 F FF 90 X SI 92 2-2 G6-3		B CU 76 B FF 92 D CU 75 X FF 92 3-0 G6-3			C CU 75 T FC 89 F FF 92 B CU 77 X FF 92 1-2 19 G4-6-3 1B			C FF 94 B CU 83 F CU 81 X CU 82 1-2 G6-3	4	0	1	0	0	0	1
19 Joey Votto, L (1, 3) OBP: 0.271, SLG: 0.246	C FF 94 F SI 92 X SI 93 0-2 1B			S FF 91 X CH 86 0-1 G4-3		X SI 91 0-0 G4-6-3 1-2f			C FF 95 B FF 95 H CU 84 2-1 4 G1-3 HBP	3	0	1	0	0	0	1
4 Brandon Phillips, R (1, 4) OBP: 0.333, SLG: 0.446	B FF 93 X SI 92 1-0 G1-3			S SI 92 X FF 92 0-1 P3		X SI 87 0-0 P6			B FF 95 B CU 82 C FF 95 X FF 95 2-1 G1-3 1-2	4	0	0	0	0	0	2
39 Devin Mesoraco, R (1, 2) OBP: 0.233, SLG: 0.158		C FF 92 B FF 93 B FC 89 C FF 93 S FF 92 2-3 K		F FF 92 B SI 93 X FF 91 1-1 L5			C CU 74 B FF 90 X FF 91 1-1 P4		C FF 96 X FF 96 0-1 L6	4	0	0	0	0	1	1
32 Jay Bruce, L (1, 9) OBP: 0.313, SLG: 0.540		F FF 94 B SI 94 F FF 94 F FF 94 X FF 94 1-2 L9			L FF 91 B CU 72 F FC 88 B CU 76 F FC 87 X FF 91 2-2 40 FC5-4 23 1B 1B		C FC 89 B SI 90 X FF 92 1-1 F8			3	0	1	0	0	0	0
23 Adam Duvall, R (1, 7) OBP: 0.341, SLG: 0.500		B FF 94 S FC 90 X FF 93 1-1 L7			B SI 92 F CU 74 B FF 91 B SI 90 X FF 92 3-1 40 FC5-4 1-2 1B		B CU 75 B CH 85 C FC 88 F FF 92 B FF 92 S FC 87 3-3 K			3	0	1	0	0	1	0
40 Tyler Holt, R (1, 8) OBP: 0.308, SLG: 0.273			B FF 93 B SI 91 C SI 92 B SI 90 B SI 92 4-1 46 S BB		B FF 93 C SI 92 C FC 87 F FC 88 D CU 78 F FF 92 X FC 89 2-2 FC5-4 1-2 2-3			C FF 95 B SL 84 B SL 84 F FF 95 S SL 83 2-3 K		2	0	0	0	1	1	2
46 Jon Moscot, R (1, 1) 15 Jordan Pacheco, R (5, PH) OBP: 0.235, SLG: 0.412 66 JC Ramírez, R (6, 1) 43 Scott Schebler, L (8, PH) OBP: 0.256, SLG: 0.314 60 J.J. Hoover, R (9, 1) 27 Ross Ohlendorf, R (9, 1)			L FF 91 S FF 90 T FC 90 0-2 K 1-2		B CU 76 F SI 91 B FF 92 F FC 89 F FF 93 D CU 78 F FC 87 F FF 91 F FC 89 3-2 X SI 89 G6-3			S CH 87 S SL 84 X CH 89 0-2 G1-3		1 1 0 1 0 0	0 0 0 0 0 0	0 0 0 0 0 0	0 0 0 0 0 0	1 0 0 0 0 0	1 1 0 0 0 0
Inning Stats	R: 0 E: 0 K: 0 S: 10 H: 1 LOB: 1 BB: 0 P: 13	R: 0 E: 0 K: 1 S: 9 H: 0 LOB: 0 BB: 0 P: 13	R: 0 E: 0 K: 2 S: 8 H: 0 LOB: 1 BB: 1 P: 16	R: 0 E: 0 K: 0 S: 6 H: 0 LOB: 0 BB: 0 P: 7	R: 0 E: 0 K: 0 S: 18 H: 2 LOB: 1 BB: 0 P: 28	R: 1 E: 0 K: 0 S: 8 H: 2 LOB: 0 BB: 0 P: 11	R: 0 E: 0 K: 1 S: 7 H: 0 LOB: 0 BB: 0 P: 12	R: 0 E: 0 K: 1 S: 8 H: 0 LOB: 0 BB: 0 P: 10	R: 0 E: 0 K: 0 S: 8 H: 0 LOB: 1 BB: 0 P: 13	1B: 4 2B: 0 3B: 0 HR: 1 SF: 0 SAC: 0 DP: 2 HBP: 1						

PITCHER		IP	WLS	BF	H	R	ER	SO	BB	IBB	HBP	BLK	WP	HR	S	P	ERA	WHIP
34 Jon Lester, L ERA: 1.98	(1, 1)	7.0	W	25	5	1	1	4	1	0	0	0	0	1	66	100	1.29	0.857
46 Pedro Strop, R ERA: 1.23	(8, 1)	1.0	H	3	0	0	0	1	0	0	0	0	0	0	8	10	0.00	0.000
52 Justin Grimm, R ERA: 3.0	(9, 1)	1.0		4	0	0	0	0	0	0	1	0	0	0	8	13	0.00	0.000

PITCHER	IP	WLS	BF	H	R	ER	SO	BB	IBB	HBP	BLK	WP	HR	S	P	ERA	WHIP

livebaseballscorecards.com

AB	30
R	1
H	5
RBI	1
BB	1
SO	5
LOB	10

WP: 0 PA: 32
PB: 0
SB: 1
CS: 0

Chicago Cubs @ Cincinnati Reds

Great American Ball Park, Cincinnati, OH

Sat Apr 23 2016, 7:11 PM - 10:28 PM EDT

Att. 41,660 - Clear - 64 F

TOP

livebaseballscorecards.com

Batter	1	2	3	4	5	6	7	8	9	AB	R	H	RBI	BB	SO	LOB
24 Dexter Fowler, S (1, 8) OBP: 0.506, SLG: 0.692	B CH 82 F FF 88 C FF 89 F SI 90 F SL 85 B SI 91 S CH 82 2-3 K 17 G4-3 22 S		B SL 82 X CH 83 1-0 P6 ①		S FF 89 B FF 90 1 SAFE D CH 82 X CH 82 2-1 17 1B 1-H 2B		C FF 92 B SL 86 X SL 87 1-1 22 1B 2B	B FF 92 C SL 84 B SL 85 F SL 85 F SL 85 B SL 87 B FF 91 4-2 17 FC5 22 BB 1-2 BB		4	2	2	1	1	1	0
22 Jason Heyward, L (1, 9) OBP: 0.338, SLG: 0.265 33 Clayton Richard, L (8, 1)	B FF 90 1 SAFE B SI 90 1 SAFE S FF 89 F FF 91 B SI 91 S CH 84 3-3 K ① 1-2		C CH 84 F FF 88 B SI 90 F SL 85 B SI 90 X SL 86 2-2 17 S 1B		B FF 92 F FF 90 B FF 90 F SL 84 B SI 90 C SI 90 3-3 K ②		F FF 92 B FF 93 B FF 92 B SL 87 C FF 93 F FF 93 X FF 93 3-2 18 1B 2-H 1B	B FF 93 B FF 94 B FF 93 C FF 94 B FF 93 4-1 17 FC5 1-2 2-3 BB		4	1	2	1	1	2	2
										0	0	0	0	0	0	0
17 Kris Bryant, R (1, 7) OBP: 0.317, SLG: 0.474	S SL 84 B FF 90 S SL 84 F FF 92 F SI 91 D CH 83 F SI 91 X SL 84 2-2 G4-3 ② 2-3		1 SAFE B SL 85 F SL 85 D SI 90 B FF 91 F SL 84 S SL 84 3-3 K ② 1-2		X FF 90 0-0 3-H 1B		S SL 87 X SL 88 0-1 G6-3 ①	C FF 94 X FF 93 0-1 FC5 ③ 1-2 2-3f		5	0	1	1	0	1	6
44 Anthony Rizzo, L (1, 3) OBP: 0.346, SLG: 0.492 20 Matt Szczur, R (9, PH) OBP: 0.429, SLG: 0.556	S FF 91 B FF 90 B FF 91 B FF 91 D CH 84 4-1 BB		S FF 90 X FF 90 0-1 P2 ③		C CH 92 1 SAFE F FF 95 X CH 82 0-2 L4 ③		C FF 92 F SL 86 B CU 77 D CU 78 F SL 86 F FF 93 S FF 93 2-3 K ②		B FF 90 B FF 90 S FF 91 S FF 92 X FF 93 2-2 F9 ①	3	0	0	0	1	1	3
										1	0	0	0	0	0	0
18 Ben Zobrist, S (1, 4) OBP: 0.385, SLG: 0.365	C SI 90 B FF 90 X FF 90 1-1 F9 ③			B CH 82 B FF 89 X SI 88 2-0 F8 ①		B FF 94 F SL 88 B SL 86 B FF 93 B FF 91 4-1 9 G4-3 47 G4-3 BB	B FF 92 B FF 92 C FF 92 B SL 86 X FF 91 3-1 2-H 1B		B FF 91 C FF 92 B SL 78 B FF 93 F FF 91 F FF 93 X FF 93 3-2 E5	4	0	1	1	1	0	2
47 Miguel Montero, L (1, 2) OBP: 0.346, SLG: 0.372		C FF 89 S FF 90 B SI 91 X SL 85 1-2 F7 ①		B CU 74 B SI 89 B FF 89 C FF 90 C SI 90 B SI 89 4-2 9 G6-4-3 BB		B FF 95 C FF 96 1 SAFE 1 SAFE F FF 95 F CH 85 F SL 87 B FF 96 X SL 86 2-2 G4-3 ① 1-2	X FF 91 0-0 F8 ③		C FF 91 F FF 92 S SL 80 0-3 K ②	4	0	0	0	1	1	3
9 Javier Báez, R (1, 5) OBP: 0.273, SLG: 0.455		L SL 86 B CU 76 S SL 83 F FF 91 F SI 92 B CH 83 F FF 91 X SL 85 2-2 G5-3 ②		S FF 91 L SI 90 D SL 86 X FF 89 1-2 G6-4-3 ②③ 1-2f		X FF 96 0-0 G4-3 ② 2-3		C SL 85 X CU 76 0-1 G6-3 ① F FF 92 D FF 93 S SL 80 S SL 80 1-3 K ③	5	0	0	0	0	1	3
27 Addison Russell, R (1, 6) OBP: 0.328, SLG: 0.339		C FF 90 X CH 83 0-1 HR			B SL 85 F FF 89 B FF 90 C SL 84 B FF 90 B FF 89 4-2 24 2B BB	I IN 77 I IN 76 I IN 73 I IN 73 4-0 IBB		F FF 91 F FF 92 B FF 92 B CU 77 B SL 86 B FF 92 4-2 22 BB 24 WP BB		1	2	1	1	3	0	0
41 John Lackey, R (1, 1) OBP: 0.231, SLG: 0.167 53 Trevor Cahill, R (6, 1) 54 Neil Ramírez, R (7, 1) 68 Jorge Soler, R (8, PH) OBP: 0.286, SLG: 0.340 (8, 9)		F FF 88 B FF 90 B FF 89 B FF 89 C FF 89 F FF 90 C FF 89 3-3 K ③		X FF 88 0-0 F9 ①		C FF 95 X FF 95 0-1 G3 ③		X SL 84 0-0 P4 ②	3	0	0	0	0	1	3
										0	0	0	0	0	0	0
										0	0	0	0	0	0	0
										1	0	0	0	0	0	1

Inning Stats										
	R: 0	H: 0	R: 1	H: 1	R: 0	H: 1	R: 0	H: 0	R: 2	H: 2
	E: 0	LOB: 2	E: 0	LOB: 0	E: 0	LOB: 1	E: 0	LOB: 0	E: 0	LOB: 1
	K: 2	BB: 1	K: 1	BB: 0	K: 1	BB: 0	K: 0	BB: 1	K: 1	BB: 1
	S: 17	P: 29	S: 15	P: 21	S: 10	P: 16	S: 6	P: 13	S: 12	P: 21

Inning Stats									
	R: 0	H: 0	R: 2	H: 3	R: 0	H: 0	R: 0	H: 1	PA: 43
	E: 0	LOB: 2	E: 0	LOB: 1	E: 0	LOB: 3	E: 1	LOB: 1	
	K: 0	BB: 2	K: 1	BB: 0	K: 0	BB: 3	K: 2	BB: 0	
	S: 9	P: 19	S: 16	P: 25	S: 11	P: 23	S: 13	P: 19	

	1B: 4	SF: 0	WP: 2
	2B: 2	SAC: 0	PB: 0
	3B: 0	DP: 1	SB: 2
	HR: 1	HBP: 0	CS: 0

	AB	35
	R	5
	H	7
	RBI	5
	BB	8
	SO	8
	LOB	23

PITCHER		IP	WLS	BF	H	R	ER	SO	BB	IBB	HBP	BLK	WP	HR	S	P	ERA	WHIP
58 Dan Straily, R ERA: 3.5	(1, 1)	4.2		21	4	3	3	5	3	0	0	0	1	1	57	97	5.79	1.500
36 Blake Wood, R ERA: 2.89	(5, 1)	1.1	W	6	0	0	0	0	1	1	0	0	0	0	12	22	0.00	0.750
54 Caleb Cotham, R ERA: 1.86	(7, 1)	1.2		10	3	2	2	1	2	0	0	0	1	0	24	41	10.80	3.000
52 Tony Cingrani, L ERA: 3.38	(8, 1)	1.1		6	0	0	0	2	1	0	0	0	0	0	16	26	0.00	0.750

PITCHER		IP	WLS	BF	H	R	ER	SO	BB	IBB	HBP	BLK	WP	HR	S	P	ERA	WHIP

Chicago Cubs @ Cincinnati Reds

Great American Ball Park, Cincinnati, OH

Sat Apr 23 2016, 7:11 PM - 10:28 PM EDT

Att. 41,660 - Clear - 64 F

BOTTOM

livebaseballscorecards.com

Batter	1	2	3	4	5	6	7	8	9	AB	R	H	RBI	BB	SO	LOB
2 Zack Cozart, R (1, 6) OBP: 0.396, SLG: 0.580	F FF 91 X SI 92 0-1 ① L9			F FF 90 F FF 92 B FF 91 B FF 92 X CU 80 2-2 7 E 2B		X SI 90 0-0 7 HR 1B 1-3	C FF 93 B SL 87 F SL 86 C FF 93 1-3 ① K	B SI 92 S FF 92 F SI 87 X SI 92 1-2 ① 1B 2-3		5	2	3	0	0	1	0
3 Iván De Jesús Jr., R (9, 6) OBP: 0.190, SLG: 0.111										0	0	0	0	0	0	0
7 Eugenio Suárez, R (1, 5) OBP: 0.361, SLG: 0.545	S FF 92 T SI 92 B FF 92 F SI 94 S FC 84 1-3 ② K			B FF 92 C SI 92 F FC 84 F FC 83 X FC 85 1-2 E6 19 G3 4 2B 2-H 1B		X SI 91 0-0 1-H HR 3-H	C FF 93 B SL 86 B SL 85 C FF 93 F FF 93 B SL 86 B SL 85 4-2 19 HR BB	X SI 93 0-0 3-H 1B		4	3	3	4	1	1	0
19 Joey Votto, L (1, 3) OBP: 0.280, SLG: 0.303	S FF 92 B FF 93 S CH 86 X FF 94 1-2 ③ F7			B FF 91 C SI 92 B FF 92 B CH 85 S CH 85 X FF 92 3-2 ① G3 2-3		C FF 90 B FF 91 B SI 92 C CU 78 B CH 85 X FC 82 3-2 4 L1-3 1B	B FF 93 C FF 92 1 SAFE B FF 91 B FF 91 X FF 91 3-1 1-H HR	C SI 93 B SI 92 F SI 92 F SI 92 B SL 84 S SI 88 2-3 ② K		5	1	2	2	0	1	2
4 Brandon Phillips, R (1, 4) OBP: 0.338, SLG: 0.475		B SI 92 B SI 93 X FF 92 2-0 ① L8		B SI 93 D FC 84 D CH 85 C CU 79 X FF 91 3-1 ② 3-H 2B		C SI 90 S CU 81 F FF 90 1 SAFE B FC 82 X CU 81 1-2 ①② L1-3 1-1	F FF 93 X FF 92 0-1 39 WP 2B	X SI 93 0-0 ③ G4-3		5	0	2	1	0	0	2
32 Jay Bruce, L (1, 9) OBP: 0.324, SLG: 0.523		B FF 92 F SI 92 X FF 92 1-1 ② L9		B FF 92 C CH 85 F SI 92 S CU 81 1-3 ③ K		B CH 84 B CU 78 B FF 90 C CU 77 S FC 83 B SI 91 4-2 39 1B 23 HR BB	I IN 78 I IN 77 I IN 78 I IN 79 4-0 IBB			2	1	0	0	2	1	0
39 Devin Mesoraco, R (1, 2) OBP: 0.234, SLG: 0.167		B FF 92 B SI 93 S FC 84 F FF 92 B FF 92 X FC 84 3-2 ③ G6-3			X SI 89 0-0 ① G5-3	1 SAFE C SI 92 B FF 94 X SI 93 1-1 1-2 23 HR 1B	F SL 84 B SL 87 F SL 85 S FF 90 1-3 ② 2-3 K			4	1	1	0	0	1	2
23 Adam Duvall, R (1, 7) OBP: 0.333, SLG: 0.545			X FC 82 0-0 ① L9		C FF 90 B FF 91 S FC 84 B SI 91 B SI 92 C FC 84 3-3 ② K	B KC 80 B FF 93 X SI 92 2-0 1-H 2-H HR	S SL 85 S SL 84 D SL 85 F SL 85 F FF 92 S FF 92 1-3 ③ K			4	1	1	3	0	2	2
43 Scott Schebler, L (1, 8) OBP: 0.262, SLG: 0.395 54 Caleb Cotham, R (7, 1) 52 Tony Cingrani, L (8, 1)			S FF 91 B SI 91 S FF 92 B CH 86 C FF 94 2-3 ② K		F FF 91 B FF 92 B CU 79 C CU 79 X CH 86 2-2 ③ G4-3	B SI 93 C CH 85 B SI 94 S CH 85 X CH 84 2-2 HR		B SI 92 B SI 90 C SI 91 S SI 92 F SI 92 B SI 91 B SI 91 4-2 40 1B 40 E BB		3 0 0	1 0 1	1 0 0	1 0 0	0 0 1	1 0 0
58 Dan Straily, R (1, 1) 36 Blake Wood, R (5, 1) 40 Tyler Holt, R (6, PH) OBP: 0.375, SLG: 0.357 (7, 8)			B FF 92 C FF 92 S FF 93 B FF 93 C SI 92 2-3 ③ K			2-2 2 1B 7 HR 1B L7		C SI 92 C SI 93 X FF 94 0-2 E9 2 1B 7 1B 1-H 1B		1 0 3	0 0 2	0 0 2	0 0 0	0 0 0	1 0 0	0 0 0
Inning Stats	R: 0 E: 0 K: 1 S: 9 H: 0 LOB: 0 BB: 0 P: 11	R: 0 E: 0 K: 0 S: 6 H: 0 LOB: 0 BB: 0 P: 12	R: 0 E: 0 K: 2 S: 7 H: 0 LOB: 0 BB: 0 P: 11	R: 2 E: 1 K: 1 S: 15 H: 3 LOB: 0 BB: 0 P: 25	R: 0 E: 0 K: 1 S: 7 H: 0 LOB: 0 BB: 0 P: 12	R: 7 E: 0 K: 0 S: 22 H: 7 LOB: 0 BB: 1 P: 39	R: 2 E: 0 K: 3 S: 18 H: 2 LOB: 2 BB: 2 P: 32	R: 2 E: 1 K: 1 S: 15 H: 3 LOB: 1 BB: 1 P: 22		1B: 8 2B: 4 3B: 0 HR: 4	SF: 0 SAC: 0 DP: 1 HBP: 0		WP: 1 PB: 0 SB: 0 CS: 0	PA: 40		

PITCHER		IP	WLS	BF	H	R	ER	SO	BB	IBB	HBP	BLK	WP	HR	S	P	ERA	WHIP
41 John Lackey, R ERA: 4.97	(1, 1)	5.2	L	23	7	6	6	5	1	0	0	0	0	1	58	95	9.53	1.412
53 Trevor Cahill, R ERA: 6.35	(6, 1)	0.1		4	3	3	3	0	0	0	0	0	0	2	8	15	81.00	9.000
54 Neil Ramírez, R ERA: 3.6	(7, 1)	1.0		7	2	2	2	3	1	1	0	0	1	1	18	32	18.00	3.000
33 Clayton Richard, L ERA: 6.75	(8, 1)	1.0		6	3	2	2	1	1	0	0	0	0	0	15	22	18.00	4.000

PITCHER	IP	WLS	BF	H	R	ER	SO	BB	IBB	HBP	BLK	WP	HR	S	P	ERA	WHIP

AB	36
R	13
H	15
RBI	11
BB	4
SO	9
LOB	8

Chicago Cubs @ Cincinnati Reds

Great American Ball Park, Cincinnati, OH

Sun Apr 24 2016, 1:13 PM - 4:19 PM EDT

Att. 36,220 - Sunny - 69 F

TOP

livebaseballscorecards.com

Batter	1	2	3	4	5	6	7	8	9	AB	R	H	RBI	BB	SO	LOB
2 Tommy La Stella, L (1, 4) OBP: 0.391, SLG: 0.636	B SI 93 S SI 93 F FS 86 B FS 88 B FS 88 X SI 93 3-2 22 1B 2B	F FF 92 B FS 87 F FF 93 X CU 78 1-2 22 1B 1-3 2B	D SL 82 C FC 92 S FC 92 F FC 93 D SL 84 F FC 92 F FC 93 X FC 92 2-2 G3 ③			X SL 81 0-0 HR		B CU 75 F FF 91 F CH 86 X FF 91 1-2 F7 ②		5	3	3	1	0	0	2
22 Jason Heyward, L (1, 8) OBP: 0.365, SLG: 0.315	X SI 94 0-0 44 S 44 HR 2-H 1B	B FF 94 F FC 90 S FS 86 D SI 90 F CU 79 X FS 88 2-2 17 CS 2-H 3-H 1B		X FC 92 0-0 17 1B 1B		B CH 82 B CH 83 B FF 90 C FC 90 F FC 90 X FC 90 3-2 G4-3 ①		C FF 92 B FF 91 B CH 87 C FF 92 F FF 93 B CH 86 X FF 92 3-2 44 BB 2B		5	1	4	3	0	0	0
17 Kris Bryant, R (1, 5) OBP: 0.345, SLG: 0.494	F FF 91 1 SAFE X FC 90 0-1 F7 ①	1 SAFE P PO 86 B FC 89 2-0 CS ③ 1-2	S FF 93 B CU 78 F SI 94 B CU 78 B CU 77 B FF 94 4-2 44 HR BB	C FC 92 C FC 92 X SL 84 0-2 68 G6-4-3 1-2 1B		S SL 82 B SL 82 S FC 91 X FC 91 1-2 44 G3 2B		B FF 91 C SL 84 B FF 90 B FF 91 B SL 84 4-1 44 BB BB		3	1	2	0	2	0	1
44 Anthony Rizzo, L (1, 3) OBP: 0.360, SLG: 0.580 37 Travis Wood, R (8, 1) 56 Héctor Rondón, R (9, 1)	B FF 93 F SI 94 C FC 91 X SI 94 1-2 1-H HR	X SI 94 0-0 1-H HR	C FC 92 X FC 92 0-1 P5 ①	X FC 91 0-0 G3 ② 2-3		B FF 90 C CH 86 B FF 91 F FF 91 F SL 84 B FF 92 D SL 85 4-2 1-2 2-3 BB		4	2	2	4	1	0	3
										0	0	0	0	0	0	0
										0	0	0	0	0	0	0
68 Jorge Soler, R (1, 9) OBP: 0.279, SLG: 0.327	S FF 93 F SI 93 F CU 78 B CU 79 S SI 94 1-3 K ②	X FF 94 0-0 20 1B 27 1B 1B	F SL 82 F SL 83 D SL 82 X SL 82 1-2 G6-4-3 ② ③ 1-2f			B FC 91 X SL 82 1-0 F8 ③		C SL 81 B FF 94 X SL 81 1-1 P3 ③		5	1	1	0	0	1	6
47 Miguel Montero, L (1, 2) OBP: 0.316, SLG: 0.333	F SI 94 B FF 94 S FS 87 F SI 90 C FS 87 1-3 K ③		F SI 93 X SI 93 0-1 L6 ①		X FC 91 0-0 P6 ①		C FF 92 B FF 91 B CU 75 F FF 92 F FF 93 X FF 93 2-2 L7 ①		B FF 93 X FF 92 1-0 G4-3 ①	5	0	0	0	0	1	1
20 Matt Szczur, R (1, 7) OBP: 0.385, SLG: 0.478		B FF 93 X SI 92 1-0 L7 ①	S FF 92 F SI 93 F FF 93 B SI 94 F FC 90 F FF 93 X SI 94 1-2 27 1B 1-2 1B		X SL 82 0-0 P4 ②		B CU 76 B CU 75 S FF 92 C FF 92 C FF 92 2-3 K ②		B SL 80 F FF 93 B FF 93 S FF 93 X SL 82 2-2 G3-1 ②	5	0	1	0	0	1	0
27 Addison Russell, R (1, 6) OBP: 0.333, SLG: 0.333		X FF 94 0-0 L9 ②	B FC 89 X FF 93 1-0 1-2 2-H 1B		B FC 92 C FC 91 S FC 91 F SL 83 B FC 91 F SL 82 B FC 92 B FC 91 4-2 BB		F FF 92 B FF 92 B FF 92 T FF 92 B FF 91 X FF 92 3-2 F8 ③		C FF 94 B FF 94 F FF 93 T FF 95 1-2 K ③	4	0	1	1	1	1	0
39 Jason Hammel, R (1, 1) OBP: 0.333, SLG: 0.444 43 Adam Warren, R (7, 1) 9 Javier Báez, R (8, PH) OBP: 0.261, SLG: 0.435 (8, 3)		C SI 94 F FF 94 B SI 94 F SI 94 B CU 78 B SI 95 F FF 94 X SI 93 3-2 2 2B 22 1B 1B	F FF 93 C FF 93 B FF 94 B FF 94 S FF 94 2-3 K ②		B FC 91 B FC 91 F FC 90 C FC 90 S FC 91 2-3 K ③			B FF 90 C FF 90 S CU 76 X SL 82 1-2 G6-3 ①		3	1	1	0	0	2	3
										0	0	0	0	0	0	0
										1	0	0	0	0	0	0
Inning Stats	R: 3 E: 0 K: 2 S: 17 H: 3 LOB: 0 BB: 0 P: 23	R: 2 E: 0 K: 0 S: 15 H: 3 LOB: 0 BB: 0 P: 23	R: 3 E: 0 K: 1 S: 22 H: 4 LOB: 2 BB: 1 P: 32	R: 0 E: 0 K: 0 S: 9 H: 2 LOB: 1 BB: 0 P: 10	R: 0 E: 0 K: 1 S: 9 H: 0 LOB: 1 BB: 1 P: 15	R: 1 E: 0 K: 0 S: 9 H: 2 LOB: 1 BB: 0 P: 14	R: 0 E: 0 K: 1 S: 10 H: 0 LOB: 0 BB: 0 P: 17	R: 0 E: 0 K: 0 S: 16 H: 1 LOB: 3 BB: 2 P: 30	R: 0 E: 0 K: 1 S: 7 H: 0 LOB: 0 BB: 0 P: 11	1B: 8 2B: 4 3B: 0 HR: 3 SF: 0 SAC: 0 DP: 1 HBP: 0						

PITCHER		IP	WLS	BF	H	R	ER	SO	BB	IBB	HBP	BLK	WP	HR	S	P	ERA	WHIP
31 Alfredo Simon, R ERA: 16.39	(1, 1)	2.2	L	18	10	8	8	3	1	0	0	0	0	2	48	70	27.00	4.125
53 Drew Hayes, R ERA: 8.44	(3, 1)	3.1		14	4	1	1	1	1	0	0	0	0	1	33	47	2.70	1.500
60 J.J. Hoover, R ERA: 15.26	(7, 1)	1.2		8	1	0	0	1	2	0	0	0	0	0	24	44	0.00	1.800
27 Ross Ohlendorf, R ERA: 6.75	(8, 1)	1.1		4	0	0	0	1	0	0	0	0	0	0	9	14	0.00	0.000

PITCHER	IP	WLS	BF	H	R	ER	SO	BB	IBB	HBP	BLK	WP	HR	S	P	ERA	WHIP

AB	40
R	9
H	15
RBI	9
BB	4
SO	6
LOB	16

WP: 0 PB: 0 SB: 1 CS: 1 PA: 45

Batter	1	2	3	4	5	6	7	8	9	AB	R	H	RBI	BB	SO	LOB
43 Scott Schebler, L (1, 8) (8, 7) OBP: 0.239, SLG: 0.357	F FF 91 F FF 92 B FF 92 B FF 92 S SL 84 2-3 K ①		F SL 85 S SL 84 X SL 85 0-2 F9 ③			B SI 91 B CU 77 B SI 92 C SI 91 F FF 92 C SL 85 3-3 K ①		X SI 88 0-0 F8 ②		4	0	0	0	0	2	1
7 Eugenio Suárez, R (1, 5) OBP: 0.355, SLG: 0.529	B FF 91 C SL 84 F FF 91 X SL 85 1-2 L8 ②			C FF 92 C CU 76 X SL 85 0-2 L6 ①		B SL 87 B SL 88 B CU 78 X SI 93 2-1 19 BB 1B		C SI 92 C SI 92 B SI 93 F FC 83 B SI 92 C FC 88 2-3 K ③		4	0	1	0	0	1	0
19 Joey Votto, L (1, 3) OBP: 0.295, SLG: 0.309 6 Billy Hamilton, S (8, 8) OBP: 0.256, SLG: 0.342	C SI 92 B SL 84 C SL 85 S SL 84 1-3 K ③			C CU 76 B SL 84 C SL 85 B FF 93 X SI 93 2-2 32 BB 1B		B FF 92 B SI 93 B SI 93 C FF 92 B FF 93 4-1 1-2 BB			C FF 96 B FF 97 F FF 96 B CH 88 B FF 97 C FF 95 3-3 K ①	2 1	0 0	1 0	0 0	1 0	1 1	0 0
4 Brandon Phillips, R (1, 4) OBP: 0.324, SLG: 0.453 60 J.J. Hoover, R (7, 1) 27 Ross Ohlendorf, R (8, 1) 40 Tyler Holt, R (9, PH) OBP: 0.353, SLG: 0.333		X SI 92 0-0 F8 ①		C SL 87 1 SAFE F FF 94 F FF 93 B FF 94 X FF 94 1-2 F9 ②		C SL 86 S SL 86 S SL 85 0-3 K ②			C FF 97 C SL 86 S SL 86 0-3 K2-3 ②	3 0 0 1	0 0 0 0	0 0 0 0	0 0 0 0	0 0 0 0	1 0 0 1	3 0 0 0
32 Jay Bruce, L (1, 9) OBP: 0.320, SLG: 0.500		C SI 92 C CU 77 S SL 88 0-3 K ②		B FF 94 B CU 78 F FF 94 B FF 94 F FF 94 F SL 86 F SL 86 B FF 93 4-2 1-2 BB		C CU 78 F SL 85 B SL 85 X SL 84 1-2 G3-1 ③			B SI 96 X FF 96 1-0 G3-1 ③	3	0	0	0	1	1	2
23 Adam Duvall, R (1, 7) (8, 3) OBP: 0.314, SLG: 0.511	B SL 84 C SI 93 F SI 93 F SL 85 B FF 92 S FF 92 2-3 K ③			S SL 86 S SL 86 F SL 85 D SL 86 F SL 86 S FF 94 1-3 K ③			F FF 93 F CH 84 C SL 87 0-3 K ①			3	0	0	0	0	3	2
16 Tucker Barnhart, L (1, 2) OBP: 0.400, SLG: 0.370			B FF 92 C SL 83 X SL 84 1-1 53 SH1-4 1B		B SI 92 X SI 92 1-0 G6-3 ①		B SL 86 B CH 84 B SI 93 C FF 92 X SI 92 3-1 F7 ②			3	0	1	0	0	0	0
3 Iván De Jesús Jr., R (1, 6) OBP: 0.167, SLG: 0.095			C SI 92 F FF 92 F SL 84 D SL 84 B SL 85 F SL 85 F FF 93 D FF 94 F SI 93 3-2 X SL 86 F8 ①		C FF 93 X SI 92 0-1 G6-3 ②		F SL 90 B SL 88 F SL 88 B SL 90 X CH 84 2-2 G5-3 ③			3	0	0	0	0	0	1
31 Alfredo Simon, R (1, 1) 53 Drew Hayes, R (3, 1) 15 Jordan Pacheco, R (7, 4) OBP: 0.222, SLG: 0.389			B FF 93 X FF 93 1-0 SH1-4 ② 1-2		C FF 93 X FF 93 0-1 G6-3 ③			B SI 89 F FF 90 F SI 90 B CH 80 F CH 80 F SI 92 F SI 88 S CH 82 2-3 K ①		0 1 1	0 0 0	0 0 0	0 0 0	0 0 0	0 0 1	0 0 0
Inning Stats	R: 0 E: 0 K: 2 S: 9 H: 0 LOB: 0 BB: 0 P: 13	R: 0 E: 0 K: 2 S: 8 H: 0 LOB: 0 BB: 0 P: 10	R: 0 E: 0 K: 0 S: 13 H: 1 LOB: 1 BB: 0 P: 18	R: 0 E: 0 K: 1 S: 19 H: 1 LOB: 2 BB: 1 P: 27	R: 0 E: 0 K: 0 S: 5 H: 0 LOB: 0 BB: 0 P: 6	R: 0 E: 0 K: 2 S: 12 H: 1 LOB: 2 BB: 1 P: 22	R: 0 E: 0 K: 1 S: 8 H: 0 LOB: 0 BB: 0 P: 13	R: 0 E: 0 K: 2 S: 11 H: 0 LOB: 0 BB: 0 P: 15	R: 0 E: 0 K: 2 S: 7 H: 0 LOB: 0 BB: 0 P: 11	1B: 3 2B: 0 3B: 0 HR: 0	SF: 0 SAC: 1 DP: 0 HBP: 0			WP: 0 PB: 0 SB: 0 CS: 0	PA: 32		

BOTTOM

Chicago Cubs @ Cincinnati Reds

Great American Ball Park, Cincinnati, OH

Sun Apr 24 2016, 1:13 PM - 4:19 PM EDT

Att. 36,220 - Sunny - 69 F

livebaseballscorecards.com

AB	29
R	0
H	3
RBI	0
BB	2
SO	12
LOB	9

PITCHER		IP	WLS	BF	H	R	ER	SO	BB	IBB	HBP	BLK	WP	HR	S	P	ERA	WHIP
39 Jason Hammel, R ERA: 0.75	(1, 1)	6.0	W	23	3	0	0	7	2	0	0	0	0	0	66	96	0.00	0.833
43 Adam Warren, R ERA:	(7, 1)	1.0		3	0	0	0	1	0	0	0	0	0	0	8	13	0.00	0.000
37 Travis Wood, L ERA: 3.38	(8, 1)	1.0		3	0	0	0	2	0	0	0	0	0	0	11	15	0.00	0.000
56 Héctor Rondón, R ERA:	(9, 1)	1.0		3	0	0	0	2	0	0	0	0	0	0	7	11	0.00	0.000

PITCHER	IP	WLS	BF	H	R	ER	SO	BB	IBB	HBP	BLK	WP	HR	S	P	ERA	WHIP

Cincinnati Reds @ New York Mets

Citi Field, Flushing, NY

Mon Apr 25 2016, 7:11 PM - 10:21 PM EDT

Att. 30,250 - Partly Cloudy - 64 F

TOP

Batter	1	2	3	4	5	6	7	8	9	AB	R	H	RBI	BB	SO	LOB
2 Zack Cozart, R (1, 6) OBP: 0.379, SLG: 0.556	0-3 K ①		2-1 SF8 ① 1-H		0-2 G5-3 ③		1-1 1B; 7 BB; 19 1B; 2-H		0-3 K ③	4	1	1	2	0	2	0
7 Eugenio Suárez, R (1, 5) OBP: 0.363, SLG: 0.521	1-2 F7 ②		0-0 G5-3 ②			0-2 1B; 3 1B; 19 S	4-0 BB; 19 1B; 1-2			3	0	1	0	1	0	0
19 Joey Votto, L (1, 3) OBP: 0.293, SLG: 0.306	1-0 G5-3 ③		3-3 K ③			3-3 K ①; 1-2	3-2 1B; 1-3; 2-H			4	0	1	1	0	2	1
4 Brandon Phillips, R (1, 4) OBP: 0.343, SLG: 0.462		0-1 1B; 43 S; 39 1B		1-2 HBP; 23 WP		2-0 1B; 39 S; 2-3	2-3 K ③			1	0	1	0	0	0	0
3 Iván De Jesús Jr., R (4, PR) OBP: 0.192, SLG: 0.130 (4, 4)										2	0	1	0	0	1	2
39 Devin Mesoraco, R (1, 2) OBP: 0.235, SLG: 0.174		1-2 1B; 1-2		0-1 F7 ①		2-3 K ②; 1-2		0-0 L4 ①		4	0	1	0	0	1	3
23 Adam Duvall, R (1, 9) OBP: 0.296, SLG: 0.480		2-3 K ①		2-3 K ②; 1-2		0-3 K ③		2-2 F9 ②		3	0	0	0	0	3	5
66 JC Ramírez, R (6, 1)										0	0	0	0	0	0	0
15 Jordan Pacheco, R (8, PH) OBP: 0.211, SLG: 0.368										1	0	0	0	0	0	0
54 Caleb Cotham, R (8, 1)										0	0	0	0	0	0	0
43 Scott Schebler, L (1, 7) OBP: 0.220, SLG: 0.326		3-1 P6 ②; 2-3		3-3 K ③			1-0 P6 ①	2-3 K ③		4	0	0	0	0	2	4
26 Raisel Iglesias, R (1, 1)		0-2 G3 ③			2-3 K ①		1-2 1B; 6 E; 2 1B		2-2 G6-3 ①	2	0	0	0	0	1	2
40 Tyler Holt, R (6, 9) OBP: 0.368, SLG: 0.353										2	1	1	0	0	0	0
6 Billy Hamilton, S (1, 8) OBP: 0.255, SLG: 0.333			1-0 1B; 2 S; 2 SF8		2-1 G4-3 ②		0-2 L8 ②; 1-2		3-2 G6-3 ②	4	1	1	0	0	0	1

Inning Stats	1	2	3	4	5	6	7	8	9	Totals	
	R: 0 H: 0 E: 0 LOB: 0 K: 1 BB: 0 S: 8 P: 10	R: 0 H: 2 E: 0 LOB: 2 K: 1 BB: 0 S: 15 P: 21	R: 1 H: 1 E: 0 LOB: 0 K: 1 BB: 0 S: 7 P: 13	R: 0 H: 0 E: 0 LOB: 2 K: 2 BB: 0 S: 13 P: 19	R: 0 H: 0 E: 0 LOB: 0 K: 1 BB: 0 S: 8 P: 12	R: 0 H: 2 E: 0 LOB: 2 K: 3 BB: 0 S: 13 P: 20	R: 2 H: 3 E: 1 LOB: 2 K: 1 BB: 1 S: 15 P: 27	R: 0 H: 0 E: 0 LOB: 0 K: 1 BB: 0 S: 7 P: 11	R: 0 H: 0 E: 0 LOB: 0 K: 1 BB: 0 S: 12 P: 17	1B: 8 SF: 1 2B: 0 SAC: 0 3B: 0 DP: 0 HR: 0 HBP: 1	WP: 1 PA: 37 PB: 0 SB: 5 CS: 0

AB	34
R	3
H	8
RBI	3
BB	1
SO	12
LOB	18

livebaseballscorecards.com

PITCHER		IP	WLS	BF	H	R	ER	SO	BB	IBB	HBP	BLK	WP	HR	S	P	ERA	WHIP
34 Noah Syndergaard, R ERA: 1.69	(1, 1)	6.2		28	7	3	3	9	0	0	1	0	1	0	73	107	4.05	1.050
59 Antonio Bastardo, L ERA: 2.89	(7, 1)	0.0	B	2	1	0	0	0	1	0	0	0	0	0	3	10	∞	∞
35 Logan Verrett, R ERA: 0.63	(7, 1)	0.1	W	1	0	0	0	1	0	0	0	0	0	0	3	5	0.00	0.000
43 Addison Reed, R ERA: 2.7	(8, 1)	1.0	H	3	0	0	0	1	0	0	0	0	0	0	7	11	0.00	0.000
27 Jeurys Familia, R ERA: 2.7	(9, 1)	1.0	S	3	0	0	0	1	0	0	0	0	0	0	12	17	0.00	0.000

PITCHER	IP	WLS	BF	H	R	ER	SO	BB	IBB	HBP	BLK	WP	HR	S	P	ERA	WHIP

Cincinnati Reds @ New York Mets

Citi Field, Flushing, NY

Mon Apr 25 2016, 7:11 PM - 10:21 PM EDT

Att. 30,250 - Partly Cloudy - 64 F

BOTTOM

livebaseballscorecards.com

Batter	1	2	3	4	5	6	7	8	9	AB	R	H	RBI	BB	SO	LOB
3 Curtis Granderson, L (1, 9) OBP: 0.333, SLG: 0.467	C SI 88 C SI 90 S SL 79 0-3 ① K	B CH 84 C SL 80 X CH 84 1-1 2-3 1B		B SI 88 C SI 88 L CH 83 X SL 79 1-2 ② F8		X FF 97 0-0 ② L6		B FF 93 C FF 92 F SL 87 X CU 79 1-2 ③ G3		5	0	1	0	0	1	2
5 David Wright, R (1, 5) OBP: 0.342, SLG: 0.444	B SL 79 S SL 80 S SL 90 B SL 82 C SI 92 2-3 ② K	C SL 80 F SI 89 1 SAFE B SL 81 S SL 80 1-3 ③ K		B SI 89 X SL 78 1-0 ③ FC6-4 1-2f		C SL 85 X SL 88 0-1 ③ G3				4	0	0	0	0	2	4
30 Michael Conforto, L (1, 7) OBP: 0.435, SLG: 0.614	B SI 92 B CH 85 S CH 84 X SI 90 2-1 HR		C FF 89 X CH 83 0-1 21 HR 1B		C SL 77 B SI 90 C SL 79 B SI 91 B SI 91 F SL 80 X SL 79 3-2 21 G6-3 2B		B SL 85 B FF 94 F FF 95 B FF 93 B FF 94 4-1 20 HR BB			3	3	3	1	1	0	0
21 Lucas Duda, L (1, 3) OBP: 0.278, SLG: 0.485	X SI 88 0-0 20 1B 1B		1 SAFE B SL 78 X CH 83 1-0 1-H HR		F SL 77 B FF 91 F SL 73 X FF 91 1-2 ① G6-3 2-3		C FF 94 F FF 95 T FF 95 0-2 ① K			4	1	2	2	0	1	2
20 Neil Walker, S (1, 4) OBP: 0.320, SLG: 0.630	B SI 89 B CH 87 X SI 88 2-0 1-3 1B		B CH 86 C SL 77 B FF 89 S SI 88 X SL 81 2-2 ① P4		B FF 88 F SL 76 F SI 90 C SI 90 1-3 ② K		1 SAFE F FF 95 F SI 90 F SL 88 X SL 86 0-2 1-H HR			4	1	2	2	0	1	1
13 Asdrúbal Cabrera, S (1, 6) OBP: 0.375, SLG: 0.424	X SL 76 0-0 ③ G1		B SL 77 F SL 78 L FF 89 B SI 90 F SL 79 S SI 89 2-3 ② K		B SL 77 C FF 89 D SL 80 F SI 91 F SI 92 F SL 81 D SL 79 B FF 92 4-2 BB		F FF 95 X SL 86 0-1 ② G6-3			3	0	0	0	1	1	2
16 Alejandro De Aza, L (1, 8) OBP: 0.222, SLG: 0.346 43 Addison Reed, L (8, 1) 27 Jeurys Familia, R (9, 1)		B SL 75 B CH 87 B SI 87 C SI 88 X SI 90 3-1 3 1B 7 G2-3 1B	B SI 90 B SL 78 F SI 90 B SI 91 C SI 92 X SI 92 3-2 ③ L7		B FF 91 1 SAFE C SL 78 F FF 92 F FF 91 T SL 82 1-2 ③ K		S FF 95 C FF 94 S FF 95 0-3 ③ K			4 0 0	0 0 0	1 0 0	0 0 0	0 0 0	2 0 0	2 0 0
7 Travis d'Arnaud, R (1, 2) OBP: 0.288, SLG: 0.261 26 Kevin Plawecki, R (8, 2) OBP: 0.300, SLG: 0.176		D SI 88 1 SAFE F CH 86 X SL 77 1-1 ① G2-3 1-2		B SL 76 B SL 77 B SI 88 X FF 86 3-0 ① G5-3		F FF 96 F SL 85 F FF 97 B SL 87 X SL 86 1-2 34 SH3-4 1B		B FF 92 F FF 92 F FF 92 B SL 88 C CU 78 2-3 ① K		3 1	0 0	1 0	0 0	0 0	0 1	1 0
34 Noah Syndergaard, L (1, 1) 59 Antonio Bastardo, R (7, 1) 35 Logan Verrett, R (7, 1) OBP: 0.250, SLG: 0.500 12 Juan Lagares, R (8, 8) OBP: 0.320, SLG: 0.417		C SL 77 S SL 77 B SL 77 C SI 90 1-3 ② K		F CH 87 B SL 76 B SL 78 B SI 88 T FF 88 B FF 90 4-2 5 FC6-4 BB		B FF 96 X FF 94 1-0 ① SH3-4 1-2		C SL 86 B FF 93 X SL 86 1-1 ② L9		1 0 0 1	0 0 0 0	0 0 0 0	0 0 0 0	1 0 0 0	1 0 0 0	1 0 0 0
Inning Stats	R: 1 E: 0 K: 2 S: 11 H: 3 LOB: 2 BB: 0 P: 17	R: 0 E: 0 K: 2 S: 12 H: 2 LOB: 2 BB: 0 P: 19	R: 2 E: 0 K: 1 S: 13 H: 2 LOB: 0 BB: 0 P: 21	R: 0 E: 0 K: 0 S: 7 H: 0 LOB: 1 BB: 1 P: 16	R: 0 E: 0 K: 2 S: 19 H: 1 LOB: 2 BB: 1 P: 29	R: 0 E: 0 K: 0 S: 8 H: 1 LOB: 1 BB: 0 P: 10	R: 2 E: 0 K: 2 S: 13 H: 1 LOB: 0 BB: 1 P: 17	R: 0 E: 0 K: 1 S: 8 H: 0 LOB: 0 BB: 0 P: 12		1B: 6 2B: 1 3B: 0 HR: 3	SF: 0 SAC: 1 DP: 0 HBP: 0			WP: 0 PB: 0 SB: 0 CS: 0	PA: 37	

	AB	33
	R	5
	H	10
	RBI	5
	BB	3
	SO	10
	LOB	15

PITCHER		IP	WLS	BF	H	R	ER	SO	BB	IBB	HBP	BLK	WP	HR	S	P	ERA	WHIP
26 Raisel Iglesias, R ERA: 3.49	(1, 1)	5.0		25	8	3	3	7	2	0	0	0	0	2	62	102	5.40	2.000
66 JC Ramírez, R ERA: 3.6	(6, 1)	2.0	L	9	2	2	2	2	1	0	0	0	0	1	21	27	9.00	1.500
54 Caleb Cotham, R ERA: 1.69	(8, 1)	1.0		3	0	0	0	1	0	0	0	0	0	0	8	12	0.00	0.000

PITCHER		IP	WLS	BF	H	R	ER	SO	BB	IBB	HBP	BLK	WP	HR	S	P	ERA	WHIP

Batter	1	2	3	4	5	6	7	8	9	AB	R	H	RBI	BB	SO	LOB
2 Zack Cozart, R (1, 6) OBP: 0.381, SLG: 0.559	C C FF 89 B FF 89 F SI 88 X 1-2 G5-3		1 SAFE X SI 83 0-0 40 SH3 1-3 1B		B SL 80 C SL 80 X SL 79 1-1 ① P2		C FF 91 B FF 91 B FF 92 X CH 84 2-1 2B		S SL 86 F SI 96 B FF 96 F SL 86 S SI 96 1-3 ② K	5	0	2	0	0	1	0
40 Tyler Holt, R (1, 9) OBP: 0.391, SLG: 0.381	B FF 90 C SI 88 S SI 89 B SI 88 X SI 88 2-2 1B		X SI 84 0-0 ① SH3 1-2		X SI 85 0-0 7 CS 19 BB 1B		D SL 84 X FF 92 1-0 ② F8		B SI 95 F SI 96 F SL 86 B FF 97 X SI 96 2-2 ③ G6-3	4	0	2	0	0	0	1
19 Joey Votto, L (1, 3) OBP: 0.302, SLG: 0.301	1 SAFE 1 SAFE 1 SAFE C SI 85 C SI 86 S SI 87 0-3 ② K		S SI 89 B FF 90 F SI 90 B SI 88 B FF 91 X SI 88 3-2 ② SF8 3-H		B CH 83 B SI 84 C SI 84 B SI 86 C SI 84 F SI 85 D CH 79 4-2 1-2 BB		I IN 69 I IN 68 I IN 67 I IN 64 4-0 IBB			1	0	0	1	2	1	1
7 Eugenio Suárez, R (1, 5) OBP: 0.345, SLG: 0.494	F SI 86 C SI 87 X SI 87 0-2 ③ F9		B SL 82 X SL 82 1-0 ③ F8		2 SAFE C FF 88 2 SAFE B SL 81 F CH 79 F SI 86 F SI 86 X CH 81 1-2 ②③ P5 2-3		C FF 91 C SL 83 C FF 92 0-3 ③ K			4	0	0	0	0	1	6
23 Adam Duvall, R (1, 7) OBP: 0.310, SLG: 0.500		B SL 80 C SI 87 F SI 87 C SI 89 1-3 ① K	C SI 85 X SI 88 0-1 16 CS 1B		F SL 83 X SL 83 0-1 2B	S SL 85 S FF 91 B SL 86 T FF 91 1-2 ① K			4	0	2	0	0	2	0
16 Tucker Barnhart, L (1, 2) OBP: 0.412, SLG: 0.419		C CH 81 T SI 89 F SI 90 F FF 91 F SI 89 F SI 88 F SI 83 B SI 87 F SI 88 2-2 F SI 88 B FF 91 X SI 89 2B	B SI 85 T SI 86 C SI 88 X SL 81 1-2 ① 3 HR 1-2 1B		B FF 90 X FF 90 1-0 ① F8	C FF 92 X SL 87 0-1 E3		4	1	2	0	0	0	1
3 Iván De Jesús Jr., R (1, 4) OBP: 0.233, SLG: 0.269		B SI 88 C SI 89 D SL 83 B SI 87 C SI 88 X SI 88 3-2 ② G6-3	B SI 84 X SI 84 1-0 1-H HR		C FF 90 D SL 84 D SI 90 F SL 83 D CH 84 B SL 83 4-2 29 G4-6-3 BB	X SL 84 0-0 ② L9		3	1	1	2	1	0	2
29 Brandon Finnegan, L (1, 1) OBP: 0.364, SLG: 0.455 52 Tony Cingrani, L (7, 1) 43 Scott Schebler, L (8, PH) OBP: 0.216, SLG: 0.319 54 Caleb Cotham, R (8, 1)		C FF 91 C SI 87 C SI 87 0-3 ③ K	S FF 88 F FF 89 F SI 86 B SI 86 X FF 89 1-2 ② L4		D SI 91 C SI 89 X SI 90 1-1 ②③ G4-6-3 1-2f	B FF 92 S FF 92 C FF 92 S FF 92 1-3 ③ K		3 0 1 0	0 0 0 0	0 0 0 0	0 0 0 0	0 0 1 0	1 0 1 0	3 0 1 0
6 Billy Hamilton, S (1, 8) OBP: 0.255, SLG: 0.326			B SI 85 B SI 86 F SI 86 X SI 87 2-1 2 1B 19 SF8 1B	F SI 86 S CH 82 C SI 88 0-3 ③ K			C FF 90 B FF 88 F FF 89 F CU 77 B CU 79 X FF 91 2-2 ① F7		B SI 95 C SI 95 B SI 96 C SI 96 X SI 96 2-2 ① G1-3	4	1	1	0	0	1	0

TOP

Cincinnati Reds @ New York Mets

Citi Field, Flushing, NY

Tue Apr 26 2016, 7:15 PM - 10:08 PM EDT

Att. 26,978 - Cloudy - 52 F

livebaseballscorecards.com

AB	33
R	3
H	10
RBI	3
BB	3
SO	8
LOB	15

Inning Stats	1	2	3	4	5	6	7	8	9
	R: 0 E: 0 K: 1 S: 13	R: 0 E: 0 K: 2 S: 19	R: 1 E: 0 K: 0 S: 8	R: 2 E: 0 K: 1 S: 13	R: 0 E: 0 K: 0 S: 11	R: 0 E: 0 K: 0 S: 7	R: 0 E: 0 K: 1 S: 10	R: 0 E: 1 K: 2 S: 9	R: 0 E: 0 K: 1 S: 10
	H: 1 LOB: 1 BB: 0 P: 16	H: 1 LOB: 1 BB: 0 P: 25	H: 2 LOB: 0 BB: 0 P: 14	H: 3 LOB: 0 BB: 0 P: 16	H: 1 LOB: 1 BB: 1 P: 17	H: 1 LOB: 1 BB: 1 P: 13	H: 1 LOB: 2 BB: 1 P: 19	H: 0 LOB: 1 BB: 0 P: 11	H: 0 LOB: 0 BB: 0 P: 15

1B: 6	SF: 1
2B: 3	SAC: 1
3B: 0	DP: 1
HR: 1	HBP: 0

WP: 0	PA: 38
PB: 0	
SB: 0	
CS: 2	

PITCHER		IP	WLS	BF	H	R	ER	SO	BB	IBB	HBP	BLK	WP	HR	S	P	ERA	WHIP
40 Bartolo Colon, R ERA: 3.42	(1, 1)	5.0		22	8	3	3	4	1	0	0	0	0	1	64	88	5.40	1.800
35 Logan Verrett, R ERA: 0.55	(6, 1)	2.0	W	9	2	0	0	1	1	1	0	0	0	0	17	32	0.00	1.500
43 Addison Reed, R ERA: 2.45	(8, 1)	1.0	H	4	0	0	0	2	0	0	0	0	0	0	9	11	0.00	0.000
27 Jeurys Familia, R ERA: 2.45	(9, 1)	1.0	S	3	0	0	0	1	0	0	0	0	0	0	10	15	0.00	0.000

PITCHER	IP	WLS	BF	H	R	ER	SO	BB	IBB	HBP	BLK	WP	HR	S	P	ERA	WHIP

BOTTOM

Cincinnati Reds @ New York Mets

Citi Field, Flushing, NY

Tue Apr 26 2016, 7:15 PM - 10:08 PM EDT

Att. 26,978 - Cloudy - 52 F

Batter	1	2	3	4	5	6	7	8	9	AB	R	H	RBI	BB	SO	LOB
3 Curtis Granderson, L (1, 9) OBP: 0.352, SLG: 0.500	B FF 90 F FF 91 H SI 91 2-1 30 CS HBP		B SI 91 C SL 83 B SL 84 S CH 86 F SL 85 B SL 84 C SL 83 3-3 ③ K			F SI 91 B SL 83 B SI 83 X SI 93 2-1 5 F8 13 1B 1B	C SL 80 B SL 80 X SL 79 1-1 5 1B 3B			3	1	2	0	0	1	0
13 Asdrúbal Cabrera, S (1, 6) OBP: 0.382, SLG: 0.420	B SI 90 F SI 92 B SI 92 S SI 91 X FF 92 2-2 ① L5			B SI 90 B CH 86 F SI 92 S CH 84 B SI 92 B SI 93 4-2 BB		C SI 91 B SI 92 X SI 91 1-1 1-2 1B	C FF 94 B FF 95 T FF 94 S FF 95 1-3 ② K			3	0	1	0	1	1	2
5 David Wright, R (1, 5) OBP: 0.338, SLG: 0.433	B SI 91 B SI 91 C SI 92 S CH 83 B FF 93 S CH 86 3-3 ② K			B SI 92 F SI 93 T SI 92 B SL 85 C SI 94 2-3 ① K		B SI 92 C SI 93 B FF 93 F SI 92 X CH 87 2-2 ① F8 2-3	C FF 94 T FF 94 X FF 94 0-2 30 CS 3-H 1B			4	0	1	1	0	2	4
30 Michael Conforto, L (1, 7) OBP: 0.438, SLG: 0.623	C SI 92 B SI 93 C SL 83 F FF 92 1 SAFE 1-2 ③ CS 1-2	F SI 90 X SI 90 0-1 12 FC6 1B		D SL 82 X SL 83 1-0 ② F7		B FF 92 B SI 93 C SI 94 X SI 93 2-1 ② P5	1 SAFE	0-0 ③ CS 1-2	F FF 91 B FF 92 B FF 92 X SL 85 2-1 2B	4	0	2	0	0	0	3
20 Neil Walker, S (1, 4) OBP: 0.304, SLG: 0.597		D CH 84 X SI 91 1-0 ① F8		C FF 93 B SI 92 D CH 86 B SI 92 X SI 92 3-1 ③ L7		F FF 92 X FF 92 0-1 ③ F8		F FF 91 B FF 92 B FF 92 F FF 92 D SL 86 F SL 85 F FF 91 C FF 92 3-3 ① K		4	0	0	0	0	1	5
4 Wilmer Flores, R (1, 3) OBP: 0.185, SLG: 0.083 27 Jeurys Familia, R (9, 1)		B FF 92 C SI 92 S SI 92 B FF 93 B SI 94 X FF 93 3-2 ② F7			B FF 90 B CH 83 B SI 89 C SI 89 B SI 92 4-1 BB		F SI 90 B FF 92 S FF 92 B FF 93 S FF 93 2-3 ① K	B FF 91 S FF 90 B FF 91 B CU 76 S SL 87 C SL 86 3-3 ② K		3 0	0 0	0 0	0 0	1 0	2 0	2 0
12 Juan Lagares, R (1, 8) OBP: 0.310, SLG: 0.370		D CH 87 X SI 92 1-0 ③ FC6 1-2f			C SI 90 F SI 92 B SI 91 X CH 85 1-2 ① F9		B CH 85 B SI 91 C SI 92 B SI 92 B FF 91 4-1 26 1B 52 HR BB	C CU 77 X FF 91 0-1 ③ G4-3		3	1	0	0	1	0	3
26 Kevin Plawecki, R (1, 2) OBP: 0.304, SLG: 0.200			C SI 90 X SI 90 0-1 ① G6-3		1 SAFE S SI 91 B SI 92 S CH 86 X SI 92 1-2 ② L8		B CH 83 X SI 92 1-0 52 HR 1-3 1B			3	1	1	0	0	0	1
40 Bartolo Colon, R (1, 1) 29 Eric Campbell, R (5, PH) OBP: 0.143, SLG: 0.143 35 Logan Verrett, R (6, 1) OBP: 0.250, SLG: 0.500 52 Yoenis Cespedes, R (7, PH) OBP: 0.373, SLG: 0.683 43 Addison Reed, L (8, 1) 21 Lucas Duda, L (9, 3) OBP: 0.278, SLG: 0.485			C SI 91 C SI 93 S SI 93 0-3 ② K		S CH 85 S CH 86 X SI 93 0-2 ③ F8		X FF 93 0-0 1-H 3-H HR			1 1 0 1 0 0	0 0 0 1 0 0	0 0 0 1 0 0	0 0 0 3 0 0	0 0 0 0 0 0	1 0 0 0 0 0	0 1 0 0 0 0
Inning Stats	R: 0 E: 0 K: 1 S: 10 H: 0 LOB: 0 BB: 0 P: 18	R: 0 E: 0 K: 0 S: 7 H: 1 LOB: 1 BB: 0 P: 12	R: 0 E: 0 K: 2 S: 9 H: 0 LOB: 0 BB: 0 P: 12	R: 0 E: 0 K: 1 S: 8 H: 0 LOB: 1 BB: 1 P: 18	R: 0 E: 0 K: 0 S: 10 H: 0 LOB: 1 BB: 1 P: 16	R: 0 E: 0 K: 0 S: 11 H: 2 LOB: 2 BB: 0 P: 18	R: 4 E: 0 K: 2 S: 14 H: 4 LOB: 0 BB: 1 P: 23	R: 0 E: 0 K: 2 S: 12 H: 1 LOB: 1 BB: 0 P: 20		1B: 5 2B: 1 3B: 1 HR: 1 SF: 0 SAC: 0 DP: 0 HBP: 1			WP: 0 PB: 0 SB: 0 CS: 2 PA: 36	

livebaseballscorecards.com

AB	30
R	4
H	8
RBI	4
BB	3
SO	8
LOB	21

PITCHER		IP	WLS	BF	H	R	ER	SO	BB	IBB	HBP	BLK	WP	HR	S	P	ERA	WHIP
29 Brandon Finnegan, L ERA: 3.86	(1, 1)	6.1		27	5	3	3	5	3	0	1	0	0	1	61	107	4.26	1.263
52 Tony Cingrani, L ERA: 4.15	(7, 1)	0.2	L	3	2	1	1	1	0	0	0	0	0	0	8	10	13.50	3.000
54 Caleb Cotham, R ERA: 1.54	(8, 1)	1.0		4	1	0	0	2	0	0	0	0	0	0	12	20	0.00	1.000

PITCHER	IP	WLS	BF	H	R	ER	SO	BB	IBB	HBP	BLK	WP	HR	S	P	ERA	WHIP

Batter	1	2	3	4	5	6	7	8	9	AB	R	H	RBI	BB	SO	LOB
2 Zack Cozart, R (1, 6) OBP: 0.388, SLG: 0.603	F FF 95 B FF 96 B SL 88 X SL 87 2-1 HR		1 SAFE 1 SAFE F FF 93 1 SAFE C FF 94 X FF 96 0-2 ① F8		C FF 93 B CH 86 X FF 92 1-1 19 1B 3 G5-3 7 1B 1B		B SL 84 B FF 94 C FF 93 C FF 92 F FF 94 B FF 94 F FF 92 S FF 94 3-3 ② K			4	2	2	1	0	1	1
3 Iván De Jesús Jr., R (1, 4) OBP: 0.235, SLG: 0.267	C FF 95 B FF 97 S FF 96 X FF 94 1-2 19 CS 1B		1 SAFE P PO 87 F FF 95 S CH 84 1 SAFE X FF 96 1-2 E4 19 1B		S SL 87 X CH 86 0-1 ① G5-3 1-2		C FF 92 B SL 84 B FF 94 F FF 94 C FF 94 2-3 ③ K			4	0	1	0	0	1	2
19 Joey Votto, L (1, 3) OBP: 0.311, SLG: 0.312	C FF 95 B FF 94 F FF 95 B FF 96 1 SAFE B CU 82 F FF 95 S FF 95 3-3 ① K2-6-2 1-2		B FF 95 C CH 85 B FF 96 B FF 96 X SI 95 3-1 1-2 2-3 1B		S FF 92 C CU 82 B FF 94 X FF 96 1-2 7 1B 2-3 1B			B FF 96 S FF 95 B FF 96 C FF 95 B FF 97 F FF 96 S FF 96 3-3 ① K		4	0	2	0	0	2	1
7 Eugenio Suárez, R (1, 5) OBP: 0.341, SLG: 0.481	B FF 94 B SL 88 S SL 89 C FF 96 F FF 94 B FF 96 S FF 95 3-3 ② K		B FF 96 T FF 94 F FF 96 S CH 87 1-3 ② K		C FF 95 B SL 88 X FF 92 1-1 39 G6-4-3 1-2 3-H 1B			B FF 97 C FF 96 B SL 87 F FF 95 B FF 96 F FF 96 X FF 95 3-2 ② P3		4	0	1	1	0	2	4
39 Devin Mesoraco, R (1, 2) OBP: 0.218, SLG: 0.160	B SL 89 F SL 87 S FF 94 B FF 96 C FF 97 2-3 ③ K		F CH 90 F FF 95 X FF 96 0-2 ③ L4		X SL 90 0-0 ②③ G6-4-3 1-2f			S SL 84 F SL 82 B FF 95 C SL 83 1-3 ③ K		4	0	0	0	0	2	6
23 Adam Duvall, R (1, 9) OBP: 0.290, SLG: 0.466		C SI 93 F SL 88 B CU 83 F SI 95 S CH 86 1-3 ① K	B SL 88 X SL 88 1-0 ① F8		C FF 93 X SL 88 0-1 ① F9				C FF 91 B SL 85 F SL 85 C FF 93 1-3 ① K	4	0	0	0	0	2	0
43 Scott Schebler, L (1, 7) OBP: 0.218, SLG: 0.300		F FF 95 C CU 84 B CH 88 B FF 95 B SI 96 S SI 95 3-3 ② K	B CU 77 S FF 94 B CH 87 B CH 86 C FF 95 F CH 87 F FF 96 F FF 96 F SI 96 4-2 B FF 96 46 SH3-4 BB		B FF 92 S FF 94 B CU 79 F FF 95 F SL 87 X FF 96 2-2 ② F9				X FF 92 0-0 ② F7	3	0	0	0	1	1	0
46 Jon Moscot, R (1, 1) 15 Jordan Pacheco, R (6, PH) OBP: 0.200, SLG: 0.350 36 Blake Wood, R (6, 1) 53 Drew Hayes, R (6, 1) 27 Ross Ohlendorf, R (8, 1) 16 Tucker Barnhart, L (9, PH) OBP: 0.400, SLG: 0.406	F FF 94 X FF 96 0-1 ③ G4-3		X FF 93 0-0 ② SH3-4 1-2		B SL 88 C CU 84 B CH 85 B FF 94 C FF 95 C FF 97 3-3 ③ K				B FF 93 B FF 91 X FF 91 2-0 ③ F8	1 1 0 0 0 1	0 0 0 0 0 0	0 0 0 0 0 0	0 0 0 0 0 0	0 0 0 0 0 0	0 1 0 0 0 0	0 0 0 0 0 0
6 Billy Hamilton, S (1, 8) OBP: 0.259, SLG: 0.327			X FF 94 0-0 19 1B 3 E 1B	F FF 94 X FF 93 0-1 ③ F7			C FF 92 B FF 93 C FF 91 B FF 94 B FF 92 X FF 91 3-2 ① F7			3	0	1	0	0	0	1
Inning Stats	R: 1 E: 0 K: 3 S: 16 H: 2 LOB: 1 BB: 0 P: 27	R: 0 E: 0 K: 2 S: 9 H: 0 LOB: 0 BB: 0 P: 13	R: 0 E: 1 K: 1 S: 16 H: 2 LOB: 3 BB: 0 P: 20	R: 0 E: 0 K: 0 S: 10 H: 0 LOB: 1 BB: 1 P: 15	R: 1 E: 0 K: 0 S: 10 H: 3 LOB: 1 BB: 0 P: 13	R: 0 E: 0 K: 1 S: 9 H: 0 LOB: 0 BB: 0 P: 14	R: 0 E: 0 K: 2 S: 11 H: 0 LOB: 0 BB: 0 P: 19	R: 0 E: 0 K: 2 S: 11 H: 0 LOB: 0 BB: 0 P: 18	R: 0 E: 0 K: 1 S: 5 H: 0 LOB: 0 BB: 0 P: 8	1B: 6 2B: 0 3B: 0 HR: 1	SF: 0 SAC: 1 DP: 1 HBP: 0					

PITCHER		IP	WLS	BF	H	R	ER	SO	BB	IBB	HBP	BLK	WP	HR	S	P	ERA	WHIP
33 Matt Harvey, R ERA: 4.76	(1, 1)	6.0	W	26	7	2	2	7	1	0	0	0	0	1	70	102	3.00	1.333
51 Jim Henderson, R ERA: 1.17	(7, 1)	1.0	H	3	0	0	0	2	0	0	0	0	0	0	11	19	0.00	0.000
47 Hansel Robles, R ERA: 1.8	(8, 1)	1.0	H	3	0	0	0	2	0	0	0	0	0	0	11	18	0.00	0.000
43 Addison Reed, R ERA: 2.25	(9, 1)	1.0	S	3	0	0	0	1	0	0	0	0	0	0	5	8	0.00	0.000

PITCHER	IP	WLS	BF	H	R	ER	SO	BB	IBB	HBP	BLK	WP	HR	S	P	ERA	WHIP

TOP

Cincinnati Reds @ New York Mets

Citi Field, Flushing, NY

Wed Apr 27 2016, 7:11 PM - 10:04 PM EDT

Att. 31,481 - Clear - 56 F

livebaseballscorecards.com

AB	33
R	2
H	7
RBI	2
BB	1
SO	12
LOB	15

WP: 0	PA: 35
PB: 0	
SB: 0	
CS: 1	

BOTTOM

Cincinnati Reds @ New York Mets

Citi Field, Flushing, NY

Wed Apr 27 2016, 7:11 PM - 10:04 PM EDT

Att. 31,481 - Clear - 56 F

livebaseballscorecards.com

Batter	1	2	3	4	5	6	7	8	9	AB	R	H	RBI	BB	SO	LOB
16 Alejandro De Aza, L (1, 9) OBP: 0.281, SLG: 0.345	B SI 90 C SI 90 F FF 92 X SL 85 1-2 5 F9 21 E 1B	B FF 91 B FF 91 B SI 91 B FF 90 4-0 5 S BB		C CU 76 X FF 90 0-1 ② L3		B FF 97 B FF 96 B FF 92 B FF 96 4-0 30 2B 1-2 BB		C CH 85 B FF 94 B FF 93 X CH 85 2-1 ③ L3		3	2	1	0	2	0	1
5 David Wright, R (1, 5) OBP: 0.338, SLG: 0.420	X FF 92 0-0 ① F9 1-2	C SL 83 B SL 90 B SL 83 C SL 82 F SI 91 B SI 92 B SL 83 4-2 1-2 BB		C SL 83 B SL 82 F SI 89 1-2 CI		B SL 90 D FF 96 X FF 94 2-0 ② L8				2	0	0	0	1	0	3
30 Michael Conforto, L (1, 7) OBP: 0.429, SLG: 0.615	C SI 92 S FF 92 B FF 92 B FF 92 C CH 83 2-3 ② K	F FF 91 X FF 91 0-1 ③ P5		B FF 90 X CH 81 1-0 ③ G4-3		C FC 92 B FC 91 X CH 83 1-1 1-H 2-H 2B				4	0	1	2	0	1	6
21 Lucas Duda, L (1, 3) OBP: 0.263, SLG: 0.458	B SI 91 B CU 78 X SI 92 2-0 E7 20 1B 2-H		C CU 76 F FF 90 X FF 91 0-2 ① L7		F SI 88 B CH 81 B FF 90 X CH 80 2-1 ① G3	B FC 93 C FF 92 X FC 93 1-1 ③ F7				4	1	0	0	0	0	1
20 Neil Walker, S (1, 4) OBP: 0.325, SLG: 0.638	D SI 91 C FF 92 X FF 92 1-1 2-H 1B		B CH 82 B CU 76 X SI 90 2-0 HR		B CH 83 B FF 90 B CH 80 C FF 90 F FF 92 B CH 82 4-2 BB		C FF 90 X CH 82 0-1 ① G1-3			3	1	2	2	1	0	0
13 Asdrúbal Cabrera, S (1, 6) OBP: 0.363, SLG: 0.397	C CU 78 B FF 92 F CU 78 1 SAFE 1 SAFE D SL 84 F CU 77 X SI 91 2-2 G3		C CU 76 F FF 91 B FF 92 S SL 84 1-3 ② K		D CU 77 S SL 82 X FF 90 1-1 ② F7		C CH 81 B CH 82 F FC 91 X FF 91 1-2 ② G5-3			4	0	0	0	0	1	2
12 Juan Lagares, R (1, 8) OBP: 0.303, SLG: 0.355		C FF 92 B SI 92 L SI 92 B CH 82 X SL 86 2-2 33 B2-6-4 26 BB 1B	B SL 83 X SL 83 1-0 ③ G6-3		C FF 91 X SI 91 0-1 ③ P3		S SL 82 B FF 91 B SL 82 X FC 91 2-1 ③ F8			4	0	1	0	0	0	1
26 Kevin Plawecki, R (1, 2) OBP: 0.296, SLG: 0.174		F FF 92 B SI 91 1 SAFE B SI 91 F SL 83 F SI 91 B SI 92 B SL 83 4-2 33 B2-6-4 1-2 BB		B SL 81 C SL 81 X SI 90 1-1 E6 33 SH2-4		X SL 91 0-0 ① G3		B FF 92 F FF 94 B FF 94 F FF 93 F FF 95 S SL 82 2-3 ① K		3	0	0	0	1	1	0
33 Matt Harvey, R (1, 1) 29 Eric Campbell, R (6, PH) OBP: 0.250, SLG: 0.143 51 Jim Henderson, L (7, 1) 47 Hansel Robles, R (8, 1) 3 Curtis Granderson, L (8, PH) OBP: 0.348, SLG: 0.494 43 Addison Reed, L (9, 1)		X SL 82 0-0 ①② B2-6-4 1-2f 2-3		B SL 80 L CU 79 X CU 74 1-1 ① SH2-4 1-2		C SL 88 B FF 97 F SL 89 B CH 85 F FF 97 B FF 97 B SL 88 4-2 16 BB 30 2B BB		C FF 93 B FF 94 S CH 85 B SL 83 F FF 94 B FF 94 F FF 94 F FF 94 X FF 94 3-2 ② P4		1 0 0 0 1 0	0 1 0 0 0 0	0 0 0 0 0 0	0 0 1 0 0 0	0 0 0 0 0 0	0 0 0 0 0 0	2 0 0 0 0 0
Inning Stats	R: 2 E: 1 K: 1 S: 14 H: 2 LOB: 1 BB: 0 P: 22	R: 0 E: 0 K: 0 S: 12 H: 1 LOB: 3 BB: 3 P: 26	R: 1 E: 0 K: 1 S: 8 H: 1 LOB: 0 BB: 0 P: 12	R: 0 E: 2 K: 0 S: 9 H: 0 LOB: 2 BB: 0 P: 13	R: 0 E: 0 K: 0 S: 8 H: 0 LOB: 1 BB: 1 P: 15	R: 2 E: 0 K: 0 S: 9 H: 1 LOB: 1 BB: 2 P: 21	R: 0 E: 0 K: 0 S: 7 H: 0 LOB: 0 BB: 0 P: 10	R: 0 E: 0 K: 1 S: 12 H: 0 LOB: 0 BB: 0 P: 19		1B: 3 2B: 1 3B: 0 HR: 1 SF: 0 SAC: 1 DP: 1 HBP: 0						

AB	29
R	5
H	5
RBI	4
BB	6
SO	3
LOB	16

WP: 0 PA: 37
PB: 0
SB: 1
CS: 0

PITCHER		IP	WLS	BF	H	R	ER	SO	BB	IBB	HBP	BLK	WP	HR	S	P	ERA	WHIP
46 Jon Moscot, R ERA: 4.02	(1, 1)	5.0	L	25	4	3	1	2	4	0	0	0	0	1	51	88	1.80	1.600
36 Blake Wood, R ERA: 4.5	(6, 1)	0.2		4	0	2	2	0	2	0	0	0	0	0	5	15	27.00	3.000
53 Drew Hayes, R ERA: 6.75	(6, 1)	1.1		5	1	0	0	0	0	0	0	0	0	0	11	16	0.00	0.750
27 Ross Ohlendorf, R ERA: 6.1	(8, 1)	1.0		3	0	0	0	1	0	0	0	0	0	0	12	19	0.00	0.000

PITCHER	IP	WLS	BF	H	R	ER	SO	BB	IBB	HBP	BLK	WP	HR	S	P	ERA	WHIP

Cincinnati Reds @ Pittsburgh Pirates

PNC Park, Pittsburgh, PA

Fri Apr 29 2016, 7:10 PM - 9:50 PM EDT

Att. 29,938 - Cloudy - 54 F

TOP

livebaseballscorecards.com

Batter	1	2	3	4	5	6	7	8	9	AB	R	H	RBI	BB	SO	LOB
2 Zack Cozart, R (1, 6) OBP: 0.366, SLG: 0.567	S FF 95 S FF 96 S FF 97 0-3 ① K		C FF 96 B FF 96 F SL 88 X SL 88 1-2 ② F8		F FF 96 B FF 95 B FF 96 C FF 95 F FF 98 B FF 97 X SL 90 3-2 ③ G5-3			S CH 85 X SI 94 0-1 ② F9		4	0	0	0	0	1	2
7 Eugenio Suárez, R (1, 5) OBP: 0.326, SLG: 0.459	C FF 96 S FF 96 B FF 97 T FF 98 1-2 ② K		X SL 87 0-0 ③ L7			C FF 92 C FF 93 T SL 88 0-2 ① K		C CH 86 X CH 85 0-1 ③ F9		4	0	0	0	0	2	1
19 Joey Votto, L (1, 3) OBP: 0.330, SLG: 0.325	B FF 97 C FF 96 S FF 90 X FF 98 1-2 4 FC6-4 1B			B CH 88 B FF 94 F FF 95 F FF 94 B FF 96 B FF 95 4-2 32 FC4-6 BB		F FF 93 B SL 88 B SL 87 C FF 96 C FF 95 2-3 ② K			B SI 98 B FF 99 X FF 100 2-0 4 FC3-6 1B	3	0	2	0	1	1	0
4 Brandon Phillips, R (1, 4) OBP: 0.324, SLG: 0.435	B FF 96 B FF 96 X FF 97 2-0 ③ FC6-4 1-2f			B FF 94 X SL 88 1-0 ① F8		F FF 94 B FF 88 F SL 88 X FF 96 1-2 ③ G4-3			B SL 91 B SI 101 F SI 100 F SI 102 F SI 101 F SI 101 X SI 94 2-2 ① FC3-6 16 DI 1-2f 16 2B	4	1	0	0	0	0	3
32 Jay Bruce, L (1, 9) OBP: 0.316, SLG: 0.500		B FF 93 X FF 94 1-0 2B		C FF 95 F FF 91 F FF 96 1 SAFE B SL 89 B FF 95 X FF 96 2-2 ② FC4-6 1-2f			X FF 92 0-0 ① F9		B SI 101 B FF 101 C FF 101 B FS 93 X SI 100 3-1 ② P3	4	0	1	0	0	0	2
16 Tucker Barnhart, L (1, 2) OBP: 0.385, SLG: 0.417		C FF 94 B FF 96 F FF 95 S SL 89 1-3 ① K		B FF 95 X FF 94 1-0 ③ G4-3			C FF 91 B SL 86 B FF 93 B FF 94 F FF 94 F FF 95 X FF 93 3-2 ② L4		B FF 100 B FF 99 C FF 100 T FF 100 F FF 101 X FF 102 2-2 1-H 2B	4	0	1	1	0	1	2
43 Scott Schebler, L (1, 7) OBP: 0.220, SLG: 0.296		C SL 86 B FF 97 D SL 90 S SL 89 B SL 89 S SL 88 3-3 ② K	C FF 92 B FF 93 X SL 86 1-1 6 SH2-3 58 SH2-4 1B				B FF 94 C FF 93 B SL 87 C FF 92 B SL 87 F SL 86 X FF 95 3-2 ③ G4-3		F FC 91 X FC 91 0-1 ③ F9	4	0	1	0	0	1	2
58 Dan Straily, R (1, 1) 60 J.J. Hoover, R (7, 1) 15 Jordan Pacheco, R (8, PH) OBP: 0.238, SLG: 0.429 66 JC Ramírez, R (8, 1)		C FF 96 C FF 96 S SL 92 0-3 ③ K	L FF 87 X FF 90 0-1 ① SH2-4 1-2					B SI 93 C SI 93 X CH 84 1-1 2B		1 0 1 0	0 0 0 0	0 0 1 0	0 0 0 0	1 0 0 0	1 0 0 0	1 0 0 0
6 Billy Hamilton, S (1, 8) OBP: 0.250, SLG: 0.314			C FF 96 F FF 95 B FF 96 S SL 88 1-3 ① K	B FF 94 B FF 94 X FF 95 2-0 ② SH2-3 2-3				B SI 94 F SI 94 B SI 94 F SI 94 F SI 93 F SI 95 B SI 95 F SI 94 F SI 94 3-3 ① K C SI 94		2	0	0	0	0	2	1
Inning Stats	R: 0 E: 0 K: 2 S: 10 H: 1 LOB: 1 BB: 0 P: 14	R: 0 E: 0 K: 3 S: 10 H: 1 LOB: 1 BB: 0 P: 15	R: 0 E: 0 K: 1 S: 7 H: 0 LOB: 0 BB: 0 P: 9	R: 0 E: 0 K: 0 S: 8 H: 0 LOB: 1 BB: 1 P: 16	R: 0 E: 0 K: 0 S: 9 H: 1 LOB: 1 BB: 0 P: 15	R: 0 E: 0 K: 2 S: 9 H: 0 LOB: 0 BB: 0 P: 12	R: 0 E: 0 K: 0 S: 10 H: 0 LOB: 0 BB: 0 P: 16	R: 0 E: 0 K: 1 S: 13 H: 1 LOB: 1 BB: 0 P: 17	R: 1 E: 0 K: 0 S: 14 H: 2 LOB: 1 BB: 0 P: 23	1B: 3 2B: 3 3B: 0 HR: 0 SF: 0 SAC: 2 DP: 0 HBP: 0						

PITCHER		IP	WLS	BF	H	R	ER	SO	BB	IBB	HBP	BLK	WP	HR	S	P	ERA	WHIP
12 Juan Nicasio, R ERA: 3.33	(1, 1)	7.0	W	25	3	0	0	8	1	0	0	0	0	0	63	97	0.00	0.571
44 Tony Watson, L ERA: 3.86	(8, 1)	1.0		4	1	0	0	1	0	0	0	0	0	0	13	17	0.00	1.000
37 Arquimedes Caminero, R ERA: 5.4	(9, 1)	0.2		4	2	1	1	0	0	0	0	0	0	0	12	21	13.50	3.000
35 Mark Melancon, R ERA: 2.7	(9, 1)	0.1	S	1	0	0	0	0	0	0	0	0	0	0	2	2	0.00	0.000

PITCHER		IP	WLS	BF	H	R	ER	SO	BB	IBB	HBP	BLK	WP	HR	S	P	ERA	WHIP

AB	31
R	1
H	6
RBI	1
BB	1
SO	9
LOB	14

WP: 0	PA: 34		
PB: 0			
SB: 0			
CS: 0			

BOTTOM

Cincinnati Reds @ Pittsburgh Pirates

PNC Park, Pittsburgh, PA

Fri Apr 29 2016, 7:10 PM - 9:50 PM EDT

Att. 29,938 - Cloudy - 54 F

livebaseballscorecards.com

Batter	1	2	3	4	5	6	7	8	9	AB	R	H	RBI	BB	SO	LOB
28 John Jaso, L (1, 3) OBP: 0.384, SLG: 0.421 44 Tony Watson, L (8, 1) 37 Arquimedes Caminero, R (9, 1) 35 Mark Melancon, R (9, 1)	B FF 90 B FF 92 X SI 90 2-0 ① G4-3		F SI 90 F FF 92 B CH 83 F SL 86 B CU 77 D SI 90 B FF 92 4-2 23 1B BB		B CU 75 F FF 90 X SL 86 1-1 ② G4-3		B CU 76 X FF 93 1-0 ③ F7			3 0 0 0	0 0 0 0	0 0 0 0	0 0 0 0	1 0 0 0	0 0 0 0	0 0 0 0
22 Andrew McCutchen, R (1, 8) OBP: 0.346, SLG: 0.461	T FF 91 X SI 92 0-1 ② G6-3		C SL 86 D CH 84 F SL 86 F FF 92 S CH 85 1-3 ② K		B CH 84 C FF 92 F FF 92 F SL 86 S SL 88 1-3 ③ K			B SL 86 B FF 97 C FF 97 B FF 97 X FF 96 3-1 ① F8		4	0	0	0	0	2	2
23 David Freese, R (1, 5) OBP: 0.376, SLG: 0.398	B FF 91 S SL 86 F SL 86 S CH 84 1-3 ③ K		B FF 91 C SI 92 X FF 92 1-1 6 FC5-4 1-3 2-H 1B			C FF 89 S SI 90 F CH 83 B CH 84 F FF 93 S SL 86 1-3 ① K		B FF 97 B SL 87 B FF 98 B FF 97 4-0 BB		3	0	1	1	1	2	0
6 Starling Marte, R (1, 7) OBP: 0.373, SLG: 0.531		C FF 92 S SL 85 X FF 93 0-2 25 G4-6-3 29 BB 1B	B SL 87 B FF 91 C SL 85 1 SAFE B FF 91 X FF 92 3-1 ③ FC5-4 1-2f			X CH 85 0-0 25 CS 2B		C FF 96 B FF 96 1 SAFE B FF 97 1 SAFE F FF 97 1 SAFE X FF 98 2-2 ② L9		4	0	2	0	0	0	3
29 Francisco Cervelli, R (1, 2) OBP: 0.429, SLG: 0.378		1 SAFE F FF 91 1 SAFE 1 SAFE P PO 85 1 SAFE B SI 89 B SL 84 B SI 91 4-1 25 G4-6-3 1-2 BB	B CH 84 B FF 90 C FF 91 B SL 87 B FF 91 4-1 25 L3 BB		B SL 84 F SL 83 B SL 83 X SI 89 2-1 ② G5-3			B FF 97 B FF 97 C FF 97 F FF 98 1 SAFE C FF 96 2-3 ③ K		2	0	0	0	2	1	2
25 Gregory Polanco, L (1, 9) OBP: 0.420, SLG: 0.524		B FF 92 S SL 83 X CH 84 1-1 ① ② G4-6-3 1-2f 2-3	C SL 86 1 SAFE 1 SAFE S CH 84 1 SAFE B SI 91 X SL 85 1-2 ① ② L3 1-1		2 SAFE 0-0 ③ CS 2-3		B FF 92 C FF 93 X SL 84 1-1 ① G3			3	0	0	0	0	0	3
5 Josh Harrison, R (1, 4) OBP: 0.372, SLG: 0.448		S SL 87 S SL 85 D CH 85 S CH 85 1-3 ③ K	C SI 92 B FF 92 B FF 92 B SL 88 X FF 91 3-1 HR				C SL 85 B FF 93 B FF 93 F CU 76 F SL 86 F FF 94 X CU 78 2-2 ② G5-3			3	1	1	1	0	1	1
10 Jordy Mercer, R (1, 6) OBP: 0.389, SLG: 0.415			B CU 75 F FF 91 X FF 91 1-1 12 SH2-4 23 1B 1B	C SL 87 B SL 86 C SL 86 B SL 86 F FF 92 B CU 77 X SL 85 3-2 ③ G6-3			X FF 94 0-0 17 HR 1B			3	2	2	0	0	0	0
12 Juan Nicasio, R (1, 1) OBP: 0.125, SLG: 0.125 17 Matt Joyce, L (7, PH) OBP: 0.514, SLG: 0.750 3 Sean Rodríguez, R (8, 3) OBP: 0.429, SLG: 0.690			X FF 92 0-0 ① SH2-4 1-2		C FF 87 S SL 84 X SL 86 0-2 ① G1-3		C CU 76 B FF 92 B CU 77 B FF 94 X FF 93 3-1 1-H HR			1 1 0	0 1 0	0 1 0	0 1 0	0 2 0	0 0 0	0 0 0
Inning Stats	R: 0 E: 0 K: 1 S: 6 H: 0 LOB: 0 BB: 0 P: 9	R: 0 E: 0 K: 1 S: 10 H: 1 LOB: 1 BB: 1 P: 15	R: 1 E: 0 K: 1 S: 14 H: 2 LOB: 2 BB: 1 P: 24	R: 1 K: 0 S: 10 H: 1 LOB: 0 BB: 1 P: 21	R: 0 E: 0 K: 1 S: 9 H: 0 LOB: 0 BB: 0 P: 11	R: 0 E: 0 K: 1 S: 8 H: 1 LOB: 0 BB: 0 P: 11	R: 2 E: 0 K: 0 S: 11 H: 2 LOB: 0 BB: 0 P: 18	R: 0 E: 0 K: 1 S: 8 H: 0 LOB: 1 BB: 1 P: 19		1B: 4 2B: 2 3B: 0 HR: 2	SF: 0 SAC: 1 DP: 2 HBP: 0				WP: 0 PB: 0 SB: 0 CS: 1	PA: 33	

	AB	27
	R	4
	H	7
	RBI	4
	BB	4
	SO	6
	LOB	11

PITCHER		IP	WLS	BF	H	R	ER	SO	BB	IBB	HBP	BLK	WP	HR	S	P	ERA	WHIP
58 Dan Straily, R ERA: 3.38	(1, 1)	6.0	L	23	5	2	2	5	3	0	0	0	0	1	57	91	3.00	1.333
60 J.J. Hoover, R ERA: 15.58	(7, 1)	1.0		5	2	2	2	0	0	0	0	0	0	1	11	18	18.00	2.000
66 JC Ramírez, R ERA: 3.0	(8, 1)	1.0		4	0	0	0	1	1	0	0	0	0	0	8	19	0.00	1.000

PITCHER	IP	WLS	BF	H	R	ER	SO	BB	IBB	HBP	BLK	WP	HR	S	P	ERA	WHIP

Batter	1	2	3	4	5	6	7	8	9	AB	R	H	RBI	BB	SO	LOB
2 Zack Cozart, R (1, 6) OBP: 0.355, SLG: 0.556	C SI 93 B SI 94 F SI 94 X SI 95 1-2 G6-3 ①		B SI 92 C CH 85 S CH 85 S SI 94 1-3 K ②		C SI 94 X SL 85 0-1 1-H 2B		X FF 94 0-0 F9 ③		S FF 92 T FC 91 C FC 91 0-3 K ③	5	0	1	1	0	2	4
7 Eugenio Suárez, R (1, 5) OBP: 0.323, SLG: 0.449	F SI 95 B CH 86 B CH 86 X SI 95 2-1 F9 ②		B CH 87 B SI 93 C SI 94 S SL 86 X SI 95 2-2 1B		C SL 87 D CH 88 C SI 94 F SI 95 X CH 88 1-2 G6-3 ③			C SI 94 F CH 86 B SI 93 X SI 94 1-2 G3 ①		4	0	1	0	0	0	1
19 Joey Votto, L (1, 3) OBP: 0.327, SLG: 0.313	B SI 95 C SI 95 B SL 87 C SL 87 B SL 86 X SI 95 3-2 E4 4 1B		B SI 95 C SI 96 X SI 94 1-1 L7 ③			C SL 85 C SI 94 C SL 88 0-3 K ①		B SI 94 B SI 94 B SI 94 B SI 93 4-0 BB		3	0	0	0	1	1	1
4 Brandon Phillips, R (1, 4) OBP: 0.321, SLG: 0.425	F SI 93 F SI 94 F SL 89 F CH 87 D SL 89 X SL 89 1-2 1-2 1B			F CH 86 C SI 94 F SI 93 B SI 94 C SI 94 1-3 K ①		X SI 94 0-0 F8 ②		F SI 94 B SI 94 S CH 86 F SI 95 F SI 95 F SL 88 S CH 87 1-3 K ②		4	0	1	0	0	2	1
23 Adam Duvall, R (1, 7) OBP: 0.273, SLG: 0.435	C SI 95 B SI 95 B CH 88 X CH 86 2-1 F8 ③			X SL 86 0-0 G5-3 ②		C SL 94 F SL 88 F SL 88 B SI 96 F SI 94 C SI 96 1-3 K ③		S CH 86 F SI 94 S SI 94 0-3 K ③		4	0	0	0	0	2	3
32 Jay Bruce, L (1, 9) OBP: 0.313, SLG: 0.480		C SL 84 B SI 93 F SI 94 B SL 87 F CH 86 T SL 89 2-2 K ①		C SL 86 X SL 90 0-1 G6-3 ③			B SI 94 B SI 94 C SL 88 S SL 88 F SL 88 H SL 88 3-2 6 1B HBP		S SI 94 F SI 95 F SI 94 X CH 84 0-2 G4-1 ①	3	0	0	0	0	1	0
16 Tucker Barnhart, L (1, 2) OBP: 0.372, SLG: 0.385		F SI 94 B SI 95 C SL 87 B SI 96 F CH 87 B SI 95 X SI 95 3-2 G5-3 ②			S CH 85 B SI 94 X SI 94 1-1 L9 ①		B SI 93 B CH 86 F SI 94 B SI 94 X SI 94 3-1 F8 ①		B SI 95 B SI 94 B SI 95 C SI 93 B SI 94 4-1 43 FC3-6 BB	3	0	0	0	1	0	1
31 Alfredo Simon, R (1, 1) 66 JC Ramírez, R (5, 1) 15 Jordan Pacheco, R (7, PH) OBP: 0.227, SLG: 0.409 52 Tony Cingrani, L (7, 1) 54 Caleb Cotham, R (8, 1) 43 Scott Schebler, L (9, PH) OBP: 0.217, SLG: 0.291		C SI 94 F SI 94 B SL 87 F SI 96 S CH 87 1-3 K ③			B SI 93 B SI 93 X SI 92 2-0 E2 ②		B SI 94 B SL 86 C SI 95 X SI 94 2-1 F9 ②		S CH 81 B CH 81 B SI 93 F SI 93 X CH 83 2-2 1-2f FC3-6 6 1B ②	2 0 1 0 0 1	0 0 0 0 0 0	0 0 0 0 0 1	0 0 0 0 0 0	1 0 0 0 0 0	0 0 0 0 0 1	0 1 0 0 0 1
6 Billy Hamilton, S (1, 8) OBP: 0.283, SLG: 0.345			X SI 92 0-0 G5-3 ①		B SI 93 B SI 93 C SI 93 X SI 94 2-1 2 2B 1B		D CH 88 B SI 92 X SI 95 2-0 1-2 1B		X SI 94 0-0 1-2 1B	4	1	3	0	0	0	0

Inning Stats	1	2	3	4	5	6	7	8	9
	R: 0 E: 1 K: 0 S: 15	R: 0 E: 0 K: 2 S: 12	R: 0 E: 0 K: 1 S: 9	R: 0 E: 0 K: 1 S: 7	R: 1 E: 1 K: 0 S: 12	R: 0 E: 0 K: 2 S: 9	R: 0 E: 0 K: 0 S: 9	R: 0 E: 0 K: 2 S: 12	R: 0 E: 0 K: 1 S: 12
	H: 1 LOB: 2 BB: 0 P: 24	H: 0 LOB: 0 BB: 0 P: 18	H: 1 LOB: 0 BB: 0 P: 13	H: 0 LOB: 0 BB: 0 P: 8	H: 2 LOB: 1 BB: 0 P: 18	H: 0 LOB: 0 BB: 0 P: 10	H: 1 LOB: 2 BB: 0 P: 19	H: 0 LOB: 1 BB: 1 P: 18	H: 1 LOB: 2 BB: 1 P: 18

1B: 5 SF: 0
2B: 1 SAC: 0
3B: 0 DP: 0
HR: 0 HBP: 1

WP: 0 PA: 37
PB: 0
SB: 0
CS: 0

PITCHER		IP	WLS	BF	H	R	ER	SO	BB	IBB	HBP	BLK	WP	HR	S	P	ERA	WHIP
47 Francisco Liriano, L ERA: 3.86	(1, 1)	6.2	W	27	5	1	1	6	0	0	1	0	0	0	72	109	1.35	0.750
30 Neftalí Feliz, R ERA: 4.91	(7, 1)	0.1	H	1	0	0	0	0	0	0	0	0	0	0	1	1	0.00	0.000
44 Tony Watson, L ERA: 3.55	(8, 1)	1.0	H	4	0	0	0	2	1	0	0	0	0	0	12	18	0.00	1.000
31 A.J. Schugel, R ERA: 4.22	(9, 1)	0.2		4	1	0	0	0	1	0	0	0	0	0	9	15	0.00	3.000
35 Mark Melancon, R ERA: 2.61	(9, 1)	0.1	S	1	0	0	0	1	0	0	0	0	0	0	3	3	0.00	0.000

PITCHER	IP	WLS	BF	H	R	ER	SO	BB	IBB	HBP	BLK	WP	HR	S	P	ERA	WHIP

TOP

Cincinnati Reds @ Pittsburgh Pirates

PNC Park, Pittsburgh, PA

Sat Apr 30 2016, 7:09 PM - 10:25 PM EDT

Att. 34,810 - Overcast - 62 F

livebaseballscorecards.com

AB	34
R	1
H	6
RBI	1
BB	2
SO	9
LOB	13

BOTTOM

Cincinnati Reds @ Pittsburgh Pirates

PNC Park, Pittsburgh, PA

Sat Apr 30 2016, 7:09 PM - 10:25 PM EDT

Att. 34,810 - Overcast - 62 F

livebaseballscorecards.com

Batter	1	2	3	4	5	6	7	8	9	AB	R	H	RBI	BB	SO	LOB
28 John Jaso, L (1, 3) OBP: 0.389, SLG: 0.456 3 Sean Rodríguez, R (8, 3) OBP: 0.444, SLG: 0.800	X SI 94 0-0 HR		F FF 95 B FS 87 B CU 78 F FF 94 S FS 87 2-3 ① K	B FF 94 B FF 95 C FS 88 F FS 88 D SI 90 D FF 90 4-2 22 FC6-4 1-2 2-3 BB		X FF 96 0-0 ① G4-3		S SL 88 X SL 89 0-1 1-H HR		3 1	1 1	1 1	1 2	1 0	1 0	0 0
22 Andrew McCutchen, R (1, 8) OBP: 0.339, SLG: 0.441	B FF 94 S SI 93 C FC 91 F FS 87 F SI 95 B FC 89 F FC 91 B SI 96 F SI 95 3-3 C SI 95 ①		B SI 96 B FF 95 B FF 95 B SI 94 4-0 23 1B BB	F SI 95 X SI 95 0-1 FC6-4 1-2f ③		B SL 89 S FF 97 F FF 97 F FF 97 B SL 89 X FF 97 3-2 F8 ②		C SL 88 B FF 94 B SL 90 X FF 93 2-1 L9 ①		4	0	0	0	1	1	3
23 David Freese, R (1, 5) OBP: 0.387, SLG: 0.402	B SI 95 B FC 90 B FF 94 C SI 95 B SI 95 4-1 25 WP 29 BB BB		C SI 94 C FC 91 B FC 91 F FS 86 B CU 77 F FS 87 D FS 89 X SI 96 3-2 1-3 1B		B FC 89 C SI 95 F FS 89 X FS 88 1-2 6 HBP 29 1B 1B	X SL 87 0-0 G2-3 ③		C FF 94 B FF 93 F SL 87 S FF 95 1-3 K ②		4	1	2	0	1	1	0
6 Starling Marte, R (1, 7) OBP: 0.374, SLG: 0.515	B SI 94 S SI 94 D SI 95 S FF 91 F SI 95 D CU 78 S SI 95 3-3 K ②		S SI 96 T SI 95 F SI 96 B FF 96 F FS 89 D SI 96 S SI 90 2-3 K ②		H SI 95 1-0 25 G3 29 1B 5 SF9 1-2 HBP		B FF 94 C FF 94 B SL 81 F FF 95 F FF 97 X FF 97 2-2 G1-3 ①	S SL 88 H FF 93 1-1 HBP		3	1	0	0	0	2	3
29 Francisco Cervelli, R (1, 2) OBP: 0.438, SLG: 0.385	C SI 95 B FC 91 D FS 88 F SI 95 D FS 87 F SI 95 B FS 86 4-2 25 WP 1-2 BB		X SI 96 0-0 G4-3 ③		B SI 93 X SI 94 1-0 25 G3 1-2 2-H 1B		B FF 95 B FF 95 X FF 96 2-0 5 1B 1B	1 SAFE D SL 89 B FF 92 C FF 92 B FF 93 X FF 93 3-1 F9 ③		4	0	2	1	1	0	3
25 Gregory Polanco, L (1, 9) OBP: 0.404, SLG: 0.500	C FS 87 B FS 87 B FF 95 X FF 95 2-1 P4 ③ 1-2 2-3			X FS 88 0-0 G6-3 ①	B FF 97 X FF 97 1-0 G3 ① 1-2 2-3		1 SAFE C FF 94 C FF 94 C FF 96 0-3 K ②			4	0	0	0	0	1	5
5 Josh Harrison, R (1, 4) OBP: 0.367, SLG: 0.444		C FC 90 S CU 79 F SI 96 X SI 95 0-2 G6-3 ①		C SI 94 X SI 95 0-1 F8 ②	D FF 97 S FF 97 S FF 98 D SL 88 X FF 98 2-2 SF9 ② 3-H		F FF 95 B FF 95 B FF 96 C SL 82 1 SAFE X FF 96 2-2 1-2 1B			3	0	1	1	0	0	0
10 Jordy Mercer, R (1, 6) OBP: 0.394, SLG: 0.412		C SI 95 T CU 80 B CU 80 B SI 96 B FF 95 X SI 94 3-2 G5-3 ②		B FF 94 F FF 91 F SI 95 B FS 88 B FS 88 X SI 95 3-2 28 BB 47 1B 1B	I IN 49 I IN 50 I IN 53 I IN 50 4-0 IBB		B FF 95 F FF 95 B FF 95 C FF 95 X FF 95 2-2 F8 ③			3	0	1	0	1	0	2
47 Francisco Liriano, L (1, 1) OBP: 0.385, SLG: 0.462 30 Neftalí Feliz, R (7, 1) 44 Tony Watson, L (8, 1) 17 Matt Joyce, L (8, PH) OBP: 0.526, SLG: 0.759 31 A.J. Schugel, R (9, 1) 35 Mark Melancon, R (9, 1)		B FS 88 X SI 96 1-0 L9 ③		S FS 87 B SI 90 X SI 95 1-1 28 BB 1-2 1B	F FF 96 B FF 98 F FF 97 S SL 88 1-3 K ③			B CU 80 C FF 93 X FF 94 1-1 3 HR 1B		3 0 0 0 1 1 0 0	0 0 0 1 0 0 0 0	1 0 0 1 0 0 0 0	0 0 0 0 0 0 0 0	1 0 0 0 0 0 0 0	2 0 0 0 0 0 0 0	
Inning Stats	R: 1 E: 0 K: 2 S: 18 H: 1 LOB: 2 BB: 2 P: 34	R: 0 E: 0 K: 0 S: 8 H: 0 LOB: 0 BB: 0 P: 12	R: 0 E: 0 K: 2 S: 14 H: 1 LOB: 2 BB: 1 P: 25	R: 0 E: 0 K: 0 S: 12 H: 2 LOB: 3 BB: 1 P: 20	R: 2 E: 0 K: 1 S: 11 H: 2 LOB: 2 BB: 1 P: 22	R: 0 E: 0 K: 0 S: 6 H: 0 LOB: 0 BB: 0 P: 9	R: 0 E: 0 K: 1 S: 14 H: 2 LOB: 2 BB: 0 P: 22	R: 2 E: 0 K: 1 S: 12 H: 2 LOB: 1 BB: 0 P: 20		1B: 8 2B: 0 3B: 0 HR: 2 SF: 1 SAC: 0 DP: 0 HBP: 2						

	AB	33
	R	5
	H	10
	RBI	5
	BB	5
	SO	7
	LOB	18

WP: 1 PB: 0 SB: 0 CS: 0 PA: 41

PITCHER		IP	WLS	BF	H	R	ER	SO	BB	IBB	HBP	BLK	WP	HR	S	P	ERA	WHIP
31 Alfredo Simon, R ERA: 13.5	(1, 1)	4.0	L	23	6	3	3	4	4	0	1	0	1	1	56	98	6.75	2.500
66 JC Ramírez, R ERA: 2.25	(5, 1)	2.0		7	0	0	0	1	0	1	0	0	0	0	13	24	0.00	0.000
52 Tony Cingrani, L ERA: 3.72	(7, 1)	1.0		5	2	0	0	1	0	0	0	0	0	0	14	22	0.00	2.000
54 Caleb Cotham, R ERA: 2.84	(8, 1)	1.0		6	2	2	2	1	0	0	1	0	0	1	12	20	18.00	2.000

PITCHER	IP	WLS	BF	H	R	ER	SO	BB	IBB	HBP	BLK	WP	HR	S	P	ERA	WHIP

Batter	1	2	3	4	5	6	7	8	9	10	11	AB	R	H	RBI	BB	SO	LOB
2 Zack Cozart, R (1, 6) OBP: 0.350, SLG: 0.533	C SI 94 B SI 94 C SI 94 X SI 95 1-2 ① G4-3		C CH 77 X SI 94 0-1 ②③ G5-4-3 1-2f			B SI 94 B CH 82 F CH 84 B SI 94 B SI 92 4-1 6 FC7-5 19 1B BB		X SI 93 0-0 E9 6 SH2-4 32 CS	C SI 98 C SI 97 B FS 89 B FS 91 F SI 98 X SI 98 2-2 ② G6-3 2-3		C FF 92 X FF 92 0-1 ②③ L9-3-4-2 3-H	3	1	0	0	1	0	1
40 Tyler Holt, R (8, PR) OBP: 0.391, SLG: 0.381												0	1	0	0	0	0	0
3 Iván De Jesús Jr., R (8, 6) OBP: 0.222, SLG: 0.250												2	0	0	0	0	0	3
6 Billy Hamilton, S (1, 8) OBP: 0.281, SLG: 0.356	B SI 94 F CH 86 X SI 95 1-1 19 S 2B			X CH 84 0-0 ① L7		B SI 92 F SI 91 F CH 84 X CH 84 1-2 ② FC7-5 19 1B 32 2B 1-2 2-3f		X SI 93 0-0 ① SH2-4 2-3	B SI 98 B SI 97 F SI 98 B SI 98 F FF 99 X FF 100 3-2 ③ L4			4	1	1	0	0	0	3
19 Joey Votto, L (1, 3) OBP: 0.330, SLG: 0.310	C SI 93 C SI 94 B CH 85 T SI 94 1-2 ② K 2-3			C CH 84 S CH 85 C SI 95 0-3 ② K		X SI 94 0-0 4 S 32 2B 1B 1-3 2-H		I IN 77 I IN 79 I IN 80 I IN 81 4-0 7 FC5 32 CS IBB		X SL 90 0-0 ① G4-3		4	1	1	1	1	2	1
4 Brandon Phillips, R (1, 4) OBP: 0.313, SLG: 0.403	S CH 86 B SI 94 B SI 94 X CH 86 2-1 ③ F8			C SI 95 F SI 94 B SI 95 B CH 85 X SI 95 2-2 ③ G4-3		C SI 94 I IN 75 I IN 77 I IN 81 I IN 83 4-1 32 2B IBB 1-2		F SI 94 1 SAFE B SL 86 S SL 86 X SL 87 1-2 ② P4		B SL 90 C SL 90 B CH 85 B FF 94 C FF 94 F FF 93 F FF 94 X FF 94 3-2 ② G6-3		4	0	0	0	1	0	4
32 Jay Bruce, L (1, 9) OBP: 0.322, SLG: 0.487		B SI 95 F SI 93 F SI 94 T SI 90 1-2 ① K			B CH 85 T CH 84 F SI 94 B CH 84 B SI 93 S SI 94 3-3 ① K	S SI 93 D CH 84 X SI 94 1-1 ③ 2B 1-H 2-H 3-H		D SI 95 B SI 94 B SI 95 B SI 93 4-0 7 FC5 1-2 3-H BB		X SI 93 0-0 ③ G1-4-3		3	0	1	2	1	2	0
27 Ross Ohlendorf, R (8, 1)												0	0	0	0	0	0	0
29 Brandon Finnegan, L (10, PH) OBP: 0.333, SLG: 0.417												1	0	0	0	0	0	0
36 Blake Wood, R (10, 1)												0	0	0	0	0	0	0
7 Eugenio Suárez, R (1, 5) OBP: 0.317, SLG: 0.457		B SI 95 F CH 86 B SI 94 X SI 94 2-1 ② G6-3			B CH 84 C CH 85 T CH 85 B SI 94 F SI 95 X SI 94 2-2 ② G4-3		C SI 92 B CH 87 B CH 86 X SI 93 2-1 ① G6-3	B SI 94 S SI 94 F SL 87 F SI 94 X SI 94 1-2 ③ FC5 1-2 2-3f			C FF 90 B CU 78 F CH 85 X FF 92 1-2 43 2B 3B	5	1	1	0	0	0	2
23 Adam Duvall, R (1, 7) OBP: 0.268, SLG: 0.418		B SI 95 F SI 93 F SI 94 F SI 94 B CH 87 X SI 95 2-2 ③ F8			B SI 94 X SI 94 1-0 ③ F8		S CH 85 F SI 94 X CH 85 0-2 ② F9	S SI 97 F SL 90 B SI 99 F SL 91 X SI 100 1-2 43 2B 1B			F SI 92 B CU 78 D CH 87 X SI 91 2-1 ① F7	5	1	1	0	0	0	1
(8, 9)																		
16 Tucker Barnhart, L (1, 2) OBP: 0.375, SLG: 0.395			B SI 93 C SI 92 X CH 84 1-1 ① G6-3			C SI 93 C SI 94 F SI 94 B CH 84 F CH 84 X SI 94 1-2 6 FC7-5 2B		S SI 94 B CH 86 X CH 85 1-1 E5	1 SAFE 1 SAFE B SI 94 L SI 97 C SI 97 S FS 90 1-3 ① K		B CU 77 B SL 89 B CU 77 B CU 76 4-0 43 2B 3 L9-3-4-2 BB	4	0	1	0	1	1	1
68 Tim Adleman, R (1, 1)			B SI 94 C SI 93 S SI 93 X SI 95 1-2 E1 2 G5-4-3			L SI 92 L SI 93 L CH 82 0-3 ① K		B SI 94 S SI 93 S CH 82 S CH 84 1-3 ③ K	F FS 89 1 SAFE B FF 99 1 SAFE B SL 94 X SI 97 2-1 3 G6-3 1-H 2B		B SL 89 B CU 76 X CU 75 2-0 1-3 3-H 2B	3	0	0	0	2	2	
52 Tony Cingrani, L (7, 1)												0	0	0	0	0	0	0
54 Caleb Cotham, R (7, 1)												0	0	0	0	0	0	0
43 Scott Schebler, L (8, 7) OBP: 0.242, SLG: 0.351												2	0	2	2	0	0	0
Inning Stats	R: 0 H: 1 E: 0 LOB: 1 K: 1 BB: 0 S: 10 P: 15	R: 0 H: 0 E: 0 LOB: 0 K: 1 BB: 0 S: 9 P: 14	R: 0 H: 0 E: 0 LOB: 0 K: 0 BB: 0 S: 7 P: 9	R: 0 H: 0 E: 0 LOB: 0 K: 1 BB: 0 S: 7 P: 9	R: 0 H: 0 E: 0 LOB: 0 K: 1 BB: 0 S: 8 P: 14	R: 3 H: 3 E: 0 LOB: 2 K: 1 BB: 2 S: 16 P: 27	R: 0 H: 0 E: 1 LOB: 1 K: 1 BB: 0 S: 10 P: 14	R: 1 H: 0 E: 1 LOB: 2 K: 0 BB: 2 S: 9 P: 19	R: 1 H: 2 E: 0 LOB: 1 K: 1 BB: 0 S: 16 P: 25	R: 0 H: 0 E: 0 LOB: 0 K: 0 BB: 0 S: 7 P: 10	R: 1 H: 2 E: 0 LOB: 1 K: 0 BB: 1 S: 8 P: 17	1B: 2 SF: 0 2B: 6 SAC: 1 3B: 1 DP: 2 HR: 0 HBP: 0						

PITCHER		IP	WLS	BF	H	R	ER	SO	BB	IBB	HBP	BLK	WP	HR	S	P	ERA	WHIP
49 Jeff Locke, L ERA: 4.73	(1, 1)	7.0		27	4	3	3	6	1	1	0	0	0	0	67	102	3.86	0.714
48 Jared Hughes, R ERA:	(8, 1)	1.0		6	0	1	0	0	1	1	0	0	0	0	9	19	0.00	1.000
37 Arquimedes Caminero, R ERA: 5.68	(9, 1)	1.0		5	2	1	1	1	0	0	0	0	0	0	16	25	9.00	2.000
14 Ryan Vogelsong, R ERA: 3.46	(10, 1)	2.0	L	8	2	1	1	0	1	0	0	0	0	0	15	27	4.50	1.500

PITCHER	IP	WLS	BF	H	R	ER	SO	BB	IBB	HBP	BLK	WP	HR	S	P	ERA	WHIP

Cincinnati Reds @ Pittsburgh Pirates

PNC Park, Pittsburgh, PA

Sun May 01 2016, 1:37 PM - 5:19 PM EDT

Att. 28,755 - Cloudy - 67 F

TOP

livebaseballscorecards.com

AB	40
R	6
H	8
RBI	5
BB	5
SO	7
LOB	18

WP: 0	PA: 46		
PB: 0			
SB: 2			
CS: 2			

Batter	1	2	3	4	5	6	7	8	9	10	11	AB	R	H	RBI	BB	SO	LOB
28 John Jaso, L (1, 3) OBP: 0.375, SLG: 0.471	C FF 93 F FF 92 B CH 86 X CH 86 1-2 F7 ①			C CU 77 B CH 86 B CU 77 F SI 93 B FF 94 F SI 92 X SI 94 3-2 G4-3 ①		B SI 91 X SI 91 1-0 F8 ①	C FF 94 1 SAFE C FF 94 B FF 95 S CU 80 1-3 K ③		B SI 87 X FF 96 1-0 HR		X FF 98 0-0 G4-3 ③	6	1	1	1	0	1	2
22 Andrew McCutchen, R (1, 8) OBP: 0.342, SLG: 0.433	S FF 95 F SI 94 B FF 93 F CH 88 F SI 94 B FF 94 S FF 93 2-3 K ②			F SI 94 B FF 93 B SI 92 B CU 78 F SI 93 B CH 87 4-2 BB		B SI 92 B SI 92 C SI 91 X SI 92 2-1 L8 ②		C SL 86 B SL 87 B SL 88 C FF 94 X FF 95 2-2 5 6 1B G6-3 1B	C FF 96 X FF 97 0-1 L9 ③			4	1	1	0	1	1	0
5 Josh Harrison, R (1, 4) OBP: 0.359, SLG: 0.432	C CU 78 B FF 94 X SI 94 1-1 F8 ③			F SI 93 B CU 77 1 SAFE 1 SAFE F CU 76 S FF 92 1-3 K ②		B SI 93 B SI 92 X SI 91 2-0 F9 ③		F FF 94 X SL 90 0-1 G6-3 ① 1-2		F SL 90 X SL 90 0-1 25 S 1B		5	0	1	0	0	1	2
6 Starling Marte, R (1, 7) OBP: 0.375, SLG: 0.510		C SI 92 B FF 93 X CH 87 1-1 F8 ①		C CU 75 C SI 93 1 SAFE 1 SAFE B FF 93 B SI 93 1 SAFE F CU 78 S CH 87 2-3 K ③			B CU 74 C SI 91 F CH 86 X SI 90 1-2 3 3B 1B	X SL 88 0-0 2-H 1B	1 SAFE C FF 96 B FF 96 X SL 90 1-1 L8 ①		5	1	2	1	0	1	2
25 Gregory Polanco, L (1, 9) OBP: 0.422, SLG: 0.539		B FF 94 C SI 94 F FF 94 B CH 88 X CH 87 2-2 1B ②			B CU 75 C FF 92 X FF 92 1-1 HR		B FF 94 1 SAFE S FF 94 B FF 95 S FF 94 S FF 95 2-3 K ①	I IN 81 I IN 77 I IN 77 I IN 77 4-0 10 FC3-6 IBB		C FF 98 I IN 75 I IN 72 I IN 73 I IN 71 4-1 1-2 IBB		3	1	2	1	2	1	1
3 Sean Rodríguez, R (1, 5) OBP: 0.415, SLG: 0.771		C FF 93 T FF 93 F FF 93 T CU 78 0-2 K ③			X SI 92 0-0 G5-3 ①		X FF 95 0-0 1-H 17 1B 3B	C SL 82 B SL 84 B FF 96 S FF 88 S SL 86 2-3 K ②		B SL 90 C FF 98 C FF 98 C SL 90 1-3 K ②		5	1	1	1	0	3	4
10 Jordy Mercer, R (1, 6) OBP: 0.385, SLG: 0.393			C FF 91 B SI 92 C CU 78 F CU 77 X SI 93 1-2 P3 ①		C SI 91 X SI 93 0-1 L7 ②		B FF 93 B FF 93 F FF 92 B FF 95 B FF 96 4-1 17 1B BB	D SL 84 B FF 97 D CH 88 C FF 96 X FF 97 3-1 FC3-6 ③ 1-2f		S SL 91 S SL 92 B SL 92 B SL 91 S SL 92 2-3 K ③		4	0	0	0	1	1	4
19 Chris Stewart, R (1, 2) OBP: 0.320, SLG: 0.409			C SI 93 B FF 94 C SI 94 S CU 78 1-3 K ②		S CH 85 B SI 93 B SI 92 B SI 93 F SI 93 B SI 93 4-2 BB		S SL 88 B FF 94 D SL 89 C FF 94 D SL 90 X FF 95 3-2 P4 ②		B SL 80 C FF 95 C FF 96 B SL 84 B FF 97 F FF 96 X FF 97 3-2 L7 ①		C FF 97 X FF 98 0-1 G6-3 ①	4	0	0	0	1	1	2
49 Jeff Locke, L (1, 1) OBP: 0.143, SLG: 0.143 17 Matt Joyce, L (7, PH) OBP: 0.536, SLG: 0.767 48 Jared Hughes, R (8, 1) 37 Arquimedes Caminero, R (9, 1) 15 Jason Rogers, R (9, PH) OBP: 0.417, SLG: 0.375 14 Ryan Vogelsong, R (10, 1) 23 David Freese, R (11, PH) OBP: 0.383, SLG: 0.398			C FF 92 B CU 78 S FF 93 X CU 77 1-2 G5-3 ③		S FF 92 C FF 92 B FF 91 B CU 76 T FF 92 2-2 K ③		C CU 80 X FF 95 0-1 1-3 3-H 1B		C SL 83 B SL 84 F FF 88 F FF 96 S SL 85 1-3 K ②		B SL 91 X SL 91 1-0 G5-3 ②	2 1 0 0 1 0 1	0 0 0 0 0 0 0	0 1 0 0 0 0 0	0 1 0 0 0 0 0	1 0 0 0 1 0 0	1 0 0 0 0 0 0	0 0 0 0 0 0 0
Inning Stats	R: 0 E: 0 K: 1 S: 10 H: 0 LOB: 0 BB: 0 P: 14	R: 0 E: 0 K: 1 S: 9 H: 1 LOB: 0 BB: 0 P: 12	R: 0 E: 0 K: 1 S: 10 H: 0 LOB: 0 BB: 0 P: 13	R: 0 E: 0 K: 2 S: 13 H: 0 LOB: 1 BB: 1 P: 23	R: 1 E: 0 K: 1 S: 10 H: 1 LOB: 1 BB: 1 P: 17	R: 0 E: 0 K: 0 S: 4 H: 0 LOB: 0 BB: 0 P: 9	R: 2 E: 0 K: 2 S: 16 H: 3 LOB: 2 BB: 1 P: 27	R: 1 E: 0 K: 1 S: 11 H: 2 LOB: 2 BB: 1 P: 22	R: 1 E: 0 K: 1 S: 11 H: 1 LOB: 0 BB: 0 P: 16	R: 0 E: 0 K: 2 S: 11 H: 1 LOB: 2 BB: 1 P: 19	R: 0 E: 0 K: 0 S: 4 H: 0 LOB: 0 BB: 0 P: 5	1B: 6 2B: 0 3B: 1 HR: 2 SF: 0 SAC: 0 DP: 0 HBP: 0	WP: 0 PB: 0 SB: 1 CS: 0 PA: 46					

PITCHER	IP	WLS	BF	H	R	ER	SO	BB	IBB	HBP	BLK	WP	HR	S	P	ERA	WHIP
68 Tim Adleman, R (1, 1) ERA: 3.0	6.0		22	3	2	2	6	2	0	0	0	0	1	59	92	3.00	0.833
52 Tony Cingrani, L (7, 1) ERA: 4.5	0.1	H	3	1	0	0	1	1	0	0	0	0	0	5	11	0.00	6.000
54 Caleb Cotham, R (7, 1) ERA: 3.29	1.0	B	7	3	2	2	1	0	1	0	0	0	0	14	24	18.00	3.000
27 Ross Ohlendorf, R (8, 1) ERA: 6.0	1.2		6	1	1	1	2	0	0	0	0	0	1	16	26	5.40	0.600
36 Blake Wood, R (10, 1) ERA: 3.75	2.0	W	8	1	0	0	2	0	1	0	0	0	0	15	24	0.00	0.500

PITCHER	IP	WLS	BF	H	R	ER	SO	BB	IBB	HBP	BLK	WP	HR	S	P	ERA	WHIP

BOTTOM

Cincinnati Reds @ Pittsburgh Pirates

PNC Park, Pittsburgh, PA

Sun May 01 2016, 1:37 PM - 5:19 PM EDT

Att. 28,755 - Cloudy - 67 F

livebaseballscorecards.com

AB	41
R	5
H	9
RBI	5
BB	5
SO	12
LOB	18

Batter	1	2	3	4	5	6	7	8	9	AB	R	H	RBI	BB	SO	LOB
2 Denard Span, L (1, 8) OBP: 0.339, SLG: 0.323	C SI 90 F SI 91 X SI 92 0-2 L7	B SL 84 X SI 91 1-0 FC4-6 5 BB 1-2f 3-H		C SL 82 X SI 93 0-1 G3 2-3		B SI 90 C SI 92 X SI 91 1-1 G4-3		C FC 90 B FF 91 B FC 91 B CH 82 X FC 90 3-1 5 FC6-4 1B		5	0	1	1	0	0	3
5 Matt Duffy, R (1, 5) OBP: 0.304, SLG: 0.369	C SI 91 F SI 91 B SI 92 X SI 94 1-2 G6-3	1 SAFE B CH 82 1 SAFE B SI 90 B SI 90 C SI 90 B SI 92 4-1 1-2 BB		X CH 84 0-0 G5-3			B FF 95 B FF 94 C FF 94 C FF 95 S FF 96 2-3 K	1 SAFE B FC 91 F FC 91 X FF 91 1-1 FC6-4 28 G4-6-3 1-2f		4	0	0	0	1	1	2
28 Buster Posey, R (1, 2) OBP: 0.358, SLG: 0.459	X SI 91 0-0 1B	F CH 84 B SI 90 F SI 91 B SL 85 S CH 86 2-3 K			B SL 80 B CH 83 B SI 89 C SI 90 B SI 91 4-1 8 G4-3 BB		B FF 96 X FF 94 1-0 8 2B 9 1B 1B	1 SAFE C FC 90 B SL 82 X FC 90 1-1 G4-6-3 1-2f		4	1	2	0	1	1	3
8 Hunter Pence, R (1, 9) OBP: 0.393, SLG: 0.510	C SI 90 B SI 92 F CH 86 S CH 86 1-3 K		B CH 83 B SI 90 C SI 90 C SI 91 T SI 92 2-2 K		X SI 91 0-0 G4-3 1-2		F FF 95 C FF 96 B FF 97 D SL 89 X FF 96 2-2 9 1B 7 1B 1-3 2B		B FC 91 B FC 91 B FC 89 C FC 89 B FC 89 4-1 9 1B 35 1B BB	4	2	1	0	1	2	2
9 Brandon Belt, L (1, 3) OBP: 0.431, SLG: 0.517		B SL 80 B SI 89 C SI 90 B CH 84 F SI 91 F SI 91 B SI 92 4-2 37 1B 51 HBP 47 1B BB	B SI 90 B SL 82 C SL 83 X SI 91 2-1 3B	S CH 85 X SL 82 0-1 P6		F FF 96 B FF 95 D SL 89 D FF 95 S FF 96 X FF 96 3-2 7 1B 35 HR 2-3 3-H 1B		B CH 82 B FC 91 C FF 90 C FF 90 F FC 90 B FC 91 1 SAFE X FF 90 3-2 35 1B 1-3 1B	4	2	3	1	1	0	1
51 Mac Williamson, R (1, 7) 7 Grégor Blanco, L (7, PH) OBP: 0.400, SLG: 0.563 (7, 7)		C CH 84 B SI 90 F SI 92 H SL 85 2-2 37 1B 47 1B 1-2 HBP	C SL 82 X SI 92 0-1 G6-3	X SI 92 0-0 F9		1 SAFE C FF 95 B FF 96 B FF 94 B FF 95 1 SAFE F FF 96 F FF 96 1 SAFE 3-2 X FF 86 35 HR 1-3 3-H 1B		B CU 72 C FF 92 B FF 91 B FF 91 C FF 91 X FF 92 3-2 P6	2 2	1 1	0 1	0 1	0 0	0 0	2 2
35 Brandon Crawford, L (1, 6) OBP: 0.343, SLG: 0.414		C SL 82 F SL 83 B SL 83 D CH 86 X SI 93 2-2 L7	S SL 82 B SI 92 F SI 93 X SL 84 1-2 L8		L CH 87 B SL 82 S SL 83 X SL 84 1-2 L7	F SL 82 1 SAFE B FC 92 B CH 84 1 SAFE X CH 82 2-1 1-H 3-H HR		F FF 92 F SL 85 D SL 83 X FF 92 1-2 FC6-4 1-2 3-H 1B	5	1	2	4	0	0	3
37 Kelby Tomlinson, R (1, 4) OBP: 0.242, SLG: 0.194		B SI 92 X SI 90 1-0 47 1B 2 FC4-6 1-2 2-3 1B		C SI 89 L SL 80 X SL 82 0-2 2 G3 47 S 1B		X SI 90 0-0 G4-3	C FC 91 F SL 82 B SL 83 F FC 92 S FC 91 1-3 K		B FF 92 X FF 92 1-0 L8	5	1	2	0	0	1	2
47 Johnny Cueto, R (1, 1) OBP: 0.188, SLG: 0.133 21 Conor Gillaspie, L (6, PH) OBP: 0.333, SLG: 0.500 49 Javier López, L (6, 1) 32 Vin Mazzaro, R (6, 1) 61 Josh Osich, L (7, 1) Trevor Brown, R (9, PH) OBP: 0.343, SLG: 0.581 46 Santiago Casilla, R (9, 1)		X SI 90 0-0 2 FC4-6 1-3 2-H 3-H 1B		B SI 90 B SI 91 C SI 89 F SI 90 B SI 93 C SI 94 3-3 K 1-2		B SL 80 C SL 82 X SL 83 1-1 1B	B FC 90 B FC 91 C FC 90 C FC 90 F FC 91 T FC 91 2-2 K		B CU 75 X FF 92 1-0 FC6-4 1-2f	2 1 0 1 0 1 0 1	0 0 0 0 0 0 0 0	1 1 0 0 0 0 0 0	2 0 0 0 0 0 0 0	0 0 0 0 0 0 0 0	1 0 0 1 0 0 0 0	1 0 0 0 0 2 0 0
Inning Stats	R: 0 E: 0 K: 1 S: 10 H: 1 LOB: 1 BB: 0 P: 12	R: 3 E: 0 K: 1 S: 15 H: 2 LOB: 2 BB: 2 P: 31	R: 0 E: 0 K: 1 S: 10 H: 1 LOB: 1 BB: 0 P: 15	R: 0 E: 0 K: 1 S: 9 H: 1 LOB: 1 BB: 0 P: 12	R: 0 E: 0 K: 0 S: 5 H: 0 LOB: 1 BB: 1 P: 9	R: 0 E: 0 K: 0 S: 8 H: 1 LOB: 1 BB: 0 P: 11	R: 5 E: 0 K: 3 S: 24 H: 5 LOB: 0 BB: 0 P: 40	R: 0 E: 0 K: 0 S: 6 H: 1 LOB: 0 BB: 0 P: 11	R: 1 E: 0 K: 0 S: 13 H: 2 LOB: 2 BB: 1 P: 26	1B: 11 2B: 1 3B: 1 HR: 1 SF: 0 SAC: 0 DP: 1 HBP: 1				WP: 0 PB: 0 SB: 1 CS: 0	PA: 45	

PITCHER		IP	WLS	BF	H	R	ER	SO	BB	IBB	HBP	BLK	WP	HR	S	P	ERA	WHIP
29 Brandon Finnegan, L ERA: 3.97	(1, 1)	6.0		28	6	3	3	4	3	0	1	0	0	0	57	90	4.50	1.500
66 JC Ramírez, R ERA: 6.48	(7, 1)	0.1	L	5	4	4	4	1	0	0	0	0	0	0	14	25	108.00	12.000
53 Drew Hayes, R ERA: 7.56	(7, 1)	1.2	B	8	3	2	2	2	1	0	0	0	0	1	21	38	10.80	2.400
60 J.J. Hoover, R ERA: 13.97	(9, 1)	1.0		4	1	0	0	0	0	0	0	0	0	0	8	14	0.00	1.000

PITCHER	IP	WLS	BF	H	R	ER	SO	BB	IBB	HBP	BLK	WP	HR	S	P	ERA	WHIP

TOP

San Francisco Giants @ Cincinnati Reds

Great American Ball Park, Cincinnati, OH

Mon May 02 2016, 7:11 PM - 10:28 PM EDT
Att. 13,829 - Overcast - 63 F

livebaseballscorecards.com

AB	40
R	9
H	14
RBI	9
BB	4
SO	7
LOB	23

Batter	1	2	3	4	5	6	7	8	9	AB	R	H	RBI	BB	SO	LOB
6 Billy Hamilton, S (1, 8) OBP: 0.279, SLG: 0.365	C SI 90 B SI 91 B CU 76 X FF 91 2-1 ① G6-3		X CH 83 0-0 19 HR 2B 2-H	B FF 90 C SL 81 F SI 91 B SL 86 B SI 92 C FF 91 3-3 ① K			C SI 92 B CH 87 B FF 92 B FF 92 X SI 92 3-1 ① G5-3			4	1	1	1	0	1	0
3 Iván De Jesús Jr., R (1, 6) OBP: 0.275, SLG: 0.286	B FF 91 C FF 91 C SL 82 F FF 92 X CH 82 1-2 1B		B FC 88 C FF 92 B FC 87 S FF 93 B FF 92 F FF 92 2 SAFE F FC 87 B SI 92 4-2 19 HR BB	X SI 93 0-0 ② G5-3			B SL 83 B SL 84 F SI 93 X SI 93 2-1 19 G6-4-3 1B			3	1	2	0	1	0	0
19 Joey Votto, L (1, 3) OBP: 0.327, SLG: 0.341	C FF 92 B SI 91 B SL 84 S FF 91 F SI 93 F FF 93 S FF 92 2-3 ② K		C SL 86 B FF 90 B FF 92 C SL 85 B FF 92 F FF 93 2 SAFE X FF 92 3-2 1-H 2-H HR	B CH 84 X CH 84 1-0 ③ G6-3			1 SAFE C FF 93 B SI 96 S FF 94 B SI 96 B SI 95 X SI 96 3-2 ② ③ G6-4-3 1-2f			4	1	1	3	0	1	2
4 Brandon Phillips, R (1, 4) OBP: 0.310, SLG: 0.395	C SL 83 F FF 92 1 SAFE B FF 93 X SI 93 1-2 ③ G5-3		C SL 85 S CH 84 X FC 86 0-2 32 3B 1B		B FF 91 F FF 92 B SI 92 B SI 92 S SL 83 F SL 85 F FF 92 S CH 82 3-3 ① K			X SI 96 0-0 ① L9		4	1	1	0	0	1	1
32 Jay Bruce, L (1, 9) OBP: 0.319, SLG: 0.500		F FF 91 C FF 91 B FF 92 F FF 92 X SI 92 1-2 ① G3	C SL 86 X FF 92 0-1 1-H 43 1B 3B		F SI 92 S CH 84 S CH 84 0-3 ② K			X SI 98 0-0 ② G3		4	1	1	1	0	1	0
7 Eugenio Suárez, R (1, 5) OBP: 0.314, SLG: 0.443		B SL 86 B SI 91 C FF 91 C SL 81 S FF 93 2-3 ② K	B FC 86 B SI 92 B FF 92 B SI 92 4-0 43 1B BB		B SI 93 C FF 91 F FF 92 F FC 87 B CH 85 X FC 86 2-2 ③ G1-3			B SI 97 B SI 96 C SI 97 F FC 92 X CH 86 2-2 ③ P6		3	0	0	0	1	1	0
43 Scott Schebler, L (1, 7) OBP: 0.242, SLG: 0.344	C SI 91 F FF 94 B FF 93 S SL 86 1-3 ③ K2-3		B CH 83 X CH 84 1-0 16 S 1-3 3-H 1B			X SI 84 0-0 ① G6-3			F FF 92 B SI 94 S KC 78 S KC 80 1-3 ① K	4	0	1	1	0	2	0
16 Tucker Barnhart, L (1, 2) OBP: 0.365, SLG: 0.383			6 2B 29 SH3-4 1B 2-2 K 1-2 2-3 ②			C CH 76 F SL 77 B SI 83 F SI 84 F SI 86 C SL 77 1-3 ② K			X SI 94 0-0 ② G4-3	4	1	1	0	0	2	2
29 Brandon Finnegan, L (1, 1) OBP: 0.308, SLG: 0.385 23 Adam Duvall, R (6, PH) OBP: 0.264, SLG: 0.412 66 JC Ramírez, R (7, 1) 53 Drew Hayes, R (7, 1) 60 J.J. Hoover, R (9, 1) 15 Jordan Pacheco, R (9, PH) OBP: 0.217, SLG: 0.391			X CH 83 0-0 ① SH3-4 1-2 K 2-3 ③			X SL 85 0-0 ③ F9			B FF 95 F SL 88 B KC 80 F SI 93 F SI 94 C SI 95 2-3 ③ K	1 1 0 0 0 1	0 0 0 0 0 0	0 0 0 0 0 1	0 0 0 0 0 0	0 0 0 0 0 1	1 0 0 0 0 0	2 0 0 0 0 0
Inning Stats	R: 0 H: 1 E: 0 LOB: 1 K: 1 BB: 0 S: 14 P: 20	R: 0 H: 0 E: 0 LOB: 0 K: 2 BB: 0 S: 10 P: 14	R: 6 H: 6 E: 0 LOB: 2 K: 2 BB: 2 S: 28 P: 46	R: 0 H: 0 E: 0 LOB: 0 K: 1 BB: 0 S: 5 P: 9	R: 0 H: 0 E: 0 LOB: 0 K: 2 BB: 0 S: 12 P: 17	R: 0 H: 0 E: 0 LOB: 0 K: 1 BB: 0 S: 7 P: 8	R: 0 H: 1 E: 0 LOB: 0 K: 0 BB: 0 S: 7 P: 15	R: 0 H: 0 E: 0 LOB: 0 K: 0 BB: 0 S: 5 P: 7	R: 0 H: 0 E: 0 LOB: 0 K: 2 BB: 0 S: 8 P: 11	1B: 5 2B: 1 3B: 1 HR: 1	SF: 0 SAC: 1 DP: 1 HBP: 0		WP: 0 PB: 0 SB: 1 CS: 0	PA: 36			

PITCHER		IP	WLS	BF	H	R	ER	SO	BB	IBB	HBP	BLK	WP	HR	S	P	ERA	WHIP
47 Johnny Cueto, R ERA: 3.61	(1, 1)	5.0		24	7	6	6	8	2	0	0	0	0	1	69	106	10.80	1.800
49 Javier López, L ERA: 5.68	(6, 1)	0.2		2	0	0	0	1	0	0	0	0	0	0	6	7	0.00	0.000
32 Vin Mazzaro, R ERA:	(6, 1)	0.2	W	3	1	0	0	0	0	0	0	0	0	0	5	10	0.00	1.500
61 Josh Osich, L ERA: 2.08	(7, 1)	1.2	H	4	0	0	0	0	0	0	0	0	0	0	8	13	0.00	0.000
46 Santiago Casilla, R ERA: 1.86	(9, 1)	1.0	S	3	0	0	0	2	0	0	0	0	0	0	8	11	0.00	0.000

PITCHER	IP	WLS	BF	H	R	ER	SO	BB	IBB	HBP	BLK	WP	HR	S	P	ERA	WHIP

BOTTOM

San Francisco Giants @ Cincinnati Reds

Great American Ball Park, Cincinnati, OH

Mon May 02 2016, 7:11 PM - 10:28 PM EDT

Att. 13,829 - Overcast - 63 F

livebaseballscorecards.com

AB	33
R	6
H	8
RBI	6
BB	2
SO	11
LOB	7

San Francisco Giants @ Cincinnati Reds

Great American Ball Park, Cincinnati, OH

Tue May 03 2016, 7:12 PM - 10:17 PM EDT

Att. 14,309 - Overcast - 58 F

TOP

livebaseballscorecards.com

Batter	1	2	3	4	5	6	7	8	9	AB	R	H	RBI	BB	SO	LOB
2 Denard Span, L (1, 8) OBP: 0.333, SLG: 0.317	C FF 89 F FF 87 B FF 89 F FC 84 B FF 91 C FF 89 2-3 ① K	F FC 84 B FC 84 2 SAFE X CH 74 1-1 ③ G4-3			C FF 88 B FC 83 F CH 72 F CH 68 X CH 70 1-2 9 CS 28 S 1B		S FF 94 F FF 94 F FF 94 F SL 80 S FF 95 0-3 ② K		B FF 96 C SI 95 F SL 88 B CH 86 X SL 88 2-2 ① G4-3	5	0	1	0	0	2	1
5 Matt Duffy, R (1, 5) OBP: 0.291, SLG: 0.352	B FF 88 C FF 90 X FC 85 1-1 ② P3		B FC 82 B FF 87 C FF 87 S CH 74 B FF 88 X FF 88 3-2 ① G1-3		**C CH 70** **B CH 70** **B FC 86** **1 SAFE** 1 SAFE 1 SAFE X FF 87 2-1 ① F8		C FF 94 F FF 93 B FF 95 B FF 94 B FF 95 X FF 94 3-2 ③ P4		B FF 96 B SL 90 S FF 96 B SL 88 S FF 94 C FF 95 3-3 ② K	5	0	0	0	0	1	1
28 Buster Posey, R (1, 2) OBP: 0.380, SLG: 0.506	C FC 84 F CH 75 X FF 90 0-2 8 2B 2B		C CH 74 B CH 74 B FC 86 B FF 89 X FF 90 3-1 8 F8 2B		B FF 89 B FC 83 B FF 89 C FF 89 B FF 89 4-1 **1-2** BB			C FF 91 B SL 87 B FF 92 F FF 91 X FF 92 2-2 ① G6-3	F FF 98 B SL 89 X FF 95 1-1 8 WP 2B	4	1	3	0	1	0	0
8 Hunter Pence, R (1, 9) OBP: 0.393, SLG: 0.510	C FF 90 B FF 89 X CH 75 1-1 **2-H** 2B		B FF 88 B FC 83 B FF 88 C FF 88 C FF 87 F FF 90 X FF 90 3-2 ② F8 **2-3**		F CH 74 B FF 89 B FC 82 C CH 74 C CH 66 S CH 72 3-3 ② K			B SL 88 C FF 93 C FF 91 B SL 87 B FF 94 D SL 85 4-2 9 1B 37 1B BB	C SL 92 B SL 88 B SL 90 F FF 96 F FF 97 X SL 90 2-2 ③ G4-3 **2-3**	4	1	1	1	1	1	4
9 Brandon Belt, L (1, 3) OBP: 0.434, SLG: 0.511	B FF 90 B CU 68 B FC 84 C FF 89 B FC 83 4-1 BB		B CH 75 X FF 89 1-0 ③ F7		F CH 71 S FF 89 2 SAFE 0-2 ③ CS **2-3**	S CU 64 B FF 88 B FC 82 B FC 82 X FF 87 3-1 ① F7		**B FF 92** **B FF 92** **C SL 86** **1 SAFE** **F FF 92** **B FF 93** 1 SAFE F FF 92 F FF 92 3-2 ② 1 SAFE X FF 93 **1-3** 1B		3	0	1	0	1	0	1
35 Brandon Crawford, L (1, 6) OBP: 0.358, SLG: 0.427	B FC 82 X FF 87 1-0 ③ G3			F FF 86 B FF 87 S CU 66 X CU 67 1-2 7 G4-3 2B		B CU 66 B FC 84 B FC 84 B FF 86 4-0 7 S BB		I IN 76 I IN 76 I IN 76 I IN 76 4-0 37 1B 7 1B IBB		2	1	1	0	2	0	2
37 Kelby Tomlinson, R (1, 4) OBP: 0.270, SLG: 0.229		B FF 86 C FF 86 X FF 88 1-1 29 S 1B		X CH 74 0-0 ① L7		C FF 87 F FF 86 S CH 70 0-3 ② K		S SL 87 X SL 87 0-1 7 1B **1-2** **3-H** 1B		4	0	2	1	0	1	2
7 Grégor Blanco, L (1, 7) OBP: 0.385, SLG: 0.528		B FF 86 B FF 88 1 SAFE X FF 87 2-0 ① F7		X CH 73 0-0 ② G4-3 **2-3**		B FF 86 C CH 71 F CH 70 B FF 89 B CU 66 X CU 65 3-2 ③ F7 **1-2**		B FF 91 F FF 91 S FF 91 B CU 78 F FF 92 B FF 92 X FF 92 3-2 29 S **1-3** **2-H** 1B		4	0	1	1	0	0	3
29 Jeff Samardzija, R (1, 1) OBP: 0.200, SLG: 0.300 49 Javier López, L (9, 1) 46 Santiago Casilla, R (9, 1)		F FC 83 S CH 72 D CH 73 S FC 84 1-3 ② K **1-2**		C CU 65 X CU 65 0-1 ③ G6-3			B SL 77 B FF 93 B FF 94 C FF 93 X FF 94 3-1 ① G6-3	S SL 85 F SL 84 S CU 78 0-3 ③ K **1-2**		4 0 0	0 0 0	0 0 0	0 0 0	0 0 0	2 0 0	4 0 0

	AB	35
	R	3
	H	10
	RBI	3
	BB	5
	SO	7
	LOB	18

Inning Stats	1	2	3	4	5	6	7	8	9
	R: 1 E: 0 K: 1 S: 13	H: 2 LOB: 2 BB: 1 P: 22	R: 0 E: 0 K: 1 S: 8	H: 1 LOB: 1 BB: 0 P: 13	R: 0 E: 0 K: 0 S: 10	H: 1 LOB: 1 BB: 0 P: 20	R: 0 E: 0 K: 1 S: 12	H: 1 LOB: 1 BB: 1 P: 22	R: 0 E: 0 K: 1 S: 8	H: 0 LOB: 1 BB: 1 P: 18	R: 0 E: 0 K: 1 S: 10	H: 0 LOB: 0 BB: 0 P: 16	R: 2 E: 0 K: 1 S: 19	H: 3 LOB: 2 BB: 2 P: 35	R: 0 E: 0 K: 1 S: 12	H: 1 LOB: 1 BB: 0 P: 20

	1B: 5	SF: 0	WP: 1	PA: 41
	2B: 5	SAC: 0	PB: 0	
	3B: 0	DP: 0	SB: 4	
	HR: 0	HBP: 0	CS: 1	

PITCHER		IP	WLS	BF	H	R	ER	SO	BB	IBB	HBP	BLK	WP	HR	S	P	ERA	WHIP
47 John Lamb, L ERA: 1.5	(1, 1)	6.0		26	6	1	1	4	3	0	0	0	0	0	58	103	1.50	1.500
52 Tony Cingrani, L ERA: 4.09	(7, 1)	1.0		3	0	0	0	1	0	0	0	0	0	0	10	16	0.00	0.000
54 Caleb Cotham, R ERA: 4.3	(8, 1)	1.0	L	7	3	2	2	1	1	1	0	0	0	0	19	35	18.00	4.000
36 Blake Wood, R ERA: 3.46	(9, 1)	1.0		4	1	0	0	1	0	0	0	0	1	0	12	20	0.00	1.000

PITCHER		IP	WLS	BF	H	R	ER	SO	BB	IBB	HBP	BLK	WP	HR	S	P	ERA	WHIP

BOTTOM

San Francisco Giants @ Cincinnati Reds

Great American Ball Park, Cincinnati, OH

Tue May 03 2016, 7:12 PM - 10:17 PM EDT

Att. 14,309 - Overcast - 58 F

livebaseballscorecards.com

Batter	1	2	3	4	5	6	7	8	9	AB	R	H	RBI	BB	SO	LOB
6 Billy Hamilton, S (1, 8) OBP: 0.271, SLG: 0.354 40 Tyler Holt, R (5, 8) OBP: 0.400, SLG: 0.391	C FF 93 S SL 83 B FC 91 F FC 93 X FF 96 1-2 ① G5-3		C SI 96 X SI 96 0-1 ③ G6-3			C SI 94 F SI 94 X FC 93 0-2 ① L9		B SI 96 C SL 84 X SI 96 1-1 1B		2 0 0 0 0 0 0 2 0 1 0 0 0 0						
3 Iván De Jesús Jr., R (1, 6) OBP: 0.273, SLG: 0.263	C SL 84 B FC 94 B FF 97 C SL 87 B SI 96 F SL 86 F FC 94 F SI 96 B FF 96 4-2 BB			B FF 94 C SL 86 F FC 93 X FC 95 1-2 ① L9		B FC 91 S SI 95 B SI 95 X SI 95 2-1 ② G5-3		B FC 92 C FC 92 F FF 95 B SI 95 B SL 87 F FC 94 X SL 86 3-2 ③ G4-3		3 0 0 0 1 0 1						
19 Joey Votto, L (1, 3) OBP: 0.333, SLG: 0.333	C FF 93 C SI 95 S FC 93 0-3 ② K			C SL 86 F FC 94 C FC 94 0-3 ② K		B FS 86 F FF 95 B FS 86 B FF 96 B SL 86 4-1 BB			C SL 77 B SI 84 B SI 84 C SI 84 H CU 70 3-2 4 G6-3 1 HBP	2 0 0 0 1 2 1						
4 Brandon Phillips, R (1, 4) OBP: 0.308, SLG: 0.388	F FF 94 1 SAFE S FC 93 S FC 93 0-3 ③ K			B FC 94 S FC 96 B FC 96 F FC 94 F SI 98 X FC 95 2-2 1B		1 SAFE B FF 94 B SI 95 X FC 93 2-0 ③ L8			D KC 79 F SI 93 S SI 93 F SI 94 F SI 95 B KC 80 X SI 94 2-2 ①② G6-3 1-2f	4 0 1 0 0 1 3						
32 Jay Bruce, L (1, 9) OBP: 0.305, SLG: 0.477		B FC 92 X FF 96 1-0 ① F7		1 SAFE C FC 90 C FF 94 B FC 93 X FC 94 1-2 ③ G4-3			F FC 91 B FS 85 B FS 86 F SL 86 F SI 95 B FC 94 S FC 94 3-3 ① K		C KC 78 B CH 85 S KC 79 F KC 80 X SL 89 1-2 ③ G4-3	4 0 0 0 0 1 1						
7 Eugenio Suárez, R (1, 5) OBP: 0.306, SLG: 0.430		C FC 96 B FC 95 F SL 87 C FF 96 1-3 ② K			F SL 84 F SL 87 B SI 95 F SI 95 S FC 93 1-3 ① K		F SI 95 B FC 93 B SI 94 C SL 84 X SI 97 2-2 ② G5-3			3 0 0 0 0 2 0						
23 Adam Duvall, R (1, 7) OBP: 0.267, SLG: 0.451		C SL 87 B FF 95 S SI 96 X SI 96 1-2 ③ G6-3			S SI 95 B SI 96 S FC 94 X FC 94 1-2 HR		C SI 95 X SI 97 0-1 ③ G4-3			3 1 1 1 0 0 0						
16 Tucker Barnhart, L (1, 2) OBP: 0.345, SLG: 0.360			X SI 94 0-0 ① G4-3		C SI 94 S FS 85 X SI 96 0-2 ② G4-3			C SI 94 S FC 92 S FF 94 0-3 ① K		3 0 0 0 0 1 0						
47 John Lamb, L (1, 1) 52 Tony Cingrani, L (7, 1) 54 Caleb Cotham, R (8, 1) 43 Scott Schebler, L (8, PH) OBP: 0.239, SLG: 0.339 36 Blake Wood, R (9, 1)			C SI 93 B FS 86 C SI 94 S FC 93 1-3 ② K		C SI 93 B FS 86 C SI 95 C FC 93 1-3 ③ K			B FC 92 B FC 90 X FC 92 2-0 ② G3-1		2 0 0 0 0 2 0 0 0 0 0 0 0 0 0 0 0 0 0 0 0 1 0 0 0 0 0 0 0 0 0 0 0 0 0						

Inning Stats																		
	R: 0 E: 0 K: 2 S: 15	H: 0 LOB: 1 BB: 1 P: 20	R: 0 E: 0 K: 1 S: 7	H: 0 LOB: 0 BB: 0 P: 10	R: 0 E: 0 K: 1 S: 6	H: 0 LOB: 0 BB: 0 P: 7	R: 0 E: 0 K: 1 S: 13	H: 1 LOB: 1 BB: 0 P: 17	R: 1 E: 0 K: 2 S: 13	H: 1 LOB: 0 BB: 0 P: 16	R: 0 E: 0 K: 0 S: 7	H: 0 LOB: 1 BB: 1 P: 15	R: 0 E: 0 K: 1 S: 9	H: 0 LOB: 0 BB: 0 P: 14	R: 0 E: 0 K: 1 S: 10	H: 1 LOB: 1 BB: 0 P: 16	R: 0 E: 0 K: 0 S: 11	H: 0 LOB: 0 BB: 0 P: 17

1B: 2 2B: 0 3B: 0 HR: 1	SF: 0 SAC: 0 DP: 1 HBP: 1	WP: 0 PB: 0 SB: 0 CS: 0	PA: 32
---	---	---	---

PITCHER		IP	WLS	BF	H	R	ER	SO	BB	IBB	HBP	BLK	WP	HR	S	P	ERA	WHIP
29 Jeff Samardzija, R ERA: 3.32	(1, 1)	8.0	W	29	3	1	1	9	2	0	0	0	0	1	80	115	1.12	0.625
49 Javier López, L ERA: 5.68	(9, 1)	0.0		1	0	0	0	0	0	0	1	0	0	0	2	5	∞	∞
46 Santiago Casilla, R ERA: 1.69	(9, 1)	1.0	S	2	0	0	0	0	0	0	0	0	0	0	9	12	0.00	0.000

PITCHER		IP	WLS	BF	H	R	ER	SO	BB	IBB	HBP	BLK	WP	HR	S	P	ERA	WHIP

Batter	1	2	3	4	5	6	7	8	9	AB	R	H	RBI	BB	SO	LOB
2 Denard Span, L (1, 8) OBP: 0.344, SLG: 0.327	B FF 88 C FF 89 C FF 89 S CH 83 1-3 ① **K**		C SI 87 F CU 75 F FF 90 X CH 81 0-2 ① **L7**		B SI 89 B FF 87 S CH 83 C SI 89 H SL 86 3-2 **HBP**		F SI 89 B SI 89 B CH 81 D CH 82 B CH 83 4-1 28 SF8 **BB** 1-2 2-3		X FF 94 2-H 0-0 **2B**	3	0	1	1	1	1	0
7 Grégor Blanco, L (1, 7) OBP: 0.357, SLG: 0.487 28 Buster Posey, R (7, PH) OBP: 0.376, SLG: 0.506 60 Hunter Strickland, R (7, 1) 64 Derek Law, R (8, 1) 5 Matt Duffy, R (9, PH) OBP: 0.288, SLG: 0.349	B FF 89 C FF 90 F FF 90 B CH 83 X SI 91 2-2 ② **P6**	L CH 82 B SL 86 C SL 84 B CH 83 F CH 82 X SI 90 2-2 ② **L7**	B FF 89 1 SAFE 1 SAFE C SI 88 B CH 82 X CH 83 2-1 ③ **G4-3**		D SL 78 X FF 93 1-0 ② **SF8** 1-2 2-3 3-H		B SL 80 F CH 86 C SL 82 D SL 83 F FF 94 F FF 95 S 2-3 ③ **K2-3**	3 0 0 0 1	0 0 0 0 0	0 0 0 0 1	0 1 0 0 1	0 0 0 0 0	0 0 0 0 1	1 0 0 0 1
8 Hunter Pence, R (1, 9) OBP: 0.381, SLG: 0.490	S FF 91 B SL 87 B SL 86 S CH 83 S SL 86 2-3 ③ **K**		C SL 84 B SL 86 S CH 84 F SL 86 X FF 92 1-2 ③ **L8**			S SI 89 B SI 89 B CH 82 S CH 82 B SL 85 X SI 89 3-2 ① **L8**	B FF 92 C FF 93 X FF 93 1-1 ③ **G4-3**			4	0	0	0	0	1	2
9 Brandon Belt, L (1, 3) OBP: 0.444, SLG: 0.548		F FF 88 C CU 74 B FF 89 X SL 85 1-2 **HR**		B SL 81 X CH 82 1-0 ① **G3**		C CH 84 B CU 74 F FF 89 B CH 83 B FF 89 B CH 84 4-2 **BB**		B FF 92 F FF 92 B SL 79 X FF 93 2-1 35 FC4-6 **1B**		3	1	2	1	1	0	0
35 Brandon Crawford, L (1, 6) OBP: 0.345, SLG: 0.409		B FF 90 B SL 82 B FF 89 C FF 88 C SI 90 F CH 84 X CH 83 3-2 ① **G3**		B SI 89 B SI 89 S SL 83 B FF 90 S CH 82 X FF 89 3-2 ② **G3**		X SI 89 0-0 ② **F7**		1 SAFE C FF 93 X SL 79 0-1 ① **FC4-6** 21 G4-6-3 1-2f		4	0	0	0	0	0	2
21 Conor Gillaspie, L (1, 5) OBP: 0.300, SLG: 0.700		B FF 90 X CH 82 1-0 ② **F8**		B SL 84 F FF 89 F CH 83 F FF 90 X CH 83 1-2 **HR**		C FF 88 X FF 89 0-1 ③ **F7**		F FF 93 F FF 92 B FF 94 F FF 94 X SL 79 1-2 ②③ **G4-6-3** 1-2f		4	1	1	1	0	0	2
Trevor Brown, R (1, 2) OBP: 0.333, SLG: 0.543		X FF 90 0-0 37 1B **1B**		C SI 89 B SL 86 S FF 89 X SL 85 1-2 ③ **P4**			C SI 87 F FF 89 F SL 84 X SL 84 0-2 ① **P3**		B FF 94 C FF 93 X CH 86 1-1 ① **F9**	4	0	1	0	0	0	0
37 Kelby Tomlinson, R (1, 4) OBP: 0.293, SLG: 0.256		X SL 83 0-0 1-2 **1B**			C SI 88 F FF 89 B SL 85 T SL 85 1-2 ① **K**		F CH 82 B SL 84 X SI 89 1-1 2 BB 51 1B 28 SF8 **1B**		B FF 94 C FF 92 F FF 94 B SL 83 F SL 81 F FF 94 B CH 87 X FF 93 3-2 ② **G4-3**	4	1	2	0	0	1	0
22 Jake Peavy, R (1, 1) OBP: 0.444, SLG: 0.375 51 Mac Williamson, R (7, PH) OBP: 0.375, SLG: 0.429 (7, 7)		C SL 83 S FF 90 B SL 84 T FF 90 1-2 ③ **K**			B FF 88 X FF 88 1-0 ② **L9**		C SI 90 S CH 84 1 SAFE D SL 84 F CH 82 X FF 90 1-2 28 SF8 2 BB **1B**		B SL 81 B FF 94 S FF 93 X FF 93 2-1 2 2B **2B**	2 2	0 1	0 2	0 0	0 0	1 0	2 0

TOP

San Francisco Giants @ Cincinnati Reds

Great American Ball Park, Cincinnati, OH

Wed May 04 2016, 12:36 PM - 3:18 PM EDT

Att. 21,333 - Overcast - 52 F

livebaseballscorecards.com

AB	34
R	4
H	9
RBI	4
BB	2
SO	5
LOB	10

GIANTS

Inning Stats	1	2	3	4	5	6	7	8	9	1B: 5	SF: 1	WP: 0	PA: 38
	R: 0 E: 0 K: 2 S: 9 H: 0 LOB: 0 BB: 0 P: 14	R: 1 E: 0 K: 1 S: 13 H: 3 LOB: 2 BB: 0 P: 19	R: 0 E: 0 K: 0 S: 12 H: 0 LOB: 0 BB: 0 P: 15	R: 1 E: 0 K: 0 S: 11 H: 1 LOB: 0 BB: 0 P: 17	R: 0 E: 0 K: 1 S: 8 H: 0 LOB: 0 BB: 0 P: 15	R: 0 E: 0 K: 0 S: 8 H: 0 LOB: 1 BB: 1 P: 15	R: 1 E: 0 K: 0 S: 14 H: 2 LOB: 2 BB: 1 P: 22	R: 0 E: 0 K: 0 S: 8 H: 1 LOB: 0 BB: 0 P: 11	R: 1 E: 0 K: 1 S: 15 H: 2 LOB: 1 BB: 0 P: 23	2B: 2 3B: 0 HR: 2	SAC: 0 DP: 1 HBP: 1	PB: 0 SB: 0 CS: 0	

PITCHER		IP	WLS	BF	H	R	ER	SO	BB	IBB	HBP	BLK	WP	HR	S	P	ERA	WHIP
58 Dan Straily, R ERA: 3.56	(1, 1)	6.1	W	28	6	3	3	4	2	0	1	0	0	2	72	112	4.26	1.263
52 Tony Cingrani, L ERA: 3.55	(7, 1)	1.2	H	5	1	0	0	0	0	0	0	0	0	0	11	16	0.00	0.600
27 Ross Ohlendorf, R ERA: 6.23	(9, 1)	1.0		5	2	1	1	1	0	0	0	0	0	0	15	23	9.00	2.000

PITCHER	IP	WLS	BF	H	R	ER	SO	BB	IBB	HBP	BLK	WP	HR	S	P	ERA	WHIP

Batter	1	2	3	4	5	6	7	8	9	AB	R	H	RBI	BB	SO	LOB
2 Zack Cozart, R (1, 6) OBP: 0.345, SLG: 0.557	B SI 87 F SI 87 F SI 88 F SI 89 S CU 80 1-3 ① K	B FC 84 X CU 78 1-0 1-H HR		F FC 84 X CU 78 0-1 ② P3			B FF 96 S FF 97 X FF 96 1-1 ① F8			4	1	1	2	0	1	0
40 Tyler Holt, R (1, 8) OBP: 0.345, SLG: 0.333 (9, 7)	B SI 88 B FC 84 B FC 84 C SI 87 F FF 87 X FF 89 3-2 ② G5-3	B SI 88 C FC 83 X CU 78 1-1 ③ G5-3		F FF 87 B FF 88 F FC 84 B CH 81 X CU 80 2-2 ③ L9			B FF 96 T FF 97 B CU 86 F FF 97 B FF 98 X FF 97 3-2 ② L1-3			4	0	0	0	0	0	0
19 Joey Votto, L (1, 3) OBP: 0.330, SLG: 0.340	B SI 89 F FC 84 X FF 89 1-1 ③ F7		X CU 76 0-0 4 1B 7 1B 2B		B FC 88 S FC 85 B FF 88 X FC 88 2-1 ① L1-6-3		B CU 85 X FF 96 1-0 ③ L9			4	1	1	0	0	0	0
4 Brandon Phillips, R (1, 4) OBP: 0.316, SLG: 0.427		C FF 87 X SI 88 0-1 HR	B FF 87 S FC 84 F FF 88 X SL 79 1-2 2-3 32 CS 1B		C FF 88 B FF 88 F FF 88 B FC 84 F FC 85 B FC 84 S FF 88 3-3 ② K			F SL 84 F SL 87 X FF 94 0-2 ① G4-3		4	1	2	1	0	1	0
32 Jay Bruce, L (1, 9) OBP: 0.303, SLG: 0.478		B SI 88 X FC 85 1-0 7 HR 2B	B CH 84 B CH 83 1 SAFE C SI 88 S FF 88 D FC 86 F S FF 89 3-3 ① ② K 1-2		F FF 88 S CH 83 F FF 88 B CH 84 S CH 82 1-3 ③ K			S FF 92 X CH 82 0-1 ② L4		4	1	1	0	0	2	2
7 Eugenio Suárez, R (1, 5) OBP: 0.321, SLG: 0.471		F FC 84 B FF 88 S CU 81 B FF 89 X FF 89 2-2 2-H HR	B FF 89 C FF 89 F FF 89 X SL 81 1-2 3-H 23 E 1B			X FC 86 0-0 ① F8		C SL 86 X CU 77 0-1 23 1B 1B		4	1	3	3	0	0	0
23 Adam Duvall, R (1, 7) OBP: 0.291, SLG: 0.500 6 Billy Hamilton, S (9, 8) OBP: 0.271, SLG: 0.354		B FF 88 B FC 85 S FC 84 B CU 82 S FF 89 B FC 85 4-2 2 HR BB	X FC 85 0-0 E3 1-2			B FC 87 T FC 87 F SI 87 F CH 82 F FC 84 X CU 79 1-2 HR		B FF 92 X SL 85 1-0 1-2 1B		3 0	2 0	2 0	1 0	1 0	0 0	1 0
37 Ramón Cabrera, S (1, 2)		B FF 90 C CU 79 F FC 86 S FF 89 1-3 ① K	S CH 82 S FF 88 X FF 88 0-2 ③ P3			B CH 81 S CH 82 X CH 81 1-1 ② F7		X FF 93 0-0 ③ G3-1		4	0	0	0	0	1	5
58 Dan Straily, R (1, 1) 52 Tony Cingrani, L (7, 1) 27 Ross Ohlendorf, R (9, 1)		C FF 88 L FC 84 L CU 78 0-3 ② K		C FC 86 S FC 84 F FC 84 S CU 78 0-3 ① K		S SI 87 F SI 87 C FF 87 0-3 ③ K				3 0 0	0 0 0	0 0 0	0 0 0	0 0 0	3 0 0	1 0 0
Inning Stats	R: 0 E: 0 K: 1 S: 9 H: 0 LOB: 0 BB: 0 P: 14	R: 5 E: 0 K: 2 S: 17 H: 4 LOB: 0 BB: 1 P: 27	R: 1 E: 1 K: 1 S: 15 H: 3 LOB: 2 BB: 0 P: 20	R: 0 E: 0 K: 1 S: 9 H: 0 LOB: 0 BB: 0 P: 11	R: 0 E: 0 K: 2 S: 10 H: 0 LOB: 0 BB: 0 P: 16	R: 1 E: 0 K: 1 S: 11 H: 1 LOB: 0 BB: 0 P: 13	R: 0 E: 0 K: 0 S: 6 H: 0 LOB: 0 BB: 0 P: 11	R: 0 E: 0 K: 0 S: 9 H: 2 LOB: 2 BB: 0 P: 10		1B: 4 2B: 2 3B: 0 HR: 4	SF: 0 SAC: 0 DP: 0 HBP: 0		WP: 0 PB: 0 SB: 0 CS: 1	PA: 35		

PITCHER		IP	WLS	BF	H	R	ER	SO	BB	IBB	HBP	BLK	WP	HR	S	P	ERA	WHIP
22 Jake Peavy, R ERA: 9.0	(1, 1)	6.0	L	27	8	7	7	8	1	0	0	0	0	4	71	101	10.50	1.500
60 Hunter Strickland, R ERA: 4.35	(7, 1)	1.0		3	0	0	0	0	0	0	0	0	0	0	6	11	0.00	0.000
64 Derek Law, R ERA: 1.8	(8, 1)	1.0		5	2	0	0	0	0	0	0	0	0	0	9	10	0.00	2.000

PITCHER	IP	WLS	BF	H	R	ER	SO	BB	IBB	HBP	BLK	WP	HR	S	P	ERA	WHIP

BOTTOM

San Francisco Giants @ Cincinnati Reds

Great American Ball Park, Cincinnati, OH

Wed May 04 2016, 12:36 PM - 3:18 PM EDT

Att. 21,333 - Overcast - 52 F

livebaseballscorecards.com

AB	34
R	7
H	10
RBI	7
BB	1
SO	8
LOB	9

Batter	1	2	3	4	5	6	7	8	9	AB	R	H	RBI	BB	SO	LOB
5 Jonathan Villar, S (1, 6) OBP: 0.383, SLG: 0.378	B SI 93 F SI 92 C FS 87 S FS 88 1-3 K			X FS 83 0-0 15 FC4-6 1B		X SI 93 0-0 G6-4-3 1-2f		B FC 90 B FS 83 C SI 94 B FC 89 B SI 93 4-1 15 HR BB		3	1	1	0	1	1	1
15 Alex Presley, L (1, 9) OBP: 0.379, SLG: 0.600	C SI 93 B FF 93 B SI 93 S FS 85 F FS 89 B FS 87 X SI 94 3-2 L6			B SI 92 X SI 90 1-0 FC4-6 8 G6-4-3 1-2f		B SI 94 B SI 94 C FF 93 B FS 86 X SI 93 3-1 1B		C SI 93 B SI 93 F SI 93 X FF 93 1-2 1-H HR		4	1	2	2	0	0	1
8 Ryan Braun, R (1, 7) OBP: 0.434, SLG: 0.579	B SI 93 S SI 94 X FS 85 1-1 G5-3			X SI 94 0-0 G6-4-3 1-2f		C FC 89 B FC 88 B FS 83 S FC 89 X FC 90 2-2 G4-3		C SL 90 C SL 89 X CH 88 0-2 1B		4	0	1	0	0	0	2
20 Jonathan Lucroy, R (1, 2) OBP: 0.376, SLG: 0.429		C SI 93 X SI 93 0-1 G5-3			C FC 88 H SI 93 1-1 10 G4-3 9 1B HBP		B FC 88 B FC 89 C FF 93 X FF 93 2-1 2B	C SI 96 B SI 95 X FF 96 1-1 L9		3	1	1	0	0	0	1
33 Chris Carter, R (1, 3) OBP: 0.339, SLG: 0.695		B FC 88 B SI 89 X FF 92 2-0 F8			C FF 92 F FC 90 B FC 93 F CU 77 D FS 86 F FS 84 F FS 84 C CU 76 2-3 K		F SI 93 B FS 83 B CU 76 X FC 90 2-1 G5-3		B FF 91 B CU 74 C FF 92 X FF 92 2-1 HR	4	1	1	1	0	1	2
10 Kirk Nieuwenhuis, L (1, 8) OBP: 0.339, SLG: 0.431		C SI 93 B FF 92 B FC 88 F FS 84 X FS 84 2-2 G3-1			B FS 87 S FS 82 D FS 85 X FS 86 2-1 G4-3 1-2		B FF 93 B FC 92 C FS 83 C CU 75 2-3 K		B FF 92 B FF 90 C FF 92 B FF 91 X FF 91 3-1 9 G4-3 7 G4-3 2B	4	1	1	0	0	1	2
9 Aaron Hill, R (1, 4) OBP: 0.267, SLG: 0.284			B FF 92 C FF 93 X CU 76 1-1 7 G4-6-3 1B		C FF 93 B FF 93 B FF 91 S FC 91 F FS 85 X FS 86 2-2 2-H 1B		B FC 90 B FC 90 C FC 91 X FC 88 2-1 G4-3		F FF 91 B CU 75 S SL 85 B SL 82 B FF 91 X FF 90 3-2 G4-3 2-3	4	0	2	1	0	0	2
7 Colin Walsh, S (1, 5) OBP: 0.341, SLG: 0.125			S SI 92 B SI 92 C FS 82 X FS 83 1-2 G4-6-3 1-2f		C SI 94 F FS 88 S SI 93 0-3 K			F SI 92 F FC 86 B FF 93 C FS 84 1-3 K	F FF 91 C CU 74 X FF 91 0-2 G4-3 3-H	4	0	0	1	0	2	2
57 Chase Anderson, R (1, 1) 29 Yadiel Rivera, R (6, PH) OBP: 0.231, SLG: 0.289 39 Chris Capuano, L (6, 1) 18 Ramón Flores, L (8, PH) OBP: 0.242, SLG: 0.164 32 David Goforth, R (8, 1) 16 Domingo Santana, R (9, PH) OBP: 0.327, SLG: 0.422			C FF 93 F FF 93 X SI 94 0-2 G6-3			B FF 92 B FC 89 F FF 93 F SI 93 F SI 93 X FS 84 2-2 5 G6-4-3 1B		B FS 82 B FS 83 X SI 93 2-0 G4-3	C SL 83 B FF 90 F FF 91 B CU 75 B SL 85 C FF 91 3-3 K	1 1 0 1 0 1	0 0 0 0 0 0	0 1 0 0 0 0	0 0 0 0 0 0	0 0 0 0 0 1	0 0 0 0 0 0	0 0 0 0 0 0
Inning Stats	R: 0 E: 0 K: 1 S: 9 H: 0 LOB: 0 BB: 0 P: 14	R: 0 E: 0 K: 0 S: 6 H: 0 LOB: 0 BB: 0 P: 10	R: 0 E: 0 K: 0 S: 8 H: 1 LOB: 0 BB: 0 P: 10	R: 0 E: 0 K: 0 S: 3 H: 1 LOB: 0 BB: 0 P: 4	R: 1 E: 0 K: 2 S: 16 H: 1 LOB: 1 BB: 0 P: 23	R: 0 E: 0 K: 0 S: 10 H: 2 LOB: 1 BB: 0 P: 17	R: 0 E: 0 K: 1 S: 9 H: 1 LOB: 1 BB: 0 P: 17	R: 2 E: 0 K: 1 S: 13 H: 2 LOB: 1 BB: 1 P: 22	R: 2 E: 0 K: 1 S: 13 H: 2 LOB: 0 BB: 0 P: 24	1B: 6 2B: 2 3B: 0 HR: 2	SF: 0 SAC: 0 DP: 3 HBP: 1		WP: 0 PB: 0 SB: 0 CS: 0	PA: 36		

PITCHER		IP	WLS	BF	H	R	ER	SO	BB	IBB	HBP	BLK	WP	HR	S	P	ERA	WHIP
31 Alfredo Simon, R ERA: 9.86	(1, 1)	7.2	W	29	7	3	3	5	1	0	1	0	0	1	69	111	3.52	1.043
36 Blake Wood, R ERA: 3.38	(8, 1)	0.1		2	1	0	0	0	0	0	0	0	0	0	5	6	0.00	3.000
60 J.J. Hoover, R ERA: 14.34	(9, 1)	1.0		5	2	2	2	1	0	0	0	0	0	1	13	24	18.00	2.000

PITCHER	IP	WLS	BF	H	R	ER	SO	BB	IBB	HBP	BLK	WP	HR	S	P	ERA	WHIP

TOP

Milwaukee Brewers @ Cincinnati Reds

Great American Ball Park, Cincinnati, OH

Thu May 05 2016, 7:11 PM - 9:57 PM EDT

Att. 13,088 - Cloudy - 57 F

livebaseballscorecards.com

AB	34
R	5
H	10
RBI	5
BB	1
SO	6
LOB	13

BOTTOM

Batter	1	2	3	4	5	6	7	8	9	AB	R	H	RBI	BB	SO	LOB
2 Zack Cozart, R (1, 6) OBP: 0.348, SLG: 0.560	X FF 90 0-0 6 2B 4 SF8 1B	B CU 75 X FC 86 1-0 19 FC1-6-5 2B		C SI 91 B CH 82 B CU 78 X CH 83 2-1 ② F8			X SI 87 0-0 ① L8	B SL 89 F SL 87 B SL 88 X SL 88 2-1 ③ L7		5	1	2	0	0	0	0
6 Billy Hamilton, S (1, 8) OBP: 0.270, SLG: 0.362	X FF 89 0-0 32 HR 1-3 2B	B CH 81 B CH 81 B FF 92 C FF 91 X FC 90 3-1 ① B2		C CH 82 F CH 82 C FF 91 0-3 ③ K			B SL 80 F SI 87 B SI 87 F SI 88 F CH 78 F SL 82 F SI 89 S SI 89 2-3 ② K			4	1	1	0	0	2	1
19 Joey Votto, L (1, 3) OBP: 0.345, SLG: 0.337	B FF 92 B CH 82 B CH 82 C FF 92 B FF 92 4-1 32 HR BB	C CU 76 S FC 89 B FC 88 D CH 82 X FC 89 2-2 ② FC1-6-5 4 HR 2-2			B CU 76 B CH 81 B SI 91 B FF 91 4-0 BB		C SI 89 B SL 82 C SI 88 B SI 81 B SI 90 D SI 88 4-2 4 2B BB			1	2	0	0	3	0	1
4 Brandon Phillips, R (1, 4) OBP: 0.323, SLG: 0.478	B FF 91 F FC 90 F FF 92 D CH 83 X CU 78 2-2 ① SF8 3-H	B CH 81 B FC 87 F FF 92 F FF 92 X FF 93 2-2 1-H HR			F FC 89 S FC 88 B FC 88 C FF 91 1-3 ① K		D SI 89 C CH 77 F CH 79 X SL 82 1-2 1-3 2B			3	1	2	3	0	1	1
32 Jay Bruce, L (1, 9) OBP: 0.301, SLG: 0.500 36 Blake Wood, R (8, 1) 60 J.J. Hoover, R (9, 1)	X CU 75 0-0 1-H 2-H HR	X FF 92 0-0 ③ G4-3			D FF 91 B FF 90 C FF 92 S CH 82 B CH 81 T CH 81 3-2 ② K		F SL 82 F SL 80 B SI 90 B SI 89 S SL 85 2-3 ③ K			4 0 0	1 0 0	1 0 0	3 0 0	0 0 0	2 0 0	3 0 0
7 Eugenio Suárez, R (1, 5) OBP: 0.319, SLG: 0.472	C CU 76 B FF 91 S FF 90 B FF 92 X FF 92 2-2 ② G5-3	B FF 91 B FF 91 B CU 76 C FF 91 X FF 91 3-1 ① F9			F FF 91 D CH 82 C FF 91 B FC 84 F FF 92 X FF 92 2-2 ③ P4			F FF 92 S SL 87 B SL 87 B SI 92 F SI 93 X SL 88 2-2 23 HR 2B		4	1	1	0	0	0	1
23 Adam Duvall, R (1, 7) OBP: 0.289, SLG: 0.526	C FF 92 F FF 91 B CU 77 X CU 78 1-2 E6 16 1B	F FF 92 B FF 92 X CU 77 1-1 ② G5-3				B SI 88 F SI 88 B SL 82 F CH 77 B SL 84 C SI 88 3-3 ① K		B FF 92 X FF 93 1-0 2-H HR		4	2	1	2	0	1	0
16 Tucker Barnhart, L (1, 2) OBP: 0.339, SLG: 0.352	B FF 91 X FF 92 1-0 2-H 1B	X SI 92 0-0 ③ L8				F SI 88 C SI 88 B SI 89 S CH 80 1-3 ② K	F SI 93 C SL 89 C SL 88 0-3 ① K			4	0	1	1	0	2	0
31 Alfredo Simon, R (1, 1) 40 Tyler Holt, R (8, 9) OBP: 0.333, SLG: 0.321	B FF 92 C FF 91 X FF 90 1-1 ③ G3	F FF 91 F CU 75 B CU 77 F FF 92 C FF 93 1-3 ① K			F SI 88 F SI 88 S CH 77 0-3 ③ K		X SL 88 0-0 ② G1-3			3 1	0 0	0 0	0 0	0 0	2 0	1 0
Inning Stats	R: 5 E: 1 K: 0 S: 16 H: 4 LOB: 1 BB: 1 P: 27	R: 2 E: 0 K: 0 S: 10 H: 2 LOB: 0 BB: 0 P: 18	R: 0 E: 0 K: 0 S: 5 H: 0 LOB: 0 BB: 0 P: 9	R: 0 E: 0 K: 2 S: 9 H: 0 LOB: 0 BB: 0 P: 12	R: 0 E: 0 K: 2 S: 10 H: 0 LOB: 1 BB: 1 P: 20	R: 0 E: 0 K: 3 S: 9 H: 0 LOB: 0 BB: 0 P: 13	R: 0 E: 0 K: 2 S: 15 H: 1 LOB: 2 BB: 1 P: 24	R: 2 E: 0 K: 1 S: 11 H: 2 LOB: 0 BB: 0 P: 16		1B: 2 2B: 4 3B: 0 HR: 3 SF: 1 SAC: 0 DP: 0 HBP: 0						

PITCHER		IP	WLS	BF	H	R	ER	SO	BB	IBB	HBP	BLK	WP	HR	S	P	ERA	WHIP
57 Chase Anderson, R ERA: 6.44	(1, 1)	5.0	L	24	6	7	6	4	2	0	0	0	0	2	50	86	10.80	1.600
39 Chris Capuano, L ERA: 3.94	(6, 1)	2.0		8	1	0	0	5	1	0	0	0	0	0	24	37	0.00	1.000
32 David Goforth, R ERA: 7.2	(8, 1)	1.0		5	2	2	2	1	0	0	0	0	0	1	11	16	18.00	2.000

PITCHER	IP	WLS	BF	H	R	ER	SO	BB	IBB	HBP	BLK	WP	HR	S	P	ERA	WHIP

Milwaukee Brewers @ Cincinnati Reds

Great American Ball Park, Cincinnati, OH

Thu May 05 2016, 7:11 PM - 9:57 PM EDT

Att. 13,088 - Cloudy - 57 F

livebaseballscorecards.com

AB	33
R	9
H	9
RBI	9
BB	3
SO	10
LOB	8

WP: 0	PA: 37		
PB: 0			
SB: 0			
CS: 0			

Milwaukee Brewers @ Cincinnati Reds

Great American Ball Park, Cincinnati, OH

Fri May 06 2016, 7:12 PM - 10:04 PM EDT

Att. 28,249 - Partly Cloudy - 69 F

TOP

livebaseballscorecards.com

Batter	1	2	3	4	5	6	7	8	9	AB	R	H	RBI	BB	SO	LOB
5 Jonathan Villar, S (1, 6) OBP: 0.375, SLG: 0.368	S SI 91 C FF 90 B CU 76 S FF 91 1-3 K		B SI 89 X CH 82 1-0 G3	C CH 81 S FF 90 F FF 91 S FF 91 0-3 K			C FF 92 X FF 91 0-1 L5		C FF 92 X FF 93 0-1 15 CS 1B	5	0	1	0	0	2	3
15 Alex Presley, L (1, 9) (8, 8) OBP: 0.382, SLG: 0.655	C SI 91 B SI 91 X CH 84 1-1 G3-1		C SI 90 B CH 81 B CH 82 B SI 91 B SI 91 4-1 8 1B BB		B CH 89 X SI 90 1-0 HR		C FF 92 B CU 78 C FF 92 S CU 78 1-3 K		B SL 78 B FF 93 1 SAFE C FF 92 F FF 92 X FF 93 2-2 F7 1-2	4	1	1	1	1	1	2
8 Ryan Braun, R (1, 7) (8, 9) OBP: 0.423, SLG: 0.560	C CU 75 B SI 91 F CH 84 F CH 85 X FF 92 1-2 L6		1 SAFE S CU 74 B CU 74 B FF 91 X CH 84 2-1 1-2 1B		B SI 90 S FF 92 B SI 91 B SI 91 F FF 92 F SI 92 F FF 92 X SI 92 3-2 G2-3		S SL 88 X SL 87 0-1 G5-3		F FF 94 S FF 92 B FF 93 X FF 94 1-2 F9	5	0	1	0	0	0	1
33 Chris Carter, R (1, 3) OBP: 0.345, SLG: 0.687		S FF 90 F CU 75 B FF 91 X CU 74 1-2 9 G1-3 10 BB 1B	B CU 73 C SI 91 B SI 91 S SI 91 X FF 91 2-2 P3		F FF 92 B FF 91 S FF 91 F FF 91 B CU 76 F CU 76 X FF 91 2-2 P3			B FF 95 S FF 96 B SL 88 F FF 96 B SL 90 X SL 88 3-2 7 FC6-5 9 1B 1B		4	0	2	0	0	0	2
10 Kirk Nieuwenhuis, L (1, 8) OBP: 0.339, SLG: 0.415 59 Carlos Torres, R (5, 1) 48 Blaine Boyer, R (7, 1) 16 Domingo Santana, R (8, PH) OBP: 0.324, SLG: 0.418 54 Michael Blazek, R (8, 1)		S FF 89 S FF 90 B FF 90 F FF 90 F CU 74 B CH 83 F FF 93 D CU 76 B CH 84 4-2 9 G1-3 1-2 BB	B CH 84 S FF 90 S FF 91 S FF 91 1-3 K		C CU 75 B CH 83 F FF 90 F FF 91 B CU 76 F FF 90 F FF 91 X CH 84 2-2 G3			C FF 96 F FF 95 F SL 90 S SL 89 0-3 K	2 0 0 1 0	0 0 0 0 0	0 0 0 0 0	0 0 0 0 0	1 0 0 1 0	1 0 0 0 0	2 0 0 1 0
9 Aaron Hill, R (1, 4) OBP: 0.266, SLG: 0.282		F FF 90 C FF 92 X CU 75 0-2 G1-3 1-2 2-3		B CH 88 X CH 88 1-0 F8		C CU 78 X CU 78 0-1 L8		B SL 89 B SI 95 B SI 94 C SI 95 X FF 96 3-1 20 BB 7 FC6-5 1-2 1B		4	0	1	0	0	0	2
7 Colin Walsh, S (1, 5) (8, 7) OBP: 0.333, SLG: 0.139		C CU 74 B FF 91 S CH 84 S CH 84 1-3 K		F FF 90 B FF 89 X SI 90 1-1 45 SH3-4 12 HBP 1B		B SL 87 B FF 92 X FF 92 2-0 G3		B FF 92 C FF 93 X FF 93 1-1 FC6-5 20 BB 1-2 2-3f	4	0	1	0	0	1	4
12 Martín Maldonado, R (1, 2) OBP: 0.280, SLG: 0.053 20 Jonathan Lucroy, R (8, PH) OBP: 0.382, SLG: 0.429 (8, 2)		I IN 72 I IN 72 I IN 77 I IN 79 4-0 45 FC6-4 IBB	B SI 89 H CH 88 2-0 45 SH3-4 1-2 HBP		B CU 79 B FF 92 C FF 92 X FF 93 2-1 G4-3			C FF 93 B FF 93 F FF 93 B SL 78 F FF 94 F FF 94 B FF 94 F FF 94 F FF 95 4-2 B FF 92 1-2 2-3 BB	1 0	0 0	0 0	0 0	1 1	0 0	0 0
45 Tyler Cravy, R (1, 1) 18 Ramón Flores, L (5, 8) OBP: 0.254, SLG: 0.179 14 Hernán Pérez, R (8, PH) OBP: 0.357, SLG: 0.786 (8, 5)		C CU 75 C CU 74 D CU 74 F CU 75 B FF 92 X FF 91 2-2 FC6-4 1-2f	B FF 88 L FF 89 X FF 90 1-1 SH3-4 1-2 2-3			C CU 78 X FF 92 0-1 1B	B SL 77 X FF 92 1-0 F7		1 1 1	0 0 0	0 1 0	0 0 0	0 0 0	0 0 0	3 0 3
Inning Stats	R: 0 E: 0 K: 1 S: 9 H: 0 LOB: 0 BB: 0 P: 12	R: 0 E: 0 K: 1 S: 18 H: 1 LOB: 3 BB: 2 P: 30	R: 0 E: 0 K: 1 S: 10 H: 1 LOB: 2 BB: 1 P: 20	R: 0 E: 0 K: 1 S: 9 H: 1 LOB: 2 BB: 0 P: 14	R: 1 E: 0 K: 0 S: 17 H: 1 LOB: 0 BB: 0 P: 25	R: 0 E: 0 K: 0 S: 5 H: 0 LOB: 0 BB: 0 P: 9	R: 0 E: 0 K: 1 S: 9 H: 1 LOB: 1 BB: 0 P: 10	R: 0 E: 0 K: 1 S: 18 H: 2 LOB: 3 BB: 1 P: 30	R: 0 E: 0 K: 0 S: 8 H: 1 LOB: 0 BB: 0 P: 11	1B: 7 2B: 0 3B: 0 HR: 1 SF: 0 SAC: 1 DP: 0 HBP: 1						

	AB	33
	R	1
	H	8
	RBI	1
	BB	4
	SO	6
	LOB	23

PITCHER		IP	WLS	BF	H	R	ER	SO	BB	IBB	HBP	BLK	WP	HR	S	P	ERA	WHIP
68 Tim Adleman, R ERA: 2.45	(1, 1)	5.0	W	23	4	1	1	4	2	1	1	0	0	1	63	101	1.80	1.200
54 Caleb Cotham, R ERA: 3.78	(6, 1)	2.0		7	1	0	0	1	0	0	0	0	0	0	14	19	0.00	0.500
36 Blake Wood, R ERA: 3.29	(8, 1)	0.1		3	2	0	0	1	0	0	0	0	0	0	9	15	0.00	6.000
52 Tony Cingrani, L ERA: 3.14	(8, 1)	1.2	S	6	1	0	0	0	1	0	0	0	0	0	17	26	0.00	1.200

PITCHER	IP	WLS	BF	H	R	ER	SO	BB	IBB	HBP	BLK	WP	HR	S	P	ERA	WHIP

Batter	1	2	3	4	5	6	7	8	9	AB	R	H	RBI	BB	SO	LOB
2 Zack Cozart, R (1, 6) OBP: 0.344, SLG: 0.557	C SL 88 B FF 91 C SL 80 X FF 93 1-2 ① L3		B FF 91 B FF 91 F SI 90 C SI 90 B CH 86 F SI 92 F SI 92 X SI 92 3-2 6 G4-3 4 HR 2B	B CU 77 B CH 85 B FF 90 C SI 89 X FF 90 3-1 ③ F8			C CU 76 S FF 94 X SI 93 0-2 ③ F9			4	1	1	0	0	0	0
6 Billy Hamilton, S (1, 8) OBP: 0.256, SLG: 0.342	C SI 90 B CH 86 B CU 76 F SI 91 B FF 91 C CH 85 3-3 ② K		B CU 76 F SI 88 X CH 83 1-1 ① G4-3 2-3		B FF 91 X FF 91 1-0 ① L7			C CU 75 C CU 76 B FF 93 X FF 93 1-2 ① G6-3		4	0	0	0	0	1	1
19 Joey Votto, L (1, 3) OBP: 0.358, SLG: 0.370	B FF 93 C SI 91 B SL 84 C CH 84 X SL 81 2-2 HR		B FF 91 B SI 93 B SI 91 B SI 91 4-0 4 HR BB		B FF 92 C FF 91 S FF 92 F FC 91 T FF 93 1-2 ② K			B CU 76 B SI 92 C CU 76 B SL 82 B CU 76 4-1 BB		2	2	1	1	2	1	0
4 Brandon Phillips, R (1, 4) OBP: 0.320, SLG: 0.500	C SL 82 X SI 90 0-1 ③ G6-3		C SL 82 F SL 82 D SI 92 X SI 91 1-2 1-H 3-H HR		C FF 92 B FC 91 B FC 92 C FC 91 C FC 92 2-3 ③ K			S FF 94 1 SAFE X SL 83 0-1 ② L8		4	1	1	3	0	1	1
32 Jay Bruce, L (1, 9) OBP: 0.299, SLG: 0.490		B SI 88 B SI 90 F SI 90 X CH 85 2-1 23 2B 1B	C SI 91 B CH 86 F SI 90 B SL 85 B FF 92 X CH 85 3-2 ② G3			F FC 91 S FC 91 F FC 89 B CU 80 F FC 92 F FF 91 S CU 82 1-3 ① K		X FF 94 0-0 ③ L9		4	1	1	0	0	1	1
7 Eugenio Suárez, R (1, 5) OBP: 0.319, SLG: 0.464		C SL 82 S SI 91 B FF 90 T SI 90 1-2 ① K	B SI 90 B SL 82 S CH 85 B FF 91 S SL 82 B FF 92 4-2 BB			F FC 91 B FC 91 B FC 91 F CU 80 X FC 89 2-2 ② G5-3				2	0	0	0	1	1	1
23 Adam Duvall, R (1, 7) OBP: 0.291, SLG: 0.531		D SI 92 X SL 84 1-0 1-H 16 1B 2B	F CU 78 S SI 89 C FF 92 0-3 ③ K			F FC 91 B FC 90 X CU 81 1-1 ③ G6-3				3	0	1	1	0	1	1
16 Tucker Barnhart, L (1, 2) OBP: 0.339, SLG: 0.351		B CU 74 X SI 90 1-0 ② 2-H 1B		B CU 76 S CH 83 F CH 84 X FF 91 1-2 ① L8			B SI 91 C SI 92 F SL 87 F SI 92 S SL 89 1-3 ① K			3	0	1	0	0	1	0
68 Tim Adleman, R (1, 1) 54 Caleb Cotham, R (6, 1) 43 Scott Schebler, L (7, PH) OBP: 0.235, SLG: 0.333 36 Blake Wood, R (8, 1) 52 Tony Cingrani, L (8, 1)		C FF 90 S SL 80 F FF 91 C FF 92 0-3 ③ K		B SL 88 B FF 89 C SI 89 F FF 90 F SL 83 X FF 90 2-2 ② G6-3			F SL 89 X FF 89 0-1 ② L9			2 0 1 0 0	0 0 0 0 0	0 0 0 0 0	0 0 0 0 0	0 0 0 0 0	1 0 0 0 0	1 0 0 0 0
Inning Stats	R: 1 E: 0 K: 1 S: 11 H: 1 LOB: 0 BB: 0 P: 17	R: 1 E: 0 K: 2 S: 11 H: 3 LOB: 1 BB: 0 P: 16	R: 3 E: 0 K: 1 S: 18 H: 2 LOB: 1 BB: 2 P: 34	R: 0 E: 0 K: 0 S: 9 H: 0 LOB: 0 BB: 0 P: 15	R: 0 E: 0 K: 2 S: 8 H: 0 LOB: 0 BB: 0 P: 12	R: 0 E: 0 K: 1 S: 11 H: 0 LOB: 0 BB: 0 P: 15	R: 0 E: 0 K: 1 S: 9 H: 0 LOB: 0 BB: 0 P: 10	R: 0 E: 0 K: 0 S: 7 H: 0 LOB: 1 BB: 1 P: 12		1B: 2 2B: 2 3B: 0 HR: 2 SF: 0 SAC: 0 DP: 0 HBP: 0						

PITCHER		IP	WLS	BF	H	R	ER	SO	BB	IBB	HBP	BLK	WP	HR	S	P	ERA	WHIP
45 Tyler Cravy, R ERA: 6.52	(1, 1)	4.0	L	19	6	5	5	4	2	0	0	0	0	2	49	82	11.25	2.000
59 Carlos Torres, R ERA: 3.45	(5, 1)	2.0		6	0	0	0	3	0	0	0	0	0	0	19	27	0.00	0.000
48 Blaine Boyer, R ERA: 2.57	(7, 1)	1.0		3	0	0	0	1	0	0	0	0	0	0	9	10	0.00	0.000
54 Michael Blazek, R ERA: 3.21	(8, 1)	1.0		4	0	0	0	0	1	0	0	0	0	0	7	12	0.00	1.000

PITCHER	IP	WLS	BF	H	R	ER	SO	BB	IBB	HBP	BLK	WP	HR	S	P	ERA	WHIP

BOTTOM

Milwaukee Brewers @ Cincinnati Reds

Great American Ball Park, Cincinnati, OH

Fri May 06 2016, 7:12 PM - 10:04 PM EDT
Att. 28,249 - Partly Cloudy - 69 F

livebaseballscorecards.com

AB	29
R	5
H	6
RBI	5
BB	3
SO	8
LOB	6

Milwaukee Brewers @ Cincinnati Reds

Great American Ball Park, Cincinnati, OH

Sat May 07 2016, 7:11 PM - 10:49 PM EDT

Att. 27,567 - Overcast - 73 F

livebaseballscorecards.com

TOP

Batter	1	2	3	4	5	6	7	8	9	10	AB	R	H	RBI	BB	SO	LOB
15 Alex Presley, L (1, 9) OBP: 0.400, SLG: 0.618	B SI 90 X SI 91 1-0 P5		B SL 83 C SI 92 X SI 92 1-1 1B		B SL 82 D SI 92 B SI 92 C FF 92 X SI 92 3-1 14 FC5-4 1-2 2-3 1B	1 SAFE C CH 89 B FF 96 X CH 88 1-1 FC3-6 1-2f			B CH 86 C FF 94 F CH 87 B FF 96 X SI 88 2-2 P5	B FC 92 B FC 92 I IN 69 I IN 68 4-0 5 2B 5 E IBB	5	1	2	0	1	0	1
14 Hernán Pérez, R (1, 5) OBP: 0.263, SLG: 0.579 5 Jonathan Villar, S (10, PH) OBP: 0.381, SLG: 0.385 (10, 6)	C SI 91 F SI 93 X SI 93 0-2 G6-3		D CH 85 B SI 92 D SI 92 C SI 91 F SI 92 X SI 93 3-2 L8		F SI 92 X FF 93 0-1 FC5-4 1-2f 2-3 3-H		C SL 85 C SL 86 X SL 87 0-2 G4-3		C SL 83 S FF 95 S SL 83 0-3 K	X FC 92 0-0 E6 1-H 2-H 3-H 2B	5 1	0 0	0 1	1 2	0 0	1 0	3 0
8 Ryan Braun, R (1, 7) OBP: 0.419, SLG: 0.575	X SI 92 0-0 G4-3			C CH 84 B SI 91 X CH 85 1-1 HR	B SI 94 B SI 93 C SI 94 B SI 90 F SI 94 X SI 95 3-2 G6-3		B SL 88 F FF 95 C FF 97 T SL 89 1-2 K			33 1E 20 1B 9 HR 1B F9	6	2	2	1	0	1	3
20 Jonathan Lucroy, R (1, 2) OBP: 0.380, SLG: 0.454		B SI 90 C SI 91 B CH 85 B SI 92 X SI 91 3-1 G6-3		B SI 91 X SI 91 1-0 L9		B SI 89 C SI 91 X SI 90 1-1 HR	B SL 86 C FF 96 F SL 87 X SL 89 1-2 G6-3			33 1B 9 HR 1B L8	6	2	2	1	0	0	1
33 Chris Carter, R (1, 3) OBP: 0.347, SLG: 0.673		B SI 92 B SI 91 C SI 91 S SI 92 X SI 94 2-2 18 FC4-6 1B		X CH 86 0-0 G5-3		B SI 89 B CH 84 B SI 90 C SI 91 F SI 92 X SI 94 3-2 E4 9 HR		B SL 87 F FF 96 S FF 97 T FF 97 1-2 K		S FF 92 S FF 93 X FF 93 0-2 9 HR 1-2 2-3 1B	5	2	2	0	0	1	0
9 Aaron Hill, R (1, 4) OBP: 0.283, SLG: 0.400 (10, 5)		B CH 85 B SI 92 X SI 92 2-0 L6		X CH 86 0-0 F7		C SI 90 C SI 92 B SI 93 F SL 85 F SI 94 B SI 92 D CH 86 F SI 93 F SI 92 3-2 X SI 83 1-H HR		B FF 96 X FF 97 1-0 HR		D CU 79 B SL 86 X FF 92 2-0 1-H 2-H 3-H HR	5	3	3	7	0	0	1
18 Ramón Flores, L (1, 8) OBP: 0.279, SLG: 0.217		C SL 84 X SI 93 0-1 FC4-6 1-2f			C SL 83 C SL 84 B SI 92 B SI 92 X SL 84 2-2 29 FC6-4 1B	C CH 87 B FF 95 B FF 93 B CH 87 B FF 94 4-1 10 FC3-6 BB		M SI 97 C SI 97 C FF 98 0-3 K		C FF 92 X FF 91 0-1 29 1B 5 2B 2B	4	1	2	0	1	1	1
29 Yadiel Rivera, R (1, 6) OBP: 0.227, SLG: 0.279 (10, 4)			C SI 90 B SI 90 X CH 86 1-1 G1-3		F SI 91 1 SAFE C SI 92 X SL 84 0-2 FC6-4 15 1B 52 SH 14 FC5-4 1-2f	1 SAFE S FF 95 B FF 94 1 SAFE F FF 94 1 SAFE S FF 96 1-3 K		C SL 86 B SL 86 F FF 96 B SL 90 F SL 88 X SL 89 2-2 G5-3		C FC 91 X SL 82 0-1 7 DI 5 2B 2-3 1B	5	2	1	0	0	1	2
52 Jimmy Nelson, R (1, 1) 10 Kirk Nieuwenhuis, L (6, PH) 48 Blaine Boyer, R (6, 1) 54 Michael Blazek, R (7, 1) 37 Tyler Thornburg, R (8, 1) 16 Domingo Santana, R (9, PH) 21 Jeremy Jeffress, R (9, 1) 7 Colin Walsh, S (10, PH) 59 Carlos Torres, R (10, 1)			S SI 91 F SI 93 C SL 85 0-3 K		L SI 92 X SI 92 0-1 SH 14 FC5-4 15 1B 1-2	X CH 88 0-0 FC3-6 15 FC3-6 1-2f			B SL 80 C SL 81 C FF 94 F SL 83 B SL 82 C FF 95 2-3 K	B FC 92 C FC 91 F FC 92 B FC 92 S FC 92 2-3 K 1-2	1 1 0 0 0 0 1 0 0 1	0 0 0 0 0 0 0 0 0 0	0 0 0 0 0 0 0 0 0 0	0 0 0 0 0 0 0 0 0 1	0 0 0 0 0 0 1 0 0 2	1 0 0 0 0 0 0 0 0 0	0 1 0 0 0 0 0 0 0 0
Inning Stats	R: 0 E: 0 K: 0 S: 5 H: 0 LOB: 0 BB: 0 P: 6	R: 0 E: 0 K: 0 S: 8 H: 1 LOB: 1 BB: 0 P: 15	R: 0 E: 0 K: 1 S: 10 H: 1 LOB: 1 BB: 0 P: 15	R: 1 E: 0 K: 0 S: 5 H: 1 LOB: 0 BB: 0 P: 7	R: 1 E: 1 K: 0 S: 15 H: 2 LOB: 2 BB: 0 P: 23	R: 3 E: 1 K: 1 S: 19 H: 2 LOB: 1 BB: 1 P: 32	R: 0 E: 0 K: 1 S: 9 H: 0 LOB: 0 BB: 0 P: 11	R: 1 E: 0 K: 2 S: 11 H: 1 LOB: 0 BB: 0 P: 15	R: 0 E: 0 K: 2 S: 10 H: 0 LOB: 0 BB: 0 P: 14	R: 7 E: 1 K: 1 S: 19 H: 7 LOB: 1 BB: 1 P: 33	1B: 8 2B: 2 3B: 0 HR: 5 SF: 0 SAC: 1 DP: 0 HBP: 0	WP: 0 PB: 0 SB: 0 CS: 0 PA: 49					

PITCHER		IP	WLS	BF	H	R	ER	SO	BB	IBB	HBP	BLK	WP	HR	S	P	ERA	WHIP
29 Brandon Finnegan, L ERA: 4.15	(1, 1)	5.0		24	7	5	3	1	0	0	0	0	0	3	55	85	5.40	1.400
56 Steve Delabar, R ERA:	(6, 1)	1.0	H	4	0	0	0	1	1	0	0	0	0	0	7	13	0.00	1.000
66 JC Ramírez, R ERA: 6.1	(7, 1)	2.0	B	7	1	1	1	3	0	0	0	0	0	1	20	26	4.50	0.500
27 Ross Ohlendorf, R ERA: 5.79	(9, 1)	1.0		3	0	0	0	2	0	0	0	0	0	0	10	14	0.00	0.000
54 Caleb Cotham, R ERA: 6.48	(10, 1)	0.0	L	5	5	5	5	0	0	0	0	0	0	1	8	12	∞	∞

PITCHER		IP	WLS	BF	H	R	ER	SO	BB	IBB	HBP	BLK	WP	HR	S	P	ERA	WHIP
53 Drew Hayes, R ERA: 7.71	(10, 1)	1.0		6	2	2	1	1	0	1	0	0	0	0	11	21	9.00	2.000

AB	46
R	13
H	15
RBI	12
BB	2
SO	8
LOB	15

Batter	1	2	3	4	5	6	7	8	9	10	AB	R	H	RBI	BB	SO	LOB
2 Zack Cozart, R (1, 6) OBP: 0.347, SLG: 0.548	X SI 93 0-0 ① F7	B SL 85 C SL 86 C SI 94 B SL 87 X SI 94 2-2 ③ L6			X SI 93 0-0 6 1B 6 S 19 E 1B		C CU 74 B CU 76 B SI 90 C FF 92 F FF 93 X SL 85 2-2 19 G6-3 6 G3 1B		F SI 96 1 SAFE S SI 96 F SI 96 F FF 96 F SI 96 X KC 80 0-2 ② L7		5	1	2	0	0	0	2
6 Billy Hamilton, S (1, 8) OBP: 0.265, SLG: 0.338	B SI 94 B SI 94 F SI 94 B SI 94 B SI 93 4-1 4 S 19 S 4 E BB		B SI 93 X SI 93 1-0 ① L6		B FF 91 B KC 80 F SI 93 B SI 92 F SI 92 X FF 91 3-2 19 E 1-3 19 E 1B		C CU 74 1 SAFE B CU 75 L FF 94 X CU 74 1-2 ① G3 1-2		X SI 96 0-0 ③ G4-3		4	2	1	0	1	0	2
19 Joey Votto, L (1, 3) OBP: 0.352, SLG: 0.362	1 SAFE 1 SAFE C SI 93 S FF 92 B FF 93 2 SAFE F SI 92 B SI 94 C FF 93 2-3 ② K 1-2	B KC 82 B KC 81 B SI 92 C SI 92 F FF 92 C FF 93 3-3 ② K			1 SAFE 3 SAFE 1 SAFE 1 SAFE X SI 92 0-0 E5 4 F8 1-H 3-H 1B		C CU 74 B FF 95 B FF 92 C CU 75 X FF 93 2-2 ② G6-3 2-3			B FC 89 C FC 90 F FF 92 B FC 91 B FF 92 C FC 90 3-3 ① K	5	0	1	2	0	3	2
4 Brandon Phillips, R (1, 4) OBP: 0.324, SLG: 0.554	C SL 84 F SL 86 X FF 93 0-2 ③ P5 2-H		X SI 93 0-0 HR		B SL 85 B KC 84 X FF 92 2-0 ① F8 2-3		S SL 83 X FF 95 0-1 ③ F9			B FC 92 S FC 91 X FC 91 1-1 HR	5	2	2	2	0	0	2
32 Jay Bruce, L (1, 9) OBP: 0.295, SLG: 0.485		B SI 94 C SI 93 B FF 93 X SI 94 2-1 23 1B 16 G4-6-3 2B	C SI 93 B SL 86 X FF 93 1-1 ③ L8		B FF 92 D CH 85 B FF 93 F FF 92 F FF 92 S SL 85 3-3 ② K			B CH 84 F FF 94 S FF 95 S FF 96 1-3 ① K		F FC 92 B CU 78 X FC 90 1-1 ② F8	5	1	1	0	0	2	1
7 Eugenio Suárez, R (1, 5) OBP: 0.315, SLG: 0.447		C SI 93 F SL 85 H SI 93 1-2 16 G4-6-3 23 1B 29 1B HBP	C KC 81 F SL 86 B SL 85 C SL 84 1-3 ① K		B SI 92 F SL 85 C SL 86 B FF 93 X SL 87 2-2 ③ P3			B FF 95 S CU 78 B FC 94 S FF 95 S FF 95 F FF 95 X FF 95 2-2 ② G6-3		S FC 91 X FC 91 0-1 ③ P4	4	1	0	0	0	1	1
23 Adam Duvall, R (1, 7) OBP: 0.300, SLG: 0.529	X SI 93 0-0 16 G4-6-3 1-2 2-3 1B	C KC 81 B SI 93 X SI 94 1-1 1B				C SL 86 C CU 75 F CU 78 S FF 92 0-3 ① K		B CU 78 C CU 77 C CU 79 S FF 96 1-3 ③ K			4	0	2	0	0	2	0
16 Tucker Barnhart, L (1, 2) OBP: 0.318, SLG: 0.328	B KC 82 B SI 93 C SI 93 T FF 93 X FF 93 2-2 ① ② G4-6-3 1-2f 2-3 3-H	X SI 92 0-0 ② L7				B CU 74 B FF 93 X SI 91 2-0 ② G1-3			C SI 95 S FF 96 F FF 96 X FF 97 0-2 ① L8		4	0	0	0	0	0	3
29 Brandon Finnegan, L (1, 1) OBP: 0.333, SLG: 0.400 56 Steve Delabar, R (6, 1) 15 Jordan Pacheco, R (6, PH) OBP: 0.208, SLG: 0.375 66 JC Ramírez, R (7, 1) 27 Ross Ohlendorf, R (9, 1) 43 Scott Schebler, L (9, PH) OBP: 0.246, SLG: 0.344 54 Caleb Cotham, R (10, 1) 53 Drew Hayes, R (10, 1)	X SI 93 0-0 3-H 1B	B KC 80 B FF 92 C SI 92 C SI 92 S SI 93 2-3 ③ K				S FF 93 F CU 79 S FF 94 0-3 ③ K			B FF 96 B SI 97 S KC 82 C SI 98 B KC 82 F SI 97 F FF 98 X KC 80 3-2 1B		2 0 1 0 0 0 1 0 0	0 0 0 0 0 0 0 0 0	1 0 0 0 0 0 1 0 0	1 0 0 0 0 0 0 0 0	0 0 1 0 0 0 0 0 0	1 0 0 0 0 0 0 0 0	1 0 0 0 0 0 0 0 0
Inning Stats	R: 1 E: 0 K: 1 S: 9 H: 0 LOB: 0 BB: 1 P: 15	R: 2 E: 0 K: 0 S: 12 H: 3 LOB: 1 BB: 0 P: 19	R: 1 E: 0 K: 1 S: 7 H: 1 LOB: 0 BB: 0 P: 12	R: 0 E: 0 K: 1 S: 9 H: 1 LOB: 1 BB: 0 P: 13	R: 2 E: 1 K: 1 S: 12 H: 3 LOB: 1 BB: 0 P: 22	R: 0 E: 0 K: 2 S: 8 H: 0 LOB: 0 BB: 0 P: 10	R: 0 E: 0 K: 0 S: 12 H: 1 LOB: 1 BB: 0 P: 17	R: 0 E: 0 K: 2 S: 10 H: 0 LOB: 0 BB: 0 P: 14	R: 0 E: 0 K: 0 S: 16 H: 1 LOB: 1 BB: 0 P: 19	R: 1 E: 0 K: 1 S: 10 H: 1 LOB: 0 BB: 0 P: 15	1B: 8 2B: 1 3B: 0 HR: 2	SF: 0 SAC: 0 DP: 1 HBP: 1					

PITCHER		IP	WLS	BF	H	R	ER	SO	BB	IBB	HBP	BLK	WP	HR	S	P	ERA	WHIP
52 Jimmy Nelson, R ERA: 3.74	(1, 1)	5.0		24	8	6	5	5	1	0	1	0	0	1	49	81	9.00	1.800
48 Blaine Boyer, R ERA: 2.4	(6, 1)	1.0		3	0	0	0	2	0	0	0	0	0	0	8	10	0.00	0.000
54 Michael Blazek, R ERA: 3.0	(7, 1)	1.0		4	1	0	0	0	0	0	0	0	0	0	12	17	0.00	1.000
37 Tyler Thornburg, R ERA: 5.25	(8, 1)	1.0		3	0	0	0	2	0	0	0	0	0	0	10	14	0.00	0.000
21 Jeremy Jeffress, R ERA: 2.84	(9, 1)	1.0	W	4	1	0	0	0	0	0	0	0	0	0	16	19	0.00	1.000

PITCHER		IP	WLS	BF	H	R	ER	SO	BB	IBB	HBP	BLK	WP	HR	S	P	ERA	WHIP
59 Carlos Torres, R ERA: 3.78	(10, 1)	1.0		4	1	1	1	1	0	0	0	0	0	1	10	15	9.00	1.000

BOTTOM

Milwaukee Brewers @ Cincinnati Reds

Great American Ball Park, Cincinnati, OH

Sat May 07 2016, 7:11 PM - 10:49 PM EDT

Att. 27,567 - Overcast - 73 F

livebaseballscorecards.com

AB	40
R	7
H	11
RBI	5
BB	1
SO	10
LOB	14

1B: 8 2B: 1 3B: 0 HR: 2

SF: 0 SAC: 0 DP: 1 HBP: 1

WP: 0 PB: 0 SB: 3 CS: 0

PA: 42

Milwaukee Brewers @ Cincinnati Reds

Great American Ball Park, Cincinnati, OH

Sun May 08 2016, 3:06 PM - 6:14 PM EDT

Att. 22,376 - Overcast - 52 F

TOP

livebaseballscorecards.com

Batter	1	2	3	4	5	6	7	8	9	AB	R	H	RBI	BB	SO	LOB
15 Alex Presley, L (1, 9) OBP: 0.356, SLG: 0.538	B FF 87 C FF 86 X FC 84 1-1 ① F8		B FF 90 C FF 90 C FC 86 B FC 85 S FF 91 2-3 ② K		C FF 93 X CH 87 0-1 ③ G3-1		C FF 95 C FF 96 D CH 85 F SI 96 X SI 97 1-2 ① G3 1-2 2-3		X FF 93 0-0 ② F7	5	0	0	0	0	1	3
5 Jonathan Villar, S (1, 6) OBP: 0.364, SLG: 0.366	C FF 88 X FC 84 0-1 ② P6		C FC 86 S CU 70 F FF 91 B FF 89 B CU 68 X CH 73 2-2 ③ F8			B FF 92 B FF 93 B FF 92 C FF 91 X FF 92 3-1 ① L7	S SI 96 C SI 96 D SL 86 X FF 97 1-2 ② G6-3 2-3 3-H		B FF 94 B CH 86 B FF 92 C FF 92 F FF 92 1 SAFE S FF 93 3-3 ③ K	5	0	0	1	0	1	2
8 Ryan Braun, R (1, 7) OBP: 0.430, SLG: 0.615	B CU 67 X CH 76 1-0 HR			B FF 89 B FC 84 B FF 90 B CH 78 4-0 BB		F FF 93 B SL 84 B FF 93 T FF 94 F FF 94 B CH 86 X CH 85 3-2 20 2B 2B	C SL 90 C FF 97 B FF 96 C FF 97 1-3 ③ K			3	2	2	1	1	1	1
20 Jonathan Lucroy, R (1, 2) OBP: 0.393, SLG: 0.505	B FF 90 C FF 88 S FF 90 X FF 91 1-2 1B			B FF 89 C FC 84 1 SAFE B FF 88 S CH 75 1 SAFE F FF 90 X FF 90 2-2 ① L8		C FF 92 B CH 85 B FF 92 F FF 92 X CH 85 2-2 14 WP 2-H 2B		B FF 94 X CH 84 1-0 HR		4	1	3	2	0	0	1
33 Chris Carter, R (1, 3) OBP: 0.344, SLG: 0.654	F FF 89 X CH 73 0-1 ③ P6			T FF 89 B FF 89 B FF 88 1 SAFE B FF 89 S FF 89 X FF 90 3-2 ② L8		B FF 92 F FF 93 F FF 94 B FF 93 B FF 93 B FF 93 4-2 14 WP BB		B SL 79 C SL 80 C FF 93 B FF 94 B FF 93 C SL 81 3-3 ① K		3	0	0	0	1	1	2
9 Aaron Hill, R (1, 4) OBP: 0.282, SLG: 0.394		B FF 88 C FF 88 C FF 89 B FC 83 B FF 89 C 3-3 ① K		X CH 76 0-0 ③ G6-3		F CH 86 S FF 94 X FF 93 0-2 ② F9		C SL 81 B FF 94 X FF 94 1-1 14 CS 1B		4	0	1	0	0	1	3
14 Hernán Pérez, R (1, 5) OBP: 0.261, SLG: 0.652		X FF 91 0-0 ② F8			B CH 69 C CH 73 S CH 69 B CU 58 F FF 91 F FF 92 X CH 85 2-2 HR	S SL 88 B SI 94 B SL 88 B SL 88 S SL 89 X SL 89 3-2 ③ F9 1-2 2-3		1 SAFE D SL 80 B FF 93 C FF 92 B SL 80 1 SAFE S FF 92 S FF 93 3-3 ② ③ K 1-2		4	1	1	1	0	1	3
18 Ramón Flores, L (1, 8) OBP: 0.278, SLG: 0.206		C FF 90 S FF 90 B FF 90 B FF 90 S FF 91 2-3 ③ K			T FF 93 C CH 86 B FF 94 B FF 94 S FF 92 2-3 ① K		B FF 94 B SL 87 B FF 96 B SI 94 4-0 15 G3 10 WP 5 G6-3 BB		C FF 92 B CH 84 F FF 93 C SL 80 1-3 ① K	3	1	0	0	1	3	0
41 Junior Guerra, R (1, 1) 10 Kirk Nieuwenhuis, L (7, PH) OBP: 0.344, SLG: 0.407 39 Chris Capuano, L (7, 1) 37 Tyler Thornburg, R (8, 1) 7 Colin Walsh, S (9, PH) OBP: 0.340, SLG: 0.135 21 Jeremy Jeffress, R (9, 1)			B FF 89 C FF 88 X FF 89 1-1 ① G6-3		S FF 91 S FF 92 S FF 92 0-3 ② K		B FF 95 B SL 89 B FF 95 B FF 94 4-0 5 G6-3 15 G3 1-2 BB		B FF 92 C FF 92 F FF 93 B SL 82 B FF 94 F FF 94 B FF 94 4-2 BB	2 0 0 0 0 0	0 0 0 0 0 0	0 0 0 0 0 0	0 1 0 0 1 0	0 0 0 0 0 0	1 0 0 0 0 0	0 0 0 0 0 0
Inning Stats	R: 1 E: 0 K: 0 S: 10 H: 2 LOB: 1 BB: 0 P: 13	R: 0 E: 0 K: 2 S: 7 H: 0 LOB: 0 BB: 0 P: 12	R: 0 E: 0 K: 1 S: 9 H: 0 LOB: 0 BB: 0 P: 14	R: 0 E: 0 K: 0 S: 8 H: 0 LOB: 1 BB: 1 P: 17	R: 1 E: 0 K: 2 S: 13 H: 1 LOB: 0 BB: 0 P: 17	R: 1 E: 0 K: 0 S: 17 H: 2 LOB: 2 BB: 1 P: 32	R: 1 E: 0 K: 1 S: 10 H: 0 LOB: 1 BB: 2 P: 21	R: 1 E: 0 K: 2 S: 9 H: 2 LOB: 1 BB: 0 P: 17	R: 0 E: 0 K: 2 S: 10 H: 0 LOB: 1 BB: 1 P: 18	1B: 2 2B: 3 3B: 0 HR: 3 SF: 0 SAC: 0 DP: 1 HBP: 0						

	AB	33
	R	5
	H	7
	RBI	5
	BB	5
	SO	10
	LOB	15

PITCHER	IP	WLS	BF	H	R	ER	SO	BB	IBB	HBP	BLK	WP	HR	S	P	ERA	WHIP
47 John Lamb, L (1, 1) ERA: 1.8	4.0		15	2	1	1	3	1	0	0	0	0	1	34	56	2.25	0.750
56 Steve Delabar, R (5, 1) ERA: 6.75	1.2		9	3	2	2	2	1	0	0	0	0	1	27	43	10.80	2.400
36 Blake Wood, R (6, 1) ERA: 3.6	1.1	B	6	0	1	1	1	2	0	0	0	2	0	13	27	6.75	1.500
27 Ross Ohlendorf, R (8, 1) ERA: 5.63	2.0	L	8	2	1	1	4	1	0	0	0	0	1	19	35	4.50	1.500

PITCHER	IP	WLS	BF	H	R	ER	SO	BB	IBB	HBP	BLK	WP	HR	S	P	ERA	WHIP

WP: 2 PB: 0 SB: 0 CS: 1 PA: 38

Milwaukee Brewers @ Cincinnati Reds

Great American Ball Park, Cincinnati, OH

Sun May 08 2016, 3:06 PM - 6:14 PM EDT

Att. 22,376 - Overcast - 52 F

BOTTOM

Batter	1	2	3	4	5	6	7	8	9	AB	R	H	RBI	BB	SO	LOB
40 Tyler Holt, R (1, 8) OBP: 0.324, SLG: 0.375	B FF 95 B FF 94 C FF 92 F FF 95 X FF 95 2-2 ① F9		X FF 93 0-0 3 2B 2-H 3B		C CU 78 F CU 81 B FF 92 F FS 84 F FF 94 X FS 87 1-2 ① G5-3		B CH 78 C SI 88 D SL 84 B SI 89 F SI 89 X CH 77 3-2 ② F9			4	1	1	1	0	0	2
3 Iván De Jesús Jr., R (1, 6) OBP: 0.271, SLG: 0.286	B FF 95 S FF 94 F FF 94 S FF 95 1-3 ② K		C FF 94 B FF 93 X FF 94 1-1 19 1B 3-H 2B		X CU 79 0-0 ② F9		X SI 90 0-0 ③ F9			4	1	1	1	0	1	2
19 Joey Votto, L (1, 3) OBP: 0.348, SLG: 0.358	B FF 94 C FF 94 F FF 94 S FS 87 1-3 ③ K		C FF 94 B FF 94 B FS 85 B SL 83 X FF 94 3-1 2-H 1B		F FF 92 C CU 84 B FS 86 F FF 94 B FS 85 X CU 81 2-2 ③ G6-3			S FF 95 C FF 95 B FF 95 B FF 94 F FF 94 F FF 94 T FF 94 2-2 ① K		4	0	1	1	0	2	0
4 Brandon Phillips, R (1, 4) OBP: 0.313, SLG: 0.533		B FF 94 B CU 78 X FF 94 2-0 ① F8	F CU 80 F CU 84 X FF 94 0-2 ③ F7			F CU 80 S SL 85 S FS 86 0-3 ① K		C CU 79 S CU 79 B CU 79 F FF 95 X CU 79 1-2 ② G6-3		4	0	0	0	0	1	1
32 Jay Bruce, L (1, 9) OBP: 0.284, SLG: 0.467		F FF 94 B FS 86 S FS 84 F FF 94 B FS 87 S FS 86 2-3 ② K		B FF 92 X FF 92 1-0 ① F7		B FS 84 B FF 92 S FF 93 F CU 81 B FS 87 F FF 94 F FF 92 T FS 85 3-2 ② K		F CH 85 B FF 94 F FF 94 S CH 86 1-3 ③ K		4	0	0	0	0	3	0
23 Adam Duvall, R (1, 7) OBP: 0.298, SLG: 0.551		C CU 80 F FF 94 B FS 87 X FS 87 1-2 ③ L7		C FF 94 X FF 94 0-1 HR		B CU 82 F SL 82 S FS 85 F SL 86 B FF 92 B CU 81 F CU 81 S CU 82 3-3 ③ K			C SI 94 B KC 81 B SI 96 F SI 95 X SI 96 2-2 ① F9	4	1	1	1	0	1	0
15 Jordan Pacheco, R (1, 5) OBP: 0.214, SLG: 0.357 6 Billy Hamilton, S (9, PR) OBP: 0.265, SLG: 0.338			F FF 93 B FF 93 X FF 94 1-1 ① L4	B CU 78 X CU 77 1-0 ② P2			F SI 88 X SI 88 0-1 ① F9		B SI 96 F SI 97 X SI 96 1-1 2 CS 1B	4 0	0 0	1 0	0 0	0 0	0 0	0 0
37 Ramón Cabrera, S (1, 2) OBP: 0.375, SLG: 0.167			B FF 93 B FF 94 B FF 93 B FF 92 4-0 47 SH5-4 40 3B BB	B FF 94 B FF 90 B FF 93 C FF 92 B FF 92 4-1 47 FC6-4 BB			X SI 88 0-0 7 BB 1B		C SI 94 B CH 91 X SI 95 1-1 ② L8	2	1	1	0	2	0	1
47 John Lamb, L (1, 1) 56 Steve Delabar, R (5, 1) 36 Blake Wood, R (6, 1) 7 Eugenio Suárez, R (7, PH) OBP: 0.320, SLG: 0.447 27 Ross Ohlendorf, R (8, 1) 2 Zack Cozart, R (9, PH) OBP: 0.347, SLG: 0.548			C FF 93 L FF 94 X FF 94 0-2 ② SH5-4 1-2	B FF 92 C FF 92 X FF 93 1-1 ③ FC6-4 1-2f			C SI 89 D CH 78 B SI 88 B CH 77 1 SAFE B SI 88 4-1 1-2 BB		1 SAFE 1 SAFE B FF 95 C SI 96 1-1 ③ CS 1-2	1 0 0 0 0 0 0	0 0 0 0 0 0 0	0 0 0 0 1 0 0	0 0 0 0 0 0 0	0 0 0 1 0 0 0	0 0 0 0 0 0 0	1 0 0 0 0 0 0
Inning Stats	R: 0 E: 0 K: 2 S: 9 H: 0 LOB: 0 BB: 0 P: 13	R: 0 E: 0 K: 1 S: 8 H: 0 LOB: 0 BB: 0 P: 13	R: 3 E: 0 K: 0 S: 13 H: 3 LOB: 1 BB: 1 P: 22	R: 1 E: 0 K: 0 S: 7 H: 1 LOB: 1 BB: 1 P: 14	R: 0 E: 0 K: 0 S: 10 H: 0 LOB: 0 BB: 0 P: 13	R: 0 E: 0 K: 3 S: 13 H: 0 LOB: 0 BB: 0 P: 19	R: 0 E: 0 K: 0 S: 8 H: 1 LOB: 2 BB: 1 P: 15	R: 0 E: 0 K: 2 S: 12 H: 0 LOB: 0 BB: 0 P: 16	R: 0 E: 0 K: 0 S: 8 H: 1 LOB: 1 BB: 0 P: 13	1B: 3 2B: 1 3B: 1 HR: 1	SF: 0 SAC: 1 DP: 0 HBP: 0	WP: 0 PB: 0 SB: 0 CS: 1	PA: 36			

livebaseballscorecards.com

AB	31
R	4
H	6
RBI	4
BB	3
SO	8
LOB	7

PITCHER		IP	WLS	BF	H	R	ER	SO	BB	IBB	HBP	BLK	WP	HR	S	P	ERA	WHIP
41 Junior Guerra, R ERA: 6.0	(1, 1)	6.0		24	4	4	4	6	2	0	0	0	0	1	60	94	6.00	1.000
39 Chris Capuano, L ERA: 3.71	(7, 1)	1.0	W	5	1	0	0	0	1	0	0	0	0	0	8	15	0.00	2.000
37 Tyler Thornburg, R ERA: 4.85	(8, 1)	1.0	H	3	0	0	0	2	0	0	0	0	0	0	12	16	0.00	0.000
21 Jeremy Jeffress, R ERA: 2.63	(9, 1)	1.0	S	3	1	0	0	0	0	0	0	0	0	0	8	13	0.00	1.000

PITCHER	IP	WLS	BF	H	R	ER	SO	BB	IBB	HBP	BLK	WP	HR	S	P	ERA	WHIP

Batter	1	2	3	4	5	6	7	8	9	AB	R	H	RBI	BB	SO	LOB
28 John Jaso, L (1, 3) OBP: 0.358, SLG: 0.455	C FF 89 B FF 89 F CH 82 B SL 86 X SL 84 2-2 ① G6-3		D CU 73 X CH 83 1-0 ② G4-3 2-3		C CH 82 X FF 88 0-1 ③ L8		C SL 86 B SL 83 C SL 84 B FF 95 X SL 85 2-2 ③ G3			4	0	0	0	0	0	2
22 Andrew McCutchen, R (1, 8) OBP: 0.352, SLG: 0.448	B FF 90 X SI 90 1-0 1B		C SL 85 B SI 89 D FF 90 C SL 84 B SL 85 X SL 84 3-2 ③ G6-3			T FF 88 X FF 88 0-1 6 1B 25 BB 29 SF8 1B		B SL 89 B CH 93 F SI 94 B FF 95 F SI 94 F FF 94 B SI 95 4-2 6 G6-3 BB		3	1	2	0	1	0	1
25 Gregory Polanco, L (1, 9) OBP: 0.388, SLG: 0.491	1 SAFE F SL 82 B CH 82 S FF 89 S SI 90 1-3 ② K			F SL 84 F SL 84 X CU 74 0-2 ① P5		B CH 81 1 SAFE B CH 82 B FF 88 1 SAFE B FF 89 4-0 29 SF8 6 1B 27 G6-3 1-2 BB			B FF 95 B FF 96 B FF 96 X FF 94 3-0 ① F7	3	1	0	0	1	1	2
6 Starling Marte, R (1, 7) OBP: 0.388, SLG: 0.512	1 SAFE S FF 90 B FF 91 B SL 83 S FF 90 F FF 91 F SL 84 F SL 84 1 SAFE 2-3 S FF 80 ③ K			C FF 88 X CH 83 0-1 29 S 1B		C FF 88 B SL 81 X SL 82 1-1 27 G6-3 1-2 2-3 1B			B SL 89 F FF 95 F SI 95 X SL 89 1-2 ② G6-3 1-2	4	0	2	0	0	1	2
29 Francisco Cervelli, R (1, 2) OBP: 0.408, SLG: 0.347		C FF 87 X FF 89 0-1 ① P3		B FF 87 1 SAFE F FF 88 C FF 89 S SL 85 1-3 ② K 1-2		B FF 88 F FF 88 B FF 89 F FF 88 X FF 89 2-2 ① SF8 2-3 3-H			C FF 97 F FF 97 B SI 97 F FF 96 F FF 96 S CH 87 1-3 ③ K	3	0	0	1	0	2	2
27 Jung Ho Kang, R (1, 5) OBP: 0.231, SLG: 0.833 3 Sean Rodríguez, R (9, PR) OBP: 0.420, SLG: 0.705		C SL 84 C FF 89 C FF 90 0-3 ② K		X SL 84 0-0 ③ P2		1 SAFE X SL 82 0-0 ② G6-3 1-2 3-H			X FF 93 0-0 5 G6-3 2B	4 0	0 0	1 0	1 0	0 0	1 0	2 0
5 Josh Harrison, R (1, 4) OBP: 0.336, SLG: 0.400		B FF 90 F SL 84 X SL 85 1-1 ③ L8			B FF 89 S FF 88 B SL 82 X SL 85 2-1 ① G5-3	S FF 89 B FF 88 S SL 83 X CH 81 1-2 ③ L7 3-H			B FF 94 X FF 93 1-0 ① G6-3 2-3	4	0	0	0	0	0	2
10 Jordy Mercer, R (1, 6) OBP: 0.389, SLG: 0.364			B FF 88 C FF 88 F FF 89 B CU 74 B CU 76 F FF 90 B SL 83 4-2 28 G4-3 18 SH2-4 BB		C CU 71 B FF 89 B SL 84 F FF 89 F SL 83 F CU 73 B FF 89 B FF 90 4-2 18 FC5-6 BB		B SL 83 B FF 95 F FF 95 X FF 94 2-1 ① P4		C FF 94 X FF 94 0-1 ② G4-3	2	0	0	0	2	0	2
18 Jonathon Niese, L (1, 1) OBP: 0.231, SLG: 0.167 14 Ryan Vogelsong, R (7, 1) 23 David Freese, R (9, PH) OBP: 0.363, SLG: 0.373			B FF 89 F FF 89 X CH 82 1-1 ① SH2-4 1-2		B CH 82 F FF 88 X FF 88 1-1 ② FC5-6 1-2f		C FF 94 X FF 94 0-1 ② G6-3		C FF 95 B FF 95 B FF 94 X FF 96 2-1 ③ L8	2 0 1	0 0 0	0 0 0	0 0 0	0 0 0	0 0 0	1 0 2
Inning Stats	R: 0 E: 0 K: 2 S: 13 H: 1 LOB: 1 BB: 0 P: 19	R: 0 E: 0 K: 1 S: 7 H: 0 LOB: 0 BB: 0 P: 8	R: 0 E: 0 K: 0 S: 9 H: 0 LOB: 1 BB: 1 P: 18	R: 0 E: 0 K: 1 S: 9 H: 1 LOB: 1 BB: 0 P: 10	R: 0 E: 0 K: 0 S: 10 H: 0 LOB: 1 BB: 1 P: 17	R: 2 E: 0 K: 0 S: 11 H: 2 LOB: 1 BB: 1 P: 19	R: 0 E: 0 K: 0 S: 7 H: 0 LOB: 0 BB: 0 P: 11	R: 0 E: 0 K: 1 S: 12 H: 0 LOB: 1 BB: 1 P: 21	R: 0 E: 0 K: 0 S: 6 H: 1 LOB: 2 BB: 0 P: 9	1B: 4 2B: 1 3B: 0 HR: 0	SF: 1 SAC: 1 DP: 0 HBP: 0			WP: 0 PB: 0 SB: 1 CS: 0	PA: 36	

PITCHER		IP	WLS	BF	H	R	ER	SO	BB	IBB	HBP	BLK	WP	HR	S	P	ERA	WHIP
58 Dan Straily, R ERA: 3.47	(1, 1)	6.0		25	4	2	2	4	3	0	0	0	0	0	59	91	3.00	1.167
66 JC Ramírez, R ERA: 5.56	(7, 1)	1.0	W	3	0	0	0	0	0	0	0	0	0	0	7	11	0.00	0.000
36 Blake Wood, R ERA: 3.38	(8, 1)	1.0	H	4	0	0	0	1	1	0	0	0	0	0	12	21	0.00	1.000
52 Tony Cingrani, L ERA: 2.93	(9, 1)	1.0	S	4	1	0	0	0	0	0	0	0	0	0	6	9	0.00	1.000

PITCHER	IP	WLS	BF	H	R	ER	SO	BB	IBB	HBP	BLK	WP	HR	S	P	ERA	WHIP

TOP

Pittsburgh Pirates @ Cincinnati Reds

Great American Ball Park, Cincinnati, OH

Mon May 09 2016, 7:11 PM - 9:46 PM EDT

Att. 12,103 - Drizzle - 61 F

livebaseballscorecards.com

AB	30
R	2
H	5
RBI	2
BB	4
SO	5
LOB	18

Pittsburgh Pirates @ Cincinnati Reds

Great American Ball Park, Cincinnati, OH

Mon May 09 2016, 7:11 PM - 9:46 PM EDT

Att. 12,103 - Drizzle - 61 F

livebaseballscorecards.com

Batter	1	2	3	4	5	6	7	8	9	AB	R	H	RBI	BB	SO	LOB
2 Zack Cozart, R (1, 6) OBP: 0.343, SLG: 0.567	B FF 87 F SI 88 X CU 71 1-1 HR		F FF 88 C FF 88 X FC 86 0-2 ① L7		B FF 89 B CH 82 C SI 87 F CH 83 F FF 90 S FC 85 2-3 ③ K		C FF 90 B FF 91 1 SAFE B FF 90 X FF 90 2-1 ③ L4			4	1	1	1	0	1	1
6 Billy Hamilton, S (1, 8) OBP: 0.287, SLG: 0.358	B FF 89 C FF 90 B FC 87 F FF 90 X SI 91 2-2 4 G4-6-3 19 HBP 1B		F FF 89 X FC 86 0-1 19 G5-6-3 1B			B FC 83 C SI 88 X CH 81 1-1 ① L8		L SI 89 B FF 89 F CH 82 B CU 76 F FF 91 B SL 87 F FF 90 X FF 90 3-2 19 CS 1B		4	0	3	0	0	0	0
19 Joey Votto, L (1, 3) OBP: 0.360, SLG: 0.387	H SI 89 1-0 4 G4-6-3 1-2 HBP		X SI 89 0-0 ②③ G5-6-3 1-2f			F CU 72 B FC 85 B FC 85 F FC 85 X FF 89 2-2 HR		B FF 89 C FF 89 1 SAFE B SL 86 B CH 83 B CH 85 4-1 ① 7 L6-4 4 1B 1-2 BB		2	1	1	1	1	0	1
4 Brandon Phillips, R (1, 4) OBP: 0.310, SLG: 0.523	C CH 82 X FF 90 0-1 ①② G4-6-3 1-2f 2-3			C FC 85 X CH 82 0-1 ① L8		C SI 88 B FF 89 S FC 86 F FF 90 X CH 83 1-2 ② G5-3		B SI 89 F FF 91 F CH 82 X SL 86 1-2 1-2 1B		4	0	1	0	0	0	2
7 Eugenio Suárez, R (1, 5) OBP: 0.310, SLG: 0.432	C CU 73 B FC 86 S FF 90 B FF 91 T FC 85 2-2 ③ K			X CH 82 0-0 ② G6-3		T FF 89 B FC 86 B CH 83 B CH 84 F CH 83 X FF 89 3-2 ③ G6-3		B CU 75 F SI 90 F SI 90 B CU 77 X FF 91 2-2 ②③ L6-4 2-2		4	0	0	0	0	1	3
23 Adam Duvall, R (1, 7) OBP: 0.299, SLG: 0.538		B SI 88 C FC 85 X CH 82 1-1 ① G5-3		B FF 88 B FF 88 B FC 84 C FF 88 B SI 87 4-1 BB			F SL 84 B CH 81 X CH 82 1-1 ① G4-3			2	0	0	0	1	0	0
40 Tyler Holt, R (1, 9) OBP: 0.324, SLG: 0.371		C CU 73 X CH 82 0-1 58 PB 1B		C CH 83 F FF 90 B FF 88 F FC 85 F FF 90 X CU 74 1-2 ③ L9			C FF 88 B CH 82 C CH 82 F FF 89 F FC 84 F SI 88 B FC 85 S FC 85 2-3 ② K			3	0	1	0	0	1	1
16 Tucker Barnhart, L (1, 2) OBP: 0.319, SLG: 0.375		B SI 89 F FF 90 X SI 89 1-1 ② L9			B FC 84 F SI 89 B FF 87 F FF 89 F FF 90 X FF 90 2-2 ① L6		X CH 82 0-0 HR			3	1	1	1	0	0	1
58 Dan Straily, R (1, 1) 66 JC Ramírez, R (7, 1) 15 Jordan Pacheco, R (7, PH) OBP: 0.241, SLG: 0.379 36 Blake Wood, R (8, 1) 52 Tony Cingrani, L (9, 1)		B FF 90 B FF 90 C FF 90 T FF 90 X FF 90 2-2 ③ G4-3 1-2			B FF 89 C FF 88 F FF 89 B SI 89 C FF 89 2-3 ② K		B FF 87 B FC 85 F FF 88 B FF 87 S SI 87 X SI 88 3-2 1B			2 0 1 0 0	0 0 0 0 0	0 0 1 0 0	0 0 0 0 0	1 0 0 0 0	0 0 0 0 0	1 0 0 0 0
Inning Stats	R: 1 E: 0 K: 1 S: 10 H: 2 LOB: 1 BB: 0 P: 16	R: 0 E: 0 K: 0 S: 9 H: 1 LOB: 1 BB: 0 P: 13	R: 0 E: 0 K: 0 S: 6 H: 1 LOB: 0 BB: 0 P: 6	R: 0 E: 0 K: 0 S: 9 H: 0 LOB: 1 BB: 1 P: 14	R: 0 E: 0 K: 2 S: 11 H: 0 LOB: 0 BB: 0 P: 17	R: 1 E: 0 K: 0 S: 12 H: 1 LOB: 0 BB: 0 P: 19	R: 1 E: 0 K: 1 S: 14 H: 2 LOB: 1 BB: 0 P: 22	R: 0 E: 0 K: 0 S: 12 H: 2 LOB: 1 BB: 1 P: 22		1B: 6 2B: 1 3B: 0 HR: 3 SF: 0 SAC: 0 DP: 3 HBP: 1						

BOTTOM	
AB	29
R	3
H	9
RBI	3
BB	2
SO	4
LOB	10

WP: 0 PB: 1 SB: 0 CS: 1 PA: 32

PITCHER		IP	WLS	BF	H	R	ER	SO	BB	IBB	HBP	BLK	WP	HR	S	P	ERA	WHIP
18 Jonathon Niese, L ERA: 5.63	(1, 1)	6.2	L	27	7	3	3	4	1	0	1	0	0	3	69	103	4.05	1.200
14 Ryan Vogelsong, R ERA: 3.24	(7, 1)	1.1		5	2	0	0	0	1	0	0	0	0	0	14	26	0.00	2.250

PITCHER	IP	WLS	BF	H	R	ER	SO	BB	IBB	HBP	BLK	WP	HR	S	P	ERA	WHIP

Batter	1	2	3	4	5	6	7	8	9	AB	R	H	RBI	BB	SO	LOB
23 David Freese, R (1, 3) OBP: 0.364, SLG: 0.395	C FF 92 S FC 88 B FS 85 X CU 78 1-2 L8		F FC 88 F FC 90 X CU 78 0-2 G1-3		B CU 73 B FS 76 B FS 81 F FC 91 F FC 87 X FC 90 3-2 HR		B FF 95 B FF 94 F FF 95 C FF 95 S CH 88 2-3 1-2 K		1 SAFE B SL 81 B SL 80 H FF 94 3-0 22 FC5 1-2 HBP	4	1	1	1	0	1	1
22 Andrew McCutchen, R (1, 8) OBP: 0.353, SLG: 0.465	B FF 92 B SI 93 B FC 89 B SI 93 4-0 25 G4-3 BB			F SI 93 B SI 93 X FC 90 1-1 HR	B FF 93 B SI 92 X FF 92 2-0 F8			C SL 79 C FF 93 S FF 94 0-3 K	C SL 85 X SL 87 0-1 FC5 1-2 2-3f	4	1	1	1	1	1	2
25 Gregory Polanco, L (1, 9) OBP: 0.378, SLG: 0.475	C SI 92 1 SAFE 1 SAFE X FS 85 0-1 G4-3 1-2			B FS 85 C FS 85 F FS 85 B FF 93 C FC 90 2-3 K		B SI 93 B SI 93 C FC 88 F FC 88 F FS 83 F FS 75 B FF 92 S FC 88 3-3 K		B SL 77 X SL 79 1-0 F9		4	0	0	0	0	2	1
6 Starling Marte, R (1, 7) OBP: 0.387, SLG: 0.504 5 Josh Harrison, R (6, 4) OBP: 0.341, SLG: 0.430	B FF 94 X CU 77 1-0 F7			B FC 90 F FC 90 B FF 91 X FC 90 2-1 F9		B FC 88 H FS 80 2-0 27 CS HBP		B SL 78 X FF 94 1-0 HR		2 1	0 1	0 1	0 1	0 0	0 0	1 0
29 Francisco Cervelli, R (1, 2) OBP: 0.403, SLG: 0.337		C FF 93 C FS 82 B CU 76 B CU 77 X SI 93 2-2 G6-3		B FF 94 B FC 90 B FF 93 B SI 92 4-0 27 HBP BB		X FC 90 0-0 L6		C FF 93 B FF 92 X FF 92 1-1 L9		3	0	0	0	1	0	1
27 Jung Ho Kang, R (1, 5) OBP: 0.353, SLG: 1.000		B SI 93 B FS 82 S FC 89 X FC 89 2-1 L7		H SI 91 1-0 1-2 HBP		1 SAFE B FC 88 1 SAFE C FS 85 B FC 88 C FC 88 2-2 1-2 CS	C FF 92 C CU 75 X CU 76 0-2 HR		B SL 80 B CH 86 F FF 94 X FF 95 2-1 E6 3 SH1-3 10 1B 1B	3	2	2	1	0	0	0
3 Sean Rodríguez, R (1, 4) OBP: 0.415, SLG: 0.674 (6, 7)		B FS 85 C FF 94 F FC 89 F CU 78 X FC 90 1-2 G1-3		F FC 90 B FC 89 S CU 76 B CU 79 F FS 81 F CU 77 B FF 93 S FF 91 3-3 K			F FF 93 B SL 84 B CH 85 S FF 94 B CH 87 H CH 85 4-2 23 WP HBP		X SL 80 0-0 SH1-3 2-3	2	0	0	0	0	1	2
10 Jordy Mercer, R (1, 6) OBP: 0.385, SLG: 0.360			C CU 74 B FC 91 F FC 91 B CU 80 X FS 85 2-2 G6-3		C FF 92 B CU 74 X FC 88 1-1 F9		F FF 93 B FF 94 1 SAFE F FF 93 D SL 87 B FF 93 X FF 94 3-2 P4		B CU 79 X FF 94 1-0 22 FC5 23 WP 1B 3-H	4	0	1	1	0	0	1
12 Juan Nicasio, R (1, 1) OBP: 0.091, SLG: 0.091 28 John Jaso, L (7, PH) OBP: 0.355, SLG: 0.450 48 Jared Hughes, R (7, 1) 44 Tony Watson, L (8, 1) 17 Matt Joyce, L (9, PH) OBP: 0.450, SLG: 0.711 35 Mark Melancon, R (9, 1)			B FF 93 C FF 92 C FF 92 F SI 93 B FF 93 X FF 92 2-2 F9		B SI 92 F FC 89 B FF 92 F FC 91 X FF 92 2-2 F9		F FF 94 B FF 96 C CH 87 S CH 87 1-3 K		B CH 86 B CH 85 C FF 93 1 SAFE S FF 95 F FF 95 X FF 95 2-2 F7	2 1 0 0 1 0	0 0 0 0 0 0	0 0 0 0 0 0	0 0 0 0 0 0	0 1 0 0 0 0	0 1 0 0 1 0	0 1 0 0 0 0
Inning Stats	R: 0 E: 0 K: 0 S: 6 H: 0 LOB: 1 BB: 1 P: 12	R: 0 E: 0 K: 0 S: 9 H: 0 LOB: 0 BB: 0 P: 14	R: 0 E: 0 K: 0 S: 10 H: 0 LOB: 0 BB: 0 P: 14	R: 1 E: 0 K: 2 S: 12 H: 1 LOB: 2 BB: 1 P: 25	R: 1 E: 0 K: 0 S: 9 H: 1 LOB: 0 BB: 0 P: 17	R: 0 E: 0 K: 1 S: 8 H: 0 LOB: 0 BB: 0 P: 15	R: 1 E: 0 K: 2 S: 14 H: 1 LOB: 1 BB: 0 P: 24	R: 1 E: 0 K: 1 S: 7 H: 1 LOB: 0 BB: 0 P: 10	R: 1 E: 1 K: 0 S: 10 H: 2 LOB: 2 BB: 0 P: 18	1B: 2 2B: 0 3B: 0 HR: 4 SF: 0 SAC: 1 DP: 0 HBP: 4						WP: 2 PB: 0 SB: 0 CS: 1 PA: 39	

TOP

Pittsburgh Pirates @ Cincinnati Reds

Great American Ball Park, Cincinnati, OH

Wed May 11 2016, 7:10 PM - 10:07 PM EDT

Att. 14,694 - Cloudy - 79 F

livebaseballscorecards.com

AB	31
R	5
H	6
RBI	5
BB	2
SO	6
LOB	11

PITCHER		IP	WLS	BF	H	R	ER	SO	BB	IBB	HBP	BLK	WP	HR	S	P	ERA	WHIP
31 Alfredo Simon, R ERA: 8.67	(1, 1)	6.0		24	3	3	3	3	2	0	2	0	0	3	57	100	4.50	0.833
56 Steve Delabar, R ERA: 4.91	(7, 1)	1.0	H	4	0	0	0	2	0	0	1	0	1	0	11	21	0.00	0.000
52 Tony Cingrani, L ERA: 3.31	(8, 1)	1.0	B	4	1	1	1	1	0	0	0	0	0	1	7	10	9.00	1.000
27 Ross Ohlendorf, R ERA: 5.4	(9, 1)	0.2	L	5	2	1	0	0	0	0	1	0	1	0	8	16	0.00	3.000
66 JC Ramírez, R ERA: 5.4	(9, 1)	0.1		1	0	0	0	0	0	0	0	0	0	0	2	2	0.00	0.000

PITCHER	IP	WLS	BF	H	R	ER	SO	BB	IBB	HBP	BLK	WP	HR	S	P	ERA	WHIP

BOTTOM

Pittsburgh Pirates @ Cincinnati Reds

Great American Ball Park, Cincinnati, OH

Wed May 11 2016, 7:10 PM - 10:07 PM EDT

Att. 14,694 - Cloudy - 79 F

livebaseballscorecards.com

Batter	1	2	3	4	5	6	7	8	9	AB	R	H	RBI	BB	SO	LOB
2 Zack Cozart, R (1, 6) OBP: 0.330, SLG: 0.550	C CH 89 B FF 91 X SL 86 1-1 G5-3 ①		C SL 86 C SL 86 B FF 94 X SL 86 1-2 G1-3 ②		X FF 89 0-0 SF7 ② 3-H			C SI 93 B SI 92 X CH 83 1-1 G4-3 ①		3	0	0	1	0	0	0
6 Billy Hamilton, S (1, 8) OBP: 0.286, SLG: 0.376	B FF 92 B FF 91 F SL 90 B FF 92 X FF 90 3-1 4 1B 3B		F FF 95 B FF 94 X SL 85 1-1 L8 ③		X SI 90 0-0 P5 ③			C SI 92 S CH 84 F SI 93 X CH 84 0-2 G6-3 ②		4	1	1	0	0	0	0
4 Brandon Phillips, R (1, 4) OBP: 0.317, SLG: 0.518	X FF 93 0-0 3-H 1B			H FF 94 1-0 32 HR HBP		X SL 82 0-0 F7 ①		C SI 93 F SI 92 F SI 93 B SI 92 X CH 86 1-2 G4-3 ③		3	1	1	1	0	0	0
32 Jay Bruce, L (1, 9) OBP: 0.292, SLG: 0.495	X FF 91 0-0 P6 ②			B FF 90 B CH 85 F FF 90 B SL 81 X FF 92 3-1 1-H HR		C SI 88 X SL 82 0-1 F8 ②			B FC 91 X FC 92 1-0 19 BB 1B	4	1	2	2	0	0	1
7 Eugenio Suárez, R (1, 5) OBP: 0.301, SLG: 0.418	1 SAFE C FF 90 B FF 90 1 SAFE B FF 92 B SL 87 F FF 92 F FF 95 F FF 95 3-2 F FF 85 F SL 88 X FF 95 P4 ③			C SL 85 C SL 84 B SL 85 B SL 87 C FF 92 2-3 K ①		B FF 87 C SL 82 S FF 89 S SL 84 1-3 K ③			X FF 91 0-0 F9 ①	4	0	0	0	0	2	2
23 Adam Duvall, R (1, 7) OBP: 0.297, SLG: 0.521		X SL 83 0-0 G4-3 ①		B FF 92 S FF 92 X SL 86 1-1 F8 ②			F SI 92 B SI 91 F SL 84 B SI 92 H SI 92 3-2 15 CS HBP		B FF 92 X FC 90 1-0 F9 ②	3	0	0	0	0	0	1
15 Jordan Pacheco, R (1, 3) OBP: 0.219, SLG: 0.344 19 Joey Votto, L (9, PH) OBP: 0.365, SLG: 0.387		C FF 92 S FF 92 S FF 94 0-3 K ②		C FF 89 B SL 86 F FF 92 C FF 93 1-3 K ③			B SI 93 F SI 93 1 SAFE P PO 88 F SI 91 F SI 91 F SI 91 F SI 92 S SL 85 2-3 1-2 K ①②		B FC 92 B FC 91 B FC 91 S FC 91 S FC 92 F FC 91 B FC 90 4-2 1-2 BB	3 0	0 0	0 0	0 0	0 1	3 0	1 0
16 Tucker Barnhart, L (1, 2) OBP: 0.329, SLG: 0.426		X FF 91 0-0 G3 ③			B SI 87 X CH 89 1-0 31 SH1-4 2 SF7 2B		F SI 92 X SI 92 0-1 3B		C FC 91 S KC 80 F FC 91 S FC 91 0-3 K ③	4	1	2	0	0	1	2
31 Alfredo Simon, R (1, 1) 56 Steve Delabar, R (7, 1) 40 Tyler Holt, R (7, PH) OBP: 0.316, SLG: 0.361 52 Tony Cingrani, L (8, 1) 27 Ross Ohlendorf, R (9, 1) 66 JC Ramírez, R (9, 1)			C FF 91 F FF 92 B FF 94 B FF 94 F FF 94 S FF 94 2-3 K ①		X SL 78 0-0 SH1-4 ① 2-3		C SI 92 S SI 92 S SI 93 0-3 K ③			1 0 1 0 0 0	0 0 0 0 0 0	0 0 0 0 0 0	0 0 0 0 0 0	1 0 1 0 0 0	0 0 0 0 0 0	0 0 1 0 0 0
Inning Stats	R: 1 E: 0 K: 0 S: 13 H: 2 LOB: 1 BB: 0 P: 20	R: 0 E: 0 K: 1 S: 5 H: 0 LOB: 0 BB: 0 P: 5	R: 0 E: 0 K: 1 S: 9 H: 0 LOB: 0 BB: 0 P: 13	R: 2 E: 0 K: 2 S: 10 H: 1 LOB: 0 BB: 0 P: 18	R: 1 E: 0 K: 0 S: 4 H: 1 LOB: 0 BB: 0 P: 5	R: 0 E: 0 K: 1 S: 6 H: 0 LOB: 0 BB: 0 P: 7	R: 0 E: 0 K: 2 S: 14 H: 1 LOB: 1 BB: 0 P: 18	R: 0 E: 0 K: 0 S: 10 H: 0 LOB: 0 BB: 0 P: 12	R: 0 E: 0 K: 1 S: 10 H: 1 LOB: 2 BB: 1 P: 16	1B: 2 2B: 1 3B: 2 HR: 1	SF: 1 SAC: 1 DP: 0 HBP: 2			WP: 0 PB: 0 SB: 0 CS: 1	PA: 35		

PITCHER		IP	WLS	BF	H	R	ER	SO	BB	IBB	HBP	BLK	WP	HR	S	P	ERA	WHIP
12 Juan Nicasio, R ERA: 4.34	(1, 1)	6.0		23	4	4	4	5	0	0	1	0	0	1	47	68	6.00	0.667
48 Jared Hughes, R ERA: 3.86	(7, 1)	1.0		4	1	0	0	2	0	0	1	0	0	0	14	18	0.00	1.000
44 Tony Watson, L ERA: 2.7	(8, 1)	1.0	W	3	0	0	0	0	0	0	0	0	0	0	10	12	0.00	0.000
35 Mark Melancon, R ERA: 2.57	(9, 1)	1.0	S	5	1	0	0	1	1	0	0	0	0	0	10	16	0.00	2.000

PITCHER	IP	WLS	BF	H	R	ER	SO	BB	IBB	HBP	BLK	WP	HR	S	P	ERA	WHIP

AB	30
R	4
H	6
RBI	4
BB	1
SO	8
LOB	8

Batter	1	2	3	4	5	6	7	8	9	AB	R	H	RBI	BB	SO	LOB
2 Zack Cozart, R (1, 6) OBP: 0.318, SLG: 0.529	B FF 90 F FF 90 S CH 81 S CH 81 1-3 ① K		X SI 89 0-0 ① L8		C CH 81 X SI 91 0-1 ②③ G6-4-3 1-2f			B FS 86 C FS 87 B FF 94 C FF 94 F FS 88 X FS 87 2-2 ③ G6-3		4	0	0	0	0	1	1
7 Eugenio Suárez, R (1, 5) OBP: 0.299, SLG: 0.413	C FF 90 F FF 90 F FF 90 S CH 81 0-3 ② K		C FF 90 B SL 86 X SL 85 1-1 4 CS 1B			C CH 79 B SI 91 C CU 78 S CH 81 1-3 ① K			B SL 83 F SL 83 F SI 90 C SI 91 1-3 ① K	4	0	1	0	0	3	0
19 Joey Votto, L (1, 3) OBP: 0.362, SLG: 0.377	B FF 91 C FF 90 F SL 87 F CU 79 B CU 79 S SL 86 2-3 ③ K		1 SAFE F FF 90 C FF 91 B SL 85 1 SAFE S CH 80 1-3 ② K			S CH 79 B SL 87 C FF 91 F FF 91 B FF 91 X SL 85 2-2 ② G1-3			B SI 90 C SI 91 H SI 91 2-2 4 G6-4-3 HBP	3	0	0	0	0	2	1
4 Brandon Phillips, R (1, 4) OBP: 0.306, SLG: 0.500		C CH 79 B SI 90 X SI 90 1-1 ① G6-3	B FF 90 B SL 82 F SI 91 B SI 91 3-1 ③ CS 1-2	S FF 91 B SI 90 S CH 81 S CH 80 1-3 ① K		X SI 90 0-0 ③ P4			B SI 91 C CH 80 X SI 92 1-1 ②③ G6-4-3 1-2f	4	0	0	0	0	1	1
32 Jay Bruce, L (1, 9) OBP: 0.285, SLG: 0.482		C FF 89 B SL 86 X SL 86 1-1 ② L9		X CU 75 0-0 ② L4-3			C FF 90 B CH 80 S CH 80 B CH 81 S CH 80 2-3 ① K			3	0	0	0	0	1	0
23 Adam Duvall, R (1, 7) OBP: 0.308, SLG: 0.536		C FF 91 X FF 91 0-1 40 1B 16 E 2B		X SI 90 0-0 1B			C CH 80 S CH 81 S CH 80 0-3 ② K			3	1	2	0	0	1	0
40 Tyler Holt, R (1, 8) OBP: 0.317, SLG: 0.359		F SI 90 S CH 80 F FF 91 X CU 79 0-2 16 E 2-3 1B		1 SAFE B CH 78 C CH 79 B CH 79 F SI 90 S CH 80 2-3 ③ K			B SI 90 B CH 80 X FF 90 2-0 ③ F8			3	1	1	0	0	1	1
16 Tucker Barnhart, L (1, 2) OBP: 0.316, SLG: 0.408		1 SAFE D CH 80 C CU 77 1 SAFE B CH 80 X FF 91 2-1 E7 1-H 3-H			B FF 90 S CH 79 F SL 85 B CU 79 X CH 79 2-2 ① L8			S FS 86 X FS 87 0-1 ① F8		3	0	0	0	0	0	0
29 Brandon Finnegan, L (1, 1) OBP: 0.353, SLG: 0.375 56 Steve Delabar, R (5, 1) 66 JC Ramírez, R (7, 1) 15 Jordan Pacheco, R (8, PH) OBP: 0.212, SLG: 0.333 36 Blake Wood, R (8, 1)		C CU 73 B SL 87 X CH 80 1-1 ③ G1-3			C FF 90 B FF 91 S CH 79 F FF 91 B CU 79 B CH 80 F FF 90 B FF 90 4-2 2 G6-4-3 BB			B FS 88 C SI 94 S FS 86 B FS 87 F FS 87 B FF 93 S FS 88 3-3 ② K		1 0 0 1 0	0 0 0 0 0	0 0 0 0 0	0 0 0 0 0	1 0 0 0 0	0 0 0 1 0	1 0 0 0 0
Inning Stats	R: 0 E: 0 K: 3 S: 11 H: 0 LOB: 0 BB: 0 P: 14	R: 2 E: 1 K: 0 S: 14 H: 2 LOB: 1 BB: 0 P: 19	R: 0 E: 0 K: 1 S: 7 H: 1 LOB: 0 BB: 0 P: 12	R: 0 E: 0 K: 2 S: 8 H: 1 LOB: 1 BB: 0 P: 11	R: 0 E: 0 K: 0 S: 9 H: 0 LOB: 0 BB: 1 P: 15	R: 0 E: 0 K: 1 S: 8 H: 0 LOB: 0 BB: 0 P: 11	R: 0 E: 0 K: 2 S: 7 H: 0 LOB: 0 BB: 0 P: 11	R: 0 E: 0 K: 1 S: 10 H: 0 LOB: 0 BB: 0 P: 15	R: 0 E: 0 K: 1 S: 7 H: 0 LOB: 0 BB: 0 P: 11	1B: 3 2B: 1 3B: 0 HR: 0		SF: 0 SAC: 0 DP: 2 HBP: 1		WP: 0 PB: 0 SB: 0 CS: 1	PA: 32	

Cincinnati Reds @ Philadelphia Phillies

Citizens Bank Park, Philadelphia, PA

Fri May 13 2016, 7:10 PM - 9:46 PM EDT

Att. 22,230 - Cloudy - 68 F

TOP

livebaseballscorecards.com

AB	29
R	2
H	4
RBI	0
BB	1
SO	11
LOB	5

PITCHER		IP	WLS	BF	H	R	ER	SO	BB	IBB	HBP	BLK	WP	HR	S	P	ERA	WHIP
58 Jeremy Hellickson, R ERA: 4.12	(1, 1)	7.0	W	25	4	2	0	9	1	0	0	0	0	0	64	93	0.00	0.714
50 Héctor Neris, R ERA: 1.57	(8, 1)	1.0	H	3	0	0	0	1	0	0	0	0	0	0	10	15	0.00	0.000
46 Jeanmar Gómez, R ERA: 2.49	(9, 1)	1.0	S	3	0	0	0	1	0	0	1	0	0	0	7	11	0.00	0.000

PITCHER	IP	WLS	BF	H	R	ER	SO	BB	IBB	HBP	BLK	WP	HR	S	P	ERA	WHIP

Batter	1	2	3	4	5	6	7	8	9	AB	R	H	RBI	BB	SO	LOB
37 Odúbel Herrera, L (1, 8) OBP: 0.445, SLG: 0.449	B SI 91 F FF 91 B SI 91 S SL 85 F SL 84 F SI 93 B SI 95 B SI 93 4-2 16 CS BB		B SI 93 F SI 92 X CH 85 1-1 ② P6 B SL 82 1 SAFE 1 SAFE F SI 92 B SI 90 S FF 93 S SL 85 2-3 ③ K2-3 1-2			X FF 97 0-0 ① F7			3	0	0	0	1	1	3
16 César Hernández, S (1, 4) OBP: 0.310, SLG: 0.331	D SI 92 C SI 91 1 SAFE X CH 86 1-1 ① 7 G5-4-3 1-2 1B		B CH 87 F SI 92 B FF 92 D CH 86 S SI 92 F SI 93 D FF 94 4-2 1-2 BB		B FF 94 X FF 93 1-0 ① F7		B FF 98 1 SAFE B SI 98 C FF 97 X FF 97 2-1 ②③ G3-1 1-2			3	0	1	0	1	0	1
7 Maikel Franco, R (1, 5) OBP: 0.280, SLG: 0.436	C FF 92 B SI 93 B FF 93 B SI 93 X SI 93 3-1 ②③ G5-4-3 1-2f		C FF 92 X FF 91 0-1 ③ L8		B SL 84 X FF 94 1-0 ② P2			X SL 90 0-0 13 G4-6-3 1B		4	0	1	0	0	0	3
51 Carlos Ruiz, R (1, 2) OBP: 0.371, SLG: 0.509		B FF 92 C CH 86 F FF 92 B SL 86 S SL 85 2-3 ① K	B CH 85 B SI 92 B SI 90 B SI 92 4-0 19 BB 2 3B BB		B SL 86 B FF 94 F FF 94 X FF 93 2-1 1B			C FF 94 D FF 97 1 SAFE C SL 89 S SL 91 1-3 ① K		3	1	1	0	1	2	1
13 Freddy Galvis, S (1, 6) OBP: 0.261, SLG: 0.377		B SI 90 B SI 93 B SL 83 C SI 90 X SI 91 3-1 19 PB 1B	B SI 91 C SI 91 F SI 92 B CH 85 T SI 93 2-2 ① K		B CH 87 B FF 93 X FF 94 2-0 ③ G3			B SI 97 X FF 96 1-0 ②③ G4-6-3 1-2f		4	0	1	0	0	1	3
19 Tommy Joseph, R (1, 3) 4 Andrés Blanco, S (8, 3) OBP: 0.391, SLG: 0.561	S SI 91 B CH 86 D FF 92 F SI 93 B FF 93 S CH 88 3-3 ② K 1-2		B SI 93 S CH 84 D CH 87 B SI 91 B SI 91 4-1 2 3B 1-2 BB			F FF 92 S CH 86 T CH 86 0-2 ① K				2 0	1 0	0 0	0 0	1 0	2 0	1 0
2 Tyler Goeddel, R (1, 7) OBP: 0.170, SLG: 0.234		B SI 93 F SI 91 F CH 85 D CH 88 X SI 91 2-2 ③ L8	B SI 92 C SI 92 X SI 92 1-1 58 SH2-3 1-H 2-H 3B				X FF 94 0-0 ② F9			3	1	1	2	0	0	1
58 Jeremy Hellickson, R (1, 1) OBP: 0.308, SLG: 0.182 50 Héctor Neris, R (8, 1) 46 Jeanmar Gómez, R (9, 1)			B SI 91 C SI 91 B SI 93 F SI 92 B SL 85 F SI 93 F FF 93 B FF 93 4-2 16 BB BB	X SI 94 0-0 ② SH2-3 3-H		B FF 92 B FF 92 C FF 92 B FF 93 C FF 90 S FF 92 3-3 ③ K				1 0 0	0 0 0	0 0 0	1 0 0	1 0 0	1 0 0	0 0 0
17 Peter Bourjos, R (1, 9) OBP: 0.238, SLG: 0.307			B SI 92 X SI 92 1-0 ① F8	B SI 94 C CH 84 X SI 93 1-1 37 S 1B			X FF 96 0-0 16 CS 1B			3	0	2	0	0	0	1
Inning Stats	R: 0 E: 0 K: 0 S: 8 H: 1 LOB: 0 BB: 1 P: 16	R: 0 E: 0 K: 2 S: 11 H: 1 LOB: 1 BB: 0 P: 21	R: 0 E: 0 K: 0 S: 12 H: 0 LOB: 2 BB: 2 P: 22	R: 3 E: 0 K: 2 S: 12 H: 2 LOB: 1 BB: 2 P: 26	R: 0 E: 0 K: 0 S: 5 H: 1 LOB: 1 BB: 0 P: 11	R: 0 E: 0 K: 2 S: 7 H: 0 LOB: 0 BB: 0 P: 10	R: 0 E: 0 K: 0 S: 4 H: 1 LOB: 0 BB: 0 P: 6	R: 0 E: 0 K: 1 S: 5 H: 1 LOB: 0 BB: 0 P: 7		1B: 6 2B: 0 3B: 1 HR: 0 SF: 0 SAC: 1 DP: 2 HBP: 0						

PITCHER		IP	WLS	BF	H	R	ER	SO	BB	IBB	HBP	BLK	WP	HR	S	P	ERA	WHIP
29 Brandon Finnegan, L ERA: 4.4	(1, 1)	4.0	L	19	4	3	3	4	5	0	0	0	0	0	43	85	6.75	2.250
56 Steve Delabar, R ERA: 3.18	(5, 1)	2.0		7	1	0	0	2	0	0	0	0	0	0	12	21	0.00	0.500
66 JC Ramírez, R ERA: 4.97	(7, 1)	1.0		3	1	0	0	0	0	0	0	0	0	0	4	6	0.00	1.000
36 Blake Wood, R ERA: 3.18	(8, 1)	1.0		3	1	0	0	1	0	0	0	0	0	0	5	7	0.00	1.000

PITCHER	IP	WLS	BF	H	R	ER	SO	BB	IBB	HBP	BLK	WP	HR	S	P	ERA	WHIP

BOTTOM

Cincinnati Reds @ Philadelphia Phillies

Citizens Bank Park, Philadelphia, PA

Fri May 13 2016, 7:10 PM - 9:46 PM EDT

Att. 22,230 - Cloudy - 68 F

livebaseballscorecards.com

AB	26
R	3
H	7
RBI	3
BB	5
SO	7
LOB	14

Cincinnati Reds @ Philadelphia Phillies

Citizens Bank Park, Philadelphia, PA

Sat May 14 2016, 7:44 PM - 10:29 PM EDT

Att. 29,535 - Rain - 64 F

TOP

livebaseballscorecards.com

Batter	1	2	3	4	5	6	7	8	9	AB	R	H	RBI	BB	SO	LOB
2 Zack Cozart, R (1, 6) OBP: 0.316, SLG: 0.519	C FF 93 F FF 93 X FF 94 0-2 19 BB 9 1B 4 SF3 1B		T SI 90 S CU 77 X CU 78 0-2 ② F7			C SI 88 X SI 88 0-1 ① G5-3		C FF 94 S FF 93 S FF 95 0-3 ① K		4	1	1	0	0	1	0
9 José Peraza, R (1, 8) OBP: 0.250, SLG: 0.250	1 SAFE X SI 90 0-0 4 SF3 19 BB 1-2 1B		B CU 77 B CU 77 B SI 92 C SI 90 C SI 90 F SI 91 X SI 90 3-2 ③ L3			F CU 76 X CH 83 0-1 ② G1-3		C FF 94 F FF 94 B FF 94 S FF 94 1-3 ② K		4	0	1	0	0	1	0
19 Joey Votto, L (1, 3) OBP: 0.366, SLG: 0.371	C SI 91 C FF 90 B SI 91 B CU 78 D CU 78 B FF 92 4-2 7 CS 1-2 2-3 BB			C SI 89 F CU 76 X SI 89 0-2 ① G6-3		C SI 89 C SI 89 B CU 76 F SI 90 B SI 90 S CH 84 2-3 ③ K		B FF 93 B FF 92 B FF 92 C FF 93 F FF 93 B FF 92 4-2 BB		2	0	0	0	2	1	0
4 Brandon Phillips, R (1, 4) OBP: 0.305, SLG: 0.496	B CU 78 C SI 92 F CU 77 X CU 77 1-2 ① SF3 2-3 3-H			X SI 90 0-0 ② G6-3			C CU 74 X CU 75 0-1 32 E 32 FC2 23 2B 1B	1 SAFE F FF 93 D FC 85 B FF 92 B FF 92 F FF 92 F FF 92 X FF 92 3-2 ③ P4		3	1	1	1	0	0	1
32 Jay Bruce, L (1, 9) OBP: 0.291, SLG: 0.479	1 SAFE B FF 90 B SI 91 C FF 91 S CU 76 S FF 91 2-3 ② K			B CU 75 X SI 88 1-0 1B			1 SAFE C SI 88 1 SAFE B SI 89 X SI 89 1-1 FC2 23 2B 1-3		C SI 95 F FF 96 B FF 95 B FF 95 B CU 81 F FF 94 F SI 95 B SI 94 4-2 7 1B 23 2B BB	3	1	1	0	1	1	3
7 Eugenio Suárez, R (1, 5) OBP: 0.298, SLG: 0.408	B CU 78 C SI 91 C SI 92 B CU 76 2-2 ③ CS 1-2	S CU 75 C SI 91 B SI 89 S CU 77 1-3 ① K		1 SAFE F SI 89 B SI 90 B CU 77 S SI 90 X SI 90 2-2 ③ G1-3			1 SAFE C CU 75 B CU 76 S CU 76 F SI 89 S CU 76 1-3 ① K		X FF 95 0-0 23 2B 15 F7-2 1-3 1B	4	0	1	0	0	2	3
23 Adam Duvall, R (1, 7) OBP: 0.315, SLG: 0.554		F SI 90 X SI 89 0-1 ② G4-3			B SI 88 C CU 74 S CU 74 T SI 88 1-2 ① K		S CH 82 B SI 91 X CU 77 1-1 1-3 3-H 2B		1 SAFE C CU 82 C FF 95 F CU 81 F FF 95 X CU 82 0-2 1-3 3-H 2B	4	0	2	2	0	1	0
16 Tucker Barnhart, L (1, 2) OBP: 0.300, SLG: 0.387		C SI 90 C SI 90 B SI 90 B CU 77 C SI 90 2-3 ③ K			S CH 82 X CH 83 0-1 ② G4-3		F CH 83 C SI 91 B CU 77 S CU 78 1-3 ② K		C CU 81 B FF 94 T FF 95 F CU 82 F CU 82 X FF 95 1-2 ① G3	4	0	0	0	0	2	4
68 Tim Adleman, R (1, 1) 54 Caleb Cotham, R (6, 1) 37 Ramón Cabrera, S (7, PH) OBP: 0.333, SLG: 0.143 66 JC Ramírez, R (7, 1) 41 Layne Somsen, R (8, 1) 15 Jordan Pacheco, R (9, PH) OBP: 0.206, SLG: 0.324			C SI 88 X SI 90 0-1 ① G4-3		C SI 89 C CU 75 B CU 75 B SI 91 C CU 74 2-3 ③ K		C SI 91 B SI 90 B CU 75 C CU 76 C SI 91 2-3 ③ K		S CU 82 X CU 81 0-1 ②③ F7-2 3-H	2 0 1 0 0 1	0 0 0 0 0 0	0 0 0 0 0 0	0 0 0 0 0 0	1 0 0 0 0 0	0 0 1 0 0 0	0 0 2 0 0 2

	AB	R	H	RBI	BB	SO	LOB
	32	3	7	3	3	11	15

Inning Stats	1	2	3	4	5	6	7	8	9
R	1	0	0	0	0	0	1	0	1
E	0	0	0	0	0	0	1	0	0
K	1	2	0	0	2	1	3	2	0
S	14	8	9	8	8	8	16	12	17
H	2	0	0	1	0	0	2	0	2
LOB	1	0	0	1	0	0	2	1	1
BB	1	0	0	0	0	0	0	1	1
P	23	11	12	11	11	10	22	20	22

	1B	2B	3B	HR	SF	SAC	DP	HBP	PA
	5	3	0	0	1	0	1	0	37

	WP	PB	SB	CS
	0	0	0	1

PITCHER	IP	WLS	BF	H	R	ER	SO	BB	IBB	HBP	BLK	WP	HR	S	P	ERA	WHIP
27 Aaron Nola, R (1, 1) ERA: 2.89	7.0	W	27	5	2	1	9	1	0	0	0	0	0	71	100	1.29	0.857
38 Andrew Bailey, R (8, 1) ERA: 2.08	1.0	H	4	0	0	0	2	1	0	0	0	0	0	12	20	0.00	1.000
30 David Hernandez, R (9, 1) ERA: 3.12	1.0	S	5	2	1	1	0	1	0	0	0	0	0	17	22	9.00	3.000

PITCHER	IP	WLS	BF	H	R	ER	SO	BB	IBB	HBP	BLK	WP	HR	S	P	ERA	WHIP

Batter	1	2	3	4	5	6	7	8	9	AB	R	H	RBI	BB	SO	LOB
37 Odúbel Herrera, L (1, 8) OBP: 0.447, SLG: 0.473	B FF 90 X SI 90 1-0 ① F8		C FF 92 C FF 92 B SI 92 F FF 93 C FF 92 1-3 ③ K		C FF 91 C FF 92 X SI 90 0-2 16 1B 2-3 3-H 1B		F FF 98 B FF 98 C SL 85 B FF 98 X SL 86 2-2 HR			4	1	2	2	0	1	1
16 César Hernández, S (1, 4) OBP: 0.323, SLG: 0.339	L SI 91 X SI 91 0-1 7 G5-4-3 1B			B CH 82 B FF 91 B SI 90 C SI 90 B SI 90 4-1 7 CS BB	F SI 92 1 SAFE X CH 85 0-1 1-2 3-H 1B		B FF 96 B FF 97 F FF 97 X FF 96 2-1 ② G4-3			3	0	2	1	1	0	0
7 Maikel Franco, R (1, 5) OBP: 0.279, SLG: 0.438	F SI 92 1 SAFE B CU 76 1 SAFE 1 SAFE F SI 92 B FF 92 X CU 75 2-2 ②③ G5-4-3 1-2f			C CU 75 1 SAFE B FF 90 B SI 91 F CU 75 B CU 75 X CU 75 3-2 ① 6 2B 1-2 2B	X CU 76 0-0 ② F6		F SL 88 B FF 98 X SL 89 1-1 ③ G6-3			4	1	1	0	0	0	3
6 Ryan Howard, L (1, 3) OBP: 0.244, SLG: 0.425 30 David Hernandez, R (9, 1)		C CU 76 X FF 91 0-1 ① G4-3		S CU 76 X CU 76 0-1 2-H 2B	F FF 91 B SI 91 B SI 90 X CH 84 2-1 ③ G3			X FC 91 0-0 ① G1-3		4 0	0 0	1 0	1 0	0 0	0 0	2 0
13 Freddy Galvis, S (1, 6) OBP: 0.261, SLG: 0.373		X SI 92 0-0 29 G6-4-3 1B		C SI 91 F CU 76 F FF 90 T FF 90 0-2 ② K		C FF 94 C CU 78 B FF 95 S CU 79 1-3 ① K2-3		X FC 91 0-0 ② B2		4	0	1	0	0	2	1
29 Cameron Rupp, R (1, 2) OBP: 0.256, SLG: 0.369		X SI 92 0-0 ②③ G6-4-3 1-2f		C CU 75 X CU 74 0-1 ③ L7		B FF 94 X CU 78 1-0 ② F7		C FF 90 B FF 91 X FF 89 1-1 2 FC6-4 1B		4	0	1	0	0	0	2
2 Tyler Goeddel, R (1, 7) OBP: 0.216, SLG: 0.260			C SI 92 X FF 91 0-1 27 SH2-4 27 S 1B		B FF 90 B SI 90 X SI 91 2-0 17 SH5-4 27 BB 37 1B 1B	B FF 94 B FF 93 C SL 85 F FF 93 B SL 88 B FF 94 4-2 BB		F FF 89 X FF 88 0-1 ③ FC6-4 1-2f		3	1	2	0	1	0	1
27 Aaron Nola, R (1, 1) OBP: 0.167, SLG: 0.125 38 Andrew Bailey, R (8, 1) 4 Andrés Blanco, S (9, 3) OBP: 0.391, SLG: 0.561			S SI 92 X FF 90 0-1 ① SH2-4 1-3		L SI 90 L FF 89 D CU 75 1 SAFE B CU 73 F SI 91 D SI 91 F SI 92 B FF 91 4-2 37 1B 17 SH5-4 16 1B 1-2 BB	C FF 93 F FF 93 S CU 79 0-3 ③ K2-3				1 0 0	1 0 0	0 0 0	0 0 0	1 0 0	1 0 0	1 0 0
17 Peter Bourjos, R (1, 9) OBP: 0.234, SLG: 0.301			F SI 92 F SI 91 S CU 76 0-3 ② K		B CU 77 X SI 91 1-0 ① SH5-4 1-2 2-3		S SL 85 S SL 87 F SL 88 B SL 87 F FF 96 T FF 99 1-2 ① K			2	0	0	0	0	2	1
Inning Stats	R: 0 E: 0 K: 0 S: 6 H: 1 LOB: 0 BB: 0 P: 9	R: 0 E: 0 K: 0 S: 4 H: 1 LOB: 0 BB: 0 P: 4	R: 0 E: 0 K: 2 S: 11 H: 1 LOB: 1 BB: 0 P: 12	R: 1 E: 0 K: 1 S: 12 H: 2 LOB: 1 BB: 1 P: 19	R: 2 E: 0 K: 0 S: 14 H: 3 LOB: 2 BB: 1 P: 23	R: 0 E: 0 K: 2 S: 9 H: 0 LOB: 1 BB: 1 P: 15	R: 1 E: 0 K: 1 S: 12 H: 1 LOB: 0 BB: 0 P: 18	R: 0 E: 0 K: 0 S: 6 H: 1 LOB: 1 BB: 0 P: 7		1B: 7 2B: 2 3B: 0 HR: 1 SF: 0 SAC: 2 DP: 2 HBP: 0					WP: 0 PB: 0 SB: 1 CS: 1 PA: 34	

PITCHER		IP	WLS	BF	H	R	ER	SO	BB	IBB	HBP	BLK	WP	HR	S	P	ERA	WHIP
68 Tim Adleman, R ERA: 3.38	(1, 1)	5.0	L	22	8	3	3	3	2	0	0	0	0	0	47	67	5.40	2.000
54 Caleb Cotham, R ERA: 6.11	(6, 1)	1.0		4	0	0	0	2	1	0	0	0	0	0	9	15	0.00	1.000
66 JC Ramírez, R ERA: 5.27	(7, 1)	1.0		4	1	1	1	1	0	0	0	0	0	1	12	18	9.00	1.000
41 Layne Somsen, R ERA:	(8, 1)	1.0		4	1	0	0	0	0	0	0	0	0	0	6	7	0.00	1.000

PITCHER	IP	WLS	BF	H	R	ER	SO	BB	IBB	HBP	BLK	WP	HR	S	P	ERA	WHIP

BOTTOM

Cincinnati Reds @ Philadelphia Phillies

Citizens Bank Park, Philadelphia, PA

Sat May 14 2016, 7:44 PM - 10:29 PM EDT

Att. 29,535 - Rain - 64 F

livebaseballscorecards.com

AB	29
R	4
H	10
RBI	4
BB	3
SO	6
LOB	12

Batter	1	2	3	4	5	6	7	8	9	AB	R	H	RBI	BB	SO	LOB
40 Tyler Holt, R (1, 8) OBP: 0.340, SLG: 0.349	B FF 89 C FF 90 B FF 90 X FF 90 2-1 F9 ①	B FF 92 B CH 81 B FF 91 C FF 91 X FF 91 3-1 G4-6-3 ②③ 1-2f		C CU 75 B CU 75 B FF 91 F FF 91 F CH 80 F SL 83 F FF 90 X FF 92 2-2 FC3-6 ② 7 HR 1-2f 2-3 3-H		B CH 80 B FF 88 B SI 87 C FF 86 C FF 88 F FF 88 D FF 88 4-2 7 FC5-4 BB		B SL 85 F FF 93 F FF 94 B CU 79 B CU 80 X FF 94 3-2 7 L9 7 PB 1B	B FF 92 C FF 92 B FF 91 B FF 91 B FF 92 4-1 1-2 BB	4	1	1	1	2	0	4
7 Eugenio Suárez, R (1, 5) OBP: 0.306, SLG: 0.434	X FF 90 0-0 1B		C CH 79 B FF 92 F FF 92 F SL 83 X CH 82 1-2 4 G6-4-3 1B	C FF 90 F SL 82 B CU 78 1 SAFE F FF 91 B FF 91 1 SAFE X CH 77 3-2 1-H 3-H HR		B FF 88 C FF 87 F CH 79 F FF 89 X FF 89 1-2 ② FC5-4 1-2f		1 SAFE B FF 94 B FF 94 S FF 93 X FF 95 2-1 ② L9 1-3	B FF 94 C SL 82 F FF 91 X FF 92 1-2 ③ G6-3	6	1	3	3	0	0	5
19 Joey Votto, L (1, 3) OBP: 0.353, SLG: 0.355	1 SAFE B FF 90 B FF 90 X FF 90 2-0 ② F7		1 SAFE C SL 81 B FF 92 1 SAFE F FF 91 B FF 91 S CH 80 2-3 ① K	C SI 89 F SI 90 S FF 91 0-3 ③ K		F CH 78 C FF 89 B CH 80 X FF 89 1-2 ③ F7		F CU 80 C FF 95 S FF 95 0-3 ③ K		5	0	0	0	0	3	4
4 Brandon Phillips, R (1, 4) OBP: 0.301, SLG: 0.484	1 SAFE C FF 90 X CH 80 0-1 ③ L7		B FF 91 X FF 90 1-0 ②③ G6-4-3 1-2f		F FF 88 B SI 89 F FF 89 S FF 91 1-3 ① K		S FF 95 X FF 94 0-1 ① G6-3		F FF 93 F SL 84 B FF 92 X FF 91 1-2 3 BB 32 1B 16 FC3-2 1B	5	0	1	0	0	1	2
32 Jay Bruce, L (1, 9) OBP: 0.318, SLG: 0.500		F FF 91 B SL 83 F CH 80 F FF 90 X SL 84 1-2 23 2B 2B		S CH 78 F CH 78 B FF 91 B FF 91 B FF 92 F SL 82 F SL 85 B FF 91 4-2 23 1B 58 BB BB	B KC 79 B SL 85 C FF 90 X SI 89 2-1 3 FC5 23 1B 1B		B FF 95 F FF 94 B SL 87 C FF 93 B CU 83 B FF 93 4-2 3 G2-3 23 CI BB		S FF 92 B SL 84 1 SAFE C FF 93 B FF 94 F FF 94 1 SAFE 1 SAFE F FF 94 2-2 X SL 86 16 FC3-2 3 BB 2 1B 1-2 1B	3	3	3	0	2	0	0
23 Adam Duvall, R (1, 7) OBP: 0.330, SLG: 0.571		F FF 90 B FF 91 B FF 91 X CH 81 2-1 3 1B 16 1B 2B 2-H		1 SAFE F FF 90 B SL 82 X SL 80 1-1 58 BB 16 S 40 FC3-6 1B 1-3	X CH 81 0-0 3 E 1B 1-2		F FF 93 0-1 CI 3 G2-3 1-2		F SL 85 F SL 84 C FF 93 0-3 ① K	4	2	3	1	0	1	2
3 Iván De Jesús Jr., R (1, 6) OBP: 0.283, SLG: 0.283		B CH 80 B FF 91 S CH 82 X FF 92 2-1 58 FC2-5 16 1B 1B 2-3		1 SAFE B CH 78 C CH 78 B SL 81 X CH 79 2-1 ① F8	B FF 90 B FF 90 B SI 88 C FF 88 F FF 89 X CH 80 3-2 ② FC5 1-3 2-3f		F FF 94 X SL 87 0-1 ② G2-3 1-2 2-3		D SL 85 C SL 84 F FF 94 B FF 94 B FF 93 B FF 93 4-2 16 FC3-2 2 1B BB 1-2 2-3	4	1	1	0	1	0	6
16 Tucker Barnhart, L (1, 2) OBP: 0.306, SLG: 0.380		1 SAFE B CH 81 C SL 83 F SL 82 1 SAFE 1 SAFE B CU 75 X FF 91 2-2 58 FC2-5 1-2 3-H 1B		C CU 75 1 SAFE I IN 68 I IN 69 I IN 68 I IN 69 4-1 40 FC3-6 58 BB 7 HR 1-2 IBB	X CH 80 0-0 F9 ③		C FF 94 S CU 81 C CU 82 0-3 ③ K		B FF 94 B SL 85 X FF 94 2-0 ② FC3-2 2 1B 1-2 2-3 3-Hf	4	1	1	1	1	1	7
58 Dan Straily, R (1, 1) 15 Jordan Pacheco, R (6, PH) 56 Steve Delabar, R (8, 1) 36 Blake Wood, R (7, 1) 9 José Peraza, R (6, PH) 27 Ross Ohlendorf, R (8, 1) 2 Zack Cozart, R (6, PH) 53 Drew Hayes, R (8, 1) 52 Tony Cingrani, L (8, 1)		B FF 87 X FF 89 1-0 ① FC2-5 40 G4-6-3 1-2 2-3f		B CH 77 B CH 78 B FF 90 B FF 88 4-0 40 FC3-6 1-2 2-3 3-H BB		B FF 87 S CH 79 X CH 80 1-1 ① G6-3		B FF 94 F FF 93 B FF 95 X FF 93 2-1 ① G5-3	D SL 85 B FF 92 B FF 91 C FF 91 C FF 92 X FF 91 3-2 40 BB 1-3 2-H 3-H 1B	1 1 0 0 1 0 1 0 0	0 0 0 0 0 0 0 0 0	0 0 0 0 0 0 1 0 0	1 0 0 0 0 0 2 0 0	1 0 0 0 0 0 0 0 0	0 0 0 0 0 0 0 0 0	2 0 0 0 0 0 0 0 0
Inning Stats	R: 0 E: 0 K: 0 S: 6 H: 1 LOB: 1 BB: 0 P: 10	R: 2 E: 0 K: 0 S: 14 H: 4 LOB: 1 BB: 0 P: 25	R: 0 E: 0 K: 1 S: 8 H: 1 LOB: 0 BB: 0 P: 12	R: 5 E: 0 K: 1 S: 22 H: 2 LOB: 0 BB: 3 P: 42	R: 0 E: 1 K: 1 S: 10 H: 2 LOB: 2 BB: 0 P: 16	R: 0 E: 0 K: 0 S: 12 H: 0 LOB: 1 BB: 1 P: 19	R: 0 E: 1 K: 1 S: 10 H: 0 LOB: 2 BB: 1 P: 14	R: 0 E: 0 K: 1 S: 10 H: 1 LOB: 1 BB: 0 P: 17	R: 2 E: 0 K: 1 S: 21 H: 3 LOB: 3 BB: 2 P: 38	1B: 11 2B: 2 3B: 0 HR: 1 SF: 0 SAC: 0 DP: 2 HBP: 0				WP: 0 PB: 1 SB: 1 CS: 0	PA: 47	

PITCHER		IP	WLS	BF	H	R	ER	SO	BB	IBB	HBP	BLK	WP	HR	S	P	ERA	WHIP
39 Adam Morgan, L ERA: 6.41	(1, 1)	3.2	L	20	8	7	7	1	2	1	0	0	0	1	47	86	17.18	2.727
34 Brett Oberholtzer, L ERA: 6.75	(4, 1)	2.1		10	2	0	0	2	1	0	0	0	0	0	25	38	0.00	1.286
60 Colton Murray, R ERA:	(7, 1)	2.0		9	1	0	0	2	1	0	0	0	0	0	20	31	0.00	1.000
59 Elvis Araujo, L ERA: 5.19	(9, 1)	1.0		8	3	2	2	1	2	0	0	0	0	0	21	38	18.00	5.000

PITCHER	IP	WLS	BF	H	R	ER	SO	BB	IBB	HBP	BLK	WP	HR	S	P	ERA	WHIP

TOP

Cincinnati Reds @ Philadelphia Phillies

Citizens Bank Park, Philadelphia, PA

Sun May 15 2016, 1:40 PM - 5:31 PM EDT

Att. 27,869 - Cloudy - 54 F

livebaseballscorecards.com

AB	39
R	9
H	14
RBI	9
BB	7
SO	6
LOB	32

Batter	1	2	3	4	5	6	7	8	9	AB	R	H	RBI	BB	SO	LOB
37 Odúbel Herrera, L (1, 8) OBP: 0.448, SLG: 0.467	F SI 90 X CH 84 0-1 7 G4-3 16 SH5-3 1B		B CH 82 X SI 89 1-0 ① F7	B FF 91 B SI 88 F FF 90 B FF 90 F SI 90 F FF 91 B FF 90 4-2 1-2 BB		S FF 94 B CH 86 F FF 94 B FF 95 B CH 85 X FF 94 3-2 ② FC6-4 16 BB 1-2f 7 2B		B FF 93 B FF 94 B FF 94 B FF 94 4-0 16 FC4-6 1-2 BB	B FF 93 X FF 94 1-0 ② FC1-2 1-2 2-3 3-Hf	4	1	1	0	2	0	4
16 César Hernández, S (1, 4) OBP: 0.319, SLG: 0.328	1 SAFE X FF 89 0-0 ① SH5-3 1-2		C FF 90 B CH 83 F CH 84 S FF 90 1-3 ② K	F CH 82 B SI 89 F FF 90 T CH 83 1-2 ③ K		B FF 94 F FF 92 F FF 95 B CH 86 B FF 93 B FF 93 4-2 7 2B 1-2 BB		C FF 94 X CH 86 0-1 ② FC4-6 7 1B 1-2f 2-3	C FF 94 B FF 94 F FF 94 C FF 95 1-3 ③ K	4	1	0	0	1	3	8
7 Maikel Franco, R (1, 5) OBP: 0.289, SLG: 0.451	C SL 84 X SL 83 0-1 ② G4-3 2-3		F FF 90 X SI 84 0-1 E5		B FF 89 B CH 84 F FF 89 F FF 91 F FF 89 F SI 88 B SL 84 X SL 83 3-2 51 1B 1B	C FF 94 B FF 94 C FF 94 B FF 94 X FF 93 2-2 1-H 2-H 2B		S SL 83 B SL 83 X FF 95 1-1 1-3 3-H 1B		5	0	3	3	0	0	1
6 Ryan Howard, L (1, 3) OBP: 0.244, SLG: 0.413 60 Colton Murray, R (7, 1) 4 Andrés Blanco, S (8, PH) OBP: 0.383, SLG: 0.548 59 Elvis Araujo, L (9, 1)	F CH 83 B FF 90 C FF 91 B CU 74 F CH 83 S SL 86 2-3 ③ K		B FF 90 B CH 83 B SL 85 C SL 83 C CH 82 B CH 85 4-2 BB		X SI 89 0-0 ① F8	B FF 94 X FF 95 1-0 ③ F7		B FF 95 F FF 94 F SI 86 X CH 88 1-2 ③ G3		3 0 1 0	0 0 0 0	0 0 0 0	0 0 0 0	1 0 0 0	1 0 0 0	3 0 2 0
51 Carlos Ruiz, R (1, 2) OBP: 0.373, SLG: 0.500		C SL 85 B SL 85 F FF 90 B CH 84 F SL 84 S SL 87 2-3 ① K	C SL 85 C FF 89 B FF 92 D SL 85 X CH 84 2-2 ③ F7		C CH 83 B CH 81 B FF 87 B CH 83 F SI 89 X FF 89 3-2 1-3 1B		C FF 97 C SL 92 B SL 94 C SL 90 1-3 ① K		C FF 90 B SL 83 F FF 92 F FF 93 B SL 82 F FC 91 B FF 92 X FC 92 3-2 15 1B 13 1B 3 BB 1B	5	1	2	0	0	2	2
13 Freddy Galvis, S (1, 6) OBP: 0.265, SLG: 0.374		C FF 90 B FF 90 B FF 91 B FF 89 X SI 90 3-1 39 FC3-6 2 1B 1B		C SI 88 B CU 74 B FF 89 F SI 90 F FF 90 B FF 88 S SI 90 3-3 ① K	F SI 90 F FF 90 B FF 90 B FF 89 D CU 75 F SI 90 S CH 83 3-3 ② K		F FF 97 B FF 98 C FF 97 B CH 86 X FF 95 2-2 ② G4-3		F FF 92 X FF 84 0-1 3 BB 15 1B 37 FC1-2 1-2 1B	5	0	2	0	0	2	2
2 Tyler Goeddel, R (1, 7) OBP: 0.232, SLG: 0.259		F FF 90 1 SAFE F FF 90 X SL 84 0-2 39 FC3-6 1-2 1B		B FF 89 B FF 90 B FF 89 C SI 88 F SI 88 D SL 84 4-2 3 FC3-6 34 1B BB	B SI 90 B FF 89 X FF 90 2-0 ③ G6-3		B FF 99 B FF 95 X SL 91 2-1 ③ G6-3		C FC 92 B FF 93 S FF 93 D SL 84 F FC 92 S FF 93 2-3 ① K	4	0	1	0	1	1	4
39 Adam Morgan, L (1, 1) 34 Brett Oberholtzer, L (4, 1) OBP: 0.250, SLG: 0.250 15 Emmanuel Burriss, S (6, PH) OBP: 0.194, SLG: 0.214 (7, 3)		L FF 89 L SI 89 X CH 82 0-2 ② FC3-6 1-2f 2-3		F FF 89 B FF 90 B FF 89 1 SAFE F FF 89 X FF 89 2-2 3 FC3-6 1-2 1B		B FF 92 S FF 93 B FF 93 S FF 93 S FF 95 2-3 ① K		S FF 94 B FF 94 X SI 86 1-1 ① G4-3	D FF 93 X FF 92 1-0 37 FC1-2 3 BB 1-2 2-3 1B	1 1 3	0 0 0	0 1 1	0 0 0	0 0 0	0 0 1	2 0 0
3 David Lough, L (1, 9) OBP: 0.345, SLG: 0.347		B FF 91 C SI 90 C FF 91 X CH 84 1-2 ③ G3		S CH 83 S CH 83 B CH 82 X CH 83 1-2 ② FC3-6 37 BB 1-2f 2-3		B FF 94 B FF 94 B FF 94 B FF 93 4-0 37 FC6-4 BB		X FF 95 0-0 16 FC4-6 37 BB 7 1B 1B	S FC 92 B B CH 84 B FC 91 F FC 91 B FC 92 4-2 37 FC1-2 1-2 2-3 3-H BB	3	1	1	1	2	0	4
Inning Stats	R: 0 E: 0 K: 1 S: 9 H: 1 LOB: 1 BB: 0 P: 11	R: 0 E: 0 K: 1 S: 15 H: 2 LOB: 2 BB: 0 P: 21	R: 0 E: 1 K: 1 S: 11 H: 0 LOB: 2 BB: 1 P: 19	R: 0 E: 0 K: 2 S: 18 H: 1 LOB: 3 BB: 2 P: 33	R: 0 E: 0 K: 1 S: 14 H: 2 LOB: 2 BB: 0 P: 25	R: 2 E: 0 K: 1 S: 13 H: 1 LOB: 1 BB: 2 P: 29	R: 0 E: 0 K: 1 S: 8 H: 0 LOB: 0 BB: 0 P: 13	R: 1 E: 0 K: 0 S: 10 H: 2 LOB: 2 BB: 1 P: 17	R: 1 E: 0 K: 2 S: 18 H: 3 LOB: 3 BB: 1 P: 30	1B: 11 2B: 1 3B: 0 HR: 0 SF: 0 SAC: 1 DP: 0 HBP: 0						WP: 0 PB: 0 SB: 0 CS: 0 PA: 47	

PITCHER		IP	WLS	BF	H	R	ER	SO	BB	IBB	HBP	BLK	WP	HR	S	P	ERA	WHIP
58 Dan Straily, R ERA: 3.05	(1, 1)	5.0	W	25	6	0	0	6	3	0	0	0	0	0	67	109	0.00	1.800
56 Steve Delabar, R ERA: 5.4	(6, 1)	1.0		6	1	2	2	1	2	0	0	0	0	0	13	29	18.00	3.000
36 Blake Wood, R ERA: 3.0	(7, 1)	1.0		3	0	0	0	1	0	0	0	0	0	0	8	13	0.00	0.000
27 Ross Ohlendorf, R ERA: 5.6	(8, 1)	1.0		6	2	1	1	0	1	0	0	0	0	0	10	17	9.00	3.000
53 Drew Hayes, R ERA: 8.38	(9, 1)	0.1		5	3	1	1	1	1	0	0	0	0	0	14	24	27.00	12.000

PITCHER		IP	WLS	BF	H	R	ER	SO	BB	IBB	HBP	BLK	WP	HR	S	P	ERA	WHIP
52 Tony Cingrani, L ERA: 3.18	(9, 1)	0.2	S	2	0	0	0	1	0	0	0	0	0	0	4	6	0.00	0.000

BOTTOM

Cincinnati Reds @ Philadelphia Phillies

Citizens Bank Park, Philadelphia, PA

Sun May 15 2016, 1:40 PM - 5:31 PM EDT

Att. 27,869 - Cloudy - 54 F

livebaseballscorecards.com

AB	39
R	4
H	12
RBI	4
BB	7
SO	10
LOB	32

Cincinnati Reds @ Cleveland Indians

Progressive Field, Cleveland, OH

Mon May 16 2016, 6:10 PM - 9:23 PM EDT

Att. 12,184 - Partly Cloudy - 64 F

TOP

livebaseballscorecards.com

Batter	1	2	3	4	5	6	7	8	9	AB	R	H	RBI	BB	SO	LOB
2 Zack Cozart, R (1, 6) OBP: 0.319, SLG: 0.513 6 Billy Hamilton, S (9, PH) OBP: 0.283, SLG: 0.372	C FF 94 F FF 94 S FF 94 0-3 ① K		B CU 79 B FC 91 B FF 94 C FF 94 X FF 94 3-1 7 HR 1B		X FC 88 0-0 ① G4-3		C FF 95 B FC 88 B FF 96 S FF 94 X FF 95 2-2 ① L6		C FF 89 C SI 90 B FF 90 X SI 89 1-2 ② FC4-6 7 DI 1-2f 2-3	4 1	1 0	1 0	0 0	0 0	1 0	0 2
7 Eugenio Suárez, R (1, 5) OBP: 0.309, SLG: 0.454	F FF 95 F FF 95 X FF 94 0-2 ② G5-3		X FF 91 0-0 1-H HR		C FF 93 B CH 84 X FF 92 1-1 19 2B 32 1B 1B		B SL 80 C FF 95 F FF 95 B FF 95 F FF 94 F FF 95 S FF 95 2-3 ② K		C SL 82 F SI 90 F FF 91 S SI 90 0-3 ③ K 1-2	5	2	2	2	0	2	2
19 Joey Votto, L (1, 3) OBP: 0.357, SLG: 0.363	B FF 96 B FF 95 B FF 94 B FF 94 4-0 4 2B BB		C CH 86 F FF 94 B FF 93 B CH 86 F FF 94 F CH 87 B CU 80 X CH 86 3-2 ① F9		B FF 91 X FF 92 1-0 32 1B 1-3 2B		S FF 95 B FF 95 S SL 82 X FF 95 1-2 ③ F8			3	2	1	0	1	0	0
4 Brandon Phillips, R (1, 4) OBP: 0.307, SLG: 0.488 3 Iván De Jesús Jr., R (8, 4) OBP: 0.283, SLG: 0.283	X FF 94 0-0 32 CS 1-H 2B		B FF 94 S CH 86 X FF 92 1-1 ② F9		I IN 74 I IN 76 I IN 79 I IN 82 4-0 32 1B IBB			B SI 88 X SI 88 1-0 E4 32 G5-6-3		3 0	0 0	1 0	1 0	1 0	0 0	0 0
32 Jay Bruce, L (1, 9) OBP: 0.324, SLG: 0.500 40 Tyler Holt, R (8, 9) OBP: 0.340, SLG: 0.349	D FF 94 S CH 86 S FF 95 B FF 95 2-2 ③ CS 2-3	C CH 84 F CH 85 B FF 93 X FF 86 1-2 ① G3	C CU 78 B FF 94 B FF 91 C CH 86 F FF 94 X FF 95 2-2 1B		F FF 87 B SL 80 F FF 87 F SL 80 F FF 88 F SL 79 B SL 80 F FF 88 X FF 90 2-2 23 G4-3 1B 1-2 2-H 3-H			C SI 88 D SI 89 S CH 83 B CH 82 X FF 90 2-2 ① ② G5-6-3 1-2f		4 0	0 0	2 0	2 0	0 0	0 0	1 0
23 Adam Duvall, R (1, 7) OBP: 0.328, SLG: 0.587		S FC 91 C CU 79 X FF 93 0-2 HR	C FF 93 F FC 90 1 SAFE B FF 94 S CH 86 1-3 ③ K		C SI 94 X SI 94 0-1 ② ③ G4-3 1-2f			C FF 90 B SI 90 B SL 85 F SI 89 C FF 90 2-3 ③ K		4	1	1	1	0	2	3
9 José Peraza, R (1, 8) OBP: 0.333, SLG: 0.333		X FF 94 0-0 15 G5-3 1B		B CU 77 F FF 91 X CU 77 1-1 15 L1-3 1B		B CU 81 C CU 81 X SI 92 1-1 ① L9			C FF 88 B SI 90 X SI 90 1-1 ① G4-3	4	0	2	0	0	0	0
15 Jordan Pacheco, R (1, 10) OBP: 0.205, SLG: 0.308		X FF 90 0-0 ② G5-3 1-2	1 SAFE C FF 92 X 0-1 ① ② L1-3 1-1			B SI 94 B FF 93 X SI 94 2-0 ② G5-3			C FF 89 B CU 76 F SI 89 X SI 89 1-2 6 FC4-6 37 1B 1B	4	0	1	0	0	0	2
37 Ramón Cabrera, S (1, 2) OBP: 0.308, SLG: 0.182		S FF 94 S FF 93 F FF 94 F CH 87 X FF 86 0-2 ③ P5	B CH 84 C FF 93 B CU 80 B FF 93 X FF 92 3-1 ③ F7			C SI 94 X SI 94 0-1 ③ G5-3			C SI 89 F FF 89 X CU 76 0-2 6 FC4-6 1-2 1B	4	0	1	0	0	0	1
Inning Stats	R: 1 E: 0 K: 1 S: 9 H: 1 LOB: 0 BB: 1 P: 15	R: 1 E: 0 K: 0 S: 13 H: 2 LOB: 1 BB: 0 P: 14	R: 2 E: 0 K: 1 S: 17 H: 3 LOB: 1 BB: 0 P: 27	R: 0 E: 0 K: 0 S: 6 H: 1 LOB: 0 BB: 0 P: 10	R: 2 E: 0 K: 0 S: 13 H: 3 LOB: 1 BB: 1 P: 21	R: 0 E: 0 K: 0 S: 5 H: 0 LOB: 0 BB: 0 P: 8	R: 0 E: 0 K: 1 S: 11 H: 0 LOB: 0 BB: 0 P: 16	R: 0 E: 1 K: 1 S: 7 H: 0 LOB: 0 BB: 0 P: 12	R: 0 E: 0 K: 1 S: 15 H: 2 LOB: 2 BB: 0 P: 18	1B: 8 2B: 3 3B: 0 HR: 2	SF: 0 SAC: 0 DP: 3 HBP: 0					WP: 0 PB: 0 SB: 0 CS: 1	PA: 39

	AB	36
	R	6
	H	12
	RBI	6
	BB	2
	SO	5
	LOB	11

PITCHER		IP	WLS	BF	H	R	ER	SO	BB	IBB	HBP	BLK	WP	HR	S	P	ERA	WHIP
56 Cody Anderson, R ERA: 7.99	(1, 1)	4.1		22	9	6	6	2	1	1	0	0	0	2	49	76	12.46	2.308
57 Kyle Crockett, L ERA: 6.0	(5, 1)	0.0		1	1	0	0	0	0	0	0	0	0	0	7	9	∞	∞
48 Tommy Hunter, R ERA: 2.57	(5, 1)	1.2	W	4	0	0	0	0	0	0	0	0	0	0	7	10	0.00	0.000
34 Zach McAllister, R ERA: 1.93	(7, 1)	1.0		3	0	0	0	1	0	0	0	0	0	0	11	16	0.00	0.000
61 Dan Otero, R ERA: 1.29	(8, 1)	2.0		8	2	0	0	2	0	0	0	0	0	0	22	30	0.00	1.000

PITCHER	IP	WLS	BF	H	R	ER	SO	BB	IBB	HBP	BLK	WP	HR	S	P	ERA	WHIP

Batter	1	2	3	4	5	6	7	8	9	AB	R	H	RBI	BB	SO	LOB
20 Rajai Davis, R (1, 8) (8, 7) OBP: 0.270, SLG: 0.337	C FF 90 X FC 87 0-1 12 FC4-6 1B		T FF 90 B FF 89 B CH 76 X FF 89 2-1 22 SH5-3 12 2B 1-2 3-H 1B	B CU 70 B FF 90 B FF 88 C FF 88 B FF 90 4-1 22 1B 22 1B BB	B CU 77 B FC 88 F FC 86 B FC 88 F FC 89 F FC 88 F FC 88 B FC 89 4-2 1-2 2-3 BB	B FF 92 C FF 92 S SL 86 S SL 86 1-3 ③ K		B SL 85 B FF 95 B FF 95 C FF 96 S FF 96 X FF 96 3-2 ② F9		4	2	2	1	2	1	1
22 Jason Kipnis, L (1, 4) OBP: 0.338, SLG: 0.457 1 Michael Martinez, S (7, PR) (8, 4) OBP: 0.600, SLG: 0.800	1 SAFE B FF 89 B FF 89 1 SAFE C FF 90 1 SAFE X FF 89 2-1 P6 ①		X FC 84 0-0 SH5-3 1-2 2-3 ①	B FF 88 S FC 84 F FF 89 F FC 82 B FF 90 X FF 89 2-2 12 1B 26 1B 1-H 3-H 1B	C FC 89 S FC 87 S CU 81 0-3 ③ K		B SL 83 C FF 92 X CU 77 1-1 26 BB 12 1B 41 SF9 1B	X FF 95 0-0 E7 1-H 2B	4 1	1 1	2 1	2 1	0 0	1 0	4 0
12 Francisco Lindor, S (1, 6) OBP: 0.366, SLG: 0.396 30 Tyler Naquin, L (8, 8) OBP: 0.344, SLG: 0.419	1 SAFE 1 SAFE C FF 89 F FC 86 1 SAFE X FF 89 0-2 ② FC4-6 1-2f		C FF 91 S FC 87 X FC 86 0-2 26 1B 2-H 3-H 2B	1 SAFE F CH 74 F FF 88 1 SAFE X FF 88 0-2 26 1B 1-3 1B		C CU 78 B CH 85 X CU 78 1-1 ① G4-3	B FF 92 X FF 92 1-0 41 SF9 26 BB 10 SF7 1-2 1B	F FF 95 B FF 96 X FF 96 1-1 ③ G3-1	5 1	2 0	3 0	2 0	0 0	0 0	1 1
26 Mike Napoli, R (1, 3) OBP: 0.314, SLG: 0.480	T FF 90 S FF 90 C FF 91 0-3 ③ K		S FF 90 B FF 91 D CU 70 C FF 90 X FF 90 2-2 10 FC6-4 2-H 1B	B FC 83 X FF 87 1-0 1-2 3-H 1B		B FC 89 B FC 88 B FC 88 B FC 88 4-0 41 1B 10 HR BB	B CU 78 C FF 92 B CU 77 F FF 92 B SL 85 B FF 92 4-2 41 SF9 1-2 2-3 BB		3	1	2	2	2	1	1
41 Carlos Santana, S (1, 10) OBP: 0.329, SLG: 0.413		B FF 90 B CH 77 B FC 85 C FF 90 B FF 90 4-1 11 G6-4-3 BB	B CH 76 X FF 89 1-0 ② F8	C FC 84 C FF 88 B FF 87 B CH 74 D FC 84 X FC 82 3-2 ③ G5-3		C FC 89 F FC 88 F CU 78 F FC 89 X CU 78 0-2 10 HR 1-2 1B	B FF 93 F FF 93 F FF 93 X FF 93 1-2 ① SF9 1-2 2-3 3-H		3	1	1	1	1	0	3
10 Yan Gomes, R (1, 2) OBP: 0.212, SLG: 0.387 38 Chris Gimenez, R (9, 2) OBP: 0.364, SLG: 0.600	B FC 86 F FF 90 C FF 90 X FC 87 1-2 ① L9	F FF 90 X FC 86 0-1 ③ FC6-4 1-2f			C FC 88 X CU 78 0-1 20 BB 11 1B 1B	C CU 78 S CU 77 X FC 89 0-2 1-H 2-H HR	C SL 85 B FF 92 F FF 92 B SL 86 X SL 86 2-2 ② SF7 3-H		4 0	1 0	2 0	4 0	0 0	0 0	2 0
11 José Ramírez, S (1, 7) (8, 6) OBP: 0.376, SLG: 0.452	C FF 89 B FF 88 X FF 90 1-1 ②③ G6-4-3 1-2f			B CU 68 B FC 84 F FF 88 B CH 77 F FF 90 X FF 89 3-2 4 L8 22 1B 2B	X FC 88 0-0 20 BB 1-2 1B	C FC 78 B CU 78 B FC 89 S FC 87 F CU 79 F CU 80 B CU 79 B FC 88 4-2 6 HR BB	D CU 77 F FF 92 D CU 77 B FF 92 X FF 92 3-1 ③ G4-3		4	2	2	0	1	0	3
6 Marlon Byrd, R (1, 9) OBP: 0.304, SLG: 0.422			B FF 89 C FF 90 B FF 90 X FF 89 2-1 4 E 4 1B 20 1B 1B	B FF 90 B FF 90 X FC 85 2-0 ① G6-3	C FC 89 B CU 80 F FC 89 F CU 79 B CU 79 C FC 90 2-3 ① 1 SAFE 1 SAFE B FC 87 F FC 88 F FC 88 1 SAFE 1 SAFE B FC 89 X FC 88	2-2 1-H HR		C SL 83 B SL 86 X FF 96 1-1 1 2B 1 E 1B	5	3	3	2	0	1	3
4 Juan Uribe, R (1, 5) OBP: 0.292, SLG: 0.282			B FF 90 X FC 85 1-0 E6 22 SH5-3 20 1B 12 2B 1-3 1B	F FC 84 X FF 90 0-1 ② L8 2-3	B CU 77 F CU 49 X CU 77 1-1 ② F7	B SL 85 B FF 92 X FF 92 2-0 ② G4-3		S FF 95 F SL 87 C FF 97 0-3 ① K		5	1	1	0	0	1	4
Inning Stats	R: 0 E: 0 K: 1 S: 10 H: 1 LOB: 1 BB: 0 P: 12	R: 0 E: 0 K: 0 S: 6 H: 0 LOB: 0 BB: 1 P: 12	R: 4 E: 1 K: 0 S: 15 H: 5 LOB: 1 BB: 0 P: 23	R: 3 E: 0 K: 0 S: 18 H: 4 LOB: 2 BB: 1 P: 33	R: 0 E: 0 K: 2 S: 16 H: 2 LOB: 3 BB: 1 P: 23	R: 5 E: 0 K: 1 S: 21 H: 3 LOB: 0 BB: 2 P: 35	R: 2 E: 0 K: 0 S: 13 H: 2 LOB: 2 BB: 1 P: 25	R: 1 E: 1 K: 1 S: 11 H: 2 LOB: 1 BB: 0 P: 16		1B: 14 2B: 3 3B: 0 HR: 2 SF: 2 SAC: 1 DP: 1 HBP: 0					

PITCHER		IP	WLS	BF	H	R	ER	SO	BB	IBB	HBP	BLK	WP	HR	S	P	ERA	WHIP
47 John Lamb, L ERA: 5.79	(1, 1)	4.0	L	23	10	7	7	1	2	0	0	0	0	0	49	80	15.75	3.000
41 Layne Somsen, R ERA: 19.29	(5, 1)	1.1		12	5	5	5	2	3	0	0	0	0	2	33	51	33.75	6.000
54 Caleb Cotham, R ERA: 6.52	(6, 1)	1.2		8	2	2	2	1	1	0	0	0	0	0	17	32	10.80	1.800
66 JC Ramírez, R ERA: 4.91	(8, 1)	1.0		5	2	1	0	1	0	0	0	0	0	0	11	16	0.00	2.000

PITCHER	IP	WLS	BF	H	R	ER	SO	BB	IBB	HBP	BLK	WP	HR	S	P	ERA	WHIP

BOTTOM

Cincinnati Reds @ Cleveland Indians

Progressive Field, Cleveland, OH

Mon May 16 2016, 6:10 PM - 9:23 PM EDT

Att. 12,184 - Partly Cloudy - 64 F

livebaseballscorecards.com

AB	39
R	15
H	19
RBI	14
BB	6
SO	5
LOB	23

Cincinnati Reds @ Cleveland Indians

Progressive Field, Cleveland, OH

Tue May 17 2016, 6:11 PM - 9:29 PM EDT

Att. 13,095 - Partly Cloudy - 57 F

TOP

livebaseballscorecards.com

Batter	1	2	3	4	5	6	7	8	9	AB	R	H	RBI	BB	SO	LOB
2 Zack Cozart, R (1, 6) OBP: 0.311, SLG: 0.500 3 Iván De Jesús Jr., R (7, 6) OBP: 0.278, SLG: 0.277	F FF 93 B FF 94 X SL 84 1-1 P3 ①		C FF 94 X CU 81 0-1 G6-3 ②			X FF 91 0-0 G6-3 ②		C FF 93 S CU 79 S CH 84 0-3 K ①		3 1	0 0	0 0	0 0	0 0	0 1	0 1
6 Billy Hamilton, S (1, 8) OBP: 0.271, SLG: 0.356	C FF 93 B SI 94 F FF 95 S CH 86 1-3 K ②		X FF 95 0-0 B1-3 ③			C FF 93 C CU 80 F FF 96 S CH 85 0-3 K ③		X FC 93 0-0 G3-1 ② 2-3		4	0	0	0	0	2	1
19 Joey Votto, L (1, 3) OBP: 0.350, SLG: 0.354 15 Jordan Pacheco, R (7, 3) OBP: 0.200, SLG: 0.300	X FF 94 0-0 G4-3 ③			F FF 93 F CU 80 B SL 84 B CH 85 F FF 93 B FF 94 F FF 95 F FF 96 C FF 95 3-3 K ①			F FF 91 F SL 83 F FF 94 F FF 92 X CH 86 0-2 G3 ①	B FC 93 B SL 81 B FC 93 C FC 93 S FC 94 F FC 93 X FC 93 3-2 G1-3 ③		3 1	0 0	0 0	0 0	0 0	1 0	0 1
4 Brandon Phillips, R (1, 10) OBP: 0.312, SLG: 0.485		B FF 93 B FF 93 B FF 95 B FF 94 4-0 32 1B BB		C SL 85 X FF 94 0-1 G4-3 ②			F FF 95 B SL 83 C SL 82 X SL 85 1-2 7 1B 32 1B 23 SF7 1B		S FF 93 C KC 82 F FF 94 B FF 94 F KC 84 B KC 83 X KC 83 2-2 G3 ①	3	1	1	0	1	0	0
32 Jay Bruce, L (1, 9) OBP: 0.331, SLG: 0.504 40 Tyler Holt, R (7, PR) OBP: 0.354, SLG: 0.349 (7, 9)		X SI 93 0-0 1-2 1B		B FF 95 F CH 85 B FF 95 B FF 95 C FF 94 X CH 86 3-2 G3-1 ③			X FF 93 0-0 7 1B 1-2 1B		B KC 85 B FF 94 B FF 94 B FF 94 4-0 23 DI BB	3 0	0 0	2 0	0 1	0 0	0 0	0 0
7 Eugenio Suárez, R (1, 5) OBP: 0.308, SLG: 0.448		C FF 94 F SI 94 B CH 86 S CH 85 1-3 K ①			C SL 82 B SI 91 S SI 92 B SI 94 S CH 85 2-3 K ①		B CU 78 D CU 78 F FF 92 X FF 93 2-1 1-2 2-3 1B		B FF 93 C FF 93 X FF 94 1-1 F9 ②	4	0	1	0	0	2	3
23 Adam Duvall, R (1, 7) OBP: 0.317, SLG: 0.571		S FF 94 S FF 95 B FF 95 X CH 84 1-2 P2 ②			B FF 92 X SL 83 1-0 F7 ②		X CH 84 0-0 SF7 ② 3-H		F FF 94 D KC 84 F FF 93 B FF 93 C FF 93 2-3 1-2 K ③	3	0	0	1	0	1	3
9 José Peraza, R (1, 4) OBP: 0.250, SLG: 0.250		B SL 83 F SL 84 S SI 95 X CH 87 1-2 G4-3 ③			B FF 95 B FF 93 F SI 94 F FF 94 C SI 95 2-3 K ③		D CU 79 X FF 93 1-0 L9 ③			3	0	0	0	0	1	4
16 Tucker Barnhart, L (1, 2) OBP: 0.307, SLG: 0.390			C FF 92 F FF 92 B FF 94 B CH 84 F CH 83 S CH 86 2-3 K ①			C FF 89 F FF 93 X FF 91 0-2 L7 ①		B FF 91 C FF 92 B SL 84 X CH 83 2-1 6 G3-1 2B		3	0	1	0	0	1	0
Inning Stats	R: 0 E: 0 K: 1 S: 6 H: 0 LOB: 0 BB: 0 P: 8	R: 0 E: 0 K: 1 S: 10 H: 1 LOB: 2 BB: 1 P: 17	R: 0 E: 0 K: 1 S: 7 H: 0 LOB: 0 BB: 0 P: 9	R: 0 E: 0 K: 1 S: 11 H: 0 LOB: 0 BB: 0 P: 17	R: 0 E: 0 K: 2 S: 7 H: 0 LOB: 0 BB: 0 P: 12	R: 0 E: 0 K: 1 S: 8 H: 0 LOB: 0 BB: 0 P: 8	R: 1 E: 0 K: 0 S: 13 H: 3 LOB: 2 BB: 0 P: 17	R: 0 E: 0 K: 1 S: 10 H: 1 LOB: 1 BB: 0 P: 15	R: 0 E: 0 K: 1 S: 10 H: 0 LOB: 1 BB: 1 P: 19	1B: 4 2B: 1 3B: 0 HR: 0	SF: 1 SAC: 0 DP: 0 HBP: 0					

	AB	31
	R	1
	H	5
	RBI	1
	BB	2
	SO	9
	LOB	13

WP: 0 PB: 0 SB: 0 CS: 0 PA: 34

PITCHER		IP	WLS	BF	H	R	ER	SO	BB	IBB	HBP	BLK	WP	HR	S	P	ERA	WHIP
31 Danny Salazar, R ERA: 1.8	(1, 1)	7.1	W	28	5	1	1	8	1	0	0	0	0	0	67	95	1.23	0.818
31 Danny Salazar, R ERA: 1.8	(8, 1)	7.1	W	28	5	1	1	8	1	0	0	0	0	0	67	95	1.23	0.818
27 Bryan Shaw, R ERA: 6.19	(8, 1)	0.2		2	0	0	0	0	0	0	0	0	0	0	5	8	0.00	0.000
37 Cody Allen, R ERA: 4.86	(9, 1)	1.0		4	0	0	0	1	1	0	0	0	0	0	10	19	0.00	1.000

PITCHER	IP	WLS	BF	H	R	ER	SO	BB	IBB	HBP	BLK	WP	HR	S	P	ERA	WHIP

BOTTOM

Cincinnati Reds @ Cleveland Indians

Progressive Field, Cleveland, OH

Tue May 17 2016, 6:11 PM - 9:29 PM EDT

Att. 13,095 - Partly Cloudy - 57 F

livebaseballscorecards.com

Batter	1	2	3	4	5	6	7	8	9	AB	R	H	RBI	BB	SO	LOB
41 Carlos Santana, S (1, 10) (8, 3) OBP: 0.342, SLG: 0.415	X SI 91 0-0 G6-3 ①	B FF 92 B FS 84 D FS 86 B FS 86 4-0 22 WP 22 1B BB	C SI 92 X FC 90 0-1 2-H 1B		B FC 88 C SI 91 1 SAFE X FS 84 1-1 26 BB 22 BB 11 BB 1-3 3-H 1B	B FF 96 D FF 96 B FF 94 B FF 92 4-0 26 1B 1-2 BB	C FF 92 F FF 91 F FF 93 X FF 92 0-2 1-2f FC6-4 ③			4	2	2	2	2	0	2
22 Jason Kipnis, L (1, 4) OBP: 0.340, SLG: 0.451 1 Michael Martinez, S (7, 4) OBP: 0.500, SLG: 0.667	C SI 92 B FS 83 X FS 85 1-1 G3 ②	B FS 86 B FC 90 B SI 93 C SI 92 C FS 85 X FS 89 3-2 12 2B 1-H 2-H 3-H 1B	1 SAFE B SI 92 C SI 91 B FS 84 F FS 84 X FS 86 2-2 G4-3 ③		B FF 91 C FF 90 B FF 91 B FF 90 B FF 89 4-1 11 BB 26 BB 10 BB 1-2 BB	B FF 96 C SL 88 C SL 89 F CH 86 F CH 85 F SL 89 C FF 97 1-3 ①		B FF 94 F SL 95 B CH 86 F FF 94 X FF 95 2-2 F7 ①		4 1	1 0	1 0	2 0	1 0	1 0	3 0
12 Francisco Lindor, S (1, 6) OBP: 0.371, SLG: 0.414	B SI 92 B CU 77 B SI 93 C SI 92 X SI 92 3-1 1B	1 SAFE D SI 92 X FS 86 1-0 1-3 2B		C FF 90 F CU 76 B CU 78 F SI 91 X SI 91 1-2 G4-3 ①	F FF 91 S FF 92 F FF 93 S FF 92 0-3 K ②	B FF 97 D SL 88 F FF 96 F SL 89 C FF 96 2-3 K ②		B SL 79 B FF 94 F FF 94 S FF 94 X FF 95 2-2 2B		6	0	3	0	0	2	5
26 Mike Napoli, R (1, 3) OBP: 0.324, SLG: 0.481 31 Danny Salazar, R (8, 1) 27 Bryan Shaw, S (8, 1) 4 Juan Uribe, R (8, PH) OBP: 0.289, SLG: 0.279 37 Cody Allen, R (9, 1)	C FC 90 1 SAFE C CU 79 B FC 92 S CU 79 1-3 K ③	B FC 90 C FC 90 B SI 92 B FC 89 F FC 89 X FC 88 3-2 F8 ③		B SI 92 X SI 90 1-0 1B	C FF 92 D SL 84 B FF 92 F FF 92 D CH 86 B FF 92 4-2 10 BB 11 BB 8 BB 1-2 2-3 3-H BB	B SL 90 B FF 96 D SL 88 D SL 89 F SL 90 X SL 89 3-2 1-3 2-H 1B		D SL 81 S SL 81 F SL 80 X SL 82 1-2 G1-3 ②		4 0 0 1 0	1 0 0 0 0	2 0 0 0 0	2 0 0 0 0	1 0 0 0 0	1 0 0 1 0	3 0 0 1 0
11 José Ramírez, S (1, 5) OBP: 0.374, SLG: 0.439		B SI 92 C SI 91 B FC 89 X SI 92 2-1 G3 ①	C SI 90 C FC 86 B FS 86 X FS 86 1-2 6 S 8 1B 20 2B 1B	B SI 91 B FF 90 C FF 90 B SI 91 X SI 91 3-1 F8 ②	C FF 93 B FF 93 B CH 87 B FF 92 C FF 90 F FF 93 B FF 91 4-2 8 BB 10 BB 1-2 2-3 3-H BB	B SL 89 X FF 96 1-0 F7 ③		X FF 94 0-0 L8 ③		5	1	1	1	1	0	4
10 Yan Gomes, R (1, 2) OBP: 0.222, SLG: 0.385 38 Chris Gimenez, R (7, 2) OBP: 0.333, SLG: 0.545		B SI 92 X FC 88 1-0 6 1B 20 1B 1B	X FC 89 0-0 P3 ① F SI 91 X FC 89 0-1 G4-3 ③		D FF 92 B FF 92 B FF 90 C FF 91 F FF 92 F FF 92 B FF 91 4-2 8 BB 1-2 2-3 3-H BB		B FF 92 F FF 92 B FF 92 S FF 93 C FF 93 2-3 K ①			3 1	1 0	1 0	1 0	1 0	0 1	2 0
8 Lonnie Chisenhall, L (1, 9) OBP: 0.339, SLG: 0.400	X FF 93 0-0 F8 ②	C FC 87 1 SAFE B FS 82 1 SAFE X FS 84 1-1 20 2B 1-2 1B	B SI 90 B FS 82 X FS 88 1-1 20 1B 41 1B 2B		B FF 91 B FF 92 F FF 92 B CH 84 F FF 92 B FF 90 D FF 91 4-2 1-2 2-3 3-H BB		C SL 80 F SL 80 B FF 94 B FF 94 F FF 93 F FF 94 F FF 93 X SL 81 2-2 2B			4	2	3	1	1	0	1
6 Marlon Byrd, R (1, 7) OBP: 0.302, SLG: 0.414 30 Tyler Naquin, L (6, 8) OBP: 0.338, SLG: 0.413	B FC 90 C CU 79 S FC 89 D SI 92 F FS 83 X FF 92 2-2 20 1B 22 WP 1-2 1B	F FC 89 B FF 92 S FC 87 F SI 92 S CU 78 1-3 K ② B FC 87 X SI 90 1-0 G6-3 ① C SL 90 D SL 90 F SL 90 B FF 92 S CH 85 X SL 88 2-2 G6-3 ②				B SL 81 S FF 93 B FF 92 B FF 93 F FF 94 C FF 93 3-3 K ②			4 1	1 0	1 0	0 0	0 0	1 1	6 1
20 Rajai Davis, R (1, 8) OBP: 0.302, SLG: 0.364 (6, 7)	C FC 90 B CU 78 X FC 89 1-1 22 WP 22 1B 1-3 2-H 1B	F CU 79 S SI 92 1 SAFE B SI 92 X CU 78 1-2 41 1B 1-H 3-H 2B			B SI 90 X FF 91 1-0 41 1B 26 BB 2-3 1B	B FF 94 B SL 88 S FF 93 T FF 95 B SL 87 B SL 86 4-2 41 BB 26 1B BB	C FF 92 S FF 93 B FF 92 B FF 93 F FF 92 F FF 93 B FF 94 F FF 93 B FF 93 4-2 41 FC6-4 BB			3	4	3	3	2	0	0
Inning Stats	R: 0 E: 0 K: 1 S: 8 H: 1 LOB: 1 BB: 0 P: 13	R: 4 E: 0 K: 0 S: 17 H: 5 LOB: 2 BB: 1 P: 34	R: 3 E: 0 K: 1 S: 18 H: 4 LOB: 1 BB: 0 P: 24	R: 0 E: 0 K: 0 S: 9 H: 1 LOB: 1 BB: 0 P: 14	R: 5 E: 0 K: 1 S: 27 H: 3 LOB: 3 BB: 5 P: 53	R: 1 E: 0 K: 2 S: 15 H: 1 LOB: 2 BB: 2 P: 30	R: 0 E: 0 K: 2 S: 22 H: 1 LOB: 2 BB: 1 P: 33	R: 0 E: 0 K: 0 S: 10 H: 1 LOB: 1 BB: 0 P: 15		1B: 12 2B: 5 3B: 0 HR: 0 SF: 0 SAC: 0 DP: 0 HBP: 0					

AB	41
R	13
H	17
RBI	12
BB	9
SO	7
LOB	28

PITCHER		IP	WLS	BF	H	R	ER	SO	BB	IBB	HBP	BLK	WP	HR	S	P	ERA	WHIP
31 Alfredo Simon, R ERA: 10.34	(1, 1)	4.1	L	28	14	10	10	2	1	0	0	0	1	0	58	95	20.77	3.462
56 Steve Delabar, R ERA: 7.71	(5, 1)	0.1		6	0	2	2	1	5	0	0	0	0	0	16	36	54.00	15.000
36 Blake Wood, R ERA: 3.26	(5, 1)	1.1		7	1	1	1	2	2	0	0	0	0	0	20	37	6.75	2.250
52 Tony Cingrani, L ERA: 3.0	(7, 1)	1.0		5	1	0	0	2	1	0	0	0	0	0	22	33	0.00	2.000
27 Ross Ohlendorf, R ERA: 5.3	(8, 1)	1.0		4	1	0	0	0	0	0	0	0	0	0	10	15	0.00	1.000

PITCHER	IP	WLS	BF	H	R	ER	SO	BB	IBB	HBP	BLK	WP	HR	S	P	ERA	WHIP

WP: 1 PA: 50
PB: 0
SB: 1
CS: 0

Batter	1	2	3	4	5	6	7	8	9	10	11	12	AB	R	H	RBI	BB	SO	LOB
20 Rajai Davis, R (1, 8) OBP: 0.311, SLG: 0.420	B SI 92 B SI 92 F SI 93 C SI 93 B SL 86 S SI 94 3-3 ① **K**		B SL 82 S SI 93 C SL 83 B SL 86 F SI 95 B SI 95 X SI 94 3-2 **HR**		C CH 84 F SL 84 B SL 84 C SI 94 1-3 ③ **K**		B SL 86 B SL 85 F FF 95 F FF 96 B FF 96 B FF 95 4-2 12 WP 22 S 12 G4-3 **BB**		L FF 93 1 SAFE 1 SAFE F FF 93 B FF 93 X SL 81 1-2 **1-H HR**		C SL 88 B SL 89 C FF 93 S SL 88 1-3 ② **K**		5	3	2	3	1	3	0
22 Jason Kipnis, L (1, 4) OBP: 0.339, SLG: 0.450	C SL 84 X SL 86 0-1 ② **G3-1**		B FF 93 F FF 92 F SI 92 S SL 86 1-3 ① **K**			B SI 91 B FF 91 B FF 92 C SI 89 X FF 91 3-1 12 G4-3 26 E **2B**	B SI 95 1 SAFE B SI 94 B SI 96 C FF 97 B FF 95 4-1 12 G4-3 12 WP **1-2 BB**		C FF 93 B SL 82 B FF 93 B FF 92 F FF 92 X FF 93 3-2 ② **G4-3**		B FF 94 S FF 92 F FF 93 B SL 88 F FF 94 B FF 93 X FF 93 3-2 ③ **F9**		5	1	1	0	1	1	0
12 Francisco Lindor, S (1, 6) OBP: 0.376, SLG: 0.437	B FF 94 B SI 94 X SI 91 2-0 **1B**		B SI 92 B CH 85 X SI 92 2-0 ② **1B**			B SI 91 X FF 91 1-0 ① **G4-3** **2-3**	2 SAFE C FF 94 B CH 89 F FF 95 X CH 90 1-2 ② **G4-3** **1-3** **2-H**		C SL 84 B FF 95 X FF 96 1-1 ③ **G4-3**			B FF 94 B FF 93 F FF 93 S FF 93 B FF 94 X FF 93 3-2 **HR**	6	1	3	2	0	0	2
26 Mike Napoli, R (1, 3) OBP: 0.311, SLG: 0.460	X FF 94 0-0 ③ **F8**		S SL 84 B SL 85 C SI 93 F SL 86 X SI 93 1-2 ③ **G5-3**			S SL 84 D SL 83 D SL 83 D SI 93 F SL 81 F SL 85 X SL 84 3-2 **E5** 11 1B 6 1B **3-H**	C SL 86 F SL 86 B FF 96 B FF 96 F SL 83 D SL 88 F SL 84 X SL 86 3-2 ③ **F8**			B SL 86 C SL 84 S SL 84 F FF 95 B SL 87 B SL 86 S FF 95 3-3 ① **K**		B FF 91 B FF 93 C FF 95 F SL 89 C SL 88 2-3 ① **K**	6	1	0	0	0	2	2
11 José Ramírez, S (1, 7) (6, 5) OBP: 0.372, SLG: 0.433		B SI 91 X SI 93 1-0 10 2B 6 SF9 **1B**		B CH 85 X SI 89 1-0 **G6-3** ①		B CH 84 B SI 93 B SI 92 C SI 92 F SI 92 1 SAFE X FF 93 3-2 6 1B **1-2 1B**		C SI 86 B CH 86 B FF 94 F FF 93 X FF 94 2-2 ① **L5**		B SI 96 X FF 96 1-0 ② **F7**		B CH 85 C FF 94 S CH 87 F FF 95 X CU 77 1-2 ② **F7**	6	1	2	0	0	0	0
10 Yan Gomes, R (1, 2) OBP: 0.220, SLG: 0.383		F SI 90 X SI 93 0-1 **1-3 2B**		C SI 93 F SL 83 B SL 86 B SI 93 F SL 85 S FF 91 3-3 ② **K**		B FF 93 B SI 91 D SI 90 C SI 91 F SI 91 X SI 93 3-2 ② **F8**		C SL 80 T FF 94 S SL 82 0-3 ② **K**		X SL 84 0-0 **E5** 6 WP		B SL 89 C FF 96 B CU 78 B SL 87 S FF 94 F FF 95 S CU 76 3-3 ③ **K**	6	0	1	0	0	3	2
6 Marlon Byrd, R (1, 9) OBP: 0.307, SLG: 0.411 (6, 7) 37 Cody Allen, R (10, 1) 61 Dan Otero, R (12, 1)		S SI 93 B SI 93 D SL 86 F SI 95 F SL 87 F SI 94 X SI 95 2-2 ① **SF9** **3-H**		F SI 92 F SL 85 S CH 88 0-3 ③ **K**		X FF 91 0-0 **1-2 2-H 1B**		C SL 81 F FF 95 B SL 82 S SL 83 1-3 ③ **K**		B FF 97 I I I 4-0 **1-2 IBB**			3 0 0 0	0 0 0 0	1 0 0 0	2 0 0 0	1 0 0 0	2 0 0 0	0 0 0 0
4 Juan Uribe, R (1, 5) OBP: 0.280, SLG: 0.270 62 Joba Chamberlain, R (7, 1) 53 Jeff Manship, R (8, 1) 41 Carlos Santana, S (9, PH) OBP: 0.340, SLG: 0.412 27 Bryan Shaw, S (9, 1) 1 Michael Martinez, S (10, PH) OBP: 0.429, SLG: 0.571 (10, 7)		D CH 88 X CH 87 1-0 ② **L7**			C SI 90 F SI 92 B SI 91 S SL 84 1-3 ① **K**	F SL 84 F SL 82 S SL 85 0-3 ③ **K**			C SL 81 B SL 81 B FF 93 B FF 93 F FF 94 X FF 94 3-2 ① **G6-3**	B SI 97 C SI 96 F FF 97 S FF 98 1-3 ③ **K**			3 0 0 1 0 0	0 0 0 0 0 0	0 0 0 0 0 0	0 0 0 0 0 0	2 0 0 0 0 1	3 0 0 0 0 2
52 Mike Clevinger, R (1, 1) 57 Kyle Crockett, L (6, 1) 34 Zach McAllister, R (6, 1) 8 Lonnie Chisenhall, L (6, 9) OBP: 0.339, SLG: 0.386		B SI 93 F SI 94 X SI 94 1-1 ③ **G3**			C SI 91 X SI 93 0-1 ② **G3**		C FF 94 B SI 95 F FF 95 B FF 95 F SL 84 X CH 88 2-2 ① **F7**		B SL 81 C FF 93 F FF 94 F FF 94 F FF 92 B SL 81 B FF 93 F FF 94 F FF 95 4-2 B FF 94 20 HR **BB**		F FF 92 B FF 92 X FF 92 1-1 ① **G4-3**		2 0 0 2	0 0 0 1	0 0 0 0	0 0 0 1	0 0 0 0	0 0 0 0	1 0 0 0
Inning Stats	R: 0 H: 1 E: 0 LOB: 1 K: 1 BB: 0 S: 7 P: 12	R: 1 H: 2 E: 0 LOB: 1 K: 0 BB: 0 S: 11 P: 16	R: 1 H: 2 E: 0 LOB: 0 K: 1 BB: 0 S: 12 P: 19	R: 0 H: 0 E: 0 LOB: 0 K: 2 BB: 0 S: 8 P: 12	R: 0 H: 0 E: 0 LOB: 0 K: 2 BB: 0 S: 8 P: 10	R: 2 H: 3 E: 1 LOB: 2 K: 1 BB: 0 S: 17 P: 30	R: 1 H: 0 E: 0 LOB: 1 K: 0 BB: 2 S: 15 P: 29	R: 0 H: 0 E: 0 LOB: 0 K: 2 BB: 0 S: 9 P: 12	R: 2 H: 1 E: 0 LOB: 0 K: 0 BB: 1 S: 17 P: 29	R: 0 H: 0 E: 1 LOB: 2 K: 2 BB: 1 S: 9 P: 18	R: 0 H: 0 E: 0 LOB: 0 K: 1 BB: 0 S: 9 P: 14	R: 1 H: 1 E: 0 LOB: 0 K: 2 BB: 0 S: 14 P: 23	1B: 5 2B: 2 3B: 0 HR: 3	SF: 1 SAC: 0 DP: 0 HBP: 0	WP: 2 PB: 0 SB: 1 CS: 0	PA: 51			

PITCHER		IP	WLS	BF	H	R	ER	SO	BB	IBB	HBP	BLK	WP	HR	S	P	ERA	WHIP
29 Brandon Finnegan, L ERA: 4.44	(1, 1)	5.2		25	8	4	3	6	0	0	0	0	0	1	60	96	4.76	1.412
70 Jumbo Diaz, R ERA: 5.63	(6, 1)	1.1		6	0	1	1	1	2	0	0	0	1	0	18	32	6.75	1.500
27 Ross Ohlendorf, R ERA: 5.03	(8, 1)	1.0	H	3	0	0	0	2	0	0	0	0	0	0	9	12	0.00	0.000
52 Tony Cingrani, L ERA: 3.86	(9, 1)	0.2	B	4	1	2	2	0	1	0	0	0	0	1	15	26	27.00	3.000
66 JC Ramírez, R ERA: 4.5	(9, 1)	1.1		6	0	0	0	2	0	1	0	0	1	0	11	21	0.00	0.000

PITCHER		IP	WLS	BF	H	R	ER	SO	BB	IBB	HBP	BLK	WP	HR	S	P	ERA	WHIP
54 Caleb Cotham, R ERA: 6.2	(11, 1)	1.0		3	0	0	0	1	0	0	0	0	0	0	9	14	0.00	0.000
48 Keyvius Sampson, R ERA: 11.25	(12, 1)	1.0	L	4	1	1	1	2	0	0	0	0	0	1	14	23	9.00	1.000

TOP

Cleveland Indians @ Cincinnati Reds

Great American Ball Park, Cincinnati, OH

Wed May 18 2016, 7:13 PM - 11:32 PM EDT

Att. 22,815 - Partly Cloudy - 66 F

livebaseballscorecards.com

AB	46
R	8
H	10
RBI	7
BB	4
SO	14
LOB	12

Cleveland Indians @ Cincinnati Reds

Great American Ball Park, Cincinnati, OH

Wed May 18 2016, 7:13 PM - 11:32 PM EDT

Att. 22,815 - Partly Cloudy - 66 F

livebaseballscorecards.com

BOTTOM

Batter	1	2	3	4	5	6	7	8	9	10	11	12	AB	R	H	RBI	BB	SO	LOB
2 Zack Cozart, R (1, 6) OBP: 0.320, SLG: 0.508	X FF 94 0-0 6 FC4-6 1B		C SL 81 F FF 93 X SL 78 0-2 ② L8			C FF 92 S SL 80 F SL 79 X FF 92 0-2 6 1B 19 2B 1B	C CU 79 S SL 86 X SL 86 0-2 2B		B FC 94 F FC 95 B FC 96 F FC 94 F SL 82 S SL 84 2-3 ② K			F SL 83 X SI 91 0-1 ② P4	6	1	3	0	0	1	0
6 Billy Hamilton, S (1, 8) OBP: 0.275, SLG: 0.354	C FF 94 B FF 94 S CH 88 F FF 93 F CH 89 B CU 73 X FF 94 2-2 ① FC4-6 19 S 1-2f		S CH 88 C CU 74 B FF 94 B CH 86 B CH 86 F FF 93 X FF 92 3-2 ③ F8			X FF 92 0-0 19 2B 1B 1-2	C CU 80 C CU 81 S SL 86 0-3 ② K2-3		B FC 95 T FC 95 B FC 95 L FC 94 F SL 85 C FC 97 2-3 ③ K			S FF 90 B FF 90 F SI 90 B SL 85 F FF 91 F FF 91 X SI 91 2-2 19 BB 1B	6	1	2	0	0	2	2
19 Joey Votto, L (1, 3) OBP: 0.356, SLG: 0.359	B FF 95 1 SAFE B FF 95 C FF 94 1 SAFE F CH 88 S SL 80 2-3 ② K 1-2			B CH 85 C FF 93 B FF 92 F FF 93 B CH 87 S CH 86 3-3 ① K		B FF 92 C FF 92 X FF 93 1-1 32 1B 7 HR 2B 1-H 2-H	I IN 72 I IN 75 I IN 74 I 4-0 IBB			X FF 94 0-0 ① L9		B SI 90 B CH 81 B SI 89 C SI 89 F SI 88 B SI 89 4-2 1-2 BB	4	1	1	2	2	2	1
4 Brandon Phillips, R (1, 4) OBP: 0.299, SLG: 0.463	C FF 95 X CU 75 0-1 ③ G6-3			B SL 81 B FF 92 B FF 92 C FF 92 F FF 93 X SL 80 3-2 ② G6-3		F SL 80 F FF 92 F SL 80 S CH 87 0-3 ① K	S SL 86 X SL 85 0-1 ③ L4			B FF 94 S KC 85 B FF 95 F FF 95 F KC 84 X KC 85 2-2 ② G5-3		C FF 90 S SL 83 X SL 84 0-2 ③ F9	6	0	0	0	0	1	6
32 Jay Bruce, L (1, 9) OBP: 0.347, SLG: 0.557		C FF 94 F FF 93 B CH 87 B CU 74 B FF 93 B FF 94 4-2 BB		X CH 87 0-0 HR		F SL 78 S SL 79 F SL 80 B FF 89 X SL 79 1-2 7 HR 1B 2-3		B SI 92 S CU 81 B CU 82 F SI 92 B CU 82 X SI 92 3-2 HR		B FF 94 B KC 84 C KC 85 X FF 93 2-1 ③ G1			4	3	3	2	1	0	0
7 Eugenio Suárez, R (1, 5) OBP: 0.304, SLG: 0.460		F FF 93 C SL 80 S SL 80 0-3 ① K		S FF 94 B FF 93 S SL 81 F SL 81 X FF 93 1-2 ③ G5-3		B FF 94 B FF 96 X FF 95 2-0 1-H 3-H HR		B CU 83 S CU 84 C SI 91 B CU 83 F CU 84 F CU 82 F CU 83 B SI 91 S CU 84 3-3 ① K			C KC 84 B KC 84 C FF 94 X KC 85 1-2 ① G6-3		5	1	1	3	0	2	1
40 Tyler Holt, R (1, 7) OBP: 0.327, SLG: 0.319 66 JC Ramírez, R (9, 1) 54 Caleb Cotham, R (11, 1) 3 Iván De Jesús Jr., R (11, PH) OBP: 0.273, SLG: 0.271 48 Keyvius Sampson, R (12, 1)		C FF 94 C CU 74 X FF 94 0-2 ② L9		B FF 91 S FF 92 F FF 93 X SL 80 1-2 ① F8		S FF 95 C FF 96 B FF 95 B CU 83 C FF 96 2-3 ② K		C SI 91 X CU 84 0-1 ② G4-3			B FF 95 C KC 83 S KC 85 F KC 84 B FF 95 S FF 95 2-3 ② K		4 0 0 1 0	0 0 0 0 0	0 0 0 0 0	0 0 0 0 0	0 0 0 1 0	1 0 0 0 0	1 0 0 0 0
16 Tucker Barnhart, L (1, 2) OBP: 0.290, SLG: 0.368		B FF 94 F CH 88 B FF 94 X FF 93 2-1 ③ F7		S CH 87 B CU 74 C FF 92 B CH 87 X CH 87 2-2 ② G1-3		B CU 80 B FF 95 S FF 95 S FF 95 T FF 95 2-2 K		X SI 91 0-0 ③ G4-3			B FF 95 C KC 85 S FF 95 F FF 95 S KC 85 1-3 ③ K		5	0	0	0	0	2	1
29 Brandon Finnegan, L (1, 1) OBP: 0.316, SLG: 0.333 70 Jumbo Díaz, R (6, 1) 15 Jordan Pacheco, R (7, PH) OBP: 0.195, SLG: 0.293 27 Ross Ohlendorf, R (8, 1) 52 Tony Cingrani, L (9, 1) 23 Adam Duvall, R (9, 7) OBP: 0.311, SLG: 0.561			B FF 91 C FF 92 B FF 93 F FF 92 F FF 94 F FF 93 F CU 74 B FF 94 F FF 92 3-3 ① S FF 94 K		X FF 92 0-0 ③ G4-3		S FF 94 S FF 94 B FF 95 B FF 95 B SL 86 C SL 84 3-3 ① K			S SL 83 X SL 82 0-1 ① G5-3		B SI 89 X SI 89 1-0 ① P4	2 0 1 0 0 2	0 0 0 0 0 0	0 0 0 0 0 0	0 0 0 0 0 0	1 0 1 0 0 0	0 0 0 0 0 0	0 0 0 0 0 0
Inning Stats	R: 0 H: 1 E: 0 LOB: 1 K: 1 BB: 0 S: 11 P: 15	R: 0 H: 0 E: 0 LOB: 1 K: 1 BB: 1 S: 10 P: 16	R: 0 H: 0 E: 0 LOB: 0 K: 1 BB: 0 S: 14 P: 20	R: 1 H: 1 E: 0 LOB: 0 K: 1 BB: 0 S: 11 P: 18	R: 0 H: 0 E: 0 LOB: 0 K: 0 BB: 0 S: 7 P: 10	R: 5 H: 5 E: 0 LOB: 0 K: 3 BB: 0 S: 22 P: 30	R: 0 H: 1 E: 0 LOB: 2 K: 2 BB: 1 S: 11 P: 18	R: 1 H: 1 E: 0 LOB: 0 K: 1 BB: 0 S: 12 P: 18	R: 0 H: 0 E: 0 LOB: 0 K: 2 BB: 0 S: 10 P: 14	R: 0 H: 0 E: 0 LOB: 0 K: 0 BB: 0 S: 7 P: 11	R: 0 H: 0 E: 0 LOB: 0 K: 2 BB: 0 S: 11 P: 15	R: 0 H: 1 E: 0 LOB: 2 K: 0 BB: 1 S: 13 P: 20	1B: 5 2B: 2 3B: 0 HR: 3	SF: 0 SAC: 0 DP: 0 HBP: 0	WP: 0 PB: 0 SB: 1 CS: 0	PA: 49			

PITCHER		IP	WLS	BF	H	R	ER	SO	BB	IBB	HBP	BLK	WP	HR	S	P	ERA	WHIP
52 Mike Clevinger, R ERA: 6.75	(1, 1)	5.1		22	5	4	4	5	1	0	0	0	0	1	64	91	6.75	1.125
57 Kyle Crockett, L ERA: 9.0	(6, 1)	0.0		1	1	0	0	0	0	0	0	0	0	0	4	5	∞	∞
34 Zach McAllister, R ERA: 2.45	(6, 1)	0.2	B	3	1	2	2	2	0	0	0	0	0	1	7	13	27.00	1.500
62 Joba Chamberlain, R ERA: 0.66	(7, 1)	1.0		5	1	0	0	2	0	1	0	0	0	0	11	18	0.00	1.000
53 Jeff Manship, R ERA: 3.09	(8, 1)	1.0		4	1	1	1	1	0	0	0	0	0	1	12	18	9.00	1.000

PITCHER		IP	WLS	BF	H	R	ER	SO	BB	IBB	HBP	BLK	WP	HR	S	P	ERA	WHIP
27 Bryan Shaw, R ERA: 5.82	(9, 1)	1.0		3	0	0	0	2	0	0	0	0	0	0	10	14	0.00	0.000
37 Cody Allen, R ERA: 4.34	(10, 1)	2.0	W	6	0	0	0	2	0	0	0	0	0	0	18	26	0.00	0.000
61 Dan Otero, R ERA: 1.2	(12, 1)	1.0	S	5	1	0	0	0	1	0	0	0	0	0	13	20	0.00	2.000

AB	46
R	7
H	10
RBI	7
BB	3
SO	14
LOB	12

Cleveland Indians @ Cincinnati Reds

Great American Ball Park, Cincinnati, OH

Thu May 19 2016, 7:12 PM - 9:59 PM EDT

Att. 21,173 - Clear - 70 F

TOP

livebaseballscorecards.com

Batter	1	2	3	4	5	6	7	8	9	AB	R	H	RBI	BB	SO	LOB
20 Rajai Davis, R (1, 8) OBP: 0.323, SLG: 0.440	C SI 91 S CU 74 B FF 90 B CU 76 F FF 91 F CU 75 C SI 92 2-3 ① K		B CU 74 C SI 91 B SI 90 B SI 90 X SI 90 3-1 ② G3 1-2		M SL 84 B FF 90 X SL 85 1-1 12 S 12 1B 2-H 2B	B FF 94 B FF 94 B FF 94 X FF 94 3-0 2-H 2B		B SL 87 B FF 92 B FF 92 B FF 92 4-0 BB		4	1	2	2	1	1	1
22 Jason Kipnis, L (1, 4) OBP: 0.335, SLG: 0.438	C SI 91 B FF 91 F CH 85 F CU 77 B FF 92 X FF 93 2-2 ② P6		B FF 90 C FF 90 C SI 90 B CH 84 D CU 75 X CH 84 3-2 ③ G3		B FF 90 F FF 91 X FF 90 1-1 ① F7	B FF 94 D CU 76 B FF 94 B FF 94 4-0 BB		B FF 92 F SL 87 D FF 95 X FF 94 2-1 ② F9		4	0	0	0	1	0	3
12 Francisco Lindor, S (1, 6) OBP: 0.382, SLG: 0.439	B CH 85 B SI 91 B SI 92 C FF 90 F SI 91 B FF 90 4-2 41 S BB			B CU 74 C SI 91 X SI 91 1-1 E6 41 HR 1B	D CU 77 F FF 91 X FF 91 1-1 41 HR 2-H 1B	B CH 83 C FF 94 B FF 95 B FF 94 X FF 94 3-1 ③ G4-1		C FF 93 X SL 85 0-1 ③ F7		4	2	2	1	1	0	3
41 Carlos Santana, S (1, 3) OBP: 0.348, SLG: 0.459	B FF 92 B CU 74 C SI 91 B FF 91 C SI 91 S CH 85 3-3 ③ K 1-2			B FF 89 X SI 90 1-0 2-H HR	1 SAFE 1 SAFE 1 SAFE X FF 91 0-0 1-H HR		B CH 84 B SL 87 B FF 93 B FF 92 4-0 4 1B BB		C SL 90 B CH 86 F SI 95 B SL 84 X SL 91 2-2 ① P6	4	2	2	4	1	1	1
11 José Ramírez, S (1, 7) OBP: 0.364, SLG: 0.417		C CH 88 B FF 90 B SI 88 S CH 84 X CH 83 2-2 ① G4-3		B SI 90 B FF 90 B CH 88 C FF 89 B CH 88 4-1 4 E 4 FC4 BB	B FF 91 F FF 91 C FF 91 S SL 85 1-3 ② K		C FF 92 C FF 93 B FF 92 B CH 85 X FF 94 2-2 ① F8		C FF 97 X SL 86 0-1 ② G4-3	4	0	0	0	1	1	1
8 Lonnie Chisenhall, L (1, 9) OBP: 0.313, SLG: 0.355		C FF 90 B SI 92 B CH 90 X CH 85 2-1 ② F9		1 SAFE F FF 89 X CH 84 0-1 ① F8	F FF 91 B SL 85 B FF 91 F FF 91 B FF 91 X FF 91 3-2 ③ F7		X FF 92 0-0 ② L7		F FF 97 F FF 98 C CH 87 0-3 ③ K	5	0	0	0	0	1	2
4 Juan Uribe, R (1, 5) OBP: 0.288, SLG: 0.280		B CU 76 B SI 90 B SI 91 F FF 88 X SI 90 3-1 ③ F9		1 SAFE F FF 90 P PO 82 X SI 90 1-1 FC4 38 G4-6-3 1-3		B CU 73 F FF 93 X FF 94 1-1 43 SH1-4 20 2B 1B B FF 92 X FF 93 1-0 1-2 1B				4	1	2	0	0	0	1
38 Chris Gimenez, R (1, 2) OBP: 0.250, SLG: 0.400			C SI 90 C CU 75 B CU 74 F SI 90 B CU 73 T FF 90 2-2 ① K	C CU 73 D CU 74 D SL 86 B FF 90 X FF 90 3-1 ② ③ G4-6-3 1-2f		X FF 94 0-0 ① L7	C FF 95 D CU 78 S SL 87 X SL 86 1-2 ③ G5-3			4	0	0	0	0	1	5
43 Josh Tomlin, R (1, 1) OBP: 0.667, SLG: 1.000 57 Kyle Crockett, L (8, 1) 48 Tommy Hunter, R (9, 1)			B FF 88 C SI 90 X SI 90 1-1 20 G3 1B		B FF 89 B FF 90 F FF 90 S FF 91 F SL 86 X FF 92 2-2 20 2B 2B	L FF 93 B CU 73 X FF 90 1-1 ② SH1-4 1-2		B FF 92 F FF 91 F SL 83 S SL 87 1-3 ① K		3 0 0	1 0 0	2 0 0	0 0 0	0 0 0	1 0 0	0 0 0

| Inning Stats | | | |

BOTTOM

Cleveland Indians @ Cincinnati Reds

Great American Ball Park, Cincinnati, OH

Thu May 19 2016, 7:12 PM - 9:59 PM EDT

Att. 21,173 - Clear - 70 F

livebaseballscorecards.com

Batter	1	2	3	4	5	6	7	8	9	AB	R	H	RBI	BB	SO	LOB
2 Zack Cozart, R (1, 6) OBP: 0.333, SLG: 0.520	C SI 87 B FC 86 X FC 85 1-1 6 FC1-6 1B		C FC 87 X FC 86 0-1 ③ F8		B CH 84 B FC 86 C FC 85 B FC 86 B FF 88 4-1 BB			B CU 74 X FC 83 1-0 6 F8 2B		3	0	2	0	1	0	0
6 Billy Hamilton, S (1, 8) OBP: 0.274, SLG: 0.360	1 SAFE X FC 85 0-0 ① FC1-6 1-2f			C FC 85 C FF 88 F CU 76 X FC 85 0-2 19 HR 2B	C SI 86 C FC 84 1 SAFE C FC 83 0-3 ③			X FF 86 0-0 ② F8 2-3		4	1	1	0	0	1	3
19 Joey Votto, L (1, 3) OBP: 0.353, SLG: 0.378	F FF 86 1 SAFE B FC 85 1 SAFE C FF 87 1 SAFE B FC 85 1 SAFE F FC 85 2-2 ② T FC 84			X FF 87 0-0 2-H HR		B FC 85 X CH 82 1-0 ① L9		F SL 78 F FF 88 B FF 89 S FF 89 1-3 ③		4	1	1	2	0	2	2
4 Brandon Phillips, R (1, 4) OBP: 0.291, SLG: 0.450	1 SAFE C FC 84 X CH 84 0-1 ③ F8			X FC 86 0-0 ① G6-3		C CU 75 S FC 84 B FF 88 F FC 85 F FF 87 S FC 85 1-3 ② K			B SI 95 X SI 95 1-0 ① L9	4	0	0	0	0	1	1
32 Jay Bruce, L (1, 9) OBP: 0.338, SLG: 0.541		B CU 74 F CH 82 F FC 84 B FC 86 B FC 86 F FF 88 C FF 88 3-3 ① K		B CH 84 C FC 86 X FC 86 1-1 ② G3-1		C FF 87 B FC 85 B FC 85 F CH 84 S FC 86 2-3 ③ K			B FC 91 X SI 95 1-0 ② G4-3	4	0	0	0	0	2	0
7 Eugenio Suárez, R (1, 5) OBP: 0.303, SLG: 0.455		B CH 85 C FC 86 B FF 88 F FC 86 X FC 85 2-2 ② P3		C CU 76 B FF 89 X FC 86 1-1 E6 1B			C FC 84 C FF 88 C FC 84 0-3 ① K		S CU 88 X CU 80 0-1 ③ F8	4	0	1	0	0	1	0
23 Adam Duvall, R (1, 7) OBP: 0.304, SLG: 0.547		C CU 76 X FC 85 0-1 ③ G6-3		C FC 85 T FF 88 X FC 85 0-2 ③ P4			F CH 83 C FF 88 X CU 76 0-2 ② F9			3	0	0	0	0	0	1
16 Tucker Barnhart, L (1, 2) OBP: 0.281, SLG: 0.356			X FF 88 0-0 ① G5-3		C SI 87 C FC 85 B FC 86 X CU 76 1-2 ① G4-3		B FF 88 B FC 84 X FC 84 2-0 ③ L6			3	0	0	0	0	0	0
68 Tim Adleman, R (1, 1) 54 Caleb Cotham, R (4, 1) 40 Tyler Holt, R (5, PH) OBP: 0.321, SLG: 0.313 48 Keyvius Sampson, R (6, 1) 15 Jordan Pacheco, R (8, PH) OBP: 0.190, SLG: 0.286 36 Blake Wood, R (9, 1)			C FF 88 C FC 85 F FC 85 S FF 88 0-3 ② K		B CH 83 T FC 85 B FF 89 S FC 87 B FF 88 F FC 85 F FC 87 F SI 88 F SI 88 3-2 F FC 85 F FF 89 X FC 88 G4-3			B FC 84 X FC 83 1-0 ① P3		1 0 1 0 1 0	0 0 0 0 0 0	0 0 0 0 0 0	0 0 0 0 0 0	1 0 0 0 0 0	0 0 0 0 0 0
Inning Stats	R: 0 E: 0 K: 1 S: 9 H: 1 LOB: 1 BB: 0 P: 12	R: 0 E: 0 K: 1 S: 9 H: 0 LOB: 0 BB: 0 P: 14	R: 0 E: 0 K: 1 S: 7 H: 0 LOB: 0 BB: 0 P: 7	R: 2 E: 1 K: 0 S: 13 H: 3 LOB: 1 BB: 0 P: 15	R: 0 E: 0 K: 1 S: 16 H: 0 LOB: 1 BB: 1 P: 24	R: 0 E: 0 K: 2 S: 9 H: 0 LOB: 0 BB: 0 P: 13	R: 0 E: 0 K: 1 S: 7 H: 0 LOB: 0 BB: 0 P: 9	R: 0 E: 0 K: 1 S: 6 H: 1 LOB: 1 BB: 0 P: 9	R: 0 E: 0 K: 0 S: 4 H: 0 LOB: 0 BB: 0 P: 6	1B: 2 2B: 2 3B: 0 HR: 1	SF: 0 SAC: 0 DP: 0 HBP: 0		WP: 0 PB: 0 SB: 0 CS: 0	PA: 33		

	AB	32
	R	2
	H	5
	RBI	2
	BB	1
	SO	8
	LOB	7

PITCHER		IP	WLS	BF	H	R	ER	SO	BB	IBB	HBP	BLK	WP	HR	S	P	ERA	WHIP
43 Josh Tomlin, R ERA: 3.56	(1, 1)	7.2	W	29	5	2	2	7	1	0	0	0	0	1	73	99	2.35	0.783
57 Kyle Crockett, L ERA: 8.1	(8, 1)	0.1		1	0	0	0	1	0	0	0	0	0	0	3	4	0.00	0.000
48 Tommy Hunter, R ERA: 2.25	(9, 1)	1.0		3	0	0	0	0	0	0	0	0	0	0	4	6	0.00	0.000

PITCHER	IP	WLS	BF	H	R	ER	SO	BB	IBB	HBP	BLK	WP	HR	S	P	ERA	WHIP

Seattle Mariners @ Cincinnati Reds

Great American Ball Park, Cincinnati, OH

Fri May 20 2016, 7:56 PM - 11:05 PM EDT

Att. 20,435 - Rain - 59 F

TOP

livebaseballscorecards.com

Batter	1	2	3	4	5	6	7	8	9	AB	R	H	RBI	BB	SO	LOB
4 Ketel Marte, S (1, 6) OBP: 0.307, SLG: 0.379	B FF 89 B FF 89 C FF 89 F FF 89 S CH 84 2-3 **K** ①	C CH 84 F SL 84 X SL 87 0-2 **FC5** ③ 1-2 2-3f			B CU 74 F FF 88 F FF 89 F SL 82 F SL 83 X SI 89 1-2 **F9** ②		B FF 96 B SL 87 F FF 95 1 SAFE F FF 95 B SL 91 B SL 87 4-2 22 HBP, 7 BB, 10 1B BB 1-2	F FF 96 X FF 98 0-1 **SF8** ② 3-H		3	1	0	1	1	1	4
7 Seth Smith, L (1, 7) OBP: 0.366, SLG: 0.370	B FF 90 B FF 90 F FF 91 F B CH 83 F CH 84 F SI 91 X FF 91 3-2 22 G4-3 1B		C SL 83 B FF 89 B CU 75 F FF 90 B CH 83 X SI 90 3-2 **G4-3** ①		X CH 82 0-0 **G4-3** ③		B FF 96 B FF 95 C FF 97 B SI 96 B FF 95 4-1 22 HBP, 10 1B BB 1-2 2-3 3-H	X SI 97 0-0 **G4-3** ③		4	1	1	1	1	0	2
22 Robinson Canó, L (1, 4) OBP: 0.344, SLG: 0.576	B SL 84 X FF 90 1-0 **G4-3** ② 1-2		B FF 89 B SL 83 F CH 84 S SL 83 X CH 83 2-2 **G3** ②			B SL 82 C FF 88 S FF 89 H FF 90 2-2 15 2B HBP	H SL 81 1-0 10 1B, 33 CS HBP 1-2 2-3 3-H		X SI 96 0-0 **G6-3** ①	3	1	0	1	0	0	1
23 Nelson Cruz, R (1, 9) OBP: 0.374, SLG: 0.517 62 Joel Peralta, R (9, 1)	C FF 91 D F FF 90 X CU 74 1-2 **F9** ③		C FF 90 C FF 90 B CU 75 B SL 84 C SL 83 2-3 **K** ③			F FF 90 B FF 89 F FF 89 C SL 84 1-3 **K** ①	B FF 94 B FF 94 F FF 94 F FF 93 F FF 94 S FF 96 2-3 **K** ①		C FF 96 X FF 95 0-1 **HR**	5 0	1 0	1 0	1 0	0 0	3 0	5 0
15 Kyle Seager, L (1, 5) OBP: 0.345, SLG: 0.520		B CU 71 B CH 82 B FF 89 B FF 90 4-0 26 1B BB		C CU 75 X SI 90 0-1 33 L6-3 1B		B CU 74 B SI 88 F FF 88 B CH 82 X FF 88 3-1 1-H 2B	S SL 82 B SL 82 C FF 94 C FF 94 1-3 **K** ②		B CH 92 B FF 97 B FF 95 C FF 96 X FF 97 3-1 **L7** ②	4	0	2	1	1	1	3
26 Adam Lind, L (1, 3) OBP: 0.252, SLG: 0.336 10 Dae-Ho Lee, R (7, PH) OBP: 0.322, SLG: 0.600 (7, 3)		C FF 89 B CH 82 1 SAFE X CH 82 1-1 4 FC5, 12 WP 1-3 1B		1 SAFE B SL 84 X SL 84 1-0 **F8** ①		B CH 82 C SL 83 S CU 74 X FF 89 1-2 **L8** ② C FF 94 X FF 94	0-1 1-3 2-H 3-H 1B		C SL 85 X SL 83 0-1 **HR**	3 2	0 1	1 2	0 3	0 0	0 0	2 0
33 Chris Iannetta, R (1, 2) OBP: 0.339, SLG: 0.371		F SL 85 S CU 74 D CU 75 D SL 85 S FF 91 2-3 **K** ①		C FF 90 C FF 90 B SL 84 1 SAFE B CU 76 X FF 88 2-2 **L6-3** ②③ 1-1		F SL 84 S CU 73 X SL 84 0-2 **G6-3** ③	B FF 92 1 SAFE 1-0 **CS** ③ 3-H	F SL 84 B FF 97 B SL 83 B FF 95 F FF 95 B FF 96 4-2 12 2B, 4 SF8 BB	S SL 85 B FF 96 F FF 96 S SL 82 1-3 **K** ③	4	1	0	0	1	2	4
12 Leonys Martin, L (1, 8) OBP: 0.303, SLG: 0.430		S FF 90 C FF 92 B CH 84 B CH 83 F FF 90 D CH 83 F CH 84 B 4-2 4 FC5 1-2 BB			C FF 88 B CU 74 B CH 82 F FF 88 F FF 89 B FF 89 F SI 90 B SI 89 4-2 18 SH3-4 BB		B FF 95 C SI 95 X FF 95 1-1 8 1B, 7 BB 1B	L FF 94 1 SAFE S FF 95 X FF 95 0-2 1-3 2B		2	1	2	0	2	0	0
18 Hisashi Iwakuma, R (1, 1) 8 Norichika Aoki, L (7, PH) OBP: 0.318, SLG: 0.295 37 Mike Montgomery, L (7, 1) 21 Franklin Gutierrez, R (8, PH) OBP: 0.295, SLG: 0.275 50 Nick Vincent, R (8, 1) 36 Shawn O'Malley, S (9, 9) OBP: 0.250, SLG: 0.250		B FF 91 C FF 90 S FF 90 B FF 91 S 2-3 **K** ②			L FF 89 C FF 88 X FF 89 0-2 **SH3-4** ① 1-2		1 SAFE C FF 94 1 SAFE X FF 95 0-1 7 BB, 4 BB, 22 HBP 1B 1-3	C SL 86 B SL 84 X SL 85 1-1 **G5-3** ①		1 1 0 1 0 0 0	0 1 0 0 0 0 0	0 1 0 0 0 0 0	0 0 0 0 0 0 0	1 0 0 0 0 0 0	3 0 0 2 0 0 0
Inning Stats	R: 0 E: 0 K: 1 S: 12 H: 1 LOB: 1 BB: 0 P: 19	R: 0 E: 0 K: 2 S: 15 H: 1 LOB: 3 BB: 2 P: 28	R: 0 E: 0 K: 1 S: 9 H: 0 LOB: 0 BB: 0 P: 16	R: 0 E: 0 K: 0 S: 6 H: 1 LOB: 0 BB: 0 P: 9	R: 0 E: 0 K: 0 S: 13 H: 0 LOB: 1 BB: 1 P: 18	R: 1 E: 0 K: 1 S: 13 H: 1 LOB: 1 BB: 0 P: 20	R: 4 E: 0 K: 2 S: 16 H: 3 LOB: 1 BB: 2 P: 30	R: 1 E: 0 K: 0 S: 10 H: 1 LOB: 1 BB: 1 P: 15	R: 2 E: 0 K: 1 S: 10 H: 2 LOB: 0 BB: 0 P: 14	1B: 6 2B: 3 3B: 0 HR: 2 SF: 1 SAC: 1 DP: 1 HBP: 2						

	AB	33
	R	8
	H	10
	RBI	8
	BB	6
	SO	8
	LOB	26

WP: 1 PA: 44
PB: 0
SB: 0
CS: 1

PITCHER		IP	WLS	BF	H	R	ER	SO	BB	IBB	HBP	BLK	WP	HR	S	P	ERA	WHIP
58 Dan Straily, R ERA: 2.85	(1, 1)	6.0		25	4	1	1	5	3	0	1	0	1	0	68	110	1.50	1.167
36 Blake Wood, R ERA: 4.87	(7, 1)	0.0	L	4	2	4	4	0	2	0	0	0	0	0	7	16	∞	∞
52 Tony Cingrani, L ERA: 3.66	(7, 1)	1.0	B	4	1	0	0	2	0	0	1	0	0	0	9	14	0.00	1.000
66 JC Ramírez, R ERA: 4.76	(8, 1)	1.0		5	1	1	1	0	1	0	0	0	0	0	10	15	9.00	2.000
70 Jumbo Díaz, R ERA: 7.0	(9, 1)	1.0		5	2	2	2	1	0	0	0	0	0	2	10	14	18.00	2.000

PITCHER	IP	WLS	BF	H	R	ER	SO	BB	IBB	HBP	BLK	WP	HR	S	P	ERA	WHIP

Seattle Mariners @ Cincinnati Reds

Great American Ball Park, Cincinnati, OH

Fri May 20 2016, 7:56 PM - 11:05 PM EDT

Att. 20,435 - Rain - 59 F

BOTTOM

Batter	1	2	3	4	5	6	7	8	9	AB	R	H	RBI	BB	SO	LOB
2 Zack Cozart, R (1, 6) OBP: 0.336, SLG: 0.535	G6-3		HR	IBB			G6-3		L9	4	1	1	1	1	0	1
6 Billy Hamilton, S (1, 8) OBP: 0.273, SLG: 0.356	P5		F8	L8			19 G5-6-3 1B			4	0	1	0	0	0	3
19 Joey Votto, L (1, 3) OBP: 0.351, SLG: 0.370	4 2B BB		G3		L7		G5-6-3 1-2f			3	1	0	0	1	0	1
4 Brandon Phillips, R (1, 4) OBP: 0.290, SLG: 0.451	1-H 2B		L8		L9			K		4	0	1	1	0	1	0
32 Jay Bruce, L (1, 9) OBP: 0.329, SLG: 0.525	K			G3	K			F9		4	0	0	0	0	2	1
7 Eugenio Suárez, R (1, 5) OBP: 0.302, SLG: 0.446		K		23 1B 16 1B BB		K		K		3	1	0	0	1	3	0
23 Adam Duvall, R (1, 7) OBP: 0.310, SLG: 0.545		1B		58 SH3 16 1B 1-2 1B		G5-3			P3	4	0	2	0	0	0	0
16 Tucker Barnhart, L (1, 2) OBP: 0.300, SLG: 0.372		L8		58 SH3 1-2 2-H 1B		1B			2 DI 1B	4	0	3	1	0	0	1
58 Dan Straily, R (1, 1)		K		SH3 1-2 2-3		K			K	1	0	0	0	0	1	1
51 Steve Selsky, R (6, PH)										1	0	0	0	0	1	1
36 Blake Wood, R (7, 1)										0	0	0	0	0	0	0
52 Tony Cingrani, L (7, 1)										0	0	0	0	0	0	0
66 JC Ramírez, R (8, 1)										0	0	0	0	0	0	0
70 Jumbo Díaz, R (9, 1)										0	0	0	0	0	0	0
37 Ramón Cabrera, S (9, PH) OBP: 0.286, SLG: 0.167										1	0	0	0	0	1	1

Inning Stats	1	2	3	4	5	6	7	8	9
	R: 1 H: 1 E: 0 LOB: 1 K: 1 BB: 1 S: 15 P: 23	R: 0 H: 1 E: 0 LOB: 1 K: 2 BB: 0 S: 17 P: 23	R: 1 H: 1 E: 0 LOB: 0 K: 0 BB: 0 S: 6 P: 7	R: 1 H: 2 E: 0 LOB: 3 K: 0 BB: 2 S: 9 P: 20	R: 0 H: 0 E: 0 LOB: 0 K: 1 BB: 0 S: 7 P: 10	R: 0 H: 1 E: 0 LOB: 1 K: 2 BB: 0 S: 9 P: 13	R: 0 H: 1 E: 0 LOB: 0 K: 0 BB: 0 S: 6 P: 8	R: 0 H: 0 E: 0 LOB: 0 K: 2 BB: 0 S: 8 P: 10	R: 0 H: 1 E: 0 LOB: 1 K: 1 BB: 0 S: 13 P: 17

1B: 6	SF: 0
2B: 1	SAC: 1
3B: 0	DP: 1
HR: 1	HBP: 0
WP: 0	PA: 37
PB: 0	
SB: 0	
CS: 0	

	AB	33
	R	3
	H	8
	RBI	3
	BB	3
	SO	9
	LOB	10

livebaseballscorecards.com

PITCHER	IP	WLS	BF	H	R	ER	SO	BB	IBB	HBP	BLK	WP	HR	S	P	ERA	WHIP
18 Hisashi Iwakuma, R (1, 1) ERA: 4.39	6.0	W	27	6	3	3	6	2	1	0	0	0	1	63	96	4.50	1.333
37 Mike Montgomery, L (7, 1) ERA: 1.99	1.0	H	3	1	0	0	0	0	0	0	0	0	0	6	8	0.00	1.000
50 Nick Vincent, R (8, 1) ERA: 1.47	1.0	H	3	0	0	0	2	0	0	0	0	0	0	8	10	0.00	0.000
62 Joel Peralta, R (9, 1) ERA: 4.67	1.0		4	1	0	0	1	0	0	0	0	0	0	13	17	0.00	1.000

PITCHER	IP	WLS	BF	H	R	ER	SO	BB	IBB	HBP	BLK	WP	HR	S	P	ERA	WHIP

Seattle Mariners @ Cincinnati Reds

Great American Ball Park, Cincinnati, OH

Sat May 21 2016, 4:12 PM - 7:04 PM EDT

Att. 38,200 - Cloudy - 63 F

TOP

livebaseballscorecards.com

Batter	1	2	3	4	5	6	7	8	9	AB	R	H	RBI	BB	SO	LOB
4 Ketel Marte, S (1, 6) OBP: 0.307, SLG: 0.378	C FF 88 B FF 88 X CH 77 1-1 P3		C CU 66 C FF 88 S CU 66 0-3 K		X FF 89 0-0 10 S 22 S 1B	C CH 75 B FF 89 B FF 89 C CH 75 S CU 70 2-3 K		F FF 96 F FF 96 B FF 97 F SL 83 D SL 86 B FF 95 X FF 95 3-2 L8		3	0	1	0	0	1	0
36 Shawn O'Malley, S (5, 6) OBP: 0.167, SLG: 0.167										2	0	0	0	0	1	4
15 Kyle Seager, L (1, 5) OBP: 0.341, SLG: 0.510	C FC 84 X FC 86 0-1 23 FC3-6 22 BB 1B		S CU 65 B CU 68 C FF 90 B FF 91 X CU 68 2-2 G3		1 SAFE 1 SAFE D CU 68 B FF 88 1 SAFE C FF 89 X FC 84 2-1 F7		B CH 85 B FF 92 X FF 92 2-0 F9		C FF 94 X CH 86 0-1 P6	5	0	1	0	0	0	1
22 Robinson Canó, L (1, 4) OBP: 0.346, SLG: 0.566	F FF 89 F CU 70 D CU 70 B FF 87 B FF 90 1 SAFE 1 SAFE B FF 89 4-2 23 FC3-6 1-2 BB		C FF 90 S CU 71 B FF 90 B FF 90 B CU 71 X CU 69 3-2 F8		1 SAFE B FF 88 1 SAFE B FC 86 B FC 86 B FF 89 4-0 1-2 BB		F FF 92 X SL 88 0-1 G4-3		C FF 94 B SL 82 B CH 87 F FF 94 F FF 95 F CH 88 X SL 83 2-2 L3	3	0	0	0	2	0	0
23 Nelson Cruz, R (1, 9) OBP: 0.374, SLG: 0.510	B FF 91 F FF 88 S CH 75 B FF 91 B FF 89 F FF 90 X CH 74 3-2 FC3-6 1-2f 2-3			B CH 74 C FF 88 X CU 68 1-1 10 E 21 HR 1B	B FF 89 B FF 88 S CH 76 C CH 75 C CU 66 2-3 K		B SL 89 F FF 92 S FF 93 B SL 89 B SL 89 D SL 88 4-2 BB		B SL 80 F FF 95 B FF 95 B FF 96 X FF 95 3-1 G6-3	4	1	1	0	1	1	4
10 Dae-Ho Lee, R (1, 3) OBP: 0.302, SLG: 0.559	S FF 91 B FF 90 F FF 90 F FF 91 D CH 73 B FF 91 X FF 88 3-2 G3			X FF 89 0-0 E5 21 HR 1-3	C CU 68 B CH 72 S CH 75 F CU 67 D CU 70 B FF 89 F FF 88 F FF 89 X FF 87 3-2 G6-3 2-3		S FF 93 F FF 94 S FF 94 0-3 K			4	1	0	0	0	1	6
33 Chris Iannetta, R (1, 2) OBP: 0.336, SLG: 0.361		C FF 88 X CH 74 0-1 G3		C FF 89 D FF 88 X CU 70 1-1 F7		B FF 87 B FF 88 F FF 89 X FF 88 2-1 G6-3		F SL 85 S FF 96 B SL 85 B SL 84 F FF 96 F FF 96 B FF 96 B FF 96 4-2 7 G4-3 12 WP BB		3	0	0	0	1	0	2
21 Franklin Gutierrez, R (1, 7) OBP: 0.308, SLG: 0.345		C CU 67 B CH 74 X FC 88 1-1 G4-3		B CH 75 D CH 76 X FF 90 2-0 1-H 3-H HR	B FF 87 B FC 85 C CH 75 B CH 75 X FC 87 3-1 34 SH1-4 12 BB 1B			C SL 86 B SL 83 X FF 95 1-1 P4		4	1	2	3	0	0	1
12 Leonys Martin, L (1, 8) OBP: 0.315, SLG: 0.454		C FF 90 X FC 86 0-1 HR		B FF 90 C FF 90 S CU 69 X CU 68 1-2 L9	B FF 88 1 SAFE T FF 87 S CU 68 B CU 69 B CU 69 B CH 75 4-2 34 SH1-4 1-2 BB			B FF 96 B CH 90 B FF 96 B FF 95 4-0 7 G4-3 1-2 BB		2	1	1	1	2	0	0
34 Félix Hernández, R (1, 1) 38 Vidal Nuño, L (7, 1) 7 Seth Smith, L (8, PH) OBP: 0.364, SLG: 0.367 37 Mike Montgomery, L (8, 1) 62 Joel Peralta, R (9, 1)		B FF 90 C FF 89 X FF 88 1-1 G4-3		B FF 89 B FF 89 F FF 88 X FF 88 2-1 G6-3	2 SAFE X FF 88 0-0 SH1-4 1-2 2-3			C FF 96 F FF 95 D CH 86 F FF 96 B FF 95 X FF 96 2-2 G4-3 1-2 2-3		2 0 1 0 0	0 0 0 0 0	0 0 0 0 0	0 0 0 0 0	0 0 0 0 0	0 0 2 0 0	0 0 0 0 0
Inning Stats	R: 0 H: 1 E: 0 LOB: 2 K: 0 BB: 1 S: 14 P: 25	R: 1 H: 1 E: 0 LOB: 0 K: 0 BB: 0 S: 8 P: 10	R: 0 H: 0 E: 0 LOB: 0 K: 1 BB: 0 S: 9 P: 14	R: 3 H: 2 E: 1 LOB: 0 K: 0 BB: 0 S: 11 P: 18	R: 0 H: 1 E: 0 LOB: 2 K: 1 BB: 1 S: 12 P: 23	R: 0 H: 1 E: 0 LOB: 2 K: 1 BB: 1 S: 10 P: 21	R: 0 H: 0 E: 0 LOB: 1 K: 1 BB: 1 S: 8 P: 14	R: 0 H: 0 E: 0 LOB: 2 K: 0 BB: 2 S: 14 P: 28	R: 0 H: 0 E: 0 LOB: 0 K: 0 BB: 0 S: 9 P: 14	1B: 4 2B: 0 3B: 0 HR: 2	SF: 0 SAC: 1 DP: 0 HBP: 0			WP: 1 PB: 0 SB: 2 CS: 0	PA: 40		

	AB	R	H	RBI	BB	SO	LOB
AB	**33**						
R	**4**						
H	**6**						
RBI	**4**						
BB	**6**						
SO	**4**						
LOB	**20**						

PITCHER		IP	WLS	BF	H	R	ER	SO	BB	IBB	HBP	BLK	WP	HR	S	P	ERA	WHIP
47 John Lamb, L ERA: 5.4	(1, 1)	6.0	L	28	6	4	3	3	3	0	0	0	0	2	64	111	4.50	1.500
56 Steve Delabar, R ERA: 6.75	(7, 1)	1.0		4	0	0	0	1	1	0	0	0	0	0	8	14	0.00	1.000
70 Jumbo Díaz, R ERA: 6.3	(8, 1)	1.0		5	0	0	0	0	2	0	0	0	1	0	14	28	0.00	2.000
27 Ross Ohlendorf, R ERA: 4.79	(9, 1)	1.0		3	0	0	0	0	0	0	0	0	0	0	9	14	0.00	0.000

PITCHER	IP	WLS	BF	H	R	ER	SO	BB	IBB	HBP	BLK	WP	HR	S	P	ERA	WHIP

BOTTOM

Seattle Mariners @ Cincinnati Reds

Great American Ball Park, Cincinnati, OH

Sat May 21 2016, 4:12 PM - 7:04 PM EDT

Att. 38,200 - Cloudy - 63 F

livebaseballscorecards.com

Batter	1	2	3	4	5	6	7	8	9	AB	R	H	RBI	BB	SO	LOB
6 Billy Hamilton, S (1, 8) OBP: 0.281, SLG: 0.361	B FF 90 B FF 90 C FF 89 X SI 90 2-1 G4-3 ①		L SI 91 C SI 91 B FF 90 X SI 89 1-2 40 BB 1-2 1B		B FF 92 X SI 90 1-0 40 BB 1-2 1B			X FF 93 0-0 G6-3 ①		4	0	2	0	0	0	0
40 Tyler Holt, R (1, 9) OBP: 0.333, SLG: 0.300	B SI 91 F FF 90 B CU 79 C CU 79 F CH 88 X SI 88 2-2 L8 ②		C CU 79 D CU 80 B SL 84 B SI 91 B CU 79 4-1 1-2 2-3 BB		B CU 78 B SL 83 B SI 91 D SI 91 4-0 1-2 2-3 BB			C FF 95 B FF 94 B FF 94 B FF 96 X FF 94 3-1 G6-3 ②		2	0	0	0	2	0	0
19 Joey Votto, L (1, 3) OBP: 0.343, SLG: 0.359	C SI 90 B CH 87 F FF 92 S CH 89 1-3 K ③		B SI 89 B SI 92 S CH 88 F SI 88 F FF 92 F SI 91 F CU 81 X CH 89 2-2 L1 ③		C CU 79 T CH 88 B CU 79 D CH 88 X FF 92 2-2 G3-1 ③			B FF 95 S FF 94 C FF 94 B FC 89 S CU 77 2-3 K ③		4	0	0	0	0	2	6
4 Brandon Phillips, R (1, 4) OBP: 0.283, SLG: 0.439		C SI 91 B SL 86 B SL 85 X SI 91 2-1 G4-3 ①		C SI 90 F SL 85 F CH 88 B SI 89 B SI 91 X CU 80 2-2 G5-3 ①		T SI 90 F CH 88 X FF 90 0-2 G5-3 ①			F FF 89 X FF 89 0-1 P4 ①	4	0	0	0	0	0	0
7 Eugenio Suárez, R (1, 5) OBP: 0.295, SLG: 0.435		S FF 91 S CH 88 S CH 88 0-3 K ②		B SL 85 C SI 90 F CU 80 C CH 87 1-3 K ②		B CU 78 F SI 90 F CU 80 S CH 88 1-3 K ②			B FF 88 C CU 77 B FF 89 F CU 78 X FF 89 2-2 L7 ②	4	0	0	0	0	3	0
23 Adam Duvall, R (1, 7) OBP: 0.301, SLG: 0.528		B FF 92 X SI 90 1-0 G5-3 ③		B SI 91 F SI 92 C CU 79 B CH 88 F CH 88 F SI 92 F CU 80 X CH 88 2-2 L8 ③		C SI 91 C SI 90 X FF 91 0-2 P4 ③			B FF 89 X CU 76 1-0 L7 ③	4	0	0	0	0	0	0
3 Iván De Jesús Jr., R (1, 6) OBP: 0.276, SLG: 0.275			C SI 90 C CU 80 F CH 88 S CU 79 0-3 K ①		B SI 88 C SI 89 T CU 78 B CU 79 X CH 87 2-2 16 G4-6-3 1B		C SI 89 X CH 82 0-1 F8 ①			3	0	1	0	0	1	0
16 Tucker Barnhart, L (1, 2) OBP: 0.291, SLG: 0.361			B FF 92 B SI 91 X SI 90 2-0 G3 ②		F FF 90 X CH 87 0-1 G4-6-3 ① ② 1-2f		X SI 89 0-0 G6-3 ②			3	0	0	0	0	0	1
47 John Lamb, L (1, 1) OBP: 0.400, SLG: 0.250 56 Steve Delabar, R (7, 1) 15 Jordan Pacheco, R (7, PH) OBP: 0.186, SLG: 0.279 70 Jumbo Díaz, R (8, 1) 27 Ross Ohlendorf, R (9, 1)			C SI 90 B CU 79 C SI 90 X CU 79 1-2 40 BB 6 1B 1B		B FF 92 B SI 90 C FF 91 F SI 90 B CH 88 B FF 91 4-2 40 BB 6 1B BB		C SI 90 B CH 83 B SI 89 C FF 89 B SL 83 F SI 89 C SL 85 3-3 K ③			1 0 1 0 0	0 0 0 0 0	1 0 0 0 0	0 0 0 0 0	1 0 0 0 0	0 0 1 0 0	0 0 0 0 0
Inning Stats	R: 0 E: 0 K: 1 S: 9 H: 0 LOB: 0 BB: 0 P: 14	R: 0 E: 0 K: 1 S: 6 H: 0 LOB: 0 BB: 0 P: 9	R: 0 E: 0 K: 1 S: 18 H: 2 LOB: 3 BB: 1 P: 28	R: 0 E: 0 K: 1 S: 13 H: 0 LOB: 0 BB: 0 P: 18	R: 0 E: 0 K: 0 S: 12 H: 2 LOB: 3 BB: 2 P: 25	R: 0 E: 0 K: 1 S: 9 H: 0 LOB: 0 BB: 0 P: 10	R: 0 E: 0 K: 1 S: 7 H: 0 LOB: 0 BB: 0 P: 10	R: 0 E: 0 K: 1 S: 6 H: 0 LOB: 0 BB: 0 P: 11	R: 0 E: 0 K: 0 S: 6 H: 0 LOB: 0 BB: 0 P: 9	1B: 4 2B: 0 3B: 0 HR: 0	SF: 0 SAC: 0 DP: 1 HBP: 0	WP: 0 PB: 0 SB: 0 CS: 0	PA: 33				

	AB	30
	R	0
	H	4
	RBI	0
	BB	3
	SO	7
	LOB	7

PITCHER	IP	WLS	BF	H	R	ER	SO	BB	IBB	HBP	BLK	WP	HR	S	P	ERA	WHIP
34 Félix Hernández, R (1, 1) ERA: 2.21	6.0	W	24	4	0	0	5	3	0	0	0	0	0	67	104	0.00	1.167
38 Vidal Nuño, L (7, 1) ERA: 1.29	1.0		3	0	0	0	1	0	0	0	0	0	0	7	10	0.00	0.000
37 Mike Montgomery, L (8, 1) ERA: 1.9	1.0		3	0	0	0	1	0	0	0	0	0	0	6	11	0.00	0.000
62 Joel Peralta, R (9, 1) ERA: 4.42	1.0		3	0	0	0	0	0	0	0	0	0	0	6	9	0.00	0.000

PITCHER	IP	WLS	BF	H	R	ER	SO	BB	IBB	HBP	BLK	WP	HR	S	P	ERA	WHIP

Batter	1	2	3	4	5	6	7	8	9	AB	R	H	RBI	BB	SO	LOB
12 Leonys Martin, L (1, 8) OBP: 0.331, SLG: 0.467	C SI 91 B FS 83 B FS 83 X SI 92 2-1 F8		C SI 93 F FS 83 F FS 85 B CU 75 X FS 85 1-2 8 FC3-6 1-2 1B		B CU 74 X SI 93 1-0 8 1B 22 SF8 1B	C SL 84 B FF 93 S SL 85 X FF 93 1-2 8 G3-6 1B			B FF 91 X FF 92 1-0 E4 8 G4-3 1B	5	1	4	0	0	0	0
8 Norichika Aoki, L (1, 7) OBP: 0.320, SLG: 0.299	B SI 93 X SI 92 1-0 22 FC3-6 1B		X SI 93 0-0 ① FC3-6 23 WP 22 1B 23 G4-3 1-2f 2-3		1 SAFE 1 SAFE B SI 92 B SI 91 C SI 91 1 SAFE X FS 82 2-1 23 BB 15 E 1-3 1B	1 SAFE B FF 92 B FF 92 X FF 92 2-0 ②③ G3-6 1-2f			B FF 91 L FF 92 L FF 94 F FF 93 D SL 82 F FF 94 X SL 81 2-2 ① G4-3 2-3	5	2	2	0	0	0	4
22 Robinson Canó, L (1, 4) OBP: 0.342, SLG: 0.559	C SI 92 F FS 84 B FC 92 1 SAFE 1 SAFE D FS 84 X FS 86 2-2 ② FC3-6 23 BB 1-2f		F SI 93 P PO 85 X FS 85 1-1 23 G4-3 23 WP 1-2 3-H 1B		1 SAFE F CU 77 1 SAFE F FS 83 X FF 92 0-2 ① SF8 3-H		F SI 95 C FF 96 B CH 87 B SL 85 F SL 89 X SL 89 2-2 ① G6-3		B SL 80 F FF 94 F FF 93 S FF 93 1-3 ② K	4	0	1	2	0	1	2
23 Nelson Cruz, R (1, 9) OBP: 0.380, SLG: 0.503	B FF 91 S FF 92 B CU 78 B FS 84 F FF 92 F FS 86 D FF 93 4-2 1-2 BB		B SI 92 X FC 89 1-0 ② G4-3 1-3 2-H		1 SAFE D FF 91 B FC 89 B FS 86 S FC 90 B FS 85 4-1 15 E 32 1B 1-2 BB		C SL 88 B FF 97 B FF 95 C SL 88 B FF 97 S SL 88 3-3 ② K		I IN 83 I IN 85 I IN 84 I IN 84 4-0 15 DI IBB	2	1	0	1	3	1	1
15 Kyle Seager, L (1, 5) OBP: 0.337, SLG: 0.500	B FS 87 X SI 93 1-0 ③ F9		B FF 93 B FF 92 B FS 88 F FS 85 F FS 84 F FS 85 X CU 75 3-2 ③ P5		B SI 93 X SI 92 1-0 E8 32 1B 1-3 2-H 1B		B FF 97 C SL 89 T FF 97 B CH 88 X SL 87 2-2 ③ F7		1 SAFE S SL 81 B FF 92 X FF 93 1-1 ③ G5-3 1-2	5	0	1	1	0	0	5
26 Adam Lind, L (1, 3) OBP: 0.252, SLG: 0.327		C SI 92 B FS 83 X FS 84 1-1 ① G4-3		C SI 92 X FS 86 0-1 ① P5	B FF 92 B FF 92 I IN 74 I IN 68 4-0 32 1B IBB			C SI 95 B SL 90 F FF 95 X SL 83 1-2 ① G4-3		3	0	0	0	1	0	0
32 Steve Clevenger, L (1, 2) OBP: 0.233, SLG: 0.250		C SI 92 C SI 92 S CU 77 0-3 ② K		B SI 92 C FS 87 B EP 70 X FS 84 2-1 ② G3	X FS 84 0-0 ② 36 FC4-6 1-2 2-H 3-H 1B			F FF 97 S SL 88 B SI 96 B SL 89 F SL 86 B SI 95 F SL 87 F SL 88 C SL 87 3-3 ② K		4	0	1	1	0	2	0
36 Shawn O'Malley, S (1, 6) OBP: 0.300, SLG: 0.400		C SI 93 C EP 54 B CU 78 X CU 75 1-2 ③ G4-3		B EP 69 B CU 74 F SI 92 B FS 86 X SI 92 3-1 20 FC6-4 1B	F SI 92 B CU 75 C FS 84 X CU 77 1-2 ③ FC4-6 1-2f			S FF 96 S SI 96 B CH 88 X SI 95 1-2 7 WP 2B		4	0	2	0	0	0	2
20 Wade Miley, L (1, 1) OBP: 0.333, SLG: 0.333 50 Nick Vincent, R (7, 1) 7 Seth Smith, L (8, PH) OBP: 0.361, SLG: 0.364 53 Joaquín Benoit, R (8, 1) 31 Steve Cishek, R (9, 1)			C SI 92 C SI 92 X SI 93 0-2 8 FC3-6 12 1B 22 1B 1B	C SI 92 B SI 92 X SI 93 1-1 ③ FC6-4 1-2f		B FF 92 C FF 92 B FF 92 B FF 93 C FF 93 F FF 93 X FF 93 3-2 ① G6-3		S SL 90 C FF 97 X SL 88 0-2 ③ P5 2-3	3 0 1 0 0	1 0 0 0 0	1 0 0 0 0	0 0 0 0 0	0 0 0 0 0	0 0 0 0 0	1 0 1 0 0

TOP

Seattle Mariners @ Cincinnati Reds

Great American Ball Park, Cincinnati, OH

Sun May 22 2016, 1:11 PM - 4:09 PM EDT

Att. 24,123 - Sunny - 74 F

livebaseballscorecards.com

AB	36
R	5
H	12
RBI	5
BB	4
SO	4
LOB	16

Inning Stats	1	2	3	4	5	6	7	8	9	1B: 11	SF: 1	WP: 2	PA: 41
R:	0	0	2	0	3	0	0	0	0	2B: 1	SAC: 0	PB: 0	
E:	0	0	0	0	1	0	0	0	0	3B: 0	DP: 1	SB: 0	
K:	0	1	0	0	0	1	1	1	1	HR: 0	HBP: 0	CS: 0	
S:	10	8	16	8	12	8	10	15	11				
H:	1	0	3	1	4	1	0	1	1				
LOB:	2	0	1	1	2	0	0	0	1				
BB:	1	0	0	0	2	0	0	0	1				
P:	20	10	21	14	25	14	17	20	20				

PITCHER		IP	WLS	BF	H	R	ER	SO	BB	IBB	HBP	BLK	WP	HR	S	P	ERA	WHIP
31 Alfredo Simon, R ERA: 10.16	(1, 1)	5.0	L	26	9	5	5	1	2	1	0	0	1	0	54	90	9.00	2.200
50 Dayan Díaz, R ERA:	(6, 1)	1.0		3	1	0	0	0	0	0	0	0	0	0	8	14	0.00	1.000
36 Blake Wood, R ERA: 4.43	(7, 1)	2.0		7	1	0	0	2	0	0	0	0	1	0	25	37	0.00	0.500
52 Tony Cingrani, L ERA: 3.48	(9, 1)	1.0		5	1	0	0	1	0	1	0	0	0	0	11	20	0.00	1.000

PITCHER		IP	WLS	BF	H	R	ER	SO	BB	IBB	HBP	BLK	WP	HR	S	P	ERA	WHIP

Seattle Mariners @ Cincinnati Reds

Great American Ball Park, Cincinnati, OH

Sun May 22 2016, 1:11 PM - 4:09 PM EDT

Att. 24,123 - Sunny - 74 F

livebaseballscorecards.com

Batter	1	2	3	4	5	6	7	8	9	AB	R	H	RBI	BB	SO	LOB
2 Zack Cozart, R (1, 6) OBP: 0.333, SLG: 0.534	F CH 87 B FF 88 X FF 89 1-1 19 1B 4 2B 2B	B CH 81 X CH 82 1-0 ② L6		C CU 78 X CH 81 0-1 ②③ L5-4 2-2			F SL 85 F FF 89 F SL 85 B FF 90 T FF 90 1-2 ① K			4	1	1	0	0	1	2
6 Billy Hamilton, S (1, 8) OBP: 0.288, SLG: 0.360	L FF 89 C FF 90 F SL 86 H FF 91 1-2 19 1B 4 2B HBP	B FF 91 X SI 90 1-0 ③ P6			C FF 88 B FF 90 B CU 79 F SI 88 F SL 84 B SL 87 X SL 86 3-2 19 FC4-6 1B		F FF 90 X SL 86 0-1 ② F9			3	1	1	0	0	0	1
19 Joey Votto, L (1, 3) OBP: 0.341, SLG: 0.356	B SI 89 X SI 89 1-0 4 2B 32 SF8 1-2 2-3 1B		B CU 76 C CU 78 B FF 89 X SL 85 2-1 ① G6-3		F SI 92 X SL 85 0-1 ① FC4-6 4 WP 1-2f		F SL 86 B SL 86 B SI 90 X SL 87 2-1 ③ G4-3			4	1	1	0	0	0	1
4 Brandon Phillips, R (1, 4) OBP: 0.282, SLG: 0.441	C CH 82 X SI 91 0-1 1-3 2-H 3-H 2B		C S CH 81 S CH 79 0-3 ② K		B CH 80 B CH 80 S CH 82 F FF 92 F SI 93 S SL 87 2-3 ② K 1-2			F FF 93 X SI 93 0-1 ① F9		4	0	1	2	0	2	1
32 Jay Bruce, L (1, 9) OBP: 0.327, SLG: 0.518	B SL 86 B SL 85 F FF 92 C SI 91 X SL 84 2-2 ① SF8 3-H		B SI 91 F CH 82 F CH 80 B FF 92 B FF 91 D SL 86 4-2 BB		C FF 91 B SL 86 D SL 85 X CH 82 2-1 ③ F8			B FF 94 B FF 94 C FF 94 S FF 94 X FF 95 2-2 ② L7		2	0	0	1	1	0	1
7 Eugenio Suárez, R (1, 5) OBP: 0.288, SLG: 0.424	C FF 91 B FF 91 B FF 92 B CU 79 F SI 91 F FF 91 F FF 92 S SL 84 3-3 ② K		1 SAFE 1 SAFE C FF 90 B FF 90 S SL 85 1-3 ③ K			B SI 89 C SI 90 B SI 92 B SL 82 F CH 84 C SL 84 3-3 ① K		S SL 86 S CH 82 C SL 80 0-3 ③ K		4	0	0	0	0	4	2
23 Adam Duvall, R (1, 7) OBP: 0.299, SLG: 0.543	F SI 91 X FF 93 0-1 ③ L9			F CH 80 X FF 89 0-1 HR		F SI 91 C CH 83 C FF 92 0-3 ② K			S SL 80 S SL 80 S SL 79 0-3 ① K	4	1	1	1	0	2	1
37 Ramón Cabrera, S (1, 2) OBP: 0.333, SLG: 0.250		B SI 88 C CH 82 X SI 90 1-1 ① G4-3		F CH 88 X SI 91 0-1 2 L5-4 31 SH1-4 1B		X CH 82 0-0 1B			B SI 92 B SI 93 B SI 92 C SI 92 C SI 92 F SI 93 X SI 91 3-2 ② F7	4	0	2	0	0	0	0
31 Alfredo Simon, R (1, 1) OBP: 0.125, SLG: 0.125 50 Dayan Diaz, R (6, 1) 40 Tyler Holt, R (6, PH) OBP: 0.328, SLG: 0.294 36 Blake Wood, R (7, 1) 52 Tony Cingrani, L (9, 1) 16 Tucker Barnhart, L (9, PH) OBP: 0.288, SLG: 0.357		X SI 89 0-0 1B		1 SAFE L CU 71 X FF 88 0-1 ① SH1-4 1-2		1 SAFE B SI 90 C CH 82 D CH 82 X CH 81 2-1 ③ F9			B SL 79 F SI 93 X SL 81 1-1 ③ L9	1 0 1 0 0 1	0 0 0 0 0 0	1 0 0 0 0 0	0 0 0 0 0 0	0 0 0 0 0 0	0 0 1 0 0 0	0 0 0 0 0 0

	AB	32
	R	4
	H	8
	RBI	4
	BB	1
	SO	9
	LOB	10

Inning Stats	1	2	3	4	5	6	7	8	9
	R: 3 E: 0 K: 1 S: 18 H: 3 LOB: 1 BB: 0 P: 26	R: 0 E: 0 K: 0 S: 5 H: 1 LOB: 1 BB: 0 P: 8	R: 0 E: 0 K: 2 S: 10 H: 0 LOB: 1 BB: 1 P: 17	R: 1 E: 0 K: 0 S: 8 H: 2 LOB: 0 BB: 0 P: 8	R: 0 E: 0 K: 1 S: 12 H: 1 LOB: 1 BB: 0 P: 19	R: 0 E: 0 K: 2 S: 9 H: 1 LOB: 1 BB: 0 P: 14	R: 0 E: 0 K: 1 S: 8 H: 0 LOB: 0 BB: 0 P: 11	R: 0 E: 0 K: 1 S: 8 H: 0 LOB: 0 BB: 0 P: 10	R: 0 E: 0 K: 1 S: 9 H: 0 LOB: 0 BB: 0 P: 13

	1B: 5	SF: 1	WP: 1	PA: 36
	2B: 3	SAC: 1	PB: 0	
	3B: 0	DP: 1	SB: 0	
	HR: 1	HBP: 1	CS: 0	

PITCHER		IP	WLS	BF	H	R	ER	SO	BB	IBB	HBP	BLK	WP	HR	S	P	ERA	WHIP
20 Wade Miley, L ERA: 4.5	(1, 1)	6.0	W	27	8	4	4	6	1	0	1	0	1	1	62	92	6.00	1.500
50 Nick Vincent, R ERA: 1.4	(7, 1)	1.0	H	3	0	0	0	1	0	0	0	0	0	0	8	11	0.00	0.000
53 Joaquín Benoit, R ERA: 3.86	(8, 1)	1.0	H	3	0	0	0	1	0	0	0	0	0	0	8	10	0.00	0.000
31 Steve Cishek, R ERA: 2.82	(9, 1)	1.0	S	3	0	0	0	1	0	0	0	0	0	0	9	13	0.00	0.000

PITCHER	IP	WLS	BF	H	R	ER	SO	BB	IBB	HBP	BLK	WP	HR	S	P	ERA	WHIP

Cincinnati Reds @ Los Angeles Dodgers

Dodger Stadium, Los Angeles, CA

Mon May 23 2016, 7:10 PM - 9:21 PM PDT

Att. 42,519 - Clear - 64 F

TOP

livebaseballscorecards.com

Batter	1	2	3	4	5	6	7	8	9	AB	R	H	RBI	BB	SO	LOB
2 Zack Cozart, R (1, 6) OBP: 0.331, SLG: 0.533	X FF 92 0-0 6 SH5-3 2B		D FF 93 D SL 88 C FF 94 S SL 88 1 SAFE F SL 87 X SL 87 2-2 ② G5-3 1-2			C SL 88 S FF 94 X CU 74 0-2 ② G6-3			C FF 94 F FF 93 B FF 94 F SL 87 B FF 94 X FF 94 2-2 ② G6-3	4	0	1	0	0	0	1
6 Billy Hamilton, S (1, 8) OBP: 0.281, SLG: 0.351	B FF 93 X FF 93 1-0 ① SH5-3 2-3		C SL 88 C CU 73 B FF 94 F CU 73 D SL 89 X SL 88 2-2 ③ G5-3			C FF 94 S SL 88 B FF 95 X CU 74 1-2 ③ G6-3			C SL 87 F SL 88 F FF 94 X CU 73 0-2 ③ F9	3	0	0	0	0	0	1
19 Joey Votto, L (1, 3) OBP: 0.341, SLG: 0.351	B FF 94 D FF 94 B FF 95 C FF 94 F SL 89 X SL 88 3-2 ② L6			C FF 93 B FF 93 B CU 73 B FF 94 F FF 93 B FF 94 4-2 4 G6-3 BB			F SL 85 B FF 91 B SL 86 C FF 93 B CU 74 C SL 87 3-3 ① K			2	0	0	0	1	1	1
4 Brandon Phillips, R (1, 4) OBP: 0.277, SLG: 0.432	S SL 88 X FF 93 0-1 ③ G5-3			X FF 94 0-0 ①② G6-3 1-2f			B SL 85 F SL 88 X FF 92 1-1 ② G5-3			3	0	0	0	0	0	2
32 Jay Bruce, L (1, 9) OBP: 0.321, SLG: 0.507		X FF 92 0-0 ① G3		B SL 88 S FF 94 S FF 93 X CU 74 1-2 ③ G3			X SL 87 0-0 ③ G3			3	0	0	0	0	0	0
23 Adam Duvall, R (1, 7) OBP: 0.293, SLG: 0.530		B FF 92 S SL 88 F SL 87 T CU 73 1-2 ② K			C SL 88 B CU 73 F FF 92 C FF 93 1-3 ① K			F SL 86 S CU 73 B CU 74 T SL 87 1-2 ① K		3	0	0	0	0	3	0
15 Jordan Pacheco, R (1, 5) OBP: 0.174, SLG: 0.261		B FF 92 S SL 88 X FF 93 1-1 ③ F7			B SL 88 C SL 87 X SL 87 1-1 ② F8			F FF 94 B FF 94 C CU 73 C FF 95 1-3 ② K		3	0	0	0	0	1	0
16 Tucker Barnhart, L (1, 2) OBP: 0.290, SLG: 0.356		B FF 92 B FF 92 X FF 92 2-0 29 FC2-6 1B			C FF 93 C SL 88 B SL 88 C CU 72 1-3 ③ K			X FF 94 0-0 ③ G3		3	0	1	0	0	1	0
29 Brandon Finnegan, L (1, 1) OBP: 0.286, SLG: 0.300 7 Eugenio Suárez, R (9, PH) OBP: 0.287, SLG: 0.422			B FF 93 C FF 94 1 SAFE X FF 93 1-1 ① FC2-6 2 G5-3 1-2f			S FF 92 S FF 94 C CU 72 0-3 ① K			F FF 93 B SL 87 C SL 86 X SL 88 1-2 ① G6-3	2 1	0 0	0 0	0 0	0 0	1 0	1 0
Inning Stats	R: 0 E: 0 K: 0 S: 7 H: 1 LOB: 1 BB: 0 P: 11	R: 0 E: 0 K: 1 S: 6 H: 0 LOB: 0 BB: 0 P: 8	R: 0 E: 0 K: 0 S: 11 H: 1 LOB: 1 BB: 0 P: 18	R: 0 E: 0 K: 0 S: 6 H: 0 LOB: 0 BB: 1 P: 11	R: 0 E: 0 K: 2 S: 8 H: 0 LOB: 0 BB: 0 P: 11	R: 0 E: 0 K: 1 S: 9 H: 0 LOB: 0 BB: 0 P: 10	R: 0 E: 0 K: 1 S: 6 H: 0 LOB: 0 BB: 0 P: 10	R: 0 E: 0 K: 2 S: 7 H: 0 LOB: 0 BB: 0 P: 9	R: 0 E: 0 K: 0 S: 11 H: 0 LOB: 0 BB: 0 P: 14	1B: 1 2B: 1 3B: 0 HR: 0 SF: 0 SAC: 1 DP: 1 HBP: 0						

	AB	27
	R	0
	H	2
	RBI	0
	BB	1
	SO	7
	LOB	6

		PA: 29
WP: 0		
PB: 0		
SB: 0		
CS: 0		

PITCHER	IP	WLS	BF	H	R	ER	SO	BB	IBB	HBP	BLK	WP	HR	S	P	ERA	WHIP
22 Clayton Kershaw, L (1, 1) ERA: 1.48	9.0	W	29	2	0	0	7	1	0	0	0	0	0	71	102	0.00	0.333

PITCHER	IP	WLS	BF	H	R	ER	SO	BB	IBB	HBP	BLK	WP	HR	S	P	ERA	WHIP

Batter	1	2	3	4	5	6	7	8	9	AB	R	H	RBI	BB	SO	LOB
14 Enrique Hernández, R (1, 7) OBP: 0.284, SLG: 0.310	X SI 91 0-0 ① F8		B SL 82 C SI 93 C SI 94 X SL 84 1-2 ① F8		1 SAFE B CH 87 X FF 95 1-0 ③ F9 1-3			X FF 83 0-0 ① F8		4	0	0	0	0	0	2
10 Justin Turner, R (1, 5) OBP: 0.327, SLG: 0.347	B SI 93 C SI 94 F SI 93 F SL 86 X SL 86 1-2 ② L9		B FF 94 B SI 93 D FF 93 X SI 93 3-1 ② ③ G6-4-3 1-2f			C SI 92 B CH 86 B SL 83 B FF 93 F SI 92 B SI 94 4-2 23 1B 23 E 47 G6-4-3 BB		B FF 91 B FF 92 B FF 91 B FF 90 4-0 23 G6-4-3 BB		2	1	0	0	2	0	1
23 Adrián González, L (1, 3) OBP: 0.361, SLG: 0.395	C FF 93 F SI 94 B SL 86 X SI 95 1-2 E4 47 BB			B SL 82 F FF 92 B FF 91 X SL 83 2-1 ① F7		B SI 93 1 SAFE X SL 83 1-0 47 G6-4-3 1-3 1B		B FF 93 C FF 91 F SL 83 X FF 93 1-2 ② ③ G6-4-3 1-2f		4	0	1	0	0	0	1
47 Howie Kendrick, R (1, 4) OBP: 0.280, SLG: 0.306	B SI 93 C SI 93 S CH 86 B FF 94 B FF 93 B FF 86 4-2 21 FC6-4 1-2 BB			F FF 93 B FF 90 B SI 92 X SI 93 2-1 5 WP 21 S 1B		B FF 94 F FF 94 B FF 94 B FF 94 X SI 95 3-1 ① ② G6-4-3 1-2f 3-H				2	0	1	0	1	0	1
21 Trayce Thompson, R (1, 8) OBP: 0.343, SLG: 0.552	C SI 91 F SI 94 X FF 94 0-2 ③ FC6-4 1-2f			C SI 94 1 SAFE F SI 93 B FF 94 B SL 86 B FF 93 X SI 94 3-2 ② L8 1-2		X SI 93 0-0 5 S 1B				3	0	1	0	0	0	3
5 Corey Seager, L (1, 6) OBP: 0.323, SLG: 0.464		X SI 91 0-0 ① G3		F SL 84 B SL 85 F SL 85 D SL 85 X SL 84 2-2 ③ G6-3 2-3		1 SAFE C FF 93 1 SAFE F FF 94 B SL 85 S SL 84 1-3 ③ K 1-2				3	0	0	0	0	1	2
66 Yasiel Puig, R (1, 9) OBP: 0.288, SLG: 0.383		B FF 93 F FF 92 F FF 92 F CH 86 S FF 92 1-3 ② K			X SL 81 0-0 ① P3		X SI 92 0-0 17 G4-6-3 1B			3	0	1	0	0	1	0
17 A.J. Ellis, R (1, 2) OBP: 0.321, SLG: 0.299		B FF 93 C FF 92 C FF 86 X FF 86 1-2 ③ P3			B SI 91 B SI 92 B SI 93 B SI 91 4-0 22 FC6-4 BB		B SI 90 1 SAFE 1 SAFE X SI 92 1-0 ① ② G4-6-3 1-2f			2	0	0	0	1	0	1
22 Clayton Kershaw, L (1, 1) OBP: 0.214, SLG: 0.250			C FF 93 C SL 83 B SL 86 X SL 84 1-2 10 G6-4-3 1B		C FF 93 F FF 93 X SL 84 0-2 ② FC6-4 14 WP 1-2f		B SL 83 B FF 91 C SI 93 B SI 94 C FF 93 X SI 94 3-2 ③ G5-3			3	0	1	0	0	0	1
Inning Stats	R: 0 E: 1 K: 0 S: 13 H: 0 LOB: 2 BB: 1 P: 19	R: 0 E: 0 K: 1 S: 8 H: 0 LOB: 0 BB: 0 P: 10	R: 0 E: 0 K: 0 S: 8 H: 1 LOB: 0 BB: 0 P: 13	R: 0 E: 0 K: 0 S: 10 H: 1 LOB: 1 BB: 0 P: 19	R: 0 E: 0 K: 0 S: 5 H: 0 LOB: 1 BB: 1 P: 10	R: 1 E: 1 K: 1 S: 9 H: 2 LOB: 1 BB: 1 P: 18	R: 0 E: 0 K: 0 S: 5 H: 1 LOB: 0 BB: 0 P: 9	R: 0 E: 0 K: 0 S: 4 H: 0 LOB: 0 BB: 1 P: 9		1B: 5 2B: 0 3B: 0 HR: 0	SF: 0 SAC: 0 DP: 4 HBP: 0			WP: 2 PB: 0 SB: 2 CS: 0	PA: 30	

PITCHER	IP	WLS	BF	H	R	ER	SO	BB	IBB	HBP	BLK	WP	HR	S	P	ERA	WHIP
29 Brandon Finnegan, L (1, 1) ERA: 3.97	8.0	L	30	5	1	1	2	4	0	0	0	2	0	62	107	1.12	1.125

PITCHER	IP	WLS	BF	H	R	ER	SO	BB	IBB	HBP	BLK	WP	HR	S	P	ERA	WHIP

BOTTOM

Cincinnati Reds @ Los Angeles Dodgers

Dodger Stadium, Los Angeles, CA

Mon May 23 2016, 7:10 PM - 9:21 PM PDT

Att. 42,519 - Clear - 64 F

livebaseballscorecards.com

AB	26
R	1
H	5
RBI	0
BB	4
SO	2
LOB	12

Cincinnati Reds @ Los Angeles Dodgers

Dodger Stadium, Los Angeles, CA

Tue May 24 2016, 7:11 PM - 10:19 PM PDT

Att. 42,278 - Partly Cloudy - 63 F

livebaseballscorecards.com

Batter	1	2	3	4	5	6	7	8	9	AB	R	H	RBI	BB	SO	LOB
2 Zack Cozart, R (1, 6) OBP: 0.322, SLG: 0.518	C FC 87 X CU 77 0-1 ① P6		C CU 80 X FF 88 0-1 ③ B1-3			F CU 76 B SL 79 X FF 87 1-1 ① L8		B SL 85 X FF 95 1-0 ③ G1-3		4	0	0	0	0	0	0
19 Joey Votto, L (1, 3) OBP: 0.339, SLG: 0.355	C FC 88 B CH 84 F FF 89 B FC 88 F SL 80 B CH 85 F FC 90 X SL 79 3-2 2B			C CU 78 B CH 80 B CU 80 C CU 79 F SL 82 F CU 79 B FF 91 S SL 80 3-3 ① K		B FC 87 C CU 78 X FF 87 1-1 ② L6			X FF 90 0-0 ① L7	4	0	1	0	0	1	0
4 Brandon Phillips, R (1, 4) OBP: 0.276, SLG: 0.424	B FF 89 X FF 89 1-0 ② L7			C FF 89 S CU 81 B FF 89 B SL 81 B CU 80 S SL 80 3-3 ② K		B CU 77 S SL 78 B FC 88 F CU 80 B SL 78 4-2 BB			B FF 90 C FF 91 B FF 92 B FF 91 C FF 92 F FF 92 F FF 92 S FF 94 3-3 ② K	3	0	0	0	1	2	1
32 Jay Bruce, L (1, 9) OBP: 0.319, SLG: 0.507	C CU 78 X CU 78 0-1 ③ P6			B CU 79 B FF 89 S SL 80 X CU 80 2-1 23 HR 2B		C FF 92 C SI 92 D CU 78 1 SAFE X FF 92 1-2 ③ G3			B FF 93 C FF 92 B FF 94 S FF 92 B FF 94 S FF 92 3-3 ③ K	4	1	1	0	0	1	2
23 Adam Duvall, R (1, 7) OBP: 0.294, SLG: 0.548		C FF 87 F SL 79 B FF 86 S CU 78 1-3 ① K2-3		B CU 78 F SL 79 F CU 80 F FC 89 F SL 80 X CU 80 1-2 2-H HR			B CU 80 S SL 86 S SL 87 B SI 92 F SL 88 X SI 93 2-2 ① F8			3	1	1	2	0	1	0
7 Eugenio Suárez, R (1, 5) OBP: 0.282, SLG: 0.414		C CU 77 X SL 79 0-1 ② F7		S FC 90 B FC 89 B CU 80 F FC 87 X SL 80 2-2 ③ G5-3			C SL 81 B SI 92 B SL 86 S SL 87 B CH 87 X SL 87 3-2 ② F8			3	0	0	0	0	0	0
6 Billy Hamilton, S (1, 8) OBP: 0.274, SLG: 0.342		X FC 88 0-0 ③ F9			C CU 75 B CU 78 B FF 87 B FF 88 X FF 87 3-1 ① P6		C CU 79 B CH 87 F SL 87 X SL 87 1-2 ③ P6			3	0	0	0	0	0	0
16 Tucker Barnhart, L (1, 2) OBP: 0.282, SLG: 0.346			F CU 78 C CU 79 B FF 86 B CU 80 S SL 80 2-3 ① K		C CU 77 B FC 86 X SL 81 1-1 ② G4-3			F FF 94 B FF 95 B CH 86 S FF 96 T FF 97 2-2 ① K		3	0	0	0	0	2	0
41 Daniel Wright, R (1, 1) 50 Dayan Díaz, R (6, 1) 54 Caleb Cotham, R (7, 1) 15 Jordan Pacheco, R (8, PH) OBP: 0.170, SLG: 0.255 62 A.J. Morris, R (8, 1) 73 Josh Smith, R (8, 1)			C FF 86 S CU 78 C SL 79 0-3 ② K		C FF 86 S CU 78 B SL 78 C FC 87 1-3 ③ K			C FF 96 X CH 86 0-1 ② G4-3		2 0 0 1 0 0	0 0 0 0 0 0	0 0 0 0 0 0	0 0 0 0 0 0	0 0 0 0 0 0	2 0 0 0 0 0	0 0 0 0 0 0

TOP

AB	30
R	2
H	3
RBI	2
BB	1
SO	9
LOB	3

Inning Stats	1	2	3	4	5	6	7	8	9					
	R: 0 E: 0 K: 0 S: 10	H: 1 LOB: 1 BB: 0 P: 14	R: 0 E: 0 K: 1 S: 6	H: 0 LOB: 0 BB: 0 P: 7	R: 0 E: 0 K: 2 S: 8	H: 0 LOB: 0 BB: 0 P: 10	R: 2 E: 0 K: 2 S: 18	H: 2 LOB: 0 BB: 0 P: 29	R: 0 E: 0 K: 1 S: 7	H: 0 LOB: 0 BB: 0 P: 12	R: 0 E: 0 K: 0 S: 10	H: 0 LOB: 1 BB: 1 P: 17	R: 0 E: 0 K: 0 S: 10	H: 0 LOB: 0 BB: 0 P: 16	R: 0 E: 0 K: 1 S: 6	H: 0 LOB: 0 BB: 0 P: 9	R: 0 E: 0 K: 2 S: 9	H: 0 LOB: 0 BB: 0 P: 15	1B: 0 2B: 2 3B: 0 HR: 1	SF: 0 SAC: 0 DP: 0 HBP: 0	WP: 0 PB: 0 SB: 0 CS: 0	PA: 31

PITCHER		IP	WLS	BF	H	R	ER	SO	BB	IBB	HBP	BLK	WP	HR	S	P	ERA	WHIP
46 Mike Bolsinger, R ERA: 4.5	(1, 1)	5.2	W	21	3	2	2	6	1	0	0	0	0	1	56	85	3.18	0.706
43 Luis Avilán, L ERA: 27.0	(6, 1)	0.1	H	1	0	0	0	0	0	0	0	0	0	0	3	4	0.00	0.000
55 Joe Blanton, R ERA: 2.66	(7, 1)	1.0	H	3	0	0	0	0	0	0	0	0	0	0	10	16	0.00	0.000
52 Pedro Báez, R ERA: 4.05	(8, 1)	1.0	H	3	0	0	0	1	0	0	0	0	0	0	6	9	0.00	0.000
36 Adam Liberatore, L ERA: 1.32	(9, 1)	1.0		3	0	0	0	2	0	0	0	0	0	0	9	15	0.00	0.000

PITCHER		IP	WLS	BF	H	R	ER	SO	BB	IBB	HBP	BLK	WP	HR	S	P	ERA	WHIP

Batter	1	2	3	4	5	6	7	8	9	AB	R	H	RBI	BB	SO	LOB
26 Chase Utley, L (1, 4) OBP: 0.382, SLG: 0.412	C FF 91 F SI 91 X CU 77 0-2 5 1B 10 1B 1B		B FF 87 C CH 82 X CH 82 1-1 1B		C SI 88 X CU 73 0-1 ① L1	B FF 94 C FF 94 S CH 87 F FF 94 F SL 87 B CH 86 F SL 85 S SI 94 2-3 ③ K		1 SAFE B FC 87 B FF 87 B FC 86 C FC 87 C FF 86 F FC 87 B FC 87 4-2 5 BB 10 1B 1-2 BB		4	2	2	0	1	1	2
5 Corey Seager, L (1, 6) OBP: 0.330, SLG: 0.462	B FF 91 1 SAFE F SI 90 B FF 91 D CH 85 X FF 91 3-1 10 1B 1-2 1B		1 SAFE X CH 82 0-0 ① P6		B CH 82 B FF 89 X SI 87 2-0 ② G4-3		B FF 94 H SL 88 2-0 23 FC6-4 10 1B HBP	B FF 87 F FF 87 S FF 87 D SL 83 F FC 88 F FF 87 F FF 87 B FF 88 B FF 88 4-2 10 1B 23 1B 1-2 2-3 BB		3	1	1	0	1	0	1
10 Justin Turner, R (1, 5) OBP: 0.335, SLG: 0.356	L FF 90 B SI 90 F FF 90 B CU 76 X SI 90 2-2 1-2 2-H 1B		B CU 72 1 SAFE X FF 88 1-0 ② L6		C SL 83 S CU 74 B FF 88 F CH 81 B CU 75 B CH 79 F CH 82 C FF 89 3-3 ③ K		B FF 93 F FF 93 X CU 78 1-1 23 FC6-4 1-2 1B	C SL 82 X FF 89 0-1 23 1B 1-2 2-H 3-H 1B		5	0	3	3	0	1	1
23 Adrián González, L (1, 3) OBP: 0.357, SLG: 0.389	C FF 91 B CU 75 B CH 84 S SI 89 F FF 90 F SI 90 S CH 84 2-3 ① K		F SI 88 X FF 88 0-1 ③ F7			C CH 81 B FF 86 B FF 88 X CH 81 2-1 ① G4-3	C SL 88 B SL 86 X SL 87 1-1 ① FC6-4 1-2f 2-3	D SL 85 F FF 92 F SL 87 B SL 85 F FF 92 X SL 86 2-2 21 BB 1-3 2-H 1B		5	0	1	1	0	1	5
21 Trayce Thompson, R (1, 7) OBP: 0.355, SLG: 0.560 (7, 9)	C SI 90 B FF 90 B SI 90 X FF 90 2-1 ② F9			C FF 88 X SL 81 0-1 31 2B 1B		S SL 83 C SL 82 B CU 75 B CH 86 B FF 88 X FF 88 3-2 E9 66 1B 2B	B SL 87 C FF 94 F FF 94 B CU 78 F FF 93 S CU 78 2-3 K	D FF 92 C FF 91 C CU 78 D CU 79 B FF 91 B FF 92 4-2 1-2 BB		4	2	2	0	1	1	4
31 Joc Pederson, L (1, 8) OBP: 0.371, SLG: 0.516	S CH 84 X CH 83 0-1 ③ L8			B SI 88 B SI 88 X SI 88 2-0 9 S 9 E 1-H 2B		C FF 94 B FF 94 F FF 94 B CH 86 D SL 86 B SL 87 4-2 66 1B 9 FC3-2-5 BB	B CU 77 C FF 94 F FF 94 B CU 76 B FF 94 X FF 94 3-2 ③ F7	S CU 77 X FF 92 0-1 ③ F7		4	1	1	1	1	0	7
66 Yasiel Puig, R (1, 9) OBP: 0.289, SLG: 0.382 55 Joe Blanton, R (7, 1) 52 Pedro Báez, L (8, 1) 3 Carl Crawford, L (8, PH) OBP: 0.232, SLG: 0.262 36 Adam Liberatore, L (9, 1)		X FF 89 0-0 ① P3		F CU 74 D CU 74 X CH 82 1-1 ① G5-3		X SL 85 0-0 9 FC3-2-5 47 E 1-3 3-H 1B		B FC 88 F FF 88 X FF 90 1-1 ① L9		3 0 0 1 0	1 0 0 0 0	1 0 0 0 0	1 0 0 0 0	0 0 0 0 0	0 0 0 0 0	1 0 0 0 0
9 Yasmani Grandal, S (1, 2) OBP: 0.272, SLG: 0.347		C FF 89 B CU 74 B FF 88 B SI 89 F SI 88 X FF 89 3-2 ② F8		C CU 72 C CU 74 D FF 87 B CU 76 B FF 88 F CH 82 B FF 88 4-2 46 CS 2-H BB		C FF 94 1 SAFE P PO 90 B FF 92 S FF 93 B FF 94 F FF 93 X FF 94 3-2 ② FC3-2-5 47 E 1-2 3-H		C FC 90 F FF 90 S SL 82 0-3 ② K2-3		3	0	0	0	1	1	2
46 Mike Bolsinger, R (1, 1) 43 Luis Avilán, L (6, 1) 47 Howie Kendrick, R (6, PH) OBP: 0.284, SLG: 0.304 (7, 7)		C FF 87 B FF 88 F FF 88 C CU 74 1-3 ③ K		L FF 86 B FF 87 T FF 86 C CU 74 1-3 ②③ K 1-2		C SL 86 B SL 88 B FF 95 C FF 94 X SL 87 2-2 E3 1-2 2-H		C SL 81 S SL 82 B SL 83 B FC 89 B FF 89 D FC 89 4-2 5 BB 26 BB 10 1B BB		2 0 1	0 0 1	0 0 1	0 0 1	0 0 0	2 0 1	1 0 1
Inning Stats	R: 1 E: 0 K: 1 S: 17 H: 3 LOB: 2 BB: 0 P: 26	R: 0 E: 0 K: 1 S: 7 H: 0 LOB: 0 BB: 0 P: 11	R: 0 E: 0 K: 0 S: 6 H: 1 LOB: 1 BB: 0 P: 8	R: 2 E: 0 K: 1 S: 11 H: 2 LOB: 1 BB: 1 P: 19	R: 0 E: 0 K: 1 S: 8 H: 0 LOB: 0 BB: 0 P: 13	R: 2 E: 2 K: 1 S: 22 H: 2 LOB: 2 BB: 1 P: 37	R: 0 E: 0 K: 1 S: 11 H: 1 LOB: 2 BB: 0 P: 20	R: 3 E: 0 K: 1 S: 25 H: 2 LOB: 3 BB: 4 P: 44		1B: 9 2B: 3 3B: 0 HR: 0 SF: 0 SAC: 0 DP: 1 HBP: 1						

PITCHER		IP	WLS	BF	H	R	ER	SO	BB	IBB	HBP	BLK	WP	HR	S	P	ERA	WHIP
41 Daniel Wright, R ERA: 5.06	(1, 1)	5.1	L	23	7	4	3	4	1	0	0	0	0	0	54	87	5.06	1.500
50 Dayan Díaz, R ERA:	(6, 1)	0.2		5	1	1	0	1	1	0	0	0	0	0	17	27	0.00	3.000
54 Caleb Cotham, R ERA: 7.04	(7, 1)	1.0		5	1	0	0	1	0	0	1	0	0	0	11	20	0.00	1.000
62 A.J. Morris, R ERA: 40.5	(8, 1)	0.2		6	1	3	3	1	3	0	0	0	0	0	17	30	40.50	6.000
73 Josh Smith, R ERA:	(8, 1)	0.1		3	1	0	0	0	1	0	0	0	0	0	8	14	0.00	6.000

PITCHER	IP	WLS	BF	H	R	ER	SO	BB	IBB	HBP	BLK	WP	HR	S	P	ERA	WHIP

BOTTOM

Cincinnati Reds @ Los Angeles Dodgers

Dodger Stadium, Los Angeles, CA

Tue May 24 2016, 7:11 PM - 10:19 PM PDT

Att. 42,278 - Partly Cloudy - 63 F

livebaseballscorecards.com

AB	35
R	8
H	11
RBI	6
BB	6
SO	7
LOB	25

WP: 0 PA: 42
PB: 0
SB: 1
CS: 1

Batter	1	2	3	4	5	6	7	8	9	AB	R	H	RBI	BB	SO	LOB
2 Zack Cozart, R (1, 6) OBP: 0.320, SLG: 0.507	F FF 90 C SI 92 S SL 79 0-3 ① K		C SI 91 X CH 78 0-1 ② F7			C SI 92 B FC 86 B CH 78 S CH 78 F SI 94 F SI 92 F CH 72 B FF 94 B CH 74 4-2 4 BB		C CH 86 B FF 96 X FF 96 1-1 ② F7		3	0	0	0	1	1	0
6 Billy Hamilton, S (1, 8) OBP: 0.266, SLG: 0.331	F SI 92 L SI 93 S CH 79 0-3 ② K		F SI 92 X SI 92 0-1 ③ P3			C SI 91 F SL 79 C SI 93 0-3 ① K		F FF 97 X FF 96 0-1 ③ F7		4	0	0	0	0	2	1
19 Joey Votto, L (1, 3) OBP: 0.337, SLG: 0.353	B SL 80 C SI 92 C SI 92 B SL 82 X CH 78 2-2 4 1B 1B			B SI 91 C SL 81 B SI 90 B SI 91 C SI 92 C SI 93 3-3 ① K		D FC 83 C SI 93 F SI 92 C FC 84 1-3 ② K			F FC 90 B FC 91 B FC 92 F FC 90 F FC 91 X FC 92 2-2 ① G3-1	4	0	1	0	0	2	1
4 Brandon Phillips, R (1, 4) OBP: 0.287, SLG: 0.429	B FF 92 C FF 92 S SI 92 F SI 93 X CH 77 1-2 1-2 1B			C SI 92 F SI 92 X CH 76 0-2 32 3B 1B		1 SAFE F SI 94 1 SAFE B FC 88 B SI 93 D CH 79 1 SAFE B FF 92 4-1 1-2 BB			F FC 92 S FC 92 B SL 81 B FC 92 X FC 91 2-2 ② F9	3	1	2	0	1	0	0
32 Jay Bruce, L (1, 9) OBP: 0.317, SLG: 0.513	B SI 93 X SI 93 1-0 ③ L8			1 SAFE B SL 80 C CH 77 1 SAFE 1 SAFE B SI 91 F SI 92 X FF 94 2-2 ② 1-H 3B		B FC 83 C SI 92 X SI 92 1-1 ③ G4-3			L FC 90 B SL 81 C FF 92 X FF 93 1-2 ③ G5-3	4	0	1	1	0	0	4
23 Adam Duvall, R (1, 7) OBP: 0.288, SLG: 0.536		S SI 92 S SI 92 B FF 94 C SI 93 1-3 ① K		F FF 92 B SI 92 C CH 79 S FF 93 1-3 ③ K			C FF 90 B SL 84 X SL 82 1-1 ① F7			3	0	0	0	0	2	0
7 Eugenio Suárez, R (1, 5) OBP: 0.277, SLG: 0.407		C SL 78 B SL 80 B SI 93 S FF 93 S SI 94 2-3 ② K			B CU 78 C CU 78 S FC 87 C SI 93 1-3 ① K		S SL 83 S SL 83 F FF 91 F SL 83 B FF 89 B FF 90 S SL 84 2-3 ② K			3	0	0	0	0	3	0
16 Tucker Barnhart, L (1, 2) OBP: 0.274, SLG: 0.336		S SI 92 F SI 94 B FF 95 B CH 77 S SI 94 2-3 ③ K			C SI 92 C SI 94 X CH 77 0-2 ② G1-3		B SL 81 F FF 90 X SI 85 1-1 ③ G1-3			3	0	0	0	0	1	0
58 Dan Straily, R (1, 1) 40 Tyler Holt, R (8, PH) OBP: 0.322, SLG: 0.288 36 Blake Wood, R (8, 1)			C SI 89 F SI 91 S SI 93 0-3 ① K		C SI 92 C SI 93 C SI 94 0-3 ③ K			C FF 95 F CH 85 T FF 97 0-2 ① K		2 1 0	0 0 0	0 0 0	0 0 0	0 0 0	2 1 0	0 0 0
Inning Stats	R: 0 E: 0 K: 2 S: 14 H: 2 LOB: 2 BB: 0 P: 18	R: 0 E: 0 K: 3 S: 9 H: 0 LOB: 0 BB: 0 P: 14	R: 0 E: 0 K: 1 S: 7 H: 0 LOB: 0 BB: 0 P: 7	R: 1 E: 0 K: 2 S: 12 H: 2 LOB: 0 BB: 0 P: 18	R: 0 E: 0 K: 2 S: 9 H: 0 LOB: 0 BB: 0 P: 10	R: 0 E: 0 K: 2 S: 14 H: 0 LOB: 2 BB: 2 P: 24	R: 0 E: 0 K: 1 S: 9 H: 0 LOB: 0 BB: 0 P: 13	R: 0 E: 0 K: 1 S: 7 H: 0 LOB: 0 BB: 0 P: 8	R: 0 E: 0 K: 0 S: 10 H: 0 LOB: 0 BB: 0 P: 15	1B: 3 2B: 0 3B: 1 HR: 0	SF: 0 SAC: 0 DP: 0 HBP: 0					

PITCHER		IP	WLS	BF	H	R	ER	SO	BB	IBB	HBP	BLK	WP	HR	S	P	ERA	WHIP
29 Scott Kazmir, L ERA: 4.84	(1, 1)	6.0	W	23	4	1	1	12	2	0	0	0	0	0	65	91	1.50	1.000
67 Louis Coleman, R ERA: 3.26	(7, 1)	1.0	H	3	0	0	0	1	0	0	0	0	0	0	9	13	0.00	0.000
52 Pedro Báez, R ERA: 3.86	(8, 1)	1.0	H	3	0	0	0	1	0	0	0	0	0	0	7	8	0.00	0.000
74 Kenley Jansen, R ERA: 1.42	(9, 1)	1.0	S	3	0	0	0	0	0	0	0	0	0	0	10	15	0.00	0.000

PITCHER	IP	WLS	BF	H	R	ER	SO	BB	IBB	HBP	BLK	WP	HR	S	P	ERA	WHIP

TOP

Cincinnati Reds @ Los Angeles Dodgers

Dodger Stadium, Los Angeles, CA

Wed May 25 2016, 7:10 PM - 9:31 PM PDT

Att. 44,855 - Clear - 66 F

livebaseballscorecards.com

AB	30
R	1
H	4
RBI	1
BB	2
SO	14
LOB	6

REDS

BOTTOM

Cincinnati Reds @ Los Angeles Dodgers

Dodger Stadium, Los Angeles, CA

Wed May 25 2016, 7:10 PM - 9:31 PM PDT

Att. 44,855 - Clear - 66 F

livebaseballscorecards.com

Batter	1	2	3	4	5	6	7	8	9	AB	R	H	RBI	BB	SO	LOB
26 Chase Utley, L (1, 4) OBP: 0.379, SLG: 0.408	B FF 88 C FF 89 F SL 83 F SL 84 T FF 90 1-2 ① K			B FF 88 C CH 82 F FF 85 X FF 89 1-2 23 BB 10 HBP 31 1B 1B	B FF 90 B CH 83 C FF 90 S FF 90 B FF 90 F FF 90 C FF 90 3-3 ② K			B SI 97 X FF 96 1-0 ② G4-3		4	1	1	0	0	2	0
5 Corey Seager, L (1, 6) OBP: 0.324, SLG: 0.452	B CH 83 B FF 90 S FF 90 F FF 90 S CH 83 2-3 ② K2-3			S FF 88 B SI 89 X CH 83 1-1 ① L6	F FF 90 B CH 82 F CH 83 F CH 84 X CH 82 1-2 ③ L7			F FF 98 S CH 87 B SL 87 B SI 98 S SL 91 2-3 ③ K		4	0	0	0	0	2	1
10 Justin Turner, R (1, 5) OBP: 0.335, SLG: 0.351	C FF 90 C FF 89 B SL 82 X CH 84 1-2 ③ G4-3			**B FF 88** 1 SAFE 1 SAFE H CH 82 2-0 23 BB 31 1B **1-2** HBP		B FF 88 F FF 88 B FF 88 X SL 84 2-1 ① G5-3				2	1	0	0	0	0	0
23 Adrián González, L (1, 3) OBP: 0.356, SLG: 0.384		C FF 89 C SL 82 S CH 82 0-3 ① K		B FF 90 B FF 88 C FF 87 B FF 89 S FF 90 F FF 90 B FF 89 4-2 31 1B **1-2** **2-3** BB		B FF 90 F SL 83 B CH 86 B FF 90 F FF 89 S FF 90 3-3 ② K				2	0	0	0	1	2	0
21 Trayce Thompson, R (1, 9) OBP: 0.345, SLG: 0.544 (8, 7)		C FF 90 B SL 85 X FF 90 1-1 ② G6-3		S SL 83 C FF 91 F FF 89 D SL 85 C FF 90 1-3 ② K		C FF 90 F FF 90 B FF 90 B SL 85 B FF 90 S SL 85 3-3 ③ K				3	0	0	0	0	2	3
31 Joc Pederson, L (1, 8) OBP: 0.370, SLG: 0.512		C FF 90 X CH 84 0-1 ③ L7		X CH 84 0-0 47 FC6-4 **1-3** **2-H** **3-H** 1B			F CU 74 B FF 89 B FF 90 F FF 90 C FF 90 2-3 ① K			3	0	1	2	0	1	0
47 Howie Kendrick, R (1, 7) OBP: 0.277, SLG: 0.297 52 Pedro Báez, R (8, 1) 74 Kenley Jansen, S (9, 1)		B FF 89 F FF 89 B SL 86 F FF 89 S SL 86 2-3 ① K		B FF 85 1 SAFE X FF 86 1-0 ③ FC6-4 **1-2f**			X SL 85 0-0 ② G5-3			3 0 0 0 0 1 2 0 0 0 0 0 0 0 0 0 0 0 0 0 0						
9 Yasmani Grandal, S (1, 2) OBP: 0.274, SLG: 0.375		B FF 89 B FF 85 C FF 90 C SL 84 B FF 91 S FF 90 3-3 ② K			S SL 85 T FF 90 X SL 85 0-2 HR		C CU 75 B CH 82 X FF 90 1-1 ③ P5			3	1	1	1	0	1	0
29 Scott Kazmir, L (1, 1) OBP: 0.063, SLG: 0.063 67 Louis Coleman, R (7, 1) 66 Yasiel Puig, R (8, 9) OBP: 0.287, SLG: 0.380		C FF 89 M FF 90 B FF 86 F SL 83 F CH 83 C FF 90 1-3 ③ K			X FF 88 0-0 ① B5			C FF 95 B FF 97 F FF 96 B SL 91 S SL 91 2-3 ① K		2 0 0 0 0 1 0 0 0 0 0 0 0 0 1 0 0 0 0 1 0						
Inning Stats	R: 0 E: 0 K: 2 S: 10 H: 0 LOB: 0 BB: 0 P: 14	R: 0 E: 0 K: 1 S: 7 H: 0 LOB: 0 BB: 0 P: 8	R: 0 E: 0 K: 3 S: 11 H: 0 LOB: 0 BB: 0 P: 17	R: 2 E: 0 K: 1 S: 14 H: 2 LOB: 2 BB: 1 P: 24	R: 1 E: 0 K: 1 S: 12 H: 1 LOB: 0 BB: 0 P: 16	R: 0 E: 0 K: 2 S: 8 H: 0 LOB: 0 BB: 0 P: 16	R: 0 E: 0 K: 1 S: 6 H: 0 LOB: 0 BB: 0 P: 9	R: 0 E: 0 K: 2 S: 7 H: 0 LOB: 0 BB: 0 P: 12		1B: 2 2B: 0 3B: 0 HR: 1 SF: 0 SAC: 0 DP: 0 HBP: 1						

	AB	27
	R	3
	H	3
	RBI	3
	BB	1
	SO	13
	LOB	6

WP: 0 PA: 29
PB: 0
SB: 0
CS: 0

PITCHER		IP	WLS	BF	H	R	ER	SO	BB	IBB	HBP	BLK	WP	HR	S	P	ERA	WHIP
58 Dan Straily, R ERA: 2.98	(1, 1)	7.0	L	26	3	3	3	11	1	0	1	0	0	1	68	104	3.86	0.571
36 Blake Wood, R ERA: 4.24	(8, 1)	1.0		3	0	0	0	2	0	0	0	0	0	0	7	12	0.00	0.000

PITCHER	IP	WLS	BF	H	R	ER	SO	BB	IBB	HBP	BLK	WP	HR	S	P	ERA	WHIP

Batter	1	2	3	4	5	6	7	8	9	AB	R	H	RBI	BB	SO	LOB
2 Zack Cozart, R (1, 6) OBP: 0.312, SLG: 0.493	X SI 90 0-0 ① F9		B SI 88 F SI 90 F SI 89 B SI 90 X SI 91 2-2 ① G4-3		F SI 88 B SI 88 S FC 84 F SI 89 X FC 83 1-2 ② ③ G4-3 1-2			B FF 94 C CU 78 F CH 85 F FF 95 B CU 77 F CH 85 X FF 94 2-2 ① P5		4	0	0	0	0	0	1
19 Joey Votto, L (1, 3) OBP: 0.335, SLG: 0.369	X SI 90 0-0 ② G6-3		B SI 90 C CH 79 F FC 86 S SI 91 1-3 ② K			X CU 71 0-0 HR		F FF 95 F FF 95 B FF 94 X FF 94 1-2 ② G5-3		4	1	1	1	0	1	0
4 Brandon Phillips, R (1, 4) OBP: 0.287, SLG: 0.424	C SI 89 F SI 90 F SI 90 X FC 86 0-2 32 E1 23 HR 1B		C CU 73 F SI 91 F CH 78 F FC 85 B SI 90 B SI 91 X SI 90 2-2 ③ P4			B FC 82 X FC 84 1-0 ① G5-3		C CU 79 S CU 80 S CU 79 0-3 ③ K		4	1	1	0	0	1	0
32 Jay Bruce, L (1, 9) OBP: 0.310, SLG: 0.500	B SI 90 C SI 90 B SI 90 X SI 90 2-1 ① E9 23 HR 1-3			C CH 77 B SI 89 B CH 79 X CH 78 2-1 ① P6		B SI 89 B SI 91 X CH 77 2-0 ② G4-3			S SI 96 S CH 91 B CH 92 C SI 96 1-3 ① K	4	1	0	0	0	1	1
23 Adam Duvall, R (1, 7) OBP: 0.293, SLG: 0.556	B CU 72 X CU 72 1-0 ① 2-H 3-H HR			B SI 90 S SI 89 F SI 90 S CH 79 1-3 ② K		X FC 85 0-0 1B			F SI 97 F SI 97 X SI 97 0-2 ② L5	4	1	2	3	0	1	0
7 Eugenio Suárez, R (1, 5) OBP: 0.271, SLG: 0.398	B SI 89 C FC 84 C SI 89 B SI 90 S SI 90 2-3 ③ K			B SI 89 C SI 89 B SI 90 B FC 86 F SI 91 F SI 90 F SI 90 S SI 91 3-3 ③ K		B SI 91 X SI 90 1-0 ③ G6-3			X SI 96 0-0 ③ G5-3	4	0	0	0	0	2	1
6 Billy Hamilton, S (1, 8) OBP: 0.267, SLG: 0.331		B SI 88 X SI 89 1-0 ① G4-3			C SI 89 S CH 78 B SI 89 B SI 90 X SI 90 2-2 37 1B 40 SF8 1B		C SI 89 B SL 85 S SI 90 B SI 92 B SL 88 F SI 91 F SI 90 X SI 93 3-2 ① L6			3	1	1	0	0	0	0
37 Ramón Cabrera, S (1, 2) OBP: 0.333, SLG: 0.263		C SI 89 F CH 79 X CH 80 0-2 ② F7			1 SAFE B SI 89 1 SAFE X SI 88 1-0 2 CS 1-3 1B		B SI 92 S SL 85 F SI 92 B SL 88 F SI 92 F SI 94 S SL 88 2-3 ② K			3	0	1	0	0	1	0
47 John Lamb, L (1, 1) OBP: 0.333, SLG: 0.200 73 Josh Smith, R (4, 1) 40 Tyler Holt, R (5, PH) OBP: 0.317, SLG: 0.288 50 Dayan Diaz, R (5, 1) 54 Caleb Cotham, R (6, 1) 3 Iván De Jesús Jr., R (7, PH) OBP: 0.271, SLG: 0.269 66 JC Ramírez, R (7, 1) 62 A.J. Morris, R (8, 1)		C SI 89 B SI 90 X SI 91 1-1 ③ G4-3			C SI 88 B SI 88 X SI 88 1-1 ① SF8 3-H		C SI 87 B SL 87 F FF 92 F SL 90 S FF 91 1-3 ③ K			1 0 0 0 0 1 0 0	0 0 0 0 0 0 0 0	0 0 0 0 1 0 0 0	0 0 0 0 0 0 0 0	0 0 0 0 0 1 0 0	0 0 0 0 0 0 0 0	0 0 0 0 0 0 0 0
Inning Stats	R: 3 E: 1 K: 1 S: 12 H: 2 LOB: 0 BB: 0 P: 17	R: 0 E: 0 K: 0 S: 6 H: 0 LOB: 0 BB: 0 P: 8	R: 0 E: 0 K: 1 S: 11 H: 0 LOB: 0 BB: 0 P: 16	R: 0 E: 0 K: 2 S: 10 H: 0 LOB: 0 BB: 0 P: 16	R: 1 E: 0 K: 0 S: 10 H: 2 LOB: 0 BB: 0 P: 15	R: 1 E: 0 K: 0 S: 5 H: 2 LOB: 1 BB: 0 P: 9	R: 0 E: 0 K: 2 S: 14 H: 0 LOB: 0 BB: 0 P: 20	R: 0 E: 0 K: 1 S: 11 H: 0 LOB: 0 BB: 0 P: 14	R: 0 E: 0 K: 1 S: 7 H: 0 LOB: 0 BB: 0 P: 8	1B: 4 2B: 0 3B: 0 HR: 2	SF: 1 SAC: 0 DP: 0 HBP: 0					

PITCHER		IP	WLS	BF	H	R	ER	SO	BB	IBB	HBP	BLK	WP	HR	S	P	ERA	WHIP
27 Zach Davies, R ERA: 5.4	(1, 1)	5.2	W	23	6	5	2	4	0	0	0	0	0	2	53	79	3.18	1.059
48 Blaine Boyer, R ERA: 1.46	(6, 1)	1.1	H	4	0	0	0	2	0	0	0	0	0	0	15	22	0.00	0.000
37 Tyler Thornburg, R ERA: 3.32	(8, 1)	1.0		3	0	0	0	1	0	0	0	0	0	0	11	14	0.00	0.000
21 Jeremy Jeffress, R ERA: 1.96	(9, 1)	1.0		3	0	0	0	1	0	0	0	0	0	0	7	8	0.00	0.000

PITCHER	IP	WLS	BF	H	R	ER	SO	BB	IBB	HBP	BLK	WP	HR	S	P	ERA	WHIP

TOP

Cincinnati Reds @ Milwaukee Brewers

Miller Park, Milwaukee, WI

Fri May 27 2016, 7:11 PM - 10:05 PM CDT

Att. 20,441 - Overcast - 74 F

livebaseballscorecards.com

AB	32
R	5
H	6
RBI	5
BB	0
SO	8
LOB	3

Batter	1	2	3	4	5	6	7	8	9	AB	R	H	RBI	BB	SO	LOB
5 Jonathan Villar, S (1, 6) OBP: 0.402, SLG: 0.429	B FF 89 F FC 86 B FF 90 F FC 84 B CH 74 B FC 84 4-2 20 S 8 S 20 SF8 BB	C CU 68 S FF 90 B FF 91 B FF 90 C FF 89 2-3 ③ K		B CU 67 F FF 88 F FF 90 X CH 72 1-2 14 1B 2-H 2B	B SL 84 B SI 94 C FF 93 F SI 94 X CH 86 2-2 14 G6-4-3 1-2 2-3 1B		D SL 89 X SI 96 1-0 14 1B 1-3 2-H 1B			4	2	3	2	1	1	2
14 Hernán Pérez, R (1, 5) OBP: 0.344, SLG: 0.500	C FF 88 ① 1 SAFE F FF 88 1 SAFE S FC 86 0-3 K	X FC 85 0-0 ① G6-3	C FF 89 F CU 68 X FF 89 0-2 20 2B 2-H 1B	B SI 94 S SL 85 X FF 94 1-1 ② ③ G6-4-3 1-2f		F SL 88 X SL 88 0-1 1-2 3-H 1B				5	1	2	2	0	1	4
8 Ryan Braun, R (1, 7) OBP: 0.426, SLG: 0.587	1 SAFE B FF 89 1 SAFE 1 SAFE B FF 88 B FF 89 B FF 88 4-0 33 S 20 S 1-2 BB	C FF 86 F FF 85 X CU 68 0-2 ② P4	B FF 89 B FF 87 B FF 88 B FF 89 4-0 20 2B BB			B CU 76 B SL 86 S FF 92 B FF 93 F SL 87 S SL 88 3-3 ① K	X FF 96 0-0 ③ G4-3			3	0	0	0	2	1	2
20 Jonathan Lucroy, R (1, 2) OBP: 0.343, SLG: 0.476	B FF 89 B FF 88 X FF 89 2-0 ② SF8 1-2 2-H	B FF 87 X FC 83 1-0 HR	B SL 83 B SL 83 X SL 82 2-0 1-3 2-H 2B			C FF 93 B FF 94 X SL 86 1-1 ② G6-3		C FF 87 C FC 88 B SL 82 S SL 82 1-3 ① K		4	1	2	3	0	1	0
33 Chris Carter, R (1, 3) OBP: 0.289, SLG: 0.541	B FF 88 C FF 90 S CU 68 B FF 90 B CU 70 X FF 90 3-2 ③ P4 2-3	C FF 90 B FF 90 F CH 76 F FF 90 B FF 89 B CH 73 F FF 89 C FF 90 3-3 ③ K	X FF 90 0-0 ③ L9			S FF 93 B FF 93 X SL 87 1-1 ③ G6-3		F FF 87 B FF 89 B FF 89 B FC 87 X FC 87 3-1 ② F8		5	0	0	0	0	1	3
9 Aaron Hill, R (1, 4) OBP: 0.340, SLG: 0.443		X FF 90 0-0 ① F8	C FF 88 C CU 69 B FF 89 X CH 73 1-2 HR	C FF 93 B SL 87 B FF 92 B FF 93 C FF 93 X FF 93 3-2 HR		C FF 96 F SL 89 X FF 97 0-2 18 FC6-4 1B		B FC 88 B FC 87 B FC 88 B FC 88 4-0 BB		4	2	3	2	1	0	0
18 Ramón Flores, L (1, 9) OBP: 0.303, SLG: 0.277		C FF 89 F FF 90 F FF 89 X FF 91 0-2 27 SH1-4 23 1B 1B	X FF 91 0-0 ① G4-3	B FF 93 B FF 94 B FF 92 C FF 93 X FF 93 3-1 5 1B 23 BB 1B		C FF 97 X FF 96 0-1 ① FC6-4 23 PB 5 1B 1-2f		1 SAFE C FF 87 B FF 88 1 SAFE F FF 88 X FC 88 1-2 ③ G1-3		5	1	2	0	0	0	2
23 Keon Broxton, R (1, 8) OBP: 0.219, SLG: 0.143		B FF 88 F FF 87 B FF 90 1 SAFE X FC 85 2-1 27 SH1-4 1-2 1B	C FF 91 X CU 67 0-1 5 2B 2B	1 SAFE B FF 92 1 SAFE C FF 92 B SL 83 B FF 93 F FF 92 B SI 93 4-2 5 1B 1-2 BB		F FF 96 B SI 97 B FF 97 B SL 89 X FF 96 3-1 ② G5-3 1-2				3	1	2	0	1	0	1
27 Zach Davies, R (1, 1) OBP: 0.077, SLG: 0.077 48 Blaine Boyer, R (6, 1) 15 Alex Presley, L (7, PH) OBP: 0.309, SLG: 0.349 37 Tyler Thornburg, R (8, 1) 21 Jeremy Jeffress, R (9, 1)		X FF 86 0-0 ② SH1-4 1-2 2-3	C FF 89 B FF 89 F FF 88 X FF 90 1-2 ② F9	B FF 93 L FF 92 C FF 92 C SL 84 1-3 ① K			B SI 97 B SI 97 B SI 97 B FF 96 4-0 5 1B 14 1B BB			2 0 0 0 0	0 0 1 0 0	0 0 0 0 0	0 0 1 0 0	0 0 0 0 0	1 0 0 0 0	3 0 0 0 0
Inning Stats	R: 1 E: 0 K: 1 S: 9 H: 0 LOB: 1 BB: 2 P: 22	R: 0 E: 0 K: 1 S: 11 H: 2 LOB: 2 BB: 0 P: 15	R: 1 E: 0 K: 1 S: 10 H: 1 LOB: 0 BB: 0 P: 14	R: 4 E: 0 K: 0 S: 17 H: 5 LOB: 2 BB: 1 P: 26	R: 1 E: 0 K: 1 S: 15 H: 3 LOB: 2 BB: 1 P: 29	R: 0 E: 0 K: 1 S: 7 H: 0 LOB: 0 BB: 0 P: 12	R: 2 E: 0 K: 0 S: 11 H: 3 LOB: 2 BB: 1 P: 19	R: 0 E: 0 K: 1 S: 8 H: 0 LOB: 1 BB: 1 P: 17		1B: 8 2B: 3 3B: 0 HR: 3 SF: 1 SAC: 1 DP: 1 HBP: 0					

PITCHER		IP	WLS	BF	H	R	ER	SO	BB	IBB	HBP	BLK	WP	HR	S	P	ERA	WHIP
47 John Lamb, L ERA: 6.85	(1, 1)	3.2	L	21	7	6	6	3	3	0	0	0	0	2	45	73	14.73	2.727
73 Josh Smith, R ERA:	(4, 1)	0.1		2	1	0	0	0	0	0	0	0	0	0	2	4	0.00	3.000
50 Dayan Díaz, R ERA: 3.38	(5, 1)	1.0		6	3	1	1	1	1	0	0	0	0	1	15	29	9.00	4.000
54 Caleb Cotham, R ERA: 6.75	(6, 1)	1.0		3	0	0	0	1	0	0	0	0	0	0	7	12	0.00	0.000
66 JC Ramírez, R ERA: 5.5	(7, 1)	1.0		7	3	2	2	0	1	0	0	0	0	0	11	19	18.00	4.000

PITCHER		IP	WLS	BF	H	R	ER	SO	BB	IBB	HBP	BLK	WP	HR	S	P	ERA	WHIP
62 A.J. Morris, R ERA: 16.2	(8, 1)	1.0		4	0	0	0	1	1	0	0	0	0	0	8	17	0.00	1.000

BOTTOM

Cincinnati Reds @ Milwaukee Brewers

Miller Park, Milwaukee, WI

Fri May 27 2016, 7:11 PM - 10:05 PM CDT

Att. 20,441 - Overcast - 74 F

livebaseballscorecards.com

AB	35
R	9
H	14
RBI	9
BB	6
SO	6
LOB	17

WP: 0	PA: 43		
PB: 1			
SB: 4			
CS: 0			

Batter	1	2	3	4	5	6	7	8	9	AB	R	H	RBI	BB	SO	LOB
2 Zack Cozart, R (1, 6) OBP: 0.309, SLG: 0.480	F FF 91 X FF 91 0-1 L9		B CU 75 C FF 91 F FF 90 F CH 81 X CH 82 1-2 G2-3	F FF 91 T CH 82 X CH 81 0-2 G3-1			C FF 93 S CU 78 B CU 76 F FF 94 F SL 84 S CU 76 1-3 K		F SI 97 H SI 96 1-1 19 FC4-6 HBP	4	0	0	0	0	1	3
19 Joey Votto, L (1, 3) OBP: 0.337, SLG: 0.376	C FF 90 X FF 91 0-1 G4-3		C FF 91 B FF 92 B CH 82 X CH 82 2-1 2B		S FF 89 B FF 89 F FF 90 B FF 90 C FF 91 2-3 K		B FF 91 B SI 89 F SI 89 S FF 93 F FF 93 B FF 93 X SI 89 3-2 4 32 1B 2-H 1B		B SI 96 S SI 96 S SI 97 X CH 91 1-2 FC4-6 32 1B 4 BB 23 G6-4-3 1-2f	5	2	2	1	0	1	1
4 Brandon Phillips, R (1, 4) OBP: 0.295, SLG: 0.426	C FF 91 F FF 92 B FF 92 X FF 91 1-2 1B		B CU 76 B CH 84 F FF 92 B CH 82 X FC 87 3-1 G5-3		X FF 90 0-0 L9		X CU 74 0-0 32 1B 23 HR 1-2 1B		B KC 81 B KC 81 C SI 98 F SI 98 B KC 81 B KC 82 4-2 23 G6-4-3 32 1B 1-2 BB	4	1	2	0	1	0	1
32 Jay Bruce, L (1, 9) OBP: 0.313, SLG: 0.497	B CH 82 X SI 91 1-0 F8		B CH 83 B CH 81 C CH 82 T FF 92 S CH 82 2-3 K		M SI 91 B CH 82 F CH 82 S CH 81 1-3 K		X SI 90 0-0 23 HR 1-3 2-H 1B		C SI 96 F CH 91 D CH 89 D CH 90 X SI 97 2-2 23 G6-4-3 1-2 2-3 1B	5	1	2	1	0	2	2
23 Adam Duvall, R (1, 7) OBP: 0.297, SLG: 0.578 52 Tony Cingrani, L (9, 1)		C X FF 89 0-1 G5-3		X CU 75 0-0 7 F9 40 2B 2B		B FC 90 S FC 90 S FC 91 B FC 92 S FC 90 2-3 K	B SL 82 S SL 82 S SL 83 D SL 82 F SL 84 B FF 92 X SL 83 3-2 1-H 3-H HR		S SI 96 B SI 96 B FF 96 X SI 96 2-1 G6-4-3 1-2 2-3 3-H	5 0	2 0	2 0	4 0	0 0	1 0	2 0
7 Eugenio Suárez, R (1, 5) OBP: 0.271, SLG: 0.391 36 Blake Wood, R (7, 1) 6 Billy Hamilton, S (9, PH) OBP: 0.265, SLG: 0.328 (9, 8)		B FF 92 B FF 91 F FF 91 C CH 82 F SI 91 B FF 90 F FF 92 H FF 91 4-2 16 HBP 40 1B HBP	F FF 90 B CH 81 X FF 91 1-1 F9 2-3		C FC 92 F FF 92 B FF 93 B CU 83 X FC 91 2-2 G6-3	C SI 93 X SI 93 0-1 G5-3		B SL 87 S SI 92 B SI 94 M SL 87 X SI 94 2-2 L7	3 0 1	0 0 0	0 0 0	0 0 0	0 0 0	0 0 0	1 0 2
40 Tyler Holt, R (1, 8) OBP: 0.328, SLG: 0.321 (9, 7)		C CU 76 1 SAFE F FF 90 D CH 81 B FC 87 X FF 91 2-2 16 HBP 1-2 1B	B CH 82 X FC 88 1-0 16 F9 3-H 2B		B FC 89 C FC 92 F FC 90 S FC 91 1-3 K			B SI 93 B SI 93 B FF 94 C FF 93 C FF 93 F FF 94 C FF 94 3-3 K		4	0	2	1	0	2	0
16 Tucker Barnhart, L (1, 2) OBP: 0.282, SLG: 0.345		F FF 92 B CU 75 F FF 91 B FF 91 H FF 92 3-2 31 G4-6-3 1-2 2-3 HBP	F CH 81 F CH 81 F FF 92 X CH 81 0-2 F9 2-3			B SI 87 B CU 75 B SI 90 C FF 91 S FF 91 F FF 92 F SI 90 F CU 77 X FF 93 3-2 19 1B 2B	B SI 95 B SI 94 B FF 94 C FF 94 X FF 94 3-1 G4-3		3	1	1	0	0	0	1
31 Alfredo Simon, R (1, 1) OBP: 0.200, SLG: 0.111 62 A.J. Morris, R (5, 1) 54 Caleb Cotham, R (6, 1) 66 JC Ramírez, R (6, 1) 3 Iván De Jesús Jr., R (7, PH) OBP: 0.262, SLG: 0.259 (7, 5)		F FF 92 X FF 91 0-1 G4-6-3 1-2f	S FF 92 H SI 90 1-1 HBP			B CU 77 C FF 93 B FF 93 B FF 93 X FF 92 3-1 F8	B SI 95 F FF 95 C SL 83 C SL 84 1-3 K		1 0 0 0 2	0 0 0 0 0	0 0 0 0 0	0 0 0 0 0	0 0 0 0 0	0 0 0 0 1	3 0 0 0 1

TOP

Cincinnati Reds @ Milwaukee Brewers

Miller Park, Milwaukee, WI

Sat May 28 2016, 3:12 PM - 6:58 PM CDT

Att. 30,293 - Sunny - 81 F

livebaseballscorecards.com

AB	37
R	7
H	11
RBI	7
BB	1
SO	8
LOB	17

Inning Stats	1	2	3	4	5	6	7	8	9			
	R: 0 E: 0 K: 0 S: 8	R: 0 E: 0 K: 0 S: 13	R: 0 E: 0 K: 1 S: 11	R: 1 E: 0 K: 0 S: 12	R: 0 E: 0 K: 2 S: 7	R: 0 E: 0 K: 2 S: 9	R: 5 E: 0 K: 1 S: 25	R: 0 E: 0 K: 2 S: 9	R: 1 E: 0 K: 0 S: 14	1B: 6 2B: 4 3B: 0 HR: 1	SF: 0 SAC: 0 DP: 1 HBP: 4	WP: 0 PB: 0 SB: 0 CS: 0
	H: 1 LOB: 1 BB: 0 P: 10	H: 1 LOB: 2 BB: 0 P: 22	H: 1 LOB: 1 BB: 0 P: 19	H: 2 LOB: 2 BB: 0 P: 15	H: 0 LOB: 0 BB: 0 P: 10	H: 0 LOB: 0 BB: 0 P: 14	H: 5 LOB: 0 BB: 0 P: 38	H: 0 LOB: 0 BB: 0 P: 16	H: 1 LOB: 2 BB: 1 P: 26			PA: 42

PITCHER		IP	WLS	BF	H	R	ER	SO	BB	IBB	HBP	BLK	WP	HR	S	P	ERA	WHIP
57 Chase Anderson, R ERA: 5.0	(1, 1)	5.0		22	5	1	1	3	0	0	3	0	0	0	51	76	1.80	1.000
59 Carlos Torres, R ERA: 3.08	(6, 1)	1.0	H	3	0	0	0	2	0	0	0	0	0	0	9	14	0.00	0.000
54 Michael Blazek, R ERA: 4.13	(7, 1)	0.2	B	7	5	5	5	1	0	0	0	0	0	1	23	36	67.50	7.500
53 Jhan Mariñez, R ERA: 1.04	(7, 1)	1.1		4	0	0	0	2	0	0	0	0	0	0	11	18	0.00	0.000
21 Jeremy Jeffress, R ERA: 2.28	(9, 1)	0.2	L	5	1	1	1	0	1	0	1	0	0	0	11	21	13.50	3.000

PITCHER		IP	WLS	BF	H	R	ER	SO	BB	IBB	HBP	BLK	WP	HR	S	P	ERA	WHIP
32 David Goforth, R ERA: 6.75	(9, 1)	0.1		1	0	0	0	0	0	0	0	0	0	0	3	5	0.00	0.000

BOTTOM

Batter	1	2	3	4	5	6	7	8	9	AB	R	H	RBI	BB	SO	LOB
5 Jonathan Villar, S (1, 6) OBP: 0.397, SLG: 0.420	B SI 91 C SI 91 F FS 84 B FS 86 X CU 74 2-2 G6-3 ①	B FS 84 B FS 84 C SI 92 F FS 84 F CU 75 T FS 86 2-2 K ③			B FF 85 C FF 86 F FF 87 B SL 80 X FF 88 2-2 L8 ①	B FF 92 1 SAFE C FF 93 1 SAFE 1 SAFE B FF 92 B FF 93 B FF 93 4-1 1-2 BB		B SI 96 B SL 88 F SI 94 F SL 87 B CH 84 T SL 89 3-2 K ③		4	0	0	0	1	2	1
2 Scooter Gennett, L (1, 4) OBP: 0.307, SLG: 0.398	B SI 92 X SI 92 1-0 20 1B 3B		B CU 75 B SI 92 X SI 92 2-0 G1-3 ①		B FF 89 F FF 89 F FC 90 B FC 90 S FC 90 2-3 K ②	X FF 94 0-0 SF7 ② 3-H			S FF 94 T FF 93 F FF 95 F FF 94 S SL 81 0-3 K ①	4	1	1	1	0	2	1
20 Jonathan Lucroy, R (1, 2) OBP: 0.344, SLG: 0.491	X SI 91 0-0 10 BB 33 E 9 1B 1B 3-H		B FS 89 C SI 91 B FC 88 X FS 88 2-1 G6-3 ②		B SL 82 S FC 88 F FC 91 F SL 84 F SL 83 F FF 89 X SL 84 1-2 HR 1-H	B SL 85 X FF 96 1-0 G4-3 ③			B FF 94 C FF 94 B FF 94 S FF 95 S FF 95 2-3 K ②	5	2	2	3	0	1	2
33 Chris Carter, R (1, 3) OBP: 0.292, SLG: 0.532	B CU 74 X FC 88 1-0 E3 9 1B 10 BB 1-2		B FC 89 C FC 89 S CU 76 X CU 77 1-2 L7 ③		B SL 81 B FC 88 B FC 88 C FC 88 B FF 89 4-1 BB		B SL 87 C SI 93 B SI 94 C SI 93 F SL 89 F FF 96 B SI 94 T FF 95 3-2 K ①		B FF 94 B FF 94 B FF 94 C FF 93 B FF 94 4-1 BB	3	0	0	0	2	1	1
10 Kirk Nieuwenhuis, L (1, 9) OBP: 0.344, SLG: 0.359 (9, 8) 12 Martín Maldonado, R (9, PH) OBP: 0.310, SLG: 0.125	B FS 86 C FS 85 B FC 88 B FS 85 B SI 92 4-1 9 1B BB 1-2 2-3			B FS 85 X FS 84 1-0 G4-3 ①	C FC 88 F FC 89 D FF 89 B FC 88 B FC 88 S FC 88 3-3 K ③		B FF 95 B FF 96 F FF 94 X FF 96 2-1 G4-3 ②		1 SAFE C FF 93 B FF 94 F FF 92 C FF 94 1-3 K ③	3 1	0 0	0 0	0 0	1 0	1 1	1 1
9 Aaron Hill, R (1, 5) OBP: 0.356, SLG: 0.451	F SI 91 B FC 90 B FC 89 F FF 92 B CU 78 X SI 92 3-2 15 G6-4-3 1B 1-2 2-3 3-H			B FF 92 B FC 86 B FC 89 C FF 92 B FF 92 4-1 23 FC6-4 BB	B CU 76 B FF 92 B FF 92 B FF 92 B FF 92 4-0 15 HBP 14 1B BB		B SL 90 C SL 88 C SL 90 X SL 90 1-2 1B			2	1	2	1	2	0	0
15 Alex Presley, L (1, 7) OBP: 0.306, SLG: 0.337	B SI 92 B SI 92 X SI 92 2-0 G6-4-3 ②③ 1-2f			1 SAFE B FS 84 T SI 91 1 SAFE 1 SAFE S SI 91 F FS 84 X FS 82 1-2 L6 ②	C FF 92 1 SAFE C FF 93 H SL 89 1-2 14 1B 2 SF7 HBP 1-2		1 SAFE B FF 95 X FF 95 1-0 F7 ③			3	1	0	0	0	0	5
23 Keon Broxton, R (1, 8) OBP: 0.200, SLG: 0.129 18 Ramón Flores, L (8, PH) OBP: 0.309, SLG: 0.284 (9, 9)		C SI 92 B SI 92 B CU 75 F FF 92 X CU 76 2-2 G5-3 ①		D CU 76 X SI 90 1-0 FC6-4 ③ 1-2f		B SL 87 S FF 92 B CU 77 F FF 93 C FF 93 2-3 K ①		B SI 95 B FF 95 X CH 92 2-0 8 G6-4-3 1B		3 1	0 0	0 1	0 0	0 0	1 0	3 0
57 Chase Anderson, R (1, 1) 59 Carlos Torres, R (6, 1) 14 Hernán Pérez, R (6, PH) OBP: 0.354, SLG: 0.508 54 Michael Blazek, R (7, 1) 53 Jhan Mariñez, R (7, 1) 8 Ryan Braun, R (8, PH) OBP: 0.424, SLG: 0.583 21 Jeremy Jeffress, R (9, 1) 32 David Goforth, R (9, 1)		X FF 91 0-0 F9 ②			B FF 92 H FC 90 2-0 20 HR HBP	S SL 86 X CU 77 0-1 5 S 1B 1-3 2-H		1 SAFE B FF 94 S FF 94 B FF 95 S SL 89 1 SAFE X SL 86 2-2 G6-4-3 ①② 1-2f		1 0 1 0 0 1 0 0 0	1 0 0 0 0 0 0 0 0	0 0 1 0 0 0 0 0 0	0 0 1 0 0 0 0 0 0	0 0 0 0 0 0 0 1 0	0 0 0 0 0 0 0 0 0	0 0 0 0 0 0 1 0 0
Inning Stats	R: 2 E: 1 K: 0 S: 11 H: 3 LOB: 2 BB: 1 P: 24	R: 0 E: 0 K: 1 S: 8 H: 0 LOB: 0 BB: 0 P: 12	R: 0 E: 0 K: 0 S: 6 H: 0 LOB: 0 BB: 0 P: 11	R: 0 E: 0 K: 0 S: 7 H: 0 LOB: 1 BB: 1 P: 14	R: 2 E: 0 K: 2 S: 16 H: 1 LOB: 1 BB: 1 P: 30	R: 2 E: 0 K: 1 S: 10 H: 1 LOB: 2 BB: 2 P: 22	R: 0 E: 0 K: 1 S: 11 H: 1 LOB: 1 BB: 0 P: 18	R: 0 E: 0 K: 1 S: 7 H: 1 LOB: 0 BB: 0 P: 14	R: 0 E: 0 K: 3 S: 12 H: 0 LOB: 1 BB: 1 P: 19	1B: 5 2B: 0 3B: 1 HR: 1	SF: 1 SAC: 0 DP: 2 HBP: 2			WP: 0 PB: 0 SB: 1 CS: 0	PA: 41	

PITCHER		IP	WLS	BF	H	R	ER	SO	BB	IBB	HBP	BLK	WP	HR	S	P	ERA	WHIP
31 Alfredo Simon, R ERA: 9.6	(1, 1)	4.0		18	3	3	2	1	2	0	1	0	0	0	32	63	4.50	1.250
62 A.J. Morris, R ERA: 13.5	(5, 1)	1.0		5	1	1	1	2	1	0	0	0	0	1	16	28	9.00	2.000
54 Caleb Cotham, R ERA: 7.4	(6, 1)	0.1		5	1	2	2	1	2	0	1	0	0	0	8	19	54.00	9.000
66 JC Ramírez, R ERA: 5.3	(6, 1)	0.2		2	0	0	0	0	0	0	0	0	0	0	2	3	0.00	0.000
36 Blake Wood, R ERA: 3.91	(7, 1)	2.0	W	7	2	0	0	2	0	0	0	0	0	0	18	32	0.00	1.000

PITCHER		IP	WLS	BF	H	R	ER	SO	BB	IBB	HBP	BLK	WP	HR	S	P	ERA	WHIP
52 Tony Cingrani, L ERA: 3.32	(9, 1)	1.0	S	4	0	0	0	3	1	0	0	0	0	0	12	19	0.00	1.000

Cincinnati Reds @ Milwaukee Brewers

Miller Park, Milwaukee, WI

Sat May 28 2016, 3:12 PM - 6:58 PM CDT

Att. 30,293 - Sunny - 81 F

livebaseballscorecards.com

AB	32
R	6
H	7
RBI	6
BB	6
SO	9
LOB	16

Batter	1	2	3	4	5	6	7	8	9	AB	R	H	RBI	BB	SO	LOB
6 Billy Hamilton, S (1, 8) OBP: 0.272, SLG: 0.336	B SI 93 C SI 92 X SI 93 1-1 19 CS 2B		X SI 93 0-0 ① G1-3			C SI 92 B KC 82 B SI 93 B SI 92 B SI 92 4-1 32 S 19 G6-3 BB		C SI 89 X SI 90 0-1 ① G4-3 1-2		3	0	1	0	1	0	1
19 Joey Votto, L (1, 3) OBP: 0.330, SLG: 0.367	C SI 92 C SI 92 B FF 92 2 SAFE B SL 86 B FF 92 F SI 93 F SI 94 X SI 94 3-2 ①② G5-3 2-3		F SI 94 B SI 94 C SI 93 S SI 95 1-3 ② K			1 SAFE F SI 92 1 SAFE X SI 92 0-1 ① G6-3 1-2		C FF 94 C FF 94 X FF 94 0-2 ② G4-3 2-3		4	0	0	0	0	1	3
4 Brandon Phillips, R (1, 4) OBP: 0.294, SLG: 0.422	B FF 93 F FF 93 F SL 88 F SL 87 F FF 94 F FF 94 F SL 88 B KC 84 F SL 88 2-2 X SI 84 32 CS 1B		F FF 93 F SL 87 X SL 87 0-2 ③ G6-3			B SL 85 S SL 84 X SL 86 1-1 ② P4		D CU 80 X FF 95 1-0 ③ G3-1		4	0	1	0	0	0	2
32 Jay Bruce, L (1, 9) OBP: 0.317, SLG: 0.512	B SI 93 F CH 85 F FF 92 B SI 94 2-2 ③ CS 1-2	F SI 92 X FF 93 0-1 HR		C SI 92 F KC 81 B SI 93 B SL 87 F SI 94 F SI 94 S KC 82 2-3 ① K		C SI 92 B KC 80 F SI 93 D KC 83 B SI 93 B KC 82 4-2 2-3 BB			C SI 90 B SI 92 F SI 90 X CU 76 1-2 ① F8	3	1	1	1	1	1	0
23 Adam Duvall, R (1, 5) OBP: 0.302, SLG: 0.573		F SI 92 F SI 93 B SL 88 B SL 89 H SI 94 3-2 3 1B 40 1B 16 G6-4-3 HBP		X SI 92 0-0 40 G6-3 1B		X SL 87 0-0 ③ P2			B SL 86 X SL 85 1-0 ② F9	3	1	1	0	0	0	2
40 Tyler Holt, R (1, 7) OBP: 0.338, SLG: 0.333		X SI 92 0-0 16 G6-4-3 3 1B 1-2 1B		C SI 91 X SL 88 0-1 ②③ G6-3 1-2f			B SI 89 B SI 91 C SI 92 C SI 92 F SL 86 C SL 86 2-3 ① K		B SL 87 C SL 85 F SL 87 X CU 78 1-2 3 DI 3 1B 1B	4	1	2	0	0	1	1
3 Iván De Jesús Jr., R (1, 6) OBP: 0.277, SLG: 0.276		B KC 80 X FF 92 1-0 16 G6-4-3 1-2 2-3 1B			C SI 93 B KC 82 B SL 86 F SI 93 C SL 86 2-3 ① K		C KC 80 S SL 86 B SL 86 S SL 86 1-3 ② K		B SL 86 B SL 84 S FF 91 F FF 92 F SL 88 X SI 93 2-2 16 DI 16 1B 1-H 1B	4	1	2	1	0	2	0
16 Tucker Barnhart, L (1, 2) OBP: 0.281, SLG: 0.342		S SI 93 S SI 94 X SI 95 0-2 ①② G6-4-3 1-2f 2-3 3-H			B SI 94 F SI 94 B SI 94 B SI 94 X SI 94 3-1 ② F7		X SI 93 0-0 ③ F8		B SI 92 F SI 91 B SI 92 X SI 93 2-1 1-H 1B	4	0	1	1	0	0	2
29 Brandon Finnegan, L (1, 1) OBP: 0.261, SLG: 0.273 50 Dayan Díaz, R (7, 1) 2 Zack Cozart, R (8, PH) OBP: 0.313, SLG: 0.480 27 Ross Ohlendorf, R (8, 1) 15 Jordan Pacheco, R (9, PH) OBP: 0.167, SLG: 0.250		S FF 93 B SI 94 B SI 94 X SI 94 2-1 ③ G6-3			X SI 93 0-0 ③ L4			B SI 90 B SI 90 H SI 91 3-0 19 G4-3 6 G4-3 HBP	S SL 87 F FF 95 C SL 88 0-3 ③ K	2 0 0 0 1	0 0 0 0 0	0 0 0 0 1	0 0 0 0 0	0 0 0 0 1	0 0 0 0 1	1 0 0 0 1
Inning Stats	R: 0 E: 0 K: 0 S: 17 H: 2 LOB: 0 BB: 0 P: 25	R: 2 E: 0 K: 0 S: 11 H: 3 LOB: 1 BB: 0 P: 17	R: 0 E: 0 K: 1 S: 7 H: 0 LOB: 0 BB: 0 P: 8	R: 0 E: 0 K: 1 S: 8 H: 1 LOB: 0 BB: 0 P: 10	R: 0 E: 0 K: 1 S: 6 H: 0 LOB: 0 BB: 0 P: 11	R: 0 E: 0 K: 0 S: 8 H: 0 LOB: 2 BB: 2 P: 17	R: 0 E: 0 K: 2 S: 8 H: 0 LOB: 0 BB: 0 P: 11	R: 0 E: 0 K: 0 S: 6 H: 0 LOB: 1 BB: 0 P: 10	R: 2 E: 0 K: 1 S: 16 H: 3 LOB: 1 BB: 0 P: 23	1B: 7 2B: 1 3B: 0 HR: 1 SF: 0 SAC: 0 DP: 2 HBP: 2						WP: 0 PB: 0 SB: 1 CS: 2 PA: 37	

PITCHER		IP	WLS	BF	H	R	ER	SO	BB	IBB	HBP	BLK	WP	HR	S	P	ERA	WHIP
52 Jimmy Nelson, R ERA: 2.88	(1, 1)	7.1	W	28	6	2	2	5	2	0	2	0	0	1	67	104	2.46	1.091
37 Tyler Thornburg, R ERA: 3.22	(8, 1)	0.2	H	2	0	0	0	0	0	0	0	0	0	0	4	5	0.00	0.000
48 Blaine Boyer, R ERA: 2.1	(9, 1)	1.0	S	6	3	2	2	1	0	0	0	0	0	0	16	23	18.00	3.000

PITCHER	IP	WLS	BF	H	R	ER	SO	BB	IBB	HBP	BLK	WP	HR	S	P	ERA	WHIP

TOP

Cincinnati Reds @ Milwaukee Brewers

Miller Park, Milwaukee, WI

Sun May 29 2016, 1:13 PM - 4:22 PM CDT

Att. 34,901 - Cloudy - 78 F

livebaseballscorecards.com

AB	32
R	4
H	9
RBI	3
BB	2
SO	6
LOB	13

BOTTOM

Cincinnati Reds @ Milwaukee Brewers

Miller Park, Milwaukee, WI

Sun May 29 2016, 1:13 PM - 4:22 PM CDT

Att. 34,901 - Cloudy - 78 F

livebaseballscorecards.com

Batter	1	2	3	4	5	6	7	8	9	AB	R	H	RBI	BB	SO	LOB
5 Jonathan Villar, S (1, 6) OBP: 0.409, SLG: 0.426	B SI 89 C SI 91 B SI 90 B SI 90 S SI 91 X FF 93 3-2 14 P4 20 SF9 1B		B SI 90 C SL 84 B SL 84 B SI 91 B CH 88 4-1 14 2B BB		F SL 84 X FF 92 0-1 20 S 3-H 1B		B CH 84 B FF 92 B FF 92 C FF 91 S SI 92 B SI 93 4-2 14 SH2-3 20 3B BB			2	3	2	1	2	0	0
14 Hernán Pérez, R (1, 5) OBP: 0.353, SLG: 0.516	L SI 91 B SI 90 1 SAFE X SI 91 1-1 ① P4 1-3		1 SAFE 1 SAFE 1 SAFE B SI 90 S FF 92 1 SAFE B SL 82 X SI 91 2-1 20 S 20 1B 1-H 2B		C SI 90 B SL 83 F SI 91 F SL 82 F SL 84 F SL 84 1 SAFE S SI 92 1-3 ② K		1 SAFE X SI 92 0-0 ② SH2-3 1-2			3	1	1	1	0	1	2
20 Jonathan Lucroy, R (1, 2) OBP: 0.353, SLG: 0.509	C SI 93 B SI 92 F SI 94 X SI 94 1-2 ② SF9 3-H		B SI 91 X SI 91 1-0 2-H 1B		B FF 92 B SI 92 B CH 84 B SI 90 4-0 1-2 BB		C SL 87 C FF 93 X SL 86 0-2 2-H 3B			2	0	2	3	1	0	0
33 Chris Carter, R (1, 3) OBP: 0.286, SLG: 0.520	B SI 93 F SI 93 X FF 92 1-1 ③ L9		F SI 90 B SI 92 B SI 91 S FF 84 B SI 93 X SI 92 3-2 ③ G5-3		B CH 85 X SI 91 1-0 ③ P4		S SL 86 C SL 86 D SL 86 X FF 94 1-2 ③ F8			4	0	0	0	0	0	4
9 Aaron Hill, R (1, 4) OBP: 0.359, SLG: 0.448		B SI 91 B SI 92 B SI 90 C SI 90 B SI 92 4-1 23 G6-4-3 BB	B SL 79 B CH 87 X SI 89 2-0 ① F9		C SI 89 B SI 90 B SL 84 X SI 90 2-1 18 G3-6-3 1B			C SL 81 X FF 95 0-1 ① G6-3		3	0	1	0	1	0	0
18 Ramón Flores, L (1, 9) OBP: 0.307, SLG: 0.283		C SL 82 B SL 82 1 SAFE F FF 93 S SL 84 1-3 ① K	B CH 88 F FF 90 X FF 90 1-1 ② F8		1 SAFE F FF 91 B SL 84 X SI 91 1-1 ①② G3-6-3 1-2f			C FF 95 C FF 95 B SL 83 B SL 83 B FF 96 F FF 95 F FF 96 F FF 95 X FF 95 3-2 15 WP 10 S 1B		4	0	1	0	0	1	2
23 Keon Broxton, R (1, 8) OBP: 0.211, SLG: 0.121 10 Kirk Nieuwenhuis, L (8, PH) OBP: 0.341, SLG: 0.356 (9, 8)		B FF 91 X SI 92 1-0 ②③ G6-4-3 1-2f	F FF 90 B SL 83 B CH 84 F FF 92 B FF 92 S FF 92 3-3 ③ K		B SI 90 B CH 83 B SI 91 C SI 91 B SI 91 4-1 BB			B SI 87 1 SAFE F FF 95 S FF 95 B FF 94 C FF 95 2-3 ② K 1-2		2 1	0 0	0 0	0 0	1 0	1 1	1 1
15 Alex Presley, L (1, 7) OBP: 0.304, SLG: 0.344			F FF 90 B SL 82 B SL 83 X SI 91 2-1 ① L7		C FF 90 C SL 82 F SL 84 X SI 91 0-2 52 SH1-4 5 1B 2B	C SI 91 B SL 84 S SI 91 1 SAFE X SI 93 1-2 ③ G6-3		C FF 94 B SI 88 B FF 94 C FF 94 B SL 83 X FF 95 3-2 ③ F7 2-3		4	1	1	0	0	0	2
52 Jimmy Nelson, R (1, 1) OBP: 0.130, SLG: 0.130 37 Tyler Thornburg, R (8, 1) 48 Blaine Boyer, R (9, 1)			X SI 91 0-0 ② F9		C SI 91 L SI 92 X SL 85 0-2 ① SH1-4 2-3		S CH 88 S SI 91 B SL 85 S SL 85 1-3 ① K			2 0 0	0 0 0	0 0 0	0 0 0	0 0 0	1 0 0	0 0 0
Inning Stats	R: 1 E: 0 K: 0 S: 10 H: 1 LOB: 0 BB: 0 P: 16	R: 0 E: 0 K: 1 S: 5 H: 0 LOB: 0 BB: 1 P: 11	R: 2 E: 0 K: 0 S: 10 H: 2 LOB: 1 BB: 1 P: 22	R: 0 E: 0 K: 1 S: 6 H: 0 LOB: 0 BB: 0 P: 12	R: 1 E: 0 K: 1 S: 16 H: 2 LOB: 2 BB: 1 P: 22	R: 0 E: 0 K: 0 S: 8 H: 1 LOB: 1 BB: 1 P: 16	R: 1 E: 0 K: 1 S: 12 H: 1 LOB: 1 BB: 1 P: 18	R: 0 E: 0 K: 1 S: 14 H: 1 LOB: 1 BB: 0 P: 22		1B: 5 2B: 2 3B: 1 HR: 0 SF: 1 SAC: 2 DP: 2 HBP: 0		WP: 1 PB: 0 SB: 3 CS: 0 PA: 35				

	AB	27
	R	5
	H	8
	RBI	5
	BB	5
	SO	5
	LOB	12

PITCHER		IP	WLS	BF	H	R	ER	SO	BB	IBB	HBP	BLK	WP	HR	S	P	ERA	WHIP
29 Brandon Finnegan, L ERA: 4.14	(1, 1)	6.1	L	27	6	4	4	4	4	0	0	0	0	0	58	103	5.68	1.579
50 Dayan Díaz, R ERA: 5.4	(7, 1)	0.2		4	1	1	1	0	1	0	0	0	0	0	9	14	13.50	3.000
27 Ross Ohlendorf, R ERA: 4.57	(8, 1)	1.0		4	1	0	0	1	0	0	0	0	1	0	14	22	0.00	1.000

PITCHER		IP	WLS	BF	H	R	ER	SO	BB	IBB	HBP	BLK	WP	HR	S	P	ERA	WHIP

Batter	1	2	3	4	5	6	7	8	9	AB	R	H	RBI	BB	SO	LOB
2 Zack Cozart, R (1, 6) OBP: 0.320, SLG: 0.500	X FF 91 0-0 HR		B CU 70 B SL 86 C FF 92 X FF 92 2-1 L9	C SL 86 S FF 92 B FF 92 F SL 85 F CH 84 B SL 88 X FF 93 2-2 19 2B 4 1B 1-2 2-3 1B		B FF 92 C SL 85 F SL 86 B SL 86 B SL 87 F FF 92 S CH 86 3-3 K		B SL 84 B SL 83 B FF 95 C FF 95 X FF 94 3-1 3 1B 2-3 3-H 1B	F FF 94 X SI 94 0-1 G4-3	6	2	3	2	0	1	2
19 Joey Votto, L (1, 3) OBP: 0.332, SLG: 0.391	F FF 92 B FF 88 B FF 93 C FF 92 X FF 92 2-2 G4-3		B SL 86 B FF 91 C FF 90 F SL 87 B CH 85 C FF 92 3-3 K	B SL 85 C FF 92 B FF 92 F FF 90 B FF 93 F FF 92 X FF 91 3-2 4 1B 1-3 2-H 3-H 2B			B FC 92 X FC 86 1-0 HR	F FF 94 C FF 93 S CH 86 0-3 K		5	1	2	3	0	2	2
4 Brandon Phillips, R (1, 4) OBP: 0.295, SLG: 0.420 3 Iván De Jesús Jr., R (7, PH) OBP: 0.284, SLG: 0.283 (7, 4)	C FF 92 F FF 93 B SL 88 F SL 88 X FF 94 1-2 G3		C FF 94 B SL 86 S SL 87 F FF 95 X SL 86 1-2 G6-3	C FF 94 T FF 94 B FF 93 F FF 94 X FF 93 1-2 2-3 3-H 1B			F FC 93 B FC 90 C FC 86 X FC 91 1-2 G1-3	B SL 83 X FF 94 1-0 1-2 3-H 1B		3 2	0 0	1 1	1 1	0 0	0 0	0 0
32 Jay Bruce, L (1, 9) OBP: 0.314, SLG: 0.509	B FF 93 S FF 91 B SL 87 X FF 92 2-1 P5			C FF 91 X SL 84 0-1 23 HR 2B C SH 86 S CH 86 X CH 88 0-2 G4-3			X FC 93 0-0 P5	B FF 95 B FF 94 S CH 85 X CH 87 2-1 P6		5	1	1	0	0	0	4
23 Adam Duvall, R (1, 7) OBP: 0.305, SLG: 0.606		X FF 91 0-0 F8		C SL 85 X FF 93 0-1 2-H HR	C FF 93 B FF 92 S CH 86 B CH 87 B FF 93 F CH 87 S FF 94 3-3 K		B FC 86 X FC 85 1-0 G6-3		F SL 91 X FF 92 0-1 HR	5	2	2	3	0	1	0
7 Eugenio Suárez, R (1, 5) OBP: 0.274, SLG: 0.408		C FF 92 S FF 92 X SL 86 0-2 G4-3		C FF 92 B FF 92 B FF 91 S SL 85 X SL 87 2-2 58 CS 6 1B 1B	B SL 86 F FF 94 F FF 94 T CH 87 1-2 K			B CH 94 X FF 98 1-0 HR	C FF 92 F FF 92 B FF 93 T FF 94 1-2 K	5	1	2	1	0	2	0
6 Billy Hamilton, S (1, 8) OBP: 0.284, SLG: 0.353		B FF 91 B FF 92 X FF 89 2-0 16 S 1B		B FF 90 C FF 91 B SL 86 B FF 90 L FF 89 X FF 92 3-2 2 1B 58 CS 19 2B 1-2 1B	B FF 93 B CH 86 L CH 85 X FF 93 2-1 F9			B FF 97 F FF 96 S CH 88 X CH 88 1-2 29 SH3-4 2 1B 2B	F SI 93 S SL 92 B SI 94 X SI 94 1-2 G3-1	5	2	3	0	0	0	0
16 Tucker Barnhart, L (1, 2) OBP: 0.294, SLG: 0.342		1 SAFE B FF 90 B FF 89 C FF 91 B SL 84 I IN 56 4-1 1-2 IBB		X CU 73 0-0 F7		F FF 92 B FF 91 S CH 83 B CH 86 X CH 85 2-2 G3-1		B FF 96 B FF 95 B FF 94 B FF 95 4-0 2 1B 29 SH3-4 3 1B BB	B SI 93 B SL 92 X SI 93 2-0 40 1B 1B	3	1	1	0	2	0	2
58 Dan Straily, R (1, 1) 36 Blake Wood, R (7, 1) 29 Brandon Finnegan, L (8, PH) OBP: 0.261, SLG: 0.273 27 Ross Ohlendorf, R (8, 1) 40 Tyler Holt, R (9, PH) OBP: 0.348, SLG: 0.344 52 Tony Cingrani, L (9, 1) 66 JC Ramírez, R (9, 1)		C SL 84 S FF 92 S SL 84 0-3 K		M SL 83 2 SAFE B SL 86 B FF 92 B FF 90 C FF 90 F FF 92 F FF 90 F FF 92 4-2 B SL 86 2 1B 19 2B 1-2 2-3 BB		C FF 91 B FF 92 X FF 92 1-1 L9		B FF 94 X CH 87 1-0 SH3-4 1-2 2-3	C SL 92 B CU 71 S FF 94 F SI 94 F FF 95 X CU 73 1-2 1B	2 0 0 0 1 0 0	1 0 0 0 0 0 0	0 0 0 0 1 0 0	0 0 0 0 0 0 0	1 0 0 0 0 0 0	1 0 0 0 0 0 0	2 0 0 0 0 0 0
Inning Stats	R: 1 E: 0 K: 0 S: 10 H: 1 LOB: 0 BB: 0 P: 15	R: 0 E: 0 K: 1 S: 9 H: 1 LOB: 2 BB: 1 P: 15	R: 0 E: 0 K: 1 S: 9 H: 0 LOB: 0 BB: 0 P: 15	R: 5 E: 0 K: 0 S: 32 H: 7 LOB: 2 BB: 1 P: 47	R: 0 E: 0 K: 2 S: 9 H: 0 LOB: 0 BB: 0 P: 15	R: 0 E: 0 K: 1 S: 9 H: 0 LOB: 0 BB: 0 P: 15	R: 1 E: 0 K: 0 S: 6 H: 1 LOB: 0 BB: 0 P: 9	R: 3 E: 0 K: 1 S: 13 H: 4 LOB: 2 BB: 1 P: 26	R: 1 E: 0 K: 1 S: 16 H: 3 LOB: 2 BB: 0 P: 21	1B: 9 2B: 3 3B: 0 HR: 5	SF: 0 SAC: 1 DP: 0 HBP: 0					

PITCHER		IP	WLS	BF	H	R	ER	SO	BB	IBB	HBP	BLK	WP	HR	S	P	ERA	WHIP
35 Chad Bettis, R ERA: 5.46	(1, 1)	3.2	L	20	8	6	6	2	1	1	0	0	0	2	53	84	14.73	2.455
62 Gonzalez Germen, R ERA: 3.18	(4, 1)	2.1		8	1	0	0	3	0	0	0	0	0	0	25	38	0.00	0.429
30 Jason Motte, R ERA: 6.0	(7, 1)	1.0		4	1	1	1	0	0	0	0	0	0	1	6	9	9.00	1.000
46 Miguel Castro, R ERA: 4.66	(8, 1)	1.0		8	4	3	3	1	1	0	0	0	0	1	13	26	27.00	5.000
51 Jake McGee, L ERA: 3.66	(9, 1)	1.0		6	3	1	1	1	0	0	0	0	0	1	16	21	9.00	3.000

PITCHER	IP	WLS	BF	H	R	ER	SO	BB	IBB	HBP	BLK	WP	HR	S	P	ERA	WHIP

TOP

Cincinnati Reds @ Colorado Rockies

Coors Field, Denver, CO

Mon May 30 2016, 2:13 PM - 5:38 PM MDT

Att. 30,608 - Partly Cloudy - 80 F

livebaseballscorecards.com

AB	42
R	11
H	17
RBI	11
BB	3
SO	7
LOB	12

WP: 0 PA: 46
PB: 0
SB: 1
CS: 2

Batter	1	2	3	4	5	6	7	8	9	AB	R	H	RBI	BB	SO	LOB
19 Charlie Blackmon, L (1, 8) OBP: 0.348, SLG: 0.476	C FF 89 X FF 88 0-1 HR		C SL 82 X CH 82 0-1 ① G1-3 B FF 90 C FF 88 X CH 82 1-1 ② L8			C FF 88 F SL 82 1 SAFE S FF 88 0-3 ③ K		C CH 86 S FF 93 X FF 94 0-2 ③ G4-1		5	1	1	1	0	1	1
9 DJ LeMahieu, R (1, 4) OBP: 0.359, SLG: 0.422	B FF 89 C FF 88 S SL 84 S SL 84 1-3 ① K		X CU 72 0-0 ② L7 B FF 88 B CU 72 X FF 88 2-0 2B				B SL 85 B FF 94 B FF 94 C FF 95 F FF 93 D FF 93 4-2 5 2B BB		B FF 94 B FF 94 C FF 94 B FF 94 C FF 94 F FF 95 F FF 96 B FF 93 4-2 5 HR BB	3	1	1	0	2	1	0
5 Carlos González, L (1, 9) OBP: 0.348, SLG: 0.510	B FF 90 C CH 83 S SL 82 B CH 83 B FF 89 D CH 84 4-2 BB		C SL 82 B FF 90 B SL 84 B SL 82 C SL 82 B FF 90 4-2 12 1B 8 1B BB	X CH 82 0-0 ③ P6			D SI 94 C FF 95 X FF 95 1-1 1-3 2B		C FF 94 X SL 81 0-1 1-H HR	3	2	2	2	2	0	1
12 Mark Reynolds, R (1, 3) OBP: 0.375, SLG: 0.427	B FF 89 B FF 90 F FF 89 F CU 72 1 SAFE X CU 72 2-2 ② F8		X FF 89 0-0 8 1B 3 2B 1-3 1B		B SL 82 X SL 82 1-0 ① G5-3		B FF 95 X SL 87 1-0 ① G5-3		B FF 94 C FF 94 B FF 88 B FF 94 B FF 94 4-1 27 F8 8 DI 3 1B BB	4	2	1	0	1	0	3
8 Gerardo Parra, L (1, 7) OBP: 0.281, SLG: 0.418	F FF 89 X SI 88 0-1 ③ G4-3		C CU 73 X FF 89 0-1 27 BB 3 2B 1-3 3-H 1B		F FF 86 B FF 88 X SI 88 1-1 ② L6		S FF 95 T FF 95 S CH 84 0-3 ② K		C FF 92 F FF 93 D SL 82 F SL 80 B FF 94 S FF 93 2-3 ① K 1-2	5	1	1	1	0	2	4
27 Trevor Story, R (1, 6) OBP: 0.321, SLG: 0.575		C FF 90 B FF 89 S SL 82 S SL 84 1-3 ① K	1 SAFE B SL 83 B SL 82 S FF 90 B SL 82 T FF 90 B FF 90 4-2 3 2B 1-2 BB		B FF 89 C SL 80 S SL 84 F CU 72 B FF 89 B SL 84 X SL 81 3-2 ③ G1-3		B SL 89 C FF 95 F SL 88 F SL 91 B SL 92 F SL 90 D SL 92 D SL 92 4-2 BB		C FF 92 B FF 92 F FF 92 B FF 93 X FF 93 2-2 ② F8 2-3	3	1	0	0	2	1	1
3 Daniel Descalso, L (1, 5) OBP: 0.556, SLG: 0.588		C FF 90 C SL 82 X SL 84 0-2 13 1B 1B	C FF 88 B SI 88 C SL 82 F FF 89 F CH 83 B SL 82 X FF 89 2-2 1-H 2-H 3-H 2B		B FF 86 B FF 87 B FF 87 C FF 88 X FF 88 3-1 ① L8 F FF 95 X FF 95 0-1 ③ G4-3		B FF 91 B FF 91 C FF 92 B FF 92 X FF 92 3-1 13 DI 3-H 1B	5	0	3	4	0	0	3
13 Dustin Garneau, R (1, 2) OBP: 0.300, SLG: 0.400		F FF 89 B FF 88 1 SAFE X FF 89 1-1 35 G6-3 1-2 1B	B SL 84 F SL 82 F SL 83 F SL 82 X FF 91 1-2 ③ F9			C FF 87 F SL 81 B CU 71 B SL 80 S CH 81 2-3 ② K		B FF 93 C FF 93 F SL 80 F SL 82 S CH 86 1-3 ① K C FF 96 F SL 88 X SL 89 0-2 ③ L9 1-2	5	0	1	0	0	2	2
35 Chad Bettis, R (1, 1) OBP: 0.105, SLG: 0.056 62 Gonzalez Germen, R (4, 1) 18 Cristhian Adames, S (6, PH) OBP: 0.333, SLG: 0.340 30 Jason Motte, R (7, 1) 46 Miguel Castro, R (8, 1) 6 Ryan Raburn, R (8, PH) OBP: 0.354, SLG: 0.542 51 Jake McGee, L (9, 1)		L FF 90 L SL 80 X CU 72 0-2 ② ③ G6-3 1-2f		B FF 86 C FF 87 X FF 88 1-1 ① G4-3		C SL 82 X CH 81 0-1 1B		F FF 93 F FF 94 B SL 83 S SL 82 1-3 ② K		1	0	0	0	0	0	2
										1	0	0	0	0	0	0
										1	0	1	0	0	0	0
										0	0	0	0	0	0	0
										0	0	0	0	0	0	0
										1	0	0	0	0	1	0
										0	0	0	0	0	0	0
Inning Stats	R: 1 E: 0 K: 1 S: 12 H: 1 LOB: 1 BB: 1 P: 19	R: 0 E: 0 K: 1 S: 11 H: 2 LOB: 1 BB: 0 P: 13	R: 4 E: 0 K: 0 S: 19 H: 3 LOB: 1 BB: 2 P: 30	R: 0 E: 0 K: 0 S: 6 H: 1 LOB: 1 BB: 0 P: 10	R: 0 E: 0 K: 0 S: 7 H: 0 LOB: 0 BB: 0 P: 12	R: 0 E: 0 K: 2 S: 10 H: 1 LOB: 1 BB: 0 P: 15	R: 0 E: 0 K: 1 S: 15 H: 1 LOB: 3 BB: 2 P: 25	R: 0 E: 0 K: 2 S: 10 H: 0 LOB: 0 BB: 0 P: 12	R: 3 E: 0 K: 1 S: 20 H: 2 LOB: 1 BB: 2 P: 35	1B: 6 2B: 3 3B: 0 HR: 2 SF: 0 SAC: 0 DP: 1 HBP: 0						

PITCHER		IP	WLS	BF	H	R	ER	SO	BB	IBB	HBP	BLK	WP	HR	S	P	ERA	WHIP
58 Dan Straily, R ERA: 3.43	(1, 1)	6.0	W	28	8	5	5	4	3	0	0	0	0	1	65	99	7.50	1.833
36 Blake Wood, R ERA: 3.76	(7, 1)	1.0	H	6	1	0	0	1	2	0	0	0	0	0	15	25	0.00	3.000
27 Ross Ohlendorf, R ERA: 4.37	(8, 1)	1.0		3	0	0	0	2	0	0	0	0	0	0	10	12	0.00	0.000
52 Tony Cingrani, L ERA: 4.43	(9, 1)	0.2		6	2	3	3	1	2	0	0	0	0	1	17	32	40.50	6.000
66 JC Ramírez, R ERA: 5.21	(9, 1)	0.1	S	1	0	0	0	0	0	0	0	0	0	0	3	3	0.00	0.000

PITCHER	IP	WLS	BF	H	R	ER	SO	BB	IBB	HBP	BLK	WP	HR	S	P	ERA	WHIP

BOTTOM

Cincinnati Reds @ Colorado Rockies

Coors Field, Denver, CO

Mon May 30 2016, 2:13 PM - 5:38 PM MDT

Att. 30,608 - Partly Cloudy - 80 F

livebaseballscorecards.com

AB	37
R	8
H	11
RBI	8
BB	7
SO	8
LOB	17

WP: 0	PA: 44		
PB: 0			
SB: 0			
CS: 0			

Batter	1	2	3	4	5	6	7	8	9	AB	R	H	RBI	BB	SO	LOB
2 Zack Cozart, R (1, 6) OBP: 0.324, SLG: 0.497	B FF 96 T FF 96 X FF 96 1-1 6 G6-3 1B		B FF 96 B SL 87 B SL 89 B FF 94 4-0 6 BB 1-2 2-3 BB		B SL 86 B FF 95 S SL 88 X FF 95 2-1 ② P6		C SI 90 X SI 91 0-1 ②③ G1-4-6-3 1-2f			3	0	1	0	1	0	1
6 Billy Hamilton, S (1, 8) OBP: 0.290, SLG: 0.353	C FF 96 B FF 96 C SL 86 F SL 89 X FF 97 1-2 ①② G6-3 1-2f		B FF 96 B SL 87 F FF 96 F FF 96 B FF 98 F SL 88 F FF 97 B FF 96 4-2 1-2 2-3 3-H BB		F FF 96 B SL 88 T FF 95 F CU 78 F FF 97 B SL 88 F SL 88 B FF 97 X FF 96 3-2 ③ G6-3			B FF 92 B FF 94 C FF 93 X FF 93 2-1 32 DI 32 3B 1B		3	1	1	1	1	0	1
19 Joey Votto, L (1, 3) OBP: 0.330, SLG: 0.404	C FF 96 B CU 77 X FF 96 1-1 ③ L5		C CU 79 B CU 79 F FF 96 S SL 90 1-3 ① K			F FF 94 B CU 76 X FF 95 1-1 HR		X FF 93 0-0 ① L9		4	1	1	1	0	1	4
23 Adam Duvall, R (1, 7) (7, 5)		B FF 95 C FF 95 S FF 95 X FF 96 1-2 ① G3-1	C FF 97 B CU 78 S SL 88 B SL 89 S SL 89 2-3 ② K			B FF 96 C SL 88 X FF 96 1-1 ① G4-3		C SL 87 B FF 93 B SL 86 S FF 93 S FF 93 2-3 ② K		4	0	0	0	0	2	4
32 Jay Bruce, L (1, 9) OBP: 0.323, SLG: 0.549		B CU 77 X CH 87 1-0 7 G4-3 2B	B FF 97 S SL 87 B FF 97 D FF 97 X FF 96 3-1 ③ G6-3			C FF 94 B SL 88 B FF 95 X FF 96 2-1 HR		C FF 92 X FF 93 0-1 1-H 3B		4	1	3	2	0	0	3
7 Eugenio Suárez, R (1, 5) OBP: 0.274, SLG: 0.401 (7, 6)		B FF 96 B FF 97 X SL 88 2-0 ② G4-3 2-3	C FF 95 B CU 76 B FF 96 B FF 96 B FF 96 4-1 15 G5-4-3 BB			C FF 95 X SL 88 0-1 ② G6-3		X SL 86 0-0 ③ P2		3	0	0	0	1	0	2
15 Jordan Pacheco, R (1, 4) OBP: 0.157, SLG: 0.235 50 Dayan Díaz, R (6, 1) 40 Tyler Holt, R (7, 7) OBP: 0.357, SLG: 0.344 62 A.J. Morris, R (7, 1)		C FF 97 T FF 97 S SL 90 0-3 ③ K	S FF 96 F FF 96 X SL 87 0-2 ①② G5-4-3 1-2f			F FF 95 B SL 88 X SL 88 1-1 ③ G5-3			F FF 92 B SL 85 B SL 84 B FF 93 B FF 92 4-1 3 G6-4-3 BB	3 0 0 0	0 0 0 0	0 0 0 0	0 0 1 0	1 0 0 0	2 0 0 0	2 0 0 0
16 Tucker Barnhart, L (1, 2) OBP: 0.285, SLG: 0.331			X SL 86 0-0 E3 2 BB 46 HBP 6 BB	F FF 95 B FF 96 B CH 87 F FF 96 F SL 88 S SL 89 2-3 ③ K			C SI 88 X SL 81 0-1 ① G3-1		B FF 93 X FF 93 1-0 ① F7	4	1	0	0	0	1	1
46 Jon Moscot, R (1, 1) 41 Daniel Wright, R (3, 1) 3 Iván De Jesús Jr., R (6, 4) OBP: 0.290, SLG: 0.290			L FF 95 L FF 93 H FF 96 1-2 6 BB 2 BB 1-2 HBP		C FF 92 B FF 93 S SL 86 X FF 95 1-2 ① G6-3		C SI 90 B SL 82 X SI 90 1-1 2 G1-4-6-3 1B		S SL 85 F SL 86 B FF 93 B FF 94 X SL 86 2-2 ②③ G6-4-3 1-2f	0 1 2	0 0 0	0 0 1	0 0 0	0 0 0	0 0 1	0 0 1
Inning Stats	R: 0 E: 0 K: 0 S: 8 H: 1 LOB: 0 BB: 0 P: 11	R: 0 E: 0 K: 1 S: 8 H: 1 LOB: 1 BB: 0 P: 12	R: 1 E: 1 K: 2 S: 15 H: 0 LOB: 3 BB: 2 P: 30	R: 0 E: 0 K: 1 S: 8 H: 0 LOB: 0 BB: 1 P: 14	R: 0 E: 0 K: 0 S: 11 H: 0 LOB: 0 BB: 0 P: 17	R: 2 E: 0 K: 0 S: 10 H: 2 LOB: 0 BB: 0 P: 15	R: 0 E: 0 K: 0 S: 6 H: 1 LOB: 0 BB: 0 P: 7	R: 1 E: 0 K: 1 S: 9 H: 2 LOB: 1 BB: 0 P: 13	R: 0 E: 0 K: 0 S: 5 H: 0 LOB: 0 BB: 1 P: 12	1B: 3 2B: 1 3B: 1 HR: 2 SF: 0 SAC: 0 DP: 4 HBP: 1					WP: 0 PB: 0 SB: 0 CS: 0	PA: 36

TOP

Cincinnati Reds @ Colorado Rockies

Coors Field, Denver, CO

Tue May 31 2016, 6:43 PM - 9:50 PM MDT

Att. 20,448 - Cloudy - 64 F

livebaseballscorecards.com

AB	31
R	4
H	7
RBI	4
BB	4
SO	5
LOB	19

PITCHER		IP	WLS	BF	H	R	ER	SO	BB	IBB	HBP	BLK	WP	HR	S	P	ERA	WHIP
55 Jon Gray, R ERA: 5.56	(1, 1)	6.0	W	25	4	3	2	4	3	0	1	0	0	2	60	99	3.00	1.167
50 Chad Qualls, R ERA: 4.96	(7, 1)	1.0		3	1	0	0	0	0	0	0	0	0	0	6	7	0.00	1.000
60 Justin Miller, R ERA: 4.63	(8, 1)	2.0		8	2	1	1	1	1	0	0	0	0	0	14	25	4.50	1.500

PITCHER	IP	WLS	BF	H	R	ER	SO	BB	IBB	HBP	BLK	WP	HR	S	P	ERA	WHIP

Batter	1	2	3	4	5	6	7	8	9	AB	R	H	RBI	BB	SO	LOB
19 Charlie Blackmon, L (1, 8) OBP: 0.347, SLG: 0.510	B FF 89 X FF 90 1-0 HR	C CU 78 F FF 88 F FF 89 B SL 82 F CH 80 B SL 81 B SL 81 X CH 79 3-2 ① F7	B CH 84 F SI 90 S FF 90 S CH 84 1-3 ③ K			B CH 82 F FF 89 F FF 90 X FF 90 1-2 ① F7 2-3	F SL 87 F FF 94 B FF 95 X FF 94 1-2 1-H 2-H 3-H HR	B SL 80 C FF 87 B FC 88 X FC 87 2-1 ③ L7		6	2	2	5	0	1	2
9 DJ LeMahieu, R (1, 4) OBP: 0.376, SLG: 0.465	C FF 90 X SL 81 0-1 28 HR 2B	C FF 89 B FF 89 X SI 90 1-1 HR		B CU 74 C FF 90 B FF 91 X FF 89 2-1 28 G5-4-3 1B		X CU 74 0-0 28 HR 3-H 2B	B FF 92 F FF 94 B SL 86 F FF 93 F SL 86 B SL 87 B FF 94 4-2 28 BB 5 2B BB			4	4	4	2	1	0	0
28 Nolan Arenado, R (1, 5) OBP: 0.358, SLG: 0.590	B FF 90 X FF 90 1-0 2-H HR	B SL 81 C FF 90 F SL 82 X SL 82 1-2 ② G4-3		X FF 90 0-0 ① G5-4-3 ② 1-2f		C FF 88 D CU 74 X FF 88 1-1 2-H HR	B FC 88 B FC 88 F FC 88 B FC 88 B FC 88 4-1 5 2B 8 SF8 1-2 BB			4	3	2	4	1	0	1
5 Carlos González, L (1, 9) OBP: 0.354, SLG: 0.533 13 Dustin Garneau, R (8, 2) OBP: 0.300, SLG: 0.400	B CU 75 C FF 89 B SL 82 B CH 82 X SI 89 3-1 ① L7	B FF 88 B CU 74 F FF 89 B CH 80 C SI 89 F SL 81 X FF 90 3-2 HR		B CH 83 C CU 75 F FF 89 F CH 84 B CU 77 B CH 83 X CH 83 3-2 ③ F7		B FF 89 X FF 89 1-0 27 BB 1B	B FF 87 C FC 88 X FC 88 1-1 1-3 2-H 2B			5 0	1 0	3 0	2 0	0 0	0 0	0 0
27 Trevor Story, R (1, 6) OBP: 0.318, SLG: 0.564 60 Justin Miller, R (8, 1)	C SL 81 B FF 91 B FF 91 F SL 80 X CU 75 2-2 ② G6-3	X CU 74 0-0 ③ F8			S FF 89 B CU 75 F FF 88 X CU 75 1-2 ① G5-3	D SL 88 D FF 94 B FF 94 B FF 94 4-0 8 G6-4-3 1-2 BB	B SL 82 F FC 90 F FC 88 D SL 83 B FC 88 F FC 88 F FC 88 S FC 89 3-3 ① K			4 0	0 0	0 0	0 0	1 0	1 0	2 0
8 Gerardo Parra, L (1, 7) OBP: 0.289, SLG: 0.445	C CU 73 B CH 80 X FF 89 1-1 3 1B 2B	B FF 91 B FF 91 X FF 91 2-0 HR			B CH 83 F FF 90 F CU 74 X CU 76 1-2 3 WP 1B	F FF 94 X FF 94 0-1 ② G6-4-3 ③ 1-2f	X FC 88 0-0 ② SF8 3-H			4	2	3	2	0	0	2
3 Daniel Descalso, L (1, 3) OBP: 0.522, SLG: 0.524	X FF 90 0-0 14 2B 2-H 1B	B CH 85 B FF 90 F FF 90 X FF 91 2-1 ① G3-1			S FF 88 B CH 83 B CH 83 B FF 89 X SI 88 3-1 ② L7 1-2		C FF 93 S Sl 88 B FF 94 B CH 85 B FF 94 F FF 94 B FF 94 1-2 14 2B 19 HR BB B FC 88 X FC 88 1-0 ③ L7			4	2	1	1	1	0	2
14 Tony Wolters, L (1, 2) OBP: 0.311, SLG: 0.297 (8, 6)	B SI 88 F B CH 80 T SI 89 1 SAFE 1 SAFE X FF 90 2-2 1-H 2B		B CH 83 F SI 90 B FF 90 X FF 91 2-1 55 SH3-4 1B		C CH 82 C CU 74 D CU 76 B FF 89 S FF 89 2-3 ③ K		B FF 94 B FF 92 B FF 94 C FF 93 F FF 93 X FF 94 3-2 19 HR 1-3 2B	C FC 86 S FF 87 T FC 87 0-2 ① K		5	1	3	1	0	2	1
55 Jon Gray, R (1, 1) OBP: 0.154, SLG: 0.154 18 Cristhian Adames, S (6, PH) OBP: 0.345, SLG: 0.375 50 Chad Qualls, R (7, 1) 6 Ryan Raburn, R (7, PH) OBP: 0.357, SLG: 0.534 (8, 9)	C FF 90 B SL 82 C SL 81 S CU 76 1-3 ③ K		X FF 90 0-0 ② SH3-4 1-2			B CU 73 F SI 88 X CH 82 1-1 19 F7 9 2B 2B	B FF 94 B FF 94 C FF 94 B FF 93 B FF 94 4-1 19 HR BB	X FC 88 0-0 ② L1-3		1 1 0 1	0 1 0 1	0 1 0 0	0 0 0 1	0 0 0 0	1 0 0 0	1 0 0 0
Inning Stats	R: 5 E: 0 K: 1 S: 18 H: 6 LOB: 1 BB: 0 P: 29	R: 2 E: 0 K: 0 S: 15 H: 2 LOB: 0 BB: 0 P: 23	R: 1 E: 0 K: 1 S: 9 H: 2 LOB: 1 BB: 0 P: 16	R: 0 E: 0 K: 0 S: 7 H: 1 LOB: 0 BB: 0 P: 12	R: 0 E: 0 K: 1 S: 11 H: 1 LOB: 1 BB: 0 P: 18	R: 3 E: 0 K: 0 S: 11 H: 4 LOB: 1 BB: 1 P: 19	R: 6 E: 0 K: 1 S: 23 H: 3 LOB: 1 BB: 4 P: 48	R: 0 E: 0 K: 1 S: 6 H: 0 LOB: 0 BB: 0 P: 8		1B: 5 2B: 7 3B: 0 HR: 7 SF: 1 SAC: 1 DP: 2 HBP: 0						

PITCHER		IP	WLS	BF	H	R	ER	SO	BB	IBB	HBP	BLK	WP	HR	S	P	ERA	WHIP
46 Jon Moscot, R ERA: 7.13	(1, 1)	2.0	L	14	8	7	7	1	0	0	0	0	0	4	33	52	31.50	4.000
41 Daniel Wright, R ERA: 7.27	(3, 1)	3.1		17	8	4	4	2	0	0	0	0	1	2	36	59	10.80	2.400
50 Dayan Díaz, R ERA: 15.75	(6, 1)	0.2		7	2	5	5	0	4	0	0	0	0	1	15	35	67.50	9.000
62 A.J. Morris, R ERA: 9.64	(7, 1)	2.0		8	1	1	1	2	1	0	0	0	0	0	16	27	4.50	1.000

PITCHER	IP	WLS	BF	H	R	ER	SO	BB	IBB	HBP	BLK	WP	HR	S	P	ERA	WHIP

BOTTOM

Cincinnati Reds @ Colorado Rockies

Coors Field, Denver, CO

Tue May 31 2016, 6:43 PM - 9:50 PM MDT

Att. 20,448 - Cloudy - 64 F

livebaseballscorecards.com

AB	39
R	17
H	19
RBI	17
BB	5
SO	5
LOB	11

WP: 1	PA: 46		
PB: 0			
SB: 0			
CS: 0			

Cincinnati Reds @ Colorado Rockies

Coors Field, Denver, CO

Wed Jun 01 2016, 6:41 PM - 9:32 PM MDT

Att. 23,612 - Partly Cloudy - 72 F

TOP

livebaseballscorecards.com

Batter	1	2	3	4	5	6	7	8	9	AB	R	H	RBI	BB	SO	LOB
2 Zack Cozart, R (1, 6) OBP: 0.326, SLG: 0.500	X FF 91 0-0 6 2B 19 G3-1 1B	B SI 91 B FC 85 S FC 85 X FF 91 2-1 6 2B 1-3 2B		B CU 77 F FC 87 X FC 86 1-1 ② F9		B SL 80 C FF 95 X FF 95 1-1 ③ FC5-4 1-2f			C FF 94 B FF 93 F CU 85 F FF 94 F CH 82 F FF 95 S FF 94 1-3 ② K	5	2	2	0	0	1	1
6 Billy Hamilton, S (1, 8) OBP: 0.300, SLG: 0.376	C SI 90 X FF 91 0-1 19 G3-1 1-3 2B	D CU 76 C FF 92 X FF 91 1-1 19 WP 2-H 3-H 2B		C SI 91 C CU 77 C SI 93 0-3 ③ K			B FF 91 L FF 91 S FF 92 B CU 75 S FS 84 2-3 ① K		B FF 93 B CH 84 X FF 94 2-0 23 S 19 S 23 E 1B	5	1	3	2	0	2	0
19 Joey Votto, L (1, 3) OBP: 0.336, SLG: 0.403	S SI 92 B FF 92 B FF 93 F FF 93 F FC 89 X FF 93 2-2 ① G3-1 2-3 3-H	B CH 84 B SI 85 C SI 92 C FF 92 D CH 85 B FF 92 4-2 2-3 BB			B SI 90 B FF 91 B SI 90 F FF 91 C FF 92 X FF 92 3-2 23 G6-4-3 1B		C FF 92 B CU 74 F FF 92 F FS 83 S FS 84 1-3 ② K		1 SAFE B FF 93 B FF 94 B FF 95 I IN 67 4-0 23 S 1-2 IBB	3	0	1	1	2	1	1
23 Adam Duvall, R (1, 7) OBP: 0.289, SLG: 0.573 27 Ross Ohlendorf, R (9, 1)	F SI 92 B SI 91 F SI 92 B FC 87 S FC 87 2-3 ② K	X FC 87 0-0 ③ G5-3			B FF 91 X SI 92 1-0 ①② G6-4-3 1-2f		C FF 92 X CU 75 0-1 ③ F8		S FC 90 B FC 88 B FF 96 F FF 95 B FF 95 C FF 94 3-3 ③ K 1-2 2-H	5 0	0 0	0 0	0 0	0 0	2 0	5 0
32 Jay Bruce, L (1, 9) OBP: 0.321, SLG: 0.559	B FF 92 B FF 93 C SI 93 B FF 92 X FF 93 3-1 ③ L8		C CU 77 B SI 92 S CH 84 X FF 92 1-2 ① L8		B SI 93 F SI 92 X FF 92 1-1 ③ F8			B FS 83 S FS 82 B FF 90 S FF 91 X FS 83 2-2 HR		4	1	1	1	0	0	1
7 Eugenio Suárez, R (1, 5) OBP: 0.283, SLG: 0.402		C FC 84 B SI 90 B SI 90 B FC 85 B SI 91 4-1 3 1B 37 FC4-6 BB	B FF 93 B FC 86 C SI 91 B FF 91 B SI 91 4-1 BB			B FF 91 X SI 90 1-0 E9 37 1B 1B		B FF 92 C FS 83 S CU 75 B FC 88 F CU 76 B FS 84 S FF 91 3-3 ① K		2	2	1	0	2	1	0
3 Iván De Jesús Jr., R (1, 4) OBP: 0.288, SLG: 0.288		1 SAFE F FF 92 D FC 85 X FC 86 1-1 37 FC4-6 1-3 1B	F SI 91 X FC 86 0-1 ② F8			B SI 92 B SI 91 B SI 90 C FF 92 F SI 92 C FC 87 3-3 ① K		B CU 75 C FF 91 X FS 84 1-1 ② G6-3		4	0	1	0	0	1	2
37 Ramón Cabrera, S (1, 2) OBP: 0.320, SLG: 0.261		B SI 92 F SI 91 B SI 92 X SI 92 2-1 ① FC4-6 2 2B 6 2B 1-2f 3-H	F SI 92 X SI 92 0-1 ③ L8			C FF 93 B SI 93 S FF 91 F FC 87 X FF 92 1-2 2 FC5-4 2-H 1B		C FF 91 S CU 75 B FS 84 F FS 83 F FF 92 B CU 76 S FS 83 3-3 ③ K		4	1	1	2	0	1	2
47 John Lamb, L (1, 1) OBP: 0.222, SLG: 0.125 52 Tony Cingrani, L (8, 1) 40 Tyler Holt, R (9, PH) OBP: 0.352, SLG: 0.339 (9, 7)		M SI 91 M SI 91 M SI 90 0-3 ② K		C SI 90 C FF 90 F SI 92 F CU 76 F SI 91 F FF 92 X SI 92 0-2 ① G6-3		L SI 88 L SI 89 L SI 91 0-3 ② K			C FC 92 X FC 85 0-1 ① L8	3 0 1	0 0 0	0 0 0	0 0 0	0 0 0	2 0 0	2 0 0
Inning Stats	R: 1 E: 0 K: 1 S: 12 H: 2 LOB: 1 BB: 0 P: 19	R: 3 E: 0 K: 1 S: 15 H: 3 LOB: 2 BB: 2 P: 29	R: 0 E: 0 K: 0 S: 8 H: 0 LOB: 1 BB: 1 P: 13	R: 0 E: 0 K: 1 S: 12 H: 0 LOB: 0 BB: 0 P: 13	R: 0 E: 0 K: 0 S: 6 H: 1 LOB: 0 BB: 0 P: 11	R: 1 E: 1 K: 2 S: 13 H: 2 LOB: 1 BB: 0 P: 19	R: 0 E: 0 K: 2 S: 9 H: 0 LOB: 0 BB: 0 P: 12	R: 1 E: 0 K: 2 S: 14 H: 1 LOB: 0 BB: 0 P: 23	R: 1 E: 0 K: 2 S: 12 H: 1 LOB: 1 BB: 1 P: 22	1B: 6 2B: 3 3B: 0 HR: 1 SF: 0 SAC: 0 DP: 1 HBP: 0						

	AB	36
	R	7
	H	10
	RBI	6
	BB	4
	SO	11
	LOB	14

WP: 1 PA: 40
PB: 0
SB: 3
CS: 0

PITCHER		IP	WLS	BF	H	R	ER	SO	BB	IBB	HBP	BLK	WP	HR	S	P	ERA	WHIP
32 Tyler Chatwood, R ERA: 2.99	(1, 1)	5.2	L	27	8	5	4	5	3	0	0	0	1	0	64	101	6.35	1.941
46 Miguel Castro, R ERA: 4.5	(6, 1)	0.1		1	0	0	0	0	0	0	0	0	0	0	2	3	0.00	0.000
29 Jorge De La Rosa, L ERA: 10.08	(7, 1)	2.0		7	1	1	1	4	0	0	0	0	0	1	23	35	4.50	0.500
30 Jason Motte, R ERA: 4.5	(9, 1)	1.0		5	1	1	0	2	0	1	0	0	0	0	12	22	0.00	1.000

PITCHER		IP	WLS	BF	H	R	ER	SO	BB	IBB	HBP	BLK	WP	HR	S	P	ERA	WHIP

Batter	1	2	3	4	5	6	7	8	9	AB	R	H	RBI	BB	SO	LOB
19 Charlie Blackmon, L (1, 8) OBP: 0.357, SLG: 0.513	C FF 89 F FF 90 B CH 72 X FF 91 1-2 9 2B 1B		C FC 84 F FF 89 X FF 90 0-2 9 G4-6-3 1B		C FC 85 F CU 71 F FF 91 B FC 86 H FF 90 2-2 9 G5-4-3 HBP			C FF 94 F FF 95 B SL 82 B SL 82 X FF 95 2-2 ① G4-3		3	1	2	0	0	0	0
9 DJ LeMahieu, R (1, 4) OBP: 0.378, SLG: 0.468	B FF 89 F FF 88 1 SAFE B FF 88 F CH 73 X FF 90 2-2 1-H 2B		C FF 89 F FF 90 F CH 75 X FF 91 0-2 ①② G4-6-3 1-2f		1 SAFE C FF 88 B FF 89 1 SAFE F CH 77 X FC 87 1-2 ②③ G5-4-3 1-2f			B FF 95 B FF 94 B FF 95 B FF 94 4-0 28 E 28 FC1 5 G4-3 BB		3	1	1	1	1	0	2
28 Nolan Arenado, R (1, 5) OBP: 0.356, SLG: 0.583	C FF 88 B FF 89 F FF 88 X CU 66 1-2 ① F7		F CH 76 X CH 76 0-1 1B			B FF 89 C FF 88 B FF 89 F FC 85 X FF 91 2-2 ① L7		1 SAFE B FF 94 F FF 94 S FF 94 X SL 88 1-2 FC1 5 G4-3 1-3		4	0	1	0	0	0	2
5 Carlos González, L (1, 9) OBP: 0.352, SLG: 0.525	B FF 89 B FF 89 T FC 83 F FF 89 B FC 84 F FC 84 B FF 91 4-2 12 FC6-4 BB		C CU 68 C FF 90 1 SAFE B FC 85 S FF 92 1-3 ③ K			S FF 91 X CU 71 0-1 ② G4-3		S FF 94 X FF 94 0-1 ② G4-3 1-2 3-H		3	0	0	1	1	1	2
6 Ryan Raburn, R (1, 7) OBP: 0.356, SLG: 0.526 29 Jorge De La Rosa, L (7, 1) OBP: 0.375, SLG: 0.375 3 Daniel Descalso, L (8, PH) OBP: 0.500, SLG: 0.500 30 Jason Motte, R (9, 1)	B FF 89 F FF 89 B CH 74 F FF 88 T FF 88 2-2 ② K			C CH 75 X FF 91 0-1 27 SH1-3 1B		C CH 74 X FF 91 0-1 ③ L7		B FF 93 C FF 92 X FF 94 1-1 ③ G5-3		3 0 1 0	0 0 0 0	1 0 0 0	0 0 0 0	1 0 0 0	2 0 1 0	2 0 1 0
12 Mark Reynolds, R (1, 3) OBP: 0.372, SLG: 0.422	C CH 74 S CH 74 X FF 90 0-2 ③ FC6-4 1-2f			B FF 89 X FC 83 1-0 ① P4			B CU 67 C FC 82 X CU 67 1-1 27 FC4-6 1B		C FF 94 B CH 87 B FF 95 S FF 95 X FF 95 2-2 ① F8	4	0	1	0	0	0	3
27 Trevor Story, R (1, 6) OBP: 0.319, SLG: 0.560		C FF 89 B CH 76 X CH 74 1-1 ① F8		X FC 81 0-0 ② SH1-3 1-2			B FC 82 C FC 83 B FF 90 F FC 82 X FF 92 2-2 ① FC4-6 1-2f		B SL 82 C FF 95 X CH 87 1-1 13 DI 1B	3	0	1	0	0	0	1
13 Dustin Garneau, R (1, 2) OBP: 0.278, SLG: 0.367		B FF 90 B CH 75 F FF 90 X FF 92 2-1 ② L4		B CH 74 C FC 83 F CH 75 X FF 92 1-2 ③ G5-3			X CH 74 0-0 ② F7		C FF 94 C FF 94 D SL 83 F SL 82 T FF 95 1-2 ② K 1-2	4	0	0	0	0	1	3
32 Tyler Chatwood, R (1, 1) OBP: 0.227, SLG: 0.190 46 Miguel Castro, R (6, 1) 8 Gerardo Parra, L (7, 7) OBP: 0.286, SLG: 0.441		C FF 90 B CH 75 C FF 90 X CU 68 1-2 ③ G6-3			X FF 90 0-0 ① G4-3		1 SAFE B FF 89 B FC 85 1 SAFE X FF 88 2-0 ③ F8		X CH 87 0-0 ③ G4-3	2 0 2	0 0 0	0 0 0	0 0 0	0 0 0	0 0 0	0 0 2
Inning Stats	R: 1 H: 2 E: 0 LOB: 2 K: 1 BB: 1 S: 18 P: 28	R: 0 H: 0 E: 0 LOB: 0 K: 0 BB: 0 S: 7 P: 11	R: 0 H: 2 E: 0 LOB: 1 K: 1 BB: 0 S: 12 P: 13	R: 0 H: 1 E: 0 LOB: 1 K: 0 BB: 0 S: 7 P: 9	R: 0 H: 0 E: 0 LOB: 0 K: 0 BB: 0 S: 7 P: 10	R: 0 H: 0 E: 0 LOB: 0 K: 0 BB: 0 S: 7 P: 9	R: 0 H: 1 E: 0 LOB: 1 K: 0 BB: 0 S: 7 P: 12	R: 1 H: 0 E: 1 LOB: 1 K: 0 BB: 1 S: 10 P: 18	R: 0 H: 1 E: 0 LOB: 1 K: 1 BB: 0 S: 10 P: 14	1B: 6 2B: 1 3B: 0 HR: 0	SF: 0 SAC: 1 DP: 2 HBP: 1	WP: 0 PB: 0 SB: 0 CS: 0	PA: 36				

PITCHER		IP	WLS	BF	H	R	ER	SO	BB	IBB	HBP	BLK	WP	HR	S	P	ERA	WHIP
47 John Lamb, L ERA: 5.58	(1, 1)	7.0	W	27	6	1	1	2	1	0	1	0	0	0	65	92	1.29	1.000
52 Tony Cingrani, L ERA: 4.24	(8, 1)	1.0		5	0	1	0	0	1	0	0	0	0	0	10	18	0.00	1.000
27 Ross Ohlendorf, R ERA: 4.18	(9, 1)	1.0		4	1	0	0	1	0	0	0	0	0	0	10	14	0.00	1.000

PITCHER	IP	WLS	BF	H	R	ER	SO	BB	IBB	HBP	BLK	WP	HR	S	P	ERA	WHIP

BOTTOM

Cincinnati Reds @ Colorado Rockies

Coors Field, Denver, CO

Wed Jun 01 2016, 6:41 PM - 9:32 PM MDT

Att. 23,612 - Partly Cloudy - 72 F

livebaseballscorecards.com

AB	32
R	2
H	7
RBI	2
BB	2
SO	3
LOB	18

Cincinnati Reds @ Colorado Rockies

Coors Field, Denver, CO

Thu Jun 02 2016, 6:41 PM - 9:24 PM MDT

Att. 28,080 - Partly Cloudy - 81 F

livebaseballscorecards.com

Batter	1	2	3	4	5	6	7	8	9	AB	R	H	RBI	BB	SO	LOB
2 Zack Cozart, R (1, 6) OBP: 0.333, SLG: 0.524	C FF 92 B SI 91 X CH 90 1-1 G5-3		C SL 85 B CH 88 X SL 86 1-1 HR	B SL 86 X SL 86 1-0 1-H 3-H 2B	B SI 88 B SI 90 B SI 90 B SI 89 4-0 4 FC4-6 1-2 BB		B FF 93 F FF 93 B FF 93 X CH 84 2-1 F7			4	1	2	2	1	0	1
19 Joey Votto, L (1, 3) OBP: 0.342, SLG: 0.411	B FF 90 X CU 77 1-0 4 F8 32 3B 2B		B FF 92 X CH 86 1-0 4 G6-3 1B		32 2B 4 1B BB 0-1 L4		S CH 85 B FF 92 B FF 93 B FF 92 F CH 85 S CH 87 3-3 K			4	2	2	0	1	1	3
4 Brandon Phillips, R (1, 4) OBP: 0.292, SLG: 0.414	B FF 93 C FF 91 B CH 87 X SL 89 2-1 F8 2-3		B SL 88 D CH 90 S CH 86 F FF 91 X SL 88 2-2 G6-3 1-2f		32 2B 23 1B 1-2 1B 0-2 FC4-6 1-2f			X FF 95 0-0 P4		5	1	1	0	0	0	4
32 Jay Bruce, L (1, 9) OBP: 0.323, SLG: 0.571	B FF 92 X SI 92 1-0 3-H 3B		C CH 86 C SL 85 F FF 91 B SL 88 S FF 94 1-3 K		B CH 86 C CH 86 B FF 91 B CH 85 X FF 92 3-1 23 1B 7 HR 1-3 2-H 2B	X FF 94 0-0 G4-3		B FF 94 X FF 94 1-0 F8		5	1	2	2	0	1	0
23 Adam Duvall, R (1, 7) OBP: 0.292, SLG: 0.586	C FF 94 X SI 92 0-1 P4			X FF 93 0-0 HR	B SL 89 B SI 93 B CH 89 C CU 82 S FF 93 F FF 92 X CU 82 3-2 7 HR 2-3 3-H 1B	X FF 94 0-0 F8		C SL 79 S SL 84 X SL 84 0-2 G5-3		5	2	2	2	0	0	1
7 Eugenio Suárez, R (1, 5) OBP: 0.290, SLG: 0.443		C CH 90 X SI 91 0-1 L8		F FF 93 F CU 80 B SL 86 B SL 86 X FF 95 2-2 6 SH2-3 2 2B 2B	X SI 90 0-0 1-H 3-H HR	B FF 94 C FF 94 B FF 93 X FF 94 2-1 HR			C SL 85 C SL 85 X SL 88 0-2 G6-3	5	3	3	4	0	0	0
6 Billy Hamilton, S (1, 8) OBP: 0.299, SLG: 0.372		C CU 76 C CH 86 S SL 86 0-3 K		B SL 86 X SL 84 1-0 SH2-3 2-3	B SI 90 B SI 89 C SL 88 X CH 88 2-1 16 G3 16 S 31 E 1B	C CH 87 B FF 93 B FF 94 C CH 86 B CH 86 S CH 85 3-3 K			B FF 98 B FF 97 X FF 96 2-0 F9	4	1	1	0	0	2	0
16 Tucker Barnhart, L (1, 2) OBP: 0.296, SLG: 0.331		X FF 92 0-0 1B		B SI 92 B SI 91 B SI 93 B SI 91 4-0 2 2B BB	D SL 89 X SL 81 1-0 G3 1-3		C FF 92 F CH 84 B FF 92 B CH 86 B FF 93 F CH 86 B FF 94 4-2 BB		C FF 98 B CH 90 B FF 98 F FF 97 C FF 98 2-3 K	3	0	1	0	2	1	1
31 Alfredo Simon, R (1, 1) OBP: 0.143, SLG: 0.077 66 JC Ramírez, R (8, 1) 73 Josh Smith, R (9, 1)		S FF 93 C CU 79 F FF 93 X SL 87 0-2 G4-3		L SL 87 M SL 87 M CU 79 0-3 K	X SL 82 0-0 E6 2 BB 3-H		B FF 91 L FF 90 L FF 92 C SL 88 1-3 K			4 0 0	0 0 0	0 0 0	1 0 0	0 0 0	2 0 0	4 0 0

AB	39	1B: 5	SF: 0	WP: 0	PA: 44
R	11	2B: 4	SAC: 1	PB: 0	
H	14	3B: 1	DP: 1	SB: 1	
RBI	11	HR: 4	HBP: 0	CS: 0	
BB	4				
SO	7				
LOB	14				

Inning Stats	1	2	3	4	5	6	7	8	9
	R: 1 E: 0 K: 0 S: 8	R: 0 E: 0 K: 1 S: 10	R: 1 E: 0 K: 1 S: 10	R: 2 E: 0 K: 1 S: 9	R: 6 E: 1 K: 0 S: 20	R: 1 E: 0 K: 1 S: 7	R: 0 E: 0 K: 2 S: 11	R: 0 E: 0 K: 0 S: 5	R: 0 E: 0 K: 1 S: 7
	H: 2 LOB: 1 BB: 0 P: 13	H: 1 LOB: 1 BB: 0 P: 10	H: 2 LOB: 0 BB: 0 P: 15	H: 3 LOB: 2 BB: 1 P: 17	H: 5 LOB: 2 BB: 2 P: 37	H: 1 LOB: 0 BB: 0 P: 12	H: 0 LOB: 1 BB: 1 P: 21	H: 0 LOB: 0 BB: 0 P: 6	H: 0 LOB: 0 BB: 0 P: 11

PITCHER		IP	WLS	BF	H	R	ER	SO	BB	IBB	HBP	BLK	WP	HR	S	P	ERA	WHIP
31 Eddie Butler, R ERA: 5.65	(1, 1)	4.0	L	23	11	8	8	3	2	0	0	0	0	2	47	75	18.00	3.250
50 Chad Qualls, R ERA: 5.71	(5, 1)	1.0		7	2	2	2	0	1	0	0	0	0	1	10	17	18.00	3.000
62 Gonzalez Germen, R ERA: 3.32	(6, 1)	2.0		8	1	1	1	3	1	0	0	0	0	1	18	33	4.50	1.000
46 Miguel Castro, R ERA: 4.09	(8, 1)	1.0		3	0	0	0	0	0	0	0	0	0	0	5	6	0.00	0.000
54 Carlos Estévez, R ERA: 4.96	(9, 1)	1.0		3	0	0	0	1	0	0	0	0	0	0	7	11	0.00	0.000

PITCHER	IP	WLS	BF	H	R	ER	SO	BB	IBB	HBP	BLK	WP	HR	S	P	ERA	WHIP

BOTTOM

Cincinnati Reds @ Colorado Rockies

Coors Field, Denver, CO

Thu Jun 02 2016, 6:41 PM - 9:24 PM MDT

Att. 28,080 - Partly Cloudy - 81 F

livebaseballscorecards.com

Batter	1	2	3	4	5	6	7	8	9	AB	R	H	RBI	BB	SO	LOB
19 Charlie Blackmon, L (1, 8) OBP: 0.354, SLG: 0.503	B SI 93 T FS 85 F FC 83 B FS 87 F FF 93 X FS 86 2-2 L9 ①		B FC 90 X FS 84 1-0 G3-6 ② ③ 1-2f		B SI 94 B SI 94 X SI 93 2-0 G3 ③		B SI 93 B EP 71 F SI 93 S FS 84 B CU 76 D FS 87 4-2 BB			3	0	0	0	1	0	1
9 DJ LeMahieu, R (1, 4) OBP: 0.371, SLG: 0.458	B SI 94 X SI 93 1-0 G6-3 ②			B FC 92 C FC 92 B SI 92 X FC 88 2-1 G6-3 ①		C FC 87 X CU 76 0-1 G6-3 ①	C FF 92 D FC 90 B FC 89 F FF 92 D FC 90 S SI 93 3-3 K ③			4	0	0	0	0	1	1
5 Carlos González, L (1, 9) OBP: 0.350, SLG: 0.534	B FC 87 S CU 72 X FS 86 1-1 G6-3 ③			C EP 61 C CU 79 F FS 77 B FF 92 F FC 89 B FF 93 F CU 80 F FC 90 X FS 84 2-2 HR		B SI 93 C SI 93 X FC 86 1-1 F9 ②		B FF 96 B FF 95 X FF 95 2-0 G3 ①		4	1	1	1	0	0	0
28 Nolan Arenado, R (1, 5) OBP: 0.358, SLG: 0.594		F FF 92 B CU 77 X CU 77 1-1 F8 ①		B FF 93 T FC 88 B FC 91 X SI 93 2-1 HR		B FC 88 B CU 72 B FC 86 B FC 90 4-0 BB		B SL 87 C FF 96 X FF 96 1-1 G5-3 ②		3	1	1	1	1	0	0
8 Gerardo Parra, L (1, 7) OBP: 0.286, SLG: 0.442		C FF 93 X FS 82 0-1 2B		C FF 93 F SI 93 F SI 93 S CU 78 0-3 K ②		B FS 83 C CU 77 S CU 76 S CU 77 1-3 K ③		F FF 97 B FF 97 X FF 97 1-1 G6-3 ③		4	0	1	0	0	2	1
12 Mark Reynolds, R (1, 3) OBP: 0.375, SLG: 0.417		B CU 76 S SI 92 F CU 75 B SI 92 F SI 92 D CU 76 S FC 90 3-3 K ②		C FF 93 B FC 90 B FF 94 B FC 88 B SI 92 4-1 BB			H FF 91 1-0 27 HR HBP		C FF 91 C SL 84 B SL 85 B CU 78 S CU 77 2-3 K ①	2	1	0	0	1	2	1
27 Trevor Story, R (1, 6) OBP: 0.317, SLG: 0.569		2 SAFE D CU 78 F SI 93 B CU 77 B FC 89 X FC 90 3-1 F9 ③		X CU 76 0-0 P5 ③			B FF 92 C FC 88 F FC 88 X CU 77 1-2 1-H HR		C FF 92 B FF 92 X SL 84 1-1 P4 ②	4	1	1	2	0	0	2
14 Tony Wolters, L (1, 2) OBP: 0.308, SLG: 0.293 18 Cristhian Adames, S (5, PH) OBP: 0.339, SLG: 0.367 62 Gonzalez Germen, R (6, 1) 6 Ryan Raburn, R (7, PH) OBP: 0.352, SLG: 0.519 46 Miguel Castro, R (8, 1) 54 Carlos Estévez, R (9, 1) 3 Daniel Descalso, L (9, PH) OBP: 0.480, SLG: 0.478			C SI 92 X FS 83 0-1 F7 ①		C SI 92 C FS 84 X CU 76 0-2 G1-3 ①		X SI 92 0-0 G5-3 ①		C FF 91 B FF 92 B SL 83 X FF 91 2-1 L6 ③	1 1 0 1 0 0 0 1	0 0 0 0 0 0 0 0	0 0 0 0 0 0 0 0	0 0 0 0 0 0 0 0	0 0 0 0 0 0 0 0	0 0 0 0 0 0 0 0	0 0 0 0 0 0 0 0
31 Eddie Butler, R (1, 1) OBP: 0.111, SLG: 0.111 50 Chad Qualls, R (5, 1) 13 Dustin Garneau, R (5, PH) OBP: 0.268, SLG: 0.353 (6, 2)			C SI 92 B FC 88 F FC 87 F FC 89 X CU 75 1-2 19 G3-6 1B		C FF 93 S SI 92 B CU 78 S SI 93 1-3 K ②		C SI 91 B FC 88 B FF 92 S FC 88 F SI 93 S FC 89 2-3 K ②			1 0 2	0 0 0	1 0 0	0 0 0	0 0 0	0 0 2	0 0 0
Inning Stats	R: 0 E: 0 K: 0 S: 7 H: 0 LOB: 0 BB: 0 P: 11	R: 0 E: 0 K: 1 S: 10 H: 1 LOB: 1 BB: 0 P: 17	R: 0 E: 0 K: 0 S: 7 H: 1 LOB: 0 BB: 0 P: 9	R: 2 E: 0 K: 1 S: 17 H: 2 LOB: 1 BB: 1 P: 27	R: 0 E: 0 K: 1 S: 7 H: 0 LOB: 0 BB: 0 P: 10	R: 0 E: 0 K: 1 S: 7 H: 0 LOB: 1 BB: 1 P: 13	R: 2 E: 0 K: 2 S: 13 H: 1 LOB: 1 BB: 1 P: 24	R: 0 E: 0 K: 0 S: 5 H: 0 LOB: 0 BB: 0 P: 9	R: 0 E: 0 K: 1 S: 7 H: 0 LOB: 0 BB: 0 P: 12	1B: 1 2B: 1 3B: 0 HR: 3	SF: 0 SAC: 0 DP: 1 HBP: 1		WP: 0 PB: 0 SB: 0 CS: 0	PA: 35			

	AB	31
	R	4
	H	5
	RBI	4
	BB	3
	SO	7
	LOB	6

PITCHER		IP	WLS	BF	H	R	ER	SO	BB	IBB	HBP	BLK	WP	HR	S	P	ERA	WHIP
31 Alfredo Simon, R ERA: 8.94	(1, 1)	7.0	W	29	5	4	4	6	3	0	1	0	0	3	68	111	5.14	1.143
66 JC Ramírez, R ERA: 4.95	(8, 1)	1.0		3	0	0	0	0	0	0	0	0	0	0	5	9	0.00	0.000
73 Josh Smith, R ERA:	(9, 1)	1.0		3	0	0	0	1	0	0	0	0	0	0	7	12	0.00	0.000

PITCHER	IP	WLS	BF	H	R	ER	SO	BB	IBB	HBP	BLK	WP	HR	S	P	ERA	WHIP

Washington Nationals @ Cincinnati Reds

Great American Ball Park, Cincinnati, OH

Fri Jun 03 2016, 7:12 PM - 10:06 PM EDT

Att. 27,258 - Partly Cloudy - 81 F

TOP

livebaseballscorecards.com

Batter	1	2	3	4	5	6	7	8	9	AB	R	H	RBI	BB	SO	LOB
9 Ben Revere, L (1, 8) OBP: 0.213, SLG: 0.250	C SI 91 B SI 92 B SI 93 C SI 94 X SI 94 2-2 ① G3-1			B SI 92 C SI 92 C SL 83 X SI 93 1-2 ① G4-3		C SI 91 B SI 90 F SL 83 X SI 92 1-2 ② P6		B FF 95 B FF 93 B SL 89 C FF 95 X FF 96 3-1 ① G3 2-H		4	0	0	1	0	0	0
7 Trea Turner, R (1, 4) (7, 6) OBP: 1.000, SLG: 1.333	C SI 93 S SL 86 X SI 93 0-2 34 G4-6-3 1B			B SI 92 B SI 93 B SI 92 C SI 91 B SL 84 4-1 34 1B BB		B SI 91 B SI 91 X SI 90 2-0 2B		X SL 91 0-0 1B		3	0	3	0	1	0	0
34 Bryce Harper, L (1, 9) OBP: 0.412, SLG: 0.528	B SI 94 1 SAFE B SI 93 C SI 94 X SI 94 2-1 ② ③ G4-6-3 1-2f			F SI 93 F SI 92 1 SAFE B SL 84 X SI 94 1-2 ② 1-3 1B		F SI 92 F SI 93 X SI 94 0-2 ③ F9		F FF 97 F SL 91 C FF 97 0-3 ② K		4	0	1	0	0	1	3
20 Daniel Murphy, L (1, 3) (7, 4) OBP: 0.419, SLG: 0.624		B SI 90 C SL 83 X SI 94 1-1 ① G4-1		B SI 92 1 SAFE F SI 92 F SI 92 X SI 93 1-2 ③ G4-3			B SL 79 C SI 90 F SL 81 F SI 93 B SL 83 F SI 93 X SI 93 2-2 ① G4-3	F FF 96 B FF 97 F SL 91 F FF 96 S SL 88 1-3 ③ K		4	0	0	0	0	1	2
28 Jayson Werth, R (1, 7) OBP: 0.278, SLG: 0.423		C FF 91 S SI 92 X SL 87 0-2 ② L9			C SI 90 B SL 84 S SL 84 B SI 92 X SL 85 2-2 ① G6-3		B SI 91 S SI 92 S SL 83 F SI 92 F SI 93 B SI 93 B SI 93 X SI 93 3-2 HR		C FF 96 F SL 86 B SL 87 S FF 96 1-3 ① K	4	1	1	1	0	1	0
6 Anthony Rendon, R (1, 5) OBP: 0.356, SLG: 0.392		B SI 91 B SI 92 B SI 92 B SI 92 4-0 8 CS BB			B SI 91 B SI 90 B SI 90 C SI 89 B SL 82 4-1 BB		C SI 91 F SL 83 F SI 93 F SL 84 B SI 92 B SL 83 X SI 92 2-2 1B		B FF 96 F FF 96 C SL 88 F FF 96 F FF 97 S FF 97 1-3 ② K	2	0	1	0	2	1	0
8 Danny Espinosa, S (1, 6) OBP: 0.291, SLG: 0.335 52 Yusmeiro Petit, R (7, 1) 14 Chris Heisey, R (9, PH) OBP: 0.328, SLG: 0.500	B SI 93 B SL 82 1 SAFE C FF 91 C SL 85 F SI 94 1 SAFE 2-2 ③ CS 1-2	C SI 90 B SI 92 B SL 83 S SI 93 F SI 94 S SL 87 2-3 ① K2-3		B SI 92 F SI 91 B SL 84 X SI 92 2-2 ② F7		C FF 96 C FF 96 F FF 97 F SL 86 F CH 87 F FF 97 S SL 92 0-3 ② K		B FF 97 F FF 96 F SL 88 F FF 96 S FF 97 1-3 ③ K	3	0	0	0	0	2	2
										0	0	0	0	0	0	0
										1	0	0	0	0	1	0
59 Jose Lobaton, S (1, 2) OBP: 0.293, SLG: 0.204 25 Clint Robinson, L (7, PH) OBP: 0.298, SLG: 0.367 (7, 3)			X FF 92 0-0 ② G6-3		B SI 90 B SI 89 B SI 92 C FF 89 F SI 92 X SI 93 3-2 ③ L7		B FF 98 F SL 89 C FF 97 D SL 88 C FF 98 2-3 ③ K			2	0	0	0	0	0	1
										1	0	0	0	0	1	1
47 Gio González, R (1, 1) OBP: 0.167, SLG: 0.235 40 Wilson Ramos, R (7, 2) OBP: 0.387, SLG: 0.546			B SI 93 C SI 93 S SI 92 S SI 94 1-3 ③ K			S SI 91 X SL 82 0-1 ① G5-3		B FF 96 X SL 89 1-0 9 WP 9 G3 2B		2	0	0	0	0	1	0
										1	1	1	0	0	0	0
Inning Stats	R: 0 E: 0 K: 0 S: 8 H: 1 LOB: 0 BB: 0 P: 12	R: 0 E: 0 K: 0 S: 8 H: 0 LOB: 0 BB: 1 P: 15	R: 0 E: 0 K: 2 S: 8 H: 0 LOB: 0 BB: 0 P: 11	R: 0 E: 0 K: 0 S: 10 H: 1 LOB: 1 BB: 1 P: 17	R: 0 E: 0 K: 0 S: 10 H: 0 LOB: 1 BB: 1 P: 21	R: 0 E: 0 K: 0 S: 9 H: 1 LOB: 1 BB: 0 P: 12	R: 1 E: 0 K: 2 S: 25 H: 2 LOB: 1 BB: 0 P: 34	R: 1 E: 0 K: 2 S: 11 H: 2 LOB: 1 BB: 0 P: 16	R: 0 E: 0 K: 3 S: 12 H: 0 LOB: 0 BB: 0 P: 15	1B: 4 2B: 2 3B: 0 HR: 1 SF: 0 SAC: 0 DP: 1 HBP: 0						

	AB	31
	R	2
	H	7
	RBI	2
	BB	3
	SO	9
	LOB	9

WP: 1 PB: 0 SB: 0 CS: 1 PA: 35

PITCHER		IP	WLS	BF	H	R	ER	SO	BB	IBB	HBP	BLK	WP	HR	S	P	ERA	WHIP
29 Brandon Finnegan, L ERA: 3.89	(1, 1)	6.1	W	24	5	1	1	2	3	0	0	0	0	1	68	110	1.42	1.263
36 Blake Wood, R ERA: 3.86	(7, 1)	1.2		7	2	1	1	4	0	0	0	0	1	0	21	28	5.40	1.200
66 JC Ramírez, R ERA: 4.71	(9, 1)	1.0		3	0	0	0	3	0	0	0	0	0	0	12	15	0.00	0.000

PITCHER		IP	WLS	BF	H	R	ER	SO	BB	IBB	HBP	BLK	WP	HR	S	P	ERA	WHIP

Washington Nationals @ Cincinnati Reds

Great American Ball Park, Cincinnati, OH

Fri Jun 03 2016, 7:12 PM - 10:06 PM EDT

Att. 27,258 - Partly Cloudy - 81 F

livebaseballscorecards.com

BOTTOM

Batter	1	2	3	4	5	6	7	8	9	AB	R	H	RBI	BB	SO	LOB
2 Zack Cozart, R (1, 6) OBP: 0.337, SLG: 0.540	X SI 90 0-0 ① F8	X SI 92 0-0 4 1B 1-2 2-3 3-H 1B		C SI 90 S FF 90 B CU 78 S CU 78 1-3 ② K			B SL 85 F SL 85 X FF 89 1-1 HR			4	1	2	2	0	1	0
19 Joey Votto, L (1, 3) OBP: 0.341, SLG: 0.413	S SI 90 F SI 90 B FF 89 B CH 84 B CU 78 X SI 91 3-2 32 S 2B	B SI 91 C SI 91 B SI 91 B SI 92 C SI 93 S FF 94 3-3 ② K		C CU 77 B SI 89 F SI 90 S SI 90 1-3 ③ K			C FF 89 S CU 76 B FF 89 B FF 89 F CH 82 F FF 89 F FF 89 F CH 82 X FF 89 2-2 ① G6-3			4	0	1	0	0	2	3
4 Brandon Phillips, R (1, 4) OBP: 0.296, SLG: 0.416	F CU 77 F SI 92 D CU 79 S CH 84 1-3 ② K	B CU 79 F CU 78 X SI 93 1-1 1-2 2-H 3-H 1B			X CU 76 0-0 ① G4-3		C SL 86 B FF 89 X FF 90 1-1 32 G3-6-3 1B			4	0	2	2	0	1	1
32 Jay Bruce, L (1, 9) OBP: 0.317, SLG: 0.559	B CU 77 S SI 91 X SI 90 1-1 ③ P6 2-3	B SI 92 B CU 77 X SI 92 2-0 ③ F9			B SI 89 S CU 77 C FF 92 S CU 78 1-3 ② K		B FF 88 B CH 82 B CH 82 C CH 82 C FF 88 X CH 82 3-2 ②③ G3-6-3 1-2f			4	0	0	0	0	1	4
23 Adam Duvall, R (1, 7) OBP: 0.297, SLG: 0.607		C SI 90 B FF 90 B CU 76 F CH 84 B SI 92 X CH 85 3-2 7 1B 2B	B SI 92 F CH 84 C FF 92 F SI 92 X CU 79 1-2 ① L5		C SI 91 S SI 91 B FF 91 B SI 92 B FF 91 S CU 79 3-3 ③ K			C SL 85 X SL 85 0-1 HR		4	2	2	1	0	1	0
7 Eugenio Suárez, R (1, 5) OBP: 0.299, SLG: 0.465		B CU 78 C SI 92 B CU 77 X SI 91 2-1 37 1B 6 1B 2 1B 2-H 1B	B SI 92 B CH 85 X SI 92 2-0 HR			C SI 91 B CU 78 C CH 82 X SI 92 1-2 6 FC6-4 1B		C FF 88 X SL 85 0-1 ① F8		4	2	3	2	0	0	0
6 Billy Hamilton, S (1, 8) OBP: 0.297, SLG: 0.369		C SI 92 X CH 83 0-1 2 1B 37 1B 4 1B 1-2 1B	X SI 91 0-0 ② B1-3			F SI 91 C CU 78 B CU 78 B SI 91 X CU 77 2-2 ① FC6-4 1-2f		C FF 86 F CU 75 B FF 88 X FF 88 1-2 ② P6		4	1	1	0	0	0	1
37 Ramón Cabrera, S (1, 2) OBP: 0.310, SLG: 0.259		B CU 78 C CU 78 X SI 92 1-1 2 1B 4 1B 1-2 2-3 1B	B SI 90 B SI 91 C CH 84 X SI 91 2-1 ③ G1-3			1 SAFE 1 SAFE B SI 90 X SI 90 1-0 ② L8		S FF 87 S CH 81 F SL 86 F FF 88 B CH 82 S CU 76 1-3 ③ K		4	1	1	0	0	1	1
29 Brandon Finnegan, L (1, 1) OBP: 0.231, SLG: 0.240 36 Blake Wood, R (7, 1) 66 JC Ramírez, R (9, 1)		C CU 75 F SI 88 S CU 77 0-3 ① K		B FF 89 B FF 91 B FF 90 C FF 89 F FF 91 C FF 90 3-3 ① K		B SI 90 B FF 91 C FF 90 S FF 90 D CU 76 X FF 90 3-2 ③ G4-3				3 0 0	0 0 0	0 0 0	0 0 0	0 0 0	2 0 0	4 0 0

Inning Stats																							
	R: 0 E: 0 K: 1 S: 9	H: 1 LOB: 1 BB: 0 P: 14		R: 4 E: 0 K: 2 S: 19	H: 6 LOB: 2 BB: 0 P: 31		R: 1 E: 0 K: 0 S: 8	H: 1 LOB: 0 BB: 0 P: 13		R: 0 E: 0 K: 3 S: 9	H: 0 LOB: 0 BB: 0 P: 14		R: 0 E: 0 K: 2 S: 7	H: 0 LOB: 0 BB: 0 P: 11		R: 0 E: 0 K: 0 S: 10	H: 1 LOB: 1 BB: 0 P: 17		R: 1 E: 0 K: 0 S: 14	H: 2 LOB: 0 BB: 0 P: 21		R: 1 E: 0 K: 1 S: 12	H: 1 LOB: 0 BB: 0 P: 14

	1B: 7	SF: 0	WP: 0	PA: 35
	2B: 2	SAC: 0	PB: 0	
	3B: 0	DP: 1	SB: 1	
	HR: 3	HBP: 0	CS: 0	

	AB	35
	R	7
	H	12
	RBI	7
	BB	0
	SO	9
	LOB	14

PITCHER		IP	WLS	BF	H	R	ER	SO	BB	IBB	HBP	BLK	WP	HR	S	P	ERA	WHIP
47 Gio González, L ERA: 3.94	(1, 1)	6.0	L	27	9	5	5	8	0	0	0	0	0	1	62	100	7.50	1.500
52 Yusmeiro Petit, R ERA: 2.89	(7, 1)	2.0		8	3	2	2	1	0	0	0	0	0	2	26	35	9.00	1.500

PITCHER	IP	WLS	BF	H	R	ER	SO	BB	IBB	HBP	BLK	WP	HR	S	P	ERA	WHIP

Washington Nationals @ Cincinnati Reds

Great American Ball Park, Cincinnati, OH

Sat Jun 04 2016, 4:12 PM - 8:14 PM EDT

Att. 25,365 - Overcast - 77 F

livebaseballscorecards.com

Batter	1	2	3	4	5	6	7	8	9	AB	R	H	RBI	BB	SO	LOB
9 Ben Revere, L (1, 8) OBP: 0.214, SLG: 0.243	B FF 88 C FF 89 F FF 90 B FF 90 F CH 83 X FF 90 2-2 ① L8		B CU 73 C FF 89 B FF 91 B FF 89 B FF 89 4-1 28 CS BB			C FF 89 X FF 90 0-1 ② P6		1 SAFE C FF 94 B FF 93 X FF 94 1-1 ③ L7		3	0	0	0	1	0	1
28 Jayson Werth, R (1, 7) OBP: 0.272, SLG: 0.414	B FF 90 B FF 90 C FF 91 S CH 84 F CH 83 F CU 74 F CU 74 C FF 91 2-3 ② K		1 SAFE B CU 74 1 SAFE 1 SAFE C FF 90 B FF 92 B CU 73 F FF 90 T FF 90 3-2 ②③ K 1-2			C FF 90 B FF 90 B CU 75 S FF 90 F CU 73 X CU 73 2-2 ③ P4			B FF 94 B FF 94 B FF 95 C FF 95 C FF 95 X FF 95 3-2 ① G6-3	4	0	0	0	0	2	1
34 Bryce Harper, L (1, 9) OBP: 0.409, SLG: 0.518	B CH 83 C FF 91 B FF 91 X FF 90 2-1 ③ F7			B FF 90 B FF 90 B CH 82 B FF 89 4-0 40 CS BB			B B CH 81 S SL 84 X FF 89 2-1 ① F8		B FF 95 B FF 95 S FF 95 C FF 95 B FF 95 X FF 95 3-2 ② F7	3	0	0	0	1	0	0
20 Daniel Murphy, L (1, 4) OBP: 0.412, SLG: 0.612		C FF 89 B FF 90 B CH 82 F FF 89 F FF 91 B SL 82 X CH 82 3-2 ① L7		B FF 88 1 SAFE 1 SAFE X SI 87 1-0 ① L9			B CH 80 F CH 82 B CH 82 S FF 89 F SL 84 X CH 82 2-2 ② G4-3		B FF 94 C FF 94 X FF 95 1-1 ③ G6-3	4	0	0	0	0	0	1
40 Wilson Ramos, R (1, 2) OBP: 0.386, SLG: 0.548		C SL 84 X FF 91 0-1 6 HR 2B		B SL 82 B SL 86 X FF 89 2-0 ②③ L7 1-2			X SL 86 0-0 ③ F8			3	1	1	0	0	0	1
6 Anthony Rendon, R (1, 5) OBP: 0.356, SLG: 0.406		C SI 90 F FF 90 B SL 85 X CH 83 1-2 2-H HR			B SL 83 B FF 88 C FF 89 C SL 82 F SL 82 X CU 72 2-2 ① F7			B FF 94 C FF 94 X FF 94 1-1 ① L9		3	1	1	2	0	0	0
25 Clint Robinson, L (1, 3) OBP: 0.283, SLG: 0.346		B SI 90 X FF 91 1-0 ② G3-1			B CH 81 X FF 88 1-0 ② F7			X FF 95 0-0 ② G6-3		3	0	0	0	0	0	0
8 Danny Espinosa, S (1, 6) OBP: 0.292, SLG: 0.352		B FF 91 X FF 91 1-0 ③ G3-1			B FF 88 F FF 89 X CH 82 1-1 ③ G3			B FF 94 B CH 87 B FF 95 X FF 95 3-0 HR		3	1	1	1	0	0	0
37 Stephen Strasburg, R (1, 1) OBP: 0.167, SLG: 0.167 45 Blake Treinen, R (6, 1) 10 Stephen Drew, L (8, PH) OBP: 0.241, SLG: 0.365 7 Trea Turner, R (8, PR) OBP: 1.000, SLG: 1.333 73 Felipe Vazquez, L (8, 1) 27 Shawn Kelley, R (8, 1)			B FF 90 B FF 88 C FF 90 F FF 90 F SL 83 F FF 91 X SL 84 2-2 ① G6-3			C FF 88 C FF 88 S SL 84 0-3 ① K		S FF 94 B FF 94 B SI 86 B FF 95 B FF 95 4-1 BB		2 0 0 0 0 0 0	0 0 0 0 0 0 0	0 0 0 0 0 0 0	0 0 0 0 0 0 0	1 0 0 0 0 0 0	0 0 0 0 0 0 0
Inning Stats	R: 0 E: 0 K: 1 S: 12 H: 0 LOB: 0 BB: 0 P: 18	R: 2 E: 0 K: 0 S: 11 H: 2 LOB: 0 BB: 0 P: 17	R: 0 E: 0 K: 1 S: 9 H: 0 LOB: 0 BB: 1 P: 18	R: 0 E: 0 K: 0 S: 2 H: 0 LOB: 0 BB: 1 P: 9	R: 0 E: 0 K: 0 S: 7 H: 0 LOB: 0 BB: 0 P: 11	R: 0 E: 0 K: 1 S: 9 H: 0 LOB: 0 BB: 0 P: 11	R: 0 E: 0 K: 0 S: 7 H: 0 LOB: 0 BB: 0 P: 11	R: 1 E: 0 K: 0 S: 7 H: 1 LOB: 1 BB: 1 P: 16	R: 0 E: 0 K: 0 S: 8 H: 0 LOB: 0 BB: 0 P: 15	1B: 0 2B: 1 3B: 0 HR: 2	SF: 0 SAC: 0 DP: 0 HBP: 0					

	AB	28
	R	3
	H	3
	RBI	3
	BB	3
	SO	3
	LOB	4

WP: 0 PB: 0 SB: 0 CS: 2 PA: 31

PITCHER		IP	WLS	BF	H	R	ER	SO	BB	IBB	HBP	BLK	WP	HR	S	P	ERA	WHIP
58 Dan Straily, R ERA: 3.34	(1, 1)	7.0		23	2	2	2	3	2	0	0	0	0	1	57	95	2.57	0.571
27 Ross Ohlendorf, R ERA: 4.38	(8, 1)	1.0	W	5	1	1	1	0	1	0	0	0	0	1	7	16	9.00	2.000
52 Tony Cingrani, L ERA: 4.07	(9, 1)	1.0	S	3	0	0	0	0	0	0	0	0	0	0	8	15	0.00	0.000

PITCHER		IP	WLS	BF	H	R	ER	SO	BB	IBB	HBP	BLK	WP	HR	S	P	ERA	WHIP

Batter	1	2	3	4	5	6	7	8	9	AB	R	H	RBI	BB	SO	LOB
2 Zack Cozart, R (1, 6) OBP: 0.335, SLG: 0.531	B FF 95 F SI 94 B SL 89 F FF 95 S CH 90 2-3 ① K		C SL 88 B FF 95 X FF 95 1-1 ③ F9			B CU 79 B FF 95 C FF 94 B FF 95 F FF 95 B FF 96 4-2 19 HR BB	C SI 96 B SL 86 C SL 86 F SL 88 1 SAFE 1-2 ③ CS 1-2	B FF 95 F FF 95 T FF 96 X CH 87 1-2 ① G1-3		3	1	0	0	1	1	0
19 Joey Votto, L (1, 3) OBP: 0.343, SLG: 0.427	B FF 93 B FF 95 C FF 95 C CH 89 X FF 95 2-2 ② G6-3			C CU 81 B CH 89 B FF 94 X CH 89 2-1 ① L9		L B FF 94 X CU 81 1-1 1-H HR		B SI 96 B FF 94 B FF 95 F FF 94 B FF 95 4-1 32 1B 23 HR BB		3	2	1	2	1	0	0
4 Brandon Phillips, R (1, 4) OBP: 0.296, SLG: 0.418	C FF 95 B SL 89 C FF 96 X CH 89 1-2 ③ G5-3			B FF 96 S SL 90 C CU 82 X FF 97 1-2 2B		C FF 95 B SL 88 B SL 89 B FF 96 F FF 95 F FF 95 S CH 89 3-3 ① K		B FF 95 S CH 86 F FF 97 B CH 87 C SL 80 2-3 ② K		4	0	1	0	0	2	1
32 Jay Bruce, L (1, 9) OBP: 0.325, SLG: 0.579		B FF 95 C CU 81 B FF 95 X CH 90 2-1 HR		X FF 95 0-0 ② L7		B FF 93 F SI 93 X FF 94 1-1 23 E 1B		B SL 82 X FF 93 1-0 23 DI 23 HR 1-3 1B		4	2	3	1	0	0	1
23 Adam Duvall, R (1, 7) OBP: 0.301, SLG: 0.619		C FF 94 C SI 95 B SL 90 S CH 90 1-3 ① K		S SL 90 B SL 89 S FF 96 B SL 91 B FF 96 B CU 83 4-2 BB		1 SAFE B SI 95 D SI 94 B SI 95 C SI 96 F SI 94 S SL 86 3-3 ② K 1-2		S SL 82 F FF 92 B FF 91 X SL 82 1-2 1-H 3-H HR		3	1	1	3	1	2	1
7 Eugenio Suárez, R (1, 5) OBP: 0.294, SLG: 0.455		C SL 88 C FF 95 F CH 89 S FF 95 0-3 ② K		C SL 89 F FF 95 B CH 88 F SL 90 B FF 96 S FF 96 2-3 ③ K		S SI 94 D SL 86 F SI 96 B SI 96 B SL 85 S SI 95 3-3 ③ K		F FF 91 C SL 81 S FF 92 0-3 ③ K		4	0	0	0	0	4	3
6 Billy Hamilton, S (1, 8) OBP: 0.292, SLG: 0.362		B FF 95 F FF 95 C CU 80 B FF 96 B CH 89 F FF 96 S CH 90 3-3 ③ K			C CU 82 B FF 94 B FF 94 C CH 90 B FF 95 F SI 95 S FF 96 3-3 ① K		B SI 94 B SI 94 B SI 95 C SI 95 C SI 95 C SI 95 3-3 ① K			3	0	0	0	0	3	0
16 Tucker Barnhart, L (1, 2) OBP: 0.290, SLG: 0.323			F FF 94 C CU 81 B FF 95 B CH 90 F FF 95 C CU 82 2-3 ① K		X SL 90 0-0 ② G3		B SI 97 F SI 96 B SI 96 X SI 96 2-1 ② E6			3	0	0	0	0	1	0
58 Dan Straily, R (1, 1) 30 Kyle Waldrop, L (7, PH) OBP: 1.000, SLG: 1.000 27 Ross Ohlendorf, R (8, 1) 52 Tony Cingrani, L (9, 1)			C FF 95 S FF 95 C CU 80 0-3 ② K		C FF 95 B SL 89 S FF 95 S SL 87 1-3 ③ K		B FF 96 B SI 96 X SI 95 2-0 2 CS 1B			2 1 0 0	0 0 0 0	0 1 0 0	0 0 0 0	0 0 0 0	2 0 0 0	0 0 0 0
Inning Stats	R: 0 E: 0 K: 1 S: 9 H: 0 LOB: 0 BB: 0 P: 14	R: 1 E: 0 K: 3 S: 13 H: 1 LOB: 0 BB: 0 P: 19	R: 0 E: 0 K: 2 S: 9 H: 0 LOB: 0 BB: 0 P: 12	R: 0 E: 0 K: 1 S: 12 H: 1 LOB: 2 BB: 1 P: 21	R: 0 E: 0 K: 2 S: 8 H: 0 LOB: 0 BB: 0 P: 12	R: 2 E: 1 K: 3 S: 16 H: 2 LOB: 1 BB: 1 P: 31	R: 0 E: 1 K: 1 S: 9 H: 1 LOB: 0 BB: 0 P: 17	R: 3 E: 0 K: 2 S: 15 H: 2 LOB: 0 BB: 1 P: 24		1B: 3 2B: 1 3B: 0 HR: 3 SF: 0 SAC: 0 DP: 0 HBP: 0						

PITCHER		IP	WLS	BF	H	R	ER	SO	BB	IBB	HBP	BLK	WP	HR	S	P	ERA	WHIP
37 Stephen Strasburg, R ERA: 2.85	(1, 1)	5.1		22	4	3	3	10	2	0	0	0	0	2	61	97	5.06	1.125
45 Blake Treinen, R ERA: 2.7	(6, 1)	1.2		5	1	0	0	3	0	0	0	0	0	0	15	29	0.00	0.600
73 Felipe Vázquez, L ERA: 4.21	(8, 1)	0.2	L	4	1	2	2	1	1	0	0	0	0	0	9	17	27.00	3.000
27 Shawn Kelley, R ERA: 1.96	(8, 1)	0.1		2	1	1	1	1	0	0	0	0	0	1	6	7	27.00	3.000

PITCHER	IP	WLS	BF	H	R	ER	SO	BB	IBB	HBP	BLK	WP	HR	S	P	ERA	WHIP

BOTTOM

Washington Nationals @ Cincinnati Reds

Great American Ball Park, Cincinnati, OH

Sat Jun 04 2016, 4:12 PM - 8:14 PM EDT

Att. 25,365 - Overcast - 77 F

livebaseballscorecards.com

AB	30
R	6
H	7
RBI	6
BB	3
SO	15
LOB	6

Washington Nationals @ Cincinnati Reds

Great American Ball Park, Cincinnati, OH

Sun Jun 05 2016, 1:11 PM - 4:37 PM EDT

Att. 21,422 - Partly Cloudy - 78 F

livebaseballscorecards.com

Batter	1	2	3	4	5	6	7	8	9	AB	R	H	RBI	BB	SO	LOB
9 Ben Revere, L (1, 7) OBP: 0.222, SLG: 0.250	B FF 91 C FF 91 B SI 90 X FF 91 2-1 ① F7		C SL 90 C FF 91 B FF 90 X CU 78 1-2 ③ L8	B FF 91 1 SAFE B FF 91 F FF 90 D FF 91 X FF 91 3-1 1-2 3-H 1B		B FF 96 C FF 96 X FF 96 1-1 34 1B 34 WP 20 1B 1B		C FF 95 B FF 95 X CH 87 1-1 ① G3		5	1	2	1	0	0	0
3 Michael Taylor, R (1, 8) OBP: 0.234, SLG: 0.328	C FF 94 X SL 84 0-1 ② G6-3			1-3 ① K X CU 74 0-0 ③ F8		1 SAFE 1 SAFE P PO 86 S FF 94 B SL 86 1 SAFE S FF 96 S FF 97 2-3 ① K		C FF 95 B FF 95 S FF 96 X SL 83 1-2 20 S 2B		5	0	1	0	0	2	3
34 Bryce Harper, L (1, 9) OBP: 0.413, SLG: 0.521	F FF 92 L SI 92 B FF 92 B SL 83 S CH 83 2-3 ③ K			C FF 89 X SI 90 0-1 20 HR 1B	B FF 90 S FF 90 B CH 84 C FF 91 F FF 91 X FF 92 2-2 40 1B 20 1B 6 FC5 1B	B FF 99 C FF 97 B FF 97 F FF 98 F SI 98 B SI 99 F FF 99 X FF 98 3-2 20 1B 1-3 1B		B FF 95 B FF 95 C FF 95 X FF 88 2-1 ② L9		5	2	3	0	0	1	1
20 Daniel Murphy, L (1, 4) OBP: 0.416, SLG: 0.626		C FF 90 F FF 90 B SI 91 F SL 83 F SL 86 B SL 83 F FF 91 F FF 92 X SL 82 2-2 ① L7		B CU 76 X FF 90 1-0 1-H HR	1 SAFE X CH 84 0-0 6 FC5 40 1B 6 E 1-2 1B	X FF 97 0-0 ② 40 1B 1-3 3-H 1B		B FF 96 B SI 88 C FF 96 X FF 96 2-1 ③ P4 2-3		5	3	3	3	0	0	1
40 Wilson Ramos, R (1, 2) OBP: 0.392, SLG: 0.569		B FF 92 C SL 83 C CU 78 F SI 90 F CU 78 X CU 77 1-2 E6		C FF 90 F SL 83 F CU 77 B FF 92 B CU 77 X CU 81 2-2 HR	C CU 76 B CU 75 B FF 91 X FF 90 2-1 6 E 25 SF8 1-2 2-3 1B	B SL 88 B FF 98 F FF 97 B FF 97 X FF 98 3-1 2-H 1B			C FF 97 B SL 90 F FF 96 S SL 92 1-3 ① K	5	2	3	2	0	1	0
6 Anthony Rendon, R (1, 5) OBP: 0.349, SLG: 0.396		S CU 76 B FF 90 C SL 83 X CU 77 1-2 ② G5-3		B FF 91 C FF 90 B SL 83 X SL 82 2-1 ② F9	F FF 90 F CU 76 X CU 77 0-2 FC5 8 G6-3 1-3 2-H 3-H	C CU 78 F FF 92 B SL 84 X CU 79 1-2 ③ G5-3			C FF 96 B FF 96 C SI 95 B SL 89 F SL 91 B SI 96 X SL 90 3-2 ② G6-3	5	0	0	0	0	0	3
25 Clint Robinson, L (1, 3) OBP: 0.277, SLG: 0.357		C FF 90 F FF 91 B SI 90 D SL 84 C SL 82 2-3 ③ K		B CH 79 F FF 90 B CH 82 B SI 88 C FF 90 X FF 91 3-2 10 1B 2B	B FF 90 1 SAFE S FF 90 X CU 76 1-1 ① SF8 3-H		B SL 86 X FF 91 1-0 ① P5		X FF 97 0-0 ③ G4-3	4	1	1	1	0	1	1
8 Danny Espinosa, S (1, 6) OBP: 0.291, SLG: 0.346			B FF 89 X SL 89 1-0 ① G3	B CU 80 B FF 90 I IN 71 I IN 70 4-0 10 1B 9 1B IBB	B FF 91 1 SAFE B FF 89 X SI 90 2-0 ② G6-3 1-2		C SL 87 B SI 84 S FF 92 S FF 92 1-3 ② K			3	1	0	0	1	1	1
57 Tanner Roark, R (1, 1) 10 Stephen Drew, L (4, PH) OBP: 0.254, SLG: 0.377 36 Sammy Solis, R (4, 1) 73 Felipe Vázquez, L (7, 1) 27 Shawn Kelley, R (7, 1) 58 Jonathan Papelbon, R (9, 1)			C SL 89 X FF 91 0-1 ② G5-3	C CU 77 B FF 90 B CH 82 B SI 89 X SI 89 3-1 9 1B 1-3 2-H 1B	X FF 90 0-0 ③ G4-3		B FF 91 C FF 91 C FF 92 C CU 78 1-3 ③ K			1 1 2 0 0 0	0 0 0 0 0 0	0 1 0 0 0 0	0 1 0 0 0 0	0 0 1 0 0 0	0 0 1 0 0 0	0 0 1 0 0 0
Inning Stats	R: 0 E: 0 K: 1 S: 7 H: 0 LOB: 0 BB: 0 P: 11	R: 0 E: 1 K: 1 S: 18 H: 0 LOB: 1 BB: 0 P: 24	R: 0 E: 0 K: 0 S: 6 H: 0 LOB: 0 BB: 0 P: 8	R: 5 E: 0 K: 1 S: 20 H: 6 LOB: 2 BB: 1 P: 39	R: 3 E: 1 K: 0 S: 14 H: 3 LOB: 1 BB: 0 P: 21	R: 2 E: 0 K: 1 S: 17 H: 4 LOB: 1 BB: 0 P: 26	R: 0 E: 0 K: 2 S: 7 H: 0 LOB: 0 BB: 0 P: 10	R: 0 E: 0 K: 0 S: 9 H: 1 LOB: 1 BB: 0 P: 15	R: 0 E: 0 K: 1 S: 8 H: 0 LOB: 0 BB: 0 P: 12	1B: 10 2B: 2 3B: 0 HR: 2 SF: 1 SAC: 0 DP: 0 HBP: 0						

TOP	
AB	41
R	10
H	14
RBI	8
BB	1
SO	7
LOB	11

		WP: 1	PA: 43
		PB: 0	
		SB: 1	
		CS: 0	

PITCHER		IP	WLS	BF	H	R	ER	SO	BB	IBB	HBP	BLK	WP	HR	S	P	ERA	WHIP
46 Jon Moscot, R ERA: 8.02	(1, 1)	3.2		18	5	5	5	3	0	1	0	0	0	2	48	76	12.27	1.364
41 Daniel Wright, R ERA: 7.2	(4, 1)	1.1	L	9	4	3	1	0	0	0	0	0	0	0	17	27	6.75	3.000
66 JC Ramírez, R ERA: 5.4	(6, 1)	0.2		5	4	2	2	1	0	0	0	0	1	0	14	22	27.00	6.000
73 Josh Smith, R ERA:	(6, 1)	1.1		4	0	0	0	2	0	0	0	0	0	0	10	14	0.00	0.000
27 Ross Ohlendorf, R ERA: 4.21	(8, 1)	1.0		4	1	0	0	0	0	0	0	0	0	0	9	15	0.00	1.000

PITCHER		IP	WLS	BF	H	R	ER	SO	BB	IBB	HBP	BLK	WP	HR	S	P	ERA	WHIP
36 Blake Wood, R ERA: 3.72	(9, 1)	1.0		3	0	0	0	1	0	0	0	0	0	0	8	12	0.00	0.000

Batter	1	2	3	4	5	6	7	8	9	AB	R	H	RBI	BB	SO	LOB
40 Tyler Holt, R (1, 8) OBP: 0.382, SLG: 0.364	C SI 91 C SI 92 B FF 90 F SL 87 B SI 93 X SI 94 2-2 19 G5-6-3 1B	F SL 86 F SI 92 B SI 92 F CU 78 X FF 92 1-2 4 1B 2-H 3-H 1B	B SI 95 C SI 94 D KC 80 B SI 95 C SI 94 F KC 80 B KC 81 4-2 BB			C FF 92 F FF 95 S SL 80 0-3 K ①	C FS 89 C SL 80 X SL 79 0-2 19 BB 4 2B 1B	4	1	3	2	1	1	0
19 Joey Votto, L (1, 3) OBP: 0.345, SLG: 0.421	X SI 92 0-0 ① ② G5-6-3 1-2f	1 SAFE B SI 92 B SI 92 C SI 92 B SI 91 S FF 92 X FF 92 3-2 ② F7		S SI 94 B KC 81 C SI 93 S SI 93 1-3 ② K			B FF 94 B FF 94 B FF 94 B FF 93 4-0 4 1B 32 HR BB		B FS 88 C FF 92 B FS 87 B FS 86 F FF 92 D FS 87 4-2 4 2B 1-2 BB	3	1	0	0	2	1	4
4 Brandon Phillips, R (1, 4) OBP: 0.303, SLG: 0.428	B FF 93 C SI 93 F SL 88 F FF 94 B CU 76 S SL 87 2-3 ③ K	B SL 86 X SI 92 1-0 32 S 1-3 1B		C CH 87 F KC 81 B SI 94 F SI 94 F KC 80 X CH 87 1-2 ③ G5-3			B FF 93 B CH 84 B FF 94 C FF 93 F FF 94 X CH 86 3-2 32 HR 1-3 1B		B SL 80 F SL 80 F FF 92 D SL 81 X SL 81 2-2 1-3 2-H 2B	5	1	3	1	0	1	2
32 Jay Bruce, L (1, 9) OBP: 0.332, SLG: 0.591	7 1B 23 1B 3 2B BB 1-3 K 1-2				F SI 94 F SI 94 X KC 80 0-2 ① F8		C SI 83 X FF 92 0-1 1-H 3-H HR		I IN 63 I IN 65 I IN 67 I IN 66 4-0 IBB	3	2	1	3	2	1	2
23 Adam Duvall, R (1, 7) (6, 5) OBP: 0.298, SLG: 0.608	C SI 92 X SI 91 0-1 7 1B 3 2B 1-2 1B C SL 84 F FF 93 C SI 94 0-3 ①				B CH 86 C SI 95 S KC 80 S SI 94 1-3 ② K		X FF 93 0-0 ② F7		X FF 92 0-0 ① F6	5	1	1	0	0	2	3
7 Eugenio Suárez, R (1, 5) OBP: 0.294, SLG: 0.454 73 Josh Smith, R (6, 1) 6 Billy Hamilton, S (7, PH) OBP: 0.290, SLG: 0.359 27 Ross Ohlendorf, R (8, 1) 36 Blake Wood, R (9, 1) 2 Zack Cozart, R (9, PH) OBP: 0.333, SLG: 0.528	B SL 85 S SL 85 C SI 93 B SI 93 X SI 93 2-2 3 2B 3 E 1-2 2-3 1B B FF 93 B FF 92 X SI 93 2-0 ② L9			S SI 95 C KC 82 B SI 93 S KC 81 1-3 ③ K		C FF 93 S SL 84 S SL 85 0-3 ③ K		S SL 81 F FF 91 S SL 80 0-3 ② K	3 0 1 0 0 1	1 0 0 0 0 0	1 0 0 0 0 0	0 0 0 0 0 0	1 0 0 0 0 0	0 0 1 0 0 1	0 0 0 0 0 3
3 Iván De Jesús Jr., R (1, 6) OBP: 0.282, SLG: 0.296	B SL 85 S SI 92 X SI 90 1-1 E7 16 1B 40 1B 1-H 2-H 3-H 2B C SI 94 X SL 87 0-1 ③ F8			C SI 92 B SI 94 B CH 85 S SI 94 S SI 93 2-3 ① K		F FF 93 F FF 94 F SL 85 S SL 85 0-3 ① K	F FF 92 B FF 92 C SL 80 B FF 92 X SL 80 2-2 ③ F8	5	1	1	2	0	2	3
16 Tucker Barnhart, L (1, 2) OBP: 0.296, SLG: 0.328	F CH 83 B SI 91 F CH 84 B FF 94 F CU 78 B SI 93 X CU 78 3-2 46 SH1-4 40 1B 2-3 1B	F SI 94 B SI 94 X CH 85 1-1 41 SH5-4 1B		B SI 93 C SI 94 C KC 80 B KC 81 F SI 93 S SI 95 2-3 ② K		S SL 85 S SL 85 X SL 85 0-2 ② L7		4	1	2	0	0	1	0
46 Jon Moscot, R (1, 1) 41 Daniel Wright, R (4, 1) 66 JC Ramírez, R (6, 1) 30 Kyle Waldrop, L (6, 7) OBP: 0.333, SLG: 0.333	X SI 91 0-0 ① SH1-4 1-2	L SI 93 X SI 94 0-1 ① SH5-4 1-2		B SI 95 S SI 94 S KC 80 F SI 95 B KC 81 S KC 81 2-3 ③ K		X FF 95 0-0 ③ G4-3		0 0 0 2	0 0 0 0	0 0 0 0	0 0 0 0	0 0 0 0	0 0 0 1	0 0 0 0
Inning Stats	R: 0 E: 0 K: 1 S: 9 H: 1 LOB: 0 BB: 0 P: 13	R: 5 E: 1 K: 1 S: 25 H: 6 LOB: 2 BB: 1 P: 41	R: 0 E: 0 K: 1 S: 6 H: 0 LOB: 0 BB: 0 P: 8	R: 0 E: 0 K: 1 S: 15 H: 1 LOB: 2 BB: 1 P: 22	R: 0 E: 0 K: 2 S: 9 H: 0 LOB: 0 BB: 0 P: 11	R: 0 E: 0 K: 3 S: 11 H: 0 LOB: 0 BB: 0 P: 17	R: 3 E: 0 K: 2 S: 12 H: 2 LOB: 0 BB: 1 P: 19	R: 0 E: 0 K: 1 S: 8 H: 0 LOB: 0 BB: 0 P: 8	R: 1 E: 0 K: 1 S: 15 H: 2 LOB: 3 BB: 2 P: 27	1B: 9 2B: 2 3B: 0 HR: 1 SF: 0 SAC: 2 DP: 1 HBP: 0						

PITCHER		IP	WLS	BF	H	R	ER	SO	BB	IBB	HBP	BLK	WP	HR	S	P	ERA	WHIP
57 Tanner Roark, R ERA: 3.21	(1, 1)	3.0		16	7	5	5	3	1	0	0	0	0	0	40	62	15.00	2.667
36 Sammy Solís, L ERA: 1.59	(4, 1)	3.0	W	11	1	0	0	6	1	0	0	0	0	0	35	50	0.00	0.667
73 Felipe Vázquez, L ERA: 5.19	(7, 1)	0.1		4	2	3	3	1	1	0	0	0	0	1	8	15	81.00	9.000
27 Shawn Kelley, R ERA: 1.8	(7, 1)	1.2	H	5	0	0	0	2	0	0	0	0	0	0	12	12	0.00	0.000
58 Jonathan Papelbon, R ERA: 3.18	(9, 1)	1.0	S	7	2	1	1	1	1	1	0	0	0	0	15	27	9.00	3.000

PITCHER	IP	WLS	BF	H	R	ER	SO	BB	IBB	HBP	BLK	WP	HR	S	P	ERA	WHIP

BOTTOM

Washington Nationals @ Cincinnati Reds

Great American Ball Park, Cincinnati, OH

Sun Jun 05 2016, 1:11 PM - 4:37 PM EDT

Att. 21,422 - Partly Cloudy - 78 F

livebaseballscorecards.com

AB	36
R	9
H	12
RBI	8
BB	5
SO	13
LOB	17

WP: 0	PA: 43		
PB: 0			
SB: 1			
CS: 0			

St. Louis Cardinals @ Cincinnati Reds

Great American Ball Park, Cincinnati, OH

Tue Jun 07 2016, 7:12 PM - 10:06 PM EDT

Att. 24,182 - Clear - 72 F

TOP

livebaseballscorecards.com

Batter	1	2	3	4	5	6	7	8	9	AB	R	H	RBI	BB	SO	LOB
13 Matt Carpenter, L (1, 4) OBP: 0.384, SLG: 0.539	C FF 91 F FF 91 X CU 70 0-2 G6-3 ①		C FC 86 F CH 75 F FF 91 X CU 69 0-2 F9 ②		B CU 66 B FF 90 F FC 86 B FC 85 F FF 90 X CH 74 3-2 G6-3 ③			B CU 65 X FC 82 1-0 E4 55 1B 7 1B 27 2B 2-3	X FF 95 0-0 1-H 2-H 2B ②	5	1	1	2	0	0	2
36 Aledmys Díaz, R (1, 6) OBP: 0.355, SLG: 0.541	C CH 76 F CH 75 X CU 68 0-2 G5-3 ②		B FC 86 C CH 77 F CH 75 B FF 93 C FF 92 2-3 K ③			B CH 74 X FC 83 1-0 G6-3 ①		B SL 90 X SL 91 1-0 SF8 ② 3-H	X FF 93 0-0 P4 ③	4	0	0	1	0	1	2
7 Matt Holliday, R (1, 7) OBP: 0.326, SLG: 0.462	C CU 68 F FC 89 S FF 91 0-3 K ③			B FF 88 B CH 77 C FF 87 F CH 76 X CU 70 2-2 F9 ①		B CU 68 C CH 73 X CU 70 1-1 F7 ②		C SL 91 F SL 91 F FF 94 D SI 98 X SL 90 1-2 55 1B 27 2B 1-2 1B		4	1	1	0	0	1	0
55 Stephen Piscotty, R (1, 9) OBP: 0.393, SLG: 0.491		X FF 92 0-0 32 CS 1B		B FC 85 C CU 68 B CU 67 B CH 75 B FF 92 4-1 27 2B 32 1B BB		X CH 72 0-0 G5-3 ③		C FF 98 S SL 92 B SI 98 X SI 98 1-2 27 2B 1-2 2-3 1B		3	1	2	0	1	0	0
27 Jhonny Peralta, R (1, 5) OBP: 0.500, SLG: 1.000 41 Jeremy Hazelbaker, L (8, PR) OBP: 0.291, SLG: 0.500 30 Jonathan Broxton, R (8, 1) 46 Kevin Siegrist, L (9, 1)		B FF 89 S CH 76 F CU 70 S CH 75 1-3 K ①		B FC 83 C CH 75 X FF 93 1-1 32 1B 1-3 2B			C FF 90 B FF 91 B FF 89 S CH 76 F CH 73 X CH 72 2-2 P4 ①	B SL 92 F SL 91 B FF 97 X SL 91 2-1 1-3 2-H 3-H 2B		4 0 0 0	0 0 0 0	2 0 0 0	2 0 0 0	0 0 0 0	1 0 0 0	1 0 0 0
32 Matt Adams, L (1, 3) OBP: 0.386, SLG: 0.567		C FF 90 D CU 70 F FC 87 1 SAFE B CU 70 F FF 93 X CH 78 2-2 1-2 1B ②		C CU 68 B FF 90 S FF 91 F FF 92 F CH 74 X FC 87 1-2 4 G6-4-3 2-3 3-H 1B			C FF 90 C CH 73 F CU 66 B FF 89 F FF 90 F CU 67 X FF 90 1-2 G6-3 ②	C FF 95 F FF 96 F FF 95 X FF 95 0-2 F7 ③		4	0	2	1	0	0	2
4 Yadier Molina, R (1, 2) OBP: 0.335, SLG: 0.342 59 Eric Fryer, R (9, PR) OBP: 0.444, SLG: 0.480 (9, 2)		C FC 85 F FF 91 F FF 92 B FC 87 B FF 90 F FF 91 F CH 77 S CH 76 2-3 K ③		1 SAFE B FF 89 1 SAFE F FC 84 X FF 89 1-1 G6-4-3 ②③ 1-2f			F FF 90 X CH 76 0-1 F9 ③		B FF 94 X FF 93 1-0 3 1B 13 2B 1B	4 0	0 1	1 0	0 0	0 0	1 0	3 0
15 Randal Grichuk, R (1, 8) OBP: 0.281, SLG: 0.403			B FF 91 F CH 76 X CH 74 1-1 E5 8 SH3-4		C FF 90 C CU 68 B FF 90 X CH 74 1-2 G6-3 ①			S FF 89 B CU 66 F FF 89 B FF 89 B CH 73 B FF 89 4-2 3 FC5-4 BB	1 SAFE 1 SAFE B FF 94 C FF 96 X FF 95 1-1 F9 ①	3	0	0	0	1	0	1
8 Mike Leake, R (1, 1) OBP: 0.100, SLG: 0.150 60 Dean Kiekhefer, L (7, 1) 3 Jedd Gyorko, R (8, PH) OBP: 0.331, SLG: 0.453 (8, 5) 35 Greg Garcia, L (9, PR) OBP: 0.585, SLG: 0.710 (9, 5)			X FF 90 0-0 SH3-4 ① 1-2		C FF 90 B FF 86 B FF 88 F FF 91 S CU 67 2-3 K ②			B FC 82 B FF 88 F FF 90 C FF 89 X CH 75 2-2 FC5-4 ① 13 E 36 SF8 1-2f	C FF 95 F SL 86 X FF 96 0-2 13 2B 1-2 1B	1 0 2 0	0 0 1 1	0 0 1 0	0 0 0 0	1 0 0 0	0 0 1 0	0 0 1 0
Inning Stats	R: 0 E: 0 K: 1 S: 9 H: 0 LOB: 0 BB: 0 P: 9	R: 0 E: 0 K: 2 S: 14 H: 2 LOB: 1 BB: 0 P: 19	R: 0 E: 1 K: 1 S: 10 H: 0 LOB: 1 BB: 0 P: 13	R: 1 E: 0 K: 0 S: 13 H: 2 LOB: 1 BB: 1 P: 22	R: 0 E: 0 K: 1 S: 9 H: 0 LOB: 0 BB: 0 P: 15	R: 0 E: 0 K: 0 S: 4 H: 0 LOB: 0 BB: 0 P: 6	R: 0 E: 0 K: 0 S: 12 H: 0 LOB: 0 BB: 0 P: 15	R: 3 E: 2 K: 0 S: 20 H: 3 LOB: 2 BB: 1 P: 32	R: 2 E: 0 K: 0 S: 8 H: 3 LOB: 1 BB: 0 P: 10	1B: 7 2B: 3 3B: 0 HR: 0 SF: 1 SAC: 1 DP: 1 HBP: 0						

AB	34
R	6
H	10
RBI	6
BB	2
SO	5
LOB	12

WP: 0 PB: 0 SB: 0 CS: 1 PA: 38

PITCHER		IP	WLS	BF	H	R	ER	SO	BB	IBB	HBP	BLK	WP	HR	S	P	ERA	WHIP
47 John Lamb, L ERA: 4.74	(1, 1)	7.1		28	4	3	2	5	2	0	0	0	0	0	77	112	2.46	0.818
36 Blake Wood, R ERA: 3.99	(8, 1)	0.1		4	3	1	0	0	0	0	0	0	0	0	10	15	0.00	9.000
52 Tony Cingrani, L ERA: 4.56	(8, 1)	1.1	W	6	3	2	2	0	0	0	0	0	0	0	12	14	13.50	2.250

PITCHER	IP	WLS	BF	H	R	ER	SO	BB	IBB	HBP	BLK	WP	HR	S	P	ERA	WHIP

BOTTOM

St. Louis Cardinals @ Cincinnati Reds

Great American Ball Park, Cincinnati, OH

Tue Jun 07 2016, 7:12 PM - 10:06 PM EDT

Att. 24,182 - Clear - 72 F

livebaseballscorecards.com

Batter	1	2	3	4	5	6	7	8	9	AB	R	H	RBI	BB	SO	LOB
2 Zack Cozart, R (1, 6) OBP: 0.330, SLG: 0.519	X SI 90 0-0 ① F8		C SI 91 B FC 88 S SI 90 F FC 89 X SI 93 1-2 ② G6-3		B FC 87 B KC 78 F SI 89 B FC 88 F SI 91 X KC 80 3-2 ① F8		C FC 87 D SL 79 T SI 89 F FC 88 B SL 80 F SI 90 X FC 89 2-2 2-H 1B		C CH 84 B FF 94 B CH 84 F FF 93 X FF 93 2-2 ① F7	5	0	1	1	0	0	0
19 Joey Votto, L (1, 3) OBP: 0.346, SLG: 0.440	B SI 91 C FC 89 X CH 84 1-1 32 S 2B		B KC 78 C FC 88 B SL 88 C SI 92 S FC 90 2-3 ③ K		X FC 91 0-0 ② F7		B SI 87 S SL 79 B SI 87 C SI 87 S SL 78 2-3 ② K		B FF 95 B CH 84 X FF 93 2-0 HR	5	1	2	1	0	2	1
4 Brandon Phillips, R (1, 4) OBP: 0.307, SLG: 0.426	C FC 89 B SI 91 F SI 90 B FC 89 B FC 89 F FC 89 F FC 90 X SI 92 3-2 ② G6-3			B SI 90 F SI 90 B FC 88 F FC 88 B SL 81 X FC 90 3-2 32 1B 23 HR 1B	B FC 88 B SI 91 B SI 90 C SI 91 F SI 90 X SL 82 3-2 ③ P3		I IN 78 I IN 82 I IN 80 I IN 81 4-0 IBB			3	1	1	0	1	0	1
32 Jay Bruce, L (1, 9) OBP: 0.330, SLG: 0.584 52 Tony Cingrani, L (8, 1)	B FC 89 F FC 89 B SI 92 X FC 90 2-1 ③ F8 2-3			X SI 91 0-0 23 HR 1-3 1B		C KC 76 F FC 87 X FF 90 0-2 ① F9	B SL 78 B SL 77 C SI 88 F SI 88 X SL 78 2-2 ③ F9			4	1	1	0	0	0	3
										0	0	0	0	0	0	0
23 Adam Duvall, R (1, 7) OBP: 0.303, SLG: 0.622		B SI 89 C SI 90 X FC 88 1-1 6 1B 1B		D FC 90 X SI 92 1-0 1-H 3-H HR		C KC 79 X KC 79 0-1 ② G3-1		C SL 86 B SL 87 C FF 94 F FF 96 B FF 94 F SL 89 S SL 88 2-3 ① K		4	1	2	3	0	1	0
7 Eugenio Suárez, R (1, 5) OBP: 0.293, SLG: 0.455		B SI 90 X SI 92 1-0 ① P3		X FC 88 0-0 6 SH5-3 37 SF7 2B		C SI 90 T KC 80 C SI 91 0-3 ③ K		C FF 95 S FF 95 B FF 96 F FF 95 B SL 89 B SL 88 X SL 88 3-2 ② G1-3		4	1	1	0	0	1	1
6 Billy Hamilton, S (1, 8) OBP: 0.303, SLG: 0.391		X SI 92 0-0 37 G4-6-3 1-2 1B		B SI 90 M FC 88 2 SAFE X FC 88 1-1 ① SH5-3 2-3			X FC 85 0-0 HR	B SL 89 M SL 88 C FF 95 F FF 95 F SL 89 F FF 96 B CU 80 F SL 87 B FF 95 3-2 X SI 93 37 S 1B		3	1	3	1	0	0	0
37 Ramón Cabrera, S (1, 2) OBP: 0.333, SLG: 0.310		X FC 88 0-0 ② ③ G4-6-3 1-2f		B SI 91 S FC 88 X CH 86 1-1 ② SF7 3-H			B SI 87 B SI 88 X SI 89 2-0 2 1B 2B	B FF 93 1 SAFE B FF 94 B FF 94 B FF 95 4-0 40 S 1-3 BB		2	1	1	1	1	0	2
47 John Lamb, L (1, 1) OBP: 0.167, SLG: 0.091 36 Blake Wood, R (8, 1) 40 Tyler Holt, R (8, 9) OBP: 0.377, SLG: 0.358			C SI 89 F SI 88 C FC 89 0-3 ① K	C SI 90 F SI 90 F FC 90 B FC 88 S KC 80 1-3 ③ K			M CH 87 L CH 87 M CH 87 0-3 ① K	C SL 88 C SL 88 B FF 96 S FF 95 1-3 ③ K 1-2		3	0	0	0	0	3	1
										0	0	0	0	0	0	0
										1	0	0	0	0	1	2
Inning Stats	R: 0 E: 0 K: 0 S: 10 H: 1 LOB: 1 BB: 0 P: 16	R: 0 E: 0 K: 0 S: 5 H: 2 LOB: 1 BB: 0 P: 7	R: 0 E: 0 K: 2 S: 10 H: 0 LOB: 0 BB: 0 P: 13	R: 4 E: 0 K: 1 S: 14 H: 4 LOB: 0 BB: 0 P: 21	R: 0 E: 0 K: 0 S: 7 H: 0 LOB: 0 BB: 0 P: 13	R: 0 E: 0 K: 1 S: 8 H: 0 LOB: 0 BB: 0 P: 8	R: 2 E: 0 K: 2 S: 16 H: 3 LOB: 2 BB: 1 P: 28	R: 0 E: 0 K: 2 S: 19 H: 1 LOB: 2 BB: 1 P: 32	R: 1 E: 0 K: 0 S: 4 H: 1 LOB: 0 BB: 0 P: 8	1B: 6 2B: 3 3B: 0 HR: 3 SF: 1 SAC: 1 DP: 1 HBP: 0						

	AB	34
	R	7
	H	12
	RBI	7
	BB	2
	SO	8
	LOB	11

PITCHER		IP	WLS	BF	H	R	ER	SO	BB	IBB	HBP	BLK	WP	HR	S	P	ERA	WHIP
8 Mike Leake, R ERA: 4.22	(1, 1)	6.1		28	10	6	6	5	0	0	0	0	0	2	64	92	8.53	1.579
60 Dean Kiekhefer, L ERA: 6.3	(7, 1)	0.2		3	0	0	0	1	0	1	0	0	0	0	6	14	0.00	0.000
30 Jonathan Broxton, R ERA: 4.76	(8, 1)	1.0		5	1	0	0	2	1	0	0	0	0	0	19	32	0.00	2.000
46 Kevin Siegrist, L ERA: 2.74	(9, 1)	0.1	L	2	1	1	1	0	0	0	0	0	0	1	4	8	27.00	3.000

PITCHER	IP	WLS	BF	H	R	ER	SO	BB	IBB	HBP	BLK	WP	HR	S	P	ERA	WHIP

WP: 0 PB: 0 SB: 4 CS: 0 PA: 38

St. Louis Cardinals @ Cincinnati Reds

Great American Ball Park, Cincinnati, OH

Wed Jun 08 2016, 7:13 PM - 10:31 PM EDT

Att. 21,376 - Clear - 73 F

TOP

livebaseballscorecards.com

Batter	1	2	3	4	5	6	7	8	9	AB	R	H	RBI	BB	SO	LOB
13 Matt Carpenter, L (1, 4) OBP: 0.391, SLG: 0.541	B SI 91 C SI 91 S FS 84 B FS 85 B FS 84 F FS 85 F SI 92 F FS 85 B FS 86 4-2 36 32 HR BB	B CU 76 C FS 85 F FS 81 B CU 75 X CU 75 2-2 2-H 2B		B SI 93 B FS 79 B FS 85 C FS 87 B FS 85 4-1 36 FC6-4 BB		B SL 86 F FF 92 C FF 92 X SL 87 1-2 G3 ①	C FF 95 S FF 96 B FF 96 D SL 89 B FF 97 X FF 96 3-2 G6-3 ③	B FF 90 D FF 90 F FC 89 B FC 89 C FF 88 F FC 89 B FC 88 4-2 1-2 BB		3	1	1	1	3	0	2
36 Aledmys Díaz, R (1, 6) OBP: 0.355, SLG: 0.532	B FF 91 B FS 88 B FC 88 B FF 91 4-0 32 1-2 HR BB	C SI 92 X CU 77 0-1 G5-3 ③		C FC 90 B FC 90 X SI 93 1-1 FC6-4 1-2f ③		C FF 92 M SL 85 S CU 80 0-3 K ②		3-1 32 1B 55 1B 1B C FC 88 X SL 87 0-1 G4-3 ③		5	2	1	0	1	1	6
32 Matt Adams, L (1, 3) OBP: 0.386, SLG: 0.583 59 Eric Fryer, R (8, 2) OBP: 0.464, SLG: 0.500	X SI 91 0-0 1-H 2-H HR	B FC 92 B FS 86 F FC 88 F FC 89 F FS 86 X FC 87 2-2 P3 ①	C SI 92 C FC 89 B SI 93 F FC 88 B CU 80 X FC 88 2-2 F8 ①			B FF 92 X SL 87 1-0 P5 ③		1 SAFE F FF 94 X FF 96 0-1 55 1B 27 1-3 HR 1B	B FC 88 F FC 88 S FC 88 X FC 89 1-2 E4 1B	5 1	2 0	2 1	3 0	0 0	0 0	0 0
55 Stephen Piscotty, R (1, 9) OBP: 0.388, SLG: 0.482	C FF 91 F FC 89 C CU 77 0-3 K ①	C FC 89 F CU 80 F FF 92 B SI 92 B CU 78 S SI 92 2-3 K ②	F SI 92 X SI 92 0-1 G5-3 ②			F SI 91 C CU 77 F CU 78 S CU 78 0-3 K ①	C SL 85 S SL 88 X SL 88 0-2 27 1-2 HR 3-H 1B	F FC 88 X FC 88 0-1 P4 ①	6	1	1	1	0	3	1
27 Jhonny Peralta, R (1, 5) OBP: 0.500, SLG: 1.000	X SI 92 0-0 G4-3 ②	B CU 76 B SI 91 F SI 92 S FS 86 B CU 77 B CU 75 4-2 BB	B SI 92 X FC 87 1-0 37 HR 1B			S FF 91 B SL 91 F CU 78 B CU 78 F FF 92 F FF 92 B CH 82 X CU 79 3-2 G5-3 ②	B FF 96 B FF 96 X FF 96 2-0 1-H 2-H HR	C FC 89 X FC 88 0-1 G6-3 ②	5	2	2	3	1	0	1
37 Brandon Moss, L (1, 7) OBP: 0.331, SLG: 0.570 (8, 3)	C SI 91 B S FS 84 X FS 85 1-2 G3-1 ③	F FF 92 X FC 86 0-1 F7 ③	B FF 93 B FC 88 C FC 87 X FC 89 2-1 1-H HR			B FF 92 X FF 92 1-0 HR	B FF 95 F FF 96 B FF 95 B FF 96 B FF 96 4-1 41 E BB	B FC 89 F FC 88 F SL 83 X FC 88 1-2 L8 ③	5	2	2	3	1	0	2
4 Yadier Molina, R (1, 2) OBP: 0.341, SLG: 0.350 70 Tyler Lyons, L (8, 1)	B SI 92 X FC 87 1-0 13 2B 2B	F SI 91 B FC 87 B CU 75 B FS 83 F SI 90 X SI 92 3-2 G4-3 ①	S SI 92 F FC 88 F SI 92 X SI 92 0-2 15 2B 1B			B SL 85 B SL 81 F FF 91 F FF 91 B CU 81 B SL 87 4-2 15 1B 35 1B BB	C FC 88 F FC 89 X FC 89 0-2 F9 ①	4 0	2 0	2 0	0 0	1 0	0 0	1 0
15 Randal Grichuk, R (1, 8) OBP: 0.289, SLG: 0.411	F SI 92 B CU 76 C CU 76 S CU 77 1-3 K ①	F SI 92 B SI 92 B CU 75 B FC 87 B FC 88 4-1 54 SH1-3 BB	X FC 88 0-0 1-3 2B			B CU 76 B FF 92 F FF 90 S SL 83 B SL 85 X CU 79 3-2 35 1B 1-2 1B	F FC 89 F SL 83 S SL 84 0-3 K ②	4	0	2	0	1	2	2
54 Jaime García, L (1, 1) OBP: 0.250, SLG: 0.250 67 Matt Bowman, R (5, 1) 60 Dean Kiekhefer, L (6, 1) 35 Greg Garcia, L (7, PH) OBP: 0.595, SLG: 0.719 26 Seunghwan Oh, R (7, 1) 41 Jeremy Hazelbaker, L (8, PH) OBP: 0.289, SLG: 0.496 (8, 7)	S FF 92 B F SI 93 X CU 75 1-2 F8 ②	L SI 92 B FS 78 L FF 92 B CU 74 X CU 73 2-2 SH1-3 1-2 ②	S SI 93 B SI 94 F SI 92 X FC 88 1-2 G4-3 ③			B FF 96 X FF 95 1-0 1-2 2-H 1B	C FC 89 S FC 89 X FC 89 0-2 E3 13 BB 1-3	2 0 0 1 0 1	0 0 0 0 0 0	0 0 0 1 0 0	0 0 0 0 0 0	0 0 0 0 0 0	0 0 0 0 0 0	3 0 0 0 0 1
Inning Stats	R: 3 E: 0 K: 1 S: 13 H: 1 LOB: 0 BB: 2 P: 22	R: 1 E: 0 K: 1 S: 12 H: 2 LOB: 1 BB: 0 P: 17	R: 0 E: 0 K: 1 S: 12 H: 0 LOB: 1 BB: 1 P: 20	R: 0 E: 0 K: 0 S: 10 H: 0 LOB: 2 BB: 2 P: 24	R: 2 E: 0 K: 0 S: 17 H: 4 LOB: 2 BB: 0 P: 23	R: 0 E: 0 K: 1 S: 7 H: 0 LOB: 0 BB: 0 P: 9	R: 2 E: 0 K: 1 S: 19 H: 3 LOB: 2 BB: 1 P: 34	R: 4 E: 1 K: 1 S: 23 H: 4 LOB: 3 BB: 2 P: 36	R: 0 E: 1 K: 0 S: 10 H: 1 LOB: 1 BB: 0 P: 12	1B: 8 2B: 3 3B: 0 HR: 4 SF: 0 SAC: 1 DP: 0 HBP: 0						

AB	42
R	12
H	15
RBI	12
BB	8
SO	6
LOB	19

WP: 0	PA: 51																	
PB: 0																		
SB: 0																		
CS: 0																		

PITCHER		IP	WLS	BF	H	R	ER	SO	BB	IBB	HBP	BLK	WP	HR	S	P	ERA	WHIP
31 Alfredo Simon, R ERA: 9.11	(1, 1)	5.0	L	27	7	6	6	3	5	0	0	0	0	2	64	106	10.80	2.400
73 Josh Smith, R ERA: 3.86	(6, 1)	1.2		8	2	2	2	2	1	0	0	0	0	1	22	35	10.80	1.800
66 JC Ramírez, R ERA: 6.95	(7, 1)	0.1		7	5	4	4	0	1	0	0	0	0	1	13	26	108.00	18.000
62 A.J. Morris, R ERA: 6.75	(8, 1)	2.0		9	1	0	0	1	1	0	0	0	0	0	24	30	0.00	1.000

PITCHER	IP	WLS	BF	H	R	ER	SO	BB	IBB	HBP	BLK	WP	HR	S	P	ERA	WHIP

BOTTOM

St. Louis Cardinals @ Cincinnati Reds

Great American Ball Park, Cincinnati, OH

Wed Jun 08 2016, 7:13 PM - 10:31 PM EDT

Att. 21,376 - Clear - 73 F

livebaseballscorecards.com

Batter	1	2	3	4	5	6	7	8	9	AB	R	H	RBI	BB	SO	LOB
2 Zack Cozart, R (1, 6) OBP: 0.332, SLG: 0.532	C FF 90 X SI 90 0-1 ① G1-3	D CH 83 X SI 91 1-0 4 FC6-2, 19 1B 1B 1-2 2-3 3-H		X SI 88 0-0 HR	C SL 86 B SI 90 C SL 84 S SI 90 1-3 ③ K			S CH 85 S SI 93 X SL 81 0-2 ③ G4-3		5	1	2	2	0	1	1
19 Joey Votto, L (1, 3) OBP: 0.348, SLG: 0.446 3 Iván De Jesús Jr., R (9, 3) OBP: 0.291, SLG: 0.319	C FF 92 C SI 92 X SI 92 0-2 32 1B 2B	D SL 80 B SL 80 C SL 81 F SI 90 X SL 79 2-2 4 FC6-2 1-2 2-3 3-H 1B		C SL 78 F CU 67 S SL 79 0-3 ① K		F SI 87 C SL 78 X SI 87 0-2 ① G1-3			X SI 90 0-0 4 2B 2B	4 1	1 1	2 1	1 0	0 0	1 0	0 0
4 Brandon Phillips, R (1, 4) OBP: 0.304, SLG: 0.426	X SI 91 0-0 ② G5-3	B SL 78 F CH 81 B CH 80 F SI 89 X CU 79 2-2 ① FC6-2 1-2 2-3 3-Hf		C CU 66 F CU 70 X SI 89 0-2 ② F9		C SI 88 F CH 82 B SI 89 B SI 88 X CH 83 2-2 ② F8			C SI 91 X CH 85 0-1 30 G3, 23 G5-3 2B 2-H	5	1	1	1	0	0	4
32 Jay Bruce, L (1, 9) OBP: 0.333, SLG: 0.587 30 Kyle Waldrop, L (9, 9) OBP: 0.250, SLG: 0.250	X SI 90 0-0 23 1B 1B 2-H	B SL 80 D CU 80 C SL 81 B CU 79 X SI 88 3-1 ② L3		C SI 88 X CU 78 0-1 2B		S SL 79 S SL 80 B SL 78 B SL 80 F SL 78 F SI 88 F SL 77 B SL 77 F SL 76 3-2 ③ G4-3 X SI 88			B SL 79 X SI 91 1-0 ① G3 2-3	4 1	0 0	2 0	1 0	0 0	0 0	3 1
23 Adam Duvall, R (1, 7) OBP: 0.300, SLG: 0.611	X SI 91 0-0 1-2 1B	D CH 80 B CH 80 X FF 89 2-0 ③ L6		B FF 88 F CH 79 X SI 88 1-1 ③ F9			B FF 92 F SL 82 B FF 92 B FF 92 S FF 90 F FF 92 S FF 92 3-3 ① K		S SL 81 X SL 81 0-1 ② G5-3 3-H	5	0	1	1	0	1	4
7 Eugenio Suárez, R (1, 5) OBP: 0.287, SLG: 0.444	C CH 82 B SI 90 F SI 91 F CH 83 S SL 81 1-3 ③ K		F SI 88 S FF 87 S FF 87 0-3 ① K		C SI 91 X SI 90 0-1 ① L9		B SL 87 B FF 92 S FF 92 S FF 92 F FF 93 S SL 84 2-3 ② K		B SI 92 S CH 85 S SL 82 B SL 82 B SL 80 C SL 80 3-3 ③ K	5	0	0	0	0	4	2
6 Billy Hamilton, S (1, 8) OBP: 0.308, SLG: 0.394		C FF 90 B CH 80 X SI 90 1-1 31 S, 16 1B, 2 1B 1B	B CH 79 B SI 89 C FF 88 X CH 80 2-1 ② B1-3		B SI 90 X SI 91 1-0 E6, 16 CS 1B		F FF 92 C FF 94 B FF 94 B FF 92 S SL 86 2-3 ③ K2-3			4	1	2	0	0	1	0
16 Tucker Barnhart, L (1, 2) OBP: 0.308, SLG: 0.363		1 SAFE X SI 90 0-0 2 1B, 31 BB, 19 1B 1-2 1B	B SI 89 F SI 89 B CH 81 B SI 89 X SI 89 3-1 1B		C SI 90 F CH 82 B SL 81 B CH 82 X CH 83 2-2 ② HR 2-3			B SI 90 X CH 85 1-0 ① L7		4	2	3	1	0	0	0
31 Alfredo Simon, R (1, 1) OBP: 0.188, SLG: 0.071 51 Steve Selsky, R (5, PH) OBP: 0.500, SLG: 1.000 73 Josh Smith, R (6, 1) 66 JC Ramírez, R (7, 1) 62 A.J. Morris, R (8, 1) 40 Tyler Holt, R (8, 8) OBP: 0.372, SLG: 0.353		B SI 89 B SI 89 C SI 90 B SI 90 B SI 91 4-1 19 1B, 2 1B, 4 FC6-2, BB 1-2 2-3	D SI 90 X SI 89 1-0 ③ G6-3		B SI 91 X SI 90 1-0 2B			C SL 79 F SI 92 F SL 82 S SL 81 0-3 ② K		1 1 0 0 0 1	0 0 0 0 0 0	0 1 0 0 0 1	0 0 0 0 0 0	1 0 0 0 0 1	0 0 0 0 0 0	1 0 0 0 0 0
Inning Stats	R: 1 E: 0 K: 1 S: 12 H: 3 LOB: 2 BB: 0 P: 13	R: 2 E: 0 K: 0 S: 14 H: 4 LOB: 3 BB: 1 P: 29	R: 0 E: 0 K: 1 S: 8 H: 1 LOB: 1 BB: 0 P: 14	R: 1 E: 0 K: 1 S: 11 H: 2 LOB: 1 BB: 0 P: 12	R: 1 E: 1 K: 1 S: 10 H: 3 LOB: 1 BB: 0 P: 15	R: 0 E: 0 K: 0 S: 13 H: 0 LOB: 0 BB: 0 P: 18	R: 0 E: 0 K: 3 S: 11 H: 0 LOB: 0 BB: 0 P: 18	R: 0 E: 0 K: 1 S: 8 H: 0 LOB: 0 BB: 0 P: 9	R: 2 E: 0 K: 1 S: 9 H: 2 LOB: 0 BB: 0 P: 13	1B: 8 2B: 5 3B: 0 HR: 2	SF: 0 SAC: 0 DP: 0 HBP: 0					

	AB	41
	R	7
	H	15
	RBI	7
	BB	1
	SO	9
	LOB	16

PITCHER		IP	WLS	BF	H	R	ER	SO	BB	IBB	HBP	BLK	WP	HR	S	P	ERA	WHIP
54 Jaime García, L ERA: 3.89	(1, 1)	4.2		27	13	5	5	3	1	0	0	0	0	2	52	79	9.64	3.000
67 Matt Bowman, R ERA: 3.75	(5, 1)	0.1	W	1	0	0	0	1	0	0	0	0	0	0	3	4	0.00	0.000
60 Dean Kiekhefer, L ERA: 5.73	(6, 1)	1.0	H	3	0	0	0	0	0	0	0	0	0	0	13	18	0.00	0.000
26 Seunghwan Oh, R ERA: 1.71	(7, 1)	1.0	H	3	0	0	0	3	0	0	0	0	0	0	11	18	0.00	0.000
70 Tyler Lyons, L ERA: 4.55	(8, 1)	2.0		8	2	2	2	2	0	0	0	0	0	0	17	22	9.00	1.000

PITCHER	IP	WLS	BF	H	R	ER	SO	BB	IBB	HBP	BLK	WP	HR	S	P	ERA	WHIP

WP: 0 PB: 0 SB: 1 CS: 1 PA: 42

St. Louis Cardinals @ Cincinnati Reds

Great American Ball Park, Cincinnati, OH

Thu Jun 09 2016, 7:12 PM - 10:07 PM EDT

Att. 24,516 - Clear - 79 F

TOP

livebaseballscorecards.com

Batter	1	2	3	4	5	6	7	8	9	AB	R	H	RBI	BB	SO	LOB
13 Matt Carpenter, L (1, 4) OBP: 0.393, SLG: 0.543	F SI 90 S SI 92 B SL 86 B SL 88 X SI 93 2-2 ① F8		B SL 81 C SL 81 C SL 84 X SI 92 1-2 ② F7			B SI 92 B SL 81 F FF 92 B SI 93 B SI 94 4-1 36 BLK 36 1B BB		B FF 94 F FF 95 C CH 87 X FF 95 1-2 36 SH 55 FC6-2 2B	B FF 95 T FF 96 B SL 82 F FF 94 X FF 96 2-2 1B	3	1	1	0	1	0	0
46 Kevin Siegrist, L (8, 1)										0	0	0	0	0	0	0
32 Matt Adams, L (9, PH) OBP: 0.390, SLG: 0.586										1	0	1	0	0	0	0
44 Trevor Rosenthal, R (9, 1)										0	0	0	0	0	0	0
36 Aledmys Díaz, R (1, 6) OBP: 0.353, SLG: 0.527	F SI 92 F SL 85 F SI 93 F SL 86 B SI 93 F SL 85 B SI 93 F SL 85 S SL 85 2-3 ② K		C SL 83 C SI 91 X SL 84 0-2 ③ F8			1 SAFE B SI 92 C SL 82 F SI 93 B SL 84 B SI 94 X SI 96 3-2 1-H 1B		L FF 94 X FF 94 0-1 SH 55 FC6-2 7 BB 4 1B 2-3	B FF 95 C FF 95 B FF 96 1 SAFE B FF 94 X FF 95 3-1 ③ F7	4	1	1	1	0	1	1
7 Matt Holliday, R (1, 7) OBP: 0.324, SLG: 0.455	S SL 83 B SL 83 B SI 91 F FF 91 F FF 92 S SI 92 2-3 ③ K			B SL 82 X FF 91 1-0 ① F7		B SI 94 X SL 82 1-0 ② F9		B FF 95 B FF 94 F CH 87 B FF 94 F FF 95 B SL 82 4-2 4 1B 55 FC6-2 1-2 BB		3	0	0	0	1	1	1
41 Jeremy Hazelbaker, L (8, PR) OBP: 0.289, SLG: 0.496	(8, 7)									0	0	0	0	0	0	0
55 Stephen Piscotty, R (1, 9) OBP: 0.382, SLG: 0.473		B SI 90 C SL 82 S SL 83 B SI 93 B SL 86 F SI 93 S SI 92 3-3 ① K		X SI 90 0-0 ② G5-3		F SI 93 F SI 94 S SI 94 0-3 ③ K		S CH 88 S CH 88 D SL 84 F SI 88 B FF 96 X FF 96 2-2 ① FC6-2 4 1B 1-2 2-3 3-Hf		4	0	0	0	0	2	4
4 Yadier Molina, R (1, 2) OBP: 0.348, SLG: 0.362		B SI 91 C SL 82 B SI 92 X SI 90 2-1 37 1B 2B		B FF 89 F FF 91 B SI 92 C SI 91 S SL 84 2-3 ③ K			C SL 80 F FF 92 B SI 92 X SI 94 1-2 3 FC6-5 37 1B 1B	F FF 95 F FF 96 B FF 96 X FF 95 1-2 2-3 3-H 1B		4	1	3	1	0	1	0
37 Brandon Moss, L (1, 3) OBP: 0.335, SLG: 0.568		C SL 82 F SI 93 X SI 93 0-2 3 F9 3 WP 2-H 1B			C SL 79 S SI 90 X SL 84 0-2 ① G3		F SL 80 B SI 92 X SL 83 1-1 3 FC6-5 1-2 1B	S SI 88 S FF 95 X FF 96 0-2 ② F6		4	0	2	1	0	0	3
3 Jedd Gyorko, R (1, 5) OBP: 0.320, SLG: 0.436		D SI 92 F SI 91 S SL 83 1 SAFE B SL 85 B SI 93 X SI 93 3-2 ② F9 1-3			F SI 90 B SL 82 F SL 81 B SI 93 C SI 92 2-3 ② K		C SI 93 B SI 93 F SI 94 F SI 94 F SL 84 X SI 94 1-2 ① FC6-5 1-2 2-3f	B SI 88 F FF 95 F SI 89 S SL 84 1-3 ③ K		4	0	0	0	0	2	6
15 Randal Grichuk, R (1, 8) OBP: 0.284, SLG: 0.402		B SI 93 F SL 84 C SI 93 F SI 94 B FF 93 F SL 85 X SI 92 2-2 ③ G5-3			B SL 81 B SI 92 S FF 91 B SI 93 X FF 93 3-1 ③ L4		X SL 82 0-0 ② F7		X FF 94 0-0 ① P5	4	0	0	0	0	0	3
50 Adam Wainwright, R (1, 1) OBP: 0.227, SLG: 0.591			C SI 92 S SI 91 S SI 93 0-3 ① K			B SI 91 X SI 92 1-0 ① F8	X SI 93 0-0 ③ F8		X FF 94 0-0 ② G1-3	2	0	0	0	0	1	0
27 Jhonny Peralta, R (7, PH) OBP: 0.455, SLG: 0.900										1	0	0	0	0	0	2
26 Seunghwan Oh, R (7, 1)										0	0	0	0	0	0	0
35 Greg Garcia, L (8, 4) OBP: 0.581, SLG: 0.697										1	0	0	0	0	0	0
Inning Stats	R: 0 E: 0 K: 2 S: 14 H: 0 LOB: 0 BB: 0 P: 20	R: 1 E: 0 K: 1 S: 17 H: 2 LOB: 1 BB: 0 P: 27	R: 0 E: 0 K: 1 S: 9 H: 0 LOB: 0 BB: 0 P: 10	R: 0 E: 0 K: 1 S: 5 H: 0 LOB: 0 BB: 0 P: 8	R: 0 E: 0 K: 1 S: 8 H: 0 LOB: 0 BB: 0 P: 13	R: 1 E: 0 K: 1 S: 9 H: 1 LOB: 1 BB: 1 P: 18	R: 0 E: 0 K: 0 S: 12 H: 2 LOB: 2 BB: 0 P: 15	R: 1 E: 0 K: 1 S: 21 H: 2 LOB: 3 BB: 1 P: 30	R: 0 E: 0 K: 0 S: 7 H: 1 LOB: 1 BB: 0 P: 12	1B: 6 2B: 2 3B: 0 HR: 0 SF: 0 SAC: 1 DP: 0 HBP: 0						

	AB	35
	R	3
	H	8
	RBI	3
	BB	2
	SO	8
	LOB	20

WP: 1 PB: 0 SB: 0 CS: 0 PA: 38

PITCHER		IP	WLS	BF	H	R	ER	SO	BB	IBB	HBP	BLK	WP	HR	S	P	ERA	WHIP
29 Brandon Finnegan, L ERA: 3.77	(1, 1)	7.0		27	5	2	2	7	1	0	0	1	1	0	74	111	2.57	0.857
27 Ross Ohlendorf, R ERA: 4.39	(8, 1)	1.0	L	7	2	1	1	1	1	0	0	0	0	0	21	30	9.00	3.000
52 Tony Cingrani, L ERA: 4.39	(9, 1)	1.0		4	1	0	0	0	0	0	0	0	0	0	7	12	0.00	1.000

PITCHER		IP	WLS	BF	H	R	ER	SO	BB	IBB	HBP	BLK	WP	HR	S	P	ERA	WHIP

BOTTOM

St. Louis Cardinals @ Cincinnati Reds

Great American Ball Park, Cincinnati, OH

Thu Jun 09 2016, 7:12 PM - 10:07 PM EDT

Att. 24,516 - Clear - 79 F

livebaseballscorecards.com

Batter	1	2	3	4	5	6	7	8	9	AB	R	H	RBI	BB	SO	LOB
2 Zack Cozart, R (1, 6) OBP: 0.325, SLG: 0.521	C SI 89 F FC 82 S CU 74 0-3 ① K		S CU 74 X CU 76 0-1 ② F8			B FC 84 B FC 89 C FC 86 X CU 75 2-1 ② L7		C FF 91 F FF 92 X FF 92 0-2 ② F4		4	0	0	0	0	1	2
19 Joey Votto, L (1, 3) OBP: 0.351, SLG: 0.442	B FC 84 B CU 72 B FC 85 B FF 89 4-0 4 2B 32 G4-3 BB		X CU 74 0-0 ③ G4-3			H FF 92 1-0 HBP		C SI 93 X FF 94 0-1 ③ FC6-4 1-2f		2	1	0	0	1	0	2
4 Brandon Phillips, R (1, 4) OBP: 0.303, SLG: 0.427	C SI 89 X SI 91 0-1 32 G4-3 23 1B 2B 1-3			B FF 89 F FF 89 S CU 74 B FC 89 B CU 67 S FC 83 3-3 ① K		F FC 86 C FC 86 1 SAFE F CU 74 B FF 93 D FC 86 S CU 77 2-3 ③ K			B FF 96 B FF 96 B FF 97 C FF 97 F FF 96 F FF 98 F FF 97 F FF 97 X FF 97 3-2 ① G5-3	4	1	1	0	0	2	1
32 Jay Bruce, L (1, 9) OBP: 0.327, SLG: 0.576	S CU 75 B CU 76 B FC 85 X CU 76 2-1 ② G4-3 2-3 3-H			B FF 89 F CU 72 C FF 90 B FC 83 S CU 76 2-3 ② K			F FF 91 F FF 92 B SL 86 B SL 86 X SL 84 2-2 ① F9		F FF 97 F FF 97 X CH 87 0-2 ② G4-3	4	0	0	1	0	1	1
23 Adam Duvall, R (1, 7) OBP: 0.299, SLG: 0.603	B FF 91 B FF 91 X FC 84 2-0 7 CS 1B 3-H			C CU 74 F CU 74 B CU 76 C FC 83 1-3 ③ K			B FF 92 S SL 82 F FF 92 C FF 92 1-3 ② K		X SL 84 0-0 ③ P4	4	0	1	1	0	2	0
7 Eugenio Suárez, R (1, 5) OBP: 0.283, SLG: 0.438	C FC 83 C CU 74 1 SAFE B CU 76 1-2 ③ CS 1-2	C FC 88 F FF 89 B SI 91 B CU 76 X CU 75 2-2 ① F8			B FC 83 C FF 90 C FF 90 S FF 92 1-3 ① K		C SL 84 B FF 94 S FF 92 B FF 92 F FF 93 X SL 88 2-2 ③ G5-3			3	0	0	0	0	1	0
40 Tyler Holt, R (1, 8) OBP: 0.370, SLG: 0.352		C FC 82 F FF 90 S CU 76 0-3 ② K2-3			C FC 85 C CU 75 F CU 75 C FF 93 0-3 ② K			C FF 92 X CH 84 0-1 3 1B 1B		3	0	1	0	0	2	0
37 Ramón Cabrera, S (1, 2) OBP: 0.306, SLG: 0.281		C FF 89 X FC 85 0-1 ③ P1			C CU 73 C CU 73 B FF 92 X CU 76 1-2 ③ F9			L FF 94 1 SAFE 1 SAFE L FF 94 1 SAFE T FF 93 0-2 ① K		3	0	0	0	0	1	1
29 Brandon Finnegan, L (1, 1) OBP: 0.214, SLG: 0.222 27 Ross Ohlendorf, R (8, 1) 3 Iván De Jesús Jr., R (8, PH) OBP: 0.300, SLG: 0.329 52 Tony Cingrani, L (9, 1)			B CU 71 B FC 85 B FF 90 C FC 88 C FF 91 S FF 90 3-3 ① K			C CU 72 X CU 73 0-1 ① G3-1		B FF 94 X CH 85 1-0 19 FC6-4 1-2 1B		2 0 1 0	0 0 0 0	0 0 1 0	0 0 0 0	0 0 0 0	1 0 0 0	0 0 0 0
Inning Stats	R: 2 E: 0 K: 1 S: 10 H: 2 LOB: 0 BB: 1 P: 19	R: 0 E: 0 K: 1 S: 8 H: 0 LOB: 0 BB: 0 P: 10	R: 0 E: 0 K: 1 S: 6 H: 0 LOB: 0 BB: 0 P: 9	R: 0 E: 0 K: 3 S: 9 H: 0 LOB: 0 BB: 0 P: 15	R: 0 E: 0 K: 2 S: 10 H: 0 LOB: 0 BB: 0 P: 12	R: 0 E: 0 K: 1 S: 8 H: 0 LOB: 1 BB: 0 P: 13	R: 0 E: 0 K: 1 S: 10 H: 0 LOB: 0 BB: 0 P: 15	R: 0 E: 0 K: 1 S: 11 H: 2 LOB: 2 BB: 0 P: 12	R: 0 E: 0 K: 0 S: 10 H: 0 LOB: 0 BB: 0 P: 13	1B: 3 2B: 1 3B: 0 HR: 0		SF: 0 SAC: 0 DP: 0 HBP: 1		WP: 0 PB: 0 SB: 0 CS: 1	PA: 33	

	AB	30
	R	2
	H	4
	RBI	2
	BB	1
	SO	11
	LOB	7

PITCHER		IP	WLS	BF	H	R	ER	SO	BB	IBB	HBP	BLK	WP	HR	S	P	ERA	WHIP
50 Adam Wainwright, R ERA: 5.21	(1, 1)	6.0		21	2	2	2	9	1	0	1	0	0	0	51	78	3.00	0.500
26 Seunghwan Oh, R ERA: 1.65	(7, 1)	1.0	W	3	0	0	0	1	0	0	0	0	0	0	10	15	0.00	0.000
46 Kevin Siegrist, L ERA: 2.63	(8, 1)	1.0	H	5	2	0	0	1	0	0	0	0	0	0	11	12	0.00	2.000
44 Trevor Rosenthal, R ERA: 3.15	(9, 1)	1.0	S	3	0	0	0	0	0	0	0	0	0	0	10	13	0.00	0.000

PITCHER	IP	WLS	BF	H	R	ER	SO	BB	IBB	HBP	BLK	WP	HR	S	P	ERA	WHIP

Batter	1	2	3	4	5	6	7	8	9	AB	R	H	RBI	BB	SO	LOB
4 Coco Crisp, S (1, 8) OBP: 0.274, SLG: 0.382	C FF 94 S FF 94 B FF 95 F KC 82 B SI 95 X FF 95 2-2 26 FC6-4 1B		B SI 92 F FF 92 X CH 88 1-1 8 G4-6-3 1B	C SI 92 B SL 86 X FF 93 1-1 ③ F8			X FF 97 0-0 ① L7		1 SAFE C FF 94 1 SAFE B FF 94 B FF 94 F FF 95 X FF 95 2-2 ②③ G5-4-3 1-2f	5	0	2	0	0	0	2
8 Jed Lowrie, S (1, 4) OBP: 0.355, SLG: 0.367	C FF 94 S SL 86 1 SAFE X SI 93 0-2 ① L7		B FF 93 1 SAFE C SL 86 D FF 91 1 SAFE X SI 92 2-1 ①② G4-6-3 1-2f		B KC 77 C SI 90 X KC 80 1-1 ① G3		B FF 96 B FF 96 S FF 97 F FF 95 B SI 97 B SL 90 4-2 BB			3	0	0	0	1	0	2
21 Stephen Vogt, L (1, 2) OBP: 0.308, SLG: 0.423	C SL 88 F FF 95 S SL 88 0-3 ② K		X FF 93 0-0 HR		B SL 85 F SL 85 F FF 92 X KC 80 1-2 26 G5-4-3 1B		D FF 97 C SL 91 B FF 95 B SL 90 F FF 96 1 SAFE X FF 96 3-2 ② F7			4	1	2	1	0	1	2
26 Danny Valencia, R (1, 5) OBP: 0.384, SLG: 0.578	1 SAFE C FF 94 S SL 87 F SI 95 F FF 95 F SL 89 D KC 84 1 SAFE D SL 88 2-2 ③ X SI 85 FC6-4 1-2f		C SL 86 B SI 92 X SL 87 1-1 2B		B SI 93 S SL 86 X SL 86 1-1 ②③ G5-4-3 1-2f		S SL 92 S SL 93 B SL 92 B SL 91 S SL 91 2-3 ③ K			4	0	1	0	0	1	3
2 Khris Davis, R (1, 7) OBP: 0.269, SLG: 0.483		X FF 92 0-0 ① L7	C SL 87 H SI 92 1-1 HBP			B SL 87 B SL 86 F SI 92 B SL 87 S SI 92 B SL 86 4-2 17 1B 17 WP 10 FC5-2 BB		B SL 89 X SL 88 1-0 ① F8		2	0	0	0	1	0	0
17 Yonder Alonso, L (1, 3) OBP: 0.304, SLG: 0.320		C SI 93 C SL 85 B SI 93 B SL 86 X FF 93 2-2 12 L8 10 1B 1B	C KC 80 X SL 86 0-1 ③ G5-3			S SI 92 B SL 88 B SL 85 F FF 93 B SL 86 X SL 86 3-2 ① 1-3 1B		X SI 96 0-0 ② F8		4	0	2	0	0	0	2
10 Marcus Semien, R (1, 6) OBP: 0.303, SLG: 0.424		F SL 88 X SL 87 0-1 12 L8 1-2 1B		B SI 92 F SI 91 X SL 86 1-1 ① L5		B SI 91 D SL 87 F SI 92 F SI 92 F KC 80 F SL 88 F FF 94 D KC 82 X SL 87 3-2 ② FC5-2 12 S 3-H		C SL 90 F SL 90 C SL 91 0-3 ③ K		4	0	1	0	0	1	1
12 Max Muncy, L (1, 9) OBP: 0.556, SLG: 0.333 5 Jake Smolinski, R (9, PH) OBP: 0.278, SLG: 0.455		S SI 92 X SI 93 0-1 ② L8 1-2 2-3		B CH 86 B SI 91 I FF 92 C FF 91 B SI 92 4-1 54 SH3-4 BB		B SL 88 I IN 78 I IN 77 I IN 81 4-0 1-2 IBB			C FF 94 F FF 95 F FF 94 B FF 96 F FF 94 F FF 95 X FF 96 1-2 4 G5-4-3 1B	1 1	0 0	0 1	0 0	2 0	0 0	2 0
54 Sonny Gray, R (1, 1) 62 Sean Doolittle, L (8, 1) 16 Billy Butler, R (9, PH) OBP: 0.263, SLG: 0.374		C FF 95 D SL 87 F SI 94 F SL 87 X KC 81 1-2 ③ G3		B FF 92 X FF 91 1-0 ② SH3-4 1-2		C SI 93 D SL 89 S SI 93 S KC 82 1-3 ③ K			X FF 94 0-0 ① F9	2 0 1	0 0 0	0 0 0	0 0 0	1 0 0	4 0 1	
Inning Stats	R: 0 E: 0 K: 1 S: 16 H: 1 LOB: 1 BB: 0 P: 20	R: 0 E: 0 K: 0 S: 12 H: 2 LOB: 2 BB: 0 P: 15	R: 1 E: 0 K: 0 S: 10 H: 3 LOB: 2 BB: 0 P: 15	R: 0 E: 0 K: 0 S: 6 H: 0 LOB: 1 BB: 1 P: 13	R: 0 E: 0 K: 0 S: 7 H: 1 LOB: 0 BB: 0 P: 10	R: 0 E: 0 K: 1 S: 14 H: 1 LOB: 2 BB: 2 P: 29	R: 0 E: 0 K: 1 S: 9 H: 0 LOB: 1 BB: 1 P: 18	R: 0 E: 0 K: 1 S: 5 H: 0 LOB: 0 BB: 0 P: 6	R: 0 E: 0 K: 0 S: 10 H: 1 LOB: 0 BB: 0 P: 13	1B: 7 2B: 1 3B: 0 HR: 1 SF: 0 SAC: 1 DP: 3 HBP: 1	WP: 1 PB: 0 SB: 1 CS: 0 PA: 37					

PITCHER		IP	WLS	BF	H	R	ER	SO	BB	IBB	HBP	BLK	WP	HR	S	P	ERA	WHIP
28 Anthony DeSclafani, R ERA: 1.5	(1, 1)	6.0		27	8	1	1	2	2	1	1	0	1	1	65	102	1.50	1.667
36 Blake Wood, R ERA: 3.73	(7, 1)	2.0	W	7	0	0	0	2	1	0	0	0	0	0	14	24	0.00	0.500
52 Tony Cingrani, L ERA: 4.23	(9, 1)	1.0	S	3	1	0	0	0	0	0	0	0	0	0	10	13	0.00	1.000

PITCHER	IP	WLS	BF	H	R	ER	SO	BB	IBB	HBP	BLK	WP	HR	S	P	ERA	WHIP

Oakland Athletics @ Cincinnati Reds

Great American Ball Park, Cincinnati, OH

Fri Jun 10 2016, 7:12 PM - 9:47 PM EDT

Att. 21,520 - Clear - 78 F

TOP

livebaseballscorecards.com

AB	31
R	1
H	9
RBI	1
BB	4
SO	4
LOB	19

BOTTOM

Oakland Athletics @ Cincinnati Reds

Great American Ball Park, Cincinnati, OH

Fri Jun 10 2016, 7:12 PM - 9:47 PM EDT

Att. 21,520 - Clear - 78 F

livebaseballscorecards.com

Batter	1	2	3	4	5	6	7	8	9	AB	R	H	RBI	BB	SO	LOB
2 Zack Cozart, R (1, 6) OBP: 0.319, SLG: 0.510	X SI 93 0-0 ① G5-3			C SI 93 F FF 92 F FF 94 B SL 85 X SI 94 1-2 ① L4		D CU 82 B SI 93 X FF 94 2-0 ③ FC5-4 1-2f		1 SAFE F SI 94 F SI 93 X FF 93 0-2 ② FC6-4 1-2f		4	0	0	0	0	0	2
19 Joey Votto, L (1, 3) OBP: 0.349, SLG: 0.435	B SI 92 B SI 94 B FF 90 C FF 92 X FF 93 3-1 ② F8			B SI 91 B CU 82 B CH 88 F FF 94 B FF 95 4-1 4 G6-4-3 BB			C FF 93 B FF 94 X CH 89 1-1 ① L7	F FF 94 S FF 95 X FF 96 0-2 ③ F7		3	0	0	0	1	0	1
4 Brandon Phillips, R (1, 4) OBP: 0.304, SLG: 0.426	C SI 93 S CU 82 F SL 84 B SL 85 B SL 85 X SI 94 2-2 ③ G2-3			B SI 94 X SI 93 1-0 ② ③ G6-4-3 1-2f			B SI 94 X SI 94 1-0 23 WP 23 2B 1B			3	1	1	0	0	0	1
32 Jay Bruce, L (1, 9) OBP: 0.323, SLG: 0.567		X SI 93 0-0 ① G4-3			C FF 92 B FF 94 X CU 81 1-1 ① G4-3		X CH 87 0-0 ② F7			3	0	0	0	0	0	1
23 Adam Duvall, R (1, 7) OBP: 0.300, SLG: 0.604		B SI 95 B SI 94 X FF 94 2-0 ② P4			C CU 81 X CU 82 0-1 ② G5-3		C FF 94 B FC 90 X CU 82 1-1 7 1B 1-H 40 WP 2B			3	1	1	1	0	0	0
7 Eugenio Suárez, R (1, 5) OBP: 0.284, SLG: 0.436		C SI 95 S CU 82 B SL 85 S SL 86 1-3 ③ K			B SI 94 B FF 94 X FF 94 2-0 ③ L8		X SI 94 0-0 40 WP 2-3 1B			3	0	1	0	0	1	0
40 Tyler Holt, R (1, 8) OBP: 0.357, SLG: 0.338			C SI 93 B SI 94 X SI 94 1-1 ① G5-3			C SI 93 B SI 94 B FF 94 B SI 94 F FF 95 X FF 94 3-2 ① L8	B SI 94 C CU 82 S CU 82 S SL 86 1-3 ③ K2-3 1-2 3-H			3	0	0	0	0	1	1
16 Tucker Barnhart, L (1, 2) OBP: 0.309, SLG: 0.362			B SI 93 F SI 93 S FF 94 F SL 86 S SL 85 1-3 ② K			X SI 94 0-0 2 FC5-4 1B		C CU 82 C CU 82 B SL 87 S FF 94 1-3 ① K		3	0	1	0	0	2	0
28 Anthony DeSclafani, R (1, 1) 51 Steve Selsky, R (6, PH) OBP: 0.333, SLG: 0.667 36 Blake Wood, R (7, 1) 30 Kyle Waldrop, L (8, PH) OBP: 0.400, SLG: 0.400 52 Tony Cingrani, L (9, 1)			C SI 94 B FF 94 F SI 93 B FF 94 B CU 83 F SI 93 X SI 94 3-2 ③ L8			C SI 93 B CU 82 1 SAFE X SI 93 1-1 ② L9		F FF 95 C SL 84 X SL 86 0-2 2 FC6-4 1B		1 1 0 1 0	0 0 0 0 0	0 0 0 1 0	0 0 0 0 0	0 0 0 0 0	0 0 0 0 0	0 1 0 0 0

Inning Stats	1	2	3	4	5	6	7	8	9
	R: 0 E: 0 K: 0 S: 7	R: 0 E: 0 K: 1 S: 5	R: 0 E: 0 K: 1 S: 10	R: 0 E: 0 K: 0 S: 6	R: 0 E: 0 K: 0 S: 5	R: 0 E: 0 K: 0 S: 7	R: 2 E: 0 K: 1 S: 10	R: 0 E: 0 K: 1 S: 12	
	H: 0 LOB: 0 BB: 0 P: 12	H: 0 LOB: 0 BB: 0 P: 8	H: 0 LOB: 0 BB: 0 P: 15	H: 0 LOB: 0 BB: 1 P: 12	H: 0 LOB: 0 BB: 0 P: 8	H: 1 LOB: 1 BB: 0 P: 13	H: 3 LOB: 1 BB: 0 P: 14	H: 1 LOB: 1 BB: 0 P: 13	

1B: 4	SF: 0
2B: 1	SAC: 0
3B: 0	DP: 1
HR: 0	HBP: 0

WP: 2	PA: 29
PB: 0	
SB: 0	
CS: 0	

AB	28
R	2
H	5
RBI	1
BB	1
SO	4
LOB	7

PITCHER	IP	WLS	BF	H	R	ER	SO	BB	IBB	HBP	BLK	WP	HR	S	P	ERA	WHIP
54 Sonny Gray, R (1, 1) ERA: 5.34	7.2	L	28	5	2	2	4	1	0	0	0	2	0	59	92	2.35	0.783
62 Sean Doolittle, L (8, 1) ERA: 2.55	0.1		1	0	0	0	0	0	0	0	0	0	0	3	3	0.00	0.000

PITCHER	IP	WLS	BF	H	R	ER	SO	BB	IBB	HBP	BLK	WP	HR	S	P	ERA	WHIP

Oakland Athletics @ Cincinnati Reds

Great American Ball Park, Cincinnati, OH

Sat Jun 11 2016, 4:11 PM - 6:52 PM EDT

Att. 32,034 - Sunny - 90 F

TOP

livebaseballscorecards.com

Batter	1	2	3	4	5	6	7	8	9	AB	R	H	RBI	BB	SO	LOB
4 Coco Crisp, S (1, 7) OBP: 0.273, SLG: 0.376	B FF 89 C FF 88 F FF 89 B SL 83 B FF 90 B FF 90 4-2 21 2B 26 1B BB		X FF 89 0-0 ② L8		B CU 70 B FF 88 B FF 88 C FF 90 X FF 90 3-1 ② L9		B FF 87 1 SAFE F CH 82 F CH 80 1 SAFE X SL 83 1-2 ③ G4-3			3	1	0	0	1	0	1
8 Jed Lowrie, S (1, 4) OBP: 0.348, SLG: 0.359	1 SAFE B FF 89 C CH 82 1 SAFE 1 SAFE B FF 89 F FF 89 F FF 90 D SL 83 3-2 ① X FF 91 P4		C SL 82 F SL 84 S FF 90 0-3 ③ K		X FF 90 0-0 ③ P5			X FF 92 0-0 ① F9		4	0	0	0	0	1	1
21 Stephen Vogt, L (1, 2) OBP: 0.307, SLG: 0.425	C FF 90 X CH 83 0-1 26 1B 1-3 2B			C CU 70 B SL 83 B CH 82 F SL 84 B FF 91 X SL 82 3-2 ① G5-3		B CU 71 B FF 88 B SI 88 C FF 87 C FF 89 F FF 89 X SL 81 3-2 ① L7		C FF 93 S SL 84 B SL 84 B FF 97 X FF 96 2-2 ② L7		4	0	1	0	0	0	0
26 Danny Valencia, R (1, 5) OBP: 0.380, SLG: 0.570	F SL 85 S SL 84 B FF 91 F SL 83 F FF 90 D SL 83 X SL 84 2-2 17 G4-6-3 2-3 3-H 1B			C FF 88 B FF 90 F FF 91 S CH 82 1-3 ② K		C SL 84 B FF 88 X SL 82 1-1 ② L8		B FF 94 C FF 94 B SL 83 S FF 94 B FF 93 S FF 94 3-3 ③ K		4	0	1	1	0	2	0
17 Yonder Alonso, L (1, 3) OBP: 0.313, SLG: 0.326 25 Tyler Ladendorf, R (9, PR) OBP: 0.091, SLG: 0.048	X CH 84 0-0 ② ③ G4-6-3 1-2f			B CU 74 F FF 90 B SL 84 B CH 83 C FF 90 F FF 90 B SL 84 4-2 10 2B BB		X CH 83 0-0 1B			B SL 80 B FF 94 C FF 94 F FF 94 F FF 94 X FF 94 2-2 1 1B 1B	3 0	0 0	2 0	0 0	1 0	0 0	2 0
10 Marcus Semien, R (1, 6) OBP: 0.302, SLG: 0.426		C FF 90 B SL 84 F SL 83 S CU 74 1-3 ① K		C SL 81 X CU 72 0-1 1-3 2B		B FF 89 X FF 89 1-0 ③ F9			1 SAFE X FF 93 0-0 ① L9	4	0	1	0	0	1	2
12 Max Muncy, L (1, 9) OBP: 0.462, SLG: 0.222		C FF 91 B SL 84 B CH 84 C FF 92 F CH 83 F SL 84 S SL 86 2-3 ② K		B FF 90 B CH 82 D CH 83 B CH 82 4-0 BB			B FF 88 F FF 88 C SL 81 B CH 83 X CH 82 2-2 ① G4-3		X FF 94 0-0 ② P6	3	0	0	0	1	1	1
1 Billy Burns, S (1, 8) OBP: 0.284, SLG: 0.313		B FF 89 S FF 90 B FF 91 X FF 90 2-1 ③ P5		S FF 89 B FF 89 B FF 89 X FF 88 2-1 ③ L8			B FF 88 B FF 87 X FF 88 2-0 ② F7		1 SAFE X FF 94 0-0 1-2 1B	4	0	1	0	0	0	3
67 Daniel Mengden, R (1, 1) 66 Ryan Dull, R (6, 1) 2 Khris Davis, R (7, PH) OBP: 0.273, SLG: 0.485 35 Marc Rzepczynski, L (7, 1) John Axford, R (8, 1) 16 Billy Butler, R (9, PH) OBP: 0.260, SLG: 0.370			C FF 88 B FF 89 F FF 88 C SL 82 1-3 ① K		B FF 88 X FF 86 1-0 ① F8		S SL 83 B SL 82 X SL 82 1-1 1B		B FF 94 F FF 95 B FF 95 F FF 94 S SL 82 2-3 ③ K	2 0 1 0 0 1	0 0 0 0 0 0	0 0 1 0 0 2	0 0 0 0 0 1	0 0 0 0 0 0	1 0 0 0 0 1	0 0 0 0 0 2
Inning Stats	R: 1 E: 0 K: 0 S: 14 H: 2 LOB: 1 BB: 1 P: 23	R: 0 E: 0 K: 2 S: 10 H: 0 LOB: 0 BB: 0 P: 15	R: 0 E: 0 K: 2 S: 7 H: 0 LOB: 0 BB: 0 P: 8	R: 0 E: 0 K: 1 S: 13 H: 1 LOB: 3 BB: 2 P: 27	R: 0 E: 0 K: 0 S: 4 H: 0 LOB: 0 BB: 0 P: 8	R: 0 E: 0 K: 0 S: 8 H: 1 LOB: 1 BB: 0 P: 13	R: 0 E: 0 K: 0 S: 9 H: 1 LOB: 1 BB: 0 P: 15	R: 0 E: 0 K: 1 S: 7 H: 0 LOB: 0 BB: 0 P: 12	R: 0 E: 0 K: 1 S: 10 H: 2 LOB: 2 BB: 0 P: 14	1B: 5 2B: 2 3B: 0 HR: 0	SF: 0 SAC: 0 DP: 1 HBP: 0					

	AB	33
	R	1
	H	7
	RBI	1
	BB	3
	SO	7
	LOB	12

		WP: 0	PA: 36
		PB: 0	
		SB: 0	
		CS: 0	

PITCHER		IP	WLS	BF	H	R	ER	SO	BB	IBB	HBP	BLK	WP	HR	S	P	ERA	WHIP
58 Dan Straily, R ERA: 3.15	(1, 1)	7.0	W	28	5	1	1	5	3	0	0	0	0	0	65	109	1.29	1.143
52 Tony Cingrani, L ERA: 4.08	(8, 1)	1.0	H	3	0	0	0	1	0	0	0	0	0	0	7	12	0.00	0.000
27 Ross Ohlendorf, R ERA: 4.23	(9, 1)	1.0	S	5	2	0	0	1	0	0	0	0	0	0	10	14	0.00	2.000

PITCHER	IP	WLS	BF	H	R	ER	SO	BB	IBB	HBP	BLK	WP	HR	S	P	ERA	WHIP

Oakland Athletics @ Cincinnati Reds

Great American Ball Park, Cincinnati, OH

Sat Jun 11 2016, 4:11 PM - 6:52 PM EDT

Att. 32,034 - Sunny - 90 F

livebaseballscorecards.com

BOTTOM

Batter	1	2	3	4	5	6	7	8	9	AB	R	H	RBI	BB	SO	LOB
2 Zack Cozart, R (1, 6) OBP: 0.313, SLG: 0.500	B FF 93 B FF 92 F FF 93 S SL 88 S SL 88 2-3 ① **K**	C SL 86 F FF 91 F FF 94 X SL 86 0-2 ③ **G3**		X SL 86 0-0 ③ **G6-3**		C FF 92 F FF 92 B FF 92 S SL 84 1-3 ③ **K**				4	0	0	0	0	2	5
19 Joey Votto, L (1, 3) OBP: 0.352, SLG: 0.434	B FF 92 F FF 93 C CH 83 F CH 82 B FF 94 X CH 83 2-2 32 BB **1B**		C FF 93 B CU 75 B FF 93 B CH 83 B FF 94 4-1 32 HR **BB**		F FF 93 S FF 93 B FF 93 F CU 75 B FF 94 X FF 93 2-2 ① **L7**		C SI 89 B SI 90 B SI 90 C SI 91 X SI 91 2-2 ① **G4-3**			3	1	1	0	1	0	0
4 Brandon Phillips, R (1, 4) OBP: 0.298, SLG: 0.418	S SL 86 1 SAFE F FF 91 F SL 86 X FF 92 0-2 ② **F9**		F FF 92 B FF 90 S CH 81 B SL 86 X SL 86 2-2 ① **L6**		B CH 83 C FF 94 S FF 94 S FF 96 1-3 ② **K**		C SL 79 X CH 85 0-1 ② **F8**			4	0	0	0	0	1	2
32 Jay Bruce, L (1, 9) OBP: 0.330, SLG: 0.581	B FF 92 B CH 81 B CH 80 B FF 89 4-0 **1-2** **BB**		S CH 81 X FF 92 0-1 **1-H** **HR**		C CH 83 B CH 83 B CH 82 C SL 89 B FF 95 F FF 94 B SL 86 4-2 23 S **BB**		C SL 80 F SL 81 S SL 82 0-3 ③ **K**			2	1	1	2	2	1	0
23 Adam Duvall, R (1, 7) OBP: 0.294, SLG: 0.592	C SL 86 X FF 92 0-1 ③ **F9**		X SL 86 0-0 ② **F8**		B FF 92 C FF 91 F CH 81 X FF 92 1-2 ③ **L6** **1-2**			B FF 96 F FF 96 S FF 96 B FF 97 S FF 97 2-3 ① **K**		4	0	0	0	0	1	3
7 Eugenio Suárez, R (1, 5) OBP: 0.288, SLG: 0.435		F FF 93 B CU 76 B SL 87 X FF 94 2-1 ① **F9**	C CH 82 S SL 87 S SL 86 0-3 ③ **K**			F SL 86 B CH 82 F SL 87 B SL 87 X FF 95 2-2 58 SH3-4 16 BB **1B**		B FF 96 B FF 97 B FF 96 C FF 96 B FF 97 4-1 **BB**		3	0	1	0	1	1	0
40 Tyler Holt, R (1, 8) OBP: 0.352, SLG: 0.333		F FF 94 X SL 87 0-1 16 1B **1B**		B FF 93 F FF 93 L FF 92 F FF 94 X SL 87 1-2 ① **G6-3**		B SI 90 1 SAFE 1 SAFE C FF 90 1 SAFE X CH 80 1-1 ① **F9**		C FF 96 S FF 95 B FF 96 1 SAFE F FF 96 S FF 98 1-3 ② **K**		4	0	1	0	0	1	2
16 Tucker Barnhart, L (1, 2) OBP: 0.320, SLG: 0.376		B SI 91 C FF 92 S FF 92 F FF 92 X SL 88 1-2 **1-3** **1B**		X FF 93 0-0 **2B**		B SL 84 B SI 90 B SI 90 C FF 90 1 SAFE B SI 90 4-1 58 SH3-4 **1-2** **BB**		S FF 97 F FF 98 S FF 97 0-3 ③ **K**		3	0	2	0	1	1	1
58 Dan Straily, R (1, 1) 52 Tony Cingrani, L (8, 1) 27 Ross Ohlendorf, R (9, 1)		L FF 92 L FF 92 L FF 92 0-3 ② **K**		S FF 91 F FF 91 B FF 92 C SL 86 1-3 ② **K**		B C FF 89 L FF 89 X FF 92 1-2 ② **SH3-4** **1-2** **2-3**				2 0 0	0 0 0	0 0 0	0 0 0	0 0 0	2 0 0	3 0 0
Inning Stats	R: 0 E: 0 K: 1 S: 13 H: 1 LOB: 2 BB: 1 P: 21	R: 0 E: 0 K: 1 S: 15 H: 2 LOB: 2 BB: 0 P: 18	R: 2 E: 0 K: 1 S: 10 H: 1 LOB: 0 BB: 1 P: 16	R: 0 E: 0 K: 1 S: 9 H: 1 LOB: 1 BB: 0 P: 11	R: 0 E: 0 K: 1 S: 13 H: 0 LOB: 1 BB: 1 P: 21	R: 0 E: 0 K: 1 S: 12 H: 1 LOB: 2 BB: 1 P: 21	R: 0 E: 0 K: 1 S: 8 H: 0 LOB: 0 BB: 0 P: 10	R: 0 E: 0 K: 3 S: 11 H: 0 LOB: 1 BB: 1 P: 18		1B: 4 2B: 1 3B: 0 HR: 1 SF: 0 SAC: 1 DP: 0 HBP: 0				WP: 0 PB: 0 SB: 1 CS: 0 PA: 35		

	AB	R	H	RBI	BB	SO	LOB
AB	29						
R	2						
H	6						
RBI	2						
BB	5						
SO	10						
LOB	16						

PITCHER		IP	WLS	BF	H	R	ER	SO	BB	IBB	HBP	BLK	WP	HR	S	P	ERA	WHIP
67 Daniel Mengden, R ERA: 3.18	(1, 1)	5.2	L	27	6	2	2	5	4	0	0	0	0	1	69	104	3.18	1.765
66 Ryan Dull, R ERA: 2.51	(6, 1)	0.1		1	0	0	0	1	0	0	0	0	0	0	3	4	0.00	0.000
35 Marc Rzepczynski, L ERA: 3.32	(7, 1)	1.0		3	0	0	0	1	0	0	0	0	0	0	8	10	0.00	0.000
John Axford, R ERA: 2.81	(8, 1)	1.0		4	0	0	0	3	1	0	0	0	0	0	11	18	0.00	1.000

PITCHER	IP	WLS	BF	H	R	ER	SO	BB	IBB	HBP	BLK	WP	HR	S	P	ERA	WHIP

Oakland Athletics @ Cincinnati Reds

Great American Ball Park, Cincinnati, OH

Sun Jun 12 2016, 1:12 PM - 4:02 PM EDT

Att. 24,880 - Partly Cloudy - 87 F

TOP

livebaseballscorecards.com

Batter	1	2	3	4	5	6	7	8	9	AB	R	H	RBI	BB	SO	LOB
4 Coco Crisp, S (1, 8) OBP: 0.271, SLG: 0.371	C FF 89 X FF 90 0-1 F7	C CU 66 B FF 89 S CU 65 X FF 89 1-2 G4-3		B FF 90 F FF 88 X CU 67 1-1 G5-3			X FF 89 0-0 G4-3		C FF 94 X FF 96 0-1 8 1B 2 1B 1B	5	1	1	0	0	0	1
8 Jed Lowrie, S (1, 4) OBP: 0.354, SLG: 0.366	B FF 91 B FC 84 C FF 92 S FC 85 X FF 92 2-2 26 BB 1B	B FC 84 X FF 89 1-0 L4			B FF 91 X FF 91 1-0 F8		C FC 89 B SL 83 X FC 90 1-1 1B		B FF 94 1 SAFE X FF 94 1-0 2 1B 1-2 1B	5	0	3	0	0	0	0
26 Danny Valencia, R (1, 5) OBP: 0.381, SLG: 0.581	1 SAFE B FC 86 B FC 84 1 SAFE 1 SAFE B FF 89 B FF 90 4-0 2 G5-4-3 1-2 BB		C CU 65 B FC 84 F CH 75 F FF 90 F CU 65 B CH 71 B CU 65 F FC 83 X CH 72 3-2 G5-3		B FF 92 F SL 82 B FF 93 F SL 83 F CU 78 F CU 77 S SL 85 2-3 K			B FC 87 C SL 81 B SL 81 F FC 88 X SL 82 2-2 HR	C FF 96 F FF 95 F SL 89 F FF 98 S FF 96 0-3 K	4	1	1	1	1	2	2
2 Khris Davis, R (1, 7) OBP: 0.276, SLG: 0.483	C FF 89 B CH 74 C FF 88 B FF 90 F FF 90 X FF 90 2-2 G5-4-3 1-2f		S CH 74 B FC 84 B CH 71 B FF 89 F FF 88 X FF 88 3-2 10 L5-4 16 1B 1B		B S SL 81 F FF 92 S CU 78 1-3 K			B FC 87 S FC 87 S SL 83 S SL 82 1-3 K	B FC 96 S SL 87 X FF 96 1-1 17 FC4-6 1-3 2-H 1B	5	0	2	1	0	2	2
16 Billy Butler, R (1, 3) OBP: 0.283, SLG: 0.400 17 Yonder Alonso, L (6, PR) OBP: 0.315, SLG: 0.328 (6, 3)		C FF 89 C CU 67 F FF 92 F FF 92 X CH 72 0-2 10 HR 1B	1 SAFE C FF 87 B FF 86 1 SAFE X FF 89 1-1 1-2 1B			F FF 88 X SL 82 0-1 19 F9 2B		B FC 88 C FC 88 B SL 82 F FC 88 B SL 82 F FC 88 X FC 87 3-2 19 F8 10 1B 1B	X FF 96 0-0 FC4-6 1-2f	3 2	1 0	3 1	0 0	0 0	0 2	0 2
10 Marcus Semien, R (1, 6) OBP: 0.306, SLG: 0.442		B FF 88 B FF 88 B FF 90 C FC 83 X FF 89 3-1 1-H HR	C FF 88 S CH 73 X CU 68 0-2 L5-4 2-2			B FF 91 B FF 91 C SL 83 X CU 77 2-1 F9		C FC 88 D FC 89 B SL 81 X FC 87 2-1 1-2 1B		4	1	2	2	0	0	3
19 Josh Phegley, R (1, 2) OBP: 0.333, SLG: 0.360		C FF 92 F FF 90 B CU 68 X FF 90 1-2 5 HR 1B		F FF 87 B FC 81 B FF 88 B FC 83 B FF 89 4-1 49 SH3-4 BB		B CU 76 X SI 89 1-0 F9 2-3		F FC 88 B SL 82 X FC 88 1-1 F8 2-3		3	1	1	0	1	0	3
5 Jake Smolinski, R (1, 9) OBP: 0.275, SLG: 0.514		X FF 83 0-0 1-H HR		F FF 90 F FC 82 X CU 65 0-2 F9		C CU 79 B CU 79 S SL 84 B CU 80 S CU 76 2-3 K		F FC 89 1 SAFE B FC 87 B FC 89 X FC 88 2-1 G5-3		4	1	1	2	0	1	5
49 Kendall Graveman, R (1, 1) 33 Fernando Rodriguez Jr., R (5, 1) 1 Billy Burns, S (7, PH) OBP: 0.283, SLG: 0.312 John Axford, R (7, 1) 62 Sean Doolittle, L (8, 1) 12 Max Muncy, L (9, PH) OBP: 0.429, SLG: 0.200 44 Ryan Madson, L (9, 1)		B FF 88 C FF 88 S FC 82 B FC 82 C FF 89 2-3 K		L FF 86 X FF 87 0-1 SH3-4 1-2			B FC 89 S FC 89 F FC 90 F SL 84 X FC 89 1-2 G5-3		B FF 95 X FF 94 1-0 G6-3	1 0 1 0 0 1 0	0 0 0 0 0 0 0	0 0 0 0 0 0 0	0 0 0 0 0 0 0	0 0 0 0 0 0 0	1 0 0 0 0 0 0	0 0 0 0 0 0 0
Inning Stats	R: 0 E: 0 K: 0 S: 9 H: 1 LOB: 1 BB: 1 P: 17	R: 4 E: 0 K: 1 S: 18 H: 4 LOB: 0 BB: 0 P: 26	R: 0 E: 0 K: 0 S: 14 H: 2 LOB: 1 BB: 0 P: 21	R: 0 E: 0 K: 0 S: 8 H: 0 LOB: 1 BB: 1 P: 13	R: 0 E: 0 K: 2 S: 9 H: 0 LOB: 0 BB: 0 P: 13	R: 0 E: 0 K: 1 S: 8 H: 1 LOB: 2 BB: 0 P: 13	R: 0 E: 0 K: 0 S: 7 H: 1 LOB: 1 BB: 0 P: 9	R: 1 E: 0 K: 1 S: 16 H: 3 LOB: 2 BB: 0 P: 27	R: 1 E: 0 K: 1 S: 12 H: 3 LOB: 2 BB: 0 P: 15	1B: 11 2B: 2 3B: 0 HR: 3 SF: 0 SAC: 1 DP: 2 HBP: 0						

	AB	38
	R	6
	H	15
	RBI	6
	BB	2
	SO	6
	LOB	18

WP: 0 PB: 0 SB: 0 CS: 0 PA: 41

PITCHER	IP	WLS	BF	H	R	ER	SO	BB	IBB	HBP	BLK	WP	HR	S	P	ERA	WHIP
47 John Lamb, L (1, 1) ERA: 5.14	4.0	L	19	7	4	4	1	2	0	0	0	0	2	49	77	9.00	2.250
73 Josh Smith, R (5, 1) ERA: 2.7	2.0		7	1	0	0	3	0	0	0	0	0	0	17	26	0.00	0.500
62 A.J. Morris, R (7, 1) ERA: 6.23	2.0		9	4	1	1	1	0	0	0	0	0	1	23	36	4.50	2.000
66 JC Ramírez, R (9, 1) ERA: 7.04	1.0		6	3	1	1	1	0	0	0	0	0	0	12	15	9.00	3.000

PITCHER	IP	WLS	BF	H	R	ER	SO	BB	IBB	HBP	BLK	WP	HR	S	P	ERA	WHIP

Oakland Athletics @ Cincinnati Reds

Great American Ball Park, Cincinnati, OH

Sun Jun 12 2016, 1:12 PM - 4:02 PM EDT

Att. 24,880 - Partly Cloudy - 87 F

BOTTOM

Batter	1	2	3	4	5	6	7	8	9	AB	R	H	RBI	BB	SO	LOB
2 Zack Cozart, R (1, 6) OBP: 0.312, SLG: 0.495	C SI 92 F FC 88 B FC 88 F SL 78 B SI 95 B FC 91 F SI 94 X SI 95 3-2 ① F8		S SL 82 X FC 90 0-1 19 CS 1B	C SI 94 B FC 90 X SI 94 1-1 ③ G4-3			X FF 96 0-0 ③ P6			4	0	1	0	0	0	3
19 Joey Votto, L (1, 3) OBP: 0.354, SLG: 0.435	B SI 92 F CH 85 B FC 90 C SL 78 F SI 92 F FC 82 B SI 95 X SL 78 3-2 1B		B CH 85 1 SAFE C FC 90 B SI 92 B SI 94 C FC 89 S SL 81 3-3 ①② K 1-2		C FC 85 B SL 80 X FC 89 1-1 32 G6-3 1B			C FF 94 S FF 95 B FF 95 B FF 97 S FF 96 2-3 ① K		4	0	2	0	0	2	1
4 Brandon Phillips, R (1, 4) OBP: 0.297, SLG: 0.415	B SI 93 S FC 88 X FC 88 1-1 ② F8		C FC 90 X SI 94 0-1 1B		X FF 90 0-0 ① L8			F FF 96 F FF 96 B FF 96 F FF 96 X FF 97 1-2 ② G1-3		4	0	1	0	0	0	2
32 Jay Bruce, L (1, 9) OBP: 0.325, SLG: 0.570	B B CH 86 X SI 95 2-0 ③ L8		B FF 93 F CH 86 S FC 90 B FF 92 1 SAFE C FC 90 2-3 ③ K		C FF 91 C CU 78 X FF 92 0-2 ②③ G6-3 1-2f			F FF 95 S FF 96 F FF 96 S FF 94 0-3 ③ K		4	0	0	0	0	2	3
23 Adam Duvall, R (1, 7) OBP: 0.288, SLG: 0.580		C FC 88 F SI 92 S SL 80 0-3 ① K	B SI 92 X CH 84 1-0 ① G3-1		X FC 91 0-0 ① G6-3				C FF 94 B CH 84 S CH 82 S FF 96 1-3 ① K	4	0	0	0	0	2	0
7 Eugenio Suárez, R (1, 5) OBP: 0.291, SLG: 0.431		X SI 93 0-0 ② G6-3	C FC 91 C SL 80 B SI 93 B SL 77 B SI 93 B FC 87 4-2 37 1B BB		B FF 93 B FC 89 H FF 92 3-0 51 G6-4-3 HBP				B FF 95 C FF 96 S CH 84 S CH 85 1-3 ② K	2	0	0	0	1	1	0
51 Steve Selsky, R (1, 8) OBP: 0.333, SLG: 0.500 62 A.J. Morris, R (7, 1) 66 JC Ramírez, R (9, 1) 3 Iván De Jesús Jr., R (9, PH) OBP: 0.296, SLG: 0.324		B SI 92 X FC 87 1-0 37 2B 1B	F SI 90 S FC 89 F FC 89 B SI 94 S SL 81 1-3 ② K		B FF 91 B FF 92 S FF 92 S FC 88 B FF 92 X FF 93 3-2 ②③ G6-4-3 1-2f				F FF 96 S CH 86 B CH 85 B FF 97 F CH 85 F FF 96 F FF 97 B CH 85 X FF 96 3-2 ③ G4-3	3 0 0 1	1 0 0 0	1 0 0 0	0 0 0 0	0 0 0 0	1 0 0 0	2 0 0 0
37 Ramón Cabrera, S (1, 2) OBP: 0.333, SLG: 0.343		X SI 92 0-0 1-H 2B	X CH 85 0-0 30 BB 1-3 1B				B FF 95 C FF 95 B FF 96 S FF 96 X FF 96 2-2 ① P5			3	0	2	1	0	0	0
47 John Lamb, L (1, 1) OBP: 0.154, SLG: 0.083 30 Kyle Waldrop, L (4, PH) OBP: 0.500, SLG: 0.400 73 Josh Smith, R (5, 1) 40 Tyler Holt, R (7, 8) OBP: 0.348, SLG: 0.329		S SI 93 S SI 94 B SI 94 F SI 95 S FC 88 1-3 ③ K	B FC 88 B SI 94 S FC 89 F CH 85 F FF 90 B SL 78 B FC 88 4-2 1-2 BB				X FF 96 0-0 ② G3		1 0 0 1	0 0 0 0	0 0 0 0	0 1 0 0	1 0 0 0	0 0 0 0	1 0 0 0
Inning Stats	R: 0 E: 0 K: 0 S: 13 H: 1 LOB: 1 BB: 0 P: 22	R: 1 E: 0 K: 2 S: 10 H: 2 LOB: 1 BB: 0 P: 12	R: 0 E: 0 K: 2 S: 10 H: 2 LOB: 1 BB: 0 P: 15	R: 0 E: 0 K: 1 S: 13 H: 1 LOB: 3 BB: 2 P: 24	R: 0 E: 0 K: 0 S: 6 H: 1 LOB: 0 BB: 0 P: 7	R: 0 E: 0 K: 0 S: 4 H: 0 LOB: 0 BB: 0 P: 10	R: 0 E: 0 K: 0 S: 5 H: 0 LOB: 0 BB: 0 P: 7	R: 0 E: 0 K: 2 S: 11 H: 0 LOB: 0 BB: 0 P: 14	R: 0 E: 0 K: 2 S: 12 H: 0 LOB: 0 BB: 0 P: 17	1B: 6 2B: 2 3B: 0 HR: 0 SF: 0 SAC: 0 DP: 3 HBP: 1						

livebaseballscorecards.com

AB	31
R	1
H	7
RBI	1
BB	2
SO	9
LOB	12

WP: 0 PB: 0 SB: 0 CS: 1 PA: 34

PITCHER		IP	WLS	BF	H	R	ER	SO	BB	IBB	HBP	BLK	WP	HR	S	P	ERA	WHIP
49 Kendall Graveman, R ERA: 5.28	(1, 1)	4.0		20	7	1	1	5	2	0	0	0	0	0	48	76	2.25	2.250
33 Fernando Rodriguez Jr., R ERA: 1.93	(5, 1)	2.0	W	5	0	0	0	0	0	0	1	0	0	0	8	14	0.00	0.000
John Axford, R ERA: 2.7	(7, 1)	1.0	H	3	0	0	0	0	0	0	0	0	0	0	5	7	0.00	0.000
62 Sean Doolittle, L ERA: 2.45	(8, 1)	1.0		3	0	0	0	2	0	0	0	0	0	0	11	14	0.00	0.000
44 Ryan Madson, R ERA: 2.55	(9, 1)	1.0		3	0	0	0	2	0	0	0	0	0	0	12	17	0.00	0.000

PITCHER	IP	WLS	BF	H	R	ER	SO	BB	IBB	HBP	BLK	WP	HR	S	P	ERA	WHIP

Cincinnati Reds @ Atlanta Braves

Turner Field, Atlanta, GA

Mon Jun 13 2016, 7:12 PM - 10:32 PM EDT

Att. 13,198 - Partly Cloudy - 90 F

TOP

livebaseballscorecards.com

Batter	1	2	3	4	5	6	7	8	9	AB	R	H	RBI	BB	SO	LOB
2 Zack Cozart, R (1, 6) OBP: 0.314, SLG: 0.490	F FF 91 B FF 91 B SI 91 B FF 90 F FF 91 B FF 92 4-2 32 3B BB		B CU 75 B SI 91 X FF 91 2-0 4 BB 19 BB 32 BB 1B	S FF 92 F FF 92 B CU 78 X CH 86 1-2 ③ F7		B SI 92 B CU 77 X SI 92 2-0 ② G6-3 1-2 3-H		B SI 94 1 SAFE C CU 79 F SI 93 X SI 95 1-2 ③ G4-3		4	2	1	0	1	0	2
19 Joey Votto, L (1, 3) OBP: 0.362, SLG: 0.443	C FF 92 F FF 92 1 SAFE B FF 91 F FF 91 S CH 85 1-3 ① K		S CH 84 B FF 90 F CH 84 1 SAFE B CH 85 B FF 90 F CH 85 B CH 85 4-2 32 BB 4 BB 23 SF8 1-2 BB		B CU 77 C FF 92 C FF 91 F FF 92 F FF 93 B CH 85 B FF 92 X FF 92 3-2 23 FC6-4 1B	I IN 77 I IN 77 I IN 80 I IN 79 4-0 4 FC6-4 IBB		B SI 97 B SI 97 S SI 98 F SI 99 X SL 86 2-2 7 BB 40 BB 2B	3	2	2	0	2	1	1
4 Brandon Phillips, R (1, 4) OBP: 0.295, SLG: 0.407	C FF 91 B SI 92 B FF 92 X CH 85 2-1 ② P3		B FF 90 B FF 90 B FF 92 B FF 90 4-0 23 SF8 7 SF8 32 BB 1-2 2-3 BB		B FF 91 F FF 91 S FF 92 B FF 92 X FF 91 2-2 ① P3	C SI 92 F SI 91 F SI 92 B SI 91 B SI 92 X CH 82 2-2 ③ FC6-4 1-2f		F SI 100 F SI 99 F SI 99 S SL 88 0-3 ① K	4	1	0	0	1	1	5
32 Jay Bruce, L (1, 9) OBP: 0.331, SLG: 0.576	S CU 78 F FF 92 X FF 91 0-2 23 HR 1-H 3B		D CH 85 S CH 85 D CH 85 B FF 92 F FF 92 F CH 85 F CH 86 B FF 92 4-2 1-2 2-3 3-H BB		C FF 91 X CU 77 0-1 ② P4		B SI 89 X CH 84 1-0 ① L9		I IN 76 I IN 80 I IN 80 I IN 77 4-0 40 BB 7 BB IBB	3	1	1	2	2	0	1
23 Adam Duvall, R (1, 7) OBP: 0.286, SLG: 0.589	C FF 91 F CU 80 D CU 81 S CH 85 X CH 85 2-2 3-H HR		F FF 91 F FF 91 X FF 92 0-2 ① SF8 2-3 3-H		X CU 76 0-0 ③ FC6-4 1-2f		B SI 90 B FF 89 X SI 90 2-0 ② F9		F SI 98 B SL 84 S SL 86 D SL 87 X SL 85 2-2 ② F6	4	1	1	3	0	0	3
7 Eugenio Suárez, R (1, 5) OBP: 0.293, SLG: 0.430	B CU 78 B SI 91 F FF 91 B CU 79 C FF 92 F CH 86 X FF 92 3-2 ③ P3		B CU 76 X FF 92 1-0 ② SF8 3-H			C CU 75 F SI 91 X SI 91 0-2 16 L7 40 1B 30 1B 1B	B FF 91 C FF 90 B SI 90 F SI 91 F SI 90 B CU 79 C SI 89 3-3 ③ K		B SL 86 F SI 99 B SI 99 B FF 98 B SL 85 4-1 40 BB 1-2 2-3 BB	3	1	1	1	1	1	0
40 Tyler Holt, R (1, 8) OBP: 0.351, SLG: 0.325		L FF 90 B FF 89 B FF 91 S FF 90 S FF 91 2-3 ① K	C CU 78 1 SAFE F FF 90 X CU 78 0-2 ③ L4			1 SAFE B SI 92 X SI 91 1-0 30 1B 16 L7 2 WP 1-2 1B		B SI 93 C SI 92 X SI 93 1-1 ① G4-3	B SI 98 C SL 84 B SL 88 B SI 99 B SI 98 4-1 1-2 2-3 3-H BB	4	1	1	1	1	1	1
16 Tucker Barnhart, L (1, 2) OBP: 0.310, SLG: 0.363		B FF 89 F CH 85 F CU 78 S CH 85 1-3 ② K		B FF 90 B FF 88 B FF 91 C FF 90 F FF 90 F FF 92 X CH 85 3-2 ① G4-3		B SI 92 B CH 82 C SI 92 B SI 91 X SI 92 3-1 ① L7 1-2 2-3		F SI 94 B CU 78 S CH 88 C SI 94 1-3 ② K	B SI 99 C SL 86 X SL 85 1-1 ③ G3-1	5	0	0	0	0	2	5
41 Daniel Wright, R (1, 1) 66 JC Ramírez, R (4, 1) 30 Kyle Waldrop, L (6, PH) OBP: 0.571, SLG: 0.500 36 Blake Wood, R (6, 1) 51 Steve Selsky, R (8, PH) OBP: 0.429, SLG: 0.571 27 Ross Ohlendorf, R (8, 1) 52 Tony Cingrani, L (9, 1)		X FF 90 0-0 ③ P5		C FF 92 B CU 80 B FF 92 B FF 92 C FF 92 X FF 92 3-2 ② G6-3		S CH 84 B SI 92 B SI 92 X CH 83 2-1 2 WP 2-3 3-H 1B		C CU 78 C SI 94 X SI 94 0-2 1B		2 0 0 0 0 0 0 0 0 0 0 0 0 0 1 0 1 1 0 0 0 0 0 0 0 0 0 0 1 0 1 0 0 0 0 0 0 0 0 0 0 0 0 0 0 0 0 0 0						
Inning Stats	R: 3 E: 0 K: 1 S: 18 H: 2 LOB: 0 BB: 1 P: 30	R: 0 E: 0 K: 2 S: 7 H: 0 LOB: 0 BB: 0 P: 10	R: 3 E: 0 K: 0 S: 15 H: 1 LOB: 1 BB: 3 P: 30	R: 0 E: 0 K: 0 S: 10 H: 0 LOB: 0 BB: 0 P: 17	R: 0 E: 0 K: 0 S: 11 H: 1 LOB: 1 BB: 0 P: 16	R: 2 E: 0 K: 0 S: 13 H: 3 LOB: 2 BB: 1 P: 27	R: 0 E: 0 K: 1 S: 6 H: 0 LOB: 0 BB: 0 P: 12	R: 0 E: 0 K: 1 S: 11 H: 1 LOB: 1 BB: 0 P: 14	R: 1 E: 0 K: 1 S: 14 H: 1 LOB: 3 BB: 3 P: 31	1B: 6 2B: 1 3B: 1 HR: 1 SF: 2 SAC: 0 DP: 0 HBP: 0						

	AB	34
	R	9
	H	9
	RBI	8
	BB	8
	SO	6
	LOB	18

| | | | | | |

Cincinnati Reds @ Atlanta Braves

Turner Field, Atlanta, GA

Mon Jun 13 2016, 7:12 PM - 10:32 PM EDT

Att. 13,198 - Partly Cloudy - 90 F

livebaseballscorecards.com

BOTTOM

Batter	1	2	3	4	5	6	7	8	9	AB	R	H	RBI	BB	SO	LOB
17 Mallex Smith, L (1, 7) OBP: 0.317, SLG: 0.412 (9, 8)	B SI 91 B SI 91 C FF 92 B SI 91 B SI 90 4-1 11 1B 5 1B BB		L SI 88 B CU 76 B CH 83 C SI 90 X CH 84 2-2 ① G4-3		C FF 94 C SL 86 X SL 87 0-2 11 G4-3 11 S 5 HR 1B		S FF 96 B CH 86 S CH 85 B CH 84 B FF 96 F FF 97 B SL 90 4-2 11 S BB	B CH 84 B FF 93 X FF 93 2-0 ② L4		3	2	1	0	2	0	3
11 Ender Inciarte, L (1, 8) OBP: 0.302, SLG: 0.313 38 Arodys Vizcaíno, R (9, 1)	1 SAFE C SI 91 F FF 92 F CU 76 1 SAFE D CU 76 B FF 89 X FF 92 2-2 5 1B 22 G4-6-3 1-3 1B		B CU 75 B SI 90 B SI 90 C SI 89 X FF 90 3-1 ② L7		C FF 95 B FF 95 M SL 86 X SL 88 1-2 ① G4-3 1-3		1 SAFE 1 SAFE 1 SAFE F FF 95 P PO 90 1 SAFE T SL 90 S SL 90 1-3 ① K2-3 1-2	F FF 92 F FF 93 F FF 94 F SL 83 F FF 95 X SL 83 0-2 ③ G4-3		5 0	1 0	1 0	0 0	0 0	1 0	5 0
5 Freddie Freeman, L (1, 3) OBP: 0.341, SLG: 0.435	1 SAFE B FF 91 S SI 91 B SI 91 1 SAFE S FF 90 B SI 91 F FF 91 X FF 91 3-2 22 G4-6-3 1-3 3-H 1B		S SI 90 B SL 84 X FF 90 1-1 22 E 2B		D SL 88 B FF 98 F SL 88 D SL 90 X SL 88 3-1 3-H HR		S FF 96 B SI 96 F SL 90 C FF 97 1-3 ② K		X FF 94 0-0 ① G4-3	5	2	3	3	0	1	1
22 Nick Markakis, L (1, 9) OBP: 0.330, SLG: 0.322	B CU 76 X SI 91 1-0 ①② G4-6-3 1-2f 3-H		B SI 90 C SI 90 F CU 75 B CU 75 B CU 73 X SI 89 3-2 E3 13 2B 2-H		X SI 97 0-0 ② G6-3		B SI 96 B SL 91 C SL 91 X SL 90 2-1 ③ G4-3		F FF 93 X SL 82 0-1 ② G1-3	5	1	0	0	0	0	2
13 Adonis García, R (1, 5) OBP: 0.289, SLG: 0.321	B SL 84 B SI 91 F FF 91 B SL 84 S FF 90 X FF 91 3-2 ③ G6-3		B SL 82 X FF 90 1-0 2-H 2B		F SL 87 B SL 88 X SL 86 1-1 ③ G5-3			B SL 80 C FF 94 F FF 93 B FF 94 F SL 81 X FF 95 2-2 HR	C FF 95 B FF 95 B FF 94 X FF 93 2-1 ③ G5-3	5	1	2	2	0	0	0
15 A.J. Pierzynski, L (1, 2) OBP: 0.235, SLG: 0.242 23 Chase d'Arnaud, R (8, PR) OBP: 0.362, SLG: 0.402 (9, 6)		C FF 90 X SL 84 0-1 ① F7	B FF 90 X SI 89 1-0 ③ L8			F FF 96 C FF 98 B FF 97 F SL 90 B FF 97 X FF 97 2-2 ① G6-3		X FF 93 0-0 1 FC5-6 8 BB 1B		4 0	0 0	1 0	0 0	0 0	0 0	1 0
8 Jace Peterson, L (1, 4) OBP: 0.339, SLG: 0.250		B FF 90 C CH 84 X CH 84 1-1 1 2B 1B		C FF 95 X SL 87 0-1 ① L8		C FF 97 F CH 87 B CH 88 X FF 97 1-2 ② G5-3		1 SAFE B FF 93 B FF 93 B FF 93 B FF 92 4-0 18 BB 1 FC5-6 1-2 BB		3	1	1	0	1	0	0
1 Erick Aybar, S (1, 6) OBP: 0.232, SLG: 0.226 25 Tyler Flowers, R (9, 2) OBP: 0.341, SLG: 0.351		X FF 90 0-0 ② 1-H 2B		C SL 86 B SI 95 C SL 84 X FF 96 1-2 ② G6-3		H FF 97 1-0 HBP		L FF 91 X FF 92 0-1 ① FC5-6 18 BB 1-2 2-3f		3 0	0 0	1 0	1 0	0 0	0 0	2 0
36 Aaron Blair, R (1, 1) OBP: 0.083, SLG: 0.083 48 Ryan Weber, R (6, 1) 19 Brandon Snyder, R (6, PH) OBP: 0.250, SLG: 0.750 55 Casey Kelly, R (7, 1) 53 Jim Johnson, R (8, 1) 18 Jeff Francoeur, R (8, PH) OBP: 0.322, SLG: 0.390 (9, 7)		C FF 90 X FF 91 0-1 ③ G4-3		C FF 94 X SL 86 0-1 ③ G1-3		F SL 92 F SL 90 1 SAFE F SL 91 1 SAFE P PO 93 B FF 98 S FF 98 2-3 ③ K		B FF 93 D SL 80 B FF 93 C FF 93 B FF 92 4-1 1-2 2-3 BB		2 0 1 0 0 0 0	0 0 0 0 0 0 0	0 0 0 0 0 0 0	0 0 1 0 0 0 0	0 0 0 0 0 0 1	0 0 1 0 0 0 0	0 0 1 0 0 0 0
Inning Stats	R: 2 E: 0 K: 0 S: 13 H: 2 LOB: 0 BB: 1 P: 26	R: 1 E: 0 K: 0 S: 7 H: 2 LOB: 0 BB: 0 P: 8	R: 2 E: 1 K: 0 S: 12 H: 2 LOB: 1 BB: 0 P: 23	R: 0 E: 0 K: 0 S: 7 H: 0 LOB: 0 BB: 0 P: 8	R: 2 E: 0 K: 0 S: 11 H: 2 LOB: 0 BB: 0 P: 16	R: 0 E: 0 K: 1 S: 12 H: 0 LOB: 1 BB: 0 P: 17	R: 0 E: 0 K: 2 S: 12 H: 0 LOB: 1 BB: 1 P: 19	R: 1 E: 0 K: 0 S: 15 H: 2 LOB: 3 BB: 2 P: 27	R: 0 E: 0 K: 0 S: 5 H: 0 LOB: 0 BB: 0 P: 7	1B: 5 2B: 3 3B: 0 HR: 2 SF: 0 SAC: 0 DP: 1 HBP: 1						

	AB	36
	R	8
	H	10
	RBI	6
	BB	4
	SO	3
	LOB	15

PITCHER		IP	WLS	BF	H	R	ER	SO	BB	IBB	HBP	BLK	WP	HR	S	P	ERA	WHIP
41 Daniel Wright, R ERA: 7.62	(1, 1)	3.0		15	6	5	3	0	1	0	0	0	0	0	32	57	9.00	2.333
66 JC Ramírez, R ERA: 7.2	(4, 1)	2.0		8	2	2	2	0	0	0	0	0	0	1	18	24	9.00	1.000
36 Blake Wood, R ERA: 3.51	(6, 1)	2.0	H	8	0	0	0	3	1	0	1	0	0	0	24	36	0.00	0.500
27 Ross Ohlendorf, R ERA: 4.4	(8, 1)	1.0	W	7	2	1	1	0	2	0	0	0	0	1	15	27	9.00	4.000
52 Tony Cingrani, L ERA: 3.94	(9, 1)	1.0	S	3	0	0	0	0	0	0	0	0	0	0	5	7	0.00	0.000

PITCHER	IP	WLS	BF	H	R	ER	SO	BB	IBB	HBP	BLK	WP	HR	S	P	ERA	WHIP

Batter	1	2	3	4	5	6	7	8	9	AB	R	H	RBI	BB	SO	LOB
2 Zack Cozart, R (1, 6) OBP: 0.308, SLG: 0.481	F FF 89 B SL 81 X FF 90 1-1 ① F9	B SL 79 C FF 88 C FF 88 F FF 90 S SI 90 1-3 ③ K			B FF 89 F FF 90 B CU 71 S SL 80 S FF 90 2-3 ③ K			F FF 94 F FF 92 B FC 87 X FC 87 1-2 ② F7		4	0	0	0	0	2	0
19 Joey Votto, L (1, 3) OBP: 0.364, SLG: 0.439	C FF 89 B FF 88 F CH 82 B FF 90 B FF 91 B SL 82 4-2 4 1B 32 HR BB		C CH 86 B FF 89 X FF 89 1-1 ① L7			C CH 80 B FF 89 F FF 89 B SL 81 X FF 90 2-2 ① F7		B FF 93 F FF 93 C FF 93 F FF 94 B FF 93 F FF 94 B FF 93 B FC 89 4-2 4 FC6-4 BB		2	1	0	0	2	0	0
4 Brandon Phillips, R (1, 4) OBP: 0.295, SLG: 0.404	S FF 91 S FF 90 F FF 90 B FF 90 F FF 91 B SL 82 F FF 91 X SL 83 2-2 1-2 32 HR 1B		X FF 90 0-0 ② L9			C CU 70 X CH 82 0-1 ② F8		S FC 88 B FF 94 D FF 93 X FC 89 2-1 ③ FC6-4 1-2f		4	1	1	0	0	0	1
32 Jay Bruce, L (1, 9) OBP: 0.329, SLG: 0.584	S CU 72 C SI 90 B SL 82 B FF 91 X SL 83 2-2 1-H 2-H HR		F FF 89 S CH 81 B SL 82 S SL 81 1-3 ③ K			C FF 90 F SL 81 X FF 90 0-2 ③ F7			B SL 89 S SL 90 X SL 90 1-1 ① G4-3	4	1	1	3	0	1	0
7 Eugenio Suárez, R (1, 5) OBP: 0.289, SLG: 0.422	S SI 89 S SL 81 B SL 81 B SI 90 S SI 90 2-3 ② K			C FF 88 B FF 89 C SL 79 F FF 90 B CH 83 B SL 81 F FF 92 F FF 91 F SI 91 3-3 ① K			F SI 88 S SL 80 B SI 89 B FF 91 S SL 80 2-3 ① K		B SL 82 C FF 93 F FF 94 S SL 84 1-3 ② K	4	0	0	0	0	4	0
30 Kyle Waldrop, L (1, 7) OBP: 0.500, SLG: 0.556 60 J.J. Hoover, R (7, 1) 23 Adam Duvall, R (9, PH) OBP: 0.290, SLG: 0.589 36 Blake Wood, R (9, 1)	F SI 89 B FF 90 X CH 87 1-1 E4			B CH 81 X CH 82 1-0 ② G3-1			F SI 89 B SI 88 C SI 88 F SL 81 B CH 82 F SI 89 X SL 81 2-2 2B		B FF 94 C FF 94 F FF 94 B FF 96 B SL 85 B FF 95 4-2 40 E 40 S BB	3 0 0 0	0 0 0 0	1 0 0 0	0 0 0 0	0 0 1 0	0 0 0 0	0 0 0 0
40 Tyler Holt, R (1, 8) OBP: 0.337, SLG: 0.310	S SL 81 C FF 90 S FF 90 0-3 ③ K			X SL 79 0-0 ③ B1-3			B SL 83 S SL 83 C SL 82 S FF 92 1-3 ② K		1 SAFE 1 SAFE B SL 84 S FF 94 B FF 94 F FF 94 B FF 95 X SL 83 3-2 1-3 E4 16 S	4	0	0	0	0	2	3
16 Tucker Barnhart, L (1, 2) OBP: 0.302, SLG: 0.353		B CH 86 X SI 87 1-0 ① G2-3			X CU 70 0-0 ① G3		B FF 91 B CH 83 X CH 84 2-0 ③ F8		B SI 94 1 SAFE B FF 95 X FF 95 2-0 1-2 ③ G4-3	4	0	0	0	0	0	3
29 Brandon Finnegan, L (1, 1) OBP: 0.200, SLG: 0.207 51 Steve Selsky, R (7, 7) OBP: 0.375, SLG: 0.500		C FF 87 B SI 87 F FF 89 B SL 80 X CU 71 2-2 ② G4-3			C FF 88 S CH 79 X CH 80 0-2 ② G4-3			B FF 92 S FF 93 B FC 88 S FC 88 S FF 94 2-3 ① K		2 1	0 0	0 0	0 0	0 0	0 1	0 0
Inning Stats	R: 3 H: 2 E: 1 LOB: 1 K: 2 BB: 1 S: 21 P: 33	R: 0 H: 0 E: 0 LOB: 0 K: 1 BB: 0 S: 8 P: 12	R: 0 H: 0 E: 0 LOB: 0 K: 1 BB: 0 S: 6 P: 8	R: 0 H: 0 E: 0 LOB: 0 K: 1 BB: 0 S: 9 P: 13	R: 0 H: 0 E: 0 LOB: 0 K: 1 BB: 0 S: 7 P: 9	R: 0 H: 0 E: 0 LOB: 0 K: 0 BB: 0 S: 8 P: 10	R: 0 H: 1 E: 0 LOB: 1 K: 2 BB: 0 S: 12 P: 19	R: 0 H: 0 E: 0 LOB: 1 K: 1 BB: 1 S: 12 P: 21	R: 0 H: 0 E: 1 LOB: 2 K: 1 BB: 1 S: 11 P: 22	1B: 1 SF: 0 2B: 1 SAC: 0 3B: 0 DP: 0 HR: 1 HBP: 0						

PITCHER		IP	WLS	BF	H	R	ER	SO	BB	IBB	HBP	BLK	WP	HR	S	P	ERA	WHIP
49 Julio Teheran, R ERA: 2.93	(1, 1)	7.0	L	26	3	3	3	8	1	0	0	0	0	1	71	104	3.86	0.571
51 Chris Withrow, R ERA: 5.28	(8, 1)	1.0		4	0	0	0	1	1	0	0	0	0	0	12	21	0.00	1.000
54 Hunter Cervenka, L ERA: 3.15	(9, 1)	0.1		1	0	0	0	0	0	0	0	0	0	0	2	3	0.00	0.000
40 Alexi Ogando, R ERA: 3.77	(9, 1)	0.2		4	0	0	0	1	1	0	0	0	0	0	9	19	0.00	1.500

PITCHER	IP	WLS	BF	H	R	ER	SO	BB	IBB	HBP	BLK	WP	HR	S	P	ERA	WHIP

Cincinnati Reds @ Atlanta Braves

Turner Field, Atlanta, GA

Tue Jun 14 2016, 7:11 PM - 10:09 PM EDT

Att. 13,176 - Overcast - 75 F

TOP

livebaseballscorecards.com

AB	32
R	3
H	3
RBI	3
BB	3
SO	10
LOB	7

WP: 0 PA: 35
PB: 0
SB: 2
CS: 0

Cincinnati Reds @ Atlanta Braves

Turner Field, Atlanta, GA

Tue Jun 14 2016, 7:11 PM - 10:09 PM EDT

Att. 13,176 - Overcast - 75 F

livebaseballscorecards.com

BOTTOM

Batter	1	2	3	4	5	6	7	8	9	AB	R	H	RBI	BB	SO	LOB
17 Mallex Smith, L (1, 8) OBP: 0.314, SLG: 0.401	B FF 89 B FF 91 B SI 90 B SI 88 4-0 23 G4-3 BB		B FF 87 C SL 79 C SL 82 B SL 83 F SI 92 X SI 90 2-2 ① G4-3 F SI 90 F SI 91 B SL 83 F SI 92 X SI 91 1-2 ③ G3			X FF 92 0-0 ② B5-3		B FF 96 S FF 96 D CH 86 X SI 96 2-1 ②③ G6-4-3 1-2f	4	0	0	0	1	0	4
23 Chase d'Arnaud, R (1, 6) OBP: 0.358, SLG: 0.390	B SI 89 C SI 89 X SI 92 1-1 ① G4-3 1-2		B SL 80 C SI 89 B SL 80 B SI 89 B SI 89 4-1 18 G6-3 5 HBP BB		C CH 86 S SI 90 S SI 91 0-3 ① K		C FF 92 X SL 86 0-1 ③ P6			3	0	0	0	1	1	1
5 Freddie Freeman, L (1, 3) OBP: 0.343, SLG: 0.432	C SL 82 S SI 91 B SL 84 F SI 93 F SL 83 D SL 85 B SI 91 F SL 82 S SI 94 3-3 ② K		1 SAFE H SI 90 1-0 18 G6-3 1-2 HBP		X SL 81 0-0 ② F7			C FF 91 B FF 91 B FF 90 F FF 92 H FF 92 3-2 18 G6-4-3 HBP		2	0	0	0	0	1	1
18 Jeff Francoeur, R (1, 7) OBP: 0.313, SLG: 0.379	B SI 90 F SI 90 S SL 82 X CH 85 1-2 ③ F9		F SI 89 D FF 90 F FF 92 X FF 92 1-2 ② G6-3 1-2 2-3		C CH 82 B CH 83 X SI 92 1-1 ③ G1-3			B FF 92 X FF 92 1-0 ①② G6-4-3 1-2f		4	0	0	0	0	0	4
22 Nick Markakis, L (1, 9) OBP: 0.328, SLG: 0.321		F FF 89 B FF 90 X SL 81 1-1 8 BB 1B	C FF 92 B SI 92 D SI 91 X FF 91 2-1 ③ G4-3			B SL 76 B SI 90 C FF 90 F SI 89 X SL 81 2-2 ① F9		B CU 78 C FF 92 X CU 78 1-1 ③ F7		4	0	1	0	0	0	2
13 Adonis García, R (1, 5) OBP: 0.299, SLG: 0.327		X SI 90 0-0 ① F8		B CH 87 F CH 88 S SL 82 F SL 82 B SL 83 F SI 92 X FF 90 2-2 8 1B 8 S 49 SH1-4 1B		C CH 88 X SL 81 0-1 1B			B FF 94 B FF 96 C FF 94 B SL 89 C FF 96 B FF 96 4-2 25 1B BB	3	1	2	0	1	0	1
25 Tyler Flowers, R (1, 2) OBP: 0.338, SLG: 0.347		B SI 89 B SI 90 S SI 90 B SI 91 F SI 90 S SI 91 3-3 ② K		S SL 81 S SL 82 S SI 90 0-3 ① K		F CH 88 B CH 88 S SL 82 S CH 85 1-3 ② K			C SL 92 F SL 90 F SL 91 X FF 98 0-2 8 BB 1-3 1B	4	0	1	0	0	3	3
8 Jace Peterson, L (1, 4) OBP: 0.364, SLG: 0.259		1 SAFE F FF 92 B SI 90 B FF 92 D FF 90 B FF 91 4-1 1-2 BB		B SL 78 B FF 90 C FF 90 X FF 91 2-1 49 SH1-4 1-3 1B		B SL 78 B SI 89 B FF 91 C FF 90 X FF 91 3-1 ③ L7			B FF 96 1 SAFE B FF 96 B FF 96 C FF 95 B FF 96 4-1 17 G6-4-3 1-2 BB	2	0	1	0	2	0	1
49 Julio Teheran, R (1, 1) OBP: 0.125, SLG: 0.125 11 Ender Inciarte, L (7, PH) OBP: 0.300, SLG: 0.310 51 Chris Withrow, R (8, 1) 54 Hunter Cervenka, L (9, 1) 40 Alexi Ogando, R (9, 1) 15 A.J. Pierzynski, L (9, PH) OBP: 0.234, SLG: 0.240		C SI 91 B SI 92 X SI 92 1-1 ③ G4-3		L SI 89 X SI 90 0-1 ② SH1-4 1-2 3-H			B CU 76 X FF 91 1-0 ① G1-3		F FF 97 F FF 97 S SL 91 0-3 ① K	1 1 0 0 0 1	0 0 0 0 0 0	0 0 0 0 0 0	1 0 0 0 0 1	0 0 0 0 0 0	0 0 0 0 0 1	2 0 0 0 0 3
Inning Stats	R: 0 E: 0 K: 1 S: 11 H: 0 LOB: 1 BB: 1 P: 20	R: 0 E: 0 K: 1 S: 9 H: 1 LOB: 2 BB: 1 P: 18	R: 0 E: 0 K: 0 S: 10 H: 0 LOB: 2 BB: 1 P: 20	R: 1 E: 0 K: 1 S: 16 H: 2 LOB: 1 BB: 0 P: 21	R: 0 E: 0 K: 1 S: 6 H: 0 LOB: 0 BB: 0 P: 7	R: 0 E: 0 K: 1 S: 10 H: 1 LOB: 1 BB: 0 P: 16	R: 0 E: 0 K: 0 S: 4 H: 0 LOB: 0 BB: 0 P: 5	R: 0 E: 0 K: 0 S: 5 H: 0 LOB: 0 BB: 0 P: 10	R: 0 E: 0 K: 1 S: 12 H: 1 LOB: 2 BB: 2 P: 22	1B: 5 2B: 0 3B: 0 HR: 0 SF: 0 SAC: 1 DP: 2 HBP: 2						

PITCHER		IP	WLS	BF	H	R	ER	SO	BB	IBB	HBP	BLK	WP	HR	S	P	ERA	WHIP
29 Brandon Finnegan, L ERA: 3.61	(1, 1)	6.0	W	26	4	1	1	5	3	0	1	0	0	0	62	102	1.50	1.167
60 J.J. Hoover, R ERA: 12.08	(7, 1)	2.0	H	6	0	0	0	0	0	0	1	0	0	0	9	15	0.00	0.000
36 Blake Wood, R ERA: 3.41	(9, 1)	1.0	S	5	1	0	0	1	2	0	0	0	0	0	12	22	0.00	3.000

PITCHER	IP	WLS	BF	H	R	ER	SO	BB	IBB	HBP	BLK	WP	HR	S	P	ERA	WHIP

AB	29
R	1
H	5
RBI	1
BB	5
SO	6
LOB	22

WP: 0 PA: 37
PB: 0
SB: 1
CS: 0

Batter	1	2	3	4	5	6	7	8	9	10	11	12	13	AB	R	H	RBI	BB	SO	LOB
9 José Peraza, R (1, 6) OBP: 0.263, SLG: 0.222	L4		K		19 S 1B		G6-3		G6-3		K2-3		19 1B BB	6	0	1	1	1	2	3
19 Joey Votto, L (1, 3) OBP: 0.370, SLG: 0.438	BB			4 1B 32 2B BB	K		32 S 1B			K	K		1B	5	1	2	1	2	3	1
4 Brandon Phillips, R (1, 4) OBP: 0.300, SLG: 0.407 31 Alfredo Simon, R (12, 1) OBP: 0.188, SLG: 0.071	L9			32 2B 23 SF9 1B		E5 32 1B 1B	L9			1B	F9			6	2	3	0	0	0	2
														0	0	0	0	0	0	0
32 Jay Bruce, L (1, 9) OBP: 0.329, SLG: 0.581 (11, 8) (11, 9) (13, 8) (13, 9)	F7			23 SF9 3 G6-3 2B		23 2B 3 1B 1B	F7			K	K			6	2	2	2	0	2	3
23 Adam Duvall, R (1, 7) OBP: 0.291, SLG: 0.587		G4-3		SF9		3 1B 2B		F7		K			4 9 BB 40 SH1-4 3 SH BB	4	2	1	1	1	1	1
3 Iván De Jesús Jr., R (1, 5) (12, 4)		G6-3		G6-3		40 L8-3 1B		L8			K		SH 9 BB 40 SH1-4 19 1B	5	1	1	3	0	1	0
40 Tyler Holt, R (1, 8) OBP: 0.330, SLG: 0.297 (11, 9) (11, 8) (13, 9) (13, 8)	P3		K		L8-3		G5-3				K		SH1-4	4	0	0	0	1	1	1
37 Ramón Cabrera, S (1, 2) OBP: 0.226, SLG: 0.333 51 Steve Selsky, R (9, PR) OBP: 0.379, SLG: 0.500 66 JC Ramírez, R (9, 1) 2 Zack Cozart, R (11, PH) OBP: 0.311, SLG: 0.481 52 Tony Cingrani, L (11, 1) 7 Eugenio Suárez, R (12, 5) OBP: 0.287, SLG: 0.421			K		K	E6			16 FC5-6 1B		IBB		K	4	0	1	0	0	2	0
														0	0	0	0	0	0	0
														0	0	0	0	0	0	0
														0	0	0	0	1	0	0
														0	0	0	0	0	0	0
														1	0	0	0	0	1	2
28 Anthony DeSclafani, R (1, 1) 62 A.J. Morris, R (3, 1) 73 Josh Smith, R (5, 1) 60 J.J. Hoover, R (7, 1) 27 Ross Ohlendorf, R (8, 1) 16 Tucker Barnhart, L (9, PH) OBP: 0.303, SLG: 0.349 (9, 2)		K	K		K	G1-3			FC5-6 9 G6-3		K		19 9 BB 1B IBB	1	0	0	0	0	1	0
														1	0	0	0	0	1	0
														1	0	0	0	0	0	1
														0	0	0	0	0	0	0
														0	0	0	0	0	0	0
														2	0	0	0	1	1	3
Inning Stats	R: 0 E: 0 K: 0 S: 16 H: 0 LOB: 1 BB: 1 P: 25	R: 0 E: 0 K: 0 S: 11 H: 0 LOB: 0 BB: 0 P: 15	R: 0 E: 0 K: 3 S: 11 H: 0 LOB: 0 BB: 0 P: 16	R: 3 E: 0 K: 1 S: 16 H: 2 LOB: 0 BB: 1 P: 23	R: 0 E: 0 K: 3 S: 13 H: 1 LOB: 1 BB: 0 P: 17	R: 3 E: 2 K: 0 S: 16 H: 4 LOB: 1 BB: 0 P: 24	R: 0 E: 0 K: 0 S: 19 H: 1 LOB: 1 BB: 0 P: 27	R: 0 E: 0 K: 0 S: 8 H: 0 LOB: 0 BB: 0 P: 12	R: 0 E: 0 K: 0 S: 6 H: 1 LOB: 1 BB: 0 P: 7	R: 0 E: 0 K: 3 S: 13 H: 1 LOB: 1 BB: 0 P: 17	R: 0 E: 0 K: 3 S: 10 H: 0 LOB: 2 BB: 2 P: 18	R: 0 E: 0 K: 2 S: 8 H: 0 LOB: 0 BB: 0 P: 10	R: 2 E: 1 K: 1 S: 14 H: 1 LOB: 2 BB: 3 P: 30	1B: 9 2B: 3 3B: 0 HR: 0	SF: 1 SAC: 2 DP: 2 HBP: 0	WP: 0 PB: 0 SB: 3 CS: 0	PA: 56					

PITCHER		IP	WLS	BF	H	R	ER	SO	BB	IBB	HBP	BLK	WP	HR	S	P	ERA	WHIP
20 Bud Norris, R ERA: 4.81	(1, 1)	5.0		20	3	3	3	7	2	0	0	0	0	0	67	96	5.40	1.000
55 Casey Kelly, R ERA: 5.79	(6, 1)	1.0	B	7	4	3	3	0	0	0	0	0	0	0	16	24	27.00	4.000
46 Ian Krol, L ERA: 3.29	(7, 1)	0.1		2	1	0	0	0	0	0	0	0	0	0	9	14	0.00	3.000
51 Chris Withrow, R ERA: 5.17	(7, 1)	0.1		1	0	0	0	0	0	0	0	0	0	0	3	3	0.00	0.000
54 Hunter Cervenka, L ERA: 3.1	(7, 1)	0.1		1	0	0	0	0	0	0	0	0	0	0	7	10	0.00	0.000
53 Jim Johnson, R ERA: 5.66	(8, 1)	2.0		6	1	0	0	0	0	0	0	0	0	0	14	19	0.00	0.500
38 Arodys Vizcaíno, R ERA: 2.25	(10, 1)	1.0		4	1	0	0	3	0	0	0	0	0	0	13	17	0.00	1.000
39 Dario Álvarez, L ERA:	(11, 1)	2.0		8	0	0	0	5	1	1	0	0	0	0	18	28	0.00	0.500
40 Alexi Ogando, R ERA: 3.64	(13, 1)	1.0	W	7	1	2	0	1	2	1	0	0	0	0	14	30	0.00	3.000

TOP

Cincinnati Reds @ Atlanta Braves

Turner Field, Atlanta, GA

Wed Jun 15 2016, 7:13 PM - 12:31 AM EDT

Att. 14,953 - Partly Cloudy - 82 F

livebaseballscorecards.com

AB	46
R	8
H	11
RBI	8
BB	7
SO	16
LOB	17

Batter	1	2	3	4	5	6	7	8	9	10	11	12	13	AB	R	H	RBI	BB	SO	LOB
17 Mallex Smith, L (1, 7) OBP: 0.314, SLG: 0.399	L SI 92 F FF 94 F SI 94 B SL 89 B SI 94 X KC 83 2-2 11 2B 1B	X FF 93 0-0 F9 ③	C FC 89 S FF 88 S FF 90 0-3 K ③		F FF 92 S SL 87 D CU 77 F FF 92 X SL 87 1-2 G3 ③		B FF 91 X FF 90 1-0 F7 ③			L FF 97 S CH 91 X CH 90 0-2 E7 1B		F FC 89 X FS 86 0-1 G6-3 ②		6	1	2	0	0	1	7
39 Dario Álvarez, L (11, 1)														0	0	0	0	0	0	0
15 A.J. Pierzynski, L (12, PH) OBP: 0.232, SLG: 0.238														1	0	0	0	0	0	0
40 Alexi Ogando, R (13, 1)														0	0	0	0	0	0	0
11 Ender Inciarte, L (1, 8) OBP: 0.299, SLG: 0.311	1 SAFE 1 SAFE B SI 93 1 SAFE B FF 93 B FF 94 C SI 93 X SI 93 3-1 5 S 13 FC6-2 1-H 2B		C KC 79 F KC 81 F KC 81 B SI 93 B SL 87 F FF 94 F SI 93 X SI 94 2-2 F7 ①	C FF 88 B SL 80 X SL 81 1-1 L1-3 ①		C SL 86 F FF 91 B FF 91 X CU 78 1-2 G4-3 ①		C CH 86 F FF 95 B SL 83 F CH 87 B FF 94 X FF 94 2-2 L7 ①		C FF 96 C FF 97 F SI 99 B FF 97 F FF 95 F FF 98 F SI 98 F SI 98 S FF 98 1-3 K ③		B SI 92 B SI 92 B FC 88 B SI 91 4-0 BB		6	0	1	1	1	1	1
5 Freddie Freeman, L (1, 3) OBP: 0.349, SLG: 0.461	F FF 93 S SL 88 B SI 94 S SL 89 1-3 K ① 2-3		B KC 82 F SI 93 X KC 81 1-1 13 1B 8 E 2B	S SL 81 B FF 89 X FF 90 1-1 3B		B FF 91 X FF 92 1-0 HR		B SI 94 C FF 95 F CH 88 B FF 95 C CH 88 2-3 K ②			S FF 93 S SI 82 B FF 93 F FF 95 X SL 82 1-2 13 1B 8 FC2 13 BLK 1B	1 SAFE 1 SAFE X FS 86 0-0 G4-3 ③		7	2	4	1	0	2	2
13 Adonis García, R (1, 5) OBP: 0.304, SLG: 0.331	B SL 88 B FF 94 X SL 88 2-0 FC6-2 22 1B ② 3-H		S SL 86 B SI 93 F SL 87 F SI 94 F SL 87 B FF 93 F SL 89 X SL 82 2-2 8 E 1 2B 22 BB 1B 2-3	B SL 81 B FF 90 X FF 90 2-0 G6-3 ②		X SL 83 0-0 G6-3 ②		B FF 94 S CH 88 B SL 82 F CH 88 F FF 96 F SL 84 F CH 88 S SL 84 2-3 K ③			B FF 93 X FF 93 1-0 8 FC2 22 DI 1B 1-3		C FC 87 C FC 85 B CU 78 B FC 87 F FC 87 F FC 88 B CU 76 X FC 87 3-2 22 1B 8 2B 1B	7	2	3	0	0	1	2
22 Nick Markakis, L (1, 9) OBP: 0.335, SLG: 0.322	X SI 93 0-0 1B 1-2		C FF 94 B SL 88 1 SAFE B FF 93 1 SAFE D SL 88 B SI 94 4-1 8 E 1 2B 1-2 BB	B FF 90 B FF 91 C FC 89 F FF 90 B SL 82 F FC 89 X FF 90 3-2 G4-3 ③		C CU 76 X CU 76 0-1 L8 ③			C FF 95 F SL 87 B CH 88 C SI 96 1-3 K ①		S FF 95 B FF 95 C FF 95 B FF 94 F FF 95 D SL 84 B FF 95 4-2 8 FC2 1-2 BB		C FF 93 B FS 86 X FC 89 1-1 8 2B 25 1B 1-2 1B	5	2	2	0	2	1	1
8 Jace Peterson, L (1, 4) OBP: 0.356, SLG: 0.267	B SI 94 B SL 88 C FF 94 F SI 94 X SL 88 2-2 G3 ③		F SL 88 B SI 88 X SL 86 1-1 E3 1 2B 1-2 2-3 3-H		B FF 88 C FF 88 B FF 88 B FF 88 B FF 89 4-1 25 S 1 1B BB		B FF 90 B FF 90 F FF 89 F CU 74 B FF 91 X FF 92 3-2 G4-3 ①		C FF 96 S CH 90 S CH 91 0-3 K ②		C FF 94 B FF 95 F FF 94 X FF 95 1-2 FC2 ① 1-2 2-3 3-Hf		C SI 93 X FS 84 0-1 25 1B 23 1B 1-3 2-H 2B	6	2	1	1	1	1	7
25 Tyler Flowers, R (1, 2) OBP: 0.343, SLG: 0.347		B SI 93 F SL 88 B KC 79 B SI 92 B SI 93 4-1 20 SH3-6-4 BB	S SL 88 B CH 88 B SI 92 S SL 87 F FF 94 S FF 94 2-3 K ②		C SI 88 F SI 89 B FF 85 S CU 77 1-3 K2-3 ① 1-2		X CU 76 0-0 1 1B 1B		B SL 88 B FF 96 B SI 96 C FF 95 F FF 95 F FF 97 T FF 98 3-2 K ③		B FF 93 X FF 93 1-0 F8 ②		X FC 88 0-0 23 1B 1 1BB 2-3 3-H 1B	6	0	2	1	1	3	7
1 Erick Aybar, S (1, 6) OBP: 0.246, SLG: 0.242	C SI 93 X SI 93 0-1 F7 ①	F SL 88 X FF 94 0-1 1-3 2-H 3-H 2B	S SL 86 B FF 92 B SL 86 X SL 87 2-1 2-H 1B	B FF 90 C FF 91 1 SAFE C CU 74 B FF 91 X FF 91 2-2 1-2 1B		B FF 90 C FF 91 1 SAFE C CU 74 B FF 91 X FF 91 2-2 1-2 1B				C FF 96 S CH 89 B CH 89 B FF 96 S FF 96 2-3 K ①	X FF 95 0-0 G6-3 ③	B SI 92 B SI 90 I IN 58 I 4-0 23 1B 1-2 IBB	6	0	3	3	1	1	4
20 Bud Norris, R (1,) 19 Brandon Snyder, R (2, PH) 55 Casey Kelly, R (6,) 46 Ian Krol, L (1,) 51 Chris Withrow, R (1,) 54 Hunter Cervenka, L (1,) 16 Jeff Francoeur, R (7, PH) 53 Jim Johnson, R (8,) 38 Arodys Vizcaíno, R (10, PH) 23 Chase d'Arnaud, R (10, PH) OBP: 0.000 SLG: 0.000	X FF 92 0-0 SH3-6-4 ② 1-2	B SI 93 S SL 88 B FF 94 B SL 88 F FF 94 B SL 87 B FF 93 4-2 BB			B FF 90 D FF 91 S SI 89 S SL 84 S CU 78 2-3 K ②		B FF 91 S SL 83 F SL 84 B FF 92 S FF 92 2-3 K ②			C SL 88 B FF 96 S SL 87 F FF 97 F FF 97 B FF 96 S FF 97 2-3 K ②		C FF 91 F FC 86 B CU 76 F FC 87 T FC 87 1-2 K ① 1-2	F SI 92 B SI 93 X SI 92 1-1 1-2 2-3 3-H 1B	0 1 0 0 0 0 0 0 3	0 0 0 0 0 0 0 0 0	0 0 0 0 0 0 0 0 1	0 0 0 0 0 0 0 0 1	1 0 0 0 0 0 0 0 0	0 0 0 0 0 0 0 0 2	0 1 0 0 0 0 0 1 0
Inning Stats	R: 1 E: 0 K: 1 S: 15 H: 3 LOB: 2 BB: 0 P: 25	R: 0 E: 0 K: 0 S: 5 H: 0 LOB: 1 BB: 1 P: 9	R: 3 E: 1 K: 2 S: 29 H: 3 LOB: 3 BB: 2 P: 45	R: 0 E: 0 K: 0 S: 9 H: 1 LOB: 1 BB: 0 P: 16	R: 1 E: 0 K: 2 S: 13 H: 1 LOB: 1 BB: 1 P: 23	R: 1 E: 0 K: 0 S: 7 H: 1 LOB: 0 BB: 0 P: 9	R: 0 E: 0 K: 1 S: 11 H: 2 LOB: 2 BB: 0 P: 19	R: 0 E: 0 K: 2 S: 13 H: 0 LOB: 0 BB: 0 P: 19	R: 0 E: 0 K: 3 S: 10 H: 0 LOB: 0 BB: 0 P: 14	R: 0 E: 1 K: 3 S: 19 H: 1 LOB: 1 BB: 0 P: 24	R: 0 E: 0 K: 0 S: 13 H: 2 LOB: 3 BB: 1 P: 21	R: 0 E: 0 K: 1 S: 7 H: 0 LOB: 1 BB: 1 P: 12	R: 3 E: 0 K: 0 S: 12 H: 5 LOB: 3 BB: 1 P: 21	1B: 13 2B: 4 3B: 1 HR: 1	SF: 0 SAC: 1 DP: 0 HBP: 0	WP: 0 PB: 0 SB: 2 CS: 0	PA: 63

PITCHER		IP	WLS	BF	H	R	ER	SO	BB	IBB	HBP	BLK	WP	HR	S	P	ERA	WHIP
28 Anthony DeSclafani, R ERA: 2.08	(1, 1)	2.2		18	6	4	1	2	3	0	0	0	0	0	46	76	3.38	3.375
62 A.J. Morris, R ERA: 6.3	(3, 1)	1.1		6	1	1	1	1	1	0	0	0	0	0	13	24	6.75	1.500
73 Josh Smith, R ERA: 3.12	(5, 1)	2.0		8	2	1	1	2	0	0	0	0	0	1	19	27	4.50	1.000
60 J.J. Hoover, R ERA: 11.2	(7, 1)	1.0		5	2	0	0	1	0	0	0	0	0	0	11	19	0.00	2.000
27 Ross Ohlendorf, R ERA: 4.25	(8, 1)	1.0		3	0	0	0	2	0	0	0	0	0	0	13	19	0.00	0.000

PITCHER		IP	WLS	BF	H	R	ER	SO	BB	IBB	HBP	BLK	WP	HR	S	P	ERA	WHIP
66 JC Ramírez, R ERA: 6.67	(9, 1)	2.0		7	1	0	0	6	0	0	0	0	0	0	29	38	0.00	0.500
52 Tony Cingrani, L ERA: 3.82	(11, 1)	1.0		6	2	0	0	0	1	0	0	1	0	0	13	21	0.00	3.000
31 Alfredo Simon, R ERA: 9.45	(12, 1)	1.0	L	10	5	3	3	1	1	1	0	0	0	0	19	33	27.00	6.000

BOTTOM

Cincinnati Reds @ Atlanta Braves

Turner Field, Atlanta, GA

Wed Jun 15 2016, 7:13 PM - 12:31 AM EDT

Att. 14,953 - Partly Cloudy - 82 F

livebaseballscorecards.com

AB	55
R	9
H	19
RBI	8
BB	7
SO	15
LOB	34

Cincinnati Reds @ Atlanta Braves

Turner Field, Atlanta, GA

Thu Jun 16 2016, 12:10 PM - 3:06 PM EDT

Att. 21,885 - Sunny - 84 F

livebaseballscorecards.com

Batter	1	2	3	4	5	6	7	8	9	AB	R	H	RBI	BB	SO	LOB
2 Zack Cozart, R (1, 6) OBP: 0.313, SLG: 0.477	X FF 93 0-0 19 BB 4 1B 1B	B SL 81 X FF 92 1-0 ③ G5-3			F SL 81 X FF 92 0-1 ① L4		C SI 92 B SI 92 X SL 82 1-1 ② G1-3		B SI 93 B SI 92 F FF 94 B FF 94 B FF 92 4-1 1-2 BB	4	1	1	0	1	0	1
19 Joey Votto, L (1, 3) OBP: 0.377, SLG: 0.443	B FF 93 B FF 93 B FF 93 C FF 92 B FF 93 4-1 23 F9 4 1B 1-2 BB		X CU 75 0-0 4 G5-4-3 1B		F SI 93 B FF 92 X FF 93 1-1 1B		C SI 93 B CH 87 F CH 86 B FF 94 X CH 87 2-2 4 FC4-6 1B		X SI 96 0-0 ③ F8	4	0	3	0	1	0	2
4 Brandon Phillips, R (1, 4) OBP: 0.299, SLG: 0.404	F FF 94 X FF 94 0-1 23 F9 1-2 2-H 1B		S SL 80 S FF 93 F CU 79 F FF 93 X SL 81 0-2 ① ② G5-4-3 1-2f		X FF 93 0-0 ② F8		C FF 94 X SI 94 0-1 ③ FC4-6 1-2f			4	0	1	1	0	0	3
23 Adam Duvall, R (1, 7) OBP: 0.291, SLG: 0.597 50 Dayan Díaz, R (5, 1) 40 Tyler Holt, R (8, PH) OBP: 0.327, SLG: 0.293 (8, 9)	S SL 81 X FF 94 0-1 ① F9 1-2 2-3		S SL 81 X SL 81 0-1 HR		B SL 81 C SI 94 F FF 94 B FF 94 F SL 81 F SI 91 X SI 93 2-2 ③ P6			B SI 93 S FF 93 S FF 94 B FF 94 F SI 94 S SL 86 2-3 ① K		3 0 1	1 0 0	1 0 0	1 0 0	0 0 1	0 0 0	3 0 0
30 Kyle Waldrop, L (1, 9) OBP: 0.385, SLG: 0.417 7 Eugenio Suárez, R (8, PH) OBP: 0.286, SLG: 0.419 27 Ross Ohlendorf, R (8, 1)	F FF 94 B FF 94 B FF 94 F SL 82 F SL 82 F FF 94 B SI 94 S SL 82 3-3 ② K		B CH 87 B CU 77 X SI 93 2-0 ③ G4-3			C CU 74 B CH 88 S FF 92 B SL 80 F FF 92 X FF 92 2-2 ① G4-3		X SL 86 0-0 ② F9		3 1 0	0 0 0	0 0 0	0 0 0	0 0 0	1 0 0	2 0 0
9 José Peraza, R (1, 8) OBP: 0.261, SLG: 0.227	B FF 95 F FF 93 S SL 82 X SL 83 1-2 ③ G4-3			C FF 91 S SL 81 B SL 83 S SL 80 1-3 ① K		B FF 92 S SL 80 X FF 92 1-1 16 S 3 S 1B		C FF 93 F FF 94 F FF 94 F SL 87 X SI 94 0-2 ③ G1-3		4	0	1	0	0	1	2
3 Iván De Jesús Jr., R (1, 5) OBP: 0.300, SLG: 0.317		B FF 91 B SL 80 X FF 91 2-0 ① F8		S SL 81 B SL 82 C SL 80 B SL 82 F FF 93 F FF 93 X FF 94 2-2 16 S 1B		B FF 93 C SL 80 1 SAFE 1 SAFE B SL 82 B CU 78 X FF 93 3-1 ② L8 1-2			B SI 93 B FF 93 B FF 93 C FF 92 F FF 93 B FF 94 4-2 2 DI BB	3	0	1	0	1	0	1
16 Tucker Barnhart, L (1, 2) OBP: 0.302, SLG: 0.342		C SI 93 B CH 88 B SI 92 B SI 92 B SI 93 4-1 58 SH3-4 BB		1 SAFE F SI 93 B SI 93 B SL 80 F SI 91 F SI 93 1 SAFE B SL 81 S SL 81 3-3 ② K 1-2		B SI 94 C SI 94 S SI 94 F FF 95 B FF 93 B SL 80 X SI 94 3-2 ③ L8 2-3			T FF 94 C FF 95 F FF 94 B SL 84 F SL 86 F SI 94 F SI 94 S SL 88 1-3 ① K	3	0	0	0	1	2	3
58 Dan Straily, R (1, 1) 51 Steve Selsky, R (5, 7) OBP: 0.300, SLG: 0.400		M SI 91 B FF 91 X FF 91 1-1 ② SH3-4 1-2		B FF 91 B FF 92 C FF 92 F FF 91 S FF 92 2-3 ③ K			F SL 79 B FF 92 C CU 79 B SL 83 S FF 92 2-3 ① K		F SI 93 B FF 94 F FF 95 B SI 94 B SL 85 C SL 87 3-3 ② K	1 2	0 0	0 0	0 0	0 0	1 2	1 1

Inning Stats	1	2	3	4	5	6	7	8	9	1B	SF	WP	PA
	R: 1 E: 0 K: 1 S: 14 H: 2 LOB: 2 BB: 1 P: 22	R: 0 E: 0 K: 0 S: 5 H: 0 LOB: 1 BB: 1 P: 13	R: 1 E: 0 K: 0 S: 9 H: 2 LOB: 0 BB: 0 P: 11	R: 0 E: 0 K: 3 S: 15 H: 1 LOB: 1 BB: 0 P: 23	R: 0 E: 0 K: 0 S: 10 H: 1 LOB: 1 BB: 0 P: 13	R: 0 E: 0 K: 0 S: 12 H: 1 LOB: 1 BB: 0 P: 21	R: 0 E: 0 K: 1 S: 10 H: 1 LOB: 1 BB: 0 P: 15	R: 0 E: 0 K: 1 S: 10 H: 0 LOB: 0 BB: 0 P: 12	R: 0 E: 0 K: 2 S: 14 H: 0 LOB: 2 BB: 2 P: 26	1B: 7 2B: 0 3B: 0 HR: 1 SF: 0 SAC: 1 DP: 1 HBP: 0	WP: 0 PB: 0 SB: 3 CS: 0 PA: 38

PITCHER		IP	WLS	BF	H	R	ER	SO	BB	IBB	HBP	BLK	WP	HR	S	P	ERA	WHIP
37 Matt Wisler, R	(1, 1)	6.2	W	29	8	2	2	5	2	0	0	0	0	1	73	116	2.70	1.500
ERA: 4.23																		
46 Ian Krol, L	(7, 1)	2.0		8	0	0	0	3	2	0	0	0	0	0	25	39	0.00	1.000
ERA: 2.87																		
38 Arodys Vizcaíno, R	(9, 1)	0.1		1	0	0	0	0	0	0	0	0	0	0	1	1	0.00	0.000
ERA: 2.22																		

PITCHER	IP	WLS	BF	H	R	ER	SO	BB	IBB	HBP	BLK	WP	HR	S	P	ERA	WHIP

TOP	
AB	33
R	2
H	8
RBI	2
BB	4
SO	8
LOB	19

Batter	1	2	3	4	5	6	7	8	9	AB	R	H	RBI	BB	SO	LOB
17 Mallex Smith, L (1, 7) OBP: 0.317, SLG: 0.395	C FF 86 C CU 71 B CH 80 F FF 89 S CH 81 1-3 ① K		C CU 71 X FF 89 0-1 5 5 S 5 HR 3-H 1B		L SI 87 B CU 71 B CH 81 S FF 87 B SI 89 F FF 87 B CH 81 4-2 22 S 11 BB 22 2B BB	F SI 94 B FF 92 F FF 93 X FF 94 1-2 ③ G4-3		B CH 86 B FF 94 F FF 94 X FF 94 2-1 ③ G6-3		4	2	1	1	1	1	0
11 Ender Inciarte, L (1, 8) OBP: 0.298, SLG: 0.305	B FF 88 B FF 88 B FF 88 C FF 88 X FF 88 3-1 ② P6		1 SAFE 1 SAFE B FF 88 C FF 86 P PO 81 1 SAFE X FF 90 2-1 ② P6		1 SAFE D FF 88 B FF 86 1 SAFE D FF 89 C FF 87 B SI 88 4-1 22 S 22 2B 1-2 BB		X SI 92 0-0 ① F8			3	1	0	0	1	0	1
5 Freddie Freeman, L (1, 3) OBP: 0.355, SLG: 0.478	F FF 89 F FF 90 X CH 82 0-2 1B		F FF 89 B CH 82 F FF 89 X FF 90 1-2 1-H HR		B SL 79 F FF 86 B SL 82 2 SAFE F FF 88 F SL 82 B SL 81 X SL 80 3-2 ① F7		C SL 86 X FF 94 0-1 13 E 13 FC6 8 1B 1B			4	2	3	2	0	0	2
22 Nick Markakis, L (1, 9) OBP: 0.333, SLG: 0.325	B SI 89 B FF 89 C FF 89 X FF 88 2-1 ③ F8		B FF 89 C FF 88 B CU 73 F FF 89 F FF 90 X FF 90 2-2 ③ F8		S CU 69 2 SAFE B FF 86 D CU 71 X FF 90 2-1 13 1B 8 SF7 1-H 2-H 2B		B FF 93 B FF 93 1 SAFE X FF 93 2-0 ② F7			4	1	1	2	0	0	2
13 Adonis García, R (1, 5) OBP: 0.303, SLG: 0.330 1 Erick Aybar, S (7, PR) OBP: 0.246, SLG: 0.242 (8, 6)		B FF 88 B SL 82 C SL 82 T CH 82 S SL 84 2-3 ① K	C CH 81 B FF 89 X SL 82 1-1 ① F9	S SL 82 B FF 89 B CH 83 F SL 82 X SL 81 2-2 2-3 1B		B FF 93 B SI 92 X FF 94 2-0 FC6 8 1B 1-3				4 0	0 0	1 0	0 0	0 0	1 0	1 0
8 Jace Peterson, L (1, 4) OBP: 0.364, SLG: 0.286		B CU 71 C FF 89 F CH 82 F FF 89 B FF 88 F CH 82 B SL 82 F FF 90 S CH 81 3-3 ② K	X SI 88 0-0 15 G3 1B	1 SAFE T FF 93 B FF 92 X FF 93 1-1 ② SF7 3-H		X FF 93 0-0 1-2 3-H 1B				3	0	2	2	0	1	0
15 A.J. Pierzynski, L (1, 2) OBP: 0.225, SLG: 0.231		F FF 90 F SL 84 B FF 89 F FF 90 S SL 83 1-3 ③ K	1 SAFE B SI 88 F FF 88 1 SAFE F SL 81 1 SAFE 1 SAFE 1 SAFE 2-2 B SL 82 1 SAFE X FF 90 1-2 ② G3	1 SAFE X FF 93 0-0 ③ F9		B FF 94 X FF 93 1-0 ③ L7			4	0	0	0	0	1	4
23 Chase d'Arnaud, R (1, 6) OBP: 0.362, SLG: 0.396 (8, 5)			B FF 86 X FF 89 1-0 37 SH1-4 17 1B 2B	I IN 62 I IN 60 I IN 60 I IN 59 4-0 IBB		C FF 93 X SL 87 0-1 ① G6-3		X FF 92 0-0 ① G6-3		3	1	1	0	1	0	0
37 Matt Wisler, R (1, 1) OBP: 0.038, SLG: 0.040 46 Ian Krol, L (7, 1) 38 Arodys Vizcaíno, R (9, 1)			X FF 88 0-0 ① SH1-4 2-3	F FF 88 F SL 81 F SL 82 S CU 68 0-3 ③ K		B FF 94 F FF 94 C SL 84 C SL 84 1-3 ② K		C FF 91 S FF 92 F FF 93 F SL 81 B SL 82 F FF 95 B SL 82 X FF 94 2-2 ② G6-3		2 1 0	0 0 0	0 0 0	0 0 0	0 0 0	2 0 0	2 0 0
Inning Stats	R: 0 E: 0 K: 1 S: 11 H: 1 LOB: 1 BB: 0 P: 17	R: 0 E: 0 K: 3 S: 13 H: 0 LOB: 0 BB: 0 P: 19	R: 3 E: 0 K: 0 S: 14 H: 3 LOB: 0 BB: 0 P: 19	R: 0 E: 0 K: 1 S: 11 H: 1 LOB: 2 BB: 1 P: 18	R: 3 E: 0 K: 0 S: 16 H: 2 LOB: 1 BB: 2 P: 32	R: 0 E: 0 K: 1 S: 8 H: 0 LOB: 0 BB: 0 P: 10	R: 1 E: 1 K: 0 S: 7 H: 2 LOB: 2 BB: 0 P: 12	R: 0 E: 0 K: 0 S: 9 H: 0 LOB: 0 BB: 0 P: 13		1B: 6 2B: 2 3B: 0 HR: 1	SF: 1 SAC: 1 DP: 0 HBP: 0		WP: 0 PB: 0 SB: 3 CS: 0	PA: 37		

BOTTOM

Cincinnati Reds @ Atlanta Braves

Turner Field, Atlanta, GA

Thu Jun 16 2016, 12:10 PM - 3:06 PM EDT

Att. 21,885 - Sunny - 84 F

livebaseballscorecards.com

AB	32
R	7
H	9
RBI	7
BB	3
SO	6
LOB	12

PITCHER		IP	WLS	BF	H	R	ER	SO	BB	IBB	HBP	BLK	WP	HR	S	P	ERA	WHIP
58 Dan Straily, R ERA: 3.66	(1, 1)	4.1	L	23	7	6	6	5	2	1	0	0	0	1	62	101	12.46	2.077
50 Dayan Díaz, R ERA: 9.45	(5, 1)	2.2		11	2	1	0	1	0	0	0	0	0	0	18	26	0.00	0.750
27 Ross Ohlendorf, R ERA: 4.11	(8, 1)	1.0		3	0	0	0	0	0	0	0	0	0	0	9	13	0.00	0.000

PITCHER	IP	WLS	BF	H	R	ER	SO	BB	IBB	HBP	BLK	WP	HR	S	P	ERA	WHIP

Cincinnati Reds @ Houston Astros

Minute Maid Park, Houston, TX

Fri Jun 17 2016, 7:11 PM - 11:07 PM CDT

Att. 37,560 - Roof Closed - 73 F

TOP

livebaseballscorecards.com

Batter	1	2	3	4	5	6	7	8	9	10	11	AB	R	H	RBI	BB	SO	LOB
2 Zack Cozart, R (1, 6) OBP: 0.319, SLG: 0.482	B FF 92 X FF 92 1-0 19 FC4-6 1B		B KC 82 C KC 83 C KC 83 B KC 85 B FF 94 F KC 84 X FF 93 3-2 ② L6		C KC 84 B FF 95 1 SAFE X FF 94 1-1 19 WP 1-H 2B		B KC 86 B FF 96 B FF 93 B FF 94 4-0 BB			C FF 97 S SL 86 S SL 85 0-3 ① K		4	0	2	1	1	1	0
19 Joey Votto, L (1, 3) OBP: 0.378, SLG: 0.440	S FF 92 X FF 93 0-1 ① FC4-6 4 G6-4-3 1-2f		B FF 93 B CH 87 B FF 94 C FF 93 C KC 83 B KC 85 4-2 4 FC6 BB		S FF 94 C FF 94 B KC 87 B KC 85 C CH 69 2-3 ③ K 2-3		C FF 94 B CH 84 F FF 95 X SL 79 1-2 ③ G4-3			X FF 98 0-0 1B		4	0	1	0	1	1	4
4 Brandon Phillips, R (1, 10) OBP: 0.297, SLG: 0.397	X FF 93 0-0 ② ③ G6-4-3 1-2f		X KC 84 0-0 ③ FC6 1-2f			C FF 93 X KC 85 0-1 ① G5-3		C SL 79 F FF 95 B SL 80 B SL 81 F FF 96 B FF 96 F FF 94 F FF 96 B FF 95 4-2 23 G6-3 32 G5-3 BB		D SL 86 F FF 98 F FF 99 F SL 86 1 SAFE X SL 86 1-2 ② L7		4	0	0	0	1	0	3
32 Jay Bruce, L (1, 9) OBP: 0.327, SLG: 0.578		X FF 92 0-0 ① G6-3		C FF 92 B CH 87 X CH 87 1-1 ① 2B		C KC 84 B CH 86 B KC 84 F KC 84 S FF 95 2-3 ② K		B CH 82 F FF 94 S CH 82 X CH 83 1-2 ① G5-3 1-2		S SL 85 B SL 83 X FF 97 1-1 ③ G6-3		5	0	1	0	0	1	2
23 Adam Duvall, R (1, 7) OBP: 0.294, SLG: 0.602		C FF 92 X KC 83 0-1 3B		F FF 94 C FF 94 B CH 88 F FF 90 X KC 87 1-2 ② G1-3		C KC 85 X FF 96 0-1 ③ L9		S SL 80 X SL 80 0-1 ② G6-3 2-3			C SI 89 X SL 84 0-1 7 2B 1B	5	1	2	0	0	0	1
7 Eugenio Suárez, R (1, 5) OBP: 0.288, SLG: 0.420		C KC 82 B KC 83 S KC 85 D KC 86 B KC 84 B FF 95 4-2 BB		C FF 93 F CH 89 B FF 95 B KC 85 S CH 88 2-3 ③ K			S KC 82 S KC 81 S KC 82 0-3 ① K	C SL 80 F FF 96 D SL 81 F FF 97 D SL 81 F SL 80 X FF 95 2-2 ③ F9			X SL 82 0-0 6 SH2-4 37 SH1 1-H 2B	4	1	1	1	1	2	1
6 Billy Hamilton, S (1, 8) OBP: 0.312, SLG: 0.396		C FF 94 S KC 84 S KC 84 0-3 ② K			X FF 92 0-0 37 G4-6-3 1B		B FF 92 B KC 82 X FF 92 2-0 37 1B 9 G6-3 1B		B CU 80 F FC 92 M CU 82 F CU 81 F CU 83 T CU 82 1-2 ① K		B SI 90 L SI 88 B SI 89 X SI 86 2-1 ① SH2-4 2-3	4	1	2	0	0	2	2
37 Ramón Cabrera, S (1, 2) OBP: 0.319, SLG: 0.326		S KC 84 S KC 84 F KC 84 S KC 86 0-3 ③ K			D KC 83 1 SAFE C FF 92 B KC 83 X KC 84 2-1 ① ② G4-6-3 1-2f		X FF 94 0-0 9 G6-3 1B 1-3		B CU 81 B FC 94 C FC 92 S FC 91 F CU 82 F FC 94 F FC 93 F CU 82 X FC 93 2-2 ② P2		F SI 90 B SL 83 X CH 67 1-1 ② SH1 3-H	4	0	1	1	0	1	3
9 José Peraza, R (1, 4) OBP: 0.250, SLG: 0.222			F FF 91 B FF 95 S KC 84 B KC 85 X FF 93 2-2 ① L9		B KC 84 B FF 93 X FF 92 2-0 2 2B 1B		F KC 86 X KC 85 0-1 ② G6-3 1-2 3-H		B FC 92 X FC 92 1-0 ③ L8		F SL 83 X SI 90 0-1 ③ F9	5	1	1	1	0	0	1
Inning Stats	R: 0 E: 0 K: 0 S: 4 H: 1 LOB: 0 BB: 0 P: 5	R: 0 E: 0 K: 2 S: 12 H: 1 LOB: 2 BB: 1 P: 16	R: 0 E: 0 K: 0 S: 10 H: 0 LOB: 1 BB: 1 P: 19	R: 0 E: 0 K: 1 S: 9 H: 1 LOB: 0 BB: 0 P: 13	R: 1 E: 0 K: 1 S: 9 H: 3 LOB: 1 BB: 0 P: 16	R: 0 E: 0 K: 1 S: 7 H: 0 LOB: 0 BB: 0 P: 9	R: 1 E: 0 K: 1 S: 10 H: 2 LOB: 2 BB: 1 P: 17	R: 0 E: 0 K: 0 S: 15 H: 0 LOB: 1 BB: 1 P: 22	R: 0 E: 0 K: 1 S: 13 H: 0 LOB: 0 BB: 0 P: 17	R: 0 E: 0 K: 1 S: 10 H: 1 LOB: 1 BB: 0 P: 12	R: 2 E: 0 K: 0 S: 9 H: 2 LOB: 0 BB: 0 P: 12	1B: 7 2B: 3 3B: 1 HR: 0 SF: 0 SAC: 2 DP: 2 HBP: 0	WP: 1 PB: 0 SB: 0 CS: 0 PA: 45						

PITCHER		IP	WLS	BF	H	R	ER	SO	BB	IBB	HBP	BLK	WP	HR	S	P	ERA	WHIP
43 Lance McCullers Jr., R ERA: 4.24	(1, 1)	6.2		28	8	2	2	6	3	0	0	0	1	0	58	91	2.70	1.650
45 Michael Feliz, R ERA: 3.23	(7, 1)	1.1		5	0	0	0	0	1	0	0	0	0	0	18	26	0.00	0.750
36 Will Harris, R ERA: 0.57	(9, 1)	1.0		3	0	0	0	1	0	0	0	0	0	0	13	17	0.00	0.000
53 Ken Giles, R ERA: 5.08	(10, 1)	1.0		4	1	0	0	1	0	0	0	0	0	0	10	12	0.00	1.000
37 Pat Neshek, R ERA: 3.38	(11, 1)	1.0	L	5	2	2	2	0	0	0	0	0	0	0	9	12	18.00	2.000

PITCHER	IP	WLS	BF	H	R	ER	SO	BB	IBB	HBP	BLK	WP	HR	S	P	ERA	WHIP

AB	39
R	4
H	11
RBI	4
BB	4
SO	8
LOB	17

Batter	1	2	3	4	5	6	7	8	9	10	11	AB	R	H	RBI	BB	SO	LOB
4 George Springer, R (1, 9) OBP: 0.354, SLG: 0.477	B FF 91 X FF 92 1-0 G1-3 ①		B CH 76 S CH 77 B FF 91 F CU 69 D CH 74 B CU 69 4-2 1-2 BB		C FF 89 C FF 90 B FC 85 B FF 91 F CH 76 S CU 69 2-3 K ③		B SL 88 B SL 89 B FF 96 X FF 96 3-0 F9 ②		B SL 85 B CU 77 C FF 92 X SL 83 2-1 1B		S FF 95 S FF 90 F FF 96 X FF 96 0-2 27 BB 1B	5	0	2	0	1	1	0
9 Marwin Gonzalez, S (1, 3) OBP: 0.293, SLG: 0.378	X FF 92 0-0 P3 ②		C FC 85 F FC 87 S FF 91 0-3 K ③			C FC 83 X FC 85 0-1 E5 1 FC6-4 30 1B 1B	B SL 90 B FF 97 B FF 97 B SI 97 4-0 27 WP BB		C FF 91 B FF 91 1 SAFE X FF 91 1-1 L8 ②		1 SAFE F FF 96 B FF 95 1 SAFE X FF 96 1-1 F8 ②	5	1	1	0	1	1	4
27 Jose Altuve, R (1, 4) OBP: 0.423, SLG: 0.541	C CU 69 C CU 69 B CH 73 B FF 92 B CU 69 F CU 68 C FF 92 3-3 K ③			F FF 90 B FF 90 S FF 90 B FF 91 B FF 91 F FF 91 F FF 93 F FC 86 B FC 85 4-2 30 1B BB		B CU 66 B CU 65 B FF 86 B FF 90 4-0 1 FC6-4 BB	1 SAFE F FF 96 1 SAFE B FF 96 B SL 88 B FF 98 F FF 98 X FF 98 3-2 G6-3 ③ 1-2		X FF 92 0-0 P6 ③		B FF 94 B FF 94 C FF 95 B FF 92 B FF 94 4-1 1-2 BB	3	0	0	0	3	1	2
1 Carlos Correa, R (1, 6) OBP: 0.351, SLG: 0.427		B CU 68 C CH 75 F CU 67 F FF 91 B FF 92 F CH 76 B CH 75 C FF 93 3-3 K ①		1 SAFE C FF 90 B FF 90 1 SAFE B CH 77 S CH 75 X FF 91 2-2 L9 ①		C FF 89 B CH 74 D CH 73 X FF 85 2-1 FC6-4 30 1B 28 BB 11 FC5-2 1-2f 2-3		X SL 90 0-0 HR		C FF 90 S CU 75 B SL 83 B SL 82 B FF 92 B FF 91 4-2 11 BB BB	X FF 95 0-0 G4-3 ③	5	1	1	1	1	5
28 Colby Rasmus, L (1, 7) OBP: 0.314, SLG: 0.384		X FF 87 0-0 F8 ②		1 SAFE C FF 89 C FF 85 C FF 86 0-3 K ②		B FF 90 B FF 87 B FF 88 F FF 86 B FC 86 4-1 11 FC5-2 30 1B 1-2 BB		B FF 96 B FF 96 S FF 96 C FF 96 B SL 85 F FF 95 F SL 90 X SL 89 3-2 P6 ①		F FF 90 B FF 90 F CH 84 S FF 92 1-3 K ①		4	0	0	0	1	2	2
30 Carlos Gómez, R (1, 8) OBP: 0.275, SLG: 0.317	C FF 91 B FF 91 F FF 92 B FF 92 B CH 77 S CH 77 3-3 K ③			F FF 90 X FC 83 0-1 1-3 1B		X FF 98 0-0 11 FC5-2 1-2 2-3 3-H 1B		X SL 90 0-0 18 S 1B		B SL 83 B FF 91 S FF 91 F FF 91 S SL 84 2-3 K ②		5	0	3	1	0	2	1
11 Evan Gattis, R (1, 10) OBP: 0.277, SLG: 0.398			B FF 90 C FF 90 S FF 88 F FF 92 F FF 91 S CH 77 1-3 K ① B FF 91 X FF 90 1-0 G5-3 ③			S SL 88 B SL 90 B FF 98 S SL 89 D SL 89 X FF 98 3-2 FC5-2 ② 1-2 2-3 3-Hf		1 SAFE B FF 97 1 SAFE 1 SAFE C FF 96 S FF 96 1-2 G2 ②		B CU 76 B FF 91 B FF 92 B FF 92 4-0 1-2 BB	4	0	0	0	1	1	6
18 Luis Valbuena, L (1, 5) OBP: 0.332, SLG: 0.405			F FF 90 X CH 76 0-1 4 BB 1B		C CU 66 B FF 89 B FF 90 X FF 89 2-1 P6 ①	X FF 97 0-0 P6 ③		1 SAFE P PO 92 C SL 90 S FF 96 B SL 91 B CH 86 C FF 96 3-3 K ③ 1-2		C FF 91 F FF 92 B FF 92 F FF 91 C CU 76 1-3 K ③		5	0	1	0	0	2	6
15 Jason Castro, L (1, 2) OBP: 0.341, SLG: 0.372 26 Danny Worth, R (11, PH) OBP: 0.111, SLG: 0.111			F FC 83 C CU 68 F FF 89 F FF 90 F CU 71 F FF 87 1 SAFE D CH 73 F CU 71 3-3 B FC 66 F CH 74 F CU 70 B FF 91 1 SAFE X FF 90 S FF 90 K ②		F FF 86 B CU 68 B FC 84 X FC 83 2-1 G3 ②		X FF 97 0-0 G4-3 ①		C CU 75 S FF 91 B FF 91 B FF 91 F FF 91 F FF 91 F FF 92 B FF 92 X FF 91 3-2 L8 ①		B FF 95 X FF 95 1-0 P3 ①	4 1	0 0	0 0	0 0	0 0	1 0	1 0
Inning Stats	R: 0 E: 0 K: 1 S: 6 H: 0 LOB: 0 BB: 0 P: 10	R: 0 E: 0 K: 2 S: 10 H: 0 LOB: 0 BB: 0 P: 16	R: 0 E: 0 K: 3 S: 24 H: 1 LOB: 2 BB: 1 P: 32	R: 0 E: 0 K: 1 S: 14 H: 1 LOB: 2 BB: 1 P: 21	R: 0 E: 0 K: 1 S: 8 H: 0 LOB: 0 BB: 0 P: 14	R: 1 E: 1 K: 0 S: 10 H: 2 LOB: 3 BB: 2 P: 23	R: 0 E: 0 K: 0 S: 5 H: 0 LOB: 1 BB: 1 P: 15	R: 1 E: 0 K: 1 S: 13 H: 2 LOB: 1 BB: 0 P: 19	R: 0 E: 0 K: 0 S: 11 H: 1 LOB: 1 BB: 0 P: 17	R: 0 E: 0 K: 3 S: 12 H: 0 LOB: 2 BB: 2 P: 24	R: 0 E: 0 K: 0 S: 9 H: 1 LOB: 2 BB: 1 P: 15	1B: 7 2B: 0 3B: 0 HR: 1 SF: 0 SAC: 0 DP: 0 HBP: 0	WP: 1 PB: 0 SB: 1 CS: 0 PA: 49					

PITCHER		IP	WLS	BF	H	R	ER	SO	BB	IBB	HBP	BLK	WP	HR	S	P	ERA	WHIP
47 John Lamb, L ERA: 4.75	(1, 1)	5.1		23	3	1	1	8	4	0	0	0	0	0	67	108	1.69	1.312
66 JC Ramírez, R ERA: 6.28	(6, 1)	1.2	B	7	1	0	0	0	1	0	0	0	1	0	10	23	0.00	1.200
36 Blake Wood, R ERA: 3.57	(8, 1)	1.0	B	5	2	1	1	1	0	0	0	0	0	1	13	19	9.00	2.000
60 J.J. Hoover, R ERA: 9.77	(9, 1)	2.0	W	9	1	0	0	3	2	0	0	0	0	0	23	41	0.00	1.500
52 Tony Cingrani, L ERA: 3.69	(11, 1)	1.0	S	5	1	0	0	0	1	0	0	0	0	0	9	15	0.00	2.000

PITCHER	IP	WLS	BF	H	R	ER	SO	BB	IBB	HBP	BLK	WP	HR	S	P	ERA	WHIP

BOTTOM

Cincinnati Reds @ Houston Astros
Minute Maid Park, Houston, TX
Fri Jun 17 2016, 7:11 PM - 11:07 PM CDT
Att. 37,560 - Roof Closed - 73 F

livebaseballscorecards.com

AB	41
R	2
H	8
RBI	2
BB	8
SO	12
LOB	27

Batter	1	2	3	4	5	6	7	8	9	10	11	AB	R	H	RBI	BB	SO	LOB
2 Zack Cozart, R (1, 6) OBP: 0.317, SLG: 0.489	B FF 86 B SI 89 B SI 87 C SI 87 F SI 88 X SI 89 3-2 ① G5-3		B SL 78 C SI 89 X SL 78 1-1 ③ F7			X SI 88 0-0 HR		C SL 81 S SL 82 B FF 89 B SL 81 F SL 81 S SL 80 2-3 ③ K		X FC 88 0-0 ③ G4-3		5	1	1	1	0	1	1
19 Joey Votto, L (1, 10) OBP: 0.375, SLG: 0.435	F SI 89 B SL 81 F SI 89 F SL 79 B SL 80 B SI 90 F SI 90 C SI 90 3-3 ② K			C SL 77 B SI 89 B SI 89 X SI 88 2-1 ① G6-3		B SL 78 F SI 88 C SL 78 X SL 78 1-2 ① F7			F FF 97 B SL 86 B SL 84 X FF 97 2-1 23 HR 1B		F CU 74 B FC 90 F FC 88 C SI 91 1-3 ① K	5	1	1	0	0	2	0
4 Brandon Phillips, R (1, 4) OBP: 0.295, SLG: 0.398	B SI 90 F SI 89 X SL 78 1-1 ③ G5-3			C SI 90 X FF 86 0-1 2B		C SI 89 B SI 89 X SI 89 1-1 ② G1-3			S SL 85 F FF 98 S SL 86 0-3 ① K		C FC 88 X FC 89 0-1 ② G1-3	5	0	1	0	0	1	1
32 Jay Bruce, L (1, 9) OBP: 0.328, SLG: 0.574		C SI 87 X SL 76 0-1 7 1B 1B		F SL 78 C SI 88 B SL 79 F SL 74 C SI 89 1-3 ② K		B SL 79 F SL 79 C SI 90 B SL 78 X SI 89 2-2 ③ G1-3			S SL 84 F SL 85 S SL 86 0-3 ② K		F CU 74 X CH 84 0-1 23 FC5-4 1B	5	0	2	0	0	2	2
23 Adam Duvall, R (1, 7) OBP: 0.292, SLG: 0.606		C SL 76 F SI 89 D CH 79 B CH 79 T SL 78 2-2 ① K		X SI 89 0-0 ③ G5-3			B SI 87 C SI 88 C SL 78 B SL 79 X SI 89 2-2 ① G4-3		S SL 86 D SL 87 S FF 98 D SL 87 F FF 96 X SL 86 2-2 1-H HR		X CU 76 0-0 ③ FC5-4 1-2f	5	1	1	2	0	1	3
7 Eugenio Suárez, R (1, 5) OBP: 0.292, SLG: 0.430		B SI 90 B SI 88 C SI 89 X SI 89 2-1 6 G4-6-3 1-3 1B			B SI 88 B SI 87 X SI 88 2-0 6 G6-3 3B		B SL 75 B FC 86 S FC 86 B CH 82 C FC 86 C SI 88 3-3 ② K		B FF 98 C SL 84 F FF 97 X SL 85 1-2 ③ F8			4	1	2	0	0	1	0
6 Billy Hamilton, S (1, 8) OBP: 0.305, SLG: 0.387		B FF 87 F SI 89 X CH 80 1-1 ②③ G4-6-3 1-2f			S FC 85 B CH 79 B FC 86 C SI 89 F SI 89 F FC 86 B CH 80 X SI 90 3-2 ① G6-3 3-H		S FC 84 B CH 80 F FC 86 S SL 80 1-3 ③ K			C FC 89 C CU 73 B CU 74 X FC 91 1-2 ① F7		4	0	0	1	0	1	2
3 Iván De Jesús Jr., R (1, 3) OBP: 0.287, SLG: 0.302			B SI 88 X SI 88 1-0 ① G5-3		C SI 88 C SL 78 S SL 78 0-3 ② K			C SI 89 S SL 81 S SL 81 0-3 ① K		C FF 89 C FC 90 B CU 79 X CU 78 1-2 ② G1-3		4	0	0	0	0	2	0
16 Tucker Barnhart, L (1, 2) OBP: 0.301, SLG: 0.340 9 José Peraza, R (10, PR) OBP: 0.250, SLG: 0.222 37 Ramón Cabrera, S (10, 2) OBP: 0.319, SLG: 0.326			B FF 88 X SI 89 1-0 ② G4-3		C SI 89 C SL 78 B SL 77 B SL 79 X SI 89 2-2 ③ G4-3			B SI 89 C SI 89 S SI 89 B SI 90 S SL 80 2-3 ② K		B CU 74 B FC 90 X FC 90 2-0 1B		4 0 0	0 0 0	1 0 0	0 0 0	1 0 0	0 0 0	0 0 0
Inning Stats	R: 0 H: 0 E: 0 LOB: 0 K: 1 BB: 0 S: 10 P: 17	R: 0 H: 2 E: 0 LOB: 1 K: 1 BB: 0 S: 9 P: 14	R: 0 H: 0 E: 0 LOB: 0 K: 0 BB: 0 S: 4 P: 7	R: 0 H: 1 E: 0 LOB: 1 K: 1 BB: 0 S: 9 P: 12	R: 1 H: 1 E: 0 LOB: 0 K: 1 BB: 0 S: 12 P: 19	R: 1 H: 1 E: 0 LOB: 0 K: 0 BB: 0 S: 9 P: 13	R: 0 H: 0 E: 0 LOB: 0 K: 2 BB: 0 S: 9 P: 15	R: 0 H: 0 E: 0 LOB: 0 K: 3 BB: 0 S: 10 P: 14	R: 2 H: 2 E: 0 LOB: 0 K: 2 BB: 0 S: 15 P: 20	R: 0 H: 1 E: 0 LOB: 1 K: 0 BB: 0 S: 8 P: 12	R: 0 H: 1 E: 0 LOB: 1 K: 1 BB: 0 S: 8 P: 9						

PITCHER	IP	WLS	BF	H	R	ER	SO	BB	IBB	HBP	BLK	WP	HR	S	P	ERA	WHIP
60 Dallas Keuchel, L (1, 1) ERA: 5.32	7.0		25	5	2	2	6	0	0	0	0	0	1	62	97	2.57	0.714
44 Luke Gregerson, R (8, 1) ERA: 3.99	1.0	H	3	0	0	0	3	0	0	0	0	0	0	10	14	0.00	0.000
53 Ken Giles, R (9, 1) ERA: 5.52	1.0	B	5	2	2	2	2	0	0	0	0	0	1	15	20	18.00	2.000
46 Scott Feldman, R (10, 1) ERA: 3.35	2.0	W	8	2	0	0	1	0	0	0	0	0	0	16	21	0.00	1.000

PITCHER	IP	WLS	BF	H	R	ER	SO	BB	IBB	HBP	BLK	WP	HR	S	P	ERA	WHIP

TOP

Cincinnati Reds @ Houston Astros

Minute Maid Park, Houston, TX

Sat Jun 18 2016, 3:12 PM - 6:16 PM CDT

Att. 39,111 - Roof Closed - 73 F

livebaseballscorecards.com

AB	41
R	4
H	9
RBI	4
BB	0
SO	12
LOB	9

1B: 5	SF: 0	WP: 0	PA: 41
2B: 1	SAC: 0	PB: 0	
3B: 1	DP: 1	SB: 0	
HR: 2	HBP: 0	CS: 0	

Batter	1	2	3	4	5	6	7	8	9	10	11	AB	R	H	RBI	BB	SO	LOB
4 George Springer, R (1, 9) OBP: 0.354, SLG: 0.472	B FF 93 B FF 94 C FF 94 B FF 94 F FF 94 B FF 96 4-2 9 HR BB		S SL 87 F CH 87 S SL 89 0-3 ① K		1 SAFE 1 SAFE C FF 91 1 SAFE S SL 86 S SL 90 0-3 ② K 1-2		F SL 87 C FF 93 B FF 95 F SL 89 B CH 88 C FF 95 2-3 ③ K		C SL 86 B CU 80 X CU 79 1-1 ③ F9		D SL 85 X SL 84 1-0 1-3 2-H 1B	5	1	1	1	1	3	3
9 Marwin Gonzalez, S (1, 3) OBP: 0.301, SLG: 0.400	C FF 94 X FF 95 0-1 1-H HR		B SL 88 C FF 94 B CH 87 X FF 94 2-1 27 1B 1B		B SL 86 B CH 84 B SL 85 C FF 92 F FF 91 F SL 87 S SL 88 3-3 ③ K			C CU 76 X SL 86 0-1 27 CS 1B		S FF 90 S SL 86 B CU 77 S SL 85 1-3 ① K		5	1	3	2	0	2	1
27 Jose Altuve, R (1, 4) OBP: 0.422, SLG: 0.537	S SL 86 C SL 90 X FF 95 0-2 ① F8		X FF 93 0-0 1 G6-4-3 1-2 1B			B FF 93 B FF 93 B FF 92 B FF 91 4-0 1 L9-3 BB		1 SAFE C SL 83 B CU 78 1 SAFE P PO 83 S SL 83 B CU 78 X SL 86 3-2 ①② F7 1-2			S SL 83 X CU 77 0-1 ② L6	4	0	1	0	1	0	1
1 Carlos Correa, R (1, 6) OBP: 0.352, SLG: 0.424	C FF 95 C FF 94 B SL 89 S SL 89 1-3 ② K		B FF 92 C FF 92 X SL 85 1-1 ②③ G6-4-3 1-2f			1 SAFE C FF 91 S FF 91 X SL 89 0-2 ①② L9-3 1-1		C FF 91 F CU 79 B CU 78 B FF 92 B SL 83 B CU 79 4-2 BB			F CU 79 C FF 91 X FF 91 0-2 30 1B 1B	4	0	1	0	1	1	3
30 Carlos Gómez, R (1, 8) OBP: 0.273, SLG: 0.314	C FF 96 S CH 87 X SL 90 0-2 ③ G5-3			C FF 92 L SL 86 S SL 89 0-3 ① K		X SL 90 0-0 ③ G5-3		1 SAFE F SL 94 1 SAFE S CU 80 1 SAFE B FF 91 F CU 81 F CU 77 1 SAFE 1-3 ③ S FF 91 K			F CU 79 C FF 92 X CU 80 0-2 1-2 1B	5	0	1	0	0	2	1
26 Danny Worth, R (1, 5) OBP: 0.214, SLG: 0.357		X FF 92 0-0 11 G6-3 2B		B SL 86 B FF 94 F FF 93 B SL 86 X FF 94 3-1 ② G6-3			B FF 92 X SL 89 1-0 11 HR 2B		B SL 82 C FF 91 B CU 77 F CU 78 B SL 85 X SL 82 3-2 ① L7	X SL 84 0-0 ③ L7		5	1	2	0	0	0	2
11 Evan Gattis, R (1, 10) OBP: 0.282, SLG: 0.414 16 Tony Kemp, L (9, PR) OBP: 0.311, SLG: 0.342 (10, 10)		X FF 94 0-0 ① G6-3 2-3		C FF 95 B FF 95 B SL 85 S FF 93 S SL 89 2-3 ③ K			X FF 90 0-0 2-H HR		B FF 93 B FF 92 B SL 84 F FF 92 B SL 87 4-1 15 1B BB		C SL 86 X FF 91 0-1 ① F8	3 1	1 0	1 0	2 0	1 0	1 0	1 0
15 Jason Castro, L (1, 2) OBP: 0.343, SLG: 0.373		S SL 85 B SL 91 B FF 95 B FF 96 X FF 95 3-1 ② G6-3			S SL 86 S SL 87 C SL 88 0-3 ① K		F SL 88 C SL 87 F SL 89 F FF 95 F SL 89 T FF 95 0-2 ① K		S SL 86 1 SAFE B SL 87 F SL 88 B FF 92 X FF 92 2-2 1-3 1B		X SL 86 0-0 28 1B 4 1B 1B	5	1	2	0	0	2	1
6 Jake Marisnick, R (1, 7) OBP: 0.223, SLG: 0.260 28 Colby Rasmus, L (9, PH) OBP: 0.315, SLG: 0.385 (10, 7)		X FF 95 0-0 ③ F8			B CH 85 B FF 94 B FF 92 B FF 93 4-0 4 BLK BB		C SL 89 X FF 93 0-1 ② G5-3		C SL 87 X SL 86 0-1 ② F9		X SL 85 0-0 4 1B 1-2 1B	2 2	0 0	0 1	0 0	1 0	0 0	1 2
Inning Stats	R: 2 H: 1 E: 0 LOB: 0 K: 1 BB: 1 S: 13 P: 18	R: 0 H: 1 E: 0 LOB: 1 K: 0 BB: 0 S: 5 P: 8	R: 0 H: 2 E: 0 LOB: 1 K: 1 BB: 0 S: 8 P: 11	R: 0 H: 0 E: 0 LOB: 0 K: 2 BB: 0 S: 8 P: 13	R: 0 H: 0 E: 0 LOB: 1 K: 3 BB: 1 S: 10 P: 17	R: 0 H: 0 E: 0 LOB: 0 K: 0 BB: 1 S: 4 P: 8	R: 2 H: 2 E: 0 LOB: 0 K: 2 BB: 0 S: 14 P: 17	R: 0 H: 1 E: 0 LOB: 1 K: 1 BB: 1 S: 13 P: 20	R: 0 H: 1 E: 0 LOB: 2 K: 0 BB: 1 S: 11 P: 21	R: 0 H: 2 E: 0 LOB: 2 K: 1 BB: 0 S: 12 P: 13	R: 1 H: 3 E: 0 LOB: 2 K: 0 BB: 0 S: 5 P: 6	1B: 9 SF: 0 2B: 3 SAC: 0 3B: 0 DP: 2 HR: 2 HBP: 0						

PITCHER	IP	WLS	BF	H	R	ER	SO	BB	IBB	HBP	BLK	WP	HR	S	P	ERA	WHIP
44 Cody Reed, L (1, 1) ERA: 5.14	7.0		28	6	4	4	9	3	0	0	1	0	2	62	92	5.14	1.286
73 Josh Smith, R (8, 1) ERA: 3.0	3.1	L	18	7	1	1	2	2	0	0	0	0	0	41	60	2.70	2.700

PITCHER	IP	WLS	BF	H	R	ER	SO	BB	IBB	HBP	BLK	WP	HR	S	P	ERA	WHIP

BOTTOM

Cincinnati Reds @ Houston Astros

Minute Maid Park, Houston, TX

Sat Jun 18 2016, 3:12 PM - 6:16 PM CDT

Att. 39,111 - Roof Closed - 73 F

livebaseballscorecards.com

AB	41
R	5
H	13
RBI	5
BB	5
SO	11
LOB	16

WP: 0 PA: 46
PB: 0
SB: 0
CS: 1

Batter	1	2	3	4	5	6	7	8	9	AB	R	H	RBI	BB	SO	LOB
2 Zack Cozart, R (1, 6) OBP: 0.320, SLG: 0.491	F FF 90 C CH 81 B CU 73 X CH 82 1-2 ① G4-3		B CH 82 C SL 81 B FF 92 F CH 81 B CH 79 X FC 85 3-2 2B			B FF 87 S FF 88 S FF 90 B CU 72 B CU 71 F FF 89 B FF 89 4-2 32 1B 19 G3-1 BB		B FF 93 C FF 93 X KC 77 1-1 ② F7		3	0	1	0	1	0	0
19 Joey Votto, L (1, 3) OBP: 0.373, SLG: 0.432	C CH 82 B FC 88 B FC 88 B CH 84 X FF 90 3-1 1B		C CH 84 B FC 88 F FF 91 X CH 82 1-2 ③ L7			C FC 87 B FC 88 X FC 88 1-1 ① G3-1 1-2		S CH 81 C FF 93 F CH 83 F CH 82 X FF 93 0-2 ③ L7		4	0	1	0	0	0	2
4 Brandon Phillips, R (1, 4) OBP: 0.294, SLG: 0.395	X FF 89 0-0 ② P5			F FF 89 F FF 90 B FF 90 B CU 73 X FF 90 2-2 ① G6-3		B FF 88 B FF 89 B FF 89 C CH 82 F CH 82 S CH 83 3-3 ② K			C FF 91 S KC 77 X KC 76 0-2 7 DI 1B	4	0	1	0	0	1	2
32 Jay Bruce, L (1, 10) OBP: 0.327, SLG: 0.568	D CU 73 X CH 83 1-0 ③ F8			C CU 72 F CH 82 B FF 89 X CU 75 1-2 ② F8		B CH 84 B FC 87 B FC 88 C FC 88 F FC 87 X FC 87 3-2 2-3 1B			C CH 80 X FF 91 0-1 ① P5	4	0	1	0	0	0	2
23 Adam Duvall, R (1, 7) OBP: 0.287, SLG: 0.596		B FF 89 C CH 82 X CH 82 1-1 ① G4-3		C FC 85 B CH 83 B FF 90 B FC 88 X FF 90 3-1 ③ F9		B FF 92 F FF 92 S CH 82 B CH 82 X KC 78 2-2 ③ L7			C FF 92 B CH 81 F FF 92 B FF 92 X CH 81 2-2 ② P2	4	0	0	0	0	0	3
7 Eugenio Suárez, R (1, 5) OBP: 0.291, SLG: 0.424		B CU 72 C FF 89 X CH 82 1-1 ② G6-3			C CU 70 H CU 69 1-1 40 CS 16 1B HBP		F KC 76 B CH 80 C CH 80 F FF 93 X KC 77 1-2 ① L6		B FF 92 C KC 76 X KC 77 1-1 ③ G5-3 1-2	3	0	0	0	0	0	1
6 Billy Hamilton, S (1, 8) OBP: 0.300, SLG: 0.380		B FF 89 C FF 89 F FF 90 S CU 72 1-3 ③ K			F FF 89 F FF 89 1 SAFE S CH 82 0-3 ① K		B FF 92 S CH 81 B CH 82 B FF 93 C CH 81 C CH 81 3-3 ② K			3	0	0	0	0	3	1
16 Tucker Barnhart, L (1, 2) OBP: 0.301, SLG: 0.340			B FF 88 C CH 81 F FF 90 B FF 90 B FF 90 C CH 82 3-3 ① K		1 SAFE 1 SAFE C FF 87 B FC 86 1 SAFE P PO 87 B CH 82 X FC 88 3-1 1-2 1B		C KC 78 B CH 82 C FF 93 S SL 78 1-3 ③ K			3	0	1	0	0	2	0
40 Tyler Holt, R (1, 9) OBP: 0.318, SLG: 0.284			S FF 88 X SL 79 0-1 ② L9		S CU 73 S FF 90 B FF 90 C FF 90 1-3 ② ③ K 2-3			S FF 92 F KC 77 X KC 77 0-2 ① F8		3	0	0	0	0	1	2
Inning Stats	R: 0 H: 1 E: 0 LOB: 1 K: 0 BB: 0 S: 7 P: 12	R: 0 H: 0 E: 0 LOB: 0 K: 1 BB: 0 S: 7 P: 10	R: 0 H: 1 E: 0 LOB: 1 K: 1 BB: 0 S: 11 P: 18	R: 0 H: 0 E: 0 LOB: 0 K: 0 BB: 0 S: 8 P: 14	R: 0 H: 1 E: 0 LOB: 1 K: 2 BB: 0 S: 10 P: 14	R: 0 H: 1 E: 0 LOB: 2 K: 1 BB: 1 S: 14 P: 27	R: 0 H: 0 E: 0 LOB: 0 K: 2 BB: 0 S: 10 P: 15	R: 0 H: 0 E: 0 LOB: 0 K: 0 BB: 0 S: 10 P: 11	R: 0 H: 1 E: 0 LOB: 1 K: 0 BB: 0 S: 10 P: 13	1B: 4 SF: 0 2B: 1 SAC: 0 3B: 0 DP: 0 HR: 0 HBP: 1						

TOP

Cincinnati Reds @ Houston Astros

Minute Maid Park, Houston, TX

Sun Jun 19 2016, 1:12 PM - 3:58 PM CDT

Att. 36,369 - Roof Closed - 73 F

livebaseballscorecards.com

AB	31
R	0
H	5
RBI	0
BB	1
SO	7
LOB	13

PITCHER		IP	WLS	BF	H	R	ER	SO	BB	IBB	HBP	BLK	WP	HR	S	P	ERA	WHIP
54 Mike Fiers, R ERA: 4.42	(1, 1)	5.2	W	22	4	0	0	5	1	0	1	0	0	0	54	90	0.00	0.882
47 Chris Devenski, R ERA: 2.37	(6, 1)	3.1	S	11	1	0	0	2	0	0	0	0	0	0	33	44	0.00	0.300

PITCHER	IP	WLS	BF	H	R	ER	SO	BB	IBB	HBP	BLK	WP	HR	S	P	ERA	WHIP

Batter	1	2	3	4	5	6	7	8	9	AB	R	H	RBI	BB	SO	LOB
4 George Springer, R (1, 9) OBP: 0.350, SLG: 0.465	B SI 89 B SI 92 X SI 90 2-0 G6-3 ①		D SI 90 F SI 92 B SI 92 X SI 92 2-1 F9 ① 2-3		1 SAFE 1 SAFE 1 SAFE B SI 91 X SI 90 1-0 FC6-4 ① 9 WP 9 S 27 SF8-4-3 1-2f		C SL 86 X SL 88 0-1 G5-3 ③			4	1	0	0	0	0	2
9 Marwin Gonzalez, S (1, 3) OBP: 0.300, SLG: 0.394	X SI 89 0-0 G1-3 ②		S SL 83 D SL 85 B SI 93 X SI 93 2-1 G4-3 ②		1 SAFE F SI 90 B SL 83 C SL 81 B SI 93 B SI 93 B SL 83 4-2 27 SF8-4-3 1-3 BB			C CH 85 F FF 94 S SL 82 0-3 K ①		3	0	0	0	1	1	1
27 Jose Altuve, R (1, 10) OBP: 0.423, SLG: 0.537	B SI 91 X SI 92 1-0 G6-3 ③		H SL 86 1-0 1 FC6-4 HBP		B SI 91 C SI 90 F SL 80 B SL 84 X SI 93 2-2 SF8-4-3 ② ③ 1-1 3-H			B SL 80 B FF 94 F FF 94 B FF 95 F FF 94 F FF 96 X SL 82 3-2 1 BB 30 2B 1B		2	1	1	1	0	0	0
1 Carlos Correa, R (1, 6) OBP: 0.354, SLG: 0.421		B SI 89 B SI 90 S SI 91 B SI 91 B SI 91 4-1 30 G5-4-3 BB	C SI 92 B SI 90 F SI 93 X SL 85 1-2 FC6-4 ③ 1-2f			C SL 84 S SL 86 F FF 96 F FF 96 B FF 95 X SL 86 1-2 G6-3 ①		B SL 81 D SL 80 B FF 94 B FF 94 4-0 30 2B 1-2 BB		2	0	0	0	2	0	2
30 Carlos Gómez, R (1, 8) OBP: 0.272, SLG: 0.318		D SL 81 S SI 90 1 SAFE 1 SAFE C SL 82 B SL 84 X SI 94 2-2 G5-4-3 ① ② 1-2f		F SI 89 X CH 82 0-1 G6-3 ①		F FF 96 X SL 86 0-1 P3 ②		S SL 81 B FF 95 B SL 81 X FF 95 2-1 2B 1-3 2-H		4	0	1	1	0	0	1
26 Danny Worth, R (1, 4) OBP: 0.222, SLG: 0.333		B CH 83 B SI 90 X SI 92 2-0 11 2B 1B		F SI 90 S SI 92 B SI 92 X FF 92 1-2 G6-3 ②		B SL 84 B FF 96 B FF 96 C FF 96 S SL 86 S SL 87 3-3 K ③		C FF 93 X FF 93 0-1 G5-3 ②		4	1	1	0	0	1	2
11 Evan Gattis, R (1, 2) OBP: 0.286, SLG: 0.438		B SI 92 S SI 90 X SI 93 1-1 18 1B 1-H 2B		B FF 90 F SI 91 C FF 84 S SI 92 1-3 K ③			C SL 87 S SL 86 X SL 86 0-2 HR	F FF 93 B SL 82 X FF 94 1-1 P5 ③		4	2	2	2	0	1	2
18 Luis Valbuena, L (1, 5) OBP: 0.336, SLG: 0.425		C SL 83 D SL 83 C SI 92 B SL 84 F SI 93 F SI 92 X SI 93 2-2 6 CS 2-H 1B			X SI 90 0-0 HR		S FF 96 B CH 91 B SL 88 S FF 97 B FF 96 X FF 97 3-2 G4-3 ①			3	1	2	2	0	0	0
6 Jake Marisnick, R (1, 7) OBP: 0.236, SLG: 0.276		1 SAFE B SI 92 S SI 91 S SL 84 B SL 86 1 SAFE B SI 93 3-2 CS ③ 1-2	B SL 79 X SI 89 1-0 4 F9 2B		B SI 90 B SI 90 B SI 91 B SI 90 4-0 4 FC6-4 BB		B SL 87 B FF 96 S FF 96 C FF 96 B SL 87 F FF 95 C SL 87 3-3 K ②			2	0	1	0	1	1	0
Inning Stats	R: 0 E: 0 K: 0 S: 3 H: 0 LOB: 0 BB: 0 P: 6	R: 2 E: 0 K: 0 S: 14 H: 3 LOB: 0 BB: 1 P: 28	R: 0 E: 0 K: 0 S: 8 H: 1 LOB: 2 BB: 0 P: 15	R: 0 E: 0 K: 1 S: 8 H: 0 LOB: 0 BB: 0 P: 10	R: 2 E: 0 K: 0 S: 7 H: 1 LOB: 0 BB: 2 P: 18	R: 0 E: 0 K: 1 S: 10 H: 0 LOB: 0 BB: 0 P: 14	R: 1 E: 0 K: 1 S: 12 H: 1 LOB: 0 BB: 0 P: 18	R: 1 E: 0 K: 1 S: 13 H: 2 LOB: 2 BB: 1 P: 23		1B: 3 2B: 4 3B: 0 HR: 2 SF: 1 SAC: 0 DP: 2 HBP: 1	WP: 1 PB: 0 SB: 1 CS: 1 PA: 35					

PITCHER		IP	WLS	BF	H	R	ER	SO	BB	IBB	HBP	BLK	WP	HR	S	P	ERA	WHIP
29 Brandon Finnegan, L ERA: 3.81	(1, 1)	5.0	L	21	5	4	4	1	3	0	1	0	1	1	40	77	7.20	1.600
66 JC Ramírez, R ERA: 6.16	(6, 1)	2.0		7	1	1	1	2	0	0	0	0	0	1	22	32	4.50	0.500
27 Ross Ohlendorf, R ERA: 4.26	(8, 1)	1.0		6	2	1	1	1	1	0	0	0	0	0	13	23	9.00	3.000

PITCHER	IP	WLS	BF	H	R	ER	SO	BB	IBB	HBP	BLK	WP	HR	S	P	ERA	WHIP

BOTTOM

Cincinnati Reds @ Houston Astros

Minute Maid Park, Houston, TX

Sun Jun 19 2016, 1:12 PM - 3:58 PM CDT

Att. 36,369 - Roof Closed - 73 F

livebaseballscorecards.com

AB	28
R	6
H	8
RBI	6
BB	4
SO	4
LOB	10

Batter	1	2	3	4	5	6	7	8	9	AB	R	H	RBI	BB	SO	LOB
2 Zack Cozart, R (1, 6) OBP: 0.325, SLG: 0.513	B FF 86 C FF 86 S SL 82 B SL 82 F SL 82 B CU 78 D FF 88 4-2 4 1B 32 HR BB		B CU 78 X SL 80 1-0 ① F9		S SL 81 X FF 86 0-1 6 SF8 2-H 3-H 3B		B FF 88 B SL 81 F FF 89 B FF 88 X FF 89 3-1 HR		B CH 66 X CU 73 1-0 ① F8	4	3	2	3	1	0	1
6 Billy Hamilton, S (1, 8) OBP: 0.292, SLG: 0.371	X FF 86 0-0 ① L8		B SI 85 S CH 84 F SL 79 X SL 82 1-2 ② G3		B FF 86 X FF 87 1-0 ② SF8 3-H		B CH 81 X FF 88 1-0 ② P6		S CH 68 B CH 68 C CH 64 D CU 73 X SI 86 2-2 ②③ G5-4-3 1-2f	4	0	0	1	0	0	2
4 Brandon Phillips, R (1, 4) OBP: 0.297, SLG: 0.397	C SL 79 F FF 87 F SL 82 1 SAFE X CU 76 0-2 32 HR 1-2 1B		C FF 87 X SL 81 0-1 ③ G5-3		S SL 81 F FF 88 S SL 80 0-3 ③ K		X CH 82 0-0 32 2B 1B			4	2	2	0	0	1	0
32 Jay Bruce, L (1, 9) OBP: 0.333, SLG: 0.588	B FF 86 2 SAFE B CH 81 X FF 85 2-0 1-H 2-H HR			B CU 74 X FF 85 1-0 ① P6		F CH 86 S CH 86 X CU 68 0-2 30 F9 23 1B 1B	B SL 82 X SL 83 1-0 1-H 2B			4	1	3	4	0	0	0
23 Adam Duvall, R (1, 3) OBP: 0.286, SLG: 0.590	C FF 88 F FF 88 S SL 82 0-3 ② K			B SL 81 X SL 79 1-0 ② P4		F FF 88 S FF 88 D CU 69 F CU 69 B FF 88 B SL 82 X FF 88 3-2 1-2 1B	C FF 88 F SL 83 B CU 67 X SL 83 1-2 ③ G6-3			4	0	1	0	0	1	1
7 Eugenio Suárez, R (1, 5) OBP: 0.287, SLG: 0.418	S SL 83 C FF 88 B FF 88 S SL 84 1-3 ③ K			C FF 87 X FF 86 0-1 ③ F7		B FF 88 C CH 83 F CH 81 D CU 72 B CH 80 X FF 89 3-2 ① L8		X SI 86 0-0 ① G6-3		4	0	0	0	0	1	2
30 Kyle Waldrop, L (1, 10) OBP: 0.353, SLG: 0.375		S CH 83 B CH 81 S SL 82 F SL 82 X FF 87 1-2 ① F8			B CH 84 X SL 79 1-0 16 SH2-4 9 1B 2 3B 1B	S SL 82 B SL 82 F FF 88 X CU 69 1-2 ② F9 2-3		C SI 87 B CH 66 B SI 85 X SI 87 2-1 ② G1-3		4	1	1	0	0	0	2
9 José Peraza, R (1, 7) OBP: 0.250, SLG: 0.226		B FF 87 B FF 86 C FF 87 F SL 81 F SL 82 F FF 87 X FF 87 2-2 ② F9			C SL 81 F FF 86 F SL 81 B FF 85 F CU 77 X FF 85 1-2 16 SH2-4 2 3B 1-2 1B	X CH 82 0-0 ③ F8		B SI 87 B SI 86 C SI 86 X SI 86 2-1 ③ G4-3		4	1	1	0	0	0	2
16 Tucker Barnhart, L (1, 2) OBP: 0.302, SLG: 0.339		B FF 85 X FF 85 1-0 ③ G6-3			B CH 82 B CH 84 X FF 84 2-0 ① SH2-4 1-2 2-3		B CH 86 F FF 88 F FF 89 B CU 69 S CH 82 2-3 ① K		X SI 86 0-0 6 G5-4-3 1B	3	0	1	0	0	1	0
Inning Stats	R: 3 E: 0 K: 2 S: 15 H: 2 LOB: 0 BB: 1 P: 22	R: 0 E: 0 K: 0 S: 10 H: 0 LOB: 0 BB: 0 P: 14	R: 0 E: 0 K: 0 S: 6 H: 0 LOB: 0 BB: 0 P: 8	R: 0 E: 0 K: 0 S: 4 H: 0 LOB: 0 BB: 0 P: 6	R: 3 E: 0 K: 1 S: 13 H: 3 LOB: 0 BB: 0 P: 18	R: 0 E: 0 K: 0 S: 14 H: 2 LOB: 2 BB: 0 P: 21	R: 2 E: 0 K: 1 S: 11 H: 3 LOB: 1 BB: 0 P: 19	R: 0 E: 0 K: 0 S: 5 H: 0 LOB: 0 BB: 0 P: 9	R: 0 E: 0 K: 0 S: 5 H: 1 LOB: 0 BB: 0 P: 8	1B: 7 2B: 1 3B: 1 HR: 2 SF: 1 SAC: 1 DP: 1 HBP: 0						

PITCHER		IP	WLS	BF	H	R	ER	SO	BB	IBB	HBP	BLK	WP	HR	S	P	ERA	WHIP
48 Colby Lewis, R ERA: 3.21	(1, 1)	5.0	L	21	5	6	6	3	1	0	0	0	0	1	48	68	10.80	1.200
55 Cesár Ramos, L ERA: 4.75	(6, 1)	2.0		11	5	2	2	1	0	0	0	0	0	1	25	40	9.00	2.500
58 Alex Claudio, L ERA: 4.5	(8, 1)	2.0		6	1	0	0	0	0	0	0	0	0	0	10	17	0.00	0.500

PITCHER	IP	WLS	BF	H	R	ER	SO	BB	IBB	HBP	BLK	WP	HR	S	P	ERA	WHIP

Cincinnati Reds @ Texas Rangers

Globe Life Park in Arlington, Arlington, TX

Tue Jun 21 2016, 8:13 PM - 10:39 PM EDT

Att. 32,291 - Partly Cloudy - 93 F

TOP

livebaseballscorecards.com

AB	35
R	8
H	11
RBI	8
BB	1
SO	4
LOB	10

WP: 0 PA: 38
PB: 0
SB: 0
CS: 0

Batter	1	2	3	4	5	6	7	8	9	AB	R	H	RBI	BB	SO	LOB
17 Shin-Soo Choo, L (1, 9) OBP: 0.393, SLG: 0.298	B FF 92 C FF 92 C SL 87 F FF 93 B SL 86 F SL 88 F FF 93 B FF 94 C FF 93 3-3 ① K		B KC 81 F FF 92 X KC 80 1-1 ② G3-1			F FF 90 B CH 86 X SL 87 1-1 ① G6-3		C FF 93 X FF 93 0-1 ① L8 2-3		4	0	0	0	0	1	2
20 Ian Desmond, R (1, 8) OBP: 0.365, SLG: 0.505 16 Ryan Rua, R (8, 8) OBP: 0.373, SLG: 0.493	B FF 93 C FF 93 B SL 88 B FF 94 B FF 93 4-1 30 CS BB		B FF 93 B SL 86 B FF 92 C FF 93 C FF 93 S SL 88 3-3 ③ K			B SL 87 S FF 92 X KC 82 1-1 30 G4-3 1B		X SI 94 0-0 ② ③ L8-2 3-H		2 1	0 0	1 0	0 0	1 0	1 0	0 2
30 Nomar Mazara, L (1, 7) OBP: 0.335, SLG: 0.445	1 SAFE C FF 92 D SL 86 F FF 93 S SL 84 1-3 ② ③ K2-3 1-2			C FF 92 B SL 86 C SL 87 X FF 94 1-2 19 G4-6-3 1B		B SI 93 B SI 91 C SL 86 B SL 86 S FF 94 1 SAFE X FF 92 3-2 ② G4-3 1-2			B FF 95 X FF 92 1-0 ① F7	4	0	1	0	0	1	2
29 Adrian Beltré, R (1, 5) OBP: 0.328, SLG: 0.453 12 Rougned Odor, L (8, 4) OBP: 0.293, SLG: 0.486		B FF 92 C FF 92 S SL 88 B SI 93 F SI 94 X SL 86 2-2 19 HR 1B		X SL 86 0-0 ① F8		F FF 92 B KC 81 S FF 93 S SL 83 1-3 ③ K			B FF 91 B FF 88 X FF 94 2-0 ② F7	3 1	1 0	1 0	0 0	0 0	1 0	2 0
19 Jurickson Profar, S (1, 4) OBP: 0.374, SLG: 0.517 (8, 5)		B FF 93 B FF 93 F FF 93 F FF 94 B SL 88 X FF 93 3-2 1-H HR		D FF 93 B FF 92 X SI 93 2-0 ② ③ G4-6-3 1-2f			B SL 85 C SI 90 F SL 86 B KC 80 B SL 88 F SI 92 F FF 93 F FF 94 X SL 87 3-2 ① G4-3		X 0-0 ③ G4-3	4	1	1	2	0	0	1
84 Prince Fielder, L (1, 10) OBP: 0.273, SLG: 0.315		C FF 95 S SL 89 B FF 94 X FF 94 1-2 ① P6			C FF 92 B KC 81 X FF 93 1-1 18 F8 2B		B SL 87 X SI 92 1-0 ② P6			3	0	1	0	0	0	0
1 Elvis Andrus, R (1, 6) OBP: 0.335, SLG: 0.400		C FF 93 B SL 89 C FF 92 B SL 88 X SI 93 2-2 ② G6-3			B FF 92 B FF 92 C SI 91 X FF 92 2-1 ① L9		C FF 93 B SL 87 S SL 87 C FF 93 1-3 ③ K			3	0	0	0	0	1	1
18 Mitch Moreland, L (1, 3) OBP: 0.300, SLG: 0.437		B SL 86 F FF 93 X FF 93 1-1 ③ F7			D SL 87 S CH 87 X CH 87 1-1 ② F8 2-3			C FF 93 S SI 87 B SL 85 X FF 95 1-2 17 L8 61 BB 16 L8-2 1B		3	0	1	0	0	0	1
61 Robinson Chirinos, R (1, 2) OBP: 0.333, SLG: 0.611			C FF 92 F SL 86 B SL 86 F SI 92 S FF 94 1-3 ① K		X SL 88 0-0 ③ G6-3			1 SAFE B FF 93 D SI 95 B SL 84 C FF 95 B SI 93 4-1 1-2 BB		2	0	0	0	1	1	1
Inning Stats	R: 0 E: 0 K: 2 S: 10 H: 0 LOB: 0 BB: 1 P: 18	R: 2 E: 0 K: 0 S: 15 H: 2 LOB: 0 BB: 0 P: 24	R: 0 E: 0 K: 2 S: 9 H: 0 LOB: 0 BB: 0 P: 14	R: 0 E: 0 K: 0 S: 5 H: 1 LOB: 0 BB: 0 P: 8	R: 0 E: 0 K: 0 S: 7 H: 1 LOB: 1 BB: 0 P: 11	R: 0 E: 0 K: 1 S: 10 H: 1 LOB: 1 BB: 0 P: 16	R: 0 E: 0 K: 1 S: 10 H: 0 LOB: 0 BB: 0 P: 15	R: 0 E: 0 K: 0 S: 7 H: 1 LOB: 1 BB: 1 P: 12	R: 0 E: 0 K: 0 S: 3 H: 0 LOB: 0 BB: 0 P: 6	1B: 4 2B: 2 3B: 0 HR: 1	SF: 0 SAC: 0 DP: 2 HBP: 0			WP: 0 PB: 0 SB: 0 CS: 1	PA: 32		

PITCHER		IP	WLS	BF	H	R	ER	SO	BB	IBB	HBP	BLK	WP	HR	S	P	ERA	WHIP
28 Anthony DeSclafani, R ERA: 2.3	(1, 1)	7.0	W	25	5	2	2	6	1	0	0	0	0	1	66	106	2.57	0.857
26 Raisel Iglesias, R ERA: 3.26	(8, 1)	2.0		7	1	0	0	0	1	0	0	0	0	0	10	18	0.00	1.000

PITCHER	IP	WLS	BF	H	R	ER	SO	BB	IBB	HBP	BLK	WP	HR	S	P	ERA	WHIP

BOTTOM

Cincinnati Reds @ Texas Rangers

Globe Life Park in Arlington, Arlington, TX

Tue Jun 21 2016, 8:13 PM - 10:39 PM EDT

Att. 32,291 - Partly Cloudy - 93 F

livebaseballscorecards.com

AB	30
R	2
H	6
RBI	2
BB	2
SO	6
LOB	12

Batter	1	2	3	4	5	6	7	8	9	AB	R	H	RBI	BB	SO	LOB
2 Zack Cozart, R (1, 6) OBP: 0.323, SLG: 0.506	X FF 92 0-0 ① F9		B SI 92 B CH 83 B FF 94 C FF 92 F FF 93 F FF 94 S FC 90 3-3 ② K		B FC 87 F SI 94 D CU 78 B CH 84 X FF 94 3-1 ② F9 1-3		C FF 98 B SL 90 B CU 82 F FF 98 F FF 98 B SL 91 X FF 98 3-2 ② F8		F SI 95 X SI 94 0-1 4 DI 1B	5	0	1	0	0	1	2
6 Billy Hamilton, S (1, 8) OBP: 0.289, SLG: 0.367	C FF 92 X SI 93 0-1 ② P4		X FF 94 0-0 1B		C CU 78 C FF 90 D CU 81 B SI 92 S CH 84 2-3 ③ K		C FF 97 S CU 81 F FF 97 B CU 81 C FF 97 1-3 ③ K		X FF 95 0-0 ② F7	5	0	1	0	0	2	3
4 Brandon Phillips, R (1, 4) OBP: 0.296, SLG: 0.391	B CU 78 B SI 94 B FF 92 C FF 93 B SI 92 4-1 BB		C SI 92 F CU 79 S FF 93 0-3 ③ K			B FC 88 B FF 90 T FF 93 X FC 89 2-1 ① F9		F SI 94 X SL 85 0-1 ① F8	F FF 96 F CU 84 F CU 83 B CU 83 D FF 95 X CU 83 2-2 ③ F8 1-2	4	0	0	0	1	1	2
32 Jay Bruce, L (1, 9) OBP: 0.336, SLG: 0.594	X SI 92 0-0 ③ F7			C CU 78 X FC 89 0-1 ① F7		B FC 86 F CH 84 T CH 84 B SI 94 X CU 80 2-2 23 1B 2B		B SI 95 X SI 94 1-0 7 HR 2B		4	2	2	0	0	0	1
23 Adam Duvall, R (1, 7) OBP: 0.294, SLG: 0.589		C FF 93 B SI 92 C FC 88 S CU 81 1-3 ① K		B SI 93 B CH 82 B SI 92 B SI 93 4-0 BB		B CH 83 F SI 92 B FF 90 X CH 84 2-1 3 FC6-4 1B 2-H		B SI 95 B SI 95 B SI 96 B SI 96 4-0 7 HR BB		2	1	1	1	2	1	0
7 Eugenio Suárez, R (1, 5) OBP: 0.290, SLG: 0.431		X FC 89 0-0 16 S 1B		C SI 92 D CU 79 C CH 83 C SI 92 1-3 ② K		1 SAFE B SI 93 1 SAFE C CH 80 B FC 89 F SI 93 B CU 78 X CH 84 3-2 ② L5		S SI 94 D SL 87 B SL 86 B SI 95 T SI 97 X SI 96 3-2 1-H 2-H HR		4	1	2	3	0	1	2
3 Iván De Jesús Jr., R (1, 3) OBP: 0.276, SLG: 0.289		B SI 92 C CH 84 1 SAFE S SI 92 B SI 92 S CH 84 2-3 ② K		B SI 92 F FF 93 B FF 91 F FC 88 C CU 80 2-3 ③ K		F CU 78 F CH 84 B SI 92 X FC 89 1-2 ③ FC6-4 1-2f		B SI 96 C SI 95 C SL 86 B SI 95 B SL 86 F SI 96 C SI 96 3-3 ② K		4	0	0	0	0	3	3
16 Tucker Barnhart, L (1, 2) OBP: 0.301, SLG: 0.333		C SI 93 F SI 92 F CU 79 B CU 80 B FF 94 D CU 80 C SI 92 3-3 ③ K 1-2			F FF 91 B FC 89 F SI 91 F FC 89 X CU 79 1-2 ① G1-3		S FF 97 B FF 97 B FF 97 B FF 98 B FF 98 4-1 9 G4-3 BB	B SI 94 C SI 95 C SL 86 C SL 88 1-3 ③ K		3	0	0	0	1	2	1
9 José Peraza, R (1, 10) OBP: 0.250, SLG: 0.229			C FF 92 B SI 92 B FC 89 X SI 93 2-1 ① G5-3		X FF 92 0-0 2 F9 2 S 1B		C FF 97 X FF 97 0-1 ① G4-3 1-2		B FF 95 F SI 93 L SI 95 X CH 87 1-2 ① G4-3	4	0	1	0	0	0	1
Inning Stats	R: 0 E: 0 K: 0 S: 5 H: 0 LOB: 1 BB: 1 P: 9	R: 0 E: 0 K: 3 S: 11 H: 1 LOB: 1 BB: 0 P: 17	R: 0 E: 0 K: 2 S: 10 H: 1 LOB: 1 BB: 0 P: 15	R: 0 E: 0 K: 2 S: 8 H: 0 LOB: 1 BB: 1 P: 15	R: 0 E: 0 K: 1 S: 10 H: 1 LOB: 1 BB: 0 P: 16	R: 1 E: 0 K: 0 S: 13 H: 2 LOB: 1 BB: 0 P: 23	R: 0 E: 0 K: 1 S: 11 H: 0 LOB: 1 BB: 1 P: 19	R: 3 E: 0 K: 2 S: 13 H: 2 LOB: 0 BB: 1 P: 25	R: 0 E: 0 K: 0 S: 10 H: 1 LOB: 1 BB: 0 P: 13	1B: 5 2B: 2 3B: 0 HR: 1 SF: 0 SAC: 0 DP: 0 HBP: 0						

PITCHER		IP	WLS	BF	H	R	ER	SO	BB	IBB	HBP	BLK	WP	HR	S	P	ERA	WHIP
35 Cole Hamels, L ERA: 2.79	(1, 1)	6.0	W	25	5	1	1	8	2	0	0	0	0	0	57	95	1.50	1.167
51 Matt Bush, R ERA: 1.02	(7, 1)	1.0	H	4	0	0	0	1	1	0	0	0	0	0	11	19	0.00	1.000
41 Jake Diekman, L ERA: 2.28	(8, 1)	1.0		6	2	3	3	2	1	0	0	0	0	1	13	25	27.00	3.000
47 Sam Dyson, R ERA: 1.93	(9, 1)	1.0	S	4	1	0	0	0	0	0	0	0	0	0	10	13	0.00	1.000

PITCHER	IP	WLS	BF	H	R	ER	SO	BB	IBB	HBP	BLK	WP	HR	S	P	ERA	WHIP

TOP

Cincinnati Reds @ Texas Rangers

Globe Life Park in Arlington, Arlington, TX

Wed Jun 22 2016, 8:09 PM - 10:47 PM EDT
Att. 32,407 - Partly Cloudy - 92 F

livebaseballscorecards.com

AB	35
R	4
H	8
RBI	4
BB	4
SO	11
LOB	15

WP: 0	PA: 39		
PB: 0			
SB: 2			
CS: 0			

Batter	1	2	3	4	5	6	7	8	9	AB	R	H	RBI	BB	SO	LOB
17 Shin-Soo Choo, L (1, 9) OBP: 0.400, SLG: 0.360	B FF 87 F FF 88 X FF 88 1-1 ① F7			B CU 70 B SL 80 B FF 88 B FF 88 4-0 30 BB, 12 HBP, 29 1B, BB	B FF 89 S FF 89 B SL 83 X FF 89 2-1 ② F8			B FF 94 C FF 95 S FF 94 B SL 82 B FF 96 X FF 96 3-2 HR		3	2	1	1	1	0	0
12 Rougned Odor, L (1, 4) OBP: 0.296, SLG: 0.485	L FF 87 B CH 81 B FF 88 F FF 88 X CH 83 2-2 30 CS, 1B			1 SAFE B FF 86 F FF 88 1 SAFE H SL 82 2-2 29 1B, 30 BB, 84 1B, 1-2, HBP	C CH 82 S CH 81 B FF 89 S FF 88 1-3 ③ K			B SL 82 X FF 95 1-0 ① P6		3	1	1	0	0	1	0
30 Nomar Mazara, L (1, 7) OBP: 0.333, SLG: 0.440	1 SAFE C FF 88 1 SAFE B FF 88 C SL 82 X FF 89 1-2 ② ③ G4-3, 1-2			C FF 89 B FF 88 B SL 81 B FF 88 B FF 89 4-1 29 1B, 84 1B, 1-2, 2-3, BB		B CH 80 B FF 87 C FF 88 X FF 89 2-1 ① F7		B FF 94 F FF 94 X FF 94 1-1 ② G6-3		3	1	0	0	1	0	1
29 Adrian Beltré, R (1, 5) OBP: 0.327, SLG: 0.450		F FF 88 B SL 80 B SL 81 F FF 88 F SL 82 F CH 82 B SL 83 X SL 81 3-2 ① L8		X FF 89 0-0 84 1B, 18 G3, 1-2, 2-3, 3-H, 1B		F FF 89 B FF 87 B SL 83 B FF 89 X FF 88 3-1 ② F9		F FF 94 X FF 94 0-1 ③ G5-3		4	1	1	1	0	0	0
84 Prince Fielder, L (1, 10) OBP: 0.274, SLG: 0.315		S CH 82 S CH 83 F CH 83 B SL 82 X FF 89 1-2 ② F9		B CH 81 X FF 90 1-0 18 E, 18 G3, 1-3, 2-H, 3-H, 1B		C CU 70 B SL 82 S CH 82 F CH 83 X FF 88 1-2 ③ L9				3	0	1	2	0	0	0
16 Ryan Rua, R (1, 8) OBP: 0.368, SLG: 0.485 20 Ian Desmond, R (7, 8) OBP: 0.367, SLG: 0.518		F FF 90 B FF 88 B CU 71 F FF 89 S SL 81 2-3 ③ K		B SL 82 S SL 82 D CU 72 F FF 90 X SL 82 2-2 ① P6			B FF 90 C FF 90 B SL 83 X FF 91 2-1 HR			2 1	0 1	0 1	0 1	0 0	1 0	2 0
18 Mitch Moreland, L (1, 3) OBP: 0.297, SLG: 0.431			B CU 71 S CH 81 X CH 81 1-1 ① F8	C FF 89 B SL 81 D CH 82 F FF 88 X CH 82 2-2 ② G3, 1-3, 3-H			B CU 74 F FF 91 B SL 83 B FF 91 F FF 91 F FF 92 S CH 87 3-3 ① K			3	0	0	1	0	1	1
1 Elvis Andrus, R (1, 6) OBP: 0.331, SLG: 0.395			X FF 88 0-0 ② F7	C SL 83 S SL 83 X FF 90 0-2 ③ F9			B FF 91 B FF 90 C FF 91 B SL 83 X FF 91 3-1 ② P4			3	0	0	0	0	0	1
61 Robinson Chirinos, R (1, 2) OBP: 0.311, SLG: 0.564			C FF 88 X CH 82 0-1 ③ G1-3		C FF 87 F SL 82 F FF 89 F CH 81 S CH 80 0-3 ① K		S SL 83 B SL 82 F FF 90 C SL 82 1-3 ③ K			3	0	0	0	0	2	0
Inning Stats	R: 0 E: 0 K: 0 S: 8 H: 1 LOB: 0 BB: 0 P: 12	R: 0 E: 0 K: 1 S: 12 H: 0 LOB: 0 BB: 0 P: 18	R: 0 E: 0 K: 0 S: 5 H: 0 LOB: 0 BB: 0 P: 6	R: 4 E: 1 K: 0 S: 14 H: 2 LOB: 1 BB: 2 P: 29	R: 0 E: 0 K: 2 S: 10 H: 0 LOB: 0 BB: 0 P: 13	R: 0 E: 0 K: 0 S: 8 H: 0 LOB: 0 BB: 0 P: 14	R: 1 E: 0 K: 2 S: 11 H: 1 LOB: 0 BB: 0 P: 20	R: 1 E: 0 K: 0 S: 8 H: 1 LOB: 0 BB: 0 P: 13		1B: 3 2B: 0 3B: 0 HR: 2 SF: 0 SAC: 0 DP: 0 HBP: 1						

PITCHER		IP	WLS	BF	H	R	ER	SO	BB	IBB	HBP	BLK	WP	HR	S	P	ERA	WHIP
58 Dan Straily, R ERA: 3.83	(1, 1)	6.0	L	23	3	4	4	3	2	0	1	0	0	0	57	92	6.00	0.833
60 J.J. Hoover, R ERA: 9.72	(7, 1)	1.0		4	1	1	1	2	0	0	0	0	0	1	11	20	9.00	1.000
52 Tony Cingrani, L ERA: 3.86	(8, 1)	1.0		4	1	1	1	0	0	0	0	0	0	1	8	13	9.00	1.000

PITCHER	IP	WLS	BF	H	R	ER	SO	BB	IBB	HBP	BLK	WP	HR	S	P	ERA	WHIP

BOTTOM

Cincinnati Reds @ Texas Rangers

Globe Life Park in Arlington, Arlington, TX

Wed Jun 22 2016, 8:09 PM - 10:47 PM EDT

Att. 32,407 - Partly Cloudy - 92 F

livebaseballscorecards.com

AB	28
R	6
H	5
RBI	6
BB	2
SO	5
LOB	5

WP: 0 PA: 31
PB: 0
SB: 0
CS: 1

Batter	1	2	3	4	5	6	7	8	9	AB	R	H	RBI	BB	SO	LOB
16 Travis Jankowski, L (1, 8) OBP: 0.354, SLG: 0.333	B FF 89 X FF 90 1-0 4 G1-3 1B		B FF 86 B FC 80 C FF 87 X FC 84 2-1 ① L8		B FC 82 C FF 88 F FF 88 B FF 89 B FF 91 X FF 89 3-2 ③ G4-3		B SL 86 B SL 85 C FF 92 M SL 86 B FF 92 X CU 77 3-2 ② F7		B FF 95 X FF 95 1-0 4 S 2-H 1B	5	0	2	1	0	0	2
4 Wil Myers, R (1, 3) OBP: 0.335, SLG: 0.518	1 SAFE 1 SAFE B FF 91 X CH 76 1-0 ① G1-3 1-2		B FF 89 B FF 90 X CH 72 2-0 ② FC3-6 27 CS 1-2f			C CU 63 B FF 90 B FF 89 B CU 63 B FF 90 4-1 27 G4-3 26 1B BB	B SL 83 C FF 92 B SL 84 F SL 83 B CU 78 B CU 78 4-2 BB		1 SAFE P PO 92 C FF 95 S FF 95 D SL 83 B FF 95 B FF 95 4-2 1-2 BB	2	1	0	0	3	0	2
27 Matt Kemp, R (1, 9) OBP: 0.283, SLG: 0.486	B FF 91 B FF 91 S FF 91 F FF 90 F FF 92 B FF 91 S CH 74 3-3 ② K		B FF 88 1 SAFE 1 SAFE C FF 89 1 SAFE 1-1 ③ CS 1-2	B FF 89 S FC 86 X CH 74 1-1 HR		B FF 89 B FF 89 X FC 84 2-0 ① G4-3 1-2	1 SAFE 1 SAFE F FF 92 B FF 92 B FF 92 1 SAFE B CU 80 3-3 F CU 80 S CU 80 K		C CH 88 F FF 95 D SL 83 S SL 82 1-3 ③ K	5	1	1	1	0	3	5
26 Yangervis Solarte, S (1, 5) OBP: 0.346, SLG: 0.421	S CH 77 X FF 92 0-1 ③ G3			B CU 63 C CH 74 F FF 90 S CH 69 1-3 ① K		T FF 88 F FF 91 F FF 90 B FF 89 B CH 74 F FC 86 F FF 89 B CU 68 F CH 72 3-2 X CH 73 2 1B 3 HR 2-H 1B		S SL 86 B FF 90 X SL 86 1-1 ① P6		4	1	1	1	0	1	1
2 B.J. Upton, R (1, 7) OBP: 0.308, SLG: 0.404		B FF 90 B CU 66 B CH 75 C FF 90 F FF 91 F CH 74 X CU 65 3-2 3 E 3 S 10 G6-3 1B		C FF 90 F FC 87 B FF 91 F FC 84 F FF 91 S FC 85 1-3 ② K		1 SAFE B FF 97 S FF 97 X FF 97 1-1 3 HR 1-2 1B		X SL 83 0-0 ② G5-3		4	2	2	0	0	1	0
3 Derek Norris, R (1, 2) OBP: 0.266, SLG: 0.402		1 SAFE 1 SAFE B FF 89 1 SAFE S FF 89 B FF 90 B CH 76 F FF 90 X FF 92 3-2 ① P4 1-3		B FC 85 X CH 72 1-0 ③ G3		F SL 88 B FF 97 X SL 87 1-1 1-H 2-H HR		B FF 92 B SI 88 C FF 92 B CU 79 C CU 76 F FF 91 F FF 90 X CU 81 3-2 ③ F9		4	1	1	3	0	0	1
10 Alexei Ramirez, R (1, 6) OBP: 0.280, SLG: 0.327		B CH 76 C CU 67 B FC 88 B FF 90 F FF 90 X CH 75 3-2 ② G6-3 3-H			B FF 86 F FF 88 X CH 75 1-1 ① L7	B SL 87 B SL 87 C FF 96 F FF 96 F FF 98 F SL 88 B FF 97 X FF 96 3-2 ② F7			F FF 95 X FF 95 0-1 ① G6-3	4	0	0	1	0	0	0
9 Adam Rosales, R (1, 4) OBP: 0.283, SLG: 0.381		B FF 90 F FC 87 B FF 89 F FF 90 F FF 89 B FC 84 C CH 72 3-3 ③ K			B FF 88 B FF 89 C FF 89 B FF 88 C FC 83 B FC 78 4-2 53 SH1-3 BB	S FF 97 C SL 87 F FF 97 S FF 97 0-3 ③ K			B FF 95 B FF 96 C FF 94 X FF 94 2-1 16 1B 2B	3	1	1	0	1	2	0
53 Christian Friedrich, R (1, 1) OBP: 0.176, SLG: 0.125 52 Brad Hand, L (6, 1) 11 Ryan Schimpf, L (7, PH) OBP: 0.310, SLG: 0.227 37 Brandon Maurer, R (7, 1) 40 Ryan Buchter, L (8, 1) 39 Brett Wallace, L (9, PH) OBP: 0.353, SLG: 0.360 56 Fernando Rodney, R (9, 1)			B FF 88 B FF 87 F FF 88 B FF 89 B FF 89 4-1 4 FC3-6 BB		X FF 86 0-0 ② SH1-3 1-2		F SL 87 B FF 91 B FF 91 S SL 88 F FF 92 F SL 89 F CU 79 F SL 88 X CU 77 2-2 ① F9		C FF 95 B FF 94 X CH 87 1-1 ② F9	0 0 1 0 0 0 1 0	0 0 0 0 0 0 0 0	0 0 0 0 0 0 0 0	0 0 0 0 0 0 0 0	1 0 0 0 0 0 0 0	0 0 0 0 0 0 0 0	0 0 0 0 0 1 0 0
Inning Stats	R: 0 E: 0 K: 1 S: 8 H: 1 LOB: 1 BB: 0 P: 13	R: 1 E: 0 K: 1 S: 14 H: 1 LOB: 0 BB: 0 P: 26	R: 0 E: 0 K: 0 S: 5 H: 0 LOB: 0 BB: 1 P: 14	R: 1 E: 0 K: 2 S: 11 H: 1 LOB: 0 BB: 0 P: 15	R: 0 E: 0 K: 0 S: 8 H: 0 LOB: 1 BB: 1 P: 16	R: 4 E: 0 K: 1 S: 22 H: 3 LOB: 0 BB: 1 P: 36	R: 0 E: 0 K: 1 S: 16 H: 0 LOB: 1 BB: 1 P: 28	R: 0 E: 0 K: 0 S: 8 H: 0 LOB: 0 BB: 0 P: 12	R: 1 E: 0 K: 1 S: 13 H: 2 LOB: 2 BB: 1 P: 21	1B: 5 2B: 1 3B: 0 HR: 2 SF: 0 SAC: 1 DP: 0 HBP: 0				WP: 0 PB: 0 SB: 2 CS: 1 PA: 40		

PITCHER		IP	WLS	BF	H	R	ER	SO	BB	IBB	HBP	BLK	WP	HR	S	P	ERA	WHIP
47 John Lamb, L ERA: 4.78	(1, 1)	5.1		22	4	4	3	4	3	0	0	0	0	1	55	102	5.06	1.312
66 JC Ramírez, R ERA: 6.61	(6, 1)	0.2	L	4	2	2	2	1	0	0	0	0	0	1	13	18	27.00	3.000
73 Josh Smith, R ERA: 2.57	(7, 1)	2.0		7	0	0	0	1	1	0	0	0	0	0	24	40	0.00	0.500
27 Ross Ohlendorf, R ERA: 4.41	(9, 1)	1.0		6	2	1	1	1	1	0	0	0	0	0	13	21	9.00	3.000

PITCHER	IP	WLS	BF	H	R	ER	SO	BB	IBB	HBP	BLK	WP	HR	S	P	ERA	WHIP

TOP

San Diego Padres @ Cincinnati Reds

Great American Ball Park, Cincinnati, OH

Thu Jun 23 2016, 7:12 PM - 10:39 PM EDT

Att. 20,443 - Overcast - 81 F

livebaseballscorecards.com

AB	33
R	7
H	8
RBI	7
BB	5
SO	7
LOB	12

BOTTOM

Batter	1	2	3	4	5	6	7	8	9	AB	R	H	RBI	BB	SO	LOB
2 Zack Cozart, R (1, 6) OBP: 0.324, SLG: 0.506	C SI 89 X FF 90 0-1 ① P3		C CU 76 S CH 83 F SL 82 X SI 89 0-2 6 2B 6 E 2B	C CU 75 B CU 75 T CH 87 F SL 80 X SL 80 1-2 ② G5-3		C CU 78 B FF 94 C SI 94 S ST 83 1-3 ② K			B CH 84 B SI 95 B SI 95 B SI 94 4-0 4 DI BB	4	1	1	0	1	1	1
6 Billy Hamilton, S (1, 8) OBP: 0.287, SLG: 0.368	F SI 89 C SI 90 X SI 91 0-2 ② G5-3		F SI 88 B SL 82 X SI 88 1-1 E5 4 1B 2-H 2B	C CH 81 X CH 88 0-1 ③ L8		1 SAFE F SI 94 1 SAFE 1 SAFE 0-1 ③ CS 1-2	S FF 94 F FF 93 B SL 85 S FF 96 1-3 ① K		C CH 84 S CH 84 F FF 96 B CH 85 S CH 85 1-3 ② K	5	1	1	0	0	2	1
4 Brandon Phillips, R (1, 4) OBP: 0.297, SLG: 0.391	B CU 76 X SI 90 1-0 ③ F8		F SL 81 B CH 88 F SI 89 B SL 83 D SL 82 X CH 83 3-2 23 HR 3-H 1B		F SL 81 S SL 81 F SI 88 X CU 76 0-2 ① G5-3		X FF 95 0-0 1B		D CH 84 X SI 96 1-0 ③ G6-3 1-2	5	1	2	1	0	0	1
32 Jay Bruce, L (1, 9) OBP: 0.331, SLG: 0.585		C CU 75 S SL 84 B SI 91 B SL 84 X SI 90 2-2 ① G5-3	S SL 80 B SI 89 F SL 80 S SI 89 1-3 ① K		C SI 89 S SI 88 X SL 81 0-2 ② G4-3		D SL 84 B SI 93 C CH 86 F SL 86 T SI 96 2-2 ② K			4	0	0	0	0	2	2
23 Adam Duvall, R (1, 3) OBP: 0.297, SLG: 0.600		B SI 91 S SI 91 S SL 84 B SI 91 F SL 84 B SI 91 C SI 91 3-3 ② K	X SI 88 0-0 1-H HR		C CU 76 X FF 88 0-1 7 BB 1B		C CH 85 D SL 85 C FF 97 B SL 86 F CH 85 S SL 88 2-3 ③ K			4	1	2	2	0	2	1
7 Eugenio Suárez, R (1, 5) OBP: 0.296, SLG: 0.429		B CU 78 B SI 91 F SI 90 C SL 83 F CU 78 B SI 91 F SL 82 B SI 91 4-2 37 BB 9 1B BB	B SI 89 B SL 89 B CH 87 B CH 84 4-0 9 FC6-4 BB		C CU 74 B SL 81 D CU 75 B CH 87 C CH 82 B SI 88 4-2 1-2 BB			B FC 90 C FF 90 S FF 90 F FF 91 B FF 92 C FF 92 2-3 ① K		1	0	0	0	3	1	0
9 José Peraza, R (1, 7) OBP: 0.250, SLG: 0.231		B SI 89 F CU 76 B SI 90 F SI 89 X SL 82 2-2 37 BB 1-2 1B	1 SAFE B CH 87 S SL 78 S CH 87 X CH 88 1-2 ② FC6-4 1-2f		X CU 75 0-0 ③ L8			B FC 90 B FF 92 F FF 92 B FF 91 F FF 91 F FF 92 F FF 92 F FF 91 X FF 92 3-2 ② L4		4	0	1	0	0	0	3
37 Ramón Cabrera, S (1, 2) OBP: 0.314, SLG: 0.304		B CU 76 B SI 89 B SI 88 B CH 88 4-0 1-2 2-3 BB	S CU 74 X CH 87 0-1 ③ P6			B SI 92 F SI 92 C CU 79 B ST 83 F FF 93 B ST 82 F SI 93 X SI 94 3-2 E6 40 FC6-4		B FF 90 B FF 91 F FF 91 B FF 92 X FF 92 3-1 ③ P4		3	0	0	0	1	0	1
47 John Lamb, L (1, 1) OBP: 0.133, SLG: 0.071 66 JC Ramírez, R (6, 1) 40 Tyler Holt, R (6, PH) OBP: 0.315, SLG: 0.281 73 Josh Smith, R (7, 1) 27 Ross Ohlendorf, R (9, 1) 19 Joey Votto, L (9, PH) OBP: 0.372, SLG: 0.430		B SL 81 C SI 88 F SI 89 B SL 81 F SI 90 F SI 91 F SI 89 D SI 89 3-2 ③ X SI 89 L8		C CH 88 F CH 88 B SI 88 X CH 79 1-2 ① G2-3		B ST 83 F SI 94 X ST 82 1-1 ① FC6-4 6 CS 1-2f			B SI 94 S CH 81 S SI 95 B FF 95 F CH 84 T SI 95 2-2 ① K	2 0 1 0 0 0	0 0 0 0 0 0	0 0 0 0 0 0	0 0 0 0 0 0	0 0 0 0 0 0	0 0 0 0 0 0	3 0 1 0 0 0
Inning Stats	R: 0 E: 0 K: 0 S: 6 H: 0 LOB: 0 BB: 0 P: 7	R: 0 E: 0 K: 1 S: 21 H: 1 LOB: 3 BB: 2 P: 39	R: 4 E: 1 K: 1 S: 18 H: 4 LOB: 1 BB: 1 P: 28	R: 0 E: 0 K: 0 S: 9 H: 0 LOB: 0 BB: 0 P: 11	R: 0 E: 0 K: 0 S: 12 H: 1 LOB: 2 BB: 1 P: 16	R: 0 E: 1 K: 1 S: 11 H: 0 LOB: 0 BB: 0 P: 16	R: 0 E: 0 K: 3 S: 11 H: 1 LOB: 1 BB: 0 P: 16	R: 0 E: 0 K: 1 S: 12 H: 0 LOB: 0 BB: 0 P: 20	R: 0 E: 0 K: 2 S: 9 H: 0 LOB: 1 BB: 1 P: 17	1B: 4 2B: 2 3B: 0 HR: 1	SF: 0 SAC: 0 DP: 0 HBP: 0					WP: 0 PB: 0 SB: 0 CS: 1	PA: 40	

PITCHER		IP	WLS	BF	H	R	ER	SO	BB	IBB	HBP	BLK	WP	HR	S	P	ERA	WHIP
53 Christian Friedrich, L ERA: 3.6	(1, 1)	5.0	W	25	6	4	4	2	4	0	0	0	0	1	66	101	7.20	2.000
52 Brad Hand, L ERA: 3.69	(6, 1)	1.0	H	3	0	0	0	1	0	0	0	0	0	0	11	16	0.00	0.000
37 Brandon Maurer, R ERA: 6.06	(7, 1)	1.0	H	4	1	0	0	3	0	0	0	0	0	0	11	16	0.00	1.000
40 Ryan Buchter, L ERA: 1.65	(8, 1)	1.0	H	3	0	0	0	1	0	0	0	0	0	0	12	20	0.00	0.000
56 Fernando Rodney, R ERA: 0.33	(9, 1)	1.0	S	4	0	0	0	2	1	0	0	0	0	0	9	17	0.00	1.000

PITCHER	IP	WLS	BF	H	R	ER	SO	BB	IBB	HBP	BLK	WP	HR	S	P	ERA	WHIP

San Diego Padres @ Cincinnati Reds

Great American Ball Park, Cincinnati, OH

Thu Jun 23 2016, 7:12 PM - 10:39 PM EDT

Att. 20,443 - Overcast - 81 F

livebaseballscorecards.com

AB	34
R	4
H	7
RBI	3
BB	5
SO	9
LOB	14

San Diego Padres @ Cincinnati Reds

Great American Ball Park, Cincinnati, OH

Fri Jun 24 2016, 7:11 PM - 10:22 PM EDT

Att. 40,713 - Partly Cloudy - 82 F

livebaseballscorecards.com

Batter	1	2	3	4	5	6	7	8	9	AB	R	H	RBI	BB	SO	LOB
16 Travis Jankowski, L (1, 8) OBP: 0.345, SLG: 0.315	B FF 95 B FF 94 B FF 94 C FF 93 C FF 93 C FF 94 3-3 ① K	M SL 85 B FF 91 F SL 85 F SL 86 B FF 95 F SL 87 S FF 93 2-3 ③ K		1 SAFE C FF 92 B SL 84 B CH 90 C FF 93 B FF 94 X SL 86 3-2 ② G5-3 1-2		C FF 96 S SI 88 B SI 91 B SL 85 F FF 96 T SI 90 2-2 ② K		B FF 91 B FF 90 B FF 90 B FF 90 4-0 4 2B BB 1-2 2-3		4	1	0	0	1	3	3
4 Wil Myers, R (1, 3) OBP: 0.340, SLG: 0.533	F FF 94 B CH 87 B CH 87 X FF 94 2-1 HR		C SL 86 B FF 92 S SL 87 F SL 88 B SL 86 F SL 88 X FF 94 2-2 ① G1-3	D SL 87 X FF 93 1-0 2-H 1B		B SL 85 C FF 96 B SI 96 C FF 96 C SL 86 2-3 ③ K		S SL 83 B FF 91 S SL 83 F SL 84 F FF 92 B FF 91 F SL 85 X FF 92 2-2 2 HR 2B 1-H 2-H 3-H		5	2	3	5	0	1	0
27 Matt Kemp, R (1, 9) OBP: 0.282, SLG: 0.482 46 Matt Thornton, L (9, 1)	C FF 94 B SL 88 B FF 94 X FF 94 2-1 ② G6-3		B CH 84 X FF 92 1-0 2 1B 26 1B 3 FC6-4 1B	X FF 91 0-0 ③ G1-3			S SL 88 S FF 99 S FF 99 0-3 ① K	C SL 85 S FF 91 S FF 92 0-3 ① K		5 0	1 0	1 0	0 0	0 0	2 0	2 0
26 Yangervis Solarte, S (1, 5) OBP: 0.356, SLG: 0.437	C FF 96 X FF 96 0-1 ③ F9		X CH 90 0-0 3 FC6-4 2 1B 1-2 1B		B FF 91 C FF 90 X SL 87 1-1 2 G5-3 10 1B 1B		C FF 99 F SL 94 B FF 99 B CU 83 X FF 96 2-2 2 HR 2B	F FF 91 X CH 87 0-1 ② F7		5	2	3	0	0	0	1
2 B.J. Upton, R (1, 7) OBP: 0.313, SLG: 0.430		S FF 93 B SL 86 B FF 94 F FF 93 T FF 94 2-2 ① K	X SL 86 0-0 3 FC6-4 1-2 2-3 1B		B FF 92 X SL 86 1-0 ① G5-3 1-2		F SL 88 X FF 98 0-1 2-H HR	S SL 84 B CU 76 S SL 83 B CU 75 X FF 90 2-2 2-H HR		5	2	3	4	0	1	1
3 Derek Norris, R (1, 2) OBP: 0.265, SLG: 0.394		B FF 93 B FF 93 B FF 91 C FF 92 F FF 93 B FF 93 4-2 10 1B 9 BLK BB	S FF 92 B FF 93 B FF 92 F FF 90 X SL 90 2-2 ② FC6-4 10 S 1-2f 2-3 3-H		B FF 89 X FF 90 1-0 ② F9		B SL 88 F FF 99 C FF 98 F CU 82 S CU 82 1-3 ② K	C CU 75 B FF 92 S FF 90 S CU 77 1-3 ③ K		4	1	0	1	1	2	3
10 Alexei Ramirez, R (1, 6) OBP: 0.282, SLG: 0.328	B FF 92 1 SAFE 1 SAFE X FF 90 1-0 29 1B 9 BLK 1-3 1B	B FF 91 B SL 84 C FF 90 F FF 91 F SL 87 F SL 87 F SL 88 F SL 89 B FF 92 F SL 88 3-3 ③ K 1-2	F FF 91 B FF 92 X SL 87 1-1 ③ 2-H 1B			B CU 81 B SL 86 C FF 97 X FF 98 2-1 ③ G4-3		X SL 86 0-0 ① P6		5	0	2	1	0	1	2
9 Adam Rosales, R (1, 4) OBP: 0.295, SLG: 0.405	1 SAFE B CH 89 C SL 84 1 SAFE S SL 86 B FF 91 F SL 87 F SL 89 B FF 92 3-3 ② K 1-2 3-H		B FF 92 B FF 92 C FF 91 B FF 91 F FF 91 D FF 91 4-2 16 S 4 1B BB		B FF 95 X FF 95 1-0 HR			B SL 83 B FF 91 B FF 91 B FF 91 4-0 16 BB 39 1B 4 2B BB	X FF 96 0-0 ② F9	3	3	1	1	2	1	1
29 Colin Rea, R (1, 1) OBP: 0.207, SLG: 0.148 11 Ryan Schimpf, L (6, PH) OBP: 0.300, SLG: 0.217 59 Kevin Quackenbush, R (6, 1) 52 Brad Hand, L (6, 1) 39 Brett Wallace, L (8, PH) OBP: 0.357, SLG: 0.364 23 Carlos Villanueva, R (8, 1) 5 Alexi Amarista, L (9, PH) OBP: 0.337, SLG: 0.299 (9, 9)	C FF 91 S FF 93 X SL 88 0-2 2-3 1B		M CH 89 M FF 92 1 SAFE L SL 89 0-3 ① K		B FF 96 M FF 97 X FF 97 2-0 ① F9			C CU 73 F FF 91 B FF 91 X CU 75 1-2 16 BB 4 2B 1B	B FF 96 F FF 96 X CH 88 1-1 ③ G2-3	2 1 0 0 1 0 1	0 0 0 0 1 0 0	1 0 0 0 1 0 0	0 0 0 0 0 0 0	0 0 0 0 0 0 0	1 0 0 0 0 0 0	1 0 0 0 0 0 0
Inning Stats	R: 1 E: 0 K: 1 S: 9 H: 1 LOB: 0 BB: 0 P: 16	R: 1 E: 0 K: 3 S: 19 H: 2 LOB: 2 BB: 1 P: 31	R: 1 E: 0 K: 1 S: 21 H: 3 LOB: 2 BB: 0 P: 29	R: 1 E: 0 K: 1 S: 10 H: 1 LOB: 1 BB: 1 P: 18	R: 1 E: 0 K: 0 S: 6 H: 2 LOB: 1 BB: 0 P: 10	R: 1 E: 0 K: 2 S: 9 H: 1 LOB: 0 BB: 0 P: 16	R: 2 E: 0 K: 2 S: 14 H: 2 LOB: 0 BB: 0 P: 19	R: 5 E: 0 K: 2 S: 20 H: 3 LOB: 0 BB: 2 P: 34	R: 0 E: 0 K: 0 S: 4 H: 0 LOB: 0 BB: 0 P: 5	1B: 9 2B: 2 3B: 0 HR: 4 SF: 0 SAC: 0 DP: 0 HBP: 0						

TOP	
AB	41
R	13
H	15
RBI	12
BB	4
SO	12
LOB	14

WP: 0 PB: 0 SB: 2 CS: 0 PA: 45

PITCHER		IP	WLS	BF	H	R	ER	SO	BB	IBB	HBP	BLK	WP	HR	S	P	ERA	WHIP
44 Cody Reed, L ERA: 6.75	(1, 1)	5.0	L	25	9	5	5	6	2	0	0	1	0	1	65	104	9.00	2.200
26 Raisel Iglesias, R ERA: 3.45	(6, 1)	1.0		4	1	1	1	2	0	0	0	0	0	1	9	16	9.00	1.000
21 Michael Lorenzen, R ERA: 18.0	(7, 1)	1.0		5	2	2	2	2	0	0	0	0	0	1	14	19	18.00	2.000
60 J.J. Hoover, R ERA: 11.72	(8, 1)	1.0		8	3	5	5	2	2	0	0	0	0	1	20	34	45.00	5.000
66 JC Ramírez, R ERA: 6.4	(9, 1)	1.0		3	0	0	0	0	0	0	0	0	0	0	4	5	0.00	0.000

PITCHER	IP	WLS	BF	H	R	ER	SO	BB	IBB	HBP	BLK	WP	HR	S	P	ERA	WHIP

BOTTOM

Batter	1	2	3	4	5	6	7	8	9	AB	R	H	RBI	BB	SO	LOB
2 Zack Cozart, R (1, 6) OBP: 0.322, SLG: 0.500	F FF 93 B CU 80 C SI 94 F FS 86 C FF 94 1-3 ① K		B CU 80 X SI 94 1-0 4 E 19 BB 32 1B 1-2 3-H 1B	S FS 84 X SI 91 0-1 ② L6		B CU 80 B FF 91 X FF 91 2-0 ② F7			B SI 91 F FC 86 B SI 92 C FC 85 X FC 84 2-2 ② G4-3	5	1	1	1	0	1	3
19 Joey Votto, L (1, 3) OBP: 0.372, SLG: 0.425	B SI 93 B FF 94 F SI 93 B SI 94 C FC 90 C SI 94 3-3 ② K		B FC 91 F SI 93 B SI 94 B SI 93 B SI 92 4-1 4 E 32 1B 1-2 2-3 BB	B SI 92 B FC 88 B SI 92 B FF 91 4-0 BB		C ST 82 B ST 82 F FF 94 X FF 94 1-2 ③ F7			F SI 92 S SI 92 S SI 93 0-3 ③ K	3	1	0	0	2	2	2
4 Brandon Phillips, R (1, 4) OBP: 0.293, SLG: 0.385 9 José Peraza, R (9, 4) OBP: 0.250, SLG: 0.231	C SI 94 B FS 87 F FC 91 F FF 94 F CU 84 X FF 91 1-2 ③ F8		B SI 94 X SI 93 1-0 7 BB E5 32 1B 1-2 2-3 3-H	F FF 92 F FC 87 X SI 92 0-2 ③ G4-3			X SI 93 0-0 ① G5-3			4 0	0 0	0 0	0 0	0 0	0 0	4 0
32 Jay Bruce, L (1, 9) OBP: 0.330, SLG: 0.580		F FF 92 C FF 92 B SI 93 F CU 78 X FC 90 1-2 ① G1	X FC 89 0-0 7 BB 1-2 2-H 3-H 1B		C CU 74 F FS 83 S FF 91 0-3 ① K		X SI 92 0-0 ② F7			4	0	1	2	0	1	0
23 Adam Duvall, R (1, 7) OBP: 0.292, SLG: 0.590 60 J.J. Hoover, R (8, 1) 66 JC Ramírez, R (9, 1)		C SI 94 C SI 94 C FF 94 0-3 ② K	C SI 94 B FS 90 S FF 94 C FC 90 1-3 ② K		C SI 90 B FS 83 B FC 87 B FF 90 F SI 91 X FC 88 3-2 ② F8		B SI 93 B SI 93 C SI 92 X CH 88 2-1 ③ F8			4 0 0	0 0 0	0 0 0	0 0 0	0 0 0	2 0 0	2 0 0
7 Eugenio Suárez, R (1, 5) OBP: 0.296, SLG: 0.424		C FC 89 C FF 94 B CU 80 C SI 96 1-3 ③ K	B CU 77 B FC 87 B SI 91 C FF 92 S FC 89 F FF 94 B SI 92 4-2 1-2 2-3 BB		B SI 91 B FC 88 X SI 91 2-0 ③ P3			C FF 88 B CU 74 F CH 79 B FF 88 F SL 82 F FF 90 X CH 82 2-2 ① F8		3	0	0	0	1	1	0
6 Billy Hamilton, S (1, 8) OBP: 0.296, SLG: 0.383	B CU 76 C FF 92 X FC 89 1-1 2 1B 3B B SI 91 C FF 91 F FS 83 X SI 92 1-2 ③ F7				C CU 77 X CU 78 0-1 3 FC2-5 16 S 1B			B CU 68 S SL 79 B FF 90 B FF 89 S FF 88 B FF 89 4-2 16 G4-6-3 BB		3	1	2	0	1	0	3
16 Tucker Barnhart, L (1, 2) OBP: 0.305, SLG: 0.339			F FF 94 B CU 78 C SI 93 B FF 93 B SI 94 C SI 92 3-3 ① K	B CU 76 B SI 90 S SI 91 F SI 91 B FF 92 X FC 87 3-2 44 SH2-4 2B		C FF 91 B CU 78 B FF 91 B FF 91 B FF 91 4-1 3 FC2-5 1-2 BB		B CH 79 X FF 86 1-0 ② ③ G4-6-3 1-2f		3	0	1	0	1	1	2
44 Cody Reed, L (1, 1) 26 Raisel Iglesias, R (6, 1) 3 Iván De Jesús Jr., R (6, PH) OBP: 0.273, SLG: 0.286 21 Michael Lorenzen, R (7, 1) 40 Tyler Holt, R (8, 7) OBP: 0.312, SLG: 0.278			B FC 89 S FF 94 B FF 93 B SI 93 C FF 93 F FF 94 B SI 93 4-2 19 BB 2 1B 4 E BB	X SI 91 0-0 ① SH2-4 2-3		B FF 92 L FF 91 X FF 91 1-1 ① FC2-5 1-2 2-3f			F SI 90 F SI 91 X FC 84 0-2 ① G5-3	0 0 1 0 1 0	1 0 0 0 0 0	0 0 0 0 0 0	0 0 0 0 0 0	1 0 0 0 0 0	0 0 0 0 0 0	0 0 2 0 0 0
Inning Stats	R: 0 E: 0 K: 2 S: 12 H: 0 LOB: 0 BB: 0 P: 17	R: 0 E: 0 K: 2 S: 10 H: 0 LOB: 0 BB: 0 P: 12	R: 4 E: 1 K: 2 S: 21 H: 3 LOB: 3 BB: 3 P: 41	R: 0 E: 0 K: 0 S: 9 H: 1 LOB: 2 BB: 1 P: 16	R: 0 E: 0 K: 1 S: 7 H: 0 LOB: 0 BB: 0 P: 12	R: 0 E: 0 K: 0 S: 9 H: 1 LOB: 2 BB: 1 P: 17	R: 0 E: 0 K: 0 S: 4 H: 0 LOB: 0 BB: 0 P: 6	R: 0 E: 0 K: 0 S: 8 H: 0 LOB: 0 BB: 1 P: 15	R: 0 E: 0 K: 1 S: 9 H: 0 LOB: 0 BB: 0 P: 11	1B: 3 2B: 1 3B: 1 HR: 0	SF: 0 SAC: 1 DP: 1 HBP: 0	WP: 0 PB: 0 SB: 1 CS: 0	PA: 38					

PITCHER		IP	WLS	BF	H	R	ER	SO	BB	IBB	HBP	BLK	WP	HR	S	P	ERA	WHIP
29 Colin Rea, R ERA: 5.05	(1, 1)	5.0	W	24	4	4	3	7	4	0	0	0	0	0	59	98	5.40	1.600
59 Kevin Quackenbush, R ERA: 3.77	(6, 1)	0.2	H	4	1	0	0	0	1	0	0	0	0	0	6	13	0.00	3.000
52 Brad Hand, L ERA: 3.57	(6, 1)	1.1	H	4	0	0	0	0	0	0	0	0	0	0	7	10	0.00	0.000
23 Carlos Villanueva, R ERA: 3.2	(8, 1)	1.0		3	0	0	0	0	1	0	0	0	0	0	8	15	0.00	1.000
46 Matt Thornton, L ERA: 4.32	(9, 1)	1.0		3	0	0	0	1	0	0	0	0	0	0	9	11	0.00	0.000

PITCHER	IP	WLS	BF	H	R	ER	SO	BB	IBB	HBP	BLK	WP	HR	S	P	ERA	WHIP

San Diego Padres @ Cincinnati Reds

Great American Ball Park, Cincinnati, OH

Fri Jun 24 2016, 7:11 PM - 10:22 PM EDT

Att. 40,713 - Partly Cloudy - 82 F

livebaseballscorecards.com

AB	31
R	4
H	5
RBI	3
BB	6
SO	8
LOB	18

Batter	1	2	3	4	5	6	7	8	9	AB	R	H	RBI	BB	SO	LOB
16 Travis Jankowski, L (1, 8) OBP: 0.360, SLG: 0.329	B SI 89 X SI 91 1-0 4 G4-3 27 G5-3 2B		B SL 82 C SL 83 F SI 91 C SL 86 1-3 ② K		B SL 80 C SI 91 B SL 84 B SI 92 B SI 92 4-1 4 S BB		C SL 83 S SL 82 B SI 94 B SL 84 B SI 92 B SI 93 4-2 4 BB 1-2 BB		B SL 87 F FF 91 C CU 76 X SL 87 1-2 ② G4-3	3	1	1	0	2	1	0
4 Wil Myers, R (1, 3) OBP: 0.341, SLG: 0.528	C SI 90 D SL 83 C SI 91 F SL 85 F SI 92 F SI 92 X SI 92 1-2 ① G4-3 2-3		C SL 83 B SL 85 B CH 86 B SI 92 B SI 92 4-1 BB		B SI 90 D SI 89 C SI 92 F SI 93 B SI 93 X SI 92 3-2 ③ L8 1-2		C CH 87 B FF 94 B SI 87 B FF 93 F FF 94 D FF 94 4-2 1-2 2-3 BB		C SL 83 B FF 92 S CU 76 X FF 91 1-2 ③ G6-3	3	0	0	0	2	0	2
27 Matt Kemp, R (1, 9) OBP: 0.278, SLG: 0.475	B SL 80 D SL 83 X SI 91 2-0 ② G5-3 3-H		B SI 90 B SI 91 1 SAFE C SI 90 X SI 92 2-1 ③ F8			B SL 79 B SI 89 X SI 90 2-0 ① F9	C SI 88 F FF 95 B SL 83 S SL 82 1-3 ③ K			4	0	0	1	0	1	4
26 Yangervis Solarte, S (1, 5) OBP: 0.360, SLG: 0.434 5 Alexi Amarista, L (8, PR) OBP: 0.337, SLG: 0.299 (8, 4)	F SI 90 X SL 82 0-1 1B			X SI 90 0-0 ① L9		C SI 90 B SL 85 X FF 90 1-1 ② L5		C CH 85 F FF 94 B SL 82 B SI 85 F CH 85 B FF 94 F FF 94 B CH 86 4-2 2 E 9 L9-2 BB		3 0	0 0	1 0	0 0	1 0	0 0	0 0
2 B.J. Upton, R (1, 7) OBP: 0.309, SLG: 0.423	S SI 92 F SI 90 1 SAFE F SI 92 S SL 84 0-3 ③ K			C SL 81 B SI 91 B CH 88 C SI 90 S SI 93 2-3 ② K		B SI 90 F SI 90 F SI 90 S SL 85 1-3 ③ K		B FF 94 X FF 92 1-0 E9 3 S 1-3		4	0	0	0	0	3	2
3 Derek Norris, R (1, 2) OBP: 0.269, SLG: 0.394		B SI 90 F SI 90 B SI 91 B SI 91 X SI 91 3-1 ① F9		B SI 92 S SI 91 X SI 91 1-1 ③ F8			B SL 78 F CH 88 B SL 82 X SI 90 2-1 9 S 13 1B 1B	B CH 85 B FF 92 B FF 95 I 4-0 1-2 IBB		3	1	1	0	1	0	0
10 Alexei Ramirez, R (1, 6) OBP: 0.278, SLG: 0.323		B SL 82 C SI 92 B SL 83 X SI 91 2-1 ② G6-3			F CH 88 F SI 90 S FF 89 0-3 ① K		B SI 91 S SL 79 C SI 92 X SL 83 1-2 ① F9	X FF 93 0-0 ① L4		4	0	0	0	0	1	4
9 Adam Rosales, R (1, 4) OBP: 0.287, SLG: 0.392 (8, 5)		B FF 90 B SI 91 X FF 91 2-0 ③ P6			B SI 90 F SI 90 F SL 82 B SI 93 F SI 93 C SL 84 2-3 ② K		F SI 92 1 SAFE B SI 93 C SI 93 S SI 93 1-3 ② K 1-2	X FF 93 0-0 ② ③ L9-2 3-H		4	0	0	0	0	2	4
13 Drew Pomeranz, R (1, 1) OBP: 0.143, SLG: 0.250 40 Ryan Buchter, L (8, 1) 39 Brett Wallace, L (9, PH) OBP: 0.355, SLG: 0.362 56 Fernando Rodney, R (9, 1)			F SI 92 S SI 91 S SI 91 0-3 ① K		B SL 82 C SI 92 X SI 92 1-1 HR		B SI 93 S SI 93 B SI 92 X SI 93 2-1 4 BB 16 BB 2-H 1B		C FF 91 S SL 86 S SL 86 0-3 ① K	3 0 1 0	1 0 0 0	2 0 0 0	2 0 0 0	0 0 0 0	1 0 1 0	0 0 0 0
Inning Stats	R: 1 E: 0 K: 1 S: 14 H: 2 LOB: 1 BB: 0 P: 18	R: 0 E: 0 K: 0 S: 5 H: 0 LOB: 0 BB: 0 P: 12	R: 0 E: 0 K: 2 S: 9 H: 0 LOB: 1 BB: 1 P: 16	R: 0 E: 0 K: 1 S: 6 H: 0 LOB: 0 BB: 0 P: 9	R: 1 E: 0 K: 2 S: 13 H: 1 LOB: 1 BB: 1 P: 23	R: 0 E: 0 K: 1 S: 6 H: 0 LOB: 0 BB: 0 P: 10	R: 1 E: 0 K: 2 S: 17 H: 2 LOB: 3 BB: 2 P: 32	R: 0 E: 1 K: 0 S: 7 H: 0 LOB: 2 BB: 2 P: 16	R: 0 E: 0 K: 1 S: 9 H: 0 LOB: 0 BB: 0 P: 11	1B: 3 2B: 2 3B: 0 HR: 1 SF: 0 SAC: 0 DP: 1 HBP: 0						WP: 0 PB: 0 SB: 3 CS: 0 PA: 38	

PITCHER		IP	WLS	BF	H	R	ER	SO	BB	IBB	HBP	BLK	WP	HR	S	P	ERA	WHIP
29 Brandon Finnegan, L ERA: 3.83	(1, 1)	6.2	L	28	5	3	3	8	3	0	0	0	0	1	65	110	4.05	1.200
27 Ross Ohlendorf, R ERA: 4.24	(7, 1)	1.1		7	0	0	0	1	2	1	0	0	0	0	12	26	0.00	1.500
73 Josh Smith, R ERA: 2.4	(9, 1)	1.0		3	0	0	0	1	0	0	0	0	0	0	9	11	0.00	0.000

PITCHER	IP	WLS	BF	H	R	ER	SO	BB	IBB	HBP	BLK	WP	HR	S	P	ERA	WHIP

TOP

San Diego Padres @ Cincinnati Reds

Great American Ball Park, Cincinnati, OH

Sat Jun 25 2016, 4:17 PM - 7:00 PM EDT

Att. 40,871 - Sunny - 87 F

livebaseballscorecards.com

AB	32
R	3
H	5
RBI	3
BB	6
SO	10
LOB	16

BOTTOM

San Diego Padres @ Cincinnati Reds
Great American Ball Park, Cincinnati, OH
Sat Jun 25 2016, 4:17 PM - 7:00 PM EDT
Att. 40,871 - Sunny - 87 F

livebaseballscorecards.com

Batter	1	2	3	4	5	6	7	8	9	AB	R	H	RBI	BB	SO	LOB
2 Zack Cozart, R (1, 6) OBP: 0.317, SLG: 0.492	C FF 90 S KC 78 F KC 78 B FF 92 F KC 80 B FF 92 F FC 87 B KC 81 F FC 86 3-3 C FF 82 ① K		B FC 88 X CH 86 1-0 ② F7			C KC 76 S KC 77 B FF 89 F KC 78 X KC 79 1-2 ① G5-3		B FF 93 B FF 93 C FF 92 B FF 93 F FF 93 X FF 93 3-2 ③ L8		4	0	0	0	0	1	2
19 Joey Votto, L (1, 3) OBP: 0.370, SLG: 0.422	F FF 92 X FF 92 0-1 32 FC5-6 1B		B KC 78 F FF 89 X KC 77 1-1 ③ G5-3			X CH 87 0-0 ② P6			B SI 94 C CH 82 C SI 95 S FF 97 1-3 ① K	4	0	1	0	0	1	1
4 Brandon Phillips, R (1, 4) OBP: 0.293, SLG: 0.387	S KC 80 B FF 91 S KC 80 D KC 82 B FF 93 X KC 80 3-2 ② F9			C CH 85 B CH 88 S FC 86 X FF 89 1-2 32 CS 2B		B CH 83 S KC 79 S KC 80 X KC 79 1-2 ③ F7			C CH 82 S CH 84 S CH 83 0-3 ② K	4	0	1	0	0	1	1
32 Jay Bruce, L (1, 9) OBP: 0.329, SLG: 0.575	C FF 92 B KC 81 F KC 80 B FF 94 X KC 82 2-2 ③ FC5-6 1-2f			C KC 78 F FC 87 B FC 88 X KC 80 1-2 ① 7 FC6-4 2-3 1B			B CH 86 S CH 87 S FC 83 B FC 84 C FC 85 2-3 ① K		B SI 96 B CH 82 S CH 84 S SI 96 B FF 98 X CH 85 3-2 ③ L3	4	0	1	0	0	1	1
23 Adam Duvall, R (1, 7) OBP: 0.289, SLG: 0.583		F FF 90 X FC 88 0-1 ① G5-3		C KC 78 B FF 90 X KC 79 1-1 ② F8			B KC 75 F FC 84 C KC 77 F KC 78 B FF 89 S FF 89 2-3 ② K			3	0	0	0	0	1	1
7 Eugenio Suárez, R (1, 5) OBP: 0.293, SLG: 0.419		B KC 79 B FF 92 B CH 88 C CH 87 F FF 92 S FF 93 3-3 ② K		X FF 90 0-0 ③ FC6-4 1-2f			B KC 76 C CH 88 C KC 76 S KC 79 1-3 ③ K			3	0	0	0	0	2	1
6 Billy Hamilton, S (1, 8) OBP: 0.292, SLG: 0.377		B KC 78 X CH 88 1-0 ③ F8			C KC 76 B FC 84 S KC 75 B FF 90 B FF 90 F FF 91 X FF 90 3-2 ① F7			B FF 90 S FF 92 C FF 92 S 1-3 ① K		3	0	0	0	0	1	0
37 Ramón Cabrera, S (1, 2) OBP: 0.315, SLG: 0.327			C FF 89 S KC 78 F FF 91 X FF 91 0-2 ① G1-3		X FC 86 0-0 ② G6-3			C FF 93 F FF 93 X FF 93 0-2 2B		3	0	1	0	0	0	0
29 Brandon Finnegan, L (1, 1) OBP: 0.219, SLG: 0.200 27 Ross Ohlendorf, R (7, 1) 40 Tyler Holt, R (8, PH) OBP: 0.309, SLG: 0.276 73 Josh Smith, R (9, 1)			B KC 78 B FF 91 B FF 90 C FF 89 S FF 91 B FF 91 4-2 BB		B CH 88 B FC 88 C FC 87 S FF 90 S FF 89 2-3 ③ K			C FF 92 C FF 93 F FF 92 F FF 92 F FF 94 S FF 92 0-3 ② K		1 0 1 0	0 0 0 0	0 0 0 0	0 0 0 0	1 0 1 0	1 0 1 0	0 0 1 0
Inning Stats	R: 0 E: 0 K: 1 S: 15 H: 1 LOB: 1 BB: 0 P: 23	R: 0 E: 0 K: 1 S: 6 H: 0 LOB: 0 BB: 0 P: 10	R: 0 E: 0 K: 0 S: 9 H: 0 LOB: 1 BB: 1 P: 15	R: 0 E: 0 K: 0 S: 9 H: 2 LOB: 1 BB: 0 P: 12	R: 0 E: 0 K: 1 S: 8 H: 0 LOB: 0 BB: 0 P: 13	R: 0 E: 0 K: 0 S: 8 H: 0 LOB: 0 BB: 0 P: 10	R: 0 E: 0 K: 3 S: 10 H: 0 LOB: 0 BB: 0 P: 15	R: 0 E: 0 K: 2 S: 15 H: 1 LOB: 1 BB: 0 P: 19	R: 0 E: 0 K: 2 S: 9 H: 0 LOB: 0 BB: 0 P: 13	1B: 2 2B: 2 3B: 0 HR: 0 SF: 0 SAC: 0 DP: 0 HBP: 0						WP: 0 PB: 0 SB: 0 CS: 1 PA: 31

	AB	30
	R	0
	H	4
	RBI	0
	BB	1
	SO	10
	LOB	8

PITCHER		IP	WLS	BF	H	R	ER	SO	BB	IBB	HBP	BLK	WP	HR	S	P	ERA	WHIP
13 Drew Pomeranz, L ERA: 2.76	(1, 1)	7.0	W	24	3	0	0	6	1	0	0	0	0	0	65	98	0.00	0.571
40 Ryan Buchter, L ERA: 1.6	(8, 1)	1.0	H	4	1	0	0	2	0	0	0	0	0	0	15	19	0.00	1.000
56 Fernando Rodney, R ERA: 0.31	(9, 1)	1.0	S	3	0	0	0	2	0	0	0	0	0	0	9	13	0.00	0.000

PITCHER	IP	WLS	BF	H	R	ER	SO	BB	IBB	HBP	BLK	WP	HR	S	P	ERA	WHIP

Batter	1	2	3	4	5	6	7	8	9	AB	R	H	RBI	BB	SO	LOB
16 Travis Jankowski, L (1, 8) OBP: 0.355, SLG: 0.325	X FF 92 0-0 ① G5-3		C FF 93 B FF 95 S CH 88 B CH 88 X SI 94 2-2 ③ G5-3			X SI 93 0-0 1B			C FF 94 C FF 95 C FF 95 0-3 ① K	4	0	1	0	0	1	1
10 Alexei Ramirez, R (1, 6) OBP: 0.278, SLG: 0.322	C FF 92 B SL 89 X SI 92 1-1 26 CS 1B			B SL 89 X FF 93 1-0 ① G6-3		1 SAFE C SL 89 F SI 94 1 SAFE D KC 84 1 SAFE F FF 94 F KC 82 X CH 88 1-2 ③ G5-3			C FF 95 B FF 94 B FF 91 F FF 95 X FF 95 2-2 ② L4	4	0	1	0	0	0	1
4 Wil Myers, R (1, 3) OBP: 0.336, SLG: 0.520	1 SAFE F FF 93 B FF 93 C SL 89 C SL 88 1-3 ② K			X SL 88 0-0 ② F8			C FF 93 B SI 93 X SI 92 1-1 ① G6-3		C FF 96 F FF 95 B FF 92 B FF 95 X FF 96 2-2 ③ F9	4	0	0	0	0	1	1
26 Yangervis Solarte, S (1, 5) OBP: 0.359, SLG: 0.432	1 SAFE B FF 92 B FF 91 F FF 93 1 SAFE 1 SAFE F FF 93 F SL 88 1 SAFE 2-2 ③ CS 1-2	C FF 92 F FF 93 F SL 88 B KC 84 X SI 93 1-2 ① F8		B KC 82 C SI 93 X SI 94 1-1 ③ P5			B SL 88 B SL 88 X SI 91 2-0 2 FC6-4 1B			3	0	1	0	0	0	0
2 B.J. Upton, R (1, 7) OBP: 0.312, SLG: 0.424		C SL 88 S SL 88 B SI 94 H FF 94 2-2 3 CS HBP			C KC 78 B FF 92 B SL 88 X FF 94 2-1 3 K 1B		B SI 92 B SL 88 F FF 94 C SL 88 X SI 93 2-2 ② FC6-4 1-2f			2	0	1	0	0	0	1
11 Ryan Schimpf, L (1, 4) OBP: 0.273, SLG: 0.192		S FF 93 1 SAFE F SL 89 C SI 94 0-3 ② K			B FF 93 1 SAFE F SL 86 1 SAFE 1 SAFE C SL 87 D SL 88 F SL 88 F SI 94 2-2 ① 1 SAFE X CH 87 F7		F SI 88 F SI 92 D KC 83 B SL 86 X SL 89 2-2 ③ P6			3	0	0	0	0	1	3
3 Derek Norris, R (1, 2) OBP: 0.265, SLG: 0.388		B SL 88 1 SAFE B SI 92 C SI 94 2-1 ③ CS 1-2	B FF 91 F FF 92 B FF 92 F SI 92 B SL 89 F SL 89 X SI 93 3-2 ① G6-3		C SL 89 C FF 93 B SL 88 1 SAFE B SL 85 S FF 95 2-3 ②③ K 1-2			B SI 90 B FF 92 B SI 92 C FF 93 F SI 93 F FF 95 X SI 94 3-2 ① F7		3	0	0	0	0	1	1
5 Alexi Amarista, L (1, 9) OBP: 0.326, SLG: 0.288			B FF 93 X SL 86 1-0 ② G3			B FF 91 B SL 86 C FF 92 X SI 92 2-1 ① P5		C FF 94 F KC 81 F FF 95 C SI 95 0-3 ② K		3	0	0	0	0	1	0
61 Luis Perdomo, R (1, 1) OBP: 0.300, SLG: 0.300 52 Brad Hand, L (7, 1) 39 Brett Wallace, L (8, PH) OBP: 0.353, SLG: 0.359 37 Brandon Maurer, R (8, 1)			F SI 92 X FF 93 0-1 1B			C FF 92 S KC 80 B KC 84 C SL 87 1-3 ② K		C KC 79 S SL 88 B FF 94 B SI 95 B SL 86 F SL 86 F SI 94 F SL 87 X SI 94 3-2 ③ G5-3		2 0 1 0	0 0 0 0	1 0 0 0	0 0 0 0	1 0 0 0	0 0 0 0	0 0 0 0
Inning Stats	R: 0 E: 0 K: 1 S: 9 H: 1 LOB: 0 BB: 0 P: 13	R: 0 E: 0 K: 1 S: 10 H: 0 LOB: 0 BB: 0 P: 15	R: 0 E: 0 K: 0 S: 10 H: 1 LOB: 0 BB: 0 P: 16	R: 0 E: 0 K: 0 S: 4 H: 0 LOB: 0 BB: 0 P: 6	R: 0 E: 0 K: 1 S: 10 H: 1 LOB: 0 BB: 0 P: 16	R: 0 E: 0 K: 1 S: 11 H: 1 LOB: 1 BB: 0 P: 15	R: 0 E: 0 K: 0 S: 9 H: 1 LOB: 1 BB: 0 P: 16	R: 0 E: 0 K: 1 S: 14 H: 0 LOB: 0 BB: 0 P: 20	R: 0 E: 0 K: 1 S: 9 H: 0 LOB: 0 BB: 0 P: 13	1B: 5 2B: 0 3B: 0 HR: 0 SF: 0 SAC: 0 DP: 0 HBP: 1					WP: 0 PB: 0 SB: 0 CS: 2	PA: 32	

TOP

San Diego Padres @ Cincinnati Reds

Great American Ball Park, Cincinnati, OH

Sun Jun 26 2016, 1:13 PM - 3:51 PM EDT

Att. 40,805 - Partly Cloudy - 89 F

livebaseballscorecards.com

AB	29
R	0
H	5
RBI	0
BB	0
SO	6
LOB	8

PITCHER		IP	WLS	BF	H	R	ER	SO	BB	IBB	HBP	BLK	WP	HR	S	P	ERA	WHIP
28 Anthony DeSclafani, R ERA: 1.52	(1, 1)	8.0	W	27	5	0	0	5	0	0	1	0	0	0	77	117	0.00	0.625
52 Tony Cingrani, L ERA: 3.74	(9, 1)	1.0	S	3	0	0	0	1	0	0	0	0	0	0	9	13	0.00	0.000

PITCHER	IP	WLS	BF	H	R	ER	SO	BB	IBB	HBP	BLK	WP	HR	S	P	ERA	WHIP

Batter	1	2	3	4	5	6	7	8	9	AB	R	H	RBI	BB	SO	LOB
2 Zack Cozart, R (1, 6) OBP: 0.316, SLG: 0.486	C FF 92 B SI 92 X SI 93 1-1 ① L6		C CU 81 C CU 84 S CU 83 0-3 ① K		C CH 87 C SI 96 B CU 86 B SI 94 B CU 84 F SI 96 B SI 96 4-2 BB	X CU 85 0-0 ③ G5-3				3	0	0	0	1	1	3
19 Joey Votto, L (1, 3) OBP: 0.372, SLG: 0.421	B SI 93 B CH 88 F SI 95 B SI 95 F SI 95 X SI 95 3-2 4 FC5-4 1B		X CH 88 0-0 ② G4-3		L SI 94 L SI 95 1 SAFE X SI 95 0-2 ② L8		B ST 81 B ST 83 B SI 91 B FF 93 4-0 32 G5-6-3 BB			3	0	1	0	1	0	1
4 Brandon Phillips, R (1, 4) OBP: 0.289, SLG: 0.381	X CU 84 0-0 ② FC5-4 1-2f		C SI 95 X SI 96 0-1 ③ G3-1		S CU 84 X SI 96 0-1 ③ G6-3		X ST 79 0-0 ① P5			4	0	0	0	0	0	3
32 Jay Bruce, L (1, 9) OBP: 0.328, SLG: 0.581	F SI 94 B FF 94 B SI 95 S CU 84 C SI 94 2-3 ③ K			X CU 85 0-0 HR		F SI 95 X SI 94 0-1 ① F8	C ST 82 B ST 83 S ST 82 X ST 84 1-2 ②③ G5-6-3 1-2f			4	1	1	1	0	1	2
23 Adam Duvall, R (1, 7) OBP: 0.288, SLG: 0.576		C SI 92 B CH 91 F SI 93 B CU 85 B CU 86 S SI 95 3-3 ① K		S SI 95 B CH 87 X SI 96 1-1 ① L9		B SI 95 B SI 95 C CU 84 B SI 96 B SI 95 4-1 9 F9 7 1B 28 1B BB		F SL 83 B SL 84 B SL 86 S FF 96 B FF 96 C FF 96 3-3 ① K		3	1	0	0	1	2	0
7 Eugenio Suárez, R (1, 5) OBP: 0.296, SLG: 0.420		X CU 82 0-0 ② G1-3		C SI 96 B CU 85 F SI 95 B CU 86 F CU 85 B SI 95 X SI 96 3-2 ② G6-3		B CU 84 X SI 95 1-0 28 1B 16 BB 1-2 1B		S SL 86 F FF 96 B SL 86 B SL 87 X FF 97 2-2 16 1B		4	0	2	0	0	0	0
9 José Peraza, R (1, 8) OBP: 0.273, SLG: 0.256 52 Tony Cingrani, L (9, 1)		B FF 94 B SI 94 S FF 92 X SI 92 2-1 16 2B 1B		B CU 85 X SI 97 1-0 16 S 1B		X CU 83 0-0 ② F9 2-3		C SL 84 S SL 83 S SL 85 0-3 ② K		4 0	1 0	2 0	0 0	0 0	1 0	3 0
16 Tucker Barnhart, L (1, 2) OBP: 0.314, SLG: 0.351		1 SAFE X SI 93 0-0 1-H 2B		1 SAFE 1 SAFE B CU 86 C SI 95 X CH 89 1-1 ③ G1-3 1-2		F SI 95 B CH 88 F CH 87 B SI 95 B SI 96 B SI 96 4-2 28 1B 1-2 BB		B CH 83 X SL 82 1-0 1-3 1B		3	0	2	1	1	0	1
28 Anthony DeSclafani, R (1, 1) OBP: 0.200, SLG: 0.200 6 Billy Hamilton, S (8, PH) OBP: 0.291, SLG: 0.375 (9, 8)		S SI 94 F SI 94 B CU 83 S CU 82 1-3 ③ K			C FF 93 F SI 93 C CU 82 0-3 ① K	X SI 95 0-0 ③ G4-3 1-2 2-3 3-H 1B		X SL 84		3 1	0 0	1 0	1 0	0 0	2 0	1 2
Inning Stats	R: 0 E: 0 K: 1 S: 9 H: 1 LOB: 1 BB: 0 P: 15	R: 1 E: 0 K: 2 S: 10 H: 2 LOB: 1 BB: 0 P: 16	R: 0 E: 0 K: 1 S: 6 H: 0 LOB: 0 BB: 0 P: 6	R: 1 E: 0 K: 0 S: 10 H: 2 LOB: 1 BB: 0 P: 16	R: 0 E: 0 K: 1 S: 11 H: 0 LOB: 1 BB: 1 P: 15	R: 1 E: 0 K: 0 S: 9 H: 2 LOB: 3 BB: 2 P: 18	R: 0 E: 0 K: 0 S: 4 H: 0 LOB: 0 BB: 1 P: 9	R: 0 E: 0 K: 2 S: 11 H: 2 LOB: 2 BB: 0 P: 17		1B: 7 2B: 1 3B: 0 HR: 1 SF: 0 SAC: 0 DP: 1 HBP: 0				WP: 0 PB: 0 SB: 1 CS: 0 PA: 36		

PITCHER		IP	WLS	BF	H	R	ER	SO	BB	IBB	HBP	BLK	WP	HR	S	P	ERA	WHIP
61 Luis Perdomo, R ERA: 8.49	(1, 1)	6.0	L	28	7	3	3	5	3	0	0	0	0	1	55	86	4.50	1.667
52 Brad Hand, L ERA: 3.48	(7, 1)	1.0		3	0	0	0	0	1	0	0	0	0	0	4	9	0.00	1.000
37 Brandon Maurer, R ERA: 5.89	(8, 1)	1.0		5	2	0	0	2	0	0	0	0	0	0	11	17	0.00	2.000

PITCHER	IP	WLS	BF	H	R	ER	SO	BB	IBB	HBP	BLK	WP	HR	S	P	ERA	WHIP

BOTTOM

San Diego Padres @ Cincinnati Reds

Great American Ball Park, Cincinnati, OH

Sun Jun 26 2016, 1:13 PM - 3:51 PM EDT

Att. 40,805 - Partly Cloudy - 89 F

livebaseballscorecards.com

AB	32
R	3
H	9
RBI	3
BB	4
SO	7
LOB	16

Chicago Cubs @ Cincinnati Reds

Great American Ball Park, Cincinnati, OH

Mon Jun 27 2016, 7:11 PM - 10:33 PM EDT

Att. 31,762 - Overcast - 87 F

TOP

livebaseballscorecards.com

Batter	1	2	3	4	5	6	7	8	9	AB	R	H	RBI	BB	SO	LOB
18 Ben Zobrist, S (1, 4) OBP: 0.405, SLG: 0.457	B FF 90 X FF 89 1-0 G3 ①	B FF 91 C CH 82 X CH 83 1-1 L8 ③		X CH 83 0-0 F7 ②	C SI 98 F SL 86 F SL 87 F SL 94 B SL 89 B FF 98 X SI 98 2-2 2B			C FF 91 B CH 83 X CH 82 1-1 L8 ①	S FF 96 B SL 86 F FF 96 X SL 88 1-2 F9 ③	6	0	1	0	0	0	3
22 Jason Heyward, L (1, 8) (8, 9) OBP: 0.327, SLG: 0.328	C FF 90 B SL 85 F FF 90 F SL 85 X FF 91 1-2 17 2B 1B		C SL 82 X CH 83 0-1 L8 ①	B SL 81 C FF 90 X FF 90 1-1 17 HR 1B 1-2 2-H	F FF 94 B FF 97 X SI 97 1-1 G5-3 ③			B FF 91 B FF 92 X FF 91 2-0 L7 ②		5	2	2	1	0	0	1
17 Kris Bryant, R (1, 5) (7, 9) (8, 7) OBP: 0.367, SLG: 0.567	S SL 82 X FF 89 0-1 47 SF8 2B 1-H		B CU 72 X FF 90 1-0 HR	B CU 72 X SL 84 1-0 HR 1-H 2-H		C SI 96 X SL 94 0-1 44 G4-3 2B		F FF 94 B SL 81 F CH 85 X FF 94 1-2 HR		5	4	5	6	0	0	0
44 Anthony Rizzo, L (1, 3) OBP: 0.410, SLG: 0.579	B FF 90 B CU 74 B CU 72 B FF 89 4-0 40 BB BB		B FF 90 B FF 89 F SI 91 B SL 86 X SI 90 3-1 40 1B 2B	C FF 91 B CH 85 B SL 84 B FF 90 B FF 91 4-1 40 1B BB		C FF 96 B SL 92 X SI 96 1-1 G4-3 ① 2-3		X SL 79 0-0 HR		3	1	2	1	2	0	1
40 Willson Contreras, R (1, 7) (8, 2) OBP: 0.485, SLG: 0.741	1 SAFE B SL 83 B FF 90 C FF 89 1 SAFE C FF 90 B SL 83 B SL 82 4-2 27 FC5-4 BB 1-2		S FF 89 X SL 82 0-1 47 G6-4-3 1B 2-3	1 SAFE D FF 96 B FF 96 X FF 97 2-0 1B 1-2		B SL 87 C FF 96 S SI 96 C CU 80 1-3 K ②		F FF 94 B SL 81 F FF 94 S SL 83 1-3 K2-3 ③		4	0	2	0	1	2	1
47 Miguel Montero, L (1, 2) OBP: 0.305, SLG: 0.328 5 Albert Almora Jr., R (8, 8) OBP: 0.313, SLG: 0.391	B CH 83 B FF 90 F FF 90 B FF 91 X FF 90 3-1 SF8 ② 3-H		B FF 89 X FF 88 1-0 G6-4-3 ②③ 1-2f	B SI 96 F FF 96 B FF 95 B FF 96 X FF 96 3-1 L7 ③		X SL 95 0-0 G1 ③			B FF 97 C FF 96 S SL 91 B SL 92 F SL 92 X SL 92 2-2 27 E 9 1B 1B	3 1	0 1	0 1	1 0	0 0	0 0	5 0
27 Addison Russell, R (1, 6) OBP: 0.327, SLG: 0.378	C FF 90 X CU 73 0-1 FC5-4 ③ 1-2f			B FF 88 C FF 88 X CU 73 1-1 F7 ① B CU 79 F FF 98 B FF 97 F SI 96 X FF 98 2-2 L4 ①		B FF 95 B FF 93 C FF 94 X FF 94 2-1 F8 ①		B FF 98 B FF 96 1 SAFE 1 SAFE F FF 95 F FF 97 X FF 96 2-2 FC4 9 1B 1-2	5	0	0	0	0	0	3
8 Chris Coghlan, L (1, 9) OBP: 0.249, SLG: 0.284 9 Javier Báez, R (7, 5) OBP: 0.307, SLG: 0.424		C FF 89 F FF 89 B FF 89 B SL 82 B FF 89 S FF 90 3-3 K ①		X SL 82 0-0 49 1B 22 1B 1B	C FF 96 C FF 98 B FF 97 S SL 88 1-3 K ②		C CH 85 B FF 95 S CH 84 B SL 82 B FF 94 F FF 93 F FF 94 C FF 94 3-3 K ②		S FF 97 B SL 93 F SI 98 D SL 92 X FF 98 2-2 1-3 2-H 1B ①	4 1	1 0	1 1	0 1	0 0	3 0	0 0
49 Jake Arrieta, R (1, 1) OBP: 0.368, SLG: 0.500 53 Trevor Cahill, R (6, 1) OBP: 0.200, SLG: 0.200 37 Travis Wood, R (6, 1) 46 Pedro Strop, R (7, 1) 20 Matt Szczur, R (9, PH) OBP: 0.329, SLG: 0.464 62 Joel Peralta, R (9, 1) 56 Héctor Rondón, R (9, 1)		B FF 90 C FF 89 C FF 90 S SL 85 1-3 K ②		C FF 88 C SL 80 B SL 82 X SL 82 1-2 22 1B 17 HR 1B 1-2	B FF 99 X FF 99 1-0 HR		B FF 94 F FF 94 C SL 82 B SL 83 B FF 96 C FF 93 3-3 K ③		C FF 97 X SL 91 0-1 L8 ②	3 0 1 0 1 0 0	2 0 0 0 0 0 0	2 0 0 0 0 0 0	1 0 0 0 0 0 0	0 0 1 0 0 0 0	1 0 0 0 1 0 0	0 0 0 0 1 0 0
Inning Stats	R: 2 E: 0 K: 0 S: 13 H: 2 LOB: 2 BB: 2 P: 26	R: 0 E: 0 K: 2 S: 8 H: 0 LOB: 0 BB: 0 P: 13	R: 1 E: 0 K: 0 S: 8 H: 3 LOB: 1 BB: 0 P: 13	R: 4 E: 0 K: 0 S: 14 H: 5 LOB: 2 BB: 1 P: 27	R: 1 E: 0 K: 1 S: 14 H: 2 LOB: 1 BB: 0 P: 21	R: 0 E: 0 K: 1 S: 8 H: 1 LOB: 1 BB: 0 P: 10	R: 0 E: 0 K: 2 S: 10 H: 0 LOB: 0 BB: 0 P: 18	R: 2 E: 0 K: 1 S: 10 H: 2 LOB: 0 BB: 0 P: 15	R: 1 E: 1 K: 0 S: 15 H: 2 LOB: 1 BB: 0 P: 22	1B: 8 2B: 4 3B: 0 HR: 5 SF: 1 SAC: 0 DP: 1 HBP: 0						

	AB	42
	R	11
	H	17
	RBI	11
	BB	3
	SO	7
	LOB	15

WP: 0 PA: 46
PB: 0
SB: 0
CS: 0

PITCHER		IP	WLS	BF	H	R	ER	SO	BB	IBB	HBP	BLK	WP	HR	S	P	ERA	WHIP
58 Dan Straily, R ERA: 4.38	(1, 1)	3.2	L	22	9	7	7	2	3	0	0	0	0	2	40	71	17.18	3.273
70 Jumbo Díaz, R ERA: 6.1	(4, 1)	0.1		2	1	0	0	0	0	0	0	0	0	0	3	8	0.00	3.000
21 Michael Lorenzen, R ERA: 9.0	(5, 1)	2.0		9	3	1	1	2	0	0	0	0	0	1	22	31	4.50	1.500
27 Ross Ohlendorf, R ERA: 4.5	(7, 1)	2.0		8	2	2	2	3	0	0	0	0	0	2	20	33	9.00	1.000
36 Blake Wood, R ERA: 3.47	(9, 1)	1.0		5	2	1	0	0	0	0	0	0	0	0	15	22	0.00	2.000

PITCHER		IP	WLS	BF	H	R	ER	SO	BB	IBB	HBP	BLK	WP	HR	S	P	ERA	WHIP

BOTTOM

Chicago Cubs @ Cincinnati Reds

Great American Ball Park, Cincinnati, OH

Mon Jun 27 2016, 7:11 PM - 10:33 PM EDT

Att. 31,762 - Overcast - 87 F

livebaseballscorecards.com

Batter	1	2	3	4	5	6	7	8	9	AB	R	H	RBI	BB	SO	LOB
2 Zack Cozart, R (1, 6) OBP: 0.314, SLG: 0.479	F8		BB	F7		P2		G5-3		4	1	0	0	1	0	3
6 Billy Hamilton, S (1, 8) OBP: 0.300, SLG: 0.376	BB		SH1-3	BB	HR	1B			K	2	2	1	0	2	1	0
19 Joey Votto, L (1, 3) OBP: 0.376, SLG: 0.446	BB		G6-3	HR	F7				HR	4	3	2	3	1	0	3
32 Jay Bruce, L (1, 9) OBP: 0.325, SLG: 0.574	K		1B	G3			F7		G4-3	5	0	1	1	0	1	2
23 Adam Duvall, R (1, 7) OBP: 0.290, SLG: 0.580	2B		K	P5			2B		P5	5	1	2	2	0	1	1
7 Eugenio Suárez, R (1, 5) OBP: 0.295, SLG: 0.418	G1-3			FC6-4	L8		F8			4	0	1	0	0	0	2
9 José Peraza, R (1, 4) OBP: 0.271, SLG: 0.239		K		L8		BB	F8			3	1	0	0	1	1	1
16 Tucker Barnhart, L (1, 2) OBP: 0.318, SLG: 0.356		L6		BB		2B		G6-3		3	0	1	1	1	0	0
58 Dan Straily, R (1, 1)		K		FC6-4		K2-3		G4-3		1	0	0	0	0	1	0
70 Jumbo Díaz, R (4, 1)										0	0	0	0	0	0	0
3 Iván De Jesús Jr., R (4, PH) OBP: 0.270, SLG: 0.283										1	0	0	0	0	0	2
21 Michael Lorenzen, R (5, 1)										1	0	0	0	0	1	1
27 Ross Ohlendorf, R (7, 1)										0	0	0	0	0	0	0
40 Tyler Holt, R (8, PH) OBP: 0.306, SLG: 0.273										1	0	0	0	0	0	0
36 Blake Wood, R (9, 1)										0	0	0	0	0	0	0
Inning Stats	R: 2 E: 0 K: 1 S: 15 H: 1 LOB: 1 BB: 2 P: 27		R: 1 E: 0 K: 1 S: 14 H: 1 LOB: 1 BB: 1 P: 22	R: 0 E: 0 K: 0 S: 10 H: 1 LOB: 2 BB: 1 P: 19	R: 2 E: 1 K: 0 S: 8 H: 1 LOB: 0 BB: 1 P: 16	R: 1 E: 0 K: 0 S: 10 H: 2 LOB: 2 BB: 1 P: 20	R: 1 E: 0 K: 0 S: 9 H: 1 LOB: 0 BB: 0 P: 12	R: 0 E: 0 K: 0 S: 9 H: 0 LOB: 0 BB: 0 P: 15	R: 1 E: 0 K: 1 S: 9 H: 1 LOB: 0 BB: 0 P: 16	1B: 3 2B: 3 3B: 0 HR: 2	SF: 0 SAC: 1 DP: 0 HBP: 0		WP: 2 PB: 0 SB: 4 CS: 0	PA: 41			

	AB	34
	R	8
	H	8
	RBI	7
	BB	6
	SO	6
	LOB	15

PITCHER		IP	WLS	BF	H	R	ER	SO	BB	IBB	HBP	BLK	WP	HR	S	P	ERA	WHIP
49 Jake Arrieta, R ERA: 2.1	(1, 1)	5.0	W	24	4	5	5	4	5	0	0	0	1	1	54	93	9.00	1.800
53 Trevor Cahill, R ERA: 2.76	(6, 1)	0.2	H	5	2	1	1	1	1	0	0	0	0	0	8	18	13.50	4.500
37 Travis Wood, L ERA: 2.32	(6, 1)	0.2	H	3	1	1	1	0	0	0	0	0	0	0	8	10	13.50	1.500
46 Pedro Strop, R ERA: 2.97	(7, 1)	1.2	H	5	0	0	0	0	0	0	0	0	1	0	12	19	0.00	0.000
62 Joel Peralta, R ERA: 5.63	(9, 1)	0.2		3	1	1	1	1	0	0	0	0	0	1	8	13	13.50	1.500

PITCHER		IP	WLS	BF	H	R	ER	SO	BB	IBB	HBP	BLK	WP	HR	S	P	ERA	WHIP
56 Héctor Rondón, R ERA: 1.38	(9, 1)	0.1		1	0	0	0	0	0	0	0	0	0	0	1	3	0.00	0.000

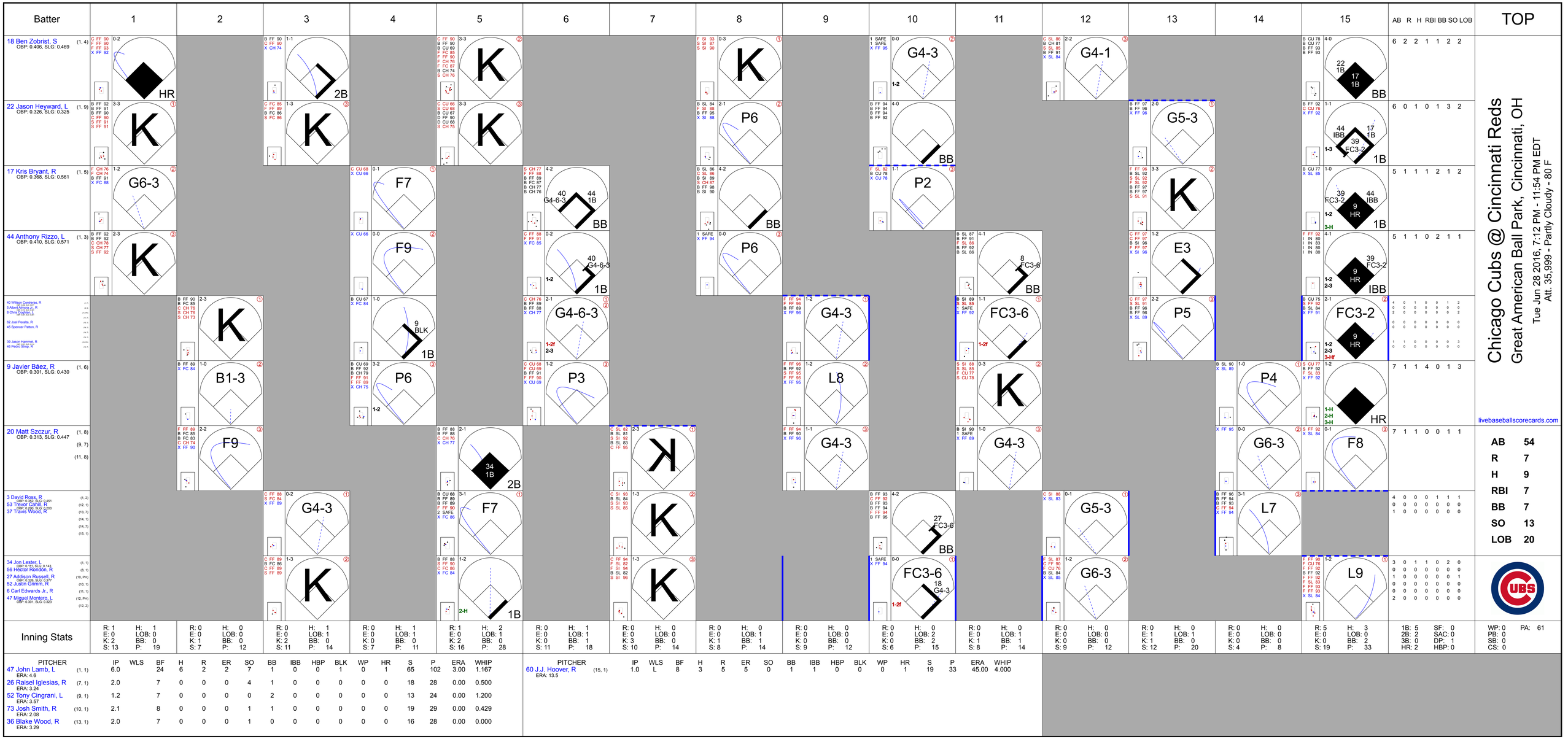
Batter
1
2
3
4
5
6
7
8
9
10
11
12
13
14
15
AB R H RBI BB SO LOB
TOP
18 Ben Zobrist, S
OBP: 0.406, SLG: 0.469
(1, 4)
22 Jason Heyward, L
OBP: 0.326, SLG: 0.325
(1, 9)
17 Kris Bryant, R
OBP: 0.368, SLG: 0.561
(1, 5)
44 Anthony Rizzo, L
OBP: 0.410, SLG: 0.571
(1, 3)
40 Willson Contreras, R
5 Albert Almora Jr., R
8 Chris Coghlan, L
Batted for Hammel in 6th
62 Joel Peralta, R
45 Spencer Patton, R
39 Jason Hammel, R
Pinch hit for Szczur in 8th
46 Pedro Strop, R
9 Javier Báez, L
OBP: 0.301, SLG: 0.430
(1, 6)
20 Matt Szczur, R
OBP: 0.313, SLG: 0.447
(1, 8)
(9, 7)
(11, 8)
3 David Ross, R
OBP: 0.352, SLG: 0.451
53 Trevor Cahill, R
OBP: 0.200, SLG: 0.200
37 Travis Wood, R
(1, 2)
(12, 1)
(13, 7)
(14, 1)
(14, 7)
(15, 1)
34 Jon Lester, L
OBP: 0.151, SLG: 0.143
56 Héctor Rondón, R
27 Addison Russell, R
OBP: 0.256, SLG: 0.277
52 Justin Grimm, R
6 Carl Edwards Jr., R
47 Miguel Montero, L
OBP: 0.301, SLG: 0.323
(1, 1)
(8, 1)
(10, PH)
(10, 1)
(11, 1)
(12, PH)
(12, 2)
HR
K
2B
G6-3
F7
F9
G4-6-3
BB
1B
B1-3
P6
P3
G4-3
L8
FC3-6
P5
P4
G6-3
F8
L9
G5-3
F7
K
G4-1
P6
P2
E3
FC3-2
9 HR
9 BLK
34 1B
40 G4-6-3 44 1B
44 IBB 17 1B
39 FC3-2 1B
27 FC3-6 BB
18 G4-3
8 FC3-6
Inning Stats
R: 1 H: 1
E: 0 LOB: 0
K: 2 BB: 0
S: 13 P: 19
R: 0 H: 0
E: 0 LOB: 0
K: 1 BB: 0
S: 7 P: 12
R: 0 H: 1
E: 0 LOB: 1
K: 2 BB: 0
S: 11 P: 14
R: 0 H: 1
E: 0 LOB: 1
K: 0 BB: 0
S: 7 P: 11
R: 1 H: 2
E: 0 LOB: 1
K: 2 BB: 0
S: 16 P: 28
R: 0 H: 1
E: 0 LOB: 1
K: 0 BB: 1
S: 11 P: 18
R: 0 H: 0
E: 0 LOB: 0
K: 3 BB: 0
S: 10 P: 14
R: 0 H: 0
E: 0 LOB: 1
K: 1 BB: 0
S: 8 P: 14
R: 0 H: 0
E: 0 LOB: 0
K: 0 BB: 0
S: 9 P: 12
R: 0 H: 0
E: 0 LOB: 0
K: 0 BB: 2
S: 6 P: 15
R: 0 H: 0
E: 0 LOB: 1
K: 1 BB: 1
S: 8 P: 14
R: 0 H: 0
E: 0 LOB: 0
K: 0 BB: 0
S: 9 P: 12
R: 0 H: 0
E: 1 LOB: 1
K: 1 BB: 0
S: 12 P: 20
R: 0 H: 0
E: 0 LOB: 0
K: 0 BB: 0
S: 4 P: 8
R: 5 H: 3
E: 0 LOB: 0
K: 0 BB: 2
S: 19 P: 33
1B: 5
2B: 2
3B: 0
HR: 2
SF: 0
SAC: 0
DP: 1
HBP: 0
WP: 0
PB: 0
SB: 0
CS: 0
PA: 61
PITCHER IP WLS BF H R ER SO BB IBB HBP BLK WP HR S P ERA WHIP
47 John Lamb, L (1, 1) 6.0 24 6 2 2 7 1 0 0 1 0 0 65 102 3.00 1.167
ERA: 4.6
26 Raisel Iglesias, R (7, 1) 2.0 7 0 0 0 4 1 0 0 0 0 0 18 28 0.00 0.500
ERA: 3.24
52 Tony Cingrani, L (9, 1) 1.2 7 0 0 0 0 2 0 0 0 0 0 13 24 0.00 1.200
ERA: 3.57
73 Josh Smith, R (10, 1) 2.1 8 0 0 0 1 1 0 0 0 0 0 19 29 0.00 0.429
ERA: 2.08
36 Blake Wood, R (13, 1) 2.0 7 0 0 0 1 0 0 0 0 0 0 16 28 0.00 0.000
ERA: 3.29
PITCHER IP WLS BF H R ER SO BB IBB HBP BLK WP HR S P ERA WHIP
60 J.J. Hoover, R (15, 1) 1.0 L 8 3 5 5 0 1 1 0 0 0 0 1 19 33 45.00 4.000
ERA: 13.5
Chicago Cubs @ Cincinnati Reds
Great American Ball Park, Cincinnati, OH
Tue Jun 28 2016, 7:12 PM - 11:54 PM EDT
Att. 35,999 - Partly Cloudy - 80 F
livebaseballscorecards.com
AB 54
R 7
H 9
RBI 7
BB 7
SO 13
LOB 20

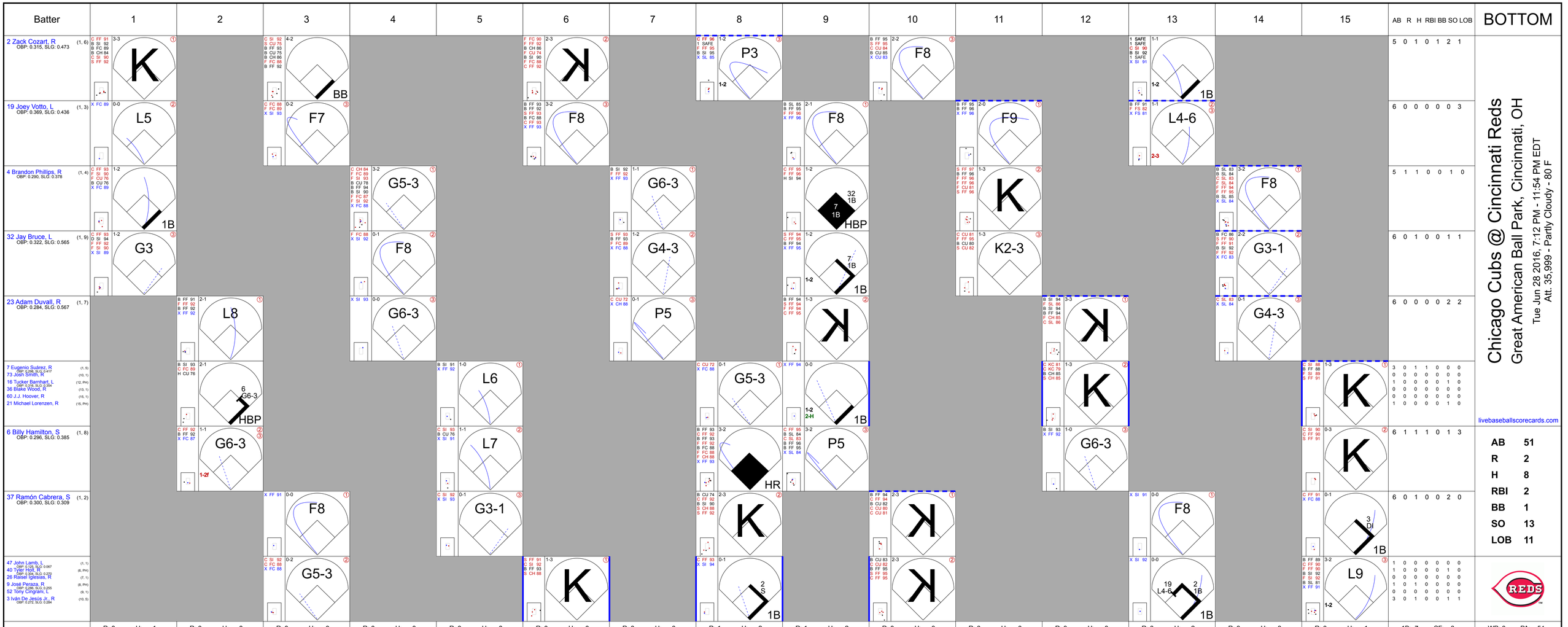
Batter
1
2
3
4
5
6
7
8
9
10
11
12
13
14
15
AB R H RBI BB SO LOB
BOTTOM
2 Zack Cozart, R (1, 6)
OBP: 0.315, SLG: 0.473
19 Joey Votto, L (1, 3)
OBP: 0.369, SLG: 0.436
4 Brandon Phillips, R (1, 4)
OBP: 0.290, SLG: 0.378
32 Jay Bruce, L (1, 9)
OBP: 0.322, SLG: 0.565
23 Adam Duvall, R (1, 7)
OBP: 0.284, SLG: 0.567
7 Eugenio Suárez, R (1, 5)
OBP: 0.298, SLG: 0.417
73 Josh Smith, R (10, 1)
16 Tucker Barnhart, L (12, PH)
OBP: 0.316, SLG: 0.354
36 Blake Wood, R (13, 1)
60 J.J. Hoover, R (15, 1)
21 Michael Lorenzen, R (15, PH)
6 Billy Hamilton, S (1, 8)
OBP: 0.296, SLG: 0.385
37 Ramón Cabrera, S (1, 2)
OBP: 0.300, SLG: 0.309
47 John Lamb, L (1, 1)
OBP: 0.125, SLG: 0.067
40 Tyler Holt, R (6, PH)
OBP: 0.304, SLG: 0.370
26 Raisel Iglesias, R (7, 1)
9 José Peraza, R (8, PH)
OBP: 0.286, SLG: 0.255
52 Tony Cingrani, L (9, 1)
3 Iván De Jesús Jr., R (10, 5)
OBP: 0.272, SLG: 0.284
Inning Stats
PITCHER
IP WLS BF H R ER SO BB IBB HBP BLK WP HR S P ERA WHIP
34 Jon Lester, L (1, 1) 7.2 27 3 1 1 4 1 0 1 0 0 1 71 103 1.17 0.522
ERA: 2.03
56 Héctor Rondón, R (8, 1) 1.1 B 7 2 1 1 1 0 0 1 0 0 0 17 26 6.75 1.500
ERA: 1.65
52 Justin Grimm, R (10, 1) 1.0 3 0 0 0 2 0 0 0 0 0 0 9 15 0.00 0.000
ERA: 5.86
6 Carl Edwards Jr., R (11, 1) 1.0 3 0 0 0 2 0 0 0 0 0 0 9 13 0.00 0.000
ERA: 2.45
53 Trevor Cahill, R (12, 1) 1.1 6 2 0 0 2 0 0 0 0 0 0 11 17 0.00 1.500
ERA: 2.65
PITCHER
IP WLS BF H R ER SO BB IBB HBP BLK WP HR S P ERA WHIP
62 Joel Peralta, R (13, 1) 0.2 1 0 0 0 0 0 0 0 0 0 0 2 3 0.00 0.000
ERA: 5.47
45 Spencer Patton, R (14, 1) 0.2 W 2 0 0 0 0 0 0 0 0 0 0 7 10 0.00 0.000
ERA: 5.79
37 Travis Wood, L (14, 1) 1.1 5 1 0 0 2 0 0 0 0 0 0 16 22 0.00 0.750
ERA: 2.23
45 Spencer Patton, R (14, 1) 0.2 W 2 0 0 0 0 0 0 0 0 0 0 7 10 0.00 0.000
ERA: 5.79
37 Travis Wood, L (15, 1) 1.1 5 1 0 0 2 0 0 0 0 0 0 16 22 0.00 0.750
ERA: 2.23
Chicago Cubs @ Cincinnati Reds
Great American Ball Park, Cincinnati, OH
Tue Jun 28 2016, 7:12 PM - 11:54 PM EDT
Att. 35,999 - Partly Cloudy - 80 F
livebaseballscorecards.com
AB 51
R 2
H 8
RBI 2
BB 1
SO 13
LOB 11
1B: 7 SF: 0
2B: 1 SAC: 0
3B: 0 DP: 2
HR: 1 HBP: 2
WP: 0 PA: 54
PB: 0
SB: 1
CS: 0

Chicago Cubs @ Cincinnati Reds

Great American Ball Park, Cincinnati, OH

Wed Jun 29 2016, 12:37 PM - 3:52 PM EDT

Att. 37,188 - Cloudy - 71 F

TOP

livebaseballscorecards.com

Batter	1	2	3	4	5	6	7	8	9	AB	R	H	RBI	BB	SO	LOB
18 Ben Zobrist, S (1, 9) OBP: 0.409, SLG: 0.470	X FF 94 0-0 17 1B 44 IHR 1B		C FF 91 B CH 86 X SL 85 1-1 40 2B 1B	B FF 92 S CH 85 X FF 91 1-1 ② F8		S CH 84 B FF 93 B FF 93 F CH 85 B FF 94 B FF 92 4-2 BB	B FF 95 C FF 95 F CH 90 B CH 89 X FF 98 2-2 ③ G5-3			4	2	2	0	1	0	2
17 Kris Bryant, R (1, 5) OBP: 0.372, SLG: 0.560	B FF 92 B FF 93 F FF 94 X FF 94 2-1 44 IHR 1-3 1B		C CH 84 F FF 92 B SL 87 S SL 85 1-3 ① K	S CH 85 X SL 86 0-1 1B		S CH 84 1 SAFE B CU 78 C CH 85 S CU 76 1-3 ② K		H FF 95 1-0 40 G4-6-3 HBP		4	1	2	0	0	2	2
44 Anthony Rizzo, L (1, 3) OBP: 0.407, SLG: 0.576	B SL 87 C FF 93 X FF 93 1-1 1-H 3-H IHR		F FF 92 B SL 88 1 SAFE F SL 89 1 SAFE S SL 90 1-3 ② K	S SL 83 B SL 89 B CH 82 B SL 86 C FF 94 X SL 85 3-2 ③ F8		C SL 84 S FF 93 B FF 94 1 SAFE B CU 76 F CU 77 X CU 77 2-2 ③ G4-3		S SL 87 F SL 87 F FF 97 B FF 96 F FF 96 S SL 88 S SL 89 1-3 ① K		5	1	1	3	0	2	4
40 Willson Contreras, R (1, 2) OBP: 0.429, SLG: 0.639	B FF 92 X FF 92 1-0 ① G6-3		B FF 94 X FF 92 1-0 9 1B 1-H 2B		S FF 92 C CU 76 B CU 76 B SL 85 F FF 92 F CU 75 B FF 94 F FF 94 F FF 93 3-2 ① X FF 93 G4-3		X SL 85 0-0 ① L9	S SL 89 B SL 86 X FF 97 1-1 ②③ G4-6-3 1-2f		5	1	1	1	0	0	1
9 Javier Báez, R (1, 4) OBP: 0.309, SLG: 0.441	C FF 92 X FF 92 0-1 ② F9		D CH 85 F SL 86 X SL 89 1-1 2-H 1B		B SL 85 X FF 95 1-0 20 S 1B		B SL 86 B SL 86 F FF 93 X FF 92 2-1 20 1B 2B		C SL 80 F FF 94 B SL 83 S SL 82 1-3 ① K	5	1	3	1	0	1	0
20 Matt Szczur, R (1, 7) OBP: 0.318, SLG: 0.438	X FF 94 0-0 ③ F9		C FF 91 S FF 91 D SL 88 F FF 93 B FF 93 S SL 86 2-3 ③ K		F FF 93 D CH 86 1 SAFE F FF 94 S CU 78 1-3 ② K2-3 1-2		S FF 94 B FF 94 F FF 95 D CU 77 X FF 94 2-2 28 PB 28 SH1-3 27 BB 2-H 1B		B FF 95 F FF 95 B SL 82 B FF 95 B FF 95 4-1 27 WP BB	4	1	1	1	1	2	2
27 Addison Russell, R (1, 6) OBP: 0.331, SLG: 0.388		B FF 91 F FF 92 B CH 86 X FF 94 2-1 ① G6-3		B FF 91 X FF 92 1-0 HR	B CU 77 B CU 77 I I 4-0 IBB		C FF 94 B FF 92 D CH 86 B CH 85 F FF 94 F FF 94 F FF 93 B FF 94 4-2 28 SH1-3 28 PB 1-2 BB		F FF 94 B CH 87 B FF 95 X FF 94 2-1 ② P6 1-2	3	1	1	1	2	0	1
28 Kyle Hendricks, R (1, 1) 52 Justin Grimm, R (7, 1) 6 Carl Edwards Jr., R (8, 1)		B FF 92 F FF 92 B FF 94 F FF 93 F FF 94 B FF 95 S FF 94 3-3 ② K		B FF 91 F FF 92 F FF 91 X SL 89 1-2 ① G2-3	C FF 94 B CU 76 B FF 94 S FF 93 S FF 94 2-3 ③ K		B FF 91 B FF 91 L FF 91 X FF 92 2-1 ② SH1-3 1-3 2-H		S FF 94 C FF 96 T FF 96 0-2 ③ K	3 0 1	0 0 0	0 0 0	1 0 0	0 0 0	2 0 1	2 0 1
5 Albert Almora Jr., R (1, 8) OBP: 0.327, SLG: 0.449		C FF 94 B FF 92 B SL 87 F FF 94 S SL 89 2-3 ③ K		C CH 86 B CH 87 X FF 94 1-1 HR		C FF 92 B CU 76 S SL 85 X CU 76 1-2 ① G1-3	S SL 89 D CU 78 F SL 86 B CU 76 B FF 92 B SL 85 4-2 BB			3	1	1	1	1	1	0
Inning Stats	R: 3 E: 0 K: 0 S: 9 H: 3 LOB: 0 BB: 0 P: 13	R: 0 E: 0 K: 2 S: 9 H: 0 LOB: 0 BB: 0 P: 16	R: 2 E: 0 K: 3 S: 15 H: 3 LOB: 1 BB: 0 P: 22	R: 2 E: 0 K: 0 S: 13 H: 3 LOB: 1 BB: 0 P: 20	R: 0 E: 0 K: 2 S: 14 H: 1 LOB: 2 BB: 1 P: 25	R: 0 E: 0 K: 1 S: 12 H: 0 LOB: 1 BB: 1 P: 20	R: 2 E: 0 K: 0 S: 17 H: 2 LOB: 2 BB: 2 P: 33	R: 0 E: 0 K: 1 S: 8 H: 0 LOB: 0 BB: 0 P: 11	R: 0 E: 0 K: 2 S: 9 H: 0 LOB: 1 BB: 1 P: 16	1B: 7 2B: 2 3B: 0 HR: 3 SF: 0 SAC: 1 DP: 1 HBP: 1						

	AB	37
	R	9
	H	12
	RBI	9
	BB	5
	SO	11
	LOB	15

WP: 1 PB: 1 SB: 1 CS: 0 PA: 44

PITCHER	IP	WLS	BF	H	R	ER	SO	BB	IBB	HBP	BLK	WP	HR	S	P	ERA	WHIP
44 Cody Reed, L (1, 1) ERA: 9.0	4.0	L	21	9	7	7	5	0	0	0	0	0	2	46	71	15.75	2.250
48 Keyvius Sampson, R (5, 1) ERA: 6.52	2.2		15	3	2	1	3	3	1	0	0	0	0	40	73	3.38	2.250
70 Jumbo Díaz, R (7, 1) ERA: 5.4	1.1		4	0	0	0	1	0	0	1	0	0	0	11	16	0.00	0.000
27 Ross Ohlendorf, R (9, 1) ERA: 4.38	1.0		4	0	0	0	2	1	0	0	0	1	0	9	16	0.00	1.000

PITCHER	IP	WLS	BF	H	R	ER	SO	BB	IBB	HBP	BLK	WP	HR	S	P	ERA	WHIP

BOTTOM

Chicago Cubs @ Cincinnati Reds

Great American Ball Park, Cincinnati, OH

Wed Jun 29 2016, 12:37 PM - 3:52 PM EDT

Att. 37,188 - Cloudy - 71 F

Batter	1	2	3	4	5	6	7	8	9	AB	R	H	RBI	BB	SO	LOB
6 Billy Hamilton, S (1, 8) OBP: 0.296, SLG: 0.385	C FC 88 B SI 87 C SI 89 B SI 88 F SI 88 F CH 81 X CH 79 2-2 ① G6-3		X SI 88 0-0 ② G6-3	C SI 88 X CH 80 0-1 ③ F9			B SI 87 C SI 88 X CH 79 1-1 ② F8		C FF 94 C FF 94 X FF 94 0-2 ② L3	0	0	0	0	0	0	0
40 Tyler Holt, R (1, 8) OBP: 0.291, SLG: 0.257										5	0	0	0	0	0	2
19 Joey Votto, L (1, 3) OBP: 0.375, SLG: 0.436	B SI 88 S FC 88 B FC 88 B CH 82 C FF 90 X FC 88 3-2 1B		S FC 89 B CH 80 B SI 88 S FF 89 F SI 88 B SI 88 4-2 4 1B 32 1B BB		B FC 87 C SI 86 F SI 87 F FC 89 F CH 80 F SI 87 B CH 79 F SI 88 4-2 F FC 88 F SI 88 F CH 81 B FF 89 32 G4-3 BB		B FF 93 S CU 83 B FF 94 B FF 93 B FF 92 4-1 4 DI BB		B FF 94 C FF 92 C CU 79 B FF 94 X FF 95 2-2 ③ FC6-4 1-2f	2	0	1	0	3	0	1
4 Brandon Phillips, R (1, 4) OBP: 0.289, SLG: 0.376	C SI 88 X FC 88 0-1 ② P3		C SI 88 S CH 80 X SI 88 0-2 32 1B 1-2 1B		C SI 88 F CH 79 X CH 80 0-2 ① F7		S CU 83 B FF 96 X FF 93 1-1 ③ L8 1-2			4	0	1	0	0	0	3
32 Jay Bruce, L (1, 9) OBP: 0.325, SLG: 0.568	B FC 89 C CU 76 B CH 80 B CH 80 X FC 88 3-1 ③ F7		C CU 76 B CH 80 S CU 76 X CU 78 1-2 ③ 1-2 2-H 1B		B CU 75 F SI 88 X CU 74 1-1 ② ③ G4-3 1-2f			X FF 93 0-0 7 L9 2B		4	0	2	0	0	0	2
23 Adam Duvall, R (1, 7) OBP: 0.291, SLG: 0.580		C SI 87 C SI 88 B CH 80 X SI 88 1-2 ① G5-3		S SI 88 X CH 79 0-1 HR		C SI 87 X SI 88 0-1 1B		D CU 82 B FF 94 F FF 94 B FF 93 S SI 93 B SI 93 4-2 16 CS BB		3	1	2	1	1	0	0
7 Eugenio Suárez, R (1, 5) OBP: 0.297, SLG: 0.415		C FF 89 B SI 88 C CH 81 S CH 81 1-3 ② K		B SI 88 X SI 88 1-0 16 2B 2 G6-3 1B		B SI 86 F FC 87 B SI 87 F CH 80 B CH 79 T FC 88 3-2 ① K		S FF 96 B FF 95 S FF 97 F FF 96 X CU 82 1-2 ① L9 2-3		4	1	1	0	0	2	3
9 José Peraza, R (1, 6) OBP: 0.288, SLG: 0.260	B SI 89 B SI 88 B SI 87 C FC 88 F SI 88 F CH 80 X SI 88 3-2 1B			C SI 88 F CH 80 S CH 79 0-3 ① K		X SI 87 0-0 ② P3		B FF 95 F FF 95 S FF 94 S FF 94 1-3 ② K		3	0	1	0	0	1	2
70 Jumbo Díaz, R (7, 1)										0	0	0	0	0	0	0
37 Ramón Cabrera, S (8, PH) OBP: 0.295, SLG: 0.304										1	0	0	0	0	1	2
27 Ross Ohlendorf, R (9, 1)										0	0	0	0	0	0	0
16 Tucker Barnhart, L (1, 2) OBP: 0.320, SLG: 0.359		X SI 88 0-0 ③ G3		C CU 76 B CH 79 D CH 80 C FC 88 F FC 89 F CH 80 B SI 88 F SI 87 X FC 87 3-2 1-3 2B		B CU 75 C CU 74 D CH 80 C FC 88 C SI 87 2-3 ③ K		C FF 94 0-1 ③ CS 1-2	C FF 92 F CU 80 B FF 94 B CU 80 F FF 94 B FF 94 B FF 93 4-2 19 FC6-4 BB	3	0	1	0	1	1	2
44 Cody Reed, L (1, 1)			B SI 87 C SI 87 F SI 88 C FC 88 1-3 ① K	B SI 88 B SI 88 C SI 88 X SI 87 2-1 ② G6-3 3-H			C SI 86 C SI 87 B CH 80 X CH 80 1-2 ① G5-3		S FF 93 T FF 94 B FF 94 C CU 79 1-3 ① K	1	0	0	0	0	1	0
2 Zack Cozart, R (4, PH) OBP: 0.314, SLG: 0.471										1	0	0	1	0	0	1
48 Keyvius Sampson, R (5, 1)										0	0	0	0	0	0	0
3 Iván De Jesús Jr., R (7, 6) OBP: 0.267, SLG: 0.278										2	0	0	0	0	1	1

livebaseballscorecards.com

	AB	R	H	RBI	BB	SO	LOB
	33	2	9	2	5	7	19

Inning Stats																				
	R: 0 E: 0 K: 0 S: 12	H: 1 LOB: 1 BB: 0 P: 20	R: 0 E: 0 K: 1 S: 11	H: 1 LOB: 1 BB: 0 P: 16	R: 0 E: 0 K: 1 S: 13	H: 2 LOB: 2 BB: 1 P: 19	R: 2 E: 0 K: 1 S: 16	H: 3 LOB: 1 BB: 0 P: 22	R: 0 E: 0 K: 0 S: 14	H: 0 LOB: 0 BB: 1 P: 19	R: 0 E: 0 K: 2 S: 9	H: 1 LOB: 1 BB: 0 P: 14	R: 0 E: 0 K: 0 S: 8	H: 0 LOB: 1 BB: 1 P: 15	R: 0 E: 0 K: 1 S: 11	H: 1 LOB: 1 BB: 1 P: 17	R: 0 E: 0 K: 1 S: 12	H: 0 LOB: 1 BB: 1 P: 19	1B: 6 2B: 2 3B: 0 HR: 1	SF: 0 SAC: 0 DP: 1 HBP: 0	WP: 0 PB: 0 SB: 0 CS: 1	PA: 39

PITCHER		IP	WLS	BF	H	R	ER	SO	BB	IBB	HBP	BLK	WP	HR	S	P	ERA	WHIP
28 Kyle Hendricks, R ERA: 2.76	(1, 1)	6.2	W	28	8	2	2	5	2	0	0	0	0	1	80	117	2.70	1.500
52 Justin Grimm, R ERA: 5.79	(7, 1)	0.1		4	1	0	0	0	2	0	0	0	0	0	6	15	0.00	9.000
6 Carl Edwards Jr., R ERA: 1.59	(8, 1)	2.0		6	0	0	0	2	1	0	0	0	0	0	20	29	0.00	0.500

PITCHER	IP	WLS	BF	H	R	ER	SO	BB	IBB	HBP	BLK	WP	HR	S	P	ERA	WHIP

Batter	1	2	3	4	5	6	7	8	9	AB	R	H	RBI	BB	SO	LOB
2 Zack Cozart, R (1, 6) OBP: 0.315, SLG: 0.466	C SI 90 C SI 91 B FF 90 B CU 79 B SI 92 B SI 91 4-2 19 2B 32 G4-6-3 BB		B FF 93 B CH 85 F SI 93 B FF 92 B SI 92 4-1 BB		F SI 91 C CH 83 B FF 91 B CH 84 X CH 83 2-2 ③ FC6-4 1-2f		B FF 89 F FF 89 X SL 85 1-1 ① F7		C FF 96 B CH 89 C FF 95 S FF 97 1-3 ① K 1-2	3	1	0	0	2	1	2
19 Joey Votto, L (1, 3) OBP: 0.378, SLG: 0.454 3 Iván De Jesús Jr., R (6, 3) OBP: 0.262, SLG: 0.273	X SI 91 0-0 32 G4-6-3 1-3 2B		S FF 92 C CH 83 B FF 93 F FF 93 S CU 76 1-3 ② K			X FF 91 0-0 HR	F FF 91 S SL 85 X SL 86 0-2 ② G3-1		F FF 96 B FF 97 D CH 89 X FF 96 2-1 ② P3	3 2	1 0	2 0	1 0	0 0	1 0	1 1
4 Brandon Phillips, R (1, 4) OBP: 0.295, SLG: 0.379 9 José Peraza, R (8, 4) OBP: 0.283, SLG: 0.255	B FF 92 H CU 78 2-0 32 G4-6-3 HBP		C FF 92 B CU 78 F FF 92 B FF 92 F CH 84 D CU 78 S CH 84 3-3 ③ K			X SI 92 0-0 32 2B 23 G6-3 1B	S SL 84 F FF 90 B FF 92 F FF 91 F FF 90 X SL 87 1-2 40 1B 1B		C FF 96 X FF 97 0-1 ③ L9	3 1	1 0	2 0	0 0	0 0	1 0	1 1
32 Jay Bruce, L (1, 9) OBP: 0.325, SLG: 0.569 40 Tyler Holt, R (6, 9) OBP: 0.297, SLG: 0.264	X SI 90 0-0 ① ② G4-6-3 1-2f 2-3 3-H			C FF 91 S CH 84 B CU 77 T CU 77 1-2 ① K		X SI 88 0-0 23 G6-3 16 1B 1-3 2B	C SL 85 B FF 90 S SL 85 X FF 91 1-2 1B			3 1	1 0	1 1	0 0	0 0	1 0	2 0
23 Adam Duvall, R (1, 7) OBP: 0.287, SLG: 0.571	B FF 92 B SI 91 X SI 91 2-0 ③ F8			B FF 91 F FF 92 F FF 92 B SI 92 B FF 92 C SI 93 3-3 ② K		F CU 76 C FF 91 X CU 78 0-2 ① G6-3 2-3 3-H	X SL 86 0-0 ③ L3			4	0	0	1	0	1	4
7 Eugenio Suárez, R (1, 5) OBP: 0.300, SLG: 0.414		B SI 90 C SI 89 C CH 84 X FF 91 1-2 16 G4-6-3 1B		S SI 92 B CH 86 B FF 91 F CH 85 S CU 77 2-3 ③ K		B CH 84 X CH 83 1-0 ② G1-3		B FF 95 C FF 95 B CH 88 B FF 94 B FF 95 4-1 16 G1-4-3 BB		3	0	1	0	1	1	1
6 Billy Hamilton, S (1, 8) OBP: 0.300, SLG: 0.381		F FF 91 D CU 77 C SI 91 B CU 78 F FF 92 S CH 83 2-3 ① K			S FF 92 S FF 90 B FF 91 B CU 79 B SI 92 B FF 92 4-2 2 FC6-4 BB	B CH 83 B FF 90 B CH 83 D SI 90 4-0 16 1B BB		S FF 94 C FF 94 F SL 84 D SL 80 S CH 89 1-3 ① K		2	0	0	0	2	2	2
16 Tucker Barnhart, L (1, 2) OBP: 0.319, SLG: 0.357		X FF 90 0-0 ② ③ G4-6-3 1-2f			B SI 91 B SI 91 C SI 90 S FF 91 C CH 83 2-3 ① K	X CH 83 0-0 21 WP 1-3 3-H 1B		C FF 96 X CH 89 0-1 ② ③ G1-4-3 1-2f		4	0	1	1	0	1	3
29 Brandon Finnegan, L (1, 1) OBP: 0.212, SLG: 0.194 73 Josh Smith, R (3, 1) 21 Michael Lorenzen, R (5, 1) 36 Blake Wood, R (8, 1) 37 Ramón Cabrera, S (9, PH) OBP: 0.306, SLG: 0.316			B FF 90 C FF 91 F SI 89 B CU 77 F FF 92 F FF 92 S FF 92 2-3 ① K		B CH 88 S SI 90 B SI 90 S SI 90 F FF 90 S SI 91 2-3 ② K	C SI 92 F FF 92 D CU 78 B CU 79 F FF 91 X FF 92 2-2 ③ F9 1-2			B FF 94 S FF 95 B FF 95 B FF 95 C FF 95 X FF 95 3-2 2 WP 1B	1 1 1 0 1	0 0 0 0 0	0 0 0 0 1	0 0 0 0 0	0 0 0 0 0	1 1 0 0 0	0 1 2 0 0
Inning Stats	R: 1 E: 0 K: 0 S: 5 H: 1 LOB: 1 BB: 1 P: 13	R: 0 E: 0 K: 1 S: 8 H: 1 LOB: 0 BB: 0 P: 11	R: 0 E: 0 K: 3 S: 14 H: 0 LOB: 1 BB: 1 P: 24	R: 0 E: 0 K: 3 S: 9 H: 0 LOB: 0 BB: 0 P: 15	R: 0 E: 0 K: 2 S: 12 H: 0 LOB: 1 BB: 1 P: 22	R: 3 E: 0 K: 0 S: 12 H: 4 LOB: 2 BB: 1 P: 19	R: 0 E: 0 K: 0 S: 14 H: 2 LOB: 2 BB: 0 P: 17	R: 0 E: 0 K: 1 S: 7 H: 0 LOB: 0 BB: 1 P: 12	R: 0 E: 0 K: 1 S: 10 H: 1 LOB: 1 BB: 0 P: 16	1B: 6 2B: 2 3B: 0 HR: 1 SF: 0 SAC: 0 DP: 3 HBP: 1						WP: 2 PB: 0 SB: 0 CS: 0 PA: 39	

PITCHER	IP	WLS	BF	H	R	ER	SO	BB	IBB	HBP	BLK	WP	HR	S	P	ERA	WHIP
47 Gio González, L (1, 1) ERA: 4.81	6.0	W	27	6	4	4	9	4	0	1	0	1	1	60	104	6.00	1.667
18 Matt Belisle, R (7, 1) ERA: 1.42	1.0		5	2	0	0	0	0	0	0	0	0	0	14	17	0.00	2.000
73 Felipe Vázquez, L (8, 1) ERA: 5.75	2.0		7	1	0	0	2	1	0	0	0	1	0	17	28	0.00	1.000

PITCHER	IP	WLS	BF	H	R	ER	SO	BB	IBB	HBP	BLK	WP	HR	S	P	ERA	WHIP

TOP

Cincinnati Reds @ Washington Nationals

Nationals Park, Washington, DC

Thu Jun 30 2016, 7:07 PM - 10:14 PM EDT

Att. 29,386 - Partly Cloudy - 81 F

livebaseballscorecards.com

AB	33
R	4
H	9
RBI	3
BB	5
SO	11
LOB	21

Batter	1	2	3	4	5	6	7	8	9	AB	R	H	RBI	BB	SO	LOB
3 Michael Taylor, R (1, 8) OBP: 0.273, SLG: 0.382	B SI 89 B SI 90 B SI 91 B SI 90 4-0 28 2B 40 SF7 BB	B SI 91 X SL 81 1-0 ② P3	F SL 82 F FF 91 X CU 78 0-2 ③ G3		B SI 98 C SL 86 F SL 87 B FF 99 B SL 86 X SL 85 3-2 ① L8		F SL 86 H SI 94 1-1 HBP			3	1	0	0	1	0	0
28 Jayson Werth, R (1, 7) OBP: 0.337, SLG: 0.436 25 Clint Robinson, L (5, PH) OBP: 0.284, SLG: 0.382 (6, 7)	B SI 89 1 SAFE C SI 91 1 SAFE 1 SAFE C SL 83 F SL 84 F SL 81 2-2 B CH 83 F SI 93 X SL 86 1-3 11 HR 2B	C CH 83 B SL 84 B CH 83 B SI 92 C SI 91 B SI 93 4-2 BB		C SL 81 B FF 92 X SL 84 1-1 ① F9	C FF 97 X FF 98 0-1 ② G4-3		C FF 91 X FF 96 0-1 ③ G3			2	1	1	0	1	0	0 1
20 Daniel Murphy, L (1, 4) OBP: 0.394, SLG: 0.588 10 Stephen Drew, L (5, PH) OBP: 0.307, SLG: 0.532 (6, 4)	C SI 91 S SI 91 X SI 91 0-2 ① P5	D SL 81 X SI 92 1-0 ③ G4-3		X FF 91 0-0 40 2B 14 1B 1B	H FF 98 1-0 HBP			F FF 94 B CH 86 B FF 96 X FF 95 2-1 11 F9 2B		3	1	1	0	0	0	3 0
40 Wilson Ramos, R (1, 2) OBP: 0.389, SLG: 0.557	C SI 92 B FF 92 X FF 92 1-1 ② SF7 3-H		F SI 89 B SL 81 F SI 90 F SL 84 B SL 83 B SI 91 B SI 92 4-2 11 1B 6 BB 8 HR BB	S CU 77 F SI 89 D CU 76 F SL 81 D CU 76 X CU 77 2-2 14 1B 1-3 2B	F FF 94 B SI 96 C CU 81 D CU 80 T FF 96 2-2 ③ K			D FF 96 B SL 91 C FF 96 B SI 95 B FF 96 4-1 BB		2	2	1	1	2	1	1
6 Anthony Rendon, R (1, 5) OBP: 0.338, SLG: 0.402	B SI 91 F SI 93 B FF 92 F CH 83 D SL 85 B CH 84 4-2 11 HR BB		C SI 91 B SL 81 F SI 92 F SL 84 F SL 82 B CH 84 B SI 92 1 SAFE B SI 93 4-2 11 1B 1-2 8 HR BB	B SL 83 S FF 91 S SL 82 2 SAFE S CU 79 1-3 ② K		B SL 85 C FF 98 C CU 79 F SI 98 F CU 80 X SL 85 1-2 11 G4-3 1B		C FF 95 B SL 90 C SL 90 S SL 90 1-3 ① K		3	2	1	0	2	2	4
11 Ryan Zimmerman, R (1, 3) OBP: 0.287, SLG: 0.412	B SI 92 B SI 92 X SI 92 2-0 1-H 2-H HR		B FF 92 X FF 92 1-0 8 HR 1-2 2-3 1B	B SL 83 B SL 85 I IN 68 I IN 65 4-0 14 1B 8 HR IBB		B SI 96 X SI 97 1-0 ①② G4-3 1-2f		C FF 96 X SL 91 0-1 ② F9 2-3		4	3	2	3	1	0	3
14 Chris Heisey, R (1, 9) OBP: 0.284, SLG: 0.425	C SI 91 B SI 91 X SI 92 1-1 1B		C CH 83 B CH 84 X SI 92 1-1 ① F8	C CU 76 B FF 90 S SL 83 D CU 79 X CU 78 2-2 8 HR 1-2 2-H 3-H 1B		C FF 98 F SL 87 B FF 98 B SI 97 S CU 80 2-3 ③ K		B FF 97 X SL 90 1-0 ③ G5-3		5	1	2	2	0	1	5
8 Danny Espinosa, S (1, 6) OBP: 0.338, SLG: 0.449	1 SAFE B SI 91 B SI 89 S SI 90 F FF 93 1 SAFE F SI 93 B SL 84 S FF 92 3-3 ③ K		C SL 81 D SL 84 T FF 92 F SL 84 D SL 85 X FF 92 2-2 1-H 2-H 3-H HR	B FF 92 B FF 92 X SL 83 2-0 1-H 2-H HR			B FF 97 B SI 87 X SI 98 2-0 ① L1-3			4	2	2	7	0	1	1
47 Gio González, R (1, 1) OBP: 0.154, SLG: 0.167 18 Matt Belisle, R (7, 1) 73 Felipe Vázquez, L (8, 1)		B SI 91 B SI 91 B FF 90 C FF 90 C FF 91 S FF 93 3-3 ① K	S FF 88 B CU 76 S CU 76 S CU 79 1-3 ② K	C FF 91 S FF 92 F SL 81 B SL 81 X CU 78 1-2 ③ G5-3			B SI 96 F SI 96 S SI 97 C CU 81 1-3 ② K			3 1 0	0 0 0	0 0 0	0 0 0	0 0 0	2 1 0	0 0 0
Inning Stats	R: 4 E: 0 K: 1 S: 20 H: 3 LOB: 1 BB: 2 P: 37	R: 0 E: 0 K: 1 S: 7 H: 0 LOB: 1 BB: 1 P: 16	R: 4 E: 0 K: 1 S: 20 H: 2 LOB: 0 BB: 2 P: 33	R: 5 E: 0 K: 1 S: 18 H: 4 LOB: 0 BB: 1 P: 31	R: 0 E: 0 K: 1 S: 8 H: 0 LOB: 1 BB: 0 P: 14	R: 0 E: 0 K: 1 S: 9 H: 1 LOB: 0 BB: 0 P: 13	R: 0 E: 0 K: 1 S: 7 H: 0 LOB: 1 BB: 0 P: 11	R: 0 E: 0 K: 1 S: 9 H: 1 LOB: 2 BB: 1 P: 17		1B: 5 2B: 3 3B: 0 HR: 3	SF: 1 SAC: 0 DP: 1 HBP: 2					

PITCHER		IP	WLS	BF	H	R	ER	SO	BB	IBB	HBP	BLK	WP	HR	S	P	ERA	WHIP
29 Brandon Finnegan, L ERA: 4.48	(1, 1)	2.1	L	17	5	8	8	2	5	0	0	0	0	2	41	79	30.86	4.286
73 Josh Smith, R ERA: 4.26	(3, 1)	1.2		10	4	5	5	2	0	1	0	0	0	1	24	38	27.00	2.400
21 Michael Lorenzen, R ERA: 4.5	(5, 1)	3.0		11	1	0	0	3	0	0	2	0	0	0	24	38	0.00	0.333
36 Blake Wood, R ERA: 3.2	(8, 1)	1.0		5	1	0	0	1	1	0	0	0	0	0	9	17	0.00	2.000

PITCHER	IP	WLS	BF	H	R	ER	SO	BB	IBB	HBP	BLK	WP	HR	S	P	ERA	WHIP

BOTTOM

Cincinnati Reds @ Washington Nationals

Nationals Park, Washington, DC

Thu Jun 30 2016, 7:07 PM - 10:14 PM EDT

Att. 29,386 - Partly Cloudy - 81 F

livebaseballscorecards.com

AB	33
R	13
H	11
RBI	13
BB	7
SO	8
LOB	18

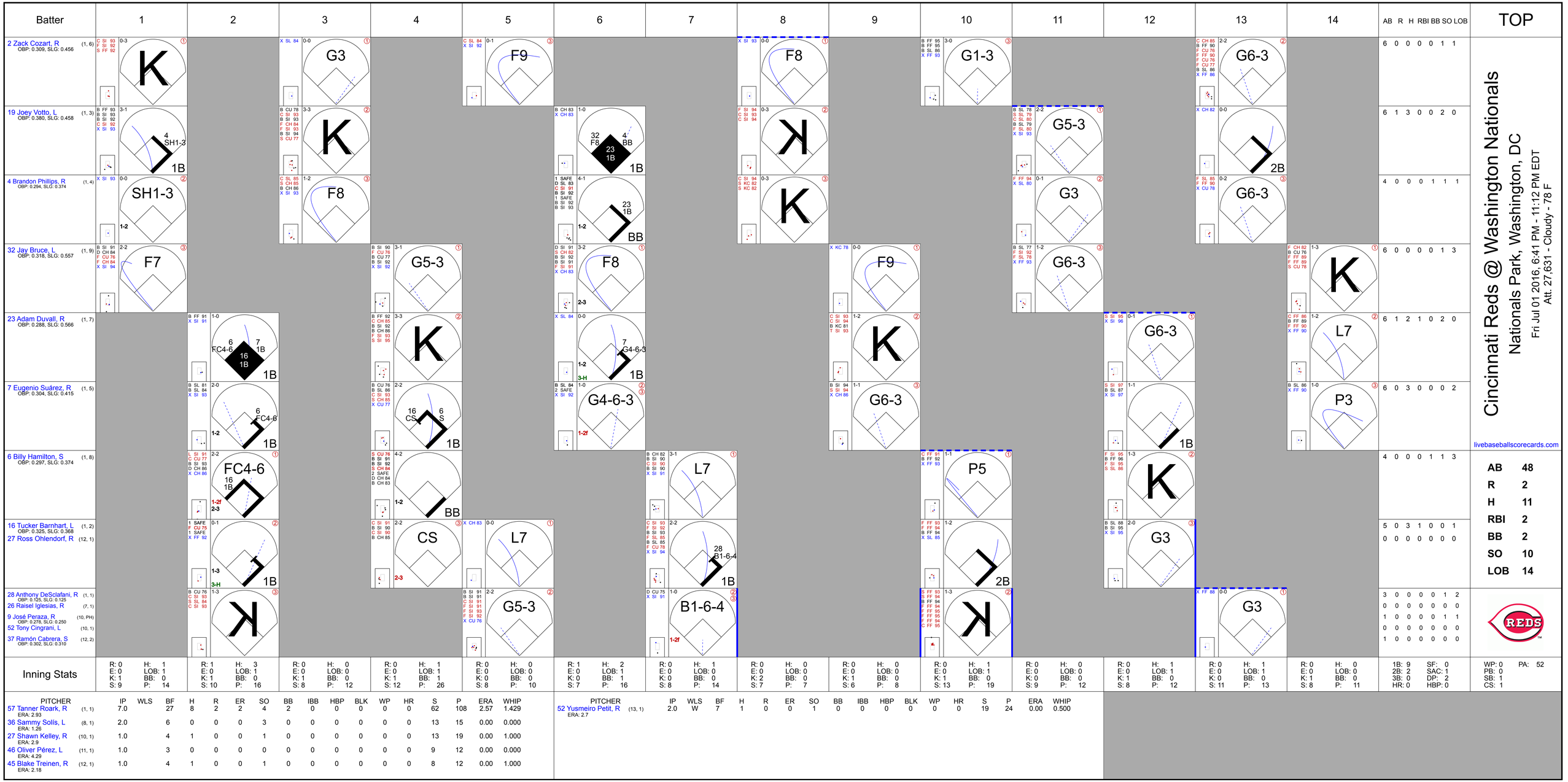
Batter
1
2
3
4
5
6
7
8
9
10
11
12
13
14
AB R H RBI BB SO LOB
TOP
2 Zack Cozart, R (1, 6) OBP: 0.309, SLG: 0.456
19 Joey Votto, L (1, 9) OBP: 0.380, SLG: 0.458
4 Brandon Phillips, R (1, 4) OBP: 0.294, SLG: 0.374
32 Jay Bruce, L (1, 9) OBP: 0.318, SLG: 0.557
23 Adam Duvall, R (1, 7) OBP: 0.288, SLG: 0.566
7 Eugenio Suárez, R (1, 5) OBP: 0.304, SLG: 0.415
6 Billy Hamilton, S (1, 8) OBP: 0.297, SLG: 0.374
16 Tucker Barnhart, L (1, 2) OBP: 0.325, SLG: 0.368
27 Ross Ohlendorf, R (12, 1)
28 Anthony DeSclafani, R (1, 1) OBP: 0.125, SLG: 0.125
26 Raisel Iglesias, R (7, 1)
9 José Peraza, R (10, PH) OBP: 0.278, SLG: 0.250
52 Tony Cingrani, L (10, 1)
37 Ramón Cabrera, S (12, 2) OBP: 0.302, SLG: 0.310
Cincinnati Reds @ Washington Nationals
Nationals Park, Washington, DC
Fri Jul 01 2016, 6:41 PM - 11:12 PM EDT
Att. 27,631 - Cloudy - 78 F
livebaseballscorecards.com
AB 48
R 2
H 11
RBI 2
BB 2
SO 10
LOB 14
Inning Stats
PITCHER IP WLS BF H R ER SO BB IBB HBP BLK WP HR S P ERA WHIP
57 Tanner Roark, R (1, 1) ERA: 2.93
36 Sammy Solís, L (8, 1) ERA: 1.26
27 Shawn Kelley, R (10, 1) ERA: 2.9
46 Oliver Pérez, L (11, 1) ERA: 4.29
45 Blake Treinen, R (12, 1) ERA: 2.18
52 Yusmeiro Petit, R (13, 1) ERA: 2.7
1B: 9 SF: 0
2B: 2 SAC: 1
3B: 0 DP: 2
HR: 0 HBP: 0
WP: 0 PA: 52
PB: 0
SB: 1
CS: 1

Cincinnati Reds @ Washington Nationals

Nationals Park, Washington, DC

Fri Jul 01 2016, 6:41 PM - 11:12 PM EDT

Att. 27,631 - Cloudy - 78 F

livebaseballscorecards.com

BOTTOM

Batter	1	2	3	4	5	6	7	8	9	10	11	12	13	14	AB	R	H	RBI	BB	SO	LOB
9 Ben Revere, L (1, 8) OBP: 0.276, SLG: 0.283	B FF 92 B FF 93 C FF 92 X SI 92 2-1 34 1B 20 SF8 1B		B FF 94 S SL 87 X SL 86 1-1 L8			C FF 90 B SL 87 X SI 92 1-1 G4-3	B FF 94 F SI 94 F SI 94 D SL 84 X SL 83 2-2 28 FC6-4 2-3 1B		B SI 93 X SI 93 1-0 G3-1			B FF 93 B CH 86 F FF 94 X FF 94 2-1 F7		B FF 92 X FF 92 1-0 2-H 2B	7	1	3	1	0	0	1
28 Jayson Werth, R (1, 7) OBP: 0.340, SLG: 0.433	1 SAFE B FF 93 C SI 91 D KC 80 1 SAFE C SL 87 X SI 93 2-2 F9		C KC 80 B FF 95 C SI 95 B KC 83 B SL 89 C SL 88 3-3 K			B SL 86 B SI 93 C SI 92 B SL 87 C FF 93 B SL 87 4-2 20 2B BB	C SI 95 B SL 86 D CH 87 X SI 95 2-1 FC6-4 1-2f			C FF 93 B FF 94 C FF 89 F FF 95 B FF 96 X FF 96 2-2 34 CS 1B		C SL 81 B FF 95 B SL 82 B FF 95 B SI 87 4-1 1-2 BB			4	1	1	0	2	1	3
34 Bryce Harper, L (1, 9) OBP: 0.402, SLG: 0.488	1 SAFE B FF 93 C SI 94 B SL 89 C FF 93 1 SAFE X FF 94 2-2 1-3 1B			B SI 93 C FF 94 B SL 88 C SL 88 X SI 94 2-2 6 G6-4-3 1B		B SI 94 B SI 94 C SL 85 C SI 93 C SI 94 F SL 87 X KC 81 2-2 P5		X FF 94 0-0 F9		B FF 94 1 SAFE S FF 96 S FF 96 B FF 96 F FF 96 B FF 96 S FF 97 3-3 1-2 K		B FF 94 F FF 94 S CH 88 D CH 89 X FF 94 2-2 F7			6	0	2	0	0	1	4
20 Daniel Murphy, L (1, 4) OBP: 0.393, SLG: 0.591	C FF 93 B SI 94 X SI 94 1-1 SF8 3-H			X FF 92 0-0 F8		C CH 86 B SI 94 S SL 88 1 SAFE X FF 95 1-2 1-H 2B		B FF 96 X SI 88 1-0 2B		B FF 96 F FF 95 F SL 84 B FF 95 X FF 94 2-2 F9			B FF 93 C CH 85 C CH 87 S SL 82 1-3 K		5	0	2	2	0	1	1
6 Anthony Rendon, R (1, 5) OBP: 0.338, SLG: 0.397	1 SAFE X FF 93 0-0 F9			1 SAFE 1 SAFE C SL 88 X SI 92 0-1 G6-4-3 1-2f		B SL 89 B SI 94 B SI 93 B FF 94 4-0 BB		B SI 96 B SI 94 C FF 96 B SL 86 B FF 97 4-1 BB			B FF 92 X FF 92 1-0 F9		C SL 78 B FF 94 F FF 94 F FF 96 S SL 83 1-3 K		4	0	0	0	2	1	2
11 Ryan Zimmerman, R (1, 3) OBP: 0.285, SLG: 0.404		B FF 92 C FF 93 B SL 88 C SL 88 B SI 92 X SI 94 3-2 P4			C SI 93 H KC 77 1-1 8 WP HBP	B SI 93 C FF 93 X SL 86 1-1 L9		D SI 95 X SI 94 1-0 L8		F FF 94 F FF 93 X FF 93 0-2 F9			C SL 80 B FF 95 X SL 80 1-1 G6-3		5	0	0	0	0	0	4
8 Danny Espinosa, S (1, 6) OBP: 0.334, SLG: 0.440		X FF 94 0-0 P6			1 SAFE B FF 93 C SL 86 S SI 93 B KC 81 S SL 86 2-3 K 1-2	B SI 91 F SI 92 B SL 85 S SL 84 S SL 82 2-3 K		B FF 93 B SI 89 C SI 94 C SI 94 S SL 85 2-3 K		B FF 93 B FF 93 B FF 93 C FF 93 X FF 94 3-1 P3			B SL 78 H FF 92 2-0 40 G5-3 9 2B HBP	5	1	0	0	0	3	3
59 Jose Lobaton, S (1, 2) OBP: 0.284, SLG: 0.377 10 Stephen Drew, L (9, PH) OBP: 0.293, SLG: 0.626 27 Shawn Kelley, R (10, 1) 46 Oliver Pérez, L (11, 1) 45 Blake Treinen, R (12, 1) 14 Chris Heisey, R (12, PH) OBP: 0.280, SLG: 0.418 52 Yusmeiro Petit, R (13, 1) OBP: 0.200, SLG: 0.200		C FF 93 B FF 95 F SI 93 S KC 82 1-3 K			B FF 93 C SI 93 S SL 88 S SL 87 1-3 K		B FF 93 F SI 93 F KC 81 B FF 95 F SL 87 S KC 82 2-3 K		B FF 92 B SI 88 B SI 93 C SI 93 X SI 94 3-1 F8			X FF 94 0-0 P4		1 SAFE X FF 91 0-0 B3	3 1 0 0 0 1	0 0 0 0 0 0	0 0 0 0 0 0	0 0 0 0 0 0	3 0 0 0 0 0	1 0 0 0 0 1
57 Tanner Roark, R (1, 1) OBP: 0.143, SLG: 0.094 25 Clint Robinson, L (7, PH) OBP: 0.292, SLG: 0.403 36 Sammy Solís, R (8, 1) 40 Wilson Ramos, R (9, PH) OBP: 0.388, SLG: 0.555 (10, 2)			C FF 92 S SL 88 B SL 89 C SL 88 1-3 K		F SI 94 D KC 82 C SL 85 C SL 88 1-3 K		C FF 94 B SL 88 X SI 94 1-1 9 1B 2B		B SL 84 C SI 94 F SI 91 X SL 84 1-2 P4			C SL 81 F SL 81 X SL 81 0-2 28 BB 1B		B SL 79 F FF 93 S CH 85 1 SAFE D FF 93 S CH 85 1 SAFE X CH 85 2-2 G5-3 1-2	2 1 0 3	0 0 0 0	0 1 0 1	0 0 0 0	0 0 0 0	2 0 0 1	1 0 0 1
Inning Stats	R: 1 E: 0 K: 0 S: 11 H: 2 LOB: 1 BB: 0 P: 18	R: 0 E: 0 K: 1 S: 7 H: 0 LOB: 0 BB: 0 P: 11	R: 0 E: 0 K: 2 S: 8 H: 0 LOB: 0 BB: 0 P: 13	R: 0 E: 0 K: 0 S: 6 H: 1 LOB: 0 BB: 0 P: 8	R: 0 E: 0 K: 3 S: 10 H: 0 LOB: 1 BB: 0 P: 15	R: 1 E: 0 K: 0 S: 14 H: 1 LOB: 2 BB: 2 P: 27	R: 0 E: 0 K: 2 S: 14 H: 2 LOB: 2 BB: 0 P: 23	R: 0 E: 0 K: 1 S: 7 H: 1 LOB: 2 BB: 1 P: 15	R: 0 E: 0 K: 0 S: 6 H: 0 LOB: 0 BB: 0 P: 11	R: 0 E: 0 K: 1 S: 11 H: 1 LOB: 0 BB: 0 P: 18	R: 0 E: 0 K: 0 S: 6 H: 0 LOB: 0 BB: 0 P: 10	R: 0 E: 0 K: 0 S: 10 H: 1 LOB: 2 BB: 1 P: 18	R: 0 E: 0 K: 2 S: 9 H: 0 LOB: 0 BB: 0 P: 12	R: 1 E: 0 K: 0 S: 5 H: 1 LOB: 1 BB: 0 P: 10	1B: 6 2B: 5 3B: 0 HR: 0	SF: 1 SAC: 0 DP: 2 HBP: 2						

PITCHER		IP	WLS	BF	H	R	ER	SO	BB	IBB	HBP	BLK	WP	HR	S	P	ERA	WHIP
28 Anthony DeSclafani, R ERA: 1.78	(1, 1)	6.2		28	6	2	2	8	2	0	1	0	1	0	68	111	2.70	1.200
26 Raisel Iglesias, R ERA: 3.03	(7, 1)	2.1		9	1	0	0	1	1	0	0	0	0	0	15	30	0.00	0.857
52 Tony Cingrani, L ERA: 3.38	(10, 1)	2.0		6	1	0	0	1	0	0	0	0	0	0	17	28	0.00	0.500
27 Ross Ohlendorf, R ERA: 4.31	(12, 1)	2.2	L	12	2	1	1	2	1	0	1	0	0	0	24	40	3.38	1.125

PITCHER	IP	WLS	BF	H	R	ER	SO	BB	IBB	HBP	BLK	WP	HR	S	P	ERA	WHIP

AB	48
R	3
H	10
RBI	3
BB	4
SO	12
LOB	22

WP: 1 PA: 55
PB: 0
SB: 0
CS: 1

Batter	1	2	3	4	5	6	7	8	9	10	AB	R	H	RBI	BB	SO	LOB
2 Zack Cozart, R (1, 6) OBP: 0.316, SLG: 0.462	B SI 94 B SI 94 C SI 93 F SI 94 X SI 95 2-2 9 WP 23 2B 1B	D SL 84 C SL 84 X SI 92 1-1 32 1B 2-H 2B		X SL 80 0-0 ① G6-3		C SI 92 B SI 90 X SI 91 1-1 2-3 1B			C SI 97 B SI 95 X SI 96 1-1 ① G5-3	I IN 80 I IN 77 I IN 78 I IN 78 4-0 9 1B 9 WP 32 G6-3 IBB	5	2	3	1	1	0	0
9 José Peraza, R (1, 7) OBP: 0.283, SLG: 0.246	C SI 94 B SL 87 F SI 92 B SL 86 H SI 92 3-2 23 2B 1-2 HBP	B SI 91 X SI 92 1-0 ② L3		B CH 88 F CH 90 X SL 82 1-1 ② G4-3		S FF 95 F FF 97 X SL 85 0-2 ② F8			X SI 97 0-0 ② G6-3	D SL 84 D SI 90 B SI 91 C FF 93 X FF 91 3-1 32 G6-3 1-3 2-H 3-H 1B	5	1	1	1	0	0	3
32 Jay Bruce, L (1, 9) OBP: 0.319, SLG: 0.551	B SI 93 F SL 79 F SI 92 S SI 92 1-3 ① K	T SI 92 F SI 90 B SI 91 B CH 86 F SI 90 F SL 84 X CH 85 2-2 2-3 1B		C SI 89 X SI 89 0-1 ③ G6-3		B FF 96 C FF 96 B SL 85 X FF 94 2-1 ③ F8			B SI 93 B SI 94 B SI 94 B SI 94 4-0 23 FC6-4 BB	B FF 91 B FF 90 C FF 90 S CU 78 F CU 77 X FF 93 2-2 ② G6-3 1-2 3-H	5	0	1	1	1	1	5
23 Adam Duvall, R (1, 3) OBP: 0.292, SLG: 0.570	B SL 85 X SI 92 1-0 ③ 4 1B 1-H 2-H 2B	B SL 85 X SL 84 1-0 ③ P6			C CH 88 X SL 82 0-1 2B		B FF 92 B CH 85 C FF 95 C FF 96 B FF 96 F FF 95 B FF 95 4-2 6 CS BB		B SI 94 F SI 94 X SI 93 1-1 ③ FC6-4 1-2f	C SL 86 S FF 94 F FF 92 F CU 78 B FF 93 F FF 93 B FF 95 F FF 92 X SL 87 2-2 ③ G6-3	5	1	2	2	1	0	4
7 Eugenio Suárez, R (1, 5) OBP: 0.302, SLG: 0.412	F SI 92 S SL 86 B SL 84 X SI 93 1-2 ② G5-3		B SL 86 B SL 84 F SI 92 S SL 84 B SI 92 X SL 85 3-2 ① G5-3		D SL 81 F SI 89 C CH 89 F SL 82 B SI 91 X SL 83 2-2 ① G5-3		1 SAFE B CH 85 C FF 95 X FF 94 1-1 ① P4			F SI 93 X SI 93 0-1 6 SH 4 1B 16 1B 1B	5	1	1	0	0	0	3
4 Brandon Phillips, R (1, 4) OBP: 0.295, SLG: 0.374	S SL 86 F SL 86 F SI 93 X SL 87 0-2 2-H 1B		B SL 85 X SI 92 1-0 ② G6-3		C SI 89 X CH 89 0-1 ② F9		X FF 95 0-0 ② L9			S SI 92 1 SAFE X KC 78 0-1 16 1B 6 SH 16 E 1-2 1B	5	1	2	1	0	0	2
6 Billy Hamilton, S (1, 8) OBP: 0.296, SLG: 0.371	B SI 92 X SI 91 1-0 ③ F7		F SI 93 C SI 92 X SL 78 0-2 16 1B 1B		X CH 88 0-0 ③ L8		1 SAFE B FF 95 B FF 94 2-0 ③ CS 1-2	B FF 94 F FF 94 S FF 94 B SL 81 F FF 95 X FF 97 2-2 ① F8		L SI 93 X SI 92 0-1 SH 16 E 9 WP 1-2 2-3	4	1	1	0	0	0	2
16 Tucker Barnhart, L (1, 2) OBP: 0.336, SLG: 0.376		X SI 91 0-0 58 SH3 2 2B 1B	B SI 91 F SI 91 1 SAFE X SI 90 1-1 58 S 1-3 1B			B SL 79 S CH 83 H SI 91 2-1 2 1B 58 SH1-4 HBP		C FF 96 F CH 88 S FF 96 0-3 ② K		B SI 94 F SI 93 F SI 94 B KC 80 B SI 94 X SI 93 3-2 E9 9 WP 37 DI 9 1B 1-3 2-H 3-H 1B	4	2	3	1	0	1	0
58 Dan Straily, R (1, 1)		X SI 90 0-0 ① SH3 1-2	S SL 83 S SL 84 B SL 82 C SL 82 1-3 ③ K 1-2			X SL 82 0-0 ① SH1-4 1-2		B FF 95 B FF 94 C FF 95 F FF 95 S FF 95 2-3 ③ K		F FF 88 S CU 74 B FF 91 F FF 92 S CU 77 1-3 ① K 1-2	2	0	0	0	0	2	2
36 Blake Wood, R (8, 1)											0	0	0	0	0	0	0
73 Josh Smith, R (8, 1)											0	0	0	0	0	0	0
37 Ramón Cabrera, S (10, PH) OBP: 0.297, SLG: 0.305											1	0	0	0	0	1	2
70 Jumbo Díaz, R (10, 1)											0	0	0	0	0	0	0
Inning Stats	R: 3 E: 0 K: 1 S: 17 H: 3 LOB: 1 BB: 0 P: 26	R: 1 E: 0 K: 0 S: 11 H: 3 LOB: 2 BB: 0 P: 16	R: 0 E: 0 K: 1 S: 12 H: 2 LOB: 2 BB: 0 P: 18	R: 0 E: 0 K: 0 S: 5 H: 0 LOB: 0 BB: 0 P: 6	R: 0 E: 0 K: 0 S: 9 H: 1 LOB: 1 BB: 0 P: 11	R: 0 E: 0 K: 0 S: 9 H: 1 LOB: 2 BB: 0 P: 14	R: 0 E: 0 K: 0 S: 6 H: 0 LOB: 0 BB: 1 P: 13	R: 0 E: 0 K: 2 S: 10 H: 0 LOB: 0 BB: 0 P: 14	R: 0 E: 0 K: 0 S: 5 H: 0 LOB: 1 BB: 1 P: 11	R: 5 E: 2 K: 1 S: 26 H: 4 LOB: 1 BB: 1 P: 41	1B: 11 2B: 3 3B: 0 HR: 0 SF: 0 SAC: 3 DP: 0 HBP: 2	WP: 2 PB: 0 SB: 1 CS: 1 PA: 50					

PITCHER		IP	WLS	BF	H	R	ER	SO	BB	IBB	HBP	BLK	WP	HR	S	P	ERA	WHIP
41 Joe Ross, R ERA: 3.49	(1, 1)	5.1		28	10	4	4	2	0	0	2	0	1	0	58	84	6.75	1.875
73 Felipe Vázquez, L ERA: 5.35	(6, 1)	2.2		8	0	0	0	2	1	0	0	0	0	0	21	34	0.00	0.375
45 Blake Treinen, R ERA: 2.14	(9, 1)	0.2		2	0	0	0	0	0	0	0	0	0	0	3	4	0.00	0.000
36 Sammy Solís, L ERA: 2.17	(9, 1)	0.1	L	6	3	4	4	0	1	0	0	0	0	0	11	19	108.00	12.000
18 Matt Belisle, R ERA: 1.98	(10, 1)	1.0		5	1	1	0	1	0	1	0	0	1	0	17	29	0.00	1.000

PITCHER	IP	WLS	BF	H	R	ER	SO	BB	IBB	HBP	BLK	WP	HR	S	P	ERA	WHIP

TOP

Cincinnati Reds @ Washington Nationals

Nationals Park, Washington, DC

Sat Jul 02 2016, 7:19 PM - 10:52 PM EDT

Att. 35,195 - Partly Cloudy - 80 F

livebaseballscorecards.com

AB	41
R	9
H	14
RBI	7
BB	3
SO	5
LOB	23

Batter	1	2	3	4	5	6	7	8	9	10	AB	R	H	RBI	BB	SO	LOB
9 Ben Revere, L (1, 8) OBP: 0.275, SLG: 0.293	B FF 88 C FF 89 C CH 81 B CH 82 X FF 89 2-2 ① P6		B FF 90 C FF 89 F FF 89 F FF 90 X CH 83 1-2 1-H 3B			C FF 88 C FF 87 F FF 90 X FF 90 0-2 ① G1-3		B FF 96 X FF 95 1-0 ① SH2-3 1-3		B FF 94 C FF 95 F FF 96 X FF 97 1-2 ① G4-3	4	0	1	1	0	0	0
28 Jayson Werth, R (1, 7) OBP: 0.338, SLG: 0.426	C FF 90 B FF 89 C FF 89 F CH 81 X CU 72 1-2 ② F8		S CU 70 B FF 90 D CH 82 B FF 91 F FF 90 X FF 90 3-2 ③ F9			C SL 81 B CU 71 S CH 82 B CU 71 F FF 90 S FF 91 2-3 ② K		B SL 90 B FF 96 C SL 89 B SL 90 C SL 88 D SL 89 4-2 40 S 34 1B BB		C FF 98 F FF 97 F SL 85 B SL 87 B FF 97 X FF 97 2-2 E6 34 FC3-6	4	0	0	0	1	1	1
34 Bryce Harper, L (1, 9) OBP: 0.402, SLG: 0.485	B CH 83 C FF 90 B CH 83 X CH 83 2-1 ③ G3			B FF 89 B FF 88 C CH 82 B CH 83 B FF 90 4-1 20 FC3-6 BB		X FF 90 0-0 ③ F9		1 SAFE X FF 96 0-0 40 S 1-2 3-H 1B		S FF 97 X SI 97 0-1 ② FC3-6 1-2f	4	0	1	1	1	0	1
20 Daniel Murphy, L (1, 4) OBP: 0.387, SLG: 0.582		F FF 90 X CH 81 0-1 ① G5-3		C FF 88 X FF 89 0-1 ① FC3-6 1-2f			B CH 81 B CH 81 C FF 89 X SL 82 2-1 ① G6-3	C FF 97 F CH 85 D SL 89 D FF 96 F FF 96 B CH 86 C FF 96 3-3 ② K		F FF 97 B FF 98 F FF 96 F SL 88 B SL 85 X FF 96 2-2 ③ F7	5	0	0	0	0	1	4
40 Wilson Ramos, R (1, 2) OBP: 0.386, SLG: 0.548		F CH 82 B CH 81 X SL 84 1-1 ② G6-3		C CU 73 F CH 83 S CH 82 0-3 ② K			X FF 88 0-0 ② F9	B FF 96 B SL 91 B SL 90 C SL 88 S SL 88 B SL 90 4-2 1-2 2-3 BB			3	0	0	0	1	1	1
25 Clint Robinson, L (1, 3) OBP: 0.280, SLG: 0.383 36 Sammy Solís, R (9, 1) 18 Matt Belisle, R (10, 1)		C CH 82 B SL 83 X CH 81 1-1 ③ G6-3		C FF 90 X FF 90 0-1 ③ F8			B FF 88 B FF 88 C FF 89 X FF 88 2-1 ③ F8	C FF 90 X FF 91 0-1 ③ P6			4 0 0	0 0 0	0 0 0	0 0 0	0 0 0	0 0 0	4 0 0
10 Stephen Drew, L (1, 5) OBP: 0.312, SLG: 0.513			B FF 88 C FF 88 F CH 81 B CH 83 B CH 80 B FF 89 4-2 9 3B BB		B FF 88 B FF 87 X FF 89 2-0 ① P5			B FF 86 C FF 88 B CH 82 B FF 89 B FF 88 4-1 8 HR BB	B FF 90 B SI 88 X FF 90 2-0 ① F8		2	2	0	0	2	0	0
8 Danny Espinosa, S (1, 6) OBP: 0.333, SLG: 0.449			F FF 88 F FF 88 X CH 82 0-2 ① F9		C CH 82 B FF 90 F FF 90 S CU 72 1-3 ② K			1 SAFE B FF 87 S CH 81 B CH 81 X FF 88 2-1 1-H HR	C FF 92 B CH 80 L FF 91 C FF 92 1-3 ② K		4	1	1	2	0	2	1
41 Joe Ross, R (1, 1) OBP: 0.308, SLG: 0.306 73 Felipe Vázquez, L (6, 1) 6 Anthony Rendon, R (8, PH) OBP: 0.340, SLG: 0.397 45 Blake Treinen, R (9, 1) 11 Ryan Zimmerman, R (9, 3) OBP: 0.284, SLG: 0.402			C FF 90 1 SAFE B FF 89 B CU 71 B FF 89 F FF 90 S FF 89 3-3 ② K		X FF 88 0-0 ③ G6-3			B SL 89 B FF 93 B FF 94 B FF 93 4-0 9 SH2-3 9 S 34 1B BB	B SL 86 B SL 84 C CU 80 S CU 80 X SL 84 2-2 ③ G6-3		2 0 0 0 1	0 0 1 0 0	0 0 0 0 0	0 0 1 0 0	1 0 0 0 0	1 0 0 0 0	1 0 0 0 0
Inning Stats	R: 0 E: 0 K: 0 S: 9 H: 0 LOB: 0 BB: 0 P: 14	R: 0 E: 0 K: 0 S: 6 H: 0 LOB: 0 BB: 0 P: 8	R: 1 E: 0 K: 1 S: 15 H: 1 LOB: 1 BB: 1 P: 26	R: 0 E: 0 K: 1 S: 8 H: 0 LOB: 1 BB: 1 P: 12	R: 0 E: 0 K: 1 S: 5 H: 0 LOB: 0 BB: 0 P: 8	R: 0 E: 0 K: 1 S: 9 H: 0 LOB: 0 BB: 0 P: 11	R: 0 E: 0 K: 0 S: 5 H: 0 LOB: 0 BB: 0 P: 9	R: 3 E: 0 K: 1 S: 15 H: 2 LOB: 3 BB: 4 P: 37	R: 0 E: 0 K: 1 S: 7 H: 0 LOB: 0 BB: 0 P: 12	R: 0 E: 1 K: 0 S: 13 H: 0 LOB: 1 BB: 0 P: 18	1B: 1 2B: 0 3B: 1 HR: 1	SF: 0 SAC: 1 DP: 0 HBP: 0		WP: 0 PB: 0 SB: 3 CS: 0	PA: 40			

PITCHER		IP	WLS	BF	H	R	ER	SO	BB	IBB	HBP	BLK	WP	HR	S	P	ERA	WHIP
58 Dan Straily, R ERA: 4.34	(1, 1)	7.0		26	2	3	3	4	3	0	0	0	0	1	60	97	3.86	0.714
36 Blake Wood, R ERA: 3.38	(8, 1)	0.2	B	6	1	1	1	1	3	0	0	0	0	0	10	26	13.50	6.000
73 Josh Smith, R ERA: 3.98	(8, 1)	1.1	W	4	0	0	0	1	0	0	0	0	0	0	9	14	0.00	0.000
70 Jumbo Díaz, R ERA: 4.97	(10, 1)	1.0		4	0	0	0	0	0	0	0	0	0	0	13	18	0.00	0.000

PITCHER	IP	WLS	BF	H	R	ER	SO	BB	IBB	HBP	BLK	WP	HR	S	P	ERA	WHIP

BOTTOM

Cincinnati Reds @ Washington Nationals

Nationals Park, Washington, DC

Sat Jul 02 2016, 7:19 PM - 10:52 PM EDT

Att. 35,195 - Partly Cloudy - 80 F

livebaseballscorecards.com

AB	33
R	4
H	3
RBI	4
BB	6
SO	6
LOB	13

Cincinnati Reds @ Washington Nationals

Nationals Park, Washington, DC

Sun Jul 03 2016, 1:37 PM - 4:44 PM EDT

Att. 37,328 - Cloudy - 75 F

livebaseballscorecards.com

TOP

Batter	1	2	3	4	5	6	7	8	9	AB	R	H	RBI	BB	SO	LOB
2 Zack Cozart, R (1, 6) OBP: 0.318, SLG: 0.461 3 Iván De Jesús Jr., R (8, 7) OBP: 0.262, SLG: 0.273	C FF 96 B FF 95 B SL 92 B FF 97 B FF 97 4-1 19 BB BB		C CU 82 X SL 91 0-1 ② G5-3			C SL 88 X SI 93 0-1 ① L5		C FF 91 B CU 75 B SL 86 X SL 86 2-1 9 1B 2-3 1B		3 0	0 0	1 0	0 0	1 0	0 0	0 0
9 José Peraza, R (1, 7) OBP: 0.281, SLG: 0.246 (8, 6)	C FF 95 L FF 96 F CU 81 F FF 96 D CH 90 F FF 96 F SL 90 F FF 95 F FF 96 1-2 X CU 82 F7		C FF 95 X CU 82 0-1 ③ G4-3			X FF 94 0-0 ② G6-3		D FF 90 X FF 90 1-0 1-2 3-H 1B		4	0	1	1	0	0	1
19 Joey Votto, L (1, 3) OBP: 0.382, SLG: 0.455	B CU 82 F SL 90 B FF 96 C SL 90 B CH 90 B CH 90 4-2 1-2 BB			B FF 92 B SL 92 B FF 96 S FF 95 T FF 96 F CU 83 F SI 97 B FF 97 4-2 7 FC5-4 BB		S SL 88 B FF 94 B CH 89 B FF 95 F SI 95 F FF 95 F SL 91 X SL 89 3-2 ③ P5		C FF 90 X SL 86 0-1 ② F7		2	0	0	0	2	0	2
32 Jay Bruce, L (1, 9) OBP: 0.315, SLG: 0.544 70 Jumbo Díaz, R (8, 1) 21 Michael Lorenzen, R (8, 1)	S FF 95 X SL 91 0-1 ② P5			C FF 95 F SL 90 B FF 95 B CH 87 T FF 95 2-2 ① K			S SL 86 F FF 93 B CH 89 T FF 94 1-2 ① K	S FF 91 S FF 90 F FF 92 S CU 77 0-3 ③ K		4 0 0	0 0 0	0 0 0	0 0 0	0 0 0	3 0 0	5 0 0
7 Eugenio Suárez, R (1, 5) OBP: 0.301, SLG: 0.408	B SL 92 X FF 95 1-0 ③ F9			B FF 95 S CH 88 X SL 90 1-1 ② FC5-4 1-2f			C FF 96 B SL 89 B FF 94 B FF 95 B FF 95 4-1 4 G4-3 4 WP BB		B FF 92 C FF 93 F FF 93 F FF 94 F SI 92 C SL 80 1-3 ① K	3	0	0	0	1	1	3
4 Brandon Phillips, R (1, 4) OBP: 0.292, SLG: 0.369		B FF 95 X SL 91 1-0 ① L8		F FF 94 S CU 83 B FF 95 D CH 89 X CU 82 2-2 ③ G5-3			F FF 94 B CH 88 F FF 93 D CU 80 F SI 92 F SL 86 X FF 93 2-2 ② G4-3 1-3		B FF 93 C SL 79 S SL 81 F SI 93 B SL 81 F FF 94 B SL 81 F FF 93 X FF 94 3-2 ② F9	4	0	0	0	0	0	2
6 Billy Hamilton, S (1, 8) OBP: 0.291, SLG: 0.364		B FF 95 L FF 96 C CU 82 F SL 91 S CU 82 1-3 ② K			C CU 81 B FF 91 C FF 94 B CU 81 F FF 94 F FF 94 F CU 82 X FF 95 2-2 ① L5		B SI 95 B SI 94 C SI 95 X SI 96 2-1 ③ G3		C FF 91 S SL 81 F FF 94 F SI 94 B SL 80 C SL 81 1-3 ③ K	4	0	0	0	0	2	1
37 Ramón Cabrera, S (1, 2) OBP: 0.299, SLG: 0.306		X FF 95 0-0 ③ F8			C FF 94 F CU 83 B FF 94 B CU 81 B CH 89 X CU 82 3-2 ② G4-3			B FF 90 B FF 89 B FF 90 C FF 90 X FF 89 3-1 2 1B 40 G5-3 9 1B 1B		3	1	1	0	0	0	0
47 John Lamb, L (1, 1) OBP: 0.111, SLG: 0.059 48 Keyvius Sampson, R (5, 1) 40 Tyler Holt, R (8, PH) OBP: 0.294, SLG: 0.262 (8, 9)			B FF 95 C FF 95 C CU 83 S FF 95 1-3 ① K		S FF 94 B SL 90 F FF 95 B FF 95 S CU 83 2-3 ③ K			C FF 91 X SL 85 0-1 ① G5-3 1-2		2 0 1	0 0 0	0 0 0	0 0 0	0 0 0	2 0 0	0 0 1
Inning Stats	R: 0 E: 0 K: 0 S: 15 H: 0 LOB: 2 BB: 2 P: 25	R: 0 E: 0 K: 1 S: 6 H: 0 LOB: 0 BB: 0 P: 8	R: 0 E: 0 K: 1 S: 7 H: 0 LOB: 0 BB: 0 P: 8	R: 0 E: 0 K: 1 S: 12 H: 0 LOB: 1 BB: 1 P: 21	R: 0 E: 0 K: 1 S: 12 H: 0 LOB: 0 BB: 0 P: 19	R: 0 E: 0 K: 0 S: 9 H: 0 LOB: 0 BB: 0 P: 12	R: 0 E: 0 K: 1 S: 11 H: 0 LOB: 1 BB: 1 P: 20	R: 1 E: 0 K: 1 S: 13 H: 3 LOB: 2 BB: 0 P: 19	R: 0 E: 0 K: 2 S: 16 H: 0 LOB: 0 BB: 0 P: 21	1B: 3 2B: 0 3B: 0 HR: 0 SF: 0 SAC: 0 DP: 0 HBP: 0						

	AB	30
	R	1
	H	3
	RBI	1
	BB	4
	SO	8
	LOB	15

WP: 1 PA: 34
PB: 0
SB: 0
CS: 0

PITCHER		IP	WLS	BF	H	R	ER	SO	BB	IBB	HBP	BLK	WP	HR	S	P	ERA	WHIP
37 Stephen Strasburg, R ERA: 2.71	(1, 1)	6.2	W	24	0	0	0	5	4	0	0	0	1	0	70	109	0.00	0.600
45 Blake Treinen, R ERA: 2.12	(7, 1)	0.1		1	0	0	0	0	0	0	0	0	0	0	2	4	0.00	0.000
18 Matt Belisle, R ERA: 2.45	(8, 1)	1.0		6	3	1	1	1	0	0	0	0	0	0	13	19	9.00	3.000
46 Oliver Pérez, L ERA: 4.09	(9, 1)	1.0		3	0	0	0	2	0	0	0	0	0	0	16	21	0.00	0.000

PITCHER		IP	WLS	BF	H	R	ER	SO	BB	IBB	HBP	BLK	WP	HR	S	P	ERA	WHIP

BOTTOM

Cincinnati Reds @ Washington Nationals

Nationals Park, Washington, DC

Sun Jul 03 2016, 1:37 PM - 4:44 PM EDT

Att. 37,328 - Cloudy - 75 F

livebaseballscorecards.com

Batter	1	2	3	4	5	6	7	8	9	AB	R	H	RBI	BB	SO	LOB
3 Michael Taylor, R (1, 8) OBP: 0.266, SLG: 0.372 (8, 9)	C FF 90 B FF 90 F FF 89 B CH 73 S CH 75 2-3 K	S CH 76 B FF 92 B CH 76 X CH 75 2-1 G5-3		B FF 90 S FF 88 X CH 73 1-1 G5-3		C CH 83 B CU 75 B CH 83 C FF 92 T CH 84 2-2 K	B SL 87 X CH 83 1-0 P6			5	0	0	0	0	2	2
28 Jayson Werth, R (1, 7) OBP: 0.337, SLG: 0.422 14 Chris Heisey, R (7, 7) OBP: 0.289, SLG: 0.427	C FC 86 F FF 90 B FC 87 C CU 68 1-3 K	S FF 90 F FC 88 B FF 92 B FF 91 C FC 84 2-3 K	B FF 88 C FF 89 C FF 87 S CU 65 1-3 K		B FF 93 B FF 92 C FF 91 B FF 91 B FF 91 4-1 34 HBP 20 1B BB	C FF 91 B SL 86 X SL 85 1-1 1B			3	1	0	0	1	3	0
										1	0	1	0	0	0	0
34 Bryce Harper, L (1, 9) OBP: 0.405, SLG: 0.496 18 Matt Belisle, R (8, 1) 46 Oliver Pérez, L (9, 1)	X FC 86 0-0 1B	C CU 69 B FF 90 B FF 89 S CU 66 X CH 74 2-2 F8			B FC 84 C CU 65 X FF 88 1-1 HR	B FF 93 F FF 93 B FF 93 F FF 92 H CU 76 3-2 20 1B 1-2 HBP	B FF 92 X FF 92 1-0 F9			4	1	2	1	0	0	1
										0	0	0	0	0	0	0
										0	0	0	0	0	0	0
20 Daniel Murphy, L (1, 4) OBP: 0.388, SLG: 0.581 10 Stephen Drew, L (7, 4) OBP: 0.319, SLG: 0.556	B FF 89 B CH 74 X FC 85 2-0 P6	B FF 89 C FF 88 B FF 90 F FF 89 X CU 66 2-2 G5-3			B FC 85 X FC 83 1-0 40 2B 1B	C FF 92 X FF 92 0-1 1-3 2-H 1B		C FF 94 S CH 87 X FF 96 0-2 HR		4	1	2	1	0	0	1
										1	1	1	1	0	0	0
40 Wilson Ramos, R (1, 2) OBP: 0.394, SLG: 0.567		X CH 74 0-0 HR		B CH 75 C FC 84 B FF 88 B FC 83 B FC 83 4-1 6 BB 11 BB 8 HR BB	B FF 86 B FC 84 B FF 88 X FF 85 3-0 6 1B 8 1B 1-H 2B	C FF 93 F FF 93 B SL 88 F SL 88 X FF 92 1-2 L4		B SL 86 X FF 95 1-0 11 FC6-4 1B		4	3	3	2	1	0	2
11 Ryan Zimmerman, R (1, 3) OBP: 0.282, SLG: 0.396		X FF 90 0-0 G5-3		B FC 85 B FF 90 B CH 75 B FF 90 4-0 6 BB 8 HR 1-2 BB	C FF 88 S CU 65 B FF 88 X FF 88 1-2 G5-3	X SL 87 0-0 P3		B SI 95 C SL 85 B SI 95 B SI 94 X SI 96 3-1 FC6-4 6 FC3-6 1-2f		4	1	0	0	1	0	4
6 Anthony Rendon, R (1, 5) OBP: 0.347, SLG: 0.409		C FF 91 B FF 91 C FF 89 B CU 68 B CU 68 F FF 91 B FF 91 4-2 37 SH3-4 8 1B BB		B FF 90 B FF 88 C FF 88 C FF 89 B CH 73 F FF 88 B FC 83 4-2 8 HR 1-2 2-3 BB	F FF 84 B FF 83 X CU 64 1-1 8 1B 2-3 1B		B FF 92 B FF 90 F FF 90 F FF 90 B SL 86 X FF 90 3-2 HR	S SL 86 B FF 95 B SL 85 B FF 95 X FF 94 3-1 FC3-6 8 WP 1-2f		3	2	2	1	2	0	1
8 Danny Espinosa, S (1, 6) OBP: 0.341, SLG: 0.479		1 SAFE X FF 89 0-0 37 SH3-4 1-2 1B		F FF 87 B CU 68 B CU 66 S FF 89 F FF 90 X CH 74 2-2 1-H 2-H 3-H HR	T FF 90 1 SAFE X FF 92 0-1 37 G4-6-3 1-2 3-H 1B		B SL 86 S FF 91 S SL 87 B SL 88 X SL 87 2-2 HR	B SI 94 S FF 94 X FF 96 1-1 G3-1 1-2		5	2	4	6	0	0	1
37 Stephen Strasburg, R (1, 1) OBP: 0.139, SLG: 0.139 45 Blake Treinen, R (7, 1) 25 Clint Robinson, L (7, PH) OBP: 0.277, SLG: 0.378 9 Ben Revere, L (8, 8) OBP: 0.275, SLG: 0.293		X FF 88 0-0 SH3-4 1-2 2-3		B FF 91 C FF 91 F FF 89 C CU 66 1-3 K	L FF 89 L FF 90 B CU 74 F FF 93 B SL 86 X FF 92 2-2 G4-6-3 1-2f		B FF 92 C FF 91 F CH 84 S CU 76 1-3 K			2	0	0	0	0	1	2
										0	0	0	0	0	0	0
										1	0	0	0	0	1	0
										0	0	0	0	0	0	0

Inning Stats																								
	R: 0	H: 1	R: 1	H: 2	R: 0	H: 0	R: 4	H: 1	R: 3	H: 5	R: 1	H: 1	R: 2	H: 3	R: 1	H: 2	1B: 8	SF: 0	WP: 1	PA: 44
	E: 0	LOB: 1	E: 0	LOB: 2	E: 0	LOB: 0	E: 0	LOB: 0	E: 0	LOB: 1	E: 0	LOB: 2	E: 0	LOB: 1	E: 0	LOB: 1	2B: 1	SAC: 1	PB: 0	
	K: 2	BB: 0	K: 0	BB: 1	K: 1	BB: 0	K: 2	BB: 3	K: 0	BB: 0	K: 1	BB: 1	K: 1	BB: 0	K: 0	BB: 0	3B: 0	DP: 1	SB: 0	
	S: 8	P: 13	S: 9	P: 15	S: 9	P: 15	S: 16	P: 33	S: 15	P: 24	S: 13	P: 23	S: 13	P: 22	S: 10	P: 18	HR: 6	HBP: 1	CS: 0	

PITCHER		IP	WLS	BF	H	R	ER	SO	BB	IBB	HBP	BLK	WP	HR	S	P	ERA	WHIP
47 John Lamb, L ERA: 5.43	(1, 1)	4.1	L	25	8	8	8	5	4	0	0	0	0	3	51	92	16.61	2.769
48 Keyvius Sampson, R ERA: 7.3	(5, 1)	2.2		14	5	3	3	2	1	0	1	0	0	2	32	53	10.12	2.250
70 Jumbo Díaz, R ERA: 5.54	(8, 1)	0.1		3	2	1	1	0	0	0	0	0	0	1	6	10	27.00	6.000
21 Michael Lorenzen, R ERA: 4.05	(8, 1)	0.2		2	0	0	0	0	0	0	0	0	1	0	4	8	0.00	0.000

PITCHER	IP	WLS	BF	H	R	ER	SO	BB	IBB	HBP	BLK	WP	HR	S	P	ERA	WHIP

Batter	1	2	3	4	5	6	7	8	9	AB	R	H	RBI	BB	SO	LOB
2 Zack Cozart, R (1, 6) OBP: 0.319, SLG: 0.474	B FC 88 C FC 88 B SI 87 X SI 87 2-1 G5-3		B SI 88 C SI 89 T CH 80 X FC 88 1-2 2B		B FF 90 C FF 89 B SI 88 C SI 88 X SI 88 2-2 L3		X FF 90 0-0 1-H HR		X SI 95 0-0 1-2f G6-4-3	5	1	2	2	0	0	1
7 Eugenio Suárez, R (1, 5) OBP: 0.301, SLG: 0.416	S SI 88 B FC 89 B CH 81 F FC 89 F CH 80 F CH 80 X CH 80 2-2 P4		C CH 78 B CU 76 X CH 79 1-1 P6			S SI 87 S SI 87 F CH 80 F SI 89 B SI 88 X CH 80 1-2 F8	B CU 70 B FF 91 F FF 92 F FF 90 B FC 83 X FF 91 3-2 HR			4	1	1	1	0	0	1
19 Joey Votto, L (1, 3) OBP: 0.386, SLG: 0.457	C SI 88 C SI 89 B CU 76 B SI 89 B FF 90 B FF 90 4-2 BB			C SI 88 B CH 81 S CH 80 X FC 89 1-2 32 FC3-6 1B		B SI 88 X SI 87 1-0 32 E 32 FC 23 SF9 1B	F FC 83 S FC 84 S FC 83 0-3 K			3	1	2	0	1	1	0
32 Jay Bruce, L (1, 9) OBP: 0.314, SLG: 0.540	C FC 89 B CU 76 F CU 76 B SI 89 D CH 81 X CH 81 3-2 F9			F CH 80 D CU 76 B CU 76 F FC 89 X CU 75 2-2 FC3-6 4 FC5-4 23 1B 1-2f		D CU 74 C FC 88 B CH 80 F CH 80 X CU 76 2-2 FC 1-3		X FF 95 0-0 6 FC6 1B		4	0	1	0	0	0	3
23 Adam Duvall, R (1, 7) OBP: 0.291, SLG: 0.567		C SI 87 C SI 89 S FF 89 0-3 K		S SI 88 S CH 79 F CH 80 B SI 88 B CH 80 X CH 79 2-2 4 FC5-4 1-2 1B		B FF 95 F FF 94 B FF 95 S FF 95 B FF 95 F FF 95 X FF 94 3-2 SF9 3-H		C SL 84 C FF 95 S SL 84 0-3 K		3	0	1	1	0	2	1
4 Brandon Phillips, R (1, 4) OBP: 0.289, SLG: 0.365 36 Blake Wood, R (6, 1) 37 Ramón Cabrera, S (8, PH) OBP: 0.294, SLG: 0.302 (8, 2)		B FC 88 F SI 88 B FC 87 S CH 80 B FC 88 S SI 88 3-3 K		C SI 88 B SI 88 F SI 88 F SI 89 F SI 88 X CH 80 1-2 FC5-4 1-2f 2-3		B CU 79 C FF 94 S FF 94 X CU 80 1-2 P4		F SI 96 X CH 87 0-1 L8		3 0 1	0 0 0	0 0 0	0 0 0	0 0 0	1 0 0	3 0 1
6 Billy Hamilton, S (1, 8) OBP: 0.286, SLG: 0.358 27 Ross Ohlendorf, R (8, 1)		L FC 87 F FC 87 X FC 88 0-2 F8		C FC 89 B SI 87 C CU 75 F CH 80 X CH 79 1-2 G4-3			F FF 90 F FF 91 F FF 92 B CH 80 X SL 81 1-2 G1-3	C SL 83 B CH 88 B CH 87 C FF 95 X SL 83 2-2 FC6 1-2f		4 0	0 0	0 0	0 0	0 0	0 0	3 0
16 Tucker Barnhart, L (1, 2) OBP: 0.332, SLG: 0.371 9 José Peraza, R (8, 8) OBP: 0.277, SLG: 0.242			C SI 88 X FC 88 0-1 G5-3		C SI 87 S CH 80 B FC 89 X CH 80 1-2 G4-3		B FF 91 X SI 91 1-0 L9		X FF 96 0-0 G6-3	3 1	0 0	0 0	0 0	0 0	0 0	0 0
44 Cody Reed, L (1, 1) 40 Tyler Holt, R (5, PH) OBP: 0.292, SLG: 0.259 73 Josh Smith, R (5, 1) 3 Iván De Jesús Jr., R (6, 4) OBP: 0.275, SLG: 0.287			B FC 87 C FC 86 S SI 87 X SI 88 1-2 G1-3		C SI 88 B SI 88 C SI 88 X CH 79 1-2 F7		B SI 92 X SI 91 1-0 2 HR 1B		C SL 86 B SL 86 X FF 96 1-1 2 G6-4-3 1B	1 1 0 2	0 0 0 1	0 0 0 2	0 0 0 1	0 0 0 0	0 0 0 0	0 0 0 0
Inning Stats	R: 0 E: 0 K: 0 S: 12 H: 0 LOB: 1 BB: 1 P: 23	R: 0 E: 0 K: 2 S: 9 H: 0 LOB: 0 BB: 0 P: 12	R: 0 E: 0 K: 0 S: 10 H: 1 LOB: 1 BB: 0 P: 13	R: 0 E: 0 K: 0 S: 19 H: 2 LOB: 2 BB: 0 P: 26	R: 0 E: 0 K: 0 S: 9 H: 0 LOB: 0 BB: 0 P: 13	R: 1 E: 1 K: 0 S: 16 H: 1 LOB: 1 BB: 0 P: 24	R: 3 E: 0 K: 1 S: 13 H: 3 LOB: 0 BB: 0 P: 19	R: 0 E: 0 K: 1 S: 9 H: 1 LOB: 1 BB: 0 P: 11	R: 0 E: 0 K: 0 S: 4 H: 1 LOB: 0 BB: 0 P: 5	1B: 6 2B: 1 3B: 0 HR: 2 SF: 1 SAC: 0 DP: 1 HBP: 0						

PITCHER		IP	WLS	BF	H	R	ER	SO	BB	IBB	HBP	BLK	WP	HR	S	P	ERA	WHIP
28 Kyle Hendricks, R ERA: 2.61	(1, 1)	5.1	W	22	4	1	0	2	1	0	0	0	0	0	68	100	0.00	0.938
6 Carl Edwards Jr., R ERA: 1.17	(6, 1)	0.2		2	0	0	0	0	0	0	0	0	0	0	7	11	0.00	0.000
37 Travis Wood, L ERA: 2.86	(7, 1)	1.0		6	3	3	3	1	0	0	0	0	0	2	13	19	27.00	3.000
46 Pedro Strop, R ERA: 2.81	(8, 1)	1.0		4	1	0	0	1	0	0	0	0	0	0	9	11	0.00	1.000
56 Héctor Rondón, R ERA: 1.59	(9, 1)	1.0		3	1	0	0	0	0	0	0	0	0	0	4	5	0.00	1.000

PITCHER	IP	WLS	BF	H	R	ER	SO	BB	IBB	HBP	BLK	WP	HR	S	P	ERA	WHIP

TOP

Cincinnati Reds @ Chicago Cubs

Wrigley Field, Chicago, IL

Mon Jul 04 2016, 1:23 PM - 4:24 PM CDT

Att. 41,293 - Cloudy - 73 F

livebaseballscorecards.com

AB	35
R	4
H	9
RBI	4
BB	1
SO	4
LOB	13

REDS

Cincinnati Reds @ Chicago Cubs

Wrigley Field, Chicago, IL

Mon Jul 04 2016, 1:23 PM - 4:24 PM CDT

Att. 41,293 - Cloudy - 73 F

livebaseballscorecards.com

BOTTOM

Batter	1	2	3	4	5	6	7	8	9	AB	R	H	RBI	BB	SO	LOB
9 Javier Báez, R (1, 4) OBP: 0.310, SLG: 0.447	B FF 93 F FF 94 X CH 87 1-1 ① G6-3	B FF 92 B FF 92 F FF 92 X FF 93 2-1 E4 17 HR		X SL 85 0-0 44 HBP 17 BB 40 FC5-2 1B	C SL 85 S CU 78 B FF 91 X CU 81 1-2 ② FC6-4 1-2f 2-3		F FF 96 F FF 96 F CH 86 F SL 85 B CH 84 S SL 90 1-3 ① K	C CH 87 D CH 88 S SL 83 F SL 82 C SL 82 1-3 ③ K		6	1	1	0	0	2	4
17 Kris Bryant, R (1, 7) OBP: 0.373, SLG: 0.575 20 Matt Szczur, R (5, PH) OBP: 0.319, SLG: 0.420 (6, 7)	C SL 90 B CH 88 S CH 87 B SL 93 F SL 91 B CH 87 F SL 90 B FF 96 4-2 40 HBP 27 1B BB	X FF 93 0-0 1-H HR		1 SAFE B CH 82 D FF 92 B SL 87 B FF 91 4-0 40 FC5-2 44 HBP 27 E 1-2 BB	X SI 88 0-0 ③ F7		B FF 97 F FF 96 F FF 97 B SL 91 B FF 96 F FF 96 F SL 91 B SL 89 4-2 40 1B BB			1 1	3 0	1 0	2 0	2 1	0 0	0 2
44 Anthony Rizzo, L (1, 3) OBP: 0.401, SLG: 0.567	B FF 91 F FF 92 C SL 89 S SL 90 1-3 ② K	C SL 86 F SL 86 B SL 87 F SL 84 B FF 95 X FF 92 2-2 ② G4-3		B CH 88 H CH 88 2-0 40 FC5-2 27 E 1-2 2-3 HBP		S FF 90 F SL 84 B FF 90 X CU 78 1-2 27 HR 1B	B FF 97 B FF 97 C FF 96 F SL 90 B SI 98 S FF 97 3-3 ② K		4	2	1	0	0	2	2
40 Willson Contreras, R (1, 2) OBP: 0.406, SLG: 0.636	C FF 93 B FF 92 T CH 86 1 SAFE H SL 90 2-2 27 1B 22 2B 1-2 HBP	B CH 86 F FF 94 X FF 94 1-1 HR		C FF 93 D CH 85 X CH 86 1-1 ② FC5-2 27 E 1-2 2-3 3-Hf		B SL 84 B SL 86 S FF 91 B CU 78 F FF 92 X SL 83 3-2 ① F9	C FF 98 B FF 98 X FF 97 1-1 1-2 1B			4	2	2	1	0	0	4
27 Addison Russell, R (1, 6) OBP: 0.336, SLG: 0.392	B FF 95 X FF 93 1-0 22 2B 1-2 2-H 1B	X FF 93 0-0 ③ F7		B FF 93 X FF 92 1-0 E5 1-3 2-H 3-H		S CU 78 X CU 79 0-1 1-H HR	B FF 97 B SI 96 B FF 97 C FF 96 F FF 96 X FF 96 3-2 ③ L5			5	2	2	3	0	0	3
22 Jason Heyward, L (1, 9) OBP: 0.325, SLG: 0.326	C FF 94 B SL 90 B SL 90 F FF 94 F FF 95 X SL 90 2-2 1-H 2-H 2B	X FF 93 0-0 ① F9		C SL 88 X FF 92 0-1 ③ G6-3		B SL 82 B FF 91 F FF 90 B SL 85 B SI 90 4-1 37 1B BB		B FF 95 B FF 94 C CH 86 S CH 86 F CH 88 B FF 96 F CH 86 X FF 96 3-2 39 1B 1B		4	0	2	2	1	0	2
7 Jeimer Candelario, S (1, 5) OBP: 0.333, SLG: 0.143	I IN 74 I IN 74 I IN 77 I IN 77 4-0 IBB	B FF 92 X FF 92 1-0 ② G5-3			B FF 89 B FF 90 B SI 86 C FF 88 B FF 90 4-1 9 FC6-4 28 1B BB	B CU 74 B SI 87 B FF 90 C FF 89 F FF 88 F CU 77 S SL 85 3-3 ② K		F FF 94 B CH 86 X CH 86 1-1 ① L9		3	0	0	0	2	1	2
28 Kyle Hendricks, R (1, 1) OBP: 0.121, SLG: 0.094 6 Carl Edwards Jr., R (6, 1) 37 Travis Wood, R (6, PH) OBP: 0.250, SLG: 0.143 (7, 1) 46 Pedro Strop, R (8, 1) 39 Jason Hammel, R (8, PH) OBP: 0.283, SLG: 0.316 56 Hector Rondon, R (9, 1)	S FF 94 B FF 93 B FF 94 F FF 94 S FF 92 2-3 ③ K	B FF 92 B FF 93 X FF 92 2-0 ③ F7		B FF 90 B FF 90 S FF 89 C FF 90 F CU 77 X CU 79 2-2 9 FC6-4 1-2 1B	F FF 95 B FF 95 X FF 96 1-1 1-2 1B		S FF 95 S FF 95 F SL 84 D SL 84 B FF 95 X FF 96 2-2 1-2 1B		3 0 1 0 1 0	0 0 0 0 0 0	1 0 1 0 1 0	0 0 0 0 0 0	0 0 0 0 0 0	1 0 0 0 0 0	2 0 0 0 0 0
5 Albert Almora Jr., R (1, 8) OBP: 0.318, SLG: 0.429		L FF 92 B FF 91 X CH 86 1-1 ① G5-3		B FF 91 F FF 90 B CH 84 X FF 92 2-1 ① G4-3	C SL 83 F CU 78 S CU 79 0-3 ① K	C FF 95 X FF 96 0-1 ③ G4-3		X CH 89 0-0 ② P2		5	0	0	0	0	1	6
Inning Stats	R: 3 E: 0 K: 2 S: 19 H: 2 LOB: 2 BB: 2 P: 36	R: 3 E: 1 K: 0 S: 12 H: 2 LOB: 0 BB: 0 P: 18	R: 0 E: 0 K: 0 S: 3 H: 0 LOB: 0 BB: 0 P: 6	R: 2 E: 1 K: 0 S: 8 H: 1 LOB: 2 BB: 1 P: 18	R: 0 E: 0 K: 1 S: 12 H: 1 LOB: 2 BB: 1 P: 19	R: 2 E: 0 K: 1 S: 17 H: 3 LOB: 2 BB: 1 P: 29	R: 0 E: 0 K: 2 S: 17 H: 1 LOB: 2 BB: 1 P: 29	R: 0 E: 0 K: 1 S: 16 H: 2 LOB: 2 BB: 0 P: 23		1B: 8 2B: 1 3B: 0 HR: 3	SF: 0 SAC: 0 DP: 0 HBP: 2			WP: 0 PB: 0 SB: 0 CS: 0	PA: 46	

	AB	38
	R	10
	H	12
	RBI	8
	BB	6
	SO	7
	LOB	27

PITCHER		IP	WLS	BF	H	R	ER	SO	BB	IBB	HBP	BLK	WP	HR	S	P	ERA	WHIP
44 Cody Reed, L ERA: 9.0	(1, 1)	4.0	L	24	5	8	4	2	2	1	2	0	0	2	42	78	9.00	1.750
73 Josh Smith, R ERA: 4.5	(5, 1)	1.2		10	3	2	2	2	2	0	0	0	0	1	25	43	10.80	3.000
36 Blake Wood, R ERA: 3.27	(6, 1)	1.1		7	2	0	0	2	1	0	0	0	0	0	21	34	0.00	2.250
27 Ross Ohlendorf, R ERA: 4.2	(8, 1)	1.0		5	2	0	0	1	0	0	0	0	0	0	16	23	0.00	2.000

PITCHER	IP	WLS	BF	H	R	ER	SO	BB	IBB	HBP	BLK	WP	HR	S	P	ERA	WHIP

Cincinnati Reds @ Chicago Cubs

Wrigley Field, Chicago, IL

Tue Jul 05 2016, 1:21 PM - 4:29 PM CDT

Att. 41,310 - Partly Cloudy - 84 F

TOP

livebaseballscorecards.com

Batter	1	2	3	4	5	6	7	8	9	AB	R	H	RBI	BB	SO	LOB
2 Zack Cozart, R (1, 6) OBP: 0.321, SLG: 0.486	X FF 92 0-0 ① F8	T FF 92 S FF 92 F FF 92 B FF 91 X FF 92 1-2 1-H HR		C FF 90 C FF 92 F FF 92 B FC 84 X CU 79 1-2 6 SH1-4 19 SF8 2B		B FF 92 C FF 93 X FF 93 1-1 ③ P2		C FS 77 S FS 80 F FS 80 X FF 90 0-2 ③ L9		5	2	2	2	0	0	1
6 Billy Hamilton, S (1, 8) OBP: 0.294, SLG: 0.367	B FF 91 C FF 90 B FF 92 B FF 91 B FF 91 4-1 19 S 32 PB BB	B FF 91 C CU 76 B CU 76 B SI 91 C CU 75 X FF 91 3-2 19 S 1B		X CU 74 0-0 ① SH1-4 2-3			F FF 91 F FF 90 B FF 91 X CH 80 1-2 19 S 19 2B 2B		B FF 93 B FF 93 F FF 93 X FF 94 2-1 ① B1	3	2	2	0	1	0	0
19 Joey Votto, L (1, 3) OBP: 0.392, SLG: 0.463	F FF 91 F SI 92 B FF 93 1 SAFE F SI 93 B FF 93 D CH 86 B SI 92 4-2 32 E 4 1B 1-2 BB	P PO 89 B FF 93 B FF 91 B FF 93 4-0 1-2 BB		C SI 91 B FF 91 X FF 92 1-1 ② SF8 3-H			F SI 90 B FF 91 S FC 87 B FC 87 X FF 92 2-2 2-H 2B		B CH 85 C SL 82 S SL 82 B CH 87 B SI 95 B SL 85 4-2 32 HR BB	1	2	1	2	3	0	0
32 Jay Bruce, L (1, 9) OBP: 0.315, SLG: 0.546	B CU 78 B SI 93 B FF 92 B CU 79 4-0 4 1B 1-3 2-H BB	F CU 78 B FF 92 S FC 83 X SI 92 1-2 ③ G4-3		F FF 92 B FF 92 X CH 85 1-1 ③ G3			X FF 91 0-0 ① P5		B SI 94 C SL 83 X SL 84 1-1 1-H HR	4	1	1	2	1	0	3
23 Adam Duvall, R (1, 7) OBP: 0.290, SLG: 0.559	C FF 92 F FF 93 F FF 93 C SI 93 0-3 ② K		X SI 90 0-0 ① G6-3		C SI 91 C SI 92 F SI 94 B CH 86 F FF 93 X FC 84 1-2 ① P4		C CU 71 B SI 90 B FF 88 B FF 90 X SI 92 3-1 ② G6-3		S SL 85 F FF 94 B SL 83 B SL 82 B SL 83 B SL 83 4-2 BB	4	0	0	0	1	1	3
4 Brandon Phillips, R (1, 4) OBP: 0.287, SLG: 0.363	F SI 92 C FF 93 D CU 79 B FC 85 X CH 84 2-2 ③ 1-3 3-H 1B		C SI 90 T FF 92 X SI 93 0-2 ② G3		B FF 92 X SI 92 1-0 ② G6-3		B FC 87 C FF 89 X FF 88 1-1 ③ F8		C FF 94 F SI 94 S CH 88 0-3 ② K	5	0	1	1	0	1	2
7 Eugenio Suárez, R (1, 5) OBP: 0.302, SLG: 0.413		C FF 92 C FF 92 F FC 82 F SI 93 B FF 93 X CU 81 1-2 29 FC3-6 1B	B FF 92 C SI 92 B SI 92 B CH 84 B FF 93 4-1 37 E BB		C CU 77 B SI 93 X SI 92 1-1 ③ G1-3			B FF 88 B FF 88 B FS 77 F FF 90 F FF 89 F FF 90 X FF 89 3-2 ① F8	C SL 83 X FF 94 0-1 ③ G6-3	4	1	1	0	1	0	1
37 Ramón Cabrera, S (1, 2) OBP: 0.292, SLG: 0.313		F SI 90 X SI 92 0-1 ① F7	D CU 78 F CU 78 X SI 91 1-1 1-H 2B E4			C FF 91 B FF 92 S CU 78 B CU 79 B FF 92 C FC 83 3-3 ① K		C CU 78 S FS 79 F FF 88 S FS 80 0-3 ② K		4	0	1	1	0	2	1
29 Brandon Finnegan, L (1, 1) OBP: 0.200, SLG: 0.182 3 Iván De Jesús Jr., R (6, PH) OBP: 0.273, SLG: 0.284 26 Raisel Iglesias, R (6, 1) OBP: 0.091, SLG: 0.091 52 Tony Cingrani, L (9, 1)		X SI 90 0-0 ② FC3-6 2 HR 1-2f	F FF 92 F FF 93 F SI 91 S CU 80 0-3 ③ K			F SI 90 S FF 93 B FC 83 S FC 82 1-3 ② K		B FF 89 C FF 89 F FF 89 X FF 88 1-2 1B		2 1 1 0	1 0 0 0	0 0 1 0	0 0 0 0	0 1 0 0	1 0 0 0	2 0 0 0
Inning Stats	R: 2 E: 0 K: 1 S: 12 H: 1 LOB: 2 BB: 3 P: 26	R: 2 E: 0 K: 0 S: 19 H: 3 LOB: 2 BB: 1 P: 28	R: 1 E: 1 K: 1 S: 11 H: 1 LOB: 1 BB: 1 P: 16	R: 1 E: 0 K: 0 S: 9 H: 1 LOB: 0 BB: 0 P: 12	R: 0 E: 0 K: 0 S: 8 H: 0 LOB: 0 BB: 0 P: 11	R: 0 E: 0 K: 2 S: 8 H: 0 LOB: 0 BB: 0 P: 13	R: 1 E: 0 K: 0 S: 11 H: 2 LOB: 1 BB: 0 P: 18	R: 0 E: 0 K: 1 S: 15 H: 1 LOB: 1 BB: 0 P: 19	R: 2 E: 0 K: 1 S: 13 H: 1 LOB: 1 BB: 2 P: 24	1B: 4 2B: 4 3B: 0 HR: 2 SF: 1 SAC: 1 DP: 0 HBP: 0						

	AB	R	H	RBI	BB	SO	LOB
	34	9	10	8	7	6	13

	WP: 0	PA: 43
	PB: 2	
	SB: 3	
	CS: 0	

PITCHER		IP	WLS	BF	H	R	ER	SO	BB	IBB	HBP	BLK	WP	HR	S	P	ERA	WHIP
41 John Lackey, R ERA: 3.5	(1, 1)	6.0	L	28	6	6	5	4	5	0	0	0	0	1	67	106	7.50	1.833
37 Travis Wood, L ERA: 3.03	(7, 1)	1.0		5	2	1	1	0	0	0	0	0	0	0	11	18	9.00	2.000
62 Joel Peralta, R ERA: 5.93	(8, 1)	1.0		4	1	0	0	1	0	0	0	0	0	0	15	19	0.00	1.000
46 Pedro Strop, R ERA: 3.27	(9, 1)	1.0		6	1	2	2	1	2	0	0	0	0	1	13	24	18.00	3.000

PITCHER	IP	WLS	BF	H	R	ER	SO	BB	IBB	HBP	BLK	WP	HR	S	P	ERA	WHIP

Batter	1	2	3	4	5	6	7	8	9	AB	R	H	RBI	BB	SO	LOB
18 Ben Zobrist, S (1, 9) OBP: 0.398, SLG: 0.465	X FF 89 0-0 ① G6-3		B SI 91 B SI 92 B SI 92 C SI 92 X SI 92 3-1 ① G1-3	1 SAFE L SI 90 F SI 90 F SL 84 1 SAFE 1 SAFE 1 SAFE B FF 90 B SL 85 3-2 ② F9		X SI 96 0-0 ② F7		C SI 90 B SL 83 S SI 88 B SI 90 X SL 85 2-2 ③ F8		5	0	0	0	0	0	3
17 Kris Bryant, R (1, 5) OBP: 0.370, SLG: 0.578	C SI 91 F CH 85 S SL 87 0-3 ② K		S SL 83 F CH 86 B SL 86 X FF 92 1-2 HR	B SI 92 D SL 82 X SL 80 2-0 ③ F8		B FF 88 S FF 88 F FF 88 S FF 87 1-3 ③ K			B FF 96 B FF 96 C FF 96 X FF 96 2-1 ① G5-3	5	1	1	1	0	2	3
44 Anthony Rizzo, L (1, 3) OBP: 0.401, SLG: 0.563	F SI 91 B SL 85 B SL 85 F SI 93 F SI 93 B SL 86 S SI 94 3-3 ③ K		B SL 82 B SI 91 B SI 92 B FF 92 4-0 27 HR BB		B CH 87 S SI 89 B CH 85 X SI 92 2-1 ① G3-1		B SI 88 B SI 94 B SI 95 C SI 95 F SI 95 X SL 84 3-2 22 BB 1B		B FF 95 C FF 96 B SL 84 B FF 96 X FF 96 3-1 ② F8	4	1	1	0	1	1	0
40 Willson Contreras, R (1, 7) OBP: 0.391, SLG: 0.617		B CH 87 B SI 90 C FF 91 F SI 91 X FF 93 2-2 2B	C SI 91 F FF 91 F SL 86 F SI 93 F FF 92 1 SAFE X SL 84 0-2 ② F8		X SI 89 0-0 ② G6-3		B SL 87 F SI 95 F SI 95 S SL 86 1-3 ① K		B FF 96 B FF 96 C FF 96 F FF 95 F FF 95 B FF 92 F FF 95 X FF 95 3-2 ③ G5-3	5	0	1	0	0	1	2
27 Addison Russell, R (1, 6) OBP: 0.338, SLG: 0.416		C SI 90 S FF 92 S SL 84 0-3 ① K	S SI 91 X SI 90 0-1 1-H HR		B SL 79 B SL 80 X FF 92 2-0 HR		X SI 95 0-0 ② L7			4	2	2	3	0	1	2
22 Jason Heyward, L (1, 8) OBP: 0.327, SLG: 0.324		B SI 90 F SI 92 B SI 92 X FF 92 2-1 ② P3	B SL 83 B SI 90 B FF 92 C FF 92 D SI 92 4-1 BB		C SI 91 X SI 92 0-1 ③ G4-3		1 SAFE B SI 95 B SI 95 B FF 96 D SI 96 4-0 1-2 BB			2	0	0	0	2	0	1
3 David Ross, R (1, 2) OBP: 0.351, SLG: 0.439 47 Miguel Montero, L (7, PH) OBP: 0.313, SLG: 0.321 (8, 2)	B SI 91 B SI 92 B FF 91 C SI 92 B FF 91 4-1 41 FC4-6 BB		1 SAFE B SI 91 X SI 90 1-0 ③ F7			X SI 92 0-0 7 HBP 1B	F SI 95 X SL 85 0-1 ③ P5			2 1	0 0	1 0	0 0	1 0	0 0	1 2
41 John Lackey, R (1, 1) OBP: 0.143, SLG: 0.100 7 Jeimer Candelario, S (6, PH) OBP: 0.400, SLG: 0.143 37 Travis Wood, R (7, 1) OBP: 0.250, SLG: 0.143 62 Joel Peralta, R (8, 1) 20 Matt Szczur, R (8, PH) OBP: 0.316, SLG: 0.416 46 Pedro Strop, R (9, 1)	X SI 93 0-0 ③ FC4-6 1-2f			C CH 88 F SL 79 C FF 92 0-3 ① K		C FF 96 F SI 97 H SL 87 1-2 1-2 HBP		B SI 92 S SI 93 L SI 94 B SL 86 X SL 84 3-2 ① G5-3		2 0 0 0 1 0	0 0 0 0 0 0	0 0 0 0 0 0	0 0 0 0 0 0	0 0 0 0 0 0	1 0 0 0 0 0	2 0 0 0 0 0
9 Javier Báez, R (1, 4) OBP: 0.313, SLG: 0.460			C FF 90 F CH 84 F SL 85 B SL 85 X SL 84 1-2 HR	B SI 90 B SI 91 F SI 90 B FF 92 F SI 91 B FF 93 4-2 BB		M SI 94 2 SAFE X FF 96 0-1 ① B1		C SI 94 S SI 89 B FF 96 B FF 87 S SL 86 2-3 ② K		3	1	1	1	1	1	2
Inning Stats	R: 0 E: 0 K: 2 S: 8 H: 0 LOB: 0 BB: 0 P: 11	R: 0 E: 0 K: 1 S: 10 H: 1 LOB: 2 BB: 1 P: 18	R: 4 E: 0 K: 0 S: 19 H: 3 LOB: 1 BB: 2 P: 33	R: 0 E: 0 K: 1 S: 10 H: 0 LOB: 1 BB: 1 P: 19	R: 1 E: 0 K: 0 S: 6 H: 1 LOB: 0 BB: 0 P: 10	R: 0 E: 0 K: 1 S: 9 H: 1 LOB: 2 BB: 0 P: 11	R: 0 E: 0 K: 1 S: 9 H: 1 LOB: 2 BB: 1 P: 17	R: 0 E: 0 K: 1 S: 9 H: 0 LOB: 0 BB: 0 P: 16	R: 0 E: 0 K: 0 S: 9 H: 0 LOB: 0 BB: 0 P: 17	1B: 2 2B: 1 3B: 0 HR: 4	SF: 0 SAC: 0 DP: 0 HBP: 1			WP: 0 PB: 0 SB: 0 CS: 0	PA: 40		

BOTTOM

Cincinnati Reds @ Chicago Cubs

Wrigley Field, Chicago, IL

Tue Jul 05 2016, 1:21 PM - 4:29 PM CDT

Att. 41,310 - Partly Cloudy - 84 F

livebaseballscorecards.com

AB	34
R	5
H	7
RBI	5
BB	5
SO	7
LOB	18

PITCHER		IP	WLS	BF	H	R	ER	SO	BB	IBB	HBP	BLK	WP	HR	S	P	ERA	WHIP
29 Brandon Finnegan, L ERA: 4.71	(1, 1)	5.0	W	24	5	5	5	4	4	0	0	0	0	4	53	91	9.00	1.800
26 Raisel Iglesias, R ERA: 2.79	(6, 1)	3.0	H	13	2	0	0	3	1	0	1	0	0	0	27	44	0.00	1.000
52 Tony Cingrani, L ERA: 3.29	(9, 1)	1.0		3	0	0	0	0	0	0	0	0	0	0	9	17	0.00	0.000

PITCHER	IP	WLS	BF	H	R	ER	SO	BB	IBB	HBP	BLK	WP	HR	S	P	ERA	WHIP

Cincinnati Reds @ Chicago Cubs

Wrigley Field, Chicago, IL

Wed Jul 06 2016, 1:25 PM - 4:18 PM CDT

Att. 41,262 - Sunny - 85 F

TOP

livebaseballscorecards.com

Batter	1	2	3	4	5	6	7	8	9	AB	R	H	RBI	BB	SO	LOB
2 Zack Cozart, R (1, 6) OBP: 0.322, SLG: 0.495	C FF 92 F FF 94 F SI 93 B CH 86 B FF 93 F CH 84 F FF 94 B FF 94 F SI 93 3-2 X SI 84 HR		B SL 84 F CH 83 B SI 91 B CH 83 C CH 83 F CH 84 S SL 88 3-3 ① K			B KC 79 C CH 83 B SI 92 F SI 91 F CH 84 B CH 85 S CH 86 3-3 ① K	B SI 92 B SI 92 C CH 82 B SI 93 C SI 92 X CH 84 3-2 6 S 1B		C FF 97 B FF 97 X FF 96 1-1 ② F8	5	1	2	1	0	2	1
6 Billy Hamilton, S (1, 8) OBP: 0.289, SLG: 0.360	X FF 92 0-0 ① G6-3		C FF 92 C CU 79 B CH 85 F CH 84 F SI 93 B CH 86 X CH 84 2-2 ② F8			F SI 92 S KC 82 B CH 82 S CH 86 1-3 ② K	F SI 92 1 SAFE 1 SAFE B SI 90 B SI 93 S CH 84 F CH 85 C KC 81 2-3 ③ K 1-2		B FF 94 B FF 95 C FF 95 2-1 ③ CS 1-2	4	0	0	0	0	2	1
19 Joey Votto, L (1, 3) OBP: 0.390, SLG: 0.458	C FF 93 S SL 88 X CH 86 0-2 ② G4-3		B CH 86 C SL 87 B SL 88 F SL 88 B FF 94 T SL 87 3-2 ③ K			B FF 93 C FF 94 B FF 92 B KC 81 B SI 89 4-1 BB		B FF 96 F FF 95 B FF 96 F FF 95 X FF 95 3-2 ① P6		3	0	0	0	1	1	0
23 Adam Duvall, R (1, 9) OBP: 0.289, SLG: 0.554	B FF 93 S SL 87 B SL 88 C CH 82 B SI 94 S CH 85 3-3 ③ K			C SI 92 B SL 86 T SL 86 B CH 84 X SI 92 2-2 ① F8		C CH 83 S CH 85 S CH 86 0-3 ③ K		B FF 97 B CU 81 B CU 81 D FF 94 4-0 4 1B 9 WP BB		3	1	0	0	1	2	1
7 Eugenio Suárez, R (1, 5) OBP: 0.299, SLG: 0.408		B FF 92 S CH 83 B SI 92 C CH 84 F CU 80 F FF 94 F CH 85 F SI 92 X SL 88 2-2 ① F8		B CU 78 F CH 82 F FF 92 B FF 91 S FF 93 2-3 ② K			B KC 78 C CH 82 X SI 94 1-1 ① L9	C FF 93 S FF 95 B FF 96 F FF 94 F FF 95 D CU 81 X FF 95 2-2 ② F8		4	0	0	0	0	1	1
4 Brandon Phillips, R (1, 4) OBP: 0.293, SLG: 0.368		F FF 93 B FF 95 S CH 84 X SL 88 1-2 9 1B 9 S 1B		X FF 92 0-0 ③ F8			C SI 92 B SI 92 X SI 92 1-1 9 1B 16 HR 1B	1 SAFE F FF 94 C CU 81 X CU 80 0-2 1-3 9 WP 1B		4	1	3	0	0	0	0
9 José Peraza, R (1, 7) OBP: 0.290, SLG: 0.258		C CU 80 S FF 92 B CH 85 F CH 84 X FF 93 1-2 16 S 1-3 1B			C FF 91 B CU 78 T SL 85 F FF 93 F CH 84 F CH 84 X SI 92 1-2 ① P6		X SI 91 0-0 16 S 16 HR 1-3 1B	B FF 86 X FF 94 1-0 ③ F8 1-2 3-H		4	1	2	0	0	0	1
16 Tucker Barnhart, L (1, 2) OBP: 0.330, SLG: 0.383		D CU 82 S CH 84 S SL 89 F FF 93 S CH 86 1-3 ② K 1-2			S CU 78 X FF 92 0-1 ② L9		D KC 81 T CH 84 B CH 82 S CH 86 F CH 85 X SI 93 2-2 1-H 3-H HR		C FF 96 S CU 84 F CU 83 B FF 96 X FF 96 1-2 ① G4-3	4	1	1	3	0	1	2
28 Anthony DeSclafani, R (1, 1) OBP: 0.100, SLG: 0.100 40 Tyler Holt, R (7, PH) OBP: 0.289, SLG: 0.257 21 Michael Lorenzen, R (7, 1) 32 Jay Bruce, L (9, PH) OBP: 0.317, SLG: 0.546 52 Tony Cingrani, L (9, 1)		S FF 93 S SI 93 F FF 93 B SL 90 X SI 93 1-2 ③ G5-3		B FF 93 B SI 92 C FF 93 S SI 92 S SL 87 2-3 ③ K			C SI 91 B KC 81 C KC 79 B CH 85 S CH 83 2-3 ② K2-3		B CU 84 C CU 83 S CU 85 B CU 84 B FF 97 F CU 83 B SI 94 4-2 6 CS BB	2 1 0 0 0	0 0 0 0 0	0 0 0 0 0	0 0 0 0 0	0 0 0 1 0	1 1 0 0 0	2 0 0 0 0

	AB	34
	R	5
	H	8
	RBI	4
	BB	3
	SO	11
	LOB	9

Inning Stats	1	2	3	4	5	6	7	8	9
	R: 1 E: 0 K: 1 S: 14	H: 1 LOB: 0 BB: 0 P: 20	R: 0 E: 0 K: 1 S: 22	H: 2 LOB: 2 BB: 0 P: 28	R: 0 E: 0 K: 2 S: 12	H: 0 LOB: 0 BB: 0 P: 20	R: 0 E: 0 K: 1 S: 7	H: 0 LOB: 0 BB: 0 P: 11	R: 0 E: 0 K: 1 S: 11	H: 0 LOB: 0 BB: 0 P: 14	R: 0 E: 0 K: 3 S: 11	H: 0 LOB: 1 BB: 1 P: 19	R: 3 E: 0 K: 2 S: 19	H: 4 LOB: 1 BB: 0 P: 30	R: 1 E: 0 K: 0 S: 12	H: 1 LOB: 1 BB: 1 P: 22	R: 0 E: 0 K: 0 S: 10	H: 0 LOB: 0 BB: 1 P: 18

	1B: 6	SF: 0	WP: 1	PA: 38
	2B: 0	SAC: 0	PB: 0	
	3B: 0	DP: 0	SB: 4	
	HR: 2	HBP: 0	CS: 1	

PITCHER		IP	WLS	BF	H	R	ER	SO	BB	IBB	HBP	BLK	WP	HR	S	P	ERA	WHIP
43 Adam Warren, R ERA: 4.11	(1, 1)	5.0		18	3	1	1	6	0	0	0	0	0	1	66	93	1.80	0.600
53 Trevor Cahill, R ERA: 2.93	(6, 1)	2.0	L	11	4	3	3	5	1	0	0	0	0	1	30	49	13.50	2.500
6 Carl Edwards Jr., R ERA: 2.08	(8, 1)	1.0		5	1	1	1	0	1	0	0	0	1	0	12	22	9.00	2.000
52 Justin Grimm, R ERA: 5.59	(9, 1)	1.0		3	0	0	0	0	1	0	0	0	0	0	10	18	0.00	1.000

PITCHER	IP	WLS	BF	H	R	ER	SO	BB	IBB	HBP	BLK	WP	HR	S	P	ERA	WHIP

Cincinnati Reds @ Chicago Cubs

Wrigley Field, Chicago, IL

Wed Jul 06 2016, 1:25 PM - 4:18 PM CDT

Att. 41,262 - Sunny - 85 F

livebaseballscorecards.com

BOTTOM

Batter	1	2	3	4	5	6	7	8	9	AB	R	H	RBI	BB	SO	LOB
18 Ben Zobrist, S (1, 4) OBP: 0.399, SLG: 0.474	C FF 90 C FF 92 F SL 88 X SL 89 0-2 ① L4	B FF 92 C SI 93 X CH 87 1-1 ③ G3			C CH 86 X SL 87 0-1 HR		B SI 97 B SI 97 B SI 96 C SI 96 F FF 93 F CU 81 B CU 80 4-2 BB			3	1	1	1	1	0	1
17 Kris Bryant, R (1, 9) OBP: 0.369, SLG: 0.574	F FF 92 B SL 91 B SI 94 X SL 88 2-1 ② G5-3		B SI 92 B SL 88 C SI 93 X SL 89 2-1 ① F8		B SL 89 S SI 94 B SL 83 B SI 92 X SL 88 3-1 1B		B CU 79 B FF 97 B CH 87 C SI 96 S SI 96 C SI 97 3-3 ③ K			4	0	1	0	0	1	1
44 Anthony Rizzo, L (1, 3) OBP: 0.402, SLG: 0.560	B FF 95 B SI 94 X SL 88 2-0 1B		B KC 80 B SL 88 F SI 91 C SL 87 F KC 83 F KC 83 F SI 93 B SL 87 F SI 93 3-3 ② K S SI 85		S KC 82 1 SAFE F SI 92 S SL 83 0-3 ② K			C SL 92 B CU 79 B FF 93 F SL 92 B FF 98 B FF 93 4-2 2 G3-6 BB		3	0	1	0	1	2	1
40 Willson Contreras, R (1, 7) OBP: 0.384, SLG: 0.594	B FF 93 F SI 93 S SL 82 S SL 83 1-3 ③ K		S SL 88 B KC 83 S SI 93 X SL 88 1-2 1B		C FF 92 D KC 82 B SI 93 S SL 87 1 SAFE 1 SAFE S SL 88 2-3 ③ K			C CU 84 B SI 96 F SI 95 S CU 77 1-3 ① K		4	0	1	0	0	3	3
2 Tommy La Stella, L (1, 5) OBP: 0.372, SLG: 0.482 52 Justin Grimm, R (9, 1)		C SI 92 B SL 88 F SL 89 B SI 95 B SL 87 F SL 89 X SI 94 3-2 27 2B 1B	1 SAFE C SI 92 B SL 89 B SI 92 X SI 93 2-1 ③ F7			C SL 88 B SI 90 C SL 86 F SI 93 B KC 82 S SL 87 2-3 ① K		B SI 96 X SI 96 1-0 ②③ G3-6 1-2f		4 0	1 0	1 0	0 0	0 0	1 0	2 0
22 Jason Heyward, L (1, 8) OBP: 0.326, SLG: 0.323		B SI 93 1 SAFE 1 SAFE B SL 88 X SI 94 2-0 ① F9		B SI 92 X FF 92 1-0 47 G1-6-3 1B		C CH 87 B FF 93 C SL 86 B SL 88 X KC 83 2-2 ② L8			B FF 94 C FF 95 X FF 96 1-1 ① P6	4	0	1	0	0	0	1
27 Addison Russell, R (1, 6) OBP: 0.337, SLG: 0.418		D KC 81 B SI 93 X FF 93 2-0 1-H 47 1B 2B		1 SAFE S FF 91 L KC 82 T SL 87 0-2 ① K		B SI 93 B KC 83 S SL 86 X SL 88 2-1 ③ G5-3			C FF 96 T FF 95 S FF 94 0-3 ② K	4	1	1	1	0	2	1
47 Miguel Montero, L (1, 2) OBP: 0.313, SLG: 0.321 5 Albert Almora Jr., R (9, PH) OBP: 0.313, SLG: 0.422		X FF 93 0-0 43 SH3-4 2-H 1B		1 SAFE X SI 92 0-0 ②③ G1-6-3 1-2f			B SI 98 B SI 97 B FF 95 C SI 97 X FF 94 3-1 ① L1		B FF 96 B FF 94 C FF 95 B FF 95 F FF 95 X FF 96 3-2 ③ G5-3	3 1	0 0	1 0	1 0	0 0	0 0	1 0
43 Adam Warren, R (1, 1) 20 Matt Szczur, R (5, PH) OBP: 0.313, SLG: 0.411 53 Trevor Cahill, R (6, 1) OBP: 0.286, SLG: 0.167 7 Jeimer Candelario, S (7, PH) OBP: 0.364, SLG: 0.125 6 Carl Edwards Jr., R (8, 1) 9 Javier Báez, R (9, 5) OBP: 0.313, SLG: 0.460		X SI 93 0-0 ② SH3-4 1-2			X SI 92 0-0 ① P6		B FF 97 C SL 94 B CU 81 X SI 97 2-1 ② G6-3			0 1 0 1 0 0	0 0 0 0 0 0	0 0 0 0 0 0	0 0 0 0 0 0	0 0 0 0 0 0	0 0 0 0 0 0	0 0 0 0 0 0
Inning Stats	R: 0 E: 0 K: 1 S: 10 H: 1 LOB: 1 BB: 0 P: 15	R: 2 E: 0 K: 0 S: 10 H: 3 LOB: 1 BB: 0 P: 18	R: 0 E: 0 K: 1 S: 14 H: 1 LOB: 1 BB: 0 P: 22	R: 0 E: 0 K: 1 S: 5 H: 1 LOB: 0 BB: 0 P: 6	R: 1 E: 0 K: 2 S: 11 H: 2 LOB: 1 BB: 0 P: 16	R: 0 E: 0 K: 1 S: 9 H: 0 LOB: 0 BB: 0 P: 15	R: 0 E: 0 K: 1 S: 10 H: 0 LOB: 1 BB: 1 P: 22	R: 0 E: 0 K: 1 S: 6 H: 0 LOB: 0 BB: 1 P: 12	R: 0 E: 0 K: 1 S: 8 H: 0 LOB: 0 BB: 0 P: 12	1B: 6 2B: 1 3B: 0 HR: 1 SF: 0 SAC: 1 DP: 2 HBP: 0						

PITCHER		IP	WLS	BF	H	R	ER	SO	BB	IBB	HBP	BLK	WP	HR	S	P	ERA	WHIP
28 Anthony DeSclafani, R ERA: 2.23	(1, 1)	6.0	W	25	8	3	3	6	0	0	0	0	0	1	59	92	4.50	1.333
21 Michael Lorenzen, R ERA: 3.12	(7, 1)	2.0	H	7	0	0	0	2	2	0	0	0	0	0	16	34	0.00	1.000
52 Tony Cingrani, L ERA: 3.2	(9, 1)	1.0	S	3	0	0	0	1	0	0	0	0	0	0	8	12	0.00	0.000

PITCHER	IP	WLS	BF	H	R	ER	SO	BB	IBB	HBP	BLK	WP	HR	S	P	ERA	WHIP

AB	32
R	3
H	8
RBI	3
BB	2
SO	9
LOB	11

WP: 0 PB: 0 SB: 0 CS: 0 PA: 35

Batter	1	2	3	4	5	6	7	8	9	AB	R	H	RBI	BB	SO	LOB
2 Zack Cozart, R (1, 6) OBP: 0.318, SLG: 0.488	F FF 92 C FF 94 F FF 95 B FF 96 X CU 84 1-2 ① L8		C CU 83 F FF 96 S CU 85 0-3 ③ K		C CU 84 B CU 85 F CU 85 B FF 98 F CU 87 S CU 88 2-3 ② K			B SI 94 B CH 81 C SI 93 S SI 95 F CH 82 S CH 82 2-3 ② K		4	0	0	0	0	3	3
6 Billy Hamilton, S (1, 8) OBP: 0.289, SLG: 0.358	B FF 94 C FF 93 C FF 94 X CU 84 1-2 ② G4-3			B CH 89 B CH 88 X CH 89 2-0 E9 23 E 1B	C FF 97 C FF 97 X FF 98 0-2 ③ G6-3			B SI 96 B SI 95 X SI 94 2-0 ③ L7		4	1	1	0	0	0	2
19 Joey Votto, L (1, 3) OBP: 0.386, SLG: 0.451	F FF 94 S FF 96 X FF 97 0-2 ③ G1-3			B CH 89 B CU 83 C FF 94 F CU 85 B FF 96 S CU 84 3-3 ① K		B FF 94 C FF 94 S FF 96 S SI 92 1-3 ① K			B FF 90 C CH 85 F CH 85 B SL 79 S SL 78 2-3 ① K	4	0	0	0	0	3	1
32 Jay Bruce, L (1, 9) OBP: 0.313, SLG: 0.539		X FF 92 0-0 ① G4-3		C FF 95 F FF 96 B FF 97 D CU 86 B SI 93 X CU 85 3-2 ② L7		X FF 96 0-0 ② G4-3			C FF 92 F CU 76 X CH 85 0-2 ② G1-3	4	0	0	0	0	0	1
23 Adam Duvall, R (1, 7) OBP: 0.289, SLG: 0.549		B FF 95 C CU 80 C FF 96 F FF 98 C FF 96 1-3 ② K		D CU 85 B CU 84 X FF 96 2-0 E7 4 1B 2-H 1B		F FF 97 B FF 98 S FF 98 C FF 99 1-3 ③ K			B SL 80 F SL 78 F FF 92 F FF 93 S CH 85 1-3 ③ K	4	0	1	1	0	3	0
4 Brandon Phillips, R (1, 4) OBP: 0.296, SLG: 0.369 27 Ross Ohlendorf, R (8, 1)		C FF 95 F CH 86 B CU 85 F CU 81 F CU 83 S CH 90 1-3 ③ K		C FF 96 F FF 97 X FF 97 0-2 ③ 2-H 1B			F FF 96 H CH 87 1-1 7 G3-6 HBP			2 0	0 0	1 0	0 0	0 0	1 0	0 0
7 Eugenio Suárez, R (1, 5) OBP: 0.299, SLG: 0.407			B CU 80 F FF 92 B CH 87 S CU 82 B CU 84 S CU 84 3-3 ① K		X FF 94 0-0 16 1B 1B		D CU 83 F FF 94 X FF 96 1-1 ① ② G3-6 1-2f			3	0	1	0	0	1	1
16 Tucker Barnhart, L (1, 2) OBP: 0.335, SLG: 0.387			B CH 89 X FF 94 1-0 58 SH3-4 1B		C FF 94 D CH 90 B FF 95 F CH 89 F CU 83 F CH 89 X CU 84 2-2 58 SH3-4 1-3 1B		B FF 94 B CH 90 X FF 94 2-0 ③ G4-3			3	0	2	0	0	0	0
58 Dan Straily, R (1, 1) 36 Blake Wood, R (7, 1) 9 José Peraza, R (8, PH) OBP: 0.286, SLG: 0.254 (8, 4)			X FF 92 0-0 ② SH3-4 1-2		B CU 81 X FF 92 1-0 ① SH3-4 1-2			B SI 93 F SI 91 S CH 81 X FF 96 1-2 ① F9		0 0 1	0 0 0	0 0 0	0 0 0	0 0 0	0 0 0	0 0 0
Inning Stats	R: 0 E: 0 K: 0 S: 10 H: 0 LOB: 0 BB: 0 P: 12	R: 0 E: 0 K: 2 S: 10 H: 0 LOB: 0 BB: 0 P: 12	R: 0 E: 0 K: 2 S: 8 H: 1 LOB: 1 BB: 0 P: 12	R: 1 E: 2 K: 1 S: 11 H: 3 LOB: 2 BB: 0 P: 21	R: 0 E: 0 K: 1 S: 14 H: 2 LOB: 2 BB: 0 P: 19	R: 0 E: 0 K: 2 S: 7 H: 0 LOB: 0 BB: 0 P: 9	R: 0 E: 0 K: 0 S: 4 H: 0 LOB: 0 BB: 0 P: 8	R: 0 E: 0 K: 1 S: 8 H: 0 LOB: 0 BB: 0 P: 13	R: 0 E: 0 K: 2 S: 10 H: 0 LOB: 0 BB: 0 P: 13	1B: 6 2B: 0 3B: 0 HR: 0 SF: 0 SAC: 2 DP: 1 HBP: 1						

PITCHER	IP	WLS	BF	H	R	ER	SO	BB	IBB	HBP	BLK	WP	HR	S	P	ERA	WHIP
José Fernández, R (1, 1) ERA: 2.52	7.0	W	26	6	1	0	8	0	0	1	0	0	0	64	93	0.00	0.857
56 Fernando Rodney, R (8, 1) ERA: 1.07	1.0	H	3	0	0	0	1	0	0	0	0	0	0	8	13	0.00	0.000
44 AJ Ramos, R (9, 1) ERA: 2.31	1.0	S	3	0	0	0	2	0	0	0	0	0	0	10	13	0.00	0.000

PITCHER	IP	WLS	BF	H	R	ER	SO	BB	IBB	HBP	BLK	WP	HR	S	P	ERA	WHIP

Cincinnati Reds @ Miami Marlins

Marlins Park, Miami, FL

Fri Jul 08 2016, 7:12 PM - 9:27 PM EDT

Att. 22,333 - Roof Closed - 79 F

TOP

livebaseballscorecards.com

AB	29
R	1
H	6
RBI	1
BB	0
SO	11
LOB	8

PA: 32

WP: 0
PB: 0
SB: 0
CS: 0

Batter	1	2	3	4	5	6	7	8	9	AB	R	H	RBI	BB	SO	LOB
11 J.T. Realmuto, R (1, 2) OBP: 0.346, SLG: 0.428	X FF 88 0-0 ① F9		B SL 84 C FF 88 F CH 82 F CH 82 C SL 82 1-3 ② K		F FF 88 S CH 81 B CH 80 B SL 83 B SL 80 X FF 88 3-2 ③ P3			C FF 93 B SL 81 C FF 94 S SL 82 1-3 ① K2-3		4	0	0	0	0	2	0
14 Martín Prado, R (1, 5) OBP: 0.359, SLG: 0.401	C FF 88 B FF 89 B CH 81 X FF 89 2-1 21 2B 2B		B FF 88 C SL 85 B CH 82 X FF 90 2-1 ③ G6-3			C FF 87 C FF 88 F CH 80 B SL 82 F SL 83 F CH 81 F FF 89 X CH 80 1-2 ① F8		C FF 94 X FF 93 0-1 21 F8 1B		4	1	2	0	0	0	0
21 Christian Yelich, L (1, 7) OBP: 0.399, SLG: 0.480	C CH 81 B SL 82 F CH 81 B SL 82 X SL 80 2-2 2-H 2B			C SL 81 B FF 88 B SL 82 C FF 89 B CH 81 B CH 80 4-2 13 F9 27 BB 32 1B BB		B CU 72 X FF 88 1-0 HR		B FF 93 B CH 84 F FF 94 1 SAFE 1 SAFE B FF 92 X FF 93 3-1 ② F8 1-2		3	2	2	2	1	0	1
27 Giancarlo Stanton, R (1, 9) OBP: 0.328, SLG: 0.491	F FF 89 B SL 81 F CH 82 X SL 82 1-2 ② P4			1 SAFE B SL 81 1 SAFE F FF 88 D SL 80 1 SAFE B FF 88 B FF 88 4-1 32 1B 1-2 BB		C SL 81 X CH 82 0-1 13 F8 2B		B FF 92 S SL 81 B FF 94 B FF 93 C FF 93 T SL 82 3-2 ③ K		3	0	1	0	1	1	2
13 Marcell Ozuna, R (1, 8) OBP: 0.359, SLG: 0.535	F FF 89 S SL 83 D SL 82 S CH 81 1-3 ③ K			X SL 82 0-0 ① F9 2-3		C FF 89 X FF 88 0-1 ② F8 2-3				3	0	0	0	0	1	4
32 Derek Dietrich, L (1, 4) OBP: 0.400, SLG: 0.447 19 Miguel Rojas, R (8, 4) OBP: 0.283, SLG: 0.295		C FF 89 B CH 82 F FF 89 B SL 84 X CH 83 2-2 ① G4-3		B CH 82 B CH 81 X FF 88 2-0 31 G6-3 1-2 3-H 1B		B FF 88 B FF 88 D CH 81 C FF 89 X CH 81 3-1 ③ G1-3				3 0	0 0	1 0	1 0	0 0	0 0	1 0
31 Don Kelly, L (1, 3) OBP: 0.167, SLG: 0.167		C FF 89 B CH 82 X CH 82 1-1 3 L3 1B		C FF 89 F CU 73 X CH 81 0-2 ② ③ G6-3 1-2f				B FF 94 B FF 95 B SI 92 C FF 94 X FF 95 3-1 ① L8		3	0	1	0	0	0	2
3 Adeiny Hechavarría, R (1, 6) OBP: 0.275, SLG: 0.340		C FF 89 1 SAFE X FF 89 0-1 ② ③ L3 1-1			B FF 87 X FF 87 1-0 ① F8			C FF 96 B FF 95 B SL 91 X SL 90 2-1 ② F8		3	0	0	0	0	0	1
José Fernández, R (1, 1) OBP: 0.250, SLG: 0.290 18 Tomás Telis, S (7, PH) 56 Fernando Rodney, R (8, 1) 44 AJ Ramos, R (9, 1)			C FF 88 S SL 83 B SL 85 F FF 88 F FF 90 X SL 84 1-2 ① F7		B FF 86 X FF 88 1-0 ② G6-3			B FF 96 X FF 96 1-0 ③ G1-3		2 1 0 0	0 0 0 0	0 0 0 0	0 0 0 0	0 0 0 0	0 0 0 0	0 0 0 0
Inning Stats	R: 1 E: 0 K: 1 S: 12 H: 2 LOB: 1 BB: 0 P: 18	R: 0 E: 0 K: 0 S: 7 H: 1 LOB: 0 BB: 0 P: 10	R: 0 E: 0 K: 1 S: 11 H: 0 LOB: 0 BB: 0 P: 15	R: 1 E: 0 K: 0 S: 8 H: 1 LOB: 1 BB: 2 P: 18	R: 0 E: 0 K: 0 S: 5 H: 0 LOB: 0 BB: 0 P: 10	R: 1 E: 0 K: 0 S: 14 H: 2 LOB: 1 BB: 0 P: 19	R: 0 E: 0 K: 0 S: 5 H: 0 LOB: 0 BB: 0 P: 11	R: 0 E: 0 K: 2 S: 10 H: 1 LOB: 1 BB: 0 P: 17		1B: 3 2B: 4 3B: 0 HR: 1	SF: 0 SAC: 0 DP: 2 HBP: 0			WP: 0 PB: 0 SB: 0 CS: 0	PA: 31	

PITCHER		IP	WLS	BF	H	R	ER	SO	BB	IBB	HBP	BLK	WP	HR	S	P	ERA	WHIP
58 Dan Straily, R ERA: 4.35	(1, 1)	6.0	L	24	6	3	3	2	2	0	0	0	0	1	57	90	4.50	1.333
36 Blake Wood, R ERA: 3.19	(7, 1)	1.0		3	0	0	0	0	0	0	0	0	0	0	5	11	0.00	0.000
27 Ross Ohlendorf, R ERA: 4.1	(8, 1)	1.0		4	1	0	0	2	0	0	0	0	0	0	10	17	0.00	1.000

PITCHER	IP	WLS	BF	H	R	ER	SO	BB	IBB	HBP	BLK	WP	HR	S	P	ERA	WHIP

BOTTOM

Cincinnati Reds @ Miami Marlins

Marlins Park, Miami, FL

Fri Jul 08 2016, 7:12 PM - 9:27 PM EDT

Att. 22,333 - Roof Closed - 79 F

livebaseballscorecards.com

AB	29
R	3
H	7
RBI	3
BB	2
SO	4
LOB	11

MIAMI

Cincinnati Reds @ Miami Marlins

Marlins Park, Miami, FL

Sat Jul 09 2016, 4:11 PM - 6:59 PM EDT

Att. 23,653 - Roof Closed - 79 F

TOP

livebaseballscorecards.com

Batter	1	2	3	4	5	6	7	8	9	AB	R	H	RBI	BB	SO	LOB
2 Zack Cozart, R (1, 6) OBP: 0.314, SLG: 0.482	B FF 90 X FF 90 1-0 ① F8		C FF 90 S FF 89 S SL 86 0-3 ② K		F FF 88 X SL 84 0-1 ② F9		C SL 83 B SL 84 C FF 96 X SL 82 1-2 ③ G6-3			4	0	0	0	0	1	3
6 Billy Hamilton, S (1, 8) OBP: 0.284, SLG: 0.352	B FF 90 B FF 90 C FF 90 C FF 90 F FF 91 F SL 84 F FF 92 S CH 82 2-3 ② K		F FF 90 S CH 82 B FF 92 F FF 91 F CH 83 T CH 84 1-2 ③ K		B FF 90 D CH 84 X FF 91 2-0 ③ L6			B CH 82 C SI 94 X CH 81 1-1 ① F7		4	0	0	0	0	2	1
19 Joey Votto, L (1, 3) OBP: 0.387, SLG: 0.450	F FF 92 B FF 89 B CH 82 B CH 82 B FF 90 4-1 BB			C FF 90 B FF 89 B FF 88 C FF 91 B CH 81 X FF 92 3-2 ① G3-1		F FF 90 S SL 85 X FF 90 0-2 ① G6-3		F SI 94 B SI 95 F CH 82 B FF 97 B SI 95 X SI 95 3-2 32 G3 1B		3	0	1	0	1	0	0
32 Jay Bruce, L (1, 9) OBP: 0.313, SLG: 0.538	C FF 89 C FF 88 C FF 90 0-3 ③ K			X CH 81 0-0 4 1B 2B		F FF 90 B FF 91 B FF 92 F SL 86 X SL 88 2-2 ② F8		B CH 84 S CH 83 F SI 96 F CH 80 F FF 97 X CH 84 1-2 1-2 G3		4	1	1	0	0	1	2
23 Adam Duvall, R (1, 7) OBP: 0.288, SLG: 0.556		C FF 87 B FF 88 X SL 83 1-1 HR		F FF 89 B FF 88 B FF 88 D CH 82 F FF 89 S SL 86 3-3 ② K		B FF 94 B FF 93 F FF 93 B FF 95 S FF 94 F FC 91 C FC 95 3-3 ③ K		F CH 84 D CH 84 F SI 97 S CH 83 1-3 ③ K		4	1	1	1	0	3	2
4 Brandon Phillips, R (1, 4) OBP: 0.299, SLG: 0.370		B FF 89 S FF 90 F FF 88 X CH 81 1-2 ① G6-3		C FF 88 S SL 86 B FF 92 X FF 91 1-2 2-H 1B			C KC 79 T FF 94 B FF 94 F SL 90 B FF 96 B KC 81 F FF 95 F FF 95 X FC 92 3-2 37 1B 1B		C SL 79 B FF 93 S FF 91 F CH 86 X SL 79 1-2 ① L6	4	0	2	1	0	0	0
7 Eugenio Suárez, R (1, 5) OBP: 0.295, SLG: 0.402		C FF 89 B FF 92 B FF 89 B FF 89 F FF 90 X FF 90 3-2 ② L8		C SL 85 C CH 81 X FF 90 0-2 ③ G4-3			B SI 94 1 SAFE F FF 94 1 SAFE F FC 90 B FF 95 1 SAFE B FC 90 X FF 94 3-2 ① L8		B SL 80 C SL 80 S CH 85 S SL 81 1-3 ② K	4	0	0	0	0	1	2
37 Ramón Cabrera, S (1, 2) OBP: 0.316, SLG: 0.343 40 Tyler Holt, R (9, PR) OBP: 0.289, SLG: 0.257		F FF 88 X CH 82 0-1 ③ G5-3			B FF 89 C CH 83 X FF 89 1-1 2B		X SI 94 0-0 3 2B 1-3 1B		B FF 92 B FF 91 B FF 91 B FF 91 4-0 9 DI BB	3 0	0 0	2 0	0 0	1 0	0 0	0 0
47 John Lamb, L (1, 1) OBP: 0.100, SLG: 0.053 70 Jumbo Díaz, R (6, 1) 3 Iván De Jesús Jr., R (7, PH) OBP: 0.279, SLG: 0.301 21 Michael Lorenzen, R (7, 1) 9 José Peraza, R (9, PH) OBP: 0.282, SLG: 0.250			C FF 89 C FF 89 B FF 90 B FF 89 S FF 90 2-3 ① K		L FF 88 F CH 85 D FF 88 L FF 87 1-3 ① K		B KC 80 F FF 94 B FF 94 X FC 91 2-1 1-3 2B		C SL 80 B SL 80 F CH 85 B SL 81 C SL 80 2-3 ③ K 1-2	2 0 1 0 1	0 0 0 0 0	0 0 1 0 0	0 0 0 0 0	2 0 0 0 0	1 0 0 0 1	1 0 0 0 1

Inning Stats																								
	R: 0 E: 0 K: 2 S: 11	H: 0 LOB: 1 BB: 1 P: 18	R: 1 E: 0 K: 0 S: 10	H: 1 LOB: 0 BB: 0 P: 15	R: 0 E: 0 K: 3 S: 11	H: 0 LOB: 0 BB: 0 P: 14	R: 1 E: 0 K: 1 S: 13	H: 2 LOB: 1 BB: 0 P: 20	R: 0 E: 0 K: 1 S: 8	H: 1 LOB: 1 BB: 0 P: 12	R: 0 E: 0 K: 1 S: 10	H: 0 LOB: 0 BB: 0 P: 15	R: 0 E: 0 K: 0 S: 15	H: 3 LOB: 2 BB: 0 P: 24	R: 0 E: 0 K: 1 S: 13	H: 1 LOB: 1 BB: 0 P: 19	R: 0 E: 0 K: 2 S: 10	H: 0 LOB: 2 BB: 1 P: 18	1B: 4 2B: 3 3B: 0 HR: 1	SF: 0 SAC: 0 DP: 0 HBP: 0	WP: 0 PB: 0 SB: 0 CS: 0	PA: 36				

	AB	34
	R	2
	H	8
	RBI	2
	BB	2
	SO	11
	LOB	12

PITCHER		IP	WLS	BF	H	R	ER	SO	BB	IBB	HBP	BLK	WP	HR	S	P	ERA	WHIP
61 Adam Conley, L ERA: 3.62	(1, 1)	5.2	W	22	4	2	2	7	1	0	0	0	0	1	59	87	3.18	0.882
35 David Phelps, R ERA: 2.54	(6, 1)	1.0	H	5	3	0	0	1	0	0	0	0	0	0	16	27	0.00	3.000
46 Kyle Barraclough, R ERA: 3.34	(7, 1)	0.1	H	1	0	0	0	0	0	0	0	0	0	0	3	4	0.00	0.000
56 Fernando Rodney, R ERA: 1.04	(8, 1)	1.0	H	4	1	0	0	1	0	0	0	0	0	0	13	19	0.00	1.000
44 AJ Ramos, R ERA: 2.25	(9, 1)	1.0	S	4	0	0	0	2	1	0	0	0	0	0	10	18	0.00	1.000

PITCHER		IP	WLS	BF	H	R	ER	SO	BB	IBB	HBP	BLK	WP	HR	S	P	ERA	WHIP

Cincinnati Reds @ Miami Marlins

Marlins Park, Miami, FL

Sat Jul 09 2016, 4:11 PM - 6:59 PM EDT

Att. 23,653 - Roof Closed - 79 F

livebaseballscorecards.com

BOTTOM

Batter	1	2	3	4	5	6	7	8	9	AB	R	H	RBI	BB	SO	LOB
11 J.T. Realmuto, R (1, 2) OBP: 0.351, SLG: 0.430	C FF 89 C CU 67 B FF 92 F FF 91 F FC 85 X CU 65 1-2 14 2B 21 WP 1B		B CH 75 C FF 88 S FF 90 F CU 69 B FC 85 B FF 89 S CH 76 3-3 ② K		X FF 89 0-0 14 2B 1-2 1B			B SI 96 B SI 95 B SI 96 B SI 96 4-0 14 BB 27 1B BB		3	3	2	0	1	1	0
14 Martín Prado, R (1, 5) OBP: 0.366, SLG: 0.412	C FF 90 1 SAFE C FF 90 X FF 90 0-2 21 WP 1-3 2B		C CU 68 C FF 89 F FF 89 X FC 84 0-2 1B		C FC 86 F FC 85 D CU 68 B FF 90 F CU 70 X FF 89 2-2 1-H 2-H 2B			1 SAFE B SI 94 1 SAFE B SI 96 B FF 94 C FF 95 C SL 86 D SL 86 4-2 27 1B 1-2 BB		3	0	3	2	1	0	0
21 Christian Yelich, L (1, 7) OBP: 0.395, SLG: 0.473	F FF 89 B CU 69 B FF 91 F FC 87 D CU 70 S CH 74 3-3 ① K 2-3 3-H		1 SAFE C CH 74 S CH 74 B FF 89 S CU 67 1-3 ③ K		C FC 86 F CH 74 B FF 90 F FF 90 F CU 69 X FF 90 1-2 ③ G5-3			C SL 91 F SL 91 B FF 95 T SL 92 1-2 ① K		4	0	0	0	0	3	5
27 Giancarlo Stanton, R (1, 9) OBP: 0.327, SLG: 0.487	B FC 86 C FF 90 B FC 86 C FF 91 S CH 75 2-3 ② K			C FF 90 C FF 90 B FF 90 X CH 74 1-2 ① G6-3		B FF 97 F FF 96 B FF 97 X FF 97 2-1 ① L8		C FF 94 X FF 95 0-1 1-2 2-H 1B		4	0	1	1	0	1	1
13 Marcell Ozuna, R (1, 8) OBP: 0.358, SLG: 0.531	X FC 88 0-0 ③ P4			B FF 91 C FC 84 C CH 75 C FF 90 1-3 ② K		B SL 85 C SL 84 B SI 96 S SL 84 B FF 97 X SL 85 3-2 12 CS 1B		C SI 95 C FF 95 B SI 94 S SL 87 1-3 ② K		4	0	1	0	0	2	3
12 Chris Johnson, R (1, 3) OBP: 0.286, SLG: 0.331 46 Kyle Barraclough, R (7, 1) 56 Fernando Rodney, R (8, 1) 51 Ichiro Suzuki, L (8, PH) OBP: 0.409, SLG: 0.390 44 AJ Ramos, R (9, 1)		B FF 88 F FF 87 F CH 74 F CH 72 S FF 91 1-3 ① K		C CU 67 C CU 67 S CU 67 0-3 ③ K		B SI 95 1 SAFE S SL 86 1 SAFE B FF 96 T SI 96 X SL 83 2-2 ②③ F9 1-2		B FF 92 B SL 92 B FF 95 C FF 94 X SI 95 3-1 ③ G1-3		3	0	0	0	0	2	1
										0	0	0	0	0	0	0
										0	0	0	0	0	0	0
										1	0	0	0	0	0	2
										0	0	0	0	0	0	0
32 Derek Dietrich, L (1, 4) OBP: 0.396, SLG: 0.442 19 Miguel Rojas, R (8, 4) OBP: 0.283, SLG: 0.295		C FF 89 B CU 67 F CH 72 B FF 91 F FF 90 X CU 68 2-2 ② F7			C FF 87 X FC 83 0-1 ① G4-3		C SL 92 B FF 96 S SI 87 B FF 97 X CH 87 2-2 ① G4-3			3	0	0	0	0	0	0
										0	0	0	0	0	0	0
3 Adeiny Hechavarría, R (1, 6) OBP: 0.272, SLG: 0.337		X FF 89 0-0 ③ P4			C FF 89 S CU 67 C CU 67 0-3 ② K		C SI 95 S SL 85 F SL 84 S SL 86 0-3 K 31 G4-6-3			3	0	0	0	0	2	0
61 Adam Conley, L (1, 1) OBP: 0.065, SLG: 0.065 35 David Phelps, R (6, 1) OBP: 0.500, SLG: 0.500 31 Don Kelly, L (7, 3) OBP: 0.143, SLG: 0.143			C FF 88 F FF 89 S CU 68 0-3 ① K		C FF 88 B FF 90 C FF 89 F CU 68 B CU 67 F FF 88 F CU 67 X FC 85 2-2 11 1B 14 2B 1B		F SI 96 1 SAFE X SL 93 0-1 ②③ G4-6-3 1-2f			2	1	1	0	0	1	0
										0	0	0	0	0	0	0
										1	0	0	0	0	0	1
Inning Stats	R: 1 E: 0 K: 2 S: 15 H: 2 LOB: 1 BB: 0 P: 21	R: 0 E: 0 K: 1 S: 9 H: 0 LOB: 0 BB: 0 P: 12	R: 0 E: 0 K: 3 S: 14 H: 1 LOB: 1 BB: 0 P: 18	R: 0 E: 0 K: 2 S: 9 H: 0 LOB: 0 BB: 0 P: 11	R: 2 E: 0 K: 1 S: 21 H: 3 LOB: 1 BB: 0 P: 26	R: 0 E: 0 K: 0 S: 8 H: 1 LOB: 0 BB: 0 P: 15	R: 0 E: 0 K: 1 S: 9 H: 0 LOB: 0 BB: 0 P: 11	R: 1 E: 0 K: 2 S: 12 H: 1 LOB: 2 BB: 2 P: 25		1B: 6 2B: 2 3B: 0 HR: 0 SF: 0 SAC: 0 DP: 1 HBP: 0					WP: 2 PB: 0 SB: 0 CS: 1 PA: 33	

	AB	31
	R	4
	H	8
	RBI	3
	BB	2
	SO	12
	LOB	13

PITCHER		IP	WLS	BF	H	R	ER	SO	BB	IBB	HBP	BLK	WP	HR	S	P	ERA	WHIP
47 John Lamb, L ERA: 5.43	(1, 1)	5.0	L	21	6	3	3	9	0	0	0	0	1	0	68	88	5.40	1.200
70 Jumbo Diaz, R ERA: 5.14	(6, 1)	1.0		3	1	0	0	0	0	0	0	0	0	0	8	15	0.00	1.000
21 Michael Lorenzen, R ERA: 3.38	(7, 1)	2.0		9	1	1	1	3	2	0	0	0	1	0	21	36	4.50	1.500

PITCHER	IP	WLS	BF	H	R	ER	SO	BB	IBB	HBP	BLK	WP	HR	S	P	ERA	WHIP

Cincinnati Reds @ Miami Marlins

Marlins Park, Miami, FL

Sun Jul 10 2016, 1:12 PM - 4:15 PM EDT

Att. 22,394 - Roof Closed - 78 F

TOP

livebaseballscorecards.com

Batter	1	2	3	4	5	6	7	8	9	AB	R	H	RBI	BB	SO	LOB
2 Zack Cozart, R (1, 6) OBP: 0.316, SLG: 0.482	C FF 91 B SI 92 X KC 79 1-1 19 BB 32 1B 1B		B SL 85 X FF 91 1-0 ① F7	B KC 78 B FF 91 S SL 85 B SL 85 X SL 85 3-1 ③ FC6-4 1-2f			F FF 92 B CH 85 F FF 92 F FF 93 X SL 81 1-2 6 1B 1B			4	1	2	0	0	0	2
6 Billy Hamilton, S (1, 8) OBP: 0.283, SLG: 0.350	X FF 92 0-0 ① L6		C KC 78 B KC 78 B FF 92 B KC 78 X FF 91 3-1 ② L8		X FF 94 0-0 ① L7		X FF 92 0-0 1-2 1B			4	0	1	0	0	0	1
19 Joey Votto, L (1, 3) OBP: 0.386, SLG: 0.446	F FF 92 B SL 86 C FF 93 B FF 93 D SL 86 1 SAFE 1 SAFE F FF 93 B CH 87 4-2 32 1B 1-2 BB		B CH 85 B FF 92 S CH 84 X FF 92 2-1 ③ F7		C SL 87 S FF 94 B FF 94 F FF 94 B SL 88 B SL 86 S FF 94 3-3 ② K		C FF 92 F CH 84 B FF 92 B FF 92 C FF 93 2-3 ③ K			3	0	0	0	1	2	2
32 Jay Bruce, L (1, 9) OBP: 0.315, SLG: 0.538	C KC 78 X FF 93 0-1 1-2 2-H 1B			C KC 76 B CH 84 F FF 91 F KC 78 B KC 80 X CH 86 2-2 23 1B 4 2B 1B	C SL 86 C SL 86 F FF 95 B FF 94 X SL 86 1-2 ③ F7			X FF 95 0-0 ① F8		4	1	2	1	0	0	0
23 Adam Duvall, R (1, 7) OBP: 0.288, SLG: 0.551	B FF 92 F SL 85 B KC 79 2 SAFE B FF 92 C FF 92 F SL 85 X FF 92 3-2 ② F9			X KC 77 0-0 4 2B 1-2 1B		C FF 94 C FF 93 B FF 91 S FF 94 1-3 ① K		C FF 94 B FF 95 S SL 82 S SL 83 1-3 ② K		4	1	1	0	0	2	2
4 Brandon Phillips, R (1, 4) OBP: 0.298, SLG: 0.372	S SL 86 S SL 85 B SL 87 B FF 93 X SL 87 2-2 ③ F9			D FF 92 X CH 84 1-0 16 1B 1-H 2-H 2B		C FF 93 X SL 84 0-1 ② L6		B FF 95 C FF 96 B FF 96 F FF 96 F SL 81 X SL 82 2-2 ③ F9		4	0	1	2	0	0	2
16 Tucker Barnhart, L (1, 2) OBP: 0.333, SLG: 0.385		B FF 92 X CH 84 1-0 ① G4-3	C FF 92 X FF 91 0-1 ① 44 FC2-5 3 1B 2-H 1B			B FF 93 F FF 93 B CH 86 X CH 85 2-1 ③ G4-3			X SI 95 0-0 ① G1-3	4	0	1	0	0	0	0
3 Iván De Jesús Jr., R (1, 5) OBP: 0.278, SLG: 0.299		B FF 92 B SL 85 C FF 90 S SL 86 B SL 87 F SL 86 F FF 92 C SL 85 3-3 ② K	F FF 91 B SL 84 X SL 85 1-1 44 FC2-5 1-2 1B				B FF 91 C FF 91 X FF 92 1-1 ① G6-3		C FF 96 S SL 87 B SL 86 B FF 94 B SL 85 X SI 93 3-2 ② G6-3	4	0	1	0	0	1	0
44 Cody Reed, L (1, 1) 73 Josh Smith, R (5, 1) 27 Ross Ohlendorf, R (6, 1) 9 José Peraza, R (7, PH) OBP: 0.278, SLG: 0.246 26 Raisel Iglesias, R (7, 1) OBP: 0.091, SLG: 0.091 37 Ramón Cabrera, S (9, PH) OBP: 0.312, SLG: 0.338		C FF 92 F FF 93 C KC 80 0-3 ③ K	B FF 92 X 1-0 ② FC2-5 2 FC6-4 1-2 2-3f				B FF 91 F FF 92 B FF 92 F FF 91 X FF 93 2-2 ② P4		B SI 96 C SI 95 B SL 87 X SI 94 2-1 ③ G6-3	2 0 0 0 1 0 0	0 0 0 0 0 0 0	0 0 0 0 0 0 0	0 0 0 0 0 0 0	0 0 0 0 0 0 0	1 0 0 0 0 0 0	2 0 0 0 0 0 0

	AB	35
	R	3
	H	9
	RBI	3
	BB	1
	SO	6
	LOB	11

Inning Stats																								
	R: 1	E: 0	K: 0	S: 15	H: 2	LOB: 2	BB: 1	P: 25	R: 0	E: 0	K: 2	S: 9	H: 0	LOB: 0	BB: 0	P: 13	R: 0	E: 0	K: 0	S: 5	H: 0	LOB: 0	BB: 0	P: 11
	R: 2	E: 0	K: 0	S: 13	H: 5	LOB: 2	BB: 0	P: 21	R: 0	E: 0	K: 1	S: 9	H: 0	LOB: 0	BB: 0	P: 13	R: 0	E: 0	K: 1	S: 7	H: 0	LOB: 0	BB: 0	P: 10
	R: 0	E: 0	K: 1	S: 13	H: 2	LOB: 2	BB: 0	P: 19	R: 0	E: 0	K: 1	S: 8	H: 0	LOB: 0	BB: 0	P: 11	R: 0	E: 0	K: 0	S: 6	H: 0	LOB: 0	BB: 0	P: 11
	1B: 8	2B: 1	3B: 0	HR: 0	SF: 0	SAC: 0	DP: 0	HBP: 0	WP: 0	PB: 0	SB: 0	CS: 0	PA: 36											

PITCHER		IP	WLS	BF	H	R	ER	SO	BB	IBB	HBP	BLK	WP	HR	S	P	ERA	WHIP
34 Tom Koehler, R ERA: 4.5	(1, 1)	4.0		19	7	3	3	2	1	0	0	0	0	0	42	70	6.75	2.000
40 Mike Dunn, L ERA: 3.55	(5, 1)	1.0	W	3	0	0	0	1	0	0	0	0	0	0	9	13	0.00	0.000
64 Nick Wittgren, R ERA: 2.73	(6, 1)	2.0	H	8	2	0	0	2	0	0	0	0	0	0	20	29	0.00	1.000
46 Kyle Barraclough, R ERA: 3.25	(8, 1)	1.0		3	0	0	0	1	0	0	0	0	0	0	8	11	0.00	0.000
33 Dustin McGowan, R ERA: 3.31	(9, 1)	1.0		3	0	0	0	0	0	0	0	0	0	0	6	11	0.00	0.000

PITCHER		IP	WLS	BF	H	R	ER	SO	BB	IBB	HBP	BLK	WP	HR	S	P	ERA	WHIP

Cincinnati Reds @ Miami Marlins

Marlins Park, Miami, FL

Sun Jul 10 2016, 1:12 PM - 4:15 PM EDT

Att. 22,394 - Roof Closed - 78 F

BOTTOM

Batter	1	2	3	4	5	6	7	8	9	AB	R	H	RBI	BB	SO	LOB
11 J.T. Realmuto, R (1, 2) OBP: 0.349, SLG: 0.426	C FF 92 X CH 86 0-1 ① G5-3	F SL 89 C FF 94 B SL 90 X SL 89 1-2 ③ G6-3 2-H			S CH 84 B CH 85 B SL 90 F FF 92 X SL 88 2-2 ① G6-3	C CU 76 D CU 80 C SL 85 X CU 79 1-2 14 S 21 1B 2-H 1B		B SL 84 B FF 95 F FF 94 F SI 87 S SL 86 2-3 ① K		5	1	1	1	0	1	0
14 Martín Prado, R (1, 5) OBP: 0.373, SLG: 0.416	B FF 94 B FF 94 B FF 94 C FF 92 B FF 93 4-1 21 1B BB		B SL 88 C FF 93 C SL 89 B SL 89 F SL 86 S SL 90 2-3 ① K		C FF 93 B CH 88 B CH 85 F FF 93 X SL 87 2-2 21 WP 27 HR 2B	1 SAFE 1 SAFE C FF 92 P PO 81 B SL 84 C SL 85 B FF 92 D SL 81 4-2 21 1B 21 E 1-3 BB		C SI 94 C SI 95 B SL 86 B SL 86 F FF 96 B SL 86 B SL 87 4-2 BB		2	2	1	0	3	1	0
21 Christian Yelich, L (1, 7) OBP: 0.398, SLG: 0.475	B SL 88 F FF 94 X FF 94 1-1 13 FC6-4 1-2 1B		B FF 93 B FF 94 C SL 87 C FF 92 X SL 88 3-2 13 FC6-4 27 BB 1B		C SL 85 F SL 88 B SL 89 B SL 87 B FF 93 S SL 86 3-3 ② K 2-3	C SL 86 B SL 83 F FF 86 F FF 93 F SL 87 X FF 92 1-2 E8 1-H 3-H 1B		D SI 89 F FF 94 F SI 88 S SL 83 1-3 ② K		5	0	3	1	0	2	2
27 Giancarlo Stanton, R (1, 9) OBP: 0.328, SLG: 0.495	C SL 89 S SL 90 S SL 91 0-3 ② K		1 SAFE B FF 93 B SL 88 B SL 88 C FF 94 B FF 94 4-1 13 FC6-4 1-2 BB		S SL 88 F SL 90 B SL 89 X SL 87 1-2 3-H HR	B FF 92 B SL 81 S SL 81 B SL 81 X SL 80 3-1 ③ F7		C FF 96 C SL 87 B SL 87 F SI 96 D SL 85 C FF 97 2-3 ③ K		4	1	1	2	1	2	4
13 Marcell Ozuna, R (1, 8) OBP: 0.360, SLG: 0.533	D SL 89 X FF 95 1-0 ③ FC6-4 1-2f		C SL 88 F SL 88 X SL 89 0-2 ② FC6-4 1-2f 2-3		S CH 85 S SL 88 B FF 95 B SL 87 F FF 93 B CH 88 F SL 88 F SL 89 X SL 86 3-2 2B		C SL 85 B FF 96 F SI 88 B SI 95 B SL 86 B SL 86 4-2 51 HBP BB			3	0	1	0	1	0	4
12 Chris Johnson, R (1, 3) OBP: 0.280, SLG: 0.324 64 Nick Wittgren, R (6, 1) 51 Ichiro Suzuki, L (7, PH) OBP: 0.412, SLG: 0.390 46 Kyle Barraclough, R (8, 1) 33 Dustin McGowan, R (9, 1)		C FF 94 B CH 87 F SL 92 B FF 94 S SL 90 2-3 ① K	F SL 87 C SL 88 B SL 88 S FF 92 1-3 ③ K		C CU 79 S SL 85 D CU 80 X SL 84 1-2 ③ F9		C SI 88 F SI 88 H SL 85 1-2 1-2 HBP			3 0 0 0 0	0 0 0 0 0	0 0 0 0 0	0 0 0 0 0	0 0 0 0 0	2 0 0 0 0	3 0 0 0 0
19 Miguel Rojas, R (1, 4) OBP: 0.291, SLG: 0.312		X FF 95 0-0 3 1B 2B		C CH 84 X SL 88 0-1 ① G5-3		C CU 77 C FF 92 B CU 80 B CU 80 X SL 85 2-2 3 SH3-4 11 1B 1B	C SI 95 S SL 86 B SL 79 S SL 85 1-3 ① K			4	2	2	0	0	1	2
3 Adeiny Hechavarría, R (1, 6) OBP: 0.272, SLG: 0.337		X FF 94 0-0 11 PB 2-H 1B		B CH 84 C CH 84 B SL 91 B FF 94 C FF 93 X SL 87 3-2 ② G1-4-3		1 SAFE B FF 91 1 SAFE 1 SAFE B CU 77 X SL 85 2-0 ① SH3-4 1-2	X SI 94 0-0 ② P4			3	1	1	1	0	0	2
34 Tom Koehler, R (1, 1) OBP: 0.071, SLG: 0.071 18 Tomás Telis, S (4, PH) 40 Mike Dunn, L (5, 1) 31 Don Kelly, L (6, 3) OBP: 0.111, SLG: 0.111		C FF 92 B SL 88 B FF 94 F FF 92 S SL 90 2-3 ② K		B FF 93 B FF 93 C FF 92 B FF 93 C FF 93 T SL 90 3-2 ③ K		B FF 90 B FF 91 F SL 86 F SL 87 F CU 79 C CU 79 2-3 ② K	X SI 89 0-0 ③ G5-3			1 1 0 2	0 0 0 0	0 0 0 0	0 0 0 0	1 1 0 0	1 0 0 1	1 0 0 3
Inning Stats	R: 0 E: 0 K: 1 S: 9 H: 1 LOB: 2 BB: 1 P: 15	R: 2 E: 0 K: 2 S: 11 H: 2 LOB: 0 BB: 0 P: 16	R: 0 E: 0 K: 2 S: 14 H: 1 LOB: 2 BB: 1 P: 24	R: 0 E: 0 K: 1 S: 8 H: 0 LOB: 0 BB: 0 P: 14	R: 2 E: 0 K: 1 S: 21 H: 3 LOB: 1 BB: 0 P: 33	R: 3 E: 1 K: 1 S: 21 H: 3 LOB: 1 BB: 1 P: 35	R: 0 E: 0 K: 1 S: 9 H: 0 LOB: 2 BB: 1 P: 15	R: 0 E: 0 K: 3 S: 13 H: 0 LOB: 1 BB: 1 P: 22								

1B: 6	SF: 0	WP: 1
2B: 3	SAC: 1	PB: 2
3B: 0	DP: 0	SB: 2
HR: 1	HBP: 1	CS: 0

PA: 40

AB	33
R	7
H	10
RBI	5
BB	5
SO	12
LOB	21

livebaseballscorecards.com

PITCHER	IP	WLS	BF	H	R	ER	SO	BB	IBB	HBP	BLK	WP	HR	S	P	ERA	WHIP
44 Cody Reed, L (1, 1) ERA: 8.39	4.2	L	23	7	4	3	7	2	0	0	0	1	1	60	98	5.79	1.929
73 Josh Smith, R (5, 1) ERA: 5.09	1.0		7	3	3	2	1	1	0	0	0	0	0	22	34	18.00	4.000
27 Ross Ohlendorf, R (6, 1) ERA: 4.07	0.1		1	0	0	0	0	0	0	0	0	0	0	2	5	0.00	0.000
26 Raisel Iglesias, R (7, 1) ERA: 2.66	2.0		9	0	0	0	4	2	0	1	0	0	0	22	37	0.00	1.000

PITCHER	IP	WLS	BF	H	R	ER	SO	BB	IBB	HBP	BLK	WP	HR	S	P	ERA	WHIP

Milwaukee Brewers @ Cincinnati Reds

Great American Ball Park, Cincinnati, OH

Fri Jul 15 2016, 7:13 PM - 10:25 PM EDT

Att. 30,680 - Overcast - 80 F

TOP

livebaseballscorecards.com

Batter	1	2	3	4	5	6	7	8	9	AB	R	H	RBI	BB	SO	LOB
5 Jonathan Villar, S (1, 6) OBP: 0.383, SLG: 0.427	B FF 92 F FF 92 B FF 94 B SL 88 X SI 93 3-1 8 1B 20 1B 1B		F SL 88 S SL 87 F FF 93 B KC 83 B SI 94 F SL 87 X SL 88 2-2 ① G1-3		B FF 94 F SL 88 D SL 88 F SL 87 X SL 88 2-2 2 CS 2 S 2-H 1B		F SI 88 X SL 83 0-1 ③ P5		B FF 94 S FF 94 C FF 95 F FF 96 B FF 95 B FF 94 B FF 94 4-2 BB	4	1	2	1	1	0	2
2 Scooter Gennett, L (1, 4) OBP: 0.326, SLG: 0.422	1 SAFE 1 SAFE C SI 92 1 SAFE P PO 90 X SL 87 1-1 ① L8		C KC 81 X SI 94 0-1 ② G4-3		B SI 93 B FF 94 2-0 ③ CS 1-3	B SL 87 B SL 86 B SI 92 C SI 92 X SI 93 3-1 HR		B SI 92 S SI 95 F SI 89 F SL 82 B SL 84 X SI 89 2-2 8 G4-3 1B	B FF 94 F FF 94 B FF 93 F FF 94 F FF 94 B FF 93 X FF 93 3-2 ② P4	5	1	2	1	0	0	4
8 Ryan Braun, R (1, 7) OBP: 0.364, SLG: 0.509	B SI 93 F SL 89 1 SAFE F SI 93 X KC 82 1-2 20 1B 1-3 1B		C SI 93 B SL 89 B SL 89 B SI 94 X SL 89 3-1 ③ G5-3			X KC 81 0-0 ① G5-3		B SL 85 X SI 95 1-0 ① G4-3 1-2	B SL 80 X FF 94 1-0 ③ P6	5	0	1	0	0	0	4
20 Jonathan Lucroy, R (1, 2) OBP: 0.360, SLG: 0.488	X SI 93 0-0 1-2 3-H 1B			B FF 93 C SL 86 F SI 93 B KC 82 S SL 88 2-3 ① K	C SI 92 S SI 92 B SL 88 S KC 83 1-3 ② K			B FF 95 S SL 86 S SL 86 F SL 86 B SI 95 S SL 86 2-3 ② K		4	0	1	1	0	3	1
33 Chris Carter, R (1, 3) OBP: 0.313, SLG: 0.507	C FF 93 D SL 83 B SI 92 X SI 93 2-1 ② L9			C SI 94 B SL 88 S SL 87 B SI 94 X FF 94 2-2 ② L9	B FF 94 B SL 87 S FF 93 C SL 88 S KC 83 2-3 ③ K			B SL 86 C SL 85 B SL 86 S FF 94 S FF 88 2-3 ③ K		4	0	0	0	0	2	3
10 Kirk Nieuwenhuis, L (1, 8) OBP: 0.322, SLG: 0.362 7 Jake Elmore, R (9, PH) OBP: 0.333, SLG: 0.111	C FF 94 C SL 87 B SL 88 B FF 94 C FF 95 2-3 ③ K			X SI 93 0-0 ③ G4-3			C SI 95 C SL 84 S SL 84 0-3 ① K		B FF 94 B FF 94 C FF 95 F FF 95 B FF 98 F FF 97 B FF 95 4-2 15 1B 14 1B BB	3 0	0 1	0 0	0 0	0 1	2 0	2 0
15 Will Middlebrooks, R (1, 5) OBP: 0.250, SLG: 0.182		C FF 90 B SL 89 S SL 87 S KC 83 1-3 ① K			C SI 90 B FF 93 F SL 88 B SI 93 B SL 89 S SL 87 3-3 ① K		C SL 84 X FF 96 0-1 E5 24 G5-3 18 BB		F FF 95 1 SAFE B FF 89 B FF 96 X FF 96 2-1 29 SH1-4 14 1B 1-2 1B	4	0	1	0	0	2	0
18 Ramón Flores, L (1, 9) OBP: 0.304, SLG: 0.274 14 Hernán Pérez, R (9, PH) OBP: 0.285, SLG: 0.391		C FF 93 B SI 89 F FF 93 B KC 83 F SI 93 S SI 94 2-3 ② K			B SI 93 C FF 93 B SI 89 B SL 87 X SI 92 3-1 22 SH1-4 5 1B 1B		B FF 94 B SI 95 B FF 94 B FF 93 4-0 24 G5-3 1-2 BB		X FF 96 0-0 29 SH1-4 1-2 2-H 1B	2 1	1 0	1 1	0 1	1 0	1 0	0 0
22 Matt Garza, R (1, 1) OBP: 0.111, SLG: 0.111 59 Carlos Torres, R (6, 1) 24 Andy Wilkins, L (7, PH) 48 Blaine Boyer, R (7, 1) 46 Corey Knebel, R (8, 1) 29 Yadiel Rivera, R (9, PH) OBP: 0.220, SLG: 0.265		B FF 93 C FF 93 C SI 94 S KC 84 1-3 ③ K2-3			X SI 91 0-0 ② SH1-4 1-2		S CH 87 B SI 89 B FF 95 X SI 88 2-1 ② G5-3 1-2 2-3		X FF 94 0-0 ① SH1-4 1-2 2-3	1 0 1 0 0 0	0 0 0 0 0 0	0 0 0 0 0 0	0 0 0 0 0 0	1 0 0 0 0 0	0 0 0 0 0 0	0 0 2 0 0 0
Inning Stats	R: 1 E: 0 K: 1 S: 14 H: 3 LOB: 2 BB: 0 P: 22	R: 0 E: 0 K: 3 S: 10 H: 0 LOB: 0 BB: 0 P: 14	R: 0 E: 0 K: 0 S: 9 H: 0 LOB: 0 BB: 0 P: 14	R: 0 E: 0 K: 1 S: 7 H: 0 LOB: 0 BB: 0 P: 11	R: 1 E: 0 K: 1 S: 9 H: 2 LOB: 0 BB: 0 P: 19	R: 1 E: 0 K: 2 S: 9 H: 1 LOB: 0 BB: 0 P: 15	R: 0 E: 1 K: 1 S: 9 H: 0 LOB: 2 BB: 1 P: 15	R: 0 E: 0 K: 2 S: 12 H: 1 LOB: 1 BB: 0 P: 19	R: 1 E: 0 K: 0 S: 15 H: 2 LOB: 3 BB: 2 P: 29	1B: 8 2B: 0 3B: 0 HR: 1 SF: 0 SAC: 2 DP: 0 HBP: 0						

	AB	34
	R	4
	H	9
	RBI	4
	BB	3
	SO	11
	LOB	18

WP: 0 PB: 0 SB: 1 CS: 1 PA: 40

PITCHER		IP	WLS	BF	H	R	ER	SO	BB	IBB	HBP	BLK	WP	HR	S	P	ERA	WHIP
28 Anthony DeSclafani, R ERA: 2.55	(1, 1)	6.0	W	23	6	3	3	8	0	0	0	0	0	1	58	95	4.50	1.000
26 Raisel Iglesias, R ERA: 2.53	(7, 1)	2.0	H	9	1	0	0	3	1	0	0	0	0	0	21	34	0.00	1.000
52 Tony Cingrani, L ERA: 3.38	(9, 1)	0.2	H	6	2	1	1	0	2	0	0	0	0	0	14	27	13.50	6.000
27 Ross Ohlendorf, R ERA: 4.04	(9, 1)	0.1	S	1	0	0	0	0	0	0	0	0	0	0	1	2	0.00	0.000

PITCHER	IP	WLS	BF	H	R	ER	SO	BB	IBB	HBP	BLK	WP	HR	S	P	ERA	WHIP

BOTTOM

Batter	1	2	3	4	5	6	7	8	9	AB	R	H	RBI	BB	SO	LOB
2 Zack Cozart, R (1, 6) OBP: 0.316, SLG: 0.479	C FF 90 B FF 92 F FF 92 B FF 94 X FF 93 2-2 19 G4-6-3 1B	F CU 74 B SL 83 X FF 93 1-1 ③ FC6-4 1-2f	C FF 92 B SL 82 C SL 82 S SI 94 1-3 ③ K		C CU 72 B SL 87 X SI 92 1-1 ① G2				4	0	1	0	0	1	1
6 Billy Hamilton, S (1, 8) OBP: 0.287, SLG: 0.353	C FF 91 C FF 91 X FF 91 0-2 ① L5	C FF 91 F SI 90 X CU 75 0-2 19 G6-3 23 FC5-4 1B	X FF 91 0-0 ① L8	X SI 91 0-0 E2 19 S 32 2B 1B					4	2	2	0	0	0	1
19 Joey Votto, L (1, 3) OBP: 0.384, SLG: 0.443	B FF 92 X SI 91 1-0 ②③ G4-6-3 1-2f	X FF 91 0-0 ① G6-3 1-2	B CU 75 C CU 75 B FF 92 F FF 92 B FF 94 X FF 92 3-2 32 BB 23 2B 1B	F CU 73 C SI 94 2 SAFE B SI 93 B SL 90 F SI 95 F SI 96 C SI 95 2-3 ② K 2-3					4	1	1	0	0	1	3
32 Jay Bruce, L (1, 9) OBP: 0.320, SLG: 0.541		B CU 73 F FF 91 B SI 92 F FF 93 F CU 75 S CU 74 2-3 ① K	S CU 74 B SL 84 F FF 92 B FF 92 B FF 92 D CU 77 4-2 23 FC5-4 BB	C FF 91 F FF 92 B FF 90 F SL 81 B FF 91 D CU 78 F FF 93 F FF 92 D CH 86 4-2 23 2B 16 2B 1-2 BB	X CU 73 0-0 3-H 2B				2	1	1	1	2	1	0
23 Adam Duvall, R (1, 7) OBP: 0.287, SLG: 0.551		C SI 93 X FF 92 0-1 ② G5-3	F SI 91 X FF 93 0-1 ② FC5-4 4 1B 1-2f 2-H	C SI 91 B FF 92 X CU 75 1-1 16 2B 1-3 2-H 2B	F SL 88 F SI 93 B SI 94 D SL 89 F SI 93 X SI 92 2-2 ③ L8				4	1	1	2	0	0	2
4 Brandon Phillips, R (1, 4) OBP: 0.299, SLG: 0.372 9 José Peraza, R (7, 4) OBP: 0.274, SLG: 0.243		C FF 94 B CU 76 B CU 75 F FF 92 X FF 92 2-2 ③ G3	D CU 75 X FF 92 1-0 1-2 1B	D FF 92 B FC 92 S FC 91 C FC 91 T FF 94 2-2 ② K		C FF 95 S FF 95 B FF 96 B FF 96 B FF 96 F FF 96 S FF 96 3-3 ① K			3 1	0 0	1 0	0 0	0 0	1 1	2 0
7 Eugenio Suárez, R (1, 5) OBP: 0.295, SLG: 0.398		F FF 90 X SL 81 0-1 ① F7	F FF 92 B FF 92 D CU 76 B FF 92 F FF 92 X FF 92 3-2 ③ L7	F FC 92 F FF 92 F FF 93 B FC 92 B CU 83 B FC 92 4-2 16 2B BB		C FF 96 B FF 96 F FF 96 F FF 96 S KC 82 1-3 ② K			3	0	0	0	1	1	2
16 Tucker Barnhart, L (1, 2) OBP: 0.332, SLG: 0.387		X FF 91 0-0 ② L6		B CU 72 X FF 91 1-0 ① F8	S FF 93 B FF 94 F FC 92 X FF 94 1-2 1-3 2-H 3-H 2B	B FF 97 C FF 95 X FF 97 1-1 ③ G5-6-3			4	0	1	2	0	0	0
28 Anthony DeSclafani, R (1, 1) OBP: 0.167, SLG: 0.167 3 Iván De Jesús Jr., R (6, PH) OBP: 0.276, SLG: 0.296 26 Raisel Iglesias, R (7, 1) OBP: 0.091, SLG: 0.091 52 Tony Cingrani, L (9, 1) 27 Ross Ohlendorf, R (9, 1)		B FF 93 C FF 90 X FF 91 1-1 2 FC6-4 1B		B FF 92 S FF 92 F FF 92 S SL 82 1-3 ② K	F FC 93 X FF 93 0-1 ③ G6-3				2 1 0 0 0	0 0 0 0 0	1 0 0 0 0	0 0 0 0 0	1 0 0 0 0	0 2 0 0 0	0 0 0 0 0
Inning Stats	R: 0 E: 0 K: 0 S: 7 H: 1 LOB: 0 BB: 0 P: 10	R: 0 E: 0 K: 1 S: 9 H: 0 LOB: 0 BB: 0 P: 13	R: 0 E: 0 K: 0 S: 7 H: 1 LOB: 1 BB: 0 P: 9	R: 1 E: 0 K: 0 S: 12 H: 2 LOB: 2 BB: 1 P: 20	R: 0 E: 0 K: 2 S: 7 H: 0 LOB: 0 BB: 0 P: 10	R: 3 E: 0 K: 1 S: 22 H: 3 LOB: 2 BB: 2 P: 37	R: 1 E: 1 K: 1 S: 13 H: 2 LOB: 1 BB: 0 P: 18	R: 0 E: 0 K: 2 S: 10 H: 0 LOB: 0 BB: 0 P: 15		1B: 6 2B: 3 3B: 0 HR: 0 SF: 0 SAC: 0 DP: 1 HBP: 0						

PITCHER	IP	WLS	BF	H	R	ER	SO	BB	IBB	HBP	BLK	WP	HR	S	P	ERA	WHIP
22 Matt Garza, R (1, 1) ERA: 5.74	5.1	L	23	6	4	4	3	2	0	0	0	0	0	53	81	6.75	1.500
59 Carlos Torres, R (6, 1) ERA: 3.02	0.2	B	4	1	0	0	1	1	0	0	0	0	0	11	18	0.00	3.000
48 Blaine Boyer, R (7, 1) ERA: 3.86	1.0		5	2	1	1	1	0	0	0	0	0	0	13	18	9.00	2.000
46 Corey Knebel, R (8, 1) ERA: 6.75	1.0		3	0	0	0	2	0	0	0	0	0	0	10	15	0.00	0.000

PITCHER	IP	WLS	BF	H	R	ER	SO	BB	IBB	HBP	BLK	WP	HR	S	P	ERA	WHIP

Milwaukee Brewers @ Cincinnati Reds

Great American Ball Park, Cincinnati, OH

Fri Jul 15 2016, 7:13 PM - 10:25 PM EDT

Att. 30,680 - Overcast - 80 F

livebaseballscorecards.com

AB	32
R	5
H	9
RBI	5
BB	3
SO	7
LOB	13

PA: 35

WP: 0
PB: 0
SB: 1
CS: 0

TOP

Milwaukee Brewers @ Cincinnati Reds

Great American Ball Park, Cincinnati, OH

Sat Jul 16 2016, 7:11 PM - 10:14 PM EDT

Att. 31,328 - Clear - 81 F

livebaseballscorecards.com

Batter	1	2	3	4	5	6	7	8	9	AB	R	H	RBI	BB	SO	LOB
5 Jonathan Villar, S (1, 6) OBP: 0.386, SLG: 0.430	B FF 90 X FC 83 1-0 14 HR 1B	X FC 87 0-0 1B	B FF 93 B FF 93 S FF 94 B FF 94 C FF 94 X FF 94 3-2 8 BB 1-2 3-H 1B		B FF 92 S CH 85 B CH 85 S FF 93 B FF 93 X FF 92 3-2 ② G3		B SL 86 C FF 93 X SL 87 1-1 ③ L6			5	1	3	1	0	0	1
14 Hernán Pérez, R (1, 9) OBP: 0.284, SLG: 0.408 10 Kirk Nieuwenhuis, L (6, 8) OBP: 0.321, SLG: 0.360	1 SAFE C FF 88 1 SAFE X FF 89 0-1 1-H HR	1 SAFE B FF 87 1 SAFE 1 SAFE 1 SAFE F FF 90 S CH 73 F FF 92 B CU 68 2-3 ③ F CH 74 F CH 74 S FF 90 K	F SL 87 F FF 93 D CU 78 S SL 85 1-3 ② K		B SL 88 F FF 92 X SL 85 1-1 ③ L7			C FF 97 B FF 97 B FF 96 F FF 98 X SI 98 2-2 ① G5-3		4 1	1 0	1 0	2 0	0 0	2 0	3 0
8 Ryan Braun, R (1, 7) OBP: 0.369, SLG: 0.510 7 Jake Elmore, R (8, PH) OBP: 0.308, SLG: 0.100 (8, 7)	B FF 91 B FF 90 B FF 89 C FF 85 F FC 80 X CH 72 3-2 33 2B 1B	0-2 20 HR 1B 4-2 1-2 2-3 BB				F SL 86 S CH 84 C FF 94 0-3 ① K		C FF 98 C FF 98 B SL 92 F FF 97 F SL 90 X SL 92 1-2 ② F7		3 1	2 0	2 0	0 0	1 0	1 0	0 0
20 Jonathan Lucroy, R (1, 2) OBP: 0.361, SLG: 0.497 12 Martín Maldonado, R (8, PH) OBP: 0.296, SLG: 0.299 (8, 2)	B FF 90 C FF 87 S CH 73 1 SAFE F CU 68 F FF 88 F CH 72 C FF 88 1-3 ① K	1-2 1-H HR L9				B FF 93 B SL 87 B FF 93 C FF 92 F FF 93 F FF 94 B FF 94 4-2 BB		B FF 96 X FF 96 1-0 G5-3		3 1	1 0	1 0	2 0	1 0	1 0	4 0
33 Chris Carter, R (1, 3) OBP: 0.314, SLG: 0.507	X FF 88 0-0 1-H 15 1B 2B	B FC 85 B FC 82 S CH 75 C FF 90 F FF 90 B CH 71 B CH 74 4-2 15 BB 2 1B 52 1B BB	B FF 92 X SL 86 1-0 ① F8			B FF 93 S CH 86 B SL 88 S CH 84 S CH 86 2-3 ② K			S SI 98 B SI 99 B FF 98 B FF 98 S SL 89 X SL 87 3-2 ① G5-3	4 2	2 1	1 1	1 1	1 1	1 1	1 1
2 Scooter Gennett, L (1, 4) OBP: 0.327, SLG: 0.421	C FC 82 X FC 80 0-1 ② L7	C FC 86 D FC 82 D CU 66 X FF 88 2-1 15 BB 52 1B 1-2 1B	X FF 93 0-0 1B			C FF 93 F CH 85 S CU 78 0-3 ③ K			F FF 98 F CH 90 X FF 98 0-2 ② G6-3	5 1	2 0	0 0	1 0	2 0	1 0	2 0
15 Will Middlebrooks, R (1, 5) OBP: 0.294, SLG: 0.200	C CH 72 X FF 87 0-1 ③ 2-H 1B	B FF 87 D CH 76 B FF 87 B FF 87 4-0 52 1B 5 1B 1-2 2-3 BB	B FF 92 X SL 85 1-0 ② L5				C FF 89 B SL 86 C SL 85 S CU 77 1-3 ① K		C FF 99 S SL 87 S SL 86 0-3 ③ K	4 1	1 1	1 1	1 1	1 1	2 0	1 1
18 Ramón Flores, L (1, 8) OBP: 0.303, SLG: 0.270 (6, 9)		B FF 87 C CU 66 X CU 66 1-1 ① G3	C FF 93 B FF 95 F FF 94 S CU 77 1-3 ① K	F FF 93 D FF 93 S CH 84 X FF 93 1-2 ③ L9			B SL 88 B SL 87 B FF 92 B FF 91 4-0 BB			3 0	0 0	0 0	1 0	1 0	1 0	4 0
52 Jimmy Nelson, R (1, 1) OBP: 0.114, SLG: 0.114 50 Jacob Barnes, R (8, 1) 53 Jhan Mariñez, R (9, 1)		C FF 89 S FF 90 B FF 91 F FF 90 B CH 76 S FF 91 2-3 ② K	B FF 92 X FF 92 1-0 8 BB 5 1B 1-3 2-H 3-H 1B		F FF 91 C FF 92 B SL 86 X FF 92 1-2 ① G3-1		S FF 92 C FF 92 B CU 81 C CU 79 1-3 ② K			4 0 0	0 0 0	1 0 0	2 0 0	0 0 0	2 0 0	1 0 0

	AB	R	H	RBI	BB	SO	LOB
	38	9	12	9	5	11	17

Inning Stats	1	2	3	4	5	6	7	8	9	1B	SF	WP	PA
R:	4	0	5	0	0	0	0	0	0	9	0	0	43
E:	0	0	0	0	0	0	0	0	0	2B: 1	SAC: 0	PB: 0	
K:	1	2	2	0	0	3	2	2	1	3B: 0	DP: 0	SB: 0	
S:	17	13	29	6	8	12	8	9	9	HR: 2	HBP: 0	CS: 0	
H:	5	1	5	1	0	0	0	0	0				
LOB:	1	1	3	0	0	1	1	1	0				
BB:	0	0	0	0	0	1	1	0	0				
P:	22	18	53	9	13	18	15	13	12				

PITCHER	IP	WLS	BF	H	R	ER	SO	BB	IBB	HBP	BLK	WP	HR	S	P	ERA	WHIP
47 John Lamb, L (1, 1) ERA: 6.43	2.0	L	16	9	9	9	3	2	0	0	0	0	2	43	64	40.50	5.500
48 Keyvius Sampson, R (3, 1) ERA: 5.51	4.0		17	3	0	0	5	2	0	0	0	0	0	42	69	0.00	1.250
73 Josh Smith, R (7, 1) ERA: 4.88	1.0		4	0	0	0	2	1	0	0	0	0	0	8	15	0.00	1.000
36 Blake Wood, R (8, 1) ERA: 3.12	1.0		3	0	0	0	0	0	0	0	0	0	0	9	13	0.00	0.000
70 Jumbo Díaz, R (9, 1) ERA: 4.8	1.0		3	0	0	0	1	0	0	0	0	0	0	9	12	0.00	0.000

PITCHER	IP	WLS	BF	H	R	ER	SO	BB	IBB	HBP	BLK	WP	HR	S	P	ERA	WHIP

Batter	1	2	3	4	5	6	7	8	9	AB	R	H	RBI	BB	SO	LOB
2 Zack Cozart, R (1, 6) OBP: 0.315, SLG: 0.475 70 Jumbo Díaz, R (9, 1) 16 Tucker Barnhart, L (9, PH) OBP: 0.330, SLG: 0.385	B SI 93 X SI 92 1-0 ① P4		B SI 92 B SI 93 B SI 93 B SI 92 4-0 19 1B BB		B SI 93 C SI 93 X SI 93 1-1 ② L4		B SI 93 C SI 93 C SI 92 F SI 94 S SL 87 1-3 ② K		B SI 95 X SI 95 1-0 ② FC6-5 6 BB 1-2 2-3f	3 0 1	0 0 0	0 0 0	0 0 0	1 0 0	1 0 0	1 0 2
6 Billy Hamilton, S (1, 8) OBP: 0.285, SLG: 0.347	F SI 95 B SI 95 F SI 94 F FF 94 F SL 88 C SI 95 1-3 ② K		B SI 93 F SI 93 X SI 93 1-1 ① L7		F SI 94 F FF 93 B SL 86 S KC 85 1-3 ③ K		F SI 94 X SI 94 0-1 ③ G5-3		B SI 96 C SI 95 F SI 96 B SI 95 B SI 95 B SI 95 4-2 1-2 2-3 BB	4	0	0	0	1	2	2
19 Joey Votto, L (1, 3) OBP: 0.390, SLG: 0.452	B SI 95 F SI 94 F FF 94 X FF 95 1-2 32 BB 1B		F FF 92 X SI 93 0-1 1-2 1B			F KC 83 X FF 92 0-1 23 1B 1B		B FF 94 B FF 94 B FF 94 C FF 92 X FF 93 3-1 3 1B 23 FC5-4 2B	B SI 96 T SI 96 F FF 96 S FF 96 1-3 ③ K	5	1	4	0	0	1	3
32 Jay Bruce, L (1, 9) OBP: 0.320, SLG: 0.537 36 Blake Wood, R (8, 1) 3 Iván De Jesús Jr., R (8, PH) OBP: 0.282, SLG: 0.303 (9, 6)	B SI 93 B SI 94 C SI 94 B SI 94 F SI 93 B FF 94 4-2 23 FC6-4 1-2 BB		X KC 82 0-0 ② F7			B SI 93 T SI 92 B KC 82 F SI 92 C FF 93 2-3 ① K		F FF 95 B FF 96 X SL 89 1-1 23 FC5-4 2-3 1B		2	0	0	0	1	1	3
23 Adam Duvall, R (1, 7) OBP: 0.287, SLG: 0.547	X SI 94 0-0 ③ FC6-4 1-2f		F SI 93 F SI 93 C SL 88 0-3 ③ K			X SI 93 0-0 1-2 1B		B SL 91 B FF 97 C FF 96 X SL 91 2-1 ① FC5-4 7 G5-4-3 1-2f 3-H		0 0 1	0 0 0	0 0 1	0 0 0	0 0 1	0 0 0	0 0 0
7 Eugenio Suárez, R (1, 5) OBP: 0.291, SLG: 0.393		B SI 93 C SI 92 F SI 94 X SI 93 1-2 ① G3-1		S SI 91 C SI 93 B SI 94 B SI 94 C SI 94 2-3 ① K		X SI 92 0-0 ② P4		B FF 94 B FF 96 X FF 95 2-0 ② ③ G5-4-3 1-2f		4	0	0	0	0	1	3
9 José Peraza, R (1, 4) OBP: 0.286, SLG: 0.247		C SI 94 B SI 94 F SI 93 X SL 87 1-2 37 G3 37 S 1B		F SI 94 B SI 94 X SI 94 1-1 ② L9		C SI 93 X SI 92 0-1 ③ G4-3			B SI 96 F FF 96 H SI 96 2-1 40 FC6-5 37 1B HBP	3	0	1	0	0	0	2
37 Ramón Cabrera, S (1, 2) OBP: 0.309, SLG: 0.333		C SI 93 B SI 94 D SI 94 2 SAFE F SI 94 F SI 95 F KC 83 B SI 95 X SI 94 3-2 ② G3 1-3		X SI 93 0-0 ③ F9			C KC 83 B FF 92 B SI 92 X SI 93 2-1 ① F7		C SI 96 X SI 96 0-1 16 FC6-5 40 FC6-5 1-2 1B	4	0	1	0	0	0	1
47 John Lamb, L (1, 1) OBP: 0.095, SLG: 0.050 48 Keyvius Sampson, R (3, 1) 73 Josh Smith, R (7, 1) 40 Tyler Holt, R (7, PH) OBP: 0.293, SLG: 0.261 (8, 9)		X SI 93 0-0 ③ G2-3			C SI 93 B SI 92 S SI 92 F SI 94 C SL 88 1-3 ① K		X SI 93 0-0 1B		B SL 86 X SI 95 1-0 ① FC6-5 6 BB 16 FC6-5 1-2 2-3f	1 1 0 2	0 0 0 0	0 0 0 1	0 0 0 0	0 0 0 0	0 1 0 2	1 0 0 2
Inning Stats	R: 0 E: 0 K: 1 S: 12 H: 1 LOB: 2 BB: 1 P: 19	R: 0 E: 0 K: 0 S: 12 H: 1 LOB: 1 BB: 0 P: 17	R: 0 E: 0 K: 1 S: 8 H: 1 LOB: 2 BB: 1 P: 13	R: 0 E: 0 K: 1 S: 6 H: 0 LOB: 0 BB: 0 P: 9	R: 0 E: 0 K: 2 S: 9 H: 0 LOB: 0 BB: 0 P: 12	R: 0 E: 0 K: 1 S: 9 H: 2 LOB: 2 BB: 0 P: 11	R: 0 E: 0 K: 1 S: 9 H: 1 LOB: 1 BB: 0 P: 12	R: 1 E: 0 K: 0 S: 7 H: 2 LOB: 0 BB: 0 P: 15	R: 0 E: 0 K: 1 S: 10 H: 1 LOB: 3 BB: 1 P: 19	1B: 8 2B: 1 3B: 0 HR: 0 SF: 0 SAC: 0 DP: 1 HBP: 1						

PITCHER		IP	WLS	BF	H	R	ER	SO	BB	IBB	HBP	BLK	WP	HR	S	P	ERA	WHIP
52 Jimmy Nelson, R ERA: 3.39	(1, 1)	7.0	W	29	6	0	0	7	2	0	0	0	0	0	65	93	0.00	1.143
50 Jacob Barnes, R ERA: 4.2	(8, 1)	1.0		4	2	1	1	0	0	0	0	0	0	0	7	15	9.00	2.000
53 Jhan Mariñez, R ERA: 3.12	(9, 1)	1.0		6	1	0	0	1	1	0	1	0	0	0	10	19	0.00	2.000

PITCHER	IP	WLS	BF	H	R	ER	SO	BB	IBB	HBP	BLK	WP	HR	S	P	ERA	WHIP

BOTTOM

Milwaukee Brewers @ Cincinnati Reds

Great American Ball Park, Cincinnati, OH

Sat Jul 16 2016, 7:11 PM - 10:14 PM EDT

Att. 31,328 - Clear - 81 F

livebaseballscorecards.com

AB	35
R	1
H	9
RBI	1
BB	3
SO	8
LOB	25
PA	39
WP	0
PB	0
SB	1
CS	0

Milwaukee Brewers @ Cincinnati Reds

Great American Ball Park, Cincinnati, OH

Sun Jul 17 2016, 1:11 PM - 3:45 PM EDT

Att. 23,085 - Partly Cloudy - 85 F

TOP

livebaseballscorecards.com

Batter	1	2	3	4	5	6	7	8	9	AB	R	H	RBI	BB	SO	LOB
5 Jonathan Villar, S (1, 6) OBP: 0.384, SLG: 0.426	C FF 87 X CH 81 0-1 ① G3		C FF 88 B SL 84 B CH 81 B CH 82 X FF 89 3-1 ③ L8			M CU 67 F FF 89 B FF 89 B SL 82 B CH 81 B SL 80 4-2 8 E 8 S BB		C FF 95 F SL 93 B FF 96 X CU 80 1-2 ② FC4-6 2 1B 1-2f		3	0	0	0	1	0	1
2 Scooter Gennett, L (1, 4) OBP: 0.326, SLG: 0.419	C FF 88 F CH 81 S SL 84 0-3 ② K			C FF 87 C SL 82 X SL 80 0-2 ① F8		1 SAFE B FF 87 X FF 86 1-0 ① L9		1 SAFE 1 SAFE B FF 96 B SI 96 C SL 92 1 SAFE B SL 93 X SI 96 3-1 1-2 1B		4	0	1	0	0	1	1
8 Ryan Braun, R (1, 7) OBP: 0.368, SLG: 0.507 (9, 9)	F SL 82 S FF 89 X CH 83 0-2 1B			C FF 88 B SI 88 B SL 83 F SI 89 X CU 73 2-2 ② P4		1 SAFE B FF 88 D SL 80 B SL 81 F FF 88 S FF 88 F FF 89 1 SAFE S SL 82 3-3 ② K 1-3		B SL 87 X SI 96 1-0 ③ G1		4	0	1	0	0	1	3
20 Jonathan Lucroy, R (1, 2) OBP: 0.360, SLG: 0.493	B SL 80 C FF 88 F FF 89 1 SAFE F CU 72 D CU 73 F FF 89 X CH 81 2-2 ③ F8			C SL 81 B SI 88 X FF 90 1-1 1B		S SL 82 B FF 89 F SL 81 X CU 71 1-2 ③ G6-3			B FF 94 X FF 95 1-0 ① G4-3	4	0	1	0	0	0	2
33 Chris Carter, R (1, 3) OBP: 0.311, SLG: 0.500		B FF 87 T SL 81 X CH 80 1-1 ① F8		S FF 87 X FF 89 0-1 ③ P3			C SL 80 B SL 81 S SL 81 S CH 82 1-3 ① K		F FF 94 B CH 86 B FF 89 C FF 95 X FF 96 2-2 ② G1-6-3	4	0	0	0	0	1	1
10 Kirk Nieuwenhuis, L (1, 8) OBP: 0.315, SLG: 0.353 13 Will Smith, R (9, 1)		B FF 88 C CH 81 F SL 81 B CU 72 X FF 89 2-2 ② G4-3			B FF 87 B SL 82 F FF 88 X FF 87 2-1 ① F9		C SL 80 S SL 82 X FF 89 0-2 ② F7		B SL 88 B FF 94 X FF 94 2-0 ③ G4-3	4 0	0 0	0 0	0 0	0 0	0 0	0 0
15 Will Middlebrooks, R (1, 5) OBP: 0.250, SLG: 0.167		C FF 89 B SL 84 S SL 83 F SL 83 X CH 82 1-2 ③ G1-3			C SL 80 C FF 90 X FF 90 0-2 ② L9		C FF 88 X SL 82 0-1 ③ P4			3	0	0	0	0	0	0
18 Ramón Flores, L (1, 9) OBP: 0.304, SLG: 0.275 (9, 8)			C FF 87 F CH 81 B SL 83 F SL 81 F FF 89 F FF 90 F SL 84 F CH 83 B CH 81 2-2 ① F7 X FF 89		C FF 88 X FF 89 0-1 2B			S SL 92 X FF 96 0-1 ① P6		3	0	1	0	0	0	0
27 Zach Davies, R (1, 1) OBP: 0.067, SLG: 0.067 24 Andy Wilkins, L (8, PH) 37 Tyler Thornburg, R (8, 1) 7 Jake Elmore, R (9, 7) OBP: 0.308, SLG: 0.100			F FF 89 X SL 81 0-1 ② P4		D SL 80 F FF 86 S FF 88 C SL 79 1-3 ③ K			B SI 96 B SI 97 B CH 89 C SI 97 B SL 92 4-1 5 FC4-6 BB		2 0 0 0	0 0 0 0	0 0 0 0	0 1 0 0	1 0 0 0	1 0 0 0	1 0 0 0
Inning Stats	R: 0 H: 1 E: 0 LOB: 1 K: 1 BB: 0 S: 13 P: 15	R: 0 H: 0 E: 0 LOB: 0 K: 0 BB: 0 S: 9 P: 13	R: 0 H: 0 E: 0 LOB: 0 K: 0 BB: 0 S: 12 P: 17	R: 0 H: 1 E: 0 LOB: 1 K: 0 BB: 0 S: 10 P: 13	R: 0 H: 1 E: 0 LOB: 1 K: 1 BB: 0 S: 10 P: 13	R: 0 H: 0 E: 1 LOB: 1 K: 1 BB: 1 S: 10 P: 19	R: 0 H: 0 E: 0 LOB: 0 K: 1 BB: 0 S: 8 P: 9	R: 0 H: 1 E: 0 LOB: 2 K: 0 BB: 1 S: 9 P: 18	R: 0 H: 0 E: 0 LOB: 0 K: 0 BB: 0 S: 5 P: 10	1B: 3 2B: 1 3B: 0 HR: 0	SF: 0 SAC: 0 DP: 0 HBP: 0					

AB	31
R	0
H	4
RBI	0
BB	2
SO	4
LOB	9

PITCHER		IP	WLS	BF	H	R	ER	SO	BB	IBB	HBP	BLK	WP	HR	S	P	ERA	WHIP
58 Dan Straily, R ERA: 4.07	(1, 1)	7.0		25	3	0	0	4	1	0	0	0	0	0	72	99	0.00	0.571
21 Michael Lorenzen, R ERA: 3.09	(8, 1)	1.0		5	1	0	0	0	1	0	0	0	0	0	9	18	0.00	2.000
52 Tony Cingrani, L ERA: 3.29	(9, 1)	1.0	W	3	0	0	0	0	0	0	0	0	0	0	5	10	0.00	0.000

PITCHER	IP	WLS	BF	H	R	ER	SO	BB	IBB	HBP	BLK	WP	HR	S	P	ERA	WHIP

WP: 0 PA: 33
PB: 0
SB: 1
CS: 0

Batter	1	2	3	4	5	6	7	8	9	AB	R	H	RBI	BB	SO	LOB
2 Zack Cozart, R (1, 6) OBP: 0.314, SLG: 0.472	X SI 89 0-0 32 FC4-6 6 1B 1B		C FC 87 X SI 89 0-1 ② F8			C FC 84 C SI 88 B CH 78 F SI 90 X CH 78 1-2 ② G1-3			B FF 95 F FF 94 F FF 94 B CU 80 S FF 94 2-3 ② K	4	0	1	0	0	1	0
6 Billy Hamilton, S (1, 8) OBP: 0.288, SLG: 0.347	B SI 89 X SI 89 1-0 32 FC4-6 1-2 1B		B CH 80 B CH 79 F SI 90 B SI 89 X SI 90 3-1 ③ F8			B CH 76 C SI 90 B FC 87 B SI 89 M SI 89 X SI 91 3-2 ③ G4-3			B FF 92 S FF 92 B FF 92 B FF 93 B FF 93 4-1 32 S 19 BB 32 PB BB	3	1	1	0	1	0	0
19 Joey Votto, L (1, 3) OBP: 0.391, SLG: 0.451	B CH 78 B FC 87 F CH 79 F CH 79 B FC 84 X SI 89 3-2 ① L7			B SI 88 X CH 79 1-0 32 G3-5-3 1B			B CH 79 B SI 89 F CU 71 B SI 88 C FC 85 F SI 90 C FC 86 3-3 ① K		1 SAFE B SI 91 B FF 92 B SI 92 F FF 91 1 SAFE F FF 93 D SL 82 4-2 1-2 BB	3	0	1	0	1	1	2
32 Jay Bruce, L (1, 9) OBP: 0.317, SLG: 0.532	B CH 79 2 SAFE B SI 89 X CH 79 2-0 ② FC4-6 1-2f 2-3			F FC 88 B FC 86 B CH 78 F CH 78 X SI 90 2-2 ① ② G3-5-3 1-2f			B CU 72 X SI 89 1-0 ② G1-3		B CU 77 S SL 79 1-1 PB 2-H	4	0	0	0	0	0	4
23 Adam Duvall, R (1, 7) OBP: 0.284, SLG: 0.542	C FC 86 S CH 79 D CH 78 X SI 90 1-2 ③ F8			F SI 90 B CU 73 S CH 79 B CH 78 F SI 90 F CU 74 C SI 90 2-3 ③ K			S CH 78 X SI 90 0-1 ③ G6-3			3	0	0	0	0	1	2
7 Eugenio Suárez, R (1, 5) OBP: 0.292, SLG: 0.393		C FC 88 B FC 85 F SI 89 B SI 89 B SI 90 X SI 90 3-2 9 FC6-4 1B			C CU 72 S CH 79 C SI 90 0-3 ① K			C FF 94 B CU 80 F FF 94 X FF 94 1-2 ① L5		3	0	1	0	0	1	0
9 José Peraza, R (1, 4) OBP: 0.275, SLG: 0.237		X SI 90 0-0 ① FC6-4 16 CS 1-2f			C SI 89 B CU 74 F CH 79 F SI 90 B FC 85 F SI 89 X SI 90 2-2 ② G1-3			B FC 95 F FF 94 F FF 95 B FF 96 X CU 78 2-2 ② F7		3	0	0	0	0	0	1
16 Tucker Barnhart, L (1, 2) OBP: 0.326, SLG: 0.380		1 SAFE 1 SAFE 1 SAFE B SI 88 1 SAFE S CH 79 1 SAFE 1 SAFE B CH 78 3-1 ② ③ B SI 89 X SI 89 F8 1-2			F FC 86 S CH 80 X CH 78 0-2 ③ G1-3			S FF 94 S CH 87 F CH 87 B FF 94 S CH 85 1-3 ③ K		3	0	0	0	0	1	1
58 Dan Straily, R (1, 1) 21 Michael Lorenzen, R (8, 1) 52 Tony Cingrani, L (9, 1) 3 Iván De Jesús Jr., R (9, PH) OBP: 0.280, SLG: 0.300			C SI 88 B FC 86 B FC 87 F SI 88 C SI 89 2-3 ① K			C SI 87 C CU 71 S CU 71 0-3 ① K			B FF 94 F FF 94 B FF 94 X FF 93 2-1 ① P4	2 0 0 1	0 0 0 0	0 0 0 0	0 0 0 0	0 0 0 0	2 0 0 0	0 0 0 0
Inning Stats	R: 0 E: 0 K: 0 S: 9 H: 2 LOB: 2 BB: 0 P: 16	R: 0 E: 0 K: 0 S: 6 H: 1 LOB: 0 BB: 0 P: 12	R: 0 E: 0 K: 1 S: 7 H: 0 LOB: 0 BB: 0 P: 12	R: 0 E: 0 K: 1 S: 9 H: 1 LOB: 0 BB: 0 P: 14	R: 0 E: 0 K: 1 S: 11 H: 0 LOB: 0 BB: 0 P: 13	R: 0 E: 0 K: 1 S: 10 H: 0 LOB: 0 BB: 0 P: 14	R: 0 E: 0 K: 1 S: 7 H: 0 LOB: 0 BB: 0 P: 11	R: 0 E: 0 K: 1 S: 10 H: 0 LOB: 0 BB: 0 P: 14	R: 1 E: 0 K: 1 S: 9 H: 0 LOB: 1 BB: 2 P: 22	1B: 4 2B: 0 3B: 0 HR: 0 SF: 0 SAC: 0 DP: 1 HBP: 0						WP: 0 PB: 1 SB: 1 CS: 1 PA: 31

PITCHER		IP	WLS	BF	H	R	ER	SO	BB	IBB	HBP	BLK	WP	HR	S	P	ERA	WHIP
27 Zach Davies, R ERA: 3.79	(1, 1)	7.0		23	4	0	0	5	0	0	0	0	0	0	59	92	0.00	0.571
37 Tyler Thornburg, R ERA: 2.45	(8, 1)	1.2	L	6	0	1	0	2	1	0	0	0	0	0	16	28	0.00	0.600
13 Will Smith, L ERA: 2.12	(9, 1)	0.0		2	0	0	0	0	1	0	0	0	0	0	3	8	∞	∞

PITCHER	IP	WLS	BF	H	R	ER	SO	BB	IBB	HBP	BLK	WP	HR	S	P	ERA	WHIP

BOTTOM

Milwaukee Brewers @ Cincinnati Reds

Great American Ball Park, Cincinnati, OH

Sun Jul 17 2016, 1:11 PM - 3:45 PM EDT

Att. 23,085 - Partly Cloudy - 85 F

livebaseballscorecards.com

AB	29
R	1
H	4
RBI	0
BB	2
SO	7
LOB	10

Batter	1	2	3	4	5	6	7	8	9	AB	R	H	RBI	BB	SO	LOB
7 Gordon Beckham, R (1, 4) OBP: 0.353, SLG: 0.405	C SI 90 B SI 92 S SI 92 B SL 86 F SI 94 X SI 93 2-2 G4-3 ①		D CH 84 B SI 92 F SI 92 C SI 93 X SL 86 2-2 P3 ③		C SL 81 B SL 82 B CH 87 F SI 93 B SI 94 S SL 83 3-3 K ③ 1-2		B FF 94 F SI 94 X SL 84 1-1 G4-3 ③		B FF 94 F FF 94 C FF 94 D SL 84 F SL 82 X SL 83 2-2 G5-3 ③	5	0	0	0	0	1	3
13 Adonis García, R (1, 5) OBP: 0.299, SLG: 0.365	B SI 91 X SI 90 1-0 22 CS 1B			B CH 88 B SL 80 X SI 91 2-0 18 2B 1B		B CH 86 F CH 88 B SL 80 B SI 90 X SI 91 3-1 HR		B SL 84 F FF 94 X SI 95 1-1 G4-3 ①		4	2	3	1	0	0	0
5 Freddie Freeman, L (1, 3) OBP: 0.365, SLG: 0.503	B SI 91 C SL 82 S SL 84 F FF 94 1 SAFE F SL 86 S SL 84 1-3 K ②			B SL 82 F FF 90 B SI 91 S SL 82 S SI 93 2-3 K ①		F SL 81 X SL 81 0-1 22 1B 2B		B FF 94 F SI 88 B SI 95 B SI 94 S SI 89 B FF 96 4-2 18 G6-3 22 1B BB		3	0	1	0	1	2	2
22 Nick Markakis, L (1, 9) OBP: 0.332, SLG: 0.361	1 SAFE C FF 92 B SI 93 1-1 CS ③ 1-2	B SL 82 X FF 91 1-0 G4-3 ①		B SI 92 C SL 82 X SL 82 1-1 L8 ②		C SI 90 X SI 89 0-1 1B 2-3		C SI 93 D FF 94 X SI 89 1-1 18 G6-3 1B 1-2		4	0	2	0	0	0	1
18 Jeff Francoeur, R (1, 7) OBP: 0.295, SLG: 0.389		C SI 91 S SI 92 F SI 92 B CH 86 B CH 86 X SI 92 2-2 P6 ②		B SI 92 F SI 91 D CH 86 X SI 93 2-1 2B 1-H		B FF 95 C SI 95 F SL 89 S SL 86 1-3 K ①		X FF 95 0-0 G6-3 ② 1-2 2-3		4	0	1	1	0	1	4
11 Ender Inciarte, L (1, 8) OBP: 0.300, SLG: 0.317		C SI 92 B SI 91 X SL 85 1-1 G4-3 ③		D SL 82 S SI 91 C SI 91 X SL 86 1-2 L7 ③		X FF 95 0-0 L5 ②		F SI 94 F SI 95 D SL 85 S SL 86 1-3 K ③		4	0	0	0	0	1	5
20 Anthony Recker, R (1, 2) OBP: 0.625, SLG: 0.400			B SI 90 B SI 90 B SI 91 C SI 91 B SI 91 4-1 BB		C SI 89 B CH 83 B SL 82 B SI 90 X SI 91 3-1 7 S 1B	B FF 95 B FF 95 F FF 94 T SL 91 S SL 89 2-3 K ③			F FF 93 C SL 80 B SL 81 X FF 95 1-2 G6-3 ①	3	0	1	0	1	1	2
1 Erick Aybar, S (1, 6) OBP: 0.257, SLG: 0.259			C SL 81 F SI 92 D SL 84 X SI 92 1-2 L9 ①		D SI 91 B SI 90 F SI 90 B SI 90 X SI 93 3-1 L9 ①		B FF 94 F FF 95 B SI 88 C CH 87 B SI 95 F FF 94 X SI 95 3-2 G3-1 ①		B FF 94 X FF 93 1-0 G5-3 ②	4	0	0	0	0	0	2
37 Matt Wisler, R (1, 1) OBP: 0.061, SLG: 0.063 60 Joel De La Cruz, R (6, 1) OBP: 0.250, SLG: 0.250 8 Jace Peterson, L (7, PH) OBP: 0.358, SLG: 0.397 34 Eric O'Flaherty, L (7, 1) 62 Mauricio Cabrera, R (8, 1) 15 A.J. Pierzynski, L (9, PH) OBP: 0.237, SLG: 0.281			L SI 92 L SI 92 M SL 85 0-3 K ②		L SI 90 L SI 91 D SL 85 B SI 93 F SI 93 F SI 92 B SI 94 C SI 93 3-3 K ②		F SI 87 X SI 87 0-1 G4-3 ②		C FF 94 B FF 94 X FF 94 1-1 2B	2 0 1 0 0 0 1	0 0 0 0 0 0 0	0 0 0 0 0 0 1	0 0 0 0 0 0 0	0 0 0 0 0 0 0	2 0 0 0 0 0 0	2 0 0 0 0 0 0
Inning Stats	R: 0 E: 0 K: 1 S: 11 H: 1 LOB: 0 BB: 0 P: 16	R: 0 E: 0 K: 0 S: 7 H: 0 LOB: 0 BB: 0 P: 11	R: 0 E: 0 K: 1 S: 10 H: 0 LOB: 1 BB: 1 P: 17	R: 1 E: 0 K: 1 S: 11 H: 2 LOB: 1 BB: 0 P: 19	R: 0 E: 0 K: 2 S: 12 H: 1 LOB: 1 BB: 0 P: 24	R: 1 E: 0 K: 2 S: 13 H: 3 LOB: 2 BB: 0 P: 19	R: 0 E: 0 K: 0 S: 8 H: 0 LOB: 0 BB: 0 P: 12	R: 0 E: 0 K: 1 S: 10 H: 1 LOB: 2 BB: 1 P: 17	R: 0 E: 0 K: 0 S: 10 H: 1 LOB: 1 BB: 0 P: 15	1B: 5 2B: 3 3B: 0 HR: 1	SF: 0 SAC: 0 DP: 0 HBP: 0					

PITCHER		IP	WLS	BF	H	R	ER	SO	BB	IBB	HBP	BLK	WP	HR	S	P	ERA	WHIP
29 Brandon Finnegan, L ERA: 4.66	(1, 1)	5.0	W	22	7	2	2	5	1	0	0	0	0	1	57	96	3.60	1.600
36 Blake Wood, R ERA: 3.05	(6, 1)	1.0	H	3	0	0	0	2	0	0	0	0	0	0	7	10	0.00	0.000
26 Raisel Iglesias, R ERA: 2.42	(7, 1)	2.0		8	1	0	0	1	1	0	0	0	0	0	18	29	0.00	1.000
27 Ross Ohlendorf, R ERA: 3.95	(9, 1)	1.0		4	1	0	0	0	0	0	0	0	0	0	10	15	0.00	1.000

PITCHER	IP	WLS	BF	H	R	ER	SO	BB	IBB	HBP	BLK	WP	HR	S	P	ERA	WHIP

TOP

Atlanta Braves @ Cincinnati Reds

Great American Ball Park, Cincinnati, OH

Mon Jul 18 2016, 7:12 PM - 10:22 PM EDT

Att. 21,989 - Partly Cloudy - 82 F

livebaseballscorecards.com

AB	35
R	2
H	9
RBI	2
BB	2
SO	8
LOB	21

20 Anthony Recker, R	(1, 2)	0.0		1	0	0	0	0	0	0	0	0	0	0	0	0	0.00	0.000
1 Erick Aybar, S	(1, 6)	1.0		4	0	0	0	0	0	0	0	0	0	0	10	15	0.00	0.000
37 Matt Wisler, R	(1, 1)	1.0		4	0	0	0	0	0	0	0	0	0	0	11	15	0.00	0.000
60 Joel De La Cruz, R	(6, 1)	1.0		4	0	0	0	1	0	0	0	0	0	0	11	16	0.00	0.000
8 Jace Peterson, L	(7, PH)	0.0		1	0	0	0	0	0	0	0	0	0	0	0	0	0.00	0.000
34 Eric O'Flaherty, L	(7, 1)	1.0		4	0	0	0	0	0	0	0	0	0	0	11	15	0.00	0.000
62 Mauricio Cabrera, R	(8, 1)	1.0		4	0	0	0	1	0	0	0	0	0	0	12	16	0.00	0.000
15 A.J. Pierzynski, L	(9, PH)	0.0		1	0	0	0	0	0	0	0	0	0	0	0	0	0.00	0.000

Atlanta Braves @ Cincinnati Reds

Great American Ball Park, Cincinnati, OH

Mon Jul 18 2016, 7:12 PM - 10:22 PM EDT

Att. 21,989 - Partly Cloudy - 82 F

livebaseballscorecards.com

BOTTOM

Batter	1	2	3	4	5	6	7	8	9	AB	R	H	RBI	BB	SO	LOB
2 Zack Cozart, R (1, 6) OBP: 0.313, SLG: 0.477	F9			HR	G5-3	G6-3		K		5	1	1	1	0	1	3
6 Billy Hamilton, S (1, 8) OBP: 0.294, SLG: 0.352	L9			19 S, 19 BLK, 19 HR, 1B	19 S, 1B		19 S, 19 1B, 1B	G4-3		5	2	3	0	0	0	1
19 Joey Votto, L (1, 3) OBP: 0.395, SLG: 0.463	L1			1-H HR	1-2 BB		23 F9, 32 G1-4-3, 3 1B, 1-H 1B			3	2	2	3	1	0	0
32 Jay Bruce, L (1, 9) OBP: 0.317, SLG: 0.529		23 CS, 1B		G6-3	L9		G1-4-3, 1-2			4	0	1	0	0	0	3
23 Adam Duvall, R (1, 7) OBP: 0.284, SLG: 0.537		K, 1-2		K		4, E, 16 1B, BB	F9, 2-3			3	1	0	0	1	2	2
4 Brandon Phillips, R (1, 4) OBP: 0.299, SLG: 0.371 3 Iván De Jesús Jr., R (7, PH) OBP: 0.286, SLG: 0.306 (8, 4)		K		7, HR		FC6, 16 1B, 1-2				3 1	1 0	1 1	0 1	0 0	1 0	1 0
7 Eugenio Suárez, R (1, 5) OBP: 0.291, SLG: 0.400		P3		1-H HR		K	K			4	1	1	2	0	2	3
16 Tucker Barnhart, L (1, 2) OBP: 0.329, SLG: 0.382		29 G5-4-3, 1B		F7		1-2, 2-H 1B		L7		4	0	2	1	0	0	0
29 Brandon Finnegan, L (1, 1) OBP: 0.189, SLG: 0.171 36 Blake Wood, R (6, 1) 30 Kyle Waldrop, L (6, PH) OBP: 0.333, SLG: 0.353 26 Raisel Iglesias, R (7, 1) OBP: 0.091, SLG: 0.091 40 Tyler Holt, R (8, PH) OBP: 0.258, SLG: 0.261 27 Ross Ohlendorf, R (9, 1)		G5-4-3, 1-2f			F7	K		BB		2 0 1 0 0 0	0 0 0 0 0 0	0 0 0 0 0 0	0 0 0 0 0 0	0 0 0 0 1 0	0 0 1 0 0 0	1 0 2 0 0 0
Inning Stats	R: 0 E: 0 K: 0 S: 8 / H: 0 LOB: 0 BB: 0 P: 11	R: 0 E: 0 K: 2 S: 7 / H: 1 LOB: 0 BB: 0 P: 11	R: 0 E: 0 K: 0 S: 8 / H: 1 LOB: 0 BB: 0 P: 10	R: 5 E: 0 K: 1 S: 22 / H: 5 LOB: 0 BB: 0 P: 34	R: 0 E: 0 K: 0 S: 11 / H: 1 LOB: 2 BB: 1 P: 19	R: 1 E: 1 K: 2 S: 16 / H: 1 LOB: 2 BB: 1 P: 25	R: 2 E: 0 K: 1 S: 15 / H: 3 LOB: 1 BB: 0 P: 21	R: 0 E: 0 K: 1 S: 12 / H: 0 LOB: 1 BB: 1 P: 19		1B: 9 2B: 1 3B: 0 HR: 3	SF: 0 SAC: 0 DP: 2 HBP: 0			WP: 0 PB: 0 SB: 3 CS: 1	PA: 38	

	AB	35
	R	8
	H	12
	RBI	8
	BB	3
	SO	7
	LOB	16

PITCHER		IP	WLS	BF	H	R	ER	SO	BB	IBB	HBP	BLK	WP	HR	S	P	ERA	WHIP
37 Matt Wisler, R ERA: 4.67	(1, 1)	5.0	L	23	8	6	5	3	2	0	0	1	0	0	58	91	9.00	2.000
60 Joel De La Cruz, R ERA: 4.6	(6, 1)	1.0		5	1	0	0	2	0	0	0	0	0	0	14	19	0.00	1.000
34 Eric O'Flaherty, L ERA: 7.08	(7, 1)	1.0		6	3	2	2	1	0	0	0	0	0	0	15	21	18.00	3.000
62 Mauricio Cabrera, R ERA: 2.16	(8, 1)	1.0		4	0	0	0	1	1	0	0	0	0	0	12	19	0.00	1.000

PITCHER	IP	WLS	BF	H	R	ER	SO	BB	IBB	HBP	BLK	WP	HR	S	P	ERA	WHIP

Batter	1	2	3	4	5	6	7	8	9	10	11	AB	R	H	RBI	BB	SO	LOB
7 Gordon Beckham, R (1, 4) OBP: 0.354, SLG: 0.429	B FF 96 S FF 94 B CH 87 X FF 96 2-1 13 L3 1B	C SL 87 B CH 87 F FF 94 F SL 90 D SL 91 X FF 94 2-2 ③ F9			B FF 92 F SL 87 X CH 85 1-1 ① F9		X SL 85 0-0 1-H HR			C FF 94 B FF 90 B FF 95 F FF 95 X FF 94 2-2 ① G3		5	1	2	2	0	0	2
13 Adonis García, R (1, 5) OBP: 0.297, SLG: 0.362	X FF 94 0-0 ①② L3 1-1		C SL 87 C CH 86 B SL 89 X SL 89 1-2 ① G6-3		B CH 84 F SL 88 F SL 86 X FF 95 1-2 ② F9		B SL 85 X SI 97 1-0 ② G4-3			B FF 94 X FF 95 1-0 5 K 1B		5	0	1	0	0	0	1
5 Freddie Freeman, L (1, 3) OBP: 0.361, SLG: 0.496	S SL 89 B SL 90 F FF 95 X FF 96 1-2 ③ L7		F SL 87 F FF 95 B SL 87 X SL 88 1-2 ② G3-1		B CH 83 T SL 87 S SL 89 S FF 95 1-3 ③ K		B CH 88 B SL 92 B FF 94 C FF 97 X SL 92 3-1 ③ G3-1			1 SAFE S FF 94 F FF 94 B FF 95 B SL 85 F SL 86 S FF 95 2-3 ②③ K 1-2		5	0	0	0	0	2	1
22 Nick Markakis, L (1, 9) OBP: 0.336, SLG: 0.364		C FF 93 B SL 91 X SL 88 1-1 20 BB 11 E 1 1B 1B	B FF 94 C FF 93 X FF 93 1-1 ③ G1-3			C FF 92 X FF 91 0-1 ① G3-1		F FF 97 F FF 98 B SL 86 X SI 98 1-2 11 G4-6-3 1B			B FF 93 X FF 93 1-0 18 1B 11 SF8-4 1B	5	2	3	0	0	0	0
18 Jeff Francoeur, R (1, 7) OBP: 0.293, SLG: 0.384		B FF 94 F FF 93 F CH 84 B FF 95 F SL 88 S FF 95 2-3 ① K		B CH 84 B FF 93 X FF 93 2-0 ① F9		F SL 87 F CH 87 S FF 94 0-3 ② K		C SI 97 S SL 84 S SL 85 0-3 ① K			B FF 96 X FF 96 1-0 11 SF8-4 1-3 1B	5	0	1	0	0	3	2
11 Ender Inciarte, L (1, 8) OBP: 0.301, SLG: 0.317		C FF 94 1 SAFE B FF 93 B FF 95 F SL 88 X FF 95 2-2 FC5 1 1B 20 BB 1 E 1-2		B FF 93 B FF 94 C FF 92 B SL 88 B FF 92 4-1 1 1B 1 S BB		C SL 86 B FF 94 X FF 95 0-2 1B		1 SAFE X FF 97 0-0 ②③ G4-6-3 1-2f			B FF 96 L FF 96 X SL 92 1-1 ①② SF8-4 1-2 3-H	3	1	1	1	1	0	2
20 Anthony Recker, R (1, 2) OBP: 0.462, SLG: 0.222		D FF 90 B FF 93 B FF 93 B FF 94 4-0 1 E 1-2 2-3 BB		1 SAFE 1 SAFE C FF 92 1 SAFE B CH 90 X CH 83 1-1 ② L9		B FF 90 C CH 86 B FF 93 S CH 85 B FF 95 S SL 88 3-3 ③ K			F FF 95 B SL 84 X SL 86 1-1 ① F9		B SL 91 B FF 97 F FF 95 F SL 92 X SL 91 2-2 ③ G5-3	4	0	0	0	1	1	2
1 Erick Aybar, S (1, 6) OBP: 0.265, SLG: 0.264	X FF 94 0-0 E9 1-2 2-H 3-H 1B			C FF 92 1 SAFE F FF 93 B SL 89 B SL 89 F FF 94 F CH 86 B SL 90 X SL 88 3-2 1-3 1B			B FF 97 B SL 93 B SI 97 B SI 96 4-0 7 HR BB		C CH 89 X SI 97 0-1 ② G6-3		3	1	2	1	1	0	0
61 Tyrell Jenkins, R (1, 1) 8 Jace Peterson, L (7, PH) OBP: 0.256, SLG: 0.395 39 Dario Alvarez, L (7, 1) 51 Chris Withrow, R (8, 1) 15 A.J. Pierzynski, L (9, PH) OBP: 0.236, SLG: 0.280 53 Jim Johnson, R (9, 1) 54 Hunter Cervenka, L (9, 1) 62 Mauricio Cabrera, R (10, 1)		B FF 94 L FF 91 C FF 94 L FF 94 1-3 ② K		X FF 92 0-0 ③ G4-3			C SL 93 F FF 97 1 SAFE B SL 93 D SL 86 S SL 92 2-3 ① K		F FF 97 B FF 96 B SL 87 S FF 95 X FF 97 2-2 ③ G5-3		2 1 0 0 1 0 0 0 0 0	0 0 0 0 0 0 0 0 0 0	0 0 0 0 0 0 0 0 0 0	0 0 0 0 0 0 0 0 0 0	1 1 0 0 0 0 0 0 0 0	4 1 0 0 0 0 0 0 0 0
Inning Stats	R: 0 E: 0 K: 0 S: 6 H: 1 LOB: 0 BB: 0 P: 9	R: 2 E: 2 K: 2 S: 17 H: 2 LOB: 2 BB: 1 P: 29	R: 0 E: 0 K: 0 S: 8 H: 0 LOB: 0 BB: 0 P: 11	R: 0 E: 0 K: 0 S: 10 H: 1 LOB: 2 BB: 1 P: 20	R: 0 E: 0 K: 1 S: 8 H: 0 LOB: 0 BB: 0 P: 11	R: 0 E: 0 K: 2 S: 11 H: 1 LOB: 1 BB: 0 P: 14	R: 2 E: 0 K: 1 S: 7 H: 1 LOB: 0 BB: 1 P: 17	R: 0 E: 0 K: 1 S: 7 H: 1 LOB: 0 BB: 0 P: 8	R: 0 E: 0 K: 0 S: 7 H: 0 LOB: 0 BB: 0 P: 10	R: 0 E: 0 K: 1 S: 8 H: 1 LOB: 0 BB: 0 P: 13	R: 1 E: 0 K: 0 S: 7 H: 2 LOB: 0 BB: 0 P: 12	1B: 9 2B: 2 3B: 0 HR: 1 SF: 1 SAC: 0 DP: 3 HBP: 0	WP: 0 PB: 0 SB: 1 CS: 0 PA: 43					

PITCHER		IP	WLS	BF	H	R	ER	SO	BB	IBB	HBP	BLK	WP	HR	S	P	ERA	WHIP
44 Cody Reed, L ERA: 6.75	(1, 1)	6.0		25	5	2	0	5	2	0	0	0	0	0	60	94	0.00	1.167
21 Michael Lorenzen, R ERA: 4.26	(7, 1)	1.0		5	1	2	2	1	1	0	0	0	0	1	7	17	18.00	2.000
70 Jumbo Diaz, R ERA: 4.24	(8, 1)	2.0		6	1	0	0	1	0	0	0	0	0	0	14	18	0.00	0.500
52 Tony Cingrani, L ERA: 3.43	(10, 1)	1.0	L	4	2	1	1	1	0	0	0	0	0	0	9	15	9.00	2.000
36 Blake Wood, R ERA: 2.98	(11, 1)	1.0		3	1	0	0	0	0	0	0	0	0	0	6	10	0.00	1.000

PITCHER		IP	WLS	BF	H	R	ER	SO	BB	IBB	HBP	BLK	WP	HR	S	P	ERA	WHIP

TOP

Atlanta Braves @ Cincinnati Reds

Great American Ball Park, Cincinnati, OH

Tue Jul 19 2016, 7:12 PM - 10:49 PM EDT

Att. 23,080 - Partly Cloudy - 87 F

livebaseballscorecards.com

AB	39
R	5
H	10
RBI	4
BB	3
SO	8
LOB	15

Batter	1	2	3	4	5	6	7	8	9	10	11	AB	R	H	RBI	BB	SO	LOB
2 Zack Cozart, R (1, 6) OBP: 0.310, SLG: 0.471	B FF 92 B FF 93 C FF 93 B FF 93 X FF 94 3-1 G6-3 ①	D SL 82 F SL 80 B FF 92 F CH 85 B FF 93 F CH 84 X CH 84 3-2 G6-3 ③		X FF 90 0-0 P4 ③			C CU 83 C CU 84 B CU 86 B FF 94 F CU 84 B CU 85 F FC 84 X FF 95 3-2 G6-3 ②		D SI 94 S CU 80 X SI 93 1-1 3-H 1B ②		B SL 82 C FF 100 F FF 101 1 SAFE S FF 101 1-3 K ③	6	0	1	1	0	1	3
6 Billy Hamilton, S (1, 8) OBP: 0.292, SLG: 0.349	X FF 94 0-0 L9 ②		C FF 92 B FF 93 B FF 92 B CH 84 X FF 92 3-1 F8 ①		L CH 80 B FF 90 F CH 81 X FF 92 1-2 G1-3 ①		S FF 95 B CU 84 S CU 83 B FF 94 S CU 85 2-3 K ③		C FF 94 X CU 80 0-1 19 CS 1B			5	0	1	0	0	1	0
19 Joey Votto, L (1, 3) OBP: 0.403, SLG: 0.466	C FF 94 B FF 93 B FF 93 B CH 85 F FF 93 B FF 94 4-2 32 HR BB		B CH 84 S CH 83 B CH 84 B FF 93 B FF 93 4-1 23 HBP BB		F FF 92 B SL 82 C CH 83 B SL 82 B FF 92 B FF 93 4-2 32 G3-6-3 BB			B CU 82 B CU 82 B FF 95 C FF 93 X FF 93 3-1 32 G3-6-3 1B	1 SAFE 1 SAFE 1 SAFE 0-0 CS ③ 1-2	C FF 94 B SL 90 S SL 91 X SL 91 1-2 32 FC3-6 1B		2	1	2	0	3	0	0
32 Jay Bruce, L (1, 9) OBP: 0.315, SLG: 0.533	D SL 82 B CH 82 S FF 92 B FF 91 X FF 92 3-1 1-H HR		C FF 91 B CH 83 B CH 84 S SL 82 1 SAFE S SL 83 2-3 K ②		X SL 81 0-0 G3-6-3 ②③ 1-2f			B FF 94 X CU 80 1-0 G3-6-3 ①② 1-2f		1 SAFE X SL 90 0-0 FC3-6 ① 1-2f		5	1	1	2	0	1	4
23 Adam Duvall, R (1, 7) OBP: 0.289, SLG: 0.535	C FF 94 B FF 94 F FF 93 B SL 83 B FF 94 B FF 94 4-2 4 FC5-4 BB		F SL 83 H FF 92 1-1 1-2 HBP			F FF 91 B CH 81 S CH 82 B FF 92 X SL 82 2-2 F8 ①		B FF 94 X FF 93 1-0 1B		B FF 101 S SL 83 S SL 84 B FF 102 C FF 101 2-3 K ②		3	0	1	0	1	1	1
4 Brandon Phillips, R (1, 4) OBP: 0.297, SLG: 0.372	D FF 93 1 SAFE B FF 93 X FF 93 2-0 FC5-4 ③ 1-2f		D CH 84 C FF 93 X FF 94 1-1 G1 ③			F SL 80 F FF 93 F FF 92 X SL 82 0-2 7 G1-3 2B		B FF 94 X FC 88 1-0 P4 ③		X FF 102 0-0 G4-3 ③		5	0	1	0	0	0	5
7 Eugenio Suárez, R (1, 5) OBP: 0.296, SLG: 0.406		B FF 93 B FF 92 X FF 92 2-0 2B		C FF 91 S FF 91 F SL 82 B FF 92 B CH 82 B CH 83 F FF 93 F FF 92 X FF 90 3-2 44 FC5-6 1B		B FF 91 D CH 82 F CH 82 2 SAFE B FF 91 F CH 84 X CH 82 3-2 G1-3 2-3			B FF 93 C SI 94 B CU 79 X SI 94 2-1 37 2B 16 G6-3 1B		B FF 100 F FF 100 S FF 99 B FF 102 X SL 84 2-2 F9 ①	5	1	3	0	0	0	1
37 Ramón Cabrera, S (1, 2) OBP: 0.306, SLG: 0.342 9 José Peraza, R (9, PR) OBP: 0.275, SLG: 0.237 52 Tony Cingrani, L (10, 1) 36 Blake Wood, R (11, 1) 3 Iván De Jesús Jr., R (11, 4) OBP: 0.292, SLG: 0.313		D CH 83 F FF 93 X FF 93 1-1 G1-3 ①		1 SAFE C FF 90 1 SAFE X FF 89 0-1 F8 ①		S CH 82 B CH 82 B CH 82 F FF 92 X FF 93 2-2 G6-3 ③			B SI 94 X SI 94 1-0 16 G6-3 2 1B 1-3 2B		B FF 99 C SL 82 S FF 99 B FF 100 B SL 85 F FF 101 F FF 100 X FF 101 3-2 1B	4 0 0 0 1	0 1 0 0 0	1 0 0 0 1	0 0 0 0 0	0 0 0 0 0	0 0 0 0 0	3 0 0 0 0
44 Cody Reed, L (1, 1) 21 Michael Lorenzen, R (7, 1) 40 Tyler Holt, R (7, PH) OBP: 0.296, SLG: 0.259 70 Jumbo Díaz, R (8, 1) 16 Tucker Barnhart, L (9, PH) OBP: 0.326, SLG: 0.378 (10, 2)		C FF 93 B FF 93 T FF 92 S SL 82 1-3 K ②		X FF 90 0-0 FC5-6 1-2f			B FF 94 B FF 93 F FF 94 F FF 93 F CU 84 B CU 84 S FF 94 3-3 K ①		X SI 95 0-0 G6-3 ① 2-3 3-H		F FF 100 1 SAFE X FF 99 0-1 L7 ②	2 0 1 0 2	0 0 0 0 0	0 0 0 0 1	0 0 0 0 0	1 0 0 0 0	0 0 0 0 2	2 0 0 0 2
Inning Stats	R: 2 E: 0 K: 0 S: 10 H: 1 LOB: 1 BB: 2 P: 26	R: 0 E: 0 K: 1 S: 10 H: 1 LOB: 1 BB: 0 P: 17	R: 0 E: 0 K: 1 S: 9 H: 0 LOB: 2 BB: 1 P: 20	R: 0 E: 0 K: 0 S: 10 H: 1 LOB: 1 BB: 0 P: 13	R: 0 E: 0 K: 0 S: 6 H: 0 LOB: 0 BB: 1 P: 11	R: 0 E: 0 K: 0 S: 13 H: 1 LOB: 1 BB: 0 P: 20	R: 0 E: 0 K: 2 S: 12 H: 0 LOB: 0 BB: 0 P: 20	R: 0 E: 0 K: 0 S: 5 H: 2 LOB: 1 BB: 0 P: 11	R: 2 E: 0 K: 0 S: 8 H: 4 LOB: 1 BB: 0 P: 12	R: 0 E: 1 K: 1 S: 8 H: 1 LOB: 1 BB: 0 P: 11	R: 0 E: 0 K: 1 S: 13 H: 1 LOB: 1 BB: 0 P: 19	1B: 8 2B: 3 3B: 0 HR: 1	SF: 0 SAC: 0 DP: 2 HBP: 1	WP: 0 PB: 0 SB: 0 CS: 1	PA: 47			

PITCHER		IP	WLS	BF	H	R	ER	SO	BB	IBB	HBP	BLK	WP	HR	S	P	ERA	WHIP
61 Tyrell Jenkins, R ERA: 4.05	(1, 1)	6.0		26	4	2	2	2	4	0	1	0	0	1	58	107	3.00	1.333
39 Dario Álvarez, L ERA: 2.08	(7, 1)	1.2	H	5	1	0	0	2	0	0	0	0	0	0	15	27	0.00	0.600
51 Chris Withrow, R ERA: 3.33	(8, 1)	0.1	H	2	1	0	0	0	0	0	0	0	0	0	2	4	0.00	3.000
53 Jim Johnson, R ERA: 4.32	(9, 1)	0.2	B	5	4	2	2	0	0	0	0	0	0	0	8	12	27.00	6.000
54 Hunter Cervenka, L ERA: 2.93	(9, 1)	0.2		2	1	0	0	0	0	0	0	0	0	0	4	5	0.00	1.500

PITCHER		IP	WLS	BF	H	R	ER	SO	BB	IBB	HBP	BLK	WP	HR	S	P	ERA	WHIP
62 Mauricio Cabrera, R ERA: 1.8	(10, 1)	1.2	W	6	1	0	0	2	0	0	0	0	0	0	17	25	0.00	0.600

Atlanta Braves @ Cincinnati Reds

Great American Ball Park, Cincinnati, OH

Tue Jul 19 2016, 7:12 PM - 10:49 PM EDT

Att. 23,080 - Partly Cloudy - 87 F

BOTTOM

livebaseballscorecards.com

AB	41
R	4
H	12
RBI	4
BB	4
SO	6
LOB	21

Atlanta Braves @ Cincinnati Reds

Great American Ball Park, Cincinnati, OH

Wed Jul 20 2016, 12:38 PM - 3:10 PM EDT

Att. 22,091 - Partly Cloudy - 85 F

TOP

livebaseballscorecards.com

Batter	1	2	3	4	5	6	7	8	9	AB	R	H	RBI	BB	SO	LOB
8 Jace Peterson, L (1, 4) OBP: 0.359, SLG: 0.398	C FF 90 C SI 92 X KC 80 0-2 ① G3		B CH 86 B FF 91 C SI 93 C SL 88 X FF 93 2-2 23 G4-6-3 1B		B FF 93 D SI 93 C SL 87 F SL 87 D KC 82 X SL 86 3-2 ② G6-3 2-3			X FF 92 0-0 23 FC1-6 1B		4	0	2	0	0	0	1
23 Chase d'Arnaud, R (1, 7) OBP: 0.333, SLG: 0.363	B FF 92 B FF 92 F FF 92 C SL 86 B FF 94 X SI 93 3-2 ② G5-3		F SL 87 1 SAFE 1 SAFE B FF 93 S SL 88 B SL 90 1 SAFE X SI 93 2-2 ①② G4-6-3 1-2f		C SL 87 X SL 88 0-1 1B 3-H			F SI 91 B SI 92 B SL 89 F SI 91 X SI 93 2-2 ① FC1-6 1-2f		4	0	1	1	0	0	2
5 Freddie Freeman, L (1, 3) OBP: 0.360, SLG: 0.501	F SI 93 S FF 93 B SL 87 B SL 87 F SL 87 X FF 94 2-2 HR		B SL 89 F CH 87 B SL 87 B CH 88 S SL 86 S SL 86 3-3 ③ K		1 SAFE S FF 93 F SI 94 1 SAFE S SL 85 0-3 ③ K			T FF 94 F SI 94 D SL 88 F SI 94 S SL 88 1-3 ② K		4	1	1	1	0	3	2
22 Nick Markakis, L (1, 9) OBP: 0.335, SLG: 0.366	B SI 93 C SI 93 B FF 94 X SI 93 2-1 2B			C KC 77 X KC 80 0-1 ① G4-3		B KC 79 C FF 92 X KC 81 1-1 ① F8		C KC 80 X FF 93 0-1 ③ F7		4	0	1	0	0	0	1
13 Adonis García, R (1, 5) OBP: 0.296, SLG: 0.371	B SL 88 C FF 93 B SI 93 S SL 88 F SL 88 F SI 94 X SL 89 2-2 ③ L9			C SI 92 B SI 93 B FF 92 X SL 87 2-1 ② L6		X SI 92 0-0 ② G6-3			X FF 94 0-0 HR	4	1	1	1	0	0	1
11 Ender Inciarte, L (1, 8) OBP: 0.301, SLG: 0.316		X FF 90 0-0 ① L9		B SI 92 F FF 93 X KC 81 1-1 1B		C FF 94 B SL 87 B SL 87 X SI 92 2-1 ③ P2			C FF 94 C FF 94 S SL 83 0-3 ① K	4	0	1	0	0	1	0
15 A.J. Pierzynski, L (1, 2) OBP: 0.236, SLG: 0.279		C FF 91 S SL 89 X SL 88 0-2 1B	B FF 94 1 SAFE F SL 88 S KC 81 D KC 83 X SI 94 2-2 ③ G4-3				B SL 86 B SL 84 F SI 92 X FF 93 2-1 ① F7		F FF 94 B CH 87 S CH 86 F SL 83 F FF 95 F SI 86 S SL 84 1-3 ② K	4	0	1	0	0	1	1
1 Erick Aybar, S (1, 6) OBP: 0.264, SLG: 0.268		X SI 91 0-0 ② L8			S FF 92 X CH 87 0-1 8 G6-3 23 1B 2B		B SI 93 X SI 92 1-0 ② G4-3		X FF 94 0-0 ③ F8	4	1	1	0	0	0	1
63 Lucas Harrell, S (1, 1) 19 Brandon Snyder, R (7, PH) OBP: 0.241, SLG: 0.607 46 Ian Krol, L (7, 1) 34 Eric O'Flaherty, L (8, 1)		B SI 91 X SI 92 1-0 ③ G1-3			B SI 93 L SI 93 X FF 93 1-1 ① B5		C SL 87 S SL 88 B KC 81 B SL 88 B SI 93 F SL 87 F SL 88 X SI 93 3-2 ③ L9			2 1 0 0	0 0 0 0	0 0 0 0	0 0 0 0	0 0 0 0	0 0 0 0	2 0 0 0
Inning Stats	R: 1 E: 0 K: 0 S: 17 H: 2 LOB: 1 BB: 0 P: 26	R: 0 E: 0 K: 0 S: 6 H: 1 LOB: 1 BB: 0 P: 7	R: 0 E: 0 K: 1 S: 9 H: 1 LOB: 0 BB: 0 P: 16	R: 0 E: 0 K: 0 S: 9 H: 1 LOB: 1 BB: 0 P: 14	R: 1 E: 0 K: 1 S: 12 H: 2 LOB: 1 BB: 0 P: 16	R: 0 E: 0 K: 0 S: 5 H: 0 LOB: 0 BB: 0 P: 8	R: 0 E: 0 K: 0 S: 8 H: 0 LOB: 0 BB: 0 P: 14	R: 0 E: 0 K: 1 S: 10 H: 1 LOB: 1 BB: 0 P: 13	R: 1 E: 0 K: 2 S: 11 H: 1 LOB: 0 BB: 0 P: 12	1B: 5 2B: 2 3B: 0 HR: 2 SF: 0 SAC: 0 DP: 1 HBP: 0						

	AB	35
	R	3
	H	9
	RBI	3
	BB	0
	SO	5
	LOB	11

WP: 0 PB: 0 SB: 0 CS: 0 PA: 35

PITCHER		IP	WLS	BF	H	R	ER	SO	BB	IBB	HBP	BLK	WP	HR	S	P	ERA	WHIP
28 Anthony DeSclafani, R ERA: 2.5	(1, 1)	8.0	W	31	8	2	2	3	0	0	0	0	0	1	76	114	2.25	1.000
27 Ross Ohlendorf, R ERA: 4.06	(9, 1)	1.0		4	1	1	1	2	0	0	0	0	0	1	11	12	9.00	1.000

PITCHER	IP	WLS	BF	H	R	ER	SO	BB	IBB	HBP	BLK	WP	HR	S	P	ERA	WHIP

Atlanta Braves @ Cincinnati Reds

Great American Ball Park, Cincinnati, OH

Wed Jul 20 2016, 12:38 PM - 3:10 PM EDT

Att. 22,091 - Partly Cloudy - 85 F

BOTTOM

Batter	1	2	3	4	5	6	7	8	9	AB	R	H	RBI	BB	SO	LOB
2 Zack Cozart, R (1, 6) OBP: 0.314, SLG: 0.470	C SI 92 B SI 91 F SI 91 F CH 82 B FF 92 B SL 85 B SI 92 4-2 6 1B BB		C SI 92 X SL 86 0-1 ① L6		D SL 85 B FF 92 B SI 92 C SI 92 B SI 92 4-1 1-2 BB	B CH 90 X SL 84 1-0 ③ F9		X SI 91 0-0 1B		3	0	1	0	2	0	0
6 Billy Hamilton, S (1, 8) OBP: 0.294, SLG: 0.350	B SI 90 1 SAFE B SI 91 F SI 91 F SI 91 X SI 91 2-2 7 FC5-4 1-2 1B		B SI 92 X SL 85 1-0 ② F7		F SI 92 F FF 92 X SL 86 0-2 ② F8		C FF 93 X SL 86 0-1 19 HR 1B	X SI 91 0-0 ③ F8		5	1	2	0	0	0	3
19 Joey Votto, L (1, 3) OBP: 0.404, SLG: 0.475	C SI 92 D FF 92 F CH 83 F FF 92 S SL 85 1-3 ① K		F SL 87 C SI 92 B SI 91 F CH 85 F FF 93 B SI 93 B CH 83 B SL 86 4-2 BB		D SL 86 B SL 93 D SL 87 X SI 91 3-0 ③ F7		F FF 92 1 SAFE 1 SAFE X SI 92 0-1 1-H HR			3	1	1	2	1	1	4
32 Jay Bruce, L (1, 9) OBP: 0.314, SLG: 0.530	B SL 92 C CH 84 F SI 91 B CU 81 B CU 80 S SL 85 3-3 ② K		C CH 82 B SI 91 F SI 92 D CU 81 X CH 84 2-2 ③ F7			B CU 80 X FF 91 1-0 4 L9 7 1B 9 1B 1B	F SL 88 C CU 79 B SI 94 B SI 94 S CU 79 2-3 ① K			4	1	1	0	0	2	3
7 Eugenio Suárez, R (1, 5) OBP: 0.301, SLG: 0.408	X SI 92 0-0 ③ FC5-4 1-2f			C FF 91 H SI 90 1-1 4 G5-4-3 HBP		S CU 84 C SI 91 X SI 90 0-2 4 L9 9 1B 1-2 1B	C SI 94 C FF 93 X CH 85 0-2 4 CS 4 S 1B			3	1	2	0	0	0	2
4 Brandon Phillips, R (1, 4) OBP: 0.297, SLG: 0.370		B SL 92 X SI 92 1-0 ① G6-3		S SI 91 X SI 91 0-1 ①② G5-4-3 1-2f		X SI 92 0-0 ① L9 1-2 2-3	F SL 88 F FF 94 F SL 88 D CU 78 F FF 95 F FF 93 D CH 86 F SI 95 F CH 86 2-2 ② F SL 87 F FF 94 X CU 79 1-3 1B			4	0	1	0	0	0	3
9 José Peraza, R (1, 7) OBP: 0.286, SLG: 0.250		B SI 92 B SL 86 X SI 93 2-0 28 FC4 1B		C SI 93 B SL 87 F SL 87 B SL 84 X SI 92 2-2 ③ G5-3		B SL 85 X SI 91 1-0 16 HR 2-H 3-H 1B	X SI 94 0-0 ③ F8			4	1	2	2	0	0	1
16 Tucker Barnhart, L (1, 2) OBP: 0.325, SLG: 0.389		1 SAFE D SI 91 B CH 84 F SI 92 1 SAFE X FF 92 2-1 ② F9		C CU 79 X SI 91 0-1 ① F8		B SL 86 F SL 86 X SI 92 1-1 2-H HR		X SI 91 0-0 ① F8		4	1	1	2	0	0	1
28 Anthony DeSclafani, R (1, 1) OBP: 0.200, SLG: 0.200 40 Tyler Holt, R (8, PH) OBP: 0.294, SLG: 0.257 27 Ross Ohlendorf, R (9, 1)		S SI 92 B SI 92 F SI 91 X SI 92 1-2 ③ FC4 1-2f		C SI 92 X SL 83 0-1 2 BB 1B		T SI 92 B SI 92 C SI 92 S CU 82 1-3 ② K		C SI 91 F SI 87 B FF 92 F SL 85 S SL 84 1-3 ② K		3 1 0	0 0 0	1 0 0	0 0 0	0 0 0	1 1 0	1 0 0
Inning Stats	R: 0 E: 0 K: 2 S: 14 H: 1 LOB: 2 BB: 1 P: 24	R: 0 E: 0 K: 0 S: 7 H: 1 LOB: 1 BB: 0 P: 13	R: 0 E: 0 K: 0 S: 10 H: 0 LOB: 1 BB: 1 P: 17	R: 0 E: 0 K: 0 S: 6 H: 0 LOB: 0 BB: 0 P: 9	R: 0 E: 0 K: 0 S: 9 H: 1 LOB: 2 BB: 1 P: 16	R: 4 E: 0 K: 1 S: 12 H: 4 LOB: 0 BB: 0 P: 17	R: 2 E: 0 K: 1 S: 21 H: 4 LOB: 1 BB: 0 P: 25	R: 0 E: 0 K: 1 S: 7 H: 1 LOB: 1 BB: 0 P: 8		1B: 10 2B: 0 3B: 0 HR: 2 SF: 0 SAC: 0 DP: 1 HBP: 1		WP: 0 PB: 0 SB: 1 CS: 1 PA: 38		

livebaseballscorecards.com

AB	34
R	6
H	12
RBI	6
BB	3
SO	5
LOB	18

PITCHER		IP	WLS	BF	H	R	ER	SO	BB	IBB	HBP	BLK	WP	HR	S	P	ERA	WHIP
63 Lucas Harrell, R ERA: 4.24	(1, 1)	6.0	L	28	7	4	4	3	3	0	1	0	0	1	58	96	6.00	1.667
46 Ian Krol, L ERA: 2.96	(7, 1)	1.0		6	4	2	2	1	0	0	0	0	0	1	21	25	18.00	4.000
34 Eric O'Flaherty, L ERA: 6.75	(8, 1)	1.0		4	1	0	0	1	0	0	0	0	0	0	7	8	0.00	1.000

PITCHER	IP	WLS	BF	H	R	ER	SO	BB	IBB	HBP	BLK	WP	HR	S	P	ERA	WHIP

Arizona Diamondbacks @ Cincinnati Reds

Great American Ball Park, Cincinnati, OH

Fri Jul 22 2016, 7:11 PM - 10:26 PM EDT

Att. 24,252 - Partly Cloudy - 83 F

TOP

livebaseballscorecards.com

Batter	1	2	3	4	5	6	7	8	9	AB	R	H	RBI	BB	SO	LOB
2 Jean Segura, R (1, 4) OBP: 0.359, SLG: 0.451	B FF 88 C FF 89 B SL 84 X FF 89 2-1 HR		H FF 86 1-0 44 G5-4-3 HBP		C SL 80 X CH 80 0-1 44 BLK 1B		C SL 84 S SL 85 S SL 86 0-3 ② K			3	1	2	1	0	1	0
1 Michael Bourn, L (1, 8) OBP: 0.316, SLG: 0.385	C FF 89 F FF 89 B CH 81 B SL 82 X FF 90 2-2 44 G4-3 7 SF8 2B		1 SAFE B CH 80 F FF 88 B FF 88 1 SAFE F CH 81 S SL 81 2-3 ① K		C SL 80 S CH 81 1 SAFE 1 SAFE C SL 81 0-3 ① K		B SI 89 X FF 96 1-0 ③ L8			4	1	1	0	0	2	2
44 Paul Goldschmidt, R (1, 3) OBP: 0.409, SLG: 0.501	T FF 88 X SL 84 0-1 ① G4-3 2-3		X SL 83 0-0 ②③ G5-4-3 1-2f		1 SAFE B FF 89 B SL 83 X FF 88 2-0 ② P5 1-2			B FF 94 C SI 92 B SL 84 B SI 88 C FF 93 B SI 95 4-2 BB		3	0	0	0	1	0	3
22 Jake Lamb, L (1, 5) OBP: 0.370, SLG: 0.612	B FF 90 B CH 81 B SL 82 C FF 90 B CH 83 4-1 7 SF8 7 S BB			C SI 88 S SL 82 S CH 81 0-3 ① K	B SL 81 C CH 81 F CH 81 F CH 82 B FF 91 F SL 83 B SL 79 F CH 81 C CH 81 3-3 ③ K			C SI 93 S SI 88 B SI 89 S SI 88 1-3 ① K		3	0	0	0	1	3	2
7 Welington Castillo, R (1, 2) OBP: 0.306, SLG: 0.422	D CU 72 B FF 89 X FF 90 2-0 ② SF8 1-3 3-H			C CU 71 B CH 82 C SL 82 F FF 90 F FF 90 F SL 83 F CU 72 S CH 81 1-3 ② K		C FF 86 X FF 87 0-1 ① F9		T SI 93 B SL 85 C SL 85 F SL 85 X FF 96 1-2 ② L9		3	0	0	1	0	1	1
27 Brandon Drury, R (1, 7) OBP: 0.304, SLG: 0.439	C SL 84 S SL 84 X FF 90 0-2 ③ F8			B SL 82 F FF 89 B FF 89 B CU 74 B FF 88 4-1 24 2B BB		B FF 88 X FF 87 1-0 ② F9		C SL 84 B SL 84 C FF 95 F SL 86 B SL 87 C FF 97 2-3 ③ K		3	0	0	0	1	1	2
24 Yasmany Tomás, R (1, 9) OBP: 0.301, SLG: 0.443		C FF 87 F SL 83 B SL 80 F FF 90 S CH 82 1-3 ① K		X SL 81 0-0 1-3 2B		B SL 83 F SL 82 C CU 69 B FF 90 X CH 80 2-2 2B			C FF 95 F FF 89 B FF 95 C FF 95 1-3 ① K	4	0	2	0	0	2	0
13 Nick Ahmed, R (1, 6) OBP: 0.265, SLG: 0.299 15 Phil Gosselin, R (9, PH) OBP: 0.317, SLG: 0.357		B FF 89 B SL 82 B FF 89 C FF 90 F FF 89 F FF 89 S SL 81 3-3 ② K		I IN 55 I IN 59 I IN 62 I IN 64 4-0 25 FC6-4 IBB		B SL 80 X FF 88 1-0 ③ F8		C FF 94 B SL 89 X FF 95 1-1 ② F8	2 1	0 0	0 0	0 0	1 0	1 0	1 0
25 Archie Bradley, R (1, 1) OBP: 0.080, SLG: 0.083 48 Randall Delgado, R (6, 1) 4 Mike Freeman, L (7, PH) 62 Zac Curtis, L (7, 1) 61 Silvino Bracho, R (7, 1) 36 Enrique Burgos, R (8, 1) 5 Rickie Weeks Jr., R (9, PH) OBP: 0.312, SLG: 0.432		C FF 88 C SL 80 C SL 81 0-3 ③ K		X SL 78 0-0 ③ FC6-4 1-2f			F FF 95 B SI 88 F CH 86 X SI 89 1-2 ① G1-3		C FF 94 B FF 89 B SL 89 B FF 95 X FF 95 3-1 ③ L6	2 0 1 0 0 0 0 1	0 0 0 0 0 0 0 0	0 0 0 0 0 0 0 0	0 0 0 0 0 0 0 0	1 0 0 0 0 0 0 0	3 0 0 0 0 0 0 0	
Inning Stats	R: 2 E: 0 K: 0 S: 12 H: 2 LOB: 1 BB: 1 P: 22	R: 0 E: 0 K: 3 S: 11 H: 0 LOB: 0 BB: 0 P: 15	R: 0 E: 0 K: 1 S: 4 H: 0 LOB: 0 BB: 0 P: 7	R: 0 E: 0 K: 2 S: 13 H: 1 LOB: 3 BB: 2 P: 22	R: 0 E: 0 K: 2 S: 12 H: 1 LOB: 1 BB: 0 P: 17	R: 0 E: 0 K: 0 S: 7 H: 1 LOB: 1 BB: 0 P: 11	R: 0 E: 0 K: 1 S: 7 H: 0 LOB: 0 BB: 0 P: 9	R: 0 E: 0 K: 2 S: 13 H: 0 LOB: 1 BB: 1 P: 21	R: 0 E: 0 K: 1 S: 7 H: 0 LOB: 0 BB: 0 P: 12	1B: 1 2B: 3 3B: 0 HR: 1	SF: 1 SAC: 0 DP: 1 HBP: 1			WP: 0 PB: 0 SB: 1 CS: 0	PA: 36	

	AB	30
	R	2
	H	5
	RBI	2
	BB	4
	SO	12
	LOB	14

PITCHER		IP	WLS	BF	H	R	ER	SO	BB	IBB	HBP	BLK	WP	HR	S	P	ERA	WHIP
58 Dan Straily, R ERA: 4.01	(1, 1)	6.0	W	26	5	2	2	8	2	1	1	1	0	1	59	94	3.00	1.167
26 Raisel Iglesias, R ERA: 2.31	(7, 1)	2.0	H	7	0	0	0	3	1	0	0	0	0	0	20	30	0.00	0.500
52 Tony Cingrani, L ERA: 3.35	(9, 1)	1.0		3	0	0	0	1	0	0	0	0	0	0	7	12	0.00	0.000

PITCHER	IP	WLS	BF	H	R	ER	SO	BB	IBB	HBP	BLK	WP	HR	S	P	ERA	WHIP

Batter	1	2	3	4	5	6	7	8	9	AB	R	H	RBI	BB	SO	LOB
6 Billy Hamilton, S (1, 8) OBP: 0.300, SLG: 0.352	X FF 91 0-0 2 S 19 HR 1B	C KC 78 C FF 91 B KC 80 B KC 80 B FF 92 X FF 92 3-2 2 S 1B		X FF 89 0-0 F7 ①		C CH 86 B CH 86 B SL 81 F FF 93 F FF 93 X SL 84 2-2 P5 ②		B SL 87 B SL 87 B FF 96 D FF 95 4-0 2 2B BB		4	2	2	0	1	0	0
2 Zack Cozart, R (1, 6) OBP: 0.315, SLG: 0.470	1 SAFE B FF 89 C KC 78 B FF 92 B FF 92 B FF 92 4-1 19 HR 1-2 BB	B FF 91 C KC 78 B FF 92 F KC 79 F FF 92 S FF 93 2-3 ② K 1-3		B FF 90 B KC 79 F FF 91 S FF 90 X FF 92 2-2 ② F8		C SL 83 B SI 91 F SI 91 S SL 83 1-3 ③ K		B FF 97 1 SAFE C SL 89 F SL 90 B FF 95 1 SAFE X SL 87 2-2 1-H 2B		4	1	1	1	1	2	1
19 Joey Votto, L (1, 3) OBP: 0.406, SLG: 0.483	F KC 79 X FF 92 0-1 1-H 2-H HR	C FF 92 B CH 86 C CH 85 F FF 93 D KC 80 F CH 86 B FF 93 X CH 85 3-2 L5 ③		C CH 85 C FF 91 B FF 91 B FF 92 F FF 92 B CH 85 X KC 79 3-2 F8 ③			B SL 84 B SL 84 B FF 91 B FF 90 4-0 23 G6-4-3 32 BB 4 1B BB	I FS 84 I FS 84 I FS 85 I FS 86 4-0 IBB		3	2	1	3	2	0	1
32 Jay Bruce, L (1, 9) OBP: 0.318, SLG: 0.528	B FF 92 X FF 91 1-0 7 BB 23 G6-3 1B		C FF 90 B CH 84 B CH 84 B FF 91 B CH 85 4-1 4 G4-3 23 BB BB		B KC 82 C KC 82 X FF 91 1-1 ① L9		B FF 92 B SL 85 C FF 91 B FF 91 C FF 91 B SL 85 4-2 23 G6-4-3 1-2 BB	B FF 95 S SL 89 F SL 90 S FS 85 1-3 ③ K2-3		3	0	1	0	2	1	2
23 Adam Duvall, R (1, 7) OBP: 0.291, SLG: 0.536	B FF 92 C FF 92 X CH 85 1-1 ① G6-3 1-2		B FF 91 B CH 84 F FF 91 B FF 91 B FF 92 4-1 4 G4-3 1-2 BB		B FF 89 S CH 83 F FF 90 F CH 84 B KC 78 F FF 91 B FF 91 X FF 91 3-2 2B		B SL 82 F FF 94 S FF 94 F FF 94 F SL 83 X FF 93 1-2 ①② G6-4-3 1-2f 2-3			3	0	1	0	1	0	3
4 Brandon Phillips, R (1, 4) OBP: 0.299, SLG: 0.370	F KC 78 H CH 85 1-1 7 BB HBP		F FF 91 F FF 91 B FF 92 D KC 79 F FF 92 F KC 79 X CH 84 2-2 ① G4-3 1-2 2-3		X FF 91 0-0 ② L9		C FF 95 S FF 94 F FF 94 B SL 84 X FF 94 1-2 7 PB 3-H 1B			3	0	1	1	0	0	3
7 Eugenio Suárez, R (1, 5) OBP: 0.300, SLG: 0.405	B FF 91 B FF 92 C KC 78 F KC 79 B FF 93 B KC 79 4-2 16 G3-6-1 1-2 2-3 BB		C KC 79 B CH 84 F FF 91 S KC 80 1-3 ② K		F FF 91 B FF 90 C FF 90 F FF 92 X KC 80 1-2 ③ G5-3		1 SAFE B SL 84 F SL 84 F FF 95 B FF 94 S FF 95 2-3 ③ K 1-2			3	0	0	0	1	2	4
16 Tucker Barnhart, L (1, 2) OBP: 0.328, SLG: 0.402	B FF 92 B CH 86 X FF 92 2-0 ②③ G3-6-1 1-2f		I IN 69 I IN 74 I IN 77 I IN 77 4-0 IBB			C FF 92 X CH 83 0-1 HR		C FF 94 T FF 96 B FF 96 C SL 89 1-3 ① K		3	1	1	1	1	1	3
58 Dan Straily, R (1, 1) 30 Kyle Waldrop, L (6, PH) OBP: 0.316, SLG: 0.333 26 Raisel Iglesias, R (7, 1) OBP: 0.091, SLG: 0.091 3 Iván De Jesús Jr., R (8, PH) OBP: 0.289, SLG: 0.310 52 Tony Cingrani, L (9, 1)		C FF 90 F FF 90 C KC 78 0-3 ① K	F FF 91 C FF 92 S KC 80 0-3 ③ K			F FF 92 B CH 86 F CH 85 B SL 83 F SI 92 F FF 92 B FF 93 F FF 92 F FF 93 3-2 F FF 93 X FF 93 ① P5		B SL 88 C FF 94 B SL 87 X SL 88 2-1 ② G3-1		2 1 0 1 0	0 0 0 0 0	0 0 0 0 0	0 0 0 0 0	0 0 0 0 0	2 0 0 0 0	3 0 0 0 0
Inning Stats	R: 3 E: 0 K: 0 S: 11 H: 3 LOB: 2 BB: 2 P: 24	R: 0 E: 0 K: 2 S: 15 H: 1 LOB: 1 BB: 0 P: 23	R: 0 E: 0 K: 2 S: 13 H: 0 LOB: 3 BB: 3 P: 28	R: 0 E: 0 K: 0 S: 8 H: 0 LOB: 0 BB: 0 P: 13	R: 0 E: 0 K: 0 S: 12 H: 1 LOB: 1 BB: 0 P: 17	R: 1 E: 0 K: 1 S: 17 H: 1 LOB: 0 BB: 0 P: 23	R: 1 E: 0 K: 1 S: 14 H: 1 LOB: 1 BB: 2 P: 26	R: 1 E: 0 K: 2 S: 11 H: 1 LOB: 2 BB: 2 P: 25		1B: 4 2B: 2 3B: 0 HR: 2 SF: 0 SAC: 0 DP: 2 HBP: 1		WP: 0 PB: 1 SB: 3 CS: 0 PA: 40		

PITCHER		IP	WLS	BF	H	R	ER	SO	BB	IBB	HBP	BLK	WP	HR	S	P	ERA	WHIP
25 Archie Bradley, R ERA: 4.44	(1, 1)	5.0	L	25	5	3	3	4	4	1	1	0	0	1	59	105	5.40	1.800
48 Randall Delgado, R ERA: 4.22	(6, 1)	1.0		4	1	1	1	1	0	0	0	0	0	1	17	23	9.00	1.000
62 Zac Curtis, L ERA: 4.97	(7, 1)	0.0		2	0	1	1	0	2	0	0	0	0	0	2	10	∞	∞
61 Silvino Bracho, R ERA: 6.75	(7, 1)	1.0		3	1	0	0	1	0	0	0	0	0	0	12	16	0.00	1.000
36 Enrique Burgos, R ERA: 4.6	(8, 1)	1.0		6	1	1	1	2	1	1	0	0	0	0	11	25	9.00	2.000

PITCHER	IP	WLS	BF	H	R	ER	SO	BB	IBB	HBP	BLK	WP	HR	S	P	ERA	WHIP

BOTTOM

Arizona Diamondbacks @ Cincinnati Reds

Great American Ball Park, Cincinnati, OH

Fri Jul 22 2016, 7:11 PM - 10:26 PM EDT

Att. 24,252 - Partly Cloudy - 83 F

livebaseballscorecards.com

AB	30
R	6
H	8
RBI	6
BB	9
SO	8
LOB	20

Arizona Diamondbacks @ Cincinnati Reds

Great American Ball Park, Cincinnati, OH

Sat Jul 23 2016, 7:14 PM - 10:11 PM EDT

Att. 23,963 - Partly Cloudy - 92 F

livebaseballscorecards.com

Batter	1	2	3	4	5	6	7	8	9	AB	R	H	RBI	BB	SO	LOB
2 Jean Segura, R (1, 4) OBP: 0.361, SLG: 0.450	C FF 93 F SL 87 F CU 77 B CU 78 F FF 93 B FF 93 F FF 94 F SL 86 B CH 85 3-2 X FF 93 44 S 16 1B 1B		T SL 84 B CH 85 X FF 92 1-1 ① G4-3		F SL 87 B CH 85 B FF 93 F FF 92 F FF 92 F FF 94 F CU 76 B FF 93 D SL 87 4-2 BB			C SL 84 C SL 85 C SL 81 0-3 ① K		3	1	1	0	1	1	0
1 Michael Bourn, L (1, 8) OBP: 0.314, SLG: 0.383	1 SAFE 1 SAFE C FF 93 1 SAFE F FF 93 S CU 77 0-3 ① K		C CH 86 B CH 86 C SL 88 B CU 77 B FF 94 X FF 94 3-2 1B		B FF 92 B SI 96 B FF 96 C FF 95 C SL 93 F SL 93 1 SAFE C FF 97 3-3 ② K			C SI 98 F CH 90 X FF 99 0-2 ② G6-3		4	0	1	0	0	2	2
44 Paul Goldschmidt, R (1, 3) OBP: 0.410, SLG: 0.499	D FF 93 B FF 94 C FF 94 D SL 87 B FF 95 4-1 16 1B 1-2 BB		1 SAFE B FF 94 X FF 92 1-0 ② F8		C FF 96 D SL 88 X FF 97 1-1 ③ F9			B SL 88 B FF 98 B FF 98 C FF 98 F FF 98 B FF 98 4-2 22 DI BB		2	0	0	0	2	0	2
22 Jake Lamb, L (1, 5) OBP: 0.366, SLG: 0.604	F CH 85 X FF 93 0-1 ② L8		1 SAFE B FF 94 C FF 92 B SL 86 S CH 84 1 SAFE S SL 85 2-3 ③ K			S SL 93 B CH 88 F FF 90 F CU 80 F FF 98 B FF 98 X SL 95 2-2 ① G6-3		S FF 98 B FF 98 B FF 98 X SI 98 2-1 ③ G6-3 1-2		4	0	0	0	0	1	4
16 Chris Owings, R (1, 6) OBP: 0.338, SLG: 0.415	X SL 90 0-0 24 S 1-3 2-H 1B			C FF 93 X CU 76 0-1 ① G5-3		B SI 98 B FF 97 C SL 94 X SI 96 2-1 ② G2			C SI 94 X FF 96 0-1 ① G2-3	4	0	1	1	0	0	0
24 Yasmany Tomás, R (1, 9) OBP: 0.297, SLG: 0.437	S CU 78 1 SAFE D CU 77 B FF 94 B CH 86 F SL 87 X SL 88 3-2 G1-3 1-2			B FF 94 C FF 94 S CU 75 F FF 95 S CU 77 1-3 ② K		F SL 86 B SL 86 B FF 98 X SI 98 2-1 ③ G6-3			S FF 94 F SL 92 S CH 86 0-3 ② K	4	0	0	0	0	2	2
27 Brandon Drury, R (1, 7) OBP: 0.303, SLG: 0.436		C FF 93 C CU 76 B FF 93 F CU 76 B CU 77 T FF 94 2-2 ① K		C FF 94 C FF 93 B CU 77 F CU 78 F CH 86 X SL 86 1-2 8 WP 1B			X SI 95 0-0 ① G6-3		C FF 98 S SL 90 S SL 89 0-3 ③ K	4	0	1	0	0	2	0
8 Tuffy Gosewisch, R (1, 2) OBP: 0.263, SLG: 0.421		X FF 94 0-0 ② G6-3		C FF 93 F FF 92 B CU 77 F FF 92 F CH 86 F CU 78 B FF 93 C FF 94 2-3 ③ K 1-2			C SI 95 B SI 96 S FF 96 B CU 80 S SI 97 2-3 ② K			3	0	0	0	0	2	1
38 Robbie Ray, L (1, 1) OBP: 0.235, SLG: 0.353		C FF 93 S CH 85 T CH 86 0-2 ③ K			C FF 92 B FF 92 B FF 92 X FF 92 2-1 ① G1-3		B FF 97 X SI 94 1-0 ③ G6-3			2	0	0	0	0	1	0
54 Dominic Leone, R (6, 1)										0	0	0	0	0	0	0
15 Phil Gosselin, R (7, PH) OBP: 0.314, SLG: 0.354										1	0	0	0	0	0	0
33 Jake Barrett, R (7, 1)										0	0	0	0	0	0	0
41 Daniel Hudson, R (8, 1)										0	0	0	0	0	0	0
Inning Stats	R: 1 E: 0 K: 1 S: 17 H: 2 LOB: 2 BB: 1 P: 27	R: 0 E: 0 K: 2 S: 8 H: 0 LOB: 0 BB: 0 P: 10	R: 0 E: 0 K: 1 S: 9 H: 1 LOB: 1 BB: 0 P: 16	R: 0 E: 0 K: 2 S: 17 H: 1 LOB: 1 BB: 0 P: 21	R: 0 E: 0 K: 1 S: 13 H: 0 LOB: 1 BB: 1 P: 23	R: 0 E: 0 K: 0 S: 9 H: 0 LOB: 0 BB: 0 P: 15	R: 0 E: 0 K: 1 S: 5 H: 0 LOB: 0 BB: 0 P: 8	R: 0 E: 0 K: 1 S: 10 H: 0 LOB: 1 BB: 1 P: 16	R: 0 E: 0 K: 2 S: 8 H: 0 LOB: 0 BB: 0 P: 8	1B: 4 2B: 0 3B: 0 HR: 0 SF: 0 SAC: 0 DP: 0 HBP: 0						

TOP

AB	31
R	1
H	4
RBI	1
BB	3
SO	11
LOB	11

WP: 1 PA: 34
PB: 0
SB: 2
CS: 0

PITCHER		IP	WLS	BF	H	R	ER	SO	BB	IBB	HBP	BLK	WP	HR	S	P	ERA	WHIP
48 Keyvius Sampson, R ERA: 4.79	(1, 1)	4.1		19	4	1	1	6	2	0	0	0	1	0	58	87	2.08	1.385
21 Michael Lorenzen, R ERA: 3.52	(5, 1)	2.2	W	8	0	0	0	2	0	0	0	0	0	0	20	33	0.00	0.000
70 Jumbo Díaz, R ERA: 4.0	(8, 1)	1.0		4	0	0	0	1	1	0	0	0	0	0	10	16	0.00	1.000
36 Blake Wood, R ERA: 2.91	(9, 1)	1.0		3	0	0	0	2	0	0	0	0	0	0	8	8	0.00	0.000

PITCHER		IP	WLS	BF	H	R	ER	SO	BB	IBB	HBP	BLK	WP	HR	S	P	ERA	WHIP

BOTTOM

Arizona Diamondbacks @ Cincinnati Reds

Great American Ball Park, Cincinnati, OH

Sat Jul 23 2016, 7:14 PM - 10:11 PM EDT

Att. 23,963 - Partly Cloudy - 92 F

livebaseballscorecards.com

Batter	1	2	3	4	5	6	7	8	9	AB	R	H	RBI	BB	SO	LOB
6 Billy Hamilton, S (1, 8) OBP: 0.299, SLG: 0.351	F SI 95 B SI 96 X FF 94 1-1 19 WP 2 S 23 E 1B	C SI 95 B SL 85 F SL 85 B SL 83 F SI 96 F SI 95 S FF 94 2-3 ③ K		B SL 81 C FF 94 F SI 95 B SL 85 S CH 86 2-3 ③ K			B FF 95 F FF 96 B SL 87 C SL 86 X FF 96 2-2 ② G4-3			4	1	1	0	0	2	0
2 Zack Cozart, R (1, 6) OBP: 0.317, SLG: 0.471	B FF 95 1 SAFE B SI 94 F FF 95 F SL 87 F SL 86 S FF 96 2-3 ① K 1-2		B FF 89 B SI 92 X SI 92 2-0 19 1B 32 HR 1B		B SI 89 X CH 89 1-0 ① P2		C FF 95 B SL 86 X SL 86 1-1 19 1B 1B			4	1	2	0	0	1	1
19 Joey Votto, L (1, 3) OBP: 0.410, SLG: 0.484	B SL 82 S SL 88 B SI 96 B SI 97 C FF 97 F FF 96 F SL 89 B SI 98 4-2 32 S 23 E 2-3 BB		F FF 93 B SI 91 X SI 93 1-1 32 HR 1-2 1B		C SL 82 B FF 94 F CH 84 F SL 82 B FF 92 B CH 85 X SI 95 3-2 ② G4-3		S FF 95 B FF 95 X FS 84 1-1 1-3 1B			3	2	2	0	1	0	0
32 Jay Bruce, L (1, 9) OBP: 0.320, SLG: 0.539	S SL 88 B SL 88 F FF 96 S SI 97 1-3 ② K 1-2		C FF 94 S SL 82 X SL 85 0-2 1-H 2-H HR		C SI 94 X FF 95 0-1 2B		C FF 96 C FF 95 S SL 86 0-3 ③ K			4	1	2	3	0	2	4
23 Adam Duvall, R (1, 7) OBP: 0.291, SLG: 0.535	B SI 94 D SL 86 X FF 96 2-0 E5 4 2B 2-H 3-H		B SL 82 B SI 95 X SI 92 2-0 ① G6-3		C SI 93 B SI 93 S SI 94 2 SAFE D SL 86 F SI 95 B SL 81 F SI 94 T SI 95 3-2 ③ K			S FF 96 B SL 85 S SL 85 F FF 96 B FF 96 B CH 86 F CH 85 F FF 96 X CH 86 3-2 2B		4	1	1	0	0	1	1
4 Brandon Phillips, R (1, 4) OBP: 0.299, SLG: 0.371	B FF 95 F FF 95 S SL 86 X SI 96 1-2 2-H 2B		B FF 93 B FF 93 X SI 92 2-0 ② L7			B FF 94 F FC 89 B FC 89 X FF 94 2-1 ① L9		C FF 96 B SI 96 B SL 86 C SL 87 S SL 86 2-3 ① K		4	0	1	1	0	1	1
7 Eugenio Suárez, R (1, 5) OBP: 0.299, SLG: 0.403	B FF 95 C SL 85 D SL 83 S SI 96 B SI 96 X SI 94 3-2 ③ F8		F SI 92 B SL 80 F SI 94 B SL 81 F SI 94 F SI 93 C SL 81 2-3 ③ K			C FC 90 X FF 94 0-1 16 G6-4-3 1B		S CH 86 F FF 96 S SL 84 0-3 ② K		4	0	1	0	0	2	2
16 Tucker Barnhart, L (1, 2) OBP: 0.323, SLG: 0.395		B SI 91 F SI 92 F SL 82 B SI 95 S SL 82 2-3 ① K		B CH 89 B SL 84 B SI 90 C FF 90 F FF 92 S SI 92 3-3 ① K		X SI 93 0-0 ②③ G6-4-3 1-2f		C CH 86 B FF 96 X FF 95 1-1 ③ G3		4	0	0	0	0	2	2
48 Keyvius Sampson, R (1, 1) 21 Michael Lorenzen, R (5, 1) 40 Tyler Holt, R (7, PH) OBP: 0.291, SLG: 0.254 70 Jumbo Díaz, R (8, 1) 36 Blake Wood, R (9, 1)		C FF 94 S FF 96 B SI 93 C SI 96 1-3 ② K		S SI 92 F SL 82 S FF 93 0-3 ② K			B FF 95 C FF 95 S SL 86 S SL 87 1-3 ① K2-3			2 0 1 0 0 0	0 0 0 0 0 0	0 0 0 0 0 0	0 0 0 0 0 0	0 0 0 0 0 0	2 0 1 0 0 0	0 0 0 0 0 0
Inning Stats	R: 3 E: 1 K: 2 S: 20 H: 2 LOB: 1 BB: 1 P: 34	R: 0 E: 0 K: 3 S: 11 H: 0 LOB: 0 BB: 0 P: 16	R: 3 E: 0 K: 1 S: 13 H: 3 LOB: 0 BB: 0 P: 22	R: 0 E: 0 K: 3 S: 9 H: 0 LOB: 0 BB: 0 P: 14	R: 0 E: 0 K: 1 S: 12 H: 1 LOB: 1 BB: 0 P: 19	R: 0 E: 0 K: 0 S: 5 H: 1 LOB: 0 BB: 0 P: 7	R: 0 E: 0 K: 2 S: 13 H: 2 LOB: 2 BB: 0 P: 18	R: 0 E: 0 K: 2 S: 14 H: 1 LOB: 1 BB: 0 P: 20		1B: 6 2B: 3 3B: 0 HR: 1	SF: 0 SAC: 0 DP: 1 HBP: 0			WP: 1 PB: 0 SB: 2 CS: 0	PA: 35	

	AB	34
	R	6
	H	10
	RBI	4
	BB	1
	SO	14
	LOB	11

PITCHER		IP	WLS	BF	H	R	ER	SO	BB	IBB	HBP	BLK	WP	HR	S	P	ERA	WHIP
38 Robbie Ray, L ERA: 4.53	(1, 1)	5.0	L	23	6	6	3	10	1	0	0	0	1	1	65	105	5.40	1.400
54 Dominic Leone, R ERA: 5.63	(6, 1)	1.0		3	1	0	0	0	0	0	0	0	0	0	5	7	0.00	1.000
33 Jake Barrett, R ERA: 2.88	(7, 1)	1.0		5	2	0	0	2	0	0	0	0	0	0	13	18	0.00	2.000
41 Daniel Hudson, R ERA: 5.15	(8, 1)	1.0		4	1	0	0	2	0	0	0	0	0	0	14	20	0.00	1.000

PITCHER	IP	WLS	BF	H	R	ER	SO	BB	IBB	HBP	BLK	WP	HR	S	P	ERA	WHIP

Arizona Diamondbacks @ Cincinnati Reds

Great American Ball Park, Cincinnati, OH

Sun Jul 24 2016, 1:13 PM - 4:43 PM EDT

Att. 25,304 - Partly Cloudy - 91 F

TOP

livebaseballscorecards.com

Batter	1	2	3	4	5	6	7	8	9	AB	R	H	RBI	BB	SO	LOB
2 Jean Segura, R (1, 6) OBP: 0.364, SLG: 0.451	BB	P4		1B		K		1B		4	0	2	0	1	1	1
15 Phil Gosselin, R (1, 4) OBP: 0.324, SLG: 0.371	1B	K2-3	P3			2B		1B		5	1	3	1	0	1	1
44 Paul Goldschmidt, R (1, 3) OBP: 0.410, SLG: 0.504	G4-3	BB		HR	P3			G5-4-3		4	2	1	1	1	0	5
5 Rickie Weeks Jr., R (1, 7) OBP: 0.318, SLG: 0.435 36 Enrique Burgos, R (7, 1) 33 Jake Barrett, R (8, 1) 4 Mike Freeman, L (9, PH) 19 Tyler Clippard, R (9, 1)	1B		1B		L9		F9		G4-3	4 0 0 1 0	1 0 0 0 0	2 0 0 0 0	1 0 0 0 0	0 0 0 0 0	0 0 0 0 0	0 0 0 0 0
7 Welington Castillo, R (1, 2) OBP: 0.307, SLG: 0.431	E5		HR		L7		BB		G5-3	4	1	1	3	1	0	1
16 Chris Owings, R (1, 8) OBP: 0.330, SLG: 0.404	L7		F8		L9		L8		K	5	0	0	0	0	1	3
27 Brandon Drury, R (1, 5) OBP: 0.303, SLG: 0.433		P4	L8			1B	F8			4	1	1	0	0	0	1
24 Yasmany Tomás, R (1, 9) OBP: 0.302, SLG: 0.460		HR		L8		1B		HR		4	3	3	2	0	0	0
52 Zack Godley, R (1, 1) OBP: 0.125, SLG: 0.125 62 Zac Curtis, L (6, 1) 1 Michael Bourn, L (7, 7) OBP: 0.313, SLG: 0.381		K		K		SH2-4		G5-3		2 0 1	0 0 0	0 0 0	0 0 0	0 0 0	2 0 0	0 0 0

Inning Stats																								
	R: 1	H: 2	R: 1	H: 1	R: 3	H: 2	R: 0	H: 1	R: 1	H: 1	R: 2	H: 3	R: 0	H: 0	R: 1	H: 3	R: 0	H: 0	1B: 8	SF: 0	WP: 0	PA: 42
	E: 1	LOB: 2	E: 0	LOB: 0	E: 0	LOB: 0	E: 0	LOB: 1	E: 0	LOB: 0	E: 0	LOB: 1	E: 0	LOB: 1	E: 0	LOB: 1	E: 0	LOB: 0	2B: 1	SAC: 1	PB: 1	
	K: 0	BB: 1	K: 1	BB: 0	K: 1	BB: 0	K: 1	BB: 0	K: 0	BB: 0	K: 1	BB: 0	K: 0	BB: 1	K: 0	BB: 1	K: 1	BB: 0	3B: 0	DP: 1	SB: 0	
	S: 15	P: 22	S: 7	P: 13	S: 12	P: 18	S: 15	P: 21	S: 9	P: 13	S: 12	P: 20	S: 9	P: 20	S: 9	P: 11	S: 8	P: 14	HR: 4	HBP: 0	CS: 3	

PITCHER		IP	WLS	BF	H	R	ER	SO	BB	IBB	HBP	BLK	WP	HR	S	P	ERA	WHIP
29 Brandon Finnegan, L ERA: 4.93	(1, 1)	5.0	L	24	7	6	6	3	2	0	0	0	0	3	58	87	10.80	1.800
27 Ross Ohlendorf, R ERA: 4.37	(6, 1)	1.0		6	3	2	2	1	0	0	0	0	0	0	12	20	18.00	3.000
73 Josh Smith, R ERA: 4.67	(7, 1)	3.0		12	3	1	1	1	1	0	0	0	0	1	26	45	3.00	1.333

PITCHER		IP	WLS	BF	H	R	ER	SO	BB	IBB	HBP	BLK	WP	HR	S	P	ERA	WHIP

AB	38
R	9
H	13
RBI	8
BB	3
SO	5
LOB	12

Batter	1	2	3	4	5	6	7	8	9	AB	R	H	RBI	BB	SO	LOB
6 Billy Hamilton, S (1, 8) OBP: 0.301, SLG: 0.351	C CU 82 S FC 90 X FC 90 0-2 19 G3 9 G6-3 23 1B 1B	C FC 91 S CH 84 S CH 84 0-3 ③ K		C CU 80 C CH 82 S CH 83 0-3 ① K		C CU 81 B CH 83 B CH 83 X SI 91 2-1 19 S 1-3 1B		F FF 96 C SL 85 B FS 85 B SL 86 B FF 95 F FF 96 X FF 96 3-2 ③ L6		5	1	2	0	0	2	0
9 José Peraza, R (1, 6) OBP: 0.295, SLG: 0.253 73 Josh Smith, R (7, 1) 2 Zack Cozart, R (9, PH) OBP: 0.319, SLG: 0.471	C FC 90 F FF 91 D CU 83 F SI 90 B CU 83 X FC 90 2-2 ① G6-3 1-2	H SI 89 1-0 19 1B 32 1B HBP	S FC 90 B FC 90 F SI 91 B FC 84 F CH 84 X FF 92 2-2 19 G3 1B		F FC 91 F FC 91 X CH 84 0-2 ② P3			B FF 91 B CH 78 B FF 91 B FF 90 4-0 19 PB 32 HR BB	3 0 0	1 0 1	1 0 0	0 0 0	0 0 1	0 0 0	3 0 0
19 Joey Votto, L (1, 3) OBP: 0.412, SLG: 0.483	X FC 91 0-0 ② G3 2-3	X FC 89 0-0 23 L6-4 32 1B 1-2 1B	D CH 83 1 SAFE B FC 90 X CH 83 2-0 ② G3 1-2		B FF 90 F FF 91 S FF 90 B SL 84 F SL 84 B FF 92 D SL 84 4-2 1-2 BB			C CH 80 B FS 82 L FF 91 F FS 83 B FS 81 B CH 80 F FF 92 B FF 91 4-2 32 HR 1-2 BB	3	1	1	0	2	0	2
32 Jay Bruce, L (1, 9) OBP: 0.324, SLG: 0.547	B CU 82 B CH 84 B FC 90 C FC 90 B CH 84 4-1 23 S 23 1B BB	D CU 80 X SI 90 1-0 4 1B 3 1B 1-2 2-H 1B	D FC 90 F CH 82 X CH 82 1-1 ③ G6-3		B FF 91 F FF 92 T FF 92 B FF 92 S FF 92 2-3 ③ K			B FF 92 X CH 80 1-0 1-H 2-H HR	4	3	2	4	1	1	4
23 Adam Duvall, R (1, 7) OBP: 0.289, SLG: 0.530	C FC 90 F CH 84 X CU 83 0-2 4 1B 1-H 3-H 1B	X FF 91 0-0 ①② L6-4 2-2		B FC 90 X CU 81 1-0 ① G5-3			C FF 96 X SL 88 0-1 ① G6-3		F CH 80 F FF 92 S FF 92 0-3 ① K	5	0	1	2	0	1	2
4 Brandon Phillips, R (1, 4) OBP: 0.303, SLG: 0.373	D FF 91 S CH 84 X FC 91 1-1 1-2 1B	D SI 91 F CH 82 X SI 91 1-1 3 1B 37 1B 1-2 1B		C FC 89 X CH 83 0-1 ② G4-3			B SL 89 B SL 87 F FF 95 F FF 96 B FS 86 X FF 96 3-2 ② G4-3		B CH 79 B FF 92 F CH 79 B FF 92 B FF 91 4-1 BB	4	1	2	0	1	0	0
3 Iván De Jesús Jr., R (1, 5) OBP: 0.286, SLG: 0.305 (7, 6)	F FC 91 B SI 91 D CU 83 X FC 90 2-1 ③ F8	C FC 89 B CH 83 B CU 82 X FC 90 2-1 37 1B 1-2 2-H 1B		B CU 80 F FC 91 X SI 92 1-1 ③ G6-3			B FF 97 C FF 96 F FF 96 B FF 95 B FF 97 F FF 97 X FF 98 3-2 ③ L9		F FF 90 1 SAFE B FS 81 S CH 79 F FS 81 B FF 91 C FS 82 2-3 ② K	5	0	1	1	0	1	3
37 Ramón Cabrera, S (1, 2) OBP: 0.311, SLG: 0.337		C SI 89 X CH 84 0-1 ① G3	B CU 80 X CH 82 1-0 1-3 2-H 1B		C FC 89 F CU 82 F CH 83 B CU 82 B CH 84 B FF 93 B FC 91 4-2 6 1B BB			C FF 95 B FF 96 S FS 86 B SL 85 B FF 95 F FF 96 X FF 96 3-2 ① G6-3	1 SAFE S CH 80 B FF 91 S FF 91 S FF 92 1-3 ③ K	4	0	1	1	1	1	1
29 Brandon Finnegan, L (1, 1) OBP: 0.179, SLG: 0.162 27 Ross Ohlendorf, R (6, 1) 30 Kyle Waldrop, L (6, PH) OBP: 0.300, SLG: 0.316 7 Eugenio Suárez, R (7, 5) OBP: 0.299, SLG: 0.402		B SI 91 X SI 92 1-0 ② G6-3	F FC 89 X FC 89 0-1 ③ G1-3		S FC 90 B FC 90 F CH 84 S CU 84 1-3 ① K			C SL 88 B SL 87 S FF 95 T SL 87 1-2 ② K		2 0 1 1	0 0 0 0	0 0 0 0	0 0 0 0	0 0 1 1	0 0 1 0	2 0 1 0
Inning Stats	R: 2 E: 0 K: 0 S: 16 H: 3 LOB: 2 BB: 1 P: 25	R: 0 E: 0 K: 1 S: 6 H: 0 LOB: 0 BB: 0 P: 7	R: 3 E: 0 K: 0 S: 10 H: 5 LOB: 2 BB: 0 P: 16	R: 0 E: 0 K: 1 S: 10 H: 1 LOB: 1 BB: 0 P: 15	R: 0 E: 0 K: 0 S: 5 H: 0 LOB: 0 BB: 0 P: 7	R: 0 E: 0 K: 2 S: 17 H: 1 LOB: 3 BB: 2 P: 30	R: 0 E: 0 K: 0 S: 9 H: 0 LOB: 0 BB: 0 P: 15	R: 0 E: 0 K: 1 S: 11 H: 0 LOB: 0 BB: 0 P: 18	R: 3 E: 0 K: 3 S: 16 H: 1 LOB: 1 BB: 3 P: 32	1B: 10 2B: 1 3B: 0 HR: 1 SF: 0 SAC: 0 DP: 1 HBP: 1						

PITCHER		IP	WLS	BF	H	R	ER	SO	BB	IBB	HBP	BLK	WP	HR	S	P	ERA	WHIP
52 Zack Godley, R ERA: 5.88	(1, 1)	5.2	W	29	10	5	5	3	2	0	1	0	0	0	58	88	7.94	2.118
62 Zac Curtis, L ERA: 4.85	(6, 1)	0.1	H	2	0	0	0	1	1	0	0	0	0	0	6	12	0.00	3.000
36 Enrique Burgos, R ERA: 4.32	(7, 1)	1.0	H	3	0	0	0	0	0	0	0	0	0	0	9	15	0.00	0.000
33 Jake Barrett, R ERA: 2.8	(8, 1)	1.0		3	0	0	0	1	0	0	0	0	0	0	11	18	0.00	0.000
19 Tyler Clippard, R ERA: 4.17	(9, 1)	1.0		7	1	3	3	3	3	0	0	0	0	1	16	32	27.00	4.000

PITCHER	IP	WLS	BF	H	R	ER	SO	BB	IBB	HBP	BLK	WP	HR	S	P	ERA	WHIP

BOTTOM

Arizona Diamondbacks @ Cincinnati Reds

Great American Ball Park, Cincinnati, OH

Sun Jul 24 2016, 1:13 PM - 4:43 PM EDT

Att. 25,304 - Partly Cloudy - 91 F

livebaseballscorecards.com

AB	37
R	8
H	11
RBI	8
BB	6
SO	8
LOB	18

WP: 0 PA: 44
PB: 1
SB: 2
CS: 0

Cincinnati Reds @ San Francisco Giants

AT&T Park, San Francisco, CA

Mon Jul 25 2016, 7:17 PM - 10:22 PM PDT

Att. 42,147 - Clear - 61 F

TOP

livebaseballscorecards.com

Batter	1	2	3	4	5	6	7	8	9	AB	R	H	RBI	BB	SO	LOB
6 Billy Hamilton, S (1, 8) OBP: 0.299, SLG: 0.349	X FF 88 0-0 ① F7		B SI 88 X FC 85 1-0 ③ G3		C SI 88 B FC 85 C FC 85 F FF 89 B SI 89 X FC 85 2-2 ② G4-3		B CH 82 X FF 93 1-0 ③ G6-3		X SI 95 0-0 1-2 3-H 1B	5	0	1	1	0	0	1
2 Zack Cozart, R (1, 6) OBP: 0.317, SLG: 0.467	C FF 87 C FF 89 B FC 86 S SI 90 1-3 ② K			C FC 85 B FC 86 F SI 90 X FF 89 1-2 ① P6	C FC 86 C CU 79 T FC 85 0-2 ③ K			B SL 85 X FF 92 1-0 19 G4-3 1B	C SI 96 B FF 96 F CU 84 S FF 96 1-3 ② K	5	0	1	0	0	3	2
19 Joey Votto, L (1, 3) OBP: 0.412, SLG: 0.483	B FF 89 B CU 79 C FF 89 C FC 85 S SI 89 2-3 ③ K			B FF 89 C FF 90 F SI 87 B SI 90 B FC 85 B FC 85 4-2 32 HR BB		B CU 77 X CH 81 1-0 32 HR 2B		B SI 84 B SI 83 B SI 82 X CH 82 3-0 ① G4-3 1-2	B SI 96 C SI 95 C SI 95 B SI 95 D CU 85 F SI 96 C FF 97 3-3 ③ K	4	2	1	0	1	2	3
32 Jay Bruce, L (1, 9) OBP: 0.326, SLG: 0.564		F FF 88 B SI 88 B FC 86 S FC 86 X FF 88 2-2 ① F9		B FC 86 1 SAFE C FC 85 X CU 78 1-1 1-H HR		B FC 85 C SI 88 B SI 88 B FC 85 X FC 85 3-1 2-H HR		S SI 84 B SI 84 C SI 85 F SL 79 B SI 84 F SI 84 T SI 85 2-2 ② K		4	2	2	4	0	1	1
23 Adam Duvall, R (1, 7) OBP: 0.292, SLG: 0.527		B FF 89 C SI 89 S SI 89 B FC 86 X SI 90 2-2 ② F9		C SI 89 B FC 87 B CU 79 F FC 87 F SI 89 B CU 77 B FC 85 4-2 7 HR BB		C SL 85 C FF 92 B CU 75 F FF 94 X CU 76 1-2 ① F9		S FF 97 T FF 98 F FF 98 D CU 85 B FF 97 F SI 96 D CU 85 B FF 97 4-2 BB		2	1	0	0	2	0	0
4 Brandon Phillips, R (1, 4) OBP: 0.302, SLG: 0.371		B FC 86 X SI 89 1-0 ③ G4-3		1 SAFE F FC 85 F SI 89 B FC 86 D CU 80 C SI 89 2-3 ② K		B FF 92 X SL 83 1-0 7 G5-4-3 1B		X SI 96 0-0 ③ G6-3		4	0	1	0	0	1	3
7 Eugenio Suárez, R (1, 5) OBP: 0.301, SLG: 0.414			C FF 88 S FF 89 B FF 89 X FF 89 1-2 ① F8	D CU 79 1 SAFE B FC 85 X FF 88 2-0 1-H HR		B FF 91 C FF 91 1 SAFE 1 SAFE B FF 91 X SL 83 2-1 ② ③ G5-4-3 1-2f			B CU 85 S SI 95 B SI 95 X FF 95 2-1 16 1B 6 1B 2B	4	2	2	2	0	0	1
16 Tucker Barnhart, L (1, 2) OBP: 0.322, SLG: 0.392			B FC 84 C FC 85 X CU 78 1-1 ② P4	C FF 88 B FF 88 C FC 85 F FF 89 X FC 85 1-2 ③ G3-1			C CH 79 F FF 91 X FF 93 0-2 ① G6-3		B SI 95 B SI 94 X SI 94 2-0 6 1B 2-3 1B	4	0	1	0	0	0	0
28 Anthony DeSclafani, R (1, 1) OBP: 0.176, SLG: 0.176 70 Jumbo Díaz, R (6, 1) 30 Kyle Waldrop, L (7, PH) OBP: 0.286, SLG: 0.300 26 Raisel Iglesias, R (7, 1) OBP: 0.091, SLG: 0.091 3 Iván De Jesús Jr., R (9, PH) OBP: 0.283, SLG: 0.303 52 Tony Cingrani, L (9, 1)			X FF 89 0-0 E6		C FC 84 C CU 77 B CU 78 S FC 84 1-3 ① K		X FF 92 0-0 ② P6		C FF 96 B FF 97 S FF 97 S FF 97 1-3 ① K	2 0 1 0 1 0	0 0 0 0 0 0	0 0 0 0 0 0	0 0 0 0 0 0	1 0 0 0 1 0	0 0 0 0 1 0	0 0 0 0 2 0
Inning Stats	R: 0 E: 0 K: 2 S: 7 H: 0 LOB: 0 BB: 0 P: 10	R: 0 E: 0 K: 0 S: 7 H: 0 LOB: 0 BB: 0 P: 12	R: 0 E: 1 K: 0 S: 7 H: 0 LOB: 1 BB: 0 P: 10	R: 4 E: 0 K: 1 S: 18 H: 2 LOB: 0 BB: 2 P: 33	R: 0 E: 0 K: 2 S: 10 H: 0 LOB: 0 BB: 0 P: 13	R: 2 E: 0 K: 0 S: 10 H: 3 LOB: 0 BB: 0 P: 18	R: 0 E: 0 K: 0 S: 5 H: 0 LOB: 0 BB: 0 P: 6	R: 0 E: 0 K: 1 S: 12 H: 1 LOB: 2 BB: 1 P: 22	R: 1 E: 0 K: 3 S: 14 H: 3 LOB: 2 BB: 0 P: 23	1B: 4 2B: 2 3B: 0 HR: 3 SF: 0 SAC: 0 DP: 1 HBP: 0						WP: 0 PB: 0 SB: 0 CS: 0 PA: 39	

	AB	36
	R	7
	H	9
	RBI	7
	BB	3
	SO	9
	LOB	13

PITCHER		IP	WLS	BF	H	R	ER	SO	BB	IBB	HBP	BLK	WP	HR	S	P	ERA	WHIP
22 Jake Peavy, R ERA: 5.42	(1, 1)	5.0	L	22	4	6	6	5	2	0	0	0	0	3	52	85	10.80	1.200
64 Derek Law, R ERA: 2.48	(6, 1)	2.0		7	2	0	0	0	0	0	0	0	0	0	13	19	0.00	1.000
49 Javier López, L ERA: 4.15	(8, 1)	0.2		2	0	0	0	1	0	0	0	0	0	0	6	11	0.00	0.000
60 Hunter Strickland, R ERA: 3.16	(8, 1)	1.1		8	3	1	1	3	1	0	0	0	0	0	19	32	6.75	3.000

PITCHER		IP	WLS	BF	H	R	ER	SO	BB	IBB	HBP	BLK	WP	HR	S	P	ERA	WHIP

Batter	1	2	3	4	5	6	7	8	9	AB	R	H	RBI	BB	SO	LOB
2 Denard Span, L (1, 8) OBP: 0.330, SLG: 0.344	B FF 92 C FF 92 B SL 89 X SI 93 2-1 28 1B 2B		X FF 93 0-0 ① F7		C KC 78 S CH 86 B KC 82 X SL 86 1-2 16 HR 1B		C SI 93 C SL 80 F SL 83 B SI 88 B SI 94 X SL 82 2-2 ② L1			4	2	2	0	0	0	0
16 Ángel Pagán, S (1, 7) OBP: 0.336, SLG: 0.441	C FF 93 F FF 93 S SI 93 0-3 ① K		C FF 93 C CH 87 F KC 82 B FF 94 B KC 83 X CH 88 2-2 ② G4-3		1 SAFE X SI 90 0-0 1-H HR		B SI 89 C SL 81 B SL 80 B SI 94 C SI 93 X FF 94 3-2 ③ G6-3			4	1	1	2	0	1	1
6 Jarrett Parker, L (1, 9) OBP: 0.372, SLG: 0.417 51 Mac Williamson, R (8, 9) OBP: 0.340, SLG: 0.500	B KC 79 D SI 93 C SL 88 X SL 87 2-1 ② P6		B FF 94 B SI 88 T SL 87 B SI 88 C SI 94 B SL 87 4-2 BB		B KC 80 C FF 92 B KC 82 B FF 91 C SL 86 S SL 87 3-3 ① K			B SL 80 F SI 91 B SL 82 S FF 94 B SL 83 T FF 95 3-2 ① K		2 1	0 0	0 0	0 0	1 0	1 1	1 0
28 Buster Posey, R (1, 2) OBP: 0.359, SLG: 0.465	B SI 94 F SL 90 B SI 93 B SL 89 F SI 94 F SL 89 X SI 94 3-2 ③ 2-H 1B		F SI 93 F SI 94 1 SAFE D SL 84 X SL 87 1-2 ③ L9		C SL 86 X SI 92 0-1 ② G5-3			C SL 82 X SL 83 0-1 ② P4		4	0	1	1	0	0	1
35 Brandon Crawford, L (1, 6) OBP: 0.341, SLG: 0.424		B SI 91 C FF 92 F FF 93 H SL 88 2-2 ③ 9 1B HBP		S SI 90 C CH 85 B KC 81 B SL 83 B CH 87 F SI 93 B SI 92 4-2 ③ 9 HR BB	B FF 91 C SL 84 S KC 75 B KC 81 X SL 86 2-2 ③ F7			B SI 87 X CH 86 1-0 ③ G4-3		2	1	0	0	1	0	0
9 Brandon Belt, L (1, 3) OBP: 0.388, SLG: 0.488		1 SAFE C FF 92 F SI 92 D KC 81 F SI 93 X SI 94 1-2 1-2 1B		B SI 92 C FF 91 B SL 87 B SL 86 X SI 92 3-1 1-H HR		B FF 96 B FF 96 B CH 90 C SI 96 X FF 97 3-1 ① G3			B FF 95 X FF 95 1-0 1B	4	1	3	2	0	0	0
21 Conor Gillaspie, L (1, 5) OBP: 0.292, SLG: 0.375 38 Grant Green, R (9, PH) OBP: 0.349, SLG: 0.425		X SI 94 0-0 ① F7	C SI 91 B KC 79 C KC 80 S KC 80 1-3 K 1 FC3-6		F CH 90 X CH 90 0-1 ② G5-3				1 SAFE X FF 94 0-0 ① F9	3 1	0 0	0 0	0 0	0 0	1 0	2 1
1 Ramiro Pena, S (1, 4) OBP: 0.326, SLG: 0.434		C FF 93 F SI 92 S KC 81 0-3 ② K	F SI 92 P PO 88 B SI 90 D SL 88 X SI 91 3-1 ① FC3-6 22 K 1-2f		C CH 89 B CH 89 F SI 97 T FF 98 1-2 ③ K				F FF 95 F FF 94 B FF 96 B FF 95 C FF 96 2-3 ② K	4	0	0	0	0	3	4
22 Jake Peavy, R (1, 1) OBP: 0.214, SLG: 0.185 64 Derek Law, R (6, 1) 7 Grégor Blanco, L (6, 9) OBP: 0.328, SLG: 0.347 49 Javier López, L (8, 1) 60 Hunter Strickland, R (8, 1) Trevor Brown, R (9, PH) OBP: 0.296, SLG: 0.429		B SI 93 S SI 94 C KC 82 D KC 82 C SI 95 2-3 ③ K	B SI 92 1 SAFE F SI 92 B SL 90 B SI 93 C SI 93 S SI 93 3-3 ②③ K 1-2			C SI 92 B CH 86 C CH 86 S SL 81 1-3 ① K	F FF 95 F FF 94 B FF 96 F FF 96 B FF 95 S FF 95 2-3 ③ K	2 0 1 0 0 0	0 0 0 0 0 0	0 0 0 0 0 0	0 0 0 0 0 0	2 0 1 0 0 1	3 0 0 0 0 1	0 0 0 0 0 1
Inning Stats	R: 1 E: 0 K: 1 S: 11 H: 2 LOB: 1 BB: 0 P: 18	R: 0 E: 0 K: 2 S: 13 H: 1 LOB: 2 BB: 0 P: 18	R: 0 E: 0 K: 0 S: 10 H: 0 LOB: 1 BB: 1 P: 17	R: 2 E: 0 K: 2 S: 14 H: 1 LOB: 0 BB: 1 P: 27	R: 2 E: 0 K: 1 S: 12 H: 2 LOB: 0 BB: 0 P: 18	R: 0 E: 0 K: 1 S: 7 H: 0 LOB: 0 BB: 0 P: 11	R: 0 E: 0 K: 1 S: 10 H: 0 LOB: 0 BB: 0 P: 16	R: 0 E: 0 K: 1 S: 6 H: 0 LOB: 0 BB: 0 P: 10	R: 0 E: 0 K: 2 S: 9 H: 1 LOB: 1 BB: 0 P: 14	1B: 4 2B: 1 3B: 0 HR: 2 SF: 0 SAC: 0 DP: 0 HBP: 1						

PITCHER		IP	WLS	BF	H	R	ER	SO	BB	IBB	HBP	BLK	WP	HR	S	P	ERA	WHIP
28 Anthony DeSclafani, R ERA: 3.09	(1, 1)	5.0	W	23	6	5	5	6	2	0	1	0	1	2	60	98	9.00	1.600
70 Jumbo Díaz, R ERA: 3.79	(6, 1)	1.0	H	3	0	0	0	1	0	0	0	0	0	0	7	11	0.00	0.000
26 Raisel Iglesias, R ERA: 2.22	(7, 1)	2.0	H	6	0	0	0	2	0	0	0	0	0	0	16	26	0.00	0.000
52 Tony Cingrani, L ERA: 3.27	(9, 1)	1.0	S	4	1	0	0	2	0	0	0	0	0	0	9	14	0.00	1.000

PITCHER	IP	WLS	BF	H	R	ER	SO	BB	IBB	HBP	BLK	WP	HR	S	P	ERA	WHIP

BOTTOM

Cincinnati Reds @ San Francisco Giants

AT&T Park, San Francisco, CA

Mon Jul 25 2016, 7:17 PM - 10:22 PM PDT

Att. 42,147 - Clear - 61 F

livebaseballscorecards.com

AB	33
R	5
H	7
RBI	5
BB	2
SO	11
LOB	14

WP: 1 PA: 36
PB: 0
SB: 0
CS: 0

Batter	1	2	3	4	5	6	7	8	9	AB	R	H	RBI	BB	SO	LOB
6 Billy Hamilton, S (1, 8) OBP: 0.304, SLG: 0.354	B FF 90 B FF 90 C FF 90 X FF 91 2-1 ① L7		X FF 91 0-0 2B		X FF 90 0-0 2 S 2-H 1B		C FF 91 C FF 93 B FF 92 C CU 76 1-3 ② K		B FF 94 B SI 93 T SI 93 B FF 93 S SI 92 F FF 93 B SI 94 4-2 2 1B 19 SF8 BB	4	1	2	1	1	1	1
2 Zack Cozart, R (1, 6) OBP: 0.319, SLG: 0.466	B FF 92 S SL 85 X FF 91 1-1 ② P6		B CU 78 F FF 92 S FF 92 T FF 92 1-2 ③ K		C FF 90 B SL 86 F FF 91 X FF 91 1-2 ③ P3 1-3		F FF 93 D SL 84 C SL 86 X CU 78 1-2 1-2 1B		B SI 95 C SI 93 B KC 80 X SI 93 2-1 1-3 32 DI 1B	5	0	2	0	0	1	2
19 Joey Votto, L (1, 3) OBP: 0.414, SLG: 0.494	F FF 91 B CH 85 B CH 86 B SL 86 F FF 92 B FF 92 4-2 BB			C CU 76 X FF 90 0-1 HR		B FF 91 X CH 84 1-0 23 HR 1B	D SI 84 B SI 84 F SI 83 F SI 83 X SI 84 2-2 ③ G1-3		B SI 94 F SL 90 B SI 94 B SL 91 F FF 94 X KC 81 3-2 ② SF8 3-H	3	2	2	2	1	0	2
32 Jay Bruce, L (1, 9) OBP: 0.324, SLG: 0.567	B FF 92 T FF 91 F FF 91 B FF 93 F FF 92 X CH 86 2-2 ③ G3			F CH 86 B CH 86 F FF 91 C FF 92 1-3 ① K		1 SAFE S FF 90 X FF 89 0-1 ① F9		X SI 86 0-0 HR	S KC 82 S KC 82 F KC 82 B SL 90 B KC 80 S KC 81 2-3 ③ K 1-2	5	1	1	1	0	2	3
23 Adam Duvall, R (1, 7) OBP: 0.294, SLG: 0.545		F FF 89 X CH 86 0-1 ① P4		C CU 78 C FF 91 F SL 86 C SL 86 0-3 ② K		B CU 76 B FF 90 F FF 89 T FF 90 F FF 91 F FF 89 F FF 90 B SL 85 X SL 88 3-2 1-H HR		B FF 87 B SL 77 F SL 78 X SL 75 2-1 HR		4	2	2	3	0	1	0
4 Brandon Phillips, R (1, 4) OBP: 0.302, SLG: 0.370		B FF 90 X FF 90 1-0 ② G5-3		B SI 92 F FF 92 S FF 91 X SL 86 1-2 ③ G6-3		S FC 86 B FF 90 X SL 82 1-1 ② G4-3		F SL 77 B FF 87 B SL 76 B SI 87 F SL 77 X SL 78 3-2 7 G5-4-3 1B		4	0	1	0	0	0	0
7 Eugenio Suárez, R (1, 5) OBP: 0.300, SLG: 0.413		B SL 86 C CU 77 X FF 91 1-1 ③ P3			F FF 90 X SL 84 0-1 44 SH5-4 6 1B 1B	C SL 86 B SL 84 S FC 86 F FC 87 B SI 91 F FC 86 B SL 83 S FC 88 3-3 ③ K		C SL 77 S SL 75 F SI 87 X SL 74 0-2 ① ② G5-4-3 1-2f		4	1	1	0	0	1	1
37 Ramón Cabrera, S (1, 2) OBP: 0.298, SLG: 0.322			C FF 90 B CU 76 B FF 90 X FF 90 2-1 ① G3-1		X FF 91 0-0 ① P5		B FF 93 B FF 91 C FF 92 F FF 91 B CU 76 X FF 94 3-2 ① F7	C CH 82 X SI 87 0-1 ③ G4-3		4	0	0	0	0	0	1
44 Cody Reed, L (1, 1) 21 Michael Lorenzen, R (6, 1) 3 Iván De Jesús Jr., R (7, PH) OBP: 0.281, SLG: 0.300 36 Blake Wood, R (7, 1) 27 Ross Ohlendorf, R (8, 1) 16 Tucker Barnhart, L (9, PH) OBP: 0.320, SLG: 0.391			C FF 91 B CU 77 B CH 85 B FF 91 C FF 90 F FF 91 S FF 91 3-3 ② K		X FF 91 0-0 ② SH5-4 1-2		S SL 85 S FF 93 B CU 76 B SL 86 B FF 94 X SL 86 3-2 E5 2 1B		B SI 91 C SI 92 F KC 79 X FF 94 1-2 ① P5	1 0 1 0 0 1	0 0 0 0 0 0	0 0 0 0 0 0	0 0 0 0 0 0	1 0 0 0 0 0	0 0 0 0 0 0	0 0 0 0 0 0
Inning Stats	R: 0 E: 0 K: 0 S: 10 H: 0 LOB: 1 BB: 1 P: 19	R: 0 E: 0 K: 0 S: 5 H: 0 LOB: 0 BB: 0 P: 7	R: 0 E: 0 K: 2 S: 10 H: 1 LOB: 1 BB: 0 P: 16	R: 1 E: 0 K: 2 S: 12 H: 1 LOB: 0 BB: 0 P: 14	R: 1 E: 0 K: 0 S: 8 H: 2 LOB: 1 BB: 0 P: 9	R: 2 E: 0 K: 1 S: 16 H: 2 LOB: 0 BB: 0 P: 24	R: 0 E: 1 K: 1 S: 15 H: 1 LOB: 2 BB: 0 P: 25	R: 2 E: 0 K: 0 S: 12 H: 3 LOB: 0 BB: 0 P: 17	R: 1 E: 0 K: 1 S: 15 H: 1 LOB: 1 BB: 1 P: 27	1B: 6 2B: 1 3B: 0 HR: 4 SF: 1 SAC: 1 DP: 1 HBP: 0						

TOP

Cincinnati Reds @ San Francisco Giants

AT&T Park, San Francisco, CA

Tue Jul 26 2016, 7:16 PM - 10:35 PM PDT

Att. 41,896 - Clear - 65 F

livebaseballscorecards.com

AB	36
R	7
H	11
RBI	7
BB	2
SO	7
LOB	10

PITCHER		IP	WLS	BF	H	R	ER	SO	BB	IBB	HBP	BLK	WP	HR	S	P	ERA	WHIP
18 Matt Cain, R ERA: 5.95	(1, 1)	5.1	W	23	6	4	4	4	1	0	0	0	0	2	54	78	6.75	1.312
70 George Kontos, R ERA: 2.59	(6, 1)	0.2	H	2	0	0	0	1	0	0	0	0	0	0	7	11	0.00	0.000
64 Derek Law, R ERA: 2.43	(7, 1)	0.2	H	4	1	0	0	1	0	0	0	0	0	0	12	20	0.00	1.500
49 Javier López, L ERA: 4.08	(7, 1)	0.1	H	1	0	0	0	0	0	0	0	0	0	0	3	5	0.00	0.000
54 Sergio Romo, R ERA: 3.0	(8, 1)	1.0		5	3	2	2	0	0	0	0	0	0	2	12	17	18.00	3.000

PITCHER		IP	WLS	BF	H	R	ER	SO	BB	IBB	HBP	BLK	WP	HR	S	P	ERA	WHIP
46 Santiago Casilla, R ERA: 3.35	(9, 1)	1.0	S	5	1	1	1	1	1	0	0	0	0	0	15	27	9.00	2.000

Batter	1	2	3	4	5	6	7	8	9	AB	R	H	RBI	BB	SO	LOB
2 Denard Span, L (1, 8) OBP: 0.333, SLG: 0.345	B FF 93 B FF 92 C FF 93 S FF 94 B SL 89 X FF 95 3-2 51 G5-4-3 16 CI 1B	B SL 86 C FF 92 F SL 90 X SL 88 1-2 16 G4-6-3 1B		B SL 86 F FF 90 C SL 83 F FF 94 X FF 92 1-2 G5-3 ①		B SL 90 C SL 92 B SI 88 B SL 90 B FF 96 4-1 16 G4-6-3 BB	X FF 95 0-0 F7 ③			4	0	2	0	1	0	2
16 Ángel Pagán, S (1, 7) OBP: 0.331, SLG: 0.434 46 Santiago Casilla, R (9, 1)	**B FF 94** **C FF 93** **B FF 94** 1 SAFE 1 SAFE F FF 93 1 SAFE F SL 89 F FF 95 2-2 CI 51 G5-4-3 **1-2**	X FF 92 0-0 ② ③ G4-6-3 **1-2f**		C CH 86 B FF 92 B SL 87 S CH 84 B FF 92 T CH 86 3-2 ② K		1 SAFE C FF 95 F SI 96 F FF 97 X FF 93 0-2 ② ③ G4-6-3 **1-2f**		B FF 94 C CH 86 B CH 87 F FF 94 C FF 95 2-3 ① K		4 0	0 0	0 0	0 0	0 0	2 0	2 0
51 Mac Williamson, R (1, 9) OBP: 0.353, SLG: 0.500	S SL 89 F SL 88 X FF 96 0-2 ① ② G5-4-3 **1-2f** **2-3**		X FF 93 0-0 9 1B 35 1B 38 G4-3 1B	B SL 88 F CH 86 F FF 94 S SL 87 1-3 ③ K			C SL 91 B SL 92 B FF 94 X SL 92 2-1 28 1B 35 3B 1B	B SL 83 B CH 87 F FF 94 B CH 87 F FF 94 F FF 95 F FF 95 B FF 95 4-2 9 BB 28 BB BB		4	2	2	0	1	1	2
28 Buster Posey, R (1, 2) OBP: 0.362, SLG: 0.465 (9, 3)	B SL 91 F FF 95 B FF 96 B SL 91 F FF 96 F SL 90 X FF 96 3-2 ③ F8		C FF 92 B CH 88 X CH 86 1-1 ① F9		B SL 88 X CH 86 1-0 9 S 35 WP 38 SF9 1B		C FF 96 B SL 92 F FF 96 D SL 91 X FF 95 2-2 35 3B **1-3** 1B	B FF 94 C SL 82 B FF 94 B SL 80 1 SAFE B FF 94 4-1 9 BB **1-2** BB		4	2	2	0	1	0	2
35 Brandon Crawford, L (1, 6) OBP: 0.344, SLG: 0.433		B FF 93 C FF 94 B SL 89 X FF 92 2-1 9 E 1 1B 1B	X FF 91 0-0 38 G4-3 9 1B **1-2** 1B		F SL 85 B SL 87 X CH 90 1-1 ① F8 **1-2**		X FF 97 0-0 21 1B **1-H** **3-H** 3B	C CH 86 S CH 86 B SL 83 S CH 86 1-3 ② K		5	2	3	2	0	1	3
9 Brandon Belt, L (1, 3) OBP: 0.393, SLG: 0.488 (9, 7)		B FF 92 C FF 92 B FF 93 F FF 93 F SL 87 F SL 88 1 SAFE X SL 88 2-2 E7 1 1B 18 HR **1-3**	C SL 87 F FF 91 B SL 90 X SL 87 1-2 38 G4-3 **1-2** **2-3** 1B		S FF 90 B SL 88 B FF 92 F SL 89 B FF 92 F SL 88 B SL 89 4-2 1 FC6-4 **2-3** BB		B SL 92 S SL 92 D CH 88 F FF 97 B SL 90 B SL 92 4-2 21 1B BB	B FF 94 C FF 93 B FF 93 S CH 86 B CH 87 F FF 93 B CH 85 4-2 **1-2** **2-3** BB		2	1	1	0	3	0	1
38 Grant Green, R (1, 4) OBP: 0.313, SLG: 0.386		C FF 94 B FF 94 X FF 95 1-1 ① G1-3	C FF 94 X FF 93 0-1 ② G4-3 **1-2** **2-3** **3-H**		S CH 84 1 SAFE F FF 93 X FF 94 0-2 ② SF9 **3-H**		X SL 90 0-0 ① P3	C FF 93 F FF 94 X SL 82 0-2 ③ P6		4	0	0	2	0	0	9
1 Ramiro Pena, S (1, 5) OBP: 0.337, SLG: 0.435 21 Conor Gillaspie, L (7, PH) OBP: 0.298, SLG: 0.381 (8, 5)		B CH 87 B FF 92 X FF 95 2-0 18 HR **2-3** **3-H** 1B	I IN 72 I IN 76 I IN 72 I IN 72 4-0 IBB		X CH 84 0-0 ③ FC6-4 **1-2f**		C FF 97 1 SAFE B SI 96 F SL 91 F FF 96 X SI 96 1-2 **1-2** **3-H** 1B			2 1	1 0	1 1	1 1	1 0	0 0	1 0
18 Matt Cain, R (1, 1) OBP: 0.100, SLG: 0.300 70 George Kontos, R (6, 1) 6 Jarrett Parker, L (6, PH) OBP: 0.369, SLG: 0.413 64 Derek Law, R (7, 1) 49 Javier López, L (7, 1) 7 Grégor Blanco, L (7, PH) OBP: 0.326, SLG: 0.345 54 Sergio Romo, R (8, 1) Trevor Brown, R (9, 2) OBP: 0.296, SLG: 0.429		1 SAFE B FF 90 L FF 92 X FF 92 1-1 **1-H** **3-H** HR	S SL 86 C SL 87 S SL 86 0-3 ③ K			X SL 91 0-0 ① G1-3	F SL 89 C FF 93 F SL 88 F CH 87 F FF 95 C CH 87 0-3 ② K			2 0 1 0 0 1 0	1 0 0 0 0 0 0	1 0 0 0 0 1 0	3 0 0 0 0 2 0	0 0 0 0 0 0 0	1 0 0 0 0 0 0	3 0 0 0 0 2 0
Inning Stats	R: 0 E: 1 K: 0 S: 14 H: 1 LOB: 1 BB: 0 P: 22	R: 4 E: 1 K: 0 S: 16 H: 4 LOB: 0 BB: 0 P: 25	R: 1 E: 0 K: 1 S: 12 H: 3 LOB: 3 BB: 1 P: 18	R: 0 E: 0 K: 2 S: 10 H: 0 LOB: 0 BB: 0 P: 15	R: 1 E: 0 K: 0 S: 10 H: 1 LOB: 1 BB: 1 P: 16	R: 0 E: 0 K: 0 S: 6 H: 0 LOB: 0 BB: 1 P: 10	R: 3 E: 0 K: 1 S: 20 H: 4 LOB: 2 BB: 1 P: 29	R: 0 E: 0 K: 2 S: 17 H: 0 LOB: 3 BB: 3 P: 32		1B: 11 2B: 0 3B: 1 HR: 1 SF: 1 SAC: 0 DP: 3 HBP: 0						

PITCHER		IP	WLS	BF	H	R	ER	SO	BB	IBB	HBP	BLK	WP	HR	S	P	ERA	WHIP
44 Cody Reed, L ERA: 7.07	(1, 1)	5.0	L	26	9	6	5	3	1	1	0	0	1	1	62	96	9.00	2.000
21 Michael Lorenzen, R ERA: 3.31	(6, 1)	1.0		3	0	0	0	0	1	0	0	0	0	0	6	10	0.00	1.000
36 Blake Wood, R ERA: 3.42	(7, 1)	1.0		8	4	3	3	1	1	0	0	0	0	0	20	29	27.00	5.000
27 Ross Ohlendorf, R ERA: 4.27	(8, 1)	1.0		6	0	0	0	2	3	0	0	0	0	0	17	32	0.00	3.000

PITCHER	IP	WLS	BF	H	R	ER	SO	BB	IBB	HBP	BLK	WP	HR	S	P	ERA	WHIP

BOTTOM

Cincinnati Reds @ San Francisco Giants

AT&T Park, San Francisco, CA

Tue Jul 26 2016, 7:16 PM - 10:35 PM PDT

Att. 41,896 - Clear - 65 F

livebaseballscorecards.com

AB	34
R	9
H	13
RBI	9
BB	7
SO	6
LOB	27

WP: 1 PA: 43
PB: 0
SB: 1
CS: 0

Batter	1	2	3	4	5	6	7	8	9	AB	R	H	RBI	BB	SO	LOB
6 Billy Hamilton, S (1, 8) OBP: 0.300, SLG: 0.349	F FF 90 B FF 90 X FF 90 1-1 ① L7			X FF 90 0-0 ① P6		C FC 86 C FC 86 S FF 90 0-3 ① K		C FC 86 B CU 73 B FF 90 X FC 86 2-1 ② G5-3		4	0	0	0	0	1	0
2 Zack Cozart, R (1, 6) OBP: 0.318, SLG: 0.463	C FF 91 F FF 91 F FF 91 F FF 90 F CU 75 F CU 74 F FF 91 B FF 90 B SL 87 2-3 ② K S FC 88			B FF 91 C FC 87 F FC 86 F CU 76 B FF 91 F FC 88 X FC 87 2-2 ② F9		C FC 86 B CU 73 B CU 73 S FC 85 X FC 86 2-2 19 G5-4-3 1B		B FC 85 C FC 86 C CH 85 F FC 87 B CU 76 S FC 85 2-3 ③ K		4	0	1	0	0	2	0
19 Joey Votto, L (1, 3) OBP: 0.415, SLG: 0.494	B FF 91 C FF 91 B FF 90 C FC 87 B CU 76 S FC 87 3-3 ③ K			S FF 91 S FF 91 X FC 88 0-2 1B		X FF 88 0-0 ②③ G5-4-3 1-2f			C SI 84 X SI 84 0-1 1B	4	0	2	0	0	1	1
32 Jay Bruce, L (1, 9) OBP: 0.323, SLG: 0.572		S FC 86 B FF 91 X FF 90 1-1 ① F8		C FF 91 X FC 86 0-1 ③ F9			X FF 89 0-0 HR		S SI 85 F SI 85 S SL 78 0-3 ① K	4	1	1	1	0	1	2
23 Adam Duvall, R (1, 7) OBP: 0.293, SLG: 0.541		B FF 92 C FC 88 S CH 85 B FF 92 T FC 88 2-2 ② K			S FC 86 C FC 86 X FF 91 0-2 ① F9		B FC 85 F FC 86 X CH 83 1-1 1B		1 SAFE B FF 94 F SI 94 S FF 96 S FF 96 1-3 ② K	4	0	1	0	0	2	1
4 Brandon Phillips, R (1, 4) OBP: 0.301, SLG: 0.369		T FC 87 X CU 76 0-1 ③ G6-3			C FF 87 X FF 91 0-1 7 E 16 SF9 1B		C FC 86 X FF 89 0-1 ① L9		B FF 96 F FF 95 C FF 96 S FF 97 1-3 ③ K	4	1	1	0	0	1	2
7 Eugenio Suárez, R (1, 5) OBP: 0.298, SLG: 0.409			B FF 89 B FF 90 F FC 87 X FC 87 2-1 ① P4		B FC 85 X FC 85 1-0 E7 16 SF9 1-3		C FC 85 F FF 90 B FF 89 T CU 74 1-2 ② K			3	0	0	0	0	1	2
16 Tucker Barnhart, L (1, 2) OBP: 0.317, SLG: 0.388			X FC 88 0-0 ② G6-3		B FF 90 F FC 87 X FF 90 1-1 ② SF9 2-3 3-H		1 SAFE C FF 88 B FC 86 S FF 89 X FF 88 1-2 ③ G4-3			2	0	0	1	0	0	1
58 Dan Straily, R (1, 1) 26 Raisel Iglesias, R (8, 1) OBP: 0.091, SLG: 0.091 52 Tony Cingrani, L (9, 1)			B FF 91 B FF 90 C FF 90 C FF 91 S SL 86 2-3 ③ K		C FF 91 B FF 91 B FF 90 S FF 91 F FF 91 C FC 86 2-3 ③ K			S FF 89 C FF 89 B CU 72 C FC 85 1-3 ① K		3 0 0	0 0 0	0 0 0	0 0 0	3 0 0	1 0 0	0 0 0
Inning Stats	R: 0 E: 0 K: 2 S: 13 H: 0 LOB: 0 BB: 0 P: 19	R: 0 E: 0 K: 1 S: 7 H: 0 LOB: 0 BB: 0 P: 10	R: 0 E: 0 K: 1 S: 6 H: 0 LOB: 0 BB: 0 P: 10	R: 0 E: 0 K: 0 S: 11 H: 1 LOB: 1 BB: 0 P: 13	R: 1 E: 1 K: 1 S: 12 H: 1 LOB: 1 BB: 0 P: 16	R: 0 E: 0 K: 1 S: 7 H: 1 LOB: 0 BB: 0 P: 9	R: 1 E: 0 K: 1 S: 11 H: 2 LOB: 1 BB: 0 P: 14	R: 0 E: 0 K: 2 S: 9 H: 0 LOB: 0 BB: 0 P: 14	R: 0 E: 0 K: 3 S: 11 H: 1 LOB: 1 BB: 0 P: 13	1B: 5 2B: 0 3B: 0 HR: 1 SF: 1 SAC: 0 DP: 1 HBP: 0						

PITCHER		IP	WLS	BF	H	R	ER	SO	BB	IBB	HBP	BLK	WP	HR	S	P	ERA	WHIP
40 Madison Bumgarner, L ERA: 2.09	(1, 1)	8.0	L	29	5	2	1	9	0	0	0	0	0	1	76	105	1.12	0.625
49 Javier López, L ERA: 4.0	(9, 1)	0.1		2	1	0	0	1	0	0	0	0	0	0	5	5	0.00	3.000
60 Hunter Strickland, R ERA: 3.11	(9, 1)	0.2		2	0	0	0	2	0	0	0	0	0	0	6	8	0.00	0.000

PITCHER	IP	WLS	BF	H	R	ER	SO	BB	IBB	HBP	BLK	WP	HR	S	P	ERA	WHIP

TOP

Cincinnati Reds @ San Francisco Giants

AT&T Park, San Francisco, CA

Wed Jul 27 2016, 12:46 PM - 3:08 PM PDT

Att. 42,079 - Sunny - 70 F

livebaseballscorecards.com

AB	32
R	2
H	6
RBI	2
BB	0
SO	12
LOB	10

WP: 0 PA: 33
PB: 0
SB: 0
CS: 0

Batter	1	2	3	4	5	6	7	8	9	AB	R	H	RBI	BB	SO	LOB
7 Grégor Blanco, L (1, 8) OBP: 0.321, SLG: 0.338	B FF 86 B CH 81 F FF 87 C SI 88 S FF 89 2-3 ① K		X CH 82 0-0 ③ G4-3			C FF 88 X FF 89 0-1 ② F7		X SI 88 0-0 ③ G4-3		4	0	0	0	0	1	1
16 Ángel Pagán, S (1, 7) OBP: 0.333, SLG: 0.435	C FF 89 C SL 82 S CH 82 0-3 ② K			B CH 81 B SL 81 C FF 88 C FF 88 X FF 88 2-2 ① G6-3		C SL 84 F CH 82 X CH 82 0-2 51 FC5-4 1B			C FF 96 C FF 95 B FF 96 B FF 95 X FF 95 2-2 51 FC6-4 1B	4	0	2	0	0	1	0
51 Mac Williamson, R (1, 9) OBP: 0.340, SLG: 0.479	C FF 89 F FF 89 S SL 83 0-3 ③ K			S SL 84 F SL 84 B SL 81 B CH 82 X FF 89 2-2 ② G6-3		1 SAFE S FF 89 B SL 81 S SL 82 X SL 83 1-2 ③ FC5-4 1-2f			B FF 90 1 SAFE 1 SAFE F FF 95 F FF 95 D FF 92 X FF 96 2-2 ① FC6-4 1-2f	4	0	0	0	0	1	2
28 Buster Posey, R (1, 2) OBP: 0.358, SLG: 0.459		C FF 89 X SL 83 0-1 ① G4-3		F SL 83 F CH 81 X SL 84 0-2 ③ F8			X FF 88 0-0 ① P2		B FF 95 S FF 95 D FF 91 F FF 96 X FF 94 2-2 ② F8	4	0	0	0	0	0	1
35 Brandon Crawford, L (1, 6) OBP: 0.341, SLG: 0.428		B CH 82 C SL 82 S CH 82 B CH 82 X FF 90 2-2 ② P5			B FF 88 C FF 89 X CH 81 1-1 ① B2-3		C FF 88 X FF 89 0-1 ② P6		C FF 96 X FF 96 0-1 ③ P2	4	0	0	0	0	0	1
9 Brandon Belt, L (1, 3) OBP: 0.392, SLG: 0.486		B FF 90 S FF 90 X SL 83 1-1 ③ L7			B CH 82 B SL 83 B FF 90 C FF 89 C FF 89 D CH 83 4-2 BB		C SL 81 F SL 80 B FF 89 B CH 82 B CH 82 F SL 83 C SL 84 3-3 ③ K			2	0	0	0	1	1	0
21 Conor Gillaspie, L (1, 5) OBP: 0.298, SLG: 0.405			C FF 88 X CU 71 0-1 HR		C FF 88 B FF 88 F FF 89 X CH 83 1-2 ② F9			F FF 88 F FF 89 F FF 89 B SI 88 X CH 83 1-2 ① F8		3	1	1	1	0	0	1
38 Grant Green, R (1, 4) OBP: 0.300, SLG: 0.370 2 Denard Span, L (8, PH) OBP: 0.333, SLG: 0.344 49 Javier López, L (9, 1) 60 Hunter Strickland, R (9, 1)			X FF 90 0-0 ① L9		1 SAFE 1 SAFE B FF 89 X SL 81 1-0 ③ P2			S CH 82 B FF 89 B FF 88 X CH 83 2-1 ② L9		2 1 0 0	0 0 0 0	0 0 0 0	0 0 0 0	0 0 0 0	0 0 0 0	1 0 0 0
40 Madison Bumgarner, R (1, 1) OBP: 0.242, SLG: 0.309 1 Ramiro Pena, S (8, PR) OBP: 0.337, SLG: 0.435 (9, 4)			C SL 80 B SL 82 C SI 88 S CH 82 1-3 ② K			F FF 88 S SL 82 X SL 82 0-2 ① F7		B SL 84 X FF 89 1-0 1B		3 0	0 0	1 0	0 0	0 0	1 0	0 0
Inning Stats	R: 0 E: 0 K: 3 S: 9 H: 0 LOB: 0 BB: 0 P: 11	R: 0 E: 0 K: 0 S: 7 H: 0 LOB: 0 BB: 0 P: 10	R: 1 E: 0 K: 1 S: 7 H: 1 LOB: 0 BB: 0 P: 8	R: 0 E: 0 K: 0 S: 9 H: 0 LOB: 0 BB: 0 P: 13	R: 0 E: 0 K: 0 S: 8 H: 0 LOB: 1 BB: 1 P: 15	R: 0 E: 0 K: 0 S: 11 H: 1 LOB: 1 BB: 0 P: 12	R: 0 E: 0 K: 1 S: 7 H: 0 LOB: 0 BB: 0 P: 10	R: 0 E: 0 K: 0 S: 8 H: 1 LOB: 1 BB: 0 P: 12	R: 0 E: 0 K: 0 S: 11 H: 1 LOB: 1 BB: 0 P: 17	1B: 3 2B: 0 3B: 0 HR: 1	SF: 0 SAC: 0 DP: 0 HBP: 0					

PITCHER	IP	WLS	BF	H	R	ER	SO	BB	IBB	HBP	BLK	WP	HR	S	P	ERA	WHIP
58 Dan Straily, R (1, 1) ERA: 3.84	7.2	W	27	3	1	1	5	1	0	0	0	0	1	65	90	1.17	0.522
26 Raisel Iglesias, R (8, 1) ERA: 2.2	0.1	H	1	0	0	0	0	0	0	0	0	0	0	1	1	0.00	0.000
52 Tony Cingrani, L (9, 1) ERA: 3.2	1.0	S	4	1	0	0	0	0	0	0	0	0	0	11	17	0.00	1.000

PITCHER	IP	WLS	BF	H	R	ER	SO	BB	IBB	HBP	BLK	WP	HR	S	P	ERA	WHIP

BOTTOM

Cincinnati Reds @ San Francisco Giants

AT&T Park, San Francisco, CA

Wed Jul 27 2016, 12:46 PM - 3:08 PM PDT

Att. 42,079 - Sunny - 70 F

livebaseballscorecards.com

AB	31
R	1
H	4
RBI	1
BB	1
SO	5
LOB	7

WP: 0	PA: 32		
PB: 0			
SB: 0			
CS: 0			

Batter	1	2	3	4	5	6	7	8	9	AB	R	H	RBI	BB	SO	LOB
6 Billy Hamilton, S (1, 8) OBP: 0.302, SLG: 0.348	B FF 91 X FF 91 1-0 B1-3	S SL 84 T FF 94 T FF 95 0-2 K		B CU 78 F FF 91 B SL 86 X FF 92 2-1 1B		B FF 84 F CH 81 B CH 80 B FF 87 B FF 87 4-1 19 G6-3 2 S BB		X FF 92 0-0 P4		4	0	1	0	1	1	0
2 Zack Cozart, R (1, 6) OBP: 0.319, SLG: 0.468	C FF 92 X SL 86 0-1 32 SF8 3B	B CH 88 B FF 94 C FF 91 B FF 93 X SL 90 3-1 1B		1 SAFE F FF 91 B FF 90 1 SAFE F FF 90 X FF 89 1-2 L8		C FF 89 B FF 88 B FF 88 B CH 82 S FF 90 F FF 89 X SL 85 3-2 P6 1-2		C FF 92 B FF 92 X FF 91 1-1 F8		5	1	2	0	0	0	2
19 Joey Votto, L (1, 3) OBP: 0.417, SLG: 0.493	D SL 86 D SL 84 F FF 92 B FF 91 B FF 92 4-1 23 1B 4 1B BB	F FF 92 X FF 92 0-1 G4-1			C FF 90 B FF 92 B FF 92 F FF 92 X FF 94 2-2 32 FC4-6 1B	C SL 86 B FF 90 S SL 85 X FF 90 1-2 G6-3 2-3		B FF 93 B SL 83 B FF 92 B FF 91 4-0 BB		3	1	1	0	2	0	2
32 Jay Bruce, L (1, 9) OBP: 0.319, SLG: 0.566	C FF 91 X FF 93 0-1 SF8 3-H		B CU 75 C FF 92 B FF 89 X FF 91 2-1 G5-3		B SI 91 B SL 84 X FF 89 2-0 FC4-6 4 2B 7 E 1-2f	B SL 82 S FF 89 S SL 86 B SL 87 F SL 86 S FF 90 2-3 K		C FF 93 F SL 84 B FF 92 F FF 92 X SL 83 1-2 F8		4	1	0	1	0	1	3
23 Adam Duvall, R (1, 7) OBP: 0.295, SLG: 0.545	F SL 86 B FF 92 F FF 91 X SL 87 1-2 4 1B 7 2B 1-2 1B		C FF 91 B CH 86 B FF 90 C FF 92 X FF 94 2-2 3B		C FF 90 X FF 91 0-1 P4		B FF 86 B CH 82 X FF 88 2-0 P3		X FF 91 0-0 F8	5	1	2	0	0	0	1
4 Brandon Phillips, R (1, 4) OBP: 0.305, SLG: 0.377	C SL 89 B SL 86 D SL 86 X FF 91 2-1 7 2B 1-3 2-H 1B		C CH 86 F FF 92 B FF 92 B FF 92 S FF 90 2-3 K		D SL 86 X FF 90 1-0 7 E 1-3 2B		B SL 86 C FF 88 F SL 84 F FF 89 B SL 86 S FF 88 2-3 K		B FF 92 X FF 91 1-0 7 L8 2B	5	2	3	1	0	2	1
7 Eugenio Suárez, R (1, 5) OBP: 0.302, SLG: 0.413	X CU 77 0-0 1-H 3-H 2B		B FF 93 X FF 91 1-0 G5-3		B FF 91 X FF 92 1-0 E7 2-H 3-H 1B		C CH 81 B FF 88 B FF 88 F SL 84 B FF 88 B SL 84 4-2 16 BB BB		B FF 92 C FF 91 F SL 83 X FF 92 1-2 L8 2-3	4	0	2	4	1	0	2
16 Tucker Barnhart, L (1, 2) OBP: 0.318, SLG: 0.383	B CH 87 S FF 91 X CH 87 1-1 F8			B FF 90 B SL 85 X FF 92 2-0 G4-3	I IN 77 I IN 78 I IN 76 I IN 76 4-0 IBB		B FF 86 B FF 87 S FF 88 F FF 88 B FF 88 B FF 88 4-2 1-2 BB		X FF 92 0-0 F8	3	0	0	0	2	0	2
29 Brandon Finnegan, L (1, 1) OBP: 0.167, SLG: 0.150 40 Tyler Holt, R (7, PH) OBP: 0.289, SLG: 0.252 21 Michael Lorenzen, R (7, 1) 36 Blake Wood, R (9, 1)		B FF 93 B FF 91 B FF 92 C FF 90 X FF 91 3-1 P6		B FF 92 C FF 91 C FF 92 X SL 88 1-2 G4-3	S FF 90 S SL 83 F FF 92 F CU 84 F FF 92 S SL 86 0-3 K2-3		C SL 83 S FF 88 S FF 88 0-3 K			3 1 0 0	0 0 0 0	0 0 0 0	0 0 0 0	1 1 0 0	2 2 0 0
Inning Stats	R: 4 E: 0 K: 0 S: 14 H: 4 LOB: 1 BB: 1 P: 23	R: 0 E: 0 K: 1 S: 9 H: 1 LOB: 1 BB: 0 P: 15	R: 0 E: 0 K: 1 S: 9 H: 1 LOB: 1 BB: 0 P: 16	R: 0 E: 0 K: 0 S: 9 H: 1 LOB: 1 BB: 0 P: 15	R: 2 E: 1 K: 1 S: 14 H: 3 LOB: 2 BB: 1 P: 24	R: 0 E: 0 K: 1 S: 12 H: 0 LOB: 1 BB: 1 P: 22	R: 0 E: 0 K: 2 S: 12 H: 0 LOB: 2 BB: 2 P: 24	R: 0 E: 0 K: 0 S: 7 H: 0 LOB: 1 BB: 1 P: 13	R: 0 E: 0 K: 0 S: 6 H: 1 LOB: 1 BB: 0 P: 8	1B: 6 2B: 3 3B: 2 HR: 0 SF: 1 SAC: 0 DP: 0 HBP: 0						

PITCHER		IP	WLS	BF	H	R	ER	SO	BB	IBB	HBP	BLK	WP	HR	S	P	ERA	WHIP
33 Edwin Jackson, R ERA: 5.46	(1, 1)	5.0	L	27	10	6	6	3	1	1	0	0	0	0	55	93	10.80	2.200
77 Buddy Baumann, L ERA:	(6, 1)	2.0		9	0	0	0	3	3	0	0	0	0	0	24	46	0.00	1.500
54 Keith Hessler, L ERA: 11.25	(8, 1)	2.0		8	1	0	0	0	1	0	0	0	0	0	13	21	0.00	1.000

PITCHER	IP	WLS	BF	H	R	ER	SO	BB	IBB	HBP	BLK	WP	HR	S	P	ERA	WHIP

TOP

Cincinnati Reds @ San Diego Padres

Petco Park, San Diego, CA

Fri Jul 29 2016, 7:42 PM - 10:38 PM PDT

Att. 33,509 - Clear - 74 F

livebaseballscorecards.com

AB	37
R	6
H	11
RBI	6
BB	6
SO	6
LOB	17

PA: 44

WP: 0
PB: 0
SB: 1
CS: 0

Batter	1	2	3	4	5	6	7	8	9	AB	R	H	RBI	BB	SO	LOB
16 Travis Jankowski, L (1, 8) OBP: 0.351, SLG: 0.308	C SI 88 B SL 82 F SI 90 C SI 92 1-3 ① K		L CH 88 X SL 80 0-1 ① F8		X SI 89 0-0 ③ F8			C SI 95 F FF 96 D SL 85 B SL 86 X FF 96 2-2 ②③ G4-6-3 1-2f		4	0	0	0	0	1	1
4 Wil Myers, R (1, 3) OBP: 0.348, SLG: 0.494	B SL 84 C SI 91 B CH 83 F FF 90 B SL 84 B SL 85 4-2 11 BB 1B BB		C CH 83 C SL 81 B SI 92 F SI 92 F FF 92 F SI 92 F SL 84 B CH 83 B SL 83 3-2 X FF 81 2B			B SL 79 B CH 87 X SI 89 2-0 ① L9			C SL 89 B CH 85 X FF 96 1-1 D 1B	3	0	2	0	1	0	0
Matt Kemp, R (1, 9) OBP: 0.285, SLG: 0.489	F SI 92 B SL 83 1 SAFE X SI 92 1-1 11 BB 1-2 1B		B SI 90 B CH 87 B SI 91 C SI 90 F SI 90 B SI 93 4-2 12 G4-6-3 BB			C CH 82 C SL 82 B SL 81 X CH 83 1-2 12 G5-4-3 1B			C FF 97 C FF 96 F SL 88 S SL 90 0-3 ① K 1-2	3	0	2	0	1	1	1
24 Alex Dickerson, L (1, 7) OBP: 0.326, SLG: 0.571 12 Christian Bethancourt, R (1, 7) OBP: 0.297, SLG: 0.433	B SI 90 B SI 91 B SI 91 C SI 90 F SI 92 S SI 94 3-3 ② K		F SL 81 X CH 82 0-1 ②③ G4-6-3 1-2f			B SI 91 B SI 89 B SI 90 C SI 89 X SI 90 3-1 ②③ G5-4-3 1-2f			C FF 97 B SL 88 S SL 88 B SL 90 F FF 98 S SL 89 2-3 ② K	0 4	0 0	0 0	0 0	0 0	0 2	0 6
11 Ryan Schimpf, L (1, 4) OBP: 0.350, SLG: 0.578	B SL 84 B FF 92 B SI 93 B SI 91 4-0 1-2 2-3 BB			F CH 87 B CH 88 X SL 82 1-1 ① F8 B SL 80 S SI 90 B SI 90 S SI 90 B CH 82 S SI 92 3-3 ② K			F SL 91 S FF 97 B SL 85 S SL 83 1-3 ① K B FF 97 B FF 96 C SI 96 F FF 95 S SL 86 2-3 ② K		F FF 98 B CH 87 D CH 86 F FF 96 B FF 96 B SL 87 4-2 BB B FF 97 S SL 89 F SL 91 S SL 90 1-3 ③ K	2 4	0 0	0 0	0 0	2 0	1 3	0 5
3 Derek Norris, R (1, 2) OBP: 0.256, SLG: 0.365	X FF 92 0-0 ③ L5															
10 Alexei Ramirez, R (1, 6) OBP: 0.271, SLG: 0.322 54 Keith Hessler, L (8, 1)		B CH 88 X SI 90 1-0 ① G6-3		C CH 82 B CH 82 B SI 90 B SI 91 C SI 91 X SI 92 3-2 ③ G4-3			F SI 96 B FF 97 S SL 84 B SL 86 S SI 96 2-3 ③ K			3 0	0 0	0 0	0 0	0 0	1 0	0 0
9 Adam Rosales, R (1, 5) OBP: 0.292, SLG: 0.423		B SI 89 C SI 90 C SL 83 F SL 85 C SI 92 1-3 ② K			X CH 86 0-0 13 G6-4-3 1B			B FF 96 S FF 95 C SL 86 B SL 85 F FF 96 C SL 84 2-3 ① K		3	0	1	0	0	2	0
33 Edwin Jackson, R (1, 1) OBP: 0.500, SLG: 0.500 13 José Rondón, R (5, PH) 77 Buddy Baumann, L (6, 1) 5 Alexi Amarista, L (8, 6) OBP: 0.306, SLG: 0.270		B SI 92 B SI 91 C SI 90 B SI 91 S SI 92 F SI 93 F SI 92 S SI 90 3-3 ③ K			B CH 87 X SI 89 1-0 ①② G6-4-3 1-2f			B FF 96 F SL 93 X CH 88 1-1 16 G4-6-3 1B		1 1 0 1	0 0 0 0	0 0 0 1	0 0 0 0	0 0 0 0	1 0 0 0	0 1 0 0
Inning Stats	R: 0 E: 0 K: 2 S: 11 H: 1 LOB: 3 BB: 2 P: 24	R: 0 E: 0 K: 2 S: 10 H: 0 LOB: 0 BB: 0 P: 15	R: 0 E: 0 K: 0 S: 13 H: 1 LOB: 1 BB: 1 P: 20	R: 0 E: 0 K: 1 S: 8 H: 0 LOB: 0 BB: 0 P: 15	R: 0 E: 0 K: 0 S: 3 H: 1 LOB: 0 BB: 0 P: 4	R: 0 E: 0 K: 0 S: 6 H: 1 LOB: 0 BB: 0 P: 12	R: 0 E: 0 K: 3 S: 9 H: 0 LOB: 0 BB: 0 P: 14	R: 0 E: 0 K: 1 S: 9 H: 1 LOB: 0 BB: 0 P: 14	R: 0 E: 0 K: 3 S: 15 H: 1 LOB: 2 BB: 1 P: 23	1B: 5 2B: 1 3B: 0 HR: 0	SF: 0 SAC: 0 DP: 4 HBP: 0			WP: 0 PB: 0 SB: 0 CS: 0	PA: 33		

PITCHER		IP	WLS	BF	H	R	ER	SO	BB	IBB	HBP	BLK	WP	HR	S	P	ERA	WHIP
29 Brandon Finnegan, L ERA: 4.68	(1, 1)	6.0	W	22	4	0	0	5	3	0	0	0	0	0	51	90	0.00	1.167
21 Michael Lorenzen, R ERA: 2.95	(7, 1)	2.0		6	1	0	0	4	0	0	0	0	0	0	18	28	0.00	0.500
36 Blake Wood, R ERA: 3.35	(9, 1)	1.0		5	1	0	0	3	1	0	0	0	0	0	15	23	0.00	2.000

PITCHER	IP	WLS	BF	H	R	ER	SO	BB	IBB	HBP	BLK	WP	HR	S	P	ERA	WHIP

BOTTOM

Cincinnati Reds @ San Diego Padres

Petco Park, San Diego, CA

Fri Jul 29 2016, 7:42 PM - 10:38 PM PDT

Att. 33,509 - Clear - 74 F

livebaseballscorecards.com

AB	29
R	0
H	6
RBI	0
BB	4
SO	12
LOB	14

Batter	1	2	3	4	5	6	7	8	9	10	AB	R	H	RBI	BB	SO	LOB
6 Billy Hamilton, S (1, 8) OBP: 0.301, SLG: 0.347	B SI 89 C SI 90 B CU 78 S SL 83 X CU 78 2-2 ① G1-3		C CU 78 C CU 78 X FF 90 0-2 3-H 1B			C CU 76 B CU 76 B SI 88 F SL 80 F SL 81 F SL 81 B CU 74 S SL 80 3-3 ① K		B FF 91 X FF 91 1-0 ③ L6			4	0	1	1	0	1	0
2 Zack Cozart, R (1, 6) OBP: 0.318, SLG: 0.466	C CU 78 F SI 92 F SL 84 B SL 83 B SI 90 F CU 77 F SL 83 F SI 91 F SL 84 2-2 X SI 91 19 G1-6-3 1B		F SI 89 X SL 82 0-1 ③ F7			C SI 89 B SI 90 S CU 76 X SL 83 1-2 ② G5-3			B FF 96 B SL 85 F FF 92 B FF 96 X FF 95 3-1 ① F7		4	0	1	0	0	0	1
19 Joey Votto, L (1, 3) OBP: 0.418, SLG: 0.493	C SI 89 F CU 77 X SL 83 0-2 ② ③ G1-6-3 1-2f			X SI 89 0-0 32 F8 1B		B CU 77 C SL 82 C CU 76 F CH 84 B CU 76 X CU 74 2-2 1B			B SL 85 B CH 85 B FF 96 F FF 94 S FF 96 F FF 96 S FF 97 3-3 ② K		4	0	2	0	0	1	1
32 Jay Bruce, L (1, 9) OBP: 0.316, SLG: 0.559		B CH 83 F CH 84 X CH 78 1-1 ① G4-3		D CU 77 X SI 89 1-0 ① F8 1-2		B CH 88 S SL 81 F SI 89 F CH 87 D SL 82 X CU 76 2-2 ③ F8			F FF 95 X SL 86 0-1 ③ F8		4	0	0	0	0	0	2
23 Adam Duvall, R (1, 7) OBP: 0.292, SLG: 0.539		B SI 90 S SL 82 X SI 90 1-1 ② P3		F CU 78 B SI 90 F CU 78 B FF 90 F SI 89 X SL 82 2-2 ② P3			B SL 87 B FF 96 F FF 94 X SL 86 2-1 ① G5-3			C CU 79 S ST 83 B ST 81 C SI 94 1-3 ① K	4	0	0	0	0	1	1
4 Brandon Phillips, R (1, 4) OBP: 0.302, SLG: 0.373		C CU 77 F SI 91 X SL 85 0-2 ③ G6-3		D SL 82 F SI 90 C CU 78 X SL 82 1-2 ③ G4-3			C FF 95 X SL 90 0-1 ② G6-3			C SI 94 X CU 79 0-1 ② G5-3	4	0	0	0	0	0	1
7 Eugenio Suárez, R (1, 5) OBP: 0.305, SLG: 0.416 26 Raisel Iglesias, R (7, 1) OBP: 0.091, SLG: 0.091 9 José Peraza, R (10, PH) OBP: 0.292, SLG: 0.250 70 Jumbo Díaz, R (10, 1)			C CU 79 B SI 91 F CU 78 X SL 83 1-2 28 F9 6 1B 2B		C CU 77 B CU 78 F SI 88 B SI 90 B CU 78 B SL 82 4-2 16 G6-4-3 BB		B SL 87 X FF 95 1-0 ③ G5-3			X SI 94 0-0 ③ G5-3	2 0 1 0	1 0 0 0	1 0 0 0	0 0 0 0	1 0 0 0	0 0 0 0	0 0 0 0
16 Tucker Barnhart, L (1, 2) OBP: 0.315, SLG: 0.378			C CU 77 F SL 83 F SI 90 S CH 84 0-3 ① K		B SI 88 C CU 77 X SL 82 1-1 ① ② G6-4-3 1-2f			B FF 91 B SL 88 X FF 91 2-0 ① F9			3	0	0	0	0	1	2
28 Anthony DeSclafani, R (1, 1) OBP: 0.158, SLG: 0.158 3 Iván De Jesús Jr., R (7, 5) OBP: 0.279, SLG: 0.298			X SI 88 0-0 ② F9 2-3		X SI 89 0-0 ③ F9			B FF 92 C FF 92 C FF 92 F FF 91 X FF 92 1-2 ② F9			2 1	0 0	0 0	0 0	0 0	0 0	1 0
Inning Stats	R: 0 E: 0 K: 0 S: 14 H: 1 LOB: 0 BB: 0 P: 18	R: 0 E: 0 K: 0 S: 7 H: 0 LOB: 0 BB: 0 P: 9	R: 1 E: 0 K: 1 S: 13 H: 2 LOB: 1 BB: 0 P: 14	R: 0 E: 0 K: 0 S: 9 H: 1 LOB: 1 BB: 0 P: 13	R: 0 E: 0 K: 0 S: 5 H: 0 LOB: 0 BB: 1 P: 10	R: 0 E: 0 K: 1 S: 16 H: 1 LOB: 1 BB: 0 P: 24	R: 0 E: 0 K: 0 S: 5 H: 0 LOB: 0 BB: 0 P: 8	R: 0 E: 0 K: 0 S: 6 H: 0 LOB: 0 BB: 0 P: 10	R: 0 E: 0 K: 1 S: 8 H: 0 LOB: 0 BB: 0 P: 14	R: 0 E: 0 K: 1 S: 6 H: 0 LOB: 0 BB: 0 P: 7	1B: 4 2B: 1 3B: 0 HR: 0	SF: 0 SAC: 0 DP: 2 HBP: 0						

PITCHER		IP	WLS	BF	H	R	ER	SO	BB	IBB	HBP	BLK	WP	HR	S	P	ERA	WHIP
53 Christian Friedrich, L ERA: 4.72	(1, 1)	6.0		22	5	1	1	2	1	0	0	0	0	0	64	88	1.50	1.000
62 José Domínguez, R ERA: 3.18	(7, 1)	1.0		3	0	0	0	0	0	0	0	0	0	0	5	8	0.00	0.000
40 Ryan Buchter, L ERA: 2.87	(8, 1)	1.0		3	0	0	0	0	0	0	0	0	0	0	6	10	0.00	0.000
37 Brandon Maurer, R ERA: 4.5	(9, 1)	1.0		3	0	0	0	1	0	0	0	0	0	0	8	14	0.00	0.000
52 Brad Hand, L ERA: 3.04	(10, 1)	1.0	W	3	0	0	0	1	0	0	0	0	0	0	6	7	0.00	0.000

PITCHER	IP	WLS	BF	H	R	ER	SO	BB	IBB	HBP	BLK	WP	HR	S	P	ERA	WHIP

TOP

Cincinnati Reds @ San Diego Padres

Petco Park, San Diego, CA

Sat Jul 30 2016, 5:41 PM - 8:25 PM PDT

Att. 31,620 - Partly Cloudy - 73 F

livebaseballscorecards.com

AB	33
R	1
H	5
RBI	1
BB	1
SO	4
LOB	9

Batter	1	2	3	4	5	6	7	8	9	10	AB	R	H	RBI	BB	SO	LOB
16 Travis Jankowski, L (1, 8) OBP: 0.343, SLG: 0.300	C FF 90 C KC 78 B KC 80 B SI 93 S SI 93 2-3 ① **K**		B SL 83 C FF 94 B FF 94 X FF 94 2-1 ③ **G4-3**			L FF 90 X FF 92 0-1 ① **G4-3**		S CH 84 F CH 85 C SL 81 0-3 ① **K**			4	0	0	0	0	2	1
11 Ryan Schimpf, L (1, 4) OBP: 0.346, SLG: 0.562	B FF 93 F SI 92 B KC 82 F SL 88 F SI 95 B FF 93 X SI 93 3-2 ② **L4**			C CH 85 S SL 87 F FF 92 S SL 88 0-3 ① **K**		B SL 87 F SI 88 B KC 79 B SI 93 B FF 94 4-1 **4 BB 5 1B BB**		X CH 85 0-0 ② **G1-3**			3	1	0	0	1	1	0
4 Wil Myers, R (1, 9) OBP: 0.347, SLG: 0.490	C FF 93 B CH 87 B SL 89 C SI 94 B SL 89 X SL 90 3-2 ③ **L8**			B KC 81 C SL 86 C FF 93 C SI 93 1-3 ② **K**		C FF 93 B FF 93 B KC 82 1 SAFE B SL 87 B SL 88 4-1 **5 1B 1-2 BB**		C SL 82 C FF 95 B SL 84 B SL 86 B SL 86 C FF 95 3-3 ③ **K**			3	0	0	0	1	2	0
39 Brett Wallace, L (1, 3) OBP: 0.343, SLG: 0.362		X FF 91 0-0 ① **P6**		C SI 93 B KC 82 F SL 87 B SL 87 X SI 94 2-2 ③ **F7**		X SI 92 0-0 ② **L9**			B FF 92 S CH 86 B CH 86 B FF 94 F FF 95 X FF 95 3-2 ① **P4**		4	0	0	0	0	0	2
5 Alexi Amarista, L (1, 7) OBP: 0.324, SLG: 0.290		B FF 91 C FF 93 B SL 89 X CH 87 2-1 ② **L7**			B FF 92 C FF 92 F SI 92 X FF 93 1-2 **9 F8 13 1B 1B**	B FF 93 B FF 94 C FF 92 F SI 93 X SL 88 2-2 **13 S 1-3 2-H 1B**			C FF 94 X SI 88 0-1 **13 E 1B**		4	0	3	1	0	0	0
13 José Rondón, R (1, 6) OBP: 0.200, SLG: 0.200		C KC 80 F SI 93 B SI 93 B SL 83 S FF 94 2-3 ③ **K**			1 SAFE C FF 93 1 SAFE X SL 88 0-1 **1-2 1B**	F FF 94 1 SAFE B SL 83 D SL 83 F SI 94 F FF 93 F FF 94 X SL 84 2-2 ③ **G1-3 1-2**			1 SAFE B SL 86 B FF 95 1 SAFE F FF 95 1 SAFE C FF 96 B SL 86 S SL 86 3-3 ② **K 1-3**		4	0	1	0	0	2	3
3 Derek Norris, R (1, 2) OBP: 0.253, SLG: 0.360			X FF 91 0-0 ① **L7**		C FF 93 X FF 93 0-1 ① **F8**		C SL 83 B SL 84 X FF 95 1-1 ① **G5-3**		B SL 85 C FF 96 C FF 96 B SL 85 X FF 97 2-2 ③ **G1-3**		4	0	0	0	0	0	3
9 Adam Rosales, R (1, 5) OBP: 0.297, SLG: 0.452			B FF 92 F FF 93 B KC 80 X FF 93 2-1 **2B**		F KC 82 B FF 94 X FF 93 1-1 ② **F8 2-3**		C SI 94 F FF 97 B SL 85 S SL 86 1-3 ② **K**			B SL 83 F FF 96 B FF 97 S FF 97 X FF 96 2-2 **HR**	4	1	2	1	0	1	2
53 Christian Friedrich, R (1, 1) OBP: 0.154, SLG: 0.083 62 José Domínguez, R (7, 1) 10 Alexei Ramírez, R (7, PH) OBP: 0.271, SLG: 0.321 40 Ryan Buchter, L (8, 1) 37 Brandon Maurer, R (9, 1) 52 Brad Hand, L (10, 1)			C FF 93 S KC 81 C SL 83 0-3 ② **K**		B FF 94 F FF 93 S KC 82 C SL 84 1-3 ③ **K**		C SL 83 B SL 82 S FF 96 C FF 95 1-3 ③ **K**				2 0 1 0 0 0	0 0 0 0 0 0	0 0 0 0 0 0	0 0 0 0 0 0	0 0 0 0 0 0	2 0 1 0 0 0	3 0 0 0 0 0
Inning Stats	R: 0 H: 0 E: 0 LOB: 0 K: 1 BB: 0 S: 10 P: 18	R: 0 H: 0 E: 0 LOB: 0 K: 1 BB: 0 S: 6 P: 10	R: 0 H: 1 E: 0 LOB: 1 K: 1 BB: 0 S: 8 P: 12	R: 0 H: 0 E: 0 LOB: 0 K: 2 BB: 0 S: 10 P: 13	R: 0 H: 2 E: 0 LOB: 2 K: 1 BB: 0 S: 12 P: 15	R: 1 H: 1 E: 0 LOB: 2 K: 0 BB: 2 S: 13 P: 25	R: 0 H: 0 E: 0 LOB: 0 K: 2 BB: 0 S: 8 P: 11	R: 0 H: 0 E: 0 LOB: 0 K: 2 BB: 0 S: 7 P: 10	R: 0 H: 1 E: 1 LOB: 1 K: 1 BB: 0 S: 11 P: 19	R: 1 H: 1 E: 0 LOB: 0 K: 0 BB: 0 S: 3 P: 5	1B: 4 SF: 0 2B: 1 SAC: 0 3B: 0 DP: 0 HR: 1 HBP: 0						

PITCHER		IP	WLS	BF	H	R	ER	SO	BB	IBB	HBP	BLK	WP	HR	S	P	ERA	WHIP
28 Anthony DeSclafani, R ERA: 2.93	(1, 1)	6.0		24	4	1	1	6	2	0	0	0	0	0	59	93	1.50	1.000
26 Raisel Iglesias, R ERA: 2.08	(7, 1)	3.0		10	1	0	0	5	0	0	0	0	0	0	26	40	0.00	0.333
70 Jumbo Díaz, R ERA: 4.26	(10, 1)	0.0	L	1	1	1	1	0	0	0	0	0	0	1	3	5	∞	∞

PITCHER	IP	WLS	BF	H	R	ER	SO	BB	IBB	HBP	BLK	WP	HR	S	P	ERA	WHIP

BOTTOM

Cincinnati Reds @ San Diego Padres

Petco Park, San Diego, CA

Sat Jul 30 2016, 5:41 PM - 8:25 PM PDT

Att. 31,620 - Partly Cloudy - 73 F

livebaseballscorecards.com

AB	33
R	2
H	6
RBI	2
BB	2
SO	11
LOB	14

WP: 0 PA: 35
PB: 0
SB: 1
CS: 0

Cincinnati Reds @ San Diego Padres

Petco Park, San Diego, CA

Sun Jul 31 2016, 1:43 PM - 4:51 PM PDT

Att. 27,436 - Sunny - 82 F

TOP

livebaseballscorecards.com

Batter	1	2	3	4	5	6	7	8	9	AB	R	H	RBI	BB	SO	LOB
6 Billy Hamilton, S (1, 8) OBP: 0.299, SLG: 0.348	B SI 88 C SI 89 C SI 93 B CU 74 B SI 92 S SI 90 3-3 ① K	B SI 90 F SI 90 B SI 92 D SI 90 T SI 90 X SI 90 3-2 ② F9			X SI 90 0-0 ② F9		B SI 91 L FF 91 X SI 93 1-1 ① F9		C FF 93 C FF 93 X SL 87 0-2 2B	5	0	1	0	0	1	1
2 Zack Cozart, R (1, 6) OBP: 0.317, SLG: 0.462	F SI 92 X SI 93 0-1 23 S 1B	B CU 74 X SI 92 1-0 ③ FC5-4 1-2f			B FC 89 C FC 84 X SI 90 1-1 ③ P3		B SI 94 C SI 95 C SI 94 B ST 82 F SI 94 X FF 95 2-2 ② F9		C FF 92 B SL 84 X FF 91 1-1 ③ L8	5	0	1	0	0	0	2
19 Joey Votto, L (1, 3) OBP: 0.419, SLG: 0.491	C SI 91 B CH 84 B FF 92 X SI 92 2-1 ② F9		F SI 92 B CH 82 C SI 92 C CU 76 1-3 ① K			B SL 83 X FF 85 1-0 4 1B 23 1B 7 FC5-2 1B	C ST 82 C FF 94 B SI 93 F ST 83 B SI 94 B FF 93 B FF 94 4-2 BB			3	0	1	0	1	1	1
23 Adam Duvall, R (1, 9) OBP: 0.294, SLG: 0.537	1 SAFE C SI 94 D CU 78 B CU 76 B SI 95 B SI 94 4-1 1-2 BB		C CU 73 B CU 74 F SI 94 S CU 76 1-3 ② K			B FF 87 X FF 88 1-0 7 FC5-2 4 1B 16 1B 1-2 1B	F SI 95 B SI 94 S SI 95 F SI 96 C ST 82 1-3 ③ K			3	1	1	0	1	2	1
4 Brandon Phillips, R (1, 4) OBP: 0.301, SLG: 0.372	B SI 94 F SI 94 F SI 95 B CU 77 F SI 94 B SI 94 X SI 94 3-2 ③ F9		T SI 94 X CU 75 0-1 ③ G3			F FF 95 C FF 95 X SL 90 0-2 16 1B 7 FC5-2 1-2 2-3 1B		B FF 90 C FF 91 C FF 91 X FF 90 1-2 ① L9		4	0	1	0	0	0	2
7 Eugenio Suárez, R (1, 5) OBP: 0.304, SLG: 0.414		B SI 91 X SI 91 1-0 9 HR 1B		C CU 72 B CU 73 X SI 92 1-1 ① G1-3		F FF 96 B FF 96 B FF 96 F FF 96 B FF 96 F FF 96 X FF 96 3-2 ① FC5-2 16 1B 1-2 2-3 3-Hf		F FF 92 F FF 91 F FF 92 F SL 88 B FF 92 B SL 83 F FF 91 S FF 92 2-3 ② K		4	1	1	0	0	1	3
9 José Peraza, R (1, 7) OBP: 0.290, SLG: 0.284		X SI 90 0-0 1-H HR		B SI 95 B SI 91 F SI 92 C SI 92 F SI 94 S SI 93 2-3 ② K		F SL 90 X FF 96 0-1 ② F6		B FF 91 X FF 92 1-0 ③ G5-3		4	1	1	2	0	1	3
16 Tucker Barnhart, L (1, 2) OBP: 0.314, SLG: 0.376		C SI 91 B CU 73 X SI 91 1-1 ① P3		F CU 72 C CU 75 C CU 77 0-3 ③ K		C FF 96 X FF 96 0-1 1-2 2-3 3-H 1B			B FF 92 B FF 92 F FF 91 B FF 92 F FF 92 X FF 93 3-2 ① F8	4	0	1	1	0	1	0
34 Homer Bailey, R (1, 1) OBP: 0.333, SLG: 0.333 36 Blake Wood, R (6, 1) 21 Michael Lorenzen, R (8, 1) 3 Iván De Jesús Jr., R (9, PH) OBP: 0.277, SLG: 0.295 52 Tony Cingrani, L (9, 1)		B SI 92 B SI 91 C SI 91 B SI 91 X SI 89 3-1 2 FC5-4 1B			C SI 90 X SI 91 0-1 ① G4-3	X FF 97 0-0 ③ G3			B SL 85 B SL 84 B FF 92 C FF 90 X FF 93 3-1 ② G4-3	3 0 0 1 0	0 0 0 0 0	1 0 0 0 0	0 0 0 0 0	0 0 0 0 0	0 0 0 0 0	3 0 0 0 0
Inning Stats	R: 0 E: 0 K: 1 S: 12 H: 1 LOB: 2 BB: 1 P: 24	R: 2 E: 0 K: 0 S: 10 H: 3 LOB: 1 BB: 0 P: 19	R: 0 E: 0 K: 2 S: 8 H: 0 LOB: 0 BB: 0 P: 10	R: 0 E: 0 K: 2 S: 9 H: 0 LOB: 0 BB: 0 P: 12	R: 0 E: 0 K: 0 S: 5 H: 0 LOB: 0 BB: 0 P: 6	R: 1 E: 0 K: 0 S: 14 H: 4 LOB: 3 BB: 0 P: 19	R: 0 E: 0 K: 1 S: 13 H: 0 LOB: 1 BB: 1 P: 21	R: 0 E: 0 K: 1 S: 10 H: 0 LOB: 0 BB: 0 P: 14	R: 0 E: 0 K: 0 S: 10 H: 1 LOB: 1 BB: 0 P: 17	1B: 7 2B: 1 3B: 0 HR: 1 SF: 0 SAC: 0 DP: 0 HBP: 0						

	AB	36
	R	3
	H	9
	RBI	3
	BB	2
	SO	7
	LOB	16

WP: 0 PB: 0 SB: 1 CS: 0 PA: 38

PITCHER		IP	WLS	BF	H	R	ER	SO	BB	IBB	HBP	BLK	WP	HR	S	P	ERA	WHIP
47 Paul Clemens, R ERA: 4.7	(1, 1)	4.1	L	18	4	2	2	5	1	0	0	0	0	1	41	67	4.15	1.154
46 Matt Thornton, L ERA: 6.19	(5, 1)	0.2		2	0	0	0	0	0	0	0	0	0	0	3	4	0.00	0.000
77 Buddy Baumann, L ERA: 3.86	(6, 1)	0.0		2	2	1	1	0	0	0	0	0	0	0	2	4	∞	∞
62 José Domínguez, R ERA: 2.92	(6, 1)	1.0		5	2	0	0	0	0	0	0	0	0	0	12	15	0.00	2.000
52 Brad Hand, L ERA: 2.98	(7, 1)	1.0		4	0	0	0	1	1	0	0	0	0	0	13	21	0.00	1.000

PITCHER		IP	WLS	BF	H	R	ER	SO	BB	IBB	HBP	BLK	WP	HR	S	P	ERA	WHIP
40 Ryan Buchter, L ERA: 2.81	(8, 1)	1.0		3	0	0	0	1	0	0	0	0	0	0	10	14	0.00	0.000
57 Leonel Campos, R ERA: 6.75	(9, 1)	1.0		4	1	0	0	0	0	0	0	0	0	0	10	17	0.00	1.000

BOTTOM

Cincinnati Reds @ San Diego Padres

Petco Park, San Diego, CA

Sun Jul 31 2016, 1:43 PM - 4:51 PM PDT

Att. 27,436 - Sunny - 82 F

livebaseballscorecards.com

Batter	1	2	3	4	5	6	7	8	9	AB	R	H	RBI	BB	SO	LOB
16 Travis Jankowski, L (1, 8) OBP: 0.341, SLG: 0.299	X FF 93 0-0 4 S 5 G6-3 4 G6-3 1B	B KC 74 X SI 92 1-0 ① G3-1	C CH 88 X CH 84 0-1 ① G3	B SI 96 B SI 95 C SL 92 B FF 95 C FF 95 S SI 95 3-3 ① K	4	1	1	0	0	1	0
5 Alexi Amarista, L (1, 7) OBP: 0.330, SLG: 0.299	1 SAFE B FF 91 B FF 91 C CH 89 B FF 92 C FF 92 1 SAFE X FF 93 3-2 ① G6-3 1-2	B FF 91 B FF 93 C FF 92 F FF 93 X CH 88 2-2 ② F7	B KC 77 F FF 92 B FF 91 X SL 85 2-1 11 S 4 BB 11 BB 1B	C FF 96 X FF 95 0-1 11 HBP 4 BB 1B	4	0	2	0	0	0	1
4 Wil Myers, R (1, 3) OBP: 0.348, SLG: 0.487	B SL 88 X SL 88 1-0 ② G6-3 2-H	C KC 77 X KC 77 0-1 ③ G5-3	B FF 92 1 SAFE 1 SAFE C FF 92 D KC 78 C SL 86 1 SAFE B SL 87 1 SAFE 4-2 D SL 86 11 BB 11 S 32 S 1-2 BB	C FF 96 D FF 96 B SL 86 1 SAFE B SI 95 F FF 96 1 SAFE B SI 95 4-2 11 HBP 1-2 BB	2	1	0	1	2	0	0
11 Ryan Schimpf, L (1, 4) OBP: 0.359, SLG: 0.561	B FF 94 B KC 78 F FF 94 F FF 93 X CH 88 2-2 32 1B 1B	F FF 93 B CH 85 C KC 76 F CH 86 B CH 88 C FF 95 2-3 ① K	C FF 92 B FF 92 D SL 88 B FF 93 D KC 79 4-1 ② 32 S 1-3 2-H BB	D SL 94 B SL 93 S SL 93 C FF 95 F FF 97 F SL 94 H FF 96 3-2 1-2 2-3 HBP	2	0	1	0	1	1	0
32 Jabari Blash, R (1, 9) OBP: 0.273, SLG: 0.179	X FF 94 0-0 1-2 1B	B SL 88 C FF 95 F FF 93 B CH 88 B SL 88 F SL 88 S FF 94 3-3 ② K	B SL 88 C SL 89 S KC 80 B CH 86 B FF 95 B SL 90 4-2 1-2 3-H BB	B FF 95 S SI 94 S FF 94 D SL 87 B SI 95 F FF 95 S SI 96 3-3 ② K	3	0	1	0	1	2	3
12 Christian Bethancourt, R (1, 2) OBP: 0.288, SLG: 0.419	C SL 88 S CH 85 X CH 85 0-2 ③ F8	C SL 89 F FF 95 S FF 95 0-3 ③ K	C SL 90 S SL 90 D SL 85 C FF 97 1-3 ③ K	F SL 85 X SI 96 0-1 ③ F7	4	0	0	0	0	2	7
13 José Rondón, R (1, 6) OBP: 0.111, SLG: 0.111		B SI 92 X SL 87 1-0 ① G6-3	C FF 92 F CH 86 X KC 77 0-2 ① P6	B FF 94 C SL 87 X FF 95 1-1 ① G3	B FF 94 S FF 94 C FF 95 B FF 89 B FF 95 F FF 94 S FF 95 3-3 ① K	4	0	0	0	0	1	0
9 Adam Rosales, R (1, 5) OBP: 0.290, SLG: 0.440		C FF 93 B SL 87 X SI 93 1-1 ② G5-3	B KC 78 B FF 95 C FF 93 S SL 88 S SL 87 2-3 ② K	B FF 96 B SL 90 S SL 89 F SL 88 B SI 96 F SL 89 X SL 89 3-2 ② G5-3	C FF 95 C FF 94 B FF 95 F FF 95 S FF 94 1-3 ② K	4	0	0	0	0	2	0
47 Paul Clemens, R (1, 1) 46 Matt Thornton, L (6, 1) 33 Edwin Jackson, R (5, PH) OPP: 0.434, SLG: 0.429 77 Buddy Baumann, L (8, 1) 62 José Domínguez, R (8, 1) 52 Brad Hand, L (7, 1) 39 Brett Wallace, L (7, PH) OPP: 0.667, SLG: 0.556 40 Ryan Buchter, L (8, 1) 57 Leonel Campos, R (9, 1) 3 Derek Norris, R (9, PH) OPP: 0.200, SLG: 0.200		B FF 93 B FF 93 C FF 92 C FF 93 S FF 95 2-3 ③ K	C FF 95 S SL 90 F FF 95 B KC 81 C KC 80 1-3 ③ K	S SL 89 C FF 96 F SL 89 B CH 83 B FF 96 S SL 88 2-3 ③ K	B FF 94 C FF 95 F FF 95 X FF 94 1-2 ③ F8	1 0 0 0 0 1 0 0 0 0 0 0 0 0 1 0 0 0 0 1 0 0 0 0 0 0 0 0 0 0 0 0 0 0 0 0 0 0 0 0 0 0 1 0 0 0 0 1 0 0 0 0 0 0 0 0 0 0 0 0 0 0 0 1 0 0 0 0 0 0						
Inning Stats	R: 1 H: 3 E: 0 LOB: 2 K: 0 BB: 0 S: 12 P: 18	R: 0 H: 0 E: 0 LOB: 0 K: 1 BB: 0 S: 6 P: 10	R: 0 H: 0 E: 0 LOB: 0 K: 0 BB: 0 S: 6 P: 9	R: 0 H: 0 E: 0 LOB: 0 K: 3 BB: 0 S: 11 P: 16	R: 0 H: 0 E: 0 LOB: 0 K: 2 BB: 0 S: 10 P: 13	R: 1 H: 1 E: 0 LOB: 2 K: 1 BB: 3 S: 12 P: 27	R: 0 H: 0 E: 0 LOB: 0 K: 1 BB: 0 S: 10 P: 16	R: 0 H: 1 E: 0 LOB: 3 K: 2 BB: 1 S: 17 P: 30	R: 0 H: 0 E: 0 LOB: 0 K: 2 BB: 0 S: 11 P: 16	1B: 5 SF: 0 2B: 0 SAC: 0 3B: 0 DP: 0 HR: 0 HBP: 1						

AB	31
R	2
H	5
RBI	1
BB	4
SO	12
LOB	11

WP: 0	PA: 36
PB: 0	
SB: 5	
CS: 0	

PITCHER		IP	WLS	BF	H	R	ER	SO	BB	IBB	HBP	BLK	WP	HR	S	P	ERA	WHIP
34 Homer Bailey, R ERA: 3.18	(1, 1)	5.2	W	23	4	2	2	6	3	0	0	0	0	0	54	89	3.18	1.235
36 Blake Wood, R ERA: 3.26	(6, 1)	1.1	H	4	0	0	0	2	0	0	0	0	0	0	13	20	0.00	0.000
21 Michael Lorenzen, R ERA: 2.79	(8, 1)	1.0	H	6	1	0	0	2	1	0	1	0	0	0	17	30	0.00	2.000
52 Tony Cingrani, L ERA: 3.13	(9, 1)	1.0	S	3	0	0	0	2	0	0	0	0	0	0	11	16	0.00	0.000

PITCHER	IP	WLS	BF	H	R	ER	SO	BB	IBB	HBP	BLK	WP	HR	S	P	ERA	WHIP

Batter	1	2	3	4	5	6	7	8	9	AB	R	H	RBI	BB	SO	LOB
55 Stephen Piscotty, R (1, 8) (8, 9) OBP: 0.356, SLG: 0.472	B FF 89 F FF 89 B CU 73 B SL 84 F FF 90 F FF 89 F FF 90 F SL 82 X SL 84 3-2 37 FC6-5 1B		F FF 88 X CU 73 0-1 ① F7		F SL 83 X CH 80 0-1 ③ G5-3		F CH 86 S SL 81 F SL 82 S SL 83 0-3 ③ K		B SL 87 S FF 97 S FF 97 B FF 98 B SL 83 F FF 98 B FF 98 4-2 37 1B BB	4	0	1	0	1	1	0
37 Brandon Moss, L (1, 9) (8, 7) (8, 3) OBP: 0.349, SLG: 0.585	C CH 82 T FF 89 X CH 82 0-2 ① FC6-5 32 BB 1-2f		B CH 82 F SL 82 X FF 90 1-1 ② F9			C CH 82 C FF 89 X CH 80 0-2 7 L8 27 2B		F FF 96 X FF 96 0-1 HR	1 SAFE B FF 98 F FF 97 1 SAFE X FF 97 1-1 41 IBB 1-3 1B	5	2	3	1	0	0	1
7 Matt Holliday, R (1, 7) OBP: 0.308, SLG: 0.451 30 Jonathan Broxton, R (8, 1) 41 Jeremy Hazelbaker, L (8, 7) OBP: 0.301, SLG: 0.477 26 Seunghwan Oh, R (8, 1)	C FF 88 S SL 83 F FF 90 S SL 84 0-3 ② K		B FF 90 F FF 90 X CH 82 1-1 2B			F FF 89 B SL 81 X CU 70 1-1 ① L8 2-3		C SL 91 B FF 96 B SI 94 F SL 91 C FF 97 2-3 ① K	I IN 60 I IN 62 I IN 66 I IN 66 4-0 1-2 IBB	4	0	1	0	0	2	2
										0	0	0	0	0	0	0
										0	0	0	0	1	0	0
										1	0	0	0	0	1	3
32 Matt Adams, L (1, 3) OBP: 0.309, SLG: 0.459	B CH 82 B FF 89 B FF 89 B FF 88 4-0 1-2 BB		B CH 82 F CH 82 F SL 83 S CH 81 1-3 ③ K			F CH 83 B FF 90 C FF 90 F SL 84 B FF 90 F CH 83 S SL 82 2-3 ② K2-3		X FF 96 0-0 ② F8	C FF 95 B FF 96 C FF 95 C FF 96 1-3 ③ K	3	0	0	0	1	2	2
27 Jhonny Peralta, R (1, 6) OBP: 0.260, SLG: 0.422 46 Kevin Siegrist, L (6, 1) 67 Matt Bowman, R (7, 1) 28 Tommy Pham, R (8, PH) OBP: 0.313, SLG: 0.525	B FF 88 B FF 89 C SL 83 C SL 82 D SL 83 C SL 82 3-3 ③ K			B FF 88 X SL 82 1-0 ① G5-3		S CH 81 X CH 83 0-1 3-H 2B		X SL 91 0-0 HR		3	0	1	1	0	1	2
										0	0	0	0	0	0	0
										0	0	0	0	0	0	0
										1	1	1	1	0	0	0
4 Yadier Molina, R (1, 2) OBP: 0.336, SLG: 0.377		B FF 88 X FF 88 1-0 ① L8		X FF 88 0-0 ② L8		F FF 89 X FF 87 0-1 ③ P4		B FF 97 X FF 97 1-0 2B		4	0	1	0	0	0	1
3 Jedd Gyorko, R (1, 5) OBP: 0.312, SLG: 0.488		C SL 82 X CH 81 0-1 ② G5-3		C SL 82 B FF 89 C FF 89 X CU 75 1-2 ③ F7			X SL 80 0-0 HR	C FF 96 X FF 96 0-1 ③ G6-3		4	1	1	1	0	0	1
16 Kolten Wong, L (1, 4) OBP: 0.325, SLG: 0.317		B FF 89 X FF 88 1-0 ③ L8			X FF 88 0-0 ① L8		B CH 86 X FF 94 1-0 ① L9		X FF 96 0-0 ① L7	4	0	0	0	0	0	0
50 Adam Wainwright, R (1, 1) OBP: 0.186, SLG: 0.452 29 Zach Duke, L (6, 1) 35 Greg Garcia, L (6, 6) OBP: 0.417, SLG: 0.427			C FF 86 X SL 82 0-1 HR		B FF 88 B FF 88 C FF 87 B FF 87 X FF 88 3-1 ② L8		B FF 94 C FF 94 B SL 82 F CH 86 S SL 82 2-3 ② K		F FF 97 B FF 96 F SL 85 B FF 98 B FF 97 F FF 97 F FF 98 X FF 98 3-2 ② G3-1	2	1	1	1	0	0	0
										0	0	0	0	0	0	0
										2	0	0	0	0	1	0

TOP

St. Louis Cardinals @ Cincinnati Reds

Great American Ball Park, Cincinnati, OH

Tue Aug 02 2016, 7:13 PM - 10:24 PM EDT

Att. 25,270 - Overcast - 87 F

livebaseballscorecards.com

AB	37
R	5
H	10
RBI	5
BB	3
SO	8
LOB	12

Inning Stats	1	2	3	4	5	6	7	8	9
	R: 0 E: 0 K: 2 S: 16	H: 1 LOB: 2 BB: 1 P: 26	R: 0 E: 0 K: 0 S: 4	H: 0 LOB: 0 BB: 0 P: 6	R: 1 E: 0 K: 1 S: 11	H: 2 LOB: 1 BB: 0 P: 14	R: 0 E: 0 K: 0 S: 5	H: 0 LOB: 0 BB: 0 P: 7	R: 0 E: 0 K: 0 S: 5	H: 0 LOB: 0 BB: 0 P: 8	R: 1 E: 0 K: 1 S: 14	H: 2 LOB: 1 BB: 0 P: 17	R: 1 E: 0 K: 2 S: 9	H: 1 LOB: 0 BB: 0 P: 12	R: 2 E: 0 K: 1 S: 10	H: 3 LOB: 1 BB: 0 P: 13	R: 0 E: 0 K: 1 S: 14	H: 1 LOB: 3 BB: 2 P: 27

| | | | | | | | | | |

Batter	1	2	3	4	5	6	7	8	9	AB	R	H	RBI	BB	SO	LOB
6 Billy Hamilton, S (1, 8) OBP: 0.298, SLG: 0.343	C SI 88 F CU 71 B CU 73 F CU 74 B FC 82 B CU 72 F FC 86 F FC 87 F FC 86 4-2 B CU 75 3 G4-3 3 S 19 2B BB	B FF 90 S FC 84 C CU 73 B CU 75 B SI 93 S FC 86 3-3 ② K	B FC 82 F FC 84 B CU 70 F FC 85 X CU 75 2-2 ② G4-3	C SI 92 C SI 92 B FF 92 B FF 93 D FF 93 C SI 92 3-3 ③ K	F FF 93 B FF 93 F FF 94 F FF 92 T FF 94 1-2 ① K			4	1	0	0	1	3	6
3 Iván De Jesús Jr., R (1, 6) OBP: 0.274, SLG: 0.291	B SI 89 L FC 84 F SI 90 D CU 73 X SI 92 2-2 ① G4-3 1-3		B FF 89 C CU 70 X CU 72 1-1 ③ L6		C FC 83 F FF 90 F CU 74 B FC 85 X FC 85 1-2 19 BB 1B		F FF 92 C CU 71 B CU 73 F FF 92 X CU 72 1-2 ① G4-3	X FF 93 0-0 ②③ G6-4-3 1-2f		5	0	1	0	0	0	4
19 Joey Votto, L (1, 3) OBP: 0.425, SLG: 0.500	X FC 85 0-0 3-H 2B			B FF 89 B FF 90 B CU 71 X FF 90 3-0 43 1B 1B	B FF 91 D CU 75 B FF 92 C FC 84 D CU 75 4-1 1-2 BB		B CU 73 B CU 73 C FF 93 X SI 92 2-1 23 HR 1B		X FF 93 0-0 23 1B 43 HR 1B	4	2	4	1	1	0	0
23 Adam Duvall, R (1, 9) OBP: 0.295, SLG: 0.543	C FF 90 B SI 88 S CU 72 B SI 91 F SI 92 X FC 83 2-2 ② G5-3			F CU 71 B CU 73 C SI 90 F CU 72 B SI 90 S SI 90 2-3 ① K	B CU 73 F CU 75 B SI 92 B FC 87 X CU 76 3-1 ③ G5-3		D CH 86 C SI 93 C FF 92 1 SAFE D CU 75 B CH 86 X CU 73 3-2 1-H HR		F FF 94 S SL 85 F SL 86 F SL 85 B FF 95 X FF 93 1-2 43 HR 1-2 1B	5	2	2	2	0	1	4
4 Brandon Phillips, R (1, 4) OBP: 0.298, SLG: 0.367	X FC 84 0-0 ③ L8			C SI 89 B SI 89 S CU 74 F FC 84 S SI 91 1-3 ② K	B SI 90 F SL 81 F CU 76 B FF 89 F SI 92 X SI 87 2-2 ① L8		B SL 86 B SI 92 C FF 92 B FF 92 F SI 92 X SI 92 3-2 E5 43 G3-6-3		B SL 82 X SL 84 1-0 ① F7	5	0	0	0	0	1	4
43 Scott Schebler, L (1, 7) OBP: 0.270, SLG: 0.406		B FC 88 B FC 88 S FC 84 X FF 90 2-1 ① P5		1 SAFE F CU 72 F FC 84 B SI 90 F FC 83 B FC 89 F CU 74 X SI 91 2-2 1-2 1B		X SI 91 0-0 40 BB 16 BB 1B	T SI 90 B FF 92 X FF 92 1-1 ②③ G3-6-3 1-2f		C FF 93 B FF 94 D FF 92 X FF 93 2-1 1-H 2-H HR	5	1	3	3	0	0	1
7 Eugenio Suárez, R (1, 5) OBP: 0.303, SLG: 0.411		C SI 89 B FC 88 B SI 89 B SI 91 F FF 90 S FC 86 3-3 ② K		C CU 73 X FC 84 0-1 ③ F7		B SI 91 B SI 90 C SI 91 F SI 90 S SI 90 2-3 ② K		B SI 93 B SI 93 F SI 94 F SI 92 B FF 95 F FF 94 F FF 93 B SI 93 4-2 49 1B 16 BB BB		3	0	0	0	1	2	3
16 Tucker Barnhart, L (1, 2) OBP: 0.320, SLG: 0.389		B FC 88 B SI 88 F FC 85 X FF 90 2-1 ③ L7			X FF 88 0-0 HR	1 SAFE B SI 90 B SI 89 1 SAFE B SI 91 C SI 90 B SI 90 4-1 40 BB 1-2 BB		B FF 94 B SL 87 B SL 86 B SI 92 4-0 49 1B 1-2 BB		2	1	1	1	2	0	0
58 Dan Straily, R (1, 1) 40 Tyler Holt, R (6, PH) OBP: 0.295, SLG: 0.252 27 Ross Ohlendorf, R (7, 1) 36 Blake Wood, R (8, 1) 49 Tony Renda, R (8, PH) OBP: 1.000, SLG: 1.000 70 Jumbo Díaz, R (9, 1)			B FC 88 C SI 87 S SI 91 B SI 92 C CU 73 2-3 ① K		B FF 88 C SI 86 B SI 89 F FF 88 C SI 90 2-3 ① K	D CU 76 B CU 74 D SL 81 B SI 90 4-0 1-2 2-3 BB		B FF 93 X FF 94 1-0 3 G6-4-3 1-2 2-3 1B		2 0 0 0 0 1 0	0 0 0 0 0 0 0	0 0 0 0 1 0 0	0 0 0 0 0 0 0	2 0 0 0 0 0 0	0 0 0 0 0 0 0
Inning Stats	R: 1 E: 0 K: 0 S: 15 H: 1 LOB: 1 BB: 1 P: 23	R: 0 E: 0 K: 1 S: 7 H: 0 LOB: 0 BB: 0 P: 14	R: 0 E: 0 K: 2 S: 8 H: 0 LOB: 0 BB: 0 P: 14	R: 0 E: 0 K: 2 S: 16 H: 2 LOB: 2 BB: 0 P: 24	R: 1 E: 0 K: 1 S: 14 H: 2 LOB: 2 BB: 1 P: 26	R: 0 E: 0 K: 2 S: 12 H: 1 LOB: 3 BB: 2 P: 27	R: 2 E: 1 K: 0 S: 14 H: 2 LOB: 0 BB: 0 P: 24	R: 0 E: 0 K: 1 S: 10 H: 1 LOB: 2 BB: 2 P: 20	R: 3 E: 0 K: 0 S: 9 H: 3 LOB: 0 BB: 0 P: 13	1B: 8 2B: 1 3B: 0 HR: 3	SF: 0 SAC: 0 DP: 2 HBP: 0	WP: 0 PB: 0 SB: 1 CS: 0	PA: 42			

PITCHER		IP	WLS	BF	H	R	ER	SO	BB	IBB	HBP	BLK	WP	HR	S	P	ERA	WHIP
50 Adam Wainwright, R ERA: 4.14	(1, 1)	5.0		22	5	2	2	6	2	0	0	0	0	1	60	101	3.60	1.400
29 Zach Duke, L ERA: 2.58	(6, 1)	0.2		5	1	0	0	1	2	0	0	0	0	0	9	21	0.00	4.500
46 Kevin Siegrist, L ERA: 2.85	(6, 1)	0.2		4	2	2	2	1	0	0	0	0	0	1	12	21	27.00	3.000
67 Matt Bowman, R ERA: 2.96	(7, 1)	0.2		2	0	0	0	0	0	0	0	0	0	0	5	9	0.00	0.000
30 Jonathan Broxton, R ERA: 3.92	(8, 1)	0.0		3	1	0	0	0	2	0	0	0	0	0	5	14	∞	∞

PITCHER		IP	WLS	BF	H	R	ER	SO	BB	IBB	HBP	BLK	WP	HR	S	P	ERA	WHIP
26 Seunghwan Oh, R ERA: 2.14	(8, 1)	1.1	L	6	3	3	3	1	0	0	0	0	0	1	14	19	20.25	2.250

BOTTOM

St. Louis Cardinals @ Cincinnati Reds

Great American Ball Park, Cincinnati, OH

Tue Aug 02 2016, 7:13 PM - 10:24 PM EDT

Att. 25,270 - Overcast - 87 F

livebaseballscorecards.com

AB	36
R	7
H	12
RBI	7
BB	6
SO	9
LOB	22

Batter	1	2	3	4	5	6	7	8	9	AB	R	H	RBI	BB	SO	LOB
28 Tommy Pham, R (1, 8) OBP: 0.316, SLG: 0.519	C FF 94 B CH 86 X CH 86 1-1 3 2B 55 FC1-5-2-6 1B	C CH 85 C FF 91 B SL 88 F CH 85 B FF 92 X CH 85 2-2 G5-3		B FF 93 F FF 92 F SL 88 F SL 87 F FF 94 B SL 88 S FF 93 2-3 K			F SL 83 F CU 78 B FF 92 B CU 80 S CU 79 2-3 K		X FF 94 0-0 3 FC5-4 1-2 1B	5	0	2	0	0	2	0
3 Jedd Gyorko, R (1, 5) OBP: 0.309, SLG: 0.486	X FF 94 0-0 55 FC1-5-2-6 37 2B 1-3 2B	B CH 84 B SL 88 F FF 93 F CH 85 F SL 88 B CH 87 X SL 88 3-2 G5-3			F SL 87 B CH 85 B SL 88 S FF 94 F FF 94 B SL 89 X FF 94 3-2 F9		F SL 84 X CU 78 0-1 G3-1		C FF 96 X FF 95 0-1 FC5-4 1-2f	5	1	1	0	0	0	2
55 Stephen Piscotty, R (1, 9) OBP: 0.355, SLG: 0.478	S SL 87 S SL 92 B SL 90 F SL 90 B SL 90 B FF 95 X FF 95 3-2 FC1-5-2-6 37 2B 2-3 3-H	B CH 84 B SL 89 X FF 93 2-0 F8			X FF 93 0-0 HR		C CU 77 S CU 80 C FF 93 0-3			4	2	1	1	0	1	2
7 Matt Holliday, R (1, 7) OBP: 0.313, SLG: 0.453 46 Kevin Siegrist, L (8, 1) 26 Seunghwan Oh, R (9, 1)	S SL 89 H SL 90 1-1 37 2B 27 FC6-2 HBP		B SL 88 S SL 86 C CH 86 B FF 93 F SL 86 B SL 89 X FF 93 3-2 1B		B CH 84 B CH 86 C SL 89 X FF 92 2-1 37 G4-6-3 1B			S FF 95 S SL 86 C FF 97 0-3 K		3 0 0	0 0 0	2 0 0	0 0 0	0 0 0	1 0 0	0 0 0
37 Brandon Moss, L (1, 3) OBP: 0.351, SLG: 0.592	B FF 93 C SL 87 S SL 89 B SL 93 F SL 89 F SL 89 B FF 94 X FF 93 3-2 27 FC6-2 35 1B 1-3 2-H 3-H 2B		B SL 87 S SL 88 B FF 93 X SL 90 2-1 27 PB 27 FC6-2 2B		F CH 90 X CH 91 0-1 G4-6-3 1-2f			X SL 94 0-0 G6-3		4	1	2	2	0	0	1
27 Jhonny Peralta, R (1, 6) OBP: 0.252, SLG: 0.408	B CH 87 B FF 93 F CH 86 S SL 89 B SL 91 X CH 84 3-2 FC6-2 4 BB 35 1B 2-3 3-H		C FF 90 B FF 92 B FF 90 B CH 86 X CH 88 3-1 FC6-2 4 FC5-4 2-H			C FF 91 B CU 77 B FF 92 X SL 82 2-1 L8		B FF 95 B SI 96 F FF 95 B SL 93 X SI 95 3-1 G6-3		4	1	0	0	0	0	3
4 Yadier Molina, R (1, 2) OBP: 0.338, SLG: 0.375	B FF 93 B CH 84 C FF 93 B FF 93 B FF 92 4-1 35 1B 1-2 BB		1 SAFE B CH 84 B FF 91 X FF 90 2-0 FC5-4 1-2f			S FF 92 B FF 93 X SL 85 1-1 G6-3			H FF 94 1-0 35 FC3-6 HBP	2	0	0	0	1	0	1
35 Greg Garcia, L (1, 4) OBP: 0.419, SLG: 0.425	X FF 92 0-0 52 FC6-4 1-2 2-H 3-H 1B			X SL 87 0-0 G5-3		B FF 92 F SL 88 B FF 93 F SL 87 B CU 79 F SL 88 D CU 78 4-2 BB			B FF 95 X SL 92 1-0 FC3-6 28 1B 1-2f	3	0	1	2	1	0	1
52 Michael Wacha, R (1, 1) OBP: 0.098, SLG: 0.026 32 Matt Adams, L (6, PH) OBP: 0.307, SLG: 0.457 67 Matt Bowman, R (6, 1) 29 Zach Duke, L (7, 1) 41 Jeremy Hazelbaker, L (8, 7) OBP: 0.299, SLG: 0.474	B FF 94 S FF 92 X FF 92 1-1 FC6-4 1-2f			C FF 91 B FF 94 C FF 93 X SL 88 1-2 G2-3		B CH 81 B SL 87 S FF 92 B SL 89 F SL 87 F SL 88 C FF 93 3-3 K			1 SAFE X SL 92 0-0 L8	2 1 0 0 1	0 0 0 0 0	0 0 0 0 0	0 0 0 0 0	0 1 0 0 0	0 1 0 0 0	2 1 0 0 1
Inning Stats	R: 4 E: 0 K: 0 S: 20 H: 4 LOB: 2 BB: 1 P: 36	R: 0 E: 0 K: 0 S: 9 H: 0 LOB: 0 BB: 0 P: 16	R: 0 E: 0 K: 0 S: 10 H: 2 LOB: 1 BB: 0 P: 20	R: 0 E: 0 K: 1 S: 9 H: 0 LOB: 0 BB: 0 P: 12	R: 1 E: 0 K: 0 S: 9 H: 2 LOB: 0 BB: 0 P: 14	R: 0 E: 0 K: 1 S: 11 H: 0 LOB: 1 BB: 1 P: 21	R: 0 E: 0 K: 2 S: 8 H: 0 LOB: 0 BB: 0 P: 10	R: 0 E: 0 K: 1 S: 6 H: 0 LOB: 0 BB: 0 P: 9	R: 0 E: 0 K: 0 S: 5 H: 1 LOB: 2 BB: 0 P: 7	1B: 5 2B: 3 3B: 0 HR: 1 SF: 0 SAC: 0 DP: 1 HBP: 2						

PITCHER	IP	WLS	BF	H	R	ER	SO	BB	IBB	HBP	BLK	WP	HR	S	P	ERA	WHIP
44 Cody Reed, L (1, 1) ERA: 7.3	5.0	L	23	8	5	5	1	1	0	1	0	0	1	57	98	9.00	1.800
73 Josh Smith, R (6, 1) ERA: 4.34	2.0		7	0	0	0	3	1	0	0	0	0	0	19	31	0.00	0.500
21 Michael Lorenzen, R (8, 1) ERA: 2.53	2.0		8	1	0	0	1	0	0	1	0	0	0	11	16	0.00	0.500

PITCHER	IP	WLS	BF	H	R	ER	SO	BB	IBB	HBP	BLK	WP	HR	S	P	ERA	WHIP

St. Louis Cardinals @ Cincinnati Reds

Great American Ball Park, Cincinnati, OH

Wed Aug 03 2016, 7:11 PM - 10:10 PM EDT

Att. 20,771 - Cloudy - 85 F

TOP

livebaseballscorecards.com

AB	34
R	5
H	9
RBI	5
BB	2
SO	5
LOB	14

WP: 0 PA: 38
PB: 1
SB: 0
CS: 0

Batter	1	2	3	4	5	6	7	8	9	AB	R	H	RBI	BB	SO	LOB
40 Tyler Holt, R (1, 8) OBP: 0.299, SLG: 0.252	B FC 90 C FF 92 S FF 93 F FC 90 X CH 84 1-2 7 1B 19 1B 1B	B CU 75 B FC 91 B FF 92 B FF 93 4-0 BB			B FC 92 B FC 90 S FF 93 X FF 94 2-1 ① B5-3 2-3		C SI 90 C SI 91 S CU 76 0-3 ② K		B FF 94 B SL 84 C SL 85 S SL 84 B FF 93 F SL 85 S SL 85 3-3 ③ K 1-2	4	1	1	0	1	2	2
7 Eugenio Suárez, R (1, 5) OBP: 0.303, SLG: 0.409	S FC 92 B FF 94 D CU 76 B FF 93 X FF 94 3-1 19 1B 4 FC5-4 1-3 1B	1 SAFE F FF 92 B FC 90 1 SAFE X FC 92 1-1 ③ F8			B FC 90 B FC 92 B FF 93 F FF 94 C FF 93 C CH 85 3-3 ② K		B SI 90 C SI 91 F SI 89 B CU 76 X FF 90 2-2 ③ G6-3			4	1	1	0	0	1	2
19 Joey Votto, L (1, 3) OBP: 0.424, SLG: 0.497	1 SAFE C CH 86 D CH 89 B FF 94 S CH 85 D CH 87 X FF 95 3-2 4 FC5-4 1-3 3-H 1B		C CU 74 B CH 84 F CH 82 F FF 93 F CH 83 B CU 76 X CH 84 2-2 ① G3		B FC 89 C FF 92 C CH 85 X CH 87 1-2 ③ G1-3			C FF 93 B FF 93 C FF 93 B CU 73 S FF 94 2-3 ① K		4	0	1	1	0	1	1
23 Adam Duvall, R (1, 7) OBP: 0.297, SLG: 0.547	C FF 94 B FC 91 F FF 94 S CH 85 1-3 ① K		X FC 91 0-0 ② L7			B FF 92 C SL 86 S SI 90 B CH 81 X CH 80 2-2 4 1B 3B		B FF 94 F CH 84 B SI 93 B FF 94 B SI 93 4-1 4 WP BB		3	1	1	0	1	1	2
4 Brandon Phillips, R (1, 4) OBP: 0.300, SLG: 0.368	C FF 94 F FF 94 F FF 92 X CH 88 0-2 ② FC5-4 43 1B 1-2f 3-H		F FC 87 X CU 74 0-1 43 PO 1B			B SI 90 X SI 90 1-0 43 G4-5-3 3 1B 3-H 1B		B FF 94 C CH 83 F FF 93 1 SAFE F FF 93 B CH 87 X CH 86 2-2 ② F8 1-2		4	1	2	2	0	0	2
43 Scott Schebler, L (1, 9) OBP: 0.269, SLG: 0.397	S FF 93 X CH 85 0-1 1-3 1B		B FF 93 B FC 90 F CH 85 F FF 91 1 SAFE 2-2 ③ PO 1-2	B CU 72 X CU 73 1-0 ① L7		F FF 89 B CH 80 X CH 79 1-1 ① G4-5-3 1-2		C SI 93 B FF 94 D CU 75 C FF 94 F CU 73 F SI 93 S FF 94 2-3 ③ K		4	0	1	0	0	1	2
3 Iván De Jesús Jr., R (1, 6) OBP: 0.273, SLG: 0.290	B CU 73 F FC 89 B FF 93 B FC 92 F FF 95 X FF 94 3-2 ③ G5-3			C FF 90 X CU 74 0-1 ② G5-3		S SL 85 B SL 85 F SI 92 X CH 79 1-2 16 G6-4-3 2-H 1B			S SL 82 X SL 87 0-1 ① G6-3	4	0	1	1	0	0	2
16 Tucker Barnhart, L (1, 2) OBP: 0.319, SLG: 0.387 6 Billy Hamilton, S (9, PR) OBP: 0.298, SLG: 0.343		C CH 81 B FF 92 B CU 71 X FC 91 2-1 ① G4-3		X CH 83 0-0 ③ G3		1 SAFE B SI 90 C CH 80 X FF 90 1-1 ②③ G6-4-3 1-2f			B CU 72 X SL 83 1-0 40 S 1B	4 0	0 0	1 0	0 0	0 0	0 0	1 0
44 Cody Reed, L (1, 1) 73 Josh Smith, R (5, PH) OBP: 0.333, SLG: 0.667 (6, 1) 49 Tony Renda, R (7, PH) OBP: 0.500, SLG: 0.500 21 Michael Lorenzen, R (8, 1) 37 Ramón Cabrera, S (9, PH) OBP: 0.295, SLG: 0.318		C FC 89 C FF 91 F CH 84 S FF 94 0-3 ② K			B FC 89 B FC 89 C FC 91 S FF 91 X FF 93 2-2 40 B5-3 2B		X SI 88 0-0 ① P4		B FF 92 C FF 92 1 SAFE 1 SAFE S FF 92 F FF 92 1 SAFE X CH 81 1-2 ② F8	1 1 1 0 1	0 0 0 0 0	0 1 0 0 0	0 0 0 0 0	0 0 0 0 0	1 0 0 0 0	0 0 0 0 1
Inning Stats	R: 2 E: 0 K: 1 S: 21 H: 4 LOB: 2 BB: 0 P: 32	R: 0 E: 0 K: 1 S: 8 H: 0 LOB: 1 BB: 1 P: 15	R: 0 E: 0 K: 0 S: 10 H: 1 LOB: 0 BB: 0 P: 14	R: 0 E: 0 K: 0 S: 4 H: 0 LOB: 0 BB: 0 P: 5	R: 0 E: 0 K: 1 S: 11 H: 1 LOB: 1 BB: 0 P: 19	R: 2 E: 0 K: 0 S: 11 H: 3 LOB: 0 BB: 0 P: 17	R: 0 E: 0 K: 1 S: 7 H: 0 LOB: 0 BB: 0 P: 9	R: 0 E: 0 K: 2 S: 13 H: 0 LOB: 1 BB: 1 P: 23	R: 0 E: 0 K: 1 S: 11 H: 1 LOB: 2 BB: 0 P: 16	1B: 8 2B: 1 3B: 1 HR: 0	SF: 0 SAC: 0 DP: 1 HBP: 0			WP: 1 PB: 0 SB: 1 CS: 0	PA: 38	

PITCHER		IP	WLS	BF	H	R	ER	SO	BB	IBB	HBP	BLK	WP	HR	S	P	ERA	WHIP
52 Michael Wacha, R ERA: 4.35	(1, 1)	5.0	W	21	6	2	2	3	1	0	0	0	0	0	54	85	3.60	1.400
67 Matt Bowman, R ERA: 3.28	(6, 1)	1.0	H	5	3	2	2	0	0	0	0	0	0	0	11	17	18.00	3.000
29 Zach Duke, L ERA: 2.52	(7, 1)	1.0	H	3	0	0	0	1	0	0	0	0	0	0	7	9	0.00	0.000
46 Kevin Siegrist, L ERA: 2.79	(8, 1)	1.0	H	4	0	0	0	2	1	0	0	0	1	0	13	23	0.00	1.000
26 Seunghwan Oh, R ERA: 2.1	(9, 1)	1.0	S	4	1	0	0	1	0	0	0	0	0	0	11	16	0.00	1.000

PITCHER	IP	WLS	BF	H	R	ER	SO	BB	IBB	HBP	BLK	WP	HR	S	P	ERA	WHIP

BOTTOM

St. Louis Cardinals @ Cincinnati Reds

Great American Ball Park, Cincinnati, OH

Wed Aug 03 2016, 7:11 PM - 10:10 PM EDT

Att. 20,771 - Cloudy - 85 F

livebaseballscorecards.com

AB	35
R	4
H	10
RBI	4
BB	2
SO	7
LOB	15

St. Louis Cardinals @ Cincinnati Reds

Great American Ball Park, Cincinnati, OH

Thu Aug 04 2016, 12:39 PM - 3:10 PM EDT

Att. 21,119 - Partly Cloudy - 87 F

livebaseballscorecards.com

Batter	1	2	3	4	5	6	7	8	9	AB	R	H	RBI	BB	SO	LOB
28 Tommy Pham, R (1, 8) OBP: 0.322, SLG: 0.518	C CH 86 S SI 90 B SL 85 F SL 84 B SI 91 X SL 83 2-2 55 G1-3 1B		C SL 83 B SI 91 X SI 90 1-1 ③ L8			C FF 90 X SL 82 0-1 ② L7		X SI 96 0-0 1-3 1B		4	0	2	0	0	0	0
3 Jedd Gyorko, R (1, 5) OBP: 0.304, SLG: 0.477	S SI 90 X SI 91 0-1 ① F8			B SL 80 B SI 90 F SI 89 X SI 90 2-1 ① L9		B SI 89 X SI 90 1-0 ③ L7		B FF 96 S SL 86 F SL 87 D FF 88 F FF 97 X FF 88 2-2 ③ F7		4	0	0	0	0	0	3
55 Stephen Piscotty, R (1, 9) OBP: 0.352, SLG: 0.473	F SI 90 1 SAFE B CH 89 F SI 89 1 SAFE X SL 83 1-2 ② G1-3 1-2			C SI 89 F CH 82 F SL 86 F SL 85 S SI 92 0-3 ② K			C FF 96 S SL 84 F SL 86 S FF 97 0-3 ① K		F FF 94 B SL 83 B SL 87 B FF 95 F FF 96 X FF 94 3-2 ① G6-3	4	0	0	0	0	2	1
7 Matt Holliday, R (1, 7) OBP: 0.310, SLG: 0.449 41 Jeremy Hazelbaker, L (7, 7) OBP: 0.298, SLG: 0.471	D SL 83 X FF 91 1-0 ③ F8			F SI 91 B SL 82 X SL 83 1-1 ③ G5-3			X FF 96 0-0 ② G6-3		B FF 94 F FF 95 S FF 95 B FF 95 S FF 96 2-3 ② K	3 1	0 0	0 0	0 0	0 0	0 1	1 0
37 Brandon Moss, L (1, 3) OBP: 0.350, SLG: 0.586		B CH 88 S SL 81 S SL 84 F SL 86 S SI 92 1-3 ① K			C SL 79 B SL 82 B SI 89 S SI 91 X SI 92 3-2 ① F8		C SI 87 B SI 89 C SI 88 F FF 96 B SL 83 X SL 83 2-2 27 FC6-4 1B		F FF 95 B FF 89 B FF 95 X FF 95 2-1 ③ F7	4	0	1	0	0	1	0
27 Jhonny Peralta, R (1, 6) OBP: 0.254, SLG: 0.407 60 Dean Kiekhefer, L (7, 1) 38 Jerome Williams, R (8, 1)		B SI 91 X SI 90 1-0 ② F8			X SI 91 0-0 1B		B SI 95 B FF 95 F FF 96 X SI 96 2-1 ③ FC6-4 1-2f			3 0 0	0 0 0	1 0 0	0 0 0	0 0 0	0 0 0	1 0 0
35 Greg Garcia, L (1, 4) OBP: 0.411, SLG: 0.415 (7, 6)		C SI 90 B SL 83 C SL 84 F SL 85 B SI 91 C SI 91 2-3 ③ K			F SI 91 B SI 90 1 SAFE 1 SAFE F SI 90 D SL 84 C SI 92 2-3 ② K			X FF 94 0-0 ① F8		3	0	0	0	0	2	1
68 Alberto Rosario, R (1, 2) OBP: 0.292, SLG: 0.273			C CH 88 B CH 82 B SI 89 B SI 91 X SI 92 3-1 ① G5-3		B SI 90 X SI 90 1-0 ③ G3			C FF 94 X SI 95 0-1 28 1B 1B		3	0	1	0	0	0	1
8 Mike Leake, R (1, 1) OBP: 0.225, SLG: 0.189 43 Seth Maness, R (6, 1) 16 Kolten Wong, L (7, 4) OBP: 0.324, SLG: 0.316			T SI 90 B CH 84 C SL 85 F SI 92 F SL 86 F SI 93 B CH 84 X SL 85 2-2 ② G5-3			B SI 88 B SI 89 B SI 90 C FF 89 X SI 90 3-1 ① F8		C FF 96 F SI 89 X SI 90 0-2 ② L6		2 0 1	0 0 0	0 0 0	0 0 0	0 0 0	0 0 1	0 0 1
Inning Stats	R: 0 E: 0 K: 0 S: 10 H: 1 LOB: 1 BB: 0 P: 14	R: 0 E: 0 K: 2 S: 9 H: 0 LOB: 0 BB: 0 P: 13	R: 0 E: 0 K: 0 S: 11 H: 0 LOB: 0 BB: 0 P: 17	R: 0 E: 0 K: 1 S: 9 H: 0 LOB: 0 BB: 0 P: 12	R: 0 E: 0 K: 1 S: 8 H: 1 LOB: 1 BB: 0 P: 14	R: 0 E: 0 K: 0 S: 5 H: 0 LOB: 0 BB: 0 P: 9	R: 0 E: 0 K: 1 S: 11 H: 1 LOB: 1 BB: 0 P: 15	R: 0 E: 0 K: 0 S: 11 H: 2 LOB: 2 BB: 0 P: 13	R: 0 E: 0 K: 1 S: 8 H: 0 LOB: 0 BB: 0 P: 15	1B: 5 2B: 0 3B: 0 HR: 0		SF: 0 SAC: 0 DP: 0 HBP: 0		WP: 0 PB: 0 SB: 0 CS: 0	PA: 32	

TOP

AB	32
R	0
H	5
RBI	0
BB	0
SO	6
LOB	9

PITCHER		IP	WLS	BF	H	R	ER	SO	BB	IBB	HBP	BLK	WP	HR	S	P	ERA	WHIP
29 Brandon Finnegan, L ERA: 4.45	(1, 1)	6.0	W	20	2	0	0	4	0	0	0	0	0	0	52	79	0.00	0.333
26 Raisel Iglesias, R ERA: 2.0	(7, 1)	2.0		9	3	0	0	1	0	0	0	0	0	0	22	28	0.00	1.500
70 Jumbo Díaz, R ERA: 3.98	(9, 1)	0.1		1	0	0	0	0	0	0	0	0	0	0	3	6	0.00	0.000
52 Tony Cingrani, L ERA: 3.09	(9, 1)	0.2		2	0	0	0	1	0	0	0	0	0	0	5	9	0.00	0.000

PITCHER	IP	WLS	BF	H	R	ER	SO	BB	IBB	HBP	BLK	WP	HR	S	P	ERA	WHIP

St. Louis Cardinals @ Cincinnati Reds

Great American Ball Park, Cincinnati, OH

Thu Aug 04 2016, 12:39 PM - 3:10 PM EDT

Att. 21,119 - Partly Cloudy - 87 F

BOTTOM

livebaseballscorecards.com

Batter	1	2	3	4	5	6	7	8	9	AB	R	H	RBI	BB	SO	LOB
6 Billy Hamilton, S (1, 8) OBP: 0.300, SLG: 0.345	C SI 89 X SI 91 0-1 3 G6-3 1B	B KC 77 C CH 84 X SI 91 1-1 ③ FC4-6 1-2f			C KC 76 B SI 89 S CH 85 X SI 92 1-2 3 S 1B	F SI 89 B FF 89 B CH 82 S SI 88 B FF 88 F SI 87 X FF 89 3-2 ③ F8				4	0	2	0	0	0	1
3 Iván De Jesús Jr., R (1, 6) OBP: 0.273, SLG: 0.289	C SI 90 1 SAFE 1 SAFE 1 SAFE X SI 90 0-1 ① G6-3 1-2		C KC 79 B SI 91 B SI 91 S SL 81 B SI 92 X SL 82 3-2 ① F9		C KC 80 X SI 91 0-1 ② G6-3 1-2		B SI 86 C SI 86 C SI 86 B SI 88 X SI 88 2-2 23 G5-4-3 1B			4	0	1	0	0	0	2
19 Joey Votto, L (1, 3) OBP: 0.420, SLG: 0.492	C SI 91 D CH 85 C SI 92 B CH 86 C SI 92 2-3 ② K		F KC 78 B SI 92 X FC 90 1-1 ② G4-3		B CH 86 F CH 85 B SI 92 B SI 91 F SI 91 X SL 82 3-2 ③ L4		C SI 87 B SI 87 B SL 78 B SI 87 F SI 87 C SI 86 3-3 ① K			4	0	0	0	0	2	3
23 Adam Duvall, R (1, 7) OBP: 0.297, SLG: 0.543	F FC 90 C KC 80 F SI 92 S SL 81 0-3 ③ K		B SI 91 B SI 91 B SI 91 C SI 91 X SI 92 3-1 ③ G5-3			B SI 90 B SI 90 F SI 90 S SL 82 B SI 87 B FC 91 4-2 4 2B BB	T CH 82 X SI 87 0-1 ②③ G5-4-3 1-2f			3	1	0	0	1	1	2
4 Brandon Phillips, R (1, 4) OBP: 0.304, SLG: 0.378		C SI 91 X SI 91 0-1 43 2B 37 1B 1B		B SL 80 F SI 90 X SI 91 1-1 43 G3 7 SF9 2B		B FC 89 X FC 90 1-0 43 S 7 2B 1-H 2B		C FC 89 F CH 85 X SI 90 0-2 ① G4-3		4	3	3	1	0	0	0
43 Scott Schebler, L (1, 9) OBP: 0.284, SLG: 0.413 26 Raisel Iglesias, R (7, 1) OBP: 0.091, SLG: 0.091 49 Tony Renda, R (8, PH) OBP: 0.333, SLG: 0.333 70 Jumbo Díaz, R (9, 1) 52 Tony Cingrani, L (9, 1)		F SI 91 B FC 91 X FC 90 1-1 37 1B 1-3 2B		B SI 90 X CH 84 1-0 ① G3 2-3		B SI 91 H FC 89 2-0 7 2B 37 1B 2-3 HBP		B FF 90 B FF 91 S FC 86 X FC 86 2-1 ② G6-3		2 0 1 0 0	2 0 0 0 0	1 0 0 0 0	0 0 0 0 0	0 0 0 0 0	0 0 0 0 0	1 0 0 0 0
7 Eugenio Suárez, R (1, 5) OBP: 0.305, SLG: 0.417		B SI 91 F SI 91 X SI 91 1-1 ① F9		B SL 82 B SL 81 S SI 92 B SI 92 S SI 92 F SL 83 X SI 92 3-2 ② SF9 3-H		X SI 90 0-0 37 1B 40 G4-6-3 1-3 3-H 2B		B SI 90 B SI 91 C SI 91 F FC 86 B SL 81 F CH 85 X FC 87 3-2 2B		3	1	2	2	0	0	2
37 Ramón Cabrera, S (1, 2) OBP: 0.303, SLG: 0.326		B KC 78 X CH 86 1-0 29 FC2-6 2-H 3-H 1B		F SI 91 X CH 85 0-1 ③ G6-3		X SI 87 1-0 40 G4-6-3 2-3 3-H 1B		B CH 84 B SI 90 S CH 84 F SI 90 S FF 90 2-3 ③ K		4	0	2	3	0	1	1
29 Brandon Finnegan, L (1, 1) OBP: 0.159, SLG: 0.143 40 Tyler Holt, R (6, PH) OBP: 0.296, SLG: 0.250 (7, 9)		X SI 89 0-0 ② FC2-6 6 FC4-6 1-2f	B SI 88 B SI 89 X SI 89 2-0 ① G3-1		C SI 88 F SI 88 F SI 87 X FF 89 0-2 ①② G4-6-3 1-2f 3-H					2 1	0 0	0 0	0 0	0 0	0 0	1 1
Inning Stats	R: 0 E: 0 K: 2 S: 11 H: 1 LOB: 1 BB: 0 P: 13	R: 2 E: 0 K: 0 S: 10 H: 3 LOB: 1 BB: 0 P: 14	R: 0 E: 0 K: 0 S: 7 H: 0 LOB: 0 BB: 0 P: 14	R: 1 E: 0 K: 0 S: 9 H: 1 LOB: 0 BB: 0 P: 14	R: 0 E: 0 K: 0 S: 9 H: 1 LOB: 1 BB: 0 P: 15	R: 4 E: 0 K: 0 S: 13 H: 3 LOB: 0 BB: 1 P: 24	R: 0 E: 0 K: 1 S: 8 H: 1 LOB: 0 BB: 0 P: 13	R: 0 E: 0 K: 1 S: 12 H: 1 LOB: 1 BB: 0 P: 19		1B: 6 2B: 5 3B: 0 HR: 0 SF: 1 SAC: 0 DP: 2 HBP: 1		WP: 0 PB: 0 SB: 2 CS: 0 PA: 35				

	AB	32
	R	7
	H	11
	RBI	6
	BB	1
	SO	4
	LOB	14

PITCHER		IP	WLS	BF	H	R	ER	SO	BB	IBB	HBP	BLK	WP	HR	S	P	ERA	WHIP
8 Mike Leake, R ERA: 4.8	(1, 1)	5.0	L	25	8	7	7	2	1	0	1	0	0	0	50	81	12.60	1.800
43 Seth Maness, R ERA: 3.58	(6, 1)	1.0		3	1	0	0	0	0	0	0	0	0	0	9	13	0.00	1.000
60 Dean Kiekhefer, L ERA: 4.5	(7, 1)	1.0		3	1	0	0	1	0	0	0	0	0	0	8	13	0.00	1.000
38 Jerome Williams, R ERA:	(8, 1)	1.0		4	1	0	0	1	0	0	0	0	0	0	12	19	0.00	1.000

PITCHER	IP	WLS	BF	H	R	ER	SO	BB	IBB	HBP	BLK	WP	HR	S	P	ERA	WHIP

Cincinnati Reds @ Pittsburgh Pirates

PNC Park, Pittsburgh, PA

Fri Aug 05 2016, 7:09 PM - 10:12 PM EDT

Att. 28,882 - Partly Cloudy - 84 F

TOP

livebaseballscorecards.com

Batter	1	2	3	4	5	6	7	8	9	AB	R	H	RBI	BB	SO	LOB
6 Billy Hamilton, S (1, 8) OBP: 0.302, SLG: 0.344	G4-3	BB			2-2 S 1B		G5-3		K	4	0	1	0	1	1	0
2 Zack Cozart, R (1, 6) OBP: 0.316, SLG: 0.460	19 1B; 4 1B; 1B	FC5-4			2-3 K			G3-1		4	1	1	0	0	1	3
19 Joey Votto, L (1, 3) OBP: 0.421, SLG: 0.490	4 1B; 1B	G4-3			0-0 F7			4-2 23 FC6-4; BB		3	0	1	0	1	0	1
23 Adam Duvall, R (1, 7) OBP: 0.294, SLG: 0.537	K	F8				1-0 L7		FC6-4 4 BB		4	0	0	0	0	1	3
4 Brandon Phillips, R (1, 4) OBP: 0.308, SLG: 0.380	1B	G1-4-3				0-2 43 S; 1B		BB		3	0	2	1	1	0	0
43 Scott Schebler, L (1, 9) OBP: 0.271, SLG: 0.392	L4	K				3-2 K		K		4	0	0	0	0	3	5
7 Eugenio Suárez, R (1, 5) OBP: 0.304, SLG: 0.413		G4-3	G1-3			G6-3			37 S; 16 SH1-2-3; 37 SF7; BB	3	1	0	0	1	0	1
16 Tucker Barnhart, L (1, 2) OBP: 0.319, SLG: 0.390		2B	G3				K		SH1-2-3	3	0	1	0	0	1	0
28 Anthony DeSclafani, R (1, 1) OBP: 0.143, SLG: 0.143		K			K		K		SF7	2	0	0	0	0	2	1
3 Iván De Jesus Jr., R (7, PH) OBP: 0.271, SLG: 0.287										1	0	0	0	0	1	0
21 Michael Lorenzen, R (7, 1)										0	0	0	0	0	0	0
36 Blake Wood, R (8, 1)										0	0	0	0	0	0	0
37 Ramón Cabrera, S (9, PH) OBP: 0.300, SLG: 0.326										0	0	0	1	0	0	0
27 Ross Ohlendorf, R (9, 1)										0	0	0	0	0	0	0

| Inning Stats | | | | | | | | | |

Cincinnati Reds @ Pittsburgh Pirates

PNC Park, Pittsburgh, PA

Fri Aug 05 2016, 7:09 PM - 10:12 PM EDT

Att. 28,882 - Partly Cloudy - 84 F

BOTTOM

Batter	1	2	3	4	5	6	7	8	9	AB	R	H	RBI	BB	SO	LOB
5 Josh Harrison, R (1, 4) OBP: 0.297, SLG: 0.374	B FF 93 B FF 93 C FF 93 X SI 94 2-1 ① G4-3		B SI 94 X FF 93 1-0 6 CS 1B			B SL 86 F SI 92 C SL 86 B SI 93 X SI 93 2-2 ① P6		C FF 97 F SL 91 S CH 88 0-3 ① K2-3		4	0	1	0	0	1	0
6 Starling Marte, R (1, 7) OBP: 0.377, SLG: 0.471	B SL 87 B FF 93 X FF 94 2-0 ② G5-3		1 SAFE C SI 94 F SI 94 F SL 88 1 SAFE 1 SAFE 0-2 ③ CS 1-2	C SL 86 S SL 88 F SL 89 B FF 94 S SI 94 1-3 ① K		B SI 92 F FF 93 X SL 86 1-1 ② G6-3		X FF 98 0-0 22 E 22 S 1B		4	0	1	0	0	1	0
22 Andrew McCutchen, R (1, 8) OBP: 0.313, SLG: 0.406	C SI 94 B SL 86 B SL 88 X FF 94 2-1 E5			B SI 93 B SI 94 C SL 86 C SL 88 B SL 87 F FF 94 B SI 94 4-2 17 G6-3 BB		B FF 94 B FF 93 F FF 92 C SL 86 B SL 87 F SL 87 F SI 93 B FF 93 4-2 17 S BB		1 SAFE P PO 94 S SL 92 1 SAFE B SL 91 F FF 98 C FF 98 2-3 ② K 1-3		2	0	0	0	2	1	1
17 Matt Joyce, L (1, 9) OBP: 0.404, SLG: 0.547 73 Felipe Vázquez, L (7, 1) 30 Neftalí Feliz, R (8, 1) 25 Gregory Polanco, L (8, PH) OBP: 0.358, SLG: 0.497 44 Tony Watson, L (9, 1)	C FF 95 S KC 81 D KC 82 1 SAFE F SI 94 D SL 84 B FF 95 F SI 94 C FF 94 3-3 ③ K			D KC 80 C FF 94 B SI 93 B SL 88 X FF 94 3-1 ② ③ G6-3 1-2f		1 SAFE C FF 93 S SL 86 D KC 82 B SL 87 C SL 88 2-3 ③ K 1-2		I IN 76 I IN 69 I IN 64 I IN 62 4-0 IBB		3 0 0 0 0	0 0 0 0 0	0 0 0 0 0	0 0 0 0 0	2 0 0 1 0	3 0 0 0 0
23 David Freese, R (1, 5) OBP: 0.359, SLG: 0.449		B FF 93 B SL 87 X FF 93 2-0 ① F8			C SI 92 B SL 88 B SL 87 B SI 93 B SI 93 4-1 28 2B 29 SF9 BB		B FF 97 B FF 96 F SI 96 F SI 96 X SL 87 2-2 29 1B 1B	1 SAFE C FF 97 F FF 96 X SL 88 0-2 ③ F9		3	1	1	0	1	0	2
28 John Jaso, L (1, 3) OBP: 0.331, SLG: 0.365 3 Sean Rodríguez, R (8, 3) OBP: 0.330, SLG: 0.503		C FF 94 C KC 81 F FF 95 F SI 93 B SL 85 F SL 87 X FF 95 1-2 ② G5-3			F FF 94 B SI 94 F SI 89 F KC 83 F SI 94 D KC 81 X FF 94 2-2 29 SF9 10 SH2-3 1-3 2B		1 SAFE B FF 93 C FF 96 X CU 80 1-1 ① L7		S SL 83 B SL 83 B FF 96 X FF 96 2-1 HR	3 1	1 1	1 1	0 1	0 0	0 0	1 0
29 Francisco Cervelli, R (1, 2) OBP: 0.367, SLG: 0.296		B FF 94 C FF 94 B SI 94 F FF 94 B SL 88 S FF 94 3-3 ③ K			X FF 95 0-0 ① SF9 2-3 3-H		1 SAFE C SI 96 X FF 95 0-1 26 FC6-4 1-2 1B			2	0	1	1	0	1	0
10 Jordy Mercer, R (1, 6) OBP: 0.352, SLG: 0.379			C FF 93 C KC 82 F KC 82 X FF 94 0-2 ① L9		B KC 80 C SI 94 B KC 81 X FF 94 2-1 ② SH2-3 3-H		C FF 95 C SI 94 S FF 97 0-3 ② K			2	0	0	1	0	1	2
50 Jameson Taillon, R (1, 1) 26 Adam Frazier, L (7, 9) OBP: 0.355, SLG: 0.508			B FF 94 C FF 93 F FF 93 C KC 81 1-3 ② K		C SI 93 F FF 94 S SL 84 0-3 ③ K		F SL 94 X FF 95 0-1 ③ FC6-4 1-2f			2 1	0 0	0 0	0 0	0 0	2 0	0 2
Inning Stats	R: 0 E: 1 K: 1 S: 10 H: 0 LOB: 1 BB: 0 P: 19	R: 0 E: 0 K: 1 S: 10 H: 0 LOB: 0 BB: 0 P: 16	R: 0 E: 0 K: 1 S: 11 H: 1 LOB: 0 BB: 0 P: 13	R: 0 E: 0 K: 1 S: 9 H: 0 LOB: 0 BB: 1 P: 17	R: 2 E: 0 K: 1 S: 12 H: 1 LOB: 0 BB: 1 P: 20	R: 0 E: 0 K: 1 S: 12 H: 0 LOB: 1 BB: 1 P: 21	R: 0 E: 0 K: 1 S: 12 H: 2 LOB: 2 BB: 0 P: 15	R: 0 E: 0 K: 2 S: 11 H: 1 LOB: 2 BB: 1 P: 16	R: 1 E: 0 K: 0 S: 2 H: 1 LOB: 0 BB: 0 P: 4	1B: 4 2B: 1 3B: 0 HR: 1 SF: 1 SAC: 1 DP: 1 HBP: 0						

livebaseballscorecards.com

AB	27
R	3
H	6
RBI	3
BB	4
SO	9
LOB	11

WP: 0 PA: 34
PB: 0
SB: 2
CS: 1

PITCHER		IP	WLS	BF	H	R	ER	SO	BB	IBB	HBP	BLK	WP	HR	S	P	ERA	WHIP
28 Anthony DeSclafani, R ERA: 2.94	(1, 1)	6.0		22	2	2	2	6	3	0	0	0	0	0	64	106	3.00	0.833
21 Michael Lorenzen, R ERA: 2.42	(7, 1)	1.0		5	2	0	0	1	0	0	0	0	0	0	12	15	0.00	2.000
36 Blake Wood, R ERA: 3.48	(8, 1)	1.0		5	1	0	0	2	0	1	0	0	0	0	11	16	0.00	1.000
27 Ross Ohlendorf, R ERA: 4.56	(9, 1)	0.0	L	1	1	1	1	0	0	0	0	0	0	1	2	4	∞	∞

PITCHER	IP	WLS	BF	H	R	ER	SO	BB	IBB	HBP	BLK	WP	HR	S	P	ERA	WHIP

Cincinnati Reds @ Pittsburgh Pirates

PNC Park, Pittsburgh, PA

Sat Aug 06 2016, 7:08 PM - 9:45 PM EDT

Att. 34,259 - Partly Cloudy - 81 F

TOP

livebaseballscorecards.com

Batter	1	2	3	4	5	6	7	8	9	AB	R	H	RBI	BB	SO	LOB
6 Billy Hamilton, S (1, 8) OBP: 0.298, SLG: 0.340	L1		G6-3			L8		FC5-4 (1-2, 2-3)		4	0	0	0	0	0	2
2 Zack Cozart, R (1, 6) OBP: 0.315, SLG: 0.457	K		G5-3			19 G4-6-3 1B		G5-3		4	0	1	0	0	1	1
19 Joey Votto, L (1, 3) OBP: 0.419, SLG: 0.490	2B		F7			G4-6-3 (1-2f)			G3	4	0	1	0	0	0	1
23 Adam Duvall, R (1, 7) OBP: 0.291, SLG: 0.531	K			G5-3			G5-3		F9	4	0	0	0	0	1	1
4 Brandon Phillips, R (1, 4) OBP: 0.310, SLG: 0.396		HR		G6-3			HR		K	4	2	2	2	0	1	0
43 Scott Schebler, L (1, 9) OBP: 0.261, SLG: 0.378		L8		F7			G4-3			3	0	0	0	0	0	0
7 Eugenio Suárez, R (1, 5) OBP: 0.305, SLG: 0.415		16 1B 2B			K		G6-3			3	1	1	0	0	1	0
16 Tucker Barnhart, L (1, 2) OBP: 0.323, SLG: 0.391		34 B2-6-4 1B (2-H)			K			6 FC5-4 3 1B BB		2	0	1	1	1	1	0
34 Homer Bailey, R (1, 1) OBP: 0.250, SLG: 0.250		B2-6-4 (1-2f)			K			6 FC5-4 1B (1-2)		1	0	0	0	0	0	1
73 Josh Smith, R (4, 1) OBP: 0.250, SLG: 0.500										1	0	0	0	0	1	0
48 Keyvius Sampson, R (6, 1)										0	0	0	0	0	0	0
3 Iván De Jesús Jr., R (8, PH) OBP: 0.276, SLG: 0.292										1	0	1	0	0	0	0
70 Jumbo Díaz, R (8, 1)										0	0	0	0	0	0	0
Inning Stats	R: 0 E: 0 K: 2 S: 11 H: 1 LOB: 1 BB: 0 P: 12	R: 2 E: 0 K: 0 S: 8 H: 3 LOB: 0 BB: 0 P: 14	R: 0 E: 0 K: 0 S: 7 H: 0 LOB: 0 BB: 0 P: 12	R: 0 E: 0 K: 0 S: 7 H: 0 LOB: 0 BB: 0 P: 12	R: 0 E: 0 K: 3 S: 10 H: 0 LOB: 0 BB: 0 P: 10	R: 0 E: 0 K: 0 S: 7 H: 1 LOB: 0 BB: 0 P: 8	R: 1 E: 0 K: 0 S: 6 H: 1 LOB: 0 BB: 0 P: 8	R: 0 E: 0 K: 0 S: 9 H: 1 LOB: 1 BB: 1 P: 15	R: 0 E: 0 K: 1 S: 14 H: 0 LOB: 0 BB: 0 P: 19	1B: 3 2B: 2 3B: 0 HR: 2	SF: 0 SAC: 0 DP: 3 HBP: 0						

	AB	31
	R	3
	H	7
	RBI	3
	BB	1
	SO	6
	LOB	6

WP: 0 PB: 0 SB: 0 CS: 0 PA: 32

PITCHER		IP	WLS	BF	H	R	ER	SO	BB	IBB	HBP	BLK	WP	HR	S	P	ERA	WHIP
46 Iván Nova, R ERA: 4.83	(1, 1)	7.0	W	25	6	3	3	5	0	0	0	0	0	2	56	76	3.86	0.857
30 Neftalí Feliz, R ERA: 3.12	(8, 1)	1.0	H	4	1	0	0	0	1	0	0	0	0	0	9	15	0.00	2.000
44 Tony Watson, L ERA: 2.66	(9, 1)	1.0	S	3	0	0	0	1	0	0	0	0	0	0	14	19	0.00	0.000

PITCHER		IP	WLS	BF	H	R	ER	SO	BB	IBB	HBP	BLK	WP	HR	S	P	ERA	WHIP

Batter	1	2	3	4	5	6	7	8	9	AB	R	H	RBI	BB	SO	LOB
5 Josh Harrison, R (1, 4) OBP: 0.299, SLG: 0.375	C FF 92 F SL 86 B CH 85 X SL 84 1-2 ① L8		X FF 90 0-0 E5 23 HBP 28 HBP 1B	D SL 87 B FF 93 F FF 93 X FF 94 2-1 6 WP 6 1B 1-2 1B		X SL 86 0-0 ② F9				4	2	2	0	0	0	0
6 Starling Marte, R (1, 7) OBP: 0.378, SLG: 0.474	B FF 92 B FF 91 X FF 91 2-0 22 1B 2B		F SL 86 L FF 92 B CH 86 F CH 87 B FF 93 F CH 85 S SL 84 2-3 ① K	S SL 82 C SL 83 B FF 91 X SL 84 1-2 17 CS 22 S 1-H 2-H 1B		B CU 73 B FF 93 F FF 92 X CH 82 2-1 ③ P5				4	1	2	2	0	1	1
22 Andrew McCutchen, R (1, 8) OBP: 0.314, SLG: 0.405	B SL 84 F CH 89 B FF 90 X FF 91 2-1 2-H 1B		X SL 85 0-0 ② L9	P PO 80 1 SAFE 1 SAFE B FF 92 F FF 92 B SL 85 B FF 93 4-1 1-2 BB			C FF 92 B CU 75 B CH 84 B FF 93 X FF 92 3-1 ① L9			3	0	1	1	1	0	1
17 Matt Joyce, L (1, 9) OBP: 0.401, SLG: 0.537 30 Neftalí Feliz, R (8, 1) 44 Tony Watson, L (9, 1)	D KC 74 X CH 89 1-0 ② L3		B CH 84 C CH 81 B KC 78 B FF 94 D KC 78 4-1 28 HBP 23 HBP 29 1B BB	B SI 91 F SL 87 B SL 86 B CU 75 C SL 86 F SL 86 T SL 88 3-2 ①② K 2-3			B FF 92 C FF 92 S CH 84 S CH 86 1-3 ② K			3 0 0	1 0 0	0 0 0	0 0 0	1 0 0	2 0 0	3 0 0
23 David Freese, R (1, 5) OBP: 0.358, SLG: 0.446 27 Jung Ho Kang, R (7, PH) OBP: 0.305, SLG: 0.455 (8, 5)	B SI 90 B SI 90 C FF 91 F SL 84 S KC 76 2-3 ③ K		B FF 94 D KC 79 F FF 93 H FF 93 3-1 29 1B 28 HBP 1-2 2-3 HBP	C CU 78 B CU 78 1 SAFE F SL 83 D CU 78 X SL 82 2-2 ③ G5-3			C SL 86 C FF 93 S CU 76 0-3 ③ K			2 1	0 0	0 0	0 0	0 0	1 1	2 0
28 John Jaso, L (1, 3) OBP: 0.334, SLG: 0.365 26 Adam Frazier, L (8, 9) OBP: 0.349, SLG: 0.500		B SI 93 B FF 93 C SL 87 B SL 88 X SI 91 3-1 29 CS 1B	C FF 93 B CH 86 F FF 93 H KC 82 2-2 29 1B 1-2 2-3 3-H HBP	B CH 79 S SL 86 F SL 85 X FF 91 1-2 ① G4-3				C FF 95 F SL 84 F FF 96 S SL 87 0-3 ① K2-3		2 1	0 0	1 0	1 0	0 1	0 0	0 0
29 Francisco Cervelli, R (1, 2) OBP: 0.365, SLG: 0.295		B SI 91 S SL 86 B CH 86 1 SAFE F SI 93 B FF 93 F SL 87 F SL 88 1 SAFE 3-3 ①② F SL 86 S FF 94 K 1-2	B SI 91 B FF 93 X FF 94 2-0 1-2 2-3 3-H 1B	C SL 83 B FF 92 C FF 91 S CU 78 1-3 ② K				X FF 96 0-0 ② F8		4	0	1	1	0	2	1
10 Jordy Mercer, R (1, 6) OBP: 0.351, SLG: 0.378		B FF 92 B SL 87 F FF 93 B KC 77 S SL 87 X SL 88 3-2 1B	F SL 85 B KC 78 F SL 87 X SL 86 1-2 ③ F8	C CU 77 B CU 79 F SL 84 X CU 80 1-2 ③ G6-3				C FF 97 F FF 96 F SL 86 B FF 96 X SL 85 1-2 ③ G6-3		4	0	1	0	0	0	3
46 Iván Nova, R (1, 1) OBP: 0.143, SLG: 0.143 3 Sean Rodríguez, R (8, 3) OBP: 0.330, SLG: 0.503		C FF 91 F FF 92 S SL 87 0-3 ③ K		B FF 91 B FF 90 C FF 90 X FF 91 2-1 6 WP 5 1B 6 1B 1B		C FF 91 S FF 92 S CU 74 0-3 ① K				3 0	1 0	1 0	0 0	0 0	2 0	1 0
Inning Stats	R: 1 H: 2 E: 0 LOB: 1 K: 1 BB: 0 S: 10 P: 18	R: 0 H: 2 E: 0 LOB: 1 K: 2 BB: 0 S: 14 P: 23	R: 2 H: 2 E: 1 LOB: 3 K: 1 BB: 1 S: 15 P: 29	R: 2 H: 3 E: 0 LOB: 1 K: 1 BB: 1 S: 16 P: 29	R: 0 H: 0 E: 0 LOB: 0 K: 1 BB: 0 S: 9 P: 12	R: 0 H: 0 E: 0 LOB: 0 K: 2 BB: 0 S: 6 P: 8	R: 0 H: 0 E: 0 LOB: 0 K: 2 BB: 0 S: 8 P: 12	R: 0 H: 0 E: 0 LOB: 0 K: 1 BB: 0 S: 10 P: 11		1B: 8 SF: 0 2B: 3 SAC: 0 3B: 0 DP: 2 HR: 0 HBP: 2					WP: 1 PA: 35 PB: 0 SB: 1 CS: 2	

PITCHER	IP	WLS	BF	H	R	ER	SO	BB	IBB	HBP	BLK	WP	HR	S	P	ERA	WHIP
34 Homer Bailey, R (1, 1) ERA: 7.27	3.0	L	19	8	5	5	4	1	0	2	0	0	0	43	78	15.00	3.000
73 Josh Smith, R (4, 1) ERA: 4.06	2.0		7	1	0	0	2	1	0	0	0	1	0	21	33	0.00	1.000
48 Keyvius Sampson, R (6, 1) ERA: 4.37	2.0		6	0	0	0	3	0	0	0	0	0	0	14	20	0.00	0.000
70 Jumbo Díaz, R (8, 1) ERA: 3.8	1.0		3	0	0	0	1	0	0	0	0	0	0	10	11	0.00	0.000

PITCHER	IP	WLS	BF	H	R	ER	SO	BB	IBB	HBP	BLK	WP	HR	S	P	ERA	WHIP

BOTTOM

Cincinnati Reds @ Pittsburgh Pirates

PNC Park, Pittsburgh, PA

Sat Aug 06 2016, 7:08 PM - 9:45 PM EDT
Att. 34,259 - Partly Cloudy - 81 F

livebaseballscorecards.com

AB	31
R	5
H	9
RBI	5
BB	2
SO	10
LOB	12

Cincinnati Reds @ Pittsburgh Pirates

PNC Park, Pittsburgh, PA

Sun Aug 07 2016, 1:38 PM - 4:53 PM EDT

Att. 32,947 - Partly Cloudy - 81 F

livebaseballscorecards.com

Batter	1	2	3	4	5	6	7	8	9	AB	R	H	RBI	BB	SO	LOB
6 Billy Hamilton, S (1, 8) OBP: 0.305, SLG: 0.348	S FF 94 B FF 93 C KC 82 B SI 95 B KC 83 B SI 95 4-2 19 S 2 S 23 G5-3 BB		X SL 87 0-0 2 S 19 SF7 2B		B KC 82 F FF 95 B FF 93 X FF 94 2-1 ③ F7		P PO 87 C SI 93 B CH 86 F FF 93 X FF 92 2-2 2 E 2 S 19 WP 1-3 1B		B SL 83 C FF 92 C SL 86 B FF 93 X SL 87 2-2 2 CS 1B	4	3	3	0	1	0	0
2 Zack Cozart, R (1, 6) OBP: 0.312, SLG: 0.453	C SI 96 2 SAFE F SL 91 X SI 97 0-2 ① G6-3 1-2		C FF 95 S FF 96 S SL 90 0-3 ① K 2-3			B SL 86 B FF 93 B CH 88 C SI 93 C SI 92 X KC 82 2-2 ① P4	1 SAFE 1 SAFE F FF 95 1 SAFE B FF 96 X SI 95 1-1 E5 19 WP 1-3 3-H		1 SAFE 1 SAFE C FF 92 B FF 93 1 SAFE B FF 92 2-1 ③ CS 1-2	4	0	0	1	0	1	3
19 Joey Votto, L (1, 3) OBP: 0.422, SLG: 0.490	B FF 95 C KC 83 F SI 97 B SL 90 F SL 90 B SL 91 F FF 97 B SL 91 4-2 4 1B 23 G5-3 2-3 BB		C SI 95 B SL 88 F SI 96 B SI 95 X SL 91 2-2 ② SF7 3-H			F FF 93 B CH 88 B CH 88 C SI 95 B KC 84 F SI 98 B SI 98 4-2 23 FC6-4 BB	C CH 85 1 SAFE B FF 94 B CH 85 B FF 95 B FF 95 4-1 23 G6-4-3 1-2 3-H BB			0	1	0	1	3	0	0
23 Adam Duvall, R (1, 7) OBP: 0.288, SLG: 0.525	1 SAFE F FF 97 F SI 97 B KC 83 X FF 98 1-2 ② G5-3 1-2 3-H		B SL 88 C SI 92 C FF 93 B SL 85 S FF 97 2-3 ③ K			1 SAFE F FF 98 1 SAFE C FF 96 B FF 98 X FF 98 1-2 ② FC6-4 4 S 4 1B 1-2f	B SL 83 X SI 96 1-0 ②③ G6-4-3 1-2f			4	1	0	1	0	1	4
4 Brandon Phillips, R (1, 4) OBP: 0.314, SLG: 0.400	X SL 88 0-0 ① L9 2-H 1B			X FF 92 0-0 ① L9		B FF 98 F SL 90 1 SAFE F FF 97 B FF 98 X KC 83 2-2 1-H 1B		B FF 89 X SL 84 1-0 43 K 43 E 1B		4	0	3	2	0	0	0
43 Scott Schebler, L (1, 9) OBP: 0.250, SLG: 0.360	B FF 95 B KC 83 B SI 95 S FF 95 F FF 96 C FF 97 3-3 ③ K			B FF 91 S CH 88 C CH 87 T KC 78 1-2 ② K		1 SAFE D SL 82 F FF 91 1 SAFE F SL 82 S SL 83 1-3 ③ K		1 SAFE S FF 90 B FF 91 F FF 92 B FF 94 T FF 93 2-2 ①② K 1-3		4	0	0	0	0	4	3
7 Eugenio Suárez, R (1, 5) OBP: 0.304, SLG: 0.414		B FF 94 X CH 90 1-0 ① P3		B FF 92 F SI 93 S SI 94 C FF 98 1-3 ③ K			C SI 92 B SI 92 F SL 84 X SI 93 1-2 37 F8 37 WP 49 1B 1B	B SL 87 X SL 86 1-0 ③ F8		4	1	1	0	0	1	0
37 Ramón Cabrera, S (1, 2) OBP: 0.288, SLG: 0.313		B FF 93 C SI 92 B CH 88 B FF 94 F SI 93 X FF 95 3-2 ② G4-3			F FF 94 C KC 80 B SL 88 X CH 89 1-2 ① G1-3		1 SAFE C SI 92 1 SAFE F SI 92 B SI 92 1 SAFE 1 SAFE B SI 94 B SI 92 3-2 ① X SI 94 F8 1-3		B FF 90 X SL 80 1-0 ① F8	4	0	0	0	0	0	1
58 Dan Straily, R (1, 1) 49 Tony Renda, R (7, PH) OBP: 0.500, SLG: 0.500 26 Raisel Iglesias, R (7, 1) OBP: 0.091, SLG: 0.091 21 Michael Lorenzen, R (8, 1) 40 Tyler Holt, R (9, PH) OBP: 0.294, SLG: 0.248 52 Tony Cingrani, L (9, 1)		C FF 93 C FF 92 B FF 95 X FF 93 1-2 ③ G1			B FF 95 F SI 93 C FF 93 B KC 80 B FF 95 S FF 95 3-3 ② K		D SI 93 B SI 93 C SI 93 X SI 93 2-1 6 1B 2 E 3-H 1B		F FF 94 C FF 92 B FF 93 F SL 87 X SL 88 1-2 ② G6-3	2 1 0 0 1 0	0 1 0 0 0 0	0 1 0 0 0 0	0 1 0 0 0 0	1 0 0 0 0 0	0 0 0 0 0 0	0 4 0 0 0 0
Inning Stats	R: 2 E: 0 K: 1 S: 16 H: 1 LOB: 1 BB: 2 P: 28	R: 0 E: 0 K: 0 S: 7 H: 0 LOB: 0 BB: 0 P: 12	R: 1 E: 0 K: 2 S: 11 H: 1 LOB: 0 BB: 0 P: 15	R: 0 E: 0 K: 2 S: 7 H: 0 LOB: 0 BB: 0 P: 9	R: 0 E: 0 K: 1 S: 8 H: 0 LOB: 0 BB: 0 P: 14	R: 1 E: 0 K: 1 S: 15 H: 1 LOB: 1 BB: 1 P: 25	R: 3 E: 1 K: 0 S: 16 H: 3 LOB: 1 BB: 1 P: 29	R: 0 E: 1 K: 1 S: 5 H: 1 LOB: 0 BB: 0 P: 9	R: 0 E: 0 K: 0 S: 9 H: 1 LOB: 0 BB: 0 P: 15	1B: 7 2B: 1 3B: 0 HR: 0 SF: 1 SAC: 0 DP: 1 HBP: 0						WP: 2 PB: 0 SB: 5 CS: 1 PA: 38

TOP	
AB	32
R	7
H	8
RBI	6
BB	4
SO	8
LOB	11

PITCHER		IP	WLS	BF	H	R	ER	SO	BB	IBB	HBP	BLK	WP	HR	S	P	ERA	WHIP
45 Gerrit Cole, R ERA: 2.94	(1, 1)	5.2	L	23	3	4	4	6	3	0	0	0	0	0	61	99	6.35	1.059
59 Antonio Bastardo, L ERA: 4.53	(6, 1)	0.1		1	0	0	0	1	0	0	0	0	0	0	3	4	0.00	0.000
48 Jared Hughes, R ERA: 3.44	(7, 1)	0.1		4	3	3	2	0	0	0	0	0	1	0	12	19	54.00	9.000
52 Curtis Partch, R ERA: 40.5	(7, 1)	0.2		3	0	0	0	0	1	0	0	0	1	0	4	10	0.00	1.500
12 Juan Nicasio, R ERA: 4.87	(8, 1)	2.0		6	2	0	0	1	0	0	0	0	0	0	14	24	0.00	1.000

PITCHER	IP	WLS	BF	H	R	ER	SO	BB	IBB	HBP	BLK	WP	HR	S	P	ERA	WHIP

Cincinnati Reds @ Pittsburgh Pirates

PNC Park, Pittsburgh, PA

Sun Aug 07 2016, 1:38 PM - 4:53 PM EDT

Att. 32,947 - Partly Cloudy - 81 F

BOTTOM

Batter	1	2	3	4	5	6	7	8	9	AB	R	H	RBI	BB	SO	LOB
5 Josh Harrison, R (1, 4) OBP: 0.298, SLG: 0.382	C FF 87 X CH 81 0-1 ① P5			C FF 90 S FF 90 B SL 83 X SL 83 1-2 ① F7		C CH 82 B SL 84 X CH 82 1-1 HR	S FF 96 B FF 97 B FF 98 C SL 87 F FF 88 T FF 97 2-2 ③ K			4	1	1	1	0	1	3
6 Starling Marte, R (1, 7) OBP: 0.377, SLG: 0.470	C FF 89 B SL 82 S CH 83 X SL 82 1-2 ② F9			X CH 83 0-0 ② F7		C FF 90 B FF 90 C SL 83 X FF 91 1-2 ② L4		C FF 96 B SL 87 B SL 85 B SI 96 4-1 27 FC6-4 22 1B BB		3	0	0	0	1	0	0
22 Andrew McCutchen, R (1, 8) OBP: 0.314, SLG: 0.404	C FF 90 X SL 81 0-1 ③ G6-3			C SL 84 B FF 90 F FF 92 S SL 82 0-3 ③ K		F FF 90 B FF 90 S CH 82 X FF 91 1-2 ③ G6-3		B SI 95 1 SAFE S FF 95 S SI 95 1 SAFE B FF 97 D SL 85 F FF 96 X FF 97 3-2 1-2 27 FC6-4 1B		4	0	1	0	0	1	0
17 Matt Joyce, L (1, 9) OBP: 0.403, SLG: 0.552		X FF 89 0-0 ① P6			B CH 82 B CH 82 X FF 89 2-0 HR		B FF 94 B SI 95 F SI 88 B SI 88 S FF 96 F SI 91 B SL 86 4-2 28 BB 27 BB 10 FC6-5 BB	F SL 92 C SL 94 B FF 96 S SL 93 1-3 ① K		3	2	1	1	1	1	2
27 Jung Ho Kang, R (1, 5) OBP: 0.308, SLG: 0.453		C FF 90 B FF 91 F SL 83 B CH 82 F SL 81 X FF 90 2-2 ② F8			B SL 81 B FF 90 C SL 81 S FF 89 X FF 90 2-2 28 WP 1B		B FF 96 B SL 86 F SI 96 B SI 95 B SI 97 4-1 10 FC6-5 28 BB 1-2 BB	C FF 96 F SI 96 B SL 86 X FF 97 1-2 ② FC6-4 1-2f 2-3		3	0	1	0	1	0	2
28 John Jaso, L (1, 3) OBP: 0.333, SLG: 0.362		B FF 91 C CH 82 B FF 90 B CH 84 X FF 91 3-1 ③ L8			F FF 89 F FF 89 F CH 83 B CH 83 1 SAFE F FF 90 B SL 83 B FF 91 S CH 82 3-3 ① K 1-2		B FF 97 C FF 97 B SI 91 B SI 98 S SI 97 B FF 97 4-2 29 1B 10 FC6-5 1-2 2-3 BB	B SL 94 B SL 92 C SL 92 S SL 91 B SI 97 S SL 93 3-3 ③ K		3	0	0	0	1	2	3
10 Jordy Mercer, R (1, 6) OBP: 0.350, SLG: 0.376			C SL 82 F FF 90 B SL 82 S FF 92 1-3 ① K		F SL 82 F FF 89 D SL 83 S SL 84 1-3 ② K		X SI 97 0-0 ① FC6-5 29 1B 1-2 2-3f 3-H		C FF 94 X FF 95 0-1 3 BB 1B	4	0	1	1	0	2	3
24 Eric Fryer, R (1, 2) OBP: 0.354, SLG: 0.351 25 Gregory Polanco, L (7, PH) OBP: 0.357, SLG: 0.496 12 Juan Nicasio, R (8, 1) OBP: 0.158, SLG: 0.158 3 Sean Rodríguez, R (9, PH) OBP: 0.333, SLG: 0.503			C FF 90 C FF 91 B CH 82 X SL 85 1-2 ② L8		C SL 82 F SL 80 D CH 83 F SL 84 F FF 90 X FF 90 1-2 ③ F9		B SI 96 F SI 95 F FF 96 X SL 86 1-2 ② F8		1 SAFE B FF 96 F FF 96 B FF 88 T FF 97 B FF 97 B FF 97 4-2 ① 29 G4-6-3 1-2 BB	2 1 0 0	0 0 0 0	0 0 0 0	0 0 0 1	0 0 0 0	0 0 0 0	1 2 0 0
45 Gerrit Cole, R (1, 1) OBP: 0.206, SLG: 0.303 59 Antonio Bastardo, R (6, 1) 26 Adam Frazier, L (6, PH) OBP: 0.344, SLG: 0.492 48 Jared Hughes, R (7, 1) 52 Curtis Partch, R (7, 1) 29 Francisco Cervelli, R (7, PH) OBP: 0.366, SLG: 0.297 (8, 2)			C FF 90 S FF 91 F FF 91 X FF 91 0-2 ③ G5-3			C CH 81 B CU 71 B SL 79 F FF 89 F CH 83 F CH 83 X FF 90 2-2 ① L6	C SI 95 C SL 87 X SL 85 0-2 1-2 2-3 1B		X FF 96 0-0 ② ③ G4-6-3 1-2f	1 0 1 0 0 2	0 0 0 0 0 0	0 0 0 0 0 1	0 0 0 0 0 0	0 0 0 0 0 0	0 0 0 0 0 1	0 0 0 0 0 0
Inning Stats	R: 0 E: 0 K: 0 S: 7 H: 0 LOB: 0 BB: 0 P: 8	R: 0 E: 0 K: 0 S: 7 H: 0 LOB: 0 BB: 0 P: 12	R: 0 E: 0 K: 1 S: 10 H: 0 LOB: 0 BB: 0 P: 12	R: 0 E: 0 K: 1 S: 8 H: 0 LOB: 0 BB: 0 P: 9	R: 1 E: 0 K: 2 S: 17 H: 2 LOB: 1 BB: 0 P: 26	R: 1 E: 0 K: 0 S: 13 H: 1 LOB: 0 BB: 0 P: 18	R: 1 E: 0 K: 1 S: 17 H: 1 LOB: 3 BB: 3 P: 32	R: 0 E: 0 K: 2 S: 14 H: 1 LOB: 2 BB: 1 P: 26	R: 0 E: 0 K: 0 S: 5 H: 1 LOB: 0 BB: 1 P: 9	1B: 4 2B: 0 3B: 0 HR: 2	SF: 0 SAC: 0 DP: 1 HBP: 0	WP: 1 PB: 0 SB: 0 CS: 0	PA: 36			

livebaseballscorecards.com

	AB	31
	R	3
	H	6
	RBI	3
	BB	5
	SO	7
	LOB	17

PITCHER		IP	WLS	BF	H	R	ER	SO	BB	IBB	HBP	BLK	WP	HR	S	P	ERA	WHIP
58 Dan Straily, R ERA: 3.76	(1, 1)	6.0	W	21	3	2	2	4	0	0	0	0	1	2	62	85	3.00	0.500
26 Raisel Iglesias, R ERA: 2.13	(7, 1)	1.0		7	1	1	1	1	3	0	0	0	0	0	17	32	9.00	4.000
21 Michael Lorenzen, R ERA: 2.31	(8, 1)	1.0		5	1	0	0	2	1	0	0	0	0	0	14	26	0.00	2.000
52 Tony Cingrani, L ERA: 3.02	(9, 1)	1.0		3	1	0	0	0	1	0	0	0	0	0	5	9	0.00	2.000

PITCHER	IP	WLS	BF	H	R	ER	SO	BB	IBB	HBP	BLK	WP	HR	S	P	ERA	WHIP

Batter	1	2	3	4	5	6	7	8	9	AB	R	H	RBI	BB	SO	LOB
6 Billy Hamilton, S (1, 8) OBP: 0.307, SLG: 0.347	B CH 88 B CH 80 X FF 91 2-0 23 S 2 S 1B	C CU 72 C CH 85 D CH 83 B FC 92 D CH 88 X CH 84 3-2 ② F4		B CH 87 B CH 79 B FF 90 C FF 90 B CH 88 4-1 2 G6-4-3 1 BB			S SI 92 C CH 81 C SL 84 0-3 ① K		C SI 89 B CH 84 C CH 83 X FF 88 1-2 ① F8	4	0	1	0	1	1	2
2 Zack Cozart, R (1, 6) OBP: 0.313, SLG: 0.455	1 SAFE 1 SAFE B FF 93 B FC 92 B FF 94 C FF 94 S FF 97 S FF 94 3-3 ① K 1-2	X FC 91 0-0 19 3B 1-H 2-H 2B		C FF 92 B CH 83 1 SAFE B CH 81 X FF 90 2-1 ①② G6-4-3 1-2f			B SL 89 C SI 92 B SL 88 B FF 92 X FF 92 3-1 19 G1-3 1B		X SI 88 0-0 ② F8	5	1	2	2	0	1	2
19 Joey Votto, L (1, 3) OBP: 0.420, SLG: 0.492	B CH 85 S CH 82 C FF 95 X CH 84 1-2 ② F9	B CU 75 C FF 95 D CH 86 C FC 92 F CH 85 F FF 96 F CH 83 B FF 95 F FF 95 3-2 X CH 84 3-H 3B		X CU 71 0-0 ③ L9			C SI 91 B FF 94 X CH 82 1-1 ② G1-3 1-2		C FF 88 B CH 84 B CH 83 X SI 88 2-1 ③ L7	5	0	1	1	0	0	2
23 Adam Duvall, R (1, 7) OBP: 0.290, SLG: 0.523	B FF 92 B FF 94 D FC 90 B FF 92 4-0 4 S 2-3 BB	F FF 92 B FF 95 X CH 83 1-1 ③ G2-3			B FF 90 F CH 83 S CH 85 F CH 85 C FF 93 1-3 ① K		B SL 88 B SI 91 B SI 92 B SL 89 4-0 BB			2	0	0	0	2	1	1
4 Brandon Phillips, R (1, 4) OBP: 0.316, SLG: 0.402	D FC 91 B FF 94 C FC 91 B CH 84 B FC 91 4-1 1-2 BB		B FF 91 B FC 90 C FF 92 F CU 73 F FF 92 X CH 83 2-2 43 G3 7 G6-3 2B		C FF 90 X CH 83 0-1 ② F7		B SL 89 X SI 93 1-0 ③ G5-3			3	1	1	0	1	0	2
43 Scott Schebler, L (1, 9) OBP: 0.240, SLG: 0.344	X CH 84 0-0 ③ G3		X CU 74 0-0 ① G3 2-3		C CU 70 B FF 91 C FF 93 S CH 86 1-3 ③ K2-3			L SI 90 S SL 81 B CU 76 B SL 82 F CU 77 B SI 91 X SI 92 3-2 ① F7		4	0	0	0	0	1	4
7 Eugenio Suárez, R (1, 5) OBP: 0.306, SLG: 0.415		C FC 89 X CU 71 0-1 16 1B 2 2B 1B	B FF 93 C CH 82 X FF 92 1-1 ② G6-3 3-H			F FF 92 B SI 91 X SI 92 1-1 ① G5-3		B SI 91 C SI 90 X FF 90 1-1 1B		4	1	2	1	0	0	0
16 Tucker Barnhart, L (1, 2) OBP: 0.325, SLG: 0.390		X FC 90 0-0 2 2B 1-2 1B	C FF 91 B FF 93 B FF 91 B FF 95 B CH 83 4-1 BB			C SI 92 X FF 94 0-1 ② P5		F SI 92 C SI 90 S CU 77 0-3 ② K		3	1	1	0	1	1	1
44 Cody Reed, L (1, 1) 70 Jumbo Díaz, R (7, 1) 36 Blake Wood, R (7, 1) 52 Tony Cingrani, L (9, 1) 27 Ross Ohlendorf, R (9, 1)		X FF 89 0-0 ① B1	C FF 92 S CH 83 X CH 85 0-2 ③ G5-3			C SI 92 B SI 91 T SI 91 B CH 82 S SI 92 2-3 ③ K		B SI 91 1 SAFE B SI 91 C FF 90 S SI 90 B SI 91 S SI 90 3-3 ③ K		3 0 1 0 0	0 0 0 0 0	0 0 0 0 0	0 0 0 0 0	0 0 1 0 0	1 0 1 0 0	3 0 1 0 0
Inning Stats	R: 0 E: 0 K: 1 S: 9 H: 1 LOB: 3 BB: 2 P: 23	R: 3 E: 0 K: 0 S: 17 H: 4 LOB: 1 BB: 0 P: 24	R: 1 E: 0 K: 0 S: 11 H: 1 LOB: 1 BB: 1 P: 18	R: 0 E: 0 K: 0 S: 4 H: 0 LOB: 0 BB: 1 P: 10	R: 0 E: 0 K: 2 S: 9 H: 0 LOB: 0 BB: 0 P: 11	R: 0 E: 0 K: 1 S: 7 H: 0 LOB: 0 BB: 0 P: 10	R: 0 E: 0 K: 1 S: 8 H: 1 LOB: 2 BB: 1 P: 17	R: 0 E: 0 K: 2 S: 12 H: 1 LOB: 1 BB: 0 P: 19	R: 0 E: 0 K: 0 S: 6 H: 0 LOB: 0 BB: 0 P: 9	1B: 5 2B: 2 3B: 1 HR: 0 SF: 0 SAC: 0 DP: 1 HBP: 0						

PITCHER		IP	WLS	BF	H	R	ER	SO	BB	IBB	HBP	BLK	WP	HR	S	P	ERA	WHIP
52 Michael Wacha, R ERA: 4.45	(1, 1)	5.0		24	6	4	4	3	4	0	0	0	0	0	50	86	7.20	2.000
67 Matt Bowman, R ERA: 3.14	(6, 1)	2.0		8	1	0	0	2	1	0	0	0	0	0	15	27	0.00	1.000
29 Zach Duke, L ERA: 2.4	(8, 1)	1.0		4	1	0	0	2	0	0	0	0	0	0	12	19	0.00	1.000
43 Seth Maness, R ERA: 3.23	(9, 1)	1.0	W	3	0	0	0	0	0	0	0	0	0	0	6	9	0.00	0.000

PITCHER	IP	WLS	BF	H	R	ER	SO	BB	IBB	HBP	BLK	WP	HR	S	P	ERA	WHIP

TOP

Cincinnati Reds @ St. Louis Cardinals

Busch Stadium, St. Louis, MO

Mon Aug 08 2016, 7:15 PM - 10:24 PM CDT

Att. 40,616 - Partly Cloudy - 83 F

livebaseballscorecards.com

AB	34
R	4
H	8
RBI	4
BB	5
SO	7
LOB	18

PA: 39

WP: 0
PB: 0
SB: 3
CS: 0

Cincinnati Reds @ St. Louis Cardinals

Busch Stadium, St. Louis, MO

Mon Aug 08 2016, 7:15 PM - 10:24 PM CDT

Att. 40,616 - Partly Cloudy - 83 F

BOTTOM

livebaseballscorecards.com

Batter	1	2	3	4	5	6	7	8	9	AB	R	H	RBI	BB	SO	LOB
13 Matt Carpenter, L (1, 4) OBP: 0.414, SLG: 0.557 41 Jeremy Hazelbaker, L (9, PR) OBP: 0.304, SLG: 0.471	C FF 92 C SL 88 B SL 90 B CH 87 F SL 88 B FF 94 F FF 94 X FF 94 3-2 ① L4		B FF 94 F FF 94 X SL 88 1-1 ② G4-3 2-3		B FF 92 B FF 92 C FF 93 C SL 88 B SL 89 X SL 89 3-2 ② F7			B SI 98 F SL 92 B SL 92 X SL 92 2-1 2B	X FF 96 0-0 7 BB 55 1B 37 BB 1-3 2-H 3-H 1B	5 0	0 1	2 0	2 0	0 0	0 0	2 0
55 Stephen Piscotty, R (1, 9) OBP: 0.348, SLG: 0.466	B FF 94 F FF 93 F SL 89 B SL 87 X SL 89 2-2 2B		C FF 96 C SL 92 F SL 89 B FF 94 X FF 94 1-2 ③ G5-3		F FF 93 F CH 87 F SL 91 F SL 87 D CH 86 S FF 91 1-3 ③ K			C SI 98 F SL 92 X SL 93 0-2 G6-3	1 SAFE X FF 95 0-0 37 BB 7 BB 4 HBP 1-2 3-H 1B	5	1	2	1	0	1	3
7 Matt Holliday, R (1, 7) OBP: 0.314, SLG: 0.442 8 Mike Leake, R (9, PR) OBP: 0.225, SLG: 0.189	B FF 94 B FF 94 F SL 89 B FF 94 C SL 89 C SL 89 3-3 ② K			X FF 93 0-0 ① F9		C SL 87 B SL 88 B SL 89 C CH 85 X FF 94 2-2 ① L4		B FF 97 T FF 97 B FF 97 S SL 92 F SL 92 S FF 98 2-3 ② K	B FF 95 B FF 95 B FF 95 B FF 93 4-0 4 HBP 37 BB 1-2 2-3 BB	4 0	0 0	0 0	0 0	1 0	2 0	2 0
37 Brandon Moss, L (1, 3) OBP: 0.340, SLG: 0.560	S SL 89 B SL 91 D SL 89 F CH 85 X CH 88 2-2 ③ G3-1			C FF 92 S CH 84 B SL 86 B SL 91 B FF 92 X SL 90 3-2 ② G4-3		C SL 87 X SL 90 0-1 ② L9		F SL 92 B SL 91 F CH 88 D CH 90 S FF 96 2-3 ③ K	C FF 94 B FF 93 C CH 86 B FF 94 F FF 95 B FF 94 B SI 86 4-2 4 HBP 1-2 2-3 3-H BB	4	0	0	1	1	1	2
4 Yadier Molina, R (1, 2) OBP: 0.345, SLG: 0.379		X FF 93 0-0 ① G6-3		C FF 94 B SL 90 B FF 94 B FF 94 B FF 94 4-1 27 2B BB		T FF 92 F CH 85 B FF 94 B SL 90 B FF 95 C SL 86 3-3 ③ K			16 HBP 28 DI 13 1B 1B B SL 82 H FF 94 2-0 1-2 2-3 3H HBP	3	1	1	1	1	1	0
27 Jhonny Peralta, R (1, 6) OBP: 0.268, SLG: 0.422		B FF 92 C FF 92 F SL 88 B SL 89 F FF 94 X FF 93 2-2 3 G6-4-3 1B		X FF 93 0-0 1-3 2B			C SL 87 F CH 87 X FF 98 0-2 ① G6-3		B FF 95 B FF 96 X FF 95 2-0 ① F9	4	0	2	0	0	0	1
3 Jedd Gyorko, R (1, 5) OBP: 0.299, SLG: 0.466	C FF 92 X FF 93 0-1 ② ③ G6-4-3 1-2f			S FF 91 C SL 90 S SL 87 0-3 ③ K			B SI 97 X SI 97 1-0 28 WP 1B		F FF 95 F FF 94 B FF 96 D FF 96 B FF 96 X FF 95 3-2 ② F9	4	0	1	0	0	1	4
28 Tommy Pham, R (1, 8) OBP: 0.344, SLG: 0.504			B FF 90 X FF 92 1-0 13 G4-3 52 SH1-4 1B		C FF 92 C CH 87 F FF 93 X SL 90 0-2 ① G6-3		F FF 96 C FF 97 D CH 84 B FF 95 B FF 98 F FF 96 B FF 97 4-2 32 G4-6-3 1-2 BB		B FF 96 B FF 96 B FF 96 B FF 97 4-0 16 HBP 13 1B 1-2 BB	2	1	1	0	2	0	0
52 Michael Wacha, R (1, 1) OBP: 0.098, SLG: 0.026 35 Greg Garcia, L (5, PH) OBP: 0.396, SLG: 0.392 67 Matt Bowman, R (6, 1) 32 Matt Adams, L (7, PH) OBP: 0.308, SLG: 0.456 29 Zach Duke, L (8, 1) 43 Seth Maness, R (9, 1) 16 Kolten Wong, L (9, PH) OBP: 0.332, SLG: 0.333			M FF 92 L FF 93 B FF 94 X SL 89 1-2 ① SH1-4 1-2		C FF 92 B SL 91 S SL 86 B SL 87 F FF 93 F SL 87 X FF 94 3-2 E7		D SL 91 S SL 93 C SL 92 F CH 89 B CH 88 B FF 97 X SL 91 3-2 ② ③ G4-6-3 1-2f		H FF 96 1-0 13 1B 55 1B 1-2 2-3 HBP	0 1 0 1 0 0 0	0 0 0 0 0 0 0	0 0 0 0 0 0 0	0 0 0 0 0 0 0	0 0 0 0 0 0 0	0 0 0 0 0 0 0	0 0 0 2 0 0 0
Inning Stats	R: 0 E: 0 K: 1 S: 14 H: 1 LOB: 1 BB: 0 P: 24	R: 0 E: 0 K: 0 S: 7 H: 1 LOB: 0 BB: 0 P: 9	R: 0 E: 0 K: 0 S: 10 H: 1 LOB: 1 BB: 0 P: 14	R: 0 E: 0 K: 1 S: 9 H: 1 LOB: 2 BB: 1 P: 16	R: 0 E: 1 K: 1 S: 17 H: 0 LOB: 1 BB: 0 P: 24	R: 0 E: 0 K: 1 S: 8 H: 0 LOB: 0 BB: 0 P: 13	R: 0 E: 0 K: 0 S: 11 H: 1 LOB: 1 BB: 1 P: 19	R: 0 E: 0 K: 2 S: 12 H: 1 LOB: 1 BB: 0 P: 18	R: 5 E: 0 K: 0 S: 13 H: 3 LOB: 3 BB: 3 P: 34	1B: 6 2B: 3 3B: 0 HR: 0 SF: 0 SAC: 1 DP: 2 HBP: 2						

PITCHER		IP	WLS	BF	H	R	ER	SO	BB	IBB	HBP	BLK	WP	HR	S	P	ERA	WHIP
44 Cody Reed, L ERA: 6.36	(1, 1)	6.0		23	4	0	0	4	1	0	0	0	0	0	65	100	0.00	0.833
70 Jumbo Díaz, R ERA: 3.74	(7, 1)	0.1		3	1	0	0	0	1	0	0	0	1	0	7	12	0.00	6.000
36 Blake Wood, R ERA: 3.38	(7, 1)	1.2	H	5	1	0	0	2	0	0	0	0	0	0	16	25	0.00	0.600
52 Tony Cingrani, L ERA: 3.91	(9, 1)	0.2	L	8	3	5	5	0	2	0	1	0	0	0	10	25	67.50	7.500
27 Ross Ohlendorf, R ERA: 4.56	(9, 1)	0.0	B	2	0	0	0	0	1	0	1	0	0	0	3	9	∞	∞

PITCHER	IP	WLS	BF	H	R	ER	SO	BB	IBB	HBP	BLK	WP	HR	S	P	ERA	WHIP

WP: 1 PA: 41
PB: 0
SB: 0
CS: 0

Cincinnati Reds @ St. Louis Cardinals

Busch Stadium, St. Louis, MO

Tue Aug 09 2016, 7:16 PM - 10:12 PM CDT

Att. 40,113 - Clear - 88 F

TOP

livebaseballscorecards.com

Batter	1	2	3	4	5	6	7	8	9	AB	R	H	RBI	BB	SO	LOB
6 Billy Hamilton, S (1, 8) OBP: 0.314, SLG: 0.350	B SI 89 C FC 89 B CH 84 S SI 91 B FF 89 X SI 91 3-2 2 L9 2 F 1B		B KC 77 B KC 78 C SI 90 B FC 90 B FC 90 F SI 91 B FC 90 4-2 2 1B 2 S 23 1B BB		X SI 90 0-0 ① L9		S FF 92 F FF 92 B CH 87 B FF 93 F FF 94 B CU 73 B FF 94 4-2 2 L8 2 S 19 1B BB	B CH 82 X CH 81 1-0 E4 2 S 2 1B 2-H 1B		3	3	2	0	2	0	0
2 Zack Cozart, R (1, 6) OBP: 0.317, SLG: 0.459	1 SAFE 1 SAFE F CH 46 B SI 92 2 SAFE X SI 91 1-1 ①② L9 1-3		B SI 92 B SI 89 C FF 89 B SI 91 X SI 89 3-1 19 BB 23 1B 1-3 1B		B SI 90 C SI 90 B SL 80 F SI 89 X SI 92 2-2 19 G4-1 2B		1 SAFE T FF 92 1 SAFE F CH 83 B SI 92 X CH 84 1-2 ① L8 1-3	1 SAFE P PO 88 B SL 88 C SL 87 B CH 81 C SI 92 X SL 89 3-2 1-H 1B		5	1	3	1	0	0	2
19 Joey Votto, L (1, 3) OBP: 0.422, SLG: 0.492	B FF 89 B SI 90 F SI 90 B SI 90 F SI 90 X SI 92 3-2 1B		B SI 90 B CH 85 B SI 89 D SI 90 4-0 23 1B 1-2 BB		B SI 90 D CH 85 C FF 89 B SI 92 X FF 91 3-1 ② G4-1 2-3		B FF 93 X FF 93 1-0 4 FC4-6 3-H 1B	C SL 80 B FF 89 B SL 80 C CU 75 B CU 75 S SI 90 3-3 ③ K		4	0	2	1	1	1	2
23 Adam Duvall, R (1, 7) OBP: 0.292, SLG: 0.520	C SI 90 X SI 90 0-1 ③ F8		B SL 80 C SI 93 F SL 81 B SL 82 X SI 92 2-2 4 G1-6-3 1-2 2-H 3-H 1B		B FF 90 B FF 91 B FF 90 C SI 90 C SI 92 B SL 83 4-2 BB		B FF 94 X FF 94 1-0 ② F8		B FF 96 C FF 98 C CU 80 T SI 101 1-2 ① K	4	0	1	2	1	1	2
4 Brandon Phillips, R (1, 4) OBP: 0.315, SLG: 0.399 21 Michael Lorenzen, R (7, 1) 49 Tony Renda, R (9, PH) OBP: 0.400, SLG: 0.400 26 Raisel Iglesias, R (9, 1) OBP: 0.091, SLG: 0.091		B SI 89 B SI 88 B SI 90 B SI 91 4-0 43 FC3-6 BB	C SI 93 X SI 90 0-1 ②③ G1-6-3 1-2f		F FC 90 D SL 82 X SI 92 1-1 ③ F8		B FF 93 C CH 86 D CU 73 F FF 92 X FF 93 2-2 ③ FC4-6 1-2f		C FF 99 F FF 100 C CU 80 X SI 101 0-2 ② G3	3 0 1 0	0 0 0 0	0 0 0 0	0 0 0 0	1 0 0 0	0 0 0 0	5 0 0 0
43 Scott Schebler, L (1, 9) OBP: 0.242, SLG: 0.337 3 Iván De Jesús Jr., R (7, 4) OBP: 0.272, SLG: 0.288		X SI 90 0-0 ① FC3-6 7 FC4-6 1-2f		B KC 76 S KC 76 S SI 88 H SL 80 2-2 7 F8 7 S 16 G1-6-3 HBP		B CH 84 X FC 89 1-0 ① P4		B FF 93 C FF 92 X SL 88 1-1 ① G6-3	B SI 99 F FF 98 B CU 80 X SI 99 2-1 ③ G4-3	2 2	1 0	0 0	0 0	0 0	0 0	1 0
7 Eugenio Suárez, R (1, 5) OBP: 0.303, SLG: 0.410		B SI 90 C SI 91 B SI 92 X SI 91 2-1 ② FC4-6 1-2f		B SI 90 S SI 91 X SI 90 1-1 ① F8 1-3		B FC 89 C FC 89 F SI 90 X SL 82 1-2 ② F9		B SI 92 B SI 93 X SI 91 2-0 ② G4-3		4	0	0	0	0	0	2
16 Tucker Barnhart, L (1, 2) OBP: 0.328, SLG: 0.396		C FF 90 X SI 91 0-1 ③ G4-3		D SI 91 X CH 85 1-0 ② G1-6-3 3-H		C KC 78 B FF 89 C SI 90 F KC 81 X SI 90 1-2 1B		X SI 92 0-0 40 2B 2B		4	1	2	1	0	0	1
29 Brandon Finnegan, L (1, 1) OBP: 0.149, SLG: 0.133 40 Tyler Holt, R (7, 9) OBP: 0.299, SLG: 0.262			S SI 88 X CH 88 0-1 ① G4-3	X SI 90 0-0 ③ G1-3	X FC 90 0-0 ③ F8			B SL 88 X FF 92 1-0 6 E 2-H 2B		3 1	0 1	0 1	0 1	0 0	0 0	1 0
Inning Stats	R: 0 H: 2 E: 1 LOB: 1 K: 0 BB: 0 S: 10 P: 17	R: 0 H: 0 E: 0 LOB: 1 K: 0 BB: 1 S: 5 P: 11	R: 2 H: 2 E: 0 LOB: 1 K: 0 BB: 2 S: 11 P: 24	R: 1 H: 0 E: 0 LOB: 0 K: 0 BB: 0 S: 6 P: 10	R: 0 H: 1 E: 0 LOB: 2 K: 0 BB: 1 S: 10 P: 20	R: 0 H: 1 E: 0 LOB: 1 K: 0 BB: 0 S: 9 P: 12	R: 1 H: 1 E: 0 LOB: 1 K: 0 BB: 1 S: 11 P: 20	R: 3 H: 4 E: 1 LOB: 1 K: 1 BB: 0 S: 13 P: 23	R: 0 H: 0 E: 0 LOB: 0 K: 1 BB: 0 S: 8 P: 11	1B: 8 2B: 3 3B: 0 HR: 0	SF: 0 SAC: 0 DP: 1 HBP: 1	WP: 0 PB: 0 SB: 4 CS: 0	PA: 42				

	AB	36
	R	7
	H	11
	RBI	6
	BB	5
	SO	2
	LOB	16

PITCHER		IP	WLS	BF	H	R	ER	SO	BB	IBB	HBP	BLK	WP	HR	S	P	ERA	WHIP
8 Mike Leake, R ERA: 4.79	(1, 1)	6.0		27	6	3	3	0	4	0	1	0	0	0	51	94	4.50	1.667
46 Kevin Siegrist, L ERA: 2.86	(7, 1)	1.0		5	1	1	1	0	1	0	0	0	0	0	11	20	9.00	2.000
67 Matt Bowman, R ERA: 3.65	(8, 1)	0.2	L	6	4	3	3	0	0	0	0	0	0	0	10	17	40.50	6.000
29 Zach Duke, L ERA: 2.38	(8, 1)	0.1		1	0	0	0	1	0	0	0	0	0	0	3	6	0.00	0.000
61 Alex Reyes, R ERA:	(9, 1)	1.0		3	0	0	0	1	0	0	0	0	0	0	8	11	0.00	0.000

PITCHER	IP	WLS	BF	H	R	ER	SO	BB	IBB	HBP	BLK	WP	HR	S	P	ERA	WHIP

Batter	1	2	3	4	5	6	7	8	9	AB	R	H	RBI	BB	SO	LOB
13 Matt Carpenter, L (1, 4) OBP: 0.414, SLG: 0.553	B FF 91 C FF 92 B FF 93 T SL 85 X FF 94 2-2 ① F7		C SL 82 B SL 83 B SL 83 F FF 92 B FF 93 B FF 94 4-2 55 G2-3-5 BB		X FF 90 0-0 55 G5-4-3 1B		C SL 92 B SL 92 B SL 94 S SL 94 S SL 93 2-3 ① K		B SI 88 B SI 96 X SI 96 2-0 ② F8	4	0	1	0	1	1	0
55 Stephen Piscotty, R (1, 9) OBP: 0.347, SLG: 0.461	B FF 93 B SI 93 B SI 92 B SI 90 4-0 37 BLK BB		F SI 91 1 SAFE B CH 84 1 SAFE F SI 92 B SL 85 B SL 85 X SI 93 3-2 ①② G2-3-5 1-3f		F SI 91 L CH 84 B SI 93 B SL 86 B SI 94 F SI 94 X FF 94 3-2 ①② G5-4-3 1-2f		C SI 98 B SL 86 F SL 85 S SI 97 1-3 ② K		S SL 86 B SL 86 F FF 98 B SI 98 S FF 87 2-3 ③ K2-3	4	0	0	0	1	2	2
7 Matt Holliday, R (1, 7) OBP: 0.316, SLG: 0.453	C FF 93 X FF 94 0-1 ② L8		C SL 84 C FF 93 B SL 86 B SL 87 S FF 85 2-3 ③ K		B CH 84 F SL 82 X SL 84 1-1 HR		F SI 96 S CU 82 X FF 98 0-2 37 1B 2B			4	2	2	1	0	1	1
37 Brandon Moss, L (1, 3) OBP: 0.343, SLG: 0.558	C SL 84 B SL 85 B FF 94 1 SAFE C SL 86 C SL 86 2-3 ③ K 1-2			B FF 88 B FF 90 B SL 81 C FF 89 D FF 91 4-1 27 1B 4 1B 3 G4-6-3 BB	C SL 82 S SL 83 X FF 93 0-2 ③ F7		X FF 94 0-0 2-H 1B			3	1	1	1	1	1	1
4 Yadier Molina, R (1, 2) OBP: 0.347, SLG: 0.388		C FF 90 X FF 92 0-1 HR		F FF 91 F FF 84 F SL 86 X SL 87 0-2 3 G4-6-3 27 1B 1-2 1B		F SL 81 X CH 83 0-1 ① G5-3	C SI 96 D SL 87 B SL 86 F SI 96 X SI 97 2-2 ③ G5-3			4	1	2	1	0	0	1
27 Jhonny Peralta, R (1, 6) OBP: 0.281, SLG: 0.428		C CH 85 B SL 83 F SI 93 B FF 93 S SL 87 2-3 ① K		B SI 92 B SI 92 X SI 90 2-0 3 G4-6-3 1-2 2-3 1B	B SL 82 B SI 92 B SL 83 B CH 88 4-0 28 2B BB			X SI 96 0-0 28 G4-6-3 1B		3	0	2	0	1	1	0
3 Jedd Gyorko, R (1, 5) OBP: 0.298, SLG: 0.460		S SL 83 B SL 84 F SI 93 B FF 93 B FF 92 B SI 91 4-2 BB		B SL 82 X SI 92 1-0 ①② G4-6-3 1-2f 2-3 3-H	B SI 91 X SI 91 1-0 ② F9			F FF 97 B CU 79 B CU 83 1 SAFE S SL 93 C SL 83 2-3 ① K		3	0	0	0	1	1	4
28 Tommy Pham, R (1, 8) OBP: 0.348, SLG: 0.508		C FF 92 F FF 91 S FF 87 0-3 ② K		I IN 72 I IN 76 I IN 79 I IN 78 4-0 IBB	X FF 93 0-0 1-3 2B			C SI 96 C SI 96 X SI 97 0-2 ②③ G4-6-3 1-2f		3	0	1	0	1	1	2
8 Mike Leake, R (1, 1) OBP: 0.214, SLG: 0.179 35 Greg Garcia, L (6, PH) OBP: 0.284, SLG: 0.389 46 Kevin Siegrist, L (7, 1) 67 Matt Bowman, R (8, 1) 29 Zach Duke, L (8, 1) 61 Alex Reyes, R (9, 1) 32 Matt Adams, L (9, PH) OBP: 0.307, SLG: 0.455		T SI 90 B FF 92 F CH 84 S SI 94 1-3 ③ K		B SI 91 X SI 92 1-0 ③ L8	S SL 84 X SL 86 0-1 ③ F7				C SI 87 B SL 84 C SI 88 B CH 86 X SI 95 2-2 ① P5	2 1 0 0 0 0 1	0 0 0 0 0 0 0	0 0 0 0 0 0 0	0 0 0 0 0 0 0	0 0 0 0 0 0 0	1 0 0 0 0 0 0	3 2 0 0 0 0 0
Inning Stats	R: 0 E: 0 K: 1 S: 8 H: 0 LOB: 1 BB: 1 P: 16	R: 1 E: 0 K: 3 S: 13 H: 1 LOB: 1 BB: 1 P: 20	R: 0 E: 0 K: 1 S: 8 H: 0 LOB: 0 BB: 1 P: 17	R: 1 E: 0 K: 0 S: 8 H: 2 LOB: 2 BB: 2 P: 20	R: 1 E: 0 K: 0 S: 10 H: 2 LOB: 0 BB: 0 P: 14	R: 0 E: 0 K: 0 S: 6 H: 1 LOB: 2 BB: 1 P: 11	R: 1 E: 0 K: 2 S: 13 H: 2 LOB: 1 BB: 0 P: 18	R: 0 E: 0 K: 1 S: 7 H: 1 LOB: 0 BB: 0 P: 9	R: 0 E: 0 K: 1 S: 7 H: 0 LOB: 0 BB: 0 P: 13	1B: 5 2B: 3 3B: 0 HR: 2 SF: 0 SAC: 0 DP: 4 HBP: 0						

PITCHER		IP	WLS	BF	H	R	ER	SO	BB	IBB	HBP	BLK	WP	HR	S	P	ERA	WHIP
29 Brandon Finnegan, L ERA: 4.45	(1, 1)	6.0		27	6	3	3	5	5	1	0	1	0	2	53	98	4.50	1.833
21 Michael Lorenzen, R ERA: 2.49	(7, 1)	2.0	W	8	3	1	1	3	0	0	0	0	0	0	20	27	4.50	1.500
26 Raisel Iglesias, R ERA: 2.09	(9, 1)	1.0	S	3	0	0	0	1	0	0	0	0	0	0	7	13	0.00	0.000

PITCHER	IP	WLS	BF	H	R	ER	SO	BB	IBB	HBP	BLK	WP	HR	S	P	ERA	WHIP

BOTTOM

Cincinnati Reds @ St. Louis Cardinals

Busch Stadium, St. Louis, MO

Tue Aug 09 2016, 7:16 PM - 10:12 PM CDT

Att. 40,113 - Clear - 88 F

livebaseballscorecards.com

AB	32
R	4
H	9
RBI	3
BB	6
SO	9
LOB	16

Batter	1	2	3	4	5	6	7	8	9	AB	R	H	RBI	BB	SO	LOB
6 Billy Hamilton, S (1, 8) OBP: 0.310, SLG: 0.345	C FF 92 X FF 92 0-1 ① G5-3		C SI 92 D CH 84 X SI 92 1-1 ② FC5-4 1-2f			B FF 91 C SI 92 X SI 92 1-1 ① G6-3		X SI 91 0-0 ② G5-3		4	0	0	0	0	0	2
2 Zack Cozart, R (1, 6) OBP: 0.314, SLG: 0.454	C FF 93 X CH 84 0-1 ② F7		B FF 92 1 SAFE B FF 90 S SI 91 D CH 84 X SI 90 3-1 ③ L7			C FF 93 B CH 85 X CH 85 1-1 ② G5-3		B FF 92 X FC 91 1-0 ③ G6-3		4	0	0	0	0	0	2
19 Joey Votto, L (1, 3) OBP: 0.422, SLG: 0.495	C SI 92 B FF 92 C SL 82 F SI 94 X SL 81 1-2 23 FC5-4 1B			F FF 91 X CH 82 0-1 ① F7		B SI 92 C SI 92 X SI 92 1-1 ③ G5-3			X SI 91 0-0 23 1B 7 G5-4-3 2B	4	1	2	0	0	0	0
23 Adam Duvall, R (1, 7) OBP: 0.294, SLG: 0.518	B SI 92 X SI 92 1-0 ③ FC5-4 1-2f			B SI 92 C SI 92 F FF 91 S SL 83 1-3 ② K2-3			B CH 82 B SI 90 B FF 91 B FF 91 4-0 BB		F FF 92 B SI 92 F CH 83 D SL 82 F SL 81 X SL 81 2-2 7 G5-4-3 1B 2-3	3	0	1	0	1	1	1
7 Eugenio Suárez, R (1, 5) OBP: 0.303, SLG: 0.416		X SI 91 0-0 ① G6-3		C FF 91 B CH 84 C CH 84 B SI 92 B FF 91 X SI 92 3-2 HR			C SI 91 X SI 91 0-1 ① F9		X SL 86 0-0 ① ② G5-4-3 1-2f 3-H	4	1	1	1	0	0	2
49 Tony Renda, R (1, 4) OBP: 0.222, SLG: 0.222		B FC 92 X FF 92 1-0 ② G6-3		C FF 91 X FF 91 0-1 ③ G5-3			B FF 92 1 SAFE B SI 90 F FF 91 X FF 91 2-1 ② L9		B FF 95 F FF 94 S SL 87 S SL 88 1-3 ③ K	4	0	0	0	0	1	1
40 Tyler Holt, R (1, 9) OBP: 0.293, SLG: 0.256		C FF 92 X SI 92 0-1 ③ G6-3			C CH 81 B SI 90 X SI 91 1-1 ① G4-3		C SI 91 F CH 84 S SL 83 0-3 ③ K2-3			3	0	0	0	0	1	1
16 Tucker Barnhart, L (1, 2) OBP: 0.328, SLG: 0.399			X FF 92 0-0 ① G6-3		C FF 92 C FF 91 C SL 82 0-3 ② K			X FC 91 0-0 2B		3	0	1	0	0	1	0
28 Anthony DeSclafani, R (1, 1) OBP: 0.174, SLG: 0.174 73 Josh Smith, R (6, 1) OBP: 0.250, SLG: 0.500 70 Jumbo Díaz, R (7, 1) 3 Iván De Jesús Jr., R (8, PH) OBP: 0.270, SLG: 0.286 36 Blake Wood, R (8, 1)			B FF 92 C FF 92 X SI 91 1-1 6 FC5-4 1B		F FF 92 S FF 93 C SL 82 0-3 ③ K			X SI 91 0-0 ① G5-3		2 0 0 1 0	0 0 0 0 0	1 0 0 0 0	0 0 0 0 0	0 0 0 0 0	1 0 0 0 0	0 0 0 1 0
Inning Stats	R: 0 E: 0 K: 0 S: 9 H: 1 LOB: 1 BB: 0 P: 11	R: 0 E: 0 K: 0 S: 4 H: 0 LOB: 0 BB: 0 P: 5	R: 0 E: 0 K: 0 S: 7 H: 1 LOB: 1 BB: 0 P: 12	R: 1 E: 0 K: 1 S: 10 H: 1 LOB: 0 BB: 0 P: 14	R: 0 E: 0 K: 2 S: 8 H: 0 LOB: 0 BB: 0 P: 9	R: 0 E: 0 K: 0 S: 6 H: 0 LOB: 0 BB: 0 P: 9	R: 0 E: 0 K: 1 S: 7 H: 0 LOB: 1 BB: 1 P: 13	R: 0 E: 0 K: 0 S: 4 H: 1 LOB: 1 BB: 0 P: 5	R: 1 E: 0 K: 1 S: 9 H: 2 LOB: 0 BB: 0 P: 12	1B: 3 2B: 2 3B: 0 HR: 1 SF: 0 SAC: 0 DP: 1 HBP: 0						WP: 0 PB: 0 SB: 0 CS: 0 PA: 33

PITCHER	IP	WLS	BF	H	R	ER	SO	BB	IBB	HBP	BLK	WP	HR	S	P	ERA	WHIP
54 Jaime García, L (1, 1) ERA: 3.93	8.0	W	31	6	2	2	4	1	0	0	0	0	1	60	85	2.25	0.875
26 Seunghwan Oh, R (9, 1) ERA: 2.03	1.0	S	2	0	0	0	1	0	0	0	0	0	0	4	5	0.00	0.000

PITCHER	IP	WLS	BF	H	R	ER	SO	BB	IBB	HBP	BLK	WP	HR	S	P	ERA	WHIP

TOP

Cincinnati Reds @ St. Louis Cardinals

Busch Stadium, St. Louis, MO

Wed Aug 10 2016, 6:16 PM - 8:57 PM CDT

Att. 40,019 - Partly Cloudy - 92 F

livebaseballscorecards.com

AB	32
R	2
H	6
RBI	1
BB	1
SO	5
LOB	10

Batter	1	2	3	4	5	6	7	8	9	AB	R	H	RBI	BB	SO	LOB
13 Matt Carpenter, L (1, 3) OBP: 0.417, SLG: 0.571	C FF 93 X FF 88 0-1 HR		C KC 79 B SL 89 X SI 94 1-1 37 2B 3B		B KC 80 B FF 93 D SI 94 C SI 93 B SI 93 4-1 16 FC3-6 1-2 BB		F SL 88 F SL 87 F FF 88 F FF 92 F CU 79 F FF 92 X FF 88 0-2 ① P6			3	2	2	1	1	0	1
16 Kolten Wong, L (1, 4) OBP: 0.331, SLG: 0.332	B FF 93 C FF 93 S SL 89 S SL 87 1-3 ① K		C FF 94 D FF 95 S KC 81 S KC 81 1-3 ② K		L FF 94 F FF 94 F KC 82 X SL 87 0-2 ① FC3-6 1-2f 2-3		S SL 86 F SL 87 F SL 86 X FF 91 0-2 1-2 1B			4	0	1	0	0	2	3
37 Brandon Moss, L (1, 9) OBP: 0.341, SLG: 0.557 (9, 7)	B FF 94 B SL 89 C SI 94 T SL 88 C SI 95 2-3 ② K		F FF 94 S KC 82 F SL 89 D KC 84 B SL 87 F SL 87 F SI 95 D SI 96 X SL 89 3-2 3-H 2B		F FF 94 S SL 87 1 SAFE D KC 87 1 SAFE B FF 94 S SL 88 2-3 ② K		B FF 95 X FF 96 1-0 ② P2			4	0	1	1	0	2	4
7 Matt Holliday, R (1, 7) OBP: 0.315, SLG: 0.451 55 Stephen Piscotty, R (9, 9) OBP: 0.347, SLG: 0.461	B SI 94 B SL 89 X SI 94 2-0 1B		F KC 81 C SI 94 D KC 84 X SL 88 1-2 ③ G5-3		S SL 88 B SI 95 1 SAFE F SL 85 F SL 88 D SL 84 X SI 94 2-2 ③ G4-3		B SL 86 X SI 96 1-0 ③ G5-3			4 0	0 0	1 0	0 0	0 0	0 0	5 0
4 Yadier Molina, R (1, 2) OBP: 0.346, SLG: 0.387	B FF 94 B FF 94 F FF 93 B SI 93 F FF 94 S SI 94 3-3 ③ K			B SL 89 X SI 93 1-0 ① F9		C SL 84 F CU 81 B FF 93 F SL 84 F FF 93 B FF 92 B CU 80 X CU 77 3-2 35 FC3-6 1B		B FF 97 S FF 96 F FF 97 B SL 90 B FF 96 X SL 92 3-2 ① G5-3		4	0	1	0	0	1	1
27 Jhonny Peralta, R (1, 5) OBP: 0.280, SLG: 0.444		C SL 87 S SL 88 X SI 94 0-2 ① G6-3		C SL 89 B KC 83 S SL 88 F SL 87 B SI 93 F SI 95 X SL 89 2-2 HR		B CU 80 B SI 85 S FF 92 B FF 92 C FF 92 F FF 93 T SL 87 3-2 ① K		B FF 98 S SL 89 C SL 90 S CH 89 1-3 ② K		4	1	1	1	0	2	1
41 Jeremy Hazelbaker, L (1, 8) OBP: 0.309, SLG: 0.475		X SI 92 0-0 ② F8		C FF 94 S SL 88 B KC 82 B SI 95 B SI 93 F FF 93 B SI 94 4-2 35 F8 BB		C SL 86 B SL 86 X FF 91 1-1 ② F8		X FF 96 0-0 2B		3	0	1	0	1	0	1
35 Greg Garcia, L (1, 6) OBP: 0.384, SLG: 0.378		C FF 93 X SL 89 0-1 ③ L6		1 SAFE 1 SAFE C FF 92 F SL 87 B FF 89 1 SAFE 1 SAFE B SI 94 B KC 83 3-2 ②③ F SI 93 F SL 88 X SL 86 F8 1-2		B FF 88 X FF 91 1-0 ③ FC3-6 1-2f		F SL 90 B CH 86 S SL 91 S CH 88 1-3 ③ K		4	0	0	0	0	1	3
54 Jaime García, L (1, 1) OBP: 0.216, SLG: 0.200 26 Seunghwan Oh, R (9, 1)			C FF 92 X SL 88 0-1 ① L8		C FF 92 B KC 79 F SI 93 X KC 82 1-2 16 FC3-6 13 BB 1B		B FF 89 B FF 89 B SI 88 C FF 90 F FF 90 F FF 92 B FF 91 4-2 16 1B BB			2 0	0 0	1 0	0 0	1 0	0 0	0 0
Inning Stats	R: 1 E: 0 K: 3 S: 12 H: 2 LOB: 1 BB: 0 P: 20	R: 0 E: 0 K: 0 S: 6 H: 0 LOB: 0 BB: 0 P: 6	R: 1 E: 0 K: 1 S: 16 H: 2 LOB: 1 BB: 0 P: 22	R: 1 E: 0 K: 0 S: 14 H: 1 LOB: 0 BB: 1 P: 24	R: 0 E: 0 K: 1 S: 15 H: 1 LOB: 2 BB: 1 P: 24	R: 0 E: 0 K: 1 S: 12 H: 1 LOB: 1 BB: 0 P: 20	R: 0 E: 0 K: 0 S: 16 H: 1 LOB: 2 BB: 1 P: 22	R: 0 E: 0 K: 2 S: 10 H: 1 LOB: 1 BB: 0 P: 15		1B: 4 2B: 2 3B: 1 HR: 2	SF: 0 SAC: 0 DP: 0 HBP: 0		WP: 0 PB: 0 SB: 0 CS: 0	PA: 35	

PITCHER		IP	WLS	BF	H	R	ER	SO	BB	IBB	HBP	BLK	WP	HR	S	P	ERA	WHIP
28 Anthony DeSclafani, R ERA: 3.11	(1, 1)	5.0	L	22	6	3	3	5	2	0	0	0	0	2	63	96	5.40	1.600
73 Josh Smith, R ERA: 3.9	(6, 1)	1.1		7	2	0	0	1	1	0	0	0	0	0	26	38	0.00	2.250
70 Jumbo Díaz, R ERA: 3.63	(7, 1)	0.2		2	0	0	0	0	0	0	0	0	0	0	2	4	0.00	0.000
36 Blake Wood, R ERA: 3.31	(8, 1)	1.0		4	1	0	0	2	0	0	0	0	0	0	10	15	0.00	1.000

PITCHER	IP	WLS	BF	H	R	ER	SO	BB	IBB	HBP	BLK	WP	HR	S	P	ERA	WHIP

BOTTOM

Cincinnati Reds @ St. Louis Cardinals

Busch Stadium, St. Louis, MO

Wed Aug 10 2016, 6:16 PM - 8:57 PM CDT

Att. 40,019 - Partly Cloudy - 92 F

livebaseballscorecards.com

AB	32
R	3
H	9
RBI	3
BB	3
SO	8
LOB	19

Batter	1	2	3	4	5	6	7	8	9	AB	R	H	RBI	BB	SO	LOB
6 Billy Hamilton, S (1, 8) OBP: 0.311, SLG: 0.344	C SI 92 C SI 94 B SI 93 B SL 85 C SI 93 2-3 K	B SI 93 C SI 93 B KC 84 B SI 93 B SI 93 4-1 2 S BB		C KC 84 X SI 93 0-1 2 CS 2 S 1B		F SI 91 B SI 92 F SI 91 F CU 78 F FF 93 C SI 92 1-3 K	C SI 92 C SI 93 F SI 93 B FF 94 C SI 94 1-3 K			4	0	1	0	1	3	3
2 Zack Cozart, R (1, 6) OBP: 0.310, SLG: 0.449	B FF 94 X SI 94 1-0 F8	B FF 93 C FF 92 D SL 87 B SI 94 C SI 93 F SI 93 F KC 84 S KC 84 3-3 K 1-3		1 SAFE 1 SAFE B SI 91 B SI 91 C SI 93 C SI 92 2 SAFE B SL 88 S SL 87 3-3 K 1-3			C SL 84 F SI 94 B SI 95 B FF 95 X SI 94 2-2 G5-3	C FF 92 F FF 93 S SI 92 0-3 K		5	0	0	0	0	3	2
19 Joey Votto, L (1, 3) OBP: 0.424, SLG: 0.495	B SI 94 C SI 93 C FF 94 F FF 95 B SL 90 F FF 93 B SI 95 F FF 93 B FF 93 4-2 4 1B 23 HBP 43 BB BB		B SI 91 C SI 93 C SI 93 X SI 94 1-2 G5-3		B KC 82 S SI 92 C FF 90 F SI 93 B SI 92 F SI 93 F SL 85 F FF 93 F SI 93 2-3 S SL 86 K		X FF 95 0-0 23 1B 4 2B 1B	C SI 92 X SI 93 0-1 4 E 1B		4	2	2	0	1	1	0
23 Adam Duvall, R (1, 7) OBP: 0.300, SLG: 0.528	H SI 93 1-0 43 BB 4 1B 1-2 HBP		C SI 87 B FF 94 B SI 93 X SL 87 2-1 HR		B SI 92 X SI 93 1-0 1B		C SI 94 D SI 95 X SI 94 1-1 4 2B 7 E 1-2 1B	B FF 92 C SL 88 B SI 91 C FF 93 F FF 93 T SL 88 2-2 K		4	2	3	1	0	1	1
4 Brandon Phillips, R (1, 4) OBP: 0.319, SLG: 0.404	C FF 93 X FF 93 0-1 43 BB 1-2 2-3 1B		C SL 87 F FF 92 B SI 92 X FF 92 1-2 7 S 7 1B 1B		B FF 92 C SL 85 F SI 92 F SL 88 X SL 87 1-2 F8		B SL 86 D SL 85 F SI 95 X SI 93 2-1 7 E 16 FC1-2 1-3 2-H 2B	C FF 93 X SL 89 0-1 E3 1-2		5	1	3	1	0	0	2
43 Scott Schebler, L (1, 9) OBP: 0.250, SLG: 0.326	C KC 84 D SI 95 F SI 94 B FF 93 B SI 95 B SI 94 4-2 1-2 2-3 3-H BB		C SI 93 S SI 93 B SI 94 S SL 84 1-3 K		B KC 84 B KC 83 B SI 92 C SI 92 X SI 92 3-1 G4-3		I IN 80 I IN 81 I IN 81 I IN 80 4-0 16 FC1-2 7 E 3 1B IBB	F SI 92 X SI 92 0-1 L8		3	1	0	1	2	1	4
7 Eugenio Suárez, R (1, 5) OBP: 0.301, SLG: 0.414	C SI 94 C SL 88 B SI 94 C FF 93 1-3 K		C SL 86 B SI 93 B FF 92 B FF 93 X SI 92 3-1 1-H 1B			C FF 89 B SL 86 C SL 83 F SI 92 X SI 92 1-2 G6-3	B SI 94 F FF 93 C SL 85 X SI 94 1-2 E5 16 FC1-2 3 1B 1-2 2-3 3-H		S FF 92 F FF 93 S FF 93 0-3 K	5	1	1	2	0	2	5
16 Tucker Barnhart, L (1, 2) OBP: 0.326, SLG: 0.395		B SI 93 B SI 93 X SI 93 2-0 G4-3	B SI 93 B SI 92 C SI 92 X SI 92 2-1 F7			B CU 71 X SI 90 1-0 1B	X SI 93 0-0 FC1-2 3 1B 1-2 2-3 3-Hf		B CU 78 C CU 78 F SI 91 F FF 93 X FF 93 1-2 G5-3	5	0	1	0	0	0	4
34 Homer Bailey, R (1, 1) OBP: 0.143, SLG: 0.143 3 Iván De Jesús Jr., R (7, PH) OBP: 0.275, SLG: 0.291 21 Michael Lorenzen, R (7, 1) 27 Ross Ohlendorf, R (8, 1) 40 Tyler Holt, R (9, PH) OBP: 0.291, SLG: 0.254 48 Keyvius Sampson, R (9, 1) 26 Raisel Iglesias, R (9, 1) OBP: 0.091, SLG: 0.091		C SI 93 X FF 93 0-1 G6-3		C FF 91 B SL 86 F FF 91 F SI 93 B KC 83 C SI 92 2-3 K		C SL 82 B SL 82 L FF 88 X SI 88 1-2 B3	F SI 93 B FF 94 2 SAFE F SI 93 B SI 94 X SL 84 2-2 1-2 2-H 3-H 1B		C FF 93 B FF 90 X FF 90 1-1 G4-3	3 1 0 0 1 0 0	0 0 0 0 0 0 0	0 1 0 0 0 0 0	0 2 0 0 0 0 0	1 0 0 0 0 0 0	0 0 0 0 0 0 0	1 0 0 0 0 0 0
Inning Stats	R: 1 E: 0 K: 2 S: 16 H: 1 LOB: 3 BB: 2 P: 29	R: 0 E: 0 K: 1 S: 9 H: 0 LOB: 1 BB: 1 P: 18	R: 2 E: 0 K: 1 S: 15 H: 3 LOB: 1 BB: 0 P: 25	R: 0 E: 0 K: 2 S: 9 H: 1 LOB: 0 BB: 0 P: 14	R: 0 E: 0 K: 1 S: 15 H: 1 LOB: 1 BB: 0 P: 22	R: 0 E: 0 K: 1 S: 13 H: 1 LOB: 1 BB: 0 P: 17	R: 4 E: 1 K: 1 S: 19 H: 4 LOB: 2 BB: 1 P: 32	R: 0 E: 1 K: 2 S: 13 H: 1 LOB: 2 BB: 0 P: 15	R: 0 E: 0 K: 1 S: 9 H: 0 LOB: 0 BB: 0 P: 11	1B: 10 2B: 1 3B: 0 HR: 1 SF: 0 SAC: 0 DP: 0 HBP: 1						WP: 0 PB: 0 SB: 4 CS: 1 PA: 45

PITCHER		IP	WLS	BF	H	R	ER	SO	BB	IBB	HBP	BLK	WP	HR	S	P	ERA	WHIP
52 Jimmy Nelson, R ERA: 4.07	(1, 1)	5.0	L	24	6	3	3	7	3	0	1	0	0	1	64	108	5.40	1.800
48 Blaine Boyer, R ERA: 3.2	(6, 1)	1.0		4	1	0	0	1	0	0	0	0	0	0	13	17	0.00	1.000
53 Jhan Mariñez, R ERA: 3.79	(7, 1)	1.0		9	4	4	2	1	0	1	0	0	0	0	19	32	18.00	4.000
58 Rob Scahill, R ERA: 3.54	(8, 1)	2.0		8	1	0	0	3	0	0	0	0	0	0	22	26	0.00	0.500

PITCHER	IP	WLS	BF	H	R	ER	SO	BB	IBB	HBP	BLK	WP	HR	S	P	ERA	WHIP

TOP

Cincinnati Reds @ Milwaukee Brewers

Miller Park, Milwaukee, WI

Fri Aug 12 2016, 7:11 PM - 10:34 PM CDT

Att. 24,553 - Roof Closed - 81 F

livebaseballscorecards.com

AB	40
R	7
H	12
RBI	7
BB	4
SO	12
LOB	22

Batter	1	2	3	4	5	6	7	8	9	AB	R	H	RBI	BB	SO	LOB
5 Jonathan Villar, S (1, 5) OBP: 0.386, SLG: 0.443	B FF 93 B FF 93 C FF 91 F FF 93 F FF 95 F FF 93 B SL 86 F FF 94 F FF 94 3-3 C FF 83 ① K		1 SAFE 1 SAFE C FF 90 B FF 94 F FF 94 F CH 86 S SI 88 1-3 ③ K			C FF 93 B FF 90 C SL 88 B FF 96 F FF 94 S KC 79 2-3 ① K		S CH 86 S CH 86 B FF 96 S SL 83 1-3 ② K		4	0	0	0	0	4	1
3 Orlando Arcia, R (1, 6) OBP: 0.273, SLG: 0.275	C FF 94 C SI 93 S SL 88 0-3 ② K			C SI 94 B FF 93 F FF 94 S SL 88 1-3 ① K		C KC 80 S KC 79 B FF 95 S FF 94 1-3 ② K		C SL 80 B SL 81 F FF 93 B SL 81 X SL 80 2-2 ③ L5		4	0	0	0	0	3	0
8 Ryan Braun, R (1, 7) OBP: 0.387, SLG: 0.541 7 Jake Elmore, R (9, 7) OBP: 0.346, SLG: 0.195	C FF 94 B FF 94 B KC 80 S SL 89 X FF 95 2-2 ③ G1-3			B SL 90 B SL 90 C FF 96 B FF 96 X SL 90 3-1 ② G5-3		C KC 79 B FF 96 F KC 78 S CH 88 1-3 ③ K			B FF 91 B FF 90 X FF 90 2-0 ① L3	3 1	0 0	0 0	0 0	0 0	1 0	0 0
2 Scooter Gennett, L (1, 4) OBP: 0.328, SLG: 0.415		F FF 93 B CH 88 B CH 88 X SI 94 2-1 14 G4-6-3 1B		C KC 80 F SL 90 F CH 89 X FF 95 0-2 ③ L8			B SL 91 S SL 90 S SL 92 X FF 96 1-2 1B		B CH 82 B CH 83 B FF 90 C FF 90 C FF 91 X FF 91 3-2 E6 33 BB 9 HR	4	1	2	0	0	0	0
33 Chris Carter, R (1, 3) OBP: 0.309, SLG: 0.486		B SL 87 1 SAFE S FF 93 B FF 94 F SI 93 1 SAFE S SL 88 2-3 ① K			S SI 92 F SI 92 B CH 85 F CH 86 B FF 94 B SL 89 B FF 96 4-2 14 1B BB		C FF 95 B FF 96 F SL 89 F FF 96 B SL 82 S SL 89 2-3 ① K		C FF 92 D CU 78 B FF 92 B FF 93 B FF 93 4-1 1-2 9 HR BB	2	1	0	0	2	2	2
14 Hernán Pérez, R (1, 9) OBP: 0.312, SLG: 0.451		X SL 89 0-0 ② ③ G4-6-3 1-2f			C FF 94 B FF 91 D FF 90 S FF 95 F SI 94 B FF 94 X SL 90 3-2 1-2 1B		C SL 84 C CU 83 D SL 84 S SL 83 1-3 ② K		C FF 93 B CU 76 B SL 84 C FF 92 S FF 93 2-3 ② K	4	0	1	0	0	2	4
10 Kirk Nieuwenhuis, L (1, 8) OBP: 0.322, SLG: 0.393 58 Rob Scahill, L (8, 1) 9 Manny Piña, R (9, PH) OBP: 0.571, SLG: 0.833			C FF 94 B FF 93 X SL 90 1-1 1B		B FF 94 C SL 88 F CH 87 F FF 90 F CH 86 C FF 95 1-3 ① K		X SL 90 0-0 ③ G4-3		D FF 93 X FF 93 1-0 1-H 2-H HR	3 0 1	0 0 1	1 0 1	0 0 3	0 0 3	1 0 0	3 0 0
12 Martín Maldonado, R (1, 2) OBP: 0.341, SLG: 0.348		B FF 93 F FF 94 F SI 94 B SL 90 X SL 90 2-2 ① F8			S SL 90 B SL 88 B SL 88 F FF 94 F FF 90 X FF 94 2-2 ② F4			B FF 93 B FF 93 S FF 94 B CH 86 S FF 94 X FF 94 3-2 ① F8	C SL 82 S SL 83 B SL 84 F SL 85 X SI 94 1-2 ③ L7	4	0	0	0	0	0	3
52 Jimmy Nelson, R (1, 1) OBP: 0.122, SLG: 0.100 24 Andy Wilkins, L (5, PH) OBP: 0.240, SLG: 0.318 48 Blaine Boyer, R (6, 1) 53 Jhan Mariñez, R (7, 1) 18 Ramón Flores, L (8, 8) OBP: 0.291, SLG: 0.263			M FF 92 1 SAFE L FF 94 L SL 89 0-3 ② K		B CH 86 B SI 94 C FF 93 S FF 94 S FF 95 2-3 ③ K			C FF 94 B FF 95 F FF 95 B FF 96 F FF 95 B FF 95 X FF 94 3-2 HR		1 1 0 0 1	0 0 0 0 1	0 0 0 0 1	0 0 0 0 1	1 1 0 0 1	1 2 0 0 0	1 0 0 0 0
Inning Stats	R: 0 E: 0 K: 2 S: 13 H: 0 LOB: 0 BB: 0 P: 18	R: 0 E: 0 K: 1 S: 6 H: 1 LOB: 0 BB: 0 P: 10	R: 0 E: 0 K: 2 S: 12 H: 1 LOB: 1 BB: 0 P: 16	R: 0 E: 0 K: 1 S: 9 H: 0 LOB: 0 BB: 0 P: 13	R: 0 E: 0 K: 2 S: 19 H: 1 LOB: 2 BB: 1 P: 31	R: 0 E: 0 K: 3 S: 10 H: 0 LOB: 0 BB: 0 P: 14	R: 0 E: 0 K: 2 S: 11 H: 1 LOB: 1 BB: 0 P: 15	R: 1 E: 0 K: 1 S: 13 H: 1 LOB: 0 BB: 0 P: 22	R: 3 E: 1 K: 1 S: 13 H: 1 LOB: 0 BB: 1 P: 26	1B: 4 2B: 0 3B: 0 HR: 2	SF: 0 SAC: 0 DP: 1 HBP: 0		WP: 0 PB: 0 SB: 0 CS: 0	PA: 35			

PITCHER		IP	WLS	BF	H	R	ER	SO	BB	IBB	HBP	BLK	WP	HR	S	P	ERA	WHIP
34 Homer Bailey, R ERA: 4.3	(1, 1)	6.0	W	21	3	0	0	11	1	0	0	0	0	0	69	102	0.00	0.667
21 Michael Lorenzen, R ERA: 2.39	(7, 1)	1.0		4	1	0	0	2	0	0	0	0	0	0	11	15	0.00	1.000
27 Ross Ohlendorf, R ERA: 4.66	(8, 1)	1.0		4	1	1	1	1	0	0	0	0	0	1	13	22	9.00	1.000
48 Keyvius Sampson, R ERA: 4.24	(9, 1)	0.2		5	1	3	0	1	1	0	0	0	0	1	9	21	0.00	3.000
26 Raisel Iglesias, R ERA: 2.08	(9, 1)	0.1		1	0	0	0	0	0	0	0	0	0	0	4	5	0.00	0.000

PITCHER	IP	WLS	BF	H	R	ER	SO	BB	IBB	HBP	BLK	WP	HR	S	P	ERA	WHIP

BOTTOM

Cincinnati Reds @ Milwaukee Brewers

Miller Park, Milwaukee, WI

Fri Aug 12 2016, 7:11 PM - 10:34 PM CDT

Att. 24,553 - Roof Closed - 81 F

livebaseballscorecards.com

AB	33
R	4
H	6
RBI	4
BB	2
SO	15
LOB	16

Batter	1	2	3	4	5	6	7	8	9	AB	R	H	RBI	BB	SO	LOB
6 Billy Hamilton, S (1, 8) OBP: 0.314, SLG: 0.352	X SI 89 0-0 19 G1-3 1B		B CU 72 F SI 89 F CH 78 B CH 79 X CH 78 2-2 19 1B 3B		B SI 90 C SI 90 C CU 73 B SI 91 F SI 91 F SI 90 X CU 73 2-2 ② L8	F SI 92 C SI 92 X SI 91 0-2 ① FC4-6 2 1B 19 2B 1-2f	C SL 87 B SI 93 X SL 88 1-1 ③ L9			4	2	2	0	0	0	2
40 Tyler Holt, R (6, 8) OBP: 0.289, SLG: 0.252										1	0	0	0	0	0	1
2 Zack Cozart, R (1, 6) OBP: 0.311, SLG: 0.448	C SI 90 1 SAFE 1 SAFE 1 SAFE B SI 88 B SI 90 1 SAFE X SI 89 2-1 ① F8		F SI 90 B SI 89 X SI 90 1-1 ② G5-3		F CU 73 S CH 79 F SI 90 B SI 91 B SI 91 B CU 74 S CH 79 3-3 ③ K	B FF 93 3 SAFE F FF 94 F FF 92 X SL 84 1-2 19 2B 23 SF9 1B 1-3 3-H		X FF 92 0-0 19 2B 4 G6-3 1B		5	2	2	1	0	1	2
19 Joey Votto, L (1, 3) OBP: 0.428, SLG: 0.504	B SI 88 1 SAFE 1 SAFE B SI 89 F SI 89 1 SAFE 1 SAFE 1 SAFE C CH 78 2-2 1 SAFE X SI 89 G1-3 1-2 ②		B SI 90 B CH 80 X CH 79 2-0 23 1B 1B 3-H			B SI 90 C SI 90 C SI 90 C FC 86 X SI 91 3-2 4 1B 1B X SI 91 0-0 1-3 3-H 2B		X FF 92 0-0 4 G6-3 1-3 2B		5	1	4	2	0	0	1
73 Josh Smith, R (8, 1) OBP: 0.250, SLG: 0.500										0	0	0	0	0	0	0
23 Adam Duvall, R (1, 7) OBP: 0.301, SLG: 0.528	C SI 89 F SI 89 F SI 89 D CH 79 C SI 90 1-3 ③ K		C SI 91 B CH 80 D SI 91 X SI 90 2-1 1-2 1B			C SI 91 B SI 91 S CH 80 B SI 90 X SI 91 2-1 4 1B 1-2 43 WP 1B C FF 94 X FF 94 0-2 ② SF9 3-H		C FF 92 F FF 93 B FF 92 S FF 92 1-3 ① K		4	1	2	1	0	2	3
4 Brandon Phillips, R (1, 4) OBP: 0.320, SLG: 0.404		C SI 88 B FC 86 X SI 89 1-1 1B	C CU 73 X SI 90 0-1 ③ F9			C FC 86 X SI 90 0-1 43 WP 1-3 2-H 7 HR 1B B SL 86 B SL 83 X FF 93 2-0 ③ L9		B FF 92 F FF 93 B FF 92 X FF 92 2-1 ② G6-3 2-3 3-H		5	1	2	2	0	0	4
43 Scott Schebler, L (1, 9) OBP: 0.248, SLG: 0.313		F SI 89 B CH 78 F CH 77 X CH 78 1-2 ① P5		X CU 72 0-0 ① L3		B CH 80 B CH 77 F SI 90 S SI 90 D CU 74 B SI 91 4-2 7 HR BB 2-3 3-H	C SI 89 B FF 93 B SL 84 F SI 92 F SI 93 X SI 94 2-2 ① G4-3	F FF 92 B CU 79 X FF 91 1-1 ③ F9		4	1	0	0	1	0	2
7 Eugenio Suárez, R (1, 5) OBP: 0.302, SLG: 0.423		B SI 89 C SI 90 1 SAFE F SI 89 1 SAFE X SI 90 1-2 ② F8	B SI 88 F SI 89 B FC 86 S CH 79 F SI 91 B SI 90 F SI 91 S CH 80 3-3 ② K	B SI 88 C SI 89 B FC 86 X SI 89 1-2 ② F8		B SL 79 L SL 81 B FF 94 X SL 82 2-1 1-H 3-H HR	B FF 93 B SI 92 X FF 92 2-0 16 1B 49 FC4-6 2B		C KC 79 F FF 95 B FF 94 T FF 95 1-2 ① K	5	2	2	3	0	2	1
16 Tucker Barnhart, L (1, 2) OBP: 0.327, SLG: 0.395	X CU 72 0-0 ③ F8		B SI 90 X SI 89 1-0 ③ F8			C SI 90 S CU 75 B FF 92 B SI 91 B SI 92 F FF 92 X FF 93 3-2 58 E 2 1B 1B	C SI 91 F FF 92 X FF 93 0-2 49 FC4-6 2-3 1B		F FF 95 F KC 81 S FF 95 0-3 ② K	5	1	2	0	0	1	1
58 Dan Straily, R (1, 1) 70 Jumbo Díaz, R (6, 1) 49 Tony Renda, R (7, PH) OBP: 0.200, SLG: 0.200 36 Blake Wood, R (7, 1) 3 Iván De Jesús Jr., R (8, 3) OBP: 0.273, SLG: 0.289			C SI 87 B SI 88 X SI 88 1-1 ① G4-3		B SI 88 S SI 89 C SI 90 S SI 90 1-3 ① K	B FF 92 L FF 91 X FF 92 1-1 FC2 6 FC4-6 1-3	F SI 91 X SI 93 0-1 ② FC4-6 1-2f 3-H		B FF 97 X FF 94 1-0 ③ L4	3 0 1 0 1	0 0 0 0 0	0 0 1 0 0	0 0 0 0 0	1 0 0 0 0	0 0 0 0 0	1 0 1 0 0
Inning Stats	R: 0 E: 0 K: 1 S: 10 H: 1 LOB: 1 BB: 0 P: 15	R: 0 E: 0 K: 0 S: 9 H: 1 LOB: 1 BB: 0 P: 12	R: 1 E: 0 K: 0 S: 12 H: 3 LOB: 2 BB: 0 P: 20	R: 0 E: 0 K: 1 S: 7 H: 0 LOB: 0 BB: 0 P: 11	R: 0 E: 0 K: 2 S: 13 H: 0 LOB: 0 BB: 0 P: 19	R: 8 E: 1 K: 0 S: 28 H: 7 LOB: 1 BB: 1 P: 46	R: 1 E: 0 K: 0 S: 12 H: 2 LOB: 1 BB: 0 P: 17	R: 1 E: 0 K: 1 S: 9 H: 2 LOB: 1 BB: 0 P: 13	R: 0 E: 0 K: 2 S: 7 H: 0 LOB: 0 BB: 0 P: 9	1B: 11 2B: 3 3B: 1 HR: 1 SF: 1 SAC: 0 DP: 0 HBP: 0						

PITCHER		IP	WLS	BF	H	R	ER	SO	BB	IBB	HBP	BLK	WP	HR	S	P	ERA	WHIP
27 Zach Davies, R ERA: 3.8	(1, 1)	5.0	L	24	8	5	5	4	1	0	0	0	1	0	60	95	9.00	1.800
54 Michael Blazek, R ERA: 5.58	(6, 1)	1.0		8	4	4	2	0	0	0	0	0	0	1	19	28	18.00	4.000
48 Blaine Boyer, R ERA: 3.31	(7, 1)	1.0		5	2	1	1	0	0	0	0	0	0	0	12	17	9.00	2.000
59 Carlos Torres, R ERA: 2.79	(8, 1)	1.0		5	2	1	1	1	0	0	0	0	0	0	9	13	9.00	2.000
46 Corey Knebel, R ERA: 3.77	(9, 1)	1.0		3	0	0	0	2	0	0	0	0	0	0	7	9	0.00	0.000

PITCHER | IP | WLS | BF | H | R | ER | SO | BB | IBB | HBP | BLK | WP | HR | S | P | ERA | WHIP

TOP

Cincinnati Reds @ Milwaukee Brewers

Miller Park, Milwaukee, WI

Sat Aug 13 2016, 6:11 PM - 9:40 PM CDT

Att. 30,357 - Partly Cloudy - 81 F

livebaseballscorecards.com

AB	43
R	11
H	16
RBI	10
BB	1
SO	7
LOB	19

1B: 11	SF: 1	WP: 1	PA: 45
2B: 3	SAC: 0	PB: 0	
3B: 1	DP: 0	SB: 0	
HR: 1	HBP: 0	CS: 0	

Batter	1	2	3	4	5	6	7	8	9	AB	R	H	RBI	BB	SO	LOB
5 Jonathan Villar, S (1, 5) OBP: 0.386, SLG: 0.441	C CH 82 B CH 83 X SL 82 1-1 8 CS 3 S 1B		M FF 88 L FF 89 X FF 89 0-2 ② G5-3		B FF 88 C FF 87 F CH 81 S SL 81 1-3 ③ K		B FF 96 S SL 90 S SL 91 B SL 91 T FF 96 2-2 ① K		B SL 85 B CH 80 F SL 86 F SL 84 B FF 91 F SL 85 B FF 91 4-2 8 FC4-6 BB	4	0	1	0	1	2	1
3 Orlando Arcia, R (1, 6) OBP: 0.245, SLG: 0.244	B FF 89 1 SAFE 1 SAFE S FF 88 S FF 89 S SL 82 1-3 ① K 1-2		B SL 80 S SL 82 S SL 84 X SL 83 1-2 ③ G5-3			C FF 86 B FF 88 F SL 81 X FF 88 1-2 ① L8	X SL 91 0-0 ② G1-3		S SL 83 B SL 83 S CU 77 X CU 76 1-2 ① L8	5	0	0	0	0	1	2
8 Ryan Braun, R (1, 7) OBP: 0.387, SLG: 0.550	S SL 81 S FF 91 F CH 83 B FF 90 B CH 83 F SL 84 S FF 90 2-3 ②③ K 2-3			B CU 71 F FF 87 B FF 89 X SL 81 2-1 ① G6-3		B SL 80 X FF 88 1-0 HR	C SL 92 B SL 92 C FF 97 F CH 86 B FF 98 X SL 91 2-2 2B		B CU 77 S SL 81 B SL 83 X SI 89 2-1 ② FC4-6 2 2B 1-2f	5	2	2	1	0	1	2
2 Scooter Gennett, L (1, 4) OBP: 0.334, SLG: 0.423		C FF 88 B FF 89 B SL 81 S CH 83 B FF 90 X FF 90 3-2 23 1B 1B		B CU 72 X FF 88 1-0 14 2B 1B		C FF 89 C SL 83 B CH 82 F CH 81 B SL 81 X SL 82 2-2 14 1B 33 1B 23 FC6-4 1B	F FF 98 D SL 92 F SL 92 X CH 87 1-2 ③ G3		X SL 85 0-0 1-H 2B	5	1	4	1	0	0	1
33 Chris Carter, R (1, 3) OBP: 0.308, SLG: 0.482		B FF 90 C SL 82 D CH 82 S FF 90 S CH 82 2-3 ① K		1 SAFE B SL 80 B FF 89 F SL 80 X SL 80 2-1 ② F9		F FF 87 B CH 80 B SL 80 S SL 82 B FF 89 X SL 83 3-2 23 FC6-4 1-2 1B		C FF 91 B CU 78 X CU 79 1-1 ① F8	C CU 79 X SL 84 0-1 ③ F9	5	0	1	0	0	1	3
14 Hernán Pérez, R (1, 9) OBP: 0.315, SLG: 0.456		X SL 82 0-0 ② L7		1 SAFE B FF 89 B FF 86 B FF 89 F FF 89 C FF 89 X FF 89 3-2 ③ 1-H 2B		S SL 80 X CU 78 0-1 23 FC6-4 1-2 2-3 1B		C FF 91 C SL 86 B CU 78 X FF 92 1-2 ② G4-3		4	0	2	0	0	0	1
23 Keon Broxton, R (1, 8) OBP: 0.349, SLG: 0.376		1 SAFE 1 SAFE P PO 86 B FF 89 S SL 82 X SL 84 2-1 1-2 1B			L SI 89 B SL 80 B SI 88 B SL 80 X FF 88 3-1 ① F9	F FF 96 S SL 84 B FF 97 B FF 96 F FF 96 F FF 97 X SL 86 2-2 ② FC6-4 12 BB 1-2f 2-3 3-H		B FF 92 B FF 91 C FF 91 X SL 85 2-1 12 HR 2B	4	1	2	1	0	0	2
12 Martín Maldonado, R (1, 2) OBP: 0.345, SLG: 0.374		B FF 91 F FF 89 C SL 83 B CH 82 S SL 82 2-3 ③ K			C FF 87 B FF 89 B CH 81 B FF 88 S FF 89 F FF 90 X SL 84 3-2 ② F9	F FF 97 F FF 96 D SL 85 D SL 87 F FF 96 F FF 97 B SL 86 B SL 84 4-2 1-2 BB		B FF 91 F FF 91 B FF 91 X FF 91 2-1 2-H HR	3	1	1	2	1	1	2
27 Zach Davies, R (1, 1) OBP: 0.095, SLG: 0.095 54 Michael Blazek, R (6, 1) 18 Ramón Flores, L (6, PH) OBP: 0.290, SLG: 0.262 48 Blaine Boyer, R (7, 1) 59 Carlos Torres, R (8, 1) 24 Andy Wilkins, L (8, PH) OBP: 0.231, SLG: 0.304 46 Corey Knebel, R (9, 1)			F FF 87 C FF 89 B SL 81 S SL 81 1-3 ① K		C FF 88 F FF 87 B SL 80 X SL 81 1-2 1B	C FF 96 B FF 97 B FF 97 B FF 97 F FF 98 B FF 96 S FF 97 3-3 ③ K		C SL 86 S FF 91 F SL 86 B SL 86 X FF 91 1-2 ③ F9		2 0 1 0 0 1 0 0	0 0 0 0 0 0 0 0	1 0 0 0 0 0 0 0	0 0 0 0 0 0 0 0	0 0 0 0 0 0 0 0	1 1 0 0 0 0 0 0	0 3 0 0 0 0 0 0
Inning Stats	R: 0 E: 0 K: 2 S: 10 H: 1 LOB: 0 BB: 0 P: 14	R: 0 E: 0 K: 2 S: 13 H: 2 LOB: 2 BB: 0 P: 21	R: 0 E: 0 K: 1 S: 9 H: 0 LOB: 0 BB: 0 P: 11	R: 0 E: 0 K: 0 S: 8 H: 2 LOB: 2 BB: 0 P: 16	R: 0 E: 0 K: 1 S: 12 H: 1 LOB: 1 BB: 0 P: 20	R: 2 E: 0 K: 1 S: 26 H: 4 LOB: 3 BB: 1 P: 42	R: 0 E: 0 K: 1 S: 11 H: 1 LOB: 1 BB: 0 P: 16	R: 2 E: 0 K: 0 S: 13 H: 2 LOB: 0 BB: 0 P: 20	R: 1 E: 0 K: 0 S: 11 H: 1 LOB: 1 BB: 1 P: 18	1B: 8 2B: 4 3B: 0 HR: 2	SF: 0 SAC: 0 DP: 0 HBP: 0	WP: 0 PB: 0 SB: 1 CS: 1	PA: 41			

PITCHER		IP	WLS	BF	H	R	ER	SO	BB	IBB	HBP	BLK	WP	HR	S	P	ERA	WHIP
58 Dan Straily, R ERA: 3.75	(1, 1)	5.1	W	24	10	2	2	6	0	0	0	0	0	1	65	102	3.38	1.875
70 Jumbo Díaz, R ERA: 3.52	(6, 1)	0.2		3	0	0	0	1	1	0	0	0	0	0	13	22	0.00	1.500
36 Blake Wood, R ERA: 3.25	(7, 1)	1.0		4	1	0	0	1	0	0	0	0	0	0	11	16	0.00	1.000
73 Josh Smith, R ERA: 4.46	(8, 1)	2.0		10	3	3	3	0	1	0	0	0	0	1	24	38	13.50	2.000

PITCHER	IP	WLS	BF	H	R	ER	SO	BB	IBB	HBP	BLK	WP	HR	S	P	ERA	WHIP

BOTTOM

Cincinnati Reds @ Milwaukee Brewers

Miller Park, Milwaukee, WI

Sat Aug 13 2016, 6:11 PM - 9:40 PM CDT

Att. 30,357 - Partly Cloudy - 81 F

livebaseballscorecards.com

AB	39
R	5
H	14
RBI	5
BB	2
SO	8
LOB	17

Batter	1	2	3	4	5	6	7	8	9	AB	R	H	RBI	BB	SO	LOB
6 Billy Hamilton, S (1, 8) OBP: 0.318, SLG: 0.362	C FF 96 B FF 97 B SI 96 F SI 96 F SI 97 F SL 82 X SL 84 2-2 19 FC1-5-2-6 2B		B SI 97 B SI 97 S SI 95 F SI 96 X SI 98 2-2 2B			C SL 82 B SL 77 B SI 94 B FF 95 X SI 96 3-1 19 2B 1B		C FC 90 F FF 90 S FF 91 0-3 ②		4	1	3	0	0	1	0
2 Zack Cozart, R (1, 6) OBP: 0.311, SLG: 0.446	B SI 97 F SI 96 D SL 84 C SL 84 S SL 85 2-3 ①		B SL 84 B SI 96 F SI 94 X SI 96 2-1 ③ G5-3			D SL 82 C FF 95 B SI 96 X FF 95 2-1 ② F8		B CU 78 B FC 90 F FC 89 B FC 91 X FF 91 3-1 19 DI 19 HR 1B		4	1	1	0	0	1	3
19 Joey Votto, L (1, 3) OBP: 0.429, SLG: 0.514	B SI 97 S SI 95 2 SAFE X SI 97 1-1 ② FC1-5-2-6 23 PO 2-3			B SI 95 C SL 82 F SI 96 F SI 96 B FF 97 X SI 98 2-2 ① L7		B FF 94 T FF 95 S SL 84 F SL 84 X FF 97 1-2 1-H 2B		C FF 92 X FF 92 0-1 1-H HR		4	1	2	3	0	0	1
23 Adam Duvall, R (1, 7) OBP: 0.298, SLG: 0.523	B FF 95 2 SAFE 1-0 ③ PO 2-3	C FF 95 X SI 96 0-1 ① L8		X FF 94 0-0 ② F8		B SL 86 B SI 96 S SL 84 F SL 86 S SL 87 2-3 ③ K		F FF 92 F FF 92 B FF 92 S CU 81 1-3 ③ K		4	0	0	0	0	2	1
4 Brandon Phillips, R (1, 4) OBP: 0.319, SLG: 0.403 3 Iván De Jesús Jr., R (2, 4) OBP: 0.281, SLG: 0.292		B FF 96 B FF 96 F FF 96 S SI 97 X SI 97 2-2 ② G6-3		C SI 97 S SL 84 B FF 96 B SI 97 X SL 84 2-2 ③ G6-3			B SI 92 B SI 91 X SI 90 2-0 1B		F FF 94 B FF 95 C FF 96 B FF 95 F FF 94 B FF 94 B FF 94 4-2 37 DI BB	1 2	0 0	0 1	0 0	0 1	0 0	0 0
43 Scott Schebler, L (1, 9) OBP: 0.248, SLG: 0.304		B SI 97 B SL 84 F SI 97 F FF 98 B SI 99 B SI 98 4-2 BB			C SL 82 B SL 85 F SI 97 B SL 86 X SI 96 2-2 ① G6-3		F SI 93 F SI 93 B FF 92 F SL 89 S SL 89 1-3 ① K		B FF 93 C CU 77 C CU 78 B FF 94 C FF 94 2-3 ① K	3	0	0	0	1	2	2
7 Eugenio Suárez, R (1, 5) OBP: 0.300, SLG: 0.419		B SI 97 X FF 96 1-0 ③ G4-3			B SL 82 C SL 84 F FF 97 S SL 85 1-3 ② K		S SI 92 X SL 90 0-1 ② F8		B FF 94 F FF 94 B FF 94 F FF 94 X FF 94 2-2 ② F8	4	0	0	0	0	1	3
37 Ramón Cabrera, S (1, 2) OBP: 0.278, SLG: 0.300			B SI 95 X SI 95 1-0 ① G1-3		C SI 96 F CH 88 F SL 85 F FF 95 B SI 98 F SI 97 B FF 96 S SI 97 2-3 ③ K		F SI 94 F SI 93 X SL 89 0-2 ③ G4-3		C FF 94 X CU 79 0-1 ③ L9 1-2	4	0	0	0	0	1	2
44 Cody Reed, L (1, 1) 48 Keyvius Sampson, R (2, 1) 27 Ross Ohlendorf, R (7, 1) 40 Tyler Holt, R (8, PH) OBP: 0.287, SLG: 0.250 52 Tony Cingrani, L (8, 1)			B SI 95 B FF 93 C SI 92 X SI 94 2-1 ② G6-3			B SI 93 B SI 94 C FF 91 B SI 92 C SI 92 C SI 93 3-3 ① K		B FF 90 B FF 90 X FC 90 2-0 ① F8	0 2 0 1 0	0 0 0 0 0	0 0 0 0 0	0 0 0 0 0	0 0 0 0 0	0 1 0 0 0	0 0 0 0 0
Inning Stats	R: 0 E: 0 K: 1 S: 10 H: 1 LOB: 0 BB: 0 P: 16	R: 0 E: 0 K: 0 S: 8 H: 0 LOB: 1 BB: 1 P: 15	R: 0 E: 0 K: 0 S: 8 H: 1 LOB: 1 BB: 0 P: 15	R: 0 E: 0 K: 0 S: 8 H: 0 LOB: 0 BB: 0 P: 12	R: 0 E: 0 K: 2 S: 12 H: 0 LOB: 0 BB: 0 P: 17	R: 1 E: 0 K: 2 S: 14 H: 2 LOB: 1 BB: 0 P: 25	R: 0 E: 0 K: 1 S: 10 H: 1 LOB: 1 BB: 0 P: 13	R: 2 E: 0 K: 2 S: 11 H: 2 LOB: 0 BB: 0 P: 17	R: 0 E: 0 K: 1 S: 11 H: 0 LOB: 1 BB: 1 P: 19	1B: 3 2B: 3 3B: 0 HR: 1	SF: 0 SAC: 0 DP: 0 HBP: 0					WP: 0 PB: 0 SB: 0 CS: 0	PA: 36	

PITCHER		IP	WLS	BF	H	R	ER	SO	BB	IBB	HBP	BLK	WP	HR	S	P	ERA	WHIP
38 Wily Peralta, R ERA: 6.0	(1, 1)	6.0	W	22	4	1	1	5	1	0	0	0	0	0	60	100	1.50	0.833
58 Rob Scahill, R ERA: 3.38	(7, 1)	1.0		4	1	0	0	1	0	0	0	0	0	0	10	13	0.00	1.000
59 Carlos Torres, R ERA: 3.05	(8, 1)	1.0		5	2	2	2	2	0	0	0	0	0	1	11	17	18.00	2.000
37 Tyler Thornburg, R ERA: 2.08	(9, 1)	1.0		4	0	0	0	1	1	0	0	0	0	0	11	19	0.00	1.000

PITCHER	IP	WLS	BF	H	R	ER	SO	BB	IBB	HBP	BLK	WP	HR	S	P	ERA	WHIP

TOP

Cincinnati Reds @ Milwaukee Brewers

Miller Park, Milwaukee, WI

Sun Aug 14 2016, 1:13 PM - 4:02 PM CDT

Att. 30,103 - Partly Cloudy - 82 F

livebaseballscorecards.com

AB	33
R	3
H	7
RBI	3
BB	2
SO	9
LOB	12

Cincinnati Reds @ Milwaukee Brewers

Miller Park, Milwaukee, WI

Sun Aug 14 2016, 1:13 PM - 4:02 PM CDT

Att. 30,103 - Partly Cloudy - 82 F

livebaseballscorecards.com

BOTTOM

Batter	1	2	3	4	5	6	7	8	9	AB	R	H	RBI	BB	SO	LOB
23 Keon Broxton, R (1, 8) OBP: 0.351, SLG: 0.381	C FF 90 S SL 86 B SL 85 B FF 92 B SL 87 B FF 93 4-2 8 S 8 3 S 8 2B BB	B SL 84 F CH 84 X FF 89 1-1 3 1B 8 HR 2B	C FF 94 B CU 77 C SL 84 F SL 84 B FF 94 B SL 87 S FF 94 3-3 ③ K			F FF 90 X SL 86 0-1 ① F8		B FF 94 S FF 95 B FF 95 S FF 94 S FF 95 2-3 ② K		4	2	1	0	1	2	2
3 Orlando Arcia, R (1, 6) OBP: 0.259, SLG: 0.245	1 SAFE C CH 89 1 SAFE 1 SAFE L FF 90 B FF 89 1 SAFE D SL 88 B FF 91 4-2 B FF 92 8 S 8 2B 1-2 BB	B CH 88 F CH 88 X SL 84 1-1 8 HR 2-3 1B		C SL 84 C FF 92 F SL 87 B FF 91 S SL 86 1-3 ① K		C FF 91 B CH 86 S SL 86 B SL 87 F SL 86 F FF 91 B SL 85 X FF 91 3-2 ② G6-3		F FF 94 S FF 89 C FF 96 0-3 ③ K		4	2	1	0	1	2	2
8 Ryan Braun, R (1, 7) OBP: 0.391, SLG: 0.571	C SL 83 B FF 92 X FF 90 1-1 33 1B 7 HBP 1-H 2-H 2B	X SL 84 0-0 1-H 3-H HR		S SL 86 X CH 85 0-1 HR		B FF 92 C FF 92 B FF 93 F FF 92 F FF 91 S CU 75 2-3 ③ K				4	3	3	6	0	1	0
33 Chris Carter, R (1, 3) OBP: 0.309, SLG: 0.485	C SL 82 B FF 89 S CH 83 B SL 88 X FF 91 2-2 7 HBP 2 S 2-3 1B	B FF 90 B SL 84 C FF 90 B SL 84 X FF 91 3-1 2 G4-3 2B		S FF 92 B FF 94 S SL 86 B SL 86 B SL 87 F FF 92 C FF 93 3-3 ② K			C CH 85 F SI 93 S SL 82 0-3 ① K			4	0	2	0	0	2	0
14 Hernán Pérez, R (1, 5) OBP: 0.314, SLG: 0.450	C SL 83 T SL 88 D SL 88 B FF 91 F SL 87 S CH 83 2-3 ① K	X SL 86 0-0 ① L8		B SL 87 B SL 85 B FF 93 C FF 94 F FF 93 B FF 92 4-2 BB			C CH 84 B FF 94 X CH 84 1-1 ② G5-3			3	0	0	0	1	1	3
2 Scooter Gennett, L (1, 4) OBP: 0.331, SLG: 0.418	B FF 91 B FF 92 S SL 85 X SL 84 2-1 ② P3 1-2	B FF 92 C FF 93 F CH 84 B FF 92 X CH 85 2-2 ② G4-3 2-3		F FF 92 F FF 92 X SL 86 0-2 ③ G5-3			X FF 94 0-0 ③ F9			4	0	0	0	0	0	4
9 Manny Piña, R (1, 2) OBP: 0.556, SLG: 0.714	B SL 87 B FF 91 B FF 92 F FF 91 B CH 90 4-1 7 HBP BB	C SL 86 D FF 93 X FF 93 1-1 ③ F9			B SL 84 B SL 87 C FF 91 X FF 92 2-1 ① F8			B FF 95 B FF 94 B FF 95 B FF 94 4-0 7 1B BB		2	0	0	0	2	0	1
7 Jake Elmore, R (1, 9) OBP: 0.357, SLG: 0.205 37 Tyler Thornburg, R (9, 1)	C SL 82 F SL 86 B FF 92 F SL 84 B CH 83 H SL 88 3-2 1-2 2-3 3-H HBP		C FF 92 B SL 85 F SL 85 X FF 93 1-2 ① G1-3		C FF 93 B SL 86 S SL 87 B SL 86 B FF 94 X FF 92 3-2 ② F8			B FF 94 C FF 95 1 SAFE B FF 94 B FF 94 C FF 94 X FF 94 3-2 1-2 1B		3 0	0 0	1 0	1 0	0 0	0 0	0 0
38 Wily Peralta, R (1, 1) OBP: 0.077, SLG: 0.200 58 Rob Scahill, L (7, 1) 59 Carlos Torres, R (8, 1) 18 Ramón Flores, L (8, PH) OBP: 0.289, SLG: 0.261 (9, 9)	B SL 81 C FF 91 F SL 84 F FF 92 X SL 84 1-2 ③ L9		X SL 87 0-0 ② F8		B SL 87 C FF 92 B SL 86 C FF 92 B FF 92 X FF 91 3-2 ③ F8			C FF 95 S FF 95 B FF 94 X FF 94 1-2 ① L3		3 0 0 1	0 0 0 0	0 0 0 0	0 0 0 0	0 0 0 0	0 0 0 0	3 0 0 2
Inning Stats	R: 3 H: 2 E: 0 LOB: 3 K: 1 BB: 3 S: 23 P: 46	R: 3 H: 4 E: 0 LOB: 1 K: 0 BB: 0 S: 13 P: 21	R: 0 H: 0 E: 0 LOB: 0 K: 1 BB: 0 S: 8 P: 12	R: 1 H: 1 E: 0 LOB: 1 K: 2 BB: 1 S: 15 P: 23	R: 0 H: 0 E: 0 LOB: 0 K: 0 BB: 0 S: 8 P: 16	R: 0 H: 0 E: 0 LOB: 0 K: 1 BB: 0 S: 12 P: 17	R: 0 H: 0 E: 0 LOB: 0 K: 1 BB: 0 S: 6 P: 7	R: 0 H: 1 E: 0 LOB: 2 K: 2 BB: 1 S: 12 P: 22		1B: 3 SF: 0 2B: 3 SAC: 0 3B: 0 DP: 0 HR: 2 HBP: 1						WP: 0 PA: 38 PB: 0 SB: 4 CS: 0	

	AB	32
	R	7
	H	8
	RBI	7
	BB	5
	SO	8
	LOB	17

PITCHER		IP	WLS	BF	H	R	ER	SO	BB	IBB	HBP	BLK	WP	HR	S	P	ERA	WHIP
44 Cody Reed, L ERA: 7.36	(1, 1)	1.0	L	12	5	6	6	1	3	0	1	0	0	1	28	53	54.00	8.000
48 Keyvius Sampson, R ERA: 3.81	(2, 1)	5.0		18	2	1	1	4	1	0	0	0	0	1	51	82	1.80	0.600
27 Ross Ohlendorf, R ERA: 4.56	(7, 1)	1.0		3	0	0	0	1	0	0	0	0	0	0	6	7	0.00	0.000
52 Tony Cingrani, L ERA: 3.83	(8, 1)	1.0		5	1	0	0	2	1	0	0	0	0	0	12	22	0.00	2.000

PITCHER	IP	WLS	BF	H	R	ER	SO	BB	IBB	HBP	BLK	WP	HR	S	P	ERA	WHIP

Miami Marlins @ Cincinnati Reds

Great American Ball Park, Cincinnati, OH

Mon Aug 15 2016, 7:11 PM - 10:52 PM EDT

Att. 16,918 - Overcast - 74 F

TOP

livebaseballscorecards.com

Batter	1	2	3	4	5	6	7	8	9	AB	R	H	RBI	BB	SO	LOB
9 Dee Strange-Gordon, L (1, 4) OBP: 0.339, SLG: 0.361	B SI 88 X FF 90 1-0 14 1B 2B		S SL 82 B SL 84 B CH 84 X SI 92 2-1 ① G6-3		B SI 91 C SI 92 X CH 87 1-1 ② G4-3		S SL 93 B SL 93 B SL 93 B SI 95 X SL 91 3-1 ① G4-3	B FF 96 B FF 96 C SL 89 B FF 96 C SL 90 X SL 91 3-2 1-2 2-H 3-H 1B		5	1	2	2	0	0	0
14 Martín Prado, R (1, 5) OBP: 0.377, SLG: 0.444	C SI 90 B SI 90 S SL 82 F SL 86 B SL 84 B SI 93 F SI 93 F SI 92 F SI 93 3-2 F SI 91 F SI 91 X SL 87 21 FC3-6 2-H 1B		C SI 91 F SL 85 F SL 85 B CH 84 F SL 85 F SL 83 X SI 93 1-2 3B		B SI 92 F SI 93 X CH 85 1-1 1B		B SI 96 B FF 96 C SI 96 X FF 96 2-1 ② G4-3	B CH 84 X FF 94 1-0 ③ L9		5	0	3	1	0	0	2
21 Christian Yelich, L (1, 7) OBP: 0.385, SLG: 0.487	B SL 84 F FF 93 B SI 91 B SI 92 X SI 92 3-1 ① FC3-6 11 S 1-2f		C SI 92 B SL 86 B SI 92 D SL 85 F SL 85 B SL 86 4-2 13 G6-4-3 BB		C SI 91 C CH 84 1 SAFE X SL 87 0-2 ③ F7		X SL 93 0-0 E4 13 FC4		B FF 93 C CH 84 C CH 85 B SL 82 B CH 83 S CH 84 3-3 ① K	4	0	0	0	1	1	2
13 Marcell Ozuna, R (1, 8) OBP: 0.338, SLG: 0.488	X FF 92 0-0 ② L8		C SI 92 B SL 86 X CH 82 1-1 ②③ G6-4-3 1-2f			F SL 81 B SI 91 B SI 90 X SL 85 2-1 HR	1 SAFE C FF 95 B CU 83 D SL 93 X FF 96 2-1 ③ FC4 1-2f		B FF 94 B CH 84 X CH 84 2-0 ② P3	5	1	1	1	0	0	4
11 J.T. Realmuto, R (1, 2) OBP: 0.348, SLG: 0.411	1 SAFE S CH 83 B CH 84 B SI 92 F SI 93 X SI 92 2-2 ③ G3 1-2			C SI 90 S SL 85 B SI 92 X SI 91 1-2 ① P4		B SL 82 B SI 93 B SI 92 B SI 91 4-0 12 2B BB		S SL 92 B SL 91 X FF 98 1-1 ① G4-3	C CH 84 B FF 93 F CH 85 S SL 82 1-3 ③ K	4	1	0	0	1	1	1
51 Ichiro Suzuki, L (1, 9) OBP: 0.382, SLG: 0.379		X SI 89 0-0 ① F7		B SL 82 C SI 92 C FF 92 B SL 86 S SI 93 2-3 ② K		1 SAFE 1 SAFE B SI 92 X SI 91 1-0 ① L8		C FF 98 S FF 98 B FF 98 C FF 97 1-3 ② K		4	0	0	0	0	2	1
12 Chris Johnson, R (1, 3) OBP: 0.294, SLG: 0.352 19 Miguel Rojas, R (8, PR) OBP: 0.278, SLG: 0.303 (8, 3)		B CH 88 C SI 91 S CH 84 B CH 85 F SI 92 S FF 92 2-3 ② K		B SI 91 X SI 91 1-0 HR		B SI 92 1 SAFE F SI 94 X FF 92 1-1 3 G4-3 1-H 2B		C FF 98 B FF 98 C FF 97 B CH 89 B FF 98 F SL 92 B SL 91 4-2 32 WP 3 1B 9 1B BB		3 0	1 1	2 0	2 0	1 0	1 0	0 0
3 Adeiny Hechavarría, R (1, 6) OBP: 0.294, SLG: 0.338		B SL 84 B SI 91 B SI 90 B SI 90 4-0 BB		X SI 92 0-0 ③ F9		D SL 88 S FF 95 C FF 96 X SL 86 1-2 ② G4-3 2-3		F FF 98 C FF 97 F SL 92 X CH 88 0-2 32 BB 9 1B 1-2 1B		3	1	1	0	1	0	1
35 David Phelps, R (1, 1) OBP: 0.125, SLG: 0.125 49 Brian Ellington, R (6, 1) 30 Hunter Cervenka, L (6, 1) 33 Dustin McGowan, R (6, 1) 40 Mike Dunn, L (7, 1) 32 Derek Dietrich, L (8, PH) OBP: 0.376, SLG: 0.411 46 Kyle Barraclough, R (8, 1) 56 Fernando Rodney, R (9, 1)		C SI 92 C SI 92 F SL 87 X SL 86 0-2 ③ L6			C SI 92 S SI 91 C SI 91 0-3 ① K	B FF 95 F FF 96 C FF 96 S SL 84 1-3 ③ K		B FF 98 B SL 91 C SL 93 F SL 90 1 SAFE B SI 98 F SI 97 F SL 91 B FF 95 4-2 9 1B 1-2 2-3 BB		3 0 0 0 0 0 0 0 0	0 0 0 0 0 0 0 0 0	0 0 0 0 0 0 0 1 0	0 0 0 0 0 0 0 0 0	2 0 0 0 0 0 0 0 0	2 0 0 0 0 0 0 0 0	
Inning Stats	R: 1 E: 0 K: 0 S: 16 H: 2 LOB: 1 BB: 0 P: 25	R: 0 E: 0 K: 1 S: 9 H: 0 LOB: 1 BB: 1 P: 15	R: 0 E: 0 K: 0 S: 12 H: 1 LOB: 1 BB: 1 P: 20	R: 1 E: 0 K: 1 S: 8 H: 1 LOB: 0 BB: 0 P: 12	R: 0 E: 0 K: 1 S: 10 H: 1 LOB: 1 BB: 0 P: 12	R: 2 E: 0 K: 1 S: 11 H: 2 LOB: 1 BB: 1 P: 21	R: 0 E: 1 K: 0 S: 7 H: 0 LOB: 1 BB: 0 P: 14	R: 2 E: 0 K: 1 S: 20 H: 2 LOB: 2 BB: 2 P: 34	R: 0 E: 0 K: 2 S: 7 H: 0 LOB: 0 BB: 0 P: 13	1B: 4 2B: 2 3B: 1 HR: 2	SF: 0 SAC: 0 DP: 1 HBP: 0			WP: 1 PB: 0 SB: 1 CS: 0	PA: 41		

	AB	36
	R	6
	H	9
	RBI	6
	BB	5
	SO	7
	LOB	13

MIAMI

PITCHER		IP	WLS	BF	H	R	ER	SO	BB	IBB	HBP	BLK	WP	HR	S	P	ERA	WHIP
29 Brandon Finnegan, L ERA: 4.54	(1, 1)	5.1	L	25	7	4	4	3	3	0	0	0	0	2	60	97	6.75	1.875
70 Jumbo Díaz, R ERA: 3.42	(6, 1)	0.2		2	0	0	0	1	0	0	0	0	0	0	6	8	0.00	0.000
21 Michael Lorenzen, R ERA: 2.3	(7, 1)	1.0		4	0	0	0	0	0	0	0	0	0	0	7	14	0.00	0.000
36 Blake Wood, R ERA: 3.54	(8, 1)	0.2		6	2	2	2	1	2	0	0	0	1	0	19	32	27.00	6.000
27 Ross Ohlendorf, R ERA: 4.44	(8, 1)	1.1		4	0	0	0	2	0	0	0	0	0	0	8	15	0.00	0.000

PITCHER	IP	WLS	BF	H	R	ER	SO	BB	IBB	HBP	BLK	WP	HR	S	P	ERA	WHIP

BOTTOM

Batter	1	2	3	4	5	6	7	8	9	AB	R	H	RBI	BB	SO	LOB
6 Billy Hamilton, S (1, 8) OBP: 0.319, SLG: 0.361 40 Tyler Holt, R (5, 8) OBP: 0.288, SLG: 0.252	C FF 91 S SI 91 C SI 92 0-3 K ①	B KC 82 B FC 94 C FF 94 B KC 80 B FF 94 4-1 BB	F FC 90 X KC 79 0-1 G6-3 ① B FF 95 C SL 84 S FF 95 F SL 85 B SI 96 D SL 86 X SI 95 3-2 E6 3 G4-3 2-H 1B	B SI 93 C SI 95 C CH 83 X FF 96 1-2 FC4-6 ① 3 DI 1-2f	1 3	0 0	0 1	0 0	1 0	1 0	0 1
3 Iván De Jesús Jr., R (1, 6) OBP: 0.278, SLG: 0.289	C FF 92 B FF 93 F FF 93 B FF 96 F FC 92 S FC 94 2-3 K ②	1 SAFE B FF 93 F FF 94 F FF 94 1 SAFE B FC 96 C SI 94 2-3 K ③	C KC 79 B KC 79 F FF 92 F SI 92 X SL 90 1-2 7 BB 19 BB 43 BB 1B	2 SAFE S SL 88 B FF 94 F FF 96 X SI 94 1-2 G4-3 ② 2-3	C SI 94 B SI 95 S CH 86 C FF 96 1-3 K ② 1-2	5	1	1	0	0	3	3
19 Joey Votto, L (1, 3) OBP: 0.428, SLG: 0.511	B FF 94 S FF 93 C SL 90 B SI 95 F FF 96 S FC 91 2-3 K ③	C SI 91 X SI 92 0-1 7 G4-6-3 1B	B FF 98 B FF 97 C FF 98 B FF 99 B FF 98 4-1 43 BB 7 BB 1-2 BB	C SL 87 B FF 94 F SL 86 B FF 94 F FF 95 X SL 88 2-2 G3 ③	C SI 96 B SI 95 F SI 96 S CH 86 1-3 K ③	4	0	1	0	1	2	2
23 Adam Duvall, R (1, 7) OBP: 0.295, SLG: 0.518	C FF 92 X FF 93 0-1 F8 ①	F FF 92 B FC 90 F SI 94 1 SAFE C SI 93 1-3 K ①	C FF 99 D CU 85 X FF 98 1-1 F9 ②	C FF 95 X FF 96 0-1 E6 49 FC5 7 1B	4	0	0	0	0	1	3
7 Eugenio Suárez, R (1, 5) OBP: 0.302, SLG: 0.418	C FF 93 B SL 90 B FF 94 F FF 94 X KC 80 2-2 F9 ②	B SL 90 B KC 79 B FF 92 S FF 93 F FF 94 X SI 93 3-2 G4-6-3 ②③ 1-2f	C FF 99 B FF 98 B FF 97 B FF 99 F FF 99 B FF 98 4-2 43 BB 1-2 2-3 BB	C FF 96 B SL 82 C SL 81 F SL 82 1 SAFE X FF 96 1-2 49 FC5 1-2 1B	3	0	1	0	1	0	1
43 Scott Schebler, L (1, 9) OBP: 0.256, SLG: 0.333	X FF 93 0-0 HR	B SI 90 C CH 83 S SL 89 B SI 93 B KC 80 C FC 90 3-3 K ①	B FF 93 B FF 93 B FF 94 C FF 93 B FF 94 4-1 1-2 2-3 3-H BB	B SL 82 C SL 82 D CH 90 B SL 81 S FF 96 C SL 82 3-3 K ①	3	1	1	2	1	2	2
49 Tony Renda, R (1, 4) OBP: 0.143, SLG: 0.143	C FF 94 S KC 82 F FC 95 B KC 81 X SL 90 1-2 F7 ③	F KC 80 C FF 94 B SI 94 B SI 94 F FF 95 F SL 89 X KC 80 2-2 G5-3 ②	S SL 86 F FF 94 D SL 86 S SL 87 1-3 K ③	B SL 82 C SL 81 F FF 95 B FF 96 B SL 82 X SL 82 3-2 FC5 ② 1-2 2-3f	4	0	0	0	0	1	5
16 Tucker Barnhart, L (1, 2) OBP: 0.329, SLG: 0.400	B KC 78 B CH 84 C FF 93 X KC 81 2-1 G3-1 ①	B KC 79 B FF 93 S KC 79 X CH 85 2-1 1B	X SI 95 0-0 40 E 2B	D SL 82 B FF 97 X FF 95 2-0 G6-3 ③	4	1	2	0	0	0	2
29 Brandon Finnegan, L (1, 1) OBP: 0.143, SLG: 0.128 70 Jumbo Díaz, R (6, 1) 21 Michael Lorenzen, R (7, 1) 30 Kyle Waldrop, L (7, PH) OBP: 0.273, SLG: 0.286 36 Blake Wood, R (8, 1) 27 Ross Ohlendorf, R (8, 1) 2 Zack Cozart, R (9, PH) OBP: 0.312, SLG: 0.446	B FF 93 S FF 93 B FF 95 B FF 94 S FF 93 S FF 94 3-3 K ②	B KC 80 B FC 92 S FC 92 F FC 92 B KC 81 C FF 92 3-3 K ③	S SI 95 S SL 86 D SL 84 S SL 86 1-3 K2-3 ①	B SI 94 B SI 93 B SI 94 B SI 93 4-0 40 FC4-6 BB	2 0 0 0 1 0 0 0	0 0 0 0 0 0 0 0	0 0 0 0 0 0 0 0	0 0 0 0 1 0 0 0	2 0 0 1 0 0 0 1	1 0 0 1 0 0 0 0	
Inning Stats	R: 0 E: 0 K: 3 S: 11 H: 0 LOB: 0 BB: 0 P: 15	R: 1 E: 0 K: 0 S: 10 H: 1 LOB: 0 BB: 0 P: 13	R: 0 E: 0 K: 2 S: 9 H: 0 LOB: 1 BB: 1 P: 20	R: 0 E: 0 K: 1 S: 8 H: 1 LOB: 0 BB: 0 P: 12	R: 0 E: 0 K: 2 S: 13 H: 1 LOB: 1 BB: 0 P: 23	R: 1 E: 0 K: 1 S: 15 H: 1 LOB: 3 BB: 3 P: 30	R: 1 E: 1 K: 1 S: 15 H: 2 LOB: 1 BB: 0 P: 22	R: 0 E: 1 K: 1 S: 13 H: 1 LOB: 2 BB: 0 P: 22	R: 0 E: 0 K: 2 S: 9 H: 0 LOB: 1 BB: 1 P: 16	1B: 5 2B: 1 3B: 0 HR: 1 SF: 0 SAC: 0 DP: 1 HBP: 0						

PITCHER		IP	WLS	BF	H	R	ER	SO	BB	IBB	HBP	BLK	WP	HR	S	P	ERA	WHIP
35 David Phelps, R ERA: 2.48	(1, 1)	5.1	W	20	4	2	2	8	1	0	0	0	0	1	57	90	3.38	0.938
49 Brian Ellington, R ERA: 0.53	(6, 1)	0.1	H	3	0	0	0	0	2	0	0	0	0	0	5	14	0.00	6.000
30 Hunter Cervenka, L ERA: 3.86	(6, 1)	0.0		1	0	0	0	0	1	0	0	0	0	0	1	5	∞	∞
33 Dustin McGowan, R ERA: 3.16	(6, 1)	1.0	H	5	2	1	0	2	0	0	0	0	0	0	14	20	0.00	2.000
40 Mike Dunn, L ERA: 3.04	(7, 1)	0.1	H	1	0	0	0	0	0	0	0	0	0	0	4	6	0.00	0.000

PITCHER		IP	WLS	BF	H	R	ER	SO	BB	IBB	HBP	BLK	WP	HR	S	P	ERA	WHIP
46 Kyle Barraclough, R ERA: 3.0	(8, 1)	1.0	H	5	1	0	0	1	0	0	0	0	0	0	13	22	0.00	1.000
56 Fernando Rodney, R ERA: 2.34	(9, 1)	1.0	S	4	0	0	0	2	1	0	0	0	0	0	9	16	0.00	1.000

Miami Marlins @ Cincinnati Reds

Great American Ball Park, Cincinnati, OH

Mon Aug 15 2016, 7:11 PM - 10:52 PM EDT

Att. 16,918 - Overcast - 74 F

livebaseballscorecards.com

AB	34
R	3
H	7
RBI	2
BB	5
SO	13
LOB	21

REDS

Miami Marlins @ Cincinnati Reds

Great American Ball Park, Cincinnati, OH

Tue Aug 16 2016, 7:12 PM - 9:45 PM EDT

Att. 14,440 - Overcast - 76 F

TOP

livebaseballscorecards.com

Batter	1	2	3	4	5	6	7	8	9	AB	R	H	RBI	BB	SO	LOB
9 Dee Strange-Gordon, L (1, 4) OBP: 0.343, SLG: 0.365	C FF 92 B FF 93 C KC 80 C SI 93 1-3 ① K		B KC 79 F FF 93 B FF 93 F SL 87 F SL 86 X KC 83 2-2 14 G5-3 14 S 21 BLK 1B		F FF 91 L FF 91 F FF 93 X KC 80 0-2 14 CS 1B		C FF 95 S SI 96 S FF 96 0-3 ③ K			4	1	2	0	0	2	1
14 Martín Prado, R (1, 5) OBP: 0.378, SLG: 0.446	C FF 94 B SL 88 B FF 94 C SL 87 F FF 94 X FF 94 2-2 21 1B 2B		1 SAFE B FF 94 F FF 94 1 SAFE C KC 80 X SL 88 1-2 ① G5-3 1-3		1 SAFE 1 SAFE B SI 92 B SL 85 X FF 92 2-0 ② 1-2 1B			C SI 94 X SI 94 0-1 ① G2-3		4	1	2	0	0	0	1
21 Christian Yelich, L (1, 7) OBP: 0.386, SLG: 0.494	B FF 94 C FF 94 X SL 89 1-1 32 1B 2-H 1B		B FF 93 B SI 94 X SL 85 2-0 ② G2-3 3-H		F SI 92 C FF 94 F SL 86 S SL 88 0-3 ③ K			C CH 85 B CH 85 X FF 94 1-1 HR		4	1	2	2	0	1	1
13 Marcell Ozuna, R (1, 8) OBP: 0.338, SLG: 0.488	C KC 81 1 SAFE X KC 81 0-1 ② F7		S SL 86 X KC 81 0-1 2B			X SI 90 0-0 ① L6		B SL 83 B SL 82 C FF 95 F SI 87 F SL 85 B FF 97 X SL 86 3-2 ② P4		4	0	1	0	0	0	1
32 Derek Dietrich, L (1, 3) OBP: 0.375, SLG: 0.409	X FF 94 0-0 1-2 1B		B FF 94 S SL 87 S FF 93 S KC 82 1-3 ③ K			B KC 79 B SL 85 F FF 91 C FF 92 C SI 94 2-3 ② K		C FF 94 B SI 87 F FF 96 F SL 84 S SL 82 1-3 ③ K		4	0	1	0	0	3	1
51 Ichiro Suzuki, L (1, 9) OBP: 0.380, SLG: 0.386	C FF 93 B KC 80 F KC 80 F SI 93 B SI 94 F FF 93 D SL 88 F SI 92 T SL 87 3-2 ③ K			B SI 91 B SI 92 X FF 92 2-0 ① P5		B FF 91 B SL 84 X FF 92 2-0 ③ P6			C FF 93 X FF 94 0-1 3B	4	0	1	0	0	1	2
11 J.T. Realmuto, R (1, 2) OBP: 0.347, SLG: 0.407		C FF 93 F CH 87 B KC 81 B SL 86 F FF 94 C SL 87 2-3 ① K		X SL 86 0-0 ② G5-3			B FF 93 B SL 83 B FF 93 B FF 91 4-0 BB		C FF 94 F FF 95 X FF 88 0-2 ① L6	3	0	0	0	1	1	1
3 Adeiny Hechavarría, R (1, 6) OBP: 0.293, SLG: 0.335		B FF 93 F SL 86 B SL 86 X SI 93 2-1 ② G4-3		C FF 92 B KC 81 S SL 87 B SL 87 X SI 94 2-2 ③ G6-3			C FF 93 B SL 83 F FF 94 F SL 85 S SL 84 1-3 ① K		B FF 94 S FF 94 B FF 96 B FF 94 B FF 95 4-1 12 G5-4-3 BB	3	0	0	0	1	1	1
62 José Ureña, R (1, 1) 1 Robert Andino, R (7, PH) OBP: 0.250, SLG: 0.250 49 Brian Ellington, R (7, 1) 30 Hunter Cervenka, L (7, 1) 12 Chris Johnson, R (9, PH) OBP: 0.293, SLG: 0.351		C FF 93 B SI 93 X FF 93 1-1 ③ F9			B FF 92 C FF 90 X SL 86 1-1 ① G5-3		S SL 84 S SL 85 S SL 85 0-3 ② K		1 SAFE B FF 93 C FF 94 B FF 89 F FF 94 F FF 95 X FF 94 2-2 ② ③ G5-4-3 1-2f	2 1 0 0 1	0 0 0 0 0	0 0 0 0 0	0 0 0 0 0	0 1 0 0 0	0 1 0 0 0	0 1 0 0 2

	AB	34
	R	3
	H	9
	RBI	2
	BB	2
	SO	10
	LOB	12

MIAMI

Inning Stats																		
	R: 1	H: 3	R: 0	H: 0	R: 1	H: 2	R: 0	H: 0	R: 0	H: 2	R: 0	H: 0	R: 0	H: 0	R: 1	H: 1	R: 0	H: 1
	E: 0	LOB: 2	E: 0	LOB: 0	E: 0	LOB: 0	E: 0	LOB: 0	E: 0	LOB: 1	E: 0	LOB: 0	E: 0	LOB: 1	E: 0	LOB: 0	E: 0	LOB: 1
	K: 2	BB: 0	K: 1	BB: 0	K: 1	BB: 0	K: 0	BB: 0	K: 1	BB: 0	K: 1	BB: 0	K: 3	BB: 1	S: 12	BB: 0	K: 0	BB: 1
	S: 18	P: 25	S: 8	P: 13	S: 13	P: 19	S: 5	P: 9	S: 11	P: 14	S: 5	P: 9	S: 10	P: 15		P: 17	S: 10	P: 16

	1B: 5	SF: 0
	2B: 2	SAC: 0
	3B: 1	DP: 1
	HR: 1	HBP: 0

	WP: 0	PA: 36
	PB: 0	
	SB: 1	
	CS: 1	

PITCHER		IP	WLS	BF	H	R	ER	SO	BB	IBB	HBP	BLK	WP	HR	S	P	ERA	WHIP
28 Anthony DeSclafani, R ERA: 3.1	(1, 1)	6.0	W	24	7	2	2	6	0	0	0	1	0	0	60	89	3.00	1.167
26 Raisel Iglesias, R ERA: 2.16	(7, 1)	2.0	H	8	1	1	1	4	1	0	0	0	0	1	22	32	4.50	1.000
52 Tony Cingrani, L ERA: 3.75	(9, 1)	1.0	S	4	1	0	0	0	1	0	0	0	0	0	10	16	0.00	2.000

PITCHER		IP	WLS	BF	H	R	ER	SO	BB	IBB	HBP	BLK	WP	HR	S	P	ERA	WHIP

Batter	1	2	3	4	5	6	7	8	9	AB	R	H	RBI	BB	SO	LOB
49 Tony Renda, R (1, 7) OBP: 0.167, SLG: 0.167	C FF 94 S SL 85 B CU 86 X FF 95 1-2 G6-3 ①	C FF 94 S CH 88 X CU 85 0-2 F9 ②		F CH 90 B CH 86 X CH 86 1-1 F8 ①			B FF 96 F FF 98 X FF 99 1-1 19 WP, 2 BB, 19 SF7, 1B			4	1	1	0	0	0	1
2 Zack Cozart, R (1, 6) OBP: 0.314, SLG: 0.445	C FF 96 B SI 96 C CU 84 X FF 95 1-2 G5-3 ②	B CH 89 B CH 87 X FF 95 2-0 1B		C FF 94 B SI 92 X CH 92 1-1 L5-3 ②③ 1-1			B FF 97 B FF 98 1 SAFE B FF 98 C FF 97 1 SAFE B FF 99 4-1 1-2 BB			3	0	1	0	1	0	1
19 Joey Votto, L (1, 3) OBP: 0.427, SLG: 0.510	C FF 95 T CH 87 B FF 97 B SI 94 X CH 89 2-2 43 1B, 7 1B, 3 BB, 1B	B SI 93 F CH 87 B SI 93 F CH 91 B CU 81 T SL 85 3-2 K ③			C SI 94 S FF 96 B FF 96 F SL 87 F FF 95 B SL 89 X CU 84 2-2 F7 ①		C FF 99 B CH 87 X FF 98 1-1 SF7 ① 2-H			3	1	1	1	0	1	1
7 Eugenio Suárez, R (1, 5) OBP: 0.301, SLG: 0.417	C FF 96 B SI 94 T CH 88 X SL 86 1-2 3 BB, 43 1B, 16 HR, 1B		C CH 91 F FF 94 C SL 87 0-3 K ①		C SL 87 S CU 85 C SI 95 0-3 K ②		S FF 98 B CU 86 F FF 97 B FF 98 C CU 86 2-3 K ②			4	1	1	0	0	3	1
43 Scott Schebler, L (1, 8) OBP: 0.273, SLG: 0.349	S CH 87 C SI 94 D CH 89 B SI 95 X FF 95 2-2 3 BB, 16 HR 1-2 2-3 1B		B CU 80 F CH 87 B CU 84 X SI 93 2-1 16 F8, 3 HBP, 1B		B CU 85 X SI 94 1-0 1B		X SL 89 0-0 G1-3 ③			4	1	3	0	0	0	1
3 Iván De Jesús Jr., R (1, 4) OBP: 0.284, SLG: 0.285	B SI 95 D SI 95 B SI 96 C FF 95 C FF 95 F FF 96 B FF 96 4-2 16 HR 1-2 2-3 3-H BB		H SI 94 1-0 HBP 1-2		F FF 94 C SL 87 C SI 95 0-3 K ③			B CU 80 F FF 93 C SL 88 X SL 88 1-2 P4 ①		2	1	0	1	1	1	1
16 Tucker Barnhart, L (1, 2) OBP: 0.331, SLG: 0.410	B CU 84 X FF 95 1-0 HR 1-H 2-H 3-H		F CH 87 X CH 92 0-1 F8 ② 2-3			B CH 90 B CH 89 B SI 94 B CH 92 4-0 40 G6-4-3, BB		B FF 93 B SL 89 C FF 93 C FF 92 F SL 89 S CU 80 2-3 K ②		3	1	1	4	1	1	2
40 Tyler Holt, R (1, 9) OBP: 0.280, SLG: 0.244	B FF 95 C SI 93 F SI 94 X CH 88 1-2 F7 ③		S SL 84 F SL 84 F SL 85 S FF 95 0-3 K ③			C FF 94 F SL 86 F CU 85 X SI 95 0-2 G6-4-3 ①② 1-2f		C SL 88 F SL 88 X CU 80 0-2 G3 ③		4	0	0	0	0	1	3
28 Anthony DeSclafani, R (1, 1) OBP: 0.200, SLG: 0.167 30 Kyle Waldrop, L (6, PH) OBP: 0.261, SLG: 0.273 26 Raisel Iglesias, R (7, 1) OBP: 0.091, SLG: 0.091 52 Tony Cingrani, L (9, 1)		C FF 92 X CH 92 0-1 G5-3 ①		B FF 93 B CH 91 B CH 91 B CH 90 4-0 2 L5-3, BB		X CU 85 0-0 P5 ③				1 1 0 0	0 0 0 0	0 0 0 0	0 0 0 0	1 0 0 0	0 0 0 0	0 0 0 0
Inning Stats	R: 5 H: 4 E: 0 LOB: 0 K: 0 BB: 1 S: 22 P: 35	R: 0 H: 1 E: 0 LOB: 1 K: 1 BB: 0 S: 9 P: 14	R: 0 H: 1 E: 0 LOB: 2 K: 2 BB: 0 S: 11 P: 14	R: 0 H: 0 E: 0 LOB: 0 K: 0 BB: 1 S: 4 P: 10	R: 0 H: 1 E: 0 LOB: 1 K: 2 BB: 0 S: 12 P: 15	R: 0 H: 0 E: 0 LOB: 0 K: 1 BB: 1 S: 5 P: 9	R: 1 H: 1 E: 0 LOB: 1 K: 1 BB: 1 S: 9 P: 17	R: 0 H: 0 E: 0 LOB: 0 K: 1 BB: 0 S: 10 P: 13		1B: 7 SF: 1 2B: 1 SAC: 0 3B: 0 DP: 2 HR: 1 HBP: 1				WP: 1 PA: 35 PB: 0 SB: 0 CS: 0		

PITCHER		IP	WLS	BF	H	R	ER	SO	BB	IBB	HBP	BLK	WP	HR	S	P	ERA	WHIP
62 José Ureña, R ERA: 6.8	(1, 1)	6.0	L	27	7	5	5	5	3	0	1	0	0	1	63	97	7.50	1.667
49 Brian Ellington, R ERA: 1.02	(7, 1)	0.2		4	1	1	1	1	1	0	0	0	1	0	8	16	13.50	3.000
30 Hunter Cervenka, L ERA: 3.72	(7, 1)	1.1		4	0	0	0	1	0	0	0	0	0	0	11	14	0.00	0.000

PITCHER	IP	WLS	BF	H	R	ER	SO	BB	IBB	HBP	BLK	WP	HR	S	P	ERA	WHIP

BOTTOM

Miami Marlins @ Cincinnati Reds

Great American Ball Park, Cincinnati, OH

Tue Aug 16 2016, 7:12 PM - 9:45 PM EDT

Att. 14,440 - Overcast - 76 F

livebaseballscorecards.com

AB	29
R	6
H	8
RBI	6
BB	4
SO	7
LOB	11

Miami Marlins @ Cincinnati Reds

Great American Ball Park, Cincinnati, OH

Wed Aug 17 2016, 7:10 PM - 10:17 PM EDT

Att. 13,973 - Overcast - 80 F

TOP

livebaseballscorecards.com

Batter	1	2	3	4	5	6	7	8	9	AB	R	H	RBI	BB	SO	LOB
9 Dee Strange-Gordon, L (1, 4) OBP: 0.339, SLG: 0.360	X FF 94 0-0 ① L7		C FF 95 B FF 94 B FF 93 F FF 95 X SI 95 2-2 1B		B SL 87 B FF 93 B FF 93 C FF 92 X SI 92 3-1 ① G4-3		B SL 84 C FF 89 F SL 85 F SL 84 B FF 90 F SL 85 F FF 90 X FF 91 2-2 ① L6		F FF 94 B FF 94 B FF 93 F FF 94 F FF 94 B FF 94 F FF 94 X FF 93 3-2 ③ G3	5	0	1	0	0	0	0
14 Martín Prado, R (1, 5) OBP: 0.379, SLG: 0.446	B FF 94 X FF 93 1-0 1B		C FF 94 1 SAFE 1 SAFE S SL 89 X FF 94 0-2 ② L4		B FF 94 C SL 88 S CH 87 B CH 88 X FF 94 2-2 ② P4		B SL 81 B SL 83 B SL 84 C FF 90 B FF 90 4-1 BB			3	0	1	0	1	0	1
21 Christian Yelich, L (1, 7) OBP: 0.385, SLG: 0.492	X FF 93 0-0 ② F8		B FF 94 X CH 87 1-0 ③ G3		X CH 87 0-0 13 S 13 E 1B		F SL 85 F SL 84 D CU 77 S SL 85 1-3 ② K			4	1	1	0	0	1	3
13 Marcell Ozuna, R (1, 8) OBP: 0.337, SLG: 0.493	C SI 92 S CH 86 B FF 92 F CH 87 B SI 93 X SL 87 2-2 ③ G5-3			B SI 91 B SL 88 F SL 89 B SI 93 C SL 88 X SL 88 3-2 HR	F SI 92 B CH 85 S KC 80 X CH 88 1-2 E5 1-H		S SL 83 D CU 76 1 SAFE D CU 78 S SL 82 B FF 90 X CU 78 3-2 ③ G6-3			4	1	1	1	0	0	2
32 Derek Dietrich, L (1, 3) OBP: 0.370, SLG: 0.404 30 Hunter Cervenka, L (8, 1) 33 Dustin McGowan, R (8, 1)		C FF 94 F FF 93 C SI 93 0-3 ① K		F SL 89 B FF 94 B SL 90 F FF 94 F SL 87 S KC 80 2-3 ① K	F FF 94 B SI 94 F SL 89 F SI 94 S FF 94 1-3 ③ K			S SL 91 X SL 91 0-1 ① G3-1		4 0 0	0 0 0	0 0 0	0 0 0	0 0 0	3 0 0	1 0 0
51 Ichiro Suzuki, L (1, 9) OBP: 0.382, SLG: 0.385		C SI 94 S FF 94 S SI 94 0-3 ② K		C KC 80 B CH 88 B CH 88 S FF 95 X KC 80 2-2 3 G1 11 BB 1B		B SL 85 B SI 87 C SL 84 B SL 85 C FF 88 F SL 85 B FF 90 4-2 11 FC5-4 BB		X FF 96 0-0 ② L8		3	0	1	0	1	1	0
11 J.T. Realmuto, R (1, 2) OBP: 0.348, SLG: 0.407		B SL 89 B FF 94 B FF 94 C FF 93 X FF 94 3-1 1B		B SL 89 S SI 93 F CH 86 B FF 93 1 SAFE B SL 89 B SI 93 4-2 3 G1 1-2 BB		1 SAFE 1 SAFE S SL 81 X SL 81 0-1 ① FC5-4 1-2f		C SL 93 F SL 91 B SL 87 B CH 88 F FF 98 S SL 91 2-3 ③ K		3	0	1	0	1	1	1
3 Adeiny Hechavarría, R (1, 6) OBP: 0.291, SLG: 0.332		1 SAFE C SL 90 F SL 87 X CH 85 0-2 ③ F9		B SL 89 C SI 94 X KC 78 1-1 ② G1 1-2 2-3		F SL 81 P PO 79 1 SAFE S CU 75 B CU 75 1 SAFE X SL 80 2-2 ② P6			C FF 94 X FF 94 0-1 ① G1-3	4	0	0	0	0	0	4
48 Andrew Cashner, R (1, 1) OBP: 0.214, SLG: 0.120 40 Mike Dunn, L (6, 1) 64 Nick Wittgren, R (7, 1) 12 Chris Johnson, R (8, 3) OBP: 0.291, SLG: 0.349			C FF 94 B SL 87 C FF 95 F KC 80 B FF 96 C FF 95 2-3 ① K	C FF 95 B FF 95 F SI 95 F FF 94 B FF 96 B FF 95 F FF 95 F FF 95 F FF 94 3-3 S SI 85 K		B FF 90 L FF 90 C FF 90 C CU 75 1-3 ③ K		B FF 93 B FF 93 F FF 93 C FF 94 F FF 95 S FF 94 2-3 ② K	3 0 0 1	0 0 0 0	0 0 0 0	0 0 0 0	0 0 0 0	3 0 0 1	3 0 0 0
Inning Stats	R: 0 E: 0 K: 0 S: 7 H: 1 LOB: 1 BB: 0 P: 10	R: 0 E: 0 K: 2 S: 11 H: 1 LOB: 1 BB: 0 P: 14	R: 0 E: 0 K: 1 S: 11 H: 1 LOB: 1 BB: 0 P: 16	R: 1 E: 0 K: 2 S: 21 H: 2 LOB: 2 BB: 1 P: 36	R: 1 E: 1 K: 1 S: 13 H: 1 LOB: 1 BB: 0 P: 20	R: 0 E: 0 K: 1 S: 12 H: 0 LOB: 1 BB: 1 P: 18	R: 0 E: 0 K: 1 S: 13 H: 0 LOB: 1 BB: 1 P: 23	R: 0 E: 0 K: 1 S: 7 H: 0 LOB: 0 BB: 0 P: 9	R: 0 E: 0 K: 1 S: 11 H: 0 LOB: 0 BB: 0 P: 16	1B: 5 2B: 0 3B: 0 HR: 1	SF: 0 SAC: 0 DP: 0 HBP: 0	WP: 0 PB: 0 SB: 1 CS: 0	PA: 37			

	AB	34
	R	2
	H	6
	RBI	1
	BB	3
	SO	10
	LOB	15

PITCHER		IP	WLS	BF	H	R	ER	SO	BB	IBB	HBP	BLK	WP	HR	S	P	ERA	WHIP
34 Homer Bailey, R ERA: 3.66	(1, 1)	5.0		23	6	2	1	6	1	0	0	0	0	1	63	96	1.80	1.400
73 Josh Smith, R ERA: 4.21	(6, 1)	2.0	W	8	0	0	0	2	2	0	0	0	0	0	25	41	0.00	1.000
36 Blake Wood, R ERA: 3.47	(8, 1)	1.0	H	3	0	0	0	1	0	0	0	0	0	0	7	9	0.00	0.000
52 Tony Cingrani, L ERA: 3.68	(9, 1)	1.0	S	3	0	0	0	1	0	0	0	0	0	0	11	16	0.00	0.000

PITCHER		IP	WLS	BF	H	R	ER	SO	BB	IBB	HBP	BLK	WP	HR	S	P	ERA	WHIP

Miami Marlins @ Cincinnati Reds

Great American Ball Park, Cincinnati, OH

Wed Aug 17 2016, 7:10 PM - 10:17 PM EDT

Att. 13,973 - Overcast - 80 F

BOTTOM

Batter	1	2	3	4	5	6	7	8	9	AB	R	H	RBI	BB	SO	LOB
49 Tony Renda, R (1, 7) OBP: 0.238, SLG: 0.200 36 Blake Wood, R (8, 1) 52 Tony Cingrani, L (9, 1)	X FF 93 0-0 ① F9		B FF 92 C FF 90 S SL 87 B SL 85 B FF 95 X FF 93 3-2 19 G4-6-3 1B		B SL 84 F CH 89 B SL 86 B SI 91 F FF 94 B SI 92 4-2 2 G6-4-3 BB		C FF 92 B FF 93 1 SAFE X FF 91 1-1 ① SH2-3 1-2			2 0 1 0 1 0 0 0 0 0 0 0 0 0 0 0 0 0 0 0 0						
2 Zack Cozart, R (1, 6) OBP: 0.313, SLG: 0.442	B FF 94 B FF 94 F FF 92 B SL 89 B FF 94 4-1 4 E BB		F FF 94 1 SAFE F SI 93 F SL 84 X SL 85 0-2 ① F7		B FF 92 1 SAFE F SI 92 B SL 85 S FF 93 F FF 94 X SL 87 2-2 ①② G6-4-3 1-2f		B FF 93 B FF 94 X FF 93 2-0 ② P6			3 0 0 0 1 0 3						
19 Joey Votto, L (1, 3) OBP: 0.427, SLG: 0.509	B FF 92 B FF 92 F SI 94 F FF 95 F FF 96 X SL 88 2-2 ② F7		B SL 85 S SL 86 1 SAFE B FF 94 F SL 84 X FF 93 2-2 ②③ G4-6-3 1-2f		F CH 84 X FF 95 0-1 4 FC6 1B		I IN 69 I IN 72 I IN 72 I IN 70 4-0 4 2B IBB			3 1 1 0 1 0 2						
4 Brandon Phillips, R (1, 4) OBP: 0.321, SLG: 0.409	C FF 95 X SL 87 0-1 E5 7 S 1-3			B FF 90 F SL 85 F SL 87 F SI 93 F FF 95 X CH 81 1-2 7 2B 2B	C SI 92 F FF 93 F SL 87 X SI 91 0-2 ③ FC6 1-2f		B FF 92 F FF 92 B FF 94 B FF 93 X FF 92 3-1 1-H 2-H 2B			4 1 2 2 0 0 2						
7 Eugenio Suárez, R (1, 5) OBP: 0.305, SLG: 0.423	C SL 89 D SL 87 B SI 95 B FF 96 B FF 97 4-1 1-2 BB			B SL 85 F FF 92 B SL 85 F SI 92 B FF 95 F SI 94 X SL 88 3-2 43 G4-3 2-H 2B		C FF 91 B SL 84 B FF 92 X FF 91 2-1 16 G3 2B	C SL 82 C FF 92 F FF 93 F FF 92 B FF 91 B FF 92 B SL 82 X FF 92 3-2 ③ G6-3			3 0 2 1 1 0 1						
43 Scott Schebler, L (1, 8) OBP: 0.264, SLG: 0.336 (8, 9)	B SL 88 B FF 96 C FF 97 X SL 90 2-1 ③ P5			C FF 94 D CH 84 X SL 81 1-1 ① G4-3 2-3		B SL 85 X FF 94 1-0 ① L9		B SL 89 X SL 88 1-0 ① P4		4 0 0 0 0 0 5						
16 Tucker Barnhart, L (1, 2) OBP: 0.330, SLG: 0.405			B CU 78 F FF 91 X FF 91 1-1 ① G6-3	I IN 64 I IN 64 I IN 65 I IN 66 4-0 IBB		B FF 94 F FF 95 S FF 94 X FF 95 1-2 ② G3 2-3		X SL 88 0-0 ② G6-3		3 0 0 0 1 0 1						
40 Tyler Holt, R (1, 9) OBP: 0.279, SLG: 0.259 (8, 7)			S FF 94 F FF 93 C FF 94 0-3 ② K	B FF 92 X SI 92 1-0 ② F8		B FF 94 C FF 93 S FF 93 B FF 95 X SL 87 2-2 ③ L3		F FF 93 B FF 92 B SL 87 B FF 93 X FF 93 3-1 3B		4 0 1 0 0 1 3						
34 Homer Bailey, R (1, 1) OBP: 0.111, SLG: 0.111 73 Josh Smith, R (6, 1) OBP: 0.250, SLG: 0.500 6 Billy Hamilton, S (7, PH) OBP: 0.320, SLG: 0.362 (8, 8)			B FF 93 C SI 90 B FF 94 X FF 93 2-1 ③ G1-3	X FF 94 0-0 ③ G3		F FF 93 B FF 92 B FF 93 F FF 92 F FF 93 F FF 92 X CH 85 2-2 49 SH2-3 4 2B 1B		B FF 95 F FF 96 C SL 88 X SL 86 1-2 ③ G4-3		2 0 0 0 0 0 2 0 0 0 0 0 0 0 2 1 1 0 0 0 1						
Inning Stats	R: 0 E: 1 K: 0 S: 11 H: 0 LOB: 3 BB: 2 P: 23		R: 0 E: 0 K: 1 S: 7 H: 0 LOB: 0 BB: 0 P: 10	R: 0 E: 0 K: 0 S: 10 H: 1 LOB: 0 BB: 0 P: 15	R: 1 E: 0 K: 0 S: 13 H: 2 LOB: 2 BB: 1 P: 23	R: 0 E: 0 K: 0 S: 12 H: 1 LOB: 1 BB: 1 P: 18	R: 0 E: 0 K: 0 S: 9 H: 1 LOB: 1 BB: 0 P: 15	R: 2 E: 0 K: 0 S: 15 H: 2 LOB: 1 BB: 1 P: 30	R: 0 E: 0 K: 0 S: 7 H: 1 LOB: 1 BB: 0 P: 12		1B: 3 2B: 4 3B: 1 HR: 0 SF: 0 SAC: 1 DP: 2 HBP: 0		WP: 0 PB: 0 SB: 1 CS: 0 PA: 36			

PITCHER		IP	WLS	BF	H	R	ER	SO	BB	IBB	HBP	BLK	WP	HR	S	P	ERA	WHIP
48 Andrew Cashner, R ERA: 4.92	(1, 1)	5.0		23	5	1	1	1	3	1	0	0	0	0	55	93	1.80	1.600
40 Mike Dunn, L ERA: 2.93	(6, 1)	1.0	H	3	0	0	0	0	0	0	0	0	0	0	7	11	0.00	0.000
64 Nick Wittgren, R ERA: 3.27	(7, 1)	1.0	L	6	2	2	2	0	0	1	0	0	0	0	15	30	18.00	2.000
30 Hunter Cervenka, L ERA: 3.65	(8, 1)	0.2		3	1	0	0	0	0	0	0	0	0	0	4	8	0.00	1.500
33 Dustin McGowan, R ERA: 3.14	(8, 1)	0.1		1	0	0	0	0	0	0	0	0	0	0	3	4	0.00	0.000

PITCHER	IP	WLS	BF	H	R	ER	SO	BB	IBB	HBP	BLK	WP	HR	S	P	ERA	WHIP

AB	30
R	3
H	8
RBI	3
BB	5
SO	1
LOB	20

livebaseballscorecards.com

Miami Marlins @ Cincinnati Reds

Great American Ball Park, Cincinnati, OH

Thu Aug 18 2016, 7:10 PM - 9:50 PM EDT

Att. 14,108 - Partly Cloudy - 82 F

TOP

livebaseballscorecards.com

Batter	1	2	3	4	5	6	7	8	9	AB	R	H	RBI	BB	SO	LOB
9 Dee Strange-Gordon, L (1, 4) OBP: 0.337, SLG: 0.357	B FF 87 B FF 87 X FF 88 2-0 ① F8		C FF 89 B CU 72 B CH 82 F FF 89 F FF 91 B FF 90 F FF 88 X CH 82 3-2 1B		F FF 89 C FF 89 X SL 82 0-2 ③ FC6-4 1-2f		X FF 97 0-0 ② G6-3 1-2 2-3			4	0	1	0	0	0	3
14 Martín Prado, R (1, 5) OBP: 0.380, SLG: 0.446	C FF 88 B CH 82 X CH 82 1-1 ② G3-1		X FF 87 0-0 ③ F8			C SL 80 B FF 90 B SL 80 X FF 89 2-1 13 HR 1B	B FF 97 B FF 97 B FF 97 C FF 98 F FF 98 F FF 97 X FF 97 2-H 3-H 3-2 1B			4	1	2	2	0	0	1
21 Christian Yelich, L (1, 7) OBP: 0.382, SLG: 0.487	B FF 89 B CH 82 C CH 81 S FF 89 C SL 83 2-3 ③ K			B FF 86 C CH 81 B CH 83 F FF 89 F SL 82 F SL 83 X FF 89 2-2 ① P5		C FF 89 F SL 82 B SL 81 B SL 81 F FF 90 B CH 82 F SL 83 F FF 89 F CH 82 3-3 S CH 83 ① K	B FF 96 S SL 90 F FF 97 F SL 89 S CH 89 1-3 ③ K			4	0	0	0	0	3	2
13 Marcell Ozuna, R (1, 8) OBP: 0.336, SLG: 0.498		X FF 88 0-0 ① L1-3		B CU 72 F SL 81 S SL 82 B SL 81 F CH 83 X FF 90 2-2 E4		X CH 80 0-0 1-H HR		X SL 91 0-0 ① F9		4	1	1	2	0	0	0
51 Ichiro Suzuki, L (1, 9) OBP: 0.384, SLG: 0.387		C FF 88 B CH 82 S FF 88 F FF 91 B SL 84 S FF 89 2-3 ② K		F FF 88 B FF 88 S FF 89 B FF 88 S CH 82 2-3 ② K		B CH 82 X FF 89 1-0 12 G5-4-3 1B		B SL 90 F FF 98 C SI 98 X SI 97 1-2 12 G6-4-3 1B		4	0	2	0	0	2	1
12 Chris Johnson, R (1, 3) OBP: 0.291, SLG: 0.347		C FF 89 X CH 82 0-1 1B		B CH 82 F FF 90 S SL 82 C SL 83 1-3 ③ K		1 SAFE B SL 82 1 SAFE 1 SAFE B FF 89 S SL 80 C FF 88 X SL 83 2-2 ②③ G5-4-3 1-2f		1 SAFE S SL 91 B SI 97 F SI 97 X SL 92 1-2 ②③ G6-4-3 1-2f		4	0	1	0	0	1	3
6 Jeff Mathis, R (1, 2) OBP: 0.255, SLG: 0.346 11 J.T. Realmuto, R (9, PH) OBP: 0.347, SLG: 0.406		F FF 89 S FF 90 S SL 82 0-3 ③ K			C FF 87 B SL 79 F FF 89 F CH 82 S SL 83 1-3 ① K		X FF 96 0-0 E1 9 G6-3 3 BB 14 1B		C SL 84 T SL 84 B SL 85 B SL 85 S SL 85 2-3 ① K	3 1	1 0	0 0	0 0	0 0	2 1	1 0
3 Adeiny Hechavarría, R (1, 6) OBP: 0.293, SLG: 0.332			B FF 87 F FF 88 F FF 89 X SL 81 1-2 ① G6-3		B SL 83 C SL 82 F FF 89 X SL 82 1-2 9 FC6-4 1B		B FF 96 B FF 96 C FF 96 F FF 97 D SL 87 B FF 98 4-2 9 G6-3 14 1B 1-2 BB		F FF 95 S SI 94 B SL 86 X FF 87 1-2 ② F9	3	1	1	0	1	0	0
José Fernández, R (1, 1) OBP: 0.268, SLG: 0.300 1 Robert Andino, R (5, PH) OBP: 0.200, SLG: 0.200 49 Brian Ellington, R (5, 1) 32 Derek Dietrich, L (7, PH) OBP: 0.369, SLG: 0.403 33 Dustin McGowan, R (7, 1) 46 Kyle Barraclough, R (8, 1) 19 Miguel Rojas, R (9, PH) OBP: 0.276, SLG: 0.301			B FF 88 X FF 88 1-0 ② F9		C SL 81 F SL 83 X CH 82 0-2 ② F9		F FF 97 B FF 96 F FF 97 F SL 88 B FF 97 S FF 97 2-3 ① K		X SI 94 0-0 ③ G4-3	1 1 0 1 0 0 0 1	0 0 0 0 0 0 0 0	0 0 0 0 0 0 0 0	0 0 0 0 0 0 0 0	0 0 0 1 0 0 0 0	0 1 0 2 0 0 0 0	0 1 0 2 0 0 0 0
Inning Stats	R: 0 E: 0 K: 1 S: 6 H: 0 LOB: 0 BB: 0 P: 11	R: 0 E: 0 K: 2 S: 10 H: 1 LOB: 1 BB: 0 P: 12	R: 0 E: 0 K: 0 S: 10 H: 1 LOB: 1 BB: 0 P: 15	R: 0 E: 1 K: 2 S: 15 H: 0 LOB: 1 BB: 0 P: 22	R: 0 E: 0 K: 1 S: 13 H: 1 LOB: 1 BB: 0 P: 15	R: 2 E: 0 K: 1 S: 14 H: 3 LOB: 0 BB: 0 P: 22	R: 2 E: 1 K: 2 S: 17 H: 1 LOB: 1 BB: 1 P: 27	R: 0 E: 0 K: 0 S: 7 H: 1 LOB: 0 BB: 0 P: 9	R: 0 E: 0 K: 1 S: 7 H: 0 LOB: 0 BB: 0 P: 10	1B: 7 2B: 0 3B: 0 HR: 1	SF: 0 SAC: 0 DP: 2 HBP: 0					

	AB	35
	R	4
	H	8
	RBI	4
	BB	1
	SO	10
	LOB	14

PITCHER		IP	WLS	BF	H	R	ER	SO	BB	IBB	HBP	BLK	WP	HR	S	P	ERA	WHIP
58 Dan Straily, R ERA: 3.72	(1, 1)	6.0	W	24	6	2	2	7	0	0	0	0	0	1	68	97	3.00	1.000
70 Jumbo Díaz, R ERA: 3.33	(7, 1)	0.2	H	5	1	2	0	1	1	0	0	0	0	0	13	22	0.00	3.000
36 Blake Wood, R ERA: 3.39	(7, 1)	1.1	H	4	1	0	0	1	0	0	0	0	0	0	11	14	0.00	0.750
26 Raisel Iglesias, R ERA: 2.12	(9, 1)	1.0	S	3	0	0	0	1	0	0	0	0	0	0	7	10	0.00	0.000

PITCHER	IP	WLS	BF	H	R	ER	SO	BB	IBB	HBP	BLK	WP	HR	S	P	ERA	WHIP

WP: 0 PA: 36
PB: 0
SB: 0
CS: 0

Miami Marlins @ Cincinnati Reds

Great American Ball Park, Cincinnati, OH

Thu Aug 18 2016, 7:10 PM - 9:50 PM EDT

Att. 14,108 - Partly Cloudy - 82 F

livebaseballscorecards.com

BOTTOM

Batter	1	2	3	4	5	6	7	8	9	AB	R	H	RBI	BB	SO	LOB
6 Billy Hamilton, S (1, 8) OBP: 0.319, SLG: 0.361	B FF 95 F FF 96 B FF 96 S FF 97 X FF 99 2-2 ① L3		B CU 83 C FF 94 B CH 89 F FF 95 X FF 97 2-2 19 BB, 4 E, 1B	1 SAFE 1 SAFE B FF 95 C FF 95 F FF 95 C CU 84 1-3 ③ K			X SI 92 0-0 ① FC4-6, 3 F7, 3 S 1-2f			4	1	1	0	0	1	2
3 Iván De Jesús Jr., R (1, 6) OBP: 0.283, SLG: 0.284	C FF 96 X CU 84 0-1 19 G6-4-3, 1B		B CU 85 S FF 95 D CU 85 1 SAFE C CU 84 S CU 86 2-3 ① K		S FF 99 C FF 99 S FF 100 0-3 ① K		D SL 86 B FF 93 B SL 85 C FF 94 X FF 93 3-1 ② F7 1-3			4	0	1	0	0	2	2
19 Joey Votto, L (1, 3) OBP: 0.428, SLG: 0.506	B FF 97 C FF 97 F FF 98 X FF 98 1-2 ② ③ G6-4-3 1-2f		B FF 96 B FF 95 S FF 96 B FF 97 1 SAFE D CH 90 4-1 7 WP, 4 E, 7 2B 1-2 BB		F FF 100 B CH 90 X FF 98 1-1 ② L3		I IN 83 I IN 84 I IN 84 I IN 84 4-0 4 S, IBB			2	1	0	0	2	0	1
4 Brandon Phillips, R (1, 4) OBP: 0.320, SLG: 0.407		X FF 95 0-0 43 1B, 37 HR, 1B	S CU 86 X CU 86 0-1 ② L8 1-2 2-H		F FF 99 S CU 90 S FF 100 0-3 ③ K		S SL 84 D SL 88 T SI 96 S SI 94 1-3 ③ K 1-2			4	1	1	0	0	2	3
7 Eugenio Suárez, R (1, 5) OBP: 0.305, SLG: 0.424		C FF 96 C FF 97 S FF 99 0-3 ① K	B CU 86 X CU 85 1-0 2-H 2B			B FF 98 X FF 99 1-0 ① G6-3		B FF 95 B SL 82 C FF 95 T FF 96 F FF 97 S SL 84 2-3 ① K		4	0	1	1	0	2	1
43 Scott Schebler, L (1, 9) OBP: 0.264, SLG: 0.333		C CU 84 X FF 97 0-1 37 HR, 1-2, 1B	S FF 96 S FF 96 D CU 86 S CU 86 1-3 ③ K			B CU 86 B FF 99 X FF 98 2-0 ② F9		S SL 82 B SL 82 S SL 83 S SL 84 1-3 ② K2-3		4	1	1	0	0	2	1
37 Ramón Cabrera, S (1, 2) OBP: 0.286, SLG: 0.337		B CU 85 X CU 84 1-0 1-H, 2-H, HR	B FF 93 X FF 94 1-0 ① L6			C FF 100 B CH 88 B FF 100 B FF 98 S FF 99 F FF 98 X FF 100 3-2 1B		C FF 95 B CH 90 X SL 82 1-1 ③ L9		4	1	2	3	0	0	0
40 Tyler Holt, R (1, 7) OBP: 0.280, SLG: 0.261 36 Blake Wood, R (7, 1) 26 Raisel Iglesias, R (9, 1) OBP: 0.091, SLG: 0.091		C FF 98 C SI 97 F FF 100 X FF 99 0-2 ② L3	B FF 95 C FF 95 F FF 96 F CU 86 B CU 86 X FF 99 2-2 1B			S FF 99 B FF 98 S FF 99 B FF 99 F FF 98 C CU 87 2-3 ③ K				3 0 0	0 0 0	1 0 0	0 0 0	0 0 0	1 0 0	1 0 0
58 Dan Straily, R (1, 1) 70 Jumbo Díaz, R (7, 1) 49 Tony Renda, R (7, 7) OBP: 0.273, SLG: 0.200		C FF 97 B FF 96 S FF 96 S FF 96 1-3 ③ K	C FF 94 C CU 84 L CU 86 0-3 ② K				C SL 88 B SL 87 B FF 96 B FF 96 B FF 94 4-1 6 FC4-6 BB			2 0 0	0 0 0	0 0 0	0 0 0	0 0 1	2 0 0	1 0 0
Inning Stats	R: 0 E: 0 K: 0 S: 8 H: 1 LOB: 0 BB: 0 P: 11	R: 3 E: 0 K: 2 S: 14 H: 3 LOB: 0 BB: 0 P: 16	R: 2 E: 1 K: 2 S: 13 H: 2 LOB: 1 BB: 1 P: 23	R: 0 E: 0 K: 2 S: 11 H: 1 LOB: 1 BB: 0 P: 15	R: 0 E: 0 K: 2 S: 8 H: 0 LOB: 0 BB: 0 P: 9	R: 0 E: 0 K: 1 S: 10 H: 1 LOB: 1 BB: 0 P: 18	R: 0 E: 0 K: 1 S: 7 H: 0 LOB: 2 BB: 2 P: 19	R: 0 E: 0 K: 2 S: 9 H: 0 LOB: 0 BB: 0 P: 13		1B: 6 2B: 1 3B: 0 HR: 1 SF: 0 SAC: 0 DP: 1 HBP: 0				WP: 1 PB: 0 SB: 2 CS: 0 PA: 34		

	AB	31
	R	5
	H	8
	RBI	4
	BB	3
	SO	12
	LOB	12

PITCHER		IP	WLS	BF	H	R	ER	SO	BB	IBB	HBP	BLK	WP	HR	S	P	ERA	WHIP
José Fernández, R ERA: 3.05	(1, 1)	4.0	L	19	7	5	5	6	1	0	0	0	1	1	46	65	11.25	2.000
49 Brian Ellington, R ERA: 0.92	(5, 1)	2.0		7	1	0	0	3	0	0	0	0	0	0	18	27	0.00	0.500
33 Dustin McGowan, R ERA: 3.08	(7, 1)	1.0		5	0	0	0	1	1	1	0	0	0	0	7	19	0.00	1.000
46 Kyle Barraclough, R ERA: 2.95	(8, 1)	1.0		3	0	0	0	2	0	0	0	0	0	0	9	13	0.00	0.000

PITCHER	IP	WLS	BF	H	R	ER	SO	BB	IBB	HBP	BLK	WP	HR	S	P	ERA	WHIP

Batter	1	2	3	4	5	6	7	8	9	AB	R	H	RBI	BB	SO	LOB
26 Chase Utley, L (1, 4) OBP: 0.326, SLG: 0.391 3 Chris Taylor, R (8, PH) OBP: 0.288, SLG: 0.400 (8, 4)	B FF 90 C SI 91 C FF 91 B CU 76 S CH 85 2-3 K		C CH 88 X FF 90 0-1 F7		B CH 88 B CH 89 C FF 88 X FF 88 2-1 10 F8 5 1B 1B		B FF 93 F FF 93 X CH 85 1-1 5 1B 1-3 1B	X FF 96 0-0 G3-1		4 1	0 0	2 0	0 0	0 0	1 0	1 2
5 Corey Seager, L (1, 6) OBP: 0.368, SLG: 0.531	B SI 91 X CH 86 1-0 F9		D CH 83 F SI 91 B CU 75 C FF 90 B FF 91 F FF 90 D CH 84 4-2 11 BB 1-2 BB		F CH 88 B FF 89 X CH 90 1-1 10 F8 1-2 1B		B FF 93 F CH 85 D CH 86 F FF 93 X FF 95 2-2 1-2 3-H 1B		B FF 94 B FF 93 B FF 94 C FF 94 B FF 94 4-1 11 1B 17 G5-3 BB	3	1	2	1	2	0	0
10 Justin Turner, R (1, 5) OBP: 0.341, SLG: 0.514	B FF 91 F SI 92 C FF 92 F CH 85 X CH 85 1-2 3B		F FF 91 B SI 91 C SI 90 B CH 84 X SI 92 2-2 L9		X SI 89 0-0 F8 1-2 2-3		C CH 84 T CH 85 B CH 86 F CH 86 B FF 94 F FF 94 B SL 82 S FF 94 3-3 K		B FF 94 F FF 94 X CH 85 1-1 F9	5	0	1	0	0	1	7
11 Josh Reddick, L (1, 9) OBP: 0.340, SLG: 0.395	C FF 91 F FF 91 T FF 92 0-2 K		B FF 91 B CH 85 S SI 91 B SI 90 F SI 90 B SI 92 4-2 1-2 2-3 BB		B CH 88 F FF 89 B CH 81 D SI 90 F CH 89 X SI 91 3-2 F7		X SL 93 0-0 L9		B FF 94 B FF 93 X FF 93 2-0 17 G5-3 1-3 1B	4	0	1	0	1	1	5
23 Adrián González, L (1, 3) OBP: 0.369, SLG: 0.439 36 Adam Liberatore, L (8, 1) 17 A.J. Ellis, R (9, PH) OBP: 0.290, SLG: 0.257		B CU 74 F CH 82 F SI 91 X CH 84 1-2 9 F7 2B	X FF 91 0-0 F7		F FF 89 D SI 90 F SI 90 D CU 74 F CH 84 T CH 82 2-2 K		C SL 93 B FF 96 X SL 92 1-1 G3-1		F FF 95 C CU 76 B CU 75 B CU 76 X FF 94 2-2 G5-3 1-2 3-H	4 0 1	0 0 0	1 0 0	0 0 1	0 0 0	1 0 0	7 0 1
9 Yasmani Grandal, S (1, 2) OBP: 0.346, SLG: 0.483		X FF 90 0-0 F7 2-3		X FF 90 0-0 F7		B CH 84 S CH 86 S SL 81 S SL 82 1-3 K2-3		C SL 95 B SL 94 F FF 96 F CU 80 B FF 98 B SL 94 F SL 94 F SL 94 F FF 97 3-3 S SL 94 K	B FF 94 B CH 86 B FF 94 C FF 94 S FF 94 B FF 93 4-2 BB	4	0	0	0	1	2	1
31 Joc Pederson, L (1, 8) OBP: 0.349, SLG: 0.502		F CU 76 B FF 90 S FF 90 H CU 76 2-2 47 G6-4-3 HBP		B FF 90 C FF 90 F CH 84 F CH 84 B FF 90 F FF 90 F CU 76 F CH 84 F FF 92 4-2 F FF 90 B CU 77 F CH 84 H FF 91 HBP		B CH 86 X CH 85 1-0 P5		F SL 94 X CU 80 0-1 G6-3	B FF 95 B FF 95 S FF 94 C FF 95 X FF 94 2-2 G3	3	0	0	0	0	0	2
47 Howie Kendrick, R (1, 7) OBP: 0.334, SLG: 0.410 56 J.P. Howell, L (6, 1) 52 Pedro Báez, R (7, 1) 14 Enrique Hernández, R (8, PH) OBP: 0.285, SLG: 0.353 (8, 7)		F FF 90 1 SAFE B FF 91 1 SAFE B SI 91 X SI 91 2-1 G6-4-3 1-2f		C SI 91 X SI 90 0-1 F8		C FF 94 X CH 86 0-1 G6-3		B SL 94 C SI 97 X FF 96 1-1 25 1B 1B		3 0 0 1	0 0 0 0	0 0 0 1	0 0 0 0	0 0 0 0	0 0 0 0	3 0 0 0
28 Bud Norris, R (1, 1) OBP: 0.321, SLG: 0.292 58 Jesse Chavez, R (4, 1) 25 Rob Segedin, R (6, 7) OBP: 0.370, SLG: 0.375 (8, 3)			F FF 89 X CU 74 0-1 11 BB 5 BB 1B	X SI 90 0-0 P6			C FF 92 B CH 86 B FF 93 B FF 94 B FF 94 4-1 26 1B 5 1B BB	X SI 95 0-0 1-2 1B		2 0 1	0 0 1	1 0 1	0 0 1	0 0 0	0 0 1	1 0 0
Inning Stats	R: 0 E: 0 K: 2 S: 11 H: 1 LOB: 1 BB: 0 P: 15	R: 0 E: 0 K: 0 S: 8 H: 1 LOB: 1 BB: 0 P: 13	R: 0 E: 0 K: 0 S: 13 H: 1 LOB: 3 BB: 2 P: 23	R: 0 E: 0 K: 0 S: 13 H: 0 LOB: 1 BB: 0 P: 17	R: 0 E: 0 K: 1 S: 12 H: 2 LOB: 2 BB: 0 P: 20	R: 0 E: 0 K: 1 S: 6 H: 0 LOB: 0 BB: 0 P: 8	R: 1 E: 0 K: 1 S: 14 H: 2 LOB: 2 BB: 1 P: 25	R: 0 E: 0 K: 1 S: 13 H: 2 LOB: 2 BB: 0 P: 17	R: 1 E: 0 K: 0 S: 12 H: 1 LOB: 2 BB: 2 P: 27	1B: 8 2B: 1 3B: 1 HR: 0 SF: 0 SAC: 0 DP: 1 HBP: 2						WP: 0 PB: 0 SB: 0 CS: 0 PA: 43	

PITCHER		IP	WLS	BF	H	R	ER	SO	BB	IBB	HBP	BLK	WP	HR	S	P	ERA	WHIP
46 Tim Adleman, R ERA: 2.96	(1, 1)	5.0	W	23	5	0	0	3	2	0	2	0	0	0	57	88	0.00	1.400
27 Ross Ohlendorf, R ERA: 4.5	(6, 1)	1.1		7	2	1	1	2	1	0	0	0	0	0	17	29	6.75	2.250
21 Michael Lorenzen, R ERA: 2.17	(7, 1)	1.2		7	2	0	0	1	0	0	0	0	0	0	16	21	0.00	1.200
48 Keyvius Sampson, R ERA: 3.99	(9, 1)	1.0		6	1	1	1	0	2	0	0	0	0	0	12	27	9.00	3.000

PITCHER	IP	WLS	BF	H	R	ER	SO	BB	IBB	HBP	BLK	WP	HR	S	P	ERA	WHIP

TOP

Los Angeles Dodgers @ Cincinnati Reds

Great American Ball Park, Cincinnati, OH

Fri Aug 19 2016, 7:12 PM - 10:50 PM EDT

Att. 28,184 - Partly Cloudy - 83 F

livebaseballscorecards.com

AB	36
R	2
H	10
RBI	2
BB	5
SO	6
LOB	30

Batter	1	2	3	4	5	6	7	8	9	AB	R	H	RBI	BB	SO	LOB
6 Billy Hamilton, S (1, 8) OBP: 0.323, SLG: 0.361	B FF 94 F FF 94 B SL 84 B FF 94 B FF 94 4-1 3 1B 19 HR BB	F SL 84 B SI 93 F FF 94 F SL 84 B FF 93 F FF 94 S SL 83 2-3 K ③		C FF 93 B SL 80 B SL 80 S FF 93 B SI 94 F FF 93 B SL 85 4-2 19 BB 3 1B BB		B KC 77 C KC 79 B KC 78 X SI 85 2-1 L8 ②		S FF 91 X FF 93 0-1 3 G4-6-3 1B		3	1	1	0	2	1	1
3 Iván De Jesús Jr., R (1, 6) OBP: 0.287, SLG: 0.288	C FF 94 S SL 86 B FF 95 1 SAFE B FF 94 X SL 86 2-2 19 HR 1-3 1B		C FF 92 F FF 94 B FF 94 B SL 84 X FF 94 2-2 G4-3 ①	C SL 82 S SL 83 S FF 93 X SL 81 0-2 19 BB 1-2 2-3 1B		S KC 79 D KC 78 S SI 86 B SI 84 B KC 79 S SI 86 3-3 K ③		X FF 92 0-0 G4-6-3 ② ③ 1-2f		5	1	2	0	0	1	2
19 Joey Votto, L (1, 3) OBP: 0.431, SLG: 0.515	B SL 87 B SL 84 B FC 88 C FF 94 S SL 87 X FF 95 3-2 1-H 3-H HR		F FF 92 F SL 82 S SL 88 0-3 K ②	C SL 86 B FF 92 F SL 86 F SI 94 B SL 83 B FF 93 B SL 85 4-2 1-2 2-3 3-H BB			S SI 95 S CH 85 B FF 95 B FF 96 X CH 87 2-2 4 1B 21 HR 1B			3	2	2	4	1	1	0
4 Brandon Phillips, R (1, 4) OBP: 0.322, SLG: 0.408	X SL 85 0-0 7 1B 1B		F FF 93 S FC 88 F SI 95 X SL 84 0-2 G5-3 ③	B FF 92 S SL 84 S FF 93 F FF 93 F FF 93 B SL 85 B FF 92 F FF 93 X FF 93 3-2 G6-3 ③			D FF 95 F FF 96 X SI 96 1-1 21 HR 1-2 1B			4	1	2	0	0	0	3
7 Eugenio Suárez, R (1, 5) OBP: 0.306, SLG: 0.425	C FF 94 B SL 86 B SL 87 X FC 88 2-1 49 G5-4-3 1-3 1B			C SL 84 B FF 93 B FF 94 B SL 86 X FF 93 3-1 43 G4-3 43 WP 46 2B 1B	B SL 83 F FC 90 S FF 92 F SI 88 F FC 92 X FF 94 1-2 F9 ①		C FF 97 S FF 98 S FF 96 0-3 K ①			4	1	2	0	0	1	2
43 Scott Schebler, L (1, 9) OBP: 0.256, SLG: 0.322	B FF 94 F FF 93 S SL 86 X FF 95 1-2 F7 ①			B FF 93 B SL 86 F FF 93 S SL 84 B FF 93 F FF 93 X SL 84 3-2 G4-3 ① 1-3	F FC 91 B SL 84 F SL 84 X FC 92 1-2 F7 ②		B FF 96 B FF 97 S SI 96 F FF 98 S FF 97 2-3 K ②			4	0	0	0	0	1	5
49 Tony Renda, R (1, 7) OBP: 0.240, SLG: 0.174 27 Ross Ohlendorf, R (6, 1) 21 Michael Lorenzen, R (7, 1) OBP: 0.250, SLG: 1.000 48 Keyvius Sampson, R (9, 1)	F FF 95 X SL 88 0-1 G5-4-3 ② ③ 1-2f			X SL 83 0-0 L9 ②	B CU 82 C FF 94 B FC 92 F FC 91 X FC 90 2-2 F8 ③		X FF 96 0-0 1-H 2-H HR			3 0 1	0 0 1	0 0 1	0 0 3	0 0 0	0 0 0	3 0 0
16 Tucker Barnhart, L (1, 2) OBP: 0.329, SLG: 0.401		S SL 84 B FF 94 X SL 87 1-1 L4 ①		I IN 63 I IN 60 I IN 60 I IN 60 4-0 46 2B IBB		C KC 75 B CH 83 C SI 84 B KC 77 F KC 77 B SI 84 F KC 77 F SI 85 X SI 85 3-2 L7 ①	B SI 97 B CH 86 F FF 96 S FF 96 S FF 96 2-3 K ③			3	1	0	0	1	1	0
46 Tim Adleman, R (1, 1) OBP: 0.100, SLG: 0.200 40 Tyler Holt, R (6, 7) OBP: 0.283, SLG: 0.264		C FF 93 B FF 93 F FF 93 F FF 95 F SL 87 F SL 85 S FF 94 1-3 K ②		C FF 92 T FF 93 X FF 94 0-2 3 1B 19 BB 1-H 3-H 2B		F SI 85 B KC 78 X SI 85 1-1 1B		C FF 90 B FF 92 C FF 92 B FF 93 F FF 93 F SL 82 B CH 83 T FF 91 3-2 K ①		2 2	1 0	1 1	2 0	0 0	1 1	0 0
Inning Stats	R: 3 E: 0 K: 0 S: 15 H: 4 LOB: 1 BB: 1 P: 27	R: 0 E: 0 K: 2 S: 13 H: 0 LOB: 0 BB: 0 P: 17	R: 0 E: 0 K: 1 S: 10 H: 0 LOB: 0 BB: 0 P: 12	R: 3 E: 0 K: 0 S: 26 H: 3 LOB: 3 BB: 3 P: 47	R: 0 E: 0 K: 0 S: 11 H: 0 LOB: 0 BB: 0 P: 15	R: 0 E: 0 K: 1 S: 13 H: 1 LOB: 1 BB: 0 P: 22	R: 3 E: 0 K: 3 S: 15 H: 3 LOB: 0 BB: 0 P: 22	R: 0 E: 0 K: 1 S: 8 H: 1 LOB: 0 BB: 0 P: 11		1B: 9 2B: 1 3B: 0 HR: 2 SF: 0 SAC: 0 DP: 2 HBP: 0			WP: 1 PB: 0 SB: 0 CS: 0 PA: 38			

PITCHER		IP	WLS	BF	H	R	ER	SO	BB	IBB	HBP	BLK	WP	HR	S	P	ERA	WHIP
28 Bud Norris, R ERA: 4.63	(1, 1)	3.2	L	21	7	6	6	3	3	1	0	0	1	1	58	94	14.73	2.727
58 Jesse Chavez, R ERA: 4.44	(4, 1)	1.1		4	0	0	0	0	0	0	0	0	0	0	17	24	0.00	0.000
56 J.P. Howell, L ERA: 3.46	(6, 1)	1.0		4	1	0	0	1	0	0	0	0	0	0	13	22	0.00	1.000
52 Pedro Báez, R ERA: 3.43	(7, 1)	1.0		6	3	3	3	3	0	0	0	0	0	1	15	22	27.00	3.000
36 Adam Liberatore, L ERA: 1.57	(8, 1)	1.0		3	1	0	0	1	0	0	0	0	0	0	8	11	0.00	1.000

PITCHER	IP	WLS	BF	H	R	ER	SO	BB	IBB	HBP	BLK	WP	HR	S	P	ERA	WHIP

BOTTOM

Los Angeles Dodgers @ Cincinnati Reds

Great American Ball Park, Cincinnati, OH

Fri Aug 19 2016, 7:12 PM - 10:50 PM EDT

Att. 28,184 - Partly Cloudy - 83 F

livebaseballscorecards.com

AB	34
R	9
H	12
RBI	9
BB	4
SO	8
LOB	16

Los Angeles Dodgers @ Cincinnati Reds

Great American Ball Park, Cincinnati, OH

Sat Aug 20 2016, 7:11 PM - 11:24 PM EDT

Att. 29,735 - Overcast - 76 F

TOP

livebaseballscorecards.com

Batter	1	2	3	4	5	6	7	8	9	AB	R	H	RBI	BB	SO	LOB
47 Howie Kendrick, R (1, 7) OBP: 0.333, SLG: 0.406	C SI 91 F SI 92 X CH 82 0-2 ① F9		B SL 84 B SI 92 B SI 91 B SI 90 4-0 14 FC4-6 BB			C SL 82 X CH 84 0-1 ② G4-3		X FF 96 0-0 ③ G1-3		3	0	0	0	1	0	1
14 Enrique Hernández, R (1, 4) OBP: 0.284, SLG: 0.346	B SI 92 F SI 92 B SL 83 B SI 92 F SI 92 F SI 93 B CH 85 4-2 23 FC3-6 BB		F SI 90 B SI 91 B SL 84 X SI 92 2-1 ③ FC4-6 1-2f			C SI 92 B CH 84 B SL 83 B SI 91 S SI 92 F SI 94 X SL 85 3-2 ③ L8			C FF 90 X SL 82 0-1 ① G2-3	3	0	0	0	1	0	1
23 Adrián González, L (1, 3) OBP: 0.368, SLG: 0.439 74 Kenley Jansen, S (7, 1) 55 Joe Blanton, R (7, 1) 56 J.P. Howell, L (8, 1) 5 Corey Seager, L (9, PH) OBP: 0.369, SLG: 0.532	C SI 92 1 SAFE B SI 93 B SI 94 F FF 87 X SI 94 2-2 ② FC3-6 1-2f			C SL 82 F SL 81 F SI 93 F CH 86 X SL 86 0-2 ① G3			B SL 81 F SI 92 B SL 82 B SI 91 X SI 92 3-1 25 FC3-6 1B		X FF 90 0-0 10 2B 25 G6-3 1B	3 0 0 0 1	0 0 0 0 1	1 0 0 0 1	0 0 0 0 1	0 0 0 0 1	0 0 0 0 0	1 0 0 0 0
10 Justin Turner, R (1, 5) OBP: 0.340, SLG: 0.514	B SI 92 C SI 91 X CH 85 1-1 ③ G5-3			B SI 91 B SL 84 X SL 83 2-0 ② G6-3			C SI 91 B CH 84 B SL 84 S SI 92 C SI 93 2-3 ① K		S SL 84 B SL 84 X FF 92 1-1 1-3 2B	4	0	1	0	0	1	2
25 Rob Segedin, R (1, 9) OBP: 0.323, SLG: 0.321		C SI 91 F SL 82 F SI 92 B SL 86 X SL 87 1-2 ① G5-3		F SI 90 B SI 90 S SL 83 S SL 86 1-3 ③ K			S SL 84 X SI 92 0-1 ② FC3-6 1-2f		X SL 84 0-0 ② G6-3 3-H	4	0	0	1	0	1	2
31 Joc Pederson, L (1, 8) OBP: 0.345, SLG: 0.495		C SI 92 C FF 92 F SL 87 S FF 93 0-3 ② K			C SI 90 S SL 83 C SI 92 0-3 ① K		F SI 91 F SL 84 S SL 85 0-3 ③ K		C SL 85 B FF 92 S SL 85 D CU 78 B CU 78 C SL 84 3-3 ③ K	4	0	0	0	0	4	2
17 A.J. Ellis, R (1, 2) OBP: 0.285, SLG: 0.252		B SI 92 F SI 92 X SI 92 1-1 ③ L8			B SI 91 X SI 90 1-0 ② F8			B FF 95 B FF 94 C FF 95 F FF 97 X SL 84 2-2 ① G4-3		3	0	0	0	0	0	0
3 Chris Taylor, R (1, 6) OBP: 0.274, SLG: 0.379			F FF 91 S CH 83 S SL 86 0-3 ① K		C SL 82 B CH 85 X SL 84 1-1 ③ L7			B SI 95 B FF 95 S FF 95 F FF 95 C FF 96 2-3 ② K		3	0	0	0	0	2	0
35 Brett Anderson, L (1, 1) 75 Grant Dayton, L (4, 1) 46 Josh Fields, R (5, 1) 11 Josh Reddick, L (6, PH) OBP: 0.339, SLG: 0.393 36 Adam Liberatore, L (6, 1) 9 Yasmani Grandal, S (7, 3) OBP: 0.348, SLG: 0.483			B SI 92 B FF 93 C FF 92 S FF 92 S FF 93 2-3 ② K			F SI 90 B SL 82 S FF 92 B SL 84 B SI 93 S SI 92 3-3 ① K		B FF 97 S FF 96 B CH 90 F FF 97 B SL 87 B FF 97 4-2 BB		1 0 0 1 0 0	0 0 0 0 0 0	0 0 0 0 0 0	0 0 0 0 0 0	1 0 0 0 0 1	0 0 0 1 0 0	0 0 0 0 0 0
Inning Stats	R: 0 E: 0 K: 0 S: 11 H: 0 LOB: 1 BB: 1 P: 18	R: 0 E: 0 K: 1 S: 10 H: 0 LOB: 0 BB: 0 P: 12	R: 0 E: 0 K: 2 S: 8 H: 0 LOB: 1 BB: 1 P: 16	R: 0 E: 0 K: 1 S: 9 H: 0 LOB: 0 BB: 0 P: 12	R: 0 E: 0 K: 1 S: 6 H: 0 LOB: 0 BB: 0 P: 8	R: 0 E: 0 K: 1 S: 9 H: 0 LOB: 0 BB: 0 P: 15	R: 0 E: 0 K: 2 S: 10 H: 1 LOB: 1 BB: 0 P: 15	R: 0 E: 0 K: 1 S: 9 H: 0 LOB: 1 BB: 1 P: 17	R: 1 E: 0 K: 1 S: 9 H: 2 LOB: 1 BB: 0 P: 13	1B: 2 2B: 1 3B: 0 HR: 0 SF: 0 SAC: 0 DP: 0 HBP: 0						

	AB	30
	R	1
	H	3
	RBI	1
	BB	3
	SO	10
	LOB	9

PITCHER		IP	WLS	BF	H	R	ER	SO	BB	IBB	HBP	BLK	WP	HR	S	P	ERA	WHIP
29 Brandon Finnegan, L ERA: 4.32	(1, 1)	7.0	W	24	1	0	0	8	2	0	0	0	0	0	63	96	0.00	0.429
70 Jumbo Díaz, R ERA: 3.2	(8, 1)	1.0		4	0	0	0	1	1	0	0	0	0	0	9	17	0.00	1.000
73 Josh Smith, R ERA: 4.34	(9, 1)	1.0		5	2	1	1	1	0	0	0	0	0	0	9	13	9.00	2.000

PITCHER	IP	WLS	BF	H	R	ER	SO	BB	IBB	HBP	BLK	WP	HR	S	P	ERA	WHIP

Los Angeles Dodgers @ Cincinnati Reds

Great American Ball Park, Cincinnati, OH

Sat Aug 20 2016, 7:11 PM - 11:24 PM EDT

Att. 29,735 - Overcast - 76 F

livebaseballscorecards.com

BOTTOM

Batter	1	2	3	4	5	6	7	8	9	AB	R	H	RBI	BB	SO	LOB
6 Billy Hamilton, S (1, 8) OBP: 0.324, SLG: 0.359	X SI 92 0-0 9 1B 9 S 19 1B 1B	X SI 92 0-0 ① G4-3 2-3		B SI 92 C SI 91 B SL 80 F FF 90 F FF 92 B FF 92 F FF 90 F FF 91 X FF 91 3-2 ① F9 1-2	C FF 96 S FF 97 B FF 97 F FF 98 B FF 96 B FF 96 B FF 96 4-2 1-2 2-3 3-H BB		C CU 77 B CH 84 D CH 85 F SI 91 X CU 80 2-2 ③ FC6-4 1-2f			4	1	1	1	1	0	3
9 José Peraza, R (1, 6) OBP: 0.306, SLG: 0.333	B SI 92 B SI 93 X SI 90 2-0 19 1B 23 HR 1-3 1B	F SI 91 B SI 91 X SI 92 1-1 19 CS 3-H 1B		B CU 71 X FF 92 1-0 2-H HR	C KC 78 S FF 96 F FF 97 B KC 80 X FF 96 1-2 ③ P2			C KC 76 X KC 78 0-1 ① L6		5	2	3	3	0	0	3
19 Joey Votto, L (1, 3) OBP: 0.433, SLG: 0.516 49 Tony Renda, R (8, 4) OBP: 0.269, SLG: 0.250	C SL 78 1 SAFE X SI 91 0-1 23 HR 1-2 3-H 1B	1 SAFE 1 SAFE B FF 92 B SL 78 F FF 92 B SL 84 F SL 84 X SI 93 3-2 ② 1-2 1B		B FF 92 C SH 86 S FF 93 B FF 93 F FF 94 B CH 87 X FF 92 3-2 ② G4-3		B CH 86 C FF 92 B FF 92 B SL 86 B FF 93 4-1 BB		C SI 86 F KC 78 X KC 77 0-2 23 1B 2B		3	1	2	1	1	0	0
										1	1	1	0	0	0	0
23 Adam Duvall, R (1, 7) OBP: 0.296, SLG: 0.523	D FF 92 X SL 78 1-0 1-H 2-H HR	C SI 92 F SI 92 B SI 92 S FF 93 1-3 ③ K		C FF 94 B FF 93 S FF 93 F FF 94 X FF 93 1-2 ③ P6		X FF 92 0-0 ① F7		X SI 86 0-0 43 HR 2-H 1B		5	2	2	4	0	1	2
4 Brandon Phillips, R (1, 4) OBP: 0.321, SLG: 0.407 70 Jumbo Díaz, R (8, 1) 40 Tyler Holt, R (8, PH) OBP: 0.281, SLG: 0.262 73 Josh Smith, R (9, 1) OBP: 0.250, SLG: 0.500	C SI 93 X SI 86 0-1 ① G4-3	F SI 91 X KC 78 0-1 ① G3			F FF 95 F FF 96 B FF 96 X SL 88 1-2 37 1B 7 1B 6 BB 1B	F FF 94 X SI 92 0-1 ② P4		B SI 85 S SI 84 B KC 78 X KC 78 2-1 ② L8		4 0 1 0	1 0 0 0	1 0 0 0	0 0 0 0	0 0 0 0	0 0 0 0	1 0 1 0
43 Scott Schebler, L (1, 9) OBP: 0.261, SLG: 0.349	B SL 85 C SL 84 B FF 93 B SL 85 F FF 93 X SI 86 3-2 ② G5-3	B KC 76 B SL 83 S SL 83 X SI 92 2-1 ② 1B			B FF 95 B FF 96 F FF 95 F FF 95 X FF 95 2-2 ① P6	C CH 88 D SL 88 B SL 85 B FF 92 F FF 91 X FF 93 3-2 ③ G6-3		X KC 78 0-0 1-H HR		5	1	2	2	0	0	2
7 Eugenio Suárez, R (1, 5) OBP: 0.311, SLG: 0.430	C SI 92 F SI 93 X CH 85 0-2 2B	B KC 76 B KC 78 B SI 91 C SI 92 B SI 92 4-1 BB			C KC 77 F FF 95 F FF 96 X KC 80 0-2 6 BB 37 1B 1-2 1B		C FF 90 B CH 85 F FF 89 X SL 86 1-2 ① F9	C SI 85 B SI 84 B CH 79 F SI 84 X SI 85 2-2 1B		4	0	3	0	1	0	0
37 Ramón Cabrera, S (1, 2) OBP: 0.282, SLG: 0.330	C SI 93 X SI 92 0-1 ③ G2-3	S SI 91 B SL 79 X SI 91 1-1 ③ G1-3			X FF 95 0-0 6 BB 1-2 2-3 1B		B CU 78 F SI 91 X CU 77 1-1 ② L7	C SI 85 F KC 78 S KC 77 0-3 ③ K		5	0	1	0	0	1	3
29 Brandon Finnegan, L (1, 1) OBP: 0.173, SLG: 0.163 3 Iván De Jesús Jr., R (7, PH) OBP: 0.291, SLG: 0.292 (8, 3)		B SI 92 B FF 92 X FF 92 2-0 6 G4-3 9 1B 2B		B SL 81 B FF 92 B FF 92 B FF 91 4-0 6 WP 9 HR BB	S FF 95 F FF 96 S FF 97 0-3 ② K		X FF 91 0-0 6 FC6-4 1B			2 1	2 0	1 1	0 0	1 0	1 0	3 0
Inning Stats	R: 4 E: 0 K: 0 S: 15 H: 5 LOB: 1 BB: 0 P: 21	R: 1 E: 0 K: 1 S: 10 H: 3 LOB: 1 BB: 0 P: 17	R: 0 E: 0 K: 0 S: 7 H: 1 LOB: 1 BB: 1 P: 14	R: 2 E: 0 K: 0 S: 15 H: 1 LOB: 0 BB: 1 P: 27	R: 1 E: 0 K: 1 S: 21 H: 3 LOB: 3 BB: 1 P: 29	R: 0 E: 0 K: 0 S: 7 H: 0 LOB: 1 BB: 1 P: 14	R: 0 E: 0 K: 0 S: 9 H: 1 LOB: 1 BB: 0 P: 13	R: 3 E: 0 K: 1 S: 15 H: 4 LOB: 1 BB: 0 P: 19		1B: 12 2B: 3 3B: 0 HR: 3	SF: 0 SAC: 0 DP: 0 HBP: 0					

	AB	40
	R	11
	H	18
	RBI	11
	BB	4
	SO	3
	LOB	18

WP: 1 PA: 44
PB: 0
SB: 1
CS: 1

PITCHER		IP	WLS	BF	H	R	ER	SO	BB	IBB	HBP	BLK	WP	HR	S	P	ERA	WHIP
35 Brett Anderson, L ERA: 24.75	(1, 1)	3.0	L	18	9	6	6	1	2	0	0	0	0	1	32	56	18.00	3.667
75 Grant Dayton, L ERA: 3.27	(4, 1)	1.0		4	1	1	1	0	0	0	0	0	1	1	15	23	9.00	1.000
46 Josh Fields, R ERA: 6.0	(5, 1)	1.0		7	3	1	1	1	1	0	0	0	0	0	21	29	9.00	4.000
36 Adam Liberatore, L ERA: 1.53	(6, 1)	1.0		4	0	0	0	0	1	0	0	0	0	0	7	14	0.00	1.000
74 Kenley Jansen, R ERA: 1.8	(7, 1)	0.0		0	0	0	0	0	0	0	0	0	0	0	0	0	∞	∞

PITCHER		IP	WLS	BF	H	R	ER	SO	BB	IBB	HBP	BLK	WP	HR	S	P	ERA	WHIP
55 Joe Blanton, R ERA: 2.47	(7, 1)	1.0		4	1	0	0	0	0	0	0	0	0	0	9	13	0.00	1.000
56 J.P. Howell, L ERA: 4.01	(8, 1)	1.0		7	4	3	3	1	0	0	0	0	0	1	15	19	27.00	4.000

Los Angeles Dodgers @ Cincinnati Reds

Great American Ball Park, Cincinnati, OH

Sun Aug 21 2016, 1:13 PM - 4:06 PM EDT

Att. 28,752 - Partly Cloudy - 77 F

TOP

livebaseballscorecards.com

Batter	1	2	3	4	5	6	7	8	9	AB	R	H	RBI	BB	SO	LOB
26 Chase Utley, L (1, 4) OBP: 0.327, SLG: 0.398	C FF 91 B SL 88 B SL 89 X SI 93 2-1 HR		C FF 94 X SI 95 0-1 5 1B 2-H 1B		B CH 88 F SI 93 B SI 93 C SI 89 S SL 90 2-3 ② K		C SI 91 B SI 92 C SL 88 B SL 88 SL 85 S KC 82 2-3 ① K		S CH 85 1 SAFE F SI 88 B SL 83 F SL 84 B SI 87 S FF 94 2-3 ③ K	5	2	2	2	0	3	1
5 Corey Seager, L (1, 6) OBP: 0.370, SLG: 0.531	F FF 92 F FF 94 S KC 82 0-3 ① K		C FF 93 F FF 95 F KC 84 D SL 89 F KC 82 X FF 95 1-2 2-H 1B		S KC 82 B SI 88 B SL 87 F SI 94 X SL 88 2-2 1B		C KC 82 F FF 94 C SI 94 0-3 ② K			4	0	2	1	0	2	0
10 Justin Turner, R (1, 5) OBP: 0.338, SLG: 0.509	X SL 87 0-0 ② G1-3		B SI 94 1 SAFE F SL 89 X SI 94 1-1 ② L8		B SI 94 X SI 94 1-0 ③ G3		B SI 94 C SL 88 F SI 94 B SI 94 B SI 94 X SI 95 3-2 ③ G5-3			4	0	0	0	0	0	2
23 Adrián González, L (1, 3) OBP: 0.367, SLG: 0.437	B FF 92 S SL 86 S CH 88 B SI 94 X SI 93 2-2 ③ L8		X FF 94 0-0 ③ F7			B SL 86 B CH 87 X SI 93 2-0 9 2B 31 SF9 1B		S FF 92 C FF 93 F FF 93 F FF 93 B FF 94 B FF 90 X FF 94 2-2 ① G4-3		4	1	1	0	0	0	1
9 Yasmani Grandal, S (1, 2) OBP: 0.347, SLG: 0.483		F FF 91 B SL 88 S KC 79 F SI 93 X FF 93 1-2 ① P5		B KC 79 C KC 79 S SL 86 F SI 93 S KC 83 1-3 ① K		B FF 93 B SI 92 C SI 92 B SI 93 F FF 94 X FF 93 3-2 31 SF9 1-3 2B		B FF 93 X FF 94 1-0 ② P4		4	0	1	0	0	1	0
11 Josh Reddick, L (1, 9) OBP: 0.335, SLG: 0.388		C FF 92 X KC 80 0-1 ② L8		B KC 80 C FF 94 X SI 94 1-1 ② F8		X FF 94 0-0 ① F8		B FF 94 B FF 94 X FF 94 2-0 ③ P1		4	0	0	0	0	0	2
31 Joc Pederson, L (1, 8) OBP: 0.347, SLG: 0.495		C KC 82 B FF 95 F FF 95 B KC 83 S KC 84 2-3 ③ K		S SI 89 B SI 90 X SL 87 1-1 60 FC4-6 1B		B FF 95 F KC 82 X FF 95 1-1 ② SF9 2-3 3-H			B CH 84 B CH 84 F SL 83 F SL 84 B CU 80 D FF 94 4-2 60 G6-3 BB	2	0	1	1	1	1	0
60 Andrew Toles, L (1, 7) OBP: 0.404, SLG: 0.390			S KC 79 X FF 94 0-1 7 SH1-4 26 1B 1B	1 SAFE C FF 94 F SI 94 F KC 82 D KC 82 X FF 95 1-2 ③ FC4-6 1-2f		I IN 80 I IN 80 I IN 80 I IN 78 4-0 IBB			B FF 94 1 SAFE B SI 86 X FF 94 2-0 ①② G6-3 1-2f	3	1	1	0	1	0	2
7 Julio Urías, L (1, 1) OBP: 0.118, SLG: 0.118 55 Joe Blanton, R (7, 1) 52 Pedro Báez, R (8, 1) 25 Rob Segedin, R (9, PH) OBP: 0.344, SLG: 0.321 74 Kenley Jansen, S (9, 1)			L SI 93 X SI 94 0-1 ① SH1-4 1-2		C SI 91 X SI 93 0-1 ① G5-3	X SI 93 0-0 ③ G5-3			F CH 85 S FF 94 F SL 84 B SL 83 B FF 95 B SI 87 B CH 86 4-2 BB	2 0 0 0 0	0 0 0 0 0	0 0 0 0 0	0 0 0 0 0	0 0 0 1 0	0 0 0 0 0	2 0 0 0 0
Inning Stats	R: 1 E: 0 K: 1 S: 9 H: 1 LOB: 0 BB: 0 P: 13	R: 0 E: 0 K: 1 S: 9 H: 0 LOB: 0 BB: 0 P: 12	R: 2 E: 0 K: 0 S: 14 H: 3 LOB: 1 BB: 0 P: 16	R: 0 E: 0 K: 1 S: 12 H: 1 LOB: 1 BB: 0 P: 16	R: 0 E: 0 K: 1 S: 9 H: 1 LOB: 1 BB: 0 P: 14	R: 1 E: 0 K: 0 S: 8 H: 2 LOB: 2 BB: 1 P: 18	R: 0 E: 0 K: 2 S: 10 H: 0 LOB: 0 BB: 0 P: 15	R: 0 E: 0 K: 0 S: 7 H: 0 LOB: 0 BB: 0 P: 12	R: 0 E: 0 K: 1 S: 10 H: 0 LOB: 1 BB: 2 P: 22	1B: 6 2B: 1 3B: 0 HR: 1 SF: 1 SAC: 1 DP: 1 HBP: 0						

	AB	32
	R	4
	H	8
	RBI	4
	BB	3
	SO	7
	LOB	10

	WP: 0	PA: 37
	PB: 0	
	SB: 0	
	CS: 0	

PITCHER		IP	WLS	BF	H	R	ER	SO	BB	IBB	HBP	BLK	WP	HR	S	P	ERA	WHIP
28 Anthony DeSclafani, R ERA: 3.27	(1, 1)	7.0	L	30	8	4	4	6	0	1	0	0	0	1	71	104	5.14	1.143
52 Tony Cingrani, L ERA: 3.61	(8, 1)	1.0		3	0	0	0	0	0	0	0	0	0	0	7	12	0.00	0.000
27 Ross Ohlendorf, R ERA: 4.42	(9, 1)	1.0		4	0	0	0	1	2	0	0	0	0	0	10	22	0.00	2.000

PITCHER	IP	WLS	BF	H	R	ER	SO	BB	IBB	HBP	BLK	WP	HR	S	P	ERA	WHIP

Los Angeles Dodgers @ Cincinnati Reds

Great American Ball Park, Cincinnati, OH

Sun Aug 21 2016, 1:13 PM - 4:06 PM EDT

Att. 28,752 - Partly Cloudy - 77 F

livebaseballscorecards.com

BOTTOM

Batter	1	2	3	4	5	6	7	8	9	AB	R	H	RBI	BB	SO	LOB
6 Billy Hamilton, S (1, 8) OBP: 0.323, SLG: 0.358	B FF 90 F FF 90 B FF 91 B FF 90 F FF 91 S FF 92 3-3 ① K		C CU 77 S CH 80 B FF 92 B FF 94 F CH 81 S SL 85 2-3 ③ K			C SL 82 B FF 93 B CH 80 X SL 85 2-1 4 1B 1B		B SL 86 C SI 94 B FF 95 C FF 96 B FF 96 S FF 95 3-3 ① K		4	0	1	0	0	3	0
9 José Peraza, R (1, 6) OBP: 0.314, SLG: 0.340	C FF 93 B CH 79 B CH 80 X FF 91 2-1 4 1B 1B			C CU 75 S SL 83 X FF 90 0-2 ① L7		B CU 76 C FF 91 1 SAFE F FF 91 1 SAFE C FF 92 1-3 ② K		X SI 97 0-0 4 G6-4-3 1B		4	0	2	0	0	1	1
4 Brandon Phillips, R (1, 4) OBP: 0.322, SLG: 0.407	B FF 92 F CU 76 1 SAFE B CH 81 F CU 78 B FF 91 X FF 92 3-2 ② 23 FC5-4 1B 1-2			C CH 80 B CH 80 X FF 91 1-1 ② F9		B CH 80 X CU 77 1-0 1-3 1B		S SI 96 D CH 87 X SI 96 1-1 ②③ G6-4-3 1-2f		4	0	2	0	0	0	1
23 Adam Duvall, R (1, 7) OBP: 0.294, SLG: 0.518	X FF 92 0-0 ③ FC5-4 1-2f			C FF 92 B SL 85 B FF 92 F SL 83 X FF 93 2-2 ③ L7		C FF 91 D SL 86 F SL 84 F FF 93 1 SAFE B FF 94 1 SAFE X FF 94 2-2 ③ P4			C FC 92 F FC 90 S FC 93 0-3 ① K	4	0	0	0	0	1	3
7 Eugenio Suárez, R (1, 5) OBP: 0.315, SLG: 0.435		B FF 91 C CU 76 B FF 90 F CU 75 F SL 86 C FF 92 2-3 ① K			B FF 92 X CU 72 1-0 3 G4-6-3 1B		C FF 90 B SL 86 X SL 86 1-1 16 PB 2B		C FC 92 F FC 93 B SL 83 B FC 92 X FC 94 2-2 43 DI 1B	4	0	3	0	0	1	0
3 Iván De Jesús Jr., R (1, 3) OBP: 0.284, SLG: 0.285		B CU 75 F CU 77 B FF 92 F FF 92 F FF 93 S CH 82 2-3 ② K			C FF 92 B CH 79 1 SAFE B FF 92 1 SAFE B SL 83 T FF 92 1 SAFE X FF 93 3-2 ①② G4-6-3 1-2f		F CU 79 F SL 87 B FF 90 X SL 87 1-2 ① G1-3		1 SAFE C FC 92 F FF 94 S FC 95 0-3 ② K	4	0	0	0	0	2	3
40 Tyler Holt, R (1, 9) OBP: 0.284, SLG: 0.265 43 Scott Schebler, L (7, PH) OBP: 0.257, SLG: 0.344 (8, 9)		F FF 92 C SL 85 F FF 92 F FF 93 B SL 85 F FF 94 B CH 81 B FF 94 X FF 93 3-2 ③ F9			F SL 83 L SL 84 B CH 81 B FF 93 F FF 93 X SL 86 2-2 1B		S SL 86 B SL 87 S SL 87 S SL 87 1-3 ② K		F FC 94 B FC 95 S FC 95 B FC 95 S FC 95 2-3 ③ K 1-2	2 2	0 0	1 0	0 0	0 0	0 2	0 2
16 Tucker Barnhart, L (1, 2) OBP: 0.329, SLG: 0.399			C SL 81 B SL 81 B FF 90 X SL 82 2-1 ① G6-3		1 SAFE X SL 84 0-0 ③ G5-3		D CU 80 B CU 80 C CH 86 B CU 80 C FF 92 F FF 92 B FF 91 4-2 BB 2-3			2	0	0	0	1	0	1
28 Anthony DeSclafani, R (1, 1) OBP: 0.185, SLG: 0.154 19 Joey Votto, L (7, PH) OBP: 0.432, SLG: 0.515 52 Tony Cingrani, L (8, 1) 27 Ross Ohlendorf, R (9, 1)			B CU 74 C SI 93 S FF 93 X SL 83 1-2 ② G1-3			F FF 90 S CU 75 C FF 90 0-3 ① K	B CU 80 C CH 85 F SL 86 C SL 88 1-3 ③ K			2 1 0 0	0 0 0 0	0 0 0 0	0 0 0 0	1 1 0 0	0 2 0 0	0 2 0 0
Inning Stats	R: 0 E: 0 K: 1 S: 9 H: 2 LOB: 1 BB: 0 P: 17	R: 0 E: 0 K: 2 S: 14 H: 0 LOB: 0 BB: 0 P: 21	R: 0 E: 0 K: 1 S: 9 H: 0 LOB: 0 BB: 0 P: 14	R: 0 E: 0 K: 0 S: 8 H: 0 LOB: 0 BB: 0 P: 11	R: 0 E: 0 K: 0 S: 9 H: 2 LOB: 1 BB: 0 P: 15	R: 0 E: 0 K: 2 S: 13 H: 2 LOB: 2 BB: 0 P: 19	R: 0 E: 0 K: 2 S: 14 H: 1 LOB: 2 BB: 1 P: 22	R: 0 E: 0 K: 1 S: 6 H: 1 LOB: 0 BB: 0 P: 10	R: 0 E: 0 K: 3 S: 12 H: 1 LOB: 1 BB: 0 P: 16							

AB	33
R	0
H	9
RBI	0
BB	1
SO	12
LOB	13

1B: 8 SF: 0 WP: 0 PA: 34
2B: 1 SAC: 0 PB: 1
3B: 0 DP: 2 SB: 0
HR: 0 HBP: 0 CS: 0

PITCHER		IP	WLS	BF	H	R	ER	SO	BB	IBB	HBP	BLK	WP	HR	S	P	ERA	WHIP
7 Julio Urías, L ERA: 3.95	(1, 1)	6.0	W	22	6	0	0	6	0	0	0	0	0	0	62	97	0.00	1.000
55 Joe Blanton, R ERA: 2.43	(7, 1)	1.0		5	1	0	0	2	1	0	0	0	0	0	14	22	0.00	2.000
52 Pedro Báez, R ERA: 3.38	(8, 1)	1.0		3	1	0	0	1	0	0	0	0	0	0	6	10	0.00	1.000
74 Kenley Jansen, R ERA: 1.76	(9, 1)	1.0		4	1	0	0	3	0	0	0	0	0	0	12	16	0.00	1.000

PITCHER	IP	WLS	BF	H	R	ER	SO	BB	IBB	HBP	BLK	WP	HR	S	P	ERA	WHIP

Batter	1	2	3	4	5	6	7	8	9	AB	R	H	RBI	BB	SO	LOB
26 Chase Utley, L (1, 4) OBP: 0.332, SLG: 0.401	X FF 91 0-0 5 23 HR 1B	D KC 76 C CH 83 X SL 86 1-1 ① FC4 5 1B 1-2f	1 SAFE C CU 74 X SL 82 0-1 ③ F9		C SL 82 B SL 82 B CH 81 X SI 89 2-1 5 HR 1B		C FF 95 B SL 84 B CH 90 B FF 96 B FF 96 4-1 5 23 HR BB	B SL 93 C SL 93 F SI 96 X CU 79 1-2 5 1B 23 G4-3 1-2 1B		5	4	3	0	1	0	2
5 Corey Seager, L (1, 6) OBP: 0.375, SLG: 0.540	F FF 90 X SI 90 0-1 23 HR 1-2 1B	D CH 85 X CH 89 1-0 1-2 1B		B CU 73 C SL 83 F CU 81 C FF 89 1-3 ① K	S SL 83 B SL 84 1 SAFE B FF 89 X FF 88 2-1 1-H HR		B SI 96 C FF 96 D CH 91 B SL 88 F FF 96 F FF 97 F FF 96 1 SAFE B FF 96 4-2 23 HR 1-2 BB	X SL 93 0-0 23 G4-3 1-3 2-H 1B		5	3	4	3	1	1	0
23 Adrián González, L (1, 3) OBP: 0.369, SLG: 0.458	X FF 91 0-0 1-H 2-H HR	C CH 84 X FF 93 0-1 ② P2		B CU 79 B CU 79 C SL 84 F CU 83 S SL 84 2-3 ② K	X CH 87 0-0 HR		F SI 97 X SL 89 0-1 1-H 2-H HR	B SI 97 D SI 97 X SL 94 2-0 ② G4-3 1-2 3-H		6	3	3	8	0	1	3
9 Yasmani Grandal, S (1, 2) OBP: 0.347, SLG: 0.490	C SI 92 B SL 87 S CH 86 X SL 84 1-2 ① L9	D SL 88 B FF 91 D CH 84 C CH 89 C FF 92 X SL 85 3-2 ③ F9		B SL 83 B CH 82 F SL 83 X FF 90 2-1 1B	B SI 93 X FF 95 1-0 ② P4		F SI 97 B SL 89 B FF 97 C SL 90 B SI 98 X SL 90 3-2 HR	B SI 96 C SL 93 B SL 94 F SL 94 F CU 79 F FF 97 X SL 93 2-2 ③ F9		6	1	2	1	0	0	3
31 Joc Pederson, L (1, 8) OBP: 0.347, SLG: 0.491	B FF 93 B CH 85 F SI 91 B SL 85 B SI 92 4-1 47 1B 60 SF7 BB		B KC 75 X SI 92 1-0 47 1B 60 1B 1B	F SL 83 B SL 84 F SL 84 F CU 77 D CU 74 X SL 84 2-2 ③ L6	S FF 95 X FF 96 0-1 ③ G6-3		C FF 98 S CH 87 S CH 87 0-3 ② K		F CU 63 X CU 68 0-1 ① F8	5	2	1	0	1	1	1
47 Howie Kendrick, R (1, 7) OBP: 0.338, SLG: 0.409	X SI 91 0-0 60 SF7 1-3 1B		B SL 86 X SL 88 1-0 60 1B 25 SF8 1-3 1B		B CU 74 S SL 84 B SL 82 B SL 84 F FF 89 F CU 78 B SL 84 4-2 60 HR BB	C FF 94 B FF 95 F FF 95 S FF 96 1-3 ① K	B SL 89 B SL 91 B SL 89 C FF 96 X FF 97 3-1 1B		B CU 68 X CU 64 1-0 ② G6-3	5	2	3	0	1	1	0
60 Andrew Toles, L (1, 9) OBP: 0.396, SLG: 0.457	B FF 91 1 SAFE S FF 91 B FF 91 F SI 91 F SL 87 F SI 91 F KC 77 F SL 82 2-2 ② F SL 87 F FF 90 F FF 91 X CH 83 SF7 1-2 3-H		F FF 90 F SL 87 B SI 91 B SI 91 X SL 87 2-2 1-3 3-H 1B		S SL 84 B FF 90 X SL 82 1-1 1-H HR	X FF 96 0-0 ② G4-3	B SI 97 B FF 96 F FF 96 F SL 88 B FF 96 S SL 90 3-3 ③ K		X CU 63 0-0 ③ F8	5	1	2	4	0	1	1
25 Rob Segedin, R (1, 5) OBP: 0.333, SLG: 0.419 56 J.P. Howell, L (6, 1) 28 Bud Norris, R (8, 1) OBP: 0.321, SLG: 0.292 46 Josh Fields, R (8, 1)	C SL 84 B KC 75 S SL 85 F FF 90 D CH 84 X SL 84 2-2 ③ L6		C SI 90 D SL 85 1 SAFE X CH 89 1-1 ① SF8 3-H		X CU 81 0-0 HR	B FF 96 B FF 96 T FF 95 F FF 95 F FF 96 S FF 96 2-3 ③ K		C FF 96 S SI 96 S SI 96 0-3 ① K		3 1 0 0	1 0 0 0	1 0 0 0	2 0 0 0	0 0 0 0	1 1 0 0	1 0 0 0
29 Scott Kazmir, L (1, 1) OBP: 0.136, SLG: 0.116 58 Jesse Chavez, R (3, 1) 11 Josh Reddick, L (5, PH) OBP: 0.334, SLG: 0.387 75 Grant Dayton, L (5, 1) 52 Pedro Báez, R (6, 1) 14 Enrique Hernández, R (6, 5) OBP: 0.287, SLG: 0.348		C FF 90 X CH 88 0-1 26 FC4 1B	1 SAFE B FF 87 X FF 86 1-0 ② F7		C FF 89 F FF 90 X SL 84 0-2 ① P4		B SL 84 B FF 92 C SL 85 F SL 84 X SL 86 2-2 ① P3	B SL 94 C SL 92 F SI 96 B SL 87 B SL 92 X SI 96 3-2 26 1B 5 1B 1B		2 0 1 0 0 0	0 0 0 0 0 1	1 0 0 0 0 0	0 0 0 0 0 0	0 0 0 0 0 0	0 0 0 0 0 0	1 0 0 0 0 0
Inning Stats	R: 4 E: 0 K: 0 S: 23 H: 4 LOB: 1 BB: 1 P: 32	R: 0 E: 0 K: 0 S: 10 H: 2 LOB: 2 BB: 0 P: 15	R: 2 E: 0 K: 0 S: 10 H: 3 LOB: 1 BB: 0 P: 16	R: 0 E: 0 K: 2 S: 12 H: 1 LOB: 1 BB: 0 P: 19	R: 6 E: 0 K: 0 S: 17 H: 5 LOB: 0 BB: 1 P: 27	R: 0 E: 0 K: 2 S: 8 H: 0 LOB: 0 BB: 0 P: 11	R: 4 E: 0 K: 2 S: 21 H: 3 LOB: 1 BB: 2 P: 40	R: 2 E: 0 K: 1 S: 16 H: 3 LOB: 1 BB: 0 P: 24	R: 0 E: 0 K: 0 S: 4 H: 0 LOB: 0 BB: 0 P: 5	1B: 14 2B: 0 3B: 0 HR: 7	SF: 2 SAC: 0 DP: 0 HBP: 0					

PITCHER		IP	WLS	BF	H	R	ER	SO	BB	IBB	HBP	BLK	WP	HR	S	P	ERA	WHIP
34 Homer Bailey, R ERA: 5.73	(1, 1)	2.1	L	17	9	6	6	0	1	0	0	0	0	1	40	59	23.14	4.286
73 Josh Smith, R ERA: 5.26	(3, 1)	2.0		12	5	5	5	2	1	0	0	0	0	3	28	45	22.50	3.000
70 Jumbo Díaz, R ERA: 3.95	(5, 1)	2.0		9	1	3	3	2	2	0	0	0	0	1	20	34	13.50	1.500
36 Blake Wood, R ERA: 3.66	(7, 1)	0.2		5	3	2	2	2	0	0	0	0	0	2	13	22	27.00	4.500
21 Michael Lorenzen, R ERA: 2.7	(8, 1)	1.0		6	3	2	2	1	0	0	0	0	0	0	16	24	18.00	3.000

PITCHER		IP	WLS	BF	H	R	ER	SO	BB	IBB	HBP	BLK	WP	HR	S	P	ERA	WHIP
40 Tyler Holt, R ERA:	(9, 1)	1.0		3	0	0	0	0	0	0	0	0	0	0	4	5	0.00	0.000

TOP

Los Angeles Dodgers @ Cincinnati Reds

Great American Ball Park, Cincinnati, OH

Mon Aug 22 2016, 12:36 PM - 4:38 PM EDT

Att. 15,690 - Partly Cloudy - 76 F

livebaseballscorecards.com

AB	46
R	18
H	21
RBI	18
BB	4
SO	7
LOB	12

BOTTOM

Los Angeles Dodgers @ Cincinnati Reds

Great American Ball Park, Cincinnati, OH

Mon Aug 22 2016, 12:36 PM - 4:38 PM EDT

Att. 15,690 - Partly Cloudy - 76 F

livebaseballscorecards.com

Batter	1	2	3	4	5	6	7	8	9	AB	R	H	RBI	BB	SO	LOB
6 Billy Hamilton, S (1, 8) OBP: 0.323, SLG: 0.356	B SI 88 C SI 88 B SI 89 C SI 90 F SI 89 B CH 75 B SI 89 4-2 19 G4-3 9 F8 23 3B BB	B SI 91 C SI 91 D CH 78 B SI 91 F SI 91 X SI 90 3-2 ③ F8		F SI 93 B FF 91 B FC 91 C FF 94 C FC 91 2-3 ① K		F SI 95 C SI 93 X FF 94 0-2 ① F9	B SI 85 C KC 77 B SI 84 X SI 84 2-1 ① L7		X FF 92 0-0 9 2B 19 G3 1B	5	2	1	0	1	1	4
9 José Peraza, R (1, 6) OBP: 0.333, SLG: 0.379	X SI 87 0-0 ① F8 1-2		C SI 87 B CH 77 X SI 89 1-1 19 1B 2B	C SL 85 X FF 92 0-1 19 2B 1B		F SL 87 C CH 86 F FF 95 F SI 96 B CH 88 X SL 86 1-2 19 3B 1B	C SI 84 C SI 84 B SI 84 D SI 86 S KC 78 2-3 ② K		B KC 77 X FF 95 1-0 19 G3 1-3 2B	6	3	4	0	0	1	3
19 Joey Votto, L (1, 3) OBP: 0.433, SLG: 0.522	F SI 88 B CH 75 X SI 89 1-1 ② G4-3 2-3		B SI 91 S SL 80 X CH 77 1-1 23 BB 43 1B 2-H 1B	X FC 91 0-0 23 F8 1-H 2B		B SI 95 S SI 95 X FF 95 1-1 23 SF7 1-H 3B	C SI 85 X CH 83 0-1 ③ G5-3		S KC 76 T CH 81 F FF 95 F FF 95 D KC 80 X SL 81 1-2 ① G3 2-3 3-H	6	2	3	4	0	0	4
23 Adam Duvall, R (1, 7) OBP: 0.296, SLG: 0.525	B SI 90 F SI 89 B SI 88 B SI 90 X SI 89 3-1 3-H 3B		B SI 90 S FC 86 B SI 89 B SI 90 F SI 91 F SI 90 D CH 78 4-2 43 1B 16 1B 1-2 BB	C FC 92 B FF 93 F SL 82 B FF 93 X FF 93 2-2 ② F8 2-3		B SL 88 B SI 96 X FF 96 2-0 ② SF7 3-H		B FF 95 C FF 95 B SL 87 B SL 88 X FF 95 3-1 43 1B 2B	X KC 79 0-0 ② F9	4	2	2	2	1	0	2
4 Brandon Phillips, R (1, 4) OBP: 0.321, SLG: 0.404 49 Tony Renda, R (9, 4) OBP: 0.259, SLG: 0.240	F SI 90 S CH 76 X SI 91 0-2 ③ G4-3		C CH 78 B CH 78 F SI 91 F SI 91 B CH 71 B SI 91 F SI 91 F CH 77 F SI 91 3-2 ① X SI 91 F9	F FC 93 X FC 92 0-1 ③ F9		B FF 96 B SI 95 B FF 97 B FF 96 4-0 43 BB BB		D FF 94 B SI 94 F FF 94 F FF 94 X SL 88 2-2 ① G5-3	C KC 80 D SL 87 S FF 95 S KC 80 1-3 ③ K	4 1	0 0	0 0	0 0	1 0	0 1	5 1
43 Scott Schebler, L (1, 9) OBP: 0.276, SLG: 0.364		B CU 79 F SI 89 B SI 90 B SI 90 X SI 90 3-1 2B	F SI 91 B SL 82 F SL 81 B SI 92 B SI 91 X SI 92 3-2 16 1B 1-3 2-H 1B		B FF 92 S FF 92 F FF 93 B CH 81 F FF 93 X CH 82 2-2 ① L9	B FF 96 B SI 96 S FF 96 B FF 96 C SI 96 F FF 95 B FF 97 4-2 1-2 BB		C FF 94 S SL 88 X FF 95 0-2 16 BB 2-H 1B	4	0	3	2	1	0	0
7 Eugenio Suárez, R (1, 5) 36 Blake Wood, R (7, 1) 21 Michael Lorenzen, R (8, 1) OBP: 0.250, SLG: 1.000 40 Tyler Holt, R (8, PH) OBP: 0.282, SLG: 0.264 (9, 1)		B CU 77 C SI 89 X CH 75 1-1 ① G5-3	B SL 79 1 SAFE B CH 80 B SI 91 C SI 90 F SI 91 C SI 91 3-3 ② K		B FF 94 B FF 94 B CU 74 C FF 93 F FF 94 B FF 93 4-2 70 FC3-6 BB	C KC 77 X SI 84 0-1 ③ L6		X SL 85 0-0 ② F9	3 0 0 1	0 0 0 0	0 0 0 0	0 0 0 0	1 0 0 0	1 0 0 0	5 0 0 1
16 Tucker Barnhart, L (1, 2) OBP: 0.330, SLG: 0.397		S SL 81 X SL 81 0-1 ② G5-3	F SL 81 B SI 91 X SL 82 1-1 1-2 3-H 1B		C CU 73 B FF 93 B FF 92 X FF 93 2-1 ② L4		B KC 74 X KC 76 1-0 E5 3 BB	B SL 86 B SI 94 B SI 94 B FF 93 4-0 1-2 BB		4	0	1	1	1	0	2
34 Homer Bailey, R (1, 1) OBP: 0.200, SLG: 0.111 73 Josh Smith, R (3, 1) OBP: 0.200, SLG: 0.400 70 Jumbo Díaz, R (5, 1) 3 Iván De Jesús Jr., R (7, 5) OBP: 0.287, SLG: 0.283		C SI 90 B SI 92 B SI 91 B SI 91 B SI 90 4-1 BB	X FF 93 0-0 ③ F8		X FF 93 0-0 ③ FC3-6 1-2f		C SI 84 B SI 84 D SI 85 B KC 77 B SI 84 4-1 1-2 BB	X FF 93 0-0 ③ L9	0 1 1 1	0 0 0 0	0 0 0 1	0 0 0 0	1 0 0 1	0 0 0 0	0 2 1 2
Inning Stats	R: 1 E: 0 K: 0 S: 11 H: 1 LOB: 1 BB: 1 P: 19	R: 0 E: 0 K: 0 S: 10 H: 1 LOB: 2 BB: 1 P: 21	R: 3 E: 0 K: 1 S: 23 H: 4 LOB: 2 BB: 1 P: 39	R: 1 E: 0 K: 1 S: 11 H: 2 LOB: 1 BB: 0 P: 15	R: 0 E: 0 K: 0 S: 9 H: 0 LOB: 1 BB: 1 P: 17	R: 2 E: 0 K: 0 S: 16 H: 2 LOB: 2 BB: 2 P: 28	R: 0 E: 1 K: 1 S: 9 H: 0 LOB: 2 BB: 1 P: 18	R: 1 E: 0 K: 0 S: 10 H: 2 LOB: 2 BB: 1 P: 19	R: 1 E: 0 K: 1 S: 11 H: 2 LOB: 1 BB: 0 P: 14	1B: 7 2B: 5 3B: 2 HR: 0 SF: 1 SAC: 0 DP: 0 HBP: 0						

	AB	41
	R	9
	H	14
	RBI	9
	BB	8
	SO	4
	LOB	32

WP: 0 PA: 50
PB: 0
SB: 0
CS: 0

PITCHER		IP	WLS	BF	H	R	ER	SO	BB	IBB	HBP	BLK	WP	HR	S	P	ERA	WHIP
29 Scott Kazmir, L ERA: 4.59	(1, 1)	2.2		17	6	4	4	1	3	0	0	0	0	0	43	78	13.50	3.375
58 Jesse Chavez, R ERA: 4.5	(3, 1)	1.1	W	6	2	1	1	1	0	0	0	0	0	0	12	16	6.75	1.500
75 Grant Dayton, L ERA: 3.0	(5, 1)	1.0		4	0	0	0	0	1	0	0	0	0	0	9	17	0.00	1.000
52 Pedro Báez, R ERA: 3.64	(6, 1)	0.2		6	2	2	2	0	2	0	0	0	0	0	14	26	27.00	6.000
56 J.P. Howell, L ERA: 3.89	(6, 1)	1.1		6	0	0	0	1	1	0	0	0	0	0	11	20	0.00	0.750

PITCHER		IP	WLS	BF	H	R	ER	SO	BB	IBB	HBP	BLK	WP	HR	S	P	ERA	WHIP
28 Bud Norris, R ERA: 4.69	(8, 1)	0.2		5	2	1	1	0	1	0	0	0	0	0	9	18	13.50	4.500
46 Josh Fields, L ERA: 6.04	(8, 1)	1.1		6	2	1	1	1	0	0	0	0	0	0	12	15	6.75	1.500

Texas Rangers @ Cincinnati Reds

Great American Ball Park, Cincinnati, OH

Tue Aug 23 2016, 7:11 PM - 9:50 PM EDT

Att. 16,668 - Partly Cloudy - 80 F

TOP

livebaseballscorecards.com

Batter	1	2	3	4	5	6	7	8	9	AB	R	H	RBI	BB	SO	LOB
20 Ian Desmond, R (1, 8) OBP: 0.337, SLG: 0.468	C FF 87 C FF 89 B FF 91 B SL 83 B FF 90 X FF 90 3-2 ① P3		1 SAFE 1 SAFE X SL 82 0-0 ③ FC6-4 1-2f		B SL 86 D CU 72 F FF 89 F FF 90 X SL 85 2-2 ③ F9		S FF 88 S FF 87 S SL 87 0-3 ③ K			4	0	0	0	0	1	5
36 Carlos Beltrán, S (1, 9) OBP: 0.334, SLG: 0.520	B FF 88 C FF 88 F FF 89 X FF 89 1-2 ② F9			C CH 82 B SL 82 F SL 83 T SL 84 1-2 ① K		B FF 87 X FF 88 1-0 ① L8		B SI 94 X SI 95 1-0 ① G3-1		4	0	0	0	0	1	0
29 Adrian Beltré, R (1, 5) OBP: 0.343, SLG: 0.478	B FF 90 C SL 83 B FF 91 F FF 89 X SL 84 2-2 ③ G6-3			B FF 89 F SL 82 F SL 83 S FF 88 1-3 ② K		B SL 85 B CH 82 B SL 84 B FF 89 4-0 BB		B SI 95 C SL 85 S SL 85 X SI 98 1-2 ② G1-3		3	0	0	0	1	1	0
12 Rougned Odor, L (1, 4) OBP: 0.295, SLG: 0.489		C FF 86 X FF 87 0-1 ① F9		F CH 82 B CH 82 X SL 84 1-1 1B	F SI 90 B SI 90 F CH 82 F SL 82 S SL 83 1-3 ② K			C SI 88 S SL 85 C SL 84 0-3 ③ K		4	0	1	0	0	2	1
25 Jonathan Lucroy, R (1, 2) OBP: 0.355, SLG: 0.510		B FF 87 C SL 81 C SL 83 B FF 91 S FF 90 2-3 ② K		C SL 82 X FF 89 0-1 ③ P4	C FF 88 B FF 89 B SL 83 S SL 82 F SL 83 F SL 84 F CH 81 X FF 88 2-2 ③ L5				B FF 95 B FF 95 C FF 96 B FF 96 C FF 96 B FF 96 4-2 3 FC5-4 BB	3	0	0	0	1	1	2
18 Mitch Moreland, L (1, 3) OBP: 0.319, SLG: 0.481		B FF 88 X CH 83 1-0 ③ G3			C CH 82 B CH 82 C SL 84 F FF 89 B CH 82 F SL 86 B FF 90 F CH 82 B SL 83 4-2 45 1B BB		C CH 87 X SI 96 0-1 1 FC5 30 1B 1B		D FF 96 1 SAFE C FF 95 X FF 95 1-1 ① F7	3	0	1	0	1	0	1
30 Nomar Mazara, L (1, 7) OBP: 0.333, SLG: 0.421 3 Delino DeShields, R (9, PH) OBP: 0.304, SLG: 0.346			C FF 88 C FF 88 F CH 82 F FF 90 X CH 82 0-2 ① G4-3		X CH 81 0-0 ① F7		C SI 95 F FF 95 F SL 83 X SL 82 0-2 19 WP 1 FC5 1-2 1B		C FF 95 C FF 96 D FF 91 F FF 96 B FF 95 F FF 95 X FF 95 2-2 ② FC5-4 1 DI 1-2f	3 1	0 0	1 0	0 0	0 0	0 0	1 1
1 Elvis Andrus, R (1, 6) OBP: 0.352, SLG: 0.409			B FF 89 C FF 89 X FF 90 1-1 20 FC6-4 1B		C SL 81 B SL 84 F SL 84 F SL 84 F FF 90 D SL 83 B CH 81 X FF 89 3-2 ② L8		B SL 85 L SI 95 M SL 85 B SL 86 X SL 86 2-2 ① FC5 19 WP 1-2 2-3f		B FF 94 B FF 95 B FF 94 B FF 95 4-0 1-2 BB	3	0	1	0	1	0	3
45 Derek Holland, S (1, 1) OBP: 0.500, SLG: 0.500 19 Jurickson Profar, S (7, PH) OBP: 0.318, SLG: 0.389 23 Jeremy Jeffress, R (7, 1) 51 Matt Bush, R (8, 1) 16 Ryan Rua, R (9, PH) OBP: 0.336, SLG: 0.403			C FF 87 L FF 88 L CH 82 0-3 ② K		C FF 88 S FF 89 X FF 90 0-2 1-3 1B		B SL 84 C SL 83 D SL 86 F SI 96 F SL 86 D SL 85 C SL 86 3-3 ② K 1-2 2-3		F FF 96 X FF 94 0-1 ③ G6-3	2 1 0 0 1	0 0 0 0 0	1 0 0 0 0	0 0 0 0 0	1 1 0 0 0	1 2 0 0 2	1 2 0 0 2
Inning Stats	R: 0 E: 0 K: 0 S: 9 H: 0 LOB: 0 BB: 0 P: 15	R: 0 E: 0 K: 1 S: 6 H: 0 LOB: 0 BB: 0 P: 9	R: 0 E: 0 K: 1 S: 11 H: 1 LOB: 1 BB: 0 P: 12	R: 0 E: 0 K: 2 S: 10 H: 1 LOB: 1 BB: 0 P: 13	R: 0 E: 0 K: 0 S: 17 H: 1 LOB: 2 BB: 1 P: 26	R: 0 E: 0 K: 1 S: 11 H: 0 LOB: 1 BB: 1 P: 19	R: 0 E: 0 K: 2 S: 16 H: 2 LOB: 2 BB: 0 P: 21	R: 0 E: 0 K: 1 S: 7 H: 0 LOB: 0 BB: 0 P: 9	R: 0 E: 0 K: 0 S: 11 H: 0 LOB: 2 BB: 2 P: 22	1B: 5 2B: 0 3B: 0 HR: 0 SF: 0 SAC: 0 DP: 0 HBP: 0						

AB	32
R	0
H	5
RBI	0
BB	4
SO	8
LOB	19

WP: 1 PB: 0 SB: 0 CS: 0 PA: 36

PITCHER		IP	WLS	BF	H	R	ER	SO	BB	IBB	HBP	BLK	WP	HR	S	P	ERA	WHIP
58 Dan Straily, R ERA: 3.57	(1, 1)	6.0	W	23	3	0	0	5	2	0	0	0	0	0	64	94	0.00	0.833
26 Raisel Iglesias, R ERA: 2.05	(7, 1)	2.0	H	8	2	0	0	3	0	0	0	0	1	0	23	30	0.00	1.000
52 Tony Cingrani, L ERA: 3.54	(9, 1)	1.0	S	5	0	0	0	0	2	0	0	0	0	0	11	22	0.00	2.000

PITCHER	IP	WLS	BF	H	R	ER	SO	BB	IBB	HBP	BLK	WP	HR	S	P	ERA	WHIP

Texas Rangers @ Cincinnati Reds

Great American Ball Park, Cincinnati, OH

Tue Aug 23 2016, 7:11 PM - 9:50 PM EDT

Att. 16,668 - Partly Cloudy - 80 F

BOTTOM

Batter	1	2	3	4	5	6	7	8	9	AB	R	H	RBI	BB	SO	LOB
6 Billy Hamilton, S (1, 8) OBP: 0.321, SLG: 0.353	X SI 90 0-0 ① L1		C KC 78 F KC 79 S SL 82 0-3 ③ K			1 SAFE 1 SAFE X CH 83 0-0 ① SH3-4 1-2		C FF 98 1 SAFE 1 SAFE C FF 97 F FF 98 S FF 98 0-3 ① K		3	0	0	0	0	2	1
9 José Peraza, R (1, 6) OBP: 0.339, SLG: 0.383	C SI 91 F SI 90 X SI 91 0-2 23 S 1B			B SL 78 F CH 84 X CH 83 1-1 ① L8		S KC 77 2 SAFE F KC 77 X SL 80 0-2 ② F7		X FF 97 0-0 19 S 1-3 1B		4	0	2	0	0	0	1
19 Joey Votto, L (1, 3) OBP: 0.434, SLG: 0.523	B SI 92 S SL 82 D SL 81 X SI 90 2-1 ② L8			B SL 78 X CH 83 1-0 4 2B 1B		C SI 91 B SI 92 F SI 92 B SL 82 F SI 93 B SI 94 X SL 83 3-2 2-H 1B		C CU 80 S FF 98 F FF 98 D CU 82 X FF 98 1-2 ② SF7 1-2 3-H		3	0	2	2	0	0	1
23 Adam Duvall, R (1, 7) OBP: 0.295, SLG: 0.522 26 Raisel Iglesias, R (7, 1) OBP: 0.091, SLG: 0.091 3 Iván De Jesús Jr., R (8, PH) OBP: 0.285, SLG: 0.281 52 Tony Cingrani, L (9, 1)	C SL 80 X SI 91 0-1 ③ F8 1-2			S SL 82 C SL 82 S SL 81 0-3 ② K		S SL 80 S SL 81 T SL 81 0-2 ③ K		B CU 81 C CU 80 F FF 97 S SL 92 1-3 ③ K		3 0 1 0	0 0 0 0	0 0 0 0	0 0 0 0	0 0 0 0	2 0 1 0	3 0 1 0
4 Brandon Phillips, R (1, 4) OBP: 0.321, SLG: 0.405		C SI 90 F SI 89 F SI 91 S SL 81 0-3 ① K		X SI 91 0-0 ③ 1-H 2B			S KC 80 S SI 95 X SI 95 0-2 ① G3-1			3	0	1	0	0	1	0
43 Scott Schebler, L (1, 9) OBP: 0.270, SLG: 0.356		F SI 91 X SI 92 0-1 ② G6-3			B CH 82 X SI 91 1-0 ① G6-3		C KC 79 B FF 95 B SI 95 S SI 95 F SI 95 F KC 80 X FF 96 2-2 ② G4-3			3	0	0	0	0	0	0
7 Eugenio Suárez, R (1, 5) OBP: 0.315, SLG: 0.431		C SL 79 B SL 80 B CH 83 C SI 92 S SI 92 2-3 ③ K			B SI 91 C CH 83 B SL 77 F SL 78 B SI 92 F SI 93 X SL 82 3-2 ② F7		B SI 96 C SI 96 B KC 81 B SI 95 C SI 95 B SI 96 4-2 16 2B BB			2	1	0	0	1	1	0
16 Tucker Barnhart, L (1, 2) OBP: 0.330, SLG: 0.399			F SI 91 X KC 78 0-1 ① L9		X CH 83 0-0 ③ L6		B FF 95 B SI 95 X SI 94 2-0 ③ 1-H 2B			3	0	1	1	0	0	0
58 Dan Straily, R (1, 1) 40 Tyler Holt, R (6, PH) OBP: 0.291, SLG: 0.264 (7, 7)			B SI 91 B SI 92 B SI 90 C SI 90 X SI 91 3-1 ② G3			B CH 82 C SI 91 S SL 80 B SL 81 F SL 82 B SI 91 F SI 92 F CH 84 B SI 92 4-2 6 SH3-4 19 1B BB		S FF 97 C FF 98 B FF 98 F FF 98 B SL 92 B FF 99 B FF 99 4-2 9 1B 19 SF7 BB		1 0	0 2	0 0	0 0	0 2	0 0	0 0
Inning Stats	R: 0 E: 0 K: 0 S: 8 H: 1 LOB: 1 BB: 0 P: 10	R: 0 E: 0 K: 2 S: 9 H: 0 LOB: 0 BB: 0 P: 11	R: 0 E: 0 K: 1 S: 7 H: 0 LOB: 0 BB: 0 P: 10	R: 0 E: 0 K: 1 S: 7 H: 2 LOB: 2 BB: 0 P: 9	R: 0 E: 0 K: 0 S: 6 H: 0 LOB: 0 BB: 0 P: 10	R: 1 E: 0 K: 1 S: 16 H: 1 LOB: 1 BB: 1 P: 23	R: 1 E: 0 K: 0 S: 11 H: 1 LOB: 1 BB: 1 P: 19	R: 1 E: 0 K: 2 S: 15 H: 1 LOB: 1 BB: 1 P: 21		1B: 4 2B: 2 3B: 0 HR: 0 SF: 1 SAC: 1 DP: 0 HBP: 0						

livebaseballscorecards.com

AB	26
R	3
H	6
RBI	3
BB	3
SO	7
LOB	7

PITCHER		IP	WLS	BF	H	R	ER	SO	BB	IBB	HBP	BLK	WP	HR	S	P	ERA	WHIP
45 Derek Holland, L ERA: 4.92	(1, 1)	6.0	L	22	4	1	1	5	1	0	0	0	0	0	53	73	1.50	0.833
23 Jeremy Jeffress, R ERA: 2.52	(7, 1)	1.0		4	1	1	1	0	1	0	0	0	0	0	11	19	9.00	2.000
51 Matt Bush, R ERA: 2.98	(8, 1)	1.0		5	1	1	1	2	1	0	0	0	0	0	15	21	9.00	2.000

PITCHER	IP	WLS	BF	H	R	ER	SO	BB	IBB	HBP	BLK	WP	HR	S	P	ERA	WHIP

WP: 0 PA: 31
PB: 0
SB: 2
CS: 0

Texas Rangers @ Cincinnati Reds

Great American Ball Park, Cincinnati, OH

Wed Aug 24 2016, 7:12 PM - 9:57 PM EDT

Att. 16,100 - Overcast - 82 F

TOP

livebaseballscorecards.com

Batter	1	2	3	4	5	6	7	8	9	AB	R	H	RBI	BB	SO	LOB
20 Ian Desmond, R (1, 8) OBP: 0.338, SLG: 0.473	B FF 88 T SI 90 S CH 84 X FF 91 1-2 ① G4-3		C CU 74 X CU 74 0-1 ① F7		B CU 74 B CH 81 F SI 90 F SI 91 X CU 75 2-2 HR			B FF 97 C FF 97 S FF 97 F SI 97 H SL 88 2-2 36 S 29 2B HBP		3	2	1	1	0	0	0
36 Carlos Beltrán, S (1, 9) OBP: 0.331, SLG: 0.515 47 Sam Dyson, R (9, 1)	C FF 90 C CH 83 X SI 92 0-2 ② L4		X FF 89 0-0 ② F9		X CH 83 0-0 ③ L3			1 SAFE P PO 92 1 SAFE C SL 89 X FF 95 1-1 ② L8 1-2		4 0	0 0	0 0	0 0	0 0	0 0	1 0
29 Adrian Beltré, R (1, 5) OBP: 0.343, SLG: 0.478	C FF 92 S CU 75 X FF 91 0-2 ③ P4		C SI 90 C CH 84 B FF 90 X CH 84 1-2 ③ L9			C FF 96 C SL 88 X FF 97 0-2 ① L9		B SL 90 B FF 97 C FF 96 F SI 95 X SI 96 2-2 2-H 2B		4	0	1	1	0	0	0
12 Rougned Odor, L (1, 4) OBP: 0.295, SLG: 0.488 51 Matt Bush, R (8, 1) 15 Drew Stubbs, R (9, 7) OBP: 0.343, SLG: 0.414		F FF 88 X CH 81 0-1 25 E 30 HR 1B		X CU 73 0-0 ① G4-3		B FF 97 C SL 94 B SL 93 X SL 94 2-1 ② G3		B SI 96 B SL 88 X SL 87 2-0 ③ G6-3		4 0 0	1 0 0	1 0 0	0 0 0	0 0 0	0 0 0	1 0 0
25 Jonathan Lucroy, R (1, 2) OBP: 0.352, SLG: 0.505		B SI 90 1 SAFE B SI 90 F CH 90 1 SAFE F CH 90 F CH 90 X SI 91 2-2 FC3 30 HR 1-2		B SI 89 C SI 89 C CU 76 B CU 76 B SI 91 F SI 90 F SI 90 X CU 76 3-2 ② L8		C FF 95 X SL 93 0-1 ③ G4-3			B CH 85 C SI 87 F SL 82 B SL 83 B CH 87 X FF 95 3-2 ① G1-3	4	1	0	0	0	0	1
18 Mitch Moreland, L (1, 3) OBP: 0.319, SLG: 0.479		C FF 90 S FF 91 X FF 89 0-2 ① F4		B FF 90 B CH 83 X CH 83 2-0 ③ L8			B FF 96 X FF 97 1-0 30 G4-6-3 1B		B SI 87 T FF 94 X SI 87 1-1 ② F8	4	0	1	0	0	0	2
30 Nomar Mazara, L (1, 7) OBP: 0.333, SLG: 0.427 (9, 9)		B SI 90 D CH 83 X CH 89 2-0 1-H 2-H HR			C CU 74 C CU 74 F FF 88 F FF 88 F CU 74 B CU 74 S CH 83 1-3 ① K		B SI 96 B SL 89 F SI 97 X SL 90 2-1 ① ② G4-6-3 1-2f		C SI 87 X FF 95 0-1 ③ L8	4	1	1	3	0	1	1
1 Elvis Andrus, R (1, 6) OBP: 0.352, SLG: 0.408		B CU 73 F SI 91 X CH 84 1-1 11 G5-4-3 1B			X SI 90 0-0 ② G6-3		C SI 97 X SL 91 0-1 ③ L7			3	0	1	0	0	0	0
11 Yu Darvish, R (1, 1) OBP: 0.333, SLG: 1.333 41 Jake Diekman, R (7, 1) 19 Jurickson Profar, S (8, PH) OBP: 0.317, SLG: 0.367 (8, 4)		L FF 90 B FF 88 S FF 91 X FF 90 1-2 ② ③ G5-4-3 1-2f			C FF 89 C CU 74 B CU 74 X FF 90 1-2 HR			B SI 97 B SL 88 C SI 96 X SL 89 2-1 ① L7		2 0 1	1 0 0	1 0 0	1 0 0	0 0 0	0 0 0	1 0 0
Inning Stats	R: 0 E: 0 K: 0 S: 9 H: 0 LOB: 0 BB: 0 P: 10	R: 3 E: 1 K: 0 S: 15 H: 3 LOB: 0 BB: 0 P: 21	R: 0 E: 0 K: 0 S: 6 H: 0 LOB: 0 BB: 0 P: 7	R: 0 E: 0 K: 0 S: 7 H: 0 LOB: 0 BB: 0 P: 12	R: 2 E: 0 K: 1 S: 14 H: 2 LOB: 0 BB: 0 P: 18	R: 0 E: 0 K: 0 S: 7 H: 0 LOB: 0 BB: 0 P: 9	R: 0 E: 0 K: 0 S: 5 H: 1 LOB: 0 BB: 0 P: 8	R: 1 E: 0 K: 0 S: 12 H: 1 LOB: 1 BB: 0 P: 20	R: 0 E: 0 K: 0 S: 7 H: 0 LOB: 0 BB: 0 P: 11	1B: 3 2B: 1 3B: 0 HR: 3 SF: 0 SAC: 0 DP: 2 HBP: 1						

	AB	33
	R	6
	H	7
	RBI	6
	BB	0
	SO	1
	LOB	7

WP: 0 PB: 0 SB: 1 CS: 0 PA: 34

PITCHER		IP	WLS	BF	H	R	ER	SO	BB	IBB	HBP	BLK	WP	HR	S	P	ERA	WHIP
46 Tim Adleman, R ERA: 3.68	(1, 1)	5.0		20	5	5	4	1	0	0	0	0	0	3	51	68	7.20	1.000
21 Michael Lorenzen, R ERA: 2.61	(6, 1)	1.0		3	0	0	0	0	0	0	0	0	0	0	7	9	0.00	0.000
36 Blake Wood, R ERA: 3.69	(7, 1)	2.0	L	8	2	1	1	0	0	0	1	0	0	0	17	28	4.50	1.000
27 Ross Ohlendorf, R ERA: 4.33	(9, 1)	1.0		3	0	0	0	0	0	0	0	0	0	0	7	11	0.00	0.000

PITCHER		IP	WLS	BF	H	R	ER	SO	BB	IBB	HBP	BLK	WP	HR	S	P	ERA	WHIP

BOTTOM

Texas Rangers @ Cincinnati Reds

Great American Ball Park, Cincinnati, OH

Wed Aug 24 2016, 7:12 PM - 9:57 PM EDT

Att. 16,100 - Overcast - 82 F

livebaseballscorecards.com

Batter	1	2	3	4	5	6	7	8	9	AB	R	H	RBI	BB	SO	LOB
6 Billy Hamilton, S (1, 8) OBP: 0.320, SLG: 0.351	C FF 91 C FF 93 F FF 94 X CU 75 0-2 ① L9		B ST 77 X FF 91 1-0 ① F8		B ST 80 1 SAFE B FC 93 C FF 94 X FC 94 2-1 E6 9 G1-6-3 1-3 1B	B ST 80 X FC 88 1-0 ③ P2			X FF 96 0-0 ② G3	5	0	1	0	0	0	1
9 José Peraza, R (1, 6) OBP: 0.325, SLG: 0.366	C FF 92 B FF 94 B SI 93 F FF 93 B CU 74 F FF 95 S FF 95 3-3 ② K		X ST 80 0-0 ② F9		X ST 82 0-0 ② G1-6-3 2-3 3-H		C SI 94 F SI 93 B SL 83 F SI 95 X SL 86 1-2 ① L9		C SI 97 B SI 98 C SI 96 B CH 91 X SI 97 2-2 ③ G5-3	5	0	0	1	0	1	1
19 Joey Votto, L (1, 3) OBP: 0.432, SLG: 0.519	F FF 94 F FC 91 B SI 94 S FF 97 1-3 ③ K		C ST 81 B FF 96 C FF 96 F FF 98 F FF 98 F FF 98 X ST 85 1-2 ③ G4-3		B ST 84 B FF 95 I IN 60 I IN 60 4-0 IBB		X SL 84 0-0 ② G6-3			3	0	0	0	1	1	0
23 Adam Duvall, R (1, 7) OBP: 0.298, SLG: 0.520		C SI 91 B FF 95 H CU 71 2-1 7 BB 43 BB 37 FC4-6 HBP		B ST 80 B ST 79 B ST 78 C FF 94 B FF 94 4-1 BB	T FF 96 S FF 95 B FF 97 F FF 96 B FF 97 C ST 84 2-3 ③ K		S SL 84 B SL 83 S SL 85 B SL 83 B SL 85 B SL 86 4-2 4 FC4-6 BB			1	1	0	0	2	1	2
4 Brandon Phillips, R (1, 4) OBP: 0.318, SLG: 0.402		F FF 95 X SI 91 0-1 ① L8		F FF 94 X ST 83 0-1 ① L9		B ST 77 F FF 92 X FF 92 1-1 ① P3	X SI 95 0-0 ③ FC4-6 1-2f			4	0	0	0	0	0	3
43 Scott Schebler, L (1, 9) OBP: 0.276, SLG: 0.355		B FC 94 B FS 89 F FF 94 B FF 94 B FF 94 4-1 37 FC4-6 7 BB 46 PB 1-2 BB		T FF 94 B FC 91 1 SAFE B FF 96 B FF 95 X FF 93 3-1 ② L3		X ST 78 0-0 7 BB 37 2B 1B		B FF 97 S FF 98 S FF 98 X FF 98 1-2 ① G3		3	2	1	0	1	0	1
7 Eugenio Suárez, R (1, 5) OBP: 0.316, SLG: 0.429		B CU 73 B SI 94 B FF 95 C FF 95 B FF 94 4-1 37 FC4-6 1-2 2-3 BB		C FF 95 T ST 84 F FF 96 S FF 93 0-3 ③ K		B ST 80 B FF 93 B FF 93 D FF 94 4-0 37 2B 3 SF8 1-2 BB		C CU 78 C FF 97 F FF 98 S FF 97 0-3 ② K		2	1	0	0	2	2	1
37 Ramón Cabrera, S (1, 2) OBP: 0.281, SLG: 0.336		X FF 94 0-0 ② FC4-6 46 PB 1-2f 2-3 3-H			C ST 78 B FF 93 B FF 92 X FF 90 2-1 ① F7	C FC 89 X SI 94 0-1 1-3 2-H 2B		C CU 77 S FF 98 X FF 98 0-2 ③ F7		4	0	1	2	0	0	2
46 Tim Adleman, R (1, 1) OBP: 0.091, SLG: 0.182 49 Tony Renda, R (5, PH) OBP: 0.286, SLG: 0.269 21 Michael Lorenzen, R (6, 1) OBP: 0.250, SLG: 1.000 3 Iván De Jesus Jr., R (6, PH) OBP: 0.283, SLG: 0.281 36 Blake Wood, R (7, 1) 27 Ross Ohlendorf, R (9, 1) 16 Tucker Barnhart, L (9, PH) OBP: 0.329, SLG: 0.398		B FF 95 C FF 94 C FF 96 B FF 96 S FF 94 2-3 ③ K 1-2 3-H			B FF 94 X FF 92 1-0 6 E 6 1B 9 G1-6-3 1B	B ST 81 F FF 94 B FF 95 F FF 94 X ST 84 2-2 ② SF8 3-H			C FF 95 X CH 90 0-1 ① G3	1 1 0 0 0 0 0 1	0 1 0 0 0 0 0 0	0 1 0 0 0 0 0 0	0 0 0 0 0 0 0 0	1 0 0 0 0 0 0 0	1 0 0 0 0 0 0 0	1 0 0 0 0 0 0 0
Inning Stats	R: 0 E: 0 K: 2 S: 11 H: 0 LOB: 0 BB: 0 P: 15	R: 2 E: 0 K: 1 S: 9 H: 0 LOB: 1 BB: 2 P: 21	R: 0 E: 0 K: 0 S: 8 H: 0 LOB: 0 BB: 0 P: 10	R: 0 E: 0 K: 1 S: 9 H: 0 LOB: 1 BB: 1 P: 16	R: 1 E: 1 K: 1 S: 10 H: 2 LOB: 2 BB: 1 P: 21	R: 2 E: 0 K: 0 S: 9 H: 2 LOB: 1 BB: 1 P: 17	R: 0 E: 0 K: 0 S: 8 H: 0 LOB: 1 BB: 1 P: 13	R: 0 E: 0 K: 1 S: 10 H: 0 LOB: 0 BB: 0 P: 11	R: 0 E: 0 K: 0 S: 6 H: 0 LOB: 0 BB: 0 P: 8	1B: 3 2B: 1 3B: 0 HR: 0	SF: 1 SAC: 0 DP: 0 HBP: 1	WP: 0 PB: 1 SB: 0 CS: 0	PA: 38			

	AB	30
	R	5
	H	4
	RBI	4
	BB	6
	SO	6
	LOB	12

PITCHER		IP	WLS	BF	H	R	ER	SO	BB	IBB	HBP	BLK	WP	HR	S	P	ERA	WHIP
11 Yu Darvish, R ERA: 2.91	(1, 1)	6.0		28	4	5	3	5	4	1	1	0	0	0	56	100	4.50	1.333
41 Jake Diekman, L ERA: 2.78	(7, 1)	1.0	W	4	0	0	0	0	1	0	0	0	0	0	8	13	0.00	1.000
51 Matt Bush, R ERA: 2.91	(8, 1)	1.0	H	3	0	0	0	1	0	0	0	0	0	0	10	11	0.00	0.000
47 Sam Dyson, R ERA: 2.83	(9, 1)	1.0	S	3	0	0	0	0	0	0	0	0	0	0	6	8	0.00	0.000

PITCHER	IP	WLS	BF	H	R	ER	SO	BB	IBB	HBP	BLK	WP	HR	S	P	ERA	WHIP

Batter	1	2	3	4	5	6	7	8	9	10	11	AB	R	H	RBI	BB	SO	LOB
6 Billy Hamilton, S (1, 8) OBP: 0.320, SLG: 0.349	B FF 92 B SI 92 C FF 91 X SI 91 2-1 P5 ①	S CU 78 S CU 79 X CU 78 0-2 G5-3 ①	C CU 78 D CU 79 B CU 79 B CH 82 B SI 90 4-1 BB	F FF 89 C CU 79 F CU 78 X CU 80 0-2 G5-3 ③	X FF 96 0-0 9 1B 1-2 1B	S FF 91 X FF 90 0-1 F9 ②	5	0	1	0	1	0	1
9 José Peraza, R (1, 6) OBP: 0.325, SLG: 0.373	X FF 93 0-0 L8 ②	B CU 79 C FF 92 X CU 77 1-1 G3 ②	X FF 91 0-0 L8 ③	B SI 91 X CH 83 1-0 F8 ①	C SL 86 C SL 83 B FF 96 D SL 84 B FF 97 X FF 96 3-2 19 IBB 1-3 2-H 1B	C FF 91 B FF 91 X FF 91 1-1 49 FC5 2B	6	0	2	1	0	0	2
19 Joey Votto, L (1, 3) OBP: 0.435, SLG: 0.518	M FF 93 L FF 92 B FF 94 B CU 81 X FF 93 2-2 G3 ③	B CU 78 X CH 85 1-0 G4-3 ③	C SI 89 B FF 91 F SI 89 B FF 92 B FF 91 B SI 90 4-2 4 G6-4-3 23 1B BB	X SI 92 0-0 4 1B 1B	I IN 78 I IN 85 I IN 88 I IN 88 4-0 1-2 IBB	I IN 85 I IN 86 I IN 85 I IN 85 4-0 49 FC5 IBB	3	0	1	0	3	0	0
23 Adam Duvall, R (1, 7) OBP: 0.300, SLG: 0.521 26 Raisel Iglesias, R (9, 1) OBP: 0.091, SLG: 0.091 49 Tony Renda, R (11, PH) OBP: 0.276, SLG: 0.259 36 Blake Wood, R (11, 1)	B SI 91 B FF 92 C FF 92 C FF 92 X FF 93 2-2 4 SH1-3 43 1B 2B	B CU 79 B SI 91 X SI 90 2-0 G6-3 ①	B FF 91 B FF 91 C FF 90 X SI 90 2-1 4 G6-4-3 1-2 1B	C SI 92 B SI 93 B FF 93 F FF 93 S CH 86 2-3 K ②	C FF 95 C FF 94 B CH 86 F CH 86 F FF 95 D SL 85 X FF 95 2-2 F8 ③	B FF 92 S FF 93 B FF 92 C FF 93 F FF 93 F FF 93 X CU 84 2-2 FC5 ③ 1-2 2-3f	5 0 1 0	1 0 0 0	2 0 0 0	0 0 0 0	0 0 0 0	1 0 2 0	4 0 2 0
4 Brandon Phillips, R (1, 4) OBP: 0.318, SLG: 0.400	L FF 91 X CH 84 0-1 SH1-3 ① 2-3	B FF 92 S CH 84 B FF 92 B FF 92 F FF 92 X FF 93 3-2 L8 ②	C FF 91 B SI 90 X CH 84 1-1 G6-4-3 ① ② 1-2f 2-3	X SI 93 0-0 1-2 1B	B FF 96 B SL 86 S FF 96 X FF 96 2-1 G3-1 ①	4	0	1	0	0	0	2
43 Scott Schebler, L (1, 9) OBP: 0.280, SLG: 0.357	C FF 92 B FF 91 X CU 80 1-1 7 BB 3-H 1B	B SI 91 X SI 90 1-0 G5-3 ③	C SI 89 B FF 90 X SI 90 1-1 G1-3 ③	T FF 92 X SI 92 0-1 F7 ③	X FF 97 0-0 37 BLK 7 1B 37 SF9-5 1B	5	1	2	1	0	0	3
7 Eugenio Suárez, R (1, 5) OBP: 0.319, SLG: 0.428	C CU 80 F FF 92 1 SAFE B SI 91 B CH 84 B CH 85 1 SAFE B SI 91 4-2 1-2 BB	B SI 89 B CH 83 F SI 89 B FF 90 B FF 91 4-1 37 FC4-6 BB	B CU 77 B SI 88 C FF 89 C SI 91 B SI 89 X FF 89 3-2 L7 ①	C FF 95 F FF 95 B SL 85 X SI 97 1-2 G4-3 ①	C FF 97 X FF 97 0-1 37 SF9-5 37 BLK 1-2 1B	3	0	1	0	2	0	0
37 Ramón Cabrera, S (1, 2) OBP: 0.270, SLG: 0.325	B SI 90 X SI 91 1-0 F8 ②	C SI 89 B FF 91 X SI 88 1-1 FC4-6 ① 29 SH3-4 1-2f	C SI 89 B SI 88 X SI 89 1-1 F7 ②	B FF 96 C FF 96 F FF 96 S CH 87 1-3 K ②	S FF 97 X FF 98 0-1 SF9-5 ② ③ 1-3 2-H	4	0	0	1	0	1	3
29 Brandon Finnegan, L (1, 1) OBP: 0.170, SLG: 0.760 2 Zack Cozart, R (7, PH) OBP: 0.316, SLG: 0.446 21 Michael Lorenzen, R (7, 1) OBP: 0.250, SLG: 1.000 70 Jumbo Diaz, R (8, 1) 3 Iván De Jesús Jr., R (9, PH) OBP: 0.287, SLG: 0.286 40 Tyler Holt, R (9, PR) OBP: 0.289, SLG: 0.262 (9, 7)	F SI 91 T SI 91 B FF 93 S CH 84 1-3 K ③	X FF 88 0-0 SH3-4 ② 1-2	C FF 91 B FF 92 X FF 90 1-1 2B	B SL 85 B SL 85 B FF 96 C FF 95 F FF 96 X FF 96 3-2 6 1B 9 1B 1B	S FF 90 L FF 89 C FF 93 0-3 K ①	1 1 0 0 1 1	0 0 0 0 1 1	0 1 0 0 0 0	0 0 0 0 0 0	1 0 0 0 0 1	2 0 0 0 0 0
Inning Stats	R: 0 E: 0 K: 0 S: 6 H: 0 LOB: 0 BB: 0 P: 10	R: 1 E: 0 K: 1 S: 13 H: 2 LOB: 2 BB: 1 P: 22	R: 0 E: 0 K: 0 S: 6 H: 0 LOB: 0 BB: 0 P: 8	R: 0 E: 0 K: 0 S: 5 H: 0 LOB: 0 BB: 0 P: 11	R: 0 E: 0 K: 0 S: 6 H: 0 LOB: 2 BB: 2 P: 15	R: 0 E: 0 K: 0 S: 8 H: 1 LOB: 1 BB: 1 P: 16	R: 0 E: 0 K: 0 S: 11 H: 1 LOB: 1 BB: 0 P: 16	R: 0 E: 0 K: 1 S: 8 H: 2 LOB: 2 BB: 0 P: 11	R: 1 E: 0 K: 1 S: 18 H: 3 LOB: 3 BB: 1 P: 32	R: 1 E: 0 K: 0 S: 7 H: 2 LOB: 0 BB: 0 P: 9	R: 0 E: 0 K: 1 S: 13 H: 1 LOB: 2 BB: 1 P: 20	1B: 9 2B: 4 3B: 0 HR: 0	SF: 1 SAC: 2 DP: 2 HBP: 0		WP: 0 PB: 0 SB: 0 CS: 0	PA: 49		

PITCHER		IP	WLS	BF	H	R	ER	SO	BB	IBB	HBP	BLK	WP	HR	S	P	ERA	WHIP
35 Braden Shipley, R ERA: 4.75	(1, 1)	7.0		28	4	1	1	1	4	0	0	0	0	0	55	98	1.29	1.143
48 Randall Delgado, R ERA: 4.04	(8, 1)	1.0	H	5	2	0	0	1	0	0	0	0	0	0	8	11	0.00	2.000
41 Daniel Hudson, R ERA: 6.04	(9, 1)	1.0	B	7	3	1	1	1	0	1	0	0	0	0	18	32	9.00	3.000
36 Enrique Burgos, R ERA: 4.6	(10, 1)	1.0		4	2	1	1	0	0	0	0	1	0	0	7	9	9.00	2.000
43 Edwin Escobar, L ERA: 9.42	(11, 1)	1.0	W	5	1	0	0	1	0	1	0	0	0	0	13	20	0.00	1.000

PITCHER	IP	WLS	BF	H	R	ER	SO	BB	IBB	HBP	BLK	WP	HR	S	P	ERA	WHIP

TOP

Cincinnati Reds @ Arizona Diamondbacks

Chase Field, Phoenix, AZ

Fri Aug 26 2016, 6:41 PM - 10:28 PM MST

Att. 26,087 - Roof Closed - 77 F

livebaseballscorecards.com

AB	40
R	3
H	12
RBI	3
BB	6
SO	4
LOB	19

Cincinnati Reds @ Arizona Diamondbacks

Chase Field, Phoenix, AZ

Fri Aug 26 2016, 6:41 PM - 10:28 PM MST

Att. 26,087 - Roof Closed - 77 F

livebaseballscorecards.com

BOTTOM

Batter	1	2	3	4	5	6	7	8	9	10	11	AB	R	H	RBI	BB	SO	LOB
2 Jean Segura, R (1, 4) OBP: 0.365, SLG: 0.475	C SI 90 C CH 83 F FF 93 B SI 92 B SI 93 F CH 83 F FF 93 S CH 84 2-3 **K** ①		C SL 84 S CH 84 B SI 93 B CH 86 S CH 85 2-3 **K** ②		F SL 84 B SI 93 F SI 92 B SI 94 S CH 84 2-3 **K** ③			B FF 94 B FF 94 C SI 94 F FF 95 F SL 84 X FF 96 2-2 **G4-3** ①		1 SAFE B SI 94 B SI 94 C SI 94 X SL 84 2-1 **F7** ①	B FF 96 1-0 **WP** 3-H	6	0	0	0	0	3	2
11 AJ Pollock, R (1, 8)	C SI 90 B CH 82 S CH 85 F FF 94 S CH 83 1-3 **K** ②		B SL 84 F SL 85 S CH 85 S CH 85 1-3 **K** ③			C SI 90 X CH 82 0-1 **G3** ①		F FF 97 X FF 96 0-1 **F9** ②		B FF 95 B SI 93 X SL 84 2-0 **FC4** 44 1B 1-H		5	0	0	1	0	2	0
44 Paul Goldschmidt, R (1, 3) OBP: 0.421, SLG: 0.504	C SL 82 B SI 91 C SI 91 S CH 85 1-3 **K** ③			B SI 92 C SL 82 B CH 83 S SI 92 F FF 84 F FF 94 F CH 84 S FF 94 2-3 **K** ①		B SL 81 C SI 92 B CH 84 B CH 84 X SI 92 3-1 **G6-3** ②		C SL 85 B FF 95 S SL 84 X FF 95 1-2 1 2-5 7 S 1B		S SL 84 C FF 94 1 SAFE X SL 85 0-2 **1B** 1-2		5	0	2	0	0	2	0
7 Welington Castillo, R (1, 2) OBP: 0.329, SLG: 0.443		C FF 89 F SL 84 C FF 92 0-3 **K** ①		X FF 93 0-0 **F8** ②		B SL 82 B FF 92 B SL 83 F SI 92 B SI 93 4-2 **BB**		1 SAFE 1 SAFE 1 SAFE B CH 84 B FF 94 C SL 88 B SL 85 B SL 85 4-1 **BB** 1-2		S SL 84 C SI 93 D SL 86 C SI 95 1-3 **K** ②		3	0	0	0	2	2	2
5 Rickie Weeks Jr., R (1, 7) 1 Michael Bourn, L (7, 7) OBP: 0.308, SLG: 0.365		X SI 90 0-0 27 1B **3B**		C SL 86 F FF 93 F SL 86 X FF 93 0-2 **HR**		B SI 92 F SI 92 C SL 85 B SI 93 S CH 84 2-3 **K** ③		B CH 88 1-0 **2-5** ③ 2-3	B FF 94 B SI 87 F FF 95 X FF 95 2-1 **L3** ①	F SI 94 B SI 94 X SL 82 1-1 **F8** ③		3 2	2 0	2 0	1 0	0 0	1 0	1 2
24 Yasmany Tomás, R (1, 9) OBP: 0.308, SLG: 0.511		C FF 92 F FF 92 F FF 92 D SL 86 F SI 94 S CH 83 1-3 **K** ②		B SI 91 B SI 92 B SI 91 B SI 91 4-0 27 FC6-4 **BB**			X FF 94 0-0 **F9** ①		B SL 83 B SI 93 S SL 86 S SL 85 B FF 86 X SL 86 3-2 **F9** ②		X FF 96 0-0 **G1-3** ①	4	0	0	0	1	1	1
27 Brandon Drury, R (1, 5) OBP: 0.303, SLG: 0.413		S SL 86 S SL 87 X SL 86 0-2 3-H **1B**		1 SAFE B FF 92 B SI 91 C SI 90 F SI 92 1 SAFE X SI 93 2-2 **FC6-4** 1-2f			C FF 94 X SL 84 0-1 **L5** ②		C SI 96 B SI 95 B SL 85 C SI 94 F SL 86 X FF 96 2-2 **1B**		C FF 95 X FF 95 0-1 16 G6-3 2 WP **2B**	5	1	3	1	0	0	1
16 Chris Owings, R (1, 6) OBP: 0.322, SLG: 0.399		C FF 91 X FF 92 0-1 **L9** ③			F SI 90 B SI 90 F FF 92 S CH 85 1-3 **K** ①		B FF 95 B SI 94 F SL 90 C SL 92 H FF 96 3-2 22 S **HBP**		1 SAFE X SI 95 0-0 **G1-3** ③		D FF 96 F SL 88 X FF 96 1-1 **G6-3** ② 2-3	4	0	0	0	0	1	3
35 Braden Shipley, R (1, 1) 22 Jake Lamb, L (7, PH) OBP: 0.339, SLG: 0.539 48 Randall Delgado, R (8, 1) 41 Daniel Hudson, R (9, 1) 36 Enrique Burgos, R (10, 1) 15 Phil Gosselin, R (10, PH) OBP: 0.326, SLG: 0.386 43 Edwin Escobar, L (11, 1) 8 Tuffy Gosewisch, R (11, PH) OBP: 0.197, SLG: 0.333			C SI 92 B SI 93 X SL 84 1-1 **G5-3** ①		C SI 92 S SI 92 F FF 92 C SI 92 0-3 **K** ②		C FF 92 F SL 91 X SL 93 0-2 **L6** ③ 1-2			B SI 94 B SI 96 B SI 95 C FF 95 S FF 95 F FF 97 B FF 96 4-2 11 BLK 11 11 WP 11 FC4 **BB**	B FF 96 F FF 96 C FF 95 B SL 89 B FF 95 4-1 **BB**	2 1 0 0 0 0 0 0	0 0 0 0 0 1 0 0	0 0 0 0 0 0 1 0	0 0 0 0 0 0 0 0	0 0 0 0 0 0 0 1	1 0 0 0 0 0 0 0	0 1 0 0 0 0 0 0
Inning Stats	R: 0 E: 0 K: 3 S: 13 H: 0 LOB: 0 BB: 0 P: 17	R: 1 E: 0 K: 2 S: 14 H: 2 LOB: 1 BB: 0 P: 15	R: 0 E: 0 K: 2 S: 8 H: 0 LOB: 0 BB: 0 P: 12	R: 1 E: 0 K: 1 S: 14 H: 1 LOB: 1 BB: 1 P: 22	R: 0 E: 0 K: 3 S: 10 H: 0 LOB: 0 BB: 0 P: 13	R: 0 E: 0 K: 1 S: 9 H: 0 LOB: 1 BB: 1 P: 18	R: 0 E: 0 K: 0 S: 8 H: 0 LOB: 1 BB: 0 P: 11	R: 0 E: 0 K: 0 S: 10 H: 1 LOB: 2 BB: 1 P: 18	R: 0 E: 0 K: 0 S: 10 H: 1 LOB: 1 BB: 0 P: 17	R: 1 E: 0 K: 1 S: 14 H: 1 LOB: 2 BB: 1 P: 24	R: 1 E: 0 K: 0 S: 6 H: 1 LOB: 1 BB: 1 P: 12	1B: 4 2B: 1 3B: 1 HR: 1	SF: 0 SAC: 0 DP: 0 HBP: 1	WP: 2 PB: 0 SB: 2 CS: 0	PA: 46			

	AB	40
	R	4
	H	7
	RBI	3
	BB	5
	SO	13
	LOB	13

PITCHER		IP	WLS	BF	H	R	ER	SO	BB	IBB	HBP	BLK	WP	HR	S	P	ERA	WHIP
29 Brandon Finnegan, L ERA: 4.27	(1, 1)	6.0		23	3	2	2	12	2	0	0	0	0	1	68	97	3.00	0.833
21 Michael Lorenzen, R ERA: 2.53	(7, 1)	1.0		4	0	0	0	0	0	0	1	0	0	0	8	11	0.00	0.000
70 Jumbo Díaz, R ERA: 3.81	(8, 1)	1.0		5	1	0	0	0	1	0	0	0	0	0	10	18	0.00	2.000
26 Raisel Iglesias, R ERA: 2.13	(9, 1)	2.0		10	2	1	1	1	1	0	0	1	1	0	24	41	4.50	1.500
36 Blake Wood, R ERA: 3.79	(11, 1)	0.2	L	5	1	1	1	0	1	0	0	0	1	0	6	12	13.50	3.000

PITCHER	IP	WLS	BF	H	R	ER	SO	BB	IBB	HBP	BLK	WP	HR	S	P	ERA	WHIP

Cincinnati Reds @ Arizona Diamondbacks

Chase Field, Phoenix, AZ

Sat Aug 27 2016, 5:10 PM - 7:42 PM MST

Att. 34,395 - Roof Closed - 77 F

livebaseballscorecards.com

Batter	1	2	3	4	5	6	7	8	9	AB	R	H	RBI	BB	SO	LOB
6 Billy Hamilton, S (1, 8) OBP: 0.320, SLG: 0.349	X FF 90 0-0 2 PB 19 HR 1B	X CU 81 0-0 ② G3	B CU 75 B FF 89 C CH 84 S CH 85 B CH 85 F FF 89 C CH 84 3-3 ③ K		C CU 76 B CH 84 F CH 85 S CH 83 1-3 ② K		C CU 72 X CH 82 0-1 ③ G3-1		C SL 81 C FF 91 B FF 91 X FF 93 1-2 3-H 1B	6	1	2	1	0	2	0
2 Zack Cozart, R (1, 6) OBP: 0.317, SLG: 0.452	B FF 89 B SI 91 F SI 91 C CH 83 B CH 82 S SI 90 3-3 ① K 1-2	B FC 90 B CU 82 C FC 90 X FC 90 2-1 19 2B 4 1B 1B		C FF 89 X FF 88 0-1 HR	B CU 75 C CH 83 B CH 82 B FF 88 B CH 84 4-1 BB			B CU 71 B CH 80 X FF 86 2-0 ① L7	B FF 92 B CH 81 S CH 82 B FF 90 X FF 91 3-1 ③ F8	5	2	2	1	1	1	2
19 Joey Votto, L (1, 3) OBP: 0.435, SLG: 0.527 3 Iván De Jesús Jr., R (7, 3) OBP: 0.286, SLG: 0.284	B CH 80 B FC 90 X CH 83 2-0 2-H HR	X SI 90 0-0 4 1B 1-3 2B		B FF 89 B CH 84 C FF 90 F CH 85 X FF 90 2-2 ① G5-3	D CH 83 X CH 84 1-0 ③ G5-3			C FF 87 B CU 74 B CH 82 C CH 82 X FF 87 2-2 ② L9		4 1	2 0	2 0	2 0	0 0	0 0	1 0
23 Adam Duvall, R (1, 7) OBP: 0.303, SLG: 0.527	C SI 91 B SI 91 X FF 90 1-1 ② F7	B CU 83 H CH 82 2-0 4 1B 43 HR HBP		C FF 90 B FF 90 B CH 84 X CH 84 2-1 ② G5-3		C FF 88 B FF 89 B CH 83 B CH 83 B FF 88 4-1 BB		B CU 73 S FF 87 X FF 87 1-1 HR		3	2	1	1	1	0	0
4 Brandon Phillips, R (1, 4) OBP: 0.322, SLG: 0.404 9 José Peraza, R (7, 4) OBP: 0.331, SLG: 0.378	C FF 90 X SI 91 0-1 43 WP 43 HR 1B	C CU 80 D FC 89 B FC 89 X FF 90 2-1 43 HR 1-3 2-H 3-H 1B		C FF 90 B CH 83 X FF 90 1-1 43 1B 7 E 1B		C CU 74 X CH 82 0-1 ① L8		B SL 80 B FF 90 F FF 91 F FF 90 F FF 92 X SL 81 2-2 1B		4 1	3 0	3 1	2 0	0 0	0 0	1 0
43 Scott Schebler, L (1, 9) OBP: 0.290, SLG: 0.405	B SI 91 F CU 82 B FF 91 X FC 90 2-1 1-H HR	X SI 89 0-0 1-H 3-H HR		B FF 90 X FF 91 1-0 7 E 1-2 1B		S CU 74 B CH 83 X CH 82 1-1 ② F8		B CH 81 F FF 91 B FF 92 X CH 81 2-1 ③ G3		5	2	3	5	0	0	2
7 Eugenio Suárez, R (1, 5) OBP: 0.320, SLG: 0.430	C SI 91 B FF 92 X FC 90 1-1 1B	B CU 81 B FC 89 B FC 89 C FC 88 X FC 89 3-1 ③ F8		C CH 85 X FF 91 0-1 E7 1-3 2-H		B CU 76 C CH 81 F CH 83 F CU 76 X CH 82 1-2 ③ F9			B FF 92 C SL 81 X SL 81 1-1 37 G6-3 6 1B 2B	5	1	2	0	0	0	2
37 Ramón Cabrera, S (1, 2) OBP: 0.260, SLG: 0.311	C CU 81 X SI 90 0-1 ③ G1-3		B FF 90 B FF 90 X FF 88 2-0 ① P6	S CH 85 C CH 85 X CH 85 0-2 ③ L4			B FF 88 X CH 81 1-0 ① L7		F CH 82 F FF 92 X FF 92 0-2 ① G6-3 2-3	5	0	0	0	0	0	4
28 Anthony DeSclafani, R (1, 1) OBP: 0.156, SLG: 0.129		B SI 89 S FC 90 X SI 91 1-1 ① L8	B FF 89 C FF 89 F CH 84 C FF 90 1-3 ② K		C FF 89 X FF 88 0-1 ① G6-3		B FF 87 F FF 86 S CU 72 S CU 72 1-3 ② K		B SL 81 C SL 81 S FF 92 F FF 92 S SL 82 1-3 ② K	5	0	0	0	0	3	1

Inning Stats	1	2	3	4	5	6	7	8	9
	R: 4 E: 0 K: 1 S: 15 H: 5 LOB: 1 BB: 0 P: 24	R: 5 E: 0 K: 0 S: 11 H: 4 LOB: 0 BB: 0 P: 21	R: 0 E: 0 K: 2 S: 8 H: 0 LOB: 0 BB: 0 P: 14	R: 2 E: 1 K: 0 S: 15 H: 3 LOB: 2 BB: 0 P: 21	R: 0 E: 0 K: 1 S: 7 H: 0 LOB: 1 BB: 1 P: 13	R: 0 E: 0 K: 0 S: 9 H: 0 LOB: 1 BB: 1 P: 15	R: 0 E: 0 K: 1 S: 6 H: 0 LOB: 0 BB: 0 P: 8	R: 1 E: 0 K: 0 S: 12 H: 2 LOB: 1 BB: 0 P: 21	R: 1 E: 0 K: 1 S: 14 H: 2 LOB: 0 BB: 0 P: 20

1B: 9	SF: 0
2B: 2	SAC: 0
3B: 0	DP: 0
HR: 5	HBP: 1

WP: 1	PA: 47
PB: 1	
SB: 0	
CS: 0	

TOP	
AB	44
R	13
H	16
RBI	12
BB	2
SO	6
LOB	13

PITCHER	IP	WLS	BF	H	R	ER	SO	BB	IBB	HBP	BLK	WP	HR	S	P	ERA	WHIP
52 Zack Godley, R (1, 1) ERA: 6.71	2.0	L	16	9	9	9	1	0	0	1	0	1	3	26	45	40.50	4.500
59 Vicente Campos, R (3, 1) ERA: 3.18	5.2		24	4	3	2	4	2	0	0	0	0	2	51	82	3.18	1.059
61 Silvino Bracho, R (8, 1) ERA: 6.0	1.1		7	3	1	1	1	0	0	0	0	0	0	20	30	6.75	2.250

PITCHER	IP	WLS	BF	H	R	ER	SO	BB	IBB	HBP	BLK	WP	HR	S	P	ERA	WHIP

BOTTOM

Batter	1	2	3	4	5	6	7	8	9	AB	R	H	RBI	BB	SO	LOB
2 Jean Segura, R (1, 4) OBP: 0.366, SLG: 0.475 27 Brandon Drury, R (3, 4) OBP: 0.301, SLG: 0.410	B FF 92 B SI 93 C FF 94 B FF 93 B FF 95 4-1 11 G6-4-3 BB			F FF 93 B SL 88 C SL 86 B FF 94 S SL 88 2-3 ① K		T SL 88 B SI 93 B SI 93 B FF 93 F FF 93 X SL 88 3-2 ① L7			B SL 85 X FF 91 1-0 ① F9	0 3	0 0	0 0	0 0	1 0	0 1	0 0
1 Michael Bourn, L (1, 7) OBP: 0.307, SLG: 0.364 (7, 8)	C FF 93 X FF 93 0-1 ① L7			C FF 94 B FF 94 B KC 82 X FF 93 2-1 44 FC5-4 1B		C FF 93 S SL 86 B FF 92 B SI 93 F SL 88 S SL 87 2-3 ② K			X FF 91 0-0 ② G1-3	4	0	1	0	0	1	1
11 AJ Pollock, R (1, 8) 5 Rickie Weeks Jr., R (7, 7) OBP: 0.340, SLG: 0.485	1 SAFE C SL 89 X FF 94 0-1 ②③ G6-4-3 1-2f			C SL 88 F FF 94 C FF 95 0-3 ② K		C SL 88 X FF 93 0-1 ③ F9			B SL 87 S SL 88 F FF 93 B KC 84 S KC 83 2-3 ③ K	3 1	0 0	0 0	0 0	0 0	1 1	2 0
44 Paul Goldschmidt, R (1, 3) OBP: 0.420, SLG: 0.502 15 Phil Gosselin, R (7, 3) OBP: 0.328, SLG: 0.389		B FF 92 F SL 87 B CH 87 C FF 93 B SL 90 F FF 94 X SL 90 3-2 ① G4-3		F FF 95 B SL 84 X SI 94 1-1 ③ FC5-4 1-2f			B FF 91 B SL 86 X FF 91 2-0 24 G5-4-3 1B			2 1	0 0	0 1	0 0	0 0	0 0	1 0
22 Jake Lamb, L (1, 5) OBP: 0.337, SLG: 0.536		C FF 94 S KC 82 B FF 94 S SL 87 1-3 ② K2-3			C KC 80 B FF 93 S SL 88 C FF 94 1-3 ① K		B FF 92 F FF 90 C SL 85 X SL 86 1-2 ① L8			3	0	0	0	0	2	1
24 Yasmany Tomás, R (1, 9) OBP: 0.308, SLG: 0.510		F SL 87 B SI 94 F FF 94 C SI 94 1-3 ③ K			F FF 94 S SL 84 B FF 95 F FF 95 X SL 88 1-2 8 1B 1B		F FF 91 X SL 86 0-1 ②③ G5-4-3 1-2f			3	0	1	0	0	1	1
16 Chris Owings, R (1, 6) OBP: 0.319, SLG: 0.395			C FF 93 X SL 88 0-1 ① G4-3		X SL 88 0-0 ② P3			X FF 89 0-0 ① G5-3		3	0	0	0	0	0	1
8 Tuffy Gosewisch, R (1, 2) OBP: 0.203, SLG: 0.333			F FF 93 B SL 87 S SL 88 C FF 94 1-3 ② K		B SL 89 B FF 94 S FF 94 D SL 88 X FF 94 3-1 1-2 1B			C FF 90 B SL 86 B SL 85 X FF 91 2-1 ② F9		3	0	1	0	0	1	0
52 Zack Godley, R (1, 1) OBP: 0.118, SLG: 0.118 59 Vicente Campos, R (3, 1) 61 Silvino Bracho, R (8, 1)			C FF 93 S SI 93 B FF 94 X SI 94 1-2 ③ G6-3		B FF 94 F FF 94 X SL 89 1-1 ③ L3			F FF 91 S FF 91 B KC 82 F KC 82 S FF 93 1-3 ③ K		0 2 1	0 0 0	0 0 0	0 0 0	0 0 0	0 0 1	0 2 0
Inning Stats	R: 0 E: 0 K: 0 S: 5 H: 0 LOB: 0 BB: 1 P: 9	R: 0 E: 0 K: 2 S: 10 H: 0 LOB: 0 BB: 0 P: 15	R: 0 E: 0 K: 1 S: 8 H: 0 LOB: 0 BB: 0 P: 10	R: 0 E: 0 K: 2 S: 10 H: 1 LOB: 1 BB: 0 P: 15	R: 0 E: 0 K: 1 S: 12 H: 2 LOB: 2 BB: 0 P: 18	R: 0 E: 0 K: 1 S: 9 H: 0 LOB: 0 BB: 0 P: 14	R: 0 E: 0 K: 0 S: 6 H: 1 LOB: 0 BB: 0 P: 9	R: 0 E: 0 K: 1 S: 7 H: 0 LOB: 0 BB: 0 P: 10	R: 0 E: 0 K: 1 S: 5 H: 0 LOB: 0 BB: 0 P: 8	1B: 4 2B: 0 3B: 0 HR: 0 SF: 0 SAC: 0 DP: 2 HBP: 0						

PITCHER	IP	WLS	BF	H	R	ER	SO	BB	IBB	HBP	BLK	WP	HR	S	P	ERA	WHIP
28 Anthony DeSclafani, R (1, 1) ERA: 2.96	9.0	W	30	4	0	0	9	1	0	0	0	0	0	72	108	0.00	0.556

PITCHER	IP	WLS	BF	H	R	ER	SO	BB	IBB	HBP	BLK	WP	HR	S	P	ERA	WHIP

Cincinnati Reds @ Arizona Diamondbacks

Chase Field, Phoenix, AZ

Sat Aug 27 2016, 5:10 PM - 7:42 PM MST

Att. 34,395 - Roof Closed - 77 F

livebaseballscorecards.com

AB	29
R	0
H	4
RBI	0
BB	1
SO	9
LOB	9

WP: 0 PA: 30
PB: 0
SB: 0
CS: 0

Cincinnati Reds @ Arizona Diamondbacks

Chase Field, Phoenix, AZ

Sun Aug 28 2016, 1:12 PM - 4:08 PM MST

Att. 22,624 - Roof Closed - 75 F

livebaseballscorecards.com

TOP

Batter	1	2	3	4	5	6	7	8	9	AB	R	H	RBI	BB	SO	LOB
6 Billy Hamilton, S (1, 8) OBP: 0.319, SLG: 0.348	C KC 79 C KC 80 B FF 92 F KC 80 X FF 92 1-2 ① **P6**		B KC 78 X KC 78 1-0 ① **G4-3**			B KC 77 F KC 77 S FF 91 B FF 91 X KC 80 2-2 2 CS 1B			C FF 91 C SL 80 X SL 80 0-2 ① **G5-3**	4	0	1	0	0	0	0
2 Zack Cozart, R (1, 6) OBP: 0.315, SLG: 0.449 40 Tyler Holt, R (7, 7) OBP: 0.287, SLG: 0.260	C FF 92 B KC 81 X FF 92 1-1 ② **P3**		C KC 77 C FF 92 B KC 79 F FF 92 X FF 93 1-2 ② **G6-3**			B FF 91 F FF 91 C FF 92 B FF 92 S KC 81 2-3 ① ② **K2-3** 1-2			F SI 92 C SI 92 B SL 80 B SL 81 B SI 93 X SI 93 3-2 ② **L5**	3 1	0 0	0 0	0 0	0 0	1 0	1 0
19 Joey Votto, L (1, 3) OBP: 0.432, SLG: 0.522	C FF 92 C FF 92 F FF 92 X KC 80 0-2 ③ **G3-1**		B KC 80 B CH 86 X KC 80 2-0 ③ **G1-3**			B FF 93 C FF 92 C FF 93 B FF 93 F FF 92 B FF 92 F FF 93 X FF 92 3-2 ③ **F8**			F FF 92 B SL 80 B FF 92 F FF 91 B SL 81 F FF 92 C FF 92 3-3 ③ **K**	4	0	0	0	0	1	0
23 Adam Duvall, R (1, 7) OBP: 0.303, SLG: 0.526 52 Tony Cingrani, L (7, 1) 70 Jumbo Díaz, R (8, 1)		C FF 91 B FF 92 X FF 92 1-1 ① **G6-3**		B FF 91 B KC 78 B FF 92 C FF 91 C FF 92 X FF 92 3-2 4 G6-4-3 1B			C FF 95 F FF 94 S SL 88 0-3 ① **K**			3 0 0	0 0 0	1 0 0	0 0 0	0 0 0	1 0 0	0 0 0
4 Brandon Phillips, R (1, 4) OBP: 0.322, SLG: 0.410		B FF 92 B FF 91 X FF 91 2-0 **HR**		D KC 79 B FF 92 D FF 92 C FF 92 X FF 91 3-1 ① ② **G6-4-3** 1-2f			X FF 96 0-0 ② **L9**			3	1	1	1	0	0	1
43 Scott Schebler, L (1, 9) OBP: 0.291, SLG: 0.424		C FF 92 X CH 86 0-1 **HR**		X KC 78 0-0 ③ **G3-1**			X FF 94 0-0 ③ **G5-3**			3	1	1	1	0	0	0
7 Eugenio Suárez, R (1, 5) OBP: 0.318, SLG: 0.427		B FF 92 C FF 93 B KC 79 B FF 92 C FF 93 F FF 93 S FF 92 3-3 ② **K**			B FF 92 B KC 78 B FF 92 C FF 92 C FF 93 T FF 92 3-2 ① **K**			C FF 93 B SI 93 S SL 82 S SL 82 1-3 ① **K**		3	0	0	0	0	3	0
37 Ramón Cabrera, S (1, 2) OBP: 0.263, SLG: 0.315 61 Raffy Lopez, L (8, PH) (8, 2)		X FF 93 0-0 **1B**			C CH 86 B KC 80 B FF 93 B FF 93 X FF 93 3-1 ② **G3**			F FF 92 F SL 82 F SL 82 S FF 93 0-3 ② **K**		2 1	0 0	1 0	0 0	0 0	0 1	0 0
34 Homer Bailey, R (1, 1) OBP: 0.182, SLG: 0.100 73 Josh Smith, R (2, 1) OBP: 0.167, SLG: 0.333 27 Ross Ohlendorf, R (6, 1) 9 José Peraza, R (7, 6) OBP: 0.328, SLG: 0.375		F FF 92 B FF 92 F FF 92 B FF 94 B FF 94 X FF 94 3-2 ③ **G4-3**			C FF 92 B FF 93 F FF 91 X KC 79 1-2 ③ **G5-3**			B SI 92 B FF 93 X SI 93 2-0 ③ **G4-3**		1 1 0 1	0 0 0 0	0 0 0 0	0 0 0 0	0 0 0 0	0 0 0 0	1 0 0 0
Inning Stats	R: 0 E: 0 K: 0 S: 10 H: 0 LOB: 0 BB: 0 P: 12	R: 2 E: 0 K: 1 S: 13 H: 3 LOB: 1 BB: 0 P: 22	R: 0 E: 0 K: 0 S: 6 H: 0 LOB: 0 BB: 0 P: 10	R: 0 E: 0 K: 0 S: 6 H: 1 LOB: 0 BB: 0 P: 12	R: 0 E: 0 K: 1 S: 8 H: 0 LOB: 0 BB: 0 P: 15	R: 0 E: 0 K: 1 S: 11 H: 1 LOB: 0 BB: 0 P: 18	R: 0 E: 0 K: 1 S: 5 H: 0 LOB: 0 BB: 0 P: 5	R: 0 E: 0 K: 2 S: 8 H: 0 LOB: 0 BB: 0 P: 11	R: 0 E: 0 K: 1 S: 10 H: 0 LOB: 0 BB: 0 P: 16	1B: 3 2B: 0 3B: 0 HR: 2	SF: 0 SAC: 0 DP: 1 HBP: 0			WP: 0 PB: 0 SB: 0 CS: 1	PA: 30		

	AB	30
	R	2
	H	5
	RBI	2
	BB	0
	SO	7
	LOB	3

PITCHER		IP	WLS	BF	H	R	ER	SO	BB	IBB	HBP	BLK	WP	HR	S	P	ERA	WHIP
25 Archie Bradley, R ERA: 4.95	(1, 1)	6.0	W	21	5	2	2	3	0	0	0	0	0	2	54	89	3.00	0.833
33 Jake Barrett, R ERA: 4.25	(7, 1)	1.0		3	0	0	0	1	0	0	0	0	0	0	5	5	0.00	0.000
46 Patrick Corbin, L ERA: 5.57	(8, 1)	2.0		6	0	0	0	3	0	0	0	0	0	0	18	27	0.00	0.000

PITCHER	IP	WLS	BF	H	R	ER	SO	BB	IBB	HBP	BLK	WP	HR	S	P	ERA	WHIP

BOTTOM

Cincinnati Reds @ Arizona Diamondbacks

Chase Field, Phoenix, AZ

Sun Aug 28 2016, 1:12 PM - 4:08 PM MST

Att. 22,624 - Roof Closed - 75 F

livebaseballscorecards.com

Batter	1	2	3	4	5	6	7	8	9	AB	R	H	RBI	BB	SO	LOB
15 Phil Gosselin, R (1, 3) OBP: 0.330, SLG: 0.389	B FF 90 T CH 87 B SL 84 F CH 87 B CH 81 X FF 90 3-2 11 1B 1 1B 5 FC6-4 1B	C FF 88 B SL 83 F FF 89 B FF 90 X CU 75 2-2 ② F8		F FF 87 B FF 88 X CU 77 1-1 ③ L8 1-2		C FF 92 F FF 92 B SL 82 X FF 94 1-2 11 FC5-4 1B		X FF 94 0-0 ① L9		5	1	2	0	0	0	1
1 Michael Bourn, L (1, 9) (7, 7) OBP: 0.311, SLG: 0.367	B CH 88 S FF 89 1 SAFE B SL 86 F SI 90 F CH 82 B CH 82 X FF 90 3-2 5 FC6-4 11 1B 7 G6-3 1-2 1B	X FF 90 0-0 ③ F7			C FF 89 C SL 84 F SL 82 X FF 89 0-2 7 7 S 1B	F FF 92 B FF 93 B CH 85 X FF 92 2-1 ① F7		B FF 96 B FF 96 B FF 95 C FF 96 C FF 95 X FF 96 3-2 11 1B 46 1B 1B		5	3	3	0	0	0	1
11 AJ Pollock, R (1, 8) OBP: 0.231, SLG: 0.231	B SL 84 X CH 88 1-0 5 FC6-4 1-2 2-3 1B		B SL 81 C SI 87 X SL 81 1-1 7 S 5 S 7 SF8 1B		1 SAFE 1 SAFE C FF 89 1 SAFE P PO 82 X FF 89 1-1 ① F9	F FF 93 B FF 93 X CH 86 1-1 ② FC5-4 1-2f		C SL 87 B FF 97 X FF 96 1-1 46 1B 7 2B 1-2 1B		5	2	3	0	0	0	2
5 Rickie Weeks Jr., R (1, 7) OBP: 0.333, SLG: 0.473 33 Jake Barrett, R (7, 1) 46 Patrick Corbin, L (8, 1) OBP: 0.333, SLG: 0.426	X SL 84 0-0 ① FC6-4 7 G6-3 22 1B 1-2f 2-3 3-H		C FF 89 1 SAFE C SL 80 D CU 74 D CU 77 F CU 76 B FF 90 F CU 78 X CU 78 3-2 ① G5-3 1-2		C FF 88 1 SAFE F FF 89 1 SAFE C CU 76 0-3 ② K	S CH 85 F CH 86 S SL 81 0-3 ③ K		B SL 87 X FF 96 1-0 7 2B 1-2 2-H 1B		4 0 1	1 0 0	0 0 1	1 0 1	0 0 1	2 0 0	5 0 0
7 Welington Castillo, R (1, 2) OBP: 0.332, SLG: 0.448	C SL 85 F FF 90 X SL 85 0-2 ② G6-3 1-3 3-H		C FF 89 F SL 82 D CU 76 F FF 90 B FF 90 D CU 78 X FF 90 3-2 ② SF8 2-H		D FF 89 C CU 77 B FF 90 S CU 76 B SL 82 X CU 76 3-2 1-H 1B		B FF 93 B FF 93 B FF 93 C FF 93 B FF 94 4-1 16 2B BB	C FF 96 B FF 95 B SL 85 B FF 96 F FF 96 X FF 95 3-2 1-3 2-H 2B		3	0	2	4	1	0	1
22 Jake Lamb, L (1, 5) OBP: 0.335, SLG: 0.532	B FF 92 B CH 85 C FF 91 B FF 92 X FF 90 3-1 27 WP 27 E 3-H 1B		C FF 89 B SL 83 F SL 82 B FF 90 F CU 77 X SL 85 2-2 ③ L9		B SL 84 B SL 84 1 SAFE C FF 91 F SL 85 X SL 84 2-2 ③ G4-3		C FF 94 F FF 94 S FF 95 0-3 ① K	C SL 88 S SL 88 S SL 84 0-3 ② K2-3		5	1	1	1	0	2	4
27 Brandon Drury, R (1, 4) OBP: 0.302, SLG: 0.409	1 SAFE B KC 77 X SL 84 1-0 E2 16 FC6-4 1-H 1B			C FF 89 B CU 76 S CU 76 B FF 89 X CU 76 2-2 ① G5-3		B CH 84 F CH 84 X FF 94 1-1 16 1B 24 HR 1B		F FF 94 B FF 93 F FF 93 S CH 86 1-3 ② K		B SL 87 C FF 96 D SL 86 S SL 86 X FF 95 2-2 ③ P3		5	1	2	0	0	1	3
16 Chris Owings, R (1, 6) OBP: 0.324, SLG: 0.403	B FF 90 C CH 88 F CH 87 F FF 90 F SL 86 F KC 74 F CH 84 X SL 83 1-2 ③ FC6-4 1-2f			L SI 87 X SL 82 0-1 15 S 1B		1 SAFE C FF 92 B CH 84 S FF 93 F FF 93 X SL 82 1-2 24 HR 1-2 1B		C FF 94 X FF 94 0-1 1-3 2B								
25 Archie Bradley, R (1, 1) OBP: 0.083, SLG: 0.086 24 Yasmany Tomás, R (6, PH) (7, 9) OBP: 0.309, SLG: 0.517		B FF 88 C FF 89 X SL 81 1-1 ① G6-3		1 SAFE S FF 88 B FF 88 C FF 88 D SL 82 1 SAFE C FF 88 2-3 ② K		F FF 93 F CH 86 B SL 83 D SL 81 X CH 86 2-2 1-H 2-H HR		F FF 95 S FF 94 B FF 95 B FF 94 B FF 94 S FF 94 3-3 ③ K		2 2	0 1	0 1	0 3	0 0	1 1	1 2
Inning Stats	R: 4 E: 1 K: 0 S: 22 H: 5 LOB: 1 BB: 0 P: 34	R: 0 E: 0 K: 0 S: 6 H: 0 LOB: 0 BB: 0 P: 9	R: 1 E: 0 K: 0 S: 15 H: 1 LOB: 0 BB: 0 P: 24	R: 0 E: 0 K: 1 S: 10 H: 1 LOB: 1 BB: 0 P: 15	R: 1 E: 0 K: 1 S: 16 H: 2 LOB: 1 BB: 0 P: 21	R: 3 E: 0 K: 1 S: 19 H: 4 LOB: 1 BB: 0 P: 27	R: 0 E: 0 K: 3 S: 12 H: 1 LOB: 2 BB: 1 P: 20	R: 2 E: 0 K: 1 S: 16 H: 4 LOB: 2 BB: 0 P: 26		1B: 15 2B: 2 3B: 0 HR: 1 SF: 1 SAC: 0 DP: 0 HBP: 0					WP: 1 PB: 0 SB: 4 CS: 0 PA: 43	

	AB	41
	R	11
	H	18
	RBI	10
	BB	1
	SO	7
	LOB	21

PITCHER		IP	WLS	BF	H	R	ER	SO	BB	IBB	HBP	BLK	WP	HR	S	P	ERA	WHIP
34 Homer Bailey, R ERA: 6.65	(1, 1)	1.0	L	8	5	4	3	0	0	0	0	0	1	0	22	34	27.00	5.000
73 Josh Smith, R ERA: 5.19	(2, 1)	4.0		16	4	2	2	2	0	0	0	0	0	0	47	69	4.50	1.000
27 Ross Ohlendorf, R ERA: 4.75	(6, 1)	1.0		7	4	3	3	1	0	0	0	0	0	1	19	27	27.00	4.000
52 Tony Cingrani, L ERA: 3.48	(7, 1)	1.0		5	1	0	0	3	1	0	0	0	0	0	12	20	0.00	2.000
70 Jumbo Díaz, R ERA: 4.3	(8, 1)	1.0		7	4	2	2	1	0	0	0	0	0	0	16	26	18.00	4.000

PITCHER	IP	WLS	BF	H	R	ER	SO	BB	IBB	HBP	BLK	WP	HR	S	P	ERA	WHIP

Cincinnati Reds @ Los Angeles Angels

Angel Stadium of Anaheim, Anaheim, CA

Mon Aug 29 2016, 7:09 PM - 9:59 PM PDT

Att. 34,161 - Clear - 81 F

TOP

livebaseballscorecards.com

Batter	1	2	3	4	5	6	7	8	9	AB	R	H	RBI	BB	SO	LOB
6 Billy Hamilton, S (1, 8) OBP: 0.319, SLG: 0.347	X SI 92 0-0 9 S 19 HR 1B	X CH 85 0-0 ③ G6-3			C SI 91 T SI 92 F SI 92 C SI 93 0-3 ② K			B SI 90 B SI 90 S SI 90 F SI 90 S SL 85 2-3 ① K		4	1	1	0	0	2	2
9 José Peraza, R (1, 6) OBP: 0.331, SLG: 0.377 2 Zack Cozart, R (3, PR) OBP: 0.314, SLG: 0.447 (3, 6)	1 SAFE 1 SAFE C SI 93 F CH 85 F CH 86 2 SAFE S CH 86 0-3 ① K 1-2	B SI 92 B SI 92 B CH 83 C FF 91 X FF 92 3-1 19 G1-6-3 1B	C SI 92 X CH 85 0-1 ③ FC5-4 1-2f			C CH 79 F FF 91 F SL 86 S CH 79 0-3 ② K		2	0	1	0	0	1	1
19 Joey Votto, L (1, 3) OBP: 0.431, SLG: 0.526	X SI 92 0-0 2-H HR	1 SAFE 1 SAFE B CH 85 1 SAFE B FF 92 C CH 85 C SI 92 X CH 85 2-2 ① ② G1-6-3 1-2f		F CH 83 B CH 83 B SI 91 X SI 91 2-1 ① G4-3		B SI 91 S SL 83 C SI 91 B CH 80 F CH 78 F FF 91 F FF 91 X CU 77 2-2 ③ G5-3		4	1	1	2	0	0	1
23 Adam Duvall, R (1, 7) OBP: 0.305, SLG: 0.525	B FF 92 B CH 86 S CH 85 B SI 92 X SI 93 3-1 1B		C FF 93 F CH 85 S SI 93 0-3 ③ K			F CH 83 S CH 85 B KC 71 B CH 85 X CH 86 2-2 ② F8			X FF 95 0-0 61 G3 40 BLK 1B	4	0	2	0	0	1	1
4 Brandon Phillips, R (1, 4) OBP: 0.319, SLG: 0.406	C SI 93 F CH 85 X CH 86 0-2 ② L8			C SI 91 X SI 92 0-1 ① G6-3		B SL 83 S CH 85 C SI 92 S CH 85 1-3 ③ K			B SL 80 X SL 82 1-0 ① P3	4	0	0	0	0	1	2
43 Scott Schebler, L (1, 9) OBP: 0.292, SLG: 0.422 40 Tyler Holt, R (9, PH) OBP: 0.292, SLG: 0.260	S CH 84 S CH 85 D CH 85 S CH 85 1-3 ③ K			F CH 85 S CH 85 B FF 92 S CH 85 1-3 ② K2-3			B CH 80 S CH 82 B CH 84 X CH 84 2-1 7 G5-3 1B		F FF 96 D FF 97 B SL 80 F FF 95 D SL 83 B SL 78 4-2 61 G3 1-2 BB	3 0	0 0	1 0	0 0	0 1	2 0	1 0
7 Eugenio Suárez, R (1, 10) OBP: 0.316, SLG: 0.424 61 Raffy Lopez, L (9, PH)		C FF 92 B SI 91 F CH 85 X CH 86 1-2 ① G5-3		B CH 84 B CH 84 X SI 92 2-0 ③ L3			X SI 91 0-0 ① G5-3 1-2		B FF 95 C FF 95 X FF 94 1-1 ② G3 1-2 2-3	3 1	0 0	0 0	0 0	0 0	0 0	1 2
3 Iván De Jesús Jr., R (1, 5) OBP: 0.280, SLG: 0.277		C CH 83 F CH 85 T FF 93 0-2 ② K			B SI 92 B SI 90 S CH 83 X SI 92 2-1 ① G6-3		X CH 83 0-0 ② G6-3		F FF 95 X SL 83 0-1 ③ G2-3	4	0	0	0	0	1	3
37 Ramón Cabrera, S (1, 2) OBP: 0.272, SLG: 0.331		B SI 93 B SI 92 B SI 93 C FF 92 X FF 93 3-1 2B			C SI 92 B CH 85 B SI 93 C SI 92 F CH 86 F CH 86 X CH 86 2-2 2 FC5-4 1B		C SI 91 B SI 91 X CH 84 1-1 ③ G3			3	0	2	0	0	0	1

Inning Stats	1	2	3	4	5	6	7	8	9
	R: 2 E: 0 K: 2 S: 14	R: 0 E: 0 K: 1 S: 9	R: 0 E: 0 K: 1 S: 8	R: 0 E: 0 K: 1 S: 6	R: 0 E: 0 K: 1 S: 13	R: 0 E: 0 K: 1 S: 8	R: 0 E: 0 K: 0 S: 6	R: 0 E: 0 K: 2 S: 13	R: 0 E: 0 K: 0 S: 8
	H: 3 LOB: 1 BB: 0 P: 18	H: 1 LOB: 1 BB: 0 P: 13	H: 1 LOB: 1 BB: 0 P: 13	H: 0 LOB: 0 BB: 0 P: 9	H: 1 LOB: 1 BB: 0 P: 17	H: 0 LOB: 0 BB: 0 P: 13	H: 1 LOB: 1 BB: 0 P: 9	H: 0 LOB: 0 BB: 0 P: 17	H: 1 LOB: 2 BB: 1 P: 14

1B: 6 SF: 0 WP: 0 PA: 35
2B: 1 SAC: 0 PB: 0
3B: 0 DP: 1 SB: 1
HR: 1 HBP: 0 CS: 0

	AB	34
	R	2
	H	8
	RBI	2
	BB	1
	SO	9
	LOB	16

PITCHER	IP	WLS	BF	H	R	ER	SO	BB	IBB	HBP	BLK	WP	HR	S	P	ERA	WHIP
52 Matt Shoemaker, R (1, 1) ERA: 3.91	7.0	W	27	7	2	2	7	0	0	0	0	0	1	64	92	2.57	1.000
48 Jose Alvarez, L (8, 1) ERA: 3.67	1.0		3	0	0	0	2	0	0	0	0	0	0	13	17	0.00	0.000
32 José Váldez, R (9, 1) ERA: 3.09	1.0		5	1	0	0	0	1	0	0	1	0	0	8	14	0.00	2.000

PITCHER	IP	WLS	BF	H	R	ER	SO	BB	IBB	HBP	BLK	WP	HR	S	P	ERA	WHIP

BOTTOM

Cincinnati Reds @ Los Angeles Angels

Angel Stadium of Anaheim, Anaheim, CA

Mon Aug 29 2016, 7:09 PM - 9:59 PM PDT

Att. 34,161 - Clear - 81 F

livebaseballscorecards.com

Batter	1	2	3	4	5	6	7	8	9	AB	R	H	RBI	BB	SO	LOB
56 Kole Calhoun, L (1, 9) OBP: 0.352, SLG: 0.418	X FF 87 27 HR 2B	C CU 71 B SL 84 S CH 83 B FF 90 X CH 83 G3-1		B FC 85 F SI 91 F FS 84 B FS 87 X FS 85 HR		C SI 91 X SI 92 27 BB 1B		S SL 90 B SL 92 F FF 98 X SL 91 G4-3		5	2	3	1	0	0	0
27 Mike Trout, R (1, 8) OBP: 0.434, SLG: 0.556 3 Nick Buss, L (8, PR) OBP: 0.236, SLG: 0.407 (9, 7)	B FF 90 D SL 84 X FF 90 2-H HR	C SL 79 X CH 82 5 1B 2B	B FF 92 C FC 86 X SI 91 G5-3	1 SAFE B FS 83 B FC 85 B FC 86 B SI 91 5 G6-4-3 1-2 BB	B SL 91 F SL 92 X FF 97 7 WP 1B	4 0	2 0	3 0	2 0	1 0	0 0	0 0
5 Albert Pujols, R (1, 10) OBP: 0.323, SLG: 0.451 7 Cliff Pennington, S (8, PH) OBP: 0.278, SLG: 0.353 (9, 10)	B FF 89 B SL 84 X FF 89 HR	B SL 84 C SL 82 S CH 82 B SL 83 X CH 82 2-H 24 HR 1B	C FF 92 F FC 87 B FC 89 S CU 77 K	B FC 88 F FS 82 B SI 92 X FC 85 1-2f G6-4-3	B FF 98 F FF 98 C SL 90 F SL 90 X CH 87 1-2 G3	4 1	2 0	2 0	2 0	0 0	1 0	2 1
24 C.J. Cron, R (1, 3) OBP: 0.335, SLG: 0.478	B FF 90 X FF 89 19 FC5-6 2B	X SL 84 1-H HR	X FF 91 L8			B CU 75 C SI 92 S FS 83 X CU 78 19 2B 2 G6-3 1B				4	2	3	2	0	0	0
2 Andrelton Simmons, R (1, 6) OBP: 0.308, SLG: 0.332	D CH 82 X SL 81 L3	F FF 88 B CH 83 F FF 90 S SL 84 K	B FC 92 X FS 84 G4-3	X SI 91 G6-3				4	0	0	0	0	1	2		
19 Jefry Marte, R (1, 5) OBP: 0.295, SLG: 0.481 8 Gregorio Petit, R (8, 4) OBP: 0.317, SLG: 0.380	C SL 82 S CH 82 B SL 81 X CH 82 2-3 FC5-6	B FF 90 B CH 82 B SL 84 X FF 90 HR	B SI 92 B FC 86 S FS 84 X FF 92 39 FC3-6 1B	B SI 92 X FS 82 39 G3-1 2-H 2B				4 0	1 0	3 0	2 0	0 0	0 0	1 0		
39 Rafael Ortega, L (1, 7) OBP: 0.265, SLG: 0.294 (9, 8)	B FF 90 S CH 82 1 SAFE F CH 82 C FF 89 K	F CH 83 C SL 84 B CH 84 B FF 91 F SL 82 X FF 90 G5-3	B SI 91 C SI 91 B FS 86 C SI 91 X CU 76 1-2f FC3-6	X FC 91 2-3 G3-1				4	0	0	0	0	1	3		
13 Jett Bandy, R (1, 2) OBP: 0.315, SLG: 0.456		C SL 82 S CH 81 X FF 90 F9	B CH 83 S SL 83 B CU 73 B SL 85 C SL 82 D CH 82 BB	F FF 91 X CU 75 P6		F FF 92 D CU 77 F FS 80 X CU 78 L8		3	0	0	0	1	0	2		
22 Kaleb Cowart, S (1, 4) OBP: 0.270, SLG: 0.417 (8, 5)		B FF 88 F CH 82 F SL 83 B FF 90 F CH 82 F CH 82 S CH 82 K	X SI 91 L8	X SI 92 P6		F FF 97 C FF 97 B CH 88 B FF 96 F SL 90 X SL 89 P5		4	0	0	0	0	1	1		

Inning Stats	1	2	3	4	5	6	7	8	9
R	3	0	4	1	0	0	1	0	
E	0	0	0	0	0	0	0	0	
K	1	1	1	1	0	0	0	0	
S	11	11	17	9	8	5	9	13	
H	4	0	4	1	1	1	2	1	
LOB	1	0	1	0	0	1	0	2	
BB	0	0	1	0	0	1	0	0	
P	19	15	29	13	13	11	12	18	

1B	5
2B	4
3B	0
HR	5
SF	0
SAC	0
DP	1
HBP	0

WP	1
PB	0
SB	0
CS	0
PA	39

AB	37
R	9
H	14
RBI	9
BB	2
SO	4
LOB	12

PITCHER		IP	WLS	BF	H	R	ER	SO	BB	IBB	HBP	BLK	WP	HR	S	P	ERA	WHIP
58 Dan Straily, R ERA: 3.92	(1, 1)	2.2	L	17	8	7	7	3	1	0	0	0	0	4	38	62	23.62	3.375
31 Alfredo Simon, R ERA: 9.05	(3, 1)	4.1		18	5	2	2	1	1	0	0	0	0	1	32	50	4.15	1.385
36 Blake Wood, R ERA: 3.73	(8, 1)	1.0		4	1	0	0	0	0	0	0	0	1	0	13	18	0.00	1.000

PITCHER	IP	WLS	BF	H	R	ER	SO	BB	IBB	HBP	BLK	WP	HR	S	P	ERA	WHIP

Batter	1	2	3	4	5	6	7	8	9	AB	R	H	RBI	BB	SO	LOB
6 Billy Hamilton, S (1, 8) OBP: 0.317, SLG: 0.343	B SI 80 C CU 68 X SI 82 1-1 ① G5-3		C SI 85 M SI 85 B SI 84 B SI 85 F CH 77 B CU 70 S SI 85 3-3 ③ K			X SI 83 0-0 ① F9	S CH 72 F CH 72 1 SAFE D SL 86 1 SAFE S CH 71 1-3 ③ K		F CH 85 F FF 91 D FF 87 B KC 84 F FF 92 F FF 92 F FF 87 D CH 87 F FF 92 4-2 BB	4	0	0	0	1	2	1
2 Zack Cozart, R (1, 10) OBP: 0.310, SLG: 0.442	C FF 82 C FF 85 X CU 70 0-2 ② P2			C CU 70 F FF 84 X FF 83 0-2 ① F7		B FF 85 B CH 76 C FF 84 X CH 76 2-1 ② G3-1		C SL 87 C SL 88 F FF 91 F CH 74 F CH 73 F FF 88 B FF 92 C FF 91 1-3 ① K	C KC 84 X KC 84 0-1 ③ P3	5	0	0	0	0	1	2
19 Joey Votto, L (1, 3) OBP: 0.431, SLG: 0.526	C CU 69 C SI 83 F SI 83 B CU 69 F CU 69 X CH 76 1-2 ③ G3			B CH 77 C SI 78 X CU 71 1-1 1B		C CH 77 S SI 83 X SI 84 0-2 1B		C CU 78 F CU 79 S SL 79 0-3 ② K		4	0	2	0	0	1	0
23 Adam Duvall, R (1, 7) OBP: 0.304, SLG: 0.523		B FF 83 F FF 83 B FF 85 B CU 70 S SL 77 C FF 85 3-3 ① K		S SI 85 F FF 86 B SL 80 F CH 75 X FF 86 1-2 ② F8		B CU 72 X CU 70 1-0 ③ P4		C SL 87 F FF 98 F FF 100 F FF 99 X SL 89 0-2 4 1B		4	0	1	0	0	1	2
4 Brandon Phillips, R (1, 4) OBP: 0.318, SLG: 0.405		X FF 85 0-0 ② P3		C FF 84 X FF 84 0-1 ③ L8			C CU 71 X CH 76 0-1 ① P4	X FF 99 0-0 1-2 1B		4	0	1	0	0	0	1
43 Scott Schebler, L (1, 9) OBP: 0.297, SLG: 0.430		X CU 69 0-0 1B			L CH 76 B SI 84 X CH 76 1-1 ① G4-3		C SI 83 C SI 83 X FF 84 0-2 7 HR 2B	C SL 89 F SL 87 S SL 87 0-3 ③ K		4	1	2	0	0	1	2
7 Eugenio Suárez, R (1, 5) OBP: 0.316, SLG: 0.429		B FF 85 1 SAFE X SL 77 1-0 ③ F9			B CU 71 B FF 84 F CU 71 F CH 76 C FF 83 2-3 ② K		C CU 72 X CH 77 0-1 2-H HR		X FF 90 0-0 ① B1-3	4	1	1	2	0	1	1
9 José Peraza, R (1, 6) OBP: 0.351, SLG: 0.405			B CU 68 X CU 70 1-0 61 CS 1B		C FF 84 B SL 79 F SL 77 X CH 76 1-2 61 S 1B		F FF 85 B FF 85 S CU 71 F FF 87 X SL 78 1-2 1B		C FF 90 B FF 93 B KC 84 X FF 91 2-1 2B	4	0	4	0	0	0	0
61 Raffy Lopez, L (1, 2) 37 Ramón Cabrera, S (7, PH) OBP: 0.268, SLG: 0.326 (7, 2)			1 SAFE 1 SAFE C SI 82 F CU 71 1 SAFE B FF 81 B SI 84 B CH 76 S FF 84 3-3 ①② K 1-2		S CH 77 C CH 76 B FF 83 C CH 75 1-3 ③ K 1-2		1 SAFE 1 SAFE B FF 91 1 SAFE B FF 91 S FF 92 1 SAFE C FF 92 B CH 73 3-2 ② F7 1 SAFE X FF 91		C FF 92 D CH 86 X CH 86 1-1 ② L8	2 2	0 0	0 0	0 0	0 0	2 0	2 2
Inning Stats	R: 0 E: 0 K: 0 S: 10 H: 0 LOB: 0 BB: 0 P: 12	R: 0 E: 0 K: 1 S: 6 H: 1 LOB: 1 BB: 0 P: 10	R: 0 E: 0 K: 2 S: 8 H: 1 LOB: 0 BB: 0 P: 15	R: 0 E: 0 K: 0 S: 11 H: 1 LOB: 1 BB: 0 P: 13	R: 0 E: 0 K: 2 S: 11 H: 1 LOB: 1 BB: 0 P: 16	R: 0 E: 0 K: 0 S: 7 H: 1 LOB: 1 BB: 0 P: 10	R: 2 E: 0 K: 1 S: 17 H: 3 LOB: 1 BB: 0 P: 22	R: 0 E: 0 K: 3 S: 19 H: 2 LOB: 2 BB: 0 P: 20	R: 0 E: 0 K: 0 S: 13 H: 1 LOB: 2 BB: 1 P: 20	1B: 8 2B: 2 3B: 0 HR: 1 SF: 0 SAC: 0 DP: 0 HBP: 0						

PITCHER		IP	WLS	BF	H	R	ER	SO	BB	IBB	HBP	BLK	WP	HR	S	P	ERA	WHIP
36 Jered Weaver, R ERA: 5.21	(1, 1)	6.1	W	26	8	2	2	5	0	0	0	0	0	1	64	88	2.84	1.263
64 Mike Morin, R ERA: 4.79	(7, 1)	1.0	H	3	0	0	0	2	0	0	0	0	0	0	13	18	0.00	0.000
48 Jose Alvarez, L ERA: 3.65	(8, 1)	0.1	H	1	0	0	0	1	0	0	0	0	0	0	3	3	0.00	0.000
66 JC Ramírez, R ERA: 4.87	(8, 1)	0.1	H	3	2	0	0	1	0	0	0	0	0	0	9	9	0.00	6.000
Fernando Salas, R ERA: 4.47	(9, 1)	1.0	S	5	1	0	0	0	1	0	0	0	0	0	13	20	0.00	2.000

PITCHER	IP	WLS	BF	H	R	ER	SO	BB	IBB	HBP	BLK	WP	HR	S	P	ERA	WHIP

TOP

Cincinnati Reds @ Los Angeles Angels

Angel Stadium of Anaheim, Anaheim, CA

Tue Aug 30 2016, 7:09 PM - 10:04 PM PDT

Att. 33,042 - Clear - 79 F

livebaseballscorecards.com

AB	37
R	2
H	11
RBI	2
BB	1
SO	9
LOB	13

WP: 0	PA: 38								
PB: 0									
SB: 1									
CS: 1									

BOTTOM

Cincinnati Reds @ Los Angeles Angels

Angel Stadium of Anaheim, Anaheim, CA

Tue Aug 30 2016, 7:09 PM - 10:04 PM PDT

Att. 33,042 - Clear - 79 F

livebaseballscorecards.com

Batter	1	2	3	4	5	6	7	8	9	AB	R	H	RBI	BB	SO	LOB
56 Kole Calhoun, L (1, 9) OBP: 0.349, SLG: 0.415	B SI 89 S CH 82 B SI 91 B SI 90 C SI 91 S SI 92 3-3 ① **K**	X CH 84 0-0 ③ F9			C SI 88 F CH 82 B SI 89 B CU 74 S CH 82 2-3 ① **K**		S SL 94 X SI 98 0-1 ③ F7			4	0	0	0	0	2	0
27 Mike Trout, R (1, 8) OBP: 0.436, SLG: 0.562	C FF 91 B CU 75 C CU 76 X SI 91 1-2 24 HR 1B		C CH 82 B CH 89 X SI 89 1-1 ① G5-3		B FF 88 B CH 84 X CH 84 2-0 2B			C SL 94 B FF 96 X SL 86 1-1 5 1B 2 1B 2B		4	2	3	0	0	0	0
5 Albert Pujols, R (1, 10) OBP: 0.322, SLG: 0.449 39 Rafael Ortega, L (8, PR) OBP: 0.265, SLG: 0.294 (9, 10)	1 SAFE X SI 92 0-0 ② F8		C SI 90 F FF 89 F CH 82 F SI 91 X CU 77 0-2 ② F8		C CU 76 B SI 90 F CU 75 B CU 76 X SI 91 2-2 ② F7			X SL 92 0-0 2 1B 24 G5-3 2-3 1B		4 0	0 0	1 0	0 0	0 0	0 0	2 0
24 C.J. Cron, R (1, 3) OBP: 0.337, SLG: 0.498	1 SAFE C SI 91 P PO 84 B CH 82 X SI 92 2-1 1-H HR		C CH 84 B CU 76 F SI 91 B CU 76 X FF 91 2-2 HR		S CU 75 D CH 84 B CU 74 X CH 84 2-1 ③ G1-3			1 SAFE C SI 97 B SI 96 F SI 96 1 SAFE X SL 87 1-2 ① G5-3 1-2		4	2	2	3	0	0	3
2 Andrelton Simmons, R (1, 6) OBP: 0.313, SLG: 0.337	B SI 92 B CU 76 C SI 92 X SI 92 2-1 19 1B 1B		F SI 90 B CU 75 X SI 91 1-1 ③ G6-3			F SI 89 B CU 75 X CH 83 1-1 19 G5-4-3 1B		B SI 97 X SI 95 1-0 22 G4-3 2-3 3-H 1B		4	0	3	1	0	0	0
19 Jefry Marte, R (1, 5) OBP: 0.300, SLG: 0.481 22 Kaleb Cowart, S (7, 5) OBP: 0.263, SLG: 0.405	B SI 91 C CU 74 1 SAFE C SI 91 X SI 92 1-2 3 S 1-3 1B			B CH 87 S CH 83 B CU 75 S CH 83 B FF 89 B CH 83 4-2 13 G6-3 3 SH5-3 BB		1 SAFE B CH 81 X SI 89 1-0 ① ② G5-4-3 1-2f		F SL 94 X FF 94 0-1 ② ③ G4-3 1-2f		2 1	0 0	1 0	0 0	1 0	0 0	1 2
3 Nick Buss, L (1, 7) OBP: 0.228, SLG: 0.393	B CU 75 B SI 92 C SI 92 S FF 91 S FF 92 2-3 ③ **K** 1-2			X CU 76 0-0 ① SH5-3 1-2		X CU 75 0-0 ③ L7				2	0	0	0	0	1	2
13 Jett Bandy, R (1, 2) OBP: 0.309, SLG: 0.448		C CU 75 B CU 76 B SI 91 C CH 84 F CH 84 X FF 91 2-2 ① F8		F CH 81 C SI 91 F FF 89 F FF 91 X CU 76 0-2 ② G6-3 2-3			F FF 97 B SL 86 F SL 86 B FF 98 B SL 86 S SI 98 3-3 ① **K**			3	0	0	0	0	1	1
7 Cliff Pennington, S (1, 4) OBP: 0.271, SLG: 0.345		B SI 91 B CU 76 C SI 91 C SI 91 S FF 90 2-3 ② **K**		X CU 75 0-0 ③ G3-1			F FF 95 F SL 94 B SI 98 F FF 98 B SL 96 S SL 94 2-3 ② **K**			3	0	0	0	0	2	1
Inning Stats	R: 2 H: 4 E: 0 LOB: 2 K: 2 BB: 0 S: 18 P: 28	R: 0 H: 0 E: 0 LOB: 0 K: 1 BB: 0 S: 8 P: 12	R: 1 H: 1 E: 0 LOB: 0 K: 0 BB: 0 S: 12 P: 16	R: 0 H: 0 E: 0 LOB: 1 K: 0 BB: 1 S: 9 P: 13	R: 0 H: 1 E: 0 LOB: 1 K: 1 BB: 0 S: 9 P: 17	R: 0 H: 1 E: 0 LOB: 0 K: 0 BB: 0 S: 4 P: 6	R: 0 H: 0 E: 0 LOB: 0 K: 2 BB: 0 S: 9 P: 14	R: 1 H: 3 E: 0 LOB: 2 K: 0 BB: 0 S: 9 P: 12		1B: 6 SF: 0 2B: 2 SAC: 1 3B: 0 DP: 2 HR: 2 HBP: 0						

	AB	31
	R	4
	H	10
	RBI	4
	BB	1
	SO	6
	LOB	12

PITCHER		IP	WLS	BF	H	R	ER	SO	BB	IBB	HBP	BLK	WP	HR	S	P	ERA	WHIP
46 Tim Adleman, R ERA: 3.82	(1, 1)	6.0	L	25	7	3	3	4	1	0	0	0	0	2	60	92	4.50	1.333
21 Michael Lorenzen, R ERA: 2.65	(7, 1)	2.0		8	3	1	1	2	0	0	0	0	0	0	18	26	4.50	1.500

PITCHER	IP	WLS	BF	H	R	ER	SO	BB	IBB	HBP	BLK	WP	HR	S	P	ERA	WHIP

Batter	1	2	3	4	5	6	7	8	9	AB	R	H	RBI	BB	SO	LOB
6 Billy Hamilton, S (1, 8) OBP: 0.315, SLG: 0.341	S SI 88 B CU 69 B FS 79 F FF 88 X SI 89 2-2 ① L3		F FF 89 B FS 79 S FS 79 X FS 81 1-2 ② G3 2-3			X SI 89 0-0 ① SH3-4 2-3			B SL 78 B SI 89 C FF 88 X SI 90 2-1 ① L7	3	0	0	0	0	0	1
2 Zack Cozart, R (1, 6) OBP: 0.308, SLG: 0.438	C SI 90 B SI 90 X SI 90 1-1 ② F7		S SL 81 B SL 82 C SL 81 B SL 83 B SL 82 X SI 91 3-2 ③ G5-3			X SI 90 0-0 ② G5-3			B SI 90 C SL 79 C SL 79 X SL 82 1-2 ② G4-3	4	0	0	0	0	0	2
19 Joey Votto, L (1, 3) OBP: 0.430, SLG: 0.524	B SI 90 T SI 91 X FF 89 1-1 23 PO 1B			B SL 78 B SL 78 F FF 89 X SI 90 2-1 ① G4-3		X FF 92 0-0 ③ L4			S FS 79 C CU 71 B CU 73 X FS 79 1-2 ③ F7	4	0	1	0	0	0	1
23 Adam Duvall, R (1, 7) OBP: 0.304, SLG: 0.522	C SI 90 B SL 81 F SI 89 1 SAFE 1-2 ③ PO 1-2	B SL 80 C SL 79 C CU 72 S SL 82 1-3 ① K		C SL 80 B FF 91 X SI 91 1-1 4 G1-6-3 1B			S SL 79 S SL 83 S SL 81 0-3 ① K2-3			3	0	1	0	0	2	0
4 Brandon Phillips, R (1, 10) OBP: 0.316, SLG: 0.402		C SI 90 F FF 91 B CU 74 B SI 91 S SL 82 2-3 ② K		X SI 90 0-0 ② ③ G1-6-3 1-2f			C SL 80 S SL 82 B SL 82 B CU 74 X SL 81 2-2 ② F9			3	0	0	0	0	1	1
43 Scott Schebler, L (1, 9) OBP: 0.291, SLG: 0.422		S FS 80 X FS 81 0-1 E4			X FS 78 0-0 ① G4-3		X FS 81 0-0 ③ B1-3			3	0	0	0	0	0	0
7 Eugenio Suárez, R (1, 5) OBP: 0.314, SLG: 0.426		1 SAFE C SI 91 S SI 90 D SL 83 1 SAFE C FF 91 1-3 ③ K			C FF 89 C SI 92 S SL 82 0-3 ② K			F SI 90 S SL 81 C SL 82 0-3 ① K		3	0	0	0	0	3	1
9 José Peraza, R (1, 4) OBP: 0.343, SLG: 0.395			X SI 88 0-0 ① G6-3		C SI 90 C CU 74 S SL 82 0-3 ③ K			B SL 81 S SL 82 X SL 81 1-1 ② G6-3		3	0	0	0	0	1	0
37 Ramón Cabrera, S (1, 2) OBP: 0.277, SLG: 0.341			C FF 87 B SI 89 B SI 89 F SI 89 X SI 91 2-2 6 G3 E5 1B			B SL 77 X FF 88 1-0 6 SH3-4 2B		B SI 90 X SI 90 1-0 ③ F7		3	0	2	0	0	0	0
Inning Stats	R: 0 E: 0 K: 0 S: 9 H: 1 LOB: 0 BB: 0 P: 14	R: 0 E: 1 K: 3 S: 11 H: 0 LOB: 1 BB: 0 P: 15	R: 0 E: 1 K: 0 S: 10 H: 1 LOB: 1 BB: 0 P: 16	R: 0 E: 0 K: 0 S: 5 H: 1 LOB: 0 BB: 0 P: 8	R: 0 E: 0 K: 2 S: 7 H: 0 LOB: 0 BB: 0 P: 7	R: 0 E: 0 K: 0 S: 4 H: 1 LOB: 1 BB: 0 P: 5	R: 0 E: 0 K: 1 S: 7 H: 0 LOB: 0 BB: 0 P: 9	R: 0 E: 0 K: 1 S: 6 H: 0 LOB: 0 BB: 0 P: 8	R: 0 E: 0 K: 0 S: 8 H: 0 LOB: 0 BB: 0 P: 12	1B: 3 2B: 1 3B: 0 HR: 0	SF: 0 SAC: 1 DP: 1 HBP: 0	WP: 0 PB: 0 SB: 0 CS: 0	PA: 31			

PITCHER	IP	WLS	BF	H	R	ER	SO	BB	IBB	HBP	BLK	WP	HR	S	P	ERA	WHIP
47 Ricky Nolasco, R (1, 1) ERA: 4.95	9.0	W	30	4	0	0	7	0	0	0	0	0	0	67	94	0.00	0.444

PITCHER	IP	WLS	BF	H	R	ER	SO	BB	IBB	HBP	BLK	WP	HR	S	P	ERA	WHIP

TOP

Cincinnati Reds @ Los Angeles Angels

Angel Stadium of Anaheim, Anaheim, CA

Wed Aug 31 2016, 4:09 PM - 6:18 PM PDT

Att. 34,215 - Sunny - 90 F

livebaseballscorecards.com

AB	29
R	0
H	4
RBI	0
BB	0
SO	7
LOB	6

Batter	1	2	3	4	5	6	7	8	9	AB	R	H	RBI	BB	SO	LOB
2 Andrelton Simmons, R (1, 6) OBP: 0.318, SLG: 0.343	X FF 90 0-0 24 S 1B		B SI 91 1 SAFE 1 SAFE C SI 92 X CH 82 1-1 ② G1-3 1-2			F SL 84 X SL 85 0-1 24 1B 2B		B SI 95 B SL 86 C FF 96 B SL 85 B FF 96 4-1 24 1B BB		3	1	2	0	1	0	1
56 Kole Calhoun, L (1, 10) OBP: 0.347, SLG: 0.411	F FF 89 S SL 82 X FF 93 0-2 ① F7		X SL 83 0-0 ③ G4-3			B FF 93 S SL 85 B FF 93 X SL 85 2-1 ② F7		F SI 88 B SI 95 F FF 94 X SL 82 1-2 ② F9		4	0	0	0	0	0	5
24 C.J. Cron, R (1, 3) OBP: 0.339, SLG: 0.498	1 SAFE 1 SAFE B FF 91 B SL 84 F FF 93 1 SAFE C CH 84 S CH 84 2-3 ② K 1-2			C SL 82 B SI 91 X SL 85 1-1 ① G6-3		X SI 93 0-0 19 2B 1B 2-H		B SL 86 B SL 84 X SI 96 2-0 1-2 1B 2-H		4	1	2	2	0	1	1
19 Jefry Marte, R (1, 5) OBP: 0.301, SLG: 0.484 7 Cliff Pennington, S (8, 4) OBP: 0.269, SLG: 0.342	C SL 84 C FF 93 B SL 83 B FF 93 S CH 84 2-3 ③ K			C SL 84 B CH 84 B FF 94 S SL 85 B CH 85 F SL 86 S SL 85 3-3 ② K		C SL 85 X FF 92 0-1 ③ 1-H 2B		X SI 88 0-0 ③ G4-3		3 1	0 0	1 0	1 0	0 0	2 0	1 2
13 Jett Bandy, R (1, 2) OBP: 0.304, SLG: 0.440		B SI 88 B SI 90 F SI 90 F SI 92 S CH 83 2-3 ① K		B SI 91 B SI 91 F SI 92 X CH 83 2-1 ③ G2-3			X SI 88 0-0 ① F7			3	0	0	0	0	1	0
8 Gregorio Petit, R (1, 7) OBP: 0.312, SLG: 0.374		C FF 91 S SL 85 B CH 83 S CH 84 1-3 ② K			C FF 90 B SI 90 S CH 84 S CH 84 1-3 ① K		C FF 91 X CH 82 0-1 ② G5-3			3	0	0	0	0	2	0
39 Rafael Ortega, L (1, 8) OBP: 0.259, SLG: 0.287		B SI 90 S SI 91 B FF 92 X FF 92 2-1 ③ P5			B SL 83 X FF 93 1-0 ② G6-3		B FF 91 B FF 92 C SL 82 F SL 84 F FF 93 S SL 85 2-3 ③ K2-3			3	0	0	0	0	1	0
22 Kaleb Cowart, S (1, 4) OBP: 0.268, SLG: 0.400 (8, 5)			X FF 90 0-0 3 FC4-6 1B		F SL 84 F SL 83 B CH 83 S SI 92 1-3 ③ K			B SL 85 B FF 95 X FF 95 2-0 ① F8		3	0	1	0	0	1	0
3 Nick Buss, L (1, 9) OBP: 0.233, SLG: 0.407			L FF 91 C FF 92 X SL 85 0-2 ① FC4-6 2 G1-3 1-2f			C FF 90 S SL 84 B SL 86 B FF 93 B FF 92 F SI 93 T FF 94 3-2 ① K		C SI 87 X SI 88 0-1 24 1B 2B		3	1	1	0	0	1	1
Inning Stats	R: 0 E: 0 K: 2 S: 10 H: 1 LOB: 1 BB: 0 P: 14	R: 0 E: 0 K: 2 S: 8 H: 0 LOB: 0 BB: 0 P: 13	R: 0 E: 0 K: 0 S: 7 H: 1 LOB: 1 BB: 0 P: 8	R: 0 E: 0 K: 1 S: 8 H: 0 LOB: 0 BB: 0 P: 14	R: 0 E: 0 K: 2 S: 7 H: 0 LOB: 0 BB: 0 P: 10	R: 2 E: 0 K: 1 S: 11 H: 3 LOB: 1 BB: 0 P: 16	R: 0 E: 0 K: 1 S: 7 H: 0 LOB: 0 BB: 0 P: 9	R: 1 E: 0 K: 0 S: 9 H: 2 LOB: 2 BB: 1 P: 18		1B: 4 2B: 3 3B: 0 HR: 0 SF: 0 SAC: 0 DP: 0 HBP: 0						

PITCHER		IP	WLS	BF	H	R	ER	SO	BB	IBB	HBP	BLK	WP	HR	S	P	ERA	WHIP
29 Brandon Finnegan, L ERA: 4.19	(1, 1)	7.0	L	25	5	2	2	9	0	0	0	0	0	0	58	84	2.57	0.714
26 Raisel Iglesias, R ERA: 2.24	(8, 1)	1.0		6	2	1	1	0	1	0	0	0	0	0	9	18	9.00	3.000

PITCHER	IP	WLS	BF	H	R	ER	SO	BB	IBB	HBP	BLK	WP	HR	S	P	ERA	WHIP

BOTTOM

Cincinnati Reds @ Los Angeles Angels

Angel Stadium of Anaheim, Anaheim, CA

Wed Aug 31 2016, 4:09 PM - 6:18 PM PDT

Att. 34,215 - Sunny - 90 F

livebaseballscorecards.com

AB	30
R	3
H	7
RBI	3
BB	1
SO	9
LOB	11

WP: 0 PA: 31
PB: 0
SB: 1
CS: 0

St. Louis Cardinals @ Cincinnati Reds

Great American Ball Park, Cincinnati, OH

Fri Sep 02 2016, 7:13 PM - 10:09 PM EDT

Att. 21,441 - Partly Cloudy - 76 F

TOP

livebaseballscorecards.com

Batter	1	2	3	4	5	6	7	8	9	AB	R	H	RBI	BB	SO	LOB
13 Matt Carpenter, L (1, 3) (9, 4) OBP: 0.394, SLG: 0.525	C FF 93 C SI 92 F SI 94 X SL 88 0-2 ① F9		B SI 88 B SL 90 X FF 94 2-0 1B		B FF 93 C FF 94 F FF 94 S SI 94 1-3 ② K			C SI 96 F SI 96 F SI 98 F SI 98 B SI 98 F SL 93 B SL 94 X SL 92 2-2 ① P2		4	0	1	0	0	1	1
3 Jedd Gyorko, R (1, 6) OBP: 0.302, SLG: 0.498	B FF 93 F SL 88 B SI 94 S SL 89 X SI 93 2-2 ② L6		T SI 95 1 SAFE D SL 90 F SL 88 X KC 84 1-2 ② L8		C SI 93 S SI 94 D SL 90 D SL 89 S SL 90 2-3 ③ K			X SL 92 0-0 ② P4		4	0	0	0	0	1	2
37 Brandon Moss, L (1, 7) (9, 3) OBP: 0.330, SLG: 0.555	C FF 94 B SI 94 C SL 88 S KC 83 1-3 ③ K		F FF 94 X FF 94 0-1 ③ P6			X CH 86 0-0 ① F8		C FF 96 X SL 93 0-1 ③ G5-1		4	0	0	0	0	1	1
55 Stephen Piscotty, R (1, 9) OBP: 0.346, SLG: 0.466		C X 0-1 ① G6-3		X SL 87 0-0 ① G5-3		B SL 86 B FF 92 B FF 92 C FF 93 S SI 93 X SI 93 3-2 ② P6			X SL 83 0-0 ① F7	4	0	0	0	0	0	0
4 Yadier Molina, R (1, 2) OBP: 0.344, SLG: 0.402		B S X 2-1 HR		B SL 88 C FF 92 X KC 81 1-1 ② L6		C SI 94 B SL 89 B SL 89 X SI 93 2-1 ③ G6-3			B SL 83 F SL 83 F FF 95 B SL 84 X SI 96 2-2 ② G1-3	4	1	1	1	0	0	0
27 Jhonny Peralta, R (1, 5) OBP: 0.287, SLG: 0.399 26 Seunghwan Oh, R (9, 1)		F F B F B B B 4-2 35 2B BB		B SI 93 F SL 88 F SI 92 B SI 93 F KC 84 X FF 93 2-2 ③ L8			C SI 88 B FF 90 B SL 86 X SI 91 2-1 ① F9		B SL 85 B SL 85 S SL 85 F SI 96 B FF 97 B SL 85 4-2 BB	2 0	0 0	0 0	0 0	2 0	0 0	0 0
15 Randal Grichuk, R (1, 8) OBP: 0.282, SLG: 0.484		B B X 2-0 ② F7			B FF 91 X SL 87 1-0 HR		F SI 91 X SL 84 0-1 ② G5-3		S FF 95 C SL 84 S SL 86 0-3 ③ K2-3	4	1	1	1	0	1	2
35 Greg Garcia, L (1, 4) (9, 5) OBP: 0.381, SLG: 0.378		B F X 1-1 ③ 1-H 2B			S FF 92 B FF 92 C FF 93 B SL 88 X SI 92 2-2 61 SH2-4 2B		B SL 86 B KC 80 X FF 92 2-0 1B			3	0	3	0	0	0	0
61 Alex Reyes, R (1, 1) 32 Matt Adams, L (7, PH) OBP: 0.306, SLG: 0.453 29 Zach Duke, L (7, 1) 67 Matt Bowman, R (7, 1) 46 Kevin Siegrist, L (8, 1) 28 Tommy Pham, R (9, 7) OBP: 0.337, SLG: 0.475			B FF 92 C FF 92 C SL 88 B KC 81 X SI 94 2-2 ① G5-3		L FF 93 X FF 93 0-1 ① SH2-4 2-3		S SL 87 1 SAFE X SI 94 0-1 ③ G6-3			1 1 0 0 0 0	0 0 0 0 0 0	0 0 0 0 0 0	0 0 0 0 0 0	0 0 0 0 0 0	0 0 0 0 0 0	0 1 0 0 0 0

	AB	31
	R	2
	H	6
	RBI	2
	BB	2
	SO	4
	LOB	7

Inning Stats	1	2	3	4	5	6	7	8	9
	R: 0 E: 0 K: 1 S: 10	H: 0 LOB: 0 BB: 0 P: 13	R: 1 E: 0 K: 0 S: 10	H: 2 LOB: 2 BB: 1 P: 19	R: 0 E: 0 K: 0 S: 9	H: 1 LOB: 1 BB: 0 P: 14	R: 0 E: 0 K: 0 S: 7	H: 0 LOB: 0 BB: 0 P: 10	R: 1 E: 0 K: 2 S: 12	H: 2 LOB: 1 BB: 0 P: 18	R: 0 E: 0 K: 0 S: 6	H: 0 LOB: 0 BB: 0 P: 11	R: 0 E: 0 K: 0 S: 7	H: 1 LOB: 1 BB: 0 P: 11	R: 0 E: 0 K: 0 S: 9	H: 0 LOB: 0 BB: 0 P: 11	R: 0 E: 0 K: 1 S: 9	H: 0 LOB: 1 BB: 1 P: 15

1B: 2	SF: 0	WP: 0	PA: 34
2B: 2	SAC: 1	PB: 0	
3B: 0	DP: 0	SB: 0	
HR: 2	HBP: 0	CS: 0	

PITCHER		IP	WLS	BF	H	R	ER	SO	BB	IBB	HBP	BLK	WP	HR	S	P	ERA	WHIP
28 Anthony DeSclafani, R ERA: 2.93	(1, 1)	7.0		27	6	2	2	3	1	0	0	0	0	2	61	96	2.57	1.000
21 Michael Lorenzen, R ERA: 2.57	(8, 1)	1.0		3	0	0	0	0	0	0	0	0	0	0	9	11	0.00	0.000
26 Raisel Iglesias, R ERA: 2.2	(9, 1)	1.0	W	4	0	0	0	1	1	0	0	0	0	0	9	15	0.00	1.000

PITCHER		IP	WLS	BF	H	R	ER	SO	BB	IBB	HBP	BLK	WP	HR	S	P	ERA	WHIP

Batter	1	2	3	4	5	6	7	8	9	AB	R	H	RBI	BB	SO	LOB
6 Billy Hamilton, S (1, 8) OBP: 0.318, SLG: 0.342	X CH 92 0-0 2 S 2 E 4 FC5-2-5-2-6 1B		B CH 96 C SI 96 C SI 96 B CH 90 F SI 98 F CH 89 B SI 99 B SI 98 4-2 2 S BB		C SI 93 C CH 87 B CU 80 C CU 77 1-3 ③ K		B SI 90 X FF 91 1-0 2 S 2-3 1B	C FF 94 F FF 94 S SI 93 0-3 ③ K		4	0	2	0	1	2	3
2 Zack Cozart, R (1, 6) OBP: 0.313, SLG: 0.438	1 SAFE F FF 96 B CH 87 S CH 86 S SI 99 1-3 ① K 1-3		1 SAFE B FF 97 1 SAFE B FF 95 B FF 97 B FF 96 4-0 1-2 BB			C CU 76 B CH 87 X CH 86 1-1 4 2B 23 SF7 1B	B SI 89 B SI 89 B SI 89 C SI 92 B SI 89 4-1 1-2 BB		B FF 92 B SL 84 B SL 82 B FF 90 4-0 43 1B 4 1B 7 1B BB	2	2	1	0	3	1	1
4 Brandon Phillips, R (1, 4) OBP: 0.317, SLG: 0.404	B FF 97 S CH 86 F FF 97 X CH 86 1-2 ② FC5-2-5-2-6 3-H		C FF 97 B FF 97 F FF 96 S CH 89 1-3 ③ K			B FF 97 B FF 96 C SI 95 F SI 95 B SI 97 F SI 95 F CH 88 1 SAFE X CH 87 3-2 1-3 43 1B 2B	B SI 93 F SL 84 F SI 92 X CH 82 1-2 ② L4		C FF 91 X FF 90 0-1 7 1B 43 1B 1-2 1B	5	1	2	0	0	1	6
23 Adam Duvall, R (1, 7) OBP: 0.301, SLG: 0.517	C FF 97 C FF 98 T FF 99 0-2 ③ K			C CU 78 S CH 89 B CH 89 X CH 88 1-2 ① G5-3		S SI 96 B FF 98 S FF 98 B CH 88 B CH 87 X CH 88 3-2 ① SF7 3-H	C FF 92 B FF 92 B FF 94 F SI 93 B SL 88 X FF 93 3-2 ③ L9		F FF 92 D SL 85 F SL 84 B FF 92 S SL 86 2-3 ① K	4	0	0	1	0	2	6
43 Scott Schebler, L (1, 9) OBP: 0.300, SLG: 0.428		B F X 1-1 ① P6		B CU 76 X CH 87 1-0 7 CS 1B		C FF 96 S CH 89 X CH 88 0-2 2-H 1B		F FF 93 B SI 93 X SI 94 1-1 ① L8	B CH 83 F SL 83 D CH 84 B SL 82 F CH 81 X FF 92 3-2 7 1B 1-2 2-3 1B	5	0	3	1	0	0	0
7 Eugenio Suárez, R (1, 5) OBP: 0.317, SLG: 0.429		B FF 97 S C FF 98 X FF 99 1-2 ② P4		B CU 75 S FF 98 F SI 98 X CH 90 1-2 ② 1-2 2B		D FF 96 1 SAFE B SI 96 F CH 95 F SI 94 C CH 87 2-3 ② K		B SI 93 B CH 86 F CH 85 B FF 93 B CH 84 4-1 9 BB 16 S BB	C FF 92 X FF 93 0-1 1-2 2-3 3-H 1B	4	0	2	1	1	1	1
16 Tucker Barnhart, L (1, 2) OBP: 0.326, SLG: 0.393	X CH 95 0-0 ③ G3			C SI 97 B FF 98 B FF 97 D CH 89 X CH 87 3-1 ③ F8		B CU 77 S CH 85 S SI 96 F FF 98 X SI 97 1-2 ③ F7		S SI 92 S FF 94 B FF 94 B CU 82 S CH 85 2-3 ② 1-2 K		4	0	0	0	0	1	3
3 Iván De Jesús Jr., R (1, 3) OBP: 0.284, SLG: 0.278			C FF 96 B FF 97 S FF 96 B FF 99 B FF 99 X FF 98 3-2 ① L8		C FF 95 X CU 76 0-1 ① G4-3		F SI 90 F SI 90 B SI 90 B SI 90 B CU 76 F SL 82 X FF 90 3-2 6 1B 40 SH1-3 1B	B FF 93 B SI 93 B CH 85 B SI 92 4-0 9 BB BB		3	0	1	0	1	0	0
28 Anthony DeSclafani, R (1, 1) OBP: 0.147, SLG: 0.121 40 Tyler Holt, R (7, PH) OBP: 0.292, SLG: 0.260 21 Michael Lorenzen, R (8, 1) OBP: 0.250, SLG: 1.000 9 José Peraza, R (8, PH) OBP: 0.348, SLG: 0.395 26 Raisel Iglesias, R (9, 1) OBP: 0.091, SLG: 0.091			B CU 77 C FF 97 B CU 78 S FF 96 S FF 97 2-3 ② K		B FF 96 S CH 95 C SI 95 F CH 87 S FF 97 1-3 ② K		X SI 90 0-0 ① SH1-3 1-2	C FF 93 B SI 93 B CH 85 B FF 93 F CH 84 B SI 92 4-2 1-2 2-3 BB		2 0 0 0 0	0 0 0 0 0	0 0 0 0 0	0 0 0 0 0	2 0 0 1 0	0 0 0 0 0	0 0 0 0 0
Inning Stats	R: 0 E: 1 K: 2 S: 10 H: 1 LOB: 1 BB: 0 P: 12	R: 0 E: 0 K: 0 S: 6 H: 0 LOB: 0 BB: 0 P: 8	R: 0 E: 0 K: 2 S: 13 H: 0 LOB: 2 BB: 2 P: 27	R: 0 E: 0 K: 0 S: 9 H: 2 LOB: 1 BB: 0 P: 15	R: 0 E: 0 K: 2 S: 9 H: 0 LOB: 0 BB: 0 P: 11	R: 2 E: 0 K: 1 S: 20 H: 3 LOB: 1 BB: 0 P: 30	R: 0 E: 0 K: 0 S: 13 H: 2 LOB: 3 BB: 1 P: 25	R: 0 E: 0 K: 2 S: 11 H: 0 LOB: 3 BB: 3 P: 26	R: 1 E: 0 K: 1 S: 10 H: 3 LOB: 3 BB: 1 P: 19	1B: 9 2B: 2 3B: 0 HR: 0 SF: 1 SAC: 1 DP: 0 HBP: 0						WP: 0 PB: 0 SB: 4 CS: 1 PA: 42

PITCHER		IP	WLS	BF	H	R	ER	SO	BB	IBB	HBP	BLK	WP	HR	S	P	ERA	WHIP
61 Alex Reyes, R ERA: 1.35	(1, 1)	6.0		25	6	2	2	7	2	0	0	0	0	0	67	103	3.00	1.333
29 Zach Duke, L ERA: 2.15	(7, 1)	0.1		4	2	0	0	0	1	0	0	0	0	0	7	15	0.00	9.000
67 Matt Bowman, R ERA: 3.92	(7, 1)	0.2		2	0	0	0	0	0	0	0	0	0	0	6	10	0.00	0.000
46 Kevin Siegrist, L ERA: 3.02	(8, 1)	1.0		6	0	0	0	2	3	0	0	0	0	0	11	26	0.00	3.000
26 Seunghwan Oh, R ERA: 1.82	(9, 1)	0.1	L	5	3	1	1	1	1	0	0	0	0	0	10	19	27.00	12.000

PITCHER	IP	WLS	BF	H	R	ER	SO	BB	IBB	HBP	BLK	WP	HR	S	P	ERA	WHIP

BOTTOM

St. Louis Cardinals @ Cincinnati Reds

Great American Ball Park, Cincinnati, OH

Fri Sep 02 2016, 7:13 PM - 10:09 PM EDT

Att. 21,441 - Partly Cloudy - 76 F

livebaseballscorecards.com

AB	33
R	3
H	11
RBI	3
BB	7
SO	10
LOB	20

Batter	1	2	3	4	5	6	7	8	9	AB	R	H	RBI	BB	SO	LOB
13 Matt Carpenter, L (1, 3) OBP: 0.393, SLG: 0.521	F FF 86 B FF 89 F CH 81 X FF 88 1-2 L8		B SL 82 C SL 81 B CH 83 B FF 88 B FF 89 4-1 3 G6-4-3 BB		C FF 87 X FF 86 0-1 F7		B SL 91 C FF 96 S SL 90 S SL 90 1-3 K			3	0	0	0	1	1	0
3 Jedd Gyorko, R (1, 6) OBP: 0.304, SLG: 0.506	X FF 88 0-0 HR		X SL 84 0-0 G6-4-3 1-2f		C CU 71 B CU 71 X SL 84 1-1 G4-3		B SL 91 C SL 90 B SL 89 B SL 89 S SL 89 F SL 90 B SL 90 4-2 BB			3	1	1	1	1	0	1
37 Brandon Moss, L (1, 7) OBP: 0.332, SLG: 0.552	C CH 82 B SL 83 X SL 85 1-1 P5		C SL 84 B CH 83 B SL 85 C FF 91 F FF 91 B CU 74 F CH 82 B CH 83 4-2 55 FC4 BB			B SL 80 B FF 88 C CH 80 B B 4-1 35 BB 27 BB BB	C FF 96 S CH 86 S CH 88 0-3 K			2	0	0	0	2	1	1
55 Stephen Piscotty, R (1, 9) OBP: 0.348, SLG: 0.466	X SL 83 0-0 E9 1B		X SL 85 0-0 FC4 1-2f			B SL 82 F FF 90 D FF 90 1 SAFE F FF 90 X CH 82 2-2 L6		C SL 91 S SI 95 X SI 96 0-2 27 G5-4-3 1B		4	0	2	0	0	0	2
15 Randal Grichuk, R (1, 8) OBP: 0.282, SLG: 0.484	F SL 93 B FF 90 F CH 82 F SL 82 F CH 82 S FF 89 1-3 K			X SL 82 0-0 2B		S CH 81 D CH 82 B FF 90 D SL 83 X SL 84 3-1 P6		C SL 91 F SL 92 F FF 96 B FF 96 S SL 86 1-3 K		4	0	1	0	0	2	3
27 Jhonny Peralta, R (1, 5) OBP: 0.286, SLG: 0.393		C SL 82 S CH 82 T FF 90 0-2 K		C CU 71 F FF 88 C SL 83 1-3 K		B FF 91 D CH 82 B FF 90 B FF 89 4-0 35 BB 1-2 BB		1 SAFE B SI 95 X SL 91 1-0 G5-4-3 1-2f		3	0	0	0	1	2	2
35 Greg Garcia, L (1, 4) OBP: 0.392, SLG: 0.381		B SI 88 B CH 82 B FF 88 B FF 88 4-0 BB		2 SAFE B SL 83 B FF 90 2 SAFE B SL 82 B FF 88 4-0 68 L8-4-3 BB		C CH 82 D SL 83 B SL 82 C FF 88 B CH 83 B FF 89 4-2 1-2 2-3 BB			C FF 95 C FF 96 X FF 96 0-2 68 G4-3 1B	1	0	1	0	3	0	0
68 Alberto Rosario, R (1, 2) OBP: 0.243, SLG: 0.257		C FF 89 S SL 83 X SL 84 0-2 L9		X SL 82 0-0 L8-4-3 1-1		X SL 91 0-0 G4-3			B FF 94 B FF 94 F FF 95 S FF 96 F FF 96 X FF 95 2-2 G4-3 1-2f	4	0	0	0	0	0	7
54 Jaime Garcia, L (1, 1) OBP: 0.214, SLG: 0.179 41 Jeremy Hazelbaker, L (7, PH) OBP: 0.307, SLG: 0.494 63 Miguel Socolovich, R (7, 1) 60 Dean Kiekhefer, L (7, 1) 30 Jonathan Broxton, R (7, 1) 38 Jerome Williams, R (8, 1) 28 Tommy Pham, R (9, PH) OBP: 0.335, SLG: 0.472		S CU 72 F CH 82 B FF 90 D CH 83 S FF 88 2-3 K			B FF 87 B CH 86 S FF 88 F FF 88 C SI 88 2-3 K		C SL 89 S SL 86 B SL 87 C FF 97 1-3 K		C FF 97 S FF 96 B FF 96 S FF 97 1-3 K	2 1 0 0 0 0 1	0 0 0 0 0 0 0	0 0 0 0 0 0 0	0 0 0 0 0 0 0	0 1 0 0 0 0 1	2 0 0 0 0 0 0	1 0 0 0 0 0 0
Inning Stats	R: 1 E: 1 K: 1 S: 12 H: 2 LOB: 1 BB: 0 P: 15	R: 0 E: 0 K: 2 S: 9 H: 0 LOB: 1 BB: 1 P: 15	R: 0 E: 0 K: 0 S: 7 H: 0 LOB: 1 BB: 2 P: 15	R: 0 E: 0 K: 1 S: 5 H: 1 LOB: 1 BB: 1 P: 10	R: 0 E: 0 K: 1 S: 7 H: 0 LOB: 0 BB: 0 P: 10	R: 0 E: 0 K: 0 S: 9 H: 0 LOB: 3 BB: 3 P: 26	R: 0 E: 0 K: 3 S: 12 H: 0 LOB: 1 BB: 1 P: 18	R: 0 E: 0 K: 1 S: 8 H: 1 LOB: 0 BB: 0 P: 10	R: 0 E: 0 K: 1 S: 10 H: 1 LOB: 0 BB: 0 P: 13	1B: 3 2B: 2 3B: 0 HR: 1 SF: 0 SAC: 0 DP: 4 HBP: 0						

TOP

St. Louis Cardinals @ Cincinnati Reds

Great American Ball Park, Cincinnati, OH

Sat Sep 03 2016, 4:11 PM - 7:20 PM EDT

Att. 31,118 - Sunny - 79 F

livebaseballscorecards.com

AB	28
R	1
H	5
RBI	1
BB	8
SO	10
LOB	17

WP: 0 PA: 36
PB: 0
SB: 0
CS: 0

PITCHER		IP	WLS	BF	H	R	ER	SO	BB	IBB	HBP	BLK	WP	HR	S	P	ERA	WHIP
58 Dan Straily, R ERA: 3.83	(1, 1)	5.2	W	25	3	1	1	5	7	0	0	0	0	1	48	90	1.59	1.765
36 Blake Wood, R ERA: 3.66	(6, 1)	1.1	H	5	0	0	0	3	1	0	0	0	0	0	13	19	0.00	0.750
21 Michael Lorenzen, R ERA: 2.5	(8, 1)	1.0	H	3	1	0	0	1	0	0	0	0	0	0	8	10	0.00	1.000
52 Tony Cingrani, L ERA: 3.42	(9, 1)	1.0		3	1	0	0	1	0	0	0	0	0	0	10	13	0.00	1.000

PITCHER		IP	WLS	BF	H	R	ER	SO	BB	IBB	HBP	BLK	WP	HR	S	P	ERA	WHIP

Batter	1	2	3	4	5	6	7	8	9	AB	R	H	RBI	BB	SO	LOB
6 Billy Hamilton, S (1, 8) OBP: 0.321, SLG: 0.344	X SI 91 0-0 ① G6-3		C CU 78 X SI 91 0-1 ② L8		X SI 91 0-0 2 2B 23 PB 1B		L FF 90 S CH 83 B CH 83 X CH 84 1-2 19 2B 2 S 37 1B 1B	B SI 91 B SI 90 D CH 82 C SI 89 B SI 90 4-1 19 BB 2 BB 23 SF7 BB		4	3	2	0	1	0	1
2 Zack Cozart, R (1, 6) OBP: 0.316, SLG: 0.443	C FF 92 F SI 91 B SI 91 B CU 81 F CU 79 T SI 92 2-2 ② K		B CU 80 X CH 83 1-0 2-H 2B		1 SAFE X FF 90 0-0 23 PB 1-3 23 FC6-2-5-1 2B		C FF 90 1 SAFE 1 SAFE P PO 87 B FF 92 X SL 84 2-1 ① P6 1-2	B SI 89 B FC 88 S FC 87 D FC 88 C FC 86 B FC 87 4-2 43 BB 19 BB 9 1B 1-2 2-3 BB		4	1	2	1	1	1	1
19 Joey Votto, L (1, 3) OBP: 0.433, SLG: 0.526	S FF 92 B SI 91 X SI 91 1-1 ③ G6-3		B SL 83 B SI 90 B SL 80 B FF 90 4-0 BB		I IN 80 I I I IN 78 4-0 7 WP 23 PB IBB		X SL 78 0-0 37 1B 2-3 2B	B FC 86 B SI 90 B SI 90 F SI 88 B SI 88 4-1 9 1B 43 BB 16 2B 1-2 2-3 3-H BB		2	2	1	1	3	0	0
23 Adam Duvall, R (1, 7) OBP: 0.300, SLG: 0.513		C SI 90 B SI 92 F SI 92 C SI 91 1-3 ① K	F CU 79 F SI 90 D SL 80 C SI 91 1-3 ③ K		D FF 91 S FF 89 X 1-1 ② FC6-2-5-1 7 WP 1-2 2-H 3-H		I IN 82 I IN 85 I IN 85 I IN 85 4-0 37 1B IBB	B FC 86 X SI 90 1-0 ② SF7 3-H		3	0	0	1	1	2	4
7 Eugenio Suárez, R (1, 5) OBP: 0.315, SLG: 0.426 36 Blake Wood, R (6, 1) 37 Ramón Cabrera, S (7, PH) OBP: 0.282, SLG: 0.346 21 Michael Lorenzen, R (8, 1) OBP: 0.250, SLG: 1.000 43 Scott Schebler, L (8, PH) OBP: 0.304, SLG: 0.428 52 Tony Cingrani, L (9, 1)		C SI 92 B SI 93 X CH 84 1-1 E6 9 1B	C CU 77 B SI 90 B SI 91 F CH 82 S SI 92 2-3 ① K		B SI 91 B CU 73 B CH 83 C SI 91 F CH 84 S SL 83 3-3 ③ K 1-2 2-3		C SI 89 B SI 88 X SI 88 1-1 1-3 2-H 3-H 1B	C CH 84 B SI 89 B CH 85 B CH 85 B SI 90 4-1 9 1B 16 2B 1-2 2-3 BB		3 0 1 0 0 0 0	0 0 0 0 1 0 0	0 0 1 0 0 0 0	0 0 2 0 0 0 0	2 0 0 0 1 0 0	2 0 0 0 0 0 0
9 José Peraza, R (1, 4) OBP: 0.357, SLG: 0.398		C SI 90 X SI 91 0-1 16 G4-6-3 1-2 1B	X SI 92 0-0 ② G5-3		B CU 75 C CU 77 B SI 90 B SI 90 F FF 90 F FF 90 F FF 91 B FF 91 4-2 40 CS 40 S BB		1 SAFE L SL 88 C SI 94 F SI 96 S SL 89 0-3 ② K	X SI 90 0-0 16 2B 1-2 2-3 3-H 1B		4	0	2	1	1	1	2
16 Tucker Barnhart, L (1, 2) OBP: 0.327, SLG: 0.396		B CH 82 X FF 90 1-0 ② ③ G4-6-3 1-2f	F FF 92 C SI 91 B CH 85 B CH 83 X FF 92 2-2 1B		1 SAFE 1 SAFE B SI 90 F FF 90 L FF 90 1 SAFE S FF 92 1-3 ① K		B SL 87 S SL 88 F FF 95 F SL 89 X FF 96 1-2 ③ F8	X SI 90 0-0 1-3 2-H 3-H 2B		5	0	2	2	0	1	5
40 Tyler Holt, R (1, 9) OBP: 0.295, SLG: 0.266			X SI 90 0-0 2 2B 2B	S FF 92 1 SAFE B SI 92 B CU 79 C CU 80 D SL 81 X CU 81 3-2 ③ G6-3		B FF 90 B FF 90 B FF 91 B FF 90 4-0 ② 3 WP 1-3 BB		B2-3 F8	4	1	1	0	1	0	3
58 Dan Straily, R (1, 1) 3 Iván De Jesús Jr., R (6, 5) OBP: 0.286, SLG: 0.287			C SI 90 L SI 90 L CU 80 0-3 ① K		B FF 90 B FF 89 C SI 90 F FF 91 C SI 91 2-3 ① K		C FF 91 1 SAFE B FF 90 X SI 90 1-1 ③ G5-3 1-2	C SI 90 X FF 90 0-1 2 BB 19 BB 2B		2 2	0 1	0 1	0 0	0 0	2 0	1 1
Inning Stats	R: 0 E: 0 K: 1 S: 7 H: 0 LOB: 0 BB: 0 P: 10	R: 0 E: 1 K: 1 S: 8 H: 1 LOB: 1 BB: 0 P: 11	R: 1 E: 0 K: 2 S: 10 H: 2 LOB: 2 BB: 1 P: 16	R: 0 E: 0 K: 1 S: 10 H: 1 LOB: 1 BB: 0 P: 17	R: 1 E: 0 K: 2 S: 10 H: 2 LOB: 2 BB: 1 P: 20	R: 0 E: 0 K: 1 S: 9 H: 0 LOB: 1 BB: 2 P: 19	R: 2 E: 0 K: 1 S: 17 H: 3 LOB: 2 BB: 1 P: 25	R: 5 E: 0 K: 0 S: 14 H: 3 LOB: 2 BB: 4 P: 31		1B: 6 2B: 6 3B: 0 HR: 0 SF: 1 SAC: 0 DP: 1 HBP: 0					

PITCHER		IP	WLS	BF	H	R	ER	SO	BB	IBB	HBP	BLK	WP	HR	S	P	ERA	WHIP
54 Jaime García, L ERA: 4.41	(1, 1)	6.0	L	27	6	2	2	8	3	1	0	0	2	0	54	93	3.00	1.500
63 Miguel Socolovich, R ERA: 2.35	(7, 1)	0.1		2	1	1	1	0	0	0	0	0	0	0	6	8	27.00	3.000
60 Dean Kiekhefer, L ERA: 5.14	(7, 1)	0.0		3	2	1	1	0	0	1	0	0	0	0	3	8	∞	∞
30 Jonathan Broxton, R ERA: 4.59	(7, 1)	0.2		2	0	0	0	1	0	0	0	0	0	0	8	9	0.00	0.000
38 Jerome Williams, R ERA: 7.43	(8, 1)	1.0		10	3	5	5	0	4	0	0	0	0	0	14	31	45.00	7.000

PITCHER	IP	WLS	BF	H	R	ER	SO	BB	IBB	HBP	BLK	WP	HR	S	P	ERA	WHIP

BOTTOM

St. Louis Cardinals @ Cincinnati Reds

Great American Ball Park, Cincinnati, OH

Sat Sep 03 2016, 4:11 PM - 7:20 PM EDT

Att. 31,118 - Sunny - 79 F

livebaseballscorecards.com

AB	34
R	9
H	12
RBI	8
BB	9
SO	9
LOB	20

WP: 2 PA: 44
PB: 1
SB: 2
CS: 1

Batter	1	2	3	4	5	6	7	8	9	AB	R	H	RBI	BB	SO	LOB
13 Matt Carpenter, L (1, 3) OBP: 0.390, SLG: 0.516	C FF 88 X CH 82 0-1 ① F8		B CH 85 B FF 91 C FF 91 S CH 85 F CU 78 X CH 84 2-2 ② L9		B FF 90 B CH 82 C SI 91 F SI 91 X FF 91 2-2 ② P6		B SI 97 B SI 95 C SI 95 B SI 96 S SI 95 F SI 96 B SI 96 4-2 BB		B SI 87 F SI 86 F FF 94 D SL 84 F CH 86 S SI 87 2-3 ③ K	4	0	0	0	1	1	2
3 Jedd Gyorko, R (1, 6) OBP: 0.304, SLG: 0.502	C CU 75 T FF 91 B FF 91 B CH 84 B FF 91 X SI 90 3-2 ② L9		B CU 75 B FF 91 B CU 75 B FF 90 4-0 BB		B FF 91 S FF 90 B CU 76 S FF 91 B FF 91 F CH 84 F CH 85 S FF 91 3-3 ③ K		S CH 85 S CH 85 S CH 86 0-3 ③ K			3	0	0	0	1	2	1
37 Brandon Moss, L (1, 7) OBP: 0.328, SLG: 0.545	S FF 91 S SI 91 S FF 90 0-3 ③ K		S FF 91 C SI 90 S FF 90 0-3 ③ K			B FF 93 B FF 94 F SI 94 B FF 94 T FF 94 F FF 95 T FF 95 3-2 ① K		S FF 94 X FF 94 0-1 ① P6		4	0	0	0	0	3	1
55 Stephen Piscotty, R (1, 9) OBP: 0.347, SLG: 0.466		B CU 75 C SI 90 F CH 82 F FF 91 X CH 84 1-2 4 L9 15 HR 2B		B CU 74 S FF 90 F CU 76 X FF 90 1-2 ① G6-3		B SL 85 X SL 87 1-0 E3 4 1B 4 S 35 E		C FF 94 B SL 88 F SL 88 B FF 94 T SL 85 2-2 ② K		4	2	1	0	0	1	0
4 Yadier Molina, R (1, 2) OBP: 0.346, SLG: 0.403		X FF 90 0-0 ① L9 2-3		C SI 90 X CH 84 0-1 1B		1 SAFE F FF 95 B SI 95 1 SAFE B SI 94 S SL 87 B SL 84 F SL 88 F FF 95 3-2 X SI 86 35 L8 35 E 15 WP 1-3 1B		B FF 93 X FF 93 X SL 87 1-1 ③ L9		4	1	2	0	0	0	1
35 Greg Garcia, L (1, 5) OBP: 0.390, SLG: 0.375		C CU 76 C FF 92 S FF 91 0-3 ② K		X FF 89 0-0 ② F7		B FF 95 B FF 95 1 SAFE B FF 95 C FF 94 C FF 95 X FF 95 3-2 ② L8 1-3 3-H			B FF 93 B CH 86 B FF 93 B FF 93 4-0 16 HBP BB	3	0	0	0	1	1	3
15 Randal Grichuk, R (1, 8) OBP: 0.282, SLG: 0.490		C CU 75 D CU 76 X SI 91 1-1 3-H HR		D CU 76 F SI 90 F CU 76 S FF 91 1-3 ③ K		C SL 89 F SI 96 B FF 97 F SL 90 B FF 97 S SL 88 2-3 ③ K 3-H			S CH 86 X FF 94 0-1 ① L8	4	1	1	2	0	2	2
16 Kolten Wong, L (1, 4) OBP: 0.330, SLG: 0.345		C SI 92 F CU 76 X FF 91 0-2 ③ L9			X CU 74 0-0 HR		B SI 96 B FF 96 X SI 94 2-0 ① P4		1 SAFE B FF 93 F FF 94 H FF 94 2-1 1-2 HBP	3	1	1	1	0	0	0
18 Carlos Martinez, R (1, 1) OBP: 0.226, SLG: 0.231 29 Zach Duke, L (7, 1) 46 Kevin Siegrist, L (8, 1) 32 Matt Adams, L (9, PH) OBP: 0.305, SLG: 0.451 26 Seunghwan Oh, R (9, 1)			B FF 88 C SI 89 S CU 72 B CU 76 F CU 74 B FF 91 F SI 90 F FF 90 F SI 91 3-2 ① G5-3		F CH 89 S CU 75 S CU 74 0-3 ① K		S FF 96 B SI 97 F SI 95 X SI 97 1-2 ② P4		F SI 86 D CH 86 B FF 94 S CH 85 S SI 86 2-3 ② K	3 0 0 1 0	0 0 0 0 0	0 0 0 0 0	0 0 0 0 0	0 0 0 1 0	1 0 0 2 0	0 0 0 2 0
Inning Stats	R: 0 E: 0 K: 1 S: 8 H: 0 LOB: 0 BB: 0 P: 11	R: 2 E: 0 K: 1 S: 13 H: 2 LOB: 0 BB: 0 P: 15	R: 0 E: 0 K: 1 S: 14 H: 0 LOB: 1 BB: 1 P: 23	R: 0 E: 0 K: 1 S: 9 H: 1 LOB: 1 BB: 0 P: 11	R: 1 E: 0 K: 2 S: 12 H: 1 LOB: 0 BB: 0 P: 17	R: 2 E: 2 K: 2 S: 17 H: 1 LOB: 0 BB: 0 P: 29	R: 0 E: 0 K: 1 S: 10 H: 0 LOB: 1 BB: 1 P: 17	R: 0 E: 0 K: 1 S: 7 H: 0 LOB: 0 BB: 0 P: 10	R: 0 E: 0 K: 2 S: 10 H: 0 LOB: 2 BB: 1 P: 20	1B: 2 2B: 1 3B: 0 HR: 2 SF: 0 SAC: 0 DP: 0 HBP: 1						

TOP

St. Louis Cardinals @ Cincinnati Reds

Great American Ball Park, Cincinnati, OH

Sun Sep 04 2016, 1:11 PM - 4:07 PM EDT

Att. 26,985 - Sunny - 81 F

livebaseballscorecards.com

AB	33
R	5
H	5
RBI	3
BB	3
SO	12
LOB	12

WP: 1 PB: 0 SB: 1 CS: 0 PA: 37

PITCHER		IP	WLS	BF	H	R	ER	SO	BB	IBB	HBP	BLK	WP	HR	S	P	ERA	WHIP
46 Tim Adleman, R ERA: 4.02	(1, 1)	5.0	L	20	4	3	3	6	1	0	0	0	0	2	56	77	5.40	1.000
70 Jumbo Díaz, R ERA: 4.15	(6, 1)	1.0		5	1	2	0	2	0	0	0	0	1	0	17	29	0.00	1.000
53 Wandy Peralta, L ERA:	(7, 1)	1.0		4	0	0	0	1	1	0	0	0	0	0	10	17	0.00	1.000
48 Keyvius Sampson, R ERA: 3.86	(8, 1)	1.0		3	0	0	0	1	0	0	0	0	0	0	7	10	0.00	0.000
27 Ross Ohlendorf, R ERA: 4.66	(9, 1)	1.0		5	0	0	0	2	1	0	1	0	0	0	10	20	0.00	1.000

PITCHER	IP	WLS	BF	H	R	ER	SO	BB	IBB	HBP	BLK	WP	HR	S	P	ERA	WHIP

Batter	1	2	3	4	5	6	7	8	9	AB	R	H	RBI	BB	SO	LOB
6 Billy Hamilton, S (1, 8) OBP: 0.321, SLG: 0.343 40 Tyler Holt, R (3, PH) OBP: 0.305, SLG: 0.269 (4, 8)	C CH 90 C SI 94 B FF 95 F CH 86 C CU 83 1-3 K ①		B CH 88 B FF 97 C CH 87 B FF 97 S FF 96 B CU 84 4-2 BB		B FF 97 B CU 78 B SI 95 C SI 95 C SI 95 B SI 95 4-2 BB		B SI 96 F SI 96 B CU 84 B SI 95 C SI 95 X FF 96 3-2 7 1B 19 1B 43 L7-2 1B 2-H		C FF 92 B SL 84 C SL 84 B FF 93 S FF 92 2-3 K ①	1 2	0 0	0 1	0 1	0 2	1 1	0 1
2 Zack Cozart, R (1, 6) OBP: 0.313, SLG: 0.438	X SI 93 0-0 L8 ②		C CU 84 B SI 96 B CU 84 1 SAFE X CH 85 2-1 L8 ③		X SI 96 0-0 L8 ③		B SI 90 F SI 88 1 SAFE S SL 82 B SI 90 X SI 91 2-2 L9 ①		C FF 93 S FF 92 F FF 93 C SL 86 0-3 K ②	5	0	0	0	0	1	4
19 Joey Votto, L (1, 3) OBP: 0.435, SLG: 0.526	X CH 85 0-0 G4-3 ③			B CH 87 X CH 85 1-0 7 G6-4-3 1B		B CU 74 C CH 89 S FF 93 B CU 82 B CU 82 F CH 85 F SI 93 B CH 86 4-2 9 1B 7 1B BB	F SI 90 B CU 76 1 SAFE X SL 81 1-1 7 1B 1-2 1B		X FF 92 0-0 L7 ③	4	0	2	0	1	0	1
7 Eugenio Suárez, R (1, 5) OBP: 0.316, SLG: 0.427		C SI 92 B SI 92 F SI 94 S CU 84 1-3 K ①		F SI 94 B SI 95 B SI 96 X SI 94 2-1 G6-4-3 ① ② 1-2f		B CU 84 X SI 94 1-0 9 1B 1-2 1B	B SI 91 B SI 82 B SI 90 C SI 90 C SI 90 X SI 91 3-2 1-2 2-3 1B			4	0	2	0	0	1	1
43 Scott Schebler, L (1, 9) OBP: 0.308, SLG: 0.423		B FF 94 B SI 94 B FF 96 C SI 93 B SI 94 4-1 9 FC6-4 BB		B CU 78 F FF 96 B FF 98 B CH 85 B CH 86 4-1 9 1B BB		S FF 96 F FF 95 C CU 84 0-3 K ①	B SI 90 B SL 84 B SI 92 C SI 91 S SL 82 X SI 91 3-2 L7-2 ② ③ 3-H			2	0	0	0	2	1	5
9 José Peraza, R (1, 7) OBP: 0.368, SLG: 0.409		B SI 95 F SI 94 B CH 87 X SI 93 2-1 FC6-4 ② 1-2f		C CU 83 X CU 82 0-1 1-3 1B		X SI 95 0-0 37 G4-6-3 1-2 2-3 1B		C FF 93 B CU 72 F FF 93 X FF 94 1-2 37 G5-4-3 1-2f 1B		4	0	3	0	0	0	1
37 Ramón Cabrera, S (1, 2) OBP: 0.274, SLG: 0.336		1 SAFE F FF 96 1 SAFE S CH 88 B FF 94 S CU 86 1-3 K ③		C FF 97 B FF 95 F FF 97 X CH 88 1-2 P5 ③		S CH 88 3 SAFE B CH 88 X CH 87 1-1 G4-6-3 ② ③ 1-2f		B FF 93 B CH 82 B SI 93 C FF 93 X SI 93 3-1 G5-4-3 ① ② 1-2f		4	0	0	0	0	1	7
33 Hernan Iribarren, L (1, 4) OBP: 0.250, SLG: 0.250			B FF 95 F SI 93 X CH 87 1-1 G4-3 ①		B CU 75 B CH 84 C FF 94 F FF 96 S CU 82 2-3 K ①		C FF 96 B CU 83 B CH 86 X CH 86 2-1 3 2B 1B		S FF 94 C FF 93 B CU 76 C FF 93 1-3 K ③	4	1	1	0	0	2	0
46 Tim Adleman, R (1, 1) OBP: 0.083, SLG: 0.167 61 Raffy Lopez, L (5, PH) 70 Jumbo Díaz, R (6, 1) 53 Wandy Peralta, L (7, 1) 3 Iván De Jesús Jr., R (7, PH) OBP: 0.290, SLG: 0.296 48 Keyvius Sampson, R (8, 1) 27 Ross Ohlendorf, R (9, 1) 23 Adam Duvall, R (9, PH) OBP: 0.302, SLG: 0.515			F FF 95 B CU 84 C CU 84 S CU 85 1-3 K ②		X FF 95 0-0 G3 ②		X SI 94 0-0 40 1B 2B 1-H		C FF 93 F FF 93 B SL 89 X FF 93 1-2 1B	1 1 0 0 1 0 0 1 0	0 0 0 0 1 0 0 0 0	0 0 0 0 1 0 0 0 1	0 0 0 0 1 0 0 0 0	0 0 0 0 0 0 0 0 0	1 0 0 0 0 0 0 0 0	0 0 0 0 0 0 0 0 0
Inning Stats	R: 0 E: 0 K: 1 S: 6 H: 0 LOB: 0 BB: 0 P: 7	R: 0 E: 0 K: 2 S: 9 H: 0 LOB: 1 BB: 1 P: 17	R: 0 E: 0 K: 1 S: 9 H: 0 LOB: 1 BB: 1 P: 17	R: 0 E: 0 K: 0 S: 9 H: 2 LOB: 2 BB: 1 P: 17	R: 0 E: 0 K: 1 S: 7 H: 0 LOB: 1 BB: 1 P: 13	R: 0 E: 0 K: 1 S: 11 H: 2 LOB: 2 BB: 1 P: 17	R: 2 E: 0 K: 0 S: 17 H: 5 LOB: 2 BB: 0 P: 31	R: 0 E: 0 K: 1 S: 8 H: 1 LOB: 0 BB: 0 P: 13	R: 0 E: 0 K: 2 S: 11 H: 1 LOB: 1 BB: 0 P: 14	1B: 10 2B: 2 3B: 0 HR: 0	SF: 0 SAC: 0 DP: 4 HBP: 0						

PITCHER	IP	WLS	BF	H	R	ER	SO	BB	IBB	HBP	BLK	WP	HR	S	P	ERA	WHIP
18 Carlos Martinez, R (1, 1) ERA: 3.07	6.0	W	28	7	2	2	6	5	0	0	0	0	0	57	99	3.00	2.000
29 Zach Duke, L (7, 1) ERA: 2.1	1.0	H	4	2	0	0	0	0	0	0	0	0	0	11	20	0.00	2.000
46 Kevin Siegrist, L (8, 1) ERA: 2.96	1.0	H	3	1	0	0	1	0	0	0	0	0	0	8	13	0.00	1.000
26 Seunghwan Oh, R (9, 1) ERA: 1.79	1.0	S	4	1	0	0	2	0	0	0	0	0	0	11	14	0.00	1.000

PITCHER	IP	WLS	BF	H	R	ER	SO	BB	IBB	HBP	BLK	WP	HR	S	P	ERA	WHIP

BOTTOM

St. Louis Cardinals @ Cincinnati Reds

Great American Ball Park, Cincinnati, OH

Sun Sep 04 2016, 1:11 PM - 4:07 PM EDT

Att. 26,985 - Sunny - 81 F

livebaseballscorecards.com

AB	34
R	2
H	11
RBI	2
BB	5
SO	9
LOB	20

WP: 0	PA: 39		
PB: 0			
SB: 0			
CS: 0			

Batter	1	2	3	4	5	6	7	8	9	AB	R	H	RBI	BB	SO	LOB
16 Alejandro De Aza, L (1, 8) OBP: 0.281, SLG: 0.312	C FF 94 X FF 95 0-1 ① P6		B CH 83 X FF 93 1-0 ③ F8			C FF 94 B FF 91 C CU 79 B CH 83 S CH 83 2-3 ① K	C SI 92 B SI 92 B FS 87 X SI 91 2-1 ② SF9 3-H			3	0	0	1	0	1	0
30 Michael Conforto, L (1, 7) OBP: 0.300, SLG: 0.413	F FF 94 F CU 83 S CU 83 0-3 ② K			B CU 80 F FF 94 B FF 93 F CH 82 C FF 93 2-3 ① K		B FF 92 B CU 79 S CU 83 B CH 83 B FF 94 4-1 4 1B 4 WP BB	B SI 92 F SI 91 X FS 85 1-1 ③ G4-3			3	0	0	0	1	2	1
4 Wilmer Flores, R (1, 4) OBP: 0.323, SLG: 0.466	B FF 96 B FF 95 C FF 94 B FF 94 C FF 95 F FF 95 X FF 95 3-2 ③ 1B			C CU 80 B CU 83 B FF 93 B FF 94 F FF 94 X CU 83 3-2 ② 2B		C CU 80 1 SAFE S CU 81 F CU 82 B FF 95 F FF 94 D CU 82 D CU 81 X CU 79 3-2 19 L3 1B 1-3		B FF 93 C FF 92 F FF 92 B CU 76 C FF 93 2-3 ① K		4	0	3	0	0	1	0
19 Jay Bruce, L (1, 9) OBP: 0.305, SLG: 0.511		F FF 96 S CH 86 B CH 85 F CU 82 F FF 94 S CH 84 1-3 ① K		C CF 94 T FF 95 F FF 96 F FF 94 F CH 85 F CU 81 S CU 83 0-3 ③ K		B CH 86 X FF 95 1-0 ② L3 1-1		B FF 94 F CH 85 X CH 86 1-1 ② G1-3		4	0	0	0	0	2	2
55 Kelly Johnson, L (1, 5) OBP: 0.311, SLG: 0.405 59 Fernando Salas, R (8, 1)		C FF 95 B FF 93 S CH 86 S CH 86 1-3 ② K			C CH 82 B FF 94 B FF 91 X FF 92 2-1 HR		B SI 91 F FS 84 B FS 86 F SI 91 X FS 86 2-2 ① G3-1	S CH 85 X CH 85 0-1 ③ G4-3		4 0	1 0	1 0	1 0	0 0	1 0	0 0
18 Travis d'Arnaud, R (1, 2) OBP: 0.312, SLG: 0.340		B FF 95 T FF 95 B CH 85 B CH 84 F FF 94 C FF 94 3-3 ③ K			F FF 94 B CH 83 X CH 84 1-1 15 FC5-4 1B		B FC 86 B FC 85 F FC 88 B FS 85 B FC 87 4-1 28 1B 15 1B BB		F FF 94 B CH 86 C SI 88 B SL 82 X SI 87 2-2 ① G4-3	3	1	1	0	1	1	0
28 James Loney, L (1, 3) OBP: 0.302, SLG: 0.370			B FF 93 S CH 84 F CH 84 B CU 82 B FF 94 F FF 94 X CH 85 3-2 ① L9		F CU 82 X CH 83 0-1 ① L9		C FS 83 B FS 85 B FC 86 X FS 84 2-1 15 1B 13 1B 1B 1-2		B CH 87 X SI 87 1-0 ② F7	4	1	1	0	0	0	1
15 Matt Reynolds, R (1, 6) OBP: 0.256, SLG: 0.438			B FF 95 C CU 82 B FF 93 X FF 93 2-1 HR		B CU 80 C FF 94 B FF 93 C CU 80 B FF 92 X CU 81 3-2 ② FC5-4 1-2f		B FC 87 B SI 92 X FF 92 2-0 13 1B 16 SF9 1B 1-2 2-H		C CH 88 F SI 88 B FF 95 B SL 83 X SI 89 2-2 1B	4	2	3	2	0	0	1
40 Bartolo Colon, R (1, 1) OBP: 0.115, SLG: 0.196 13 Asdrúbal Cabrera, S (7, PH) OBP: 0.326, SLG: 0.465 65 Robert Gsellman, R (7, PR) 47 Hansel Robles, R (7, 1) 39 Jerry Blevins, L (8, 1) 56 Ty Kelly, S (8, 5) OBP: 0.339, SLG: 0.360			B FF 93 C FF 94 B FF 93 F FF 93 C CU 81 2-3 ② K		C FF 93 1 SAFE F CU 81 S CU 81 0-3 ③ K		X FC 88 0-0 1-3 2-H 1B		B CH 86 S CH 88 F CH 87 S FF 95 1-3 ③ K	2 1 0 0 0 1	0 0 0 0 0 0	0 1 0 0 0 0	0 1 0 0 0 1	2 0 0 0 0 1	1 0 0 0 0 1	0 0 0 0 0 1

TOP

New York Mets @ Cincinnati Reds

Great American Ball Park, Cincinnati, OH

Mon Sep 05 2016, 1:10 PM - 4:15 PM EDT

Att. 18,169 - Sunny - 85 F

livebaseballscorecards.com

AB	33
R	5
H	10
RBI	5
BB	2
SO	11
LOB	7

Inning Stats	1	2	3	4	5	6	7	8	9	1B: 7	SF: 1	WP: 1	PA: 36
	R: 0 E: 0 K: 1 S: 9 H: 1 LOB: 1 BB: 0 P: 12	R: 0 E: 0 K: 3 S: 11 H: 0 LOB: 0 BB: 0 P: 16	R: 1 E: 0 K: 1 S: 10 H: 1 LOB: 0 BB: 0 P: 18	R: 0 E: 0 K: 2 S: 13 H: 1 LOB: 0 BB: 0 P: 18	R: 1 E: 0 K: 1 S: 12 H: 2 LOB: 1 BB: 0 P: 18	R: 0 E: 0 K: 1 S: 10 H: 1 LOB: 1 BB: 1 P: 20	R: 3 E: 0 K: 0 S: 12 H: 3 LOB: 1 BB: 1 P: 25	R: 0 E: 0 K: 1 S: 7 H: 0 LOB: 0 BB: 0 P: 10	R: 0 E: 0 K: 1 S: 10 H: 1 LOB: 1 BB: 0 P: 16	2B: 2 3B: 0 HR: 2 SAC: 0 DP: 1 HBP: 0	PB: 0 SB: 0 CS: 0	

PITCHER		IP	WLS	BF	H	R	ER	SO	BB	IBB	HBP	BLK	WP	HR	S	P	ERA	WHIP
55 Robert Stephenson, R ERA: 3.12	(1, 1)	5.1	L	21	6	2	2	9	1	0	0	0	1	2	64	100	3.38	1.312
53 Wandy Peralta, L ERA:	(6, 1)	0.2		1	0	0	0	0	0	0	0	0	0	0	1	2	0.00	0.000
31 Alfredo Simon, R ERA: 9.36	(7, 1)	1.0		7	3	3	3	0	1	0	0	0	0	0	12	25	27.00	4.000
48 Keyvius Sampson, R ERA: 3.73	(8, 1)	1.0		3	0	0	0	1	0	0	0	0	0	0	7	10	0.00	0.000
27 Ross Ohlendorf, R ERA: 4.58	(9, 1)	1.0		4	1	0	0	1	0	0	0	0	0	0	10	16	0.00	1.000

PITCHER	IP	WLS	BF	H	R	ER	SO	BB	IBB	HBP	BLK	WP	HR	S	P	ERA	WHIP

New York Mets @ Cincinnati Reds

Great American Ball Park, Cincinnati, OH

Mon Sep 05 2016, 1:10 PM - 4:15 PM EDT

Att. 18,169 - Sunny - 85 F

livebaseballscorecards.com

BOTTOM

Batter	1	2	3	4	5	6	7	8	9	AB	R	H	RBI	BB	SO	LOB
9 José Peraza, R (1, 8) OBP: 0.372, SLG: 0.411	C FF 87 X FF 89 0-1 2 G5-4-3 1B		X SI 88 0-0 ② L5			F FF 92 F SI 87 B SI 90 D SL 82 B SL 84 X SI 90 3-2 ① L9		C CU 71 X CU 70 0-1 19 1B 1B		4	0	2	0	0	0	3
2 Zack Cozart, R (1, 6) OBP: 0.310, SLG: 0.434	1 SAFE ① 1 SAFE ② C SI 85 F SI 85 B SI 86 1 SAFE X SI 85 1-2 G5-4-3 1-2f		B FF 90 C FF 90 S SI 90 X FF 93 1-2 ③ F9			B SL 82 F SI 88 F SI 87 X FF 93 1-2 ② P3		B CH 82 F CH 82 F SI 89 B SI 89 B CH 83 S CH 82 3-3 ② K		4	0	0	0	0	1	5
19 Joey Votto, L (1, 3) OBP: 0.435, SLG: 0.524	B FF 89 B SI 86 B SI 86 C FF 87 X SI 87 3-1 ③ L9			B CH 79 S SI 86 F SI 88 F FF 92 B SI 90 X FF 90 2-2 ① F7		S FF 92 F FF 93 F FF 93 B SI 91 F SI 91 B SL 83 B SI 90 F FF 93 B SI 90 4-2 BB		C CU 70 X SI 89 0-1 23 FC5-4 1-3 1B		3	0	1	0	1	0	0
23 Adam Duvall, R (1, 7) OBP: 0.299, SLG: 0.510		B SI 85 C SI 86 C SI 88 T FF 91 1-2 ① K		F SI 89 C SI 89 B FF 93 B SI 89 B SI 89 X SI 89 3-2 ② F8		B SI 91 X SI 90 1-0 ③ P3		B FF 91 F FF 91 C FF 91 F FF 92 X FF 92 1-2 ③ FC5-4 1-2f		4	0	0	0	0	1	4
4 Brandon Phillips, R (1, 4) OBP: 0.317, SLG: 0.403		B FF 89 F SI 87 T FF 90 B SI 89 X SI 88 2-2 43 G4-6-3 1B		X FF 91 0-0 ③ G5-3			B FF 95 C SL 86 C SL 86 S FF 96 1-3 ① K		X KC 81 0-0 ① P6	4	0	1	0	0	1	0
43 Scott Schebler, L (1, 9) OBP: 0.307, SLG: 0.419		X SI 86 0-0 ② ③ G4-6-3 1-2f			F SI 86 B SI 85 B SI 90 B SI 87 C FF 90 X SI 88 3-2 ① G4-3		X SL 87 0-0 1B	F FF 91 F FF 92 B CH 87 F FF 92 F KC 84 X FF 92 1-2 ② F7		4	0	1	0	0	0	1
7 Eugenio Suárez, R (1, 5) OBP: 0.316, SLG: 0.426			C SI 86 B SI 87 C SI 88 F FF 91 B SL 82 X SI 89 2-2 16 2B 1B		B SI 87 C SI 87 C FF 92 F SI 89 B FF 92 F SL 82 F CH 82 X SI 89 2-2 ② F8		C FF 95 B FF 97 C SL 86 B FF 97 F SL 86 F FF 98 F FF 98 F FF 97 X FF 97 2-2 ② F9		X FF 92 0-0 ③ F9	4	0	1	0	0	0	1
16 Tucker Barnhart, L (1, 2) OBP: 0.327, SLG: 0.399			F SI 86 B SI 86 B SI 86 B SI 86 C SI 85 X SI 87 3-2 1-3 2B		C FF 92 X FF 93 0-1 ③ F8		S SL 90 S SL 89 F FF 99 B FF 97 F SL 88 F FF 97 B SL 88 X FF 97 2-2 ③ F9			3	0	1	0	0	0	1
55 Robert Stephenson, R (1, 1) 53 Wandy Peralta, L (6, 1) 33 Hernan Iribarren, L (6, PH) OBP: 0.400, SLG: 0.800 31 Alfredo Simon, R (7, 1) OBP: 0.188, SLG: 0.071 48 Keyvius Sampson, R (8, 1) 40 Tyler Holt, R (8, PH) OBP: 0.303, SLG: 0.268 27 Ross Ohlendorf, R (9, 1)			C SI 89 F FF 91 C SI 89 0-3 ① K			C SI 87 B FF 91 B FF 90 X SI 88 2-1 3B		B CU 70 C SI 89 B CU 71 B SI 89 C SI 88 S SI 89 3-3 ① K		1 0 1 0 0 0 1	0 0 0 0 0 0 0	0 0 1 0 0 0 0	0 0 0 0 0 0 0	0 0 0 0 0 0 1	1 0 0 0 0 0 0	2 0 0 0 0 0 0
Inning Stats	R: 0 E: 0 K: 0 S: 7 H: 1 LOB: 0 BB: 0 P: 11	R: 0 E: 0 K: 1 S: 7 H: 1 LOB: 0 BB: 0 P: 10	R: 0 E: 0 K: 1 S: 14 H: 2 LOB: 2 BB: 0 P: 20	R: 0 E: 0 K: 0 S: 8 H: 0 LOB: 0 BB: 0 P: 13	R: 0 E: 0 K: 0 S: 11 H: 0 LOB: 0 BB: 0 P: 16	R: 0 E: 0 K: 0 S: 14 H: 1 LOB: 2 BB: 1 P: 25	R: 0 E: 0 K: 1 S: 17 H: 1 LOB: 1 BB: 0 P: 22	R: 0 E: 0 K: 2 S: 14 H: 2 LOB: 2 BB: 0 P: 21	R: 0 E: 0 K: 0 S: 7 H: 0 LOB: 0 BB: 0 P: 8	1B: 6 2B: 1 3B: 1 HR: 0	SF: 0 SAC: 0 DP: 2 HBP: 0	WP: 0 PB: 0 SB: 0 CS: 0	PA: 34					

	AB	33
	R	0
	H	8
	RBI	0
	BB	1
	SO	5
	LOB	17

PITCHER		IP	WLS	BF	H	R	ER	SO	BB	IBB	HBP	BLK	WP	HR	S	P	ERA	WHIP
40 Bartolo Colon, R ERA: 3.22	(1, 1)	6.0	W	22	5	0	0	2	1	0	0	0	0	0	61	95	0.00	1.000
47 Hansel Robles, R ERA: 3.9	(7, 1)	1.0		4	1	0	0	1	0	0	0	0	0	0	17	22	0.00	1.000
39 Jerry Blevins, L ERA: 2.68	(8, 1)	0.2		4	2	0	0	2	0	0	0	0	0	0	10	16	0.00	3.000
59 Fernando Salas, R ERA: 4.22	(8, 1)	1.1		4	0	0	0	0	0	0	0	0	0	0	11	13	0.00	0.000

PITCHER	IP	WLS	BF	H	R	ER	SO	BB	IBB	HBP	BLK	WP	HR	S	P	ERA	WHIP

Batter	1	2	3	4	5	6	7	8	9	AB	R	H	RBI	BB	SO	LOB
7 José Reyes, S (1, 5) OBP: 0.339, SLG: 0.469	B SI 90 B SI 92 C SI 91 B SL 85 C SI 93 F SI 95 B SI 93 4-2 BB		B CH 81 X SI 91 1-0 HR		B SL 83 C SL 82 X SL 87 1-1 13 S 1B		B SL 92 C SI 96 B SL 92 X FF 97 2-1 ① L5		F SI 96 S CH 88 S CH 89 0-3 ① K	4	1	2	1	1	1	0
13 Asdrúbal Cabrera, S (1, 6) OBP: 0.325, SLG: 0.462	F SL 81 B CH 84 X SI 93 1-1 ① P3		S SL 83 B SL 85 S SI 93 S SL 86 1-3 ① K		B SI 93 D SI 94 F SI 93 X SI 94 2-1 ② G6-3 1-2		B SL 92 B SL 94 C SL 93 B SL 93 T SI 97 X SI 97 3-2 52 HR 1B		X SL 90 0-0 ② G4-3	5	1	1	0	0	1	2
52 Yoenis Cespedes, R (1, 7) OBP: 0.366, SLG: 0.564	1 SAFE 1 SAFE T SL 86 S CH 84 1 SAFE B SI 89 1 SAFE B CH 87 S CH 83 2-3 ② K		C CH 82 B SI 92 B SL 85 B SL 86 F CH 83 X SL 87 3-2 ② P3		B SI 94 B CH 84 B SL 83 I IN 73 4-0 IBB		B SL 87 C SL 92 C SL 92 D SL 87 X SL 92 2-2 1-H HR		C SL 91 B CH 87 C CH 87 B CH 87 X FF 98 2-2 ③ G6-3	4	1	1	2	1	1	1
4 Wilmer Flores, R (1, 3) OBP: 0.322, SLG: 0.463	B SI 94 1 SAFE C SI 92 F SI 93 B SI 94 X SL 88 2-2 ③ P3		B CH 84 C SI 92 F SI 93 B SL 82 F SI 94 B SI 93 X SI 95 3-2 ③ G6-3		F SL 82 F SI 93 X SL 87 0-2 ③ L3		S SL 93 C SL 85 X SL 86 0-2 19 G3-6-3 1B			4	0	1	0	0	0	3
19 Jay Bruce, L (1, 9) OBP: 0.305, SLG: 0.509		C SI 91 T SI 92 F FF 94 B SL 87 B SL 87 X SI 94 2-2 ① P6	C SL 82 B SL 84 F SI 91 C SI 92 1-3 ① K			X SI 97 0-0 E7 55 FC3-6 1B	C SL 92 1 SAFE C SL 92 F CU 79 B SL 91 X FF 96 1-2 ②③ G3-6-3 1-2f			4	0	1	0	0	1	1
18 Travis d'Arnaud, R (1, 2) OBP: 0.307, SLG: 0.333		F SI 92 B CH 84 X CH 83 1-1 ② G3	C SL 83 B SI 92 F SL 83 B SL 87 F SL 82 S SI 94 2-3 ② K			C SL 93 B SL 93 D FF 96 S SI 96 B FF 97 C SL 93 3-3 ① K		C SL 83 X SL 84 0-1 ① G6-3		4	0	0	0	0	2	1
3 Curtis Granderson, L (1, 8) OBP: 0.316, SLG: 0.439 27 Jeurys Familia, R (9, 1)		C SL 84 F FF 92 B SL 88 B CH 85 F CH 88 X SI 94 2-2 HR	B SI 93 C SL 84 B SL 86 B CH 84 C SL 86 F SL 87 B SI 93 4-2 BB			C SL 93 F SL 94 H CU 82 1-2 55 FC3-6 HBP		C CH 87 X SI 89 0-1 ② F8		2 1 1 1 1 0 0 0 0 0 0 0 0 0						
15 Matt Reynolds, R (1, 4) OBP: 0.262, SLG: 0.432 55 Kelly Johnson, L (6, PH) OBP: 0.309, SLG: 0.402 (6, 4)		B CH 84 S CH 84 B FF 92 B SL 82 B CH 84 4-1 BB	C SI 92 B SI 93 B FF 94 B SI 92 1 SAFE S SI 93 S SI 94 3-3 ③ K			X SL 93 0-0 ② FC3-6 1-2f 2-3		C FF 97 B SI 89 S FF 97 S FF 98 1-3 ③ K		1 0 0 0 1 1 1 2 0 0 0 0 1 2						
50 Rafael Montero, R (1, 1) 66 Josh Edgin, R (8, 1) 63 Gabriel Ynoa, R (8, 1) 30 Michael Conforto, L (8, PH) OBP: 0.348, SLG: 0.519 58 Josh Smoker, L (8, 1) 59 Fernando Salas, R (7, 1) 43 Addison Reed, L (8, 1) 16 Alejandro De Aza, L (8, PH) OBP: 0.304, SLG: 0.339 (8, 8)		C SI 93 S SI 92 F SI 93 X CH 84 0-2 ③ L8			B SI 91 B SI 90 C SI 91 F SI 93 C SL 85 2-3 ① K	F SL 93 S SL 94 B SL 94 C CU 79 1-3 ③ K			B FF 97 X FF 97 1-0 HR	2 0 0 0 0 1 1 0 0 0 0 0 0 0 0 0 0 0 0 0 0 1 0 0 0 0 1 2 0 0 0 0 0 0 0 0 0 0 0 0 0 0 0 0 0 0 0 0 0 1 1 1 1 0 0 0						
Inning Stats	R: 0 E: 0 K: 1 S: 11 H: 0 LOB: 1 BB: 1 P: 20	R: 1 E: 0 K: 0 S: 15 H: 1 LOB: 1 BB: 1 P: 24	R: 1 E: 0 K: 1 S: 11 H: 1 LOB: 0 BB: 0 P: 19	R: 0 E: 0 K: 3 S: 13 H: 0 LOB: 1 BB: 1 P: 23	R: 0 E: 0 K: 1 S: 10 H: 1 LOB: 2 BB: 1 P: 19	R: 0 E: 1 K: 2 S: 10 H: 1 LOB: 2 BB: 0 P: 15	R: 2 E: 0 K: 0 S: 15 H: 3 LOB: 0 BB: 0 P: 23	R: 0 E: 0 K: 1 S: 7 H: 0 LOB: 0 BB: 0 P: 8	R: 1 E: 0 K: 1 S: 8 H: 1 LOB: 0 BB: 0 P: 11	1B: 4 2B: 0 3B: 0 HR: 4 SF: 0 SAC: 0 DP: 1 HBP: 1						

PITCHER		IP	WLS	BF	H	R	ER	SO	BB	IBB	HBP	BLK	WP	HR	S	P	ERA	WHIP
29 Brandon Finnegan, L ERA: 4.17	(1, 1)	5.0		22	3	2	2	6	3	1	0	0	0	2	60	105	3.60	1.200
21 Michael Lorenzen, R ERA: 2.84	(6, 1)	2.0	L	10	4	2	2	2	0	0	1	0	0	1	25	38	9.00	2.000
26 Raisel Iglesias, R ERA: 2.17	(8, 1)	1.0		3	0	0	0	1	0	0	0	0	0	0	7	8	0.00	0.000
36 Blake Wood, R ERA: 3.74	(9, 1)	1.0		4	1	1	1	1	0	0	0	0	0	1	8	11	9.00	1.000

PITCHER	IP	WLS	BF	H	R	ER	SO	BB	IBB	HBP	BLK	WP	HR	S	P	ERA	WHIP

TOP

New York Mets @ Cincinnati Reds

Great American Ball Park, Cincinnati, OH

Tue Sep 06 2016, 7:13 PM - 10:20 PM EDT

Att. 13,359 - Clear - 85 F

livebaseballscorecards.com

AB	34
R	5
H	8
RBI	5
BB	4
SO	10
LOB	14

WP: 0	PA: 39																	
PB: 0																		
SB: 1																		
CS: 0																		

BOTTOM

Batter	1	2	3	4	5	6	7	8	9	AB	R	H	RBI	BB	SO	LOB
9 José Peraza, R (1, 8) OBP: 0.362, SLG: 0.400	B SI 91 X FF 91 1-0 F7 ①		C SI 91 C FF 91 B FF 92 C CH 86 1-3 K ①		B SI 92 D SL 83 F FF 91 X CH 84 2-1 G5-3 ①		B KC 82 C KC 82 F KC 84 S FF 92 1-3 K ②			4	0	0	0	0	2	1
2 Zack Cozart, R (1, 6) OBP: 0.312, SLG: 0.432	C FF 92 C CH 86 B FF 92 C FF 92 1-3 K ②		S CH 84 B SL 81 B CH 85 B FF 93 F SL 84 B CH 86 4-2 19 S 23 HR BB		B SI 93 B SI 92 B CH 86 C CH 86 B SI 93 4-1 BB		X FF 92 0-0 G6-3 ③			2	1	0	0	2	1	0
19 Joey Votto, L (1, 3) OBP: 0.434, SLG: 0.523	X SI 93 0-0 23 BB 1B		B SI 94 C SI 93 C FF 93 B FF 93 X SI 92 2-2 G5-3 ② 1-2		F CU 79 X FF 93 0-1 SF9 ② 3-H 1 SAFE C SI 94 1 SAFE S SI 94 1 SAFE 1 SAFE B FF 94 S SL 87 1-3 K ③			B FF 92 F FC 92 B FF 93 F FF 92 B FF 94 X FF 93 3-2 F8 ①		3	0	1	1	0	0	1
23 Adam Duvall, R (1, 7) OBP: 0.301, SLG: 0.515	F FF 94 B SI 92 D SL 84 F CH 85 B FF 93 F SL 83 F FF 94 D CH 86 4-2 1-2 BB		F FF 94 X FF 93 0-1 2-H HR					X FF 94 0-0 F9 ②		3	1	1	2	1	1	1
4 Brandon Phillips, R (1, 4) OBP: 0.316, SLG: 0.402	B FF 95 F FF 93 X SI 87 1-1 L8 ③		S SL 85 B SI 93 S SL 84 S SI 93 1-3 K ③			B FF 95 B FS 82 F FF 94 B FF 95 F FF 95 X FF 96 3-2 F9 ①		B SL 87 X SL 87 1-0 1B ③		4	0	1	0	0	1	2
43 Scott Schebler, L (1, 9) OBP: 0.306, SLG: 0.415		B SI 91 F CH 84 X SI 92 1-1 F7 ①		X SI 90 0-0 G5-3 ①		F FF 96 X FF 96 0-1 1B			T FF 96 S SL 88 B FF 98 B SL 88 F FF 98 S SL 88 2-3 K ①	4	0	1	0	0	1	0
3 Iván De Jesús Jr., R (1, 5) OBP: 0.284, SLG: 0.290		C SL 83 B SI 93 B CH 86 F SI 93 B CH 84 C SL 85 3-3 K ②		C FF 92 B CH 86 F FF 92 B SI 92 X SL 83 2-2 G5-3 ②		F FF 95 F FF 96 B SL 83 1 SAFE F SL 80 S SL 80 1-3 K ②			C SL 86 C SL 87 F FF 98 B SI 97 F SI 97 B SL 87 F FF 97 X SI 97 2-2 E5	4	0	0	0	0	2	1
16 Tucker Barnhart, L (1, 2) OBP: 0.326, SLG: 0.395		B CH 87 C CH 86 B FF 94 B CH 86 B FF 95 4-1 BB		S CH 86 B CH 85 B CH 86 B FF 93 X CH 86 3-1 G4-3 ③		B FF 94 F FS 85 1 SAFE F FS 84 S FF 96 1-3 K ③			X SI 96 0-0 L7 ②	3	0	0	0	1	1	2
29 Brandon Finnegan, L (1, 1) 33 Hernan Iribarren, L (5, PH) OBP: 0.500, SLG: 1.167 21 Michael Lorenzen, R (6, 1) OBP: 0.250, SLG: 1.000 37 Ramón Cabrera, S (7, PH) OBP: 0.272, SLG: 0.333 26 Raisel Iglesias, R (8, 1) OBP: 0.091, SLG: 0.091 36 Blake Wood, R (9, 1) 7 Eugenio Suárez, R (9, PH) OBP: 0.315, SLG: 0.425		C FF 94 B SI 93 X SL 85 1-1 F7 ③		B FF 90 S CH 85 X CH 83 1-1 19 SF9 3B			B FF 91 F CH 86 S FF 92 B FF 91 B CH 87 S FF 93 3-3 K ①		C SL 88 F FF 96 S SI 97 0-3 K ③	1 1 0 1 0 0 1	0 1 0 0 0 0 0	0 1 0 0 0 0 1	0 0 0 0 0 0 1	0 0 0 1 0 0 1	0 0 0 0 0 0 1	1 1 0 0 0 0 1
Inning Stats	R: 0 E: 0 K: 1 S: 11 H: 1 LOB: 2 BB: 1 P: 18	R: 0 E: 0 K: 1 S: 8 H: 0 LOB: 1 BB: 1 P: 17	R: 2 E: 0 K: 2 S: 13 H: 1 LOB: 0 BB: 1 P: 21	R: 0 E: 0 K: 0 S: 6 H: 0 LOB: 0 BB: 0 P: 11	R: 1 E: 0 K: 1 S: 10 H: 1 LOB: 1 BB: 1 P: 18	R: 0 E: 0 K: 2 S: 12 H: 1 LOB: 1 BB: 0 P: 17	R: 0 E: 0 K: 2 S: 7 H: 0 LOB: 0 BB: 0 P: 11	R: 0 E: 0 K: 0 S: 5 H: 1 LOB: 1 BB: 0 P: 9	R: 0 E: 1 K: 2 S: 14 H: 0 LOB: 1 BB: 0 P: 18	1B: 3 2B: 0 3B: 1 HR: 1 SF: 1 SAC: 0 DP: 0 HBP: 0						WP: 0 PB: 0 SB: 1 CS: 0 PA: 36

PITCHER		IP	WLS	BF	H	R	ER	SO	BB	IBB	HBP	BLK	WP	HR	S	P	ERA	WHIP
50 Rafael Montero, R ERA: 4.63	(1, 1)	4.1		20	3	3	3	4	4	0	0	0	0	1	43	79	6.23	1.615
66 Josh Edgin, L ERA: 9.0	(5, 1)	0.1		1	0	0	0	0	0	0	0	0	0	0	2	2	0.00	0.000
63 Gabriel Ynoa, R ERA: 10.8	(5, 1)	0.1		1	0	0	0	1	0	0	0	0	0	0	3	4	0.00	0.000
58 Josh Smoker, L ERA: 6.23	(6, 1)	1.0	W	4	1	0	0	2	0	0	0	0	0	0	12	17	0.00	1.000
59 Fernando Salas, R ERA: 4.15	(7, 1)	1.0	H	3	0	0	0	2	0	0	0	0	0	0	7	11	0.00	0.000

PITCHER		IP	WLS	BF	H	R	ER	SO	BB	IBB	HBP	BLK	WP	HR	S	P	ERA	WHIP
43 Addison Reed, R ERA: 1.92	(8, 1)	1.0	H	3	1	0	0	0	0	0	0	0	0	0	5	9	0.00	1.000
27 Jeurys Familia, R ERA: 2.48	(9, 1)	1.0	S	4	0	0	0	2	0	0	0	0	0	0	14	18	0.00	0.000

New York Mets @ Cincinnati Reds

Great American Ball Park, Cincinnati, OH

Tue Sep 06 2016, 7:13 PM - 10:20 PM EDT

Att. 13,359 - Clear - 85 F

livebaseballscorecards.com

AB	31
R	3
H	5
RBI	3
BB	4
SO	11
LOB	10

Batter	1	2	3	4	5	6	7	8	9	AB	R	H	RBI	BB	SO	LOB
7 José Reyes, S (1, 5) OBP: 0.341, SLG: 0.485	X FF 92 0-0 HR		C KC 78 D SL 87 F FF 92 X FF 92 1-2 ① FC4-6 52 E 52 S 3 WP 1-2f		X SL 86 0-0 ② F9		C SL 84 B SL 84 X SL 83 1-1 52 G5-3-5 1B	B FF 97 C FF 98 C FF 95 T FF 98 1-2 ③ K		5	2	2	1	0	1	3
13 Asdrúbal Cabrera, S (1, 6) OBP: 0.326, SLG: 0.462	C SL 87 B FF 93 F SL 87 F FF 92 X KC 82 1-2 ① F9		F SL 86 D SI 90 1 SAFE 1 SAFE F SL 87 F SI 91 S SL 89 1-3 ② K		B SL 87 B KC 80 S FF 93 B SL 88 F FF 93 F SL 88 B FF 95 4-2 BB		1 SAFE 1 SAFE P PO 82 B SL 85 1 SAFE F SL 84 X SL 86 2-1 ① L9		C FF 94 F FF 95 F FF 95 B FF 95 F FF 95 B FF 90 F FF 96 X FF 95 2-2 52 2B	4	1	1	0	1	1	2
52 Yoenis Cespedes, R (1, 7) OBP: 0.364, SLG: 0.562	C SL 88 X FF 92 0-1 ② P4		B SI 94 S SL 90 F FF 93 D KC 82 X FF 94 2-2 E6 3 WP 1-3		X FF 94 0-0 ③ L9		C SL 85 B SL 82 F SL 84 1 SAFE 1 SAFE X CU 78 1-2 ②③ G5-3-5 1-3f		C FF 96 X FF 96 0-1 2-H 2B	5	0	1	1	0	0	3
3 Curtis Granderson, L (1, 9) OBP: 0.317, SLG: 0.445	B KC 81 B FF 93 X FF 94 2-0 ③ G1-6-3		C FF 93 B SL 90 F SL 88 X KC 82 1-2 ③ F7 1-2 3-H			B KC 80 B SL 86 B FF 91 C FF 92 X FF 93 3-1 HR		X SI 96 0-0 4 HR 1B	B FF 94 B FF 94 F FF 94 B FF 94 F FF 95 T FF 95 3-2 ① K	5	2	2	1	0	1	2
55 Kelly Johnson, L (1, 4) OBP: 0.306, SLG: 0.398 4 Wilmer Flores, R (8, PH) OBP: 0.323, SLG: 0.473 (8, 4) (9, 3)		B FF 90 B FF 92 F SL 85 F FF 91 C FF 91 2-3 ① K	C FF 89 C SL 86 B FF 90 B KC 82 F SL 85 X SI 92 2-2 ① L6			B FF 92 C FF 93 S FF 92 F SI 91 F KC 82 S SL 86 1-3 ① K		B SI 96 F SI 93 X CH 85 1-1 1-H HR	F FF 94 X FF 94 0-1 ② F8	3 2	0 1	0 1	0 2	0 0	2 0	0 1
16 Alejandro De Aza, L (1, 8) OBP: 0.291, SLG: 0.333		C SI 91 F SL 87 F KC 81 B SI 92 B SI 93 X SL 87 2-2 ② G6-3	B SL 87 X FF 92 1-0 1B			B SL 84 B SI 91 F FF 93 F FF 93 C SI 92 2-3 ② K		B SL 87 X FF 97 1-0 44 F8 28 HBP 1B	B FF 93 C FF 93 B FF 94 S FF 93 B FF 93 B FF 92 4-2 BB	4	0	2	0	1	1	0
28 James Loney, L (1, 3) OBP: 0.308, SLG: 0.373 54 T.J. Rivera, R (9, PH) OBP: 0.275, SLG: 0.333 (9, 4)		C FF 92 B SL 88 X FF 93 1-1 1B	1 SAFE X FF 92 0-0 ② P5		X FF 94 0-0 44 1B 1B			B SI 96 F SI 94 B CH 85 H SI 96 3-1 1-2 HBP	C FF 93 X FF 93 0-1 ③ F7	3 1	0 0	2 0	0 0	0 0	0 0	1 2
44 René Rivera, R (1, 2) OBP: 0.290, SLG: 0.352		B FF 93 S FF 93 S SL 88 F SL 88 C SI 93 1-3 ③ K	S FF 92 1 SAFE F FF 94 1 SAFE 1 SAFE S SL 88 0-3 ③ K2-3			X SL 88 0-0 1-2 1B		S FF 96 X FF 96 0-1 ① F8 2-3		4	0	1	0	0	2	4
34 Noah Syndergaard, L (1, 1) OBP: 0.241, SLG: 0.385 30 Michael Conforto, L (6, PH) OBP: 0.298, SLG: 0.410 47 Hansel Robles, R (6, 1) 39 Jerry Blevins, L (7, 1) 9 Brandon Nimmo, L (8, PH) OBP: 0.282, SLG: 0.283 63 Gabriel Ynoa, R (8, 1) 43 Addison Reed, L (8, 1) 27 Jeurys Familia, R (9, 1)			X FF 92 0-0 7 FC4-6 1B		C KC 78 B KC 81 B SI 93 F FF 93 C SL 87 2-3 ① K	D KC 82 X FF 94 1-0 ③ F8		F FF 96 B FF 97 S FF 97 B FF 98 C FF 98 2-3 ② K		2 1 0 0 1 0 0	0 0 0 0 0 0 0	1 0 0 0 0 0 0	0 0 0 0 0 1 0	1 0 0 0 0 1 0	0 2 0 0 2 0 0	0 2 0 0 4 0 0
Inning Stats	R: 1 E: 0 K: 0 S: 8 H: 1 LOB: 0 BB: 0 P: 11	R: 0 E: 0 K: 2 S: 13 H: 1 LOB: 1 BB: 0 P: 19	R: 1 E: 1 K: 1 S: 14 H: 1 LOB: 1 BB: 0 P: 19	R: 0 E: 0 K: 1 S: 9 H: 1 LOB: 1 BB: 0 P: 12	R: 0 E: 0 K: 1 S: 8 H: 0 LOB: 1 BB: 1 P: 14	R: 1 E: 0 K: 2 S: 13 H: 3 LOB: 2 BB: 0 P: 20	R: 0 E: 0 K: 0 S: 8 H: 1 LOB: 0 BB: 0 P: 11	R: 2 E: 0 K: 2 S: 13 H: 3 LOB: 2 BB: 0 P: 21	R: 1 E: 0 K: 1 S: 17 H: 2 LOB: 2 BB: 1 P: 26	1B: 8 2B: 3 3B: 0 HR: 3 SF: 0 SAC: 0 DP: 1 HBP: 1						

PITCHER		IP	WLS	BF	H	R	ER	SO	BB	IBB	HBP	BLK	WP	HR	S	P	ERA	WHIP
28 Anthony DeSclafani, R ERA: 2.93	(1, 1)	6.0	L	27	7	3	2	7	1	0	0	0	1	2	65	95	3.00	1.333
73 Josh Smith, R ERA: 5.08	(7, 1)	1.0		3	1	0	0	0	0	0	0	0	0	0	8	11	0.00	1.000
53 Wandy Peralta, L ERA: 10.8	(8, 1)	0.0		4	3	2	2	0	0	0	1	0	0	1	5	10	∞	∞
70 Jumbo Díaz, R ERA: 4.02	(8, 1)	1.0		3	0	0	0	2	0	0	0	0	0	0	8	11	0.00	0.000
52 Tony Cingrani, L ERA: 3.51	(9, 1)	1.0		6	2	1	1	1	1	0	0	0	0	0	17	26	9.00	3.000

PITCHER	IP	WLS	BF	H	R	ER	SO	BB	IBB	HBP	BLK	WP	HR	S	P	ERA	WHIP

New York Mets @ Cincinnati Reds

Great American Ball Park, Cincinnati, OH

Wed Sep 07 2016, 12:38 PM - 4:07 PM EDT

Att. 13,936 - Partly Cloudy - 87 F

TOP

livebaseballscorecards.com

AB	40
R	6
H	13
RBI	5
BB	2
SO	10
LOB	22

WP: 1 PB: 0 SB: 1 CS: 0 PA: 43

BOTTOM

Batter	1	2	3	4	5	6	7	8	9	AB	R	H	RBI	BB	SO	LOB
9 José Peraza, R (1, 6) OBP: 0.376, SLG: 0.427	B SI 96 B SI 96 C FF 97 B FF 97 X FF 98 3-1 7 G6-3 2B		C CH 90 X FF 97 0-1 7 1B 19 CS 1B		C SI 95 F CH 90 X CH 88 0-2 ① L8		C SL 88 X FF 96 0-1 1B	B FF 93 X FC 93 1-0 1-3 2-H 3-H 2B		5	0	4	2	0	0	0
7 Eugenio Suárez, R (1, 5) OBP: 0.316, SLG: 0.424	D SI 98 F SI 98 F CH 90 X FF 98 1-2 ① G6-3 2-3		C FF 96 X FF 97 0-1 19 CS 1-3 1B		C CU 83 F SL 90 B CH 89 F FF 97 X FF 97 1-2 1B		1 SAFE C FF 96 1 SAFE B SL 90 X SL 88 1-1 ② P3	C FC 93 C FC 93 F FF 94 S FF 93 0-3 ③ K		5	0	2	0	0	1	4
19 Joey Votto, L (1, 3) OBP: 0.434, SLG: 0.521	C CH 88 S FF 99 F FF 98 S SL 92 0-3 ② K		D SL 91 F SI 98 C SI 98 B FF 99 1 SAFE F FF 98 B SL 91 F CH 90 B FF 98 4-2 ② 1-2 3-H BB		C FF 97 S FF 97 X FF 97 0-2 ② F7		C SI 88 B CH 83 C SI 89 B CH 83 S CU 73 2-3 ③ K		B SI 96 X SI 96 1-0 4 G6-3 1B	4	0	1	0	1	2	3
23 Adam Duvall, R (1, 7) OBP: 0.300, SLG: 0.511	B SL 93 B FF 99 S SL 92 F SL 92 F FF 99 F CH 90 C FF 99 2-3 ③ K		X CU 81 0-0 ③ F8		C SI 96 D SL 91 F CH 89 S FF 97 1-3 ③ K			B FF 95 F SI 95 B SI 95 S CH 85 B CH 84 B SI 94 4-2 43 1B 4 1B 16 1B BB	C SI 96 X SI 97 0-1 ① P3	4	1	0	0	1	2	5
4 Brandon Phillips, R (1, 4) OBP: 0.317, SLG: 0.402		X FF 96 0-0 43 CS 1B	F SL 89 F SL 90 S SL 89 0-3 ① K		B SL 85 S SL 86 C FF 97 F SL 87 B SL 82 B FF 97 X SL 85 3-2 ① P6			B FF 95 X SI 93 1-0 16 1B 43 1B 37 FC5-2 1-2 1B	X SL 88 0-0 ② G6-3 1-2	5	0	2	0	0	1	1
43 Scott Schebler, L (1, 9) OBP: 0.318, SLG: 0.419		S FF 96 1 SAFE 1 SAFE S FF 97 B SI 97 B CH 89 B SL 91 B SL 91 4-2 ① 40 CS 1-2 BB	B SI 98 B CH 88 S SI 98 C CH 90 B CH 89 F SI 98 B CU 82 4-2 40 1B BB		X SL 90 0-0 1B		F SI 94 F SI 94 B FF 94 F SI 93 B SI 94 X CH 85 2-2 37 FC5-2 16 1B 9 2B 1-2 2-3 1B	D SI 97 B SI 97 C SI 97 X SI 97 2-1 ③ G5-3	3	1	2	0	2	0	1
40 Tyler Holt, R (1, 8) OBP: 0.308, SLG: 0.269		B SL 90 B FF 98 B FF 98 C FF 98 B FF 98 4-1 ② 1-2 BB	B SL 90 C FF 97 B SL 91 F FF 97 B FF 98 X CH 89 3-2 1-2 1B		F FF 96 B FF 96 B SL 82 C FF 94 X SL 84 2-2 ② L8			F FF 92 F FF 92 B FC 94 D SL 89 C FF 93 2-3 ① K		3	0	1	0	1	1	4
16 Tucker Barnhart, L (1, 2) OBP: 0.325, SLG: 0.393		B CH 88 D FF 96 X FF 96 2-0 ③ F7	F SI 98 S SL 90 S SL 89 0-3 ② K		F CH 90 C SL 84 S SL 84 0-3 ③ K			D SL 86 B FF 93 X FF 93 2-0 37 FC5-2 9 2B 1-2 2-3 3-H 1B		4	1	1	1	0	2	4
28 Anthony DeSclafani, R (1, 1) OBP: 0.139, SLG: 0.114 73 Josh Smith, R (7, 1) OBP: 0.167, SLG: 0.333 33 Hernan Iribarren, L (7, PH) OBP: 0.429, SLG: 1.000 53 Wandy Peralta, L (8, 1) 70 Jumbo Díaz, R (8, 1) 37 Ramón Cabrera, S (8, PH) OBP: 0.270, SLG: 0.331 52 Tony Cingrani, L (9, 1)			B FF 95 C FF 96 B FF 96 B SI 97 S FF 96 T FF 97 3-2 ① K	B FF 97 B FF 98 S FF 97 C FF 99 F FF 99 F SL 90 C SL 90 2-3 ③ K		C FF 95 B CH 89 C SL 89 B FF 98 S FF 96 2-3 ① K	C FF 93 X FF 93 0-1 ② FC5-2 9 2B 1-2 2-3 3-Hf	2 0 0 0 0 2 2 0 0 0 0 0 0 0 1 0 0 0 0 1 0 0 0 0 0 0 0 0 0 0 0 0 0 0 0 1 0 0 0 0 0 3 0 0 0 0 0 0 0						

Inning Stats									
	R: 0 E: 0 K: 2 S: 14	H: 1 LOB: 1 BB: 0 P: 20	R: 0 E: 0 K: 0 S: 5	H: 1 LOB: 1 BB: 2 P: 15	R: 0 E: 0 K: 1 S: 12	H: 2 LOB: 2 BB: 1 P: 19	R: 0 E: 0 K: 3 S: 17	H: 1 LOB: 2 BB: 1 P: 26	R: 0 E: 0 K: 1 S: 13	H: 1 LOB: 1 BB: 0 P: 15
	R: 0 E: 0 K: 1 S: 11	H: 1 LOB: 1 BB: 0 P: 16	R: 0 E: 0 K: 2 S: 10	H: 1 LOB: 1 BB: 0 P: 15	R: 3 E: 0 K: 2 S: 18	H: 4 LOB: 2 BB: 1 P: 30	R: 0 E: 0 K: 0 S: 6	H: 1 LOB: 1 BB: 0 P: 9	1B: 11 2B: 2 3B: 0 HR: 0	SF: 0 SAC: 0 DP: 0 HBP: 0	WP: 0 PB: 0 SB: 0 CS: 4	PA: 42

PITCHER		IP	WLS	BF	H	R	ER	SO	BB	IBB	HBP	BLK	WP	HR	S	P	ERA	WHIP
34 Noah Syndergaard, R ERA: 2.48	(1, 1)	5.0	W	22	6	0	0	7	4	0	0	0	0	0	61	95	0.00	2.000
47 Hansel Robles, R ERA: 3.8	(6, 1)	1.2	H	7	2	0	0	2	0	0	0	0	0	0	18	26	0.00	1.200
39 Jerry Blevins, L ERA: 2.65	(7, 1)	0.1	H	1	0	0	0	1	0	0	0	0	0	0	3	5	0.00	0.000
63 Gabriel Ynoa, R ERA: 18.9	(8, 1)	0.0		3	2	3	3	0	1	0	0	0	0	0	7	14	∞	∞
43 Addison Reed, R ERA: 1.89	(8, 1)	1.0	H	5	2	0	0	2	0	0	0	0	0	0	11	16	0.00	2.000

PITCHER		IP	WLS	BF	H	R	ER	SO	BB	IBB	HBP	BLK	WP	HR	S	P	ERA	WHIP
27 Jeurys Familia, R ERA: 2.44	(9, 1)	1.0	S	4	1	0	0	0	0	0	0	0	0	0	6	9	0.00	1.000

New York Mets @ Cincinnati Reds

Great American Ball Park, Cincinnati, OH

Wed Sep 07 2016, 12:38 PM - 4:07 PM EDT

Att. 13,936 - Partly Cloudy - 87 F

livebaseballscorecards.com

AB	37
R	3
H	13
RBI	3
BB	5
SO	12
LOB	27

Cincinnati Reds @ Pittsburgh Pirates

PNC Park, Pittsburgh, PA

Thu Sep 08 2016, 7:08 PM - 9:35 PM EDT

Att. 22,288 - Partly Cloudy - 84 F

TOP

livebaseballscorecards.com

Batter	1	2	3	4	5	6	7	8	9	AB	R	H	RBI	BB	SO	LOB
9 José Peraza, R (1, 8) OBP: 0.366, SLG: 0.416	C SI 92 F SI 93 X FF 93 0-2 ① G6-3			B CU 80 X SI 92 1-0 ① G5-3		X SI 94 0-0 ①② G6-4-3 1-2f 2-3		C SI 95 F SI 94 D CU 84 B SI 95 F SI 94 F SI 95 X FF 96 2-2 ③ G6-3		4	0	0	0	0	0	3
2 Zack Cozart, R (1, 6) OBP: 0.311, SLG: 0.431	B SI 92 B SI 92 C SI 93 F SI 93 C CU 82 2-3 ② K			C SI 92 B CU 81 C CU 80 B CU 82 S SI 93 2-3 ② K		X SI 95 0-0 3-H 1B			C SI 91 X CU 79 0-1 ① F7	4	0	1	1	0	2	0
19 Joey Votto, L (1, 3) OBP: 0.431, SLG: 0.516	S SI 92 X CU 81 0-1 ③ F7			F CU 82 F CH 88 F SI 93 F CU 84 X FF 94 0-2 ③ G3-1		F SI 93 X SI 92 0-1 ③ G4-3			X CH 86 0-0 ② F8	4	0	0	0	0	0	1
23 Adam Duvall, R (1, 7) OBP: 0.299, SLG: 0.509		B SI 91 B SI 92 X SI 92 2-0 ① G6-3			C SI 90 B CU 80 X CU 80 1-1 E1 4 G6-4-3		B CU 78 F SI 90 X SI 92 1-1 ① L8		S CU 80 X SI 94 0-1 1B	4	0	1	0	0	0	0
4 Brandon Phillips, R (1, 4) OBP: 0.315, SLG: 0.398		C SI 92 B SI 93 X SI 93 1-1 ② G3-1			X FF 93 0-0 ①② G6-4-3 1-2f		B FF 93 F SI 91 X SI 93 1-1 ② G5-3		F FF 93 B SI 92 B SI 93 X SI 94 2-1 ③ G5-3	4	0	0	0	0	0	2
43 Scott Schebler, L (1, 9) OBP: 0.318, SLG: 0.418		B CU 78 X SI 91 1-0 ③ G3			X SI 92 0-0 1B		C SI 92 X FF 92 0-1 ③ F7			3	0	1	0	0	0	0
7 Eugenio Suárez, R (1, 5) OBP: 0.316, SLG: 0.426			B CU 80 S SI 92 C CU 79 X SI 93 1-2 ① G5-3		C SI 92 S CU 81 S CU 82 0-3 ③ K			B CU 78 X SI 91 1-0 16 F7 2B		3	0	1	0	0	1	1
16 Tucker Barnhart, L (1, 2) OBP: 0.325, SLG: 0.393			B SI 92 X SI 93 1-0 ② F8		B CH 85 B SI 92 C SI 91 X SI 92 2-1 9 33 1B G6-4-3 2 1B 1B			D CU 81 B SI 93 X SI 93 2-0 ① F7 2-3		3	1	1	0	0	0	1
58 Dan Straily, R (1, 1) 33 Hernan Iribarren, L (6, PH) OBP: 0.500, SLG: 1.000 48 Keyvius Sampson, R (6, 1) 70 Jumbo Díaz, R (7, 1) 49 Tony Renda, R (8, PH) OBP: 0.267, SLG: 0.250 27 Ross Ohlendorf, R (8, 1)			C FF 93 F SI 92 T CU 80 0-2 ③ K			C SI 93 F SI 93 F CU 82 B FF 94 B CH 87 X FF 94 2-2 9 G6-4-3 1-2 1B		B SI 94 F SI 94 D CU 84 X SI 94 2-1 ② G6-3		1 1 0 0 1 0	0 0 0 0 0 0	0 1 0 0 0 0	0 0 0 0 0 0	1 0 0 0 0 0	0 0 0 0 1 0	0 0 0 0 1 0
Inning Stats	R: 0 E: 0 K: 1 S: 8 H: 0 LOB: 0 BB: 0 P: 10	R: 0 E: 0 K: 0 S: 4 H: 0 LOB: 0 BB: 0 P: 8	R: 0 E: 0 K: 1 S: 7 H: 0 LOB: 0 BB: 0 P: 9	R: 0 E: 0 K: 1 S: 9 H: 0 LOB: 0 BB: 0 P: 12	R: 0 E: 1 K: 1 S: 7 H: 1 LOB: 1 BB: 0 P: 8	R: 1 E: 0 K: 0 S: 10 H: 3 LOB: 1 BB: 0 P: 14	R: 0 E: 0 K: 0 S: 6 H: 0 LOB: 0 BB: 0 P: 8	R: 0 E: 0 K: 0 S: 9 H: 1 LOB: 1 BB: 0 P: 16	R: 0 E: 0 K: 0 S: 7 H: 1 LOB: 1 BB: 0 P: 9	1B: 5 2B: 1 3B: 0 HR: 0 SF: 0 SAC: 0 DP: 2 HBP: 0						

PITCHER	IP	WLS	BF	H	R	ER	SO	BB	IBB	HBP	BLK	WP	HR	S	P	ERA	WHIP
46 Iván Nova, R (1, 1) ERA: 4.13	9.0	W	32	6	1	1	4	0	0	0	0	0	0	67	94	1.00	0.667

PITCHER	IP	WLS	BF	H	R	ER	SO	BB	IBB	HBP	BLK	WP	HR	S	P	ERA	WHIP

AB	32
R	1
H	6
RBI	1
BB	0
SO	4
LOB	9

PA: 32

WP: 0
PB: 0
SB: 0
CS: 0

BOTTOM

Cincinnati Reds @ Pittsburgh Pirates

PNC Park, Pittsburgh, PA

Thu Sep 08 2016, 7:08 PM - 9:35 PM EDT

Att. 22,288 - Partly Cloudy - 84 F

livebaseballscorecards.com

Batter	1	2	3	4	5	6	7	8	9	AB	R	H	RBI	BB	SO	LOB
5 Josh Harrison, R (1, 4) OBP: 0.308, SLG: 0.382	C SL 79 B SL 84 X FF 90 1-1 22 FC6-5-4 2B	B FF 88 B FF 90 C FF 90 C SL 84 X FF 91 2-2 ① L8		F FF 88 H FF 86 1-1 25 L3-6 55 1B HBP		B SL 86 F FF 94 X FF 94 1-1 22 1B 2B	S SL 88 X SL 88 0-1 ③ P3			4	1	2	0	0	0	2
55 Josh Bell, S (1, 9) OBP: 0.406, SLG: 0.460 3 Sean Rodríguez, R (6, PR) OBP: 0.333, SLG: 0.476 (7, 9)	S FF 90 F CH 83 D CH 83 C SL 83 1-3 ① K	C SL 84 C FF 90 X CH 83 0-2 ② G4-3		B FF 89 X CH 81 1-0 1-2 1B		S CH 86 F CH 86 D CU 79 B FF 96 D CH 87 B FF 96 4-2 25 G3 22 1B BB		C CH 86 C CH 87 B SL 82 F CH 88 B SL 84 X CH 88 2-2 ① G5-3		3 1	0 0	1 0	0 0	1 0	1 0	1 0
22 Andrew McCutchen, R (1, 8) OBP: 0.327, SLG: 0.416	F FF 90 D SL 85 X FF 91 1-1 ② FC6-5-4 25 1B 27 2B 2-3	X FF 91 0-0 ③ F9		S SL 84 D CU 71 B SL 84 F SL 82 S CH 82 2-3 ① K		C FF 95 D CU 78 B SL 87 C FF 95 F CU 77 B SL 86 X FF 95 3-2 25 G3 1-2 2-H 1B		B CH 88 B CH 88 B CH 88 B FF 96 4-0 BB		4	1	1	1	1	1	3
25 Gregory Polanco, L (1, 7) OBP: 0.329, SLG: 0.487	1 SAFE 1 SAFE B SL 83 B SL 83 X FF 89 2-0 27 2B 1-2 1B		X FF 88 0-0 ① P3	C CH 82 B SL 84 X CH 82 1-1 ②③ L3-6 2-2		B CH 85 B FF 95 X FF 94 2-0 ② G3 1-2 2-3		X CH 87 0-0 ② F8		5	1	1	0	0	0	5
27 Jung Ho Kang, R (1, 5) OBP: 0.337, SLG: 0.522	C SL 85 S FF 89 X FF 90 0-2 23 1B 29 1B 1-H 2-H 2B		C SL 83 H CH 81 1-1 29 2B HBP		F CH 81 B CH 81 F FF 89 X SL 84 1-2 ① L7	D SL 90 S CU 77 B CU 79 D SL 87 X SL 88 3-1 ③ G5-3		C SL 82 B SL 82 D SL 82 1 SAFE D CH 89 C CH 88 X CH 87 3-2 ③ L7		4	1	1	2	0	0	4
23 David Freese, R (1, 3) OBP: 0.353, SLG: 0.416	B SL 86 F FF 91 F FF 90 X CH 83 1-2 29 1B 2-3 1B		C FF 90 F FF 89 F FF 89 S CH 81 0-3 ② K		B FF 88 B SL 84 C SL 82 F FF 91 S FF 90 2-3 ② K		X FF 93 0-0 46 1B 2B			4	0	2	0	0	2	1
29 Francisco Cervelli, R (1, 2) OBP: 0.380, SLG: 0.313	C FF 90 X FF 89 0-1 1-3 3-H 1B		1 SAFE C SL 80 D SL 85 B SL 82 X FF 88 2-1 1-3 2B		C FF 89 B FF 90 C CH 82 B SL 85 B SL 84 B CH 82 4-2 10 FC6-4 BB		B FF 94 B FF 94 X FF 94 2-0 ① F9			3	0	2	1	1	0	1
10 Jordy Mercer, R (1, 6) OBP: 0.337, SLG: 0.383	I IN 61 I IN 57 I IN 57 I IN 58 4-0 IBB		I IN 59 I IN 60 I IN 58 I IN 56 4-0 IBB		1 SAFE B FF 87 C FF 88 X CU 70 1-1 ③ FC6-4 1-2f		B SL 87 C SL 87 D SL 87 F FF 96 S FF 96 2-3 ② K			2	0	0	0	2	1	2
46 Iván Nova, R (1, 1) OBP: 0.143, SLG: 0.143	S FF 89 S SL 83 D SL 85 S SL 81 1-3 ③ K		D SL 82 F FF 89 B FF 90 C FF 88 S FF 90 2-3 ③ K			C FF 92 B SL 83 B FF 92 C FF 94 C FF 92 2-3 ① K	S FF 95 X FF 95 0-1 2-3 1B			4	0	1	0	0	3	6
Inning Stats	R: 3 H: 5 E: 0 LOB: 3 K: 2 BB: 1 S: 19 P: 30	R: 0 H: 0 E: 0 LOB: 0 K: 0 BB: 0 S: 7 P: 9	R: 0 H: 1 E: 0 LOB: 3 K: 2 BB: 1 S: 11 P: 20	R: 0 H: 1 E: 0 LOB: 1 K: 1 BB: 0 S: 7 P: 12	R: 0 H: 0 E: 0 LOB: 1 K: 1 BB: 1 S: 10 P: 18	R: 1 H: 2 E: 0 LOB: 3 K: 1 BB: 1 S: 14 P: 29	R: 0 H: 2 E: 0 LOB: 2 K: 1 BB: 0 S: 9 P: 13	R: 0 H: 0 E: 0 LOB: 1 K: 0 BB: 1 S: 8 P: 17		1B: 6 SF: 0 2B: 6 SAC: 0 3B: 0 DP: 1 HR: 0 HBP: 2				WP: 0 PA: 41 PB: 0 SB: 0 CS: 0		

	AB	34
	R	4
	H	11
	RBI	4
	BB	5
	SO	8
	LOB	25

PITCHER		IP	WLS	BF	H	R	ER	SO	BB	IBB	HBP	BLK	WP	HR	S	P	ERA	WHIP
58 Dan Straily, R ERA: 3.88	(1, 1)	5.0	L	26	7	3	3	6	1	2	2	0	0	0	54	89	5.40	1.600
48 Keyvius Sampson, R ERA: 3.9	(6, 1)	1.0		6	2	1	1	1	1	0	0	0	0	0	14	29	9.00	3.000
70 Jumbo Díaz, R ERA: 3.9	(7, 1)	1.0		5	2	0	0	1	0	0	0	0	0	0	9	13	0.00	2.000
27 Ross Ohlendorf, R ERA: 4.5	(8, 1)	1.0		4	0	0	0	0	1	0	0	0	0	0	8	17	0.00	1.000

PITCHER	IP	WLS	BF	H	R	ER	SO	BB	IBB	HBP	BLK	WP	HR	S	P	ERA	WHIP

Cincinnati Reds @ Pittsburgh Pirates

PNC Park, Pittsburgh, PA

Fri Sep 09 2016, 7:10 PM - 10:10 PM EDT

Att. 24,520 - Overcast - 78 F

TOP

livebaseballscorecards.com

Batter	1	2	3	4	5	6	7	8	9	AB	R	H	RBI	BB	SO	LOB
9 José Peraza, R (1, 8) OBP: 0.361, SLG: 0.408	C FF 90 S SL 83 B FF 90 B SL 83 X FF 90 2-2 F9 ①		F FF 91 S FF 90 B FF 91 B FF 92 B SL 82 D SL 82 F FF 91 B FF 90 4-2 19 1B 2 SH5-4 BB	B CH 86 B FF 91 X FF 89 2-0 FC6-4 ③ 1-2f			B SI 93 X FF 93 1-0 FC5-4 2 S 19 1B ① 1-2f		X SI 93 0-0 SF8 ② 1-2 3-H	3	0	0	1	1	0	3
2 Zack Cozart, R (1, 6) OBP: 0.309, SLG: 0.427	S FF 91 S CH 84 C FF 92 0-3 K ②		B CH 83 X FF 90 1-0 SH5-4 ① 1-2 2-3		F SL 82 B CH 84 X CH 82 1-1 F8 ①		1 SAFE 1 SAFE B SI 93 B SI 93 B FF 94 C SI 94 X SI 94 3-1 G5-3 ② 1-2		B CH 86 S CH 85 B SI 93 F SI 93 X CH 86 2-2 P3 ③	4	0	0	0	0	1	2
19 Joey Votto, L (1, 3) OBP: 0.433, SLG: 0.518	B FF 92 B SL 83 X FF 91 2-0 1B		X SL 84 0-0 23 G6-4-3 1B 2-3 3-H		F SL 82 X FF 91 0-1 F8 ②		C FF 91 B FF 92 S SL 85 X CH 86 1-2 2-H 1B ③			4	0	3	1	0	0	0
23 Adam Duvall, R (1, 7) OBP: 0.297, SLG: 0.504	B FF 91 F FF 90 1 SAFE B FF 91 B CH 84 X FF 90 3-1 P3 ③		1 SAFE B FF 91 B CH 84 X FF 91 2-0 G6-4-3 ②③ 1-2f		F FF 90 T SL 82 X SL 82 0-2 F8 ③			F FF 91 F SL 84 B SL 85 X SL 84 1-2 P3 ①		4	0	0	0	0	0	3
4 Brandon Phillips, R (1, 4) OBP: 0.314, SLG: 0.403		B FF 88 X FF 90 1-0 F8 ①		B CH 83 B CH 84 B FF 92 X FF 90 2-1 G5-3 ①		C SL 86 S SL 85 B SL 86 F SI 94 F SI 94 B CH 91 X SL 86 2-2 HR		C FF 91 F FF 91 B FF 92 X SL 85 1-2 F7 ②		4	1	1	1	0	0	0
43 Scott Schebler, L (1, 9) OBP: 0.317, SLG: 0.411 26 Raisel Iglesias, R (8, 1) OBP: 0.091, SLG: 0.091		F SL 81 S SL 82 B SL 83 H FF 91 2-2 HBP		F FF 90 S FF 90 S SL 82 0-3 K ②		B SI 93 X SI 94 1-0 G3 ①		X FF 92 0-0 L4 ③		3 0	0 0	0 0	0 0	0 0	1 0	0 0
7 Eugenio Suárez, R (1, 5) OBP: 0.317, SLG: 0.429		C FF 91 C FF 91 X FF 90 0-2 F9 ②		C SL 83 F FF 92 X FF 91 0-2 46 1B 2B		B SI 93 S SI 93 B SL 86 B SI 93 X SI 93 3-1 G5-3 ②			S SI 92 B CH 86 B SI 93 X CH 85 2-1 40 1B 37 SH5-4 9 SF8 1B	4	2	2	0	0	0	1
37 Ramón Cabrera, S (1, 2) OBP: 0.272, SLG: 0.326		D FF 91 D FF 91 X FF 90 2-0 G5-3 ③		I IN 71 I IN 73 I IN 73 I IN 72 4-0 46 1B IBB		C SI 92 X CH 87 0-1 F7 ③			1 SAFE X SI 92 0-0 SH5-4 ① 1-2	2	0	0	0	1	0	1
46 Tim Adleman, R (1, 1) OBP: 0.214, SLG: 0.357 33 Hernan Iribarren, L (7, PH) OBP: 0.556, SLG: 1.000 21 Michael Lorenzen, R (7, 1) OBP: 0.250, SLG: 1.000 40 Tyler Holt, R (8, 9) OBP: 0.311, SLG: 0.273			C FF 89 B FF 88 C FF 90 X SL 80 1-2 2 SH5-4 19 1B 2B	C FF 90 B FF 91 S FF 90 B FF 90 F FF 91 X FF 92 2-2 9 FC6-4 1B 1-2 2-H			C SI 92 B CH 87 B FF 93 X SI 92 2-1 9 FC5-4 1B		C SI 92 B SI 93 X SI 93 1-1 9 SF8 1B 2-3	2 1 0 1	1 0 0 0	2 1 0 1	1 0 0 0	0 0 0 0	0 0 0 0	0 0 0 0

Inning Stats										
	R: 0 E: 0 K: 1 S: 9	H: 1 LOB: 1 BB: 0 P: 16	R: 0 E: 0 K: 0 S: 7	H: 0 LOB: 1 BB: 0 P: 12	R: 1 E: 0 K: 0 S: 9	H: 2 LOB: 1 BB: 1 P: 17	R: 1 E: 0 K: 1 S: 13	H: 2 LOB: 2 BB: 1 P: 23	R: 0 E: 0 K: 0 S: 7	H: 0 LOB: 0 BB: 0 P: 8
	R: 1 E: 0 K: 0 S: 10	H: 1 LOB: 0 BB: 0 P: 16	R: 0 E: 0 K: 0 S: 8	H: 2 LOB: 2 BB: 0 P: 15	R: 0 E: 0 K: 0 S: 7	H: 0 LOB: 0 BB: 0 P: 9	R: 1 E: 0 K: 0 S: 9	H: 2 LOB: 1 BB: 0 P: 14	1B: 7 2B: 2 3B: 0 HR: 1	SF: 1 SAC: 2 DP: 1 HBP: 1

	WP: 0	PA: 38
	PB: 0	
	SB: 1	
	CS: 0	

PITCHER		IP	WLS	BF	H	R	ER	SO	BB	IBB	HBP	BLK	WP	HR	S	P	ERA	WHIP
43 Steven Brault, L ERA: 3.38	(1, 1)	5.0		22	5	2	2	2	1	1	1	0	0	0	45	76	3.60	1.200
48 Jared Hughes, R ERA: 3.24	(6, 1)	1.2		7	2	1	1	0	0	0	0	0	0	1	15	27	5.40	1.200
59 Antonio Bastardo, L ERA: 4.17	(7, 1)	1.1		4	1	0	0	0	0	0	0	0	0	0	10	13	0.00	0.750
44 Tony Watson, L ERA: 3.26	(9, 1)	1.0	L	5	2	1	1	0	0	0	0	0	0	0	9	14	9.00	2.000

PITCHER		IP	WLS	BF	H	R	ER	SO	BB	IBB	HBP	BLK	WP	HR	S	P	ERA	WHIP

AB	32
R	4
H	10
RBI	4
BB	2
SO	2
LOB	10

BOTTOM

Cincinnati Reds @ Pittsburgh Pirates

PNC Park, Pittsburgh, PA

Fri Sep 09 2016, 7:10 PM - 10:10 PM EDT

Att. 24,520 - Overcast - 78 F

livebaseballscorecards.com

Batter	1	2	3	4	5	6	7	8	9	AB	R	H	RBI	BB	SO	LOB
5 Josh Harrison, R (1, 4) OBP: 0.309, SLG: 0.385	B SI 90 X SI 91 1-0 F7 ①		S FF 91 S CH 85 F SI 93 F FF 92 X CH 85 0-2 55 F7 2B 2-H		X CH 89 0-0 SH5-4 ① 1-2 2-3			B FF 93 F SI 94 S SL 84 F FF 97 F SL 82 F SL 84 B FF 97 X SI 96 2-2 28 1B 22 SF7 1B	X SL 85 0-0 P4 ②	4	1	2	1	0	0	3
55 Josh Bell, S (1, 9) OBP: 0.403, SLG: 0.453 48 Jared Hughes, R (6, 1) 59 Antonio Bastardo, R (7, 1) 28 John Jaso, L (8, PH) OBP: 0.350, SLG: 0.385 18 Pedro Florimon, S (8, PR) 44 Tony Watson, L (9, 1) 26 Adam Frazier, L (9, PH) OBP: 0.370, SLG: 0.511	F FF 91 B FF 90 B CU 76 C CH 85 X CH 84 2-2 22 G6-4-3 1B		S FF 92 X FF 92 0-1 F7 ② 2-3		X CU 77 0-0 G3-1 ② 3-H			1 SAFE 1 SAFE X FF 95 0-0 25 1B 1-3 1B	C SI 88 B FF 96 X FF 95 1-1 F7 ③	3 0 0 1 0 0 0 1	0 0 0 0 0 0 0 0	1 0 0 1 0 0 0 0	1 0 0 0 0 0 0 0	0 0 0 0 0 0 0 0	0 0 0 0 0 0 0 0	2 0 0 0 0 0 0 3
22 Andrew McCutchen, R (1, 8) OBP: 0.325, SLG: 0.414	B FF 92 F CH 84 S FF 92 B FF 91 X CH 84 2-2 G6-4-3 ②③ 1-2f		F CU 77 S FF 92 X FF 93 0-2 F8 ③		F CH 83 X SI 90 0-1 P6 ③			C FF 98 B FF 96 F FF 97 B FF 88 X FF 97 2-2 SF7 ① 3-H		3	0	0	1	0	0	3
25 Gregory Polanco, L (1, 7) OBP: 0.333, SLG: 0.494		B CU 76 C FF 91 B CH 85 X SI 92 2-1 23 1B 2B		C CU 76 B CH 85 F SI 91 X FF 92 1-2 23 G4-3 2B		C CH 83 X CH 85 0-1 F8 ①		B FF 96 S FF 96 B SL 83 B SL 83 X FF 94 3-1 27 G6-4-3 1B 1-2		4	0	3	0	0	0	0
27 Jung Ho Kang, R (1, 5) OBP: 0.339, SLG: 0.518		C FF 91 B FF 91 2 SAFE B FF 92 X SI 92 2-1 G6-3 ①		D CU 77 B SI 93 S CH 85 F SI 92 B FF 93 F CH 85 2 SAFE H SI 91 4-2 23 G4-3 HBP		B CU 77 B SI 90 B CH 85 S SI 91 B FF 92 4-1 29 PO BB		B SL 87 X FF 96 1-0 G6-4-3 ②③ 1-2f		2	0	0	0	1	0	3
23 David Freese, R (1, 3) OBP: 0.354, SLG: 0.415 37 Alen Hanson, S (9, PR) OBP: 0.200, SLG: 0.200		B CU 76 C SI 91 B CH 86 S SI 92 2 SAFE X FF 93 2-2 1B ② 2-3		S SI 91 B CU 77 F SI 91 F SI 92 B FF 91 D CH 86 X SI 92 3-2 G4-3 ①② 1-2f 2-3		D SI 90 X CH 84 1-0 F8 ②			B FF 95 H FF 95 2-0 10 SH1-4 29 HBP HBP	3 0	0 0	1 0	0 0	0 0	0 0	3 0
29 Francisco Cervelli, R (1, 2) OBP: 0.381, SLG: 0.310		B FF 91 D CH 85 F FF 92 B FF 93 X SI 92 3-1 G4-3 ③		C CU 77 D CU 78 F SI 91 D CH 86 X SI 90 2-2 G5-3 ③		F SI 89 C CU 76 1 SAFE 0-2 PO ③ 1-2	B SL 85 B FF 95 B SL 92 B FF 96 4-0 17 G4-6-3 BB		1 SAFE 1 SAFE H FF 93 1-0 10 SH1-4 HBP 1-2	2	0	0	0	1	0	2
10 Jordy Mercer, R (1, 6) OBP: 0.339, SLG: 0.384			B CU 76 X SI 90 1-0 43 SH3-4 5 2B 1B		C CU 75 F CU 76 X FF 90 0-2 5 SH5-4 17 BB 55 G3-1 1B		C FF 94 1 SAFE B FF 96 L FF 95 L SL 92 1-3 K ①	X FF 93 0-0 SH1-4 ① 1-2 2-3	3	2	2	0	0	1	1
43 Steven Brault, L (1, 1) OBP: 0.200, SLG: 0.200 17 Matt Joyce, L (5, PH) OBP: 0.407, SLG: 0.505 (6, 9)			1 SAFE X SI 90 0-0 SH3-4 ① 1-2		F FF 90 B FF 89 F FF 90 D CH 84 1 SAFE D CH 83 B FF 91 4-2 5 SH5-4 1-2 BB		X SL 93 0-0 G4-6-3 ②③ 1-2f	I IN 76 I IN 78 I IN 74 I IN 76 4-0 IBB	0 1	0 0	0 0	0 0	0 2	0 0	0 1
Inning Stats	R: 0 E: 0 K: 0 S: 7 H: 1 LOB: 0 BB: 0 P: 12	R: 0 E: 0 K: 0 S: 9 H: 2 LOB: 1 BB: 0 P: 18	R: 1 E: 0 K: 0 S: 12 H: 2 LOB: 1 BB: 0 P: 13	R: 0 E: 0 K: 0 S: 13 H: 1 LOB: 1 BB: 0 P: 23	R: 1 E: 0 K: 0 S: 9 H: 1 LOB: 1 BB: 1 P: 13	R: 0 E: 0 K: 0 S: 6 H: 0 LOB: 0 BB: 1 P: 11	R: 0 E: 0 K: 1 S: 4 H: 0 LOB: 0 BB: 1 P: 9	R: 1 E: 0 K: 0 S: 13 H: 3 LOB: 2 BB: 0 P: 21	R: 0 E: 0 K: 0 S: 4 H: 0 LOB: 3 BB: 1 P: 12	1B: 7 2B: 3 3B: 0 HR: 0 SF: 1 SAC: 3 DP: 4 HBP: 3						

PITCHER		IP	WLS	BF	H	R	ER	SO	BB	IBB	HBP	BLK	WP	HR	S	P	ERA	WHIP
46 Tim Adleman, R ERA: 3.88	(1, 1)	6.0		24	7	2	2	0	2	0	1	0	0	0	56	90	3.00	1.500
21 Michael Lorenzen, R ERA: 2.77	(7, 1)	1.0	H	3	0	0	0	1	1	0	0	0	0	0	4	9	0.00	1.000
26 Raisel Iglesias, R ERA: 2.24	(8, 1)	2.0	W	11	3	1	1	0	0	1	2	0	0	0	17	33	4.50	1.500

PITCHER		IP	WLS	BF	H	R	ER	SO	BB	IBB	HBP	BLK	WP	HR	S	P	ERA	WHIP

AB	27
R	3
H	10
RBI	3
BB	4
SO	1
LOB	21

WP: 0 PA: 39
PB: 0
SB: 0
CS: 0

Cincinnati Reds @ Pittsburgh Pirates

PNC Park, Pittsburgh, PA

Sat Sep 10 2016, 7:12 PM - 10:44 PM EDT

Att. 25,918 - Partly Cloudy - 86 F

TOP

livebaseballscorecards.com

Batter	1	2	3	4	5	6	7	8	9	AB	R	H	RBI	BB	SO	LOB
9 José Peraza, R (1, 8) OBP: 0.357, SLG: 0.410	C FF 91 B FF 92 F FF 91 F FF 94 B SL 82 B FF 92 X FF 92 3-2 ① **P4**		F FF 90 X SL 84 0-1 ① **P4**	X FF 92 0-0 ② **SF9** 3-H		C SI 92 B SI 93 S CH 82 C SI 92 1-3 ① **K**		C FF 95 F FF 94 B FF 95 B FF 95 F FF 96 B SL 89 X FF 97 3-2 **2B**		4	0	1	1	0	1	0
2 Zack Cozart, R (1, 6) OBP: 0.308, SLG: 0.425	B SL 84 B FF 92 B FF 91 C FF 89 X FF 92 3-1 ② **F9**		B FF 91 B SL 85 F FF 92 X FF 92 2-1 ② **G6-3**	B SL 86 B FF 91 X FF 92 2-0 ③ **1B** 1-3 2-H		B CH 83 B CH 79 C SI 93 B SI 92 F CH 83 X SI 93 3-2 ② **G4-3**		F FF 94 F FF 95 F FF 96 T FF 95 0-2 ③ **K**		5	0	1	1	0	1	1
19 Joey Votto, L (1, 3) OBP: 0.436, SLG: 0.530	B FF 91 B SL 82 X FF 92 2-0 **1B**		B CH 84 F FF 91 B SL 83 B SL 83 F FF 91 F FF 94 S FF 94 3-3 ③ **K**		B SI 92 X SI 92 1-0 **4 1B 43 BB 2B**	B SI 92 F SI 92 B CH 83 F SI 92 F CH 87 B SI 93 X SI 92 3-2 **1B**			B FF 91 X FF 93 1-0 **HR**	5	2	4	1	0	1	0
23 Adam Duvall, R (1, 7) OBP: 0.297, SLG: 0.502 36 Blake Wood, R (6, 1) 21 Michael Lorenzen, R (8, 1) OBP: 0.250, SLG: 1.000 3 Iván De Jesús Jr., R (9, PH) OBP: 0.283, SLG: 0.288 52 Tony Cingrani, L (9, 1)	X SL 85 0-0 ③ **F9**			C FF 90 B SL 85 X SL 82 1-1 ① **F7**	X SL 83 0-0 **43 BB 4 1B 7 G5-2-3 1B**	D FF 92 S SI 91 F CH 83 F CH 79 S CH 81 1-3 ③ **K**			F SL 86 C SL 87 X SL 86 0-2 ① **G1-6-3**	4 0 0 1 0	0 0 0 0 0	1 0 0 0 0	0 0 0 0 0	0 0 0 0 0	1 0 0 0 0	2 0 0 0 0
4 Brandon Phillips, R (1, 4) OBP: 0.319, SLG: 0.406		C FF 89 F SL 83 F FF 91 X FF 92 0-2 **43 1B 1B**		C FF 90 X CH 85 0-1 **43 HBP 7 1B 1B**	B FF 94 X SI 91 1-0 **7 G5-2-3 43 BB 16 2B 1B** 1-2 2-3		C CH 79 S CH 80 B SI 92 F SI 92 F SI 93 B SI 92 C SI 92 2-3 ① **K**		C SL 87 H FF 95 1-1 **7 BB HBP**	4	2	3	0	0	1	0
43 Scott Schebler, L (1, 9) OBP: 0.324, SLG: 0.410		S FF 90 1 SAFE B FF 90 X FF 91 1-1 **1B** 1-2		B FF 91 1 SAFE F FF 91 F FF 91 H SL 86 2-2 **7 1B 16 1B HBP** 1-2	F FF 93 B FF 93 B CH 83 D CH 84 F FF 94 B FF 94 4-2 **7 G5-2-3 16 2B BB** 1-2 2-3 3-H		B SI 93 B SI 92 F SI 92 X CH 83 2-1 ② **G3**		X FF 92 0-0 ② **P4**	3	2	1	1	1	0	1
7 Eugenio Suárez, R (1, 5) OBP: 0.318, SLG: 0.427		C SL 84 B FF 92 F FF 91 D FF 92 S SL 85 2-3 ① **K**		C FF 92 B FF 93 D SL 85 C SL 84 B FF 92 X FF 92 3-2 **33 1B 16 1B 9 SF9 1B** 1-2 2-H	C SL 82 X SL 83 0-1 ① ② **G5-2-3** 1-2 2-3 3-H		C SI 92 B SI 93 S CH 83 B SI 92 B SI 93 X CH 82 3-2 ③ **G5-3**		1 SAFE D SL 88 F FF 94 B FF 93 B SL 86 F FF 96 B FF 95 4-2 **BB** 1-2	4	1	1	1	1	1	5
16 Tucker Barnhart, L (1, 2) OBP: 0.326, SLG: 0.396		B CH 85 X FF 92 1-0 ② **L8**		C FF 92 X CH 86 0-1 **33 1B 2 1B** 1-2 2-H	F FF 94 B FF 92 S SL 85 D SL 85 F FF 94 X SL 84 2-2 **2B** 2-H 3-H			C FF 95 X FF 93 0-1 ① **G3-1**	B FF 93 C FF 94 F FF 94 F SL 90 B FF 95 X SL 88 2-2 ③ **F8**	5	1	2	3	0	0	4
55 Robert Stephenson, R (1, 1) 33 Hernan Iribarren, L (4, PH) OBP: 0.600, SLG: 1.000 73 Josh Smith, R (4, 1) OBP: 0.143, SLG: 0.286 40 Tyler Holt, R (6, 7) OBP: 0.310, SLG: 0.272		F FF 91 C FF 92 S SL 85 0-3 ③ **K2-3**		B FF 92 T FF 92 C FF 92 B FF 93 F SL 84 X FF 93 2-2 **2 1B** 1-2 2-3	B FF 93 F FF 92 B SL 84 F FF 92 C SI 93 2-3 ③ **K**			B FF 96 F FF 95 S FF 94 S FF 95 1-3 ② **K**		1 1 1 1	0 0 0 0	0 1 0 0	0 0 0 0	1 0 1 1	0 0 0 0	2 0 1 0
Inning Stats	R: 0 E: 0 K: 0 S: 8 H: 1 LOB: 1 BB: 0 P: 16	R: 0 E: 0 K: 2 S: 13 H: 2 LOB: 2 BB: 0 P: 17	R: 0 E: 0 K: 1 S: 8 H: 0 LOB: 0 BB: 0 P: 13	R: 4 E: 0 K: 0 S: 17 H: 5 LOB: 2 BB: 0 P: 27	R: 3 E: 0 K: 1 S: 14 H: 4 LOB: 1 BB: 1 P: 24	R: 0 E: 0 K: 2 S: 14 H: 1 LOB: 1 BB: 0 P: 22	R: 0 E: 0 K: 1 S: 10 H: 0 LOB: 0 BB: 0 P: 17	R: 0 E: 0 K: 2 S: 13 H: 1 LOB: 1 BB: 0 P: 17	R: 1 E: 0 K: 0 S: 12 H: 1 LOB: 2 BB: 1 P: 20	1B: 11 2B: 3 3B: 0 HR: 1 SF: 1 SAC: 0 DP: 1 HBP: 2						

	AB	39
	R	8
	H	15
	RBI	8
	BB	2
	SO	9
	LOB	16

WP: 0 PB: 0 SB: 0 CS: 0 PA: 44

PITCHER		IP	WLS	BF	H	R	ER	SO	BB	IBB	HBP	BLK	WP	HR	S	P	ERA	WHIP
34 Drew Hutchison, R ERA: 5.94	(1, 1)	4.0		20	8	4	4	3	0	0	1	0	0	0	46	73	9.00	2.000
57 Trevor Williams, R ERA: 6.75	(5, 1)	1.0	L	7	4	3	3	1	1	0	0	0	0	0	14	24	27.00	5.000
49 Jeff Locke, L ERA: 5.49	(6, 1)	2.0		7	1	0	0	3	0	0	0	0	0	0	24	39	0.00	0.500
12 Juan Nicasio, R ERA: 4.78	(8, 1)	2.0		10	2	1	1	2	1	0	1	0	0	1	25	37	4.50	1.500

PITCHER	IP	WLS	BF	H	R	ER	SO	BB	IBB	HBP	BLK	WP	HR	S	P	ERA	WHIP

BOTTOM

Batter	1	2	3	4	5	6	7	8	9	AB	R	H	RBI	BB	SO	LOB
5 Josh Harrison, R (1, 4) OBP: 0.311, SLG: 0.388 3 Sean Rodríguez, R (6, PR) OBP: 0.336, SLG: 0.478 (7, 4)	F FF 93 B FF 94 C FF 94 B CU 83 B FF 93 X FF 94 3-2 55 2B 1B	B FF 94 X FF 94 1-0 ③ G4-3		C FF 91 F SL 86 F CU 77 1 SAFE 1 SAFE F SL 86 X CU 80 0-2 E5 55 BB 1-2		X SL 86 0-0 1-H 2-H 2B		C SL 88 X SL 93 0-1 1B		4 1	1 0	2 1	2 0	0 0	0 0	1 0
55 Josh Bell, S (1, 9) OBP: 0.417, SLG: 0.474 (6, 3)	B FF 92 X FF 92 1-0 27 1B 1-H 2B		B CH 84 F FF 93 B FF 93 F FF 93 B CH 84 X FF 92 3-2 22 F8 27 HR 1B	B CH 83 B FF 88 S SL 88 B FF 92 F SL 88 B SL 87 4-2 1-2 2-3 BB		F FF 97 F FF 97 B SI 98 S CH 89 1-3 ② K		F SL 92 X SL 93 0-1 ③ P5		4	2	2	1	1	2	2
22 Andrew McCutchen, R (1, 8) OBP: 0.327, SLG: 0.412	B CU 81 B FF 94 F FF 92 D FF 92 B FF 93 4-1 28 BB 27 1B BB		X FF 93 0-0 ① F8 1-2	X SL 85 0-0 ③ G5-3		C SL 89 B SL 90 B SL 91 B SL 90 D FF 99 4-1 BB			B FF 94 C FF 95 B FF 94 B FF 94 B FF 94 4-1 25 FC6 BB	2	0	0	0	3	0	4
25 Gregory Polanco, L (1, 7) OBP: 0.330, SLG: 0.488	B FF 93 B FF 93 C FF 92 X FF 94 2-1 ① F5		C FF 92 B FF 93 X CU 81 1-1 ② F7		B CU 74 C FF 90 F SL 87 S CU 78 1-3 ① K	B FF 97 B FF 97 F SL 90 F SL 91 F FF 98 X FF 98 2-2 ③ G4-3			C FF 94 C FF 95 F FF 94 B FF 95 F FF 95 F SL 83 D SL 83 X FF 95 2-2 ① FC6 27 1B 29 1B 1-2f	5	1	0	0	0	1	6
27 Jung Ho Kang, R (1, 5) OBP: 0.347, SLG: 0.533 37 Alen Hanson, S (9, PR) OBP: 0.200, SLG: 0.200	C CU 82 S CH 85 C CH 84 B CH 84 B FF 93 X CH 84 2-2 28 BB 1-2 2-H 1B		C CH 84 F CU 82 F CU 82 X CU 81 0-2 2-H HR		C SL 83 B CU 78 B CU 78 X SL 85 2-1 ② F9		C FF 98 S SL 90 B SL 91 B SL 86 B SL 90 B SL 88 4-2 17 G4-6-3 BB		B FF 95 B FF 96 C FF 96 X FF 94 2-1 29 1B 1-2 1B	4 0	1 0	3 0	3 0	1 0	0 0	0 0
28 John Jaso, L (1, 3) OBP: 0.350, SLG: 0.382 49 Jeff Locke, L (6, 1) OBP: 0.152, SLG: 0.125 17 Matt Joyce, L (7, PH) OBP: 0.406, SLG: 0.503 12 Juan Nicasio, R (8, 1) OBP: 0.158, SLG: 0.158 23 David Freese, R (9, PH) OBP: 0.353, SLG: 0.414	F FF 93 F FF 92 B CH 84 D CU 83 D CH 84 B FF 93 4-2 29 G6-4-3 1-2 2-3 BB		F CH 85 C CH 84 F FF 94 S CU 81 0-3 ③ K2-3		F FF 92 B CU 79 C SL 86 X FF 92 1-2 ③ G4-3	C FF 97 X FF 95 0-1 ① ② G4-6-3 1-2f		F FF 94 C FF 96 S FF 89 0-3 ② K	2 0 1 0 1	0 0 0 0 0	0 0 0 0 0	0 0 0 0 0	1 0 0 0 1	1 0 0 0 2	0 0 1 0 0
29 Francisco Cervelli, R (1, 2) OBP: 0.379, SLG: 0.308 18 Pedro Florimón, S (9, PR)	B FF 94 C FF 94 D CU 83 B FF 94 F FF 94 F FF 94 X FF 94 3-2 ② ③ G6-4-3 1-2f			M SL 84 X FF 90 0-1 ① G6-3		C FF 91 F FF 91 B SL 84 C CU 78 1-3 ① K	X FF 97 0-0 ③ G3		C FF 95 B FF 95 X FF 95 1-1 10 FC5-4 1-2 2-H 1B	5 0	0 0	1 0	1 0	0 0	1 0	3 0
10 Jordy Mercer, R (1, 6) OBP: 0.338, SLG: 0.382		B FF 94 C FF 94 X CU 82 1-1 ① P3		C CU 76 X SL 84 0-1 ② L8		B CU 77 F FF 92 X CU 79 1-1 26 HBP 5 2B 1B		B SL 85 S FF 95 X SI 96 1-1 G6-3 ①	C FF 95 B FF 94 B FF 94 X FF 95 2-1 ③ FC5-4 1-2f	5	1	1	0	0	0	2
34 Drew Hutchison, L (1, 1) 15 Jason Rogers, R (4, PH) OBP: 0.304, SLG: 0.176 57 Trevor Williams, R (5, 1) 26 Adam Frazier, L (6, 9) OBP: 0.372, SLG: 0.506		C FF 94 S CH 85 S CH 84 0-3 ② K		B SL 85 B SL 85 B SL 88 B FF 90 4-0 55 BB 5 E BB		H FF 90 1-0 5 2B 1-2 HBP		C SL 94 F FF 93 X SI 98 0-2 ② G6-3		1 0 0 1	0 0 0 1	0 0 0 1	0 0 0 0	0 1 0 0	1 0 0 0	0 0 0 0
Inning Stats	R: 2 E: 0 K: 0 S: 17 H: 3 LOB: 2 BB: 2 P: 36	R: 0 E: 0 K: 1 S: 6 H: 0 LOB: 0 BB: 0 P: 8	R: 2 E: 0 K: 1 S: 14 H: 2 LOB: 0 BB: 0 P: 18	R: 0 E: 1 K: 0 S: 12 H: 0 LOB: 3 BB: 2 P: 20	R: 0 E: 0 K: 1 S: 8 H: 0 LOB: 0 BB: 0 P: 12	R: 2 E: 0 K: 2 S: 14 H: 2 LOB: 2 BB: 1 P: 24	R: 0 E: 0 K: 0 S: 5 H: 0 LOB: 0 BB: 1 P: 9	R: 0 E: 0 K: 0 S: 9 H: 1 LOB: 1 BB: 0 P: 10	R: 1 E: 0 K: 1 S: 16 H: 2 LOB: 2 BB: 1 P: 27	1B: 7 2B: 2 3B: 0 HR: 1 SF: 0 SAC: 0 DP: 2 HBP: 1						WP: 0 PB: 0 SB: 0 CS: 0 PA: 44	

PITCHER		IP	WLS	BF	H	R	ER	SO	BB	IBB	HBP	BLK	WP	HR	S	P	ERA	WHIP
55 Robert Stephenson, R ERA: 4.43	(1, 1)	3.0		15	5	4	4	2	2	0	0	0	0	1	37	62	12.00	2.333
73 Josh Smith, R ERA: 5.21	(4, 1)	2.1	W	13	2	2	2	2	2	0	1	0	0	0	26	41	7.71	1.714
36 Blake Wood, R ERA: 3.65	(6, 1)	1.2	H	6	0	0	0	1	2	0	0	0	0	0	13	24	0.00	1.200
21 Michael Lorenzen, R ERA: 2.7	(8, 1)	1.0	H	4	1	0	0	0	0	0	0	0	0	0	9	10	0.00	1.000
52 Tony Cingrani, L ERA: 3.61	(9, 1)	1.0	S	6	2	1	1	1	1	0	0	0	0	0	16	27	9.00	3.000

PITCHER	IP	WLS	BF	H	R	ER	SO	BB	IBB	HBP	BLK	WP	HR	S	P	ERA	WHIP

Cincinnati Reds @ Pittsburgh Pirates

PNC Park, Pittsburgh, PA

Sat Sep 10 2016, 7:12 PM - 10:44 PM EDT

Att. 25,918 - Partly Cloudy - 86 F

livebaseballscorecards.com

AB	36
R	7
H	10
RBI	7
BB	7
SO	6
LOB	21

Cincinnati Reds @ Pittsburgh Pirates

PNC Park, Pittsburgh, PA

Sun Sep 11 2016, 1:36 PM - 4:32 PM EDT

Att. 26,744 - Overcast - 73 F

TOP

livebaseballscorecards.com

Batter	1	2	3	4	5	6	7	8	9	AB	R	H	RBI	BB	SO	LOB
40 Tyler Holt, R (1, 8) OBP: 0.317, SLG: 0.299	X SL 89 0-0 ① F9	B FF 91 B CU 77 C FF 92 X CH 84 2-1 7 1B 3B 2-H 3-H		C CU 76 X FF 88 0-1 19 G3-6-1 2B		B CU 78 B FF 93 C FF 93 F FF 92 C FF 93 2-3 ② K		S SI 91 B SI 92 X SI 93 1-1 33 G4-6-3 1B 1-2 2-3 3-H		5	1	3	3	0	1	0
7 Eugenio Suárez, R (1, 5) OBP: 0.321, SLG: 0.428	C FF 90 B FF 90 S FF 90 B SL 88 X SL 88 2-2 ② L7	X FF 91 0-0 3-H 1B		B CU 75 C CU 75 B FF 91 B CH 82 B CH 83 4-1 19 G3-6-1 BB		C FF 93 X FF 92 0-1 1B		F SI 95 F FF 93 D SL 85 T SI 95 1-2 ① K		4	0	2	1	1	1	3
19 Joey Votto, L (1, 3) OBP: 0.433, SLG: 0.525 33 Hernan Iribarren, L (8, PH) OBP: 0.545, SLG: 0.909 (8, 3)	B FF 91 B SL 86 X FF 91 2-0 ③ L8	B SL 88 F CH 84 X SL 87 1-1 ③ F7		B SL 87 B FF 91 X SL 87 2-0 ① ② G3-6-1 1-2f 2-3		C CU 77 B FF 93 D FF 94 B CU 78 S FF 92 X FF 93 3-2 ③ L8		B SI 94 D SI 95 X FF 94 2-0 ② ③ G4-6-3 1-2f		4 1	0 0	0 0	0 0	0 0	0 0	4 3
23 Adam Duvall, R (1, 7) OBP: 0.296, SLG: 0.503		B FF 90 F FF 90 C CH 83 B FF 91 X FF 91 2-2 4 E 3B	B CU 75 F CU 75 X FF 90 1-1 ① F8	B SL 88 X CH 84 1-0 ③ F8			C FF 90 B CU 79 C CU 79 S CU 80 1-3 ① K		B SI 92 X FF 93 1-0 ① G5-3	5	1	1	0	0	1	1
4 Brandon Phillips, R (1, 4) OBP: 0.322, SLG: 0.413 27 Ross Ohlendorf, R (8, 1) 61 Raffy Lopez, L (9, PH) 53 Wandy Peralta, L (9, 1)		B FF 92 X FF 92 1-0 E8 43 G3 1B 3-H	B CU 75 C CH 84 B SL 89 T CH 85 B SL 88 F FF 92 X FF 91 3-2 43 2B 2B		C FF 93 B FF 95 S CU 79 B CU 79 B CU 79 X FF 94 3-2 37 1B 2B		B FF 94 F FF 94 X CH 89 1-1 ② G5-3		C FF 93 B CH 87 X FF 93 1-1 ② G5-3	4 0 1 0	3 0 0 0	3 0 0 0	1 0 0 0	0 0 0 0	0 0 0 0	0 0 0 0
43 Scott Schebler, L (1, 9) OBP: 0.321, SLG: 0.409		B SL 88 X SL 89 1-0 ① G3 3-H	B FF 90 S CU 75 B SL 87 X CH 84 2-1 37 G4-3 2-H 2B		F FF 93 F FF 93 B CU 79 S CU 78 1-3 ① K		C CU 78 B CH 88 B FF 94 F CU 78 X CU 79 2-2 ③ G6-3		X FF 92 0-0 ③ G1-3	5	0	1	2	0	1	1
37 Ramón Cabrera, S (1, 2) OBP: 0.284, SLG: 0.333		B FF 91 B SI 91 B SL 88 B FF 90 4-0 29 SH3-4 3 HBP 40 3B BB	B FF 90 B SL 87 C SL 87 F CU 75 B SL 89 X SL 88 3-2 ② G4-3 2-3		B FF 93 F CU 79 F FF 95 X CU 79 1-2 3 G4-3 1B 2-H			B FF 89 F FF 90 B CU 78 F FF 91 X CU 78 2-2 3 2B 40 1B 1B		3	2	2	1	1	0	1
3 Iván De Jesús Jr., R (1, 6) OBP: 0.292, SLG: 0.296		C CU 75 B FF 90 H CH 83 2-1 29 SH3-4 40 3B HBP 1-2	I IN 84 I IN 85 I IN 85 I IN 86 4-0 29 FC4-6 IBB		B FF 94 C FF 94 B CU 79 X FF 94 2-1 ② ③ G4-3 1-2f			C FF 90 X FF 90 0-1 40 1B 1-3 2B		2	1	1	0	1	0	1
29 Brandon Finnegan, L (1, 1) OBP: 0.164, SLG: 0.154 51 Steve Selsky, R (6, PH) OBP: 0.273, SLG: 0.364 70 Jumbo Díaz, R (6, 1) 49 Tony Renda, R (8, PH) OBP: 0.290, SLG: 0.250 (8, 4)		X CU 76 0-0 ② SH3-4 1-2 2-3	B CU 76 X SL 88 1-0 ③ FC4-6 1-2f		S FF 91 B FF 94 X CU 78 1-1 ① G5-3			D CU 76 B FF 91 B FF 91 B FF 89 4-0 40 1B BB		1 1 0 0	0 0 0 0	0 0 0 0	0 0 0 1	0 0 0 0	0 0 0 0	2 0 0 0
Inning Stats	R: 0 E: 0 K: 0 S: 5 H: 0 LOB: 0 BB: 0 P: 9	R: 5 E: 1 K: 0 S: 12 H: 4 LOB: 1 BB: 1 P: 25	R: 1 E: 0 K: 0 S: 12 H: 2 LOB: 2 BB: 1 P: 26	R: 0 E: 0 K: 0 S: 5 H: 1 LOB: 1 BB: 1 P: 12	R: 1 E: 0 K: 1 S: 12 H: 2 LOB: 0 BB: 0 P: 19	R: 0 E: 0 K: 1 S: 10 H: 1 LOB: 1 BB: 0 P: 16	R: 0 E: 0 K: 1 S: 8 H: 0 LOB: 0 BB: 0 P: 12	R: 1 E: 0 K: 1 S: 11 H: 3 LOB: 2 BB: 1 P: 21	R: 0 E: 0 K: 0 S: 4 H: 0 LOB: 0 BB: 0 P: 6	1B: 6 2B: 5 3B: 2 HR: 0 SF: 0 SAC: 1 DP: 3 HBP: 1						

AB	36
R	8
H	13
RBI	8
BB	4
SO	4
LOB	16

PITCHER		IP	WLS	BF	H	R	ER	SO	BB	IBB	HBP	BLK	WP	HR	S	P	ERA	WHIP
14 Ryan Vogelsong, R ERA: 4.66	(1, 1)	4.0	L	22	7	6	6	0	2	1	1	0	0	0	34	72	13.50	2.250
51 Tyler Glasnow, R ERA: 5.56	(5, 1)	3.0		14	5	2	2	3	1	0	0	0	0	0	35	58	6.00	2.000
48 Jared Hughes, R ERA: 3.12	(8, 1)	2.0		6	1	0	0	1	0	0	0	0	0	0	10	16	0.00	0.500

PITCHER	IP	WLS	BF	H	R	ER	SO	BB	IBB	HBP	BLK	WP	HR	S	P	ERA	WHIP

Cincinnati Reds @ Pittsburgh Pirates

PNC Park, Pittsburgh, PA

Sun Sep 11 2016, 1:36 PM - 4:32 PM EDT

Att. 26,744 - Overcast - 73 F

livebaseballscorecards.com

BOTTOM

Batter	1	2	3	4	5	6	7	8	9	AB	R	H	RBI	BB	SO	LOB
10 Jordy Mercer, R (1, 6) OBP: 0.336, SLG: 0.380	B SI 90 X SI 92 1-0 ① F8	B SL 83 F SI 93 B CH 82 F FF 95 F CH 85 X SL 83 2-2 ③ P3			B FF 90 F SI 93 F SL 84 S SL 82 1-3 ① K		F FF 94 X CH 88 0-1 55 E 1B		C CH 86 B CH 85 X SI 94 1-1 ③ G1-4-3	3	0	0	0	0	1	3
18 Pedro Florimón, S (6, 6) OBP: 0.500, SLG: 0.500										2	0	1	0	0	0	0
55 Josh Bell, S (1, 9) OBP: 0.421, SLG: 0.467	C SL 82 B SI 93 F SI 92 S SL 83 1-3 ② K		B SL 78 B SI 91 B FF 91 B SI 89 4-0 27 1B BB		S SL 82 C SL 84 B SL 84 X SL 81 1-2 27 1B 22 BB 1B		B FF 95 B SI 96 C FF 96 F SI 97 B SL 90 X SI 97 3-2 FC5 17 G4-6-3 1-2			3	0	1	0	1	1	1
22 Andrew McCutchen, R (1, 8) OBP: 0.329, SLG: 0.411	B SI 93 B SI 93 T SL 85 C CH 83 B CH 83 D SL 88 4-2 BB		C SI 91 B CH 82 X SI 92 1-1 ① F8		D SI 92 B SL 82 C SI 91 B SI 91 C SI 92 B SL 83 4-2 27 1B 1-2 BB		B FF 97 X FF 97 1-0 ① F6			1	0	0	0	2	0	1
37 Alen Hanson, S (7, 4) OBP: 0.167, SLG: 0.167										1	0	0	0	0	0	2
27 Jung Ho Kang, R (1, 5) OBP: 0.350, SLG: 0.535	T SI 94 B SI 93 C CH 84 X SI 94 1-2 ③ P4		X SI 93 0-0 1-2 1B		B SI 92 B SI 92 X SI 91 2-0 1-2 2-3 1B		X FF 98 0-0 ②③ G4-6-3 1-2f			3	0	2	0	0	0	1
17 Matt Joyce, L (7, PH) OBP: 0.404, SLG: 0.500										1	0	0	0	0	0	2
(8, 7)																
23 David Freese, R (1, 3) OBP: 0.353, SLG: 0.413		B SL 80 C SI 91 X SL 84 1-1 3 BB 25 BB 1B	X SL 82 0-0 ② F7		C SL 82 B SI 94 F SI 94 S SL 82 1-3 ② K			F FF 96 S CH 87 S SL 83 0-3 ① K		4	0	1	0	0	2	5
25 Gregory Polanco, L (1, 7) OBP: 0.330, SLG: 0.487		B SI 93 B SI 93 S SI 92 S SI 93 D SL 86 F SI 94 B SI 93 4-2 3 BB 1-2 BB	B SL 83 F SI 93 D SL 85 B SI 93 C SI 92 C SI 94 3-3 ③ K		F SI 91 F SI 93 S SL 86 0-3 ③ K			B FF 95 C CH 88 X FF 95 1-1 3 G6-4-3 1B		1	0	0	0	1	1	2
26 Adam Frazier, L (4, 7) OBP: 0.375, SLG: 0.505										2	0	1	0	0	1	3
(8, 5)																
3 Sean Rodríguez, R (1, 4) OBP: 0.335, SLG: 0.472		B FF 94 D SI 93 S FF 92 B SL 83 B SI 93 4-1 1-2 2-3 BB	C SI 88 S CH 82 B SL 86 B CH 82 X CH 83 2-2 ① F8		B FF 93 X FF 93 1-0 ① G5-3			X CH 86 0-0 ②③ G6-4-3 1-2f		3	0	0	0	1	0	1
(7, 8)																
19 Chris Stewart, R (1, 2) OBP: 0.319, SLG: 0.286	C SI 92 D CH 84 B SI 92 F SI 93 S CH 84 2-3 ① K		X SI 92 0-0 15 G6-4-3 1B		B SI 96 X FF 94 1-0 ② F9				C FF 94 C CH 83 X FF 94 0-2 ① F8	2	0	1	0	0	1	3
24 Eric Fryer, R (6, 2) OBP: 0.330, SLG: 0.298										2	0	0	0	0	0	0
14 Ryan Vogelsong, R (1, 1)	S SI 94 C SI 95 B SI 95 F SI 95 C SL 84 1-3 ② K		F SI 92 C SL 82 X CH 83 0-2 ②③ G6-4-3 1-2f		C FF 95 X FF 95 0-1 ③ G6-3				B SI 95 C CH 86 F SI 95 S SL 88 1-3 ② K	1	0	0	0	0	1	3
15 Jason Rogers, R (4, PH) OBP: 0.292, SLG: 0.167										1	0	0	0	0	0	1
51 Tyler Glasnow, L (5, 1) OBP: 0.250, SLG: 0.250										1	0	0	0	0	0	0
48 Jared Hughes, R (8, 1)										0	0	0	0	0	0	0
28 John Jaso, L (9, PH) OBP: 0.349, SLG: 0.381										1	0	0	0	0	1	0

Inning Stats	1	2	3	4	5	6	7	8	9
	R: 0 H: 0 E: 0 LOB: 1 K: 1 BB: 1 S: 9 P: 16	R: 0 H: 1 E: 0 LOB: 3 K: 2 BB: 2 S: 17 P: 31	R: 0 H: 1 E: 0 LOB: 2 K: 1 BB: 1 S: 7 P: 15	R: 0 H: 1 E: 0 LOB: 0 K: 0 BB: 0 S: 7 P: 9	R: 0 H: 2 E: 0 LOB: 3 K: 3 BB: 1 S: 15 P: 24	R: 0 H: 0 E: 0 LOB: 0 K: 0 BB: 0 S: 4 P: 6	R: 0 H: 1 E: 1 LOB: 1 K: 0 BB: 0 S: 7 P: 11	R: 0 H: 1 E: 0 LOB: 0 K: 1 BB: 0 S: 6 P: 7	R: 0 H: 0 E: 0 LOB: 0 K: 1 BB: 0 S: 8 P: 10

	AB	R	H	RBI	BB	SO	LOB
	32	0	7	0	5	9	28

1B: 7 SF: 0 PA: 37
2B: 0 SAC: 0
3B: 0 DP: 3
HR: 0 HBP: 0

WP: 0
PB: 0
SB: 0
CS: 0

PITCHER		IP	WLS	BF	H	R	ER	SO	BB	IBB	HBP	BLK	WP	HR	S	P	ERA	WHIP
29 Brandon Finnegan, L ERA: 4.04	(1, 1)	5.0	W	24	5	0	0	7	5	0	0	0	0	0	55	95	0.00	2.000
70 Jumbo Díaz, R ERA: 3.67	(6, 1)	2.0		7	1	0	0	0	0	0	0	0	0	0	11	17	0.00	0.500
27 Ross Ohlendorf, R ERA: 4.42	(8, 1)	1.0		3	1	0	0	1	0	0	0	0	0	0	6	7	0.00	1.000
53 Wandy Peralta, L ERA: 6.75	(9, 1)	1.0		3	0	0	0	1	0	0	0	0	0	0	8	10	0.00	0.000

PITCHER	IP	WLS	BF	H	R	ER	SO	BB	IBB	HBP	BLK	WP	HR	S	P	ERA	WHIP

Batter	1	2	3	4	5	6	7	8	9	AB	R	H	RBI	BB	SO	LOB
5 Jonathan Villar, S (1, 6) OBP: 0.372, SLG: 0.454	C FF 92 S CH 86 F FF 94 B FF 94 B FF 94 S CH 85 2-3 ① **K**		C CH 84 B SL 86 C SL 85 B FF 94 S FF 94 2-3 ② **K**		B FF 94 B CH 86 B FF 94 C FF 94 B FF 94 4-1 **8 BB** 1-2 **BB**		X SL 92 0-0 ② **FC3-6** 2 BLK, 2 1B 1-2f			3	0	0	0	1	2	2
2 Scooter Gennett, L (1, 4) OBP: 0.316, SLG: 0.396	C SL 85 X FF 94 0-1 ② **L7**		X CH 86 0-0 **8 E** 1-2 **1B**		B SL 88 B SL 87 B FF 94 C FF 94 F FF 94 S FF 94 3-3 ② **K**		X SL 92 0-0 ③ 1-H **1B**			4	0	2	0	0	1	2
8 Ryan Braun, R (1, 7) OBP: 0.372, SLG: 0.544	C FF 94 B FF 93 X SL 86 1-1 **1B**		S CU 78 D CU 79 X FF 95 1-1 **E6** 1-2 2-3		B FF 93 C FF 95 B FF 94 B FF 95 D SL 86 4-1 1-2 2-3 **BB**			S FF 95 B SL 84 B FF 96 F FF 97 X FF 95 2-2 ① **G5-3**		3	0	1	0	1	0	2
14 Hernán Pérez, R (1, 5) OBP: 0.306, SLG: 0.453	1 SAFE 1 SAFE S SL 87 X FF 92 0-1 ③ **F9**		C FF 95 B FF 95 F FF 94 F FF 95 B SL 87 X FF 96 2-2 ③ **L9**		C SL 90 X SL 90 0-1 ③ **F7**			B SL 85 C SL 84 S SL 85 X FF 98 1-2 ② **L9**		4	0	0	0	0	0	7
33 Chris Carter, R (1, 3) OBP: 0.322, SLG: 0.487		B FF 94 B FF 94 B FF 95 C FF 93 F FF 94 F FF 95 F FF 95 S CH 86 3-3 ① **K**		B CH 84 C SL 86 B SL 86 S CH 84 X FF 94 2-2 ① **F9**		B FF 96 X FF 96 1-0 ① **G5-3**		B SL 83 C SL 84 B FF 96 C FF 97 B SL 86 S FF 98 3-3 ③ **K**		4	0	0	0	0	2	0
23 Keon Broxton, R (1, 8) OBP: 0.360, SLG: 0.415		S FF 94 B FF 93 C SL 88 S FF 94 1-3 ② **K**		B SL 84 C FF 94 X FF 95 1-1 **12 CS** 1B		S SL 91 F FF 96 C SI 96 0-3 ② **K**			C FF 95 B SI 96 F SI 95 S SL 87 1-3 ① **K**	4	0	1	0	0	3	0
16 Domingo Santana, R (1, 9) OBP: 0.352, SLG: 0.417 10 Kirk Nieuwenhuis, L (9, PH) OBP: 0.330, SLG: 0.393		C SL 87 C CU 76 B CU 78 F FF 92 B CU 77 C FF 94 2-3 ③ **K**		1 SAFE B SL 85 1 SAFE F FF 93 1 SAFE 1 SAFE X FF 93 1-1 ② **F8**		S SL 90 B SL 90 X FF 97 1-1 ③ **G6-3**			B FF 96 S SI 88 C SI 90 S FF 98 1-3 ② **K**	3 1	0 0	0 0	0 0	0 0	1 1	1 0
12 Martín Maldonado, R (1, 2) OBP: 0.325, SLG: 0.351			B FF 94 C FF 95 C FF 96 B CU 79 H FF 92 3-2 **8 E, 2 1B** HBP	1 SAFE C SL 87 B FF 94 1-1 ③ **CS** 1-2	F FF 95 F SL 86 C CU 75 0-3 ① **K**		B SI 95 B FF 95 B SI 95 C FF 95 C FF 94 X SL 91 3-2 ① **G6-3**		B SL 87 S FF 97 X SI 98 1-1 ③ **G1-3**	3	0	0	0	0	1	0
38 Wily Peralta, R (1, 1) OBP: 0.114, SLG: 0.235 7 Jake Elmore, R (7, PH) OBP: 0.390, SLG: 0.250 50 Jacob Barnes, R (7, 1) 35 Brent Suter, L (8, 1)			B FF 91 L FF 89 L FF 92 X SL 87 1-2 ① **L4**		B SL 87 X FF 94 1-0 **8 BB, 5 BB** 1B		B SI 95 B FF 95 C FF 96 B SI 94 C SL 91 X SL 92 3-2 **5 FC3-6** 1B			2 1 0 0	0 0 0 0	1 1 0 0	0 0 0 0	0 0 0 0	0 0 0 0	1 0 0 0

TOP

Milwaukee Brewers @ Cincinnati Reds

Great American Ball Park, Cincinnati, OH

Mon Sep 12 2016, 7:12 PM - 9:44 PM EDT

Att. 14,671 - Clear - 78 F

livebaseballscorecards.com

AB	32
R	0
H	6
RBI	0
BB	2
SO	11
LOB	15

Inning Stats	1	2	3	4	5	6	7	8	9
	R: 0 E: 0 K: 1 S: 10	H: 1 LOB: 1 BB: 0 P: 13	R: 0 E: 0 K: 3 S: 12	H: 0 LOB: 0 BB: 0 P: 18	R: 0 E: 1 K: 1 S: 15	H: 1 LOB: 3 BB: 0 P: 24	R: 0 E: 0 K: 0 S: 8	H: 1 LOB: 0 BB: 0 P: 13	R: 0 E: 0 K: 2 S: 11	H: 1 LOB: 3 BB: 2 P: 23	R: 0 E: 0 K: 1 S: 6	H: 0 LOB: 0 BB: 0 P: 8	R: 0 E: 0 K: 0 S: 8	H: 2 LOB: 2 BB: 0 P: 14	R: 0 E: 0 K: 1 S: 9	H: 0 LOB: 0 BB: 0 P: 15	R: 0 E: 0 K: 2 S: 8	H: 0 LOB: 0 BB: 0 P: 11

| | | |

Batter	1	2	3	4	5	6	7	8	9	AB	R	H	RBI	BB	SO	LOB
9 José Peraza, R (1, 6) (8, 8) OBP: 0.349, SLG: 0.400	C FF 95 F FF 96 S FF 95 0-3 ① K	B SL 84 C FF 96 C SL 87 S SL 88 1-3 ② K			B SL 82 F FF 94 X SL 83 1-1 ② L9		C SL 90 X SL 90 0-1 ③ L9			4	0	0	0	0	2	0
7 Eugenio Suárez, R (1, 5) OBP: 0.320, SLG: 0.425	B FF 96 B FF 95 B FF 96 C FF 94 B FF 96 4-1 4 1B 23 1B 43 1B BB	B SI 97 X SI 97 1-0 ③ G5-3			C FF 94 B SL 84 B SL 84 B FF 95 F FF 95 C SL 84 3-3 ③ K			C FF 84 B CH 80 C FF 85 B CU 70 F FF 84 F FF 85 F FF 86 B CH 78 F FF 85 3-2 ① P4 X FF 85		3	1	0	0	1	1	0
19 Joey Votto, L (1, 3) OBP: 0.432, SLG: 0.523	F FF 96 X FF 96 0-1 ② F8		B SL 81 X FF 95 1-0 ① G6-3			C FF 93 B CH 83 F FF 94 X SL 86 1-2 ① F7		S FF 86 C FF 86 F FF 87 F CU 73 B FF 87 B FF 86 B FF 83 X FF 84 3-2 23 A4 D8 1B		4	0	1	0	0	0	1
23 Adam Duvall, R (1, 7) OBP: 0.295, SLG: 0.501	C FF 96 X SI 96 0-1 4 1B 43 1B 1-2 1B		B FF 95 S SL 84 C FF 95 B FF 97 S SL 86 2-3 ② K			B SL 84 X FF 95 1-0 ② L4		S CU 72 F FF 86 B CH 79 1 SAFE B FF 86 B CU 71 C FF 83 3-3 ② ③ K 1-2		4	1	1	0	0	2	1
4 Brandon Phillips, R (1, 4) OBP: 0.324, SLG: 0.414	S SL 84 X SL 86 0-1 43 1B 40 1B 1-2 2-3 1B		B FF 96 B FF 95 X FF 96 2-0 ③ L9			C SL 82 S SI 94 F SL 85 B SL 86 X SI 96 1-2 43 1B 1B				3	1	2	0	0	0	0
43 Scott Schebler, L (1, 9) (5, 8) (8, 9) OBP: 0.326, SLG: 0.413	S FF 95 B FF 96 B SI 96 B FF 96 X SI 96 3-1 40 1B 1-2 2-H 3-H 1B			X SI 94 0-0 ① L7		S FF 95 B FF 96 C SI 96 B SL 88 F SL 87 X SI 97 2-2 1-2 1B				3	0	2	2	0	0	0
40 Tyler Holt, R (1, 8) OBP: 0.319, SLG: 0.302 36 Blake Wood, R (5, 1) 33 Hernan Iribarren, L (6, PH) OBP: 0.500, SLG: 0.833 21 Michael Lorenzen, R (7, 1) OBP: 0.250, SLG: 1.000 3 Iván De Jesús Jr., R (8, 6) OBP: 0.292, SLG: 0.296	C SL 86 B SI 96 C SL 86 X SL 89 1-2 1-2 2-H 1B			C FF 94 B SI 96 F SL 83 X SI 96 1-2 ② G4-3		C SL 82 B SI 96 S SI 95 B SL 87 B SI 97 X SI 96 3-2 ③ G4-3				2 0 1 0 0	0 0 0 0 0	1 0 0 0 0	1 0 0 0 0	0 0 0 0 0	0 0 0 0 0	0 0 2 0 0
16 Tucker Barnhart, L (1, 2) OBP: 0.323, SLG: 0.392	D SI 97 B SI 96 S SL 85 X FF 96 2-1 ③ L7			C SL 81 B CH 85 C SI 95 B SL 88 B SL 85 F SL 85 F SI 97 F FF 96 X FF 97 3-2 ③ G4-3			B FF 93 B FF 95 T FF 94 B FF 94 S FF 93 X FF 93 3-2 ① F8			3	0	0	0	0	0	2
48 Keyvius Sampson, R (1, 1) 51 Steve Selsky, R (5, 9) OBP: 0.231, SLG: 0.308 26 Raisel Iglesias, R (8, 1) OBP: 0.091, SLG: 0.091		C SI 93 S SL 84 F SL 85 B SL 88 C FF 95 1-3 ① K			C SL 79 X SI 94 0-1 ① G5-3		C SL 89 X FF 93 0-1 ② G1-3			1 2 0	0 0 0	0 0 0	0 0 0	0 0 0	1 0 0	0 0 0
Inning Stats	R: 3 E: 0 K: 1 S: 17 H: 4 LOB: 2 BB: 1 P: 27	R: 0 E: 0 K: 2 S: 8 H: 0 LOB: 0 BB: 0 P: 11	R: 0 E: 0 K: 1 S: 5 H: 0 LOB: 0 BB: 0 P: 10	R: 0 E: 0 K: 0 S: 10 H: 0 LOB: 0 BB: 0 P: 14	R: 0 E: 0 K: 1 S: 7 H: 0 LOB: 0 BB: 0 P: 11	R: 0 E: 0 K: 0 S: 15 H: 2 LOB: 2 BB: 0 P: 23	R: 0 E: 0 K: 0 S: 7 H: 0 LOB: 0 BB: 0 P: 10	R: 0 E: 0 K: 1 S: 15 H: 1 LOB: 0 BB: 0 P: 24		1B: 7 2B: 0 3B: 0 HR: 0 SF: 0 SAC: 0 DP: 0 HBP: 0				WP: 0 PB: 0 SB: 0 CS: 0 PA: 31		

PITCHER		IP	WLS	BF	H	R	ER	SO	BB	IBB	HBP	BLK	WP	HR	S	P	ERA	WHIP
38 Wily Peralta, R ERA: 5.42	(1, 1)	6.0	L	25	6	3	3	5	1	0	0	0	0	0	62	96	4.50	1.167
50 Jacob Barnes, R ERA: 3.15	(7, 1)	1.0		3	0	0	0	0	0	0	0	0	0	0	7	10	0.00	0.000
35 Brent Suter, L ERA: 3.0	(8, 1)	1.0		3	1	0	0	1	0	0	0	0	0	0	15	24	0.00	1.000

PITCHER	IP	WLS	BF	H	R	ER	SO	BB	IBB	HBP	BLK	WP	HR	S	P	ERA	WHIP

BOTTOM

Milwaukee Brewers @ Cincinnati Reds

Great American Ball Park, Cincinnati, OH

Mon Sep 12 2016, 7:12 PM - 9:44 PM EDT

Att. 14,671 - Clear - 78 F

livebaseballscorecards.com

AB	30
R	3
H	7
RBI	3
BB	1
SO	6
LOB	6

Milwaukee Brewers @ Cincinnati Reds

Great American Ball Park, Cincinnati, OH

Tue Sep 13 2016, 7:11 PM - 9:45 PM EDT

Att. 12,926 - Clear - 78 F

livebaseballscorecards.com

TOP

Batter	1	2	3	4	5	6	7	8	9	AB	R	H	RBI	BB	SO	LOB
5 Jonathan Villar, S (1, 4) OBP: 0.373, SLG: 0.458	C FF 88 F CH 82 B CH 83 S FF 90 1-3 ① K		C SL 84 L SL 85 X FF 92 0-2 HR			C CH 81 H SL 83 1-1 10 S HBP		B FF 87 X SI 87 1-0 ② F7		3	1	1	1	0	1	0
10 Kirk Nieuwenhuis, L (1, 9) OBP: 0.326, SLG: 0.389	B FF 90 S FF 89 F CH 83 C FF 91 1-3 ② K		C CU 71 S SL 86 B CU 73 B FF 90 X FF 90 2-2 ③ F8			1 SAFE B FF 88 C FF 88 B CH 82 C FF 88 S CH 81 2-3 ① K 1-2		B CU 72 B CH 82 C FF 88 X FF 88 2-1 ③ G4-3		4	0	0	0	0	2	1
8 Ryan Braun, R (1, 7) OBP: 0.373, SLG: 0.541	C FF 90 B FF 90 C FF 90 X FF 91 1-2 ③ F9			B FF 89 S FF 90 F FF 90 X CU 71 1-2 ① F7		D SL 84 F SL 83 B FF 89 B SI 89 B FF 90 4-1 BB			B FF 95 B FF 94 B FF 94 B FF 94 4-0 14 FC4-6 BB	2	0	0	0	2	0	0
14 Hernán Pérez, R (1, 5) OBP: 0.302, SLG: 0.448		F FF 88 X SL 81 0-1 ① F8		C FF 90 B FF 89 S SL 83 X SL 83 1-2 ② P4		X SL 81 0-0 ② F6			B FF 93 1 SAFE B FF 95 C FF 96 C FF 94 F FF 96 X FF 94 2-2 ① FC4-6 33 HR 1-2f	4	1	0	0	0	0	3
33 Chris Carter, R (1, 3) OBP: 0.322, SLG: 0.491		B SL 82 X FF 89 1-0 ② F9		B CH 83 S SL 82 C CU 74 B FF 90 S SL 84 2-3 ③ K		F FF 90 B SL 84 B SL 84 B FF 90 X FF 90 3-1 ③ F9			X FF 93 0-0 1-H HR	4	1	1	2	0	1	2
23 Keon Broxton, R (1, 8) OBP: 0.358, SLG: 0.426		S FF 90 B SL 82 B CH 82 X SL 84 2-1 HR			B FF 88 B CU 70 C FF 88 S FF 90 F FF 90 S SL 85 2-3 ① K		S FF 88 B FF 88 F FF 89 S CH 81 1-3 ① K		F FF 94 C FF 93 F FF 93 X FF 89 0-2 ② G6-3	4	1	1	1	0	2	0
3 Orlando Arcia, R (1, 6) OBP: 0.297, SLG: 0.358		S FF 90 B FF 89 T FF 90 F SL 82 X SL 85 1-2 ③ F9			X SL 82 0-0 22 FC4-6 1B		C CU 71 C FF 88 S SL 82 0-3 ② K		C FF 93 B FF 94 S FF 89 S FF 90 1-3 ③ K	4	0	1	0	0	2	0
12 Martín Maldonado, R (1, 2) OBP: 0.321, SLG: 0.345			S FF 89 F FF 89 X FF 91 0-2 ① P3		S SL 82 1 SAFE 1 SAFE B FF 90 X SL 84 1-1 ② F9		C FF 90 X FF 88 0-1 ③ F8			3	0	0	0	0	0	1
22 Matt Garza, R (1, 1) OBP: 0.107, SLG: 0.038 45 Tyler Cravy, R (6, 1) OBP: 0.333, SLG: 1.333 46 Corey Knebel, R (7, 1) 2 Scooter Gennett, L (8, PH) OBP: 0.316, SLG: 0.395 48 Blaine Boyer, R (8, 1)			F FF 88 S SL 83 S SL 83 0-3 ② K		B FF 88 S FF 87 B FF 88 C FF 89 X SL 83 2-2 ③ FC4-6 1-2f			B SL 80 B FF 88 B FF 88 C FF 88 X FF 89 3-1 ① L7		2 0 0 1 0	0 0 0 0 0	0 0 0 0 0	0 0 0 0 0	1 0 0 0 0	0 0 0 0 0	1 0 0 0 0
Inning Stats	R: 0 E: 0 K: 2 S: 9 H: 0 LOB: 0 BB: 0 P: 12	R: 1 E: 0 K: 0 S: 9 H: 1 LOB: 0 BB: 0 P: 13	R: 1 E: 0 K: 1 S: 12 H: 1 LOB: 0 BB: 0 P: 14	R: 0 E: 0 K: 1 S: 9 H: 0 LOB: 0 BB: 0 P: 13	R: 0 E: 0 K: 1 S: 10 H: 1 LOB: 1 BB: 0 P: 15	R: 0 E: 0 K: 1 S: 8 H: 0 LOB: 2 BB: 1 P: 18	R: 0 E: 0 K: 2 S: 8 H: 0 LOB: 0 BB: 0 P: 9	R: 0 E: 0 K: 0 S: 5 H: 0 LOB: 0 BB: 0 P: 11	R: 2 E: 0 K: 1 S: 12 H: 1 LOB: 0 BB: 1 P: 19	1B: 1 2B: 0 3B: 0 HR: 3	SF: 0 SAC: 0 DP: 0 HBP: 1					WP: 0 PB: 0 SB: 1 CS: 0	PA: 34

	AB	31
	R	4
	H	4
	RBI	4
	BB	2
	SO	9
	LOB	8

PITCHER		IP	WLS	BF	H	R	ER	SO	BB	IBB	HBP	BLK	WP	HR	S	P	ERA	WHIP
58 Dan Straily, R ERA: 3.81	(1, 1)	8.0	W	29	3	2	2	8	1	0	1	0	0	2	70	105	2.25	0.500
52 Tony Cingrani, L ERA: 3.86	(9, 1)	1.0		5	1	2	2	1	1	0	0	0	0	1	12	19	18.00	2.000

PITCHER	IP	WLS	BF	H	R	ER	SO	BB	IBB	HBP	BLK	WP	HR	S	P	ERA	WHIP

Batter	1	2	3	4	5	6	7	8	9	AB	R	H	RBI	BB	SO	LOB
9 José Peraza, R (1, 8) OBP: 0.346, SLG: 0.396	C FF 92 B SI 93 X FF 93 1-1 7 CS 1B		L SL 82 D SL 82 F FF 92 S SL 85 1-3 ① K	C SL 83 F FF 94 B SL 82 F SL 82 F SI 94 B FF 94 F FF 94 X SL 84 2-2 ③ G6-3			B FF 95 F FF 94 C FF 95 X KC 81 1-2 ① F8			4	0	1	0	0	1	4
7 Eugenio Suárez, R (1, 5) OBP: 0.320, SLG: 0.423	B FF 93 C FF 90 B FF 92 1 SAFE S SL 82 T FF 94 2-2 ①② K 1-2		B SL 83 C FF 94 S FF 94 B SI 93 F FF 95 H SI 93 3-2 19 1B 23 2B 1-2 2-3 HBP		C FF 91 B FF 92 X FF 94 1-1 ① L9		C FF 96 B KC 79 C KC 79 X FF 94 1-2 ② F7			3	1	0	0	0	1	1
19 Joey Votto, L (1, 3) OBP: 0.434, SLG: 0.531	B SI 93 B FF 92 B SI 93 F FF 92 X SI 93 3-1 HR		B SL 83 F FF 92 C SL 83 X FF 93 1-2 23 2B 4 SF9-4-2 1-2 2-3 3-H 1B		C CU 76 X SL 87 0-1 4 1B 1B		X FF 95 0-0 ③ G4-3			4	2	3	2	0	0	0
23 Adam Duvall, R (1, 7) OBP: 0.297, SLG: 0.505	B SI 93 T SL 82 F SI 92 B FF 91 S SL 83 2-3 ③ K2-3		S SL 83 C FF 93 B FF 94 X SL 85 1-2 4 SF9-4-2 1-3 2-H 3-H 2B		B FF 93 B SL 84 C SI 94 X SI 93 2-1 ② L9			X FF 92 0-0 43 1B 2B		4	1	2	2	0	1	1
4 Brandon Phillips, R (1, 4) OBP: 0.323, SLG: 0.414		B FF 93 X FF 92 1-0 ① G6-3	T FF 93 X SI 91 0-1 ②③ SF9-4-2 2-H 3-H		C SL 82 S SL 83 B SI 92 D SI 94 F SI 93 F SL 84 F FF 95 X CU 78 2-2 43 FC6 1-2 1B			B SL 88 B SL 87 F SL 86 F SI 93 S SL 88 2-3 ① K		3	0	1	1	0	1	1
43 Scott Schebler, L (1, 9) OBP: 0.329, SLG: 0.415		S FF 92 B CU 76 X FF 94 1-1 ② G6-3		F FF 92 F CU 76 B SL 82 X FF 94 1-2 58 SH3-4 3 1B 1B	B FF 94 F FF 93 B SL 83 C SI 95 X FF 95 2-2 ③ FC6 1-2f			X SI 94 0-0 2-H 1B		4	0	2	1	0	0	2
3 Iván De Jesús Jr., R (1, 6) OBP: 0.291, SLG: 0.295		B FF 93 F FF 93 B SL 84 X FF 94 2-1 ③ G4-3		B FF 93 C FF 92 X SL 82 1-1 58 SH3-4 1-2 1B		B FF 90 C FF 90 B CU 77 X FF 92 2-1 ① L8		B SI 92 S SL 87 S SL 88 B SL 90 X FF 93 2-2 ② L9		4	0	1	0	0	0	1
16 Tucker Barnhart, L (1, 2) OBP: 0.320, SLG: 0.388			B CU 74 C FF 92 F SI 92 X FF 94 1-2 E3 7 HBP 58 E 19 1B	B FF 92 X FF 93 1-0 ① L4		B FF 92 B FF 92 X FF 91 2-0 ② P6		C CU 75 B SI 94 B FF 94 X SI 93 2-1 ③ L8		4	1	0	0	0	0	3
58 Dan Straily, R (1, 1) 52 Tony Cingrani, L (9, 1)			B SI 91 B FF 91 X FF 92 2-0 FC5 19 1B 7 HBP 23 2B 1-2	B FF 92 X FF 90 1-0 ② SH3-4 1-2 2-3		C FF 90 S FF 92 S FF 92 0-3 ③ K				2 0	1 0	0 0	0 0	0 0	1 0	1 0
Inning Stats	R: 1 E: 0 K: 2 S: 10 H: 2 LOB: 0 BB: 0 P: 18	R: 0 E: 0 K: 0 S: 5 H: 0 LOB: 0 BB: 0 P: 9	R: 4 E: 2 K: 1 S: 18 H: 2 LOB: 0 BB: 0 P: 27	R: 0 E: 0 K: 0 S: 13 H: 2 LOB: 2 BB: 0 P: 19	R: 0 E: 0 K: 0 S: 15 H: 2 LOB: 2 BB: 0 P: 22	R: 0 E: 0 K: 1 S: 6 H: 0 LOB: 0 BB: 0 P: 10	R: 0 E: 0 K: 0 S: 7 H: 0 LOB: 0 BB: 0 P: 9	R: 1 E: 0 K: 1 S: 10 H: 2 LOB: 1 BB: 0 P: 16		1B: 7 2B: 3 3B: 0 HR: 1	SF: 1 SAC: 1 DP: 1 HBP: 1		WP: 0 PB: 0 SB: 0 CS: 1	PA: 35		

PITCHER	IP	WLS	BF	H	R	ER	SO	BB	IBB	HBP	BLK	WP	HR	S	P	ERA	WHIP
22 Matt Garza, R (1, 1) ERA: 4.22	5.0	L	24	8	5	1	3	0	0	1	0	0	1	61	95	1.80	1.600
45 Tyler Cravy, R (6, 1) ERA: 2.95	1.0		3	0	0	0	1	0	0	0	0	0	0	6	10	0.00	0.000
46 Corey Knebel, R (7, 1) ERA: 5.76	1.0		3	0	0	0	0	0	0	0	0	0	0	7	9	0.00	0.000
48 Blaine Boyer, R (8, 1) ERA: 4.06	1.0		5	2	1	1	1	0	0	0	0	0	0	10	16	9.00	2.000

PITCHER	IP	WLS	BF	H	R	ER	SO	BB	IBB	HBP	BLK	WP	HR	S	P	ERA	WHIP

BOTTOM

Milwaukee Brewers @ Cincinnati Reds

Great American Ball Park, Cincinnati, OH

Tue Sep 13 2016, 7:11 PM - 9:45 PM EDT

Att. 12,926 - Clear - 78 F

livebaseballscorecards.com

AB	32
R	6
H	10
RBI	6
BB	0
SO	5
LOB	14

Milwaukee Brewers @ Cincinnati Reds

Great American Ball Park, Cincinnati, OH

Wed Sep 14 2016, 7:11 PM - 10:12 PM EDT

Att. 14,368 - Cloudy - 76 F

TOP

livebaseballscorecards.com

Batter	1	2	3	4	5	6	7	8	9	AB	R	H	RBI	BB	SO	LOB
5 Jonathan Villar, S (1, 5) OBP: 0.370, SLG: 0.454 26 Taylor Jungmann, R (9, 1) OBP: 0.143, SLG: 0.143	B FF 89 S FF 90 X CH 84 1-1 ① G4-3	C CH 85 B SI 92 B SI 92 B CH 86 F CH 86 C FF 91 3-3 ③ K			B CH 88 F SI 89 X CH 83 1-1 ① G3-1		B FF 97 B FF 96 S FF 96 B FF 96 S FF 96 X FF 96 3-2 ③ F8		F CH 88 B FF 95 X CH 87 1-1 ① L6	5 0	0 0	0 0	0 0	0 0	1 0	5 0
23 Keon Broxton, R (1, 8) OBP: 0.350, SLG: 0.416	S FF 92 C FF 91 B FF 91 F FF 92 B FF 90 S CH 86 2-3 ② K		L CH 88 B CH 82 F SI 90 F FF 91 B SI 89 X FF 91 2-2 ① G5-3		B CU 75 F FF 90 C CH 88 B SI 90 C FF 90 2-3 ② K			S SI 88 S CH 87 B FF 95 S SI 87 1-3 ① K	S CH 88 F CH 86 T SI 95 0-2 ② K	5	0	0	0	0	4	2
8 Ryan Braun, R (1, 7) OBP: 0.371, SLG: 0.537	B FF 91 F FF 91 B CU 78 S CH 87 B FF 91 C FF 92 3-3 ③ K		F CH 84 B CU 76 C FF 91 X SI 90 1-2 ② G6-3		F FF 90 B CH 90 B SI 90 X CH 85 2-1 ③ G5-3			B SI 88 B FF 95 B FF 89 C FF 95 F FF 94 B FF 94 4-2 16 HR 33 S BB	C CH 84 S SI 96 S SI 95 0-3 ③ K	4	1	0	0	1	2	2
33 Chris Carter, R (1, 3) OBP: 0.325, SLG: 0.490		B CU 76 C FF 90 B CH 83 B FF 90 F FF 91 F CH 85 B FF 92 4-2 16 1B 2 BB 9 1B BB	B CU 76 B FF 90 S CH 86 B CH 85 S CH 86 B FF 91 4-2 2 HR BB			X FF 92 0-0 ① G5-3		B SI 87 B SI 86 B FF 93 C FF 93 B FF 93 4-1 16 HR 1-2 BB		1	3	0	0	3	0	0
2 Scooter Gennett, L (1, 4) OBP: 0.317, SLG: 0.401		B CH 90 B SI 91 C SI 91 1 SAFE C CH 85 B CH 84 F SI 91 B SI 91 4-2 16 1B 9 1B 1-2 BB	C CU 76 F FF 91 X CU 76 0-2 1-H HR			C FF 93 B SL 83 F FF 93 F CU 77 B CU 76 F FF 93 B SL 83 X SI 93 3-2 ② F7		F CH 86 F SI 88 X SL 81 0-2 ② F7		3	2	1	2	1	0	2
16 Domingo Santana, R (1, 9) OBP: 0.355, SLG: 0.435		B SI 92 F SI 90 T CH 86 D CH 85 F FF 91 B CU 77 X SI 91 3-2 9 E 9 1B 1-2 2-3 1B	X CH 85 0-0 ③ F7			B CU 75 F FF 92 C CU 76 B CU 77 F CU 76 X FF 93 2-2 ③ G4-3		X CH 87 0-0 1-H 2-H HR		4	1	2	3	0	0	0
3 Orlando Arcia, R (1, 6) OBP: 0.289, SLG: 0.348		S FF 92 F FF 91 D CU 77 B SI 90 X FF 92 2-2 ① P3		X FF 89 0-0 ① G5-3			C SL 85 S SL 83 B SL 84 F SL 86 X FF 96 1-2 ① F9	F SI 87 C SL 82 F SL 81 F SL 83 S SL 82 0-3 ③ K		4	0	0	0	0	1	3
9 Manny Piña, R (1, 2) OBP: 0.397, SLG: 0.408		B FF 91 X FF 91 1-0 E7 1-3 2-H 3-H 1B	C FF 88 B CH 88 F CH 84 B CH 89 X CH 89 2-2 ② L7				C SI 94 B SL 85 B FF 96 B FF 95 X FF 95 3-1 1B		B SI 95 S CH 84 B CH 87 B SI 96 B SI 95 4-1 29 2B BB	3	0	2	2	1	0	0
41 Junior Guerra, R (1, 1) OBP: 0.229, SLG: 0.286 13 Andrew Susac, R (7, PH) 46 Corey Knebel, R (7, 1) 53 Jhan Mariñez, R (8, 1) 29 Yadiel Rivera, R (9, PH) OBP: 0.245, SLG: 0.308 (9, 5)		S CU 76 B CU 76 X CH 90 1-1 ② G1-3	C CU 75 B CU 75 X CH 89 1-1 ③ G1-3				S FF 95 S FF 95 F SI 95 B FF 96 B SL 86 B FF 96 F FF 95 F SI 95 X SI 96 3-2 ② P3		B SL 85 B FF 95 C SI 96 B FF 96 X FF 94 3-1 1-3 2B	2 1 0 0 1	0 0 0 0 0	0 0 0 0 1	0 0 0 0 0	0 0 0 0 0	0 0 0 0 0	2 1 0 0 0
Inning Stats	R: 0 E: 0 K: 2 S: 9 H: 0 LOB: 0 BB: 0 P: 15	R: 2 E: 1 K: 1 S: 19 H: 2 LOB: 2 BB: 2 P: 37	R: 2 E: 0 K: 0 S: 13 H: 1 LOB: 0 BB: 1 P: 20	R: 0 E: 0 K: 0 S: 6 H: 0 LOB: 0 BB: 0 P: 9	R: 0 E: 0 K: 1 S: 7 H: 0 LOB: 0 BB: 0 P: 12	R: 0 E: 0 K: 0 S: 10 H: 0 LOB: 0 BB: 0 P: 15	R: 0 E: 0 K: 0 S: 15 H: 1 LOB: 1 BB: 0 P: 25	R: 3 E: 0 K: 2 S: 15 H: 1 LOB: 0 BB: 2 P: 24	R: 0 E: 0 K: 2 S: 11 H: 1 LOB: 2 BB: 1 P: 19	1B: 3 2B: 1 3B: 0 HR: 2 SF: 0 SAC: 0 DP: 0 HBP: 0						

	AB	33
	R	7
	H	6
	RBI	7
	BB	6
	SO	8
	LOB	17

	WP: 0	PA: 39
	PB: 0	
	SB: 1	
	CS: 0	

PITCHER		IP	WLS	BF	H	R	ER	SO	BB	IBB	HBP	BLK	WP	HR	S	P	ERA	WHIP
46 Tim Adleman, R ERA: 4.21	(1, 1)	5.0	L	21	3	4	4	4	3	0	0	0	0	1	54	93	7.20	1.200
66 Abel De Los Santos, R ERA:	(6, 1)	1.0		3	0	0	0	0	0	0	0	0	0	0	10	15	0.00	0.000
70 Jumbo Díaz, R ERA: 3.57	(7, 1)	1.0		4	1	0	0	0	0	0	0	0	0	0	15	25	0.00	1.000
27 Ross Ohlendorf, R ERA: 4.8	(8, 1)	1.0		6	1	3	3	2	2	0	0	0	0	1	15	24	27.00	3.000
53 Wandy Peralta, L ERA: 4.91	(9, 1)	1.0		5	1	0	0	2	1	0	0	0	0	0	11	19	0.00	2.000

PITCHER		IP	WLS	BF	H	R	ER	SO	BB	IBB	HBP	BLK	WP	HR	S	P	ERA	WHIP

Milwaukee Brewers @ Cincinnati Reds

Great American Ball Park, Cincinnati, OH

Wed Sep 14 2016, 7:11 PM - 10:12 PM EDT

Att. 14,368 - Cloudy - 76 F

livebaseballscorecards.com

BOTTOM

Batter	1	2	3	4	5	6	7	8	9	AB	R	H	RBI	BB	SO	LOB
9 José Peraza, R (1, 6) OBP: 0.350, SLG: 0.410	F FF 90 F FF 90 B FS 84 B FS 84 F FF 91 X FS 83 2-2 G5-3		C FF 92 C SL 82 B FS 85 B FS 83 B FF 93 F FF 94 X FF 94 3-2 3B		B FF 92 F FF 90 X FS 83 1-1 F8			C SI 93 S SI 94 X SI 96 0-2 1B		4	0	2	0	0	0	0
40 Tyler Holt, R (1, 8) OBP: 0.323, SLG: 0.302	C FF 92 B FF 92 B CU 83 C FF 91 B FS 83 F FF 93 X FF 93 3-2 1B		B CU 84 S FF 93 D FS 86 B FF 96 S FF 94 S FF 94 3-3 K			F FS 89 B FS 88 B FF 92 S FF 91 F SL 82 B FS 83 B FF 92 4-2 19 G3 BB		X SI 94 0-0 G5-3		3	0	1	0	1	1	1
19 Joey Votto, L (1, 3) OBP: 0.433, SLG: 0.529 53 Wandy Peralta, L (9, 1)	X FF 93 0-0 L8		B FF 94 B FS 85 F FF 94 F FF 94 X FF 94 2-2 G3			B FS 83 D FF 92 X FF 93 2-0 G3 1-2		B SI 94 X SI 94 1-0 1B		4 0	0 0	1 0	0 0	0 0	0 0	3 0
23 Adam Duvall, R (1, 7) OBP: 0.295, SLG: 0.501	B CU 84 F FF 92 1 SAFE X FF 93 1-1 F8			X CU 79 0-0 L8		F FF 93 F FF 93 F FF 93 S CU 86 0-3 K2-3		C SI 96 D SL 86 X SI 95 1-1 G6-3		4	0	0	0	0	1	3
7 Eugenio Suárez, R (1, 5) OBP: 0.321, SLG: 0.424		C FF 90 H FS 88 1-1 43 G6-3 HBP		C CU 81 C FF 90 B FF 94 F FF 93 X FS 85 1-2 2B		F FF 94 B FF 93 F FF 94 X FF 93 1-2 P4			C FF 91 B SI 90 F FF 90 S CU 77 1-3 K	3	0	1	0	0	1	1
43 Scott Schebler, L (1, 9) OBP: 0.323, SLG: 0.407		B FF 91 X FF 90 1-0 G6-3 1-2f		S FS 83 S CU 84 S FF 92 0-3 K			B FF 95 C FF 94 C FF 95 S KC 80 1-3 K		B SI 92 X SI 90 1-0 P5	4	0	0	0	0	2	2
49 Tony Renda, R (1, 4) OBP: 0.314, SLG: 0.258		B FF 92 F FF 92 B FF 93 B FF 93 D FF 93 4-1 16 E BB		X FF 93 0-0 L9			C FF 96 B FF 96 X FF 96 1-1 1B		C FF 92 B SI 90 B CU 75 X SI 91 2-1 L8	3	0	1	0	1	0	1
16 Tucker Barnhart, L (1, 2) OBP: 0.317, SLG: 0.384 61 Raffy Lopez, L (9, 2)		1 SAFE 1 SAFE B FF 92 X FS 84 1-0 F8 1-2			X CU 80 0-0 L5		F FF 94 C KC 80 F FF 95 D KC 80 C FF 96 1-3			3 0	0 0	0 0	0 0	0 0	1 0	2 0
46 Tim Adleman, R (1, 1) OBP: 0.200, SLG: 0.333 51 Steve Selsky, R (5, PH) OBP: 0.214, SLG: 0.286 66 Abel De Los Santos, R (6, 1) 70 Jumbo Díaz, R (7, 1) 3 Iván De Jesús Jr., R (7, PH) OBP: 0.290, SLG: 0.293 27 Ross Ohlendorf, R (8, 1) 33 Hernan Iribarren, L (9, 3) OBP: 0.500, SLG: 0.833			C FS 89 S FF 91 S FF 92 0-3 K		C FF 90 B FF 91 B FF 92 F FF 92 T FF 92 2-2 K		C FF 95 B KC 80 X KC 80 1-1 G6-3			1 1 0 0 1 0 0 0	0 0 0 0 0 0 0 0	0 0 0 0 0 0 0 0	0 0 0 0 0 0 0 0	1 1 0 0 0 0 0 0	0 0 0 0 0 0 0 0	0 0 0 0 1 0 0 0
Inning Stats	R: 0 E: 0 K: 0 S: 11 H: 1 LOB: 1 BB: 0 P: 17	R: 0 E: 1 K: 0 S: 4 H: 0 LOB: 1 BB: 1 P: 11	R: 0 E: 0 K: 2 S: 13 H: 1 LOB: 1 BB: 0 P: 21	R: 0 E: 0 K: 1 S: 9 H: 1 LOB: 1 BB: 0 P: 10	R: 0 E: 0 K: 1 S: 6 H: 0 LOB: 0 BB: 0 P: 9	R: 0 E: 0 K: 1 S: 11 H: 0 LOB: 1 BB: 1 P: 18	R: 0 E: 0 K: 2 S: 11 H: 1 LOB: 1 BB: 0 P: 15	R: 0 E: 0 K: 0 S: 7 H: 2 LOB: 1 BB: 0 P: 9	R: 0 E: 0 K: 1 S: 6 H: 0 LOB: 0 BB: 0 P: 10	1B: 4 2B: 1 3B: 1 HR: 0	SF: 0 SAC: 0 DP: 1 HBP: 1	WP: 0 PB: 0 SB: 0 CS: 0	PA: 34			

	AB	R	H	RBI	BB	SO	LOB
	31	0	6	0	2	8	14

PITCHER		IP	WLS	BF	H	R	ER	SO	BB	IBB	HBP	BLK	WP	HR	S	P	ERA	WHIP
41 Junior Guerra, R ERA: 2.81	(1, 1)	6.0	W	23	3	0	0	5	2	0	1	0	0	0	54	86	0.00	0.833
46 Corey Knebel, R ERA: 5.54	(7, 1)	1.0		4	1	0	0	2	0	0	0	0	0	0	11	15	0.00	1.000
53 Jhan Mariñez, R ERA: 3.11	(8, 1)	1.0		4	2	0	0	0	0	0	0	0	0	0	7	9	0.00	2.000
26 Taylor Jungmann, R ERA: 8.72	(9, 1)	1.0		3	0	0	0	1	0	0	0	0	0	0	6	10	0.00	0.000

PITCHER	IP	WLS	BF	H	R	ER	SO	BB	IBB	HBP	BLK	WP	HR	S	P	ERA	WHIP

Batter	1	2	3	4	5	6	7	8	9	10	AB	R	H	RBI	BB	SO	LOB
28 John Jaso, L (1, 3) OBP: 0.345, SLG: 0.387	F FF 94 X FF 94 0-1 ① G3-1		C FF 94 B CU 82 F CU 82 F FF 93 S CH 84 1-3 ① K		B FF 93 C FF 94 X FF 95 1-1 55 1B 27 HBP 2B	B CH 85 C CH 83 F SI 95 X CH 82 1-2 ③ G5-3		B SI 94 S FF 95 S SI 96 1 SAFE T SL 93 1-2 ③ K		F FF 94 F FF 94 B FF 93 B FF 89 X FF 96 2-2 55 G2-3 1B 1-2 2-H 3-H	3	1	1	0	0	1	0
23 David Freese, R (6, PH) OBP: 0.354, SLG: 0.414 (6, 3)											3	0	1	2	0	1	2
55 Josh Bell, S (1, 9) OBP: 0.406, SLG: 0.449	B FF 94 S FF 94 B CH 85 B FF 95 S FF 94 F FF 95 F FF 94 F FF 94 B CU 83 4-2 22 2B BB		C CU 81 S CU 83 S CH 85 0-3 ② K		F FF 94 B FF 94 F FF 93 F FF 94 B CH 83 X FF 93 2-2 27 HBP 22 BB 2-3 1B		B SI 97 F FF 95 B SI 97 C SL 89 F SL 90 X FF 97 2-2 ① L7		B FF 94 C CH 86 B CH 87 F CH 87 F FF 97 F SL 83 B SI 96 X FF 96 3-2 ① F7	X FF 94 0-0 ② G2-3 1-2 2-3	5	1	1	0	1	1	2
22 Andrew McCutchen, R (1, 8) OBP: 0.334, SLG: 0.429	F FF 93 B CH 84 B FF 92 X FF 92 2-1 25 HR 2B 1-H		B CU 80 B CU 82 F FF 94 B FF 93 B FF 93 4-1 BB		C CU 83 B CH 83 B CH 84 B FF 94 F FF 94 B FF 94 4-2 27 HBP BB 1-2		F FF 98 B FF 97 F SL 91 S SL 91 1-3 ② K		B SL 86 F FF 97 B FF 97 X FF 95 2-1 25 G6-4-3 1B	B SL 84 S FF 91 D SL 86 X CU 79 2-1 ③ F7	4	1	2	1	2	1	2
25 Gregory Polanco, L (1, 7) OBP: 0.330, SLG: 0.486	B FF 93 C FF 92 B FF 92 X CH 84 2-1 2-H HR		B FF 93 C FF 92 1 SAFE B FF 94 1 SAFE B FF 93 X FF 93 3-1 ③ L4		S CU 80 X CU 83 0-1 ② F6		B SI 98 F FF 96 X FF 97 1-1 27 HR 1B		C FF 95 B SI 89 1 SAFE X SI 88 1-1 ②③ G6-4-3 1-2f		5	2	2	2	0	0	5
27 Jung Ho Kang, R (1, 5) OBP: 0.364, SLG: 0.541	C CU 83 H FF 93 1-1 3 G6-4-3 HBP			B CU 80 B FF 93 F FF 93 B CH 84 F FF 93 F FF 94 B FF 94 4-2 BB	C CU 81 B FF 94 F CU 85 F CU 81 F CU 83 H CH 85 2-2 1-2 2-3 3-H HBP		B FF 97 1 SAFE 1 SAFE B SL 92 X SL 91 2-0 1-H HR			B FF 94 B FF 94 B FF 95 B FF 95 4-0 29 1B 3 1B 10 1B BB	1	1	1	3	2	0	0
18 Pedro Florimón, S (10, PR) OBP: 0.333, SLG: 0.333 (10, 4)											0	1	0	0	0	0	0
3 Sean Rodríguez, R (1, 4) OBP: 0.340, SLG: 0.492	F FF 92 F CH 84 X CU 83 0-2 ②③ G6-4-3 1-2f			S CH 84 C FF 94 F CH 84 S FF 94 0-3 ① K	S FF 95 B CU 84 F FF 95 F CU 82 F CU 80 B FF 94 S CU 81 2-3 ③ K		S FF 97 C SL 90 C FF 97 0-3 ③ K			S FF 96 1 SAFE D FF 90 L FF 94 B SL 88 F FF 95 1 SAFE X FF 94 2-2 10 1B 29 1B 15 FC 1B 1-2	5	0	1	0	0	3	5
(10, 5)																	
29 Francisco Cervelli, R (1, 2) OBP: 0.373, SLG: 0.298		X FF 93 0-0 ① G5-3		B CH 85 B FF 94 B FF 93 X FF 93 3-0 ② L6		C SI 94 F SL 84 B FF 95 B SL 86 T FF 95 2-2 ① K		C FF 95 B SL 93 S SL 86 B SL 87 F FF 97 F SL 92 B FF 96 X SI 96 3-2 ① G4-3		B FF 92 X FF 94 1-0 15 FC 10 1B 23 1B 1B 1-2 2-3	5	1	1	0	0	1	1
10 Jordy Mercer, R (1, 6) OBP: 0.330, SLG: 0.382		B FF 92 X FF 93 1-0 ② F8		C FF 94 D CU 84 F FF 93 C CU 82 1-3 ③ K		C SL 86 F SI 95 S SL 88 0-3 ② K		X SL 93 0-0 ② G1-3		X FF 94 0-0 15 FC 23 1B 1B 1-2 2-3 3-H	5	1	1	1	0	2	1
14 Ryan Vogelsong, R (1, 1) 53 Zach Phillips, L (6, 1) 37 Alen Hanson, S (8, PH) (RP 2.89, SLG 0.375) 51 Tyler Glasnow, L (8, 1) (RP 3.00, SLG 0.182) 12 Juan Nicasio, R (7, 1) (RP 3.86, SLG 0.429) 17 Matt Joyce, L (8, PH) (AB 134, SLG 0.448) 73 Felipe Vázquez, L (8, 1) 59 Antonio Bastardo, R (8, 1) 15 Jason Rogers, R (10, PH) (AB 0, SLG 0.00) 44 Tony Watson, L (10, 1)		B FF 92 C FF 92 C CU 82 F FF 93 C FF 92 1-3 ③ K		X FF 94 0-0 ① G4-3	X SI 95 0-0 2B		B SL 93 F SL 94 B SL 94 B FF 96 F SL 93 B FF 94 4-2 BB		C FF 94 B FF 94 X FF 94 1-1 ① FC 55 G2-3 23 1B 1-2 2-3 3-Hf	2 0 0 0 0 1 0 0 0 0 0 0 0 0 1 0 1 0 0 0 0 0 0 0 0 0 0 0 0 0 0 0 0 0 0 0 0 0 0 1 0 0 0 0 0 0 0 0 0 0 0 0 0 0 0 0 1 0 0 0 0 0 3 0 0 0 0 0 0 0							
Inning Stats	R: 3 H: 2 E: 0 LOB: 0 K: 0 BB: 1 S: 15 P: 24	R: 0 H: 0 E: 0 LOB: 0 K: 1 BB: 0 S: 6 P: 8	R: 0 H: 0 E: 0 LOB: 1 K: 2 BB: 1 S: 10 P: 18	R: 0 H: 0 E: 0 LOB: 1 K: 2 BB: 1 S: 11 P: 19	R: 1 H: 2 E: 0 LOB: 3 K: 1 BB: 1 S: 20 P: 31	R: 0 H: 1 E: 0 LOB: 1 K: 2 BB: 0 S: 10 P: 13	R: 2 H: 2 E: 0 LOB: 0 K: 2 BB: 0 S: 13 P: 19	R: 0 H: 0 E: 0 LOB: 1 K: 1 BB: 1 S: 11 P: 19	R: 0 H: 1 E: 0 LOB: 0 K: 0 BB: 0 S: 9 P: 15	R: 3 H: 4 E: 0 LOB: 2 K: 0 BB: 1 S: 14 P: 26	1B: 7 SF: 0 2B: 3 SAC: 0 3B: 0 DP: 2 HR: 2 HBP: 2						

TOP

Pittsburgh Pirates @ Cincinnati Reds

Great American Ball Park, Cincinnati, OH

Fri Sep 16 2016, 7:41 PM - 11:36 PM EDT

Att. 20,238 - Rain - 71 F

livebaseballscorecards.com

AB	40
R	9
H	12
RBI	9
BB	6
SO	11
LOB	21

WP: 0 PA: 48
PB: 0
SB: 0
CS: 0

PITCHER		IP	WLS	BF	H	R	ER	SO	BB	IBB	HBP	BLK	WP	HR	S	P	ERA	WHIP
55 Robert Stephenson, R ERA: 4.97	(1, 1)	5.0		24	4	4	4	6	4	0	2	0	0	1	62	100	7.20	1.600
70 Jumbo Díaz, R ERA: 3.5	(6, 1)	0.2	H	3	1	0	0	2	0	0	0	0	0	0	7	9	0.00	1.500
53 Wandy Peralta, L ERA: 4.5	(6, 1)	0.1	H	1	0	0	0	0	0	0	0	0	0	0	3	4	0.00	0.000
36 Blake Wood, R ERA: 3.78	(7, 1)	1.0	B	5	2	2	2	2	0	0	0	0	0	1	13	19	18.00	2.000
21 Michael Lorenzen, R ERA: 2.57	(8, 1)	1.0		4	0	0	0	1	1	0	0	0	0	0	11	19	0.00	1.000

PITCHER		IP	WLS	BF	H	R	ER	SO	BB	IBB	HBP	BLK	WP	HR	S	P	ERA	WHIP
26 Raisel Iglesias, R ERA: 2.14	(9, 1)	1.0		3	1	0	0	0	0	0	0	0	0	0	9	15	0.00	1.000
52 Tony Cingrani, L ERA: 4.27	(10, 1)	0.2	L	7	4	3	3	0	1	0	0	0	0	0	12	22	40.50	7.500
73 Josh Smith, R ERA: 5.17	(10, 1)	0.1		1	0	0	0	0	0	0	0	0	0	0	2	4	0.00	0.000

Batter	1	2	3	4	5	6	7	8	9	10	AB	R	H	RBI	BB	SO	LOB
9 José Peraza, R (1, 6) OBP: 0.346, SLG: 0.404	C FF 91 C CU 77 X SL 88 0-2 P4 ①	C CH 84 S CH 84 S CH 85 0-3 K ②			C FF 90 X SI 89 0-1 51 SH3-4 19 1B 1B	F FF 96 B FF 95 B CU 80 B FF 95 F FF 93 X FF 95 3-2 L9 ③			C FF 93 B SL 87 F FF 92 B FF 92 F CH 86 F FF 92 X FF 93 2-2 P4 ③		5	1	1	0	0	1	0
51 Steve Selsky, R (1, 9) OBP: 0.222, SLG: 0.444	C FF 91 C FF 91 B CU 77 S SL 88 1-3 K ②	B SL 89 F SI 91 F SI 91 C CH 85 1-3 K ③			1 SAFE X SI 87 0-0 SH3-4 ① 1-2		B FF 92 B FF 92 S FF 91 F FF 93 S FF 93 2-3 K ①			B SI 93 X SI 94 1-0 HR	4	1	1	1	0	3	0
19 Joey Votto, L (1, 3) OBP: 0.432, SLG: 0.527	S FF 92 B SL 89 C SL 89 B FF 91 B SL 89 X SL 89 3-2 23 2B 4 1B 1B		B CH 83 C CH 83 X CH 83 1-1 P6 ①		B SI 90 F FF 87 F CH 82 B FF 90 B SL 88 X CH 82 3-2 4 E 43 3B 1B 2-H		C FF 93 X FF 89 0-1 L8 ②			F SI 94 F SI 94 F SI 94 S SL 84 0-3 K ①	5	2	2	1	0	1	0
23 Adam Duvall, R (1, 7) OBP: 0.296, SLG: 0.501	B FF 90 B CU 76 F FF 91 F SI 91 B FF 91 X FF 91 3-2 4 1B 1-3 2B		B CU 76 B SL 88 B CH 85 C FF 91 F SI 91 B CH 83 4-2 BB		X SI 90 0-0 L7 ②		B SL 88 S FF 94 T FF 94 B FF 95 B SL 89 F SL 87 S FF 95 3-3 K ③			C CH 86 S CH 86 B CH 87 F CH 86 X CH 85 1-2 F8 ②	4	0	1	0	1	1	1
4 Brandon Phillips, R (1, 4) OBP: 0.322, SLG: 0.412	B CU 76 B SI 91 X SI 90 2-0 2-3 3-H 1B		D FF 89 B FF 92 F SI 90 X SI 91 2-1 L8 ②		C SI 90 B SL 89 B CH 85 S CH 85 X SI 90 2-2 E1 43 3B 1-2			S FF 96 B CH 90 X FF 97 1-1 G6-3 ①		X SI 94 0-0 L9 ③	5	1	1	1	0	0	2
43 Scott Schebler, L (1, 8) OBP: 0.322, SLG: 0.413	C SL 89 F SL 89 X FF 92 0-2 P4 ③		T CH 84 B FF 91 X CH 84 1-1 G2-3 ③		C SL 77 X SL 77 0-1 1-H 2-H 3B			T FF 98 F FF 97 C SL 82 0-3 K ②			4	0	1	2	0	1	3
7 Eugenio Suárez, R (1, 5) OBP: 0.320, SLG: 0.422		B FF 92 F SL 89 B CU 76 B FF 90 F FF 90 B FF 91 4-2 37 HR BB	C CH 84 B FF 91 X CU 77 1-1 G6-3 ①		C FF 90 F FF 90 X FF 89 0-2 L4 ③			S SL 84 B CH 92 B FF 99 F FF 98 C SL 84 2-3 K ③			3	1	0	0	1	1	1
37 Ramón Cabrera, S (1, 2) OBP: 0.289, SLG: 0.358		B SI 90 D CH 84 X FF 91 2-0 1-H HR	B SI 91 B CH 83 C SL 89 F SL 88 F CH 83 F FF 90 X SL 88 2-2 55 B3-6-4 1B			F FF 95 X CU 79 0-1 G3 ①			F FF 90 F SL 82 B SL 84 F FF 91 X FF 91 1-2 G6-3 ①		4	1	2	2	0	0	0
55 Robert Stephenson, R (1, 1) 70 Jumbo Díaz, R (6, 1) 53 Wandy Peralta, L (6, 1) 33 Heriman Iribarren, L (4, PH) OBP: 0.000, SLG: 0.000 36 Blake Wood, R (7, 1) 21 Michael Lorenzen, R (8, 1) OBP: 0.000, SLG: 0.000 26 Raisel Iglesias, R (9, 1) OBP: 0.000, SLG: 0.000 3 Ivan De Jesus Jr., R (4, PH) OBP: 0.000, SLG: 0.000 52 Tony Cingrani, L (10, 1) 73 Josh Smith, R (10, 1) OBP: 0.143, SLG: 0.200		F FF 91 B CU 76 B FF 90 C FF 92 B FF 92 F FF 91 C FF 92 3-3 K ①	B FF 90 X FF 90 1-0 B3-6-4 ② 1-2f ③			C FF 95 B CU 79 S CU 81 B CU 80 B FF 97 F FF 96 S FF 98 3-3 K ②			S FF 92 C FF 93 S FF 93 0-3 K ②	2 0 0 0 1 0 0 0 0 1 0	0 0 0 1 0 0 0 0 0 0 0	0 0 0 0 0 0 0 0 0 0 0	0 0 0 1 0 0 0 0 1 0 0	0 0 0 0 0 0 0 0 0 0 0	1 0 0 0 0 0 0 0 0 0 0	1 0 0 0 0 0 0 0 0 0 0
Inning Stats	R: 1 E: 0 K: 1 S: 16 H: 3 LOB: 2 BB: 0 P: 25	R: 2 E: 0 K: 3 S: 13 H: 1 LOB: 0 BB: 1 P: 23	R: 0 E: 0 K: 0 S: 8 H: 0 LOB: 1 BB: 1 P: 16	R: 0 E: 0 K: 0 S: 8 H: 1 LOB: 0 BB: 0 P: 12	R: 3 E: 1 K: 0 S: 15 H: 3 LOB: 1 BB: 0 P: 20	R: 0 E: 0 K: 1 S: 9 H: 0 LOB: 0 BB: 0 P: 15	R: 0 E: 0 K: 2 S: 9 H: 0 LOB: 0 BB: 0 P: 14	R: 0 E: 0 K: 2 S: 8 H: 0 LOB: 0 BB: 0 P: 11	R: 0 E: 0 K: 1 S: 12 H: 0 LOB: 0 BB: 0 P: 15	R: 1 E: 0 K: 1 S: 10 H: 1 LOB: 0 BB: 0 P: 12	1B: 5 2B: 1 3B: 1 HR: 2 SF: 0 SAC: 1 DP: 1 HBP: 0	WP: 0 PB: 0 SB: 0 CS: 0 PA: 41					

PITCHER		IP	WLS	BF	H	R	ER	SO	BB	IBB	HBP	BLK	WP	HR	S	P	ERA	WHIP
14 Ryan Vogelsong, R ERA: 4.87	(1, 1)	4.2		23	7	6	4	4	2	0	0	0	0	1	55	91	7.71	1.929
53 Zach Phillips, L ERA:	(5, 1)	0.1		2	1	0	0	0	0	0	0	0	0	0	5	5	0.00	3.000
51 Tyler Glasnow, R ERA: 5.11	(6, 1)	1.0		3	0	0	0	1	0	0	0	0	0	0	9	15	0.00	0.000
12 Juan Nicasio, R ERA: 4.61	(7, 1)	1.0		3	0	0	0	2	0	0	0	0	0	0	9	14	0.00	0.000
73 Felipe Vázquez, L ERA: 3.68	(8, 1)	1.0		3	0	0	0	2	0	0	0	0	0	0	8	11	0.00	0.000

PITCHER		IP	WLS	BF	H	R	ER	SO	BB	IBB	HBP	BLK	WP	HR	S	P	ERA	WHIP
59 Antonio Bastardo, L ERA: 3.98	(9, 1)	1.0	W	3	0	0	0	1	0	0	0	0	0	0	12	15	0.00	0.000
44 Tony Watson, L ERA: 3.3	(10, 1)	1.0	S	4	1	1	1	1	0	0	0	0	0	1	10	12	9.00	1.000

BOTTOM

Pittsburgh Pirates @ Cincinnati Reds

Great American Ball Park, Cincinnati, OH

Fri Sep 16 2016, 7:41 PM - 11:36 PM EDT
Att. 20,238 - Rain - 71 F

livebaseballscorecards.com

AB	38
R	7
H	9
RBI	7
BB	2
SO	11
LOB	8

Pittsburgh Pirates @ Cincinnati Reds

Great American Ball Park, Cincinnati, OH

Sat Sep 17 2016, 1:14 PM - 4:33 PM EDT

Att. 17,226 - Overcast - 77 F

TOP

livebaseballscorecards.com

Batter	1	2	3	4	5	6	7	8	9	AB	R	H	RBI	BB	SO	LOB
17 Matt Joyce, L (1, 7) OBP: 0.406, SLG: 0.481	B FF 91 F FF 92 B SL 90 B SI 92 F FF 92 F FF 92 B SL 89 4-2 55 2B 22 1B BB	C KC 80 S KC 79 X SI 91 0-2 G3-1 ①		B KC 78 S CH 85 C CH 85 B KC 81 F SI 91 X SI 89 2-2 G3-1 ①	B FF 93 B CH 85 C FF 93 C FF 93 X FF 92 2-2 G3 ③		C FF 92 S CU 76 B CU 77 S FF 93 1-3 K ①		B SI 93 F CH 85 B FF 93 F FF 93 B FF 93 B FF 92 4-2 22 G5-4-3 1-2 BB	4	1	0	0	1	1	4
26 Adam Frazier, L (7, 7) OBP: 0.385, SLG: 0.485										0	0	0	0	1	0	0
55 Josh Bell, S (1, 3) OBP: 0.416, SLG: 0.482	B SI 92 F FF 92 B FF 92 B FF 94 S FF 92 X FF 93 3-2 22 1B 1-3 2B	B CH 86 C SL 87 F FF 92 T SI 92 1-2 K ②		S CH 85 C SL 86 X SI 90 0-2 1B		C CH 84 S CH 82 B CH 84 X FF 92 1-2 G2-3 ①	X FF 93 0-0 1-3 2-H 2B		C FF 92 B FF 92 S FF 92 B FF 93 B FF 92 F FF 92 F FF 92 F FF 92 3-3 S FF 92 K ①	5	1	3	1	0	1	0
38 Wade LeBlanc, L (7, 1)										1	0	0	0	0	1	2
22 Andrew McCutchen, R (1, 8) OBP: 0.334, SLG: 0.427	C KC 78 F SL 88 D KC 82 B SI 92 X SI 93 2-2 27 BB 29 1B 2-H 3-H 1B	B SL 89 C FF 92 B KC 82 B SL 89 X SL 88 3-1 P6 ③		C SI 91 D KC 82 C KC 80 D SL 86 S SI 93 2-3 K ②		B CU 74 F FF 92 B CH 84 F CH 86 F FF 93 F CU 75 B CU 78 B CH 86 4-2 27 F9 25 BB 29 E BB	C CU 76 D CU 77 X FF 93 1-1 SF8 ② 3-H		D SL 80 C CH 85 F CH 87 X SI 88 1-2 G5-4-3 ②③ 1-2f	4	2	1	3	1	1	3
25 Gregory Polanco, L (1, 9) OBP: 0.328, SLG: 0.482	C SI 90 B SL 87 F SL 86 C SI 90 1-3 K ①	B SL 86 C FF 92 B CH 87 B SL 88 F FF 93 S SI 91 3-3 K ①		B SL 86 X FF 93 1-0 P6 ③		1 SAFE 1 SAFE C FF 91 B FF 92 S CH 83 1 SAFE B SL 85 F CH 85 B CH 84 4-2 D FF 93 29 E 1-2 BB	B CU 77 F FF 93 B FF 93 X FF 93 2-1 P6 ③			4	0	0	0	1	2	4
27 Jung Ho Kang, R (1, 5) OBP: 0.362, SLG: 0.533	1 SAFE B SL 87 B FF 91 B SI 92 B FF 92 4-0 3 BB 29 1B 37 E 1-2 BB	C KC 82 S KC 84 B FF 93 B SL 89 X SI 92 2-2 E4 29 FC4-6			B SL 84 C FF 91 S CH 84 S CH 84 1-3 K ①	C SL 86 D CU 76 C FF 92 X FF 92 1-2 F9 ② 2-3		X FF 93 0-0 P2 ①		4	1	0	0	1	1	2
29 Francisco Cervelli, R (1, 2) OBP: 0.376, SLG: 0.304	B FF 93 X FF 93 1-0 37 E 3 BB 1-2 2-H 1B	B SL 89 X FF 93 1-0 FC4-6 ② 3 HR 1-2f			B FF 92 B FF 91 B FF 90 B FF 91 4-0 3 S 50 1B BB	D SL 87 C FF 94 B FF 93 X FF 93 2-1 E7 1-3 3-H		B FF 93 C SI 86 B CH 86 X FF 94 2-1 3 1B 2B		4	2	2	1	1	0	2
3 Sean Rodríguez, R (1, 6) OBP: 0.345, SLG: 0.504	B KC 79 B FF 93 B SI 93 B FF 93 4-0 37 E 1-2 2-3 BB	X FF 91 0-0 1-H HR			B CU 75 C FF 93 S CU 76 D CU 76 B CH 85 F CH 86 S CU 75 3-3 K ② 1-2	C CU 73 B FF 90 F FF 91 X CU 76 1-2 G5-3 ③		X SL 81 0-0 23 G5-4-3 2-3 1B		4	1	2	2	1	1	3
37 Alen Hanson, S (1, 4) OBP: 0.417, SLG: 0.400	X FF 93 0-0 E4 50 G4-3 1-2 2-3 3-H	B FF 91 B FF 92 F FF 91 X SI 90 2-1 1B			I IN 60 I IN 62 I IN 58 I IN 57 4-0 50 1B IBB		F FF 89 B SL 81 B SL 81 B FF 91 D FF 91 4-1 28 BB 55 2B BB	F FF 94 C FF 94 B SL 83 D SL 83 X SI 87 2-2 G5-4-3 ②③ 1-2f		2	1	1	1	2	0	2
23 David Freese, R (7, 3) OBP: 0.354, SLG: 0.413										1	0	0	0	0	0	2
50 Jameson Taillon, R (1, 1) OBP: 0.071, SLG: 0.071	C FF 91 S FF 93 X SI 92 0-2 G4-3 ②③ 1-2f	C FF 92 D SL 88 X FF 93 1-1 G4-3 ③			C FF 92 C FF 93 X CU 76 0-2 1-3 2-H 1B		1 SAFE B FF 90 B FF 92 B FF 90 B FF 91 4-0 55 2B 22 SF8 1-2 BB		X CH 85 0-0 26 BB 1B	3	0	1	1	0	0	4
48 Jared Hughes, R (6, 1)										0	0	0	0	0	0	0
28 John Jaso, L (7, PH) OBP: 0.347, SLG: 0.387										0	0	0	0	1	0	0
18 Pedro Florimón, S (7, PR) OBP: 0.500, SLG: 0.500										1	1	1	0	0	0	0
(7, 4)																
Inning Stats	R: 4 E: 1 K: 1 S: 17 H: 3 LOB: 2 BB: 3 P: 36	R: 0 E: 0 K: 1 S: 8 H: 0 LOB: 0 BB: 0 P: 12	R: 2 E: 1 K: 1 S: 12 H: 2 LOB: 1 BB: 0 P: 21	R: 0 E: 0 K: 1 S: 11 H: 1 LOB: 1 BB: 0 P: 16	R: 1 E: 0 K: 2 S: 13 H: 1 LOB: 2 BB: 2 P: 27	R: 1 E: 1 K: 0 S: 18 H: 0 LOB: 2 BB: 2 P: 31	R: 2 E: 0 K: 1 S: 9 H: 1 LOB: 2 BB: 2 P: 21	R: 0 E: 0 K: 0 S: 7 H: 2 LOB: 1 BB: 0 P: 11	R: 0 E: 0 K: 1 S: 13 H: 1 LOB: 1 BB: 1 P: 21	1B: 7 2B: 3 3B: 0 HR: 1 SF: 1 SAC: 0 DP: 3 HBP: 0	WP: 0 PB: 0 SB: 1 CS: 0 PA: 48					

	AB	37
	R	10
	H	11
	RBI	9
	BB	10
	SO	8
	LOB	28

PITCHER		IP	WLS	BF	H	R	ER	SO	BB	IBB	HBP	BLK	WP	HR	S	P	ERA	WHIP
28 Anthony DeSclafani, R ERA: 3.15	(1, 1)	4.0	L	22	6	6	4	4	3	0	0	0	0	1	48	85	9.00	2.250
48 Keyvius Sampson, R ERA: 3.49	(5, 1)	1.2		11	1	2	1	2	3	1	0	0	0	0	28	54	5.40	2.400
66 Abel De Los Santos, R ERA: 7.71	(6, 1)	1.1		7	1	2	2	1	2	0	0	0	0	0	12	25	13.50	2.250
27 Ross Ohlendorf, R ERA: 4.65	(8, 1)	2.0		8	3	0	0	1	1	0	0	0	0	0	20	32	0.00	2.000

PITCHER	IP	WLS	BF	H	R	ER	SO	BB	IBB	HBP	BLK	WP	HR	S	P	ERA	WHIP

BOTTOM

Batter	1	2	3	4	5	6	7	8	9	AB	R	H	RBI	BB	SO	LOB
9 José Peraza, R (1, 6) OBP: 0.352, SLG: 0.410	C FF 93 F SI 94 F SI 95 B CU 80 X FF 96 1-2 33 G4-3 33 S 1B		B SI 94 B SI 94 C FF 96 X SI 94 2-1 19 F8 33 E 23 HR 1B	C FF 95 X CU 81 0-1 E4 1B		F SI 94 F SI 94 F SI 94 B SI 89 X SI 94 1-2 ② G5-3 3-H			C SI 88 S CH 79 B CH 79 X CH 77 1-2 ② G4-3	5	1	3	1	0	0	1
33 Hernan Iribarren, L (1, 9) OBP: 0.444, SLG: 0.667 (8, 4)	B FF 95 B SI 94 F SI 94 X SI 95 2-1 ① G4-3 1-3		1 SAFE B CU 78 B SI 91 X SI 95 2-0 19 F8 23 HR 1-2 1B	F SI 95 B SI 95 X SI 94 1-1 ③ G4-3		B SI 94 C SI 93 D SI 94 S SI 94 F SI 94 X SI 94 2-2 ③ G4-3			B FF 87 F FC 83 F CH 78 B FC 84 F CH 76 F FF 84 F SI 88 X CU 74 2-2 1B	5	1	2	0	0	0	3
19 Joey Votto, L (1, 3) OBP: 0.430, SLG: 0.523	C CU 79 B FF 94 B SI 94 F CU 80 B SI 95 B SI 96 4-2 4 FC5-4 BB		B CH 87 B SI 95 F SI 95 B SI 95 F SI 95 X SI 96 3-2 ① F8 1-2 2-3		F CU 80 B CH 86 B CU 80 F SI 95 B CU 81 X SI 96 3-2 ① F8		S FC 82 X SI 86 0-1 ① G3		B SI 88 B CH 81 B SI 88 C SI 86 F FC 83 X CH 78 3-2 ③ G4-3	4	0	0	0	1	0	3
23 Adam Duvall, R (1, 7) OBP: 0.295, SLG: 0.505	B SI 95 C CU 80 X SI 93 1-1 ② L5		C CU 80 B CU 80 X CU 80 1-1 2-H 3-H HR		X SI 95 0-0 ② F7		B FC 83 C CH 77 F FC 85 B CH 78 S CH 76 2-3 ② K			4	1	1	3	0	1	2
4 Brandon Phillips, R (1, 4) OBP: 0.322, SLG: 0.412 27 Ross Ohlendorf, R (8, 1)	D CU 81 X SI 95 1-0 ③ FC5-4 1-2f		B SI 94 C CU 81 F SI 96 F SI 96 B CU 83 S FF 96 2-3 ② K		B CU 80 X SI 94 1-0 43 S 2B		C FF 85 X FC 85 0-1 ③ P4			4 0	0 0	1 0	0 0	0 0	1 0	2 0
43 Scott Schebler, L (1, 8) OBP: 0.322, SLG: 0.412 66 Abel De Los Santos, R (6, 1) 51 Steve Selsky, R (8, 9) OBP: 0.211, SLG: 0.421		F SI 92 B CU 78 X CH 88 1-1 ① G3	X CH 89 0-0 1B		B FF 94 S FF 95 T FF 96 X FF 96 1-2 ③ P5 2-3			F FC 84 B CH 77 S CH 77 C FC 84 1-3 ① K		3 0 1	0 0 0	1 0 0	0 0 0	0 0 0	0 0 1	1 0 0
7 Eugenio Suárez, R (1, 5) OBP: 0.320, SLG: 0.419		B SI 94 B SI 94 X SI 95 2-0 ② G1-3	B SI 96 X FF 96 1-0 ③ P3			B SI 92 B SI 92 B SI 92 B SI 93 4-0 40 WP 16 1B 9 G5-3 BB		C FC 85 B FC 85 C FC 85 X SI 88 1-2 ② L8		3	1	0	0	1	0	1
16 Tucker Barnhart, L (1, 2) OBP: 0.319, SLG: 0.386		S SI 95 B SI 94 B CH 88 X SI 95 2-1 28 2B 1B		X SI 95 0-0 ① G4-3		B SI 93 C SI 92 S SI 94 B SI 94 F SI 94 X SI 94 2-2 40 WP 1-2 1B		C FC 84 F CH 79 X CH 76 0-2 ③ G6-3		4	0	2	0	0	0	0
28 Anthony DeSclafani, R (1, 1) OBP: 0.162, SLG: 0.167 49 Tony Renda, R (4, PH) OBP: 0.306, SLG: 0.250 48 Keyvius Sampson, R (5, 1) 40 Tyler Holt, R (6, 8) OBP: 0.320, SLG: 0.299		X SI 94 0-0 ③ 1-H 2B		C FF 95 B SI 94 C CU 81 S CU 81 1-3 ② K		C SI 94 B SI 95 X SI 95 1-1 ① G1-3 1-2 2-3			B SI 86 F FC 84 X FF 86 1-1 ① L9	1 1 0 2	0 0 0 0	1 0 0 0	0 0 0 0	0 1 0 0	0 0 0 0	0 0 0 2
Inning Stats	R: 0 E: 0 K: 0 S: 11 H: 1 LOB: 2 BB: 1 P: 20	R: 0 E: 0 K: 0 S: 6 H: 2 LOB: 2 BB: 0 P: 11	R: 3 E: 1 K: 1 S: 14 H: 4 LOB: 1 BB: 0 P: 25	R: 0 E: 1 K: 1 S: 8 H: 1 LOB: 1 BB: 0 P: 10	R: 0 E: 0 K: 0 S: 8 H: 1 LOB: 1 BB: 0 P: 13	R: 1 E: 0 K: 0 S: 14 H: 1 LOB: 1 BB: 1 P: 24	R: 0 E: 0 K: 1 S: 7 H: 0 LOB: 0 BB: 0 P: 9	R: 0 E: 0 K: 1 S: 9 H: 0 LOB: 0 BB: 0 P: 11	R: 0 E: 0 K: 0 S: 14 H: 1 LOB: 1 BB: 0 P: 21	1B: 8 2B: 2 3B: 0 HR: 1 SF: 0 SAC: 0 DP: 0 HBP: 0						

PITCHER		IP	WLS	BF	H	R	ER	SO	BB	IBB	HBP	BLK	WP	HR	S	P	ERA	WHIP
50 Jameson Taillon, R ERA: 3.39	(1, 1)	5.0	W	24	9	3	3	2	1	0	0	0	0	1	47	79	5.40	2.000
48 Jared Hughes, R ERA: 3.11	(6, 1)	1.0		5	1	1	1	0	1	0	0	0	1	0	14	24	9.00	2.000
38 Wade LeBlanc, L ERA: 4.09	(7, 1)	3.0	S	10	1	0	0	2	0	0	0	0	0	0	30	41	0.00	0.333

PITCHER	IP	WLS	BF	H	R	ER	SO	BB	IBB	HBP	BLK	WP	HR	S	P	ERA	WHIP

Pittsburgh Pirates @ Cincinnati Reds

Great American Ball Park, Cincinnati, OH

Sat Sep 17 2016, 1:14 PM - 4:33 PM EDT

Att. 17,226 - Overcast - 77 F

livebaseballscorecards.com

AB	37
R	4
H	11
RBI	4
BB	2
SO	4
LOB	15

WP: 1 PA: 39
PB: 0
SB: 2
CS: 0

Batter	1	2	3	4	5	6	7	8	9	AB	R	H	RBI	BB	SO	LOB
10 Jordy Mercer, R (1, 6) OBP: 0.329, SLG: 0.378	F SI 92 C SI 91 F SL 85 F CH 83 X SL 80 0-2 L8	C CH 82 T SI 94 X SI 95 0-2 E9 23 FC5-2 22 1B 1-2 2-3 3-H	F SL 82 B SI 87 B CU 78 X CU 78 2-1 FC5-2 1-2 2-3 3-Hf		B FF 91 B FF 91 C FF 90 B SL 86 C FF 92 X FF 91 3-2 G4-3		B FC 87 X FF 92 1-0 F4		B SI 94 B CH 84 B SI 94 C FF 95 B CH 85 4-1 15 1B BB	5	1	0	0	1	0	7
23 David Freese, R (1, 3) OBP: 0.352, SLG: 0.409 73 Felipe Vázquez, L (7, 1) 15 Jason Rogers, R (9, PH) OBP: 0.296, SLG: 0.190 44 Tony Watson, L (9, 1)	S SI 93 B SI 92 S CH 82 B CH 84 B SI 94 D SI 94 4-2 22 FC5-4 BB	B SI 94 X SL 83 1-0 FC5-2 22 1B 1-2 2-3 3-Hf	B CU 79 B FF 92 B SL 85 F FF 90 S FF 91 S CU 80 3-3 K		F SL 87 F SL 86 S FF 92 0-3 K		C FF 93 X FC 89 0-1 G1-3		T SI 94 B SI 95 B FF 93 X SI 94 2-1 1-2 2-H 1B	4 0 1 0	0 0 0 0	0 0 1 0	0 0 0 0	1 0 0 0	2 0 0 0	8 0 0 0
22 Andrew McCutchen, R (1, 8) OBP: 0.333, SLG: 0.425	C SI 92 B SI 92 S SI 93 X CH 84 1-2 FC5-4 1-2f	B SL 82 B SI 91 F SI 92 F SI 92 B SI 94 X SL 82 3-2 1-2 2-H 3-H 1B		B FF 91 X FF 90 1-0 F8		C SL 86 S FF 90 B SL 87 B FF 91 B FF 91 F FF 92 X FF 91 3-2 L7		F CH 92 F FF 94 F FF 94 X FF 94 0-2 P3		5	0	1	2	0	0	1
27 Jung Ho Kang, R (1, 5) OBP: 0.356, SLG: 0.523	B SI 93 F SI 92 S SI 93 F SI 93 X CH 83 1-2 F7	C SL 82 B SI 93 X SL 82 1-1 F8		B CU 79 X FF 92 1-0 G5-3		C SL 86 F SL 85 F FF 92 B FF 91 F SL 87 B CU 79 X FF 91 2-2 G5-3		C FF 95 B FF 94 F FF 95 F FF 95 X SL 86 1-2 G5-3		5	0	0	0	0	0	3
3 Sean Rodríguez, R (1, 4) OBP: 0.349, SLG: 0.516 (7, 3)	C SL 80 F SL 80 F SI 93 X SL 86 0-2 26 1B 55 1B 24 SF7 1B	F SI 91 B SL 79 B SL 79 B SI 89 F SI 92 T SI 94 3-2 K	S SL 85 X CU 79 0-1 HR		B FF 91 S SL 87 B FF 91 B SL 86 B SL 87 4-1 55 FC4-6 BB		F FF 95 F SL 86 X FF 95 0-2 L7		4	2	2	1	1	1	0
55 Josh Bell, S (1, 9) OBP: 0.429, SLG: 0.488 25 Gregory Polanco, L (8, 9) OBP: 0.328, SLG: 0.481	S SI 92 1 SAFE F SI 92 X CH 83 0-2 57 BB 26 1B 10 E 1-2 1B	B SI 92 C SL 80 C SL 82 B SI 89 F FF 93 B SL 85 F SI 92 X SL 82 3-2 24 1B 26 1B 57 BB 1B	B SL 87 B FF 91 C SL 86 B SL 87 B SI 90 4-1 24 FC5 26 1B BB		B FF 91 X FF 89 1-0 FC4-6 1-2f		F SI 96 X CH 85 0-1 G4-3		3 1	2 0	2 0	0 0	1 0	0 0	1 0
26 Adam Frazier, L (1, 7) OBP: 0.404, SLG: 0.495	B SI 91 C SI 92 X SL 85 1-1 10 E 57 BB 23 FC5-2 1-2 2-3 1B	F SI 92 B SI 92 B SI 91 F SI 92 F SI 94 1 SAFE X SI 92 2-2 57 BB 24 1B 10 FC5-2 1-2 1B	C SL 87 S FF 91 F SL 86 X FF 91 0-2 24 FC5 1-2 1B				B FF 93 B FF 93 C FF 92 S FF 94 B FF 93 F FF 94 F FF 93 F FF 93 B FF 92 4-2 24 SH2-3 BB		C SI 96 X CH 85 0-1 G1	4	0	3	0	1	0	0
24 Eric Fryer, R (1, 2) OBP: 0.336, SLG: 0.296	B SL 86 T SI 94 B SI 95 X SI 94 2-1 SF7 3-H	C SL 80 F SI 92 X SL 82 0-2 10 FC5-2 57 BB 1-2 2-3 1B	C SL 86 F FF 92 X CU 80 0-2 FC5 1-2 2-3f				X FF 93 0-0 SH2-3 1-2		B SI 96 C CH 83 B CH 84 B SI 96 B SI 94 4-1 18 2B BB	2	1	1	1	1	0	2
57 Trevor Williams, R (1, 1) 12 Juan Nicasio, R (5, 1) OBP: 0.158, SLG: 0.158 17 Matt Joyce, L (7, PH) OBP: 0.408, SLG: 0.481 53 Zach Phillips, L (7, 1) 18 Pedro Florimón, S (7, 4) OBP: 0.600, SLG: 0.800	B SI 93 B SI 92 B SI 93 B SI 91 4-0 23 FC5-2 10 E 22 1B 1-2 2-3 BB	B SI 93 F SI 93 F SI 94 B SI 93 B SI 93 F SI 95 F SI 94 B SI 94 4-2 10 FC5-2 1-2 2-3 3-H BB	C FF 88 B FF 90 C CU 77 S SL 84 1-3 K				B FF 93 S FF 93 B FC 89 F FF 93 F FF 93 B FC 89 2 SAFE B CH 86 4-2 BB		1 SAFE X CH 83 0-0 15 1B 1-H 2B	1 0 0 0 1	1 0 0 0 0	0 0 0 0 1	1 0 0 0 1	2 0 0 0 0	1 0 0 0 0	0 0 0 0 0
Inning Stats	R: 0 E: 0 K: 0 S: 14 H: 0 LOB: 1 BB: 1 P: 20	R: 4 E: 1 K: 0 S: 20 H: 4 LOB: 2 BB: 1 P: 32	R: 1 E: 0 K: 2 S: 24 H: 3 LOB: 3 BB: 1 P: 41	R: 1 E: 0 K: 0 S: 12 H: 2 LOB: 2 BB: 1 P: 18	R: 0 E: 0 K: 2 S: 9 H: 0 LOB: 0 BB: 0 P: 13	R: 0 E: 0 K: 0 S: 11 H: 0 LOB: 1 BB: 1 P: 21	R: 0 E: 0 K: 0 S: 12 H: 0 LOB: 2 BB: 2 P: 21	R: 0 E: 0 K: 0 S: 11 H: 0 LOB: 0 BB: 0 P: 12	R: 1 E: 0 K: 0 S: 9 H: 2 LOB: 2 BB: 2 P: 19	1B: 9 2B: 1 3B: 0 HR: 1 SF: 1 SAC: 1 DP: 0 HBP: 0						

PITCHER		IP	WLS	BF	H	R	ER	SO	BB	IBB	HBP	BLK	WP	HR	S	P	ERA	WHIP
29 Brandon Finnegan, L ERA: 4.1	(1, 1)	2.1	L	18	7	5	2	1	3	0	0	0	0	0	53	83	7.71	4.286
73 Josh Smith, R ERA: 4.97	(3, 1)	3.2		15	2	1	1	3	2	0	0	0	0	1	37	62	2.46	1.091
60 Matt Magill, R ERA:	(7, 1)	1.0		5	0	0	0	0	2	0	0	0	0	0	12	21	0.00	2.000
70 Jumbo Díaz, R ERA: 3.41	(8, 1)	1.0		3	0	0	0	0	0	0	0	0	0	0	11	12	0.00	0.000
53 Wandy Peralta, L ERA: 5.4	(9, 1)	1.0		6	2	1	1	0	2	0	0	0	0	0	9	19	9.00	4.000

PITCHER	IP	WLS	BF	H	R	ER	SO	BB	IBB	HBP	BLK	WP	HR	S	P	ERA	WHIP

TOP

Pittsburgh Pirates @ Cincinnati Reds

Great American Ball Park, Cincinnati, OH

Sat Sep 17 2016, 6:13 PM - 9:40 PM EDT

Att. 24,397 - Cloudy - 75 F

livebaseballscorecards.com

AB	36
R	7
H	11
RBI	6
BB	9
SO	4
LOB	22

WP: 0	PB: 0	SB: 0	CS: 0
PA: 47			

BOTTOM

Pittsburgh Pirates @ Cincinnati Reds

Great American Ball Park, Cincinnati, OH

Sat Sep 17 2016, 6:13 PM - 9:40 PM EDT

Att. 24,397 - Cloudy - 75 F

livebaseballscorecards.com

Batter	1	2	3	4	5	6	7	8	9	AB	R	H	RBI	BB	SO	LOB
9 José Peraza, R (1, 6) OBP: 0.350, SLG: 0.406	X FF 91 0-0 ① P4			C SI 90 B CH 89 X SL 83 1-1 49 G5-4-3 1B		B FF 93 B SL 86 C FF 93 X FF 94 2-1 ① P3		C FF 95 T FF 96 X FF 97 0-2 ① G6-3		4	0	1	0	0	0	0
49 Tony Renda, R (1, 4) OBP: 0.300, SLG: 0.250	C FF 93 X SL 84 0-1 ② L4			X SI 90 0-0 ①② G5-4-3 1-2f		B FF 94 F FF 94 F FF 95 F FF 96 X SL 88 1-2 ② L7		X FF 95 0-0 1B		4	0	1	0	0	0	1
19 Joey Votto, L (1, 3) OBP: 0.428, SLG: 0.519	B SI 90 C FF 94 B CH 82 F FF 92 B FF 94 X CH 82 3-2 ③ F8			B SI 91 F SI 92 F SL 85 B SL 84 F FF 93 F FF 93 B FF 94 X SI 92 3-2 ③ G4-3		F FF 96 B SL 87 F SL 84 F FF 94 F SL 89 F FF 95 B SL 87 B FF 96 F FF 95 3-3 S FF 96 ③ K		B SL 81 F FF 96 B SL 83 F FF 97 F SL 83 F SL 80 F FF 97 S CH 90 2-3 ② K		4	0	0	0	0	2	1
43 Scott Schebler, L (1, 9) OBP: 0.325, SLG: 0.428		B FF 91 F FF 92 X CH 83 1-1 ① F8			F FF 91 X FF 90 0-1 HR		C SL 77 F FF 90 X SL 79 0-2 40 BB 51 BB 1B	B SL 84 S CH 88 F CH 90 F FF 98 D CH 90 X SL 84 2-2 ③ L8		4	1	2	1	0	0	1
37 Ramón Cabrera, S (1, 2) OBP: 0.288, SLG: 0.375		B FF 92 C FF 92 S SL 83 S SL 84 1-3 ② K			B SI 90 S CH 80 B CH 80 X SI 89 2-1 HR		C FF 91 B FF 91 X CH 82 2-1 ① L8		C SI 93 S CH 85 X SI 94 0-2 ① G3-1	4	1	1	1	0	1	1
51 Steve Selsky, R (1, 7) OBP: 0.261, SLG: 0.409		F FF 92 B SL 84 X SI 92 1-1 ③ G3			B SL 84 B SI 92 B FF 91 C FF 92 C SI 89 X SI 90 3-2 40 1B 3 G6-4-3 1B		B SL 77 B FF 91 B FF 91 B SI 90 4-0 40 BB 1-2 BB		B SI 93 F SI 92 B SI 93 S CH 86 S CH 84 2-3 ② K	3	1	1	0	1	1	0
40 Tyler Holt, R (1, 8) OBP: 0.323, SLG: 0.299			C FF 90 X SI 89 0-1 ① G5-3		B SI 89 1 SAFE B CH 79 F SI 89 C SL 82 X SL 83 2-2 3 G6-4-3 1-3 1B		B SL 82 B FF 96 F FF 96 B FF 97 B FF 96 4-1 1-2 2-3 BB		C SI 94 X CH 86 0-1 ③ G6-3	3	0	1	0	1	0	0
3 Iván De Jesús Jr., R (1, 5) OBP: 0.284, SLG: 0.287			C SI 89 B SL 84 S SL 83 X SI 91 1-2 ② G6-3		C SL 86 1 SAFE B SL 86 B FF 94 X SL 87 2-1 ①② G6-4-3 1-2f 3-H		B CH 88 F FF 98 F SL 80 F CH 88 B SL 83 F FF 97 C FF 96 2-3 ② K			3	0	0	0	0	1	4
29 Brandon Finnegan, L (1, 1) OBP: 0.154, SLG: 0.154 73 Josh Smith, R (3, 1) OBP: 0.111, SLG: 0.222 60 Matt Magill, R (7, 1) 7 Eugenio Suárez, R (7, PH) OBP: 0.319, SLG: 0.418 70 Jumbo Díaz, R (8, 1) 53 Wandy Peralta, L (9, 1)			B FF 91 X FF 91 1-0 ③ L9		B FF 93 B FF 94 C FF 93 B FF 95 C FF 92 F FF 94 S FF 94 3-3 ③ K		B CH 90 B FF 97 S FF 96 S FF 97 F FF 98 S FF 96 2-3 ③ K			0 0 0 0 0 0 0 2 0 0 0 0 1 0 0 0 0 0 0 0 0 1 0 0 0 0 1 3 0 0 0 0 0 0 0 0 0 0 0 0 0 0						

Inning Stats																					
	R: 0 E: 0 K: 0 S: 6	H: 0 LOB: 0 BB: 0 P: 9	R: 0 E: 0 K: 1 S: 7	H: 0 LOB: 0 BB: 0 P: 10	R: 0 E: 0 K: 0 S: 6	H: 0 LOB: 0 BB: 0 P: 8	R: 0 E: 0 K: 0 S: 8	H: 1 LOB: 0 BB: 0 P: 12	R: 3 E: 0 K: 1 S: 16	H: 4 LOB: 0 BB: 0 P: 28	R: 0 E: 0 K: 1 S: 13	H: 0 LOB: 0 BB: 0 P: 19	R: 0 E: 0 K: 2 S: 15	H: 1 LOB: 3 BB: 2 P: 29	R: 0 E: 0 K: 1 S: 15	H: 1 LOB: 1 BB: 0 P: 19	R: 0 E: 0 K: 1 S: 8	H: 0 LOB: 0 BB: 0 P: 10	1B: 5 2B: 0 3B: 0 HR: 2	SF: 0 SAC: 0 DP: 2 HBP: 0	WP: 0 PB: 0 SB: 0 CS: 0	PA: 34

	AB	32
	R	3
	H	7
	RBI	2
	BB	2
	SO	7
	LOB	11

PITCHER		IP	WLS	BF	H	R	ER	SO	BB	IBB	HBP	BLK	WP	HR	S	P	ERA	WHIP
57 Trevor Williams, R ERA: 6.75	(1, 1)	4.0		16	5	3	3	1	0	0	0	0	0	2	37	56	6.75	1.250
12 Juan Nicasio, R ERA: 4.53	(5, 1)	2.0	W	5	0	0	0	2	0	0	0	0	0	0	19	30	0.00	0.000
53 Zach Phillips, L ERA:	(7, 1)	0.1	H	3	1	0	0	0	1	0	0	0	0	0	5	11	0.00	6.000
73 Felipe Vázquez, L ERA: 3.59	(7, 1)	1.2	H	7	1	0	0	3	1	0	0	0	0	0	25	37	0.00	1.200
44 Tony Watson, L ERA: 3.25	(9, 1)	1.0		3	0	0	0	1	0	0	0	0	0	0	8	10	0.00	0.000

PITCHER	IP	WLS	BF	H	R	ER	SO	BB	IBB	HBP	BLK	WP	HR	S	P	ERA	WHIP

Batter	1	2	3	4	5	6	7	8	9	AB	R	H	RBI	BB	SO	LOB
26 Adam Frazier, L (1, 7) OBP: 0.395, SLG: 0.477	B FF 88 B FF 87 C FF 88 B FF 88 F FF 88 B FF 88 4-2 55 G4-6-3 BB		C FF 87 S CH 81 F FF 89 F CH 81 B CH 84 S FF 89 1-3 ① K		C SL 79 S FF 88 F SL 84 X FF 90 0-2 ① L5		X SI 95 0-0 E5 55 G4-3 55 E		C FF 96 D SI 97 X FF 96 1-1 ② L7	4	0	0	0	1	1	1
55 Josh Bell, S (1, 3) OBP: 0.413, SLG: 0.467 34 Drew Hutchison, L (7, 1) 23 David Freese, R (9, PH) OBP: 0.351, SLG: 0.408	1 SAFE X CH 81 0-0 ①② G4-6-3 1-2f		C CH 82 B SL 82 X CH 83 1-1 ② G1-3		B SL 81 C SL 81 B SI 90 X CH 81 2-1 ② F8		1 SAFE F SL 92 C SL 92 F FF 95 B SL 94 B SL 92 X SL 91 2-2 ② G4-3 1-3		C FF 96 C SL 85 F SL 84 S FF 97 0-3 ③ K	4 0 1	0 0 0	0 0 0	0 0 0	0 0 1	0 0 1	2 0 1
22 Andrew McCutchen, R (1, 8) OBP: 0.334, SLG: 0.426	C FF 89 X CH 81 0-1 ③ P3		B CU 71 F FF 90 B FF 90 S SL 83 B CH 82 B FF 90 4-2 BB		F CU 69 B SL 84 B CH 82 B FF 89 F FF 89 X FF 89 3-2 2B		B FF 96 B SI 94 X SL 90 2-0 ③ G4-3			3	0	1	0	1	0	1
25 Gregory Polanco, L (1, 9) OBP: 0.326, SLG: 0.477		C FF 88 S CH 82 B CH 82 B SL 83 X SL 81 2-2 ① P5	C SL 81 F CH 82 1 SAFE C SL 84 0-3 ③ K		B SL 82 B SI 89 B SL 84 X FF 88 3-0 ③ F7			C SI 94 B SL 91 F SL 92 B CU 79 B FF 97 X SL 92 3-2 ① G3		4	0	0	0	0	1	2
27 Jung Ho Kang, R (1, 5) OBP: 0.358, SLG: 0.525		C SL 81 B CU 71 B FF 89 B FF 88 B SL 81 4-1 29 1B 18 3B BB		B FF 89 B FF 88 C SL 81 X FF 90 2-1 2B		C SL 79 B CU 69 F CH 82 S SL 83 1-3 ① K		C FF 95 F SL 87 B SL 85 X SL 93 1-2 ② G3-1		3	1	1	0	1	1	0
29 Francisco Cervelli, R (1, 2) OBP: 0.377, SLG: 0.305		C SL 81 X SL 81 0-1 18 3B 1-2 1B		F FF 91 B FF 89 B SL 83 F FF 89 F SL 83 B CH 81 B SL 82 4-2 BB		F FF 88 X SL 83 0-1 ② G5-3		C FF 97 B FF 97 F SI 96 F FF 96 C CU 78 1-3 ③ K		3	1	1	0	1	1	0
3 Sean Rodríguez, R (1, 6) OBP: 0.348, SLG: 0.523		S SL 84 D CH 81 B CH 82 C FF 90 X FF 90 2-2 ② L8	S CH 81 X SL 81 0-1 ① F4		C FF 88 C FF 90 X FF 90 0-2 HR				C SL 84 B SL 86 S FF 96 X SL 85 1-2 ① P3	4	1	1	1	0	0	4
18 Pedro Florimón, S (1, 4) OBP: 0.556, SLG: 0.889		S CH 82 B SL 82 B FF 89 B FF 90 X FF 89 3-1 1-H 2-H 3B	B SL 82 C FF 90 B SL 82 B FF 90 F FF 89 C FF 90 3-3 ② K		S FF 89 S CH 83 S SL 85 0-3 ③ K				X SI 95 0-0 28 2B 1B	4	1	2	2	0	2	2
46 Iván Nova, R (1, 1) OBP: 0.130, SLG: 0.130 17 Matt Joyce, L (4, PH) OBP: 0.407, SLG: 0.478 51 Tyler Glasnow, L (4, 1) OBP: 0.250, SLG: 0.250 28 John Jaso, L (7, PH) OBP: 0.348, SLG: 0.391 (7, 3)		X FF 88 0-0 ③ F7	B CU 71 S CH 82 B CH 83 2 SAFE S SL 84 X FF 90 2-2 ③ F8			B FF 94 C SL 91 F SL 92 S CU 79 1-3 ① K		C FF 94 S SI 87 D SI 89 F FF 94 F SL 82 B SL 82 F FF 94 B SI 88 F FF 94 3-2 X SI 95 1-H 2B	1 1 0 2	0 0 0 0	0 0 0 1	0 0 0 1	0 0 0 0	0 0 0 1	1 2 0 0
Inning Stats	R: 0 E: 0 K: 0 S: 5 H: 0 LOB: 0 BB: 1 P: 9	R: 2 E: 0 K: 0 S: 12 H: 2 LOB: 1 BB: 1 P: 23	R: 0 E: 0 K: 2 S: 12 H: 0 LOB: 1 BB: 1 P: 18	R: 0 E: 0 K: 1 S: 13 H: 1 LOB: 2 BB: 1 P: 24	R: 0 E: 0 K: 0 S: 10 H: 1 LOB: 1 BB: 0 P: 18	R: 1 E: 0 K: 2 S: 11 H: 1 LOB: 0 BB: 0 P: 12	R: 0 E: 2 K: 1 S: 9 H: 0 LOB: 1 BB: 0 P: 14	R: 0 E: 0 K: 1 S: 10 H: 0 LOB: 0 BB: 0 P: 15	R: 1 E: 0 K: 1 S: 17 H: 2 LOB: 1 BB: 0 P: 22	1B: 2 2B: 3 3B: 1 HR: 1 SF: 0 SAC: 0 DP: 1 HBP: 0						WP: 0 PB: 0 SB: 0 CS: 0 PA: 38	

PITCHER		IP	WLS	BF	H	R	ER	SO	BB	IBB	HBP	BLK	WP	HR	S	P	ERA	WHIP
58 Dan Straily, R ERA: 3.83	(1, 1)	6.0	W	26	5	3	3	5	4	0	0	0	0	1	63	104	4.50	1.500
21 Michael Lorenzen, R ERA: 2.45	(7, 1)	2.0	H	7	0	0	0	2	0	0	0	0	0	0	19	29	0.00	0.000
26 Raisel Iglesias, R ERA: 2.24	(9, 1)	1.0		5	2	1	1	1	0	0	0	0	0	0	17	22	9.00	2.000

PITCHER	IP	WLS	BF	H	R	ER	SO	BB	IBB	HBP	BLK	WP	HR	S	P	ERA	WHIP

TOP

Pittsburgh Pirates @ Cincinnati Reds

Great American Ball Park, Cincinnati, OH

Sun Sep 18 2016, 1:11 PM - 4:03 PM EDT
Att. 19,597 - Partly Cloudy - 79 F

livebaseballscorecards.com

AB	34
R	4
H	7
RBI	4
BB	4
SO	8
LOB	16

BOTTOM

Pittsburgh Pirates @ Cincinnati Reds

Great American Ball Park, Cincinnati, OH

Sun Sep 18 2016, 1:11 PM - 4:03 PM EDT

Att. 19,597 - Partly Cloudy - 79 F

livebaseballscorecards.com

Batter	1	2	3	4	5	6	7	8	9	AB	R	H	RBI	BB	SO	LOB
9 José Peraza, R (1, 8) OBP: 0.342, SLG: 0.396	B FF 91 C SI 92 B CU 79 X SI 91 2-1 G4-3 ①	D CU 82 C FF 95 X SI 93 1-1 G5-3 ②	C CU 82 C CU 79 S CU 82 0-3 K2-3 ③			C FF 91 F FF 92 B CU 78 S CU 79 1-3 K ①		B FF 91 X FF 90 1-0 L7 ①		5	0	0	0	0	2	3
7 Eugenio Suárez, R (1, 5) OBP: 0.318, SLG: 0.416	B SI 92 B SI 92 F SI 92 X SI 92 2-1 19 1B 1B	D CU 82 C CU 81 F SI 95 D CU 83 F CU 83 F SI 95 B FF 95 X SI 95 3-2 F9 ③		S FF 93 C FF 94 B FF 95 X CU 78 1-2 L7 ①		S CU 79 X FF 92 0-1 G6-3 ②		C FF 91 X SL 85 0-1 F8 ②		5	0	1	0	0	0	1
19 Joey Votto, L (1, 3) OBP: 0.432, SLG: 0.531	F SI 92 B SI 92 F SI 93 B SI 93 X CU 81 2-2 4 FC5-4 1-2 1B		C CU 79 X CH 86 0-1 4 2B 2B	C FF 94 F CU 80 F CU 80 B FF 95 B CU 80 B FF 93 B FF 92 4-2 BB		X FF 92 0-0 4 BLK 23 1B 1B		C SL 82 X FF 91 0-1 HR		4	2	4	1	1	0	0
23 Adam Duvall, R (1, 7) OBP: 0.295, SLG: 0.502	C SI 93 F SI 94 S CU 84 0-3 K ②		F SI 93 F CU 81 X CU 82 0-2 G5-3 ①	F FF 94 B FF 94 X CU 77 1-1 P4 ②		S FF 91 D CU 79 B FF 92 X FF 92 2-1 4 BLK 1-2 1B		X SL 85 0-0 F8 ③		5	0	1	0	0	1	4
4 Brandon Phillips, R (1, 4) OBP: 0.321, SLG: 0.413 26 Raisel Iglesias, R (9, 1) OBP: 0.091, SLG: 0.091	B CU 81 C SI 94 X SI 94 1-1 FC5-4 ③ 1-2f		D SI 94 S CU 81 B SI 93 X SI 94 2-1 43 1B 2-H 2B	X FF 94 0-0 L9 ③		C CU 77 B FF 90 B CU 78 C CU 79 X CU 80 2-2 G6-3 ③ 1-2 2-3				4 0	1 0	1 0	1 0	0 0	0 0	5 0
43 Scott Schebler, L (1, 9) OBP: 0.332, SLG: 0.438		L CU 79 B SI 93 B CH 87 X SI 92 2-1 3 1B 16 2B 1B	S CH 87 X SI 92 0-1 3 E 3 1B 16 SF8 2-H 1B		F FF 94 B CU 80 B CU 78 B FF 93 S FF 94 C FF 93 3-3 K ①		B FF 91 X FF 91 1-0 3 SH1-4 16 SF8 2B			4	3	3	1	0	1	0
3 Iván De Jesús Jr., R (1, 6) OBP: 0.290, SLG: 0.293		X SI 92 0-0 16 2B 1-2 1B	F SI 92 B SI 92 X SI 91 1-1 E7 58 1B 1-3 1B		C CU 78 C FF 93 B CU 80 F FF 93 S CU 80 1-3 K ②		B FF 90 X SL 84 1-0 SH1-4 ① 2-3			3	1	2	0	0	1	0
16 Tucker Barnhart, L (1, 2) OBP: 0.321, SLG: 0.390		X SI 94 0-0 58 SH3-4 1-H 2-H 2B	X CH 86 0-0 SF8 ② 3-H		C FF 93 B FF 93 B CU 80 B FF 92 F FF 92 F FF 94 B CU 77 4-2 BB		S SL 86 F FF 92 D SL 86 X FF 94 1-2 SF8 ② 3-H			1	0	1	4	1	0	0
58 Dan Straily, R (1, 1) OBP: 0.061, SLG: 0.021 21 Michael Lorenzen, R (7, 1) OBP: 0.200, SLG: 0.800 33 Hernan Iribarren, L (9, 4) OBP: 0.444, SLG: 0.667		X SI 93 0-0 SH3-4 ① 2-3	X SI 92 0-0 1-2 1B		S FF 90 C FF 93 D CU 80 B FF 92 B FF 92 S FF 91 3-3 K ③		S SL 84 B SL 86 B FF 92 C FF 92 X SL 87 2-2 G4-3 ③			2 1 0	0 0 0	1 0 0	0 0 0	0 0 0	1 0 0	1 0 0
Inning Stats	R: 0 E: 0 K: 1 S: 12 H: 2 LOB: 2 BB: 0 P: 19	R: 2 E: 0 K: 0 S: 12 H: 3 LOB: 1 BB: 0 P: 18	R: 3 E: 1 K: 1 S: 16 H: 5 LOB: 2 BB: 0 P: 19	R: 0 E: 0 K: 0 S: 9 H: 0 LOB: 1 BB: 1 P: 15	R: 0 E: 0 K: 3 S: 13 H: 0 LOB: 1 BB: 1 P: 24	R: 0 E: 0 K: 1 S: 11 H: 2 LOB: 2 BB: 0 P: 16	R: 1 E: 0 K: 0 S: 8 H: 1 LOB: 0 BB: 0 P: 13	R: 1 E: 0 K: 0 S: 6 H: 1 LOB: 0 BB: 0 P: 7		1B: 9 2B: 4 3B: 0 HR: 1 SF: 2 SAC: 2 DP: 0 HBP: 0					WP: 0 PB: 0 SB: 0 CS: 0 PA: 40	

	AB	34
	R	7
	H	14
	RBI	7
	BB	2
	SO	6
	LOB	14

PITCHER		IP	WLS	BF	H	R	ER	SO	BB	IBB	HBP	BLK	WP	HR	S	P	ERA	WHIP
46 Iván Nova, R ERA: 4.19	(1, 1)	3.0	L	19	10	5	4	2	0	0	0	0	0	0	40	56	12.00	3.333
51 Tyler Glasnow, R ERA: 4.11	(4, 1)	3.0		13	2	0	0	4	2	0	0	1	0	0	33	55	0.00	1.333
34 Drew Hutchison, R ERA: 6.1	(7, 1)	2.0		8	2	2	2	0	0	0	0	0	0	1	14	20	9.00	1.000

PITCHER		IP	WLS	BF	H	R	ER	SO	BB	IBB	HBP	BLK	WP	HR	S	P	ERA	WHIP

Batter	1	2	3	4	5	6	7	8	9	AB	R	H	RBI	BB	SO	LOB
9 José Peraza, R (1, 6) OBP: 0.345, SLG: 0.398	B FF 91 X FF 92 1-0 ① F7		C CU 77 X CU 77 0-1 33 CS 1B			C SL 84 X CU 77 0-1 ① G6-3		C FF 96 C FF 97 B FF 95 F SI 97 X SL 86 1-2 19 1B 1B		4	0	2	0	0	0	0
33 Hernan Iribarren, L (1, 8) OBP: 0.409, SLG: 0.682	B FF 92 C FF 92 C CU 78 B SL 85 B FF 93 X SI 92 3-2 ② G6-3		1 SAFE B SI 91 1 SAFE S SI 92 C CU 77 S CH 86 1-3 ② ③ K 1-2			F FF 92 B FF 92 C SL 84 X SL 84 1-2 19 1B 3B		C FF 95 1 SAFE F CH 89 T FF 95 0-2 ② K		4	1	1	0	0	2	2
19 Joey Votto, L (1, 3) OBP: 0.434, SLG: 0.531	B SL 86 B SL 87 C SL 85 B CU 78 B SL 85 4-1 BB			B CH 85 B SL 86 X SL 86 2-0 ① G4-3		B FF 91 X SL 86 1-0 3-H 1B		C SL 86 1 SAFE B SI 95 S SL 86 1 SAFE X SL 86 1-2 1-2 1B		3	0	2	1	1	0	0
23 Adam Duvall, R (1, 7) OBP: 0.292, SLG: 0.498	B SI 93 F FF 92 S SL 86 S FF 93 1-3 ③ K			F CU 77 X FF 92 0-1 ② L6		B SI 92 S SL 87 B SI 92 B SL 86 X SI 92 3-1 ② L7		B SL 85 X SL 84 1-0 ③ P5		4	0	0	0	0	1	4
4 Brandon Phillips, R (1, 4) OBP: 0.321, SLG: 0.418		B FF 91 S SL 86 X FF 92 1-1 HR		C SI 92 B FF 92 C SL 86 B SL 86 X SL 86 2-2 E6		B SL 86 C SL 85 B SL 86 F SL 85 F SI 92 X SL 85 2-2 ③ F7			B FF 101 F FF 100 S FF 102 F FF 104 F FF 104 B FF 103 F FF 102 X SL 91 2-2 ① G1-3	4	1	1	1	0	0	1
43 Scott Schebler, L (1, 9) OBP: 0.331, SLG: 0.432		L SI 92 X SL 85 0-1 ① G5-3		B FF 91 B SL 86 S SL 85 F SL 85 B FF 92 2 SAFE S SL 86 3-3 ③ K			X SI 89 0-0 ① G5-3		B FF 103 B FF 102 B FF 101 B FF 102 4-0 49 DI BB	3	0	0	0	1	1	1
7 Eugenio Suárez, R (1, 5) 36 Blake Wood, R (7, 1) 49 Tony Renda, R (9, PH) OBP: 0.293, SLG: 0.243		C CU 77 B SL 87 B SI 92 X FF 92 2-1 ② G6-3			B FF 89 B FF 90 S SL 85 F CU 76 B SI 92 X SI 91 3-2 ① G6-3		B SI 91 C FF 91 C FF 91 S SL 84 1-3 ② K		B FF 100 D FF 98 F FF 102 C FF 101 S FF 103 2-3 ② K 1-2	3 0 1	0 0 0	0 0 0	0 0 0	0 0 0	1 0 1	0 0 1
16 Tucker Barnhart, L (1, 2) OBP: 0.318, SLG: 0.386		X SL 86 0-0 ③ G3			C CU 77 S SL 86 B SI 92 F SL 87 F SL 85 C FF 92 1-3 ② K		C CU 76 F CH 85 B FF 92 B SI 92 F SL 85 F SL 87 F CU 77 B CH 85 X CU 77 3-2 ③ F8		B FF 102 T FF 102 S FF 103 B FF 104 B FF 103 S FF 102 3-3 ③ K	4	0	0	0	0	2	1
46 Tim Adleman, R (1, 1) OBP: 0.176, SLG: 0.294 3 Iván De Jesús Jr., R (7, 5) OBP: 0.288, SLG: 0.291			C FF 90 C CU 75 X FF 91 0-2 ① F8		C FF 92 S SL 86 B SL 87 S SI 92 1-3 ③ K			C FF 96 X FF 96 0-1 ① G4-3		2 1	0 0	0 0	0 0	0 0	1 0	0 0

Inning Stats	1	2	3	4	5	6	7	8	9
	R: 0 E: 0 K: 1 S: 8	H: 0 LOB: 1 BB: 1 P: 17	R: 1 E: 0 K: 0 S: 7	H: 1 LOB: 0 BB: 0 P: 10	R: 0 E: 0 K: 1 S: 8	H: 1 LOB: 0 BB: 0 P: 9	R: 0 E: 1 K: 1 S: 9	H: 0 LOB: 1 BB: 0 P: 16	R: 0 E: 0 K: 2 S: 11	H: 0 LOB: 0 BB: 0 P: 16	R: 1 E: 0 K: 0 S: 12	H: 2 LOB: 1 BB: 0 P: 19	R: 0 E: 0 K: 1 S: 10	H: 0 LOB: 0 BB: 0 P: 14	R: 0 E: 0 K: 1 S: 13	H: 2 LOB: 2 BB: 0 P: 16	R: 0 E: 0 K: 2 S: 12	H: 0 LOB: 1 BB: 1 P: 23

	1B: 4	SF: 0
	2B: 0	SAC: 0
	3B: 1	DP: 0
	HR: 1	HBP: 0

WP: 0	PA: 35
PB: 0	
SB: 0	
CS: 1	

PITCHER	IP	WLS	BF	H	R	ER	SO	BB	IBB	HBP	BLK	WP	HR	S	P	ERA	WHIP
39 Jason Hammel, R (1, 1) ERA: 3.56	7.0	W	26	4	2	2	6	1	0	0	0	0	1	65	101	2.57	0.714
56 Héctor Rondón, R (8, 1) ERA: 2.45	1.0	H	5	2	0	0	1	0	0	0	0	0	0	13	16	0.00	2.000
54 Aroldis Chapman, L (9, 1) ERA: 1.67	1.0	S	4	0	0	0	2	1	0	0	0	0	0	12	23	0.00	1.000

PITCHER	IP	WLS	BF	H	R	ER	SO	BB	IBB	HBP	BLK	WP	HR	S	P	ERA	WHIP

TOP

Cincinnati Reds @ Chicago Cubs

Wrigley Field, Chicago, IL

Mon Sep 19 2016, 7:07 PM - 9:48 PM CDT

Att. 39,251 - Overcast - 84 F

livebaseballscorecards.com

AB	33
R	2
H	6
RBI	2
BB	2
SO	9
LOB	10

Batter	1	2	3	4	5	6	7	8	9	AB	R	H	RBI	BB	SO	LOB
24 Dexter Fowler, S (1, 8) OBP: 0.382, SLG: 0.436	C SI 90 X CH 84 0-1 ① G3-1		B SI 91 C SI 91 B CU 77 B SI 91 F SI 91 F FF 91 F FF 91 C FF 91 3-3 ③ K			C FF 88 B CH 83 B CH 84 F FF 90 X CH 84 2-2 ① F7	F FF 98 B CH 88 X FF 97 1-1 2-H 1B			4	0	1	1	0	1	0
17 Kris Bryant, R (1, 5) OBP: 0.387, SLG: 0.558	C FF 90 S SI 91 S FF 91 0-3 ② K			F SI 90 C FF 91 F FF 91 C CH 84 0-3 ① K		X SI 89 0-0 ② F7	1 SAFE 1 SAFE S SL 91 X SL 91 0-1 ③ F8			4	0	0	0	0	2	1
44 Anthony Rizzo, L (1, 3) OBP: 0.389, SLG: 0.552	F FF 91 B CH 85 X CH 85 1-1 ③ G1-3			F FF 91 B FF 90 B CU 76 X CH 85 2-1 27 FC6-4 1B		F CU 76 B CH 85 X CU 76 1-1 2B		C SL 92 F CH 88 F CH 88 S FF 98 0-3 ① K		4	0	2	0	0	1	0
18 Ben Zobrist, S (1, 4) (8, 7) OBP: 0.378, SLG: 0.424		C FF 91 F SI 90 B CU 76 X CH 83 1-2 1B		C FF 91 B FF 91 B CH 85 X SI 90 2-1 ② L4		C CH 83 B FF 90 X FF 90 1-1 ③ F9		C FF 98 F FF 98 B CH 89 B CH 87 F SL 91 B FF 96 X FF 95 3-2 ② F8		4	0	1	0	0	0	2
27 Addison Russell, R (1, 6) OBP: 0.327, SLG: 0.433		C FF 91 X CU 77 0-1 ① P5		1 SAFE B SI 90 B SI 91 D CH 84 F FF 89 T SI 91 X SI 91 3-2 ③ FC6-4 1-2f			B CU 74 X SI 90 1-0 HR	B FF 98 B FF 96 X SL 90 2-0 22 HR 2B		4	2	2	1	0	0	2
22 Jason Heyward, L (1, 9) OBP: 0.301, SLG: 0.325		B SI 91 C SI 91 S CH 84 T FF 91 1-2 ② K			F CH 83 X CH 85 0-1 ① G4-3		B CH 83 C SI 90 X CH 84 1-1 ① L8	B FF 98 B FF 97 B FF 97 C FF 95 X FF 97 3-1 2-H HR		4	1	1	2	0	1	1
40 Willson Contreras, R (1, 2) OBP: 0.341, SLG: 0.457		B FF 92 X SI 91 1-0 ③ G5-3			B SI 91 H CU 76 2-0 HBP		C CU 75 F SI 89 B SI 88 B CH 85 X CH 84 2-2 HR	C SL 92 S SL 90 X SL 90 0-2 ③ F9		3	1	1	1	0	0	1
8 Chris Coghlan, L (1, 7) OBP: 0.267, SLG: 0.308 9 Javier Báez, R (8, 4) OBP: 0.308, SLG: 0.422			C FF 89 F FF 90 F CU 76 B CU 75 B CH 85 F CH 86 F FF 90 X FF 91 2-2 ① F8		C FF 90 X CU 75 0-1 ② L6		B FF 97 X FF 96 1-0 24 1B 2B			3 0	1 0	1 0	0 0	0 0	0 0	1 0
39 Jason Hammel, R (1, 1) OBP: 0.246, SLG: 0.281 2 Tommy La Stella, L (7, PH) OBP: 0.373, SLG: 0.427 56 Héctor Rondón, R (8, 1) 54 Aroldis Chapman, L (9, 1)			S CU 75 S CU 76 S CU 76 0-3 ② K		F CU 76 1 SAFE F CU 76 B FF 91 1 SAFE X CU 76 1-2 F7		B FF 98 X FF 98 1-0 ② P6			2 1 0 0	0 0 0 0	0 0 0 0	0 0 0 0	1 0 0 0	1 1 0 0	1 1 0 0
Inning Stats	R: 0 E: 0 K: 1 S: 7 H: 0 LOB: 0 BB: 0 P: 8	R: 0 E: 0 K: 1 S: 9 H: 1 LOB: 1 BB: 0 P: 12	R: 0 E: 0 K: 2 S: 14 H: 0 LOB: 0 BB: 0 P: 19	R: 0 E: 0 K: 1 S: 11 H: 1 LOB: 1 BB: 0 P: 18	R: 0 E: 0 K: 0 S: 7 H: 0 LOB: 1 BB: 0 P: 10	R: 0 E: 0 K: 0 S: 8 H: 1 LOB: 1 BB: 0 P: 12	R: 3 E: 0 K: 0 S: 12 H: 4 LOB: 1 BB: 0 P: 19	R: 2 E: 0 K: 1 S: 14 H: 2 LOB: 0 BB: 0 P: 22		1B: 3 2B: 3 3B: 0 HR: 3	SF: 0 SAC: 0 DP: 0 HBP: 1			WP: 0 PB: 0 SB: 0 CS: 0	PA: 34	

PITCHER		IP	WLS	BF	H	R	ER	SO	BB	IBB	HBP	BLK	WP	HR	S	P	ERA	WHIP
46 Tim Adleman, R ERA: 4.06	(1, 1)	6.1		25	5	2	2	5	0	0	1	0	0	2	62	89	2.84	0.789
36 Blake Wood, R ERA: 4.08	(7, 1)	1.2	L	9	4	3	3	1	0	0	0	0	0	1	20	31	16.20	2.400

PITCHER	IP	WLS	BF	H	R	ER	SO	BB	IBB	HBP	BLK	WP	HR	S	P	ERA	WHIP

BOTTOM

Cincinnati Reds @ Chicago Cubs

Wrigley Field, Chicago, IL

Mon Sep 19 2016, 7:07 PM - 9:48 PM CDT

Att. 39,251 - Overcast - 84 F

livebaseballscorecards.com

AB	33
R	5
H	9
RBI	5
BB	0
SO	6
LOB	10

Cincinnati Reds @ Chicago Cubs

Wrigley Field, Chicago, IL

Tue Sep 20 2016, 7:07 PM - 10:04 PM CDT

Att. 40,586 - Clear - 73 F

TOP

livebaseballscorecards.com

Batter	1	2	3	4	5	6	7	8	9	AB	R	H	RBI	BB	SO	LOB
9 José Peraza, R (1, 6) OBP: 0.343, SLG: 0.405	C FF 92 B SI 91 X SI 90 1-1 G6-3		B SI 91 X FC 89 1-0 L6		C SI 91 X FC 87 0-1 1-H 3B		C FF 91 B CU 73 B CH 84 F FF 90 F FC 89 F CU 74 S CH 85 2-3 K			4	0	1	1	0	1	2
49 Tony Renda, R (1, 5) OBP: 0.267, SLG: 0.220	B FF 92 B FF 90 X FF 92 2-0 G5-3		X FC 89 0-0 FC6-4 1-2f		C FF 92 B FF 93 B FF 91 X FC 89 2-1 F9			B FF 96 X FF 97 1-0 G4-3		4	0	0	0	0	0	3
19 Joey Votto, L (1, 3) OBP: 0.433, SLG: 0.529	B SI 90 X SI 88 1-0 G5-3			F FC 88 B FC 86 F SI 89 F FF 91 B FC 87 X FC 87 2-2 G3-1		B CH 88 C FF 92 X SI 90 1-1 4 2B 1B		C FF 98 C FF 98 T FF 96 0-2 K		4	0	1	0	0	1	0
23 Adam Duvall, R (1, 7) OBP: 0.294, SLG: 0.497		B FF 90 C SI 90 X FF 91 1-1 F7		B SI 92 X FF 91 1-0 4 E 1B		C CU 72 F FC 89 S CU 75 0-3 K		B CU 83 S FF 97 B FF 96 B CU 81 B FF 96 4-1 4 1B BB		3	0	1	0	1	1	1
4 Brandon Phillips, R (1, 4) OBP: 0.322, SLG: 0.420		S FF 92 B FF 92 S FF 90 X SI 92 1-2 L7		X SI 92 0-0 FC4 43 G6-4-3 1-2		B FF 92 D CH 84 X SI 91 2-0 1-3 2B		X FF 96 0-0 1-3 1B		4	0	2	0	0	0	1
43 Scott Schebler, L (1, 9) OBP: 0.325, SLG: 0.425		B FF 92 T FF 90 C FF 93 B FC 90 X FF 93 2-2 G4-3		F FC 88 B FC 90 X FC 89 1-1 G6-4-3 1-2f		B FC 90 T SI 92 F FF 92 B CH 83 C FC 88 2-3 K		B FF 95 F CU 79 S FF 95 B FF 95 C FF 94 2-3 K		4	0	0	0	0	2	6
40 Tyler Holt, R (1, 8) OBP: 0.327, SLG: 0.296			C FF 91 B CH 84 B SI 92 F FF 90 F FF 92 H FF 91 3-2 73 1B HBP		C FF 90 B CH 84 X CH 84 1-1 G6-3	C CU 73 B FF 93 B FF 93 X FC 90 2-1 G5-3			B SI 94 C SI 92 C CH 84 B CH 84 B FF 94 F SI 93 B SI 92 4-2 37 G6-4-3 BB	2	0	0	0	1	0	2
37 Ramón Cabrera, S (1, 2) OBP: 0.281, SLG: 0.365			F SI 92 B FF 92 X SI 90 1-1 P4		C FF 91 C SI 93 B FF 93 S CU 75 1-3 K		C FC 87 S CU 71 S CU 72 0-3 K		B SI 91 B FF 94 C SI 91 B CH 84 X SI 92 3-1 G6-4-3 1-2f	4	0	0	0	0	2	2
73 Josh Smith, R (1, 1) OBP: 0.000, SLG: 0.000 53 Wandy Peralta, L (4, 1) 51 Steve Selsky, R (5, PH) OBP: 0.286, SLG: 0.429 66 Abel De Los Santos, R (6, 1) 3 Iván De Jesús Jr., R (7, PH) OBP: 0.000, SLG: 0.000 70 Jumbo Díaz, R (7, 1) 60 Matt Magill, R (8, 1) 33 Hernan Iribarren, L (8, PH) OBP: 0.214, SLG: 0.321 7 Eugenio Suárez, R (8, PH) OBP: 0.276, SLG: 0.410			L FF 92 B FF 92 B FF 89 X FF 92 2-1 49 FC6-4 1-3 1B		B FF 92 C SI 90 C FF 92 B FC 90 F FC 91 X FF 92 2-2 9 3B 1B		C FF 91 X FF 91 0-1 F9		B FF 90 C FF 91 X FF 91 1-1 G6-3	1 0 0 1 0 1 0 0 1	0 0 1 0 0 0 0 0 0	1 0 1 0 0 0 0 0 0	0 0 0 0 0 0 0 0 0	0 0 0 0 0 0 0 0 0	0 0 0 0 0 0 0 0 0	0 0 0 0 0 0 0 0 0
Inning Stats	R: 0 E: 0 K: 0 S: 4 H: 0 LOB: 0 BB: 0 P: 8	R: 0 E: 0 K: 0 S: 8 H: 0 LOB: 0 BB: 0 P: 12	R: 0 E: 0 K: 0 S: 9 H: 1 LOB: 2 BB: 0 P: 16	R: 0 E: 1 K: 0 S: 8 H: 1 LOB: 1 BB: 0 P: 12	R: 1 E: 0 K: 1 S: 13 H: 2 LOB: 2 BB: 0 P: 19	R: 0 E: 0 K: 2 S: 11 H: 2 LOB: 2 BB: 0 P: 18	R: 0 E: 0 K: 2 S: 10 H: 0 LOB: 0 BB: 0 P: 12	R: 0 E: 0 K: 2 S: 9 H: 1 LOB: 2 BB: 1 P: 16	R: 0 E: 0 K: 0 S: 7 H: 0 LOB: 0 BB: 1 P: 15	1B: 5 2B: 1 3B: 1 HR: 0 SF: 0 SAC: 0 DP: 2 HBP: 1						

AB	33
R	1
H	7
RBI	1
BB	2
SO	7
LOB	17

WP: 0 PB: 0 SB: 0 CS: 0 PA: 36

PITCHER		IP	WLS	BF	H	R	ER	SO	BB	IBB	HBP	BLK	WP	HR	S	P	ERA	WHIP
34 Jon Lester, L ERA: 2.36	(1, 1)	7.0	W	28	6	1	1	5	0	0	1	0	0	0	63	97	1.29	0.857
6 Carl Edwards Jr., R ERA: 3.38	(8, 1)	1.0		5	1	0	0	2	1	0	0	0	0	0	9	16	0.00	2.000
53 Trevor Cahill, R ERA: 2.74	(9, 1)	0.2		2	0	0	0	0	1	0	0	0	0	0	5	12	0.00	1.500
37 Travis Wood, L ERA: 3.12	(9, 1)	0.1		1	0	0	0	0	0	0	0	0	0	0	2	3	0.00	0.000

PITCHER		IP	WLS	BF	H	R	ER	SO	BB	IBB	HBP	BLK	WP	HR	S	P	ERA	WHIP

Batter	1	2	3	4	5	6	7	8	9	AB	R	H	RBI	BB	SO	LOB
24 Dexter Fowler, S (1, 8) OBP: 0.386, SLG: 0.438	S FF 89 B FF 88 B SL 86 C FF 90 F FF 87 F FF 92 B FF 92 X FF 87 3-2 ① F8	B FF 89 B CH 82 B FF 92 B FF 91 4-0 BB		C CH 86 X FF 95 0-1 17 2B 44 1B 1B 1-2 2-H		S FF 92 B CU 75 B CU 74 B FF 92 F FF 91 B FF 91 4-2 44 S 44 1B BB		F FF 92 B FC 86 X FF 92 1-1 44 G4-6-3 17 1B 1B		3	2	2	1	2	0	0
17 Kris Bryant, R (1, 7) OBP: 0.388, SLG: 0.562	F FF 92 B CU 80 X SL 87 1-1 2B	F FF 92 X FF 91 0-1 ③ F7		B FF 95 X FF 93 1-0 44 1B 2B 1-3 2-H		F FF 91 1 SAFE 1 SAFE F FF 91 D CU 76 F FF 93 F CU 76 1 SAFE X FF 93 1-2 ① F9		F FF 92 C FC 87 X FF 92 0-2 44 G4-6-3 1B 1-2		5	1	3	1	0	0	3
44 Anthony Rizzo, L (1, 3) OBP: 0.389, SLG: 0.550	F FF 87 B FF 91 F FF 92 X FF 92 1-2 ② L6		C FF 90 F CH 82 B FF 91 S SL 87 1-3 ① K	B FF 96 C FF 91 D CH 84 B FF 94 C CH 86 X CH 86 3-2 1B 2-H 3-H		B FF 92 B CU 76 F FF 92 X FF 93 2-2 18 CS 1B 1-H		F SL 83 F FF 92 X SL 82 0-2 ① ② G4-6-3 1-2f 2-3		5	0	2	3	0	1	3
18 Ben Zobrist, S (1, 4) OBP: 0.377, SLG: 0.420	C FF 91 F FF 88 B FF 92 F CU 80 F FF 92 B FF 88 B SL 87 F FF 93 B SI 90 4-2 BB		B FF 90 C SL 86 B CH 83 C SL 85 F CU 77 B SL 86 C SL 86 3-3 ② K	C SI 93 X CH 84 0-1 ③ G5-3		B CU 74 S FF 91 C SL 82 B CU 76 F CU 75 F FF 93 F FF 94 F SL 81 F FF 93 2-3 ② ③ S SL 80 K 1-2		C FF 93 S SL 83 X SL 81 0-2 ③ F7		4	0	0	0	1	2	3
27 Addison Russell, R (1, 6) OBP: 0.325, SLG: 0.430	C FF 92 B FF 92 C FF 92 F CU 80 F CU 78 F FF 92 S FF 92 1-3 ③ K		B FF 91 C CU 78 F FF 92 F SL 86 X CU 77 1-2 ③ G5-3		B FF 92 X FF 93 1-0 ① F8		S FF 96 B FF 96 S SL 88 B FF 98 F FF 96 X SL 86 2-2 ① P4			4	0	0	0	0	1	2
22 Jason Heyward, L (1, 9) OBP: 0.305, SLG: 0.325		C SL 84 B CH 82 X FF 90 1-1 ① F8		B FF 96 C SI 95 B FF 96 B CH 85 B FF 95 4-1 9 G1-3 24 1B BB	C FF 94 F SL 83 X FF 94 0-2 3 FC6-4 9 HBP 1B		B FF 96 B FF 96 S FF 96 B FF 96 C FF 97 B FF 96 4-2 9 1B BB			2	1	1	0	2	0	0
9 Javier Báez, R (1, 5) OBP: 0.310, SLG: 0.421		C SL 84 B SL 85 S SI 87 X CU 79 1-2 ② F9		X CH 86 0-0 ① G1-3 1-2	C FF 93 1 SAFE H CU 76 1-1 3 FC6-4 1-2 HBP		B SL 90 B FF 96 S FF 96 X SI 97 2-1 1B 1-2			3	0	1	0	0	0	1
3 David Ross, R (1, 2) OBP: 0.338, SLG: 0.435		C FF 90 B FF 90 B SL 86 S SL 86 X FF 92 2-2 34 2B 1B		B FF 94 B CH 85 F SI 94 F CH 86 X FF 97 2-2 ② G5-3	B FF 93 B FF 93 X FF 91 2-0 ② FC6-4 34 FC6 1-2f 2-3		B SL 88 X FF 96 1-0 ② L8			4	1	1	0	0	0	5
34 Jon Lester, L (1, 1) OBP: 0.183, SLG: 0.148 8 Chris Coghlan, L (7, PH) OBP: 0.266, SLG: 0.307 6 Carl Edwards Jr., R (8, 1) 53 Trevor Cahill, R (9, 1) OBP: 0.222, SLG: 0.125 37 Travis Wood, R (9, 1) OBP: 0.300, SLG: 0.222		X FF 90 0-0 1-H 2B		B SI 95 B SI 94 B FF 93 C FF 94 C SI 93 B FF 94 4-2 24 1B 17 2B BB	C FF 92 X FF 93 0-1 ③ FC6 1-2f		F FF 96 B FF 97 B FF 97 B FF 96 S FF 97 F FF 97 F FF 97 S FF 97 3-3 ③ K			2 1 0 0 0	1 0 0 0 0	1 0 0 0 0	1 0 0 0 0	1 0 0 0 0	0 1 0 0 0	2 2 0 0 0
Inning Stats	R: 0 E: 0 K: 1 S: 21 H: 1 LOB: 2 BB: 1 P: 31	R: 1 E: 0 K: 0 S: 11 H: 2 LOB: 2 BB: 1 P: 19	R: 0 E: 0 K: 2 S: 11 H: 0 LOB: 0 BB: 0 P: 16	R: 4 E: 0 K: 0 S: 15 H: 3 LOB: 1 BB: 2 P: 29	R: 0 E: 0 K: 0 S: 8 H: 1 LOB: 2 BB: 0 P: 12	R: 1 E: 0 K: 1 S: 18 H: 1 LOB: 0 BB: 1 P: 27	R: 0 E: 0 K: 1 S: 14 H: 1 LOB: 2 BB: 1 P: 26	R: 0 E: 0 K: 0 S: 11 H: 2 LOB: 1 BB: 0 P: 12		1B: 8 2B: 3 3B: 0 HR: 0 SF: 0 SAC: 0 DP: 1 HBP: 1						

BOTTOM

Cincinnati Reds @ Chicago Cubs
Wrigley Field, Chicago, IL
Tue Sep 20 2016, 7:07 PM - 10:04 PM CDT
Att. 40,586 - Clear - 73 F

livebaseballscorecards.com

AB	33
R	6
H	11
RBI	6
BB	6
SO	5
LOB	21

PITCHER		IP	WLS	BF	H	R	ER	SO	BB	IBB	HBP	BLK	WP	HR	S	P	ERA	WHIP
73 Josh Smith, R ERA: 4.86	(1, 1)	3.0	L	14	3	1	1	3	2	0	0	0	0	0	43	66	3.00	1.667
53 Wandy Peralta, L ERA: 10.5	(4, 1)	1.0		8	3	4	4	0	2	0	0	0	0	0	15	29	36.00	5.000
66 Abel De Los Santos, R ERA: 6.23	(5, 1)	2.0		9	2	1	1	1	1	0	1	0	0	0	26	39	4.50	1.500
70 Jumbo Díaz, R ERA: 3.32	(7, 1)	1.0		5	1	0	0	1	1	0	0	0	0	0	14	26	0.00	2.000
60 Matt Magill, R ERA:	(8, 1)	1.0		4	2	0	0	0	0	0	0	0	0	0	11	12	0.00	2.000

PITCHER	IP	WLS	BF	H	R	ER	SO	BB	IBB	HBP	BLK	WP	HR	S	P	ERA	WHIP

Batter	1	2	3	4	5	6	7	8	9	AB	R	H	RBI	BB	SO	LOB
9 José Peraza, R (1, 6) OBP: 0.346, SLG: 0.407	C FF 89 F FF 90 X FC 83 0-2 7 E 1B	B FC 83 F SI 91 X SI 90 1-1 ③ 2-H 3-H 1B			C SI 92 B CH 84 X CU 78 1-1 ② G6-3			F FF 94 C FF 95 X FF 95 0-2 ① L9		4	0	2	1	0	0	1
7 Eugenio Suárez, R (1, 5) OBP: 0.314, SLG: 0.410	D CH 89 B SI 88 S SI 89 B FF 91 X FF 90 3-1 ① F8 1-3		C FF 90 F SI 90 X SI 92 0-2 ① F8		F CU 78 B FC 84 B FC 83 B CH 84 X SI 91 3-1 ③ P4			S SL 86 X FF 95 0-1 ② FC5-4 19 FC6 1-2f		4	0	0	0	0	0	2
19 Joey Votto, L (1, 3) OBP: 0.432, SLG: 0.529 52 Tony Cingrani, L (8, 1)	B FF 92 C CU 79 F CH 84 D FC 85 X FC 83 2-2 ② G5-3		X CU 81 0-0 2B			B CU 80 B CH 82 X CU 79 2-0 ① F7		B CU 78 B CU 76 F FF 92 F FF 94 F CH 84 X FF 94 2-2 ③ FC6 1-2f		4 0	0 0	1 0	0 0	0 0	0 0	2 0
23 Adam Duvall, R (1, 7) OBP: 0.294, SLG: 0.495	B FF 91 X SI 92 1-0 ③ L9		B FC 84 X FC 83 1-0 ② G5-3			B CU 76 X SI 92 1-0 ② F8			C CU 76 X FF 92 0-1 43 FC4-6 1B	4	0	1	0	0	0	2
4 Brandon Phillips, R (1, 4) OBP: 0.320, SLG: 0.417		X SI 90 0-0 ① G5-3	F SI 91 B FC 83 S FC 82 D FC 84 D FC 85 F FF 93 X SI 91 3-2 ③ G1-3			C FF 90 B FC 83 X CH 82 1-1 ③ G1-3			C FF 92 X FF 92 0-1 ① F9	4	0	0	0	0	0	2
43 Scott Schebler, L (1, 8) OBP: 0.324, SLG: 0.422		F FF 90 X SI 91 0-1 ① 51 2B 1B		L FF 90 X SI 91 0-1 ① F8			C CH 82 F FF 90 X FF 92 0-2 ① G5-3		B FF 93 S FF 92 X FF 93 1-1 ② FC4-6 1-2f	4	1	1	0	0	0	1
51 Steve Selsky, R (1, 9) OBP: 0.286, SLG: 0.444		X FF 90 0-0 55 SH5-4 9 1B 1-H 2B		C SI 92 C FC 82 B SI 93 S FC 84 1-3 ② K			S FC 82 B SI 92 F FF 92 B FF 92 F FC 82 S FC 84 2-3 ② K		C SL 81 C SI 90 S SL 82 0-3 ③ K	4	1	1	1	0	3	1
16 Tucker Barnhart, L (1, 2) OBP: 0.318, SLG: 0.384 27 Ross Ohlendorf, R (7, 1) 3 Iván De Jesús Jr., R (8, 3) OBP: 0.287, SLG: 0.290		B FF 90 C CU 77 F FF 91 D CU 79 D FC 82 B FF 91 4-2 55 SH5-4 9 1B BB		C SI 90 F CU 78 B FF 93 X CH 85 1-2 ③ G3-1			C CH 82 F CU 76 B SI 91 F FF 91 S FC 82 1-3 ③ K			2 0 0	0 0 0	0 0 0	0 0 0	1 0 0	1 0 0	0 0 0
55 Robert Stephenson, R (1, 1) 60 Matt Magill, R (4, 1) 49 Tony Renda, R (5, PH) OBP: 0.261, SLG: 0.214 21 Michael Lorenzen, R (5, 1) OBP: 0.200, SLG: 0.800 36 Blake Wood, R (6, 1) 37 Ramón Cabrera, S (7, 2) OBP: 0.286, SLG: 0.365		X FF 89 0-0 ② SH5-4 1-2 2-3			C FC 82 B FC 82 B FC 83 F SI 91 S FF 92 2-3 ① K			C FF 91 C FF 94 B SL 86 B SL 85 H SL 87 3-2 7 FC5-4 HBP		0 0 1 0 0 0	0 0 0 0 0 0	0 0 0 0 0 0	0 0 0 0 0 0	0 0 1 0 0 0	0 0 0 0 0 0	0 0 0 0 0 0
Inning Stats	R: 0 E: 1 K: 0 S: 9 H: 1 LOB: 1 BB: 0 P: 15	R: 2 E: 0 K: 0 S: 9 H: 3 LOB: 2 BB: 1 P: 14	R: 0 E: 0 K: 0 S: 9 H: 1 LOB: 1 BB: 0 P: 13	R: 0 E: 0 K: 1 S: 8 H: 0 LOB: 0 BB: 0 P: 10	R: 0 E: 0 K: 1 S: 7 H: 0 LOB: 0 BB: 0 P: 13	R: 0 E: 0 K: 0 S: 4 H: 0 LOB: 0 BB: 0 P: 8	R: 0 E: 0 K: 2 S: 11 H: 0 LOB: 0 BB: 0 P: 14	R: 0 E: 0 K: 0 S: 11 H: 0 LOB: 1 BB: 0 P: 16	R: 0 E: 0 K: 1 S: 9 H: 1 LOB: 1 BB: 0 P: 10	1B: 4 2B: 2 3B: 0 HR: 0 SF: 0 SAC: 1 DP: 0 HBP: 1						

PITCHER		IP	WLS	BF	H	R	ER	SO	BB	IBB	HBP	BLK	WP	HR	S	P	ERA	WHIP
41 John Lackey, R ERA: 3.39	(1, 1)	7.0	W	26	5	2	2	4	1	0	0	0	0	0	57	87	2.57	0.857
56 Héctor Rondón, R ERA: 2.42	(8, 1)	0.2		3	0	0	0	0	0	0	1	0	0	0	7	10	0.00	0.000
38 Mike Montgomery, L ERA: 2.63	(8, 1)	1.0		4	1	0	0	0	0	0	0	0	0	0	10	13	0.00	1.000
30 Joe Smith, R ERA: 3.6	(9, 1)	0.1		1	0	0	0	1	0	0	0	0	0	0	3	3	0.00	0.000

PITCHER		IP	WLS	BF	H	R	ER	SO	BB	IBB	HBP	BLK	WP	HR	S	P	ERA	WHIP

TOP

Cincinnati Reds @ Chicago Cubs

Wrigley Field, Chicago, IL

Wed Sep 21 2016, 7:07 PM - 10:18 PM CDT

Att. 40,434 - Cloudy - 69 F

livebaseballscorecards.com

AB	31
R	2
H	6
RBI	2
BB	1
SO	5
LOB	11

REDS™

Batter	1	2	3	4	5	6	7	8	9	AB	R	H	RBI	BB	SO	LOB
24 Dexter Fowler, S (1, 8) OBP: 0.388, SLG: 0.445	B FF 93 S FF 93 H FF 93 2-1 44 WP 18 1B HBP	1 SAFE B FF 93 X CH 84 1-0 ② F8		B FF 92 B CH 84 B FF 93 C FF 92 C FF 93 X FF 92 3-2 HR	C SL 93 F SL 93 B SI 97 F SI 96 F CU 80 X FF 93 1-2 ② FC3-6 17 BLK 1-2f 2-3		B FF 95 X FF 94 1-0 17 HR 1B			4	3	2	1	0	0	3
17 Kris Bryant, R (1, 5) OBP: 0.387, SLG: 0.564	F FF 93 D CH 84 1 SAFE F FF 92 1 SAFE S CH 85 1-3 ① K	B CU 82 B FF 93 1 SAFE X FF 93 2-0 ③ P4		F CU 80 S CH 83 B CH 85 F CH 84 X FF 95 1-2 F9 ①	B FF 96 S FF 95 F FF 95 D CH 89 X FF 96 2-2 ③ P6 1-2 3-H		S CH 86 B CH 88 B CH 86 B CH 86 X FF 94 3-1 1-H HR			5	1	1	2	0	1	3
44 Anthony Rizzo, L (1, 3) OBP: 0.389, SLG: 0.548	C FF 92 B CH 86 B FF 92 F FF 92 X CH 85 2-2 22 F8 18 1B 9 1B 1-2 1B		S CH 83 X CH 84 0-1 ① G4-3	S FF 93 B CH 85 X CH 84 1-1 ② L6		B FF 93 B SL 92 X SL 93 2-0 ① G3	B FF 94 F FF 94 B FF 94 C SI 87 B SI 88 F FF 94 B CH 88 4-2 BB			4	1	1	0	1	0	0
18 Ben Zobrist, S (1, 4) OBP: 0.380, SLG: 0.423	B FF 92 C FF 92 F CH 85 F CH 84 F FF 93 F FF 92 X CH 85 1-2 9 1B 1-2 2-H 1B		C FF 94 C CU 82 B CH 85 B FF 92 B FF 94 B FF 94 4-2 9 1B 47 E BB	B FF 93 F FF 92 B CH 84 F FF 93 X FF 90 2-2 22 1B 1B		C SL 92 X CU 80 0-1 9 G6-3 22 BB 47 1B 1B	B SI 87 B FF 94 F FF 92 X FF 92 2-1 ② P5			4	2	3	1	1	0	1
22 Jason Heyward, L (1, 9) OBP: 0.305, SLG: 0.325	B FF 93 B FF 93 X FF 93 2-0 ② F8 2-3		D CH 85 B FF 93 F FF 92 F CH 84 1 SAFE 1 SAFE X FF 93 2-2 ② L8	B FF 92 1 SAFE B CH 85 X FF 93 2-0 1-3 1B		B SL 92 1 SAFE B FF 93 B FF 92 B SL 91 4-0 9 G6-3 47 1B 1-2 BB	X FF 92 0-0 ③ G4-3			4	1	1	0	1	0	4
9 Javier Báez, R (1, 6) OBP: 0.313, SLG: 0.424	B FF 93 B CH 84 F FF 92 F FF 92 B CH 84 X FF 93 3-2 1-3 3-H 1B		F CH 83 B CU 81 S CH 85 X FF 95 1-2 47 E 1-2 1B	X SL 84 0-0 ③ P4		C SI 96 X SI 96 0-1 ② G6-3 1-2 2-3		B FF 95 B FF 94 B FF 94 C FF 93 X FF 94 3-1 47 F8 47 WP 1B		5	0	3	1	0	0	4
47 Miguel Montero, L (1, 2) OBP: 0.332, SLG: 0.357	B FF 92 F FF 92 D CH 86 S CH 86 B FF 92 X FF 92 3-2 ③ G4-3		D CH 84 B FF 92 B FF 93 C FF 92 F FF 93 X FF 92 3-2 E7 1-3 2-H 1B		C SL 90 B SL 90 X FF 94 1-1 24 FC3-6 8 BB 17 BLK 1B	F FF 94 F FF 94 B FF 93 F CU 80 F SL 94 X FF 94 1-2 2-H 3-H 1B		S FF 94 B SL 89 X FF 93 1-1 ① F8 1-3		5	1	3	3	0	0	3
8 Chris Coghlan, L (1, 7) 56 Héctor Rondón, R (8, 1) 38 Mike Montgomery, L (8, 1) OBP: 0.091, SLG: 0.091 30 Joe Smith, R (9, 1)		C FF 93 F CH 85 B FF 93 F CH 84 F CH 83 B CH 85 X FF 93 2-2 1B	I IN 73 I IN 80 I IN 77 I IN 77 4-0 IBB	F SL 91 B FF 93 B SL 90 F SL 91 D SL 92 F FF 93 B SL 92 4-2 24 FC3-6 1-2 BB		F FF 97 B SL 88 F SL 87 S CH 88 1-3 ③ K		C FF 93 F FF 94 S FF 94 0-3 ② K		2 0 1 0	0 0 0 0	1 0 0 0	0 0 0 0	2 0 1 0	1 0 1 0	1 0 1 0
41 John Lackey, R (1, 1) OBP: 0.125, SLG: 0.129 5 Albert Almora Jr., R (7, PH) OBP: 0.287, SLG: 0.429 (8, 7)		L FF 92 B FF 92 F FF 92 B CH 82 L FF 92 2-3 ① K	X FF 93 0-0 ③ F8	B FF 94 C FF 95 S FF 94 S SI 96 1-3 ① K			X FF 94 0-0 ① F8	B FF 93 B FF 92 X FF 93 2-0 ③ F7		3 2	0 0	0 0	0 0	0 0	2 0	6 1
Inning Stats	R: 2 E: 0 K: 1 S: 20 H: 3 LOB: 2 BB: 0 P: 34	R: 0 E: 0 K: 1 S: 10 H: 1 LOB: 1 BB: 0 P: 17	R: 1 E: 1 K: 0 S: 14 H: 2 LOB: 3 BB: 2 P: 28	R: 1 E: 0 K: 0 S: 14 H: 3 LOB: 2 BB: 0 P: 23	R: 1 E: 0 K: 1 S: 16 H: 1 LOB: 1 BB: 1 P: 25	R: 2 E: 0 K: 1 S: 13 H: 2 LOB: 1 BB: 1 P: 21	R: 2 E: 0 K: 0 S: 10 H: 2 LOB: 1 BB: 1 P: 20	R: 0 E: 0 K: 1 S: 8 H: 1 LOB: 1 BB: 0 P: 14		1B: 13 2B: 0 3B: 0 HR: 2 SF: 0 SAC: 0 DP: 0 HBP: 1					

PITCHER		IP	WLS	BF	H	R	ER	SO	BB	IBB	HBP	BLK	WP	HR	S	P	ERA	WHIP
55 Robert Stephenson, R ERA: 5.59	(1, 1)	3.2	L	22	8	4	4	2	1	1	1	0	1	1	56	98	9.82	2.455
60 Matt Magill, R ERA:	(4, 1)	0.1		2	1	0	0	0	0	0	0	0	0	0	2	4	0.00	3.000
21 Michael Lorenzen, R ERA: 2.96	(5, 1)	1.2		10	3	3	3	1	2	0	0	1	0	0	26	42	16.20	3.000
36 Blake Wood, R ERA: 4.06	(6, 1)	0.1		1	0	0	0	1	0	0	0	0	0	0	3	4	0.00	0.000
27 Ross Ohlendorf, R ERA: 4.86	(7, 1)	1.0		6	2	2	2	0	1	0	0	0	0	1	10	20	18.00	3.000

PITCHER		IP	WLS	BF	H	R	ER	SO	BB	IBB	HBP	BLK	WP	HR	S	P	ERA	WHIP
52 Tony Cingrani, L ERA: 4.2	(8, 1)	1.0		4	1	0	0	1	0	0	0	0	1	0	8	14	0.00	1.000

BOTTOM

Cincinnati Reds @ Chicago Cubs

Wrigley Field, Chicago, IL

Wed Sep 21 2016, 7:07 PM - 10:18 PM CDT

Att. 40,434 - Cloudy - 69 F

livebaseballscorecards.com

AB	39
R	9
H	15
RBI	8
BB	5
SO	5
LOB	27

1B: 13 SF: 0
2B: 0 SAC: 0
3B: 0 DP: 0
HR: 2 HBP: 1

WP: 2 PA: 45
PB: 0
SB: 0
CS: 0

Batter	1	2	3	4	5	6	7	8	9	AB	R	H	RBI	BB	SO	LOB
9 José Peraza, R (1, 6) OBP: 0.349, SLG: 0.423	B SI 88 C SI 88 X SI 89 1-1 19 L3-6 43 E 1B		B CU 72 B SI 90 C SI 91 X SI 91 2-1 ③ G3-1		F SI 89 X SI 90 0-1 2-H 3-H HR		C SI 95 C SI 94 T SI 95 0-2 ② K			4	1	2	3	0	1	0
43 Scott Schebler, L (1, 8) OBP: 0.319, SLG: 0.415	F SI 88 1 SAFE X SI 89 0-1 E5 19 L3-6 1-2			C CH 78 B SI 90 C SI 90 B FC 87 X SI 91 2-2 ① G4-3	B SI 90 B SI 89 B CH 80 X SI 89 3-0 ② G6-3		C CU 70 B FF 85 X FF 84 1-1 ③ L7			4	0	0	0	0	0	1
19 Joey Votto, L (1, 3) OBP: 0.431, SLG: 0.527	F SI 89 B SI 88 B SI 89 B SI 89 F SI 89 F SI 91 X FC 87 3-2 ①②③ L3-6 1-1 2-2			B SI 90 C SI 91 F CU 73 B SI 90 B SI 91 X SI 90 3-2 4 1B	B SI 90 B FC 85 X FC 84 2-0 ③ G4-3			B FF 95 T FF 96 B KC 80 F FF 96 B FF 95 F FF 96 F FF 95 X FF 95 3-2 ① G4-3		4	0	1	0	0	0	2
23 Adam Duvall, R (1, 7) OBP: 0.292, SLG: 0.491		C SI 89 F SI 89 B CU 72 B SI 89 F SI 89 B SI 90 X SI 90 3-2 ① G6-3		F FC 86 X SI 90 0-1 ② F8		B SI 95 F SI 95 X SI 96 1-1 ① G6-3		B KC 81 C FF 95 F KC 82 X KC 81 1-2 ② L8		4	0	0	0	0	0	1
4 Brandon Phillips, R (1, 4) OBP: 0.321, SLG: 0.418		B CU 72 B CU 73 X SI 90 2-0 7 S 1B		C SI 90 B FC 85 F CH 78 X SI 89 1-2 1-3 1B		B FF 96 C SI 96 B SL 89 B SI 96 F SI 96 X SI 96 3-2 ② G5-3		F FF 94 X FF 95 0-1 ③ L9		4	0	2	0	0	0	0
7 Eugenio Suárez, R (1, 5) OBP: 0.315, SLG: 0.412		C SI 89 D CU 74 1 SAFE B SI 89 F CH 78 B SI 89 C SI 90 3-3 ② K 1-2		X SI 90 0-0 ③ G5-3		B SI 96 F SI 95 F SI 97 X FF 97 1-2 51 E 51 FC5 1B			B FF 94 X FF 94 1-0 51 F9 16 G3 2B	4	1	2	0	0	1	3
51 Steve Selsky, R (1, 9) OBP: 0.281, SLG: 0.419		C SI 88 F CH 78 S SI 90 0-3 ③ K			B FC 86 X SI 89 1-0 28 SH2-4 9 HR 16 1B 1B	B SI 96 F SI 97 B SI 97 X SI 96 2-1 1-3 FC5			B FF 94 S FF 93 X FF 93 1-1 ① 2-3 F9	4	1	1	0	0	1	3
16 Tucker Barnhart, L (1, 2) OBP: 0.317, SLG: 0.382			B SI 88 F CH 79 F CH 78 B SI 89 X CH 77 2-2 ① G4-3		X CU 72 0-0 28 SH2-4 9 HR 1-2 1B	X SI 96 0-0 ③ G4-3			F FF 93 X CU 75 0-1 ② 3-H G3	4	1	1	1	0	0	2
28 Anthony DeSclafani, R (1, 1) OBP: 0.154, SLG: 0.158 52 Tony Cingrani, L (7, 1) 36 Blake Wood, R (7, 1) 70 Jumbo Díaz, R (8, 1) 33 Hernan Iribarren, L (9, PH) OBP: 0.391, SLG: 0.652			C SI 88 S FC 85 S CH 79 0-3 ② K		C SI 89 X SI 89 0-1 ① SH2-4 1-2 2-3		F SI 94 X SI 94 0-1 ① G6-3		C CU 76 B FF 94 S FF 93 B FF 94 S FF 93 2-3 ③ K	2 0 0 0 1	0 0 0 0 0	0 0 0 0 0	0 0 0 0 0	0 0 0 0 0	1 0 0 0 1	0 0 0 0 0
Inning Stats	R: 0 E: 1 K: 0 S: 8 H: 1 LOB: 0 BB: 0 P: 12	R: 0 E: 0 K: 2 S: 11 H: 1 LOB: 1 BB: 0 P: 19	R: 0 E: 0 K: 1 S: 8 H: 0 LOB: 0 BB: 0 P: 12	R: 0 E: 0 K: 0 S: 12 H: 2 LOB: 2 BB: 0 P: 18	R: 3 E: 0 K: 0 S: 8 H: 3 LOB: 0 BB: 0 P: 14	R: 0 E: 1 K: 0 S: 11 H: 1 LOB: 2 BB: 0 P: 18	R: 0 E: 0 K: 1 S: 7 H: 0 LOB: 0 BB: 0 P: 8	R: 0 E: 0 K: 0 S: 10 H: 0 LOB: 0 BB: 0 P: 14	R: 1 E: 0 K: 1 S: 8 H: 1 LOB: 0 BB: 0 P: 12	1B: 7 2B: 1 3B: 1 HR: 1 SF: 0 SAC: 1 DP: 0 HBP: 0						

PITCHER		IP	WLS	BF	H	R	ER	SO	BB	IBB	HBP	BLK	WP	HR	S	P	ERA	WHIP
27 Zach Davies, R ERA: 3.97	(1, 1)	5.0		21	7	3	3	3	0	0	0	0	0	1	47	75	5.40	1.400
53 Jhan Mariñez, R ERA: 2.93	(6, 1)	1.2		7	1	0	0	1	0	0	0	0	0	0	16	23	0.00	0.600
35 Brent Suter, L ERA: 2.45	(7, 1)	0.1	W	1	0	0	0	0	0	0	0	0	0	0	2	3	0.00	0.000
46 Corey Knebel, R ERA: 4.8	(8, 1)	1.0	H	3	0	0	0	0	0	0	0	0	0	0	10	14	0.00	0.000
37 Tyler Thornburg, R ERA: 1.67	(9, 1)	1.0	S	4	1	1	1	1	0	0	0	0	0	0	8	12	9.00	1.000

PITCHER	IP	WLS	BF	H	R	ER	SO	BB	IBB	HBP	BLK	WP	HR	S	P	ERA	WHIP

TOP

Cincinnati Reds @ Milwaukee Brewers

Miller Park, Milwaukee, WI

Fri Sep 23 2016, 7:11 PM - 9:59 PM CDT

Att. 35,364 - Roof Closed - 74 F

livebaseballscorecards.com

AB	35
R	4
H	9
RBI	4
BB	0
SO	5
LOB	12

WP: 0 PA: 36
PB: 0
SB: 1
CS: 0

Batter	1	2	3	4	5	6	7	8	9	AB	R	H	RBI	BB	SO	LOB
5 Jonathan Villar, S (1, 5) OBP: 0.367, SLG: 0.439	X FF 92 0-0 ① G4-3		F FF 94 D SL 86 C FF 93 B SI 93 S SL 88 2-3 ② K		B CH 86 F SI 88 C CH 87 X SI 92 1-2 ② G6-3		B FF 92 B SI 92 B SI 92 C SI 92 C FF 93 B SL 89 4-2 2 BB 8 1B 1-2 2-3 BB			3	1	0	0	1	1	1
2 Scooter Gennett, L (1, 4) OBP: 0.320, SLG: 0.420	C FF 92 B SL 87 C FF 93 F SI 93 S SL 86 1-3 ② K		B SI 92 X SL 88 1-0 ③ G4-3		X SI 92 0-0 ③ G1-3		B FF 94 B FF 94 B FF 94 B FF 93 4-0 8 1B 1-2 2-3 3-H BB			3	0	0	1	1	1	1
8 Ryan Braun, R (1, 7) OBP: 0.369, SLG: 0.545	F FF 93 B SI 92 B FF 93 C FF 93 B SI 94 X FF 94 3-2 ③ L9			C KC 78 F KC 80 B SI 91 B FF 92 X SL 88 2-2 ① G5-3		X SI 91 0-0 33 WP 33 S 33 G5-3 1B	D SL 92 X SL 91 1-0 ① 33 L4-3 1-3 2-H 3-H 1B			4	1	2	2	0	0	0
33 Chris Carter, R (1, 3) OBP: 0.322, SLG: 0.497		X FF 92 0-0 HR		X SL 85 0-0 14 G1-3 16 1B 1B		B KC 77 1 SAFE B SI 92 S SL 88 1 SAFE C SI 93 F KC 80 B SL 87 X SI 92 3-2 ① G5-3 1-H	1 SAFE 1 SAFE X SI 96 0-0 ②③ L4-3 1-1			4	1	2	2	0	0	1
16 Domingo Santana, R (1, 9) OBP: 0.355, SLG: 0.448		B SL 87 C FF 92 B SI 92 C FF 92 F FF 92 X SI 92 2-2 ① P3		X SL 86 0-0 14 G1-3 1-2 1B		B SI 91 F FF 92 F SI 92 F KC 81 B KC 82 X SI 92 2-2 ② F9		B SL 83 B FF 94 C FF 96 S FF 96 C FF 96 2-3 ① K		4	0	1	0	0	1	0
14 Hernán Pérez, R (1, 8) OBP: 0.295, SLG: 0.428		B FF 93 S SL 89 X SI 92 1-1 ② G6-3		B SI 92 F SI 92 X FF 92 1-1 ② G1-3 1-2 2-3		S SL 89 B SI 92 X SI 92 1-1 E4 3 S		B FF 95 C SL 85 C SL 84 S SL 84 1-3 ② K		4	0	0	0	0	1	2
3 Orlando Arcia, R (1, 6) OBP: 0.279, SLG: 0.357		S SL 88 B SL 88 S SL 86 S KC 80 1-3 ③ K2-3		B KC 80 F FF 92 B SI 92 D SL 88 D SL 88 4-1 13 FC6-4 BB		1 SAFE F SI 92 1 SAFE P PO 89 F SL 88 D KC 82 S KC 80 2-3 ③ K 1-2		B SL 87 C FF 96 F SL 80 F FF 96 B SL 86 F FF 97 X SL 87 2-2 2B		3	0	1	0	1	2	1
13 Andrew Susac, R (1, 2) OBP: 0.357, SLG: 0.333			B FF 92 B FF 92 X FF 92 2-0 ① L9	B SI 93 C SI 93 X SI 93 1-1 ③ FC6-4 1-2f			C FF 91 B FF 91 B KC 79 F SI 91 X SI 93 2-2 5 BB 2 BB 2B	B FF 96 S FF 95 C FF 96 S SL 90 1-3 ③ K		4	1	1	0	0	1	4
27 Zach Davies, R (1, 1) OBP: 0.111, SLG: 0.094 7 Jake Elmore, R (5, PH) OBP: 0.367, SLG: 0.236 53 Jhan Mariñez, R (6, 1) 35 Brent Suter, L (7, 1) 21 Josmil Pinto, R (7, PH) 46 Corey Knebel, R (8, 1) 37 Tyler Thornburg, R (9, 1)			B SI 92 B FF 93 X FF 92 2-0 1B		C FF 92 B KC 78 X SI 92 1-1 ① B1-3		D SL 87 B SI 92 B SL 88 C SI 92 B FF 93 4-1 2 BB 5 BB 8 1B BB			1 0 1 0 0 0 0 1 0 0 0 0 0 0 0 0 0 0 0 0 0 0 0 0 0 0 0 0 0 1 0 0 1 0 0 0 0 0 0 0 0 0 0 0 0 0 0 0 0						
Inning Stats	R: 0 E: 0 K: 1 S: 8 H: 0 LOB: 0 BB: 0 P: 12	R: 1 E: 0 K: 1 S: 10 H: 1 LOB: 0 BB: 0 P: 14	R: 0 E: 0 K: 1 S: 6 H: 1 LOB: 1 BB: 0 P: 13	R: 0 E: 0 K: 0 S: 10 H: 2 LOB: 3 BB: 1 P: 18	R: 0 E: 0 K: 0 S: 6 H: 0 LOB: 0 BB: 0 P: 8	R: 1 E: 1 K: 1 S: 15 H: 1 LOB: 1 BB: 0 P: 22	R: 3 E: 0 K: 0 S: 8 H: 2 LOB: 0 BB: 3 P: 23	R: 0 E: 0 K: 3 S: 14 H: 1 LOB: 1 BB: 0 P: 20		1B: 5 2B: 3 3B: 0 HR: 1 SF: 0 SAC: 0 DP: 1 HBP: 0			WP: 1 PB: 0 SB: 2 CS: 0 PA: 35		

PITCHER		IP	WLS	BF	H	R	ER	SO	BB	IBB	HBP	BLK	WP	HR	S	P	ERA	WHIP
28 Anthony DeSclafani, R ERA: 3.38	(1, 1)	6.0	L	28	6	5	5	4	3	0	0	0	1	1	61	103	7.50	1.500
52 Tony Cingrani, L ERA: 4.2	(7, 1)	0.0	B	1	0	0	0	0	1	0	0	0	0	0	0	4	∞	∞
36 Blake Wood, R ERA: 4.0	(7, 1)	1.0		2	1	0	0	0	0	0	0	0	0	0	2	3	0.00	1.000
70 Jumbo Díaz, R ERA: 3.23	(8, 1)	1.0		4	1	0	0	3	0	0	0	0	0	0	14	20	0.00	1.000

PITCHER	IP	WLS	BF	H	R	ER	SO	BB	IBB	HBP	BLK	WP	HR	S	P	ERA	WHIP

BOTTOM

Cincinnati Reds @ Milwaukee Brewers

Miller Park, Milwaukee, WI

Fri Sep 23 2016, 7:11 PM - 9:59 PM CDT

Att. 35,364 - Roof Closed - 74 F

livebaseballscorecards.com

AB	31
R	5
H	8
RBI	5
BB	4
SO	7
LOB	10

Batter	1	2	3	4	5	6	7	8	9	AB	R	H	RBI	BB	SO	LOB
9 José Peraza, R (1, 6) OBP: 0.354, SLG: 0.425	C FF 90 X FF 91 0-1 G3-1		X FF 89 0-0 43 CS 1B		X FF 90 0-0 L8		B SI 91 C SI 91 F CH 89 B SL 86 X SI 92 2-2 19 BB 43 1B 23 G1-3 1B		B FF 94 B FF 93 B FF 93 C FF 93 B FF 93 4-1 43 2B 23 E BB	4	2	2	0	1	0	0
43 Scott Schebler, L (1, 8) OBP: 0.324, SLG: 0.423	B SI 90 X SI 90 1-0 19 HR 1B		1 SAFE C FF 88 F CU 75 B CU 75 F FF 90 B FF 88 C FF 90 2-3 1-2 K		C FF 90 B CH 83 F CU 80 F FF 91 B CH 85 F CH 83 B FF 94 S CH 83 3-3 K		1 SAFE B SI 92 X SI 92 1-0 23 G1-3 19 BB 1-2 1B		1 SAFE X SI 92 0-0 23 E 4 SF9 1-3 2B	5	2	3	0	0	2	1
19 Joey Votto, L (1, 3) OBP: 0.434, SLG: 0.533	X FF 90 0-0 1-H HR		F CU 76 C FF 89 B CU 75 B SI 88 F SI 89 B CU 74 F CU 75 B FF 90 4-2 BB		F FF 91 F CU 77 X CH 86 0-2 G1-3		F SL 89 F SL 88 B FF 91 B SI 90 F SI 93 F SI 93 D SI 93 B SI 92 4-2 23 G1-3 1-2 2-3 BB		I IN 81 I IN 83 I IN 82 I IN 79 4-0 4 SF9 23 E IBB	2	1	1	2	3	0	0
23 Adam Duvall, R (1, 7) OBP: 0.292, SLG: 0.491	B CU 75 B SI 91 B FF 90 C FF 90 C SI 91 D CU 77 4-2 BB		X FF 89 0-0 F9			C FF 96 T FF 95 B FF 91 X SL 90 1-2 7 S 7 1B 2B	F SI 92 C SI 93 D SI 92 X SL 88 1-2 G1-3 1-2 2-3 3-H		S SL 83 S SL 84 B FF 93 X SI 93 1-2 E4 1-2 2-3 3-H	4	1	1	2	1	0	5
4 Brandon Phillips, R (1, 4) OBP: 0.318, SLG: 0.414	F FF 91 D FF 90 B CU 74 B FF 91 1 SAFE X FF 91 3-1 L7			B CU 73 B FF 87 X FF 88 2-0 F8		L FF 94 D FF 92 B FF 95 2 SAFE L FF 90 S SL 89 2-3 K	X SI 92 0-0 P6		B SL 83 F FF 93 B SL 83 X FF 93 2-1 2-3 3-H SF9	4	0	0	1	0	1	4
7 Eugenio Suárez, R (1, 5) OBP: 0.318, SLG: 0.413	B FF 91 F FF 90 F FF 90 B CU 75 B SI 90 X FF 89 3-2 F7			C FF 89 B CH 84 B CH 84 B FF 88 B FF 87 4-1 33 S BB		C FF 95 C FF 95 B FF 92 F FF 96 X SL 90 1-2 33 1B 2-H 1B		C SL 85 C CU 75 X FF 89 0-2 33 G4-6-3 1B	B FF 92 X FF 93 1-0 P6	4	0	2	1	1	0	3
33 Hernan Iribarren, L (1, 9) OBP: 0.370, SLG: 0.593		C SI 88 B SI 88 X SI 88 1-1 G4-3		B SI 88 1 SAFE B CH 87 C FF 88 1 SAFE B FF 88 F FF 89 S FF 87 3-3 1-2 K		X FF 93 0-0 16 G4-6-3 1-2 1B		B FF 92 D SI 92 X SI 92 2-0 G4-6-3 1-2f		4	0	1	0	0	1	2
16 Tucker Barnhart, L (1, 2) OBP: 0.317, SLG: 0.379		B CH 84 F SI 88 B CU 75 X SI 89 2-1 G4-3		I IN 72 I IN 70 I IN 69 I IN 67 4-0 IBB		S SL 88 C FF 94 X SL 88 0-2 G4-6-3 1-2f		S CU 74 T FF 89 C SI 92 0-3 K		3	0	0	0	1	1	2
58 Dan Straily, R (1, 1) OBP: 0.058, SLG: 0.020 21 Michael Lorenzen, R (7, 1) OBP: 0.200, SLG: 0.800 3 Iván De Jesús Jr., R (9, PH) OBP: 0.286, SLG: 0.289 26 Raisel Iglesias, R (9, 1) OBP: 0.091, SLG: 0.091		C FF 89 B FF 88 S FF 89 F FF 89 S CU 75 1-3 K2-3		C CH 86 C FF 87 X CH 87 0-2 G4-3			B FF 91 X FF 91 1-0 G3		B FF 92 X FF 92 1-0 L5	3 0 1 0	0 0 0 0	0 0 0 0	0 0 0 0	1 0 0 0	2 0 0 0	2 0 0 0
Inning Stats	R: 2 E: 0 K: 0 S: 11 H: 2 LOB: 1 BB: 1 P: 22	R: 0 E: 0 K: 1 S: 8 H: 0 LOB: 0 BB: 0 P: 12	R: 0 E: 0 K: 1 S: 10 H: 1 LOB: 1 BB: 1 P: 16	R: 0 E: 0 K: 1 S: 8 H: 0 LOB: 0 BB: 2 P: 21	R: 0 E: 0 K: 1 S: 9 H: 0 LOB: 0 BB: 0 P: 12	R: 1 E: 0 K: 1 S: 14 H: 3 LOB: 1 BB: 0 P: 18	R: 1 E: 0 K: 0 S: 13 H: 2 LOB: 2 BB: 1 P: 22	R: 0 E: 0 K: 1 S: 7 H: 1 LOB: 0 BB: 0 P: 9	R: 2 E: 1 K: 0 S: 9 H: 1 LOB: 2 BB: 2 P: 22	1B: 7 2B: 2 3B: 0 HR: 1 SF: 1 SAC: 0 DP: 2 HBP: 0				WP: 0 PB: 0 SB: 2 CS: 1	PA: 42	

PITCHER		IP	WLS	BF	H	R	ER	SO	BB	IBB	HBP	BLK	WP	HR	S	P	ERA	WHIP
26 Taylor Jungmann, R ERA: 7.76	(1, 1)	4.0	L	18	3	2	2	3	3	1	0	0	0	1	37	71	4.50	1.500
45 Tyler Cravy, R ERA: 2.7	(5, 1)	1.0		3	0	0	0	1	0	0	0	0	0	0	9	12	0.00	0.000
50 Jacob Barnes, R ERA: 3.0	(6, 1)	1.0		5	3	1	1	1	0	0	0	0	0	0	14	18	9.00	3.000
58 Rob Scahill, R ERA: 3.82	(7, 1)	1.0		6	2	1	1	0	1	0	0	0	0	0	13	22	9.00	3.000
48 Blaine Boyer, R ERA: 4.08	(8, 1)	1.0		3	1	0	0	1	0	0	0	0	0	0	7	9	0.00	1.000

PITCHER		IP	WLS	BF	H	R	ER	SO	BB	IBB	HBP	BLK	WP	HR	S	P	ERA	WHIP
54 Michael Blazek, R ERA: 5.66	(9, 1)	1.0		7	1	2	1	0	1	1	0	0	0	0	9	22	9.00	2.000

TOP

Cincinnati Reds @ Milwaukee Brewers

Miller Park, Milwaukee, WI

Sat Sep 24 2016, 6:10 PM - 9:11 PM CDT

Att. 31,398 - Cloudy - 67 F

livebaseballscorecards.com

AB	34
R	6
H	10
RBI	6
BB	7
SO	6
LOB	19

BOTTOM

Cincinnati Reds @ Milwaukee Brewers

Miller Park, Milwaukee, WI

Sat Sep 24 2016, 6:10 PM - 9:11 PM CDT

Att. 31,398 - Cloudy - 67 F

livebaseballscorecards.com

Batter	1	2	3	4	5	6	7	8	9	AB	R	H	RBI	BB	SO	LOB
5 Jonathan Villar, S (1, 5) OBP: 0.366, SLG: 0.437	C FF 87 S SL 83 S CH 83 0-3 ① K		B CH 85 B CH 82 F FF 89 B FF 90 C FF 88 B SL 82 4-2 ③ 2 S BB		D CH 83 C FF 89 F FF 90 X SL 82 1-2 ③ FC4-6 1-2f			X SL 90 0-0 ① B1-3		3	0	0	0	1	1	2
2 Scooter Gennett, L (1, 4) OBP: 0.319, SLG: 0.418	B FF 88 C FF 88 F SL 82 B FF 90 B FF 90 C FF 88 3-3 ② K		1 SAFE 1 SAFE 1 SAFE C FF 89 F FF 88 1 SAFE B FF 90 F CH 83 1 SAFE 2-2 ③ G6-3 1-2			F SL 81 X FF 88 0-1 ① F7		C FF 96 B SL 92 F FF 94 F SI 96 B SI 96 F FF 94 F SL 94 X SL 86 2-2 1B		4	0	1	0	0	1	1
8 Ryan Braun, R (1, 7) OBP: 0.368, SLG: 0.543	F FF 90 X FF 89 0-1 33 CS 1B			C FF 89 F FF 89 X FF 90 0-2 ① F9		B CU 72 X SL 82 1-0 ② G5-3		B SL 84 S SI 95 S SI 96 F CU 78 1 SAFE F CU 78 F CU 77 C SI 96 1-3 ② K		4	0	1	0	0	1	1
33 Chris Carter, R (1, 3) OBP: 0.320, SLG: 0.493	S SL 83 0-1 ③ CS 1-2	B CH 82 C SL 84 X SL 83 1-1 ① G2		S CH 83 B CH 82 X SL 84 1-1 ② L6-3		B SL 84 B CH 83 C SL 82 C FF 89 C CH 83 2-3 ③ K		B SI 96 B SI 94 F SL 92 1 SAFE B SI 94 T SI 95 F SI 94 X SI 95 3-2 ③ P6		4	0	0	0	0	1	1
16 Domingo Santana, R (1, 9) OBP: 0.353, SLG: 0.458		X CU 73 0-0 HR		B FF 90 F FF 90 F SL 82 B FF 89 B CH 83 S SL 85 3-3 ③ K			F FF 88 F SL 82 B FF 87 F CH 82 B FF 89 X FF 90 2-2 ① P4		C FF 94 B SL 84 C FF 94 X SI 96 1-2 ① G6-3	4	1	1	1	0	1	0
9 Manny Piña, R (1, 2) OBP: 0.371, SLG: 0.383		C FF 90 B CH 84 B SL 83 X FF 89 2-1 ② G6-3			X FF 88 0-0 ① P3		B SL 84 B FF 88 T SL 84 X FF 90 2-1 2B		B SL 84 B FF 96 X SI 95 2-0 ② P6	4	0	1	0	0	0	0
3 Orlando Arcia, R (1, 6) OBP: 0.278, SLG: 0.355		X FF 85 0-0 ③ G6-3			C FF 88 B CH 84 C FF 89 B CH 82 X FF 88 2-2 25 1B 1B		F FF 88 B FF 89 F SL 80 D CH 81 X SL 84 2-2 ② L8		S SL 85 S SL 87 B FF 87 C SI 96 1-3 ③ K	4	0	1	0	0	1	1
25 Michael Reed, R (1, 8) OBP: 0.267, SLG: 0.154			S FF 89 X SL 84 0-1 ① G5-3		X FF 88 0-0 5 FC4-6 1-2 1B		D SL 83 B SI 89 B FF 88 B FF 87 4-0 BB			2	0	1	0	1	0	0
26 Taylor Jungmann, R (1, 1) OBP: 0.125, SLG: 0.125 45 Tyler Cravy, R (5, 1) OBP: 0.333, SLG: 1.333 21 Josmil Pinto, R (5, PH) 50 Jacob Barnes, R (6, 1) 58 Rob Scahill, L (7, 1) 14 Hernán Pérez, R (7, PH) OBP: 0.295, SLG: 0.427 48 Blaine Boyer, R (8, 1) 54 Michael Blazek, R (9, 1)			C FF 88 F SL 84 X CH 81 0-2 ② G6-3		F SL 82 B SL 83 T FF 89 F SL 84 S FF 90 1-3 ② K		C SI 95 B FF 95 B SI 95 D FF 95 C SI 95 F SI 95 S SI 95 3-3 ③ K			1 0 1 0 0 0 1 0 0	0 0 0 0 0 0 0 0 0	0 0 0 0 0 0 0 0 0	0 0 0 0 0 0 0 0 0	0 0 0 0 0 0 1 0 0	0 0 1 0 0 0 2 1 0	0 0 2 0 0 0 2 0 0
Inning Stats	R: 0 E: 0 K: 2 S: 9 H: 1 LOB: 0 BB: 0 P: 12	R: 1 E: 0 K: 0 S: 6 H: 1 LOB: 0 BB: 0 P: 9	R: 0 E: 0 K: 0 S: 13 H: 0 LOB: 1 BB: 1 P: 19	R: 0 E: 0 K: 1 S: 8 H: 0 LOB: 0 BB: 0 P: 12	R: 0 E: 0 K: 1 S: 12 H: 2 LOB: 2 BB: 0 P: 16	R: 0 E: 0 K: 1 S: 6 H: 0 LOB: 0 BB: 0 P: 9	R: 0 E: 0 K: 1 S: 13 H: 1 LOB: 2 BB: 1 P: 26	R: 0 E: 0 K: 1 S: 17 H: 1 LOB: 1 BB: 0 P: 23	R: 0 E: 0 K: 1 S: 7 H: 0 LOB: 0 BB: 0 P: 11	1B: 4 2B: 1 3B: 0 HR: 1 SF: 0 SAC: 0 DP: 0 HBP: 0						

	AB	32
	R	1
	H	6
	RBI	1
	BB	2
	SO	8
	LOB	10

WP: 0 PB: 0 SB: 1 CS: 1 PA: 35

PITCHER		IP	WLS	BF	H	R	ER	SO	BB	IBB	HBP	BLK	WP	HR	S	P	ERA	WHIP
58 Dan Straily, R ERA: 3.74	(1, 1)	6.2	W	26	5	1	1	5	2	0	0	0	0	1	63	96	1.35	1.050
21 Michael Lorenzen, R ERA: 2.87	(7, 1)	1.1	H	5	1	0	0	2	0	0	0	0	0	0	21	30	0.00	0.750
26 Raisel Iglesias, R ERA: 2.21	(9, 1)	1.0		3	0	0	0	1	0	0	0	0	0	0	7	11	0.00	0.000

PITCHER	IP	WLS	BF	H	R	ER	SO	BB	IBB	HBP	BLK	WP	HR	S	P	ERA	WHIP

Batter	1	2	3	4	5	6	7	8	9	AB	R	H	RBI	BB	SO	LOB
9 José Peraza, R (1, 6) OBP: 0.352, SLG: 0.419	B FF 94 X SI 94 1-0 ① F8		B SL 82 C SL 83 B FF 96 B SL 84 S SI 95 B SI 95 4-2 43 E 43 1B BB		B SL 84 X FF 94 1-0 ② G4-3 2-3		B SI 97 F SI 95 F SL 86 X SI 96 1-2 ③ FC6-4 1-2f			3	1	0	0	1	0	2
43 Scott Schebler, L (1, 8) OBP: 0.327, SLG: 0.428	B SI 95 X SI 96 1-0 23 2B 2B		1 SAFE C SL 84 1 SAFE 1 SAFE B FF 94 B FF 95 1 SAFE X FF 96 2-1 23 CS 1-H 1B		F SL 83 S FF 95 B FF 95 S SL 87 1-3 ③ K			C CU 69 X FF 84 0-1 ① G4-3		4	1	2	1	0	1	1
19 Joey Votto, L (1, 3) OBP: 0.434, SLG: 0.533	B SL 83 C SL 82 B FF 95 B FF 95 C SL 83 B SL 86 4-2 23 2B 4 FC6-5 BB		B FF 95 C SI 96 C SL 85 F SL 87 F FF 97 B SL 84 X SI 96 2-2 ① L7			F CH 84 F CH 86 F SI 96 B SL 85 F FF 96 S FF 96 1-3 ① K		X FF 83 0-0 2B		3	1	1	0	1	1	1
23 Adam Duvall, R (1, 7) OBP: 0.292, SLG: 0.491	B SI 96 C SL 84 S SL 86 X SI 96 1-2 4 FC6-5 1-3 2-H 2B		B FF 95 S SL 84 B SL 86 S SL 85 C FF 96 2-3 ② ③ 1-2			S FF 96 B SL 87 S SL 86 B SL 88 S SL 87 2-3 ② K		C CU 73 F FF 84 S FF 85 0-3 ② K		4	0	1	1	0	3	2
4 Brandon Phillips, R (1, 4) OBP: 0.318, SLG: 0.413	S SL 85 C SL 86 X SL 88 0-2 ② FC6-5 7 E 7 S 2-3 3-H			C SI 93 X SI 94 0-1 ① G1-3		B FF 96 F FF 96 B SL 87 B SL 85 F CH 84 X SL 86 3-2 7 CS 1B		F CU 71 B FF 84 D CH 76 X CH 76 2-1 ③ P2		4	0	1	1	0	0	2
7 Eugenio Suárez, R (1, 5) OBP: 0.319, SLG: 0.413	C FF 94 S SL 86 S SL 86 0-3 ③ K 1-3			C FF 94 B SL 86 B SI 96 B SL 84 D FF 96 4-1 49 G5-4-3 BB		C SL 85 B SI 96 1 SAFE C SI 95 1-2 ③ CS 1-2	B SI 95 B FF 96 X SI 94 2-0 49 SH1 51 1B 1B		C SI 84 X FF 84 0-1 ① G6-3	3	1	1	0	1	1	1
49 Tony Renda, R (1, 9) OBP: 0.250, SLG: 0.205 70 Jumbo Díaz, R (7, 1) 36 Blake Wood, R (8, 1) 3 Iván De Jesús Jr., R (9, PH) OBP: 0.284, SLG: 0.287 26 Raisel Iglesias, R (9, 1) OBP: 0.091, SLG: 0.091		X FF 94 0-0 ① G5-3		C SL 83 L SI 95 B SL 86 B SL 86 X SI 96 2-2 ② ③ G5-4-3 1-2f			X SI 94 0-0 ① SH1 1-2		X FF 84 0-0 ② L8	2 0 0 1 0	0 0 0 0 0	0 0 0 0 0	0 0 0 0 0	0 0 0 0 0	0 0 0 0 0	1 0 0 0 0
37 Ramón Cabrera, S (1, 2) OBP: 0.285, SLG: 0.363		C SI 94 B CH 84 X CH 86 1-1 ② G3			X SI 94 0-0 9 G4-3 29 SH2-4 1B		C SL 85 T SI 95 T SL 86 0-2 ② K		B FF 85 X FF 81 1-0 ③ F9	4	0	1	0	0	1	1
29 Brandon Finnegan, L (1, 1) OBP: 0.161, SLG: 0.151 73 Josh Smith, R (6, 1) OBP: 0.200, SLG: 0.300 51 Steve Selsky, R (7, PH) OBP: 0.303, SLG: 0.438 (7, 9)		B SI 94 B FF 94 F SI 94 B SI 95 X SI 94 3-1 ③ G4-3			X SI 93 0-0 ① SH2-4 1-2		C SL 87 S SL 88 X SL 87 0-2 9 FC6-4 2-H 1B			1 0 1	0 0 0	0 0 1	0 0 1	0 0 0	0 0 0	0 0 0
Inning Stats	R: 2 E: 0 K: 1 S: 13 H: 2 LOB: 1 BB: 1 P: 20	R: 0 E: 0 K: 0 S: 5 H: 0 LOB: 0 BB: 0 P: 9	R: 1 E: 1 K: 1 S: 12 H: 1 LOB: 0 BB: 1 P: 22	R: 0 E: 0 K: 0 S: 6 H: 0 LOB: 0 BB: 1 P: 12	R: 0 E: 0 K: 1 S: 6 H: 1 LOB: 1 BB: 0 P: 8	R: 0 E: 0 K: 2 S: 13 H: 1 LOB: 0 BB: 0 P: 20	R: 1 E: 0 K: 1 S: 11 H: 2 LOB: 1 BB: 0 P: 14	R: 0 E: 0 K: 1 S: 8 H: 1 LOB: 1 BB: 0 P: 10	R: 0 E: 0 K: 0 S: 4 H: 0 LOB: 0 BB: 0 P: 5	1B: 5 2B: 3 3B: 0 HR: 0 SF: 0 SAC: 2 DP: 1 HBP: 0						

PITCHER		IP	WLS	BF	H	R	ER	SO	BB	IBB	HBP	BLK	WP	HR	S	P	ERA	WHIP
38 Wily Peralta, R ERA: 5.1	(1, 1)	6.0	L	23	5	3	2	5	3	0	0	0	0	0	55	91	3.00	1.333
53 Jhan Mariñez, R ERA: 3.03	(7, 1)	1.0		5	2	1	1	1	0	0	0	0	0	0	11	14	9.00	2.000
35 Brent Suter, L ERA: 2.16	(8, 1)	2.0		7	1	0	0	1	0	0	0	0	0	0	12	15	0.00	0.500

PITCHER	IP	WLS	BF	H	R	ER	SO	BB	IBB	HBP	BLK	WP	HR	S	P	ERA	WHIP

TOP

Cincinnati Reds @ Milwaukee Brewers

Miller Park, Milwaukee, WI

Sun Sep 25 2016, 1:12 PM - 3:53 PM CDT

Att. 31,776 - Partly Cloudy - 76 F

livebaseballscorecards.com

AB	30
R	4
H	8
RBI	4
BB	3
SO	7
LOB	11

1B: 5 2B: 3 3B: 0 HR: 0	SF: 0 SAC: 2 DP: 1 HBP: 0	WP: 0 PB: 0 SB: 1 CS: 2	PA: 36

Cincinnati Reds @ Milwaukee Brewers

Miller Park, Milwaukee, WI

Sun Sep 25 2016, 1:12 PM - 3:53 PM CDT

Att. 31,776 - Partly Cloudy - 76 F

livebaseballscorecards.com

BOTTOM

Batter	1	2	3	4	5	6	7	8	9	AB	R	H	RBI	BB	SO	LOB
5 Jonathan Villar, S (1, 4) (8, 5) OBP: 0.365, SLG: 0.437	B FF 88 X FF 91 1-0 ① F7		C SL 82 C SI 91 B SL 81 F SL 83 F SL 85 B SL 80 T SL 81 2-2 ② K			B FF 89 B SL 82 B SI 87 C FF 89 X SI 89 3-1 1-3 2B		S FF 95 F FF 96 S SL 89 0-3 ① K		4	0	1	0	0	2	0
16 Domingo Santana, R (1, 9) OBP: 0.348, SLG: 0.450	B SI 90 C SI 90 B SL 81 S SI 91 C FF 92 2-3 ② K		X FF 91 0-0 ③ G5-3			B CU 78 B SI 88 B SI 87 C FF 89 C FF 90 S CU 78 3-3 ① K		B FF 96 B SL 90 C FF 96 F SL 90 B FF 97 F FF 96 F SL 89 C SL 90 3-3 ② K		4	0	0	0	0	3	2
8 Ryan Braun, R (1, 7) OBP: 0.369, SLG: 0.547	F SI 90 B SI 90 S SL 81 F SL 82 X SI 92 1-2 3B			F SI 89 B SL 80 X SL 81 1-1 33 G6-4-3 1B		S CU 78 D CU 79 B FF 91 B FF 90 F CU 79 X FF 90 3-2 ② P4		B FF 97 S FF 95 B FF 96 F SL 90 S FF 96 2-3 ③ K		4	0	2	0	0	1	2
33 Chris Carter, R (1, 3) OBP: 0.318, SLG: 0.490	B SI 92 C SI 92 B SL 85 X CH 82 2-1 ③ P2			B FF 91 X FF 92 1-0 ① ② G6-4-3 1-2f		C FF 91 F CU 80 B SL 85 D CU 78 F FF 91 S FF 92 2-3 ③ K			T SI 94 B CH 87 S SL 85 B SI 96 B FF 88 T FF 95 3-2 ① K	4	0	0	0	0	2	4
14 Hernán Pérez, R (1, 8) OBP: 0.297, SLG: 0.428		C SI 90 S SL 80 X SL 80 0-2 12 S 1B		X FF 91 0-0 ③ F8			B FF 94 C FF 94 X FF 94 1-1 3 1B 3 WP 12 E 1B		C SL 85 S SL 86 S SL 87 0-3 ② K	4	1	2	0	0	1	0
3 Orlando Arcia, R (1, 6) OBP: 0.277, SLG: 0.352		1 SAFE B SI 91 B FF 91 C SI 89 C FF 92 F SL 82 S FF 93 2-3 ① K			B SL 81 F FF 89 X SL 81 1-1 ① P3		T SL 89 B SI 95 B SI 95 C FF 95 B SL 85 F FF 95 X FF 95 3-2 12 S 2 G6-3 1-3 1B		C FF 97 B SL 87 C SL 85 B FF 89 F FF 97 S SL 87 2-3 ③ K	4	1	1	0	0	2	1
12 Martín Maldonado, R (1, 2) OBP: 0.316, SLG: 0.342		1 SAFE 1 SAFE C SI 92 B SI 92 X SL 82 1-1 ② P5 1-2			X SI 90 0-0 ② F9		F SI 96 1 SAFE B SI 94 C SL 87 F FF 97 F SL 88 X FF 96 1-2 ① F9 1-3 3-H			3	0	0	0	0	0	2
29 Yadiel Rivera, R (1, 5) OBP: 0.228, SLG: 0.286 2 Scooter Gennett, L (7, PH) OBP: 0.319, SLG: 0.417 (8, 4)		X SL 84 0-0 ③ G6-3			C FF 92 C FF 91 X SL 82 0-2 ③ F9		F FF 95 B FF 95 T FF 96 X FF 97 1-2 ② G6-3 3-H			2 1	0 0	0 0	0 1	0 0	0 0	1 0
38 Wily Peralta, R (1, 1) OBP: 0.132, SLG: 0.243 7 Jake Elmore, R (6, PH) OBP: 0.374, SLG: 0.247 53 Jhan Mariñez, R (7, 1) 21 Josmil Pinto, R (7, PH) 35 Brent Suter, L (8, 1)			F FF 90 B SL 82 C SL 82 S SL 83 1-3 ① K			C FF 87 X SL 81 0-1 5 2B 1B		B SI 96 F SI 95 F SL 86 F SL 88 B FF 96 S FF 97 2-3 ③ K		1 1 0 1 0	0 0 0 0 0	0 1 0 0 0	0 0 0 0 0	1 0 0 1 0	0 0 0 0 0	0 0 0 0 0
Inning Stats	R: 0 E: 0 K: 1 S: 10 H: 1 LOB: 1 BB: 0 P: 16	R: 0 E: 0 K: 1 S: 10 H: 1 LOB: 1 BB: 0 P: 13	R: 0 E: 0 K: 2 S: 9 H: 0 LOB: 0 BB: 0 P: 12	R: 0 E: 0 K: 0 S: 4 H: 1 LOB: 0 BB: 0 P: 6	R: 0 E: 0 K: 0 S: 6 H: 0 LOB: 0 BB: 0 P: 7	R: 0 E: 0 K: 2 S: 14 H: 2 LOB: 2 BB: 0 P: 25	R: 2 E: 0 K: 1 S: 18 H: 2 LOB: 0 BB: 0 P: 26	R: 0 E: 0 K: 3 S: 11 H: 0 LOB: 0 BB: 0 P: 16	R: 0 E: 0 K: 3 S: 10 H: 0 LOB: 0 BB: 0 P: 15	1B: 5 2B: 1 3B: 1 HR: 0	SF: 0 SAC: 0 DP: 1 HBP: 0			WP: 1 PB: 0 SB: 3 CS: 0	PA: 33		

	AB	33
	R	2
	H	7
	RBI	1
	BB	0
	SO	13
	LOB	12

PITCHER		IP	WLS	BF	H	R	ER	SO	BB	IBB	HBP	BLK	WP	HR	S	P	ERA	WHIP
29 Brandon Finnegan, L ERA: 3.98	(1, 1)	5.0	W	17	3	0	0	4	0	0	0	0	0	0	39	54	0.00	0.600
73 Josh Smith, R ERA: 4.77	(6, 1)	1.0	H	5	2	0	0	2	0	0	0	0	0	0	14	25	0.00	2.000
70 Jumbo Díaz, R ERA: 3.38	(7, 1)	1.0		5	2	2	1	1	0	0	0	0	1	0	18	26	9.00	2.000
36 Blake Wood, R ERA: 3.95	(8, 1)	1.0	H	3	0	0	0	3	0	0	0	0	0	0	11	16	0.00	0.000
26 Raisel Iglesias, R ERA: 2.18	(9, 1)	1.0	S	3	0	0	0	3	0	0	0	0	0	0	10	15	0.00	0.000

PITCHER	IP	WLS	BF	H	R	ER	SO	BB	IBB	HBP	BLK	WP	HR	S	P	ERA	WHIP

Batter	1	2	3	4	5	6	7	8	9	AB	R	H	RBI	BB	SO	LOB
9 José Peraza, R (1, 6) OBP: 0.352, SLG: 0.416	C FF 93 F FF 92 B SL 82 B CH 85 X CH 85 2-2 19 CS 7 S 1B	B FF 95 B FF 94 F FF 95 X CH 86 2-1 ② G4-3 2-3		F FF 95 X FF 96 0-1 ② SF8 3-H	B FF 92 F FF 91 H FF 90 2-1 19 BB 23 HR HBP	C FF 93 X FF 92 0-1 ② G6-3		C CU 81 B FF 96 X CU 82 1-1 ② G6-3		4	1	1	1	0	0	1
7 Eugenio Suárez, R (1, 5) OBP: 0.317, SLG: 0.410	1 SAFE B FF 91 B FF 92 B FF 92 X FF 91 3-0 ① F9 1-2	C FF 95 X FF 95 0-1 ③ F8		C FF 93 D CU 76 B FF 92 X FF 95 2-1 19 1B 23 1B 1B 2-H	C FF 91 1 SAFE T CH 82 B CH 83 T FF 93 1-2 ① K	C FF 93 B FF 94 C SL 85 B FF 95 S SL 84 2-3 ③ K		B FF 96 B CU 82 B SI 95 C FF 95 X FF 95 3-1 ③ F9		6	1	1	1	0	2	3
19 Joey Votto, L (1, 3) OBP: 0.435, SLG: 0.539 49 Tony Renda, R (7, 4) OBP: 0.245, SLG: 0.200	B CU 80 B SL 81 X FF 91 2-0 ② 2-3 HR	X CU 76 0-0 ① G3-1	B FF 96 C FF 92 D FC 89 X CH 88 2-1 4 WP 23 1B 4 1B 1-2 1B	B CH 82 F FF 91 C CH 82 B FF 93 D CU 80 D CH 84 4-2 23 HR 1-2 BB		B FF 92 F FF 93 F FF 92 F SL 85 B CH 86 F FF 94 F FF 94 X FF 93 2-2 ① F7		X FF 90 0-0 ① G5-3		4 1	3 0	2 0	1 0	1 0	0 0	0 0
23 Adam Duvall, R (1, 7) OBP: 0.296, SLG: 0.505 40 Tyler Holt, R (9, 7) OBP: 0.327, SLG: 0.296	C FF 92 X SI 91 0-1 HR	B FF 94 B FF 94 X FF 92 2-0 ② P3	C FF 94 X CH 87 0-1 4 WP 4 1B 1-2 2-H 1B	B FF 91 C FF 91 X CH 82 1-1 1-H 2-H HR		X SL 85 0-0 43 1B 4 G6-3 51 1B 1B		B FF 89 X FF 89 1-0 ② P6		6 0	4 0	4 0	5 0	0 0	0 0	0 0
4 Brandon Phillips, R (1, 4) OBP: 0.322, SLG: 0.419 3 Iván De Jesús Jr., R (7, 3) OBP: 0.288, SLG: 0.291	B CU 72 B CH 83 X CH 82 2-0 43 S 1B	C CH 78 B CU 78 B FF 95 F FF 96 F CH 87 B FC 88 F FF 94 F FC 88 X FF 95 3-2 1B	C FF 92 F FF 95 F CU 77 B FC 88 X FC 89 1-2 51 1B 1-H 2-H 1B	B CU 77 F FC 86 C FF 91 X FF 91 2-1 51 1B 2B		C FF 92 B FC 89 S SL 84 D SL 84 F FF 92 B SL 85 X FF 93 3-2 ② G6-3 1-2		B FF 91 X FF 90 1-0 1B		5 1	2 0	4 1	2 0	0 0	0 0	1 0
43 Scott Schebler, L (1, 8) OBP: 0.328, SLG: 0.425 33 Hernan Iribarren, L (7, PR) OBP: 0.357, SLG: 0.571 (7, 8)	B FF 90 1 SAFE 1 SAFE C CU 81 C CU 79 X CU 80 1-2 ③ G4-3 1-3	C FF 94 C FF 96 S FF 96 0-3 ③ K	S CH 82 B CH 84 B FF 94 F CH 83 B FF 95 H FF 94 4-2 51 1B 16 1B HBP	B F SI 86 F SI 85 S SL 75 1-3 ② K		F FF 92 X SL 85 0-1 51 1B 2-3 1B		X SI 90 0-0 ③ G4-3		4 1	1 0	1 0	0 0	0 0	2 0	3 1
51 Steve Selsky, R (1, 9) OBP: 0.395, SLG: 0.595		B FF 94 X FF 91 1-0 HR	C CU 75 1-1 C CU 77 X CH 86 46 SH1-4 16 1B 9 SF8 1B B FC 88 B FF 86 X FC 86 2-0 16 1B 1-2 2-H 1B	B SI 87 X CH 80 1-0 2-H 1B		C SL 84 X FF 92 0-1 1-2 3-H 1B				5 0	2 0	5 0	4 0	0 0	0 0	0 0
16 Tucker Barnhart, L (1, 2) OBP: 0.320, SLG: 0.382 53 Wandy Peralta, L (8, 1) 66 Abel De Los Santos, R (9, 1)	B FF 95 S CH 85 B CH 86 B FF 96 X FF 95 3-1 9 G4-3 46 SH3 1B	C FF 94 1-2 C FF 96 F FF 95 B FF 95 1 SAFE X CH 88 46 SH1-4 7 1B 1-2 1B F CH 84 X FC 85 0-1 46 FC6-4 1-2 2-H 1B	B SI 87 X CH 81 1-0 ③ G6-3		X FF 93 0-0 ③ L8				5 0 0	1 0 0	3 0 0	1 0 0	0 0 0	0 0 0	3 0 0
46 Tim Adleman, R (1, 1) OBP: 0.158, SLG: 0.263 61 Raffy Lopez, L (8, PH) (8, 2)	L FF 94 B FF 95 X FF 94 1-1 ① SH3 1-2	F FF 94 0-2 ③ S FF 95 X CH 87 SH1-4 1-2 2-3 F FF 93 2-1 ③ B FF 93 B FF 92 X FF 91 FC6-4 1-2		X FF 92 0-0 ① F7			B FF 95 F FF 95 S FF 96 B CU 81 X FF 96 2-2 ① G3			2 1	0 0	0 0	0 0	0 0	0 0	2 0

Inning Stats																												
	R: 2	H: 4	R: 1	H: 2	R: 0	H: 1	R: 7	H: 8	R: 4	H: 3	R: 0	H: 0	R: 1	H: 3	R: 0	H: 0	R: 0	H: 1	1B: 17	SF: 1	WP: 1	PA: 51
	E: 0	LOB: 1	E: 0	LOB: 1	E: 0	LOB: 1	E: 0	LOB: 2	E: 0	LOB: 1	E: 0	LOB: 0	E: 0	LOB: 2	E: 0	LOB: 0	E: 0	LOB: 1	2B: 1	SAC: 2	PB: 0	
	K: 0	BB: 0	K: 0	BB: 0	K: 1	BB: 0	K: 0	BB: 0	K: 2	BB: 1	K: 1	BB: 0	K: 0	BB: 0	K: 16	BB: 0	K: 0	BB: 0	3B: 0	DP: 0	SB: 3	
	S: 11	P: 21	S: 9	P: 16	S: 11	P: 16	S: 28	P: 43	S: 15	P: 28	S: 6	P: 8	S: 16	P: 21	S: 7	P: 13	S: 4	P: 6	HR: 4	HBP: 2	CS: 1	

PITCHER		IP	WLS	BF	H	R	ER	SO	BB	IBB	HBP	BLK	WP	HR	S	P	ERA	WHIP
54 Jaime García, L ERA: 4.67	(1, 1)	1.0	L	6	4	2	2	0	0	0	0	0	0	2	11	21	18.00	4.000
52 Michael Wacha, R ERA: 4.93	(2, 1)	2.2		17	9	7	7	1	0	0	0	0	1	1	41	60	23.62	3.375
62 Luke Weaver, R ERA: 5.7	(4, 1)	0.2		9	4	5	5	1	1	0	2	0	0	1	17	35	67.50	7.500
60 Dean Kiekhefer, L ERA: 6.16	(5, 1)	0.2		3	1	0	0	1	0	0	0	0	0	0	5	8	0.00	1.500
59 Mike Mayers, R ERA: 27.0	(6, 1)	2.0		9	3	1	1	1	0	0	0	0	0	0	22	29	4.50	1.500

PITCHER		IP	WLS	BF	H	R	ER	SO	BB	IBB	HBP	BLK	WP	HR	S	P	ERA	WHIP
64 Sam Tuivailala, R ERA: 6.0	(8, 1)	1.0		3	0	0	0	0	0	0	0	0	0	0	7	13	0.00	0.000
38 Jerome Williams, R ERA: 5.71	(9, 1)	1.0		4	1	0	0	0	0	0	0	0	0	0	4	6	0.00	1.000

TOP

Cincinnati Reds @ St. Louis Cardinals

Busch Stadium, St. Louis, MO

Mon Sep 26 2016, 7:16 PM - 10:03 PM CDT

Att. 34,942 - Clear - 67 F

livebaseballscorecards.com

AB	45
R	15
H	22
RBI	15
BB	1
SO	4
LOB	14

Batter	1	2	3	4	5	6	7	8	9	AB	R	H	RBI	BB	SO	LOB
35 Greg Garcia, L (1, 4) OBP: 0.391, SLG: 0.369	C SI 91 B SI 91 B FF 91 C SI 92 X FF 91 2-2 ① F8			B SI 90 C SI 91 X FF 91 1-1 ① F7		B SI 92 B SI 91 X SI 91 2-0 71 FC6-4 1B		S SI 96 C SI 96 D CH 87 S SI 96 1-3 ③ K		4	0	1	0	0	1	1
55 Stephen Piscotty, R (1, 9) OBP: 0.341, SLG: 0.462 28 Tommy Pham, R (6, 8) OBP: 0.326, SLG: 0.443	C SI 92 X SI 91 0-1 ② G6-3			B SI 92 X CH 84 1-0 4 SF9 3B		B SI 91 B SI 92 X SI 91 2-0 ② F8			X FF 92 0-0 1B	2 2	1 0	1 1	0 0	0 0	0 0	0 1
4 Yadier Molina, R (1, 2) OBP: 0.354, SLG: 0.415 71 Carson Kelly, R (5, 2) OBP: 0.214, SLG: 0.231	F FF 92 X CH 85 0-1 ③ G6-3			X SI 93 0-0 ② SF9 3-H		F SI 92 B SI 91 B SI 91 X SI 92 2-1 ③ FC6-4 1-2f			B CU 75 B FF 92 F FF 91 X FF 92 2-1 ① P3	1 2	0 0	0 0	1 0	0 0	0 0	0 2
32 Matt Adams, L (1, 3) OBP: 0.311, SLG: 0.464 64 Sam Tuivailala, R (8, 1) 38 Jerome Williams, R (9, 1) 33 Brayan Peña, S (9, PH) OBP: 0.214, SLG: 0.231		C SI 92 C SI 92 F CH 84 B CH 85 B CU 76 F SI 92 S CH 86 2-3 ① K		C CH 84 B CH 84 B SI 91 X FF 91 2-1 ③ F8			S SI 89 S CH 83 B CU 76 B CH 84 F FF 90 X SI 90 2-2 ① G6-3		S CH 84 X FF 93 0-1 ② P2	3 0 0 1	0 0 0 0	0 0 0 0	0 0 0 0	0 0 0 0	1 0 0 0	0 0 0 1
27 Jhonny Peralta, R (1, 5) OBP: 0.299, SLG: 0.398 68 Alberto Rosario, R (9, 5) OBP: 0.225, SLG: 0.237		F FF 92 X SI 91 0-1 ② L7			X FF 91 0-0 3 1B 2B		B CU 76 C SI 90 F CH 83 B FF 89 T FF 90 2-2 ② K		D CU 74 X FF 93 1-0 ③ P4	3 1	1 0	1 0	0 0	0 0	1 0	0 1
37 Brandon Moss, L (1, 7) OBP: 0.300, SLG: 0.486		C SI 91 B CH 86 B SI 86 S CH 86 F SI 92 S FF 91 2-3 ③ K			F FF 90 F SI 89 X SI 90 0-2 ① P5		X FF 90 0-0 ③ F9			3	0	0	0	0	1	1
3 Jedd Gyorko, R (1, 6) OBP: 0.302, SLG: 0.478			X SI 92 0-0 ① F9		C SI 90 F SI 89 F SI 91 B CU 76 F SI 92 X SI 90 1-2 15 G5-4-3 1B 2-H			B SI 94 S CH 86 S CH 84 B FF 96 X CH 84 2-2 ① F9		3	0	1	1	0	0	0
15 Randal Grichuk, R (1, 8) OBP: 0.292, SLG: 0.487 59 Mike Mayers, R (6, 1) 58 José Martínez, R (8, 3) OBP: 0.500, SLG: 0.538			B SI 92 B CU 77 T FF 91 X SI 90 2-1 ② L7		B CU 76 B SI 92 F SI 92 F SI 92 X CH 86 2-2 ② ③ G5-4-3 1-2f			X FF 96 0-0 41 FC4-6 1B		2 0 1	0 0 0	0 0 1	0 0 0	0 0 0	0 0 0	1 0 0
54 Jaime García, L (1, 1) OBP: 0.205, SLG: 0.171 52 Michael Wacha, R (2, 1) OBP: 0.095, SLG: 0.026 62 Luke Weaver, R (4, 1) OBP: 0.385, SLG: 0.385 60 Dean Kiekhefer, L (5, 1) 41 Jeremy Hazelbaker, L (6, 9) OBP: 0.301, SLG: 0.490			C FF 92 C FF 91 S SI 92 0-3 ③ K			B SI 90 B SI 91 B SI 92 C SI 90 X SI 92 3-1 ① G6-3		B CH 85 X FF 96 1-0 ② FC4-6 1-2f		0 1 0 0 2	0 0 0 0 0	0 0 0 0 0	0 0 0 0 0	0 1 0 0 0	0 0 0 0 0	0 0 0 0 1
Inning Stats	R: 0 E: 0 K: 0 S: 7 H: 0 LOB: 0 BB: 0 P: 9	R: 0 E: 0 K: 2 S: 11 H: 0 LOB: 0 BB: 0 P: 15	R: 0 E: 0 K: 1 S: 6 H: 0 LOB: 0 BB: 0 P: 8	R: 1 E: 0 K: 0 S: 6 H: 1 LOB: 0 BB: 0 P: 10	R: 1 E: 0 K: 0 S: 13 H: 2 LOB: 0 BB: 0 P: 16	R: 0 E: 0 K: 0 S: 6 H: 1 LOB: 1 BB: 0 P: 15	R: 0 E: 0 K: 1 S: 8 H: 0 LOB: 0 BB: 0 P: 12	R: 0 E: 0 K: 1 S: 8 H: 1 LOB: 1 BB: 0 P: 12	R: 0 E: 0 K: 0 S: 6 H: 1 LOB: 1 BB: 0 P: 9	1B: 4 2B: 1 3B: 1 HR: 0	SF: 1 SAC: 0 DP: 1 HBP: 0					

PITCHER		IP	WLS	BF	H	R	ER	SO	BB	IBB	HBP	BLK	WP	HR	S	P	ERA	WHIP
46 Tim Adleman, R ERA: 3.9	(1, 1)	7.0	W	24	4	2	2	4	0	0	0	0	0	0	57	85	2.57	0.571
53 Wandy Peralta, L ERA: 9.0	(8, 1)	1.0		4	1	0	0	1	0	0	0	0	0	0	8	12	0.00	1.000
66 Abel De Los Santos, R ERA: 5.06	(9, 1)	1.0		4	1	0	0	0	0	0	0	0	0	0	6	9	0.00	1.000

PITCHER	IP	WLS	BF	H	R	ER	SO	BB	IBB	HBP	BLK	WP	HR	S	P	ERA	WHIP

BOTTOM

Cincinnati Reds @ St. Louis Cardinals

Busch Stadium, St. Louis, MO

Mon Sep 26 2016, 7:16 PM - 10:03 PM CDT

Att. 34,942 - Clear - 67 F

livebaseballscorecards.com

AB	31
R	2
H	6
RBI	2
BB	0
SO	5
LOB	9

1B: 4 SF: 1
2B: 1 SAC: 0
3B: 1 DP: 1
HR: 0 HBP: 0

WP: 0 PA: 32
PB: 0
SB: 0
CS: 0

Cincinnati Reds @ St. Louis Cardinals

Busch Stadium, St. Louis, MO

Tue Sep 27 2016, 7:17 PM - 10:33 PM CDT

Att. 34,286 - Clear - 70 F

TOP

livebaseballscorecards.com

Batter	1	2	3	4	5	6	7	8	9	AB	R	H	RBI	BB	SO	LOB
43 Scott Schebler, L (1, 8) OBP: 0.330, SLG: 0.437 40 Tyler Holt, R (8, PR) OBP: 0.327, SLG: 0.296 (8, 8)	F SI 90 B CU 73 X FC 87 1-1 G3 ①	C CU 74 S CU 74 B SI 93 C SI 93 1-3 K ③		X SI 89 0-0 G4-3 ②		D CU 74 X FC 85 1-0 1-H HR		T FF 98 S FF 99 F FF 99 X CH 89 0-2 7 FC5-4 1-2 1B		5 0	1 0	2 0	2 0	0 0	1 0	2 0
7 Eugenio Suárez, R (1, 5) OBP: 0.320, SLG: 0.412	C SI 91 B CU 75 X SI 92 1-1 19 2B 1B		B SI 90 B CU 72 B FC 85 C FF 87 X SI 90 3-1 23 BB 19 1B 4 SF9 1B	C FC 83 B CU 73 B CU 74 X FC 85 2-1 G5-3 ③		C CU 73 B FC 84 C CU 73 X FC 85 1-2 1B		B FF 99 B FF 97 F FF 95 B FF 97 X FF 98 3-1 FC5-4 ③ 1-2f		5	2	3	0	0	0	2
19 Joey Votto, L (1, 3) OBP: 0.437, SLG: 0.547	B FF 92 F CU 74 B FC 86 1 SAFE C SI 92 B SI 93 X CU 76 3-2 1-H 2B		B CU 73 B CH 83 C SI 92 F SI 92 1 SAFE B FC 86 F SI 92 X FC 88 3-2 4 SF9 23 BB 1-2 1B		F FC 83 B CU 74 X SI 91 1-1 HR	B CH 85 C CU 74 B SI 89 F SI 89 X SL 79 2-2 L6 ③			B SI 87 B SI 86 F CH 85 X SI 86 2-1 F7 ①	5	1	3	2	0	0	1
23 Adam Duvall, R (1, 7) OBP: 0.295, SLG: 0.501	B CU 75 F SI 92 F SI 91 D FC 86 S CU 76 2-3 K ②		B SI 93 1 SAFE S FC 87 B SI 92 F CU 74 B CU 75 B FC 87 4-2 16 S 1-2 2-3 BB		F FC 84 X SI 90 0-1 G3-1 ①		F SL 88 B SI 92 X SI 93 1-1 G5-3 ①		X SI 87 0-0 F8 ②	4	0	0	0	1	1	1
4 Brandon Phillips, R (1, 4) OBP: 0.320, SLG: 0.416 33 Hernan Iribarren, L (7, 4) OBP: 0.345, SLG: 0.552	C SI 91 B CU 75 B FC 85 S CU 74 B SI 93 C SI 92 3-3 K ③		B FC 87 X SI 92 1-0 SF9 ① 2-3 3-H		X FC 84 0-0 F7 ②		C SI 93 S SI 87 S SI 92 0-3 K ②		X SL 75 0-0 G4-3 ③	3 1	0 0	0 0	1 0	0 0	2 0	1 0
51 Steve Selsky, R (1, 9) OBP: 0.381, SLG: 0.561		C SI 90 B CU 73 S FC 85 B FC 86 X CU 75 2-2 55 SH2-4 16 1B 1B	C FC 85 B SI 90 F FC 85 B SI 93 S FC 87 2-3 K ②		C CU 72 B SI 89 B SI 90 F FC 83 S FC 86 2-3 K ③		C FF 92 B SL 86 S SL 88 B SI 92 X SI 92 2-2 G5-3 ③			4	0	1	0	0	2	2
16 Tucker Barnhart, L (1, 2) OBP: 0.324, SLG: 0.384		1 SAFE X FC 86 0-0 55 SH2-4 1-2 1B	C CU 73 B FF 91 S CU 75 F CU 75 D CU 75 B SI 93 B CU 75 4-2 1-2 BB			B FC 83 X SI 90 1-0 43 HR 1B		B FF 97 F FF 98 B FF 98 C FF 98 F FF 98 B FF 99 S FF 100 3-3 K ①		3	1	2	0	1	1	0
3 Iván De Jesús Jr., R (1, 6) OBP: 0.287, SLG: 0.290		X FC 83 0-0 F9 ① C CU 75 C SI 91 X FC 85 0-2 L4 ③				B SI 88 F SI 90 X FC 84 1-1 L7 ①		B FF 99 F FF 100 B SL 86 F FF 98 X SL 85 2-2 43 1B 1B		4	0	1	0	0	0	6
55 Robert Stephenson, R (1, 1) 60 Matt Magill, R (5, 1) 49 Tony Renda, R (6, PH) OBP: 0.240, SLG: 0.196 48 Keyvius Sampson, R (6, 1) 27 Ross Ohlendorf, R (6, 1) 37 Ramón Cabrera, S (8, PH) OBP: 0.283, SLG: 0.360 52 Tony Cingrani, L (8, 1)		X SI 88 0-0 SH2-4 ② 1-2 2-3		C SI 88 X SI 88 0-1 F9 ①		C FC 84 B CU 72 S CU 73 C SI 90 1-3 K ②		C FF 97 F FF 99 X CH 90 0-2 F7 ②		1 0 0 1 0 0 1 0	0 0 0 0 0 0 0 0	0 0 0 0 0 0 0 0	0 0 0 0 0 0 0 0	0 0 1 0 0 0 1 0	0 0 1 0 0 0 0 0	0 0 1 0 0 0 1 0
Inning Stats	R: 1 E: 0 K: 2 S: 13 H: 2 LOB: 1 BB: 0 P: 23	R: 0 E: 0 K: 1 S: 9 H: 2 LOB: 2 BB: 0 P: 12	R: 1 E: 0 K: 1 S: 18 H: 2 LOB: 3 BB: 2 P: 35	R: 0 E: 0 K: 0 S: 5 H: 0 LOB: 0 BB: 0 P: 7	R: 1 E: 0 K: 1 S: 8 H: 1 LOB: 0 BB: 0 P: 11	R: 2 E: 0 K: 1 S: 13 H: 3 LOB: 1 BB: 0 P: 20	R: 0 E: 0 K: 1 S: 8 H: 0 LOB: 0 BB: 0 P: 11	R: 0 E: 0 K: 1 S: 16 H: 2 LOB: 2 BB: 0 P: 24	R: 0 E: 0 K: 0 S: 4 H: 0 LOB: 0 BB: 0 P: 6	1B: 9 2B: 1 3B: 0 HR: 2 SF: 1 SAC: 1 DP: 0 HBP: 0						

AB	37
R	5
H	12
RBI	5
BB	2
SO	8
LOB	17

PITCHER		IP	WLS	BF	H	R	ER	SO	BB	IBB	HBP	BLK	WP	HR	S	P	ERA	WHIP
50 Adam Wainwright, R ERA: 4.67	(1, 1)	5.2	W	29	10	5	5	6	2	0	0	0	0	2	63	103	7.94	2.118
29 Zach Duke, L ERA: 2.24	(6, 1)	0.1	H	1	0	0	0	0	0	0	0	0	0	0	3	5	0.00	0.000
67 Matt Bowman, R ERA: 3.62	(7, 1)	1.0		3	0	0	0	1	0	0	0	0	0	0	8	11	0.00	0.000
44 Trevor Rosenthal, R ERA: 4.82	(8, 1)	1.0		5	2	0	0	1	0	0	0	0	0	0	16	24	0.00	2.000
60 Dean Kiekhefer, L ERA: 5.85	(9, 1)	1.0		3	0	0	0	0	0	0	0	0	0	0	4	6	0.00	0.000

PITCHER		IP	WLS	BF	H	R	ER	SO	BB	IBB	HBP	BLK	WP	HR	S	P	ERA	WHIP

WP: 0	PA: 41		
PB: 0			
SB: 1			
CS: 0			

Batter	1	2	3	4	5	6	7	8	9	AB	R	H	RBI	BB	SO	LOB
13 Matt Carpenter, L (1, 3) OBP: 0.375, SLG: 0.500	C FF 93 S CH 86 B CH 86 F FF 93 F FF 92 B CH 86 B FF 94 S FF 93 3-3 K ①		B CH 86 S FF 94 B FF 94 B FF 95 X FF 94 3-1 HR		C FF 93 B FF 93 B CH 86 B FF 94 B FF 92 4-1 4 CS 15 1B BB	X CH 85 0-0 G5-3 ②	C FF 96 B FF 96 S FF 96 D SL 85 F FF 96 X SI 90 2-2 F9 ③			4	1	1	1	1	1	1
15 Randal Grichuk, R (1, 8) OBP: 0.293, SLG: 0.493	F FF 94 S CH 86 B FF 94 F FF 94 F CH 86 B CH 86 F FF 93 X FF 94 2-2 G6-3 ②		F CH 86 S CH 86 F FF 95 F FF 95 S CH 87 0-3 K ③		B FF 92 F FF 94 B FC 88 B FF 93 F FF 93 F FF 93 F FF 93 1 SAFE F FF 92 3-2 X FF 93 4 CS 27 HR 1-2 1B	F CH 85 S CH 86 X CH 86 0-2 HR		F FF 95 B FF 95 F FF 95 B FF 94 S FF 95 2-3 K ①		5	2	2	1	0	2	0
4 Yadier Molina, R (1, 2) OBP: 0.354, SLG: 0.414	C FF 94 C FF 94 B FF 95 B FF 95 X CH 87 2-2 G5-3 ③			S FF 94 C CH 86 B FF 96 X CH 86 1-2 37 1B 27 1B 36 HR 1B	B SL 80 B FF 93 2 SAFE S FF 93 B FF 94 X FF 91 3-1 P3 ①② 1-2 2-3	S FF 97 B FF 97 F FF 96 X SL 89 1-2 55 1B 27 1B 1B		B FF 94 B FF 94 B FF 94 C FF 95 C FF 94 X FF 95 3-2 G5-3 ②		5	2	2	0	0	0	2
55 Stephen Piscotty, R (1, 9) OBP: 0.343, SLG: 0.461		S FF 93 F CH 86 B FF 94 F FF 93 X CH 86 1-2 G5-3 ①		B FF 95 F FF 95 F FF 93 F FF 94 S CH 86 1-3 K ①	B FC 89 D FC 89 B FC 89 C FF 93 B FF 93 4-1 27 HR BB	S SL 89 B FF 94 B FF 94 S SL 87 X FF 95 2-2 27 1B 1-3 1B		B FF 95 F FF 95 B FF 94 B FF 94 C FF 94 F FF 94 B FF 94 4-2 27 WP BB		3	1	1	0	2	1	1
27 Jhonny Peralta, R (1, 5) OBP: 0.307, SLG: 0.415		B FF 93 B CH 86 B FF 94 B FF 93 4-0 BB		X FF 94 0-0 37 1B 36 HR 1-2 1B	B SL 83 B FF 93 X FF 92 2-0 1-H 2-H HR	D FF 95 X FF 93 1-0 1-2 3-H 1B		F FF 95 F FF 94 B FF 89 B FF 95 X FF 96 2-2 G6-3 ③ 1-2		4	2	3	4	1	0	1
37 Brandon Moss, L (1, 7) OBP: 0.299, SLG: 0.484 28 Tommy Pham, R (9, 7) OBP: 0.326, SLG: 0.443		B CH 86 1 SAFE F FF 92 B FF 92 F FF 92 X FF 92 2-2 F8 ②		B FF 94 C FF 93 F CH 87 B FF 94 F FF 93 X FF 94 2-2 36 HR 1-2 2-3 1B	C FF 92 C FF 92 S SL 83 0-3 K ③	B FF 94 S CH 86 F SI 88 S SL 84 1-3 K ③				4 0	1 0	1 0	0 0	0 0	2 0	3 0
36 Aledmys Díaz, R (1, 6) OBP: 0.368, SLG: 0.516		C FF 93 X FF 93 0-1 G6-3 ③		B FF 95 B FF 95 F FF 94 X FF 95 2-1 1-H 2-H 3-H HR		B SL 86 C FF 93 F SL 85 X CU 76 1-2 G5-3 ① C FF 94 X FF 95 0-1 F7 ①				4	1	1	4	0	0	1
35 Greg Garcia, L (1, 4) OBP: 0.393, SLG: 0.368			C FF 93 B FF 92 L FF 92 S CH 86 1-3 K ①	B CH 84 B FF 94 X FF 94 2-0 F7 ②		B FF 95 C CH 85 B CH 86 C FF 94 X FF 95 2-2 32 HR 1B B SL 82 B FF 94 B FF 94 C FF 94 S FF 94 F FF 94 B FF 94 4-2 41 FC5-4 BB				3	1	1	0	1	1	0
50 Adam Wainwright, R (1, 1) OBP: 0.242, SLG: 0.467 29 Zach Duke, L (6, 1) 32 Matt Adams, L (6, PH) OBP: 0.313, SLG: 0.476 67 Matt Bowman, R (7, 1) 41 Jeremy Hazelbaker, L (7, PH) OBP: 0.300, SLG: 0.487 44 Trevor Rosenthal, R (8, 1) 60 Dean Kiekhefer, L (9, 1)			B CU 80 S FF 94 B FF 95 F FF 94 X FF 94 2-2 L7 ②	F FF 94 X CH 84 0-1 G5-3 ③		S FF 94 S CH 85 B CU 77 B CH 83 X FF 94 2-2 1-H HR B SI 95 X SI 87 1-0 FC5-4 ② 1-2f				2 0 0 1 0 1 0 0	0 0 1 0 0 0 0 0	0 0 1 0 0 0 0 0	0 0 2 0 0 0 0 0	0 0 0 0 0 0 0 0	0 0 0 0 0 0 0 0	0 0 0 0 1 0 0 0
Inning Stats	R: 0 E: 0 K: 1 S: 14 H: 0 LOB: 0 BB: 0 P: 21	R: 0 E: 0 K: 0 S: 9 H: 0 LOB: 1 BB: 1 P: 16	R: 1 E: 0 K: 2 S: 13 H: 1 LOB: 0 BB: 0 P: 19	R: 4 E: 0 K: 1 S: 17 H: 4 LOB: 0 BB: 0 P: 25	R: 3 E: 0 K: 1 S: 14 H: 2 LOB: 0 BB: 2 P: 30	R: 4 E: 0 K: 1 S: 23 H: 6 LOB: 2 BB: 0 P: 33	R: 0 E: 0 K: 0 S: 10 H: 0 LOB: 1 BB: 1 P: 17	R: 0 E: 0 K: 1 S: 12 H: 0 LOB: 1 BB: 1 P: 23		1B: 8 2B: 0 3B: 0 HR: 5 SF: 0 SAC: 0 DP: 0 HBP: 0		WP: 1 PB: 0 SB: 0 CS: 2 PA: 41		

PITCHER		IP	WLS	BF	H	R	ER	SO	BB	IBB	HBP	BLK	WP	HR	S	P	ERA	WHIP
55 Robert Stephenson, R ERA: 6.27	(1, 1)	4.0	L	18	5	5	5	4	1	0	0	0	0	2	53	81	11.25	1.500
60 Matt Magill, R ERA: 8.1	(5, 1)	1.0		6	2	3	3	1	2	0	0	0	0	1	14	30	27.00	4.000
48 Keyvius Sampson, R ERA: 4.35	(6, 1)	0.2		8	6	4	4	0	0	0	0	0	0	2	20	29	54.00	9.000
27 Ross Ohlendorf, R ERA: 4.76	(6, 1)	1.1		5	0	0	0	1	1	0	0	0	0	0	13	21	0.00	0.750
52 Tony Cingrani, L ERA: 4.13	(8, 1)	1.0		4	0	0	0	1	1	0	0	0	1	0	12	23	0.00	1.000

PITCHER	IP	WLS	BF	H	R	ER	SO	BB	IBB	HBP	BLK	WP	HR	S	P	ERA	WHIP

BOTTOM

Cincinnati Reds @ St. Louis Cardinals

Busch Stadium, St. Louis, MO

Tue Sep 27 2016, 7:17 PM - 10:33 PM CDT

Att. 34,286 - Clear - 70 F

livebaseballscorecards.com

AB	36
R	12
H	13
RBI	12
BB	5
SO	7
LOB	10

Cincinnati Reds @ St. Louis Cardinals

Busch Stadium, St. Louis, MO

Wed Sep 28 2016, 7:16 PM - 10:03 PM CDT

Att. 36,275 - Partly Cloudy - 60 F

livebaseballscorecards.com

Batter	1	2	3	4	5	6	7	8	9	AB	R	H	RBI	BB	SO	LOB
9 José Peraza, R (1, 6) OBP: 0.357, SLG: 0.420	C SI 90 F SI 89 X SI 89 0-2 19 G4-3 33 G4-3 1B		X SI 90 0-0 19 G4-3 33 1B 23 1B 1B		C SI 89 C SI 89 F CH 84 F CH 83 B KC 79 B KC 80 X SI 88 2-2 ① L6		C FF 95 L FF 94 C FF 94 0-3 ① K		S FF 94 S SL 86 F FF 93 X FF 94 0-2 33 1B 33 S 1B	5	1	3	0	0	1	0
33 Hernan Iribarren, L (1, 8) OBP: 0.353, SLG: 0.529	C SI 89 1 SAFE S SI 89 B SI 90 F CH 84 X CH 84 1-2 ① G4-3 1-2		C SI 91 1 SAFE X SI 89 0-1 19 G4-3 23 1B 1-2 1B		B CH 83 B SI 89 C SI 89 B SI 89 F SI 90 X SI 90 3-2 E4 19 S		C FF 96 S FF 95 B FF 95 B CU 75 X CU 73 2-2 ② G3		B CH 86 1 SAFE C SL 79 X SI 89 1-1 1-3 1B	5	1	2	0	0	0	1
19 Joey Votto, L (1, 3) OBP: 0.433, SLG: 0.542	B SI 90 B SI 88 B CH 83 F SI 89 C CH 84 X SL 82 3-2 ② G4-3 2-3		D CH 86 D CH 86 S SI 90 B KC 80 F CH 85 X CH 86 3-2 ② G4-3 1-2 2-3		B SI 90 F SI 88 C SI 90 1 SAFE B SI 91 B SL 83 C SL 82 3-3 ② K 1-2		B CU 72 C CU 74 S FF 95 B CU 72 B CU 76 X FF 94 3-2 ③ G6-3		B SI 88 B SI 88 B SI 80 X SI 89 3-0 ③ F7	5	0	0	0	0	1	6
23 Adam Duvall, R (1, 7) OBP: 0.297, SLG: 0.505	C SI 91 B SI 91 X SI 91 1-1 ③ G1-3		X SI 91 0-0 2-H 3-H 1B		B SI 90 S FF 89 B SI 91 S SI 91 X FC 90 2-2 ③ G3			B CH 85 C FF 94 B FF 93 S FF 94 B CH 87 X FF 93 3-2 3B		4	0	2	2	0	0	2
7 Eugenio Suárez, R (1, 5) OBP: 0.318, SLG: 0.409		C SI 88 B CH 88 C SL 80 X SI 89 1-2 ① G4-3	C SI 91 F SI 91 B SI 92 F SI 92 S FC 90 1-3 ③ K			C SI 90 B SL 86 F SL 87 B SI 92 X SI 92 2-2 ① G6-3		B FF 93 B FF 94 F FF 93 B FF 93 F FF 93 C CH 86 3-3 ① K		4	0	0	0	0	2	2
51 Steve Selsky, R (1, 9) OBP: 0.348, SLG: 0.511		X SI 89 0-0 ② G5-3		F SI 89 B SI 89 B SL 80 C CH 87 S FC 88 2-3 ① K		S SL 87 S FF 92 B SL 87 B SL 87 X SI 92 2-2 ② G5-3		B SL 88 F SL 85 B FF 92 S FF 94 F FF 93 S SL 88 2-3 ② K		4	0	0	0	0	2	1
49 Tony Renda, R (1, 4) OBP: 0.259, SLG: 0.220 26 Raisel Iglesias, R (8, 1) OBP: 0.091, SLG: 0.091		C SI 89 F SI 90 B SL 82 B SL 81 X SI 91 2-2 1B		F SI 90 B FF 90 C SI 90 B FF 89 S SL 82 2-3 ② K		B SI 91 B FF 92 X SI 91 2-0 37 1B 1B		C SL 86 B FF 94 S FF 94 B FF 94 S SL 88 2-3 ③ K		4 0	0 0	2 0	0 0	0 0	2 0	1 0
37 Ramón Cabrera, S (1, 2) OBP: 0.282, SLG: 0.358		C SI 91 X SI 91 0-1 ③ F8		B SI 90 X SI 90 1-0 E4		1 SAFE F SI 90 1 SAFE 1 SAFE X CH 80 0-1 28 FC5-4 1-3 1B			C FF 93 S FF 91 B SL 88 B FF 94 B FF 94 F FF 92 X FF 92 3-2 ① F8	4	0	1	0	0	0	1
28 Anthony DeSclafani, R (1, 1) OBP: 0.143, SLG: 0.146 21 Michael Lorenzen, R (7, 1) OBP: 0.200, SLG: 0.800 3 Iván De Jesús Jr., R (8, 4) OBP: 0.286, SLG: 0.288			C SI 89 F SI 89 B SI 91 S SL 80 1-3 ① K	C SI 90 F SI 90 S SI 92 0-3 ③ K		B SI 92 F FF 92 S SI 92 F SI 91 B SL 87 X SI 91 2-2 ③ FC5-4 1-2f			C FF 94 S FF 94 X FF 90 0-2 ② L1-4-3	3 0 1	0 0 0	0 0 0	0 0 0	0 0 0	2 0 0	3 0 0
Inning Stats	R: 0 E: 0 K: 0 S: 12 H: 1 LOB: 1 BB: 0 P: 17	R: 0 E: 0 K: 0 S: 9 H: 1 LOB: 1 BB: 0 P: 12	R: 2 E: 0 K: 2 S: 14 H: 3 LOB: 1 BB: 0 P: 19	R: 0 E: 1 K: 3 S: 10 H: 0 LOB: 1 BB: 0 P: 15	R: 0 E: 1 K: 1 S: 14 H: 0 LOB: 1 BB: 0 P: 24	R: 0 E: 0 K: 0 S: 13 H: 2 LOB: 2 BB: 0 P: 21	R: 0 E: 0 K: 1 S: 9 H: 0 LOB: 0 BB: 0 P: 14	R: 0 E: 0 K: 3 S: 13 H: 1 LOB: 1 BB: 0 P: 23	R: 0 E: 0 K: 0 S: 14 H: 2 LOB: 2 BB: 0 P: 21	1B: 9 2B: 0 3B: 1 HR: 0 SF: 0 SAC: 0 DP: 0 HBP: 0						

PITCHER		IP	WLS	BF	H	R	ER	SO	BB	IBB	HBP	BLK	WP	HR	S	P	ERA	WHIP
8 Mike Leake, R ERA: 4.69	(1, 1)	5.0	L	22	5	2	2	6	0	0	0	0	0	0	59	87	3.60	1.000
67 Matt Bowman, R ERA: 3.56	(6, 1)	1.0		5	2	0	0	0	0	0	0	0	0	0	13	21	0.00	2.000
46 Kevin Siegrist, L ERA: 2.85	(7, 1)	1.1		5	1	0	0	2	0	0	0	0	0	0	15	26	0.00	0.750
26 Seunghwan Oh, R ERA: 1.85	(8, 1)	1.1		5	1	0	0	2	0	0	0	0	0	0	18	25	0.00	0.750
29 Zach Duke, L ERA: 2.23	(9, 1)	0.1		2	1	0	0	0	0	0	0	0	0	0	3	7	0.00	3.000

PITCHER	IP	WLS	BF	H	R	ER	SO	BB	IBB	HBP	BLK	WP	HR	S	P	ERA	WHIP

TOP

AB	39
R	2
H	10
RBI	2
BB	0
SO	10
LOB	17

WP: 0 PA: 39
PB: 0
SB: 2
CS: 0

BOTTOM

Batter	1	2	3	4	5	6	7	8	9	AB	R	H	RBI	BB	SO	LOB
13 Matt Carpenter, L (1, 3) OBP: 0.376, SLG: 0.498	B FF 93 C SI 93 B SL 90 B FF 94 C SI 95 X SI 94 3-2 ① L7		F SI 89 B FF 94 C KC 82 B SI 90 B SI 90 B FF 94 4-2 BB		B SL 83 F FF 92 X SI 90 1-1 ③ G6-3			B SI 95 B FF 96 C FF 96 B SI 89 B SI 96 4-1 55 WP 4 HBP BB		2	0	0	0	2	0	0
15 Randal Grichuk, R (1, 8) OBP: 0.291, SLG: 0.488	F FF 94 X FF 90 0-1 ② G4-3		B FF 94 X SL 88 1-0 ③ P6			F FF 91 B KC 80 F KC 82 X SI 92 1-2 ① F9		B SL 86 X SI 96 1-0 ① F9		4	0	0	0	0	0	2
4 Yadier Molina, R (1, 2) OBP: 0.355, SLG: 0.414	X SI 94 0-0 1B			C FF 93 B KC 80 X KC 81 1-1 ① F9		B SL 87 B FF 93 F FF 91 B SI 92 X SI 92 3-1 ② P6		D FF 97 H SL 85 2-0 55 WP 1-2 HBP		3	0	1	0	0	0	0
55 Stephen Piscotty, R (1, 9) OBP: 0.344, SLG: 0.461	X SL 89 0-0 ③ L7			B SL 90 X SL 88 1-0 37 WP 1B		B KC 80 C FF 91 X KC 82 1-1 27 2B 1B		C SI 95 B CH 88 S FF 96 F FF 97 S FF 87 1-3 ② K 1-2 2-3		4	0	2	0	0	1	3
27 Jhonny Peralta, R (1, 5) OBP: 0.310, SLG: 0.420		C SI 93 B SL 90 B SL 89 X SI 94 2-1 36 G6-4-3 1B		C FF 93 C KC 80 D SL 84 1 SAFE F SL 88 B SL 90 1 SAFE F SI 94 X SL 90 2-2 ② L9		B SL 88 C FF 92 X SI 92 1-1 1-3 2B		C FF 97 F SI 98 B FF 88 X SL 88 1-2 ③ G5-3		4	0	2	0	0	0	3
37 Brandon Moss, L (1, 7) OBP: 0.297, SLG: 0.480 46 Kevin Siegrist, L (7, 1) 28 Tommy Pham, R (8, 7) OBP: 0.326, SLG: 0.443 16 Kolten Wong, L (9, PH) OBP: 0.328, SLG: 0.356		B FF 94 F SI 93 F CH 88 S SL 90 1-3 ① K		B SI 90 B FF 93 X FF 93 2-0 ③ L7 1-2		F FF 94 B FF 94 S SI 89 F SI 94 S SI 89 1-3 ③ K		B FF 96 C SI 96 F SI 90 B FF 98 X SI 90 2-2 3B		3 0 0 1	0 0 0 0	0 0 0 1	0 0 0 0	0 0 0 0	2 0 0 0	4 0 0 0
36 Aledmys Díaz, R (1, 6) OBP: 0.367, SLG: 0.512	X SL 90 0-0 ② ③ G6-4-3 1-2f				B FF 92 B SL 90 B FF 92 B FF 91 4-0 35 1B 32 G4-6-3 BB		X SI 97 0-0 ① G6-3	B FF 96 C SI 96 X SL 88 1-1 ① G5-3		3	1	0	0	1	0	2
35 Greg Garcia, L (1, 4) OBP: 0.391, SLG: 0.366			C FF 92 F SI 93 B KC 82 B SL 89 S SL 89 2-3 ① K		X SI 92 0-0 32 G4-6-3 1-3 1B		B FF 94 C FF 94 L FF 94 B FF 98 F FF 94 C SI 98 2-3 ② K	B SI 97 X FF 96 1-0 ② F7		4	0	1	0	0	2	1
8 Mike Leake, R (1, 1) OBP: 0.192, SLG: 0.163 32 Matt Adams, L (5, PH) OBP: 0.312, SLG: 0.475 67 Matt Bowman, R (6, 1) 41 Jeremy Hazelbaker, L (7, 7) OBP: 0.298, SLG: 0.485 26 Seunghwan Oh, R (8, 1) 29 Zach Duke, L (9, 1) 3 Jedd Gyorko, R (9, PH) OBP: 0.301, SLG: 0.477			C FF 93 S SL 90 B SI 95 B SL 91 X FF 94 2-2 ② F9		F SI 92 X CH 88 0-1 ① ② G4-6-3 1-2f 3-H		X FF 95 0-0 ③ G6-3	B FF 97 B SI 98 X SI 95 2-0 ③ G5-3		1 1 0 1 0 0 1	0 0 0 0 0 0 0	0 0 0 0 0 0 0	0 0 0 0 0 0 0	0 0 0 0 0 0 0	0 0 0 0 0 0 0	0 1 0 0 0 0 1

Inning Stats	1	2	3	4	5	6	7	8	9
	R: 0 E: 0 K: 0 S: 7	R: 0 E: 0 K: 1 S: 6	R: 0 E: 0 K: 1 S: 9	R: 0 E: 0 K: 0 S: 9	R: 1 E: 0 K: 0 S: 5	R: 0 E: 0 K: 1 S: 13	R: 0 E: 0 K: 1 S: 6	R: 0 E: 0 K: 1 S: 9	R: 0 E: 0 K: 0 S: 7
	H: 1 LOB: 1 BB: 0 P: 10	H: 1 LOB: 0 BB: 0 P: 9	H: 0 LOB: 1 BB: 1 P: 18	H: 1 LOB: 1 BB: 0 P: 15	H: 1 LOB: 0 BB: 1 P: 10	H: 2 LOB: 2 BB: 0 P: 20	H: 0 LOB: 0 BB: 0 P: 8	H: 0 LOB: 2 BB: 1 P: 18	H: 1 LOB: 1 BB: 0 P: 13

1B: 5 SF: 0 WP: 2 PA: 36
2B: 1 SAC: 0 PB: 0
3B: 1 DP: 2 SB: 0
HR: 0 HBP: 1 CS: 0

PITCHER		IP	WLS	BF	H	R	ER	SO	BB	IBB	HBP	BLK	WP	HR	S	P	ERA	WHIP
28 Anthony DeSclafani, R ERA: 3.28	(1, 1)	6.0	W	24	6	1	1	3	2	0	0	0	1	0	49	82	1.50	1.333
21 Michael Lorenzen, R ERA: 2.81	(7, 1)	1.0	H	3	0	0	0	1	0	0	0	0	0	0	6	8	0.00	0.000
26 Raisel Iglesias, R ERA: 2.12	(8, 1)	2.0	S	9	1	0	0	1	1	0	1	0	1	0	16	31	0.00	1.000

PITCHER	IP	WLS	BF	H	R	ER	SO	BB	IBB	HBP	BLK	WP	HR	S	P	ERA	WHIP

Cincinnati Reds @ St. Louis Cardinals

Busch Stadium, St. Louis, MO

Wed Sep 28 2016, 7:16 PM - 10:03 PM CDT

Att. 36,275 - Partly Cloudy - 60 F

livebaseballscorecards.com

AB	32
R	1
H	7
RBI	0
BB	3
SO	5
LOB	17

Batter	1	2	3	4	5	6	7	8	9	AB	R	H	RBI	BB	SO	LOB
9 José Peraza, R (1, 6) OBP: 0.358, SLG: 0.419	X FF 97 0-0 ① F9		C SI 97 F CU 82 F SI 98 F CH 90 X SI 97 0-2 33 CS 1B		1 SAFE D FF 95 C CH 95 X SI 94 1-1 ②③ G6-4-3 1-2f		C SL 86 C FF 92 X SI 92 0-2 1B		B SL 86 S FF 93 L SL 88 F SL 88 D SL 86 S FF 93 2-3 ① K	5	0	2	0	0	1	2
33 Hernan Iribarren, L (1, 8) OBP: 0.308, SLG: 0.462 (8, 4) (9, 8)	B SI 96 B SI 96 C SI 95 B SI 96 X SI 94 3-1 ② G4-3		1 SAFE P PO 92 F SI 96 X CH 90 1-1 ②③ G4-3 1-2			C SI 94 B SI 94 F CH 95 B CH 87 F CH 87 S CH 88 2-3 ① K	C SI 91 B SI 91 S CH 81 C FF 93 1-3 ③ K		C FF 91 B FF 95 F FF 94 F SL 86 F FF 94 X FF 94 1-2 ② G4-3 2-3	5	0	0	0	0	2	3
19 Joey Votto, L (1, 3) OBP: 0.435, SLG: 0.545 40 Tyler Holt, R (8, PR) OBP: 0.327, SLG: 0.296 (8, 8) 43 Scott Schebler, L (9, PH) OBP: 0.332, SLG: 0.439 73 Josh Smith, R (9, PR) OBP: 0.200, SLG: 0.300 61 Raffy Lopez, L (9, 3)	B SI 95 B CH 88 B CH 88 C SI 94 F CH 88 X CH 91 3-2 ③ G4-3			F SI 93 F SI 97 B CU 84 X CU 84 1-2 7 FC5-4 1B		C SI 95 X CH 88 0-1 3 1B 7 BB 1B		C FF 88 S FF 89 X SI 90 0-2 23 1B 2B	B FF 93 S FF 93 S FF 95 F FF 92 X SL 87 1-2 3-H 1B	4 0	0 1	3 0	0 0	0 0	0 0	0 0
23 Adam Duvall, R (1, 7) OBP: 0.297, SLG: 0.506		C SI 97 X CU 79 0-1 7 PB 16 1B 2B		F SI 98 F SI 97 S SI 97 D CU 85 B CU 83 F CH 88 C SI 97 3-3 ① K		B SI 96 B CH 93 C CH 85 X SI 93 2-1 ② F7		B SI 89 C SI 89 X SI 90 1-1 16 F8 3 WP 2-H 1B	F FF 94 F SL 88 B FF 93 B FF 94 F FF 93 F SL 89 S SL 84 2-3 ③ K	5	1	2	1	0	2	3
7 Eugenio Suárez, R (1, 5) OBP: 0.317, SLG: 0.406		C SI 96 S FF 96 B FF 97 D CU 86 S CU 84 2-3 ① K 2-3		X SI 95 0-0 ② FC5-4 3 1B 1-2f		B SI 93 C CH 92 B CH 84 S CH 84 B CH 85 B CH 84 4-2 3 1B BB 1-2		B FF 89 C SL 80 S CU 72 F SI 88 X CU 73 1-2 ① F8		3	0	0	0	1	1	4
3 Iván De Jesús Jr., R (1, 4) OBP: 0.294, SLG: 0.294 (8, 3) (9, 4)		X SI 97 0-0 ② P3		C SI 95 F SI 96 F SI 96 B SI 95 B CU 84 D CU 83 X SI 95 3-2 1-3 1B		B CU 78 X SI 92 1-0 1-2 2-3 1B		1 SAFE 1 SAFE B CH 85 B CU 72 F SI 86 B CH 83 S CU 77 F CU 72 B FF 86 4-2 1-2 BB		3	0	2	0	1	0	1
16 Tucker Barnhart, L (1, 2) OBP: 0.324, SLG: 0.383 36 Blake Wood, R (8, 1)		C FF 97 B SI 99 X SI 96 1-1 3-H 1B		B CH 87 X SI 94 1-0 ③ P2		C CH 84 B CH 83 S CH 84 X SI 93 1-2 ③ G3		F FF 93 B FF 94 B CH 86 S FF 93 X CH 88 2-2 ② F8 2-3		4 0	0 0	1 0	1 0	0 0	0 0	7 0
49 Tony Renda, R (1, 9) OBP: 0.259, SLG: 0.208		C FF 98 B CU 84 B SI 98 F FF 96 C CU 84 2-3 ③ K			B SI 93 B SI 95 B SI 91 B SI 94 4-0 9 G6-4-3 BB		C SI 92 C SI 92 B SL 87 S SI 91 1-3 ① K	B FF 93 B FF 92 S FF 93 T FF 93 X FF 94 2-2 ③ F9		3	0	0	0	1	2	4
58 Dan Straily, R (1, 1) OBP: 0.056, SLG: 0.019 51 Steve Selsky, R (7, PH) OBP: 0.340, SLG: 0.500 70 Jumbo Díaz, R (7, 1) 37 Ramón Cabrera, S (8, 2) OBP: 0.287, SLG: 0.367			C CH 93 S FF 95 B CU 82 F SI 96 S SI 97 1-3 ① K		B SI 92 L CH 92 B SI 93 B SI 94 L SI 94 C CH 94 3-3 ① K		C SI 92 B SI 92 B SI 91 S SL 87 B FF 89 S FF 92 3-3 ② K		C FF 93 F SL 88 X SL 87 0-2 33 G4-3 43 1B 2B	2 1 0 1	0 0 0 1	0 0 0 1	0 0 0 0	0 0 0 0	2 1 0 0	1 0 0 0
Inning Stats	R: 0 E: 0 K: 0 S: 6 H: 0 LOB: 0 BB: 0 P: 12	R: 1 E: 0 K: 2 S: 11 H: 2 LOB: 1 BB: 0 P: 16	R: 0 E: 0 K: 1 S: 12 H: 1 LOB: 0 BB: 0 P: 13	R: 0 E: 0 K: 1 S: 13 H: 2 LOB: 2 BB: 0 P: 21	R: 0 E: 0 K: 1 S: 5 H: 0 LOB: 0 BB: 1 P: 13	R: 0 E: 0 K: 1 S: 14 H: 2 LOB: 3 BB: 1 P: 24	R: 0 E: 0 K: 3 S: 12 H: 1 LOB: 1 BB: 0 P: 17	R: 1 E: 0 K: 0 S: 18 H: 2 LOB: 3 BB: 1 P: 28	R: 1 E: 0 K: 2 S: 21 H: 2 LOB: 1 BB: 0 P: 27	1B: 9 2B: 3 3B: 0 HR: 0 SF: 0 SAC: 0 DP: 1 HBP: 0						

PITCHER		IP	WLS	BF	H	R	ER	SO	BB	IBB	HBP	BLK	WP	HR	S	P	ERA	WHIP
61 Alex Reyes, R ERA: 1.57	(1, 1)	6.0		25	7	1	1	6	2	0	0	0	0	0	61	99	1.50	1.500
67 Matt Bowman, R ERA: 3.51	(7, 1)	1.0	H	4	1	0	0	3	0	0	0	0	0	0	12	17	0.00	1.000
29 Zach Duke, L ERA: 2.36	(8, 1)	0.1	H	4	2	1	1	0	1	0	0	0	1	0	12	18	27.00	9.000
46 Kevin Siegrist, L ERA: 2.82	(8, 1)	0.2	H	2	0	0	0	0	0	0	0	0	0	0	6	10	0.00	0.000
26 Seunghwan Oh, R ERA: 1.94	(9, 1)	1.0	W	5	2	1	1	2	0	0	0	0	0	0	21	27	9.00	2.000

PITCHER	IP	WLS	BF	H	R	ER	SO	BB	IBB	HBP	BLK	WP	HR	S	P	ERA	WHIP

TOP

Cincinnati Reds @ St. Louis Cardinals

Busch Stadium, St. Louis, MO

Thu Sep 29 2016, 6:16 PM - 9:31 PM CDT

Att. 38,830 - Cloudy - 66 F

livebaseballscorecards.com

AB	37
R	3
H	12
RBI	3
BB	3
SO	11
LOB	25

REDS

Cincinnati Reds @ St. Louis Cardinals

Busch Stadium, St. Louis, MO

Thu Sep 29 2016, 6:16 PM - 9:31 PM CDT

Att. 38,830 - Cloudy - 66 F

livebaseballscorecards.com

BOTTOM

Batter	1	2	3	4	5	6	7	8	9	AB	R	H	RBI	BB	SO	LOB
13 Matt Carpenter, L (1, 3) OBP: 0.376, SLG: 0.498	B SI 90 X FF 88 1-0 ① F7	B FF 92 B FF 90 C FF 91 C FF 85 F CH 84 S CH 84 2-3 ② K		L CH 84 F CH 84 C FF 91 0-3 ③ K			C FF 95 B SI 95 S CH 88 F FF 97 B FF 96 F SI 96 X CH 90 2-2 2B		B FF 98 B SL 92 F FF 96 B FF 97 B SL 91 4-1 4 2B BB	4	1	1	0	1	2	2
15 Randal Grichuk, R (1, 8) OBP: 0.290, SLG: 0.485	C FF 90 X SL 86 0-1 55 E 55 1B 1B	X CH 84 0-0 ③ G6-3			T FF 88 S CH 82 B FF 90 S SL 83 1-3 ① K		B SL 88 F FF 95 S FF 96 C FF 96 1-3 ① K		B FF 97 S SL 92 C FF 96 B SI 96 F SL 90 F FF 97 F SL 90 S SL 90 2-3 ② K	5	0	1	0	0	3	4
4 Yadier Molina, R (1, 2) OBP: 0.356, SLG: 0.421	X FF 91 0-0 ② F9		X SL 84 0-0 ① G6-3		X CH 84 0-0 HR		B SL 89 C FF 97 B FF 97 T FF 97 S FF 97 2-3 ② K		B FF 96 D SL 91 X FF 95 2-0 1-H 2B	5	1	2	2	0	1	2
55 Stephen Piscotty, R (1, 9) OBP: 0.345, SLG: 0.460	C FF 90 C FF 91 1 SAFE X CH 84 0-2 E5 1-3 1B		H FF 89 1-0 HBP		X SL 85 0-0 ② F9		C CH 88 X SL 88 0-1 ③ F9			3	0	1	0	0	0	1
27 Jhonny Peralta, R (1, 5) OBP: 0.309, SLG: 0.417 16 Kolten Wong, L (8, PR) OBP: 0.328, SLG: 0.356 (9, 4)	B FF 92 1 SAFE S FF 91 T FF 91 B FF 93 C SL 87 2-3 ③ K		B FF 90 1 SAFE B SL 82 X FF 90 2-0 ② F7		X FF 91 0-0 ③ F9			X FF 97 0-0 36 G5-3 1B		4 0	0 0	1 0	0 0	0 0	1 0	3 0
3 Jedd Gyorko, R (1, 4) OBP: 0.300, SLG: 0.482 (9, 5)		B FF 91 B FF 90 S FF 92 X FF 92 2-1 HR	B SI 89 F SL 85 D SL 83 1 SAFE F SL 86 F CH 84 B SL 85 F SL 83 T FF 90 3-2 ③ K			C SL 82 F CH 82 F FF 91 B FF 91 B CH 83 X SL 84 2-2 ① G5-3		1 SAFE B FF 96 D SL 92 X FF 95 2-0 ① F7		4	1	1	1	0	1	2
36 Aledmys Díaz, R (1, 6) OBP: 0.371, SLG: 0.515		S SL 86 S CH 85 B FF 93 B FF 92 B SL 84 F FF 92 D SL 86 4-2 58 BB BB		X FF 88 0-0 58 F9 61 G6-3 2B		B SL 83 B FF 89 L SL 84 X FF 89 2-1 1B		1 SAFE 1 SAFE C SI 96 P PO 94 B SL 91 X SL 92 2-1 ② G5-3 1-3		3	1	2	0	1	0	1
58 José Martínez, R (1, 7) OBP: 0.471, SLG: 0.467 28 Tommy Pham, R (7, 7) OBP: 0.324, SLG: 0.440		D SL 86 B SL 85 B FF 91 C FF 91 B FF 91 4-1 1-2 BB		B SL 85 C FF 89 F FF 90 B CH 83 F FF 90 F SL 85 F FF 91 B CH 84 F SL 84 3-2 X FF 80 ① F9 2-3			1 SAFE X FF 87 0-0 ② L8		B FF 97 B FF 97 C FF 96 D SL 93 S FF 97 F FF 97 S SL 90 3-3 ③ K	2 1	0 0	0 0	0 0	1 0	0 1	2 2
61 Alex Reyes, R (1, 1) OBP: 0.071, SLG: 0.071 32 Matt Adams, L (6, PH) OBP: 0.311, SLG: 0.473 67 Matt Bowman, R (7, 1) 29 Zach Duke, L (8, 1) 46 Kevin Siegrist, L (8, 1) 26 Seunghwan Oh, R (9, 1) 41 Jeremy Hazelbaker, L (9, PH) OBP: 0.297, SLG: 0.482		L FF 90 M SL 84 L CH 83 0-3 ① K		S SL 85 X SL 85 0-1 ② G6-3 3-H		S CH 83 F CH 83 C FF 90 0-3 ③ K			F FF 96 X SL 91 0-1 ① G4-3	2 1 0 0 0 0 1	0 0 0 0 0 0 0	0 0 0 0 0 0 0	1 0 0 0 0 0 0	0 1 0 0 0 0 0	1 1 0 0 0 0 0	2 1 0 0 0 0 0
Inning Stats	R: 0 H: 2 E: 1 LOB: 2 K: 1 BB: 0 S: 10 P: 13	R: 1 H: 1 E: 0 LOB: 2 K: 2 BB: 2 S: 14 P: 26	R: 0 H: 0 E: 0 LOB: 1 K: 1 BB: 0 S: 7 P: 13	R: 1 H: 1 E: 0 LOB: 0 K: 1 BB: 0 S: 13 P: 16	R: 1 H: 1 E: 0 LOB: 0 K: 1 BB: 0 S: 6 P: 7	R: 0 H: 1 E: 0 LOB: 1 K: 1 BB: 0 S: 10 P: 14	R: 0 H: 1 E: 0 LOB: 1 K: 2 BB: 0 S: 13 P: 18	R: 0 H: 1 E: 0 LOB: 2 K: 1 BB: 0 S: 9 P: 15	R: 1 H: 1 E: 0 LOB: 1 K: 1 BB: 1 S: 10 P: 18	1B: 4 SF: 0 2B: 3 SAC: 0 3B: 0 DP: 0 HR: 2 HBP: 1						

	AB	35
	R	4
	H	9
	RBI	4
	BB	3
	SO	11
	LOB	22

WP: 0 PB: 0 SB: 0 CS: 0 PA: 39

PITCHER		IP	WLS	BF	H	R	ER	SO	BB	IBB	HBP	BLK	WP	HR	S	P	ERA	WHIP
58 Dan Straily, R ERA: 3.76	(1, 1)	6.0		27	6	3	3	7	2	0	1	0	0	2	60	89	4.50	1.333
70 Jumbo Díaz, R ERA: 3.29	(7, 1)	1.0		4	1	0	0	2	0	0	0	0	0	0	13	18	0.00	1.000
36 Blake Wood, R ERA: 3.98	(8, 1)	1.2	L	8	2	1	1	2	1	0	0	0	0	0	19	33	5.40	1.800

PITCHER	IP	WLS	BF	H	R	ER	SO	BB	IBB	HBP	BLK	WP	HR	S	P	ERA	WHIP

Chicago Cubs @ Cincinnati Reds

Great American Ball Park, Cincinnati, OH

Fri Sep 30 2016, 7:11 PM - 9:49 PM EDT

Att. 27,368 - Partly Cloudy - 63 F

TOP

livebaseballscorecards.com

Batter	1	2	3	4	5	6	7	8	9	AB	R	H	RBI	BB	SO	LOB
24 Dexter Fowler, S (1, 8) OBP: 0.389, SLG: 0.446	C FF 89 B SL 87 C FF 89 X SL 82 1-2 F7 ①			C SL 82 B CH 83 B SL 86 S SI 88 X FF 92 2-2 F7 ①		S SL 87 B FF 91 B SL 86 D FF 90 B FF 92 4-1 17 FC6-4 1-2 2-3 BB		B SL 82 B FF 91 B FF 90 B FF 90 4-0 44 WP 17 1B 44 1B BB	F FF 93 B FC 89 X FF 92 1-1 L4 ③	2	1	0	0	2	0	0
20 Matt Szczur, R (8, 9) OBP: 0.311, SLG: 0.396										1	0	0	0	0	0	0
17 Kris Bryant, R (1, 5) OBP: 0.386, SLG: 0.558	C SL 84 B FF 92 F FF 92 B CU 80 X FF 92 2-2 F8 ②			B SI 88 T SL 86 C CU 78 B FF 92 X CU 79 2-2 L8 ②		C FF 95 B FF 96 X FF 95 1-1 FC6-4 ① 1-2f 2-3 3-H		1 SAFE B FF 91 X FF 91 1-0 44 WP 44 1B 1-2 1B		4	1	1	1	0	0	2
44 Anthony Rizzo, L (1, 3) OBP: 0.386, SLG: 0.547	C SL 87 B CH 84 F CH 81 X FF 91 1-2 F8 ③			T FF 92 X FF 92 0-1 F8 ③		1 SAFE C FF 95 F FF 95 S FF 96 0-3 K ②		C FF 92 B FF 91 B FF 91 C CU 75 D CU 74 X CU 75 3-2 18 HR 1-H 2-H 1B		4	1	1	2	0	1	2
18 Ben Zobrist, S (1, 4) (8, 7) OBP: 0.387, SLG: 0.443		C SL 85 B CU 78 C SL 85 X FF 88 1-2 G3 ①			C CU 78 B SL 85 B SL 84 X SL 85 2-1 HR	C FF 95 B FF 95 C FF 96 F FF 95 F FF 95 1 SAFE 1-2 CS ③ 3-H	C FF 93 B FF 89 C FF 94 X FF 94 1-2 22 F9 27 2B 2B	B FF 91 C FF 91 B CU 75 F FF 91 B FF 92 X FF 92 3-2 1-H HR		4	3	3	3	0	0	0
22 Jason Heyward, L (1, 9) OBP: 0.303, SLG: 0.319		B SI 90 B FF 91 X FF 91 2-0 P3 ②			B CH 82 C SL 86 X FF 92 1-1 G1-3 ①		C FF 93 X FF 93 0-1 F9 ① 2-3 2B	B FF 94 B CH 85 T FF 94 C FF 94 X FF 94 2-2 L9 ②		4	0	0	0	0	0	1
5 Albert Almora Jr., R (8, 8) OBP: 0.304, SLG: 0.459										0	0	0	0	0	0	0
27 Addison Russell, R (1, 6) OBP: 0.323, SLG: 0.422		C FF 91 B SL 85 X FF 91 1-1 L8 ③			X FF 90 0-0 P6 ②		X FF 95 0-0 3-H 2B	B CH 86 B FF 93 C FF 92 B FF 92 B FF 93 4-1 BB		3	0	1	1	1	0	0
8 Chris Coghlan, L (1, 7) OBP: 0.290, SLG: 0.320			C SL 85 X FF 87 0-1 F7 ①		X CU 76 0-0 F8 ③		C FF 95 D FF 94 X FF 93 1-1 G6-3 ②	B FF 93 C FF 93 F FF 94 S SL 82 1-3 K ③		4	0	0	0	0	1	2
52 Justin Grimm, R (8, 1)										0	0	0	0	0	0	0
6 Carl Edwards Jr., R (9, 1)										0	0	0	0	0	0	0
47 Miguel Montero, L (1, 2) OBP: 0.325, SLG: 0.342			X SL 87 0-0 F7 ②			B SL 86 C FF 91 B SL 87 S FF 91 B SL 86 X SL 86 3-2 24 BB 2 1B 17 FC6-4 1B	B FF 94 S FF 94 T FF 93 F FF 95 F SL 82 B FF 94 S FF 94 2-3 K ③		C FF 93 B FF 92 F CH 87 F SL 83 B FF 92 B FF 93 B FF 94 4-2 9 G1-4-3 BB	3	1	1	0	1	1	1
43 Jake Buchanan, R (1, 1)			C FF 91 B CU 76 C FF 91 S CU 81 1-3 K ③			B FF 89 X SI 88 1-0 17 FC6-4 24 BB 18 CS 1-2 1B		B CU 74 S FF 90 C CU 74 X CU 75 1-2 F7 ①	C FF 93 S SL 82 F FF 92 D SL 82 X FF 92 1-2 1-2f G1-4-3 ① ②	1	0	0	0	0	1	0
2 Tommy La Stella, L (6, PH) OBP: 0.364, SLG: 0.414										1	0	1	0	0	0	0
53 Trevor Cahill, R (6, 1) OBP: 0.222, SLG: 0.125										0	0	0	0	0	0	0
30 Joe Smith, R (7, 1)										0	0	0	0	0	0	0
9 Javier Báez, R (8, PH) OBP: 0.314, SLG: 0.424										2	0	0	0	0	0	1
(8, 4)																

Inning Stats	1	2	3	4	5	6	7	8	9
	R: 0 E: 0 K: 0 S: 9	R: 0 E: 0 K: 0 S: 6	R: 0 E: 0 K: 1 S: 6	R: 0 E: 0 K: 0 S: 8	R: 1 E: 0 K: 0 S: 6	R: 1 E: 0 K: 1 S: 14	R: 1 E: 0 K: 1 S: 13	R: 4 E: 0 K: 1 S: 17	R: 0 E: 0 K: 0 S: 9
	H: 0 LOB: 0 BB: 0 P: 13	H: 0 LOB: 0 BB: 0 P: 10	H: 0 LOB: 0 BB: 0 P: 7	H: 0 LOB: 0 BB: 0 P: 12	H: 1 LOB: 0 BB: 0 P: 9	H: 2 LOB: 1 BB: 1 P: 24	H: 2 LOB: 1 BB: 0 P: 17	H: 3 LOB: 1 BB: 2 P: 36	H: 0 LOB: 0 BB: 1 P: 15

1B: 4 SF: 0 WP: 1 PA: 38
2B: 2 SAC: 0 PB: 0
3B: 0 DP: 1 SB: 0
HR: 2 HBP: 0 CS: 1

	AB	33
	R	7
	H	8
	RBI	7
	BB	4
	SO	4
	LOB	9

PITCHER		IP	WLS	BF	H	R	ER	SO	BB	IBB	HBP	BLK	WP	HR	S	P	ERA	WHIP
73 Josh Smith, R ERA: 4.68	(1, 1)	5.0	L	19	3	2	2	1	1	0	0	0	0	1	40	64	3.60	0.800
52 Tony Cingrani, L ERA: 4.14	(6, 1)	2.0		7	2	1	1	2	0	0	0	0	0	0	22	28	4.50	1.000
66 Abel De Los Santos, R ERA: 11.12	(8, 1)	0.1		5	3	4	4	0	1	0	0	0	1	1	10	22	108.00	12.000
27 Ross Ohlendorf, R ERA: 4.71	(8, 1)	0.2		3	0	0	0	1	1	0	0	0	0	0	7	14	0.00	1.500
60 Matt Magill, R ERA: 6.23	(9, 1)	1.0		3	0	0	0	0	1	0	0	0	0	0	9	15	0.00	1.000

PITCHER	IP	WLS	BF	H	R	ER	SO	BB	IBB	HBP	BLK	WP	HR	S	P	ERA	WHIP

BOTTOM

Chicago Cubs @ Cincinnati Reds

Great American Ball Park, Cincinnati, OH

Fri Sep 30 2016, 7:11 PM - 9:49 PM EDT

Att. 27,368 - Partly Cloudy - 63 F

Batter	1	2	3	4	5	6	7	8	9	AB	R	H	RBI	BB	SO	LOB
9 José Peraza, R (1, 6) OBP: 0.356, SLG: 0.421	B SI 88 F SI 88 C SI 89 X SI 89 1-2 ① G6-3		B SI 90 B CU 79 C SI 90 X SI 90 2-1 ② L9			C SI 92 F KC 79 B KC 80 X KC 79 1-2 33 WP 33 G4-3 2B		F FF 95 B CU 83 B CU 82 C FF 94 S CU 83 2-3 ③ K		4	1	1	0	0	1	0
33 Hernan Iribarren, L (1, 8) OBP: 0.302, SLG: 0.442	B SI 90 C SI 90 S CU 76 X SI 89 2-1 1B		B SI 90 C CH 83 S CU 78 X SI 90 1-2 ③ L1			B CH 83 C CH 84 B SI 92 F CH 85 D KC 81 X CH 83 3-2 ② G4-3 2-H			B FF 94 B FF 95 F FF 95 F FF 96 F FF 96 F CU 81 S CU 81 2-3 K 19 HR	4	1	1	1	0	1	0
19 Joey Votto, L (1, 3) OBP: 0.434, SLG: 0.548	X SI 89 0-0 ② F7			B SI 89 F SL 85 B SI 90 C SI 90 X SI 90 2-2 ① G3-1		B SI 89 B SI 91 B SI 94 C SI 89 X SI 92 3-1 ③ G3-1			B FF 95 B FF 94 X FF 94 2-0 1-H HR	4	1	1	2	0	0	1
23 Adam Duvall, R (1, 7) OBP: 0.295, SLG: 0.502	F SI 89 1 SAFE B SL 83 S CH 82 C SI 90 1-3 ③ K			S CU 78 B CH 82 S CH 83 B CH 84 F CH 83 F SI 90 T SI 91 2-2 ② K			C SL 80 X SI 87 0-1 ① G5-3		S CU 81 C CU 81 S CU 81 0-3 ① K	4	0	0	0	0	3	1
7 Eugenio Suárez, R (1, 5) OBP: 0.315, SLG: 0.404		C SI 89 B SL 84 X SL 83 1-1 ① P4		F SL 84 S SL 83 S SI 90 0-3 ③ K			C SI 88 C SI 88 S SL 81 0-3 ② K		B FF 86 C FF 93 B CU 79 F FF 93 X FF 95 2-2 ② F8	4	0	0	0	0	2	0
3 Iván De Jesús Jr., R (1, 4) OBP: 0.302, SLG: 0.299		B SI 88 C CH 82 C SI 90 B SI 90 B SL 84 F SI 89 B FF 89 4-2 16 FC5-4 BB			C CU 76 B CH 83 B CH 83 B SI 91 X SI 89 3-1 49 G5-4-3 1B		C SI 88 C SL 81 X SL 81 0-2 1B		C FF 94 B CU 80 B CU 77 B FF 94 F FF 93 X FF 94 3-2 ③ F9	3	0	2	0	1	0	0
16 Tucker Barnhart, L (1, 2) OBP: 0.321, SLG: 0.380	C SI 89 B SI 90 1 SAFE F CU 77 1 SAFE X FF 88 1-2 ② FC5-4 49 FC5-4 1-2f				F SL 85 1 SAFE X SI 88 0-1 ① F8		C SL 80 C SI 88 X SI 88 0-2 ③ L7			3	0	0	0	0	0	3
49 Tony Renda, R (1, 9) OBP: 0.250, SLG: 0.200 66 Abel De Los Santos, R (8, 1) 27 Ross Ohlendorf, R (8, 1) 67 Patrick Kivlehan, R (8, PH) OBP: 0.350, SLG: 0.412 (9, 9)	C SL 83 C SI 90 B SI 90 D SL 85 F CH 81 X SI 88 2-2 ③ FC5-4 1-2f				X SI 88 0-0 ②③ G5-4-3 1-2f			B CU 78 X FF 92 1-0 ① G6-3		2 0 0 1	0 0 0 0	0 0 0 0	0 0 0 0	0 0 0 0	0 0 0 0	2 0 0 0
73 Josh Smith, R (1, 1) OBP: 0.182, SLG: 0.273 52 Tony Cingrani, L (6, 1) 51 Steve Selsky, R (6, 9) OBP: 0.327, SLG: 0.479 60 Matt Magill, R (9, 1)			B SI 88 X SI 90 1-0 ① G4-3			B KC 78 B FF 92 C FF 91 B SI 92 X SI 92 3-1 ① L6		B FF 94 B CU 80 F FF 94 C FF 94 S CU 82 2-3 ② K		1 0 2 0	0 0 0 0	0 0 0 0	0 0 0 0	0 0 1 0	0 0 0 0	0 0 0 0
Inning Stats	R: 0 E: 0 K: 1 S: 9 H: 1 LOB: 1 BB: 0 P: 13	R: 0 E: 0 K: 0 S: 12 H: 0 LOB: 1 BB: 1 P: 20	R: 0 E: 0 K: 0 S: 6 H: 0 LOB: 0 BB: 0 P: 10	R: 0 E: 0 K: 2 S: 11 H: 0 LOB: 0 BB: 0 P: 15	R: 0 E: 0 K: 0 S: 5 H: 1 LOB: 0 BB: 0 P: 8	R: 1 E: 0 K: 0 S: 10 H: 1 LOB: 0 BB: 0 P: 20	R: 0 E: 0 K: 1 S: 11 H: 1 LOB: 1 BB: 0 P: 11	R: 0 E: 0 K: 2 S: 7 H: 0 LOB: 0 BB: 0 P: 12	R: 2 E: 0 K: 2 S: 15 H: 1 LOB: 0 BB: 0 P: 24	1B: 3 2B: 1 3B: 0 HR: 1 SF: 0 SAC: 0 DP: 1 HBP: 0						

livebaseballscorecards.com

AB	32
R	3
H	5
RBI	3
BB	1
SO	8
LOB	7

WP: 2 PA: 33
PB: 0
SB: 0
CS: 0

PITCHER		IP	WLS	BF	H	R	ER	SO	BB	IBB	HBP	BLK	WP	HR	S	P	ERA	WHIP
43 Jake Buchanan, R ERA: 1.5	(1, 1)	5.0	W	17	2	0	0	3	1	0	0	0	0	0	43	66	0.00	0.600
53 Trevor Cahill, R ERA: 2.74	(6, 1)	1.0	H	4	1	1	1	0	0	0	0	0	1	0	10	20	9.00	1.000
30 Joe Smith, R ERA: 3.53	(7, 1)	1.0	H	4	1	0	0	1	0	0	0	0	0	0	11	11	0.00	1.000
52 Justin Grimm, R ERA: 4.13	(8, 1)	1.0		3	0	0	0	2	0	0	0	0	0	0	7	12	0.00	0.000
6 Carl Edwards Jr., R ERA: 3.86	(9, 1)	1.0		5	1	2	2	2	0	0	0	0	1	1	15	24	18.00	1.000

PITCHER	IP	WLS	BF	H	R	ER	SO	BB	IBB	HBP	BLK	WP	HR	S	P	ERA	WHIP

Chicago Cubs @ Cincinnati Reds

Great American Ball Park, Cincinnati, OH

Sat Oct 01 2016, 4:11 PM - 7:19 PM EDT

Att. 30,970 - Overcast - 65 F

TOP

livebaseballscorecards.com

Batter	1	2	3	4	5	6	7	8	9	AB	R	H	RBI	BB	SO	LOB
24 Dexter Fowler, S (1, 8) OBP: 0.391, SLG: 0.447	X FF 91 0-0 18 S 1B		B CH 86 C SI 92 B CH 85 F SI 92 F CU 77 F FF 91 X FF 91 2-2 ③ F8		C FF 91 B FF 92 D SI 91 F SI 92 B CU 76 B CH 86 4-2 44 1B 1-2 BB		B FF 94 F SL 94 X FF 95 1-1 1B			3	0	2	0	1	0	0
17 Kris Bryant, R (1, 7) OBP: 0.384, SLG: 0.554	S FF 91 S CH 84 X CH 86 0-2 ① F9			B CU 75 B CH 83 B FF 92 C FF 90 X CH 84 3-1 ① L6	S CH 84 D CH 85 F SI 92 F SI 91 X CH 85 1-2 ② F8		C FF 95 S SI 87 1 SAFE S SL 95 0-3 ③ K			4	0	0	0	0	1	4
44 Anthony Rizzo, L (1, 3) OBP: 0.386, SLG: 0.547	1 SAFE S FF 91 F FF 92 F FF 92 D CU 76 S FF 92 1-3 ② K			C CH 86 B SI 91 S CH 84 X SI 91 1-2 27 BB 22 2B 1B	C FF 92 D CH 85 S FF 92 F FF 91 X CH 85 1-2 1-2 2-3 1B			C SL 94 F SL 93 B FF 98 F SL 94 F SL 94 F SI 99 X SL 95 1-2 ① G4-3		4	1	2	0	0	1	1
18 Ben Zobrist, S (1, 4) OBP: 0.386, SLG: 0.447	C SI 92 B CH 84 D CH 84 X CH 85 2-1 ③ P5 1-2			C SI 90 X SI 90 0-1 ② F7	B CH 88 C SI 91 B CH 84 C SI 91 X CU 76 2-2 ③ L9			B SL 94 C SL 94 B SL 94 B SL 94 C SL 95 F SL 94 F SL 94 X SL 94 3-2 HR		4	1	1	1	0	0	5
27 Addison Russell, R (1, 6) OBP: 0.323, SLG: 0.420		B CU 74 B FF 91 C SI 91 F FF 91 X CU 75 2-2 ① F7		B FF 91 B FF 91 B FF 91 S FF 91 B FF 91 4-1 22 2B 1-2 BB		C FF 95 C SI 96 0-3 ① K		B SI 97 B FF 95 F FF 96 B SL 94 F SL 94 C SL 94 3-3 ② K		3	1	0	0	1	2	0
22 Jason Heyward, L (1, 9) OBP: 0.304, SLG: 0.321		B CH 84 C FF 91 F CH 84 S CH 83 1-3 ② K		C FF 90 F CH 85 X FF 90 0-2 9 1B 1-H 2-H 2B		B SL 91 B SL 90 B FF 95 B SI 95 4-0 9 G1-4-3 BB		B SL 94 C SL 95 C CH 88 S CH 88 1-3 ③ K		3	1	1	2	1	2	0
9 Javier Báez, R (1, 5) OBP: 0.313, SLG: 0.422		C FF 90 S CU 76 B CU 77 S CU 77 1-3 ③ K		X CU 77 0-0 ③ 2-H 1B	C FF 96 B SL 90 1 SAFE S SL 91 X FF 97 1-2 ②③ G1-4-3 1-2f				C FF 94 X SL 86 0-1 ① P3	4	0	1	1	0	1	1
3 David Ross, R (1, 2) OBP: 0.338, SLG: 0.446 2 Tommy La Stella, L (9, PH) OBP: 0.361, SLG: 0.411			C FF 90 B CU 76 S FF 91 F FF 92 S FF 92 1-3 ① K		C CU 76 X CU 76 0-1 ① G3-1		X FF 96 0-0 ① G4-3		C FF 94 B SL 82 S FF 95 X FF 98 1-2 ② F7	3 1	0 0	0 0	0 0	0 0	1 0	0 0
34 Jon Lester, L (1, 1) OBP: 0.185, SLG: 0.153 46 Pedro Strop, R (6, 1) 8 Chris Coghlan, L (7, PH) OBP: 0.289, SLG: 0.319 56 Héctor Rondón, R (7, 1) 54 Aroldis Chapman, L (8, 1) 66 Munenori Kawasaki, L (9, PH) OBP: 0.417, SLG: 0.400			C SI 91 S CU 76 B CU 77 X FF 92 1-2 ② F8		B SI 91 C SI 92 B CU 76 X SI 92 2-1 44 1B 24 BB 1B		C SL 94 X SL 93 0-1 ② G3-1		F FF 96 F FF 97 F FF 96 B SL 83 B SI 98 B SI 98 S SI 98 3-3 ③ K	2 0 1 0 0 0 1	0 0 0 0 0 0 0	1 0 0 0 0 0 0	0 0 0 0 0 0 0	0 0 0 0 0 0 0	0 0 0 0 0 1 0	0 0 0 0 0 0 0

Inning Stats																				
	R: 0	H: 1	R: 0	H: 0	R: 0	H: 0	R: 3	H: 3	R: 0	H: 2	R: 0	H: 0	R: 0	H: 1	R: 1	H: 1	R: 0	H: 0	1B: 6	SF: 0	WP: 0	PA: 36
	E: 0	LOB: 1	E: 0	LOB: 0	E: 0	LOB: 0	E: 0	LOB: 1	E: 0	LOB: 3	E: 0	LOB: 0	E: 0	LOB: 0	E: 0	LOB: 0	E: 0	LOB: 0	2B: 1	SAC: 0	PB: 0	
	K: 1	BB: 0	K: 2	BB: 0	K: 1	BB: 0	K: 0	BB: 1	K: 0	BB: 1	K: 1	BB: 0	K: 1	BB: 0	K: 2	BB: 0	K: 1	BB: 0	3B: 0	DP: 1	SB: 1	
	S: 10	P: 13	S: 9	P: 13	S: 12	P: 16	S: 12	P: 20	S: 17	P: 27	S: 6	P: 11	S: 8	P: 9	S: 17	P: 25	S: 9	P: 13	HR: 1	HBP: 0	CS: 0	

PITCHER		IP	WLS	BF	H	R	ER	SO	BB	IBB	HBP	BLK	WP	HR	S	P	ERA	WHIP
46 Tim Adleman, R ERA: 4.0	(1, 1)	5.0	W	22	6	3	3	4	2	0	0	0	0	0	60	89	5.40	1.600
36 Blake Wood, R ERA: 3.93	(6, 1)	1.0	H	3	0	0	0	1	1	0	0	0	0	0	6	11	0.00	1.000
21 Michael Lorenzen, R ERA: 2.88	(7, 1)	2.0	H	8	2	1	1	3	0	0	0	0	0	1	25	34	4.50	1.000
26 Raisel Iglesias, R ERA: 2.09	(9, 1)	1.0	S	3	0	0	0	1	0	0	0	0	0	0	9	13	0.00	0.000

PITCHER		IP	WLS	BF	H	R	ER	SO	BB	IBB	HBP	BLK	WP	HR	S	P	ERA	WHIP

AB	33
R	4
H	8
RBI	4
BB	3
SO	9
LOB	11

BOTTOM

Batter	1	2	3	4	5	6	7	8	9	AB	R	H	RBI	BB	SO	LOB
9 José Peraza, R (1, 6) OBP: 0.357, SLG: 0.418	C FF 92 F FC 89 B SI 92 H CU 77 2-2 3 G3 3 S 19 G4-3 HBP	B SI 92 B CH 86 C FF 92 S FF 92 B FC 88 X FF 92 3-2 ③ F9		B FF 93 X FF 92 1-0 ③ G4-3		F FF 95 C CH 90 B SL 82 B SL 84 X SL 82 2-2 ③ P3		B SL 88 B FF 100 C FF 100 B FF 100 X FF 99 3-1 3 S 1B		4	1	1	0	0	0	1
3 Iván De Jesús Jr., R (1, 4) OBP: 0.312, SLG: 0.313	C FF 91 B FF 92 F FF 92 B FF 93 F SI 90 B FF 93 X CH 85 3-2 ① G3 1-3		C FF 92 B FF 92 F FF 92 B CH 85 B FF 92 F FC 88 F FF 92 F FF 93 B FF 93 4-2 23 BB 19 1B 7 SF7 BB		B SI 92 X SI 91 1-0 19 2B 2B		C FF 97 B FF 98 C SI 97 B SL 87 X SL 87 2-2 19 2B 2B	C SL 89 1 SAFE B FF 100 S SL 88 F FF 102 D SL 89 F FF 102 B FF 102 D FF 102 4-2 1-3 BB		3	3	2	0	2	0	1
19 Joey Votto, L (1, 3) OBP: 0.435, SLG: 0.553	B SI 92 C FF 93 X FC 88 1-1 ② G4-3 3-H		F FF 93 C FF 94 D SI 93 X SI 89 1-2 23 BB 1-2 1B		B FC 88 B FF 93 C FF 92 S FF 93 F FC 91 X SI 92 2-2 23 E 2-H 2B		B SL 86 S FF 97 S FF 96 X FF 97 1-2 33 1B 2-H 2B	S FF 101 S FF 102 S FF 101 0-3 ③ K		5	1	3	3	0	1	2
23 Adam Duvall, R (1, 7) OBP: 0.295, SLG: 0.499	C CU 76 S FF 90 B CU 77 S FF 92 1-3 ③ K		B FF 92 C FC 90 B FF 92 F FF 93 D FF 94 F SI 94 B FC 90 4-2 1-2 2-3 BB		X CH 87 0-0 ① E5 2-3		D SI 98 C SL 87 F FF 98 S FF 96 1-3 ① K			3	0	0	0	1	2	2
51 Steve Selsky, R (1, 8) (6, 9) OBP: 0.340, SLG: 0.471		C FF 91 B SI 91 X SI 91 1-1 7 S 7 HR 1B	B SI 93 X SI 92 1-0 ① L4		B FF 91 C FF 92 S FC 89 B FF 93 C FC 90 2-3 ② K		C FF 97 B FF 98 B FF 98 C SL 86 B FF 96 B FF 96 4-2 33 1B BB			3	1	1	0	1	1	4
7 Eugenio Suárez, R (1, 5) OBP: 0.316, SLG: 0.409		B SI 92 C FF 92 B FC 89 B FC 90 X FF 93 3-1 1-H HR	C CU 73 B FF 91 F FF 91 B FF 94 X CU 74 2-2 ② SF7 3-H		B FF 92 B CH 85 C FF 92 F FF 94 B CH 85 F SI 93 B SI 92 4-2 67 S BB		C SL 87 B SL 86 X FF 97 1-1 ② L8			2	1	1	3	1	0	2
67 Patrick Kivlehan, R (1, 9) OBP: 0.304, SLG: 0.350 33 Hernan Iribarren, L (6, 8) OBP: 0.318, SLG: 0.455		B CU 74 B SI 93 F FC 90 F FF 92 S FF 90 2-3 ① K	S CH 86 B FF 94 C FF 90 S CU 76 1-3 ③ K		C SI 92 S FF 90 B FF 93 X CU 76 1-2 ③ F8 1-2		B FF 96 C SL 85 B FF 95 D FF 97 X FF 96 3-1 ③ 1-3 2-H 1B			3 1	0 0	0 1	0 1	0 0	2 0	4 0
37 Ramón Cabrera, S (1, 2) OBP: 0.280, SLG: 0.359		F FF 94 F FF 93 F CU 75 S FF 93 0-3 ② K		C FF 90 B CU 75 B FC 88 X FF 92 2-1 ① G6-3		B FF 93 B CH 88 S FF 94 F SL 83 F SL 82 X SL 84 2-2 ① F9		F FF 100 F FF 101 S CH 90 0-3 ① K		4	0	0	0	0	2	0
46 Tim Adleman, R (1, 1) OBP: 0.190, SLG: 0.286 36 Blake Wood, R (6, 1) 43 Scott Schebler, L (6, PH) OBP: 0.331, SLG: 0.437 21 Michael Lorenzen, R (7, 1) OBP: 0.200, SLG: 0.800 49 Tony Renda, R (8, PH) OBP: 0.246, SLG: 0.196 26 Raisel Iglesias, R (9, 1) OBP: 0.091, SLG: 0.091		C FF 92 B SI 90 X FC 88 1-1 1B		C SI 93 B FF 92 C FF 93 F FF 93 C FF 94 1-3 ② K		B SI 95 F CH 89 F FF 94 X CH 87 1-2 ② G3-1		B FF 101 C FF 100 F FF 101 B CH 91 F FF 102 B FF 101 F FF 101 X FF 101 3-2 ② L8		2 0 1 0 1 0	0 0 0 0 0 0	1 0 0 0 0 0	0 0 0 0 0 0	1 0 0 0 0 0	0 0 0 0 0 0	0 0 0 0 0 0
Inning Stats	R: 1 E: 0 K: 1 S: 11 H: 0 LOB: 0 BB: 0 P: 18	R: 2 E: 0 K: 2 S: 16 H: 3 LOB: 1 BB: 0 P: 26	R: 1 E: 0 K: 1 S: 18 H: 1 LOB: 2 BB: 2 P: 31	R: 0 E: 0 K: 1 S: 7 H: 0 LOB: 0 BB: 0 P: 11	R: 1 E: 1 K: 1 S: 15 H: 2 LOB: 2 BB: 1 P: 25	R: 0 E: 0 K: 0 S: 10 H: 0 LOB: 0 BB: 0 P: 15	R: 2 E: 0 K: 1 S: 15 H: 3 LOB: 2 BB: 1 P: 27	R: 0 E: 0 K: 2 S: 17 H: 1 LOB: 2 BB: 1 P: 27		1B: 5 2B: 4 3B: 0 HR: 1	SF: 1 SAC: 0 DP: 0 HBP: 1		WP: 0 PB: 0 SB: 5 CS: 0	PA: 39		

PITCHER		IP	WLS	BF	H	R	ER	SO	BB	IBB	HBP	BLK	WP	HR	S	P	ERA	WHIP
34 Jon Lester, L ERA: 2.44	(1, 1)	5.0	L	25	6	5	5	6	3	0	1	0	0	1	67	111	9.00	1.800
46 Pedro Strop, R ERA: 2.85	(6, 1)	1.0		3	0	0	0	0	0	0	0	0	0	0	10	15	0.00	0.000
56 Héctor Rondón, R ERA: 3.53	(7, 1)	1.0		6	3	2	2	1	1	0	0	0	0	0	15	27	18.00	4.000
54 Aroldis Chapman, L ERA: 1.55	(8, 1)	1.0		5	1	0	0	2	1	0	0	0	0	0	17	27	0.00	2.000

PITCHER	IP	WLS	BF	H	R	ER	SO	BB	IBB	HBP	BLK	WP	HR	S	P	ERA	WHIP

Chicago Cubs @ Cincinnati Reds

Great American Ball Park, Cincinnati, OH

Sat Oct 01 2016, 4:11 PM - 7:19 PM EDT

Att. 30,970 - Overcast - 65 F

livebaseballscorecards.com

AB	32
R	7
H	10
RBI	7
BB	5
SO	9
LOB	16

Chicago Cubs @ Cincinnati Reds

Great American Ball Park, Cincinnati, OH

Sun Oct 02 2016, 3:12 PM - 6:30 PM EDT

Att. 32,587 - Cloudy - 71 F

TOP

livebaseballscorecards.com

Batter	1	2	3	4	5	6	7	8	9	AB	R	H	RBI	BB	SO	LOB
24 Dexter Fowler, S (1, 8) OBP: 0.393, SLG: 0.447	C FF 96 F FF 95 B FF 94 B CH 87 X FF 95 2-2 18 BB 17 BB 1B		C CH 86 B CH 87 B FF 94 F FF 93 B FF 92 F FF 94 B FF 94 4-2 17 1B 44 G4-3 BB	F FF 93 S FF 94 B FF 94 F FF 92 X CH 86 1-2 ② G6-3 1-2 2-3			B CH 85 S SI 95 S CH 84 X CH 86 1-2 ① G4-3	C SI 96 S CH 88 B CH 90 F SI 97 X FF 97 1-2 ③ G1-3		2	1	1	0	1	0	2
2 Tommy La Stella, L (5, 5) OBP: 0.357, SLG: 0.405										2	0	0	0	0	0	0
17 Kris Bryant, R (1, 5) OBP: 0.385, SLG: 0.554	C FF 94 C CH 85 B FF 95 1 SAFE D FF 94 F FF 95 B FF 93 B FF 92 4-2 18 BB 1-2 BB		B CU 83 1 SAFE X FF 94 1-0 44 G4-3 1-3 1B	B FF 94 C FF 95 S CH 85 D CH 85 D CH 86 S CH 85 3-3 ③ K			B CH 88 X SI 96 1-0 66 BB 8 BB 1B		C SL 84 F SL 86 S SL 81 0-3 ① K	2	0	1	0	1	1	2
9 Javier Báez, R (5, 6) OBP: 0.314, SLG: 0.423										2	0	1	0	0	1	0
44 Anthony Rizzo, L (1, 3) OBP: 0.385, SLG: 0.544	B FF 93 B FF 92 B FF 93 X FF 93 3-0 ① F7		C FF 92 D CH 86 F FF 93 F FF 93 X CH 86 1-2 ① G4-3 1-2 3-H		B FF 94 C CH 88 B SL 90 B FF 95 F FF 96 S FF 96 3-3 ① K		T FF 96 B FF 96 B CH 87 B FF 95 B SI 96 4-1 66 BB 1-2 BB		T SI 96 B SI 89 X SI 95 1-1 ② G4-3	3	0	0	1	0	1	3
8 Chris Coghlan, L (5, 3) OBP: 0.290, SLG: 0.318										1	0	0	0	1	0	0
18 Ben Zobrist, S (1, 4) OBP: 0.386, SLG: 0.446	B FF 93 C FF 93 B FF 92 B CH 85 B FF 92 4-1 27 G5-4-3 1-2 2-3 BB		B CH 85 C FF 94 C CH 86 D FF 94 F CH 85 S CH 86 2-3 ② K		B SI 96 B CH 91 C FF 96 F FF 96 C FF 96 2-3 ② K		C FF 93 B CH 86 F FF 92 D SL 83 X SL 81 2-2 ② L7		B FF 96 B SI 97 B FF 96 C FF 95 D FF 96 4-1 66 1B 20 2B BB	2	0	0	0	1	2	1
5 Albert Almora Jr., R (5, 8) OBP: 0.308, SLG: 0.455										1	1	0	0	1	0	2
27 Addison Russell, R (1, 6) OBP: 0.321, SLG: 0.417	C FF 94 X CH 86 0-1 ②③ G5-4-3 1-2f		F FF 94 S FF 95 F FF 96 S CH 85 0-3 ③ K2-3		B FF 97 F FF 96 X FF 96 1-1 ③ P5		B FF 94 B FF 94 B FF 93 B FF 92 4-0 1-2 2-3 BB		C FF 93 X SI 97 0-1 20 2B 1-2 1B	3	0	0	0	0	1	4
66 Munenori Kawasaki, L (5, 4) OBP: 0.462, SLG: 0.429										1	1	1	0	1	0	0
22 Jason Heyward, L (1, 9) OBP: 0.306, SLG: 0.325		C FF 94 B FF 94 X FF 92 1-1 2B	C FF 93 B FF 93 B FF 94 B CH 85 B FF 94 4-1 68 BB 40 1B BB		B SL 82 B FF 94 B FF 94 C FF 94 F FF 94 X FF 96 3-2 ① F9		F FF 94 B SL 81 T FF 94 B SL 83 S SL 83 2-3 K		B SL 85 C SI 96 B SL 86 S FF 96 B FF 96 X FF 96 3-2 1-H 2-H 47 HR 2B	1	1	1	0	1	0	0
20 Matt Szczur, R (5, 9) OBP: 0.312, SLG: 0.400										3	1	1	2	0	1	3
68 Jorge Soler, R (1, 7) OBP: 0.333, SLG: 0.436		X FF 93 0-0 ① F7	F FF 95 1 SAFE B CU 83 B FF 94 B FF 93 F FF 93 B FF 93 4-2 24 G6-3 40 1B 1-2 BB		C SL 89 B SL 86 B SL 86 C FF 96 F FF 96 F FF 97 F SL 86 F FF 96 F SL 86 2-2 ② X SL 87 G6-3			B FF 97 B SL 90 C SI 96 F FF 96 S FF 97 2-3 ① K	B SI 94 F FF 93 S FF 94 X SL 81 1-2 2-H HR	2	0	0	0	1	0	1
38 Mike Montgomery, L (6, 1) OBP: 0.091, SLG: 0.091										0	0	0	0	0	0	0
30 Joe Smith, R (7, 1)										1	0	0	0	0	1	0
37 Travis Wood, R (8, PH) OBP: 0.250, SLG: 0.182										0	0	0	0	0	0	0
(8, 1)										1	1	1	2	0	0	0
52 Justin Grimm, R (8, 1)										0	0	0	0	0	0	0
47 Miguel Montero, L (9, PH) OBP: 0.327, SLG: 0.357										4	1	2	2	1	2	1
6 Carl Edwards Jr., R (9, 1)										2	0	0	0	0	0	3
40 Willson Contreras, R (1, 2) OBP: 0.357, SLG: 0.488		B FF 94 B FF 93 S FF 93 S FF 94 F FF 95 B FF 94 S FF 95 3-3 ② K	C FF 91 B FF 91 F FF 93 X CH 85 1-2 24 G6-3 1-2 2-H 1B		S SL 86 B SL 84 B FF 95 T FF 95 B FF 95 B FF 95 4-2 BB		B SI 97 S SL 92 X SL 92 1-1 HR	C FF 95 B SL 86 S FF 97 1-3 ③ K	2	0	0	0	0	0	3
(6, 7)										2	0	0	0	0	2	1
28 Kyle Hendricks, R (1, 1) OBP: 0.167, SLG: 0.138		C FF 94 X FF 94 0-1 ③ G1-3	C FF 91 X FF 91 0-1 ① P5		C SL 86 B FF 96 B SL 84 S FF 95 B FF 95 S FF 94 3-3 ③ K			B SL 92 B SI 96 T FF 97 F FF 97 C SI 97 2-3 ② K		4	1	2	2	1	2	1
19 Tim Federowicz, R (6, PH) OBP: 0.212, SLG: 0.258										2	0	0	0	0	2	1
(6, 2)																

Inning Stats	1	2	3	4	5	6	7	8	9							
	R: 0 E: 0 K: 0 S: 10	H: 1 LOB: 2 BB: 2 P: 23	R: 0 E: 0 K: 1 S: 9	H: 1 LOB: 1 BB: 0 P: 13	R: 1 E: 0 K: 2 S: 16	H: 1 LOB: 1 BB: 1 P: 24	R: 1 E: 0 K: 1 S: 15	H: 1 LOB: 2 BB: 2 P: 28	R: 0 E: 0 K: 2 S: 8	H: 0 LOB: 0 BB: 0 P: 14	R: 0 E: 0 K: 1 S: 16	H: 0 LOB: 1 BB: 1 P: 28	R: 0 E: 0 K: 1 S: 11	H: 1 LOB: 3 BB: 2 P: 25	R: 1 E: 0 K: 2 S: 12	H: 1 LOB: 0 BB: 0 P: 18	R: 4 E: 0 K: 2 S: 17	H: 3 LOB: 0 BB: 1 P: 27

	AB	35
	R	7
	H	9
	RBI	7
	BB	9
	SO	12
	LOB	23

	1B: 5	SF: 0	WP: 0	PA: 44
	2B: 2	SAC: 0	PB: 0	
	3B: 0	DP: 1	SB: 0	
	HR: 2	HBP: 0	CS: 0	

PITCHER		IP	WLS	BF	H	R	ER	SO	BB	IBB	HBP	BLK	WP	HR	S	P	ERA	WHIP
55 Robert Stephenson, R ERA: 6.08	(1, 1)	4.0		20	4	2	2	4	5	0	0	0	0	0	50	88	4.50	2.250
70 Jumbo Díaz, R ERA: 3.14	(5, 1)	2.0		7	0	0	0	3	1	0	0	0	0	0	24	42	0.00	0.500
53 Wandy Peralta, L ERA: 8.59	(7, 1)	0.1	H	3	1	0	0	0	1	0	0	0	0	0	5	11	0.00	6.000
27 Ross Ohlendorf, R ERA: 4.66	(7, 1)	0.2	H	3	0	0	0	1	1	0	0	0	0	0	6	14	0.00	1.500
36 Blake Wood, R ERA: 3.99	(8, 1)	1.0	H	4	1	1	1	2	0	0	0	0	0	1	12	18	9.00	1.000

PITCHER		IP	WLS	BF	H	R	ER	SO	BB	IBB	HBP	BLK	WP	HR	S	P	ERA	WHIP
26 Raisel Iglesias, R ERA: 2.53	(9, 1)	1.0	L	7	3	4	4	2	1	0	0	0	0	1	17	27	36.00	4.000

Chicago Cubs @ Cincinnati Reds

Great American Ball Park, Cincinnati, OH

Sun Oct 02 2016, 3:12 PM - 6:30 PM EDT

Att. 32,587 - Cloudy - 71 F

livebaseballscorecards.com

BOTTOM

Batter	1	2	3	4	5	6	7	8	9	AB	R	H	RBI	BB	SO	LOB
9 José Peraza, R (1, 6) OBP: 0.352, SLG: 0.411	B FC 86 B FC 86 C FC 85 C SI 86 C SI 86 2-3 K ①	C SI 87 F CH 79 B CH 78 B CH 79 X SI 87 2-2 G1-3 ②			F CU 73 X CU 74 0-1 F9 ①		C SL 80 F SI 88 F SI 89 F SL 82 B SL 82 X SI 89 1-2 F9 ②			4	0	0	0	0	1	0
3 Iván De Jesús Jr., R (1, 4) OBP: 0.311, SLG: 0.312	C SI 87 B SI 87 X CH 79 1-1 43 HBP 23 1B 7 BB 1B	B CH 79 C SI 88 B CH 80 F CH 80 S CH 81 2-3 K ③			C SI 86 B SI 86 B CH 80 F SI 87 B FC 88 F SI 86 T SI 88 3-2 K ②		B SI 88 B SL 81 C SL 80 F SL 81 B SI 89 S SI 89 3-3 K ③			4	1	1	0	0	3	0
19 Joey Votto, L (1, 3) OBP: 0.434, SLG: 0.550	F FC 88 D SI 87 B CU 75 1 SAFE X CH 80 2-1 F7 ②		C SI 86 C FC 86 F SI 87 B FC 88 X CH 80 1-2 L8 ①		B FC 88 C FC 88 B FC 88 C FC 89 B FC 89 X FC 89 3-2 1B			F FF 91 C FC 82 F FC 82 B SI 93 X FC 87 1-2 L1-6-3 ①		4	0	1	0	0	0	1
23 Adam Duvall, R (1, 7) OBP: 0.297, SLG: 0.498	C SI 87 1 SAFE B CH 78 X CH 80 1-1 7 BB 43 HBP 16 1B 1-2 1B		C SI 88 F FC 88 C SI 88 0-3 K ②		F CU 74 X SI 88 0-1 G6-3 ③			C FF 92 B FF 88 F FF 93 B SI 92 F SI 93 F SL 80 B FF 91 B FC 86 4-2 BB		3	1	1	0	1	1	1
43 Scott Schebler, L (1, 8) OBP: 0.330, SLG: 0.432 40 Tyler Holt, R (9, 8) OBP: 0.327, SLG: 0.296	C CH 79 H FC 88 1-1 7 BB 16 1B 1-2 2-3 HBP		S CH 80 X CH 80 0-1 G4-3 ③			C FF 94 C FF 94 C FU 78 X CU 79 0-2 G3 ①		C SL 81 B FC 87 B FC 85 S FF 91 F FF 92 X SL 80 2-2 F9 ②		3 0	1 0	0 0	0 0	0 0	0 0	1 0
7 Eugenio Suárez, R (1, 5) OBP: 0.317, SLG: 0.411	B CU 72 B FC 87 S FC 88 B FC 88 B FC 87 4-1 16 1B 1-2 2-3 3-H BB			C FC 85 B CU 73 B SI 86 F FC 87 B SI 86 X SI 86 3-2 16 FC3-5 2B		B FF 94 C CH 85 B CU 78 B CH 85 F FF 95 X FF 94 3-2 L8 ②		1 SAFE 1 SAFE X FF 94 0-0 F9 ③		3	0	1	1	1	0	1
16 Tucker Barnhart, L (1, 2) OBP: 0.323, SLG: 0.379	C CH 79 B SI 87 S CH 80 F CH 80 B SI 87 X SI 87 2-2 1-2 2-H 3-H 1B			C CU 73 2 SAFE X CH 78 0-1 FC3-5 ① 49 2B 2-3		B FF 95 B CU 79 B FF 94 C FF 94 F FF 94 B FF 93 4-2 BB		C FF 96 S CU 82 B FF 96 B FF 95 B FF 95 C FF 95 3-3 K ①		3	1	1	2	1	1	1
49 Tony Renda, R (1, 9) OBP: 0.246, SLG: 0.217	B SI 86 C SI 87 B SI 87 T SI 87 B SI 86 X SI 86 3-2 F8 ③			C SI 85 D CH 78 X SI 86 1-1 ② 1-H 2B		C CU 77 F CU 78 D CU 79 D CH 86 X CU 76 2-2 G1-3 ③		B FF 95 F FF 96 X FF 96 1-1 L9 ②		4	0	1	1	0	0	3
55 Robert Stephenson, R (1, 1) 67 Patrick Kivlehan, R (4, PH) OBP: 0.000, SLG: 0.000 70 Jumbo Díaz, R (6, 1) 53 Wandy Peralta, L (7, 1) 27 Ross Ohlendorf, R (7, 1) 37 Ramón Cabrera, S (7, PH) OBP: 0.214, SLG: 0.357 36 Blake Wood, R (8, 1) 26 Raisel Iglesias, R (8, 1) OBP: 0.381, SLG: 0.524 33 Hernan Iribarren, L (8, PH) OBP: 0.111, SLG: 0.444		C SI 85 F SI 85 X FC 85 0-2 G3-1 ①	C FC 86 X FC 86 0-1 P4 ③			C SI 88 C SL 80 T SI 88 0-2 K ①	C CU 80 B CU 80 X FF 94 1-1 G1-5-3 ③		1 0 0 0 0 0 0 0 1 0 0 0 0 0 0 0 0 0 0 0 0 0 0 0 0 0 0 0 0 0 0 0 0 0 0 0 0 0 0 0 1 0 0 0 0 1 0 0 0 0 0 0 0 0 0 0 0 0 0 0 0 0 0 0 1 0 0 0 0 0 0 0						
Inning Stats	R: 3 H: 3 E: 0 LOB: 2 K: 1 BB: 1 S: 18 P: 34	R: 0 H: 0 E: 0 LOB: 0 K: 1 BB: 0 S: 10 P: 14	R: 0 H: 0 E: 0 LOB: 0 K: 1 BB: 0 S: 9 P: 10	R: 1 H: 2 E: 0 LOB: 0 K: 0 BB: 0 S: 9 P: 13	R: 0 H: 1 E: 0 LOB: 1 K: 1 BB: 0 S: 11 P: 17	R: 0 H: 0 E: 0 LOB: 1 K: 0 BB: 1 S: 12 P: 21	R: 0 H: 0 E: 0 LOB: 0 K: 2 BB: 0 S: 11 P: 15	R: 0 H: 0 E: 0 LOB: 1 K: 0 BB: 1 S: 13 P: 20	R: 0 H: 0 E: 0 LOB: 0 K: 1 BB: 0 S: 7 P: 12	1B: 4 SF: 0 2B: 2 SAC: 0 3B: 0 DP: 0 HR: 0 HBP: 1					WP: 0 PA: 36 PB: 0 SB: 0 CS: 0	

	AB	32
	R	4
	H	6
	RBI	4
	BB	3
	SO	7
	LOB	8

PITCHER		IP	WLS	BF	H	R	ER	SO	BB	IBB	HBP	BLK	WP	HR	S	P	ERA	WHIP
28 Kyle Hendricks, R ERA: 2.13	(1, 1)	5.0		22	6	4	4	4	1	0	1	0	0	0	57	88	7.20	1.400
38 Mike Montgomery, L ERA: 2.52	(6, 1)	1.0		4	0	0	0	0	1	0	0	0	0	0	12	21	0.00	1.000
30 Joe Smith, R ERA: 3.46	(7, 1)	1.0		3	0	0	0	2	0	0	0	0	0	0	11	15	0.00	0.000
37 Travis Wood, L ERA: 2.95	(8, 1)	0.2		3	0	0	0	0	1	0	0	0	0	0	12	19	0.00	1.500
52 Justin Grimm, R ERA: 4.1	(8, 1)	0.1	W	1	0	0	0	0	0	0	0	0	0	0	1	1	0.00	0.000

PITCHER		IP	WLS	BF	H	R	ER	SO	BB	IBB	HBP	BLK	WP	HR	S	P	ERA	WHIP
6 Carl Edwards Jr., R ERA: 3.75	(9, 1)	1.0	S	3	0	0	0	1	0	0	0	0	0	0	7	12	0.00	0.000