

Cincinnati Reds - 2017

Batter	1	2	3	4	5	6	7	8	9	AB	R	H	RBI	BB	SO	LOB	TOP			
9 José Peraza, R OBP: 0.333, SLG: 0.333 63 Hernán Irribarren, L OBP: 0.500, SLG: 0.500	G6-3	G4-3 30 G4-3 30 S			G5-3				F8	3	0	1	1	0	0	0	Cincinnati Reds @ San Francisco Giants Scottsdale Stadium, Scottsdale, AZ Fri Feb 24 2017, 3:08 PM - 6:08 PM EST Att: 9,531 - Sunny -61 F			
30 Arismendy Alcántara, S OBP: 0.333, SLG: 0.667 82 Gabriel Guerrero, R (6, 8)	G4-3 43 G4-3 3 1B	G4-3			G4-3				E5 71 FC6-4	3	1	1	0	0	0	1				
43 Scott Schebler, L OBP: 0.500, SLG: 0.500 66 Aristides Aquino, R OBP: 0.500, SLG: 0.500	G4-3	G4-3			F8				K	3	0	0	0	0	0	2				
23 Adam Duvall, R OBP: 0.500, SLG: 0.500 71 Phillip Ervin, R (6, PH)	G6-3 33 S 1B				K				FC6-4	1	1	0	0	1	1	0				
33 Jesse Winker, L OBP: 0.500, SLG: 0.500 76 Shawn Zarraga, S (6, PH)	G4-3 3 1B				K				G5-3	1	0	0	0	0	1	0				
3 Patrick Kivshin, R OBP: 0.500, SLG: 0.500 79 Sebastián Elizalde, L (6, PH)	G4-3 1-2 2-H 3-H				G5-3				F9	2	0	1	2	0	0	0				
67 Rob Brantly, L OBP: 0.500, SLG: 0.500 32 Stuart Turner, R OBP: 1.000, SLG: 1.000	L8				G3-1					2	0	0	0	0	0	2				
49 Tony Renda, R OBP: 0.500, SLG: 1.500 78 Brandon Dixon, R (6, PH)					K				F9	2	0	0	0	0	0	3				
90 Zach Vencej, R OBP: 0.500, SLG: 0.500 6 Blake Trahan, R OBP: 0.500, SLG: 0.500	L1				G5-3					2	0	0	0	0	0	1				
										2	0	1	0	0	1	0				
Inning Stats	R: 2 E: 0 K: 0 S: 6	H: 2 LOB: 2 BB: 1 P: 11	R: 1 E: 0 K: 0 S: 5	H: 2 LOB: 1 BB: 0 P: 6	R: 0 E: 0 K: 2 S: 7	H: 0 LOB: 0 BB: 0 P: 7	R: 0 E: 0 K: 1 S: 5	H: 0 LOB: 0 BB: 0 P: 5	R: 0 E: 0 K: 0 S: 3	H: 1 LOB: 2 BB: 1 P: 8	R: 1 E: 0 K: 0 S: 6	H: 2 LOB: 1 BB: 1 P: 10	R: 0 E: 0 K: 0 S: 3	H: 0 LOB: 1 BB: 1 P: 7	R: 0 E: 1 K: 1 S: 7	H: 1 LOB: 2 BB: 0 P: 7	1B: 6 2B: 2 3B: 1 HR: 0	SF: 0 SAC: 0 DP: 1 HBP: 1	WP: 0 PB: 0 SB: 2 CS: 0	PA: 40
PITCHER	IP WLS BF H R ER SO	IP WLS BF H R ER SO	IP WLS BF H R ER SO	IP WLS BF H R ER SO	IP WLS BF H R ER SO	IP WLS BF H R ER SO	IP WLS BF H R ER SO	IP WLS BF H R ER SO	IP WLS BF H R ER SO	IP WLS BF H R ER SO	IP WLS BF H R ER SO	IP WLS BF H R ER SO	IP WLS BF H R ER SO	IP WLS BF H R ER SO	IP WLS BF H R ER SO	IP WLS BF H R ER SO	ERA WHIP	ERA WHIP	ERA WHIP	ERA WHIP
40 Madison Bumgarner, L ERA: 18.0 82 Roberto Gómez, R ERA: 9.0 52 Clayton Blackburn, R ERA: 9.0 48 Steven Okert, L ERA: 9.0 73 Kyle Crick, R ERA: 9.0	1.0 7 2 2 2 0	1.0 5 2 1 1 0	2.0 6 0 0 0 3	1.0 3 0 0 0 0	1.0 5 1 0 0 0	1.0 7 2 2 2 0	1.0 5 2 1 1 0	1.0 3 0 0 0 0	1.0 5 1 0 0 0	1.0 7 2 2 2 0	1.0 5 2 1 1 0	1.0 3 0 0 0 0	1.0 3 0 0 0 0	1.0 3 0 0 0 0	1.0 5 1 0 0 0	1.0 3 0 0 0 0	18.00 3.000	9.00 2.000	9.00 2.000	9.00 2.000
62 Cory Gearrin, R ERA: 9.0 64 Derek Law, R ERA: 9.0 59 Neil Ramírez, R ERA: 9.0	1.0 5 2 1 1 1	1.0 4 0 0 0 0	1.0 5 1 0 0 1	1.0 5 1 0 0 1	1.0 5 1 0 0 1	1.0 5 2 1 1 1	1.0 4 0 0 0 0	1.0 4 0 0 0 0	1.0 5 1 0 0 1	1.0 5 1 0 0 1	1.0 5 2 1 1 1	1.0 4 0 0 0 0	1.0 4 0 0 0 0	1.0 5 1 0 0 1	1.0 5 1 0 0 1	1.0 5 1 0 0 1	9.00 3.000	9.00 3.000	9.00 3.000	9.00 3.000

Batter	1	2	3	4	5	6	7	8	9	AB	R	H	RBI	BB	SO	LOB	BOTTOM					
35 Brandon Crawford, L OBP: 0.500, SLG: 0.500 7 Jimmy Rollins, S OBP: 0.500, SLG: 0.500 63 Orlando Calixte, R (6, 8)	L7									2	0	0	0	0	1	0	Cincinnati Reds @ San Francisco Giants Scottsdale Stadium, Scottsdale, AZ Fri Feb 24 2017, 3:08 PM - 6:08 PM EST Att: 9,531 - Sunny -61 F					
12 Jose Panik, L OBP: 0.500, SLG: 0.500 58 Gordon Beckham, R OBP: 0.500, SLG: 0.500 22 Christian Arroyo, R OBP: 1.000, SLG: 1.000	L4									2	1	1	0	0	0	0						
9 Brandon Belt, L OBP: 0.500, SLG: 0.500 49 Chris Marrero, R OBP: 0.667, SLG: 1.667	L9									2	0	1	0	0	0	1						
8 Hunter Pence, R OBP: 0.500, SLG: 1.000 89 Austin Slater, R (6, PH)	L4									3	1	2	4	0	0	0						
38 Michael Morse, R OBP: 0.500, SLG: 1.000 43 Kyle Blanks, R (5, PH)	L4									2	0	1	1	0	1	1						
6 Jarrett Parker, L OBP: 0.500, SLG: 2.000 87 Winton Bernard, R OBP: 1.000, SLG: 2.000	L4									2	0	0	0	1	2	2						
21 Conor Gillaspie, L OBP: 0.500, SLG: 0.500 1 Jae-Gyun Hwang, R (6, PH)	L4									2	0	1	0	0	1	1						
5 Nick Hundley, R OBP: 1.000, SLG: 1.000 78 Steven Duggar, L OBP: 0.500, SLG: 1.000	L4									2	0	0	0	0	2	1						
66 Gorkys Hernández, R OBP: 0.500, SLG: 0.500 Trevor Brown, R OBP: 0.500, SLG: 0.500	L4									1	0	1	0	1	0	0						
										2	0	1	0	0	0	0						
Inning Stats	R: 1 E: 0 K: 1 S: 7	H: 2 LOB: 1 BB: 0 P: 7	R: 0 E: 0 K: 1 S: 6	H: 2 LOB: 1 BB: 0 P: 6	R: 0 E: 0 K: 2 S: 8	H: 1 LOB: 1 BB: 0 P: 8	R: 0 E: 0 K: 2 S: 7	H: 0 LOB: 2 BB: 2 P: 15	R: 1 E: 0 K: 2 S: 9	H: 2 LOB: 2 BB: 1 P: 13	R: 0 E: 0 K: 2 S: 8	H: 1 LOB: 1 BB: 0 P: 8	R: 0 E: 0 K: 0 S: 3	H: 0 LOB: 0 BB: 0 P: 3	R: 1 E: 0 K: 1 S: 7	H: 2 LOB: 1 BB: 0 P: 8	R: 3 E: 0 K: 0 S: 2	H: 2 LOB: 0 BB: 1 P: 6	1B: 8 2B: 3 3B: 0 HR: 1	SF: 0 SAC: 0 DP: 1 HBP: 0	WP: 1 PB: 0 SB: 1 CS: 0	PA: 39
PITCHER	IP WLS BF H R ER SO	IP WLS BF H R ER SO	IP WLS BF H R ER SO	IP WLS BF H R ER SO	IP WLS BF H R ER SO	IP WLS BF H R ER SO	IP WLS BF H R ER SO	IP WLS BF H R ER SO	IP WLS BF H R ER SO	IP WLS BF H R ER SO	IP WLS BF H R ER SO	IP WLS BF H R ER SO	IP WLS BF H R ER SO	IP WLS BF H R ER SO	IP WLS BF H R ER SO	IP WLS BF H R ER SO	ERA WHIP	ERA WHIP	ERA WHIP	ERA WHIP		
54 Rookie Davis, R ERA: 4.5 47 Sai Romano, R ERA: 9.0 53 Wandy Peralta, L ERA: 9.0 48 Barrett Astin, R ERA: 9.0 77 Alejandro Chacín, R ERA: 9.0	2.0 9 4 1 1 2	2.0 9 1 0 0 4	2.0 9 2 1 1 2	2.0 9 1 0 0 2	2.0 9 1 0 0 2	2.0 9 1 0 0 2	2.0 9 1 0 0 2	2.0 9 1 0 0 2	2.0 9 1 0 0 2	2.0 9 1 0 0 2	2.0 9 1 0 0 2	2.0 9 1 0 0 2	2.0 9 1 0 0 2	2.0 9 1 0 0 2	2.0 9 1 0 0 2	2.0 9 1 0 0 2	4.50 2.000	9.00 1.500	9.00 3.000	9.00 3.000		
65 Lucas Luetge, L ERA: 9.0 89 Kevin Shackelford, R ERA: 9.0	1.0 5 2 1 1 1	0.0 3 2 3 3 0	0.0 3 2 3 3 0	0.0 3 2 3 3 0	0.0 3 2 3 3 0	0.0 3 2 3 3 0	0.0 3 2 3 3 0	0.0 3 2 3 3 0	0.0 3 2 3 3 0	0.0 3 2 3 3 0	0.0 3 2 3 3 0	0.0 3 2 3 3 0	0.0 3 2 3 3 0	0.0 3 2 3 3 0	0.0 3 2 3 3 0	0.0 3 2 3 3 0	9.00 2.000	9.00 2.000	9.00 2.000	9.00 2.000		

Batter	1	2	3	4	5	6	7	8	9	AB	R	H	RBI	BB	SO	LOB	TOP																			
6 Billy Hamilton, S 82 Gabriel Guerrero, R OBP: 0.500, SLG: 0.333	P3	F7-2		F8		K2-3				3	0	0	0	0	0	6	Cincinnati Reds @ Cleveland Indians Goodyear Ballpark, Goodyear, AZ Sat Feb 25 2017, 3:08 PM - 6:17 PM EST Att: 6,357 - Sunny - 62 F																			
30 Arismendy Alcántara, S 90 Zach Vincej, R OBP: 0.250, SLG: 0.250	K		F7		K			K		3	0	0	0	0	2	0																				
19 Joey Votto, L 3 Patrick Kivlehan, R OBP: 0.500, SLG: 0.333	G4-3		K		K					3	0	0	0	0	2	0																				
7 Eugenio Suárez, R 78 Brandon Dixon, R		HR	K							3	1	2	1	0	1	0																				
33 Jesse Winker, L 80 Chad Wallach, R OBP: 0.500, SLG: 0.500										3	1	1	0	0	2	1																				
15 Dilson Herrera, R 79 Sebastián Elizalde, L										2	0	1	0	0	0	0																				
16 Tucker Barnhart, L 68 Joe Hudson, R OBP: 0.500, SLG: 0.500										1	0	1	0	0	0	0																				
27 Desmond Jennings, R 66 Aristides Aquino, R OBP: 0.500, SLG: 0.500										2	0	1	0	0	1	3																				
63 Hernán Inbarren, L 49 Tony Renda, R OBP: 0.750, SLG: 0.750										2	0	2	1	0	0	0																				
Inning Stats	R: 0 E: 0 K: 1 S: 5	H: 0 LOB: 0 BB: 0 P: 5	R: 2 E: 1 K: 1 S: 9	H: 4 LOB: 2 BB: 0 P: 11	R: 0 E: 0 K: 2 S: 7	H: 0 LOB: 0 BB: 0 P: 7	R: 0 E: 0 K: 1 S: 8	H: 3 LOB: 3 BB: 0 P: 8	R: 0 E: 0 K: 3 S: 10	H: 1 LOB: 1 BB: 0 P: 11	R: 0 E: 0 K: 1 S: 6	H: 1 LOB: 2 BB: 1 P: 10	R: 0 E: 0 K: 1 S: 6	H: 2 LOB: 2 BB: 1 P: 10	R: 0 E: 0 K: 1 S: 7	H: 3 LOB: 2 BB: 1 P: 7		R: 0 E: 0 K: 2 S: 7	H: 0 LOB: 1 BB: 1 P: 12	1B: 13 2B: 1 3B: 0 HR: 1	SF: 0 SAC: 0 DP: 3 HBP: 1	WP: 1 PB: 0 SB: 0 CS: 0	PA: 42													
PITCHER	IP	WLS	BF	H	R	ER	SO	BB	IBB	HBP	BLK	WP	HR	S	P	ERA	WHIP	PITCHER		IP	WLS	BF	H	R	ER	SO	BB	IBB	HBP	BLK	WP	HR	S	P	ERA	WHIP
69 Ryan Merritt, L ERA: 9.0	2.0		10	4	2	2	2	0	0	1	0	0	1	14	16	9.00	2.000	50 Steve Delabar, R ERA: 13.5		1.0	H	5	2	0	0	1	1	0	0	0	0	6	10	0.00	3.000	
52 Mike Clevinger, R ERA: 4.1	1.0	W	3	0	0	0	2	0	0	0	0	0	0	7	7	0.00	0.000	66 Perci Garner, R ERA: 8.1		1.0		5	3	0	0	1	0	0	0	0	7	7	0.00	3.000		
24 Andrew Miller, L ERA: 5.1	1.0	H	6	3	0	0	1	0	0	0	0	0	0	8	8	0.00	3.000	40 James Russell, L ERA: 9.1		1.0		4	0	0	0	2	1	0	0	0	7	12	0.00	1.000		
51 Shawn Armstrong, R ERA: 6.1	1.0	H	4	1	0	0	3	0	0	0	0	1	0	10	11	0.00	1.000																			
65 Joe Colón, R ERA: 6.1	1.0	H	5	1	0	0	1	1	0	0	0	0	0	6	10	0.00	2.000																			

AB	38
R	2
H	14
RBI	2
BB	3
SO	13
LOB	22



Batter	1	2	3	4	5	6	7	8	9	AB	R	H	RBI	BB	SO	LOB	BOTTOM																			
41 Carlos Santana, S 13 Chris Colabello, R OBP: 0.500, SLG: 1.000	K	F7		G6-3				K		3	0	0	0	0	1	0	Cincinnati Reds @ Cleveland Indians Goodyear Ballpark, Goodyear, AZ Sat Feb 25 2017, 3:08 PM - 6:17 PM EST Att: 6,357 - Sunny - 62 F																			
11 José Ramírez, S 72 Yandy Díaz, R OBP: 0.500, SLG: 1.000				L6						2	2	1	0	1	0	0																				
12 Francisco Lindor, S 77 Eric Stamets, R										2	0	0	0	1	0	2																				
10 Edwin Encarnación, R 86 Nelio Rodríguez, R OBP: 1.000, SLG: 1.000										2	0	2	1	0	0	0																				
7 Yan Gomes, R 53 Adam Moore, R 63 Guillermo Quiroz, R OBP: 1.000, SLG: 1.000										1	0	0	0	0	1	2																				
78 Bradley Zimmer, L 33 Mike Papi, L										3	1	2	5	1	0	2																				
99 Daniel Robertson, R 4 Richie Shaffer, R										0	0	0	0	1	0	0																				
70 Greg Allen, S 23 Jordan Smith, L										4	0	0	0	0	0	4																				
1 Michael Martínez, S 9 Erik González, R										3	0	0	0	0	0	0																				
Inning Stats	R: 1 E: 1 K: 2 S: 10	H: 2 LOB: 3 BB: 1 P: 14	R: 0 E: 0 K: 0 S: 3	H: 0 LOB: 0 BB: 0 P: 3	R: 2 E: 0 K: 0 S: 5	H: 2 LOB: 2 BB: 1 P: 10	R: 0 E: 0 K: 0 S: 3	H: 0 LOB: 0 BB: 0 P: 3	R: 1 E: 0 K: 1 S: 6	H: 1 LOB: 2 BB: 1 P: 11	R: 0 E: 0 K: 1 S: 6	H: 1 LOB: 1 BB: 0 P: 6	R: 3 E: 0 K: 2 S: 10	H: 3 LOB: 0 BB: 0 P: 11	R: 1 E: 0 K: 2 S: 9	H: 2 LOB: 3 BB: 2 P: 18		1B: 7 2B: 3 3B: 0 HR: 1	SF: 0 SAC: 0 DP: 0 HBP: 2	WP: 3 PB: 0 SB: 0 CS: 0	PA: 43															
PITCHER	IP	WLS	BF	H	R	ER	SO	BB	IBB	HBP	BLK	WP	HR	S	P	ERA	WHIP	PITCHER		IP	WLS	BF	H	R	ER	SO	BB	IBB	HBP	BLK	WP	HR	S	P	ERA	WHIP
50 Amir Garrett, L ERA: 5.4	1.2		9	2	1	1	2	1	0	0	0	0	0	1	1	5.40	1.800	62 Jackson Stephens, R ERA: 13.5		2.0		10	4	3	3	3	0	0	0	0	16	17	13.50	2.000		
86 Evan Mitchell, R ERA: 3.1	0.1	H	1	0	0	0	0	0	0	0	0	0	0	1	1	0.00	0.000	69 Ariel Hernández, R ERA: 13.5		0.2		6	2	1	1	1	2	0	0	0	3	0	6	15	13.50	6.000
70 Jumbo Diaz, R ERA: 18.0	1.0	L	7	2	2	2	0	1	0	1	0	0	0	5	10	18.00	3.000	81 Ismael Guillón, L ERA: 13.5		0.1		1	0	0	0	1	0	0	0	0	3	3	0.00	0.000		
51 Lisalberto Bonilla, R ERA: 9.0	1.0		3	0	0	0	0	0	0	0	0	0	0	3	3	0.00	0.000																			
40 Austin Brice, R ERA: 9.0	1.0		6	1	1	1	1	1	0	1	0	0	0	6	11	9.00	2.000																			

AB	36
R	8
H	11
RBI	8
BB	5
SO	8
LOB	23




Batter	1	2	3	4	5	6	7	8	9	AB	R	H	RBI	BB	SO	LOB	TOP
7 Jimmy Rollins, S (1, 6) OBP: 0.600, SLG: 0.333 58 Gordon Beckham, R (4, 6) OBP: 0.500, SLG: 0.333	G1-4-3		12 HR BB	9 G3 1B		49 G4-3 84 G5-3 90 1B BB	G4-3			2 2 1 0 1 0 0 1 1 0 0 1 0 0							San Francisco Giants @ Cincinnati Reds Goodyear Ballpark, Goodyear, AZ Sun Feb 26 2017, 3:07 PM - 6:14 PM EST Att: 4,348 - Partly Cloudy - 65 F AB 36 R 9 H 10 RBI 9 BB 6 SO 5 LOB 14
12 Joe Panik, L (1, 4) OBP: 0.600, SLG: 1.200 84 C.J. Hinojosa, R (4, 4)	6 WP 1B			F7			G5-3		L4	3 1 2 2 0 0 1 2 0 0 0 0 0 1							
9 Brandon Belt, L (1, 3) OBP: 0.200, SLG: 0.200 49 Chris Marrero, R (4, 3)	K		B2-3	G3			G4-3		G5-3	3 0 0 0 0 1 2 2 0 0 0 0 0 1							
6 Jarrett Parker, L (1, 9) OBP: 0.714, SLG: 1.250 89 Austin Slater, R (6, 9)	1-H 1B		21 WP 51 1B BB	21 HR			90 1B 51 1B BB		G6-3	2 2 2 2 2 0 0 1 0 0 0 0 0 0							
51 Mac Williamson, R (1, 7) OBP: 0.500, SLG: 0.400 87 Winton Bernard, R (6, 7)			21 HR 1B	21 G3 1B			90 1B		G6-3	3 2 2 0 1 1 0 1 0 0 0 0 0 0							
21 Conor Gillaspie, L (1, 5) OBP: 0.600, SLG: 1.250 90 Miguel Gómez, S (5, 5)	1-H HR		G3						G3-1	2 1 1 3 1 0 1 2 0 1 1 0 0 0							
5 Nick Hundley, R (1, 2) OBP: 0.333, SLG: 0.333 Trevor Brown, R (5, 2)	K		1 1B HBP				F7		L4	2 0 0 0 0 1 1 2 0 0 0 0 0 3							
1 Jae-Gyun Hwang, R (1, 10) OBP: 0.333, SLG: 0.833 83 Ryder Jones, L (7, PH) OBP: 0.500, SLG: 0.500	G6-3		1-2 3-H 1B				F8		K	3 0 1 1 0 0 1 1 0 0 0 0 1 0							
66 Gorkys Hernández, R (1, 8) 78 Steven Duggar, L (5, 8) OBP: 0.250, SLG: 0.400	G3-1		G4-3				P2		K	3 0 0 0 0 0 3 1 0 0 0 0 1 0							
Inning Stats	R: 0 H: 2 E: 0 LOB: 2 K: 1 BB: 0 S: 6 P: 7	R: 2 H: 2 E: 0 LOB: 0 K: 1 BB: 0 S: 9 P: 11	R: 4 H: 3 E: 0 LOB: 2 K: 0 BB: 2 S: 6 P: 17	R: 2 H: 2 E: 0 LOB: 0 K: 1 BB: 1 S: 8 P: 10	R: 0 H: 0 E: 0 LOB: 1 K: 0 BB: 1 S: 3 P: 7	R: 1 H: 1 E: 0 LOB: 3 K: 0 BB: 3 S: 4 P: 16	R: 0 H: 0 E: 0 LOB: 0 K: 0 BB: 0 S: 3 P: 7	R: 0 H: 0 E: 0 LOB: 0 K: 0 BB: 0 S: 3 P: 3	R: 0 H: 0 E: 0 LOB: 0 K: 0 BB: 0 S: 3 P: 3	1B: 7 SF: 0 2B: 0 SAC: 0 3B: 0 DP: 0 HR: 3 HBP: 1	WP: 2 PA: 43 PB: 0 SB: 0 CS: 0						
PITCHER	IP WLS BF H R ER SO BB IBB HBP BLK WP HR S P ERA WHIP	IP WLS BF H R ER SO BB IBB HBP BLK WP HR S P ERA WHIP	IP WLS BF H R ER SO BB IBB HBP BLK WP HR S P ERA WHIP	IP WLS BF H R ER SO BB IBB HBP BLK WP HR S P ERA WHIP	IP WLS BF H R ER SO BB IBB HBP BLK WP HR S P ERA WHIP	IP WLS BF H R ER SO BB IBB HBP BLK WP HR S P ERA WHIP	IP WLS BF H R ER SO BB IBB HBP BLK WP HR S P ERA WHIP	IP WLS BF H R ER SO BB IBB HBP BLK WP HR S P ERA WHIP	IP WLS BF H R ER SO BB IBB HBP BLK WP HR S P ERA WHIP								
46 Tim Adleman, R (1, 1) ERA: 9.0	2.0	9	4	2	2	2	0	0	0	0	1	15	18	9.00	2.000		
55 Robert Stephenson, R (3, 1) ERA: 36.0	1.0	L	9	3	4	4	0	0	1	0	1	1	6	17	36.00	5.000	
88 Nick Roult, L (4, 1) ERA: 18.0	1.0		5	2	2	2	1	0	0	0	0	1	8	10	18.00	2.000	
52 Tony Cingrani, L (5, 1) ERA:	1.0		4	0	0	0	0	1	0	0	0	0	3	7	0.00	1.000	
21 Michael Lorenzen, R (6, 1) ERA: 9.0	1.0		7	1	1	1	0	3	0	0	0	0	4	16	9.00	4.000	

Batter	1	2	3	4	5	6	7	8	9	AB	R	H	RBI	BB	SO	LOB	BOTTOM
9 José Peraza, R (1, 4) OBP: 0.500, SLG: 0.667 49 Tony Renda, R (6, 4) OBP: 0.667, SLG: 1.000	F8	15 2B 1B							F8	3 1 2 1 0 0 0 1 0 0 0 1 0 1						San Francisco Giants @ Cincinnati Reds Goodyear Ballpark, Goodyear, AZ Sun Feb 26 2017, 3:07 PM - 6:14 PM EST Att: 4,348 - Partly Cloudy - 65 F AB 34 R 5 H 9 RBI 5 BB 4 SO 7 LOB 15	
15 Dilson Herrera, R (1, 10) OBP: 0.600, SLG: 1.000 76 Shawn Zarraga, S (7, PH) OBP: 0.500, SLG: 0.500	23 1B BB	1-H 2-H 2B							G4-6-3	1 0 1 2 2 0 0 2 0 0 0 0 1 2							
19 Joey Votto, L (1, 3) OBP: 0.333, SLG: 0.333	K	K							F7	3 0 0 0 0 2 4 1 0 0 0 0 0 1							
23 Adam Duvall, R (1, 7) OBP: 0.400, SLG: 0.250 79 Sebastián Elizalde, L (6, 7)	1-2 1B	L7							F8	3 0 1 0 0 0 1 1 0 0 0 0 0 1							
27 Desmond Jennings, R (1, 8) OBP: 0.400, SLG: 0.400 82 Gabriel Guerrero, R (6, 8) OBP: 0.600, SLG: 0.750	K								G5-3	3 0 1 0 0 1 2 1 1 1 0 0 0 0							
43 Scott Schebler, L (1, 9) 66 Aristides Aquino, R (6, 9) OBP: 0.400, SLG: 0.400		32 1B BB							66 WP 63 G4-6-3 2B	2 1 0 0 1 0 1 1 0 0 0 0 1 1							
78 Brandon Dixon, R (1, 5) 63 Hernan Ibarra, L (6, 5) OBP: 0.500, SLG: 0.500	K	G5-3							G4-3	2 0 0 0 0 1 1 2 0 0 1 0 0 0							
32 Stuart Turner, R (1, 2) OBP: 0.750, SLG: 0.667 67 Rob Brantly, L (6, 2)		90 2B 9 1B							G3-1	2 1 1 0 0 0 0 2 0 0 0 0 1 0							
90 Zach Vincej, R (1, 6) OBP: 0.333, SLG: 0.500 6 Blake Trahan, R (6, 6) OBP: 0.500, SLG: 0.500		15 2B							L6	2 1 1 1 0 0 0 2 0 1 0 0 0 0							
Inning Stats	R: 0 H: 1 E: 0 LOB: 2 K: 2 BB: 1 S: 8 P: 12	R: 4 H: 4 E: 0 LOB: 1 K: 2 BB: 1 S: 11 P: 15	R: 0 H: 0 E: 0 LOB: 0 K: 0 BB: 0 S: 3 P: 3	R: 0 H: 1 E: 0 LOB: 2 K: 0 BB: 1 S: 4 P: 8	R: 0 H: 1 E: 0 LOB: 0 K: 0 BB: 0 S: 3 P: 3	R: 0 H: 0 E: 0 LOB: 0 K: 0 BB: 0 S: 3 P: 3	R: 0 H: 0 E: 0 LOB: 1 K: 1 BB: 1 S: 5 P: 9	R: 1 H: 1 E: 0 LOB: 0 K: 2 BB: 0 S: 8 P: 9	R: 0 H: 1 E: 0 LOB: 0 K: 0 BB: 0 S: 3 P: 3	1B: 5 SF: 0 2B: 4 SAC: 0 3B: 0 DP: 2 HR: 0 HBP: 0	WP: 1 PA: 38 PB: 0 SB: 0 CS: 0						
PITCHER	IP WLS BF H R ER SO BB IBB HBP BLK WP HR S P ERA WHIP	IP WLS BF H R ER SO BB IBB HBP BLK WP HR S P ERA WHIP	IP WLS BF H R ER SO BB IBB HBP BLK WP HR S P ERA WHIP	IP WLS BF H R ER SO BB IBB HBP BLK WP HR S P ERA WHIP	IP WLS BF H R ER SO BB IBB HBP BLK WP HR S P ERA WHIP	IP WLS BF H R ER SO BB IBB HBP BLK WP HR S P ERA WHIP	IP WLS BF H R ER SO BB IBB HBP BLK WP HR S P ERA WHIP	IP WLS BF H R ER SO BB IBB HBP BLK WP HR S P ERA WHIP	IP WLS BF H R ER SO BB IBB HBP BLK WP HR S P ERA WHIP								
45 Matt Moore, L (1, 1) ERA: 6.75	1.1		1	1	1	3	1	0	0	0	0	0	8	8	40.50	6.000	
54 Matt Reynolds, L (2, 1) ERA: 40.5	0.2	W	6	4	3	3	1	0	0	0	0	0	8	8	40.50	6.000	
93 David Hernandez, R (3, 1) ERA:	1.0	H	3	0	0	0	0	0	0	0	0	0	3	3	0.00	0.000	
32 Tyler Beede, R (4, 1) ERA:	2.0		8	2	0	0	0	1	0	0	0	0	7	11	0.00	1.500	
56 Albert Suárez, R (6, 1) ERA:	1.2		6	0	0	0	1	1	0	0	0	0	7	11	0.00	0.600	

Batter	1	2	3	4	5	6	7	8	9	AB	R	H	RBI	BB	SO	LOB	TOP																	
6 Billy Hamilton, S (1.8) 82 Gabriel Guerrero, R (6.8) OBP: 0.550, SLG: 0.600	4-2 G6-4-3 BB			3-2 K		2-3 K		0-0 G5-3		2	0	0	0	1	2	1																		
30 Arismendy Alcántara, S (1.6) 90 Zach Vincej, R (6.6) OBP: 0.286, SLG: 0.429	1-0 G6-4-3			0-2 K		1-1 FC6-4		2-1 L9		3	0	0	0	0	1	2																		
7 Eugenio Suárez, R (1.5) 78 Brandon Dixon, R (6.5)	2-3 K			1-1 G1-3			1-1 L7		2-3 K	2	0	0	0	0	1	0																		
17 Ryan Raburn, R (1.10) 32 Stuart Turner, R (9. PH) OBP: 0.500, SLG: 1.000	2-3 K				2-3 K		3-0 G4-3		1-0 2B	3	0	0	0	0	2	0																		
33 Jesse Winker, L (1.9) 66 Aristides Aquino, R (6.9)	0-3 K				0-1 L8		2-3 K		2-2 L7	2	0	0	0	0	1	0																		
3 Patrick Kivshian, R (1.7) 71 Phillip Ervin, R (6.7) OBP: 0.500, SLG: 0.400	0-0 G6-3				1-1 1B			2-1 76 G4-3 1B		2	0	1	0	0	0	0																		
16 Tucker Barnhart, L (1.2) 76 Shawn Zarraga, S (6.2)	1-1 F8				1-2 L3			3-2 G4-3		2	0	0	0	0	0	1																		
80 Chad Wallach, R (1.3) 79 Sebastián Elizalde, L (6.3) OBP: 0.143, SLG: 0.143		2-2 K			1-0 F9			0-0 82 G5-3 63 1B		2	0	0	0	0	1	0																		
49 Tony Renda, R (1.4) 63 Herman Iribarren, L (6.4) OBP: 0.371, SLG: 0.371	2-2 G5-3				2-2 30 FC6-4 1B			1-0 1B		2	0	1	0	0	0	0																		
Inning Stats	R: 0 E: 0 K: 1 S: 10	H: 0 LOB: 0 BB: 1 P: 17	R: 0 E: 0 K: 2 S: 9	H: 0 LOB: 0 BB: 0 P: 11	R: 0 E: 0 K: 1 S: 8	H: 0 LOB: 0 BB: 0 P: 13	R: 0 E: 0 K: 2 S: 9	H: 1 LOB: 1 BB: 0 P: 14	R: 0 E: 0 K: 1 S: 9	H: 1 LOB: 1 BB: 0 P: 15	R: 0 E: 0 K: 1 S: 6	H: 0 LOB: 0 BB: 0 P: 12	R: 1 E: 0 K: 0 S: 9	H: 3 LOB: 1 BB: 0 P: 15	R: 0 E: 0 K: 1 S: 9	H: 1 LOB: 1 BB: 0 P: 16	1B: 5 2B: 1 3B: 0 HR: 0	SF: 0 SAC: 0 DP: 2 HBP: 0	WP: 0 PB: 0 SB: 0 CS: 0	PA: 32														
PITCHER	IP	WLS	BF	H	R	ER	SO	BB	IBB	HBP	BLK	WP	HR	S	P	ERA	WHIP	IP	WLS	BF	H	R	ER	SO	BB	IBB	HBP	BLK	WP	HR	S	P	ERA	WHIP
46 Patrick Corbin, L (1.1) ERA: 9.00	2.0	W	6	0	0	0	3	1	0	0	0	0	0	19	28	0.00	0.500	1.0	H	5	3	1	1	0	0	0	0	0	0	0	9	15	9.00	3.000
70 Anthony Banda, L (3.1) ERA: 0.00	2.0	H	6	0	0	0	3	0	0	0	0	0	0	17	26	0.00	0.000	1.0	H	4	1	0	0	1	0	0	0	0	0	9	16	0.00	1.000	
60 J.J. Hoover, R (5.1) ERA: 0.00	1.0	H	4	1	0	0	1	0	0	0	0	0	0	10	14	0.00	1.000	1.0	H	3	0	0	0	1	0	0	0	0	0	6	12	0.00	0.000	
15 Brian Matusz, L (6.1) ERA: 0.00	1.0	H	4	1	0	0	1	0	0	0	0	0	0	9	15	0.00	1.000																	
40 Andrew Chafin, L (7.1) ERA: 0.00	1.0	H	3	0	0	0	1	0	0	0	0	0	0	6	12	0.00	0.000																	

Cincinnati Reds @ Arizona Diamondbacks
Salt River Fields at Talking Stick, Scottsdale, AZ
Mon Feb 27 2017, 3:13 PM - 5:37 PM EST
Att: 5,114 - Cloudy - 63 F


AB	31
R	1
H	6
RBI	1
BB	1
SO	10
LOB	8



Batter	1	2	3	4	5	6	7	8	9	AB	R	H	RBI	BB	SO	LOB	BOTTOM																	
11 AJ Pollock, R (1.8) 41 Jeremy Hazelbaker, L (6.8) OBP: 0.600, SLG: 0.667	4-2 G4-6-3 BB	1-0 G6-3			1-2 G3			1-0 31 E 66 HR 1B		2	0	0	0	1	0	3																		
6 David Peralta, L (1.9) 31 Oswaldo Arcia, L (5. FR) OBP: 0.333, SLG: 0.333	1-3 K	0-1 G3-1			0-0 1B			1-1 E5 66 HR		3	0	1	1	0	1	1																		
44 Paul Goldschmidt, R (1.3) 30 Jason Friedle, L (6.3)	3-2 G4-6-3	2-1 G5-3			1-1 F8			3-3 K		3	0	0	0	0	2																			
24 Yasmany Tomás, R (1.7) 66 Rey Fuentes, L (7.7) OBP: 0.687, SLG: 1.667	0-2 E6 4 WP 14 E	0-0 G6-3			0-1 G4-3			0-0 HR		3	1	0	0	0	0																			
27 Brandon Drury, R (1.4) 74 Domingo Leyba, S (7.4)	2-1 P6	1-0 G6-3			1-1 L8			2-2 F8		3	0	0	0	0	1																			
19 Sócrates Brito, L (1.10) 10 Chris Herrmann, L (6. PH) (7. 10)	3-2 F9	0-1 L4			1-3 K			0-3 K		2	0	0	0	0	1																			
4 Ketel Marte, S (1.6) 13 Nick Ahmed, R (7.6) OBP: 0.250, SLG: 0.250	4-2 14 E 28 1B BB			1-2 L8			0-1 G6-3			1	1	0	0	1	0																			
14 Kristopher Negrón, R (1.5) 76 Jack Reinheimer, R (8.5)	3-2 E6 28 1B			2-2 E3 11 G3 6 1B			1-1 L9			3	1	0	0	0	1																			
28 Óscar Hernández, R (1.2) 29 Josh Thole, L (6.2)	1-1 F8			0-0 F8			2-2 G3-1			2	0	1	1	0	0	1																		
Inning Stats	R: 0 E: 0 K: 1 S: 8	H: 0 LOB: 0 BB: 1 P: 16	R: 2 E: 2 K: 0 S: 20	H: 1 LOB: 2 BB: 1 P: 34	R: 0 E: 0 K: 0 S: 5	H: 0 LOB: 0 BB: 0 P: 7	R: 0 E: 0 K: 0 S: 7	H: 0 LOB: 0 BB: 0 P: 9	R: 1 E: 1 K: 0 S: 11	H: 1 LOB: 1 BB: 0 P: 15	R: 0 E: 0 K: 1 S: 7	H: 0 LOB: 0 BB: 0 P: 9	R: 0 E: 0 K: 0 S: 7	H: 0 LOB: 0 BB: 0 P: 10	R: 3 E: 1 K: 2 S: 13	H: 2 LOB: 0 BB: 0 P: 20	1B: 3 2B: 0 3B: 0 HR: 1	SF: 0 SAC: 0 DP: 1 HBP: 0	WP: 1 PB: 0 SB: 0 CS: 0	PA: 33														
PITCHER	IP	WLS	BF	H	R	ER	SO	BB	IBB	HBP	BLK	WP	HR	S	P	ERA	WHIP	IP	WLS	BF	H	R	ER	SO	BB	IBB	HBP	BLK	WP	HR	S	P	ERA	WHIP
37 Scott Feldman, R (1.1) ERA: 0.00	1.2	L	7	0	2	0	0	2	0	0	0	0	0	6	11	0.00	3.000	1.0	H	3	0	0	0	0	0	0	0	0	0	0	7	10	0.00	0.000
86 Eyan Mitchell, R (2.1) ERA: 0.00	0.1		3	1	0	0	0	0	0	0	0	0	0	6	11	0.00	3.000	1.0	H	6	2	3	2	2	0	0	0	0	0	1	13	20	18.00	2.000
25 Cody Reed, L (3.1) ERA: 0.00	2.0		6	0	0	0	0	0	0	0	0	0	0	12	16	0.00	0.000																	
36 Blake Wood, R (5.1) ERA: 1.000	1.0		5	1	1	0	0	0	0	0	0	0	0	11	15	0.00	1.000																	
53 Wandy Peralta, L (6.1) ERA: 4.5	1.0		3	0	0	0	1	0	0	0	0	0	0	7	9	0.00	0.000																	

Cincinnati Reds @ Arizona Diamondbacks
Salt River Fields at Talking Stick, Scottsdale, AZ
Mon Feb 27 2017, 3:13 PM - 5:37 PM EST
Att: 5,114 - Cloudy - 63 F

AB	31
R	6
H	4
RBI	5
BB	2
SO	4
LOB	13



Batter	1	2	3	4	5	6	7	8	9	AB	R	H	RBI	BB	SO	LOB	TOP					
39 Everth Cabrera, S OBP: 0.300, SLG: 0.333										4	3	2	0	0	0	2	Chicago White Sox @ Cincinnati Reds Goodyear Ballpark, Goodyear, AZ Tue Feb 28 2017, 5:11 PM - 6:35 PM EST Att. 1,422 - Sunny - 61 F					
28 Leury Garcia, S OBP: 0.384, SLG: 0.500										4	1	3	4	1	0	1						
20 Tyler Saladino, R OBP: 0.500, SLG: 0.500										3	0	1	1	0	1	1						
63 Adam Engel, R OBP: 0.286, SLG: 0.167										1	1	1	1	1	0	0						
26 Avisail Garcia, R OBP: 0.429, SLG: 0.571										3	0	1	0	0	1	2						
83 Courtney Hawkins, R OBP: 0.167, SLG: 0.167										2	1	0	0	0	0	3						
84 Danny Hayes, L OBP: 0.444, SLG: 0.286										4	1	2	1	1	0	2						
5 Yolmer Sanchez, S OBP: 0.400, SLG: 0.667										4	1	2	0	0	0	1						
25 Cody Asche, L OBP: 0.400, SLG: 0.286										4	1	0	0	1	3	6						
38 Omar Narváez, L OBP: 0.500, SLG: 0.333										2	1	1	1	0	0	0						
85 Roberto Peña, R OBP: 0.400, SLG: 0.400										3	0	0	0	0	0	3						
32 Jacob May, S OBP: 0.167, SLG: 0.167										4	0	0	0	0	3	3						
Inning Stats	R: 1 E: 0 K: 0 S: 4	H: 1 LOB: 0 BB: 0 P: 4	R: 0 E: 0 K: 1 S: 5	H: 0 LOB: 0 BB: 0 P: 5	R: 0 E: 0 K: 1 S: 5	H: 0 LOB: 0 BB: 0 P: 5	R: 0 E: 0 K: 1 S: 5	H: 1 LOB: 1 BB: 1 P: 9	R: 3 E: 0 K: 2 S: 10	H: 3 LOB: 1 BB: 1 P: 15	R: 2 E: 1 K: 0 S: 6	H: 2 LOB: 1 BB: 0 P: 6	R: 3 E: 0 K: 1 S: 8	H: 3 LOB: 1 BB: 0 P: 11	R: 1 E: 0 K: 1 S: 7	H: 2 LOB: 2 BB: 1 P: 12	R: 0 E: 0 K: 1 S: 5	H: 1 LOB: 1 BB: 1 P: 9	1B: 9 2B: 3 3B: 1 HR: 0	SF: 0 SAC: 1 DP: 2 HBP: 1	WP: 1 PB: 1 SB: 3 CS: 0	PA: 44
PITCHER	IP WLS BF H R ER SO BB IBB HBP BLK WP HR S P ERA WHIP	29 Brandon Finnegan, L ERA: 4.5	28 Faisel Iglesias, R ERA: 40.5	31 Drew Storen, R ERA: 40.5	48 Barrett Astin, R ERA: 9.0	70 Jumbo Diaz, R ERA: 9.0	44 Nefi Ogando, R ERA: 27.0	40 Austin Brice, R ERA: 9.0	77 Alejandro Chacin, R ERA: 9.0													

Batter	1	2	3	4	5	6	7	8	9	AB	R	H	RBI	BB	SO	LOB	BOTTOM					
9 José Peraza, R OBP: 0.556, SLG: 0.667										3	1	2	0	0	1	0	Chicago White Sox @ Cincinnati Reds Goodyear Ballpark, Goodyear, AZ Tue Feb 28 2017, 5:11 PM - 6:35 PM EST Att. 1,422 - Sunny - 61 F					
30 Arismendy Alcántara, S OBP: 0.091, SLG: 0.182										2	1	0	0	0	0	1						
27 Desmond Jennings, R OBP: 0.250, SLG: 0.250										2	0	0	1	0	1	1						
82 Gabriel Guerrero, R OBP: 0.375, SLG: 0.429										2	0	0	0	0	1	1						
19 Joey Volto, L OBP: 0.222, SLG: 0.125										2	1	1	0	1	0	1						
78 Brandon Dixon, R OBP: 0.200, SLG: 0.111										2	1	1	1	0	0	0						
23 Adam Duvall, R OBP: 0.375, SLG: 0.429										3	1	1	2	0	0	1						
49 Tony Renda, R OBP: 0.600, SLG: 0.875										2	1	1	1	0	0	0						
17 Ryan Raburn, R OBP: 0.333, SLG: 0.800										2	1	1	2	1	0	0						
15 Dilson Herrera, R OBP: 0.857, SLG: 1.200										2	1	2	1	0	0	0						
43 Scott Schebler, L OBP: 0.222, SLG: 0.125										2	0	0	0	1	0	2						
33 Jesse Winker, L OBP: 0.222, SLG: 0.125										2	0	0	0	0	0	1						
3 Patrick Kivlehan, R OBP: 0.375, SLG: 0.286										2	0	0	0	0	0	1						
63 Hernan Inbarren, L OBP: 0.500, SLG: 0.500										3	0	1	0	0	0	1						
67 Rob Brantly, L OBP: 0.571, SLG: 0.667										2	0	0	0	0	0	0						
32 Stuart Turner, R OBP: 0.571, SLG: 0.667										2	0	0	0	0	0	2						
90 Zach Vincej, R OBP: 0.333, SLG: 0.444										2	1	1	0	0	0	0						
6 Blake Trahan, R OBP: 0.500, SLG: 0.400										1	0	0	0	1	0	0						
Inning Stats	R: 4 E: 0 K: 0 S: 6	H: 3 LOB: 1 BB: 1 P: 12	R: 1 E: 0 K: 0 S: 5	H: 2 LOB: 1 BB: 0 P: 6	R: 0 E: 0 K: 0 S: 3	H: 0 LOB: 1 BB: 1 P: 8	R: 0 E: 0 K: 1 S: 5	H: 0 LOB: 0 BB: 0 P: 5	R: 0 E: 0 K: 1 S: 6	H: 1 LOB: 2 BB: 1 P: 10	R: 0 E: 0 K: 0 S: 3	H: 0 LOB: 0 BB: 0 P: 3	R: 0 E: 0 K: 1 S: 5	H: 0 LOB: 0 BB: 0 P: 5	R: 0 E: 0 K: 0 S: 5	H: 2 LOB: 2 BB: 0 P: 5	R: 4 E: 1 K: 0 S: 7	H: 3 LOB: 1 BB: 1 P: 13	1B: 7 2B: 3 3B: 0 HR: 1	SF: 1 SAC: 0 DP: 0 HBP: 0	WP: 1 PB: 0 SB: 2 CS: 0	PA: 43
PITCHER	IP WLS BF H R ER SO BB IBB HBP BLK WP HR S P ERA WHIP	40 Reynaldo López, R ERA: 33.75	57 Zach Putnam, R ERA: 3.86	50 Giovanni Soto, L ERA: 3.86	60 Tyler Danish, R ERA: 13.5	66 Michael Ynoa, R ERA: 13.5	77 Spencer Adams, R ERA: 13.5	68 Dylan Covey, R ERA: 13.5														

Batter	1	2	3	4	5	6	7	8	9	AB	R	H	RBI	BB	SO	LOB	TOP			
22 Jason Heyward, L (1,9) 98 Todd Glaesmann, R (6,8) OBP: 0.500, SLG: 0.500	F9		F8			G3		G6-3		3	0	0	0	0	0	0				
17 Kris Bryant, R (1,5) 96 Jason Vosler, L (6,FR) OBP: 0.250, SLG: 0.250	E5			G5-3		G4-6-3		K		2	0	0	0	1	0	0				
18 Ben Zobrist, S (1,4) 3 Elliot Soto, R (6,6) OBP: 0.200, SLG: 0.200	L4					G4-6-3		G3		2	0	0	0	1	0	2				
27 Addison Russell, R (1,6) 78 Mark Zagunis, R (6,9) OBP: 0.222, SLG: 0.125				P5				K		2	0	1	0	0	0	1				
40 Wilson Contreras, R (1,2) 67 Bijan Rademacher, L (7,FR) OBP: 0.300, SLG: 0.556				G5-3				K		2	0	1	0	1	0	1				
30 Jon Jay, L (1,8) 3 David Bote, R (6,4) OBP: 0.333, SLG: 0.375								F9		2	0	0	0	0	1	3				
68 Eloy Jiménez, R (1,7) 13 Carlos Corporán, S (7,2) OBP: 0.167, SLG: 0.400						G6-3				2	0	0	1	0	0	1				
15 Chris Dominguez, R (1,3) 54 Yasiel Balsegaurt, R (7,3) OBP: 0.500, SLG: 1.000						G5-3				3	0	0	0	0	2	2				
86 Ian Happ, S (1,10) OBP: 0.308, SLG: 0.385						G3				3	0	1	1	0	0	0				
Inning Stats	R: 0 E: 1 K: 0 S: 3	H: 0 LOB: 0 BB: 0 P: 3	R: 0 E: 0 K: 1 S: 6	H: 1 LOB: 1 BB: 0 P: 6	R: 0 E: 0 K: 1 S: 5	H: 0 LOB: 0 BB: 0 P: 5	R: 0 E: 0 K: 0 S: 3	H: 0 LOB: 2 BB: 2 P: 11	R: 0 E: 0 K: 0 S: 2	H: 0 LOB: 1 BB: 1 P: 6	R: 2 E: 0 K: 1 S: 7	H: 3 LOB: 2 BB: 1 P: 11	R: 0 E: 0 K: 1 S: 5	H: 0 LOB: 0 BB: 0 P: 7	R: 0 E: 0 K: 2 S: 7	H: 0 LOB: 0 BB: 0 P: 7	1B: 4 2B: 1 3B: 0 HR: 0	SF: 1 SAC: 0 DP: 2 HBP: 0	WP: 0 PB: 0 SB: 0 CS: 0	PA: 33
PITCHER	IP	WLS	BF	H	R	ER	SO	BB	IBB	HBP	BLK	WP	HR	S	P	ERA	WHIP			
50 Amir Garrett, L (1,1) 52 Tony Cingrani, L (4,1) 21 Michael Lorenzen, R (5,1) 58 Luis Castillo, R (7,1) 86 Evan Mitchell, R (8,1)	3.0	W	10	1	0	0	2	0	0	0	0	0	0	14	14	0.00	0.333			
84 Jimmy Herget, R (9,1)	1.0		3	0	0	0	2	0	0	0	0	0	0	7	7	0.00	0.000			

Chicago Cubs @ Cincinnati Reds
Goodyear Ballpark, Goodyear, AZ
Thu Mar 02 2017, 3:07 PM - 5:50 PM EST
Att: 6,722 - Partly Cloudy - 70 F

AB 28
R 2
H 4
RBI 2
BB 4
SO 6
LOB 10



Batter	1	2	3	4	5	6	7	8	9	AB	R	H	RBI	BB	SO	LOB	BOTTOM				
6 Billy Hamilton, S (1,8) 71 Phillip Ervin, R (6,8) OBP: 0.273, SLG: 0.200	F8					L5		G6-4-3		3	1	1	0	0	0	1					
9 José Peraza, R (1,4) 49 Tony Renda, R (6,4) OBP: 0.815, SLG: 0.818										3	0	2	2	0	1	0					
19 Joey Volto, L (1,3) 80 Chad Wallach, R (7,3) OBP: 0.286, SLG: 0.429										3	0	0	0	0	1	2					
23 Adam Duvall, R (1,7) 33 Jesse Winker, L (7,7) OBP: 0.231, SLG: 0.091										2	1	0	0	0	0	0					
17 Ryan Raburn, R (1,9) 3 Patrick Kivshen, R (6,9) OBP: 0.452, SLG: 0.500										2	0	0	0	0	1	1					
27 Desmond Jennings, R (1,10) 82 Gabriel Guerrero, R (8,PH) OBP: 0.273, SLG: 0.300										3	0	1	1	0	0	1					
63 Hernan Iribarren, L (1,5) 78 Brandon Dixon, R (6,5) OBP: 0.214, SLG: 0.154										2	0	1	1	0	0	0					
32 Stuart Turner, R (1,2) 67 Rob Brantly, L (6,2) OBP: 0.556, SLG: 0.825										2	1	1	0	0	1	1					
30 Arismendy Alcántara, S (1,6) 90 Zach Vincej, R (6,6) OBP: 0.143, SLG: 0.154										1	0	0	0	1	0	1					
Inning Stats	R: 0 E: 0 K: 1 S: 5	H: 1 LOB: 0 BB: 0 P: 5	R: 0 E: 0 K: 1 S: 5	H: 0 LOB: 0 BB: 0 P: 5	R: 2 E: 0 K: 0 S: 6	H: 3 LOB: 1 BB: 0 P: 6	R: 1 E: 0 K: 1 S: 6	H: 1 LOB: 1 BB: 0 P: 7	R: 0 E: 0 K: 1 S: 4	H: 0 LOB: 0 BB: 1 P: 9	R: 1 E: 1 K: 0 S: 5	H: 1 LOB: 1 BB: 0 P: 5	R: 0 E: 0 K: 1 S: 5	H: 1 LOB: 0 BB: 0 P: 5	R: 2 E: 0 K: 2 S: 11	H: 4 LOB: 3 BB: 1 P: 16	1B: 8 2B: 2 3B: 1 HR: 0	SF: 0 SAC: 0 DP: 1 HBP: 1	WP: 1 PB: 0 SB: 0 CS: 2	PA: 36	
PITCHER	IP	WLS	BF	H	R	ER	SO	BB	IBB	HBP	BLK	WP	HR	S	P	ERA	WHIP				
29 Rob Zastzyny, L (1,1) 84 Miguel Mejia, R (3,1) 80 Pierce Johnson, R (4,1) 21 Dylan Floro, R (5,1) 76 José Rosario, R (6,1)	2.2	L	10	3	2	2	2	0	0	0	0	0	0	2	2	0.00	3.000				
50 Gerardo Concepción, L (7,1) 60 Félix Peña, R (8,1) 97 James Pugliese, R (8,1)	1.0		6	4	2	2	2	0	0	0	0	1	0	0	5	5	0.00	1.000			

Chicago Cubs @ Cincinnati Reds
Goodyear Ballpark, Goodyear, AZ
Thu Mar 02 2017, 3:07 PM - 5:50 PM EST
Att: 6,722 - Partly Cloudy - 70 F

AB 33
R 6
H 11
RBI 6
BB 2
SO 7
LOB 15



Batter	1	2	3	4	5	6	7	8	9	AB	R	H	RBI	BB	SO	LOB	TOP									
9 José Peraza, R (1.4) OBP: 0.563, SLG: 0.750 78 Brandon Dixon, R (6.4) OBP: 0.267, SLG: 0.154	E8 7 1B		F9 7 HBP 15 HBP 2 1B	F9		K		BB		4	2	2	0	0	1	0	<p>Cincinnati Reds @ Chicago Cubs</p> <p>Sloan Park, Mesa, AZ</p> <p>Fri Mar 03 2017, 3:09 PM - 5:42 PM EST</p> <p>Att: 15,037 - Partly Cloudy - 74 F</p>									
2 Zack Cozart, R (1.6) OBP: 0.429, SLG: 0.833 90 Zach Vence, R (6.6) OBP: 0.250, SLG: 0.333	K		15 HBP 27 HBP 7 HBP	7 1B 43 SF7-6 BB		G5-3		P4		3	2	1	0	1	1	1										
7 Eugenio Suárez, R (1.5) OBP: 0.336, SLG: 1.000 3 Patrick Kivlehan, R (6.5) OBP: 0.538, SLG: 0.833			27 HBP 16 BB 15 HBP	43 SF7-6 1B				HR		2	1	2	2	0	0	0										
43 Scott Schebler, L (1.9) OBP: 0.250, SLG: 0.083 66 Aristides Aquino, R (6.9) OBP: 0.300, SLG: 0.300	K		L3	SF7-6				P6		2	0	0	1	0	1	4										
15 Dilson Herrera, R (1.10) OBP: 0.643, SLG: 0.800 33 Jesse Winker, L (9, PH) OBP: 0.214, SLG: 0.083	K		16 BB 63 FC4-6 27 HBP	43 SF7-6 1B				71 G5-4-3 BB		2	1	1	1	1	1	1										
27 Desmond Jennings, R (1.7) OBP: 0.288, SLG: 0.250 71 Phillip Ervin, R (6.7) OBP: 0.250, SLG: 0.143		F9	63 FC4-6 16 BB HBP	G6-3				G5-4-3		2	0	0	1	0	0	1										
16 Tucker Barnhart, L (1.2) OBP: 0.125, SLG: 0.125 68 Joe Hudson, R (6.2) OBP: 0.500, SLG: 0.500	G3		1-2 2-3 3-H 63 FC4-6 BB	K				78 BB 1B		2	0	0	1	1	1	1										
63 Hernan Ibarren, L (1.3) OBP: 0.400, SLG: 0.400 79 Sebastián Elizalde, L (6.3) OBP: 0.100, SLG: 0.100	G3		1-2 2-3 3-H FC4-6	K				P3		3	0	0	1	0	1	3										
30 Arismendy Alcántara, S (1.8) OBP: 0.176, SLG: 0.188 82 Gabriel Guerrero, R (6.8) OBP: 0.250, SLG: 0.250			2 1B 8 BB G4-3	L8				F7		3	1	1	0	0	0	2										
Inning Stats	R: 1 E: 1 K: 3 S: 12	H: 2 LOB: 1 BB: 0 P: 13	R: 0 E: 0 K: 0 S: 3	H: 0 LOB: 0 BB: 0 P: 3	R: 5 E: 0 K: 0 S: 6	H: 3 LOB: 2 BB: 1 P: 13	R: 1 E: 0 K: 0 S: 3	H: 1 LOB: 0 BB: 1 P: 7	R: 0 E: 0 K: 2 S: 8	H: 1 LOB: 1 BB: 0 P: 8	R: 0 E: 0 K: 1 S: 5	H: 0 LOB: 0 BB: 0 P: 5	R: 1 E: 0 K: 0 S: 4	H: 1 LOB: 0 BB: 1 P: 11	R: 0 E: 0 K: 0 S: 4	H: 1 LOB: 2 BB: 1 P: 8		R: 0 E: 0 K: 0 S: 4	H: 1 LOB: 1 BB: 0 P: 4	1B: 8 2B: 2 3B: 0 HR: 1	SF: 1 SAC: 0 DP: 2 HBP: 3	WP: 0 PB: 0 SB: 0 CS: 0	PA: 42			
PITCHER	IP WLS BF H R ER SO BB IBB HBP BLK WP HR S P ERA WHIP	38 Mike Montgomery, L (1.1) ERA: 1.0	90 Aaron Brooks, R (2.1) ERA: 19.25	82 Dallas Beeler, R (3.1) ERA: 19.25	45 Casey Kelly, R (4.1) ERA: 6.0	63 Maikel Cleto, R (6.1) ERA: 16.88	32 Brian Duensing, L (7.1) ERA: 2.25	48 Jim Henderson, R (8.1) ERA: 12.0	Jordan Pries, R (9.1) ERA: 12.0	IP WLS BF H R ER SO BB IBB HBP BLK WP HR S P ERA WHIP	32 Brian Duensing, L (7.1) ERA: 2.25	48 Jim Henderson, R (8.1) ERA: 12.0	Jordan Pries, R (9.1) ERA: 12.0	IP WLS BF H R ER SO BB IBB HBP BLK WP HR S P ERA WHIP	32 Brian Duensing, L (7.1) ERA: 2.25	48 Jim Henderson, R (8.1) ERA: 12.0	Jordan Pries, R (9.1) ERA: 12.0	IP WLS BF H R ER SO BB IBB HBP BLK WP HR S P ERA WHIP	32 Brian Duensing, L (7.1) ERA: 2.25	48 Jim Henderson, R (8.1) ERA: 12.0	Jordan Pries, R (9.1) ERA: 12.0	IP WLS BF H R ER SO BB IBB HBP BLK WP HR S P ERA WHIP	32 Brian Duensing, L (7.1) ERA: 2.25	48 Jim Henderson, R (8.1) ERA: 12.0	Jordan Pries, R (9.1) ERA: 12.0	IP WLS BF H R ER SO BB IBB HBP BLK WP HR S P ERA WHIP

Cincinnati Reds @ Chicago Cubs


Sloan Park, Mesa, AZ

Fri Mar 03 2017, 3:09 PM - 5:42 PM EST

Att: 15,037 - Partly Cloudy - 74 F

livebaseballscorecards.com

AB	34
R	8
H	10
RBI	8
BB	4
SO	6
LOB	21



Batter	1	2	3	4	5	6	7	8	9	AB	R	H	RBI	BB	SO	LOB	BOTTOM							
22 Jason Heyward, L (1.9) OBP: 0.273, SLG: 0.300 75 Jacob Hannemann, L (8.8) OBP: 0.273, SLG: 0.300	G6-4-3 BB			P3				G3		2	0	0	0	1	1	0	<p>Cincinnati Reds @ Chicago Cubs</p> <p>Sloan Park, Mesa, AZ</p> <p>Fri Mar 03 2017, 3:09 PM - 5:42 PM EST</p> <p>Att: 15,037 - Partly Cloudy - 74 F</p>							
5 Albert Almora Jr., R (1.8) OBP: 0.294, SLG: 0.313 72 John Andreoli, R (8.9) OBP: 0.267, SLG: 0.250	G6-4-3			K				G5-3		3	0	0	0	0	1	1								
30 Jon Jay, L (1.7) OBP: 0.250, SLG: 0.273 98 Todd Glasemann, R (8.7) OBP: 0.333, SLG: 0.333	K			K				P3		3	0	0	0	0	2	0								
9 Javier Báez, R (1.6) OBP: 0.333, SLG: 0.357 3 Elliot Soto, R (9.6) OBP: 0.167, SLG: 0.167	G6-3			K				L7		3	0	0	0	0	1	0								
68 Eloy Jiménez, R (1.10) OBP: 0.353, SLG: 0.600	G6-3			G6-3				HR		3	1	1	1	0	0	0								
7 Jeimer Candelario, S (1.5) OBP: 0.167, SLG: 0.278 86 Ian Happ, S (7.4) OBP: 0.286, SLG: 0.357	F9			K2-3				G3-1		2	0	0	0	0	1	0								
2 Tommy La Stella, L (1.4) OBP: 0.214, SLG: 0.154 85 Chesny Young, R (7.5) OBP: 0.214, SLG: 0.154				F7				E3 82 1B HR		2	0	0	0	0	0	0								
15 Chris Dominguez, R (1.3) OBP: 0.294, SLG: 0.375 82 Taylor Davis, R (7.2) OBP: 0.545, SLG: 0.444				K				54 HR 1B		1	0	0	0	1	1	0								
13 Carlos Corporán, S (1.2) OBP: 0.125, SLG: 0.286 54 Yasiel Balaguert, R (7.3) OBP: 0.667, SLG: 2.000				G4-3				54 HR 1B		2	0	0	0	0	0	1								
Inning Stats	R: 0 E: 0 K: 1 S: 4	H: 0 LOB: 0 BB: 1 P: 8	R: 0 E: 0 K: 0 S: 3	H: 0 LOB: 0 BB: 0 P: 3	R: 0 E: 0 K: 1 S: 5	H: 0 LOB: 0 BB: 0 P: 5	R: 0 E: 0 K: 2 S: 7	H: 0 LOB: 0 BB: 0 P: 7	R: 0 E: 0 K: 2 S: 7	H: 0 LOB: 0 BB: 0 P: 7	R: 0 E: 0 K: 0 S: 2	H: 0 LOB: 0 BB: 1 P: 6	R: 0 E: 0 K: 1 S: 5	H: 0 LOB: 0 BB: 0 P: 5	R: 4 E: 1 K: 0 S: 8	H: 3 LOB: 0 BB: 0 P: 11		R: 0 E: 0 K: 0 S: 3	H: 0 LOB: 0 BB: 0 P: 3	1B: 1 2B: 0 3B: 0 HR: 2	SF: 0 SAC: 0 DP: 2 HBP: 0	WP: 0 PB: 0 SB: 0 CS: 0	PA: 31	
PITCHER	IP WLS BF H R ER SO BB IBB HBP BLK WP HR S P ERA WHIP	46 Tim Adleman, R (1.1) ERA: 3.6	55 Robert Stephenson, R (4.1) ERA: 12.0	36 Blake Wood, R (6.1) ERA: 12.0	53 Wendy Peralta, L (7.1) ERA: 3.0	70 Jumbo Diaz, R (8.1) ERA: 9.0	89 Kevin Shackelford, R (9.1) ERA: 27.0	IP WLS BF H R ER SO BB IBB HBP BLK WP HR S P ERA WHIP	89 Kevin Shackelford, R (9.1) ERA: 27.0	IP WLS BF H R ER SO BB IBB HBP BLK WP HR S P ERA WHIP	89 Kevin Shackelford, R (9.1) ERA: 27.0	IP WLS BF H R ER SO BB IBB HBP BLK WP HR S P ERA WHIP	89 Kevin Shackelford, R (9.1) ERA: 27.0	IP WLS BF H R ER SO BB IBB HBP BLK WP HR S P ERA WHIP	89 Kevin Shackelford, R (9.1) ERA: 27.0	IP WLS BF H R ER SO BB IBB HBP BLK WP HR S P ERA WHIP	89 Kevin Shackelford, R (9.1) ERA: 27.0	IP WLS BF H R ER SO BB IBB HBP BLK WP HR S P ERA WHIP	89 Kevin Shackelford, R (9.1) ERA: 27.0	IP WLS BF H R ER SO BB IBB HBP BLK WP HR S P ERA WHIP	89 Kevin Shackelford, R (9.1) ERA: 27.0	IP WLS BF H R ER SO BB IBB HBP BLK WP HR S P ERA WHIP	89 Kevin Shackelford, R (9.1) ERA: 27.0	IP WLS BF H R ER SO BB IBB HBP BLK WP HR S P ERA WHIP

Cincinnati Reds @ Chicago Cubs


Sloan Park, Mesa, AZ

Fri Mar 03 2017, 3:09 PM - 5:42 PM EST

Att: 15,037 - Partly Cloudy - 74 F

livebaseballscorecards.com


AB	29
R	4
H	3
RBI	4
BB	2
SO	7
LOB	2



Batter	1	2	3	4	5	6	7	8	9	AB	R	H	RBI	BB	SO	LOB	TOP																		
15 Whit Merrifield, R OBP: 0.294, SLG: 0.286 70 Corey Toups, R OBP: 0.250, SLG: 0.500	(1, 4) X 0-0 F8		H 1-0 HBP	X 0-0 P2	X 0-0 G5-3			0-3 K		3	0	0	0	0	0	3	Kansas City Royals @ Cincinnati Reds Goodyear Ballpark, Goodyear, AZ Sat Mar 04 2017, 3:07 PM - 6:02 PM EST Att: 3,043 - Sunny - 75 F																		
8 Mike Moustakas, L OBP: 0.133, SLG: 0.071 78 Zane Evans, R (8, PH) (8, 10)	(1, 10) S 0-3 K		S 0-3 K	X 0-0 P5	X 0-3 K			0-3 K		4	0	0	0	0	3	5																			
16 Paulo Orlando, R OBP: 0.238, SLG: 0.500 14 Billy Burns, S OBP: 0.300, SLG: 0.250	(1, 8) S 0-3 K			0-3 K 12 BB 67 HR	X 0-3 K			4-0 71 BB BB	X 0-0 G6-3	3	1	0	0	0	3	0																			
12 Jorge Soler, R (1, 9) 81 Alfredo Escalera, R OBP: 0.500, SLG: 0.750		X 0-0 P6		4-0 67 HR BB	X 0-0 G5-3			0-3 K	X 0-3 K	3	1	0	0	1	1	1																			
67 Samir Dueñez, L OBP: 0.273, SLG: 0.545	(1, 3) X 0-0 P5		X 0-0 P6	X 0-0 P5				0-0 E4 25 2B 1B	X 0-0 F7	X 0-0 G4-3	5	2	2	3	0	0		1																	
25 Brayan Peña, S OBP: 0.583, SLG: 0.818 71 Parker Morin, L OBP: 0.333, SLG: 0.200	(1, 2) S 0-0 F9		X 0-0 F9	X 0-0 24 G5-3 38 HR 2B	X 0-0 24 1B 38 1B 2B			4-0 2B BB		3	2	2	1	0	0	0																			
24 Christian Colón, R OBP: 0.287, SLG: 0.400 46 Ramón Torres, S OBP: 0.333, SLG: 0.444	(1, 6) X 0-0 G5-3		X 0-0 49 G3 1B	X 0-0 G5-3				0-0 49 WP 38 1B 1B	X 0-0 G4-3	3	0	2	0	0	0	1																			
38 Jorge Bonifacio, R OBP: 0.545, SLG: 0.900 96 Elier Hernandez, R OBP: 1.000, SLG: 1.000	(1, 7) X 0-0 F8		X 0-0 F8	X 2-2 HR	X 0-0 49 WP 1B			0-0 83 G6-3 1B		3	1	2	3	0	0	1																			
49 Garin Cecchini, L OBP: 0.125, SLG: 0.125 83 Mauricio Ramos, R (6, FR) (6, 7)	(1, 5) X 0-0 G3		X 0-0 G3	X 0-0 G3	X 1-2 2-3			0-0 G6-3		1	0	0	0	0	0	1																			
Inning Stats	R: 0 E: 0 K: 2 S: 7	H: 0 LOB: 0 BB: 0 P: 7	R: 0 E: 0 K: 0 S: 3	H: 0 LOB: 0 BB: 0 P: 3	R: 0 E: 0 K: 1 S: 6	H: 1 LOB: 0 BB: 0 P: 7	R: 5 E: 0 K: 1 S: 11	H: 3 LOB: 0 BB: 1 P: 17	R: 0 E: 0 K: 1 S: 5	H: 0 LOB: 0 BB: 0 P: 5	R: 2 E: 1 K: 2 S: 11	H: 4 LOB: 3 BB: 0 P: 12	R: 0 E: 0 K: 1 S: 5	H: 0 LOB: 0 BB: 0 P: 13	R: 0 E: 0 K: 2 S: 8	H: 1 LOB: 1 BB: 0 P: 8		R: 0 E: 0 K: 1 S: 5	H: 0 LOB: 0 BB: 0 P: 5	1B: 5 2B: 2 3B: 0 HR: 2	SF: 0 SAC: 0 DP: 0 HBP: 1	WP: 2 PB: 0 SB: 0 CS: 0	PA: 41												
PITCHER	IP 3.0	WLS 11	BF 11	H 1	R 0	ER 0	SO 3	BB 0	IBB 0	HBP 1	BLK 0	WP 0	HR 0	S 16	P 17	ERA 0.00	WHIP 0.333	PITCHER	IP 1.0	WLS 3	BF 3	H 0	R 0	ER 0	SO 1	BB 0	IBB 0	HBP 0	BLK 0	WP 0	HR 0	S 5	P 5	ERA 0.00	WHIP 0.000

Batter	1	2	3	4	5	6	7	8	9	AB	R	H	RBI	BB	SO	LOB	BOTTOM																		
6 Billy Hamilton, S OBP: 0.286, SLG: 0.231 82 Gabriel Guerrero, R OBP: 0.256, SLG: 0.355	(1, 8) S 0-3 K		X 0-0 19 CS 1B		X 0-3 K			0-0 F9	X 0-0 30 HR 1B	3	0	1	0	0	2	1	Kansas City Royals @ Cincinnati Reds Goodyear Ballpark, Goodyear, AZ Sat Mar 04 2017, 3:07 PM - 6:02 PM EST Att: 3,043 - Sunny - 75 F																		
49 Tony Renda, R OBP: 0.500, SLG: 0.643 30 Arismendy Alcántara, S OBP: 0.211, SLG: 0.389	(1, 4) X 0-0 G5-3		X 0-0 F8		X 1-3 E5 19 BB			0-0 FC4-6	X 1-2 1B HR	3	0	0	0	0	0	2																			
19 Joey Volto, L OBP: 0.500, SLG: 0.231 80 Chad Wallach, R OBP: 0.222, SLG: 0.333	(1, 3) X 0-0 2B		X 0-1 G6-3		X 4-0 BB			0-3 K	X 0-0 G4-3	2	0	1	0	1	0	1																			
23 Adam Duvall, R OBP: 0.286, SLG: 0.250 71 Phillip Ervin, R OBP: 0.300, SLG: 0.333	(1, 7) X 0-0 F7			X 0-3 K	X 0-0 P2			0-0 78 BB 2B	X 0-0 F8	3	0	0	0	0	1	4																			
66 Aristides Aquino, R OBP: 0.231, SLG: 0.231 78 Brandon Dixon, R OBP: 0.294, SLG: 0.143	(1, 9) X 0-0 F8		X 0-3 K	X 0-3 K	X 0-3 K			0-0 83 BB 3B BB	X 0-0 K	3	0	0	0	0	2	0																			
33 Jesse Winker, L OBP: 0.333, SLG: 0.250	(1, 10) S 0-3 K		X 0-0 1B		X 0-0 G1-3			1-2 2-3 3B BB	X 0-0 32 BB 63 1B 6 2B 1B	4	1	3	1	0	1	0																			
3 Patrick Kivlehan, R OBP: 0.438, SLG: 0.438 63 Hernan Inbarren, L OBP: 0.438, SLG: 0.438	(1, 5) X 0-0 67 2B 1B		X 0-0 K		X 0-0 G5-3			0-0 6 2B 82 1B BB	X 1-2 2-3 3-H	3	1	1	0	0	1	2																			
67 Rob Brantly, L OBP: 0.308, SLG: 0.273 32 Stuart Turner, R OBP: 0.600, SLG: 0.625	(1, 2) X 0-0 1-H 2B		X 0-0 K		X 0-0 G4-3			4-0 6 2B 82 1B BB	X 1-2 2-3 3-H	3	0	1	1	0	0	1																			
90 Zach Vincey, R OBP: 0.286, SLG: 0.357 6 Blake Trahan, R OBP: 0.625, SLG: 0.714	(1, 6) S 0-3 K		X 0-0 49 E 1B		X 0-0 30 FC4-6 1B			0-0 82 1B 30 HR 2B	X 1-3 2-H 3-H	2	0	1	0	0	1	1																			
Inning Stats	R: 0 E: 0 K: 1 S: 6	H: 1 LOB: 1 BB: 0 P: 6	R: 1 E: 0 K: 2 S: 9	H: 2 LOB: 1 BB: 0 P: 9	R: 0 E: 0 K: 0 S: 4	H: 1 LOB: 0 BB: 0 P: 4	R: 0 E: 0 K: 3 S: 10	H: 1 LOB: 1 BB: 0 P: 10	R: 0 E: 1 K: 1 S: 7	H: 1 LOB: 3 BB: 1 P: 11	R: 0 E: 0 K: 1 S: 6	H: 1 LOB: 1 BB: 0 P: 6	R: 0 E: 0 K: 1 S: 6	H: 1 LOB: 1 BB: 0 P: 6	R: 8 E: 0 K: 1 S: 13	H: 6 LOB: 0 BB: 2 P: 24		R: 0 E: 0 K: 1 S: 5	H: 0 LOB: 0 BB: 0 P: 5	1B: 9 2B: 4 3B: 0 HR: 1	SF: 0 SAC: 0 DP: 0 HBP: 0	WP: 1 PB: 0 SB: 0 CS: 1	PA: 41												
PITCHER	IP 2.0	WLS 9	BF 7	H 2	R 0	ER 0	SO 3	BB 0	IBB 0	HBP 0	BLK 0	WP 0	HR 0	S 15	P 15	ERA 4.50	WHIP 1.500	PITCHER	IP 0.0	WLS L	BF 7	H 5	R 7	ER 7	SO 0	BB 2	IBB 0	HBP 0	BLK 0	WP 0	HR 1	S 8	P 11	ERA 9.00	WHIP 1.000

AB 37
R 7
H 9
RBI 7
BB 3
SO 11
LOB 20



AB 38
R 9
H 14
RBI 9
BB 3
SO 10
LOB 15



Batter	1	2	3	4	5	6	7	8	9	AB	R	H	RBI	BB	SO	LOB	TOP							
9 José Peraza, R OBP: 0.450, SLG: 0.600 63 Hernan Irribarren, L OBP: 0.389, SLG: 0.389	F9	G4-6-3		F9		F8		G4-3	K	4	0	0	0	0	0	2								
2 Zack Cozart, R OBP: 0.500, SLG: 0.750 90 Zach Vincei, R OBP: 0.313, SLG: 0.375	HBP		F9		15 F8 33 1B 43 E				K	2	1	1	0	0	0	0								
7 Eugenio Suárez, R OBP: 0.500, SLG: 0.750 49 Tony Renda, R OBP: 0.556, SLG: 0.938	K		F8		P4		HR		K	3	0	0	0	0	1	2								
43 Scott Schebler, L OBP: 0.222, SLG: 0.267 66 Aristides Aquino, R OBP: 0.200, SLG: 0.200	K				FC4 33 1B				G4-3	3	1	1	0	0	1	2								
15 Dilson Herrera, R OBP: 0.611, SLG: 0.786 32 Stuart Turner, R OBP: 0.545, SLG: 0.556					F8				E6 71 2B	4	1	2	1	0	0	2								
33 Jesse Winker, L OBP: 0.381, SLG: 0.316 71 Phillip Ervin, R OBP: 0.333, SLG: 0.455					P5					3	1	2	1	0	0	1								
27 Desmond Jennings, R OBP: 0.294, SLG: 0.214 30 Arismendy Alcántara, S OBP: 0.190, SLG: 0.350									E9 3 1B	2	0	0	0	1	0	4								
16 Tucker Barnhart, L OBP: 0.308, SLG: 0.182 68 Joe Hudson, R OBP: 0.500, SLG: 0.400					FC1-6 78 WP 78 1B				L9	3	1	1	2	0	0	1								
78 Brandon Dixon, R OBP: 0.300, SLG: 0.176 3 Patrick Kivshen, R OBP: 0.556, SLG: 0.882					FC5-4					3	0	1	1	0	0	1								
Inning Stats	R: 0 E: 0 K: 2 S: 7	H: 0 LOB: 1 BB: 0 P: 9	R: 3 E: 0 K: 0 S: 6	H: 4 LOB: 0 BB: 0 P: 8	R: 1 E: 0 K: 0 S: 5	H: 2 LOB: 1 BB: 0 P: 5	R: 0 E: 1 K: 0 S: 3	H: 0 LOB: 1 BB: 1 P: 7	R: 1 E: 1 K: 0 S: 6	H: 2 LOB: 2 BB: 0 P: 6	R: 0 E: 0 K: 0 S: 3	H: 0 LOB: 0 BB: 0 P: 3	R: 2 E: 0 K: 1 S: 8	H: 2 LOB: 0 BB: 0 P: 8	R: 0 E: 0 K: 0 S: 4	H: 1 LOB: 1 BB: 0 P: 4	R: 4 E: 2 K: 2 S: 12	H: 3 LOB: 2 BB: 1 P: 17	1B: 8 2B: 3 3B: 2 HR: 1	SF: 0 SAC: 0 DP: 1 HBP: 1	WP: 3 PB: 0 SB: 0 CS: 0	PA: 46		
PITCHER	IP WLS BF H R ER SO BB IBB HBP BLK WP HR S P ERA WHIP	IP WLS BF H R ER SO BB IBB HBP BLK WP HR S P ERA WHIP	IP WLS BF H R ER SO BB IBB HBP BLK WP HR S P ERA WHIP	IP WLS BF H R ER SO BB IBB HBP BLK WP HR S P ERA WHIP	IP WLS BF H R ER SO BB IBB HBP BLK WP HR S P ERA WHIP	IP WLS BF H R ER SO BB IBB HBP BLK WP HR S P ERA WHIP	IP WLS BF H R ER SO BB IBB HBP BLK WP HR S P ERA WHIP	IP WLS BF H R ER SO BB IBB HBP BLK WP HR S P ERA WHIP	IP WLS BF H R ER SO BB IBB HBP BLK WP HR S P ERA WHIP	IP WLS BF H R ER SO BB IBB HBP BLK WP HR S P ERA WHIP	IP WLS BF H R ER SO BB IBB HBP BLK WP HR S P ERA WHIP	IP WLS BF H R ER SO BB IBB HBP BLK WP HR S P ERA WHIP	IP WLS BF H R ER SO BB IBB HBP BLK WP HR S P ERA WHIP	IP WLS BF H R ER SO BB IBB HBP BLK WP HR S P ERA WHIP	IP WLS BF H R ER SO BB IBB HBP BLK WP HR S P ERA WHIP	IP WLS BF H R ER SO BB IBB HBP BLK WP HR S P ERA WHIP	IP WLS BF H R ER SO BB IBB HBP BLK WP HR S P ERA WHIP	IP WLS BF H R ER SO BB IBB HBP BLK WP HR S P ERA WHIP	IP WLS BF H R ER SO BB IBB HBP BLK WP HR S P ERA WHIP	IP WLS BF H R ER SO BB IBB HBP BLK WP HR S P ERA WHIP	IP WLS BF H R ER SO BB IBB HBP BLK WP HR S P ERA WHIP	IP WLS BF H R ER SO BB IBB HBP BLK WP HR S P ERA WHIP	IP WLS BF H R ER SO BB IBB HBP BLK WP HR S P ERA WHIP	IP WLS BF H R ER SO BB IBB HBP BLK WP HR S P ERA WHIP

Cincinnati Reds @ Los Angeles Angels
Tempe Diablo Stadium, Tempe, AZ
Sun Mar 05 2017, 3:13 PM - 6:10 PM EST
Att: 5,405 - Cloudy - 71 F

AB 43
R 11
H 14
RBI 9
BB 2
SO 5
LOB 19



Batter	1	2	3	4	5	6	7	8	9	AB	R	H	RBI	BB	SO	LOB	BOTTOM						
0 Yunel Escobar, R OBP: 0.167, SLG: 0.167 85 Matt Thaiss, L OBP: 0.600, SLG: 0.500	F9				F8					3	1	1	0	0	0	0							
56 Kole Calhoun, L OBP: 0.400, SLG: 0.800 84 Michael Hermosillo, R OBP: 0.364, SLG: 0.600	F8									3	1	1	2	0	0	0							
27 Mike Trout, R OBP: 0.536, SLG: 0.590 33 Ramón Flores, L OBP: 0.267, SLG: 0.214	F7									2	0	0	0	1	0	0							
9 Cameron Maybin, R OBP: 0.250, SLG: 0.286										3	0	0	0	0	2	1							
3 Danny Espinosa, S OBP: 0.200, SLG: 0.111 88 Matt Williams, R										3	0	0	0	0	1	1							
19 Jeffy Marte, R OBP: 0.400, SLG: 0.529 13 Rey Navarro, S OBP: 0.200, SLG: 0.200										2	1	1	1	0	0	0							
25 Ben Revere, L OBP: 0.556, SLG: 0.462 83 Sherman Johnson, L										2	0	0	0	1	0	0							
58 Carlos Pérez, R OBP: 0.167, SLG: 0.167 95 José Briceño, R OBP: 0.400, SLG: 0.400										3	0	0	0	0	0	2							
7 Cliff Pennington, S OBP: 0.417, SLG: 0.300 22 Kaleb Cowart, S OBP: 0.313, SLG: 0.266										2	0	0	0	0	0	0							
Inning Stats	R: 0 E: 0 K: 0 S: 3	H: 0 LOB: 0 BB: 0 P: 3	R: 1 E: 0 K: 1 S: 8	H: 1 LOB: 1 BB: 1 P: 14	R: 2 E: 0 K: 1 S: 8	H: 2 LOB: 0 BB: 0 P: 8	R: 0 E: 0 K: 0 S: 3	H: 0 LOB: 0 BB: 0 P: 3	R: 0 E: 0 K: 1 S: 5	H: 0 LOB: 1 BB: 1 P: 9	R: 0 E: 1 K: 0 S: 5	H: 0 LOB: 1 BB: 0 P: 5	R: 0 E: 0 K: 1 S: 7	H: 2 LOB: 2 BB: 0 P: 7	R: 0 E: 0 K: 0 S: 3	H: 0 LOB: 0 BB: 0 P: 3	1B: 3 2B: 0 3B: 0 HR: 2	SF: 0 SAC: 0 DP: 0 HBP: 0	WP: 0 PB: 0 SB: 2 CS: 0	PA: 35			
PITCHER	IP WLS BF H R ER SO BB IBB HBP BLK WP HR S P ERA WHIP	IP WLS BF H R ER SO BB IBB HBP BLK WP HR S P ERA WHIP	IP WLS BF H R ER SO BB IBB HBP BLK WP HR S P ERA WHIP	IP WLS BF H R ER SO BB IBB HBP BLK WP HR S P ERA WHIP	IP WLS BF H R ER SO BB IBB HBP BLK WP HR S P ERA WHIP	IP WLS BF H R ER SO BB IBB HBP BLK WP HR S P ERA WHIP	IP WLS BF H R ER SO BB IBB HBP BLK WP HR S P ERA WHIP	IP WLS BF H R ER SO BB IBB HBP BLK WP HR S P ERA WHIP	IP WLS BF H R ER SO BB IBB HBP BLK WP HR S P ERA WHIP	IP WLS BF H R ER SO BB IBB HBP BLK WP HR S P ERA WHIP	IP WLS BF H R ER SO BB IBB HBP BLK WP HR S P ERA WHIP	IP WLS BF H R ER SO BB IBB HBP BLK WP HR S P ERA WHIP	IP WLS BF H R ER SO BB IBB HBP BLK WP HR S P ERA WHIP	IP WLS BF H R ER SO BB IBB HBP BLK WP HR S P ERA WHIP	IP WLS BF H R ER SO BB IBB HBP BLK WP HR S P ERA WHIP	IP WLS BF H R ER SO BB IBB HBP BLK WP HR S P ERA WHIP	IP WLS BF H R ER SO BB IBB HBP BLK WP HR S P ERA WHIP	IP WLS BF H R ER SO BB IBB HBP BLK WP HR S P ERA WHIP	IP WLS BF H R ER SO BB IBB HBP BLK WP HR S P ERA WHIP	IP WLS BF H R ER SO BB IBB HBP BLK WP HR S P ERA WHIP	IP WLS BF H R ER SO BB IBB HBP BLK WP HR S P ERA WHIP	IP WLS BF H R ER SO BB IBB HBP BLK WP HR S P ERA WHIP	IP WLS BF H R ER SO BB IBB HBP BLK WP HR S P ERA WHIP

Cincinnati Reds @ Los Angeles Angels
Tempe Diablo Stadium, Tempe, AZ
Sun Mar 05 2017, 3:13 PM - 6:10 PM EST
Att: 5,405 - Cloudy - 71 F


AB 33
R 3
H 5
RBI 3
BB 2
SO 4
LOB 9



Batter	1	2	3	4	5	6	7	8	9	AB	R	H	RBI	BB	SO	LOB	TOP		
0 Yuliel Escobar, R OBP: 0.316, SLG: 0.235 22 Kaleb Cowart, S OBP: 0.263, SLG: 0.235	G4-3	56 2B BB		G5-3		G4-6-3 56 1B		G5-3		3	1	1	1	1	0	0			
56 Kole Calhoun, L OBP: 0.353, SLG: 0.647 33 Ramón Flores, L OBP: 0.250, SLG: 0.200	G3	27 3B 2B		K		G4-6-3 1-2 2-3 3-H 1B		F9		4	1	1	2	0	1	2			
27 Mike Trout, R OBP: 0.500, SLG: 0.538 49 Nolan Fontana, L OBP: 0.400, SLG: 0.500				G3		K			HR	4	0	2	1	0	1	1			
9 Cameron Maybin, R OBP: 0.333, SLG: 0.400	F8	G3				K			G5-3	3	0	0	0	0	1	2			
44 Ryan LaMarre, R OBP: 0.333, SLG: 0.400						K				2	0	1	0	0	0	0			
3 Danny Espinosa, S OBP: 0.250, SLG: 0.143 17 Shane Robinson, R OBP: 0.500, SLG: 0.643		K	K			K			L4	3	0	1	0	0	2	0			
24 C.J. Cron, R OBP: 0.417, SLG: 0.591 85 Matt Thaiss, L OBP: 0.538, SLG: 0.455		E1 25 1B 7 S				L5-3				3	1	1	0	0	0	1			
25 Ben Revere, L OBP: 0.519, SLG: 0.563 8 Eric Young Jr., S OBP: 0.333, SLG: 0.188		7 1B 7 S								3	1	3	0	0	0	0			
58 Carlos Pérez, R OBP: 0.200, SLG: 0.143 95 José Briceño, R OBP: 0.500, SLG: 1.667		B2		P5						2	1	0	0	1	0	4			
7 Cliff Pennington, S OBP: 0.471, SLG: 0.400 13 Rey Navarro, S OBP: 0.167, SLG: 0.167				F7					G5-3	3	1	2	1	0	0	2			
Inning Stats	R: 0 E: 0 K: 0 S: 4	H: 1 LOB: 1 BB: 0 P: 4	R: 5 E: 1 K: 1 S: 10	H: 4 LOB: 1 BB: 1 P: 15	R: 0 E: 0 K: 1 S: 7	H: 2 LOB: 2 BB: 0 P: 7	R: 0 E: 0 K: 1 S: 5	H: 0 LOB: 0 BB: 0 P: 5	R: 0 E: 0 K: 1 S: 5	H: 1 LOB: 0 BB: 0 P: 6	R: 0 E: 0 K: 1 S: 6	H: 1 LOB: 1 BB: 0 P: 6	R: 1 E: 0 K: 0 S: 5	H: 1 LOB: 0 BB: 0 P: 6	1B: 9 2B: 4 3B: 1 HR: 1	SF: 0 SAC: 0 DP: 2 HBP: 0	WP: 2 PB: 0 SB: 3 CS: 0	PA: 41	
PITCHER	IP	WLS	BF	H	R	ER	SO	BB	IBB	HBP	BLK	WP	HR	S	P	ERA	WHIP		
50 Amir Garrett, L ERA: 1.23	2.2	L	17	7	5	0	2	1	0	0	0	1	0	20	25	0.00	3.000		
86 Evan Mitchell, R ERA: 27.0	1.1		4	0	0	0	1	0	0	0	0	0	0	6	6	0.00	0.000		
31 Drew Storen, R ERA: 15.0	1.0		3	1	0	0	1	0	0	0	0	0	0	5	5	0.00	1.000		
40 Austin Brice, R ERA: 1.93	1.2		6	2	0	0	2	0	0	0	0	0	0	10	11	0.00	1.200		
65 Lucas Luetge, L ERA: 4.15	1.1		5	1	1	1	0	0	0	0	0	0	0	6	7	6.75	0.750		

Los Angeles Angels @ Cincinnati Reds
Goodyear Ballpark, Goodyear, AZ
Wed Mar 08 2017, 3:06 PM - 5:46 PM EST
Att: 3,049 - Partly Cloudy - 75 F

AB 39
R 9
H 14
RBI 6
BB 2
SO 7
LOB 15



Batter	1	2	3	4	5	6	7	8	9	AB	R	H	RBI	BB	SO	LOB	BOTTOM			
9 José Peraza, R OBP: 0.391, SLG: 0.522 90 Zach Vincej, R OBP: 0.263, SLG: 0.316	F9		K			G3-1		P3		3	0	0	0	0	1	0				
63 Hernán Iribarren, L OBP: 0.409, SLG: 0.409 78 Brandon Dixon, R OBP: 0.286, SLG: 0.167	G6-3					F7			F8	3	0	1	0	0	0	0				
43 Scott Schebler, L OBP: 0.190, SLG: 0.222 82 Gabriel Guerrero, R OBP: 0.294, SLG: 0.313	G3		P5			G6-3			G6-3	3	0	0	0	0	0	1				
3 Patrick Kivlehan, R OBP: 0.524, SLG: 0.860 66 Aristides Aquino, R OBP: 0.176, SLG: 0.176		F8		L8					K	2	0	0	0	0	0	0				
17 Ryan Raburn, R OBP: 0.385, SLG: 0.818 80 Chad Wallach, R OBP: 0.273, SLG: 0.364										1	0	1	0	1	0	0				
33 Jesse Winker, L OBP: 0.333, SLG: 0.273 71 Phillip Ervin, R OBP: 0.385, SLG: 0.500										2	0	0	0	0	0	2				
15 Dilson Herrera, R OBP: 0.571, SLG: 0.688 83 Christian Walker, R OBP: 0.167, SLG: 0.294										1	0	0	0	1	0	0				
67 Rob Brantly, L OBP: 0.267, SLG: 0.231 32 Stuart Turner, R OBP: 0.462, SLG: 0.455										2	0	0	0	0	1	2				
49 Tony Renda, R OBP: 0.524, SLG: 0.842 30 Arismendy Alcántara, S OBP: 0.200, SLG: 0.417										2	0	0	0	0	0	0				
Inning Stats	R: 0 E: 0 K: 0 S: 3	H: 0 LOB: 0 BB: 0 P: 3	R: 0 E: 0 K: 0 S: 4	H: 1 LOB: 2 BB: 1 P: 8	R: 0 E: 0 K: 1 S: 6	H: 1 LOB: 1 BB: 0 P: 6	R: 0 E: 0 K: 0 S: 2	H: 0 LOB: 0 BB: 1 P: 6	R: 0 E: 0 K: 1 S: 5	H: 0 LOB: 0 BB: 0 P: 5	R: 0 E: 0 K: 1 S: 6	H: 1 LOB: 1 BB: 0 P: 6	R: 0 E: 0 K: 0 S: 3	H: 0 LOB: 0 BB: 0 P: 3	R: 0 E: 0 K: 1 S: 5	H: 0 LOB: 0 BB: 0 P: 5	1B: 3 2B: 0 3B: 0 HR: 0	SF: 0 SAC: 0 DP: 1 HBP: 0	WP: 0 PB: 0 SB: 0 CS: 0	PA: 31
PITCHER	IP	WLS	BF	H	R	ER	SO	BB	IBB	HBP	BLK	WP	HR	S	P	ERA	WHIP			
47 Ricky Nolasco, R ERA: 1.8	3.0	W	12	2	0	0	0	1	0	0	0	0	0	13	17	0.00	1.000			
51 Austin Adams, R ERA: 4.5	1.0		3	0	0	0	0	1	0	0	0	0	0	2	6	0.00	1.000			
64 Mike Morin, R ERA: 3.0	1.0		3	0	0	0	1	0	0	0	0	0	0	5	5	0.00	0.000			
53 Blake Parker, R ERA: 2.45	1.0		3	0	0	0	0	0	0	0	0	0	0	3	3	0.00	0.000			
60 Justin Miller, R ERA: 10.9	1.0		4	1	0	0	1	0	0	0	0	0	0	6	6	0.00	1.000			
81 Eduardo Paredes, R ERA: 1.0	1.0		3	0	0	0	1	0	0	0	0	0	0	5	5	0.00	0.000			
80 Sam Holland, R ERA: 1.0	1.0		3	0	0	0	1	0	0	0	0	0	0	5	5	0.00	0.000			

Los Angeles Angels @ Cincinnati Reds
Goodyear Ballpark, Goodyear, AZ
Wed Mar 08 2017, 3:06 PM - 5:46 PM EST
Att: 3,049 - Partly Cloudy - 75 F

AB 29
R 0
H 3
RBI 0
BB 2
SO 4
LOB 6



Batter	1	2	3	4	5	6	7	8	9	AB	R	H	RBI	BB	SO	LOB	TOP			
6 Billy Hamilton, S (1, 8) 71 Phillip Ervin, R (6, 8) OBP: 0.250, SLG: 0.211 OBP: 0.400, SLG: 0.571										3	0	0	0	0	1	1	Cincinnati Reds @ Oakland Athletics Hohokam Stadium, Mesa, AZ Thu Mar 09 2017, 3:08 PM - 6:20 PM EST Att: 4,779 - Sunny - 81 F			
2 Zack Cozart, R (1, 6) 90 Zach Vincej, R (6, 6) OBP: 0.313, SLG: 0.462 OBP: 0.286, SLG: 0.300										3	0	0	0	0	1	1				
19 Joey Votto, L (1, 3) 80 Chad Wallach, R (6, 3) OBP: 0.381, SLG: 0.294 OBP: 0.231, SLG: 0.308										1	0	0	0	2	1	0				
23 Adam Duvall, R (1, 7) 78 Brandon Dixon, R (6, 7) OBP: 0.300, SLG: 0.412 OBP: 0.316, SLG: 0.211										3	1	1	1	0	0	2				
7 Eugenio Suárez, R (1, 5) 3 Patrick Kivlehan, R (6, 5) OBP: 0.450, SLG: 0.778 OBP: 0.500, SLG: 0.762										3	0	1	0	0	0	2				
27 Desmond Jennings, R (1, 9) 66 Aristides Aquino, R (6, 9) OBP: 0.273, SLG: 0.197 OBP: 0.198, SLG: 0.198										2	0	0	0	0	1	2				
83 Christian Walker, R (1, 10) 68 Joe Hudson, R (7, PH) OBP: 0.190, SLG: 0.263 OBP: 0.500, SLG: 0.429										2	0	0	0	0	1	0				
32 Stuart Turner, R (1, 2) 67 Rob Brantly, L (6, 2) OBP: 0.467, SLG: 0.538 OBP: 0.353, SLG: 0.231										2	0	1	0	0	1	0				
30 Arismendy Alcántara, S (1, 4) 49 Tony Renda, R (6, 4) OBP: 0.222, SLG: 0.538 OBP: 0.522, SLG: 0.800										2	1	1	1	0	0	1				
Inning Stats	R: 0 E: 0 K: 3 S: 9	H: 0 LOB: 0 BB: 0 P: 9	R: 1 E: 0 K: 0 S: 6	H: 2 LOB: 0 BB: 0 P: 8	R: 0 E: 0 K: 0 S: 4	H: 1 LOB: 1 BB: 0 P: 4	R: 0 E: 0 K: 1 S: 5	H: 0 LOB: 1 BB: 1 P: 9	R: 1 E: 0 K: 2 S: 8	H: 1 LOB: 0 BB: 0 P: 8	R: 0 E: 0 K: 0 S: 3	H: 0 LOB: 1 BB: 1 P: 7	R: 0 E: 0 K: 1 S: 6	H: 1 LOB: 2 BB: 0 P: 7	R: 3 E: 0 K: 2 S: 9	H: 2 LOB: 1 BB: 2 P: 17		1B: 3 2B: 2 3B: 0 HR: 2	SF: 0 SAC: 0 DP: 1 HBP: 1	WP: 0 PB: 0 SB: 0 CS: 0
PITCHER	IP WLS BF H R ER SO BB IBB HBP BLK WP HR S P ERA WHIP																			
55 Sean Manaea, L (1, 1) ERA: 6.14	3.2 W 14 3 1 1 3 1 0 0 0 0 0 1 21 27 2.46 1.091																			
63 Bobby Wahl, R (4, 1) ERA: 5.23	1.1 5 1 1 1 3 0 0 0 0 0 0 1 11 11 6.75 0.750																			
48 Ross Detwiler, L (6, 1) ERA: 4.26	1.0 4 0 0 0 0 1 0 0 0 0 0 0 3 7 0.00 1.000																			
78 Daniel Gossett, R (7, 1) ERA: 4.26	2.1 13 2 3 3 1 3 0 1 0 0 0 0 11 24 11.57 2.143																			
86 Brandon Mann, L (9, 1) ERA: 1.500	0.2 3 1 0 0 2 0 0 0 0 0 0 0 7 7 0.00 1.500																			

AB	33
R	5
H	7
RBI	5
BB	5
SO	9
LOB	15



Batter	1	2	3	4	5	6	7	8	9	AB	R	H	RBI	BB	SO	LOB	BOTTOM	
23 Matt Joyce, L (1, 9) 37 Jaff Decker, L (5, 7) OBP: 0.579, SLG: 0.846 OBP: 0.467, SLG: 0.500										2	1	1	1	2	0	1	Cincinnati Reds @ Oakland Athletics Hohokam Stadium, Mesa, AZ Thu Mar 09 2017, 3:08 PM - 6:20 PM EST Att: 4,779 - Sunny - 81 F	
8 Jed Lowrie, S (1, 4) 18 Chad Pinder, R (4, PR) OBP: 0.471, SLG: 0.429 OBP: 0.333, SLG: 0.556										4	2	3	1	0	0	1		
25 Ryon Healy, R (1, 10) 13 Bruce Maxwell, L (6, PH) OBP: 0.263, SLG: 0.529 OBP: 0.077, SLG: 0.077										3	1	1	1	1	1	5		
2 Khris Davis, R (1, 7) 76 Kenny Wilson, R (5, 9) OBP: 0.250, SLG: 0.278 OBP: 0.400, SLG: 0.714										3	2	1	0	1	1	4		
21 Stephen Vogt, L (1, 2) 80 Sean Murphy, R (5, PR) OBP: 0.444, SLG: 0.500										3	2	2	3	1	1	1		
3 Trevor Plouffe, R (1, 5) 47 Matt Chapman, R (6, 5) OBP: 0.588, SLG: 0.929 OBP: 0.200, SLG: 0.533										3	1	2	3	1	0	1		
10 Marcus Semien, R (1, 6) 1 Franklin Barreto, R (6, 6) OBP: 0.318, SLG: 0.591 OBP: 0.500, SLG: 0.429										3	1	1	2	0	1	2		
17 Yonder Alonso, L (1, 3) 26 Chris Parmelee, L (4, PR) OBP: 0.579, SLG: 0.692 OBP: 0.077, SLG: 0.154										1	1	1	1	2	0	0		
11 Rajai Davis, R (1, 8) 83 Jacob Brumgar, L (5, 8) OBP: 0.250, SLG: 0.211 OBP: 0.438, SLG: 0.500										3	0	0	0	0	0	5		
Inning Stats	R: 4 E: 0 K: 0 S: 6	H: 3 LOB: 2 BB: 3 P: 19	R: 6 E: 1 K: 2 S: 12	H: 4 LOB: 3 BB: 4 P: 28	R: 1 E: 0 K: 1 S: 6	H: 2 LOB: 0 BB: 0 P: 6	R: 1 E: 0 K: 0 S: 5	H: 2 LOB: 2 BB: 1 P: 9	R: 0 E: 0 K: 2 S: 8	H: 1 LOB: 2 BB: 0 P: 9	R: 0 E: 0 K: 1 S: 5	H: 0 LOB: 1 BB: 1 P: 9	R: 0 E: 0 K: 0 S: 3	H: 0 LOB: 0 BB: 0 P: 3	1B: 8 2B: 5 3B: 0 HR: 0	SF: 1 SAC: 0 DP: 1 HBP: 0		WP: 2 PB: 0 SB: 0 CS: 0
PITCHER	IP WLS BF H R ER SO BB IBB HBP BLK WP HR S P ERA WHIP																	
46 Tim Lincecum, R (1, 1) 89 Kevin Shackelford, R (2, 1) ERA: 40.5	1.1 L 11 3 5 5 0 0 4 0 0 0 0 0 0 8 20 81.00 21.000																	
48 Barrett Astin, R (2, 1) ERA: 7.45	1.1 5 2 1 1 2 0 0 0 0 0 0 0 9 9 6.75 1.500																	
55 Robert Stephenson, R (4, 1) ERA: 7.5	3.0 14 3 1 1 3 2 0 0 0 0 1 0 18 27 3.00 1.667																	
62 Jackson Stephens, R (7, 1) ERA: 4.5	2.0 7 0 0 0 0 1 1 0 0 0 0 0 0 8 12 0.00 0.500																	

AB	35
R	12
H	12
RBI	12
BB	10
SO	7
LOB	28



Batter	1	2	3	4	5	6	7	8	9	AB	R	H	RBI	BB	SO	LOB	TOP								
9 José Peraza, R OBP: 0.379, SLG: 0.483 78 Brandon Dixon, R OBP: 0.308, SLG: 0.348	L7	L8			K		HR	F9		3	0	0	0	0	1	0									
2 Zack Cozart, R OBP: 0.368, SLG: 0.563 90 Zach Vincej, R OBP: 0.250, SLG: 0.261	19 G1-3 2B		7 F8 1B		E5 19 G5-6-3		G6-3	G6-3		3	0	2	0	0	0	0									
19 Joey Votto, L OBP: 0.333, SLG: 0.250 67 Rob Brantly, L OBP: 0.381, SLG: 0.294	G1-3		L8		G5-6-3		15 FC6-4 1B	K		3	0	0	0	0	0	3									
7 Eugenio Suárez, R OBP: 0.435, SLG: 0.700 95 Seth Mejias-Brean, R	G6-3		F8				15 G5-3 27 HR HBP	K		2	1	0	0	0	0	2									
15 Dilson Herrera, R OBP: 0.481, SLG: 0.524		33 BB 3B	F7				G5-3	FC6-4		3	1	0	0	1	0	3									
33 Jesse Winker, L OBP: 0.397, SLG: 0.370 71 Phillip Ervin, R OBP: 0.412, SLG: 0.533	27 SF7 3B				1B		P4	F7		3	1	2	1	0	0	1									
27 Desmond Jennings, R OBP: 0.280, SLG: 0.359 82 Gabriel Guerrero, R OBP: 0.316, SLG: 0.389	SF7		F8		1B		HR	G6-3		2	1	1	3	0	0	1									
32 Stuart Turner, R OBP: 0.444, SLG: 0.467 80 Chad Wallach, R OBP: 0.250, SLG: 0.313	K		P5				66 WP BB	1B		2	0	0	0	1	1	1									
66 Aristides Aquino, R OBP: 0.200, SLG: 0.320 37 Beau Amaral, L	HR		G4-3				G3	1B		4	1	2	1	0	0	2									
Inning Stats	R: 0 E: 0 K: 0 S: 5	H: 1 LOB: 1 BB: 0 P: 7	R: 3 E: 0 K: 1 S: 9	H: 2 LOB: 0 BB: 1 P: 18	R: 0 E: 0 K: 0 S: 14	H: 1 LOB: 1 BB: 0 P: 23	R: 0 E: 0 K: 0 S: 8	H: 1 LOB: 0 BB: 0 P: 9	R: 0 E: 1 K: 1 S: 9	H: 0 LOB: 0 BB: 1 P: 15	R: 2 E: 0 K: 0 S: 15	H: 1 LOB: 1 BB: 0 P: 26	R: 1 E: 0 K: 1 S: 12	H: 2 LOB: 1 BB: 0 P: 17	R: 0 E: 0 K: 0 S: 9	H: 2 LOB: 2 BB: 0 P: 12	R: 0 E: 0 K: 2 S: 8	H: 0 LOB: 0 BB: 0 P: 12	1B: 5 2B: 1 3B: 1 HR: 3	SF: 1 SAC: 0 DP: 1 HBP: 1	WP: 1 PB: 0 SB: 0 CS: 0	PA: 40			
PITCHER	IP	WLS	BF	H	R	ER	SO	BB	IBB	HBP	BLK	WP	HR	S	P	ERA	WHIP								
77 Chase De Jong, R ERA: 5.14	3.0		14	4	3	3	1	1	0	0	0	0	1	28	48	9.00	1.667								
74 Andrew Moore, R ERA: 2.57	3.0	B	13	2	2	2	1	1	0	1	0	1	1	32	50	6.00	1.000								
59 Shae Simmons, R ERA: 3.86	0.1	B	3	2	1	1	0	0	0	0	0	0	1	7	10	27.00	6.000								
57 Cody Martin, R ERA: 7.2	1.2	W	7	2	0	0	1	0	0	0	0	0	0	14	19	0.00	1.200								
47 James Pazos, L	1.0	S	3	0	0	0	2	0	0	0	0	0	0	8	12	0.00	0.000								

Cincinnati Reds @ Seattle Mariners
Peoria Stadium, Peoria, AZ
Sat Mar 11 2017, 3:07 PM - 6:12 PM EST
Att: 8,176 - Sunny - 84 F

AB	36
R	6
H	10
RBI	6
BB	2
SO	5
LOB	16



Batter	1	2	3	4	5	6	7	8	9	AB	R	H	RBI	BB	SO	LOB	BOTTOM								
1 Jarrod Dyson, L OBP: 0.400, SLG: 0.462 16 Ben Gamel, L OBP: 0.379, SLG: 0.462	21 S 2B		21 E 1B	17 S 17 S 26 BB 1B		G4-3		BB		3	2	2	0	1	0	0									
21 Taylor Motter, R OBP: 0.429, SLG: 0.500 28 Zach Shank, R OBP: 0.615, SLG: 0.667	K		17 S 2B	SF7		K		F4		3	1	1	2	0	2	1									
17 Mitch Haniger, R OBP: 0.515, SLG: 0.793 44 Kyle Waldrop, L OBP: 0.118, SLG: 0.438	G1-3		26 S 1B	26 S 1B		26 G6-4-3 1B		K		4	0	3	2	0	0	1									
26 Danny Valencia, R OBP: 0.267, SLG: 0.250 28 D.J. Peterson, R OBP: 0.500, SLG: 0.690	G6-3		K	1B		G6-4-3		1B		4	0	1	1	0	1	3									
3 Mike Zunino, R OBP: 0.538, SLG: 1.053 73 Tyler Marlette, R OBP: 0.429, SLG: 0.571		52 BB 1B	52 G5-4-3 BB	F9		L8				2	1	1	0	1	0	2									
52 Carlos Ruiz, R OBP: 0.388, SLG: 0.294		12 G6-3 1B	G5-4-3		K			K		4	0	1	0	0	2	2									
12 Leonys Martin, L ERA: 8.59 8 Boog Powell, L OBP: 0.632, SLG: 0.706	G6-3		G3	G6-3		G6-3		95 BB 1B		3	0	0	0	0	0	1									
13 Tyler Smith, R OBP: 0.296, SLG: 0.385 95 Joe DeCarlo, R OBP: 0.750, SLG: 1.200 83 Ian Miller, L 82 Bryson Brigman, R	36 S BB		36 BB 1B	21 SF7 1B		K		81 BB 1B		2	1	1	0	1	1	0									
36 Shawn O'Malley, S OBP: 0.333, SLG: 0.286 92 Luis Rengifo, S 81 Rayder Ascanio, R OBP: 0.571, SLG: 0.400	G6-3		G6-3	17 S 1B		F7		16 BB 1B		3	1	1	0	0	0	1									
Inning Stats	R: 0 E: 0 K: 1 S: 9	H: 1 LOB: 1 BB: 0 P: 15	R: 1 E: 0 K: 0 S: 11	H: 2 LOB: 1 BB: 1 P: 21	R: 2 E: 1 K: 1 S: 18	H: 3 LOB: 1 BB: 1 P: 32	R: 3 E: 0 K: 0 S: 20	H: 4 LOB: 2 BB: 1 P: 34	R: 0 E: 0 K: 2 S: 7	H: 0 LOB: 0 BB: 0 P: 13	R: 0 E: 0 K: 1 S: 10	H: 0 LOB: 0 BB: 0 P: 14	R: 0 E: 0 K: 0 S: 5	H: 1 LOB: 1 BB: 0 P: 6	R: 1 E: 0 K: 2 S: 19	H: 2 LOB: 3 BB: 2 P: 38	R: 3 E: 0 K: 2 S: 19	H: 2 LOB: 3 BB: 2 P: 38	1B: 9 2B: 4 3B: 0 HR: 0	SF: 1 SAC: 0 DP: 3 HBP: 0	WP: 0 PB: 0 SB: 6 CS: 0	PA: 39			
PITCHER	IP	WLS	BF	H	R	ER	SO	BB	IBB	HBP	BLK	WP	HR	S	P	ERA	WHIP								
29 Brandon Finnegan, L ERA: 8.59	2.1		14	6	3	3	2	2	0	0	0	0	0	36	64	11.57	3.429								
47 Rob Wooten, R ERA: 7.36	1.0		2	0	0	0	0	0	0	0	0	0	0	3	7	0.00	0.000								
36 Blake Wood, R ERA: 7.36	0.2		7	4	3	3	0	1	0	0	0	0	0	19	31	40.50	7.500								
86 Evan Mitchell, R ERA: 7.36	1.0		3	0	0	0	2	0	0	0	0	0	0	7	13	0.00	0.000								
52 Tony Cingrani, L ERA: 7.36	1.0		3	0	0	0	1	0	0	0	0	0	0	10	14	0.00	0.000								
PITCHER	IP	WLS	BF	H	R	ER	SO	BB	IBB	HBP	BLK	WP	HR	S	P	ERA	WHIP								
21 Michael Lorenzen, R ERA: 6.0	1.1	L	7	3	1	1	1	1	0	0	0	0	0	7	15	6.75	3.000								
77 Alejandro Chacin, R ERA: 6.0	0.2		3	0	0	0	1	1	0	0	0	0	0	7	15	0.00	1.500								

Cincinnati Reds @ Seattle Mariners
Peoria Stadium, Peoria, AZ
Sat Mar 11 2017, 3:07 PM - 6:12 PM EST
Att: 8,176 - Sunny - 84 F

AB	33
R	7
H	13
RBI	6
BB	5
SO	7
LOB	18




Batter	1	2	3	4	5	6	7	8	9	AB	R	H	RBI	BB	SO	LOB	TOP			
6 Billy Hamilton, S OBP: 0.250, SLG: 0.182 7 T.J. Friedl, L OBP: 1.000, SLG: 4.000	F9		49 2B 43 SF8 BB	K		F7			HR	3	1	0	0	1	1	0	<p>Cincinnati Reds @ San Francisco Giants</p> <p>Scottsdale Stadium, Scottsdale, AZ</p> <p>Sat Mar 11 2017, 3:04 PM - 6:02 PM EST</p> <p>Att: 10,093 - Sunny - 84 F</p>			
49 Tony Renda, R OBP: 0.533, SLG: 0.760 3 Gavin LaValley, R	1B		23 HR	43 WP 43 S 1B		G6-3			K	3	2	2	1	0	0	0				
43 Scott Schebler, L OBP: 0.259, SLG: 0.273 81 Jose Siri, R	1B		SF8	23 FC6-4 1B					K	2	1	2	2	0	0	0				
23 Adam Duvall, R OBP: 0.348, SLG: 0.650 17 Taylor Trammell, L	2B		HR	FC6-4					K	3	1	2	3	0	0	1				
3 Patrick Kivlehan, R OBP: 0.464, SLG: 0.704	L3		G4-3						K	4	0	0	0	0	0	1				
83 Christian Walker, R OBP: 0.190, SLG: 0.250 46 Angelo Gumbs, R		G1-3	63 1B						P3	3	0	1	0	0	0	0				
63 Hernan Iribarren, L OBP: 0.407, SLG: 0.385 21 Juan Perez, L		G4-3	1B						K	2	0	1	0	1	0	0				
68 Joe Hudson, R OBP: 0.385, SLG: 0.273 36 Chris Okey, R			1B						K	3	0	0	0	0	1	3				
30 Arismendy Alcántara, S OBP: 0.233, SLG: 0.517 2 Alfredo Rodríguez, R			49 2B 6 S 1B	K					G5-3	3	1	1	0	0	1	0				
										1	0	0	0	0	0	0				
Inning Stats	R: 1 E: 0 K: 0 S: 5	H: 3 LOB: 1 BB: 0 P: 5	R: 0 E: 0 K: 1 S: 5	H: 0 LOB: 0 BB: 0 P: 5	R: 4 E: 0 K: 0 S: 9	H: 5 LOB: 2 BB: 1 P: 13	R: 1 E: 0 K: 2 S: 9	H: 1 LOB: 1 BB: 0 P: 11	R: 0 E: 0 K: 0 S: 3	H: 0 LOB: 1 BB: 1 P: 7	R: 0 E: 0 K: 2 S: 7	H: 0 LOB: 0 BB: 0 P: 7	R: 0 E: 0 K: 2 S: 7	H: 0 LOB: 1 BB: 0 P: 7	R: 1 E: 0 K: 3 S: 11	H: 1 LOB: 1 BB: 0 P: 11	1B: 6 2B: 2 3B: 0 HR: 2	SF: 1 SAC: 0 DP: 0 HBP: 1	WP: 2 PB: 0 SB: 2 CS: 0	PA: 40
PITCHER	IP WLS BF H R ER SO BB IBB HBP BLK WP HR S P ERA WHIP																			
47 Johnny Cueto, R ERA: 4.5	2.0	8	3	1	1	1	1	0	0	0	0	0	0	0	0	10	10	4.50	1.500	
18 Matt Cain, R ERA: 9.58	3.0	B	18	6	5	5	2	2	0	1	0	0	1	1	21	31	15.00	2.667		
48 Steven Okert, L ERA:	1.0	3	0	0	0	0	0	0	0	0	0	0	0	0	3	3	0.00	0.000		
34 Chris Stratton, R ERA: 1.8	1.0	W	3	0	0	0	2	0	0	0	0	0	0	0	7	7	0.00	0.000		
92 Reyes Moronta, R ERA:	1.0	H	3	0	0	0	2	0	0	0	0	0	0	0	7	7	0.00	0.000		
PITCHER	IP WLS BF H R ER SO BB IBB HBP BLK WP HR S P ERA WHIP																			
70 George Kontos, R ERA: 7.2	1.0	S	5	1	1	1	3	0	0	0	0	0	0	0	1	11	11	9.00	1.000	

AB	36
R	7
H	10
RBI	7
BB	2
SO	10
LOB	6



Batter	1	2	3	4	5	6	7	8	9	AB	R	H	RBI	BB	SO	LOB	BOTTOM			
2 Denard Span, L OBP: 0.182, SLG: 0.053 78 Steven Duggar, L OBP: 0.533, SLG: 0.455	F8		K	G3						3	0	0	0	0	1	2	<p>Cincinnati Reds @ San Francisco Giants</p> <p>Scottsdale Stadium, Scottsdale, AZ</p> <p>Sat Mar 11 2017, 3:04 PM - 6:02 PM EST</p> <p>Att: 10,093 - Sunny - 84 F</p>			
12 Joe Panik, L OBP: 0.375, SLG: 0.522 84 C.J. Hinojosa, R OBP: 0.125, SLG: 0.250	F8		G4-3	F8		F3			P6	3	0	0	0	0	2	2				
6 Jarrett Parker, L OBP: 0.406, SLG: 0.500	K		1B			2-1			G1-3	3	1	1	0	2	1	0				
49 Chris Marrero, R OBP: 0.321, SLG: 0.704 89 Austin Slater, R OBP: 0.313, SLG: 0.375		K	F9							3	0	1	0	0	1	1				
38 Michael Morse, R OBP: 0.348, SLG: 0.550 21 Conor Gillaspie, L OBP: 0.538, SLG: 1.000		HR								3	2	2	3	0	0	0				
94 Aaron Hill, R OBP: 0.409, SLG: 0.421		F8								3	1	1	0	0	0	0				
1 Jae-Gyun Hwang, R OBP: 0.533, SLG: 0.810 22 Christian Arroyo, R OBP: 0.364, SLG: 0.364		HR								3	1	1	1	0	1	1				
5 Nick Hundley, R OBP: 0.455, SLG: 0.353 72 Tim Federowicz, R OBP: 0.400, SLG: 0.273										2	0	2	1	0	0	0				
37 Kelby Tomlinson, R OBP: 0.381, SLG: 0.474 90 Miguel Gómez, S OBP: 0.222, SLG: 0.222										2	0	1	0	1	0	1				
										1	1	1	0	0	0	0				
Inning Stats	R: 0 E: 0 K: 1 S: 5	H: 0 LOB: 0 BB: 0 P: 5	R: 2 E: 0 K: 1 S: 12	H: 3 LOB: 1 BB: 0 P: 16	R: 0 E: 0 K: 1 S: 6	H: 1 LOB: 1 BB: 0 P: 6	R: 2 E: 0 K: 0 S: 8	H: 3 LOB: 2 BB: 1 P: 13	R: 1 E: 0 K: 0 S: 3	H: 1 LOB: 0 BB: 1 P: 7	R: 0 E: 0 K: 1 S: 6	H: 2 LOB: 1 BB: 1 P: 11	R: 2 E: 0 K: 1 S: 7	H: 2 LOB: 1 BB: 0 P: 8	R: 2 E: 0 K: 0 S: 5	H: 2 LOB: 1 BB: 2 P: 14	1B: 8 2B: 2 3B: 0 HR: 4	SF: 0 SAC: 0 DP: 1 HBP: 1	WP: 2 PB: 0 SB: 1 CS: 0	PA: 41
PITCHER	IP WLS BF H R ER SO BB IBB HBP BLK WP HR S P ERA WHIP																			
37 Scott Feldman, R ERA: 4.5	3.1	16	6	4	4	3	0	0	0	0	0	0	0	0	0	3	28	3.33	10.80	
44 Neftali Feliz, R ERA: 8.31	1.2	H	8	2	1	1	0	2	0	0	0	0	0	0	6	14	5.40	2.400		
85 Tyler Mahle, R ERA: 7.2	2.0	L	12	4	2	2	2	1	0	1	0	0	0	1	13	19	9.00	2.500		
40 Austin Brice, R ERA: 15.75	1.0	6	2	2	2	0	2	0	0	0	0	2	0	5	14	18.00	4.000			

AB	35
R	9
H	14
RBI	8
BB	5
SO	5
LOB	16



Batter	1	2	3	4	5	6	7	8	9	AB	R	H	RBI	BB	SO	LOB	TOP																					
2 Scooter Gennett, L (1.4) 29 Yadiel Rivera, R (6.6) OBP: 0.571, SLG: 0.667 OBP: 0.259, SLG: 0.417										3	0	1	0	0	1	0	Milwaukee Brewers @ Cincinnati Reds Goodyear Ballpark, Goodyear, AZ Sun Mar 12 2017, 4:07 PM - 6:44 PM EDT Att: 4,151 - Sunny - 85 F																					
3 Orlando Arcia, R (1.6) 99 Art Charles, L (6.3) OBP: 0.276, SLG: 0.269 OBP: 0.400, SLG: 1.000										3	0	0	0	0	1	1																						
7 Eric Thames, L (1.3) 79 Dustin Houle, R (6.2) OBP: 0.310, SLG: 0.208 OBP: 0.500, SLG: 0.714										3	0	0	0	0	2	1																						
16 Domingo Santana, R (1.9) 25 Michael Reed, R (7.9) OBP: 0.290, SLG: 0.600 OBP: 0.517, SLG: 0.550										3	0	0	0	0	0	1																						
10 Kirk Nieuwenhuis, L (1.8) 70 Ryan Cordell, R (7. PR) (7.8)										2	0	1	0	1	0	0																						
75 Lewis Brinson, R (1.7) 77 Brett Phillips, L (7.7) OBP: 0.395, SLG: 0.571 OBP: 0.323, SLG: 0.292										2	0	1	1	0	1	0																						
9 Manny Pina, R (1.2) 93 Isan Diaz, L (6.4) OBP: 0.333, SLG: 1.000										2	0	0	0	0	1	2																						
13 Andrew Susac, R (1.10) OBP: 0.345, SLG: 0.250										3	0	1	0	1	2	2																						
12 Iván De Jesús Jr., R (1.5) 90 Nate Orf, R (6.5) OBP: 0.433, SLG: 0.458 OBP: 0.359, SLG: 0.357										2	0	0	0	0	1	2																						
Inning Stats	R: 0 E: 0 K: 1 S: 6	H: 1 LOB: 1 BB: 0 P: 6	R: 0 E: 0 K: 1 S: 5	H: 0 LOB: 0 BB: 0 P: 5	R: 0 E: 0 K: 1 S: 5	H: 0 LOB: 0 BB: 0 P: 5	R: 0 E: 0 K: 0 S: 3	H: 0 LOB: 0 BB: 0 P: 3	R: 0 E: 0 K: 3 S: 9	H: 0 LOB: 1 BB: 0 P: 14	R: 0 E: 0 K: 3 S: 9	H: 0 LOB: 0 BB: 0 P: 9	R: 1 E: 0 K: 1 S: 7	H: 2 LOB: 2 BB: 1 P: 11	R: 0 E: 0 K: 2 S: 9	H: 2 LOB: 3 BB: 0 P: 10		R: 1 E: 0 K: 1 S: 8	H: 3 LOB: 2 BB: 0 P: 8	1B: 5 2B: 2 3B: 0 HR: 1	SF: 0 SAC: 0 DP: 0 HBP: 2	WP: 0 PB: 0 SB: 0 CS: 0	PA: 39															
PITCHER	IP	WLS	BF	H	R	ER	SO	BB	IBB	HBP	BLK	WP	HR	S	P	ERA	WHIP	PITCHER		IP	WLS	BF	H	R	ER	SO	BB	IBB	HBP	BLK	WP	HR	S	P	ERA	WHIP		
61 Bronson Arroyo, R (1.1) ERA: 19.84	2.0		7	1	0	0	2	0	0	0	0	0	0	0	11	11	0.00	0.500	29 Austin Ross, R (9.1) ERA: 9.00		1.0	S	6	3	1	1	1	0	0	0	0	0	1	8	8	9.00	3.000	
31 Drew Storen, R (3.1) ERA: 1.69	1.0		3	0	0	0	1	0	0	0	0	0	0	5	5	0.00	0.000																					
47 Sal Romano, R (4.1) ERA: 1.69	3.2	W	15	2	1	1	7	1	0	1	0	0	0	0	27	32	2.46	0.818																				
81 Ismael Guillón, L (7.1) ERA: 1.93	0.1	H	2	0	0	0	0	1	0	0	0	0	0	1	5	0.00	3.000																					
48 Barrett Astin, R (8.1) ERA: 1.93	1.0	H	6	2	0	0	2	0	0	1	0	0	0	9	10	0.00	2.000																					

AB	35
R	2
H	8
RBI	2
BB	2
SO	13
LOB	23



Batter	1	2	3	4	5	6	7	8	9	AB	R	H	RBI	BB	SO	LOB	BOTTOM																			
30 Arismendy Alcántara, S (1.4) 7 Alex Blandino, R (6.4) OBP: 0.242, SLG: 0.500										3	1	1	0	0	1	0	Milwaukee Brewers @ Cincinnati Reds Goodyear Ballpark, Goodyear, AZ Sun Mar 12 2017, 4:07 PM - 6:44 PM EDT Att: 4,151 - Sunny - 85 F																			
2 Zack Cozart, R (1.6) 6 Blake Trahan, R (6.6) OBP: 0.394, SLG: 0.579 OBP: 0.556, SLG: 0.625										3	1	1	1	0	0	0																				
19 Joey Volto, L (1.3) 6 Eric Jagielo, L (6.3) OBP: 0.296, SLG: 0.217										3	0	0	0	0	1	0																				
23 Adam Duvall, R (1.7) 12 Brian O'Grady, L (6.7) 81 Jose Siri, R (8. PR) (8.8)										3	1	2	0	0	0	1																				
33 Jesse Winker, L (1.9) 22 Jeff Gellich, L (7.9)										3	0	1	1	0	0	1																				
39 Devin Mesoraco, R (1.2) 32 Stuart Turner, R (3.2) 33 Mitch Trees, R (9.2)										1	0	0	0	0	0	1																				
17 Ryan Raburn, R (1.10) OBP: 0.278, SLG: 0.563										2	0	2	0	0	0	0																				
27 Desmond Jennings, R (1.8) 37 Beau Amaral, L (8.8) (9.7)										2	1	0	0	0	2	0																				
3 Patrick Kivlehan, R (1.5) 95 Seth Mejias-Brean, R (8.5)										3	0	0	0	0	1	1																				
Inning Stats	R: 0 E: 0 K: 2 S: 7	H: 0 LOB: 0 BB: 0 P: 7	R: 0 E: 0 K: 1 S: 6	H: 1 LOB: 1 BB: 0 P: 6	R: 0 E: 0 K: 1 S: 5	H: 0 LOB: 0 BB: 0 P: 5	R: 1 E: 0 K: 0 S: 5	H: 3 LOB: 1 BB: 0 P: 6	R: 3 E: 1 K: 0 S: 6	H: 2 LOB: 1 BB: 0 P: 7	R: 0 E: 0 K: 2 S: 7	H: 0 LOB: 0 BB: 0 P: 7	R: 0 E: 0 K: 1 S: 5	H: 0 LOB: 1 BB: 1 P: 9	R: 0 E: 0 K: 2 S: 7	H: 0 LOB: 0 BB: 0 P: 7		R: 0 E: 0 K: 1 S: 5	H: 0 LOB: 1 BB: 1 P: 9	1B: 5 2B: 3 3B: 0 HR: 0	SF: 0 SAC: 0 DP: 1 HBP: 1	WP: 0 PB: 0 SB: 0 CS: 1	PA: 33													
PITCHER	IP	WLS	BF	H	R	ER	SO	BB	IBB	HBP	BLK	WP	HR	S	P	ERA	WHIP	PITCHER		IP	WLS	BF	H	R	ER	SO	BB	IBB	HBP	BLK	WP	HR	S	P	ERA	WHIP
52 Jimmy Nelson, R (1.1) ERA: 3.0	1.0	L	5	3	1	1	0	0	0	0	0	0	0	5	6	9.00	3.000	64 Forrest Snow, R (8.1) ERA: 0.00		0.1		2	0	0	0	1	0	0	0	0	0	1	5	0.00	3.000	
62 Joba Chamberlain, R (4.1) ERA: 3.0	1.0		7	2	3	1	0	0	0	1	0	0	0	6	7	9.00	2.000																			
37 Nefthali Feliz, R (5.1) ERA: 0.0	1.0		6	1	0	0	2	0	0	0	0	0	0	10	10	0.00	0.500																			
26 Taylor Jungmann, R (6.1) ERA: 2.57	2.0		2	0	0	0	1	0	0	0	0	0	0	4	4	0.00	0.000																			
74 Stephen Kohlscheen, R (8.1) ERA: 0.00	0.2		2	0	0	0	1	0	0	0	0	0	0	4	4	0.00	0.000																			



Batter	1	2	3	4	5	6	7	8	9	AB	R	H	RBI	BB	SO	LOB	TOP																			
57 Alejandro De Aza, L (1.7) OBP: 0.273, SLG: 0.429 1 Franklin Barreto, R (6.6) OBP: 0.322, SLG: 0.600										3	0	0	0	0	2	0	<p>Oakland Athletics @ Cincinnati Reds Goodyear Ballpark, Goodyear, AZ Mon Mar 13 2017, 4:11 PM - 6:22 PM EDT Att: 3,075 - Sunny - 87 F</p> <p>livebaseballscores.com</p>																			
16 Adam Rosales, R (1.6) OBP: 0.286, SLG: 0.063 2 Skye Bolt, S (6.8)										3	0	0	0	0	1	0																				
25 Ryon Healy, R (1.10) OBP: 0.321, SLG: 0.640 29 Matt McBride, R (9.7) OBP: 0.286, SLG: 0.333										3	0	0	0	0	1	1																				
3 Trevor Plouffe, R (1.5) OBP: 0.478, SLG: 0.750 47 Matt Chapman, R (7.5) OBP: 0.409, SLG: 0.529											3	0	0	0	0	1																				
28 Matt Olson, L (1.3) OBP: 0.214, SLG: 0.440 26 Chris Parmelee, L (7.3) OBP: 0.278, SLG: 0.500											3	0	0	0	0	1																				
20 Mark Canha, R (1.9) OBP: 0.360, SLG: 0.409 93 Tyler Marincov, R (7.9)											2	0	1	0	0	0																				
13 Bruce Maxwell, L (1.2) OBP: 0.150, SLG: 0.158 89 Santiago Chávez, R (5.2) OBP: 0.500, SLG: 0.500											2	0	0	0	0	1																				
18 Chad Pinder, R (1.4) OBP: 0.316, SLG: 0.600 82 Max Schrock, L (8.4) OBP: 0.286, SLG: 0.429										2	0	0	0	1	0	0																				
37 Jaff Decker, L (1.8) OBP: 0.391, SLG: 0.450 12 J.P. Sportman, R (6.7)										3	0	0	0	0	2	2																				
										0	0	0	0	0	0	0																				
Inning Stats	R: 0 E: 0 K: 1 S: 5	H: 0 LOB: 0 BB: 0 P: 5	R: 0 E: 0 K: 0 S: 3	H: 0 LOB: 0 BB: 0 P: 3	R: 0 E: 0 K: 1 S: 5	H: 0 LOB: 0 BB: 0 P: 5	R: 0 E: 1 K: 1 S: 6	H: 0 LOB: 1 BB: 0 P: 6	R: 0 E: 0 K: 2 S: 7	H: 1 LOB: 2 BB: 0 P: 12	R: 0 E: 0 K: 2 S: 7	H: 0 LOB: 1 BB: 0 P: 7	R: 0 E: 0 K: 0 S: 3	H: 0 LOB: 1 BB: 0 P: 4	R: 0 E: 0 K: 1 S: 6	H: 1 LOB: 1 BB: 0 P: 6	R: 1 E: 0 K: 1 S: 7	H: 1 LOB: 0 BB: 0 P: 9	1B: 2 2B: 0 3B: 0 HR: 1	SF: 0 SAC: 0 DP: 0 HBP: 1	WP: 0 PA: 33 PB: 0 SB: 0 CS: 0															
PITCHER	IP	WLS	BF	H	R	ER	SO	BB	IBB	HBP	BLK	WP	HR	S	P	ERA	WHIP	PITCHER		IP	WLS	BF	H	R	ER	SO	BB	IBB	HBP	BLK	WP	HR	S	P	ERA	WHIP
50 Amir Garrett, L (1.1) ERA: 0.79	4.0	W	13	0	0	0	3	0	0	0	0	0	0	19	19	0.00	0.000	73 Keury Mella, R (9.1) ERA: 2.25		1.0	S	4	1	1	1	1	0	0	0	0	0	1	7	9	9.00	1.000
84 Jimmy Herget, R (5.1) ERA: 5.0	1.0	H	5	1	0	0	2	1	0	0	0	0	0	8	12	0.00	2.000																			
88 Nick Roult, L (6.1) ERA: 5.0	1.0	H	3	0	0	0	2	0	0	0	0	0	0	7	7	0.00	0.000																			
89 Kevin Shackelford, R (7.1) ERA: 23.14	1.0	H	4	0	0	0	0	0	0	1	0	0	0	3	4	0.00	0.000																			
62 Jackson Stephens, R (8.1) ERA: 3.88	1.0	H	4	1	0	0	1	0	0	0	0	0	0	6	6	0.00	1.000																			

Batter	1	2	3	4	5	6	7	8	9	AB	R	H	RBI	BB	SO	LOB	BOTTOM																			
6 Billy Hamilton, S (1.10) OBP: 0.207, SLG: 0.148 15 Dilson Herrera, R (5.7) OBP: 0.448, SLG: 0.478										2	0	0	0	0	0	0	<p>Oakland Athletics @ Cincinnati Reds Goodyear Ballpark, Goodyear, AZ Mon Mar 13 2017, 4:11 PM - 6:22 PM EDT Att: 3,075 - Sunny - 87 F</p> <p>livebaseballscores.com</p>																			
30 Arismendy Alcántara, S (1.8) OBP: 0.229, SLG: 0.471 82 Gabriel Guerrero, R (4.8) OBP: 0.304, SLG: 0.364										2	0	0	0	0	0	0																				
7 Eugenio Suárez, R (1.5) OBP: 0.393, SLG: 0.640 95 Seth Mejias-Brean, R (4.5) OBP: 0.200, SLG: 0.200											2	0	0	0	0	1																				
23 Adam Duvall, R (1.7) OBP: 0.357, SLG: 0.600 71 Phillip Ervin, R (5.7) OBP: 0.400, SLG: 0.611										2	0	0	0	0	0	0																				
33 Jesse Winker, L (1.9) OBP: 0.400, SLG: 0.419 66 Aristides Aquino, R (5.9) OBP: 0.214, SLG: 0.321										1	2	1	0	1	0	0																				
17 Ryan Raburn, R (1.3) OBP: 0.300, SLG: 0.556 83 Christian Walker, R (5.3) OBP: 0.207, SLG: 0.286										2	0	1	0	0	0	1																				
78 Brandon Dixon, R (1.4) OBP: 0.333, SLG: 0.500 21 Juan Perez, L (7.4)										1	1	1	3	0	0	0																				
67 Rob Brantly, L (1.2) OBP: 0.375, SLG: 0.300 32 Stuart Turner, R (7.2) OBP: 0.476, SLG: 0.500										2	0	1	0	0	1	0																				
90 Zach Vincej, R (1.6) OBP: 0.250, SLG: 0.231 6 Blake Trahan, R (7.6) OBP: 0.500, SLG: 0.556										2	0	0	0	0	0	2																				
										1	0	0	0	0	0	0																				
Inning Stats	R: 0 E: 0 K: 0 S: 3	H: 3 LOB: 2 BB: 0 P: 6	R: 0 E: 0 K: 1 S: 5	H: 0 LOB: 0 BB: 0 P: 5	R: 2 E: 0 K: 1 S: 6	H: 1 LOB: 0 BB: 1 P: 10	R: 0 E: 0 K: 0 S: 4	H: 1 LOB: 1 BB: 0 P: 4	R: 0 E: 0 K: 0 S: 3	H: 0 LOB: 0 BB: 0 P: 3	R: 0 E: 0 K: 2 S: 7	H: 0 LOB: 0 BB: 0 P: 7	R: 0 E: 0 K: 0 S: 4	H: 1 LOB: 1 BB: 0 P: 4	R: 0 E: 0 K: 1 S: 7	H: 1 LOB: 0 BB: 0 P: 9	1B: 5 2B: 0 3B: 0 HR: 1	SF: 1 SAC: 0 DP: 0 HBP: 0	WP: 0 PA: 31 PB: 0 SB: 0 CS: 0																	
PITCHER	IP	WLS	BF	H	R	ER	SO	BB	IBB	HBP	BLK	WP	HR	S	P	ERA	WHIP	PITCHER		IP	WLS	BF	H	R	ER	SO	BB	IBB	HBP	BLK	WP	HR	S	P	ERA	WHIP
49 Kendall Graveman, R (1.1) ERA: 4.85	3.2	L	16	4	3	3	1	1	0	0	0	0	0	17	21	7.36	1.364	66 Ryan Dull, R (4.1) ERA: 2.7		0.1		1	0	0	0	1	0	0	0	0	0	3	3	0.00	0.000	
32 Jesse Hahn, R (5.1) ERA: 3.12	4.0		14	2	0	0	2	0	0	0	0	0	0	18	18	0.00	0.500																			

AB	31
R	1
H	3
RBI	1
BB	1
SO	9
LOB	7



AB	29
R	3
H	6
RBI	3
BB	1
SO	4
LOB	5




Batter	1	2	3	4	5	6	7	8	9	AB	R	H	RBI	BB	SO	LOB	TOP			
16 Travis Jankowski, L (1,7) OBP: 0.333, SLG: 0.545 20 Carlos Asuaje, L (5,4) OBP: 0.267, SLG: 0.296			G3-1		K		K			3	0	0	0	2	2	2	San Diego Padres @ Cincinnati Reds Goodyear Ballpark, Goodyear, AZ Wed Mar 15 2017, 4:08 PM - 7:09 PM EDT Att: 3,120 - Partly Cloudy - 87 F			
8 Erick Aybar, S (1,6) OBP: 0.310, SLG: 0.269 78 Dusty Coleman, R (5,5) OBP: 0.304, SLG: 0.450	L5				G4-3		E4			3	0	0	0	1	2	2				
15 Cory Spangenberg, L (1,4) OBP: 0.333, SLG: 0.385 96 Nick Schultz, R (5,7) OBP: 0.333, SLG: 0.333					K		K2			3	1	2	1	0	1	1				
10 Hunter Renfroe, R (1,9) OBP: 0.316, SLG: 0.417 82 Rafael Ortega, L (6,8) OBP: 0.235, SLG: 0.294			G4-3				G6-3			3	1	1	2	0	0	1				
44 Héctor Sánchez, S (1,2) OBP: 0.364, SLG: 0.650 9 Tony Cruz, R (6,2) OBP: 0.286, SLG: 0.286	G4-3									2	1	1	0	0	0	2				
32 Jabari Blash, R (1,10) OBP: 0.441, SLG: 0.885 2 Luis Sardinas, S (8,PH) OBP: 0.182, SLG: 0.182		K			K		K		F9	3	0	0	0	0	3	1				
71 Franchy Cordero, L (1,8) OBP: 0.375, SLG: 4.000 96 Edwin Moreno, L (6,9) OBP: 1.000, SLG: 4.000		K			K					1	1	1	3	0	0	0				
79 Jamie Romak, R (1,3) OBP: 0.154, SLG: 0.154		K			K		FC6-4		K	4	0	0	0	0	3	2				
17 Allen Córdoba, R (1,5) OBP: 0.267, SLG: 0.154									G5-3	1	1	0	0	3	0	0				
Inning Stats	R: 2 E: 0 K: 1 S: 7	H: 2 LOB: 0 BB: 0 P: 8	R: 0 E: 0 K: 3 S: 9	H: 0 LOB: 0 BB: 0 P: 9	R: 1 E: 1 K: 1 S: 6	H: 1 LOB: 1 BB: 1 P: 11	R: 0 E: 0 K: 3 S: 10	H: 1 LOB: 1 BB: 0 P: 10	R: 0 E: 0 K: 2 S: 7	H: 1 LOB: 1 BB: 1 P: 12	R: 0 E: 1 K: 1 S: 8	H: 0 LOB: 2 BB: 1 P: 12	R: 3 E: 0 K: 1 S: 9	H: 3 LOB: 0 BB: 0 P: 11	R: 0 E: 0 K: 0 S: 5	H: 2 LOB: 2 BB: 0 P: 5		1B: 5 2B: 3 3B: 0 HR: 3	SF: 0 SAC: 0 DP: 1 HBP: 0	WP: 0 PB: 0 SB: 2 CS: 0
PITCHER	IP WLS BF H R ER SO BB IBB HBP BLK WP HR S P ERA WHIP	3.2 16 4 3 2 7 1 0 0 0 0 1 29 35 4.91 1.364	1.1 5 0 0 0 3 1 0 0 0 0 0 10 15 0.00 0.750	1.0 B 5 1 1 1 1 1 0 0 0 0 0 1 8 12 9.00 2.000	1.0 H 4 0 0 0 2 1 0 0 0 0 0 0 7 12 0.00 1.000	2.0 W 11 5 3 3 1 0 0 0 0 0 0 1 14 16 13.50 2.500	PITCHER										IP WLS BF H R ER SO BB IBB HBP BLK WP HR S P ERA WHIP			

Batter	1	2	3	4	5	6	7	8	9	AB	R	H	RBI	BB	SO	LOB	BOTTOM			
39 Devin Mesoraco, R (1,2) OBP: 0.542, SLG: 0.650	G4-3		G4-3							2	0	0	0	0	0	0	San Diego Padres @ Cincinnati Reds Goodyear Ballpark, Goodyear, AZ Wed Mar 15 2017, 4:08 PM - 7:09 PM EDT Att: 3,120 - Partly Cloudy - 87 F			
6 Billy Hamilton, S (1,8) OBP: 0.251, SLG: 0.267 30 Arismendy Alcántara, S (6,8) OBP: 0.216, SLG: 0.457						SF9-4				3	1	3	1	0	0	0				
19 Joey Votto, L (1,3) OBP: 0.393, SLG: 0.214 83 Christian Walker, R (6,3) OBP: 0.228, SLG: 0.367						L4				2	0	1	1	1	0	1				
23 Adam Duvall, R (1,7) OBP: 0.323, SLG: 0.536 33 Jesse Winker, L (6,7) OBP: 0.376, SLG: 0.394	FC4-6		F9		K		G4-3		G5-3	3	0	0	0	1	3	1				
7 Eugenio Suárez, R (1,5) OBP: 0.355, SLG: 0.571 49 Tony Renda, R (6,5) OBP: 0.472, SLG: 0.633	G4-3		F8		K		G6-3			3	0	0	0	1	3	0				
43 Scott Schebler, L (1,9) OBP: 0.276, SLG: 0.387 17 Ryan Raburn, R (6,9) OBP: 0.286, SLG: 0.526		G5-3					F9			3	1	2	0	0	0	0				
2 Zack Cozart, R (1,6) OBP: 0.393, SLG: 0.680 90 Zach Vincej, R (6,6) OBP: 0.258, SLG: 0.345		F7								3	1	2	2	0	0	0				
16 Tucker Barnhart, L (1,10) OBP: 0.320, SLG: 0.150 79 Sebastián Elizalde, L (8,PH) OBP: 0.182, SLG: 0.100					G3					2	0	0	0	1	0	2				
9 José Peraza, R (1,4) OBP: 0.342, SLG: 0.421 63 Hernán Iribarren, L (7,4) OBP: 0.364, SLG: 0.353			F7		G6-3				K	3	1	1	0	0	0	1				
Inning Stats	R: 1 E: 0 K: 0 S: 5	H: 2 LOB: 1 BB: 0 P: 6	R: 0 E: 0 K: 0 S: 3	H: 0 LOB: 1 BB: 1 P: 7	R: 0 E: 0 K: 0 S: 4	H: 1 LOB: 2 BB: 1 P: 9	R: 3 E: 0 K: 0 S: 8	H: 4 LOB: 1 BB: 0 P: 9	R: 0 E: 0 K: 2 S: 9	H: 2 LOB: 2 BB: 0 P: 9	R: 1 E: 0 K: 0 S: 4	H: 2 LOB: 0 BB: 0 P: 5	R: 0 E: 0 K: 1 S: 7	H: 0 LOB: 0 BB: 2 P: 3	R: 3 E: 1 K: 1 S: 7	H: 2 LOB: 1 BB: 2 P: 16		1B: 8 2B: 2 3B: 2 HR: 2	SF: 1 SAC: 0 DP: 1 HBP: 0	WP: 1 PB: 0 SB: 3 CS: 0
PITCHER	IP WLS BF H R ER SO BB IBB HBP BLK WP HR S P ERA WHIP	3.1 17 5 3 3 0 0 2 0 0 0 0 0 4 5 13.50 3.000	0.2 4 2 1 1 0 0 0 0 0 0 0 0 4 5 0.00 2.000	1.0 5 2 0 0 2 0 0 0 0 0 0 0 9 9 0.00 2.000	1.0 4 2 1 1 0 0 0 0 0 0 0 1 0 4 5 9.00 2.000	1.0 3 0 0 0 0 0 0 0 0 0 0 0 3 3 0.00 0.000	PITCHER										IP WLS BF H R ER SO BB IBB HBP BLK WP HR S P ERA WHIP			

Batter	1	2	3	4	5	6	7	8	9	AB	R	H	RBI	BB	SO	LOB	TOP								
6 Billy Hamilton, S OBP: 0.286, SLG: 0.250 27 Desmond Jennings, R OBP: 0.333, SLG: 0.400	4-0 7 S 7 1B BB	0-3 K			0-0 P6		0-0 63 SF7 3B		0-3 K	2	1	0	0	1	1	1									
9 José Peraza, R OBP: 0.317, SLG: 0.390 63 Hernan Irizarren, L OBP: 0.353, SLG: 0.323	0-0 F8		0-0 G3			0-3 K	0-0 SF7			3	0	0	0	0	1	1									
19 Joey Votto, L OBP: 0.290, SLG: 0.200 83 Christian Walker, R OBP: 0.219, SLG: 0.355	4-1 7 1B 43 2B BB		0-0 F7			0-0 G3				2	1	0	0	1	0	0									
23 Adam Duvall, R OBP: 0.294, SLG: 0.484 33 Jesse Winker, L OBP: 0.308, SLG: 0.382	0-3 K		0-3 K			0-0 G5-3			0-0 E3	3	0	0	0	0	2	2									
7 Eugenio Suárez, R OBP: 0.364, SLG: 0.567 3 Patrick Kivlehan, R OBP: 0.417, SLG: 0.618	0-1 43 2B 1B		0-3 K			0-0 17 1B 80 2B			0-3 K	2	0	1	1	0	1	0									
43 Scott Schebler, L OBP: 0.289, SLG: 0.424 17 Ryan Raburn, R OBP: 0.304, SLG: 0.524	0-0 1-H 3-H 2B		0-3 K			0-0 80 2B 1B			0-0 L7	2	0	1	1	0	1	0									
16 Tucker Barnhart, L OBP: 0.226, SLG: 0.136 80 Chad Wallach, R OBP: 0.333, SLG: 0.368		0-0 G3			0-0 G3-1		0-0 79 2B 2B		0-3 K	2	0	0	0	0	0	0									
30 Arismendy Alcántara, S OBP: 0.231, SLG: 0.459 90 Zach Vinces, R OBP: 0.242, SLG: 0.323			0-0 29 S 1B			0-0 F7			0-0 F9	2	0	1	0	0	0	0									
29 Brandon Finnegan, L 53 Wandy Peralta, L 79 Sebastián Elizalde, L 48 Barrett Astin, R 71 Phillip Ervin, R 65 Lucas Luetge, L		0-3 K				0-0 G3			0-3 K	2	0	0	0	0	1	1									
Inning Stats	R: 2 E: 0 K: 1 S: 8	H: 2 LOB: 2 BB: 2 P: 16	R: 0 E: 0 K: 2 S: 8	H: 1 LOB: 1 BB: 0 P: 8	R: 0 E: 0 K: 1 S: 5	H: 0 LOB: 0 BB: 0 P: 5	R: 0 E: 0 K: 2 S: 7	H: 0 LOB: 0 BB: 0 P: 7	R: 0 E: 0 K: 0 S: 3	H: 0 LOB: 0 BB: 0 P: 3	R: 0 E: 0 K: 1 S: 5	H: 0 LOB: 0 BB: 0 P: 5	R: 5 E: 0 K: 1 S: 10	H: 5 LOB: 0 BB: 0 P: 10	R: 0 E: 1 K: 2 S: 8	H: 0 LOB: 1 BB: 0 P: 8	R: 0 E: 0 K: 2 S: 7	H: 0 LOB: 0 BB: 0 P: 7	1B: 3 2B: 4 3B: 1 HR: 0	SF: 1 SAC: 0 DP: 0 HBP: 0	WP: 0 PB: 0 SB: 3 CS: 0	PA: 37			
PITCHER	IP	WLS	BF	H	R	ER	SO	BB	IBB	HBP	BLK	WP	HR	S	P	ERA	WHIP								
28 Corey Kluber, R ERA: 7.94	5.0		19	3	2	2	6	2	0	0	0	0	0	31	39	3.60	1.000								
62 Nick Goody, R ERA: 1.5	1.0	H	3	0	0	0	1	0	0	0	0	0	0	5	5	0.00	0.000								
80 Josh Martin, R ERA: 11.57	1.0	L	8	5	5	5	1	0	0	0	0	0	0	10	10	45.00	5.000								
83 Travis Banwart, R ERA: 6.0	2.0		7	0	0	0	4	0	0	0	0	0	0	15	15	0.00	0.000								

Cincinnati Reds @ Cleveland Indians
Goodyear Ballpark, Goodyear, AZ
Fri Mar 17 2017, 9:10 PM - 11:54 PM EDT
Att: 8,394 - Clear - 91 F


AB 34
R 7
H 8
RBI 7
BB 2
SO 12
LOB 9





Batter	1	2	3	4	5	6	7	8	9	AB	R	H	RBI	BB	SO	LOB	BOTTOM								
26 Austin Jackson, R OBP: 0.333, SLG: 0.667 23 Jordan Smith, L OBP: 0.250, SLG: 0.182	0-0 7 2B 1B	0-0 SAFE CS	0-0 G4-3	0-0 3-H 1B			0-0 G1-3		1-0 G4-3	3	1	2	1	0	0	0									
78 Bradley Zimmer, L OBP: 0.413, SLG: 0.628 69 Ka'ai Tom, L	0-0 F7		0-0 72 BB 7 S 1B	0-0 G4-3			0-0 1B			4	0	2	0	0	0	2									
7 Yan Gomes, R OBP: 0.467, SLG: 0.692 53 Adam Moore, R OBP: 0.353, SLG: 0.563	0-0 72 1B 2B		0-3 K			0-0 G5-3			0-3 K	3	1	1	1	0	1	1									
10 Edwin Encarnación, R OBP: 0.370, SLG: 0.400 48 Bobby Bradley, L OBP: 0.200, SLG: 0.200	0-3 K		4-0 72 BB BB			0-3 K			0-0 G3	2	0	0	0	1	2	1									
72 Yandy Díaz, R OBP: 0.550, SLG: 0.462 7 Joe Sever, R	0-0 39 FC5-4 1B		4-0 72 BB BB			0-0 F8			0-3 K	2	0	1	1	1	0	0									
39 Gio Urshela, R OBP: 0.333, SLG: 0.526	0-0 FC5-4		0-0 P4			0-0 F8			0-3 K	4	0	0	0	0	1	4									
4 Richie Shaffer, R OBP: 0.313, SLG: 0.568 61 Connor Marabell, L OBP: 0.167, SLG: 0.167		0-3 K			0-0 79 G5-3 26 1B 2B		0-3 K		0-0 G3	3	1	1	0	0	2	0									
9 Erik González, R OBP: 0.324, SLG: 0.472 4 Ivan Castillo, S		4-0 26 CS BB			0-3 K		0-0 F8		4-0 23 DI BB	2	0	0	0	1	1	1									
79 Ronny Rodríguez, R OBP: 0.250, SLG: 0.412 22 Todd Hankins, R		0-3 K			0-0 G5-3		0-3 K		0-3 K	3	0	0	0	0	2	2									
Inning Stats	R: 2 E: 0 K: 1 S: 8	H: 3 LOB: 1 BB: 0 P: 8	R: 0 E: 0 K: 2 S: 6	H: 0 LOB: 0 BB: 1 P: 10	R: 0 E: 0 K: 1 S: 6	H: 1 LOB: 3 BB: 2 P: 14	R: 1 E: 0 K: 1 S: 7	H: 2 LOB: 1 BB: 0 P: 7	R: 0 E: 0 K: 1 S: 5	H: 0 LOB: 0 BB: 0 P: 5	R: 0 E: 0 K: 2 S: 8	H: 0 LOB: 0 BB: 0 P: 8	R: 0 E: 0 K: 2 S: 7	H: 0 LOB: 0 BB: 0 P: 7	R: 0 E: 0 K: 1 S: 5	H: 0 LOB: 1 BB: 1 P: 10	1B: 5 2B: 2 3B: 0 HR: 0	SF: 0 SAC: 0 DP: 0 HBP: 0	WP: 0 PB: 0 SB: 1 CS: 1	PA: 38					
PITCHER	IP	WLS	BF	H	R	ER	SO	BB	IBB	HBP	BLK	WP	HR	S	P	ERA	WHIP								
29 Brandon Finnegan, L ERA: 7.94	4.0		20	6	3	3	5	3	0	0	0	0	0	10	10	0.00	0.000								
53 Wandy Peralta, L ERA: 4.7	2.0	W	6	0	0	0	2	0	0	0	0	0	0	15	15	0.00	0.500								
48 Barrett Astin, R ERA: 1.35	2.0	H	7	1	0	0	4	0	0	0	0	0	0	5	10	0.00	1.000								
65 Lucas Luetge, L ERA: 2.57	1.0		4	0	0	0	1	1	0	0	0	0	0	5	10	0.00	1.000								

Cincinnati Reds @ Cleveland Indians
Goodyear Ballpark, Goodyear, AZ
Fri Mar 17 2017, 9:10 PM - 11:54 PM EDT
Att: 8,394 - Clear - 91 F

AB 33
R 3
H 7
RBI 3
BB 4
SO 12
LOB 14



Batter	1	2	3	4	5	6	7	8	9	AB	R	H	RBI	BB	SO	LOB	TOP										
14 Carlos Gómez, R OBP: 0.387, SLG: 0.667 49 Royce Bolinger, R OBP: 0.600, SLG: 0.800	0-3 K		0-3 K		1-0 1-H 1B			0-0 P2		3	0	1	1	0	2	0	<p>Texas Rangers @ Cincinnati Reds Goodyear Ballpark, Goodyear, AZ Sat Mar 18 2017, 4:08 PM - 6:44 PM EDT Att: 3,515 - Sunny - 90 F</p> <p>livebaseballscorecards.com</p> <p>AB 30 R 3 H 5 RBI 3 BB 2 SO 7 LOB 4</p> 										
17 Shin-Soo Choo, L OBP: 0.299, SLG: 0.280 45 Travis Snider, L OBP: 0.294, SLG: 0.290	0-0 F7		0-0 G4-3		0-0 F8			0-0 P4		3	0	0	0	0	0	1											
16 Ryan Rua, R OBP: 0.302, SLG: 0.405 53 Carlos Arroyo, L	0-0 13 HR 1B		0-0 G5-3		0-0 G1-3			0-0 G4-3		3	1	1	0	0	0	0											
13 Joey Gallo, L OBP: 0.348, SLG: 0.513 79 Josh Altman, R	2-1 1-H HR		0-0 F8		0-0 F8			4-0 97 G1-4-3 BB		3	1	1	2	0	0	0											
1 Elvis Andrus, R OBP: 0.143, SLG: 0.286 97 Jason Martinson, R OBP: 0.412, SLG: 0.786	0-0 G4-3		0-3 K		0-0 G6-3			0-0 G1-4-3		3	0	0	0	0	1	0											
18 James Loney, L OBP: 0.283, SLG: 0.286		0-0 F8		0-0 G3-1				0-0 G6-3		3	0	0	0	0	0	0											
8 Brett Hayes, R OBP: 0.417, SLG: 0.455 87 Franklin Rollin, R 87 Pat Cantwell, R	0-3 K		0-0 G5-3		0-0 G5-3			0-0 85 CS 1B		3	0	1	0	0	1	0											
18 Drew Robinson, L OBP: 0.370, SLG: 0.526 67 Preston Beck, L OBP: 0.187, SLG: 0.333	4-0 85 S BB		0-3 K		0-3 K			0-3 K		2	0	0	0	1	2	1											
85 Andy Ibañez, R OBP: 0.385, SLG: 0.750	1-3 K		0-0 K		1-0 14 E 14 1B 1B			0-0 F7		3	1	1	0	0	1	1											
Inning Stats	R: 2 E: 0 K: 1 S: 8	H: 2 LOB: 0 BB: 0 P: 10	R: 0 E: 0 K: 2 S: 7	H: 0 LOB: 1 BB: 1 P: 12	R: 0 E: 0 K: 1 S: 5	H: 0 LOB: 0 BB: 0 P: 5	R: 0 E: 0 K: 1 S: 5	H: 0 LOB: 0 BB: 0 P: 5	R: 1 E: 0 K: 1 S: 7	H: 2 LOB: 1 BB: 0 P: 8	R: 0 E: 0 K: 0 S: 3	H: 0 LOB: 0 BB: 0 P: 3	R: 0 E: 0 K: 0 S: 5	H: 1 LOB: 1 BB: 0 P: 6	R: 0 E: 0 K: 0 S: 3	H: 0 LOB: 0 BB: 0 P: 3		R: 0 E: 0 K: 0 S: 2	H: 0 LOB: 0 BB: 1 P: 6	1B: 4 2B: 0 3B: 0 HR: 1	SF: 0 SAC: 0 DP: 1 HBP: 0	WP: 0 PB: 0 SB: 1 CS: 1	PA: 33				
PITCHER	IP	WLS	BF	H	R	ER	SO	BB	IBB	HBP	BLK	WP	HR	S	P	ERA	WHIP										
61 Arroyo, R ERA: 4.91	1.2		8	2	2	2	2	1	0	0	0	0	1	12	18	10.80	1.800										
77 Alejandro Chacin, R ERA: 4.91	1.1		4	0	0	0	2	0	0	0	0	0	0	8	9	0.00	0.000										
47 Sal Romano, R ERA: 1.17	4.2		16	3	1	0	3	0	0	0	0	0	0	22	24	0.00	0.643										
65 Austin Orewiler, R ERA: 1.17	0.1		1	0	0	0	0	0	0	0	0	0	0	1	1	0.00	0.000										
41 Louis Coleman, R ERA: 1.17	1.0		3	0	0	0	0	1	0	0	0	0	0	2	6	0.00	1.000										

Batter	1	2	3	4	5	6	7	8	9	AB	R	H	RBI	BB	SO	LOB	BOTTOM										
6 Billy Hamilton, S OBP: 0.289, SLG: 0.257 71 Phillip Ervin, R OBP: 0.400, SLG: 0.591	0-3 K		0-3 K		1-0 19 L9 32 HBP 1B			0-0 E1		3	0	1	1	0	2	0	<p>Texas Rangers @ Cincinnati Reds Goodyear Ballpark, Goodyear, AZ Sat Mar 18 2017, 4:08 PM - 6:44 PM EDT Att: 3,515 - Sunny - 90 F</p> <p>livebaseballscorecards.com</p> <p>AB 32 R 3 H 3 RBI 1 BB 3 SO 7 LOB 18</p> 										
39 Devin Mesoraco, R OBP: 0.200, SLG: 0.400 32 Stuart Turner, R OBP: 0.577, SLG: 0.650	0-0 G5-3		0-0 2B		1-0 1-2 HBP			4-0 83 FC6-4 BB		2	0	1	0	0	0	0											
19 Joey Votto, L OBP: 0.232, SLG: 0.192 83 Christian Walker, R OBP: 0.212, SLG: 0.344	0-0 F7		0-0 E5		0-0 L9			0-0 FC6-4		3	0	0	0	0	0	3											
17 Ryan Raburn, R OBP: 0.308, SLG: 0.478 79 Sebastián Elizalde, L OBP: 0.231, SLG: 0.250	4-0 2 WP BB		0-0 G6-3		0-0 P6			0-0 G1-3		2	1	0	0	1	0	4											
2 Zack Cozart, R OBP: 0.387, SLG: 0.630 90 Zach Vincej, R OBP: 0.235, SLG: 0.313	2-0 63 E 1-2 HBP		0-0 F7		0-0 F9			0-0 F8		2	0	0	0	0	0	0											
27 Desmond Jennings, R OBP: 0.306, SLG: 0.337 33 Jesse Winker, L OBP: 0.359, SLG: 0.371	0-0 F6		0-0 L4		0-0 G5-3			0-0 G4-3		3	0	0	0	0	0	2											
63 Hernan Irribarren, L OBP: 0.324, SLG: 0.294 3 Patrick Kivlehan, R OBP: 0.405, SLG: 0.600	0-0 E4		0-3 K		0-3 K			0-0 F8		3	0	0	0	0	2	1											
49 Tony Renda, R OBP: 0.462, SLG: 0.594 30 Arismendy Alcántara, S OBP: 0.225, SLG: 0.447	0-3 K		4-0 6 E 6 1B BB		0-0 G4-3			0-0 E6		2	1	0	0	1	1	2											
61 Bronson Arroyo, R 77 Alejandro Chacin, R 47 Sal Romano, L 65 Austin Orewiler, R 41 Louis Coleman, R 80 Chad Wallach, R OBP: 0.318, SLG: 0.336	0-3 K		0-3 K		0-0 G5-3			0-0 G6-3		0	0	0	0	0	0	0											
Inning Stats	R: 0 E: 0 K: 1 S: 5	H: 0 LOB: 0 BB: 0 P: 5	R: 1 E: 1 K: 2 S: 8	H: 0 LOB: 2 BB: 1 P: 14	R: 0 E: 0 K: 1 S: 6	H: 0 LOB: 0 BB: 0 P: 5	R: 0 E: 0 K: 1 S: 5	H: 0 LOB: 0 BB: 0 P: 5	R: 0 E: 0 K: 0 S: 4	H: 1 LOB: 2 BB: 1 P: 8	R: 0 E: 0 K: 0 S: 3	H: 0 LOB: 0 BB: 0 P: 3	R: 0 E: 2 K: 0 S: 4	H: 0 LOB: 0 BB: 0 P: 4	R: 1 E: 1 K: 0 S: 4	H: 0 LOB: 0 BB: 0 P: 4		1B: 1 2B: 2 3B: 0 HR: 0	SF: 0 SAC: 0 DP: 1 HBP: 2	WP: 1 PB: 0 SB: 0 CS: 1	PA: 38						
PITCHER	IP	WLS	BF	H	R	ER	SO	BB	IBB	HBP	BLK	WP	HR	S	P	ERA	WHIP										
11 Yu Darvish, R ERA: 2.84	4.2		21	2	2	1	6	2	0	2	0	0	0	1	1	0.00	0.857										
77 Ryne Slack, L ERA: 6.75	0.1	H	1	0	0	0	0	0	0	0	0	0	0	1	1	0.00	0.000										
39 Dario Álvarez, L ERA: 6.75	1.0	H	3	0	0	0	1	0	0	0	0	0	0	5	5	0.00	0.000										
60 Anthony Bass, R ERA: 4.5	2.0	H	8	1	0	0	0	1	0	0	0	0	0	7	11	0.00	1.000										
57 Wesley Wright, L ERA: 1.6	1.0	B	4	0	1	0	0	0	0	0	0	0	0	4	4	0.00	0.000										

Batter	1	2	3	4	5	6	7	8	9	AB	R	H	RBI	BB	SO	LOB	TOP					
9 José Peraza, R OBP: 0.319, SLG: 0.383 21 Juan Perez, L OBP: 0.286, SLG: 0.714	L5		E6		P6				K	3	0	0	0	0	0	2	<p>Cincinnati Reds @ Kansas City Royals</p> <p>Surprise Stadium, Surprise, AZ</p> <p>Mon Mar 20 2017, 4:07 PM - 7:05 PM EDT</p> <p>Att: 5,917 - Cloudy - 89 F</p>					
49 Tony Renda, R OBP: 0.459, SLG: 0.514 83 Christian Walker, R OBP: 0.237, SLG: 0.361	L8		FC6-4			G5-3	P6	G5-3		3	0	0	0	0	0	1						
19 Joey Votto, L OBP: 0.286, SLG: 0.222 79 Sebastián Elizalde, L OBP: 0.250, SLG: 0.214	L9			G3			K			3	1	1	0	0	0	0						
23 Adam Duval, R OBP: 0.300, SLG: 0.459 63 Hernan Ibarra, L OBP: 0.359, SLG: 0.333		K			F7					3	0	1	0	0	1	0						
7 Eugenio Suárez, R OBP: 0.359, SLG: 0.514 90 Zach Vincej, R OBP: 0.278, SLG: 0.333 7 Alex Blandino, R		L7			K2-3					3	0	1	0	0	1	0						
43 Scott Schebler, L OBP: 0.318, SLG: 0.514 30 Arismendy Alcántara, S OBP: 0.273, SLG: 0.500										1	0	0	1	1	0	0						
39 Devin Mesoraco, R OBP: 0.286, SLG: 0.429 32 Stuart Turner, R OBP: 0.552, SLG: 0.609										2	0	1	0	0	1	1						
3 Patrick Kivlehan, R OBP: 0.405, SLG: 0.650 6 Eric Jagielo, L										3	1	1	0	0	1	1						
54 Rookie Davis, R OBP: 0.000, SLG: 1.000 33 Jesse Winker, L OBP: 0.307, SLG: 0.674 48 Barrett Astin, R 46 Tim Adleman, R 80 Chad Wallach, R 53 Wandy Peralta, L										1	0	0	0	0	0	0						
										2	0	1	0	0	1	1						
Inning Stats	R: 0 E: 0 K: 0 S: 10	H: 0 LOB: 0 BB: 0 P: 12	R: 0 E: 0 K: 2 S: 11	H: 0 LOB: 1 BB: 1 P: 17	R: 0 E: 1 K: 1 S: 11	H: 0 LOB: 1 BB: 0 P: 15	R: 0 E: 0 K: 1 S: 10	H: 2 LOB: 2 BB: 0 P: 14	R: 1 E: 0 K: 0 S: 9	H: 3 LOB: 2 BB: 0 P: 14	R: 1 E: 0 K: 1 S: 8	H: 2 LOB: 1 BB: 0 P: 12	R: 8 E: 0 K: 1 S: 25	H: 8 LOB: 2 BB: 0 P: 40	R: 0 E: 0 K: 3 S: 9	H: 0 LOB: 0 BB: 0 P: 14	1B: 11 2B: 3 3B: 1 HR: 0	SF: 1 SAC: 1 DP: 0 HBP: 2	WP: 1 PB: 0 SB: 1 CS: 0	PA: 46		
PITCHER	IP WLS BF H R ER SO BB IBB HBP BLK WP HR S P ERA WHIP	IP WLS BF H R ER SO BB IBB HBP BLK WP HR S P ERA WHIP	IP WLS BF H R ER SO BB IBB HBP BLK WP HR S P ERA WHIP	IP WLS BF H R ER SO BB IBB HBP BLK WP HR S P ERA WHIP	IP WLS BF H R ER SO BB IBB HBP BLK WP HR S P ERA WHIP	IP WLS BF H R ER SO BB IBB HBP BLK WP HR S P ERA WHIP	IP WLS BF H R ER SO BB IBB HBP BLK WP HR S P ERA WHIP	IP WLS BF H R ER SO BB IBB HBP BLK WP HR S P ERA WHIP	IP WLS BF H R ER SO BB IBB HBP BLK WP HR S P ERA WHIP	IP WLS BF H R ER SO BB IBB HBP BLK WP HR S P ERA WHIP	IP WLS BF H R ER SO BB IBB HBP BLK WP HR S P ERA WHIP	IP WLS BF H R ER SO BB IBB HBP BLK WP HR S P ERA WHIP	IP WLS BF H R ER SO BB IBB HBP BLK WP HR S P ERA WHIP	IP WLS BF H R ER SO BB IBB HBP BLK WP HR S P ERA WHIP	IP WLS BF H R ER SO BB IBB HBP BLK WP HR S P ERA WHIP	IP WLS BF H R ER SO BB IBB HBP BLK WP HR S P ERA WHIP	IP WLS BF H R ER SO BB IBB HBP BLK WP HR S P ERA WHIP	IP WLS BF H R ER SO BB IBB HBP BLK WP HR S P ERA WHIP	IP WLS BF H R ER SO BB IBB HBP BLK WP HR S P ERA WHIP	IP WLS BF H R ER SO BB IBB HBP BLK WP HR S P ERA WHIP	IP WLS BF H R ER SO BB IBB HBP BLK WP HR S P ERA WHIP	IP WLS BF H R ER SO BB IBB HBP BLK WP HR S P ERA WHIP

AB	41
R	10
H	15
RBI	9
BB	1
SO	10
LOB	15



Batter	1	2	3	4	5	6	7	8	9	AB	R	H	RBI	BB	SO	LOB	BOTTOM					
27 Adalberto Mondesi, S OBP: 0.432, SLG: 0.639 68 Humberto Arteaga, R OBP: 0.297, SLG: 0.276			K		G5-3					3	0	1	0	0	1	1	<p>Cincinnati Reds @ Kansas City Royals</p> <p>Surprise Stadium, Surprise, AZ</p> <p>Mon Mar 20 2017, 4:07 PM - 7:05 PM EDT</p> <p>Att: 5,917 - Cloudy - 89 F</p>					
4 Alex Gordon, L OBP: 0.455, SLG: 0.550 80 Frank Schwindel, R			G3-6-3							3	1	1	0	0	0	2						
16 Paulo Orlando, R OBP: 0.350, SLG: 0.417 97 Ben Johnson, R										4	1	1	0	0	0	1						
37 Brandon Moss, L OBP: 0.349, SLG: 0.306 96 Elier Hernandez, R OBP: 0.333, SLG: 0.333										2	0	0	0	1	1	2						
66 Ryan O'Hearn, L OBP: 0.281, SLG: 0.567										4	1	2	3	0	1	1						
15 Whit Merrifield, R OBP: 0.354, SLG: 0.381 49 Garin Cecchini, L OBP: 0.190, SLG: 0.200										2	0	0	0	0	0	1						
24 Christian Colón, R OBP: 0.341, SLG: 0.462 7 Peter O'Brien, R OBP: 0.408, SLG: 0.833										3	0	0	0	0	1	3						
25 Brayan Peña, S OBP: 0.400, SLG: 0.500 0 Terrance Gore, R OBP: 0.286, SLG: 0.308										3	0	1	0	0	0	0						
14 Billy Burns, S OBP: 0.325, SLG: 0.417 98 D.J. Burt, R OBP: 0.500, SLG: 0.500										3	0	1	0	0	0	1						
										1	1	1	0	0	0	0						
Inning Stats	R: 0 E: 0 K: 0 S: 7	H: 1 LOB: 0 BB: 0 P: 11	R: 0 E: 0 K: 1 S: 11	H: 0 LOB: 1 BB: 1 P: 21	R: 0 E: 0 K: 1 S: 9	H: 1 LOB: 1 BB: 0 P: 13	R: 1 E: 0 K: 1 S: 12	H: 2 LOB: 1 BB: 0 P: 20	R: 0 E: 0 K: 0 S: 6	H: 0 LOB: 0 BB: 0 P: 10	R: 2 E: 0 K: 1 S: 15	H: 2 LOB: 1 BB: 0 P: 20	R: 1 E: 0 K: 0 S: 13	H: 2 LOB: 1 BB: 0 P: 19	R: 0 E: 0 K: 0 S: 6	H: 0 LOB: 0 BB: 0 P: 11	R: 2 E: 0 K: 2 S: 16	H: 3 LOB: 1 BB: 0 P: 26	1B: 9 2B: 1 3B: 0 HR: 1	SF: 0 SAC: 0 DP: 2 HBP: 1	WP: 0 PB: 0 SB: 1 CS: 0	PA: 38
PITCHER	IP WLS BF H R ER SO BB IBB HBP BLK WP HR S P ERA WHIP	IP WLS BF H R ER SO BB IBB HBP BLK WP HR S P ERA WHIP	IP WLS BF H R ER SO BB IBB HBP BLK WP HR S P ERA WHIP	IP WLS BF H R ER SO BB IBB HBP BLK WP HR S P ERA WHIP	IP WLS BF H R ER SO BB IBB HBP BLK WP HR S P ERA WHIP	IP WLS BF H R ER SO BB IBB HBP BLK WP HR S P ERA WHIP	IP WLS BF H R ER SO BB IBB HBP BLK WP HR S P ERA WHIP	IP WLS BF H R ER SO BB IBB HBP BLK WP HR S P ERA WHIP	IP WLS BF H R ER SO BB IBB HBP BLK WP HR S P ERA WHIP	IP WLS BF H R ER SO BB IBB HBP BLK WP HR S P ERA WHIP	IP WLS BF H R ER SO BB IBB HBP BLK WP HR S P ERA WHIP	IP WLS BF H R ER SO BB IBB HBP BLK WP HR S P ERA WHIP	IP WLS BF H R ER SO BB IBB HBP BLK WP HR S P ERA WHIP	IP WLS BF H R ER SO BB IBB HBP BLK WP HR S P ERA WHIP	IP WLS BF H R ER SO BB IBB HBP BLK WP HR S P ERA WHIP	IP WLS BF H R ER SO BB IBB HBP BLK WP HR S P ERA WHIP	IP WLS BF H R ER SO BB IBB HBP BLK WP HR S P ERA WHIP	IP WLS BF H R ER SO BB IBB HBP BLK WP HR S P ERA WHIP	IP WLS BF H R ER SO BB IBB HBP BLK WP HR S P ERA WHIP	IP WLS BF H R ER SO BB IBB HBP BLK WP HR S P ERA WHIP	IP WLS BF H R ER SO BB IBB HBP BLK WP HR S P ERA WHIP	IP WLS BF H R ER SO BB IBB HBP BLK WP HR S P ERA WHIP

AB	36
R	6
H	11
RBI	6
BB	1
SO	6
LOB	16



Batter	1	2	3	4	5	6	7	8	9	AB	R	H	RBI	BB	SO	LOB	TOP			
12 Kyle Schwarber, L (1, 7) OBP: 0.349, SLG: 0.615	1-0 17 CS 1B		0-0 F9		1-1 1-H HR					3	1	2	2	0	0	0	Chicago Cubs @ Cincinnati Reds Goodyear Ballpark, Goodyear, AZ Wed Mar 22 2017, 9:06 PM - 10:32 PM EDT Att: 11,553 - Partly Cloudy - 79 F			
17 Kris Bryant, R (1, 5) OBP: 0.318, SLG: 0.475	1-3 K		4-0 BB		0-0 L8					2	0	0	0	1	1					
47 Miguel Montero, L (1, 2) OBP: 0.176, SLG: 0.156	0-0 F8		0-0 P6		0-0 G3-1					3	0	0	0	0	1					
27 Addison Russell, R (1, 6) OBP: 0.361, SLG: 0.781		0-0 G5-3		0-3 K						2	0	0	0	1	0					
22 Jason Heyward, L (1, 9) OBP: 0.205, SLG: 0.250		0-0 E4		0-0 F8						2	0	0	0	0	0					
86 Ian Hapo, S (1, 4) OBP: 0.457, SLG: 0.725		4-0 BB		4-0 BB						0	0	0	0	2	0					
7 Jeimer Candelario, S (1, 3) OBP: 0.278, SLG: 0.373		0-3 K		0-0 F8						2	0	0	0	1	3					
20 Matt Szczur, R (1, 10) OBP: 0.429, SLG: 0.636		0-0 F7			0-0 12 HR 1B					2	1	1	0	0	2					
30 Jon Jay, L (1, 8) OBP: 0.318, SLG: 0.390			0-0 F8		0-0 F9					2	0	0	0	0	1					
Inning Stats	R: 0 E: 0 K: 1 S: 5	H: 1 LOB: 0 BB: 0 P: 7	R: 0 E: 1 K: 1 S: 6	H: 0 LOB: 2 BB: 1 P: 10	R: 0 E: 0 K: 0 S: 3	H: 0 LOB: 1 BB: 1 P: 7	R: 0 E: 0 K: 1 S: 5	H: 0 LOB: 1 BB: 1 P: 9	R: 2 E: 0 K: 0 S: 6	H: 2 LOB: 0 BB: 0 P: 7						1B: 2 2B: 0 3B: 0 HR: 1		SF: 0 SAC: 0 DP: 0 HBP: 0	WP: 0 PB: 0 SB: 0 CS: 1	PA: 21
PITCHER 37 Scott Feldman, R (1, 1) ERA: 4.15	IP: 5.0 WLS: W BF: 21	H: 3 R: 2 ER: 2 SO: 3	BB: 3 IBB: 0 HBP: 0 BLK: 0	WP: 0 HR: 1 S: 25 P: 40	ERA: 3.60 WHIP: 1.200											IP: 5.0 WLS: W BF: 21	H: 3 R: 2 ER: 2 SO: 3	BB: 3 IBB: 0 HBP: 0 BLK: 0	WP: 0 HR: 1 S: 25 P: 40	ERA: 3.60 WHIP: 1.200

Batter	1	2	3	4	5	6	7	8	9	AB	R	H	RBI	BB	SO	LOB	BOTTOM			
2 Zack Cozart, R (1, 6) OBP: 0.350, SLG: 0.514	0-0 G6-3		0-0 F7	0-0 G6-4-3						3	0	0	0	0	1		Chicago Cubs @ Cincinnati Reds Goodyear Ballpark, Goodyear, AZ Wed Mar 22 2017, 9:06 PM - 10:32 PM EDT Att: 11,553 - Partly Cloudy - 79 F			
39 Devin Mesoraco, R (1, 2) OBP: 0.300, SLG: 0.400	0-0 G6-3		0-3 K		0-0 1B					3	0	1	0	0	1					
19 Joey Volto, L (1, 3) OBP: 0.298, SLG: 0.244	0-0 F9			0-0 23 HR 1B						2	1	1	0	0	0					
23 Adam Duvall, R (1, 7) OBP: 0.310, SLG: 0.538		0-0 G3		0-1 1-H HR						2	1	1	2	0	0					
7 Eugenio Suárez, R (1, 5) OBP: 0.366, SLG: 0.500		0-0 G5-3		4-0 63 2B BB						1	1	0	0	1	0					
43 Scott Schebler, L (1, 8) OBP: 0.326, SLG: 0.538		0-0 2B		0-0 F9						2	0	1	0	0	1					
3 Patrick Kivlehan, R (1, 9) OBP: 0.422, SLG: 0.643		1-0 HBP		0-0 63 2B 1B						1	1	1	0	0	0					
63 Hernan Inbarren, L (1, 4) OBP: 0.357, SLG: 0.359		0-0 G3		0-0 37 1B 2B						2	1	1	2	0	2					
37 Scott Feldman, L (1, 1) OBP: 0.500, SLG: 0.500			0-0 L8	0-0 2 G6-4-3 1B						2	0	1	1	0	0					
Inning Stats	R: 0 E: 0 K: 0 S: 3	H: 0 LOB: 0 BB: 0 P: 3	R: 0 E: 0 K: 0 S: 4	H: 1 LOB: 2 BB: 0 P: 5	R: 0 E: 0 K: 1 S: 5	H: 0 LOB: 0 BB: 0 P: 5	R: 5 E: 0 K: 0 S: 8	H: 5 LOB: 0 BB: 1 P: 12	R: 0 E: 0 K: 0 S: 1	H: 1 LOB: 1 BB: 0 P: 1						1B: 4 2B: 2 3B: 0 HR: 1		SF: 0 SAC: 0 DP: 1 HBP: 1	WP: 0 PB: 0 SB: 0 CS: 0	PA: 20
PITCHER Ryan Williams, R (1, 1) ERA: 6.75 29 Rob Zastryzny, L (4, 1) ERA: 7.36	IP: 3.1 WLS: L BF: 17	H: 5 R: 5 ER: 5 SO: 1	BB: 1 IBB: 0 HBP: 1 BLK: 0	WP: 0 HR: 1 S: 18 P: 23	ERA: 13.50 WHIP: 1.800											IP: 0.2 WLS: L BF: 3	H: 2 R: 0 ER: 0 SO: 0	BB: 0 IBB: 0 HBP: 0 BLK: 0	WP: 0 HR: 0 S: 3 P: 3	ERA: 0.00 WHIP: 3.000

Batter	1	2	3	4	5	6	7	8	9	AB	R	H	RBI	BB	SO	LOB	TOP																							
6 Billy Hamilton, S (1, 10) 36 Leon Landry, L (8, PH) (8, 10)	F9			P3		G5-3		K		3	0	0	0	0	0	1																								
9 José Peraza, R (1, 6) 2 Alfredo Rodríguez, R (7, 6)	P4			G5-3				G4-3		3	0	1	0	0	0	0																								
33 Jesse Winker, L (1, 7) 12 Brian O'Grady, L (7, 7)	F7			F9				F8		3	0	0	0	0	0	1																								
17 Ryan Raburn, R (1, 9) 81 Jose Siri, R (7, 9)		K				F8				3	0	0	0	0	1	1																								
49 Tony Renda, R (1, 5) 63 Herman Inbarren, L (7, 5)		G4-3				F8				2	0	0	0	0	0	0																								
79 Sebastián Elizalde, L (1, 3) 6 Eric Jagielo, L (7, 3)		G4-3								2	0	0	0	0	1	0																								
30 Arismendy Alcántara, S (1, 4) 30 Josh VanMeter, L (7, 4)				K2-3				K		2	0	0	0	0	1	0																								
67 Rob Brantly, L (1, 2) 32 Stuart Turner, R (7, 2)				G6-3						2	0	0	0	0	0	0																								
37 Beau Amaral, L (1, 8) 17 Taylor Trammell, L (7, 8)				L6						2	0	1	0	0	0	0																								
Inning Stats	R: 0 E: 0 K: 0 S: 3	H: 0 LOB: 0 BB: 0 P: 3	R: 0 E: 0 K: 1 S: 5	H: 0 LOB: 0 BB: 0 P: 5	R: 0 E: 0 K: 1 S: 5	H: 0 LOB: 0 BB: 0 P: 5	R: 0 E: 0 K: 0 S: 3	H: 0 LOB: 0 BB: 0 P: 3	R: 0 E: 0 K: 1 S: 5	H: 0 LOB: 0 BB: 0 P: 5	R: 0 E: 0 K: 0 S: 4	H: 1 LOB: 1 BB: 0 P: 4	R: 0 E: 0 K: 0 S: 3	H: 1 LOB: 0 BB: 0 P: 3	R: 2 E: 0 K: 2 S: 9	H: 2 LOB: 2 BB: 2 P: 17	R: 0 E: 0 K: 1 S: 6	H: 1 LOB: 1 BB: 0 P: 6	1B: 4 2B: 1 3B: 0 HR: 0	SF: 0 SAC: 0 DP: 0 HBP: 0	WP: 0 PB: 0 SB: 0 CS: 1	PA: 33																		
PITCHER	IP	WLS	BF	H	R	ER	SO	BB	IBB	HBP	BLK	WP	HR	S	P	ERA	WHIP	PITCHER				IP	WLS	BF	H	R	ER	SO	BB	IBB	HBP	BLK	WP	HR	S	P	ERA	WHIP		
62 Jose Quintana, L (1, 1) ERA: 1.0	7.0	W	22	2	0	0	3	0	0	0	0	0	0	28	28	0.00	0.286					7.0	W	22	2	0	0	3	0	0	0	0	0	0	0	0	0	0	0.00	0.286
76 Zack Burdi, R (8, 1) ERA: 4.35	0.1	H	5	2	2	2	1	2	0	0	0	0	0	5	13	54.00	12.000					0.1	H	5	2	2	2	1	2	0	0	0	0	0	5	13	54.00	12.000		
75 Brian Clark, L (8, 1) ERA: 2.16	1.2	S	6	1	0	0	2	0	0	0	0	0	0	10	10	0.00	0.600					1.2	S	6	1	0	0	2	0	0	0	0	0	10	10	0.00	0.600			

Cincinnati Reds @ Chicago White Sox
 Camelback Ranch, Glendale, AZ
 Thu Mar 23 2017, 4:11 PM - 6:48 PM EDT
 Att: 4,349 - Partly Cloudy - 70 F

AB	31
R	2
H	5
RBI	2
BB	2
SO	6
LOB	9

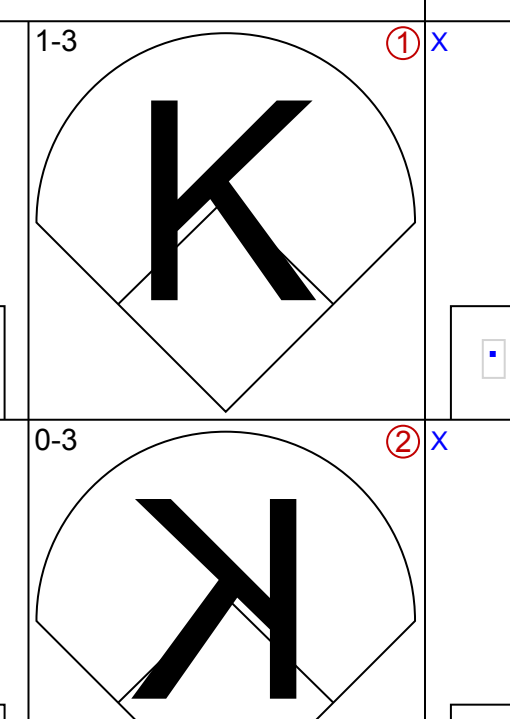
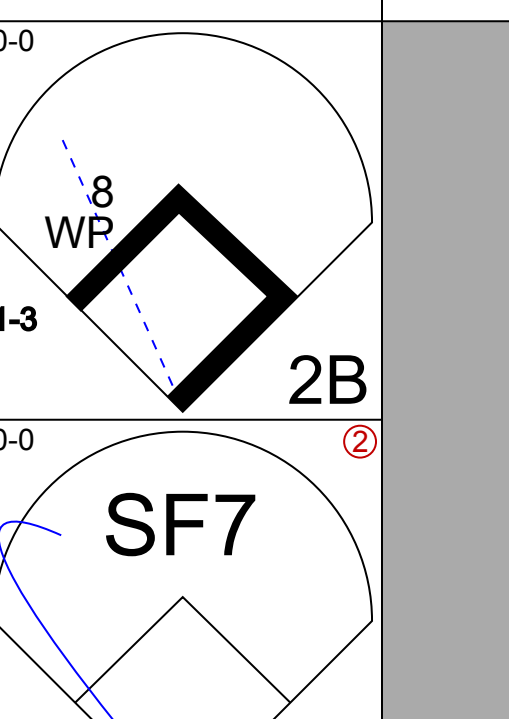
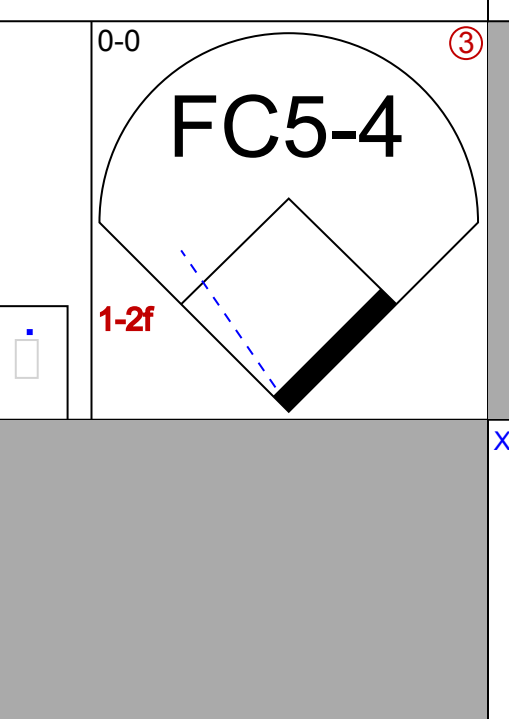
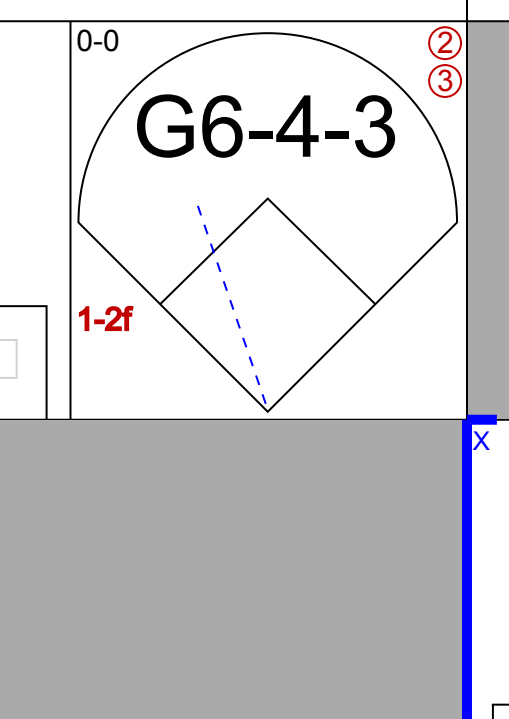
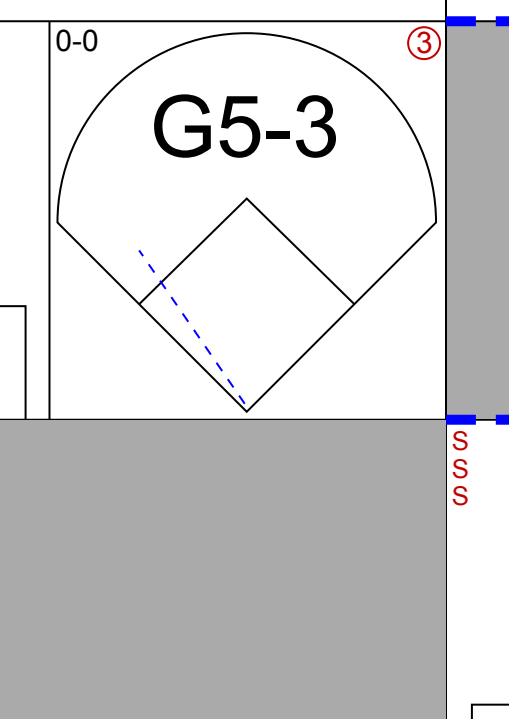
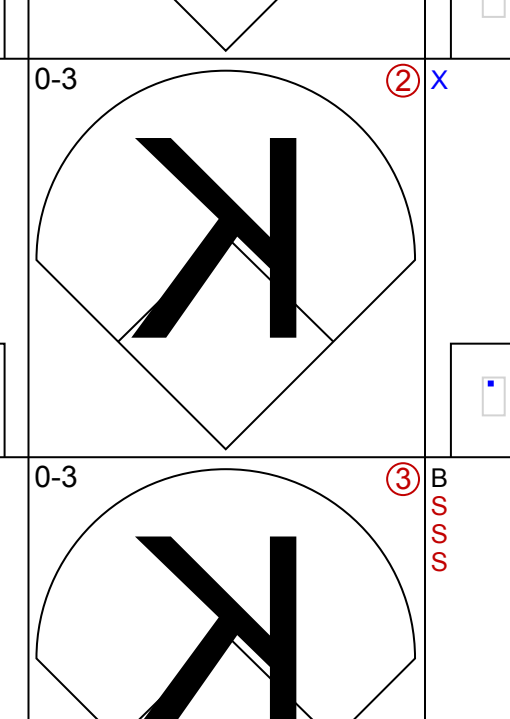
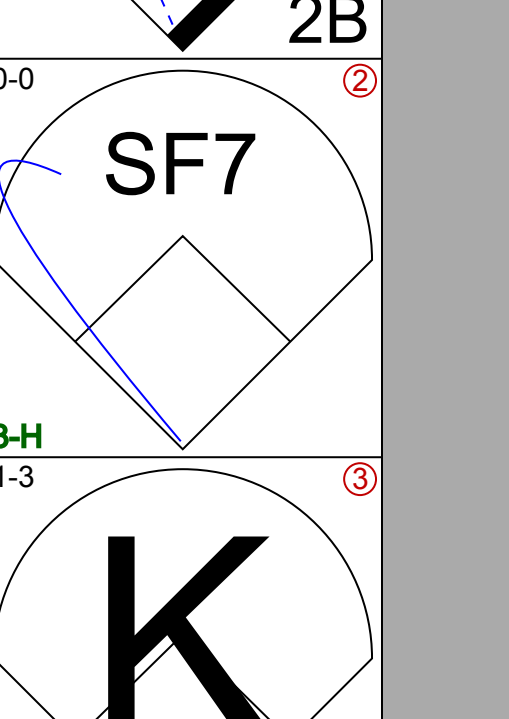
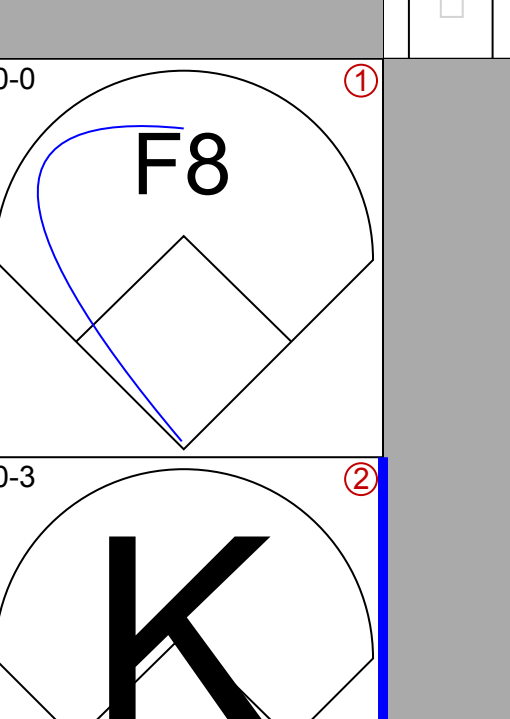
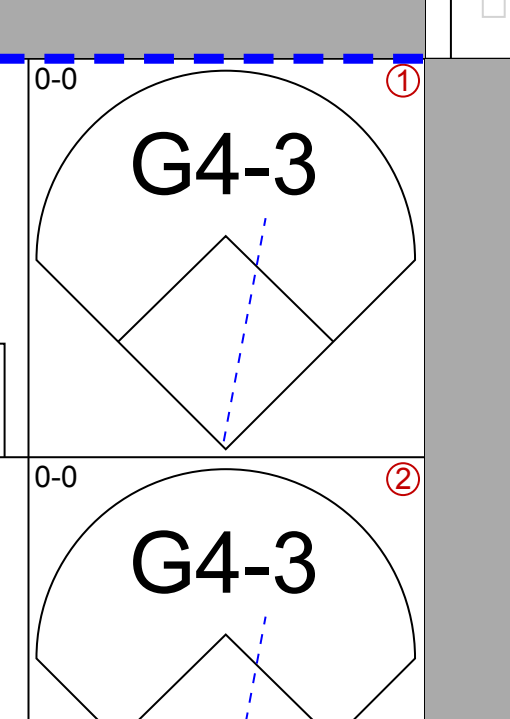
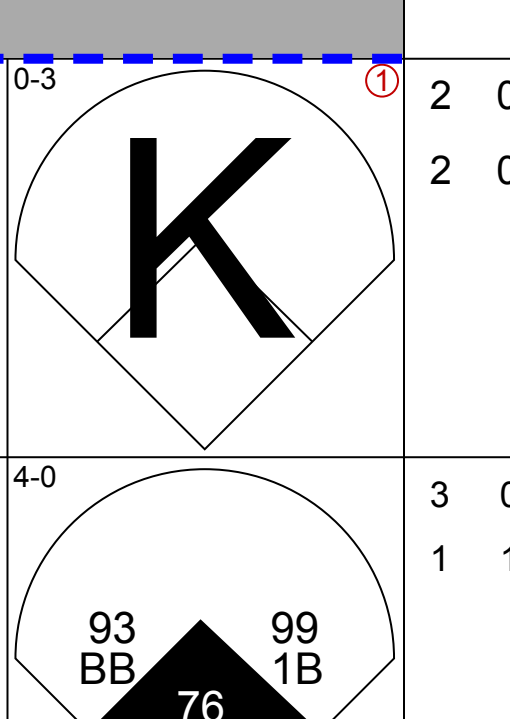
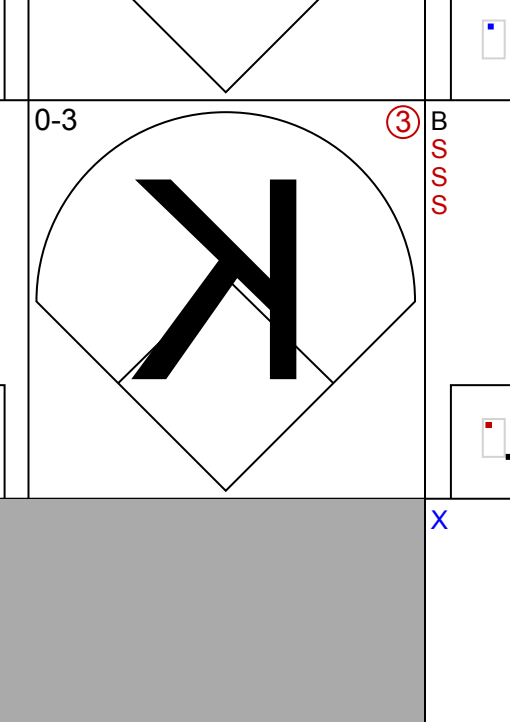
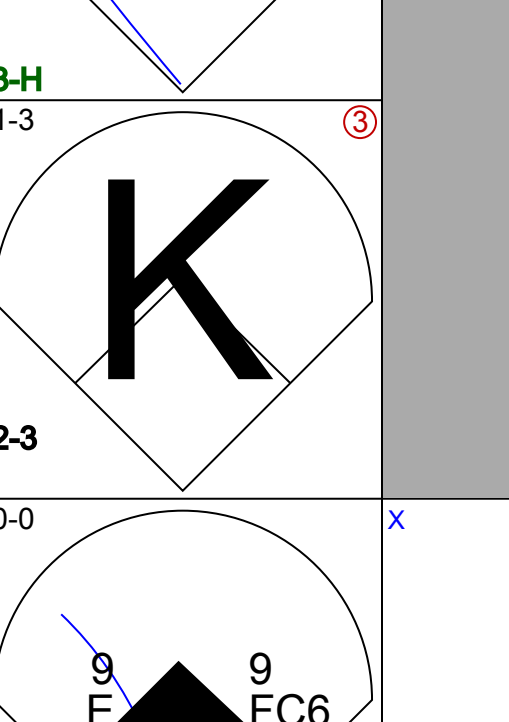
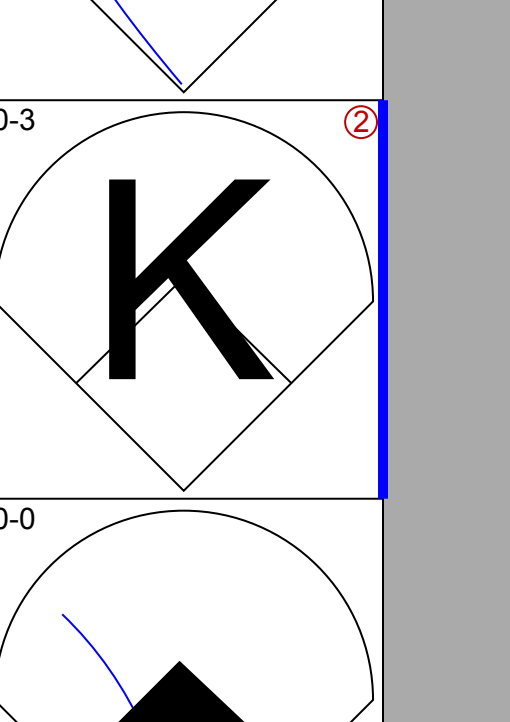
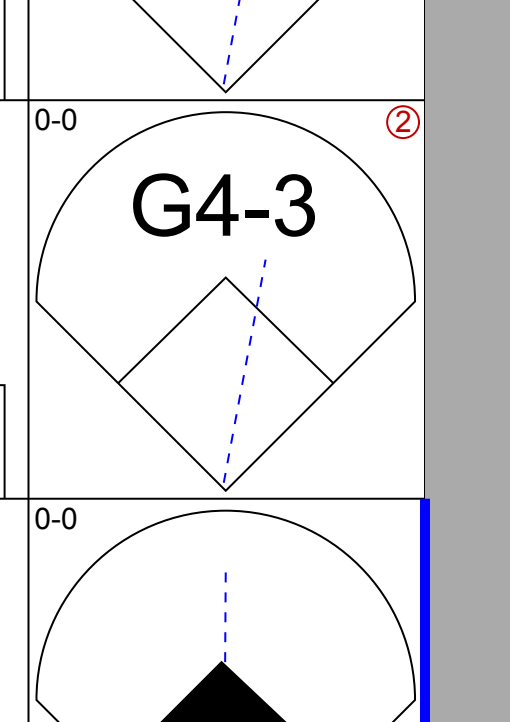
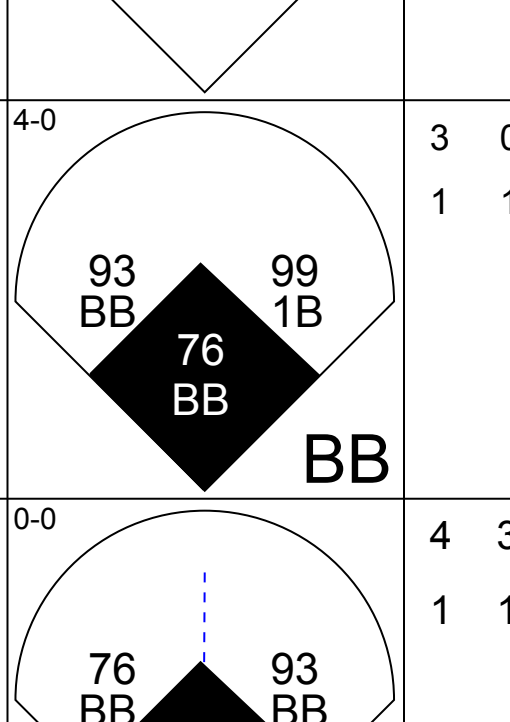
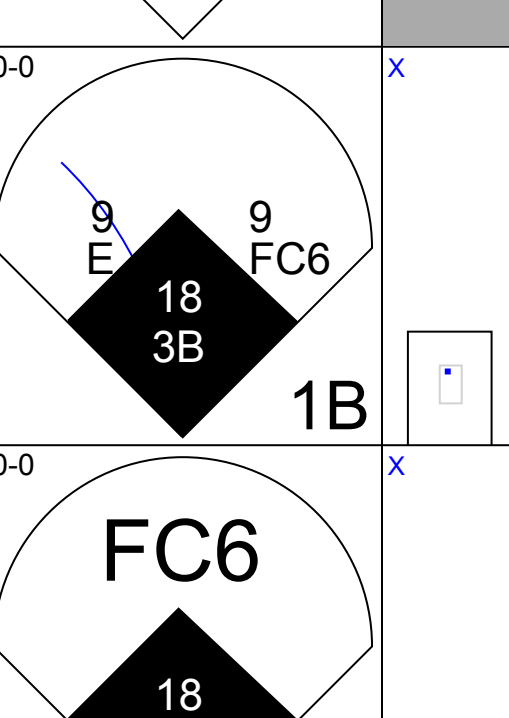
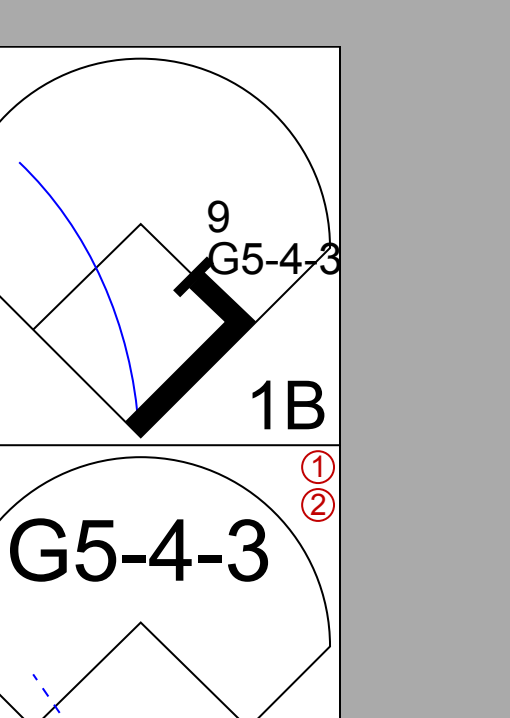
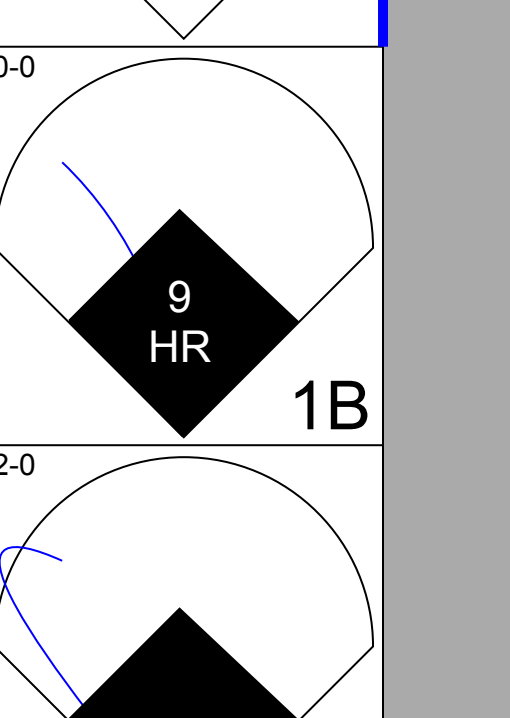
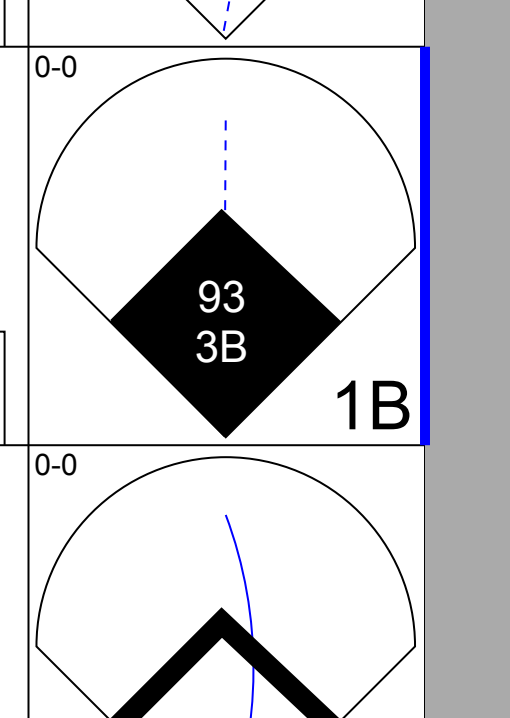
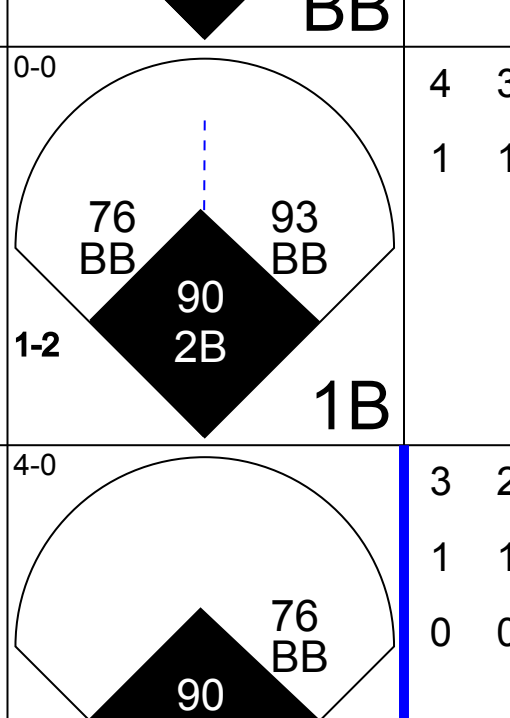
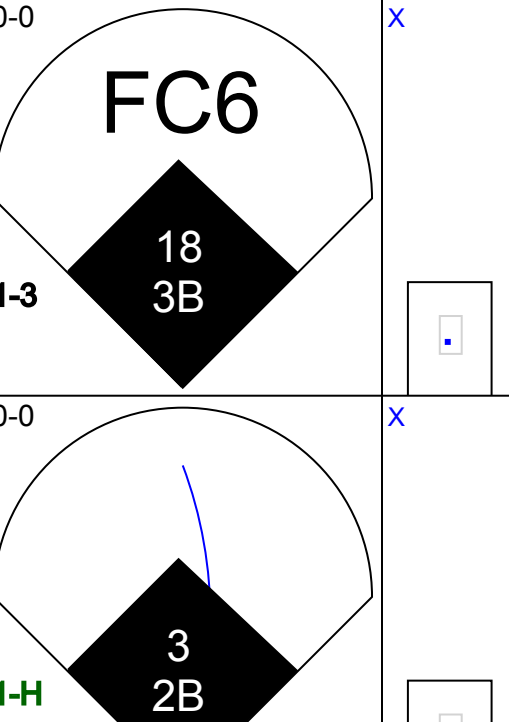
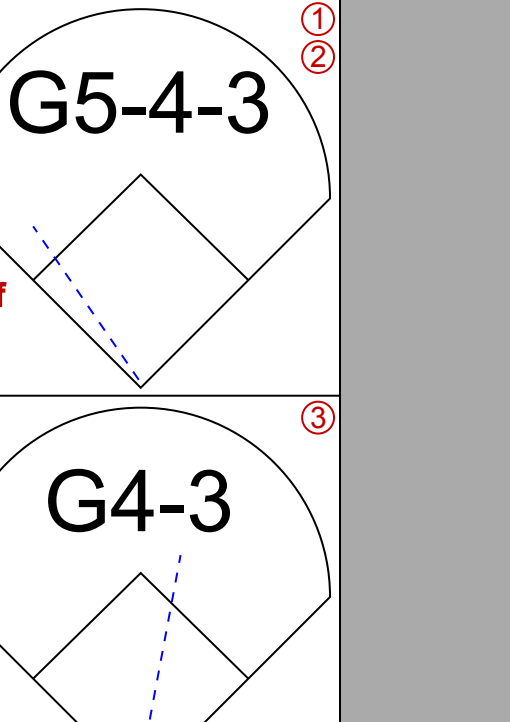
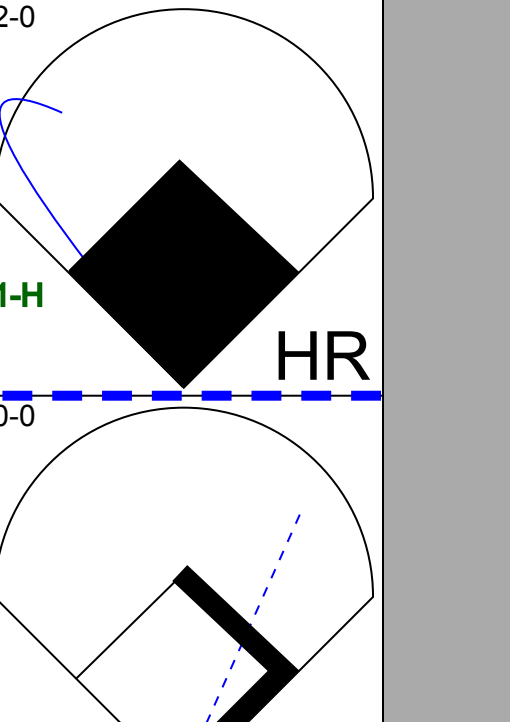
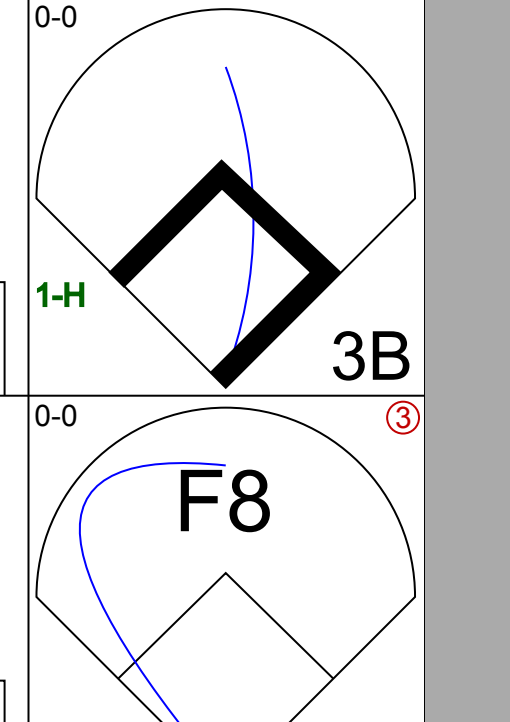
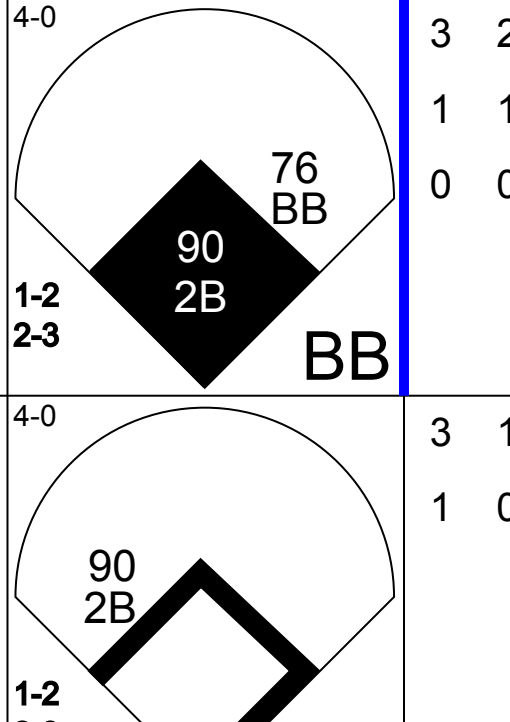
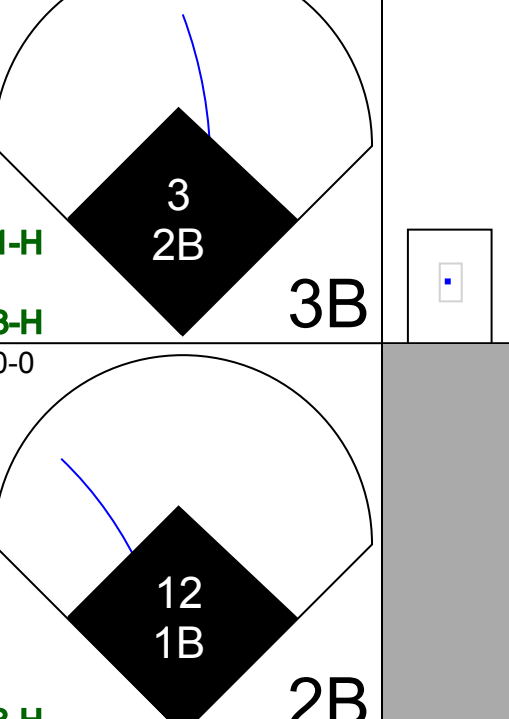
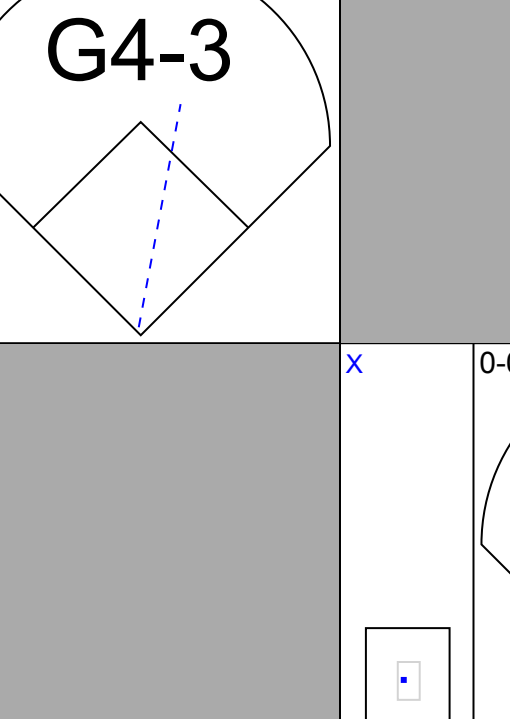
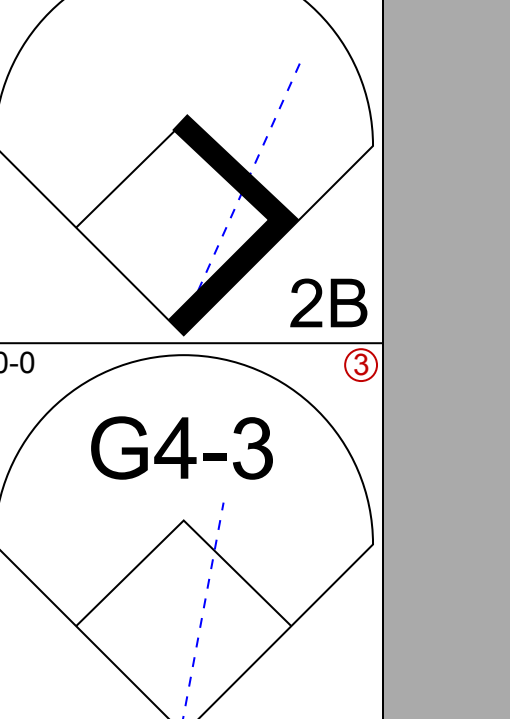
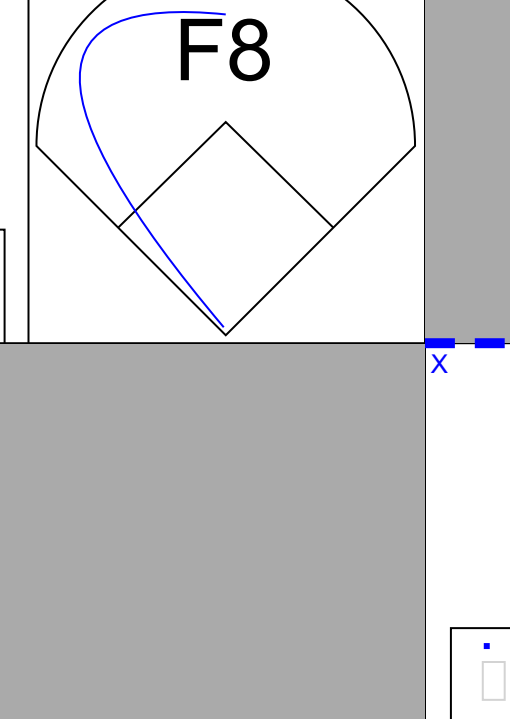
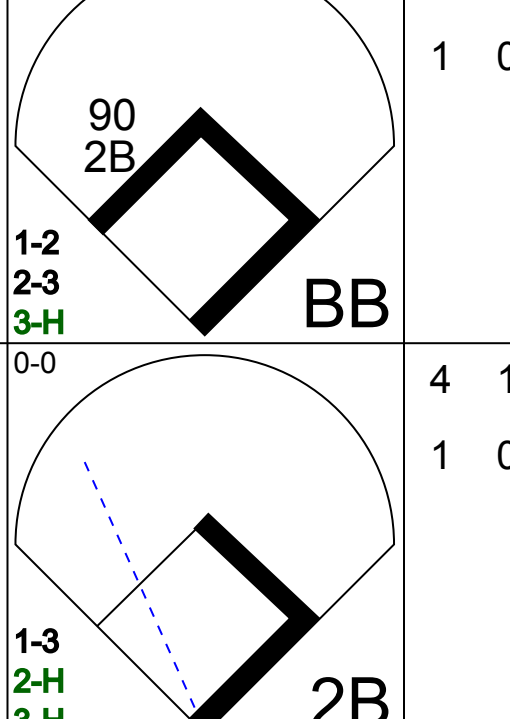
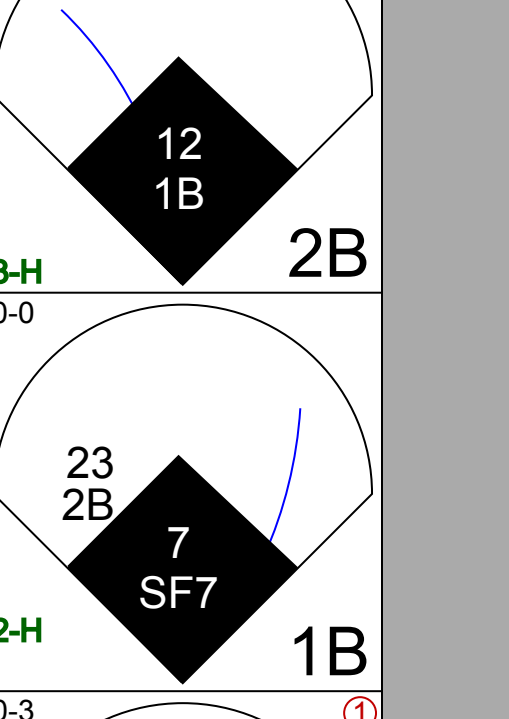
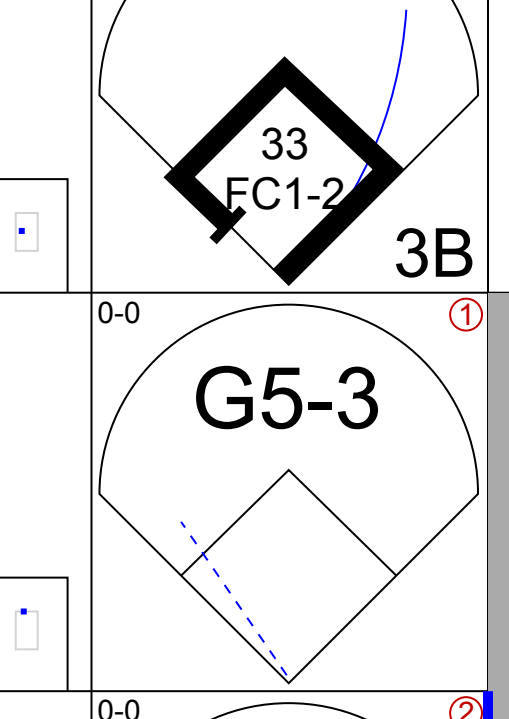
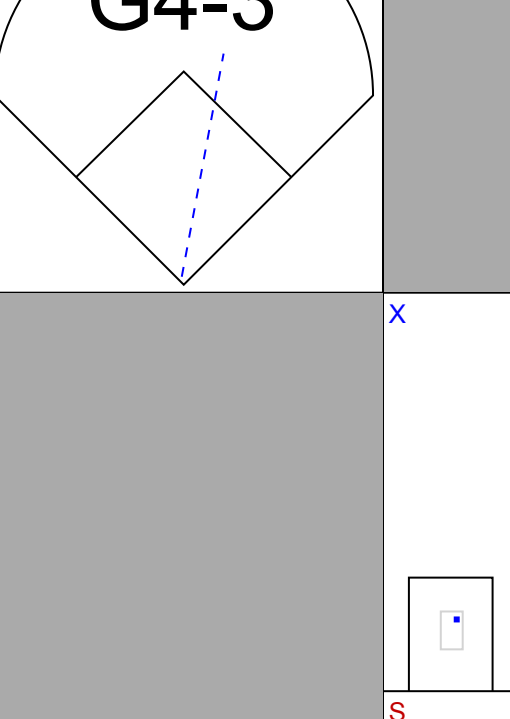
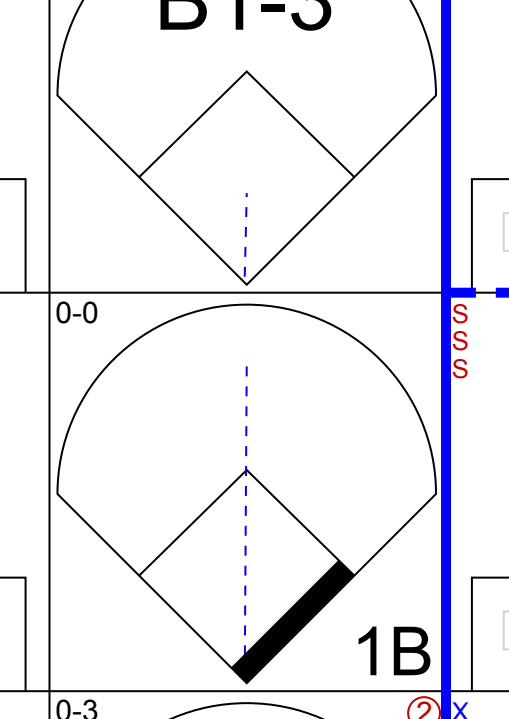
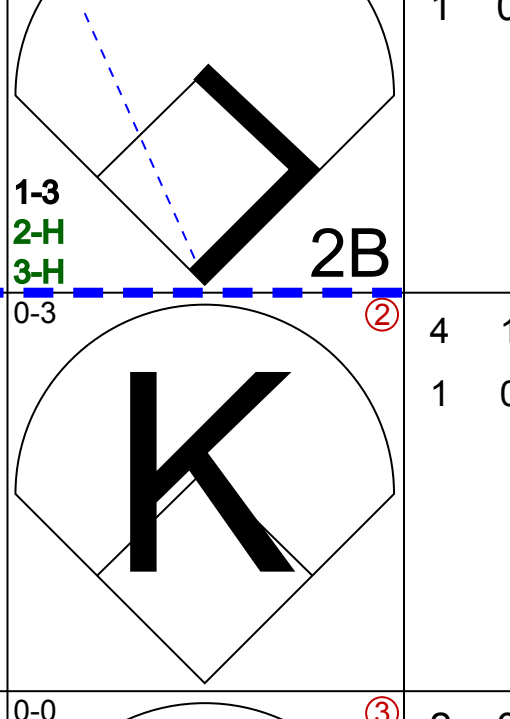
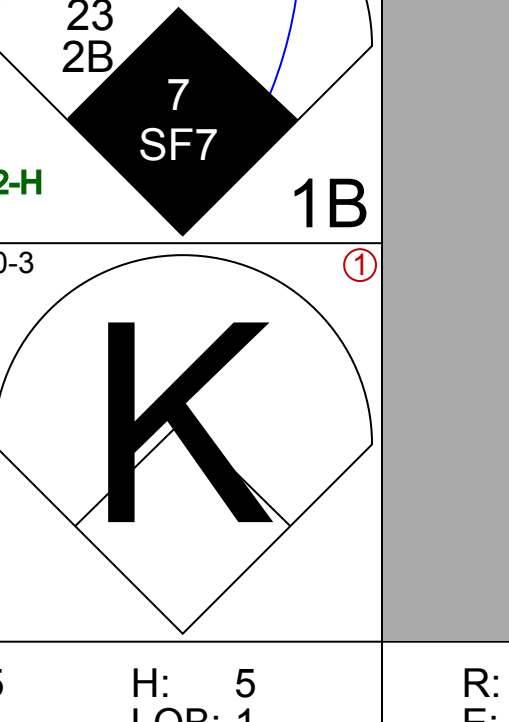
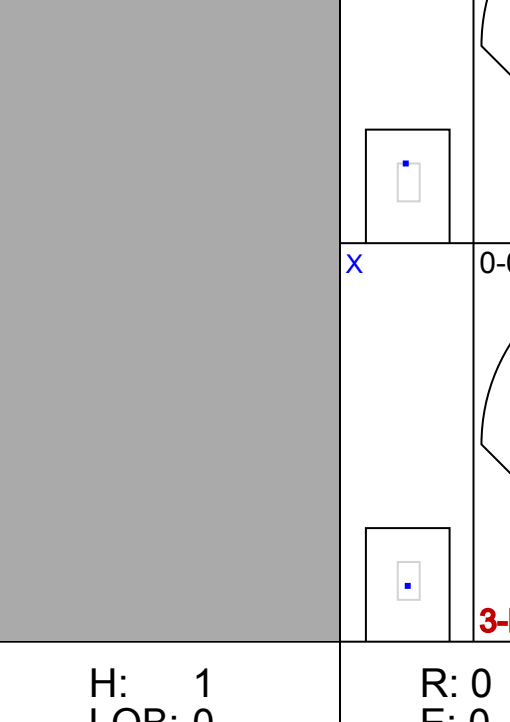
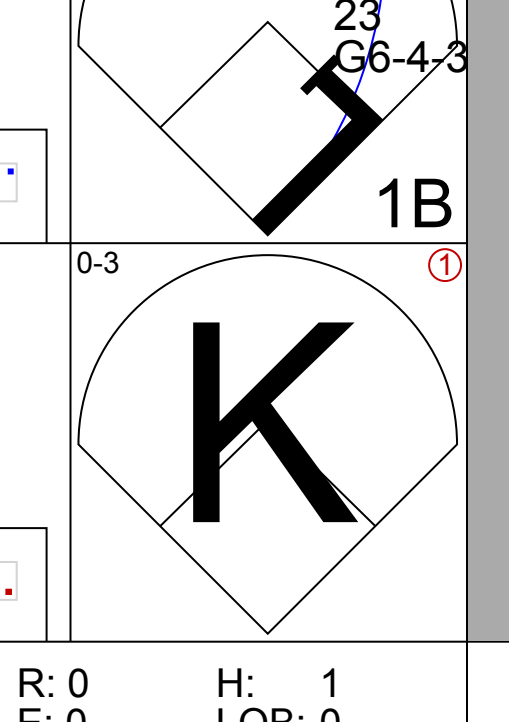
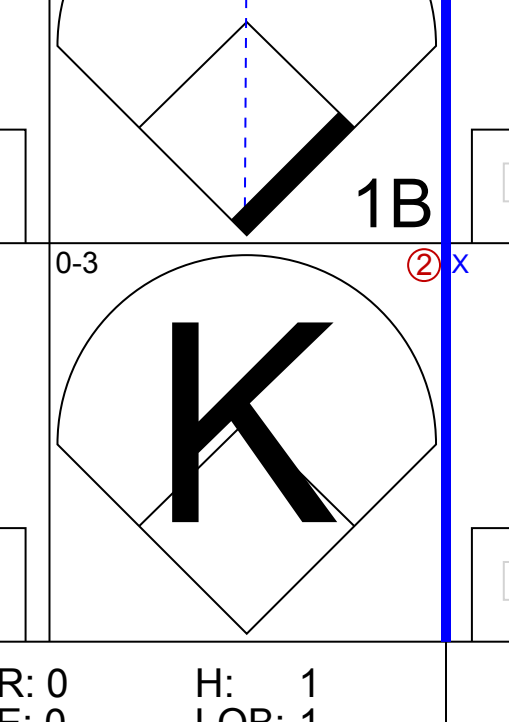
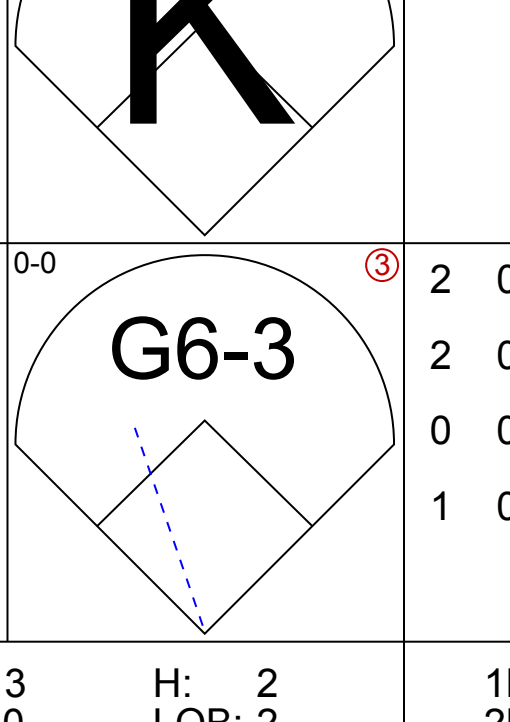
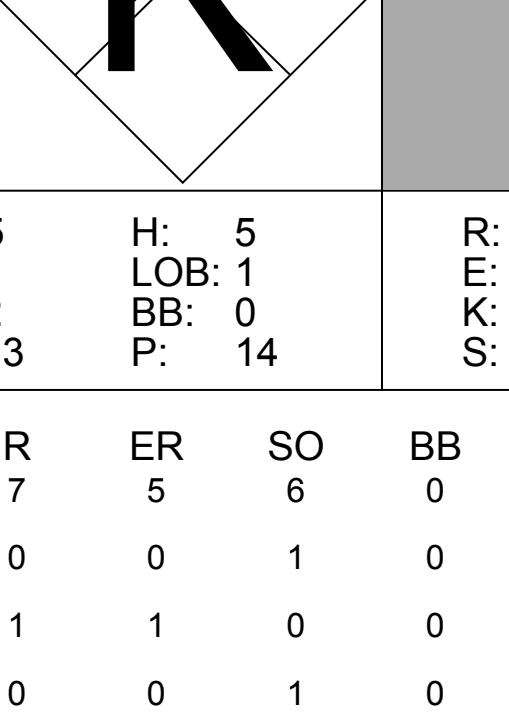
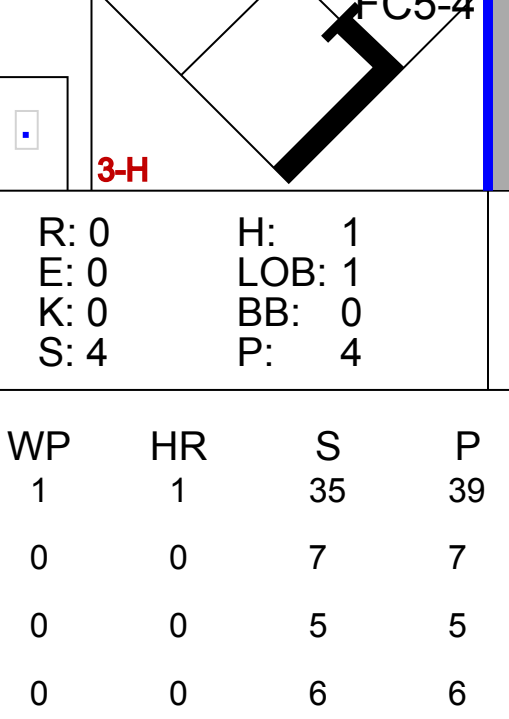
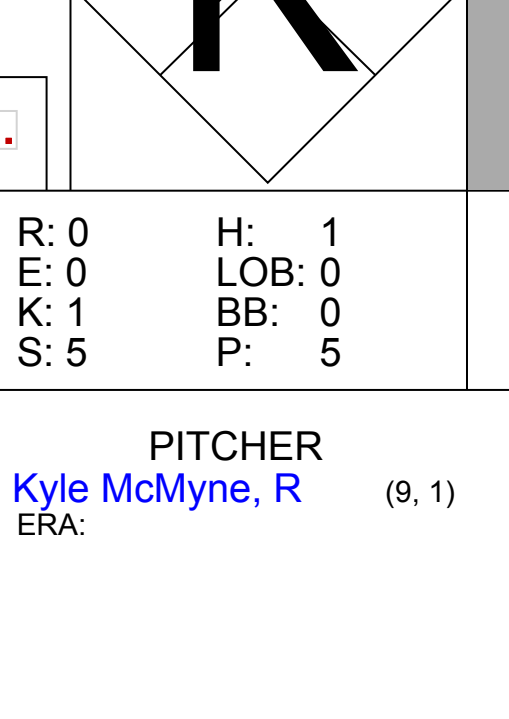
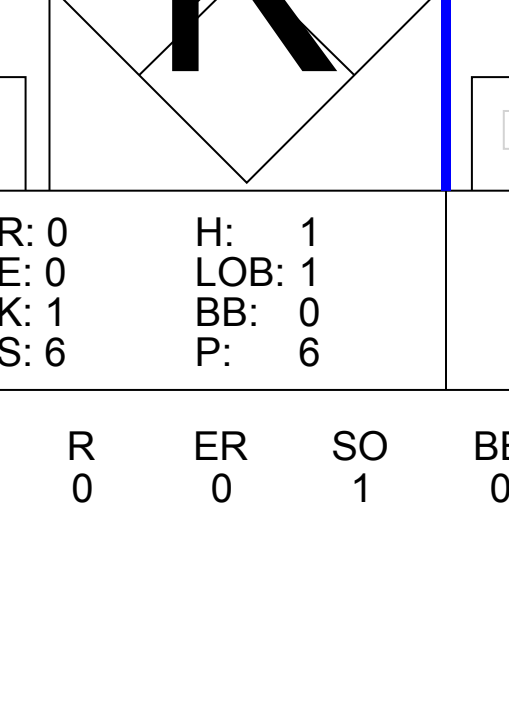
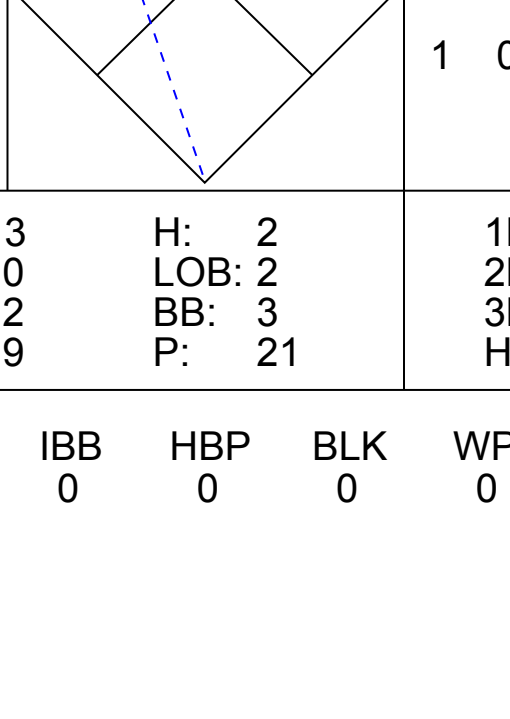


Batter	1	2	3	4	5	6	7	8	9	AB	R	H	RBI	BB	SO	LOB	BOTTOM																					
20 Tyler Saladino, R (1, 6) 5 Yolmer Sánchez, S (8, 6) OBP: 0.340, SLG: 0.511	F9							G5-3		2	0	0	0	2	0	0																						
28 Leury García, S (1, 4) OBP: 0.365, SLG: 0.449				F8				K		4	0	2	0	0	1	1																						
53 Melky Cabrera, S (1, 10) 88 Jason Bourgeois, R (8, PH) (9, 10)	K									3	1	1	0	0	1	3																						
79 José Abreu, R (1, 3) OBP: 0.291, SLG: 0.360	P6									4	0	1	0	0	0	2																						
21 Todd Frazier, R (1, 5) 24 Matt Davidson, R (7, 5) OBP: 0.353, SLG: 0.533										3	1	1	0	0	1	1																						
82 Nicky Delmonico, L (1, 7) OBP: 0.293, SLG: 0.527										4	1	2	3	0	1	2																						
26 Avisail García, R (1, 9) 32 Rymer Liriano, R (9, 9) OBP: 0.292, SLG: 0.381										4	0	0	0	0	2	3																						
36 Kevan Smith, R (1, 2) OBP: 0.414, SLG: 0.556										4	0	0	0	0	0	3																						
44 Peter Bourjos, R (1, 8) 32 Jacob May, S (8, 8) OBP: 0.367, SLG: 0.511										3	0	1	0	0	0	0																						
Inning Stats	R: 0 E: 0 K: 1 S: 6	H: 1 LOB: 1 BB: 0 P: 6	R: 0 E: 0 K: 0 S: 3	H: 0 LOB: 0 BB: 0 P: 3	R: 0 E: 0 K: 0 S: 3	H: 1 LOB: 1 BB: 1 P: 7	R: 2 E: 0 K: 1 S: 8	H: 2 LOB: 0 BB: 0 P: 9	R: 0 E: 0 K: 0 S: 4	H: 1 LOB: 2 BB: 1 P: 8	R: 1 E: 0 K: 1 S: 7	H: 2 LOB: 1 BB: 0 P: 7	R: 0 E: 0 K: 1 S: 5	H: 0 LOB: 0 BB: 0 P: 5	R: 1 E: 0 K: 2 S: 10	H: 3 LOB: 2 BB: 0 P: 10	R: 1 E: 0 K: 2 S: 10	H: 3 LOB: 2 BB: 0 P: 10	1B: 5 2B: 4 3B: 0 HR: 1	SF: 0 SAC: 0 DP: 0 HBP: 0	WP: 0 PB: 0 SB: 0 CS: 0	PA: 35																
PITCHER	IP	WLS	BF	H	R	ER	SO	BB	IBB	HBP	BLK	WP	HR	S	P	ERA	WHIP	PITCHER				IP	WLS	BF	H	R	ER	SO	BB	IBB	HBP	BLK	WP	HR	S	P	ERA	WHIP
61 Bronson Arroyo, R (1, 1) ERA: 4.7	4.0	L	16	4	2	2	2	1	0	0	0	0	0	4	8	4.50	1.250					4.0	L	16	4	2	2	2	1	0	0	0	0	0	4	8	4.50	1.250
48 Barrett Astin, R (6, 1) ERA: 1.04	1.0		5	1	0	0	0	1	0	0	0	0	0	4	8	0.00	2.000					1.0		5	1	0	0	0	1	0	0	0	0	4	8	0.00	2.000	
36 Blake Wood, R (6, 1) ERA: 6.35	0.2		4	2	1	1	1	0	0	0	0	0	0	6	6	13.50	3.000					0.2		4	2	1	1	1	0	0	0	0	6	6	13.50	3.000		
65 Lucas Luetge, L (6, 1) ERA: 2.35	0.2		2	0	0	0	0	0	0	0	0	0	0	2	2	0.00	0.000					0.2		2	0	0	0	0	0	0	0	2	2	0.00	0.000			
52 Tony Cingrani, L (7, 1) ERA: 4.05	0.2		2	0	0	0	1	0	0	0	0	0	0	4	4	0.00	0.000					0.2		2	0	0	0	1	0	0	0	4	4	0.00	0.000			

Cincinnati Reds @ Chicago White Sox
 Camelback Ranch, Glendale, AZ
 Thu Mar 23 2017, 4:11 PM - 6:48 PM EDT
 Att: 4,349 - Partly Cloudy - 70 F

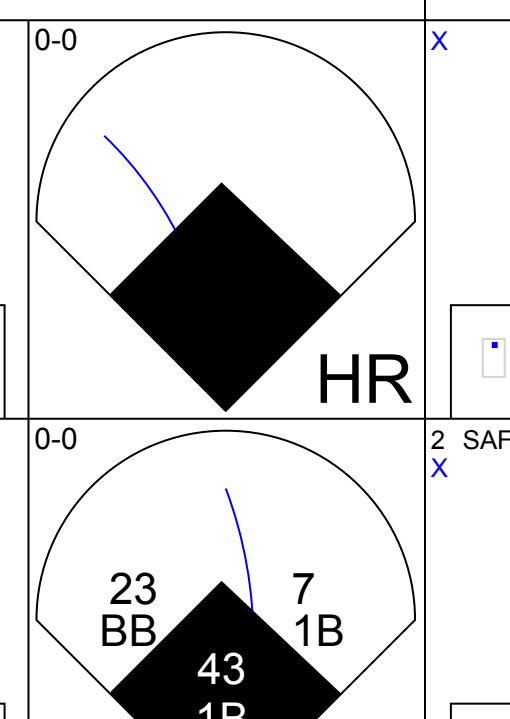
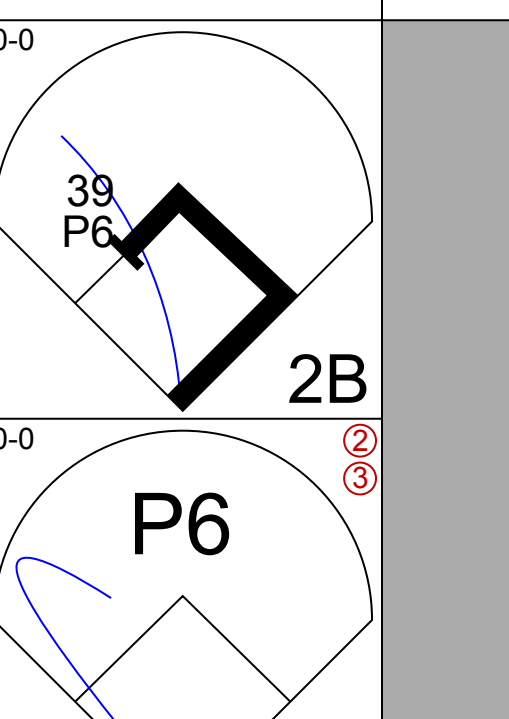
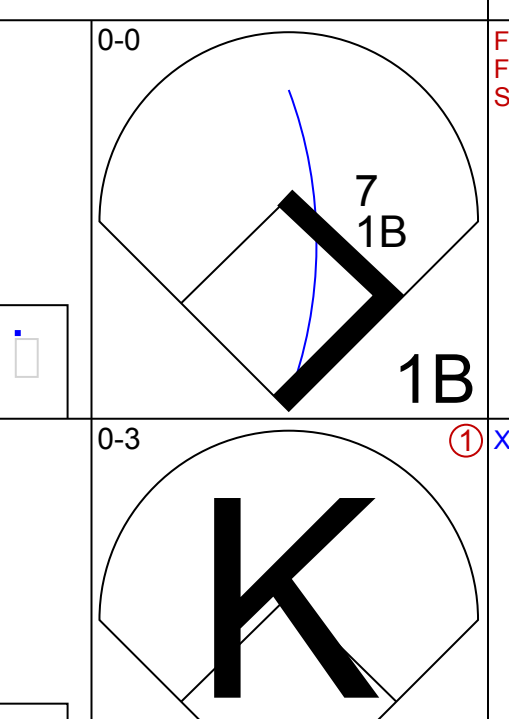
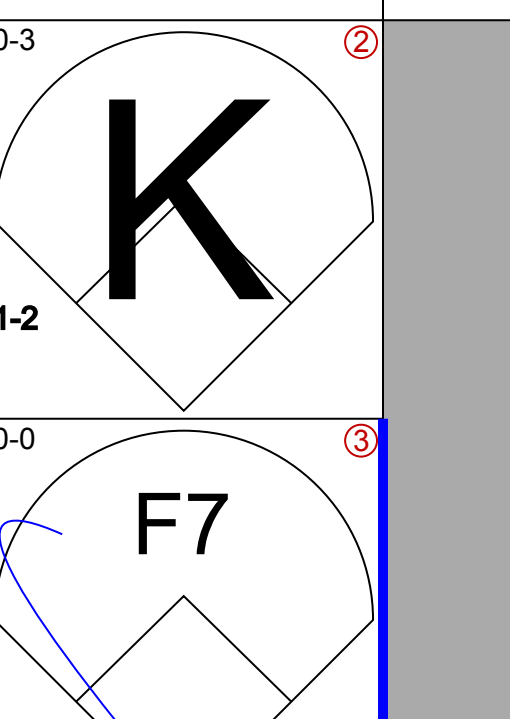
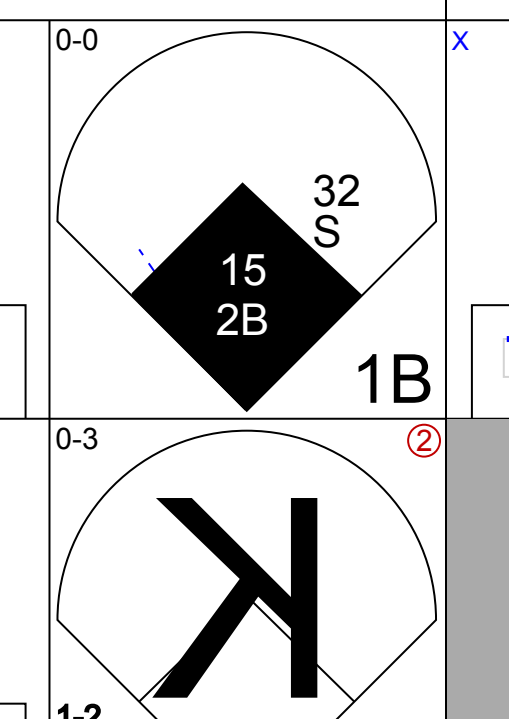
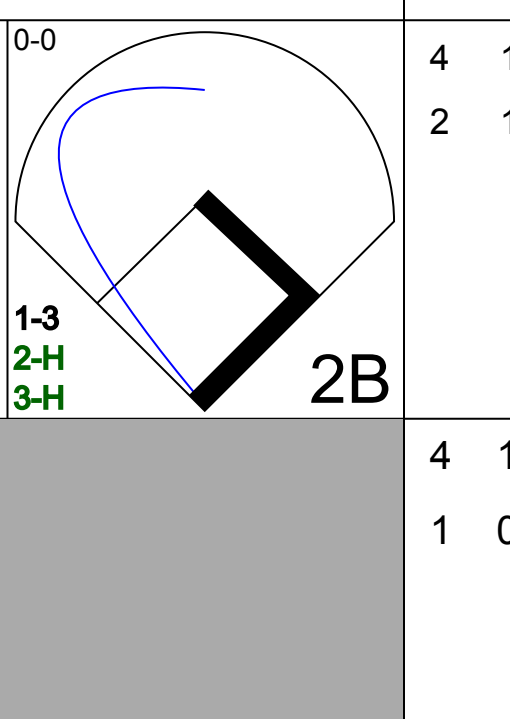
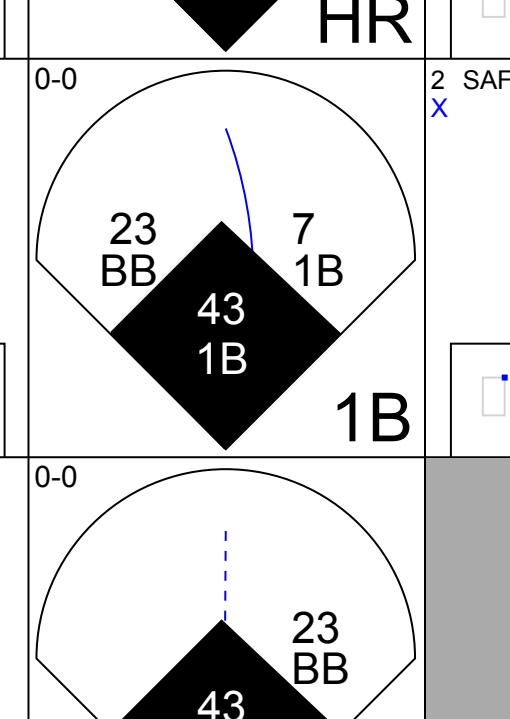
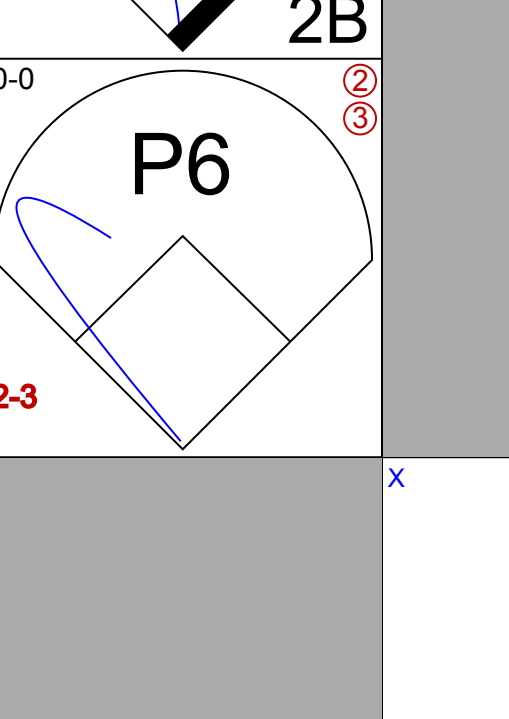
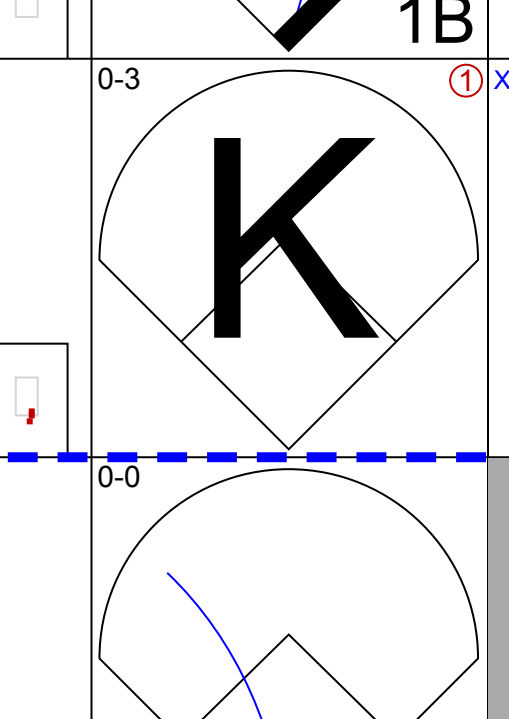
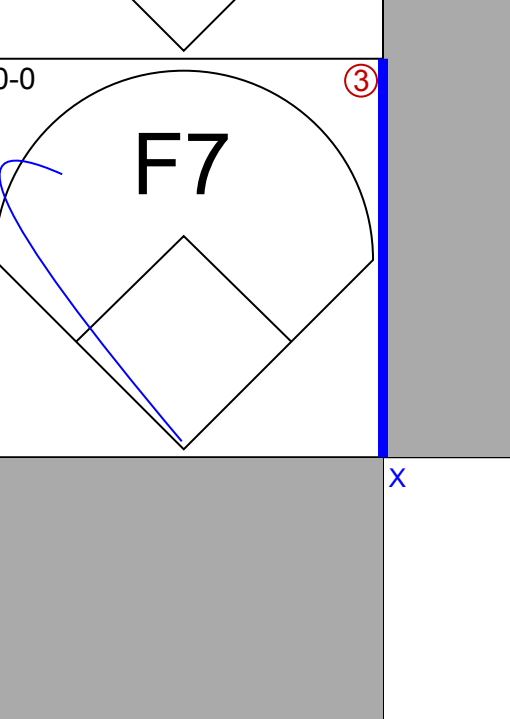
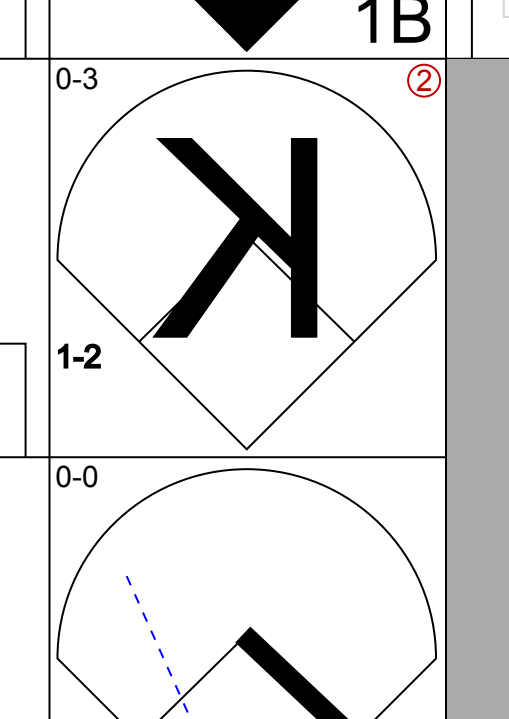
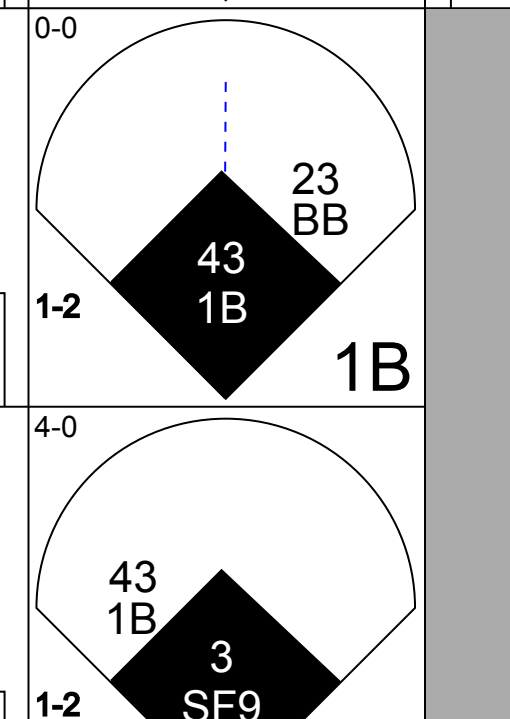
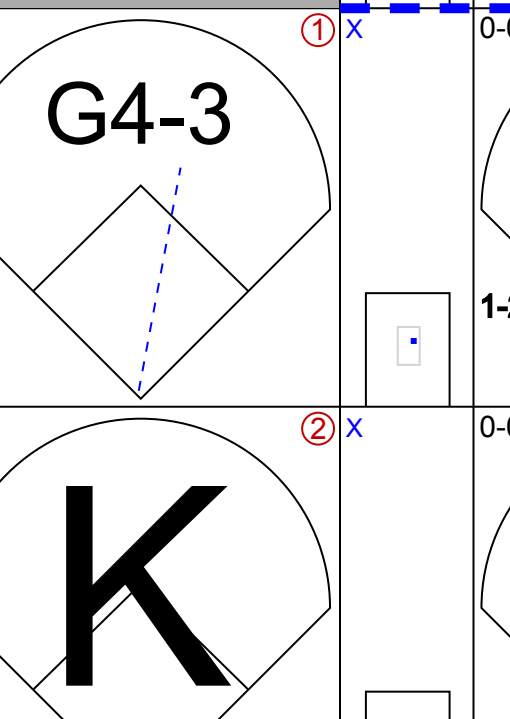
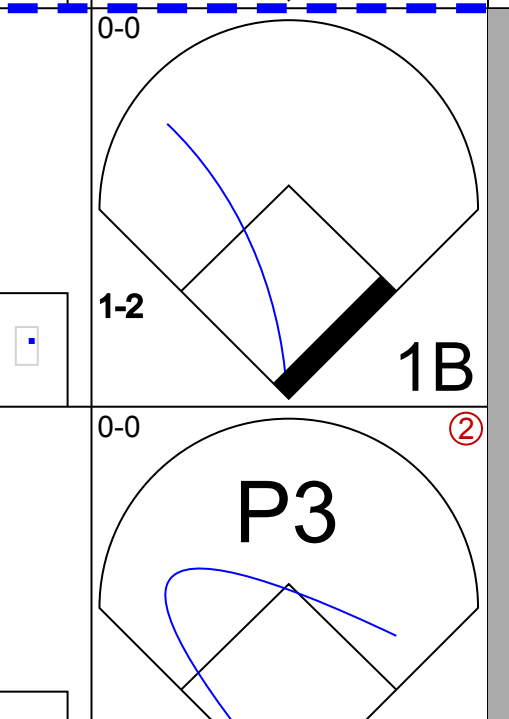
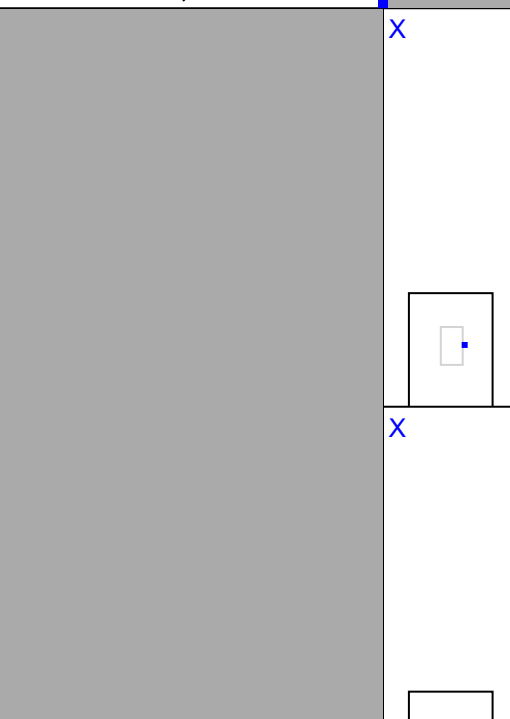
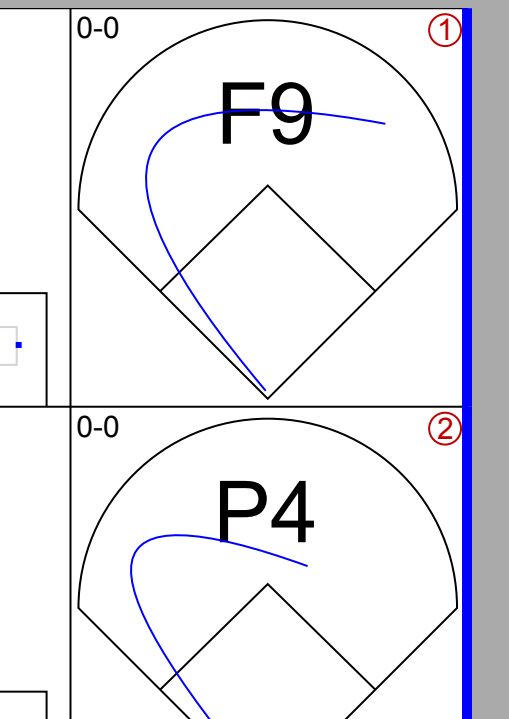
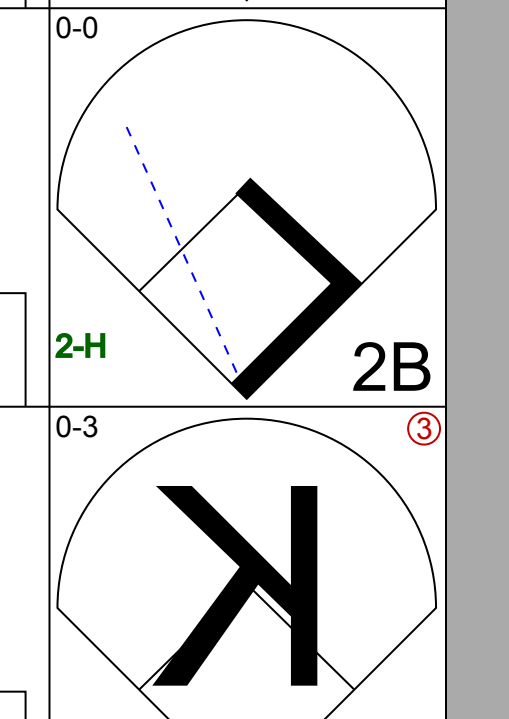

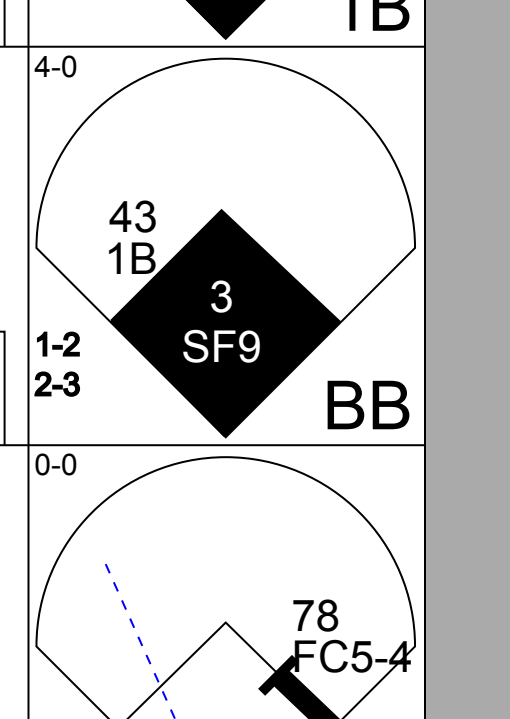
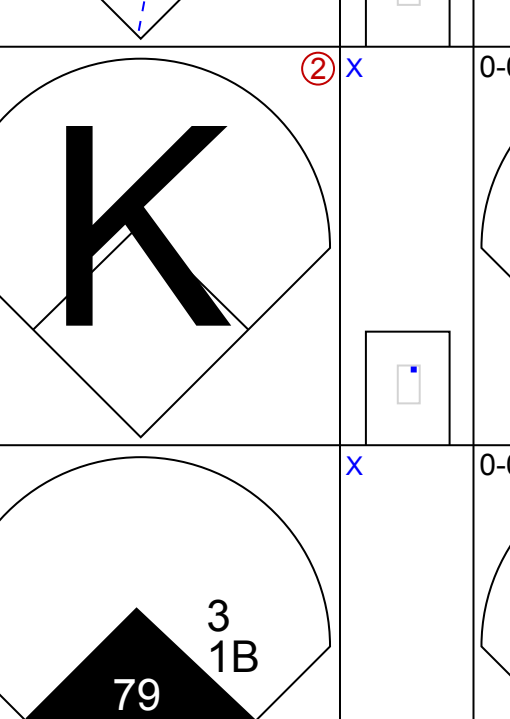
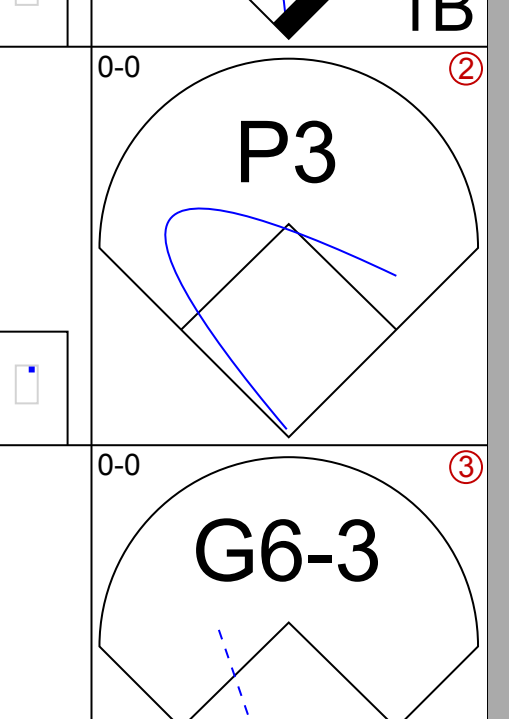
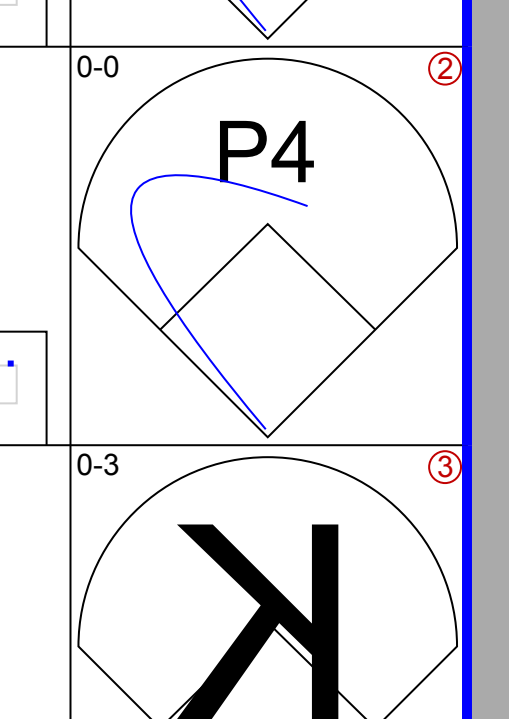
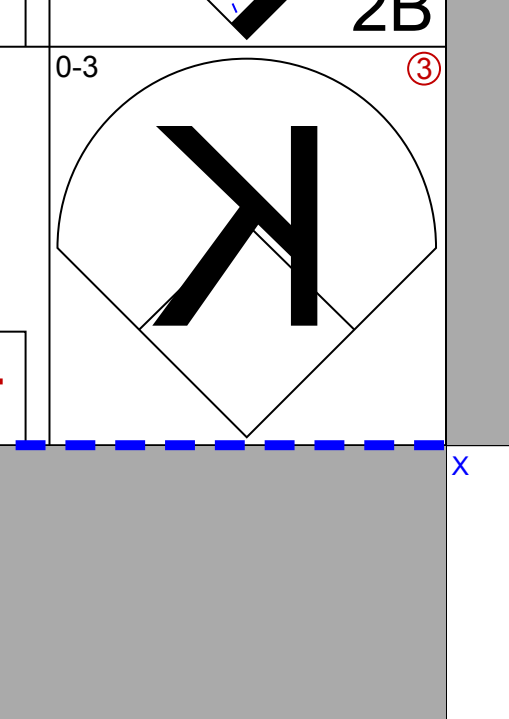
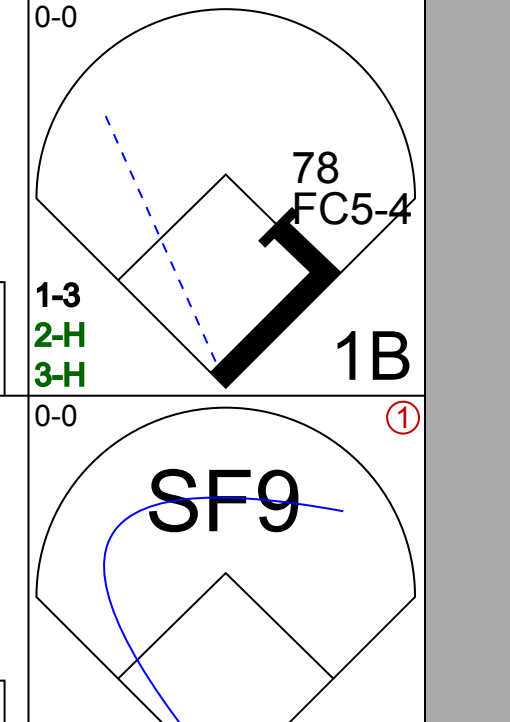
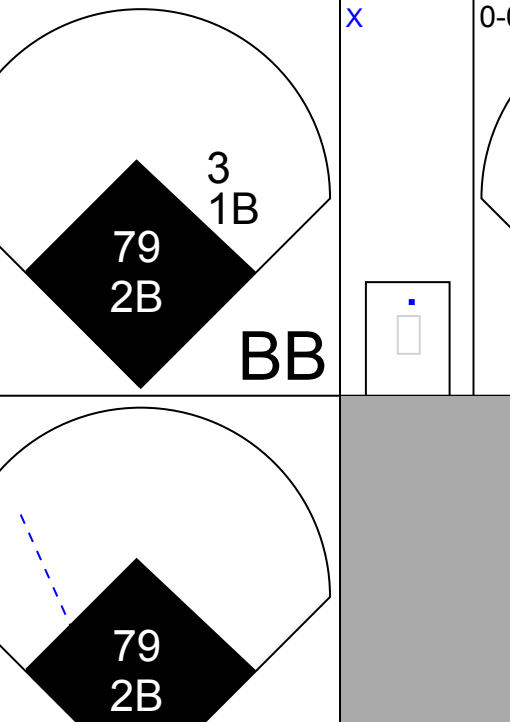
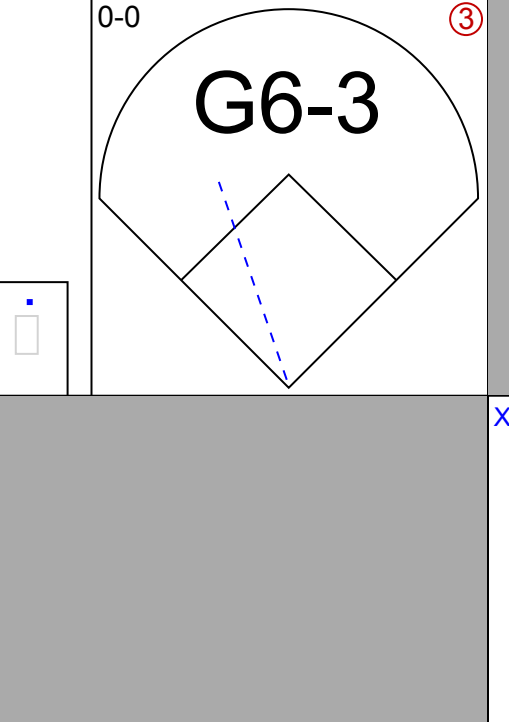
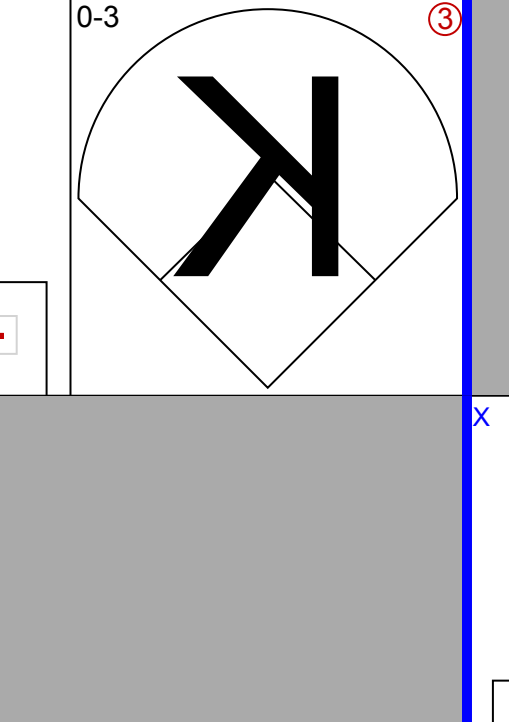
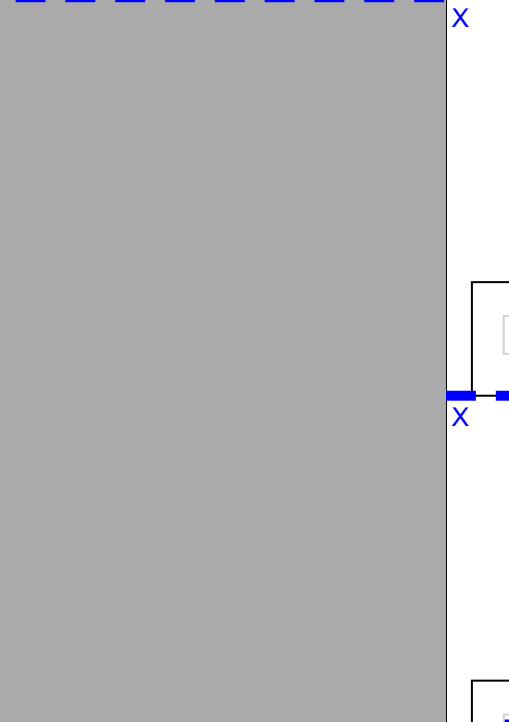
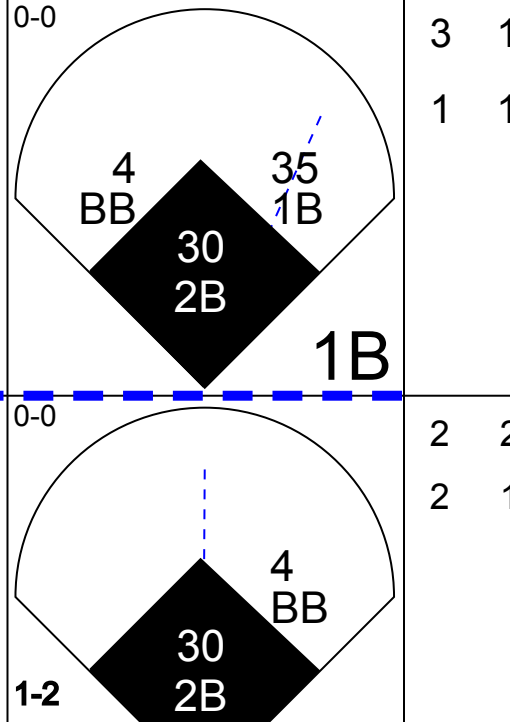
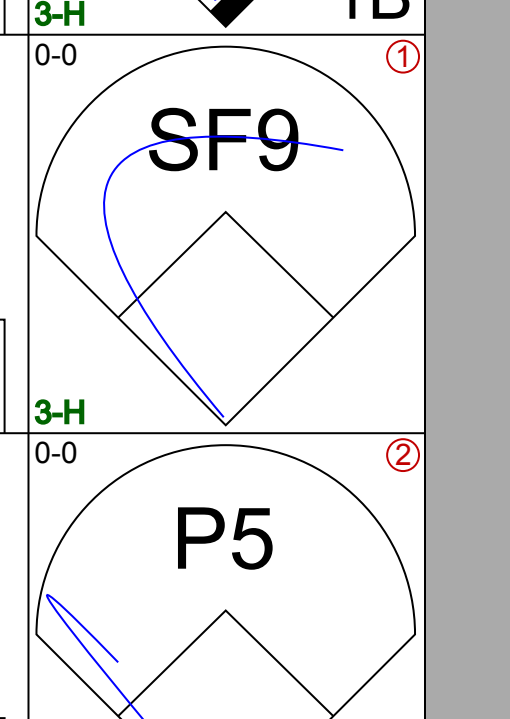
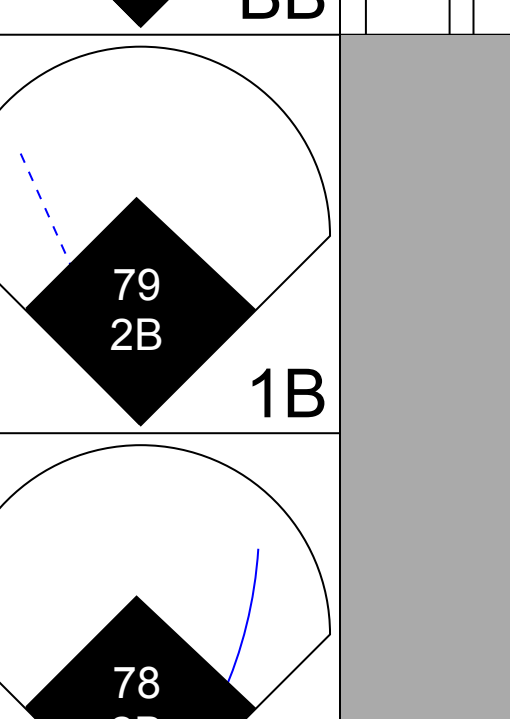

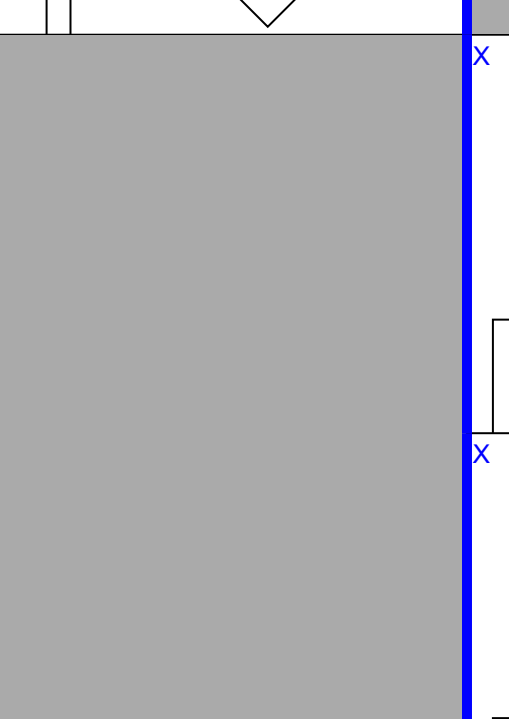
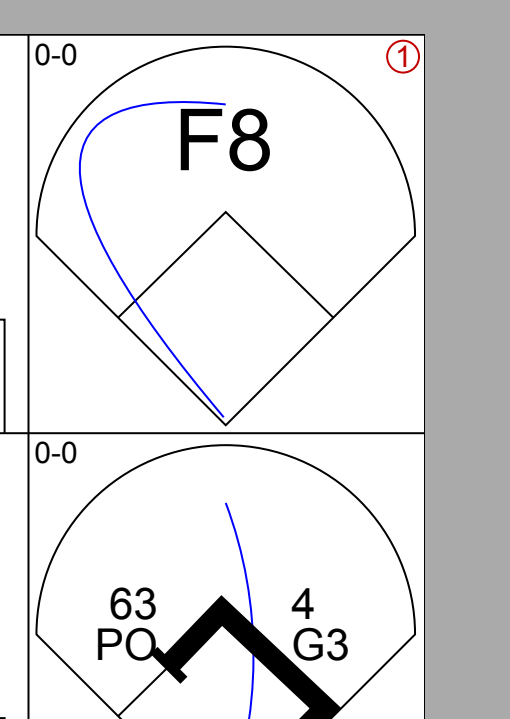
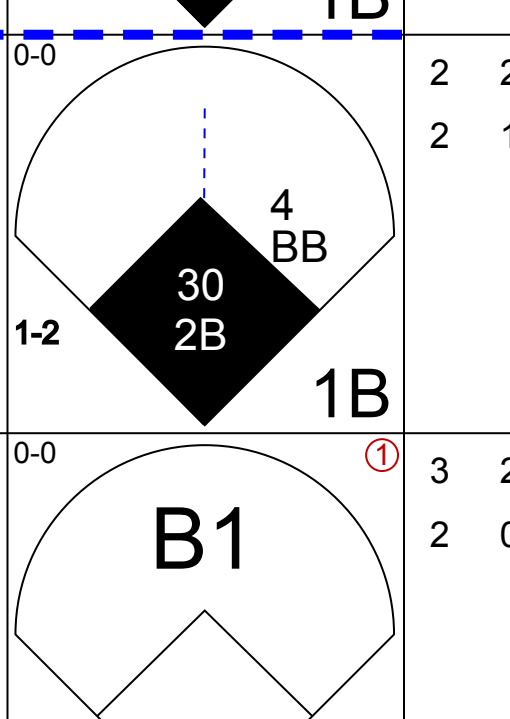
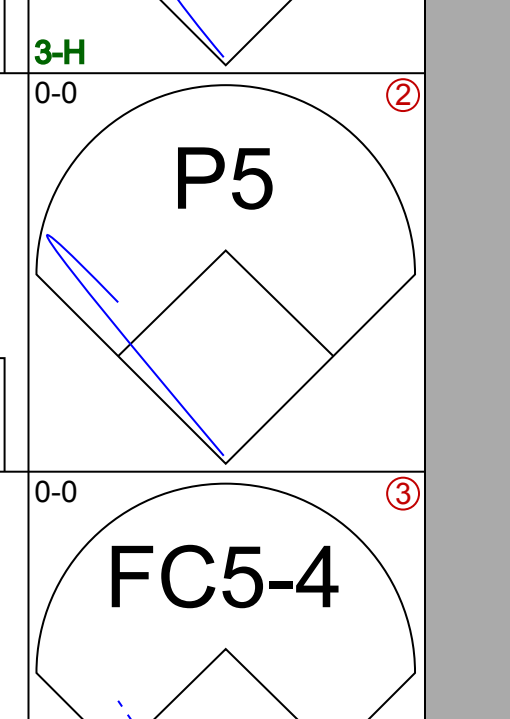
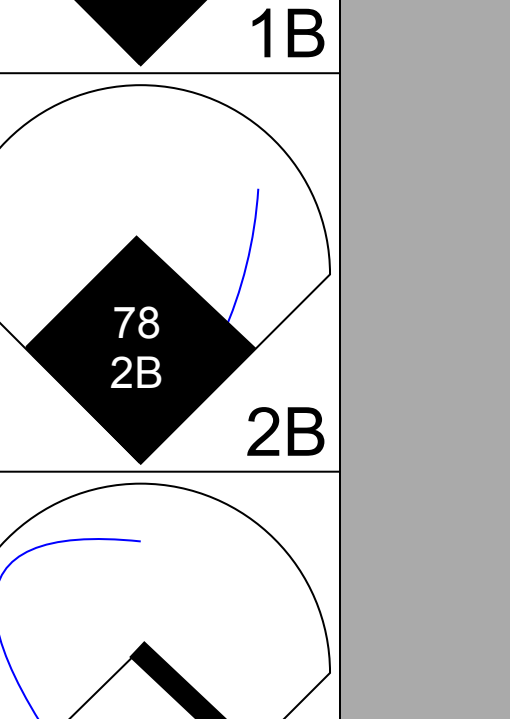

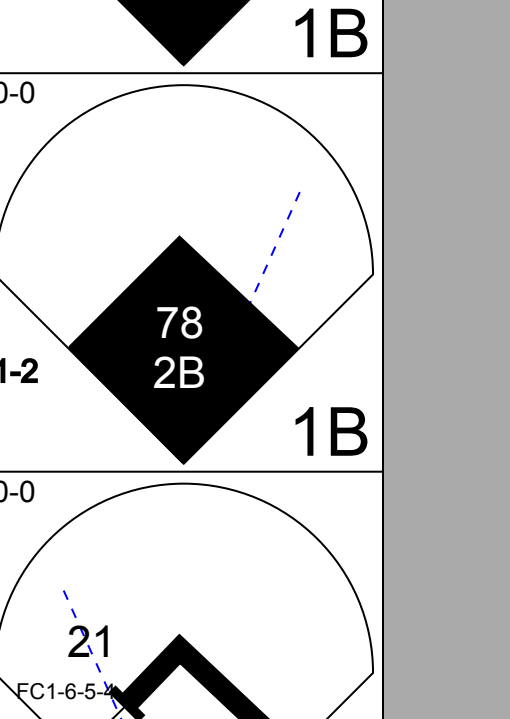
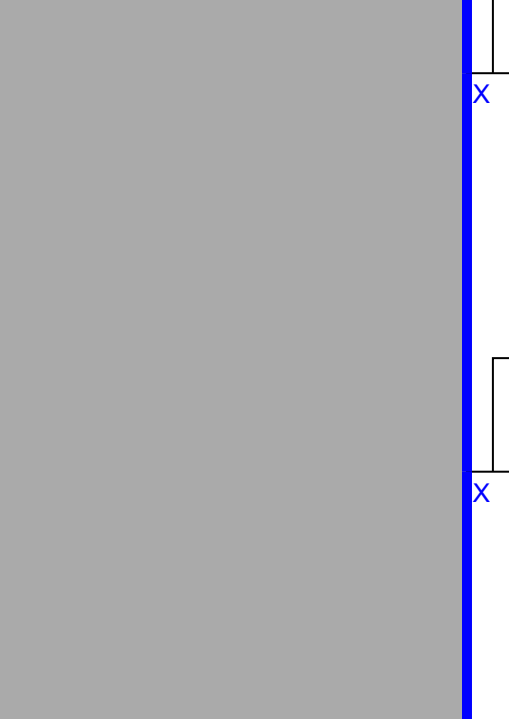
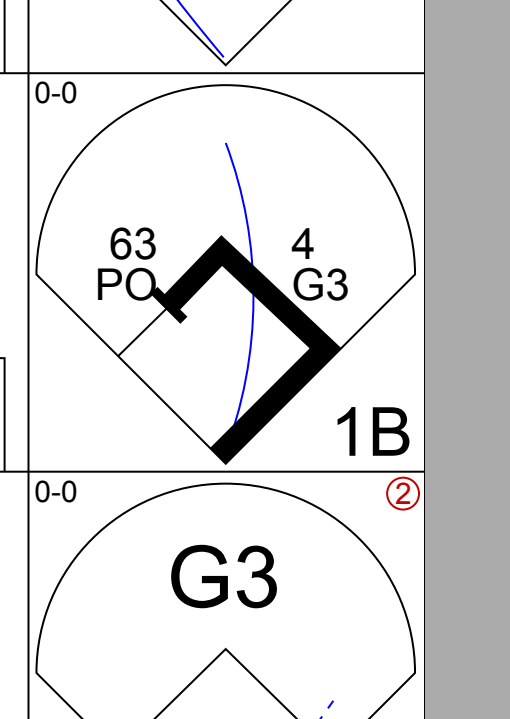
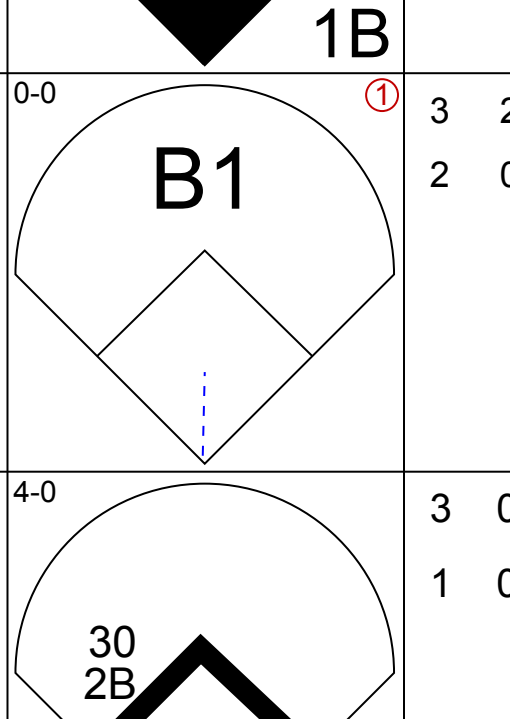
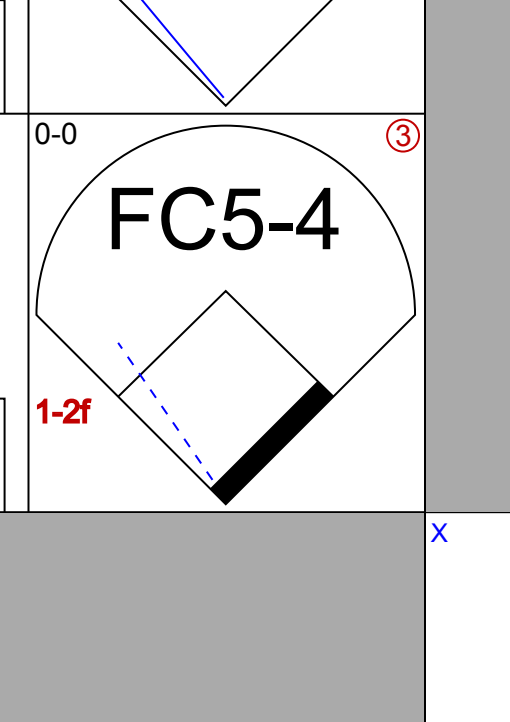
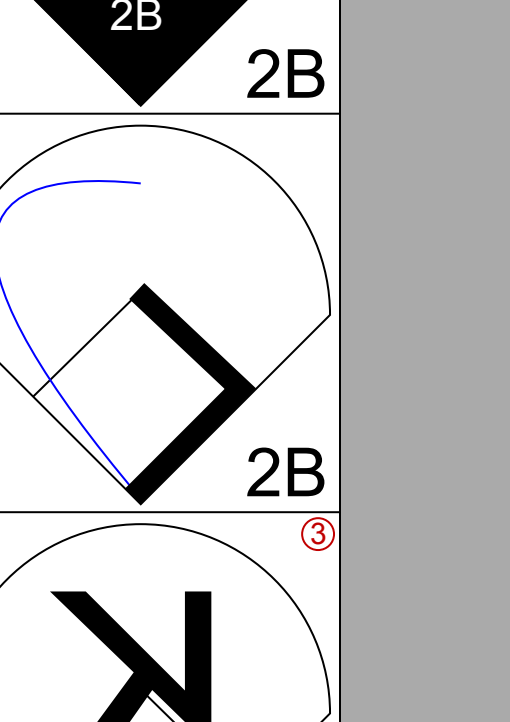

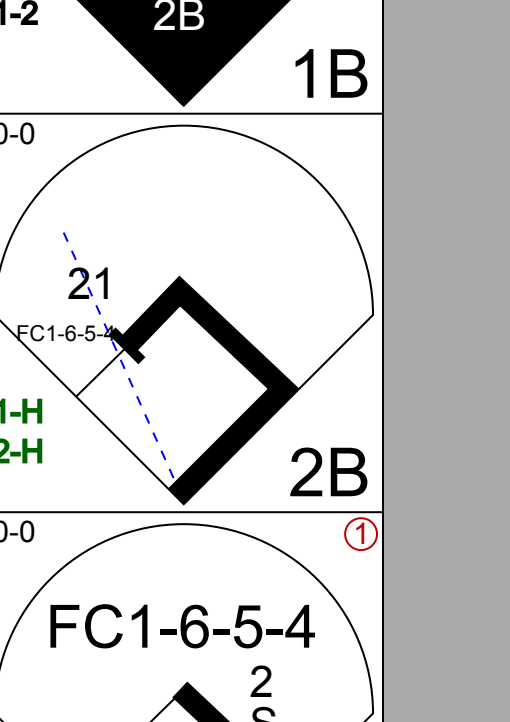
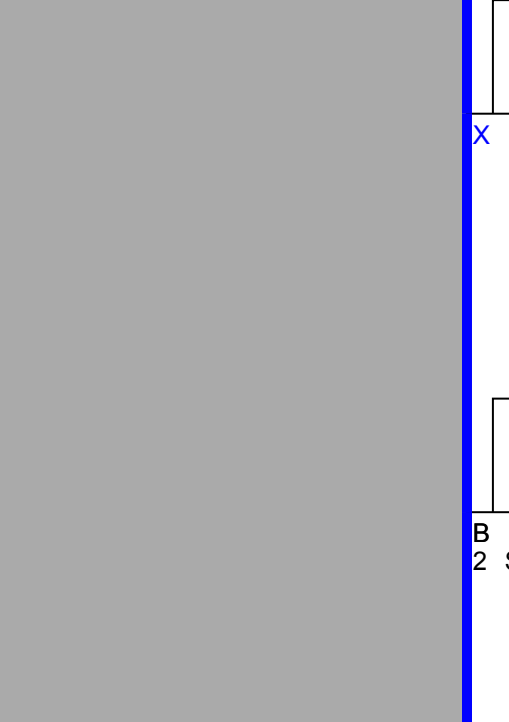
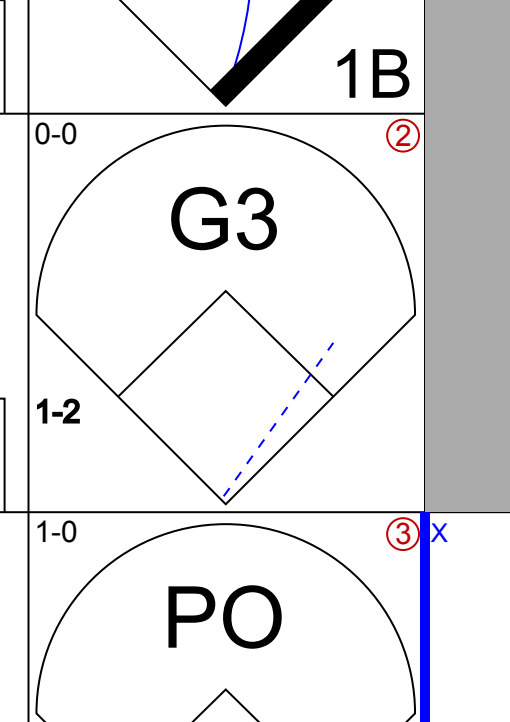
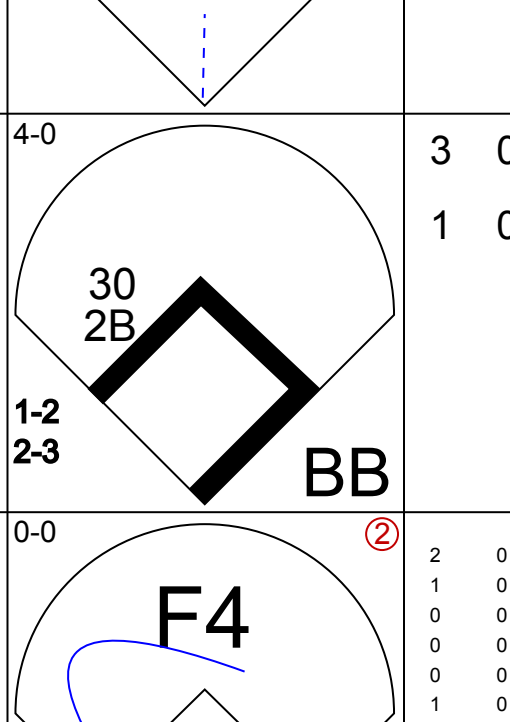
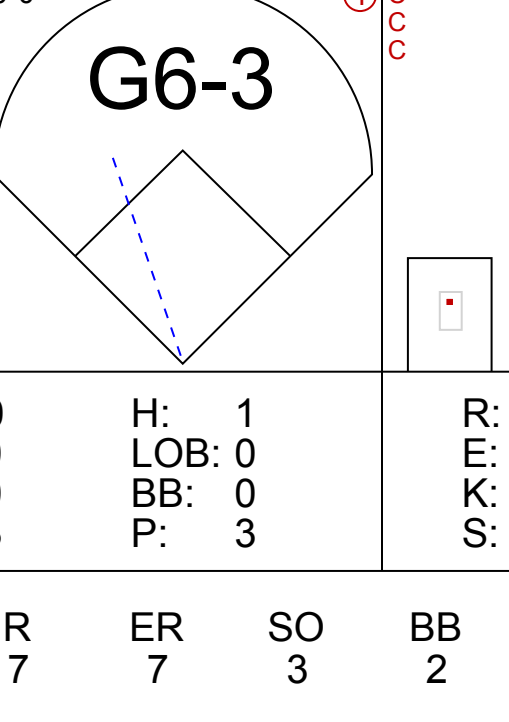
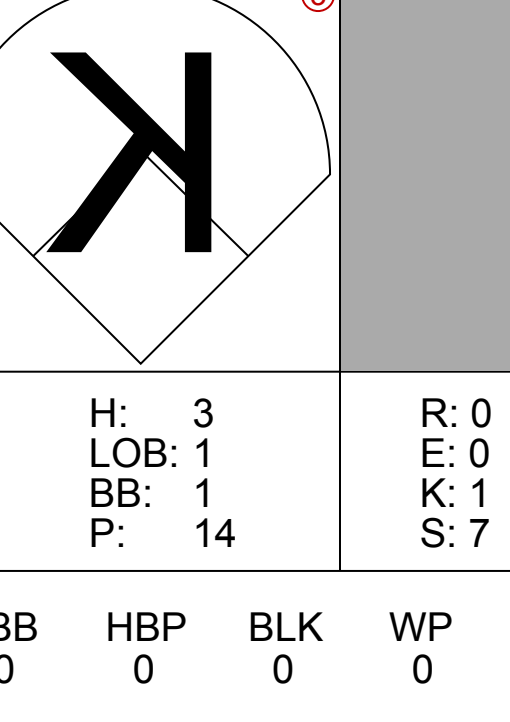
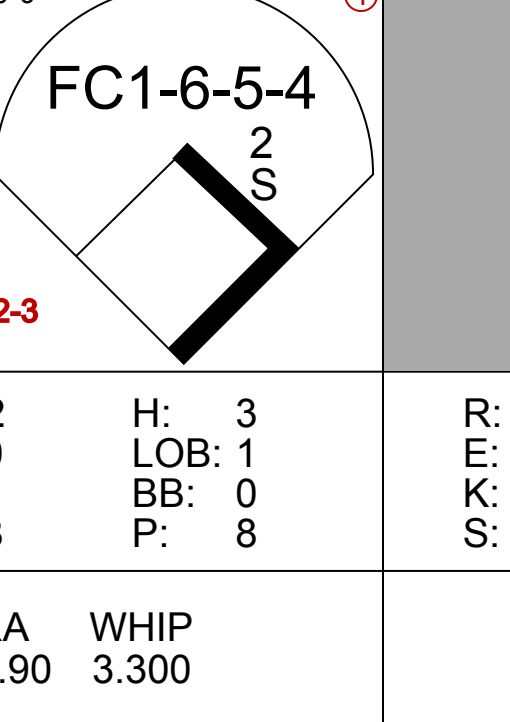
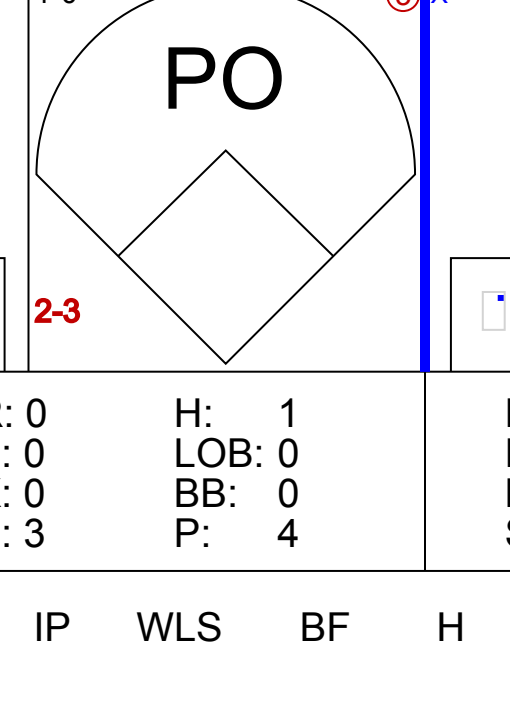
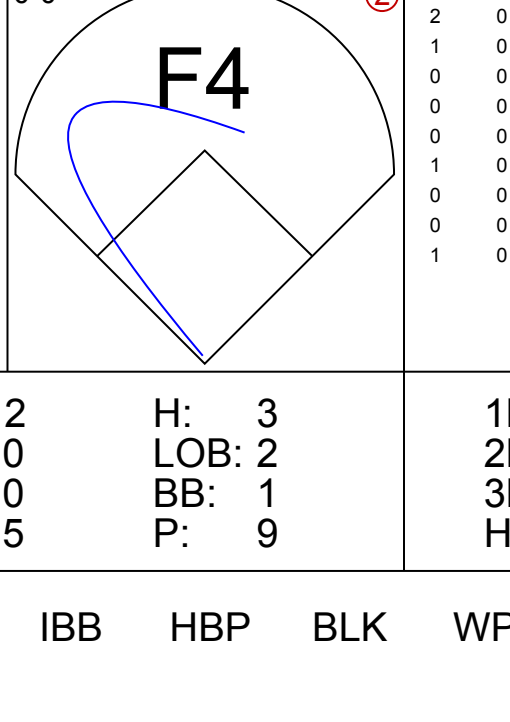
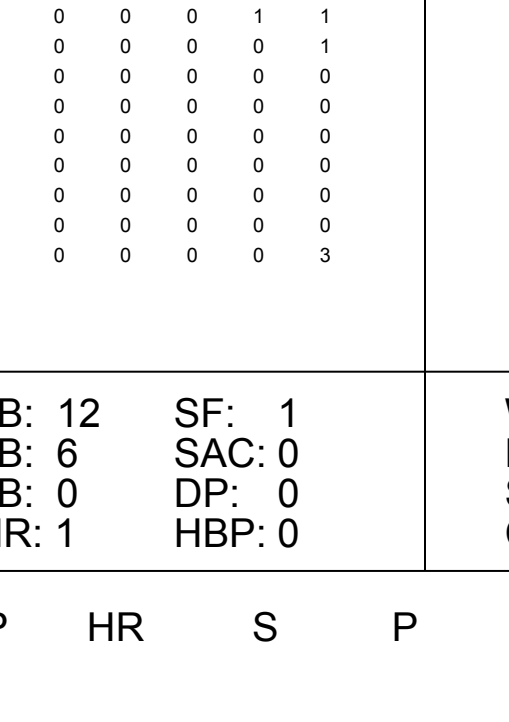
AB	33
R	4
H	10
RBI	4
BB	2
SO	6
LOB	15



Batter	1	2	3	4	5	6	7	8	9	AB	R	H	RBI	BB	SO	LOB	TOP					
23 Keon Broxton, R OBP: 0.428, SLG: 0.633										5	0	1	0	0	1	3	Milwaukee Brewers @ Cincinnati Reds Goodyear Ballpark, Goodyear, AZ Fri Mar 24 2017, 4:07 PM - 7:31 PM EDT Att: 3,651 - Sunny - 72 F					
7 Eric Thames, L OBP: 0.365, SLG: 0.372 2 Scooter Gennett, L OBP: 0.395, SLG: 0.543										2	0	0	1	0	1	0						
8 Ryan Braun, R OBP: 0.279, SLG: 0.529 10 Kirk Nieuwenhuis, L OBP: 0.389, SLG: 0.568										3	0	0	0	0	3	1						
24 Jesús Aguilar, R OBP: 0.566, SLG: 0.891 99 Garrett Cooper, R OBP: 0.250, SLG: 0.200										4	3	4	0	0	0	0						
9 Manny Piña, R OBP: 0.432, SLG: 0.814 93 Trent Grisham, L OBP: 0.750, SLG: 1.333 66 Hiram Burgos, R OBP: 0.250, SLG: 0.200										3	2	1	2	0	0	2						
18 Eric Sogard, L OBP: 0.422, SLG: 0.361 76 René García, R OBP: 0.316, SLG: 0.389										3	1	2	2	0	0	0						
3 Orlando Arcia, R OBP: 0.304, SLG: 0.404 90 Nate Orf, R OBP: 0.400, SLG: 0.429										4	1	2	1	0	0	1						
12 Iván De Jesús Jr., R OBP: 0.490, SLG: 0.624 94 Trevor Morrison, L OBP: 0.250, SLG: 0.200									4	1	3	1	0	0	1							
33 Tommy Milone, L OBP: 0.250, SLG: 0.200 57 Chase Anderson, R OBP: 0.250, SLG: 0.200 39 Tim Lillard, R OBP: 0.250, SLG: 0.200 92 Luis Aviles Jr., R OBP: 0.250, SLG: 0.200									2	0	0	0	0	1	2							
Inning Stats	R: 0 E: 0 K: 3 S: 9	H: 0 LOB: 0 BB: 0 P: 10	R: 5 E: 1 K: 2 S: 13	H: 5 LOB: 1 BB: 0 P: 14	R: 0 E: 0 K: 0 S: 3	H: 1 LOB: 0 BB: 0 P: 3	R: 0 E: 0 K: 0 S: 4	H: 1 LOB: 1 BB: 0 P: 4	R: 2 E: 0 K: 1 S: 8	H: 3 LOB: 1 BB: 0 P: 10	R: 0 E: 0 K: 1 S: 5	H: 1 LOB: 0 BB: 0 P: 5	R: 1 E: 0 K: 0 S: 5	H: 2 LOB: 1 BB: 0 P: 5	R: 0 E: 0 K: 1 S: 6	H: 1 LOB: 1 BB: 0 P: 6		R: 3 E: 0 K: 2 S: 9	H: 2 LOB: 2 BB: 3 P: 21	1B: 8 2B: 4 3B: 3 HR: 1	SF: 1 SAC: 0 DP: 2 HBP: 0	WP: 1 PB: 0 CS: 0
PITCHER	IP WLS BF H R ER SO BB IBB HBP BLK WP HR S P ERA WHIP	4.2 23 9 7 5 6 0 0 0 0 0 1 1 35 39 9.64 1.929	1.1 5 2 0 0 1 0 0 0 0 0 0 0 5 5 9.00 2.000	1.0 H 4 1 0 0 1 0 0 0 0 0 0 0 6 6 0.00 1.000	0.1 B 6 2 3 3 1 3 0 0 0 0 0 0 5 17 81.00 15.000	0.2 W 2 0 0 0 0 0 0 0 0 0 0 0 0 4 4 0.00 0.000																

AB	41
R	11
H	16
RBI	11
BB	3
SO	10
LOB	17



Batter	1	2	3	4	5	6	7	8	9	AB	R	H	RBI	BB	SO	LOB	BOTTOM					
2 Zack Cozart, R OBP: 0.386, SLG: 0.641 30 Arismendy Alcántara, S OBP: 0.276, SLG: 0.490										4	1	3	1	0	1	1	Milwaukee Brewers @ Cincinnati Reds Goodyear Ballpark, Goodyear, AZ Fri Mar 24 2017, 4:07 PM - 7:31 PM EDT Att: 3,651 - Sunny - 72 F					
39 Devin Mesoraco, R OBP: 0.286, SLG: 0.357 32 Stuart Turner, R OBP: 0.548, SLG: 0.583										4	1	1	0	0	1	3						
7 Eugenio Suárez, R OBP: 0.378, SLG: 0.500 15 Nick Senzel, R OBP: 1.000, SLG: 2.000										4	1	2	0	0	0	0						
23 Adam Duvall, R OBP: 0.304, SLG: 0.500 49 Tony Renda, R OBP: 0.396, SLG: 0.512										3	1	0	0	1	1	2						
43 Scott Schebler, L OBP: 0.340, SLG: 0.524 7 TJ Friedl, L OBP: 1.000, SLG: 2.000										3	1	1	2	1	1	2						
3 Patrick Kivilehan, R OBP: 0.438, SLG: 0.659 35 Reydel Medina, L OBP: 0.500, SLG: 0.500										2	2	2	1	0	0	0						
79 Sebastián Elizalde, L OBP: 0.273, SLG: 0.300 67 Rob Brantley, L OBP: 0.367, SLG: 0.346										3	2	2	2	0	0	1						
78 Brandon Dixon, R OBP: 0.371, SLG: 0.581 4 Shed Long Jr., L OBP: 0.250, SLG: 0.200										3	0	2	3	0	0	1						
47 Sal Romano, L ERA: 3.15 21 Michael Lorenzen, R ERA: 6.75 31 Drew Storen, R ERA: 15.89 41 Louis Coleman, R ERA: 2.25 19 Jake Ehret, R ERA: 91.0										2	0	0	0	0	0	1						
Inning Stats	R: 4 E: 0 K: 0 S: 7	H: 4 LOB: 1 BB: 1 P: 11	R: 0 E: 0 K: 0 S: 3	H: 1 LOB: 0 BB: 0 P: 3	R: 3 E: 0 K: 2 S: 10	H: 3 LOB: 1 BB: 1 P: 14	R: 0 E: 0 K: 1 S: 7	H: 2 LOB: 2 BB: 0 P: 7	R: 2 E: 0 K: 1 S: 8	H: 3 LOB: 1 BB: 0 P: 8	R: 0 E: 0 K: 1 S: 5	H: 0 LOB: 0 BB: 0 P: 5	R: 0 E: 0 K: 0 S: 3	H: 1 LOB: 0 BB: 0 P: 4	R: 1 E: 0 K: 2 S: 9	H: 2 LOB: 1 BB: 0 P: 9		R: 2 E: 0 K: 0 S: 5	H: 3 LOB: 2 BB: 1 P: 9	1B: 12 2B: 6 3B: 0 HR: 1	SF: 1 SAC: 0 DP: 0 HBP: 0	WP: 0 PB: 0 CS: 0
PITCHER	IP WLS BF H R ER SO BB IBB HBP BLK WP HR S P ERA WHIP	3.1 20 7 3 3 3 0 0 0 0 0 0 0 25 26 6.23 1.615	0.1 1 0 0 0 1 0 0 0 0 0 0 0 3 3 0.00 0.000	0.2 L 6 3 2 2 0 1 0 0 0 0 0 0 5 9 27.00 6.000	1.0 19 7 3 3 3 0 0 0 0 0 0 0 25 26 6.23 1.615																	

AB	42
R	12
H	19
RBI	12
BB	3
SO	7
LOB	20



Batter	1	2	3	4	5	6	7	8	9	AB	R	H	RBI	BB	SO	LOB	TOP						
6 Billy Hamilton, S OBP: 0.267, SLG: 0.220 37 Beau Amaral, L OBP: 0.500, SLG: 0.750										3	0	0	0	1	2	1	Cincinnati Reds @ Chicago Cubs Cashman Field, Las Vegas, NV Sat Mar 25 2017, 4:07 PM - 7:31 PM EDT Att: 11,455 - Sunny - 68 F						
30 Arismendy Alcántara, S OBP: 0.273, SLG: 0.529 95 Seth Mejias-Brean, R OBP: 0.429, SLG: 0.429										4	1	1	2	0	0	3							
19 Joey Votto, L OBP: 0.333, SLG: 0.238 Phillip Ervin, R OBP: 0.345, SLG: 0.500										1	0	0	0	3	0	0							
7 Eugenio Suárez, R OBP: 0.375, SLG: 0.488 90 Zach Vincej, R OBP: 0.250, SLG: 0.297										3	0	1	0	0	0	2							
Jesse Winker, L OBP: 0.340, SLG: 0.408										5	1	2	0	0	1	4							
16 Tucker Barnhart, L OBP: 0.297, SLG: 0.194 65 Austin Orewiler, R OBP: 0.400, SLG: 0.538 68 Joe Hudson, R OBP: 0.400, SLG: 0.538										3	0	0	0	1	0	1							
3 Patrick Kivlehan, R OBP: 0.442, SLG: 0.681 17 Adrian Nieto, S OBP: 1.000, SLG: 1.000										1	1	1	0	0	0	0							
49 Tony Renda, R OBP: 0.404, SLG: 0.523 21 Juan Perez, L OBP: 0.250, SLG: 0.625										3	0	1	0	1	0	4							
55 Robert Stephenson, R OBP: 0.600, SLG: 0.600 48 Barrett Astin, R OBP: 0.400, SLG: 0.538 77 Alejandro Chacin, R OBP: 0.400, SLG: 0.538 67 Rob Brantley, L OBP: 0.400, SLG: 0.393										3	1	2	0	0	1	1							
Inning Stats	R: 0 E: 0 K: 1 S: 6	H: 1 LOB: 2 BB: 1 P: 10	R: 0 E: 0 K: 0 S: 5	H: 2 LOB: 3 BB: 1 P: 9	R: 0 E: 1 K: 0 S: 4	H: 0 LOB: 3 BB: 2 P: 12	R: 2 E: 0 K: 2 S: 9	H: 2 LOB: 1 BB: 1 P: 13	R: 0 E: 0 K: 1 S: 6	H: 1 LOB: 1 BB: 0 P: 6	R: 0 E: 0 K: 0 S: 3	H: 0 LOB: 0 BB: 0 P: 3	R: 0 E: 0 K: 0 S: 3	H: 1 LOB: 1 BB: 1 P: 8	R: 1 E: 0 K: 1 S: 7	H: 2 LOB: 2 BB: 1 P: 11		R: 4 E: 0 K: 1 S: 11	H: 6 LOB: 2 BB: 0 P: 11	1B: 11 2B: 1 3B: 1 HR: 2	SF: 0 SAC: 0 DP: 1 HBP: 0	WP: 1 PB: 0 SB: 0 CS: 0	PA: 49
PITCHER	IP WLS BF H R ER SO BB IBB HBP BLK WP HR S P ERA WHIP	28 Kyle Hendricks, R ERA: 2.16 36 Mike Montgomery, L ERA: 5.73 52 Justin Grimm, R ERA: 5.4 0 David Berg, R ERA: 5.4 82 Dallas Beeler, R ERA: 12.0	3.0 17 3 0 0 1 4 0 0 0 0 0 0 15 31 0.00 2.333	1.0 6 2 2 2 2 1 0 0 0 0 0 1 9 13 18.00 3.000	1.0 4 1 0 0 1 0 0 0 0 0 0 0 6 6 0.00 1.000	1.0 3 0 0 0 0 0 0 0 0 0 0 0 3 3 0.00 0.000	1.0 4 1 0 0 0 1 0 0 0 0 1 0 3 8 0.00 2.000	1.0 6 2 1 1 1 1 0 0 0 0 0 0 7 11 9.00 3.000	1.0 9 6 4 4 1 0 0 0 0 0 0 1 11 11 36.00 6.000														
Batter	1	2	3	4	5	6	7	8	9	AB	R	H	RBI	BB	SO	LOB	BOTTOM						
12 Kyle Schwarber, L OBP: 0.347, SLG: 0.568 67 Bijan Rademacher, L OBP: 0.300, SLG: 0.333										2	1	1	0	1	1	0	Cincinnati Reds @ Chicago Cubs Cashman Field, Las Vegas, NV Sat Mar 25 2017, 4:07 PM - 7:31 PM EDT Att: 11,455 - Sunny - 68 F						
17 Kris Bryant, R OBP: 0.380, SLG: 0.600 3 David Bote, R OBP: 0.444, SLG: 0.625										3	2	2	2	0	0	0							
47 Miguel Montero, L OBP: 0.200, SLG: 0.184 82 Taylor Davis, R OBP: 0.367, SLG: 0.333										3	0	2	1	0	0	1							
5 Albert Almora Jr., R OBP: 0.283, SLG: 0.471 93 Bryant Flete, L OBP: 0.500, SLG: 0.500										4	0	1	0	0	0	3							
2 Tommy La Stella, L OBP: 0.343, SLG: 0.500 0 David Berg, R OBP: 0.308, SLG: 0.273 98 Todd Glaesmann, R OBP: 0.308, SLG: 0.273										2	1	1	0	1	1	0							
86 Ian Hapo, S OBP: 0.473, SLG: 0.813 82 Dallas Beeler, R OBP: 0.400, SLG: 0.538 Pierce Johnson, R OBP: 0.500, SLG: 0.500										4	1	2	4	0	1	1							
85 Carlos Penalver, R OBP: 0.500, SLG: 0.500 72 John Andreoli, R OBP: 0.375, SLG: 0.500 91 Charcer Burks, R OBP: 0.167, SLG: 0.667										3	0	1	0	0	2	1							
28 Kyle Hendricks, R 38 Mike Montgomery, L 99 Ali Solis, R 52 Justin Grimm, R Victor Caratini, S OBP: 1.000, SLG: 0.600										1	0	0	0	0	0	3							
85 Chesny Young, R OBP: 0.375, SLG: 0.500 54 Yasiel Balaguer, R OBP: 0.500, SLG: 1.157 69 Stephen Perakslis, R OBP: 0.500, SLG: 0.500										3	1	2	1	0	0	0							
Inning Stats	R: 2 E: 0 K: 0 S: 6	H: 3 LOB: 3 BB: 2 P: 14	R: 0 E: 0 K: 1 S: 5	H: 0 LOB: 0 BB: 0 P: 5	R: 0 E: 0 K: 1 S: 5	H: 0 LOB: 0 BB: 0 P: 5	R: 6 E: 0 K: 1 S: 13	H: 8 LOB: 3 BB: 1 P: 17	R: 0 E: 0 K: 2 S: 8	H: 1 LOB: 1 BB: 0 P: 8	R: 2 E: 0 K: 0 S: 4	H: 2 LOB: 2 BB: 0 P: 6	R: 1 E: 0 K: 0 S: 4	H: 2 LOB: 2 BB: 1 P: 9	1B: 12 2B: 1 3B: 0 HR: 4	SF: 0 SAC: 0 DP: 3 HBP: 3		WP: 0 PB: 0 SB: 0 CS: 0	PA: 45				
PITCHER	IP WLS BF H R ER SO BB IBB HBP BLK WP HR S P ERA WHIP	55 Robert Stephenson, R ERA: 5.63 48 Barrett Astin, R ERA: 4.82 77 Alejandro Chacin, R ERA: 11.57 65 Austin Orewiler, R ERA: 11.57	4.0 19 6 4 4 1 2 0 0 0 0 0 2 9 13 54.00 9.000	0.2 8 5 4 4 1 1 0 0 0 0 0 2 9 13 54.00 9.000	1.1 6 2 0 0 2 0 0 0 0 0 0 0 10 10 0.00 1.500	2.0 12 4 3 3 0 1 0 3 0 0 0 1 8 15 13.50 2.500																	

AB	42
R	7
H	15
RBI	7
BB	7
SO	6
LOB	29



AB	38
R	11
H	17
RBI	10
BB	4
SO	6
LOB	20



Batter	1	2	3	4	5	6	7	8	9	AB	R	H	RBI	BB	SO	LOB	TOP					
6 Billy Hamilton, S OBP: 0.245, SLG: 0.200 37 Beau Amaral, L OBP: 0.600, SLG: 0.800	G4-3		F7		G3-6		G3-6		30 2B 1B	4	0	0	0	0	0	3	<p>Cincinnati Reds @ Chicago Cubs</p> <p>Cashman Field, Las Vegas, NV</p> <p>Sun Mar 26 2017, 4:06 PM - 7:34 PM EDT</p> <p>Att: 11,285 - Partly Cloudy - 69 F</p>					
30 Arismendy Alcántara, S OBP: 0.300, SLG: 0.959	L9		K		19 BB 1B		3 2B 2B		3 2B 2B	5	1	3	2	0	1	0						
19 Joey Votto, L OBP: 0.370, SLG: 0.273 3 Patrick Kivlehan, R OBP: 0.444, SLG: 0.694	1B		7 FC6-4 1B		1-2 BB		2B		K	2	0	2	0	1	0	0						
7 Eugenio Suárez, R OBP: 0.346, SLG: 0.447 95 Seth Mejias-Brean, R OBP: 0.429, SLG: 0.429	G5-3		FC6-4 1B		G1-3		G6-3			4	0	0	0	0	0	5						
Jesse Winker, L OBP: 0.351, SLG: 0.491									G4-3	4	1	2	1	0	0	0						
21 Juan Perez, L OBP: 0.200, SLG: 0.500 90 Zach Vincej, R OBP: 0.262, SLG: 0.333	HR		F7		G4-3		K			2	0	0	0	0	0	1						
Phillip Ervin, R OBP: 0.303, SLG: 0.433			G5-3		F9-2-5		G4-3		L9	2	0	1	0	0	0	2						
16 Tucker Barnhart, L OBP: 0.325, SLG: 0.212 39 Jake Paulson, R OBP: 0.282, SLG: 0.333							L9-3		K	2	1	1	0	1	0	1						
40 Wendolyn Bautista, R OBP: 0.375, SLG: 0.500	1B									0	0	0	0	0	0	0						
46 Tim Adleman, R OBP: 0.333, SLG: 0.667 88 Nick Roults, L OBP: 0.142, SLG: 1.000 17 Adrian Nieto, S OBP: 0.142, SLG: 1.000 41 Louis Coleman, R OBP: 0.142, SLG: 1.000 90 Sandy Lugo, R OBP: 0.142, SLG: 1.000 67 Rob Brantly, L OBP: 0.142, SLG: 1.000	G1-3								P6	1	0	0	0	0	0	1						
Inning Stats	R: 0 E: 0 K: 0 S: 4	H: 1 LOB: 1 BB: 0 P: 4	R: 1 E: 0 K: 0 S: 5	H: 2 LOB: 1 BB: 0 P: 5	R: 0 E: 0 K: 1 S: 6	H: 1 LOB: 1 BB: 0 P: 6	R: 0 E: 0 K: 0 S: 3	H: 1 LOB: 2 BB: 0 P: 3	R: 1 E: 0 K: 0 S: 4	H: 2 LOB: 2 BB: 2 P: 12	R: 0 E: 0 K: 0 S: 4	H: 1 LOB: 1 BB: 0 P: 4	R: 1 E: 0 K: 0 S: 5	H: 3 LOB: 1 BB: 0 P: 5	R: 0 E: 0 K: 1 S: 5	H: 0 LOB: 0 BB: 0 P: 5	R: 1 E: 0 K: 2 S: 9	H: 2 LOB: 1 BB: 0 P: 9	1B: 7 2B: 6 3B: 0 HR: 1	SF: 0 SAC: 0 DP: 3 HBP: 0	WP: 0 PB: 0 SB: 0 CS: 0	PA: 39
PITCHER	IP WLS BF H R ER SO BB IBB HBP BLK WP HR S P ERA WHIP	4.2 W 20 7 2 2 1 1 0 0 0 0 1 21 5 3.86 1.714	5.1 L 19 6 1 0 0 1 0 0 0 0 0 5 9 0.00 1.500	7.1 R 22 2 1 0 0 0 0 0 0 0 0 2 2 0.00 1.500	7.1 L 22 3 2 1 1 0 0 0 0 0 0 3 3 27.00 6.000	8.1 R 22 3 0 0 0 1 0 0 0 0 0 5 5 0.00 0.000	PITCHER	IP WLS BF H R ER SO BB IBB HBP BLK WP HR S P ERA WHIP	1.0 L 5 2 1 1 2 0 0 0 0 0 0 9 9 9.00 2.000	53 Eddie Butler, R ERA: 3.07 32 Brian Duensing, L ERA: 5.87 6 Carl Edwards Jr., R ERA: 1.42 21 Dylan Floro, R ERA: 10.8 55 Daniel Corcino, R ERA:	84 Jhondaniel Medina, R ERA: 5.63											

AB	37
R	4
H	13
RBI	4
BB	2
SO	4
LOB	14



Batter	1	2	3	4	5	6	7	8	9	AB	R	H	RBI	BB	SO	LOB	BOTTOM			
44 Anthony Rizzo, L OBP: 0.364, SLG: 0.600 82 Taylor Davis, R OBP: 0.364, SLG: 0.333	HR			G3		K	G4-3			3	1	1	1	0	1	2	<p>Cincinnati Reds @ Chicago Cubs</p> <p>Cashman Field, Las Vegas, NV</p> <p>Sun Mar 26 2017, 4:06 PM - 7:34 PM EDT</p> <p>Att: 11,285 - Partly Cloudy - 69 F</p>			
17 Kris Bryant, R OBP: 0.388, SLG: 0.617 3 David Bote, R OBP: 0.455, SLG: 0.556	HR			67 1B 5 2B BB			G4-3			2	2	1	0	2	2					
12 Kyle Schwarber, L OBP: 0.360, SLG: 0.569 67 Bijan Rademacher, L OBP: 0.400, SLG: 0.714	5 HR BB			5 2B 2 1B 1B			G4-3			0	0	0	0	1	0					
5 Albert Almora Jr., R OBP: 0.364, SLG: 0.600 88 Cael Brockmeyer, R OBP: 0.364, SLG: 0.600 6 Carl Edwards Jr., R OBP: 0.364, SLG: 0.600 21 Dylan Floro, L OBP: 0.364, SLG: 0.600 55 Daniel Corcino, R OBP: 0.364, SLG: 0.600 98 Todd Glasemann, R OBP: 0.364, SLG: 0.600 84 Jhondaniel Medina, R OBP: 0.364, SLG: 0.600				2 1B 2B			HR			4	3	3	5	0	0					
2 Tommy La Stella, L OBP: 0.359, SLG: 0.485 93 Bryant Flete, L OBP: 0.500, SLG: 0.333	L5			2B						3	0	1	1	1	0	1				
85 Chesny Young, R OBP: 0.386, SLG: 0.524 85 Carlos Penalver, R OBP: 0.500, SLG: 0.333	2B			P4			G1-3			4	2	2	0	0	3					
Victor Caratini, S OBP: 0.690, SLG: 0.708 54 Yasiel Balaguer, R OBP: 0.625, SLG: 1.250	72 1B 53 1B 2B						E8			4	2	3	3	0	1	0				
72 John Andreoli, R OBP: 0.302, SLG: 0.306 96 Chris Pletters, L OBP: 0.333, SLG: 0.333	53 1B 1B						82 E 67 HR BB			2	1	1	0	0	2					
53 Eddie Butler, R OBP: 0.500, SLG: 0.500 32 Brian Duensing, L OBP: 0.500, SLG: 0.500 91 Charcer Burks, R OBP: 0.222, SLG: 0.889	1-2 3H 1B			P2			K			2	0	1	1	0	0					
Inning Stats	R: 6 E: 0 K: 1 S: 12	H: 7 LOB: 2 BB: 1 P: 16	R: 0 E: 0 K: 0 S: 3	H: 0 LOB: 1 BB: 1 P: 7	R: 0 E: 0 K: 2 S: 7	H: 0 LOB: 0 BB: 0 P: 7	R: 3 E: 0 K: 1 S: 9	H: 4 LOB: 2 BB: 1 P: 14	R: 0 E: 0 K: 3 S: 9	H: 0 LOB: 1 BB: 1 P: 13	R: 8 E: 3 K: 2 S: 13	H: 5 LOB: 1 BB: 2 P: 21	R: 3 E: 0 K: 0 S: 6	H: 3 LOB: 0 BB: 0 P: 7	R: 2 E: 0 K: 1 S: 7	H: 2 LOB: 2 BB: 2 P: 15		1B: 9 2B: 7 3B: 0 HR: 5	SF: 0 SAC: 0 DP: 0 HBP: 0	WP: 1 PB: 0 SB: 0 CS: 0
PITCHER	IP WLS BF H R ER SO BB IBB HBP BLK WP HR S P ERA WHIP	3.1 L 19 7 6 6 3 2 0 0 0 0 2 23 16.20 2.700	4.1 L 19 7 4 3 3 1 1 0 0 0 0 8 13 40.50 7.500	5.1 R 22 4 0 0 0 3 1 0 0 0 0 9 13 0.00 1.000	6.1 L 22 9 5 8 7 1 2 0 0 0 0 2 9 17 189.00 21.000	6.1 R 22 8 3 3 3 1 0 0 0 0 1 10 11 16.20 1.800	PITCHER	IP WLS BF H R ER SO BB IBB HBP BLK WP HR S P ERA WHIP	1.0 L 5 2 1 1 2 0 0 0 0 0 0 9 9 9.00 2.000	46 Tim Adleman, R ERA: 11.81 88 Nick Roults, L ERA: 12.27 41 Louis Coleman, R ERA: 1.8 90 Sandy Lugo, R ERA: 189.0 39 Jake Paulson, R ERA: 16.2	40 Wendolyn Bautista, R ERA: 18.0									

AB	46
R	22
H	21
RBI	20
BB	8
SO	10
LOB	20



Batter	1	2	3	4	5	6	7	8	9	AB	R	H	RBI	BB	SO	LOB	TOP					
12 Leony's Martin, L OBP: 0.276, SLG: 0.389 92 Luis Rengifo, S OBP: 0.143, SLG: 0.286 (7, PH) (7, 10)	F8		K	K			K		G4-3	3	0	0	0	0	2	2						
17 Mitch Haniger, R OBP: 0.443, SLG: 0.677 44 Kyle Waldrop, L OBP: 0.179, SLG: 0.320 (1, 9) (5, 9)	K				K		K		HBP	3	0	1	0	0	2	0						
15 Kyle Seager, L OBP: 0.375, SLG: 0.469 6 Mike Freeman, L OBP: 0.309, SLG: 0.353 (1, 5) (7, 5) (8, 6)	F7		F7			21 WP 21 E 2B			BB	4	1	1	0	0	0	1						
26 Danny Valencia, R OBP: 0.302, SLG: 0.321 82 Ryan Casteel, R OBP: 0.300, SLG: 0.690 (1, 3) (8, 3)		21 HR BB		F7		K		21 2B 52 SF7 1B	G5-3	3	2	1	0	1	1	1						
21 Taylor Motter, R OBP: 0.391, SLG: 0.519 28 Zach Shank, R OBP: 0.538, SLG: 0.421 (1, 6) (8, PR) (8, 5)		HR		G6-3		E5		52 SF7 83 1B 2B		4	1	2	2	0	0	0						
52 Carlos Ruiz, R OBP: 0.282, SLG: 0.306 (1, 2)	F8					F7		SF7		3	1	1	1	0	0	1						
16 Ben Gamel, L OBP: 0.391, SLG: 0.537 83 Ian Miller, L OBP: 0.222, SLG: 0.125 (1, 7) (6, 7)	K									2	1	1	1	0	1	0						
13 Tyler Smith, R OBP: 0.313, SLG: 0.467 82 Jay Baum, R OBP: 0.500, SLG: 0.714 (1, 4) (6, 4)	L8									3	0	1	0	0	0	1						
5 Guillermo Heredia, R OBP: 0.391, SLG: 0.517 87 Braden Bishop, R OBP: 0.250, SLG: 0.182 (1, 8) (6, 8)										1	0	0	0	0	0	2						
Inning Stats	R: 0 E: 0 K: 1 S: 6	H: 0 LOB: 0 BB: 0 P: 6	R: 2 E: 0 K: 1 S: 6	H: 1 LOB: 1 BB: 1 P: 10	R: 0 E: 0 K: 2 S: 8	H: 1 LOB: 1 BB: 0 P: 8	R: 2 E: 1 K: 1 S: 9	H: 3 LOB: 2 BB: 0 P: 9	R: 1 E: 1 K: 2 S: 9	H: 1 LOB: 1 BB: 0 P: 11	R: 0 E: 0 K: 0 S: 2	H: 0 LOB: 0 BB: 0 P: 3	R: 0 E: 0 K: 2 S: 7	H: 0 LOB: 0 BB: 0 P: 7	R: 2 E: 0 K: 0 S: 5	H: 3 LOB: 1 BB: 1 P: 9	R: 0 E: 0 K: 0 S: 2	H: 0 LOB: 1 BB: 1 P: 7	1B: 4 2B: 5 3B: 0 HR: 1	SF: 1 SAC: 0 DP: 3 HBP: 2	WP: 2 PB: 0 SB: 1 CS: 0	PA: 40
PITCHER	IP	WLS	BF	H	R	ER	SO	BB	IBB	HBP	BLK	WP	HR	S	P	ERA	WHIP					
54 Rookie Davis, R ERA: 4.02 36 Blake Wood, R ERA: 6.0 31 Drew Storen, R ERA: 13.5 52 Tony Cingrani, L ERA: 3.52 66 Lucas Benenati, R ERA: 18.0	4.2		22	6	5	3	7	1	0	0	0	0	1	36	40	5.79	1.500					
PITCHER	IP	WLS	BF	H	R	ER	SO	BB	IBB	HBP	BLK	WP	HR	S	P	ERA	WHIP					
26 Nolan Becker, L ERA:	1.0		4	0	0	0	0	1	0	1	0	0	0	2	7	0.00	1.000					

Seattle Mariners @ Cincinnati Reds
Goodyear Ballpark, Goodyear, AZ
Sun Mar 26 2017, 4:08 PM - 7:18 PM EDT
Att: 6,120 - Sunny - 80 F

AB 34
R 7
H 9
RBI 5
BB 3
SO 9
LOB 11



Batter	1	2	3	4	5	6	7	8	9	AB	R	H	RBI	BB	SO	LOB	BOTTOM					
9 José Peraza, R OBP: 0.350, SLG: 0.450 30 Josh VanMeter, L (1, 4) (6, 4)	HR	F8		2B		G4-3		FC4-6		3	2	2	1	0	0	0						
2 Zack Cozart, R OBP: 0.404, SLG: 0.644 6 Blake Trahan, R OBP: 0.385, SLG: 0.417 (1, 6) (8, 6)	F9	F9						K		3	0	1	1	1	0	0						
39 Devin Mesoraco, R OBP: 0.235, SLG: 0.294 80 Chad Wallach, R OBP: 0.333, SLG: 0.480 (1, 2) (6, 2)	F8		K	P4					HR	3	0	0	0	0	1	1						
23 Adam Duvall, R OBP: 0.321, SLG: 0.468 22 Jeff Gellich, L (1, 7) (8, 7)	43 BB 1B	F8								3	1	1	0	1	0	1						
43 Scott Schebler, L OBP: 0.379, SLG: 0.511 79 Sebastián Elzalde, L OBP: 0.320, SLG: 0.391 (1, 9) (8, 9)										2	0	1	0	2	0	0						
17 Ryan Raburn, R OBP: 0.324, SLG: 0.500 3 Gavin LaValley, R (1, 3) (5, 3)	F9									1	0	0	0	1	0	2						
27 Desmond Jennings, R OBP: 0.313, SLG: 0.438 7 TJ Friedl, L OBP: 0.800, SLG: 1.500 (1, 8) (6, 8)										2	1	1	1	1	0	2						
63 Hernan Ibarren, L OBP: 0.360, SLG: 0.341 16 Brantley Bell, R (1, 5) (6, 5)	G6-3									2	0	0	1	0	0	0						
54 Rookie Davis, R OBP: 0.300, SLG: 1.500 36 Blake Wood, R ERA: 6.0 32 Stuart Turner, R ERA: 10.0 31 Drew Storen, S ERA: 13.5 52 Tony Cingrani, L ERA: 3.52 66 Lucas Benenati, R ERA: 18.0 45 Cassidy Brown, R ERA: 6.52 26 Nolan Becker, R ERA: 1.28 (1, 1) (5, 1) (6, PR) (8, 1) (7, 1) (8, 1) (6, PR) (8, 1)										2	1	1	1	0	0	0						
Inning Stats	R: 1 E: 0 K: 0 S: 6	H: 2 LOB: 2 BB: 1 P: 11	R: 2 E: 0 K: 0 S: 6	H: 2 LOB: 0 BB: 0 P: 9	R: 0 E: 0 K: 1 S: 5	H: 0 LOB: 2 BB: 2 P: 13	R: 1 E: 0 K: 0 S: 6	H: 2 LOB: 1 BB: 0 P: 6	R: 1 E: 0 K: 1 S: 6	H: 1 LOB: 2 BB: 2 P: 14	R: 0 E: 1 K: 0 S: 3	H: 0 LOB: 1 BB: 1 P: 7	R: 0 E: 0 K: 1 S: 5	H: 0 LOB: 0 BB: 0 P: 5	R: 0 E: 0 K: 2 S: 8	H: 1 LOB: 1 BB: 0 P: 8	R: 1 E: 0 K: 1 S: 6	H: 1 LOB: 0 BB: 0 P: 7	1B: 4 2B: 1 3B: 0 HR: 4	SF: 1 SAC: 0 DP: 0 HBP: 0	WP: 0 PB: 0 SB: 0 CS: 0	PA: 42
PITCHER	IP	WLS	BF	H	R	ER	SO	BB	IBB	HBP	BLK	WP	HR	S	P	ERA	WHIP					
33 Drew Smyly, L ERA: 5.0 55 Tony Zych, R ERA: 6.1 50 Nick Vincent, L ERA: 10.8 25 Marc Rzepczynski, R ERA: 6.14 56 Evan Scribner, R ERA: 1.28	4.0		22	6	5	5	1	4	0	0	0	0	3	23	43	11.25	2.500					
PITCHER	IP	WLS	BF	H	R	ER	SO	BB	IBB	HBP	BLK	WP	HR	S	P	ERA	WHIP					
39 Edwin Diaz, R ERA: 6.52 47 James Pazos, L ERA: 6.52	1.0		4	1	0	1	1	0	0	0	0	0	1	6	7	9.00	1.000					

Seattle Mariners @ Cincinnati Reds
Goodyear Ballpark, Goodyear, AZ
Sun Mar 26 2017, 4:08 PM - 7:18 PM EDT
Att: 6,120 - Sunny - 80 F

AB 35
R 6
H 9
RBI 6
BB 6
SO 6
LOB 13



Batter	1	2	3	4	5	6	7	8	9	AB	R	H	RBI	BB	SO	LOB	TOP										
26 Chase Utley, L (1,4) OBP: 0.396, SLG: 0.574 0 Erick Mejia, S (8,4) OBP: 0.333, SLG: 1.000	0-0 P6		0-3 K		0-0 F8		0-0 FC4-6			4	0	0	0	0	1	1	Los Angeles Dodgers @ Cincinnati Reds Goodyear Ballpark, Goodyear, AZ Tue Mar 28 2017, 4:06 PM - 6:40 PM EDT Att: 2/671 - Partly Cloudy - 75 F										
15 Austin Barnes, R (1,2) OBP: 0.356, SLG: 0.389 93 Michael Medina, R (8,9)	0-0 G4-3		4-0 BB		0-0 G1-3			0-0 L9		3	0	0	0	1	0	0											
21 Trayce Thompson, R (1,7) OBP: 0.394, SLG: 0.370 90 Ariel Sandoval, R (8,7)	0-0 G1-3		1-3 K			0-3 K		0-0 K		4	0	1	0	0	2	1											
25 Rob Segedin, R (1,5) OBP: 0.441, SLG: 0.844 92 Paul Hoenecke, L (8,5)		0-0 G3-1		0-3 K		0-0 L8		0-0 G5-4-3		4	1	1	0	0	1	1											
14 Enrique Hernández, R (1,6) OBP: 0.324, SLG: 0.313 90 Will Smith, R (8,2) OBP: 0.500, SLG: 2.000		0-0 G3-1		0-0 BB		1-0 HBP			2-2 HR	2	0	1	0	0	0	1											
61 Cody Bellinger, L (1,3) OBP: 0.270, SLG: 0.315 94 DJ Peters, R (7,8) OBP: 0.167, SLG: 0.333		2-1 HR		0-0 G3		0-3 K			0-3 K	3	1	1	2	0	1	2											
47 Tyler Holt, R (1,9) OBP: 0.428, SLG: 0.857		0-0 L9		4-0 BB			0-0 G4-3		0-3 K	2	0	0	0	1	0	0											
3 Chris Taylor, R (1,8) OBP: 0.519, SLG: 0.558 81 Walker Buehler, R (7,1) 51 Steve Geltz, R (8,1) 97 Matt Jones, L (9,PH)				0-0 F8			0-0 E4		1-0 HBP	3	0	1	0	0	0	2											
57 Alex Wood, R (1,1) 77 Ike Davis, L (7,PH) OBP: 0.200, SLG: 0.158		0-0 G1-3			0-0 B2-3		0-0 FC5-6		0-0 L8	2	0	0	0	0	0	1											
Inning Stats	R: 0 E: 0 K: 0 S: 3	H: 0 LOB: 0 BB: 0 P: 3	R: 2 E: 0 K: 0 S: 7	H: 3 LOB: 1 BB: 0 P: 9	R: 0 E: 0 K: 2 S: 6	H: 0 LOB: 0 BB: 1 P: 11	R: 0 E: 0 K: 1 S: 6	H: 1 LOB: 2 BB: 1 P: 10	R: 0 E: 0 K: 0 S: 3	H: 0 LOB: 0 BB: 0 P: 3	R: 0 E: 1 K: 0 S: 4	H: 0 LOB: 1 BB: 0 P: 4	R: 0 E: 0 K: 0 S: 3	H: 1 LOB: 0 BB: 0 P: 3	R: 1 E: 0 K: 2 S: 10	H: 1 LOB: 1 BB: 0 P: 13		1B: 2 2B: 2 3B: 0 HR: 2	SF: 0 SAC: 0 DP: 1 HBP: 2	WP: 0 PB: 0 SB: 0 CS: 1	PA: 36						
PITCHER	IP	WLS	BF	H	R	ER	SO	BB	IBB	HBP	BLK	WP	HR	S	P	ERA	WHIP										
37 Scott Feldman, R (1,1) ERA: 3.86	5.2	W	23	4	2	2	4	2	0	1	0	0	1	29	41	3.18	1.059										
48 Barrett Astin, R (6,1) ERA: 3.85	2.1		8	1	0	0	1	0	0	0	0	0	0	10	10	0.00	0.429										
65 Lucas Luetge, L (9,1) ERA: 2.61	1.0		5	1	1	1	2	0	0	1	0	0	1	10	13	9.00	1.000										

Batter	1	2	3	4	5	6	7	8	9	AB	R	H	RBI	BB	SO	LOB	BOTTOM										
6 Billy Hamilton, S (1,8) OBP: 0.259, SLG: 0.240	0-0 23 S			0-0 2 E		0-0 G5-3		0-0 FC6		5	2	2	0	0	0	5	Los Angeles Dodgers @ Cincinnati Reds Goodyear Ballpark, Goodyear, AZ Tue Mar 28 2017, 4:06 PM - 6:40 PM EDT Att: 2/671 - Partly Cloudy - 75 F										
2 Zack Cozart, R (1,6) OBP: 0.404, SLG: 0.633	0-0 23 1B		0-0 19 BB	0-3 K		0-0 L8		0-0 SF7		4	1	2	1	0	1	2											
19 Joey Volto, L (1,3) OBP: 0.373, SLG: 0.255	0-3 K		4-0 7 1B	0-0 G1-3			4-0 23 HR	0-0 K		3	2	0	0	2	2	4											
23 Adam Duvall, R (1,7) OBP: 0.351, SLG: 0.608	0-1 7 G4-6-3		0-0 F9		1-2 HR		2-1 HR			4	2	3	4	0	0	2											
7 Eugenio Suárez, R (1,5) OBP: 0.339, SLG: 0.431	0-0 G4-6-3		0-0 67 FC3-6	0-0 G5-3			0-0 F7			4	0	1	1	0	0	2											
43 Scott Schebler, L (1,9) OBP: 0.371, SLG: 0.490		0-0 L5	0-0 67 FC3-6	0-3 K2-3			0-0 G1-3			4	0	1	1	0	1	0											
67 Rob Brantly, L (1,2) OBP: 0.350, SLG: 0.343		0-0 G4-3	0-0 FC3-6	0-0 G4-3			0-0 G4-3			4	0	0	0	0	0	2											
30 Arismendy Alcántara, S (1,4) OBP: 0.303, SLG: 0.594 30 Josh VanMeter, L (6,PH) OBP: 0.250, SLG: 0.250		3-1 HR	0-3 K		0-0 SH5-4			0-0 49 BB		3	1	2	1	0	1	2											
37 Scott Feldman, L (1,1) OBP: 0.500, SLG: 0.500 48 Barrett Astin, R (6,1)		0-0 HR		0-0 G1-3				0-0 19 K		2	0	1	0	0	0	0											
49 Tony Renda, R (6,PH) OBP: 0.415, SLG: 0.523 65 Lucas Luetge, L (9,1)		0-0 6 E			0-0 SH5-4			0-0 6 E		0	0	0	0	1	0	0											
Inning Stats	R: 1 E: 0 K: 1 S: 8	H: 3 LOB: 1 BB: 0 P: 8	R: 1 E: 1 K: 0 S: 6	H: 2 LOB: 2 BB: 0 P: 9	R: 2 E: 0 K: 1 S: 8	H: 3 LOB: 2 BB: 1 P: 12	R: 1 E: 1 K: 1 S: 6	H: 1 LOB: 0 BB: 0 P: 6	R: 1 E: 0 K: 0 S: 8	H: 1 LOB: 2 BB: 0 P: 9	R: 0 E: 0 K: 0 S: 4	H: 1 LOB: 2 BB: 0 P: 4	R: 2 E: 0 K: 0 S: 5	H: 1 LOB: 0 BB: 1 P: 11	R: 1 E: 1 K: 1 S: 6	H: 1 LOB: 2 BB: 1 P: 11	1B: 9 2B: 1 3B: 0 HR: 3	SF: 1 SAC: 1 DP: 1 HBP: 0	WP: 0 PB: 0 SB: 1 CS: 0	PA: 39							
PITCHER	IP	WLS	BF	H	R	ER	SO	BB	IBB	HBP	BLK	WP	HR	S	P	ERA	WHIP										
57 Alex Wood, L (1,1) ERA: 4.67	6.0	L	29	11	6	5	4	1	0	0	0	0	1	7	17	27.00	4.000										
81 Walker Buehler, R (7,1) ERA: 27.0	1.0		8	2	3	3	0	2	0	0	0	0	0	4	5	0.00	0.000										
51 Steve Geltz, R (8,1) ERA: 3.24	1.0		2	0	0	0	1	0	0	0	0	0	0	4	5	0.00	0.000										



Batter	1	2	3	4	5	6	7	8	9	AB	R	H	RBI	BB	SO	LOB	TOP						
41 Carlos Santana, S (1, 3) <small>OBP: 0.258, SLG: 0.400</small> 13 Chris Colabello, R (6, 3) <small>OBP: 0.440, SLG: 0.674</small>	 <small>0-3, K, 1-2, BB</small>	 <small>4-0, BB</small>		 <small>0-0, 2B</small>		 <small>0-3, K</small>		 <small>0-0, G6-3</small>		3	0	1	0	1	2	0							
12 Francisco Lindor, S (1, 6) <small>OBP: 0.267, SLG: 0.414</small> 9 Erik González, R (6, 6) <small>OBP: 0.333, SLG: 0.500</small>	 <small>0-0, G5-3</small>	 <small>0-3, K</small>		 <small>0-0, G5-3</small>		 <small>2-0, HR</small>		 <small>0-3, K</small>		4	1	1	1	0	1	3							
23 Michael Brantley, L (1, 7) <small>OBP: 0.390, SLG: 0.739</small> 35 Abraham Almonte, S (6, 7) <small>OBP: 0.434, SLG: 0.625</small>	 <small>0-3, K</small>	 <small>0-0, 1B</small>		 <small>2-2, HR</small>		 <small>0-0, G4-3</small>		 <small>0-0, G4-3</small>		4	1	2	1	0	1	0							
10 Edwin Encarnación, R (1, 10) <small>OBP: 0.356, SLG: 0.375</small> 30 Tyler Naquin, L (6, PH) <small>OBP: 0.405, SLG: 0.600</small>		 <small>4-0, BB</small>	 <small>4-0, BB</small>		 <small>0-0, G5-3</small>	 <small>0-0, G4-3</small>		 <small>0-0, G4-3</small>		1	1	0	0	2	0	0							
11 José Ramírez, S (1, 4) <small>OBP: 0.357, SLG: 0.510</small> 64 Yonathan Mendoza, S (7, PR) <small>OBP: 0.500, SLG: 0.333</small>		 <small>0-0, BB</small>	 <small>0-0, BB</small>		 <small>0-0, HR</small>		 <small>4-0, BB</small>		 <small>4-0, BB</small>	3	2	3	0	1	0	0							
6 Brandon Guyer, R (1, 9) <small>OBP: 0.359, SLG: 0.471</small> 46 Junior Soto, R (7, 9) <small>OBP: 0.379, SLG: 0.536</small>		 <small>0-0, FC4</small>	 <small>0-0, G6-4-3</small>		 <small>3-2, HR</small>		 <small>0-0, G6-3</small>		 <small>0-3, K</small>	4	2	1	2	0	0	5							
26 Austin Jackson, R (1, 8) <small>OBP: 0.379, SLG: 0.536</small> 1 Michael Martínez, S (6, 8) <small>OBP: 0.379, SLG: 0.536</small>		 <small>0-0, SF7</small>	 <small>0-0, G5-3</small>		 <small>4-0, BB</small>		 <small>0-0, G5-4-3</small>			1	0	0	1	1	0	1							
72 Yandy Díaz, R (1, 5) <small>OBP: 0.529, SLG: 0.667</small> 39 Gio Urshela, R (6, 5) <small>OBP: 0.311, SLG: 0.463</small>		 <small>1-0, HR</small>		 <small>0-0, FC6-4</small>		 <small>0-0, G5-4-3</small>		 <small>0-0, G5-4-3</small>		3	1	2	3	0	0	1							
55 Roberto Pérez, R (1, 2) <small>OBP: 0.448, SLG: 0.391</small> 45 Erik Kratz, R (7, 2) <small>OBP: 0.294, SLG: 0.594</small>		 <small>0-0, 1B</small>		 <small>0-0, G6-4-3</small>		 <small>0-0, L8</small>		 <small>0-3, K</small>		3	0	1	0	0	0	2							
Inning Stats	R: 0 E: 0 K: 2 S: 7	H: 0 LOB: 0 P: 7	R: 4 E: 1 K: 1 S: 9	H: 4 LOB: 2 P: 18	R: 0 E: 0 K: 0 S: 3	H: 1 LOB: 1 P: 7	R: 0 E: 0 K: 0 S: 4	H: 2 LOB: 1 P: 4	R: 3 E: 0 K: 0 S: 10	H: 3 LOB: 1 P: 19	R: 1 E: 0 K: 1 S: 6	H: 1 LOB: 0 P: 8	R: 1 E: 0 K: 0 S: 3	H: 1 LOB: 1 P: 7	R: 0 E: 0 K: 2 S: 7	H: 0 LOB: 0 P: 7	R: 0 E: 0 K: 1 S: 5	H: 0 LOB: 0 P: 9	1B: 6 2B: 2 3B: 0 HR: 4	SF: 1 SAC: 0 DP: 3 HBP: 0	WP: 0 PB: 0 SB: 0 CS: 0	PA: 42	
PITCHER	IP: 4.0 WLS: 1.0 BF: 7 ERA: 6.0	WLS: 7 BF: 3 ERA: 6.0	H: 3 R: 3 ER: 3 SO: 3	R: 4 ER: 2 SO: 1	BB: 3 IBB: 0 HBP: 0 BLK: 0	WP: 0 HR: 2 S: 10 P: 19	ERA: 6.75 WHIP: 2.500	IP: 1.0 WLS: 0 BF: 4 ERA: 0.00	WLS: 1.0 BF: 4 ERA: 0.00	H: 0 R: 0 ER: 0 SO: 1	BB: 1 IBB: 0 HBP: 0 BLK: 0	WP: 0 HR: 0 S: 9 P: 9	ERA: 0.00 WHIP: 1.000										
29 Brandon Finnegan, L (1, 1) <small>ERA: 7.63</small> 41 Louis Coleman, R (5, 1) <small>ERA: 6.0</small> 44 Neftalí Ogando, R (6, 1) <small>ERA: 5.44</small> 53 Wandy Peralta, L (7, 1) <small>ERA: 6.0</small> 48 Ryan Hendrix, R (8, 1) <small>ERA: 6.0</small>	IP: 4.0 WLS: 1.0 BF: 7 ERA: 6.0	WLS: 7 BF: 3 ERA: 6.0	H: 3 R: 3 ER: 3 SO: 3	R: 4 ER: 2 SO: 1	BB: 3 IBB: 0 HBP: 0 BLK: 0	WP: 0 HR: 2 S: 10 P: 19	ERA: 6.75 WHIP: 2.500	IP: 1.0 WLS: 0 BF: 4 ERA: 0.00	WLS: 1.0 BF: 4 ERA: 0.00	H: 0 R: 0 ER: 0 SO: 1	BB: 1 IBB: 0 HBP: 0 BLK: 0	WP: 0 HR: 0 S: 9 P: 9	ERA: 0.00 WHIP: 1.000										
6 Billy Hamilton, S (1, 8) <small>OBP: 0.298, SLG: 0.269</small> 35 Zeek White, R (5, 8) <small>OBP: 0.500, SLG: 1.000</small>	 <small>4-0, HR</small>	 <small>0-0, 1B</small>		 <small>0-0, 1B</small>		 <small>0-0, 2B</small>		 <small>0-0, L7</small>		2	1	2	1	1	0	0							
9 José Peraza, R (1, 4) <small>OBP: 0.343, SLG: 0.478</small> 41 Louis Coleman, R (5, 1) <small>ERA: 6.0</small> 67 Rob Brantly, L (6, 3) <small>OBP: 0.333, SLG: 0.324</small>	 <small>1-1, HR</small>	 <small>0-0, 1B</small>		 <small>0-3, K</small>		 <small>0-0, G4-3</small>		 <small>0-0, L4</small>		3	1	2	2	0	1	1							
19 Joey Votto, L (1, 3) <small>OBP: 0.395, SLG: 0.240</small> 44 Neftalí Ogando, R (8, 1) <small>ERA: 5.44</small> 53 Wandy Peralta, L (7, 1) <small>ERA: 6.0</small> 76 Ryan Sánchez, R (8, 1) <small>OBP: 0.306, SLG: 0.199</small> 30 Tanner Rainey, R (8, 1) <small>OBP: 0.333, SLG: 0.300</small>	 <small>0-0, L7</small>	 <small>1-3, K2-3</small>		 <small>0-0, G6-3</small>		 <small>0-0, G6-3</small>		 <small>0-0, 1B</small>		3	0	0	0	0	1	2							
23 Adam Duvall, R (1, 7) <small>OBP: 0.373, SLG: 0.679</small> 49 Tony Renda, R (5, 7) <small>OBP: 0.411, SLG: 0.511</small>	 <small>1-0, HR</small>		 <small>0-0, 1B</small>		 <small>0-0, G6-3</small>		 <small>0-0, G6-3</small>		 <small>0-0, F8</small>		2	1	2	1	0	0	0						
7 Eugenio Suárez, R (1, 5) <small>OBP: 0.328, SLG: 0.415</small> 4 Scooter Gennett, L (5, 4) <small>OBP: 0.372, SLG: 0.575</small>	 <small>0-0, G4-3</small>		 <small>0-3, K</small>		 <small>2-2, HR</small>		 <small>0-0, G6-3</small>		 <small>1-2, 2-3</small>		2	0	0	0	0	1	1						
43 Scott Schebler, L (1, 9) <small>OBP: 0.375, SLG: 0.451</small> 3 Patrick Kivlehan, R (5, 5) <small>OBP: 0.407, SLG: 0.630</small>	 <small>0-0, 1B</small>		 <small>0-0, G4-6-3</small>		 <small>0-0, F8</small>		 <small>0-3, K</small>		 <small>0-0, 1B</small>		2	0	1	0	0	0	1						
2 Zack Cozart, R (1, 6) <small>OBP: 0.407, SLG: 0.627</small> 79 Sebastián Elizalde, L (5, 9) <small>OBP: 0.323, SLG: 0.414</small>	 <small>0-0, 1B</small>		 <small>1-3, 1B</small>		 <small>0-0, F9</small>		 <small>0-3, K</small>		 <small>0-0, L8</small>		2	0	1	0	0	0	0						
16 Tucker Barnhart, L (1, 2) <small>OBP: 0.333, SLG: 0.257</small> 32 Stuart Turner, R (6, 2) <small>OBP: 0.488, SLG: 0.647</small>	 <small>0-0, L9</small>		 <small>0-0, 2B</small>		 <small>0-0, F9</small>		 <small>0-3, K</small>		 <small>0-3, K</small>		2	1	1	0	0	0	2						
29 Brandon Finnegan, L (1, 1) <small>ERA: 7.63</small> 30 Arismendy Alcántara, S (5, 6) <small>OBP: 0.369, SLG: 0.591</small>		 <small>0-3, K</small>		 <small>0-3, K2-3</small>		 <small>0-0, 1B</small>		 <small>0-0, G6-3</small>		2	0	0	0	0	2	1							
Inning Stats	R: 3 E: 0 K: 0 S: 8	H: 4 LOB: 2 P: 14	R: 0 E: 0 K: 2 S: 8	H: 2 LOB: 0 P: 9	R: 0 E: 0 K: 1 S: 5	H: 1 LOB: 0 P: 5	R: 1 E: 0 K: 2 S: 9	H: 2 LOB: 1 P: 9	R: 1 E: 0 K: 1 S: 6	H: 2 LOB: 1 P: 8	R: 1 E: 0 K: 1 S: 7	H: 2 LOB: 0 P: 7	R: 0 E: 0 K: 1 S: 6	H: 2 LOB: 1 P: 6	R: 0 E: 0 K: 1 S: 5	H: 0 LOB: 0 P: 5	R: 0 E: 0 K: 0 S: 4	H: 1 LOB: 0 P: 4	1B: 9 2B: 2 3B: 1 HR: 3	SF: 0 SAC: 0 DP: 2 HBP: 0	WP: 0 PB: 0 SB: 0 CS: 1	PA: 40	
PITCHER	IP: 4.0 WLS: 1.0 BF: 7 ERA: 10.8	WLS: 4 BF: 4 ERA: 10.8	H: 4 R: 4 ER: 4 SO: 0	R: 0 ER: 0 SO: 0	BB: 1 IBB: 0 HBP: 0 BLK: 0	WP: 0 HR: 2 S: 30 P: 37	ERA: 9.00 WHIP: 2.500	IP: 1.0 WLS: 0 BF: 4 ERA: 10.13	WLS: 1.0 BF: 4 ERA: 10.13	H: 0 R: 0 ER: 0 SO: 0	BB: 0 IBB: 0 HBP: 0 BLK: 0	WP: 0 HR: 0 S: 4 P: 4	ERA: 0.00 WHIP: 1.000										
59 Carlos Carrasco, R (1, 1) <small>ERA: 10.8</small> 24 Andrew Miller, L (5, 1) <small>ERA: 6.0</small> 48 Boone Logan, L (6, 1) <small>ERA: 10.0</small> 61 Dan Otero, R (7, 1) <small>ERA: 0.87</small> 68 Tyler Olson, L (8, 1) <small>ERA: 1.86</small>	IP: 4.0 WLS: 1.0 BF: 7 ERA: 10.8	WLS: 4 BF: 4 ERA: 10.8	H: 4 R: 4 ER: 4 SO: 0	R: 0 ER: 0 SO: 0	BB: 1 IBB: 0 HBP: 0 BLK: 0	WP: 0 HR: 2 S: 30 P: 37	ERA: 9.00 WHIP: 2.500	IP: 1.0 WLS: 0 BF: 4 ERA: 10.13	WLS: 1.0 BF: 4 ERA: 10.13	H: 0 R: 0 ER: 0 SO: 0	BB: 0 IBB: 0 HBP: 0 BLK: 0	WP: 0 HR: 0 S: 4 P: 4	ERA: 0.00 WHIP: 1.000										

Cleveland Indians @ Cincinnati Reds
Goodyear Ballpark, Goodyear, AZ
Wed Mar 29 2017, 3:11 PM - 6:05 PM EDT
Att: 5,426 - Sunny - 80 F

AB	35
R	9
H	12
RBI	9
BB	6
SO	7
LOB	14



Cleveland Indians @ Cincinnati Reds
Goodyear Ballpark, Goodyear, AZ
Wed Mar 29 2017, 3:11 PM - 6:05 PM EDT
Att: 5,426 - Sunny - 80 F

AB	39
R	6
H	15
RBI	6
BB	1
SO	8
LOB	13



Batter	1	2	3	4	5	6	7	8	9	AB	R	H	RBI	BB	SO	LOB	TOP										
Jose Siri, R OBP: 0.667, SLG: 0.500 6 Phillip Ervin, R OBP: 1.000, SLG: 1.000	0-1 1B		0-0 G5-3			1-2 2-3 BB		0-0 17 S 1B		0	0	0	0	0	0	0											
5 Shed Long Jr., L Alex Blandino, R	0-0 G3			0-0 G1-3		0-3 K		0-3 K		0	0	0	0	0	0	0											
Taylor Trammell, L OBP: 0.250, SLG: 0.500	0-0 2B			0-3 K			0-0 G6	1-0 G6-3		0	0	0	0	0	0	0											
21 Jesse Winker, L Aristides Aquino, R	0-3 K			0-3 K			0-3 K	0-0 G6-3		2	0	0	0	0	0	2	1										
Taylor Sparks, R 29 Gavin LaValley, R (6, PH)		0-3 K					0-3 K	0-0 G6-3		0	0	0	0	0	0	0											
Brantley Bell, R OBP: 1.000, SLG: 1.500 12 Nick Senzel, R OBP: 1.000, SLG: 1.500	0-0 1B						0-0 2B		0-0 1B	0	0	0	0	0	0	0											
Cassidy Brown, R Luis Castillo, R Jimmy Herget, R Jake Ehret, R 27 Chris Okey, R 19 Jackson Stephens, R Keury Mella, R 27 Chris Okey, R	0-0 G1-4-3						1-0 HBP	0-3 K	0-3 K	0	1	0	0	0	0	0											
8 Alfredo Rodriguez, R Blake Trahan, R			0-0 F9			0-0 G5		0-0 F8	0-3 K2-3	0	0	0	0	0	0	0											
Tyler Stephenson, R OBP: 0.333, SLG: 0.333			0-3 K			0-0 1B		0-0 G1-3		0	0	0	0	0	0	0											
Inning Stats	R: 0 E: 0 K: 1 S: 7	H: 2 LOB: 1 BB: 0 P: 7	R: 0 E: 0 K: 1 S: 5	H: 1 LOB: 0 BB: 0 P: 5	R: 0 E: 0 K: 1 S: 5	H: 0 LOB: 0 BB: 0 P: 5	R: 0 E: 0 K: 2 S: 7	H: 0 LOB: 0 BB: 0 P: 7	R: 1 E: 0 K: 2 S: 9	H: 2 LOB: 3 BB: 1 P: 14	R: 0 E: 0 K: 1 S: 5	H: 0 LOB: 0 BB: 0 P: 5	R: 0 E: 0 K: 1 S: 6	H: 1 LOB: 1 BB: 0 P: 6	R: 0 E: 0 K: 1 S: 6	H: 1 LOB: 1 BB: 0 P: 7	R: 0 E: 0 K: 2 S: 8	H: 1 LOB: 1 BB: 0 P: 8	1B: 5 2B: 3 3B: 0 HR: 0	SF: 0 SAC: 0 DP: 1 HBP: 1	WP: 0 PB: 0 SB: 2 CS: 0	PA: 35					
PITCHER	IP	WLS	BF	H	R	ER	SO	BB	IBB	HBP	BLK	WP	HR	S	P	ERA	WHIP										
50 Amir Garrett, L ERA: 4.5	0.0		0	0	0	0	0	0	0	0	0	0	0	0	0	∞	∞										
53 Wandy Peralta, L ERA: 4.5	2.0		10	2	1	1	4	1	0	1	0	0	0	16	21	4.50	1.500										
47 Rob Wooten, R ERA: 4.5	2.0	W	7	1	0	0	2	0	0	0	0	0	0	11	11	0.00	0.500										
86 Evan Mitchell, R ERA: 4.5	1.0	H	4	1	0	0	1	0	0	0	0	0	0	6	7	0.00	1.000										
65 Lucas Luetge, L ERA: 4.5	1.0		4	1	0	0	2	0	0	0	0	0	0	8	8	0.00	1.000										

Cincinnati Reds Futures @ Cincinnati Reds
Fifth Third Field, Dayton, OH
Sat Apr 01 2017, 2:23 PM - 4:08 PM EDT
Att: 8,837 - Cloudy - 48 F

AB	5
R	1
H	1
RBI	0
BB	0
SO	3
LOB	2



Batter	1	2	3	4	5	6	7	8	9	AB	R	H	RBI	BB	SO	LOB	BOTTOM										
6 Billy Hamilton, S OBP: 0.250, SLG: 0.250 37 Beau Amaral, L OBP: 0.333, SLG: 0.333	0-0 P4	0-0 G4-3			0-0 P4	1-2 1B		0-0 P3		2	0	0	0	0	0	2											
4 Scooter Gennett, L OBP: 0.444, SLG: 0.889 95 Seth Mejias-Brean, R	0-0 1B		0-0 23 F8 19 G1-3 1B		0-0 F8	0-3 K				3	0	2	0	0	0	0											
19 Joey Volto, L OBP: 0.400, SLG: 0.400 80 Chad Wallach, R	0-0 1B		0-0 G1-3		0-0 G4-3		0-0 G5-3			3	0	1	0	0	0	1											
23 Adam Duvall, R OBP: 0.400, SLG: 0.600 78 Brandon Dixon, R	0-3 K		0-0 F8		0-0 F9	0-3 K				3	0	0	0	0	1	3											
7 Eugenio Suárez, R 79 Sebastián Elizalde, L	0-3 K		0-3 K		0-0 G6-3		0-0 F9			3	0	0	0	0	2	3											
43 Scott Schebler, L OBP: 0.500, SLG: 1.333 3 Patrick Kivlehan, R OBP: 1.000, SLG: 2.333		0-3 K		1-0 HR		0-0 90 2B 32 HR 1B		1-1 HR		2	1	1	1	0	1	0											
2 Zack Cozart, R 90 Zach Vincej, R OBP: 0.250, SLG: 0.500		0-3 K		4-0 9 G6-4-3 BB		0-0 32 HR 2B		0-0 P5		1	0	0	0	1	1	0											
16 Tucker Barnhart, L OBP: 0.500, SLG: 0.500 32 Stuart Turner, R OBP: 0.500, SLG: 1.333		0-0 E7 1B		0-0 F8		0-1 2H 3H HR		4-0 BB		2	0	1	0	0	0	1											
9 José Peraza, R OBP: 0.500, SLG: 0.500 30 Arismendy Alcántara, S OBP: 0.250, SLG: 0.250		0-0 1B		0-0 G6-4-3		0-0 37 1B		0-3 K		2	0	1	0	0	0	1											
Inning Stats	R: 0 E: 0 K: 2 S: 9	H: 2 LOB: 2 BB: 0 P: 9	R: 0 E: 1 K: 2 S: 9	H: 2 LOB: 2 BB: 0 P: 9	R: 0 E: 0 K: 1 S: 6	H: 1 LOB: 1 BB: 0 P: 6	R: 1 E: 0 K: 0 S: 3	H: 1 LOB: 0 BB: 1 P: 8	R: 0 E: 0 K: 0 S: 3	H: 0 LOB: 0 BB: 0 P: 3	R: 3 E: 0 K: 1 S: 11	H: 5 LOB: 2 BB: 0 P: 11	R: 0 E: 0 K: 1 S: 5	H: 0 LOB: 0 BB: 0 P: 5	R: 1 E: 0 K: 1 S: 7	H: 1 LOB: 1 BB: 1 P: 12	1B: 8 2B: 1 3B: 0 HR: 3	SF: 0 SAC: 0 DP: 1 HBP: 0	WP: 0 PB: 0 SB: 0 CS: 0	PA: 37							
PITCHER	IP	WLS	BF	H	R	ER	SO	BB	IBB	HBP	BLK	WP	HR	S	P	ERA	WHIP										
Luis Castillo, R ERA: 1.59	5.2		23	6	1	1	5	1	0	0	0	0	1	32	37	1.59	1.235										
Jimmy Herget, R ERA: 1.59	0.0	L	5	5	3	3	0	0	0	0	0	0	1	6	6	∞	∞										
Jake Ehret, R ERA: 1.59	0.1		1	0	0	0	1	0	0	0	0	0	0	3	3	0.00	0.000										
19 Jackson Stephens, R ERA: 1.59	1.0		3	0	0	0	1	0	0	0	0	0	0	5	5	0.00	0.000										

Cincinnati Reds Futures @ Cincinnati Reds
Fifth Third Field, Dayton, OH
Sat Apr 01 2017, 2:23 PM - 4:08 PM EDT
Att: 8,837 - Cloudy - 48 F

AB	35
R	5
H	12
RBI	5
BB	2
SO	8
LOB	15



Batter	1	2	3	4	5	6	7	8	9	AB	R	H	RBI	BB	SO	LOB	TOP
16 César Hernández, S (1,4) OBP: 0.111, SLG: 0.444	G4-3		K			K		G4-3		4	0	0	0	0	2	2	Philadelphia Phillies @ Cincinnati Reds Great American Ball Park, Cincinnati, OH Wed Apr 05 2017, 8:02 PM - 10:26 PM EDT Att: 19,944 - Overcast - 62 F
47 Howie Kendrick, R (1,7) OBP: 0.444, SLG: 0.500	BB		G6-3			G3-1		G5-3		3	0	0	0	1	0	0	
37 Odúbel Herrera, L (1,8) OBP: 0.444, SLG: 0.429	FC6-4									4	0	1	0	0	1	1	
7 Maikel Franco, R (1,5) OBP: 0.333, SLG: 0.250	1B					F8		G3-1		4	0	1	0	0	1	1	
19 Tommy Joseph, R (1,3)	F8					K		K		4	0	0	0	0	3	3	
23 Aaron Altherr, R (1,9) OBP: 0.333, SLG: 0.333			K			G6-3		1B		3	0	1	0	0	1	0	
29 Cameron Rupp, R (1,2) OBP: 0.143, SLG: 0.143			G6-3			L9		1B		3	0	1	0	0	0	0	
13 Freddy Galvis, S (1,6) OBP: 0.286, SLG: 0.857			K			G5-3		K		3	0	0	0	0	2	2	
48 Jerad Eickhoff, R (1,1)								K		2	0	0	0	0	2	0	
63 Joely Rodríguez, L (7,1)								K		0	0	0	0	0	0	0	
5 Michael Saunders, L (8,PH) OBP: 0.400, SLG: 0.500										1	0	0	0	0	1	2	
17 Pat Neshek, S (8,1)										0	0	0	0	0	0	0	
Inning Stats	R: 0 H: 1 E: 0 K: 0 S: 15	H: 1 LOB: 2 BB: 1 P: 25	R: 0 H: 0 E: 0 K: 2 S: 7	H: 0 LOB: 0 BB: 0 P: 11	R: 0 H: 0 E: 0 K: 1 S: 6	H: 0 LOB: 0 BB: 0 P: 8	R: 0 H: 0 E: 0 K: 2 S: 5	H: 0 LOB: 0 BB: 0 P: 7	R: 0 H: 2 E: 0 K: 2 S: 16	H: 1 LOB: 1 BB: 0 P: 21	1B: 4 2B: 0 3B: 0 HR: 0	SF: 0 SAC: 0 DP: 0 HBP: 0	WP: 0 PA: 32 PB: 0 SB: 1 CS: 1				
PITCHER	IP WLS BF H R ER SO BB IBB HBP BLK WP HR S P ERA WHIP																
29 Brandon Finnegan, L (1,1) ERA: 2.7	7.0 W 23 1 0 0 9 1 0 0 0 0 0 0 58 88 0.00 0.286																
21 Michael Lorenzen, R (8,1) ERA: 4.50	1.0 H 5 2 0 0 2 0 0 0 0 0 0 0 16 24 0.00 2.000																
26 Raisel Iglesias, R (9,1) ERA: 3.33	1.0 S 4 1 0 0 2 0 0 0 0 0 0 0 13 21 0.00 1.000																

AB	31
R	0
H	4
RBI	0
BB	1
SO	13
LOB	11



Batter	1	2	3	4	5	6	7	8	9	AB	R	H	RBI	BB	SO	LOB	BOTTOM
6 Billy Hamilton, S (1,8) OBP: 0.222, SLG: 0.429	G4-3		BB			K		L9		3	0	0	0	1	1	0	Philadelphia Phillies @ Cincinnati Reds Great American Ball Park, Cincinnati, OH Wed Apr 05 2017, 8:02 PM - 10:26 PM EDT Att: 19,944 - Overcast - 62 F
9 José Peraza, R (1,4) OBP: 0.250, SLG: 0.250	G4-3		F8			G1-3		K		4	0	0	0	0	1	2	
19 Joey Votto, L (1,3) OBP: 0.143, SLG: 0.571	F8					F7		HR		3	1	1	1	0	0	0	
23 Adam Duvall, R (1,7) OBP: 0.429, SLG: 0.714			K			G4-3		2B		3	1	1	0	0	1	0	
7 Eugenio Suárez, R (1,5)			G5-3			K		L8		3	0	0	0	0	1	1	
43 Scott Schebler, L (1,9) OBP: 0.286, SLG: 0.167			F7			K		K		3	0	0	0	0	2	1	
2 Zack Cozart, R (1,6) OBP: 0.429, SLG: 0.429			L9			G3-6-1		1B		3	0	2	1	0	0	0	
16 Tucker Barnhart, L (1,2) OBP: 0.429, SLG: 0.500			2B			G3-6-1		G5-3		3	0	1	0	0	0	2	
29 Brandon Finnegan, L (1,1) ERA: 2.7			G4-3			K		K		2	0	0	0	0	1	1	
21 Michael Lorenzen, R (8,1) ERA: 4.50										0	0	0	0	0	0	0	
4 Scooter Gennett, L (8,PH) OBP: 0.333, SLG: 1.333										1	0	0	0	0	1	0	
26 Raisel Iglesias, R (9,1) ERA: 3.33										0	0	0	0	0	0	0	
Inning Stats	R: 0 H: 0 E: 0 K: 0 S: 8	H: 0 LOB: 0 BB: 0 P: 12	R: 0 H: 0 E: 0 K: 1 S: 5	H: 0 LOB: 0 BB: 0 P: 9	R: 0 H: 1 E: 0 K: 0 S: 7	H: 1 LOB: 2 BB: 1 P: 15	R: 0 H: 0 E: 0 K: 1 S: 5	H: 0 LOB: 0 BB: 0 P: 7	R: 0 H: 3 E: 0 K: 1 S: 14	H: 1 LOB: 1 BB: 0 P: 19	1B: 2 2B: 2 3B: 0 HR: 1	SF: 0 SAC: 0 DP: 1 HBP: 0	WP: 0 PA: 29 PB: 0 SB: 1 CS: 0				
PITCHER	IP WLS BF H R ER SO BB IBB HBP BLK WP HR S P ERA WHIP																
48 Jerad Eickhoff, R (1,1) ERA: 2.7	6.2 L 25 5 2 2 6 1 0 0 0 0 0 0 49 80 0.00 0.900																
63 Joely Rodríguez, L (7,1)	0.1 1 0 0 0 0 0 0 0 0 0 0 3 5 0.00 0.000																
17 Pat Neshek, R (8,1) ERA: 3.33	1.0 3 0 0 0 2 0 0 0 0 0 0 0 10 14 0.00 0.000																

AB	28
R	2
H	5
RBI	2
BB	1
SO	8
LOB	7



Batter	1	2	3	4	5	6	7	8	9	AB	R	H	RBI	BB	SO	LOB	TOP									
4 Scooter Gennett, L OBP: 0.167, SLG: 0.364	F9		G3			G3		K		4	0	0	0	0	1	0	Cincinnati Reds @ St. Louis Cardinals Busch Stadium, St. Louis, MO Sat Apr 08 2017, 1:16 PM - 4:03 PM CDT Att: 46,568 - Sunny - 73 F									
30 Arismendy Alcántara, S (1, 8)	G3			K2-3		K		K		4	0	0	0	0	3	0										
19 Joey Votto, L OBP: 0.222, SLG: 0.500	G6-3					L3			G6-3	3	1	1	0	0	0	0										
53 Wandy Peralta, L (6, 1)										0	0	0	0	0	0	0										
31 Drew Storen, S (8, 1)										0	0	0	0	0	0	0										
32 Stuart Turner, R (9, PH)										1	0	0	0	0	0	0										
23 Adam Duvall, R OBP: 0.263, SLG: 0.526		K		F9			G1-3		K	4	0	0	0	0	2	1										
7 Eugenio Suárez, R OBP: 0.375, SLG: 0.643		G1-3					G5-3			4	1	2	2	0	0	0										
2 Zack Cozart, R OBP: 0.500, SLG: 0.688										3	0	1	0	0	2	1										
9 José Peraza, R OBP: 0.222, SLG: 0.222										1	0	1	0	0	0	0										
3 Patrick Kivlehan, R OBP: 0.167, SLG: 0.167										4	0	0	0	0	2	2										
16 Tucker Barnhart, L OBP: 0.429, SLG: 0.417										2	1	1	0	1	0	0										
61 Bronson Arroyo, R (1, 1)										1	0	0	0	0	0	0										
29 Brandon Finnegan, L (5, PH)										1	0	0	0	0	0	1										
55 Robert Stephenson, R (5, 1)										0	0	0	0	0	0	0										
43 Scott Schebler, L OBP: 0.375, SLG: 0.692										1	1	1	2	0	0	0										
Inning Stats	R: 0 E: 0 K: 0 S: 4	H: 0 LOB: 0 BB: 0 P: 5	R: 0 E: 0 K: 2 S: 16	H: 1 LOB: 1 BB: 0 P: 22	R: 0 E: 0 K: 0 S: 8	H: 0 LOB: 0 BB: 0 P: 9	R: 1 E: 0 K: 2 S: 12	H: 2 LOB: 1 BB: 0 P: 18	R: 0 E: 0 K: 1 S: 9	H: 0 LOB: 0 BB: 0 P: 17	R: 0 E: 0 K: 1 S: 9	H: 0 LOB: 0 BB: 0 P: 12	R: 0 E: 0 K: 1 S: 8	H: 0 LOB: 0 BB: 0 P: 12	R: 2 E: 0 K: 2 S: 12	H: 2 LOB: 0 BB: 0 P: 19	R: 1 E: 0 K: 1 S: 12	H: 2 LOB: 1 BB: 0 P: 18	1B: 2 2B: 2 HR: 2	SF: 0 SAC: 0 HBP: 0	WP: 0 PB: 0 SB: 0 CS: 0	PA: 34				
PITCHER	IP	WLS	BF	H	R	ER	SO	BB	IBB	HBP	BLK	WP	HR	S	P	ERA	WHIP									
52 Michael Wacha, R ERA: 1.5	(1, 1)	6.0	W	21	3	1	1	6	1	0	0	0	0	0	58	83	1.50	0.667								
67 Matt Bowman, R ERA:	(7, 1)	1.0		3	0	0	0	1	0	0	0	0	0	8	12	0.00	0.000									
30 Jonathan Broxton, R ERA: 3.0	(8, 1)	1.0		5	2	2	2	2	0	0	0	0	1	12	19	18.00	2.000									
64 Sam Tuivailala, R ERA: 4.5	(9, 1)	1.0		5	2	1	1	1	0	0	0	0	0	1	12	18	9.00	2.000								

Batter	1	2	3	4	5	6	7	8	9	AB	R	H	RBI	BB	SO	LOB	BOTTOM									
25 Dexter Fowler, S OBP: 0.333, SLG: 0.200	G3-1									4	2	1	0	2	0	3	Cincinnati Reds @ St. Louis Cardinals Busch Stadium, St. Louis, MO Sat Apr 08 2017, 1:16 PM - 4:03 PM CDT Att: 46,568 - Sunny - 73 F									
36 Aledmys Díaz, R OBP: 0.304, SLG: 0.652										5	3	3	4	0	1	2										
13 Matt Carpenter, L OBP: 0.444, SLG: 0.118										3	1	0	0	1	0	0										
35 Greg Garcia, L (7, 5)										1	0	0	0	0	0	0										
32 Matt Adams, L OBP: 0.444, SLG: 0.167										1	1	0	0	2	1	0										
58 José Martínez, R OBP: 0.750, SLG: 1.000										1	0	0	1	1	0	0										
4 Yadier Molina, R OBP: 0.400, SLG: 0.333										3	0	1	1	1	1	3										
67 Matt Bowman, R (7, 1)										0	0	0	0	0	0	0										
30 Jonathan Broxton, R (8, 1)										0	0	0	0	0	0	0										
50 Adam Wainwright, R OBP: 0.500, SLG: 0.500										1	1	1	0	0	0	0										
64 Sam Tuivailala, R (9, 1)										0	0	0	0	0	0	0										
15 Randal Grichuk, R OBP: 0.238, SLG: 0.350										5	0	1	0	0	2	6										
3 Jedd Gyorko, R OBP: 0.364, SLG: 0.333										3	1	2	2	2	1	2										
16 Kolten Wong, L OBP: 0.368, SLG: 0.267										3	0	0	1	2	0	4										
52 Michael Wacha, R ERA: 1.5	(1, 1)	4.0	L	21	6	6	3	3	3	0	0	0	0	0	0	0	0									
55 Robert Stephenson, R ERA: 16.2	(5, 1)	1.2		13	2	3	3	4	5	1	0	1	0	1	0	0	0									
53 Wandy Peralta, L ERA:	(6, 1)	1.1		5	0	0	0	0	1	0	0	0	0	10	20	0.00	0.750									
31 Drew Storen, R ERA: 3.0	(8, 1)	1.0		7	2	1	1	0	2	0	0	0	0	13	22	9.00	4.000									
Inning Stats	R: 2 E: 0 K: 0 S: 10	H: 2 LOB: 1 BB: 1 P: 17	R: 0 E: 0 K: 1 S: 10	H: 1 LOB: 2 BB: 1 P: 16	R: 0 E: 0 K: 1 S: 6	H: 0 LOB: 0 BB: 0 P: 12	R: 4 E: 0 K: 1 S: 19	H: 3 LOB: 0 BB: 1 P: 30	R: 0 E: 0 K: 2 S: 12	H: 0 LOB: 3 BB: 3 P: 29	R: 3 E: 0 K: 2 S: 17	H: 2 LOB: 3 BB: 4 P: 38	R: 0 E: 0 K: 0 S: 7	H: 0 LOB: 0 BB: 0 P: 12	R: 1 E: 0 K: 0 S: 13	H: 2 LOB: 3 BB: 2 P: 22	1B: 6 2B: 2 HR: 2	SF: 0 SAC: 1 HBP: 0	WP: 0 PB: 0 SB: 0 CS: 0	PA: 46						
PITCHER	IP	WLS	BF	H	R	ER	SO	BB	IBB	HBP	BLK	WP	HR	S	P	ERA	WHIP									
61 Bronson Arroyo, R ERA: 13.5	(1, 1)	4.0		21	6	6	3	3	3	0	0	0	0	0	0	0	13.50	2.250								
55 Robert Stephenson, R ERA: 16.2	(5, 1)	1.2		13	2	3	3	4	5	1	0	1	0	0	0	0	16.20	4.200								
53 Wandy Peralta, L ERA:	(6, 1)	1.1		5	0	0	0	0	1	0	0	0	0	10	20	0.00	0.750									
31 Drew Storen, R ERA: 3.0	(8, 1)	1.0		7	2	1	1	0	2	0	0	0	0	13	22	9.00	4.000									

Batter	1	2	3	4	5	6	7	8	9	AB	R	H	RBI	BB	SO	LOB	TOP		
6 Billy Hamilton, S OBP: 0.333, SLG: 0.419	G5-3		G4-3		P2		FC6-4		K	5	0	1	1	0	1	2			
9 José Peraza, R OBP: 0.273, SLG: 0.281	F8				G5-3		FC6-4		L9	5	1	1	0	0	0	3			
19 Joey Volto, L OBP: 0.212, SLG: 0.419	K				L7		G3		F8	5	0	0	0	0	2	1			
23 Adam Duvali, R OBP: 0.424, SLG: 0.733		HR			K		BB		7 1B	3	2	2	1	1	1	1			
7 Eugenio Suárez, R OBP: 0.500, SLG: 0.708	G5-3				L9		L9		4 HR	4	1	2	1	0	0	1			
43 Scott Schebler, L OBP: 0.321, SLG: 0.478	K				L9		G4-3		F5	4	0	0	0	0	1	4			
4 Scooter Gennett, L OBP: 0.300, SLG: 0.789	G6-3				54 HBP		SH5-3		1-H	4	2	3	3	0	0	0			
16 Tucker Barnhart, L OBP: 0.333, SLG: 0.316			G4-3		F7		SH5-3		2-H	3	0	1	0	0	0	1			
54 Rookie Davis, R OBP: 0.287, SLG: 1.000			K				K			1	0	0	0	0	0	1			
52 Tony Cingrani, L ERA: 2.25										0	0	0	0	0	0	0			
31 Drew Storen, S ERA: 2.25										0	0	0	0	0	0	0			
30 Anisمدy Alcántara, S ERA: 2.25										1	0	0	0	0	0	1			
53 Wandy Peralta, L ERA: 2.25										0	0	0	0	0	0	0			
3 Patrick Kivlehan, R ERA: 2.08										1	0	0	0	0	0	1			
36 Blake Wood, R ERA: 2.08										0	0	0	0	0	0	0			
26 Raisel Iglesias, R ERA: 2.08										0	0	0	0	0	0	0			
Inning Stats	R: 0 E: 0 K: 1 S: 8	H: 0 LOB: 0 BB: 0 P: 13	R: 1 E: 0 K: 1 S: 9	H: 1 LOB: 0 BB: 0 P: 13	R: 0 E: 0 K: 1 S: 10	H: 0 LOB: 0 BB: 0 P: 16	R: 1 E: 0 K: 1 S: 11	H: 2 LOB: 1 BB: 0 P: 13	R: 0 E: 0 K: 0 S: 5	H: 0 LOB: 1 BB: 0 P: 13	R: 1 E: 0 K: 1 S: 15	H: 2 LOB: 1 BB: 0 P: 21	R: 3 E: 0 K: 1 S: 16	H: 4 LOB: 1 BB: 0 P: 24	R: 0 E: 0 K: 2 S: 10	H: 0 LOB: 0 BB: 0 P: 13	1B: 6 2B: 2 3B: 0 HR: 2	SF: 0 SAC: 1 DP: 0 HBP: 1	WP: 0 PA: 39 PB: 0 SB: 1 CS: 0
PITCHER	IP WLS BF H R ER SO BB IBB HBP BLK WP HR S P ERA WHIP	IP WLS BF H R ER SO BB IBB HBP BLK WP HR S P ERA WHIP	IP WLS BF H R ER SO BB IBB HBP BLK WP HR S P ERA WHIP	IP WLS BF H R ER SO BB IBB HBP BLK WP HR S P ERA WHIP	IP WLS BF H R ER SO BB IBB HBP BLK WP HR S P ERA WHIP	IP WLS BF H R ER SO BB IBB HBP BLK WP HR S P ERA WHIP	IP WLS BF H R ER SO BB IBB HBP BLK WP HR S P ERA WHIP	IP WLS BF H R ER SO BB IBB HBP BLK WP HR S P ERA WHIP	IP WLS BF H R ER SO BB IBB HBP BLK WP HR S P ERA WHIP	IP WLS BF H R ER SO BB IBB HBP BLK WP HR S P ERA WHIP	IP WLS BF H R ER SO BB IBB HBP BLK WP HR S P ERA WHIP	IP WLS BF H R ER SO BB IBB HBP BLK WP HR S P ERA WHIP	IP WLS BF H R ER SO BB IBB HBP BLK WP HR S P ERA WHIP	IP WLS BF H R ER SO BB IBB HBP BLK WP HR S P ERA WHIP	IP WLS BF H R ER SO BB IBB HBP BLK WP HR S P ERA WHIP	IP WLS BF H R ER SO BB IBB HBP BLK WP HR S P ERA WHIP	IP WLS BF H R ER SO BB IBB HBP BLK WP HR S P ERA WHIP	IP WLS BF H R ER SO BB IBB HBP BLK WP HR S P ERA WHIP	

Cincinnati Reds @ Pittsburgh Pirates
PNC Park, Pittsburgh, PA
Tue Apr 11 2017, 8:21 PM - 11:24 PM EDT
Att: 11,027 - Overcast - 60 F

AB	36
R	6
H	10
RBI	6
BB	1
SO	8
LOB	15

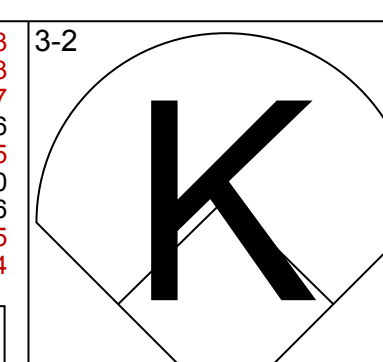
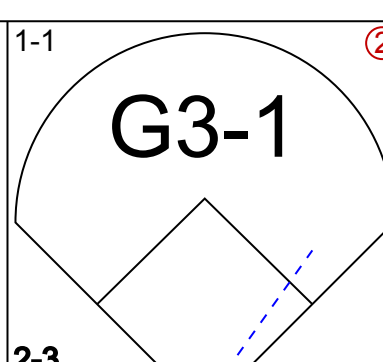
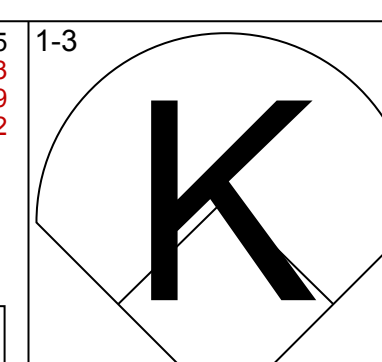
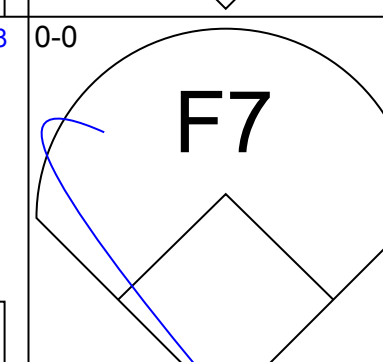
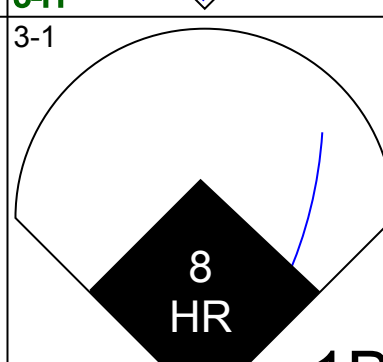
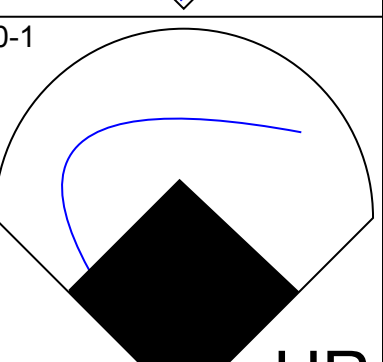
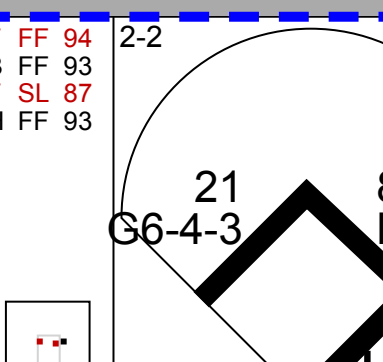
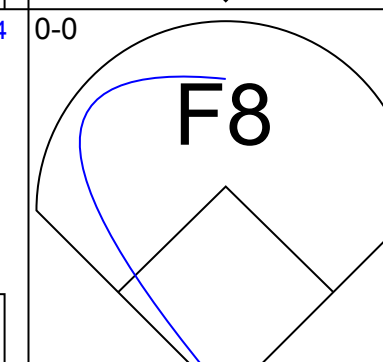
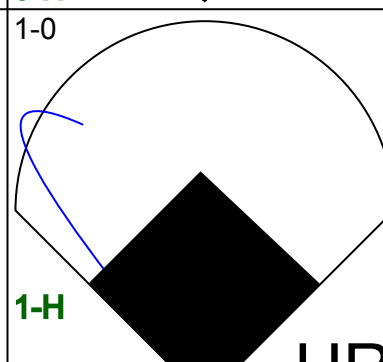
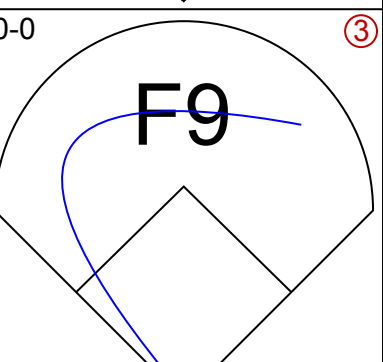
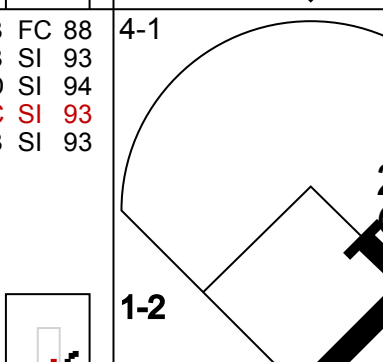
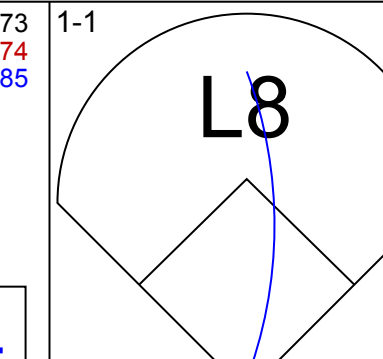
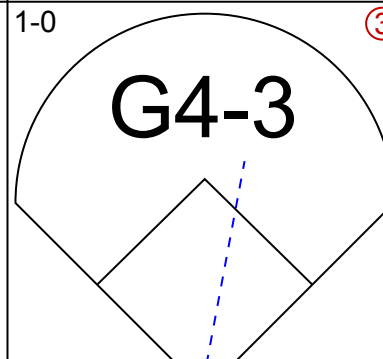
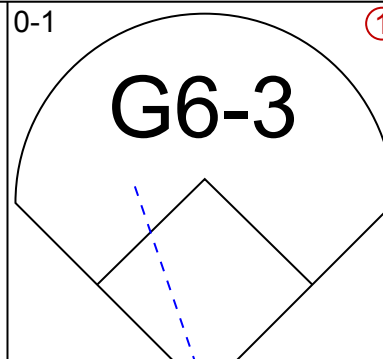
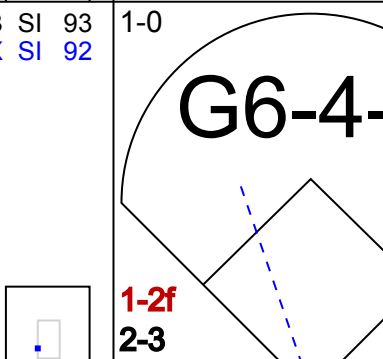
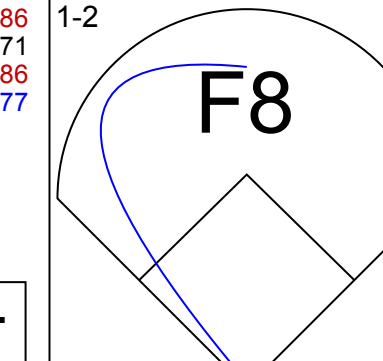
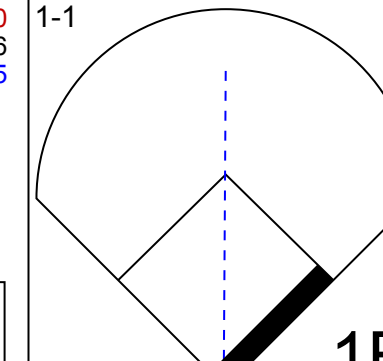
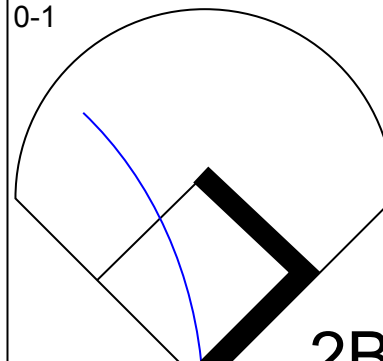
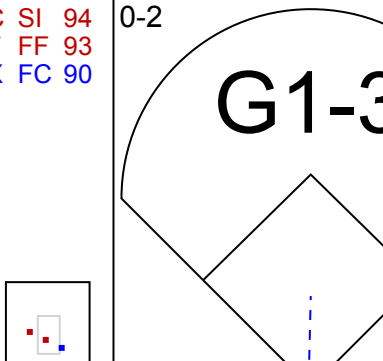
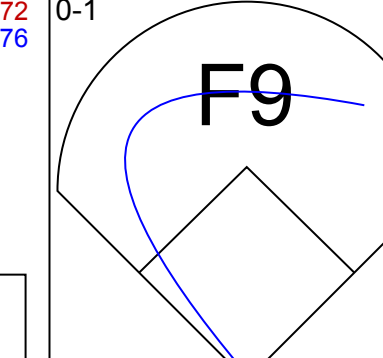
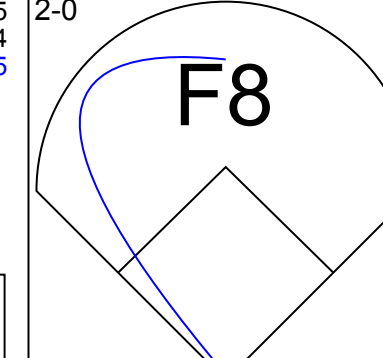
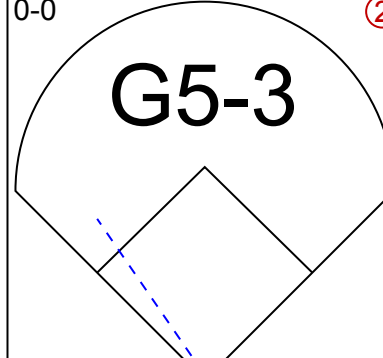
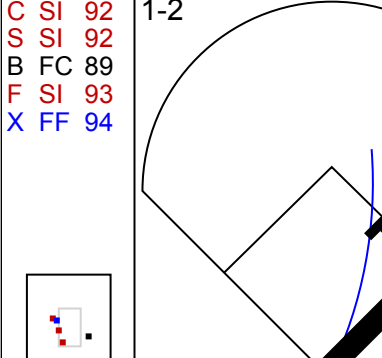
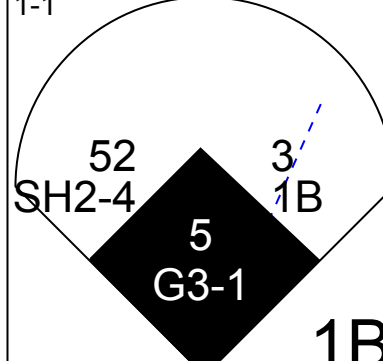
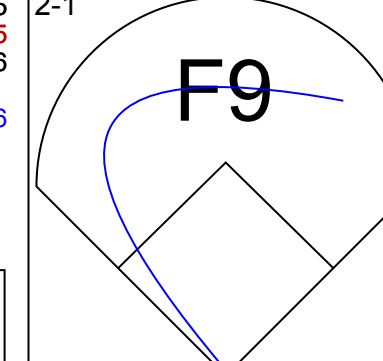
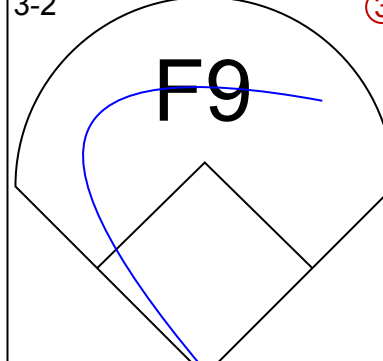
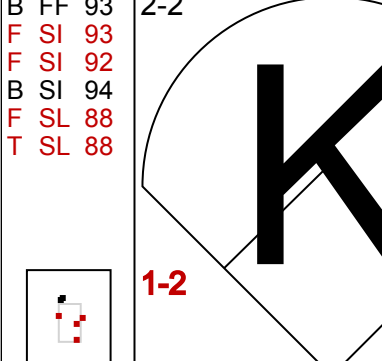
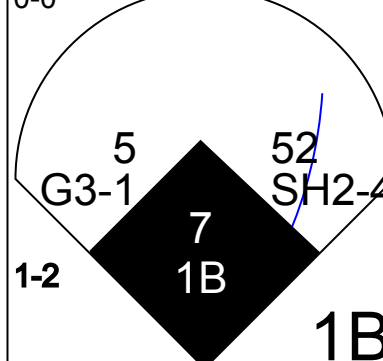
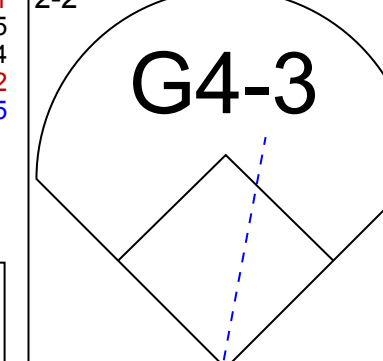
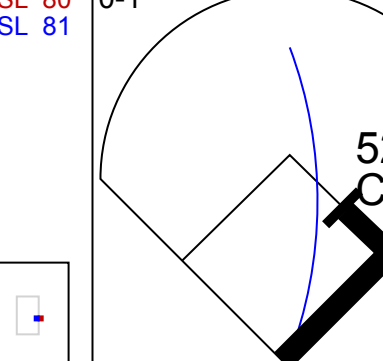
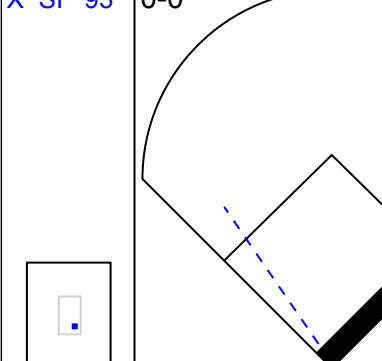
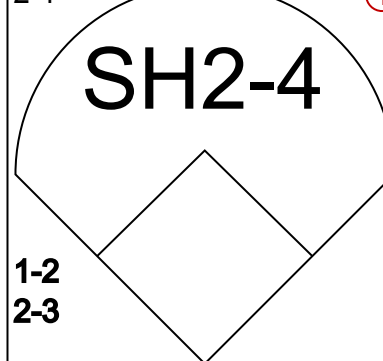
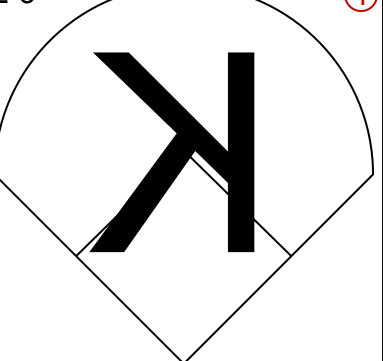
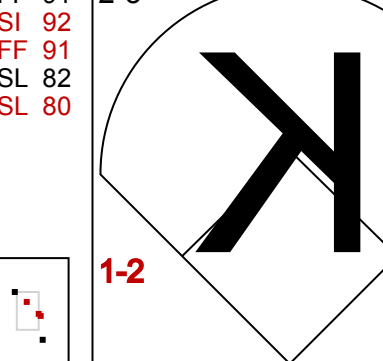
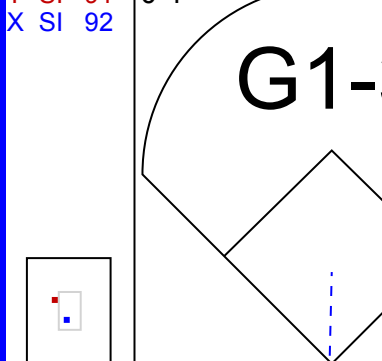


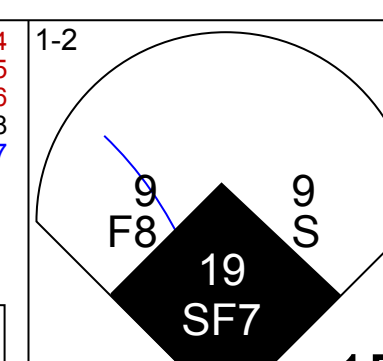
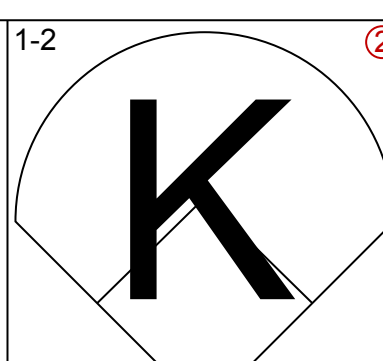
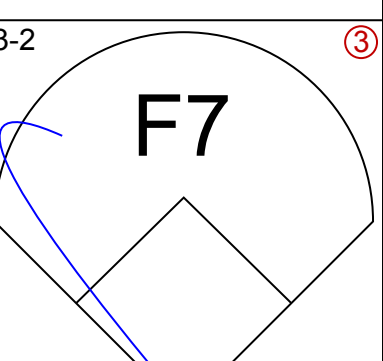
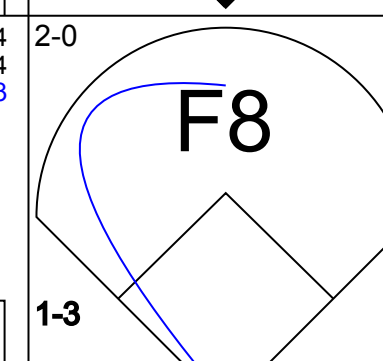
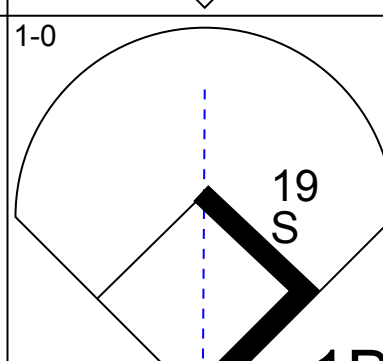
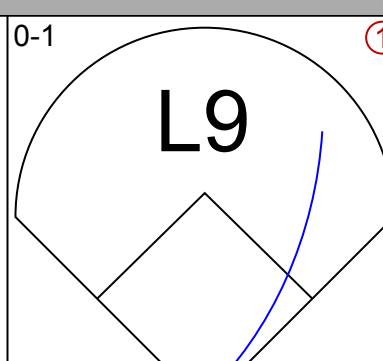
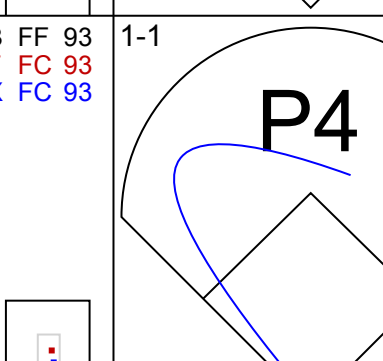
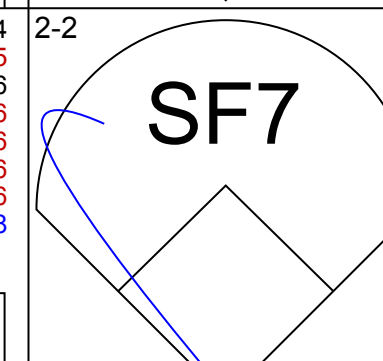
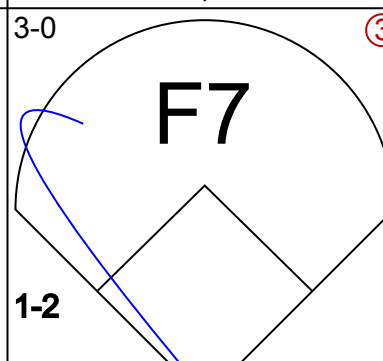
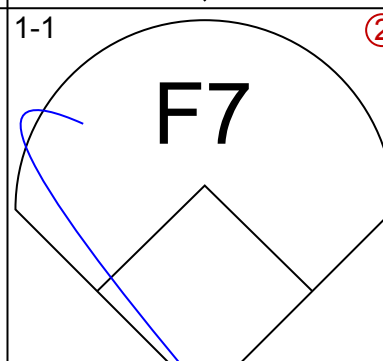
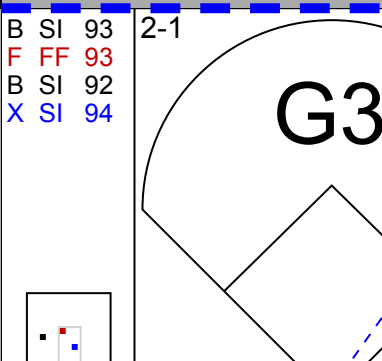
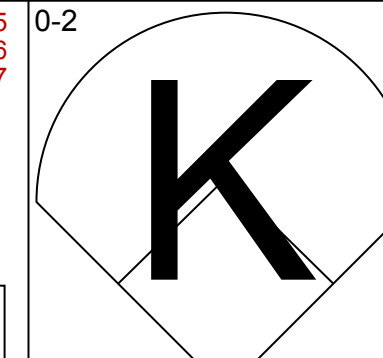
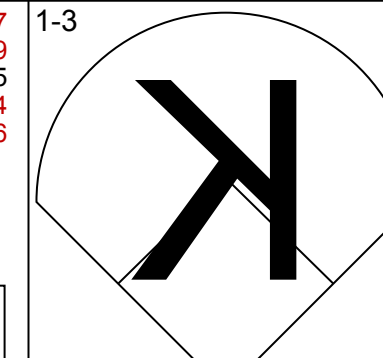
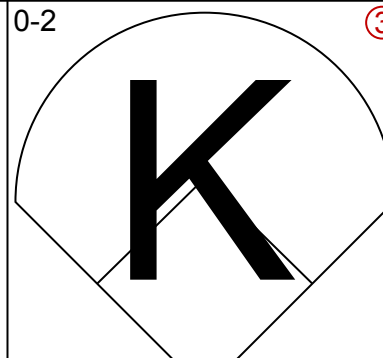
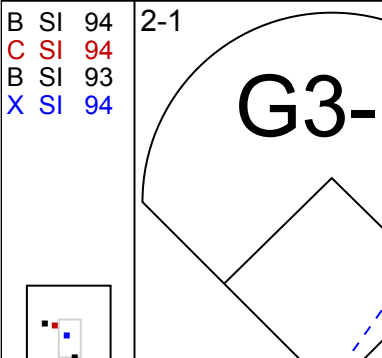
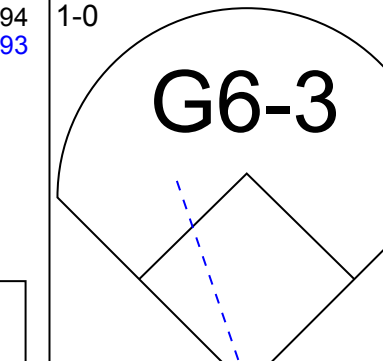
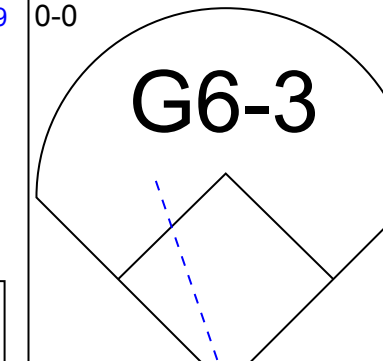
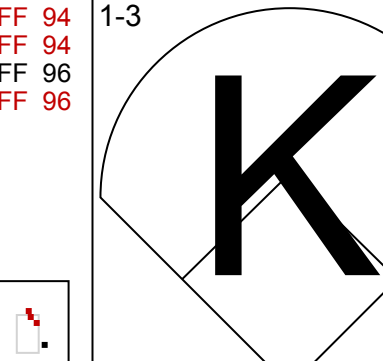
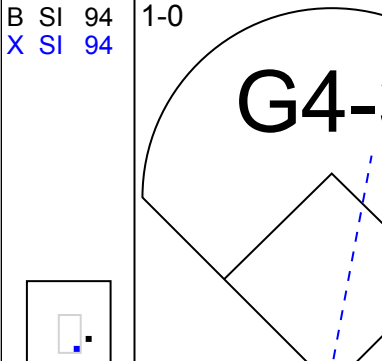
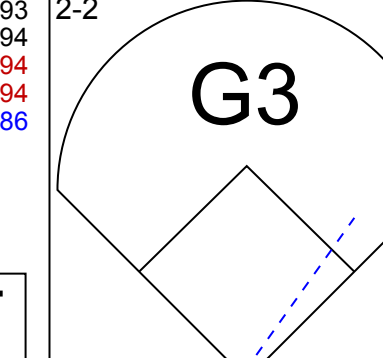
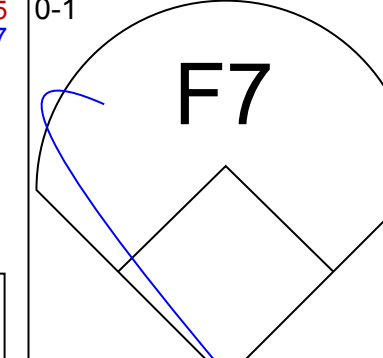
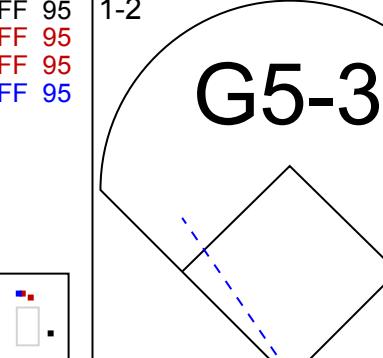
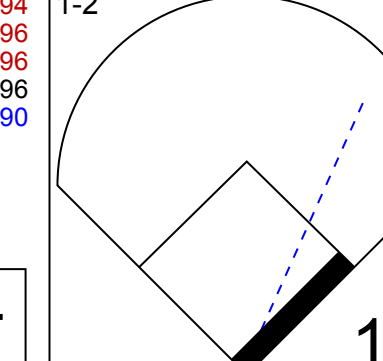
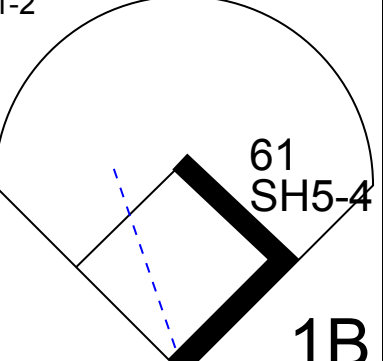
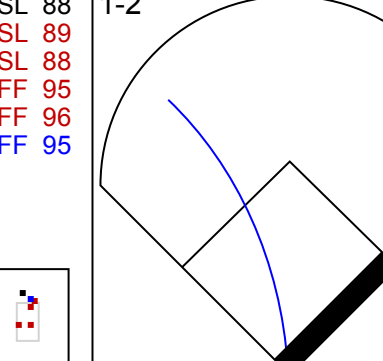
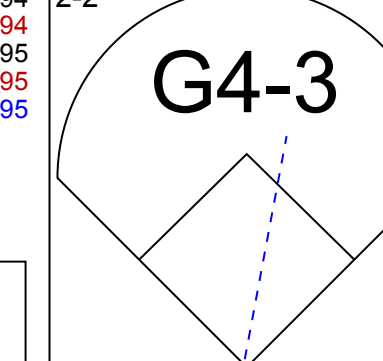
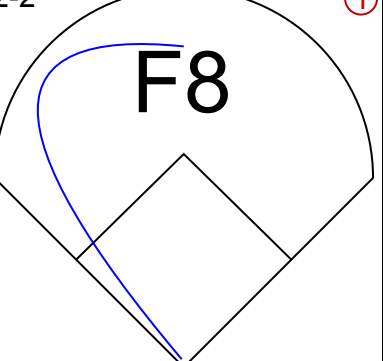
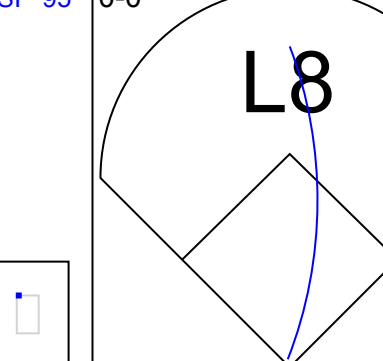
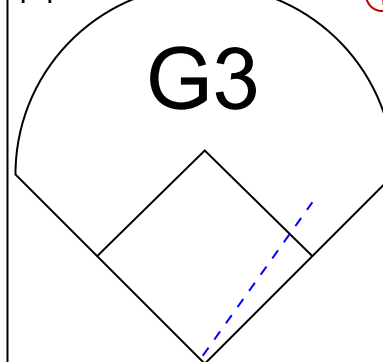
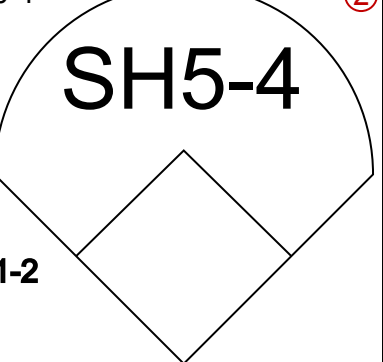
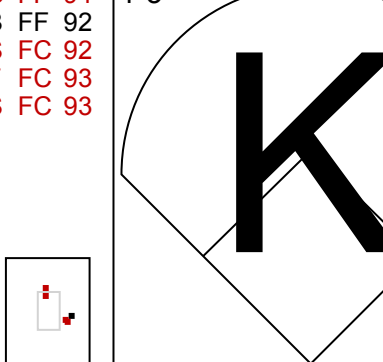
Batter	1	2	3	4	5	6	7	8	9	AB	R	H	RBI	BB	SO	LOB	BOTTOM				
6 Starling Marte, R OBP: 0.364, SLG: 0.433	K		55 G3-1		G6-3		G5-3		G1-3	5	1	1	0	0	1	2					
55 Josh Bell, S OBP: 0.282, SLG: 0.286	P5		G3-1		K		G6-3		L8	4	0	0	0	0	0	1					
57 Trevor Williams, R OBP: 0.500, SLG: 0.500					K					0	0	0	0	0	0	0					
37 Alen Hanson, S OBP: 0.500, SLG: 0.500										1	0	0	0	0	0	0					
22 Andrew McCutchen, R OBP: 0.290, SLG: 0.214	25 BB		K				F9			4	0	2	0	1	1	1					
25 Gregory Polanco, L OBP: 0.290, SLG: 0.276	23 FC6-4				F7		K		G3-1	3	0	0	0	2	1	2					
23 David Freese, R OBP: 0.455, SLG: 0.471	FC6-4									3	0	1	0	1	0	2					
29 Francisco Cervelli, R OBP: 0.333, SLG: 0.384	F8		G5-3				G6-3		10 FC6-4	3	1	0	0	0	1	3					
5 Josh Harrison, R OBP: 0.318, SLG: 0.333	F7				G5-3				K	4	0	2	0	0	0	0					
10 Jordy Mercer, R OBP: 0.276, SLG: 0.192					G5-3		FC5-4		FC6-4	3	0	0	0	1	0	4					
50 Jameson Taillon, R ERA: 6.43					G6-3		E6		F9	2	0	0	0	0	1	1					
26 Adam Frazier, L OBP: 0.400, SLG: 0.333										1	0	0	0	0	0	1					
12 Juan Nicasio, R ERA: 2.08										0	0	0	0	0	0	0					
28 John Jaso, L ERA: 2.08										1	0	0	0	0	0	2					
Inning Stats	R: 0 E: 0 K: 1 S: 9	H: 1 LOB: 2 BB: 1 P: 17	R: 0 E: 0 K: 1 S: 12	H: 0 LOB: 1 BB: 1 P: 19	R: 1 E: 0 K: 1 S: 21	H: 1 LOB: 2 BB: 2 P: 37	R: 0 E: 0 K: 0 S: 8	H: 0 LOB: 0 BB: 0 P: 15	R: 0 E: 0 K: 1 S: 9	H: 0 LOB: 1 BB: 1 P: 16	R: 1 E: 1 K: 0 S: 11	H: 1 LOB: 2 BB: 0 P: 16	R: 0 E: 0 K: 1 S: 6	H: 0 LOB: 0 BB: 0 P: 10	R: 0 E: 0 K: 1 S: 11	H: 2 LOB: 2 BB: 0 P: 13	R: 0 E: 0 K: 0 S: 11	H: 1 LOB: 1 BB: 0 P: 14	1B: 6 2B: 0 3B: 0 HR: 0	SF: 0 SAC: 0 DP: 0 HBP: 1	WP: 1 PA: 40 PB: 0 SB: 2 CS: 0
PITCHER	IP WLS BF H R ER SO BB IBB HBP BLK WP HR S P ERA WHIP	IP WLS BF H R ER SO BB IBB HBP BLK WP HR S P ERA WHIP	IP WLS BF H R ER SO BB IBB HBP BLK WP HR S P ERA WHIP	IP WLS BF H R ER SO BB IBB HBP BLK WP HR S P ERA WHIP	IP WLS BF H R ER SO BB IBB HBP BLK WP HR S P ERA WHIP	IP WLS BF H R ER SO BB IBB HBP BLK WP HR S P ERA WHIP	IP WLS BF H R ER SO BB IBB HBP BLK WP HR S P ERA WHIP	IP WLS BF H R ER SO BB IBB HBP BLK WP HR S P ERA WHIP	IP WLS BF H R ER SO BB IBB HBP BLK WP HR S P ERA WHIP	IP WLS BF H R ER SO BB IBB HBP BLK WP HR S P ERA WHIP	IP WLS BF H R ER SO BB IBB HBP BLK WP HR S P ERA WHIP	IP WLS BF H R ER SO BB IBB HBP BLK WP HR S P ERA WHIP	IP WLS BF H R ER SO BB IBB HBP BLK WP HR S P ERA WHIP	IP WLS BF H R ER SO BB IBB HBP BLK WP HR S P ERA WHIP	IP WLS BF H R ER SO BB IBB HBP BLK WP HR S P ERA WHIP	IP WLS BF H R ER SO BB IBB HBP BLK WP HR S P ERA WHIP	IP WLS BF H R ER SO BB IBB HBP BLK WP HR S P ERA WHIP	IP WLS BF H R ER SO BB IBB HBP BLK WP HR S P ERA WHIP			

Cincinnati Reds @ Pittsburgh Pirates
PNC Park, Pittsburgh, PA
Tue Apr 11 2017, 8:21 PM - 11:24 PM EDT
Att: 11,027 - Overcast - 60 F

AB	34
R	2
H	6
RBI	0
BB	5
SO	6
LOB	19



Batter	1	2	3	4	5	6	7	8	9	AB	R	H	RBI	BB	SO	LOB	TOP			
5 Jonathan Villar, S OBP: 0.182, SLG: 0.395										4	0	0	1	0	2	1	Milwaukee Brewers @ Cincinnati Reds Great American Ball Park, Cincinnati, OH Thu Apr 13 2017, 7:12 PM - 9:36 PM EDT Att: 13,574 - Partly Cloudy - 73 F			
7 Eric Thames, L OBP: 0.448, SLG: 0.720 24 Jesús Aguilar, R OBP: 0.455, SLG: 0.500										3	2	2	2	0	0	0				
8 Ryan Braun, R OBP: 0.333, SLG: 0.516										3	1	1	2	1	0	0				
21 Travis Shaw, L OBP: 0.286, SLG: 0.474										4	0	0	0	0	0	2				
16 Domingo Santana, R (1, 9) OBP: 0.371, SLG: 0.567										4	0	2	0	0	0	1				
23 Keon Broxton, R OBP: 0.296, SLG: 0.375										4	0	1	0	0	0	2				
9 Manny Piña, R OBP: 0.389, SLG: 0.500										4	1	1	0	0	1	3				
3 Orlando Arcia, R OBP: 0.259, SLG: 0.308										4	1	3	0	0	0	1				
52 Jimmy Nelson, R (1, 1) 59 Carlos Torres, S (8, 1) 2 Nick Franklin, S (9, PH) 48 Jared Hughes, R (9, 1)										2	0	0	0	0	0	2		AB 33 R 5 H 10 RBI 5 BB 1 SO 5 LOB 12		
Inning Stats	R: 0 E: 0 K: 1 S: 8	H: 0 LOB: 0 BB: 0 P: 11	R: 0 E: 0 K: 0 S: 7	H: 0 LOB: 0 BB: 0 P: 9	R: 4 E: 0 K: 0 S: 11	H: 4 LOB: 0 BB: 0 P: 20	R: 0 E: 0 K: 0 S: 8	H: 1 LOB: 1 BB: 0 P: 15	R: 1 E: 0 K: 1 S: 11	H: 1 LOB: 0 BB: 0 P: 13	R: 0 E: 0 K: 0 S: 9	H: 1 LOB: 1 BB: 0 P: 12	R: 0 E: 0 K: 2 S: 8	H: 0 LOB: 0 BB: 0 P: 11	R: 0 E: 0 K: 0 S: 7	H: 2 LOB: 1 BB: 0 P: 14		1B: 7 2B: 1 3B: 0 HR: 2	SF: 0 SAC: 1 DP: 1 HBP: 1	WP: 0 PB: 0 CS: 2
PITCHER	IP WLS BF H R ER SO BB IBB HBP BLK WP HR S P ERA WHIP																			
61 Bronson Arroyo, R (1, 1) ERA: 9.9	6.0 L 25 7 5 5 2 0 0 0 0 0 0 2 54 80 7.50 1.167																			
31 Drew Storen, R (7, 1) ERA: 1.5	1.0 3 1 0 0 2 0 0 0 0 0 0 0 8 11 0.00 1.000																			
48 Barrett Astin, R (8, 1) ERA:	2.0 8 2 0 0 1 1 0 1 0 0 0 0 18 28 0.00 1.500																			

Batter	1	2	3	4	5	6	7	8	9	AB	R	H	RBI	BB	SO	LOB	BOTTOM			
6 Billy Hamilton, S OBP: 0.310, SLG: 0.375										4	1	1	0	0	1	1	Milwaukee Brewers @ Cincinnati Reds Great American Ball Park, Cincinnati, OH Thu Apr 13 2017, 7:12 PM - 9:36 PM EDT Att: 13,574 - Partly Cloudy - 73 F			
9 José Peraza, R OBP: 0.310, SLG: 0.341										4	0	1	0	0	0	1				
19 Joey Votto, L OBP: 0.214, SLG: 0.368										3	0	0	1	0	0	1				
23 Adam Duvall, R OBP: 0.381, SLG: 0.605										4	0	0	0	0	3	0				
7 Eugenio Suárez, R OBP: 0.474, SLG: 0.656										4	0	0	0	0	1	0				
43 Scott Schebler, L OBP: 0.276, SLG: 0.419										3	0	0	0	0	0	0				
2 Zack Cozart, R OBP: 0.516, SLG: 0.704 48 Barrett Astin, R (8, 1)										3	0	3	0	0	0	0		AB 30 R 1 H 5 RBI 1 BB 0 SO 6 LOB 6		
16 Tucker Barnhart, L OBP: 0.345, SLG: 0.370										3	0	0	0	0	0	3				
61 Bronson Arroyo, R (1, 1) 31 Drew Storen, S (7, 1) 30 Arismendy Alcántara, S (8, 4)										1	0	0	0	0	0	0		AB 30 R 1 H 5 RBI 1 BB 0 SO 6 LOB 6		
Inning Stats	R: 1 E: 0 K: 1 S: 14	H: 1 LOB: 0 BB: 0 P: 19	R: 0 E: 0 K: 0 S: 11	H: 1 LOB: 0 BB: 0 P: 17	R: 0 E: 0 K: 1 S: 7	H: 1 LOB: 1 BB: 0 P: 13	R: 0 E: 0 K: 1 S: 7	H: 0 LOB: 0 BB: 0 P: 8	R: 0 E: 0 K: 1 S: 15	H: 1 LOB: 1 BB: 0 P: 21	R: 0 E: 0 K: 1 S: 7	H: 0 LOB: 0 BB: 0 P: 8	R: 0 E: 0 K: 1 S: 12	H: 1 LOB: 1 BB: 0 P: 15	R: 0 E: 0 K: 1 S: 8	H: 0 LOB: 0 BB: 0 P: 10		1B: 5 2B: 0 3B: 0 HR: 0	SF: 1 SAC: 1 DP: 0 HBP: 0	WP: 0 PB: 0 CS: 0
PITCHER	IP WLS BF H R ER SO BB IBB HBP BLK WP HR S P ERA WHIP																			
52 Jimmy Nelson, R (1, 1) ERA: 1.38	7.0 W 26 5 1 1 5 0 0 0 0 0 0 0 73 101 0.00 0.714																			
59 Carlos Torres, R (8, 1) ERA: 1.23	1.0 3 0 0 0 1 0 0 0 0 0 0 0 8 10 0.00 0.000																			
48 Jared Hughes, R (9, 1) ERA:	1.0 3 0 0 0 0 0 0 0 0 0 0 0 5 10 0.00 0.000																			

Batter	1	2	3	4	5	6	7	8	9	AB	R	H	RBI	BB	SO	LOB	TOP										
5 Jonathan Villar, S OBP: 0.224, SLG: 0.413										3	1	1	1	2	1	1	Milwaukee Brewers @ Cincinnati Reds Great American Ball Park, Cincinnati, OH Fri Apr 14 2017, 7:11 PM - 10:31 PM EDT Att: 23,850 - Overcast - 81 F										
7 Eric Thames, L OBP: 0.441, SLG: 0.767										5	1	2	3	0	0	2											
8 Ryan Braun, R OBP: 0.360, SLG: 0.485										2	0	0	0	3	1	2											
10 Kirk Nieuwenhuis, L OBP: 0.111, SLG: 0.235										0	0	0	0	0	0	0											
21 Travis Shaw, L OBP: 0.298, SLG: 0.452										4	1	1	0	1	2	2											
16 Domingo Santana, R OBP: 0.350, SLG: 0.543										5	1	1	0	0	1	3											
51 Oliver Drake, R										0	0	0	0	0	0	0											
23 Keon Broxton, R OBP: 0.281, SLG: 0.321										4	1	0	0	0	3	2											
9 Manny Piña, R OBP: 0.478, SLG: 0.652										5	2	4	2	0	0	0											
3 Orlando Arcia, R OBP: 0.281, SLG: 0.323										5	2	2	1	0	0	2											
33 Tommy Milone, L										2	0	0	0	0	1	1											
24 Jesus Aguilar, R										1	0	0	1	0	0	1											
53 Jhan Maríñez, R										0	0	0	0	0	0	0											
2 Nick Franklin, S										1	1	1	2	0	0	0											
50 Jacob Barnes, R										0	0	0	0	0	0	0											
14 Hernán Pérez, R										1	0	0	0	0	0	0											
Inning Stats	R: 0 E: 0 K: 1 S: 11	H: 0 LOB: 1 BB: 1 P: 20	R: 0 E: 0 K: 0 S: 11	H: 1 LOB: 1 BB: 0 P: 15	R: 0 E: 0 K: 1 S: 12	H: 0 LOB: 1 BB: 1 P: 22	R: 2 E: 0 K: 1 S: 17	H: 3 LOB: 1 BB: 0 P: 25	R: 0 E: 0 K: 0 S: 9	H: 0 LOB: 2 BB: 3 P: 22	R: 4 E: 0 K: 2 S: 23	H: 4 LOB: 1 BB: 1 P: 31	R: 4 E: 0 K: 2 S: 15	H: 4 LOB: 0 BB: 0 P: 20	R: 0 E: 0 K: 2 S: 9	H: 0 LOB: 0 BB: 0 P: 16	R: 0 E: 0 K: 0 S: 10	H: 0 LOB: 0 BB: 0 P: 14	1B: 6 2B: 4 3B: 1 HR: 1	SF: 0 SAC: 0 DP: 1 HBP: 1	WP: 1 PB: 0 SB: 5 CS: 0	PA: 45					
PITCHER	IP WLS BF H R ER SO BB IBB HBP BLK WP HR S P ERA WHIP	5.0 23 4 2 2 3 5 0 0 0 0 0 60 104 3.60 1.800	0.2 L 5 3 3 3 1 0 0 0 0 0 0 1 10 15 27.00 6.000	1.0 8 4 4 4 2 0 0 0 1 0 1 0 15 20 36.00 4.000	2.0 6 0 0 0 2 0 0 0 0 0 0 0 19 30 0.00 0.000	PITCHER										IP WLS BF H R ER SO BB IBB HBP BLK WP HR S P ERA WHIP											
37 Scott Feldman, R ERA: 2.87	5.0	23	4	2	2	3	5	0	0	0	0	0	60	104	3.60	1.800											
36 Blake Wood, R ERA: 6.75	0.2	L	5	3	3	3	1	0	0	0	0	0	1	10	15	27.00	6.000										
53 Wandy Peralta, L ERA: 1.93	1.0	8	4	4	4	2	0	0	0	1	0	1	0	15	20	36.00	4.000										
21 Michael Lorenzen, R ERA: 5.14	2.0	6	0	0	0	2	0	0	0	0	0	0	0	19	30	0.00	0.000										
25 Cody Reed, L ERA:																											
Batter	1	2	3	4	5	6	7	8	9	AB	R	H	RBI	BB	SO	LOB	BOTTOM										
6 Billy Hamilton, S OBP: 0.283, SLG: 0.341										4	0	0	0	0	0	0	Milwaukee Brewers @ Cincinnati Reds Great American Ball Park, Cincinnati, OH Fri Apr 14 2017, 7:11 PM - 10:31 PM EDT Att: 23,850 - Overcast - 81 F										
33 Jesse Winker, L (9,PH)										1	0	0	0	1	1												
9 José Peraza, R OBP: 0.283, SLG: 0.311										4	0	0	0	0	0	0											
25 Cody Reed, L (8,1)										0	0	0	0	0	0	0											
19 Joey Votto, L OBP: 0.217, SLG: 0.429										4	1	1	1	0	1	0											
23 Adam Duvall, R OBP: 0.348, SLG: 0.548										4	0	0	0	0	1	0											
7 Eugenio Suárez, R OBP: 0.452, SLG: 0.611										4	1	1	0	0	2	0											
2 Zack Cozart, R OBP: 0.514, SLG: 0.767										3	1	1	2	1	1	0											
3 Patrick Kivlehan, R OBP: 0.360, SLG: 0.333										2	0	2	0	0	0	0											
21 Michael Lorenzen, R OBP: 0.500, SLG: 2.000										1	1	1	0	0	0	0											
30 Arismendy Alcántara, S OBP: 0.111, SLG: 0.111										4	0	1	0	0	1	4											
32 Stuart Turner, R OBP: 0.154, SLG: 0.250										4	0	1	0	0	1	4											
37 Scott Feldman, L (1,1)										2	0	0	0	1	3												
36 Blake Wood, R (6,1)										0	0	0	0	0	0	0											
53 Wandy Peralta, L (6,1)										0	0	0	0	0	0	0											
4 Scooter Gennett, L OBP: 0.318, SLG: 0.762										2	0	1	0	0	1	0											
Inning Stats	R: 0 E: 0 K: 1 S: 7	H: 0 LOB: 0 BB: 0 P: 11	R: 2 E: 0 K: 0 S: 17	H: 3 LOB: 1 BB: 0 P: 22	R: 1 E: 0 K: 0 S: 11	H: 1 LOB: 0 BB: 0 P: 18	R: 0 E: 0 K: 2 S: 14	H: 2 LOB: 2 BB: 0 P: 20	R: 0 E: 0 K: 0 S: 7	H: 0 LOB: 0 BB: 0 P: 11	R: 0 E: 0 K: 1 S: 9	H: 0 LOB: 2 BB: 1 P: 22	R: 0 E: 0 K: 1 S: 9	H: 0 LOB: 0 BB: 0 P: 13	R: 0 E: 0 K: 2 S: 8	H: 0 LOB: 0 BB: 0 P: 13	R: 1 E: 1 K: 2 S: 12	H: 2 LOB: 1 BB: 0 P: 15	1B: 6 2B: 0 3B: 0 HR: 2	SF: 0 SAC: 0 DP: 0 HBP: 1	WP: 0 PB: 0 SB: 0 CS: 0	PA: 37					
PITCHER	IP WLS BF H R ER SO BB IBB HBP BLK WP HR S P ERA WHIP	5.0 21 6 3 3 3 0 0 0 0 0 0 9 22 0.00 1.000	1.0 H 5 0 0 0 1 1 0 1 0 0 0 9 22 0.00 1.000	1.0 3 0 0 0 1 0 0 0 0 0 0 9 13 0.00 0.000	2.0 8 2 1 0 4 0 0 0 0 0 0 20 28 0.00 1.000	PITCHER										IP WLS BF H R ER SO BB IBB HBP BLK WP HR S P ERA WHIP											
33 Tommy Milone, L ERA: 7.36	5.0	21	6	3	3	3	0	0	0	0	0	0	9	22	0.00	1.000											
53 Jhan Maríñez, R ERA: 5.06	1.0	H	5	0	0	0	1	0	1	0	0	0	9	22	0.00	1.000											
50 Jacob Barnes, R ERA:	1.0	3	0	0	0	1	0	0	0	0	0	0	9	13	0.00	0.000											
51 Oliver Drake, R ERA: 5.06	2.0	8	2	1	0	4	0	0	0	0	0	0	20	28	0.00	1.000											

Batter	1	2	3	4	5	6	7	8	9	AB	R	H	RBI	BB	SO	LOB	TOP		
2 Nick Franklin, S OBP: 0.182, SLG: 0.636										4	0	0	0	0	1	3	Milwaukee Brewers @ Cincinnati Reds Great American Ball Park, Cincinnati, OH Sun Apr 16, 2017, 1:12 PM - 4:07 PM EDT Att: 12,625 - Overcast - 73 F		
16 Domingo Santana, R (PH) OBP: 0.356, SLG: 0.500										4	2	1	1	1	2	0			
7 Eric Thames, L OBP: 0.455, SLG: 0.921										3	1	1	2	1	1	0			
8 Ryan Braun, R OBP: 0.380, SLG: 0.561										4	1	1	1	0	1	2			
21 Travis Shaw, L OBP: 0.294, SLG: 0.500										3	0	0	0	1	1	2			
14 Hernán Pérez, R OBP: 0.229, SLG: 0.333										3	0	0	0	1	1	2			
9 Manny Pina, R OBP: 0.481, SLG: 0.654										3	0	1	0	1	0	0			
10 Kirk Nieuwenhuis, L OBP: 0.130, SLG: 0.190										3	0	0	0	0	3	2			
3 Orlando Arcia, R OBP: 0.250, SLG: 0.263										4	0	0	0	0	1	4			
38 Wily Peralta, R OBP: 0.500, SLG: 0.500										2	0	1	0	0	0	2			
50 Jacob Barnes, R										0	0	0	0	0	0	0			
46 Corey Knebel, R										0	0	0	0	0	0	0			
5 Jonathan Villar, S (PH)										1	0	0	0	0	0	0			
Inning Stats	R: 0 H: 0 E: 0 K: 1 S: 19	H: 0 BB: 2 P: 35	R: 0 H: 1 E: 0 K: 0 S: 8	H: 1 LOB: 2 P: 16	R: 3 H: 2 E: 1 K: 1 S: 12	H: 2 LOB: 2 P: 31	R: 0 H: 0 E: 0 K: 2 S: 9	H: 0 LOB: 0 P: 13	R: 0 H: 0 E: 0 K: 1 S: 10	H: 1 LOB: 0 P: 14	R: 1 H: 1 E: 0 K: 1 S: 11	H: 1 LOB: 0 P: 18	R: 0 H: 0 E: 0 K: 2 S: 10	H: 0 LOB: 0 P: 17	R: 0 H: 0 E: 0 K: 1 S: 7	H: 0 LOB: 0 P: 10	1B: 1 2B: 1 3B: 0 HR: 3	SF: 0 DP: 0 HBP: 1	WP: 0 PA: 38 PB: 0 SB: 1 CS: 0
PITCHER	IP WLS BF H R ER SO BB IBB HBP BLK WP HR S P ERA WHIP																		
47 Sal Romano, R ERA: 6.0	3.0 L 18 3 3 2 2 4 0 1 0 0 2 39 82 6.00 2.333																		
46 Tim Adleman, R ERA: 2.25	4.0 14 2 1 1 5 0 0 0 0 0 1 39 57 2.25 0.500																		
36 Blake Wood, R ERA: 5.4	1.1 4 0 0 0 2 0 0 0 0 0 0 11 18 0.00 0.000																		
53 Wandy Peralta, L ERA: 1.69	0.2 2 0 0 0 1 0 0 0 0 0 0 6 9 0.00 0.000																		

Batter	1	2	3	4	5	6	7	8	9	AB	R	H	RBI	BB	SO	LOB	BOTTOM				
6 Billy Hamilton, S OBP: 0.259, SLG: 0.294										3	0	0	0	1	1	1	Milwaukee Brewers @ Cincinnati Reds Great American Ball Park, Cincinnati, OH Sun Apr 16, 2017, 1:12 PM - 4:07 PM EDT Att: 12,625 - Overcast - 73 F				
30 Arismendy Alcántara, S (1, 4) ERA: 0.154, SLG: 0.063									3	0	0	0	1	1	0						
19 Joey Volto, L OBP: 0.291, SLG: 0.458									3	0	2	0	0	0	0						
23 Adam Duvall, R OBP: 0.340, SLG: 0.511										3	1	0	0	1	0	4					
7 Eugenio Suárez, R OBP: 0.440, SLG: 0.705										4	1	1	2	0	0	1					
43 Scott Schebler, L OBP: 0.311, SLG: 0.487										4	0	1	0	0	1	0					
2 Zack Cozart, R OBP: 0.488, SLG: 0.730										4	0	0	0	0	2	1					
16 Tucker Barnhart, L OBP: 0.343, SLG: 0.344										3	0	1	0	0	1	1					
47 Sal Romano, L										0	0	0	0	0	0	0					
21 Michael Lorenzen, R OBP: 0.335, SLG: 1.320										1	0	0	0	0	0	0					
46 Tim Adleman, R										1	0	0	0	0	0	1					
4 Scouter Gennett, L										1	0	0	0	0	0	1					
36 Blake Wood, R										0	0	0	0	0	0	0					
53 Wandy Peralta, L										0	0	0	0	0	0	0					
Inning Stats	R: 0 H: 1 E: 0 K: 0 S: 8	H: 0 LOB: 1 P: 18	R: 0 H: 0 E: 0 K: 1 S: 8	H: 0 LOB: 0 P: 12	R: 0 H: 0 E: 0 K: 0 S: 6	H: 0 LOB: 0 P: 11	R: 2 H: 1 E: 0 K: 0 S: 9	H: 1 LOB: 1 P: 13	R: 0 H: 1 E: 0 K: 0 S: 6	H: 1 LOB: 0 P: 9	R: 0 H: 0 E: 0 K: 0 S: 10	H: 0 LOB: 1 P: 16	R: 0 H: 1 E: 0 K: 1 S: 10	H: 1 LOB: 0 P: 14	R: 0 H: 1 E: 0 K: 2 S: 12	H: 1 LOB: 0 P: 19	R: 0 H: 0 E: 0 K: 2 S: 12	H: 0 LOB: 0 P: 19	1B: 4 2B: 0 3B: 0 HR: 1	SF: 0 DP: 1 HBP: 1	WP: 0 PA: 34 PB: 0 SB: 0 CS: 1
PITCHER	IP WLS BF H R ER SO BB IBB HBP BLK WP HR S P ERA WHIP																				
38 Wily Peralta, R ERA: 2.65	6.0 W 23 3 2 2 1 3 0 1 0 0 0 47 79 3.00 1.000																				
50 Jacob Barnes, R	1.0 H 4 1 0 0 1 0 0 0 0 0 0 10 14 0.00 1.000																				
46 Corey Knebel, R ERA:	1.0 H 4 1 0 0 2 0 0 0 0 0 0 12 19 0.00 1.000																				
37 Neftali Feliz, R ERA: 1.93	1.0 S 3 0 0 0 2 0 0 0 0 0 0 12 19 0.00 0.000																				

Batter	1	2	3	4	5	6	7	8	9	AB	R	H	RBI	BB	SO	LOB	TOP										
12 Seth Smith, L OBP: 0.355, SLG: 0.593	G4-3		G6-3				G5-3			2	1	0	0	1	0	0	<p>Baltimore Orioles @ Cincinnati Reds Great American Ball Park, Cincinnati, OH Tue Apr 18 2017, 7:11 PM - 10:16 PM EDT Att: 16,018 - Overcast - 75 F</p>										
16 Trey Mancini, R OBP: 0.400, SLG: 0.913										1	0	0	0	0	0												
10 Adam Jones, R OBP: 0.358, SLG: 0.532	L9						G1-4-3			3	1	1	2	1	0	0											
13 Manny Machado, R OBP: 0.275, SLG: 0.341	G6-3		K							4	0	0	0	0	1	1											
19 Chris Davis, L OBP: 0.380, SLG: 0.600		K								4	0	1	0	0	1	0											
45 Mark Trumbo, R OBP: 0.260, SLG: 0.333		P3								4	0	2	0	0	1	1											
29 Wellington Castillo, R OBP: 0.350, SLG: 0.410										4	1	2	0	0	1	2											
6 Jonathan Schoop, R OBP: 0.311, SLG: 0.500										4	0	1	1	0	2	3											
2 J.J. Hardy, R OBP: 0.250, SLG: 0.359										4	0	0	0	0	2	4											
39 Kevin Gausman, L 52 Vidal Nuño, L 60 Mychal Givens, R 14 Craig Gentry, R 63 Tyler Wilson, R 25 Hyun Soo Kim, L			G6-3				L7			1	0	0	0	0	0	0											
Inning Stats	R: 0 E: 0 K: 0 S: 6	H: 0 LOB: 0 BB: 0 P: 10	R: 1 E: 0 K: 2 S: 12	H: 2 LOB: 1 BB: 0 P: 18	R: 0 E: 0 K: 1 S: 13	H: 0 LOB: 1 BB: 1 P: 25	R: 0 E: 0 K: 1 S: 8	H: 2 LOB: 2 BB: 0 P: 8	R: 2 E: 0 K: 0 S: 14	H: 1 LOB: 0 BB: 1 P: 21	R: 0 E: 0 K: 2 S: 10	H: 1 LOB: 1 BB: 0 P: 12	R: 0 E: 0 K: 1 S: 7	H: 0 LOB: 0 BB: 0 P: 10	R: 0 E: 0 K: 0 S: 15	H: 1 LOB: 1 BB: 0 P: 20	R: 0 E: 0 K: 3 S: 9	H: 0 LOB: 0 BB: 0 P: 9	1B: 4 2B: 2 3B: 0 HR: 1	SF: 0 SAC: 0 DP: 0 HBP: 0	WP: 0 PB: 0 SB: 0 CS: 0	PA: 36					
PITCHER	IP	WLS	BF	H	R	ER	SO	BB	IBB	HBP	BLK	WP	HR	S	P	ERA	WHIP										
61 Bronson Arroyo, R ERA: 8.4	5.0	W	22	5	3	3	4	2	0	0	0	0	1	53	82	5.40	1.400										
36 Blake Wood, R ERA: 4.7	1.0		4	1	0	0	2	0	0	0	0	0	0	10	12	0.00	1.000										
25 Cody Reed, L ERA: 1.93	1.0		3	0	0	0	1	0	0	0	0	0	0	7	10	0.00	0.000										
52 Tony Cingrani, L ERA: 1.23	1.0		4	1	0	0	0	0	0	0	0	0	0	15	20	0.00	1.000										
31 Drew Storen, R ERA: 1.23	1.0		3	0	0	0	3	0	0	0	0	0	0	9	9	0.00	0.000										

Batter	1	2	3	4	5	6	7	8	9	AB	R	H	RBI	BB	SO	LOB	BOTTOM										
6 Billy Hamilton, S OBP: 0.288, SLG: 0.309	1B		G6-3				FC6-4			4	2	2	0	1	0	1	<p>Baltimore Orioles @ Cincinnati Reds Great American Ball Park, Cincinnati, OH Tue Apr 18 2017, 7:11 PM - 10:16 PM EDT Att: 16,018 - Overcast - 75 F</p>										
9 José Peraza, R OBP: 0.288, SLG: 0.302										3	3	1	0	1	0	3											
19 Joey Volto, L OBP: 0.333, SLG: 0.529										3	2	2	2	2	1	1											
23 Adam Duvall, R OBP: 0.345, SLG: 0.592										4	1	2	5	0	1	3											
43 Scott Schebler, L OBP: 0.280, SLG: 0.432										5	0	0	0	0	3	3											
2 Zack Cozart, R OBP: 0.500, SLG: 0.700										3	1	1	1	2	1	0											
4 Scooter Gennett, L OBP: 0.313, SLG: 0.645										5	0	1	0	0	1	3											
16 Tucker Barnhart, L OBP: 0.333, SLG: 0.361										4	0	1	1	0	0	3											
61 Bronson Arroyo, R 36 Blake Wood, R 25 Cody Reed, L 3 Patrick Kivlahan, R 52 Tony Cingrani, L 31 Drew Storen, S										3	0	0	0	0	1	0											
Inning Stats	R: 2 E: 1 K: 1 S: 15	H: 3 LOB: 3 BB: 1 P: 26	R: 5 E: 0 K: 1 S: 19	H: 4 LOB: 2 BB: 2 P: 38	R: 2 E: 0 K: 1 S: 17	H: 3 LOB: 1 BB: 0 P: 29	R: 0 E: 0 K: 1 S: 7	H: 0 LOB: 0 BB: 0 P: 10	R: 0 E: 0 K: 2 S: 13	H: 0 LOB: 1 BB: 0 P: 20	R: 0 E: 0 K: 1 S: 14	H: 0 LOB: 1 BB: 1 P: 26	R: 0 E: 0 K: 0 S: 11	H: 1 LOB: 3 BB: 2 P: 21	R: 0 E: 0 K: 1 S: 10	H: 0 LOB: 0 BB: 0 P: 14		1B: 6 2B: 3 3B: 0 HR: 2	SF: 1 SAC: 0 DP: 0 HBP: 1	WP: 0 PB: 1 SB: 2 CS: 0	PA: 43						
PITCHER	IP	WLS	BF	H	R	ER	SO	BB	IBB	HBP	BLK	WP	HR	S	P	ERA	WHIP										
39 Kevin Gausman, R ERA: 7.23	2.2	L	20	8	8	8	2	3	0	0	0	0	1	42	79	27.00	4.125										
52 Vidal Nuño, L ERA: 5.79	2.1		10	2	1	1	4	0	0	0	0	0	1	29	44	3.86	0.857										
60 Mychal Givens, R ERA: 1.35	1.0		4	0	0	0	1	1	0	0	0	0	0	14	26	0.00	1.000										
63 Tyler Wilson, R ERA: 5.4	2.0		9	1	0	0	1	1	1	0	0	0	0	21	35	0.00	1.000										

AB 34
R 3
H 7
RBI 3
BB 2
SO 10
LOB 11



AB 35
R 9
H 11
RBI 9
BB 6
SO 8
LOB 17



Batter	1	2	3	4	5	6	7	8	9	AB	R	H	RBI	BB	SO	LOB	TOP							
16 Trey Mancini, R (1, 7) 14 Craig Gentry, R (7, 7) OBP: 0.105, SLG: 0.278										4	0	1	0	0	1	1	<p>Baltimore Orioles @ Cincinnati Reds Great American Ball Park, Cincinnati, OH Wed Apr 19 2017, 7:11 PM - 9:39 PM EDT Att: 15,083 - Partly Cloudy - 80 F</p>							
10 Adam Jones, R (1, 8) OBP: 0.398, SLG: 0.520										3	0	1	0	1	1	0								
13 Manny Machado, R (1, 5) OBP: 0.273, SLG: 0.340										3	0	1	1	0	1	1								
45 Mark Trumbo, R (1, 9) OBP: 0.278, SLG: 0.365										4	1	2	0	0	2	3								
19 Chris Davis, L (1, 3) OBP: 0.352, SLG: 0.551										4	0	0	0	0	3	2								
29 Wellington Castillo, R (1, 2) OBP: 0.341, SLG: 0.419										4	0	1	0	0	2	0								
6 Jonathan Schoop, R (1, 4) OBP: 0.306, SLG: 0.478										4	0	1	1	0	2	0								
2 J.J. Hardy, R (1, 6) OBP: 0.250, SLG: 0.349										4	1	1	0	0	2	2								
31 Ubaldo Jiménez, R (1, 1) 58 Donnie Hart, L (8, 1) 35 Brad Brach, R (9, 1)										3	0	1	0	0	2	3								
										0	0	0	0	0	0	0								
										0	0	0	0	0	0	0								
Inning Stats	R: 0 E: 0 K: 1 S: 6	H: 0 LOB: 0 BB: 0 P: 10	R: 1 E: 0 K: 3 S: 14	H: 3 LOB: 2 BB: 0 P: 16	R: 0 E: 0 K: 2 S: 11	H: 1 LOB: 1 BB: 0 P: 15	R: 0 E: 0 K: 1 S: 6	H: 0 LOB: 0 BB: 0 P: 7	R: 1 E: 0 K: 2 S: 19	H: 2 LOB: 2 BB: 1 P: 28	R: 0 E: 0 K: 3 S: 10	H: 0 LOB: 0 BB: 0 P: 13	R: 0 E: 0 K: 0 S: 5	H: 1 LOB: 0 BB: 0 P: 8	R: 0 E: 0 K: 1 S: 8	H: 2 LOB: 1 BB: 0 P: 12	R: 0 E: 0 K: 3 S: 9	H: 0 LOB: 0 BB: 0 P: 10	1B: 7 2B: 3 3B: 0 HR: 0	SF: 1 SAC: 0 DP: 2 HBP: 0	WP: 0 PB: 0 SB: 0 CS: 1	PA: 35		
PITCHER	IP WLS BF H R ER SO BB IBB HBP BLK WP HR S P ERA WHIP	IP WLS BF H R ER SO BB IBB HBP BLK WP HR S P ERA WHIP	IP WLS BF H R ER SO BB IBB HBP BLK WP HR S P ERA WHIP	IP WLS BF H R ER SO BB IBB HBP BLK WP HR S P ERA WHIP	IP WLS BF H R ER SO BB IBB HBP BLK WP HR S P ERA WHIP	IP WLS BF H R ER SO BB IBB HBP BLK WP HR S P ERA WHIP	IP WLS BF H R ER SO BB IBB HBP BLK WP HR S P ERA WHIP	IP WLS BF H R ER SO BB IBB HBP BLK WP HR S P ERA WHIP	IP WLS BF H R ER SO BB IBB HBP BLK WP HR S P ERA WHIP	IP WLS BF H R ER SO BB IBB HBP BLK WP HR S P ERA WHIP	IP WLS BF H R ER SO BB IBB HBP BLK WP HR S P ERA WHIP	IP WLS BF H R ER SO BB IBB HBP BLK WP HR S P ERA WHIP	IP WLS BF H R ER SO BB IBB HBP BLK WP HR S P ERA WHIP	IP WLS BF H R ER SO BB IBB HBP BLK WP HR S P ERA WHIP	IP WLS BF H R ER SO BB IBB HBP BLK WP HR S P ERA WHIP	IP WLS BF H R ER SO BB IBB HBP BLK WP HR S P ERA WHIP	IP WLS BF H R ER SO BB IBB HBP BLK WP HR S P ERA WHIP	IP WLS BF H R ER SO BB IBB HBP BLK WP HR S P ERA WHIP	IP WLS BF H R ER SO BB IBB HBP BLK WP HR S P ERA WHIP	IP WLS BF H R ER SO BB IBB HBP BLK WP HR S P ERA WHIP	IP WLS BF H R ER SO BB IBB HBP BLK WP HR S P ERA WHIP	IP WLS BF H R ER SO BB IBB HBP BLK WP HR S P ERA WHIP	IP WLS BF H R ER SO BB IBB HBP BLK WP HR S P ERA WHIP	IP WLS BF H R ER SO BB IBB HBP BLK WP HR S P ERA WHIP

AB 33
R 2
H 9
RBI 2
BB 1
SO 16
LOB 12



Batter	1	2	3	4	5	6	7	8	9	AB	R	H	RBI	BB	SO	LOB	BOTTOM							
6 Billy Hamilton, S (1, 8) OBP: 0.286, SLG: 0.293										3	0	0	0	1	1	0	<p>Baltimore Orioles @ Cincinnati Reds Great American Ball Park, Cincinnati, OH Wed Apr 19 2017, 7:11 PM - 9:39 PM EDT Att: 15,083 - Partly Cloudy - 80 F</p>							
9 José Peraza, R (1, 4) OBP: 0.297, SLG: 0.281										4	0	0	0	0	0	1								
19 Joey Volto, L (1, 3) OBP: 0.328, SLG: 0.500										3	0	0	0	1	0	1								
23 Adam Duvall, R (1, 7) OBP: 0.322, SLG: 0.547										4	0	0	0	0	0	1								
7 Eugenio Suárez, R (1, 5) OBP: 0.426, SLG: 0.667										4	0	1	0	0	1	1								
43 Scott Schebler, L (1, 9) OBP: 0.276, SLG: 0.404										3	0	0	0	1	0	1								
2 Zack Cozart, R (1, 6) OBP: 0.490, SLG: 0.667										2	0	0	0	1	0	1								
16 Tucker Barnhart, L (1, 2) OBP: 0.333, SLG: 0.359										3	0	1	0	0	0	0								
50 Amir Garrett, R (1, 1) 21 Michael Lorenzen, R (8, 1) 4 Scooter Gennett, L (8, PH) 53 Wandy Peralta, L (9, 1)										2	0	0	0	0	1	3								
										0	0	0	0	0	0	0								
										1	0	0	0	0	1	0								
										0	0	0	0	0	0	0								
Inning Stats	R: 0 E: 0 K: 0 S: 6	H: 0 LOB: 0 BB: 0 P: 11	R: 0 E: 0 K: 0 S: 8	H: 2 LOB: 3 BB: 1 P: 17	R: 0 E: 0 K: 1 S: 7	H: 0 LOB: 0 BB: 0 P: 12	R: 0 E: 0 K: 0 S: 10	H: 0 LOB: 1 BB: 1 P: 20	R: 0 E: 0 K: 0 S: 8	H: 0 LOB: 0 BB: 0 P: 10	R: 0 E: 0 K: 0 S: 9	H: 0 LOB: 0 BB: 1 P: 16	R: 0 E: 0 K: 0 S: 6	H: 0 LOB: 0 BB: 0 P: 8	R: 0 E: 0 K: 1 S: 9	H: 0 LOB: 1 BB: 1 P: 17	R: 0 E: 0 K: 1 S: 8	H: 0 LOB: 0 BB: 0 P: 9	1B: 2 2B: 0 3B: 0 HR: 0	SF: 0 SAC: 0 DP: 0 HBP: 0	WP: 0 PB: 0 SB: 2 CS: 0	PA: 33		
PITCHER	IP WLS BF H R ER SO BB IBB HBP BLK WP HR S P ERA WHIP	IP WLS BF H R ER SO BB IBB HBP BLK WP HR S P ERA WHIP	IP WLS BF H R ER SO BB IBB HBP BLK WP HR S P ERA WHIP	IP WLS BF H R ER SO BB IBB HBP BLK WP HR S P ERA WHIP	IP WLS BF H R ER SO BB IBB HBP BLK WP HR S P ERA WHIP	IP WLS BF H R ER SO BB IBB HBP BLK WP HR S P ERA WHIP	IP WLS BF H R ER SO BB IBB HBP BLK WP HR S P ERA WHIP	IP WLS BF H R ER SO BB IBB HBP BLK WP HR S P ERA WHIP	IP WLS BF H R ER SO BB IBB HBP BLK WP HR S P ERA WHIP	IP WLS BF H R ER SO BB IBB HBP BLK WP HR S P ERA WHIP	IP WLS BF H R ER SO BB IBB HBP BLK WP HR S P ERA WHIP	IP WLS BF H R ER SO BB IBB HBP BLK WP HR S P ERA WHIP	IP WLS BF H R ER SO BB IBB HBP BLK WP HR S P ERA WHIP	IP WLS BF H R ER SO BB IBB HBP BLK WP HR S P ERA WHIP	IP WLS BF H R ER SO BB IBB HBP BLK WP HR S P ERA WHIP	IP WLS BF H R ER SO BB IBB HBP BLK WP HR S P ERA WHIP	IP WLS BF H R ER SO BB IBB HBP BLK WP HR S P ERA WHIP	IP WLS BF H R ER SO BB IBB HBP BLK WP HR S P ERA WHIP	IP WLS BF H R ER SO BB IBB HBP BLK WP HR S P ERA WHIP	IP WLS BF H R ER SO BB IBB HBP BLK WP HR S P ERA WHIP	IP WLS BF H R ER SO BB IBB HBP BLK WP HR S P ERA WHIP	IP WLS BF H R ER SO BB IBB HBP BLK WP HR S P ERA WHIP	IP WLS BF H R ER SO BB IBB HBP BLK WP HR S P ERA WHIP	IP WLS BF H R ER SO BB IBB HBP BLK WP HR S P ERA WHIP

AB 29
R 0
H 2
RBI 0
BB 4
SO 4
LOB 9



Batter	1	2	3	4	5	6	7	8	9	10	AB	R	H	RBI	BB	SO	LOB	TOP	
25 Hyun Soo Kim, L OBP: 0.273, SLG: 0.286 14 Craig Gentry, R OBP: 0.105, SLG: 0.278											3	0	0	0	1	1	0	<p>Baltimore Orioles @ Cincinnati Reds Great American Ball Park, Cincinnati, OH Thu Apr 20 2017, 7:11 PM - 9:47 PM EDT Att: 11,910 - Overcast - 74 F</p>	
10 Adam Jones, R OBP: 0.344, SLG: 0.481											4	0	0	0	0	1	1		
13 Manny Machado, R OBP: 0.271, SLG: 0.333											4	0	1	0	0	2	1		
19 Chris Davis, L OBP: 0.328, SLG: 0.509											4	0	0	0	0	1	1		
45 Mark Trumbo, R OBP: 0.293, SLG: 0.364											3	1	1	0	1	0	0		
6 Jonathan Schoop, R OBP: 0.302, SLG: 0.520											4	1	1	1	0	1	1		
2 J.J. Hardy, R OBP: 0.271, SLG: 0.383											4	0	2	1	0	2	0		
36 Caleb Joseph, R OBP: 0.271, SLG: 0.383											4	0	0	0	0	0	1		
38 Wade Miley, L OBP: 0.254, SLG: 0.267 16 Trey Mancini, R OBP: 0.367, SLG: 0.786 56 Darren O'Day, R OBP: 0.143, SLG: 0.079 35 Brad Brach, R OBP: 0.271, SLG: 0.333											2	0	0	0	0	0	0		
Inning Stats	R: 0 E: 0 K: 2 S: 12	H: 0 LOB: 0 BB: 0 P: 17	R: 1 E: 0 K: 1 S: 10	H: 1 LOB: 0 BB: 0 P: 16	R: 0 E: 0 K: 0 S: 7	H: 0 LOB: 0 BB: 0 P: 10	R: 0 E: 0 K: 0 S: 7	H: 2 LOB: 2 BB: 0 P: 9	R: 0 E: 0 K: 1 S: 9	H: 0 LOB: 0 BB: 0 P: 14	R: 0 E: 0 K: 2 S: 9	H: 0 LOB: 0 BB: 0 P: 15	R: 0 E: 0 K: 3 S: 10	H: 0 LOB: 1 BB: 1 P: 18	R: 1 E: 0 K: 0 S: 15	H: 1 LOB: 1 BB: 1 P: 24	1B: 3 2B: 1 3B: 0 HR: 1		SF: 0 SAC: 0 DP: 0 HBP: 0
PITCHER	IP WLS BF H R ER SO	ERA WHIP	BB IBB HBP BLK	WP HR S P	ERA WHIP	PITCHER													
37 Scott Feldman, R ERA: 2.38 26 Raisel Iglesias, R ERA: 0.93 36 Blake Wood, R ERA: 5.19	7.0 2.0 1.0	0.571 0.500 2.000	0 0 1	1 0 0	59 19 15														

Batter	1	2	3	4	5	6	7	8	9	10	AB	R	H	RBI	BB	SO	LOB	BOTTOM			
6 Billy Hamilton, S OBP: 0.269, SLG: 0.274											4	0	0	0	0	1	0	<p>Baltimore Orioles @ Cincinnati Reds Great American Ball Park, Cincinnati, OH Thu Apr 20 2017, 7:11 PM - 9:47 PM EDT Att: 11,910 - Overcast - 74 F</p>			
9 José Peraza, R OBP: 0.254, SLG: 0.267 26 Raisel Iglesias, R OBP: 1.000, SLG: 2.000 30 Arismendy Alcántara, Sr, PH OBP: 0.143, SLG: 0.079 36 Blake Wood, R OBP: 0.271, SLG: 0.333											3	0	0	0	0	2	0				
19 Joey Votto, L OBP: 0.324, SLG: 0.534											4	1	1	1	0	0	0				
23 Adam Duvall, R OBP: 0.302, SLG: 0.509											4	0	0	0	0	2	0				
7 Eugenio Suárez, R OBP: 0.414, SLG: 0.627											3	0	0	0	1	1	0				
2 Zack Cozart, R OBP: 0.481, SLG: 0.667											3	0	1	0	0	0	1				
43 Scott Schebler, L OBP: 0.263, SLG: 0.380											3	0	0	0	0	2	1				
32 Stuart Turner, R OBP: 0.125, SLG: 0.200											3	0	0	0	0	3	1				
37 Scott Feldman, L ERA: 1.89 4 Scooter Gennett, L ERA: 7.94											2	0	0	0	0	1	0				
Inning Stats	R: 0 E: 0 K: 1 S: 6	H: 0 LOB: 0 BB: 0 P: 6	R: 0 E: 0 K: 0 S: 9	H: 0 LOB: 0 BB: 0 P: 18	R: 0 E: 0 K: 2 S: 9	H: 0 LOB: 0 BB: 0 P: 12	R: 1 E: 0 K: 1 S: 6	H: 1 LOB: 0 BB: 0 P: 9	R: 0 E: 0 K: 1 S: 11	H: 0 LOB: 0 BB: 0 P: 21	R: 0 E: 0 K: 2 S: 9	H: 0 LOB: 0 BB: 0 P: 10	R: 0 E: 0 K: 3 S: 12	H: 1 LOB: 1 BB: 0 P: 15	R: 0 E: 0 K: 2 S: 11	H: 0 LOB: 0 BB: 0 P: 19	R: 0 E: 0 K: 1 S: 7		H: 0 LOB: 0 BB: 0 P: 10	1B: 0 2B: 1 3B: 0 HR: 1	SF: 0 SAC: 0 DP: 1 HBP: 0
PITCHER	IP WLS BF H R ER SO	ERA WHIP	BB IBB HBP BLK	WP HR S P	ERA WHIP	PITCHER															
38 Wade Miley, L ERA: 1.89 56 Darren O'Day, R ERA: 7.94 35 Brad Brach, R ERA:	8.0 1.0 1.0	0.375 0.000 0.000	1 0 0	0 0 0	11 11 7																

Batter	1	2	3	4	5	6	7	8	9	AB	R	H	RBI	BB	SO	LOB	TOP				
12 Kyle Schwarber, L OBP: 0.380, SLG: 0.438 19 Koji Uehara, R ERA: 2.35 52 Justin Grimm, R ERA: 3.22 6 Carl Edwards Jr., R ERA: 3.22 32 Brian Duensing, L ERA: 10.13	4-0 17 WP 44 HR BB	3-1 SAFE 3-1 4-2 BB	4-2 1-2 BB		2-0 F8		1-0 L7			3	1	0	0	2	1	1					
17 Kris Bryant, R OBP: 0.329, SLG: 0.400	4-2 44 HR BB	3-2 27 PB 40 HR 2B	2-3 K			1-3 K		0-0 G5-3		4	2	1	0	1	2	2					
44 Anthony Rizzo, L OBP: 0.420, SLG: 0.507	1-1 HR	4-1 27 PB 40 HR BB		0-1 F9		0-0 22 HR 2B		3-3 K		4	3	2	3	1	1	0					
27 Addison Russell, R OBP: 0.306, SLG: 0.439	2-3 K	4-2 40 HR BB		2-0 F9		1-0 G5-3		2-3 K		4	1	0	0	1	2	1					
40 Wilson Contreras, R OBP: 0.327, SLG: 0.471	2-1 49 FC6-5 22 WP 1B	0-0 1B		2-3 K		3-2 22 HR HBP		1-0 22 HR 2B		4	3	3	4	0	1	0					
22 Jason Heyward, L OBP: 0.354, SLG: 0.433	3-2 L8	0-3 K		4-0 49 3B BB		1-2 HR		0-1 9 WP 1B		4	2	2	4	1	1	1					
9 Javier Báez, R OBP: 0.288, SLG: 0.362	2-0 49 FC6-5 IBB		1-3 K		2-3 K		1-2 P4		3-3 K	4	0	0	0	1	3	2					
49 Jake Arrieta, R OBP: 0.182, SLG: 0.364 30 Jon Jay, L OBP: 0.229, SLG: 0.417	0-2 FC6-5		2-3 K		3-2 K		2-1 L7		2-3 K	3	0	1	1	0	1	2					
5 Albert Almora Jr., R OBP: 0.371, SLG: 0.452	0-2 G5-3		4-2 12 WP BB		0-0 G5-3		0-1 L9		1-2 F8	4	0	0	0	1	0	2					
Inning Stats	R: 3 H: 2 E: 0 K: 1 S: 16	L: 2 LOB: 2 BB: 3 P: 34	R: 4 H: 2 E: 0 K: 2 S: 21	L: 2 LOB: 2 BB: 2 P: 35	R: 0 H: 0 E: 0 K: 3 S: 15	L: 0 LOB: 2 BB: 2 P: 28	R: 0 H: 0 E: 0 K: 1 S: 6	L: 0 LOB: 0 BB: 0 P: 10	R: 1 H: 1 E: 0 K: 1 S: 10	L: 1 LOB: 1 BB: 1 P: 20	R: 3 H: 2 E: 0 K: 1 S: 13	L: 2 LOB: 0 BB: 0 P: 20	R: 0 H: 0 E: 0 K: 2 S: 10	L: 0 LOB: 0 BB: 0 P: 15	R: 1 H: 2 E: 0 K: 2 S: 16	L: 2 LOB: 1 BB: 0 P: 22	1B: 2 2B: 3 HR: 3	SF: 0 SAC: 0 HBP: 1	WP: 4 PB: 1 SB: 0 CS: 0	PA: 45	
PITCHER	IP WLS BF H R ER SO BB IBB HBP BLK WP HR S P ERA WHIP	2.0 L 15 4 7 7 3 4 1 0 0 2 2 37 69 31.50 4.000	5.0 22 3 4 4 6 3 0 0 1 0 1 1 49 86 7.20 1.200	2.0 2 1 1 4 0 0 0 0 0 1 0 26 37 4.50 1.000																	

Chicago Cubs @ Cincinnati Reds
Great American Ball Park, Cincinnati, OH
Sat Apr 22 2017, 1:11 PM - 4:34 PM EDT
Att: 27,189 - Overcast - 51 F

AB	36
R	12
H	9
RBI	12
BB	8
SO	13
LOB	12



Batter	1	2	3	4	5	6	7	8	9	AB	R	H	RBI	BB	SO	LOB	BOTTOM				
9 José Peraza, R OBP: 0.270, SLG: 0.271	2-2 4 E 19 HR 1B	0-1 4 FC4 19 HR 1B		3-3 K			0-2 P4		1-0 G1-3	5	2	2	0	0	1	0					
4 Scooter Gennett, L OBP: 0.316, SLG: 0.622 55 Robert Stephenson, R ERA: 7.2 30 Arismendy Alcántara, S (PH) OBP: 0.188, SLG: 0.133	1-1 FC4 19 HR 1B	0-2 FC5 19 HR 1B		0-2 K			0-0 2B		1-1 19 HR 2B	4	1	2	0	0	0	3					
19 Joey Votto, L OBP: 0.333, SLG: 0.567	1-0 2H 3H HR	3-1 1B		0-0 L8			1-1 G6-3		2-2 23 WP 1B	5	2	3	5	0	0	2					
23 Adam Duvall, R OBP: 0.288, SLG: 0.507	2-3 K	3-3 K		2-3 K			1-3 K		2-2 1B	5	0	1	1	0	4	3					
7 Eugenio Suárez, R OBP: 0.441, SLG: 0.733	1-1 HR		1-1 2 F9-3 1B		0-3 K2-3		3-1 HR		2-2 G5-3	5	2	3	2	0	1	2					
43 Scott Schebler, L OBP: 0.242, SLG: 0.339	1-2 G1-3		2-2 F7				2-3 K		3-3 K	4	0	0	0	0	2	1					
2 Zack Cozart, R OBP: 0.444, SLG: 0.630	2-3 K		1-1 F9-3				3-3 K		2-1 2B	4	0	1	0	0	2	1					
16 Tucker Barnhart, L OBP: 0.353, SLG: 0.362		0-0 27 FC1-4 1B		0-0 G5-3			0-0 G3-1		0-3 K	4	0	1	0	0	1	1					
25 Cody Reed, L 27 Phillip Ervin, R 51 Lisalverto Bonilla, S 3 Patrick Kivlehan, R OBP: 0.412, SLG: 0.333		3-2 FC1-4 FC5 1B		0-0 F9			1-3 K		0-3 K	0	0	0	0	0	0	0					
Inning Stats	R: 4 H: 3 E: 0 K: 2 S: 20	L: 3 LOB: 0 BB: 0 P: 30	R: 1 H: 3 E: 0 K: 1 S: 14	L: 3 LOB: 0 BB: 0 P: 23	R: 0 H: 1 E: 0 K: 0 S: 8	L: 0 LOB: 0 BB: 0 P: 12	R: 0 H: 0 E: 0 K: 1 S: 6	L: 0 LOB: 0 BB: 0 P: 10	R: 0 H: 1 E: 0 K: 2 S: 7	L: 0 LOB: 1 BB: 0 P: 12	R: 0 H: 1 E: 0 K: 1 S: 9	L: 1 LOB: 0 BB: 0 P: 11	R: 1 H: 2 E: 0 K: 3 S: 13	L: 2 LOB: 1 BB: 0 P: 22	R: 2 H: 3 E: 0 K: 1 S: 15	L: 3 LOB: 1 BB: 0 P: 23	1B: 8 2B: 4 HR: 3	SF: 0 SAC: 0 HBP: 0	WP: 1 PB: 0 SB: 0 CS: 0	PA: 41	
PITCHER	IP WLS BF H R ER SO BB IBB HBP BLK WP HR S P ERA WHIP	6.0 W 26 8 5 4 8 0 0 0 0 0 2 67 101 6.00 1.333	1.0 4 1 0 0 1 0 0 0 0 0 0 0 9 11 0.00 1.000	0.2 4 2 1 1 2 0 0 0 0 0 0 1 10 19 13.50 3.000	0.1 1 0 0 0 1 0 0 0 0 0 0 0 3 3 0.00 0.000	1.0 6 3 2 2 1 0 0 0 0 0 1 0 15 23 18.00 3.000															

Chicago Cubs @ Cincinnati Reds
Great American Ball Park, Cincinnati, OH
Sat Apr 22 2017, 1:11 PM - 4:34 PM EDT
Att: 27,189 - Overcast - 51 F

AB	41
R	8
H	14
RBI	8
BB	0
SO	13
LOB	14



Batter	1	2	3	4	5	6	7	8	9	AB	R	H	RBI	BB	SO	LOB	TOP					
12 Kyle Schwarber, L (1,7) OBP: 0.361, SLG: 0.412										4	0	0	0	0	1	1						
17 Kris Bryant, R (1,5) OBP: 0.326, SLG: 0.392										4	1	1	0	0	2	1						
44 Anthony Rizzo, L (1,3) OBP: 0.412, SLG: 0.535										4	1	1	2	0	0	1						
18 Ben Zobrist, S (1,4) OBP: 0.339, SLG: 0.346										4	2	2	0	0	1	0						
27 Addison Russell, R (1,6) OBP: 0.316, SLG: 0.443										4	1	2	1	0	1	0						
22 Jason Heyward, L (1,9) OBP: 0.346, SLG: 0.422										4	0	1	2	0	1	1						
47 Miguel Montero, L (1,2) OBP: 0.360, SLG: 0.458										4	0	1	0	0	1	1						
41 John Lackey, R (1,1) OBP: 0.286, SLG: 0.286										2	0	0	0	0	1	0						
5 Albert Almora Jr., R (7,PH) OBP: 0.361, SLG: 0.438										1	0	0	0	0	1	2						
38 Mike Montgomery, L (7,1) OBP: 0.321, SLG: 0.462										0	0	0	0	0	0	0						
40 Wilson Contreras, R (9,PH) OBP: 0.321, SLG: 0.462										1	0	0	0	0	0	0						
30 Jon Jay, L (1,8) OBP: 0.419, SLG: 0.407										3	0	1	0	0	1	2						
Inning Stats	R: 0 E: 0 K: 0 S: 7	H: 0 LOB: 0 BB: 0 P: 7	R: 0 E: 0 K: 1 S: 6	H: 0 LOB: 0 BB: 0 P: 7	R: 0 E: 0 K: 1 S: 8	H: 0 LOB: 0 BB: 0 P: 10	R: 2 E: 0 K: 1 S: 9	H: 2 LOB: 0 BB: 0 P: 14	R: 0 E: 0 K: 3 S: 9	H: 0 LOB: 0 BB: 0 P: 13	R: 0 E: 0 K: 2 S: 9	H: 1 LOB: 1 BB: 0 P: 15	R: 1 E: 0 K: 2 S: 16	H: 3 LOB: 2 BB: 0 P: 23	R: 0 E: 0 K: 1 S: 8	H: 0 LOB: 0 BB: 0 P: 12	R: 2 E: 1 K: 0 S: 10	H: 3 LOB: 0 BB: 0 P: 18	1B: 7 2B: 1 3B: 0 HR: 1	SF: 0 SAC: 0 DP: 1 HBP: 0	WP: 0 PB: 0 SB: 0 CS: 0	PA: 35
PITCHER	IP WLS BF H R ER SO BB IBB HBP BLK WP HR S P ERA WHIP																					
61 Bronson Arroyo, R (1,1) ERA: 6.86	6.0 W 21 3 2 2 7 0 0 0 0 0 1 48 66 3.00 0.500																					
36 Blake Wood, R (7,1) ERA: 6.23	0.0 2 2 1 1 0 0 0 0 0 0 0 7 10 ∞ ∞																					
53 Wandy Peralta, L (7,1) ERA: 1.04	1.1 5 1 0 0 2 0 0 0 0 0 0 12 17 0.00 0.750																					
26 Raisel Iglesias, R (8,1) ERA: 1.99	1.2 7 3 2 1 1 0 0 0 0 0 0 15 26 5.40 1.800																					

Chicago Cubs @ Cincinnati Reds
Great American Ball Park, Cincinnati, OH
Sun Apr 23 2017, 1:10 PM - 3:36 PM EDT
Att: 32,670 - Partly Cloudy - 60 F

AB 35
R 5
H 9
RBI 5
BB 0
SO 10
LOB 9



Batter	1	2	3	4	5	6	7	8	9	AB	R	H	RBI	BB	SO	LOB	BOTTOM			
6 Billy Hamilton, S (1,8) OBP: 0.273, SLG: 0.268										4	1	1	0	0	1	1				
9 José Peraza, R (1,6) OBP: 0.256, SLG: 0.257										4	0	0	0	0	1	1				
19 Joey Votto, L (1,3) OBP: 0.317, SLG: 0.543										3	1	0	1	0	1	0				
7 Eugenio Suárez, R (1,5) OBP: 0.458, SLG: 0.742										2	2	1	0	2	0	0				
4 Scooter Gennett, L (1,4) OBP: 0.310, SLG: 0.585										4	1	1	0	0	1	2				
3 Patrick Kivlehan, R (1,7) OBP: 0.429, SLG: 0.389										3	1	1	3	1	1	0				
43 Scott Schebler, L (1,9) OBP: 0.257, SLG: 0.397										4	1	2	2	0	0	1				
16 Tucker Barnhart, L (1,2) OBP: 0.327, SLG: 0.333										4	0	0	0	0	3	3				
61 Bronson Arroyo, R (1,1)										2	0	0	0	0	0	0				
27 Phillip Ervin, R (6,PH)										1	0	0	0	0	0	0				
36 Blake Wood, R (7,1)										0	0	0	0	0	0	0				
53 Wandy Peralta, L (7,1)										0	0	0	0	0	0	0				
26 Raisel Iglesias, R (8,1) OBP: 1.000, SLG: 2.000										0	0	0	0	0	0	0				
Inning Stats	R: 1 E: 0 K: 0 S: 14	H: 1 LOB: 0 BB: 0 P: 21	R: 1 E: 0 K: 2 S: 10	H: 1 LOB: 0 BB: 0 P: 13	R: 0 E: 0 K: 2 S: 10	H: 0 LOB: 0 BB: 0 P: 15	R: 1 E: 0 K: 3 S: 14	H: 2 LOB: 1 BB: 1 P: 28	R: 0 E: 0 K: 0 S: 8	H: 0 LOB: 0 BB: 0 P: 10	R: 4 E: 2 K: 0 S: 10	H: 2 LOB: 1 BB: 1 P: 17	R: 0 E: 0 K: 0 S: 6	H: 0 LOB: 1 BB: 1 P: 12	R: 0 E: 0 K: 1 S: 7	H: 0 LOB: 0 BB: 0 P: 12	1B: 3 2B: 2 3B: 0 HR: 1	SF: 1 SAC: 0 DP: 0 HBP: 0	WP: 0 PB: 0 SB: 2 CS: 0	PA: 35
PITCHER	IP WLS BF H R ER SO BB IBB HBP BLK WP HR S P ERA WHIP																			
41 John Lackey, R (1,1) ERA: 4.88	6.0 L 28 6 7 5 7 2 0 0 0 0 0 1 66 104 7.50 1.333																			
38 Mike Montgomery, L (7,1) ERA: 2.31	2.0 7 0 0 0 1 1 0 0 0 0 0 0 13 24 0.00 0.500																			

Chicago Cubs @ Cincinnati Reds
Great American Ball Park, Cincinnati, OH
Sun Apr 23 2017, 1:10 PM - 3:36 PM EDT
Att: 32,670 - Partly Cloudy - 60 F

AB 31
R 7
H 6
RBI 6
BB 3
SO 8
LOB 8



Batter	1	2	3	4	5	6	7	8	9	AB	R	H	RBI	BB	SO	LOB	TOP					
6 Billy Hamilton, S OBP: 0.280, SLG: 0.267										4	0	1	0	1	0	2	Cincinnati Reds @ Milwaukee Brewers Miller Park, Milwaukee, WI Mon Apr 24 2017, 6:40 PM - 10:05 PM CDT Att: 23,943 - Roof Closed - 67 F					
9 José Peraza, R OBP: 0.253, SLG: 0.253										5	0	1	1	0	1	1						
21 Michael Lorenzen, R OBP: 0.293, SLG: 1.000										0	0	0	0	0	0	0						
19 Joey Votto, L OBP: 0.333, SLG: 0.548										3	1	1	0	2	1	3						
23 Adam Duvall, R OBP: 0.269, SLG: 0.472										5	0	0	0	0	1	4						
7 Eugenio Suárez, R OBP: 0.429, SLG: 0.687										5	2	0	0	0	0	4						
43 Scott Schebler, L OBP: 0.267, SLG: 0.456										5	1	2	4	0	2	0						
2 Zack Cozart, R OBP: 0.471, SLG: 0.684										3	3	2	0	2	1	1						
32 Stuart Turner, R OBP: 0.250, SLG: 0.389										3	0	2	2	1	0	1						
16 Tucker Barnhart, L OBP: 0.321, SLG: 0.527										1	0	0	0	0	1	1						
50 Amir Garrett, R										2	0	0	0	0	1	1						
63 Ariel Hernández, R										1	0	0	0	0	0	1						
31 Drew Storen, S										0	0	0	0	0	0	0						
4 Scooter Gennett, L OBP: 0.302, SLG: 0.571										1	0	0	0	0	1	2						
Inning Stats	R: 0 E: 0 K: 2 S: 16	H: 1 LOB: 2 BB: 1 P: 21	R: 1 E: 0 K: 1 S: 16	H: 2 LOB: 1 BB: 0 P: 26	R: 3 E: 1 K: 0 S: 17	H: 1 LOB: 1 BB: 2 P: 34	R: 0 E: 0 K: 1 S: 8	H: 0 LOB: 0 BB: 0 P: 12	R: 0 E: 0 K: 1 S: 10	H: 0 LOB: 0 BB: 0 P: 17	R: 1 E: 0 K: 0 S: 8	H: 1 LOB: 1 BB: 1 P: 18	R: 0 E: 0 K: 0 S: 10	H: 1 LOB: 1 BB: 0 P: 18	R: 1 E: 0 K: 2 S: 17	H: 2 LOB: 3 BB: 2 P: 29	R: 1 E: 1 K: 2 S: 11	H: 1 LOB: 1 BB: 0 P: 17	1B: 2 2B: 5 3B: 1 HR: 1	SF: 0 SAC: 0 DP: 0 HBP: 0	WP: 0 PB: 0 SB: 2 CS: 0	PA: 44
PITCHER	IP: 4.0 WLS: 2 BF: 20 ERA: 2.25	H: 4 R: 4 ER: 1 SO: 4	BB: 3 IBB: 0 HBP: 0 BLK: 0	WP: 0 HR: 1 S: 57 P: 93	ERA: 2.25 WHIP: 1.750	IP: 1.0 WLS: 5 BF: 5 ERA: 0.00	H: 1 R: 1 ER: 0 SO: 2	BB: 0 IBB: 0 HBP: 0 BLK: 0	WP: 0 HR: 0 S: 11 P: 17	ERA: 0.00 WHIP: 1.000												
22 Matt Garza, R ERA: 2.25	53 Jhan Mariñez, R ERA: 4.5	51 Oliver Drake, R ERA: 4.35	59 Carlos Torres, R ERA: 4.15	46 Corey Knebel, R ERA: 1.53	50 Jacob Barnes, R ERA: 0.00																	

AB	38
R	7
H	9
RBI	7
BB	6
SO	9
LOB	21



Batter	1	2	3	4	5	6	7	8	9	AB	R	H	RBI	BB	SO	LOB	BOTTOM			
5 Jonathan Villar, S OBP: 0.247, SLG: 0.306										4	1	0	0	1	1	4	Cincinnati Reds @ Milwaukee Brewers Miller Park, Milwaukee, WI Mon Apr 24 2017, 6:40 PM - 10:05 PM CDT Att: 23,943 - Roof Closed - 67 F			
7 Eric Thames, L OBP: 0.481, SLG: 0.910										3	3	2	3	2	0	0				
8 Ryan Braun, R OBP: 0.397, SLG: 0.627										3	1	1	1	0	0	0				
24 Jesús Aguilar, R OBP: 0.314, SLG: 0.313										2	0	0	1	0	1	2				
16 Domingo Santana, R OBP: 0.296, SLG: 0.350										3	2	0	0	2	1	3				
9 Manny Piña, R OBP: 0.465, SLG: 0.659										4	1	2	1	0	1	1				
14 Hernán Pérez, R OBP: 0.292, SLG: 0.419										4	2	2	4	0	0	1				
23 Keon Broxton, R OBP: 0.230, SLG: 0.286										4	0	0	0	0	1	2				
3 Orlando Arcia, R OBP: 0.235, SLG: 0.303										4	1	1	0	0	0	1				
22 Matt Garza, R ERA: 2.25	53 Jhan Mariñez, R ERA: 4.5	51 Oliver Drake, R ERA: 4.35	59 Carlos Torres, R ERA: 4.15	46 Corey Knebel, R ERA: 1.53	2 Nick Franklin, S ERA: 0.00	50 Jacob Barnes, R ERA: 0.00														
Inning Stats	R: 4 E: 0 K: 0 S: 15	H: 3 LOB: 0 BB: 1 P: 27	R: 2 E: 0 K: 1 S: 12	H: 1 LOB: 0 BB: 1 P: 16	R: 2 E: 1 K: 0 S: 10	H: 2 LOB: 2 BB: 1 P: 19	R: 2 E: 0 K: 1 S: 12	H: 2 LOB: 1 BB: 1 P: 24	R: 0 E: 0 K: 2 S: 10	H: 0 LOB: 0 BB: 0 P: 14	R: 0 E: 0 K: 2 S: 7	H: 0 LOB: 0 BB: 0 P: 10	R: 0 E: 0 K: 1 S: 9	H: 0 LOB: 0 BB: 0 P: 11	R: 1 E: 0 K: 1 S: 14	H: 1 LOB: 2 BB: 1 P: 23	1B: 4 2B: 2 3B: 0 HR: 3	SF: 0 SAC: 0 DP: 0 HBP: 0	WP: 2 PB: 0 SB: 2 CS: 0	PA: 40
PITCHER	IP: 3.1 WLS: 2 BF: 23 ERA: 3.08	H: 8 R: 0 ER: 0 SO: 5	BB: 4 IBB: 0 HBP: 0 BLK: 0	WP: 0 HR: 3 S: 45 P: 80	ERA: 3.08 WHIP: 24.30	IP: 1.0 WLS: 0 BF: 5 ERA: 0.00	H: 1 R: 0 ER: 0 SO: 2	BB: 0 IBB: 0 HBP: 0 BLK: 0	WP: 0 HR: 0 S: 11 P: 17	ERA: 0.00 WHIP: 1.000										

AB	35
R	11
H	9
RBI	11
BB	5
SO	8
LOB	15



Batter	1	2	3	4	5	6	7	8	9	AB	R	H	RBI	BB	SO	LOB	TOP				
6 Billy Hamilton, S OBP: 0.264, SLG: 0.250										5	0	0	0	0	4	0	Cincinnati Reds @ Milwaukee Brewers Miller Park, Milwaukee, WI Tue Apr 25 2017, 6:41 PM - 9:39 PM CDT Att: 28,449 - Partly Cloudy - 64 F				
9 José Peraza, R OBP: 0.291, SLG: 0.262										5	0	2	0	0	1	0					
19 Joey Votto, L OBP: 0.493, SLG: 0.539 3 Patrick Kivlehan, R OBP: 0.409, SLG: 0.368										3	0	1	0	0	0	1					
23 Adam Duval, R OBP: 0.268, SLG: 0.500										4	1	1	1	0	0	3					
7 Eugenio Suárez, R OBP: 0.432, SLG: 0.676										4	0	2	0	0	1	0					
43 Scott Schebler, L OBP: 0.269, SLG: 0.443 27 Phillip Ervin, R OBP: 0.295, SLG: 0.558										2	0	0	0	1	1	2					
2 Zack Cozart, R OBP: 0.432, SLG: 0.712 48 Barrett Astin, R OBP: 0.295, SLG: 0.558										2	0	2	0	1	0	0					
4 Scooter Gennett, L OBP: 0.295, SLG: 0.558 36 Blake Wood, R OBP: 0.295, SLG: 0.558										2	0	2	0	1	0	0					
16 Tucker Barnhart, L OBP: 0.300, SLG: 0.304										4	0	0	0	0	1	8					
37 Scott Feldman, L ERA: 6.57 55 Robert Stephenson, R ERA: 8.71 30 Arismendy Alcántara, S ERA: 5.21										2	0	0	0	0	0	2					
Inning Stats	R: 0 E: 0 K: 1 S: 6	H: 0 LOB: 0 BB: 0 P: 8	R: 0 E: 1 K: 1 S: 19	H: 1 LOB: 2 BB: 0 P: 28	R: 0 E: 0 K: 1 S: 11	H: 2 LOB: 2 BB: 0 P: 16	R: 0 E: 0 K: 2 S: 18	H: 1 LOB: 1 BB: 0 P: 28	R: 0 E: 0 K: 0 S: 10	H: 1 LOB: 1 BB: 0 P: 14	R: 0 E: 0 K: 2 S: 8	H: 0 LOB: 0 BB: 0 P: 11	R: 1 E: 0 K: 1 S: 13	H: 2 LOB: 2 BB: 0 P: 19	R: 0 E: 0 K: 0 S: 6	H: 0 LOB: 0 BB: 0 P: 7	1B: 6 2B: 1 3B: 0 HR: 1	SF: 0 SAC: 0 DP: 1 HBP: 0	WP: 0 PB: 0 SB: 0 CS: 0	PA: 38	
PITCHER	IP WLS BF H R ER SO BB IBB HBP BLK WP HR S P ERA WHIP	5.0 W 23 6 0 0 6 1 0 0 0 0 0 65 95 0.00 1.400	1.0 3 0 0 0 0 1 0 0 0 0 0 5 9 0.00 1.000	3.0 S 12 2 1 1 3 1 0 0 0 0 1 27 37 3.00 1.000																	

Batter	1	2	3	4	5	6	7	8	9	AB	R	H	RBI	BB	SO	LOB	BOTTOM				
5 Jonathan Villar, S OBP: 0.255, SLG: 0.311										5	1	2	4	0	0	0	Cincinnati Reds @ Milwaukee Brewers Miller Park, Milwaukee, WI Tue Apr 25 2017, 6:41 PM - 9:39 PM CDT Att: 28,449 - Partly Cloudy - 64 F				
7 Eric Thames, L OBP: 0.482, SLG: 0.929 24 Jesús Aguilar, R OBP: 0.306, SLG: 0.303										3	1	1	2	1	0	2					
8 Ryan Braun, R OBP: 0.378, SLG: 0.592 3 Orlando Arcia, R OBP: 0.232, SLG: 0.299										4	0	0	0	0	1	1					
21 Travis Shaw, L OBP: 0.306, SLG: 0.582										5	0	3	0	0	1	0					
16 Domingo Santana, R OBP: 0.276, SLG: 0.323										5	0	0	0	0	3	3					
9 Manny Pina, R OBP: 0.468, SLG: 0.628										2	2	0	0	2	0	2					
14 Hernán Pérez, R OBP: 0.346, SLG: 0.609										3	2	3	3	1	0	0					
23 Keon Broxton, R OBP: 0.262, SLG: 0.310 33 Tommy Milone, L ERA: 5.21										2	2	1	0	2	0	3					
27 Zach Davies, R ERA: 3.28 51 Oliver Drake, R ERA: 8.71 2 Nick Franklin, S OBP: 0.091, SLG: 0.318										1	0	0	0	1	1	2					
Inning Stats	R: 0 E: 0 K: 0 S: 7	H: 0 LOB: 0 BB: 0 P: 10	R: 1 E: 0 K: 2 S: 11	H: 1 LOB: 2 BB: 2 P: 22	R: 0 E: 0 K: 1 S: 17	H: 0 LOB: 1 BB: 1 P: 26	R: 3 E: 0 K: 1 S: 17	H: 3 LOB: 2 BB: 2 P: 24	R: 0 E: 0 K: 1 S: 12	H: 1 LOB: 1 BB: 0 P: 19	R: 5 E: 1 K: 0 S: 15	H: 5 LOB: 3 BB: 2 P: 32	R: 0 E: 0 K: 0 S: 6	H: 0 LOB: 0 BB: 0 P: 9	R: 0 E: 0 K: 1 S: 7	H: 0 LOB: 0 BB: 0 P: 11		1B: 5 2B: 2 3B: 2 HR: 2	SF: 0 SAC: 0 DP: 1 HBP: 0	WP: 0 PB: 0 SB: 3 CS: 1	PA: 41
PITCHER	IP WLS BF H R ER SO BB IBB HBP BLK WP HR S P ERA WHIP	5.0 L 24 5 4 4 5 4 1 0 0 0 0 2 13 24 54.00 9.000	0.2 9 5 5 4 0 1 0 0 0 0 0 2 13 24 54.00 9.000	1.1 5 0 0 0 0 1 0 0 0 0 0 8 17 0.00 0.750																	

Batter	1	2	3	4	5	6	7	8	9	AB	R	H	RBI	BB	SO	LOB	TOP			
6 Billy Hamilton, S OBP: 0.281, SLG: 0.247	G6-3		E8 1B	K		F8			K	5	0	1	0	0	2	4	Cincinnati Reds @ Milwaukee Brewers Miller Park, Milwaukee, WI Wed Apr 26 2017, 12:41 PM - 3:33 PM CDT Att: 19,062 - Overcast - 68 F			
9 José Peraza, R OBP: 0.261, SLG: 0.261	F9		E4			P3			L4	4	0	1	0	0	0	3				
31 Drew Storen, S										0	0	0	0	0	0	0				
53 Wandy Peralta, L										0	0	0	0	0	0	0				
21 Michael Lorenzen, R OBP: 0.250, SLG: 1.000										0	0	0	0	0	0	0				
3 Patrick Kivlehan, R OBP: 0.391, SLG: 0.350										1	0	0	0	0	0	0				
19 Joey Volto, L OBP: 0.330, SLG: 0.563	HR		G4-3							4	1	1	1	0	1	3				
23 Adam Duvali, R OBP: 0.279, SLG: 0.532	F9			HR		FC5				3	1	1	1	1	0	1				
7 Eugenio Suárez, R OBP: 0.412, SLG: 0.640	G6-3		K			G5-4-3				4	0	0	0	0	1	3				
43 Scott Schebler, L OBP: 0.280, SLG: 0.527	K		HR							4	2	2	2	0	2	0				
2 Zack Cozart, R OBP: 0.493, SLG: 0.689	K			HR						2	0	0	0	2	1	0				
16 Tucker Barnhart, L OBP: 0.297, SLG: 0.300			F7							4	0	1	0	0	1	1				
54 Rookie Davis, R OBP: 0.226, SLG: 0.667			K							1	0	0	0	0	0	0				
48 Barrett Astin, R										0	0	0	0	0	0	0				
30 Arismendy Alcántara, S OBP: 0.180, SLG: 0.222										0	0	0	0	0	0	0				
25 Cody Reed, L										0	0	0	0	0	0	0				
4 Scooter Gennett, L OBP: 0.280, SLG: 0.533										2	0	0	0	0	0	2				
Inning Stats	R: 1 H: 1 E: 0 K: 0 S: 9	L: 1 LOB: 0 BB: 0 P: 13	R: 0 H: 0 E: 0 K: 2 S: 8	L: 0 LOB: 0 BB: 0 P: 11	R: 0 H: 1 E: 0 K: 1 S: 12	L: 1 LOB: 2 BB: 0 P: 21	R: 2 H: 3 E: 0 K: 3 S: 20	L: 3 LOB: 2 BB: 1 P: 32	R: 0 H: 1 E: 0 K: 1 S: 10	L: 1 LOB: 1 BB: 0 P: 14	R: 1 H: 2 E: 0 K: 0 S: 9	L: 2 LOB: 2 BB: 1 P: 16	R: 0 H: 0 E: 0 K: 1 S: 7	L: 0 LOB: 0 BB: 0 P: 10	R: 0 H: 0 E: 0 K: 1 S: 10	L: 0 LOB: 0 BB: 0 P: 15	1B: 3 2B: 1 3B: 0 HR: 4	SF: 0 SAC: 0 DP: 2 HBP: 0	WP: 0 PB: 0 SB: 0 CS: 0	PA: 38
PITCHER	IP WLS BF H R ER SO BB IBB HBP BLK WP HR S P ERA WHIP																			
38 Wily Peralta, R ERA: 5.19	(1, 1) 5.0 W 26 8 4 4 7 2 0 0 0 0 0 4 63 100 7.20 2.000																			
59 Carlos Torres, R ERA: 3.95	(6, 1) 1.0 3 0 0 0 0 0 0 0 0 0 0 0 5 7 0.00 0.000																			
50 Jacob Barnes, R ERA:	(7, 1) 1.0 3 0 0 0 0 0 1 0 0 0 0 0 0 4 11 0.00 1.000																			
46 Corey Knebel, R ERA: 1.74	(8, 1) 1.0 3 0 0 0 0 1 0 0 0 0 0 0 0 7 10 0.00 0.000																			
37 Neftali Feliz, R ERA: 5.19	(9, 1) 1.0 3 0 0 0 0 1 0 0 0 0 0 0 0 10 15 0.00 0.000																			

Batter	1	2	3	4	5	6	7	8	9	AB	R	H	RBI	BB	SO	LOB	BOTTOM			
5 Jonathan Villar, S OBP: 0.262, SLG: 0.316				K					G3	5	1	2	0	0	2	5	Cincinnati Reds @ Milwaukee Brewers Miller Park, Milwaukee, WI Wed Apr 26 2017, 12:41 PM - 3:33 PM CDT Att: 19,062 - Overcast - 68 F			
7 Eric Thames, L OBP: 0.485, SLG: 0.904										3	2	1	0	2	1	0				
24 Jesús Aguilar, R OBP: 0.306, SLG: 0.303										0	0	0	0	0	0	0				
8 Ryan Braun, R OBP: 0.379, SLG: 0.592										5	1	2	2	0	0	2				
21 Travis Shaw, L OBP: 0.311, SLG: 0.571										5	1	2	0	0	1	1				
14 Hernán Pérez, R OBP: 0.333, SLG: 0.580										4	1	1	1	0	0	2				
47 Jett Bandy, R OBP: 0.391, SLG: 0.698										4	2	3	2	0	0	0				
2 Nick Franklin, S OBP: 0.315, SLG: 0.308										4	0	1	0	0	1	2				
50 Jacob Barnes, R										0	0	0	0	0	0	0				
46 Corey Knebel, R										0	0	0	0	0	0	0				
37 Neftali Feliz, R										0	0	0	0	0	0	0				
3 Orilando Arcia, R OBP: 0.260, SLG: 0.371										3	1	2	3	1	1	0				
38 Wily Peralta, R OBP: 0.500, SLG: 0.429										2	0	0	0	1	1	2				
59 Carlos Torres, R										0	0	0	0	0	0	0				
23 Keon Broxton, R OBP: 0.258, SLG: 0.305										1	0	0	0	0	1	0				
Inning Stats	R: 5 H: 7 E: 0 K: 2 S: 21	L: 1 LOB: 1 BB: 1 P: 16	R: 1 H: 1 E: 1 K: 0 S: 9	L: 0 LOB: 0 BB: 1 P: 11	R: 2 H: 3 E: 0 K: 0 S: 10	L: 3 LOB: 2 BB: 1 P: 21	R: 1 H: 2 E: 0 K: 3 S: 15	L: 2 LOB: 3 BB: 2 P: 29	R: 0 H: 1 E: 0 K: 1 S: 8	L: 1 LOB: 1 BB: 0 P: 12	R: 0 H: 0 E: 0 K: 1 S: 7	L: 0 LOB: 0 BB: 0 P: 12	R: 0 H: 0 E: 0 K: 1 S: 9	L: 0 LOB: 0 BB: 0 P: 11	R: 0 H: 0 E: 0 K: 0 S: 4	L: 0 LOB: 0 BB: 0 P: 7	1B: 10 2B: 3 3B: 0 HR: 1	SF: 1 SAC: 0 DP: 1 HBP: 0	WP: 0 PB: 0 SB: 1 CS: 0	PA: 41
PITCHER	IP WLS BF H R ER SO BB IBB HBP BLK WP HR S P ERA WHIP																			
54 Rookie Davis, R ERA: 11.17	(1, 1) 2.2 L 19 11 8 7 2 1 0 0 0 0 0 0 3 7 0.00 3.000																			
48 Barrett Astin, R	(3, 1) 0.1 2 0 0 0 0 0 1 0 0 0 0 0 0 3 7 0.00 3.000																			
25 Cody Reed, L ERA: 6.0	(4, 1) 2.0 11 3 1 1 4 1 1 0 0 0 0 0 23 41 4.50 2.000																			
31 Drew Storen, R ERA: 0.82	(6, 1) 1.2 5 0 0 0 0 2 0 0 0 0 0 0 0 12 17 0.00 0.000																			
53 Wandy Peralta, L ERA: 0.93	(7, 1) 1.0 3 0 0 0 0 0 0 0 0 0 0 0 0 7 10 0.00 0.000																			
PITCHER	IP WLS BF H R ER SO BB IBB HBP BLK WP HR S P ERA WHIP																			
21 Michael Lorenzen, R ERA: 5.84	(8, 1) 0.1 1 0 0 0 0 0 0 0 0 0 0 0 0 1 3 0.00 0.000																			

AB	35
R	4
H	8
RBI	4
BB	3
SO	9
LOB	17



AB	36
R	9
H	14
RBI	8
BB	4
SO	8
LOB	14



Batter	1	2	3	4	5	6	7	8	9	AB	R	H	RBI	BB	SO	LOB	TOP			
6 Billy Hamilton, S OBP: 0.258, SLG: 0.244			B1-3				K	P4		5	0	1	0	0	2	3	Cincinnati Reds @ St. Louis Cardinals Busch Stadium, St. Louis, MO Fri Apr 28 2017, 7:17 PM - 10:23 PM CDT Att: 42,722 - Overcast - 58 F			
2 Zack Cozart, R OBP: 0.475, SLG: 0.652			F8			G5-3		19 HR	G5-3	5	1	1	0	0	1	2				
19 Joey Votto, L OBP: 0.333, SLG: 0.588						G4-3		HR		5	1	2	2	0	0	0				
23 Adam Duvali, R OBP: 0.264, SLG: 0.500		G5-3		P3		F7		P6	P4	5	0	0	0	0	0	1				
7 Eugenio Suárez, R OBP: 0.416, SLG: 0.628								P5		3	0	1	0	1	1	0				
43 Scott Schebler, L OBP: 0.302, SLG: 0.571										3	2	2	1	1	0	2				
39 Devin Mesoraco, R OBP: 0.302, SLG: 0.333										3	1	1	0	1	1	2				
4 Scooter Gennett, L OBP: 0.300, SLG: 0.551										4	0	2	2	0	0	0				
46 Tim Adleman, R OBP: 0.266, SLG: 0.600										1	0	0	0	0	0	0				
30 Arismendy Alcántara, S OBP: 0.266, SLG: 0.211										0	0	0	0	0	0	0				
53 Wandy Peralta, L ERA: 4.66										0	0	0	0	0	0	0				
3 Patrick Kivlahan, R OBP: 0.100, SLG: 0.200										0	0	0	0	0	0	0				
26 Raisel Iglesias, R OBP: 1.000, SLG: 2.000										0	0	0	0	0	0	0				
Inning Stats	R: 0 E: 0 K: 3 S: 11	H: 0 LOB: 0 BB: 0 P: 17	R: 1 E: 0 K: 1 S: 13	H: 1 LOB: 0 BB: 0 P: 19	R: 0 E: 0 K: 0 S: 8	H: 1 LOB: 1 BB: 0 P: 14	R: 0 E: 0 K: 1 S: 12	H: 1 LOB: 2 BB: 0 P: 20	R: 0 E: 0 K: 0 S: 6	H: 2 LOB: 2 BB: 0 P: 21	R: 0 E: 0 K: 1 S: 6	H: 0 LOB: 0 BB: 0 P: 9	R: 4 E: 0 K: 0 S: 23	H: 4 LOB: 2 BB: 2 P: 41	R: 0 E: 0 K: 1 S: 8	H: 0 LOB: 0 BB: 0 P: 9	1B: 7 2B: 1 3B: 0 HR: 2	SF: 0 SAC: 1 DP: 0 HBP: 0	WP: 0 PB: 0 SB: 0 CS: 0	PA: 41
PITCHER	IP WLS BF H R ER SO BB IBB HBP BLK WP HR S P ERA WHIP	IP WLS BF H R ER SO BB IBB HBP BLK WP HR S P ERA WHIP	IP WLS BF H R ER SO BB IBB HBP BLK WP HR S P ERA WHIP	IP WLS BF H R ER SO BB IBB HBP BLK WP HR S P ERA WHIP	IP WLS BF H R ER SO BB IBB HBP BLK WP HR S P ERA WHIP	IP WLS BF H R ER SO BB IBB HBP BLK WP HR S P ERA WHIP	IP WLS BF H R ER SO BB IBB HBP BLK WP HR S P ERA WHIP	IP WLS BF H R ER SO BB IBB HBP BLK WP HR S P ERA WHIP	IP WLS BF H R ER SO BB IBB HBP BLK WP HR S P ERA WHIP	IP WLS BF H R ER SO BB IBB HBP BLK WP HR S P ERA WHIP	IP WLS BF H R ER SO BB IBB HBP BLK WP HR S P ERA WHIP	IP WLS BF H R ER SO BB IBB HBP BLK WP HR S P ERA WHIP	IP WLS BF H R ER SO BB IBB HBP BLK WP HR S P ERA WHIP	IP WLS BF H R ER SO BB IBB HBP BLK WP HR S P ERA WHIP	IP WLS BF H R ER SO BB IBB HBP BLK WP HR S P ERA WHIP	IP WLS BF H R ER SO BB IBB HBP BLK WP HR S P ERA WHIP	IP WLS BF H R ER SO BB IBB HBP BLK WP HR S P ERA WHIP	IP WLS BF H R ER SO BB IBB HBP BLK WP HR S P ERA WHIP		

AB	35
R	5
H	10
RBI	5
BB	4
SO	7
LOB	10



Batter	1	2	3	4	5	6	7	8	9	AB	R	H	RBI	BB	SO	LOB	BOTTOM			
25 Dexter Fowler, S OBP: 0.310, SLG: 0.427								F8		4	1	2	2	1	1	1	Cincinnati Reds @ St. Louis Cardinals Busch Stadium, St. Louis, MO Fri Apr 28 2017, 7:17 PM - 10:23 PM CDT Att: 42,722 - Overcast - 58 F			
36 Aledmys Díaz, R OBP: 0.236, SLG: 0.409								G1-3		5	0	1	0	0	0	6				
13 Matt Carpenter, L OBP: 0.357, SLG: 0.373										4	0	0	0	0	0	1				
3 Jedd Gyorko, R OBP: 0.397, SLG: 0.643										4	2	2	1	0	1	0				
55 Stephen Piscotty, R OBP: 0.361, SLG: 0.362										3	1	2	0	1	0	0				
4 Yadier Molina, R OBP: 0.329, SLG: 0.388										3	1	1	1	0	0	1				
63 Miguel Socolovich, R ERA: 1.69										0	0	0	0	0	0	0				
46 Kevin Siegrist, L ERA: 7.56										0	0	0	0	0	0	0				
26 Seungwhan Oh, R ERA: 1.46										0	0	0	0	0	0	0				
15 Randal Grichuk, R OBP: 0.302, SLG: 0.436										4	1	1	1	0	1	1				
16 Kolten Wong, L OBP: 0.370, SLG: 0.468										2	1	1	1	2	0	0				
31 Lance Lynn, S OBP: 0.111, SLG: 0.111										2	0	1	0	0	1	1				
32 Matt Adams, L OBP: 0.316, SLG: 0.303										0	0	0	1	0	0	0				
21 Brett Cecil, R ERA: 4.66										0	0	0	0	0	0	0				
41 Eric Fryer, R OBP: 0.273, SLG: 0.300										1	0	0	0	0	0	1				
Inning Stats	R: 0 E: 0 K: 1 S: 7	H: 0 LOB: 0 BB: 0 P: 11	R: 0 E: 0 K: 1 S: 13	H: 0 LOB: 0 BB: 0 P: 21	R: 3 E: 1 K: 1 S: 14	H: 3 LOB: 0 BB: 0 P: 19	R: 0 E: 0 K: 0 S: 6	H: 1 LOB: 0 BB: 0 P: 9	R: 0 E: 0 K: 0 S: 10	H: 2 LOB: 2 BB: 0 P: 14	R: 3 E: 0 K: 0 S: 12	H: 3 LOB: 3 BB: 3 P: 29	R: 1 E: 0 K: 1 S: 11	H: 2 LOB: 1 BB: 0 P: 17	R: 0 E: 0 K: 0 S: 7	H: 0 LOB: 1 BB: 1 P: 16	1B: 7 2B: 2 3B: 0 HR: 2	SF: 2 SAC: 0 DP: 1 HBP: 0	WP: 0 PB: 0 SB: 0 CS: 1	PA: 38
PITCHER	IP WLS BF H R ER SO BB IBB HBP BLK WP HR S P ERA WHIP	IP WLS BF H R ER SO BB IBB HBP BLK WP HR S P ERA WHIP	IP WLS BF H R ER SO BB IBB HBP BLK WP HR S P ERA WHIP	IP WLS BF H R ER SO BB IBB HBP BLK WP HR S P ERA WHIP	IP WLS BF H R ER SO BB IBB HBP BLK WP HR S P ERA WHIP	IP WLS BF H R ER SO BB IBB HBP BLK WP HR S P ERA WHIP	IP WLS BF H R ER SO BB IBB HBP BLK WP HR S P ERA WHIP	IP WLS BF H R ER SO BB IBB HBP BLK WP HR S P ERA WHIP	IP WLS BF H R ER SO BB IBB HBP BLK WP HR S P ERA WHIP	IP WLS BF H R ER SO BB IBB HBP BLK WP HR S P ERA WHIP	IP WLS BF H R ER SO BB IBB HBP BLK WP HR S P ERA WHIP	IP WLS BF H R ER SO BB IBB HBP BLK WP HR S P ERA WHIP	IP WLS BF H R ER SO BB IBB HBP BLK WP HR S P ERA WHIP	IP WLS BF H R ER SO BB IBB HBP BLK WP HR S P ERA WHIP	IP WLS BF H R ER SO BB IBB HBP BLK WP HR S P ERA WHIP	IP WLS BF H R ER SO BB IBB HBP BLK WP HR S P ERA WHIP	IP WLS BF H R ER SO BB IBB HBP BLK WP HR S P ERA WHIP	IP WLS BF H R ER SO BB IBB HBP BLK WP HR S P ERA WHIP		



Batter	1	2	3	4	5	6	7	8	9	AB	R	H	RBI	BB	SO	LOB	TOP										
5 Josh Harrison, R OBP: 0.385, SLG: 0.527	G4-3		22 F9	HBP			G5-3		F8	4	0	1	0	0	0	0	Pittsburgh Pirates @ Cincinnati Reds Great American Ball Park, Cincinnati, OH Wed May 03 2017, 7:11 PM - 9:59 PM EDT Att: 14,297 - Overcast - 56 F										
28 John Jaso, L OBP: 0.259, SLG: 0.275 37 Aven Hanson, S OBP: 0.259, SLG: 0.385	G3-1		P6	K			HR		K	3	0	0	0	0	1	4											
22 Andrew McCutchen, R OBP: 0.321, SLG: 0.439	P3		F9				G6-3		G1-3	5	1	1	2	0	0	1											
25 Gregory Polanco, L OBP: 0.319, SLG: 0.313	P6		55 S				CI		G3-1	2	0	0	0	1	0	0											
55 Josh Bell, S OBP: 0.340, SLG: 0.407	32 2B		P3				G3-6			3	0	1	0	1	0	3											
32 Elias Diaz, R OBP: 0.324, SLG: 0.375	2B		1B				F9		F8	4	0	1	0	0	0	1											
10 Jordy Mercer, R OBP: 0.324, SLG: 0.319	50 C6-4		BB				L9			2	0	1	0	2	0	0											
61 Gift Ngoepe, R OBP: 0.579, SLG: 0.538	K		K				61 BB		G1-3	2	0	0	0	2	2	3											
50 Jameson Taillon, R OBP: 0.100, SLG: 0.100 64 Jose Osuna, R OBP: 0.395, SLG: 0.515 57 Trevor Williams, R OBP: 0.160, SLG: 0.167 17 Phil Gosselin, R OBP: 0.160, SLG: 0.167 44 Tony Watson, L OBP: 0.160, SLG: 0.167	FC6-4		SH2-4				50 SH2-4		K	1	0	0	0	0	0	3											
Inning Stats	R: 0 E: 0 K: 0 S: 7	H: 0 LOB: 0 BB: 0 P: 9	R: 0 E: 0 K: 1 S: 15	H: 2 LOB: 3 BB: 1 P: 27	R: 0 E: 0 K: 0 S: 13	H: 1 LOB: 2 BB: 1 P: 22	R: 0 E: 0 K: 1 S: 11	H: 1 LOB: 3 BB: 1 P: 22	R: 0 E: 1 K: 0 S: 6	H: 0 LOB: 0 BB: 0 P: 11	R: 0 E: 0 K: 0 S: 9	H: 0 LOB: 1 BB: 2 P: 21	R: 2 E: 0 K: 0 S: 9	H: 1 LOB: 1 BB: 2 P: 24	R: 0 E: 0 K: 1 S: 7	H: 0 LOB: 0 BB: 0 P: 9		R: 0 E: 0 K: 1 S: 6	H: 0 LOB: 0 BB: 0 P: 9	1B: 1 2B: 3 3B: 0 HR: 1	SF: 0 SAC: 1 DP: 2 HBP: 1	WP: 0 PB: 0 SB: 1 CS: 0	PA: 39				
PITCHER	IP	WLS	BF	H	R	ER	SO	BB	IBB	HBP	BLK	WP	HR	S	P	ERA	WHIP										
54 Rookie Davis, R ERA: 7.36	5.0	W	23	4	0	0	2	3	0	1	0	0	0	52	91	0.00	1.400										
25 Cody Reed, L ERA: 6.43	2.0		10	1	2	2	0	4	0	0	0	0	1	18	45	9.00	2.500										
31 Drew Storen, R ERA: 1.29	1.0		3	0	0	0	1	0	0	0	0	0	0	7	9	0.00	0.000										
26 Raisel Iglesias, R ERA: 1.17	1.0		3	0	0	0	1	0	0	0	0	0	0	6	9	0.00	0.000										

Batter	1	2	3	4	5	6	7	8	9	AB	R	H	RBI	BB	SO	LOB	BOTTOM										
6 Billy Hamilton, S OBP: 0.265, SLG: 0.278	L4			HR			P6		K	5	1	1	3	0	2	2	Pittsburgh Pirates @ Cincinnati Reds Great American Ball Park, Cincinnati, OH Wed May 03 2017, 7:11 PM - 9:59 PM EDT Att: 14,297 - Overcast - 56 F										
2 Zack Cozart, R OBP: 0.243, SLG: 0.549	19 BB		P5	K			L7			4	1	1	0	0	1	0											
19 Joey Volto, L OBP: 0.362, SLG: 0.588	7 HR		L8				23 FC6-4		BB	2	1	1	0	2	0	0											
23 Adam Duvall, R OBP: 0.306, SLG: 0.566	F9		2B				7 G6-4-3		1B	4	0	2	0	0	0	3											
7 Eugenio Suárez, R OBP: 0.408, SLG: 0.611	1-H		K				G6-4-3		BB	3	1	1	3	1	1	3											
43 Scott Schebler, L OBP: 0.291, SLG: 0.532	K		G1-3				G4-3		P5	4	0	0	0	0	1	4											
9 José Peraza, R OBP: 0.275, SLG: 0.286			1B				G4-3			4	1	3	0	0	0	0											
39 Devin Mesoraco, R OBP: 0.357, SLG: 0.500			K				HR		P4	3	2	1	1	0	1	2											
54 Rookie Davis, R OBP: 0.400, SLG: 0.500 25 Cody Reed, L ERA: 3.31 31 Drew Storen, S ERA: 5.4 3 Patrick Kivlehan, R OBP: 0.385, SLG: 0.318 26 Raisel Iglesias, R OBP: 1.000, SLG: 2.000			K				SH2-4		K	1	0	0	0	0	1	1											
Inning Stats	R: 3 E: 0 K: 1 S: 12	H: 2 LOB: 0 BB: 1 P: 22	R: 0 E: 0 K: 3 S: 12	H: 1 LOB: 1 BB: 0 P: 16	R: 0 E: 0 K: 1 S: 10	H: 2 LOB: 2 BB: 0 P: 16	R: 3 E: 0 K: 1 S: 17	H: 2 LOB: 0 BB: 0 P: 23	R: 0 E: 0 K: 0 S: 3	H: 1 LOB: 0 BB: 0 P: 7	R: 1 E: 0 K: 1 S: 14	H: 1 LOB: 0 BB: 0 P: 20	R: 0 E: 0 K: 0 S: 11	H: 0 LOB: 2 BB: 2 P: 22	R: 0 E: 0 K: 2 S: 10	H: 1 LOB: 1 BB: 0 P: 14		1B: 5 2B: 2 3B: 0 HR: 3	SF: 0 SAC: 1 DP: 1 HBP: 1	WP: 0 PB: 0 SB: 0 CS: 0	PA: 37						
PITCHER	IP	WLS	BF	H	R	ER	SO	BB	IBB	HBP	BLK	WP	HR	S	P	ERA	WHIP										
50 Jameson Taillon, R ERA: 3.31	5.0	L	24	8	6	6	6	1	0	1	0	0	2	54	84	10.80	1.800										
57 Trevor Williams, R ERA: 5.4	2.0		9	1	1	1	1	2	0	0	0	0	1	25	42	4.50	1.500										
44 Tony Watson, L ERA: 0.87	1.0		4	1	0	0	2	0	0	0	0	0	0	10	14	0.00	1.000										



Batter	1	2	3	4	5	6	7	8	9	AB	R	H	RBI	BB	SO	LOB	TOP						
5 Josh Harrison, R OBP: 0.380, SLG: 0.516										4	0	1	0	0	1	1							
28 John Jaso, L OBP: 0.242, SLG: 0.255										4	0	0	0	0	0	1							
22 Andrew McCutchen, R OBP: 0.319, SLG: 0.431										4	0	1	0	0	1	0							
25 Gregory Polanco, L OBP: 0.316, SLG: 0.302										3	0	0	0	1	0	0							
55 Josh Bell, S OBP: 0.347, SLG: 0.424										4	1	2	0	0	1	2							
29 Francisco Cervelli, R OBP: 0.299, SLG: 0.410										4	1	2	1	0	2	1							
37 Aïen Hanson, S OBP: 0.233, SLG: 0.345										3	0	0	0	0	0	2	AB 34						
64 José Osuna, R OBP: 0.385, SLG: 0.500										1	0	0	0	0	0	1	R 2						
61 Gift Ngoepe, R OBP: 0.545, SLG: 0.563										3	0	1	1	0	1	0	H 7						
32 Elias Díaz, R OBP: 0.300, SLG: 0.333										1	0	0	0	0	1	1	RBI 2						
46 Iván Nova, R OBP: 0.154, SLG: 0.160										2	0	0	0	0	1	1	BB 1						
17 Phil Gosselin, R OBP: 0.154, SLG: 0.160										1	0	0	0	0	0	0	SO 8						
41 Daniel Hudson, R OBP: 0.291, SLG: 0.519										0	0	0	0	0	0	0	LOB 10						
Inning Stats	R: 0 E: 0 K: 2 S: 11	H: 1 LOB: 2 BB: 1 P: 18	R: 1 E: 0 K: 1 S: 13	H: 2 LOB: 1 BB: 0 P: 16	R: 0 E: 0 K: 1 S: 8	H: 0 LOB: 0 BB: 0 P: 11	R: 0 E: 0 K: 1 S: 5	H: 0 LOB: 0 BB: 0 P: 7	R: 0 E: 0 K: 0 S: 10	H: 1 LOB: 1 BB: 0 P: 15	R: 1 E: 0 K: 0 S: 14	H: 2 LOB: 1 BB: 0 P: 21	R: 0 E: 0 K: 1 S: 7	H: 0 LOB: 0 BB: 0 P: 9	R: 0 E: 0 K: 0 S: 8	H: 0 LOB: 0 BB: 0 P: 14	R: 0 E: 0 K: 2 S: 12	H: 1 LOB: 1 BB: 0 P: 17	1B: 4 2B: 3 3B: 0 HR: 0	SF: 0 SAC: 0 DP: 0 HBP: 0	WP: 0 PB: 0 SB: 0 CS: 0	PA: 35	
PITCHER	IP WLS BF H R ER SO BB IBB HBP BLK WP HR S P ERA WHIP	IP WLS BF H R ER SO BB IBB HBP BLK WP HR S P ERA WHIP	IP WLS BF H R ER SO BB IBB HBP BLK WP HR S P ERA WHIP	IP WLS BF H R ER SO BB IBB HBP BLK WP HR S P ERA WHIP	IP WLS BF H R ER SO BB IBB HBP BLK WP HR S P ERA WHIP	IP WLS BF H R ER SO BB IBB HBP BLK WP HR S P ERA WHIP	IP WLS BF H R ER SO BB IBB HBP BLK WP HR S P ERA WHIP	IP WLS BF H R ER SO BB IBB HBP BLK WP HR S P ERA WHIP	IP WLS BF H R ER SO BB IBB HBP BLK WP HR S P ERA WHIP	IP WLS BF H R ER SO BB IBB HBP BLK WP HR S P ERA WHIP	IP WLS BF H R ER SO BB IBB HBP BLK WP HR S P ERA WHIP	IP WLS BF H R ER SO BB IBB HBP BLK WP HR S P ERA WHIP	IP WLS BF H R ER SO BB IBB HBP BLK WP HR S P ERA WHIP	IP WLS BF H R ER SO BB IBB HBP BLK WP HR S P ERA WHIP	IP WLS BF H R ER SO BB IBB HBP BLK WP HR S P ERA WHIP	IP WLS BF H R ER SO BB IBB HBP BLK WP HR S P ERA WHIP	IP WLS BF H R ER SO BB IBB HBP BLK WP HR S P ERA WHIP	IP WLS BF H R ER SO BB IBB HBP BLK WP HR S P ERA WHIP	IP WLS BF H R ER SO BB IBB HBP BLK WP HR S P ERA WHIP	IP WLS BF H R ER SO BB IBB HBP BLK WP HR S P ERA WHIP	IP WLS BF H R ER SO BB IBB HBP BLK WP HR S P ERA WHIP	IP WLS BF H R ER SO BB IBB HBP BLK WP HR S P ERA WHIP	IP WLS BF H R ER SO BB IBB HBP BLK WP HR S P ERA WHIP

Pittsburgh Pirates @ Cincinnati Reds
Great American Ball Park, Cincinnati, OH
Thu May 04 2017, 1:31 PM - 4:10 PM EDT
Att. 17,896 - Rain - 54 F

AB 34
R 2
H 7
RBI 2
BB 1
SO 8
LOB 10



Batter	1	2	3	4	5	6	7	8	9	AB	R	H	RBI	BB	SO	LOB	BOTTOM						
6 Billy Hamilton, S OBP: 0.264, SLG: 0.277										4	1	1	0	0	1	2							
9 José Peraza, R OBP: 0.274, SLG: 0.284										4	1	1	0	0	0	2							
19 Joey Volto, L OBP: 0.375, SLG: 0.610										3	2	2	2	1	0	0							
23 Adam Duvall, R OBP: 0.313, SLG: 0.583										4	0	2	2	0	1	2							
7 Eugenio Suárez, R OBP: 0.402, SLG: 0.591										3	0	0	0	1	1	1							
43 Scott Schebler, L OBP: 0.290, SLG: 0.531										4	0	1	0	0	0	1							
30 Arismendy Alcántara, S OBP: 0.300, SLG: 0.459										3	0	3	0	0	0	0	AB 32						
21 Michael Lorenzen, R OBP: 0.250, SLG: 1.000										0	0	0	0	0	0	0	R 4						
3 Patrick Kivilehan, R OBP: 0.370, SLG: 0.304										1	0	0	0	0	1	1	H 11						
26 Raisel Iglesias, R OBP: 1.000, SLG: 2.000										0	0	0	0	0	0	0	RBI 4						
16 Tucker Barnhart, L OBP: 0.316, SLG: 0.314										3	0	0	0	0	0	4	BB 2						
46 Tim Adleman, R OBP: 0.167, SLG: 0.333										2	0	0	0	0	2	1	SO 6						
4 Scooter Gennett, L OBP: 0.291, SLG: 0.519										1	0	1	0	0	0	0	LOB 14						
Inning Stats	R: 0 E: 0 K: 0 S: 8	H: 0 LOB: 0 BB: 0 P: 10	R: 0 E: 0 K: 1 S: 8	H: 0 LOB: 0 BB: 0 P: 12	R: 0 E: 0 K: 2 S: 12	H: 1 LOB: 1 BB: 0 P: 13	R: 2 E: 0 K: 1 S: 18	H: 5 LOB: 2 BB: 0 P: 23	R: 2 E: 0 K: 1 S: 18	H: 3 LOB: 1 BB: 0 P: 25	R: 0 E: 0 K: 0 S: 5	H: 1 LOB: 0 BB: 0 P: 5	R: 0 E: 0 K: 0 S: 9	H: 1 LOB: 2 BB: 1 P: 18	R: 0 E: 0 K: 1 S: 7	H: 0 LOB: 1 BB: 1 P: 14	R: 0 E: 0 K: 1 S: 7	H: 0 LOB: 1 BB: 1 P: 14	1B: 7 2B: 4 3B: 1 HR: 0	SF: 0 SAC: 0 DP: 2 HBP: 0	WP: 0 PB: 0 SB: 2 CS: 1	PA: 34	
PITCHER	IP WLS BF H R ER SO BB IBB HBP BLK WP HR S P ERA WHIP	IP WLS BF H R ER SO BB IBB HBP BLK WP HR S P ERA WHIP	IP WLS BF H R ER SO BB IBB HBP BLK WP HR S P ERA WHIP	IP WLS BF H R ER SO BB IBB HBP BLK WP HR S P ERA WHIP	IP WLS BF H R ER SO BB IBB HBP BLK WP HR S P ERA WHIP	IP WLS BF H R ER SO BB IBB HBP BLK WP HR S P ERA WHIP	IP WLS BF H R ER SO BB IBB HBP BLK WP HR S P ERA WHIP	IP WLS BF H R ER SO BB IBB HBP BLK WP HR S P ERA WHIP	IP WLS BF H R ER SO BB IBB HBP BLK WP HR S P ERA WHIP	IP WLS BF H R ER SO BB IBB HBP BLK WP HR S P ERA WHIP	IP WLS BF H R ER SO BB IBB HBP BLK WP HR S P ERA WHIP	IP WLS BF H R ER SO BB IBB HBP BLK WP HR S P ERA WHIP	IP WLS BF H R ER SO BB IBB HBP BLK WP HR S P ERA WHIP	IP WLS BF H R ER SO BB IBB HBP BLK WP HR S P ERA WHIP	IP WLS BF H R ER SO BB IBB HBP BLK WP HR S P ERA WHIP	IP WLS BF H R ER SO BB IBB HBP BLK WP HR S P ERA WHIP	IP WLS BF H R ER SO BB IBB HBP BLK WP HR S P ERA WHIP	IP WLS BF H R ER SO BB IBB HBP BLK WP HR S P ERA WHIP	IP WLS BF H R ER SO BB IBB HBP BLK WP HR S P ERA WHIP	IP WLS BF H R ER SO BB IBB HBP BLK WP HR S P ERA WHIP	IP WLS BF H R ER SO BB IBB HBP BLK WP HR S P ERA WHIP	IP WLS BF H R ER SO BB IBB HBP BLK WP HR S P ERA WHIP	IP WLS BF H R ER SO BB IBB HBP BLK WP HR S P ERA WHIP

Pittsburgh Pirates @ Cincinnati Reds
Great American Ball Park, Cincinnati, OH
Thu May 04 2017, 1:31 PM - 4:10 PM EDT
Att. 17,896 - Rain - 54 F

AB 32
R 4
H 11
RBI 4
BB 2
SO 6
LOB 14



Batter	1	2	3	4	5	6	7	8	9	AB	R	H	RBI	BB	SO	LOB	TOP					
12 Joe Panik, L (1,4) OBP: 0.353, SLG: 0.388	 C FC 87 B CH 78 F FC 90 S FC 90		 B CH 82 C FC 89 X FC 91				 X CH 83		 F FC 90 B FC 88 C CU 75 X FC 88		4	0	1	0	0	1	1					
9 Brandon Belt, L (1,3) OBP: 0.366, SLG: 0.423	 B FC 88 C CU 74 S FC 90 X FC 89		 C CU 76 S CH 84 B CH 82 X FC 91				 B FC 88 C SI 89 F FC 89 D CU 76 S FC 89	 C CU 76 B FC 89 C CU 76 X SI 89		4	0	0	0	0	0	1	2					
8 Hunter Pence, R (1,9) OBP: 0.305, SLG: 0.339	 C CU 74 F SI 92 S FC 88			 S CU 76 B CU 77 B SI 89 F FC 90 X FC 91		 C SI 90 B FC 88 F FC 88 X CU 75			 B SI 88 X SI 89	4	0	1	0	0	1	1						
28 Buster Posey, R (1,2) OBP: 0.434, SLG: 0.460		 C SI 88 B FC 88 B SI 90 F SI 91 F SI 92 F SI 92 F SI 92 F SI 92	 B FC 88 C SI 91 F FC 89 X CU 77	 B FC 88 C SI 91 F FC 89 X CU 77		 S FC 88 B SI 89 X CU 76		 C CU 74 F FC 88 B SI 89 F FC 88 X CU 76	3	0	0	0	0	0	2							
21 Conor Gillaspie, L (1,5) OBP: 0.233, SLG: 0.184	 C CU 74 B FC 88 B CU 73 X CU 76		 X FC 89				 B CU 73 F FC 88 X FC 89		 B CU 74 C CU 73 B FC 88 C FC 89 X FC 88	4	0	0	0	0	0	2						
22 Christian Arroyo, R (1,6) OBP: 0.283, SLG: 0.451	 F SI 90 X CU 76				 X FC 88		 X CU 76			3	0	1	0	0	0	1						
10 Eduardo Núñez, R (1,7) OBP: 0.298, SLG: 0.336	 F FC 86 D FC 88 I FC 88 B FC 88 B FC 88 B FC 88		 D FC 88 C SI 90 X SI 89				 B SI 90 X SI 89			2	0	0	0	1	0	1						
66 Gorkys Hernández, R (1,8) OBP: 0.265, SLG: 0.263	 C SI 90 D CU 77 S CU 74						 X CU 77	 C SI 88 B SI 89 X FC 90		3	0	1	0	0	1	3						
47 Johnny Cueto, R (1,1) OBP: 0.059, SLG: 0.059			 X SI 90					 C SI 88 B SI 89 X FC 90		2	0	0	0	0	0	1						
38 Michael Morse, R (8,PH) OBP: 0.158, SLG: 0.389								 C SI 88 B SI 89 X FC 90		1	0	0	0	0	1	1						
64 Derek Law, R (8,1)										0	0	0	0	0	0	0						
Inning Stats	R: 0 E: 0 K: 2 S: 8	H: 0 LOB: 0 BB: 0 P: 11	R: 0 E: 0 K: 1 S: 13	H: 0 LOB: 2 BB: 1 P: 24	R: 0 E: 0 K: 0 S: 7	H: 0 LOB: 0 BB: 0 P: 9	R: 0 E: 0 K: 0 S: 8	H: 1 LOB: 0 BB: 0 P: 13	R: 0 E: 0 K: 0 S: 8	H: 1 LOB: 1 BB: 0 P: 9	R: 0 E: 0 K: 1 S: 12	H: 0 LOB: 0 BB: 0 P: 16	R: 0 E: 0 K: 0 S: 4	H: 0 LOB: 0 BB: 0 P: 7	R: 0 E: 0 K: 1 S: 12	H: 1 LOB: 1 BB: 0 P: 17	R: 0 E: 0 K: 0 S: 9	H: 0 LOB: 0 BB: 0 P: 13	1B: 2 2B: 2 3B: 0 HR: 0	SF: 0 SAC: 0 DP: 1 HBP: 1	WP: 0 PB: 0 SB: 0 CS: 0	PA: 32
PITCHER 37 Scott Feldman, R (1,1) ERA: 3.76	IP: 9.0 WLS: W BF: 32	H: 4 R: 0 ER: 0 SO: 5	BB: 1 IBB: 0 HBP: 1 BLK: 0	WP: 0 HR: 0 S: 81 P: 119	ERA: 0.00 WHIP: 0.556	PITCHER										IP: 9.0 WLS: W BF: 32	H: 4 R: 0 ER: 0 SO: 5	BB: 1 IBB: 0 HBP: 1 BLK: 0	WP: 0 HR: 0 S: 81 P: 119	ERA: 0.00 WHIP: 0.556		

San Francisco Giants @ Cincinnati Reds
Great American Ball Park, Cincinnati, OH
Sun May 07 2017, 4:11 PM - 6:38 PM EDT
Att: 21,142 - Sunny - 62 F

AB 30
R 0
H 4
RBI 0
BB 1
SO 5
LOB 15



Batter	1	2	3	4	5	6	7	8	9	AB	R	H	RBI	BB	SO	LOB	BOTTOM					
6 Billy Hamilton, S (1,8) OBP: 0.307, SLG: 0.360	 C FF 91 B CH 80 F FC 90 S FC 86 X FC 86	 B SI 91 C FC 86 X FC 92			 B SL 85 C SI 90 F FC 88 B FC 88 B FC 88 B FC 88		 B SI 92 S CH 82 F FC 84 B FC 84 X FC 87			3	1	1	0	1	0	0						
2 Zack Cozart, R (1,6) OBP: 0.438, SLG: 0.596	 B FF 91 B SL 84 I SAFE B FC 90 C FF 90 X FC 90	 C SL 84 X FF 94			 B FF 90 I SAFE B FC 93 C SL 85 X FC 93			 F FF 93 C SI 80 B FC 95 B FC 95 B FC 95 B FC 95 S CU 76		4	1	2	1	0	0	2						
19 Joey Volto, L (1,3) OBP: 0.396, SLG: 0.602	 F FC 87 F FC 87 X FC 92		 C SI 88 B FC 88 F FC 88 X FC 88		 X CH 84		 F FC 93 C CU 78 B FC 95 B FC 95 B FC 95 S CU 76			4	1	1	0	0	2	1						
7 Eugenio Suárez, R (1,5) OBP: 0.413, SLG: 0.613	 C SI 91 X SI 92	 C SI 84 X FC 88	 B SI 88 C FC 84 X FC 88		 B SL 83 F FC 87 S SL 89		 B FF 94 S FC 93 X CU 76			4	0	1	1	0	2	1						
43 Scott Schebler, L (1,9) OBP: 0.325, SLG: 0.562	 S CH 84 D SL 85 B FC 92 S CH 83		 C SI 84 X FC 93		 C SI 87 B SL 84 F FC 80 S CH 81		 B FF 93 H FC 93			3	1	1	1	0	2	2						
4 Scooter Gennett, L (1,7) OBP: 0.311, SLG: 0.508	 B FC 89 B FC 88 X CH 83		 F FC 93 C FC 87 S FC 92		 B CH 80 X SL 86		 B FF 93 C FC 92 C FC 94 S FC 94			3	0	1	1	0	1	0						
23 Adam Duvall, R (8,7)	 F FC 92 F FC 92 S FC 87		 C SI 84 X FC 88		 F FC 93 C FC 87 S FC 92		 B FF 91 X SL 83			1	0	0	0	0	1	2						
9 José Peraza, R (1,4) OBP: 0.272, SLG: 0.298	 F FC 92 F FC 92 S FC 87		 C SI 81 B FC 87 X FC 87		 B CH 80 X SL 86					3	0	0	0	0	1	2						
16 Tucker Barnhart, L (1,2) OBP: 0.304, SLG: 0.301		 C CH 81 X SL 82		 F SI 86 B FC 87 S FC 87		 S CH 80 B SI 90 X SL 86				3	0	0	0	0	1	0						
37 Scott Feldman, L (1,1)		 X FF 90		 S SL 86 B SL 85 S CH 82		 B CH 81 F FC 88 B SI 88 F FC 88 S CH 83				3	0	0	0	0	2	0						
Inning Stats	R: 2 E: 1 K: 2 S: 19	H: 3 LOB: 2 BB: 0 P: 29	R: 0 E: 0 K: 0 S: 8	H: 1 LOB: 1 BB: 0 P: 10	R: 1 E: 0 K: 3 S: 10	H: 1 LOB: 0 BB: 0 P: 17	R: 0 E: 0 K: 2 S: 10	H: 0 LOB: 0 BB: 0 P: 14	R: 1 E: 0 K: 1 S: 9	H: 1 LOB: 0 BB: 1 P: 16	R: 0 E: 0 K: 1 S: 5	H: 0 LOB: 0 BB: 0 P: 8	R: 0 E: 0 K: 1 S: 12	H: 0 LOB: 0 BB: 0 P: 18	R: 0 E: 0 K: 2 S: 13	H: 1 LOB: 2 BB: 0 P: 22	R: 0 E: 0 K: 0 S: 9	H: 0 LOB: 0 BB: 0 P: 13	1B: 4 2B: 0 3B: 1 HR: 2	SF: 0 SAC: 0 DP: 0 HBP: 1	WP: 0 PB: 0 SB: 0 CS: 1	PA: 33
PITCHER 47 Johnny Cueto, R (1,1) ERA: 4.5	IP: 7.0 WLS: L BF: 28	H: 6 R: 4 ER: 2 SO: 10	BB: 1 IBB: 0 HBP: 0 BLK: 0	WP: 0 HR: 2 S: 73 P: 112	ERA: 2.57 WHIP: 1.000	PITCHER										IP: 7.0 WLS: L BF: 28	H: 6 R: 4 ER: 2 SO: 10	BB: 1 IBB: 0 HBP: 0 BLK: 0	WP: 0 HR: 2 S: 73 P: 112	ERA: 2.57 WHIP: 1.000		
64 Derek Law, R (8,1) ERA: 2.57	IP: 1.0 WLS: L BF: 5	H: 1 R: 0 ER: 0 SO: 2	BB: 0 IBB: 0 HBP: 1 BLK: 0	WP: 0 HR: 0 S: 13 P: 22	ERA: 0.00 WHIP: 1.000	PITCHER										IP: 1.0 WLS: L BF: 5	H: 1 R: 0 ER: 0 SO: 2	BB: 0 IBB: 0 HBP: 1 BLK: 0	WP: 0 HR: 0 S: 13 P: 22	ERA: 0.00 WHIP: 1.000		

San Francisco Giants @ Cincinnati Reds
Great American Ball Park, Cincinnati, OH
Sun May 07 2017, 4:11 PM - 6:38 PM EDT
Att: 21,142 - Sunny - 62 F

AB 31
R 4
H 7
RBI 4
BB 1
SO 12
LOB 10



Batter	1	2	3	4	5	6	7	8	9	AB	R	H	RBI	BB	SO	LOB	TOP
11 Brett Gardner, L (1,7) OBP: 0.358, SLG: 0.481	E1 22 BB 31 1B	G1-3	K	K	G3-1	G3-1	G3-1	HR	G1-3	5	2	1	2	1	1	1	New York Yankees @ Cincinnati Reds Great American Ball Park, Cincinnati, OH Mon May 08 2017, 7:11 PM - 10:39 PM EDT Att: 25,960 - Clear - 68 F livebaseballscorecards.com
31 Aaron Hicks, S (1,9) OBP: 0.482, SLG: 0.644	22 BB 1B	1B	1B	1B	G3-1	HBP	G3-1	G1-3	G1-3	5	2	2	1	0	0	1	
17 Matt Holliday, R (1,3) 29 Tyler Clippard, R (8,1) 27 Austin Romine, R (9,PH) OBP: 0.310, SLG: 0.400	K	G4-3	K	K	SF7	HBP	HBP	HR	F8	4	3	2	1	1	1	3	
22 Jacoby Ellsbury, L (1,8) OBP: 0.377, SLG: 0.441	24 1B 1B	BB	BB	BB	SF7	1B	L8	G5-3	BB	2	1	1	0	3	0	2	
24 Gary Sánchez, R (1,2) OBP: 0.410, SLG: 0.375	18 1B	1B	BB	BB	1B	1B	HBP	G5-3	1B	3	0	3	2	1	0	0	
18 Didi Gregorius, L (1,6) OBP: 0.286, SLG: 0.318	12 G6-4-3 1B	1B	F8-6-4	BB	SF7	1B	L5	G5-3	1B	4	0	1	2	0	0	7	
12 Chase Headley, S (1,5) 48 Chris Carter, R (8,PH) OBP: 0.279, SLG: 0.315	G6-4-3	G6-4-3	G3-1	G3-1	L9	L9	L5	G5-3	G5-3	3	0	0	1	0	0	5	
39 Tommy Layne, L (9,1) OBP: 0.325, SLG: 0.418	19 SH3-4 1B	1B	1B	K	L9	L9	HBP	FC6-4	BB	0	0	0	0	0	0	0	
14 Starlin Castro, R (8,PH) OBP: 0.397, SLG: 0.545	SH3-4	SH3-4	K	K	F7	K	F7	FC6-4	G6-3	5	1	2	1	0	1	3	
Inning Stats	R: 3 H: 3 E: 1 K: 14 S: 14	H: 3 R: 1 ER: 0 LOB: 1 BB: 1 P: 26	H: 2 R: 0 ER: 0 LOB: 1 BB: 0 P: 13	H: 0 R: 0 ER: 0 LOB: 0 BB: 2 P: 25	H: 0 R: 0 ER: 0 LOB: 0 BB: 0 P: 12	H: 3 R: 1 ER: 1 LOB: 2 BB: 0 P: 27	H: 0 R: 0 ER: 0 LOB: 0 BB: 0 P: 11	H: 1 R: 2 ER: 0 LOB: 2 BB: 1 P: 31	H: 4 R: 3 ER: 0 LOB: 3 BB: 2 P: 37	H: 0 R: 0 ER: 0 LOB: 1 BB: 1 P: 11	1B: 11 RBI: 11 SF: 1 2B: 1 3B: 0 HR: 2	SF: 1 SAC: 1 DP: 2 HBP: 3	WP: 0 PB: 0 SB: 0 CS: 0	PA: 48			
PITCHER	IP	WLS	BF	H	R	ER	SO	BB	IBB	HBP	BLK	WP	HR	S	P	ERA	WHIP
54 Rookie Davis, R (1,1) ERA: 7.58	4.1	L	22	7	5	4	4	3	0	0	0	0	0	55	91	8.31	2.308
40 Austin Brice, R (5,1) ERA: 3.77	0.2		3	1	0	0	0	0	0	0	0	0	0	9	12	0.00	1.500
36 Blake Wood, R (6,1) ERA: 2.4	1.0		3	0	0	0	1	0	0	0	0	0	0	6	11	0.00	0.000
31 Drew Storen, R (7,1) ERA: 5.4	1.0		7	1	2	2	0	1	0	3	0	0	0	16	31	18.00	2.000
48 Barrett Astin, R (8,1) ERA: 5.4	1.0		9	4	3	3	0	2	0	0	0	0	2	18	37	27.00	6.000
53 Wandy Peralta, L (9,1) ERA: 1.32	1.0		4	0	0	0	0	1	0	0	0	0	0	6	11	0.00	1.000
Batter	1	2	3	4	5	6	7	8	9	AB	R	H	RBI	BB	SO	LOB	BOTTOM
6 Billy Hamilton, S (1,8) OBP: 0.303, SLG: 0.354	19 1B	1B	K	K	F7	G3-6	G3-6	G6-3	G6-3	5	1	1	0	0	1	3	New York Yankees @ Cincinnati Reds Great American Ball Park, Cincinnati, OH Mon May 08 2017, 7:11 PM - 10:39 PM EDT Att: 25,960 - Clear - 68 F livebaseballscorecards.com
2 Zack Cozart, R (1,6) OBP: 0.440, SLG: 0.588	19 1B	1B	K	K	FC5-4	19 1B	19 HR	BB	BB	3	2	1	0	1	1	1	
19 Joey Votto, L (1,3) OBP: 0.399, SLG: 0.625	7 G5-4-3 1B	1B	L5	L5	E5	E5	HR	HR	K	4	1	2	3	0	0	1	
23 Adam Duvall, R (1,7) OBP: 0.320, SLG: 0.590	F8	F8	E3	E3	FC6-4	K	K	K	K	4	0	1	1	0	1	2	
7 Eugenio Suárez, R (1,5) OBP: 0.408, SLG: 0.600	G5-4-3	G5-4-3	43 1B	43 1B	FC6-4	FC6-4	P3	P3	L9	4	0	1	0	0	0	4	
43 Scott Schebler, L (1,9) OBP: 0.322, SLG: 0.550	K	K	K	K	G6-3	G6-3	L9	L9	L9	4	0	1	0	0	1	0	
9 José Peraza, R (1,4) OBP: 0.284, SLG: 0.288	F7	F7	F4	F4	G6-3	G6-3	L8	L8	L8	4	0	0	0	0	0	3	
16 Tucker Barnhart, L (1,2) OBP: 0.313, SLG: 0.325	2B	2B	G6-3	G6-3	K	K	K	K	FC5-4	4	0	2	0	0	1	3	
54 Rookie Davis, R (1,1) 40 Austin Brice, R (5,1) 36 Blake Wood, R (6,1) 31 Drew Storen, R (7,1) 48 Barrett Astin, R (8,1) 53 Wandy Peralta, L (9,1)	K	K	K	K	FC5-4	G3-6	G3-6	G6-3	FC5-4	1	0	0	0	0	0	1	
Inning Stats	R: 1 H: 3 E: 0 K: 0 S: 10	H: 1 R: 0 ER: 0 LOB: 0 BB: 0 P: 15	H: 1 R: 0 ER: 0 LOB: 0 BB: 0 P: 14	H: 0 R: 0 ER: 0 LOB: 0 BB: 0 P: 13	H: 2 R: 0 ER: 1 LOB: 2 BB: 0 P: 16	H: 2 R: 1 ER: 1 LOB: 2 BB: 0 P: 20	H: 0 R: 0 ER: 0 LOB: 0 BB: 0 P: 12	H: 2 R: 2 ER: 0 LOB: 0 BB: 1 P: 22	H: 0 R: 0 ER: 0 LOB: 0 BB: 0 P: 12	H: 1 R: 0 ER: 0 LOB: 0 BB: 0 P: 10	1B: 9 RBI: 9 SF: 0 2B: 1 3B: 0 HR: 1	SF: 0 SAC: 0 DP: 4 HBP: 0	WP: 0 PB: 0 SB: 0 CS: 0	PA: 37			
PITCHER	IP	WLS	BF	H	R	ER	SO	BB	IBB	HBP	BLK	WP	HR	S	P	ERA	WHIP
19 Masahiro Tanaka, R (1,1) ERA: 4.36	7.0		31	10	4	3	6	1	0	0	0	0	0	77	112	3.86	1.571
29 Tyler Clippard, R (8,1) ERA: 1.20	1.0		3	0	0	0	0	0	0	0	0	0	0	10	12	0.00	0.000
39 Tommy Layne, L (9,1) ERA: 8.22	1.0		3	1	0	0	0	0	0	0	0	0	0	6	10	0.00	1.000

Batter	1	2	3	4	5	6	7	8	9	10	11	12	13	14	15	16	17	AB	R	H	RBI	BB	SO	LOB	TOP
6 Billy Hamilton, S OBP: 0.362, SLG: 0.342	F8		K		L4			G3		F8		G3		PO	G4-3	K		7	0	0	0	1	2	5	
2 Zack Cozart, R OBP: 0.322, SLG: 0.564			G6-3		G5-3													6	0	0	0	2	2	3	
19 Joey Votto, L OBP: 0.433, SLG: 0.592					F7													8	0	2	0	0	1	1	
23 Adam Duvall, R OBP: 0.377, SLG: 0.560																		4	0	0	0	2	0	2	
40 Austin Brice, R OBP: 0.142, SLG: 0.292																		0	0	0	0	0	0	0	
32 Stuart Turner, R OBP: 0.333, SLG: 0.333																		1	0	0	0	0	1	1	
55 Robert Stephenson, R OBP: 0.333, SLG: 0.333																		1	0	1	0	0	0	0	
7 Eugenio Suárez, R OBP: 0.333, SLG: 0.560																		7	0	1	0	0	4	2	
43 Scott Schebler, L OBP: 0.328, SLG: 0.520																		7	1	3	0	1	0	4	
4 Scooter Gennett, L OBP: 0.333, SLG: 0.561																		6	1	2	1	1	1	3	
16 Tucker Barnhart, L OBP: 0.316, SLG: 0.336																		3	0	1	1	1	0	0	
37 José Mújica, L OBP: 0.333, SLG: 0.333																		2	0	0	0	0	1	1	
30 Anthony Anderson, S ERA: 4.15																		0	0	0	0	0	0	0	
31 Wagner Contreras, R ERA: 4.76																		0	0	0	0	0	0	0	
36 Noah Wanda, R ERA: 3.33																		0	0	0	0	0	0	0	
30 Andrew Miller, R ERA: 3.33																		0	0	0	0	0	0	0	
31 Drew Storen, S ERA: 2.16																		0	0	0	0	0	0	0	
Inning Stats	R: 0 H: 1 E: 0 K: 0 S: 9	H: 1 LOB: 1 BB: 1 P: 16	R: 2 H: 2 E: 0 K: 1 S: 16	H: 2 LOB: 0 BB: 0 P: 22	R: 0 H: 0 E: 0 K: 1 S: 9	H: 1 LOB: 1 BB: 0 P: 16	R: 0 H: 1 E: 0 K: 1 S: 12	H: 1 LOB: 1 BB: 0 P: 19	R: 0 H: 0 E: 0 K: 1 S: 6	H: 0 LOB: 0 BB: 1 P: 8	R: 0 H: 0 E: 0 K: 1 S: 10	H: 0 LOB: 0 BB: 0 P: 13	R: 0 H: 0 E: 0 K: 2 S: 9	H: 1 LOB: 1 BB: 0 P: 17	R: 0 H: 0 E: 0 K: 0 S: 8	H: 2 LOB: 1 BB: 0 P: 12	R: 0 H: 1 E: 0 K: 1 S: 10	H: 1 LOB: 3 BB: 1 P: 20	R: 0 H: 1 E: 0 K: 1 S: 12	H: 1 LOB: 0 BB: 0 P: 18	1B: 9 2B: 2 3B: 1 HR: 0	SF: 1 SAC: 2 DP: 2 HBP: 2	WP: 2 PB: 0 SB: 1 CS: 0	PA: 70	
PITCHER	IP WLS BF H R ER SO BB IBB HBP BLK WP HR S P ERA WHIP	47 Johnny Cueto, R ERA: 4.15	64 Derek Law, R ERA: 4.76	48 Steven Okert, L ERA: 4.76	60 Hunter Strickland, R ERA: 1.42	61 Josh Oishi, L ERA: 1.69	PITCHER	IP WLS BF H R ER SO BB IBB HBP BLK WP HR S P ERA WHIP	70 George Kontos, R ERA: 4.95	57 Bryan Morris, R ERA: 6.14	62 Cory Gearrin, R ERA: 1.23														

Cincinnati Reds @ San Francisco Giants
AT&T Park, San Francisco, CA
Fri May 12 2017, 7:16 PM - 12:43 AM PDT
Att: 41,325 - Partly Cloudy - 56 F

AB 56
R 2
H 11
RBI 2
BB 8
SO 13
LOB 25



Batter	1	2	3	4	5	6	7	8	9	10	11	12	13	14	15	16	17	AB	R	H	RBI	BB	SO	LOB	BOTTOM	
2 Denard Span, L OBP: 0.308, SLG: 0.482																		7	1	3	2	0	1	1		
9 Brandon Belt, L OBP: 0.348, SLG: 0.411																		7	0	1	0	0	2	3		
22 Christian Arroyo, R OBP: 0.285, SLG: 0.369																		6	0	1	0	1	1	0		
28 Buster Posey, R OBP: 0.433, SLG: 0.566																		7	1	2	1	0	1	1		
35 Brandon Crawford, L OBP: 0.276, SLG: 0.419																		6	0	1	0	0	2	2		
12 Joe Panik, L OBP: 0.331, SLG: 0.360																		6	0	1	0	0	0	2		
10 Eduardo Núñez, R OBP: 0.275, SLG: 0.306																		5	1	1	0	0	0	1		
57 Bryan Morris, L ERA: 13.1																		0	0	0	0	0	0	0		
8 Hunter Pence, R OBP: 0.309, SLG: 0.288																		1	0	0	0	0	0	0		
62 Cory Gearrin, R ERA: 1.23																		0	0	0	0	0	0	0		
39 Justin Ruggiano, R OBP: 0.353, SLG: 0.286																		6	0	2	0	0	0	0		
47 Johnny Cueto, R ERA: 4.15																		0	0	0	0	0	0	0		
31 Wagner Contreras, R ERA: 4.76																		0	0	0	0	0	0	0		
36 Noah Wanda, R ERA: 3.33																		0	0	0	0	0	0	0		
30 Andrew Miller, R ERA: 3.33																		0	0	0	0	0	0	0		
31 Drew Storen, S ERA: 2.16																		0	0	0	0	0	0	0		
Inning Stats	R: 1 H: 7 E: 0 K: 12 S: 12	H: 1 LOB: 0 BB: 0 P: 16	R: 0 H: 0 E: 0 K: 1 S: 8	H: 0 LOB: 0 BB: 0 P: 11	R: 0 H: 1 E: 0 K: 0 S: 9	H: 2 LOB: 1 BB: 0 P: 16	R: 1 H: 3 E: 0 K: 0 S: 7	H: 3 LOB: 1 BB: 0 P: 11	R: 0 H: 0 E: 0 K: 0 S: 8	H: 0 LOB: 0 BB: 1 P: 14	R: 0 H: 1 E: 0 K: 1 S: 9	H: 1 LOB: 1 BB: 0 P: 12	R: 0 H: 1 E: 0 K: 0 S: 10	H: 0 LOB: 0 BB: 0 P: 13	R: 0 H: 0 E: 0 K: 2 S: 8	H: 0 LOB: 0 BB: 0 P: 14	R: 0 H: 0 E: 0 K: 0 S: 10	H: 0 LOB: 0 BB: 0 P: 14	R: 0 H: 1 E: 0 K: 2 S: 11	H: 1 LOB: 1 BB: 0 P: 17	R: 1 H: 1 E: 0 K: 0 S: 3	H: 1 LOB: 0 BB: 0 P: 6	1B: 8 2B: 2 3B: 0 HR: 2	SF: 0 SAC: 2 DP: 1 HBP: 0	WP: 0 PB: 0 SB: 0 CS: 1	PA: 58
PITCHER	IP WLS BF H R ER SO BB IBB HBP BLK WP HR S P ERA WHIP	37 Scott Feldman, R ERA: 3.09	53 Wandy Peralta, L ERA: 1.50	21 Michael Lorenzen, R ERA: 3.33	36 Blake Wood, R ERA: 3.33	31 Drew Storen, S ERA: 2.16	PITCHER	IP WLS BF H R ER SO BB IBB HBP BLK WP HR S P ERA WHIP	40 Austin Brice, R ERA: 3.09	55 Robert Stephenson, R ERA: 7.36																

Cincinnati Reds @ San Francisco Giants
AT&T Park, San Francisco, CA
Fri May 12 2017, 7:16 PM - 12:43 AM PDT
Att: 41,325 - Partly Cloudy - 56 F

AB 55
R 3
H 12
RBI 3
BB 1
SO 9
LOB 10



Batter	1	2	3	4	5	6	7	8	9	AB	R	H	RBI	BB	SO	LOB	TOP					
6 Billy Hamilton, S OBP: 0.310, SLG: 0.348	L7	FC6-4		L9			19 HR		G5-3	5	1	2	0	0	0	1						
2 Zack Cozart, R OBP: 0.431, SLG: 0.583	HR	FC6-4		F9	F9		F9			5	1	2	1	0	0	3						
19 Joey Votto, L OBP: 0.405, SLG: 0.601	FC6-4		F9				HR		F8	4	1	2	2	1	0	1						
23 Adam Duval, R OBP: 0.303, SLG: 0.521	FC6-4		F9		P3		L8		K	5	0	0	0	0	1	3						
7 Eugenio Suárez, R OBP: 0.366, SLG: 0.507	K		L6		K		K			4	0	0	0	0	3	2						
43 Scott Schebler, L OBP: 0.322, SLG: 0.522	L4		L4		G4-3		G4-3		F8	3	0	0	0	1	0	0						
9 José Peraza, R OBP: 0.285, SLG: 0.313	G4-3		G4-3		G4-3		F9		F9	4	1	2	0	0	0	0						
16 Tucker Barnhart, L OBP: 0.326, SLG: 0.388	HR		G4-3		G4-3		FC6-4			3	1	1	1	1	0	2						
61 Bronson Arroyo, R OBP: 0.065, SLG: 0.060			K		K		P2		P4	2	0	1	0	0	1	0						
4 Scooter Conrad, L OBP: 0.000, SLG: 0.000										1	0	0	0	0	0	1						
36 Blake Wood, R OBP: 0.000, SLG: 0.000										0	0	0	0	0	0	0						
55 Robert Stephenson, R OBP: 0.000, SLG: 0.000										0	0	0	0	0	0	0						
3 Patrick Kivhan, R OBP: 0.000, SLG: 0.000										1	0	0	0	0	0	1						
21 Michael Lorenzen, R OBP: 0.000, SLG: 0.000										0	0	0	0	0	0	0						
Inning Stats	R: 1 E: 0 K: 1 S: 10	H: 2 LOB: 1 BB: 0 P: 15	R: 1 E: 0 K: 0 S: 21	H: 3 LOB: 2 BB: 0 P: 23	R: 0 E: 0 K: 0 S: 8	H: 0 LOB: 0 BB: 0 P: 16	R: 1 E: 0 K: 1 S: 10	H: 1 LOB: 1 BB: 1 P: 19	R: 0 E: 0 K: 0 S: 11	H: 0 LOB: 1 BB: 1 P: 20	R: 0 E: 0 K: 1 S: 13	H: 1 LOB: 0 BB: 0 P: 21	R: 2 E: 0 K: 1 S: 13	H: 2 LOB: 0 BB: 0 P: 17	R: 0 E: 0 K: 0 S: 7	H: 0 LOB: 1 BB: 0 P: 16	R: 0 E: 0 K: 1 S: 13	H: 1 LOB: 1 BB: 0 P: 21	1B: 6 2B: 1 3B: 0 HR: 3	SF: 0 SAC: 0 DP: 0 HBP: 0	WP: 1 PB: 0 SB: 0 CS: 1	PA: 40
PITCHER	IP WLS BF H R ER SO BB IBB HBP BLK WP HR S P ERA WHIP																					
41 John Lackey, R ERA: 4.37	5.1 W 25 7 3 3 3 2 0 0 0 0 1 2 67 104 5.06 1.688																					
56 Héctor Rondón, R ERA: 3.14	0.2 H 2 0 0 0 0 0 0 0 0 0 0 6 10 0.00 0.000																					
19 Koji Uehara, R ERA: 0.68	1.0 5 2 2 2 1 0 0 0 0 0 1 13 17 18.00 2.000																					
6 Carl Edwards Jr., R ERA: 1.1	1.0 H 4 0 0 0 0 1 0 0 0 0 0 7 16 0.00 1.000																					
71 Wade Davis, R ERA:	1.0 4 1 0 0 1 0 0 0 0 0 0 0 13 21 0.00 1.000																					

Cincinnati Reds @ Chicago Cubs
Wrigley Field, Chicago, IL
Tue May 16 2017, 7:10 PM - 10:16 PM CDT
Att: 40,653 - Partly Cloudy - 87 F

AB	37
R	5
H	10
RBI	4
BB	3
SO	5
LOB	14



Batter	1	2	3	4	5	6	7	8	9	AB	R	H	RBI	BB	SO	LOB	BOTTOM			
12 Kyle Schwarber, L OBP: 0.315, SLG: 0.367	G3-1	HR		P5			17 2B		G6-3	5	2	2	1	0	0	0				
71 Wade Davis, R										0	0	0	0	0	0	0				
17 Kris Bryant, R OBP: 0.407, SLG: 0.553	44 1B	7 1B		F8			8 BB		G6-3	4	1	2	1	1	0	0				
44 Anthony Rizzo, L OBP: 0.358, SLG: 0.407	7 1B	40 2B		F9			8 BB		HR	4	2	2	1	1	0	1				
8 Ian Happ, S OBP: 0.538, SLG: 1.100	40 2B	7 1B		K			7 4-6-3		K2-3	3	2	1	2	2	2	1				
7 Jeimer Candelario, S OBP: 0.182, SLG: 0.190	40 2B	1-2 2-3 3-H		L4			G4-6-3			4	0	2	1	0	0	3				
27 Addison Russell, R OBP: 0.293, SLG: 0.372	F4			G5-3			2B		HR	4	1	1	1	0	0	4				
40 Wilson Contreras, R OBP: 0.300, SLG: 0.409				G6-3			G6-3		K	4	0	2	2	0	1	1				
41 John Lackey, R ERA: 4.37				FC6-4			12 1B		L8	2	0	0	0	0	0	3				
56 Héctor Rondón, R ERA: 4.08				K			17 2B		G6-3	0	0	0	0	0	0	0				
2 Tommy La Stella, L OBP: 0.000, SLG: 0.000										1	1	1	0	0	0	0				
19 Koji Uehara, R ERA: 0.68										0	0	0	0	0	0	0				
30 Jon Jay, L OBP: 0.000, SLG: 0.000										1	0	0	0	0	0	0				
6 Carl Edwards Jr., R ERA: 1.1										0	0	0	0	0	0	0				
5 Albert Almora Jr., R OBP: 0.319, SLG: 0.360										0	0	0	0	0	0	0				
9 Javier Báez, R OBP: 0.264, SLG: 0.430	F8			P5			K		G6-3	4	0	0	0	0	1	1				
Inning Stats	R: 3 E: 0 K: 0 S: 17	H: 3 LOB: 2 BB: 2 P: 28	R: 1 E: 0 K: 1 S: 10	H: 2 LOB: 1 BB: 0 P: 16	R: 0 E: 0 K: 0 S: 15	H: 1 LOB: 1 BB: 0 P: 23	R: 0 E: 0 K: 0 S: 5	H: 0 LOB: 0 BB: 0 P: 8	R: 1 E: 0 K: 0 S: 10	H: 2 LOB: 1 BB: 0 P: 13	R: 2 E: 0 K: 1 S: 16	H: 3 LOB: 2 BB: 2 P: 31	R: 1 E: 0 K: 1 S: 8	H: 1 LOB: 0 BB: 0 P: 11	R: 1 E: 0 K: 1 S: 8	H: 1 LOB: 0 BB: 0 P: 11	1B: 6 2B: 3 3B: 0 HR: 4	SF: 0 SAC: 0 DP: 1 HBP: 0	WP: 0 PB: 0 SB: 0 CS: 0	PA: 40
PITCHER	IP WLS BF H R ER SO BB IBB HBP BLK WP HR S P ERA WHIP																			
61 Bronson Arroyo, R ERA: 6.31	5.0 L 25 6 3 2 5 1 2 0 0 0 0 0 2 57 88 9.00 2.000																			
36 Blake Wood, R ERA: 4.08	0.1 6 3 2 2 1 1 1 0 0 0 0 0 13 27 54.00 12.000																			
55 Robert Stephenson, R ERA: 7.2	1.2 5 1 1 1 1 0 0 0 0 0 0 1 11 15 5.40 0.600																			
21 Michael Lorenzen, R ERA: 3.8	1.0 4 1 1 1 1 0 0 0 0 0 0 1 8 11 9.00 1.000																			

Cincinnati Reds @ Chicago Cubs
Wrigley Field, Chicago, IL
Tue May 16 2017, 7:10 PM - 10:16 PM CDT
Att: 40,653 - Partly Cloudy - 87 F

AB	36
R	9
H	13
RBI	9
BB	4
SO	4
LOB	14



Batter	1	2	3	4	5	6	7	8	9	AB	R	H	RBI	BB	SO	LOB	TOP						
6 Billy Hamilton, S (1.8) OBP: 0.309, SLG: 0.352	G6-3		G4-3		L6		G4-3		1B	5	2	2	1	0	0	1	Cincinnati Reds @ Chicago Cubs Wrigley Field, Chicago, IL Thu May 18 2017, 1:22 PM - 4:24 PM CDT Att: 36,023 - Sunny - 77 F						
2 Zack Cozart, R (1.6) OBP: 0.435, SLG: 0.600	F8		1B			K	G4-3		1B	5	0	2	1	0	1	1							
19 Joey Votto, L (1.3) OBP: 0.410, SLG: 0.590	2B		G5-3			BB				3	0	1	0	1	1	2							
23 Adam Duvali, R (1.7) OBP: 0.311, SLG: 0.520	G2-3				F9				SF7	4	0	2	2	0	0	1							
7 Eugenio Suárez, R (1.5) OBP: 0.364, SLG: 0.510					K				K	5	0	2	0	0	3	4							
43 Scott Schreiber, L (1.9) OBP: 0.212, SLG: 0.250																							
42 Robert Stephenson, R (6.1) OBP: 0.333, SLG: 0.333																							
4 Scooter Gennett, L (7.7) OBP: 0.372, SLG: 0.534																							
21 Michael Lorenzen, R (7.1) OBP: 0.226, SLG: 0.280																							
31 Drew Storen, S (8.1) OBP: 0.179, SLG: 0.289																							
9 José Peraza, R (1.4) OBP: 0.283, SLG: 0.309	L5								G6-3	4	1	1	0	0	0	1							
16 Tucker Barnhart, L (1.2) OBP: 0.320, SLG: 0.376										4	1	1	0	0	2	1							
50 Amir Garrett, R (1.1)										1	0	0	0	0	0	0							
3 Patrick Kivshen, R (6.7) OBP: 0.333, SLG: 0.429										1	0	0	0	0	0	1							
36 Blake Wood, R (5.1)										0	0	0	0	0	0	0							
30 Arismendy Alcántara, S (6.9)										2	1	1	1	0	0	0							
Inning Stats	R: 0 E: 0 K: 0 S: 6	H: 1 LOB: 1 BB: 0 P: 9	R: 0 E: 0 K: 1 S: 9	H: 1 LOB: 1 BB: 0 P: 13	R: 0 E: 0 K: 1 S: 9	H: 1 LOB: 1 BB: 0 P: 11	R: 0 E: 0 K: 1 S: 8	H: 0 LOB: 0 BB: 0 P: 10	R: 0 E: 0 K: 3 S: 14	H: 1 LOB: 2 BB: 1 P: 24	R: 4 E: 0 K: 1 S: 23	H: 6 LOB: 2 BB: 0 P: 36	R: 0 E: 0 K: 1 S: 7	H: 0 LOB: 0 BB: 0 P: 12	R: 1 E: 0 K: 2 S: 18	H: 2 LOB: 2 BB: 0 P: 25	1B: 9 2B: 3 3B: 0 HR: 0	SF: 1 SAC: 0 DP: 0 HBP: 1	WP: 0 PB: 1 SB: 0 CS: 0	PA: 42			
PITCHER	IP WLS BF H R ER SO BB IBB HBP BLK WP HR S P ERA WHIP	IP WLS BF H R ER SO BB IBB HBP BLK WP HR S P ERA WHIP	IP WLS BF H R ER SO BB IBB HBP BLK WP HR S P ERA WHIP	IP WLS BF H R ER SO BB IBB HBP BLK WP HR S P ERA WHIP	IP WLS BF H R ER SO BB IBB HBP BLK WP HR S P ERA WHIP	IP WLS BF H R ER SO BB IBB HBP BLK WP HR S P ERA WHIP	IP WLS BF H R ER SO BB IBB HBP BLK WP HR S P ERA WHIP	IP WLS BF H R ER SO BB IBB HBP BLK WP HR S P ERA WHIP	IP WLS BF H R ER SO BB IBB HBP BLK WP HR S P ERA WHIP	IP WLS BF H R ER SO BB IBB HBP BLK WP HR S P ERA WHIP	IP WLS BF H R ER SO BB IBB HBP BLK WP HR S P ERA WHIP	IP WLS BF H R ER SO BB IBB HBP BLK WP HR S P ERA WHIP	IP WLS BF H R ER SO BB IBB HBP BLK WP HR S P ERA WHIP	IP WLS BF H R ER SO BB IBB HBP BLK WP HR S P ERA WHIP	IP WLS BF H R ER SO BB IBB HBP BLK WP HR S P ERA WHIP	IP WLS BF H R ER SO BB IBB HBP BLK WP HR S P ERA WHIP	IP WLS BF H R ER SO BB IBB HBP BLK WP HR S P ERA WHIP						
34 Jon Lester, L (1.1) ERA: 3.57	6.0	W	27	7	3	3	5	1	0	0	0	0	0	0	0	0	0	0	0	63	96	4.50	1.333
56 Héctor Rondón, R (7.1) ERA: 3.52	1.0		6	3	1	1	1	0	0	0	0	0	0	0	0	0	0	0	0	15	22	9.00	3.000
32 Brian Duensing, L (8.1) ERA: 4.24	1.0	S	3	0	0	0	2	0	0	0	0	0	0	0	0	0	0	0	0	15	27	9.00	2.000
19 Koji Uehara, R (9.1) ERA: 3.45	1.0	S	3	0	0	0	2	0	0	0	0	0	0	0	0	0	0	0	0	10	10	0.00	0.000

AB	39
R	5
H	12
RBI	5
BB	1
SO	9
LOB	19



Batter	1	2	3	4	5	6	7	8	9	AB	R	H	RBI	BB	SO	LOB	BOTTOM							
18 Ben Zobrist, S (1.9) OBP: 0.346, SLG: 0.387	F8									4	0	2	1	0	1	0	Cincinnati Reds @ Chicago Cubs Wrigley Field, Chicago, IL Thu May 18 2017, 1:22 PM - 4:24 PM CDT Att: 36,023 - Sunny - 77 F							
30 Jon Jay, L (7.9)										1	0	0	0	0	0	3								
17 Kris Bryant, R (1.5) OBP: 0.403, SLG: 0.554	BB									4	2	1	1	1	1	3								
44 Anthony Rizzo, L (1.3) OBP: 0.382, SLG: 0.401	1B									3	1	1	0	2	1	1								
8 Ian Happ, S (1.7) OBP: 0.500, SLG: 0.824	L9									4	1	2	0	1	1	3								
40 Wilson Contreras, R (1.2) OBP: 0.296, SLG: 0.395	BB									4	1	0	0	1	0	5								
27 Addison Russell, R (1.6) OBP: 0.285, SLG: 0.354	BB									3	2	0	1	1	2	3								
9 Javier Báez, R (1.4) OBP: 0.288, SLG: 0.470	HR									3	2	3	5	1	0	0								
34 Jon Lester, L (1.1) OBP: 0.150, SLG: 0.167	G4-3									2	0	0	1	0	0	2								
56 Héctor Rondón, R (7.1) ERA: 4.34										0	0	0	0	0	0	0								
2 Tommy La Stella, L (7.7) OBP: 0.483, SLG: 0.545										0	0	0	0	1	0	0								
32 Brian Duensing, L (8.1)										0	0	0	0	0	0	0								
19 Koji Uehara, R (9.1)										0	0	0	0	0	0	0								
5 Albert Almora Jr., R (1.8) OBP: 0.323, SLG: 0.396	L6									3	0	0	0	1	1	2								
Inning Stats	R: 5 E: 0 K: 0 S: 21	H: 2 LOB: 3 BB: 0 P: 35	R: 0 E: 0 K: 1 S: 14	H: 1 LOB: 1 BB: 0 P: 17	R: 0 E: 0 K: 1 S: 7	H: 1 LOB: 2 BB: 1 P: 10	R: 1 E: 0 K: 3 S: 13	H: 1 LOB: 0 BB: 0 P: 18	R: 3 E: 1 K: 0 S: 17	H: 2 LOB: 2 BB: 2 P: 29	R: 0 E: 0 K: 1 S: 8	H: 0 LOB: 1 BB: 1 P: 13	R: 0 E: 0 K: 1 S: 9	H: 1 LOB: 2 BB: 1 P: 19	R: 0 E: 0 K: 0 S: 8	H: 1 LOB: 1 BB: 1 P: 15	1B: 6 2B: 1 3B: 0 HR: 2	SF: 1 SAC: 0 DP: 3 HBP: 0	WP: 0 PB: 0 SB: 0 CS: 0	PA: 41				
PITCHER	IP WLS BF H R ER SO BB IBB HBP BLK WP HR S P ERA WHIP	IP WLS BF H R ER SO BB IBB HBP BLK WP HR S P ERA WHIP	IP WLS BF H R ER SO BB IBB HBP BLK WP HR S P ERA WHIP	IP WLS BF H R ER SO BB IBB HBP BLK WP HR S P ERA WHIP	IP WLS BF H R ER SO BB IBB HBP BLK WP HR S P ERA WHIP	IP WLS BF H R ER SO BB IBB HBP BLK WP HR S P ERA WHIP	IP WLS BF H R ER SO BB IBB HBP BLK WP HR S P ERA WHIP	IP WLS BF H R ER SO BB IBB HBP BLK WP HR S P ERA WHIP	IP WLS BF H R ER SO BB IBB HBP BLK WP HR S P ERA WHIP	IP WLS BF H R ER SO BB IBB HBP BLK WP HR S P ERA WHIP	IP WLS BF H R ER SO BB IBB HBP BLK WP HR S P ERA WHIP	IP WLS BF H R ER SO BB IBB HBP BLK WP HR S P ERA WHIP	IP WLS BF H R ER SO BB IBB HBP BLK WP HR S P ERA WHIP	IP WLS BF H R ER SO BB IBB HBP BLK WP HR S P ERA WHIP	IP WLS BF H R ER SO BB IBB HBP BLK WP HR S P ERA WHIP	IP WLS BF H R ER SO BB IBB HBP BLK WP HR S P ERA WHIP								
50 Amir Garrett, L (1.1) ERA: 5.18	4.0	L	21	5	6	6	3	3	1	0	0	0	0	0	0	0	0	0	0	2	55	80	13.50	2.000
36 Blake Wood, R (5.1) ERA: 4.34	1.0		8	2	3	1	0	2	0	0	0	0	0	0	0	0	0	0	0	17	29	9.00	4.000	
55 Robert Stephenson, R (6.1) ERA: 6.86	1.0		3	0	0	0	1	1	0	0	0	0	0	0	0	0	0	0	0	8	13	0.00	1.000	
21 Michael Lorenzen, R (7.1) ERA: 3.63	1.0		5	1	0	0	1	1	0	0	0	0	0	0	0	0	0	0	0	9	19	0.00	2.000	
31 Drew Storen, R (8.1) ERA: 1.93	1.0		4	1	0	0	0	1	0	0	0	0	0	0	0	0	0	0	0	8	15	0.00	2.000	

AB	31
R	9
H	9
RBI	9
BB	9
SO	7
LOB	22



Batter	1	2	3	4	5	6	7	8	9	AB	R	H	RBI	BB	SO	LOB	TOP							
19 Charlie Blackmon, L (1.8) OBP: 0.362, SLG: 0.596										5	1	2	1	0	1	0	Colorado Rockies @ Cincinnati Reds Great American Ball Park, Cincinnati, OH Sat May 20 2017, 4:11 PM - 7:42 PM EDT Att: 25,188 - Overcast - 76 F							
9 DJ LeMahieu, R (1.4) OBP: 0.360, SLG: 0.361										4	1	1	1	0	0	0								
28 Nolan Arenado, R (1.5) OBP: 0.362, SLG: 0.600										4	0	0	0	1	0	4								
12 Mark Reynolds, R (1.3) OBP: 0.407, SLG: 0.603										5	1	2	1	0	2	0								
5 Carlos González, L (1.9) OBP: 0.291, SLG: 0.322										3	2	1	0	2	0	0								
20 Ian Desmond, R (1.7) OBP: 0.325, SLG: 0.413										4	1	1	1	0	0	3								
38 Mike Dunn, L (6.1)										0	0	0	0	0	0	0								
45 Scott Oberg, R (7.1)										0	0	0	0	0	0	0								
4 Pat Valaika, R (9. PH) OBP: 0.275, SLG: 0.510										1	0	1	0	0	0	0								
2 Alexi Amarista, L (1.6) OBP: 0.360, SLG: 0.592										5	1	2	2	0	1	1								
14 Tony Wolters, L (1.2) OBP: 0.397, SLG: 0.406										2	1	0	0	2	2	0								
49 Antonio Senzateña, R (1.1) OBP: 0.158, SLG: 0.158										3	0	1	2	0	1	2								
50 Chad Qualls, R (6.1)										0	0	0	0	0	0	0								
8 Gerardo Parra, L (6.7) OBP: 0.293, SLG: 0.387										1	0	0	0	0	0	0								
Inning Stats	R: 1 E: 0 K: 1 S: 19	H: 2 LOB: 2 BB: 1 P: 28	R: 0 E: 0 K: 1 S: 8	H: 0 LOB: 0 BB: 10 P: 10	R: 0 E: 0 K: 0 S: 7	H: 0 LOB: 0 BB: 10 P: 10	R: 1 E: 0 K: 2 S: 15	H: 2 LOB: 2 BB: 1 P: 23	R: 6 E: 0 K: 0 S: 26	H: 6 LOB: 3 BB: 3 P: 42	R: 0 E: 0 K: 1 S: 7	H: 0 LOB: 0 BB: 11 P: 11	R: 0 E: 0 K: 2 S: 9	H: 0 LOB: 0 BB: 14 P: 14	R: 0 E: 0 K: 0 S: 4	H: 0 LOB: 0 BB: 4 P: 4	R: 0 E: 0 K: 0 S: 11	H: 1 LOB: 1 BB: 0 P: 16	1B: 8 2B: 3 3B: 0 HR: 0	SF: 0 SAC: 0 DP: 0 HBP: 1	WP: 0 PB: 0 SB: 1 CS: 0	PA: 43		
PITCHER	IP WLS BF H R ER SO BB IBB HBP BLK WP HR S P ERA WHIP	IP WLS BF H R ER SO BB IBB HBP BLK WP HR S P ERA WHIP	IP WLS BF H R ER SO BB IBB HBP BLK WP HR S P ERA WHIP	IP WLS BF H R ER SO BB IBB HBP BLK WP HR S P ERA WHIP	IP WLS BF H R ER SO BB IBB HBP BLK WP HR S P ERA WHIP	IP WLS BF H R ER SO BB IBB HBP BLK WP HR S P ERA WHIP	IP WLS BF H R ER SO BB IBB HBP BLK WP HR S P ERA WHIP	IP WLS BF H R ER SO BB IBB HBP BLK WP HR S P ERA WHIP	IP WLS BF H R ER SO BB IBB HBP BLK WP HR S P ERA WHIP	IP WLS BF H R ER SO BB IBB HBP BLK WP HR S P ERA WHIP	IP WLS BF H R ER SO BB IBB HBP BLK WP HR S P ERA WHIP	IP WLS BF H R ER SO BB IBB HBP BLK WP HR S P ERA WHIP	IP WLS BF H R ER SO BB IBB HBP BLK WP HR S P ERA WHIP	IP WLS BF H R ER SO BB IBB HBP BLK WP HR S P ERA WHIP	IP WLS BF H R ER SO BB IBB HBP BLK WP HR S P ERA WHIP	IP WLS BF H R ER SO BB IBB HBP BLK WP HR S P ERA WHIP	IP WLS BF H R ER SO BB IBB HBP BLK WP HR S P ERA WHIP	IP WLS BF H R ER SO BB IBB HBP BLK WP HR S P ERA WHIP	IP WLS BF H R ER SO BB IBB HBP BLK WP HR S P ERA WHIP	IP WLS BF H R ER SO BB IBB HBP BLK WP HR S P ERA WHIP	IP WLS BF H R ER SO BB IBB HBP BLK WP HR S P ERA WHIP	IP WLS BF H R ER SO BB IBB HBP BLK WP HR S P ERA WHIP	IP WLS BF H R ER SO BB IBB HBP BLK WP HR S P ERA WHIP	IP WLS BF H R ER SO BB IBB HBP BLK WP HR S P ERA WHIP

Colorado Rockies @ Cincinnati Reds
 Great American Ball Park, Cincinnati, OH
 Sat May 20 2017, 4:11 PM - 7:42 PM EDT
 Att: 25,188 - Overcast - 76 F

AB 37
 R 8
 H 11
 RBI 8
 BB 5
 SO 7
 LOB 10



Batter	1	2	3	4	5	6	7	8	9	AB	R	H	RBI	BB	SO	LOB	BOTTOM							
6 Billy Hamilton, S (1.8) OBP: 0.319, SLG: 0.358										3	0	1	0	2	0	3	Colorado Rockies @ Cincinnati Reds Great American Ball Park, Cincinnati, OH Sat May 20 2017, 4:11 PM - 7:42 PM EDT Att: 25,188 - Overcast - 76 F							
2 Zack Cozart, R (1.6) OBP: 0.342, SLG: 0.595										3	1	1	1	1	0	1								
19 Joey Votto, L (1.3) OBP: 0.414, SLG: 0.577										3	2	1	0	2	0	3								
23 Adam Duvall, R (1.7) OBP: 0.312, SLG: 0.506										4	2	1	2	0	1	3								
7 Eugenio Suárez, R (1.5) OBP: 0.380, SLG: 0.563										2	2	1	2	2	0	2								
43 Scott Schebler, L (1.9) OBP: 0.321, SLG: 0.524										4	1	2	4	0	2	1								
9 José Peraza, R (1.4) OBP: 0.203, SLG: 0.327										3	0	1	1	0	1	1								
65 Asher Wojciechowski, R (6.1)										2	0	0	0	0	1	1								
26 Raisel Iglesias, R (9.1) OBP: 1.000, SLG: 2.000										0	0	0	0	0	0	0								
39 Devin Mesoraco, R (1.2) OBP: 0.400, SLG: 0.474										4	2	2	2	1	1	3								
46 Tim Adleman, R (1.1) OBP: 0.100, SLG: 0.200										2	0	0	0	0	0	2								
31 Drew Storen, S (5.1)										0	0	0	0	0	0	0								
4 Scooter Gennett, L (6.4) OBP: 0.328, SLG: 0.519										3	2	2	0	0	1	1								
Inning Stats	R: 0 E: 0 K: 1 S: 13	H: 0 LOB: 1 BB: 1 P: 19	R: 1 E: 1 K: 1 S: 15	H: 1 LOB: 2 BB: 1 P: 26	R: 2 E: 0 K: 1 S: 15	H: 2 LOB: 2 BB: 1 P: 26	R: 0 E: 0 K: 0 S: 8	H: 1 LOB: 1 BB: 1 P: 15	R: 1 E: 0 K: 2 S: 14	H: 1 LOB: 0 BB: 0 P: 19	R: 6 E: 0 K: 0 S: 14	H: 4 LOB: 2 BB: 2 P: 26	R: 2 E: 0 K: 0 S: 12	H: 2 LOB: 2 BB: 2 P: 20	R: 0 E: 0 K: 2 S: 10	H: 1 LOB: 1 BB: 0 P: 14	1B: 9 2B: 0 3B: 0 HR: 3	SF: 3 SAC: 0 DP: 1 HBP: 1	WP: 0 PB: 0 SB: 2 CS: 0	PA: 45				
PITCHER	IP WLS BF H R ER SO BB IBB HBP BLK WP HR S P ERA WHIP	IP WLS BF H R ER SO BB IBB HBP BLK WP HR S P ERA WHIP	IP WLS BF H R ER SO BB IBB HBP BLK WP HR S P ERA WHIP	IP WLS BF H R ER SO BB IBB HBP BLK WP HR S P ERA WHIP	IP WLS BF H R ER SO BB IBB HBP BLK WP HR S P ERA WHIP	IP WLS BF H R ER SO BB IBB HBP BLK WP HR S P ERA WHIP	IP WLS BF H R ER SO BB IBB HBP BLK WP HR S P ERA WHIP	IP WLS BF H R ER SO BB IBB HBP BLK WP HR S P ERA WHIP	IP WLS BF H R ER SO BB IBB HBP BLK WP HR S P ERA WHIP	IP WLS BF H R ER SO BB IBB HBP BLK WP HR S P ERA WHIP	IP WLS BF H R ER SO BB IBB HBP BLK WP HR S P ERA WHIP	IP WLS BF H R ER SO BB IBB HBP BLK WP HR S P ERA WHIP	IP WLS BF H R ER SO BB IBB HBP BLK WP HR S P ERA WHIP	IP WLS BF H R ER SO BB IBB HBP BLK WP HR S P ERA WHIP	IP WLS BF H R ER SO BB IBB HBP BLK WP HR S P ERA WHIP	IP WLS BF H R ER SO BB IBB HBP BLK WP HR S P ERA WHIP	IP WLS BF H R ER SO BB IBB HBP BLK WP HR S P ERA WHIP	IP WLS BF H R ER SO BB IBB HBP BLK WP HR S P ERA WHIP	IP WLS BF H R ER SO BB IBB HBP BLK WP HR S P ERA WHIP	IP WLS BF H R ER SO BB IBB HBP BLK WP HR S P ERA WHIP	IP WLS BF H R ER SO BB IBB HBP BLK WP HR S P ERA WHIP	IP WLS BF H R ER SO BB IBB HBP BLK WP HR S P ERA WHIP	IP WLS BF H R ER SO BB IBB HBP BLK WP HR S P ERA WHIP	IP WLS BF H R ER SO BB IBB HBP BLK WP HR S P ERA WHIP

Colorado Rockies @ Cincinnati Reds
 Great American Ball Park, Cincinnati, OH
 Sat May 20 2017, 4:11 PM - 7:42 PM EDT
 Att: 25,188 - Overcast - 76 F

AB 33
 R 12
 H 12
 RBI 12
 BB 8
 SO 7
 LOB 21



Batter	1	2	3	4	5	6	7	8	9	AB	R	H	RBI	BB	SO	LOB	TOP					
22 Jason Kipnis, L (1.4)	F9		G4-3	K			K		F7	5	0	0	0	0	2	0						
12 Francisco Lindor, S (1.6)	HR		23 2B	G5-3			F7		L4	4	2	1	1	1	0	0						
23 Michael Brantley, L (1.7)	E1		41 1B				G6-3			4	1	1	1	1	0	0						
41 Carlos Santana, S (1.9) Bradley Zimmer, L (7.8)	G4-3		10 HR						K	3	1	1	1	0	0	1						
10 Edwin Encarnación, R (1.3)	G5-3									4	3	2	3	0	0	2						
11 José Ramírez, S (1.5)	K		F9				G4-3			4	0	0	0	0	1	2						
7 Yan Gomes, R (1.2)	G4-3		HR				K		F9	4	1	1	1	0	1	2						
99 Daniel Robertson, R (1.8) (7.9)			P5				G5-3			3	0	1	0	1	0	0						
59 Carlos Carrasco, R (1.1) 48 Boone Logan, R (7.1) 27 Bryan Shaw, S (7.1) 24 Andrew Miller, L (7.1) 37 Cody Allen, R (9.1)	B1-3			B1			B1		K	3	0	0	0	0	0	1						
Inning Stats	R: 1 E: 1 K: 0 S: 9	H: 1 LOB: 1 BB: 0 P: 15	R: 0 E: 0 K: 1 S: 11	H: 1 LOB: 1 BB: 0 P: 15	R: 5 E: 0 K: 1 S: 23	H: 4 LOB: 0 BB: 1 P: 40	R: 0 E: 0 K: 1 S: 6	H: 0 LOB: 0 BB: 0 P: 8	R: 1 E: 0 K: 0 S: 10	H: 1 LOB: 0 BB: 0 P: 21	R: 0 E: 0 K: 1 S: 8	H: 0 LOB: 0 BB: 0 P: 11	R: 0 E: 0 K: 1 S: 6	H: 0 LOB: 0 BB: 0 P: 9	R: 1 E: 0 K: 1 S: 11	H: 0 LOB: 1 BB: 2 P: 21	R: 0 E: 0 K: 1 S: 7	H: 0 LOB: 1 BB: 1 P: 13	1B: 1 2B: 1 3B: 1 HR: 4	SF: 0 SAC: 0 DP: 0 HBP: 0	WP: 1 PB: 0 SB: 0 CS: 0	PA: 40
PITCHER	IP	WLS	BF	H	R	ER	SO	BB	IBB	HBP	BLK	WP	HR	S	P	ERA	WHIP					
50 Amir Garrett, L (1.1)	5.0		24	7	7	7	2	1	0	0	0	0	4	59	99	12.60	1.600					
40 Austin Brice, R (6.1)	2.0		6	0	0	0	2	0	0	0	0	0	0	14	20	0.00	0.000					
31 Drew Storen, R (8.1)	1.0	L	6	0	1	0	1	1	0	0	0	1	0	11	21	0.00	1.000					
53 Wandy Peralta, L (9.1)	1.0		4	0	0	0	1	1	0	0	0	0	0	7	13	0.00	1.000					

Cleveland Indians @ Cincinnati Reds
Great American Ball Park, Cincinnati, OH
Tue May 23 2017, 7:11 PM - 10:26 PM EDT
Att: 26,334 - Cloudy - 75 F

AB 36
R 8
H 7
RBI 7
BB 4
SO 6
LOB 11



Batter	1	2	3	4	5	6	7	8	9	AB	R	H	RBI	BB	SO	LOB	BOTTOM					
6 Billy Hamilton, S (1.8)	F7		2 CS	K			19 1B		F8	4	1	1	1	1	1	1						
2 Zack Cozart, R (1.6)	G1-3		P6	F8			K			5	0	1	0	0	1	3						
19 Joey Volto, L (1.3)	23 2B		23 CS-4				G3			3	2	2	0	2	0	0						
23 Adam Duvall, R (1.7)			FC5-4				L8			5	1	2	2	0	1	3						
43 Scott Schebler, L (1.9) 40 Austin Brice, R (6.1) 7 Eugenio Suárez, R (7.1) 31 Drew Storen, S (8.1) 53 Wandy Peralta, L (9.1) 16 Tucker Barnhart, L (9.1)	HBP		4 G4-3				G3			1	0	0	0	0	0	0						
39 Devin Mesoraco, R (1.2)	K2-3		F7				K			5	0	0	0	0	2	5						
4 Scooter Gennett, L (1.5)			9 HBP	G4-3			K2-3			4	1	1	0	1	2	3						
9 José Peraza, R (1.4)			50 2B	F8			K2-3			3	1	1	0	0	1	2						
50 Amir Garrett, R (1.1) 30 Arismendy Alcántara, S (6.9)			50 2B	6 1B			G5-3			2	0	1	1	0	0	0						
Inning Stats	R: 1 E: 0 K: 1 S: 15	H: 2 LOB: 2 BB: 0 P: 23	R: 2 E: 0 K: 0 S: 13	H: 2 LOB: 2 BB: 2 P: 26	R: 0 E: 0 K: 0 S: 6	H: 0 LOB: 1 BB: 1 P: 10	R: 0 E: 0 K: 1 S: 7	H: 0 LOB: 0 BB: 0 P: 12	R: 0 E: 0 K: 3 S: 11	H: 1 LOB: 1 BB: 0 P: 15	R: 4 E: 0 K: 2 S: 18	H: 3 LOB: 0 BB: 1 P: 30	R: 0 E: 0 K: 1 S: 14	H: 2 LOB: 2 BB: 0 P: 21	R: 0 E: 0 K: 2 S: 13	H: 1 LOB: 2 BB: 1 P: 23	1B: 6 2B: 4 3B: 0 HR: 1	SF: 0 SAC: 0 DP: 0 HBP: 2	WP: 0 PB: 0 SB: 1 CS: 1	PA: 43		
PITCHER	IP	WLS	BF	H	R	ER	SO	BB	IBB	HBP	BLK	WP	HR	S	P	ERA	WHIP					
59 Carlos Carrasco, R (1.1)	6.1		29	4	4	4	6	4	0	2	0	0	2	2	104	5.68	1.421					
48 Boone Logan, L (7.1)	0.0		1	1	0	0	0	0	0	0	0	0	0	2	2	∞	∞					
27 Bryan Shaw, R (7.1)	0.1	B	3	2	3	3	0	0	0	0	0	0	1	9	15	81.00	6.000					
24 Andrew Miller, L (7.1)	1.1	W	5	2	0	0	2	0	0	0	0	0	0	17	25	0.00	1.500					
37 Cody Allen, R (9.1)	1.0	S	5	1	0	0	2	1	0	0	0	0	0	13	23	0.00	2.000					

Cleveland Indians @ Cincinnati Reds
Great American Ball Park, Cincinnati, OH
Tue May 23 2017, 7:11 PM - 10:26 PM EDT
Att: 26,334 - Cloudy - 75 F

AB 36
R 7
H 11
RBI 7
BB 5
SO 10
LOB 19



Batter	1	2	3	4	5	6	7	8	9	AB	R	H	RBI	BB	SO	LOB	TOP					
6 Billy Hamilton, S OBP: 0.314, SLG: 0.342										3	1	0	0	1	2	1	Cincinnati Reds @ Philadelphia Phillies Citizens Bank Park, Philadelphia, PA Fri May 26 2017, 7:11 PM - 9:41 PM EDT Att: 21,388 - Cloudy - 73 F					
2 Zack Cozart, R OBP: 0.416, SLG: 0.554										4	0	1	0	0	1	1						
19 Joey Votto, L OBP: 0.413, SLG: 0.577										4	0	0	1	0	1	1						
23 Adam Duval, R OBP: 0.314, SLG: 0.522										4	2	2	1	0	0	1						
7 Eugenio Suárez, R OBP: 0.378, SLG: 0.554										4	1	2	0	0	0	1						
43 Scott Schebler, L OBP: 0.320, SLG: 0.549										4	1	1	1	0	1	3						
9 José Peraza, R OBP: 0.290, SLG: 0.333										4	0	1	2	0	1	0						
39 Devin Mesoraco, R OBP: 0.379, SLG: 0.429										3	0	0	0	1	0	1						
46 Tim Adleman, R OBP: 0.077, SLG: 0.154										3	0	0	0	0	2	1						
3 Patrick Kivlahan, R OBP: 0.306, SLG: 0.319										1	0	0	0	0	0	0						
65 Asher Wojciechowski, R OBP: 1.000, SLG: 2.000										0	0	0	0	0	0	0						
Inning Stats	R: 2 E: 0 K: 0 S: 14	H: 1 LOB: 0 BB: 1 P: 20	R: 1 E: 0 K: 3 S: 14	H: 1 LOB: 1 BB: 23	R: 0 E: 0 K: 1 S: 12	H: 1 LOB: 1 BB: 0 P: 18	R: 0 E: 0 K: 0 S: 7	H: 0 LOB: 0 BB: 0 P: 8	R: 0 E: 0 K: 1 S: 7	H: 0 LOB: 0 BB: 0 P: 10	R: 2 E: 0 K: 0 S: 13	H: 3 LOB: 1 BB: 0 P: 18	R: 0 E: 0 K: 2 S: 8	H: 0 LOB: 0 BB: 0 P: 10	R: 0 E: 0 K: 1 S: 13	H: 1 LOB: 1 BB: 0 P: 17	R: 0 E: 0 K: 0 S: 7	H: 0 LOB: 0 BB: 0 P: 10	1B: 5 2B: 0 3B: 0 HR: 2	SF: 0 SAC: 0 DP: 0 HBP: 0	WP: 0 PB: 0 SB: 2 CS: 0	PA: 36
PITCHER	IP WLS BF H R ER SO BB IBB HBP BLK WP HR S P ERA WHIP																					
27 Aaron Nola, R ERA: 4.34	6.0 L 26 6 5 5 5 2 0 0 0 0 0 2 67 97 7.50 1.333																					
59 Mark Leiter Jr., R ERA: 3.5	2.0 7 1 0 0 3 0 0 0 0 0 0 0 21 27 0.00 0.500																					
63 Joely Rodríguez, L ERA: 6.65	1.0 3 0 0 0 0 0 0 0 0 0 0 0 7 10 0.00 0.000																					

AB	34
R	5
H	7
RBI	5
BB	2
SO	8
LOB	10



Batter	1	2	3	4	5	6	7	8	9	AB	R	H	RBI	BB	SO	LOB	BOTTOM					
37 Odúbel Herrera, L OBP: 0.275, SLG: 0.343										4	1	1	0	0	0	0	Cincinnati Reds @ Philadelphia Phillies Citizens Bank Park, Philadelphia, PA Fri May 26 2017, 7:11 PM - 9:41 PM EDT Att: 21,388 - Cloudy - 73 F					
4 Andrés Blanco, S OBP: 0.306, SLG: 0.302										2	1	1	0	2	0	0						
23 Aaron Altherr, R OBP: 0.389, SLG: 0.584										3	0	1	1	0	2	1						
19 Tommy Joseph, R OBP: 0.308, SLG: 0.454										4	0	0	0	0	0	5						
5 Michael Saunders, L OBP: 0.270, SLG: 0.392										4	0	0	1	0	0	2						
7 Maikel Franco, R OBP: 0.272, SLG: 0.362										4	0	0	0	0	1	2						
29 Cameron Rupp, R OBP: 0.344, SLG: 0.433										2	0	0	0	1	1	0						
13 Freddy Galvis, S OBP: 0.280, SLG: 0.386										3	0	0	0	0	1	1						
27 Aaron Nola, R ERA: 4.85	8.0 W 26 1 0 0 4 2 0 1 0 0 0 0 64 100 0.00 0.375																					
15 Ty Kelly, S OBP: 0.190, SLG: 0.350	0.1 4 2 2 1 0 1 0 0 0 0 0 0 7 11 27.00 9.000																					
59 Mark Leiter Jr., R ERA: 2.25	0.2 S 3 0 0 0 1 0 0 0 0 0 0 0 6 10 0.00 0.000																					
63 Joely Rodríguez, L ERA: 0.71																						
Inning Stats	R: 0 E: 0 K: 0 S: 10	H: 1 LOB: 0 BB: 0 P: 13	R: 0 E: 0 K: 1 S: 7	H: 0 LOB: 0 BB: 0 P: 11	R: 0 E: 0 K: 1 S: 8	H: 0 LOB: 0 BB: 0 P: 11	R: 0 E: 0 K: 1 S: 11	H: 0 LOB: 0 BB: 0 P: 16	R: 0 E: 0 K: 0 S: 5	H: 0 LOB: 0 BB: 0 P: 8	R: 0 E: 0 K: 0 S: 6	H: 0 LOB: 0 BB: 0 P: 10	R: 0 E: 0 K: 1 S: 5	H: 0 LOB: 0 BB: 1 P: 10	R: 0 E: 0 K: 0 S: 12	H: 0 LOB: 1 BB: 1 P: 21	R: 2 E: 1 K: 1 S: 13	H: 2 LOB: 2 BB: 1 P: 21	1B: 1 2B: 2 3B: 0 HR: 0	SF: 0 SAC: 0 DP: 2 HBP: 1	WP: 0 PB: 0 SB: 0 CS: 0	PA: 33
PITCHER	IP WLS BF H R ER SO BB IBB HBP BLK WP HR S P ERA WHIP																					
46 Tim Adleman, R ERA: 4.85	8.0 W 26 1 0 0 4 2 0 1 0 0 0 0 64 100 0.00 0.375																					
65 Asher Wojciechowski, R ERA: 2.25	0.1 4 2 2 1 0 1 0 0 0 0 0 0 7 11 27.00 9.000																					
26 Raisel Iglesias, R ERA: 0.71	0.2 S 3 0 0 0 1 0 0 0 0 0 0 0 6 10 0.00 0.000																					

AB	29
R	2
H	3
RBI	2
BB	3
SO	5
LOB	11



Batter	1	2	3	4	5	6	7	8	9	AB	R	H	RBI	BB	SO	LOB	TOP								
9 José Peraza, R OBP: 0.293, SLG: 0.335										5	1	2	0	0	0	1									
2 Zack Cozart, R OBP: 0.426, SLG: 0.580										5	0	1	0	0	1	2									
19 Joey Votto, L OBP: 0.415, SLG: 0.563										3	2	1	0	1	1	2									
23 Adam Duvali, R OBP: 0.317, SLG: 0.548										4	2	3	5	0	1	0									
7 Eugenio Suárez, R OBP: 0.367, SLG: 0.534										4	0	0	0	0	2	2									
43 Scott Schebler, L OBP: 0.312, SLG: 0.547										4	1	1	1	0	0	0									
31 Drew Storen, S										0	0	0	0	0	0	0									
26 Raisel Iglesias, R OBP: 1.000, SLG: 2.000										0	0	0	0	0	0	0									
3 Patrick Kivlehan, R OBP: 0.333, SLG: 0.458										4	2	2	2	0	0	0									
16 Tucker Barnhart, L OBP: 0.320, SLG: 0.369										4	0	1	0	0	1	0									
37 Scott Feldman, L										2	0	0	0	0	1	1									
30 Arismendy Alcántara, S										1	0	0	0	0	0	0									
36 Blake Wood, R										0	0	0	0	0	0	0									
53 Wandy Peralta, L										0	0	0	0	0	0	0									
6 Billy Hamilton, S OBP: 0.315, SLG: 0.342										1	0	1	0	0	0	0									
Inning Stats	R: 1 E: 0 K: 1 S: 14	H: 3 LOB: 0 BB: 0 P: 19	R: 1 E: 0 K: 1 S: 17	H: 2 LOB: 0 BB: 0 P: 25	R: 2 E: 0 K: 0 S: 9	H: 2 LOB: 0 BB: 0 P: 15	R: 1 E: 0 K: 0 S: 7	H: 1 LOB: 0 BB: 0 P: 14	R: 2 E: 0 K: 1 S: 12	H: 1 LOB: 0 BB: 1 P: 17	R: 0 E: 0 K: 0 S: 5	H: 0 LOB: 0 BB: 0 P: 6	R: 0 E: 0 K: 1 S: 7	H: 0 LOB: 0 BB: 0 P: 9	R: 0 E: 0 K: 2 S: 8	H: 0 LOB: 0 BB: 0 P: 11	R: 1 E: 0 K: 1 S: 14	H: 3 LOB: 1 BB: 0 P: 21	1B: 7 2B: 0 3B: 0 HR: 5	SF: 0 SAC: 0 DP: 1 HBP: 0	WP: 0 PB: 0 SB: 0 CS: 1	PA: 39			
PITCHER	IP	WLS	BF	H	R	ER	SO	BB	IBB	HBP	BLK	WP	HR	S	P	ERA	WHIP								
56 Zach Eflin, R ERA: 6.13	5.0	L	24	9	7	7	3	1	0	0	0	0	4	59	90	12.60	2.000								
57 Luis García, R ERA: 2.51	2.0		6	0	0	0	1	0	0	0	0	0	0	12	15	0.00	0.000								
46 Jeanmar Gómez, R ERA: 6.91	2.0		8	3	1	1	3	0	0	0	0	0	1	22	32	4.50	1.500								

Cincinnati Reds @ Philadelphia Phillies
Citizens Bank Park, Philadelphia, PA
Sun May 28 2017, 1:39 PM - 4:28 PM EDT
Att: 25,413 - Cloudy - 74 F

AB 37
R 8
H 12
RBI 8
BB 1
SO 7
LOB 8

Batter	1	2	3	4	5	6	7	8	9	AB	R	H	RBI	BB	SO	LOB	BOTTOM								
16 César Hernández, S OBP: 0.347, SLG: 0.421										4	0	0	0	0	0	2									
37 Odbel Herrera, L OBP: 0.264, SLG: 0.328										4	0	0	0	0	1	2									
23 Aaron Altherr, R OBP: 0.395, SLG: 0.576										3	0	2	0	0	1	1									
19 Tommy Joseph, R OBP: 0.317, SLG: 0.473										3	1	1	0	1	0	2									
5 Michael Saunders, L OBP: 0.276, SLG: 0.413										4	1	2	0	0	0	1									
7 Maikel Franco, R OBP: 0.273, SLG: 0.355										4	0	1	0	0	1	4									
34 Andrew Knapp, S OBP: 0.371, SLG: 0.509										4	1	1	3	0	1	2									
13 Freddy Galvis, S OBP: 0.286, SLG: 0.395										3	1	1	0	1	1	0									
56 Zach Eflin, R ERA: 6.13	5.0	W	21	8	4	4	4	0	0	0	0	0	0	0	0	0									
15 Ty Kelly, R ERA: 3.42	1.0	H	4	1	0	0	1	1	0	0	0	0	0	0	0	0									
57 Luis García, R ERA: 2.57	1.0	H	3	0	0	0	0	0	0	0	0	0	0	0	0	0									
4 Andrés Blanco, S ERA: 2.49	1.0	H	4	1	0	0	0	0	0	0	0	0	0	0	0	0									
46 Jeanmar Gómez, R ERA: 6.91	1.0	H	4	1	0	0	0	0	0	0	0	0	0	0	0	0									
41 Brock Stassi, L OBP: 0.277, SLG: 0.362	1.0		4	0	0	0	1	1	0	0	0	0	0	0	0	0									
Inning Stats	R: 0 E: 0 K: 0 S: 3	H: 0 LOB: 0 BB: 0 P: 7	R: 4 E: 0 K: 1 S: 21	H: 5 LOB: 1 BB: 0 P: 32	R: 0 E: 0 K: 0 S: 7	H: 1 LOB: 0 BB: 0 P: 13	R: 0 E: 0 K: 1 S: 9	H: 1 LOB: 0 BB: 0 P: 14	R: 0 E: 0 K: 2 S: 13	H: 1 LOB: 1 BB: 0 P: 18	R: 0 E: 0 K: 1 S: 7	H: 1 LOB: 0 BB: 1 P: 14	R: 0 E: 0 K: 0 S: 8	H: 0 LOB: 0 BB: 0 P: 9	R: 0 E: 0 K: 0 S: 9	H: 1 LOB: 1 BB: 0 P: 17	R: 0 E: 0 K: 1 S: 10	H: 0 LOB: 1 BB: 1 P: 17	1B: 7 2B: 2 3B: 0 HR: 1	SF: 0 SAC: 0 DP: 3 HBP: 1	WP: 0 PB: 0 SB: 0 CS: 1	PA: 37			
PITCHER	IP	WLS	BF	H	R	ER	SO	BB	IBB	HBP	BLK	WP	HR	S	P	ERA	WHIP								
37 Scott Feldman, R ERA: 4.26	5.0		21	8	4	4	4	0	0	0	0	0	0	0	0	7.20	1.600								
36 Blake Wood, R ERA: 3.42	1.0	H	4	1	0	0	1	1	0	0	0	0	0	7	14	0.00	2.000								
53 Wandy Peralta, L ERA: 2.49	1.0	H	3	0	0	0	0	0	0	0	0	0	0	8	9	0.00	0.000								
31 Drew Storen, R ERA: 2.57	1.0	H	4	1	0	0	0	0	0	0	0	0	0	9	17	0.00	1.000								
26 Raisel Iglesias, R ERA: 0.69	1.0		4	0	0	0	1	1	0	0	0	0	0	10	17	0.00	1.000								

Cincinnati Reds @ Philadelphia Phillies
Citizens Bank Park, Philadelphia, PA
Sun May 28 2017, 1:39 PM - 4:28 PM EDT
Att: 25,413 - Cloudy - 74 F

AB 33
R 4
H 10
RBI 4
BB 2
SO 6
LOB 15

Batter	1	2	3	4	5	6	7	8	9	AB	R	H	RBI	BB	SO	LOB	TOP		
6 Billy Hamilton, S (1, 8) OBP: 0.306, SLG: 0.330										5	0	0	0	0	2	4	Cincinnati Reds @ Toronto Blue Jays Rogers Centre, Toronto, ON Wed May 31 2017, 12:39 PM - 3:30 PM EDT Att.: 44,058 - Roof Closed - 68 F		
2 Zack Cozart, R (1, 6) OBP: 0.431, SLG: 0.599										4	1	1	0	1	3	4			
19 Joey Votto, L (1, 3) OBP: 0.410, SLG: 0.576										3	1	1	2	1	1	1			
23 Adam Duvali, R (1, 7) OBP: 0.312, SLG: 0.543										4	0	0	0	0	2	2			
7 Eugenio Suárez, R (1, 5) OBP: 0.365, SLG: 0.516										4	0	1	0	0	1	1			
43 Scott Schebler, L (1, 9) OBP: 0.318, SLG: 0.558										3	2	1	1	1	2	2			
4 Scooter Gennett, L (1, 10) OBP: 0.337, SLG: 0.490										3	0	0	0	1	2	2			
16 Tucker Barnhart, L (1, 2) OBP: 0.317, SLG: 0.365										4	0	1	0	0	1	2			
3 Patrick Kivshian, R (9, PR) OBP: 0.310, SLG: 0.423										0	0	0	0	0	0	0			
9 José Peraza, R (1, 4) OBP: 0.297, SLG: 0.342										4	0	2	1	0	1	1			
Inning Stats	R: 2 H: 2 E: 0 K: 2 S: 15	H: 2 LOB: 0 BB: 0 P: 21	R: 1 H: 1 E: 0 K: 0 S: 11	H: 1 LOB: 1 BB: 2 P: 22	R: 0 H: 0 E: 0 K: 0 S: 9	H: 0 LOB: 1 BB: 1 P: 15	R: 0 H: 0 E: 0 K: 2 S: 8	H: 0 LOB: 0 BB: 0 P: 10	R: 0 H: 0 E: 0 K: 3 S: 15	H: 1 LOB: 2 BB: 1 P: 22	R: 0 H: 0 E: 0 K: 1 S: 9	H: 0 LOB: 0 BB: 0 P: 15	R: 1 H: 2 E: 1 K: 3 S: 18	H: 2 LOB: 3 BB: 0 P: 24	1B: 4 2B: 1 3B: 0 HR: 2	SF: 0 SAC: 0 DP: 1 HBP: 0	WP: 0 PA: 38 PB: 0 SB: 2 CS: 0		
PITCHER	IP WLS BF H R ER SO BB IBB HBP BLK WP HR S P ERA WHIP																		
49 Mike Bolsinger, R (1, 1) ERA: 5.61	5.1	23	4	3	3	7	4	0	0	0	0	0	0	0	1	61	95	5.06	1.500
62 Aaron Loup, L (6, 1) ERA: 2.29	0.2	2	0	0	0	2	0	0	0	0	0	0	0	0	6	7	0.00	0.000	
37 Jason Grilli, R (7, 1) ERA: 6.35	1.0	W	4	1	0	1	0	0	0	0	0	0	0	0	9	12	0.00	1.000	
38 Joe Smith, R (8, 1) ERA: 3.16	1.0	H	3	0	0	2	0	0	0	0	0	0	0	11	15	0.00	0.000		
54 Roberto Osuna, R (9, 1) ERA: 3.05	1.0	S	6	2	1	1	3	0	0	0	0	0	1	18	24	9.00	2.000		

Batter	1	2	3	4	5	6	7	8	9	AB	R	H	RBI	BB	SO	LOB	BOTTOM		
29 Devon Travis, R (1, 4) OBP: 0.292, SLG: 0.449										4	1	1	2	0	2	2	Cincinnati Reds @ Toronto Blue Jays Rogers Centre, Toronto, ON Wed May 31 2017, 12:39 PM - 3:30 PM EDT Att.: 44,058 - Roof Closed - 68 F		
3 Ezequiel Carrera, L (1, 8) OBP: 0.340, SLG: 0.300										4	1	2	0	0	0	0			
19 José Bautista, R (1, 9) OBP: 0.362, SLG: 0.455										4	0	1	0	0	0	1			
8 Kendrys Morales, S (1, 3) OBP: 0.317, SLG: 0.476										3	0	0	1	0	1	1			
14 Justin Smoak, S (1, 10) OBP: 0.344, SLG: 0.541										4	0	0	0	0	0	1			
55 Russell Martin, R (1, 5) OBP: 0.387, SLG: 0.405										3	0	1	0	0	2	0			
7 Chris Coghlan, L (1, 7) OBP: 0.316, SLG: 0.294										1	0	0	0	1	1	0			
11 Kevin Pillar, R (7, PH) OBP: 0.333, SLG: 0.451										1	0	0	0	0	0	0			
17 Ryan Goins, L (1, 6) OBP: 0.287, SLG: 0.358										1	2	1	0	2	0	0			
22 Luke Maile, R (1, 2) OBP: 0.133, SLG: 0.182										3	1	1	2	0	0	3			
Inning Stats	R: 1 H: 2 E: 0 K: 0 S: 12	H: 2 LOB: 1 BB: 0 P: 20	R: 0 H: 1 E: 0 K: 1 S: 7	H: 1 LOB: 2 BB: 2 P: 18	R: 0 H: 1 E: 0 K: 0 S: 7	H: 1 LOB: 0 BB: 0 P: 14	R: 0 H: 0 E: 0 K: 2 S: 7	H: 0 LOB: 0 BB: 0 P: 12	R: 2 H: 2 E: 0 K: 1 S: 9	H: 2 LOB: 0 BB: 0 P: 16	R: 0 H: 0 E: 0 K: 1 S: 9	H: 0 LOB: 0 BB: 0 P: 15	R: 2 H: 1 E: 0 K: 0 S: 14	H: 1 LOB: 1 BB: 1 P: 22	R: 0 H: 0 E: 0 K: 1 S: 9	H: 0 LOB: 0 BB: 0 P: 17	1B: 5 2B: 0 3B: 0 HR: 2	SF: 1 SAC: 0 DP: 1 HBP: 0	WP: 1 PA: 32 PB: 0 SB: 0 CS: 0
PITCHER	IP WLS BF H R ER SO BB IBB HBP BLK WP HR S P ERA WHIP																		
46 Tim Adelman, R (1, 1) ERA: 4.89	6.0	24	6	3	3	5	2	0	0	0	0	0	0	1	51	95	4.50	1.333	
53 Wandy Peralta, L (7, 1) ERA: 3.18	1.0	L	5	1	2	2	1	0	0	0	1	1	14	22	18.00	2.000			
31 Drew Storen, R (8, 1) ERA: 2.45	1.0	3	0	0	0	1	0	0	0	0	0	0	9	17	0.00	0.000			

Batter	1	2	3	4	5	6	7	8	9	10	AB	R	H	RBI	BB	SO	LOB	TOP																		
11 Ender Inciarte, L OBP: 0.340, SLG: 0.408	G3-1		SF8		P2		4 2B		1B		4	0	2	1	0	0	0	Atlanta Braves @ Cincinnati Reds Great American Ball Park, Cincinnati, OH Fri Jun 02 2017, 7:11 PM - 10:13 PM EDT Att: 27,300 - Clear - 85 F																		
4 Brandon Phillips, R OBP: 0.333, SLG: 0.400	K		L9		F9		P3		K		5	0	0	0	0	2	3																			
22 Nick Markakis, L OBP: 0.363, SLG: 0.373	G4-3				P5		F8		G6-3		5	0	1	0	0	0	0																			
27 Matt Kemp, R OBP: 0.387, SLG: 0.614		F8			13 1B		25 1B		25 1B		5	0	3	0	0	0	1																			
18 Matt Adams, L OBP: 0.300, SLG: 0.430		L4			13 1B		F8		K		4	0	0	0	1	2	2																			
25 Tyler Flowers, R OBP: 0.463, SLG: 0.469		F7			F6				1B		4	0	2	0	0	0	2																			
13 Adonis Garcia, R OBP: 0.284, SLG: 0.353			26 SH3-4		11 SF8		F7		P6		4	1	2	0	0	0	4																			
7 Dansby Swanson, R OBP: 0.277, SLG: 0.308			26 SH3-4				G5-3		G3		4	1	2	1	0	0	0																			
26 Mike Foltyniewicz, R OBP: 0.300, SLG: 0.324							G2-3		G3		2	0	0	0	0	0	1																			
38 Aroldys Vizcaino, R OBP: 0.300, SLG: 0.348											0	0	0	0	0	0	0																			
53 Jim Johnson, R OBP: 0.277, SLG: 0.308											1	0	0	0	0	0	0																			
52 José Ramirez, R OBP: 0.308, SLG: 0.430											0	0	0	0	0	0	0																			
Inning Stats	R: 0 E: 0 K: 1 S: 10	H: 0 LOB: 0 BB: 0 P: 11	R: 0 E: 0 K: 0 S: 5	H: 0 LOB: 0 BB: 0 P: 9	R: 1 E: 0 K: 0 S: 11	H: 2 LOB: 1 BB: 0 P: 14	R: 0 E: 0 K: 0 S: 9	H: 2 LOB: 2 BB: 1 P: 17	R: 1 E: 0 K: 1 S: 13	H: 1 LOB: 0 BB: 0 P: 22	R: 0 E: 0 K: 0 S: 12	H: 2 LOB: 2 BB: 0 P: 20	R: 0 E: 0 K: 0 S: 7	H: 1 LOB: 1 BB: 0 P: 11	R: 0 E: 0 K: 1 S: 10	H: 1 LOB: 0 BB: 0 P: 11	R: 0 E: 0 K: 1 S: 7	H: 1 LOB: 0 BB: 0 P: 11	1B: 9 2B: 2 3B: 0 HR: 1	SF: 1 DP: 1 HBP: 0	WP: 0 PB: 0 SB: 1 CS: 0	PA: 41														
PITCHER	IP 6.0	WLS 7	BF 25	H 7	R 2	ER 2	SO 2	BB 0	IBB 0	HBP 0	BLK 0	WP 0	HR 1	S 60	P 93	ERA 3.00	WHIP 1.167	PITCHER	IP 1.0	WLS 3	BF 3	H 1	R 0	ER 0	SO 1	BB 0	IBB 0	HBP 0	BLK 0	WP 0	HR 0	S 7	P 11	ERA 0.00	WHIP 1.000	
61 Bronson Arroyo, R ERA: 6.24																		26 Raisel Iglesias, R ERA: 0.66																		
40 Austin Brice, R ERA: 1.8																																				
53 Wandy Peralta, L ERA: 3.09																																				
36 Blake Wood, R ERA: 3.96																																				
31 Drew Storen, R ERA: 2.35																																				

Batter	1	2	3	4	5	6	7	8	9	10	AB	R	H	RBI	BB	SO	LOB	BOTTOM																		
6 Billy Hamilton, S OBP: 0.300, SLG: 0.324	G6-3		K		G3			K			4	0	0	0	0	2	3	Atlanta Braves @ Cincinnati Reds Great American Ball Park, Cincinnati, OH Fri Jun 02 2017, 7:11 PM - 10:13 PM EDT Att: 27,300 - Clear - 85 F																		
2 Zack Cozart, R OBP: 0.428, SLG: 0.591	K		G6-3				K		1B		4	0	1	0	0	2	1																			
19 Joey Votto, L OBP: 0.408, SLG: 0.567							K		F7		3	0	0	0	1	1	2																			
23 Adam Duval, R OBP: 0.315, SLG: 0.545		BB					G4-3				3	1	1	0	1	1	1																			
7 Eugenio Suárez, R OBP: 0.363, SLG: 0.516		BB							7 2B		4	1	1	1	0	0	2																			
43 Scott Schebler, L OBP: 0.312, SLG: 0.546									9 G6-3		4	0	0	0	0	3	3																			
9 José Peraza, R OBP: 0.291, SLG: 0.335									16 WVP		4	0	0	0	0	3	3																			
16 Tucker Barnhart, L OBP: 0.323, SLG: 0.364											4	0	0	0	0	2	2																			
26 Raisel Iglesias, R OBP: 1.000, SLG: 2.000											3	0	1	0	1	1	0																			
61 Bronson Arroyo, R ERA: 6.24											1	0	0	1	0	0	0																			
40 Austin Brice, R ERA: 1.8											0	0	0	0	0	0	0																			
53 Wandy Peralta, L ERA: 3.09											0	0	0	0	0	0	0																			
36 Blake Wood, R ERA: 3.96											1	0	0	0	0	0	1																			
31 Drew Storen, R ERA: 2.35											0	0	0	0	0	0	0																			
Inning Stats	R: 0 E: 0 K: 1 S: 8	H: 0 LOB: 0 BB: 0 P: 16	R: 0 E: 0 K: 2 S: 8	H: 0 LOB: 1 BB: 1 P: 18	R: 0 E: 0 K: 1 S: 9	H: 1 LOB: 1 BB: 0 P: 16	R: 0 E: 0 K: 2 S: 10	H: 0 LOB: 1 BB: 1 P: 18	R: 0 E: 0 K: 2 S: 11	H: 1 LOB: 1 BB: 0 P: 16	R: 0 E: 0 K: 2 S: 12	H: 0 LOB: 0 BB: 0 P: 19	R: 0 E: 0 K: 0 S: 4	H: 0 LOB: 0 BB: 0 P: 5	R: 0 E: 0 K: 1 S: 10	H: 1 LOB: 2 BB: 1 P: 18	R: 2 E: 0 K: 1 S: 13	H: 2 LOB: 0 BB: 0 P: 20	R: 1 E: 0 K: 0 S: 5	H: 1 LOB: 0 BB: 0 P: 7	1B: 3 2B: 2 3B: 0 HR: 1	SF: 0 DP: 0 HBP: 0	WP: 1 PB: 0 SB: 0 CS: 0	PA: 36												
PITCHER	IP 7.0	WLS 5	BF 25	H 7	R 2	ER 2	SO 10	BB 2	IBB 0	HBP 0	BLK 0	WP 0	HR 0	S 62	P 108	ERA 0.00	WHIP 0.571	PITCHER	IP 1.0	WLS 3	BF 3	H 1	R 0	ER 0	SO 1	BB 0	IBB 0	HBP 0	BLK 0	WP 0	HR 0	S 7	P 11	ERA 0.00	WHIP 1.000	
26 Mike Foltyniewicz, R ERA: 3.9																																				
38 Aroldys Vizcaino, R ERA: 2.31																																				
53 Jim Johnson, R ERA: 3.97																																				
31 Drew Storen, R ERA: 2.35																																				



Batter	1	2	3	4	5	6	7	8	9	AB	R	H	RBI	BB	SO	LOB	TOP			
25 Dexter Fowler, S OBP: 0.319, SLG: 0.428										3	0	1	0	1	0	0	St. Louis Cardinals @ Cincinnati Reds Great American Ball Park, Cincinnati, OH Mon Jun 05 2017, 7:11 PM - 9:46 PM EDT Att: 16:325 - Partly Cloudy - 73 F			
13 Matt Carpenter, L OBP: 0.347, SLG: 0.404										4	0	1	0	0	0	3				
55 Stephen Piscotty, R OBP: 0.380, SLG: 0.374										3	0	1	0	1	0	0				
3 Jedd Gyorko, R OBP: 0.359, SLG: 0.539										4	0	0	0	0	3	3				
4 Yadier Molina, R OBP: 0.296, SLG: 0.399										4	1	2	0	0	1	0				
28 Tommy Pham, R OBP: 0.390, SLG: 0.523										3	1	1	1	1	2	1				
11 Paul DeJong, R OBP: 0.290, SLG: 0.452										4	0	1	0	0	2	1				
36 Aledmys Diaz, R OBP: 0.293, SLG: 0.395										3	0	0	0	0	2	2				
18 Carlos Martinez, R OBP: 0.192, SLG: 0.269										3	0	1	1	0	0	0				
46 Kevin Siegrist, L OBP: 0.287, SLG: 0.375										0	0	0	0	0	0	0				
60 John Brebbia, L OBP: 0.290, SLG: 0.452										0	0	0	0	0	0	0				
Inning Stats	R: 0 E: 0 K: 0 S: 8	H: 0 LOB: 0 BB: 1 P: 17	R: 0 E: 0 K: 2 S: 12	H: 0 LOB: 0 BB: 0 P: 19	R: 0 E: 0 K: 2 S: 14	H: 2 LOB: 1 BB: 0 P: 11	R: 2 E: 0 K: 0 S: 13	H: 5 LOB: 2 BB: 0 P: 17	R: 0 E: 0 K: 2 S: 11	H: 1 LOB: 1 BB: 1 P: 19	R: 0 E: 0 K: 1 S: 6	H: 0 LOB: 0 BB: 0 P: 8	R: 0 E: 0 K: 0 S: 9	H: 0 LOB: 0 BB: 0 P: 12	R: 0 E: 0 K: 3 S: 13	H: 0 LOB: 1 BB: 1 P: 20	1B: 6 2B: 2 3B: 0 HR: 0	SF: 0 SAC: 0 DP: 2 HBP: 0	WP: 0 PB: 0 SB: 1 CS: 1	PA: 34
PITCHER	IP WLS BF H R ER SO BB IBB HBP BLK WP HR S P ERA WHIP																			
65 Asher Wojciechowski, R ERA: 4.5	6.0	24	8	2	2	6	2	0	0	0	0	0	0	65	100	3.00	1.667			
51 Lisalberto Bonilla, R ERA: 7.43	1.0	W	3	0	0	1	0	0	0	0	0	0	6	8	0.00	0.000				
21 Michael Lorenzen, R ERA: 2.87	1.0	H	3	0	0	0	0	0	0	0	0	0	9	12	0.00	0.000				
26 Raisel Iglesias, R ERA: 0.61	1.0	S	4	0	0	3	1	0	0	0	0	0	13	20	0.00	1.000				

Batter	1	2	3	4	5	6	7	8	9	AB	R	H	RBI	BB	SO	LOB	BOTTOM				
6 Billy Hamilton, S OBP: 0.304, SLG: 0.324										3	1	1	0	1	1	0	St. Louis Cardinals @ Cincinnati Reds Great American Ball Park, Cincinnati, OH Mon Jun 05 2017, 7:11 PM - 9:46 PM EDT Att: 16:325 - Partly Cloudy - 73 F				
2 Zack Cozart, R OBP: 0.433, SLG: 0.620										4	1	2	0	0	1	1					
19 Joey Votto, L OBP: 0.411, SLG: 0.563										3	1	0	0	1	1	2					
23 Adam Duvali, R OBP: 0.322, SLG: 0.531										3	0	1	0	0	2	3					
7 Eugenio Suárez, R OBP: 0.364, SLG: 0.508										3	1	1	2	0	1	1					
4 Scooter Gennett, L OBP: 0.308, SLG: 0.450										3	0	1	2	0	1	0					
21 Michael Lorenzen, R OBP: 0.197, SLG: 0.250										0	0	0	0	0	0	0					
26 Raisel Iglesias, R OBP: 1.000, SLG: 2.000										0	0	0	0	0	0	0					
9 José Peraza, R OBP: 0.286, SLG: 0.338										3	0	0	0	0	1	1					
39 Devin Mesoraco, R OBP: 0.355, SLG: 0.422										3	0	0	0	0	0	1					
65 Asher Wojciechowski, R ERA: 4.5										1	0	0	0	0	1	0					
30 Arismendy Alcántara, S OBP: 0.263, SLG: 0.375										1	0	0	0	0	0	0					
51 Lisalberto Bonilla, S OBP: 0.500, SLG: 0.250										0	0	0	0	0	0	0					
3 Patrick Kivlehan, R OBP: 0.311, SLG: 0.407										1	0	0	0	0	0	0					
Inning Stats	R: 0 E: 0 K: 1 S: 9	H: 0 LOB: 0 BB: 1 P: 18	R: 0 E: 0 K: 1 S: 9	H: 1 LOB: 0 BB: 0 P: 13	R: 0 E: 0 K: 1 S: 7	H: 0 LOB: 0 BB: 0 P: 9	R: 0 E: 0 K: 2 S: 10	H: 0 LOB: 0 BB: 0 P: 17	R: 0 E: 0 K: 2 S: 9	H: 0 LOB: 0 BB: 0 P: 12	R: 0 E: 0 K: 0 S: 5	H: 0 LOB: 0 BB: 0 P: 7	R: 4 E: 0 K: 2 S: 19	H: 4 LOB: 1 BB: 1 P: 33	R: 0 E: 0 K: 0 S: 9	H: 1 LOB: 1 BB: 0 P: 14	1B: 4 2B: 3 3B: 0 HR: 0	SF: 0 SAC: 0 DP: 1 HBP: 0	WP: 1 PB: 0 SB: 0 CS: 2	PA: 31	
PITCHER	IP WLS BF H R ER SO BB IBB HBP BLK WP HR S P ERA WHIP																				
18 Carlos Martinez, R ERA: 3.29	6.1	L	23	4	4	4	8	2	0	0	0	0	1	0	9	13	0.00	1.500			
46 Kevin Siegrist, L ERA: 4.79	0.2		3	1	0	0	1	0	0	0	0	0	1	0	9	13	0.00	1.500			
60 John Brebbia, R ERA:	1.0		4	1	0	0	0	0	0	0	0	0	0	9	14	0.00	1.000				

AB 31
R 2
H 8
RBI 2
BB 3
SO 10
LOB 10



AB 28
R 4
H 6
RBI 4
BB 2
SO 9
LOB 9



Batter	1	2	3	4	5	6	7	8	9	AB	R	H	RBI	BB	SO	LOB	TOP				
25 Dexter Fowler, S (1,8) OBP: 0.317, SLG: 0.423 58 José Martínez, R (5,7) OBP: 0.303, SLG: 0.381	G1-3		K			G4-3		L6		2	0	0	0	0	1	0					
13 Matt Carpenter, L (1,3) OBP: 0.341, SLG: 0.396 60 John Brebbia, L (8,1)	P5			F7		F7		G4-3		4	0	0	0	0	0	1					
55 Stephen Piscotty, R (1,9) OBP: 0.390, SLG: 0.497	1B			P4				HR		3	1	2	1	1	0	0					
3 Jedd Gyorko, R (1,5) OBP: 0.362, SLG: 0.538	2-4			F8				F9		4	0	2	0	0	0	0					
4 Yadier Molina, R (1,2) OBP: 0.295, SLG: 0.397 41 Eric Fryer, R (5,PH) OBP: 0.256, SLG: 0.278	K					K		F8		1	0	0	0	0	1	1					
28 Tommy Pham, R (1,7) OBP: 0.394, SLG: 0.511	F9									3	0	0	0	0	1	2					
11 Paul DeJong, R (1,6) OBP: 0.265, SLG: 0.412	K			P4						2	0	0	0	2	0	3					
35 Greg Garcia, L (1,4) OBP: 0.352, SLG: 0.342			K			G5-3		L7		3	0	0	0	0	1	1					
50 Adam Wainwright, R (1,1) OBP: 0.261, SLG: 0.565 53 John Gant, R (4,1)			K			G6-3				1	0	0	0	0	1	0					
27 Jhonny Peralta, R (8,PH) OBP: 0.259, SLG: 0.204								1B		1	0	0	0	0	0	0					
Inning Stats	R: 0 E: 0 K: 0 S: 11	H: 1 LOB: 1 BB: 0 P: 16	R: 0 E: 0 K: 2 S: 13	H: 1 LOB: 1 BB: 0 P: 19	R: 0 E: 0 K: 3 S: 9	H: 0 LOB: 0 BB: 0 P: 14	R: 0 E: 0 K: 0 S: 7	H: 0 LOB: 1 BB: 1 P: 11	R: 0 E: 0 K: 1 S: 9	H: 0 LOB: 0 BB: 1 P: 14	R: 1 E: 0 K: 1 S: 14	H: 1 LOB: 1 BB: 1 P: 24	R: 0 E: 0 K: 0 S: 9	H: 1 LOB: 1 BB: 0 P: 11	R: 0 E: 0 K: 0 S: 9	H: 1 LOB: 1 BB: 1 P: 16	1B: 4 2B: 0 3B: 0 HR: 1	SF: 0 SAC: 0 DP: 1 HBP: 0	WP: 0 PB: 0 SB: 0 CS: 0	PA: 33	
PITCHER	IP	WLS	BF	H	R	ER	SO	BB	IBB	HBP	BLK	WP	HR	S	P	ERA	WHIP				
46 Tim Adleman, R (1,1) ERA: 4.42	7.0	W	26	3	1	1	7	2	0	0	0	0	1	71	110	1.29	0.714				
31 Drew Storen, R (8,1) ERA: 2.16	1.0		4	1	0	0	0	0	0	0	0	0	0	9	11	0.00	1.000				
52 Tony Cingrani, L (9,1) ERA: 1.59	1.0		4	1	0	0	0	1	0	0	0	0	0	9	16	0.00	2.000				

St. Louis Cardinals @ Cincinnati Reds
Great American Ball Park, Cincinnati, OH
Tue Jun 06 2017, 7:11 PM - 9:58 PM EDT
Att: 18,620 - Partly Cloudy - 77 F

AB	30
R	1
H	5
RBI	1
BB	3
SO	7
LOB	12



Batter	1	2	3	4	5	6	7	8	9	AB	R	H	RBI	BB	SO	LOB	BOTTOM				
6 Billy Hamilton, S (1,8) OBP: 0.310, SLG: 0.327	G5-3		G3	2B				K		4	2	2	0	1	1	0					
2 Zack Cozart, R (1,6) OBP: 0.439, SLG: 0.626 30 Arismendy Alcántara, S (7,4) OBP: 0.299, SLG: 0.368	G5-3		1B	7				G6-3		3	2	2	0	1	0	1					
19 Joey Votto, L (1,3) OBP: 0.413, SLG: 0.559 43 Scott Schebler, L (7,9) OBP: 0.313, SLG: 0.540	G1-3		HR	7				HR		3	2	1	0	1	0	3					
7 Eugenio Suárez, R (1,5) OBP: 0.370, SLG: 0.515	HR		HR	4				K		3	2	1	3	1	2	1					
4 Scooter Gennett, L (1,7) OBP: 0.336, SLG: 0.578	FC6-4		HR	3B				HR		5	4	5	10	0	0	0					
3 Patrick Kivlehan, R (1,9) OBP: 0.303, SLG: 0.379	FC6-4		K	HR				HR		4	0	0	0	1	1	2					
9 José Peraza, R (1,4) OBP: 0.281, SLG: 0.332	F8		K	FC6-4				K		4	0	0	0	0	2	1					
16 Tucker Barnhart, L (1,2) OBP: 0.317, SLG: 0.370	L8		G4-3	G4-3				F7		4	0	0	0	0	0	0					
46 Tim Adleman, R (1,1) ERA: 4.82 21 Michael Lorenzen, R (7,PH) OBP: 0.143, SLG: 0.511 31 Drew Storen, S (8,1) 52 Tony Cingrani, L (9,1) ERA: 4.5	G5-3		G4-3	G4-3				G1-3		3	0	0	0	0	0	0					
Inning Stats	R: 1 E: 0 K: 0 S: 16	H: 2 LOB: 2 BB: 0 P: 23	R: 0 E: 0 K: 0 S: 8	H: 0 LOB: 0 BB: 0 P: 15	R: 4 E: 0 K: 2 S: 18	H: 2 LOB: 0 BB: 2 P: 33	R: 5 E: 0 K: 0 S: 18	H: 4 LOB: 1 BB: 2 P: 30	R: 0 E: 0 K: 0 S: 11	H: 1 LOB: 2 BB: 1 P: 20	R: 1 E: 0 K: 2 S: 9	H: 1 LOB: 0 BB: 0 P: 15	R: 0 E: 0 K: 1 S: 8	H: 0 LOB: 0 BB: 0 P: 14	R: 2 E: 0 K: 1 S: 12	H: 1 LOB: 0 BB: 1 P: 19	1B: 5 2B: 1 3B: 1 HR: 4	SF: 0 SAC: 0 DP: 0 HBP: 1	WP: 0 PB: 0 SB: 0 CS: 0	PA: 42	
PITCHER	IP	WLS	BF	H	R	ER	SO	BB	IBB	HBP	BLK	WP	HR	S	P	ERA	WHIP				
50 Adam Wainwright, R (1,1) ERA: 4.82	3.2	L	22	7	9	9	2	2	0	0	0	0	1	56	89	22.09	2.455				
53 John Gant, R (4,1) ERA: 5.4	3.1		15	3	2	2	3	2	0	0	0	0	2	32	61	5.40	1.500				
60 John Brebbia, R (8,1) ERA: 4.5	1.0		5	1	2	2	1	1	0	0	0	0	1	12	19	18.00	2.000				

St. Louis Cardinals @ Cincinnati Reds
Great American Ball Park, Cincinnati, OH
Tue Jun 06 2017, 7:11 PM - 9:58 PM EDT
Att: 18,620 - Partly Cloudy - 77 F

AB	35
R	13
H	11
RBI	13
BB	6
SO	6
LOB	8



Batter	1	2	3	4	5	6	7	8	9	AB	R	H	RBI	BB	SO	LOB	TOP		
13 Matt Carpenter, L (1,3) OBP: 0.342, SLG: 0.409	F8		HR		BB		K		G4-3	4	1	1	1	1	1	0	St. Louis Cardinals @ Cincinnati Reds Great American Ball Park, Cincinnati, OH Wed Jun 07 2017, 7:12 PM - 9:56 PM EDT Att: 20,891 - Overcast - 65 F		
28 Tommy Pham, R (1,8) OBP: 0.407, SLG: 0.516	1B		BB		BB		1B			3	1	2	0	1	0	1			
55 Stephen Piscotty, R (1,9) OBP: 0.393, SLG: 0.416	K		2B		1B		G5-4-3			4	1	2	1	0	1	2			
3 Jedd Gyorko, R (1,5) OBP: 0.360, SLG: 0.531	K		1B		1B		L5		G3	4	0	1	1	0	1	2			
58 José Martínez, R (1,7) OBP: 0.300, SLG: 0.373	P2		F7		L8		1B		1B	4	0	1	0	0	0	1			
36 Aledmys Díaz, R (1,6) OBP: 0.292, SLG: 0.393	P6		G6-3		1B		1B		FC5-4	4	1	1	0	0	0	1			
11 Paul DeJong, R (1,4) OBP: 0.263, SLG: 0.421	G1-3		2B		K		K		K	4	0	1	0	0	2	2			
41 Eric Fryer, R (1,2) OBP: 0.262, SLG: 0.282			G4-3		F8		1B		K	3	0	1	0	0	0	1			
35 Greg Garcia, L (9,PH) OBP: 0.348, SLG: 0.338			K		G4-3		1B		G5-3	1	0	0	0	0	1	0			
31 Lance Lynn, S (1,1) OBP: 0.297, SLG: 0.345										2	0	0	0	0	1	1			
25 Dexter Fowler, S (6,PH) OBP: 0.320, SLG: 0.437										1	0	1	1	0	0	0			
67 Matt Bowman, R (6,1) OBP: 0.300, SLG: 0.400										0	0	0	0	0	0	0			
21 Brett Cecil, R (7,1) OBP: 0.300, SLG: 0.400										0	0	0	0	0	0	0			
44 Trevor Rosenthal, R (7,1) OBP: 0.300, SLG: 0.400										0	0	0	0	0	0	0			
46 Kevin Siegrist, L (8,1) OBP: 0.300, SLG: 0.400										0	0	0	0	0	0	0			
4 Yadier Molina, R (9,PH) OBP: 0.300, SLG: 0.400										1	0	0	0	0	0	0			
Inning Stats	R: 0 E: 0 K: 2 S: 10	H: 1 LOB: 1 BB: 0 P: 14	R: 0 E: 0 K: 0 S: 6	H: 0 LOB: 0 BB: 0 P: 9	R: 3 E: 0 K: 1 S: 23	H: 3 LOB: 1 BB: 1 P: 36	R: 0 E: 0 K: 0 S: 6	H: 1 LOB: 1 BB: 0 P: 9	R: 0 E: 0 K: 1 S: 7	H: 3 LOB: 2 BB: 0 P: 13	R: 0 E: 0 K: 1 S: 7	H: 1 LOB: 1 BB: 0 P: 13	R: 0 E: 0 K: 1 S: 12	H: 0 LOB: 0 BB: 0 P: 13	R: 0 E: 0 K: 1 S: 9	H: 0 LOB: 0 BB: 0 P: 13	1B: 7 2B: 3 3B: 0 HR: 1	SF: 0 SAC: 0 DP: 2 HBP: 0	WP: 0 PA: 37 PB: 0 SB: 1 CS: 0
PITCHER	IP WLS BF H R ER SO BB IBB HBP BLK WP HR S P ERA WHIP	IP WLS BF H R ER SO BB IBB HBP BLK WP HR S P ERA WHIP	IP WLS BF H R ER SO BB IBB HBP BLK WP HR S P ERA WHIP	IP WLS BF H R ER SO BB IBB HBP BLK WP HR S P ERA WHIP	IP WLS BF H R ER SO BB IBB HBP BLK WP HR S P ERA WHIP	IP WLS BF H R ER SO BB IBB HBP BLK WP HR S P ERA WHIP	IP WLS BF H R ER SO BB IBB HBP BLK WP HR S P ERA WHIP	IP WLS BF H R ER SO BB IBB HBP BLK WP HR S P ERA WHIP	IP WLS BF H R ER SO BB IBB HBP BLK WP HR S P ERA WHIP	IP WLS BF H R ER SO BB IBB HBP BLK WP HR S P ERA WHIP	IP WLS BF H R ER SO BB IBB HBP BLK WP HR S P ERA WHIP	IP WLS BF H R ER SO BB IBB HBP BLK WP HR S P ERA WHIP	IP WLS BF H R ER SO BB IBB HBP BLK WP HR S P ERA WHIP	IP WLS BF H R ER SO BB IBB HBP BLK WP HR S P ERA WHIP	IP WLS BF H R ER SO BB IBB HBP BLK WP HR S P ERA WHIP	IP WLS BF H R ER SO BB IBB HBP BLK WP HR S P ERA WHIP	IP WLS BF H R ER SO BB IBB HBP BLK WP HR S P ERA WHIP	IP WLS BF H R ER SO BB IBB HBP BLK WP HR S P ERA WHIP	IP WLS BF H R ER SO BB IBB HBP BLK WP HR S P ERA WHIP
61 Bronson Arroyo, R (1,1) ERA: 6.25	5.2 26 8 4 4 4 2 0 0 0 0 0 1 60 94 6.35 1.765																		
53 Wandy Peralta, L (6,1) ERA: 2.81	1.1 W 4 2 0 0 1 0 0 0 0 0 0 0 8 14 0.00 1.500																		
21 Michael Lorenzen, R (8,1) ERA: 2.75	1.0 H 4 1 0 0 1 0 0 0 0 0 0 0 12 17 0.00 1.000																		
26 Raisel Iglesias, R (9,1) ERA: 0.59	1.0 S 3 0 0 0 1 0 0 0 0 0 0 0 9 13 0.00 0.000																		

Batter	1	2	3	4	5	6	7	8	9	AB	R	H	RBI	BB	SO	LOB	BOTTOM		
6 Billy Hamilton, S (1,8) OBP: 0.305, SLG: 0.322	G4-3		L7		K		B3			4	0	0	0	0	1	1	St. Louis Cardinals @ Cincinnati Reds Great American Ball Park, Cincinnati, OH Wed Jun 07 2017, 7:12 PM - 9:56 PM EDT Att: 20,891 - Overcast - 65 F		
2 Zack Cozart, R (1,6) OBP: 0.336, SLG: 0.623	K				K		G6-3		19 HR	4	1	1	0	0	2	0			
19 Joey Votto, L (1,3) OBP: 0.414, SLG: 0.573	L8				1B		F7		HR	4	1	2	2	0	0	0			
23 Adam Duvall, R (1,7) OBP: 0.321, SLG: 0.530	F8		L5		2B		K		K	4	0	1	0	0	1	1			
7 Eugenio Suárez, R (1,5) OBP: 0.368, SLG: 0.507	43 BB		G5-3		G6-3		G6-3		F9	3	0	0	0	1	0	2			
43 Scott Schebler, L (1,9) OBP: 0.325, SLG: 0.563	G4-6-3				HR		K		G1-6-3	3	2	3	1	1	0	0			
4 Scooter Gennett, L (1,4) OBP: 0.333, SLG: 0.567	G4-6-3				K		K		G1-6-3	4	1	1	0	0	1	3			
39 Devin Mesoraco, R (1,2) OBP: 0.342, SLG: 0.403	G5-3		G5-3		G5-3		K		K	3	0	0	0	0	1	2			
61 Bronson Arroyo, R (1,1) ERA: 2.88			G5-3		1B		HR			2	0	1	0	0	0	0			
53 Wandy Peralta, L (6,1) ERA: 4.73										0	0	0	0	0	0	0			
3 Patrick Kivlehan, R (7,PH) OBP: 0.313, SLG: 0.441										1	1	3	0	0	0	0			
21 Michael Lorenzen, R (8,1) OBP: 0.143, SLG: 0.571										0	0	0	0	0	0	0			
26 Raisel Iglesias, R (9,1) OBP: 1.000, SLG: 2.000										0	0	0	0	0	0	0			
Inning Stats	R: 0 E: 0 K: 1 S: 9	H: 0 LOB: 0 BB: 0 P: 16	R: 0 E: 0 K: 0 S: 7	H: 0 LOB: 1 BB: 2 P: 15	R: 0 E: 0 K: 0 S: 8	H: 0 LOB: 0 BB: 0 P: 12	R: 0 E: 0 K: 1 S: 10	H: 1 LOB: 1 BB: 0 P: 17	R: 1 E: 0 K: 2 S: 13	H: 2 LOB: 1 BB: 0 P: 18	R: 0 E: 0 K: 0 S: 11	H: 1 LOB: 1 BB: 0 P: 18	R: 5 E: 0 K: 2 S: 15	H: 5 LOB: 0 BB: 0 P: 24	R: 0 E: 0 K: 0 S: 8	H: 1 LOB: 0 BB: 0 P: 10	1B: 5 2B: 2 3B: 0 HR: 3	SF: 0 SAC: 0 DP: 2 HBP: 0	WP: 0 PA: 34 PB: 0 SB: 0 CS: 0
PITCHER	IP WLS BF H R ER SO BB IBB HBP BLK WP HR S P ERA WHIP	IP WLS BF H R ER SO BB IBB HBP BLK WP HR S P ERA WHIP	IP WLS BF H R ER SO BB IBB HBP BLK WP HR S P ERA WHIP	IP WLS BF H R ER SO BB IBB HBP BLK WP HR S P ERA WHIP	IP WLS BF H R ER SO BB IBB HBP BLK WP HR S P ERA WHIP	IP WLS BF H R ER SO BB IBB HBP BLK WP HR S P ERA WHIP	IP WLS BF H R ER SO BB IBB HBP BLK WP HR S P ERA WHIP	IP WLS BF H R ER SO BB IBB HBP BLK WP HR S P ERA WHIP	IP WLS BF H R ER SO BB IBB HBP BLK WP HR S P ERA WHIP	IP WLS BF H R ER SO BB IBB HBP BLK WP HR S P ERA WHIP	IP WLS BF H R ER SO BB IBB HBP BLK WP HR S P ERA WHIP	IP WLS BF H R ER SO BB IBB HBP BLK WP HR S P ERA WHIP	IP WLS BF H R ER SO BB IBB HBP BLK WP HR S P ERA WHIP	IP WLS BF H R ER SO BB IBB HBP BLK WP HR S P ERA WHIP	IP WLS BF H R ER SO BB IBB HBP BLK WP HR S P ERA WHIP	IP WLS BF H R ER SO BB IBB HBP BLK WP HR S P ERA WHIP	IP WLS BF H R ER SO BB IBB HBP BLK WP HR S P ERA WHIP	IP WLS BF H R ER SO BB IBB HBP BLK WP HR S P ERA WHIP	IP WLS BF H R ER SO BB IBB HBP BLK WP HR S P ERA WHIP
31 Lance Lynn, R (1,1) ERA: 2.88	5.0 19 3 1 1 4 2 0 0 0 0 0 0 11 78 1.80 1.000																		
67 Matt Bowman, R (6,1) ERA: 4.73	1.0 H 4 1 0 0 0 0 0 0 0 0 0 0 11 18 0.00 1.000																		
21 Brett Cecil, L (7,1) ERA: 5.66	0.2 L 6 4 4 4 1 0 0 0 0 0 0 1 11 19 54.00 6.000																		
44 Trevor Rosenthal, R (7,1) ERA: 2.91	0.1 2 1 1 1 1 0 0 0 0 0 0 1 4 5 27.00 3.000																		
46 Kevin Siegrist, L (8,1) ERA: 4.57	1.0 3 1 0 0 0 0 0 0 0 0 0 0 8 10 0.00 1.000																		

St. Louis Cardinals @ Cincinnati Reds
 Great American Ball Park, Cincinnati, OH
 Wed Jun 07 2017, 7:12 PM - 9:56 PM EDT
 Att: 20,891 - Overcast - 65 F



St. Louis Cardinals @ Cincinnati Reds
 Great American Ball Park, Cincinnati, OH
 Wed Jun 07 2017, 7:12 PM - 9:56 PM EDT
 Att: 20,891 - Overcast - 65 F



AB 35
 R 4
 H 11
 RBI 4
 BB 2
 SO 7
 LOB 11

AB 32
 R 6
 H 10
 RBI 6
 BB 2
 SO 6
 LOB 9

Batter	1	2	3	4	5	6	7	8	9	AB	R	H	RBI	BB	SO	LOB	TOP		
13 Matt Carpenter, L (1, 3) OBP: 0.345, SLG: 0.426	G5-3			G3-1 55 G3-1 25 G4-3 1B		K		HR		4	1	2	2	0	1	0	St. Louis Cardinals @ Cincinnati Reds Great American Ball Park, Cincinnati, OH Thu Jun 08 2017, 12:37 PM - 2:56 PM EDT Att: 28,917 - Partly Cloudy - 73 F livebaseballscorecards.com		
25 Dexter Fowler, S (1, 8) OBP: 0.314, SLG: 0.423	K			G4-3		L7		G3-1		4	0	0	0	0	1	1			
55 Stephen Piscotty, R (1, 9) OBP: 0.390, SLG: 0.413	K			G3-1						4	0	1	0	0	2	1			
3 Jedd Gyorko, R (1, 5) OBP: 0.352, SLG: 0.520		G6-3		K						4	0	0	0	0	1	2			
4 Yadier Molina, R (1, 2) OBP: 0.297, SLG: 0.397		G3-1								4	0	2	0	0	1	0			
28 Tommy Pham, R (1, 7) OBP: 0.397, SLG: 0.500		G4-3								3	0	0	0	0	0	3			
36 Aledmys Diaz, R (1, 6) OBP: 0.293, SLG: 0.396			L7							3	1	1	0	0	0	1			
11 Paul DeJong, R (1, 4) OBP: 0.244, SLG: 0.390			G1-3							3	0	0	0	0	0	2			
8 Mike Leake, R (1, 1) 65 Chad Huffman, R (6, PH) 70 Tyler Lyons, L (6, 1) 60 John Brebbia, L (7, 1) 35 Greg Garcia, L (8, PH) 26 Seungwhan Oh, R (8, 1)	G4-3			G4-3		G4-3		G3		1	0	0	0	0	0	0			
Inning Stats	R: 0 E: 0 K: 2 S: 9	H: 0 LOB: 0 BB: 0 P: 14	R: 0 E: 0 K: 0 S: 8	H: 0 LOB: 0 BB: 0 P: 14	R: 0 E: 0 K: 0 S: 9	H: 0 LOB: 0 BB: 0 P: 14	R: 0 E: 0 K: 1 S: 13	H: 1 LOB: 1 BB: 0 P: 20	R: 0 E: 0 K: 1 S: 8	H: 0 LOB: 0 BB: 0 P: 14	R: 0 E: 0 K: 0 S: 9	H: 2 LOB: 1 BB: 0 P: 14	R: 2 E: 0 K: 0 S: 9	H: 2 LOB: 0 BB: 0 P: 15	R: 0 E: 0 K: 2 S: 7	H: 0 LOB: 0 BB: 0 P: 7	1B: 4 2B: 1 3B: 0 HR: 1	SF: 0 SAC: 0 DP: 1 HBP: 0	WP: 0 PA: 32 PB: 0 SB: 0 CS: 0
PITCHER	IP WLS BF H R ER SO BB IBB HBP BLK WP HR S P ERA WHIP	7.0 W 24 4 0 0 4 0 0 0 0 0 0 63 100 0.00 0.571	1.0 S 5 2 2 0 0 0 0 0 0 0 1 9 15 18.00 2.000	1.0 S 3 0 0 0 2 0 0 0 0 0 0 7 7 0.00 0.000	PITCHER										IP WLS BF H R ER SO BB IBB HBP BLK WP HR S P ERA WHIP				

Batter	1	2	3	4	5	6	7	8	9	AB	R	H	RBI	BB	SO	LOB	BOTTOM		
6 Billy Hamilton, S (1, 8) OBP: 0.299, SLG: 0.315	G4-3		G1-3	G3-2		K		B5-3		5	0	0	0	0	1	3	St. Louis Cardinals @ Cincinnati Reds Great American Ball Park, Cincinnati, OH Thu Jun 08 2017, 12:37 PM - 2:56 PM EDT Att: 28,917 - Partly Cloudy - 73 F livebaseballscorecards.com		
2 Zack Cozart, R (1, 6) OBP: 0.330, SLG: 0.612	G6-3		K		L7			G6-3		5	1	1	0	0	1	0			
19 Joey Volto, L (1, 3) OBP: 0.423, SLG: 0.595	23 1B		23 1B		23 2B			HR		4	2	4	2	0	0	0			
23 Adam Duvall, R (1, 7) OBP: 0.328, SLG: 0.538	1B		1B		4 1B			K		4	1	3	1	0	1	0			
43 Scott Schebler, L (1, 9) OBP: 0.324, SLG: 0.554	G4-3		G1-3		4 1B			P6		3	1	0	0	0	0	4			
4 Scooter Gennett, L (1, 5) OBP: 0.338, SLG: 0.565		K2-3		16 BB		9 S		F7		4	0	2	1	0	1	0			
7 Eugenio Suárez, R (9, 5) OBP: 0.368, SLG: 0.507				6 G3-2		1B				0	0	0	0	0	0	0			
9 José Peraza, R (1, 4) OBP: 0.281, SLG: 0.330		G5-3		16 BB		K		F7		4	0	1	0	0	1	1			
16 Tucker Barnhart, L (1, 2) OBP: 0.329, SLG: 0.372								F9		2	0	1	0	2	0	0			
37 Scott Feldman, L (1, 1) ERA: 2.7										3	0	0	0	0	2	6			
40 Austin Brice, R (8, 1) ERA: 6.0		G1-3						F8		0	0	0	0	0	0	0			
30 Arismendy Alcántara, S (8, PH) ERA: 3.6										1	0	0	0	0	0	0			
26 Raisel Iglesias, R (9, 1) OBP: 1.000, SLG: 2.000										0	0	0	0	0	0	0			
Inning Stats	R: 0 E: 0 K: 0 S: 8	H: 2 LOB: 2 BB: 0 P: 13	R: 0 E: 0 K: 1 S: 15	H: 1 LOB: 1 BB: 0 P: 21	R: 0 E: 0 K: 1 S: 11	H: 2 LOB: 2 BB: 0 P: 16	R: 0 E: 0 K: 1 S: 9	H: 2 LOB: 2 BB: 1 P: 16	R: 3 E: 0 K: 2 S: 15	H: 3 LOB: 2 BB: 1 P: 20	R: 2 E: 0 K: 2 S: 11	H: 2 LOB: 0 BB: 0 P: 14	R: 0 E: 0 K: 0 S: 5	H: 0 LOB: 0 BB: 0 P: 6	R: 0 E: 0 K: 0 S: 7	H: 0 LOB: 0 BB: 0 P: 11	1B: 10 2B: 1 3B: 0 HR: 1	SF: 0 SAC: 0 DP: 1 HBP: 1	WP: 0 PA: 38 PB: 0 SB: 1 CS: 0
PITCHER	IP WLS BF H R ER SO BB IBB HBP BLK WP HR S P ERA WHIP	5.0 L 27 10 3 2 2 0 1 0 0 0 0 11 14 18.00 2.000	1.0 5 2 2 2 0 0 0 0 0 0 0 0 5 6 0.00 0.000	1.0 3 0 0 0 0 0 0 0 0 0 0 0 7 11 0.00 0.000	PITCHER										IP WLS BF H R ER SO BB IBB HBP BLK WP HR S P ERA WHIP				

St. Louis Cardinals @ Cincinnati Reds
 Great American Ball Park, Cincinnati, OH
 Thu Jun 08 2017, 12:37 PM - 2:56 PM EDT
 Att: 28,917 - Partly Cloudy - 73 F

AB 32
 R 2
 H 6
 RBI 2
 BB 0
 SO 6
 LOB 11



St. Louis Cardinals @ Cincinnati Reds
 Great American Ball Park, Cincinnati, OH
 Thu Jun 08 2017, 12:37 PM - 2:56 PM EDT
 Att: 28,917 - Partly Cloudy - 73 F

AB 35
 R 5
 H 12
 RBI 4
 BB 2
 SO 7
 LOB 14



Batter	1	2	3	4	5	6	7	8	9	AB	R	H	RBI	BB	SO	LOB	TOP			
6 Billy Hamilton, S OBP: 0.295, SLG: 0.310										4	0	0	0	0	1	1	Cincinnati Reds @ Los Angeles Dodgers Dodger Stadium, Los Angeles, CA Fri Jun 09 2017, 7:11 PM - 10:12 PM PDT Att: 44,036 - Partly Cloudy - 67 F			
2 Zack Cozart, R OBP: 0.427, SLG: 0.603										3	0	0	0	1	2	0				
19 Joey Votto, L OBP: 0.420, SLG: 0.603										4	1	1	1	0	0	2				
7 Eugenio Suárez, R OBP: 0.366, SLG: 0.500										3	1	0	0	1	2	2				
43 Scott Schebler, L OBP: 0.318, SLG: 0.543										4	0	0	0	0	1	1				
3 Patrick Kivshans, R OBP: 0.310, SLG: 0.429										4	0	1	0	0	2	1				
9 José Peraza, R OBP: 0.289, SLG: 0.338										4	0	3	1	0	0	0				
16 Tucker Barnhart, L OBP: 0.320, SLG: 0.361										4	0	0	0	0	1	5				
50 Amir Garrett, R OBP: 0.083, SLG: 0.175										0	0	0	0	0	0	0				
41 Jake Buchanan, R ERA: 7.94										0	0	0	0	0	0	0				
36 Blake Wood, R ERA: 4.25										0	0	0	0	0	0	0				
31 Drew Storen, R ERA: 2.08										0	0	0	0	0	0	0				
30 Arismendy Alcántara, S OBP: 0.320, SLG: 0.392										0	0	0	0	0	0	0				
52 Tony Cingrani, L ERA: 2.7										0	0	0	0	0	0	0				
Inning Stats	R: 0 E: 0 K: 2 S: 10	H: 0 LOB: 0 BB: 0 P: 14	R: 1 E: 1 K: 0 S: 13	H: 1 LOB: 1 BB: 1 P: 22	R: 0 E: 0 K: 0 S: 22	H: 0 LOB: 2 BB: 2 P: 35	R: 0 E: 0 K: 1 S: 12	H: 1 LOB: 1 BB: 0 P: 16	R: 0 E: 0 K: 2 S: 9	H: 0 LOB: 0 BB: 0 P: 11	R: 0 E: 0 K: 2 S: 7	H: 0 LOB: 0 BB: 0 P: 15	R: 0 E: 0 K: 1 S: 11	H: 0 LOB: 0 BB: 0 P: 15	R: 1 E: 0 K: 1 S: 13	H: 3 LOB: 2 BB: 0 P: 19	1B: 4 2B: 0 3B: 0 HR: 1	SF: 0 SAC: 0 DP: 1 HBP: 0	WP: 0 PB: 0 SB: 0 CS: 0	PA: 35
PITCHER	IP WLS BF H R ER SO BB IBB HBP BLK WP HR S P ERA WHIP																			
44 Rich Hill, L ERA: 3.77	5.0 W 20 2 1 1 5 3 0 0 0 0 0 66 98 1.80 1.000																			
18 Kenta Maeda, R ERA: 4.95	4.0 S 15 3 1 1 6 0 0 0 0 0 1 42 60 2.25 0.750																			

Batter	1	2	3	4	5	6	7	8	9	AB	R	H	RBI	BB	SO	LOB	BOTTOM	
3 Chris Taylor, R OBP: 0.401, SLG: 0.524										4	2	2	0	1	1	0	Cincinnati Reds @ Los Angeles Dodgers Dodger Stadium, Los Angeles, CA Fri Jun 09 2017, 7:11 PM - 10:12 PM PDT Att: 44,036 - Partly Cloudy - 67 F	
5 Corey Seager, L OBP: 0.380, SLG: 0.445										3	2	0	0	2	0	2		
10 Justin Turner, R OBP: 0.455, SLG: 0.510										3	1	1	2	0	0	2		
28 Franklin Gutierrez, R OBP: 0.333, SLG: 0.395										3	1	2	2	0	1	0		
18 Kenta Maeda, R OBP: 0.105, SLG: 0.105										1	0	0	0	0	0	0		
11 Logan Forsythe, R OBP: 0.324, SLG: 0.261										3	0	1	0	1	1	2		
15 Austin Barnes, R OBP: 0.378, SLG: 0.493										4	0	2	1	0	1	1		
35 Cody Bellinger, L OBP: 0.320, SLG: 0.536										3	0	0	0	1	1	2		
14 Enrique Hernández, R OBP: 0.300, SLG: 0.488										4	1	1	1	0	1	4		
44 Rich Hill, L ERA: 3.77										2	0	0	0	0	0	1		
66 Yasiel Puig, R OBP: 0.307, SLG: 0.401										2	0	0	0	0	0	0		
Inning Stats	R: 2 E: 0 K: 2 S: 10	H: 1 LOB: 0 BB: 1 P: 20	R: 0 E: 0 K: 1 S: 9	H: 1 LOB: 1 BB: 0 P: 14	R: 2 E: 1 K: 0 S: 17	H: 3 LOB: 3 BB: 2 P: 29	R: 2 E: 0 K: 0 S: 12	H: 2 LOB: 1 BB: 1 P: 23	R: 0 E: 0 K: 1 S: 9	H: 0 LOB: 0 BB: 1 P: 18	R: 0 E: 0 K: 1 S: 11	H: 1 LOB: 1 BB: 0 P: 18	R: 1 E: 0 K: 0 S: 9	H: 1 LOB: 0 BB: 0 P: 12	1B: 6 2B: 1 3B: 0 HR: 2	SF: 0 SAC: 0 DP: 1 HBP: 1	WP: 0 PB: 0 SB: 0 CS: 0	PA: 38
PITCHER	IP WLS BF H R ER SO BB IBB HBP BLK WP HR S P ERA WHIP																	
50 Amir Garrett, L ERA: 7.4	1.0 L 6 2 2 2 2 2 1 0 0 0 0 34 57 15.43 3.000																	
41 Jake Buchanan, R ERA: 7.94	2.1 16 5 4 4 1 2 1 1 0 0 0 34 57 15.43 3.000																	
36 Blake Wood, R ERA: 4.25	8 0 0 0 0 2 1 0 0 0 0 0 21 37 0.00 0.375																	
31 Drew Storen, R ERA: 2.08	1.0 4 1 0 0 1 0 0 0 0 0 0 11 18 0.00 1.000																	
52 Tony Cingrani, L ERA: 2.7	1.0 4 1 1 1 0 0 0 0 0 0 1 9 12 9.00 1.000																	



Batter	1	2	3	4	5	6	7	8	9	AB	R	H	RBI	BB	SO	LOB	TOP										
9 José Peraza, R OBP: 0.288, SLG: 0.336	G3		2H 1B		G5-3		K			4	0	1	1	0	1	1	Cincinnati Reds @ Los Angeles Dodgers Dodger Stadium, Los Angeles, CA Sat Jun 10 2017, 7:10 PM - 10:14 PM PDT Att: 43,439 - Partly Cloudy - 69 F										
2 Zack Cozart, R OBP: 0.424, SLG: 0.594	K		G5-3			7 HR HBP		P3		3	1	0	0	0	1												
19 Joey Votto, L OBP: 0.422, SLG: 0.601	G4-3						F8		7 1B		4	0	2	0	0	0											
7 Eugenio Suárez, R OBP: 0.368, SLG: 0.500	G6-3				FC6-4 43 G1-3				1B		4	1	2	0	0	0											
43 Scott Schebler, L OBP: 0.313, SLG: 0.532	K				G1-3		K		F8		4	0	0	0	0	2											
39 Devin Mesoraco, R OBP: 0.337, SLG: 0.437	K				F7				P6		4	1	1	3	0	1											
4 Scooter Gennett, L OBP: 0.336, SLG: 0.563									L6		4	1	1	0	0	1											
3 Patrick Kivlehan, R OBP: 0.307, SLG: 0.418									K		4	0	1	0	0	2											
65 Asher Wojciechowski, R 53 Wandy Peralta, L 30 Arismendy Alcántara, S 21 Michael Lorenzen, R 23 Adam Duvall, R 31 Drew Storen, S 52 Tony Cingrani, L									F7		2	0	0	0	0	0											
Inning Stats	R: 0 E: 0 K: 1 S: 7	H: 0 LOB: 0 BB: 0 P: 9	R: 0 E: 0 K: 2 S: 9	H: 0 LOB: 0 BB: 0 P: 14	R: 1 E: 0 K: 1 S: 11	H: 2 LOB: 1 BB: 0 P: 16	R: 0 E: 0 K: 0 S: 12	H: 1 LOB: 1 BB: 0 P: 16	R: 0 E: 0 K: 2 S: 11	H: 1 LOB: 2 BB: 0 P: 15	R: 3 E: 0 K: 1 S: 14	H: 2 LOB: 0 BB: 0 P: 20	R: 0 E: 0 K: 3 S: 13	H: 0 LOB: 0 BB: 0 P: 19	R: 0 E: 0 K: 0 S: 11	H: 0 LOB: 2 BB: 0 P: 15		R: 0 E: 0 K: 1 S: 9	H: 0 LOB: 0 BB: 0 P: 11	1B: 6 2B: 1 3B: 0 HR: 1	SF: 0 SAC: 0 DP: 0 HBP: 1	WP: 0 PB: 0 SB: 0 CS: 0	PA: 36				
PITCHER	IP	WLS	BF	H	R	ER	SO	BB	IBB	HBP	BLK	WP	HR	S	P	ERA	WHIP										
57 Alex Wood, L ERA: 2.01	5.2		23	5	3	3	7	0	0	1	0	0	0	61	87	4.76	0.882										
46 Josh Fields, R ERA: 1.73	1.1	B	5	1	1	1	3	0	0	0	0	0	1	16	22	6.75	0.750										
52 Pedro Báez, R ERA: 0.99	1.0		5	2	0	0	0	0	0	0	0	0	0	11	15	0.00	2.000										
74 Kenley Jansen, R ERA: 1.07	1.0	W	3	0	0	0	1	0	0	0	0	0	0	9	11	0.00	0.000										

Batter	1	2	3	4	5	6	7	8	9	AB	R	H	RBI	BB	SO	LOB	BOTTOM										
26 Chase Utley, L OBP: 0.342, SLG: 0.403	5 2B									4	1	3	1	0	0	1	Cincinnati Reds @ Los Angeles Dodgers Dodger Stadium, Los Angeles, CA Sat Jun 10 2017, 7:10 PM - 10:14 PM PDT Att: 43,439 - Partly Cloudy - 69 F										
28 Franklin Gutierrez, R OBP: 0.327, SLG: 0.385	P4								K		1	0	0	0	0	1											
5 Corey Seager, L OBP: 0.384, SLG: 0.455	3 F8		L7		F8					4	1	2	2	1	0	1											
3 Chris Taylor, R OBP: 0.392, SLG: 0.510	F8		G1-3		E6				IBB		4	0	0	0	0	4											
23 Adrián González, L OBP: 0.309, SLG: 0.346	SF8		F8		P6				L7		3	0	0	1	0	2											
35 Cody Bellinger, L OBP: 0.318, SLG: 0.548	HR		G4-3		G4-3				K		4	1	1	1	0	1											
9 Yasmani Grandal, S OBP: 0.317, SLG: 0.438	F9		P5		G6-3				F8		4	0	0	0	0	0											
11 Logan Forsythe, R OBP: 0.322, SLG: 0.260									G6-3		4	0	1	0	0	2											
66 Yasiel Puig, R OBP: 0.310, SLG: 0.408	FC5-4 57 SH1-4				SH2-3 26 2B				L9		4	2	2	0	0	0		1									
57 Alex Wood, R ERA: 5.21 46 Josh Fields, R 14 Enrique Hernández, R 52 Pedro Báez, R 74 Kenley Jansen, S 10 Justin Turner, R									G2-3		0	0	0	0	0	0											
Inning Stats	R: 3 E: 0 K: 0 S: 15	H: 3 LOB: 0 BB: 0 P: 20	R: 0 E: 0 K: 0 S: 10	H: 1 LOB: 1 BB: 0 P: 12	R: 0 E: 0 K: 0 S: 13	H: 0 LOB: 0 BB: 0 P: 17	R: 0 E: 0 K: 1 S: 13	H: 0 LOB: 0 BB: 0 P: 19	R: 1 E: 0 K: 0 S: 9	H: 2 LOB: 2 BB: 0 P: 13	R: 0 E: 0 K: 0 S: 11	H: 0 LOB: 0 BB: 0 P: 18	R: 0 E: 0 K: 0 S: 7	H: 1 LOB: 2 BB: 1 P: 10	R: 0 E: 0 K: 1 S: 11	H: 0 LOB: 0 BB: 0 P: 17	R: 1 E: 0 K: 2 S: 12	H: 3 LOB: 2 BB: 0 P: 15	1B: 4 2B: 5 3B: 0 HR: 1	SF: 1 SAC: 2 DP: 0 HBP: 0	WP: 0 PB: 0 SB: 0 CS: 0	PA: 38					
PITCHER	IP	WLS	BF	H	R	ER	SO	BB	IBB	HBP	BLK	WP	HR	S	P	ERA	WHIP										
65 Asher Wojciechowski, R ERA: 5.21	5.0		22	6	4	4	1	0	0	0	0	0	0	11	18	0.00	0.000										
21 Michael Lorenzen, R ERA: 2.95	2.0		8	1	0	0	1	0	1	0	0	0	0	18	27	0.00	0.500										
31 Drew Storen, R ERA: 2.39	0.1	L	3	2	1	1	1	0	0	0	0	0	0	7	10	27.00	6.000										
52 Tony Cingrani, L ERA: 2.57	0.1		2	1	0	0	1	0	0	0	0	0	0	5	5	0.00	3.000										

Batter	1	2	3	4	5	6	7	8	9	AB	R	H	RBI	BB	SO	LOB	TOP					
6 Billy Hamilton, S OBP: 0.293, SLG: 0.307	F7	K			F8	FC4		L9		5	0	1	0	0	1	3	Cincinnati Reds @ Los Angeles Dodgers Dodger Stadium, Los Angeles, CA Sun Jun 11 2017, 1:10 PM - 4:08 PM PDT Att: 42,674 - Partly Cloudy - 69 F					
2 Zack Cozart, R OBP: 0.416, SLG: 0.580	L4		G4-3		F9	FC4		F9		5	0	0	0	0	4							
19 Joey Votto, L OBP: 0.418, SLG: 0.605	G3-1		HR		F7			F7		5	1	1	1	0	0							
23 Adam Duvali, R OBP: 0.324, SLG: 0.542		HR	G5-3		G4-3	K		K		5	1	1	1	0	2							
7 Eugenio Suárez, R OBP: 0.372, SLG: 0.500		HR	G4-3		G4-3	43 2B 9 SF8		BB		4	2	2	0	1	0							
43 Scott Schebler, L OBP: 0.316, SLG: 0.551		HR			K			L9		4	2	2	0	1	1							
40 Austin Brice, R										0	0	0	0	0	0							
30 Arismendy Alcántara, S										0	0	0	0	0	0							
9 José Peraza, R OBP: 0.292, SLG: 0.341								F8		3	0	2	1	0	0							
39 Devin Mesoraco, R OBP: 0.345, SLG: 0.493										4	1	2	2	0	2							
46 Tim Adleman, R OBP: 0.105, SLG: 0.158										3	0	1	0	0	1							
53 Wandy Peralta, L										0	0	0	0	0	0							
3 Patrick Kivlehan, R OBP: 0.316, SLG: 0.418										0	0	0	0	1	0							
26 Raisel Iglesias, R OBP: 1.000, SLG: 2.000										0	0	0	0	0	0							
Inning Stats	R: 0 E: 0 K: 0 S: 8	H: 0 LOB: 0 BB: 0 P: 12	R: 3 E: 0 K: 2 S: 14	H: 4 LOB: 1 BB: 0 P: 17	R: 1 E: 0 K: 0 S: 9	H: 1 LOB: 0 BB: 0 P: 14	R: 0 E: 0 K: 3 S: 18	H: 1 LOB: 1 BB: 0 P: 25	R: 0 E: 0 K: 0 S: 7	H: 0 LOB: 0 BB: 0 P: 12	R: 3 E: 0 K: 0 S: 15	H: 5 LOB: 2 BB: 0 P: 21	R: 0 E: 0 K: 1 S: 9	H: 0 LOB: 1 BB: 1 P: 13	R: 0 E: 0 K: 0 S: 12	H: 1 LOB: 2 BB: 1 P: 20	R: 0 E: 0 K: 1 S: 10	H: 0 LOB: 0 BB: 0 P: 13	1B: 6 2B: 2 3B: 0 HR: 4	SF: 1 DP: 0 HBP: 0	WP: 0 PB: 0 SB: 0 CS: 0	PA: 41
PITCHER	IP WLS BF H R ER SO BB IBB HBP BLK WP HR S P ERA WHIP	IP WLS BF H R ER SO BB IBB HBP BLK WP HR S P ERA WHIP	IP WLS BF H R ER SO BB IBB HBP BLK WP HR S P ERA WHIP	IP WLS BF H R ER SO BB IBB HBP BLK WP HR S P ERA WHIP	IP WLS BF H R ER SO BB IBB HBP BLK WP HR S P ERA WHIP	IP WLS BF H R ER SO BB IBB HBP BLK WP HR S P ERA WHIP	IP WLS BF H R ER SO BB IBB HBP BLK WP HR S P ERA WHIP	IP WLS BF H R ER SO BB IBB HBP BLK WP HR S P ERA WHIP	IP WLS BF H R ER SO BB IBB HBP BLK WP HR S P ERA WHIP	IP WLS BF H R ER SO BB IBB HBP BLK WP HR S P ERA WHIP	IP WLS BF H R ER SO BB IBB HBP BLK WP HR S P ERA WHIP	IP WLS BF H R ER SO BB IBB HBP BLK WP HR S P ERA WHIP	IP WLS BF H R ER SO BB IBB HBP BLK WP HR S P ERA WHIP	IP WLS BF H R ER SO BB IBB HBP BLK WP HR S P ERA WHIP	IP WLS BF H R ER SO BB IBB HBP BLK WP HR S P ERA WHIP	IP WLS BF H R ER SO BB IBB HBP BLK WP HR S P ERA WHIP						
99 Hyun Jin Ryu, L ERA: 4.42	4.0	18	6	4	4	5	0	0	0	0	0	0	0	0	0	0	9.00	1.500				
68 Ross Stripling, R ERA: 3.15	2.0	11	5	3	3	0	0	0	0	0	1	22	33	13.50	2.500							
41 Chris Hatcher, R ERA: 4.11	1.0	4	0	0	0	1	1	0	0	0	0	9	13	0.00	1.000							
43 Luis Avilán, L ERA: 2.81	1.0	W	5	1	0	0	1	0	0	0	0	12	20	0.00	2.000							
74 Kenley Jansen, R ERA: 1.03	1.0	S	3	0	0	0	0	0	0	0	0	10	13	0.00	0.000							


Batter	1	2	3	4	5	6	7	8	9	AB	R	H	RBI	BB	SO	LOB	BOTTOM					
26 Chase Utley, L OBP: 0.356, SLG: 0.426	G4-3		BB		HR		G4-3	5 HR		2	2	1	2	3	0	0	Cincinnati Reds @ Los Angeles Dodgers Dodger Stadium, Los Angeles, CA Sun Jun 11 2017, 1:10 PM - 4:08 PM PDT Att: 42,674 - Partly Cloudy - 69 F					
5 Corey Seager, L OBP: 0.388, SLG: 0.473	F7		F7		2B		10 1B	HR		4	1	2	4	0	0	2						
10 Justin Turner, R OBP: 0.456, SLG: 0.510	G4-3		1B		K		11 G5-4-3	K		5	0	2	0	0	2	2						
23 Adrián González, L					F8		G5-4-3	K		3	0	0	0	0	0	4						
41 Chris Hatcher, R					F7		G5-4-3	K		0	0	0	0	0	0	2						
11 Logan Forsythe, R					F7		G5-4-3	K		1	0	0	0	0	0	0						
43 Luis Avilán, L					F7		G5-4-3	K		0	0	0	0	0	0	0						
15 Austin Barnes, R					F7		G5-4-3	K		1	0	0	0	0	0	0						
74 Kenley Jansen, S					F7		G5-4-3	K		0	0	0	0	0	0	0						
3 Chris Taylor, R OBP: 0.383, SLG: 0.497		E4 35 HR	L7		G5-3		G5-3			4	1	0	0	0	0	3						
35 Cody Bellinger, L OBP: 0.322, SLG: 0.584		HR			P6		F7	HR		4	2	2	3	0	0	0						
9 Yasmani Grandal, S OBP: 0.325, SLG: 0.444		K2-3			28 FC6-4		1B	14 BB 26 BB		4	1	3	0	0	1	0						
66 Yasiel Puig, R OBP: 0.309, SLG: 0.402		K			P6		F9	26 BB 5 HR 14 BB		3	1	0	0	1	1	2						
99 Hyun Jin Ryu, R OBP: 0.333, SLG: 0.267					FC6-4		G5-3	26 BB 5 HR		1	0	0	0	0	1	0						
28 Franklin Gutierrez, R										1	0	0	0	0	0	1						
68 Ross Stripling, R										0	0	0	0	0	0	0						
14 Enrique Hernández, R OBP: 0.301, SLG: 0.480										1	1	0	0	1	0	1						
Inning Stats	R: 0 E: 0 K: 0 S: 7	H: 0 LOB: 1 BB: 1 P: 15	R: 2 E: 1 K: 3 S: 12	H: 1 LOB: 0 BB: 0 P: 20	R: 0 E: 0 K: 0 S: 6	H: 1 LOB: 2 BB: 1 P: 14	R: 0 E: 0 K: 0 S: 9	H: 1 LOB: 1 BB: 0 P: 14	R: 1 E: 0 K: 1 S: 11	H: 2 LOB: 1 BB: 0 P: 12	R: 0 E: 0 K: 0 S: 5	H: 1 LOB: 1 BB: 0 P: 5	R: 0 E: 0 K: 0 S: 6	H: 1 LOB: 0 BB: 0 P: 12	R: 6 E: 0 K: 2 S: 24	H: 3 LOB: 3 BB: 3 P: 41	R: 0 E: 0 K: 2 S: 10	H: 0 LOB: 0 BB: 0 P: 13	1B: 5 2B: 1 3B: 0 HR: 4	SF: 0 DP: 1 HBP: 1	WP: 0 PB: 0 SB: 0 CS: 0	PA: 40
PITCHER	IP WLS BF H R ER SO BB IBB HBP BLK WP HR S P ERA WHIP	IP WLS BF H R ER SO BB IBB HBP BLK WP HR S P ERA WHIP	IP WLS BF H R ER SO BB IBB HBP BLK WP HR S P ERA WHIP	IP WLS BF H R ER SO BB IBB HBP BLK WP HR S P ERA WHIP	IP WLS BF H R ER SO BB IBB HBP BLK WP HR S P ERA WHIP	IP WLS BF H R ER SO BB IBB HBP BLK WP HR S P ERA WHIP	IP WLS BF H R ER SO BB IBB HBP BLK WP HR S P ERA WHIP	IP WLS BF H R ER SO BB IBB HBP BLK WP HR S P ERA WHIP	IP WLS BF H R ER SO BB IBB HBP BLK WP HR S P ERA WHIP	IP WLS BF H R ER SO BB IBB HBP BLK WP HR S P ERA WHIP	IP WLS BF H R ER SO BB IBB HBP BLK WP HR S P ERA WHIP	IP WLS BF H R ER SO BB IBB HBP BLK WP HR S P ERA WHIP	IP WLS BF H R ER SO BB IBB HBP BLK WP HR S P ERA WHIP	IP WLS BF H R ER SO BB IBB HBP BLK WP HR S P ERA WHIP	IP WLS BF H R ER SO BB IBB HBP BLK WP HR S P ERA WHIP	IP WLS BF H R ER SO BB IBB HBP BLK WP HR S P ERA WHIP						
46 Tim Adleman, R ERA: 4.34	5.0	23	5	3	2	4	2	0	0	0	0	0	1	0	0	0	3.60	1.400				
53 Wandy Peralta, L ERA: 2.57	1.1	7	2	0	0	0	0	0	0	0	0	9	14	0.00	1.500							
40 Austin Brice, R ERA: 3.38	1.0	H	4	2	2	0	0	0	0	0	1	7	11	18.00	2.000							
26 Raisel Iglesias, R ERA: 1.69	0.2	L	6	1	4	4	3	0	0	0	1	19	33	54.00	6.000							



Batter	1	2	3	4	5	6	7	8	9	AB	R	H	RBI	BB	SO	LOB	TOP		
26 Chase Utley, L OBP: 0.341, SLG: 0.400 14 Enrique Hernández, R (7, PH) OBP: 0.266, SLG: 0.455	G4-3		L8	HBP			K	G5-3		2	0	0	0	0	0	0			
5 Corey Seager, L OBP: 0.385, SLG: 0.461	G3-1		G6-3	F8			BB	K		4	0	0	0	1	1	3			
10 Justin Turner, R OBP: 0.461, SLG: 0.503	1B		BB	BB			BB	G5-3		3	1	2	0	2	0	0			
35 Cody Bellinger, L OBP: 0.330, SLG: 0.612	L8		BB	BB			L1-3	K		5	0	1	0	0	1	3			
3 Chris Taylor, R OBP: 0.389, SLG: 0.515	G6-3		BB	BB			P5	G5-3		4	0	1	1	0	0	1			
9 Yasmani Grandal, S OBP: 0.315, SLG: 0.423	K		BB	BB			K	G3		4	0	0	0	0	2	1			
31 Joc Pederson, L OBP: 0.321, SLG: 0.353	HR		BB	BB			G1-3	BB		3	2	2	1	1	0	0			
66 Yasiel Puig, R OBP: 0.317, SLG: 0.417	BB		K	BB			K	BB		2	0	0	0	2	2	1			
57 Alex Wood, R OBP: 0.143, SLG: 0.100 74 Kenley Jansen, S OBP: 0.333, SLG: 0.333	G5-3		BB	BB			G6-3	1B		3	0	1	1	1	0	1			
Inning Stats	R: 0 H: 1 E: 0 K: 0 S: 10	H: 1 LOB: 1 BB: 0 P: 13	R: 1 H: 1 E: 0 K: 1 S: 13	H: 1 LOB: 1 BB: 1 P: 24	R: 1 H: 2 E: 0 K: 0 S: 8	H: 2 LOB: 2 BB: 1 P: 14	R: 0 H: 1 E: 0 K: 1 S: 10	H: 1 LOB: 3 BB: 1 P: 19	R: 0 H: 0 E: 0 K: 1 S: 12	H: 0 LOB: 0 BB: 0 P: 18	R: 0 H: 1 E: 0 K: 1 S: 14	H: 1 LOB: 1 BB: 1 P: 22	R: 1 H: 1 E: 0 K: 0 S: 9	H: 1 LOB: 2 BB: 2 P: 20	R: 0 H: 0 E: 0 K: 2 S: 10	H: 0 LOB: 0 BB: 0 P: 14	1B: 4 2B: 2 3B: 0 HR: 1	SF: 0 SAC: 0 DP: 0 HBP: 1	WP: 0 PA: 40 PB: 0 SB: 0 CS: 1
PITCHER	IP WLS BF H R ER SO BB IBB HBP BLK WP HR S P ERA WHIP	IP WLS BF H R ER SO BB IBB HBP BLK WP HR S P ERA WHIP	IP WLS BF H R ER SO BB IBB HBP BLK WP HR S P ERA WHIP	IP WLS BF H R ER SO BB IBB HBP BLK WP HR S P ERA WHIP	IP WLS BF H R ER SO BB IBB HBP BLK WP HR S P ERA WHIP	IP WLS BF H R ER SO BB IBB HBP BLK WP HR S P ERA WHIP	IP WLS BF H R ER SO BB IBB HBP BLK WP HR S P ERA WHIP	IP WLS BF H R ER SO BB IBB HBP BLK WP HR S P ERA WHIP	IP WLS BF H R ER SO BB IBB HBP BLK WP HR S P ERA WHIP	IP WLS BF H R ER SO BB IBB HBP BLK WP HR S P ERA WHIP	IP WLS BF H R ER SO BB IBB HBP BLK WP HR S P ERA WHIP	IP WLS BF H R ER SO BB IBB HBP BLK WP HR S P ERA WHIP	IP WLS BF H R ER SO BB IBB HBP BLK WP HR S P ERA WHIP	IP WLS BF H R ER SO BB IBB HBP BLK WP HR S P ERA WHIP	IP WLS BF H R ER SO BB IBB HBP BLK WP HR S P ERA WHIP	IP WLS BF H R ER SO BB IBB HBP BLK WP HR S P ERA WHIP	IP WLS BF H R ER SO BB IBB HBP BLK WP HR S P ERA WHIP		

Los Angeles Dodgers @ Cincinnati Reds
Great American Ball Park, Cincinnati, OH
Fri Jun 16 2017, 7:11 PM - 9:56 PM EDT
Att: 35,613 - Clear - 90 F


AB 32
R 3
H 7
RBI 3
BB 7
SO 7
LOB 12

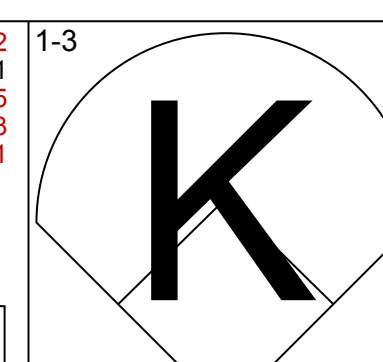
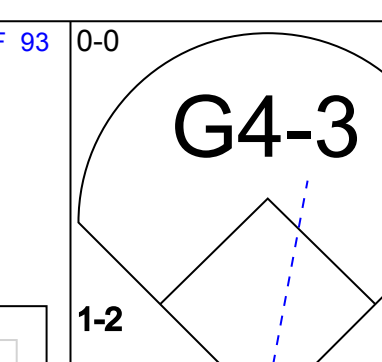
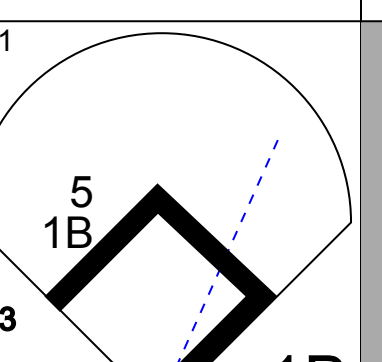
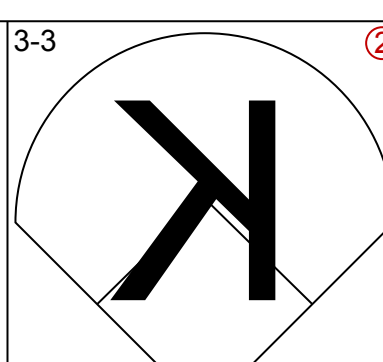
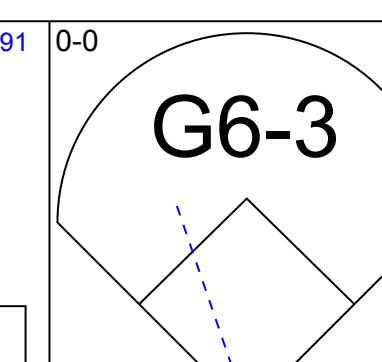
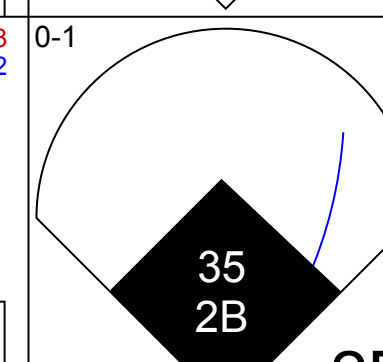
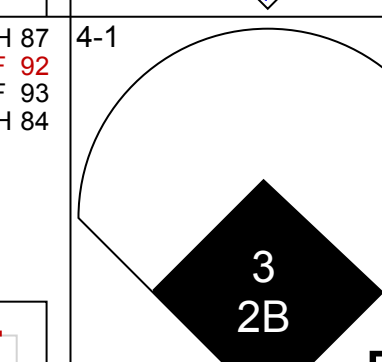
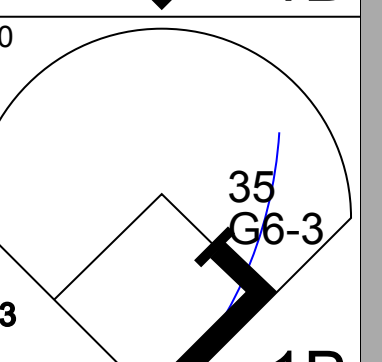
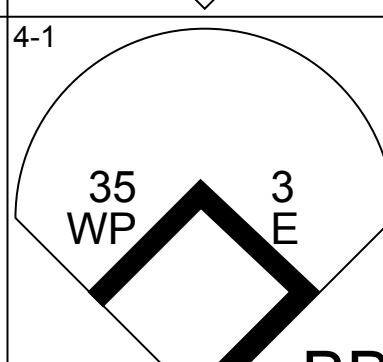
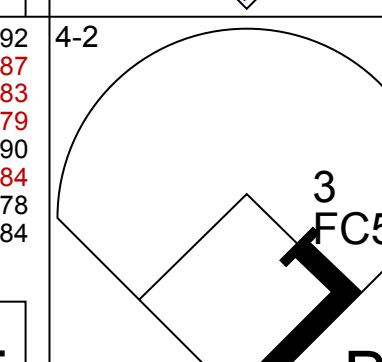
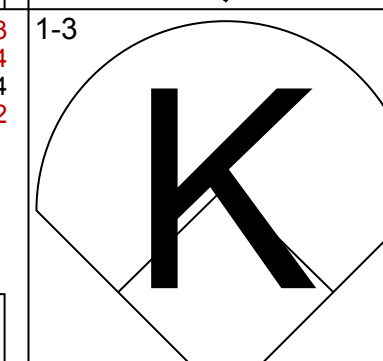
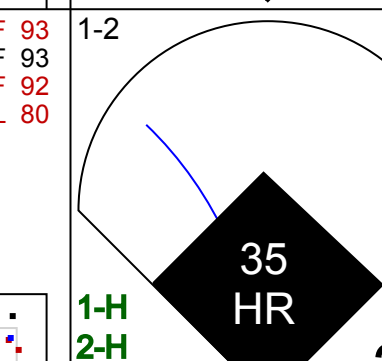
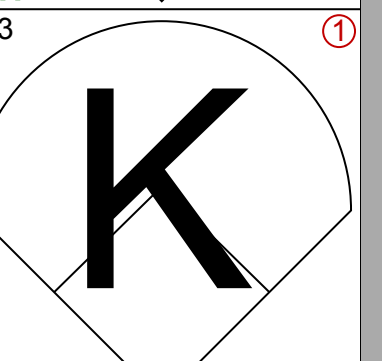
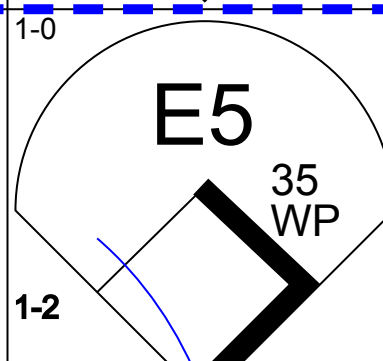
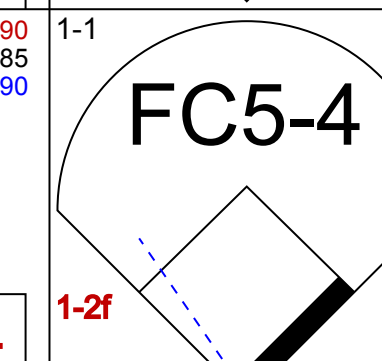
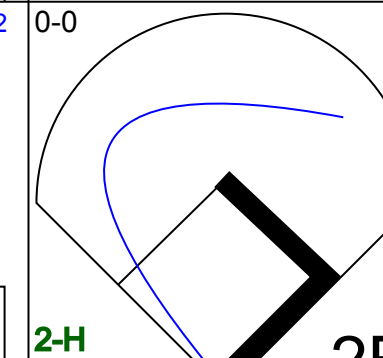
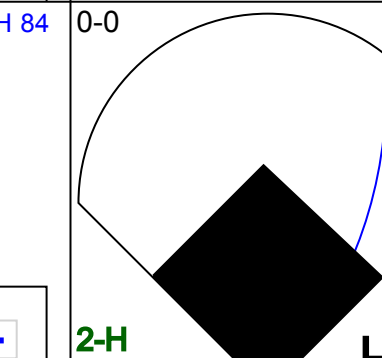
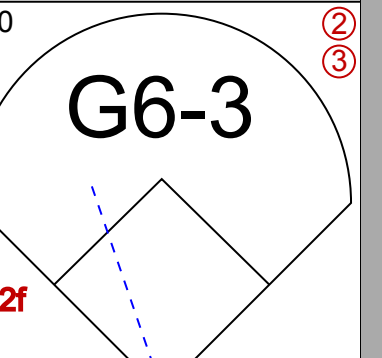
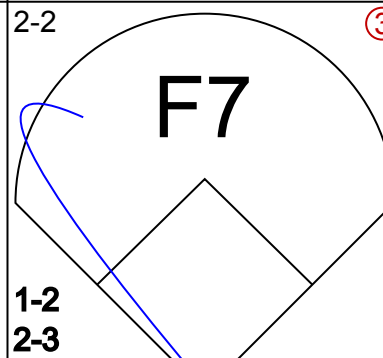

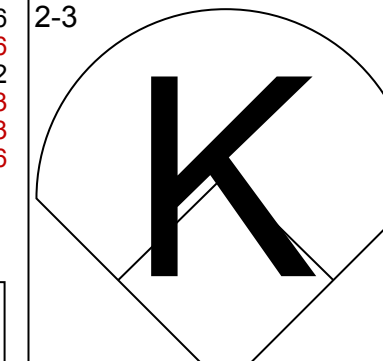
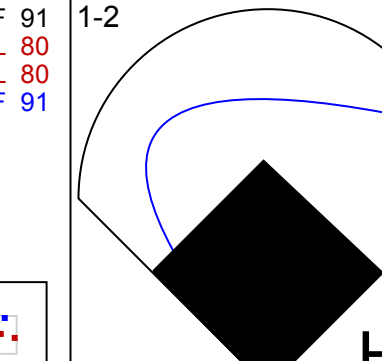



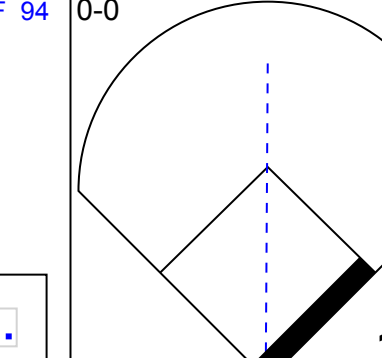



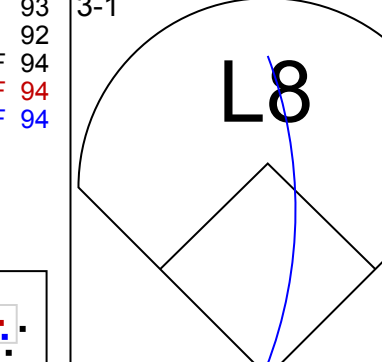



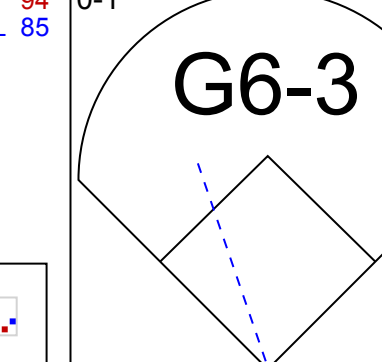
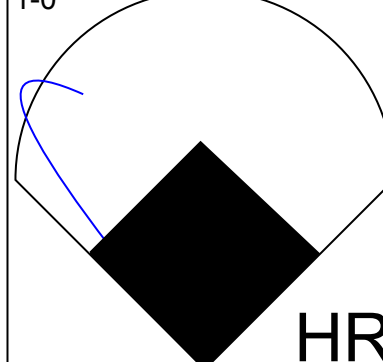
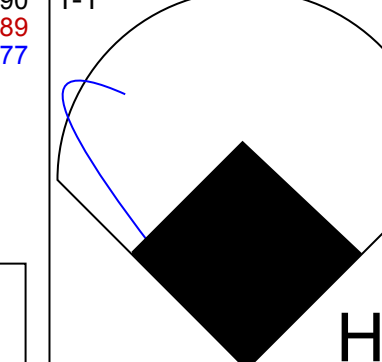
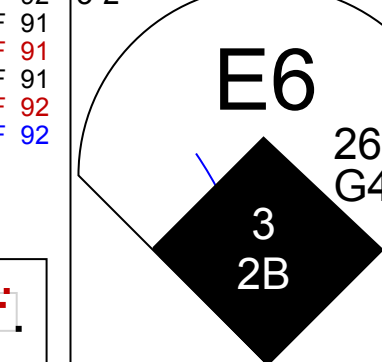
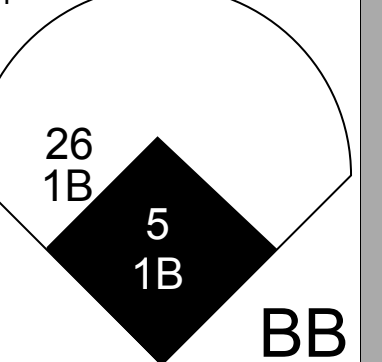
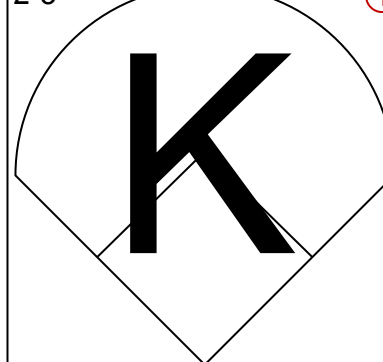
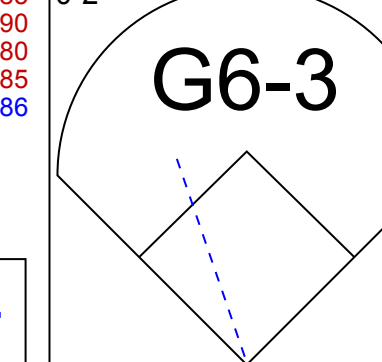
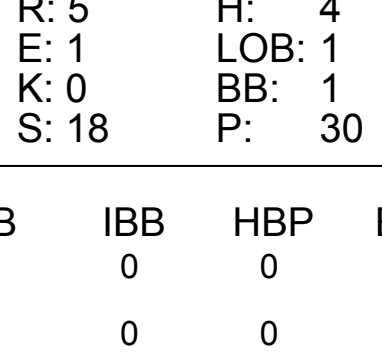
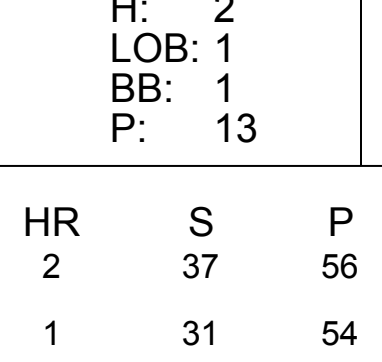
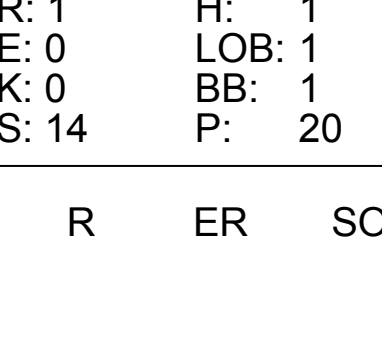


Batter	1	2	3	4	5	6	7	8	9	AB	R	H	RBI	BB	SO	LOB	BOTTOM		
6 Billy Hamilton, S OBP: 0.290, SLG: 0.305	K		G5-3			K			BB	4	0	1	0	0	2	0			
2 Zack Cozart, R OBP: 0.404, SLG: 0.561	L6		F7			F9			K	4	0	0	0	0	1	1			
19 Joey Votto, L OBP: 0.415, SLG: 0.601	BB		G6-3			G3			K	4	0	1	0	0	1	1			
23 Adam Duvall, R OBP: 0.316, SLG: 0.527	K2-3		G5-3			F7			K	4	0	0	0	0	2	2			
7 Eugenio Suárez, R OBP: 0.372, SLG: 0.489	BB		BB			K			K	2	0	1	0	0	1	0			
43 Scott Schebler, L OBP: 0.322, SLG: 0.541	G4-3		F7			G4-3			G4-3	3	0	0	0	0	2				
9 José Peraza, R OBP: 0.286, SLG: 0.344	FC6-2		BB			G4-3			G4-3	3	0	1	0	0	0	1			
39 Devin Mesoraco, R OBP: 0.340, SLG: 0.506	CS		L9			G1-4-3			HR	3	1	1	1	0	0	2			
46 Tim Lincecum, R OBP: 0.106, SLG: 0.106 30 Aramis Adamsara, S OBP: 0.278, SLG: 0.370 53 Wandy Peralta, L OBP: 0.322, SLG: 0.541 31 Drew Storen, S OBP: 0.322, SLG: 0.541 3 Patrick Kivlehan, R OBP: 0.322, SLG: 0.541 36 Blake Wood, R OBP: 0.322, SLG: 0.541	K		K			G6-3			G3	1	0	0	0	0	1	0			
Inning Stats	R: 0 H: 1 E: 0 K: 2 S: 14	H: 1 LOB: 1 BB: 0 P: 18	R: 0 H: 0 E: 0 K: 1 S: 9	H: 0 LOB: 0 BB: 0 P: 13	R: 0 H: 0 E: 0 K: 0 S: 5	H: 0 LOB: 0 BB: 0 P: 7	R: 0 H: 1 E: 0 K: 0 S: 7	H: 0 LOB: 0 BB: 0 P: 8	R: 0 H: 0 E: 0 K: 1 S: 11	H: 0 LOB: 0 BB: 0 P: 16	R: 0 H: 0 E: 0 K: 1 S: 9	H: 0 LOB: 0 BB: 0 P: 11	R: 1 H: 1 E: 0 K: 0 S: 9	H: 1 LOB: 0 BB: 0 P: 11	R: 0 H: 1 E: 0 K: 3 S: 13	H: 1 LOB: 1 BB: 0 P: 14	1B: 2 2B: 2 3B: 0 HR: 1	SF: 0 SAC: 0 DP: 1 HBP: 1	WP: 0 PA: 32 PB: 0 SB: 0 CS: 1
PITCHER	IP WLS BF H R ER SO BB IBB HBP BLK WP HR S P ERA WHIP	IP WLS BF H R ER SO BB IBB HBP BLK WP HR S P ERA WHIP	IP WLS BF H R ER SO BB IBB HBP BLK WP HR S P ERA WHIP	IP WLS BF H R ER SO BB IBB HBP BLK WP HR S P ERA WHIP	IP WLS BF H R ER SO BB IBB HBP BLK WP HR S P ERA WHIP	IP WLS BF H R ER SO BB IBB HBP BLK WP HR S P ERA WHIP	IP WLS BF H R ER SO BB IBB HBP BLK WP HR S P ERA WHIP	IP WLS BF H R ER SO BB IBB HBP BLK WP HR S P ERA WHIP	IP WLS BF H R ER SO BB IBB HBP BLK WP HR S P ERA WHIP	IP WLS BF H R ER SO BB IBB HBP BLK WP HR S P ERA WHIP	IP WLS BF H R ER SO BB IBB HBP BLK WP HR S P ERA WHIP	IP WLS BF H R ER SO BB IBB HBP BLK WP HR S P ERA WHIP	IP WLS BF H R ER SO BB IBB HBP BLK WP HR S P ERA WHIP	IP WLS BF H R ER SO BB IBB HBP BLK WP HR S P ERA WHIP	IP WLS BF H R ER SO BB IBB HBP BLK WP HR S P ERA WHIP	IP WLS BF H R ER SO BB IBB HBP BLK WP HR S P ERA WHIP	IP WLS BF H R ER SO BB IBB HBP BLK WP HR S P ERA WHIP		

Los Angeles Dodgers @ Cincinnati Reds
Great American Ball Park, Cincinnati, OH
Fri Jun 16 2017, 7:11 PM - 9:56 PM EDT
Att: 35,613 - Clear - 90 F

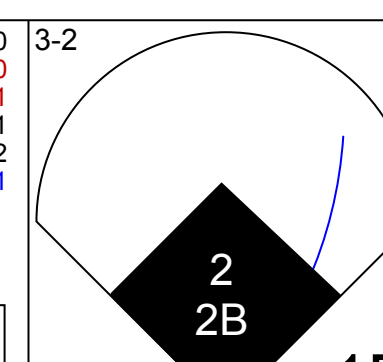

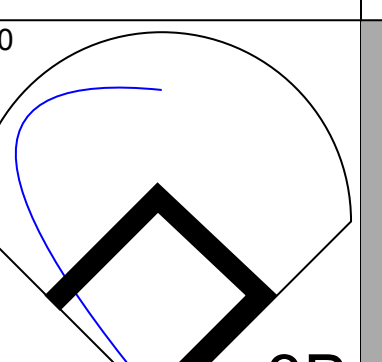
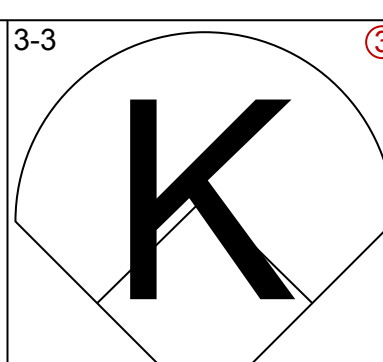

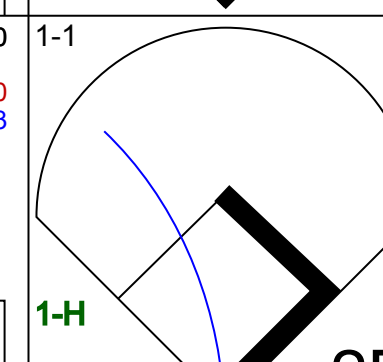
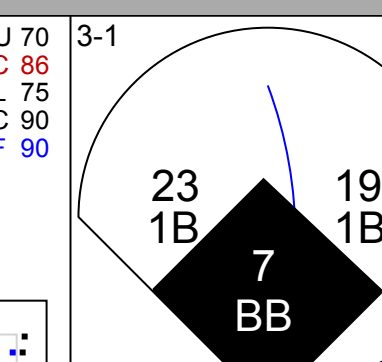
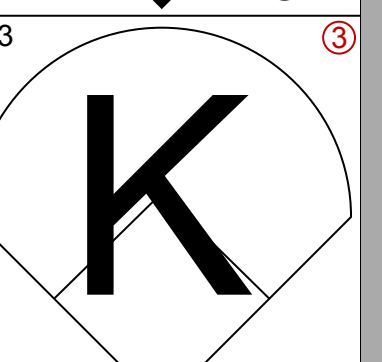


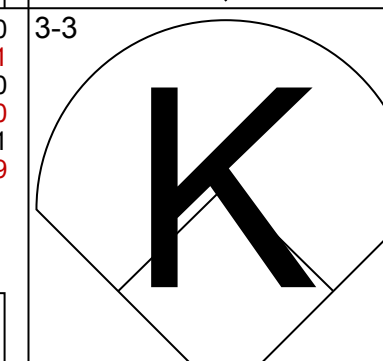
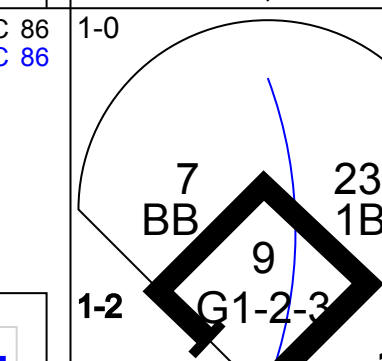



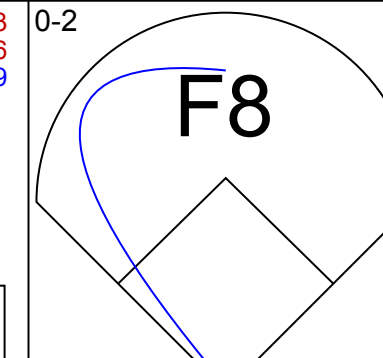
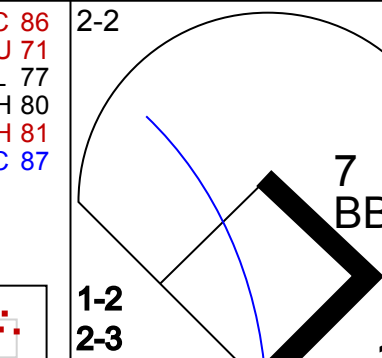



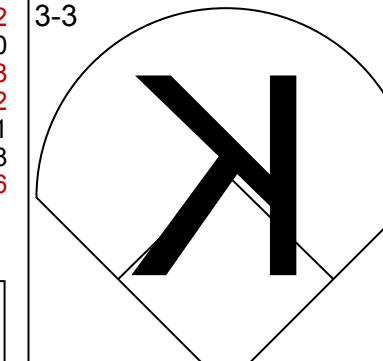
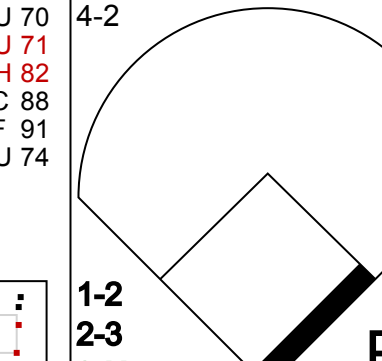




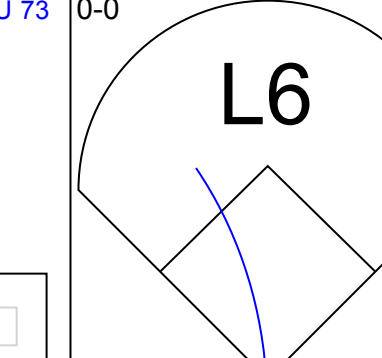


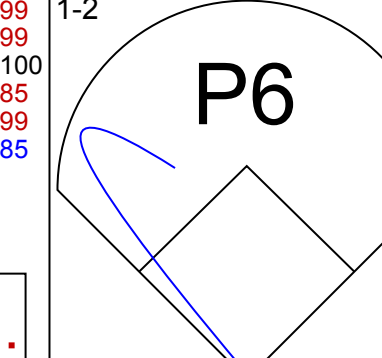

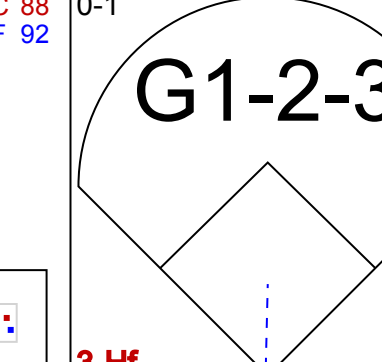
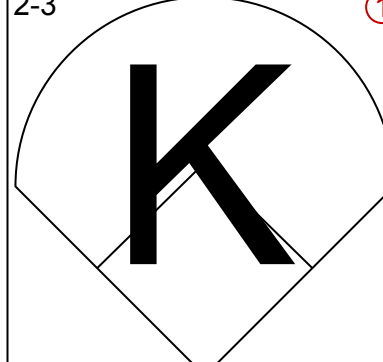
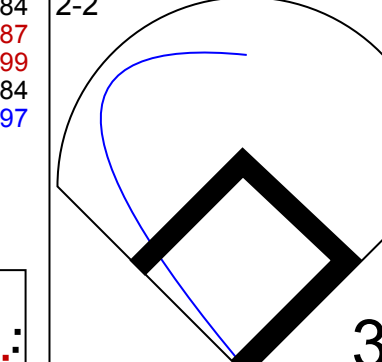


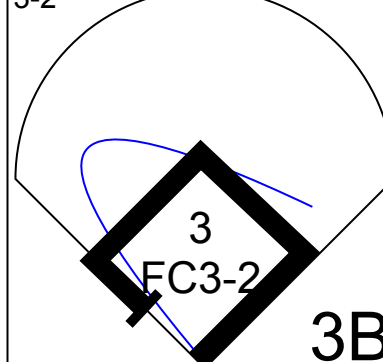
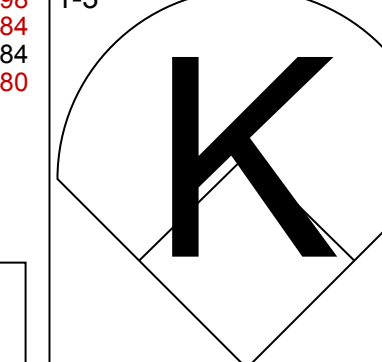


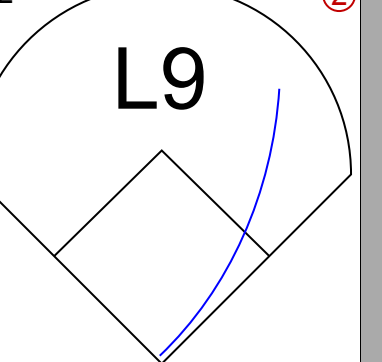
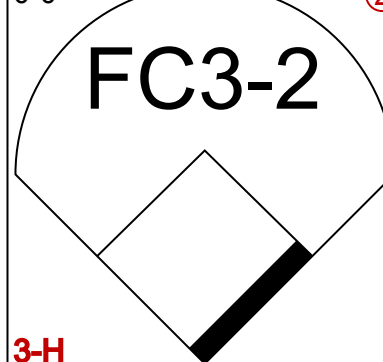
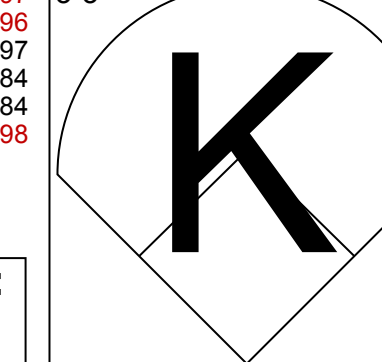
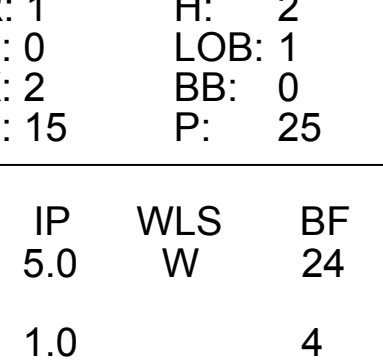
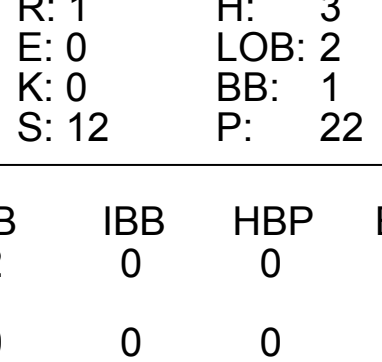
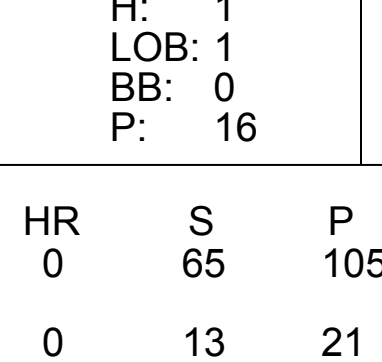
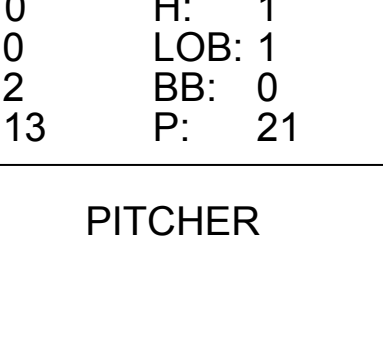
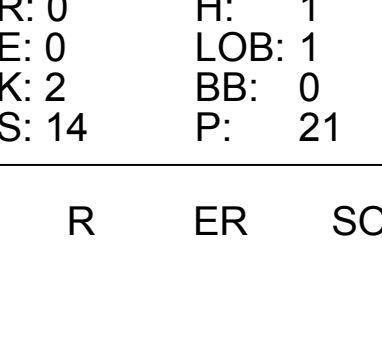


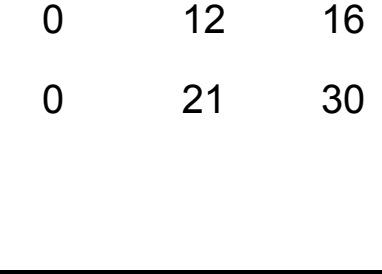


AB 30
R 1
H 5
RBI 1
BB 0
SO 8
LOB 9



Batter	1	2	3	4	5	6	7	8	9	AB	R	H	RBI	BB	SO	LOB	TOP			
26 Chase Utley, L OBP: 0.337, SLG: 0.393										5	0	1	0	0	2	1	Los Angeles Dodgers @ Cincinnati Reds Great American Ball Park, Cincinnati, OH Sat Jun 17 2017, 4:14 PM - 7:40 PM EDT Att: 42,431 - Partly Cloudy - 90 F			
5 Corey Seager, L OBP: 0.395, SLG: 0.469										2	2	2	1	3	0	0				
3 Chris Taylor, R OBP: 0.384, SLG: 0.511										5	1	1	2	0	2	5				
35 Cody Bellinger, L OBP: 0.337, SLG: 0.634										5	2	3	3	0	0	4				
31 Joc Pederson, L OBP: 0.324, SLG: 0.374										4	1	1	1	1	1	1				
9 Yasmani Grandal, S OBP: 0.313, SLG: 0.417										5	0	1	0	0	2	2				
11 Logan Forsythe, R OBP: 0.328, SLG: 0.245										5	0	1	0	0	0	1				
66 Yasiel Puig, R OBP: 0.319, SLG: 0.445										4	2	2	3	0	1	1				
99 Hyun Jin Ryu, R ERA: 6.75										1	2	0	0	1	0	0				
14 Enrique Hernández, R ERA: 2.95, SLG: 0.482										1	0	0	0	0	0	0				
43 Luis Avilán, L ERA: 2.85										0	0	0	0	0	0	0				
52 Pedro Báez, R ERA: 2.85										0	0	0	0	0	0	0				
28 Franklin Gutierrez, R OBP: 0.321, SLG: 0.382										1	0	0	0	0	0	0				
71 Josh Ravin, R ERA: 8.16										1	0	0	0	0	0	2				
Inning Stats	R: 1 H: 2 E: 0 K: 3 S: 14	H: 2 LOB: 1 BB: 0 P: 18	R: 0 H: 0 E: 0 K: 2 S: 10	H: 1 LOB: 0 BB: 0 P: 16	R: 5 H: 4 E: 1 K: 0 S: 18	H: 4 LOB: 1 BB: 1 P: 30	R: 1 H: 2 E: 0 K: 1 S: 8	H: 2 LOB: 0 BB: 0 P: 13	R: 0 H: 0 E: 0 K: 0 S: 8	H: 1 LOB: 2 BB: 1 P: 27	R: 0 H: 0 E: 0 K: 1 S: 10	H: 0 LOB: 0 BB: 0 P: 14	R: 1 H: 1 E: 0 K: 0 S: 14	H: 1 LOB: 1 BB: 1 P: 20	R: 1 H: 2 E: 0 K: 0 S: 11	H: 2 LOB: 2 BB: 1 P: 17	1B: 5 2B: 3 3B: 0 HR: 4	SF: 1 SAC: 0 DP: 1 HBP: 0	WP: 1 PB: 0 SB: 0 CS: 0	PA: 45
PITCHER	IP WLS BF H R ER SO BB IBB HBP BLK WP HR S P ERA WHIP	IP WLS BF H R ER SO BB IBB HBP BLK WP HR S P ERA WHIP	IP WLS BF H R ER SO BB IBB HBP BLK WP HR S P ERA WHIP	IP WLS BF H R ER SO BB IBB HBP BLK WP HR S P ERA WHIP	IP WLS BF H R ER SO BB IBB HBP BLK WP HR S P ERA WHIP	IP WLS BF H R ER SO BB IBB HBP BLK WP HR S P ERA WHIP	IP WLS BF H R ER SO BB IBB HBP BLK WP HR S P ERA WHIP	IP WLS BF H R ER SO BB IBB HBP BLK WP HR S P ERA WHIP	IP WLS BF H R ER SO BB IBB HBP BLK WP HR S P ERA WHIP	IP WLS BF H R ER SO BB IBB HBP BLK WP HR S P ERA WHIP	IP WLS BF H R ER SO BB IBB HBP BLK WP HR S P ERA WHIP	IP WLS BF H R ER SO BB IBB HBP BLK WP HR S P ERA WHIP	IP WLS BF H R ER SO BB IBB HBP BLK WP HR S P ERA WHIP	IP WLS BF H R ER SO BB IBB HBP BLK WP HR S P ERA WHIP	IP WLS BF H R ER SO BB IBB HBP BLK WP HR S P ERA WHIP	IP WLS BF H R ER SO BB IBB HBP BLK WP HR S P ERA WHIP	IP WLS BF H R ER SO BB IBB HBP BLK WP HR S P ERA WHIP	IP WLS BF H R ER SO BB IBB HBP BLK WP HR S P ERA WHIP	IP WLS BF H R ER SO BB IBB HBP BLK WP HR S P ERA WHIP	IP WLS BF H R ER SO BB IBB HBP BLK WP HR S P ERA WHIP

AB 39
R 10
H 12
RBI 10
BB 5
SO 9
LOB 17



Batter	1	2	3	4	5	6	7	8	9	AB	R	H	RBI	BB	SO	LOB	BOTTOM			
6 Billy Hamilton, S OBP: 0.292, SLG: 0.314										5	1	2	0	0	2	3	Los Angeles Dodgers @ Cincinnati Reds Great American Ball Park, Cincinnati, OH Sat Jun 17 2017, 4:14 PM - 7:40 PM EDT Att: 42,431 - Partly Cloudy - 90 F			
2 Zack Cozart, R OBP: 0.404, SLG: 0.562										5	1	2	0	0	1	1				
19 Joey Votto, L OBP: 0.418, SLG: 0.609										5	0	3	0	0	1	1				
23 Adam Duvall, R OBP: 0.315, SLG: 0.522										4	0	1	0	0	1	3				
7 Eugenio Suárez, R OBP: 0.370, SLG: 0.483										3	0	0	1	1	1	3				
41 Jake Buchanan, R OBP: 0.667, SLG: 0.500										3	0	1	0	0	0	4				
43 Scott Schebler, L OBP: 0.322, SLG: 0.538										0	0	0	0	0	0	0				
4 Scooter Gennett, L OBP: 0.317, SLG: 0.525										1	0	0	0	0	0	0				
9 José Peraza, R OBP: 0.286, SLG: 0.351										4	0	1	0	0	2	4				
39 Devin Mesoraco, R OBP: 0.347, SLG: 0.524										3	0	1	0	1	2	1				
65 Asher Wojciechowski, R ERA: 4.35										1	0	0	0	0	0	2				
40 Austin Brice, R ERA: 3.57										1	0	0	0	0	0	0				
3 Patrick Kivlehan, R OBP: 0.317, SLG: 0.411										2	0	0	0	0	1	2				
Inning Stats	R: 1 H: 2 E: 0 K: 2 S: 15	H: 1 LOB: 1 BB: 0 P: 25	R: 0 H: 1 E: 0 K: 2 S: 14	H: 1 LOB: 2 BB: 1 P: 25	R: 1 H: 3 E: 0 K: 0 S: 12	H: 3 LOB: 2 BB: 1 P: 22	R: 0 H: 1 E: 0 K: 2 S: 11	H: 1 LOB: 1 BB: 0 P: 16	R: 0 H: 1 E: 0 K: 1 S: 13	H: 1 LOB: 1 BB: 0 P: 21	R: 0 H: 1 E: 0 K: 0 S: 12	H: 1 LOB: 0 BB: 0 P: 16	R: 0 H: 1 E: 0 K: 2 S: 14	H: 1 LOB: 1 BB: 0 P: 21	R: 0 H: 0 E: 0 K: 0 S: 7	H: 0 LOB: 0 BB: 0 P: 9	1B: 5 2B: 3 3B: 3 HR: 0	SF: 0 SAC: 0 DP: 1 HBP: 0	WP: 1 PB: 0 SB: 0 CS: 0	PA: 39
PITCHER	IP WLS BF H R ER SO BB IBB HBP BLK WP HR S P ERA WHIP	IP WLS BF H R ER SO BB IBB HBP BLK WP HR S P ERA WHIP	IP WLS BF H R ER SO BB IBB HBP BLK WP HR S P ERA WHIP	IP WLS BF H R ER SO BB IBB HBP BLK WP HR S P ERA WHIP	IP WLS BF H R ER SO BB IBB HBP BLK WP HR S P ERA WHIP	IP WLS BF H R ER SO BB IBB HBP BLK WP HR S P ERA WHIP	IP WLS BF H R ER SO BB IBB HBP BLK WP HR S P ERA WHIP	IP WLS BF H R ER SO BB IBB HBP BLK WP HR S P ERA WHIP	IP WLS BF H R ER SO BB IBB HBP BLK WP HR S P ERA WHIP	IP WLS BF H R ER SO BB IBB HBP BLK WP HR S P ERA WHIP	IP WLS BF H R ER SO BB IBB HBP BLK WP HR S P ERA WHIP	IP WLS BF H R ER SO BB IBB HBP BLK WP HR S P ERA WHIP	IP WLS BF H R ER SO BB IBB HBP BLK WP HR S P ERA WHIP	IP WLS BF H R ER SO BB IBB HBP BLK WP HR S P ERA WHIP	IP WLS BF H R ER SO BB IBB HBP BLK WP HR S P ERA WHIP	IP WLS BF H R ER SO BB IBB HBP BLK WP HR S P ERA WHIP	IP WLS BF H R ER SO BB IBB HBP BLK WP HR S P ERA WHIP	IP WLS BF H R ER SO BB IBB HBP BLK WP HR S P ERA WHIP	IP WLS BF H R ER SO BB IBB HBP BLK WP HR S P ERA WHIP	IP WLS BF H R ER SO BB IBB HBP BLK WP HR S P ERA WHIP

AB 37
R 2
H 11
RBI 1
BB 2
SO 11
LOB 24



Batter	1	2	3	4	5	6	7	8	9	AB	R	H	RBI	BB	SO	LOB	TOP																						
6 Billy Hamilton, S OBP: 0.296, SLG: 0.319	B1		P6			4 HR	K	F7		4	1	0	0	1	1	3																							
4 Scooter Gennett, L OBP: 0.329, SLG: 0.565	F7			F7		HR			K	4	2	2	2	1	1	0																							
19 Joey Votto, L OBP: 0.418, SLG: 0.599	F7			1B		G3				5	2	3	1	0	0	1																							
23 Adam Duval, R OBP: 0.321, SLG: 0.529	CS	P3		P5		7 BB				4	1	1	0	1	0	2																							
7 Eugenio Suárez, R OBP: 0.371, SLG: 0.485	K			K						3	0	0	0	1	3	3																							
43 Scott Schebler, L OBP: 0.329, SLG: 0.548										3	1	2	1	2	0	2																							
33 Jesse Winker, L OBP: 0.286, SLG: 0.429	F7									5	0	1	2	0	0	5																							
16 Tucker Barnhart, L OBP: 0.313, SLG: 0.358			F7							4	0	0	0	0	0	2																							
9 José Peraza, R OBP: 0.285, SLG: 0.347			F9							3	0	0	0	0	1	0																							
Inning Stats	R: 0 H: 0 E: 0 K: 0 S: 5	H: 0 LOB: 0 BB: 1 P: 11	R: 0 H: 1 E: 0 K: 1 S: 9	LOB: 1 BB: 0 P: 12	R: 0 H: 0 E: 0 K: 0 S: 6	LOB: 0 BB: 0 P: 11	R: 0 H: 1 E: 0 K: 1 S: 11	LOB: 1 BB: 0 P: 15	R: 1 H: 1 E: 0 K: 0 S: 11	LOB: 0 BB: 0 P: 18	R: 2 H: 2 E: 0 K: 0 S: 9	H: 2 LOB: 2 BB: 2 P: 23	R: 0 H: 0 E: 0 K: 2 S: 11	H: 0 LOB: 0 BB: 0 P: 16	R: 3 H: 3 E: 0 K: 1 S: 18	H: 3 LOB: 2 BB: 2 P: 30	R: 1 H: 1 E: 0 K: 1 S: 17	H: 1 LOB: 2 BB: 1 P: 28	1B: 5 2B: 2 3B: 0 HR: 2	SF: 0 SAC: 0 DP: 0 HBP: 2	WP: 3 PB: 0 CS: 1	PA: 44																	
PITCHER	IP	WLS	BF	H	R	ER	SO	BB	IBB	HBP	BLK	WP	HR	S	P	ERA	WHIP	PITCHER					IP	WLS	BF	H	R	ER	SO	BB	IBB	HBP	BLK	WP	HR	S	P	ERA	WHIP
23 Jake Odorizzi, R ERA: 3.78	7.0		28	5	3	3	4	3	0	0	0	0	2	62	106	3.86	1.143																						
46 José Alvarado, L ERA: 5.29	0.0	L	3	2	3	3	0	1	0	0	0	0	0	4	10	∞	∞																						
43 Danny Farquhar, R ERA: 4.36	2.0		12	2	1	1	2	1	1	2	0	2	0	31	48	4.50	1.500																						

Cincinnati Reds @ Tampa Bay Rays
Tropicana Field, St. Petersburg, FL
Mon Jun 19 2017, 7:10 PM - 10:18 PM EDT
Att: 17,117 - Dome - 72 F

AB	35
R	7
H	9
RBI	6
BB	6
SO	6
LOB	18

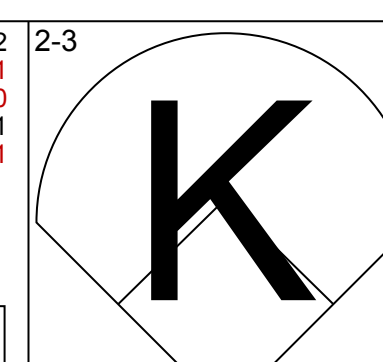
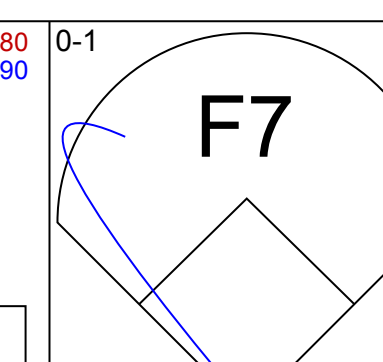
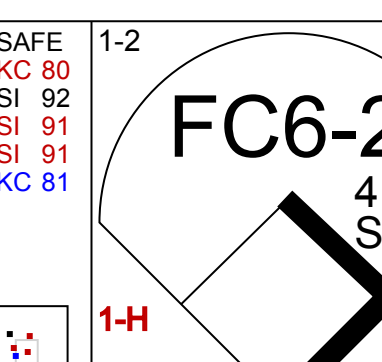

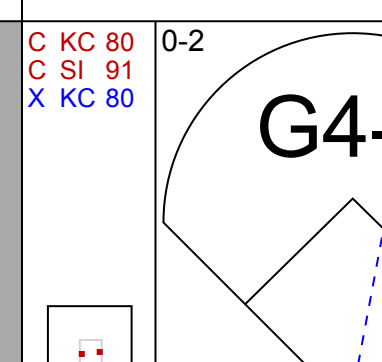
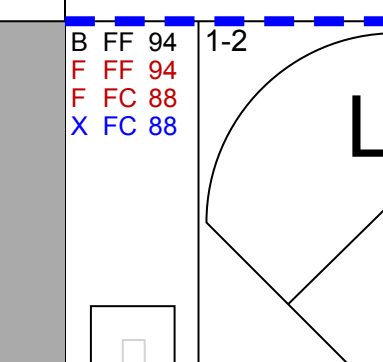
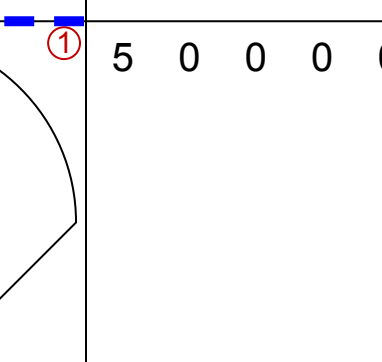


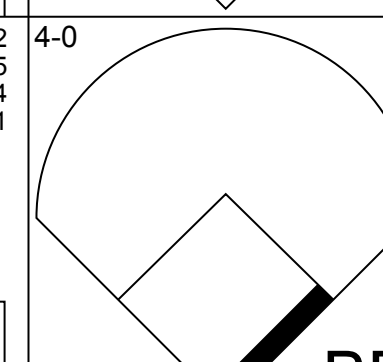

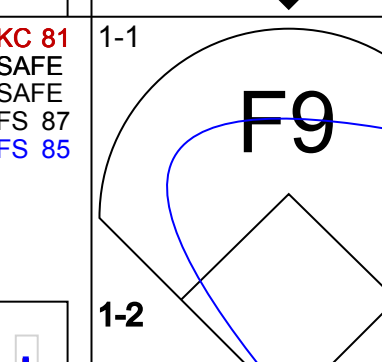

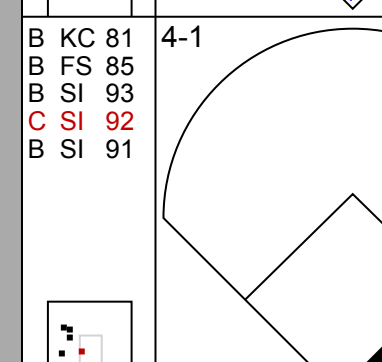
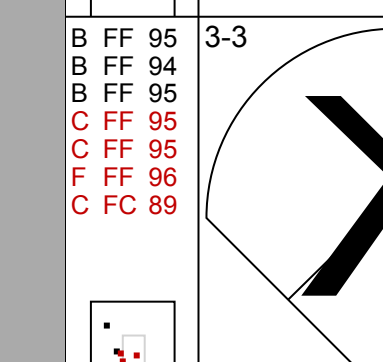
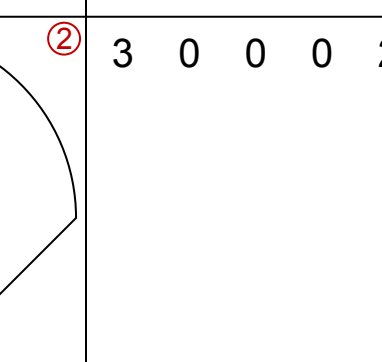


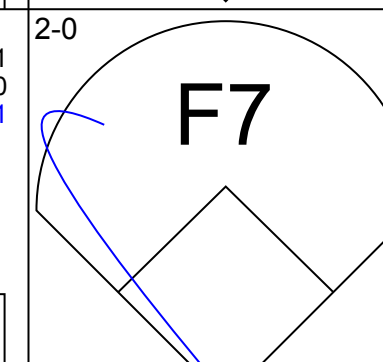


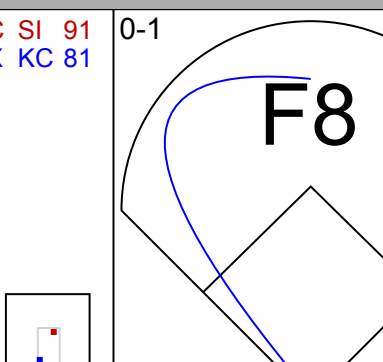
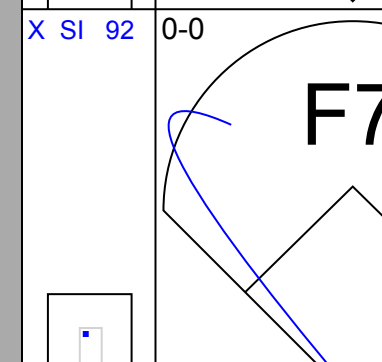
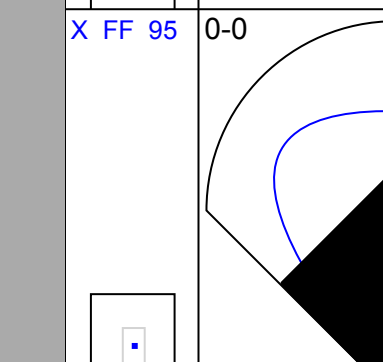
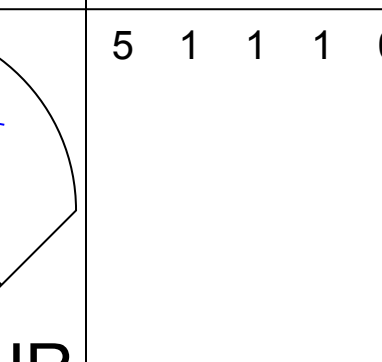
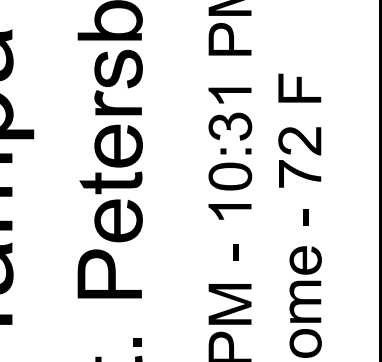
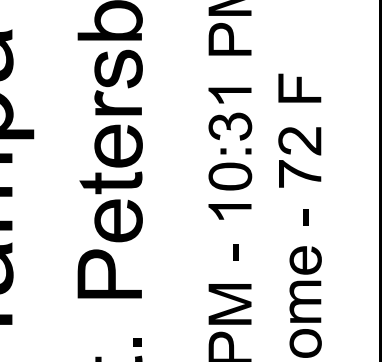
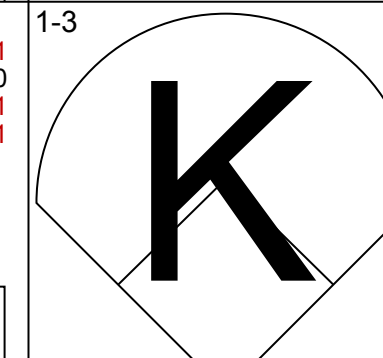


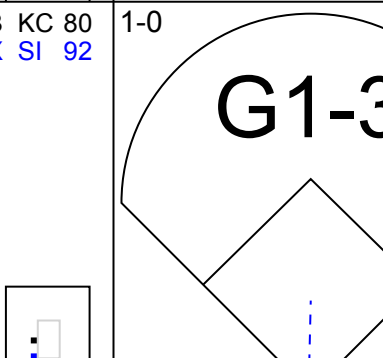
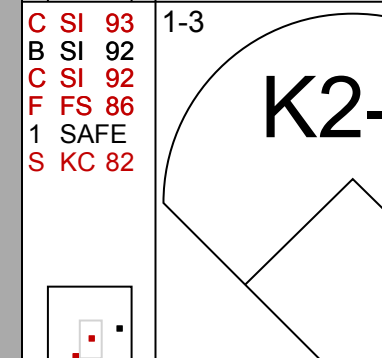
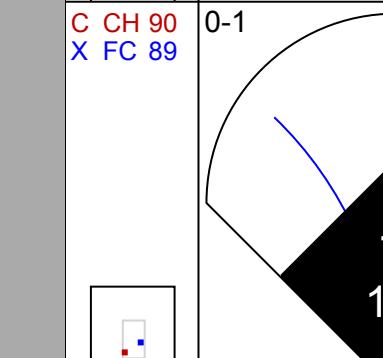
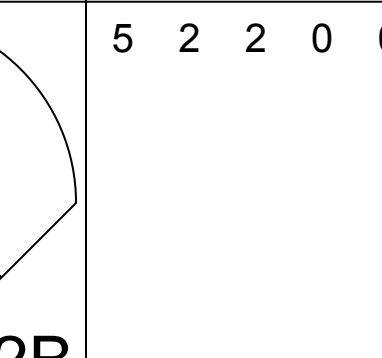
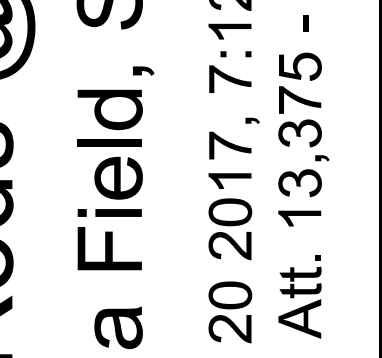
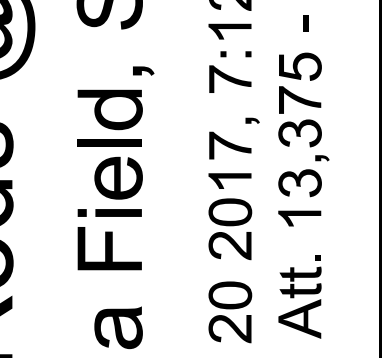
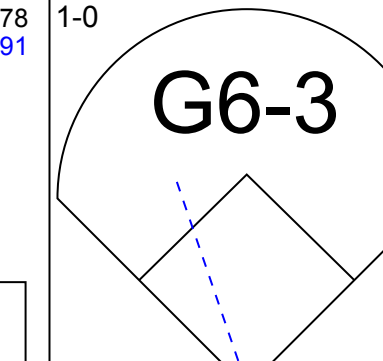

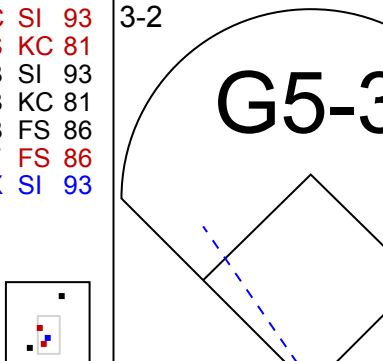

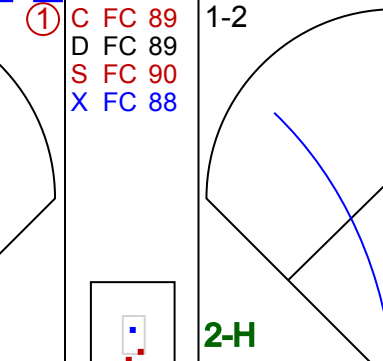
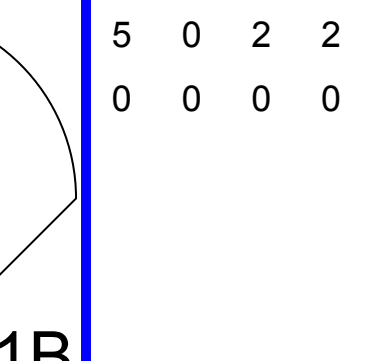
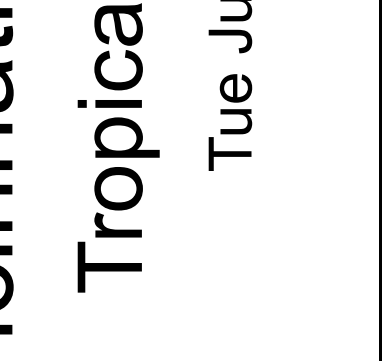
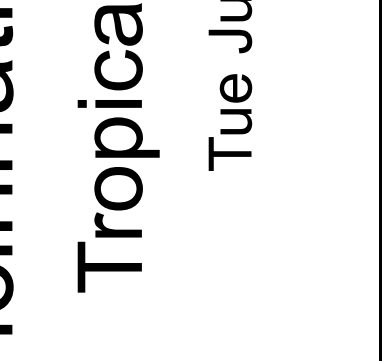
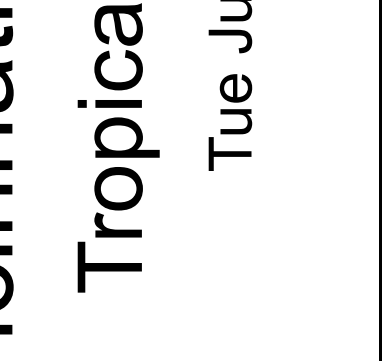
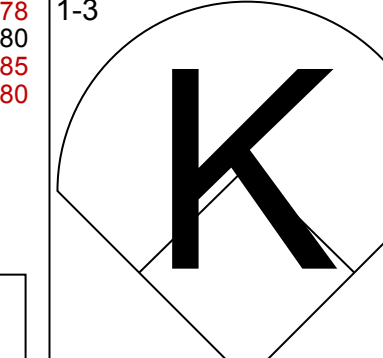



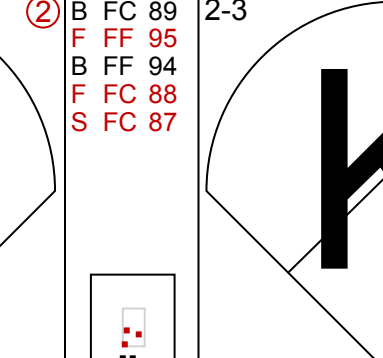
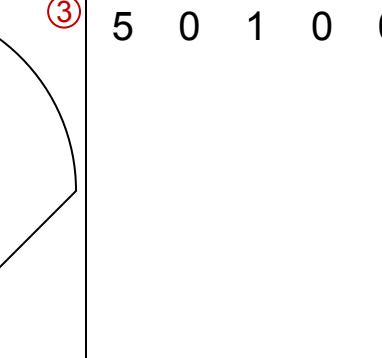




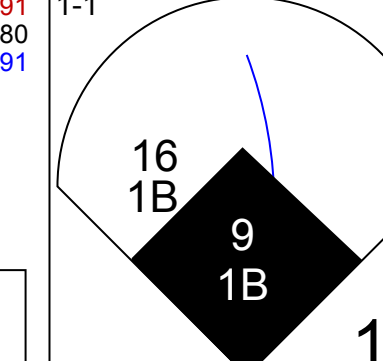



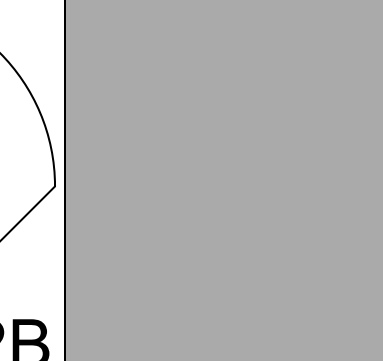

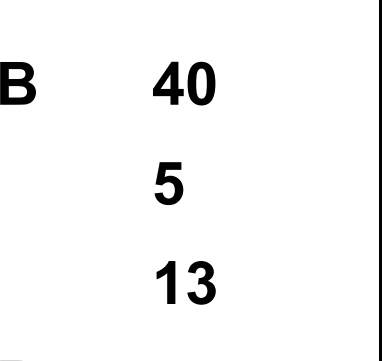
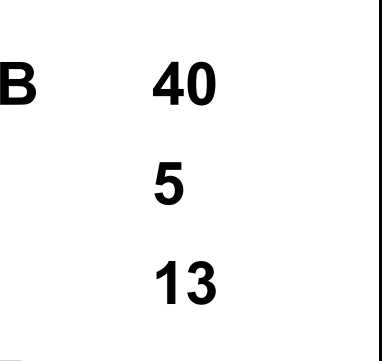

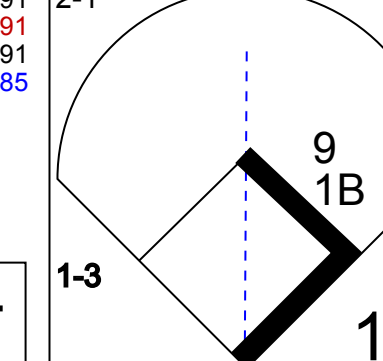
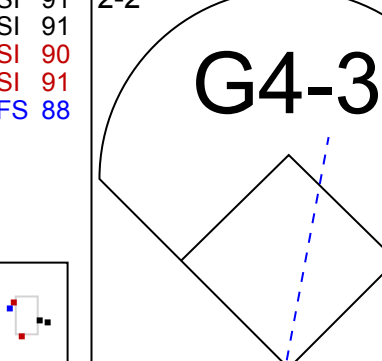


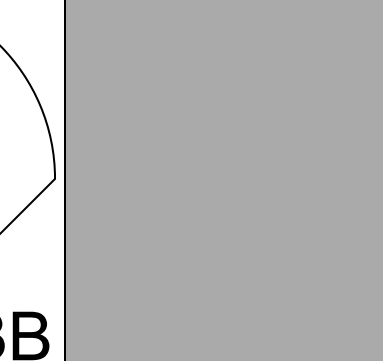




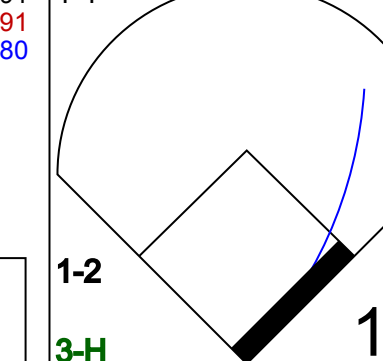
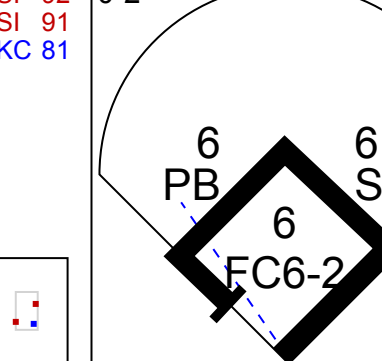


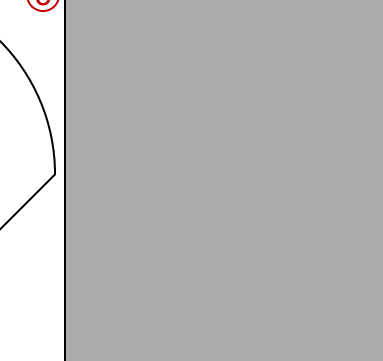



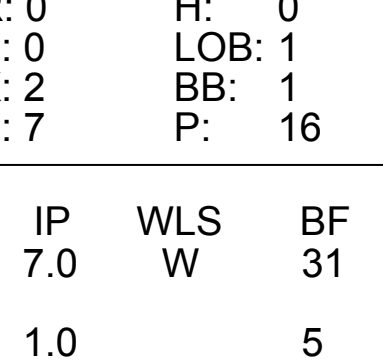
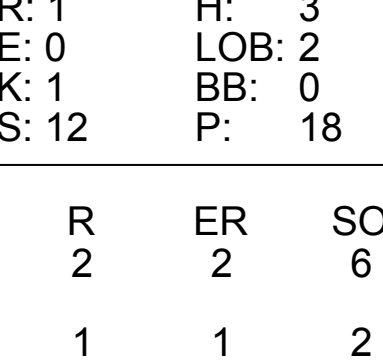
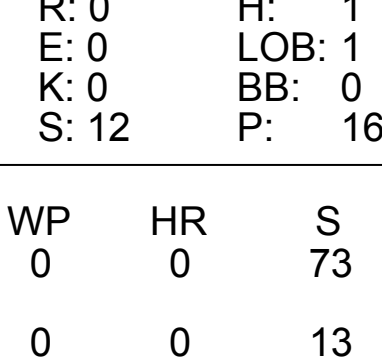
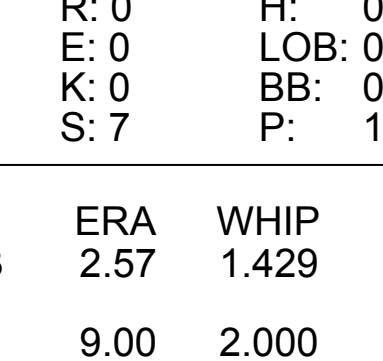
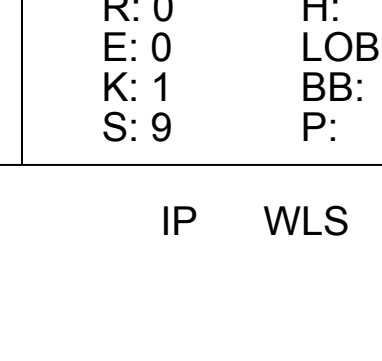
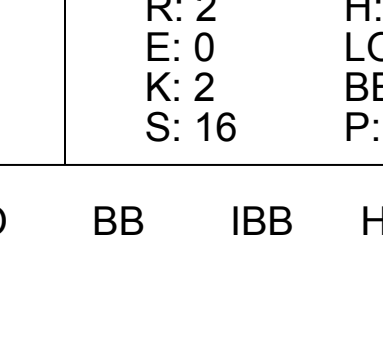
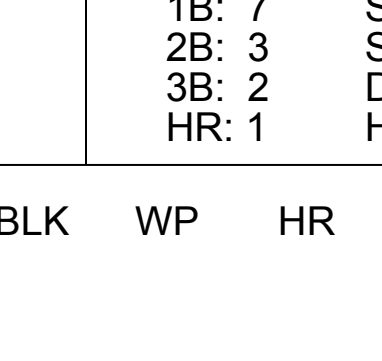
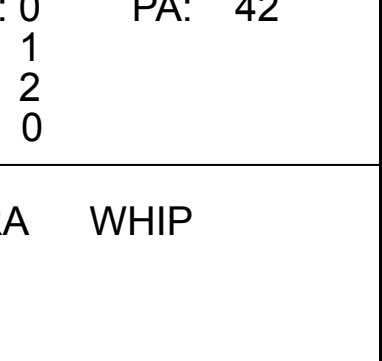
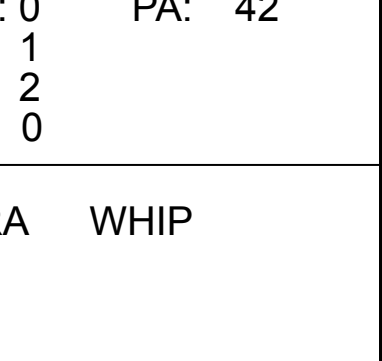


Batter	1	2	3	4	5	6	7	8	9	AB	R	H	RBI	BB	SO	LOB	BOTTOM																						
0 Mallex Smith, L OBP: 0.411, SLG: 0.455	K									4	0	1	0	0	1	1																							
10 Corey Dickerson, L OBP: 0.382, SLG: 0.579	G4-3									4	0	0	0	0	0	2																							
3 Evan Longoria, R OBP: 0.317, SLG: 0.416	G6-3									4	0	0	0	0	0	0																							
7 Logan Morrison, L OBP: 0.355, SLG: 0.569										3	0	1	0	1	2	0																							
20 Steven Souza Jr., R OBP: 0.378, SLG: 0.504										4	1	2	1	0	1	1																							
1 Tim Beckham, R OBP: 0.328, SLG: 0.445										1	0	1	0	0	0	0																							
21 Taylor Featherston, R OBP: 0.222, SLG: 0.375										2	0	0	0	0	1	0																							
14 Trevor Plouffe, R OBP: 0.276, SLG: 0.355										4	1	1	0	0	1	5																							
29 Daniel Robertson, R OBP: 0.310, SLG: 0.368										4	1	1	2	0	2	2																							
33 Derek Norris, R OBP: 0.242, SLG: 0.347										3	0	0	0	0	2	0																							
Inning Stats	R: 0 H: 0 E: 0 K: 1 S: 10	H: 2 LOB: 2 BB: 0 P: 16	R: 0 H: 1 E: 0 K: 1 S: 10	LOB: 0 BB: 0 P: 18	R: 0 H: 1 E: 0 K: 0 S: 10	LOB: 2 BB: 1 P: 19	R: 0 H: 0 E: 1 K: 1 S: 7	LOB: 0 BB: 0 P: 11	R: 1 H: 1 E: 0 K: 2 S: 9	LOB: 0 BB: 0 P: 13	R: 2 H: 2 E: 0 K: 1 S: 13	H: 2 LOB: 0 BB: 0 P: 18	R: 0 H: 0 E: 0 K: 1 S: 9	H: 0 LOB: 0 BB: 0 P: 12	R: 0 H: 0 E: 0 K: 2 S: 8	H: 0 LOB: 0 BB: 0 P: 10	1B: 5 2B: 0 3B: 0 HR: 2	SF: 0 SAC: 0 DP: 1 HBP: 1	WP: 0 PB: 0 SB: 0 CS: 1	PA: 36																			
PITCHER	IP	WLS	BF	H	R	ER	SO	BB	IBB	HBP	BLK	WP	HR	S	P	ERA	WHIP	PITCHER					IP	WLS	BF	H	R	ER	SO	BB	IBB	HBP	BLK	WP	HR	S	P	ERA	WHIP
37 Scott Feldman, R ERA: 4.2	6.0		25	6	2	2	6	1	0	1	0	0	1	59	99	3.00	1.167																						
21 Michael Lorenzen, R ERA: 3.05	2.0	W	7	1	1	1	2	0	0	0	0	0	1	19	24	4.50	0.500																						
26 Raisel Iglesias, R ERA: 1.58	1.0		3	0	0	0	2	0	0	0	0	0	0	8	10	0.00	0.000																						

Cincinnati Reds @ Tampa Bay Rays
Tropicana Field, St. Petersburg, FL
Mon Jun 19 2017, 7:10 PM - 10:18 PM EDT
Att: 17,117 - Dome - 72 F

AB	33
R	3
H	7
RBI	3
BB	1
SO	10
LOB	11

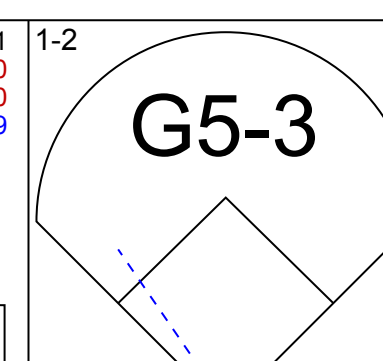

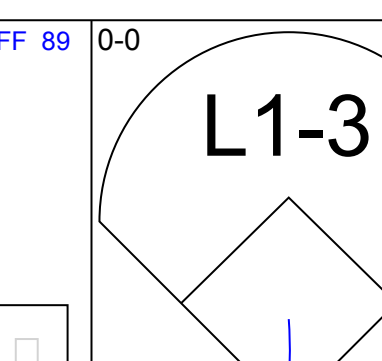



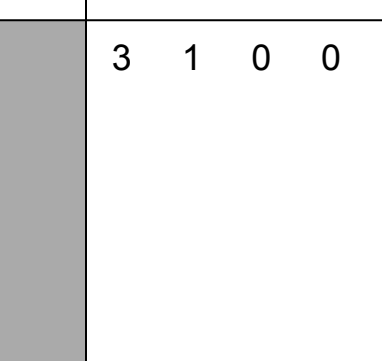


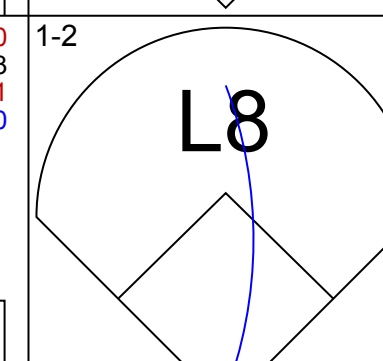

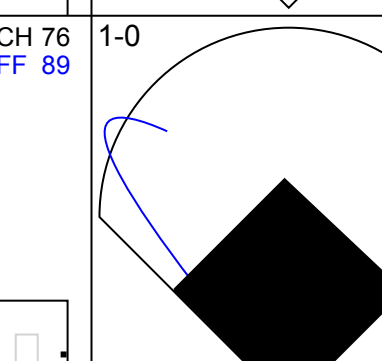






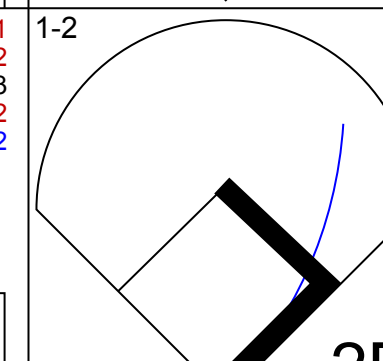

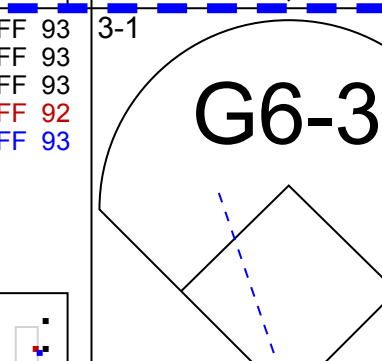

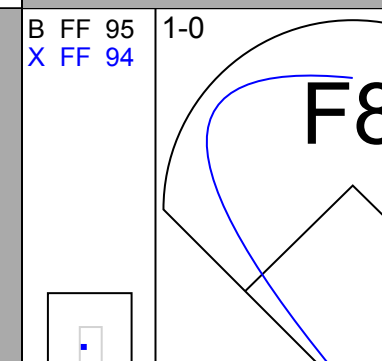


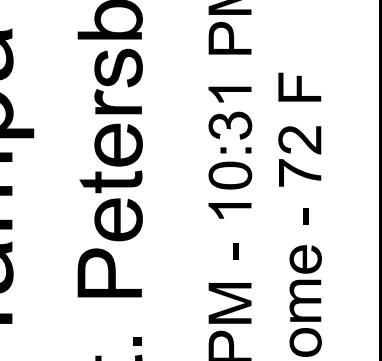
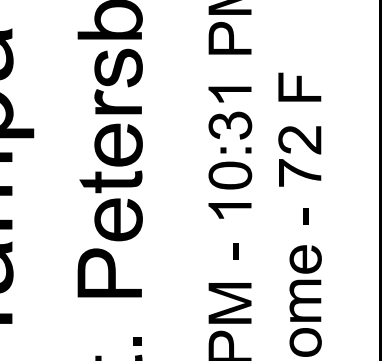
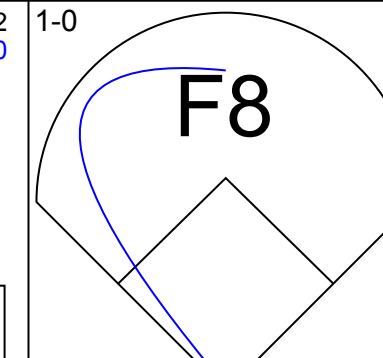


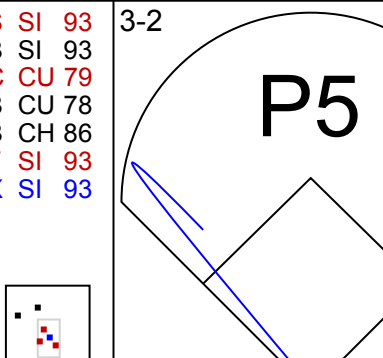
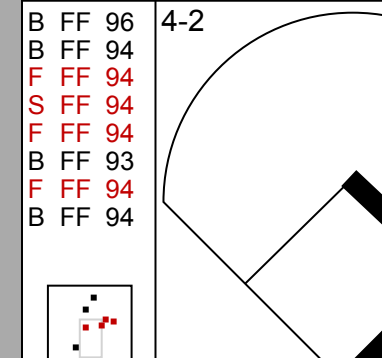


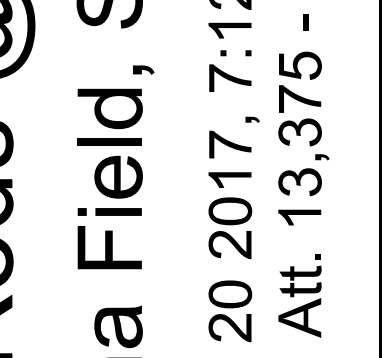
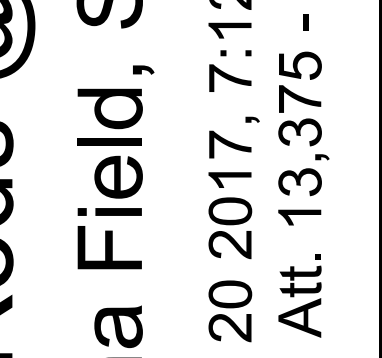
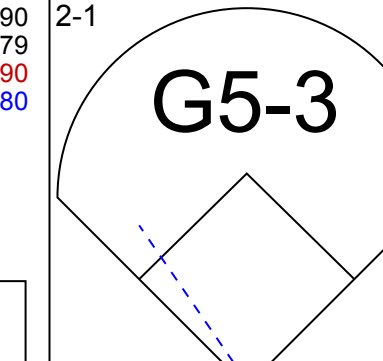

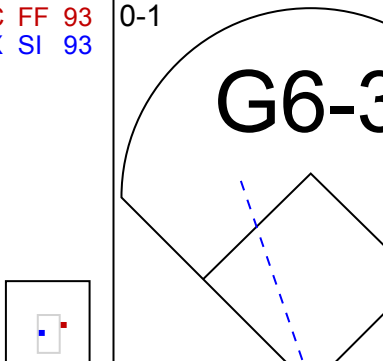
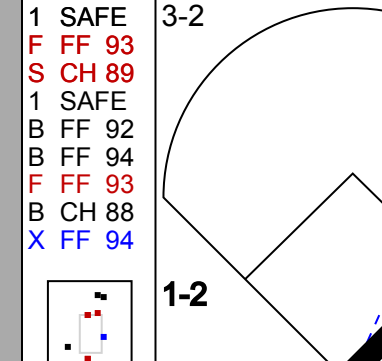


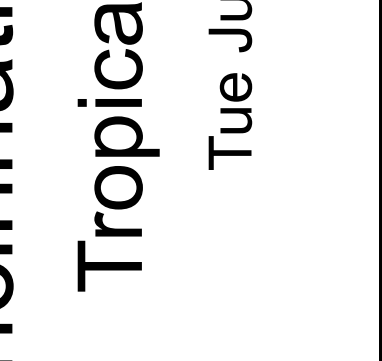
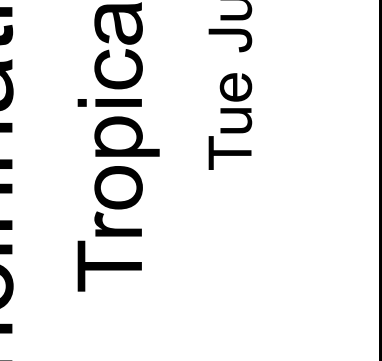
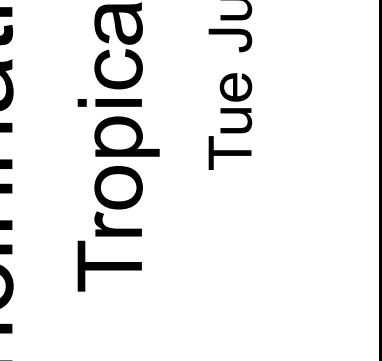

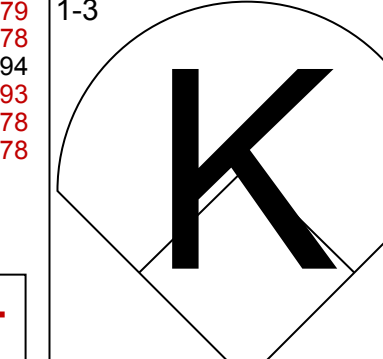

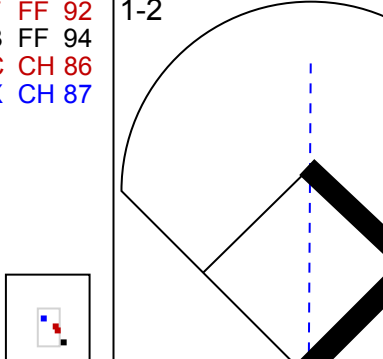
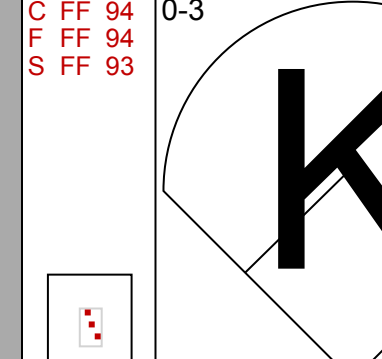





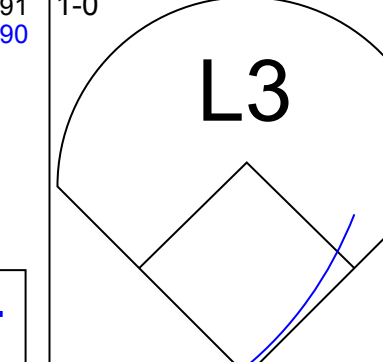
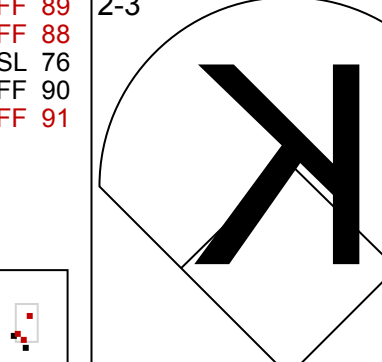
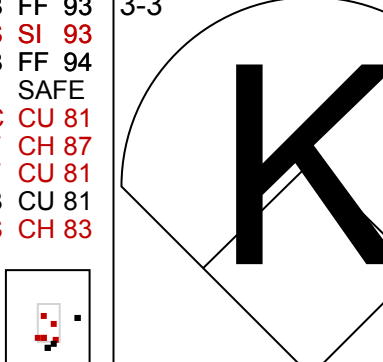
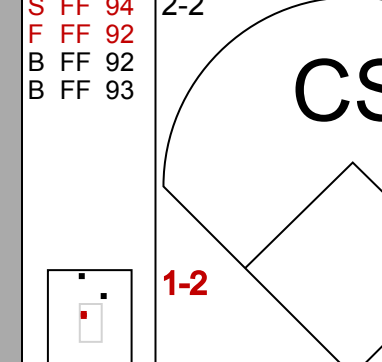
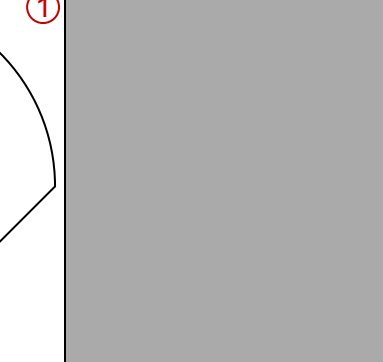

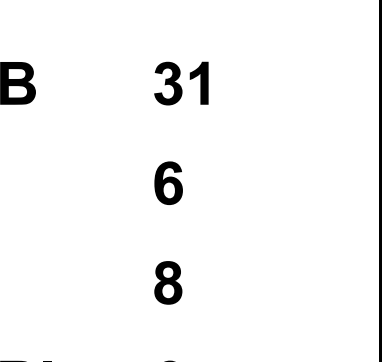
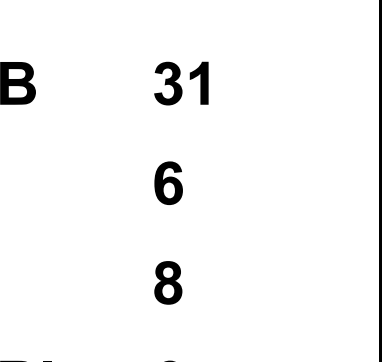


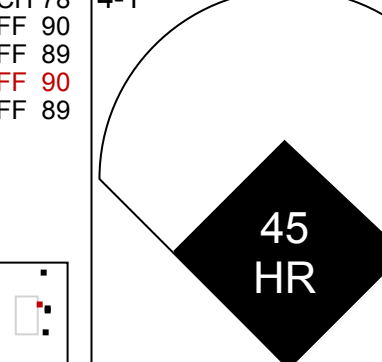


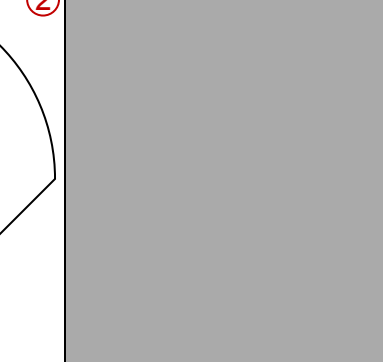





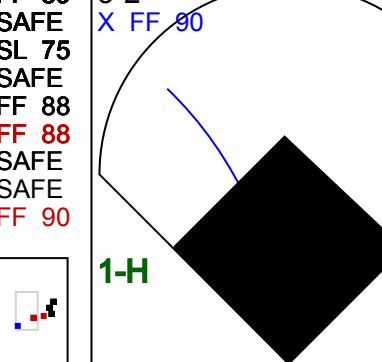


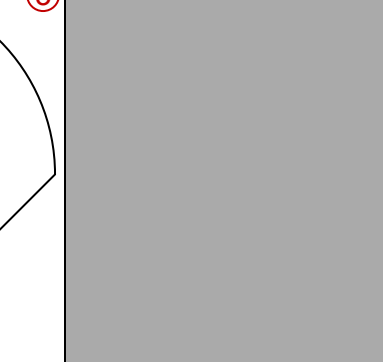





Batter	1	2	3	4	5	6	7	8	9	AB	R	H	RBI	BB	SO	LOB	TOP										
6 Billy Hamilton, S OBP: 0.291, SLG: 0.313										5	0	0	0	0	1	3											
4 Scooter Gennett, L OBP: 0.331, SLG: 0.553										3	0	0	0	2	1	1											
19 Joey Votto, L OBP: 0.414, SLG: 0.603										5	1	1	1	0	0	2											
23 Adam Duvall, R OBP: 0.323, SLG: 0.538										5	2	2	0	0	2	2											
7 Eugenio Suárez, R OBP: 0.371, SLG: 0.483										5	0	2	2	0	1	0											
30 Arismendy Alcántara, S OBP: 0.269, SLG: 0.343										0	0	0	0	0	0	0											
43 Scott Schebler, L OBP: 0.327, SLG: 0.541										5	0	1	0	0	3	1											
39 Devin Mesoraco, R OBP: 0.350, SLG: 0.528										4	2	2	0	0	2	2											
16 Tucker Barnhart, L OBP: 0.323, SLG: 0.388										4	0	3	1	0	0	0											
9 José Peraza, R OBP: 0.288, SLG: 0.349										4	0	2	1	0	0	2											
Inning Stats	R: 0 E: 0 K: 2 S: 7	H: 0 LOB: 1 BB: 1 P: 16	R: 1 E: 0 K: 1 S: 12	H: 3 LOB: 2 BB: 0 P: 18	R: 1 E: 0 K: 1 S: 11	H: 3 LOB: 2 BB: 0 P: 15	R: 0 E: 0 K: 0 S: 12	H: 1 LOB: 0 BB: 0 P: 16	R: 0 E: 0 K: 0 S: 15	H: 0 LOB: 0 BB: 0 P: 11	R: 0 E: 0 K: 1 S: 15	H: 1 LOB: 1 BB: 1 P: 23	R: 0 E: 0 K: 1 S: 9	H: 0 LOB: 1 BB: 1 P: 14	R: 1 E: 0 K: 2 S: 13	H: 2 LOB: 1 BB: 0 P: 17	R: 2 E: 0 K: 2 S: 16	H: 3 LOB: 1 BB: 0 P: 23	1B: 7 2B: 3 3B: 2 HR: 1	SF: 0 SAC: 0 DP: 0 HBP: 0	WP: 0 PB: 1 SB: 2 CS: 0	PA: 42					
PITCHER	IP WLS BF H R ER SO BB IBB HBP BLK WP HR S P ERA WHIP	7.0 W 31 8 2 2 6 2 0 0 0 0 0 0 73 113 2.57 1.429	1.0 5 2 1 1 2 0 0 0 0 0 0 13 17 9.00 2.000	1.0 S 6 3 2 2 2 0 0 0 0 0 1 16 23 18.00 3.000	PITCHER										IP WLS BF H R ER SO BB IBB HBP BLK WP HR S P ERA WHIP												
53 Alex Cobb, R ERA: 4.05											7.0	W	31	8	2	2	6	2	0	0	0	0	0	73	113	2.57	1.429
49 Tommy Hunter, R ERA: 2.75											1.0		5	2	1	1	2	0	0	0	0	0	13	17	9.00	2.000	
37 Alex Colomé, R ERA: 2.43											1.0	S	6	3	2	2	2	0	0	0	0	1	16	23	18.00	3.000	

Cincinnati Reds @ Tampa Bay Rays
Tropicana Field, St. Petersburg, FL
Tue Jun 20 2017, 7:12 PM - 10:31 PM EDT
Att: 13,375 - Dome - 72 F

AB	40
R	5
H	13
RBI	5
BB	2
SO	10
LOB	13





Batter	1	2	3	4	5	6	7	8	9	AB	R	H	RBI	BB	SO	LOB	BOTTOM										
20 Steven Souza Jr., R OBP: 0.376, SLG: 0.498										3	1	0	0	1	1	1											
10 Corey Dickerson, L OBP: 0.364, SLG: 0.588										4	2	2	2	0	1	1											
3 Evan Longoria, R OBP: 0.317, SLG: 0.418										4	0	1	0	0	0	2											
7 Logan Morrison, L OBP: 0.357, SLG: 0.566										3	0	1	2	1	0	1											
14 Trevor Plouffe, R OBP: 0.280, SLG: 0.354										3	0	1	0	1	0	0											
29 Daniel Robertson, R OBP: 0.309, SLG: 0.372										4	0	1	0	0	3	4											
18 Peter Bourjos, R OBP: 0.274, SLG: 0.397										4	0	0	0	0	2	1											
21 Taylor Featherston, R OBP: 0.318, SLG: 0.444										2	2	1	0	2	1	0											
45 Jesus Sucre, R OBP: 0.242, SLG: 0.360										4	1	1	2	0	1	2											
Inning Stats	R: 0 E: 0 K: 0 S: 11	H: 1 LOB: 1 BB: 0 P: 15	R: 0 E: 0 K: 1 S: 8	H: 0 LOB: 0 BB: 0 P: 12	R: 3 E: 0 K: 1 S: 21	H: 2 LOB: 3 BB: 3 P: 37	R: 3 E: 0 K: 1 S: 11	H: 2 LOB: 0 BB: 1 P: 24	R: 0 E: 0 K: 3 S: 16	H: 1 LOB: 1 BB: 0 P: 20	R: 0 E: 0 K: 1 S: 14	H: 1 LOB: 1 BB: 1 P: 24	R: 0 E: 0 K: 1 S: 6	H: 0 LOB: 0 BB: 0 P: 9	1B: 3 2B: 3 3B: 0 HR: 2	SF: 0 SAC: 0 DP: 0 HBP: 0	WP: 0 PB: 0 SB: 1 CS: 1	PA: 37									
PITCHER	IP WLS BF H R ER SO BB IBB HBP BLK WP HR S P ERA WHIP	3.2 L 20 8 2 0 0 3 4 0 0 0 0 0 2 49 83 14.73 2.455	2.0 8 2 0 0 3 0 0 0 0 0 0 25 38 0.00 1.000	1.1 5 1 0 0 2 1 0 0 0 0 0 21 32 0.00 1.500	1.0 3 0 0 0 1 0 0 0 0 0 0 6 9 0.00 0.000	PITCHER										IP WLS BF H R ER SO BB IBB HBP BLK WP HR S P ERA WHIP											
50 Amir Garrett, L ERA: 7.41											3.2	L	20	8	2	0	3	4	0	0	0	0	2	49	83	14.73	2.455
51 Lisalberto Bonilla, R ERA: 6.91											2.0		8	2	0	0	3	0	0	0	0	0	25	38	0.00	1.000	
52 Tony Cingrani, L ERA: 2.53											1.1		5	1	0	0	2	1	0	0	0	0	21	32	0.00	1.500	
63 Ariel Hernández, R ERA:											1.0		3	0	0	0	1	0	0	0	0	0	6	9	0.00	0.000	

Cincinnati Reds @ Tampa Bay Rays
Tropicana Field, St. Petersburg, FL
Tue Jun 20 2017, 7:12 PM - 10:31 PM EDT
Att: 13,375 - Dome - 72 F

AB	31
R	6
H	8
RBI	6
BB	5
SO	9
LOB	12



Batter	1	2	3	4	5	6	7	8	9	AB	R	H	RBI	BB	SO	LOB	TOP										
6 Billy Hamilton, S OBP: 0.289, SLG: 0.308	G4-3			E6 BB		K	G4-3		G5-3	4	0	0	1	1	1	0	<p>Cincinnati Reds @ Tampa Bay Rays Tropicana Field, St. Petersburg, FL Wed Jun 21 2017, 12:10 PM - 3:27 PM EDT Att: 19,619 - Dome - 72 F</p> <p>AB 32 R 3 H 5 RBI 3 BB 6 SO 12 LOB 19</p> 										
4 Scooter Gennett, L OBP: 0.327, SLG: 0.542	F7			K		K	K		G3-1	5	1	1	0	0	2	1											
19 Joey Votto, L OBP: 0.419, SLG: 0.601	K			E6 BB		K	K			1	0	0	0	3	1	0											
23 Adam Duvali, R OBP: 0.322, SLG: 0.538		G1-3		K		K				4	0	1	0	0	2	4											
7 Eugenio Suárez, R OBP: 0.370, SLG: 0.478		G6-3		E6		K				3	0	0	0	1	1	4											
43 Scott Schebler, L OBP: 0.333, SLG: 0.555		L5				K				3	1	2	2	1	0	0											
39 Devin Mesoraco, R OBP: 0.336, SLG: 0.505				K		F7				4	0	0	0	0	3	6											
33 Jesse Winker, L OBP: 0.273, SLG: 0.455				L8		F8				4	1	1	0	0	0	3											
9 José Peraza, R OBP: 0.284, SLG: 0.344				K		F8				4	0	0	0	0	2	1											
Inning Stats	R: 0 E: 0 K: 1 S: 11	H: 0 LOB: 0 BB: 0 P: 15	R: 0 E: 0 K: 0 S: 8	H: 0 LOB: 0 BB: 0 P: 12	R: 0 E: 0 K: 2 S: 10	H: 0 LOB: 0 BB: 0 P: 15	R: 0 E: 1 K: 2 S: 14	H: 0 LOB: 2 BB: 2 P: 27	R: 1 E: 0 K: 0 S: 6	H: 1 LOB: 0 BB: 0 P: 7	R: 1 E: 0 K: 3 S: 21	H: 2 LOB: 3 BB: 2 P: 35	R: 1 E: 0 K: 2 S: 8	H: 1 LOB: 0 BB: 0 P: 12	R: 0 E: 0 K: 2 S: 11	H: 1 LOB: 3 BB: 2 P: 23	R: 0 E: 0 K: 0 S: 7	H: 0 LOB: 0 BB: 0 P: 8	1B: 2 2B: 2 HR: 1	SF: 0 SAC: 0 DP: 0 HBP: 0	WP: 0 PB: 0 SB: 1 CS: 0	PA: 38					
PITCHER	IP	WLS	BF	H	R	ER	SO	BB	IBB	HBP	BLK	WP	HR	S	P	ERA	WHIP	PITCHER									
30 Erasmo Ramírez, R ERA: 5.01	5.1	W	21	2	2	2	6	3	0	0	0	0	1	56	88	3.38	0.938										
17 Jumbo Diaz, R ERA: 4.56	0.1	H	2	0	0	0	1	1	0	0	0	0	0	7	14	0.00	3.000										
46 José Alvarado, L ERA: 5.4	1.1	H	6	2	1	1	3	0	0	0	0	0	0	15	21	6.75	1.500										
49 Tommy Hunter, R ERA: 2.7	0.1		4	1	0	0	1	2	0	0	0	0	0	6	17	0.00	9.000										
47 Chase Whitley, R ERA: 2.81	1.2	S	5	0	0	0	1	0	0	0	0	0	0	12	14	0.00	0.000										

Batter	1	2	3	4	5	6	7	8	9	AB	R	H	RBI	BB	SO	LOB	BOTTOM										
0 Mallex Smith, L OBP: 0.410, SLG: 0.451	K			10 S		F4			F7	5	0	2	1	0	1	2	<p>Cincinnati Reds @ Tampa Bay Rays Tropicana Field, St. Petersburg, FL Wed Jun 21 2017, 12:10 PM - 3:27 PM EDT Att: 19,619 - Dome - 72 F</p> <p>AB 35 R 8 H 14 RBI 8 BB 4 SO 8 LOB 15</p> 										
10 Corey Dickerson, L OBP: 0.365, SLG: 0.583			L9	K		K			L8	4	1	1	1	1	1	4											
20 Steven Souza Jr., R OBP: 0.380, SLG: 0.504										5	1	3	2	0	1	1											
7 Logan Morrison, L OBP: 0.356, SLG: 0.565	L8			G3		F8			F8	4	0	1	2	0	0	4											
14 Trevor Plouffe, R OBP: 0.284, SLG: 0.370		P5		HR					G5-3	3	1	1	1	1	0	1											
29 Daniel Robertson, R OBP: 0.313, SLG: 0.371		K		18 BB					K	3	1	1	0	1	2	0											
21 Taylor Featherston, R OBP: 0.346, SLG: 0.591		K		K						4	1	2	1	0	2	1											
18 Peter Bourjos, R OBP: 0.284, SLG: 0.402				K					L8	4	1	2	0	0	1	0											
45 Jesús Sucre, R OBP: 0.253, SLG: 0.360									G6-3	3	2	1	0	1	0	2											
Inning Stats	R: 0 E: 0 K: 2 S: 12	H: 0 LOB: 1 BB: 1 P: 19	R: 0 E: 0 K: 2 S: 8	H: 0 LOB: 0 BB: 0 P: 11	R: 1 E: 0 K: 1 S: 12	H: 2 LOB: 1 BB: 1 P: 19	R: 2 E: 0 K: 2 S: 17	H: 3 LOB: 2 BB: 1 P: 25	R: 0 E: 0 K: 0 S: 13	H: 2 LOB: 1 BB: 1 P: 21	R: 4 E: 0 K: 0 S: 20	H: 6 LOB: 1 BB: 0 P: 29	R: 1 E: 0 K: 1 S: 8	H: 1 LOB: 0 BB: 0 P: 11	R: 0 E: 0 K: 0 S: 3	H: 0 LOB: 0 BB: 0 P: 4	1B: 10 2B: 2 3B: 0 HR: 2	SF: 0 SAC: 0 DP: 0 HBP: 0	WP: 0 PB: 0 SB: 1 CS: 0	PA: 39							
PITCHER	IP	WLS	BF	H	R	ER	SO	BB	IBB	HBP	BLK	WP	HR	S	P	ERA	WHIP	PITCHER									
46 Tim Adleman, R ERA: 4.3	5.0	L	24	7	3	3	7	4	0	0	0	0	0	62	95	5.40	2.200										
40 Austin Brice, R ERA: 4.18	0.1		3	3	2	2	0	0	0	0	0	0	0	8	12	54.00	9.000										
53 Wandy Peralta, L ERA: 3.73	0.1		4	3	2	2	0	0	0	0	0	0	0	10	13	54.00	9.000										
31 Drew Storen, R ERA: 2.84	1.1		5	1	1	1	1	0	0	0	0	0	1	10	15	6.75	0.750										
63 Ariel Hernández, R ERA:	1.0		3	0	0	0	0	0	0	0	0	0	0	3	4	0.00	0.000										

Batter	1	2	3	4	5	6	7	8	9	AB	R	H	RBI	BB	SO	LOB	TOP					
6 Billy Hamilton, S OBP: 0.286, SLG: 0.304										5	1	2	0	0	1	2	Cincinnati Reds @ Washington Nationals Nationals Park, Washington, DC Sat Jun 24 2017, 4:07 PM - 7:28 PM EDT Att: 40,139 - Partly Cloudy - 86 F					
4 Scooter Gennett, L OBP: 0.333, SLG: 0.567										4	1	2	0	0	0	2						
19 Joey Votto, L OBP: 0.470, SLG: 0.591 3 Patrick Kivlehan, R OBP: 0.341, SLG: 0.474										2	0	0	0	0	0	1						
23 Adam Duvall, R OBP: 0.322, SLG: 0.533										3	0	0	0	1	1	2						
7 Eugenio Suárez, R OBP: 0.365, SLG: 0.466										3	0	0	1	0	0	2						
43 Scott Schebler, L OBP: 0.327, SLG: 0.547 63 Ariel Hernández, R OBP: 0.372, SLG: 0.521 39 Devin Mesoraco, R (6, PH) OBP: 0.372, SLG: 0.521 36 Blake Wood, R OBP: 0.372, SLG: 0.521										3	0	0	0	0	0	0						
9 José Peraza, R OBP: 0.282, SLG: 0.340										4	0	1	0	0	1	2						
16 Tucker Barnhart, L OBP: 0.331, SLG: 0.403 32 Stuart Turner, R OBP: 0.156, SLG: 0.233										2	0	2	0	0	0	0						
34 Homer Bailey, R OBP: 0.429, SLG: 0.230 51 Lisalberto Bonilla, S OBP: 0.429, SLG: 0.230 30 Arismendy Alcántara, S OBP: 0.230, SLG: 0.329										0	0	0	0	0	0	0						
Inning Stats	R: 0 E: 0 K: 1 S: 13	H: 1 LOB: 2 BB: 1 P: 19	R: 0 E: 0 K: 0 S: 13	H: 2 LOB: 2 BB: 0 P: 16	R: 0 E: 0 K: 1 S: 9	H: 0 LOB: 0 BB: 0 P: 12	R: 0 E: 0 K: 1 S: 13	H: 0 LOB: 0 BB: 0 P: 17	R: 0 E: 0 K: 1 S: 9	H: 2 LOB: 1 BB: 0 P: 16	R: 1 E: 0 K: 0 S: 8	H: 1 LOB: 0 BB: 0 P: 11	R: 0 E: 0 K: 1 S: 9	H: 0 LOB: 0 BB: 0 P: 12	R: 2 E: 0 K: 0 S: 18	H: 4 LOB: 2 BB: 0 P: 27		R: 0 E: 0 K: 0 S: 4	H: 0 LOB: 0 BB: 0 P: 6	1B: 7 2B: 2 3B: 0 HR: 1	SF: 1 SAC: 1 DP: 1 HBP: 0	WP: 0 PB: 0 SB: 0 CS: 0
PITCHER	IP WLS BF H R ER SO BB IBB HBP BLK WP HR S P ERA WHIP																					
41 Joe Ross, R ERA: 5.4	(1, 1) 7.0 W 27 6 1 1 5 1 0 0 0 0 0 1 74 103 1.29 1.000																					
56 Joe Blanton, R ERA: 9.72	(8, 1) 1.0 7 4 2 2 0 0 0 0 0 0 0 0 18 27 18.00 4.000																					
38 Jacob Turner, R ERA: 4.33	(9, 1) 1.0 3 0 0 0 0 0 0 0 0 0 0 0 4 6 0.00 0.000																					



Batter	1	2	3	4	5	6	7	8	9	AB	R	H	RBI	BB	SO	LOB	BOTTOM			
7 Trea Turner, R OBP: 0.312, SLG: 0.424										5	4	5	2	1	0	0	Cincinnati Reds @ Washington Nationals Nationals Park, Washington, DC Sat Jun 24 2017, 4:07 PM - 7:28 PM EDT Att: 40,139 - Partly Cloudy - 86 F			
8 Brian Goodwin, L OBP: 0.337, SLG: 0.575										4	3	1	1	2	2	3				
34 Bryce Harper, L OBP: 0.412, SLG: 0.583 18 Ryan Raburn, R OBP: 0.343, SLG: 0.471										4	0	1	0	0	3	4				
11 Ryan Zimmerman, R OBP: 0.393, SLG: 0.660 26 Adam Lind, L OBP: 0.399, SLG: 0.582										3	2	2	2	1	1	0				
20 Daniel Murphy, L OBP: 0.395, SLG: 0.580 56 Joe Blanton, R ERA: 9.72 59 Jose Lobaton, S OBP: 0.203, SLG: 0.265 38 Jacob Turner, R ERA: 4.33										4	1	1	4	0	0	2				
6 Anthony Rendon, R OBP: 0.402, SLG: 0.546 10 Stephen Drew, L OBP: 0.368, SLG: 0.480										0	0	0	0	0	0	0				
32 Matt Wieters, S OBP: 0.306, SLG: 0.385										5	1	2	2	0	0	6				
3 Michael Taylor, R OBP: 0.306, SLG: 0.507										5	4	4	3	0	0	0				
41 Joe Ross, R OBP: 0.185, SLG: 0.192 1 Wilmer Difo, S OBP: 0.258, SLG: 0.278										3	0	0	0	0	2	0				
Inning Stats	R: 2 E: 1 K: 1 S: 17	H: 2 LOB: 1 BB: 1 P: 31	R: 6 E: 1 K: 1 S: 19	H: 5 LOB: 1 BB: 2 P: 33	R: 0 E: 0 K: 1 S: 12	H: 1 LOB: 0 BB: 0 P: 18	R: 4 E: 1 K: 3 S: 17	H: 2 LOB: 0 BB: 1 P: 27	R: 1 E: 0 K: 1 S: 15	H: 4 LOB: 3 BB: 0 P: 20	R: 1 E: 0 K: 2 S: 12	H: 1 LOB: 1 BB: 1 P: 21	R: 0 E: 0 K: 0 S: 11	H: 0 LOB: 1 BB: 1 P: 20	R: 4 E: 0 K: 1 S: 19	H: 4 LOB: 1 BB: 1 P: 36		1B: 12 2B: 5 3B: 0 HR: 2	SF: 3 SAC: 1 DP: 0 HBP: 0	WP: 1 PB: 0 SB: 0 CS: 0
PITCHER	IP WLS BF H R ER SO BB IBB HBP BLK WP HR S P ERA WHIP																			
34 Homer Bailey, R ERA: 4.52 51 Lisalberto Bonilla, R ERA: 7.59 63 Ariel Hernández, R ERA: 1.35 36 Blake Wood, R ERA: 4.54	(1, 1) 1.2 L 15 8 8 8 2 3 0 0 0 0 0 1 34 61 43.20 5.400																			
(2, 1) 3.1 19 8 5 5 5 1 0 0 0 0 1 1 46 68 13.50 2.700																				
(6, 1) 2.0 9 1 1 1 2 2 0 0 0 0 0 1 23 41 4.50 1.500																				
(8, 1) 1.0 8 4 4 4 1 1 0 0 0 0 0 0 19 36 36.00 5.000																				



Batter	1	2	3	4	5	6	7	8	9	AB	R	H	RBI	BB	SO	LOB	TOP			
6 Billy Hamilton, S OBP: 0.288, SLG: 0.310										5	1	2	0	0	1	1	<p>Cincinnati Reds @ Washington Nationals Nationals Park, Washington, DC Sun Jun 25 2017, 1:36 PM - 4:42 PM EDT Att: 35,387 - Partly Cloudy - 84 F</p> <p>livebaseballscorecards.com</p>			
4 Scooter Gennett, L OBP: 0.346, SLG: 0.592										5	2	4	2	0	0	1				
19 Joey Votto, L OBP: 0.412, SLG: 0.584										5	1	1	0	0	1	3				
23 Adam Duvall, R OBP: 0.324, SLG: 0.535										3	0	1	0	1	1	1				
43 Scott Schebler, L OBP: 0.330, SLG: 0.545										3	0	1	0	1	1	3				
3 Patrick Kivlehan, R OBP: 0.329, SLG: 0.450										4	1	0	1	0	0	4				
26 Raisel Iglesias, R OBP: 1.000, SLG: 2.000										0	0	0	0	0	0	0				
9 José Peraza, R OBP: 0.282, SLG: 0.338										4	1	1	0	0	1	0				
16 Tucker Barnhart, L OBP: 0.335, SLG: 0.411										4	0	2	2	0	1	0				
37 Scott Feldman, L ERA: 5.15										3	0	0	0	0	3	2				
52 Tony Cingrani, L ERA: 2.92										0	0	0	0	0	0	0				
7 Eugenio Suárez, R OBP: 0.364, SLG: 0.464										1	0	0	0	0	0	0				
Inning Stats	R: 5 H: 5 E: 1 K: 1 S: 25	H: 5 R: 1 ER: 0 LOB: 1 BB: 1 P: 40	R: 1 H: 1 E: 0 K: 1 S: 12	H: 1 R: 0 ER: 0 LOB: 0 BB: 0 P: 15	R: 0 H: 1 E: 0 K: 0 S: 6	H: 1 R: 0 ER: 0 LOB: 0 BB: 0 P: 7	R: 0 H: 0 E: 0 K: 2 S: 9	H: 0 R: 0 ER: 0 LOB: 0 BB: 0 P: 14	R: 0 H: 1 E: 0 K: 3 S: 13	H: 1 R: 0 ER: 0 LOB: 1 BB: 0 P: 18	R: 0 H: 2 E: 0 K: 1 S: 12	H: 2 R: 0 ER: 0 LOB: 1 BB: 0 P: 17	R: 0 H: 0 E: 0 K: 0 S: 6	H: 0 R: 0 ER: 0 LOB: 0 BB: 0 P: 8	R: 0 H: 1 E: 0 K: 1 S: 12	H: 1 R: 0 ER: 0 LOB: 1 BB: 0 P: 17	1B: 8 2B: 3 3B: 0 HR: 1	SF: 0 SAC: 0 DP: 2 HBP: 0	WP: 0 PB: 0 SB: 0 CS: 0	PA: 39
PITCHER	IP: 6.0 WLS: L BF: 28	H: 9 R: 6 ER: 6 SO: 7	BB: 2 IBB: 0 HBP: 0 BLK: 0	WP: 0 HR: 1 S: 79 P: 116	ERA: 9.00 WHIP: 1.833	IP: 7.1 WLS: 4 BF: 2	H: 2 R: 0 ER: 0 SO: 1	BB: 0 IBB: 0 HBP: 0 BLK: 0	WP: 0 HR: 12 S: 17 P: 0.00	ERA: 0.00 WHIP: 2.000	IP: 8.1 WLS: 1.1 BF: 5	H: 1 R: 0 ER: 0 SO: 1	BB: 0 IBB: 0 HBP: 0 BLK: 0	WP: 0 HR: 15 S: 17 P: 0.00	ERA: 0.00 WHIP: 0.750	IP: 9.1 WLS: 0.2 BF: 2	H: 0 R: 0 ER: 0 SO: 1	BB: 0 IBB: 0 HBP: 0 BLK: 0	WP: 0 HR: 6 S: 10 P: 0.00	ERA: 0.00 WHIP: 0.000

Batter	1	2	3	4	5	6	7	8	9	AB	R	H	RBI	BB	SO	LOB	BOTTOM					
7 Trea Turner, R OBP: 0.307, SLG: 0.418										4	0	0	0	0	1	0	<p>Cincinnati Reds @ Washington Nationals Nationals Park, Washington, DC Sun Jun 25 2017, 1:36 PM - 4:42 PM EDT Att: 35,387 - Partly Cloudy - 84 F</p> <p>livebaseballscorecards.com</p>					
8 Brian Goodwin, L OBP: 0.343, SLG: 0.571										4	0	2	0	0	0	0						
34 Bryce Harper, L OBP: 0.420, SLG: 0.591										3	0	3	0	1	0	0						
20 Daniel Murphy, L OBP: 0.393, SLG: 0.576										4	0	1	0	0	0	4						
6 Anthony Rendon, R OBP: 0.397, SLG: 0.537										4	0	0	0	0	1	6						
26 Adam Lind, L OBP: 0.393, SLG: 0.574										3	1	1	0	1	1	1						
46 Oliver Pérez, L										0	0	0	0	0	0	0						
3 Michael Taylor, R OBP: 0.306, SLG: 0.517										4	1	1	2	0	2	1						
59 Jose Lobaton, S OBP: 0.195, SLG: 0.254										3	0	0	0	0	1	1						
10 Stephen Drew, L OBP: 0.362, SLG: 0.471										1	0	0	0	0	0	0						
57 Tanner Roark, R OBP: 0.148, SLG: 0.154										2	0	0	0	0	0	1						
33 Matt Grace, L										0	0	0	0	0	0	0						
1 Wilmer Difo, S OBP: 0.255, SLG: 0.275										1	0	0	0	0	0	0						
56 Joe Blanton, R										0	0	0	0	0	0	0						
11 Ryan Zimmerman, R OBP: 0.391, SLG: 0.657										1	0	0	0	0	0	0						
Inning Stats	R: 0 H: 2 E: 0 K: 2 S: 14	H: 2 R: 0 ER: 0 LOB: 2 BB: 0 P: 22	R: 0 H: 0 E: 0 K: 2 S: 10	H: 0 R: 0 ER: 0 LOB: 1 BB: 1 P: 19	R: 0 H: 1 E: 0 K: 0 S: 11	H: 1 R: 0 ER: 0 LOB: 2 BB: 1 P: 20	R: 2 H: 2 E: 0 K: 0 S: 9	H: 2 R: 0 ER: 0 LOB: 0 BB: 0 P: 16	R: 0 H: 2 E: 0 K: 0 S: 10	H: 2 R: 0 ER: 0 LOB: 1 BB: 0 P: 17	R: 0 H: 0 E: 0 K: 1 S: 7	H: 0 R: 0 ER: 0 LOB: 0 BB: 0 P: 9	R: 0 H: 0 E: 0 K: 0 S: 11	H: 0 R: 0 ER: 0 LOB: 0 BB: 0 P: 16	R: 0 H: 1 E: 0 K: 0 S: 8	H: 1 R: 0 ER: 0 LOB: 1 BB: 0 P: 12	R: 0 H: 0 E: 0 K: 1 S: 5	H: 0 R: 0 ER: 0 LOB: 0 BB: 0 P: 8	1B: 6 2B: 1 3B: 0 HR: 1	SF: 0 SAC: 0 DP: 0 HBP: 0	WP: 1 PB: 0 SB: 0 CS: 0	PA: 36
PITCHER	IP: 7.0 WLS: W BF: 29	H: 7 R: 2 ER: 2 SO: 5	BB: 2 IBB: 0 HBP: 0 BLK: 0	WP: 1 HR: 1 S: 72 P: 119	ERA: 2.57 WHIP: 1.286	IP: 8.1 WLS: 2 BF: 34	H: 1 R: 0 ER: 0 SO: 1	BB: 0 IBB: 0 HBP: 0 BLK: 0	WP: 0 HR: 7 S: 13 P: 0.00	ERA: 0.00 WHIP: 3.000	IP: 1.2 WLS: 5 BF: 5	H: 0 R: 0 ER: 0 SO: 1	BB: 0 IBB: 0 HBP: 0 BLK: 0	WP: 0 HR: 8 S: 13 P: 0.00	ERA: 0.00 WHIP: 0.000							

Batter	1	2	3	4	5	6	7	8	9	AB	R	H	RBI	BB	SO	LOB	TOP							
18 Eric Sogard, L OBP: 0.459, SLG: 0.520										4	1	1	0	0	0	0	Milwaukee Brewers @ Cincinnati Reds Great American Ball Park, Cincinnati, OH Tue Jun 27 2017, 7:11 PM - 10:06 PM EDT Att: 18,577 - Partly Cloudy - 76 F							
7 Eric Thames, L OBP: 0.373, SLG: 0.550										4	0	0	0	1	1	2								
8 Ryan Braun, R OBP: 0.344, SLG: 0.519										5	1	1	0	0	1	2								
21 Travis Shaw, L OBP: 0.347, SLG: 0.553										3	1	1	3	1	0	1								
16 Domingo Santana, R OBP: 0.364, SLG: 0.463										4	0	0	0	0	4	1								
9 Manny Pina, R OBP: 0.335, SLG: 0.463										3	1	2	1	1	0	0								
23 Keon Broxton, R OBP: 0.320, SLG: 0.494										3	1	1	0	1	1	1								
3 Orlando Arcia, R OBP: 0.317, SLG: 0.409										4	1	3	2	0	0	0								
41 Junior Guerra, R ERA: 4.62										2	0	0	0	0	1	0								
59 Carlos Torres, R ERA: 4.46										0	0	0	0	0	0	0								
5 Jonathan Villar, S OBP: 0.362, SLG: 0.494										0	0	0	0	0	0	0								
51 Oliver Drake, R ERA: 5.06										0	0	0	0	0	0	0								
48 Jared Hughes, R ERA: 3.48										0	0	0	0	0	0	0								
12 Stephen Vogt, L OBP: 0.296, SLG: 0.326										1	0	0	0	0	0	0								
35 Brent Suter, L ERA: 4.2										0	0	0	0	0	0	0								
Inning Stats	R: 0 E: 0 K: 2 S: 11	H: 1 LOB: 1 BB: 0 P: 16	R: 2 E: 0 K: 3 S: 12	H: 2 LOB: 1 BB: 0 P: 15	R: 3 E: 0 K: 1 S: 15	H: 2 LOB: 1 BB: 1 P: 29	R: 0 E: 0 K: 0 S: 9	H: 0 LOB: 0 BB: 0 P: 12	R: 0 E: 0 K: 1 S: 10	H: 0 LOB: 0 BB: 2 P: 22	R: 1 E: 0 K: 0 S: 10	H: 2 LOB: 0 BB: 0 P: 12	R: 0 E: 0 K: 0 S: 5	H: 0 LOB: 0 BB: 0 P: 8	R: 0 E: 0 K: 1 S: 17	H: 2 LOB: 3 BB: 1 P: 28	R: 0 E: 0 K: 0 S: 6	H: 0 LOB: 0 BB: 0 P: 10	1B: 5 2B: 1 3B: 0 HR: 3	SF: 0 SAC: 0 DP: 2 HBP: 1	WP: 0 PB: 0 SB: 1 CS: 0	PA: 39		
PITCHER	IP WLS BF H R ER SO BB IBB HBP BLK WP HR S P ERA WHIP	IP WLS BF H R ER SO BB IBB HBP BLK WP HR S P ERA WHIP	IP WLS BF H R ER SO BB IBB HBP BLK WP HR S P ERA WHIP	IP WLS BF H R ER SO BB IBB HBP BLK WP HR S P ERA WHIP	IP WLS BF H R ER SO BB IBB HBP BLK WP HR S P ERA WHIP	IP WLS BF H R ER SO BB IBB HBP BLK WP HR S P ERA WHIP	IP WLS BF H R ER SO BB IBB HBP BLK WP HR S P ERA WHIP	IP WLS BF H R ER SO BB IBB HBP BLK WP HR S P ERA WHIP	IP WLS BF H R ER SO BB IBB HBP BLK WP HR S P ERA WHIP	IP WLS BF H R ER SO BB IBB HBP BLK WP HR S P ERA WHIP	IP WLS BF H R ER SO BB IBB HBP BLK WP HR S P ERA WHIP	IP WLS BF H R ER SO BB IBB HBP BLK WP HR S P ERA WHIP	IP WLS BF H R ER SO BB IBB HBP BLK WP HR S P ERA WHIP	IP WLS BF H R ER SO BB IBB HBP BLK WP HR S P ERA WHIP	IP WLS BF H R ER SO BB IBB HBP BLK WP HR S P ERA WHIP	IP WLS BF H R ER SO BB IBB HBP BLK WP HR S P ERA WHIP	IP WLS BF H R ER SO BB IBB HBP BLK WP HR S P ERA WHIP	IP WLS BF H R ER SO BB IBB HBP BLK WP HR S P ERA WHIP	IP WLS BF H R ER SO BB IBB HBP BLK WP HR S P ERA WHIP	IP WLS BF H R ER SO BB IBB HBP BLK WP HR S P ERA WHIP	IP WLS BF H R ER SO BB IBB HBP BLK WP HR S P ERA WHIP	IP WLS BF H R ER SO BB IBB HBP BLK WP HR S P ERA WHIP	IP WLS BF H R ER SO BB IBB HBP BLK WP HR S P ERA WHIP	
46 Tim Adleman, R ERA: 4.62	5.0 W 23 5 5 5 7 3 0 1 0 0 3 57 94 9.00 1.600	1.0 H 4 2 1 1 0 0 0 0 0 0 0 0 10 12 9.00 2.000	1.1 H 4 0 0 0 0 0 0 0 0 0 0 0 10 16 0.00 0.000	0.2 H 5 2 0 0 1 1 0 0 0 0 0 0 12 20 0.00 4.500	1.0 S 3 0 0 0 0 0 0 0 0 0 0 0 6 10 0.00 0.000																			
31 Drew Storen, R ERA: 2.81																								
52 Tony Cingrani, L ERA: 1.98																								
21 Michael Lorenzen, R ERA: 3.29																								
26 Raisel Iglesias, R ERA: 1.68																								

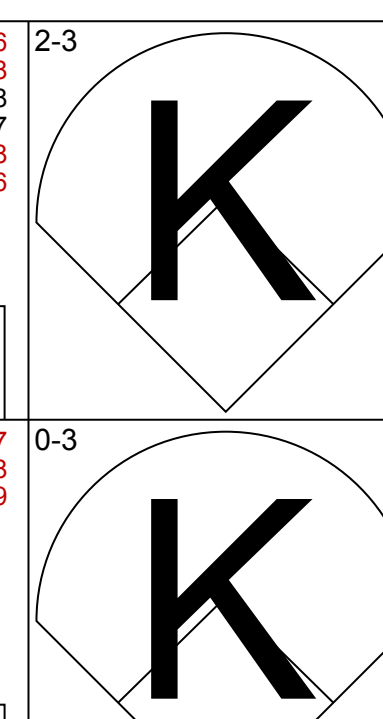
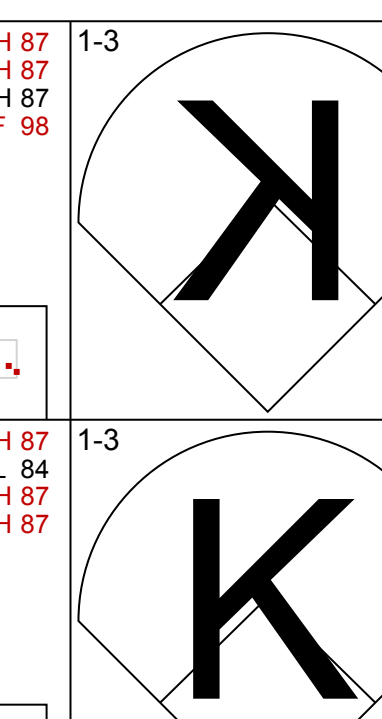
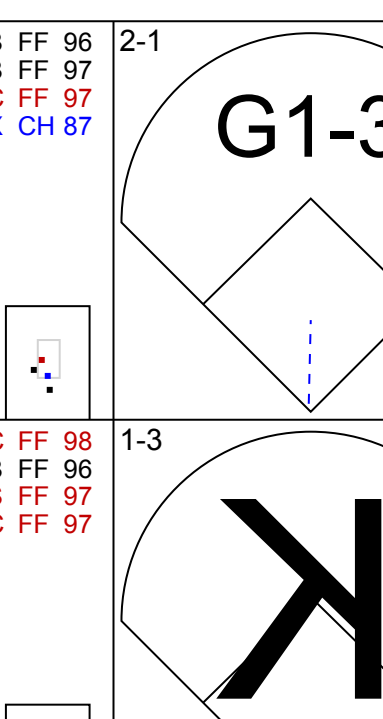
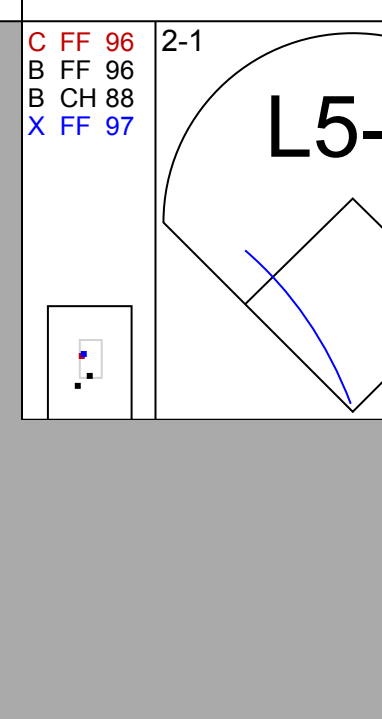
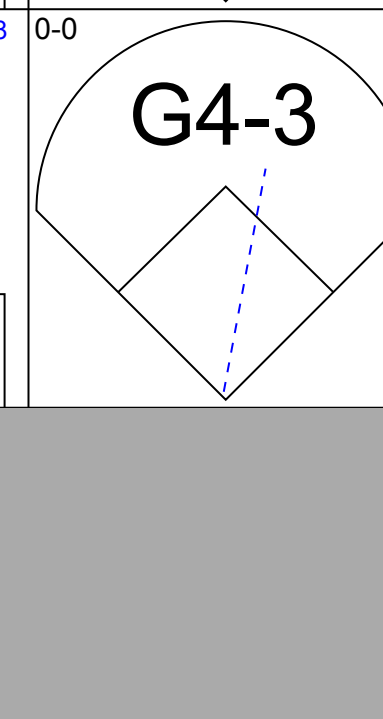
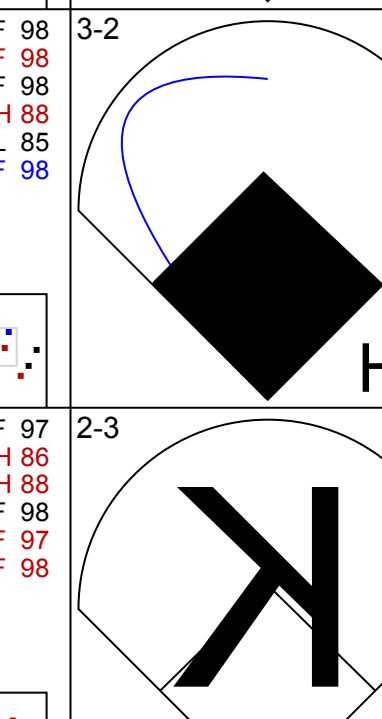
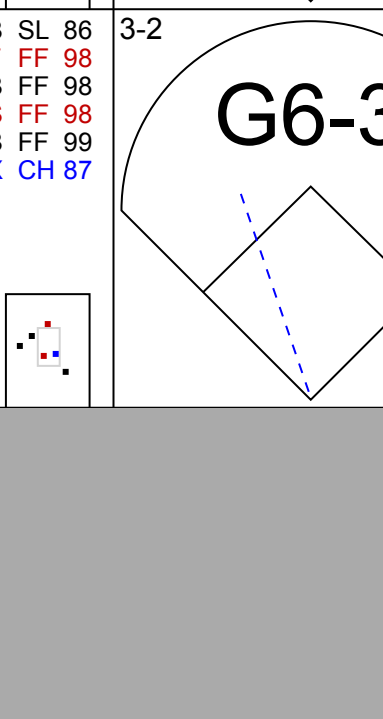
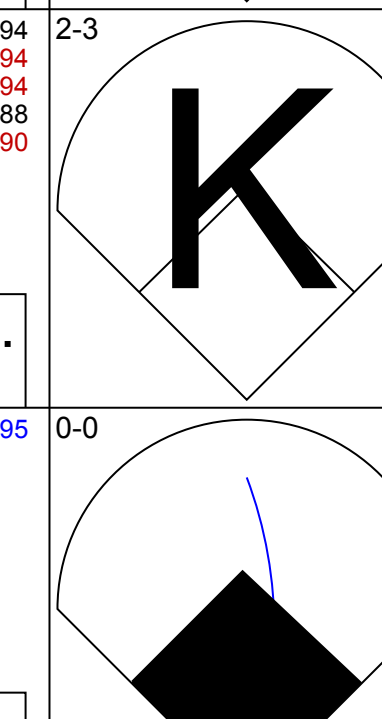




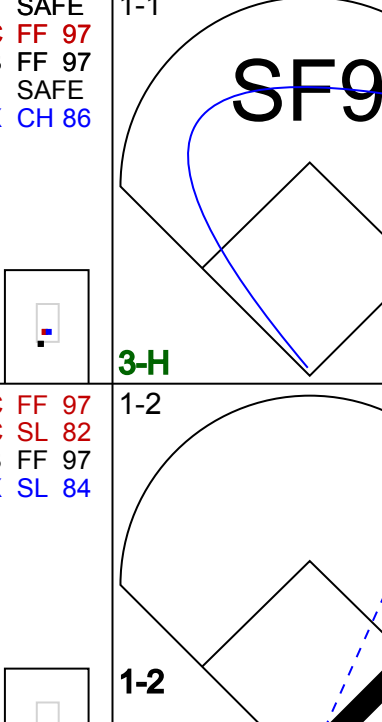

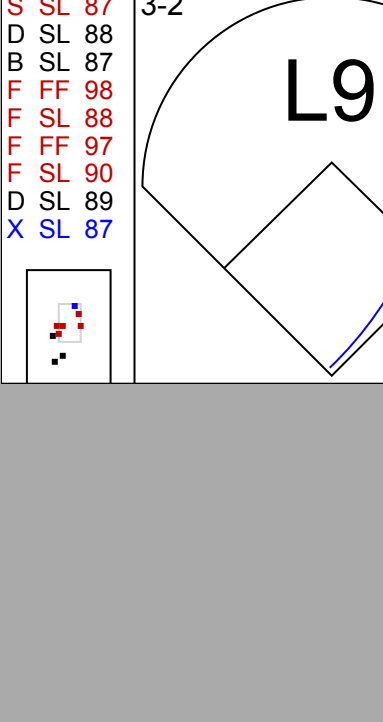

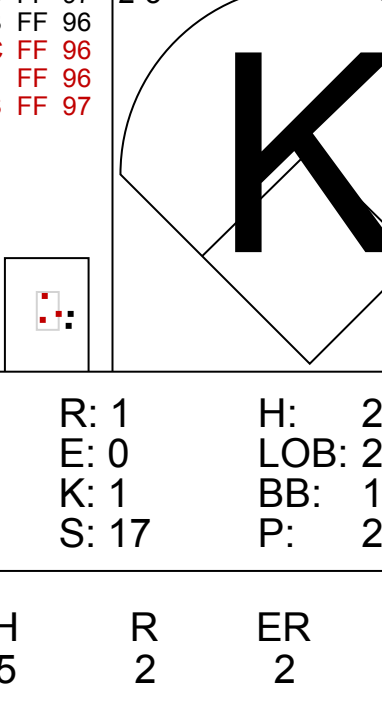
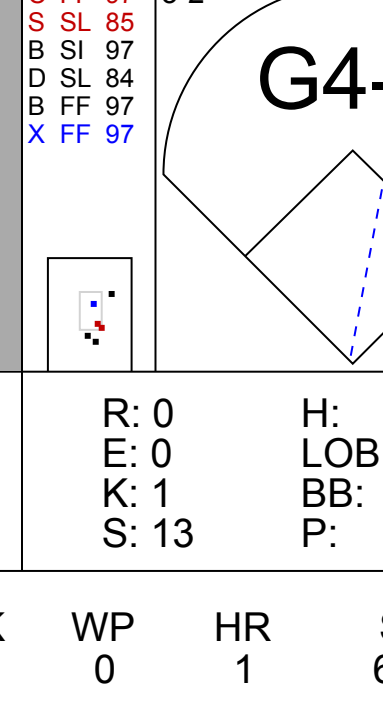
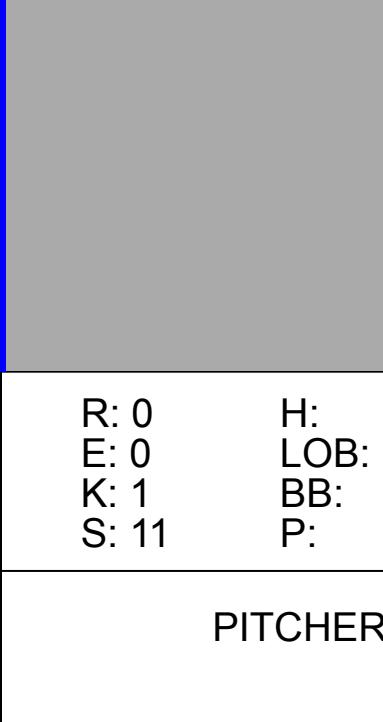
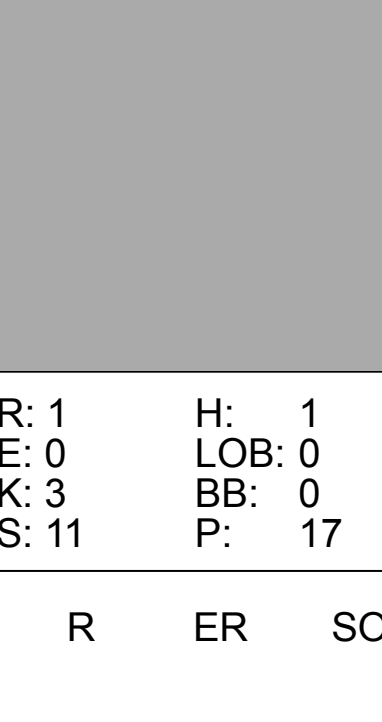
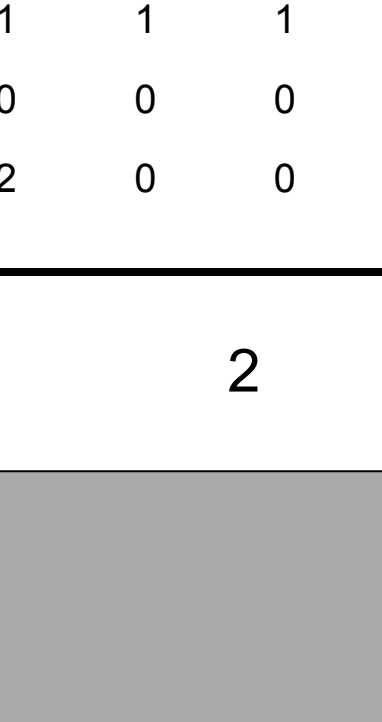
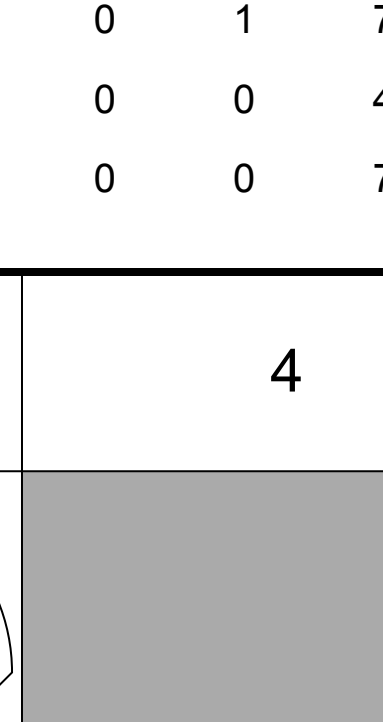
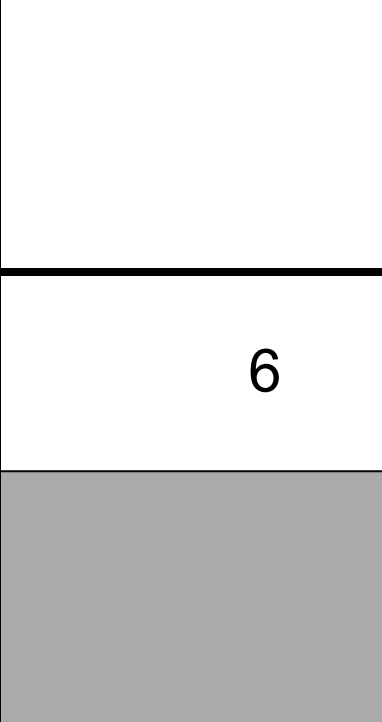
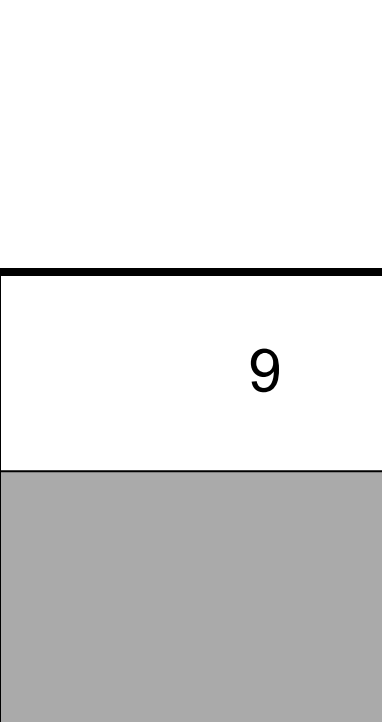


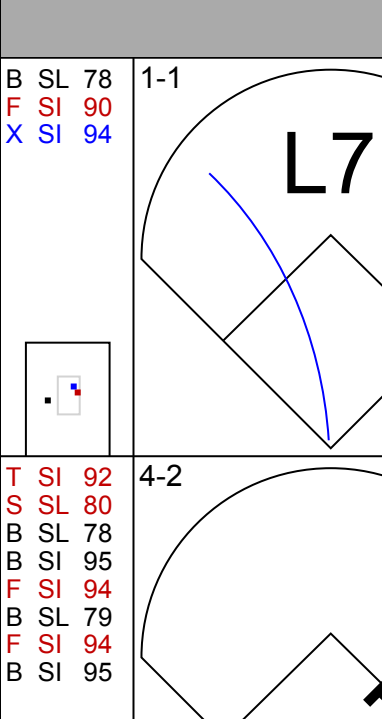

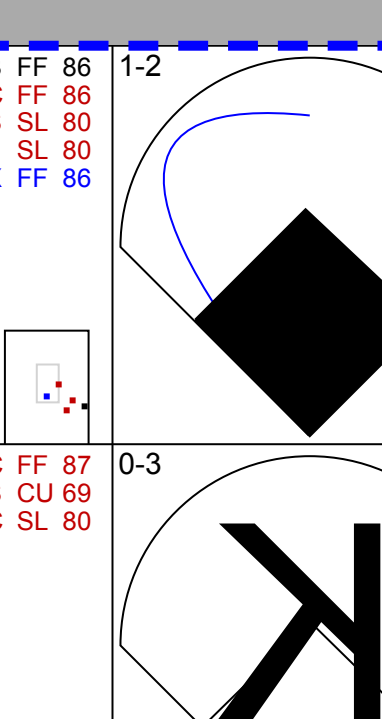
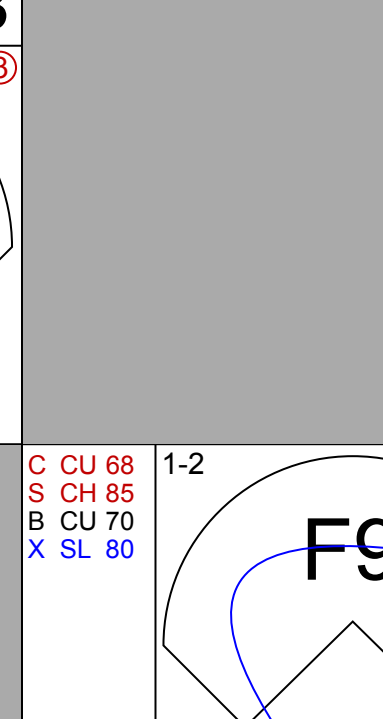


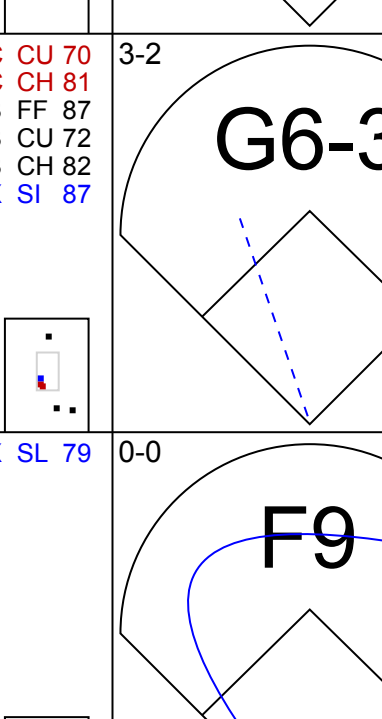
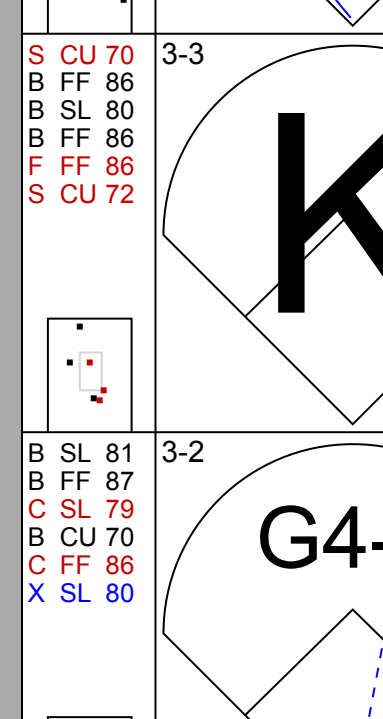
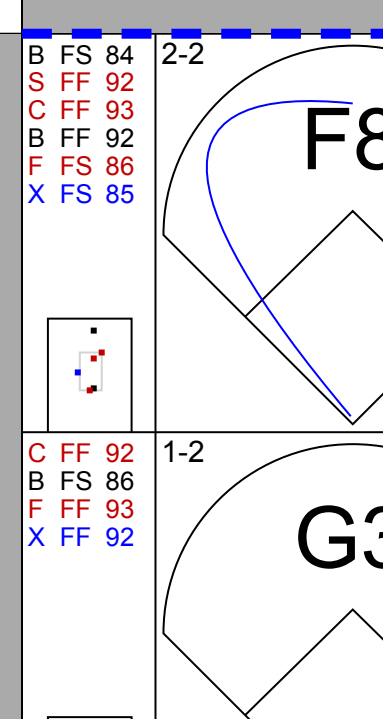

Batter	1	2	3	4	5	6	7	8	9	AB	R	H	RBI	BB	SO	LOB	BOTTOM							
6 Billy Hamilton, S OBP: 0.292, SLG: 0.323										5	1	2	1	0	3	3	Milwaukee Brewers @ Cincinnati Reds Great American Ball Park, Cincinnati, OH Tue Jun 27 2017, 7:11 PM - 10:06 PM EDT Att: 18,577 - Partly Cloudy - 76 F							
4 Scooter Gennett, L OBP: 0.348, SLG: 0.580										3	2	1	0	1	1	1								
19 Joey Votto, L OBP: 0.414, SLG: 0.594										4	1	1	2	0	1	2								
23 Adam Duvall, R OBP: 0.326, SLG: 0.548										4	2	2	2	0	0	0								
7 Eugenio Suárez, R OBP: 0.365, SLG: 0.471										2	2	1	1	2	1	0								
43 Scott Schebler, L OBP: 0.335, SLG: 0.545										3	0	1	0	0	0	0								
39 Devin Mesoraco, R OBP: 0.355, SLG: 0.495										3	0	1	2	0	0	0								
9 José Peraza, R OBP: 0.284, SLG: 0.339										4	0	1	0	0	0	1								
46 Tim Adleman, R OBP: 0.292, SLG: 0.323										2	0	0	0	0	0	0								
16 Tucker Barnhart, L OBP: 0.330, SLG: 0.460										1	0	0	0	0	0	0								
31 Drew Storen, S ERA: 2.81																								
52 Tony Cingrani, L ERA: 1.98																								
21 Michael Lorenzen, R ERA: 3.29																								
3 Patrick Kivhanan, R OBP: 0.305, SLG: 0.429																								
26 Raisel Iglesias, R ERA: 1.68																								
Inning Stats	R: 4 E: 0 K: 0 S: 14	H: 3 LOB: 1 BB: 2 P: 25	R: 0 E: 0 K: 1 S: 10	H: 1 LOB: 1 BB: 0 P: 15	R: 1 E: 0 K: 0 S: 7	H: 1 LOB: 0 BB: 0 P: 13	R: 0 E: 0 K: 1 S: 6	H: 0 LOB: 0 BB: 0 P: 10	R: 3 E: 0 K: 1 S: 20	H: 5 LOB: 3 BB: 1 P: 31	R: 0 E: 0 K: 1 S: 9	H: 0 LOB: 0 BB: 0 P: 12	R: 0 E: 0 K: 1 S: 9	H: 0 LOB: 0 BB: 0 P: 16	R: 0 E: 0 K: 2 S: 12	H: 0 LOB: 0 BB: 0 P: 16	R: 0 E: 0 K: 2 S: 12	H: 0 LOB: 0 BB: 0 P: 16	1B: 5 2B: 1 3B: 0 HR: 4	SF: 1 SAC: 0 DP: 0 HBP: 1	WP: 0 PB: 0 SB: 0 CS: 0	PA: 37		
PITCHER	IP WLS BF H R ER SO BB IBB HBP BLK WP HR S P ERA WHIP	IP WLS BF H R ER SO BB IBB HBP BLK WP HR S P ERA WHIP	IP WLS BF H R ER SO BB IBB HBP BLK WP HR S P ERA WHIP	IP WLS BF H R ER SO BB IBB HBP BLK WP HR S P ERA WHIP	IP WLS BF H R ER SO BB IBB HBP BLK WP HR S P ERA WHIP	IP WLS BF H R ER SO BB IBB HBP BLK WP HR S P ERA WHIP	IP WLS BF H R ER SO BB IBB HBP BLK WP HR S P ERA WHIP	IP WLS BF H R ER SO BB IBB HBP BLK WP HR S P ERA WHIP	IP WLS BF H R ER SO BB IBB HBP BLK WP HR S P ERA WHIP	IP WLS BF H R ER SO BB IBB HBP BLK WP HR S P ERA WHIP	IP WLS BF H R ER SO BB IBB HBP BLK WP HR S P ERA WHIP	IP WLS BF H R ER SO BB IBB HBP BLK WP HR S P ERA WHIP	IP WLS BF H R ER SO BB IBB HBP BLK WP HR S P ERA WHIP	IP WLS BF H R ER SO BB IBB HBP BLK WP HR S P ERA WHIP	IP WLS BF H R ER SO BB IBB HBP BLK WP HR S P ERA WHIP	IP WLS BF H R ER SO BB IBB HBP BLK WP HR S P ERA WHIP	IP WLS BF H R ER SO BB IBB HBP BLK WP HR S P ERA WHIP	IP WLS BF H R ER SO BB IBB HBP BLK WP HR S P ERA WHIP	IP WLS BF H R ER SO BB IBB HBP BLK WP HR S P ERA WHIP	IP WLS BF H R ER SO BB IBB HBP BLK WP HR S P ERA WHIP	IP WLS BF H R ER SO BB IBB HBP BLK WP HR S P ERA WHIP	IP WLS BF H R ER SO BB IBB HBP BLK WP HR S P ERA WHIP	IP WLS BF H R ER SO BB IBB HBP BLK WP HR S P ERA WHIP	
41 Junior Guerra, R ERA: 4.54	4.0 L 23 5 2 0 0 1 0 0 0 0 0 0 15 18 0.00 2.000	1.0 5 2 0 0 1 0 0 0 0 0 0 0 9 12 0.00 0.000	1.0 3 0 0 0 1 0 0 0 0 0 0 0 9 16 0.00 0.000	1.0 3 0 0 0 1 0 0 0 0 0 0 0 9 16 0.00 0.000	1.0 3 0 0 0 2 0 0 0 0 0 0 0 12 16 0.00 0.000																			
59 Carlos Torres, R ERA: 4.46																								
51 Oliver Drake, R ERA: 5.06																								
48 Jared Hughes, R ERA: 3.48																								
35 Brent Suter, L ERA: 4.2																								

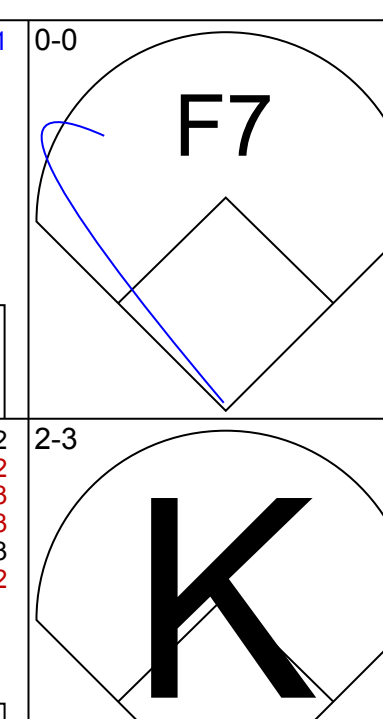
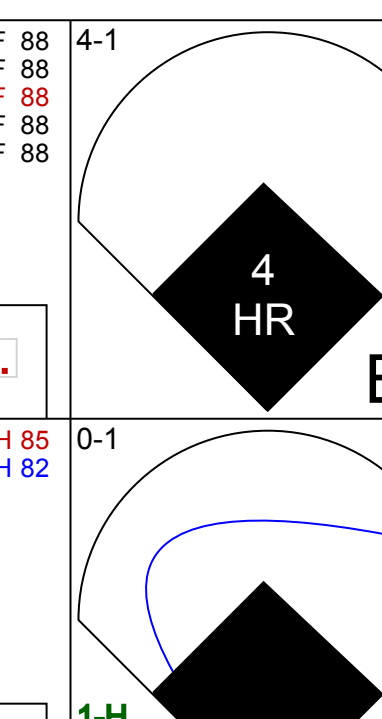
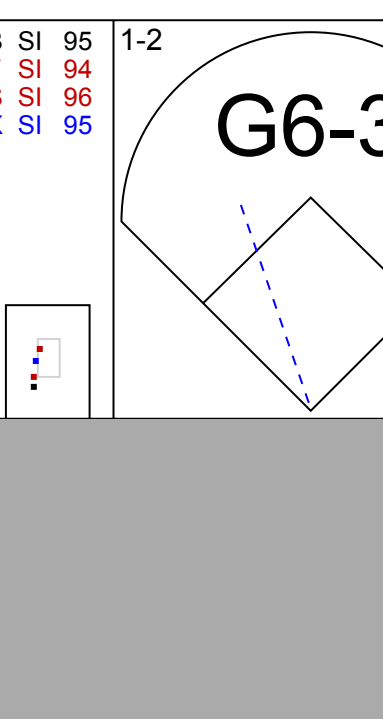
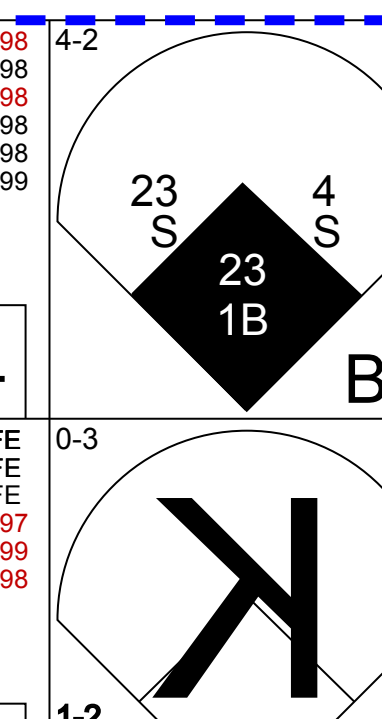
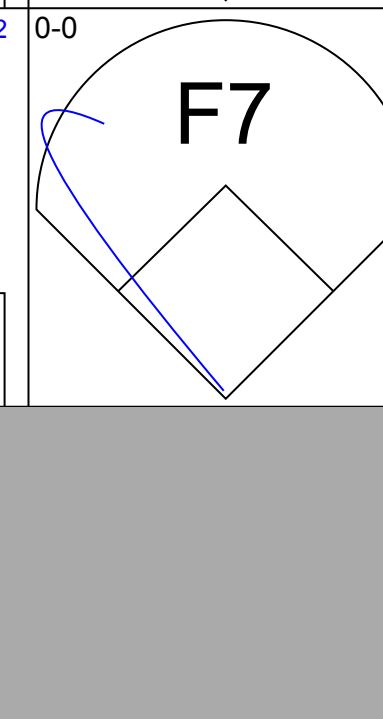
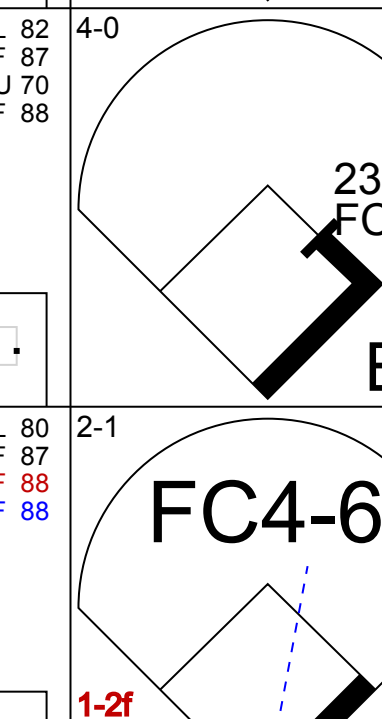
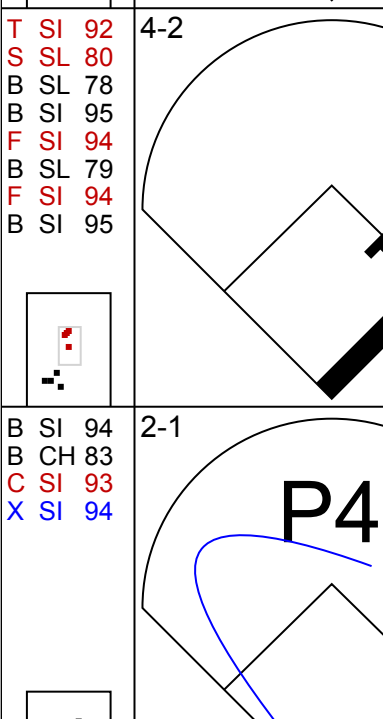
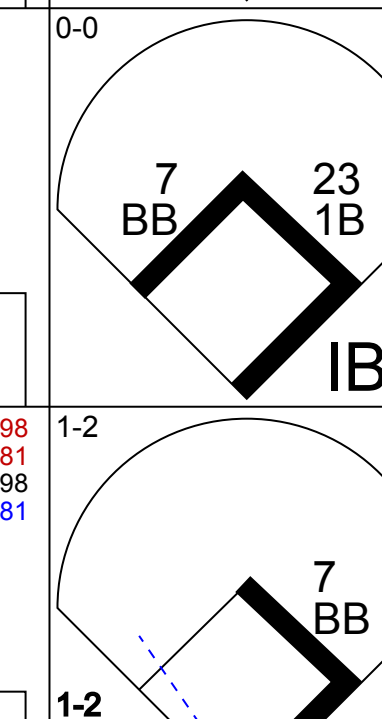


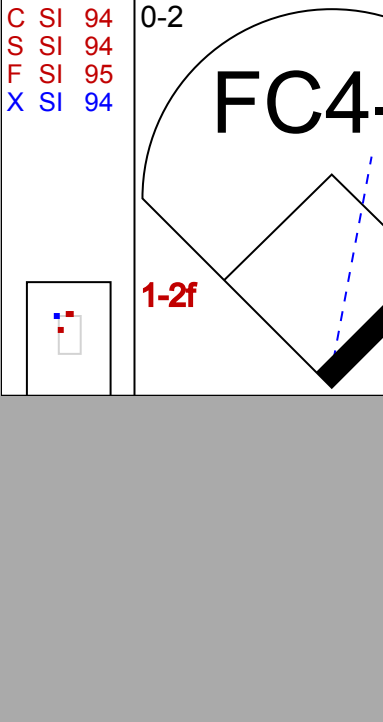
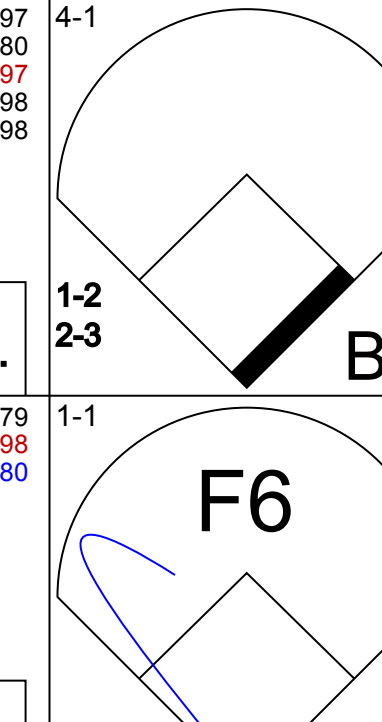
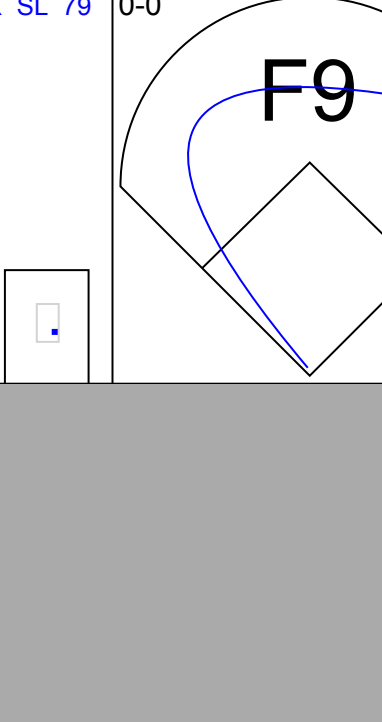
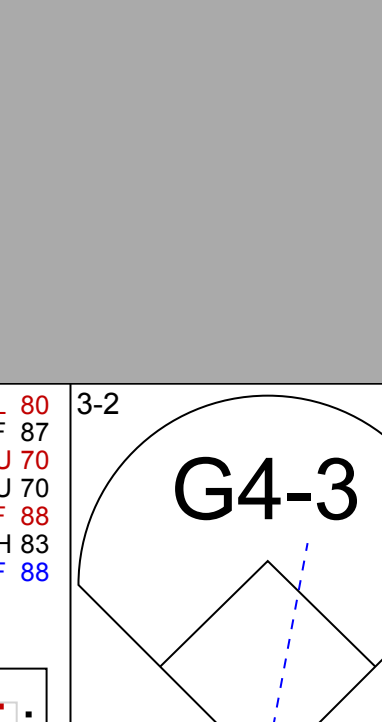

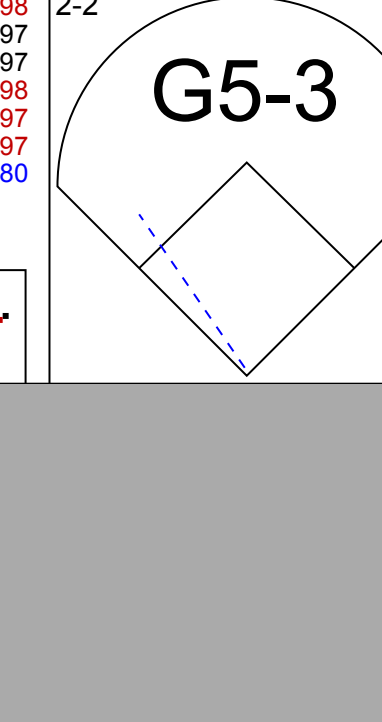
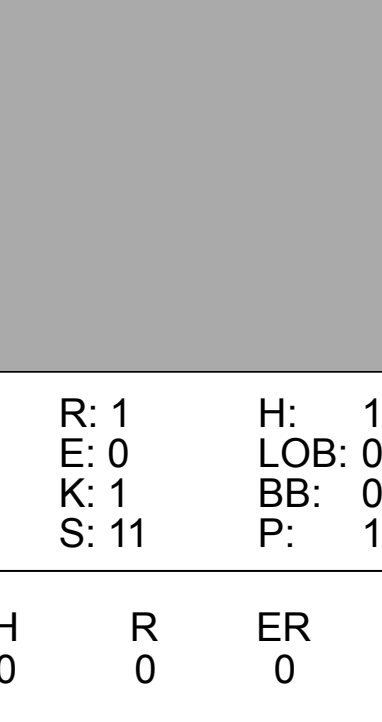
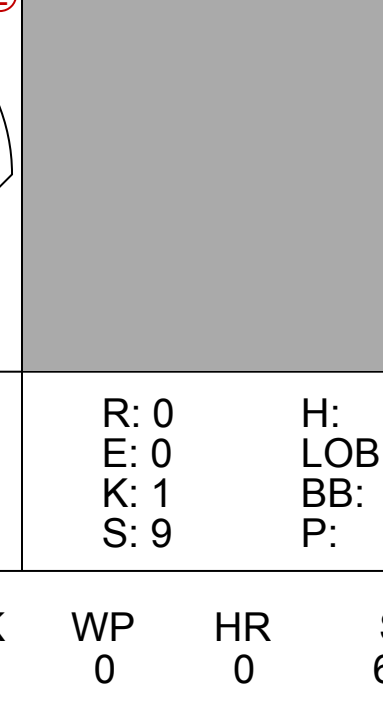
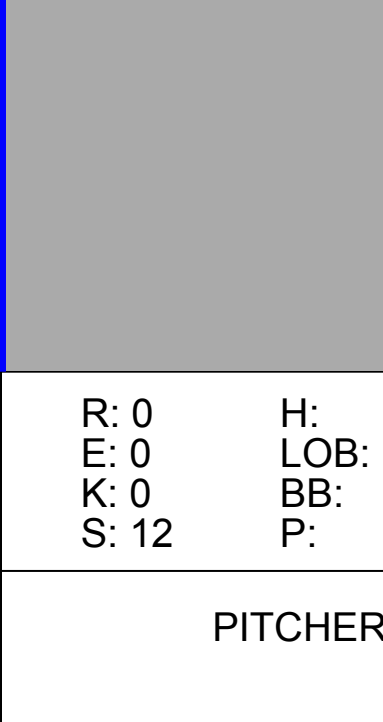





AB 34
R 6
H 9
RBI 6
BB 4
SO 8
LOB 11



AB 32
R 8
H 10
RBI 8
BB 3
SO 7
LOB 10



Batter	1	2	3	4	5	6	7	8	9	AB	R	H	RBI	BB	SO	LOB	TOP										
18 Eric Sogard, L (1.4) OBP: 0.447, SLG: 0.504											4	0	0	0	0	2	0	Milwaukee Brewers @ Cincinnati Reds Great American Ball Park, Cincinnati, OH Wed Jun 28 2017, 7:12 PM - 10:07 PM EDT Att: 21,842 - Clear - 82 F livebaseballscorecards.com									
7 Eric Thames, L (1.3) OBP: 0.368, SLG: 0.542											4	0	0	0	0	4	0										
8 Ryan Braun, R (1.7) OBP: 0.341, SLG: 0.536											4	1	1	1	0	1	0										
21 Travis Shaw, L (1.5) OBP: 0.353, SLG: 0.565											3	2	2	1	1	1	0										
14 Hernán Pérez, R (1.9) OBP: 0.295, SLG: 0.460											3	0	1	0	1	2	0										
23 Keon Broxton, R (1.8) OBP: 0.320, SLG: 0.490 5 Jonathan Villar, S (9, PH) OBP: 0.285, SLG: 0.344											2	0	0	0	1	1	3										
12 Stephen Vogt, L (1.2) OBP: 0.285, SLG: 0.354											3	0	1	1	0	0	2										
3 Orlando Arcia, R (1.6) OBP: 0.320, SLG: 0.411											4	0	2	0	0	1	2										
57 Chase Anderson, R (1.1) 66 Pablo Espino, R (2.1) 71 Josh Hader, L (5.1) 16 Domingo Santana, R (7, PH) 51 Oliver Drake, R (7.1) 46 Corey Knebel, R (8.1) 24 Jesús Aguilar, R (9, PH) OBP: 0.285, SLG: 0.326											1	0	0	0	0	1	2										
Inning Stats	R: 0 E: 0 K: 2 S: 8	H: 0 LOB: 0 BB: 0 P: 10	R: 1 E: 0 K: 1 S: 17	H: 2 LOB: 2 BB: 1 P: 28	R: 1 E: 0 K: 3 S: 13	H: 1 LOB: 0 BB: 0 P: 20	R: 0 E: 0 K: 1 S: 13	H: 1 LOB: 2 BB: 1 P: 21	R: 0 E: 0 K: 1 S: 11	H: 0 LOB: 0 BB: 0 P: 14	R: 0 E: 0 K: 1 S: 8	H: 1 LOB: 1 BB: 0 P: 23	R: 0 E: 0 K: 3 S: 11	H: 0 LOB: 0 BB: 0 P: 10	R: 1 E: 0 K: 3 S: 11	H: 1 LOB: 2 BB: 0 P: 17	R: 0 E: 0 K: 1 S: 7		H: 2 LOB: 2 BB: 0 P: 8	1B: 6 2B: 1 3B: 0 HR: 2	SF: 1 SAC: 0 DP: 1 HBP: 0	WP: 0 PB: 0 SB: 0 CS: 1	PA: 36				
PITCHER	IP	WLS	BF	H	R	ER	SO	BB	IBB	HBP	BLK	WP	HR	S	P	ERA	WHIP										
58 Luis Castillo, R (1.1) ERA: 3.38	5.2		24	5	2	2	9	3	0	0	0	0	1	64	107	3.18	1.412										
53 Wandy Peralta, L (6.1) ERA: 3.57	1.1	H	4	0	0	1	0	0	0	0	0	0	0	14	19	0.00	0.000										
52 Tony Cingrani, L (8.1) ERA: 2.51	0.2	B	3	1	1	1	2	0	0	0	0	0	1	7	11	13.50	1.500										
31 Drew Storen, R (8.1) ERA: 2.78	0.1	W	1	0	0	0	1	0	0	0	0	0	0	4	6	0.00	0.000										
26 Raisel Iglesias, R (9.1) ERA: 1.64	1.0	S	4	2	0	0	1	0	0	0	0	0	0	7	8	0.00	2.000										

Batter	1	2	3	4	5	6	7	8	9	AB	R	H	RBI	BB	SO	LOB	BOTTOM										
6 Billy Hamilton, S (1.8) OBP: 0.294, SLG: 0.321											2	2	0	0	2	0	0	Milwaukee Brewers @ Cincinnati Reds Great American Ball Park, Cincinnati, OH Wed Jun 28 2017, 7:12 PM - 10:07 PM EDT Att: 21,842 - Clear - 82 F livebaseballscorecards.com									
4 Scooter Gennett, L (1.4) OBP: 0.346, SLG: 0.589											4	1	1	2	0	2	1										
19 Joey Votto, L (1.3) OBP: 0.418, SLG: 0.592											1	0	0	0	3	0	0										
23 Adam Duvall, R (1.7) OBP: 0.328, SLG: 0.558											4	1	2	2	0	0	2										
7 Eugenio Suárez, R (1.5) OBP: 0.364, SLG: 0.465											3	0	0	0	1	1	1										
43 Scott Schebler, L (1.9) OBP: 0.330, SLG: 0.537											4	0	0	0	0	1	3										
9 José Peraza, R (1.6) OBP: 0.280, SLG: 0.335											4	0	0	0	0	0	3										
16 Tucker Barnhart, L (1.2) OBP: 0.333, SLG: 0.407											3	0	1	0	0	0	0										
58 Luis Castillo, R (1.1) 53 Wandy Peralta, L (6.1) 30 Arismendy Alcántara, S (7, PH) 52 Tony Cingrani, L (8.1) 31 Drew Storen, S (8.1) 26 Raisel Iglesias, R (9.1) OBP: 1.000, SLG: 2.000											2	0	0	0	0	1	0										
Inning Stats	R: 0 E: 0 K: 1 S: 6	H: 0 LOB: 0 BB: 0 P: 8	R: 1 E: 0 K: 1 S: 11	H: 1 LOB: 0 BB: 0 P: 15	R: 2 E: 0 K: 0 S: 11	H: 1 LOB: 1 BB: 2 P: 24	R: 0 E: 0 K: 1 S: 9	H: 0 LOB: 0 BB: 0 P: 16	R: 0 E: 0 K: 1 S: 10	H: 0 LOB: 0 BB: 0 P: 15	R: 0 E: 0 K: 0 S: 12	H: 0 LOB: 1 BB: 1 P: 19	R: 0 E: 0 K: 0 S: 12	H: 1 LOB: 1 BB: 0 P: 20	R: 1 E: 0 K: 1 S: 16	H: 1 LOB: 3 BB: 3 P: 28	1B: 2 2B: 0 3B: 0 HR: 2		SF: 0 SAC: 0 DP: 0 HBP: 0	WP: 0 PB: 0 SB: 0 CS: 0	PA: 34						
PITCHER	IP	WLS	BF	H	R	ER	SO	BB	IBB	HBP	BLK	WP	HR	S	P	ERA	WHIP										
57 Chase Anderson, R (1.1) ERA: 2.89	1.0		3	0	0	0	1	0	0	0	0	0	0	6	8	0.00	0.000										
56 Paolo Espino, R (2.1) ERA: 4.6	3.0		13	2	3	3	2	2	0	0	0	0	2	31	55	9.00	1.333										
71 Josh Hader, L (5.1) ERA:	2.0		7	0	0	0	1	1	0	0	0	0	0	22	34	0.00	0.500										
51 Oliver Drake, R (7.1) ERA: 4.91	1.0		4	1	0	0	0	0	0	0	0	0	0	12	20	0.00	1.000										
46 Corey Knebel, R (8.1) ERA: 1.16	1.0	L	7	1	1	1	1	2	1	0	0	0	0	16	28	9.00	3.000										

Batter	1	2	3	4	5	6	7	8	9	AB	R	H	RBI	BB	SO	LOB	TOP		
30 Jon Jay, L OBP: 0.372, SLG: 0.384	L4		F7		B1-3		K	G4-3		5	0	0	0	0	1	2			
17 Kris Bryant, R OBP: 0.391, SLG: 0.511	K		K				G5-3	G5-3		5	0	1	0	0	2	0			
44 Anthony Rizzo, L OBP: 0.386, SLG: 0.507	G5-3		G4-3				HR	G5-4-3		4	1	1	1	1	1	1			
18 Ben Zobrist, S OBP: 0.317, SLG: 0.383	L9		G3-1				G4-3	G5-4-3		4	1	0	0	1	0	1			
40 Wilson Contreras, R OBP: 0.323, SLG: 0.452	8 HR BB		K				40 1B 8 1B BB	E5		3	1	1	0	1	1	0			
8 Ian Happ, S OBP: 0.331, SLG: 0.566	HR		HR				9 WP 8 1B	G		4	2	3	4	0	0	1			
27 Addison Russell, R OBP: 0.303, SLG: 0.399	P4		1B				49 S 1B	1B		4	1	2	0	0	1	2			
9 Javier Báez, R OBP: 0.298, SLG: 0.459	1B		2B				K	1B		4	0	3	1	0	1	2			
49 Jake Arrieta, R 2 Tommy La Stella, L 52 Justin Grimm, R 19 Koji Uehara, R 6 Carl Edwards Jr., R 46 Pedro Strop, R	K		G1				P5	HBP		3	0	0	0	0	1	5			
Inning Stats	R: 0 E: 0 K: 1 S: 10	H: 0 LOB: 0 BB: 0 P: 12	R: 2 E: 0 K: 1 S: 16	H: 2 LOB: 1 BB: 1 P: 28	R: 0 E: 0 K: 1 S: 7	H: 0 LOB: 0 BB: 0 P: 10	R: 1 E: 0 K: 1 S: 19	H: 3 LOB: 2 BB: 0 P: 28	R: 0 E: 0 K: 1 S: 9	H: 1 LOB: 1 BB: 0 P: 15	R: 1 E: 0 K: 2 S: 16	H: 2 LOB: 2 BB: 1 P: 26	R: 1 E: 0 K: 1 S: 15	H: 2 LOB: 2 BB: 0 P: 21	R: 0 E: 0 K: 0 S: 8	H: 0 LOB: 0 BB: 1 P: 13	1B: 6 2B: 4 3B: 0 HR: 3	SF: 0 SAC: 0 DP: 3 HBP: 1	WP: 1 PA: 40 PB: 0 SB: 1 CS: 1
PITCHER	IP WLS BF H R ER SO BB IBB HBP BLK WP HR S P ERA WHIP																		
46 Tim Adleman, R ERA: 4.67	5.0 L 21 6 3 3 5 1 0 0 0 0 2 61 93 5.40 1.400																		
36 Blake Wood, R ERA: 4.54	1.0 6 2 1 1 2 1 0 0 0 1 0 16 26 9.00 3.000																		
40 Austin Brice, R ERA: 5.72	2.0 10 3 2 2 1 0 0 1 0 0 1 24 34 9.00 1.500																		
53 Wandy Peralta, L ERA: 3.38	1.0 3 0 0 0 0 1 0 0 0 0 0 8 13 0.00 1.000																		

Chicago Cubs @ Cincinnati Reds
Great American Ball Park, Cincinnati, OH
Sun Jul 02 2017, 1:11 PM - 4:19 PM EDT
Att: 38,536 - Partly Cloudy - 85 F

AB	36
R	6
H	11
RBI	6
BB	3
SO	8
LOB	14



Batter	1	2	3	4	5	6	7	8	9	AB	R	H	RBI	BB	SO	LOB	BOTTOM		
6 Billy Hamilton, S OBP: 0.292, SLG: 0.319	G5-3		G3				G4-3	F2		3	0	0	0	0	0	0			
3 Patrick Kivshen, R OBP: 0.296, SLG: 0.404										1	0	0	0	0	0	2			
2 Zack Cozart, R OBP: 0.303, SLG: 0.555	F9		F8				G5-3	19 1B 2-3 1B		4	0	1	0	0	0	0			
19 Joey Votto, L OBP: 0.429, SLG: 0.621	23 BB 1B						G4-3	1B		4	0	2	2	0	1	0			
23 Adam Duvall, R OBP: 0.330, SLG: 0.565	1B						F9	K		3	0	0	0	1	2	2			
43 Scott Schebler, L OBP: 0.332, SLG: 0.523	G3-1						G3-1	K		4	0	0	0	0	2	2			
7 Eugenio Suárez, R OBP: 0.361, SLG: 0.451	K						G6-3	K		3	0	0	0	1	2	0			
4 Scooter Gennett, L OBP: 0.350, SLG: 0.571	L8						FC3-6 39 FC1-4	1B		3	1	1	0	1	0	1			
39 Devin Mesoraco, R OBP: 0.333, SLG: 0.459	K						FC1-4 30 FC6-4	L5		4	0	0	0	0	1	3			
46 Tim Adleman, R 30 Arismendy Alcantara, S 36 Blake Wood, R 40 Austin Brice, R 16 Tucker Barnhart, L 53 Wandy Peralta, L	K						FC6-4	2 1B 19 1B BB		1	0	0	0	0	1	0			
Inning Stats	R: 0 E: 0 K: 0 S: 12	H: 1 LOB: 2 BB: 1 P: 20	R: 0 E: 0 K: 2 S: 10	H: 0 LOB: 0 BB: 0 P: 13	R: 0 E: 0 K: 1 S: 10	H: 0 LOB: 0 BB: 0 P: 13	R: 0 E: 0 K: 0 S: 10	H: 0 LOB: 1 BB: 1 P: 18	R: 0 E: 0 K: 0 S: 9	H: 0 LOB: 0 BB: 0 P: 13	R: 0 E: 0 K: 0 S: 9	H: 0 LOB: 0 BB: 0 P: 12	R: 2 E: 0 K: 1 S: 19	H: 3 LOB: 2 BB: 1 P: 30	R: 0 E: 0 K: 2 S: 10	H: 1 LOB: 1 BB: 0 P: 12	1B: 5 2B: 0 3B: 0 HR: 0	SF: 0 SAC: 0 DP: 0 HBP: 0	WP: 0 PA: 35 PB: 0 SB: 0 CS: 0
PITCHER	IP WLS BF H R ER SO BB IBB HBP BLK WP HR S P ERA WHIP																		
49 Jake Arrieta, R ERA: 4.33	7.0 W 24 1 0 0 6 2 0 0 0 0 0 69 100 0.00 0.429																		
52 Justin Grimm, R ERA: 4.66	0.1 3 1 2 2 0 1 0 0 0 0 0 6 14 54.00 6.000																		
19 Koji Uehara, R ERA: 2.96	0.1 3 2 0 0 0 0 0 0 0 0 0 10 12 0.00 6.000																		
6 Carl Edwards Jr., R ERA: 2.45	0.1 H 1 0 0 0 1 0 0 0 0 0 0 3 4 0.00 0.000																		
46 Pedro Strop, R ERA: 3.23	1.0 4 1 0 0 2 0 0 0 0 0 0 10 12 0.00 1.000																		

Chicago Cubs @ Cincinnati Reds
Great American Ball Park, Cincinnati, OH
Sun Jul 02 2017, 1:11 PM - 4:19 PM EDT
Att: 38,536 - Partly Cloudy - 85 F

AB	32
R	2
H	5
RBI	2
SO	9
LOB	11



Batter	1	2	3	4	5	6	7	8	9	AB	R	H	RBI	BB	SO	LOB	TOP								
9 José Peraza, R OBP: 0.276, SLG: 0.327										4	1	1	0	0	0	1	Cincinnati Reds @ Colorado Rockies Coors Field, Denver, CO Mon Jul 03 2017, 6:12 PM - 9:00 PM MDT Att: 49,131 - Partly Cloudy - 81 F								
4 Scooter Gennett, L OBP: 0.357, SLG: 0.591										4	1	3	1	0	1	0									
19 Joey Votto, L OBP: 0.427, SLG: 0.628										3	1	1	2	0	0	1									
23 Adam Duvali, R OBP: 0.326, SLG: 0.558										4	0	0	0	0	3	1									
7 Eugenio Suárez, R OBP: 0.360, SLG: 0.446										3	0	0	0	1	1	1									
43 Scott Schebler, L OBP: 0.328, SLG: 0.515										4	0	0	0	0	0	1									
3 Patrick Kivlehan, R OBP: 0.297, SLG: 0.396										2	0	0	0	1	0	0									
16 Tucker Barnhart, L OBP: 0.335, SLG: 0.398										2	0	0	0	1	1	1									
58 Luis Castillo, R OBP: 0.357, SLG: 0.579										2	0	0	0	0	0	2									
52 Tony Cingrani, L OBP: 0.402, SLG: 0.553										0	0	0	0	0	0	0									
31 Drew Storen, S OBP: 0.287, SLG: 0.398										1	0	0	0	0	0	0									
36 Blake Wood, R OBP: 0.287, SLG: 0.398										0	0	0	0	0	0	0									
Inning Stats	R: 1 E: 0 K: 0 S: 9	H: 2 LOB: 1 BB: 0 P: 14	R: 0 E: 0 K: 0 S: 7	H: 0 LOB: 1 BB: 0 P: 11	R: 0 E: 0 K: 1 S: 7	H: 0 LOB: 0 BB: 0 P: 13	R: 0 E: 0 K: 1 S: 6	H: 0 LOB: 0 BB: 1 P: 10	R: 0 E: 0 K: 0 S: 9	H: 0 LOB: 1 BB: 1 P: 15	R: 2 E: 0 K: 1 S: 9	H: 2 LOB: 0 BB: 0 P: 15	R: 0 E: 0 K: 1 S: 6	H: 0 LOB: 0 BB: 0 P: 12	R: 0 E: 0 K: 0 S: 9	H: 1 LOB: 0 BB: 0 P: 12	R: 0 E: 0 K: 2 S: 8	H: 0 LOB: 0 BB: 0 P: 11	1B: 3 2B: 2 3B: 0 HR: 2	SF: 1 SAC: 0 DP: 2 HBP: 0	WP: 0 PB: 0 SB: 0 CS: 0	PA: 33			
PITCHER	IP WLS BF H R ER SO BB IBB HBP BLK WP HR S P ERA WHIP	IP WLS BF H R ER SO BB IBB HBP BLK WP HR S P ERA WHIP	IP WLS BF H R ER SO BB IBB HBP BLK WP HR S P ERA WHIP	IP WLS BF H R ER SO BB IBB HBP BLK WP HR S P ERA WHIP	IP WLS BF H R ER SO BB IBB HBP BLK WP HR S P ERA WHIP	IP WLS BF H R ER SO BB IBB HBP BLK WP HR S P ERA WHIP	IP WLS BF H R ER SO BB IBB HBP BLK WP HR S P ERA WHIP	IP WLS BF H R ER SO BB IBB HBP BLK WP HR S P ERA WHIP	IP WLS BF H R ER SO BB IBB HBP BLK WP HR S P ERA WHIP	IP WLS BF H R ER SO BB IBB HBP BLK WP HR S P ERA WHIP	IP WLS BF H R ER SO BB IBB HBP BLK WP HR S P ERA WHIP	IP WLS BF H R ER SO BB IBB HBP BLK WP HR S P ERA WHIP	IP WLS BF H R ER SO BB IBB HBP BLK WP HR S P ERA WHIP	IP WLS BF H R ER SO BB IBB HBP BLK WP HR S P ERA WHIP	IP WLS BF H R ER SO BB IBB HBP BLK WP HR S P ERA WHIP	IP WLS BF H R ER SO BB IBB HBP BLK WP HR S P ERA WHIP	IP WLS BF H R ER SO BB IBB HBP BLK WP HR S P ERA WHIP	IP WLS BF H R ER SO BB IBB HBP BLK WP HR S P ERA WHIP	IP WLS BF H R ER SO BB IBB HBP BLK WP HR S P ERA WHIP	IP WLS BF H R ER SO BB IBB HBP BLK WP HR S P ERA WHIP	IP WLS BF H R ER SO BB IBB HBP BLK WP HR S P ERA WHIP	IP WLS BF H R ER SO BB IBB HBP BLK WP HR S P ERA WHIP	IP WLS BF H R ER SO BB IBB HBP BLK WP HR S P ERA WHIP	IP WLS BF H R ER SO BB IBB HBP BLK WP HR S P ERA WHIP	IP WLS BF H R ER SO BB IBB HBP BLK WP HR S P ERA WHIP

AB	29
R	3
H	5
RBI	3
BB	3
SO	6
LOB	8



Batter	1	2	3	4	5	6	7	8	9	AB	R	H	RBI	BB	SO	LOB	BOTTOM								
19 Charlie Blackmon, L OBP: 0.367, SLG: 0.579										3	2	1	1	1	2	1	Cincinnati Reds @ Colorado Rockies Coors Field, Denver, CO Mon Jul 03 2017, 6:12 PM - 9:00 PM MDT Att: 49,131 - Partly Cloudy - 81 F								
9 DJ LeMahieu, R OBP: 0.385, SLG: 0.385										4	1	3	0	0	1	0									
56 Greg Holland, R OBP: 0.369, SLG: 0.519										0	0	0	0	0	0	0									
28 Nolan Arenado, R OBP: 0.351, SLG: 0.547										2	0	1	1	1	1	0									
12 Mark Reynolds, R OBP: 0.369, SLG: 0.519										4	0	0	0	0	2	5									
5 Carlos González, L OBP: 0.295, SLG: 0.343										4	0	0	1	0	0	4									
7 Raimel Tapia, L OBP: 0.353, SLG: 0.481										4	2	3	1	0	1	0									
27 Trevor Story, R OBP: 0.307, SLG: 0.403										3	0	0	0	1	1	3									
14 Tony Wolters, L OBP: 0.382, SLG: 0.335										4	0	0	0	0	1	2									
34 Jeff Hoffman, R OBP: 0.150, SLG: 0.200										3	0	2	1	0	1	0									
51 Jake McGee, L OBP: 0.287, SLG: 0.398										1	0	0	0	0	0	1									
Inning Stats	R: 0 E: 0 K: 1 S: 12	H: 1 LOB: 2 BB: 1 P: 22	R: 1 E: 0 K: 2 S: 12	H: 2 LOB: 1 BB: 0 P: 15	R: 1 E: 0 K: 0 S: 11	H: 3 LOB: 2 BB: 0 P: 19	R: 1 E: 0 K: 3 S: 13	H: 1 LOB: 0 BB: 0 P: 19	R: 0 E: 0 K: 2 S: 9	H: 0 LOB: 0 BB: 0 P: 15	R: 1 E: 0 K: 0 S: 11	H: 2 LOB: 1 BB: 0 P: 21	R: 1 E: 0 K: 1 S: 12	H: 1 LOB: 1 BB: 1 P: 23	R: 0 E: 0 K: 1 S: 7	H: 0 LOB: 1 BB: 1 P: 14	R: 0 E: 0 K: 1 S: 7	H: 0 LOB: 1 BB: 1 P: 14	1B: 5 2B: 2 3B: 1 HR: 2	SF: 1 SAC: 0 DP: 0 HBP: 0	WP: 0 PB: 0 SB: 1 CS: 0	PA: 37			
PITCHER	IP WLS BF H R ER SO BB IBB HBP BLK WP HR S P ERA WHIP	IP WLS BF H R ER SO BB IBB HBP BLK WP HR S P ERA WHIP	IP WLS BF H R ER SO BB IBB HBP BLK WP HR S P ERA WHIP	IP WLS BF H R ER SO BB IBB HBP BLK WP HR S P ERA WHIP	IP WLS BF H R ER SO BB IBB HBP BLK WP HR S P ERA WHIP	IP WLS BF H R ER SO BB IBB HBP BLK WP HR S P ERA WHIP	IP WLS BF H R ER SO BB IBB HBP BLK WP HR S P ERA WHIP	IP WLS BF H R ER SO BB IBB HBP BLK WP HR S P ERA WHIP	IP WLS BF H R ER SO BB IBB HBP BLK WP HR S P ERA WHIP	IP WLS BF H R ER SO BB IBB HBP BLK WP HR S P ERA WHIP	IP WLS BF H R ER SO BB IBB HBP BLK WP HR S P ERA WHIP	IP WLS BF H R ER SO BB IBB HBP BLK WP HR S P ERA WHIP	IP WLS BF H R ER SO BB IBB HBP BLK WP HR S P ERA WHIP	IP WLS BF H R ER SO BB IBB HBP BLK WP HR S P ERA WHIP	IP WLS BF H R ER SO BB IBB HBP BLK WP HR S P ERA WHIP	IP WLS BF H R ER SO BB IBB HBP BLK WP HR S P ERA WHIP	IP WLS BF H R ER SO BB IBB HBP BLK WP HR S P ERA WHIP	IP WLS BF H R ER SO BB IBB HBP BLK WP HR S P ERA WHIP	IP WLS BF H R ER SO BB IBB HBP BLK WP HR S P ERA WHIP	IP WLS BF H R ER SO BB IBB HBP BLK WP HR S P ERA WHIP	IP WLS BF H R ER SO BB IBB HBP BLK WP HR S P ERA WHIP	IP WLS BF H R ER SO BB IBB HBP BLK WP HR S P ERA WHIP	IP WLS BF H R ER SO BB IBB HBP BLK WP HR S P ERA WHIP	IP WLS BF H R ER SO BB IBB HBP BLK WP HR S P ERA WHIP	IP WLS BF H R ER SO BB IBB HBP BLK WP HR S P ERA WHIP

AB	32
R	5
H	10
RBI	5
BB	3
SO	10
LOB	16



Batter	1	2	3	4	5	6	7	8	9	AB	R	H	RBI	BB	SO	LOB	TOP										
6 Billy Hamilton, S OBP: 0.295, SLG: 0.319	L8		FC5-4			G4-3			G6-3	5	0	1	0	0	0	5	Cincinnati Reds @ Colorado Rockies Coors Field, Denver, CO Wed Jul 05 2017, 6:43 PM - 10:08 PM MDT Att: 32,188 - Partly Cloudy - 97 F										
2 Zack Cozart, R OBP: 0.394, SLG: 0.542	L8		F8			G6-3			G6-3	5	0	2	0	0	0	2											
19 Joey Votto, L OBP: 0.426, SLG: 0.625	F7									3	2	2	0	2	0	0											
4 Scooter Gennett, L OBP: 0.362, SLG: 0.603		E6								5	1	2	1	0	1	4											
7 Eugenio Suárez, R OBP: 0.359, SLG: 0.440										3	0	1	1	1	1	3											
52 Tony Cingrani, L OBP: 0.323, SLG: 0.553										0	0	0	0	0	0	0											
40 Austin Brice, R OBP: 0.278, SLG: 0.338										0	0	0	0	0	0	0											
43 Scott Schebler, L OBP: 0.329, SLG: 0.525										4	0	0	0	0	3	5											
9 José Peraza, R OBP: 0.278, SLG: 0.338										4	0	1	0	0	1	4											
16 Tucker Barnhart, L OBP: 0.342, SLG: 0.392										4	0	1	0	0	2	1											
37 Scott Feldman, L OBP: 0.032, SLG: 0.032										2	0	1	0	0	0	0											
23 Adam Duval, R OBP: 0.276, SLG: 0.390										1	0	0	0	0	0	2											
63 Ariel Hernández, R OBP: 0.276, SLG: 0.390										0	0	0	0	0	0	0											
30 Arismendy Alcántara, S OBP: 0.217, SLG: 0.305										1	0	0	0	0	1	0											
Inning Stats	R: 0 E: 0 K: 0 S: 7	H: 0 LOB: 0 BB: 0 P: 9	R: 0 E: 1 K: 2 S: 11	H: 0 LOB: 1 BB: 0 P: 19	R: 0 E: 0 K: 0 S: 10	H: 1 LOB: 1 BB: 0 P: 20	R: 1 E: 0 K: 0 S: 15	H: 2 LOB: 1 BB: 1 P: 23	R: 0 E: 0 K: 1 S: 8	H: 1 LOB: 0 BB: 0 P: 12	R: 2 E: 1 K: 2 S: 20	H: 4 LOB: 3 BB: 0 P: 29	R: 0 E: 0 K: 1 S: 9	H: 1 LOB: 1 BB: 1 P: 16	R: 0 E: 0 K: 2 S: 10	H: 1 LOB: 0 BB: 0 P: 14	R: 0 E: 0 K: 1 S: 13	H: 1 LOB: 2 BB: 1 P: 19	1B: 9 2B: 1 3B: 1 HR: 0	SF: 0 SAC: 0 DP: 3 HBP: 0	WP: 1 PB: 0 SB: 2 CS: 1	PA: 41					
PITCHER	IP	WLS	BF	H	R	ER	SO	BB	IBB	HBP	BLK	WP	HR	S	P	ERA	WHIP										
55 Jon Gray, R ERA: 3.75	5.2	W	26	8	3	2	5	1	0	0	0	0	0	68	108	3.18	1.588										
45 Scott Oberg, R ERA: 4.53	0.1	H	3	1	0	0	0	0	0	0	0	0	0	5	6	0.00	3.000										
52 Chris Rusin, L ERA: 2.35	1.0	H	3	0	0	0	1	1	0	0	0	0	0	7	14	0.00	1.000										
51 Jake McGee, L ERA: 2.75	1.0	H	3	1	0	0	2	0	0	0	0	0	0	10	14	0.00	1.000										
56 Greg Holland, R ERA: 1.39	1.0	S	5	1	0	0	1	1	0	0	0	1	0	13	19	0.00	2.000										

Batter	1	2	3	4	5	6	7	8	9	AB	R	H	RBI	BB	SO	LOB	BOTTOM										
19 Charlie Blackmon, L OBP: 0.365, SLG: 0.571	SH1-3	G3-1				K			G3	4	0	1	0	0	1	1	Cincinnati Reds @ Colorado Rockies Coors Field, Denver, CO Wed Jul 05 2017, 6:43 PM - 10:08 PM MDT Att: 32,188 - Partly Cloudy - 97 F										
7 Raimel Tapia, L OBP: 0.348, SLG: 0.465	SH1-3		G3			L6			K	3	0	0	0	0	1	0											
28 Nolan Arenado, R OBP: 0.349, SLG: 0.540	K		G6-3			F8			G4-3	4	0	0	0	0	1	1											
5 Carlos González, L OBP: 0.301, SLG: 0.343			K			G6-3				2	1	0	0	1	1	0											
12 Mark Reynolds, R OBP: 0.372, SLG: 0.517	K					K2-3				3	1	1	0	1	2	2											
4 Pat Valaika, R OBP: 0.272, SLG: 0.510						F8				4	1	3	3	0	0	0											
2 Alexi Amarista, L OBP: 0.381										3	1	0	0	0	1	1											
27 Trevor Story, R OBP: 0.301, SLG: 0.395										1	0	0	0	0	1	2											
30 Ryan Hanigan, R OBP: 0.286, SLG: 0.358										3	0	0	0	0	2	1											
55 Jon Gray, R ERA: 3.94	5.0	L	21	5	4	4	6	1	0	0	0	0	0	0	0	0											
63 Ariel Hernández, R ERA: 1.69	1.2		6	0	0	0	3	1	0	0	0	0	0	16	26	0.00	0.600										
52 Tony Cingrani, L ERA: 2.7	1.0		6	1	1	1	1	1	0	1	0	0	0	12	22	9.00	2.000										
40 Austin Brice, R ERA: 5.65	0.1		1	0	0	0	1	0	0	0	0	0	0	3	5	0.00	0.000										
Inning Stats	R: 0 E: 0 K: 2 S: 14	H: 1 LOB: 2 BB: 1 P: 25	R: 2 E: 0 K: 0 S: 13	H: 2 LOB: 0 BB: 0 P: 21	R: 0 E: 0 K: 1 S: 5	H: 0 LOB: 0 BB: 0 P: 8	R: 2 E: 0 K: 2 S: 17	H: 2 LOB: 0 BB: 0 P: 24	R: 0 E: 0 K: 1 S: 6	H: 0 LOB: 0 BB: 0 P: 10	R: 0 E: 0 K: 1 S: 8	H: 0 LOB: 0 BB: 0 P: 11	R: 0 E: 0 K: 2 S: 9	H: 0 LOB: 1 BB: 1 P: 17	R: 1 E: 0 K: 2 S: 14	H: 1 LOB: 2 BB: 1 P: 25	R: 1 E: 0 K: 2 S: 14	H: 1 LOB: 2 BB: 1 P: 25	1B: 4 2B: 0 3B: 0 HR: 2	SF: 0 SAC: 1 DP: 0 HBP: 1	WP: 0 PB: 0 SB: 0 CS: 0	PA: 34					
PITCHER	IP	WLS	BF	H	R	ER	SO	BB	IBB	HBP	BLK	WP	HR	S	P	ERA	WHIP										
37 Scott Feldman, R ERA: 3.94	5.0	L	21	5	4	4	6	1	0	0	0	0	0	0	0	0	0										



Batter	1	2	3	4	5	6	7	8	9	AB	R	H	RBI	BB	SO	LOB	TOP				
6 Billy Hamilton, S OBP: 0.294, SLG: 0.323										5	1	1	0	0	1	3	Cincinnati Reds @ Colorado Rockies Coors Field, Denver, CO Thu Jul 06 2017, 1:12 PM - 4:15 PM MDT Att: 27,328 - Partly Cloudy - 90 F				
4 Scooter Gennett, L OBP: 0.367, SLG: 0.604										3	2	1	0	2	2	0					
19 Joey Votto, L OBP: 0.429, SLG: 0.622										3	0	1	1	2	1	1					
23 Adam Duvali, R OBP: 0.325, SLG: 0.564										5	1	2	2	0	2	5					
7 Eugenio Suárez, R OBP: 0.363, SLG: 0.446										5	1	3	1	0	0	3					
43 Scott Schebler, L OBP: 0.330, SLG: 0.527										5	1	2	1	0	1	4					
9 José Peraza, R OBP: 0.279, SLG: 0.338										3	0	1	0	0	0	1					
32 Stuart Turner, R OBP: 0.216, SLG: 0.265										3	0	1	0	1	1	2					
47 Sai Romano, L 3 Patrick Kivlehan, R 53 Wandy Peralta, L 21 Michael Lorenzen, R 2 Zack Cozart, R 26 Raisel Iglesias, R										1	0	0	0	0	0	1					
Inning Stats	R: 1 E: 0 K: 1 S: 14	H: 2 LOB: 1 BB: 1 P: 23	R: 0 E: 0 K: 1 S: 10	H: 1 LOB: 2 BB: 1 P: 17	R: 1 E: 0 K: 0 S: 9	H: 2 LOB: 1 BB: 1 P: 15	R: 0 E: 0 K: 0 S: 4	H: 1 LOB: 0 BB: 0 P: 5	R: 1 E: 0 K: 1 S: 16	H: 1 LOB: 1 BB: 1 P: 27	R: 0 E: 0 K: 1 S: 10	H: 0 LOB: 0 BB: 0 P: 13	R: 0 E: 0 K: 1 S: 17	H: 4 LOB: 1 BB: 0 P: 25	R: 0 E: 0 K: 2 S: 12	H: 1 LOB: 2 BB: 1 P: 21		1B: 6 2B: 5 3B: 1 HR: 1	SF: 0 SAC: 2 DP: 3 HBP: 0	WP: 0 PB: 0 SB: 0 CS: 0	PA: 42
PITCHER	IP WLS BF H R ER SO BB IBB HBP BLK WP HR S P ERA WHIP	IP WLS BF H R ER SO BB IBB HBP BLK WP HR S P ERA WHIP	IP WLS BF H R ER SO BB IBB HBP BLK WP HR S P ERA WHIP	IP WLS BF H R ER SO BB IBB HBP BLK WP HR S P ERA WHIP	IP WLS BF H R ER SO BB IBB HBP BLK WP HR S P ERA WHIP	IP WLS BF H R ER SO BB IBB HBP BLK WP HR S P ERA WHIP	IP WLS BF H R ER SO BB IBB HBP BLK WP HR S P ERA WHIP	IP WLS BF H R ER SO BB IBB HBP BLK WP HR S P ERA WHIP	IP WLS BF H R ER SO BB IBB HBP BLK WP HR S P ERA WHIP	IP WLS BF H R ER SO BB IBB HBP BLK WP HR S P ERA WHIP	IP WLS BF H R ER SO BB IBB HBP BLK WP HR S P ERA WHIP	IP WLS BF H R ER SO BB IBB HBP BLK WP HR S P ERA WHIP	IP WLS BF H R ER SO BB IBB HBP BLK WP HR S P ERA WHIP	IP WLS BF H R ER SO BB IBB HBP BLK WP HR S P ERA WHIP	IP WLS BF H R ER SO BB IBB HBP BLK WP HR S P ERA WHIP	IP WLS BF H R ER SO BB IBB HBP BLK WP HR S P ERA WHIP	IP WLS BF H R ER SO BB IBB HBP BLK WP HR S P ERA WHIP	IP WLS BF H R ER SO BB IBB HBP BLK WP HR S P ERA WHIP	IP WLS BF H R ER SO BB IBB HBP BLK WP HR S P ERA WHIP	IP WLS BF H R ER SO BB IBB HBP BLK WP HR S P ERA WHIP	IP WLS BF H R ER SO BB IBB HBP BLK WP HR S P ERA WHIP

AB	35
R	6
H	13
RBI	6
BB	5
SO	8
LOB	21



Batter	1	2	3	4	5	6	7	8	9	AB	R	H	RBI	BB	SO	LOB	BOTTOM					
7 Raimel Tapia, L OBP: 0.365, SLG: 0.483										3	1	2	0	1	1	0	Cincinnati Reds @ Colorado Rockies Coors Field, Denver, CO Thu Jul 06 2017, 1:12 PM - 4:15 PM MDT Att: 27,328 - Partly Cloudy - 90 F					
9 DJ LeMahieu, R OBP: 0.381, SLG: 0.382										3	0	0	1	0	0	3						
19 Charlie Blackmon, L OBP: 0.366, SLG: 0.571										4	0	2	0	0	0	0						
5 Carlos González, L OBP: 0.297, SLG: 0.337										4	0	0	0	0	2	2						
12 Mark Reynolds, R OBP: 0.371, SLG: 0.513										4	1	1	0	0	2	1						
4 Pat Valaika, R OBP: 0.282, SLG: 0.490										4	0	0	0	0	2	1						
27 Trevor Story, R OBP: 0.304, SLG: 0.397										4	1	2	1	0	1	0						
14 Tony Wolters, L OBP: 0.373, SLG: 0.333										3	0	1	1	0	1	2						
32 Tyler Chatwood, R 52 Chris Rusin, L 45 Scott Oberg, R 24 Jordan Lyles, R 3 Mike Tauchman, L 38 Mike Dunn, L										2	0	0	0	0	0	1						
Inning Stats	R: 0 E: 0 K: 0 S: 7	H: 1 LOB: 0 BB: 0 P: 9	R: 1 E: 0 K: 1 S: 15	H: 2 LOB: 0 BB: 0 P: 22	R: 0 E: 0 K: 2 S: 9	H: 0 LOB: 0 BB: 0 P: 14	R: 0 E: 0 K: 2 S: 10	H: 1 LOB: 0 BB: 0 P: 16	R: 1 E: 0 K: 1 S: 15	H: 2 LOB: 2 BB: 1 P: 23	R: 0 E: 0 K: 0 S: 7	H: 0 LOB: 0 BB: 0 P: 9	R: 0 E: 1 K: 1 S: 8	H: 0 LOB: 0 BB: 0 P: 10	R: 1 E: 1 K: 2 S: 15	H: 2 LOB: 1 BB: 0 P: 20		R: 0 E: 0 K: 2 S: 8	H: 0 LOB: 0 BB: 0 P: 13	1B: 6 2B: 2 3B: 0 HR: 0	SF: 1 SAC: 0 DP: 2 HBP: 0	WP: 0 PB: 0 SB: 1 CS: 1
PITCHER	IP WLS BF H R ER SO BB IBB HBP BLK WP HR S P ERA WHIP	IP WLS BF H R ER SO BB IBB HBP BLK WP HR S P ERA WHIP	IP WLS BF H R ER SO BB IBB HBP BLK WP HR S P ERA WHIP	IP WLS BF H R ER SO BB IBB HBP BLK WP HR S P ERA WHIP	IP WLS BF H R ER SO BB IBB HBP BLK WP HR S P ERA WHIP	IP WLS BF H R ER SO BB IBB HBP BLK WP HR S P ERA WHIP	IP WLS BF H R ER SO BB IBB HBP BLK WP HR S P ERA WHIP	IP WLS BF H R ER SO BB IBB HBP BLK WP HR S P ERA WHIP	IP WLS BF H R ER SO BB IBB HBP BLK WP HR S P ERA WHIP	IP WLS BF H R ER SO BB IBB HBP BLK WP HR S P ERA WHIP	IP WLS BF H R ER SO BB IBB HBP BLK WP HR S P ERA WHIP	IP WLS BF H R ER SO BB IBB HBP BLK WP HR S P ERA WHIP	IP WLS BF H R ER SO BB IBB HBP BLK WP HR S P ERA WHIP	IP WLS BF H R ER SO BB IBB HBP BLK WP HR S P ERA WHIP	IP WLS BF H R ER SO BB IBB HBP BLK WP HR S P ERA WHIP	IP WLS BF H R ER SO BB IBB HBP BLK WP HR S P ERA WHIP	IP WLS BF H R ER SO BB IBB HBP BLK WP HR S P ERA WHIP	IP WLS BF H R ER SO BB IBB HBP BLK WP HR S P ERA WHIP	IP WLS BF H R ER SO BB IBB HBP BLK WP HR S P ERA WHIP	IP WLS BF H R ER SO BB IBB HBP BLK WP HR S P ERA WHIP	IP WLS BF H R ER SO BB IBB HBP BLK WP HR S P ERA WHIP	

AB	32
R	3
H	8
RBI	3
BB	1
SO	11
LOB	10



Batter	1	2	3	4	5	6	7	8	9	AB	R	H	RBI	BB	SO	LOB	TOP								
6 Billy Hamilton, S (1,8) OBP: 0.294, SLG: 0.322										4	0	1	0	0	0	0									
2 Zack Cozart, R (1,6) OBP: 0.394, SLG: 0.543										4	1	1	0	0	1	1									
19 Joey Votto, L (1,3) OBP: 0.427, SLG: 0.627										4	1	1	2	0	1	0									
23 Adam Duvall, R (1,7) OBP: 0.327, SLG: 0.566										4	0	2	0	0	1	0									
7 Eugenio Suárez, R (1,5) OBP: 0.362, SLG: 0.442										3	0	0	0	1	2	2									
43 Scott Schebler, L (1,9) OBP: 0.332, SLG: 0.537										4	1	2	1	0	0	1									
9 José Peraza, R (1,4) OBP: 0.278, SLG: 0.337										4	0	1	0	0	1	3									
16 Tucker Barnhart, L (1,2) OBP: 0.335, SLG: 0.383										4	0	0	0	0	1	1									
46 Tim Adleman, R (1,1) OBP: 0.083, SLG: 0.125										1	0	0	0	0	0	0									
33 Jesse Winker, L (6,PH) OBP: 0.250, SLG: 0.417										1	0	0	0	0	1	0									
36 Blake Wood, R (6,1)										0	0	0	0	0	0	0									
3 Patrick Kivlehan, R (8,PH) OBP: 0.291, SLG: 0.387										1	0	0	0	0	0	0									
31 Drew Storen, S (8,1)										0	0	0	0	0	0	0									
Inning Stats	R: 0 E: 0 K: 1 S: 7	H: 1 LOB: 0 BB: 0 P: 13	R: 0 E: 0 K: 1 S: 11	H: 1 LOB: 1 BB: 0 P: 18	R: 0 E: 0 K: 0 S: 6	H: 0 LOB: 0 BB: 0 P: 8	R: 0 E: 0 K: 1 S: 11	H: 1 LOB: 1 BB: 0 P: 18	R: 0 E: 0 K: 1 S: 8	H: 0 LOB: 0 BB: 0 P: 11	R: 0 E: 0 K: 1 S: 8	H: 0 LOB: 0 BB: 0 P: 13	R: 0 E: 0 K: 2 S: 16	H: 1 LOB: 2 BB: 1 P: 26	R: 0 E: 0 K: 0 S: 4	H: 0 LOB: 0 BB: 0 P: 6	R: 3 E: 0 K: 1 S: 19	H: 4 LOB: 1 BB: 0 P: 34	1B: 5 2B: 2 3B: 0 HR: 2	SF: 0 SAC: 0 DP: 1 HBP: 0	WP: 0 PB: 0 SB: 0 CS: 0	PA: 35			
PITCHER	IP	WLS	BF	H	R	ER	SO	BB	IBB	HBP	BLK	WP	HR	S	P	ERA	WHIP								
21 Zack Greinke, R (1,1) ERA: 2.86	7.0	W	25	4	0	0	7	1	0	0	0	0	0	67	107	0.00	0.714								
30 T.J. McFarland, L (8,1) ERA: 2.39	1.0		5	2	2	2	0	0	0	0	0	0	1	11	19	18.00	2.000								
33 Jake Barrett, R (9,1) ERA: 13.5	0.2		4	2	1	1	1	0	0	0	0	0	1	9	15	13.50	3.000								
56 Fernando Rodney, R (9,1) ERA: 5.88	0.1	S	1	0	0	0	0	0	0	0	0	0	0	3	6	0.00	0.000								

Cincinnati Reds @ Arizona Diamondbacks
Chase Field, Phoenix, AZ
Fri Jul 07 2017, 6:40 PM - 9:37 PM MST
Att: 27,006 - Roof Closed - 85 F

AB	34
R	3
H	8
RBI	3
BB	1
SO	8
LOB	8



Batter	1	2	3	4	5	6	7	8	9	AB	R	H	RBI	BB	SO	LOB	BOTTOM								
11 AJ Pollock, R (1,8) OBP: 0.330, SLG: 0.440										4	0	0	0	0	2	4									
6 David Peralta, L (1,9) OBP: 0.362, SLG: 0.475										3	1	1	1	1	1	2									
44 Paul Goldschmidt, R (1,3) OBP: 0.429, SLG: 0.594										4	1	1	1	0	2	1									
22 Jake Lamb, L (1,5) OBP: 0.376, SLG: 0.553										4	0	0	0	0	1	1									
16 Chris Owings, R (1,6) OBP: 0.322, SLG: 0.487										4	1	1	0	0	0	0									
27 Brandon Drury, R (1,4) OBP: 0.334, SLG: 0.465										2	2	2	1	2	0	0									
5 Grégor Blanco, L (1,7) OBP: 0.325, SLG: 0.369										4	0	0	0	0	0	4									
2 Jeff Mathis, R (1,2) OBP: 0.226, SLG: 0.315										4	0	1	1	0	0	2									
21 Zack Greinke, R (1,1) OBP: 0.211, SLG: 0.143										1	0	1	1	0	0	0									
10 Chris Herrmann, L (7,PH) OBP: 0.279, SLG: 0.378										1	1	1	0	0	0	0									
30 T.J. McFarland, L (8,1)										0	0	0	0	0	0	0									
33 Jake Barrett, R (9,1)										0	0	0	0	0	0	0									
56 Fernando Rodney, R (9,1) ERA: 2.8										0	0	0	0	0	0	0									
Inning Stats	R: 0 E: 0 K: 1 S: 15	H: 0 LOB: 1 BB: 1 P: 25	R: 2 E: 0 K: 0 S: 14	H: 3 LOB: 2 BB: 0 P: 20	R: 0 E: 0 K: 1 S: 9	H: 0 LOB: 0 BB: 0 P: 12	R: 1 E: 0 K: 2 S: 15	H: 1 LOB: 1 BB: 0 P: 14	R: 0 E: 0 K: 0 S: 7	H: 0 LOB: 0 BB: 1 P: 13	R: 2 E: 0 K: 2 S: 12	H: 2 LOB: 0 BB: 0 P: 20	R: 0 E: 0 K: 0 S: 7	H: 0 LOB: 1 BB: 1 P: 14	R: 0 E: 0 K: 0 S: 7	H: 0 LOB: 1 BB: 1 P: 14	1B: 3 2B: 4 3B: 0 HR: 1	SF: 0 SAC: 0 DP: 1 HBP: 1	WP: 1 PB: 1 SB: 1 CS: 0	PA: 35					
PITCHER	IP	WLS	BF	H	R	ER	SO	BB	IBB	HBP	BLK	WP	HR	S	P	ERA	WHIP								
46 Tim Adleman, R (1,1) ERA: 4.71	5.0	L	23	6	4	3	4	1	0	1	0	0	1	62	91	5.40	1.400								
36 Blake Wood, R (6,1) ERA: 4.43	2.0		8	2	2	1	2	1	0	0	0	1	0	19	33	4.50	1.500								
31 Drew Storen, R (8,1) ERA: 2.8	1.0		4	0	0	0	0	1	0	0	0	0	0	7	14	0.00	1.000								

Cincinnati Reds @ Arizona Diamondbacks
Chase Field, Phoenix, AZ
Fri Jul 07 2017, 6:40 PM - 9:37 PM MST
Att: 27,006 - Roof Closed - 85 F

AB	31
R	6
H	8
RBI	5
BB	3
SO	6
LOB	14



Batter	1	2	3	4	5	6	7	8	9	AB R H RBI BB SO LOB	TOP											
6 Billy Hamilton, S OBP: 0.301, SLG: 0.325										3 1 2 1 2 1 0	<p>Cincinnati Reds @ Arizona Diamondbacks</p> <p>Chase Field, Phoenix, AZ</p> <p>Sat Jul 08, 2017, 7:13 PM - 10:10 PM MST</p> <p>Att: 29,806 - Roof Closed - 82 F</p> <p>livebaseballscorecards.com</p>											
2 Zack Cozart, R OBP: 0.394, SLG: 0.547										4 1 1 1 1 0 2												
19 Joey Votto, L OBP: 0.426, SLG: 0.633										3 1 1 3 1 0 0												
23 Adam Duvali, R OBP: 0.322, SLG: 0.557										5 0 0 0 0 2 3												
4 Scooter Gennett, L OBP: 0.369, SLG: 0.615										3 1 1 1 0 0 1												
43 Scott Schebler, L OBP: 0.328, SLG: 0.529										4 0 0 0 0 3 2												
9 José Peraza, R OBP: 0.275, SLG: 0.332										4 0 0 0 0 1 1												
16 Tucker Barnhart, L OBP: 0.338, SLG: 0.408										4 2 2 1 0 0 0												
58 Luis Castillo, R										3 0 0 0 0 2 1 0 0 0 0 0 0 0 0 1 0 0 0 1 0 0 0 0 0 0 0 0 0 0												
53 Wandy Peralta, L 3 Patrick Kivlehan, R 63 Ariel Hernández, R																						
Inning Stats	R: 3 E: 0 K: 1 S: 18	H: 2 LOB: 1 BB: 1 P: 28	R: 0 E: 0 K: 1 S: 11	H: 0 LOB: 1 BB: 1 P: 18	R: 0 E: 0 K: 0 S: 9	H: 0 LOB: 1 BB: 1 P: 14	R: 1 E: 0 K: 1 S: 14	H: 2 LOB: 1 BB: 0 P: 20	R: 1 E: 0 K: 1 S: 11	H: 1 LOB: 0 BB: 0 P: 15	R: 0 E: 0 K: 1 S: 8	H: 0 LOB: 0 BB: 0 P: 12	R: 0 E: 0 K: 1 S: 10	H: 0 LOB: 0 BB: 0 P: 14	R: 0 E: 0 K: 2 S: 13	H: 0 LOB: 0 BB: 0 P: 19	R: 2 E: 0 K: 1 S: 12	H: 2 LOB: 2 BB: 2 P: 26	1B: 2 2B: 1 3B: 1 HR: 3	SF: 1 SAC: 0 DP: 0 HBP: 1	WP: 0 PB: 0 SB: 3 CS: 0	PA: 40
PITCHER	IP WLS BF H R ER SO BB IBB HBP BLK WP HR S P ERA WHIP											IP WLS BF H R ER SO BB IBB HBP BLK WP HR S P ERA WHIP										
99 Tajuan Walker, R ERA: 3.65	5.0 L 24 5 5 5 4 3 0 1 0 0 2 63 95 9.00 1.600																					
33 Jake Barrett, R ERA: 5.4	1.0 3 0 0 0 1 0 0 0 0 0 0 8 12 0.00 0.000																					
48 Randall Delgado, R ERA: 3.05	2.0 6 0 0 0 3 0 0 0 0 0 0 23 33 0.00 0.000																					
29 Jorge De La Rosa, L ERA: 4.36	1.0 7 2 2 2 1 2 0 0 0 0 0 1 12 26 18.00 4.000																					

Batter	1	2	3	4	5	6	7	8	9	AB R H RBI BB SO LOB	BOTTOM											
3 Daniel Descalso, L OBP: 0.340, SLG: 0.417										4 0 0 0 0 1 0	<p>Cincinnati Reds @ Arizona Diamondbacks</p> <p>Chase Field, Phoenix, AZ</p> <p>Sat Jul 08, 2017, 7:13 PM - 10:10 PM MST</p> <p>Att: 29,806 - Roof Closed - 82 F</p> <p>livebaseballscorecards.com</p>											
10 Chris Herrmann, L OBP: 0.272, SLG: 0.367										4 0 0 0 0 2 0												
44 Paul Goldschmidt, R OBP: 0.430, SLG: 0.591										3 0 1 0 1 1 0												
22 Jake Lamb, L OBP: 0.375, SLG: 0.550										4 0 1 0 0 0 2												
16 Chris Owings, R OBP: 0.318, SLG: 0.480										4 0 0 0 0 1 3												
27 Brandon Drury, R OBP: 0.337, SLG: 0.462										2 0 0 0 2 1 2												
4 Ketel Marte, S OBP: 0.273, SLG: 0.450										4 0 1 0 0 2 4												
14 Rey Fuentes, L OBP: 0.272, SLG: 0.316										2 0 0 0 0 0 2 1 0 0 0 0 0 2												
11 AJ Pollock, R OBP: 0.328, SLG: 0.437										1 0 0 0 0 1 0 1 0 1 0 0 0 0 1 0 0 0 0 0 0 0 0												
99 Tajuan Walker, R 5 Grégor Bischoff, L 33 Jake Barrett, R 48 Randall Delgado, R 8 Chris Iannetta, R 29 Jorge De La Rosa, L																						
Inning Stats	R: 0 E: 0 K: 1 S: 10	H: 0 LOB: 0 BB: 0 P: 16	R: 0 E: 1 K: 1 S: 8	H: 0 LOB: 2 BB: 1 P: 15	R: 0 E: 0 K: 2 S: 10	H: 0 LOB: 0 BB: 0 P: 15	R: 0 E: 0 K: 0 S: 15	H: 1 LOB: 1 BB: 0 P: 23	R: 0 E: 0 K: 1 S: 8	H: 0 LOB: 0 BB: 0 P: 12	R: 0 E: 0 K: 1 S: 10	H: 0 LOB: 0 BB: 0 P: 15	R: 0 E: 0 K: 2 S: 17	H: 2 LOB: 2 BB: 0 P: 22	R: 0 E: 0 K: 2 S: 7	H: 0 LOB: 0 BB: 0 P: 10	R: 0 E: 0 K: 0 S: 6	H: 0 LOB: 2 BB: 2 P: 18	1B: 3 2B: 0 3B: 0 HR: 0	SF: 0 SAC: 0 DP: 0 HBP: 0	WP: 0 PB: 0 SB: 0 CS: 0	PA: 34
PITCHER	IP WLS BF H R ER SO BB IBB HBP BLK WP HR S P ERA WHIP											IP WLS BF H R ER SO BB IBB HBP BLK WP HR S P ERA WHIP										
58 Luis Castillo, R ERA: 3.13	6.2 W 25 3 0 0 0 2 0 0 0 0 0 0 74 113 0.00 0.600																					
53 Wandy Peralta, L ERA: 3.1	1.1 4 0 0 0 2 0 0 0 0 0 0 11 15 0.00 0.000																					
63 Ariel Hernández, R ERA: 1.54	1.0 5 0 0 0 0 2 0 0 0 0 0 0 6 18 0.00 2.000																					

Batter	1	2	3	4	5	6	7	8	9	AB	R	H	RBI	BB	SO	LOB	TOP										
6 Billy Hamilton, S OBP: 0.296, SLG: 0.321										5	1	0	0	0	3	2											
4 Scooter Gennett, L OBP: 0.363, SLG: 0.603										4	0	0	0	0	1	2											
19 Joey Votto, L OBP: 0.427, SLG: 0.631										3	0	1	1	1	0	0											
23 Adam Duval, R OBP: 0.321, SLG: 0.557										4	1	1	0	0	1	2											
7 Eugenio Suárez, R OBP: 0.358, SLG: 0.437										3	0	0	0	0	2	1											
30 Arismendy Alcántara, S OBP: 0.226, SLG: 0.313										1	0	1	0	0	0	0											
43 Scott Schebler, L OBP: 0.278, SLG: 0.529										4	0	1	1	0	1	1											
9 José Peraza, R OBP: 0.278, SLG: 0.334										4	0	2	0	0	1	1											
16 Tucker Barnhart, L OBP: 0.337, SLG: 0.401										3	0	0	0	1	1	1											
34 Homer Bailey, R OBP: 0.400, SLG: 0.600										3	0	2	0	0	0	3											
21 Michael Lorenzen, R OBP: 0.143, SLG: 0.571										0	0	0	0	0	0	0											
33 Jesse Winker, L OBP: 0.231, SLG: 0.365										1	0	0	0	0	0	0											
26 Raisel Iglesias, R OBP: 1.000, SLG: 2.000										0	0	0	0	0	0	0											
Inning Stats	R: 0 E: 0 K: 1 S: 7	H: 0 LOB: 1 BB: 1 P: 14	R: 0 E: 0 K: 1 S: 12	H: 1 LOB: 1 BB: 0 P: 13	R: 1 E: 0 K: 2 S: 15	H: 2 LOB: 0 BB: 0 P: 21	R: 0 E: 0 K: 2 S: 8	H: 0 LOB: 0 BB: 0 P: 11	R: 0 E: 0 K: 2 S: 15	H: 1 LOB: 3 BB: 1 P: 23	R: 0 E: 0 K: 1 S: 10	H: 0 LOB: 0 BB: 0 P: 18	R: 0 E: 0 K: 0 S: 7	H: 1 LOB: 1 BB: 0 P: 13	R: 0 E: 0 K: 0 S: 6	H: 0 LOB: 0 BB: 0 P: 11	1B: 5 2B: 3 3B: 0 HR: 0	SF: 0 SAC: 0 DP: 0 HBP: 0	WP: 0 PB: 0 SB: 1 CS: 0	PA: 37							
PITCHER	IP	WLS	BF	H	R	ER	SO	BB	IBB	HBP	BLK	WP	HR	S	P	ERA	WHIP										
46 Patrick Corbin, L ERA: 4.71	6.0	L	27	7	2	2	9	1	1	0	0	0	0	67	101	3.00	1.333										
40 Andrew Chafin, L ERA: 1.8	1.0		3	0	0	0	1	0	0	0	0	0	0	12	18	0.00	0.000										
25 Archie Bradley, R ERA: 1.1	2.0		7	1	0	0	0	0	0	0	0	0	0	13	24	0.00	0.500										

Cincinnati Reds @ Arizona Diamondbacks
Chase Field, Phoenix, AZ
Sun Jul 09 2017, 1:12 PM - 4:04 PM MST
Att: 24,923 - Roof Closed - 78 F

AB	35
R	2
H	8
RBI	2
BB	2
SO	10
LOB	13



Batter	1	2	3	4	5	6	7	8	9	AB	R	H	RBI	BB	SO	LOB	BOTTOM										
11 AJ Pollock, R OBP: 0.331, SLG: 0.453										3	1	1	1	1	1	2											
6 David Peralta, L OBP: 0.364, SLG: 0.473										3	0	1	0	1	1	2											
44 Paul Goldschmidt, R OBP: 0.429, SLG: 0.577										4	0	1	0	0	1	4											
22 Jake Lamb, L OBP: 0.376, SLG: 0.546										2	0	0	0	2	0	1											
16 Chris Owings, R OBP: 0.323, SLG: 0.484										4	0	3	0	0	0	1											
8 Chris Iannetta, R OBP: 0.301, SLG: 0.492										4	0	0	0	0	3	4											
4 Ketel Marte, S OBP: 0.231, SLG: 0.375										4	0	0	0	0	2	4											
5 Gregor Blanco, L OBP: 0.327, SLG: 0.372										3	0	1	0	1	1	1											
46 Patrick Corbin, L OBP: 0.143, SLG: 0.063										1	0	0	0	0	0	0											
40 Andrew Chafin, R ERA: 2.93										0	0	0	0	0	0	0											
10 Chris Herrmann, L OBP: 0.270, SLG: 0.364										1	0	0	0	0	0	1											
25 Archie Bradley, R ERA: 1.8										0	0	0	0	0	0	0											
3 Daniel Descalso, L OBP: 0.338, SLG: 0.414										1	0	0	0	0	0	0											
Inning Stats	R: 0 E: 0 K: 0 S: 10	H: 0 LOB: 1 BB: 1 P: 16	R: 0 E: 0 K: 1 S: 8	H: 1 LOB: 1 BB: 0 P: 8	R: 1 E: 0 K: 0 S: 7	H: 2 LOB: 0 BB: 0 P: 11	R: 0 E: 0 K: 0 S: 6	H: 1 LOB: 1 BB: 0 P: 10	R: 0 E: 0 K: 2 S: 10	H: 2 LOB: 2 BB: 1 P: 17	R: 0 E: 0 K: 2 S: 11	H: 0 LOB: 2 BB: 2 P: 31	R: 0 E: 0 K: 1 S: 7	H: 0 LOB: 0 BB: 1 P: 14	R: 0 E: 0 K: 2 S: 10	H: 0 LOB: 0 BB: 0 P: 12	1B: 5 2B: 1 3B: 0 HR: 1	SF: 0 SAC: 1 DP: 2 HBP: 0	WP: 0 PB: 0 SB: 2 CS: 0	PA: 36							
PITCHER	IP	WLS	BF	H	R	ER	SO	BB	IBB	HBP	BLK	WP	HR	S	P	ERA	WHIP										
34 Homer Bailey, R ERA: 9.31	6.2	W	29	7	1	1	5	4	0	0	0	0	0	12	22	0.00	0.750										
21 Michael Lorenzen, R ERA: 2.93	1.1	H	4	0	0	0	2	1	0	0	0	0	0	12	22	0.00	0.750										
26 Raisel Iglesias, R ERA: 1.68	1.0	S	3	0	0	0	2	0	0	0	0	0	0	10	12	0.00	0.000										

Cincinnati Reds @ Arizona Diamondbacks
Chase Field, Phoenix, AZ
Sun Jul 09 2017, 1:12 PM - 4:04 PM MST
Att: 24,923 - Roof Closed - 78 F

AB	30
R	1
H	7
RBI	1
BB	5
SO	9
LOB	20



Batter	1	2	3	4	5	6	7	8	9	AB	R	H	RBI	BB	SO	LOB	TOP								
8 Brian Goodwin, L (1,8) OBP: 0.318, SLG: 0.460	L5	HBP		P4		F8	K		G4-3	5	0	0	0	0	1	0									
1 Wilmer Difo, S (1,6) OBP: 0.336, SLG: 0.325	E7	G3				K				5	3	3	1	1	1	2									
34 Bryce Harper, L (1,9) OBP: 0.434, SLG: 0.604	K	P6								4	2	1	0	2	1	4									
20 Daniel Murphy, L (1,4) OBP: 0.400, SLG: 0.595										4	2	3	5	0	0	1									
72 Enny Romero, R (7,1)										0	0	0	0	0	0	0									
10 Stephen Drew, L (8,PH) OBP: 0.315, SLG: 0.398										1	0	0	0	0	0	2									
6 Anthony Rendon, R (1,5) OBP: 0.419, SLG: 0.589										5	2	2	2	0	0	2									
56 Joe Blanton, R (8,1)										0	0	0	0	0	0	0									
62 Trevor Gott, R (9,1)										0	0	0	0	0	0	0									
26 Adam Lind, L (1,3) OBP: 0.373, SLG: 0.544										5	2	3	3	0	0	1									
14 Chris Heisey, R (1,7) OBP: 0.212, SLG: 0.270										5	2	3	1	0	2	1									
59 Jose Lobaton, S (1,2) OBP: 0.202, SLG: 0.267										5	1	1	2	0	2	3									
57 Tanner Roark, R (1,1) OBP: 0.152, SLG: 0.156										3	0	1	0	0	2	0									
5 Adrián Sánchez, R (7,PH) OBP: 0.091, SLG: 0.091										2	0	0	0	0	2	0									
Inning Stats	R: 2 H: 2 E: 1 K: 1 S: 11	H: 2 LOB: 0 BB: 0 P: 17	R: 2 H: 3 E: 0 K: 1 S: 16	H: 3 LOB: 2 BB: 0 P: 24	R: 0 H: 1 E: 0 K: 1 S: 8	H: 1 LOB: 0 BB: 0 P: 13	R: 0 H: 0 E: 0 K: 2 S: 10	H: 0 LOB: 0 BB: 0 P: 16	R: 5 H: 3 E: 0 K: 2 S: 21	H: 3 LOB: 0 BB: 2 P: 32	R: 0 H: 0 E: 0 K: 1 S: 13	H: 0 LOB: 1 BB: 1 P: 25	R: 3 H: 3 E: 0 K: 2 S: 16	H: 3 LOB: 0 BB: 0 P: 23	R: 2 H: 4 E: 0 K: 0 S: 13	H: 4 LOB: 2 BB: 0 P: 22	R: 0 H: 1 E: 0 K: 1 S: 8	H: 1 LOB: 0 BB: 0 P: 9	1B: 9 2B: 3 3B: 0 HR: 5	SF: 0 SAC: 0 DP: 0 HBP: 1	WP: 0 PB: 0 SB: 1 CS: 0	PA: 48			
PITCHER	IP WLS BF H R ER SO BB IBB HBP BLK WP HR S P ERA WHIP	IP WLS BF H R ER SO BB IBB HBP BLK WP HR S P ERA WHIP	IP WLS BF H R ER SO BB IBB HBP BLK WP HR S P ERA WHIP	IP WLS BF H R ER SO BB IBB HBP BLK WP HR S P ERA WHIP	IP WLS BF H R ER SO BB IBB HBP BLK WP HR S P ERA WHIP	IP WLS BF H R ER SO BB IBB HBP BLK WP HR S P ERA WHIP	IP WLS BF H R ER SO BB IBB HBP BLK WP HR S P ERA WHIP	IP WLS BF H R ER SO BB IBB HBP BLK WP HR S P ERA WHIP	IP WLS BF H R ER SO BB IBB HBP BLK WP HR S P ERA WHIP	IP WLS BF H R ER SO BB IBB HBP BLK WP HR S P ERA WHIP	IP WLS BF H R ER SO BB IBB HBP BLK WP HR S P ERA WHIP	IP WLS BF H R ER SO BB IBB HBP BLK WP HR S P ERA WHIP	IP WLS BF H R ER SO BB IBB HBP BLK WP HR S P ERA WHIP	IP WLS BF H R ER SO BB IBB HBP BLK WP HR S P ERA WHIP	IP WLS BF H R ER SO BB IBB HBP BLK WP HR S P ERA WHIP	IP WLS BF H R ER SO BB IBB HBP BLK WP HR S P ERA WHIP	IP WLS BF H R ER SO BB IBB HBP BLK WP HR S P ERA WHIP	IP WLS BF H R ER SO BB IBB HBP BLK WP HR S P ERA WHIP	IP WLS BF H R ER SO BB IBB HBP BLK WP HR S P ERA WHIP	IP WLS BF H R ER SO BB IBB HBP BLK WP HR S P ERA WHIP	IP WLS BF H R ER SO BB IBB HBP BLK WP HR S P ERA WHIP	IP WLS BF H R ER SO BB IBB HBP BLK WP HR S P ERA WHIP	IP WLS BF H R ER SO BB IBB HBP BLK WP HR S P ERA WHIP	IP WLS BF H R ER SO BB IBB HBP BLK WP HR S P ERA WHIP	IP WLS BF H R ER SO BB IBB HBP BLK WP HR S P ERA WHIP

Washington Nationals @ Cincinnati Reds
Great American Ball Park, Cincinnati, OH
Sun Jul 16 2017, 1:11 PM - 4:41 PM EDT
Att: 25,712 - Partly Cloudy - 82 F

AB 44
R 14
H 17
RBI 14
BB 3
SO 11
LOB 16



Batter	1	2	3	4	5	6	7	8	9	AB	R	H	RBI	BB	SO	LOB	BOTTOM								
6 Billy Hamilton, S (1,8) OBP: 0.301, SLG: 0.328	K				L8					5	2	2	0	0	2	1									
33 Jesse Winker, L (1,9) OBP: 0.368, SLG: 0.375										2	1	1	0	3	0	1									
19 Joey Votto, L (1,3) OBP: 0.423, SLG: 0.617										2	0	0	0	2	0	4									
3 Patrick Kivlehan, R (8,3) OBP: 0.296, SLG: 0.392										1	0	0	0	0	0	1									
23 Adam Duval, R (1,7) OBP: 0.322, SLG: 0.550										5	0	1	1	0	1	7									
4 Scooter Gennett, L (1,4) OBP: 0.364, SLG: 0.606										5	0	2	3	0	1	5									
7 Eugenio Suárez, R (1,5) OBP: 0.357, SLG: 0.428										4	0	0	0	0	2	6									
9 José Peraza, R (1,6) OBP: 0.276, SLG: 0.331										4	0	1	0	0	1	0									
16 Tucker Barnhart, L (1,2) OBP: 0.329, SLG: 0.389										4	0	0	0	0	2	1									
32 Stuart Turner, R (9,2) OBP: 0.256, SLG: 0.286										0	0	0	0	0	0	0									
34 Homer Bailey, R (1,1) OBP: 0.286, SLG: 0.426										2	1	0	0	0	1	0									
63 Ariel Hernández, R (5,1)										0	0	0	0	0	0	0									
30 Arismendy Alcántara, S (8,PH) OBP: 0.376, SLG: 0.559										1	0	0	0	0	0	0									
31 Drew Storen, S (7,1)										0	0	0	0	0	0	0									
52 Tony Cingrani, L (8,1)										0	0	0	0	0	0	0									
43 Scott Schebler, R (8,PH) OBP: 0.370, SLG: 0.535										1	0	0	0	0	1	1									
36 Blake Wood, R (9,1) ERA: 4.46										0	0	0	0	0	0	0									
Inning Stats	R: 0 H: 1 E: 0 K: 1 S: 16	H: 0 LOB: 0 BB: 0 P: 11	R: 2 H: 1 E: 2 K: 1 S: 11	H: 1 LOB: 2 BB: 1 P: 17	R: 0 H: 0 E: 0 K: 0 S: 3	H: 0 LOB: 0 BB: 0 P: 5	R: 1 H: 2 E: 1 K: 0 S: 17	H: 2 LOB: 2 BB: 1 P: 27	R: 0 H: 0 E: 0 K: 2 S: 10	H: 0 LOB: 0 BB: 0 P: 16	R: 1 H: 2 E: 0 K: 2 S: 17	H: 2 LOB: 1 BB: 1 P: 26	R: 0 H: 1 E: 0 K: 3 S: 14	H: 1 LOB: 0 BB: 0 P: 21	R: 0 H: 0 E: 0 K: 1 S: 12	H: 0 LOB: 1 BB: 1 P: 19	1B: 7 2B: 0 3B: 0 HR: 0	SF: 0 SAC: 0 DP: 0 HBP: 0	WP: 0 PB: 0 SB: 0 CS: 0	PA: 41					
PITCHER	IP WLS BF H R ER SO BB IBB HBP BLK WP HR S P ERA WHIP	IP WLS BF H R ER SO BB IBB HBP BLK WP HR S P ERA WHIP	IP WLS BF H R ER SO BB IBB HBP BLK WP HR S P ERA WHIP	IP WLS BF H R ER SO BB IBB HBP BLK WP HR S P ERA WHIP	IP WLS BF H R ER SO BB IBB HBP BLK WP HR S P ERA WHIP	IP WLS BF H R ER SO BB IBB HBP BLK WP HR S P ERA WHIP	IP WLS BF H R ER SO BB IBB HBP BLK WP HR S P ERA WHIP	IP WLS BF H R ER SO BB IBB HBP BLK WP HR S P ERA WHIP	IP WLS BF H R ER SO BB IBB HBP BLK WP HR S P ERA WHIP	IP WLS BF H R ER SO BB IBB HBP BLK WP HR S P ERA WHIP	IP WLS BF H R ER SO BB IBB HBP BLK WP HR S P ERA WHIP	IP WLS BF H R ER SO BB IBB HBP BLK WP HR S P ERA WHIP	IP WLS BF H R ER SO BB IBB HBP BLK WP HR S P ERA WHIP	IP WLS BF H R ER SO BB IBB HBP BLK WP HR S P ERA WHIP	IP WLS BF H R ER SO BB IBB HBP BLK WP HR S P ERA WHIP	IP WLS BF H R ER SO BB IBB HBP BLK WP HR S P ERA WHIP	IP WLS BF H R ER SO BB IBB HBP BLK WP HR S P ERA WHIP	IP WLS BF H R ER SO BB IBB HBP BLK WP HR S P ERA WHIP	IP WLS BF H R ER SO BB IBB HBP BLK WP HR S P ERA WHIP	IP WLS BF H R ER SO BB IBB HBP BLK WP HR S P ERA WHIP	IP WLS BF H R ER SO BB IBB HBP BLK WP HR S P ERA WHIP	IP WLS BF H R ER SO BB IBB HBP BLK WP HR S P ERA WHIP	IP WLS BF H R ER SO BB IBB HBP BLK WP HR S P ERA WHIP	IP WLS BF H R ER SO BB IBB HBP BLK WP HR S P ERA WHIP	IP WLS BF H R ER SO BB IBB HBP BLK WP HR S P ERA WHIP

Washington Nationals @ Cincinnati Reds
Great American Ball Park, Cincinnati, OH
Sun Jul 16 2017, 1:11 PM - 4:41 PM EDT
Att: 25,712 - Partly Cloudy - 82 F

AB 36
R 4
H 7
RBI 4
BB 5
SO 11
LOB 27



Batter	1	2	3	4	5	6	7	8	9	AB	R	H	RBI	BB	SO	LOB	TOP										
8 Brian Goodwin, L (1.8) OBP: 0.320, SLG: 0.484										5	2	2	1	0	0	2											
10 Stephen Drew, L (1.6) OBP: 0.309, SLG: 0.386										5	1	1	0	0	0	1											
34 Bryce Harper, L (1.9) OBP: 0.436, SLG: 0.612											4	1	2	3	1	0											
11 Ryan Zimmerman, R (1.3) OBP: 0.373, SLG: 0.592											5	1	3	1	0	0											
20 Daniel Murphy, L (1.4) OBP: 0.397, SLG: 0.588											4	1	0	0	1	3											
6 Anthony Rendon, R (1.5) OBP: 0.423, SLG: 0.589											2	0	1	0	2	1											
32 Matt Wieters, S (1.2) OBP: 0.295, SLG: 0.377											3	0	0	1	0	0											
18 Ryan Raburn, R (1.7) OBP: 0.339, SLG: 0.491											4	0	1	0	0	1											
37 Stephen Strasburg, R (1.1) OBP: 0.150, SLG: 0.205											3	0	0	0	0	1											
26 Adam Lind, L (8. PH) OBP: 0.379, SLG: 0.548											1	0	1	0	0	0											
56 Joe Blanton, R (8.1) OBP: 0.379, SLG: 0.548											0	0	0	0	0	0											
33 Matt Grace, L (9.1) OBP: 0.379, SLG: 0.548											0	0	0	0	0	0											
Inning Stats	R: 5 E: 0 K: 0 S: 18	H: 5 LOB: 1 BB: 1 P: 33	R: 0 E: 0 K: 0 S: 5	H: 0 LOB: 0 BB: 0 P: 7	R: 0 E: 0 K: 1 S: 8	H: 0 LOB: 1 BB: 1 P: 19	R: 0 E: 0 K: 1 S: 8	H: 1 LOB: 0 BB: 0 P: 14	R: 0 E: 0 K: 1 S: 8	H: 0 LOB: 2 BB: 2 P: 16	R: 1 E: 0 K: 1 S: 10	H: 1 LOB: 0 BB: 0 P: 14	R: 0 E: 0 K: 1 S: 12	H: 2 LOB: 1 BB: 0 P: 20	R: 0 E: 0 K: 1 S: 14	H: 1 LOB: 1 BB: 0 P: 19	R: 0 E: 0 K: 2 S: 15	H: 1 LOB: 1 BB: 0 P: 20	1B: 6 2B: 1 3B: 1 HR: 3	SF: 1 SAC: 0 DP: 0 HBP: 0	WP: 0 PB: 0 SB: 0 CS: 0	PA: 41					
PITCHER	IP WLS BF H R ER SO BB IBB HBP BLK WP HR S P ERA WHIP	IP WLS BF H R ER SO BB IBB HBP BLK WP HR S P ERA WHIP	IP WLS BF H R ER SO BB IBB HBP BLK WP HR S P ERA WHIP	IP WLS BF H R ER SO BB IBB HBP BLK WP HR S P ERA WHIP	IP WLS BF H R ER SO BB IBB HBP BLK WP HR S P ERA WHIP	IP WLS BF H R ER SO BB IBB HBP BLK WP HR S P ERA WHIP	IP WLS BF H R ER SO BB IBB HBP BLK WP HR S P ERA WHIP	IP WLS BF H R ER SO BB IBB HBP BLK WP HR S P ERA WHIP	IP WLS BF H R ER SO BB IBB HBP BLK WP HR S P ERA WHIP	IP WLS BF H R ER SO BB IBB HBP BLK WP HR S P ERA WHIP	IP WLS BF H R ER SO BB IBB HBP BLK WP HR S P ERA WHIP	IP WLS BF H R ER SO BB IBB HBP BLK WP HR S P ERA WHIP	IP WLS BF H R ER SO BB IBB HBP BLK WP HR S P ERA WHIP	IP WLS BF H R ER SO BB IBB HBP BLK WP HR S P ERA WHIP	IP WLS BF H R ER SO BB IBB HBP BLK WP HR S P ERA WHIP	IP WLS BF H R ER SO BB IBB HBP BLK WP HR S P ERA WHIP	IP WLS BF H R ER SO BB IBB HBP BLK WP HR S P ERA WHIP	IP WLS BF H R ER SO BB IBB HBP BLK WP HR S P ERA WHIP	IP WLS BF H R ER SO BB IBB HBP BLK WP HR S P ERA WHIP	IP WLS BF H R ER SO BB IBB HBP BLK WP HR S P ERA WHIP	IP WLS BF H R ER SO BB IBB HBP BLK WP HR S P ERA WHIP	IP WLS BF H R ER SO BB IBB HBP BLK WP HR S P ERA WHIP	IP WLS BF H R ER SO BB IBB HBP BLK WP HR S P ERA WHIP	IP WLS BF H R ER SO BB IBB HBP BLK WP HR S P ERA WHIP			
37 Scott Feldman, R (1.1) ERA: 4.34	1.0 L 9 5 5 5 0 1 0 0 0 0 0 2 18 33 45.00 6.000	1.0 L 9 5 5 5 0 1 0 0 0 0 0 2 18 33 45.00 6.000	1.0 L 9 5 5 5 0 1 0 0 0 0 0 2 18 33 45.00 6.000	1.0 L 9 5 5 5 0 1 0 0 0 0 0 2 18 33 45.00 6.000	1.0 L 9 5 5 5 0 1 0 0 0 0 0 2 18 33 45.00 6.000	1.0 L 9 5 5 5 0 1 0 0 0 0 0 2 18 33 45.00 6.000	1.0 L 9 5 5 5 0 1 0 0 0 0 0 2 18 33 45.00 6.000	1.0 L 9 5 5 5 0 1 0 0 0 0 0 2 18 33 45.00 6.000	1.0 L 9 5 5 5 0 1 0 0 0 0 0 2 18 33 45.00 6.000	1.0 L 9 5 5 5 0 1 0 0 0 0 0 2 18 33 45.00 6.000	1.0 L 9 5 5 5 0 1 0 0 0 0 0 2 18 33 45.00 6.000	1.0 L 9 5 5 5 0 1 0 0 0 0 0 2 18 33 45.00 6.000	1.0 L 9 5 5 5 0 1 0 0 0 0 0 2 18 33 45.00 6.000	1.0 L 9 5 5 5 0 1 0 0 0 0 0 2 18 33 45.00 6.000	1.0 L 9 5 5 5 0 1 0 0 0 0 0 2 18 33 45.00 6.000	1.0 L 9 5 5 5 0 1 0 0 0 0 0 2 18 33 45.00 6.000	1.0 L 9 5 5 5 0 1 0 0 0 0 0 2 18 33 45.00 6.000	1.0 L 9 5 5 5 0 1 0 0 0 0 0 2 18 33 45.00 6.000	1.0 L 9 5 5 5 0 1 0 0 0 0 0 2 18 33 45.00 6.000	1.0 L 9 5 5 5 0 1 0 0 0 0 0 2 18 33 45.00 6.000	1.0 L 9 5 5 5 0 1 0 0 0 0 0 2 18 33 45.00 6.000	1.0 L 9 5 5 5 0 1 0 0 0 0 0 2 18 33 45.00 6.000	1.0 L 9 5 5 5 0 1 0 0 0 0 0 2 18 33 45.00 6.000	1.0 L 9 5 5 5 0 1 0 0 0 0 0 2 18 33 45.00 6.000			
65 Asher Wojciechowski, R (2.1) ERA: 5.22	5.0 20 2 1 1 4 3 0 0 0 0 0 1 39 70 1.80 1.000	5.0 20 2 1 1 4 3 0 0 0 0 0 1 39 70 1.80 1.000	5.0 20 2 1 1 4 3 0 0 0 0 0 1 39 70 1.80 1.000	5.0 20 2 1 1 4 3 0 0 0 0 0 1 39 70 1.80 1.000	5.0 20 2 1 1 4 3 0 0 0 0 0 1 39 70 1.80 1.000	5.0 20 2 1 1 4 3 0 0 0 0 0 1 39 70 1.80 1.000	5.0 20 2 1 1 4 3 0 0 0 0 0 1 39 70 1.80 1.000	5.0 20 2 1 1 4 3 0 0 0 0 0 1 39 70 1.80 1.000	5.0 20 2 1 1 4 3 0 0 0 0 0 1 39 70 1.80 1.000	5.0 20 2 1 1 4 3 0 0 0 0 0 1 39 70 1.80 1.000	5.0 20 2 1 1 4 3 0 0 0 0 0 1 39 70 1.80 1.000	5.0 20 2 1 1 4 3 0 0 0 0 0 1 39 70 1.80 1.000	5.0 20 2 1 1 4 3 0 0 0 0 0 1 39 70 1.80 1.000	5.0 20 2 1 1 4 3 0 0 0 0 0 1 39 70 1.80 1.000	5.0 20 2 1 1 4 3 0 0 0 0 0 1 39 70 1.80 1.000	5.0 20 2 1 1 4 3 0 0 0 0 0 1 39 70 1.80 1.000	5.0 20 2 1 1 4 3 0 0 0 0 0 1 39 70 1.80 1.000	5.0 20 2 1 1 4 3 0 0 0 0 0 1 39 70 1.80 1.000	5.0 20 2 1 1 4 3 0 0 0 0 0 1 39 70 1.80 1.000	5.0 20 2 1 1 4 3 0 0 0 0 0 1 39 70 1.80 1.000	5.0 20 2 1 1 4 3 0 0 0 0 0 1 39 70 1.80 1.000	5.0 20 2 1 1 4 3 0 0 0 0 0 1 39 70 1.80 1.000	5.0 20 2 1 1 4 3 0 0 0 0 0 1 39 70 1.80 1.000	5.0 20 2 1 1 4 3 0 0 0 0 0 1 39 70 1.80 1.000			
53 Wandy Peralta, L (7.1) ERA: 2.95	1.0 4 2 0 0 1 4 0 0 0 0 0 0 12 20 0.00 2.000	1.0 4 2 0 0 1 4 0 0 0 0 0 0 12 20 0.00 2.000	1.0 4 2 0 0 1 4 0 0 0 0 0 0 12 20 0.00 2.000	1.0 4 2 0 0 1 4 0 0 0 0 0 0 12 20 0.00 2.000	1.0 4 2 0 0 1 4 0 0 0 0 0 0 12 20 0.00 2.000	1.0 4 2 0 0 1 4 0 0 0 0 0 0 12 20 0.00 2.000	1.0 4 2 0 0 1 4 0 0 0 0 0 0 12 20 0.00 2.000	1.0 4 2 0 0 1 4 0 0 0 0 0 0 12 20 0.00 2.000	1.0 4 2 0 0 1 4 0 0 0 0 0 0 12 20 0.00 2.000	1.0 4 2 0 0 1 4 0 0 0 0 0 0 12 20 0.00 2.000	1.0 4 2 0 0 1 4 0 0 0 0 0 0 12 20 0.00 2.000	1.0 4 2 0 0 1 4 0 0 0 0 0 0 12 20 0.00 2.000	1.0 4 2 0 0 1 4 0 0 0 0 0 0 12 20 0.00 2.000	1.0 4 2 0 0 1 4 0 0 0 0 0 0 12 20 0.00 2.000	1.0 4 2 0 0 1 4 0 0 0 0 0 0 12 20 0.00 2.000	1.0 4 2 0 0 1 4 0 0 0 0 0 0 12 20 0.00 2.000	1.0 4 2 0 0 1 4 0 0 0 0 0 0 12 20 0.00 2.000	1.0 4 2 0 0 1 4 0 0 0 0 0 0 12 20 0.00 2.000	1.0 4 2 0 0 1 4 0 0 0 0 0 0 12 20 0.00 2.000	1.0 4 2 0 0 1 4 0 0 0 0 0 0 12 20 0.00 2.000	1.0 4 2 0 0 1 4 0 0 0 0 0 0 12 20 0.00 2.000	1.0 4 2 0 0 1 4 0 0 0 0 0 0 12 20 0.00 2.000	1.0 4 2 0 0 1 4 0 0 0 0 0 0 12 20 0.00 2.000	1.0 4 2 0 0 1 4 0 0 0 0 0 0 12 20 0.00 2.000	1.0 4 2 0 0 1 4 0 0 0 0 0 0 12 20 0.00 2.000		
21 Michael Lorenzen, R (8.1) ERA: 3.99	1.0 4 1 0 0 1 0 0 0 0 0 0 0 14 19 0.00 1.000	1.0 4 1 0 0 1 0 0 0 0 0 0 0 14 19 0.00 1.000	1.0 4 1 0 0 1 0 0 0 0 0 0 0 14 19 0.00 1.000	1.0 4 1 0 0 1 0 0 0 0 0 0 0 14 19 0.00 1.000	1.0 4 1 0 0 1 0 0 0 0 0 0 0 14 19 0.00 1.000	1.0 4 1 0 0 1 0 0 0 0 0 0 0 14 19 0.00 1.000	1.0 4 1 0 0 1 0 0 0 0 0 0 0 14 19 0.00 1.000	1.0 4 1 0 0 1 0 0 0 0 0 0 0 14 19 0.00 1.000	1.0 4 1 0 0 1 0 0 0 0 0 0 0 14 19 0.00 1.000	1.0 4 1 0 0 1 0 0 0 0 0 0 0 14 19 0.00 1.000	1.0 4 1 0 0 1 0 0 0 0 0 0 0 14 19 0.00 1.000	1.0 4 1 0 0 1 0 0 0 0 0 0 0 14 19 0.00 1.000	1.0 4 1 0 0 1 0 0 0 0 0 0 0 14 19 0.00 1.000	1.0 4 1 0 0 1 0 0 0 0 0 0 0 14 19 0.00 1.000	1.0 4 1 0 0 1 0 0 0 0 0 0 0 14 19 0.00 1.000	1.0 4 1 0 0 1 0 0 0 0 0 0 0 14 19 0.00 1.000	1.0 4 1 0 0 1 0 0 0 0 0 0 0 14 19 0.00 1.000	1.0 4 1 0 0 1 0 0 0 0 0 0 0 14 19 0.00 1.000	1.0 4 1 0 0 1 0 0 0 0 0 0 0 14 19 0.00 1.000	1.0 4 1 0 0 1 0 0 0 0 0 0 0 14 19 0.00 1.000	1.0 4 1 0 0 1 0 0 0 0 0 0 0 14 19 0.00 1.000	1.0 4 1 0 0 1 0 0 0 0 0 0 0 14 19 0.00 1.000	1.0 4 1 0 0 1 0 0 0 0 0 0 0 14 19 0.00 1.000	1.0 4 1 0 0 1 0 0 0 0 0 0 0 14 19 0.00 1.000	1.0 4 1 0 0 1 0 0 0 0 0 0 0 14 19 0.00 1.000	1.0 4 1 0 0 1 0 0 0 0 0 0 0 14 19 0.00 1.000	
26 Raisel Iglesias, R (9.1) ERA: 1.61	1.0 4 1 0 0 2 0 0 0 0 0 0 0 15 20 0.00 1.000	1.0 4 1 0 0 2 0 0 0 0 0 0 0 15 20 0.00 1.000	1.0 4 1 0 0 2 0 0 0 0 0 0 0 15 20 0.00 1.000	1.0 4 1 0 0 2 0 0 0 0 0 0 0 15 20 0.00 1.000	1.0 4 1 0 0 2 0 0 0 0 0 0 0 15 20 0.00 1.000	1.0 4 1 0 0 2 0 0 0 0 0 0 0 15 20 0.00 1.000	1.0 4 1 0 0 2 0 0 0 0 0 0 0 15 20 0.00 1.000	1.0 4 1 0 0 2 0 0 0 0 0 0 0 15 20 0.00 1.000	1.0 4 1 0 0 2 0 0 0 0 0 0 0 15 20 0.00 1.000	1.0 4 1 0 0 2 0 0 0 0 0 0 0 15 20 0.00 1.000	1.0 4 1 0 0 2 0 0 0 0 0 0 0 15 20 0.00 1.000	1.0 4 1 0 0 2 0 0 0 0 0 0 0 15 20 0.00 1.000	1.0 4 1 0 0 2 0 0 0 0 0 0 0 15 20 0.00 1.000	1.0 4 1 0 0 2 0 0 0 0 0 0 0 15 20 0.00 1.000	1.0 4 1 0 0 2 0 0 0 0 0 0 0 15 20 0.00 1.000	1.0 4 1 0 0 2 0 0 0 0 0 0 0 15 20 0.00 1.000	1.0 4 1 0 0 2 0 0 0 0 0 0 0 15 20 0.00 1.000	1.0 4 1 0 0 2 0 0 0 0 0 0 0 15 20 0.00 1.000	1.0 4 1 0 0 2 0 0 0 0 0 0 0 15 20 0.00 1.000	1.0 4 1 0 0 2 0 0 0 0 0 0 0 15 20 0.00 1.000	1.0 4 1 0 0 2 0 0 0 0 0 0 0 15 20 0.00 1.000	1.0 4 1 0 0 2 0 0 0 0 0 0 0 15 20 0.00 1.000	1.0 4 1 0 0 2 0 0 0 0 0 0 0 15 20 0.00 1.000	1.0 4 1 0 0 2 0 0 0 0 0 0 0 15 20 0.00 1.000	1.0 4 1 0 0 2 0 0 0 0 0 0 0 15 20 0.00 1.000	1.0 4 1 0 0 2 0 0 0 0 0 0 0 15 20 0.00 1.000	1.0 4 1 0 0 2 0 0 0 0 0 0 0 15 20 0.00 1.000

Washington Nationals @ Cincinnati Reds
Great American Ball Park, Cincinnati, OH
Mon Jul 17 2017, 12:37 PM - 3:34 PM EDT
Att: 17,574 - Sunny - 85 F

AB	36
R	6
H	11
RBI	6
BB	4
SO	8
LOB	14



Batter	1	2	3	4	5	6	7	8	9	AB	R	H	RBI	BB	SO	LOB	BOTTOM
9 José Peraza, R (1.4) OBP: 0.276, SLG: 0.330										4	0	1	0	0	0	1	
2 Zack Cozart, R (1.6) OBP: 0.390, SLG: 0.529											3	0	0	0	1	2	
19 Joey Votto, L (1.3) OBP: 0.424, SLG: 0.612											4	0	1	0	0	1	
23 Adam Duvall, R (1.7) OBP: 0.322, SLG: 0.545										3	0	0	0	0	1	1	
4 Scooter Gennett, L (1.9) OBP: 0.358, SLG: 0.595										4	0	0	0	0	1	1	
7 Eugenio Suárez, R (1.5) OBP: 0.356, SLG: 0.437																	

Batter	1	2	3	4	5	6	7	8	9	AB	R	H	RBI	BB	SO	LOB	TOP			
9 Dee Strange-Gordon, L OBP: 0.333, SLG: 0.348										5	1	1	0	0	0	3				
27 Giancarlo Stanton, R OBP: 0.362, SLG: 0.590										3	1	1	0	1	1	2				
21 Christian Yelich, L OBP: 0.361, SLG: 0.410										3	0	1	2	1	0	3				
13 Marcell Ozuna, R OBP: 0.372, SLG: 0.555										4	0	1	0	0	2	3				
41 Justin Bour, L OBP: 0.367, SLG: 0.555										4	0	2	0	0	0	1				
11 J.T. Realmuto, R OBP: 0.357, SLG: 0.449										4	0	1	0	0	0	3				
32 Derek Dietrich, L OBP: 0.316, SLG: 0.374										4	0	0	0	0	1	2				
19 Miguel Rojas, R OBP: 0.388, SLG: 0.397										4	1	2	0	0	1	0				
62 José Ureña, R OBP: 0.080, SLG: 0.120																				
25 Junichi Tazawa, R ERA: 2.5																				
46 Kyle Barraclough, R ERA: 3.45																				
51 Ichiro Suzuki, L OBP: 0.270, SLG: 0.296																				
44 A.J. Ramos, R ERA: 4.17																				
Inning Stats	R: 2 E: 0 K: 1 S: 15	H: 3 LOB: 1 BB: 0 P: 20	R: 0 E: 0 K: 0 S: 7	H: 1 LOB: 1 BB: 0 P: 8	R: 0 E: 0 K: 1 S: 4	H: 0 LOB: 0 BB: 1 P: 11	R: 0 E: 0 K: 0 S: 6	H: 1 LOB: 0 BB: 0 P: 9	R: 0 E: 0 K: 1 S: 17	H: 2 LOB: 1 BB: 0 P: 14	R: 1 E: 1 K: 2 S: 13	H: 2 LOB: 2 BB: 0 P: 18	R: 0 E: 0 K: 1 S: 7	H: 0 LOB: 0 BB: 0 P: 7	R: 0 E: 0 K: 0 S: 6	H: 0 LOB: 0 BB: 0 P: 12	1B: 6 2B: 5 3B: 0 HR: 0	SF: 0 SAC: 1 DP: 3 HBP: 0	WP: 1 PB: 0 SB: 0 CS: 0	PA: 37
PITCHER	IP WLS BF H R ER SO BB IBB HBP BLK WP HR S P ERA WHIP																			
34 Homer Bailey, R ERA: 8.56	6.0 L 25 8 2 2 3 2 0 0 0 0 1 0 60 87 3.00 1.667																			
53 Wandy Peralta, L ERA: 2.5	1.0 6 2 1 0 2 0 0 0 0 0 0 0 13 18 0.00 2.000																			
31 Drew Storen, R ERA: 3.2	1.0 3 0 0 0 1 0 0 0 0 0 0 0 7 7 0.00 0.000																			
36 Blake Wood, R ERA: 4.17	1.0 3 0 0 0 0 0 0 0 0 0 0 0 6 12 0.00 0.000																			

Miami Marlins @ Cincinnati Reds
Great American Ball Park, Cincinnati, OH
Fri Jul 21 2017, 8:58 PM - 11:54 PM EDT
Att: 21,851 - Partly Cloudy - 82 F

AB 34
R 3
H 10
RBI 2
BB 2
SO 6
LOB 18

Batter	1	2	3	4	5	6	7	8	9	AB	R	H	RBI	BB	SO	LOB	BOTTOM			
6 Billy Hamilton, S OBP: 0.300, SLG: 0.334										3	0	0	1	0	1	3				
2 Zack Cozart, R OBP: 0.395, SLG: 0.558										4	0	0	0	0	0	4				
19 Joey Votto, L OBP: 0.420, SLG: 0.594										4	0	0	0	0	2	0				
23 Adam Duvall, R OBP: 0.315, SLG: 0.525										4	0	0	0	0	2	0				
4 Scooter Gennett, L OBP: 0.360, SLG: 0.585										3	0	1	0	1	0	0				
7 Eugenio Suárez, R OBP: 0.361, SLG: 0.460										4	0	2	0	0	1	1				
43 Scott Schebler, L OBP: 0.320, SLG: 0.495										1	1	0	0	1	0	0				
16 Tucker Barnhart, L OBP: 0.322, SLG: 0.378										3	0	1	0	0	0	3				
34 Homer Bailey, R ERA: 8.56																				
53 Wandy Peralta, L ERA: 2.5																				
39 Devin Mesoraco, R ERA: 3.45																				
31 Drew Storen, S ERA: 3.2																				
36 Blake Wood, R ERA: 4.17																				
30 Aristemery Alcántara, S OBP: 0.207, SLG: 0.238																				
Inning Stats	R: 0 E: 0 K: 1 S: 7	H: 0 LOB: 0 BB: 0 P: 9	R: 0 E: 0 K: 1 S: 5	H: 0 LOB: 0 BB: 0 P: 7	R: 1 E: 0 K: 0 S: 9	H: 1 LOB: 1 BB: 0 P: 14	R: 0 E: 0 K: 1 S: 16	H: 1 LOB: 3 BB: 1 P: 32	R: 0 E: 0 K: 0 S: 6	H: 0 LOB: 0 BB: 0 P: 11	R: 0 E: 0 K: 1 S: 6	H: 0 LOB: 0 BB: 0 P: 9	R: 0 E: 0 K: 2 S: 12	H: 1 LOB: 1 BB: 0 P: 17	R: 0 E: 0 K: 0 S: 13	H: 0 LOB: 0 BB: 0 P: 20	1B: 3 2B: 1 3B: 0 HR: 0	SF: 1 SAC: 2 DP: 0 HBP: 2	WP: 1 PB: 0 SB: 0 CS: 0	PA: 36
PITCHER	IP WLS BF H R ER SO BB IBB HBP BLK WP HR S P ERA WHIP																			
62 José Ureña, R ERA: 3.78	6.0 W 25 3 1 1 4 2 0 2 0 0 1 0 6 14 1.50 0.833																			
25 Junichi Tazawa, R ERA: 4.82	1.0 H 4 0 0 0 0 1 0 0 0 0 0 0 6 14 0.00 1.000																			
46 Kyle Barraclough, R ERA: 3.45	1.0 H 4 1 0 0 2 0 0 0 0 0 0 0 12 17 0.00 1.000																			
44 A.J. Ramos, R ERA: 3.96	1.0 S 3 0 0 0 0 0 0 0 0 0 0 0 13 20 0.00 0.000																			

Miami Marlins @ Cincinnati Reds
Great American Ball Park, Cincinnati, OH
Fri Jul 21 2017, 8:58 PM - 11:54 PM EDT
Att: 21,851 - Partly Cloudy - 82 F

AB 28
R 1
H 4
RBI 1
BB 3
SO 6
LOB 11

Batter	1	2	3	4	5	6	7	8	9	AB	R	H	RBI	BB	SO	LOB	TOP					
9 Dee Strange-Gordon, L OBP: 0.333, SLG: 0.347										4	0	1	0	0	1	1	Miami Marlins @ Cincinnati Reds Great American Ball Park, Cincinnati, OH Sun Jul 23 2017, 1:12 PM - 4:10 PM EDT Att: 20,526 - Overcast - 76 F					
27 Giancarlo Stanton, R OBP: 0.356, SLG: 0.579										4	0	0	0	0	1	1						
21 Christian Yelich, L OBP: 0.359, SLG: 0.495										4	0	0	0	0	1	1						
41 Justin Bour, L OBP: 0.367, SLG: 0.550										4	0	1	0	0	2	1						
32 Derek Dietrich, L OBP: 0.310, SLG: 0.365										4	0	1	0	0	1	1						
17 A.J. Ellis, R OBP: 0.302, SLG: 0.354										4	2	2	1	0	0	1						
51 Ichiro Suzuki, L OBP: 0.276, SLG: 0.294										3	0	0	0	1	0	1						
19 Miguel Rojas, R OBP: 0.375, SLG: 0.375										4	1	1	1	0	1	2						
34 Tom Koehler, R OBP: 0.048, SLG: 0.048										2	0	0	0	0	2	2						
64 Nick Wittgren, R OBP: 0.000, SLG: 0.000										0	0	0	0	0	0	0						
13 Marcell Ozuna, R OBP: 0.369, SLG: 0.550										1	0	1	1	0	0	0						
49 Brian Ellington, R OBP: 0.000, SLG: 0.000										0	0	0	0	0	0	0						
22 Dustin McGowan, R OBP: 0.000, SLG: 0.000										0	0	0	0	0	0	0						
Inning Stats	R: 0 E: 0 K: 2 S: 16	H: 1 LOB: 1 BB: 0 P: 23	R: 0 E: 0 K: 1 S: 14	H: 1 LOB: 2 BB: 1 P: 20	R: 0 E: 0 K: 0 S: 8	H: 0 LOB: 0 BB: 0 P: 12	R: 1 E: 0 K: 0 S: 10	H: 1 LOB: 0 BB: 0 P: 19	R: 0 E: 0 K: 2 S: 10	H: 0 LOB: 0 BB: 0 P: 13	R: 0 E: 0 K: 2 S: 8	H: 0 LOB: 0 BB: 0 P: 11	R: 2 E: 1 K: 1 S: 18	H: 3 LOB: 1 BB: 0 P: 24	R: 0 E: 0 K: 0 S: 11	H: 1 LOB: 1 BB: 0 P: 17	R: 0 E: 0 K: 1 S: 7	H: 0 LOB: 0 BB: 0 P: 10	1B: 5 2B: 1 3B: 0 HR: 1	SF: 0 SAC: 0 DP: 0 HBP: 0	WP: 0 PB: 0 SB: 1 CS: 0	PA: 35
PITCHER	IP WLS BF H R ER SO BB IBB HBP BLK WP HR S P ERA WHIP																					
47 Sal Romano, R ERA: 5.5	(1, 1) 6.0 W 22 3 1 1 7 1 0 0 0 0 0 1 66 98 1.50 0.667																					
21 Michael Lorenzen, R ERA: 3.88	(7, 1) 1.0 6 3 2 1 1 0 0 0 0 0 0 0 18 24 9.00 3.000																					
26 Raisel Iglesias, R ERA: 1.48	(8, 1) 2.0 S 7 1 0 0 1 0 0 0 0 0 0 0 0 18 27 0.00 0.500																					

Batter	1	2	3	4	5	6	7	8	9	AB	R	H	RBI	BB	SO	LOB	BOTTOM			
6 Billy Hamilton, S OBP: 0.306, SLG: 0.339										4	1	3	1	0	0	0	Miami Marlins @ Cincinnati Reds Great American Ball Park, Cincinnati, OH Sun Jul 23 2017, 1:12 PM - 4:10 PM EDT Att: 20,526 - Overcast - 76 F			
2 Zack Cozart, R OBP: 0.406, SLG: 0.564										2	1	1	0	2	0	0				
19 Joey Votto, L OBP: 0.415, SLG: 0.582										4	0	0	1	0	2	4				
23 Adam Duvall, R OBP: 0.318, SLG: 0.521										3	0	1	0	0	0	2				
4 Scooter Gennett, L OBP: 0.364, SLG: 0.595										4	1	2	2	0	0	3				
26 Raisel Iglesias, R OBP: 1.000, SLG: 2.000										0	0	0	0	0	0	0				
7 Eugenio Suárez, R OBP: 0.362, SLG: 0.467										4	1	1	1	0	0	0				
43 Scott Schebler, L OBP: 0.319, SLG: 0.489										3	1	0	0	0	0	0				
16 Tucker Barnhart, L OBP: 0.323, SLG: 0.390										3	1	1	1	1	1	0				
47 Sal Romano, L ERA: 7.92	(1, 1) 5.2 L 28 9 6 5 2 0 2 0 0 0 0 0 0 5 65 10 1.941																			
64 Nick Wittgren, R ERA: 4.1	(6, 1) 0.1 2 0 0 0 1 1 0 0 0 0 0 0 5 12 0.00 3.000																			
49 Brian Ellington, R ERA: 7.11	(7, 1) 1.0 3 0 0 0 0 0 0 0 1 0 0 0 8 12 0.00 0.000																			
22 Dustin McGowan, R ERA: 2.86	(8, 1) 1.0 3 0 0 0 0 0 0 0 0 0 0 0 6 11 0.00 0.000																			
Inning Stats	R: 0 E: 0 K: 1 S: 11	H: 2 LOB: 2 BB: 0 P: 18	R: 1 E: 0 K: 0 S: 8	H: 1 LOB: 2 BB: 1 P: 20	R: 0 E: 0 K: 0 S: 7	H: 0 LOB: 0 BB: 0 P: 11	R: 1 E: 0 K: 1 S: 11	H: 1 LOB: 0 BB: 0 P: 15	R: 2 E: 0 K: 0 S: 15	H: 2 LOB: 2 BB: 1 P: 27	R: 2 E: 0 K: 1 S: 18	H: 3 LOB: 1 BB: 1 P: 29	R: 0 E: 0 K: 0 S: 8	H: 0 LOB: 0 BB: 0 P: 12	R: 0 E: 0 K: 0 S: 6	H: 0 LOB: 0 BB: 0 P: 11	1B: 6 2B: 0 3B: 0 HR: 3	SF: 0 SAC: 1 DP: 1 HBP: 2	WP: 0 PB: 0 SB: 2 CS: 0	PA: 36
PITCHER	IP WLS BF H R ER SO BB IBB HBP BLK WP HR S P ERA WHIP																			
34 Tom Koehler, R ERA: 7.92	(1, 1) 5.2 L 28 9 6 5 2 0 2 0 0 0 0 0 0 5 65 10 1.941																			
64 Nick Wittgren, R ERA: 4.1	(6, 1) 0.1 2 0 0 0 1 1 0 0 0 0 0 0 5 12 0.00 3.000																			
49 Brian Ellington, R ERA: 7.11	(7, 1) 1.0 3 0 0 0 0 0 0 0 1 0 0 0 8 12 0.00 0.000																			
22 Dustin McGowan, R ERA: 2.86	(8, 1) 1.0 3 0 0 0 0 0 0 0 0 0 0 0 6 11 0.00 0.000																			

Batter	1	2	3	4	5	6	7	8	9	AB	R	H	RBI	BB	SO	LOB	TOP				
6 Billy Hamilton, S OBP: 0.305, SLG: 0.339										4	0	1	0	0	2	0	<p>Cincinnati Reds @ Cleveland Indians Progressive Field, Cleveland, OH Mon Jul 24 2017, 7:11 PM - 9:36 PM EDT Att: 21,500 - Cloudy - 70 F</p>				
2 Zack Cozart, R OBP: 0.404, SLG: 0.570										4	1	1	1	0	2	1					
19 Joey Votto, L OBP: 0.419, SLG: 0.582										2	0	1	0	1	0	0					
7 Eugenio Suárez, R OBP: 0.358, SLG: 0.461										4	0	0	0	0	1	3					
4 Scooter Gennett, L OBP: 0.362, SLG: 0.602											4	1	1	1	0	0		1			
39 Devin Mesoraco, R OBP: 0.331, SLG: 0.434											3	0	1	0	0	1		0			
43 Scott Schebler, L OBP: 0.316, SLG: 0.485											3	0	0	0	0	1		1			
3 Patrick Kivlehan, R OBP: 0.293, SLG: 0.404											3	0	0	0	0	1		1			
9 José Peraza, R OBP: 0.274, SLG: 0.325										3	0	0	0	0	1	0		0			
Inning Stats	R: 0 E: 0 K: 0 S: 8	H: 1 LOB: 0 BB: 0 P: 14	R: 0 E: 0 K: 1 S: 6	H: 0 LOB: 0 BB: 0 P: 8	R: 0 E: 0 K: 3 S: 12	H: 0 LOB: 0 BB: 0 P: 15	R: 0 E: 0 K: 2 S: 9	H: 0 LOB: 1 BB: 1 P: 14	R: 1 E: 0 K: 0 S: 7	H: 2 LOB: 1 BB: 0 P: 9	R: 0 E: 0 K: 2 S: 8	H: 1 LOB: 1 BB: 0 P: 12	R: 0 E: 0 K: 2 S: 11	H: 0 LOB: 0 BB: 0 P: 16	R: 0 E: 0 K: 1 S: 10	H: 0 LOB: 0 BB: 0 P: 15	1B: 3 2B: 0 3B: 0 HR: 2	SF: 0 SAC: 0 DP: 2 HBP: 1	WP: 0 PB: 0 SB: 0 CS: 0	PA: 32	
PITCHER	IP WLS BF H R ER SO BB IBB HBP BLK WP HR S P ERA WHIP	IP WLS BF H R ER SO BB IBB HBP BLK WP HR S P ERA WHIP	IP WLS BF H R ER SO BB IBB HBP BLK WP HR S P ERA WHIP	IP WLS BF H R ER SO BB IBB HBP BLK WP HR S P ERA WHIP	IP WLS BF H R ER SO BB IBB HBP BLK WP HR S P ERA WHIP	IP WLS BF H R ER SO BB IBB HBP BLK WP HR S P ERA WHIP	IP WLS BF H R ER SO BB IBB HBP BLK WP HR S P ERA WHIP	IP WLS BF H R ER SO BB IBB HBP BLK WP HR S P ERA WHIP	IP WLS BF H R ER SO BB IBB HBP BLK WP HR S P ERA WHIP	IP WLS BF H R ER SO BB IBB HBP BLK WP HR S P ERA WHIP	IP WLS BF H R ER SO BB IBB HBP BLK WP HR S P ERA WHIP	IP WLS BF H R ER SO BB IBB HBP BLK WP HR S P ERA WHIP	IP WLS BF H R ER SO BB IBB HBP BLK WP HR S P ERA WHIP	IP WLS BF H R ER SO BB IBB HBP BLK WP HR S P ERA WHIP	IP WLS BF H R ER SO BB IBB HBP BLK WP HR S P ERA WHIP	IP WLS BF H R ER SO BB IBB HBP BLK WP HR S P ERA WHIP	IP WLS BF H R ER SO BB IBB HBP BLK WP HR S P ERA WHIP	IP WLS BF H R ER SO BB IBB HBP BLK WP HR S P ERA WHIP	IP WLS BF H R ER SO BB IBB HBP BLK WP HR S P ERA WHIP	IP WLS BF H R ER SO BB IBB HBP BLK WP HR S P ERA WHIP	IP WLS BF H R ER SO BB IBB HBP BLK WP HR S P ERA WHIP


AB	30
R	2
H	5
RBI	2
BB	1
SO	9
LOB	7




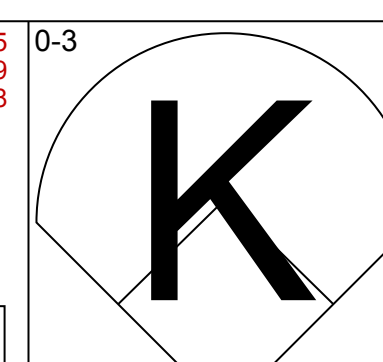
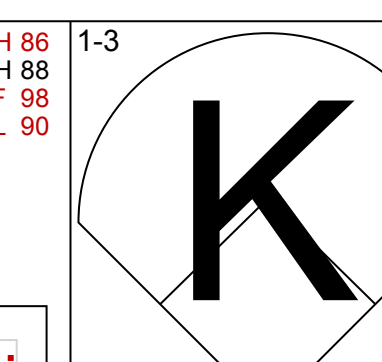
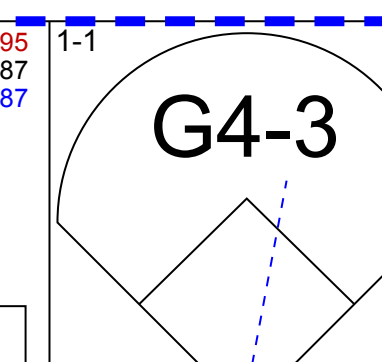
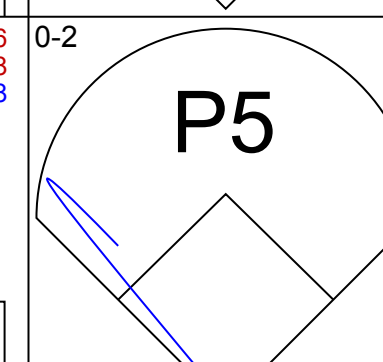
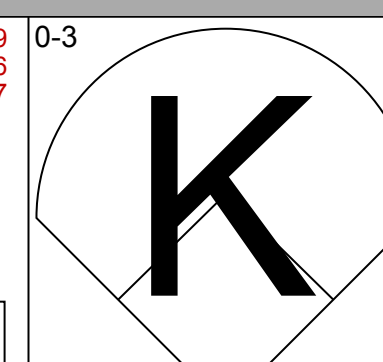
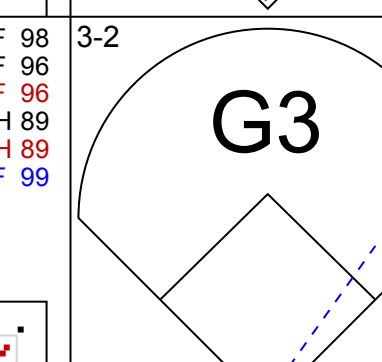
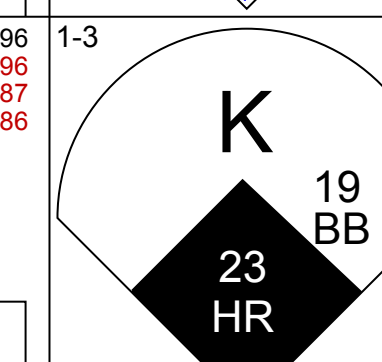
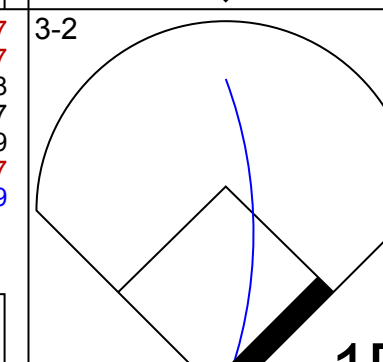
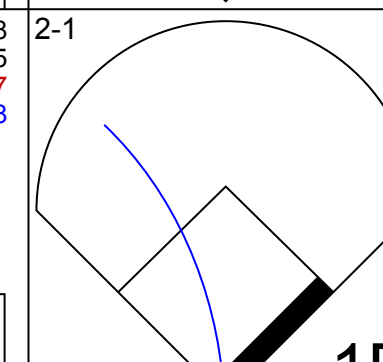
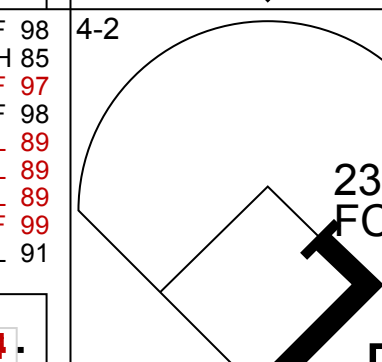
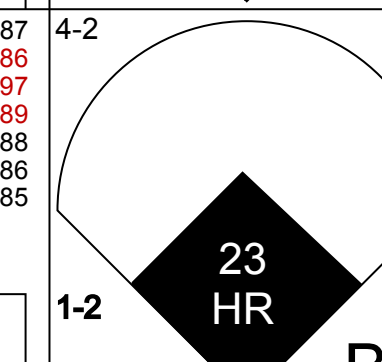
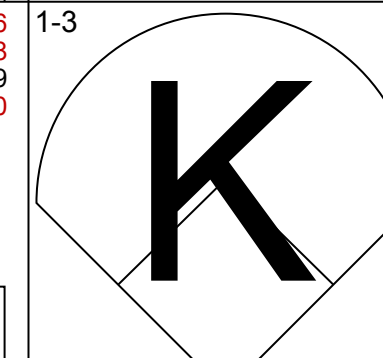
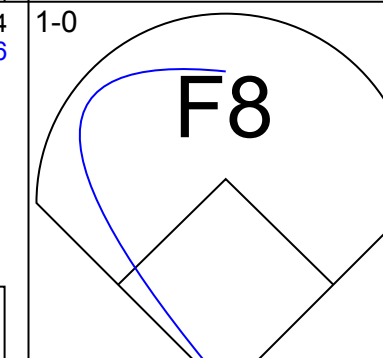
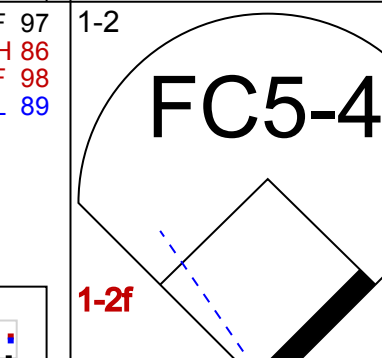
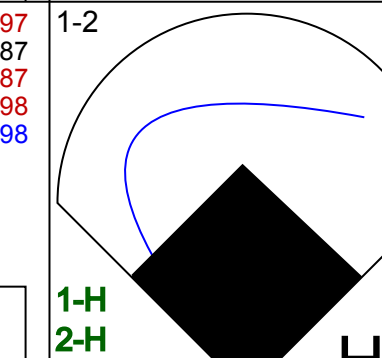
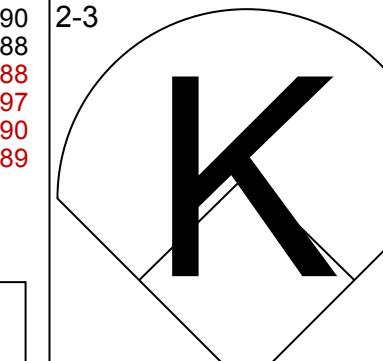
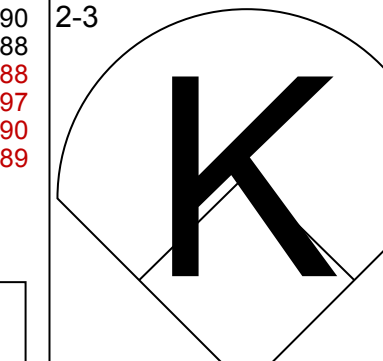
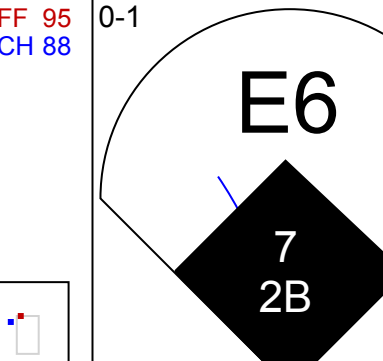
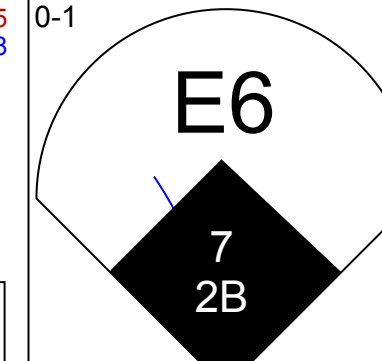
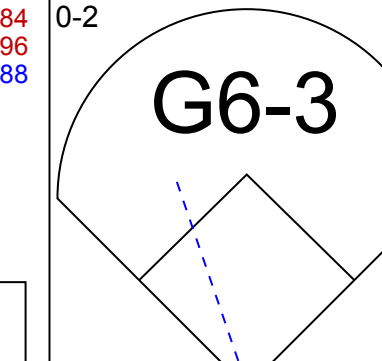
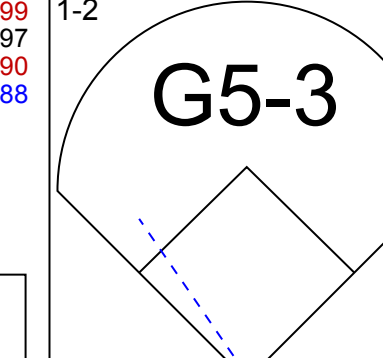
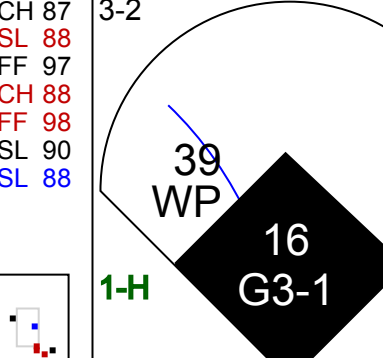
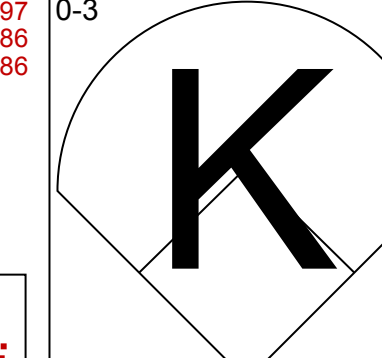
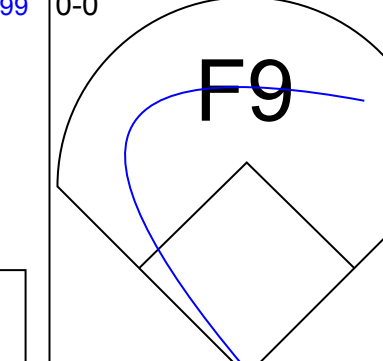
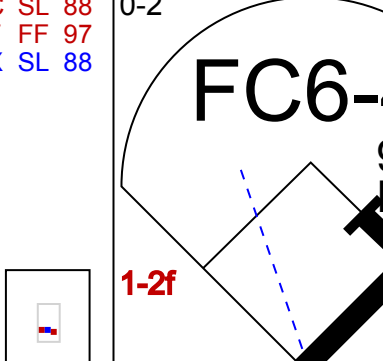
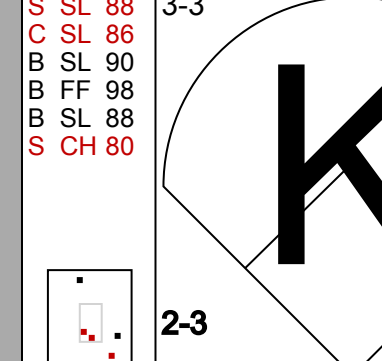
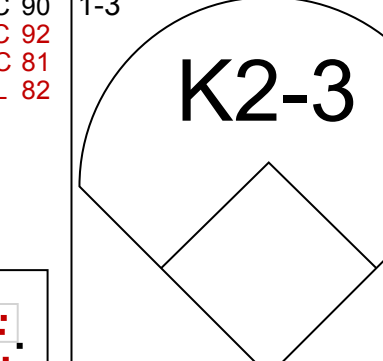
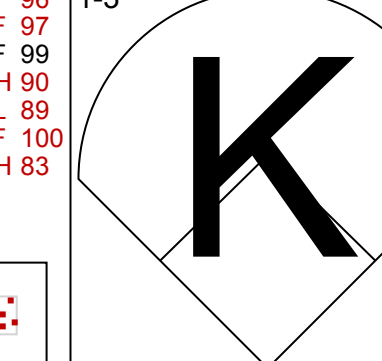
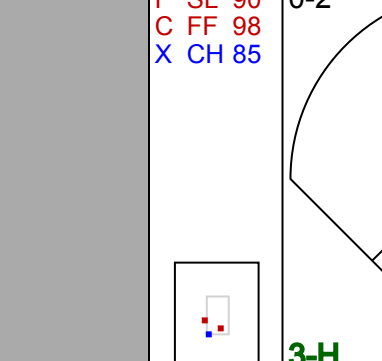
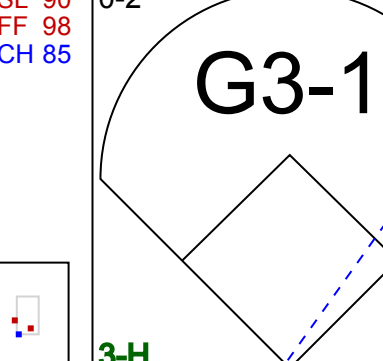
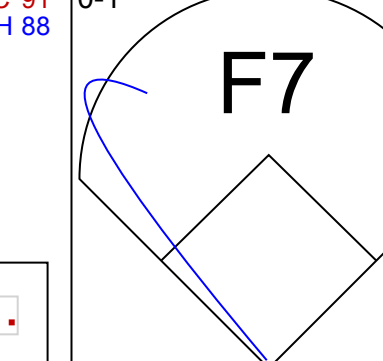
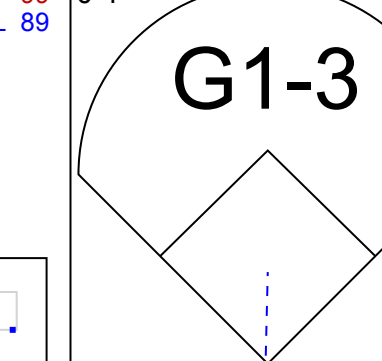
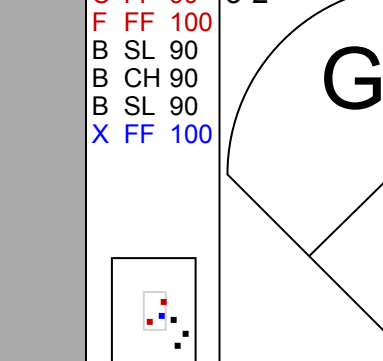
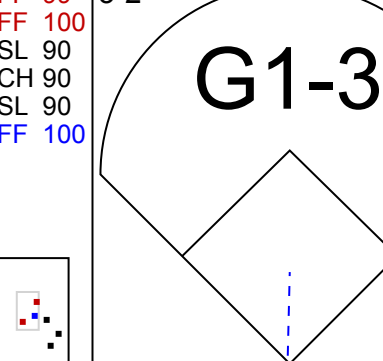
Batter	1	2	3	4	5	6	7	8	9	AB	R	H	RBI	BB	SO	LOB	BOTTOM				
Bradley Zimmer, L OBP: 0.327, SLG: 0.415										3	1	2	2	0	1	0	<p>Cincinnati Reds @ Cleveland Indians Progressive Field, Cleveland, OH Mon Jul 24 2017, 7:11 PM - 9:36 PM EDT Att: 21,500 - Cloudy - 70 F</p>				
12 Francisco Lindor, S OBP: 0.322, SLG: 0.463										4	0	1	0	0	2	4					
23 Michael Brantley, L OBP: 0.369, SLG: 0.439										3	0	1	1	0	1	3					
10 Edwin Encarnación, R OBP: 0.373, SLG: 0.479										4	0	1	0	0	0	4					
11 José Ramírez, S OBP: 0.377, SLG: 0.569										4	0	0	0	0	0	1					
41 Carlos Santana, S OBP: 0.340, SLG: 0.423										3	3	2	2	1	1	0					
39 Gio Urshela, R OBP: 0.267, SLG: 0.250										3	1	0	0	1	1	1					
35 Abraham Almonte, S OBP: 0.331, SLG: 0.407										2	1	1	0	1	0	0					
Brandon Guyer, R OBP: 0.261, SLG: 0.298										1	0	0	0	0	1	0					
55 Roberto Pérez, R OBP: 0.279, SLG: 0.269										2	0	1	1	1	1	0					
Inning Stats	R: 1 E: 0 K: 0 S: 9	H: 3 LOB: 1 BB: 0 P: 14	R: 0 E: 0 K: 1 S: 7	H: 0 LOB: 0 BB: 0 P: 11	R: 0 E: 0 K: 3 S: 11	H: 0 LOB: 0 BB: 0 P: 19	R: 0 E: 0 K: 0 S: 8	H: 0 LOB: 0 BB: 0 P: 12	R: 2 E: 0 K: 0 S: 18	H: 1 LOB: 1 BB: 2 P: 32	R: 0 E: 0 K: 2 S: 7	H: 1 LOB: 0 BB: 0 P: 9	R: 2 E: 0 K: 2 S: 16	H: 3 LOB: 3 BB: 2 P: 26	R: 1 E: 0 K: 2 S: 11	H: 1 LOB: 0 BB: 0 P: 14	1B: 4 2B: 4 3B: 0 HR: 2	SF: 2 SAC: 0 DP: 2 HBP: 0	WP: 0 PB: 0 SB: 0 CS: 0	PA: 35	
PITCHER	IP WLS BF H R ER SO BB IBB HBP BLK WP HR S P ERA WHIP	IP WLS BF H R ER SO BB IBB HBP BLK WP HR S P ERA WHIP	IP WLS BF H R ER SO BB IBB HBP BLK WP HR S P ERA WHIP	IP WLS BF H R ER SO BB IBB HBP BLK WP HR S P ERA WHIP	IP WLS BF H R ER SO BB IBB HBP BLK WP HR S P ERA WHIP	IP WLS BF H R ER SO BB IBB HBP BLK WP HR S P ERA WHIP	IP WLS BF H R ER SO BB IBB HBP BLK WP HR S P ERA WHIP	IP WLS BF H R ER SO BB IBB HBP BLK WP HR S P ERA WHIP	IP WLS BF H R ER SO BB IBB HBP BLK WP HR S P ERA WHIP	IP WLS BF H R ER SO BB IBB HBP BLK WP HR S P ERA WHIP	IP WLS BF H R ER SO BB IBB HBP BLK WP HR S P ERA WHIP	IP WLS BF H R ER SO BB IBB HBP BLK WP HR S P ERA WHIP	IP WLS BF H R ER SO BB IBB HBP BLK WP HR S P ERA WHIP	IP WLS BF H R ER SO BB IBB HBP BLK WP HR S P ERA WHIP	IP WLS BF H R ER SO BB IBB HBP BLK WP HR S P ERA WHIP	IP WLS BF H R ER SO BB IBB HBP BLK WP HR S P ERA WHIP	IP WLS BF H R ER SO BB IBB HBP BLK WP HR S P ERA WHIP	IP WLS BF H R ER SO BB IBB HBP BLK WP HR S P ERA WHIP	IP WLS BF H R ER SO BB IBB HBP BLK WP HR S P ERA WHIP	IP WLS BF H R ER SO BB IBB HBP BLK WP HR S P ERA WHIP	IP WLS BF H R ER SO BB IBB HBP BLK WP HR S P ERA WHIP

AB	29
R	6
H	9
RBI	6
BB	4
SO	8
LOB	13



Batter	1	2	3	4	5	6	7	8	9	AB	R	H	RBI	BB	SO	LOB	TOP			
6 Billy Hamilton, S (1, 8) OBP: 0.305, SLG: 0.340	G5-3			F9		K		2B		4	0	1	1	0	1	0	<p>Cincinnati Reds @ New York Yankees Yankee Stadium, Bronx, NY Tue Jul 25 2017, 7:11 PM - 9:48 PM EDT Att: 44,268 - Cloudy - 69 F</p> <p>livebaseballscorecards.com</p> <p>AB 29 R 2 H 3 RBI 2 BB 3 SO 8 LOB 9</p> 			
7 Eugenio Suárez, R (1, 5) OBP: 0.354, SLG: 0.456	P4			K		K		K		4	0	0	0	0	3	2				
19 Joey Votto, L (1, 3) OBP: 0.415, SLG: 0.575	F9			L8		K				4	0	0	0	0	1	0				
23 Adam Duvali, R (1, 10) OBP: 0.320, SLG: 0.519		BB				K2-3				3	0	1	0	1	1	0				
3 Patrick Kivlehan, R (1, 7) OBP: 0.288, SLG: 0.396						G6-3				2	0	0	0	0	1	1				
4 Scooter Gennett, L (7, PH) OBP: 0.350, SLG: 0.557								F8		2	0	0	0	0	0	1				
39 Devin Mesoraco, R (1, 2) OBP: 0.331, SLG: 0.427						G6-3				2	1	0	0	1	0	1				
43 Scott Schebler, L (1, 9) OBP: 0.316, SLG: 0.486										3	1	1	0	0	1	1				
9 José Peraza, R (1, 6) OBP: 0.275, SLG: 0.323										2	0	0	0	1	0	1				
30 Arismendy Alcántara, S (1, 4) OBP: 0.200, SLG: 0.277										2	0	0	1	0	0	0				
2 Zack Cozart, R (8, PH) OBP: 0.402, SLG: 0.558										1	0	0	0	0	0	2				
55 Robert Stephenson, R (8, PH) OBP: 0.200, SLG: 0.200										0	0	0	0	0	0	0				
21 Michael Lorenzen, R (8, 1) OBP: 0.125, SLG: 0.500										0	0	0	0	0	0	0				
Inning Stats	R: 0 E: 0 K: 0 S: 7	H: 0 LOB: 0 BB: 0 P: 13	R: 0 E: 0 K: 1 S: 6	H: 3 LOB: 0 BB: 1 P: 11	R: 0 E: 0 K: 0 S: 5	H: 0 LOB: 0 BB: 0 P: 10	R: 0 E: 0 K: 1 S: 9	H: 1 LOB: 0 BB: 0 P: 13	R: 0 E: 0 K: 1 S: 8	H: 1 LOB: 0 BB: 0 P: 15	R: 0 E: 0 K: 2 S: 10	H: 1 LOB: 1 BB: 0 P: 20	R: 1 E: 0 K: 2 S: 15	H: 1 LOB: 2 BB: 2 P: 31	R: 0 E: 0 K: 0 S: 6	H: 0 LOB: 0 BB: 0 P: 8	1B: 1 2B: 2 3B: 0 HR: 0	SF: 0 SAC: 0 DP: 1 HBP: 0	WP: 0 PB: 0 SB: 0 CS: 0	PA: 32
PITCHER	IP WLS BF H R ER SO BB IBB HBP BLK WP HR S P ERA WHIP																			
47 Jordan Montgomery, L (1, 1) ERA: 3.92	6.2 W 22 2 1 1 6 1 0 0 0 0 0 0 49 85 1.35 0.450																			
48 Tommy Kahnle, R (7, 1) ERA: 2.29	0.1 H 1 0 0 0 0 0 0 0 0 0 0 0 0 2 4 0.00 0.000																			
68 Dellin Betances, R (8, 1) ERA: 2.83	0.2 H 5 1 1 1 1 2 0 0 0 0 0 0 0 11 24 13.50 4.500																			
43 Adam Warren, R (8, 1) ERA: 1.96	0.1 H 1 0 0 0 1 0 0 0 0 0 0 0 0 4 7 0.00 0.000																			
54 Aroldis Chapman, L (9, 1) ERA: 3.38	1.0 S 3 0 0 0 0 0 0 0 0 0 0 0 0 6 8 0.00 0.000																			

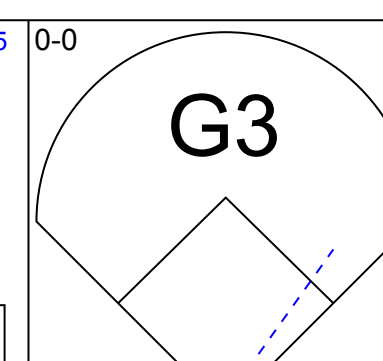
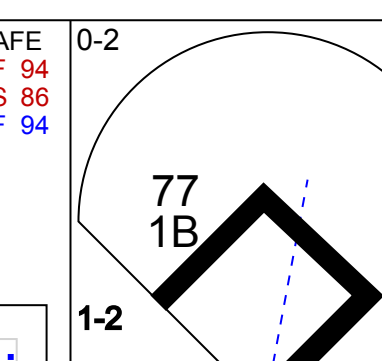
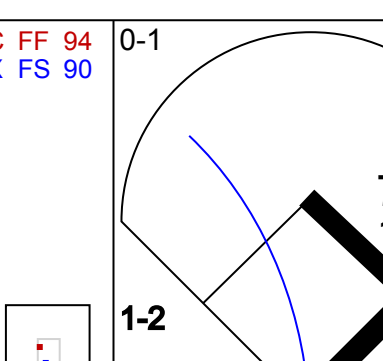
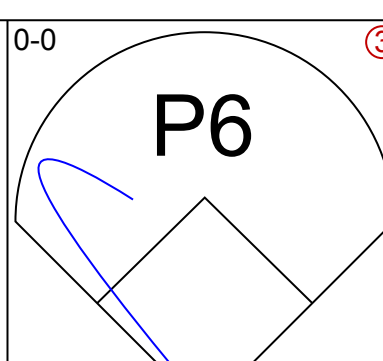
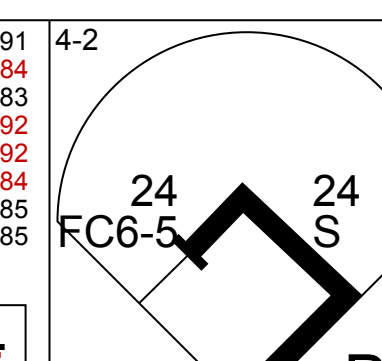
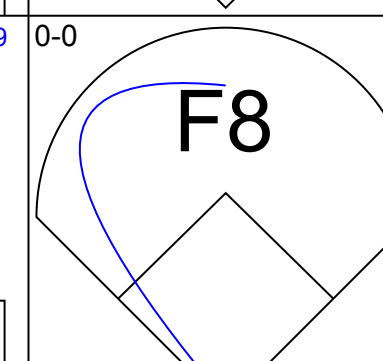
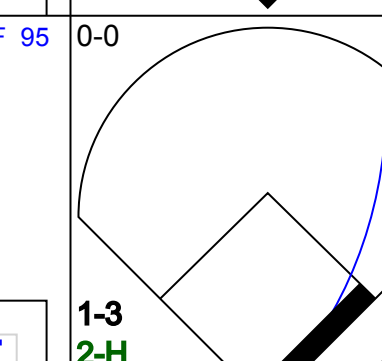
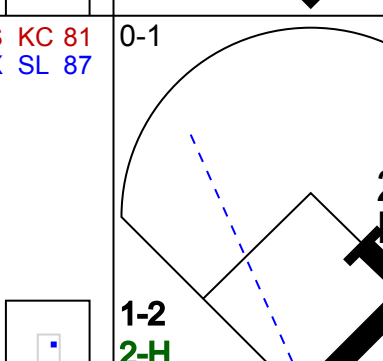
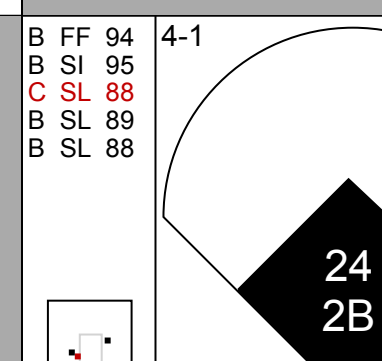
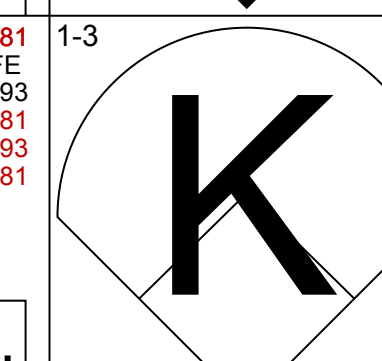
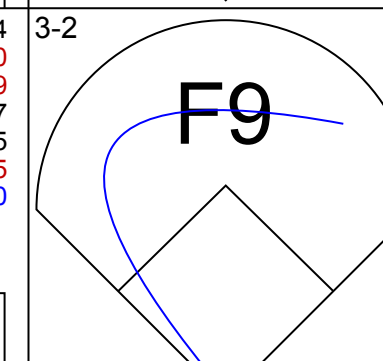
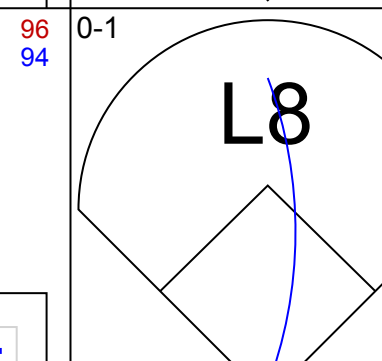
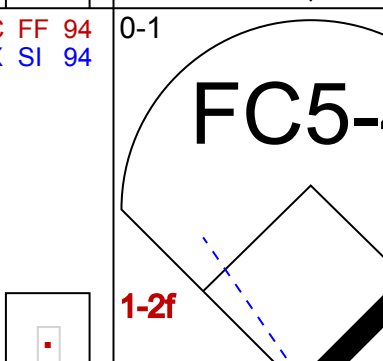
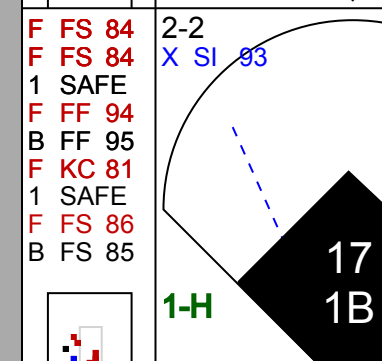
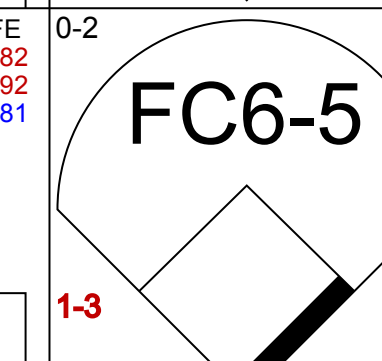
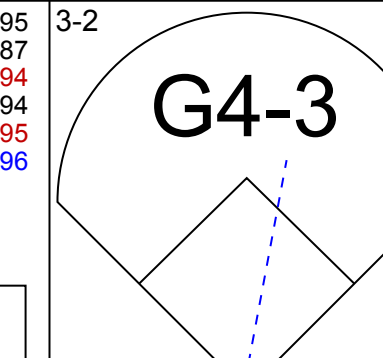
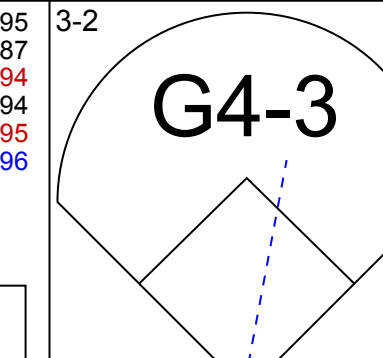
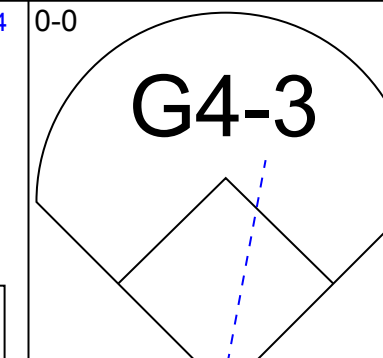
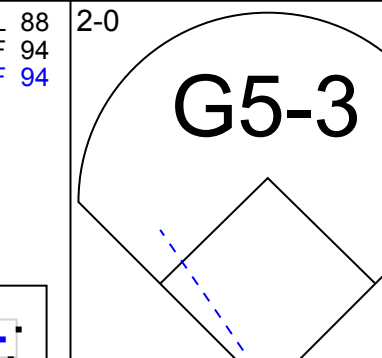
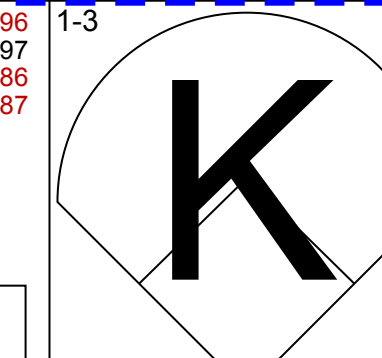

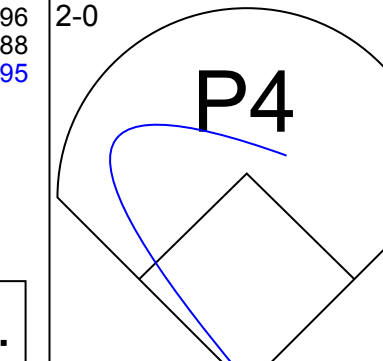
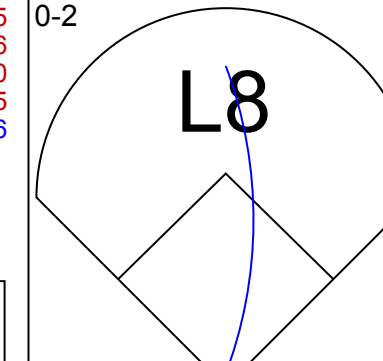
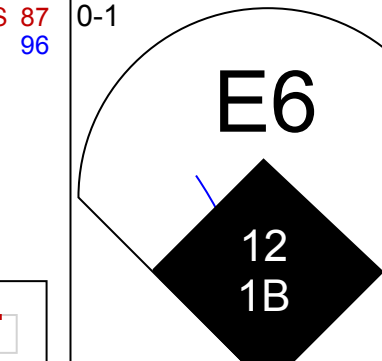
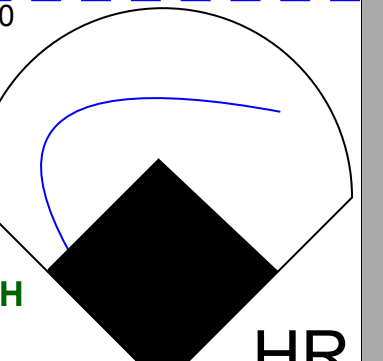
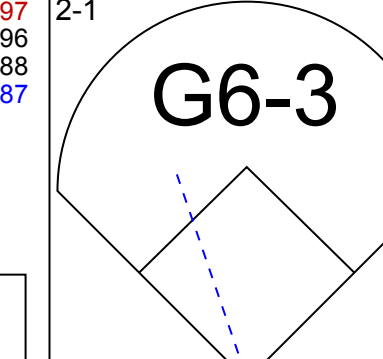
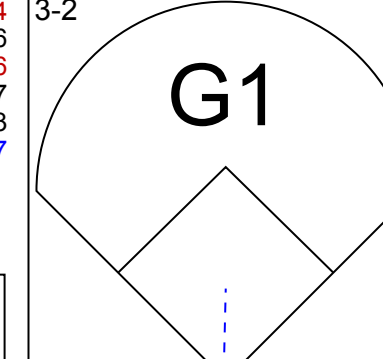
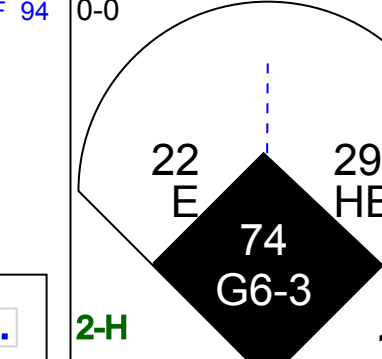
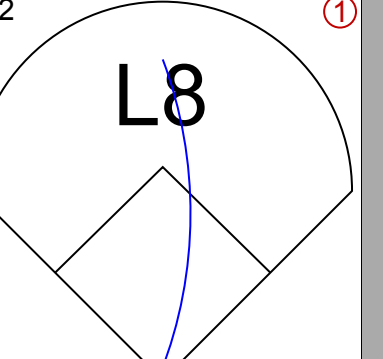
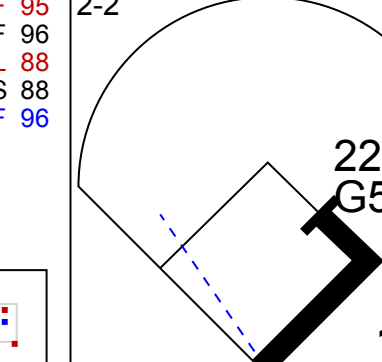
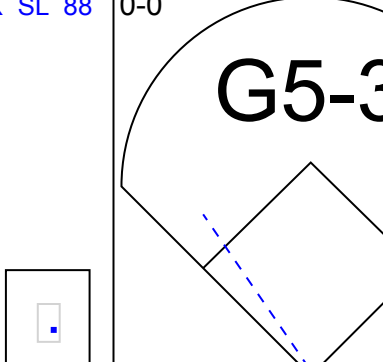
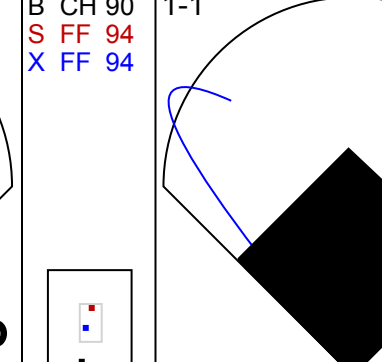

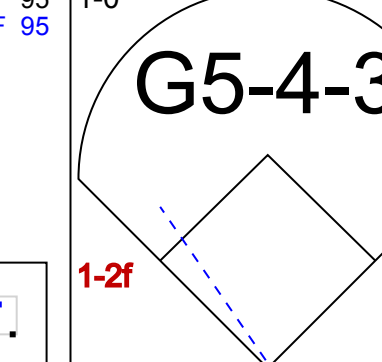
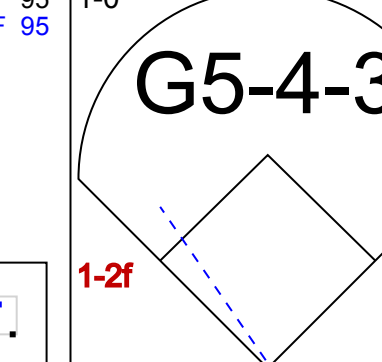
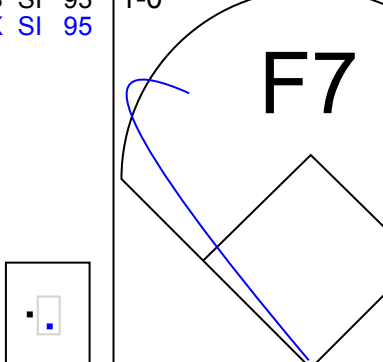
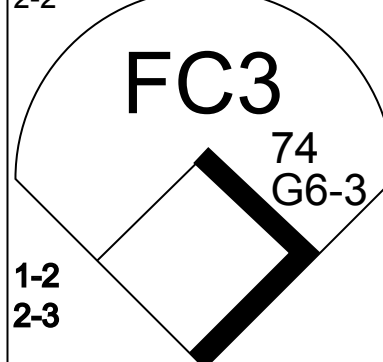

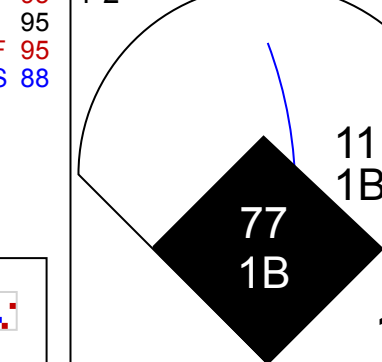
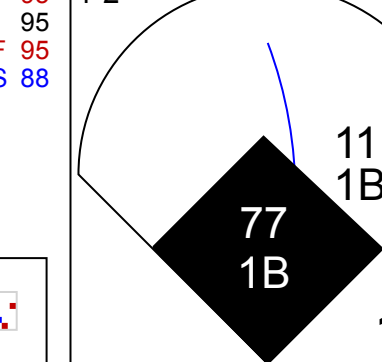
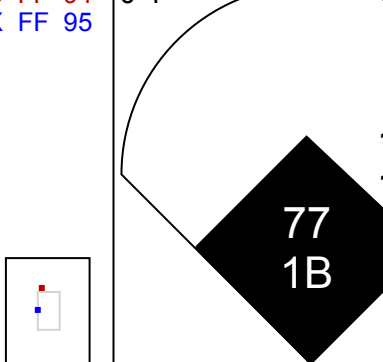
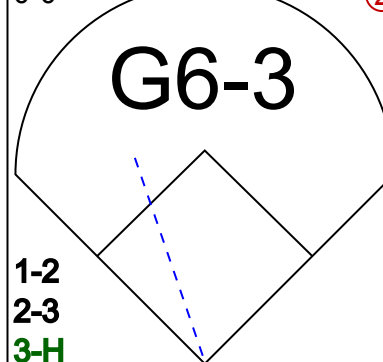

Batter	1	2	3	4	5	6	7	8	9	AB	R	H	RBI	BB	SO	LOB	BOTTOM			
11 Brett Gardner, L (1, 8) OBP: 0.348, SLG: 0.451	G4-3									3	0	1	0	1	1	0	<p>Cincinnati Reds @ New York Yankees Yankee Stadium, Bronx, NY Tue Jul 25 2017, 7:11 PM - 9:48 PM EDT Att: 44,268 - Cloudy - 69 F</p> <p>livebaseballscorecards.com</p> <p>AB 29 R 4 H 8 RBI 3 BB 3 SO 6 LOB 11</p> 			
77 Clint Frazier, R (1, 7) OBP: 0.284, SLG: 0.569	K			G4-3				L7		4	0	0	0	0	1	3				
99 Aaron Judge, R (1, 9) OBP: 0.434, SLG: 0.646	K									3	1	1	0	1	2	0				
17 Matt Holliday, R (1, 10) OBP: 0.333, SLG: 0.459		BB								4	1	1	0	0	0	4				
18 Didi Gregorius, L (1, 6) OBP: 0.338, SLG: 0.507										3	1	2	2	0	0	0				
12 Chase Headley, S (1, 3) OBP: 0.347, SLG: 0.381										4	0	1	0	0	1	0				
29 Todd Frazier, R (1, 5) OBP: 0.326, SLG: 0.416										2	0	1	0	1	0	2				
39 Tyler Wade, L (1, 4) OBP: 0.243, SLG: 0.219										3	1	0	0	0	0	2				
27 Austin Romine, R (1, 2) OBP: 0.298, SLG: 0.319										3	0	1	1	0	1	0				
Inning Stats	R: 0 E: 0 K: 2 S: 11	H: 3 LOB: 0 BB: 0 P: 16	R: 1 E: 0 K: 0 S: 7	H: 3 LOB: 0 BB: 0 P: 13	R: 0 E: 0 K: 0 S: 9	H: 0 LOB: 1 BB: 1 P: 14	R: 1 E: 0 K: 0 S: 13	H: 1 LOB: 0 BB: 0 P: 20	R: 1 E: 0 K: 0 S: 12	H: 3 LOB: 3 BB: 1 P: 23	R: 0 E: 0 K: 0 S: 7	H: 0 LOB: 1 BB: 1 P: 13	R: 0 E: 0 K: 2 S: 8	H: 0 LOB: 0 BB: 0 P: 13	R: 1 E: 0 K: 2 S: 13	H: 1 LOB: 0 BB: 0 P: 20		1B: 6 2B: 1 3B: 1 HR: 1	SF: 1 SAC: 0 DP: 0 HBP: 0	WP: 0 PB: 0 SB: 0 CS: 0
PITCHER	IP WLS BF H R ER SO BB IBB HBP BLK WP HR S P ERA WHIP																			
58 Luis Castillo, R (1, 1) ERA: 4.05	5.0 L 22 7 3 3 2 2 0 0 0 0 0 0 0 52 86 5.40 1.800																			
53 Wandy Peralta, L (6, 1) ERA: 2.74	1.0 4 0 0 0 0 1 0 0 0 0 0 0 0 7 13 0.00 1.000																			
31 Drew Storen, R (7, 1) ERA: 1.12	1.0 3 0 0 0 2 0 0 0 0 0 0 0 0 8 13 0.00 0.000																			
21 Michael Lorenzen, R (8, 1) ERA: 3.98	1.0 4 1 1 1 2 0 0 0 0 0 0 0 1 13 20 9.00 1.000																			

Batter	1	2	3	4	5	6	7	8	9	AB	R	H	RBI	BB	SO	LOB	TOP					
6 Billy Hamilton, S OBP: 0.302, SLG: 0.337										4	0	0	0	0	2	0						
4 Scooter Gennett, L OBP: 0.354, SLG: 0.587								 19 BB 23 HR		4	1	0	0	0	2	0						
19 Joey Votto, L OBP: 0.420, SLG: 0.577						 23 FC5-4		 23 HR		2	1	2	0	2	0	0						
23 Adam Duval, R OBP: 0.319, SLG: 0.524						 1-2		 1-H 2-H		4	1	1	3	0	1	3						
43 Scott Schebler, L OBP: 0.313, SLG: 0.480								 7 2B		4	1	0	0	0	2	1						
7 Eugenio Suárez, R OBP: 0.356, SLG: 0.458					 39 FC6-4					3	1	1	1	1	1	0						
39 Devin Mesoraco, R OBP: 0.322, SLG: 0.414					 1-2					4	0	0	0	0	2	2						
16 Tucker Barnhart, L OBP: 0.318, SLG: 0.382										4	0	0	1	0	2	1						
9 José Peraza, R OBP: 0.272, SLG: 0.319					 1-2					4	0	0	0	0	0	1						
Inning Stats	R: 0 E: 0 K: 2 S: 13	H: 1 LOB: 1 BB: 0 P: 17	R: 0 E: 0 K: 1 S: 8	H: 0 LOB: 0 BB: 0 P: 11	R: 0 E: 0 K: 2 S: 11	H: 0 LOB: 0 BB: 0 P: 13	R: 0 E: 0 K: 2 S: 9	H: 1 LOB: 1 BB: 0 P: 12	R: 0 E: 0 K: 1 S: 10	H: 0 LOB: 1 BB: 1 P: 15	R: 0 E: 0 K: 0 S: 12	H: 0 LOB: 1 BB: 1 P: 20	R: 2 E: 1 K: 1 S: 15	H: 1 LOB: 0 BB: 0 P: 24	R: 3 E: 0 K: 2 S: 18	H: 1 LOB: 0 BB: 1 P: 25	R: 0 E: 0 K: 1 S: 6	H: 0 LOB: 0 BB: 0 P: 7	1B: 2 2B: 1 3B: 0 HR: 1	SF: 0 SAC: 0 DP: 0 HBP: 0	WP: 2 PB: 0 SB: 0 CS: 0	PA: 36
PITCHER	IP WLS BF H R ER SO BB IBB HBP BLK WP HR S P ERA WHIP																					
40 Luis Severino, R ERA: 3.03	7.0 W 27 3 2 0 9 2 0 0 0 0 1 0 78 112 0.00 0.714																					
85 Luis Cessa, R ERA: 5.4	1.0 6 1 3 3 2 1 0 0 0 0 1 1 18 25 27.00 2.000																					
30 David Robertson, R ERA: 2.65	1.0 3 0 0 0 1 0 0 0 0 0 0 0 6 7 0.00 0.000																					

Cincinnati Reds @ New York Yankees
Yankee Stadium, Bronx, NY
Wed Jul 26 2017, 1:10 PM - 4:01 PM EDT
Att: 42,421 - Sunny - 75 F

AB	33
R	5
H	4
RBI	5
BB	3
SO	12
LOB	8





Batter	1	2	3	4	5	6	7	8	9	AB	R	H	RBI	BB	SO	LOB	BOTTOM			
11 Brett Gardner, L OBP: 0.351, SLG: 0.452			 77 1B		 77 1B				 24 FC6-5 24 S	4	0	2	0	1	0	2				
77 Clint Frazier, R OBP: 0.306, SLG: 0.565			 1-3 2-H		 24 FC5-4		 24 2B			4	1	2	2	1	1	1				
24 Gary Sánchez, R OBP: 0.341, SLG: 0.469					 1-2		 17 1B			5	1	1	1	0	0	5				
17 Matt Holliday, R OBP: 0.331, SLG: 0.455								 18 HR		5	1	1	1	0	1	1				
18 Didi Gregorius, L OBP: 0.336, SLG: 0.513						 12 1B		 1-H		4	2	1	2	0	0	0				
12 Chase Headley, S OBP: 0.346, SLG: 0.380						 22 E 74 G6-3				4	1	1	1	0	0	0				
29 Todd Frazier, R OBP: 0.331, SLG: 0.429			 22 G5-4-3				 74 G6-3 22 E HBP			3	1	2	1	0	0	0				
22 Jacoby Ellsbury, L OBP: 0.318, SLG: 0.353			 1-2				 74 G6-3			4	0	0	0	0	1	3				
74 Ronald Torreyes, R OBP: 0.312, SLG: 0.363	 77 1B		 11 1B		 77 1B					4	2	2	1	0	1	2				
Inning Stats	R: 0 E: 0 K: 0 S: 6	H: 0 LOB: 0 BB: 0 P: 9	R: 0 E: 0 K: 0 S: 6	H: 0 LOB: 0 BB: 0 P: 13	R: 1 E: 0 K: 0 S: 13	H: 4 LOB: 2 BB: 0 P: 17	R: 0 E: 0 K: 0 S: 9	H: 0 LOB: 0 BB: 0 P: 12	R: 1 E: 0 K: 0 S: 10	H: 3 LOB: 2 BB: 0 P: 11	R: 2 E: 2 K: 0 S: 11	H: 1 LOB: 2 BB: 0 P: 18	R: 5 E: 0 K: 2 S: 21	H: 4 LOB: 0 BB: 1 P: 34	R: 0 E: 0 K: 2 S: 14	H: 0 LOB: 1 BB: 1 P: 20	1B: 9 2B: 1 3B: 0 HR: 2	SF: 0 SAC: 0 DP: 1 HBP: 1	WP: 0 PB: 0 SB: 1 CS: 0	PA: 40
PITCHER	IP WLS BF H R ER SO BB IBB HBP BLK WP HR S P ERA WHIP																			
34 Homer Bailey, R ERA: 8.37	6.0 L 31 10 7 5 0 1 0 1 0 0 0 0 2 9 13 27.00 3.000																			
52 Tony Cingrani, L ERA: 5.64	0.2 4 2 2 2 1 0 0 0 0 0 0 0 14 21 0.00 1.000																			
65 Asher Wojciechowski, R ERA: 4.73	1.0 4 0 0 0 2 1 0 0 0 0 0 0 3 4 0.00 0.000																			
26 Raisel Iglesias, R ERA: 1.45	0.1 1 0 0 0 1 0 0 0 0 0 0 0 3 4 0.00 0.000																			

Cincinnati Reds @ New York Yankees
Yankee Stadium, Bronx, NY
Wed Jul 26 2017, 1:10 PM - 4:01 PM EDT
Att: 42,421 - Sunny - 75 F

AB	37
R	9
H	12
RBI	9
BB	2
SO	4
LOB	14



Batter	1	2	3	4	5	6	7	8	9	AB	R	H	RBI	BB	SO	LOB	TOP					
6 Billy Hamilton, S (1, 8) OBP: 0.298, SLG: 0.333	L9		K		F8		P3		G4-3	5	0	0	0	0	1	0	<p>Cincinnati Reds @ Miami Marlins Marlins Park, Miami, FL Thu Jul 27 2017, 7:14 PM - 10:31 PM EDT Att: 19,986 - Roof Closed - 80 F</p> <p>AB 36 R 1 H 10 RBI 1 BB 3 SO 6 LOB 17</p> 					
7 Eugenio Suárez, R (1, 5) OBP: 0.359, SLG: 0.460	23 BB 1B		G6-3		K			19 BB 4 BB 1B	19 DI 1B	5	1	3	0	0	1	0						
19 Joey Votto, L (1, 3) OBP: 0.424, SLG: 0.577	F7							39 BB 4 BB 1B		2	0	1	0	2	0	1						
23 Adam Duvall, R (1, 7) OBP: 0.320, SLG: 0.524					23 BB 2B HBP					4	0	1	0	1	0	5						
4 Scooter Gennett, L (1, 4) OBP: 0.353, SLG: 0.582	F9									4	0	1	1	0	1	2						
43 Scott Schebler, L (1, 9) OBP: 0.310, SLG: 0.475		K2-3			P5					4	0	0	0	0	1	2						
9 José Peraza, R (1, 6) 36 Blake Wood, R (6, 1) 39 Devin Mesoraco, R (8, PH) 53 Wandy Peralta, L (8, 1)			16 BB G6-3 1B							3	0	2	0	0	0	0						
16 Tucker Barnhart, L (1, 2) 55 Robert Stephenson, R (1, 1) 31 Drew Storen, S (5, 1) 30 Arismendy Alcántara, S (6, 6) OBP: 0.196, SLG: 0.271		1 SAFE FC 86 FC 82 CH 77	G6-3		55 FC6-4 1B					4	0	1	0	0	0	4						
			G1-3							2	0	0	0	0	0	3						
										2	0	0	0	0	0	0						
Inning Stats	R: 0 E: 0 K: 0 S: 8	H: 1 LOB: 2 BB: 1 P: 15	R: 0 E: 0 K: 1 S: 8	H: 1 LOB: 1 BB: 0 P: 9	R: 0 E: 0 K: 1 S: 12	H: 0 LOB: 1 BB: 1 P: 24	R: 0 E: 0 K: 0 S: 10	H: 2 LOB: 2 BB: 0 P: 17	R: 0 E: 0 K: 1 S: 7	H: 0 LOB: 0 BB: 0 P: 12	R: 0 E: 0 K: 1 S: 8	H: 0 LOB: 0 BB: 0 P: 10	R: 0 E: 0 K: 1 S: 7	H: 0 LOB: 0 BB: 0 P: 9	R: 1 E: 0 K: 0 S: 17	H: 4 LOB: 3 BB: 0 P: 27	R: 0 E: 0 K: 1 S: 13	H: 1 LOB: 2 BB: 1 P: 22	1B: 9 2B: 1 3B: 0 HR: 0	SF: 0 SAC: 0 DP: 0 HBP: 1	WP: 0 PB: 0 SB: 0 CS: 0	PA: 40
PITCHER	IP WLS BF H R ER SO BB IBB HBP BLK WP HR S P ERA WHIP	7.0 W 28 5 0 0 5 2 0 1 0 0 0 60 96 0.00 1.000	0.2 5 3 1 1 0 0 0 0 0 0 0 10 16 13.50 4.500	1.1 S 7 2 0 0 1 1 0 0 0 0 0 20 33 0.00 2.250																		

Batter	1	2	3	4	5	6	7	8	9	AB	R	H	RBI	BB	SO	LOB	BOTTOM			
9 Dee Strange-Gordon, L (1, 4) OBP: 0.338, SLG: 0.358	27 CS BB		13 S 1B		F7				G6-3	4	0	2	0	1	0	2	<p>Cincinnati Reds @ Miami Marlins Marlins Park, Miami, FL Thu Jul 27 2017, 7:14 PM - 10:31 PM EDT Att: 19,986 - Roof Closed - 80 F</p> <p>AB 27 R 4 H 7 RBI 4 BB 9 SO 8 LOB 22</p> 			
27 Giancarlo Stanton, R (1, 9) OBP: 0.360, SLG: 0.596			F8							2	1	0	0	3	1	2				
21 Christian Yelich, L (1, 8) OBP: 0.369, SLG: 0.440			L7							4	2	1	0	1	1	4				
13 Marcell Ozuna, R (1, 7) OBP: 0.370, SLG: 0.553			L7							3	0	0	0	1	1	4				
11 J.T. Realmuto, R (1, 2) OBP: 0.369, SLG: 0.483			L8							3	0	1	0	1	1	3				
32 Derek Dietrich, L (1, 5) 44 AJ Ramos, R (8, 1)			FC4-6 19 BB							3	1	2	3	1	0	1				
28 Tyler Moore, R (1, 3) OBP: 0.255, SLG: 0.476			F8							3	0	0	1	0	2	2				
19 Miguel Rojas, R (1, 6) OBP: 0.375, SLG: 0.368										3	0	1	0	1	0	2				
50 Chris O'Grady, R (1, 1) 25 Junichi Tazawa, R (8, 1) 12 Mike Aviles, R (8, 5) OBP: 0.353, SLG: 0.267										2	0	0	0	0	2	2				
										0	0	0	0	0	0	0				
Inning Stats	R: 0 E: 0 K: 0 S: 6	H: 0 LOB: 1 BB: 2 P: 15	R: 0 E: 0 K: 1 S: 9	H: 0 LOB: 2 BB: 2 P: 22	R: 0 E: 0 K: 0 S: 16	H: 1 LOB: 1 BB: 1 P: 24	R: 1 E: 0 K: 1 S: 8	H: 2 LOB: 1 BB: 0 P: 10	R: 2 E: 0 K: 0 S: 22	H: 1 LOB: 2 BB: 3 P: 42	R: 0 E: 0 K: 2 S: 8	H: 1 LOB: 0 BB: 0 P: 10	R: 1 E: 0 K: 3 S: 17	H: 2 LOB: 1 BB: 0 P: 25	R: 0 E: 1 K: 1 S: 10	H: 0 LOB: 2 BB: 1 P: 13	1B: 6 2B: 0 3B: 0 HR: 1	SF: 1 SAC: 2 DP: 0 HBP: 0	WP: 0 PB: 0 SB: 0 CS: 2	PA: 39
PITCHER	IP WLS BF H R ER SO BB IBB HBP BLK WP HR S P ERA WHIP	4.1 L 23 4 3 3 2 7 0 0 0 0 0 0 0 25 35 4.50 1.500	2.0 8 3 1 1 5 0 0 0 0 0 0 0 25 35 4.50 1.500	1.0 5 0 0 0 1 0 1 0 0 0 0 0 10 13 0.00 0.000																

Batter	1	2	3	4	5	6	7	8	9	AB	R	H	RBI	BB	SO	LOB	TOP		
6 Billy Hamilton, S OBP: 0.298, SLG: 0.330										3	1	0	0	1	1	0	Cincinnati Reds @ Miami Marlins Marlins Park, Miami, FL Fri Jul 28 2017, 7:13 PM - 10:06 PM EDT Att: 17,440 - Roof Closed - 80 F		
4 Scooter Gennett, L OBP: 0.355, SLG: 0.581										4	0	2	0	0	1				
19 Joey Votto, L OBP: 0.425, SLG: 0.575										3	1	1	1	1	2				
23 Adam Duvali, R OBP: 0.322, SLG: 0.530										3	1	1	2	0	2				
7 Eugenio Suárez, R OBP: 0.358, SLG: 0.456										3	0	0	0	1	2				
43 Scott Schebler, L OBP: 0.305, SLG: 0.481										4	1	1	1	0	1				
9 José Peraza, R OBP: 0.275, SLG: 0.321										4	0	1	0	0	1				
16 Tucker Barnhart, L OBP: 0.316, SLG: 0.378										4	0	1	0	0	0	1			
47 Sal Romano, L										2	0	0	0	0	2	1			
21 Michael Lorenzen, R 39 Devin Mesorbian, R 53 Wandy Peralta, L 31 Drew Storen, S 52 Tony Cingrani, L 3 Patrick Kivlehan, R										1	0	0	0	0	0	0			
Inning Stats	R: 3 H: 2 E: 0 K: 0 S: 14	H: 1 R: 1 ER: 0 LOB: 2 P: 29	R: 0 H: 0 E: 0 K: 2 S: 9	H: 1 R: 0 ER: 0 LOB: 0 P: 15	R: 0 H: 1 E: 0 K: 1 S: 9	H: 1 R: 0 ER: 0 LOB: 1 P: 14	R: 0 H: 0 E: 0 K: 3 S: 10	H: 1 R: 0 ER: 0 LOB: 0 P: 14	R: 0 H: 1 E: 0 K: 3 S: 12	H: 1 R: 1 ER: 0 LOB: 1 P: 11	1B: 5 2B: 0 3B: 0 HR: 2	SF: 0 SAC: 0 DP: 2 HBP: 1	WP: 0 PB: 0 SB: 1 CS: 0	PA: 36					
PITCHER	IP WLS BF H R ER SO BB IBB HBP BLK WP HR S P ERA WHIP	IP WLS BF H R ER SO BB IBB HBP BLK WP HR S P ERA WHIP																	
45 Vance Worley, R ERA: 6.42	4.0 18 4 3 3 3 2 0 1 0 0 0 1 41 70 6.75 1.500	2.0 7 0 0 0 5 1 0 0 0 0 0 0 18 29 0.00 0.500	7.1 1.0 W 3 1 0 0 0 0 0 0 0 0 0 0 4 6 0.00 1.000	8.1 1.0 4 1 0 0 3 0 0 0 0 0 0 0 12 18 0.00 1.000	9.1 1.0 4 1 1 1 0 0 0 0 0 0 1 8 11 9.00 1.000														

Cincinnati Reds @ Miami Marlins
 Marlins Park, Miami, FL
 Fri Jul 28 2017, 7:13 PM - 10:06 PM EDT
 Att: 17,440 - Roof Closed - 80 F

AB 32
 R 4
 H 7
 RBI 4
 BB 3
 SO 11
 LOB 12



Batter	1	2	3	4	5	6	7	8	9	AB	R	H	RBI	BB	SO	LOB	BOTTOM	
9 Dee Strange-Gordon, L OBP: 0.336, SLG: 0.357										4	0	1	1	0	2	3	Cincinnati Reds @ Miami Marlins Marlins Park, Miami, FL Fri Jul 28 2017, 7:13 PM - 10:06 PM EDT Att: 17,440 - Roof Closed - 80 F	
27 Giancarlo Stanton, R OBP: 0.360, SLG: 0.593										3	0	0	1	2	0	2		
21 Christian Yelich, L OBP: 0.366, SLG: 0.435										4	0	0	0	1	2	4		
13 Marcell Ozuna, R OBP: 0.368, SLG: 0.547										4	0	0	0	1	2	0		
11 J.T. Realmuto, R OBP: 0.375, SLG: 0.498										4	2	3	1	1	1	3		
32 Derek Dietrich, L OBP: 0.317, SLG: 0.386										4	2	2	0	1	1	4		
28 Tyler Moore, R OBP: 0.261, SLG: 0.481										5	1	2	1	0	2	5		
19 Miguel Rojas, R OBP: 0.380, SLG: 0.360										2	1	0	0	2	0	2		
45 Vance Worley, R 18 Tordar Toles, S 30 Hunter Cervenka, L 51 Ichiro Suzuki, L 22 Dustin McGowan, R 12 Mike Aviles, F 71 Drew Steckenrider, R 25 Junichi Tazawa, R										0	0	0	0	0	0	0		
Inning Stats	R: 0 H: 0 E: 0 K: 3 S: 14	H: 1 R: 0 ER: 0 LOB: 3 P: 28	R: 0 H: 0 E: 0 K: 1 S: 7	H: 0 R: 0 ER: 0 LOB: 0 P: 8	R: 2 H: 1 E: 1 K: 1 S: 15	H: 1 R: 0 ER: 0 LOB: 1 P: 13	R: 1 H: 1 E: 0 K: 2 S: 12	H: 1 R: 4 ER: 0 LOB: 5 P: 20	R: 4 H: 5 ER: 0 LOB: 1 P: 24	R: 0 H: 1 E: 0 K: 2 S: 12	1B: 3 2B: 5 3B: 0 HR: 2	SF: 1 SAC: 1 DP: 0 HBP: 0	WP: 1 PB: 0 SB: 0 CS: 0	PA: 43				
PITCHER	IP WLS BF H R ER SO BB IBB HBP BLK WP HR S P ERA WHIP	IP WLS BF H R ER SO BB IBB HBP BLK WP HR S P ERA WHIP																
47 Sal Romano, R ERA: 4.97	3.2 20 2 2 0 5 6 0 0 0 0 0 0 21 35 0.00 2.182	2.1 10 2 1 1 3 1 0 0 0 0 0 0 7 11 81.00 9.000	7.1 0.2 4 2 1 1 0 0 0 0 0 0 1 9 13 13.50 3.000	8.1 1.0 5 1 0 0 2 1 0 0 0 0 0 0 12 17 0.00 2.000														

Cincinnati Reds @ Miami Marlins
 Marlins Park, Miami, FL
 Fri Jul 28 2017, 7:13 PM - 10:06 PM EDT
 Att: 17,440 - Roof Closed - 80 F

AB 33
 R 7
 H 10
 RBI 6
 BB 8
 SO 10
 LOB 25



Batter	1	2	3	4	5	6	7	8	9	AB	R	H	RBI	BB	SO	LOB	TOP	
6 Billy Hamilton, S (1, 8) OBP: 0.300, SLG: 0.330										3	0	1	0	1	1	1		
7 Eugenio Suárez, R (1, 5) OBP: 0.354, SLG: 0.451										4	0	0	0	0	0	2		
19 Joey Votto, L (1, 3) OBP: 0.428, SLG: 0.584										3	1	2	1	0	0	0		
23 Adam Duval, R (1, 7) OBP: 0.321, SLG: 0.535										4	1	1	1	0	3	2		
3 Patrick Kivlehan, R (1, 9)										3	1	1	0	1	1	0		
4 Scooter Gennett, L (1, 4) OBP: 0.350, SLG: 0.572										4	0	0	0	0	1	3		
39 Devin Mesoraco, R (1, 2) OBP: 0.320, SLG: 0.409										2	0	0	0	0	0	0		
32 Stuart Turner, R (6, 2) OBP: 0.227, SLG: 0.250										1	0	0	0	1	0			
16 Tucker Barnhart, L (9, PH) OBP: 0.315, SLG: 0.376										1	0	0	1	0	0			
9 José Peraza, R (1, 6) OBP: 0.277, SLG: 0.321										3	0	1	0	1	0	0		
46 Tim Adleman, R (1, 1) OBP: 0.074, SLG: 0.111																		
65 Asher Wojciechowski, R (5, 1) OBP: 0.194, SLG: 0.288																		
41 Kevin Shackelford, R (7, 1) OBP: 0.315, SLG: 0.376																		
43 Scott Schebler, L (9, PH) OBP: 0.306, SLG: 0.480																		
Inning Stats	R: 1 E: 0 K: 2 S: 10	H: 1 LOB: 0 BB: 0 P: 15	R: 0 E: 0 K: 2 S: 12	H: 0 LOB: 0 BB: 0 P: 13	R: 0 E: 0 K: 0 S: 7	H: 0 LOB: 1 BB: 1 P: 14	R: 0 E: 0 K: 0 S: 5	H: 1 LOB: 0 BB: 0 P: 8	R: 0 E: 0 K: 1 S: 12	H: 0 LOB: 2 BB: 1 P: 20	R: 0 E: 0 K: 2 S: 8	H: 2 LOB: 1 BB: 0 P: 10	R: 0 E: 0 K: 1 S: 12	H: 1 LOB: 1 BB: 1 P: 14	1B: 3 2B: 1 3B: 0 HR: 2	SF: 0 SAC: 1 DP: 1 HBP: 1	WP: 0 PA: 36 PB: 0 SB: 0 CS: 0	
PITCHER	IP: 7.2 WLS: W BF: 30 ERA: 5.11	IP: 1.0 WLS: 5 BF: 1 ERA: 2.57	IP: 0.1 WLS: 1 BF: 0 ERA: 3.63	IP: 2.0 WLS: 1 BF: 1 ERA: 2.57	IP: 0.0 WLS: 0 BF: 0 ERA: 0.00	IP: 0.0 WLS: 0 BF: 0 ERA: 0.00	IP: 0.0 WLS: 0 BF: 0 ERA: 0.00	IP: 0.0 WLS: 0 BF: 0 ERA: 0.00	IP: 0.0 WLS: 0 BF: 0 ERA: 0.00	IP: 0.0 WLS: 0 BF: 0 ERA: 0.00	IP: 0.0 WLS: 0 BF: 0 ERA: 0.00	IP: 0.0 WLS: 0 BF: 0 ERA: 0.00	IP: 0.0 WLS: 0 BF: 0 ERA: 0.00	IP: 0.0 WLS: 0 BF: 0 ERA: 0.00	IP: 0.0 WLS: 0 BF: 0 ERA: 0.00	IP: 0.0 WLS: 0 BF: 0 ERA: 0.00	IP: 0.0 WLS: 0 BF: 0 ERA: 0.00	IP: 0.0 WLS: 0 BF: 0 ERA: 0.00

Cincinnati Reds @ Miami Marlins
Marlins Park, Miami, FL
Sat Jul 29 2017, 7:12 PM - 9:42 PM EDT
Att: 20,297 - Roof Closed - 79 F

AB 31
R 3
H 6
RBI 3
BB 3
SO 8
LOB 9



Batter	1	2	3	4	5	6	7	8	9	AB	R	H	RBI	BB	SO	LOB	BOTTOM		
9 Dee Strange-Gordon, L (1, 4) OBP: 0.339, SLG: 0.360										5	2	3	0	0	1	2			
27 Giancarlo Stanton, R (1, 9) OBP: 0.307, SLG: 0.594										3	2	1	2	1	0	0			
21 Christian Yelich, L (1, 8) OBP: 0.365, SLG: 0.441										4	1	1	3	0	2	1			
13 Marcell Ozuna, R (1, 7) OBP: 0.372, SLG: 0.553										3	1	2	1	1	0	0			
11 J.T. Realmuto, R (1, 2) OBP: 0.373, SLG: 0.495										4	0	1	1	0	1	2			
32 Derek Dietrich, L (1, 5) OBP: 0.316, SLG: 0.381										3	0	0	0	1	1	2			
18 Tomás Telis, S (1, 3) OBP: 0.200, SLG: 0.400										3	0	0	0	0	0	1			
28 Tyler Moore, R (8, 3) OBP: 0.267, SLG: 0.481										0	0	0	0	0	0	0			
19 Miguel Rojas, R (1, 6) OBP: 0.375, SLG: 0.355										4	0	1	0	0	0	1			
61 Adam Conley, L (1, 1) OBP: 0.182, SLG: 0.100										1	1	0	0	1	1	0			
22 Dustin McGowan, R (8, 1) OBP: 0.267, SLG: 0.481										1	0	0	0	0	1	1			
66 Jarlin García, L (9, 1) OBP: 0.375, SLG: 0.355										0	0	0	0	0	0	0			
Inning Stats	R: 0 E: 0 K: 0 S: 6	H: 1 LOB: 0 BB: 0 P: 10	R: 0 E: 0 K: 0 S: 8	H: 0 LOB: 1 BB: 1 P: 13	R: 3 E: 0 K: 1 S: 21	H: 2 LOB: 1 BB: 2 P: 35	R: 0 E: 0 K: 0 S: 6	H: 0 LOB: 0 BB: 0 P: 9	R: 3 E: 0 K: 3 S: 15	H: 3 LOB: 1 BB: 1 P: 28	R: 0 E: 0 K: 0 S: 13	H: 1 LOB: 1 BB: 0 P: 16	R: 1 E: 0 K: 1 S: 15	H: 2 LOB: 1 BB: 0 P: 21	R: 0 E: 0 K: 2 S: 10	H: 0 LOB: 1 BB: 0 P: 13	1B: 5 2B: 3 3B: 0 HR: 1	SF: 0 SAC: 1 DP: 0 HBP: 1	WP: 0 PA: 37 PB: 0 SB: 1 CS: 0
PITCHER	IP: 4.1 WLS: L BF: 22 ERA: 5.42	IP: 6.6 WLS: 6 BF: 6 ERA: 4.5	IP: 2.0 WLS: 9 BF: 2 ERA: 9.64	IP: 6.6 WLS: 6 BF: 2 ERA: 4.5	IP: 0.0 WLS: 0 BF: 0 ERA: 0.00	IP: 0.0 WLS: 0 BF: 0 ERA: 0.00	IP: 0.0 WLS: 0 BF: 0 ERA: 0.00	IP: 0.0 WLS: 0 BF: 0 ERA: 0.00	IP: 0.0 WLS: 0 BF: 0 ERA: 0.00	IP: 0.0 WLS: 0 BF: 0 ERA: 0.00	IP: 0.0 WLS: 0 BF: 0 ERA: 0.00	IP: 0.0 WLS: 0 BF: 0 ERA: 0.00	IP: 0.0 WLS: 0 BF: 0 ERA: 0.00	IP: 0.0 WLS: 0 BF: 0 ERA: 0.00	IP: 0.0 WLS: 0 BF: 0 ERA: 0.00	IP: 0.0 WLS: 0 BF: 0 ERA: 0.00	IP: 0.0 WLS: 0 BF: 0 ERA: 0.00	IP: 0.0 WLS: 0 BF: 0 ERA: 0.00	

Cincinnati Reds @ Miami Marlins
Marlins Park, Miami, FL
Sat Jul 29 2017, 7:12 PM - 9:42 PM EDT
Att: 20,297 - Roof Closed - 79 F

AB 31
R 7
H 9
RBI 7
BB 4
SO 7
LOB 10



Batter	1	2	3	4	5	6	7	8	9	AB	R	H	RBI	BB	SO	LOB	TOP			
6 Billy Hamilton, S (1,8) OBP: 0.303, SLG: 0.330	P5			P6			FC6-4	BB		3	1	1	0	2	0	1	Cincinnati Reds @ Miami Marlins Marlins Park, Miami, FL Sun Jul 30 2017, 1:12 PM - 4:14 PM EDT Att: 19,747 - Roof Closed - 77 F			
4 Scooter Gennett, L (1,4) OBP: 0.351, SLG: 0.567	K	K			F8		FC6-4	BB		4	1	1	0	1	2	3				
19 Joey Votto, L (1,3) OBP: 0.428, SLG: 0.580		G4-3			F7		FC6-4	BB		4	0	1	0	1	0	5				
23 Adam Duval, R (1,7) OBP: 0.318, SLG: 0.528	K			L6			FC6-4	BB	FC5-2-5	5	1	0	1	0	2	5				
7 Eugenio Suárez, R (1,5)				F9			WP	BB		3	2	1	0	2	1	2				
43 Scott Schebler, L (1,9) OBP: 0.304, SLG: 0.473		F9		F9			F9		G4-3	5	0	0	0	0	1	5				
9 José Peraza, R (1,6) OBP: 0.284, SLG: 0.324					L8					3	1	2	1	2	0	1				
16 Tucker Barnhart, L (1,2) OBP: 0.320, SLG: 0.378					P3					4	0	2	3	1	0	2				
58 Luis Castillo, R (1,1) OBP: 0.063, SLG: 0.063					SH1-4					2	0	0	1	0	0	4				
3 Patrick Kivshen, R (9,PH) OBP: 0.290, SLG: 0.396										1	0	0	0	0	1	1				
26 Raisel Iglesias, R (9,1) OBP: 1.000, SLG: 2.000										0	0	0	0	0	0	0				
Inning Stats	R: 0 E: 0 K: 2 S: 13	H: 1 LOB: 0 BB: 0 P: 21	R: 2 E: 0 K: 1 S: 19	H: 3 LOB: 3 BB: 1 P: 29	R: 0 E: 0 K: 0 S: 7	H: 0 LOB: 0 BB: 0 P: 8	R: 0 E: 0 K: 0 S: 12	H: 1 LOB: 1 BB: 0 P: 17	R: 0 E: 0 K: 0 S: 11	H: 1 LOB: 2 BB: 1 P: 17	R: 4 E: 0 K: 1 S: 19	H: 2 LOB: 2 BB: 4 P: 36	R: 0 E: 0 K: 1 S: 8	H: 0 LOB: 2 BB: 2 P: 18	R: 0 E: 0 K: 1 S: 13	H: 0 LOB: 1 BB: 1 P: 20	1B: 8 2B: 0 3B: 0 HR: 0	SF: 0 SAC: 2 DP: 0 HBP: 0	WP: 1 PB: 0 SB: 0 CS: 0	PA: 45
PITCHER	IP WLS BF H R ER SO	IP WLS BF H R ER SO	IP WLS BF H R ER SO	IP WLS BF H R ER SO	IP WLS BF H R ER SO	IP WLS BF H R ER SO	IP WLS BF H R ER SO	IP WLS BF H R ER SO	IP WLS BF H R ER SO	IP WLS BF H R ER SO	IP WLS BF H R ER SO	IP WLS BF H R ER SO	IP WLS BF H R ER SO	IP WLS BF H R ER SO	IP WLS BF H R ER SO	IP WLS BF H R ER SO	ERA WHIP	ERA WHIP		
58 Dan Straily, R (1,1) ERA: 3.79	6.0 L	27 6	2 2	4 4	1 1	0 0	0 0	1 0	68 99	3.00 1.167										
30 Hunter Cervenka, L (7,1) ERA: 7.36	0.0 3	1 1	3 3	0 0	2 0	0 0	0 0	0 0	5 13	∞ ∞										
71 Drew Steckenrider, R (7,1) ERA: 3.48	1.0 6	1 1	1 1	1 1	2 0	0 0	0 0	0 0	14 23	9.00 3.000										
49 Brian Ellington, R (8,1) ERA: 9.6	1.0 5	0 0	0 0	1 1	2 0	0 0	0 0	0 0	8 18	0.00 2.000										
43 Odrisamer Despaigne, R (9,1) ERA: 6.75	1.0 4	0 0	0 0	1 1	1 0	0 0	0 0	0 0	13 20	0.00 1.000										

AB	34
R	6
H	8
RBI	6
BB	9
SO	7
LOB	29




Batter	1	2	3	4	5	6	7	8	9	AB	R	H	RBI	BB	SO	LOB	BOTTOM					
9 Dee Strange-Gordon, L (1,4) OBP: 0.341, SLG: 0.360	L3		L7				BB			3	2	1	0	1	0	1	Cincinnati Reds @ Miami Marlins Marlins Park, Miami, FL Sun Jul 30 2017, 1:12 PM - 4:14 PM EDT Att: 19,747 - Roof Closed - 77 F					
17 J.J. Ellis, R (1,2) OBP: 0.309, SLG: 0.353	G3-1			K			G2-5	BB		3	1	1	1	1	1	0						
21 Christian Yelich, L (1,8) OBP: 0.362, SLG: 0.437	G3			G4-3			G2-5			4	0	0	0	0	1	3						
13 Marcell Ozuna, R (1,7) OBP: 0.371, SLG: 0.558		G5-3			K					4	1	1	3	0	1	0						
32 Derek Dietrich, L (1,5) OBP: 0.311, SLG: 0.375		L3				P6				4	0	0	0	0	0	0						
28 Tyler Moore, R (1,3) OBP: 0.269, SLG: 0.477										3	0	1	0	0	1	0						
49 Brian Ellington, R (8,1) OBP: 0.358, SLG: 0.471										0	0	0	0	0	0	0						
43 Odrisamer Despaigne, R (9,1) OBP: 0.372, SLG: 0.494										0	0	0	0	0	0	0						
11 J.T. Realmuto, R (9,PH) OBP: 0.372, SLG: 0.494										1	0	0	0	0	0	0						
51 Ichiro Suzuki, L (1,9) OBP: 0.300, SLG: 0.313										3	0	0	0	0	1	1						
19 Miguel Rojas, R (1,6) OBP: 0.374, SLG: 0.354										3	0	1	0	0	1	1						
58 Dan Straily, R (1,1) OBP: 0.056, SLG: 0.029										0	0	0	0	0	0	0						
12 Mike Aviles, R (6,PH) OBP: 0.358, SLG: 0.471										1	0	0	0	0	1	0						
30 Hunter Cervenka, L (7,1) ERA: 7.36										0	0	0	0	0	0	0						
71 Drew Steckenrider, R (7,1) ERA: 3.48										0	0	0	0	0	0	0						
18 Tomás Telis, S (8,3) OBP: 0.198, SLG: 0.375										1	0	0	0	0	0	0						
Inning Stats	R: 0 E: 0 K: 0 S: 9	H: 0 LOB: 0 BB: 0 P: 11	R: 0 E: 0 K: 0 S: 8	H: 0 LOB: 0 BB: 0 P: 13	R: 0 E: 0 K: 0 S: 7	H: 1 LOB: 1 BB: 0 P: 14	R: 0 E: 0 K: 2 S: 10	H: 0 LOB: 0 BB: 0 P: 14	R: 0 E: 0 K: 0 S: 10	H: 1 LOB: 1 BB: 0 P: 12	R: 1 E: 0 K: 1 S: 11	H: 1 LOB: 0 BB: 1 P: 20	R: 0 E: 0 K: 1 S: 8	H: 0 LOB: 0 BB: 0 P: 12	R: 0 E: 0 K: 2 S: 7	H: 0 LOB: 0 BB: 0 P: 10	R: 3 E: 0 K: 1 S: 17	H: 2 LOB: 0 BB: 1 P: 26	1B: 3 2B: 2 3B: 0 HR: 1	SF: 0 SAC: 1 DP: 1 HBP: 0	WP: 0 PB: 0 SB: 0 CS: 0	PA: 33
PITCHER	IP WLS BF H R ER SO	IP WLS BF H R ER SO	IP WLS BF H R ER SO	IP WLS BF H R ER SO	IP WLS BF H R ER SO	IP WLS BF H R ER SO	IP WLS BF H R ER SO	IP WLS BF H R ER SO	IP WLS BF H R ER SO	IP WLS BF H R ER SO	IP WLS BF H R ER SO	IP WLS BF H R ER SO	IP WLS BF H R ER SO	IP WLS BF H R ER SO	IP WLS BF H R ER SO	IP WLS BF H R ER SO	ERA WHIP	ERA WHIP				
58 Luis Castillo, R (1,1) ERA: 3.56	8.0 W	27 3	1 1	1 1	1 1	0 0	0 0	0 0	70 106	1.12 0.500												
26 Raisel Iglesias, R (9,1) ERA: 1.95	1.0 6	2 2	3 3	3 3	1 1	0 0	0 0	0 0	1 17	26 27.00	3.000											



Batter	1	2	3	4	5	6	7	8	9	AB	R	H	RBI	BB	SO	LOB	TOP				
6 Billy Hamilton, S OBP: 0.305, SLG: 0.344 30 Arismendy Alcántara, S, PH OBP: 0.190, SLG: 0.253	FC4-6 19 3B	HR		K	G6-3			P4	F8	4	2	2	3	0	1	1					
33 Jesse Winker, L OBP: 0.400, SLG: 0.500	FC4-6 19 BB	G6-3		HR	F7			E6		4	1	1	1	1	0	1					
19 Joey Votto, L OBP: 0.427, SLG: 0.578	FC4-6 23 1-2 3-H	G5-3		HR	G6-3					5	1	2	1	0	0	1					
23 Adam Duval, R OBP: 0.319, SLG: 0.529	FC5-4 1-2			HR	HR			F7		5	1	2	0	0	1	3					
4 Scooter Gennett, L OBP: 0.355, SLG: 0.570	G3			HR	HR			FC5-4		4	0	2	1	0	0	3					
7 Eugenio Suárez, R OBP: 0.358, SLG: 0.457		K		SF8	HR			K		3	1	1	2	1	2	1					
9 José Peraza, R OBP: 0.288, SLG: 0.331		HR		HR	HR			HR		5	1	3	0	0	1	3					
16 Tucker Barnhart, L OBP: 0.322, SLG: 0.376		HR		HR	HR			HR		4	1	1	1	1	0	3					
34 Homer Bailey, R OBP: 0.225, SLG: 0.333 3 Patrick Kivimäki, R OBP: 0.086, SLG: 0.360 36 Blake Wood, R ERA: 1.59 31 Drew Storen, S ERA: 3.16 32 Stuart Turner, R ERA: 3.91 41 Kevin Shackelford, R ERA: 7.94	SH			SH	SH			F8		1	0	0	0	0	1	0					
Inning Stats	R: 1 H: 1 E: 0 K: 0 S: 11	L: 1 BB: 1 P: 23	R: 4 H: 3 E: 0 K: 1 S: 19	L: 3 BB: 0 P: 24	R: 1 H: 3 E: 0 K: 0 S: 12	L: 3 BB: 1 P: 17	R: 2 H: 4 E: 0 K: 2 S: 17	L: 4 BB: 1 P: 31	R: 0 H: 0 E: 0 K: 2 S: 6	L: 0 BB: 1 P: 15	R: 0 H: 0 E: 0 K: 2 S: 8	L: 0 BB: 0 P: 11	R: 0 H: 1 E: 1 K: 0 S: 10	L: 2 BB: 0 P: 15	R: 1 H: 2 E: 0 K: 0 S: 9	L: 2 BB: 0 P: 18	1B: 7 2B: 3 3B: 1 HR: 3	SF: 1 SAC: 2 DP: 1 HBP: 1	WP: 0 PB: 0 SB: 0 CS: 0	PA: 46	
PITCHER	IP WLS BF H R ER SO BB IBB HBP BLK WP HR S P ERA WHIP	IP WLS BF H R ER SO BB IBB HBP BLK WP HR S P ERA WHIP	IP WLS BF H R ER SO BB IBB HBP BLK WP HR S P ERA WHIP	IP WLS BF H R ER SO BB IBB HBP BLK WP HR S P ERA WHIP	IP WLS BF H R ER SO BB IBB HBP BLK WP HR S P ERA WHIP	IP WLS BF H R ER SO BB IBB HBP BLK WP HR S P ERA WHIP	IP WLS BF H R ER SO BB IBB HBP BLK WP HR S P ERA WHIP	IP WLS BF H R ER SO BB IBB HBP BLK WP HR S P ERA WHIP	IP WLS BF H R ER SO BB IBB HBP BLK WP HR S P ERA WHIP	IP WLS BF H R ER SO BB IBB HBP BLK WP HR S P ERA WHIP	IP WLS BF H R ER SO BB IBB HBP BLK WP HR S P ERA WHIP	IP WLS BF H R ER SO BB IBB HBP BLK WP HR S P ERA WHIP	IP WLS BF H R ER SO BB IBB HBP BLK WP HR S P ERA WHIP	IP WLS BF H R ER SO BB IBB HBP BLK WP HR S P ERA WHIP	IP WLS BF H R ER SO BB IBB HBP BLK WP HR S P ERA WHIP	IP WLS BF H R ER SO BB IBB HBP BLK WP HR S P ERA WHIP	IP WLS BF H R ER SO BB IBB HBP BLK WP HR S P ERA WHIP	IP WLS BF H R ER SO BB IBB HBP BLK WP HR S P ERA WHIP	IP WLS BF H R ER SO BB IBB HBP BLK WP HR S P ERA WHIP	IP WLS BF H R ER SO BB IBB HBP BLK WP HR S P ERA WHIP	IP WLS BF H R ER SO BB IBB HBP BLK WP HR S P ERA WHIP

Cincinnati Reds @ Pittsburgh Pirates
PNC Park, Pittsburgh, PA
Tue Aug 01 2017, 7:09 PM - 10:07 PM EDT
Att: 22,403 - Partly Cloudy - 81 F

AB 39
R 9
H 14
RBI 9
BB 3
SO 7
LOB 18



Batter	1	2	3	4	5	6	7	8	9	AB	R	H	RBI	BB	SO	LOB	BOTTOM				
6 Starling Marte, R OBP: 0.294, SLG: 0.312	HR		L8		G6-3		G1-3			3	1	0	0	0	0	1					
26 Adam Frazier, L OBP: 0.353, SLG: 0.385	F7		2B		HR			HR		4	0	3	0	0	0	1					
22 Andrew McCutchen, R OBP: 0.335, SLG: 0.534 38 Wade LeBlanc, L OBP: 0.200, SLG: 0.200 64 José Osuna, R OBP: 0.301, SLG: 0.470	HR		K		G6-3			G6-4-3		3	0	1	0	0	1	2					
55 Josh Bell, S OBP: 0.324, SLG: 0.478 52 Jhan Maríñez, R OBP: 0.197, SLG: 0.333	HR		BB		HR		G4-3	G4-3		3	0	1	1	1	0	0					
23 David Freese, R OBP: 0.384, SLG: 0.371 62 Max Moroff, S OBP: 0.239, SLG: 0.210	HR		L9		HR		G1-3			2	0	0	0	1	0	2					
28 John Jaso, L OBP: 0.303, SLG: 0.389	F9		G3-1		L8					4	0	0	0	0	1	3					
29 Francisco Cervelli, R OBP: 0.347, SLG: 0.385		G6-3		L8			G5-3			4	0	0	0	0	1	1					
10 Jordy Mercer, R OBP: 0.339, SLG: 0.420	F7		K		K					4	0	1	0	0	1	1					
50 Jameson Taillon, R OBP: 0.045, SLG: 0.045 31 A.J. Schugel, R ERA: 4.01 47 Jordan Luplow, R ERA: 3.16	K				F9			F8		1	0	0	0	0	1	0					
Inning Stats	R: 1 H: 2 E: 0 K: 0 S: 11	L: 2 BB: 1 P: 22	R: 0 H: 0 E: 0 K: 1 S: 6	L: 0 BB: 0 P: 9	R: 0 H: 1 E: 0 K: 1 S: 18	L: 1 BB: 1 P: 30	R: 0 H: 0 E: 0 K: 1 S: 7	L: 0 BB: 0 P: 13	R: 0 H: 1 E: 0 K: 0 S: 7	L: 1 BB: 0 P: 10	R: 0 H: 0 E: 0 K: 0 S: 5	L: 0 BB: 0 P: 7	R: 0 H: 1 E: 0 K: 0 S: 10	L: 1 BB: 0 P: 12	R: 0 H: 1 E: 0 K: 2 S: 13	L: 1 BB: 0 P: 17	1B: 5 2B: 2 3B: 0 HR: 0	SF: 0 SAC: 0 DP: 1 HBP: 1	WP: 0 PB: 0 SB: 1 CS: 2	PA: 35	
PITCHER	IP WLS BF H R ER SO BB IBB HBP BLK WP HR S P ERA WHIP	IP WLS BF H R ER SO BB IBB HBP BLK WP HR S P ERA WHIP	IP WLS BF H R ER SO BB IBB HBP BLK WP HR S P ERA WHIP	IP WLS BF H R ER SO BB IBB HBP BLK WP HR S P ERA WHIP	IP WLS BF H R ER SO BB IBB HBP BLK WP HR S P ERA WHIP	IP WLS BF H R ER SO BB IBB HBP BLK WP HR S P ERA WHIP	IP WLS BF H R ER SO BB IBB HBP BLK WP HR S P ERA WHIP	IP WLS BF H R ER SO BB IBB HBP BLK WP HR S P ERA WHIP	IP WLS BF H R ER SO BB IBB HBP BLK WP HR S P ERA WHIP	IP WLS BF H R ER SO BB IBB HBP BLK WP HR S P ERA WHIP	IP WLS BF H R ER SO BB IBB HBP BLK WP HR S P ERA WHIP	IP WLS BF H R ER SO BB IBB HBP BLK WP HR S P ERA WHIP	IP WLS BF H R ER SO BB IBB HBP BLK WP HR S P ERA WHIP	IP WLS BF H R ER SO BB IBB HBP BLK WP HR S P ERA WHIP	IP WLS BF H R ER SO BB IBB HBP BLK WP HR S P ERA WHIP	IP WLS BF H R ER SO BB IBB HBP BLK WP HR S P ERA WHIP	IP WLS BF H R ER SO BB IBB HBP BLK WP HR S P ERA WHIP	IP WLS BF H R ER SO BB IBB HBP BLK WP HR S P ERA WHIP	IP WLS BF H R ER SO BB IBB HBP BLK WP HR S P ERA WHIP	IP WLS BF H R ER SO BB IBB HBP BLK WP HR S P ERA WHIP	IP WLS BF H R ER SO BB IBB HBP BLK WP HR S P ERA WHIP

Cincinnati Reds @ Pittsburgh Pirates
PNC Park, Pittsburgh, PA
Tue Aug 01 2017, 7:09 PM - 10:07 PM EDT
Att: 22,403 - Partly Cloudy - 81 F

AB 32
R 1
H 7
RBI 1
BB 2
SO 5
LOB 13



Batter	1	2	3	4	5	6	7	8	9	AB	R	H	RBI	BB	SO	LOB	TOP								
6 Billy Hamilton, S (1.8) OBP: 0.304, SLG: 0.342	G1-3		L9		K		B1		23 HR	5	1	1	0	0	1	2	Cincinnati Reds @ Pittsburgh Pirates PNC Park, Pittsburgh, PA Wed Aug 02 2017, 7:08 PM - 10:32 PM EDT Att: 22,367 - Partly Cloudy - 78 F								
33 Jesse Winker, L (1.9) OBP: 0.400, SLG: 0.600	G4-3				K		HR		K	5	2	2	1	0	2	2									
19 Joey Votto, L (1.3) OBP: 0.427, SLG: 0.578	G6-3				7 1B		F7		K	5	1	2	0	0	1	1									
23 Adam Duvall, R (1.7) OBP: 0.317, SLG: 0.534		K		SF7		F8		L9		4	1	1	3	0	1	1									
4 Scooter Gennett, L (1.4) OBP: 0.352, SLG: 0.563	G1-3				K		16 BB		K	5	0	1	0	0	3	1									
7 Eugenio Suárez, R (1.5) OBP: 0.362, SLG: 0.462					K		16 BB			3	0	2	0	1	1	0									
9 José Peraza, R (1.6) OBP: 0.288, SLG: 0.330					F7		F9		FC1-5-6	4	0	1	0	0	0	6									
16 Tucker Barnhart, L (1.2) OBP: 0.328, SLG: 0.374					F9					1	0	0	1	3	0	1									
55 Robert Stephenson, R (1.1) OBP: 0.111, SLG: 0.111					SH1-4				G3-1	2	0	0	0	0	2	4									
21 Michael Lorenzen, R (6.1) ERA: 3.95					K					0	0	0	0	0	0	0									
3 Patrick Kivlehan, R (8. PH) OBP: 0.293, SLG: 0.399					K					1	0	0	0	0	0	2									
26 Raisel Iglesias, R (8.1) OBP: 1.000, SLG: 2.000										0	0	0	0	0	0	0									
Inning Stats	R: 0 E: 0 K: 0 S: 8	H: 0 LOB: 0 BB: 0 P: 10	R: 0 E: 0 K: 2 S: 10	H: 0 LOB: 0 BB: 0 P: 16	R: 0 E: 0 K: 0 S: 9	H: 1 LOB: 1 BB: 0 P: 15	R: 1 E: 0 K: 1 S: 12	H: 3 LOB: 2 BB: 0 P: 20	R: 0 E: 0 K: 3 S: 12	H: 0 LOB: 1 BB: 1 P: 18	R: 1 E: 0 K: 1 S: 14	H: 2 LOB: 3 BB: 2 P: 27	R: 1 E: 0 K: 0 S: 15	H: 1 LOB: 0 BB: 0 P: 23	R: 0 E: 0 K: 1 S: 17	H: 1 LOB: 2 BB: 1 P: 28	R: 2 E: 0 K: 3 S: 16	H: 2 LOB: 0 BB: 0 P: 22	1B: 6 2B: 2 3B: 0 HR: 2	SF: 1 SAC: 1 DP: 0 HBP: 0	WP: 0 PB: 0 SB: 0 CS: 0	PA: 41			
PITCHER	IP	WLS	BF	H	R	ER	SO	BB	IBB	HBP	BLK	WP	HR	S	P	ERA	WHIP								
57 Trevor Williams, R (1.1) ERA: 4.47	5.1		24	6	2	2	6	2	0	0	0	0	0	59	95	3.38	1.500								
41 Daniel Hudson, R (6.1)	0.2		3	0	0	0	1	1	0	0	0	0	0	6	11	0.00	1.500								
53 Joaquin Benoit, R (7.1) ERA: 4.19	1.0	L	4	1	1	1	0	0	0	0	0	0	1	15	23	9.00	1.000								
12 Juan Nicasio, R (8.1) ERA: 2.37	1.0		5	1	0	0	1	1	0	0	0	0	0	17	28	0.00	2.000								
73 Felipe Vázquez, L (9.1) ERA: 0.99	1.0		5	2	2	2	3	0	0	0	0	0	1	16	22	18.00	2.000								

AB	35
R	5
H	10
RBI	5
BB	4
SO	11
LOB	20



Batter	1	2	3	4	5	6	7	8	9	AB	R	H	RBI	BB	SO	LOB	BOTTOM								
6 Starling Marte, R (1.7) OBP: 0.293, SLG: 0.310	F8		L4			22 WP		G6-3		4	1	1	0	0	0	0	Cincinnati Reds @ Pittsburgh Pirates PNC Park, Pittsburgh, PA Wed Aug 02 2017, 7:08 PM - 10:32 PM EDT Att: 22,367 - Partly Cloudy - 78 F								
26 Adam Frazier, L (1.4) OBP: 0.352, SLG: 0.380	L9		G1-3			P6		2B		3	0	0	0	1	0	1									
22 Andrew McCutchen, R (1.8) OBP: 0.386, SLG: 0.533					K		F7			4	0	2	0	0	1	1									
55 Josh Bell, S (1.3) OBP: 0.324, SLG: 0.476	G1-3				L9					4	1	1	1	0	0	3									
73 Felipe Vázquez, L (9.1) ERA: 0.99					L9					0	0	0	0	0	0	0									
23 David Freese, R (1.5) OBP: 0.385, SLG: 0.371					G6-3					3	0	1	1	1	0	2									
25 Gregory Polanco, L (1.9) OBP: 0.321, SLG: 0.420					F7					3	0	0	0	1	1	2									
10 Jordy Mercer, R (1.6) OBP: 0.336, SLG: 0.415					K					4	0	0	0	0	2	2									
19 Chris Stewart, R (1.2) OBP: 0.247, SLG: 0.253					F7					3	0	0	0	0	0	2									
28 John Jaso, L (9. PH) OBP: 0.306, SLG: 0.389										0	0	0	0	1	0	0									
57 Trevor Williams, R (1.1) ERA: 0.99, SLG: 0.99					G4-3					2	0	0	0	0	1	1									
41 Daniel Hudson, R (6.1)										0	0	0	0	0	0	0									
53 Joaquin Benoit, R (7.1)										0	0	0	0	0	0	0									
5 Josh Harrison, R (7. PH) OBP: 0.394, SLG: 0.647										1	0	0	0	0	0	0									
12 Juan Nicasio, R (8.1) ERA: 2.37										0	0	0	0	0	0	0									
64 José Osuna, R (9.3) OBP: 0.299, SLG: 0.467										1	0	0	0	0	0	1									
Inning Stats	R: 0 E: 0 K: 0 S: 9	H: 1 LOB: 1 BB: 0 P: 12	R: 0 E: 0 K: 1 S: 7	H: 0 LOB: 1 BB: 1 P: 15	R: 0 E: 0 K: 0 S: 11	H: 0 LOB: 0 BB: 0 P: 14	R: 0 E: 0 K: 1 S: 7	H: 0 LOB: 0 BB: 0 P: 12	R: 0 E: 0 K: 2 S: 9	H: 0 LOB: 1 BB: 1 P: 19	R: 2 E: 0 K: 0 S: 12	H: 3 LOB: 1 BB: 0 P: 21	R: 0 E: 0 K: 0 S: 6	H: 0 LOB: 0 BB: 0 P: 13	R: 0 E: 0 K: 0 S: 14	H: 1 LOB: 2 BB: 1 P: 23	R: 0 E: 0 K: 1 S: 9	H: 0 LOB: 1 BB: 1 P: 19	1B: 5 2B: 0 3B: 0 HR: 0	SF: 0 SAC: 0 DP: 0 HBP: 0	WP: 2 PB: 0 SB: 0 CS: 0	PA: 36			
PITCHER	IP	WLS	BF	H	R	ER	SO	BB	IBB	HBP	BLK	WP	HR	S	P	ERA	WHIP								
55 Robert Stephenson, R (1.1) ERA: 0.98	5.2		21	2	1	1	0	2	0	0	0	0	0	49	81	1.59	0.706								
21 Michael Lorenzen, R (6.1) ERA: 4.04	1.1	W	6	2	1	1	0	0	0	0	0	0	0	12	25	6.75	1.500								
26 Raisel Iglesias, R (8.1) ERA: 1.88	2.0	S	9	1	0	0	1	2	0	0	0	0	0	23	42	0.00	1.500								

AB	32
R	2
H	5
RBI	2
BB	4
SO	5
LOB	15



Batter	1	2	3	4	5	6	7	8	9	AB R H RBI BB SO LOB	TOP			
13 Matt Carpenter, L (1, 3) OBP: 0.378, SLG: 0.439										1 0 0 0 3 1 0	St. Louis Cardinals @ Cincinnati Reds Great American Ball Park, Cincinnati, OH Sat Aug 05 2017, 7:11 PM - 10:11 PM EDT Att: 35,571 - Cloudy - 78 F			
28 Tommy Pham, R (1, 8) OBP: 0.402, SLG: 0.512										4 1 1 1 1 1 2				
11 Paul DeJong, R (1, 6) OBP: 0.302, SLG: 0.549										4 1 1 2 0 1 5				
3 Jedd Gyorko, R (1, 5) OBP: 0.338, SLG: 0.459										4 0 0 0 0 2 3				
4 Yadier Molina, R (1, 2) OBP: 0.311, SLG: 0.424										2 0 0 0 2 1 0				
58 José Martínez, R (1, 7) OBP: 0.348, SLG: 0.483										4 0 0 0 0 1 2				
15 Randal Grichuk, R (8, 7) OBP: 0.280, SLG: 0.438										0 0 0 0 0 0 0				
55 Stephen Piscotty, R (1, 9) OBP: 0.339, SLG: 0.555										4 0 1 0 0 1 2				
16 Kolten Wong, L (1, 4) OBP: 0.381, SLG: 0.404										2 1 0 0 1 0 2				
31 Lance Lynn, S (1, 1) OBP: 0.175, SLG: 0.125										2 0 0 0 0 0 3				
40 Luke Voit, R (7, PH) OBP: 0.303, SLG: 0.477										1 1 1 0 0 0 0				
26 Seungwhan Oh, R (7, 1) OBP: 0.327, SLG: 0.372										0 0 0 0 0 0 0				
70 Tyler Lyons, L (8, 1) OBP: 0.188, SLG: 0.188										0 0 0 0 0 0 0				
35 Greg Garcia, L (9, PH) OBP: 0.146, SLG: 0.146										1 0 0 0 0 1 0				
44 Trevor Rosenthal, R (9, 1) OBP: 0.349, SLG: 0.349										0 0 0 0 0 0 0				
Inning Stats	R: 0 H: 0 E: 0 K: 1 S: 11	H: 0 R: 0 ER: 0 LOB: 2 P: 18	R: 2 H: 1 E: 0 K: 1 S: 12	H: 1 R: 0 ER: 0 LOB: 1 P: 10	R: 0 H: 0 E: 0 K: 0 S: 7	H: 0 R: 0 ER: 0 LOB: 0 P: 12	R: 2 H: 2 E: 0 K: 2 S: 14	H: 0 R: 0 ER: 0 LOB: 1 P: 16	R: 0 H: 0 E: 0 K: 3 S: 9	H: 0 R: 0 ER: 0 LOB: 0 P: 13	1B: 3 2B: 0 3B: 0 HR: 1	SF: 0 SAC: 0 DP: 2 HBP: 2	WP: 0 PA: 38 PB: 1 SB: 0 CS: 0	
PITCHER	IP WLS BF H R ER SO BB IBB HBP BLK WP HR S P ERA WHIP	IP WLS BF H R ER SO BB IBB HBP BLK WP HR S P ERA WHIP	IP WLS BF H R ER SO BB IBB HBP BLK WP HR S P ERA WHIP	IP WLS BF H R ER SO BB IBB HBP BLK WP HR S P ERA WHIP	IP WLS BF H R ER SO BB IBB HBP BLK WP HR S P ERA WHIP	IP WLS BF H R ER SO BB IBB HBP BLK WP HR S P ERA WHIP	IP WLS BF H R ER SO BB IBB HBP BLK WP HR S P ERA WHIP	IP WLS BF H R ER SO BB IBB HBP BLK WP HR S P ERA WHIP	IP WLS BF H R ER SO BB IBB HBP BLK WP HR S P ERA WHIP	IP WLS BF H R ER SO BB IBB HBP BLK WP HR S P ERA WHIP	IP WLS BF H R ER SO BB IBB HBP BLK WP HR S P ERA WHIP	IP WLS BF H R ER SO BB IBB HBP BLK WP HR S P ERA WHIP	IP WLS BF H R ER SO BB IBB HBP BLK WP HR S P ERA WHIP	
58 Luis Castillo, R (1, 1) ERA: 3.84	6.1 L 27 3 4 3 4 4 1 2 0 0 1 63 102 4.26 1.105		41 Kevin Shackelford, R (7, 1) ERA: 9.45	0.2 4 1 0 0 1 1 0 0 0 0 0 8 14 0.00 3.000		36 Blake Wood, R (8, 1) ERA: 3.78	2.0 7 0 0 0 4 1 0 0 1 0 0 20 29 0.00 0.500							

AB	29
R	4
H	4
RBI	3
BB	7
SO	9
LOB	19



Batter	1	2	3	4	5	6	7	8	9	AB R H RBI BB SO LOB	BOTTOM			
6 Billy Hamilton, S (1, 8) OBP: 0.301, SLG: 0.338										4 0 0 0 0 1 1	St. Louis Cardinals @ Cincinnati Reds Great American Ball Park, Cincinnati, OH Sat Aug 05 2017, 7:11 PM - 10:11 PM EDT Att: 35,571 - Cloudy - 78 F			
33 Jesse Winker, L (1, 9) OBP: 0.357, SLG: 0.472										4 0 0 0 0 2 1				
19 Joey Votto, L (1, 3) OBP: 0.433, SLG: 0.587										2 1 1 1 2 1 0				
23 Adam Duvall, R (1, 7) OBP: 0.315, SLG: 0.531										4 0 1 0 0 2 3				
4 Scooter Gennett, L (1, 4) OBP: 0.343, SLG: 0.544										3 0 0 0 1 1 1				
7 Eugenio Suárez, R (1, 5) OBP: 0.357, SLG: 0.452										3 0 0 0 1 1 1				
39 Devin Mesoraco, R (1, 2) OBP: 0.316, SLG: 0.401										4 0 1 0 0 2 1				
9 José Peraza, R (1, 6) OBP: 0.285, SLG: 0.326										4 0 1 0 0 0 2				
58 Luis Castillo, R (1, 1) OBP: 0.111, SLG: 0.111										2 0 1 0 0 0 0				
41 Kevin Shackelford, R (7, 1) ERA: 3.49										0 0 0 0 0 0 0				
16 Tucker Barnhart, L (7, PH) OBP: 0.327, SLG: 0.372										1 0 0 0 0 0 1				
36 Blake Wood, R (8, 1) ERA: 3.25										0 0 0 0 0 0 0				
Inning Stats	R: 1 H: 2 E: 0 K: 1 S: 13	H: 2 R: 0 ER: 0 LOB: 0 P: 20	R: 0 H: 1 E: 0 K: 0 S: 12	H: 0 R: 0 ER: 0 LOB: 0 P: 10	R: 0 H: 0 E: 0 K: 0 S: 4	H: 0 R: 0 ER: 0 LOB: 0 P: 7	R: 0 H: 1 E: 0 K: 1 S: 15	H: 0 R: 0 ER: 0 LOB: 0 P: 18	R: 0 H: 1 E: 0 K: 3 S: 13	H: 1 R: 0 ER: 0 LOB: 2 P: 23	1B: 3 2B: 1 3B: 1 HR: 1	SF: 0 SAC: 0 DP: 1 HBP: 0	WP: 0 PA: 35 PB: 0 SB: 0 CS: 1	
PITCHER	IP WLS BF H R ER SO BB IBB HBP BLK WP HR S P ERA WHIP	IP WLS BF H R ER SO BB IBB HBP BLK WP HR S P ERA WHIP	IP WLS BF H R ER SO BB IBB HBP BLK WP HR S P ERA WHIP	IP WLS BF H R ER SO BB IBB HBP BLK WP HR S P ERA WHIP	IP WLS BF H R ER SO BB IBB HBP BLK WP HR S P ERA WHIP	IP WLS BF H R ER SO BB IBB HBP BLK WP HR S P ERA WHIP	IP WLS BF H R ER SO BB IBB HBP BLK WP HR S P ERA WHIP	IP WLS BF H R ER SO BB IBB HBP BLK WP HR S P ERA WHIP	IP WLS BF H R ER SO BB IBB HBP BLK WP HR S P ERA WHIP	IP WLS BF H R ER SO BB IBB HBP BLK WP HR S P ERA WHIP	IP WLS BF H R ER SO BB IBB HBP BLK WP HR S P ERA WHIP	IP WLS BF H R ER SO BB IBB HBP BLK WP HR S P ERA WHIP	IP WLS BF H R ER SO BB IBB HBP BLK WP HR S P ERA WHIP	
31 Lance Lynn, R (1, 1) ERA: 3.12	6.0 W 23 3 1 1 4 2 1 0 0 0 0 15 18 0.00 1.000		26 Seungwhan Oh, R (7, 1) ERA: 3.49	1.0 H 4 1 0 0 1 0 0 0 0 0 0 15 18 0.00 1.000		70 Tyler Lyons, L (8, 1) ERA: 3.18	1.0 H 3 0 0 0 3 0 0 0 0 0 0 13 16 0.00 0.000		44 Trevor Rosenthal, R (9, 1) ERA: 3.25	1.0 S 5 1 0 0 1 1 0 0 0 0 0 14 23 0.00 2.000				

AB	31
R	1
H	5
RBI	1
BB	4
SO	9
LOB	12



Batter	1	2	3	4	5	6	7	8	9	AB	R	H	RBI	BB	SO	LOB	TOP			
13 Matt Carpenter, L (1,3) 27 Brett Cecil, R (4,1) 60 John Brebbia, L (7,1) 55 Stephen Piscotty, R (8,PH) 67 Matt Bowman, R (9,1)	L9	K				G4-3			2B	3	1	1	2	1	1	1	St. Louis Cardinals @ Cincinnati Reds Great American Ball Park, Cincinnati, OH Sun Aug 06 2017, 1:10 PM - 4:19 PM EDT Att: 25,168 - Overcast - 76 F livebaseballscorecards.com AB 39 R 13 H 16 RBI 13 BB 6 SO 8 LOB 19			
28 Tommy Pham, R (1,8)	5B PO BB	K2-3					L8		F8	5	1	1	1	1	1	3				
11 Paul DeJong, R (1,6)	K				F9					5	1	3	0	0	1	1				
58 José Martínez, R (1,7)	PO									4	2	2	4	1	1	1				
4 Yadier Molina, R (1,2) 30 Carson Kelly, R (6,2)										4	2	2	0	0	1	2				
16 Kolten Wong, L (1,4)										5	2	3	1	0	1	2				
15 Randal Grichuk, R (1,9)										5	1	1	2	0	1	5				
35 Greg García, L (1,5)										2	2	1	1	3	0	0				
50 Adam Wainwright, R (1,1) 40 Luke Voit, R (4,PH)										0	0	0	0	0	0	0				
										3	1	1	2	0	1	2				
Inning Stats	R: 0 E: 0 K: 1 S: 7	H: 0 LOB: 0 BB: 1 P: 14	R: 4 E: 0 K: 2 S: 13	H: 5 LOB: 1 BB: 1 P: 17	R: 0 E: 0 K: 0 S: 10	H: 1 LOB: 2 BB: 1 P: 18	R: 9 E: 0 K: 1 S: 26	H: 7 LOB: 1 BB: 3 P: 50	R: 0 E: 0 K: 2 S: 10	H: 0 LOB: 0 BB: 0 P: 13	R: 0 E: 0 K: 0 S: 12	H: 1 LOB: 2 BB: 1 P: 21	R: 0 E: 0 K: 1 S: 6	H: 0 LOB: 0 BB: 0 P: 9	R: 0 E: 0 K: 1 S: 11	H: 1 LOB: 0 BB: 0 P: 16	1B: 8 2B: 6 3B: 1 HR: 1	SF: 0 SAC: 2 DP: 1 HBP: 0	WP: 0 PB: 0 SB: 0 CS: 0	PA: 48
PITCHER	IP WLS BF H R ER SO	IP WLS BF H R ER SO	IP WLS BF H R ER SO	IP WLS BF H R ER SO	IP WLS BF H R ER SO	IP WLS BF H R ER SO	IP WLS BF H R ER SO	IP WLS BF H R ER SO	IP WLS BF H R ER SO	IP WLS BF H R ER SO	IP WLS BF H R ER SO	IP WLS BF H R ER SO	IP WLS BF H R ER SO	IP WLS BF H R ER SO	IP WLS BF H R ER SO	IP WLS BF H R ER SO	ERA WHIP	ERA WHIP	ERA WHIP	
34 Homer Bailey, R (1,1) 51 Lisalberto Bonilla, R (4,1) 41 Kevin Shackelford, R (7,1) 31 Drew Storen, R (9,1)	3.1 L 23 10 10 10 3	2.2 W 14 4 3 3 3	2.0 L 6 1 0 0 1	1.0 L 4 1 0 0 1	0.0 L 0 0 0 0 0	0.0 L 0 0 0 0 0	0.0 L 0 0 0 0 0	0.0 L 0 0 0 0 0	0.0 L 0 0 0 0 0	0.0 L 0 0 0 0 0	0.0 L 0 0 0 0 0	0.0 L 0 0 0 0 0	0.0 L 0 0 0 0 0	0.0 L 0 0 0 0 0	0.0 L 0 0 0 0 0	0.0 L 0 0 0 0 0	27.00 4.200	10.12 2.250	0.00 1.000	

Batter	1	2	3	4	5	6	7	8	9	AB	R	H	RBI	BB	SO	LOB	BOTTOM					
6 Billy Hamilton, S (1,8) 41 Kevin Shackelford, R (7,1) 31 Drew Storen, S (9,1) 9 José Peraza, R (8,PH)	2B 19 HR	L8				G5-3			G4-3	4	1	1	0	0	0	0	St. Louis Cardinals @ Cincinnati Reds Great American Ball Park, Cincinnati, OH Sun Aug 06 2017, 1:10 PM - 4:19 PM EDT Att: 25,168 - Overcast - 76 F livebaseballscorecards.com AB 33 R 4 H 8 RBI 4 BB 5 SO 5 LOB 15					
2 Zack Cozart, R (1,6)	19 HR	F7				G6-3			F8	5	1	1	0	0	0	0						
19 Joey Votto, L (1,3) 3 Patrick Kivlehan, R (5,3)										1	1	1	3	1	0	0						
23 Adam Duval, R (1,7)										3	0	1	0	1	0	1						
4 Scooter Gennett, L (1,4)										4	0	1	0	0	1	2						
7 Eugenio Suárez, R (1,5)										3	1	1	1	1	0	2						
33 Jesse Winker, L (1,9)										3	0	0	0	1	1	5						
16 Tucker Barnhart, L (1,2) 32 Stuart Turner, R (8,2)										2	0	1	0	1	0	1						
34 Homer Bailey, R (1,1) 51 Lisalberto Bonilla, S (4,1) 30 Arismendy Alcántara, S (6,PH)										1	0	0	0	0	1	3						
										1	0	0	0	0	1	0						
										2	0	0	0	0	0	1						
Inning Stats	R: 3 E: 0 K: 1 S: 28	H: 4 LOB: 3 BB: 3 P: 45	R: 0 E: 0 K: 0 S: 15	H: 0 LOB: 1 BB: 1 P: 24	R: 0 E: 0 K: 0 S: 10	H: 0 LOB: 0 BB: 1 P: 19	R: 0 E: 0 K: 1 S: 9	H: 0 LOB: 0 BB: 0 P: 13	R: 0 E: 0 K: 0 S: 11	H: 2 LOB: 2 BB: 0 P: 14	R: 0 E: 0 K: 0 S: 3	H: 1 LOB: 0 BB: 0 P: 5	R: 0 E: 0 K: 2 S: 10	H: 0 LOB: 0 BB: 0 P: 15	R: 1 E: 0 K: 2 S: 11	H: 1 LOB: 0 BB: 0 P: 17	R: 0 E: 0 K: 0 S: 7	H: 0 LOB: 0 BB: 0 P: 9	1B: 6 2B: 0 3B: 0 HR: 2	SF: 0 SAC: 0 DP: 2 HBP: 0	WP: 0 PB: 0 SB: 0 CS: 0	PA: 38
PITCHER	IP WLS BF H R ER SO	IP WLS BF H R ER SO	IP WLS BF H R ER SO	IP WLS BF H R ER SO	IP WLS BF H R ER SO	IP WLS BF H R ER SO	IP WLS BF H R ER SO	IP WLS BF H R ER SO	IP WLS BF H R ER SO	IP WLS BF H R ER SO	IP WLS BF H R ER SO	IP WLS BF H R ER SO	IP WLS BF H R ER SO	IP WLS BF H R ER SO	IP WLS BF H R ER SO	IP WLS BF H R ER SO	ERA WHIP	ERA WHIP	ERA WHIP			
50 Adam Wainwright, R (1,1) 27 Brett Cecil, L (4,1) 60 John Brebbia, R (7,1) 67 Matt Bowman, R (9,1)	3.0 W 11 3 0 0 2	3.0 W 11 3 0 0 2	2.0 L 7 1 1 1 2	1.0 L 3 0 0 0 0	0.0 L 0 0 0 0 0	0.0 L 0 0 0 0 0	0.0 L 0 0 0 0 0	0.0 L 0 0 0 0 0	0.0 L 0 0 0 0 0	0.0 L 0 0 0 0 0	0.0 L 0 0 0 0 0	0.0 L 0 0 0 0 0	0.0 L 0 0 0 0 0	0.0 L 0 0 0 0 0	0.0 L 0 0 0 0 0	0.0 L 0 0 0 0 0	9.00 2.667	4.50 0.500	0.00 0.000			

Batter	1	2	3	4	5	6	7	8	9	AB	R	H	RBI	BB	SO	LOB	TOP										
7 Manuel Margot, R OBP: 0.307, SLG: 0.424	F8		P3			HR	G2-3			4	1	1	1	0	0	0											
15 Cory Spangenberg, L OBP: 0.319, SLG: 0.367	1B		G3-1			P4		G3		4	0	1	0	0	0	0											
2 José Pirela, R OBP: 0.339, SLG: 0.529	1B			K		G5-3		L9		4	0	1	0	0	1	0											
26 Yangervis Solarte, S OBP: 0.346, SLG: 0.434	K			1B		4 HR		L8		4	1	2	0	0	1	2											
4 Wil Myers, R OBP: 0.320, SLG: 0.456	G5-3			L9		2H		F7		4	1	1	2	0	0	3											
10 Hunter Renfroe, R OBP: 0.288, SLG: 0.458	G4-3			K		18 FC5-4		K		4	0	1	0	0	2	1											
18 Austin Hedges, R OBP: 0.263, SLG: 0.434	F9			K		1B		G4-3		4	0	0	0	0	1	1											
9 Dusty Coleman, R OBP: 0.316, SLG: 0.639	G6-3			F8				K		3	0	0	0	0	1	0											
37 Travis Wood, R OBP: 0.143, SLG: 0.143				K				G6-3		2	0	0	0	0	2	0											
56 Carter Capps, R ERA: 3.9										0	0	0	0	0	0	0											
20 Carlos Asuaje, L OBP: 0.359, SLG: 0.404										1	0	0	0	0	0	0											
38 Kyle McGrath, L ERA: 3.69										0	0	0	0	0	0	0											
Inning Stats	R: 0 E: 0 K: 1 S: 9	H: 2 LOB: 2 BB: 0 P: 12	R: 0 E: 0 K: 0 S: 7	H: 0 LOB: 0 BB: 0 P: 11	R: 0 E: 0 K: 1 S: 9	H: 0 LOB: 0 BB: 0 P: 13	R: 0 E: 0 K: 2 S: 12	H: 1 LOB: 1 BB: 0 P: 18	R: 0 E: 0 K: 2 S: 11	H: 0 LOB: 0 BB: 0 P: 16	R: 3 E: 0 K: 0 S: 15	H: 4 LOB: 1 BB: 0 P: 25	R: 0 E: 0 K: 1 S: 10	H: 0 LOB: 0 BB: 0 P: 17	R: 0 E: 0 K: 0 S: 8	H: 0 LOB: 0 BB: 0 P: 16	R: 0 E: 0 K: 1 S: 10	H: 0 LOB: 0 BB: 0 P: 14	1B: 4 2B: 1 3B: 0 HR: 2	SF: 0 SAC: 0 DP: 0 HBP: 0	WP: 0 PB: 0 SB: 0 CS: 0	PA: 34					
PITCHER	IP	WLS	BF	H	R	ER	SO	BB	IBB	HBP	BLK	WP	HR	S	P	ERA	WHIP										
65 Asher Wojciechowski, R ERA: 4.23	5.2	W	24	7	3	3	6	0	0	0	0	0	2	62	93	4.76	1.235										
21 Michael Lorenzen, R ERA: 3.9	1.1	H	4	0	0	0	1	0	0	0	0	0	0	11	19	0.00	0.000										
53 Wandy Peralta, L ERA: 3.2	1.0		3	0	0	0	0	0	0	0	0	0	0	8	16	0.00	0.000										
36 Blake Wood, R ERA: 3.69	1.0		3	0	0	0	1	0	0	0	0	0	0	10	14	0.00	0.000										

San Diego Padres @ Cincinnati Reds
Great American Ball Park, Cincinnati, OH
Wed Aug 09 2017, 7:10 PM - 10:09 PM EDT
Att: 15,450 - Partly Cloudy - 84 F

AB 34
R 3
H 7
RBI 3
BB 0
SO 8
LOB 7



Batter	1	2	3	4	5	6	7	8	9	AB	R	H	RBI	BB	SO	LOB	BOTTOM										
6 Billy Hamilton, S OBP: 0.297, SLG: 0.337	G4-3		K			3B		K		5	1	1	0	0	3	1											
3 Patrick Kivhan, R OBP: 0.299, SLG: 0.410	F8		P3			19 FC3-6		P3		4	0	1	0	1	0	0											
19 Joey Volto, L OBP: 0.438, SLG: 0.602	7 BB		K			FC3-6		F7		5	2	2	1	0	1	1											
23 Adam Duvall, R OBP: 0.319, SLG: 0.532	7 BB		7 HR			9 1B		K		4	2	2	0	1	1	3											
7 Eugenio Suárez, R OBP: 0.358, SLG: 0.461	9 1B		2H			E5		F7		3	2	1	2	1	0	2											
9 José Peraza, R OBP: 0.295, SLG: 0.330	1B					L8		1B		3	0	2	3	1	0	1											
32 Stuart Turner, R OBP: 0.220, SLG: 0.304	F9		F9			HR		F8		4	1	1	2	0	0	5											
30 Arismendy Alcántara, S OBP: 0.187, SLG: 0.248	K		L9			K		G5-3		4	0	0	0	0	2	0											
65 Asher Wojciechowski, R OBP: 0.091, SLG: 0.091	K					G4-3				3	0	1	0	0	2	0											
21 Michael Lorenzen, R ERA: 3.9										0	0	0	0	0	0	0											
33 Jesse Winker, L OBP: 0.352, SLG: 0.413										1	0	0	0	0	0	0											
53 Wandy Peralta, L ERA: 3.2										0	0	0	0	0	0	0											
36 Blake Wood, R ERA: 3.18										0	0	0	0	0	0	0											
Inning Stats	R: 2 E: 0 K: 0 S: 16	H: 2 LOB: 2 BB: 2 P: 32	R: 0 E: 0 K: 3 S: 10	H: 0 LOB: 0 BB: 0 P: 14	R: 2 E: 0 K: 1 S: 12	H: 2 LOB: 1 BB: 1 P: 21	R: 0 E: 0 K: 1 S: 14	H: 2 LOB: 3 BB: 1 P: 23	R: 2 E: 0 K: 0 S: 19	H: 4 LOB: 2 BB: 0 P: 23	R: 0 E: 0 K: 1 S: 9	H: 0 LOB: 0 BB: 0 P: 14	R: 0 E: 0 K: 1 S: 11	H: 0 LOB: 0 BB: 0 P: 16	R: 0 E: 0 K: 1 S: 11	H: 0 LOB: 0 BB: 0 P: 16	1B: 7 2B: 2 3B: 0 HR: 2	SF: 0 SAC: 0 DP: 0 HBP: 0	WP: 0 PB: 0 SB: 1 CS: 0	PA: 40							
PITCHER	IP	WLS	BF	H	R	ER	SO	BB	IBB	HBP	BLK	WP	HR	S	P	ERA	WHIP										
37 Travis Wood, L ERA: 6.71	5.0	L	27	7	6	5	7	4	0	0	0	0	2	63	107	9.00	2.200										
56 Carter Capps, R ERA: 27.0	1.0		7	4	2	2	0	0	0	0	0	0	0	19	23	18.00	4.000										
38 Kyle McGrath, L ERA: 3.18	2.0		6	0	0	0	2	0	0	0	0	0	0	20	30	0.00	0.000										

San Diego Padres @ Cincinnati Reds
Great American Ball Park, Cincinnati, OH
Wed Aug 09 2017, 7:10 PM - 10:09 PM EDT
Att: 15,450 - Partly Cloudy - 84 F

AB 36
R 8
H 11
RBI 8
BB 4
SO 9
LOB 13



Batter	1	2	3	4	5	6	7	8	9	10	AB	R	H	RBI	BB	SO	LOB	TOP					
6 Billy Hamilton, S OBP: 0.296, SLG: 0.331	(1, 8) C FF 83 C CH 83 S FF 86	0-3	K	(1) C FF 84 C CH 84 S FF 86	1-3	K	(1) B FF 83 B FF 82 X FF 83	1-1	F7	(1) C SI 92 C SI 92 S SI 94	1-3	K	(2) L FF 98 F FF 98 B FF 98 X FF 98	1-2	F8	(3)	5	0	0	0	0	3	0
2 Zack Cozart, R OBP: 0.405, SLG: 0.589	(1, 6) C FF 85 C CH 81 S FF 86	2-2	G5-3	(2) B CU 71 B FF 83 C FF 82 X FF 83	3-1	F7	(1) B CU 72 B CH 78 C FF 83 F FF 83 X FF 83	3-2	HR	(1) B CH 87 B SI 84 B SI 92	4-0	BB	(1) C SI 93 C SI 93 S SI 94	0-1	F7	(1)	4	1	1	1	1	0	0
19 Joey Votto, L OBP: 0.446, SLG: 0.605	(1, 3) B FF 84 B CU 74 S FF 83	4-1	23 HR	(1) B CU 75 B FF 82 C FF 82 X FF 82	3-1	G4-3	(2) B CU 73 B FF 84 B FF 82	4-1	BB	(1) C SI 93 C SI 93 S SI 94	1-3	K	(3) S SI 95 S SI 95 S SI 96	0-2	1B	(2)	3	1	1	0	2	1	1
23 Adam Duval, R OBP: 0.313, SLG: 0.524	(1, 7) B FF 83 B FF 84 C CH 78 S FF 85 X FF 79	2-2	HR	(1) B FF 84 B FF 82 S FF 83 X FF 84	2-2	G5-3	(3) F SAFE S FF 84 F FF 84 S FF 85 S FF 85 S FF 85 F FF 86	3-2	G4-6-3	(2) C CH 87 F SI 92 B SI 94	1-2	G6-3	(1) S FF 98 B FF 97 F FF 97 C KC 81 F FF 98 T FF 97	1-2	K	(2)	5	1	1	2	0	1	2
7 Eugenio Suárez, R OBP: 0.399, SLG: 0.473	(1, 5) C FF 84 B FF 86 F FF 86 B CU 74 S FF 86	4-2	4 BB	(1) B FF 83 C FF 82 X FF 83	1-1	G4-3	(1) C SI 93 C SI 94 S SI 96	0-3	K	(1) B SI 93 C SI 92 S SI 92 F SI 93 B SI 93 F SI 94 X SI 94	3-2	B1-3	(2) C KC 79 X FF 96	0-1	P4	(3)	4	0	1	0	1	1	1
4 Scooter Gennett, L OBP: 0.341, SLG: 0.537	(1, 4) C FF 83 B FF 85 S FF 85 B CU 77 S FF 83	4-2	BB	(1) C FF 84 B FF 86 X FF 86	0-1	HR	(2) S SI 95 S SI 95 S SI 96	0-3	K	(2) X SI 92	0-0	B1-3	(2) C SI 94 B SI 93 B SI 93 F SI 94 X SI 94	2-3	F7	(3)	3	1	1	0	1	1	1
39 Devin Mesoraco, R OBP: 0.317, SLG: 0.390	(1, 2) C FF 84 B FF 86 X FF 86	0-2	G1-3	(3) C FF 84 B FF 86 X FF 86	0-1	F7	(2) S SI 95 S SI 95 S SI 96	4-2	BB	(3) C SI 94 B SI 93 B SI 93 F SI 94 X SI 94	3-2	F7	(3) B KC 79 B KC 81 B FF 98 S T FF 99	3-2	K	(1)	3	0	0	0	1	0	4
46 Tim Adleman, R OBP: 0.071, SLG: 0.107	(10, 1)		G1-3	(10, 1)		F7	(10, 1)		BB	(10, 1)		F7	(10, 1)		K	(10, 1)	0	0	0	0	0	0	0
3 Patrick Kivlehan, R OBP: 0.308, SLG: 0.426	(1, 9)		G1-3	(1, 9)		HR	(1, 9)		K	(1, 9)		K	(1, 9)		K	(1, 9)	4	1	1	2	0	2	1
37 Scott Feldman, L OBP: 0.329, SLG: 0.335	(1, 1)		F8	(1, 1)		K	(1, 1)		L7	(1, 1)		K	(1, 1)		K	(1, 1)	2	0	0	0	0	1	0
41 Kevin Shackelford, R OBP: 0.289, SLG: 0.300	(5, 1)		F8	(5, 1)		K	(5, 1)		K	(5, 1)		K	(5, 1)		K	(5, 1)	0	0	0	0	0	0	0
32 Stuart Turner, R OBP: 0.249, SLG: 0.258	(7, PH)		F8	(7, PH)		K	(7, PH)		K	(7, PH)		K	(7, PH)		K	(7, PH)	0	0	0	0	0	0	0
40 Austin Brice, R OBP: 0.249, SLG: 0.258	(7, 1)		F8	(7, 1)		K	(7, 1)		K	(7, 1)		K	(7, 1)		K	(7, 1)	0	0	0	0	0	0	0
36 Blake Wood, R OBP: 0.249, SLG: 0.258	(8, 1)		F8	(8, 1)		K	(8, 1)		K	(8, 1)		K	(8, 1)		K	(8, 1)	0	0	0	0	0	0	0
33 Jesse Winker, L OBP: 0.319, SLG: 0.360	(8, PH)		F8	(8, PH)		K	(8, PH)		K	(8, PH)		K	(8, PH)		K	(8, PH)	0	0	0	0	0	0	0
31 Drew Storen, R OBP: 0.249, SLG: 0.258	(8, 1)		F8	(8, 1)		K	(8, 1)		K	(8, 1)		K	(8, 1)		K	(8, 1)	0	0	0	0	0	0	0
16 Tucker Barnhart, L OBP: 0.336, SLG: 0.388	(10, 3)		F8	(10, 3)		K	(10, 3)		K	(10, 3)		K	(10, 3)		K	(10, 3)	0	0	0	0	0	0	0
Inning Stats	R: 2 E: 0 K: 1 S: 22	H: 1 LOB: 2 BB: 3 P: 38	R: 0 E: 0 K: 1 S: 9	H: 0 LOB: 0 BB: 0 P: 12	R: 0 E: 0 K: 0 S: 7	H: 0 LOB: 0 BB: 0 P: 15	R: 2 E: 0 K: 1 S: 12	H: 2 LOB: 0 BB: 0 P: 13	R: 1 E: 0 K: 0 S: 11	H: 1 LOB: 0 BB: 1 P: 22	R: 0 E: 0 K: 3 S: 13	H: 0 LOB: 1 BB: 0 P: 18	R: 0 E: 0 K: 2 S: 7	H: 0 LOB: 1 BB: 1 P: 13	R: 0 E: 0 K: 2 S: 10	H: 0 LOB: 0 BB: 0 P: 14	R: 0 E: 0 K: 1 S: 11	H: 1 LOB: 1 BB: 0 P: 12	1B: 2 2B: 1 3B: 0 HR: 3	SF: 0 SAC: 0 DP: 1 HBP: 0	WP: 0 PB: 0 SB: 0 CS: 0	PA: 41	
PITCHER	IP 5.0	WLS 22	BF 4	H 4	R 5	ER 5	SO 3	BB 4	IBB 0	HBP 0	BLK 0	WP 0	HR 3	S 61	P 100	ERA 9.00	WHIP 1.600						
35 Brent Suter, L ERA: 3.79	(1, 1)																						
71 Josh Hader, L ERA: 0.71	(6, 1)																						
46 Corey Knebel, R ERA: 1.49	(9, 1)																						

Cincinnati Reds @ Milwaukee Brewers
Miller Park, Milwaukee, WI
Sat Aug 12 2017, 6:10 PM - 9:57 PM CDT
Att: 36,256 - Clear - 73 F

AB	35
R	5
H	6
RBI	5
BB	6
SO	11
LOB	10



Batter	1	2	3	4	5	6	7	8	9	10	AB	R	H	RBI	BB	SO	LOB	BOTTOM						
5 Jonathan Villar, S OBP: 0.280, SLG: 0.347	(1, 4) B FC 87 C CU 76 S SI 89	2-2	21 HR	(1) B FC 86 C CU 76 S SI 88	1-3	K	(2) X SI 94	0-0	G6-3	(2) C FF 96 F FF 96 B FF 96 X FF 96	1-3	K	(3) F SAFE S FF 96 F FF 96 S FF 96	4-2	7 BB	(1)	5	1	1	0	0	2	4	
46 Corey Knebel, R OBP: 0.328, SLG: 0.484	(9, 1)		L6	(9, 1)		K	(9, 1)		G6-3	(9, 1)		K	(9, 1)		BB	(9, 1)	0	0	0	0	0	0	0	
24 Jesús Aguilar, R OBP: 0.328, SLG: 0.484	(10, PH)		L6	(10, PH)		K	(10, PH)		G6-3	(10, PH)		K	(10, PH)		BB	(10, PH)	0	0	0	0	1	0	0	
7 Eric Thames, L OBP: 0.363, SLG: 0.526	(1, 3) C FF 87 B SI 89 T CU 75	1-2	K	(1) B CU 71 B FF 82 X FF 86	1-1	L8	(1) X SI 96	0-0	L8	(1) B FF 94 B FF 94 X SI 94	2-1	HR	(1) C CH 84 B SI 82 X SI 82	0-2	F8	(1)	5	1	2	1	1	1	1	
8 Ryan Braun, R OBP: 0.368, SLG: 0.541	(1, 7) F SAFE S SI 88 B SI 88 D CU 77 F FC 86 F SI 81 F SI 88 B SI 92	4-2	21 HR	(1) F SI 86 X SI 86	0-1	L1-4	(1) X FF 94	0-0	L1-4	(1) B SI 96 S SI 88 X SI 88	1-1	G5-3	(3) F FF 91 B SI 89 B SI 89	1-2	21 BB	(1)	4	2	1	1	2	0	3	
21 Travis Shaw, L OBP: 0.363, SLG: 0.552	(1, 5) C CU 72 B FC 87 B FC 86 X CU 71	3-1	HR	(2) D CU 74 C CU 72 S CU 73 X CU 74	2-2	F8	(2) F SI 86 F SI 89 S SI 88	1-3	K	(2) B SI 96 B SI 96 C SI 88 S SI 88	4-2	HR	(2) B SI 95 S SI 88 S SI 88	1-1	BB	(2)	5	1	2	3	0	1	1	
14 Hernán Pérez, R OBP: 0.292, SLG: 0.434	(9, PR)		F8	(9, PR)		K	(9, PR)		K	(9, PR)		K	(9, PR)		HR	(9, PR)	0	0	0	0	0	0	0	
16 Domingo Santana, R OBP: 0.358, SLG: 0.457	(1, 9) B FC 87 C FF 90 S SI 89 X CU 77	2-2	F9	(3) C SI 87 F FF 87 B FC 86 X CU 77	2-2	F8	(3) B SI 96 B SI 96 C SI 88 S SI 88	4-2	HR	(3) B SI 95 S SI 88 S SI 88	3-3	P6	(2) B SI 95 C SI 88 S SI 94 C FF 93	0-2	1B	(2)	4	0	1	0	1	1	2	
3 Orlando Arcia, R OBP: 0.326, SLG: 0.418	(1, 6) B CU 75 C SI 88 S CU 77	1-3	K	(3) B CU 74 C SI 87 X SI 87	1-1	SH5-4	(3) F SAFE C SI 88 B SI 97 X SI 86	1-1	SH5-4	(3) B SI 97 B SI 97 S SI 88	1-1	1B	(3) B SI 96 S SI 88 X SI 86	2-1	F7	(3)	5	0	2	0	0	2	2	
23 Keon Broxton, R OBP: 0.300, SLG: 0.432	(1, 8)		K	(1) C SI 87 C SI 89 B FC 88 C SI 90	2-3	K	(1) X CH 84	0-0	K	(1) F SI 96 F SI 97	1-1	1B	(1) X FF 96	0-0	B5-3	(1)	4	0	1	0	0	1	0	
13 Andrew Susac, R ERA: 7.59	(1, 2)		K	(2) C SI 88 B SI 88 S SI 88	3-3	K	(2) C SI 85 B SI 88 S SI 88	0-3	K	(2) F SI 96 F SI 96 S SI 88	1-3	K	(2) B SI 88 B SI 88 S SI 88	4-1	BB	(2)	3	0	0	0	0	3	5	
71 Josh Hader, L ERA: 0.71	(6, 1)		K	(6, 1)		K	(6, 1)		K	(6, 1)		K	(6, 1)		BB	(6, 1)	0	0	0	0	0	0	0	
18 Eric Sogard, L OBP: 0.388, SLG: 0.414	(8, PH)		K	(8, PH)		K	(8, PH)		K	(8, PH)		K	(8, PH)		BB	(8, PH)	1	1	1	0	1	0	0	
35 Brent Suter, L ERA: 3.79	(1, 1)		K	(1, 1)		K	(1, 1)		K	(1, 1)		K	(1, 1)		WP	(1, 1)	1	0	1	0	0	0	0	
9 Manny Piña, R OBP: 0.330, SLG: 0.445	(6, 2)		1B	(6, 2)		1B	(6, 2)		F8	(6, 2)		F8	(6, 2)		F8	(6, 2)	3	0	0	0	0	1	2	
Inning Stats	R: 3 E: 0 K: 2 S: 19	H: 2 LOB: 0 BB: 1 P: 32	R: 0 E: 0 K: 2 S: 15	H: 1 LOB: 1 BB: 0 P: 24	R: 0 E: 0 K: 0 S: 10	H: 2 LOB: 2 BB: 0 P: 15	R: 0 E: 0 K: 2 S: 10	H: 2 LOB: 2 BB: 0 P: 12	R: 1 E: 0 K: 1 S: 17	H: 2 LOB: 3 BB: 1 P: 25	R: 1 E: 0 K: 1 S: 8	H: 1 LOB: 0 BB: 0 P: 12	R: 0 E: 0 K: 1 S: 6	H: 0 LOB: 0 BB: 0 P: 13	R: 0 E: 0 K: 1 S: 8	H: 0 LOB: 1 BB: 1 P: 13	R: 0 E: 0 K: 1 S: 17	H: 1 LOB: 2 BB: 2 P: 22	R: 1 E: 0 K: 0 S: 11	H: 1 LOB: 2 BB: 2 P: 23	1B: 7 2B: 2 3B: 0 HR: 3	SF: 0 SAC: 1 DP: 0 HBP: 1	WP: 1 PB: 0 SB: 3 CS: 0	PA: 48
PITCHER	IP 4.0	WLS 19	BF 11	H 3	R 2	ER 2	SO 3	BB 1	IBB 0	HBP 0	BLK 0	WP 0	HR 1	S 54	P 83	ERA 6.75	WHIP 2.000							
37 Scott Feldman, R ERA: 4.43	(1, 1)																							
41 Kevin Shackelford, R ERA: 7.59	(5, 1)																							
40 Austin Brice, R ERA: 4.96	(7, 1)																							
36 Blake Wood, R ERA: 4.45	(8, 1)																							
31 Drew Storen, R ERA: 3.23	(8, 1)																							

Cincinnati Reds @ Milwaukee Brewers
Miller Park, Milwaukee, WI
Sat Aug 12 2017, 6:10 PM - 9:57 PM CDT
Att: 36,256 - Clear - 73 F

AB	40
R	6
H	12
RBI	5
BB	6
SO	12
LOB	20



Batter	1	2	3	4	5	6	7	8	9	AB	R	H	RBI	BB	SO	LOB	TOP								
6 Billy Hamilton, S OBP: 0.297, SLG: 0.330										5	0	2	1	0	3	2	<p>Cincinnati Reds @ Chicago Cubs Wrigley Field, Chicago, IL Tue Aug 15 2017, 7:08 PM - 10:12 PM CDT Att: 36,698 - Partly Cloudy - 74 F</p> <p>livebaseballscorecards.com</p> <p>AB 32 R 2 H 8 RBI 2 BB 6 SO 10 LOB 21</p>								
2 Zack Cozart, R OBP: 0.401, SLG: 0.575										5	0	1	0	0	0	2									
19 Joey Votto, L OBP: 0.448, SLG: 0.600										2	1	0	0	3	2	2									
23 Adam Duvall, R OBP: 0.312, SLG: 0.522										4	0	1	0	0	1	3									
4 Scooter Gennett, L OBP: 0.340, SLG: 0.536										2	0	0	1	1	0	3									
26 Raisel Iglesias, R OBP: 1.000, SLG: 2.000										0	0	0	0	0	0	0									
7 Eugenio Suárez, R OBP: 0.373, SLG: 0.471										3	0	1	0	1	1	1									
33 Jesse Winker, L OBP: 0.370, SLG: 0.413										3	1	2	0	1	1	2									
16 Tucker Barnhart, L OBP: 0.336, SLG: 0.393										4	0	0	0	0	1	4									
58 Luis Castillo, R OBP: 0.091, SLG: 0.091										2	0	0	0	0	0	0									
3 Patrick Kivlehan, R ERA: 3.45										1	0	0	0	0	1	2									
21 Michael Lorenzen, R OBP: 0.111, SLG: 0.444										0	0	0	0	0	0	0									
53 Wandy Peralta, L ERA: 2.51										1	0	1	0	0	0	0									
9 José Peraza, R OBP: 0.258, SLG: 0.333										1	0	1	0	0	0	0									
Inning Stats	R: 0 E: 0 K: 2 S: 11	H: 1 LOB: 2 BB: 1 P: 17	R: 0 E: 0 K: 1 S: 8	H: 1 LOB: 0 BB: 0 P: 10	R: 0 E: 0 K: 1 S: 8	H: 0 LOB: 0 BB: 0 P: 11	R: 0 E: 0 K: 2 S: 12	H: 1 LOB: 2 BB: 1 P: 17	R: 0 E: 0 K: 0 S: 8	H: 0 LOB: 0 BB: 0 P: 13	R: 0 E: 0 K: 0 S: 10	H: 0 LOB: 1 BB: 1 P: 17	R: 0 E: 0 K: 3 S: 15	H: 1 LOB: 2 BB: 1 P: 22	R: 1 E: 0 K: 0 S: 12	H: 1 LOB: 1 BB: 1 P: 22	R: 1 E: 0 K: 1 S: 16	H: 2 LOB: 2 BB: 1 P: 25	1B: 7 2B: 1 3B: 0 HR: 0	SF: 1 DP: 1 HBP: 0	WP: 1 PB: 0 SB: 2 CS: 0	PA: 40			
PITCHER	IP	WLS	BF	H	R	ER	SO	BB	IBB	HBP	BLK	WP	HR	S	P	ERA	WHIP								
28 Kyle Hendricks, R	(1.1)	6.0	25	5	0	0	6	4	0	0	0	0	0	61	93	0.00	1.500								
6 Carl Edwards Jr., R	(7.1)	1.0	3	0	0	0	3	0	0	0	0	1	0	11	14	0.00	0.000								
46 Pedro Strop, R	(8.1)	1.0	L	5	1	1	1	0	0	0	0	0	0	12	22	9.00	2.000								
37 Justin Wilson, L	(9.1)	1.0		6	2	1	1	1	0	0	0	0	0	16	25	9.00	3.000								

Batter	1	2	3	4	5	6	7	8	9	AB	R	H	RBI	BB	SO	LOB	BOTTOM								
30 Jon Jay, L OBP: 0.394, SLG: 0.388										4	0	0	0	1	2	2	<p>Cincinnati Reds @ Chicago Cubs Wrigley Field, Chicago, IL Tue Aug 15 2017, 7:08 PM - 10:12 PM CDT Att: 36,698 - Partly Cloudy - 74 F</p> <p>livebaseballscorecards.com</p> <p>AB 32 R 1 H 7 RBI 1 BB 4 SO 11 LOB 17</p>								
2 Tommy La Stella, L OBP: 0.419, SLG: 0.478										2	0	0	0	1	0	0									
8 Ian Happ, S OBP: 0.321, SLG: 0.494										1	0	0	0	0	1	2									
37 Justin Wilson, L ERA: 2.51										0	0	0	0	0	0	0									
13 Alex Avila, L OBP: 0.382, SLG: 0.471										1	0	0	0	0	1	2									
17 Kris Bryant, R OBP: 0.405, SLG: 0.535										3	0	0	0	1	0	3									
44 Anthony Rizzo, L OBP: 0.384, SLG: 0.504										3	0	1	0	0	1	0									
20 Victor Caratini, S OBP: 0.256, SLG: 0.351										4	0	1	0	0	3	5									
5 Albert Almora Jr., R ERA: 3.38										3	0	2	0	0	0	0									
12 Kyle Schwarber, L OBP: 0.312, SLG: 0.429										1	1	1	0	0	0	0									
22 Jason Heyward, L OBP: 0.313, SLG: 0.389										4	0	1	0	0	0	2									
9 Javier Báez, R OBP: 0.309, SLG: 0.494										3	0	0	0	0	1	1									
28 Kyle Hendricks, R OBP: 0.099, SLG: 0.099										2	0	0	0	0	2	0									
6 Carl Edwards Jr., R ERA: 4.04										0	0	0	0	0	0	0									
46 Pedro Strop, R ERA: 3.08										0	0	0	0	0	0	0									
18 Ben Zobrist, S OBP: 0.313, SLG: 0.355										1	0	1	1	1	0	0									
Inning Stats	R: 0 E: 0 K: 2 S: 13	H: 1 LOB: 2 BB: 1 P: 21	R: 0 E: 0 K: 0 S: 5	H: 0 LOB: 0 BB: 0 P: 9	R: 0 E: 0 K: 1 S: 10	H: 0 LOB: 1 BB: 1 P: 15	R: 0 E: 0 K: 1 S: 9	H: 1 LOB: 1 BB: 0 P: 12	R: 0 E: 0 K: 2 S: 9	H: 0 LOB: 0 BB: 0 P: 12	R: 0 E: 0 K: 1 S: 9	H: 0 LOB: 0 BB: 0 P: 11	R: 0 E: 0 K: 0 S: 10	H: 2 LOB: 1 BB: 0 P: 12	R: 0 E: 0 K: 2 S: 11	H: 0 LOB: 3 BB: 2 P: 25	R: 1 E: 0 K: 2 S: 21	H: 3 LOB: 2 BB: 0 P: 27	1B: 7 2B: 0 3B: 0 HR: 0	SF: 0 DP: 0 HBP: 1	WP: 0 PB: 0 SB: 0 CS: 0	PA: 38			
PITCHER	IP	WLS	BF	H	R	ER	SO	BB	IBB	HBP	BLK	WP	HR	S	P	ERA	WHIP								
58 Luis Castillo, R	(1.1)	6.0	22	2	0	0	7	2	0	0	0	0	0	55	80	0.00	0.667								
21 Michael Lorenzen, R ERA: 4.04	(7.1)	1.0	W	4	2	0	0	0	0	0	0	0	0	10	12	0.00	2.000								
53 Wandy Peralta, L ERA: 3.08	(8.1)	0.1	H	3	0	0	1	2	0	0	0	0	0	6	15	0.00	6.000								
26 Raisel Iglesias, R ERA: 1.97	(8.1)	1.2	S	9	3	1	3	0	0	1	0	0	0	26	37	5.40	1.800								

Batter	1	2	3	4	5	6	7	8	9	AB	R	H	RBI	BB	SO	LOB	TOP					
6 Billy Hamilton, S OBP: 0.298, SLG: 0.330	F9	9 1B 19 HR	G5-3		G6-3		K		K	5	1	0	0	1	2	4						
9 José Peraza, R OBP: 0.300, SLG: 0.332	G5-3	19 HR 1B	K		G5-3		G5-3	23 F9 7 BB FC6-4	19 HR 1B	5	2	2	3	1	1	1						
19 Joey Votto, L OBP: 0.448, SLG: 0.601	L7	19 HR 1B		4 FC4-6 7 HBP	G1		G1	7 FC6-4 BB	G3-1	5	1	2	3	1	0	2						
23 Adam Duvall, R OBP: 0.313, SLG: 0.526				K	F9		F9	F9		5	2	1	0	0	1	3						
7 Eugenio Suárez, R OBP: 0.377, SLG: 0.477										3	3	2	2	1	0	1						
4 Scooter Gennett, L OBP: 0.340, SLG: 0.529										4	1	1	1	1	1	4						
27 Phillip Ervin, R OBP: 0.600, SLG: 1.375										4	3	3	4	1	0	2						
32 Stuart Turner, R OBP: 0.218, SLG: 0.294										4	0	1	0	0	1	2						
37 Scott Feldman, L OBP: 0.297, SLG: 0.295										1	0	0	0	0	0	2						
21 Michael Lorenzen, R OBP: 0.300, SLG: 0.600										1	0	0	0	0	1	0						
31 Drew Storen, S ERA: 3.54										0	0	0	0	0	0	0						
2 Zack Cozart, R OBP: 0.371, SLG: 0.550										0	0	0	0	0	0	0						
46 Tim Adleman, R OBP: 0.291, SLG: 0.352										0	0	0	0	0	0	0						
53 Wandy Peralta, L ERA: 5.38										0	0	0	0	0	0	0						
33 Jesse Winker, L OBP: 0.377, SLG: 0.529										0	0	0	0	0	0	0						
26 Raisel Iglesias, R OBP: 0.108, SLG: 0.200										0	0	0	0	0	0	0						
Inning Stats	R: 0 E: 0 K: 0 S: 4	H: 0 LOB: 0 BB: 0 P: 6	R: 9 E: 1 K: 0 S: 27	H: 8 LOB: 2 BB: 2 P: 47	R: 0 E: 0 K: 1 S: 8	H: 1 LOB: 1 BB: 0 P: 14	R: 0 E: 0 K: 1 S: 13	H: 1 LOB: 2 BB: 0 P: 19	R: 0 E: 0 K: 2 S: 9	H: 0 LOB: 0 BB: 0 P: 13	R: 0 E: 0 K: 0 S: 6	H: 0 LOB: 1 BB: 0 P: 8	R: 2 E: 0 K: 2 S: 19	H: 1 LOB: 1 BB: 2 P: 36	R: 1 E: 0 K: 0 S: 8	H: 0 LOB: 1 BB: 2 P: 20	R: 1 E: 0 K: 1 S: 14	H: 1 LOB: 2 BB: 2 P: 28	1B: 8 2B: 2 3B: 0 HR: 2	SF: 0 SAC: 2 DP: 0 HBP: 1	WP: 0 PB: 0 SB: 2 CS: 0	PA: 48
PITCHER	IP	WLS	BF	H	R	ER	SO	BB	IBB	HBP	BLK	WP	HR	S	P	ERA	WHIP					
34 Jon Lester, L ERA: 4.37	1.2		14	7	9	7	0	1	0	0	0	0	1	28	46	37.80	4.800					
38 Mike Montgomery, L ERA: 3.54	4.1		17	3	0	0	4	1	0	1	0	0	0	39	61	0.00	0.923					
52 Justin Grimm, R ERA: 5.4	1.0	L	6	1	2	2	0	2	0	0	0	0	1	19	36	18.00	3.000					
37 Justin Wilson, L ERA: 3.15	0.0		2	0	1	1	0	2	0	0	0	0	0	8	8	∞	∞					
32 Brian Duensing, L ERA: 2.52	1.0		3	0	0	0	0	0	0	0	0	0	0	8	12	0.00	0.000					

Cincinnati Reds @ Chicago Cubs
Wrigley Field, Chicago, IL
Thu Aug 17 2017, 1:22 PM - 5:07 PM CDT
Att: 38,675 - Partly Cloudy - 83 F

AB 37
R 13
H 12
RBI 13
BB 8
SO 7
LOB 21



Batter	1	2	3	4	5	6	7	8	9	AB	R	H	RBI	BB	SO	LOB	BOTTOM					
30 Jon Jay, L OBP: 0.383, SLG: 0.382	G4-3		G5-3	L7		12 1B BB		K		4	0	0	0	1	1	0						
12 Kyle Schwarber, L OBP: 0.321, SLG: 0.442			F8					P3		5	1	3	1	0	0	0						
17 Kris Bryant, R OBP: 0.404, SLG: 0.536	L8									4	2	1	1	0	1	3						
44 Anthony Rizzo, L OBP: 0.387, SLG: 0.518	F8									5	2	3	1	0	1	1						
18 Ben Zobrist, S OBP: 0.313, SLG: 0.358	G3									5	1	1	1	0	0	1						
13 Alex Avila, L OBP: 0.384, SLG: 0.484	L8									4	1	2	3	1	1	1						
8 Ian Happ, S OBP: 0.319, SLG: 0.512										3	2	2	3	0	1	1						
9 Javier Báez, R OBP: 0.308, SLG: 0.500	G3									4	1	1	1	0	1	2						
34 Jon Lester, L ERA: 4.77	3.2		18	7	6	1	0	0	0	0	0	0	0	0	0	0						
21 Michael Lorenzen, R ERA: 4.38	1.1		8	3	3	3	1	0	0	1	19	31	20.25	2.250								
31 Drew Storen, R ERA: 0.67	1.0	W	4	1	0	0	1	1	0	0	0	16	0.00	2.000								
46 Tim Adleman, R ERA: 5.38	1.0	H	5	1	1	1	2	1	0	0	12	23	9.00	2.000								
53 Wandy Peralta, L ERA: 3.11	1.0	H	3	0	0	0	2	0	0	0	10	17	0.00	0.000								
Inning Stats	R: 0 E: 0 K: 0 S: 5	H: 1 LOB: 1 BB: 0 P: 9	R: 1 E: 0 K: 0 S: 7	H: 1 LOB: 0 BB: 0 P: 11	R: 0 E: 0 K: 1 S: 8	H: 0 LOB: 0 BB: 0 P: 11	R: 5 E: 0 K: 0 S: 15	H: 5 LOB: 0 BB: 0 P: 23	R: 3 E: 0 K: 1 S: 18	H: 3 LOB: 1 BB: 0 P: 29	R: 0 E: 0 K: 1 S: 10	H: 1 LOB: 1 BB: 1 P: 16	R: 1 E: 0 K: 2 S: 12	H: 1 LOB: 1 BB: 1 P: 23	R: 0 E: 0 K: 2 S: 10	H: 0 LOB: 0 BB: 0 P: 17	R: 0 E: 0 K: 3 S: 12	H: 1 LOB: 1 BB: 0 P: 16	1B: 3 2B: 4 3B: 1 HR: 6	SF: 0 SAC: 0 DP: 1 HBP: 1	WP: 1 PB: 0 SB: 0 CS: 0	PA: 42
PITCHER	IP	WLS	BF	H	R	ER	SO	BB	IBB	HBP	BLK	WP	HR	S	P	ERA	WHIP					
26 Raisel Iglesias, R ERA: 1.94	1.0		4	1	0	0	3	0	0	0	0	1	0	0	0	0.00	1.000					


Cincinnati Reds @ Chicago Cubs
Wrigley Field, Chicago, IL
Thu Aug 17 2017, 1:22 PM - 5:07 PM CDT
Att: 38,675 - Partly Cloudy - 83 F

AB 38
R 10
H 13
RBI 10
BB 2
SO 10
LOB 11




Batter	1	2	3	4	5	6	7	8	9	AB	R	H	RBI	BB	SO	LOB	TOP						
6 Billy Hamilton, S (1, 8) OBP: 0.299, SLG: 0.333	G6-3		G6-3		1B		2B			5	1	2	0	0	0	2	<p>Cincinnati Reds @ Atlanta Braves</p> <p>SunTrust Park, Atlanta, GA</p> <p>Fri Aug 18 2017, 7:39 PM - 10:46 PM EDT</p> <p>Att: 31,174 - Partly Cloudy - 84 F</p>						
2 Zack Cozart, R (1, 6) OBP: 0.404, SLG: 0.578	L7			1B	P3		HBP		G5-3	3	0	1	0	0	0	2							
9 José Peraza, R (7, 6) OBP: 0.299, SLG: 0.331										1	0	0	0	0	0	0							
19 Joey Votto, L (1, 3)	K			K					K	4	1	1	0	1	3	1							
23 Adam Duvall, R (1, 7) OBP: 0.312, SLG: 0.529		K		F8					G5-4-3	5	1	1	2	0	1	3							
4 Scooter Gennett, L (1, 4) OBP: 0.339, SLG: 0.526		K2-3								4	0	1	0	0	2	1							
7 Eugenio Suárez, R (1, 5) OBP: 0.380, SLG: 0.484					F8					2	1	1	1	2	0	2							
33 Jesse Winker, L (1, 9) OBP: 0.393, SLG: 0.457										4	1	2	1	0	1	2							
16 Tucker Barnhart, L (1, 2) OBP: 0.330, SLG: 0.383			G1-3							3	0	0	0	1	2	1							
47 Sal Romano, L (1, 1)										3	0	0	0	0	2	1							
43 Scott Schebler, L (8, PH) ERA: 3.98			G1-3							0	0	0	0	0	0	0							
41 Kevin Shackelford, R (8, 1)										0	0	0	0	0	0	0							
36 Blake Wood, R (8, 1)										0	0	0	0	0	0	0							
26 Raisel Iglesias, R (9, 1) OBP: 1.000, SLG: 2.000										0	0	0	0	0	0	0							
Inning Stats	R: 0 E: 0 K: 1 S: 9	H: 0 LOB: 0 BB: 0 P: 16	R: 0 E: 0 K: 3 S: 11	H: 0 LOB: 1 BB: 1 P: 19	R: 0 E: 0 K: 0 S: 8	H: 0 LOB: 0 BB: 0 P: 9	R: 0 E: 0 K: 1 S: 16	H: 2 LOB: 2 BB: 0 P: 24	R: 0 E: 0 K: 2 S: 11	H: 2 LOB: 2 BB: 0 P: 14	R: 4 E: 0 K: 2 S: 15	H: 4 LOB: 0 BB: 0 P: 18	R: 1 E: 0 K: 1 S: 12	H: 1 LOB: 1 BB: 1 P: 22	R: 0 E: 0 K: 0 S: 8	H: 0 LOB: 0 BB: 2 P: 23	R: 0 E: 0 K: 1 S: 6	H: 0 LOB: 0 BB: 0 P: 10	1B: 5 2B: 1 3B: 0 HR: 3	SF: 0 SAC: 0 DP: 1 HBP: 2	WP: 0 PB: 0 SB: 1 CS: 0	PA: 40	
PITCHER	IP WLS BF H R ER SO BB IBB HBP BLK WP HR S P ERA WHIP	IP WLS BF H R ER SO BB IBB HBP BLK WP HR S P ERA WHIP	IP WLS BF H R ER SO BB IBB HBP BLK WP HR S P ERA WHIP	IP WLS BF H R ER SO BB IBB HBP BLK WP HR S P ERA WHIP	IP WLS BF H R ER SO BB IBB HBP BLK WP HR S P ERA WHIP	IP WLS BF H R ER SO BB IBB HBP BLK WP HR S P ERA WHIP	IP WLS BF H R ER SO BB IBB HBP BLK WP HR S P ERA WHIP	IP WLS BF H R ER SO BB IBB HBP BLK WP HR S P ERA WHIP	IP WLS BF H R ER SO BB IBB HBP BLK WP HR S P ERA WHIP	IP WLS BF H R ER SO BB IBB HBP BLK WP HR S P ERA WHIP	IP WLS BF H R ER SO BB IBB HBP BLK WP HR S P ERA WHIP	IP WLS BF H R ER SO BB IBB HBP BLK WP HR S P ERA WHIP	IP WLS BF H R ER SO BB IBB HBP BLK WP HR S P ERA WHIP	IP WLS BF H R ER SO BB IBB HBP BLK WP HR S P ERA WHIP	IP WLS BF H R ER SO BB IBB HBP BLK WP HR S P ERA WHIP	IP WLS BF H R ER SO BB IBB HBP BLK WP HR S P ERA WHIP	IP WLS BF H R ER SO BB IBB HBP BLK WP HR S P ERA WHIP	IP WLS BF H R ER SO BB IBB HBP BLK WP HR S P ERA WHIP	IP WLS BF H R ER SO BB IBB HBP BLK WP HR S P ERA WHIP	IP WLS BF H R ER SO BB IBB HBP BLK WP HR S P ERA WHIP	IP WLS BF H R ER SO BB IBB HBP BLK WP HR S P ERA WHIP	IP WLS BF H R ER SO BB IBB HBP BLK WP HR S P ERA WHIP	IP WLS BF H R ER SO BB IBB HBP BLK WP HR S P ERA WHIP

AB 34
R 5
H 9
RBI 4
BB 4
SO 11
LOB 15



Batter	1	2	3	4	5	6	7	8	9	AB	R	H	RBI	BB	SO	LOB	BOTTOM						
11 Ender Inciarte, L (1, 8) OBP: 0.347, SLG: 0.408	G4-3		G4-6-3		1B			1B		5	1	2	0	0	1	2	<p>Cincinnati Reds @ Atlanta Braves</p> <p>SunTrust Park, Atlanta, GA</p> <p>Fri Aug 18 2017, 7:39 PM - 10:46 PM EDT</p> <p>Att: 31,174 - Partly Cloudy - 84 F</p>						
4 Brandon Phillips, R (1, 5) OBP: 0.324, SLG: 0.423	G6-3				L9				L1	5	1	2	0	0	0	3							
5 Freddie Freeman, L (1, 3) OBP: 0.419, SLG: 0.634										4	0	1	0	0	0	3							
22 Nick Markakis, L (1, 9) OBP: 0.356, SLG: 0.391	F7									4	0	0	1	0	0	2							
25 Tyler Flowers, R (1, 2) OBP: 0.384, SLG: 0.460		K								4	0	1	1	0	1	0							
18 Matt Adams, L (1, 7) OBP: 0.318, SLG: 0.515										3	1	1	1	1	0	0							
16 Lane Adams, R (8, FR) OBP: 0.319, SLG: 0.409										0	0	0	0	0	0	0							
1 Ozzie Albies, S (1, 4) OBP: 0.230, SLG: 0.339										4	0	0	0	0	0	2							
7 Dansby Swanson, R (1, 6) OBP: 0.290, SLG: 0.319										2	0	0	0	2	2	0							
19 A. Dickey, R (1, 1) ERA: 5.32										2	0	1	0	0	0	1							
57 Rex Brothers, L (7, 1) ERA: 7.07										0	0	0	0	0	0	0							
2 Micah Johnson, L (7, PH) ERA: 4.31										1	0	0	0	0	1	1							
58 Luke Jackson, R (8, 1)										0	0	0	0	0	0	0							
38 Arodys Vizcaino, R (9, 1) OBP: 1.000, SLG: 2.000										0	0	0	0	0	0	0							
8 Jace Peterson, L (8, PH) OBP: 0.201, SLG: 0.299										0	0	0	1	0	0	0							
Inning Stats	R: 0 E: 0 K: 0 S: 9	H: 1 LOB: 1 BB: 0 P: 16	R: 1 E: 0 K: 2 S: 11	H: 1 LOB: 0 BB: 0 P: 18	R: 0 E: 0 K: 0 S: 8	H: 2 LOB: 1 BB: 0 P: 14	R: 0 E: 0 K: 0 S: 5	H: 0 LOB: 0 BB: 0 P: 10	R: 0 E: 0 K: 0 S: 7	H: 0 LOB: 0 BB: 0 P: 11	R: 0 E: 0 K: 1 S: 7	H: 0 LOB: 1 BB: 1 P: 16	R: 2 E: 0 K: 0 S: 16	H: 3 LOB: 2 BB: 1 P: 24	R: 0 E: 0 K: 2 S: 10	H: 0 LOB: 1 BB: 1 P: 16	1B: 5 2B: 2 3B: 0 HR: 1	SF: 0 SAC: 0 DP: 1 HBP: 0	WP: 0 PB: 0 SB: 0 CS: 0	PA: 38			
PITCHER	IP WLS BF H R ER SO BB IBB HBP BLK WP HR S P ERA WHIP	IP WLS BF H R ER SO BB IBB HBP BLK WP HR S P ERA WHIP	IP WLS BF H R ER SO BB IBB HBP BLK WP HR S P ERA WHIP	IP WLS BF H R ER SO BB IBB HBP BLK WP HR S P ERA WHIP	IP WLS BF H R ER SO BB IBB HBP BLK WP HR S P ERA WHIP	IP WLS BF H R ER SO BB IBB HBP BLK WP HR S P ERA WHIP	IP WLS BF H R ER SO BB IBB HBP BLK WP HR S P ERA WHIP	IP WLS BF H R ER SO BB IBB HBP BLK WP HR S P ERA WHIP	IP WLS BF H R ER SO BB IBB HBP BLK WP HR S P ERA WHIP	IP WLS BF H R ER SO BB IBB HBP BLK WP HR S P ERA WHIP	IP WLS BF H R ER SO BB IBB HBP BLK WP HR S P ERA WHIP	IP WLS BF H R ER SO BB IBB HBP BLK WP HR S P ERA WHIP	IP WLS BF H R ER SO BB IBB HBP BLK WP HR S P ERA WHIP	IP WLS BF H R ER SO BB IBB HBP BLK WP HR S P ERA WHIP	IP WLS BF H R ER SO BB IBB HBP BLK WP HR S P ERA WHIP	IP WLS BF H R ER SO BB IBB HBP BLK WP HR S P ERA WHIP	IP WLS BF H R ER SO BB IBB HBP BLK WP HR S P ERA WHIP	IP WLS BF H R ER SO BB IBB HBP BLK WP HR S P ERA WHIP	IP WLS BF H R ER SO BB IBB HBP BLK WP HR S P ERA WHIP	IP WLS BF H R ER SO BB IBB HBP BLK WP HR S P ERA WHIP	IP WLS BF H R ER SO BB IBB HBP BLK WP HR S P ERA WHIP	IP WLS BF H R ER SO BB IBB HBP BLK WP HR S P ERA WHIP	IP WLS BF H R ER SO BB IBB HBP BLK WP HR S P ERA WHIP

AB 34
R 3
H 8
RBI 3
BB 4
SO 5
LOB 14



Batter	1	2	3	4	5	6	7	8	9	AB	R	H	RBI	BB	SO	LOB	TOP					
6 Billy Hamilton, S OBP: 0.296, SLG: 0.329										5	0	0	1	0	1	5						
9 José Peraza, R OBP: 0.300, SLG: 0.330										4	2	1	0	1	1	1						
19 Joey Votto, L OBP: 0.447, SLG: 0.598										5	2	2	1	0	1	0						
23 Adam Duvall, R OBP: 0.314, SLG: 0.531										4	2	2	0	1	0	1						
4 Scooter Gennett, L OBP: 0.342, SLG: 0.536										3	2	2	5	1	1	1						
7 Eugenio Suárez, R OBP: 0.378, SLG: 0.481										5	1	1	1	0	1	1						
43 Scott Schebler, L OBP: 0.312, SLG: 0.481										4	2	3	1	1	0	0						
16 Tucker Barnhart, L OBP: 0.334, SLG: 0.390										5	0	3	0	0	0	2						
55 Robert Stephenson, R OBP: 0.091, SLG: 0.091										2	0	0	0	0	0	2						
33 Jesse Winker, L OBP: 0.296, SLG: 0.450										0	0	0	0	0	0	0						
65 Asher Wojciechowski, R OBP: 0.277, SLG: 0.277										0	0	0	0	0	0	0						
27 Phillip Evans, L OBP: 0.170, SLG: 0.222										0	0	0	0	0	0	0						
53 Wandy Peralta, L OBP: 0.305, SLG: 0.427										0	0	0	0	0	0	0						
3 Patrick Kivlehan, R OBP: 0.000, SLG: 0.000										0	0	0	0	0	0	0						
36 Blake Wood, R OBP: 0.000, SLG: 0.000										0	0	0	0	0	0	0						
21 Michael Lorenzen, R OBP: 0.100, SLG: 0.200										0	0	0	0	0	0	0						
Inning Stats	R: 0 E: 0 K: 3 S: 10	H: 0 LOB: 0 BB: 0 P: 14	R: 0 E: 0 K: 1 S: 10	H: 1 LOB: 1 BB: 1 P: 15	R: 1 E: 0 K: 1 S: 11	H: 1 LOB: 1 BB: 1 P: 17	R: 3 E: 1 K: 1 S: 14	H: 4 LOB: 2 BB: 1 P: 26	R: 0 E: 0 K: 1 S: 8	H: 1 LOB: 1 BB: 0 P: 14	R: 2 E: 0 K: 0 S: 9	H: 1 LOB: 0 BB: 1 P: 20	R: 0 E: 0 K: 0 S: 9	H: 1 LOB: 1 BB: 0 P: 14	R: 4 E: 0 K: 1 S: 15	H: 4 LOB: 1 BB: 1 P: 31	1B: 8 2B: 6 3B: 0 HR: 1	SF: 1 SAC: 0 DP: 1 HBP: 0	WP: 1 PB: 0 CS: 1	PA: 45		
PITCHER	IP WLS BF H R ER SO BB IBB HBP BLK WP HR S P ERA WHIP																					
49 Julio Teheran, R ERA: 5.02	(1, 1) 6.0 L 28 8 5 4 7 3 0 0 0 0 1 0 69 112 6.00 1.833																					
30 Jason Motte, R ERA: 3.9	(7, 1) 1.0 5 1 2 2 0 1 0 0 0 0 0 0 9 20 18.00 2.000																					
45 Matt Wisler, R ERA: 8.1	(8, 1) 1.0 4 1 0 0 0 0 0 0 0 0 0 0 9 14 0.00 1.000																					
53 Jim Johnson, R ERA: 4.96	(9, 1) 1.0 8 4 4 4 1 1 0 0 0 0 0 1 15 31 36.00 5.000																					
Batter	1	2	3	4	5	6	7	8	9	AB	R	H	RBI	BB	SO	LOB	BOTTOM					
11 Ender Inciarte, L OBP: 0.343, SLG: 0.404										5	0	0	1	0	1	4						
4 Brandon Phillips, R OBP: 0.377, SLG: 0.431										6	1	3	1	0	1	2						
5 Freddie Freeman, L OBP: 0.417, SLG: 0.628										6	0	2	1	0	1	0						
27 Matt Kemp, R OBP: 0.333, SLG: 0.472										6	0	1	0	0	0	5						
22 Nick Markakis, L OBP: 0.358, SLG: 0.392										4	2	2	0	1	0	3						
24 Kurt Suzuki, R OBP: 0.346, SLG: 0.527										4	2	3	2	1	0	1						
1 Ozzie Albies, S ERA: 6.13										3	1	1	0	0	1	3						
45 Matt Wisler, R ERA: 8.1										0	0	0	0	0	0	0						
53 Jim Johnson, R OBP: 0.320, SLG: 0.527										0	0	0	0	0	0	0						
18 Matt Adams, L OBP: 0.320, SLG: 0.527										1	1	1	3	0	0	0						
7 Dansby Swanson, R OBP: 0.294, SLG: 0.321										4	1	2	0	1	1	2						
49 Julio Teheran, R OBP: 0.182, SLG: 0.146										1	0	0	0	0	1	2						
16 Lane Adams, R OBP: 0.313, SLG: 0.400										1	0	0	0	0	0	1						
30 Jason Motte, R ERA: 4.96										0	0	0	0	0	0	0						
8 Jace Peterson, L OBP: 0.288, SLG: 0.294										2	0	0	0	0	1	1						
Inning Stats	R: 0 E: 2 K: 1 S: 7	H: 0 LOB: 2 BB: 0 P: 9	R: 0 E: 0 K: 2 S: 8	H: 1 LOB: 1 BB: 1 P: 15	R: 1 E: 0 K: 0 S: 8	H: 1 LOB: 1 BB: 1 P: 16	R: 1 E: 1 K: 0 S: 8	H: 0 LOB: 0 BB: 0 P: 15	R: 0 E: 0 K: 0 S: 11	H: 1 LOB: 1 BB: 1 P: 20	R: 0 E: 0 K: 0 S: 10	H: 1 LOB: 1 BB: 0 P: 17	R: 2 E: 0 K: 2 S: 14	H: 3 LOB: 0 BB: 0 P: 21	R: 0 E: 0 K: 0 S: 8	H: 2 LOB: 2 BB: 0 P: 12	R: 4 E: 0 K: 2 S: 21	H: 6 LOB: 2 BB: 0 P: 34	1B: 10 2B: 2 3B: 0 HR: 3	SF: 1 SAC: 1 DP: 0 HBP: 1	WP: 0 PB: 0 CS: 0	PA: 49
PITCHER	IP WLS BF H R ER SO BB IBB HBP BLK WP HR S P ERA WHIP																					
55 Robert Stephenson, R ERA: 5.36	(1, 1) 5.0 W 25 3 2 1 3 3 0 0 0 0 0 0 1 24 38 9.00 2.000																					
53 Wandy Peralta, L ERA: 3.08	(8, 1) 1.0 H 5 2 0 0 0 0 0 0 0 0 0 0 8 12 2.000 2.000																					
36 Blake Wood, R ERA: 4.96	(9, 1) 0.0 4 4 4 4 0 0 0 0 0 0 0 1 7 12 = =																					
21 Michael Lorenzen, R ERA: 4.31	(9, 1) 1.0 5 2 0 0 2 0 0 0 0 0 0 0 14 22 0.00 2.000																					

Cincinnati Reds @ Atlanta Braves
SunTrust Park, Atlanta, GA
Sat Aug 19 2017, 7:11 PM - 10:46 PM EDT
Att: 39,317 - Clear - 87 F

AB 39
R 11
H 14
RBI 9
BB 5
SO 8
LOB 17



Cincinnati Reds @ Atlanta Braves
SunTrust Park, Atlanta, GA
Sat Aug 19 2017, 7:11 PM - 10:46 PM EDT
Att: 39,317 - Clear - 87 F

AB 43
R 8
H 15
RBI 8
BB 3
SO 7
LOB 24



Batter	1	2	3	4	5	6	7	8	9	AB	R	H	RBI	BB	SO	LOB	TOP			
6 Billy Hamilton, S (1, 8) OBP: 0.298, SLG: 0.329 32 Stuart Turner, R (9, PH) OBP: 0.214, SLG: 0.288	F9		9 BB 1B		9 G5-4-3 BB	K		G4-3		3	0	1	0	1	1	1				
9 José Peraza, R (1, 6) OBP: 0.302, SLG: 0.329	G3		BB		G5-4-3		P6	27 DI 1B		4	1	1	0	1	0	1				
19 Joey Votto, L (1, 3) OBP: 0.447, SLG: 0.595 27 Phillip Ervin, R (7, 7) OBP: 0.583, SLG: 1.200	BB		L4		HBP		F7	23 DI 1B		2	0	0	0	1	0	3				
23 Adam Duval, R (1, 7) OBP: 0.315, SLG: 0.529	K		G1-3		7 BB 1B		F9	HBP		4	0	1	0	0	1	4				
7 Eugenio Suárez, R (1, 5) OBP: 0.378, SLG: 0.478	4 CS 1B		G5-3		BB		P6	L9		4	0	1	0	1	0	2				
4 Scooter Gennett, L (1, 4) OBP: 0.340, SLG: 0.531 46 Tim Adleman, R (5, 1) OBP: 0.103, SLG: 0.138	K		G3		L8		43 G3 1B			3	0	0	0	0	1	4				
43 Scott Schebler, L (1, 9)	G3		2B				F7	G3		4	0	1	0	0	0	1				
16 Tucker Barnhart, L (1, 2)			58 FC3-6 1B		IBB		3 FC1-4 BB	G3		2	0	1	0	2	0	1				
58 Luis Castillo, R (1, 1) OBP: 0.083, SLG: 0.083 31 Drew Storen, S (5, 1) ERA: 7.04 3 Patrick Kivlehan, R (5, 5) OBP: 0.297, SLG: 0.406	FC3-6 1B		G5-3		G5-3		FC1-4 1B	G6-3		2	0	0	0	0	0	3				
Inning Stats	R: 0 E: 0 K: 1 S: 13	H: 0 LOB: 1 BB: 1 P: 19	R: 0 E: 0 K: 1 S: 12	H: 1 LOB: 0 BB: 0 P: 15	R: 0 E: 0 K: 0 S: 10	H: 2 LOB: 3 BB: 1 P: 19	R: 0 E: 0 K: 0 S: 11	H: 1 LOB: 2 BB: 1 P: 15	R: 0 E: 0 K: 1 S: 7	H: 0 LOB: 1 BB: 1 P: 11	R: 0 E: 0 K: 0 S: 9	H: 0 LOB: 0 BB: 0 P: 10	R: 0 E: 0 K: 0 S: 12	H: 1 LOB: 1 BB: 0 P: 15	R: 1 E: 0 K: 0 S: 15	H: 2 LOB: 2 BB: 0 P: 23	1B: 7 2B: 1 3B: 0 HR: 0	SF: 0 SAC: 0 DP: 1 HBP: 2	WP: 0 PB: 0 SB: 0 CS: 1	PA: 41
PITCHER	IP	WLS	BF	H	R	ER	SO	BB	IBB	HBP	BLK	WP	HR	S	P	ERA	WHIP			
51 Sean Newcomb, L (1, 1) ERA: 4.13	5.0	W	24	5	0	0	2	4	1	1	0	0	0	58	94	0.00	1.800			
45 Matt Wisler, R (6, 1) ERA: 7.04	3.0	H	11	1	0	0	1	1	0	0	0	0	0	28	36	0.00	0.667			
61 Max Fried, L (9, 1) ERA: 5.4	1.0		6	2	1	1	0	0	0	1	0	0	0	15	23	9.00	2.000			

Cincinnati Reds @ Atlanta Braves
SunTrust Park, Atlanta, GA
Sun Aug 20 2017, 1:37 PM - 4:47 PM EDT
Att: 25,758 - Sunny - 88 F

AB	33
R	1
H	8
RBI	1
BB	6
SO	3
LOB	21



Batter	1	2	3	4	5	6	7	8	9	AB	R	H	RBI	BB	SO	LOB	BOTTOM			
11 Ender Inciarte, L (1, 8) OBP: 0.341, SLG: 0.401 45 Matt Wisler, R (6, 1) ERA: 7.04 61 Max Fried, L (9, 1) ERA: 5.4	K		F7		P5		G3			4	0	0	0	0	2	4				
4 Brandon Phillips, R (1, 5) OBP: 0.350, SLG: 0.433	K		5 BB 22 BB 1B		25 HR IBB		G6-3			5	2	3	1	0	1	0				
5 Freddie Freeman, L (1, 3) OBP: 0.420, SLG: 0.631	L7		22 BB 1B		25 HR IBB		25 FC6-4 1B			5	2	3	0	0	0	2				
22 Nick Markakis, L (1, 9) OBP: 0.360, SLG: 0.394	25 WP BB		3-H 2B		25 HR IBB		G1-3			3	1	1	2	2	0	1				
25 Tyler Flowers, R (1, 2) OBP: 0.384, SLG: 0.468	HBP		P3		1-H 2-H HR		F9			4	1	1	4	0	0	2				
18 Matt Adams, L (1, 7) OBP: 0.316, SLG: 0.520 8 Jace Peterson, L (7, 7) OBP: 0.288, SLG: 0.294	K		G4-3		G3-1		F8			4	0	0	0	0	1	2				
1 Ozzie Albies, S (1, 4) OBP: 0.281, SLG: 0.413	K		2B		7 BB 1B		K			4	1	2	0	0	2	2				
7 Dansby Swanson, R (1, 6) OBP: 0.299, SLG: 0.330	K		BB		16 BB 4 BB 1B		BB			3	1	2	1	1	1	2				
51 Sean Newcomb, L (1, 1) ERA: 4.13 16 Lane Adams, R (5, PH) OBP: 0.320, SLG: 0.391	K		4 BB 1B		4 BB 1B		F8			2	0	0	0	0	2	2				
Inning Stats	R: 0 E: 0 K: 2 S: 9	H: 0 LOB: 0 BB: 0 P: 11	R: 0 E: 0 K: 3 S: 16	H: 0 LOB: 2 BB: 1 P: 28	R: 2 E: 0 K: 1 S: 15	H: 3 LOB: 1 BB: 0 P: 23	R: 0 E: 0 K: 2 S: 18	H: 1 LOB: 2 BB: 1 P: 28	R: 6 E: 0 K: 0 S: 23	H: 6 LOB: 2 BB: 2 P: 31	R: 0 E: 0 K: 0 S: 4	H: 0 LOB: 0 BB: 0 P: 4	R: 0 E: 0 K: 1 S: 11	H: 1 LOB: 1 BB: 0 P: 18	R: 0 E: 0 K: 0 S: 6	H: 1 LOB: 1 BB: 0 P: 7	1B: 6 2B: 3 3B: 2 HR: 1	SF: 0 SAC: 0 DP: 0 HBP: 1	WP: 1 PB: 0 SB: 0 CS: 0	PA: 41
PITCHER	IP	WLS	BF	H	R	ER	SO	BB	IBB	HBP	BLK	WP	HR	S	P	ERA	WHIP			
58 Luis Castillo, R (1, 1) ERA: 3.45	4.0	L	19	4	2	2	0	2	0	1	0	0	0	58	90	4.50	1.500			
31 Drew Storen, R (5, 1) ERA: 4.71	0.2		10	6	6	6	0	1	1	0	0	0	1	21	29	81.00	10.500			
46 Tim Adleman, R (5, 1) ERA: 5.23	3.1		12	2	0	0	1	0	0	0	0	0	0	23	31	0.00	0.600			

Cincinnati Reds @ Atlanta Braves
SunTrust Park, Atlanta, GA
Sun Aug 20 2017, 1:37 PM - 4:47 PM EDT
Att: 25,758 - Sunny - 88 F

AB	36
R	8
H	12
RBI	8
BB	4
SO	9
LOB	19



Batter	1	2	3	4	5	6	7	8	9	AB	R	H	RBI	BB	SO	LOB	TOP								
30 Jon Jay, L OBP: 0.379, SLG: 0.370 6 Carl Edwards Jr., R OBP: 0.359, SLG: 0.470 60 Felix Peña, R	F7		FC4			G4-1	G6-3	G4-3		5	1	1	0	0	0	2									
12 Kyle Schwarber, L OBP: 0.317, SLG: 0.434	G6-3		F7			K			K	5	1	1	0	1	2	2									
17 Kris Bryant, R OBP: 0.409, SLG: 0.529 7 René Rivera, R OBP: 0.279, SLG: 0.390	G5-3		L8			SF8		L7		3	1	0	1	1	0	2									
44 Anthony Rizzo, L OBP: 0.392, SLG: 0.516										3	3	2	1	2	0	1									
8 Ian Happ, S OBP: 0.320, SLG: 0.509										5	1	1	1	1	2	5									
13 Alex Avila, L OBP: 0.393, SLG: 0.484										3	2	2	1	2	1	1									
22 Jason Heyward, L OBP: 0.319, SLG: 0.385										5	1	3	2	0	0	3									
9 Javier Báez, R OBP: 0.309, SLG: 0.499										5	2	2	2	0	2	4									
41 John Lackey, R OBP: 0.191, SLG: 0.159 2 Tommy La Stella, L OBP: 0.262, SLG: 0.467 32 Brian Duensing, L OBP: 0.279, SLG: 0.355 56 Héctor Rondón, R OBP: 0.316, SLG: 0.394										0	1	0	0	2	0	0									
Inning Stats	R: 0 E: 0 K: 0 S: 7	H: 0 LOB: 0 BB: 0 P: 9	R: 0 E: 0 K: 1 S: 8	H: 1 LOB: 1 BB: 0 P: 13	R: 0 E: 1 K: 1 S: 16	H: 0 LOB: 2 BB: 1 P: 25	R: 0 E: 0 K: 1 S: 13	H: 1 LOB: 2 BB: 1 P: 19	R: 3 E: 0 K: 0 S: 14	H: 3 LOB: 2 BB: 3 P: 28	R: 1 E: 0 K: 1 S: 14	H: 1 LOB: 0 BB: 0 P: 20	R: 4 E: 0 K: 1 S: 20	H: 4 LOB: 1 BB: 1 P: 38	R: 5 E: 0 K: 1 S: 14	H: 3 LOB: 1 BB: 3 P: 32	R: 0 E: 0 K: 1 S: 7	H: 0 LOB: 1 BB: 0 P: 16	1B: 11 2B: 3 3B: 0 HR: 0	SF: 1 SAC: 0 DP: 1 HBP: 2	WP: 3 PB: 0 SB: 0 CS: 0	PA: 50			
PITCHER	IP WLS BF H R ER SO BB IBB HBP BLK WP HR S P ERA WHIP	IP WLS BF H R ER SO BB IBB HBP BLK WP HR S P ERA WHIP	IP WLS BF H R ER SO BB IBB HBP BLK WP HR S P ERA WHIP	IP WLS BF H R ER SO BB IBB HBP BLK WP HR S P ERA WHIP	IP WLS BF H R ER SO BB IBB HBP BLK WP HR S P ERA WHIP	IP WLS BF H R ER SO BB IBB HBP BLK WP HR S P ERA WHIP	IP WLS BF H R ER SO BB IBB HBP BLK WP HR S P ERA WHIP	IP WLS BF H R ER SO BB IBB HBP BLK WP HR S P ERA WHIP	IP WLS BF H R ER SO BB IBB HBP BLK WP HR S P ERA WHIP	IP WLS BF H R ER SO BB IBB HBP BLK WP HR S P ERA WHIP	IP WLS BF H R ER SO BB IBB HBP BLK WP HR S P ERA WHIP	IP WLS BF H R ER SO BB IBB HBP BLK WP HR S P ERA WHIP	IP WLS BF H R ER SO BB IBB HBP BLK WP HR S P ERA WHIP	IP WLS BF H R ER SO BB IBB HBP BLK WP HR S P ERA WHIP	IP WLS BF H R ER SO BB IBB HBP BLK WP HR S P ERA WHIP	IP WLS BF H R ER SO BB IBB HBP BLK WP HR S P ERA WHIP	IP WLS BF H R ER SO BB IBB HBP BLK WP HR S P ERA WHIP	IP WLS BF H R ER SO BB IBB HBP BLK WP HR S P ERA WHIP	IP WLS BF H R ER SO BB IBB HBP BLK WP HR S P ERA WHIP	IP WLS BF H R ER SO BB IBB HBP BLK WP HR S P ERA WHIP	IP WLS BF H R ER SO BB IBB HBP BLK WP HR S P ERA WHIP	IP WLS BF H R ER SO BB IBB HBP BLK WP HR S P ERA WHIP	IP WLS BF H R ER SO BB IBB HBP BLK WP HR S P ERA WHIP	IP WLS BF H R ER SO BB IBB HBP BLK WP HR S P ERA WHIP	IP WLS BF H R ER SO BB IBB HBP BLK WP HR S P ERA WHIP

Chicago Cubs @ Cincinnati Reds
Great American Ball Park, Cincinnati, OH
Tue Aug 22 2017, 7:11 PM - 11:14 PM EDT
Att: 16,467 - Cloudy - 78 F

AB	38
R	13
H	13
RBI	11
BB	9
SO	7
LOB	22



Batter	1	2	3	4	5	6	7	8	9	AB	R	H	RBI	BB	SO	LOB	BOTTOM									
6 Billy Hamilton, S OBP: 0.301, SLG: 0.331	F7									4	1	2	0	1	0	3										
2 Zack Cozart, R OBP: 0.404, SLG: 0.574	F9									4	1	1	0	1	0	4										
19 Joey Votto, L OBP: 0.447, SLG: 0.591										3	0	0	0	2	0	1										
23 Adam Duvall, R OBP: 0.315, SLG: 0.526 53 Wandy Peralta, L ERA: 4.56 36 Blake Wood, R 31 Drew Storen, S 33 Jesse Winker, L OBP: 0.398, SLG: 0.507 4 Scooter Gennett, L OBP: 0.340, SLG: 0.536										4	1	1	0	0	1	5										
7 Eugenio Suárez, R OBP: 0.380, SLG: 0.494										4	2	1	1	1	1	3										
43 Scott Schebler, L OBP: 0.308, SLG: 0.475										4	2	1	1	1	1	3										
16 Tucker Barnhart, L OBP: 0.337, SLG: 0.391										5	0	3	5	0	2	0										
34 Homer Bailey, R OBP: 0.250, SLG: 0.313 41 Kevin Shackelford, R OBP: 0.260, SLG: 0.350 21 Michael Lorenzen, R OBP: 0.182, SLG: 0.455 3 Patrick Kivlehan, R OBP: 0.295, SLG: 0.403										5	0	0	0	0	1	1										
Inning Stats	R: 1 E: 0 K: 1 S: 10	H: 1 LOB: 1 BB: 1 P: 19	R: 1 E: 0 K: 0 S: 14	H: 3 LOB: 2 BB: 0 P: 21	R: 1 E: 0 K: 2 S: 17	H: 1 LOB: 0 BB: 0 P: 23	R: 0 E: 0 K: 0 S: 6	H: 1 LOB: 1 BB: 0 P: 10	R: 3 E: 0 K: 0 S: 13	H: 3 LOB: 0 BB: 0 P: 20	R: 0 E: 0 K: 0 S: 15	H: 2 LOB: 3 BB: 2 P: 26	R: 0 E: 0 K: 1 S: 9	H: 0 LOB: 0 BB: 0 P: 12	R: 0 E: 0 K: 0 S: 10	H: 0 LOB: 1 BB: 1 P: 18	R: 3 E: 0 K: 2 S: 18	H: 2 LOB: 0 BB: 1 P: 27	1B: 8 2B: 1 3B: 0 HR: 4	SF: 0 SAC: 0 DP: 0 HBP: 0	WP: 2 PB: 0 SB: 2 CS: 1	PA: 44				
PITCHER	IP WLS BF H R ER SO BB IBB HBP BLK WP HR S P ERA WHIP	IP WLS BF H R ER SO BB IBB HBP BLK WP HR S P ERA WHIP	IP WLS BF H R ER SO BB IBB HBP BLK WP HR S P ERA WHIP	IP WLS BF H R ER SO BB IBB HBP BLK WP HR S P ERA WHIP	IP WLS BF H R ER SO BB IBB HBP BLK WP HR S P ERA WHIP	IP WLS BF H R ER SO BB IBB HBP BLK WP HR S P ERA WHIP	IP WLS BF H R ER SO BB IBB HBP BLK WP HR S P ERA WHIP	IP WLS BF H R ER SO BB IBB HBP BLK WP HR S P ERA WHIP	IP WLS BF H R ER SO BB IBB HBP BLK WP HR S P ERA WHIP	IP WLS BF H R ER SO BB IBB HBP BLK WP HR S P ERA WHIP	IP WLS BF H R ER SO BB IBB HBP BLK WP HR S P ERA WHIP	IP WLS BF H R ER SO BB IBB HBP BLK WP HR S P ERA WHIP	IP WLS BF H R ER SO BB IBB HBP BLK WP HR S P ERA WHIP	IP WLS BF H R ER SO BB IBB HBP BLK WP HR S P ERA WHIP	IP WLS BF H R ER SO BB IBB HBP BLK WP HR S P ERA WHIP	IP WLS BF H R ER SO BB IBB HBP BLK WP HR S P ERA WHIP	IP WLS BF H R ER SO BB IBB HBP BLK WP HR S P ERA WHIP	IP WLS BF H R ER SO BB IBB HBP BLK WP HR S P ERA WHIP	IP WLS BF H R ER SO BB IBB HBP BLK WP HR S P ERA WHIP	IP WLS BF H R ER SO BB IBB HBP BLK WP HR S P ERA WHIP	IP WLS BF H R ER SO BB IBB HBP BLK WP HR S P ERA WHIP	IP WLS BF H R ER SO BB IBB HBP BLK WP HR S P ERA WHIP	IP WLS BF H R ER SO BB IBB HBP BLK WP HR S P ERA WHIP	IP WLS BF H R ER SO BB IBB HBP BLK WP HR S P ERA WHIP	IP WLS BF H R ER SO BB IBB HBP BLK WP HR S P ERA WHIP	IP WLS BF H R ER SO BB IBB HBP BLK WP HR S P ERA WHIP

Chicago Cubs @ Cincinnati Reds
Great American Ball Park, Cincinnati, OH
Tue Aug 22 2017, 7:11 PM - 11:14 PM EDT
Att: 16,467 - Cloudy - 78 F

AB	39
R	9
H	13
RBI	8
SO	6
LOB	17



Batter	1	2	3	4	5	6	7	8	9	AB	R	H	RBI	BB	SO	LOB	TOP					
7 José Reyes, S OBP: 0.299, SLG: 0.382										2	1	1	0	3	0	0	New York Mets @ Cincinnati Reds Great American Ball Park, Cincinnati, OH Tue Aug 29 2017, 7:12 PM - 10:41 PM EDT Att: 12,946 - Partly Cloudy - 73 F livebaseballscorecards.com					
9 Brandon Nimmo, L OBP: 0.368, SLG: 0.351										5	0	1	0	0	3	4						
13 Asdrúbal Cabrera, S OBP: 0.333, SLG: 0.397										4	1	2	2	1	0	2						
4 Wilmer Flores, R OBP: 0.308, SLG: 0.483										5	0	1	0	0	0	7						
18 Travis d'Arnaud, R OBP: 0.278, SLG: 0.395										4	1	1	0	0	0	2						
22 Dominic Smith, L OBP: 0.206, SLG: 0.350										4	0	2	2	0	0	0						
1 Amed Rosario, R OBP: 0.273, SLG: 0.448										3	0	1	0	0	1	0						
27 Jeury Familia, R										0	0	0	0	0	0	0						
28 Travis Tajeron, R										1	0	0	0	0	1	2						
46 Chasen Bradford, R										0	0	0	0	0	0	0						
26 Kevin Plawecki, R										0	0	0	0	0	0	0						
12 Juan Lagares, R OBP: 0.300, SLG: 0.362										4	0	0	0	0	2	2						
64 Chris Flexen, R OBP: 0.167, SLG: 0.250										2	0	1	0	0	1	0						
49 Josh Smoker, L										0	0	0	0	0	0	0						
15 Matt Reynolds, R OBP: 0.293, SLG: 0.320										1	1	0	0	1	0	0						
Inning Stats	R: 1 E: 0 K: 1 S: 10	H: 1 LOB: 1 BB: 1 P: 21	R: 0 E: 0 K: 0 S: 9	H: 0 LOB: 0 BB: 0 P: 14	R: 0 E: 0 K: 1 S: 12	H: 2 LOB: 2 BB: 0 P: 19	R: 0 E: 0 K: 1 S: 8	H: 0 LOB: 0 BB: 0 P: 12	R: 0 E: 0 K: 1 S: 8	H: 0 LOB: 0 BB: 0 P: 11	R: 2 E: 0 K: 1 S: 12	H: 3 LOB: 2 BB: 1 P: 19	R: 0 E: 0 K: 1 S: 8	H: 0 LOB: 0 BB: 1 P: 17	R: 0 E: 0 K: 1 S: 14	H: 2 LOB: 2 BB: 0 P: 22	R: 1 E: 0 K: 1 S: 19	H: 2 LOB: 2 BB: 2 P: 31	1B: 8 2B: 2 3B: 0 HR: 0	SF: 0 SAC: 0 DP: 1 HBP: 0	WP: 2 PB: 0 SB: 0 CS: 1	PA: 40
PITCHER	IP WLS BF H R ER SO BB IBB HBP BLK WP HR S P ERA WHIP																					
47 Sal Romano, R ERA: 4.91	6.0 W 26 6 3 3 5 2 0 0 0 1 0 59 96 4.50 1.333																					
31 Drew Storen, R ERA: 4.36	7.1 1.0 3 0 0 0 1 1 0 0 0 0 0 8 17 0.00 1.000																					
41 Kevin Shackelford, R ERA: 7.27	8.1 0.2 3 1 0 0 0 0 0 0 0 0 8 10 0.00 1.500																					
53 Wandy Peralta, L ERA: 3.39	8.1 0.1 2 1 0 0 1 0 0 0 0 1 0 6 12 0.00 3.000																					
67 Alejandro Chacin, R ERA: 7.71	9.1 1.0 6 2 1 1 1 2 0 0 0 0 0 0 19 31 9.00 4.000																					

Batter	1	2	3	4	5	6	7	8	9	AB	R	H	RBI	BB	SO	LOB	BOTTOM			
6 Billy Hamilton, S OBP: 0.298, SLG: 0.329										6	1	3	1	0	1	0	New York Mets @ Cincinnati Reds Great American Ball Park, Cincinnati, OH Tue Aug 29 2017, 7:12 PM - 10:41 PM EDT Att: 12,946 - Partly Cloudy - 73 F livebaseballscorecards.com			
2 Zack Cozart, R OBP: 0.401, SLG: 0.555										5	3	2	0	1	0	3				
19 Joey Votto, L OBP: 0.449, SLG: 0.586										3	2	1	1	3	0	3				
23 Adam Duvall, R OBP: 0.305, SLG: 0.516										5	1	1	3	0	2	6				
4 Scooter Gennett, L OBP: 0.343, SLG: 0.532										4	3	2	1	1	0	2				
7 Eugenio Suárez, R OBP: 0.385, SLG: 0.501										4	2	3	1	1	0	0				
43 Scott Schebler, L OBP: 0.318, SLG: 0.503										4	2	2	5	1	1	1				
16 Tucker Barnhart, L OBP: 0.345, SLG: 0.388										3	0	1	1	2	1	0				
47 Sal Romano, L										3	0	0	0	0	3	3				
31 Drew Storen, S										0	0	0	0	0	0	0				
3 Patrick Kivlehan, R										1	0	0	0	0	1	1				
41 Kevin Shackelford, R										0	0	0	0	0	0	0				
53 Wandy Peralta, L										0	0	0	0	0	0	0				
27 Phillip Ervin, R										0	0	0	0	0	0	0				
67 Alejandro Chacin, R										1	0	0	0	0	2	0				
Inning Stats	R: 5 E: 0 K: 2 S: 17	H: 3 LOB: 0 BB: 2 P: 36	R: 0 E: 0 K: 1 S: 12	H: 1 LOB: 1 BB: 0 P: 15	R: 0 E: 0 K: 0 S: 10	H: 1 LOB: 1 BB: 0 P: 15	R: 0 E: 0 K: 1 S: 6	H: 0 LOB: 0 BB: 0 P: 7	R: 2 E: 0 K: 1 S: 17	H: 3 LOB: 3 BB: 3 P: 28	R: 0 E: 0 K: 2 S: 16	H: 0 LOB: 2 BB: 2 P: 29	R: 0 E: 0 K: 2 S: 11	H: 0 LOB: 1 BB: 1 P: 18	R: 7 E: 2 K: 7 S: 21	H: 7 LOB: 2 BB: 1 P: 31	1B: 9 2B: 4 3B: 0 HR: 2	SF: 0 SAC: 0 DP: 2 HBP: 0	WP: 0 PB: 0 SB: 0 CS: 0	PA: 48
PITCHER	IP WLS BF H R ER SO BB IBB HBP BLK WP HR S P ERA WHIP																			
64 Chris Flexen, R ERA: 6.89	4.2 L 24 6 7 7 4 4 0 0 0 0 0 1 56 93 13.50 2.357																			
49 Josh Smoker, L ERA: 6.0	5.1 0.2 6 1 0 0 2 2 1 0 0 0 0 0 17 28 0.00 4.500																			
27 Jeury Familia, R ERA: 5.25	6.1 1.2 6 0 0 0 3 1 0 0 0 0 0 0 16 27 0.00 0.600																			
46 Chasen Bradford, R ERA: 3.97	8.1 0.0 8 6 7 4 0 1 0 0 0 0 0 1 13 19 ∞ ∞																			
26 Kevin Plawecki, R ERA: 12.0	1.0 4 1 0 0 0 0 0 0 0 0 0 0 0 8 12 0.00 1.000																			

Batter	1	2	3	4	5	6	7	8	9	AB	R	H	RBI	BB	SO	LOB	TOP				
7 José Reyes, S OBP: 0.300, SLG: 0.384										4	2	1	0	1	0	4					
1 Amed Rosario, R OBP: 0.282, SLG: 0.430										4	0	0	0	0	0	3					
13 Adrúbal Cabrera, S OBP: 0.332, SLG: 0.395										3	0	1	1	0	2	0					
9 Brandon Nimmo, L OBP: 0.368, SLG: 0.346										4	0	1	1	0	2	0					
18 Travis d'Arnaud, R OBP: 0.281, SLG: 0.394										3	0	1	0	1	0	2					
22 Dominic Smith, L OBP: 0.197, SLG: 0.313										3	0	0	0	1	1	3					
12 Juan Lagares, R OBP: 0.293, SLG: 0.353										4	0	1	0	0	2	2					
28 Travis Taijeron, R OBP: 0.154, SLG: 0.167										3	0	1	0	1	2	2					
48 Jacob deGrom, L OBP: 0.234, SLG: 0.336										2	0	0	0	0	0	3					
2 Gavin Coetzee, R OBP: 0.277, SLG: 0.343										1	0	1	0	0	0	0					
27 Jeudy Familia, R OBP: 0.162, SLG: 0.455										0	0	0	0	0	0	0					
39 Jerry Blewins, L OBP: 0.305, SLG: 0.513										1	0	0	0	0	0	0					
62 Erik Goeddel, R OBP: 1.000, SLG: 2.000										0	0	0	0	0	0	0					
4 Wilmer Flores, R OBP: 0.300, SLG: 0.482										1	0	0	0	0	0	2					
Inning Stats	R: 1 E: 0 K: 1 S: 9	H: 1 LOB: 0 BB: 0 P: 12	R: 0 E: 0 K: 2 S: 12	H: 1 LOB: 2 BB: 1 P: 21	R: 1 E: 0 K: 1 S: 10	H: 2 LOB: 2 BB: 1 P: 18	R: 0 E: 0 K: 1 S: 9	H: 1 LOB: 1 BB: 0 P: 14	R: 0 E: 0 K: 0 S: 7	H: 0 LOB: 0 BB: 0 P: 14	R: 0 E: 0 K: 1 S: 8	H: 1 LOB: 1 BB: 0 P: 11	R: 0 E: 0 K: 1 S: 8	H: 0 LOB: 0 BB: 0 P: 14	R: 0 E: 0 K: 0 S: 12	H: 1 LOB: 2 BB: 1 P: 19	1B: 5 2B: 2 3B: 0 HR: 0	SF: 1 SAC: 0 DP: 1 HBP: 0	WP: 0 PB: 0 SB: 0 CS: 0	PA: 37	
PITCHER	IP WLS BF H R ER SO BB IBB HBP BLK WP HR S P ERA WHIP	IP WLS BF H R ER SO BB IBB HBP BLK WP HR S P ERA WHIP	IP WLS BF H R ER SO BB IBB HBP BLK WP HR S P ERA WHIP	IP WLS BF H R ER SO BB IBB HBP BLK WP HR S P ERA WHIP	IP WLS BF H R ER SO BB IBB HBP BLK WP HR S P ERA WHIP	IP WLS BF H R ER SO BB IBB HBP BLK WP HR S P ERA WHIP	IP WLS BF H R ER SO BB IBB HBP BLK WP HR S P ERA WHIP	IP WLS BF H R ER SO BB IBB HBP BLK WP HR S P ERA WHIP	IP WLS BF H R ER SO BB IBB HBP BLK WP HR S P ERA WHIP	IP WLS BF H R ER SO BB IBB HBP BLK WP HR S P ERA WHIP	IP WLS BF H R ER SO BB IBB HBP BLK WP HR S P ERA WHIP	IP WLS BF H R ER SO BB IBB HBP BLK WP HR S P ERA WHIP	IP WLS BF H R ER SO BB IBB HBP BLK WP HR S P ERA WHIP	IP WLS BF H R ER SO BB IBB HBP BLK WP HR S P ERA WHIP	IP WLS BF H R ER SO BB IBB HBP BLK WP HR S P ERA WHIP	IP WLS BF H R ER SO BB IBB HBP BLK WP HR S P ERA WHIP	IP WLS BF H R ER SO BB IBB HBP BLK WP HR S P ERA WHIP	IP WLS BF H R ER SO BB IBB HBP BLK WP HR S P ERA WHIP	IP WLS BF H R ER SO BB IBB HBP BLK WP HR S P ERA WHIP	IP WLS BF H R ER SO BB IBB HBP BLK WP HR S P ERA WHIP	IP WLS BF H R ER SO BB IBB HBP BLK WP HR S P ERA WHIP

New York Mets @ Cincinnati Reds
 Great American Ball Park, Cincinnati, OH
 Thu Aug 31 2017, 12:36 PM - 3:18 PM EDT
 Att: 13,634 - Partly Cloudy - 77 F

AB 32
 R 2
 H 7
 RBI 2
 BB 4
 SO 9
 LOB 21

Batter	1	2	3	4	5	6	7	8	9	AB	R	H	RBI	BB	SO	LOB	BOTTOM				
6 Billy Hamilton, S OBP: 0.297, SLG: 0.327										5	1	1	0	0	0	2					
9 José Peraza, R OBP: 0.298, SLG: 0.325										5	1	1	0	0	2	2					
19 Joey Votto, L OBP: 0.448, SLG: 0.591										4	1	1	1	0	0	1					
7 Eugenio Suárez, R OBP: 0.386, SLG: 0.499										4	1	2	0	0	0	1					
4 Scooter Gennett, L OBP: 0.341, SLG: 0.537										4	1	2	3	0	0	2					
43 Scott Schebler, L OBP: 0.317, SLG: 0.497										3	1	1	0	1	0	2					
3 Patrick Kivlehan, R OBP: 0.299, SLG: 0.404										3	0	0	0	1	1	3					
32 Stuart Turner, R OBP: 0.222, SLG: 0.328										3	1	1	2	1	1	1					
55 Robert Stephenson, R OBP: 0.067, SLG: 0.067										1	0	0	0	0	0	1					
2 Zack Cozart, R OBP: 0.401, SLG: 0.554										1	0	0	0	0	1	0					
21 Michael Lorenzen, R OBP: 0.162, SLG: 0.455										0	0	0	0	0	0	0					
23 Adam Duvall, R OBP: 0.305, SLG: 0.513										0	0	0	0	0	1	0					
26 Raisel Iglesias, R OBP: 1.000, SLG: 2.000										0	0	0	0	0	0	0					
Inning Stats	R: 0 E: 0 K: 1 S: 8	H: 0 LOB: 0 BB: 0 P: 9	R: 2 E: 0 K: 1 S: 9	H: 2 LOB: 1 BB: 1 P: 16	R: 1 E: 1 K: 1 S: 15	H: 2 LOB: 2 BB: 0 P: 20	R: 0 E: 0 K: 1 S: 11	H: 0 LOB: 1 BB: 1 P: 21	R: 1 E: 0 K: 0 S: 11	H: 2 LOB: 0 BB: 1 P: 16	R: 0 E: 0 K: 1 S: 5	H: 0 LOB: 0 BB: 0 P: 9	R: 1 E: 0 K: 0 S: 7	H: 1 LOB: 0 BB: 0 P: 11	R: 2 E: 0 K: 0 S: 13	H: 2 LOB: 1 BB: 1 P: 23	1B: 5 2B: 1 3B: 0 HR: 3	SF: 0 SAC: 1 DP: 0 HBP: 0	WP: 1 PB: 0 SB: 2 CS: 0	PA: 38	
PITCHER	IP WLS BF H R ER SO BB IBB HBP BLK WP HR S P ERA WHIP	IP WLS BF H R ER SO BB IBB HBP BLK WP HR S P ERA WHIP	IP WLS BF H R ER SO BB IBB HBP BLK WP HR S P ERA WHIP	IP WLS BF H R ER SO BB IBB HBP BLK WP HR S P ERA WHIP	IP WLS BF H R ER SO BB IBB HBP BLK WP HR S P ERA WHIP	IP WLS BF H R ER SO BB IBB HBP BLK WP HR S P ERA WHIP	IP WLS BF H R ER SO BB IBB HBP BLK WP HR S P ERA WHIP	IP WLS BF H R ER SO BB IBB HBP BLK WP HR S P ERA WHIP	IP WLS BF H R ER SO BB IBB HBP BLK WP HR S P ERA WHIP	IP WLS BF H R ER SO BB IBB HBP BLK WP HR S P ERA WHIP	IP WLS BF H R ER SO BB IBB HBP BLK WP HR S P ERA WHIP	IP WLS BF H R ER SO BB IBB HBP BLK WP HR S P ERA WHIP	IP WLS BF H R ER SO BB IBB HBP BLK WP HR S P ERA WHIP	IP WLS BF H R ER SO BB IBB HBP BLK WP HR S P ERA WHIP	IP WLS BF H R ER SO BB IBB HBP BLK WP HR S P ERA WHIP	IP WLS BF H R ER SO BB IBB HBP BLK WP HR S P ERA WHIP	IP WLS BF H R ER SO BB IBB HBP BLK WP HR S P ERA WHIP	IP WLS BF H R ER SO BB IBB HBP BLK WP HR S P ERA WHIP	IP WLS BF H R ER SO BB IBB HBP BLK WP HR S P ERA WHIP	IP WLS BF H R ER SO BB IBB HBP BLK WP HR S P ERA WHIP	IP WLS BF H R ER SO BB IBB HBP BLK WP HR S P ERA WHIP

New York Mets @ Cincinnati Reds
 Great American Ball Park, Cincinnati, OH
 Thu Aug 31 2017, 12:36 PM - 3:18 PM EDT
 Att: 13,634 - Partly Cloudy - 77 F

AB 33
 R 7
 H 9
 RBI 6
 BB 4
 SO 5
 LOB 15

Batter	1	2	3	4	5	6	7	8	9	AB	R	H	RBI	BB	SO	LOB	TOP					
6 Billy Hamilton, S OBP: 0.296, SLG: 0.326										5	1	1	0	0	0	1	Cincinnati Reds @ Pittsburgh Pirates PNC Park, Pittsburgh, PA Fri Sep 01 2017, 7:07 PM - 10:06 PM EDT Att: 23,569 - Partly Cloudy - 61 F					
2 Zack Cozart, R OBP: 0.399, SLG: 0.548										4	1	0	0	1	1	0						
19 Joey Votto, L OBP: 0.449, SLG: 0.592										4	1	2	1	0	0	0						
23 Adam Duvali, R OBP: 0.307, SLG: 0.515										4	2	2	2	0	1	1						
4 Scooter Gennett, L OBP: 0.345, SLG: 0.544										4	2	3	1	0	0	1						
7 Eugenio Suárez, R OBP: 0.385, SLG: 0.498										3	0	1	2	0	2	2						
43 Scott Schebler, L OBP: 0.319, SLG: 0.495										2	0	0	0	2	2	1						
32 Stuart Turner, R OBP: 0.209, SLG: 0.306										4	0	0	0	0	0	3						
58 Luis Castillo, R OBP: 0.171, SLG: 0.077										1	0	0	0	0	1	0						
65 Asher Wojciechowski, R OBP: 0.197, SLG: 0.071										0	0	0	0	0	0	0						
12 Zach Vinye, R OBP: 0.177, SLG: 0.071										0	0	0	0	0	0	0						
53 Wandy Peralta, L OBP: 0.177, SLG: 0.071										0	0	0	0	0	0	0						
31 Drew Storen, S OBP: 0.177, SLG: 0.071										0	0	0	0	0	0	0						
3 Patrick Kivlahan, R OBP: 0.177, SLG: 0.071										0	0	0	0	0	0	0						
41 Kevin Shackelford, R OBP: 0.177, SLG: 0.071										0	0	0	0	0	0	0						
Inning Stats	R: 3 H: 3 E: 0 K: 2 S: 16	H: 3 LOB: 1 BB: 1 P: 29	R: 0 H: 0 E: 0 K: 1 S: 6	H: 0 LOB: 0 BB: 0 P: 7	R: 1 H: 2 E: 0 K: 1 S: 11	H: 2 LOB: 1 BB: 2 P: 21	R: 0 H: 0 E: 0 K: 0 S: 9	H: 0 LOB: 1 BB: 2 P: 20	R: 0 H: 0 E: 0 K: 1 S: 7	H: 1 LOB: 0 BB: 0 P: 14	R: 0 H: 0 E: 0 K: 1 S: 9	H: 0 LOB: 0 BB: 0 P: 12	R: 2 H: 3 E: 0 K: 0 S: 9	H: 3 LOB: 1 BB: 1 P: 19	R: 0 H: 0 E: 0 K: 1 S: 7	H: 0 LOB: 0 BB: 0 P: 10	1B: 6 2B: 2 3B: 1 HR: 0	SF: 1 SAC: 0 DP: 2 HBP: 0	WP: 3 PB: 0 SB: 2 CS: 0	PA: 38		
PITCHER	IP WLS BF H R ER SO BB IBB HBP BLK WP HR S P ERA WHIP	IP WLS BF H R ER SO BB IBB HBP BLK WP HR S P ERA WHIP	IP WLS BF H R ER SO BB IBB HBP BLK WP HR S P ERA WHIP	IP WLS BF H R ER SO BB IBB HBP BLK WP HR S P ERA WHIP	IP WLS BF H R ER SO BB IBB HBP BLK WP HR S P ERA WHIP	IP WLS BF H R ER SO BB IBB HBP BLK WP HR S P ERA WHIP	IP WLS BF H R ER SO BB IBB HBP BLK WP HR S P ERA WHIP	IP WLS BF H R ER SO BB IBB HBP BLK WP HR S P ERA WHIP	IP WLS BF H R ER SO BB IBB HBP BLK WP HR S P ERA WHIP	IP WLS BF H R ER SO BB IBB HBP BLK WP HR S P ERA WHIP	IP WLS BF H R ER SO BB IBB HBP BLK WP HR S P ERA WHIP	IP WLS BF H R ER SO BB IBB HBP BLK WP HR S P ERA WHIP	IP WLS BF H R ER SO BB IBB HBP BLK WP HR S P ERA WHIP	IP WLS BF H R ER SO BB IBB HBP BLK WP HR S P ERA WHIP	IP WLS BF H R ER SO BB IBB HBP BLK WP HR S P ERA WHIP	IP WLS BF H R ER SO BB IBB HBP BLK WP HR S P ERA WHIP	IP WLS BF H R ER SO BB IBB HBP BLK WP HR S P ERA WHIP	IP WLS BF H R ER SO BB IBB HBP BLK WP HR S P ERA WHIP	IP WLS BF H R ER SO BB IBB HBP BLK WP HR S P ERA WHIP	IP WLS BF H R ER SO BB IBB HBP BLK WP HR S P ERA WHIP	IP WLS BF H R ER SO BB IBB HBP BLK WP HR S P ERA WHIP	
45 Gerrit Cole, R ERA: 4.11	6.0 L 26 6 5 5 6 3 0 0 0 0 1 0 58 101 7.50 1.500	31 AJ Schugel, R ERA: 2.19	7.1 1.0 100 3 0 0 1 0 0 0 0 0 0 6 12 0.00 0.000	66 Dovydas Neverauskas, R ERA: 3.86	8.1 1.0 6 3 2 2 0 1 0 0 0 0 2 0 9 19 18.00 4.000	38 Wade LeBlanc, L ERA: 4.91	9.1 1.0 3 0 0 0 1 0 0 0 0 0 0 0 7 10 0.00 0.000															
5 Josh Harrison, R OBP: 0.339, SLG: 0.434										4	1	1	0	0	0	2	Cincinnati Reds @ Pittsburgh Pirates PNC Park, Pittsburgh, PA Fri Sep 01 2017, 7:07 PM - 10:06 PM EDT Att: 23,569 - Partly Cloudy - 61 F					
6 Starling Marte, R OBP: 0.317, SLG: 0.344										2	0	0	0	2	1	3						
22 Andrew McCutchen, R OBP: 0.367, SLG: 0.490										4	0	1	0	0	1	2						
55 Josh Bell, S OBP: 0.340, SLG: 0.491										4	0	1	1	0	1	2						
23 David Freese, R OBP: 0.368, SLG: 0.368										4	1	2	0	0	1	1						
28 John Jaso, L OBP: 0.337, SLG: 0.418										4	1	1	1	0	2	3						
10 Jordy Mercer, R OBP: 0.328, SLG: 0.405										4	0	0	0	0	0	1						
19 Chris Stewart, R OBP: 0.229, SLG: 0.226										2	0	1	1	0	1	0						
32 Elias Diaz, R OBP: 0.231, SLG: 0.339										2	0	0	0	0	0	0						
45 Gerrit Cole, R ERA: 4.11	4.0 4.0 17 3 2 2 5 1 0 0 0 0 0 0 20 35 0.00 1.000	31 AJ Schugel, R ERA: 5.95	7.1 1.0 H 3 0 0 0 0 0 0 0 0 0 0 6 7 0.00 0.000	66 Dovydas Neverauskas, R ERA: 3.86	8.1 1.0 6 3 1 1 1 0 0 0 0 0 0 0 17 26 9.00 3.000	38 Wade LeBlanc, L ERA: 4.45	9.1 1.0 3 0 0 0 1 0 0 0 0 0 0 0 8 12 0.00 0.000															
Inning Stats	R: 0 H: 0 E: 0 K: 0 S: 13	H: 3 LOB: 2 BB: 0 P: 36	R: 2 H: 3 E: 0 K: 1 S: 26	H: 3 LOB: 0 BB: 0 P: 36	R: 0 H: 0 E: 0 K: 2 S: 13	H: 0 LOB: 0 BB: 0 P: 19	R: 0 H: 0 E: 0 K: 2 S: 8	H: 0 LOB: 0 BB: 0 P: 12	R: 0 H: 0 E: 0 K: 0 S: 10	H: 0 LOB: 1 BB: 1 P: 18	R: 0 H: 1 E: 0 K: 1 S: 10	H: 1 LOB: 0 BB: 0 P: 17	R: 0 H: 0 E: 0 K: 0 S: 6	H: 0 LOB: 0 BB: 0 P: 7	R: 1 H: 3 E: 0 K: 1 S: 17	H: 3 LOB: 2 BB: 0 P: 26	R: 0 H: 0 E: 0 K: 1 S: 8	H: 0 LOB: 0 BB: 0 P: 12	1B: 5 2B: 2 3B: 0 HR: 0	SF: 0 SAC: 1 DP: 0 HBP: 0	WP: 0 PB: 0 SB: 0 CS: 1	PA: 37
PITCHER	IP WLS BF H R ER SO BB IBB HBP BLK WP HR S P ERA WHIP	IP WLS BF H R ER SO BB IBB HBP BLK WP HR S P ERA WHIP	IP WLS BF H R ER SO BB IBB HBP BLK WP HR S P ERA WHIP	IP WLS BF H R ER SO BB IBB HBP BLK WP HR S P ERA WHIP	IP WLS BF H R ER SO BB IBB HBP BLK WP HR S P ERA WHIP	IP WLS BF H R ER SO BB IBB HBP BLK WP HR S P ERA WHIP	IP WLS BF H R ER SO BB IBB HBP BLK WP HR S P ERA WHIP	IP WLS BF H R ER SO BB IBB HBP BLK WP HR S P ERA WHIP	IP WLS BF H R ER SO BB IBB HBP BLK WP HR S P ERA WHIP	IP WLS BF H R ER SO BB IBB HBP BLK WP HR S P ERA WHIP	IP WLS BF H R ER SO BB IBB HBP BLK WP HR S P ERA WHIP	IP WLS BF H R ER SO BB IBB HBP BLK WP HR S P ERA WHIP	IP WLS BF H R ER SO BB IBB HBP BLK WP HR S P ERA WHIP	IP WLS BF H R ER SO BB IBB HBP BLK WP HR S P ERA WHIP	IP WLS BF H R ER SO BB IBB HBP BLK WP HR S P ERA WHIP	IP WLS BF H R ER SO BB IBB HBP BLK WP HR S P ERA WHIP	IP WLS BF H R ER SO BB IBB HBP BLK WP HR S P ERA WHIP	IP WLS BF H R ER SO BB IBB HBP BLK WP HR S P ERA WHIP	IP WLS BF H R ER SO BB IBB HBP BLK WP HR S P ERA WHIP	IP WLS BF H R ER SO BB IBB HBP BLK WP HR S P ERA WHIP	IP WLS BF H R ER SO BB IBB HBP BLK WP HR S P ERA WHIP	
58 Luis Castillo, R ERA: 3.32	2.0 W 7 1 0 0 1 1 0 0 0 0 0 0 0 20 35 0.00 1.000	65 Asher Wojciechowski, R ERA: 5.95	7.1 1.0 H 3 0 0 0 0 0 0 0 0 0 0 6 7 0.00 0.000	53 Wandy Peralta, L ERA: 3.34	8.1 1.0 6 3 1 1 1 0 0 0 0 0 0 0 17 26 9.00 3.000	31 Drew Storen, R ERA: 4.45	9.1 1.0 3 0 0 0 1 0 0 0 0 0 0 0 8 12 0.00 0.000															

AB 33
R 7
H 9
RBI 6
BB 4
SO 8
LOB 9



AB 33
R 3
H 7
RBI 3
BB 2
SO 8
LOB 14



Batter	1	2	3	4	5	6	7	8	9	AB	R	H	RBI	BB	SO	LOB	TOP					
6 Billy Hamilton, S OBP: 0.299, SLG: 0.330										3	0	2	0	1	0	0	Cincinnati Reds @ Pittsburgh Pirates PNC Park, Pittsburgh, PA Sat Sep 02 2017, 7:08 PM - 9:59 PM EDT Att: 23,529 - Cloudy - 57 F					
2 Zack Cozart, R OBP: 0.395, SLG: 0.542										4	0	0	0	0	1	3						
19 Joey Votto, L OBP: 0.447, SLG: 0.588										3	0	0	0	1	0	2						
23 Adam Duvali, R OBP: 0.305, SLG: 0.511										4	0	0	0	0	2	3						
4 Scooter Gennett, L OBP: 0.346, SLG: 0.544										4	0	2	0	0	2	0						
7 Eugenio Suárez, R OBP: 0.382, SLG: 0.493										4	0	0	0	0	0	2						
27 Phillip Ervin, R OBP: 0.450, SLG: 0.778										3	0	1	0	0	0	1						
32 Stuart Turner, R OBP: 0.200, SLG: 0.292										3	0	0	0	0	0	3						
30 Tyler Mahle, R OBP: 0.250, SLG: 0.250										2	0	0	0	0	0	0						
21 Michael Lorenzen, R OBP: 0.152, SLG: 0.455										0	0	0	0	0	0	0						
43 Scott Schebler, L OBP: 0.319, SLG: 0.484										1	0	0	0	0	1	0						
53 Wandy Peralta, L OBP: 0.392, SLG: 0.452										0	0	0	0	0	0	0						
67 Alejandro Chacin, R OBP: 0.289, SLG: 0.336										0	0	0	0	0	0	0						
Inning Stats	R: 0 E: 0 K: 2 S: 12	H: 1 LOB: 1 BB: 0 P: 16	R: 0 E: 0 K: 0 S: 10	H: 1 LOB: 1 BB: 0 P: 20	R: 0 E: 0 K: 0 S: 12	H: 0 LOB: 0 BB: 0 P: 16	R: 0 E: 0 K: 1 S: 12	H: 0 LOB: 0 BB: 0 P: 16	R: 0 E: 0 K: 1 S: 11	H: 1 LOB: 2 BB: 1 P: 15	R: 0 E: 0 K: 0 S: 6	H: 2 LOB: 1 BB: 0 P: 11	R: 0 E: 0 K: 1 S: 9	H: 0 LOB: 0 BB: 1 P: 19	R: 0 E: 0 K: 1 S: 10	H: 0 LOB: 0 BB: 0 P: 16	1B: 4 2B: 1 3B: 0 HR: 0	SF: 0 SAC: 0 DP: 1 HBP: 0	WP: 1 PB: 0 SB: 3 CS: 0	PA: 33		
PITCHER	IP: 6.0 WLS: 4 BF: 22 ERA: 4.5	IP: 1.0 WLS: 0 BF: 4 ERA: 2.1	IP: 1.0 WLS: 0 BF: 4 ERA: 4.61	IP: 1.0 WLS: 3 BF: 0 ERA: 1.49	IP: 6.0 WLS: 2 BF: 22 ERA: 0.00	IP: 1.0 WLS: 4 BF: 4 ERA: 0.00	IP: 1.0 WLS: 3 BF: 0 ERA: 0.00	IP: 1.0 WLS: 4 BF: 4 ERA: 0.00	IP: 1.0 WLS: 3 BF: 0 ERA: 1.49	IP: 1.0 WLS: 4 BF: 4 ERA: 0.00	IP: 1.0 WLS: 3 BF: 0 ERA: 1.49	IP: 1.0 WLS: 4 BF: 4 ERA: 0.00	IP: 1.0 WLS: 3 BF: 0 ERA: 1.49	IP: 1.0 WLS: 4 BF: 4 ERA: 0.00	IP: 1.0 WLS: 3 BF: 0 ERA: 1.49	IP: 1.0 WLS: 4 BF: 4 ERA: 0.00	IP: 1.0 WLS: 3 BF: 0 ERA: 1.49	IP: 1.0 WLS: 4 BF: 4 ERA: 0.00	IP: 1.0 WLS: 3 BF: 0 ERA: 1.49	IP: 1.0 WLS: 4 BF: 4 ERA: 0.00	IP: 1.0 WLS: 3 BF: 0 ERA: 1.49	IP: 1.0 WLS: 4 BF: 4 ERA: 0.00

AB	31
R	0
H	5
RBI	0
BB	2
SO	6
LOB	14



Batter	1	2	3	4	5	6	7	8	9	AB	R	H	RBI	BB	SO	LOB	BOTTOM					
5 Josh Harrison, R OBP: 0.339, SLG: 0.432										2	0	0	0	0	0	0	Cincinnati Reds @ Pittsburgh Pirates PNC Park, Pittsburgh, PA Sat Sep 02 2017, 7:08 PM - 9:59 PM EDT Att: 23,529 - Cloudy - 57 F					
3 Sean Rodriguez, R OBP: 0.313, SLG: 0.381										5	0	3	1	0	0	2						
6 Starling Marte, R OBP: 0.323, SLG: 0.350										5	0	0	0	0	1	7						
22 Andrew McCutchen, R OBP: 0.364, SLG: 0.475										4	0	0	0	0	0	1						
55 Josh Bell, S OBP: 0.337, SLG: 0.487										3	1	2	0	0	0	0						
23 David Freese, R OBP: 0.371, SLG: 0.370										4	1	1	0	0	0	2						
32 Elias Díaz, R OBP: 0.289, SLG: 0.336										4	1	2	3	0	1	1						
47 Jordan Luplow, R OBP: 0.176, SLG: 0.313										3	1	0	0	1	1	1						
10 Jordy Mercer, R OBP: 0.327, SLG: 0.403										2	0	1	0	0	1	0						
50 Jameson Taillon, R ERA: 2.45										0	0	0	0	0	0	0						
31 A.J. Schugel, R ERA: 4.11										0	1	0	0	0	0	0						
28 John Jaso, L OBP: 0.339, SLG: 0.449										0	0	0	0	0	0	0						
41 Daniel Hudson, R ERA: 3.92										1	0	1	0	0	0	0						
64 José Osuna, R OBP: 0.286, SLG: 0.452										0	0	0	0	0	0	0						
73 Felipe Vázquez, L ERA: 6.0										0	0	0	0	0	0	0						
Inning Stats	R: 0 E: 0 K: 0 S: 12	H: 1 LOB: 1 BB: 0 P: 21	R: 0 E: 0 K: 1 S: 13	H: 1 LOB: 1 BB: 0 P: 20	R: 0 E: 0 K: 1 S: 7	H: 0 LOB: 0 BB: 0 P: 10	R: 0 E: 0 K: 0 S: 10	H: 1 LOB: 1 BB: 0 P: 18	R: 0 E: 0 K: 0 S: 16	H: 2 LOB: 3 BB: 0 P: 23	R: 0 E: 0 K: 1 S: 7	H: 0 LOB: 1 BB: 0 P: 13	R: 1 E: 1 K: 1 S: 11	H: 1 LOB: 1 BB: 1 P: 20	R: 4 E: 0 K: 1 S: 18	H: 5 LOB: 2 BB: 1 P: 29	1B: 10 2B: 0 3B: 0 HR: 1	SF: 0 SAC: 0 DP: 0 HBP: 2	WP: 1 PB: 0 SB: 0 CS: 0	PA: 39		
PITCHER	IP: 6.0 WLS: 5 BF: 25 ERA: 2.45	IP: 1.0 WLS: 1 BF: 5 ERA: 4.11	IP: 0.1 WLS: 5 BF: 3 ERA: 3.92	IP: 0.2 WLS: 4 BF: 2 ERA: 6.0	IP: 6.0 WLS: 2 BF: 25 ERA: 0.00	IP: 1.0 WLS: 5 BF: 5 ERA: 4.11	IP: 0.1 WLS: 5 BF: 3 ERA: 3.92	IP: 0.2 WLS: 4 BF: 2 ERA: 6.0	IP: 0.2 WLS: 5 BF: 3 ERA: 3.92	IP: 0.2 WLS: 4 BF: 2 ERA: 6.0	IP: 6.0 WLS: 2 BF: 25 ERA: 0.00	IP: 1.0 WLS: 5 BF: 5 ERA: 4.11	IP: 0.1 WLS: 5 BF: 3 ERA: 3.92	IP: 0.2 WLS: 4 BF: 2 ERA: 6.0	IP: 0.2 WLS: 5 BF: 3 ERA: 3.92	IP: 0.2 WLS: 4 BF: 2 ERA: 6.0	IP: 0.2 WLS: 5 BF: 3 ERA: 3.92	IP: 0.2 WLS: 4 BF: 2 ERA: 6.0	IP: 0.2 WLS: 5 BF: 3 ERA: 3.92	IP: 0.2 WLS: 4 BF: 2 ERA: 6.0	IP: 0.2 WLS: 5 BF: 3 ERA: 3.92	IP: 0.2 WLS: 4 BF: 2 ERA: 6.0

AB	35
R	5
H	11
RBI	4
BB	2
SO	5
LOB	15



Batter	1	2	3	4	5	6	7	8	9	AB	R	H	RBI	BB	SO	LOB	TOP								
6 Billy Hamilton, S OBP: 0.300, SLG: 0.330			SH5-3 1B		F8		P5		FC1-2 BB	3	0	1	0	1	0	1	Cincinnati Reds @ Pittsburgh Pirates PNC Park, Pittsburgh, PA Sun Sep 03 2017, 1:37 PM - 4:25 PM EDT Att: 24,474 - Overcast - 65 F								
9 José Peraza, R OBP: 0.297, SLG: 0.324	SH5-3		G6-3		FC6-4				FC1-2	4	0	1	0	0	0	5									
19 Joey Votto, L OBP: 0.448, SLG: 0.589			F8						G4-6-3 1B	4	0	2	0	0	0	2									
23 Adam Duvali, R OBP: 0.304, SLG: 0.509	F9				G6-4-3 1B		P4		K	4	0	1	0	0	1	2									
4 Scooter Gennett, L OBP: 0.348, SLG: 0.542	K				G6-4-3 1B		F7		2 BLK 2 DI 1B BB	3	1	1	0	1	1	1									
7 Eugenio Suárez, R OBP: 0.381, SLG: 0.491	L6		G6-4-3						K	4	0	1	0	0	1	3									
43 Scott Schebler, L OBP: 0.317, SLG: 0.494									K	4	0	1	0	0	3	4									
49 Chad Wallach, R										3	0	0	0	0	1	1									
2 Zack Cozart, R OBP: 0.396, SLG: 0.543	G5-3						G6-3		27 DI 9 FC1-2 1B	1	0	1	1	0	0	0									
47 Sal Romano, L OBP: 0.135, SLG: 0.111										1	0	1	0	1	0	0									
41 Kevin Shackelford, R OBP: 0.200, SLG: 0.252										0	0	0	0	0	0	0									
3 Patrick Kivimäki, R OBP: 0.225, SLG: 0.299										0	0	0	0	0	0	0									
46 Tim Adleman, R OBP: 0.225, SLG: 0.299										0	0	0	0	0	0	0									
63 Ariel Hernández, R OBP: 0.170, SLG: 0.279										0	0	0	0	0	0	0									
27 Phillip Ervin, R OBP: 0.170, SLG: 0.279										1	0	1	0	0	0	0									
Inning Stats	R: 0 E: 0 K: 0 S: 7	H: 2 LOB: 1 BB: 0 P: 12	R: 0 E: 0 K: 1 S: 8	H: 1 LOB: 1 BB: 0 P: 13	R: 0 E: 0 K: 0 S: 5	H: 1 LOB: 1 BB: 0 P: 6	R: 0 E: 0 K: 1 S: 10	H: 2 LOB: 1 BB: 0 P: 14	R: 0 E: 0 K: 1 S: 11	H: 0 LOB: 1 BB: 1 P: 19	R: 0 E: 0 K: 1 S: 12	H: 2 LOB: 2 BB: 0 P: 17	R: 0 E: 0 K: 1 S: 7	H: 0 LOB: 0 BB: 0 P: 11	R: 0 E: 0 K: 1 S: 8	H: 1 LOB: 0 BB: 0 P: 9	R: 1 E: 0 K: 2 S: 19	H: 2 LOB: 3 BB: 2 P: 31	1B: 8 2B: 3 3B: 0 HR: 0	SF: 0 SAC: 2 DP: 2 HBP: 0	WP: 0 PB: 0 SB: 0 CS: 0	PA: 38			
PITCHER	IP	WLS	BF	H	R	ER	SO	BB	IBB	HBP	BLK	WP	HR	S	P	ERA	WHIP								
57 Trevor Williams, R ERA: 4.14	7.0	W	28	8	0	0	5	1	0	0	0	0	0	60	92	0.00	1.286								
41 Daniel Hudson, R ERA: 4.53	1.0	H	3	1	0	0	1	0	0	0	0	0	0	8	9	0.00	1.000								
73 Felipe Vázquez, L ERA: 1.6	1.0	S	7	2	1	1	2	2	0	0	1	0	0	19	31	9.00	4.000								

Batter	1	2	3	4	5	6	7	8	9	AB	R	H	RBI	BB	SO	LOB	BOTTOM								
6 Starling Marte, R OBP: 0.321, SLG: 0.361	L6		F9		G1-3					4	1	1	1	0	0	1	Cincinnati Reds @ Pittsburgh Pirates PNC Park, Pittsburgh, PA Sun Sep 03 2017, 1:37 PM - 4:25 PM EDT Att: 24,474 - Overcast - 65 F								
62 Max Moroff, S OBP: 0.247, SLG: 0.267	G1-3		G3-1							4	1	1	0	0	1	0									
22 Andrew McCutchen, R OBP: 0.363, SLG: 0.472	P4				G6-3		G6-3			3	0	0	0	1	0	1									
55 Josh Bell, S OBP: 0.340, SLG: 0.487										2	0	1	0	2	0	1									
47 Jordan Luplow, R OBP: 0.190, SLG: 0.300										4	0	1	1	0	2	2									
32 Elias Díaz, R OBP: 0.280, SLG: 0.325	F9									4	0	0	0	0	1	4									
3 Sean Rodriguez, R OBP: 0.311, SLG: 0.368	P3									3	0	0	0	1	1	1									
10 Jordy Mercer, R OBP: 0.329, SLG: 0.410										2	1	1	1	1	1	3									
57 Trevor Williams, R OBP: 0.105, SLG: 0.056										1	0	0	0	0	1	0									
28 John Jaso, L OBP: 0.338, SLG: 0.416										1	0	0	0	0	0	0									
41 Daniel Hudson, R ERA: 4.53										0	0	0	0	0	0	0									
73 Felipe Vázquez, L ERA: 1.6										0	0	0	0	0	0	0									
Inning Stats	R: 0 E: 0 K: 0 S: 7	H: 0 LOB: 0 BB: 0 P: 10	R: 0 E: 0 K: 1 S: 14	H: 0 LOB: 1 BB: 1 P: 22	R: 1 E: 0 K: 1 S: 11	H: 1 LOB: 0 BB: 0 P: 15	R: 0 E: 0 K: 0 S: 7	H: 0 LOB: 1 BB: 1 P: 11	R: 0 E: 0 K: 1 S: 9	H: 3 LOB: 3 BB: 1 P: 28	R: 1 E: 0 K: 1 S: 9	H: 1 LOB: 1 BB: 1 P: 17	R: 0 E: 0 K: 3 S: 10	H: 0 LOB: 0 BB: 0 P: 14	R: 0 E: 0 K: 3 S: 10	H: 0 LOB: 0 BB: 0 P: 14	1B: 2 2B: 1 3B: 0 HR: 2	SF: 0 SAC: 1 DP: 0 HBP: 0	WP: 0 PB: 0 SB: 0 CS: 0	PA: 34					
PITCHER	IP	WLS	BF	H	R	ER	SO	BB	IBB	HBP	BLK	WP	HR	S	P	ERA	WHIP								
47 Sal Romano, R ERA: 4.62	5.2	L	25	4	2	1	2	4	0	0	0	0	0	3	5	0.00	0.000								
41 Kevin Shackelford, R ERA: 6.75	0.1		1	0	0	0	1	0	0	0	0	0	0	3	5	0.00	0.000								
46 Tim Adleman, R ERA: 5.31	1.0		5	1	1	1	1	1	0	0	0	0	1	9	17	9.00	2.000								
63 Ariel Hernández, R ERA: 4.96	1.0		3	0	0	0	3	0	0	0	0	0	0	10	14	0.00	0.000								

livebaseballscorecards.com

AB 33
R 1
H 11
RBI 1
BB 3
SO 8
LOB 19

livebaseballscorecards.com

AB 28
R 3
H 5
RBI 3
BB 5
SO 7
LOB 13

Batter	1	2	3	4	5	6	7	8	9	AB	R	H	RBI	BB	SO	LOB	TOP							
5 Jonathan Villar, S OBP: 0.292, SLG: 0.371	G2-3		G3-1			G4-3		G1-6-3		4	0	1	0	0	0	0	Milwaukee Brewers @ Cincinnati Reds Great American Ball Park, Cincinnati, OH Mon Sep 04 2017, 1:12 PM - 4:14 PM EDT Att: 22,403 - Sunny - 83 F							
15 Neil Walker, S OBP: 0.351, SLG: 0.451 23 Keon Broxton, R OBP: 0.297, SLG: 0.440	L8-2		F7			G3-1		G1-6-3		4	0	1	0	0	0	1								
8 Ryan Braun, R OBP: 0.341, SLG: 0.503	L8-2			G6-3			HR			4	1	3	1	0	0	0								
21 Travis Shaw, L OBP: 0.348, SLG: 0.523	L8-2			L7			HR			4	1	1	0	0	1	3								
16 Domingo Santana, R OBP: 0.371, SLG: 0.489	P4			G6-3						4	1	1	0	0	1	0								
7 Eric Thames, L OBP: 0.347, SLG: 0.507						K				4	0	1	0	0	1	2								
9 Manny Pina, R OBP: 0.323, SLG: 0.433 12 Stephen Vogt, L OBP: 0.300, SLG: 0.425						K				2	0	0	0	0	2	1								
3 Orlando Arcia, R OBP: 0.315, SLG: 0.410						F8				3	1	1	3	0	0	1								
57 Chase Anderson, R OBP: 0.128, SLG: 0.154 48 Jared Hughes, R ERA: 7.44 33 Brett Phillips, L OBP: 0.279, SLG: 0.386 32 Jeremy Jeffress, R ERA: 4.7 37 Anthony Swarzak, R ERA: 2.4 71 Josh Hader, L ERA: 2.16						G6-3				2	0	0	0	0	1	0								
Inning Stats	R: 0 E: 0 K: 0 S: 9	H: 2 LOB: 1 BB: 0 P: 15	R: 0 E: 0 K: 1 S: 11	H: 1 LOB: 1 BB: 0 P: 14	R: 0 E: 0 K: 0 S: 7	H: 0 LOB: 0 BB: 0 P: 14	R: 0 E: 0 K: 0 S: 6	H: 0 LOB: 0 BB: 0 P: 8	R: 0 E: 0 K: 2 S: 9	H: 0 LOB: 0 BB: 0 P: 11	R: 0 E: 0 K: 1 S: 9	H: 0 LOB: 0 BB: 0 P: 15	R: 4 E: 0 K: 2 S: 20	H: 4 LOB: 0 BB: 0 P: 29	R: 0 E: 0 K: 1 S: 13	H: 2 LOB: 1 BB: 0 P: 18		R: 0 E: 0 K: 2 S: 8	H: 0 LOB: 0 BB: 0 P: 15	1B: 6 2B: 2 3B: 0 HR: 2	SF: 0 SAC: 0 DP: 2 HBP: 0	WP: 0 PB: 0 CS: 0	PA: 34	
PITCHER	IP WLS BF H R ER SO BB IBB HBP BLK WP HR S P ERA WHIP	IP WLS BF H R ER SO BB IBB HBP BLK WP HR S P ERA WHIP	IP WLS BF H R ER SO BB IBB HBP BLK WP HR S P ERA WHIP	IP WLS BF H R ER SO BB IBB HBP BLK WP HR S P ERA WHIP	IP WLS BF H R ER SO BB IBB HBP BLK WP HR S P ERA WHIP	IP WLS BF H R ER SO BB IBB HBP BLK WP HR S P ERA WHIP	IP WLS BF H R ER SO BB IBB HBP BLK WP HR S P ERA WHIP	IP WLS BF H R ER SO BB IBB HBP BLK WP HR S P ERA WHIP	IP WLS BF H R ER SO BB IBB HBP BLK WP HR S P ERA WHIP	IP WLS BF H R ER SO BB IBB HBP BLK WP HR S P ERA WHIP	IP WLS BF H R ER SO BB IBB HBP BLK WP HR S P ERA WHIP	IP WLS BF H R ER SO BB IBB HBP BLK WP HR S P ERA WHIP	IP WLS BF H R ER SO BB IBB HBP BLK WP HR S P ERA WHIP	IP WLS BF H R ER SO BB IBB HBP BLK WP HR S P ERA WHIP	IP WLS BF H R ER SO BB IBB HBP BLK WP HR S P ERA WHIP	IP WLS BF H R ER SO BB IBB HBP BLK WP HR S P ERA WHIP	IP WLS BF H R ER SO BB IBB HBP BLK WP HR S P ERA WHIP	IP WLS BF H R ER SO BB IBB HBP BLK WP HR S P ERA WHIP	IP WLS BF H R ER SO BB IBB HBP BLK WP HR S P ERA WHIP	IP WLS BF H R ER SO BB IBB HBP BLK WP HR S P ERA WHIP	IP WLS BF H R ER SO BB IBB HBP BLK WP HR S P ERA WHIP	IP WLS BF H R ER SO BB IBB HBP BLK WP HR S P ERA WHIP	IP WLS BF H R ER SO BB IBB HBP BLK WP HR S P ERA WHIP	IP WLS BF H R ER SO BB IBB HBP BLK WP HR S P ERA WHIP

AB	34
R	4
H	9
RBI	4
BB	0
SO	9
LOB	10



Batter	1	2	3	4	5	6	7	8	9	AB	R	H	RBI	BB	SO	LOB	BOTTOM							
6 Billy Hamilton, S OBP: 0.301, SLG: 0.336	G4-3		FC6			L1			HR	5	1	2	1	0	0	3	Milwaukee Brewers @ Cincinnati Reds Great American Ball Park, Cincinnati, OH Mon Sep 04 2017, 1:12 PM - 4:14 PM EDT Att: 22,403 - Sunny - 83 F							
2 Zack Cozart, R OBP: 0.395, SLG: 0.539	L9		G5-3			P5		G5-3		3	0	0	0	1	0	1								
19 Joey Votto, L OBP: 0.448, SLG: 0.588	K							G3		3	1	1	1	1	1	0								
23 Adam Duvall, R OBP: 0.304, SLG: 0.507		G5-3	G5-3					F7		4	1	1	0	0	0	3								
4 Scooter Gennett, L OBP: 0.349, SLG: 0.542				K				F8		4	1	2	0	0	1	0								
7 Eugenio Suárez, R OBP: 0.380, SLG: 0.488		F9				L5		L7		3	0	0	1	1	0	1								
43 Scott Schebler, L OBP: 0.315, SLG: 0.489						G4-3		K		4	0	0	0	0	3	4								
16 Tucker Barnhart, L OBP: 0.341, SLG: 0.386			F7			G3		G5-3		4	0	1	2	0	0	0								
34 Homer Bailey, R OBP: 0.250, SLG: 0.300 21 Michael Lorenzen, R OBP: 0.152, SLG: 0.455 41 Kevin Shackelford, R OBP: 1.000, SLG: 2.000 26 Raisel Iglesias, R OBP: 0.263, SLG: 0.396 3 Patrick Kivlehan, R ERA: 2.16						G6-3		G6-3		3	1	1	0	0	0	2								
Inning Stats	R: 0 E: 0 K: 1 S: 8	H: 0 LOB: 0 BB: 0 P: 11	R: 0 E: 0 K: 1 S: 10	H: 1 LOB: 1 BB: 0 P: 15	R: 1 E: 1 K: 0 S: 14	H: 1 LOB: 2 BB: 2 P: 26	R: 0 E: 0 K: 1 S: 9	H: 0 LOB: 0 BB: 0 P: 11	R: 0 E: 0 K: 0 S: 6	H: 1 LOB: 1 BB: 0 P: 9	R: 3 E: 0 K: 1 S: 17	H: 4 LOB: 2 BB: 1 P: 28	R: 0 E: 0 K: 0 S: 9	H: 0 LOB: 0 BB: 0 P: 14	R: 0 E: 0 K: 1 S: 11	H: 0 LOB: 0 BB: 0 P: 15		R: 1 E: 0 K: 1 S: 6	H: 1 LOB: 0 BB: 0 P: 8	1B: 6 2B: 1 3B: 0 HR: 1	SF: 0 SAC: 0 DP: 1 HBP: 0	WP: 0 PB: 0 CS: 0	PA: 37	
PITCHER	IP WLS BF H R ER SO BB IBB HBP BLK WP HR S P ERA WHIP	IP WLS BF H R ER SO BB IBB HBP BLK WP HR S P ERA WHIP	IP WLS BF H R ER SO BB IBB HBP BLK WP HR S P ERA WHIP	IP WLS BF H R ER SO BB IBB HBP BLK WP HR S P ERA WHIP	IP WLS BF H R ER SO BB IBB HBP BLK WP HR S P ERA WHIP	IP WLS BF H R ER SO BB IBB HBP BLK WP HR S P ERA WHIP	IP WLS BF H R ER SO BB IBB HBP BLK WP HR S P ERA WHIP	IP WLS BF H R ER SO BB IBB HBP BLK WP HR S P ERA WHIP	IP WLS BF H R ER SO BB IBB HBP BLK WP HR S P ERA WHIP	IP WLS BF H R ER SO BB IBB HBP BLK WP HR S P ERA WHIP	IP WLS BF H R ER SO BB IBB HBP BLK WP HR S P ERA WHIP	IP WLS BF H R ER SO BB IBB HBP BLK WP HR S P ERA WHIP	IP WLS BF H R ER SO BB IBB HBP BLK WP HR S P ERA WHIP	IP WLS BF H R ER SO BB IBB HBP BLK WP HR S P ERA WHIP	IP WLS BF H R ER SO BB IBB HBP BLK WP HR S P ERA WHIP	IP WLS BF H R ER SO BB IBB HBP BLK WP HR S P ERA WHIP	IP WLS BF H R ER SO BB IBB HBP BLK WP HR S P ERA WHIP	IP WLS BF H R ER SO BB IBB HBP BLK WP HR S P ERA WHIP	IP WLS BF H R ER SO BB IBB HBP BLK WP HR S P ERA WHIP	IP WLS BF H R ER SO BB IBB HBP BLK WP HR S P ERA WHIP	IP WLS BF H R ER SO BB IBB HBP BLK WP HR S P ERA WHIP	IP WLS BF H R ER SO BB IBB HBP BLK WP HR S P ERA WHIP	IP WLS BF H R ER SO BB IBB HBP BLK WP HR S P ERA WHIP	IP WLS BF H R ER SO BB IBB HBP BLK WP HR S P ERA WHIP

AB	34
R	5
H	8
RBI	5
BB	3
SO	6
LOB	14



Batter	1	2	3	4	5	6	7	8	9	AB	R	H	RBI	BB	SO	LOB	TOP			
27 Phillip Ervin, R OBP: 0.483, SLG: 0.720										2	1	1	1	1	0	0				
2 Zack Cozart, R OBP: 0.397, SLG: 0.545										4	0	1	0	0	1	3				
19 Joey Votto, L OBP: 0.448, SLG: 0.583										4	0	1	0	0	0	2				
23 Adam Duvali, R OBP: 0.301, SLG: 0.501										3	0	0	1	0	1	1				
4 Scooter Gennett, L OBP: 0.349, SLG: 0.547										4	0	1	0	0	1	0				
7 Eugenio Suárez, R OBP: 0.377, SLG: 0.484										4	0	0	0	0	1	2				
43 Scott Schebler, L OBP: 0.318, SLG: 0.490										4	1	2	0	0	2	0				
32 Stuart Turner, R OBP: 0.192, SLG: 0.279										3	0	0	0	0	0	2				
30 Tyler Mahle, R OBP: 0.167, SLG: 0.167										2	0	0	0	0	0	2				
46 Tim Adleman, R OBP: 0.103, SLG: 0.138										0	0	0	0	0	0	0				
67 Alejandro Chacin, R										0	0	0	0	0	0	0				
12 Zach Vincej, R										1	0	0	0	0	0	0				
62 Jackson Stephens, R OBP: 0.500, SLG: 0.500										0	0	0	0	0	0	0				
Inning Stats	R: 1 E: 0 K: 0 S: 16	H: 2 LOB: 2 BB: 1 P: 25	R: 1 E: 0 K: 1 S: 13	H: 2 LOB: 1 BB: 0 P: 16	R: 0 E: 0 K: 0 S: 5	H: 0 LOB: 0 BB: 0 P: 7	R: 0 E: 0 K: 0 S: 7	H: 1 LOB: 1 BB: 0 P: 14	R: 0 E: 0 K: 3 S: 9	H: 0 LOB: 0 BB: 0 P: 12	R: 0 E: 0 K: 0 S: 8	H: 0 LOB: 0 BB: 0 P: 12	R: 0 E: 0 K: 1 S: 6	H: 1 LOB: 0 BB: 0 P: 11	R: 0 E: 0 K: 1 S: 8	H: 0 LOB: 0 BB: 0 P: 13	1B: 3 2B: 3 3B: 0 HR: 0	SF: 1 SAC: 0 DP: 1 HBP: 1	WP: 0 PB: 0 SB: 1 CS: 0	PA: 34
PITCHER	IP WLS BF H R ER SO BB IBB HBP BLK WP HR S P ERA WHIP																			
33 Matt Harvey, R ERA: 5.82	5.0 W 22 5 2 2 1 1 0 1 0 0 0 0 47 74 3.60 1.200																			
49 Josh Smoker, L ERA: 5.59	1.0 H 3 0 0 0 3 0 0 0 0 0 0 0 9 12 0.00 0.000																			
27 Jeury Familia, R ERA: 5.17	2.0 6 1 0 0 1 0 0 0 0 0 0 0 14 23 0.00 0.500																			
44 AJ Ramos, R ERA: 3.5	1.0 3 0 0 0 1 0 0 0 0 0 0 0 8 13 0.00 0.000																			

Cincinnati Reds @ New York Mets
Citi Field, Flushing, NY
Thu Sep 07 2017, 7:11 PM - 9:48 PM EDT
Att: 21,274 - Clear - 71 F

AB	31
R	2
H	6
RBI	2
BB	1
SO	6
LOB	12



Batter	1	2	3	4	5	6	7	8	9	AB	R	H	RBI	BB	SO	LOB	BOTTOM			
7 José Reyes, S OBP: 0.306, SLG: 0.387										5	0	1	2	0	0	3				
11 Norichika Aoki, L OBP: 0.327, SLG: 0.407										4	0	1	0	1	1	0				
13 Asdrúbal Cabrera, S OBP: 0.337, SLG: 0.415										4	1	2	0	0	0	3				
2 Gavin Cecchini, R OBP: 0.240, SLG: 0.271										1	0	0	0	0	0	0				
9 Brandon Nimmo, L OBP: 0.416, SLG: 0.424										4	3	3	3	1	0	0				
12 Juan Lagares, R OBP: 0.308, SLG: 0.403										4	1	1	1	0	0	3				
22 Dominic Smith, L OBP: 0.230, SLG: 0.362										3	1	1	1	1	2	0				
26 Kevin Plawewski, R OBP: 0.310, SLG: 0.365										4	1	1	0	0	0	1				
15 Matt Reynolds, R OBP: 0.313, SLG: 0.291										1	0	0	0	3	1	2				
33 Matt Harvey, R OBP: 0.069, SLG: 0.069										2	0	0	0	0	1	4				
28 Travis Taijeron, R OBP: 0.190, SLG: 0.158										1	0	1	0	0	0	0				
49 Josh Smoker, L ERA: 5.1										0	0	0	0	0	0	0				
27 Jeury Familia, R ERA: 5.0										1	0	0	0	0	1	1				
44 AJ Ramos, R ERA: 3.86										0	0	0	0	0	0	0				
Inning Stats	R: 0 E: 0 K: 0 S: 7	H: 1 LOB: 0 BB: 0 P: 8	R: 1 E: 0 K: 0 S: 11	H: 2 LOB: 2 BB: 1 P: 20	R: 0 E: 0 K: 0 S: 9	H: 1 LOB: 2 BB: 1 P: 17	R: 2 E: 0 K: 2 S: 12	H: 2 LOB: 2 BB: 2 P: 27	R: 2 E: 0 K: 1 S: 18	H: 3 LOB: 2 BB: 1 P: 29	R: 2 E: 0 K: 1 S: 15	H: 2 LOB: 0 BB: 0 P: 22	R: 0 E: 0 K: 1 S: 8	H: 0 LOB: 1 BB: 1 P: 12	R: 0 E: 0 K: 1 S: 7	H: 0 LOB: 0 BB: 0 P: 13	1B: 5 2B: 3 3B: 0 HR: 3	SF: 0 SAC: 0 DP: 1 HBP: 0	WP: 0 PB: 0 SB: 0 CS: 0	PA: 40
PITCHER	IP WLS BF H R ER SO BB IBB HBP BLK WP HR S P ERA WHIP																			
30 Tyler Mahle, R ERA: 3.8	4.0 L 21 6 3 3 2 3 1 0 0 0 0 0 2 18 6.75 2.250																			
46 Tim Adleman, R ERA: 5.41	1.0 7 3 2 2 1 1 0 0 0 0 0 2 18 29 18.00 4.000																			
67 Alejandro Chacin, R ERA: 5.0	1.0 5 2 2 2 1 0 0 0 0 0 0 1 15 22 18.00 2.000																			
62 Jackson Stephens, R ERA: 3.86	2.0 7 0 0 0 2 1 0 0 0 0 0 0 15 25 0.00 0.500																			

Cincinnati Reds @ New York Mets
Citi Field, Flushing, NY
Thu Sep 07 2017, 7:11 PM - 9:48 PM EDT
Att: 21,274 - Clear - 71 F

AB	34
R	7
H	11
RBI	7
BB	6
SO	6
LOB	17



Batter	1	2	3	4	5	6	7	8	9	AB	R	H	RBI	BB	SO	LOB	TOP							
9 José Peraza, R OBP: 0.299, SLG: 0.330 26 Raisel Iglesias, R OBP: 1.000, SLG: 2.000										4	2	1	0	1	1	3	0	0	0	0	0	0		
2 Zack Cozart, R OBP: 0.397, SLG: 0.549										4	2	2	4	1	1	1								
19 Joey Votto, L OBP: 0.448, SLG: 0.577																	4	0	1	0	1	0	3	
4 Scooter Gennett, L OBP: 0.349, SLG: 0.541 12 Zach Vincej, R																	4	0	0	0	0	2	3	
7 Eugenio Suárez, R OBP: 0.379, SLG: 0.480																	4	2	2	0	1	1	0	
23 Adam Duvall, R OBP: 0.297, SLG: 0.495 62 Jackson Stephens, R OBP: 0.500, SLG: 0.500 27 Phillip Ervin, R OBP: 0.400, SLG: 0.556																	2	0	0	1	0	2	0	
43 Scott Schebler, L OBP: 0.316, SLG: 0.481																	3	2	1	0	2	1	4	
16 Tucker Barnhart, L OBP: 0.351, SLG: 0.399																	4	1	3	5	1	1	1	
47 Sal Romano, L OBP: 0.095, SLG: 0.100 65 Asher Wojciechowski, R OBP: 0.294, SLG: 0.382 3 Patrick Kivlehan, R																	2	0	0	0	0	2	2	
Inning Stats	R: 2 H: 2 E: 0 K: 2 S: 21	L: 2 BB: 2 P: 33	R: 0 H: 0 E: 0 K: 2 S: 11	H: 0 LOB: 1 P: 16	R: 0 H: 0 E: 0 K: 0 S: 6	H: 0 LOB: 0 P: 7	R: 0 H: 1 E: 0 K: 3 S: 11	H: 1 LOB: 1 P: 10	R: 0 H: 0 E: 0 K: 1 S: 9	H: 0 LOB: 0 P: 13	R: 3 H: 3 E: 0 K: 2 S: 16	H: 3 LOB: 1 P: 27	R: 2 H: 2 E: 0 K: 0 S: 9	H: 2 LOB: 3 P: 28	R: 3 H: 2 E: 0 K: 2 S: 12	H: 2 LOB: 0 P: 22	1B: 7 2B: 1 3B: 0 HR: 2	SF: 1 SAC: 1 DP: 0 HBP: 1	WP: 0 PB: 0 SB: 2 CS: 0	PA: 45				
PITCHER	IP: 6.0 WLS: 2 BF: 24 ERA: 3.63	H: 2 R: 2 ER: 2 SO: 10	BB: 3 IBB: 0 HBP: 0 BLK: 0	WP: 0 HR: 0 S: 70 P: 102	ERA: 3.00 WHIP: 1.000	IP: 1.0 WLS: 0 BF: 6 ERA: 4.78	H: 2 R: 3 ER: 3 SO: 2	BB: 0 IBB: 0 HBP: 1 BLK: 0	WP: 0 HR: 1 S: 12 P: 22	ERA: 27.00 WHIP: 2.000														
48 Jacob deGrom, R ERA: 3.63	51 Paul Sewald, R ERA: 4.59	39 Jerry Blevins, L ERA: 2.89	27 Jeury Familia, R ERA: 5.71	49 Josh Smoker, L ERA: 5.51	47 Hansel Robles, R ERA: 4.78																			
7 José Reyes, S OBP: 0.308, SLG: 0.401																	5	1	2	2	0	1	2	
11 Norichika Aoki, L OBP: 0.324, SLG: 0.404																		5	0	1	0	0	1	2
9 Brandon Nimmo, L OBP: 0.413, SLG: 0.409																		4	1	1	0	0	1	2
18 Travis d'Aarand, R OBP: 0.286, SLG: 0.411																		5	0	2	1	0	0	2
22 Dominic Smith, L OBP: 0.257, SLG: 0.390																		5	1	2	2	0	2	3
1 Amed Rosario, R OBP: 0.280, SLG: 0.425																		3	1	1	0	1	1	2
28 Travis Tison, R ERA: 4.54 51 Paul Sewald, R ERA: 4.59 39 Jerry Blevins, L ERA: 2.89 72 Phillip Evans, R OBP: 0.500, SLG: 1.000 27 Jeury Familia, R ERA: 5.71 49 Josh Smoker, L ERA: 5.51 2 Gavin Cecchini, R OBP: 0.278, SLG: 0.292 47 Hansel Robles, R ERA: 4.78																		3	0	0	0	0	2	1
15 Matt Reynolds, R OBP: 0.327, SLG: 0.302																		4	0	2	0	0	0	1
48 Jacob deGrom, L OBP: 0.250, SLG: 0.288 13 Asdrúbal Cabrera, S OBP: 0.300, SLG: 0.389 12 Juan Lagares, R OBP: 0.300, SLG: 0.389																		2	0	1	0	0	0	1
Inning Stats	R: 1 H: 2 E: 0 K: 2 S: 17	L: 2 LOB: 0 P: 22	R: 0 H: 1 E: 0 K: 1 S: 11	H: 1 LOB: 0 P: 15	R: 1 H: 3 E: 0 K: 2 S: 21	H: 3 LOB: 2 P: 31	R: 0 H: 2 E: 0 K: 1 S: 12	H: 2 LOB: 0 P: 20	R: 0 H: 0 E: 0 K: 0 S: 5	H: 0 LOB: 0 P: 9	R: 3 H: 3 E: 0 K: 0 S: 13	H: 3 LOB: 2 P: 25	R: 0 H: 0 E: 0 K: 0 S: 10	H: 0 LOB: 1 P: 21	R: 0 H: 1 E: 0 K: 0 S: 8	H: 1 LOB: 0 P: 12	1B: 10 2B: 2 3B: 0 HR: 1	SF: 0 SAC: 0 DP: 0 HBP: 2	WP: 1 PB: 0 SB: 1 CS: 1	PA: 41				
PITCHER	IP: 5.0 WLS: 2 BF: 22 ERA: 6.24	H: 2 R: 2 ER: 2 SO: 6	BB: 0 IBB: 0 HBP: 0 BLK: 0	WP: 0 HR: 0 S: 66 P: 97	ERA: 3.60 WHIP: 1.600	IP: 5.0 WLS: 1 BF: 23 ERA: 1.89	H: 2 R: 0 ER: 0 SO: 11	BB: 1 IBB: 0 HBP: 0 BLK: 0	WP: 0 HR: 1 S: 21 P: 33	ERA: 40.50 WHIP: 4.500														
47 Sal Romano, R ERA: 4.54	65 Asher Wojciechowski, R ERA: 6.24	62 Jackson Stephens, R ERA: 5.71	26 Raisel Iglesias, R ERA: 1.89																					

Cincinnati Reds @ New York Mets
Citi Field, Flushing, NY
Sun Sep 10 2017, 1:11 PM - 4:49 PM EDT
Att: 27,590 - Partly Cloudy - 71 F

AB 35
R 10
H 10
RBI 10
BB 7
SO 14
LOB 22



Cincinnati Reds @ New York Mets
Citi Field, Flushing, NY
Sun Sep 10 2017, 1:11 PM - 4:49 PM EDT
Att: 27,590 - Partly Cloudy - 71 F

AB 38
R 5
H 13
RBI 5
BB 1
SO 8
LOB 16



Batter	1	2	3	4	5	6	7	8	9	AB	R	H	RBI	BB	SO	LOB	TOP					
33 Jesse Winker, L OBP: 0.396, SLG: 0.487	G4-3		G6-3		E1			F8		4	0	1	0	0	0	0	Cincinnati Reds @ St. Louis Cardinals Busch Stadium, St. Louis, MO Tue Sep 12 2017, 7:16 PM - 10:19 PM CDT Att: 40,030 - Cloudy - 70 F					
2 Zack Cozart, R OBP: 0.392, SLG: 0.553	HR		G5-3		P6			F8		4	1	1	1	0	0							
19 Joey Votto, L OBP: 0.449, SLG: 0.577 49 Chad Wallach, R (8, 3)	F7				F8		G5-4-3			4	0	2	0	0	0							
4 Scooter Gennett, L OBP: 0.347, SLG: 0.538 9 José Peraza, R OBP: 0.297, SLG: 0.328	P5				P5		G5-4-3			2	0	0	0	0	0							
7 Eugenio Suárez, R OBP: 0.378, SLG: 0.477		K			G5-3		P4			3	0	0	0	1	1							
43 Scott Schebler, L OBP: 0.317, SLG: 0.486	F7							G1-6-3		4	1	2	0	0	0							
23 Adam Duval, R OBP: 0.299, SLG: 0.495										4	1	2	1	0	1							
32 Stuart Turner, R OBP: 0.184, SLG: 0.268										3	0	0	0	0	1							
55 Robert Stephenson, R OBP: 0.086, SLG: 0.096 67 Alejandro Chacón, R ERA: 10.8 3 Patrick Kivlehan, R OBP: 0.286, SLG: 0.399 54 Rookie Davis, R ERA: 7.71 27 Phillip Ervin, R ERA: 7.13 63 Ariel Hernández, R ERA: 7.13 68 Deck McGuire, R ERA: 7.13			K							1	0	0	0	0	0							
Inning Stats	R: 1 E: 0 K: 0 S: 9	H: 1 LOB: 0 BB: 0 P: 15	R: 0 E: 0 K: 1 S: 7	H: 1 LOB: 1 BB: 0 P: 13	R: 0 E: 0 K: 1 S: 7	H: 0 LOB: 0 BB: 0 P: 10	R: 0 E: 0 K: 0 S: 9	H: 0 LOB: 0 BB: 0 P: 13	R: 3 E: 1 K: 1 S: 13	H: 4 LOB: 0 BB: 0 P: 22	R: 0 E: 0 K: 0 S: 7	H: 1 LOB: 1 BB: 0 P: 12	R: 0 E: 0 K: 1 S: 10	H: 1 LOB: 1 BB: 0 P: 11	R: 0 E: 0 K: 0 S: 8	H: 1 LOB: 1 BB: 0 P: 13		R: 0 E: 0 K: 1 S: 6	H: 0 LOB: 0 BB: 1 P: 12	1B: 5 2B: 2 3B: 1 HR: 1	SF: 0 SAC: 0 DP: 2 HBP: 0	WP: 0 PB: 0 SB: 0 CS: 0
PITCHER	IP WLS BF H R ER SO BB IBB HBP BLK WP HR S P ERA WHIP																					
31 Lance Lynn, R ERA: 3.01	5.0 W 20 6 4 3 3 0 0 0 0 0 0 1 45 73 5.40 1.200																					
27 Brett Cecil, L ERA: 4.01	2.0 7 2 0 0 1 0 0 0 0 0 0 0 17 23 0.00 1.000																					
29 Zach Duke, L ERA: 5.73	1.0 4 1 0 0 0 0 0 0 0 0 0 0 8 13 0.00 1.000																					
56 Sandy Alcantara, R ERA: 5.4	1.0 3 0 0 0 1 1 0 0 0 0 0 0 6 12 0.00 1.000																					

Batter	1	2	3	4	5	6	7	8	9	AB	R	H	RBI	BB	SO	LOB	BOTTOM			
13 Matt Carpenter, L OBP: 0.382, SLG: 0.439 54 Alex Mejia, R OBP: 0.152, SLG: 0.219	58 F8 4 2B	28 E 28 3B		28 FC5-4 BB			58 BB 30 BB	E1 68 FC4-6		1	2	1	1	4	0	0	Cincinnati Reds @ St. Louis Cardinals Busch Stadium, St. Louis, MO Tue Sep 12 2017, 7:16 PM - 10:19 PM CDT Att: 40,030 - Cloudy - 70 F			
28 Tommy Pham, R OBP: 0.406, SLG: 0.512 29 Zach Duke, L (8, 1)	FC6	BB		FC5-4 11 BB			30 BB 58 BB	FC4-6		4	4	1	2	1	1	4				
68 Alberto Rosario, R (8, PH) 56 Sandy Alcantara, R (9, 1)	58 F8 4 2B	11 2B 3B		58 2B 1B			16 BB 30 BB			4	2	3	2	0	1	2				
11 Paul DeJong, R OBP: 0.319, SLG: 0.547 43 Magneuris Sierra, L OBP: 0.386, SLG: 0.352	K			58 2B 1B			K	F8		4	2	3	2	0	1	4				
58 José Martínez, R OBP: 0.377, SLG: 0.547	F8	K		4 G6-3 2B			HR			4	1	2	2	1	1	3				
4 Yadier Molina, R OBP: 0.319, SLG: 0.448 30 Carson Kelly, R OBP: 0.273, SLG: 0.231	2B			16 2B 15 SF8 BB			FC5-4 48 FC5-4 1B			3	1	2	3	1	0	1				
16 Koltan Wong, L OBP: 0.387, SLG: 0.438	K			15 SF8 2B			L6			5	0	2	1	0	1	3				
48 Harrison Bader, R OBP: 0.317, SLG: 0.492		13 WP 28 3B 31 SH1-4 1B		G6-3			F8			5	1	1	0	0	0	6				
15 Randal Grichuk, R OBP: 0.284, SLG: 0.471	K			SF8			F9			4	0	1	1	0	2	2				
31 Lance Lynn, S OBP: 0.093, SLG: 0.096 40 Luke Voit, R OBP: 0.313, SLG: 0.427 27 Brett Cecil, R (6, 1) 35 Greg Garcia, L (7, PH) OBP: 0.361, SLG: 0.329	SH1-4			K						1	0	0	0	0	1	1				
Inning Stats	R: 2 E: 1 K: 2 S: 16	H: 3 LOB: 1 BB: 1 P: 26	R: 3 E: 0 K: 2 S: 16	H: 3 LOB: 1 BB: 1 P: 26	R: 1 E: 0 K: 1 S: 9	H: 1 LOB: 1 BB: 1 P: 16	R: 2 E: 0 K: 0 S: 14	H: 2 LOB: 1 BB: 1 P: 24	R: 0 E: 0 K: 1 S: 12	H: 1 LOB: 2 BB: 1 P: 22	R: 2 E: 0 K: 1 S: 17	H: 3 LOB: 1 BB: 0 P: 29	R: 3 E: 0 K: 1 S: 17	H: 2 LOB: 4 BB: 4 P: 38	R: 0 E: 1 K: 1 S: 8	H: 1 LOB: 2 BB: 0 P: 10	1B: 7 2B: 5 3B: 1 HR: 1	SF: 1 SAC: 1 DP: 1 HBP: 0	WP: 2 PB: 0 SB: 1 CS: 0	PA: 48
PITCHER	IP WLS BF H R ER SO BB IBB HBP BLK WP HR S P ERA WHIP																			
55 Robert Stephenson, R ERA: 10.8	3.0 L 18 5 6 4 5 3 0 0 0 0 0 0 0 14 24 18.00 3.000																			
54 Rookie Davis, R ERA: 7.71	2.0 11 4 2 2 2 1 0 0 0 0 1 1 29 51 9.00 2.500																			
63 Ariel Hernández, R ERA: 7.13	0.1 7 2 3 3 1 4 0 0 0 0 0 0 0 14 33 81.00 18.000																			
68 Deck McGuire, R ERA: 7.13	1.2 6 1 0 0 1 0 0 0 0 0 0 0 11 15 0.00 0.600																			

Batter	1	2	3	4	5	6	7	8	9	AB	R	H	RBI	BB	SO	LOB	TOP										
9 José Peraza, R OBP: 0.297, SLG: 0.327	G4-3		K			L4		P4		4	0	0	0	0	1	1											
2 Zack Cozart, R OBP: 0.391, SLG: 0.545	F7			G5-3		G4-3		G4-3		4	0	0	0	0	0	0											
19 Joey Votto, L OBP: 0.451, SLG: 0.578	K			G4-3				BB		3	1	1	0	1	1	0											
7 Eugenio Suárez, R OBP: 0.378, SLG: 0.481		G1-3								4	0	1	0	0	2	2											
43 Scott Schebler, L OBP: 0.316, SLG: 0.488				1B						4	1	2	1	0	2	2											
23 Adam Duvall, R OBP: 0.298, SLG: 0.494										4	0	1	0	0	0	2											
27 Phillip Ervin, R OBP: 0.364, SLG: 0.500		E6								2	0	0	0	0	1	0											
16 Tucker Barnhart, L OBP: 0.348, SLG: 0.394										3	0	1	0	0	1	0											
50 Amir Garrett, R OBP: 0.283, SLG: 0.193										1	0	0	0	0	0	0											
62 Jackson Stephens, R OBP: 0.299, SLG: 0.306										2	0	0	0	0	2	1											
33 Jesse Winker, L OBP: 0.350, SLG: 0.500										0	0	0	0	0	0	0											
65 Asher Wojciechowski, R OBP: 0.385, SLG: 0.536										1	0	0	0	0	1	0											
65 Asher Wojciechowski, R OBP: 0.371, SLG: 0.537										0	0	0	0	0	0	0											
Inning Stats	R: 0 E: 0 K: 1 S: 9	H: 0 LOB: 0 BB: 0 P: 13	R: 1 E: 1 K: 0 S: 12	H: 1 LOB: 0 BB: 0 P: 21	R: 0 E: 0 K: 2 S: 13	H: 0 LOB: 0 BB: 0 P: 16	R: 0 E: 0 K: 1 S: 13	H: 1 LOB: 1 BB: 0 P: 20	R: 0 E: 0 K: 1 S: 10	H: 0 LOB: 0 BB: 0 P: 17	R: 0 E: 0 K: 1 S: 9	H: 0 LOB: 0 BB: 0 P: 11	R: 0 E: 0 K: 2 S: 11	H: 1 LOB: 2 BB: 1 P: 19	R: 0 E: 0 K: 2 S: 10	H: 1 LOB: 1 BB: 0 P: 14	R: 1 E: 0 K: 1 S: 16	H: 2 LOB: 1 BB: 0 P: 23	1B: 2 2B: 3 HR: 0	SF: 0 SAC: 0 DP: 0 HBP: 0	WP: 0 PB: 0 SB: 0 CS: 1	PA: 34					
PITCHER	IP	WLS	BF	H	R	ER	SO	BB	IBB	HBP	BLK	WP	HR	S	P	ERA	WHIP										
62 Luke Weaver, R ERA: 1.89	6.0	W	20	2	1	0	6	0	0	0	0	0	0	66	98	0.00	0.333										
70 Tyler Lyons, L ERA: 2.42	1.0	H	4	1	0	0	2	1	0	0	0	0	0	11	19	0.00	2.000										
60 John Brebbia, R ERA: 2.45	1.0	H	4	1	0	0	2	0	0	0	0	0	0	14	14	0.00	1.000										
12 Juan Nicasio, R ERA: 2.78	1.0		5	2	1	1	1	0	0	0	0	0	0	16	23	9.00	2.000										

Cincinnati Reds @ St. Louis Cardinals
 Busch Stadium, St. Louis, MO
 Thu Sep 14 2017, 12:47 PM - 3:36 PM CDT
 Att: 40,230 - Sunny - 84 F

AB 32
 R 2
 H 6
 RBI 1
 BB 1
 SO 11
 LOB 8



Batter	1	2	3	4	5	6	7	8	9	AB	R	H	RBI	BB	SO	LOB	BOTTOM										
13 Matt Carpenter, L OBP: 0.384, SLG: 0.436			K					SF9		2	1	0	0	2	2	0											
70 Tyler Lyons, L										0	0	0	0	0	0	0											
60 John Brebbia, L										0	0	0	0	0	0	0											
35 Greg Garcia, L										0	0	0	1	0	0	0											
12 Juan Nicasio, R										0	0	0	0	0	0	0											
28 Tommy Pham, R OBP: 0.409, SLG: 0.519		K								4	2	2	2	1	1	3											
11 Paul DeJong, R OBP: 0.324, SLG: 0.538										2	1	0	0	2	1	2											
58 José Martínez, R OBP: 0.381, SLG: 0.545										4	0	2	2	0	0	2											
4 Yadier Molina, R OBP: 0.317, SLG: 0.444										4	0	0	0	0	0	5											
48 Harrison Bader, R OBP: 0.310, SLG: 0.455										3	1	1	0	1	0	0											
15 Randal Grichuk, R OBP: 0.283, SLG: 0.469										4	0	1	0	0	2	2											
54 Alex Mejia, R OBP: 0.139, SLG: 0.200										3	0	0	0	0	1	0											
62 Luke Weaver, R OBP: 0.267, SLG: 0.214										2	0	0	0	0	1	1											
16 Kolten Wong, L OBP: 0.387, SLG: 0.434										1	0	0	0	1	0	0											
Inning Stats	R: 0 E: 0 K: 2 S: 11	H: 1 LOB: 2 BB: 1 P: 19	R: 0 E: 0 K: 2 S: 7	H: 0 LOB: 0 BB: 0 P: 11	R: 2 E: 0 K: 2 S: 15	H: 1 LOB: 1 BB: 2 P: 32	R: 0 E: 1 K: 1 S: 10	H: 0 LOB: 1 BB: 0 P: 15	R: 2 E: 0 K: 0 S: 11	H: 2 LOB: 2 BB: 2 P: 23	R: 0 E: 0 K: 1 S: 6	H: 0 LOB: 0 BB: 0 P: 10	R: 0 E: 0 K: 0 S: 7	H: 1 LOB: 1 BB: 0 P: 11	R: 1 E: 0 K: 0 S: 13	H: 1 LOB: 2 BB: 2 P: 23	1B: 4 2B: 1 3B: 0 HR: 1	SF: 1 SAC: 1 DP: 0 HBP: 0	WP: 0 PB: 0 SB: 4 CS: 0	PA: 38							
PITCHER	IP	WLS	BF	H	R	ER	SO	BB	IBB	HBP	BLK	WP	HR	S	P	ERA	WHIP										
50 Amir Garrett, L ERA: 7.49	4.0	L	21	3	4	4	7	5	0	0	0	0	0	46	89	9.00	2.000										
62 Jackson Stephens, R ERA: 2.38	3.0		11	2	0	0	1	0	0	0	0	0	0	21	32	0.00	0.667										
65 Asher Wojciechowski, R ERA: 6.29	1.0		6	1	1	1	0	1	1	0	0	0	0	13	23	9.00	2.000										

Cincinnati Reds @ St. Louis Cardinals
 Busch Stadium, St. Louis, MO
 Thu Sep 14 2017, 12:47 PM - 3:36 PM CDT
 Att: 40,230 - Sunny - 84 F

AB 29
 R 5
 H 6
 RBI 5
 BB 7
 SO 8
 LOB 15



Batter	1	2	3	4	5	6	7	8	9	AB	R	H	RBI	BB	SO	LOB	TOP					
28 John Jaso, L (1.9) OBP: 0.330, SLG: 0.409										4	1	1	2	0	2	2	Pittsburgh Pirates @ Cincinnati Reds Great American Ball Park, Cincinnati, OH Sun Sep 17 2017, 1:12 PM - 3:50 PM EDT Att: 22,228 - Partly Cloudy - 82 F					
47 Jordan Luplow, R (1.7) OBP: 0.286, SLG: 0.386										3	0	0	0	1	1	2						
22 Andrew McCutchen, R (1.8) OBP: 0.360, SLG: 0.477										4	0	0	0	0	1	3						
55 Josh Bell, S (1.3) OBP: 0.335, SLG: 0.471										3	0	1	0	1	1	1						
23 David Freese, R (1.5) OBP: 0.369, SLG: 0.373										4	0	0	0	0	2	2						
10 Jordy Mercer, R (1.6) OBP: 0.323, SLG: 0.401										4	0	0	0	0	1	1						
3 Sean Rodriguez, R (1.4) OBP: 0.291, SLG: 0.315										3	0	0	0	0	0	1						
19 Chris Stewart, R (1.2) OBP: 0.243, SLG: 0.223										2	0	0	0	1	1	0						
45 Gerrit Cole, R (1.1) OBP: 0.189, SLG: 0.250										2	0	1	0	0	1	0						
41 Daniel Hudson, R (6.1) ERA: 4.13										0	0	0	0	0	0	0						
52 Jack Leathersich, R (7.1) ERA: 0.75										0	0	0	0	0	0	0						
63 Christopher Bostick, R (8. PH) OBP: 0.384, SLG: 0.333										0	1	0	0	1	0	0						
51 Johnny Barbato, R (8.1) ERA: 4.56										0	0	0	0	0	0	0						
Inning Stats	R: 0 E: 0 K: 2 S: 11	H: 0 LOB: 1 BB: 1 P: 23	R: 0 E: 0 K: 0 S: 6	H: 0 LOB: 0 BB: 0 P: 7	R: 0 E: 0 K: 1 S: 10	H: 1 LOB: 2 BB: 1 P: 17	R: 0 E: 0 K: 1 S: 5	H: 0 LOB: 0 BB: 1 P: 13	R: 0 E: 0 K: 2 S: 12	H: 0 LOB: 0 BB: 0 P: 15	R: 0 E: 0 K: 2 S: 10	H: 0 LOB: 0 BB: 0 P: 18	R: 0 E: 0 K: 2 S: 10	H: 1 LOB: 1 BB: 0 P: 13	R: 2 E: 0 K: 0 S: 15	H: 1 LOB: 0 BB: 1 P: 23	R: 0 E: 0 K: 0 S: 5	H: 0 LOB: 0 BB: 0 P: 8	1B: 1 2B: 2 3B: 0 HR: 1	SF: 0 SAC: 0 DP: 1 HBP: 0	WP: 0 PB: 0 SB: 0 CS: 1	PA: 33
PITCHER	IP	WLS	BF	H	R	ER	SO	BB	IBB	HBP	BLK	WP	HR	S	P	ERA	WHIP					
55 Robert Stephenson, R (1.1) ERA: 5.01	6.0	W	21	1	0	0	8	3	0	0	0	0	0	54	93	0.00	0.667					
68 Deck McGuire, R (7.1) ERA: 4.55	1.0		4	1	0	0	2	0	0	0	0	0	0	10	13	0.00	1.000					
52 Luke Farrell, R (8.1) ERA: 7.27	1.0	S	5	1	2	2	0	1	0	0	0	0	1	15	23	18.00	2.000					
21 Michael Lorenzen, R (9.1) ERA: 4.04	1.0	S	3	0	0	0	0	0	0	0	0	0	0	5	8	0.00	0.000					

Batter	1	2	3	4	5	6	7	8	9	AB	R	H	RBI	BB	SO	LOB	BOTTOM					
33 Jesse Winker, L (1.9) OBP: 0.370, SLG: 0.500										3	1	1	0	1	1	0	Pittsburgh Pirates @ Cincinnati Reds Great American Ball Park, Cincinnati, OH Sun Sep 17 2017, 1:12 PM - 3:50 PM EDT Att: 22,228 - Partly Cloudy - 82 F					
7 Eugenio Suárez, R (1.5) OBP: 0.376, SLG: 0.480										3	1	1	2	1	1	1						
19 Joey Volto, L (1.3) OBP: 0.453, SLG: 0.582										2	1	0	0	2	0	1						
4 Scooter Gennett, L (1.4) OBP: 0.346, SLG: 0.541										4	1	1	2	0	2	2						
23 Adam Duvall, R (1.7) OBP: 0.295, SLG: 0.487										4	0	0	0	0	3	0						
43 Scott Schebler, L (1.8) OBP: 0.313, SLG: 0.486										4	0	0	0	0	2	0						
12 Zach Vincej, R (1.6) OBP: 0.349, SLG: 0.401										2	1	0	0	1	1	0						
16 Tucker Barnhart, L (1.2) OBP: 0.167, SLG: 0.417										3	0	1	1	0	0	1						
55 Robert Stephenson, R (1.1) OBP: 0.050, SLG: 0.050										2	0	0	0	0	2	1						
9 José Peraza, R (6. PH) OBP: 0.238, SLG: 0.328										1	0	0	0	0	0	1						
68 Deck McGuire, R (7.1) ERA: 4.55										0	0	0	0	0	0	0						
52 Luke Farrell, L (8.1) ERA: 0.75										0	0	0	0	0	0	0						
21 Michael Lorenzen, R (9.1) ERA: 4.04										0	0	0	0	0	0	0						
Inning Stats	R: 0 E: 0 K: 2 S: 12	H: 0 LOB: 1 BB: 1 P: 17	R: 0 E: 0 K: 0 S: 5	H: 0 LOB: 0 BB: 0 P: 7	R: 0 E: 0 K: 1 S: 11	H: 1 LOB: 1 BB: 0 P: 17	R: 0 E: 0 K: 1 S: 5	H: 0 LOB: 0 BB: 0 P: 10	R: 0 E: 0 K: 2 S: 10	H: 0 LOB: 0 BB: 1 P: 18	R: 5 E: 0 K: 2 S: 23	H: 3 LOB: 1 BB: 2 P: 39	R: 0 E: 0 K: 2 S: 7	H: 0 LOB: 1 BB: 1 P: 13	R: 0 E: 0 K: 2 S: 7	H: 0 LOB: 0 BB: 0 P: 10	1B: 1 2B: 0 3B: 1 HR: 2	SF: 0 SAC: 0 DP: 0 HBP: 1	WP: 0 PB: 0 SB: 0 CS: 0	PA: 34		
PITCHER	IP	WLS	BF	H	R	ER	SO	BB	IBB	HBP	BLK	WP	HR	S	P	ERA	WHIP					
45 Gerrit Cole, R (1.1) ERA: 4.13	5.0	L	22	3	4	4	6	4	0	0	0	0	2	50	87	7.20	1.400					
41 Daniel Hudson, R (6.1) ERA: 4.55	1.0		5	1	1	1	2	0	0	1	0	0	0	16	21	9.00	1.000					
52 Jack Leathersich, L (7.1) ERA: 0.75	1.0		4	0	0	0	2	1	0	0	0	0	0	7	13	0.00	1.000					
51 Johnny Barbato, R (8.1) ERA: 4.56	1.0		3	0	0	0	2	0	0	0	0	0	0	7	10	0.00	0.000					

AB	29
R	2
H	3
RBI	2
BB	4
SO	10
LOB	12



AB	28
R	5
H	4
RBI	5
BB	5
SO	12
LOB	7



Batter	1	2	3	4	5	6	7	8	9	AB	R	H	RBI	BB	SO	LOB	TOP					
13 Matt Carpenter, L (1,5) OBP: 0.386, SLG: 0.446	F8		28 1B 25 2B	28 1B		28 BB		F8		3	1	2	0	1	0	0	St. Louis Cardinals @ Cincinnati Reds Great American Ball Park, Cincinnati, OH Thu Sep 21 2017, 7:10 PM - 10:22 PM EDT Att: 14,903 - Partly Cloudy - 85 F					
48 Harrison Bader, R (8,PH) OBP: 0.299, SLG: 0.423	G5-3		25 2B	1B		25 G6-4-3 BB		58 S 25 1B	2H 1B	4	1	2	0	2	1	1						
54 Alex Mejia, R (8,5) OBP: 0.175, SLG: 0.211			58 1B	2B		G6-4-3		58 S	1B	5	2	3	2	0	0	5						
28 Tommy Pham, R (1,7) OBP: 0.411, SLG: 0.523	G5-3		58 P2 4 SF8	2B		G6-4-3		58 S	1B	5	1	2	1	0	1	3						
25 Dexter Fowler, S (1,8) OBP: 0.367, SLG: 0.504	58 1B		4 BB	1B		P4		4 2B	K	5	1	2	1	0	1	3						
58 José Martínez, R (1,3) OBP: 0.375, SLG: 0.520	4 BB		P2	1B		P4		4 2B	K	5	1	2	1	0	1	3						
4 Yadier Molina, R (1,2) OBP: 0.315, SLG: 0.445	11 FC3-6 BB		SF8	BB		16 BB		16 G3	G4-3	2	1	1	2	2	0	2						
11 Paul DeJong, R (1,6) OBP: 0.316, SLG: 0.528	FC3-6		G6-3	K		K		P2	L5	5	0	0	0	0	1	4						
16 Kolten Wong, L (1,4) OBP: 0.383, SLG: 0.422			F7	2B		BB		G3	35 2B 1B	4	1	2	1	1	0	0						
15 Randal Grichuk, R (1,9) OBP: 0.283, SLG: 0.461			K	L8		G3		BB	K	4	0	0	0	1	2	4						
18 Carlos Martínez, R (1,1) OBP: 0.210, SLG: 0.233			K	K		K		G6-3	54 1B 2B	4	0	0	0	0	3	2						
70 Tyler Lyons, L (7,1) OBP: 0.366, SLG: 0.339			K	K		K		G6-3		0	0	0	0	0	0	0						
35 Greg Garcia, L (9,PH) OBP: 0.366, SLG: 0.339			K	K		K		G6-3		1	1	1	1	0	0	0						
29 Zach Duke, L (9,1) OBP: 0.366, SLG: 0.339			K	K		K		G6-3		0	0	0	0	0	0	0						
Inning Stats	R: 1 E: 0 K: 0 S: 10	H: 2 LOB: 2 BB: 1 P: 15	R: 0 E: 0 K: 2 S: 10	H: 0 LOB: 0 BB: 0 P: 13	R: 3 E: 0 K: 0 S: 10	H: 3 LOB: 0 BB: 0 P: 20	R: 0 E: 0 K: 1 S: 8	H: 2 LOB: 3 BB: 1 P: 17	R: 0 E: 0 K: 1 S: 9	H: 0 LOB: 1 BB: 2 P: 21	R: 0 E: 0 K: 1 S: 11	H: 1 LOB: 1 BB: 1 P: 20	R: 2 E: 0 K: 0 S: 13	H: 2 LOB: 1 BB: 1 P: 25	R: 0 E: 0 K: 1 S: 12	H: 1 LOB: 2 BB: 1 P: 21	R: 2 E: 0 K: 2 S: 15	H: 3 LOB: 0 BB: 0 P: 25	1B: 9 2B: 5 3B: 0 HR: 0	SF: 1 SAC: 0 DP: 1 HBP: 0	WP: 0 PB: 0 SB: 2 CS: 0	PA: 47
PITCHER	IP WLS BF H R ER SO BB IBB HBP BLK WP HR S P ERA WHIP																					
34 Homer Bailey, R (1,1) ERA: 6.86	4.0 L 21 7 4 4 3 1 1 0 0 0 0 0 38 65 9.00 2.000																					
41 Kevin Shackelford, R (5,1) ERA: 5.4	1.1 6 0 0 0 2 2 0 0 0 0 0 0 14 26 0.00 1.500																					
53 Wandy Peralta, L (6,1) ERA: 3.84	0.2 3 1 0 0 0 1 0 0 0 0 0 0 6 15 0.00 3.000																					
21 Michael Lorenzen, R (7,1) ERA: 4.16	1.0 6 2 2 2 0 1 0 0 0 0 0 0 13 25 18.00 3.000																					
25 Cody Reed, L (8,1) ERA: 5.4	0.1 3 1 0 0 0 1 0 0 0 0 0 0 7 15 0.00 6.000																					
63 Ariel Hernández, R (8,1) ERA: 6.41	0.2 2 0 0 0 1 0 0 0 0 0 0 0 6 25 0.00 3.000																					
26 Raisel Iglesias, R (9,1) ERA: 2.19	1.0 6 3 2 2 2 0 0 0 0 0 0 0 15 25 18.00 3.000																					

AB	39
R	8
H	14
RBI	8
BB	7
SO	8
LOB	21



Batter	1	2	3	4	5	6	7	8	9	AB	R	H	RBI	BB	SO	LOB	BOTTOM					
43 Scott Schebler, L (1,9) OBP: 0.314, SLG: 0.497	G4-3		F9	G4-3		HR			HR	5	2	2	2	0	0	2	St. Louis Cardinals @ Cincinnati Reds Great American Ball Park, Cincinnati, OH Thu Sep 21 2017, 7:10 PM - 10:22 PM EDT Att: 14,903 - Partly Cloudy - 85 F					
2 Zack Cozart, R (1,6) OBP: 0.385, SLG: 0.554	K		F7	G6-3		1B			K	5	0	1	0	0	2	0						
19 Joey Votto, L (1,3) OBP: 0.451, SLG: 0.575	F8		L8	FC3-6 1B		1B			F8	5	0	1	0	0	1	1						
4 Scooter Gennett, L (1,4) OBP: 0.344, SLG: 0.542		L7	K	FC3-6 1B		K			1B	5	0	1	0	0	2	2						
33 Jesse Winker, L (1,7) OBP: 0.369, SLG: 0.500		16 1B 3 WP	K	G3		G3			G3	5	2	2	0	0	0	2						
27 Phillip Ervin, R (1,8) OBP: 0.397, SLG: 0.545		K	K	HR		G6-3			G3	3	1	1	2	1	1	1						
16 Tucker Barnhart, L (1,2) OBP: 0.349, SLG: 0.399		3 WP 1B	HR	1B		F8			K	4	0	2	0	0	1	1						
3 Patrick Kivlehan, R (1,5) OBP: 0.308, SLG: 0.391		1B	1B	1B		K			BB	2	0	1	0	2	1	0						
34 Homer Bailey, R (1,1) ERA: 6.86		K	F9			K			K	1	0	0	0	0	0	2						
23 Adam Duvall, R (1,1) ERA: 2.6		K				K			K	0	0	0	0	0	0	0						
41 Kevin Shackelford, R (5,1) ERA: 5.4		K				K			K	0	0	0	0	0	0	0						
53 Wandy Peralta, L (6,1) ERA: 3.84		K				K			K	0	0	0	0	0	0	0						
21 Michael Lorenzen, R (7,1) ERA: 4.16		K				K			K	0	0	0	0	0	0	0						
25 Cody Reed, L (8,1) ERA: 5.4		K				K			K	0	0	0	0	0	0	0						
63 Ariel Hernández, R (8,1) ERA: 6.41		K				K			K	0	0	0	0	0	0	0						
26 Raisel Iglesias, R (9,1) ERA: 2.19		K				K			K	0	0	0	0	0	0	0						
Inning Stats	R: 0 E: 0 K: 1 S: 6	H: 0 LOB: 0 BB: 0 P: 10	R: 1 E: 0 K: 2 S: 13	H: 2 LOB: 1 BB: 1 P: 20	R: 0 E: 0 K: 0 S: 8	H: 0 LOB: 0 BB: 0 P: 9	R: 2 E: 0 K: 1 S: 15	H: 4 LOB: 2 BB: 0 P: 17	R: 0 E: 0 K: 0 S: 8	H: 1 LOB: 1 BB: 0 P: 14	R: 0 E: 0 K: 1 S: 8	H: 0 LOB: 0 BB: 0 P: 10	R: 1 E: 0 K: 3 S: 14	H: 2 LOB: 1 BB: 0 P: 20	R: 0 E: 0 K: 2 S: 14	H: 0 LOB: 2 BB: 2 P: 28	R: 1 E: 0 K: 1 S: 11	H: 2 LOB: 1 BB: 0 P: 15	1B: 7 2B: 1 3B: 0 HR: 3	SF: 0 SAC: 0 DP: 0 HBP: 0	WP: 1 PB: 0 SB: 0 CS: 0	PA: 41
PITCHER	IP WLS BF H R ER SO BB IBB HBP BLK WP HR S P ERA WHIP																					
18 Carlos Martínez, R (1,1) ERA: 3.63	6.1 W 29 9 4 4 6 0 0 0 0 0 0 0 21 38 5.68 1.421																					
70 Tyler Lyons, L (7,1) ERA: 2.6	1.2 H 7 0 0 0 4 2 0 0 0 0 0 0 21 38 0.00 1.200																					
29 Zach Duke, L (9,1) ERA: 5.02	1.0 5 2 1 1 1 0 0 0 0 0 0 1 11 15 9.00 2.000																					

AB	38
R	5
H	11
RBI	4
BB	3
SO	11
LOB	15



Batter	1	2	3	4	5	6	7	8	9	AB	R	H	RBI	BB	SO	LOB	TOP							
2 Xander Bogaerts, R OBP: 0.339, SLG: 0.395										3	2	1	0	2	0	0	Boston Red Sox @ Cincinnati Reds Great American Ball Park, Cincinnati, OH Sat Sep 23 2017, 4:12 PM - 7:02 PM EDT Att: 36,076 - Sunny - 92 F							
12 Brock Holt, L OBP: 0.298, SLG: 0.227										2	1	0	1	2	0	0								
16 Andrew Benintendi, L OBP: 0.357, SLG: 0.430										4	1	1	1	1	1	2								
18 Mitch Moreland, L OBP: 0.326, SLG: 0.434										5	1	2	3	0	0	2								
7 Christian Vázquez, R OBP: 0.336, SLG: 0.420										4	0	2	0	0	0	1								
11 Rafael Devers, L OBP: 0.356, SLG: 0.497										3	0	1	0	1	1	2								
17 Deven Marrero, R OBP: 0.267, SLG: 0.350										3	0	0	0	1	1	2								
30 Chris Young, R OBP: 0.322, SLG: 0.377										3	0	0	0	1	1	2								
19 Jackie Bradley Jr., L OBP: 0.330, SLG: 0.418										3	0	0	0	1	2	2								
52 Eduardo Rodriguez, L OBP: 0.350, SLG: 0.379										3	0	0	0	0	0	2								
39 Carson Smith, R OBP: 0.336, SLG: 0.379										0	0	0	0	0	0	0								
56 Joe Kelly, R OBP: 0.336, SLG: 0.379										0	0	0	0	1	0	0								
Inning Stats	R: 1 H: 1 E: 0 K: 1 S: 11	H: 1 LOB: 0 BB: 0 P: 16	R: 0 H: 1 E: 0 K: 0 S: 8	H: 1 LOB: 2 BB: 1 P: 9	R: 0 H: 0 E: 0 K: 0 S: 5	H: 0 LOB: 0 BB: 0 P: 9	R: 0 H: 1 E: 0 K: 0 S: 9	H: 1 LOB: 1 BB: 0 P: 12	R: 0 H: 0 E: 0 K: 1 S: 8	H: 0 LOB: 0 BB: 0 P: 11	R: 3 H: 2 E: 1 K: 2 S: 14	H: 2 LOB: 0 BB: 2 P: 22	R: 1 H: 1 E: 0 K: 1 S: 6	H: 1 LOB: 2 BB: 2 P: 16	R: 0 H: 1 E: 0 K: 0 S: 8	H: 1 LOB: 2 BB: 2 P: 18	R: 0 H: 0 E: 1 K: 1 S: 10	H: 0 LOB: 2 BB: 2 P: 21	1B: 4 2B: 2 3B: 0 HR: 1	SF: 1 DP: 1 HBP: 0	WP: 1 PB: 1 SB: 0 CS: 0	PA: 40		
PITCHER	IP: 6.0 WLS: L BF: 25 ERA: 4.86	H: 5 R: 4 ER: 2 SO: 4	BB: 1 IBB: 1 HBP: 0 BLK: 0	WP: 1 HR: 1 S: 55 P: 79	ERA: 3.00 WHIP: 1.000	IP: 2.0 WLS: L BF: 10 ERA: 7.4	H: 2 R: 1 ER: 1 SO: 1	BB: 4 IBB: 0 HBP: 0 BLK: 0	WP: 0 HR: 0 S: 14 P: 34	ERA: 4.50 WHIP: 3.000	IP: 1.0 WLS: L BF: 5 ERA: 6.75	H: 0 R: 0 ER: 0 SO: 1	BB: 2 IBB: 0 HBP: 0 BLK: 0	WP: 0 HR: 0 S: 2 P: 21	ERA: 0.00 WHIP: 2.000									

AB	31
R	5
H	7
RBI	5
BB	8
SO	6
LOB	13



Batter	1	2	3	4	5	6	7	8	9	AB	R	H	RBI	BB	SO	LOB	BOTTOM							
27 Phillip Ervin, R OBP: 0.340, SLG: 0.500										4	0	0	0	0	1	1	Boston Red Sox @ Cincinnati Reds Great American Ball Park, Cincinnati, OH Sat Sep 23 2017, 4:12 PM - 7:02 PM EDT Att: 36,076 - Sunny - 92 F							
2 Zack Cozart, R OBP: 0.387, SLG: 0.553										3	0	0	0	1	2	1								
19 Joey Votto, L OBP: 0.452, SLG: 0.572										3	0	1	0	1	0	0								
7 Eugenio Suárez, R OBP: 0.373, SLG: 0.473										3	0	0	0	1	2	2								
4 Scooter Gennett, L OBP: 0.345, SLG: 0.545										4	0	1	0	0	3	3								
43 Scott Schebler, L OBP: 0.312, SLG: 0.491										3	0	0	0	0	0	2								
23 Adam Duvall, R OBP: 0.294, SLG: 0.477										2	0	0	0	1	0	2								
16 Tucker Barnhart, L OBP: 0.351, SLG: 0.398										3	0	1	0	0	0	1								
55 Robert Stephenson, R OBP: 0.248, SLG: 0.048										1	0	0	0	0	1	0								
9 José Fernández, R OBP: 0.295, SLG: 0.320										1	0	0	0	0	0	0								
50 Amir Garrett, L OBP: 0.265, SLG: 0.190										0	0	0	0	0	0	0								
3 Patrick Kivhanan, R OBP: 0.265, SLG: 0.190										0	0	0	0	0	0	0								
33 Jesse Winker, L OBP: 0.265, SLG: 0.190										1	0	0	0	0	1	1								
52 Luke Farrell, L OBP: 0.265, SLG: 0.190										0	0	0	0	0	0	0								
Inning Stats	R: 0 H: 0 E: 0 K: 1 S: 7	H: 0 LOB: 0 BB: 0 P: 9	R: 0 H: 0 E: 0 K: 1 S: 12	H: 0 LOB: 1 BB: 1 P: 20	R: 0 H: 0 E: 0 K: 1 S: 7	H: 0 LOB: 0 BB: 0 P: 10	R: 0 H: 1 E: 0 K: 2 S: 13	H: 1 LOB: 0 BB: 0 P: 21	R: 0 H: 0 E: 0 K: 0 S: 7	H: 1 LOB: 0 BB: 0 P: 9	R: 0 H: 1 E: 0 K: 0 S: 13	H: 1 LOB: 1 BB: 0 P: 16	R: 0 H: 0 E: 0 K: 1 S: 9	H: 0 LOB: 0 BB: 0 P: 16	R: 0 H: 0 E: 0 K: 1 S: 10	H: 0 LOB: 1 BB: 1 P: 17	R: 0 H: 0 E: 0 K: 3 S: 16	H: 0 LOB: 2 BB: 2 P: 28	1B: 3 2B: 0 3B: 0 HR: 0	SF: 0 DP: 1 HBP: 0	WP: 0 PB: 0 SB: 0 CS: 0	PA: 32		
PITCHER	IP: 7.2 WLS: W BF: 26 ERA: 3.91	H: 3 R: 0 ER: 0 SO: 6	BB: 2 IBB: 0 HBP: 0 BLK: 0	WP: 0 HR: 0 S: 112 P: 112	ERA: 0.00 WHIP: 0.652	IP: 0.1 WLS: L BF: 1 ERA: 3.91	H: 0 R: 0 ER: 0 SO: 1	BB: 0 IBB: 0 HBP: 0 BLK: 0	WP: 0 HR: 0 S: 4 P: 6	ERA: 0.00 WHIP: 0.000	IP: 1.0 WLS: L BF: 5 ERA: 2.56	H: 0 R: 0 ER: 0 SO: 3	BB: 2 IBB: 0 HBP: 0 BLK: 0	WP: 0 HR: 0 S: 16 P: 28	ERA: 0.00 WHIP: 2.000									

AB	28
R	0
H	3
RBI	0
BB	4
SO	10
LOB	14



Batter	1	2	3	4	5	6	7	8	9	AB	R	H	RBI	BB	SO	LOB	TOP																																					
6 Billy Hamilton, S (1,8) OBP: 0.300, SLG: 0.339										5	0	1	0	0	1	2	Cincinnati Reds @ Milwaukee Brewers Miller Park, Milwaukee, WI Wed Sep 27 2017, 7:14 PM - 10:20 PM CDT Att: 34,882 - Roof Closed - 72 F																																					
2 Zack Cozart, R (1,6) OBP: 0.388, SLG: 0.556										1	1	0	0	1	0	0																																						
9 José Peraza, R (3,6)										3	0	1	0	0	0	2																																						
19 Joey Votto, L (1,3) OBP: 0.454, SLG: 0.576										4	2	2	2	1	0	2																																						
4 Scooter Gennett, L (1,4) OBP: 0.345, SLG: 0.540										4	1	1	1	1	0	2																																						
7 Eugenio Suárez, R (1,5) OBP: 0.369, SLG: 0.466										5	0	1	0	0	1	3																																						
43 Scott Schebler, L (1,9) OBP: 0.310, SLG: 0.491										4	0	1	1	0	0	0																																						
23 Adam Duval, R (1,7) OBP: 0.295, SLG: 0.475										3	0	0	1	0	1	1																																						
16 Tucker Barnhart, L (1,2) OBP: 0.345, SLG: 0.401										4	1	1	1	0	0	3																																						
34 Homer Bailey, R (1,1) OBP: 0.250, SLG: 0.321										3	1	1	0	0	2	0																																						
21 Michael Lorenzen, R (8,1) OBP: 0.197, SLG: 0.417										0	0	0	0	0	0	0																																						
33 Jesse Winker, L (9,PH) OBP: 0.370, SLG: 0.531										1	0	1	0	0	0	0																																						
41 Kevin Shackelford, R (9,1) OBP: 0.333, SLG: 0.333										0	0	0	0	0	0	0																																						
Inning Stats	R: 1 H: 1 E: 0 K: 0 S: 14	L: 1 BB: 0 P: 20	R: 0 H: 0 E: 0 K: 0 S: 8	LOB: 0 BB: 0 P: 11	R: 5 H: 6 E: 0 K: 0 S: 20	LOB: 2 BB: 1 P: 30	R: 0 H: 1 E: 0 K: 1 S: 10	LOB: 2 BB: 1 P: 16	R: 0 H: 0 E: 0 K: 1 S: 7	LOB: 0 BB: 0 P: 9	R: 0 H: 0 E: 0 K: 1 S: 10	LOB: 0 BB: 0 P: 17	R: 0 H: 0 E: 0 K: 1 S: 7	LOB: 0 BB: 0 P: 12	R: 0 H: 2 E: 0 K: 1 S: 13	LOB: 3 BB: 1 P: 25	1B: 6 2B: 2 HR: 2	SF: 1 SAC: 0 DP: 1 HBP: 0	WP: 1 PB: 0 SB: 0 CS: 0	PA: 41																																		
PITCHER	IP WLS BF H R ER SO	BB IBB HBP BLK	WP HR S P	ERA WHIP	PITCHER	IP WLS BF H R ER SO	BB IBB HBP BLK	WP HR S P	ERA WHIP	53 Brandon Woodruff, R (1,1) ERA: 4.81	2.1 L 14 6 6 6 0	1 0 0 0 0 0	0 2 37 54	23.14 3.000	41 Junior Guerra, R (6,1) ERA: 4.9	1.0 3 0 0 0 1	0 0 0 0 0	0 0 7 9	0.00 0.000	58 Wei-Chung Wang, L (3,1) ERA: 13.5	0.0 1 1 0 0 0	0 0 0 0 0	0 0 2 2	∞	51 Oliver Drake, R (7,1) ERA: 4.55	1.0 3 0 0 0 1	0 0 0 0 0	0 0 10 17	0.00 0.000	59 Carlos Torres, R (3,1) ERA: 4.25	0.2 2 0 0 0	0 0 0 0	0 0 7 12	0.00 0.000	22 Matt Garza, R (8,1) ERA: 4.94	1.0 3 0 0 0	0 0 0 1	0 0 7 17	0.00 0.000	32 Jeremy Jeffress, R (4,1) ERA: 4.66	1.0 5 1 0 0	1 0 0	1 0 10	1.00 1.000	45 Taylor Williams, R (9,1) ERA: 2.45	1.0 6 2 0 0	1 0 0	1 13 25	0.00 3.000	50 Jacob Barnes, R (5,1) ERA: 4.11	1.0 4 0 0 0	0 0 0	0 0 9	0.00 0.000
Batter	1	2	3	4	5	6	7	8	9	AB	R	H	RBI	BB	SO	LOB	BOTTOM																																					
7 Eric Thames, L (1,3) OBP: 0.358, SLG: 0.522										1	0	1	0	2	0	0	Cincinnati Reds @ Milwaukee Brewers Miller Park, Milwaukee, WI Wed Sep 27 2017, 7:14 PM - 10:20 PM CDT Att: 34,882 - Roof Closed - 72 F																																					
18 Eric Sogard, L (8,PH) OBP: 0.388, SLG: 0.381										1	0	0	0	0	1	0																																						
15 Neil Walker, S (1,4) OBP: 0.358, SLG: 0.440										3	0	0	0	1	0	2																																						
8 Ryan Braun, R (1,7) OBP: 0.340, SLG: 0.490										4	0	0	0	0	1	2																																						
45 Taylor Williams, S (9,1)										0	0	0	0	0	0	0																																						
21 Travis Shaw, L (1,5) OBP: 0.348, SLG: 0.518										3	0	1	0	1	0	1																																						
16 Domingo Santana, R (1,9) OBP: 0.367, SLG: 0.498										4	0	0	0	0	3	2																																						
12 Stephen Vogt, L (1,2) OBP: 0.287, SLG: 0.421										4	0	1	0	0	1	1																																						
3 Orlando Arcia, R (1,6) OBP: 0.323, SLG: 0.407										4	0	1	0	0	0	1																																						
33 Brett Phillips, L (1,8) OBP: 0.338, SLG: 0.408										2	0	0	0	0	0	0																																						
Inning Stats	R: 0 H: 1 E: 0 K: 0 S: 9	L: 0 BB: 1 P: 18	R: 0 H: 0 E: 0 K: 1 S: 8	LOB: 0 BB: 0 P: 13	R: 0 H: 3 E: 0 K: 1 S: 13	LOB: 2 BB: 0 P: 16	R: 0 H: 0 E: 0 K: 1 S: 6	LOB: 0 BB: 0 P: 10	R: 0 H: 0 E: 0 K: 1 S: 14	LOB: 0 BB: 0 P: 21	R: 0 H: 0 E: 0 K: 1 S: 8	LOB: 0 BB: 0 P: 11	R: 0 H: 0 E: 0 K: 1 S: 11	LOB: 1 BB: 1 P: 17	1B: 4 2B: 0 3B: 0 HR: 0	SF: 0 SAC: 0 DP: 1 HBP: 1	WP: 0 PB: 0 SB: 0 CS: 0	PA: 34																																				
PITCHER	IP WLS BF H R ER SO	BB IBB HBP BLK	WP HR S P	ERA WHIP	PITCHER	IP WLS BF H R ER SO	BB IBB HBP BLK	WP HR S P	ERA WHIP	34 Homer Bailey, R (1,1) ERA: 6.43	7.0 W 27 4 4 0 4	3 0 1 0 0	0 0 71 117	0.00 0.000	21 Michael Lorenzen, R (8,1) ERA: 4.26	1.0 3 0 0 0	0 0 0	0 0 8	0.00 0.000	41 Kevin Shackelford, R (9,1) ERA: 5.02	1.0 4 0 0 0	0 0 0	1 0 11	0.00 1.000																														

livebaseballscorecards.com

AB 37
R 6
H 10
RBI 6
BB 3
SO 5
LOB 15

livebaseballscorecards.com

AB 29
R 0
H 4
RBI 0
BB 4
SO 6
LOB 10

Batter	1	2	3	4	5	6	7	8	9	AB	R	H	RBI	BB	SO	LOB	TOP			
6 Billy Hamilton, S OBP: 0.300, SLG: 0.338										4	0	1	0	1	2	3	Cincinnati Reds @ Milwaukee Brewers Miller Park, Milwaukee, WI Thu Sep 28 2017, 3:11 PM - 6:07 PM CDT Att: 30,293 - Sunny - 71 F			
3 Patrick Kivlahan, R OBP: 0.365, SLG: 0.401										5	2	2	1	0	2	1				
19 Joey Votto, L OBP: 0.455, SLG: 0.577										3	1	1	0	1	0	0				
4 Scooter Gennett, L OBP: 0.344, SLG: 0.538										4	0	1	1	0	0	2				
33 Jesse Winker, L OBP: 0.366, SLG: 0.521										4	0	1	1	0	1	0				
9 José Peraza, R OBP: 0.295, SLG: 0.323										3	0	1	0	0	0	0				
23 Adam Duval, R OBP: 0.296, SLG: 0.473										2	0	0	0	2	1	3				
32 Stuart Turner, R OBP: 0.190, SLG: 0.256										4	0	1	0	0	1	4				
47 Sal Romano, L OBP: 0.280, SLG: 0.283										2	0	0	0	0	1	3				
52 Luke Farrell, L ERA: 6.0										1	0	0	0	0	0	0				
16 Tucker Barnhart, L ERA: 3.62										0	0	0	0	0	0	0				
53 Wandy Peralta, L ERA: 3.62										0	0	0	0	0	0	0				
65 Asher Wojciechowski, R ERA: 6.05										0	0	0	0	0	0	0				
25 Cody Reed, L ERA: 5.09										0	0	0	0	0	0	0				
43 Scott Schebler, L ERA: 5.09										1	0	0	0	0	1	0				
Inning Stats	R: 0 E: 0 K: 1 S: 7	H: 0 LOB: 0 BB: 0 P: 10	R: 0 E: 0 K: 1 S: 9	H: 0 LOB: 0 BB: 0 P: 13	R: 0 E: 0 K: 0 S: 6	H: 0 LOB: 0 BB: 0 P: 10	R: 1 E: 0 K: 0 S: 10	H: 2 LOB: 0 BB: 0 P: 12	R: 0 E: 0 K: 2 S: 16	H: 2 LOB: 3 BB: 1 P: 23	R: 2 E: 1 K: 1 S: 13	H: 4 LOB: 2 BB: 0 P: 21	R: 0 E: 0 K: 1 S: 11	H: 0 LOB: 1 BB: 1 P: 18	R: 0 E: 0 K: 2 S: 9	H: 0 LOB: 0 BB: 0 P: 12	1B: 6 2B: 1 3B: 0 HR: 1	SF: 0 SAC: 1 DP: 1 HBP: 0	WP: 0 PA: 38 PB: 0 SB: 1 CS: 1	
PITCHER	IP WLS BF H R ER SO BB IBB HBP BLK WP HR S P ERA WHIP	5.0 0 22 7 3 3 4 1 0 0 0 0 0 1 51 74 5.40 1.600	0.0 0 1 1 0 0 0 0 0 0 0 0 0 0 1 2 ∞ ∞	1.0 0 3 0 0 0 1 0 0 0 0 0 0 0 9 13 0.00 0.000	2.0 0 9 0 0 0 2 2 1 0 0 0 0 0 20 37 0.00 1.000	1.0 0 3 0 0 0 2 0 0 0 0 0 0 0 9 12 0.00 0.000														

Batter	1	2	3	4	5	6	7	8	9	AB	R	H	RBI	BB	SO	LOB	BOTTOM		
18 Eric Sogard, L OBP: 0.392, SLG: 0.382										2	1	1	0	2	0	0	Cincinnati Reds @ Milwaukee Brewers Miller Park, Milwaukee, WI Thu Sep 28 2017, 3:11 PM - 6:07 PM CDT Att: 30,293 - Sunny - 71 F		
15 Neil Walker, S OBP: 0.382, SLG: 0.444										3	1	2	0	1	0	0			
8 Ryan Braun, R OBP: 0.339, SLG: 0.488										4	0	1	1	0	2	4			
21 Travis Shaw, L OBP: 0.346, SLG: 0.514										4	0	0	0	0	1	5			
16 Domingo Santana, R OBP: 0.388, SLG: 0.496										2	1	0	0	1	1	2			
23 Keon Broxton, R OBP: 0.301, SLG: 0.424										0	0	0	0	0	0	0			
12 Stephen Vogt, L OBP: 0.287, SLG: 0.419										4	0	1	0	0	1	1			
3 Orlando Arcia, R OBP: 0.322, SLG: 0.406										2	1	0	1	1	1	2			
33 Brett Phillips, L OBP: 0.345, SLG: 0.427										4	0	2	1	0	1	3			
35 Brent Suter, L OBP: 0.271, SLG: 0.367										2	0	0	0	0	2	1			
51 Oliver Drake, R ERA: 6.0										0	0	0	0	0	0	0			
48 Jared Hughes, R ERA: 3.62										0	0	0	0	0	0	0			
24 Jesús Aguilar, R OBP: 0.280, SLG: 0.367										0	0	0	0	0	0	0			
37 Anthony Swarzak, R ERA: 6.05										0	0	0	0	0	0	0			
46 Corey Knebel, R ERA: 5.09										0	0	0	0	0	0	0			
Inning Stats	R: 0 E: 0 K: 1 S: 16	H: 1 LOB: 2 BB: 1 P: 24	R: 0 E: 0 K: 2 S: 15	H: 1 LOB: 0 BB: 0 P: 22	R: 0 E: 0 K: 1 S: 7	H: 0 LOB: 0 BB: 0 P: 13	R: 1 E: 0 K: 1 S: 10	H: 1 LOB: 0 BB: 0 P: 17	R: 2 E: 1 K: 1 S: 11	H: 3 LOB: 0 BB: 0 P: 18	R: 1 E: 0 K: 1 S: 12	H: 1 LOB: 1 BB: 1 P: 21	R: 0 E: 0 K: 1 S: 9	H: 0 LOB: 1 BB: 2 P: 18	R: 0 E: 0 K: 1 S: 10	H: 0 LOB: 2 BB: 1 P: 17	1B: 5 2B: 2 3B: 0 HR: 0	SF: 1 SAC: 0 DP: 2 HBP: 1	WP: 0 PA: 35 PB: 0 SB: 0 CS: 0
PITCHER	IP WLS BF H R ER SO BB IBB HBP BLK WP HR S P ERA WHIP	5.2 0 26 7 4 3 7 2 0 1 0 0 0 0 0 69 113 4.76 1.588	0.1 0 1 0 0 0 0 0 0 0 0 0 0 0 0 2 2 0.00 0.000	1.0 0 4 0 0 0 1 2 0 0 0 0 0 0 9 18 0.00 2.000	1.0 0 1 0 0 0 0 1 0 0 0 0 0 0 2 6 ∞ ∞	1.0 0 3 0 0 0 1 0 0 0 0 0 0 0 8 11 0.00 0.000													

AB	33
R	3
H	8
RBI	3
BB	4
SO	9
LOB	16



AB	28
R	4
H	7
RBI	3
BB	5
SO	9
LOB	19



Batter	1	2	3	4	5	6	7	8	9	AB	R	H	RBI	BB	SO	LOB	TOP					
27 Phillip Ervin, R OBP: 0.328, SLG: 0.472										4	1	1	1	0	2	0	Cincinnati Reds @ Chicago Cubs Wrigley Field, Chicago, IL Fri Sep 29 2017, 1:24 PM - 4:19 PM CDT Att: 36,258 - Sunny - 65 F					
2 Zack Cozart, R OBP: 0.387, SLG: 0.552										3	0	0	0	1	0	0						
19 Joey Votto, L OBP: 0.455, SLG: 0.578										4	0	2	1	0	0	0						
7 Eugenio Suárez, R OBP: 0.369, SLG: 0.464										4	0	1	0	0	1	3						
33 Jesse Winker, L OBP: 0.370, SLG: 0.525										3	1	1	0	1	0	1						
9 José Peraza, R OBP: 0.295, SLG: 0.322										4	1	1	0	0	1	2						
43 Scott Schebler, L OBP: 0.309, SLG: 0.488										4	0	1	1	0	1	1						
16 Tucker Barnhart, L OBP: 0.346, SLG: 0.399										3	1	1	1	1	1	0						
55 Robert Stephenson, R OBP: 0.093, SLG: 0.047										2	0	0	0	0	1	2						
41 Kevin Shackelford, R OBP: 0.333, SLG: 0.444										1	0	0	0	0	0	0						
50 Amir Garrett, L OBP: 0.333, SLG: 0.444										0	0	0	0	0	0	0						
21 Michael Lorenzen, R OBP: 0.299, SLG: 0.412										0	0	0	0	0	0	0						
23 Adam Duvall, R OBP: 0.299, SLG: 0.412										1	0	0	0	0	0	0						
Inning Stats	R: 0 H: 0 E: 0 K: 1 S: 12	H: 0 LOB: 0 BB: 0 P: 20	R: 0 H: 0 E: 0 K: 1 S: 14	H: 0 LOB: 0 BB: 0 P: 20	R: 0 H: 0 E: 0 K: 3 S: 11	H: 0 LOB: 0 BB: 0 P: 12	R: 0 H: 1 E: 0 K: 0 S: 9	H: 1 LOB: 1 BB: 0 P: 13	R: 4 H: 6 E: 0 K: 1 S: 18	H: 6 LOB: 2 BB: 1 P: 31	R: 0 H: 0 E: 0 K: 1 S: 10	H: 0 LOB: 2 BB: 2 P: 23	R: 0 H: 0 E: 0 K: 1 S: 7	H: 0 LOB: 0 BB: 0 P: 11	R: 0 H: 1 E: 0 K: 0 S: 6	H: 1 LOB: 0 BB: 0 P: 10	R: 0 H: 0 E: 0 K: 0 S: 7	H: 0 LOB: 0 BB: 0 P: 9	1B: 6 2B: 2 3B: 0 HR: 0	SF: 0 SAC: 0 DP: 2 HBP: 0	WP: 0 PB: 0 SB: 1 CS: 0	PA: 36
PITCHER	IP WLS BF H R ER SO BB IBB HBP BLK WP HR S P ERA WHIP																					
62 Jose Quintana, L ERA: 4.15	4.2 19 6 4 4 5 0 0 0 0 0 0 56 81 7.71 1.286																					
60 Félix Peña, R ERA: 5.57	1.1 8 1 0 0 2 3 0 0 0 0 0 18 38 0.00 3.000																					
56 Héctor Rondón, R ERA: 4.24	1.0 3 0 0 0 1 0 0 0 0 0 0 7 11 0.00 0.000																					
32 Brian Duensing, L ERA: 2.74	1.0 W 3 1 0 0 0 0 0 0 0 0 0 6 10 0.00 1.000																					
52 Justin Grimm, R ERA: 5.53	1.0 S 3 0 0 0 0 0 0 0 0 0 0 7 9 0.00 0.000																					
Batter	1	2	3	4	5	6	7	8	9	AB	R	H	RBI	BB	SO	LOB	BOTTOM					
30 Jon Jay, L OBP: 0.375, SLG: 0.375										2	0	1	1	0	0	0	Cincinnati Reds @ Chicago Cubs Wrigley Field, Chicago, IL Fri Sep 29 2017, 1:24 PM - 4:19 PM CDT Att: 36,258 - Sunny - 65 F					
7 René Rivera, R OBP: 0.299, SLG: 0.412										4	0	0	0	0	2							
18 Ben Zobrist, S OBP: 0.320, SLG: 0.380										4	1	2	0	0	1							
2 Tommy La Stella, L OBP: 0.389, SLG: 0.479										3	0	1	0	0	1	0						
40 Wilson Contreras, R OBP: 0.353, SLG: 0.497										1	1	1	0	0	0	0						
43 Taylor Davis, R OBP: 0.333, SLG: 0.444										4	0	1	0	0	1	4						
12 Kyle Schwarber, L OBP: 0.313, SLG: 0.460										4	2	2	3	0	1	1						
8 Ian Happ, S OBP: 0.329, SLG: 0.519										4	2	2	3	0	1	1						
13 Alex Avila, L OBP: 0.389, SLG: 0.450										1	1	0	0	3	1	1						
15 Mike Freeman, L OBP: 0.190, SLG: 0.193										4	0	0	0	0	1	4						
62 Jose Quintana, R ERA: 4.68	5.0 21 4 2 1 0 2 0 0 0 0 0 12 19 1.80 1.200																					
41 Kevin Shackelford, R ERA: 4.85	1.0 H 4 1 0 0 3 0 0 0 0 0 0 12 19 0.00 1.000																					
50 Amir Garrett, L ERA: 7.35	1.1 H 5 2 1 1 1 0 0 0 0 0 0 9 12 6.75 1.500																					
21 Michael Lorenzen, R ERA: 4.45	0.2 L 5 2 2 2 1 1 0 0 0 0 1 1 9 16 27.00 4.500																					
Inning Stats	R: 0 H: 2 E: 0 K: 0 S: 16	H: 1 LOB: 1 BB: 1 P: 22	R: 2 H: 1 E: 1 K: 0 S: 12	H: 1 LOB: 1 BB: 1 P: 24	R: 0 H: 0 E: 0 K: 0 S: 9	H: 0 LOB: 0 BB: 0 P: 13	R: 0 H: 0 E: 0 K: 0 S: 5	H: 0 LOB: 0 BB: 1 P: 12	R: 0 H: 1 E: 1 K: 0 S: 8	H: 1 LOB: 1 BB: 0 P: 12	R: 0 H: 1 E: 0 K: 3 S: 12	H: 1 LOB: 1 BB: 0 P: 19	R: 0 H: 1 E: 0 K: 1 S: 7	H: 1 LOB: 0 BB: 0 P: 8	R: 3 H: 3 E: 0 K: 1 S: 11	H: 3 LOB: 1 BB: 1 P: 20	1B: 8 2B: 0 3B: 0 HR: 1	SF: 1 SAC: 1 DP: 2 HBP: 0	WP: 1 PB: 0 SB: 0 CS: 0	PA: 35		
PITCHER	IP WLS BF H R ER SO BB IBB HBP BLK WP HR S P ERA WHIP																					
55 Robert Stephenson, R ERA: 4.85	5.0 21 4 2 1 0 2 0 0 0 0 0 12 19 1.80 1.200																					
41 Kevin Shackelford, R ERA: 4.85	1.0 H 4 1 0 0 3 0 0 0 0 0 0 12 19 0.00 1.000																					
50 Amir Garrett, L ERA: 7.35	1.1 H 5 2 1 1 1 0 0 0 0 0 0 9 12 6.75 1.500																					
21 Michael Lorenzen, R ERA: 4.45	0.2 L 5 2 2 2 1 1 0 0 0 0 1 1 9 16 27.00 4.500																					

Batter	1	2	3	4	5	6	7	8	9	AB	R	H	RBI	BB	SO	LOB	TOP											
6 Billy Hamilton, S OBP: 0.300, SLG: 0.337										4	0	1	0	0	2	1	Cincinnati Reds @ Chicago Cubs Wrigley Field, Chicago, IL Sat Sep 30 2017, 3:06 PM - 6:10 PM CDT Att: 41,493 - Sunny - 65 F											
7 Eugenio Suarez, R OBP: 0.366, SLG: 0.460										4	0	0	0	0	2	2												
19 Joey Votto, L OBP: 0.494, SLG: 0.575 3 Patrick Kivlehan, R OBP: 0.305, SLG: 0.401										3	0	0	0	0	3	1												
4 Scooter Gennett, L OBP: 0.343, SLG: 0.534										4	0	1	0	0	2	1												
23 Adam Duvall, R OBP: 0.300, SLG: 0.477										3	0	3	0	1	0	0												
43 Scott Schebler, L OBP: 0.307, SLG: 0.484										4	0	0	0	0	2	5												
9 José Peraza, R OBP: 0.324, SLG: 0.324 36 Keury Mella, R OBP: 0.111, SLG: 0.111										3	0	2	0	0	0	1												
32 Stuart Turner, R OBP: 0.182, SLG: 0.244										4	0	0	0	0	2	6												
62 Jackson Stephens, R OBP: 0.333, SLG: 0.333 27 Phillip Ervin, R OBP: 0.322, SLG: 0.463 65 Asher Wojciechowski, R OBP: 0.071, SLG: 0.071 63 Ariel Hernández, R OBP: 0.111, SLG: 0.111 12 Zach Vinesej, R OBP: 0.354, SLG: 0.125										1	0	0	0	0	0	0												
Inning Stats	R: 0 E: 0 K: 1 S: 6	H: 0 LOB: 0 BB: 0 P: 11	R: 0 E: 0 K: 1 S: 14	H: 2 LOB: 2 BB: 0 P: 22	R: 0 E: 0 K: 2 S: 10	H: 0 LOB: 0 BB: 0 P: 17	R: 0 E: 0 K: 1 S: 7	H: 1 LOB: 1 BB: 0 P: 12	R: 0 E: 0 K: 2 S: 8	H: 1 LOB: 0 BB: 0 P: 13	R: 0 E: 0 K: 1 S: 10	H: 1 LOB: 1 BB: 1 P: 21	R: 0 E: 0 K: 1 S: 9	H: 0 LOB: 1 BB: 1 P: 19	R: 0 E: 0 K: 3 S: 10	H: 1 LOB: 2 BB: 0 P: 24		1B: 7 2B: 1 3B: 0 HR: 0	SF: 0 SAC: 0 DP: 1 HBP: 1	WP: 1 PB: 0 SB: 0 CS: 1	PA: 36							
PITCHER	IP	WLS	BF	H	R	ER	SO	BB	IBB	HBP	BLK	WP	HR	S	P	ERA		WHIP										
34 Jon Lester, L ERA: 4.33	5.0	W	18	4	0	0	7	0	0	0	0	0	0	45	25	0.00		0.800										
37 Justin Wilson, L ERA: 3.41	1.0		4	1	0	0	1	0	0	1	0	0	0	10	21	0.00	1.000											
6 Carl Edwards Jr., R ERA: 2.98	1.0		4	0	0	0	1	1	0	0	0	1	0	9	19	0.00	1.000											
46 Pedro Strop, R ERA: 2.83	1.0		4	1	0	0	3	0	0	0	0	0	0	10	12	0.00	1.000											
71 Wade Davis, R ERA: 2.3	1.0		5	2	0	0	3	0	0	0	0	0	0	17	24	0.00	2.000											

Batter	1	2	3	4	5	6	7	8	9	AB	R	H	RBI	BB	SO	LOB	BOTTOM											
8 Ian Happ, S OBP: 0.330, SLG: 0.517										2	1	0	1	2	0	0	Cincinnati Reds @ Chicago Cubs Wrigley Field, Chicago, IL Sat Sep 30 2017, 3:06 PM - 6:10 PM CDT Att: 41,493 - Sunny - 65 F											
17 Kris Bryant, R OBP: 0.410, SLG: 0.539 18 Ben Zobrist, S OBP: 0.320, SLG: 0.378										2	1	1	0	0	1	1												
44 Anthony Rizzo, L OBP: 0.389, SLG: 0.508 20 Victor Caratini, S OBP: 0.338, SLG: 0.362										2	0	0	0	0	2	3												
40 Wilson Contreras, R OBP: 0.356, SLG: 0.499 2 Tommy La Stella, L OBP: 0.395, SLG: 0.480										1	1	1	0	1	0	0												
12 Kyle Schwarber, L OBP: 0.315, SLG: 0.468										2	0	1	0	1	0	0												
27 Addison Russell, R OBP: 0.305, SLG: 0.420 15 Mike Freeman, L OBP: 0.188, SLG: 0.190										4	1	2	4	1	1	5												
22 Jason Heyward, L OBP: 0.329, SLG: 0.588 5 Albert Almora Jr., R OBP: 0.336, SLG: 0.434										2	0	0	0	0	0	0												
9 Javier Báez, R OBP: 0.315, SLG: 0.479 7 René Rivera, R OBP: 0.305, SLG: 0.431										2	0	0	0	0	0	0												
34 Jon Lester, L OBP: 0.299, SLG: 0.259 37 Justin Wilson, L OBP: 0.340, SLG: 0.377 6 Carl Edwards Jr., R OBP: 0.111, SLG: 0.111 43 Taylor Davis, R OBP: 0.300, SLG: 0.400 46 Pedro Strop, R OBP: 0.182, SLG: 0.244 71 Wade Davis, R OBP: 0.354, SLG: 0.125										2	0	0	0	0	1	0												
Inning Stats	R: 0 E: 0 K: 2 S: 9	H: 0 LOB: 1 BB: 1 P: 16	R: 2 E: 0 K: 0 S: 13	H: 2 LOB: 0 BB: 0 P: 19	R: 2 E: 0 K: 3 S: 19	H: 2 LOB: 2 BB: 2 P: 30	R: 0 E: 0 K: 0 S: 11	H: 0 LOB: 0 BB: 0 P: 18	R: 0 E: 0 K: 1 S: 19	H: 0 LOB: 1 BB: 0 P: 25	R: 4 E: 0 K: 1 S: 20	H: 3 LOB: 3 BB: 4 P: 42	R: 1 E: 0 K: 0 S: 5	H: 1 LOB: 0 BB: 0 P: 8	R: 0 E: 0 K: 0 S: 14	H: 2 LOB: 2 BB: 0 P: 22		1B: 7 2B: 2 3B: 0 HR: 2	SF: 1 SAC: 0 DP: 1 HBP: 0	WP: 3 PB: 0 SB: 0 CS: 1	PA: 41							
PITCHER	IP	WLS	BF	H	R	ER	SO	BB	IBB	HBP	BLK	WP	HR	S	P	ERA		WHIP										
62 Jackson Stephens, R ERA: 6.5	4.0	L	18	4	4	4	5	3	0	0	0	0	0	52	83	9.00		1.750										
65 Asher Wojciechowski, R ERA: 6.5	1.1		9	3	4	4	1	1	0	0	0	0	0	31	44	27.00	3.000											
63 Ariel Hernández, R ERA: 5.18	0.2		5	0	0	0	1	3	0	0	0	2	0	8	23	0.00	4.500											
36 Keury Mella, R ERA: 6.75	2.0		9	3	1	1	0	0	0	0	0	0	1	19	30	4.50	1.500											

AB	33
R	0
H	8
RBI	0
BB	1
SO	15
LOB	20



Batter	1	2	3	4	5	6	7	8	9	AB	R	H	RBI	BB	SO	LOB	TOP				
6 Billy Hamilton, S OBP: 0.299, SLG: 0.335	G6-3		G6-3		P3		L8			4	0	0	0	1	0	1	Cincinnati Reds @ Chicago Cubs Wrigley Field, Chicago, IL Sun Oct 01 2017, 2:23 PM - 4:52 PM CDT Att: 40,971 - Partly Cloudy - 67 F				
2 Zack Cozart, R OBP: 0.385, SLG: 0.548	G6-3			K	K		K		BB	3	0	0	0	0	2	1					
12 Zach Vincej, R OBP: 0.333, SLG: 0.111	G6-3								CS	1	0	0	0	0	1	0					
19 Joey Votto, L OBP: 0.454, SLG: 0.578	G3									4	1	2	0	0	0	0					
43 Scott Schebler, L OBP: 0.307, SLG: 0.484	G3									0	0	0	0	0	0	0					
23 Adam Duvall, R OBP: 0.301, SLG: 0.480		K								4	1	2	1	0	2	1					
7 Eugenio Suárez, R OBP: 0.367, SLG: 0.461										4	0	2	0	0	0	2					
4 Scooter Gennett, L OBP: 0.342, SLG: 0.531										4	0	1	1	0	1	3					
27 Phillip Ervin, R OBP: 0.317, SLG: 0.448										4	1	1	0	0	0	3					
16 Tucker Barnhart, L OBP: 0.347, SLG: 0.403										2	0	1	0	0	0	0					
49 Chad Wallach, R OBP: 0.091, SLG: 0.091										2	0	0	0	0	2	2					
68 Deck McGuire, R										2	0	0	1	0	1	1					
52 Luke Farrell, L										0	0	0	0	0	0	0					
3 Patrick Kivlehan, R										1	0	0	0	0	0	0					
53 Wandy Peralta, L										0	0	0	0	0	0	0					
41 Kevin Shackelford, R										0	0	0	0	0	0	0					
33 Jesse Winker, L										1	0	1	0	0	0	0					
26 Raisel Iglesias, R										0	0	0	0	0	0	0					
Inning Stats	R: 0 E: 0 K: 0 S: 9	H: 0 LOB: 0 BB: 0 P: 17	R: 0 E: 0 K: 1 S: 10	H: 1 LOB: 1 BB: 0 P: 12	R: 0 E: 0 K: 1 S: 5	H: 0 LOB: 0 BB: 0 P: 8	R: 1 E: 0 K: 1 S: 12	H: 2 LOB: 1 BB: 0 P: 21	R: 1 E: 0 K: 1 S: 12	H: 3 LOB: 2 BB: 0 P: 20	R: 0 E: 0 K: 2 S: 11	H: 1 LOB: 1 BB: 0 P: 17	R: 0 E: 0 K: 1 S: 8	H: 1 LOB: 1 BB: 1 P: 14	1B: 5 2B: 5 HR: 0	SF: 0 SAC: 0 DP: 0 HBP: 0	WP: 0 PA: 38 PB: 0 SB: 0 CS: 1				
PITCHER	IP WLS BF H R ER SO BB IBB HBP BLK WP HR S P ERA WHIP	PITCHER																			
38 Mike Montgomery, L	3.0		10	1	0	0	2	0	0	0	0	0	0	0	24	37	0.00	0.333			
41 John Lackey, R	1.0	L	5	2	1	1	1	0	0	0	1	0	0	12	21	9.00	2.000				
29 Rob Zastryzny, L	2.0		11	5	2	2	2	0	0	0	0	0	0	25	42	9.00	2.500				
60 Félix Peña, R	2.0		7	1	0	0	3	0	0	0	0	0	0	18	27	0.00	0.500				
36 Dillon Maples, R	1.0		4	1	0	0	1	1	0	0	0	0	0	8	14	0.00	2.000				
44 Anthony Rizzo, L OBP: 0.392, SLG: 0.507	F7																Cincinnati Reds @ Chicago Cubs Wrigley Field, Chicago, IL Sun Oct 01 2017, 2:23 PM - 4:52 PM CDT Att: 40,971 - Partly Cloudy - 67 F				
43 Taylor Davis, R OBP: 0.231, SLG: 0.308	F7																				
17 Kris Bryant, R OBP: 0.409, SLG: 0.537	K																				
5 Albert Almora Jr., R OBP: 0.338, SLG: 0.445	K																				
30 Jon Jay, L OBP: 0.374, SLG: 0.375	G1-3																				
15 Mike Freeman, L OBP: 0.182, SLG: 0.183	G1-3																				
18 Ben Zobrist, S OBP: 0.318, SLG: 0.375	F9																				
27 Addison Russell, R OBP: 0.304, SLG: 0.418	F9																				
29 Rob Zastryzny, R OBP: 0.333, SLG: 0.333	F9																				
60 Félix Peña, R	F9																				
13 Alex Avila, L OBP: 0.387, SLG: 0.447	L7																				
12 Kyle Schwarber, L OBP: 0.315, SLG: 0.467	L7																				
22 Jason Heyward, L OBP: 0.326, SLG: 0.389	G3-1																				
20 Victor Caratini, S OBP: 0.333, SLG: 0.356	G3-1																				
9 Javier Báez, R OBP: 0.317, SLG: 0.480	L9																				
2 Tommy La Stella, L OBP: 0.389, SLG: 0.472	L9																				
38 Mike Montgomery, L	FC5																				
41 John Lackey, R	FC5																				
8 Ian Happ, S	FC5																				
Inning Stats	R: 0 E: 0 K: 1 S: 12	H: 0 LOB: 0 BB: 0 P: 15	R: 0 E: 0 K: 0 S: 8	H: 0 LOB: 0 BB: 0 P: 13	R: 0 E: 0 K: 0 S: 10	H: 1 LOB: 2 BB: 0 P: 16	R: 0 E: 0 K: 1 S: 10	H: 0 LOB: 0 BB: 0 P: 13	R: 0 E: 0 K: 0 S: 6	H: 1 LOB: 1 BB: 0 P: 9	R: 0 E: 0 K: 0 S: 7	H: 0 LOB: 0 BB: 0 P: 12	R: 0 E: 0 K: 2 S: 8	H: 0 LOB: 0 BB: 0 P: 12	R: 0 E: 0 K: 3 S: 12	H: 0 LOB: 0 BB: 0 P: 17	R: 0 E: 0 K: 0 S: 4	H: 1 LOB: 0 BB: 0 P: 5	1B: 2 2B: 0 3B: 0 HR: 1	SF: 0 SAC: 0 DP: 0 HBP: 0	WP: 0 PA: 31 PB: 0 SB: 0 CS: 0
PITCHER	IP WLS BF H R ER SO BB IBB HBP BLK WP HR S P ERA WHIP	PITCHER																			
68 Deck McGuire, R	5.0	W	18	2	0	0	2	0	0	0	0	0	0	0	46	66	0.00	0.400			
52 Luke Farrell, R	1.0	H	3	0	0	0	0	0	0	0	0	0	0	7	12	0.00	0.000				
53 Wandy Peralta, L	1.0	H	3	0	0	0	2	0	0	0	0	0	0	8	12	0.00	0.000				
41 Kevin Shackelford, R	1.0	H	3	0	0	0	3	0	0	0	0	0	0	12	17	0.00	0.000				
26 Raisel Iglesias, R	1.0	S	4	1	1	1	0	0	0	0	0	0	1	4	5	9.00	1.000				