

Cincinnati Reds - 2018

Batter	1	2	3	4	5	6	7	8	9	AB	R	H	RBI	BB	SO	LOB	TOP						
15 Raimel Tapia, L (1, 8) OBP: 0.333, SLG: 1.000 3 Mike Tauchman, L (5, 8) OBP: 0.500, SLG: 1.250			B2-3			G3				3	0	1	1	0	1	0	Colorado Rockies @ Cincinnati Reds Goodyear Ballpark, Goodyear, AZ Sat Feb 24 2018, 3:08 PM - 5:55 PM EST Att: 2,936 - Sunny - 56 F						
26 David Dahl, L (1, 7) 65 Brendan Rodgers, R, PH (6, 4) OBP: 0.200, SLG: 0.800			G6-3	G6-3			G6-3			3	0	0	0	0	0	1							
28 Nolan Arenado, R (1, 5) 6 Daniel Castro, R (4, 5) OBP: 0.500, SLG: 0.667 90 Anthony Phillips, R (8, 5)								G6-3		2	1	1	1	0	0	0							
4 Pat Valaika, R (1, 6) 68 Garrett Hampson, R (5, 6) OBP: 0.500, SLG: 0.500										3	0	0	0	0	1	1							
24 Ryan McMahon, L (1, 3) OBP: 0.667, SLG: 0.600 79 Austin House, R (7, 1) 89 Wes Rogers, R (8, PH) 63 James Farris, R (8, 1) 83 Jerry Vasto, L (9, 1)										3	2	2	2	1	0	0							
25 Jordan Patterson, L (1, 9) OBP: 0.667, SLG: 1.000 81 Anthony Bemboom, L (6, 2) OBP: 0.667, SLG: 0.900										3	2	3	0	0	0	0							
23 Tom Murphy, R (1, 2) 67 Sam Hilliard, L (6, 9) OBP: 0.250, SLG: 0.250										3	0	0	0	0	2	4							
77 Brian Mundell, R (1, 10) OBP: 0.714, SLG: 0.667										4	0	3	2	1	0	2							
73 Shawn O'Malley, S (1, 4) OBP: 0.167, SLG: 0.167 72 Yonathan Daza, R (6, 7) (8, 8)										3	1	0	0	0	1	3							
Inning Stats	R: 0 E: 0 K: 1 S: 5	H: 0 LOB: 0 BB: 0 P: 6	R: 1 E: 1 K: 2 S: 10	H: 2 LOB: 2 BB: 0 P: 10	R: 1 E: 0 K: 1 S: 8	H: 1 LOB: 1 BB: 0 P: 8	R: 3 E: 0 K: 1 S: 9	H: 4 LOB: 1 BB: 0 P: 10	R: 1 E: 1 K: 0 S: 4	H: 1 LOB: 2 BB: 2 P: 12	R: 0 E: 0 K: 1 S: 5	H: 0 LOB: 0 BB: 0 P: 5	R: 5 E: 2 K: 0 S: 7	H: 1 LOB: 1 BB: 2 P: 16	R: 0 E: 0 K: 2 S: 7	H: 0 LOB: 0 BB: 0 P: 7		R: 0 E: 0 K: 2 S: 8	H: 1 LOB: 1 BB: 0 P: 8	1B: 8 2B: 5 3B: 0 HR: 1	SF: 0 SAC: 0 DP: 1 HBP: 0	WP: 1 PB: 0 SB: 2 CS: 0	PA: 45
PITCHER	IP WLS BF H R ER SO BB IBB HBP BLK WP HR S P ERA WHIP	2.0 2.0 9 2 1 1 3 0 0 0 0 0 1 0 15 16 4.50 1.000	2.0 L 11 5 4 4 2 0 0 0 0 0 0 0 1 17 18 18.00 2.500	1.0 6 1 1 1 0 2 0 0 0 0 0 0 0 4 12 9.00 3.000	6.1 1.0 9 4 5 5 1 2 0 0 0 0 0 0 9 18 45.00 6.000	7.1 2.0 6 1 0 0 2 0 0 0 0 0 0 0 10 10 0.00 0.500												49 Zack Weiss, R (9, 1) ERA:	1.0 1.0 4 1 0 0 2 0 0 0 0 0 0 0 4 8 0.00 1.000	ERA: 0.00 WHIP: 1.000			

Batter	1	2	3	4	5	6	7	8	9	AB	R	H	RBI	BB	SO	LOB	BOTTOM				
6 Billy Hamilton, S (1, 10) 75 Shed Long Jr., L (5, PH) (6, 10)										2	0	0	0	0	0	0	Colorado Rockies @ Cincinnati Reds Goodyear Ballpark, Goodyear, AZ Sat Feb 24 2018, 3:08 PM - 5:55 PM EST Att: 2,936 - Sunny - 56 F				
15 Dilson Herrera, R (1, 4) OBP: 0.400, SLG: 0.250 76 Darnell Sweeney, S (6, 4)										2	1	1	0	0	1	0					
33 Jesse Winker, L (1, 7) OBP: 0.667, SLG: 1.000 55 Narciso Crook, R (6, 7)										2	0	1	0	1	0	0					
39 Devin Mesoraco, R (1, 2) 60 Tony Cruz, R (5, 2) 82 Chadwick Tromp, R (9, 2)										1	0	0	1	0	1	2					
27 Phillip Ervin, R (1, 8) 6 Blake Trahan, R (6, 6)										2	0	0	0	0	1	0					
17 Patrick Kivlahan, R (1, 3) 78 Brandon Dixon, R (6, 3) OBP: 0.250, SLG: 1.000										2	0	0	0	0	0	0					
46 Phil Gosselin, R (1, 6) OBP: 0.750, SLG: 0.750 66 Alex Blandino, R (6, 5) OBP: 0.250, SLG: 0.500										2	0	1	0	0	1	0					
84 Aristides Aquino, R (1, 9) 69 Sebastián Elizalde, L (6, 9) OBP: 0.500, SLG: 0.500										1	0	0	0	1	1	0					
4 Cliff Pennington, S (1, 5) 81 Rosell Herrera, S (6, 8) OBP: 0.500, SLG: 2.000										2	0	0	0	0	1	2					
Inning Stats	R: 1 E: 0 K: 0 S: 5	H: 2 LOB: 1 BB: 0 P: 5	R: 0 E: 0 K: 2 S: 7	H: 0 LOB: 0 BB: 0 P: 7	R: 0 E: 0 K: 1 S: 5	H: 0 LOB: 2 BB: 1 P: 10	R: 0 E: 0 K: 1 S: 6	H: 1 LOB: 2 BB: 1 P: 10	R: 0 E: 0 K: 2 S: 7	H: 0 LOB: 0 BB: 0 P: 7	R: 0 E: 0 K: 2 S: 7	H: 0 LOB: 1 BB: 1 P: 7	R: 0 E: 0 K: 1 S: 5	H: 0 LOB: 1 BB: 1 P: 9	R: 2 E: 1 K: 1 S: 7	H: 1 LOB: 0 BB: 0 P: 7		1B: 3 2B: 2 3B: 0 HR: 1	SF: 1 SAC: 0 DP: 0 HBP: 1	WP: 0 PB: 0 SB: 0 CS: 0	PA: 38
PITCHER	IP WLS BF H R ER SO BB IBB HBP BLK WP HR S P ERA WHIP	2.0 2.0 10 1 0 0 2 2 0 1 0 0 0 0 11 20 0.00 1.500	1.0 3 0 0 0 2 0 0 0 0 0 0 0 0 7 7 0.00 0.000	6.1 1.0 3 0 0 0 2 0 0 0 0 0 0 0 7 7 0.00 0.000	7.1 1.0 5 2 1 1 0 1 0 0 0 0 0 4 8 9.00 3.000											63 James Farris, R (8, 1) ERA:		1.0 1.0 5 1 2 1 1 0 0 0 0 0 0 0 1 7 7 9.00 1.000	ERA: 0.00 WHIP: 1.000		



Batter	1	2	3	4	5	6	7	8	9	AB	R	H	RBI	BB	SO	LOB	TOP			
33 Jesse Winker, L OBP: 0.500, SLG: 0.600 15 Dilson Herrera, R OBP: 0.286, SLG: 0.167	G4-3 1B	7 HR 1B		P6		K			G3	3	1	1	0	0	0	1	Cincinnati Reds @ Chicago White Sox Camelback Ranch, Glendale, AZ Sun Feb 25 2018, 3:06 PM - 5:47 PM EST Att: 2,703 - Sunny - 59 F			
46 Phil Gosselin, R OBP: 0.571, SLG: 0.500 75 Shed Long Jr., L	23 PB 43 1B BB	F7		G6-3			F8		17 FC5-4 BB	2	1	0	0	1	0	2				
7 Eugenio Suárez, R OBP: 0.400, SLG: 1.200 17 Patrick Kivlehan, R	K	1-H HR					P6		FC5-4 63 DI 1-2	3	1	2	2	0	1	1				
23 Adam Duvall, R 63 Randy Ventura, S	43 1B 4 1B BB	F7					P2		K	2	1	0	0	1	0	1				
43 Scott Schebler, L OBP: 0.400, SLG: 0.250 84 Aristides Aquino, R OBP: 0.667, SLG: 2.000	4 1B 1-2 2-H 1B		G4-3			K			HR	3	0	1	1	0	1	1				
4 Cliff Pennington, S OBP: 0.143, SLG: 0.143 6 Blake Trahan, R	69 HBP 1-3 2-H 1B		G3-1			K			G4-3	3	0	1	1	0	1	1				
69 Sebastián Elizalde, L OBP: 0.400, SLG: 0.250 94 Mitch Nay, R	1-2 HBP		F8			K			K	2	0	0	0	0	1	0				
32 Stuart Turner, R 82 Chadwick Tromp, R	F7			K2-3					68 G3 BB	4	0	0	0	1	1	3				
68 Mason Williams, L OBP: 0.400, SLG: 0.800 16 Stuart Fairchild, R		G3							F8	3	0	1	0	0	0	1				
Inning Stats	R: 2 E: 0 K: 1 S: 7	H: 2 LOB: 3 BB: 2 P: 16	R: 2 E: 0 K: 0 S: 7	H: 2 LOB: 0 BB: 0 P: 7	R: 0 E: 0 K: 0 S: 3	H: 0 LOB: 0 BB: 0 P: 3	R: 0 E: 0 K: 1 S: 6	H: 1 LOB: 1 BB: 0 P: 6	R: 0 E: 0 K: 2 S: 8	H: 0 LOB: 1 BB: 1 P: 11	R: 0 E: 0 K: 1 S: 5	H: 0 LOB: 0 BB: 0 P: 5	R: 1 E: 0 K: 1 S: 8	H: 1 LOB: 1 BB: 1 P: 12	R: 0 E: 0 K: 1 S: 5	H: 0 LOB: 1 BB: 1 P: 10		1B: 3 2B: 2 3B: 0 HR: 2	SF: 0 SAC: 0 DP: 0 HBP: 1	WP: 0 PB: 1 SB: 0 CS: 0
PITCHER	IP WLS BF H R ER SO BB IBB HBP BLK WP HR S P ERA WHIP	IP WLS BF H R ER SO BB IBB HBP BLK WP HR S P ERA WHIP	IP WLS BF H R ER SO BB IBB HBP BLK WP HR S P ERA WHIP	IP WLS BF H R ER SO BB IBB HBP BLK WP HR S P ERA WHIP	IP WLS BF H R ER SO BB IBB HBP BLK WP HR S P ERA WHIP	IP WLS BF H R ER SO BB IBB HBP BLK WP HR S P ERA WHIP	IP WLS BF H R ER SO BB IBB HBP BLK WP HR S P ERA WHIP	IP WLS BF H R ER SO BB IBB HBP BLK WP HR S P ERA WHIP	IP WLS BF H R ER SO BB IBB HBP BLK WP HR S P ERA WHIP	IP WLS BF H R ER SO BB IBB HBP BLK WP HR S P ERA WHIP	IP WLS BF H R ER SO BB IBB HBP BLK WP HR S P ERA WHIP	IP WLS BF H R ER SO BB IBB HBP BLK WP HR S P ERA WHIP	IP WLS BF H R ER SO BB IBB HBP BLK WP HR S P ERA WHIP	IP WLS BF H R ER SO BB IBB HBP BLK WP HR S P ERA WHIP	IP WLS BF H R ER SO BB IBB HBP BLK WP HR S P ERA WHIP	IP WLS BF H R ER SO BB IBB HBP BLK WP HR S P ERA WHIP	IP WLS BF H R ER SO BB IBB HBP BLK WP HR S P ERA WHIP			

AB	34
R	5
H	7
RBI	5
BB	5
SO	9
LOB	15



Batter	1	2	3	4	5	6	7	8	9	AB	R	H	RBI	BB	SO	LOB	BOTTOM			
5 Yolmer Sánchez, S OBP: 0.167, SLG: 0.167 91 Jake Burger, R OBP: 0.200, SLG: 0.600	26 FC6-4 1B		G6-3	G6-4-3 1-2		F9				3	0	1	0	0	0	2	Cincinnati Reds @ Chicago White Sox Camelback Ranch, Glendale, AZ Sun Feb 25 2018, 3:06 PM - 5:47 PM EST Att: 2,703 - Sunny - 59 F			
7 Tim Anderson, R OBP: 0.333, SLG: 1.000 94 Jorge Rondon, R	L7			26 1B 2B		K			P4	3	1	1	0	0	1	1				
79 José Abreu, R OBP: 0.333, SLG: 0.200 62 Casey Gillaspie, S	P4			P3					26 FC6-4 1B	3	0	1	0	0	0	2				
26 Avisail García, R OBP: 0.500, SLG: 0.400 63 Daniel Palka, L	FC6-4 1-2			10 1B 24 1B 1B					FC6-4 10 BB 24 HR 1-2	3	1	1	1	0	0	2				
10 Yoán Moncada, S OBP: 0.333, SLG: 0.200 93 Jake Elmore, R OBP: 0.667, SLG: 0.667		F8		24 1B 86 1B 1B					G4-3	2	1	1	0	1	0	0				
24 Matt Davidson, R OBP: 0.500, SLG: 1.000 89 Matt Skole, L		F9		86 1B 49 1B 1B					K	3	2	2	4	0	0	0				
86 Zack Collins, L OBP: 0.250, SLG: 0.250 90 Seby Zavala, R		K		73 WP 73 1B 49 1B 1B					K	3	1	1	1	0	1	1				
49 Ryan Cordell, R OBP: 0.400, SLG: 0.400 92 Luis Robert Jr., R			F9	73 1B 73 WP 1B					K	2	0	1	1	0	0	0				
73 Luis Alexander Basabe, S OBP: 0.500, SLG: 0.750 32 Jacob May, S OBP: 0.667, SLG: 0.500			G4-3	5 G6-4-3 1B					G6-3	3	0	1	1	0	0	0				
Inning Stats	R: 0 E: 0 K: 0 S: 4	H: 1 LOB: 1 BB: 0 P: 4	R: 0 E: 0 K: 1 S: 5	H: 0 LOB: 0 BB: 0 P: 5	R: 0 E: 0 K: 0 S: 3	H: 0 LOB: 0 BB: 0 P: 3	R: 5 E: 0 K: 0 S: 9	H: 7 LOB: 1 BB: 0 P: 10	R: 3 E: 0 K: 1 S: 9	H: 2 LOB: 1 BB: 1 P: 15	R: 0 E: 0 K: 2 S: 5	H: 0 LOB: 0 BB: 0 P: 7	R: 0 E: 0 K: 2 S: 7	H: 0 LOB: 0 BB: 0 P: 7	R: 0 E: 0 K: 2 S: 7	H: 0 LOB: 0 BB: 0 P: 7		1B: 8 2B: 1 3B: 0 HR: 1	SF: 0 SAC: 0 DP: 1 HBP: 0	WP: 1 PB: 0 SB: 0 CS: 0
PITCHER	IP WLS BF H R ER SO BB IBB HBP BLK WP HR S P ERA WHIP	IP WLS BF H R ER SO BB IBB HBP BLK WP HR S P ERA WHIP	IP WLS BF H R ER SO BB IBB HBP BLK WP HR S P ERA WHIP	IP WLS BF H R ER SO BB IBB HBP BLK WP HR S P ERA WHIP	IP WLS BF H R ER SO BB IBB HBP BLK WP HR S P ERA WHIP	IP WLS BF H R ER SO BB IBB HBP BLK WP HR S P ERA WHIP	IP WLS BF H R ER SO BB IBB HBP BLK WP HR S P ERA WHIP	IP WLS BF H R ER SO BB IBB HBP BLK WP HR S P ERA WHIP	IP WLS BF H R ER SO BB IBB HBP BLK WP HR S P ERA WHIP	IP WLS BF H R ER SO BB IBB HBP BLK WP HR S P ERA WHIP	IP WLS BF H R ER SO BB IBB HBP BLK WP HR S P ERA WHIP	IP WLS BF H R ER SO BB IBB HBP BLK WP HR S P ERA WHIP	IP WLS BF H R ER SO BB IBB HBP BLK WP HR S P ERA WHIP	IP WLS BF H R ER SO BB IBB HBP BLK WP HR S P ERA WHIP	IP WLS BF H R ER SO BB IBB HBP BLK WP HR S P ERA WHIP	IP WLS BF H R ER SO BB IBB HBP BLK WP HR S P ERA WHIP	IP WLS BF H R ER SO BB IBB HBP BLK WP HR S P ERA WHIP			

AB	32
R	8
H	10
RBI	8
BB	1
SO	7
LOB	8



Batter	1	2	3	4	5	6	7	8	9	AB	R	H	RBI	BB	SO	LOB	TOP
6 Billy Hamilton, S (1, 8) 81 Rosell Herrera, S (6, 8) OBP: 0.250, SLG: 1.000	E3 G4-6-3		K		SH1-4		P6			2	0	0	0	0	1	1	Cincinnati Reds @ Milwaukee Brewers Maryvale Baseball Park, Phoenix, AZ Tue Feb 27 2018, 3:10 PM - 5:51 PM EST Att: 2,291 - Sunny - 67 F
7 Eugenio Suárez, R (1, 5) 66 Alex Blandino, R (6, 5) OBP: 0.375, SLG: 0.857	P4		K				F9			2	0	0	0	1	1	2	
19 Joey Votto, L (1, 3) 17 Patrick Kivlehan, R (6, 3)	G4-6-3				F7	SF7		K		2	0	0	1	0	0	1	
3 Scooter Gennett, L (1, 4) 75 Shed Long Jr., L (6, 4) OBP: 0.286, SLG: 0.167		K				F8		K		3	1	1	0	0	1	1	
23 Adam Duvall, R (1, 7) 69 Sebastián Elzalde, L (6, PH) OBP: 0.286, SLG: 0.667	P4				2-1	HR		F8		2	1	1	2	0	0	0	
16 Tucker Barnhart, L (1, 2) 32 Stuart Turner, R (6, PH) OBP: 0.667, SLG: 1.200					G6-3					2	0	1	0	0	0	0	
9 José Peraza, R (1, 6) 4 Cliff Pennington, S (6, PH) OBP: 0.333, SLG: 0.222	G4-3									2	0	1	0	0	0	1	
46 Phil Gosselin, R (1, 10) 78 Brandon Dixon, R (6, PH) OBP: 0.556, SLG: 0.500					F8			L7		2	0	1	0	0	0	1	
68 Mason Williams, L (1, 9) 84 Aristides Aquino, R (6, 9) OBP: 0.556, SLG: 1.000										2	0	0	0	0	0	1	
57 Chase Anderson, R (1, 1) 53 Brandon Woodruff, R (3, 1) 56 Aaron Wilkerson, R (4, 1) 64 Michael Brady, R (5, 1) 60 J.J. Hoover, R (7, 1) ERA: 6.0 ERA: 6.75 ERA: 4.5 ERA: 0.00 ERA: 0.00	IP	WLS	BF	H	R	ER	SO	BB	IBB	HBP	BLK	WP	HR	S	P	ERA	
54 Taylor Williams, R (8, 1) 77 Corbin Burnes, R (9, 1) ERA: 0.00 ERA: 0.00	IP	WLS	BF	H	R	ER	SO	BB	IBB	HBP	BLK	WP	HR	S	P	ERA	WHIP

Batter	1	2	3	4	5	6	7	8	9	AB	R	H	RBI	BB	SO	LOB	BOTTOM
7 Eric Thames, L (1, 3) 78 Kyle Wren, L (6, 9) OBP: 0.333, SLG: 0.143	G6-3 1B		K		P5	CS				3	0	1	0	0	1	1	Cincinnati Reds @ Milwaukee Brewers Maryvale Baseball Park, Phoenix, AZ Tue Feb 27 2018, 3:10 PM - 5:51 PM EST Att: 2,291 - Sunny - 67 F
22 Christian Yelich, L (1, 7) 29 Christian Bethancourt, R (6, 2) OBP: 0.444, SLG: 0.286	G6-3				F8			F7		2	0	0	0	1	0	1	
16 Domingo Santana, R (1, 9) 93 Troy Stokes Jr., R (6, 7) OBP: 0.545, SLG: 0.625						F9		F8		3	0	0	0	0	2	2	
21 Travis Shaw, L (1, 5) 33 Brett Phillips, L (6, 8) OBP: 0.250, SLG: 0.250					F7			G6-3		2	0	1	0	0	0	0	
24 Jesús Aguilar, R (1, 10) 72 Keston Hiura, R (6, PH) OBP: 0.300, SLG: 0.300	F9							G4-3		2	1	1	0	0	0	1	
47 Jett Bandy, R (1, 2) 65 Ji Man Choi, L (6, 3) OBP: 0.286, SLG: 0.286	F9									2	0	0	0	0	0	2	
23 Keon Broxton, R (1, 8) 70 Nate Orf, R (6, 5) OBP: 0.545, SLG: 0.750										1	1	0	0	1	1	1	
3 Orlando Arcia, R (1, 6) 2 Nick Franklin, S (6, 4) OBP: 0.125, SLG: 0.125										1	1	1	0	1	0	0	
18 Eric Sogard, L (1, 4) 66 Mauricio Dubón, R (6, 6) OBP: 0.429, SLG: 1.000										2	0	1	3	0	1	0	
28 Anthony DeSclafani, R (1, 1) 30 Tyler Mahle, R (3, 1) 62 Jackson Stephens, R (5, 1) 65 Jimmy Herget, R (6, 1) 49 Zack Weiss, R (7, 1) ERA: 0.00 ERA: 12.0 ERA: 0.00 ERA: 0.00	IP	WLS	BF	H	R	ER	SO	BB	IBB	HBP	BLK	WP	HR	S	P	ERA	
77 Dylan Floro, R (8, 1) ERA: 4.5	IP	WLS	BF	H	R	ER	SO	BB	IBB	HBP	BLK	WP	HR	S	P	ERA	WHIP

Batter	1	2	3	4	5	6	7	8	9	AB	R	H	RBI	BB	SO	LOB	TOP								
75 Shed Long Jr., L OBP: 0.364, SLG: 0.333 6 Blake Trahan, R	E5 46 L8 33 SF7 1B		G3 1-2		P6			G6-3		3	1	1	0	0	0	3	<p>Cincinnati Reds @ Kansas City Royals</p> <p>Surprise Stadium, Surprise, AZ</p> <p>Wed Feb 28 2018, 3:05 PM - 5:52 PM EST</p> <p>Att: 3,006 - Cloudy - 56 F</p>								
46 Phil Gosselin, R OBP: 0.455, SLG: 0.400 69 Sebastián Elizalde, L OBP: 0.364, SLG: 0.300	L8 2-3			F9		G6-4-3 17 1B		P5		2	0	0	0	0	0	1									
33 Jesse Winker, L OBP: 0.390, SLG: 0.375 17 Patrick Kivlehan, R	SF7 3-H			G3		G6-4-3 1-2		K		1	0	0	1	0	0	0									
39 Devin Mesoraco, R OBP: 0.125, SLG: 0.143 60 Tony Cruz, R OBP: 0.222, SLG: 0.333 67 Joe Hudson, R	G6-3			K		G5-3		F8		2	0	0	0	0	1	0									
43 Scott Schebler, L OBP: 0.444, SLG: 0.375 68 Mason Williams, L OBP: 0.500, SLG: 0.889	K									2	1	1	0	0	1	0									
23 Adam Duvall, R OBP: 0.333, SLG: 0.625 15 Dilson Herrera, R OBP: 0.200, SLG: 0.111	P4									2	0	1	0	0	0	0									
79 Nick Senzel, R OBP: 0.286, SLG: 0.286 76 Darnell Sweeney, S	F9									2	0	0	0	0	0	2									
27 Phillip Ervin, R OBP: 0.250, SLG: 0.250 84 Aristides Aquino, R OBP: 0.286, SLG: 0.667										2	0	2	1	0	0	0									
78 Brandon Dixon, R OBP: 0.182, SLG: 0.455 16 Brantley Bell, R	F8									2	0	0	0	0	0	3									
Inning Stats	R: 1 E: 1 K: 0 S: 4	H: 1 LOB: 0 BB: 0 P: 5	R: 0 E: 0 K: 1 S: 5	H: 0 LOB: 0 BB: 0 P: 5	R: 0 E: 0 K: 0 S: 4	H: 1 LOB: 0 BB: 0 P: 4	R: 0 E: 0 K: 1 S: 5	H: 0 LOB: 0 BB: 0 P: 5	R: 1 E: 0 K: 0 S: 6	H: 3 LOB: 2 BB: 0 P: 6	R: 0 E: 0 K: 0 S: 3	H: 1 LOB: 0 BB: 0 P: 3	R: 0 E: 0 K: 1 S: 5	H: 0 LOB: 0 BB: 0 P: 5	R: 0 E: 0 K: 1 S: 5	H: 0 LOB: 0 BB: 0 P: 5		1B: 6 2B: 0 3B: 0 HR: 0	SF: 1 SAC: 0 DP: 1 HBP: 0	WP: 0 PB: 0 SB: 0 CS: 1	PA: 31				
PITCHER	IP	WLS	BF	H	R	ER	SO	BB	IBB	HBP	BLK	WP	HR	S	P	ERA	WHIP								
53 Eric Skoglund, L ERA:	2.0		7	1	1	0	1	0	0	0	0	0	0	9	10	0.00	0.500								
50 Miguel Almonte, R ERA:	2.0		6	1	0	0	1	0	0	0	0	0	0	9	9	0.00	0.500								
73 Foster Griffin, L ERA: 4.5	1.0		6	3	1	1	0	0	0	0	0	0	0	6	6	9.00	3.000								
60 Kevin Lenik, R ERA:	2.0		6	1	0	0	1	0	0	0	0	0	0	8	8	0.00	0.500								
75 Glenn Sparkman, R ERA:	1.0		3	0	0	0	1	0	0	0	0	0	0	5	5	0.00	0.000								

Batter	1	2	3	4	5	6	7	8	9	AB	R	H	RBI	BB	SO	LOB	BOTTOM								
4 Alex Gordon, L OBP: 0.375, SLG: 0.400 27 Adalberto Mondesi, S OBP: 0.400, SLG: 0.900	K	G4-3				K		G5-3		2	0	0	0	0	1	2	<p>Cincinnati Reds @ Kansas City Royals</p> <p>Surprise Stadium, Surprise, AZ</p> <p>Wed Feb 28 2018, 3:05 PM - 5:52 PM EST</p> <p>Att: 3,006 - Cloudy - 56 F</p>								
2 Alcides Escobar, R OBP: 0.375, SLG: 0.375 76 Chase Vallot, R OBP: 0.333, SLG: 0.400 79 Erick Mejia, S OBP: 0.500, SLG: 1.250	K									3	0	2	0	0	1	0									
13 Salvador Perez, R OBP: 0.625, SLG: 1.125 48 Jack López, R										3	0	1	1	0	0	3									
12 Jorge Soler, R OBP: 0.417, SLG: 0.889 68 Humberto Arteaga, R OBP: 0.800, SLG: 1.000	F8									2	0	0	0	1	1	1									
7 Tyler Collins, L OBP: 0.400, SLG: 0.250 0 Terrance Gore, R OBP: 0.750, SLG: 0.667										2	1	1	0	1	0	3									
11 Bubba Starling, R OBP: 0.250, SLG: 0.571 16 Paulo Orlando, R OBP: 0.667, SLG: 1.111	K									2	0	0	0	0	1	2									
67 Samir Dueñez, L	K									2	0	0	0	0	1	2									
47 Nicky Lopez, L OBP: 0.167, SLG: 0.167	K									2	0	0	0	0	1	1									
1 Ryan Goins, L OBP: 0.429, SLG: 0.429 17 Hunter Dozier, R OBP: 0.286, SLG: 0.200										2	0	1	0	0	0	1									
25 Cody Asche, L OBP: 0.429, SLG: 0.600 78 Donnie Dewees, L OBP: 0.800, SLG: 1.000										1	1	1	1	1	0	0									
Inning Stats	R: 0 E: 0 K: 2 S: 8	H: 1 LOB: 1 BB: 0 P: 8	R: 1 E: 0 K: 2 S: 9	H: 2 LOB: 2 BB: 1 P: 13	R: 0 E: 0 K: 1 S: 5	H: 1 LOB: 0 BB: 0 P: 5	R: 0 E: 0 K: 0 S: 4	H: 1 LOB: 1 BB: 0 P: 4	R: 1 E: 0 K: 0 S: 3	H: 1 LOB: 3 BB: 2 P: 12	R: 0 E: 0 K: 1 S: 6	H: 1 LOB: 2 BB: 1 P: 10	R: 0 E: 0 K: 2 S: 8	H: 1 LOB: 1 BB: 0 P: 8	R: 0 E: 0 K: 1 S: 6	H: 1 LOB: 2 BB: 1 P: 10	R: 1 E: 0 K: 0 S: 3	H: 2 LOB: 2 BB: 0 P: 3	1B: 8 2B: 4 3B: 0 HR: 0	SF: 0 SAC: 1 DP: 2 HBP: 1	WP: 0 PB: 0 SB: 0 CS: 0	PA: 40			
PITCHER	IP	WLS	BF	H	R	ER	SO	BB	IBB	HBP	BLK	WP	HR	S	P	ERA	WHIP								
47 Sal Romano, R ERA: 3.86	2.2		12	4	1	1	4	1	0	0	0	0	0	4	4	0.00	3.000								
70 Joe Mantiply, L ERA:	0.1		2	1	0	0	1	0	0	0	0	0	0	4	4	0.00	3.000								
40 Austin Brice, R ERA:	1.0		3	0	0	0	0	0	0	0	0	0	0	3	3	0.00	0.000								
31 Oliver Pérez, L ERA: 9.0	1.0	B	6	1	1	1	0	2	0	1	0	0	0	3	12	9.00	3.000								
51 Kyle Crockett, L ERA:	1.0		5	1	0	0	1	1	0	0	0	0	0	6	10	0.00	2.000								
PITCHER	IP	WLS	BF	H	R	ER	SO	BB	IBB	HBP	BLK	WP	HR	S	P	ERA	WHIP								
61 Kevin Quackenbush, R ERA:	1.0		4	1	0	0	2	0	0	0	0	0	0	8	8	0.00	1.000								
25 Cody Reed, L ERA: 13.5	1.1	L	8	3	1	1	1	1	0	0	0	0	0	9	13	6.75	3.000								

AB	30
R	2
H	6
RBI	2
BB	0
SO	5
LOB	10



AB	33
R	3
H	11
RBI	3
BB	5
SO	9
LOB	22



Batter	1	2	3	4	5	6	7	8	9	AB	R	H	RBI	BB	SO	LOB	TOP			
9 José Peraza, R OBP: 0.250, SLG: 0.364 32 Stuart Turner, R (8, PH) (8, 10)	F8			G4-3		33 2B BB		G4-3	G3	2	1	0	0	1	0	0	Cincinnati Reds @ San Francisco Giants Scottsdale Stadium, Scottsdale, AZ Fri Mar 02 2018, 3:06 PM - 5:47 PM EST Att: 9,459 - Sunny - 72 F			
33 Jesse Winker, L OBP: 0.308, SLG: 0.455 67 Joe Hudson, R (1, 9) (6, 2)	F8			F7		39 1B 1-H 2B		P3		3	1	1	1	0	0	0				
39 Devin Mesoraco, R OBP: 0.357, SLG: 0.545 16 Brantley Bell, R OBP: 0.500, SLG: 1.000 (1, 2) (6, 5)	F8			2B		2-H 1B		2B		3	0	2	1	0	0	0				
23 Adam Duvall, R OBP: 0.250, SLG: 0.455 55 Narciso Crook, R (1, 7) (6, 7)	K			F8		F8		BB		3	0	0	0	0	1	2				
46 Phil Gosselin, R OBP: 0.385, SLG: 0.333 68 Mason Williams, L OBP: 0.417, SLG: 0.727 (1, 3) (6, 8)	G6-3							F9		2	0	0	0	0	0	0				
43 Scott Schebler, L OBP: 0.364, SLG: 0.300 60 Tony Cruz, R OBP: 0.273, SLG: 0.300 (1, 8) (6, 3)	K			G4-3		79 1B HBP		P2		2	0	0	0	0	1	0				
81 Rosell Herrera, S OBP: 0.167, SLG: 0.667 79 Nick Senzel, R OBP: 0.333, SLG: 0.333 (1, 5) (6, 6)				K				K		2	0	0	0	0	2	0				
4 Cliff Pennington, S OBP: 0.308, SLG: 0.308 76 Darrell Sweeney, S OBP: 0.231, SLG: 0.162 (1, 6) (6, 4)	K					G6-3		K		2	0	0	0	0	1	0				
66 Alex Blandino, R OBP: 0.231, SLG: 0.250 27 Phillip Ervin, R OBP: 0.333, SLG: 0.333 (1, 4) (6, 9)	G4-3					P6		K		2	0	1	1	0	1	2				
								27 1B 2B		2	0	0	0	0	0	0				
Inning Stats	R: 0 E: 0 K: 0 S: 4	H: 0 LOB: 0 BB: 0 P: 4	R: 0 E: 0 K: 2 S: 7	H: 0 LOB: 0 BB: 0 P: 7	R: 0 E: 0 K: 2 S: 7	H: 1 LOB: 1 BB: 0 P: 4	R: 0 E: 0 K: 1 S: 5	H: 0 LOB: 0 BB: 0 P: 5	R: 2 E: 0 K: 0 S: 5	H: 2 LOB: 1 BB: 1 P: 9	R: 0 E: 0 K: 2 S: 8	H: 1 LOB: 2 BB: 0 P: 9	R: 0 E: 0 K: 0 S: 4	H: 1 LOB: 2 BB: 0 P: 8	R: 1 E: 0 K: 1 S: 8	H: 2 LOB: 1 BB: 0 P: 8	1B: 3 2B: 4 3B: 0 HR: 0	SF: 0 SAC: 0 DP: 0 HBP: 1	WP: 0 PA: 37 PB: 0 SB: 1 CS: 0	
PITCHER	IP WLS BF H R ER SO BB IBB HBP BLK WP HR S P ERA WHIP	40 Madison Bumgarner, L ERA: 3.88 49 Sam Dyson, R ERA: 60 Hunter Strickland, R ERA: 67 Roberto Gómez, R ERA: 6.75 83 Derek Rodríguez, R ERA: 27.6	3.0 4 9 1 0 0 4 0 0 0 0 0 0 4 18 18 0.00 0.000	49 Sam Dyson, R ERA: 60 Hunter Strickland, R ERA: 67 Roberto Gómez, R ERA: 6.75 83 Derek Rodríguez, R ERA: 27.6	1.1 L 6 2 1 1 1 0 0 0 0 0 0 11 16 0.00 1.800	66 José Valdez, R ERA: 2.7	1.1 L 6 2 1 1 1 0 0 0 0 0 0 11 16 0.00 1.800	1.1 L 6 2 1 1 1 0 0 0 0 0 0 11 16 0.00 1.800	1.1 L 6 2 1 1 1 0 0 0 0 0 0 11 16 0.00 1.800	1.1 L 6 2 1 1 1 0 0 0 0 0 0 11 16 0.00 1.800	1.1 L 6 2 1 1 1 0 0 0 0 0 0 11 16 0.00 1.800	1.1 L 6 2 1 1 1 0 0 0 0 0 0 11 16 0.00 1.800	1.1 L 6 2 1 1 1 0 0 0 0 0 0 11 16 0.00 1.800	1.1 L 6 2 1 1 1 0 0 0 0 0 0 11 16 0.00 1.800	1.1 L 6 2 1 1 1 0 0 0 0 0 0 11 16 0.00 1.800	1.1 L 6 2 1 1 1 0 0 0 0 0 0 11 16 0.00 1.800	1.1 L 6 2 1 1 1 0 0 0 0 0 0 11 16 0.00 1.800	1.1 L 6 2 1 1 1 0 0 0 0 0 0 11 16 0.00 1.800	1.1 L 6 2 1 1 1 0 0 0 0 0 0 11 16 0.00 1.800	1.1 L 6 2 1 1 1 0 0 0 0 0 0 11 16 0.00 1.800

AB	34
R	3
H	7
RBI	3
BB	2
SO	8
LOB	9



Batter	1	2	3	4	5	6	7	8	9	AB	R	H	RBI	BB	SO	LOB	BOTTOM			
78 Steven Duggar, L OBP: 0.333, SLG: 0.786 82 Allen Hanson, S OBP: 0.429, SLG: 0.538 (1, 8) (6, 9) (8, 8)	F7							G1-6-3		3	1	1	1	0	1	1	Cincinnati Reds @ San Francisco Giants Scottsdale Stadium, Scottsdale, AZ Fri Mar 02 2018, 3:06 PM - 5:47 PM EST Att: 9,459 - Sunny - 72 F			
37 Kelby Tomlinson, R OBP: 0.200, SLG: 0.286 83 Ryan Howard, R OBP: 0.429, SLG: 0.429 2 Chase d'Arnaud, R OBP: 0.400, SLG: 0.533 (1, 6) (7, 6) (6, PH) (6, 6)	BB			G1-3				G6-3		2	0	0	0	1	1	0				
35 Brandon Crawford, L OBP: 0.375, SLG: 0.250 51 Mac Williamson, R OBP: 0.333, SLG: 0.800 (1, 10) (9, PH)	F8			F8				G4-3		3	0	0	0	0	1	1				
6 Jarrett Parker, L OBP: 0.278, SLG: 0.438 79 Chris Shaw, L OBP: 0.412, SLG: 0.533 (1, 7) (7, 7)	L9							K		3	0	0	0	0	1	1				
80 Kyle Jensen, R OBP: 0.714, SLG: 1.889 98 Jerry Sands, R OBP: 0.125, SLG: 0.250 (1, 3) (7, 3)	HR							K		2	1	1	1	0	1	0				
7 Gorkys Hernández, R OBP: 0.462, SLG: 0.333 88 Myles Schroder, S (1, 9) (6, 8) (8, 9)	K			G5-3				K		3	0	0	0	0	2	0				
52 Miguel Gómez, S OBP: 0.375, SLG: 0.733 86 Ali Castillo, R OBP: 0.200, SLG: 0.200 (1, 4) (7, 4)	F8							K		2	0	0	0	0	2	0				
19 Josh Rutledge, R OBP: 0.222, SLG: 0.222 46 Orlando Calixte, R OBP: 0.429, SLG: 0.385 (1, 5) (7, 5)	F9							E6 82 G1-6-3 74 WP		2	0	0	0	0	0	1				
14 Trevor Brown, R OBP: 0.222, SLG: 0.125 74 Aramis Garcia, R OBP: 0.091, SLG: 0.091 (1, 2) (6, 2)	F9							G5-3		2	0	0	0	0	0	1				
										1	0	0	0	0	0	1				
Inning Stats	R: 0 E: 0 K: 0 S: 3	H: 0 LOB: 1 BB: 1 P: 7	R: 1 E: 0 K: 1 S: 7	H: 1 LOB: 0 BB: 0 P: 9	R: 1 E: 0 K: 0 S: 4	H: 1 LOB: 0 BB: 0 P: 5	R: 0 E: 0 K: 1 S: 5	H: 0 LOB: 0 BB: 0 P: 5	R: 0 E: 0 K: 3 S: 9	H: 0 LOB: 0 BB: 0 P: 9	R: 0 E: 0 K: 3 S: 9	H: 0 LOB: 0 BB: 0 P: 9	R: 0 E: 1 K: 0 S: 4	H: 0 LOB: 1 BB: 0 P: 5	R: 0 E: 0 K: 2 S: 7	H: 0 LOB: 0 BB: 0 P: 7	1B: 0 2B: 1 3B: 0 HR: 2	SF: 0 SAC: 0 DP: 0 HBP: 0	WP: 1 PA: 32 PB: 0 SB: 0 CS: 0	
PITCHER	IP WLS BF H R ER SO BB IBB HBP BLK WP HR S P ERA WHIP	34 Homer Bailey, R ERA: 3.6 26 Raisel Iglesias, R ERA: 3.0 41 Kevin Shackelford, R ERA: 50 Amir Garrett, L ERA: 49 Zack Weiss, R ERA:	3.0 12 3 0 0 2 1 1 0 0 0 0 2 14 21 6.00 1.000	34 Homer Bailey, R ERA: 3.6 26 Raisel Iglesias, R ERA: 3.0 41 Kevin Shackelford, R ERA: 50 Amir Garrett, L ERA: 49 Zack Weiss, R ERA:	3.0 12 3 0 0 2 1 1 0 0 0 0 2 14 21 6.00 1.000	3.0 12 3 0 0 2 1 1 0 0 0 0 2 14 21 6.00 1.000	3.0 12 3 0 0 2 1 1 0 0 0 0 2 14 21 6.00 1.000	3.0 12 3 0 0 2 1 1 0 0 0 0 2 14 21 6.00 1.000	3.0 12 3 0 0 2 1 1 0 0 0 0 2 14 21 6.00 1.000	3.0 12 3 0 0 2 1 1 0 0 0 0 2 14 21 6.00 1.000	3.0 12 3 0 0 2 1 1 0 0 0 0 2 14 21 6.00 1.000	3.0 12 3 0 0 2 1 1 0 0 0 0 2 14 21 6.00 1.000	3.0 12 3 0 0 2 1 1 0 0 0 0 2 14 21 6.00 1.000	3.0 12 3 0 0 2 1 1 0 0 0 0 2 14 21 6.00 1.000	3.0 12 3 0 0 2 1 1 0 0 0 0 2 14 21 6.00 1.000	3.0 12 3 0 0 2 1 1 0 0 0 0 2 14 21 6.00 1.000	3.0 12 3 0 0 2 1 1 0 0 0 0 2 14 21 6.00 1.000	3.0 12 3 0 0 2 1 1 0 0 0 0 2 14 21 6.00 1.000	3.0 12 3 0 0 2 1 1 0 0 0 0 2 14 21 6.00 1.000	3.0 12 3 0 0 2 1 1 0 0 0 0 2 14 21 6.00 1.000

AB	31
R	2
H	3
RBI	2
BB	1
SO	11
LOB	8



Batter	1	2	3	4	5	6	7	8	9	AB	R	H	RBI	BB	SO	LOB	TOP					
15 Whit Merrifield, R OBP: 0.529, SLG: 1.059										3	1	1	0	0	1	1	Kansas City Royals @ Cincinnati Reds Goodyear Ballpark, Goodyear, AZ Sun Mar 04 2018, 3:11 PM - 5:55 PM EST Att: 4,005 - Sunny - 65 F					
46 Ramón Torres, S OBP: 0.200, SLG: 0.300										2	1	1	0	0	0	2						
79 Erick Mejia, S OBP: 0.333, SLG: 0.545										2	1	1	1	1	1	0						
68 Humberto Arteaga, R OBP: 0.500, SLG: 0.600										1	0	0	1	0	0	0						
16 Paulo Orlando, R OBP: 0.467, SLG: 0.733										3	2	1	0	0	0	1						
78 Donnie Dewees, L OBP: 0.500, SLG: 0.500										2	0	2	1	0	0	0						
12 Jorge Soler, R OBP: 0.318, SLG: 0.737										3	1	0	1	0	0	2						
11 Bubba Starling, R OBP: 0.395, SLG: 0.545										2	0	1	0	0	0	1						
38 Jorge Bonifacio, R OBP: 0.438, SLG: 0.875										3	0	2	2	0	0	0						
17 Hunter Dozier, R OBP: 0.308, SLG: 0.200										1	0	0	0	1	0	2						
88 Michael Saunders, L OBP: 0.500, SLG: 0.654										4	2	1	0	1	1	3						
19 Cheslor Cuthbert, R OBP: 0.333, SLG: 0.417										3	0	2	1	0	0	0						
1 Ryan Goins, L OBP: 0.462, SLG: 0.615										2	0	2	1	0	0	0						
66 Ryan O'Hearn, L OBP: 0.500, SLG: 1.000										3	1	1	0	0	1	4						
0 Terrance Gore, R OBP: 0.571, SLG: 0.400										1	0	0	0	1	1	1						
36 Cam Gallagher, R OBP: 0.500, SLG: 0.250										1	1	0	0	1	0	2						
71 Parker Morin, L OBP: 0.500, SLG: 0.250										2	0	0	1	0	0	3						
Inning Stats	R: 4 E: 1 K: 0 S: 9	H: 5 LOB: 2 BB: 0 P: 9	R: 0 E: 0 K: 1 S: 4	H: 0 LOB: 0 BB: 1 P: 8	R: 0 E: 0 K: 1 S: 6	H: 1 LOB: 2 BB: 1 P: 10	R: 0 E: 0 K: 1 S: 4	H: 0 LOB: 0 BB: 0 P: 5	R: 1 E: 1 K: 1 S: 6	H: 1 LOB: 0 BB: 0 P: 6	R: 3 E: 0 K: 0 S: 6	H: 3 LOB: 1 BB: 1 P: 11	R: 1 E: 0 K: 0 S: 4	H: 1 LOB: 2 BB: 2 P: 12	R: 0 E: 0 K: 0 S: 4	H: 2 LOB: 1 BB: 0 P: 4	R: 1 E: 0 K: 1 S: 6	H: 2 LOB: 0 BB: 0 P: 6	1B: 12 2B: 2 3B: 1 HR: 0	SF: 1 SAC: 0 DP: 4 HBP: 1	WP: 1 PB: 0 SB: 0 CS: 0	PA: 45
PITCHER	IP: 2.0 WLS: L BF: 12 H: 5 R: 4 ER: 3 SO: 1 BB: 0 IBB: 0 HBP: 0 BLK: 0 WP: 0 HR: 0 S: 13 P: 17 ERA: 13.50 WHIP: 3.000	IP: 2.0 WLS: L BF: 12 H: 5 R: 4 ER: 3 SO: 1 BB: 0 IBB: 0 HBP: 0 BLK: 0 WP: 0 HR: 0 S: 14 P: 19 ERA: 10.12 WHIP: 1.500	IP: 0.1 WLS: L BF: 2 H: 1 R: 0 ER: 0 SO: 0 BB: 0 IBB: 0 HBP: 0 BLK: 0 WP: 1 HR: 0 S: 2 P: 3 ERA: 0.00 WHIP: 3.000	IP: 1.0 WLS: L BF: 6 H: 1 R: 1 ER: 1 SO: 0 BB: 1 IBB: 0 HBP: 1 BLK: 0 WP: 0 HR: 4 S: 12 P: 9 ERA: 9.00 WHIP: 3.000	IP: 8.1 WLS: L BF: 4 H: 2 R: 0 ER: 0 SO: 0 BB: 0 IBB: 0 HBP: 0 BLK: 0 WP: 0 HR: 4 S: 4 P: 4 ERA: 0.00 WHIP: 2.000	IP: 9.1 WLS: L BF: 4 H: 2 R: 1 ER: 1 SO: 1 BB: 0 IBB: 0 HBP: 0 BLK: 0 WP: 0 HR: 6 S: 6 P: 6 ERA: 9.00 WHIP: 2.000																
33 Jesse Winker, L OBP: 0.267, SLG: 0.385										2	0	0	0	0	0	1	Kansas City Royals @ Cincinnati Reds Goodyear Ballpark, Goodyear, AZ Sun Mar 04 2018, 3:11 PM - 5:55 PM EST Att: 4,005 - Sunny - 65 F					
15 Dilson Herrera, R OBP: 0.167, SLG: 0.091										2	0	0	0	0	2	1						
9 José Peraza, R OBP: 0.287, SLG: 0.357										3	1	1	0	0	1	0						
79 Nick Senzel, R OBP: 0.250, SLG: 0.250										1	0	0	0	0	0	0						
43 Scott Schebler, L OBP: 0.429, SLG: 0.642										3	1	2	1	0	1	0						
84 Aristides Aquino, R OBP: 0.250, SLG: 0.727										1	0	0	0	0	0	0						
23 Adam Duvall, R OBP: 0.267, SLG: 0.643										3	1	1	2	0	1	1						
81 Rosell Herrera, S OBP: 0.154, SLG: 0.615										1	0	0	0	0	1	0						
39 Devin Mesoraco, R OBP: 0.313, SLG: 0.462										2	0	0	0	0	0	1						
32 Stuart Turner, R OBP: 0.313, SLG: 0.462										2	0	0	0	0	0	0						
68 Mason Williams, L OBP: 0.353, SLG: 0.563										3	0	0	0	0	0	0						
27 Phillip Ervin, R OBP: 0.357, SLG: 0.308										1	0	0	0	0	0	0						
46 Phil Gosselin, R OBP: 0.467, SLG: 0.900										2	0	2	0	0	0	0						
17 Patrick Kivlehan, R OBP: 0.267, SLG: 0.154										1	0	1	0	0	0	0						
78 Brandon Dixon, R OBP: 0.294, SLG: 0.824										2	0	0	0	0	1	2						
69 Sebastián Elizalde, L OBP: 0.222, SLG: 0.176										2	0	0	0	0	1	2						
4 Cliff Pennington, S OBP: 0.267, SLG: 0.267										2	0	0	0	0	1	2						
75 Shed Long Jr., L OBP: 0.313, SLG: 0.357										1	0	0	0	0	0	1						
Inning Stats	R: 0 E: 0 K: 2 S: 7	H: 0 LOB: 0 BB: 0 P: 7	R: 0 E: 0 K: 0 S: 3	H: 0 LOB: 0 BB: 0 P: 3	R: 0 E: 0 K: 2 S: 8	H: 1 LOB: 1 BB: 0 P: 8	R: 0 E: 0 K: 1 S: 6	H: 1 LOB: 1 BB: 0 P: 6	R: 0 E: 0 K: 0 S: 4	H: 1 LOB: 1 BB: 0 P: 4	R: 3 E: 0 K: 1 S: 9	H: 3 LOB: 1 BB: 0 P: 11	R: 0 E: 0 K: 2 S: 7	H: 0 LOB: 1 BB: 0 P: 8	R: 0 E: 0 K: 1 S: 5	H: 0 LOB: 0 BB: 0 P: 5	R: 0 E: 1 K: 0 S: 4	H: 1 LOB: 1 BB: 0 P: 4	1B: 4 2B: 2 3B: 0 HR: 1	SF: 0 SAC: 0 DP: 0 HBP: 1	WP: 0 PB: 0 SB: 0 CS: 0	PA: 35
PITCHER	IP: 2.0 WLS: W BF: 6 H: 0 R: 0 ER: 0 SO: 2 BB: 0 IBB: 0 HBP: 0 BLK: 0 WP: 0 HR: 0 S: 10 P: 10 ERA: 0.00 WHIP: 0.000	IP: 1.0 WLS: L BF: 4 H: 1 R: 0 ER: 0 SO: 0 BB: 0 IBB: 0 HBP: 0 BLK: 0 WP: 0 HR: 0 S: 8 P: 8 ERA: 0.00 WHIP: 1.000	IP: 1.0 WLS: L BF: 4 H: 1 R: 0 ER: 0 SO: 0 BB: 0 IBB: 0 HBP: 0 BLK: 0 WP: 0 HR: 0 S: 6 P: 6 ERA: 0.00 WHIP: 1.000	IP: 1.0 WLS: L BF: 4 H: 1 R: 0 ER: 0 SO: 0 BB: 0 IBB: 0 HBP: 0 BLK: 0 WP: 1 HR: 9 S: 11 P: 11 ERA: 27.00 WHIP: 3.000	IP: 7.1 WLS: L BF: 4 H: 0 R: 0 ER: 0 SO: 2 BB: 0 IBB: 0 HBP: 1 BLK: 0 WP: 0 HR: 7 S: 8 P: 8 ERA: 0.00 WHIP: 0.000	IP: 8.1 WLS: L BF: 3 H: 0 R: 0 ER: 0 SO: 1 BB: 0 IBB: 0 HBP: 0 BLK: 0 WP: 0 HR: 5 S: 5 P: 5 ERA: 0.00 WHIP: 0.000																

AB 38
R 10
H 15
RBI 9
BB 5
SO 5
LOB 22



AB 34
R 3
H 7
RBI 3
BB 0
SO 9
LOB 11



Batter	1	2	3	4	5	6	7	8	9	AB	R	H	RBI	BB	SO	LOB	TOP																			
86 David Fletcher, R OBP: 0.500, SLG: 0.500 2 Connor Justus, R OBP: 0.200, SLG: 0.200			G2-3	G4-3		FC6-4		FC5-2		4	0	0	0	0	1	3	Los Angeles Angels @ Cincinnati Reds Goodyear Ballpark, Goodyear, AZ Mon Mar 05 2018, 2:07 PM - 5:08 PM EST Att: 2,875 - Sunny - 69 F																			
17 Shohel Ohtani, L OBP: 0.333, SLG: 0.143 99 Taylor Ward, R OBP: 0.500, SLG: 0.400	F8		G5-3	G6-3			12 2B	K		3	0	0	0	0	0	2																				
5 Albert Pujols, R OBP: 0.083, SLG: 0.083 85 Matt Thaiss, L OBP: 0.381, SLG: 0.737	G1-3		18 2B 2-H	1B		P6	F7			3	0	1	1	0	0	0																				
18 Luis Valbuena, L OBP: 0.263, SLG: 0.333 13 Juan Graterol, R OBP: 0.333, SLG: 0.333		K		1-3		F7	F9			4	0	1	0	0	1	1																				
12 Martin Maldonado, R OBP: 0.333, SLG: 0.588 25 Kyle Survanje Jr., L OBP: 0.286, SLG: 0.429		E6 9 WP 3B	K			K2-3				4	1	1	0	0	2	2																				
9 Eric Young Jr., S OBP: 0.318, SLG: 0.421 87 Jahmai Jones, R OBP: 0.125, SLG: 0.250	37 L6-5 3B					E1 37 S				4	2	2	1	0	0	2																				
37 Rymer Lirio, R OBP: 0.417, SLG: 0.400 83 José Miguel Fernández, L OBP: 0.313, SLG: 0.357	L6-5					84 F8 51 FC3 2B				3	1	1	1	0	1	2																				
84 Michael Hermsillo, R OBP: 0.238, SLG: 0.222 57 Brennan Lund, L							F8			2	1	0	0	1	0	2																				
51 Colin Walsh, S OBP: 0.450, SLG: 0.722 51 Sherman Johnson, L OBP: 0.500, SLG: 0.400										3	1	2	3	0	0	0																				
Inning Stats	R: 0 E: 0 K: 1 S: 5	H: 0 LOB: 0 BB: 0 P: 5	R: 1 E: 1 K: 1 S: 6	H: 1 LOB: 0 BB: 0 P: 7	R: 2 E: 1 K: 1 S: 8	H: 3 LOB: 1 BB: 0 P: 9	R: 2 E: 1 K: 0 S: 6	H: 1 LOB: 1 BB: 0 P: 7	R: 0 E: 0 K: 1 S: 5	H: 0 LOB: 0 BB: 0 P: 5	R: 1 E: 0 K: 1 S: 7	H: 2 LOB: 1 BB: 0 P: 7	R: 0 E: 0 K: 0 S: 5	H: 2 LOB: 2 BB: 0 P: 5	R: 0 E: 0 K: 1 S: 6	H: 2 LOB: 2 BB: 1 P: 10		R: 1 E: 1 K: 0 S: 4	H: 2 LOB: 0 BB: 0 P: 4	1B: 7 2B: 8 3B: 1 HR: 0	SF: 0 SAC: 0 DP: 3 HBP: 1	WP: 1 PB: 0 SB: 1 CS: 0	PA: 42													
PITCHER	IP	WLS	BF	H	R	ER	SO	BB	IBB	HBP	BLK	WP	HR	S	P	ERA	WHIP	PITCHER		IP	WLS	BF	H	R	ER	SO	BB	IBB	HBP	BLK	WP	HR	S	P	ERA	WHIP
47 Sal Romano, R ERA: 4.5	3.1	L	17	5	5	2	3	0	0	1	0	1	0	22	25	5.40	1.500	52 Vance Worley, R ERA: 14.54		1.0		4	2	1	1	0	0	0	0	0	0	0	4	4	9.00	2.000
51 Kyle Crockett, L ERA: 3.0	0.2		3	0	0	0	0	0	0	0	0	0	0	3	3	0.00	0.000																			
37 David Hernandez, R ERA: 3.0	1.0		3	0	0	0	1	0	0	0	0	0	0	5	5	0.00	0.000																			
48 Jared Hughes, R ERA: 3.0	1.0		5	2	1	1	1	0	0	0	0	0	0	7	7	9.00	2.000																			
25 Cody Reed, L ERA: 8.44	2.0		10	4	0	0	1	1	0	0	0	0	0	11	15	0.00	2.500																			

AB 40
R 7
H 13
RBI 7
BB 1
SO 6
LOB 21



Batter	1	2	3	4	5	6	7	8	9	AB	R	H	RBI	BB	SO	LOB	BOTTOM																			
6 Billy Hamilton, S OBP: 0.368, SLG: 0.556	P6		K			4 CS BB		69 1B 81 3B 2-3	G3	2	0	0	0	1	1	2	Los Angeles Angels @ Cincinnati Reds Goodyear Ballpark, Goodyear, AZ Mon Mar 05 2018, 2:07 PM - 5:08 PM EST Att: 2,875 - Sunny - 69 F																			
4 Cliff Pennington, S OBP: 0.222, SLG: 0.222 66 Alex Blandino, R OBP: 0.375, SLG: 0.357	F8		K					81 1B 69 1B 1-2	76 DI BB	3	0	0	0	0	2	3																				
19 Joey Votto, L OBP: 0.250, SLG: 0.211	G4-3		F7			G5-3		81 3B 1-2 2-3	K	3	0	0	0	0	0	2																				
7 Eugenio Suárez, R OBP: 0.375, SLG: 0.667 76 Darnell Sweeney, S OBP: 0.278, SLG: 0.143	K		K				67 1B BB	K		2	0	0	0	0	2	0																				
46 Phil Gosselin, R OBP: 0.389, SLG: 0.412 75 Shed Long Jr., L OBP: 0.278, SLG: 0.313	K		K					K	G3-1	3	0	0	0	0	2	1																				
3 Scooter Gennett, L OBP: 0.357, SLG: 0.250 81 Rosell Herrera, S OBP: 0.200, SLG: 0.733								F9		2	0	1	0	0	0	0																				
16 Tucker Barnhart, L OBP: 0.417, SLG: 0.636 67 Joe Hudson, R OBP: 0.400, SLG: 0.600		K						84 1B 3-H		2	0	0	0	0	1	1																				
17 Patrick Kivlehan, R OBP: 0.235, SLG: 0.133 84 Aristides Aquino, R OBP: 0.286, SLG: 0.692			E6 2 1B							2	0	0	0	0	0	0																				
2 Ben Revere, L OBP: 0.250, SLG: 0.250 33 Jesse Winker, L OBP: 0.294, SLG: 0.467										2	0	1	0	0	0	0																				
Inning Stats	R: 0 E: 0 K: 0 S: 3	H: 0 LOB: 0 BB: 0 P: 3	R: 0 E: 0 K: 3 S: 10	H: 1 LOB: 1 BB: 0 P: 10	R: 0 E: 1 K: 2 S: 9	H: 1 LOB: 2 BB: 0 P: 9	R: 0 E: 0 K: 1 S: 5	H: 0 LOB: 0 BB: 0 P: 5	R: 0 E: 0 K: 0 S: 3	H: 0 LOB: 0 BB: 0 P: 3	R: 0 E: 0 K: 1 S: 4	H: 0 LOB: 0 BB: 1 P: 8	R: 0 E: 0 K: 1 S: 6	H: 1 LOB: 2 BB: 1 P: 10	R: 5 E: 0 K: 2 S: 14	H: 7 LOB: 2 BB: 0 P: 14		R: 0 E: 0 K: 1 S: 5	H: 0 LOB: 2 BB: 2 P: 13	1B: 7 2B: 3 3B: 1 HR: 0	SF: 0 SAC: 0 DP: 1 HBP: 0	WP: 0 PB: 0 SB: 0 CS: 1	PA: 41													
PITCHER	IP	WLS	BF	H	R	ER	SO	BB	IBB	HBP	BLK	WP	HR	S	P	ERA	WHIP	PITCHER		IP	WLS	BF	H	R	ER	SO	BB	IBB	HBP	BLK	WP	HR	S	P	ERA	WHIP
28 Andrew Heaney, L ERA: 1.0	1.0		3	0	0	0	1	0	0	0	0	0	0	5	5	0.00	0.000	25 Noé Ramirez, R ERA: 9.1		1.0		5	5	0	0	1	2	0	0	0	0	5	13	0.00	2.000	
64 Félix Peña, R ERA: 7.5	3.0	H	11	1	0	0	2	2	0	0	0	0	0	13	21	0.00	1.000																			
62 Parker Bridwell, R ERA: 18.0	0.2		7	5	5	5	2	0	0	0	0	0	0	11	11	67.50	7.500																			
74 Jake Jewell, R ERA: 5.4	0.1	H	3	2	0	0	0	0	0	0	0	0	0	3	3	0.00	6.000																			

AB 37
R 5
H 10
RBI 5
BB 4
SO 11
LOB 23



Batter	1	2	3	4	5	6	7	8	9	AB	R	H	RBI	BB	SO	LOB	TOP									
9 José Peraza, R OBP: 0.273, SLG: 0.381 66 Alex Blandino, R OBP: 0.353, SLG: 0.333			G4-3			K	G6-3		G6-3	5	1	1	0	0	1	5	Cincinnati Reds @ Chicago White Sox Camelback Ranch, Glendale, AZ Wed Mar 07 2018, 3:07 PM - 6:42 PM EST Att. 3,586 - Overcast - 77 F									
79 Nick Senzel, R OBP: 0.250, SLG: 0.333 78 Brandon Dixon, R OBP: 0.333, SLG: 0.750	SF8		F8			K			F7	3	1	1	1	0	1	0										
19 Joey Votto, L OBP: 0.333, SLG: 0.671 69 Sebastián Elizalde, L OBP: 0.238, SLG: 0.200			F7						L4	4	2	1	0	1	1	2										
43 Scott Schebler, L OBP: 0.571, SLG: 0.895 81 Rosell Herrera, S OBP: 0.198, SLG: 0.733										4	3	4	2	0	0	0										
23 Adam Duvall, R OBP: 0.273, SLG: 0.550 17 Patrick Kivlehan, R OBP: 0.211, SLG: 0.118										3	1	1	1	1	0	1										
15 Dilson Herrera, R OBP: 0.313, SLG: 0.267 67 Joe Hudson, R OBP: 0.333, SLG: 0.500										4	2	3	2	0	0	1										
16 Tucker Barnhart, L OBP: 0.438, SLG: 0.785 82 Chadwick Tromp, R OBP: 0.600, SLG: 0.500										3	1	1	3	1	1	4										
27 Phillip Ervin, R OBP: 0.421, SLG: 0.438 84 Aristides Aquino, R OBP: 0.267, SLG: 0.643										2	0	1	2	1	1	2										
76 Darnell Sweeney, S OBP: 0.273, SLG: 0.118 75 Shed Long Jr., L OBP: 0.263, SLG: 0.294										3	0	0	0	1	1	4										
Inning Stats	R: 5 E: 0 K: 0 S: 8	H: 4 LOB: 2 BB: 3 P: 21	R: 4 E: 0 K: 1 S: 12	H: 4 LOB: 1 BB: 1 P: 20	R: 0 E: 0 K: 0 S: 3	H: 0 LOB: 0 BB: 0 P: 3	R: 0 E: 0 K: 1 S: 6	H: 1 LOB: 2 BB: 1 P: 10	R: 0 E: 0 K: 2 S: 7	H: 0 LOB: 0 BB: 0 P: 7	R: 2 E: 0 K: 2 S: 11	H: 4 LOB: 3 BB: 0 P: 12	R: 1 E: 0 K: 0 S: 3	H: 0 LOB: 0 BB: 1 P: 8	R: 0 E: 0 K: 1 S: 6	H: 1 LOB: 1 BB: 0 P: 7		R: 0 E: 0 K: 0 S: 3	H: 0 LOB: 0 BB: 0 P: 3	1B: 8 2B: 3 3B: 1 HR: 2	SF: 2 SAC: 0 DP: 0 HBP: 1	WP: 2 PB: 1 SB: 2 CS: 0	PA: 48			
PITCHER	IP WLS BF H R ER SO BB IBB HBP BLK WP HR S P ERA WHIP	IP WLS BF H R ER SO BB IBB HBP BLK WP HR S P ERA WHIP	IP WLS BF H R ER SO BB IBB HBP BLK WP HR S P ERA WHIP	IP WLS BF H R ER SO BB IBB HBP BLK WP HR S P ERA WHIP	IP WLS BF H R ER SO BB IBB HBP BLK WP HR S P ERA WHIP	IP WLS BF H R ER SO BB IBB HBP BLK WP HR S P ERA WHIP	IP WLS BF H R ER SO BB IBB HBP BLK WP HR S P ERA WHIP	IP WLS BF H R ER SO BB IBB HBP BLK WP HR S P ERA WHIP	IP WLS BF H R ER SO BB IBB HBP BLK WP HR S P ERA WHIP	IP WLS BF H R ER SO BB IBB HBP BLK WP HR S P ERA WHIP	IP WLS BF H R ER SO BB IBB HBP BLK WP HR S P ERA WHIP	IP WLS BF H R ER SO BB IBB HBP BLK WP HR S P ERA WHIP	IP WLS BF H R ER SO BB IBB HBP BLK WP HR S P ERA WHIP	IP WLS BF H R ER SO BB IBB HBP BLK WP HR S P ERA WHIP	IP WLS BF H R ER SO BB IBB HBP BLK WP HR S P ERA WHIP	IP WLS BF H R ER SO BB IBB HBP BLK WP HR S P ERA WHIP	IP WLS BF H R ER SO BB IBB HBP BLK WP HR S P ERA WHIP	IP WLS BF H R ER SO BB IBB HBP BLK WP HR S P ERA WHIP	IP WLS BF H R ER SO BB IBB HBP BLK WP HR S P ERA WHIP	IP WLS BF H R ER SO BB IBB HBP BLK WP HR S P ERA WHIP	IP WLS BF H R ER SO BB IBB HBP BLK WP HR S P ERA WHIP	IP WLS BF H R ER SO BB IBB HBP BLK WP HR S P ERA WHIP	IP WLS BF H R ER SO BB IBB HBP BLK WP HR S P ERA WHIP	IP WLS BF H R ER SO BB IBB HBP BLK WP HR S P ERA WHIP	IP WLS BF H R ER SO BB IBB HBP BLK WP HR S P ERA WHIP	IP WLS BF H R ER SO BB IBB HBP BLK WP HR S P ERA WHIP

Batter	1	2	3	4	5	6	7	8	9	AB	R	H	RBI	BB	SO	LOB	BOTTOM									
10 Yoán Moncada, S OBP: 0.407, SLG: 0.318 94 Jorge Rondón, R ERA: 10.8									F9	3	2	3	0	1	0	0	Cincinnati Reds @ Chicago White Sox Camelback Ranch, Glendale, AZ Wed Mar 07 2018, 3:07 PM - 6:42 PM EST Att. 3,586 - Overcast - 77 F									
5 Yolmer Sánchez, S OBP: 0.348, SLG: 0.476 88 Patrick Leonard, R OBP: 0.444, SLG: 0.375										4	2	3	3	0	0	1										
30 Nicky Delmonico, L OBP: 0.333, SLG: 0.536 73 Luis Alexander Basabe, R OBP: 0.200, SLG: 0.467										3	1	1	1	0	1	2										
24 Matt Davidson, R OBP: 0.452, SLG: 0.857 62 Casey Gillaspie, S OBP: 0.304, SLG: 0.522										4	1	2	3	0	1	2										
63 Daniel Palka, L OBP: 0.200, SLG: 0.316 77 Micker Adolfo, R OBP: 0.667, SLG: 0.750										4	1	1	1	0	1	3										
7 Tim Anderson, R OBP: 0.292, SLG: 0.435 94 Yeyson Yizarrí, R OBP: 0.500, SLG: 0.500										4	0	2	1	0	0	1										
92 Luis Robert Jr., R OBP: 0.417, SLG: 0.600										4	1	1	4	1	1	2										
49 Ryan Cordell, R OBP: 0.476, SLG: 0.438 32 Jacob May, S OBP: 0.357, SLG: 0.250										3	1	1	0	1	2	1										
36 Kevan Smith, R OBP: 0.333, SLG: 0.357 90 Seby Zavala, R OBP: 0.500, SLG: 0.429										3	0	0	0	0	0	4										
Inning Stats	R: 3 E: 0 K: 0 S: 7	H: 4 LOB: 1 BB: 0 P: 7	R: 2 E: 0 K: 1 S: 7	H: 2 LOB: 0 BB: 0 P: 7	R: 1 E: 0 K: 0 S: 4	H: 1 LOB: 0 BB: 0 P: 4	R: 1 E: 0 K: 2 S: 9	H: 2 LOB: 2 BB: 1 P: 14	R: 0 E: 0 K: 1 S: 5	H: 1 LOB: 3 BB: 2 P: 13	R: 2 E: 0 K: 0 S: 5	H: 2 LOB: 1 BB: 0 P: 7	R: 0 E: 0 K: 2 S: 8	H: 1 LOB: 1 BB: 0 P: 8	R: 5 E: 0 K: 0 S: 6	H: 3 LOB: 0 BB: 2 P: 14		R: 0 E: 0 K: 0 S: 6	H: 0 LOB: 0 BB: 0 P: 14	1B: 11 2B: 1 3B: 0 HR: 4	SF: 1 SAC: 0 DP: 0 HBP: 0	WP: 2 PB: 0 SB: 1 CS: 0	PA: 44			
PITCHER	IP WLS BF H R ER SO BB IBB HBP BLK WP HR S P ERA WHIP	IP WLS BF H R ER SO BB IBB HBP BLK WP HR S P ERA WHIP	IP WLS BF H R ER SO BB IBB HBP BLK WP HR S P ERA WHIP	IP WLS BF H R ER SO BB IBB HBP BLK WP HR S P ERA WHIP	IP WLS BF H R ER SO BB IBB HBP BLK WP HR S P ERA WHIP	IP WLS BF H R ER SO BB IBB HBP BLK WP HR S P ERA WHIP	IP WLS BF H R ER SO BB IBB HBP BLK WP HR S P ERA WHIP	IP WLS BF H R ER SO BB IBB HBP BLK WP HR S P ERA WHIP	IP WLS BF H R ER SO BB IBB HBP BLK WP HR S P ERA WHIP	IP WLS BF H R ER SO BB IBB HBP BLK WP HR S P ERA WHIP	IP WLS BF H R ER SO BB IBB HBP BLK WP HR S P ERA WHIP	IP WLS BF H R ER SO BB IBB HBP BLK WP HR S P ERA WHIP	IP WLS BF H R ER SO BB IBB HBP BLK WP HR S P ERA WHIP	IP WLS BF H R ER SO BB IBB HBP BLK WP HR S P ERA WHIP	IP WLS BF H R ER SO BB IBB HBP BLK WP HR S P ERA WHIP	IP WLS BF H R ER SO BB IBB HBP BLK WP HR S P ERA WHIP	IP WLS BF H R ER SO BB IBB HBP BLK WP HR S P ERA WHIP	IP WLS BF H R ER SO BB IBB HBP BLK WP HR S P ERA WHIP	IP WLS BF H R ER SO BB IBB HBP BLK WP HR S P ERA WHIP	IP WLS BF H R ER SO BB IBB HBP BLK WP HR S P ERA WHIP	IP WLS BF H R ER SO BB IBB HBP BLK WP HR S P ERA WHIP	IP WLS BF H R ER SO BB IBB HBP BLK WP HR S P ERA WHIP	IP WLS BF H R ER SO BB IBB HBP BLK WP HR S P ERA WHIP	IP WLS BF H R ER SO BB IBB HBP BLK WP HR S P ERA WHIP	IP WLS BF H R ER SO BB IBB HBP BLK WP HR S P ERA WHIP	IP WLS BF H R ER SO BB IBB HBP BLK WP HR S P ERA WHIP

AB	39
R	12
H	14
RBI	12
BB	6
SO	7
LOB	21



AB	37
R	13
H	16
RBI	14
BB	5
SO	6
LOB	18



Batter	1	2	3	4	5	6	7	8	9	AB	R	H	RBI	BB	SO	LOB	TOP				
3 Delino DeShields, R OBP: 0.464, SLG: 0.500 Carlos Tocci, R OBP: 0.250, SLG: 0.261	1-0 G4-6-3 17 BB 1B		X 0-0 E6			X 0-0 G4-3		X 0-0 E6		3	0	1	0	0	0	1					
17 Shin-Soo Choo, L OBP: 0.476, SLG: 0.667 15 Curt Casali, R OBP: 0.200, SLG: 0.111	4-0 G4-6-3 19 BB 1-2 BB		X 0-0 G4-3			X 0-0 G4-3		X 0-1 P3		2	0	0	1	1	0	2					
19 Jurickson Profar, S OBP: 0.320, SLG: 0.375	0-0 G4-6-3 1-2 2-3			X 0-0 L7		X 0-0 F9		X 0-0 P2		4	0	0	0	0	0	4					
16 Ryan Rua, R OBP: 0.290, SLG: 0.556	0-0 P3			X 0-0 P4			X 0-0 G5-4-3 1B		X 0-0 F9	4	0	1	0	0	0	1					
Trevor Plouffe, R OBP: 0.286, SLG: 0.462 55 Preston Beck, L OBP: 0.400, SLG: 1.000		X 0-0 G6-3		X 0-3 K		X 0-0 G5-4-3		X 0-3 K		3	0	0	0	0	1	1					
61 Robinson Chirinos, R OBP: 0.400, SLG: 0.714 73 Isiah Kiner-Falefa, R OBP: 0.250, SLG: 0.467		X 0-3 K			X 0-3 K		X 0-0 G6-3		X 0-3 K	3	0	0	0	0	2	0					
18 Drew Robinson, L OBP: 0.353, SLG: 0.407		X 0-0 G3			X 0-0 G4-3			X 1-0 98 HR HBP		2	1	0	0	0	0	0					
2 Hanser Alberto, R OBP: 0.143, SLG: 0.167 98 Luis Marté, R OBP: 0.417, SLG: 0.667			X 0-0 G6-3		X 0-0 G6-3			X 2-2 HR		2	0	0	0	0	0	0					
20 Darwin Barney, R OBP: 0.250, SLG: 0.263 80 Christian Lopes, R OBP: 0.174, SLG: 0.143			X 0-0 G4-3			X 0-0 G4-3 3 17 G4-3 2B		X 0-3 K		2	0	1	0	0	0	0					
Inning Stats	R: 0 E: 0 K: 0 S: 3	H: 1 LOB: 1 BB: 1 P: 8	R: 0 E: 0 K: 1 S: 5	H: 0 LOB: 0 BB: 0 P: 5	R: 0 E: 1 K: 0 S: 4	H: 0 LOB: 1 BB: 0 P: 4	R: 0 E: 0 K: 1 S: 5	H: 0 LOB: 0 BB: 0 P: 5	R: 1 E: 0 K: 0 S: 4	H: 1 LOB: 1 BB: 0 P: 4	R: 0 E: 0 K: 0 S: 3	H: 1 LOB: 0 BB: 0 P: 3	R: 2 E: 1 K: 1 S: 10	H: 1 LOB: 1 BB: 0 P: 13	R: 0 E: 0 K: 2 S: 7	H: 0 LOB: 0 BB: 0 P: 7	1B: 2 2B: 1 3B: 0 HR: 1	SF: 0 SAC: 0 DP: 2 HBP: 1	WP: 0 PB: 0 SB: 1 CS: 0	PA: 33	
PITCHER	IP WLS BF H R ER SO BB IBB HBP BLK WP HR S P ERA WHIP	3.0 W 11 1 0 0 1 1 0 0 0 0 0 12 17 0.00 0.667	3.0 H 10 1 1 1 2 0 0 0 0 0 0 14 14 3.00 0.333	1.0 3 1 0 0 0 0 0 0 0 0 0 3 3 0.00 1.000	0.2 5 1 2 2 1 0 0 1 0 0 1 9 12 27.00 1.500	1.1 S 4 0 0 0 2 0 0 0 0 0 0 8 8 0.00 0.000															

Texas Rangers @ Cincinnati Reds
Goodyear Ballpark, Goodyear, AZ
Fri Mar 09 2018, 8:08 PM - 10:43 PM EST
Att: 5,669 - Clear - 80 F

AB	31
R	3
H	4
RBI	3
BB	1
SO	6
LOB	10



Batter	1	2	3	4	5	6	7	8	9	AB	R	H	RBI	BB	SO	LOB	BOTTOM			
6 Billy Hamilton, S OBP: 0.261, SLG: 0.111	4-0 7 HR BB		X 0-0 F9		X 0-0 B3-4		X 0-3 K2-3			2	1	0	0	1	0	2				
7 Eugenio Suárez, R OBP: 0.440, SLG: 0.857 79 Nick Senzel, R OBP: 0.235, SLG: 0.313	3-2 1-H HR		X 3-1 HR		X 0-0 P2		X 0-0 F9			3	2	2	3	0	0	0				
19 Joey Votto, L OBP: 0.240, SLG: 0.059 69 Sebastián Elizalde, L OBP: 0.273, SLG: 0.238	0-0 F7		X 0-0 G4-3		X 0-3 K		X 0-0 1B			3	0	0	0	0	1	0				
3 Scotter Gennett, L OBP: 0.348, SLG: 0.400 78 Brandon Dixon, R OBP: 0.360, SLG: 0.750	0-0 G3-1		X 1-0 43 HBP 9 SF7 1B		X 0-0 G3		X 0-0 E6			2	1	0	0	0	0	0				
23 Adam Duvall, R OBP: 0.280, SLG: 0.522 68 Mason Williams, L OBP: 0.304, SLG: 0.455	0-2 K		X 0-0 43 HBP 1B		X 0-0 G5-3		X 0-0 F9			3	0	1	0	0	1	0				
43 Scott Schebler, L OBP: 0.583, SLG: 0.850 33 Jesse Winker, L OBP: 0.400, SLG: 0.619		X 0-3 K		X 1-0 1-2 2-3 HBP		X 4-0 16 HR 16 E BB		X 0-0 F7		1	1	0	0	1	1	0				
9 José Peraza, R OBP: 0.348 46 Phil Gosselin, R OBP: 0.318, SLG: 0.333		X 0-3 K		X 0-0 SF7		X 0-3 K		X 0-0 G5-3		2	0	0	1	0	2	1				
16 Tucker Barnhart, L OBP: 0.474, SLG: 0.941 82 Chadwick Tromp, R OBP: 0.500, SLG: 0.400		X 0-0 2 BB 1B		X 3-H L7		X 1 SAFE 1-H HR		X 0-0 G1-3		3	1	2	2	0	0	2				
2 Ben Revere, L OBP: 0.273, SLG: 0.400		X 4-0 BB		X 0-3 K		X 0-0 F8				2	0	0	0	1	1	0				
Inning Stats	R: 2 E: 0 K: 1 S: 8	H: 1 LOB: 0 BB: 1 P: 15	R: 0 E: 0 K: 2 S: 8	H: 1 LOB: 2 BB: 1 P: 12	R: 2 E: 0 K: 0 S: 6	H: 2 LOB: 0 BB: 0 P: 11	R: 0 E: 0 K: 1 S: 5	H: 0 LOB: 0 BB: 0 P: 5	R: 0 E: 1 K: 2 S: 10	H: 1 LOB: 0 BB: 1 P: 14	R: 0 E: 1 K: 0 S: 4	H: 1 LOB: 1 BB: 0 P: 4	R: 0 E: 0 K: 0 S: 3	H: 0 LOB: 0 BB: 0 P: 3	R: 0 E: 0 K: 2 S: 7	H: 0 LOB: 0 BB: 0 P: 7	1B: 3 2B: 0 3B: 0 HR: 3	SF: 1 SAC: 0 DP: 0 HBP: 2	WP: 0 PB: 0 SB: 0 CS: 0	PA: 35
PITCHER	IP WLS BF H R ER SO BB IBB HBP BLK WP HR S P ERA WHIP	2.0 L 10 2 2 2 1 0 0 0 0 0 1 11 16 9.00 2.000	2.0 10 2 2 2 1 0 0 0 0 0 0 1 11 16 9.00 1.000	1.0 3 0 0 0 1 0 0 0 0 0 0 5 5 0.00 0.000	1.0 5 1 2 2 2 1 0 0 0 0 1 10 14 18.00 2.000	1.0 4 1 0 0 0 0 0 0 0 0 0 4 4 0.00 1.000														

Texas Rangers @ Cincinnati Reds
Goodyear Ballpark, Goodyear, AZ
Fri Mar 09 2018, 8:08 PM - 10:43 PM EST
Att: 5,669 - Clear - 80 F

AB	29
R	6
H	6
RBI	6
BB	3
SO	7
LOB	6



Batter	1	2	3	4	5	6	7	8	9	AB	R	H	RBI	BB	SO	LOB	TOP																			
9 Dee Strange-Gordon, L OBP: 0.385, SLG: 0.848 70 Ian Miller, R OBP: 0.316, SLG: 0.300	K2-3		K			G4-3				3	1	1	0	0	2	0																				
17 Mitch Haniger, R 73 Braden Bishop, R OBP: 0.391, SLG: 0.524	K			G5-3		K	G5-3			3	0	0	0	0	2	1																				
15 Kyle Seager, L OBP: 0.348, SLG: 0.364 71 Zach Vincej, R OBP: 0.182, SLG: 0.182	G3-1			G3-1		BB		F9		2	1	0	0	1	0	0																				
6 Mike Ford, L OBP: 0.313, SLG: 0.407 90 Zach Shank, R 59 Matt Hague, R OBP: 0.294, SLG: 0.438		2B		K		BB		1B		3	0	2	2	0	1	0																				
5 Guillermo Heredia, R OBP: 0.636, SLG: 0.500 72 Andrew Apin, L OBP: 0.444, SLG: 0.167		BB		BB		BB		BB		0	0	0	0	2	0	0																				
10 Mike Marijans, R OBP: 0.421, SLG: 0.429 20 Daniel Vogelbach, L OBP: 0.630, SLG: 1.050	K			K		BB		BB		0	1	0	0	2	0	0																				
1 Gordon Beckham, R OBP: 0.517, SLG: 0.667	K			L9		G6-3				4	0	0	0	0	2	4																				
21 Taylor Motter, R OBP: 0.258, SLG: 0.400				G6-3		K		1B		4	0	1	0	0	1	2																				
4 Tuffy Gosewisch, R OBP: 0.063, SLG: 0.250 36 David Freitas, R OBP: 0.200, SLG: 0.200				K		K		K		3	0	0	0	0	3	1																				
Inning Stats	R: 0 H: 0 E: 0 K: 2 S: 7	H: 0 LOB: 0 BB: 0 P: 7	R: 0 H: 1 E: 0 K: 2 S: 7	LOB: 1 BB: 1 P: 11	R: 0 H: 0 E: 0 K: 2 S: 7	LOB: 0 BB: 0 P: 7	R: 0 H: 0 E: 0 K: 1 S: 5	LOB: 0 BB: 0 P: 5	R: 0 H: 0 E: 0 K: 2 S: 7	LOB: 2 BB: 1 P: 12	R: 5 H: 3 E: 0 K: 2 S: 10	H: 3 LOB: 1 BB: 2 P: 18	R: 0 H: 1 E: 0 K: 1 S: 6	LOB: 1 BB: 0 P: 6	R: 0 H: 1 E: 0 K: 0 S: 3	LOB: 1 BB: 1 P: 7	R: 0 H: 0 E: 0 K: 1 S: 5	LOB: 0 BB: 0 P: 5	1B: 3 2B: 3 3B: 0 HR: 1	SF: 0 SAC: 0 DP: 2 HBP: 0	WP: 1 PB: 1 SB: 1 CS: 2	PA: 36														
PITCHER	IP	WLS	BF	H	R	ER	SO	BB	IBB	HBP	BLK	WP	HR	S	P	ERA	WHIP	PITCHER		IP	WLS	BF	H	R	ER	SO	BB	IBB	HBP	BLK	WP	HR	S	P	ERA	WHIP
47 Sal Romano, R ERA: 3.0	4.0		13	1	0	0	7	1	0	0	0	1	0	26	30	0.00	0.500	52 Vance Worley, R ERA: 11.81		1.0		3	0	0	0	1	0	0	0	0	0	5	5	0.00	0.000	
26 Raisel Iglesias, R ERA: 5.4	1.0	H	4	0	0	0	2	1	0	0	0	0	0	7	12	0.00	1.000																			
37 David Hernandez, R ERA: 9.82	0.2	L	5	2	3	3	2	1	0	0	0	0	0	8	12	40.50	4.500																			
53 Wandy Peralta, L ERA: 11.57	1.1		7	2	2	2	1	1	0	0	0	0	0	8	12	13.50	2.250																			
61 Kevin Quackenbush, R ERA:	1.0		4	1	0	0	0	1	0	0	0	0	0	3	7	0.00	2.000																			

Seattle Mariners @ Cincinnati Reds
Goodyear Ballpark, Goodyear, AZ
Sat Mar 10 2018, 8:06 PM - 10:45 PM EST
Att. 6,302 - Overcast - 64 F

AB 31
R 5
H 6
RBI 5
BB 5
SO 13
LOB 15



Batter	1	2	3	4	5	6	7	8	9	AB	R	H	RBI	BB	SO	LOB	BOTTOM																			
79 Nick Senzel, R OBP: 0.250, SLG: 0.368 69 Sebastián Elizalde, L OBP: 0.304, SLG: 0.273	F8					G6-3				3	0	1	0	0	0	0																				
46 Phil Gosselin, R OBP: 0.280, SLG: 0.292 21 Tyler Goeddel, R	K			K		G6-3		1B		3	0	0	0	0	2	2																				
19 Joey Votto, L OBP: 0.333, SLG: 0.056 6 Blake Trahan, R	BB					G4-3				1	1	0	0	2	0	0																				
39 Devin Mesoraco, R OBP: 0.333, SLG: 0.550 12 Brian O'Grady, L OBP: 0.697, SLG: 2.000	HR					G6-3				3	1	1	2	0	0	3																				
17 Patrick Kivlehan, R OBP: 0.182, SLG: 0.100 15 Dilson Herrera, R OBP: 0.270, SLG: 0.235	K			L8						2	0	0	0	0	1	0																				
33 Jesse Winker, L OBP: 0.407, SLG: 0.652 66 Alex Blandino, R OBP: 0.368, SLG: 0.353				F7						2	0	1	0	0	0	0																				
27 Phillip Ervin, R OBP: 0.333, SLG: 0.333 60 Tony Cruz, R OBP: 0.250, SLG: 0.273				F7						1	0	1	0	0	0	1																				
81 Rosell Herrera, S OBP: 0.190, SLG: 0.690 78 Brandon Dixon, R OBP: 0.346, SLG: 0.720						G5-3				2	0	0	0	0	1	0																				
68 Mason Williams, L OBP: 0.320, SLG: 0.458 76 Darnell Sweeney, S OBP: 0.250, SLG: 0.105						K				2	0	1	0	0	1	0																				
Inning Stats	R: 2 H: 1 E: 0 K: 2 S: 10	H: 1 LOB: 1 BB: 1 P: 16	R: 0 H: 1 E: 0 K: 1 S: 5	LOB: 0 BB: 0 P: 6	R: 0 H: 2 E: 0 K: 1 S: 6	LOB: 2 BB: 1 P: 10	R: 0 H: 0 E: 0 K: 0 S: 3	LOB: 0 BB: 0 P: 3	R: 0 H: 0 E: 0 K: 0 S: 3	LOB: 0 BB: 0 P: 3	R: 0 H: 1 E: 0 K: 0 S: 3	LOB: 1 BB: 0 P: 3	R: 0 H: 1 E: 0 K: 2 S: 8	LOB: 1 BB: 0 P: 8	R: 0 H: 0 E: 0 K: 0 S: 3	LOB: 0 BB: 0 P: 3	1B: 3 2B: 3 3B: 0 HR: 1	SF: 0 SAC: 0 DP: 2 HBP: 0	WP: 0 PB: 0 SB: 0 CS: 0	PA: 32																
PITCHER	IP	WLS	BF	H	R	ER	SO	BB	IBB	HBP	BLK	WP	HR	S	P	ERA	WHIP	PITCHER		IP	WLS	BF	H	R	ER	SO	BB	IBB	HBP	BLK	WP	HR	S	P	ERA	WHIP
37 Ariel Miranda, L ERA:	3.0		13	4	2	2	4	2	0	0	0	0	1	21	32	6.00	2.000	53 Dan Altavilla, R ERA:		1.0		3	0	0	0	0	0	0	0	0	0	0	0	0	0	0
25 Marc Rzepczynski, L ERA: 4.5	1.0	W	3	0	0	0	1	0	0	0	0	0	0	5	5	0.00	0.000	56 Christian Bergman, R ERA: 7.5		3.0	H	10	2	0	0	2	0	0	0	0	0	0	0	0	0	
75 Art Warren, R ERA:	1.0	S	3	0	0	0	0	0	0	0	0	0	0	3	3	0.00	0.000																			

Seattle Mariners @ Cincinnati Reds
Goodyear Ballpark, Goodyear, AZ
Sat Mar 10 2018, 8:06 PM - 10:45 PM EST
Att. 6,302 - Overcast - 64 F

AB 30
R 2
H 6
RBI 2
BB 2
SO 7
LOB 8



Batter	1	2	3	4	5	6	7	8	9	AB	R	H	RBI	BB	SO	LOB	TOP			
6 Billy Hamilton, S OBP: 0.231, SLG: 0.048 27 Phillip Ervin, R OBP: 0.346, SLG: 0.391										3	1	1	0	0	0	3	Cincinnati Reds @ Seattle Mariners Peoria Stadium, Peoria, AZ Sun Mar 11 2018, 4:11 PM - 7:19 PM EDT Att: 8,499 - Partly Cloudy - 72 F			
7 Eugenio Suárez, R OBP: 0.429, SLG: 0.792 66 Alex Blandino, R OBP: 0.381, SLG: 0.368										3	0	1	0	0	0	0				
19 Joey Votto, L OBP: 0.333, SLG: 0.095 60 Tony Cruz, R OBP: 0.286, SLG: 0.538										3	1	1	0	0	0	2				
3 Scooter Gennett, L OBP: 0.385, SLG: 0.435 78 Brandon Dixon, R OBP: 0.357, SLG: 0.704										3	0	2	1	0	0	1				
23 Adam Duvall, R OBP: 0.286, SLG: 0.500 17 Patrick Kivlehan, R OBP: 0.269, SLG: 0.095										3	0	1	1	0	0	3				
43 Scott Schebler, L OBP: 0.519, SLG: 0.739 69 Sebastián Elizalde, L OBP: 0.320, SLG: 0.292										3	0	0	0	0	1	3				
9 José Peraza, R OBP: 0.286, SLG: 0.385 76 Darnell Sweeney, S OBP: 0.231, SLG: 0.095										3	0	2	0	0	0	0				
16 Tucker Barnhart, L OBP: 0.500, SLG: 0.900 67 Joe Hudson, R OBP: 0.222, SLG: 0.333										3	0	2	0	0	0	0				
2 Ben Revere, L OBP: 0.286, SLG: 0.385 81 Rosell Herrera, S OBP: 0.227, SLG: 0.600										3	0	1	0	0	1	4				
Inning Stats	R: 1 E: 0 K: 0 S: 5	H: 3 LOB: 1 BB: 0 P: 5	R: 0 E: 0 K: 1 S: 7	H: 2 LOB: 2 BB: 0 P: 7	R: 1 E: 1 K: 0 S: 5	H: 1 LOB: 1 BB: 0 P: 6	R: 0 E: 0 K: 0 S: 4	H: 1 LOB: 1 BB: 0 P: 4	R: 0 E: 0 K: 1 S: 6	H: 2 LOB: 1 BB: 0 P: 6	R: 0 E: 0 K: 1 S: 6	H: 1 LOB: 1 BB: 0 P: 6	R: 0 E: 0 K: 2 S: 7	H: 0 LOB: 0 BB: 0 P: 7	R: 4 E: 0 K: 2 S: 12	H: 4 LOB: 2 BB: 1 P: 19		1B: 14 2B: 1 3B: 0 HR: 1	SF: 0 SAC: 0 DP: 2 HBP: 1	WP: 0 PB: 0 SB: 1 CS: 0
PITCHER	IP WLS BF H R ER SO BB IBB HBP BLK WP HR S P ERA WHIP	8 Mike Leake, R ERA: 2.7	4.1 21 8 2 1 1 0 0 0 0 0 0 0 0 2.08 1.846	60 Chasen Bradford, R ERA: 1.59	0.2 H 3 1 0 0 0 0 0 0 0 0 0 3 3 0.00 1.500	35 David Phelps, R ERA: 18.0	1.0 H 4 2 0 0 1 0 0 0 0 0 0 6 6 0.00 2.000	61 Casey Lawrence, R ERA: 1.13	2.0 H 7 1 0 0 3 0 0 0 0 0 0 13 13 0.00 0.500	64 Mike Morin, R ERA: 14.54	0.1 L 7 4 4 4 1 1 0 1 0 0 0 1 8 15 108.00 15.000	PITCHER	IP WLS BF H R ER SO BB IBB HBP BLK WP HR S P ERA WHIP	43 Shawn Armstrong, R (9, 1) ERA: 1.69	0.2 2 2 0 0 0 0 0 0 0 0 0 0 0 0 0.00 0.000					

Batter	1	2	3	4	5	6	7	8	9	AB	R	H	RBI	BB	SO	LOB	BOTTOM					
51 Ichiro Suzuki, L OBP: 0.500, SLG: 0.500										3	0	0	0	0	2	1	Cincinnati Reds @ Seattle Mariners Peoria Stadium, Peoria, AZ Sun Mar 11 2018, 4:11 PM - 7:19 PM EDT Att: 8,499 - Partly Cloudy - 72 F					
2 Jean Segura, R OBP: 0.407, SLG: 0.682 71 Zach Vincej, R OBP: 0.154, SLG: 0.154										2	1	2	0	1	0	0						
22 Robinson Cano, L OBP: 0.409, SLG: 0.550 85 Danny Muno, S OBP: 0.412, SLG: 0.500										1	0	0	0	0	0	1						
20 Daniel Vogelbach, L OBP: 0.613, SLG: 0.957 84 Evan White, R OBP: 0.250, SLG: 0.167										3	0	1	1	1	0	2						
17 Mitch Haniger, R OBP: 0.345, SLG: 0.444 90 Zach Shank, R OBP: 0.250, SLG: 0.387										3	0	0	0	0	3	4						
6 Mike Ford, L OBP: 0.306, SLG: 0.367										3	0	0	0	1	0	0						
3 Mike Zunino, R OBP: 0.320, SLG: 0.364 10 Mike Marjama, R OBP: 0.400, SLG: 0.400										2	1	2	2	1	0	0						
5 Guillermo Heredia, R OBP: 0.500, SLG: 0.333 57 John Andreoli, R OBP: 0.346, SLG: 0.227										3	0	0	0	0	0	4						
7 Andrew Romine, S OBP: 0.345, SLG: 0.444 21 Taylor Motter, R OBP: 0.250, SLG: 0.387										3	0	1	1	0	0	0						
Inning Stats	R: 0 E: 0 K: 2 S: 7	H: 0 LOB: 2 BB: 2 P: 15	R: 1 E: 0 K: 0 S: 5	H: 1 LOB: 1 BB: 1 P: 10	R: 2 E: 1 K: 1 S: 8	H: 2 LOB: 2 BB: 1 P: 12	R: 0 E: 0 K: 2 S: 8	H: 1 LOB: 1 BB: 0 P: 8	R: 0 E: 0 K: 0 S: 3	H: 0 LOB: 0 BB: 0 P: 5	R: 0 E: 0 K: 0 S: 3	H: 1 LOB: 0 BB: 0 P: 3	R: 1 E: 0 K: 2 S: 9	H: 2 LOB: 1 BB: 0 P: 9	R: 0 E: 0 K: 0 S: 3	H: 0 LOB: 0 BB: 0 P: 3		R: 1 E: 0 K: 1 S: 7	H: 3 LOB: 2 BB: 0 P: 7	1B: 7 2B: 3 3B: 0 HR: 0	SF: 0 SAC: 0 DP: 1 HBP: 0	WP: 1 PB: 0 SB: 2 CS: 0
PITCHER	IP WLS BF H R ER SO BB IBB HBP BLK WP HR S P ERA WHIP	29 Brandon Finnegan, L ERA: 3.98	1.1 2 8 1 1 1 1 2 0 0 0 0 1 0 9 18 5.40 1.800	51 Kyle Crockett, L ERA: 3.0	1.2 B 8 1 1 1 1 2 0 0 0 0 1 0 9 18 5.40 1.800	48 Jared Hughes, R ERA: 1.8	1.0 B 7 2 2 0 1 1 0 0 0 0 0 0 8 12 0.00 3.000	41 Kevin Shackelford, R ERA: 3.6	1.0 4 1 0 0 2 0 0 0 0 0 0 8 8 0.00 1.000	21 Michael Lorenzen, R ERA: 9.45	3.0 11 3 1 1 3 0 0 0 0 0 0 17 17 3.00 1.000	PITCHER	IP WLS BF H R ER SO BB IBB HBP BLK WP HR S P ERA WHIP	77 Dylan Floro, R (8, 1) ERA: 3.0	2.0 W 8 3 1 1 1 0 0 0 0 0 0 10 10 4.50 1.500							

Batter	1	2	3	4	5	6	7	8	9	AB	R	H	RBI	BB	SO	LOB	TOP								
33 Jesse Winker, L (1.9) OBP: 0.400, SLG: 0.600 17 Patrick Kivlahan, R (6.9) OBP: 0.269, SLG: 0.182	4-0 79 FC5-4 BB		0-0 F9		0-0 F7		0-0 66 1B 2B		4-0 66 PO BB	2	0	0	0	1	0	2	<p>Cincinnati Reds @ Los Angeles Angels</p> <p>Tempe Diablo Stadium, Tempe, AZ</p> <p>Mon Mar 12 2018, 4:10 PM - 6:43 PM EDT</p> <p>Att: 6,376 - Sunny - 81 F</p>								
79 Nick Senzel, R (1.5) OBP: 0.281, SLG: 0.364 66 Alex Blandino, R (6.5) OBP: 0.409, SLG: 0.400	0-0 FC5-4 19 CS 1-2		0-0 23 SF8 19 BB 1B		0-0 F9		0-0 2H 1B		0-0 PO 1-2	3	0	1	1	0	0	1									
19 Joey Votto, L (1.3) OBP: 0.364, SLG: 0.091 78 Brandon Dixon, R (6.3) OBP: 0.345, SLG: 0.679	1-3 K 1-2		0-0 BB		4-0 23 FC6-4 BB		0-0 F9			1	0	0	0	2	1	1									
23 Adam Duval, R (1.10) OBP: 0.290, SLG: 0.500 60 Sebastian Eliazalde, L (8.10) OBP: 0.346, SLG: 0.320		0-0 68 G6-4-3 1B		0-0 SF8 2-3 3-H		0-0 FC6-4 1-2			0-0 60 G6-3 81 G3 1B	2	0	1	1	0	0	1									
68 Mason Williams, L (1.7) OBP: 0.286, SLG: 0.407 81 Rosell Herrera, S (6.7) OBP: 0.217, SLG: 0.571	0-0 G6-4-3 1-2		0-0 F7		0-0 G4-3		0-0 G3		0-0 G3	3	0	0	0	0	0	3									
39 Devin Mesoraco, R (1.2) OBP: 0.370, SLG: 0.545 60 Tony Cruz, R (7.2) OBP: 0.267, SLG: 0.500	4-0 9 WP BB				0-0 F9		0-0 G6-3		0-0 G6-3 2-3	2	0	1	0	1	0	0									
9 José Peraza, R (1.6) OBP: 0.258, SLG: 0.345 76 Darnell Sweeney, S (6.6) OBP: 0.222, SLG: 0.091	1-0 G4-3 1-2				0-0 P4		0-0 F9		0-3 K	3	0	0	0	0	0	2									
6 Billy Hamilton, S (1.8) OBP: 0.276, SLG: 0.087 27 Phillip Ervin, R (7.8) OBP: 0.333, SLG: 0.375			4-0 33 F9 79 1B 4 WP BB		0-3 K		0-0 4 CS 1B		0-3 K	2	1	1	0	1	1	1									
4 Cliff Pennington, S (1.4) OBP: 0.280, SLG: 0.182 46 Phil Gosselin, R (7.4) OBP: 0.269, SLG: 0.290			4-0 79 1B 23 SF8 BB		0-0 F8		0-1 G4-3 1-2		0-0 L5	2	1	0	0	1	0	2									
Inning Stats	R: 0 E: 0 K: 1 S: 4	H: 0 LOB: 0 BB: 1 P: 9	R: 0 E: 0 K: 0 S: 3	H: 1 LOB: 1 BB: 1 P: 8	R: 2 E: 0 K: 0 S: 4	H: 1 LOB: 2 BB: 3 P: 16	R: 0 E: 0 K: 1 S: 6	H: 1 LOB: 1 BB: 0 P: 6	R: 0 E: 0 K: 0 S: 3	H: 0 LOB: 0 BB: 0 P: 3	R: 1 E: 0 K: 0 S: 6	H: 3 LOB: 1 BB: 0 P: 6	R: 0 E: 0 K: 1 S: 6	H: 1 LOB: 1 BB: 0 P: 6	R: 0 E: 0 K: 1 S: 4	H: 0 LOB: 0 BB: 1 P: 8	1B: 6 2B: 1 3B: 0 HR: 0	SF: 1 SAC: 0 DP: 1 HBP: 0	WP: 2 PB: 0 SB: 0 CS: 2	PA: 38					
PITCHER	IP	WLS	BF	H	R	ER	SO	BB	IBB	HBP	BLK	WP	HR	S	P	ERA	WHIP								
43 Garrett Richards, R (1.1) ERA: 2.94	3.2	W	17	3	2	2	2	5	0	0	0	2	0	16	38	4.91	2.182								
45 John Lamb, L (4.1) ERA: 3.24	2.1	H	8	0	0	0	0	1	0	0	0	0	0	7	11	0.00	0.429								
46 Blake Wood, R (7.1) ERA: 9.53	1.0	H	5	3	1	1	0	0	0	0	0	0	0	6	6	9.00	3.000								
33 Jim Johnson, R (8.1) ERA: 3.0	1.0	H	4	1	0	0	1	0	0	0	0	0	0	6	6	0.00	1.000								
47 Ian Krol, L (9.1) ERA: 4.26	1.0	S	3	0	0	0	1	1	0	0	0	0	0	4	8	0.00	1.000								

Batter	1	2	3	4	5	6	7	8	9	AB	R	H	RBI	BB	SO	LOB	BOTTOM								
3 Ian Kinsler, R (1.4) OBP: 0.500, SLG: 0.619 37 Rymer Liriano, R (7.9) OBP: 0.344, SLG: 0.321	0-0 HR		0-0 27 1B 8 FC5 1B		0-0 G5-3		0-3 K			3	2	2	1	0	0	1	<p>Cincinnati Reds @ Los Angeles Angels</p> <p>Tempe Diablo Stadium, Tempe, AZ</p> <p>Mon Mar 12 2018, 4:10 PM - 6:43 PM EDT</p> <p>Att: 6,376 - Sunny - 81 F</p>								
27 Mike Trout, R (1.8) OBP: 0.385, SLG: 0.381 54 Jabari Blash, R (7.7) OBP: 0.211, SLG: 0.471	4-0 8 G5-3 5 2B BB		0-0 5 WP 8 FC5 5 G5-3 1B		0-0 G5-3		0-0 P3		0-0 P3	2	2	1	0	1	0	0									
8 Justin Upton, R (1.7) OBP: 0.308, SLG: 0.583 51 Colin Walsh, S (7.6) OBP: 0.414, SLG: 0.692	0-0 G5-3 1-2		0-0 FC5 5 G5-3 56 1B 1-2 3-H		0-0 P6		0-0 1B		0-0 1B	3	0	0	1	0	0	2									
5 Albert Pujols, R (1.3) OBP: 0.222, SLG: 0.296 22 Kaleb Cowart, S (7.4) OBP: 0.209, SLG: 0.240	0-0 56 G4-3 2H 2B		0-0 G5-3 1-2 2H		0-0 G5-3		0-0 F7		0-0 F7	3	0	2	2	0	0	1									
56 Kole Calhoun, L (1.9) OBP: 0.500, SLG: 0.619 83 José Miguel Fernández, L (6.5) OBP: 0.365, SLG: 0.500	0-0 G4-3		0-0 2H 1B		0-0 G6-3		0-3 K		0-3 K	3	0	1	0	0	0	2									
7 Zack Cozart, R (1.5) OBP: 0.250, SLG: 0.261 9 Eric Young Jr., S (6.1) OBP: 0.333, SLG: 0.433	0-0 G6-3		0-0 F9				0-0 44 FC1-6 1B		0-0 F9	3	0	1	0	0	0	2									
17 Shohei Ohtani, L (1.10) OBP: 0.238, SLG: 0.111		0-0 G6-3		0-0 G6-3		0-0 F7		0-3 K	4	0	0	0	0	1	1										
44 René Rivera, R (1.2) OBP: 0.417, SLG: 0.652 58 Carlos Pérez, R (8.2) OBP: 0.250, SLG: 0.400		0-3 K		0-3 K		0-0 FC1-6 1-2			3	0	0	0	0	0	0	0									
86 David Fletcher, R (1.6) OBP: 0.444, SLG: 0.438 31 Chris Carter, R (6.1) OBP: 0.345, SLG: 0.583		0-0 G5-3		0-0 1B		0-0 F8			2	0	1	0	0	0	0	0									
Inning Stats	R: 2 E: 0 K: 0 S: 5	H: 2 LOB: 1 BB: 1 P: 9	R: 0 E: 0 K: 1 S: 5	H: 0 LOB: 0 BB: 0 P: 5	R: 2 E: 0 K: 0 S: 6	H: 3 LOB: 1 BB: 0 P: 7	R: 0 E: 0 K: 1 S: 6	H: 1 LOB: 1 BB: 0 P: 6	R: 0 E: 0 K: 0 S: 4	H: 1 LOB: 1 BB: 0 P: 4	R: 0 E: 0 K: 0 S: 6	H: 1 LOB: 1 BB: 0 P: 6	R: 0 E: 0 K: 2 S: 7	H: 0 LOB: 0 BB: 0 P: 7	R: 0 E: 0 K: 1 S: 4	H: 0 LOB: 0 BB: 1 P: 8	1B: 6 2B: 2 3B: 0 HR: 1	SF: 0 SAC: 0 DP: 0 HBP: 0	WP: 1 PB: 0 SB: 0 CS: 0	PA: 34					
PITCHER	IP	WLS	BF	H	R	ER	SO	BB	IBB	HBP	BLK	WP	HR	S	P	ERA	WHIP								
34 Homer Bailey, R (1.1) ERA: 9.0	4.0	L	19	6	4	4	2	1	0	0	0	0	1	22	27	9.00	1.750								
50 Amir Garrett, L (5.1) ERA: 2.0	2.0		8	2	0	0	0	0	0	0	0	0	0	8	8	0.00	1.000								
25 Cody Reed, L (7.1) ERA: 5.4	2.0		7	1	0	0	3	0	0	0	0	0	0	13	13	0.00	0.500								



Batter	1	2	3	4	5	6	7	8	9	AB	R	H	RBI	BB	SO	LOB	TOP						
2 Ben Revere, L (1,8) OBP: 0.235, SLG: 0.313 68 Mason Williams, L (6,8) OBP: 0.310, SLG: 0.429	G4-3		L4		K			81 1B		3	0	0	0	0	1	0							
33 Jesse Winker, L (1,7) OBP: 0.424, SLG: 0.607 17 Patrick Kivlehan, R (6,7) OBP: 0.239, SLG: 0.174	1B		1B		K			P3		3	0	2	0	0	1	0							
19 Joey Votto, L (1,3) OBP: 0.333, SLG: 0.080 78 Brandon Dixon, R (6,3) OBP: 0.333, SLG: 0.655	K		F7			F8		F8		3	0	0	0	0	1	2							
3 Scooter Gennett, L (1,10) OBP: 0.345, SLG: 0.385 81 Rosell Herrera, S (8,PH) OBP: 0.250, SLG: 0.591	K		G4-3		G4-3	G6-3		79 FC6-4 1B		3	0	0	0	0	1	1							
7 Eugenio Suárez, R (1,5) OBP: 0.419, SLG: 0.741 79 Nick Senzel, R (6,5) OBP: 0.250, SLG: 0.348	G6-3		43 HR		K			FC6-4		3	1	1	0	0	1	0							
43 Scott Schebler, L (1,9) OBP: 0.480, SLG: 0.840 27 Phillip Ervin, R (6,9) OBP: 0.310, SLG: 0.346	G6-3		HR			G3-1				2	1	1	2	0	0	0							
9 José Peraza, R (1,6) OBP: 0.299, SLG: 0.167 4 Cliff Pennington, S (6,6) OBP: 0.222, SLG: 0.067	1B		G5-3		K			K		2	0	1	0	0	0	0							
16 Tucker Barnhart, L (1,2) OBP: 0.480, SLG: 0.957 32 Stuart Turner, R (7,2) OBP: 0.222, SLG: 0.067	G4-3		G5-3			G3-1		46 FC6-4 1B		3	1	1	1	0	0	1							
66 Alex Blandino, R (1,4) OBP: 0.375, SLG: 0.364 46 Phil Gosselin, R (6,4) OBP: 0.250, SLG: 0.259	K		G6-3			F9		FC6-4		2	0	0	0	0	1	0							
Inning Stats	R: 0 H: 1 E: 0 K: 2 S: 13	H: 1 LOB: 1 BB: 0 P: 19	R: 0 H: 1 E: 0 K: 0 S: 8	H: 1 LOB: 1 BB: 0 P: 12	R: 0 H: 1 E: 0 K: 1 S: 9	H: 1 LOB: 1 BB: 0 P: 11	R: 2 H: 2 E: 0 K: 0 S: 11	H: 2 LOB: 0 BB: 0 P: 18	R: 0 H: 0 E: 0 K: 2 S: 8	H: 0 LOB: 0 BB: 0 P: 15	R: 1 H: 1 E: 0 K: 1 S: 12	H: 1 LOB: 0 BB: 0 P: 17	R: 0 H: 2 E: 0 K: 0 S: 12	H: 2 LOB: 1 BB: 0 P: 19	R: 0 H: 1 E: 0 K: 1 S: 10	H: 1 LOB: 1 BB: 0 P: 13	1B: 7 2B: 0 3B: 0 HR: 2	SF: 0 SAC: 0 DP: 0 HBP: 0	WP: 0 PB: 0 SB: 1 CS: 1	PA: 36			
PITCHER	IP 2.0	WLS 1.0	BF 4	H 1	R 0	ER 0	SO 2	BB 0	IBB 0	HBP 0	BLK 0	WP 0	HR 0	S 13	P 23	ERA 0.00	WHIP 1.000						
21 Zack Greinke, R (1,1) ERA: 3.38 56 Albert Suárez, R (2,1) ERA: 3.72 29 Jorge De La Rosa, L (4,1) ERA: 9.64 30 T.J. McFarland, L (5,1) ERA: 66 Yoshihisa Hirano, R (7,1) ERA: 7.5	IP 2.0	WLS 1.0	BF 8	H 2	R 0	ER 0	SO 2	BB 0	IBB 0	HBP 0	BLK 0	WP 0	HR 1	S 11	P 19	ERA 18.00	WHIP 2.000						
PITCHER	IP 2.0	WLS 0.0	BF 9	H 3	R 0	ER 0	SO 1	BB 0	IBB 0	HBP 0	BLK 0	WP 0	HR 0	S 22	P 32	ERA 0.00	WHIP 1.500						
67 Jake Buchanan, R (8,1) ERA: 10.5	IP 2.0	WLS 0.0	BF 9	H 3	R 0	ER 0	SO 1	BB 0	IBB 0	HBP 0	BLK 0	WP 0	HR 0	S 22	P 32	ERA 0.00	WHIP 1.500						

Cincinnati Reds @ Arizona Diamondbacks
Salt River Fields at Talking Stick, Scottsdale, AZ
Wed Mar 14 2018, 4:11 PM - 7:00 PM EDT
Att: 12,214 - Sunny - 82 F

AB	36
R	3
H	9
RBI	3
BB	0
SO	8
LOB	9



Batter	1	2	3	4	5	6	7	8	9	AB	R	H	RBI	BB	SO	LOB	BOTTOM					
6 David Peralta, L (1,7) OBP: 0.517, SLG: 0.714 16 Chris Owings, R (5,5) OBP: 0.320, SLG: 0.190 4 Kevin Medrano, L (9,4) OBP: 0.400, SLG: 0.375	28 1B	11 E 44 G6-3 2B		G4-3		70 BB 14 1B	G6-3			3	2	2	2	0	0	0						
11 AJ Pollock, R (1,8) OBP: 0.290, SLG: 0.333 53 Christian Walker, R (4,PR) OBP: 0.375, SLG: 0.543	K	E6 44 G5-3 2B		44 F8 22 1B BB		F8		F7		2	0	0	0	1	1	2						
44 Paul Goldschmidt, R (1,3) OBP: 0.444, SLG: 0.550 14 Rey Fuentes, L (5,8) OBP: 0.471, SLG: 0.800	K	G5-3		F8		70 BB 1B		K		3	0	0	1	0	1	3						
22 Jake Lamb, L (1,5) OBP: 0.296, SLG: 0.478 70 Ramón Flores, L (4,PR) OBP: 0.265, SLG: 0.148	28 1B BB	HBP		F8		70 BB 1B		71 1B 41 1B BB		1	0	1	1	1	0	0						
28 Steven Souza Jr., R (1,9) OBP: 0.350, SLG: 0.471 71 César Puello, R (5,9) OBP: 0.484, SLG: 0.556	3 WP 1B	F8		F9		G5-3		41 1B		3	0	1	1	0	0	3						
3 Daniel Descalso, L (1,10) OBP: 0.240, SLG: 0.208 41 Jeremy Hazelbaker, L (7,PH) OBP: 0.455, SLG: 0.500	G4-3		L8		K		G4-3			3	0	0	0	0	1	2						
4 Ketel Marte, S (1,6) OBP: 0.412, SLG: 0.231 45 Kristopher Negron, R (6,6) OBP: 0.313, SLG: 0.379	2 CS 1B		1B		K		76 E 27 WP FC4 1B	K		3	0	2	0	0	1	0						
2 Jeff Mathis, R (1,2) OBP: 0.412, SLG: 0.231 76 Jack Reinheimer, R (7,4) OBP: 0.226, SLG: 0.185	6 2B BB		K		F7		FC4 27 WP			2	1	0	0	1	1	1						
15 Ildemaro Vargas, S (1,4) OBP: 0.243, SLG: 0.206 27 Anthony Recker, R (7,2) OBP: 0.243, SLG: 0.206	6 2B 1B		L5		G3		K			3	1	1	0	0	0	1						
Inning Stats	R: 1 H: 2 E: 0 K: 2 S: 14	H: 3 LOB: 2 BB: 1 P: 20	R: 0 H: 1 E: 0 K: 1 S: 9	H: 1 LOB: 1 BB: 0 P: 14	R: 0 H: 1 E: 0 K: 0 S: 11	H: 1 LOB: 1 BB: 1 P: 21	R: 1 H: 1 E: 0 K: 0 S: 11	H: 1 LOB: 1 BB: 1 P: 21	R: 0 H: 2 E: 0 K: 2 S: 13	H: 2 LOB: 3 BB: 1 P: 19	R: 1 H: 1 E: 0 K: 1 S: 15	H: 1 LOB: 1 BB: 0 P: 24	R: 1 H: 2 E: 0 K: 2 S: 16	H: 2 LOB: 2 BB: 1 P: 26	1B: 10 2B: 2 3B: 0 HR: 0	SF: 0 SAC: 0 DP: 0 HBP: 1	WP: 2 PB: 0 SB: 0 CS: 1	PA: 43				
PITCHER	IP 2.0	WLS 1.0	BF 14	H 4	R 3	ER 3	SO 2	BB 2	IBB 0	HBP 1	BLK 0	WP 1	HR 0	S 24	P 51	ERA 13.50	WHIP 3.500					
55 Robert Stephenson, R (1,1) ERA: 3.0 41 Kevin Shackelford, R (3,1) ERA: 3.0 80 Tanner Rainey, R (4,1) ERA: 1.15 52 Vance Worley, R (5,1) ERA: 8.59 61 Kevin Quackenbush, R (7,1) ERA:	IP 2.0	WLS 1.0	BF 4	H 1	R 0	ER 0	SO 1	BB 0	IBB 0	HBP 0	BLK 0	WP 0	HR 0	S 14	P 14	ERA 0.00	WHIP 1.000					
PITCHER	IP 1.0	WLS 0.0	BF 6	H 2	R 1	ER 1	SO 2	BB 1	IBB 0	HBP 0	BLK 0	WP 0	HR 0	S 16	P 26	ERA 9.00	WHIP 3.000					
65 Jimmy Hargett, R (8,1) ERA: 2.25	IP 1.0	WLS 0.0	BF 6	H 2	R 1	ER 1	SO 2	BB 1	IBB 0	HBP 0	BLK 0	WP 0	HR 0	S 16	P 26	ERA 9.00	WHIP 3.000					

Cincinnati Reds @ Arizona Diamondbacks
Salt River Fields at Talking Stick, Scottsdale, AZ
Wed Mar 14 2018, 4:11 PM - 7:00 PM EDT
Att: 12,214 - Sunny - 82 F

AB	37
R	7
H	12
RBI	6
BB	5
SO	8
LOB	21



Batter	1	2	3	4	5	6	7	8	9	AB	R	H	RBI	BB	SO	LOB	TOP					
16 Austin Jackson, R OBP: 0.407, SLG: 0.440 18 Alan Hanson, S OBP: 0.364, SLG: 0.500										4	0	2	1	0	1	2	San Francisco Giants @ Cincinnati Reds Goodyear Ballpark, Goodyear, AZ Sat Mar 17 2018, 4:08 PM - 6:37 PM EDT Att: 6,533 - Sunny - 70 F					
19 Josh Rutledge, R OBP: 0.333, SLG: 0.577 83 Ryan Howard, R OBP: 0.400, SLG: 0.400										4	0	0	0	0	2	4						
22 Andrew McCutchen, R OBP: 0.397, SLG: 0.290 74 Dylan Davis, R OBP: 0.500, SLG: 1.000										3	0	0	0	0	1	1						
28 Buster Posey, R OBP: 0.500, SLG: 0.867 14 Trevor Brown, R OBP: 0.195, SLG: 0.298										3	1	1	1	0	1	1						
48 Pablo Sandoval, S OBP: 0.289, SLG: 0.412 98 K.C. Hobson, L										3	0	0	0	0	0	0						
53 Austin Stater, R OBP: 0.294, SLG: 0.469										4	2	2	1	0	2	1						
88 Andrés Blanco, S OBP: 0.400, SLG: 0.398 84 Jonah Arenado, R OBP: 0.267, SLG: 0.267										3	0	0	0	0	0	1						
37 Kelby Tomlinson, R OBP: 0.333, SLG: 0.353 86 Ali Castillo, R OBP: 0.222, SLG: 0.222										3	1	2	1	0	1	0						
7 Gorkys Hernández, R OBP: 0.333, SLG: 0.412 79 Luigi Rodríguez, L OBP: 0.333, SLG: 0.333										2	0	2	0	1	0	0						
Inning Stats	R: 0 E: 0 K: 1 S: 6	H: 1 LOB: 1 BB: 0 P: 6	R: 0 E: 0 K: 1 S: 5	H: 0 LOB: 0 BB: 5	R: 0 E: 0 K: 0 S: 4	H: 3 LOB: 1 BB: 0 P: 4	R: 2 E: 0 K: 1 S: 11	H: 2 LOB: 0 BB: 0 P: 11	R: 0 E: 0 K: 3 S: 9	H: 0 LOB: 1 BB: 1 P: 13	R: 0 E: 0 K: 1 S: 5	H: 0 LOB: 0 BB: 0 P: 5	R: 2 E: 0 K: 0 S: 6	H: 3 LOB: 1 BB: 0 P: 6	R: 0 E: 0 K: 2 S: 8	H: 1 LOB: 1 BB: 0 P: 8		R: 0 E: 0 K: 3 S: 9	H: 0 LOB: 0 BB: 0 P: 9	1B: 5 2B: 3 3B: 0 HR: 2	SF: 0 SAC: 0 DP: 0 HBP: 0	WP: 0 PB: 0 SB: 0 CS: 0
PITCHER	IP WLS BF H R ER SO BB IBB HBP BLK WP HR S P ERA WHIP	25 Cody Reed, L ERA: 5.11	4.0 16 6 2 2 3 0 0 0 0 0 0 2 26 26 4.50 1.500	61 Kevin Quackenbush, R ERA: 7.71	1.0 W 4 0 0 0 1 0 0 0 0 0 0 0 9 13 0.00 1.000	37 David Hernandez, R ERA: 10.9	1.0 H 3 0 0 0 1 0 0 0 0 0 0 0 5 5 0.00 0.000	53 Wandy Peralta, L ERA: 10.9	1.0 H 6 3 2 2 0 0 0 0 0 0 0 0 6 6 18.00 3.000	31 Oliver Pérez, L ERA: 15.89	1.0 H 4 1 0 0 2 0 0 0 0 0 0 0 8 8 0.00 1.000	PITCHER	IP WLS BF H R ER SO BB IBB HBP BLK WP HR S P ERA WHIP	80 Tanner Rainey, R ERA: 3.38	1.0 S 3 0 0 0 3 0 0 0 0 0 0 0 9 9 0.00 0.000							

Batter	1	2	3	4	5	6	7	8	9	AB	R	H	RBI	BB	SO	LOB	BOTTOM			
33 Jesse Winker, L OBP: 0.450, SLG: 0.629 2 Ben Revere, L OBP: 0.200, SLG: 0.263										3	0	1	1	0	1	0	San Francisco Giants @ Cincinnati Reds Goodyear Ballpark, Goodyear, AZ Sat Mar 17 2018, 4:08 PM - 6:37 PM EDT Att: 6,533 - Sunny - 70 F			
9 José Peraza, R OBP: 0.275, SLG: 0.368 79 Nick Senzel, R OBP: 0.250, SLG: 0.333										3	1	0	0	0	2	2				
19 Joey Votto, L OBP: 0.399, SLG: 0.156 69 Sebastián Elizalde, L OBP: 0.281, SLG: 0.258										2	0	1	0	1	0	0				
43 Scott Schebler, L OBP: 0.543, SLG: 0.871 68 Mason Williams, L OBP: 0.294, SLG: 0.394										3	0	2	2	0	1	1				
7 Eugenio Suárez, R OBP: 0.342, SLG: 0.606 4 Cliff Pennington, S OBP: 0.323, SLG: 0.222										3	0	0	0	0	1	4				
39 Devin Mesoraco, R OBP: 0.394, SLG: 0.519 67 Joe Hudson, R OBP: 0.250, SLG: 0.273										3	2	2	0	0	0	1				
27 Phillip Ervin, R OBP: 0.324, SLG: 0.355 53 Wandy Peralta, L OBP: 0.275, SLG: 0.368 31 Oliver Pérez, L OBP: 0.214, SLG: 0.500 80 Tanner Rainey, R OBP: 0.214, SLG: 0.500										3	0	0	0	0	2	3				
66 Alex Blandino, R OBP: 0.400, SLG: 0.393 37 David Hernandez, R OBP: 0.368, SLG: 0.611										2	1	1	0	0	0	0				
25 Cody Reed, L 61 Kevin Quackenbush, R 46 Phil Gosselin, R OBP: 0.353, SLG: 0.364										1	0	0	0	0	0	0				
Inning Stats	R: 0 E: 0 K: 0 S: 3	H: 0 LOB: 0 BB: 0 P: 3	R: 0 E: 0 K: 0 S: 4	H: 1 LOB: 1 BB: 0 P: 4	R: 0 E: 0 K: 1 S: 5	H: 0 LOB: 0 BB: 0 P: 5	R: 0 E: 0 K: 2 S: 8	H: 1 LOB: 1 BB: 0 P: 8	R: 4 E: 0 K: 1 S: 10	H: 5 LOB: 2 BB: 1 P: 14	R: 1 E: 0 K: 1 S: 7	H: 3 LOB: 1 BB: 0 P: 7	R: 0 E: 0 K: 2 S: 7	H: 0 LOB: 0 BB: 0 P: 7	R: 0 E: 0 K: 2 S: 7	H: 0 LOB: 0 BB: 0 P: 7		1B: 10 2B: 0 3B: 0 HR: 0	SF: 0 SAC: 0 DP: 1 HBP: 0	WP: 0 PB: 0 SB: 0 CS: 0
PITCHER	IP WLS BF H R ER SO BB IBB HBP BLK WP HR S P ERA WHIP	34 Chris Stratton, R ERA: 3.86	0.2 L 4 1 0 0 0 1 0 0 0 0 0 0 3 7 0.00 3.000	60 José Valdez, R ERA: 2.57	1.0 5 3 1 1 1 0 0 0 0 0 0 0 7 7 9.00 3.000	26 Cory Gearrin, R ERA: 1.29	1.0 6 0 0 0 0 4 0 0 0 0 0 0 14 14 0.00 0.000	PITCHER	IP WLS BF H R ER SO BB IBB HBP BLK WP HR S P ERA WHIP	80 Tanner Rainey, R ERA: 3.38	1.0 S 3 0 0 0 3 0 0 0 0 0 0 0 9 9 0.00 0.000									

Batter	1	2	3	4	5	6	7	8	9	10	AB	R	H	RBI	BB	SO	LOB	TOP		
6 Billy Hamilton, S OBP: 0.279, SLG: 0.194 2 Ben Revere, L OBP: 0.163, SLG: 0.208											3	0	1	1	0	1	0	Cincinnati Reds @ San Diego Padres Peoria Stadium, Peoria, AZ Tue Mar 20 2018, 9:42 PM - 12:40 AM EDT Att: 4,014 - Clear - 77 F		
33 Jesse Winker, L OBP: 0.413, SLG: 0.550 81 Russell Herrera, S OBP: 0.303, SLG: 0.552											3	0	0	0	0	2	1			
7 Eugenio Suárez, R OBP: 0.341, SLG: 0.500 68 Mason Williams, L OBP: 0.308, SLG: 0.405											2	1	0	0	1	0	0			
3 Scooter Gennett, L OBP: 0.279, SLG: 0.394 78 Brandon Dixon, R OBP: 0.390, SLG: 0.684											3	1	1	0	0	0	1			
43 Scott Schebler, L OBP: 0.340, SLG: 0.541 27 Phillip Ervin, R OBP: 0.317, SLG: 0.368											2	0	2	1	0	0	0			
23 Adam Duvall, R OBP: 0.341, SLG: 0.500 69 Sebastián Elizalde, L OBP: 0.263, SLG: 0.243											3	0	0	0	0	3	4			
9 José Peraza, R OBP: 0.340, SLG: 0.422 66 Alex Blandino, R OBP: 0.417, SLG: 0.455											0	0	0	0	1	0	0			
16 Tucker Barnhart, L OBP: 0.361, SLG: 0.697 67 Joe Hudson, R OBP: 0.231, SLG: 0.250											3	0	0	0	0	0	5			
30 Tyler Mahle, R OBP: 0.297, SLG: 0.523 61 Kevin Quackenbush, R OBP: 0.297, SLG: 0.523 53 Wandy Peralta, L OBP: 0.341, SLG: 0.557 49 Zack Weiss, R OBP: 0.307, SLG: 0.456 77 Dyan Florio, L OBP: 0.154, SLG: 0.423											2	1	0	0	0	1	1			
Inning Stats	R: 0 E: 0 K: 2 S: 7	H: 0 LOB: 0 BB: 0 P: 7	R: 1 E: 1 K: 1 S: 7	H: 3 LOB: 1 BB: 0 P: 8	R: 0 E: 0 K: 1 S: 5	H: 0 LOB: 0 BB: 0 P: 5	R: 0 E: 0 K: 1 S: 6	H: 1 LOB: 1 BB: 0 P: 6	R: 1 E: 1 K: 1 S: 7	H: 1 LOB: 2 BB: 1 P: 11	R: 0 E: 0 K: 2 S: 4	H: 0 LOB: 1 BB: 1 P: 11	R: 0 E: 0 K: 0 S: 4	H: 1 LOB: 2 BB: 1 P: 9	R: 0 E: 0 K: 2 S: 7	H: 0 LOB: 0 BB: 0 P: 7	1B: 4 2B: 3 3B: 1 HR: 0		SF: 1 SAC: 0 DP: 0 HBP: 1	WP: 0 PB: 0 SB: 3 CS: 2
PITCHER	IP 5.2	WLS 2	BF 25	H 6	R 3	ER 1	SO 7	BB 1	IBB 0	HBP 0	BLK 0	WP 0	HR 0	S 38	P 43	ERA 1.59	WHIP 1.235			
64 Dinelson Lamet, R ERA: 3.38 77 Buddy Baumann, L ERA: 4.7 56 Carter Capps, R ERA: 7.71 52 Brad Hand, L ERA: 3.0 53 Kazuhisa Makita, R ERA: 3.0	IP 1.0	WLS 0	BF 3	H 0	R 0	ER 0	SO 2	BB 0	IBB 0	HBP 0	BLK 0	WP 0	HR 0	S 7	P 7	ERA 0.00	WHIP 0.000			

Cincinnati Reds @ San Diego Padres
 Peoria Stadium, Peoria, AZ
 Tue Mar 20 2018, 9:42 PM - 12:40 AM EDT
 Att: 4,014 - Clear - 77 F

AB 37
 R 3
 H 8
 RBI 3
 BB 3
 SO 11
 LOB 18

Batter	1	2	3	4	5	6	7	8	9	10	AB	R	H	RBI	BB	SO	LOB	BOTTOM		
7 Manuel Margot, R OBP: 0.321, SLG: 0.289 23 Matt Szczur, R OBP: 0.234, SLG: 0.600											2	0	0	0	1	0	1	Cincinnati Reds @ San Diego Padres Peoria Stadium, Peoria, AZ Tue Mar 20 2018, 9:42 PM - 12:40 AM EDT Att: 4,014 - Clear - 77 F		
4 Will Myers, R OBP: 0.319, SLG: 0.478 10 Hunter Renfroe, R OBP: 0.286, SLG: 0.604											3	1	0	0	0	1	1			
30 Eric Hosmer, L OBP: 0.297, SLG: 0.523 15 Cory Spangenberg, L OBP: 0.341, SLG: 0.557											3	1	2	1	0	1	0			
2 José Pirela, R OBP: 0.520, SLG: 0.714 68 Raffy Lopez, L OBP: 0.455, SLG: 0.778											3	0	2	1	0	1	1			
20 Carlos Asuaje, L OBP: 0.392, SLG: 0.681 97 Hudson Potts, R OBP: 0.286, SLG: 0.333											2	0	0	0	0	2	2			
22 Christian Villanueva, R OBP: 0.388, SLG: 0.537 96 Ty France, R											4	0	0	0	0	3	3			
13 Freddy Galvis, S OBP: 0.370, SLG: 0.537 16 Travis Jankowski, L OBP: 0.357, SLG: 0.456											3	0	0	0	0	0	0			
18 Austin Hedges, R OBP: 0.268, SLG: 0.500 52 Brad Hand, L 53 Kazuhisa Makita, R 90 Adam Cimber, R 99 Nick Schulz, R											3	0	0	0	0	2	0			
64 Dinelson Lamet, R 77 Buddy Baumann, L 56 Carter Capps, R 9 Dusty Coleman, R											2	0	0	0	0	1	0			
Inning Stats	R: 2 E: 0 K: 1 S: 6	H: 2 LOB: 1 BB: 1 P: 12	R: 0 E: 1 K: 0 S: 4	H: 0 LOB: 1 BB: 0 P: 4	R: 0 E: 0 K: 1 S: 6	H: 1 LOB: 1 BB: 0 P: 6	R: 0 E: 0 K: 2 S: 7	H: 0 LOB: 0 BB: 0 P: 7	R: 0 E: 0 K: 2 S: 5	H: 0 LOB: 0 BB: 0 P: 5	R: 1 E: 0 K: 2 S: 8	H: 1 LOB: 0 BB: 0 P: 9	R: 0 E: 0 K: 1 S: 5	H: 0 LOB: 0 BB: 0 P: 5	R: 0 E: 0 K: 1 S: 5	H: 0 LOB: 0 BB: 0 P: 5	1B: 2 2B: 2 3B: 0 HR: 1		SF: 0 SAC: 0 DP: 0 HBP: 1	WP: 1 PB: 0 SB: 0 CS: 0
PITCHER	IP 5.0	WLS 2	BF 20	H 3	R 2	ER 2	SO 6	BB 1	IBB 0	HBP 1	BLK 1	WP 1	HR 0	S 30	P 36	ERA 3.60	WHIP 0.800			
30 Tyler Mahle, R ERA: 2.75 61 Kevin Quackenbush, R ERA: 53 Wandy Peralta, L ERA: 4.99 49 Zack Weiss, R ERA: 2.57 77 Dyan Florio, R ERA: 4.66	IP 1.0	WLS 0	BF 4	H 1	R 0	ER 0	SO 0	BB 0	IBB 0	HBP 0	BLK 0	WP 0	HR 0	S 5	P 5	ERA 0.00	WHIP 0.000			

Cincinnati Reds @ San Diego Padres
 Peoria Stadium, Peoria, AZ
 Tue Mar 20 2018, 9:42 PM - 12:40 AM EDT
 Att: 4,014 - Clear - 77 F

AB 35
 R 3
 H 5
 RBI 3
 BB 1
 SO 13
 LOB 8

Batter	1	2	3	4	5	6	7	8	9	AB	R	H	RBI	BB	SO	LOB	TOP											
6 Billy Hamilton, S (1,8) 27 Phillip Ervin, R (5,8) OBP: 0.288, SLG: 0.289 OBP: 0.286, SLG: 0.326	G5-3		F9			K		K		2	0	0	0	0	0	0												
7 Eugenio Suárez, R (1,6) 69 Sebastián Elizalde, L (5,7) OBP: 0.340, SLG: 0.543 OBP: 0.279, SLG: 0.244	K					F7				2	1	1	0	0	1	0												
3 Scooter Gennett, L (1,4) 78 Brandon Dixon, R (5,9) OBP: 0.309, SLG: 0.585 OBP: 0.375, SLG: 0.622	G4-3									2	0	1	0	0	0	0												
43 Scott Schebler, L (1,9) 46 Phil Gosselin, R (5,4) OBP: 0.460, SLG: 0.787 OBP: 0.255, SLG: 0.287										2	0	1	0	0	0	0												
23 Adam Duvall, R (1,7) 19 D.J. Peterson, R (5,3) Rosell Herrera, S (9, PR) OBP: 0.372, SLG: 0.486 OBP: 0.500, SLG: 0.500 OBP: 0.303, SLG: 0.552	G3-1									2	0	0	0	0	0	1												
16 Tucker Barnhart, L (1,2) Alex Blandino, R (6,5) OBP: 0.326, SLG: 0.600 OBP: 0.409, SLG: 0.462										2	0	1	0	0	1	0												
39 Devin Mesoraco, R (1,10) 63 Hernan Inbarren, L (8, PH) OBP: 0.372, SLG: 0.486 OBP: 1.000, SLG: 1.000										2	0	0	0	0	0	0												
60 Tony Cruz, R (1,3) 6 Blake Trahan, R (5,6) OBP: 0.367, SLG: 0.520										2	1	1	1	0	0	0												
4 Cliff Pennington, S (1,5) 9 Tyler Stephenson, R (6,2) OBP: 0.295, SLG: 0.308 OBP: 0.550, SLG: 1.050										2	0	0	0	0	0	0												
Inning Stats	R: 0 E: 0 K: 1 S: 5	H: 0 LOB: 0 BB: 0 P: 5	R: 0 E: 0 K: 1 S: 5	H: 0 LOB: 0 BB: 0 P: 5	R: 1 E: 0 K: 0 S: 6	H: 1 LOB: 0 BB: 0 P: 9	R: 1 E: 0 K: 1 S: 6	H: 2 LOB: 0 BB: 0 P: 6	R: 0 E: 0 K: 0 S: 3	H: 0 LOB: 0 BB: 0 P: 3	R: 0 E: 0 K: 3 S: 9	H: 0 LOB: 0 BB: 0 P: 9	R: 1 E: 0 K: 2 S: 9	H: 2 LOB: 1 BB: 1 P: 10	R: 1 E: 0 K: 2 S: 10	H: 3 LOB: 3 BB: 1 P: 14	1B: 5 2B: 1 3B: 1 HR: 1	SF: 0 SAC: 0 DP: 1 HBP: 0	WP: 1 PB: 0 SB: 0 CS: 0	PA: 35								
PITCHER	IP	WLS	BF	H	R	ER	SO	BB	IBB	HBP	BLK	WP	HR	S	P	ERA	WHIP											
43 Josh Tomlin, R (1,1) ERA: 5.03	6.2	W	22	3	2	2	6	0	0	0	0	0	1	36	39	2.70	0.450											
24 Andrew Miller, L (7,1) ERA: 9.0	0.2	H	4	2	1	1	1	0	0	0	0	0	0	6	6	13.50	3.000											
37 Cody Allen, R (8,1) ERA: 1.29	0.2	H	2	0	0	0	2	0	0	0	0	0	1	0	6	7	0.00	0.000										
34 Zach McAllister, R (9,1) ERA: 1.88	0.1	H	3	2	1	1	0	0	0	0	0	0	0	3	3	27.00	6.000											
49 Tyler Olson, L (9,1) ERA: 2.45	0.2	S	4	1	0	0	2	1	0	0	0	0	0	7	11	0.00	3.000											

Cincinnati Reds @ Cleveland Indians
Goodyear Ballpark, Goodyear, AZ
Sun Mar 25 2018, 3:06 PM - 5:35 PM EDT
Att: 10,311 - Sunny - 73 F

AB 34
R 4
H 8
RBI 3
BB 1
SO 11
LOB 11



Batter	1	2	3	4	5	6	7	8	9	AB	R	H	RBI	BB	SO	LOB	BOTTOM										
12 Francisco Lindor, S (1,6) 9 Erik González, R (7,6) OBP: 0.308, SLG: 0.593 OBP: 0.367, SLG: 0.556	G5-3					F8				4	0	0	0	0	2	0											
22 Jason Kipnis, L (1,4) 70 Drew Maggi, R (7,4) OBP: 0.434, SLG: 0.833 OBP: 0.442, SLG: 0.486	P5									2	1	0	0	2	2	0											
11 José Ramírez, S (1,5) 32 Ertin Cerda, R (7, PR) OBP: 0.387, SLG: 0.442 OBP: 0.500, SLG: 0.500										4	1	3	0	0	1	1											
23 Michael Brantley, L (1,7) 55 Quentin Holmes, R (6,7) OBP: 0.400, SLG: 0.790										3	1	2	1	0	0	0											
10 Edwin Encarnación, R (1,10) 17 Will Benson, L (7, PH) OBP: 0.241, SLG: 0.300 OBP: 1.000, SLG: 2.500										3	0	1	0	0	0	2											
17 Yonder Alonso, L (1,3) 67 Anthony Miller, L (6,3) OBP: 0.466, SLG: 0.902										3	0	1	2	0	0	0											
8 Lonnie Chisenhall, L (1,9) 30 Tyler Naquin, L (7,8) OBP: 0.288, SLG: 0.216 OBP: 0.351, SLG: 0.538										3	0	0	0	0	4	0											
7 Yan Gomes, R (1,2) 69 Miguel Eladio, R (8, PR) OBP: 0.429, SLG: 0.674										3	0	1	0	1	1	0											
84 Jack Murphy, S (9,2) OBP: 0.250, SLG: 0.200										0	0	0	0	0	0	0											
4 Bradley Zimmer, L (1,8) 33 Rob Refsnyder, R (6, PR) OBP: 0.327, SLG: 0.457 OBP: 0.298, SLG: 0.362										2	1	1	1	1	1	0											
Inning Stats	R: 2 E: 0 K: 0 S: 7	H: 4 LOB: 2 BB: 0 P: 7	R: 0 E: 0 K: 2 S: 7	H: 0 LOB: 0 BB: 0 P: 7	R: 1 E: 0 K: 0 S: 5	H: 2 LOB: 2 BB: 1 P: 9	R: 1 E: 0 K: 1 S: 7	H: 1 LOB: 1 BB: 1 P: 11	R: 0 E: 0 K: 0 S: 3	H: 0 LOB: 2 BB: 2 P: 11	R: 2 E: 0 K: 1 S: 8	H: 2 LOB: 1 BB: 0 P: 9	R: 0 E: 0 K: 0 S: 4	H: 2 LOB: 1 BB: 0 P: 5	1B: 8 2B: 1 3B: 0 HR: 2	SF: 0 SAC: 0 DP: 0 HBP: 0	WP: 0 PB: 0 SB: 0 CS: 0	PA: 38									
PITCHER	IP	WLS	BF	H	R	ER	SO	BB	IBB	HBP	BLK	WP	HR	S	P	ERA	WHIP										
58 Luis Castillo, R (1,1) ERA: 4.73	5.0	L	24	7	4	4	3	2	0	0	0	0	1	29	37	7.20	1.800										
49 Zack Weiss, R (6,1) ERA: 4.32	0.2		4	0	0	0	0	2	0	0	0	0	0	2	10	0.00	3.000										
40 Austin Brice, R (6,1) ERA: 10.24	1.1		6	2	2	2	1	0	0	0	0	0	1	9	10	13.50	1.500										
47 Dean Kiekhefer, L (8,1) ERA:	1.0		4	2	0	0	0	0	0	0	0	0	0	4	5	0.00	2.000										

Cincinnati Reds @ Cleveland Indians
Goodyear Ballpark, Goodyear, AZ
Sun Mar 25 2018, 3:06 PM - 5:35 PM EDT
Att: 10,311 - Sunny - 73 F

AB 34
R 6
H 11
RBI 6
BB 4
SO 4
LOB 18



Batter	1	2	3	4	5	6	7	8	9	AB	R	H	RBI	BB	SO	LOB	TOP							
33 Jesse Winker, L OBP: 0.411, SLG: 0.510 63 Herman Irribarren, L OBP: 0.667, SLG: 0.950	F7		1B		G3		P4			3	1	1	0	0	0	0								
7 Eugenio Suárez, R OBP: 0.339, SLG: 0.531 Alex Blandino, R OBP: 0.400, SLG: 0.450	K		1B		K		K			3	1	1	0	0	2	0								
19 Joey Votto, L OBP: 0.392, SLG: 0.167 Sebastián Elizalde, L OBP: 0.273, SLG: 0.238	K		1B		G3		F7			2	1	0	0	1	1	0								
3 Scooter Gennett, L OBP: 0.426, SLG: 0.636 46 Phil Gosselin, R OBP: 0.250, SLG: 0.281		1B	3B		G6-3		P3			3	1	2	3	0	0	0								
23 Adam Duvall, R OBP: 0.357, SLG: 0.583 Rosell Herrera, S OBP: 0.324, SLG: 0.567		1B	3B		K2-3		HR			2	1	1	1	1	1	1								
43 Scott Schebler, L OBP: 0.434, SLG: 0.717 Brandon Dixon, R OBP: 0.367, SLG: 0.609		1B	3B		K		G6-3			3	0	0	0	0	1	3								
9 José Peraza, R OBP: 0.298, SLG: 0.364 4 Cliff Pennington, S OBP: 0.289, SLG: 0.300		G5-3			K		F9			3	0	0	1	0	1	1								
39 Devin Mesoraco, R OBP: 0.356, SLG: 0.462 27 Phillip Ervin, R OBP: 0.275, SLG: 0.313		G6-3			F7		K			2	0	0	0	0	0	1								
6 Billy Hamilton, S OBP: 0.278, SLG: 0.277 Tony Cruz, R OBP: 0.355, SLG: 0.500			K		G4-3		G6-3			2	0	0	0	0	1	0								
Inning Stats	R: 0 E: 0 K: 2 S: 7	H: 0 LOB: 0 BB: 0 P: 11	R: 1 E: 0 K: 0 S: 14	H: 1 LOB: 1 BB: 1 P: 22	R: 3 E: 0 K: 3 S: 20	H: 3 LOB: 1 BB: 1 P: 34	R: 0 E: 0 K: 1 S: 9	H: 0 LOB: 0 BB: 0 P: 10	R: 0 E: 0 K: 1 S: 13	H: 0 LOB: 0 BB: 0 P: 21	R: 1 E: 0 K: 0 S: 13	H: 1 LOB: 0 BB: 0 P: 21	R: 0 E: 0 K: 1 S: 11	H: 0 LOB: 0 BB: 0 P: 18	R: 0 E: 0 K: 1 S: 6	H: 0 LOB: 0 BB: 0 P: 7	R: 0 E: 0 K: 1 S: 8	H: 1 LOB: 1 BB: 0 P: 12	1B: 4 2B: 0 3B: 1 HR: 1	SF: 0 SAC: 0 DP: 0 HBP: 0	WP: 1 PB: 0 SB: 1 CS: 0	PA: 35		
PITCHER	IP WLS BF H R ER SO BB IBB HBP BLK WP HR S P ERA WHIP	IP WLS BF H R ER SO BB IBB HBP BLK WP HR S P ERA WHIP	IP WLS BF H R ER SO BB IBB HBP BLK WP HR S P ERA WHIP	IP WLS BF H R ER SO BB IBB HBP BLK WP HR S P ERA WHIP	IP WLS BF H R ER SO BB IBB HBP BLK WP HR S P ERA WHIP	IP WLS BF H R ER SO BB IBB HBP BLK WP HR S P ERA WHIP	IP WLS BF H R ER SO BB IBB HBP BLK WP HR S P ERA WHIP	IP WLS BF H R ER SO BB IBB HBP BLK WP HR S P ERA WHIP	IP WLS BF H R ER SO BB IBB HBP BLK WP HR S P ERA WHIP	IP WLS BF H R ER SO BB IBB HBP BLK WP HR S P ERA WHIP	IP WLS BF H R ER SO BB IBB HBP BLK WP HR S P ERA WHIP	IP WLS BF H R ER SO BB IBB HBP BLK WP HR S P ERA WHIP	IP WLS BF H R ER SO BB IBB HBP BLK WP HR S P ERA WHIP	IP WLS BF H R ER SO BB IBB HBP BLK WP HR S P ERA WHIP	IP WLS BF H R ER SO BB IBB HBP BLK WP HR S P ERA WHIP	IP WLS BF H R ER SO BB IBB HBP BLK WP HR S P ERA WHIP	IP WLS BF H R ER SO BB IBB HBP BLK WP HR S P ERA WHIP	IP WLS BF H R ER SO BB IBB HBP BLK WP HR S P ERA WHIP	IP WLS BF H R ER SO BB IBB HBP BLK WP HR S P ERA WHIP	IP WLS BF H R ER SO BB IBB HBP BLK WP HR S P ERA WHIP	IP WLS BF H R ER SO BB IBB HBP BLK WP HR S P ERA WHIP	IP WLS BF H R ER SO BB IBB HBP BLK WP HR S P ERA WHIP	IP WLS BF H R ER SO BB IBB HBP BLK WP HR S P ERA WHIP	IP WLS BF H R ER SO BB IBB HBP BLK WP HR S P ERA WHIP

Cincinnati Reds @ Texas Rangers
Globe Life Park in Arlington, Arlington, TX
Mon Mar 26 2018, 8:06 PM - 10:43 PM EDT
Att: 14,162 - Partly Cloudy - 81 F

AB	33
R	5
H	6
RBI	5
BB	2
SO	10
LOB	9





Batter	1	2	3	4	5	6	7	8	9	AB	R	H	RBI	BB	SO	LOB	BOTTOM						
3 Delino DeShields, R OBP: 0.426, SLG: 0.467 Carlos Tocci, R OBP: 0.217, SLG: 0.193	1B	1B			L7		K			3	1	2	0	0	0	1							
13 Joey Gallo, L OBP: 0.305, SLG: 0.564 55 Preston Beck, L OBP: 0.381, SLG: 0.611	F7	P5			F9		K			3	0	0	0	0	4								
1 Elvis Andrus, R OBP: 0.463, SLG: 0.703 19 Jurickson Profar, S OBP: 0.271, SLG: 0.368	2B		1B		F7		F7			3	2	2	1	0	0	1							
29 Adrian Beltré, R OBP: 0.333, SLG: 0.355 80 Christian Lopez, R OBP: 0.266, SLG: 0.259	F9		P6		P6		K			3	0	0	0	0	1	2							
30 Nomar Mazara, L OBP: 0.367, SLG: 0.536 14 Destin Hood, R OBP: 0.268, SLG: 0.641	HR		F8		F8		G4-3			3	1	1	2	0	0	1							
17 Shin-Soo Choo, L OBP: 0.418, SLG: 0.522 83 Josh Morgan, R	1B		2B		2B		BB			2	1	2	1	1	0	0							
12 Rougned Odor, L OBP: 0.262, SLG: 0.400 2 Hanser Alberto, R OBP: 0.208, SLG: 0.261	2-6	G4-3	HR		L7		L7			3	1	1	2	0	0	1							
16 Ryan Rua, R OBP: 0.300, SLG: 0.452 18 Drew Robinson, L OBP: 0.276, SLG: 0.349	FC6-5		F8		F8		B1-3			2	0	1	0	0	0	0							
8 Juan Centeno, L OBP: 0.389, SLG: 0.667 6 Brett Nicholas, L OBP: 0.231, SLG: 0.231	FC6-5		1B		1B		K			2	0	0	0	0	0	0							
Inning Stats	R: 3 E: 0 K: 0 S: 15	H: 4 LOB: 1 BB: 0 P: 22	R: 0 E: 0 K: 0 S: 9	H: 2 LOB: 2 BB: 0 P: 12	R: 3 E: 0 K: 0 S: 14	H: 3 LOB: 0 BB: 0 P: 21	R: 0 E: 0 K: 0 S: 7	H: 1 LOB: 1 BB: 0 P: 9	R: 0 E: 0 K: 1 S: 9	H: 0 LOB: 0 BB: 1 P: 18	R: 0 E: 0 K: 2 S: 8	H: 0 LOB: 0 BB: 0 P: 12	R: 0 E: 0 K: 2 S: 16	H: 1 LOB: 1 BB: 0 P: 21	R: 0 E: 0 K: 1 S: 7	H: 0 LOB: 0 BB: 0 P: 9	1B: 6 2B: 3 3B: 0 HR: 2	SF: 0 SAC: 0 DP: 0 HBP: 0	WP: 0 PB: 0 SB: 0 CS: 0	PA: 35			
PITCHER	IP WLS BF H R ER SO BB IBB HBP BLK WP HR S P ERA WHIP	IP WLS BF H R ER SO BB IBB HBP BLK WP HR S P ERA WHIP	IP WLS BF H R ER SO BB IBB HBP BLK WP HR S P ERA WHIP	IP WLS BF H R ER SO BB IBB HBP BLK WP HR S P ERA WHIP	IP WLS BF H R ER SO BB IBB HBP BLK WP HR S P ERA WHIP	IP WLS BF H R ER SO BB IBB HBP BLK WP HR S P ERA WHIP	IP WLS BF H R ER SO BB IBB HBP BLK WP HR S P ERA WHIP	IP WLS BF H R ER SO BB IBB HBP BLK WP HR S P ERA WHIP	IP WLS BF H R ER SO BB IBB HBP BLK WP HR S P ERA WHIP	IP WLS BF H R ER SO BB IBB HBP BLK WP HR S P ERA WHIP	IP WLS BF H R ER SO BB IBB HBP BLK WP HR S P ERA WHIP	IP WLS BF H R ER SO BB IBB HBP BLK WP HR S P ERA WHIP	IP WLS BF H R ER SO BB IBB HBP BLK WP HR S P ERA WHIP	IP WLS BF H R ER SO BB IBB HBP BLK WP HR S P ERA WHIP	IP WLS BF H R ER SO BB IBB HBP BLK WP HR S P ERA WHIP	IP WLS BF H R ER SO BB IBB HBP BLK WP HR S P ERA WHIP	IP WLS BF H R ER SO BB IBB HBP BLK WP HR S P ERA WHIP	IP WLS BF H R ER SO BB IBB HBP BLK WP HR S P ERA WHIP	IP WLS BF H R ER SO BB IBB HBP BLK WP HR S P ERA WHIP	IP WLS BF H R ER SO BB IBB HBP BLK WP HR S P ERA WHIP	IP WLS BF H R ER SO BB IBB HBP BLK WP HR S P ERA WHIP	IP WLS BF H R ER SO BB IBB HBP BLK WP HR S P ERA WHIP	IP WLS BF H R ER SO BB IBB HBP BLK WP HR S P ERA WHIP

Cincinnati Reds @ Texas Rangers
Globe Life Park in Arlington, Arlington, TX
Mon Mar 26 2018, 8:06 PM - 10:43 PM EDT
Att: 14,162 - Partly Cloudy - 81 F

AB	34
R	6
H	11
RBI	6
BB	1
SO	6
LOB	12

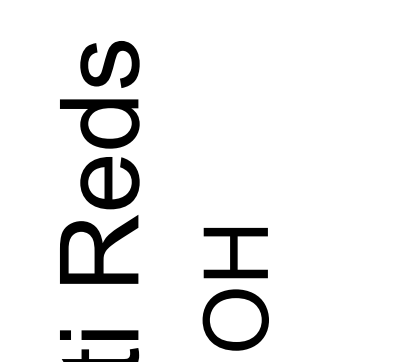


Batter	1	2	3	4	5	6	7	8	9	AB R H RBI BB SO LOB	TOP																								
											<p>Cincinnati Reds @ Texas Rangers Globe Life Park in Arlington, Arlington, TX Tue Mar 27 2018, 2:05 PM EDT</p> <p>livebaseballscorecards.com</p> <p>AB 0 R 0 H 0 RBI 0 BB 0 SO 0 LOB 0</p> 																								
Inning Stats										1B: 0 SF: 0 WP: 0 PA: 0 2B: 0 SAC: 0 FB: 0 3B: 0 DP: 0 SB: 0 HR: 0 HBP: 0 CS: 0																									
PITCHER	IP	WLS	BF	H	R	ER	SO	BB	IBB	HBP	BLK	WP	HR	S	P	ERA	WHIP	PITCHER	IP	WLS	BF	H	R	ER	SO	BB	IBB	HBP	BLK	WP	HR	S	P	ERA	WHIP

Batter	1	2	3	4	5	6	7	8	9	AB R H RBI BB SO LOB	BOTTOM																								
											<p>Cincinnati Reds @ Texas Rangers Globe Life Park in Arlington, Arlington, TX Tue Mar 27 2018, 2:05 PM EDT</p> <p>livebaseballscorecards.com</p> <p>AB 0 R 0 H 0 RBI 0 BB 0 SO 0 LOB 0</p> 																								
Inning Stats										1B: 0 SF: 0 WP: 0 PA: 0 2B: 0 SAC: 0 FB: 0 3B: 0 DP: 0 SB: 0 HR: 0 HBP: 0 CS: 0																									
PITCHER	IP	WLS	BF	H	R	ER	SO	BB	IBB	HBP	BLK	WP	HR	S	P	ERA	WHIP	PITCHER	IP	WLS	BF	H	R	ER	SO	BB	IBB	HBP	BLK	WP	HR	S	P	ERA	WHIP

Batter	1	2	3	4	5	6	7	8	9	AB	R	H	RBI	BB	SO	LOB	TOP										
2 Adam Eaton, L (1,7) 21 Brandon Kintzler, R (7,1) 44 Ryan Madson, L (8,1) 15 Matt Adams, L (8,PH) 62 Sean Doolittle, L (9,1)											3	1	1	0	1	1	1	Washington Nationals @ Cincinnati Reds Great American Ball Park, Cincinnati, OH Fri Mar 30 2018, 4:10 PM - 7:19 PM EDT Att: 43,878 - Cloudy - 47 F									
6 Anthony Rendon, R (1,5)										4	0	1	0	0	1	3											
34 Bryce Harper, L (1,9)										3	0	2	0	1	0	0											
11 Ryan Zimmerman, R (1,3)										4	0	0	1	0	1	5											
12 Howie Kendrick, R (1,4)										4	0	1	0	0	1	3											
7 Trea Turner, R (1,6)										3	0	0	0	1	0	1											
3 Michael Taylor, R (1,8)										4	1	1	0	0	0	3											
32 Matt Wieters, S (1,2)										3	0	0	0	1	0	1											
31 Max Scherzer, R (1,1) 8 Brian Goodwin, L (7,PH) (7,7)										2	0	0	0	0	0	0											
Inning Stats	R: 1 E: 0 K: 0 S: 15	H: 2 LOB: 1 BB: 0 P: 17	R: 0 E: 0 K: 0 S: 6	H: 0 LOB: 0 BB: 0 P: 11	R: 0 E: 0 K: 0 S: 13	H: 1 LOB: 2 BB: 1 P: 23	R: 0 E: 0 K: 0 S: 6	H: 0 LOB: 0 BB: 0 P: 8	R: 0 E: 0 K: 1 S: 10	H: 0 LOB: 0 BB: 0 P: 14	R: 0 E: 0 K: 2 S: 17	H: 1 LOB: 3 BB: 2 P: 31	R: 0 E: 0 K: 2 S: 11	H: 0 LOB: 1 BB: 1 P: 16	R: 0 E: 0 K: 0 S: 10	H: 1 LOB: 1 BB: 0 P: 16	R: 0 E: 0 K: 1 S: 11		H: 1 LOB: 0 BB: 0 P: 16	1B: 5 2B: 1 3B: 0 HR: 0	SF: 1 SAC: 0 DP: 0 HBP: 0	WP: 0 PB: 0 SB: 1 CS: 1	PA: 37				
PITCHER	IP	WLS	BF	H	R	ER	SO	BB	IBB	HBP	BLK	WP	HR	S	P	ERA	WHIP										
34 Homer Bailey, R (1,1) 50 Amir Garrett, L (7,1) 53 Wandy Peralta, L (8,1) 61 Kevin Quackenbush, R (8,1) 48 Jared Hughes, R (9,1)	6.0	L	25	4	1	1	3	3	0	0	0	0	0	67	104	1.50	1.167										

Batter	1	2	3	4	5	6	7	8	9	AB	R	H	RBI	BB	SO	LOB	BOTTOM										
33 Jesse Winker, L (1,7)										3	0	0	0	1	3	0	Washington Nationals @ Cincinnati Reds Great American Ball Park, Cincinnati, OH Fri Mar 30 2018, 4:10 PM - 7:19 PM EDT Att: 43,878 - Cloudy - 47 F										
7 Eugenio Suárez, R (1,5)										4	0	0	0	0	1	2											
19 Joey Votto, L (1,3)										4	0	1	0	0	0	0											
3 Scooter Gennett, L (1,4)										4	0	4	0	0	0	0											
43 Scott Schebler, L (1,9) 48 Jared Hughes, R (9,1)										4	0	1	0	0	1	4											
16 Tucker Barnhart, L (1,2) 39 Devin Mesoraco, R (8,PH)										3	0	0	0	0	2	4											
9 José Peraza, R (1,6)										4	0	0	0	0	3	1											
34 Homer Bailey, R (1,1) 50 Amir Garrett, R (7,1) 23 Adam Duvall, R (7,PH) 53 Wandy Peralta, L (8,1) 61 Kevin Quackenbush, R (8,1) 27 Phillip Ervin, R (9,9)										2	0	1	0	0	1	0											
6 Billy Hamilton, S (1,8)										4	0	0	0	0	3	2											
Inning Stats	R: 0 E: 0 K: 1 S: 10	H: 0 LOB: 0 BB: 0 P: 13	R: 0 E: 0 K: 3 S: 10	H: 1 LOB: 1 BB: 0 P: 16	R: 0 E: 0 K: 3 S: 11	H: 0 LOB: 0 BB: 0 P: 15	R: 0 E: 0 K: 2 S: 20	H: 2 LOB: 2 BB: 0 P: 29	R: 0 E: 0 K: 1 S: 9	H: 1 LOB: 2 BB: 1 P: 15	R: 0 E: 0 K: 0 S: 7	H: 1 LOB: 1 BB: 0 P: 12	R: 0 E: 0 K: 1 S: 8	H: 0 LOB: 0 BB: 0 P: 10	R: 0 E: 0 K: 1 S: 15	H: 2 LOB: 2 BB: 0 P: 19		R: 0 E: 0 K: 2 S: 12	H: 0 LOB: 1 BB: 1 P: 18	1B: 6 2B: 1 3B: 0 HR: 0	SF: 0 SAC: 0 DP: 0 HBP: 0	WP: 0 PB: 0 SB: 1 CS: 0	PA: 36				
PITCHER	IP	WLS	BF	H	R	ER	SO	BB	IBB	HBP	BLK	WP	HR	S	P	ERA	WHIP										
31 Max Scherzer, R (1,1) 21 Brandon Kintzler, R (7,1) 44 Ryan Madson, R (8,1) 62 Sean Doolittle, L (9,1)	6.0	W	24	5	0	0	10	1	0	0	0	0	0	8	10	0.00	0.000										



Batter	1	2	3	4	5	6	7	8	9	AB	R	H	RBI	BB	SO	LOB	TOP							
2 Adam Eaton, L (1,7) OBP: 0.643, SLG: 1.231 36 Sammy Solis, R (8,1) 44 Ryan Madson, L (8,1) 62 Sean Doolittle, L (9,1)										5	2	2	2	0	0	2								
6 Anthony Rendon, R (1,5) OBP: 0.286, SLG: 0.462										5	1	1	2	0	0	0								
34 Bryce Harper, L (1,9) OBP: 0.429, SLG: 1.000										4	2	2	2	1	0	0								
11 Ryan Zimmerman, R (1,3) OBP: 0.300, SLG: 0.125										4	0	1	0	1	1	0								
7 Trea Turner, R (1,6) OBP: 0.429, SLG: 0.545										4	0	1	0	1	1	2								
3 Michael Taylor, R (1,8) OBP: 0.222, SLG: 0.125										3	0	0	0	1	2	3								
14 Miguel Montero, L (1,2)										3	0	0	0	1	0	1								
47 Gio González, R (1,1) 33 Matt Grace, L (7,1) 8 Brian Goodwin, L (8,PH) OBP: 0.375, SLG: 0.833										3	0	0	0	0	2	2								
1 Wilmer Difo, S (1,4) OBP: 0.500, SLG: 0.333										3	1	1	0	1	0	0								
Inning Stats	R: 2 H: 2 E: 0 K: 1 S: 20	H: 2 LOB: 1 BB: 1 P: 34	R: 0 H: 0 E: 0 K: 1 S: 6	H: 0 LOB: 0 BB: 0 P: 10	R: 0 H: 0 E: 0 K: 0 S: 6	H: 1 LOB: 2 BB: 2 P: 9	R: 0 H: 0 E: 0 K: 0 S: 8	H: 1 LOB: 1 BB: 1 P: 12	R: 0 H: 0 E: 0 K: 0 S: 6	H: 1 LOB: 2 BB: 2 P: 9	R: 1 H: 1 E: 0 K: 0 S: 7	H: 1 LOB: 1 BB: 1 P: 21	R: 2 H: 3 E: 0 K: 1 S: 15	H: 3 LOB: 2 BB: 1 P: 28	R: 0 H: 0 E: 0 K: 1 S: 6	H: 0 LOB: 2 BB: 2 P: 11	R: 1 H: 1 E: 0 K: 2 S: 13	H: 1 LOB: 0 BB: 0 P: 17	1B: 4 2B: 0 3B: 0 HR: 4	SF: 0 SAC: 0 DP: 1 HBP: 1	WP: 0 PB: 0 CS: 2	PA: 41		
PITCHER	IP WLS BF H R ER SO BB IBB HBP BLK WP HR S P ERA WHIP	IP WLS BF H R ER SO BB IBB HBP BLK WP HR S P ERA WHIP	IP WLS BF H R ER SO BB IBB HBP BLK WP HR S P ERA WHIP	IP WLS BF H R ER SO BB IBB HBP BLK WP HR S P ERA WHIP	IP WLS BF H R ER SO BB IBB HBP BLK WP HR S P ERA WHIP	IP WLS BF H R ER SO BB IBB HBP BLK WP HR S P ERA WHIP	IP WLS BF H R ER SO BB IBB HBP BLK WP HR S P ERA WHIP	IP WLS BF H R ER SO BB IBB HBP BLK WP HR S P ERA WHIP	IP WLS BF H R ER SO BB IBB HBP BLK WP HR S P ERA WHIP	IP WLS BF H R ER SO BB IBB HBP BLK WP HR S P ERA WHIP	IP WLS BF H R ER SO BB IBB HBP BLK WP HR S P ERA WHIP	IP WLS BF H R ER SO BB IBB HBP BLK WP HR S P ERA WHIP	IP WLS BF H R ER SO BB IBB HBP BLK WP HR S P ERA WHIP	IP WLS BF H R ER SO BB IBB HBP BLK WP HR S P ERA WHIP	IP WLS BF H R ER SO BB IBB HBP BLK WP HR S P ERA WHIP	IP WLS BF H R ER SO BB IBB HBP BLK WP HR S P ERA WHIP	IP WLS BF H R ER SO BB IBB HBP BLK WP HR S P ERA WHIP	IP WLS BF H R ER SO BB IBB HBP BLK WP HR S P ERA WHIP	IP WLS BF H R ER SO BB IBB HBP BLK WP HR S P ERA WHIP	IP WLS BF H R ER SO BB IBB HBP BLK WP HR S P ERA WHIP	IP WLS BF H R ER SO BB IBB HBP BLK WP HR S P ERA WHIP	IP WLS BF H R ER SO BB IBB HBP BLK WP HR S P ERA WHIP	IP WLS BF H R ER SO BB IBB HBP BLK WP HR S P ERA WHIP	IP WLS BF H R ER SO BB IBB HBP BLK WP HR S P ERA WHIP

Washington Nationals @ Cincinnati Reds
Great American Ball Park, Cincinnati, OH
Sun Apr 01 2018, 4:11 PM - 6:57 PM EDT
Att: 10,355 - Partly Cloudy - 50 F

AB	34
R	6
H	8
RBI	6
BB	6
SO	6
LOB	10



Batter	1	2	3	4	5	6	7	8	9	AB	R	H	RBI	BB	SO	LOB	BOTTOM							
6 Billy Hamilton, S (1,8) OBP: 0.111, SLG: 0.222										5	1	1	1	0	2	0								
7 Eugenio Suárez, R (1,5) OBP: 0.308, SLG: 0.455										2	1	0	0	2	1	0								
19 Joey Votto, L (1,3) OBP: 0.385, SLG: 0.273										3	0	1	0	0	0	1								
23 Adam Duvall, R (1,7) OBP: 0.200, SLG: 0.667										4	0	1	1	0	1	3								
3 Scooter Gennett, L (1,4) OBP: 0.538, SLG: 0.692 26 Raisel Iglesias, R (9,1)										4	0	1	0	0	1	2								
39 Devin Mesoraco, R (1,2) OBP: 0.200, SLG: 0.200										4	0	1	0	0	1	1								
43 Scott Schebler, L (1,9) OBP: 0.385, SLG: 0.667										3	1	1	0	0	0	1								
9 José Peraza, R (1,6)										4	0	0	0	0	0	3								
47 Sal Romano, L (1,1) 31 Yovani Gallardo, R (7,1) 53 Wandy Peralta, L (8,1) 46 Phil Gosselin, R (8,PH) OBP: 0.667, SLG: 2.000										2	0	0	0	0	2	0								
Inning Stats	R: 0 H: 1 E: 0 K: 2 S: 10	H: 1 LOB: 0 BB: 0 P: 15	R: 0 H: 1 E: 0 K: 2 S: 13	H: 1 LOB: 0 BB: 0 P: 19	R: 0 H: 0 E: 0 K: 1 S: 10	H: 0 LOB: 0 BB: 0 P: 14	R: 0 H: 1 E: 0 K: 1 S: 7	H: 1 LOB: 1 BB: 0 P: 8	R: 0 H: 0 E: 0 K: 1 S: 7	H: 0 LOB: 0 BB: 0 P: 13	R: 1 H: 1 E: 0 K: 0 S: 10	H: 1 LOB: 1 BB: 1 P: 20	R: 0 H: 1 E: 0 K: 0 S: 5	H: 1 LOB: 0 BB: 0 P: 5	R: 2 H: 1 E: 0 K: 0 S: 15	H: 1 LOB: 2 BB: 2 P: 26	R: 2 H: 1 E: 0 K: 1 S: 15	H: 1 LOB: 0 BB: 0 P: 20	1B: 3 2B: 3 3B: 0 HR: 1	SF: 0 SAC: 0 DP: 2 HBP: 2	WP: 0 PB: 0 CS: 0	PA: 37		
PITCHER	IP WLS BF H R ER SO BB IBB HBP BLK WP HR S P ERA WHIP	IP WLS BF H R ER SO BB IBB HBP BLK WP HR S P ERA WHIP	IP WLS BF H R ER SO BB IBB HBP BLK WP HR S P ERA WHIP	IP WLS BF H R ER SO BB IBB HBP BLK WP HR S P ERA WHIP	IP WLS BF H R ER SO BB IBB HBP BLK WP HR S P ERA WHIP	IP WLS BF H R ER SO BB IBB HBP BLK WP HR S P ERA WHIP	IP WLS BF H R ER SO BB IBB HBP BLK WP HR S P ERA WHIP	IP WLS BF H R ER SO BB IBB HBP BLK WP HR S P ERA WHIP	IP WLS BF H R ER SO BB IBB HBP BLK WP HR S P ERA WHIP	IP WLS BF H R ER SO BB IBB HBP BLK WP HR S P ERA WHIP	IP WLS BF H R ER SO BB IBB HBP BLK WP HR S P ERA WHIP	IP WLS BF H R ER SO BB IBB HBP BLK WP HR S P ERA WHIP	IP WLS BF H R ER SO BB IBB HBP BLK WP HR S P ERA WHIP	IP WLS BF H R ER SO BB IBB HBP BLK WP HR S P ERA WHIP	IP WLS BF H R ER SO BB IBB HBP BLK WP HR S P ERA WHIP	IP WLS BF H R ER SO BB IBB HBP BLK WP HR S P ERA WHIP	IP WLS BF H R ER SO BB IBB HBP BLK WP HR S P ERA WHIP	IP WLS BF H R ER SO BB IBB HBP BLK WP HR S P ERA WHIP	IP WLS BF H R ER SO BB IBB HBP BLK WP HR S P ERA WHIP	IP WLS BF H R ER SO BB IBB HBP BLK WP HR S P ERA WHIP	IP WLS BF H R ER SO BB IBB HBP BLK WP HR S P ERA WHIP	IP WLS BF H R ER SO BB IBB HBP BLK WP HR S P ERA WHIP	IP WLS BF H R ER SO BB IBB HBP BLK WP HR S P ERA WHIP	IP WLS BF H R ER SO BB IBB HBP BLK WP HR S P ERA WHIP

Washington Nationals @ Cincinnati Reds
Great American Ball Park, Cincinnati, OH
Sun Apr 01 2018, 4:11 PM - 6:57 PM EDT
Att: 10,355 - Partly Cloudy - 50 F

AB	32
R	5
H	7
RBI	4
BB	3
SO	8
LOB	11



Batter	1	2	3	4	5	6	7	8	9	AB	R	H	RBI	BB	SO	LOB	TOP							
33 Jesse Winker, L OBP: 0.538, SLG: 0.333										2	1	1	1	2	0	2	Cincinnati Reds @ Pittsburgh Pirates PNC Park, Pittsburgh, PA Sat Apr 07 2018, 7:08 PM - 10:16 PM EDT Att: 14,336 - Partly Cloudy - 36 F							
7 Eugenio Suárez, R OBP: 0.419, SLG: 0.654										4	1	3	5	1	0	1								
19 Joey Votto, L OBP: 0.300, SLG: 0.259										4	0	2	1	0	0	2								
3 Scooter Gennett, L OBP: 0.290, SLG: 0.355										5	0	0	0	0	2	6								
23 Adam Duvall, R OBP: 0.148, SLG: 0.400										5	0	0	0	0	4	5								
27 Phillip Ervin, R OBP: 0.222, SLG: 0.125										4	0	0	0	0	1	0								
53 Wandy Peralta, L										0	0	0	0	0	0	0								
46 Phil Gosselin, R OBP: 0.571, SLG: 1.000										0	0	0	0	1	0	0								
26 Raisel Iglesias, R										0	0	0	0	0	0	0								
16 Tucker Barnhart, L OBP: 0.500, SLG: 0.500										4	2	2	0	1	1	1								
9 José Peraza, R OBP: 0.217, SLG: 0.217										3	2	2	0	0	0	1								
47 Sal Romano, L										1	0	0	0	0	1	0								
4 Cliff Pennington, S OBP: 0.971, SLG: 0.400										1	0	0	0	0	1	2								
61 Kevin Quackenbush, R										0	0	0	0	0	0	0								
6 Billy Hamilton, S OBP: 0.273, SLG: 0.211										1	1	1	0	0	0	0								
Inning Stats	R: 0 H: 1 E: 0 K: 2 S: 12	H: 1 LOB: 2 BB: 0 P: 20	R: 0 H: 0 E: 0 K: 0 S: 6	H: 0 LOB: 0 BB: 1 P: 14	R: 1 H: 1 E: 0 K: 1 S: 11	H: 1 LOB: 1 BB: 1 P: 23	R: 0 H: 0 E: 0 K: 2 S: 7	H: 0 LOB: 0 BB: 0 P: 10	R: 1 H: 3 E: 0 K: 2 S: 18	H: 3 LOB: 3 BB: 1 P: 31	R: 2 H: 3 E: 0 K: 1 S: 15	H: 3 LOB: 2 BB: 1 P: 25	R: 0 H: 0 E: 0 K: 1 S: 9	H: 0 LOB: 0 BB: 0 P: 12	R: 3 H: 3 E: 0 K: 0 S: 14	H: 3 LOB: 0 BB: 0 P: 22	R: 0 H: 0 E: 0 K: 1 S: 7	H: 0 LOB: 1 BB: 1 P: 14	1B: 8 2B: 2 3B: 0 HR: 1	SF: 1 SAC: 2 DP: 1 HBP: 1	WP: 1 PB: 0 SB: 1 CS: 0	PA: 43		
PITCHER	IP WLS BF H R ER SO BB IBB HBP BLK WP HR S P ERA WHIP	IP WLS BF H R ER SO BB IBB HBP BLK WP HR S P ERA WHIP	IP WLS BF H R ER SO BB IBB HBP BLK WP HR S P ERA WHIP	IP WLS BF H R ER SO BB IBB HBP BLK WP HR S P ERA WHIP	IP WLS BF H R ER SO BB IBB HBP BLK WP HR S P ERA WHIP	IP WLS BF H R ER SO BB IBB HBP BLK WP HR S P ERA WHIP	IP WLS BF H R ER SO BB IBB HBP BLK WP HR S P ERA WHIP	IP WLS BF H R ER SO BB IBB HBP BLK WP HR S P ERA WHIP	IP WLS BF H R ER SO BB IBB HBP BLK WP HR S P ERA WHIP	IP WLS BF H R ER SO BB IBB HBP BLK WP HR S P ERA WHIP	IP WLS BF H R ER SO BB IBB HBP BLK WP HR S P ERA WHIP	IP WLS BF H R ER SO BB IBB HBP BLK WP HR S P ERA WHIP	IP WLS BF H R ER SO BB IBB HBP BLK WP HR S P ERA WHIP	IP WLS BF H R ER SO BB IBB HBP BLK WP HR S P ERA WHIP	IP WLS BF H R ER SO BB IBB HBP BLK WP HR S P ERA WHIP	IP WLS BF H R ER SO BB IBB HBP BLK WP HR S P ERA WHIP	IP WLS BF H R ER SO BB IBB HBP BLK WP HR S P ERA WHIP	IP WLS BF H R ER SO BB IBB HBP BLK WP HR S P ERA WHIP	IP WLS BF H R ER SO BB IBB HBP BLK WP HR S P ERA WHIP	IP WLS BF H R ER SO BB IBB HBP BLK WP HR S P ERA WHIP	IP WLS BF H R ER SO BB IBB HBP BLK WP HR S P ERA WHIP	IP WLS BF H R ER SO BB IBB HBP BLK WP HR S P ERA WHIP	IP WLS BF H R ER SO BB IBB HBP BLK WP HR S P ERA WHIP	IP WLS BF H R ER SO BB IBB HBP BLK WP HR S P ERA WHIP

AB	34
R	7
H	11
RBI	7
BB	5
SO	10
LOB	20



Batter	1	2	3	4	5	6	7	8	9	AB	R	H	RBI	BB	SO	LOB	BOTTOM							
5 Josh Harrison, R OBP: 0.375, SLG: 0.457										3	0	0	1	0	0	0	Cincinnati Reds @ Pittsburgh Pirates PNC Park, Pittsburgh, PA Sat Apr 07 2018, 7:08 PM - 10:16 PM EDT Att: 14,336 - Partly Cloudy - 36 F							
26 Adam Frazier, L OBP: 0.333, SLG: 0.353										4	0	1	1	0	0	0								
6 Starling Marte, R OBP: 0.361, SLG: 0.484										4	1	1	0	0	1	2								
55 Josh Bell, S OBP: 0.417, SLG: 0.467										4	1	1	0	0	1	2								
12 Corey Dickerson, L OBP: 0.333, SLG: 0.517										4	0	1	2	0	2	0								
24 Tyler Glasnow, L										0	0	0	0	0	0	0								
32 Elias Diaz, R OBP: 0.333, SLG: 0.333										4	0	1	0	0	0	1								
19 Colin Moran, L OBP: 0.370, SLG: 0.520										3	1	1	0	1	0	1								
10 Jordy Mercer, R OBP: 0.414, SLG: 0.458										4	1	2	0	0	1	1								
39 Chad Kuhl, R										1	0	0	0	0	0	2								
Inning Stats	R: 2 H: 3 E: 0 K: 0 S: 15	H: 2 LOB: 1 BB: 0 P: 22	R: 2 H: 2 E: 1 K: 0 S: 14	H: 2 LOB: 2 BB: 1 P: 20	R: 0 H: 0 E: 0 K: 0 S: 10	H: 0 LOB: 0 BB: 0 P: 14	R: 0 H: 0 E: 0 K: 1 S: 9	H: 0 LOB: 0 BB: 0 P: 9	R: 0 H: 0 E: 0 K: 0 S: 6	H: 0 LOB: 0 BB: 0 P: 9	R: 0 H: 0 E: 0 K: 1 S: 10	H: 0 LOB: 0 BB: 0 P: 14	R: 0 H: 0 E: 0 K: 2 S: 8	H: 0 LOB: 0 BB: 0 P: 10	R: 0 H: 1 E: 0 K: 1 S: 8	H: 0 LOB: 0 BB: 0 P: 11	1B: 7 2B: 1 3B: 0 HR: 0	SF: 1 SAC: 1 DP: 0 HBP: 0	WP: 0 PB: 0 SB: 0 CS: 1	PA: 36				
PITCHER	IP WLS BF H R ER SO BB IBB HBP BLK WP HR S P ERA WHIP	IP WLS BF H R ER SO BB IBB HBP BLK WP HR S P ERA WHIP	IP WLS BF H R ER SO BB IBB HBP BLK WP HR S P ERA WHIP	IP WLS BF H R ER SO BB IBB HBP BLK WP HR S P ERA WHIP	IP WLS BF H R ER SO BB IBB HBP BLK WP HR S P ERA WHIP	IP WLS BF H R ER SO BB IBB HBP BLK WP HR S P ERA WHIP	IP WLS BF H R ER SO BB IBB HBP BLK WP HR S P ERA WHIP	IP WLS BF H R ER SO BB IBB HBP BLK WP HR S P ERA WHIP	IP WLS BF H R ER SO BB IBB HBP BLK WP HR S P ERA WHIP	IP WLS BF H R ER SO BB IBB HBP BLK WP HR S P ERA WHIP	IP WLS BF H R ER SO BB IBB HBP BLK WP HR S P ERA WHIP	IP WLS BF H R ER SO BB IBB HBP BLK WP HR S P ERA WHIP	IP WLS BF H R ER SO BB IBB HBP BLK WP HR S P ERA WHIP	IP WLS BF H R ER SO BB IBB HBP BLK WP HR S P ERA WHIP	IP WLS BF H R ER SO BB IBB HBP BLK WP HR S P ERA WHIP	IP WLS BF H R ER SO BB IBB HBP BLK WP HR S P ERA WHIP	IP WLS BF H R ER SO BB IBB HBP BLK WP HR S P ERA WHIP	IP WLS BF H R ER SO BB IBB HBP BLK WP HR S P ERA WHIP	IP WLS BF H R ER SO BB IBB HBP BLK WP HR S P ERA WHIP	IP WLS BF H R ER SO BB IBB HBP BLK WP HR S P ERA WHIP	IP WLS BF H R ER SO BB IBB HBP BLK WP HR S P ERA WHIP	IP WLS BF H R ER SO BB IBB HBP BLK WP HR S P ERA WHIP	IP WLS BF H R ER SO BB IBB HBP BLK WP HR S P ERA WHIP	IP WLS BF H R ER SO BB IBB HBP BLK WP HR S P ERA WHIP



Batter	1	2	3	4	5	6	7	8	9	AB	R	H	RBI	BB	SO	LOB	TOP					
33 Jesse Winker, L OBP: 0.467, SLG: 0.273			G6-3			F9			G4-3	4	0	0	0	0	1	1						
7 Eugenio Suárez, R OBP: 0.424, SLG: 0.630										1	0	0	0	0	1	0						
4 Cliff Pennington, S OBP: 0.596, SLG: 0.333										1	0	0	0	1	1	0						
19 Joey Votto, L OBP: 0.265, SLG: 0.226	F7									4	0	0	0	0	0	2						
3 Scooter Gennett, L OBP: 0.294, SLG: 0.333		G4-3								2	0	0	0	1	0	1						
23 Adam Duvall, R OBP: 0.133, SLG: 0.357		K								3	0	0	0	0	1	1						
16 Tucker Barnhart, L OBP: 0.435, SLG: 0.421	L7									3	0	0	0	0	0	0						
9 José Peraza, R OBP: 0.200, SLG: 0.200										2	0	0	0	0	1	0						
50 Amir Garrett, R										0	0	0	0	0	0	0						
39 Devin Mesoraco, R (8, PH)										1	0	0	0	0	0	0						
31 Yovani Gallardo, R										0	0	0	0	0	0	0						
30 Tyler Mahle, R OBP: 0.500, SLG: 0.500										1	0	1	0	0	0	0						
46 Phil Gosselin, R OBP: 0.444, SLG: 0.714										2	0	0	0	0	1	0						
6 Billy Hamilton, S OBP: 0.240, SLG: 0.182										3	0	0	0	0	1	1						
Inning Stats	R: 0 H: 0 E: 0 K: 2 S: 8	H: 0 LOB: 0 BB: 0 P: 14	R: 0 H: 0 E: 0 K: 1 S: 7	H: 0 LOB: 0 BB: 0 P: 10	R: 0 H: 1 E: 0 K: 1 S: 10	H: 1 LOB: 1 BB: 0 P: 17	R: 0 H: 0 E: 0 K: 0 S: 5	H: 0 LOB: 0 BB: 0 P: 8	R: 0 H: 0 E: 0 K: 0 S: 5	H: 0 LOB: 0 BB: 0 P: 5	R: 0 H: 0 E: 0 K: 1 S: 7	H: 0 LOB: 0 BB: 0 P: 10	R: 0 H: 0 E: 0 K: 1 S: 8	H: 0 LOB: 1 BB: 1 P: 18	R: 0 H: 0 E: 0 K: 0 S: 8	H: 0 LOB: 0 BB: 0 P: 12	R: 0 H: 0 E: 0 K: 1 S: 9	H: 0 LOB: 1 BB: 1 P: 16	1B: 1 2B: 0 3B: 0 HR: 0	SF: 0 SAC: 0 DP: 1 HBP: 1	WP: 0 PB: 0 SB: 0 CS: 0	PA: 30
PITCHER 50 Jameson Taillon, R ERA: 1.26	IP: 9.0 WLS: W BF: 30 H: 1 R: 0 ER: 0 SO: 7 BB: 2 IBB: 0 HBP: 1 BLK: 0 WP: 0 HR: 0 S: 67 P: 110 ERA: 0.00 WHIP: 0.333															PITCHER						

Cincinnati Reds @ Pittsburgh Pirates
PNC Park, Pittsburgh, PA
Sun Apr 08 2018, 1:38 PM - 4:05 PM EDT
Att: 11,251 - Cloudy - 35 F

AB 27
R 0
H 1
RBI 0
BB 2
SO 7
LOB 6



Batter	1	2	3	4	5	6	7	8	9	AB	R	H	RBI	BB	SO	LOB	BOTTOM			
5 Josh Harrison, R OBP: 0.409, SLG: 0.474	FC6-4									3	1	2	0	1	0	1				
25 Gregory Polanco, L OBP: 0.447, SLG: 0.759										4	1	2	2	0	0	1				
6 Starling Marte, R OBP: 0.350, SLG: 0.486	L9									4	1	1	0	0	0	2				
55 Josh Bell, S OBP: 0.400, SLG: 0.441	P4									4	0	1	1	0	0	2				
12 Corey Dickerson, L OBP: 0.324, SLG: 0.576	K									4	1	1	1	0	2	2				
29 Francisco Cervelli, R OBP: 0.294, SLG: 0.214										3	0	0	0	1	1	0				
19 Colin Moran, L OBP: 0.387, SLG: 0.517										4	0	2	0	0	1	0				
10 Jordy Mercer, R OBP: 0.394, SLG: 0.464										4	1	1	0	0	0	3				
50 Jameson Taillon, R OBP: 0.200, SLG: 0.200										3	0	1	1	0	0	0				
Inning Stats	R: 0 H: 1 E: 0 K: 1 S: 19	H: 1 LOB: 2 BB: 1 P: 29	R: 1 H: 2 E: 0 K: 1 S: 14	H: 2 LOB: 1 BB: 0 P: 22	R: 0 H: 0 E: 0 K: 0 S: 5	H: 0 LOB: 0 BB: 0 P: 8	R: 0 H: 1 E: 0 K: 0 S: 11	H: 1 LOB: 1 BB: 0 P: 13	R: 4 H: 5 E: 0 K: 0 S: 20	H: 5 LOB: 0 BB: 0 P: 30	R: 0 H: 0 E: 0 K: 1 S: 7	H: 0 LOB: 0 BB: 0 P: 11	R: 0 H: 1 E: 0 K: 0 S: 7	H: 1 LOB: 0 BB: 0 P: 14	R: 0 H: 1 E: 0 K: 1 S: 12	H: 1 LOB: 2 BB: 1 P: 20	1B: 7 2B: 3 3B: 0 HR: 2	SF: 0 SAC: 0 DP: 1 HBP: 0	WP: 0 PB: 0 SB: 0 CS: 0	PA: 35
PITCHER 30 Tyler Mahle, R ERA: 4.22	IP: 4.2 WLS: L BF: 23 H: 9 R: 5 ER: 5 SO: 2 BB: 1 IBB: 0 HBP: 0 BLK: 0 WP: 0 HR: 2 S: 68 P: 100 ERA: 9.64 WHIP: 2.143															PITCHER 50 Amir Garrett, L ERA: 4.22				
50 Amir Garrett, L	IP: 2.1 WLS: 7 BF: 1 H: 0 R: 0 ER: 0 SO: 1 BB: 0 IBB: 0 HBP: 0 BLK: 0 WP: 0 HR: 0 S: 15 P: 27 ERA: 0.00 WHIP: 0.429															PITCHER 31 Yovani Gallardo, R ERA: 30.86				
31 Yovani Gallardo, R	IP: 1.0 WLS: 5 BF: 1 H: 1 R: 0 ER: 0 SO: 1 BB: 1 IBB: 0 HBP: 0 BLK: 0 WP: 0 HR: 0 S: 12 P: 20 ERA: 0.00 WHIP: 2.000																			

Cincinnati Reds @ Pittsburgh Pirates
PNC Park, Pittsburgh, PA
Sun Apr 08 2018, 1:38 PM - 4:05 PM EDT
Att: 11,251 - Cloudy - 35 F

AB 33
R 5
H 11
RBI 5
BB 2
SO 4
LOB 11



Batter	1	2	3	4	5	6	7	8	9	AB	R	H	RBI	BB	SO	LOB	TOP					
3 Scooter Gennett, L OBP: 0.333, SLG: 0.378										5	1	2	1	1	1	2						
9 José Peraza, R OBP: 0.200, SLG: 0.200										5	0	1	0	0	1	2						
19 Joey Volto, L OBP: 0.308, SLG: 0.257										4	1	2	0	1	0	0						
23 Adam Duvall, R OBP: 0.171, SLG: 0.344										4	0	1	1	1	2	3						
16 Tucker Barnhart, L OBP: 0.429, SLG: 0.522										4	1	1	2	1	1	4						
27 Phillip Ervin, R OBP: 0.231, SLG: 0.167										4	1	1	0	0	2	6						
4 Cliff Pennington, S OBP: 0.530, SLG: 0.333										3	0	1	0	1	2	3						
25 Cody Reed, L 40 Austin Brice, R 46 Phil Gosselin, R 48 Jared Hughes, R 53 Wandy Peralta, L 33 Jesse Winker, L 61 Kevin Quackenbush, R										2	0	0	0	0	0	2						
6 Billy Hamilton, S OBP: 0.276, SLG: 0.231										4	1	2	1	0	0	1						
Inning Stats	R: 1 E: 0 K: 2 S: 15	H: 3 LOB: 3 BB: 1 P: 27	R: 0 E: 0 K: 2 S: 8	H: 0 LOB: 0 BB: 0 P: 10	R: 2 E: 0 K: 2 S: 13	H: 2 LOB: 1 BB: 0 P: 17	R: 1 E: 0 K: 1 S: 16	H: 2 LOB: 1 BB: 0 P: 23	R: 0 E: 0 K: 0 S: 5	H: 0 LOB: 0 BB: 0 P: 9	R: 1 E: 0 K: 0 S: 10	H: 2 LOB: 0 BB: 1 P: 19	R: 0 E: 0 K: 1 S: 17	H: 0 LOB: 3 BB: 3 P: 32	R: 0 E: 0 K: 1 S: 8	H: 1 LOB: 1 BB: 0 P: 10	R: 0 E: 0 K: 2 S: 14	H: 1 LOB: 1 BB: 0 P: 22	1B: 9 2B: 1 3B: 0 HR: 1	SF: 0 SAC: 0 DP: 1 HBP: 0	WP: 1 PB: 0 SB: 3 CS: 0	PA: 42
PITCHER	IP: 5.2 ERA: 5.56	WLS: 0 BF: 27	H: 9 R: 5 ER: 5 SO: 7	BB: 2 IBB: 0 HBP: 0 BLK: 0	WP: 0 HR: 1 S: 65 P: 100	ERA: 7.94 WHIP: 1.941	PITCHER	IP: 5.2 ERA: 5.56	WLS: 0 BF: 27	H: 9 R: 5 ER: 5 SO: 7	BB: 2 IBB: 0 HBP: 0 BLK: 0	WP: 0 HR: 1 S: 65 P: 100	ERA: 7.94 WHIP: 1.941	PITCHER	IP: 5.2 ERA: 5.56	WLS: 0 BF: 27	H: 9 R: 5 ER: 5 SO: 7	BB: 2 IBB: 0 HBP: 0 BLK: 0	WP: 0 HR: 1 S: 65 P: 100	ERA: 7.94 WHIP: 1.941		
19 Ben Lively, R ERA: 5.56	(1, 1)	5.2	27	9	5	5	7	2	0	0	0	0	0	1	0	10	21	0.00	1.500			
46 Adam Morgan, L ERA: 5.4	(6, 1)	0.2	4	0	0	0	0	1	1	0	0	0	1	0	10	16	0.00	1.500				
53 Yackel Rios, R ERA: 3.38	(7, 1)	0.2	3	0	0	0	1	1	0	0	0	0	0	0	9	21	0.00	1.500				
57 Luis García, R ERA: 5.06	(8, 1)	1.0	W	4	1	0	0	1	0	0	0	0	0	0	8	10	0.00	1.000				
50 Héctor Neris, R ERA: 7.35	(9, 1)	1.0	S	4	1	0	0	2	0	0	0	0	0	0	14	22	0.00	1.000				
Batter	1	2	3	4	5	6	7	8	9	AB	R	H	RBI	BB	SO	LOB	BOTTOM					
16 César Hernández, S OBP: 0.450, SLG: 0.469										3	1	1	0	1	1	0						
41 Carlos Santana, S OBP: 0.233, SLG: 0.455										4	2	1	1	0	0	1						
37 Odúbel Herrera, L OBP: 0.387, SLG: 0.429										3	0	0	0	1	2	2						
17 Rhys Hoskins, R OBP: 0.553, SLG: 0.821										3	1	1	2	1	0	2						
7 Maikel Franco, R OBP: 0.367, SLG: 0.654										3	0	1	1	0	0	0						
4 Scott Kingery, R OBP: 0.333, SLG: 0.481										3	1	1	1	1	0	1						
23 Aaron Altherr, R OBP: 0.219, SLG: 0.185										3	0	0	0	0	1	2						
53 Yackel Rios, R ERA: 2.08	(7, 1)	1.0	5	1	0	0	0	1	0	0	0	0	0	0	0	0						
57 Luis García, L OBP: 0.235, SLG: 0.412	(8, 1)	1.0	5	0	0	0	0	2	0	0	0	0	0	0	0	0						
5 Nick Williams, L OBP: 0.235, SLG: 0.412	(8, PH)	1.0	5	0	0	0	0	2	0	0	0	0	0	0	0	0						
50 Héctor Neris, R ERA: 11.25	(9, 1)	1.0	L	4	1	1	1	0	0	0	0	0	0	0	0	0						
38 Jorge Alfaro, R OBP: 0.333, SLG: 0.389										4	0	0	0	0	1	2						
19 Ben Lively, R ERA: 9.0	(1, 1)	3.0	15	4	5	3	4	1	0	0	0	0	0	0	0	0						
46 Adam Morgan, L ERA: 2.08	(6, 1)	1.0	5	1	0	0	0	1	0	0	0	0	0	0	0	0						
18 Pedro Florimón, S OBP: 0.400, SLG: 0.250	(7, 9)	1.0	L	4	1	1	1	0	0	0	0	0	0	0	0	0						
Inning Stats	R: 2 E: 1 K: 1 S: 15	H: 1 LOB: 0 BB: 0 P: 22	R: 1 E: 0 K: 3 S: 15	H: 1 LOB: 0 BB: 0 P: 23	R: 2 E: 0 K: 0 S: 15	H: 2 LOB: 1 BB: 1 P: 28	R: 0 E: 0 K: 0 S: 6	H: 0 LOB: 0 BB: 0 P: 11	R: 0 E: 0 K: 2 S: 12	H: 0 LOB: 0 BB: 0 P: 17	R: 0 E: 0 K: 0 S: 14	H: 1 LOB: 2 BB: 1 P: 25	R: 0 E: 0 K: 0 S: 8	H: 0 LOB: 2 BB: 2 P: 22	R: 1 E: 0 K: 0 S: 9	H: 1 LOB: 0 BB: 0 P: 15	1B: 2 2B: 1 3B: 0 HR: 3	SF: 1 SAC: 0 DP: 0 HBP: 0	WP: 2 PB: 0 SB: 0 CS: 0	PA: 35		
PITCHER	IP: 3.0 ERA: 9.0	WLS: 0 BF: 15	H: 4 R: 5 ER: 3 SO: 4	BB: 1 IBB: 0 HBP: 0 BLK: 0	WP: 0 HR: 2 S: 45 P: 73	ERA: 9.00 WHIP: 1.667	PITCHER	IP: 3.0 ERA: 9.0	WLS: 0 BF: 15	H: 4 R: 5 ER: 3 SO: 4	BB: 1 IBB: 0 HBP: 0 BLK: 0	WP: 0 HR: 2 S: 45 P: 73	ERA: 9.00 WHIP: 1.667	PITCHER	IP: 3.0 ERA: 9.0	WLS: 0 BF: 15	H: 4 R: 5 ER: 3 SO: 4	BB: 1 IBB: 0 HBP: 0 BLK: 0	WP: 0 HR: 2 S: 45 P: 73	ERA: 9.00 WHIP: 1.667		
25 Cody Reed, L ERA: 9.0	(1, 1)	3.0	15	4	5	3	4	1	0	0	0	0	0	0	0	0						
40 Austin Brice, R ERA: 5.4	(4, 1)	2.0	6	0	0	0	2	0	0	0	0	0	0	0	0	0						
48 Jared Hughes, R ERA: 2.08	(6, 1)	1.0	5	1	0	0	0	1	0	0	0	0	0	0	0	0						
53 Wandy Peralta, L ERA: 11.25	(8, 1)	1.0	L	4	1	1	1	0	0	0	0	0	0	0	0	0						
61 Kevin Quackenbush, R ERA: 11.25	(8, 1)	1.0	L	4	1	1	1	0	0	0	0	0	0	0	0	0						

Cincinnati Reds @ Philadelphia Phillies
Citizens Bank Park, Philadelphia, PA
Mon Apr 09 2018, 7:08 PM - 10:29 PM EDT
Att: 18,127 - Cloudy - 43 F

AB	37
R	5
H	11
RBI	5
BB	5
SO	11
LOB	24



Cincinnati Reds @ Philadelphia Phillies
Citizens Bank Park, Philadelphia, PA
Mon Apr 09 2018, 7:08 PM - 10:29 PM EDT
Att: 18,127 - Cloudy - 43 F

AB	30
R	6
H	6
RBI	6
BB	4
SO	6
LOB	10



Batter	1	2	3	4	5	6	7	8	9	10	11	12	AB	R	H	RBI	BB	SO	LOB	TOP								
33 Jesse Winker, L OBP: 0.415, SLG: 0.250	E8 SH5-3		K		G4-3			FC5-4 1B		K		G4-3	6	0	1	0	0	2	0									
9 José Peraza, R 26 Raisel Iglesias, R 53 Wandy Peralta, L 48 Jared Hughes, R 51 Kevin Quackenbush, R 30 Tyler Mahle, R 40 Austin Brice, R	SH5-3			19 1B	2B	19 1B	1B	FC5-4 1-2		K		K	3	1	2	0	0	0	1									
19 Joey Votto, L OBP: 0.313, SLG: 0.273	L5			39 F9	27 1B	3 1B	1B	F8		F8			5	1	3	1	0	0	2									
3 Scooter Gennett, L OBP: 0.333, SLG: 0.351	K			27 G6-3	39 F9	1B	1B	K		K		F8	5	1	2	0	0	2	3									
39 Devin Mesoraco, R OBP: 0.143, SLG: 0.143 2 Alex Blandino, R	K			F9			G6-3	G6-3		SH5-4 1B		L7	4	0	1	0	0	1	3									
27 Phillip Ervin, R OBP: 0.278, SLG: 0.188	P4			G6-3			G2-3	G2-3		SH5-4 1B		BB	4	0	1	2	1	0	1									
46 Phil Gosselin, R OBP: 0.286, SLG: 0.417 16 Tucker Barnhart, L	L9			G6-3			L8	L8		SH5-4		1B	3	0	0	0	0	0	1									
58 Luis Castillo, R OBP: 0.400, SLG: 0.600 23 Adam Duval, R 50 Amir Garrett, R 4 Cliff Pennington, S	K			K			G6-3	G6-3		K		K	2	0	0	0	0	2	0									
6 Billy Hamilton, S OBP: 0.270, SLG: 0.188	G2-3			K			K	K		K		F9	5	0	0	0	0	2	3									
Inning Stats	R: 0 E: 1 K: 1	H: 0 LOB: 1 BB: 0 P: 12	R: 0 E: 0 K: 1	H: 0 LOB: 0 BB: 0 P: 17	R: 0 E: 0 K: 2	H: 0 LOB: 0 BB: 0 P: 10	R: 2 E: 0 K: 0	H: 3 LOB: 1 BB: 0 P: 23	R: 0 E: 0 K: 2	H: 0 LOB: 0 BB: 0 P: 13	R: 0 E: 0 K: 1	H: 1 LOB: 1 BB: 0 P: 11	R: 0 E: 0 K: 1	H: 1 LOB: 1 BB: 0 P: 22	R: 0 E: 0 K: 1	H: 1 LOB: 1 BB: 1 P: 19	R: 0 E: 0 K: 1	H: 0 LOB: 0 BB: 0 P: 12	1B: 9 2B: 2 3B: 0 HR: 0	SF: 0 SAC: 2 DP: 0 HBP: 0	WP: 0 PB: 0 SB: 1 CS: 1	PA: 47						
PITCHER	IP 7.0	WLS 0	BF 26	H 5	R 2	ER 2	SO 7	BB 0	IBB 0	HBP 0	BLK 0	WP 0	HR 0	S 72	P 103	ERA 2.57	WHIP 0.714											
43 Nick Pivetta, R ERA: 3.0	55 Hoby Milner, L ERA: 3.0	46 Adam Morgan, L ERA: 4.5	50 Héctor Neris, R ERA: 7.71	57 Luis García, R ERA: 4.26	61 Eubray Ramos, R ERA:	55 Hoby Milner, L ERA: 3.0	53 Yackel Rios, R ERA: 3.0					IP 0.2	WLS 0	BF 1	H 0	R 0	ER 0	SO 1	BB 0	IBB 0	HBP 0	BLK 0	WP 0	HR 0	S 5	P 8	ERA 0.00	WHIP 0.000

Cincinnati Reds @ Philadelphia Phillies
Citizens Bank Park, Philadelphia, PA
Wed Apr 11 2018, 7:09 PM - 10:56 PM EDT
Att. 19,099 - Partly Cloudy - 53 F

AB 44
R 3
H 11
RBI 3
BB 1
SO 13
LOB 18



Batter	1	2	3	4	5	6	7	8	9	10	11	12	AB	R	H	RBI	BB	SO	LOB	BOTTOM			
16 César Hernández, S OBP: 0.440, SLG: 0.500	K	F8			HR			P5		BB		IBB	4	1	1	1	2	1	0				
4 Scott Kingery, R OBP: 0.300, SLG: 0.500	G4-3 1B		G4-3		G1-3			K		K		SF9	5	0	1	1	0	2	2				
37 Odúbel Herrera, L OBP: 0.375, SLG: 0.459	G4-3 1B		F7		G6-3			K		K		K	5	0	1	0	0	2	0				
41 Carlos Santana, S OBP: 0.245, SLG: 0.375	G4-3		F7		G3-1			G3		G4-3 BB		G4-3	4	0	0	0	1	0	2				
7 Maikel Franco, R OBP: 0.314, SLG: 0.548 53 Yackel Rios, R	G5-3			K				G6-3		K		K	5	0	0	0	0	2	3				
5 Nick Williams, L OBP: 0.308, SLG: 0.417	L4			G3				K		K		G4-3	4	0	1	0	1	1	0				
38 Jorge Alfaro, R OBP: 0.286, SLG: 0.292	K			K				K		G1-3		FC5-4 IBB	5	0	0	0	0	3	3				
43 Mike Trout, L 17 Miguel Cabrera, R 44 Justin Verlander, L 60 Hector Neris, R 91 Luis Castillo, R 23 Adam Duval, R 61 Hoby Milner, L 81 Eubray Ramos, R 16 Pedro Florimon, R	2 HR			G5-3				K		BB		E4 SH5-3 4 SF9	2	1	1	0	0	0	1				
2 J.P. Crawford, L OBP: 0.161, SLG: 0.207	HR			G4-3				L4		BB		SH5-3	3	1	1	2	1	0	1				
Inning Stats	R: 0 E: 0 K: 1	H: 2 LOB: 2 BB: 0 P: 19	R: 2 E: 0 K: 1	H: 2 LOB: 0 BB: 0 P: 17	R: 0 E: 0 K: 0	H: 0 LOB: 0 BB: 0 P: 14	R: 0 E: 0 K: 0	H: 0 LOB: 0 BB: 0 P: 13	R: 1 E: 0 K: 0	H: 1 LOB: 0 BB: 0 P: 12	R: 0 E: 0 K: 2	H: 0 LOB: 0 BB: 0 P: 16	R: 0 E: 0 K: 1	H: 0 LOB: 2 BB: 3 P: 27	R: 0 E: 0 K: 1	H: 0 LOB: 2 BB: 1 P: 15	R: 1 E: 1 K: 0	H: 0 LOB: 1 BB: 0 P: 8	1B: 4 2B: 0 3B: 0 HR: 2	SF: 1 SAC: 1 DP: 0 HBP: 0	WP: 0 PB: 0 SB: 0 CS: 1	PA: 47	
PITCHER	IP 6.0	WLS 23	BF 5	H 3	R 3	ER 3	SO 4	BB 0	IBB 0	HBP 0	BLK 1	WP 0	HR 2	S 64	P 89	ERA 4.50	WHIP 0.833						
58 Luis Castillo, R ERA: 3.18	50 Amir Garrett, L ERA:	26 Raisel Iglesias, R ERA: 1.65	53 Wandy Peralta, L ERA:	48 Jared Hughes, R ERA: 3.18	61 Kevin Quackenbush, R ERA: 3.0	40 Austin Brice, R ERA: 4.91	IP 1.0	WLS 5	BF 0	H 0	R 0	ER 0	SO 1	BB 1	IBB 1	HBP 0	BLK 0	WP 0	HR 0	S 9	P 15	ERA 0.00	WHIP 1.000

Cincinnati Reds @ Philadelphia Phillies
Citizens Bank Park, Philadelphia, PA
Wed Apr 11 2018, 7:09 PM - 10:56 PM EDT
Att. 19,099 - Partly Cloudy - 53 F

AB 39
R 4
H 6
RBI 4
BB 6
SO 12
LOB 12



Batter	1	2	3	4	5	6	7	8	9	AB	R	H	RBI	BB	SO	LOB	TOP							
25 Dexter Fowler, S OBP: 0.297, SLG: 0.357	F7		G5-3			HR	1B		G1-3	5	1	2	1	0	0	1								
28 Tommy Pham, R OBP: 0.410, SLG: 0.451	K					1B	1B		IBB	4	1	2	0	1	1	1								
13 Matt Carpenter, L OBP: 0.355, SLG: 0.348	K					1B	2B		BB	4	1	1	0	1	1	2								
23 Marcell Ozuna, R OBP: 0.302, SLG: 0.429	K		G6-4-3			1B	1B		K	5	1	2	1	0	2	4								
38 José Martínez, R OBP: 0.446, SLG: 0.604	1B					G5-3			P3	4	0	2	0	0	0	2								
4 Yadier Molina, R OBP: 0.296, SLG: 0.596	HR					1B	1B		K	4	1	2	3	0	1	1								
12 Paul DeJong, R OBP: 0.267, SLG: 0.509	K					FC5	P3		K	4	0	0	0	0	2	3								
16 Kolten Wong, L OBP: 0.262, SLG: 0.162	F7					P6	1B		G3-1	4	0	1	0	0	0	3								
7 Luke Weaver, R ERA: 5.63						G6-4-3	K		G1-3	3	0	0	0	0	0	2	5							
67 Matt Bowman, R ERA: 4.91										0	0	0	0	0	0	0	0							
70 Tyler Lyons, L ERA: 4.76										0	0	0	0	0	0	0	0							
55 Dominic Leone, R ERA: 8.0										0	0	0	0	0	0	0	0							
34 Yairo Muñoz, R ERA: 3.75										1	0	1	0	0	0	0	0							
26 Bud Norris, R ERA: 1.35										0	0	0	0	0	0	0	0							
Inning Stats	R: 0 E: 0 K: 2 S: 8	H: 0 LOB: 0 BB: 0 P: 12	R: 1 E: 0 K: 2 S: 13	H: 2 LOB: 0 BB: 0 P: 20	R: 0 E: 0 K: 1 S: 7	H: 0 LOB: 0 BB: 0 P: 8	R: 0 E: 0 K: 0 S: 7	H: 1 LOB: 0 BB: 0 P: 10	R: 0 E: 2 K: 0 S: 8	H: 1 LOB: 2 BB: 0 P: 11	R: 4 E: 0 K: 1 S: 15	H: 6 LOB: 2 BB: 0 P: 25	R: 0 E: 0 K: 0 S: 6	H: 2 LOB: 2 BB: 0 P: 9	R: 0 E: 0 K: 2 S: 11	H: 0 LOB: 0 BB: 0 P: 16	R: 0 E: 0 K: 1 S: 12	H: 1 LOB: 3 BB: 2 P: 22	1B: 9 2B: 2 3B: 0 HR: 2	SF: 0 SAC: 0 DP: 2 HBP: 0	WP: 0 PB: 0 SB: 1 CS: 1	PA: 40		
PITCHER	IP WLS BF H R ER SO BB IBB HBP BLK WP HR S P ERA WHIP	IP WLS BF H R ER SO BB IBB HBP BLK WP HR S P ERA WHIP	IP WLS BF H R ER SO BB IBB HBP BLK WP HR S P ERA WHIP	IP WLS BF H R ER SO BB IBB HBP BLK WP HR S P ERA WHIP	IP WLS BF H R ER SO BB IBB HBP BLK WP HR S P ERA WHIP	IP WLS BF H R ER SO BB IBB HBP BLK WP HR S P ERA WHIP	IP WLS BF H R ER SO BB IBB HBP BLK WP HR S P ERA WHIP	IP WLS BF H R ER SO BB IBB HBP BLK WP HR S P ERA WHIP	IP WLS BF H R ER SO BB IBB HBP BLK WP HR S P ERA WHIP	IP WLS BF H R ER SO BB IBB HBP BLK WP HR S P ERA WHIP	IP WLS BF H R ER SO BB IBB HBP BLK WP HR S P ERA WHIP	IP WLS BF H R ER SO BB IBB HBP BLK WP HR S P ERA WHIP	IP WLS BF H R ER SO BB IBB HBP BLK WP HR S P ERA WHIP	IP WLS BF H R ER SO BB IBB HBP BLK WP HR S P ERA WHIP	IP WLS BF H R ER SO BB IBB HBP BLK WP HR S P ERA WHIP	IP WLS BF H R ER SO BB IBB HBP BLK WP HR S P ERA WHIP	IP WLS BF H R ER SO BB IBB HBP BLK WP HR S P ERA WHIP	IP WLS BF H R ER SO BB IBB HBP BLK WP HR S P ERA WHIP	IP WLS BF H R ER SO BB IBB HBP BLK WP HR S P ERA WHIP	IP WLS BF H R ER SO BB IBB HBP BLK WP HR S P ERA WHIP	IP WLS BF H R ER SO BB IBB HBP BLK WP HR S P ERA WHIP	IP WLS BF H R ER SO BB IBB HBP BLK WP HR S P ERA WHIP	IP WLS BF H R ER SO BB IBB HBP BLK WP HR S P ERA WHIP	IP WLS BF H R ER SO BB IBB HBP BLK WP HR S P ERA WHIP

St. Louis Cardinals @ Cincinnati Reds
Great American Ball Park, Cincinnati, OH

AB 38
R 5
H 13
RBI 5
BB 2
SO 9
LOB 22



WP: 0 PA: 40
PB: 0
SB: 1
CS: 1

St. Louis Cardinals @ Cincinnati Reds
Great American Ball Park, Cincinnati, OH

AB 32
R 3
H 7
RBI 3
BB 3
SO 13
LOB 14



WP: 0 PA: 37
PB: 0
SB: 0
CS: 0

Batter	1	2	3	4	5	6	7	8	9	AB	R	H	RBI	BB	SO	LOB	BOTTOM							
6 Billy Hamilton, S OBP: 0.326, SLG: 0.211	FC4-6 BB		K			FC6-4 1B			SH1-3 BB	2	1	1	0	2	1	0								
9 José Peraza, R OBP: 0.297, SLG: 0.333	FC4-6 1-2					K			SH1-3	3	0	0	0	0	1	2								
19 Joey Votto, L OBP: 0.308, SLG: 0.271	F7					G1-3			G1-3	4	0	1	1	0	0	2								
3 Scooter Gennett, L OBP: 0.321, SLG: 0.370	K					F7			K	4	1	1	0	0	2	2								
39 Devin Mesoraco, R OBP: 0.211, SLG: 0.368	K					1B			PO	4	1	2	2	0	2	0								
23 Adam Duvall, R OBP: 0.170, SLG: 0.279	G6-3					P5			F7	4	0	1	0	0	0	1								
27 Phillip Ervin, R OBP: 0.269, SLG: 0.174	K					P4			BB	3	0	0	0	1	2	1								
4 Cliff Pennington, S OBP: 0.389, SLG: 0.214	F9					K			K	2	0	0	0	0	1	1								
61 Kevin Quackenbush, R ERA: 4.91										0	0	0	0	0	0	0								
2 Alex Blandino, R OBP: 0.111, SLG: 0.111										2	0	1	0	0	1	2								
30 Tyler Mahle, R OBP: 0.250, SLG: 0.250	G3					K			K	1	0	0	0	0	0	0								
46 Phil Gosselin, R OBP: 0.222, SLG: 0.313										2	0	0	0	0	2	1								
48 Jared Hughes, R ERA: 8.0										0	0	0	0	0	0	0								
53 Wandy Peralta, L ERA: 3.75										0	0	0	0	0	0	0								
16 Tucker Barnhart, L OBP: 0.405, SLG: 0.433										1	0	0	0	0	0	0								
Inning Stats	R: 0 E: 0 K: 1 S: 10	H: 0 LOB: 1 BB: 1 P: 17	R: 0 E: 0 K: 2 S: 11	H: 0 LOB: 0 BB: 0 P: 17	R: 0 E: 0 K: 1 S: 10	H: 0 LOB: 0 BB: 0 P: 16	R: 0 E: 0 K: 1 S: 6	H: 0 LOB: 0 BB: 0 P: 8	R: 0 E: 0 K: 1 S: 8	H: 1 LOB: 1 BB: 0 P: 15	R: 2 E: 0 K: 2 S: 21	H: 3 LOB: 1 BB: 0 P: 30	R: 1 E: 0 K: 1 S: 8	H: 1 LOB: 0 BB: 1 P: 15	R: 0 E: 0 K: 3 S: 13	H: 1 LOB: 2 BB: 1 P: 24	1B: 6 2B: 0 3B: 0 HR: 1	SF: 0 SAC: 1 DP: 0 HBP: 0	WP: 0 PB: 0 SB: 0 CS: 0	PA: 37				
PITCHER	IP WLS BF H R ER SO BB IBB HBP BLK WP HR S P ERA WHIP	IP WLS BF H R ER SO BB IBB HBP BLK WP HR S P ERA WHIP	IP WLS BF H R ER SO BB IBB HBP BLK WP HR S P ERA WHIP	IP WLS BF H R ER SO BB IBB HBP BLK WP HR S P ERA WHIP	IP WLS BF H R ER SO BB IBB HBP BLK WP HR S P ERA WHIP	IP WLS BF H R ER SO BB IBB HBP BLK WP HR S P ERA WHIP	IP WLS BF H R ER SO BB IBB HBP BLK WP HR S P ERA WHIP	IP WLS BF H R ER SO BB IBB HBP BLK WP HR S P ERA WHIP	IP WLS BF H R ER SO BB IBB HBP BLK WP HR S P ERA WHIP	IP WLS BF H R ER SO BB IBB HBP BLK WP HR S P ERA WHIP	IP WLS BF H R ER SO BB IBB HBP BLK WP HR S P ERA WHIP	IP WLS BF H R ER SO BB IBB HBP BLK WP HR S P ERA WHIP	IP WLS BF H R ER SO BB IBB HBP BLK WP HR S P ERA WHIP	IP WLS BF H R ER SO BB IBB HBP BLK WP HR S P ERA WHIP	IP WLS BF H R ER SO BB IBB HBP BLK WP HR S P ERA WHIP	IP WLS BF H R ER SO BB IBB HBP BLK WP HR S P ERA WHIP	IP WLS BF H R ER SO BB IBB HBP BLK WP HR S P ERA WHIP	IP WLS BF H R ER SO BB IBB HBP BLK WP HR S P ERA WHIP	IP WLS BF H R ER SO BB IBB HBP BLK WP HR S P ERA WHIP	IP WLS BF H R ER SO BB IBB HBP BLK WP HR S P ERA WHIP	IP WLS BF H R ER SO BB IBB HBP BLK WP HR S P ERA WHIP	IP WLS BF H R ER SO BB IBB HBP BLK WP HR S P ERA WHIP	IP WLS BF H R ER SO BB IBB HBP BLK WP HR S P ERA WHIP	IP WLS BF H R ER SO BB IBB HBP BLK WP HR S P ERA WHIP

St. Louis Cardinals @ Cincinnati Reds
Great American Ball Park, Cincinnati, OH

Fri Apr 13 2018, 6:41 PM - 9:46 PM EDT
Att: 19,561 - Partly Cloudy - 79 F

Batter	1	2	3	4	5	6	7	8	9	AB	R	H	RBI	BB	SO	LOB	TOP				
28 Tommy Pham, R OBP: 0.439, SLG: 0.491										4	2	3	1	1	1	1	St. Louis Cardinals @ Cincinnati Reds Great American Ball Park, Cincinnati, OH Sat Apr 14 2018, 1:12 PM - 3:54 PM EDT Att: 19,213 - Rain - 63 F				
12 Paul DeJong, R OBP: 0.295, SLG: 0.474										4	0	0	0	1	2	4					
38 José Martínez, R OBP: 0.459, SLG: 0.608										3	0	1	1	2	0	2					
23 Marcell Ozuna, R OBP: 0.294, SLG: 0.409										3	0	0	1	1	0	4					
4 Yadier Molina, R OBP: 0.276, SLG: 0.554										4	0	0	0	0	0	3					
48 Harrison Bader, R OBP: 0.294, SLG: 0.143										4	1	1	0	0	1	2					
34 Yairo Muñoz, R OBP: 0.211, SLG: 0.176										4	0	0	0	0	3	1					
35 Greg Garcia, L OBP: 0.368, SLG: 0.778										4	3	3	3	0	0	0					
39 Miles Mikolas, R OBP: 0.143, SLG: 0.571										3	0	0	0	0	2	1					
56 Greg Holland, R										0	0	0	0	0	0	0					
16 Kolten Wong, L OBP: 0.279, SLG: 0.162										0	0	0	0	0	0	0					
49 Jordan Hicks, R										0	0	0	0	0	0	0					
Inning Stats	R: 1 E: 0 K: 0 S: 10	H: 0 LOB: 1 BB: 2 P: 23	R: 1 E: 0 K: 1 S: 14	H: 1 LOB: 0 BB: 0 P: 18	R: 0 E: 0 K: 1 S: 7	H: 1 LOB: 1 BB: 1 P: 14	R: 2 E: 0 K: 2 S: 13	H: 2 LOB: 0 BB: 0 P: 19	R: 1 E: 0 K: 1 S: 14	H: 2 LOB: 2 BB: 1 P: 25	R: 0 E: 0 K: 0 S: 9	H: 0 LOB: 0 BB: 0 P: 14	R: 0 E: 0 K: 0 S: 6	H: 0 LOB: 0 BB: 0 P: 9	R: 0 E: 0 K: 1 S: 11	H: 0 LOB: 2 BB: 1 P: 20	1B: 3 2B: 3 3B: 0 HR: 2	SF: 1 DP: 1 HBP: 1	WP: 0 PB: 0 SB: 3 CS: 0	PA: 40	
PITCHER	IP WLS BF H R ER SO BB IBB HBP BLK WP HR S P ERA WHIP	IP WLS BF H R ER SO BB IBB HBP BLK WP HR S P ERA WHIP	IP WLS BF H R ER SO BB IBB HBP BLK WP HR S P ERA WHIP	IP WLS BF H R ER SO BB IBB HBP BLK WP HR S P ERA WHIP	IP WLS BF H R ER SO BB IBB HBP BLK WP HR S P ERA WHIP	IP WLS BF H R ER SO BB IBB HBP BLK WP HR S P ERA WHIP	IP WLS BF H R ER SO BB IBB HBP BLK WP HR S P ERA WHIP	IP WLS BF H R ER SO BB IBB HBP BLK WP HR S P ERA WHIP	IP WLS BF H R ER SO BB IBB HBP BLK WP HR S P ERA WHIP	IP WLS BF H R ER SO BB IBB HBP BLK WP HR S P ERA WHIP	IP WLS BF H R ER SO BB IBB HBP BLK WP HR S P ERA WHIP	IP WLS BF H R ER SO BB IBB HBP BLK WP HR S P ERA WHIP	IP WLS BF H R ER SO BB IBB HBP BLK WP HR S P ERA WHIP	IP WLS BF H R ER SO BB IBB HBP BLK WP HR S P ERA WHIP	IP WLS BF H R ER SO BB IBB HBP BLK WP HR S P ERA WHIP	IP WLS BF H R ER SO BB IBB HBP BLK WP HR S P ERA WHIP	IP WLS BF H R ER SO BB IBB HBP BLK WP HR S P ERA WHIP	IP WLS BF H R ER SO BB IBB HBP BLK WP HR S P ERA WHIP	IP WLS BF H R ER SO BB IBB HBP BLK WP HR S P ERA WHIP	IP WLS BF H R ER SO BB IBB HBP BLK WP HR S P ERA WHIP	IP WLS BF H R ER SO BB IBB HBP BLK WP HR S P ERA WHIP

AB 33
R 6
H 8
RBI 6
BB 5
SO 9
LOB 18



Batter	1	2	3	4	5	6	7	8	9	AB	R	H	RBI	BB	SO	LOB	BOTTOM					
6 Billy Hamilton, S OBP: 0.300, SLG: 0.190										4	0	0	0	0	3	0	St. Louis Cardinals @ Cincinnati Reds Great American Ball Park, Cincinnati, OH Sat Apr 14 2018, 1:12 PM - 3:54 PM EDT Att: 19,213 - Rain - 63 F					
9 José Peraza, R OBP: 0.250, SLG: 0.313										3	0	0	0	0	1	0						
63 Dylan Floro, L										4	0	0	0	0	1	0						
39 Devin Mesoraco, R OBP: 0.250, SLG: 0.400										4	0	3	0	0	0	0						
26 Raisel Iglesias, R ERA: 1.42										3	0	1	0	1	0	2						
16 Tucker Barnhart, L OBP: 0.390, SLG: 0.500										4	1	1	1	0	0	4						
27 Phillip Ervin, R OBP: 0.333, SLG: 0.200										2	0	1	0	2	0	1						
4 Cliff Pennington, S OBP: 0.318, SLG: 0.167										4	0	0	0	0	1	6						
29 Brandon Finnegan, L ERA: 4.26										1	0	0	0	0	0	0						
40 Austin Brice, R ERA: 3.66										1	0	0	0	1	0	0						
2 Alex Blandino, R OBP: 0.091, SLG: 0.091										2	0	0	0	0	0	3						
Inning Stats	R: 0 E: 0 K: 1 S: 6	H: 0 LOB: 0 BB: 0 P: 10	R: 0 E: 0 K: 0 S: 8	H: 0 LOB: 1 BB: 1 P: 15	R: 0 E: 0 K: 0 S: 7	H: 0 LOB: 0 BB: 0 P: 10	R: 0 E: 0 K: 1 S: 7	H: 1 LOB: 0 BB: 0 P: 9	R: 1 E: 0 K: 1 S: 9	H: 2 LOB: 0 BB: 0 P: 14	R: 0 E: 0 K: 1 S: 5	H: 0 LOB: 0 BB: 0 P: 7	R: 0 E: 0 K: 0 S: 11	H: 1 LOB: 2 BB: 1 P: 18	R: 0 E: 0 K: 1 S: 12	H: 1 LOB: 1 BB: 0 P: 17	R: 0 E: 0 K: 1 S: 15	H: 2 LOB: 3 BB: 1 P: 23	1B: 6 2B: 0 3B: 0 HR: 1	SF: 0 DP: 1 HBP: 0	WP: 0 PB: 0 SB: 0 CS: 0	PA: 36
PITCHER	IP WLS BF H R ER SO BB IBB HBP BLK WP HR S P ERA WHIP	IP WLS BF H R ER SO BB IBB HBP BLK WP HR S P ERA WHIP	IP WLS BF H R ER SO BB IBB HBP BLK WP HR S P ERA WHIP	IP WLS BF H R ER SO BB IBB HBP BLK WP HR S P ERA WHIP	IP WLS BF H R ER SO BB IBB HBP BLK WP HR S P ERA WHIP	IP WLS BF H R ER SO BB IBB HBP BLK WP HR S P ERA WHIP	IP WLS BF H R ER SO BB IBB HBP BLK WP HR S P ERA WHIP	IP WLS BF H R ER SO BB IBB HBP BLK WP HR S P ERA WHIP	IP WLS BF H R ER SO BB IBB HBP BLK WP HR S P ERA WHIP	IP WLS BF H R ER SO BB IBB HBP BLK WP HR S P ERA WHIP	IP WLS BF H R ER SO BB IBB HBP BLK WP HR S P ERA WHIP	IP WLS BF H R ER SO BB IBB HBP BLK WP HR S P ERA WHIP	IP WLS BF H R ER SO BB IBB HBP BLK WP HR S P ERA WHIP	IP WLS BF H R ER SO BB IBB HBP BLK WP HR S P ERA WHIP	IP WLS BF H R ER SO BB IBB HBP BLK WP HR S P ERA WHIP	IP WLS BF H R ER SO BB IBB HBP BLK WP HR S P ERA WHIP	IP WLS BF H R ER SO BB IBB HBP BLK WP HR S P ERA WHIP	IP WLS BF H R ER SO BB IBB HBP BLK WP HR S P ERA WHIP	IP WLS BF H R ER SO BB IBB HBP BLK WP HR S P ERA WHIP	IP WLS BF H R ER SO BB IBB HBP BLK WP HR S P ERA WHIP	IP WLS BF H R ER SO BB IBB HBP BLK WP HR S P ERA WHIP	IP WLS BF H R ER SO BB IBB HBP BLK WP HR S P ERA WHIP

AB 33
R 1
H 7
RBI 1
BB 3
SO 6
LOB 17



Batter	1	2	3	4	5	6	7	8	9	AB	R	H	RBI	BB	SO	LOB	TOP					
25 Dexter Fowler, S OBP: 0.279, SLG: 0.333	F7		G5-3			K		K		4	0	0	0	0	2	0						
28 Tommy Pham, R OBP: 0.429, SLG: 0.475	L5		L8			G6-3				4	0	1	0	0	0	0						
13 Matt Carpenter, L OBP: 0.333, SLG: 0.320 26 Bud Norris, R	K			G4-3			G3			4	0	0	0	0	2	1						
38 José Martínez, R OBP: 0.446, SLG: 0.600		K			G6-3					4	1	1	0	0	1	0						
4 Yadier Molina, R OBP: 0.295, SLG: 0.559				G4-3						3	0	2	1	0	0	0						
35 Greg Garcia, L OBP: 0.364, SLG: 0.700										2	1	0	0	1	0	1						
48 Harrison Bader, R OBP: 0.350, SLG: 0.375										2	1	1	2	1	0	1						
16 Kolten Wong, L OBP: 0.261, SLG: 0.150										3	0	0	0	0	0	1						
18 Carlos Martínez, R OBP: 0.222, SLG: 0.222 34 Yairo Muñoz, R OBP: 0.200, SLG: 0.167 70 Tyler Lyons, L OBP: 0.295, SLG: 0.474										2	0	0	0	0	1	0						
										1	0	0	0	0	0	0						
										0	0	0	0	0	0	0						
										0	0	0	0	0	0	0						
Inning Stats	R: 0 E: 0 K: 1 S: 7	H: 0 LOB: 0 BB: 0 P: 10	R: 2 E: 0 K: 1 S: 12	H: 2 LOB: 0 BB: 0 P: 16	R: 0 E: 0 K: 1 S: 7	H: 0 LOB: 0 BB: 0 P: 13	R: 0 E: 0 K: 0 S: 5	H: 0 LOB: 0 BB: 0 P: 7	R: 0 E: 0 K: 0 S: 4	H: 0 LOB: 0 BB: 1 P: 13	R: 0 E: 0 K: 1 S: 7	H: 0 LOB: 0 BB: 0 P: 11	R: 1 E: 0 K: 0 S: 12	H: 2 LOB: 1 BB: 1 P: 20	R: 0 E: 0 K: 1 S: 6	H: 0 LOB: 0 BB: 0 P: 9	R: 0 E: 0 K: 1 S: 6	H: 1 LOB: 0 BB: 0 P: 12	1B: 3 2B: 1 3B: 0 HR: 1	SF: 0 SAC: 0 DP: 0 HBP: 0	WP: 0 PB: 0 SB: 0 CS: 2	PA: 31
PITCHER	IP	WLS	BF	H	R	ER	SO	BB	IBB	HBP	BLK	WP	HR	S	P	ERA	WHIP					
34 Homer Bailey, R ERA: 3.42	7.0	L	25	4	3	3	4	2	0	0	0	0	1	54	90	3.86	0.857					
50 Amir Garrett, L ERA:	1.2		5	1	0	0	2	0	0	0	0	0	0	11	17	0.00	0.600					
48 Jared Hughes, R ERA: 2.57	0.1		1	0	0	0	0	0	0	0	0	0	0	1	4	0.00	0.000					

St. Louis Cardinals @ Cincinnati Reds
Great American Ball Park, Cincinnati, OH
Sun Apr 15 2018, 3:47 PM - 6:26 PM EDT
Att: 15,557 - Overcast - 53 F

livebaseballscorecards.com

AB 29
R 3
H 5
RBI 3
BB 2
SO 6
LOB 4



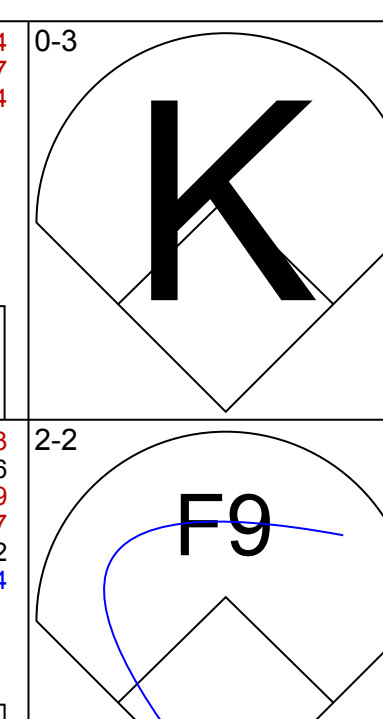
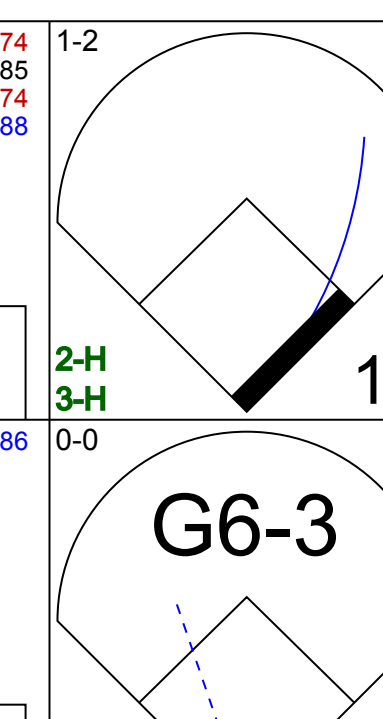
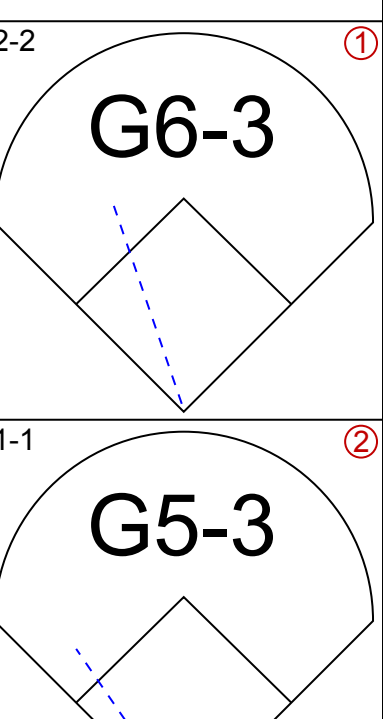
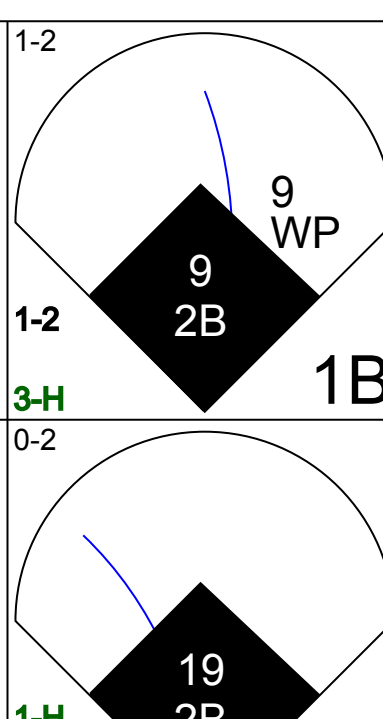
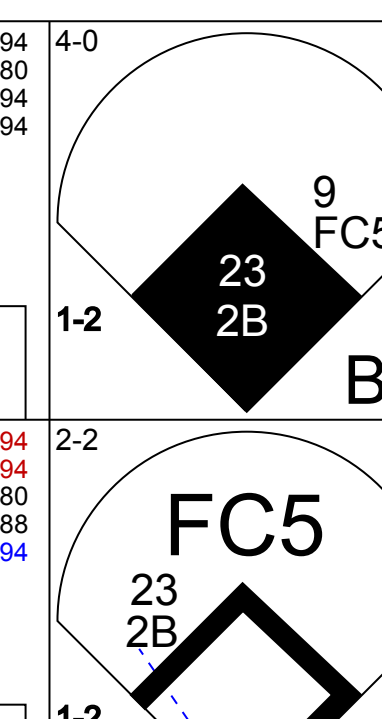
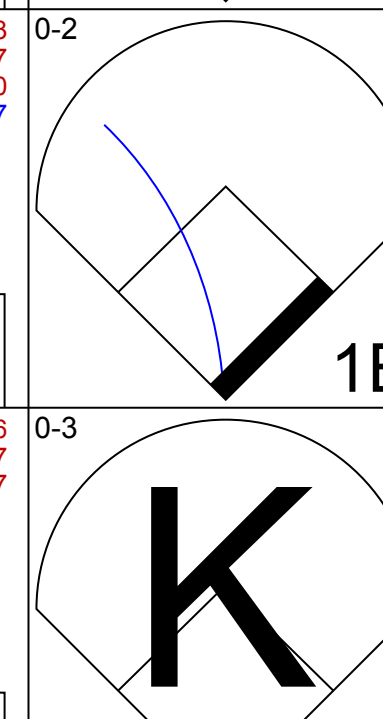

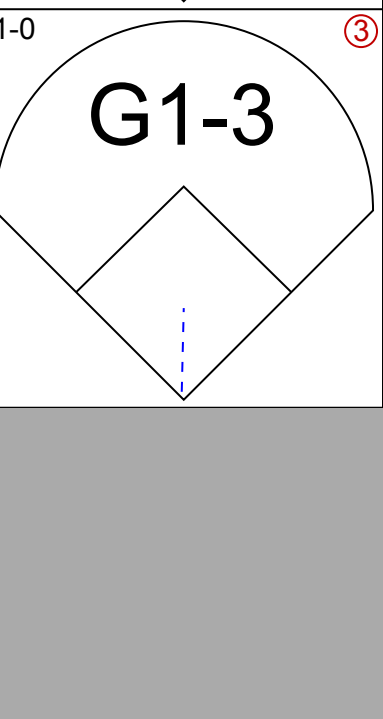
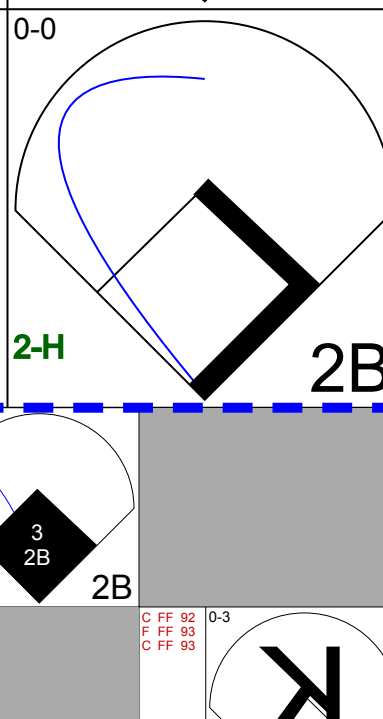
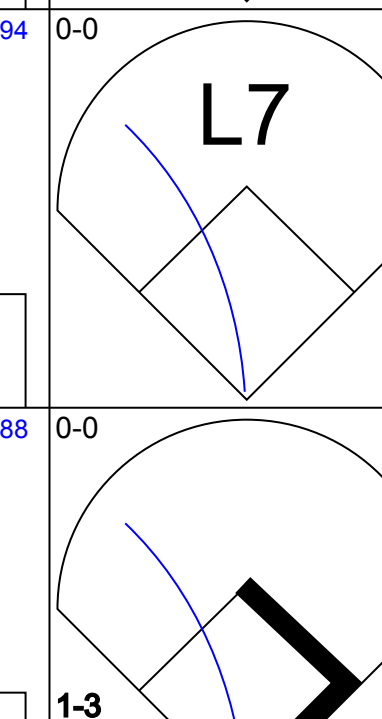

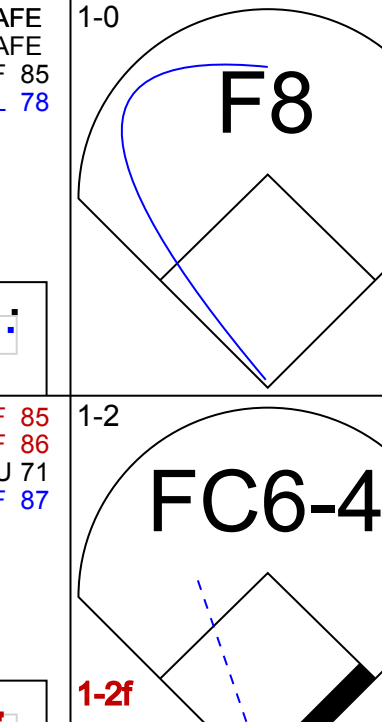

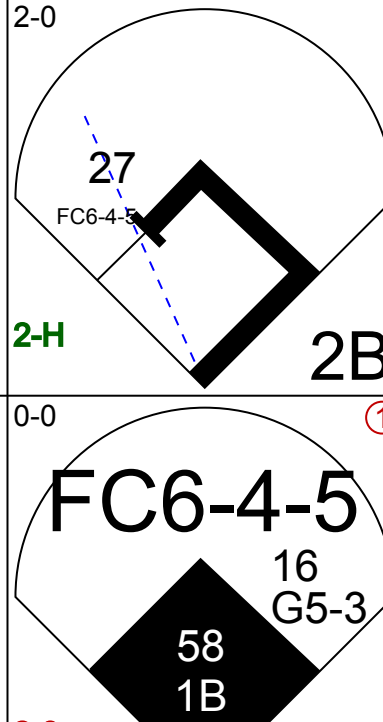
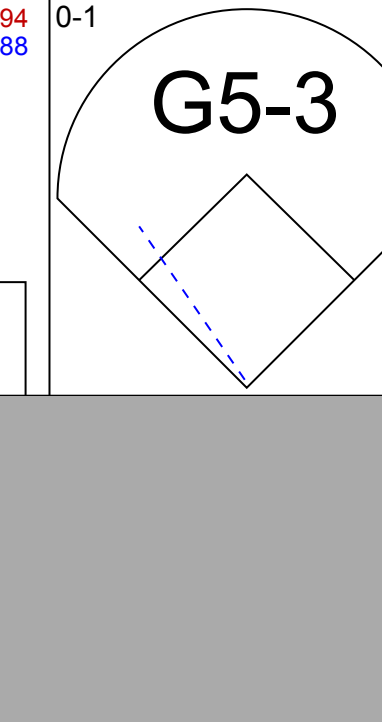



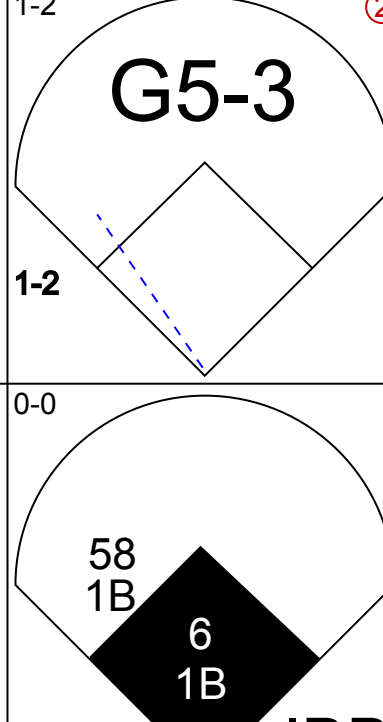

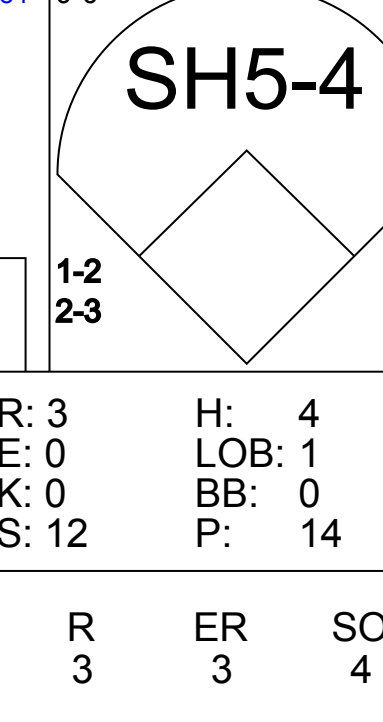
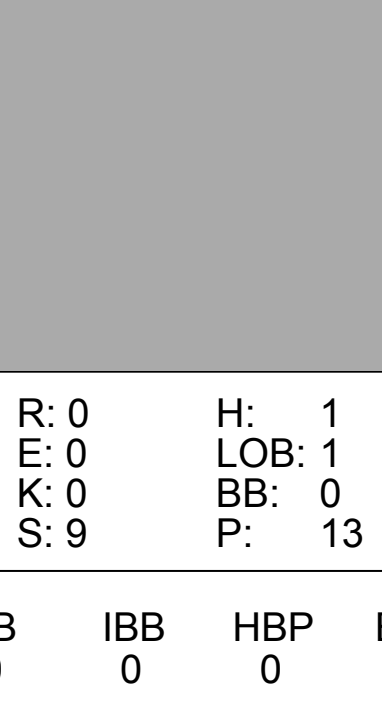

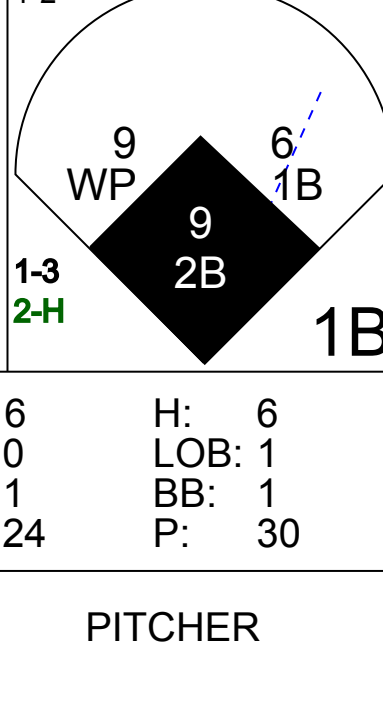
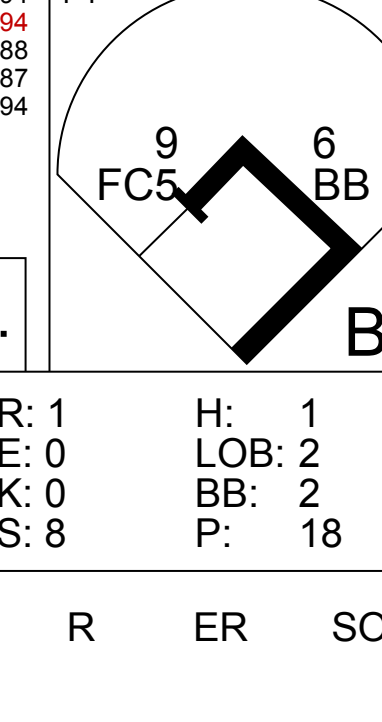
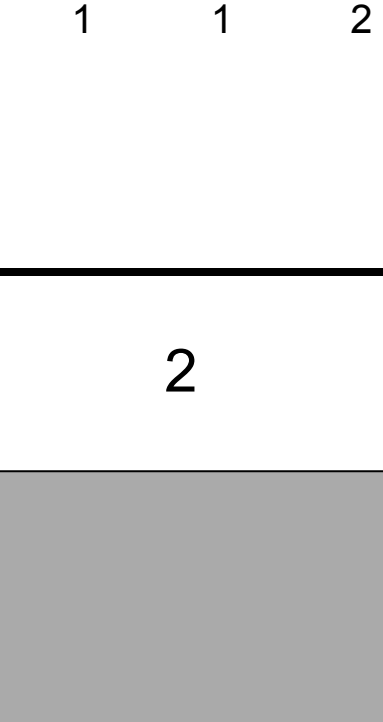
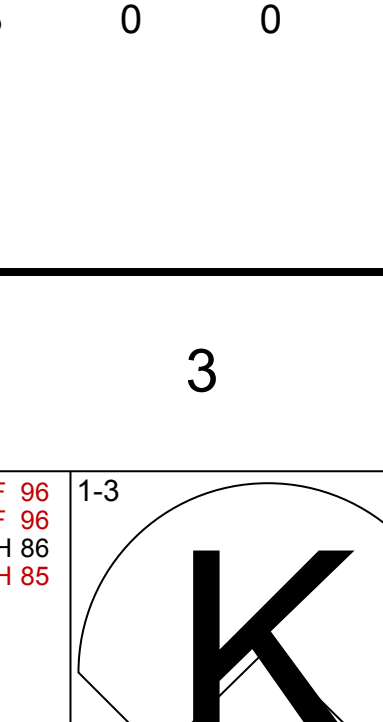
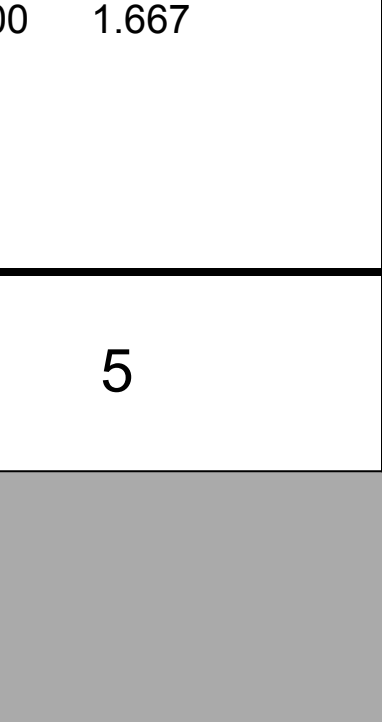
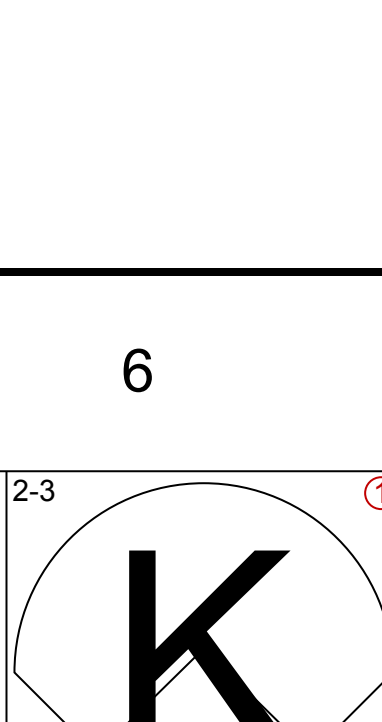
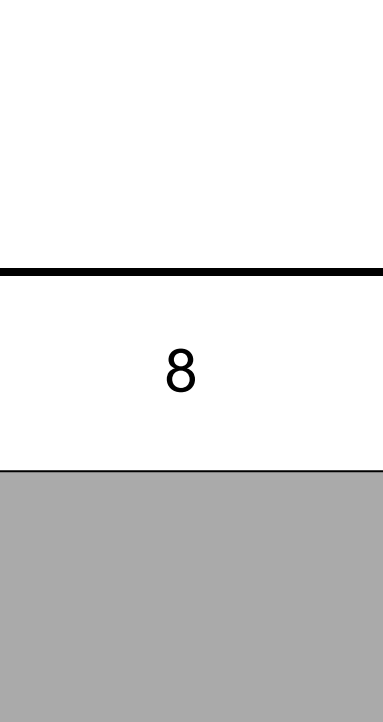

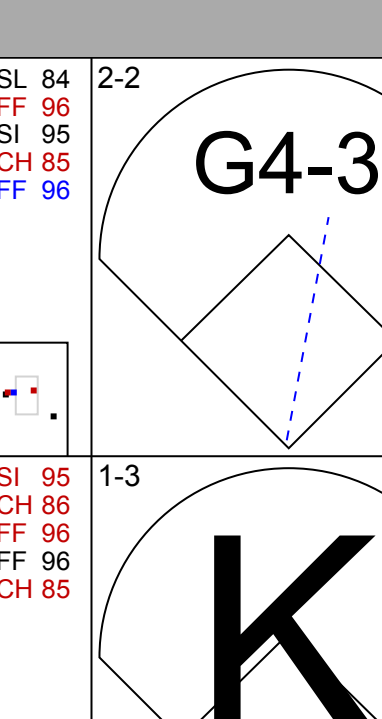

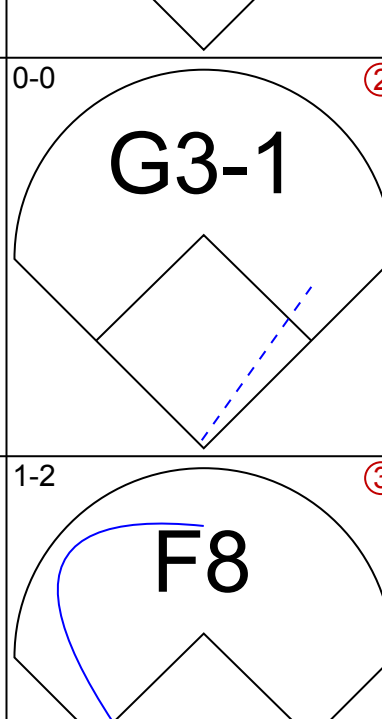

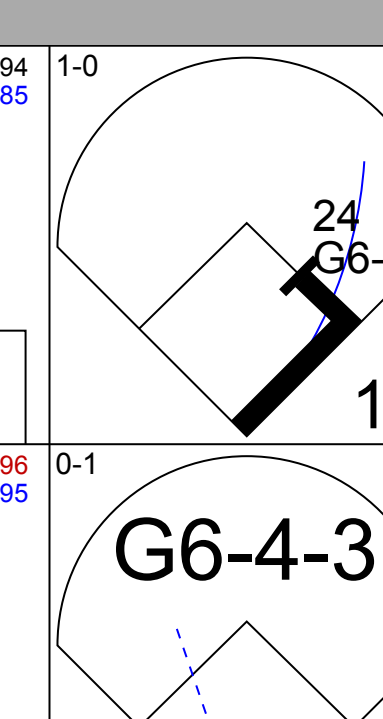

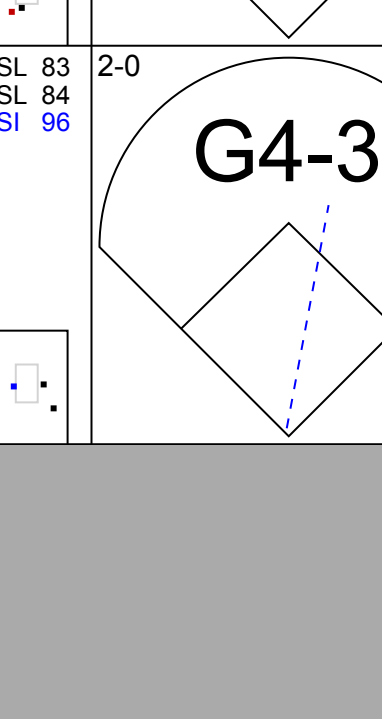


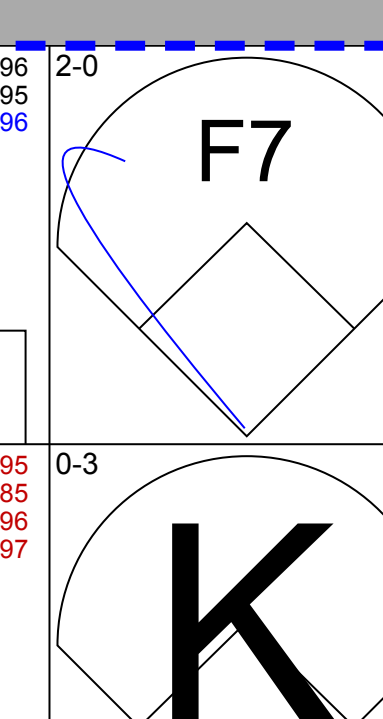
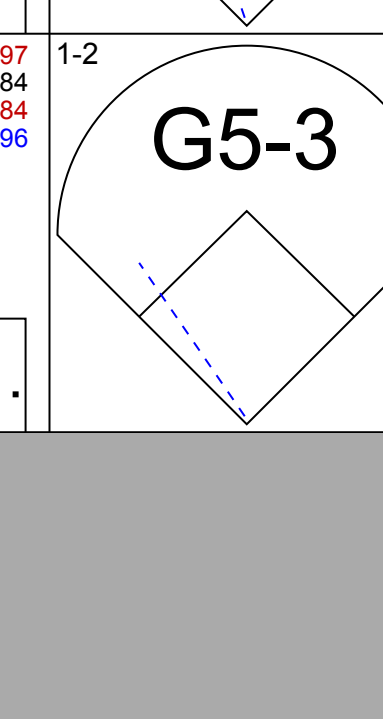

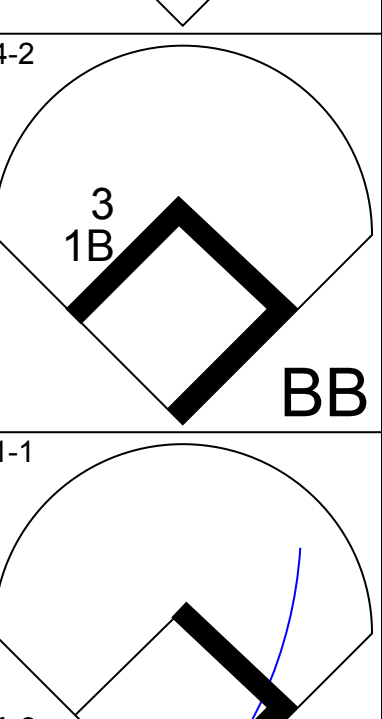

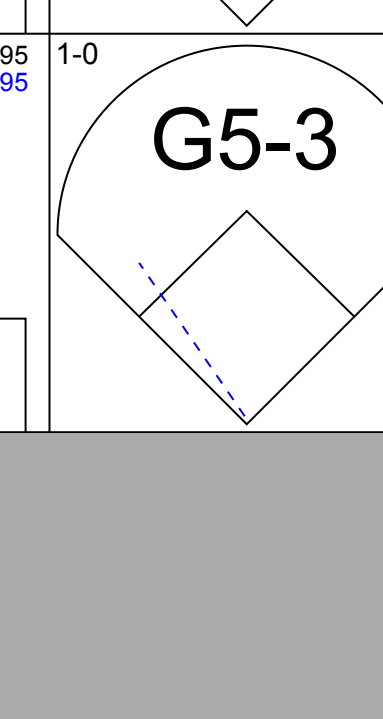
Batter	1	2	3	4	5	6	7	8	9	AB	R	H	RBI	BB	SO	LOB	BOTTOM					
6 Billy Hamilton, S OBP: 0.291, SLG: 0.255	K		G3			K				5	1	1	1	0	2	2						
9 José Peraza, R OBP: 0.289, SLG: 0.333										3	0	1	0	1	1	0						
19 Joey Volto, L OBP: 0.283, SLG: 0.236										3	0	0	0	1	1	2						
3 Scooter Gennett, L OBP: 0.328, SLG: 0.371										4	0	0	0	0	2	3						
23 Adam Duvall, R OBP: 0.218, SLG: 0.380										4	1	2	1	0	0	2						
16 Tucker Barnhart, L OBP: 0.422, SLG: 0.500 33 Jesse Winker, L OBP: 0.400, SLG: 0.250										2	0	1	0	2	0	0						
										0	0	0	0	0	0	0						
2 Alex Blandino, R OBP: 0.067, SLG: 0.067										4	0	0	0	0	1	4						
27 Phillip Ervin, R OBP: 0.324, SLG: 0.179										3	0	0	0	0	3	3						
34 Homer Bailey, R OBP: 0.125, SLG: 0.125 46 Phil Gosselin, R OBP: 0.211, SLG: 0.294 50 Amir Garrett, R OBP: 0.295, SLG: 0.474 48 Jared Hughes, R OBP: 0.295, SLG: 0.474 39 Devin Mesoraco, R OBP: 0.286, SLG: 0.400										2	0	0	0	0	2	1						
										1	0	0	0	0	1	1						
										0	0	0	0	0	0	0						
										0	0	0	0	0	0	0						
										0	0	0	0	0	0	0						
Inning Stats	R: 0 E: 0 K: 1 S: 14	H: 1 LOB: 2 BB: 1 P: 22	R: 0 E: 0 K: 2 S: 14	H: 0 LOB: 1 BB: 1 P: 19	R: 0 E: 1 K: 2 S: 11	H: 0 LOB: 1 BB: 1 P: 18	R: 0 E: 0 K: 1 S: 5	H: 1 LOB: 0 BB: 1 P: 9	R: 0 E: 0 K: 3 S: 10	H: 0 LOB: 0 BB: 0 P: 15	R: 0 E: 0 K: 1 S: 5	H: 0 LOB: 0 BB: 0 P: 8	R: 0 E: 0 K: 1 S: 12	H: 0 LOB: 1 BB: 0 P: 17	R: 1 E: 1 K: 0 S: 10	H: 1 LOB: 0 BB: 0 P: 14	R: 1 E: 1 K: 2 S: 16	H: 2 LOB: 2 BB: 0 P: 22	1B: 1 2B: 2 3B: 0 HR: 2	SF: 0 SAC: 0 DP: 2 HBP: 2	WP: 1 PB: 0 SB: 0 CS: 0	PA: 37
PITCHER	IP	WLS	BF	H	R	ER	SO	BB	IBB	HBP	BLK	WP	HR	S	P	ERA	WHIP					
18 Carlos Martínez, R ERA: 1.75	7.0	W	27	2	1	1	0	4	0	1	0	0	1	71	108	0.00	0.857					
70 Tyler Lyons, L ERA: 5.4	1.0	H	4	1	1	1	0	0	0	0	0	0	1	10	14	9.00	1.000					
26 Bud Norris, R ERA: 2.35	1.0	S	6	2	1	1	2	0	0	1	0	0	1	16	22	9.00	2.000					

St. Louis Cardinals @ Cincinnati Reds
Great American Ball Park, Cincinnati, OH
Sun Apr 15 2018, 3:47 PM - 6:26 PM EDT
Att: 15,557 - Overcast - 53 F

livebaseballscorecards.com

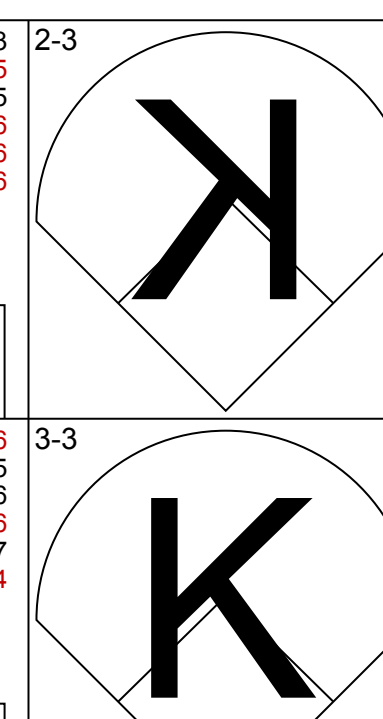
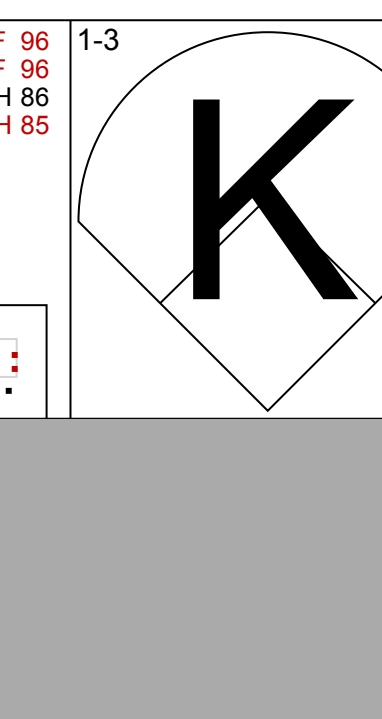

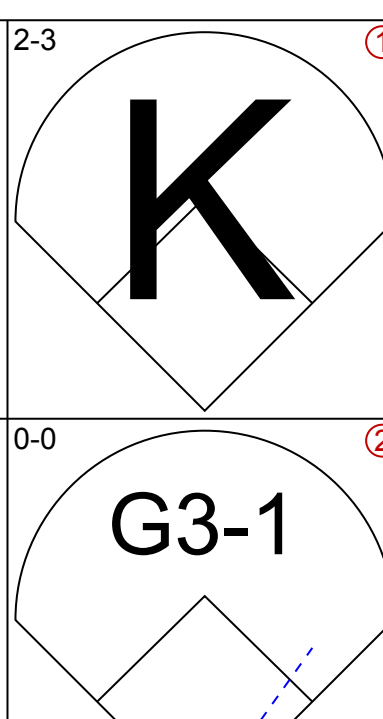

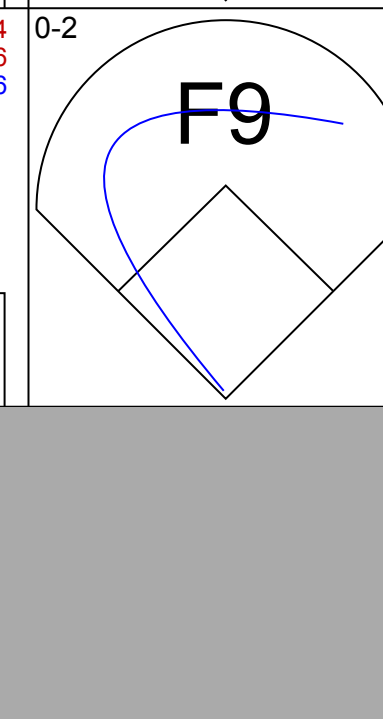
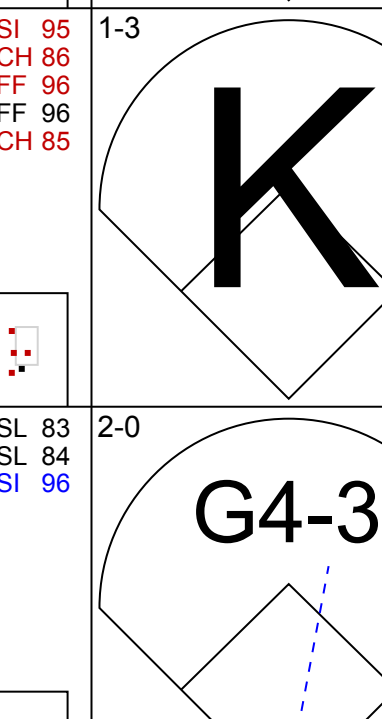

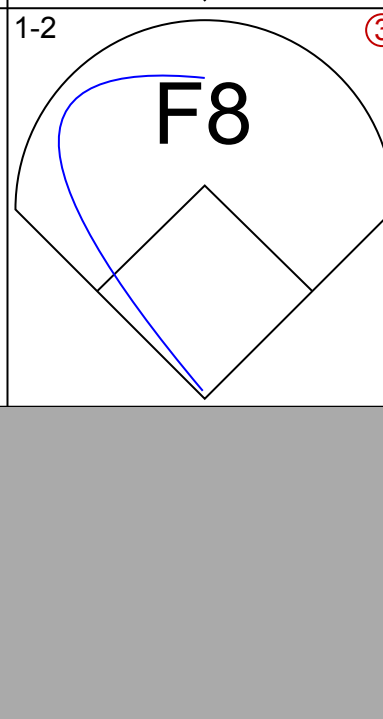


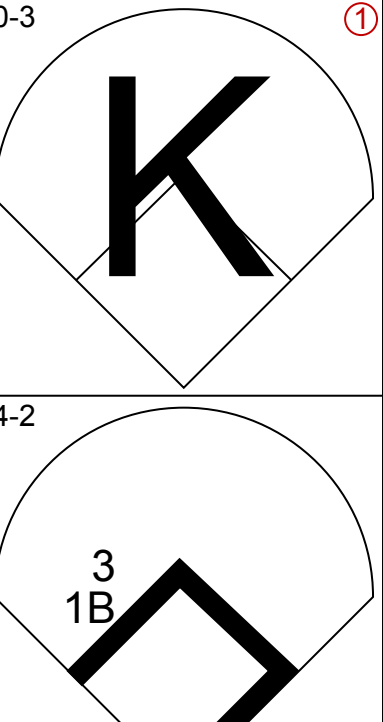



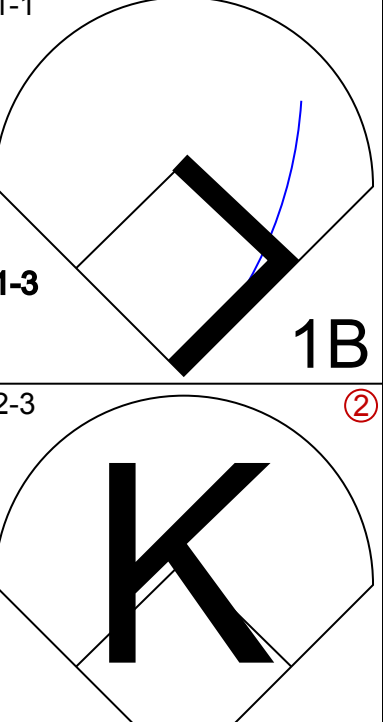



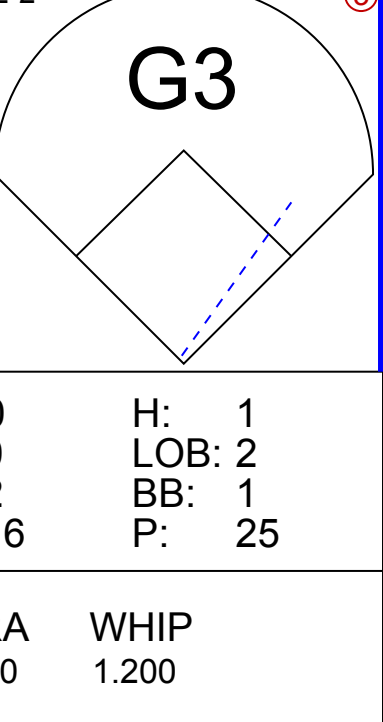






AB 31
R 2
H 5
RBI 2
BB 4
SO 13
LOB 18



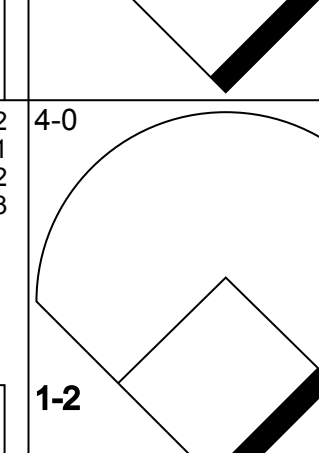
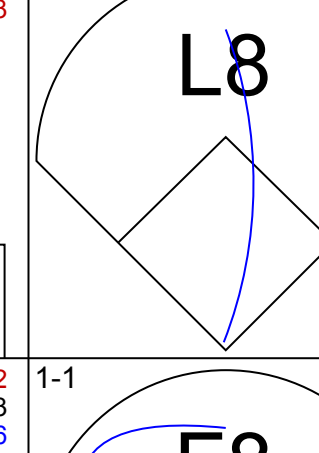
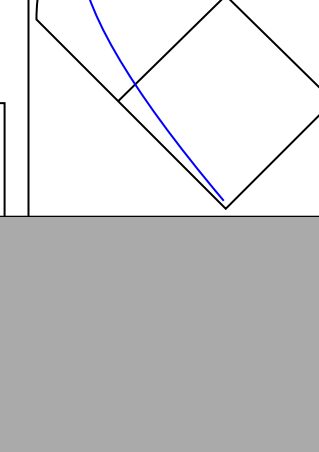


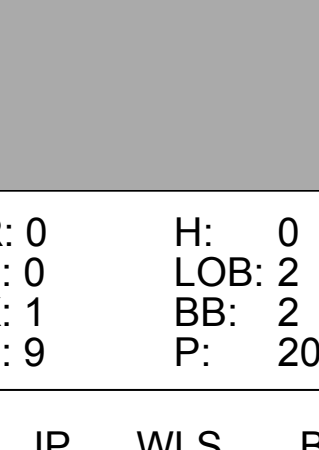
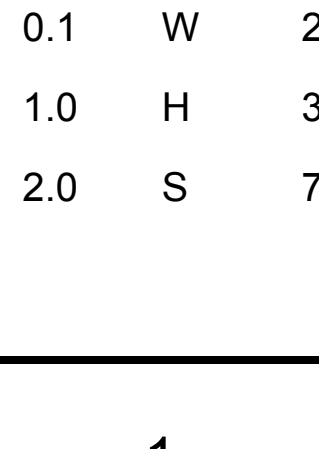
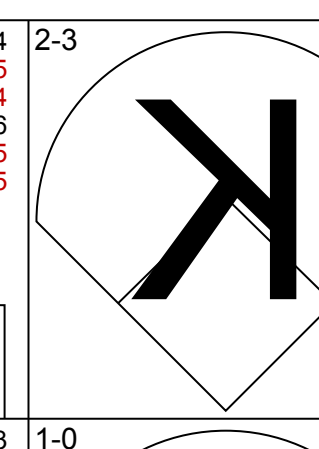
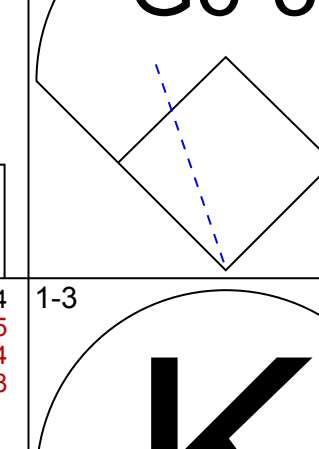
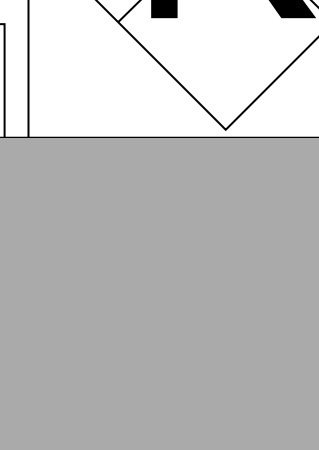




Batter	1	2	3	4	5	6	7	8	9	AB	R	H	RBI	BB	SO	LOB	TOP						
6 Billy Hamilton, S OBP: 0.317, SLG: 0.275										4	2	2	3	1	1	0	Cincinnati Reds @ Milwaukee Brewers Miller Park, Milwaukee, WI Mon Apr 16 2018, 6:41 PM - 9:31 PM CDT Att: 28,677 - Roof Closed - 62 F						
9 José Peraza, R OBP: 0.293, SLG: 0.339										5	1	1	2	0	0	3							
19 Joey Votto, L OBP: 0.292, SLG: 0.267										5	0	2	1	0	0	2							
23 Adam Duval, R OBP: 0.250, SLG: 0.436										5	1	3	1	0	2	2							
3 Scooter Gennett, L OBP: 0.333, SLG: 0.379										4	0	1	1	1	0	3							
27 Phillip Ervin, R OBP: 0.233, SLG: 0.242										5	2	2	0	0	1	2							
16 Tucker Barnhart, L OBP: 0.400, SLG: 0.463										5	1	1	1	0	2	3							
46 Phil Gosselin, R OBP: 0.250, SLG: 0.286										4	2	1	0	1	0	1							
58 Luis Castillo, R 25 Cody Reed, L 61 Kevin Quackenbush, R 33 Jesse Winker, L 53 Wandy Peralta, L 26 Raisel Iglesias, R										2	1	1	1	0	1	0							
Inning Stats	R: 0 H: 1 E: 0 K: 2 S: 14	L: 1 BB: 0 P: 16	R: 3 H: 4 E: 0 K: 0 S: 12	L: 4 LOB: 1 BB: 0 P: 14	R: 0 H: 1 E: 0 K: 0 S: 9	L: 1 LOB: 1 BB: 0 P: 13	R: 0 H: 0 E: 0 K: 2 S: 12	L: 0 LOB: 0 BB: 0 P: 16	R: 0 H: 0 E: 0 K: 0 S: 6	L: 0 LOB: 0 BB: 0 P: 10	R: 6 H: 6 E: 0 K: 1 S: 24	L: 6 LOB: 1 BB: 1 P: 30	R: 0 H: 1 E: 0 K: 0 S: 10	L: 1 LOB: 1 BB: 1 P: 14	R: 1 H: 1 E: 0 K: 0 S: 8	L: 1 LOB: 2 BB: 2 P: 18		R: 0 H: 0 E: 0 K: 2 S: 9	L: 0 LOB: 0 BB: 0 P: 13	1B: 8 2B: 6 3B: 0 HR: 0	SF: 0 SAC: 1 DP: 1 HBP: 0	WP: 1 PB: 0 SB: 0 CS: 0	PA: 44
PITCHER	IP WLS BF H R ER SO BB IBB HBP BLK WP HR S P ERA WHIP	IP WLS BF H R ER SO BB IBB HBP BLK WP HR S P ERA WHIP	IP WLS BF H R ER SO BB IBB HBP BLK WP HR S P ERA WHIP	IP WLS BF H R ER SO BB IBB HBP BLK WP HR S P ERA WHIP	IP WLS BF H R ER SO BB IBB HBP BLK WP HR S P ERA WHIP	IP WLS BF H R ER SO BB IBB HBP BLK WP HR S P ERA WHIP	IP WLS BF H R ER SO BB IBB HBP BLK WP HR S P ERA WHIP	IP WLS BF H R ER SO BB IBB HBP BLK WP HR S P ERA WHIP	IP WLS BF H R ER SO BB IBB HBP BLK WP HR S P ERA WHIP	IP WLS BF H R ER SO BB IBB HBP BLK WP HR S P ERA WHIP	IP WLS BF H R ER SO BB IBB HBP BLK WP HR S P ERA WHIP	IP WLS BF H R ER SO BB IBB HBP BLK WP HR S P ERA WHIP	IP WLS BF H R ER SO BB IBB HBP BLK WP HR S P ERA WHIP	IP WLS BF H R ER SO BB IBB HBP BLK WP HR S P ERA WHIP	IP WLS BF H R ER SO BB IBB HBP BLK WP HR S P ERA WHIP	IP WLS BF H R ER SO BB IBB HBP BLK WP HR S P ERA WHIP	IP WLS BF H R ER SO BB IBB HBP BLK WP HR S P ERA WHIP	IP WLS BF H R ER SO BB IBB HBP BLK WP HR S P ERA WHIP	IP WLS BF H R ER SO BB IBB HBP BLK WP HR S P ERA WHIP	IP WLS BF H R ER SO BB IBB HBP BLK WP HR S P ERA WHIP	IP WLS BF H R ER SO BB IBB HBP BLK WP HR S P ERA WHIP	IP WLS BF H R ER SO BB IBB HBP BLK WP HR S P ERA WHIP	IP WLS BF H R ER SO BB IBB HBP BLK WP HR S P ERA WHIP

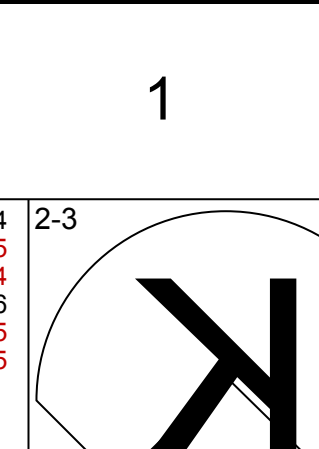
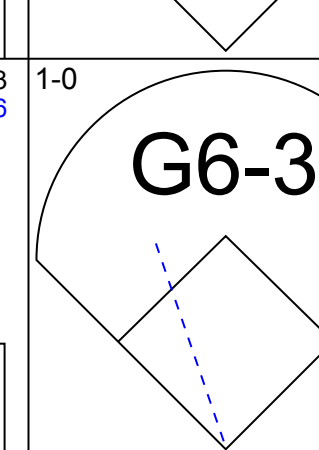
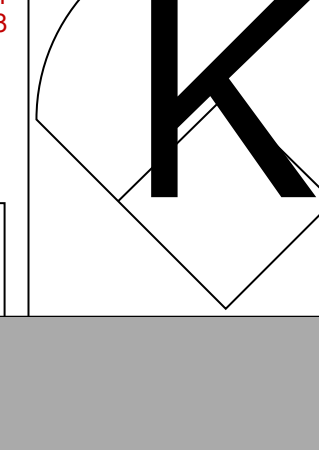




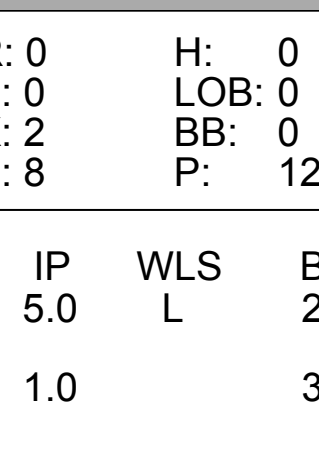

AB	39
R	10
H	14
RBI	10
BB	4
SO	7
LOB	16



Batter	1	2	3	4	5	6	7	8	9	AB	R	H	RBI	BB	SO	LOB	BOTTOM					
5 Jonathan Villar, S OBP: 0.298, SLG: 0.345										5	0	1	1	0	3	2	Cincinnati Reds @ Milwaukee Brewers Miller Park, Milwaukee, WI Mon Apr 16 2018, 6:41 PM - 9:31 PM CDT Att: 28,677 - Roof Closed - 62 F					
6 Lorenzo Cain, R OBP: 0.353, SLG: 0.390										4	0	1	0	0	1	0						
16 Domingo Santana, R OBP: 0.338, SLG: 0.279										4	0	0	0	0	2	2						
21 Travis Shaw, L OBP: 0.296, SLG: 0.441										4	0	1	0	0	0	0						
24 Jesús Aguilar, R OBP: 0.481, SLG: 0.478										4	1	1	0	0	2	1						
14 Hernán Pérez, R OBP: 0.200, SLG: 0.333										3	0	0	0	1	0	1						
3 Orlando Arcia, R OBP: 0.236, SLG: 0.269										4	1	2	0	0	2	0						
47 Jett Bandy, R OBP: 0.300, SLG: 0.346										2	0	0	0	0	1	2						
26 Jacob Nottingham, R										0	1	0	0	2	0	0						
35 Brent Suter, L										0	0	0	0	1	0	0						
18 Eric Sogard, L 51 Oliver Drake, R 2B Jorge López, R 8 Ryan Braun, R										1	0	0	0	0	0	2						
Inning Stats	R: 0 H: 0 E: 0 K: 2 S: 10	L: 0 LOB: 0 BB: 0 P: 15	R: 0 H: 1 E: 0 K: 0 S: 6	L: 1 LOB: 0 BB: 0 P: 8	R: 0 H: 0 E: 0 K: 2 S: 7	L: 0 LOB: 1 BB: 1 P: 12	R: 0 H: 0 E: 0 K: 1 S: 8	L: 0 LOB: 0 BB: 0 P: 13	R: 0 H: 0 E: 0 K: 1 S: 9	L: 0 LOB: 0 BB: 0 P: 12	R: 4 H: 5 E: 0 K: 1 S: 23	L: 5 LOB: 2 BB: 1 P: 37	R: 0 H: 0 E: 0 K: 1 S: 6	L: 0 LOB: 0 BB: 0 P: 9	R: 0 H: 0 E: 0 K: 1 S: 9	L: 0 LOB: 1 BB: 1 P: 15	1B: 6 2B: 1 3B: 0 HR: 0	SF: 0 SAC: 0 DP: 1 HBP: 0	WP: 1 PB: 0 SB: 0 CS: 0	PA: 37		
PITCHER	IP WLS BF H R ER SO BB IBB HBP BLK WP HR S P ERA WHIP	IP WLS BF H R ER SO BB IBB HBP BLK WP HR S P ERA WHIP	IP WLS BF H R ER SO BB IBB HBP BLK WP HR S P ERA WHIP	IP WLS BF H R ER SO BB IBB HBP BLK WP HR S P ERA WHIP	IP WLS BF H R ER SO BB IBB HBP BLK WP HR S P ERA WHIP	IP WLS BF H R ER SO BB IBB HBP BLK WP HR S P ERA WHIP	IP WLS BF H R ER SO BB IBB HBP BLK WP HR S P ERA WHIP	IP WLS BF H R ER SO BB IBB HBP BLK WP HR S P ERA WHIP	IP WLS BF H R ER SO BB IBB HBP BLK WP HR S P ERA WHIP	IP WLS BF H R ER SO BB IBB HBP BLK WP HR S P ERA WHIP	IP WLS BF H R ER SO BB IBB HBP BLK WP HR S P ERA WHIP	IP WLS BF H R ER SO BB IBB HBP BLK WP HR S P ERA WHIP	IP WLS BF H R ER SO BB IBB HBP BLK WP HR S P ERA WHIP	IP WLS BF H R ER SO BB IBB HBP BLK WP HR S P ERA WHIP	IP WLS BF H R ER SO BB IBB HBP BLK WP HR S P ERA WHIP	IP WLS BF H R ER SO BB IBB HBP BLK WP HR S P ERA WHIP	IP WLS BF H R ER SO BB IBB HBP BLK WP HR S P ERA WHIP	IP WLS BF H R ER SO BB IBB HBP BLK WP HR S P ERA WHIP	IP WLS BF H R ER SO BB IBB HBP BLK WP HR S P ERA WHIP	IP WLS BF H R ER SO BB IBB HBP BLK WP HR S P ERA WHIP	IP WLS BF H R ER SO BB IBB HBP BLK WP HR S P ERA WHIP	IP WLS BF H R ER SO BB IBB HBP BLK WP HR S P ERA WHIP



Batter	1	2	3	4	5	6	7	8	9	AB	R	H	RBI	BB	SO	LOB	TOP							
6 Billy Hamilton, S (1,8) OBP: 0.297, SLG: 0.255			P5		K			K		4	0	0	0	0	3	0	Cincinnati Reds @ Milwaukee Brewers Miller Park, Milwaukee, WI Tue Apr 17 2018, 6:42 PM - 9:36 PM CDT Att: 31,345 - Roof Closed - 65 F							
33 Jesse Winker, L (1,9) OBP: 0.420, SLG: 0.237			G6-3					L7		2	0	0	0	2	0	0								
19 Joey Votto, L (1,3) OBP: 0.304, SLG: 0.270								K		3	0	1	0	1	2	1								
23 Adam Duvali, R (1,7) OBP: 0.234, SLG: 0.407								F8		4	0	0	0	0	1	4								
3 Scooter Gennett, L (1,4) OBP: 0.315, SLG: 0.357								K		4	0	0	0	0	1	3								
39 Devin Mesoraco, R (1,2) OBP: 0.304, SLG: 0.381										1	0	0	0	0	1	0								
16 Tucker Barnhart, L (6,2) OBP: 0.423, SLG: 0.535										2	0	2	0	0	0	0								
9 José Peraza, R (1,6) OBP: 0.246, SLG: 0.317								L6		4	0	0	0	0	0	3								
4 Cliff Pennington, S (1,5) OBP: 0.280, SLG: 0.143										3	0	0	0	0	1	2								
47 Sal Romano, L (1,1)										2	0	0	0	0	1	1								
50 Amir Garrett, R (6,1)										0	0	0	0	0	0	0								
46 Phil Gosselin, R (7,PH) OBP: 0.240, SLG: 0.273										1	0	0	0	0	1	1								
63 Dylan Floro, L (7,1)										0	0	0	0	0	0	0								
25 Cody Reed, L (8,1)										0	0	0	0	0	0	0								
Inning Stats	R: 0 E: 0 K: 1 S: 9	H: 0 LOB: 2 BB: 2 P: 20	R: 0 E: 0 K: 1 S: 7	H: 0 LOB: 1 BB: 0 P: 11	R: 0 E: 0 K: 1 S: 9	H: 1 LOB: 1 BB: 0 P: 16	R: 0 E: 0 K: 1 S: 7	H: 0 LOB: 0 BB: 0 P: 9	R: 0 E: 0 K: 2 S: 13	H: 0 LOB: 0 BB: 0 P: 19	R: 0 E: 0 K: 1 S: 12	H: 0 LOB: 1 BB: 1 P: 24	R: 0 E: 0 K: 1 S: 11	H: 1 LOB: 1 BB: 0 P: 16	R: 0 E: 0 K: 2 S: 11	H: 0 LOB: 0 BB: 0 P: 17	R: 0 E: 0 K: 1 S: 8	H: 1 LOB: 1 BB: 0 P: 12	1B: 1 2B: 2 3B: 0 HR: 0	SF: 0 SAC: 0 DP: 0 HBP: 1	WP: 0 PB: 0 SB: 0 CS: 0	PA: 34		
PITCHER	IP WLS BF H R ER SO BB IBB HBP BLK WP HR S P ERA WHIP	IP WLS BF H R ER SO BB IBB HBP BLK WP HR S P ERA WHIP	IP WLS BF H R ER SO BB IBB HBP BLK WP HR S P ERA WHIP	IP WLS BF H R ER SO BB IBB HBP BLK WP HR S P ERA WHIP	IP WLS BF H R ER SO BB IBB HBP BLK WP HR S P ERA WHIP	IP WLS BF H R ER SO BB IBB HBP BLK WP HR S P ERA WHIP	IP WLS BF H R ER SO BB IBB HBP BLK WP HR S P ERA WHIP	IP WLS BF H R ER SO BB IBB HBP BLK WP HR S P ERA WHIP	IP WLS BF H R ER SO BB IBB HBP BLK WP HR S P ERA WHIP	IP WLS BF H R ER SO BB IBB HBP BLK WP HR S P ERA WHIP	IP WLS BF H R ER SO BB IBB HBP BLK WP HR S P ERA WHIP	IP WLS BF H R ER SO BB IBB HBP BLK WP HR S P ERA WHIP	IP WLS BF H R ER SO BB IBB HBP BLK WP HR S P ERA WHIP	IP WLS BF H R ER SO BB IBB HBP BLK WP HR S P ERA WHIP	IP WLS BF H R ER SO BB IBB HBP BLK WP HR S P ERA WHIP	IP WLS BF H R ER SO BB IBB HBP BLK WP HR S P ERA WHIP	IP WLS BF H R ER SO BB IBB HBP BLK WP HR S P ERA WHIP	IP WLS BF H R ER SO BB IBB HBP BLK WP HR S P ERA WHIP	IP WLS BF H R ER SO BB IBB HBP BLK WP HR S P ERA WHIP	IP WLS BF H R ER SO BB IBB HBP BLK WP HR S P ERA WHIP	IP WLS BF H R ER SO BB IBB HBP BLK WP HR S P ERA WHIP	IP WLS BF H R ER SO BB IBB HBP BLK WP HR S P ERA WHIP	IP WLS BF H R ER SO BB IBB HBP BLK WP HR S P ERA WHIP	
41 Junior Guerra, R (1,1) ERA: 0.82	5.2	W 22	1	0	0	7	3	0	1	0	0	0	0	0	4	8	0.00	0.706						
38 Dan Jennings, L (6,1) ERA: 2.0	0.1	W 2	1	0	0	0	0	0	0	0	0	0	0	0	4	8	0.00	3.000						
32 Jeremy Jeffress, R (7,1) ERA: 0.9	1.0	H 3	0	0	0	1	0	0	0	0	0	0	0	10	14	0.00	0.000							
71 Josh Hader, L (8,1) ERA: 1.54	2.0	S 7	1	0	0	3	0	0	0	0	0	0	0	19	29	0.00	0.500							

Batter	1	2	3	4	5	6	7	8	9	AB	R	H	RBI	BB	SO	LOB	BOTTOM					
6 Lorenzo Cain, R (1,8) OBP: 0.361, SLG: 0.387			G5-3							3	1	1	0	1	1	0	Cincinnati Reds @ Milwaukee Brewers Miller Park, Milwaukee, WI Tue Apr 17 2018, 6:42 PM - 9:36 PM CDT Att: 31,345 - Roof Closed - 65 F					
7 Eric Thames, L (1,3) OBP: 0.305, SLG: 0.633										4	1	1	2	0	1	2						
8 Ryan Braun, R (1,7) OBP: 0.400, SLG: 0.490										4	0	2	0	0	1	0						
14 Hernán Pérez, R (6,PR) OBP: 0.200, SLG: 0.333										0	0	0	0	0	0	0						
21 Travis Shaw, L (1,5) OBP: 0.307, SLG: 0.437										3	0	1	0	1	0	1						
16 Domingo Santana, R (1,9) OBP: 0.319, SLG: 0.262										4	0	0	0	0	1	4						
18 Eric Sogard, L (1,4) OBP: 0.211, SLG: 0.250										4	0	1	0	0	2	3						
3 Orlando Arcia, R (1,6) OBP: 0.259, SLG: 0.291										3	0	2	0	0	0	1						
26 Jacob Nottingham, R (1,2)										3	0	0	0	0	0	2						
41 Junior Guerra, R (1,1) ERA: 5.75	5.0	L 21	4	2	2	4	2	0	0	0	0	0	0	0	0	1						
50 Amir Garrett, L (6,1) ERA: 1.000	1.0	3	1	0	0	1	0	0	0	0	0	0	0	0	0	0						
63 Dylan Floro, R (7,1) ERA: 3.000	1.0	6	3	0	0	0	0	0	0	0	0	22	34	0.00	3.000							
25 Cody Reed, L (8,1) ERA: 5.4	1.0	3	0	0	0	1	0	0	0	0	0	5	8	0.00	0.000							
Inning Stats	R: 0 E: 0 K: 2 S: 8	H: 0 LOB: 0 BB: 0 P: 12	R: 0 E: 0 K: 0 S: 6	H: 1 LOB: 1 BB: 0 P: 11	R: 0 E: 0 K: 0 S: 5	H: 0 LOB: 0 BB: 0 P: 11	R: 0 E: 0 K: 2 S: 9	H: 0 LOB: 1 BB: 1 P: 17	R: 0 E: 0 K: 0 S: 11	H: 1 LOB: 1 BB: 0 P: 17	R: 2 E: 1 K: 1 S: 16	H: 3 LOB: 1 BB: 1 P: 30	R: 0 E: 0 K: 0 S: 16	H: 2 LOB: 2 BB: 0 P: 25	R: 0 E: 0 K: 1 S: 11	H: 1 LOB: 2 BB: 0 P: 17	1B: 6 2B: 1 3B: 0 HR: 1	SF: 0 SAC: 0 DP: 1 HBP: 0	WP: 1 PB: 0 SB: 0 CS: 0	PA: 33		
PITCHER	IP WLS BF H R ER SO BB IBB HBP BLK WP HR S P ERA WHIP	IP WLS BF H R ER SO BB IBB HBP BLK WP HR S P ERA WHIP	IP WLS BF H R ER SO BB IBB HBP BLK WP HR S P ERA WHIP	IP WLS BF H R ER SO BB IBB HBP BLK WP HR S P ERA WHIP	IP WLS BF H R ER SO BB IBB HBP BLK WP HR S P ERA WHIP	IP WLS BF H R ER SO BB IBB HBP BLK WP HR S P ERA WHIP	IP WLS BF H R ER SO BB IBB HBP BLK WP HR S P ERA WHIP	IP WLS BF H R ER SO BB IBB HBP BLK WP HR S P ERA WHIP	IP WLS BF H R ER SO BB IBB HBP BLK WP HR S P ERA WHIP	IP WLS BF H R ER SO BB IBB HBP BLK WP HR S P ERA WHIP	IP WLS BF H R ER SO BB IBB HBP BLK WP HR S P ERA WHIP	IP WLS BF H R ER SO BB IBB HBP BLK WP HR S P ERA WHIP	IP WLS BF H R ER SO BB IBB HBP BLK WP HR S P ERA WHIP	IP WLS BF H R ER SO BB IBB HBP BLK WP HR S P ERA WHIP	IP WLS BF H R ER SO BB IBB HBP BLK WP HR S P ERA WHIP	IP WLS BF H R ER SO BB IBB HBP BLK WP HR S P ERA WHIP	IP WLS BF H R ER SO BB IBB HBP BLK WP HR S P ERA WHIP	IP WLS BF H R ER SO BB IBB HBP BLK WP HR S P ERA WHIP	IP WLS BF H R ER SO BB IBB HBP BLK WP HR S P ERA WHIP	IP WLS BF H R ER SO BB IBB HBP BLK WP HR S P ERA WHIP	IP WLS BF H R ER SO BB IBB HBP BLK WP HR S P ERA WHIP	IP WLS BF H R ER SO BB IBB HBP BLK WP HR S P ERA WHIP
47 Sal Romano, R (1,1) ERA: 5.75	5.0	L 21	4	2	2	4	2	0	0	0	0	0	0	0	0	1						
50 Amir Garrett, L (6,1) ERA: 1.000	1.0	3	1	0	0	1	0	0	0	0	0	0	0	0	0	0						
63 Dylan Floro, R (7,1) ERA: 3.000	1.0	6	3	0	0	0	0	0	0	0	0	22	34	0.00	3.000							
25 Cody Reed, L (8,1) ERA: 5.4	1.0	3	0	0	0	1	0	0	0	0	0	5	8	0.00	0.000							

Batter	1	2	3	4	5	6	7	8	9	AB	R	H	RBI	BB	SO	LOB	TOP				
33 Jesse Winker, L OBP: 0.407, SLG: 0.262	E8 2B		K		G4-3		G6-4-3			4	0	1	0	0	1	2	Cincinnati Reds @ Milwaukee Brewers Miller Park, Milwaukee, WI Wed Apr 18 2018, 12:42 PM - 3:23 PM CDT Att: 27,343 - Roof Closed - 64 F				
9 José Peraza, R OBP: 0.246, SLG: 0.313	G5-3		F8					G6-3		4	0	1	0	0	0	1					
19 Joey Votto, L OBP: 0.315, SLG: 0.273	G1-3 23 G1-3 BB				G3			K2-3		3	0	1	0	1	1	1					
23 Adam Duvall, R OBP: 0.221, SLG: 0.381	G1-3				FC5-4 3 E 16 FC3		L7	G6-3		4	0	0	0	0	0	3					
3 Scooter Gennett, L OBP: 0.312, SLG: 0.342	G4-3				FC3 16		G4-3			3	0	0	0	1	0	3					
16 Tucker Barnhart, L OBP: 0.393, SLG: 0.489	F8				FC1-5-2-5-3			G4-3		4	0	0	0	0	1	3					
2 Alex Blandino, R OBP: 0.158, SLG: 0.059	F7-8							K		2	0	0	0	1	1	1					
30 Tyler Mahle, R 40 Austin Brice, R 27 Phillip Ervin, R 53 Wandy Peralta, L 48 Jared Hughes, R 4 Cliff Pennington, S	G4-3				G4-3		G6-3			2	0	0	0	0	0	3					
6 Billy Hamilton, S OBP: 0.284, SLG: 0.241	F7						E4 33 G6-4-3			3	0	0	0	0	0	1					
Inning Stats	R: 0 E: 1 K: 0 S: 7	H: 1 LOB: 2 BB: 1 P: 15	R: 0 E: 0 K: 0 S: 7	H: 0 LOB: 0 BB: 0 P: 13	R: 0 E: 0 K: 1 S: 9	H: 0 LOB: 0 BB: 0 P: 13	R: 0 E: 1 K: 0 S: 11	H: 1 LOB: 3 BB: 1 P: 14	R: 0 E: 0 K: 1 S: 5	H: 0 LOB: 0 BB: 0 P: 10	R: 0 E: 0 K: 0 S: 8	H: 0 LOB: 0 BB: 0 P: 14	R: 0 E: 0 K: 1 S: 11	H: 0 LOB: 1 BB: 1 P: 17	R: 0 E: 0 K: 2 S: 10	H: 0 LOB: 1 BB: 1 P: 17		1B: 2 2B: 1 3B: 0 HR: 0	SF: 0 SAC: 0 DP: 1 HBP: 1	WP: 0 PB: 0 SB: 0 CS: 0	PA: 35
PITCHER	IP	WLS	BF	H	R	ER	SO	BB	IBB	HBP	BLK	WP	HR	S	P	ERA	WHIP				
27 Zach Davies, R ERA: 4.84	6.1	W	27	3	0	0	2	1	1	1	0	0	0	54	93	0.00	0.632				
38 Dan Jennings, L ERA: 1.86	0.2	H	1	0	0	0	0	0	0	0	0	0	0	2	3	0.00	0.000				
50 Jacob Barnes, R ERA: 1.5	2.0	S	7	0	0	0	3	1	0	0	0	0	0	21	31	0.00	0.500				

Cincinnati Reds @ Milwaukee Brewers
 Miller Park, Milwaukee, WI
 Wed Apr 18 2018, 12:42 PM - 3:23 PM CDT
 Att: 27,343 - Roof Closed - 64 F

AB 31
 R 0
 H 3
 RBI 0
 BB 3
 SO 5
 LOB 20



Batter	1	2	3	4	5	6	7	8	9	AB	R	H	RBI	BB	SO	LOB	BOTTOM				
7 Eric Thames, L OBP: 0.322, SLG: 0.673	G3-1		HR				G3-1			3	1	1	2	1	0	0	Cincinnati Reds @ Milwaukee Brewers Miller Park, Milwaukee, WI Wed Apr 18 2018, 12:42 PM - 3:23 PM CDT Att: 27,343 - Roof Closed - 64 F				
22 Christian Yelich, L OBP: 0.452, SLG: 0.571	G5-4-3 BB		21 BB		K					2	0	1	0	2	1	3					
16 Domingo Santana, R 50 Jacob Barnes, R	G5-4-3		K				F9			4	0	0	0	0	2	3					
21 Travis Shaw, L OBP: 0.316, SLG: 0.425	K		14 BB				F8			2	0	0	0	2	1	1					
14 Hernán Pérez, R OBP: 0.231, SLG: 0.351	L7						G5-3			4	0	2	0	0	0	2					
5 Jonathan Villar, S OBP: 0.311, SLG: 0.356	K		27 SH1-4 47 BB		G1-6-3					4	0	2	0	0	1	3					
3 Orlando Arcia, R OBP: 0.242, SLG: 0.271	K		P4				G5-3			4	0	0	0	0	1	3					
47 Jett Bandy, R OBP: 0.324, SLG: 0.367	HR		7 HR		27 SH1-4 1 BB		P6			4	1	2	0	0	0	1					
27 Zach Davies, R ERA: 5.14										2	0	0	0	0	2	1					
38 Dan Jennings, L ERA: 4.91										0	0	0	0	0	0	0					
6 Lorenzo Cain, R OBP: 0.361, SLG: 0.387	K				SH1-4		K			0	0	0	0	0	0	0					
Inning Stats	R: 0 E: 0 K: 0 S: 7	H: 0 LOB: 0 BB: 1 P: 13	R: 0 E: 0 K: 3 S: 15	H: 1 LOB: 1 BB: 0 P: 22	R: 2 E: 0 K: 2 S: 15	H: 3 LOB: 2 BB: 1 P: 23	R: 0 E: 0 K: 1 S: 11	H: 2 LOB: 3 BB: 1 P: 17	R: 0 E: 0 K: 0 S: 10	H: 0 LOB: 0 BB: 0 P: 19	R: 0 E: 0 K: 1 S: 6	H: 0 LOB: 0 BB: 0 P: 9	R: 0 E: 0 K: 1 S: 6	H: 0 LOB: 1 BB: 1 P: 15	R: 0 E: 0 K: 0 S: 10	H: 1 LOB: 1 BB: 0 P: 13	1B: 7 2B: 0 3B: 0 HR: 1	SF: 0 SAC: 1 DP: 2 HBP: 0	WP: 0 PB: 0 SB: 1 CS: 0	PA: 35	
PITCHER	IP	WLS	BF	H	R	ER	SO	BB	IBB	HBP	BLK	WP	HR	S	P	ERA	WHIP				
30 Tyler Mahle, R ERA: 5.14	5.0	L	24	7	2	2	6	3	1	0	0	0	0	58	94	3.60	2.000				
40 Austin Brice, R ERA: 4.91	1.0		3	0	0	0	1	0	0	0	0	0	0	6	9	0.00	0.000				
53 Wandy Peralta, L ERA: 2.25	1.0		4	0	0	0	1	1	0	0	0	0	0	6	15	0.00	1.000				
48 Jared Hughes, R ERA: 2.25	1.0		4	1	0	0	0	0	0	0	0	0	0	10	13	0.00	1.000				

Cincinnati Reds @ Milwaukee Brewers
 Miller Park, Milwaukee, WI
 Wed Apr 18 2018, 12:42 PM - 3:23 PM CDT
 Att: 27,343 - Roof Closed - 64 F

AB 29
 R 2
 H 8
 RBI 2
 BB 5
 SO 8
 LOB 17



Batter	1	2	3	4	5	6	7	8	9	AB	R	H	RBI	BB	SO	LOB	TOP			
33 Jesse Winker, L (1,9) OBP: 0.414, SLG: 0.283										4	0	2	0	0	1	0				
9 José Peraza, R (1,6) OBP: 0.248, SLG: 0.328										3	0	1	1	0	0	1				
26 Raisel Iglesias, R (8,1)										0	0	0	0	0	0	0				
19 Joey Votto, L (1,3) OBP: 0.312, SLG: 0.261										3	0	0	0	1	0	1				
3 Scooter Gennett, L (1,4) OBP: 0.321, SLG: 0.342										3	1	1	0	1	0	1				
23 Adam Duvall, R (1,7) OBP: 0.222, SLG: 0.373										4	0	1	0	0	0	2				
16 Tucker Barnhart, L (1,2) OBP: 0.383, SLG: 0.471										4	0	1	0	0	1	4				
2 Alex Blandino, R (1,5) OBP: 0.217, SLG: 0.143										4	0	2	1	0	1	1				
29 Brandon Finnegan, L (1,1)										1	0	0	0	0	0	0				
63 Dylan Floro, L (4,1)										1	0	0	0	0	0	0				
43 Scott Schebler, L (7,PH)										1	0	0	0	0	0	0				
39 Devin Mesoraco, R (7,PH)										1	0	0	0	0	0	0				
61 Kevin Quackenbush, R (7,1)										1	0	0	0	0	0	0				
4 Cliff Pennington, S (8,6) OBP: 0.226, SLG: 0.136										1	0	0	0	0	0	0				
6 Billy Hamilton, S (1,8) OBP: 0.286, SLG: 0.246										3	1	1	0	0	1	0				
Inning Stats	R: 0 E: 0 K: 0 S: 9	H: 1 LOB: 0 BB: 0 P: 16	R: 0 E: 0 K: 1 S: 13	H: 1 LOB: 1 BB: 0 P: 17	R: 1 E: 0 K: 0 S: 8	H: 2 LOB: 0 BB: 0 P: 12	R: 0 E: 0 K: 0 S: 10	H: 0 LOB: 1 BB: 1 P: 17	R: 0 E: 0 K: 2 S: 10	H: 0 LOB: 0 BB: 0 P: 13	R: 0 E: 0 K: 0 S: 3	H: 2 LOB: 2 BB: 0 P: 15	R: 0 E: 0 K: 2 S: 10	H: 1 LOB: 1 BB: 0 P: 14	R: 1 E: 0 K: 0 S: 17	H: 2 LOB: 1 BB: 1 P: 29	1B: 8 2B: 2 3B: 0 HR: 0	SF: 1 SAC: 0 DP: 3 HBP: 0	WP: 0 PB: 0 SB: 0 CS: 0	PA: 35
PITCHER	IP	WLS	BF	H	R	ER	SO	BB	IBB	HBP	BLK	WP	HR	S	P	ERA	WHIP			
52 Michael Wacha, R (1,1) ERA: 4.22	6.2	W	25	6	1	1	3	1	0	0	0	0	0	60	92	1.35	1.050			
70 Tyler Lyons, L (7,1) ERA: 4.32	1.1	H	5	1	0	0	2	0	0	0	0	0	0	12	17	0.00	0.750			
26 Bud Norris, R (9,1) ERA: 2.61	1.0	S	5	2	1	1	0	1	0	0	0	0	0	17	29	9.00	3.000			

Cincinnati Reds @ St. Louis Cardinals
 Busch Stadium, St. Louis, MO
 Fri Apr 20 2018, 7:17 PM - 10:17 PM CDT
 Att: 43,303 - Partly Cloudy - 60 F

AB	32
R	2
H	9
RBI	2
BB	2
SO	5
LOB	13



Batter	1	2	3	4	5	6	7	8	9	AB	R	H	RBI	BB	SO	LOB	BOTTOM			
28 Tommy Pham, R (1,8) OBP: 0.444, SLG: 0.455										3	2	1	0	2	1	0				
13 Matt Carpenter, L (1,4) OBP: 0.325, SLG: 0.323										5	0	1	0	0	0	4				
26 Bud Norris, R (9,1)										0	0	0	0	0	0	0				
38 José Martínez, R (1,3) OBP: 0.443, SLG: 0.567										5	1	3	1	0	1	3				
23 Marcell Ozuna, R (1,7) OBP: 0.272, SLG: 0.351										3	1	0	0	1	0	3				
4 Yadier Molina, R (1,2) OBP: 0.292, SLG: 0.522										4	0	1	2	0	1	0				
3 Jedd Gyorko, R (1,5) OBP: 0.525, SLG: 0.600										2	0	0	1	1	2	0				
48 Harrison Bader, R (1,9) OBP: 0.400, SLG: 0.375										3	0	1	0	1	1	1				
12 Paul DeJong, R (1,6) OBP: 0.297, SLG: 0.485										3	0	1	0	1	1	2				
52 Michael Wacha, R (1,1) ERA: 11.05										3	0	0	0	0	0	4				
70 Tyler Lyons, L (7,1) ERA: 5.63										0	0	0	0	0	0	0				
35 Greg Garcia, L (8,PH) OBP: 0.393, SLG: 0.625										0	0	0	0	1	0	0				
Inning Stats	R: 3 E: 0 K: 1 S: 17	H: 3 LOB: 2 BB: 2 P: 33	R: 1 E: 0 K: 0 S: 14	H: 1 LOB: 1 BB: 1 P: 21	R: 0 E: 0 K: 1 S: 13	H: 1 LOB: 2 BB: 1 P: 22	R: 0 E: 0 K: 0 S: 9	H: 1 LOB: 1 BB: 0 P: 11	R: 0 E: 0 K: 1 S: 9	H: 1 LOB: 2 BB: 1 P: 18	R: 0 E: 0 K: 1 S: 9	H: 0 LOB: 0 BB: 0 P: 13	R: 0 E: 0 K: 2 S: 8	H: 0 LOB: 2 BB: 2 P: 22	R: 0 E: 0 K: 1 S: 9	H: 0 LOB: 2 BB: 2 P: 22	1B: 5 2B: 3 3B: 0 HR: 0	SF: 1 SAC: 0 DP: 0 HBP: 0	WP: 1 PB: 0 SB: 1 CS: 0	PA: 39
PITCHER	IP	WLS	BF	H	R	ER	SO	BB	IBB	HBP	BLK	WP	HR	S	P	ERA	WHIP			
29 Brandon Finnegan, L (1,1) ERA: 11.05	3.0	L	18	5	4	4	2	3	1	0	0	0	0	44	76	12.00	2.667			
63 Dylan Floro, R (4,1) ERA: 1.08	3.0		13	3	0	0	2	1	0	0	0	0	0	27	42	0.00	1.333			
61 Kevin Quackenbush, R (7,1) ERA: 5.63	1.0		3	0	0	0	2	0	0	0	0	0	0	8	13	0.00	0.000			
26 Raisel Iglesias, R (8,1) ERA: 1.08	1.0		5	0	0	0	1	2	0	0	0	0	0	9	22	0.00	2.000			

Cincinnati Reds @ St. Louis Cardinals
 Busch Stadium, St. Louis, MO
 Fri Apr 20 2018, 7:17 PM - 10:17 PM CDT
 Att: 43,303 - Partly Cloudy - 60 F

AB	31
R	4
H	8
RBI	4
BB	7
SO	7
LOB	17



Batter	1	2	3	4	5	6	7	8	9	AB	R	H	RBI	BB	SO	LOB	TOP		
9 José Peraza, R (1.6) OBP: 0.260, SLG: 0.315	P4		B5-3			E5 33 2B		G6-3		4	1	0	0	0	0	0	Cincinnati Reds @ St. Louis Cardinals Busch Stadium, St. Louis, MO Sun Apr 22 2018, 1:17 PM - 3:53 PM CDT Att: 44,430 - Overcast - 58 F		
33 Jesse Winker, L (1.7) OBP: 0.433, SLG: 0.321	K		G4-3			19 1B		K		4	1	1	1	0	2	0			
19 Joey Votto, L (1.3) OBP: 0.337, SLG: 0.257	F7					2B		L8		4	0	1	1	0	0	0			
3 Scooter Gennett, L (1.4) OBP: 0.311, SLG: 0.329		K				F9			K	4	0	0	0	0	2	1			
43 Scott Schebler, L (1.9) OBP: 0.333, SLG: 0.474						F8			F7	4	0	1	0	0	0	1			
39 Devin Mesoraco, R (1.2) OBP: 0.250, SLG: 0.308									P5	4	0	0	0	0	2	2			
2 Alex Blandino, R (1.5) OBP: 0.233, SLG: 0.179						G5-3				3	0	1	0	0	1	0			
58 Luis Castillo, R (1.1) OBP: 0.444, SLG: 0.556										2	0	1	0	0	0	2			
40 Austin Brice, R (6.1)										0	0	0	0	0	0	0			
46 Phil Gosselin, R (7. PH) OBP: 0.231, SLG: 0.251										1	0	0	0	0	0	0			
61 Kevin Quackenbush, R (7.1)										0	0	0	0	0	0	0			
48 Jared Hughes, R (8.1)										0	0	0	0	0	0	0			
6 Billy Hamilton, S (1.8) OBP: 0.274, SLG: 0.234										3	0	0	0	0	1	1			
Inning Stats	R: 0 H: 0 E: 0 K: 1 S: 9	H: 0 LOB: 0 BB: 0 P: 12	R: 0 H: 2 E: 0 K: 1 S: 12	H: 2 LOB: 2 BB: 0 P: 16	R: 0 H: 0 E: 0 K: 0 S: 6	H: 0 LOB: 0 BB: 0 P: 8	R: 0 H: 0 E: 0 K: 0 S: 6	H: 0 LOB: 1 BB: 0 P: 10	R: 0 H: 1 E: 0 K: 2 S: 11	H: 1 LOB: 1 BB: 0 P: 12	R: 2 H: 2 E: 1 K: 1 S: 14	H: 2 LOB: 1 BB: 0 P: 16	R: 0 H: 0 E: 0 K: 1 S: 9	H: 0 LOB: 0 BB: 0 P: 11	R: 0 H: 0 E: 0 K: 1 S: 7	H: 0 LOB: 0 BB: 0 P: 11	1B: 4 2B: 1 3B: 0 HR: 0	SF: 0 SAC: 0 DP: 0 HBP: 0	WP: 0 PA: 33 PB: 0 SB: 0 CS: 0
PITCHER	IP WLS BF H R ER SO BB IBB HBP BLK WP HR S P ERA WHIP																		
39 Miles Mikolas, R (1.1) ERA: 3.46	7.0 W 27 5 2 1 6 0 0 0 0 0 0 0 67 85 1.29 0.714																		
26 Bud Norris, R (8.1) ERA: 2.39	1.0 3 0 0 0 1 0 0 0 0 0 0 0 6 8 0.00 0.000																		
56 Greg Holland, R (9.1) ERA: 6.23	1.0 3 0 0 0 1 0 0 0 0 0 0 0 7 11 0.00 0.000																		

Batter	1	2	3	4	5	6	7	8	9	AB	R	H	RBI	BB	SO	LOB	BOTTOM		
13 Matt Carpenter, L (1.5) OBP: 0.322, SLG: 0.319	G3-1					F7				3	1	0	0	1	1	2	Cincinnati Reds @ St. Louis Cardinals Busch Stadium, St. Louis, MO Sun Apr 22 2018, 1:17 PM - 3:53 PM CDT Att: 44,430 - Overcast - 58 F		
3 Jedd Gyorko, R (8.5) OBP: 0.847, SLG: 0.636										1	0	1	0	0	0	0			
4 Yadier Molina, R (1.2) OBP: 0.333, SLG: 0.592										4	2	3	1	0	0	2			
38 José Martínez, R (1.3) OBP: 0.409, SLG: 0.526										5	0	1	0	0	0	6			
25 Dexter Fowler, S (1.9) OBP: 0.310, SLG: 0.342										1	1	1	1	4	0	0			
12 Paul DeJong, R (1.6) OBP: 0.313, SLG: 0.571										5	1	2	3	0	0	6			
41 Tyler O'Neill, R (1.7)										3	0	0	1	0	1	1			
16 Kolten Wong, L (1.4) OBP: 0.281, SLG: 0.208										3	2	1	1	1	1	2			
48 Harrison Bader, R (1.8) OBP: 0.432, SLG: 0.400										4	1	2	0	0	1	0			
39 Miles Mikolas, R (1.1) OBP: 0.200, SLG: 0.444										2	0	0	0	1	2	0			
26 Bud Norris, R (8.1) ERA: 4.5										0	0	0	0	0	0	0			
35 Greg Garcia, L (6. PH) ERA: 11.0										1	1	1	2	0	0	0			
56 Greg Holland, R (9.1) ERA: 2.7										0	0	0	0	0	0	0			
Inning Stats	R: 0 H: 2 E: 0 K: 0 S: 10	H: 2 LOB: 2 BB: 1 P: 21	R: 1 H: 1 E: 0 K: 2 S: 9	H: 1 LOB: 0 BB: 0 P: 13	R: 2 H: 3 E: 0 K: 1 S: 16	H: 3 LOB: 2 BB: 1 P: 26	R: 0 H: 1 E: 0 K: 0 S: 11	H: 1 LOB: 2 BB: 1 P: 17	R: 0 H: 0 E: 0 K: 0 S: 6	H: 0 LOB: 0 BB: 1 P: 12	R: 0 H: 0 E: 0 K: 1 S: 8	H: 0 LOB: 0 BB: 0 P: 11	R: 3 H: 2 E: 0 K: 2 S: 18	H: 2 LOB: 1 BB: 1 P: 29	R: 3 H: 3 E: 0 K: 0 S: 14	H: 3 LOB: 2 BB: 2 P: 30	1B: 7 2B: 4 3B: 0 HR: 2	SF: 2 SAC: 0 DP: 2 HBP: 0	WP: 1 PA: 41 PB: 0 SB: 1 CS: 0
PITCHER	IP WLS BF H R ER SO BB IBB HBP BLK WP HR S P ERA WHIP																		
58 Luis Castillo, R (1.1) ERA: 8.51	5.0 L 24 7 3 3 3 4 0 0 0 0 0 0 1 52 89 5.40 2.200																		
40 Austin Brice, R (6.1) ERA: 4.5	1.0 3 0 0 0 1 0 0 0 0 0 0 0 8 11 0.00 0.000																		
61 Kevin Quackenbush, R (7.1) ERA: 11.0	1.0 9 4 6 6 2 2 0 0 0 0 0 1 22 38 54.00 6.000																		
48 Jared Hughes, R (8.1) ERA: 2.7	1.0 5 1 0 0 0 1 0 0 0 0 1 0 10 21 0.00 2.000																		

Batter	1	2	3	4	5	6	7	8	9	AB	R	H	RBI	BB	SO	LOB	TOP					
11 Ender Inciarte, L OBP: 0.298, SLG: 0.276										4	1	2	0	0	0	0						
1 Ozzie Albies, S OBP: 0.333, SLG: 0.611										4	0	0	0	0	1	2						
5 Freddie Freeman, L OBP: 0.438, SLG: 0.480										4	1	1	0	0	0	0						
22 Nick Markakis, L OBP: 0.385, SLG: 0.458										4	1	3	3	0	0	0						
24 Kurt Suzuki, R OBP: 0.383, SLG: 0.540										4	0	0	0	0	0	2						
20 Preston Tucker, L OBP: 0.300, SLG: 0.477										4	0	1	0	0	2	0						
7 Dansby Swanson, R OBP: 0.375, SLG: 0.524										3	1	0	0	1	0	1						
27 Ryan Flaherty, L OBP: 0.446, SLG: 0.468										4	0	0	0	0	2	1						
26 Mike Foltyniewicz, R OBP: 0.125, SLG: 0.250										2	0	0	0	0	0	2						
39 Sam Freeman, L ERA: 5.59										0	0	0	0	0	0	0						
30 Peter Moylan, R ERA: 3.0										0	0	0	0	0	0	0						
63 Jesse Biddle, L ERA: 9.0										0	0	0	0	0	0	0						
8 Charlie Culberson, R ERA: 9.0										0	0	0	0	0	0	0						
48 Miguel Socolovich, R ERA: 9.0										0	0	0	0	0	0	0						
Inning Stats	R: 0 E: 0 K: 0 S: 7	H: 0 LOB: 0 BB: 0 P: 10	R: 0 E: 0 K: 0 S: 4	H: 0 LOB: 0 BB: 0 P: 8	R: 1 E: 1 K: 3 S: 20	H: 1 LOB: 1 BB: 1 P: 31	R: 1 E: 0 K: 0 S: 11	H: 2 LOB: 1 BB: 0 P: 19	R: 0 E: 0 K: 2 S: 10	H: 0 LOB: 0 BB: 0 P: 14	R: 0 E: 0 K: 1 S: 11	H: 1 LOB: 1 BB: 0 P: 16	R: 0 E: 0 K: 1 S: 15	H: 0 LOB: 0 BB: 0 P: 7	R: 2 E: 0 K: 0 S: 15	H: 3 LOB: 1 BB: 0 P: 19	R: 0 E: 0 K: 1 S: 7	H: 0 LOB: 0 BB: 0 P: 12	1B: 5 2B: 1 3B: 0 HR: 1	SF: 0 SAC: 0 DP: 0 HBP: 0	WP: 0 PB: 0 SB: 0 CS: 0	PA: 35
PITCHER	IP WLS BF H R ER SO BB IBB HBP BLK WP HR S P ERA WHIP																					
47 Sal Romano, R ERA: 4.78	6.0 W 23 4 2 1 5 1 0 0 0 0 0 1 63 98 1.50 0.833																					
53 Wandy Peralta, L ERA: 1.59	1.2 8 3 2 2 1 0 0 0 0 0 0 0 21 25 10.80 1.800																					
26 Raisel Iglesias, R ERA: 0.93	1.1 S 4 0 0 0 1 0 0 0 0 0 0 0 8 13 0.00 0.000																					

Atlanta Braves @ Cincinnati Reds
Great American Ball Park, Cincinnati, OH
Mon Apr 23 2018, 6:41 PM - 9:52 PM EDT
Att: 9,463 - Overcast - 56 F

AB 34
R 4
H 7
RBI 3
BB 1
SO 7
LOB 7



Batter	1	2	3	4	5	6	7	8	9	AB	R	H	RBI	BB	SO	LOB	BOTTOM			
43 Scott Schebler, L OBP: 0.346, SLG: 0.583										5	3	2	3	0	0	3				
9 José Peraza, R OBP: 0.280, SLG: 0.325										4	2	2	1	1	0	0				
19 Joey Volto, L OBP: 0.352, SLG: 0.260										3	0	1	1	2	2	2				
3 Scooter Gennett, L OBP: 0.316, SLG: 0.326										4	0	1	2	1	2	5				
23 Adam Duvall, R OBP: 0.238, SLG: 0.370										3	1	1	2	2	0	3				
16 Tucker Barnhart, L OBP: 0.348, SLG: 0.417										5	0	1	0	0	2	5				
4 Cliff Pennington, S OBP: 0.250, SLG: 0.111										3	1	0	0	1	1	1				
47 Sal Romano, L										2	0	0	0	0	1	0				
46 Phil Gosselin, R OBP: 0.231, SLG: 0.261										0	0	0	0	0	0	0				
33 Jesse Winker, L OBP: 0.441, SLG: 0.333										1	1	1	1	0	0	0				
53 Wandy Peralta, L										1	0	0	0	0	1	0				
26 Raisel Iglesias, R										0	0	0	0	0	0	0				
6 Billy Hamilton, S OBP: 0.286, SLG: 0.239										3	2	1	0	1	2	3				
Inning Stats	R: 0 E: 0 K: 2 S: 15	H: 1 LOB: 3 BB: 2 P: 30	R: 0 E: 0 K: 1 S: 11	H: 0 LOB: 0 BB: 0 P: 16	R: 0 E: 0 K: 1 S: 9	H: 0 LOB: 0 BB: 0 P: 13	R: 0 E: 0 K: 2 S: 14	H: 0 LOB: 1 BB: 1 P: 23	R: 2 E: 0 K: 2 S: 15	H: 2 LOB: 1 BB: 1 P: 27	R: 5 E: 0 K: 1 S: 20	H: 4 LOB: 2 BB: 3 P: 38	R: 0 E: 0 K: 1 S: 10	H: 0 LOB: 0 BB: 0 P: 14	R: 3 E: 0 K: 1 S: 23	H: 3 LOB: 1 BB: 1 P: 37	1B: 8 2B: 1 3B: 0 HR: 1	SF: 0 SAC: 0 DP: 0 HBP: 0	WP: 0 PB: 0 SB: 1 CS: 0	PA: 42
PITCHER	IP WLS BF H R ER SO BB IBB HBP BLK WP HR S P ERA WHIP																			
26 Mike Foltyniewicz, R ERA: 2.77	4.2 L 4 1 3 3 1 2 0 0 0 0 0 0 10 22 81.00 9.000																			
39 Sam Freeman, L ERA: 5.59	0.1 4 1 3 3 1 2 0 0 0 0 0 0 9 13 0.00 3.000																			
30 Peter Moylan, R ERA: 3.0	0.2 4 2 0 0 1 0 0 0 0 0 0 0 9 13 0.00 3.000																			
63 Jesse Biddle, L ERA: 9.0	1.1 6 1 2 2 1 1 0 0 0 0 0 0 14 23 13.50 1.500																			
48 Miguel Socolovich, R ERA: 9.0	1.0 7 3 3 3 1 1 0 0 0 0 0 0 23 37 27.00 4.000																			

Atlanta Braves @ Cincinnati Reds
Great American Ball Park, Cincinnati, OH
Mon Apr 23 2018, 6:41 PM - 9:52 PM EDT
Att: 9,463 - Overcast - 56 F

AB 34
R 10
H 10
RBI 10
BB 8
SO 11
LOB 22



Batter	1	2	3	4	5	6	7	8	9	AB	R	H	RBI	BB	SO	LOB	TOP			
11 Ender Inciarte, L (1.8) OBP: 0.314, SLG: 0.296										5	2	3	0	0	0	2				
1 Ozzie Albies, S (1.4) OBP: 0.330, SLG: 0.606										4	2	2	1	0	0	2				
5 Freddie Freeman, L (1.3) OBP: 0.439, SLG: 0.541										4	0	2	0	1	1	1				
22 Nick Markakis, L (1.9) OBP: 0.402, SLG: 0.462										4	0	1	0	1	0	6				
17 Johan Camargo, S (1.5) OBP: 0.357, SLG: 0.583										5	0	2	2	0	1	3				
13 Ronald Acuña Jr., R (1.7) OBP: 0.200, SLG: 0.200										5	1	1	0	0	2	6				
7 Dansby Swanson, R (1.6) OBP: 0.367, SLG: 0.495										5	0	1	0	0	0	2				
61 Carlos Pérez, R (1.2) OBP: 0.182, SLG: 0.143										3	0	0	0	0	0	0				
63 Jesse Biddle, L (6.1)										0	0	0	0	0	0	0				
20 Preston Tucker, L (8. PH) OBP: 0.286, SLG: 0.458										1	0	0	0	0	1	2				
58 Dan Winkler, R (8.1)										0	0	0	0	0	0	0				
33 A.J. Minter, L (9.1)										0	0	0	0	0	0	0				
45 Matt Wisler, R (1.1)										2	0	0	0	0	2	0				
24 Kurt Suzuki, R (6.2) OBP: 0.412, SLG: 0.596										2	0	1	1	0	1	0				
Inning Stats	R: 1 H: 2 E: 1 K: 2 S: 15	H: 2 R: 1 LOB: 2 BB: 1 P: 26	R: 0 H: 0 E: 0 K: 1 S: 7	H: 0 R: 0 LOB: 0 BB: 0 P: 8	R: 1 H: 3 E: 0 K: 0 S: 13	H: 3 R: 0 LOB: 2 BB: 0 P: 20	R: 0 H: 0 E: 0 K: 1 S: 8	H: 0 R: 0 LOB: 0 BB: 0 P: 12	R: 1 H: 2 E: 0 K: 0 S: 9	H: 2 R: 0 LOB: 1 BB: 0 P: 11	R: 0 H: 0 E: 0 K: 1 S: 8	H: 0 R: 0 LOB: 2 BB: 1 P: 15	R: 1 H: 3 E: 0 K: 1 S: 18	H: 3 R: 0 LOB: 2 BB: 0 P: 28	R: 1 H: 2 E: 0 K: 1 S: 13	H: 2 R: 0 LOB: 2 BB: 0 P: 19	1B: 10 2B: 2 HR: 1	SF: 0 SAC: 0 HBP: 1	WP: 0 PB: 0 SB: 2 CS: 0	PA: 43
PITCHER	IP WLS BF H R ER SO BB IBB HBP BLK WP HR S P ERA WHIP	IP WLS BF H R ER SO BB IBB HBP BLK WP HR S P ERA WHIP	IP WLS BF H R ER SO BB IBB HBP BLK WP HR S P ERA WHIP	IP WLS BF H R ER SO BB IBB HBP BLK WP HR S P ERA WHIP	IP WLS BF H R ER SO BB IBB HBP BLK WP HR S P ERA WHIP	IP WLS BF H R ER SO BB IBB HBP BLK WP HR S P ERA WHIP	IP WLS BF H R ER SO BB IBB HBP BLK WP HR S P ERA WHIP	IP WLS BF H R ER SO BB IBB HBP BLK WP HR S P ERA WHIP	IP WLS BF H R ER SO BB IBB HBP BLK WP HR S P ERA WHIP	IP WLS BF H R ER SO BB IBB HBP BLK WP HR S P ERA WHIP	IP WLS BF H R ER SO BB IBB HBP BLK WP HR S P ERA WHIP	IP WLS BF H R ER SO BB IBB HBP BLK WP HR S P ERA WHIP	IP WLS BF H R ER SO BB IBB HBP BLK WP HR S P ERA WHIP	IP WLS BF H R ER SO BB IBB HBP BLK WP HR S P ERA WHIP	IP WLS BF H R ER SO BB IBB HBP BLK WP HR S P ERA WHIP	IP WLS BF H R ER SO BB IBB HBP BLK WP HR S P ERA WHIP	IP WLS BF H R ER SO BB IBB HBP BLK WP HR S P ERA WHIP	IP WLS BF H R ER SO BB IBB HBP BLK WP HR S P ERA WHIP	IP WLS BF H R ER SO BB IBB HBP BLK WP HR S P ERA WHIP	IP WLS BF H R ER SO BB IBB HBP BLK WP HR S P ERA WHIP

Atlanta Braves @ Cincinnati Reds
Great American Ball Park, Cincinnati, OH
Wed Apr 25 2018, 6:41 PM - 9:47 PM EDT
Att: 13,113 - Partly Cloudy - 65 F

livebaseballscorecards.com

AB 40
R 5
H 13
RBI 4
BB 2
SO 8
LOB 24

Batter	1	2	3	4	5	6	7	8	9	AB	R	H	RBI	BB	SO	LOB	BOTTOM			
33 Jesse Winker, L (1.9) OBP: 0.442, SLG: 0.361										4	1	2	0	1	0	1				
9 José Peraza, R (1.6) OBP: 0.290, SLG: 0.330										5	0	1	0	0	0	3				
19 Joey Volto, L (1.3) OBP: 0.363, SLG: 0.337										4	1	2	2	1	0	0				
3 Scooter Gennett, L (1.4) OBP: 0.324, SLG: 0.404										5	0	1	0	0	1	5				
23 Adam Duvall, R (1.7) OBP: 0.244, SLG: 0.338										3	1	0	0	2	0	5				
43 Scott Schebler, L (1.8) OBP: 0.355, SLG: 0.586										4	1	2	1	0	0	0				
41 Kevin Shackelford, R (8.1)										0	0	0	0	0	0	0				
46 Phil Gosselin, R (9.5) OBP: 0.231, SLG: 0.261										0	0	0	0	0	0	0				
63 Dylan Floro, L (9.1)										0	0	0	0	0	0	0				
16 Tucker Barnhart, L (1.2) OBP: 0.346, SLG: 0.412										4	0	1	1	0	1	3				
2 Alex Blandino, R (1.5) OBP: 0.316, SLG: 0.257										3	0	2	0	0	0	1				
40 Austin Brnce, R (6.1)										0	0	0	0	0	0	0				
6 Billy Hamilton, S (7. PH) OBP: 0.277, SLG: 0.233										1	0	0	0	0	1	3				
29 Brandon Finnegan, L (1.1)										2	0	0	0	0	0	2				
4 Cliff Pennington, S (6.5) OBP: 0.265, SLG: 0.138										2	0	1	0	0	0	0				
Inning Stats	R: 0 H: 3 E: 0 K: 0 S: 12	H: 1 R: 0 LOB: 1 BB: 0 P: 17	R: 0 H: 1 E: 0 K: 0 S: 12	H: 1 R: 0 LOB: 1 BB: 1 P: 20	R: 0 H: 1 E: 0 K: 0 S: 8	H: 1 R: 0 LOB: 1 BB: 0 P: 13	R: 4 H: 3 E: 0 K: 0 S: 14	H: 3 R: 0 LOB: 1 BB: 2 P: 26	R: 0 H: 1 E: 0 K: 0 S: 7	H: 1 R: 0 LOB: 3 BB: 0 P: 11	R: 0 H: 2 E: 0 K: 2 S: 14	H: 2 R: 0 LOB: 3 BB: 1 P: 20	R: 0 H: 0 E: 0 K: 0 S: 5	H: 0 R: 0 LOB: 0 BB: 0 P: 6	R: 0 H: 0 E: 0 K: 1 S: 7	H: 0 R: 0 LOB: 0 BB: 0 P: 11	1B: 8 2B: 3 HR: 1	SF: 0 SAC: 0 HBP: 0	WP: 0 PB: 0 SB: 0 CS: 0	PA: 41
PITCHER	IP WLS BF H R ER SO BB IBB HBP BLK WP HR S P ERA WHIP	IP WLS BF H R ER SO BB IBB HBP BLK WP HR S P ERA WHIP	IP WLS BF H R ER SO BB IBB HBP BLK WP HR S P ERA WHIP	IP WLS BF H R ER SO BB IBB HBP BLK WP HR S P ERA WHIP	IP WLS BF H R ER SO BB IBB HBP BLK WP HR S P ERA WHIP	IP WLS BF H R ER SO BB IBB HBP BLK WP HR S P ERA WHIP	IP WLS BF H R ER SO BB IBB HBP BLK WP HR S P ERA WHIP	IP WLS BF H R ER SO BB IBB HBP BLK WP HR S P ERA WHIP	IP WLS BF H R ER SO BB IBB HBP BLK WP HR S P ERA WHIP	IP WLS BF H R ER SO BB IBB HBP BLK WP HR S P ERA WHIP	IP WLS BF H R ER SO BB IBB HBP BLK WP HR S P ERA WHIP	IP WLS BF H R ER SO BB IBB HBP BLK WP HR S P ERA WHIP	IP WLS BF H R ER SO BB IBB HBP BLK WP HR S P ERA WHIP	IP WLS BF H R ER SO BB IBB HBP BLK WP HR S P ERA WHIP	IP WLS BF H R ER SO BB IBB HBP BLK WP HR S P ERA WHIP	IP WLS BF H R ER SO BB IBB HBP BLK WP HR S P ERA WHIP	IP WLS BF H R ER SO BB IBB HBP BLK WP HR S P ERA WHIP	IP WLS BF H R ER SO BB IBB HBP BLK WP HR S P ERA WHIP	IP WLS BF H R ER SO BB IBB HBP BLK WP HR S P ERA WHIP	IP WLS BF H R ER SO BB IBB HBP BLK WP HR S P ERA WHIP

Atlanta Braves @ Cincinnati Reds
Great American Ball Park, Cincinnati, OH
Wed Apr 25 2018, 6:41 PM - 9:47 PM EDT
Att: 13,113 - Partly Cloudy - 65 F

livebaseballscorecards.com

AB 37
R 4
H 12
RBI 4
BB 4
SO 3
LOB 23

Batter	1	2	3	4	5	6	7	8	9	AB	R	H	RBI	BB	SO	LOB	TOP					
33 Jesse Winker, L (1,9) OBP: 0.416, SLG: 0.361										4	0	0	0	1	2	4						
9 José Peraza, R (1,6) OBP: 0.308, SLG: 0.402										4	0	1	0	0	1	5						
19 Joey Votto, L (1,3) OBP: 0.388, SLG: 0.417										3	0	0	0	1	0	1						
3 Scooter Gennett, L (1,4) OBP: 0.345, SLG: 0.407										4	0	1	0	0	0	2						
7 Eugenio Suárez, R (1,5) OBP: 0.383, SLG: 0.537										4	0	0	0	0	2							
43 Scott Schebler, L (1,10) OBP: 0.376, SLG: 0.585										3	1	1	1	1	1	1						
23 Adam Duval, R (1,7) OBP: 0.262, SLG: 0.363										3	0	1	0	1	0	1						
39 Devin Mesoraco, R (1,2) OBP: 0.306, SLG: 0.364										3	0	2	0	1	0	0						
12 Rosell Herrera, S (9,PR)										0	0	0	0	0	0	0						
6 Billy Hamilton, S (1,8) OBP: 0.281, SLG: 0.241										3	0	0	0	0	0	4						
16 Tucker Barnhart, L (9,PH) OBP: 0.314, SLG: 0.378										1	0	0	0	0	2							
Inning Stats	R: 0 E: 0 K: 2 S: 7	H: 0 LOB: 0 BB: 0 P: 8	R: 1 E: 0 K: 0 S: 7	H: 1 LOB: 0 BB: 0 P: 12	R: 0 E: 0 K: 0 S: 8	H: 0 LOB: 0 BB: 0 P: 10	R: 0 E: 0 K: 0 S: 4	H: 1 LOB: 1 BB: 0 P: 6	R: 0 E: 0 K: 1 S: 19	H: 1 LOB: 3 BB: 2 P: 29	R: 0 E: 0 K: 0 S: 11	H: 1 LOB: 1 BB: 0 P: 19	R: 0 E: 0 K: 1 S: 10	H: 2 LOB: 2 BB: 0 P: 16	R: 0 E: 0 K: 0 S: 10	H: 0 LOB: 0 BB: 1 P: 18	R: 0 E: 0 K: 0 S: 8	H: 0 LOB: 2 BB: 2 P: 19	1B: 3 2B: 2 HR: 1	SF: 0 SAC: 0 HBP: 0	WP: 0 PB: 0 SB: 0 CS: 0	PA: 37
PITCHER	IP WLS BF H R ER SO BB IBB HBP BLK WP HR S P ERA WHIP																					
12 Jake Odorizzi, R (1,1) ERA: 3.94	6.0 W 25 5 1 1 3 1 1 0 0 0 0 1 60 91 1.50 1.000																					
32 Zach Duke, L (7,1) ERA: 5.19	1.0 H 4 1 0 0 1 0 0 0 0 0 0 6 9 0.00 1.000																					
43 Addison Reed, R (8,1) ERA: 2.57	1.0 H 3 0 0 0 0 1 0 0 0 0 0 10 18 0.00 1.000																					
56 Fernando Rodney, R (9,1) ERA: 5.87	1.0 S 5 0 0 0 0 2 0 0 0 0 0 8 19 0.00 2.000																					

Cincinnati Reds @ Minnesota Twins
Target Field, Minneapolis, MN
Sat Apr 28 2018, 1:12 PM - 4:09 PM CDT
Att: 27,115 - Sunny - 53 F

livebaseballscores.com

AB 32
R 1
H 6
RBI 1
BB 5
SO 4
LOB 22

Batter	1	2	3	4	5	6	7	8	9	AB	R	H	RBI	BB	SO	LOB	BOTTOM			
2 Brian Dozier, R (1,4) OBP: 0.340, SLG: 0.442										4	0	0	0	0	3					
7 Joe Mauer, L (1,10) OBP: 0.452, SLG: 0.375										3	0	1	0	1	0	2				
20 Eddie Rosario, L (1,7) OBP: 0.267, SLG: 0.422										4	1	2	0	0	1	2				
5 Eduardo Escobar, S (1,5) OBP: 0.349, SLG: 0.554										4	1	1	1	0	3	4				
26 Max Kepler, L (1,8) (8,9)										4	0	0	0	0	1					
36 Robbie Grossman, S (1,9) OBP: 0.289, SLG: 0.362										2	0	0	1	0	0	0				
24 Ryan LaMarre, R (8,8) OBP: 0.423, SLG: 0.348										1	0	0	0	0	0	0				
99 Logan Morrison, L (1,3) OBP: 0.241, SLG: 0.243										3	0	1	0	1	0	0				
23 Mitch Garver, R (1,2) OBP: 0.300, SLG: 0.536										4	1	2	1	0	2	2				
16 Ehre Adrianza, S (1,6) OBP: 0.303, SLG: 0.300										2	0	1	0	1	0	0				
Inning Stats	R: 0 E: 0 K: 0 S: 6	H: 0 LOB: 0 BB: 0 P: 7	R: 0 E: 0 K: 1 S: 10	H: 0 LOB: 0 BB: 0 P: 19	R: 0 E: 0 K: 0 S: 13	H: 1 LOB: 2 BB: 1 P: 24	R: 2 E: 1 K: 0 S: 16	H: 2 LOB: 0 BB: 0 P: 27	R: 1 E: 0 K: 1 S: 11	H: 3 LOB: 2 BB: 1 P: 17	R: 0 E: 0 K: 1 S: 11	H: 0 LOB: 1 BB: 1 P: 21	R: 0 E: 1 K: 2 S: 18	H: 1 LOB: 2 BB: 0 P: 27	R: 0 E: 0 K: 1 S: 8	H: 1 LOB: 1 BB: 0 P: 10	1B: 4 2B: 4 3B: 0 HR: 1	SF: 1 SAC: 0 DP: 1 HBP: 0	WP: 0 PB: 0 SB: 0 CS: 0	PA: 35
PITCHER	IP WLS BF H R ER SO BB IBB HBP BLK WP HR S P ERA WHIP																			
47 Sal Romano, R (1,1) ERA: 4.65	4.2 L 21 6 3 2 1 2 0 0 0 0 0 15 26 0.00 0.750																			
40 Austin Brice, R (5,1) ERA: 3.45	1.1 5 0 0 0 2 1 0 0 0 0 0 0 15 26 0.00 0.750																			
63 Dylan Floro, R (7,1) ERA: 0.9	2.0 9 2 0 0 3 0 0 0 0 0 0 0 26 37 0.00 1.000																			

Cincinnati Reds @ Minnesota Twins
Target Field, Minneapolis, MN
Sat Apr 28 2018, 1:12 PM - 4:09 PM CDT
Att: 27,115 - Sunny - 53 F

livebaseballscores.com

AB 31
R 3
H 8
RBI 3
BB 3
SO 6
LOB 14

Batter	1	2	3	4	5	6	7	8	9	AB	R	H	RBI	BB	SO	LOB	TOP					
33 Jesse Winker, L OBP: 0.415, SLG: 0.377 6 Billy Hamilton, S OBP: 0.281, SLG: 0.241	F7	2B	FC6-4 7 1B	P6			K			5	1	2	1	0	1	1	Cincinnati Reds @ Minnesota Twins Target Field, Minneapolis, MN Sun Apr 29 2018, 1:11 PM - 4:18 PM CDT Att: 25,677 - Sunny - 61 F					
9 José Peraza, R OBP: 0.321, SLG: 0.411	FC4-6 7 2B	F9	1B				P4			5	1	3	1	0	0	2						
19 Joey Votto, L OBP: 0.397, SLG: 0.414	FC4-6 7 BB							G1-3		3	1	1	0	2	1	2						
3 Scooter Gennett, L OBP: 0.347, SLG: 0.416	FC4-6 7 2B									5	2	2	0	0	1	6						
7 Eugenio Suárez, R OBP: 0.404, SLG: 0.556	FC4-6 7 2B									4	0	2	2	1	0	3						
43 Scott Schebler, L OBP: 0.360, SLG: 0.543	G4-3									5	0	1	2	0	0	7						
23 Adam Duval, R OBP: 0.259, SLG: 0.385	L4									5	1	1	2	0	2	3						
16 Tucker Barnhart, L OBP: 0.319, SLG: 0.372	G4-3									4	0	1	0	1	1	1						
2 Alex Blandino, R OBP: 0.304, SLG: 0.256	FC4-6 33 2B									5	2	1	0	0	0	2						
Inning Stats	R: 1 E: 0 K: 0 S: 8	H: 2 LOB: 2 BB: 1 P: 14	R: 1 E: 0 K: 0 S: 14	H: 1 LOB: 1 BB: 1 P: 27	R: 2 E: 0 K: 0 S: 10	H: 2 LOB: 1 BB: 1 P: 19	R: 3 E: 0 K: 2 S: 23	H: 5 LOB: 2 BB: 0 P: 34	R: 0 E: 0 K: 1 S: 12	H: 1 LOB: 1 BB: 1 P: 17	R: 1 E: 0 K: 1 S: 11	H: 2 LOB: 1 BB: 0 P: 16	R: 0 E: 0 K: 0 S: 8	H: 1 LOB: 0 BB: 0 P: 13	R: 0 E: 0 K: 2 S: 9	H: 0 LOB: 0 BB: 0 P: 13	1B: 10 2B: 3 3B: 0 HR: 1	SF: 0 SAC: 0 DP: 0 HBP: 0	WP: 0 PB: 0 SB: 1 CS: 0	PA: 45		
PITCHER	IP WLS BF H R ER SO BB IBB HBP BLK WP HR S P ERA WHIP	IP WLS BF H R ER SO BB IBB HBP BLK WP HR S P ERA WHIP	IP WLS BF H R ER SO BB IBB HBP BLK WP HR S P ERA WHIP	IP WLS BF H R ER SO BB IBB HBP BLK WP HR S P ERA WHIP	IP WLS BF H R ER SO BB IBB HBP BLK WP HR S P ERA WHIP	IP WLS BF H R ER SO BB IBB HBP BLK WP HR S P ERA WHIP	IP WLS BF H R ER SO BB IBB HBP BLK WP HR S P ERA WHIP	IP WLS BF H R ER SO BB IBB HBP BLK WP HR S P ERA WHIP	IP WLS BF H R ER SO BB IBB HBP BLK WP HR S P ERA WHIP	IP WLS BF H R ER SO BB IBB HBP BLK WP HR S P ERA WHIP	IP WLS BF H R ER SO BB IBB HBP BLK WP HR S P ERA WHIP	IP WLS BF H R ER SO BB IBB HBP BLK WP HR S P ERA WHIP	IP WLS BF H R ER SO BB IBB HBP BLK WP HR S P ERA WHIP	IP WLS BF H R ER SO BB IBB HBP BLK WP HR S P ERA WHIP	IP WLS BF H R ER SO BB IBB HBP BLK WP HR S P ERA WHIP	IP WLS BF H R ER SO BB IBB HBP BLK WP HR S P ERA WHIP						
17 José Berrios, R ERA: 3.63	3.0	L	17	5	4	4	0	3	0	0	0	0	0	0	0	0	12.00	2.667				
55 Taylor Rogers, L ERA: 8.44	0.2		5	3	3	3	1	0	0	0	0	0	0	0	15	23	40.50	4.500				
68 Matt Magill, R ERA: 13.5	2.1		11	3	0	0	2	1	0	0	0	0	0	25	38	0.00	1.714					
21 Tyler Duffey, R ERA: 13.5	3.0		12	3	1	1	3	0	0	0	0	0	1	28	42	3.00	1.000					
Batter	1	2	3	4	5	6	7	8	9	AB	R	H	RBI	BB	SO	LOB	BOTTOM					
2 Brian Dozier, R OBP: 0.333, SLG: 0.430	K									5	0	1	0	0	3	2	Cincinnati Reds @ Minnesota Twins Target Field, Minneapolis, MN Sun Apr 29 2018, 1:11 PM - 4:18 PM CDT Att: 25,677 - Sunny - 61 F					
7 Joe Mauer, L OBP: 0.454, SLG: 0.373 23 Mitch Garver, R OBP: 0.300, SLG: 0.536	L7									3	0	1	1	1	0	0						
20 Eddie Rosario, L OBP: 0.256, SLG: 0.402	F7									4	0	0	0	0	1	3						
5 Eduardo Escobar, S OBP: 0.356, SLG: 0.564	2B									4	0	2	0	0	0	3						
26 Max Kepler, L OBP: 0.344, SLG: 0.512	F8									4	0	0	0	0	0	4						
36 Robbie Grossman, S OBP: 0.288, SLG: 0.340	K									3	0	0	0	1	1	1						
99 Logan Morrison, L OBP: 0.253, SLG: 0.260	BB									3	1	1	0	1	0	1						
16 Ehire Adrianza, S OBP: 0.297, SLG: 0.324	K									4	0	1	0	0	2	3						
15 Jason Castro, L OBP: 0.242, SLG: 0.268	K									4	1	2	1	0	2	2						
Inning Stats	R: 0 E: 0 K: 1 S: 6	H: 0 LOB: 0 BB: 0 P: 11	R: 0 E: 0 K: 2 S: 11	H: 1 LOB: 2 BB: 1 P: 19	R: 0 E: 0 K: 2 S: 9	H: 0 LOB: 0 BB: 0 P: 14	R: 0 E: 0 K: 0 S: 4	H: 1 LOB: 0 BB: 0 P: 5	R: 0 E: 0 K: 1 S: 11	H: 0 LOB: 0 BB: 0 P: 14	R: 1 E: 0 K: 1 S: 14	H: 2 LOB: 1 BB: 0 P: 19	R: 0 E: 0 K: 1 S: 18	H: 1 LOB: 2 BB: 1 P: 30	R: 0 E: 0 K: 1 S: 9	H: 1 LOB: 2 BB: 1 P: 17	R: 1 E: 0 K: 0 S: 10	H: 2 LOB: 1 BB: 0 P: 16	1B: 3 2B: 5 3B: 0 HR: 0	SF: 0 SAC: 0 DP: 1 HBP: 0	WP: 0 PB: 0 SB: 0 CS: 0	PA: 37
PITCHER	IP WLS BF H R ER SO BB IBB HBP BLK WP HR S P ERA WHIP	IP WLS BF H R ER SO BB IBB HBP BLK WP HR S P ERA WHIP	IP WLS BF H R ER SO BB IBB HBP BLK WP HR S P ERA WHIP	IP WLS BF H R ER SO BB IBB HBP BLK WP HR S P ERA WHIP	IP WLS BF H R ER SO BB IBB HBP BLK WP HR S P ERA WHIP	IP WLS BF H R ER SO BB IBB HBP BLK WP HR S P ERA WHIP	IP WLS BF H R ER SO BB IBB HBP BLK WP HR S P ERA WHIP	IP WLS BF H R ER SO BB IBB HBP BLK WP HR S P ERA WHIP	IP WLS BF H R ER SO BB IBB HBP BLK WP HR S P ERA WHIP	IP WLS BF H R ER SO BB IBB HBP BLK WP HR S P ERA WHIP	IP WLS BF H R ER SO BB IBB HBP BLK WP HR S P ERA WHIP	IP WLS BF H R ER SO BB IBB HBP BLK WP HR S P ERA WHIP	IP WLS BF H R ER SO BB IBB HBP BLK WP HR S P ERA WHIP	IP WLS BF H R ER SO BB IBB HBP BLK WP HR S P ERA WHIP	IP WLS BF H R ER SO BB IBB HBP BLK WP HR S P ERA WHIP	IP WLS BF H R ER SO BB IBB HBP BLK WP HR S P ERA WHIP						
30 Tyler Mahle, R ERA: 4.32	6.1	W	24	4	1	1	0	2	0	0	0	0	0	0	0	0	1.42	0.947				
50 Amir Garrett, L ERA: 1.79	0.2		5	2	0	0	1	1	0	0	0	0	0	17	29	0.00	4.500					
53 Wandy Peralta, L ERA: 2.63	1.0		3	0	0	0	1	0	0	0	0	0	0	5	7	0.00	0.000					
37 David Hernandez, R ERA: 3.86	1.0		5	2	1	1	0	0	0	0	0	0	0	10	16	9.00	2.000					

Batter	1	2	3	4	5	6	7	8	9	AB	R	H	RBI	BB	SO	LOB	TOP										
6 Lorenzo Cain, R OBP: 0.392, SLG: 0.462										4	0	0	0	0	0	2	<p>Milwaukee Brewers @ Cincinnati Reds</p> <p>Great American Ball Park, Cincinnati, OH</p> <p>Tue May 01 2018, 7:12 PM - 10:29 PM EDT</p> <p>Att: 12,933 - Partly Cloudy - 81 F</p> <p>livebaseballscorecards.com</p>										
22 Christian Yelich, L OBP: 0.357, SLG: 0.411										3	2	1	0	1	0	0											
8 Ryan Braun, R OBP: 0.302, SLG: 0.474										4	0	1	2	0	0	1											
21 Travis Shaw, L OBP: 0.333, SLG: 0.477										4	1	1	2	0	1	1											
24 Jesús Aguilar, R OBP: 0.411, SLG: 0.571										4	1	1	1	0	2	0											
32 Jeremy Jeffress, R (8, 1)										0	0	0	0	0	0	0											
9 Manny Pina, R OBP: 0.297, SLG: 0.315										3	1	0	0	1	1	0											
5 Jonathan Villar, S OBP: 0.312, SLG: 0.341										3	0	1	1	0	1	0											
43 Matt Albers, L (6, 1)										0	0	0	0	0	0	0											
50 Jacob Barnes, R (8, 1)										0	0	0	0	0	0	0											
33 Brett Phillips, L OBP: 0.125, SLG: 0.125										1	0	0	0	0	1	0											
3 Orlando Arcia, R OBP: 0.250, SLG: 0.307										4	1	3	0	0	0	1											
57 Chase Anderson, R OBP: 0.091, SLG: 0.091										1	0	0	0	0	0	1											
14 Hernán Pérez, R OBP: 0.224, SLG: 0.357										2	1	1	1	0	1	1											
Inning Stats	R: 3 E: 0 K: 0 S: 16	H: 3 LOB: 0 BB: 0 P: 25	R: 0 E: 0 K: 0 S: 9	H: 1 LOB: 1 BB: 0 P: 11	R: 0 E: 0 K: 0 S: 7	H: 0 LOB: 0 BB: 0 P: 11	R: 0 E: 0 K: 1 S: 8	H: 0 LOB: 0 BB: 0 P: 12	R: 2 E: 0 K: 0 S: 16	H: 2 LOB: 1 BB: 1 P: 27	R: 1 E: 0 K: 1 S: 11	H: 1 LOB: 0 BB: 0 P: 21	R: 1 E: 0 K: 0 S: 8	H: 1 LOB: 0 BB: 0 P: 12	R: 0 E: 0 K: 3 S: 11	H: 0 LOB: 0 BB: 0 P: 13	R: 0 E: 0 K: 2 S: 7	H: 1 LOB: 0 BB: 0 P: 10	1B: 4 2B: 2 3B: 1 HR: 3	SF: 0 SAC: 1 DP: 1 HBP: 0	WP: 0 PB: 0 SB: 0 CS: 1	PA: 36					
PITCHER	IP	WLS	BF	H	R	ER	SO	BB	IBB	HBP	BLK	WP	HR	S	P	ERA	WHIP										
34 Homer Bailey, R ERA: 4.81	5.0	L	22	6	5	5	1	1	0	0	0	0	2	56	86	9.00	1.400										
37 David Hernandez, R ERA: 5.4	1.0		4	1	1	1	1	1	0	0	0	0	0	11	21	9.00	2.000										
50 Amir Garrett, L ERA: 2.16	1.1		5	1	1	1	1	0	0	0	0	0	1	11	16	6.75	0.750										
63 Dylan Floro, R ERA: 0.77	1.2		5	1	0	0	4	0	0	0	0	0	0	15	19	0.00	0.600										

Batter	1	2	3	4	5	6	7	8	9	AB	R	H	RBI	BB	SO	LOB	BOTTOM										
9 José Peraza, R OBP: 0.320, SLG: 0.400										4	2	2	0	1	0	1	<p>Milwaukee Brewers @ Cincinnati Reds</p> <p>Great American Ball Park, Cincinnati, OH</p> <p>Tue May 01 2018, 7:12 PM - 10:29 PM EDT</p> <p>Att: 12,933 - Partly Cloudy - 81 F</p> <p>livebaseballscorecards.com</p>										
23 Adam Duvall, R OBP: 0.257, SLG: 0.370										3	0	0	0	1	3	4											
33 Jesse Winker, L OBP: 0.420, SLG: 0.398										1	0	1	0	0	0	0											
19 Joey Volto, L OBP: 0.408, SLG: 0.404										4	1	1	1	1	2	3											
43 Scott Schebler, L OBP: 0.356, SLG: 0.527										5	0	1	0	0	0	6											
7 Eugenio Suárez, R OBP: 0.410, SLG: 0.615										3	1	1	3	1	0	1											
16 Tucker Barnhart, L OBP: 0.350, SLG: 0.366										3	1	1	0	2	0	0											
12 Rosell Herrera, S OBP: 0.200, SLG: 0.200										4	0	1	0	0	1	6											
63 Dylan Floro, L (8, 1)										0	0	0	0	0	0	0											
39 Devin Mesoraco, R OBP: 0.297, SLG: 0.353										1	0	0	0	0	0	0											
34 Homer Bailey, R OBP: 0.091, SLG: 0.091										1	0	0	0	0	0	0											
37 David Hernandez, R (6, 1)										0	0	0	0	0	0	0											
3 Scooter Gennett, L OBP: 0.341, SLG: 0.409										1	0	0	0	0	0	1											
50 Amir Garrett, R (7, 1)										0	0	0	0	0	0	0											
2 Alex Blandino, R OBP: 0.294, SLG: 0.313										1	1	1	1	0	0	0											
6 Billy Hamilton, S OBP: 0.288, SLG: 0.264										4	0	2	1	0	0	1											
Inning Stats	R: 3 E: 0 K: 1 S: 12	H: 3 LOB: 0 BB: 0 P: 17	R: 0 E: 0 K: 1 S: 8	H: 1 LOB: 2 BB: 1 P: 16	R: 0 E: 0 K: 2 S: 10	H: 2 LOB: 2 BB: 0 P: 15	R: 0 E: 0 K: 0 S: 8	H: 0 LOB: 0 BB: 0 P: 10	R: 0 E: 0 K: 0 S: 8	H: 0 LOB: 0 BB: 2 P: 21	R: 1 E: 0 K: 0 S: 8	H: 1 LOB: 0 BB: 1 P: 16	R: 1 E: 0 K: 1 S: 10	H: 1 LOB: 3 BB: 2 P: 22	R: 1 E: 0 K: 1 S: 11	H: 3 LOB: 2 BB: 0 P: 18	R: 0 E: 0 K: 0 S: 5	H: 0 LOB: 0 BB: 0 P: 8	1B: 9 2B: 0 3B: 0 HR: 2	SF: 1 SAC: 1 DP: 0 HBP: 0	WP: 0 PB: 0 SB: 0 CS: 1	PA: 45					
PITCHER	IP	WLS	BF	H	R	ER	SO	BB	IBB	HBP	BLK	WP	HR	S	P	ERA	WHIP										
57 Chase Anderson, R ERA: 3.38	5.1	W	25	6	4	4	4	4	0	0	0	0	1	51	90	6.75	1.875										
43 Matt Albers, R ERA: 1.2	1.2	H	9	2	1	0	1	2	0	0	0	0	0	13	27	0.00	2.400										
50 Jacob Barnes, R ERA: 1.65	0.1	H	4	3	1	1	0	0	0	0	0	0	1	7	13	27.00	9.000										
32 Jeremy Jeffress, R ERA: 0.57	1.2	S	5	0	0	0	1	0	0	0	0	0	0	9	13	0.00	0.000										

Batter	1	2	3	4	5	6	7	8	9	AB	R	H	RBI	BB	SO	LOB	TOP										
5 Jonathan Villar, S OBP: 0.306, SLG: 0.333	G1		1B	K			K		FC5	5	0	1	0	0	2	4	Milwaukee Brewers @ Cincinnati Reds Great American Ball Park, Cincinnati, OH Wed May 02 2018, 7:11 PM - 9:58 PM EDT Att: 10,346 - Cloudy - 83 F										
22 Christian Yelich, L OBP: 0.360, SLG: 0.462	G3-1		2B		HR		P4		G5-3	5	1	2	1	0	0	3											
8 Ryan Braun, R 33 Brett Phillips, L OBP: 0.100, SLG: 0.100	K		G5-3		L8		K		K	3	0	0	0	0	1	1											
21 Travis Shaw, L 14 Hernán Pérez, R OBP: 0.250, SLG: 0.293	K		E6		K				L8	4	1	1	0	0	1	3											
24 Jesús Aguilar, R OBP: 0.417, SLG: 0.566	1B		K		G6-3				1B	4	1	2	0	0	1	2											
16 Domingo Santana, R OBP: 0.276, SLG: 0.276	1B								1B	4	0	2	0	0	2	2											
9 Manny Pina, R 32 Jeremy Jeffress, R	K		G4-3		G5-4-3				1B	4	0	0	1	0	1	4											
3 Orlando Arcia, R OBP: 0.266, SLG: 0.326	1B		20 FC4		L9				G5-3	4	0	2	1	0	0	1											
20 Wade Miley, L 6 Lorenzo Cain, R 38 Dan Jennings, L 47 Jett Bandy, R	FC4		1B		1B				1B	2	0	1	0	0	0	2											
Inning Stats	R: 0 H: 0 E: 0 K: 1 S: 10	H: 0 LOB: 0 BB: 0 P: 15	R: 1 H: 3 E: 0 K: 2 S: 14	H: 3 LOB: 2 BB: 0 P: 23	R: 0 H: 2 E: 1 K: 1 S: 15	H: 2 LOB: 2 BB: 0 P: 23	R: 0 H: 2 E: 0 K: 2 S: 11	H: 2 LOB: 2 BB: 0 P: 16	R: 1 H: 1 E: 0 K: 1 S: 9	H: 1 LOB: 0 BB: 0 P: 15	R: 0 H: 1 E: 0 K: 0 S: 6	H: 1 LOB: 1 BB: 1 P: 8	R: 0 H: 0 E: 0 K: 2 S: 10	H: 0 LOB: 1 BB: 1 P: 17	R: 1 H: 2 E: 1 K: 1 S: 12	H: 2 LOB: 1 BB: 0 P: 17		R: 0 H: 1 E: 1 K: 1 S: 13	H: 1 LOB: 2 BB: 0 P: 21	1B: 9 2B: 2 3B: 0 HR: 1	SF: 0 SAC: 0 DP: 1 HBP: 0	WP: 0 PB: 0 SB: 1 CS: 0	PA: 40				
PITCHER	IP	WLS	BF	H	R	ER	SO	BB	IBB	HBP	BLK	WP	HR	S	P	ERA	WHIP										
58 Luis Castillo, R ERA: 7.01	6.0	L	27	9	2	2	7	1	0	0	0	0	1	67	106	3.00	1.667										
50 Amir Garrett, L ERA: 2.04	1.0		3	0	0	0	2	0	0	0	0	0	0	8	11	0.00	0.000										
48 Jared Hughes, R ERA: 2.12	1.0		6	3	1	1	1	0	0	0	0	0	0	15	21	9.00	3.000										
53 Wandy Peralta, L ERA: 4.2	0.2		3	0	0	0	1	0	0	0	0	0	0	7	12	0.00	0.000										
26 Raisel Iglesias, R ERA: 2.13	0.1		1	0	0	0	0	0	0	0	0	0	0	3	5	0.00	0.000										

Batter	1	2	3	4	5	6	7	8	9	AB	R	H	RBI	BB	SO	LOB	BOTTOM										
33 Jesse Winker, L OBP: 0.413, SLG: 0.384	BB		P5		F7		L8			3	0	0	0	1	0	2	Milwaukee Brewers @ Cincinnati Reds Great American Ball Park, Cincinnati, OH Wed May 02 2018, 7:11 PM - 9:58 PM EDT Att: 10,346 - Cloudy - 83 F										
9 José Peraza, R OBP: 0.317, SLG: 0.395	F8		1B		G5-3		L1		L1	4	0	1	0	0	0	1											
19 Joey Votto, L OBP: 0.396, SLG: 0.389	FC6		L9		G4-3		G4-3		G4-3	4	0	0	0	0	0	3											
7 Eugenio Suárez, R OBP: 0.415, SLG: 0.593	G6-3				BB		L9		BB	2	1	0	0	2	0	1											
23 Adam Duvall, R 26 Raisel Iglesias, R	F8		K		G5-3		P4		P4	4	0	0	0	0	1	2											
39 Devin Mesoraco, R OBP: 0.293, SLG: 0.368	G6-3		2B		BB		G6-3		G4-3	4	0	1	1	0	0	0											
2 Alex Blandino, R OBP: 0.327, SLG: 0.320	G6-3				BB		G6-3		BB	2	0	1	0	2	0	0											
58 Luis Castillo, R 50 Amir Garrett, R 3 Scooter Gennett, L 48 Jared Hughes, R 53 Wandy Peralta, L 43 Scott Schebler, L	K		K		K		G1-3		G4-6-3	2	0	0	0	0	2	2											
6 Billy Hamilton, S OBP: 0.290, SLG: 0.266	1B		K		K		G6-3		1B	3	0	1	0	0	1	3											
Inning Stats	R: 0 H: 0 E: 1 K: 0 S: 10	H: 0 LOB: 1 BB: 1 P: 18	R: 0 H: 0 E: 0 K: 0 S: 5	H: 0 LOB: 0 BB: 0 P: 8	R: 0 H: 2 E: 0 K: 1 S: 10	H: 2 LOB: 2 BB: 0 P: 15	R: 1 H: 1 E: 0 K: 3 S: 15	H: 1 LOB: 2 BB: 2 P: 28	R: 0 H: 0 E: 0 K: 0 S: 10	H: 0 LOB: 0 BB: 0 P: 10	R: 0 H: 0 E: 0 K: 0 S: 7	H: 0 LOB: 1 BB: 1 P: 14	R: 0 H: 0 E: 0 K: 0 S: 8	H: 0 LOB: 1 BB: 1 P: 14	R: 0 H: 1 E: 0 K: 0 S: 8	H: 1 LOB: 0 BB: 0 P: 12		1B: 3 2B: 1 3B: 0 HR: 0	SF: 0 SAC: 0 DP: 1 HBP: 0	WP: 0 PB: 0 SB: 0 CS: 0	PA: 35						
PITCHER	IP	WLS	BF	H	R	ER	SO	BB	IBB	HBP	BLK	WP	HR	S	P	ERA	WHIP										
20 Wade Miley, L ERA: 1.5	6.0		24	3	1	1	4	3	0	0	0	0	0	58	97	1.50	1.000										
38 Dan Jennings, L ERA: 1.93	1.0	H	4	0	0	0	0	1	0	0	0	0	0	7	14	0.00	1.000										
32 Jeremy Jeffress, R ERA: 0.51	2.0	S	7	1	0	0	0	1	0	0	0	0	0	16	26	0.00	1.000										



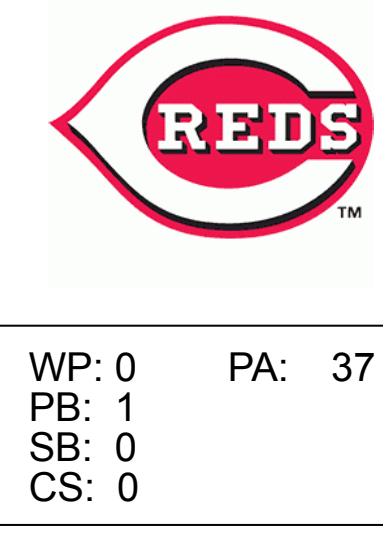
Batter	1	2	3	4	5	6	7	8	9	AB	R	H	RBI	BB	SO	LOB	TOP					
32 Derek Dietrich, L OBP: 0.280, SLG: 0.347										3	0	1	0	0	1	0	Miami Marlins @ Cincinnati Reds Great American Ball Park, Cincinnati, OH Fri May 04 2018, 7:12 PM - 10:05 PM EDT Att: 22,610 - Overcast - 68 F					
11 J.T. Realmuto, R OBP: 0.390, SLG: 0.574										4	0	1	0	0	0	1						
13 Starlin Castro, R OBP: 0.359, SLG: 0.353										3	0	0	0	1	1	2						
41 Justin Bour, L OBP: 0.343, SLG: 0.419										3	0	0	0	1	0	1						
15 Brian Anderson, R OBP: 0.366, SLG: 0.372										4	0	2	0	0	1	3						
14 Martin Prado, R OBP: 0.208, SLG: 0.217										3	0	0	0	1	0	4						
19 Miguel Rojas, R OBP: 0.288, SLG: 0.371										3	0	0	0	0	0	2						
9 Lewis Brinson, R OBP: 0.241, SLG: 0.311										3	1	1	1	0	1	1						
54 Wei-Yin Chen, R 2 Yadiel Rivera, R 77 Merandy Gonzalez, R 3 JB Shuck, L 64 Nick Wittgren, R 25 Junichi Tazawa, R										1	0	0	0	0	0	0						
Inning Stats	R: 0 E: 0 K: 1 S: 9	H: 0 LOB: 1 BB: 1 P: 17	R: 0 E: 0 K: 0 S: 11	H: 1 LOB: 1 BB: 1 P: 24	R: 0 E: 0 K: 0 S: 8	H: 0 LOB: 0 BB: 0 P: 11	R: 0 E: 0 K: 1 S: 9	H: 0 LOB: 0 BB: 0 P: 14	R: 1 E: 0 K: 0 S: 12	H: 1 LOB: 0 BB: 0 P: 18	R: 0 E: 0 K: 0 S: 12	H: 1 LOB: 3 BB: 1 P: 20	R: 0 E: 0 K: 1 S: 9	H: 0 LOB: 0 BB: 0 P: 15	R: 0 E: 0 K: 1 S: 9	H: 1 LOB: 0 BB: 0 P: 14		R: 0 E: 0 K: 0 S: 7	H: 1 LOB: 0 BB: 0 P: 11	1B: 4 2B: 0 3B: 0 HR: 1	SF: 0 SAC: 0 DP: 3 HBP: 1	WP: 0 PB: 0 SB: 0 CS: 0
PITCHER	IP WLS BF H R ER SO BB IBB HBP BLK WP HR S P ERA WHIP																					
47 Sal Romano, R ERA: 4.21	5.1 W 21 3 1 1 2 2 0 0 0 0 0 1 57 93 1.69 0.938																					
53 Wandy Peralta, L ERA: 4.2	0.0 1 0 0 0 0 1 0 0 0 0 0 0 0 4 7 0.00 0.000																					
37 David Hernandez, R ERA: 4.5	0.2 H 2 0 0 0 0 0 0 0 0 0 0 0 0 4 7 0.00 0.000																					
48 Jared Hughes, R ERA: 1.89	2.0 H 6 1 0 0 2 0 0 0 0 0 0 0 0 18 29 0.00 0.500																					
26 Raisel Iglesias, R ERA: 1.89	1.0 S 3 1 0 0 0 0 0 0 0 0 0 0 0 7 11 0.00 1.000																					

AB	29
R	1
H	5
RBI	1
BB	3
SO	4
LOB	14



Batter	1	2	3	4	5	6	7	8	9	AB	R	H	RBI	BB	SO	LOB	BOTTOM			
9 José Peraza, R OBP: 0.321, SLG: 0.403										5	1	2	0	0	0	3	Miami Marlins @ Cincinnati Reds Great American Ball Park, Cincinnati, OH Fri May 04 2018, 7:12 PM - 10:05 PM EDT Att: 22,610 - Overcast - 68 F			
2 Alex Blandino, R OBP: 0.322, SLG: 0.302										3	1	0	0	1	0	3				
19 Joey Volto, L OBP: 0.391, SLG: 0.393										4	0	1	0	0	2	2				
7 Eugenio Suárez, R OBP: 0.435, SLG: 0.643										2	1	1	3	2	1	0				
23 Adam Duvall, R OBP: 0.248, SLG: 0.380										4	1	1	1	0	0	3				
43 Scott Schebler, L OBP: 0.344, SLG: 0.492										3	0	0	0	1	1	2				
16 Tucker Barnhart, L OBP: 0.346, SLG: 0.353											3	0	0	0	1	0		2		
47 Sal Romano, L 53 Wandy Peralta, L 37 David Hernandez, R 3 Scooter Gennett, L 48 Jared Hughes, R 33 Jesse Winker, L 26 Raisel Iglesias, R											2	0	0	0	0	1		3		
6 Billy Hamilton, S OBP: 0.306, SLG: 0.271											2	0	1	0	2	0				
Inning Stats	R: 4 E: 0 K: 1 S: 16	H: 3 LOB: 0 BB: 1 P: 28	R: 0 E: 0 K: 1 S: 11	H: 1 LOB: 1 BB: 1 P: 18	R: 0 E: 0 K: 0 S: 14	H: 1 LOB: 3 BB: 2 P: 26	R: 0 E: 0 K: 0 S: 6	H: 0 LOB: 0 BB: 0 P: 10	R: 0 E: 0 K: 1 S: 12	H: 0 LOB: 2 BB: 2 P: 24	R: 0 E: 0 K: 1 S: 7	H: 0 LOB: 1 BB: 1 P: 14	R: 0 E: 0 K: 2 S: 8	H: 0 LOB: 0 BB: 0 P: 12	R: 0 E: 0 K: 1 S: 11	H: 2 LOB: 2 BB: 0 P: 17		1B: 3 2B: 2 3B: 0 HR: 2	SF: 0 SAC: 0 DP: 1 HBP: 0	WP: 0 PB: 1 SB: 0 CS: 0
PITCHER	IP WLS BF H R ER SO BB IBB HBP BLK WP HR S P ERA WHIP																			
54 Wei-Yin Chen, L ERA: 4.85	4.0 L 20 5 4 4 2 4 0 0 0 0 0 0 0 19 38 0.00 1.500																			
77 Merandy Gonzalez, R ERA: 3.6	2.0 9 0 0 0 1 3 0 0 0 0 0 0 0 19 38 0.00 1.500																			
64 Nick Wittgren, R ERA: 1.29	1.0 3 0 0 0 2 0 0 0 0 0 0 0 0 8 12 0.00 0.000																			
25 Junichi Tazawa, R ERA: 6.75	1.0 5 2 0 0 1 0 0 0 0 0 0 0 0 11 17 0.00 2.000																			

AB	30
R	4
H	7
RBI	4
BB	7
SO	6
LOB	18



Batter	1	2	3	4	5	6	7	8	9	AB	R	H	RBI	BB	SO	LOB	TOP			
11 J.T. Realmuto, R OBP: 0.406, SLG: 0.557	14 E 13 FC5 1B BB	14 G3 13 SF7 2B						K	FC1-2	4	2	2	0	2	1	3				
14 Martin Prado, R OBP: 0.176, SLG: 0.182	FC5 13 1B	G3		K			F9	G5-3	G4-3	6	1	0	0	0	1	8				
13 Starlin Castro, R OBP: 0.364, SLG: 0.395	41 G4-3 1 1B	SF7		G6-3				K		4	2	2	3	0	1	2				
15 Brian Anderson, R OBP: 0.364, SLG: 0.358	1 1B 9 G1-4-3 1B BB	G6-3			K			K	41 1B 19 1B BB	3	2	0	0	2	2	1				
41 Justin Bour, L OBP: 0.345, SLG: 0.440	G4-3			F9						4	1	1	0	1	1	2				
25 Junichi Tazawa, R					K					0	0	0	0	0	0	0				
29 Brad Ziegler, R										0	0	0	0	0	0	0				
1 Cameron Maybin, R OBP: 0.330, SLG: 0.330	G6-3			G6-3						4	0	2	2	0	1	2				
9 Lewis Brinson, R OBP: 0.222, SLG: 0.299	G1-4-3			F9						3	0	0	1	0	1	2				
64 Nick Wittgren, R ERA: 0.69					K2-3					0	0	0	0	0	0	0				
32 Derek Dietrich, L ERA: 0.73										1	0	0	0	0	0	0				
46 Kyle Barraclough, R ERA: 1.84										0	0	0	0	0	0	0				
19 Miguel Rojas, R OBP: 0.262, SLG: 0.372										1	0	1	1	0	0	0				
2 Yadiel Rivera, R OBP: 0.258, SLG: 0.148										3	0	1	0	2	1	0				
58 Dan Straily, R OBP: 0.667, SLG: 0.500										2	0	1	0	0	1	2				
3 JB Shuck, L OBP: 0.269, SLG: 0.265										3	0	0	1	0	2	5				
Inning Stats	R: 4 H: 2 E: 0 K: 1 S: 22	H: 2 LOB: 2 BB: 3 P: 39	R: 1 H: 1 E: 0 K: 0 S: 8	H: 1 LOB: 0 BB: 0 P: 10	R: 0 H: 0 E: 0 K: 0 S: 4	H: 0 LOB: 0 BB: 0 P: 5	R: 0 H: 2 E: 0 K: 2 S: 13	H: 2 LOB: 2 BB: 0 P: 19	R: 0 H: 0 E: 0 K: 3 S: 15	H: 0 LOB: 1 BB: 0 P: 24	R: 0 H: 0 E: 0 K: 1 S: 8	H: 2 LOB: 3 BB: 2 P: 30	R: 0 H: 0 E: 0 K: 2 S: 8	H: 0 LOB: 0 BB: 0 P: 11	R: 2 H: 3 E: 1 K: 1 S: 23	H: 3 LOB: 3 BB: 1 P: 37	1B: 8 2B: 2 3B: 0 HR: 0	SF: 1 SAC: 0 DP: 0 HBP: 1	WP: 0 PB: 1 SB: 0 CS: 0	PA: 47
PITCHER	IP WLS BF H R ER SO BB IBB HBP BLK WP HR S P ERA WHIP																			
29 Brandon Finnegan, L ERA: 7.4	3.1 L 18 4 5 3 2 2 1 0 0 0 0 0 40 63 8.10 1.800																			
63 Dylan Floro, R ERA: 0.69	0.2 3 1 0 0 1 0 0 0 0 0 0 7 10 0.00 1.500																			
37 David Hernandez, R ERA: 9.0	2.0 8 0 0 0 4 1 0 1 1 0 0 23 38 0.00 0.500																			
41 Kevin Shackelford, R ERA: 9.0	0.1 4 2 1 1 1 0 1 0 0 0 0 11 14 27.00 6.000																			
50 Amir Garrett, L ERA: 1.98	0.2 3 0 0 0 2 1 0 0 0 0 0 9 16 0.00 1.500																			
40 Austin Brice, R ERA: 4.28	1.0 3 0 0 0 2 0 0 0 0 0 0 7 11 0.00 0.000																			
53 Wandy Peralta, L ERA: 5.06	1.0 8 3 2 2 1 1 0 0 0 0 0 0 23 37 18.00 4.000																			
Batter	1	2	3	4	5	6	7	8	9	AB	R	H	RBI	BB	SO	LOB	BOTTOM			
9 José Peraza, R OBP: 0.314, SLG: 0.398	G6-3		F7	L3			L8		33 G3 19 1B 2B	5	1	1	0	0	0	3				
33 Jesse Winker, L OBP: 0.404, SLG: 0.362	F8		19 HR BB		G3-1		F7		G3	4	1	0	1	1	0	2				
19 Joey Volto, L OBP: 0.408, SLG: 0.455	3 BB 1B		1-H HR							5	1	4	4	0	1	0				
3 Scooter Gennett, L OBP: 0.331, SLG: 0.395										4	0	1	0	1	2	2				
7 Eugenio Suárez, R OBP: 0.385, SLG: 0.554	G6-3		G5-3							5	0	0	0	0	0	4				
43 Scott Schebler, L OBP: 0.333, SLG: 0.455	G1-3		63 SH5-4 BB							4	0	0	0	1	2	2				
16 Tucker Barnhart, L OBP: 0.352, SLG: 0.360	K		L9							4	0	2	0	0	1	1				
29 Brandon Finnegan, L ERA: 7.4										1	0	0	0	0	0	0				
63 Dylan Floro, R ERA: 0.69										0	0	0	0	0	0	0				
37 David Hernandez, R ERA: 9.0										0	0	0	0	0	0	0				
41 Kevin Shackelford, R ERA: 9.0										0	0	0	0	0	0	0				
50 Amir Garrett, L ERA: 1.98										0	0	0	0	0	0	0				
40 Austin Brice, R ERA: 4.28										0	0	0	0	0	0	0				
53 Wandy Peralta, L ERA: 5.06										0	0	0	0	0	0	0				
6 Billy Hamilton, S OBP: 0.322, SLG: 0.286	G4-3									2	2	1	0	2	0	0				
Inning Stats	R: 0 H: 1 E: 0 K: 0 S: 15	H: 0 LOB: 0 BB: 0 P: 10	R: 2 H: 2 E: 0 K: 0 S: 16	H: 2 LOB: 1 BB: 1 P: 23	R: 0 H: 0 E: 0 K: 0 S: 12	H: 0 LOB: 2 BB: 2 P: 20	R: 0 H: 1 E: 0 K: 2 S: 12	H: 1 LOB: 1 BB: 0 P: 15	R: 1 H: 2 E: 0 K: 1 S: 11	H: 2 LOB: 1 BB: 0 P: 19	R: 0 H: 1 E: 0 K: 0 S: 10	H: 1 LOB: 1 BB: 0 P: 17	R: 2 H: 2 E: 2 K: 1 S: 17	H: 2 LOB: 2 BB: 1 P: 32	1B: 4 2B: 4 3B: 0 HR: 1	SF: 0 SAC: 1 DP: 0 HBP: 0	WP: 0 PB: 0 SB: 0 CS: 0	PA: 42		
PITCHER	IP WLS BF H R ER SO BB IBB HBP BLK WP HR S P ERA WHIP																			
58 Dan Straily, R ERA: 6.28	4.0 3 2 2 2 0 4 0 0 0 0 0 22 29 0.00 0.500																			
64 Nick Wittgren, R ERA: 1.0	2.0 W 7 1 0 0 4 0 0 0 0 0 0 0 22 29 0.00 0.500																			
56 Tayron Guerrero, R ERA: 4.41	1.0 5 2 1 1 1 0 0 0 0 0 0 11 19 9.00 2.000																			
46 Kyle Barraclough, R ERA: 1.84	1.0 H 4 1 0 0 0 0 0 0 0 0 0 10 17 0.00 1.000																			
25 Junichi Tazawa, R ERA: 7.8	0.1 4 2 2 2 0 1 0 0 0 0 0 9 18 54.00 9.000																			

Miami Marlins @ Cincinnati Reds
Great American Ball Park, Cincinnati, OH
Sun May 06 2018, 4:11 PM - 9:00 PM EDT
Att: 19,800 - Sunny - 79 F

AB 38
R 8
H 10
RBI 8
BB 7
SO 13
LOB 29



Miami Marlins @ Cincinnati Reds
Great American Ball Park, Cincinnati, OH
Sun May 06 2018, 4:11 PM - 9:00 PM EDT
Att: 19,800 - Sunny - 79 F

AB 36
R 5
H 9
RBI 5
BB 5
SO 8
LOB 16



Batter	1	2	3	4	5	6	7	8	9	AB	R	H	RBI	BB	SO	LOB	TOP						
30 Michael Conforto, L OBP: 0.347, SLG: 0.509										5	1	2	1	0	0	3							
52 Yoenis Cespedes, R OBP: 0.309, SLG: 0.488										4	1	2	1	0	0	2							
7 José Reyes, S OBP: 0.184, SLG: 0.222										0	0	0	0	0	0	0							
27 Jeury Familia, R OBP: 0.184, SLG: 0.222										0	0	0	0	0	0	0							
19 Jay Bruce, L OBP: 0.325, SLG: 0.407										3	1	2	2	2	0	1							
13 Adrúbal Cabrera, S OBP: 0.369, SLG: 0.555										5	0	0	0	0	3	7							
21 Todd Frazier, R OBP: 0.357, SLG: 0.412										5	0	0	0	0	2	4							
23 Adrián González, L OBP: 0.330, SLG: 0.483										4	3	3	2	0	1	0							
59 Jose Lobaton, S OBP: 0.265, SLG: 0.256										4	0	1	0	0	1	0							
60 P.J. Conlon, L OBP: 0.500, SLG: 0.500										2	1	1	0	0	0	2							
51 Paul Sewald, R OBP: 0.365, SLG: 0.340										1	0	0	0	0	0	0							
65 Robert Gsellman, R OBP: 0.365, SLG: 0.340										1	0	0	0	0	0	0							
12 Juan Lagares, R OBP: 0.365, SLG: 0.340										0	0	0	0	0	0	0							
1 Amed Rosario, R OBP: 0.275, SLG: 0.330										3	0	2	1	0	1	0							
Inning Stats	R: 1 H: 1 E: 0 K: 1 S: 8	H: 1 LOB: 1 BB: 1 P: 18	R: 1 H: 2 E: 0 K: 0 S: 16	H: 2 LOB: 1 BB: 0 P: 22	R: 3 H: 3 E: 0 K: 2 S: 22	H: 3 LOB: 0 BB: 0 P: 31	R: 1 H: 2 E: 0 K: 0 S: 10	H: 2 LOB: 1 BB: 0 P: 15	R: 1 H: 1 E: 0 K: 1 S: 11	H: 1 LOB: 0 BB: 0 P: 21	R: 0 H: 2 E: 0 K: 2 S: 13	H: 2 LOB: 3 BB: 1 P: 22	R: 0 H: 0 E: 0 K: 2 S: 8	H: 0 LOB: 0 BB: 0 P: 14	R: 0 H: 0 E: 0 K: 2 S: 8	H: 0 LOB: 0 BB: 0 P: 11	R: 0 H: 2 E: 0 K: 1 S: 7	H: 2 LOB: 2 BB: 0 P: 11	1B: 4 2B: 5 3B: 0 HR: 4	SF: 2 SAC: 0 DP: 1 HBP: 0	WP: 0 PB: 0 SB: 0 CS: 0	PA: 41	
PITCHER	IP WLS BF H R ER SO BB IBB HBP BLK WP HR S P ERA WHIP	IP WLS BF H R ER SO BB IBB HBP BLK WP HR S P ERA WHIP	IP WLS BF H R ER SO BB IBB HBP BLK WP HR S P ERA WHIP	IP WLS BF H R ER SO BB IBB HBP BLK WP HR S P ERA WHIP	IP WLS BF H R ER SO BB IBB HBP BLK WP HR S P ERA WHIP	IP WLS BF H R ER SO BB IBB HBP BLK WP HR S P ERA WHIP	IP WLS BF H R ER SO BB IBB HBP BLK WP HR S P ERA WHIP	IP WLS BF H R ER SO BB IBB HBP BLK WP HR S P ERA WHIP	IP WLS BF H R ER SO BB IBB HBP BLK WP HR S P ERA WHIP	IP WLS BF H R ER SO BB IBB HBP BLK WP HR S P ERA WHIP	IP WLS BF H R ER SO BB IBB HBP BLK WP HR S P ERA WHIP	IP WLS BF H R ER SO BB IBB HBP BLK WP HR S P ERA WHIP	IP WLS BF H R ER SO BB IBB HBP BLK WP HR S P ERA WHIP	IP WLS BF H R ER SO BB IBB HBP BLK WP HR S P ERA WHIP	IP WLS BF H R ER SO BB IBB HBP BLK WP HR S P ERA WHIP	IP WLS BF H R ER SO BB IBB HBP BLK WP HR S P ERA WHIP	IP WLS BF H R ER SO BB IBB HBP BLK WP HR S P ERA WHIP	IP WLS BF H R ER SO BB IBB HBP BLK WP HR S P ERA WHIP	IP WLS BF H R ER SO BB IBB HBP BLK WP HR S P ERA WHIP	IP WLS BF H R ER SO BB IBB HBP BLK WP HR S P ERA WHIP	IP WLS BF H R ER SO BB IBB HBP BLK WP HR S P ERA WHIP	IP WLS BF H R ER SO BB IBB HBP BLK WP HR S P ERA WHIP	IP WLS BF H R ER SO BB IBB HBP BLK WP HR S P ERA WHIP

New York Mets @ Cincinnati Reds
Great American Ball Park, Cincinnati, OH
Mon May 07 2018, 7:11 PM - 9:57 PM EDT
Att: 15,187 - Partly Cloudy - 73 F

AB	37
R	7
H	13
RBI	7
BB	2
SO	9
LOB	19



Batter	1	2	3	4	5	6	7	8	9	AB	R	H	RBI	BB	SO	LOB	BOTTOM						
33 Jesse Winker, L OBP: 0.387, SLG: 0.343										5	0	0	0	0	1	0							
9 José Peraza, R OBP: 0.308, SLG: 0.387										4	0	0	0	0	0	0							
19 Joey Votto, L OBP: 0.404, SLG: 0.444										3	0	0	0	1	0	0							
7 Eugenio Suárez, R OBP: 0.390, SLG: 0.609										4	2	2	1	0	0	1							
3 Scooter Gennett, L OBP: 0.336, SLG: 0.430										4	2	2	2	0	0	0							
23 Adam Duvall, R OBP: 0.240, SLG: 0.362										4	1	1	0	0	0	1							
26 Raisel Iglesias, R OBP: 0.336, SLG: 0.430										0	0	0	0	0	0	0							
16 Tucker Barnhart, L OBP: 0.357, SLG: 0.376										4	0	2	1	0	1	0							
34 Homer Bailey, R ERA: 5.61										1	0	0	0	0	0	0							
2 Alex Blandino, R OBP: 0.326, SLG: 0.296										0	0	0	0	0	0	0							
62 Jackson Stephens, R ERA: 9.0										0	0	0	0	0	0	0							
43 Scott Schebler, L OBP: 0.326, SLG: 0.296										0	0	0	0	0	0	0							
48 Jared Hughes, R ERA: 1.71										0	0	0	0	0	0	0							
12 Rosell Herrera, S OBP: 0.148, SLG: 0.148										1	0	0	0	0	0	0							
6 Billy Hamilton, S OBP: 0.319, SLG: 0.314										4	1	1	1	0	0	3							
Inning Stats	R: 0 H: 0 E: 0 K: 0 S: 10	H: 0 LOB: 1 BB: 1 P: 17	R: 0 H: 0 E: 0 K: 1 S: 5	H: 0 LOB: 0 BB: 0 P: 11	R: 1 H: 1 E: 0 K: 0 S: 7	H: 1 LOB: 0 BB: 0 P: 11	R: 2 H: 3 E: 0 K: 0 S: 8	H: 3 LOB: 2 BB: 1 P: 19	R: 0 H: 0 E: 0 K: 0 S: 6	H: 0 LOB: 0 BB: 0 P: 9	R: 2 H: 3 E: 0 K: 0 S: 15	H: 3 LOB: 1 BB: 0 P: 21	R: 0 H: 0 E: 0 K: 0 S: 5	H: 0 LOB: 0 BB: 0 P: 8	R: 1 H: 1 E: 0 K: 0 S: 8	H: 1 LOB: 0 BB: 0 P: 10	R: 0 H: 0 E: 0 K: 2 S: 9	H: 0 LOB: 0 BB: 0 P: 15	1B: 2 2B: 3 3B: 0 HR: 3	SF: 1 SAC: 0 DP: 0 HBP: 0	WP: 0 PB: 0 SB: 0 CS: 0	PA: 37	
PITCHER	IP WLS BF H R ER SO BB IBB HBP BLK WP HR S P ERA WHIP	IP WLS BF H R ER SO BB IBB HBP BLK WP HR S P ERA WHIP	IP WLS BF H R ER SO BB IBB HBP BLK WP HR S P ERA WHIP	IP WLS BF H R ER SO BB IBB HBP BLK WP HR S P ERA WHIP	IP WLS BF H R ER SO BB IBB HBP BLK WP HR S P ERA WHIP	IP WLS BF H R ER SO BB IBB HBP BLK WP HR S P ERA WHIP	IP WLS BF H R ER SO BB IBB HBP BLK WP HR S P ERA WHIP	IP WLS BF H R ER SO BB IBB HBP BLK WP HR S P ERA WHIP	IP WLS BF H R ER SO BB IBB HBP BLK WP HR S P ERA WHIP	IP WLS BF H R ER SO BB IBB HBP BLK WP HR S P ERA WHIP	IP WLS BF H R ER SO BB IBB HBP BLK WP HR S P ERA WHIP	IP WLS BF H R ER SO BB IBB HBP BLK WP HR S P ERA WHIP	IP WLS BF H R ER SO BB IBB HBP BLK WP HR S P ERA WHIP	IP WLS BF H R ER SO BB IBB HBP BLK WP HR S P ERA WHIP	IP WLS BF H R ER SO BB IBB HBP BLK WP HR S P ERA WHIP	IP WLS BF H R ER SO BB IBB HBP BLK WP HR S P ERA WHIP	IP WLS BF H R ER SO BB IBB HBP BLK WP HR S P ERA WHIP	IP WLS BF H R ER SO BB IBB HBP BLK WP HR S P ERA WHIP	IP WLS BF H R ER SO BB IBB HBP BLK WP HR S P ERA WHIP	IP WLS BF H R ER SO BB IBB HBP BLK WP HR S P ERA WHIP	IP WLS BF H R ER SO BB IBB HBP BLK WP HR S P ERA WHIP	IP WLS BF H R ER SO BB IBB HBP BLK WP HR S P ERA WHIP	IP WLS BF H R ER SO BB IBB HBP BLK WP HR S P ERA WHIP

New York Mets @ Cincinnati Reds
Great American Ball Park, Cincinnati, OH
Mon May 07 2018, 7:11 PM - 9:57 PM EDT
Att: 15,187 - Partly Cloudy - 73 F

AB	34
R	6
H	8
RBI	6
BB	2
SO	3
LOB	5



Batter	1	2	3	4	5	6	7	8	9	AB	R	H	RBI	BB	SO	LOB	TOP				
30 Michael Conforto, L (1, 8) OBP: 0.372, SLG: 0.294										4	0	0	0	0	1	1					
13 Adrúbal Cabrera, S (1, 4) OBP: 0.372, SLG: 0.294										4	1	2	0	0	1	0					
52 Yoenis Céspedes, R (1, 7) OBP: 0.315, SLG: 0.461										2	0	0	0	2	1	0					
19 Jay Bruce, L (1, 9) OBP: 0.323, SLG: 0.397										3	0	0	0	1	2	2					
23 Adrián González, L (1, 3) OBP: 0.327, SLG: 0.447										3	0	0	1	1	1	2					
1 Aníbal Rosario, R (1, 6) OBP: 0.179, SLG: 0.162										2	0	1	0	0	0	0					
9 Brandon Nimmo, L (1, 5) OBP: 0.441, SLG: 0.452										1	0	0	0	0	1	3					
44 AJ Ramos, R (1, 1) OBP: 0.346, SLG: 0.346										0	0	0	0	0	0	0					
39 Jerry Blevins, L (1, 1) OBP: 0.346, SLG: 0.346										0	0	0	0	0	0	0					
47 Hansel Robles, R (1, 1) OBP: 0.346, SLG: 0.346										0	0	0	0	0	0	0					
51 Paul Sewald, R (1, 1) OBP: 0.346, SLG: 0.346										0	0	0	0	0	0	0					
12 Juan Lagares, R (1, 1) OBP: 0.346, SLG: 0.346										1	0	1	0	0	0	0					
3 Tomás Nido, R (1, 2) OBP: 0.179, SLG: 0.162										3	0	0	0	0	1	1					
29 Devin Mesoraco, R (1, PH) OBP: 0.283, SLG: 0.333										1	0	0	0	0	1	1					
7 José Reyes, S (1, 5) OBP: 0.167, SLG: 0.200										4	0	0	0	0	1	1					
40 Jason Vargas, L (1, 1) OBP: 0.319, SLG: 0.438										1	0	0	0	0	1	0					
4 Wilmer Flores, R (1, 5) OBP: 0.319, SLG: 0.438										3	1	2	1	0	0	1					
Inning Stats	R: 0 H: 0 E: 0 K: 2 S: 8	H: 0 LOB: 0 BB: 0 P: 9	R: 0 H: 0 E: 0 K: 0 S: 7	H: 0 LOB: 0 BB: 0 P: 13	R: 0 H: 0 E: 0 K: 1 S: 8	H: 0 LOB: 0 BB: 0 P: 12	R: 0 H: 0 E: 0 K: 0 S: 6	H: 0 LOB: 0 BB: 0 P: 8	R: 0 H: 1 E: 0 K: 3 S: 12	H: 1 LOB: 1 BB: 0 P: 20	R: 2 H: 2 E: 0 K: 2 S: 19	H: 2 LOB: 3 BB: 0 P: 35	R: 0 H: 1 E: 0 K: 1 S: 8	H: 1 LOB: 0 BB: 0 P: 12	R: 0 H: 1 E: 0 K: 1 S: 10	H: 1 LOB: 1 BB: 0 P: 21	R: 0 H: 1 E: 0 K: 1 S: 8	H: 1 LOB: 1 BB: 0 P: 12	1B: 5 2B: 0 3B: 0 HR: 1	SF: 0 SAC: 0 DP: 1 HBP: 0	WP: 0 PA: 36 PB: 0 SB: 0 CS: 0
PITCHER	IP WLS BF H R ER SO BB IBB HBP BLK WP HR S P ERA WHIP	IP WLS BF H R ER SO BB IBB HBP BLK WP HR S P ERA WHIP	IP WLS BF H R ER SO BB IBB HBP BLK WP HR S P ERA WHIP	IP WLS BF H R ER SO BB IBB HBP BLK WP HR S P ERA WHIP	IP WLS BF H R ER SO BB IBB HBP BLK WP HR S P ERA WHIP	IP WLS BF H R ER SO BB IBB HBP BLK WP HR S P ERA WHIP	IP WLS BF H R ER SO BB IBB HBP BLK WP HR S P ERA WHIP	IP WLS BF H R ER SO BB IBB HBP BLK WP HR S P ERA WHIP	IP WLS BF H R ER SO BB IBB HBP BLK WP HR S P ERA WHIP	IP WLS BF H R ER SO BB IBB HBP BLK WP HR S P ERA WHIP	IP WLS BF H R ER SO BB IBB HBP BLK WP HR S P ERA WHIP	IP WLS BF H R ER SO BB IBB HBP BLK WP HR S P ERA WHIP	IP WLS BF H R ER SO BB IBB HBP BLK WP HR S P ERA WHIP	IP WLS BF H R ER SO BB IBB HBP BLK WP HR S P ERA WHIP	IP WLS BF H R ER SO BB IBB HBP BLK WP HR S P ERA WHIP	IP WLS BF H R ER SO BB IBB HBP BLK WP HR S P ERA WHIP	IP WLS BF H R ER SO BB IBB HBP BLK WP HR S P ERA WHIP	IP WLS BF H R ER SO BB IBB HBP BLK WP HR S P ERA WHIP	IP WLS BF H R ER SO BB IBB HBP BLK WP HR S P ERA WHIP	IP WLS BF H R ER SO BB IBB HBP BLK WP HR S P ERA WHIP	IP WLS BF H R ER SO BB IBB HBP BLK WP HR S P ERA WHIP

New York Mets @ Cincinnati Reds
Great American Ball Park, Cincinnati, OH
Tue May 08 2018, 7:11 PM - 10:05 PM EDT
Att: 14,804 - Partly Cloudy - 80 F

AB 32
R 2
H 6
RBI 2
BB 4
SO 11
LOB 12



Batter	1	2	3	4	5	6	7	8	9	AB	R	H	RBI	BB	SO	LOB	BOTTOM				
9 José Peraza, R (1, 6) OBP: 0.302, SLG: 0.380										5	1	1	0	0	0	3					
43 Scott Schebler, L (1, 9) OBP: 0.333, SLG: 0.465										5	2	2	0	0	0	0					
19 Joey Votto, L (1, 3) OBP: 0.404, SLG: 0.433										3	1	0	0	1	1	1					
7 Eugenio Suárez, R (1, 5) OBP: 0.407, SLG: 0.630										4	2	3	4	0	0	0					
3 Scooter Gennett, L (1, 4) OBP: 0.333, SLG: 0.447										4	1	1	2	0	0	3					
2 Alex Blandino, R (1, 4) OBP: 0.328, SLG: 0.296										0	0	0	0	0	0	0					
23 Adam Duvall, R (1, 7) OBP: 0.256, SLG: 0.364										2	0	1	0	2	0	2					
16 Tucker Barnhart, L (1, 2) OBP: 0.371, SLG: 0.412										4	0	3	1	0	0	1					
58 Luis Castillo, R (1, 1) OBP: 0.179, SLG: 0.162										2	0	0	0	0	0	3					
50 Amir Garrett, R (1, 1) OBP: 0.179, SLG: 0.162										0	0	0	0	0	0	0					
12 Rosell Herrera, S (1, 1) OBP: 0.179, SLG: 0.162										0	0	0	0	0	0	0					
37 David Hernandez, R (1, 1) OBP: 0.179, SLG: 0.162										0	0	0	0	0	0	0					
53 Wandy Peralta, L (1, 1) OBP: 0.179, SLG: 0.162										0	0	0	0	0	0	0					
40 Austin Brice, R (1, 1) OBP: 0.179, SLG: 0.162										0	0	0	0	0	0	0					
6 Billy Hamilton, S (1, 8) OBP: 0.317, SLG: 0.311										4	0	1	0	0	1	3					
Inning Stats	R: 2 H: 3 E: 0 K: 0 S: 16	H: 3 LOB: 1 BB: 0 P: 25	R: 0 H: 1 E: 0 K: 1 S: 10	H: 1 LOB: 1 BB: 0 P: 14	R: 2 H: 2 E: 1 K: 0 S: 14	H: 2 LOB: 2 BB: 2 P: 28	R: 0 H: 0 E: 0 K: 0 S: 4	H: 0 LOB: 0 BB: 0 P: 8	R: 0 H: 0 E: 0 K: 1 S: 8	H: 0 LOB: 0 BB: 0 P: 11	R: 0 H: 2 E: 0 K: 1 S: 11	H: 2 LOB: 2 BB: 0 P: 16	R: 3 H: 4 E: 0 K: 0 S: 19	H: 4 LOB: 2 BB: 1 P: 33	R: 0 H: 0 E: 0 K: 0 S: 3	H: 0 LOB: 0 BB: 0 P: 4	1B: 8 2B: 2 3B: 1 HR: 1	SF: 0 SAC: 1 DP: 1 HBP: 1	WP: 0 PA: 39 PB: 0 SB: 0 CS: 0		
PITCHER	IP WLS BF H R ER SO BB IBB HBP BLK WP HR S P ERA WHIP	IP WLS BF H R ER SO BB IBB HBP BLK WP HR S P ERA WHIP	IP WLS BF H R ER SO BB IBB HBP BLK WP HR S P ERA WHIP	IP WLS BF H R ER SO BB IBB HBP BLK WP HR S P ERA WHIP	IP WLS BF H R ER SO BB IBB HBP BLK WP HR S P ERA WHIP	IP WLS BF H R ER SO BB IBB HBP BLK WP HR S P ERA WHIP	IP WLS BF H R ER SO BB IBB HBP BLK WP HR S P ERA WHIP	IP WLS BF H R ER SO BB IBB HBP BLK WP HR S P ERA WHIP	IP WLS BF H R ER SO BB IBB HBP BLK WP HR S P ERA WHIP	IP WLS BF H R ER SO BB IBB HBP BLK WP HR S P ERA WHIP	IP WLS BF H R ER SO BB IBB HBP BLK WP HR S P ERA WHIP	IP WLS BF H R ER SO BB IBB HBP BLK WP HR S P ERA WHIP	IP WLS BF H R ER SO BB IBB HBP BLK WP HR S P ERA WHIP	IP WLS BF H R ER SO BB IBB HBP BLK WP HR S P ERA WHIP	IP WLS BF H R ER SO BB IBB HBP BLK WP HR S P ERA WHIP	IP WLS BF H R ER SO BB IBB HBP BLK WP HR S P ERA WHIP	IP WLS BF H R ER SO BB IBB HBP BLK WP HR S P ERA WHIP	IP WLS BF H R ER SO BB IBB HBP BLK WP HR S P ERA WHIP	IP WLS BF H R ER SO BB IBB HBP BLK WP HR S P ERA WHIP	IP WLS BF H R ER SO BB IBB HBP BLK WP HR S P ERA WHIP	IP WLS BF H R ER SO BB IBB HBP BLK WP HR S P ERA WHIP

New York Mets @ Cincinnati Reds
Great American Ball Park, Cincinnati, OH
Tue May 08 2018, 7:11 PM - 10:05 PM EDT
Att: 14,804 - Partly Cloudy - 80 F

AB 34
R 7
H 12
RBI 7
BB 3
SO 3
LOB 17



Batter	1	2	3	4	5	6	7	8	9	10	AB	R	H	RBI	BB	SO	LOB	TOP						
9 Brandon Nimmo, L OBP: 0.453, SLG: 0.468			G3-1			L8		FC5-4			3	1	1	0	2	1	0	New York Mets @ Cincinnati Reds Great American Ball Park, Cincinnati, OH Wed May 09 2018, 12:38 PM - 3:07 PM EDT Att. 16,452 - Cloudy - 79 F						
13 Asdrúbal Cabrera, S OBP: 0.365, SLG: 0.541			K			G4-3		F9			3	0	0	1	0	0	3							
4 Wilmer Flores, R OBP: 0.303, SLG: 0.412			L3			F8		F8			4	0	0	0	0	2	3							
19 Jay Bruce, L OBP: 0.313, SLG: 0.383						G5-3		L8			4	0	0	0	0	0	1	livebaseballscorecards.com						
23 Adrián González, L OBP: 0.324, SLG: 0.438						G6-3		K			4	0	1	0	0	1	0							
29 Devin Mesoraco, R OBP: 0.260, SLG: 0.304						G3-1		K			4	0	0	0	0	2	1							
30 Michael Conforto, L OBP: 0.330, SLG: 0.303						G6-3		G4-3			4	0	1	0	0	2	0	AB 34 R 1 H 4 RBI 1 BB 2 SO 10 LOB 12						
45 Zack Wheeler, L OBP: 0.279, SLG: 0.273						G2-3		G6-3			2	0	0	0	0	1	2							
67 Seth Lugo, R OBP: 0.303, SLG: 0.427						1B		1B			4	0	1	0	0	1	2							
1 Amed Rosario, R OBP: 0.278, SLG: 0.330						BB		FC5-4			4	0	1	0	0	1	2	WP: 0 PA: 36 PB: 0 SB: 1 CS: 0						
Inning Stats		R: 0 E: 0 K: 2 S: 9	H: 0 LOB: 0 BB: 1 P: 11	R: 0 E: 0 K: 1 S: 10	H: 2 LOB: 2 BB: 0 P: 15	R: 1 E: 0 K: 1 S: 9	H: 1 LOB: 0 BB: 0 P: 14	R: 0 E: 0 K: 3 S: 12	H: 0 LOB: 0 BB: 0 P: 20	R: 0 E: 0 K: 0 S: 10	H: 1 LOB: 2 BB: 1 P: 19	R: 0 E: 0 K: 0 S: 14	H: 0 LOB: 0 BB: 0 P: 21	R: 0 E: 0 K: 0 S: 7	H: 0 LOB: 1 BB: 1 P: 15	R: 0 E: 0 K: 2 S: 7	H: 0 LOB: 0 BB: 0 P: 12		R: 0 E: 0 K: 1 S: 7	H: 0 LOB: 0 BB: 0 P: 7	1B: 2 2B: 1 3B: 1 HR: 0	SF: 0 SAC: 0 DP: 0 HBP: 0		
PITCHER		IP	WLS	BF	H	R	ER	SO	BB	IBB	HBP	BLK	WP	HR	S	P	ERA		WHIP					
47 Sal Romano, R ERA: 3.83	6.0		23	4	1	1	7		1	0	0	0	0	0	64	100	1.50	0.833						
48 Jared Hughes, R ERA: 1.84	1.0		3	0	0	0	0		0	0	0	0	0	0	7	10	0.00	0.000						
50 Amir Garrett, L ERA: 1.83	1.0		4	0	0	0	0	1	0	0	0	0	0	0	8	15	0.00	1.000						
26 Raisel Iglesias, R ERA: 1.62	2.0	W	6	0	0	0	3	0	0	0	0	0	0	0	14	19	0.00	0.000						
Batter	1	2	3	4	5	6	7	8	9	10	AB	R	H	RBI	BB	SO	LOB	BOTTOM						
33 Jesse Winker, L OBP: 0.382, SLG: 0.333			G6-3			BB		G4-3			3	1	0	0	1	0	0	New York Mets @ Cincinnati Reds Great American Ball Park, Cincinnati, OH Wed May 09 2018, 12:38 PM - 3:07 PM EDT Att. 16,452 - Cloudy - 79 F						
9 José Peraza, R OBP: 0.307, SLG: 0.379			G1-3			BB		G5-3			3	0	1	0	1	0	0							
19 Joey Votto, L OBP: 0.400, SLG: 0.427			K			BB		G4-3			4	0	1	1	0	2	1							
7 Eugenio Suárez, R OBP: 0.400, SLG: 0.610			G1-3			K		P3			4	0	1	0	0	1	2	livebaseballscorecards.com						
43 Scott Schebler, L OBP: 0.329, SLG: 0.446			G3-1			BB		G3-1			3	0	0	0	1	0	2							
2 Alex Blandino, R OBP: 0.323, SLG: 0.293			G1-3			F6		K			4	0	1	0	0	1	3							
17 Tony Cruz, R OBP: 0.307, SLG: 0.379			G1-3			K		K			4	0	0	0	0	3	4	AB 31 R 2 H 5 RBI 2 BB 3 SO 9 LOB 13						
47 Sal Romano, L ERA: 5.03			SH1-4			K		P6			1	0	0	0	0	1	0							
12 Rosell Herrera, S OBP: 0.111, SLG: 0.111			SH1-4			K		HR			1	1	1	1	0	0	0							
6 Billy Hamilton, S OBP: 0.310, SLG: 0.303			K			L9		F9			3	0	0	0	0	1	1	WP: 0 PA: 35 PB: 0 SB: 0 CS: 0						
Inning Stats		R: 0 E: 0 K: 1 S: 9	H: 1 LOB: 2 BB: 1 P: 14	R: 0 E: 0 K: 1 S: 12	H: 1 LOB: 1 BB: 0 P: 17	R: 0 E: 0 K: 1 S: 7	H: 0 LOB: 0 BB: 0 P: 12	R: 0 E: 0 K: 0 S: 7	H: 0 LOB: 0 BB: 0 P: 11	R: 0 E: 0 K: 2 S: 7	H: 0 LOB: 0 BB: 0 P: 9	R: 1 E: 0 K: 2 S: 14	H: 2 LOB: 3 BB: 2 P: 25	R: 0 E: 0 K: 0 S: 5	H: 0 LOB: 0 BB: 0 P: 7	R: 0 E: 0 K: 0 S: 6	H: 0 LOB: 0 BB: 0 P: 10		R: 0 E: 0 K: 2 S: 9	H: 0 LOB: 0 BB: 0 P: 12	R: 1 E: 0 K: 0 S: 2	H: 1 LOB: 0 BB: 0 P: 4	1B: 4 2B: 0 3B: 0 HR: 1	SF: 0 SAC: 1 DP: 0 HBP: 0
PITCHER		IP	WLS	BF	H	R	ER	SO	BB	IBB	HBP	BLK	WP	HR	S	P	ERA		WHIP					
45 Zack Wheeler, R ERA: 5.03	6.0		25	4	1	1	7		3	0	0	0	0	0	56	88	1.50	1.167						
65 Robert Gsellman, R ERA: 3.57	2.0		6	0	0	0	0		0	0	0	0	0	0	11	17	0.00	0.000						
67 Seth Lugo, R ERA: 2.53	1.0		3	0	0	0	2		0	0	0	0	0	0	9	12	0.00	0.000						
44 AJ Ramos, R ERA: 4.15	0.0	L	1	1	1	1	0		0	0	0	0	0	1	2	4	∞	∞						

Batter	1	2	3	4	5	6	7	8	9	AB	R	H	RBI	BB	SO	LOB	TOP			
33 Jesse Winker, L (1,9) OBP: 0.375, SLG: 0.327										5	1	1	0	0	1	3	Cincinnati Reds @ Los Angeles Dodgers Dodger Stadium, Los Angeles, CA Thu May 10 2018, 7:12 PM - 10:10 PM PDT Att: 47,383 - Partly Cloudy - 67 F			
23 Adam Duval, R (1,7) OBP: 0.254, SLG: 0.382										4	0	0	0	0	3	1				
19 Joey Votto, L (1,3) OBP: 0.402, SLG: 0.430										4	1	2	0	0	0	0				
3 Scooter Gennett, L (1,4) OBP: 0.345, SLG: 0.485										4	1	3	3	0	0	0				
26 Raisel Iglesias, R (8,1)										0	0	0	0	0	0	0				
7 Eugenio Suárez, R (1,5) OBP: 0.383, SLG: 0.580										4	0	0	0	0	2	3				
16 Tucker Barnhart, L (1,2) OBP: 0.397, SLG: 0.416										4	1	1	0	0	0	0				
2 Alex Blandino, R (8,4) OBP: 0.309, SLG: 0.279										3	0	0	0	0	0	1				
30 Tyler Mahle, R (1,1) OBP: 0.091, SLG: 0.091										2	0	0	0	0	1	0				
63 Dylan Floro, L (6,1) OBP: 0.325, SLG: 0.440										0	0	0	0	0	0	0				
43 Scott Schebler, L (7, PH) OBP: 0.325, SLG: 0.440										1	0	0	0	0	1	1				
53 Wandy Peralta, L (7,1) OBP: 0.305, SLG: 0.377										0	0	0	0	0	0	0				
9 José Peraza, R (8,6) OBP: 0.305, SLG: 0.377										1	0	0	0	0	0	1				
6 Billy Hamilton, S (1,8) OBP: 0.315, SLG: 0.327										4	0	2	1	0	1	0				
Inning Stats	R: 0 E: 0 K: 2 S: 11	H: 2 LOB: 2 BB: 0 P: 16	R: 0 E: 0 K: 0 S: 6	H: 0 LOB: 3 BB: 0 P: 8	R: 0 E: 0 K: 1 S: 8	H: 0 LOB: 0 BB: 0 P: 9	R: 0 E: 0 K: 1 S: 7	H: 0 LOB: 0 BB: 0 P: 10	R: 0 E: 0 K: 1 S: 11	H: 0 LOB: 0 BB: 0 P: 15	R: 2 E: 0 K: 3 S: 27	H: 3 LOB: 1 BB: 0 P: 35	R: 1 E: 0 K: 0 S: 6	H: 1 LOB: 0 BB: 0 P: 7	R: 0 E: 1 K: 0 S: 12	H: 1 LOB: 2 BB: 0 P: 18	1B: 5 2B: 2 3B: 1 HR: 1	SF: 0 SAC: 1 DP: 0 HBP: 0	WP: 0 PB: 0 SB: 0 CS: 0	PA: 37
PITCHER	IP: 6.0 ERA: 1.64	WLS: L LOB: 2	BF: 23	H: 5 R: 2 ER: 2 SO: 8	H: 2 R: 1 ER: 1 SO: 1	H: 1 R: 1 ER: 1 SO: 1	H: 1 R: 1 ER: 1 SO: 1	H: 1 R: 1 ER: 1 SO: 1	H: 1 R: 1 ER: 1 SO: 1	H: 1 R: 1 ER: 1 SO: 1	H: 1 R: 1 ER: 1 SO: 1	H: 1 R: 1 ER: 1 SO: 1	H: 1 R: 1 ER: 1 SO: 1	H: 1 R: 1 ER: 1 SO: 1	H: 1 R: 1 ER: 1 SO: 1	H: 1 R: 1 ER: 1 SO: 1	BB: 0 IBB: 0 HBP: 0 BLK: 0	WP: 0 HR: 0 S: 12 P: 18	ERA: 3.00 WHIP: 0.833	
21 Walker Buehler, R (1,1) ERA: 1.64	IP: 6.0 WLS: L LOB: 2	BF: 23	H: 5 R: 2 ER: 2 SO: 8	H: 2 R: 1 ER: 1 SO: 1	H: 1 R: 1 ER: 1 SO: 1	H: 1 R: 1 ER: 1 SO: 1	H: 1 R: 1 ER: 1 SO: 1	H: 1 R: 1 ER: 1 SO: 1	H: 1 R: 1 ER: 1 SO: 1	H: 1 R: 1 ER: 1 SO: 1	H: 1 R: 1 ER: 1 SO: 1	H: 1 R: 1 ER: 1 SO: 1	H: 1 R: 1 ER: 1 SO: 1	H: 1 R: 1 ER: 1 SO: 1	H: 1 R: 1 ER: 1 SO: 1	H: 1 R: 1 ER: 1 SO: 1	BB: 0 IBB: 0 HBP: 0 BLK: 0	WP: 0 HR: 0 S: 12 P: 18	ERA: 3.00 WHIP: 0.833	
52 Pedro Báez, R (7,1) ERA: 4.09	IP: 1.0 WLS: H LOB: 3	BF: 5	H: 2 R: 1 ER: 1 SO: 1	H: 1 R: 1 ER: 1 SO: 1	H: 1 R: 1 ER: 1 SO: 1	H: 1 R: 1 ER: 1 SO: 1	H: 1 R: 1 ER: 1 SO: 1	H: 1 R: 1 ER: 1 SO: 1	H: 1 R: 1 ER: 1 SO: 1	H: 1 R: 1 ER: 1 SO: 1	H: 1 R: 1 ER: 1 SO: 1	H: 1 R: 1 ER: 1 SO: 1	H: 1 R: 1 ER: 1 SO: 1	H: 1 R: 1 ER: 1 SO: 1	H: 1 R: 1 ER: 1 SO: 1	H: 1 R: 1 ER: 1 SO: 1	BB: 0 IBB: 0 HBP: 0 BLK: 0	WP: 0 HR: 0 S: 12 P: 18	ERA: 9.00 WHIP: 2.000	
41 Daniel Hudson, R (8,1) ERA: 8.68	IP: 1.0 WLS: S LOB: 0	BF: 4	H: 1 R: 1 ER: 1 SO: 1	H: 1 R: 1 ER: 1 SO: 1	H: 1 R: 1 ER: 1 SO: 1	H: 1 R: 1 ER: 1 SO: 1	H: 1 R: 1 ER: 1 SO: 1	H: 1 R: 1 ER: 1 SO: 1	H: 1 R: 1 ER: 1 SO: 1	H: 1 R: 1 ER: 1 SO: 1	H: 1 R: 1 ER: 1 SO: 1	H: 1 R: 1 ER: 1 SO: 1	H: 1 R: 1 ER: 1 SO: 1	H: 1 R: 1 ER: 1 SO: 1	H: 1 R: 1 ER: 1 SO: 1	H: 1 R: 1 ER: 1 SO: 1	BB: 0 IBB: 0 HBP: 0 BLK: 0	WP: 0 HR: 0 S: 12 P: 18	ERA: 9.00 WHIP: 1.000	
46 Josh Fields, R (9,1) ERA: 2.6	IP: 1.0 WLS: S LOB: 0	BF: 5	H: 1 R: 0 ER: 0 SO: 0	H: 1 R: 0 ER: 0 SO: 0	H: 1 R: 0 ER: 0 SO: 0	H: 1 R: 0 ER: 0 SO: 0	H: 1 R: 0 ER: 0 SO: 0	H: 1 R: 0 ER: 0 SO: 0	H: 1 R: 0 ER: 0 SO: 0	H: 1 R: 0 ER: 0 SO: 0	H: 1 R: 0 ER: 0 SO: 0	H: 1 R: 0 ER: 0 SO: 0	H: 1 R: 0 ER: 0 SO: 0	H: 1 R: 0 ER: 0 SO: 0	H: 1 R: 0 ER: 0 SO: 0	H: 1 R: 0 ER: 0 SO: 0	BB: 0 IBB: 0 HBP: 0 BLK: 0	WP: 0 HR: 0 S: 12 P: 18	ERA: 0.00 WHIP: 1.000	

Batter	1	2	3	4	5	6	7	8	9	AB	R	H	RBI	BB	SO	LOB	BOTTOM		
3 Chris Taylor, R (1,6) OBP: 0.299, SLG: 0.408										4	0	0	0	0	0	2	Cincinnati Reds @ Los Angeles Dodgers Dodger Stadium, Los Angeles, CA Thu May 10 2018, 7:12 PM - 10:10 PM PDT Att: 47,383 - Partly Cloudy - 67 F		
31 Joc Pederson, L (1,8) OBP: 0.381, SLG: 0.392										2	1	0	0	1	0	2			
14 Enrique Hernández, R (7, PH) OBP: 0.311, SLG: 0.449										1	0	1	0	0	0	0			
9 Yasmani Grandal, S (1,2) OBP: 0.381, SLG: 0.487										3	0	0	0	1	0	2			
35 Cody Bellinger, L (1,3) OBP: 0.329, SLG: 0.443										4	0	0	0	0	2	5			
27 Matt Kemp, R (1,7) OBP: 0.376, SLG: 0.537										3	0	0	0	1	0	0			
26 Chase Utley, L (1,4) OBP: 0.371, SLG: 0.415										3	0	2	1	0	0	0			
70 Tim Lincecum, R (8, PH) OBP: 0.417, SLG: 0.333										1	0	0	0	0	0	0			
66 Yasiel Puig, R (1,9) OBP: 0.260, SLG: 0.260										4	0	0	0	0	2	4			
13 Max Muncy, L (1,5) OBP: 0.321, SLG: 0.356										3	0	1	0	1	2	0			
21 Walker Buehler, R (1,1) ERA: 1.64	IP: 6.0 WLS: L LOB: 2	BF: 23	H: 5 R: 2 ER: 2 SO: 8	H: 2 R: 1 ER: 1 SO: 1	H: 1 R: 1 ER: 1 SO: 1	H: 1 R: 1 ER: 1 SO: 1	H: 1 R: 1 ER: 1 SO: 1	H: 1 R: 1 ER: 1 SO: 1	H: 1 R: 1 ER: 1 SO: 1	H: 1 R: 1 ER: 1 SO: 1	H: 1 R: 1 ER: 1 SO: 1	H: 1 R: 1 ER: 1 SO: 1	H: 1 R: 1 ER: 1 SO: 1	H: 1 R: 1 ER: 1 SO: 1	H: 1 R: 1 ER: 1 SO: 1	BB: 0 IBB: 0 HBP: 0 BLK: 0	WP: 0 HR: 0 S: 12 P: 18	ERA: 3.00 WHIP: 0.833	
63 Dylan Floro, R (6,1) OBP: 0.325, SLG: 0.440	IP: 1.0 WLS: H LOB: 3	BF: 5	H: 2 R: 1 ER: 1 SO: 1	H: 1 R: 1 ER: 1 SO: 1	H: 1 R: 1 ER: 1 SO: 1	H: 1 R: 1 ER: 1 SO: 1	H: 1 R: 1 ER: 1 SO: 1	H: 1 R: 1 ER: 1 SO: 1	H: 1 R: 1 ER: 1 SO: 1	H: 1 R: 1 ER: 1 SO: 1	H: 1 R: 1 ER: 1 SO: 1	H: 1 R: 1 ER: 1 SO: 1	H: 1 R: 1 ER: 1 SO: 1	H: 1 R: 1 ER: 1 SO: 1	H: 1 R: 1 ER: 1 SO: 1	BB: 0 IBB: 0 HBP: 0 BLK: 0	WP: 0 HR: 0 S: 12 P: 18	ERA: 9.00 WHIP: 2.000	
53 Wandy Peralta, L (7,1) OBP: 0.305, SLG: 0.377	IP: 1.2 WLS: H LOB: 0	BF: 5	H: 1 R: 1 ER: 1 SO: 1	H: 1 R: 1 ER: 1 SO: 1	H: 1 R: 1 ER: 1 SO: 1	H: 1 R: 1 ER: 1 SO: 1	H: 1 R: 1 ER: 1 SO: 1	H: 1 R: 1 ER: 1 SO: 1	H: 1 R: 1 ER: 1 SO: 1	H: 1 R: 1 ER: 1 SO: 1	H: 1 R: 1 ER: 1 SO: 1	H: 1 R: 1 ER: 1 SO: 1	H: 1 R: 1 ER: 1 SO: 1	H: 1 R: 1 ER: 1 SO: 1	H: 1 R: 1 ER: 1 SO: 1	BB: 0 IBB: 0 HBP: 0 BLK: 0	WP: 0 HR: 0 S: 12 P: 18	ERA: 9.00 WHIP: 1.000	
26 Raisel Iglesias, R (8,1) OBP: 0.305, SLG: 0.377	IP: 1.1 WLS: S LOB: 0	BF: 4	H: 1 R: 0 ER: 0 SO: 0	H: 1 R: 0 ER: 0 SO: 0	H: 1 R: 0 ER: 0 SO: 0	H: 1 R: 0 ER: 0 SO: 0	H: 1 R: 0 ER: 0 SO: 0	H: 1 R: 0 ER: 0 SO: 0	H: 1 R: 0 ER: 0 SO: 0	H: 1 R: 0 ER: 0 SO: 0	H: 1 R: 0 ER: 0 SO: 0	H: 1 R: 0 ER: 0 SO: 0	H: 1 R: 0 ER: 0 SO: 0	H: 1 R: 0 ER: 0 SO: 0	H: 1 R: 0 ER: 0 SO: 0	BB: 0 IBB: 0 HBP: 0 BLK: 0	WP: 0 HR: 0 S: 12 P: 18	ERA: 0.00 WHIP: 1.000	

Batter	1	2	3	4	5	6	7	8	9	AB	R	H	RBI	BB	SO	LOB	TOP						
33 Jesse Winker, L OBP: 0.379, SLG: 0.336 50 Amir Garrett, R 26 Raisel Iglesias, R										3	1	1	0	1	0	0	Cincinnati Reds @ Los Angeles Dodgers Dodger Stadium, Los Angeles, CA Fri May 11 2018, 7:11 PM - 10:39 PM PDT Att: 46,979 - Cloudy - 60 F						
9 José Peraza, R OBP: 0.302, SLG: 0.377										5	1	1	0	0	1	2							
19 Joey Votto, L OBP: 0.408, SLG: 0.428										3	2	1	1	2	0	2							
3 Scooter Gennett, L OBP: 0.360, SLG: 0.518										5	2	4	3	0	0	0							
7 Eugenio Suárez, R OBP: 0.374, SLG: 0.565										4	0	1	1	0	1	2							
43 Scott Schebler, L OBP: 0.322, SLG: 0.423 2 Alex Blandino, R OBP: 0.319, SLG: 0.279										3	0	0	0	1	2	2							
16 Tucker Barnhart, L OBP: 0.376, SLG: 0.429										4	0	2	1	1	0	5							
32 Matt Harvey, R OBP: 0.222, SLG: 0.222 12 Rosell Herrera, S OBP: 0.100, SLG: 0.100 62 Jackson Stephens, R 40 Austin Brice, R 23 Adam Duval, R OBP: 0.252, SLG: 0.379										2	0	0	0	0	0	2							
6 Billy Hamilton, S OBP: 0.306, SLG: 0.316										4	0	0	0	0	2	1							
Inning Stats	R: 1 H: 3 E: 0 K: 2 S: 22	H: 3 LOB: 3 BB: 1 P: 34	R: 0 H: 0 E: 0 K: 1 S: 8	H: 0 LOB: 0 BB: 0 P: 13	R: 2 H: 4 E: 0 K: 1 S: 17	H: 4 LOB: 2 BB: 0 P: 27	R: 0 H: 0 E: 0 K: 1 S: 7	H: 0 LOB: 0 BB: 0 P: 10	R: 2 H: 2 E: 0 K: 0 S: 12	H: 2 LOB: 1 BB: 1 P: 23	R: 0 H: 0 E: 0 K: 0 S: 9	H: 0 LOB: 0 BB: 0 P: 20	R: 0 H: 0 E: 0 K: 1 S: 10	H: 0 LOB: 0 BB: 0 P: 13	R: 0 H: 0 E: 0 K: 1 S: 8	H: 0 LOB: 0 BB: 0 P: 14	R: 1 H: 1 E: 0 K: 0 S: 11	H: 1 LOB: 2 BB: 1 P: 20	1B: 6 2B: 3 3B: 0 HR: 1	SF: 1 SAC: 0 DP: 0 HBP: 1	WP: 1 PB: 0 SB: 1 CS: 0	PA: 43	
PITCHER	IP WLS BF H R ER SO BB IBB HBP BLK WP HR S P ERA WHIP	IP WLS BF H R ER SO BB IBB HBP BLK WP HR S P ERA WHIP	IP WLS BF H R ER SO BB IBB HBP BLK WP HR S P ERA WHIP	IP WLS BF H R ER SO BB IBB HBP BLK WP HR S P ERA WHIP	IP WLS BF H R ER SO BB IBB HBP BLK WP HR S P ERA WHIP	IP WLS BF H R ER SO BB IBB HBP BLK WP HR S P ERA WHIP	IP WLS BF H R ER SO BB IBB HBP BLK WP HR S P ERA WHIP	IP WLS BF H R ER SO BB IBB HBP BLK WP HR S P ERA WHIP	IP WLS BF H R ER SO BB IBB HBP BLK WP HR S P ERA WHIP	IP WLS BF H R ER SO BB IBB HBP BLK WP HR S P ERA WHIP	IP WLS BF H R ER SO BB IBB HBP BLK WP HR S P ERA WHIP	IP WLS BF H R ER SO BB IBB HBP BLK WP HR S P ERA WHIP	IP WLS BF H R ER SO BB IBB HBP BLK WP HR S P ERA WHIP	IP WLS BF H R ER SO BB IBB HBP BLK WP HR S P ERA WHIP	IP WLS BF H R ER SO BB IBB HBP BLK WP HR S P ERA WHIP	IP WLS BF H R ER SO BB IBB HBP BLK WP HR S P ERA WHIP	IP WLS BF H R ER SO BB IBB HBP BLK WP HR S P ERA WHIP	IP WLS BF H R ER SO BB IBB HBP BLK WP HR S P ERA WHIP	IP WLS BF H R ER SO BB IBB HBP BLK WP HR S P ERA WHIP	IP WLS BF H R ER SO BB IBB HBP BLK WP HR S P ERA WHIP	IP WLS BF H R ER SO BB IBB HBP BLK WP HR S P ERA WHIP	IP WLS BF H R ER SO BB IBB HBP BLK WP HR S P ERA WHIP	IP WLS BF H R ER SO BB IBB HBP BLK WP HR S P ERA WHIP



Batter	1	2	3	4	5	6	7	8	9	AB	R	H	RBI	BB	SO	LOB	BOTTOM					
26 Chase Utley, L OBP: 0.370, SLG: 0.412 17 Kyle Farmer, R OBP: 0.299, SLG: 0.271										3	0	1	0	0	0	0	Cincinnati Reds @ Los Angeles Dodgers Dodger Stadium, Los Angeles, CA Fri May 11 2018, 7:11 PM - 10:39 PM PDT Att: 46,979 - Cloudy - 60 F					
31 Joc Pederson, L OBP: 0.366, SLG: 0.373										4	0	0	0	0	1							
9 Yasmani Grandal, S OBP: 0.377, SLG: 0.474										3	0	0	0	1	1							
27 Matt Kemp, R OBP: 0.367, SLG: 0.523 48 Brock Stewart, L 70 Tim Lincecum, R OBP: 0.385, SLG: 0.300										3	0	0	0	0	1	1						
35 Cody Bellinger, L OBP: 0.333, SLG: 0.455										3	0	1	0	0	2	0						
3 Chris Taylor, R OBP: 0.286, SLG: 0.416										4	1	1	0	0	3	3						
13 Max Muncy, L OBP: 0.333, SLG: 0.449										4	1	2	2	0	0	3						
66 Yasiel Puig, R OBP: 0.252, SLG: 0.253										3	0	0	0	0	1	1						
18 Kenta Maeda, R ERA: 4.75 36 Adam Liberatore, L ERA: 2.35 15 Austin Barnes, R 75 Scott Alexander, L 14 Enrique Hernández, R OBP: 0.358, SLG: 0.444										1	0	0	0	0	0	0						
Inning Stats	R: 0 H: 0 E: 0 K: 0 S: 7	H: 1 LOB: 1 BB: 0 P: 12	R: 0 H: 0 E: 0 K: 1 S: 9	H: 0 LOB: 0 BB: 0 P: 14	R: 0 H: 0 E: 0 K: 0 S: 7	H: 0 LOB: 0 BB: 0 P: 14	R: 1 H: 2 E: 0 K: 2 S: 18	H: 2 LOB: 1 BB: 0 P: 24	R: 0 H: 1 E: 0 K: 2 S: 14	H: 1 LOB: 1 BB: 0 P: 19	R: 1 H: 1 E: 0 K: 2 S: 12	H: 1 LOB: 0 BB: 0 P: 15	R: 0 H: 0 E: 0 K: 0 S: 10	H: 0 LOB: 0 BB: 0 P: 12	R: 0 H: 0 E: 0 K: 1 S: 11	H: 0 LOB: 2 BB: 1 P: 18	1B: 1 2B: 1 3B: 2 HR: 1	SF: 0 SAC: 0 DP: 0 HBP: 1	WP: 0 PB: 0 SB: 0 CS: 0	PA: 34		
PITCHER	IP WLS BF H R ER SO BB IBB HBP BLK WP HR S P ERA WHIP	IP WLS BF H R ER SO BB IBB HBP BLK WP HR S P ERA WHIP	IP WLS BF H R ER SO BB IBB HBP BLK WP HR S P ERA WHIP	IP WLS BF H R ER SO BB IBB HBP BLK WP HR S P ERA WHIP	IP WLS BF H R ER SO BB IBB HBP BLK WP HR S P ERA WHIP	IP WLS BF H R ER SO BB IBB HBP BLK WP HR S P ERA WHIP	IP WLS BF H R ER SO BB IBB HBP BLK WP HR S P ERA WHIP	IP WLS BF H R ER SO BB IBB HBP BLK WP HR S P ERA WHIP	IP WLS BF H R ER SO BB IBB HBP BLK WP HR S P ERA WHIP	IP WLS BF H R ER SO BB IBB HBP BLK WP HR S P ERA WHIP	IP WLS BF H R ER SO BB IBB HBP BLK WP HR S P ERA WHIP	IP WLS BF H R ER SO BB IBB HBP BLK WP HR S P ERA WHIP	IP WLS BF H R ER SO BB IBB HBP BLK WP HR S P ERA WHIP	IP WLS BF H R ER SO BB IBB HBP BLK WP HR S P ERA WHIP	IP WLS BF H R ER SO BB IBB HBP BLK WP HR S P ERA WHIP	IP WLS BF H R ER SO BB IBB HBP BLK WP HR S P ERA WHIP	IP WLS BF H R ER SO BB IBB HBP BLK WP HR S P ERA WHIP	IP WLS BF H R ER SO BB IBB HBP BLK WP HR S P ERA WHIP	IP WLS BF H R ER SO BB IBB HBP BLK WP HR S P ERA WHIP	IP WLS BF H R ER SO BB IBB HBP BLK WP HR S P ERA WHIP	IP WLS BF H R ER SO BB IBB HBP BLK WP HR S P ERA WHIP	IP WLS BF H R ER SO BB IBB HBP BLK WP HR S P ERA WHIP



Batter	1	2	3	4	5	6	7	8	9	AB	R	H	RBI	BB	SO	LOB	TOP										
33 Jesse Winker, L OBP: 0.375, SLG: 0.333 6 Billy Hamilton, S OBP: 0.304, SLG: 0.314	G5-3		G5-3			G5-3			G5-3	4	0	1	1	0	0	2	Cincinnati Reds @ Los Angeles Dodgers Dodger Stadium, Los Angeles, CA Sat May 12 2018, 6:10 PM - 9:27 PM PDT Att: 49,911 - Cloudy - 62 F										
9 José Peraza, R OBP: 0.299, SLG: 0.372	G6-3			K	FC6-4				K	5	0	1	0	0	2	1											
19 Joey Votto, L OBP: 0.408, SLG: 0.427	F7								F8	5	0	2	0	0	1	0											
3 Scooter Gennett, L OBP: 0.368, SLG: 0.521										5	1	3	0	0	1	2											
7 Eugenio Suárez, R OBP: 0.365, SLG: 0.544	L9									5	1	1	0	0	1	5											
43 Scott Schebler, L OBP: 0.319, SLG: 0.451										4	1	1	3	0	1	4											
16 Tucker Barnhart, L OBP: 0.372, SLG: 0.431										4	1	1	0	0	2	0											
23 Adam Duvall, R OBP: 0.259, SLG: 0.383										4	1	2	0	0	1	1											
34 Homer Bailey, R OBP: 0.077, SLG: 0.077 2 Alex Blandino, R OBP: 0.329, SLG: 0.306 37 David Hernandez, R OBP: 0.319, SLG: 0.451 53 Wandy Peralta, L OBP: 0.319, SLG: 0.451 48 Jared Hughes, R OBP: 0.319, SLG: 0.451										1	0	0	0	0	1	1											
Inning Stats	R: 0 E: 0 K: 0 S: 9	H: 0 LOB: 0 BB: 0 P: 12	R: 0 E: 0 K: 2 S: 11	H: 0 LOB: 0 BB: 0 P: 16	R: 0 E: 0 K: 2 S: 12	H: 1 LOB: 1 BB: 0 P: 15	R: 0 E: 0 K: 1 S: 13	H: 2 LOB: 2 BB: 0 P: 16	R: 1 E: 0 K: 1 S: 9	H: 2 LOB: 1 BB: 0 P: 12	R: 4 E: 0 K: 2 S: 21	H: 5 LOB: 1 BB: 0 P: 32	R: 0 E: 1 K: 1 S: 20	H: 1 LOB: 2 BB: 0 P: 23	R: 0 E: 0 K: 0 S: 7	H: 0 LOB: 0 BB: 0 P: 13		R: 0 E: 0 K: 1 S: 16	H: 2 LOB: 2 BB: 0 P: 23	1B: 10 2B: 2 3B: 0 HR: 1	SF: 0 SAC: 1 DP: 0 HBP: 0	WP: 0 PA: 41 PB: 0 SB: 0 CS: 0					
PITCHER	IP	WLS	BF	H	R	ER	SO	BB	IBB	HBP	BLK	WP	HR	S	P	ERA	WHIP										
68 Ross Stripling, R ERA: 2.2 47 JT Chargois, R ERA: 4.4 43 Pat Venditte, S ERA: 46 Josh Fields, R ERA: 2.45 52 Pedro Báez, R ERA: 3.89	5.1		22	6	2	2	7	0	0	0	0	0	0	59	79	3.38	1.125										

Batter	1	2	3	4	5	6	7	8	9	AB	R	H	RBI	BB	SO	LOB	BOTTOM										
26 Chase Utley, L OBP: 0.356, SLG: 0.393 17 Kyle Farmer, R OBP: 0.309, SLG: 0.283	L8	F7		L6		L4				4	0	0	0	0	0	3	Cincinnati Reds @ Los Angeles Dodgers Dodger Stadium, Los Angeles, CA Sat May 12 2018, 6:10 PM - 9:27 PM PDT Att: 49,911 - Cloudy - 62 F										
31 Joc Pederson, L OBP: 0.371, SLG: 0.379 66 Yasiel Puig, R OBP: 0.250, SLG: 0.250 52 Pedro Báez, R ERA: 3.89										4	0	2	1	0	0	2											
27 Matt Kemp, R OBP: 0.360, SLG: 0.509										5	0	1	0	0	1	1											
35 Cody Bellinger, L OBP: 0.329, SLG: 0.466										5	1	1	1	0	1	2											
3 Chris Taylor, R OBP: 0.306, SLG: 0.424										4	1	2	0	1	1	0											
13 Max Muncy, L OBP: 0.344, SLG: 0.472										4	0	2	1	0	1	4											
14 Enrique Hernández, R OBP: 0.306, SLG: 0.435										4	0	1	0	0	1	3											
15 Austin Barnes, R OBP: 0.413, SLG: 0.317										3	1	2	0	1	0	0											
68 Ross Stripling, R ERA: 5.99 37 David Hernandez, R ERA: 2.0 53 Wandy Peralta, L ERA: 4.26 48 Jared Hughes, R ERA: 1.52										2	0	0	0	0	2	4											
Inning Stats	R: 0 E: 0 K: 1 S: 14	H: 2 LOB: 3 BB: 1 P: 21	R: 0 E: 0 K: 1 S: 9	H: 2 LOB: 0 BB: 0 P: 14	R: 1 E: 0 K: 1 S: 9	H: 2 LOB: 1 BB: 0 P: 13	R: 1 E: 0 K: 0 S: 10	H: 2 LOB: 1 BB: 0 P: 15	R: 1 E: 0 K: 1 S: 10	H: 2 LOB: 2 BB: 1 P: 18	R: 0 E: 0 K: 1 S: 9	H: 0 LOB: 0 BB: 0 P: 12	R: 0 E: 0 K: 2 S: 11	H: 1 LOB: 1 BB: 0 P: 16	R: 0 E: 0 K: 0 S: 7	H: 1 LOB: 1 BB: 1 P: 13		R: 0 E: 0 K: 0 S: 7	H: 0 LOB: 0 BB: 0 P: 14	1B: 9 2B: 3 3B: 0 HR: 1	SF: 0 SAC: 1 DP: 1 HBP: 0	WP: 1 PA: 41 PB: 0 SB: 0 CS: 0					
PITCHER	IP	WLS	BF	H	R	ER	SO	BB	IBB	HBP	BLK	WP	HR	S	P	ERA	WHIP										
34 Homer Bailey, R ERA: 5.99 37 David Hernandez, R ERA: 2.0 53 Wandy Peralta, L ERA: 4.26 48 Jared Hughes, R ERA: 1.52	5.0		27	10	3	3	4	1	0	0	0	0	0	22	31	0.00	0.429										

Batter	1	2	3	4	5	6	7	8	9	AB	R	H	RBI	BB	SO	LOB	TOP							
9 José Peraza, R OBP: 0.290, SLG: 0.354										5	1	2	0	0	0	0								
3 Scooter Gennett, L OBP: 0.363, SLG: 0.528										4	2	2	1	0	0	1								
19 Joey Votto, L OBP: 0.414, SLG: 0.441										3	2	1	1	1	1	1								
23 Adam Duvall, R OBP: 0.277, SLG: 0.418										4	1	2	3	0	0	0								
43 Scott Schebler, L OBP: 0.306, SLG: 0.449										4	0	0	0	0	1	1								
16 Tucker Barnhart, L OBP: 0.370, SLG: 0.444										4	0	0	0	0	0	0								
2 Alex Blandino, R OBP: 0.350, SLG: 0.347										4	0	2	0	0	2	0								
32 Matt Harvey, R OBP: 0.182, SLG: 0.182										2	0	0	0	0	1	1								
53 Wandy Peralta, L										0	0	0	0	0	0	0								
48 Jared Hughes, R										0	0	0	0	0	0	0								
33 Jesse Winker, L (9, PH)										1	0	0	0	0	0	0								
26 Raisel Iglesias, R (9, 1)										0	0	0	0	0	0	0								
6 Billy Hamilton, S OBP: 0.307, SLG: 0.311										4	0	0	0	0	2	1								
Inning Stats	R: 4 H: 5 E: 0 K: 2 S: 24	LOB: 1 BB: 0 P: 36	R: 0 H: 1 E: 0 K: 1 S: 8	H: 1 LOB: 0 BB: 12	R: 0 H: 0 E: 0 K: 0 S: 6	H: 0 LOB: 0 BB: 0 P: 9	R: 0 H: 0 E: 0 K: 2 S: 7	H: 0 LOB: 0 BB: 0 P: 8	R: 1 H: 1 E: 0 K: 0 S: 13	H: 1 LOB: 1 BB: 1 P: 20	R: 0 H: 1 E: 0 K: 0 S: 9	H: 1 LOB: 1 BB: 0 P: 11	R: 1 H: 1 E: 0 K: 1 S: 10	H: 1 LOB: 0 BB: 0 P: 13	R: 0 H: 0 E: 0 K: 1 S: 5	H: 0 LOB: 0 BB: 0 P: 8	R: 0 H: 0 E: 0 K: 0 S: 7	H: 0 LOB: 0 BB: 0 P: 8	1B: 6 2B: 1 3B: 0 HR: 2	SF: 0 SAC: 1 DP: 0 HBP: 0	WP: 0 PB: 1 SB: 0 CS: 0	PA: 37		
PITCHER	IP WLS BF H R ER SO BB IBB HBP BLK WP HR S P ERA WHIP	IP WLS BF H R ER SO BB IBB HBP BLK WP HR S P ERA WHIP	IP WLS BF H R ER SO BB IBB HBP BLK WP HR S P ERA WHIP	IP WLS BF H R ER SO BB IBB HBP BLK WP HR S P ERA WHIP	IP WLS BF H R ER SO BB IBB HBP BLK WP HR S P ERA WHIP	IP WLS BF H R ER SO BB IBB HBP BLK WP HR S P ERA WHIP	IP WLS BF H R ER SO BB IBB HBP BLK WP HR S P ERA WHIP	IP WLS BF H R ER SO BB IBB HBP BLK WP HR S P ERA WHIP	IP WLS BF H R ER SO BB IBB HBP BLK WP HR S P ERA WHIP	IP WLS BF H R ER SO BB IBB HBP BLK WP HR S P ERA WHIP	IP WLS BF H R ER SO BB IBB HBP BLK WP HR S P ERA WHIP	IP WLS BF H R ER SO BB IBB HBP BLK WP HR S P ERA WHIP	IP WLS BF H R ER SO BB IBB HBP BLK WP HR S P ERA WHIP	IP WLS BF H R ER SO BB IBB HBP BLK WP HR S P ERA WHIP	IP WLS BF H R ER SO BB IBB HBP BLK WP HR S P ERA WHIP	IP WLS BF H R ER SO BB IBB HBP BLK WP HR S P ERA WHIP	IP WLS BF H R ER SO BB IBB HBP BLK WP HR S P ERA WHIP	IP WLS BF H R ER SO BB IBB HBP BLK WP HR S P ERA WHIP	IP WLS BF H R ER SO BB IBB HBP BLK WP HR S P ERA WHIP	IP WLS BF H R ER SO BB IBB HBP BLK WP HR S P ERA WHIP	IP WLS BF H R ER SO BB IBB HBP BLK WP HR S P ERA WHIP	IP WLS BF H R ER SO BB IBB HBP BLK WP HR S P ERA WHIP	IP WLS BF H R ER SO BB IBB HBP BLK WP HR S P ERA WHIP	IP WLS BF H R ER SO BB IBB HBP BLK WP HR S P ERA WHIP

Cincinnati Reds @ San Francisco Giants
 AT&T Park, San Francisco, CA
 Wed May 16 2018, 12:46 PM - 3:25 PM PDT
 Att: 38,662 - Cloudy - 63 F

AB	35
R	6
H	9
RBI	5
BB	1
SO	7
LOB	5



Batter	1	2	3	4	5	6	7	8	9	AB	R	H	RBI	BB	SO	LOB	BOTTOM							
1 Grégor Blanco, L OBP: 0.315, SLG: 0.375										3	1	1	0	0	1	2								
7 Gorkys Hernández, R OBP: 0.253, SLG: 0.347										2	0	0	0	0	0	4								
22 Andrew McCutchen, R OBP: 0.367, SLG: 0.597										4	1	1	1	1	2	3								
9 Brandon Belt, L OBP: 0.405, SLG: 0.562										5	1	2	1	0	1	3								
10 Evan Longoria, R OBP: 0.279, SLG: 0.488										4	0	3	0	0	0	1								
48 Pablo Sandoval, S OBP: 0.319, SLG: 0.429										2	0	0	1	1	1	3								
5 Nick Hundley, R OBP: 0.329, SLG: 0.530										4	0	1	0	0	1	2								
52 Miguel Gómez, S OBP: 0.200, SLG: 0.200										4	0	1	0	0	1	3								
37 Kelby Tomlinson, R OBP: 0.329, SLG: 0.319										4	0	2	0	0	1	0								
59 Andrew Suárez, L										2	0	0	0	0	1	2								
16 Austin Jackson, R OBP: 0.354, SLG: 0.585										1	0	0	0	0	1	3								
26 Cory Gearin, R										0	0	0	0	0	0	0								
66 José Vázquez, R										0	0	0	0	0	0	0								
35 Brandon Crawford, L OBP: 0.329, SLG: 0.432										1	0	1	0	0	0	0								
Inning Stats	R: 2 H: 3 E: 0 K: 0 S: 15	H: 3 LOB: 1 BB: 0 P: 24	R: 0 H: 2 E: 0 K: 0 S: 11	H: 2 LOB: 0 BB: 0 P: 15	R: 1 H: 2 E: 0 K: 2 S: 14	H: 2 LOB: 1 BB: 0 P: 19	R: 0 H: 0 E: 0 K: 3 S: 15	H: 0 LOB: 0 BB: 0 P: 19	R: 0 H: 0 E: 0 K: 0 S: 4	H: 2 LOB: 3 BB: 1 P: 10	R: 0 H: 2 E: 0 K: 1 S: 14	H: 2 LOB: 1 BB: 1 P: 18	R: 0 H: 2 E: 0 K: 1 S: 13	H: 2 LOB: 0 BB: 0 P: 20	R: 0 H: 0 E: 0 K: 1 S: 5	H: 0 LOB: 0 BB: 0 P: 5	R: 0 H: 1 E: 0 K: 2 S: 12	H: 1 LOB: 1 BB: 0 P: 19	1B: 8 2B: 3 3B: 0 HR: 1	SF: 1 SAC: 0 DP: 2 HBP: 0	WP: 0 PB: 0 SB: 0 CS: 0	PA: 39		
PITCHER	IP WLS BF H R ER SO BB IBB HBP BLK WP HR S P ERA WHIP	IP WLS BF H R ER SO BB IBB HBP BLK WP HR S P ERA WHIP	IP WLS BF H R ER SO BB IBB HBP BLK WP HR S P ERA WHIP	IP WLS BF H R ER SO BB IBB HBP BLK WP HR S P ERA WHIP	IP WLS BF H R ER SO BB IBB HBP BLK WP HR S P ERA WHIP	IP WLS BF H R ER SO BB IBB HBP BLK WP HR S P ERA WHIP	IP WLS BF H R ER SO BB IBB HBP BLK WP HR S P ERA WHIP	IP WLS BF H R ER SO BB IBB HBP BLK WP HR S P ERA WHIP	IP WLS BF H R ER SO BB IBB HBP BLK WP HR S P ERA WHIP	IP WLS BF H R ER SO BB IBB HBP BLK WP HR S P ERA WHIP	IP WLS BF H R ER SO BB IBB HBP BLK WP HR S P ERA WHIP	IP WLS BF H R ER SO BB IBB HBP BLK WP HR S P ERA WHIP	IP WLS BF H R ER SO BB IBB HBP BLK WP HR S P ERA WHIP	IP WLS BF H R ER SO BB IBB HBP BLK WP HR S P ERA WHIP	IP WLS BF H R ER SO BB IBB HBP BLK WP HR S P ERA WHIP	IP WLS BF H R ER SO BB IBB HBP BLK WP HR S P ERA WHIP	IP WLS BF H R ER SO BB IBB HBP BLK WP HR S P ERA WHIP	IP WLS BF H R ER SO BB IBB HBP BLK WP HR S P ERA WHIP	IP WLS BF H R ER SO BB IBB HBP BLK WP HR S P ERA WHIP	IP WLS BF H R ER SO BB IBB HBP BLK WP HR S P ERA WHIP	IP WLS BF H R ER SO BB IBB HBP BLK WP HR S P ERA WHIP	IP WLS BF H R ER SO BB IBB HBP BLK WP HR S P ERA WHIP	IP WLS BF H R ER SO BB IBB HBP BLK WP HR S P ERA WHIP	IP WLS BF H R ER SO BB IBB HBP BLK WP HR S P ERA WHIP

Cincinnati Reds @ San Francisco Giants
 AT&T Park, San Francisco, CA
 Wed May 16 2018, 12:46 PM - 3:25 PM PDT
 Att: 38,662 - Cloudy - 63 F

AB	36
R	3
H	12
RBI	3
BB	2
SO	10
LOB	26



Batter	1	2	3	4	5	6	7	8	9	AB	R	H	RBI	BB	SO	LOB	TOP							
18 Ben Zobrist, S OBP: 0.369, SLG: 0.378										4	1	1	0	2	0	1	Chicago Cubs @ Cincinnati Reds Great American Ball Park, Cincinnati, OH Fri May 18 2018, 8:43 PM - 11:59 PM EDT Att: 22,060 - Overcast - 70 F							
17 Kris Bryant, R OBP: 0.425, SLG: 0.592										6	1	2	0	0	2	4								
44 Anthony Rizzo, L OBP: 0.309, SLG: 0.364										6	2	3	2	0	0	1								
40 Wilson Contreras, R OBP: 0.366, SLG: 0.503										6	1	3	1	0	0	3								
27 Addison Russell, R OBP: 0.358, SLG: 0.386										4	1	4	1	1	0	0								
12 Kyle Schwarber, L OBP: 0.396, SLG: 0.479										3	1	1	1	1	0	3								
37 Justin Wilson, L										0	0	0	0	0	0	0								
22 Jason Heyward, L OBP: 0.313, SLG: 0.337										1	0	0	0	0	0	3								
9 Javier Báez, R OBP: 0.298, SLG: 0.560										5	0	1	1	0	1	5								
8 Ian Happ, S OBP: 0.322, SLG: 0.429										2	0	1	0	3	1	3								
54 Justin Hancock, R										0	0	0	0	0	0	0								
38 Mike Montgomery, L										0	0	0	0	0	0	0								
34 Jon Lester, L OBP: 0.118, SLG: 0.118										2	0	0	1	0	1	5								
5 Albert Almora Jr., R OBP: 0.359, SLG: 0.420										1	1	0	0	1	0	1								
Inning Stats	R: 3 H: 5 E: 0 K: 1 S: 21	H: 5 LOB: 3 BB: 1 P: 25	R: 0 H: 0 E: 0 K: 1 S: 11	H: 0 LOB: 0 BB: 0 P: 17	R: 1 H: 2 E: 0 K: 1 S: 10	H: 2 LOB: 2 BB: 2 P: 17	R: 0 H: 1 E: 0 K: 0 S: 7	H: 1 LOB: 1 BB: 0 P: 8	R: 2 H: 2 E: 0 K: 0 S: 15	H: 2 LOB: 2 BB: 2 P: 26	R: 0 H: 1 E: 0 K: 0 S: 9	H: 1 LOB: 1 BB: 0 P: 15	R: 0 H: 1 E: 0 K: 0 S: 9	H: 3 LOB: 3 BB: 1 P: 14	R: 1 H: 3 E: 0 K: 2 S: 15	H: 3 LOB: 3 BB: 1 P: 22	R: 0 H: 1 E: 0 K: 0 S: 6	H: 1 LOB: 1 BB: 2 P: 17	1B: 13 2B: 3 3B: 0 HR: 0	SF: 0 SAC: 1 DP: 2 HBP: 0	WP: 0 PB: 0 SB: 1 CS: 0	PA: 49		
PITCHER	IP WLS BF H R ER SO BB IBB HBP BLK WP HR S P ERA WHIP	IP WLS BF H R ER SO BB IBB HBP BLK WP HR S P ERA WHIP	IP WLS BF H R ER SO BB IBB HBP BLK WP HR S P ERA WHIP	IP WLS BF H R ER SO BB IBB HBP BLK WP HR S P ERA WHIP	IP WLS BF H R ER SO BB IBB HBP BLK WP HR S P ERA WHIP	IP WLS BF H R ER SO BB IBB HBP BLK WP HR S P ERA WHIP	IP WLS BF H R ER SO BB IBB HBP BLK WP HR S P ERA WHIP	IP WLS BF H R ER SO BB IBB HBP BLK WP HR S P ERA WHIP	IP WLS BF H R ER SO BB IBB HBP BLK WP HR S P ERA WHIP	IP WLS BF H R ER SO BB IBB HBP BLK WP HR S P ERA WHIP	IP WLS BF H R ER SO BB IBB HBP BLK WP HR S P ERA WHIP	IP WLS BF H R ER SO BB IBB HBP BLK WP HR S P ERA WHIP	IP WLS BF H R ER SO BB IBB HBP BLK WP HR S P ERA WHIP	IP WLS BF H R ER SO BB IBB HBP BLK WP HR S P ERA WHIP	IP WLS BF H R ER SO BB IBB HBP BLK WP HR S P ERA WHIP	IP WLS BF H R ER SO BB IBB HBP BLK WP HR S P ERA WHIP	IP WLS BF H R ER SO BB IBB HBP BLK WP HR S P ERA WHIP	IP WLS BF H R ER SO BB IBB HBP BLK WP HR S P ERA WHIP	IP WLS BF H R ER SO BB IBB HBP BLK WP HR S P ERA WHIP	IP WLS BF H R ER SO BB IBB HBP BLK WP HR S P ERA WHIP	IP WLS BF H R ER SO BB IBB HBP BLK WP HR S P ERA WHIP	IP WLS BF H R ER SO BB IBB HBP BLK WP HR S P ERA WHIP	IP WLS BF H R ER SO BB IBB HBP BLK WP HR S P ERA WHIP	IP WLS BF H R ER SO BB IBB HBP BLK WP HR S P ERA WHIP

AB 40
R 8
H 16
RBI 7
BB 8
SO 5
LOB 29



Batter	1	2	3	4	5	6	7	8	9	AB	R	H	RBI	BB	SO	LOB	BOTTOM							
9 José Peraza, R OBP: 0.283, SLG: 0.346										4	0	0	0	0	0	1	Chicago Cubs @ Cincinnati Reds Great American Ball Park, Cincinnati, OH Fri May 18 2018, 8:43 PM - 11:59 PM EDT Att: 22,060 - Overcast - 70 F							
3 Scooter Gennett, L OBP: 0.360, SLG: 0.521										4	0	1	0	0	2	0								
7 Eugenio Suárez, R OBP: 0.379, SLG: 0.589										1	0	0	0	1	0	1								
62 Jackson Stephens, R										0	0	0	0	0	0	0								
40 Austin Brice, R										1	0	0	0	0	1	0								
17 Tony Cruz, R OBP: 0.194, SLG: 0.231										3	0	0	0	1	1	1								
19 Joey Votto, L OBP: 0.411, SLG: 0.432										3	1	1	1	0	2	1								
23 Adam Duvall, R OBP: 0.278, SLG: 0.438										3	1	1	1	0	2	1								
33 Jesse Winker, L OBP: 0.356, SLG: 0.323										3	0	0	0	0	1	1								
16 Tucker Barnhart, L OBP: 0.362, SLG: 0.433										3	0	0	0	0	3	0								
34 Homer Bailey, R OBP: 0.071, SLG: 0.071										1	0	0	0	0	1	0								
2 Alex Blandino, R OBP: 0.354, SLG: 0.342										1	0	0	0	1	1	0								
6 Billy Hamilton, S OBP: 0.301, SLG: 0.304										3	0	0	0	0	2	1								
Inning Stats	R: 0 H: 0 E: 0 K: 1 S: 16	H: 0 LOB: 1 BB: 1 P: 27	R: 0 H: 0 E: 0 K: 2 S: 8	H: 0 LOB: 0 BB: 0 P: 10	R: 0 H: 0 E: 0 K: 2 S: 8	H: 0 LOB: 0 BB: 0 P: 11	R: 0 H: 1 E: 0 K: 0 S: 8	H: 1 LOB: 0 BB: 0 P: 14	R: 1 H: 1 E: 0 K: 2 S: 13	H: 1 LOB: 0 BB: 0 P: 18	R: 0 H: 0 E: 0 K: 1 S: 11	H: 0 LOB: 0 BB: 0 P: 19	R: 0 H: 0 E: 0 K: 3 S: 15	H: 0 LOB: 1 BB: 1 P: 21	R: 0 H: 0 E: 0 K: 2 S: 9	H: 0 LOB: 1 BB: 1 P: 17	R: 0 H: 0 E: 0 K: 2 S: 12	H: 0 LOB: 0 BB: 0 P: 19	1B: 1 2B: 0 3B: 0 HR: 1	SF: 0 SAC: 0 DP: 1 HBP: 0	WP: 0 PB: 0 SB: 0 CS: 0	PA: 31		
PITCHER	IP WLS BF H R ER SO BB IBB HBP BLK WP HR S P ERA WHIP	IP WLS BF H R ER SO BB IBB HBP BLK WP HR S P ERA WHIP	IP WLS BF H R ER SO BB IBB HBP BLK WP HR S P ERA WHIP	IP WLS BF H R ER SO BB IBB HBP BLK WP HR S P ERA WHIP	IP WLS BF H R ER SO BB IBB HBP BLK WP HR S P ERA WHIP	IP WLS BF H R ER SO BB IBB HBP BLK WP HR S P ERA WHIP	IP WLS BF H R ER SO BB IBB HBP BLK WP HR S P ERA WHIP	IP WLS BF H R ER SO BB IBB HBP BLK WP HR S P ERA WHIP	IP WLS BF H R ER SO BB IBB HBP BLK WP HR S P ERA WHIP	IP WLS BF H R ER SO BB IBB HBP BLK WP HR S P ERA WHIP	IP WLS BF H R ER SO BB IBB HBP BLK WP HR S P ERA WHIP	IP WLS BF H R ER SO BB IBB HBP BLK WP HR S P ERA WHIP	IP WLS BF H R ER SO BB IBB HBP BLK WP HR S P ERA WHIP	IP WLS BF H R ER SO BB IBB HBP BLK WP HR S P ERA WHIP	IP WLS BF H R ER SO BB IBB HBP BLK WP HR S P ERA WHIP	IP WLS BF H R ER SO BB IBB HBP BLK WP HR S P ERA WHIP	IP WLS BF H R ER SO BB IBB HBP BLK WP HR S P ERA WHIP	IP WLS BF H R ER SO BB IBB HBP BLK WP HR S P ERA WHIP	IP WLS BF H R ER SO BB IBB HBP BLK WP HR S P ERA WHIP	IP WLS BF H R ER SO BB IBB HBP BLK WP HR S P ERA WHIP	IP WLS BF H R ER SO BB IBB HBP BLK WP HR S P ERA WHIP	IP WLS BF H R ER SO BB IBB HBP BLK WP HR S P ERA WHIP	IP WLS BF H R ER SO BB IBB HBP BLK WP HR S P ERA WHIP	IP WLS BF H R ER SO BB IBB HBP BLK WP HR S P ERA WHIP

AB 28
R 1
H 2
RBI 1
BB 3
SO 15
LOB 6



Batter	1	2	3	4	5	6	7	8	9	10	11	AB	R	H	RBI	BB	SO	LOB	TOP							
5 Albert Almora Jr., R OBP: 0.364, SLG: 0.419													5	1	2	0	1	2	2							
17 Kris Bryant, R OBP: 0.428, SLG: 0.595													6	0	3	1	0	1	4							
44 Anthony Rizzo, L OBP: 0.310, SLG: 0.366														5	0	1	1	1	1	4						
27 Addison Russell, R OBP: 0.350, SLG: 0.372														5	0	0	0	1	2	5						
12 Kyle Schwarber, L OBP: 0.378, SLG: 0.471														2	0	0	0	4	0	3						
7 Victor Caratini, S OBP: 0.313, SLG: 0.317														6	0	1	0	0	1	5						
9 Javier Báez, R OBP: 0.289, SLG: 0.543													5	0	0	0	0	0	2	2						
46 Pedro Strop, R OBP: 0.160, SLG: 0.500													0	0	0	0	0	0	0	0						
32 Brian Duensing, L OBP: 0.341, SLG: 0.495														4	2	3	1	1	1	0						
28 Kyle Hendricks, R OBP: 0.098, SLG: 0.143														3	0	1	1	0	0	2						
2 Tommy La Stella, L OBP: 0.362, SLG: 0.382														1	1	1	0	0	0	0						
6 Carl Edwards Jr., R OBP: 0.306, SLG: 0.374														1	0	0	0	0	0	0						
18 Ben Zobrist, S OBP: 0.378, SLG: 0.471														1	0	0	0	0	0	0						
Inning Stats	R: 0 E: 0 K: 0 S: 10	H: 2 LOB: 2 BB: 1 P: 18	R: 0 E: 0 K: 1 S: 12	H: 1 LOB: 1 BB: 0 P: 21	R: 1 E: 0 K: 2 S: 13	H: 2 LOB: 2 BB: 1 P: 21	R: 0 E: 0 K: 1 S: 11	H: 0 LOB: 2 BB: 2 P: 20	R: 0 E: 0 K: 2 S: 9	H: 1 LOB: 2 BB: 1 P: 18	R: 1 E: 0 K: 0 S: 8	H: 2 LOB: 2 BB: 1 P: 11	R: 0 E: 0 K: 1 S: 7	H: 0 LOB: 0 BB: 1 P: 14	R: 2 E: 0 K: 2 S: 21	H: 3 LOB: 1 BB: 0 P: 32	R: 0 E: 0 K: 1 S: 6	H: 0 LOB: 0 BB: 0 P: 6	R: 0 E: 0 K: 2 S: 9	H: 0 LOB: 0 BB: 0 P: 15	R: 0 E: 0 K: 0 S: 9	H: 1 LOB: 2 BB: 1 P: 10	1B: 6 2B: 4 3B: 1 HR: 1	SF: 0 SAC: 2 DP: 2 HBP: 0	WP: 0 PB: 0 SB: 1 CS: 0	PA: 51
PITCHER	58 Luis Castillo, R ERA: 5.61	37 David Hernandez, R ERA: 3.09	50 Amir Garrett, L ERA: 1.35	26 Raisel Iglesias, R ERA: 2.06	53 Wandy Peralta, L ERA: 3.63	63 Dylan Floro, R ERA: 1.5																				

Chicago Cubs @ Cincinnati Reds
Great American Ball Park, Cincinnati, OH
Sat May 19 2018, 1:11 PM - 4:48 PM EDT
Att: 19,046 - Cloudy - 76 F

AB	43
R	4
H	12
RBI	4
BB	8
SO	10
LOB	27



Batter	1	2	3	4	5	6	7	8	9	10	11	AB	R	H	RBI	BB	SO	LOB	BOTTOM		
33 Jesse Winker, L OBP: 0.333, SLG: 0.500													3	0	1	0	0	1	0		
9 José Peraza, R OBP: 0.291, SLG: 0.339													4	2	0	0	1	1	2		
19 Joey Votto, L OBP: 0.410, SLG: 0.434													4	2	1	0	1	2	1		
3 Scooter Gennett, L OBP: 0.364, SLG: 0.521													4	0	2	2	0	1	0		
7 Eugenio Suárez, R OBP: 0.371, SLG: 0.585															4	0	1	2	0	1	
43 Scott Schebler, L OBP: 0.319, SLG: 0.446													3	1	1	0	2	0	2		
16 Tucker Barnhart, L OBP: 0.386, SLG: 0.424													5	0	1	0	0	1	4		
58 Luis Castillo, R OBP: 0.222, SLG: 0.278													1	0	0	0	0	1	0		
12 Rosell Herrera, S OBP: 0.083, SLG: 0.083													1	0	0	0	0	0	0		
37 David Hernandez, R OBP: 0.285, SLG: 0.434													1	0	0	0	0	0	0		
23 Adam Duvall, R OBP: 0.285, SLG: 0.434																					

Batter	1	2	3	4	5	6	7	8	9	10	11	12	AB	R	H	RBI	BB	SO	LOB	TOP	
5 Josh Harrison, R OBP: 0.370, SLG: 0.431	G6-3		G4-6-3		K			K		G6-3		G6-3	6	1	4	1	1	1	0		
25 Gregory Polanco, L OBP: 0.344, SLG: 0.500 73 Felipe Vázquez, L OBP: 0.315, SLG: 0.380 23 David Freese, R OBP: 0.315, SLG: 0.380 43 Steven Brault, L OBP: 0.315, SLG: 0.380 32 Kyle Crick, L OBP: 0.315, SLG: 0.380	29	30	55	12	19	17	10	39	37	26	45	3									
29 Francisco Cervelli, R OBP: 0.390, SLG: 0.532 30 Kyle Crick, L	L9		L9		L9			L8		L8		L8	6	1	2	2	0	1	3		
55 Josh Bell, S OBP: 0.333, SLG: 0.395	1B		1B		1B			F8		F8		F8	5	0	1	0	1	1	5		
12 Corey Dickerson, L OBP: 0.356, SLG: 0.500	L9		L9		L9			BB		BB		BB	5	0	4	1	1	0	1		
19 Colin Moran, L OBP: 0.362, SLG: 0.434	G3		G3		G3			F7		F7		F9	6	0	0	0	0	1	8		
17 Austin Meadows, L OBP: 0.381, SLG: 0.714	L9		L9		L4			F9		F8		F8	6	1	2	0	0	0	3		
10 Jordy Mercer, R OBP: 0.315, SLG: 0.380	G6-3		G6-3		G6-3			K		G6-3		FC1-6-5	5	1	1	0	1	1	2		
39 Chad Kuhl, R OBP: 0.200, SLG: 0.200 37 Edgar Santana, R ERA: 2.66	G4-3		G4-3		G5-3			BB		G4-3		F9	3	0	1	1	0	0	3		
26 Adam Frazier, L OBP: 0.302, SLG: 0.325 45 Michael Feliz, R ERA: 3.92	G4-3		G4-3		G5-3			G4-3		G4-3		F9	0	0	0	0	0	0	0		
3 Sean Rodríguez, R OBP: 0.316, SLG: 0.375													1	0	0	0	1	0	1		
Inning Stats	R: 2 E: 0 K: 0 S: 11	H: 2 LOB: 1 BB: 1 P: 17	R: 0 E: 0 K: 0 S: 9	H: 0 LOB: 0 BB: 0 P: 14	R: 0 E: 0 K: 0 S: 7	H: 1 LOB: 0 BB: 0 P: 10	R: 0 E: 0 K: 1 S: 15	H: 1 LOB: 2 BB: 0 P: 26	R: 1 E: 0 K: 2 S: 18	H: 3 LOB: 2 BB: 0 P: 24	R: 0 E: 0 K: 1 S: 14	H: 1 LOB: 1 BB: 1 P: 16	R: 0 E: 0 K: 0 S: 12	H: 1 LOB: 2 BB: 0 P: 13	R: 0 E: 0 K: 0 S: 12	H: 2 LOB: 1 BB: 0 P: 17	1B: 11 2B: 2 3B: 1 HR: 1	SF: 0 SAC: 0 DP: 1 HBP: 0	WP: 0 PB: 0 SB: 0 CS: 0	PA: 56	
PITCHER	IP	WLS	BF	H	R	ER	SO	BB	IBB	HBP	BLK	WP	HR	S	P	ERA	WHIP				
34 Homer Bailey, R ERA: 1.8	5.0	2.0	27	10	4	4	3	3	0	0	0	0	0	1	65	97	7.20	2.600			
44 Tanner Rainey, R ERA: 15.75	2.0	8	0	0	0	3	2	0	0	0	0	0	0	17	33	0.00	1.000				
62 Jackson Stephens, R ERA: 4.09	1.0	3	0	0	0	1	0	0	0	0	0	0	0	6	10	0.00	0.000				
48 Jared Hughes, R ERA: 1.26	1.0	4	1	0	0	0	0	0	0	0	0	0	0	12	18	0.00	1.000				
21 Michael Lorenzen, R ERA:	1.0	5	1	0	0	0	1	0	0	0	0	0	0	14	23	0.00	2.000				
PITCHER	IP	WLS	BF	H	R	ER	SO	BB	IBB	HBP	BLK	WP	HR	S	P	ERA	WHIP				
63 Dylan Florio, R ERA: 1.8	2.0	9	3	1	0	1	0	0	0	0	0	0	0	7	20	0.00	1.500				

Pittsburgh Pirates @ Cincinnati Reds
Great American Ball Park, Cincinnati, OH
Wed May 23 2018, 7:10 PM - 11:31 PM EDT
Att. 18,659 - Clear - 80 F

AB 50
R 5
H 15
RBI 5
BB 6
SO 7
LOB 34



BOTTOM

Pittsburgh Pirates @ Cincinnati Reds
Great American Ball Park, Cincinnati, OH
Wed May 23 2018, 7:10 PM - 11:31 PM EDT
Att. 18,659 - Clear - 80 F

AB 46
R 4
H 11
RBI 4
BB 5
SO 11
LOB 26



WP: 0
PB: 0
SB: 0
CS: 0
PA: 53

Batter	1	2	3	4	5	6	7	8	9	AB	R	H	RBI	BB	SO	LOB	TOP			
5 Josh Harrison, R OBP: 0.353, SLG: 0.408	K2-3		L4			P5		F7		4	0	0	0	0	1	0	Pittsburgh Pirates @ Cincinnati Reds Great American Ball Park, Cincinnati, OH Thu May 24 2018, 12:38 PM - 3:27 PM EDT Att. 14,863 - Sunny - 79 F			
26 Adam Frazier, L OBP: 0.308, SLG: 0.325	1B		G6-3			BB		K		3	1	1	0	1	1	0				
23 David Freese, R OBP: 0.325, SLG: 0.466	F8				1B	HR		K		4	1	2	2	0	1	1				
12 Corey Dickerson, L OBP: 0.354, SLG: 0.494	FC6		L8		L8	K		1B		4	1	1	0	0	1	2				
19 Colin Moran, L OBP: 0.362, SLG: 0.427			F8		F8	G4-3		K		2	0	0	0	1	0	1				
36 José Osuna, R OBP: 0.267, SLG: 0.483			BB					K		1	0	0	0	0	1	1				
17 Austin Meadows, L OBP: 0.440, SLG: 0.880	1B		G4-3		G4-3			HR		4	1	3	2	0	0	1				
32 Elias Díaz, R OBP: 0.381, SLG: 0.466	G6-4-3					K		G1-4-3		4	0	0	0	0	2	3				
3 Sean Rodríguez, R OBP: 0.306, SLG: 0.361	K		K		K	F9		F9		3	0	0	0	0	2	2				
25 Gregory Polanco, L OBP: 0.326, SLG: 0.442						K				1	0	0	0	0	0	0				
46 Iván Nova, R			G1-3		P4	K				2	0	0	0	0	0	0				
48 Richard Rodríguez, R										0	0	0	0	0	0	0				
55 Josh Bell, S										1	0	0	0	0	1	1				
24 Tyler Glasnow, L										0	0	0	0	0	0	0				
Inning Stats	R: 0 E: 0 K: 1 S: 10	H: 1 LOB: 1 BB: 0 P: 12	R: 0 E: 0 K: 1 S: 8	H: 1 LOB: 1 BB: 1 P: 15	R: 0 E: 0 K: 0 S: 13	H: 0 LOB: 0 BB: 0 P: 19	R: 0 E: 0 K: 0 S: 10	H: 1 LOB: 1 BB: 0 P: 16	R: 0 E: 0 K: 2 S: 9	H: 0 LOB: 0 BB: 0 P: 10	R: 2 E: 0 K: 1 S: 10	H: 1 LOB: 0 BB: 0 P: 18	R: 0 E: 0 K: 2 S: 9	H: 0 LOB: 0 BB: 0 P: 13	R: 2 E: 0 K: 1 S: 10	H: 2 LOB: 0 BB: 0 P: 14	1B: 4 2B: 1 3B: 0 HR: 2	SF: 0 SAC: 0 DP: 1 HBP: 0	WP: 0 PB: 0 SB: 0 CS: 0	PA: 35
PITCHER	IP WLS BF H R ER SO BB IBB HBP BLK WP HR S P ERA WHIP	IP WLS BF H R ER SO BB IBB HBP BLK WP HR S P ERA WHIP	IP WLS BF H R ER SO BB IBB HBP BLK WP HR S P ERA WHIP	IP WLS BF H R ER SO BB IBB HBP BLK WP HR S P ERA WHIP	IP WLS BF H R ER SO BB IBB HBP BLK WP HR S P ERA WHIP	IP WLS BF H R ER SO BB IBB HBP BLK WP HR S P ERA WHIP	IP WLS BF H R ER SO BB IBB HBP BLK WP HR S P ERA WHIP	IP WLS BF H R ER SO BB IBB HBP BLK WP HR S P ERA WHIP	IP WLS BF H R ER SO BB IBB HBP BLK WP HR S P ERA WHIP	IP WLS BF H R ER SO BB IBB HBP BLK WP HR S P ERA WHIP	IP WLS BF H R ER SO BB IBB HBP BLK WP HR S P ERA WHIP	IP WLS BF H R ER SO BB IBB HBP BLK WP HR S P ERA WHIP	IP WLS BF H R ER SO BB IBB HBP BLK WP HR S P ERA WHIP	IP WLS BF H R ER SO BB IBB HBP BLK WP HR S P ERA WHIP	IP WLS BF H R ER SO BB IBB HBP BLK WP HR S P ERA WHIP	IP WLS BF H R ER SO BB IBB HBP BLK WP HR S P ERA WHIP	IP WLS BF H R ER SO BB IBB HBP BLK WP HR S P ERA WHIP			
58 Luis Castillo, R ERA: 5.34	0.2	0.2	1.2	0.2	0.2	0.2	0.2	0.2	0.2	0.2	0.2	0.2	0.2	0.2	0.2	0.2	0.2			
37 David Hernandez, R ERA: 2.4	0.2	0.2	1.2	0.2	0.2	0.2	0.2	0.2	0.2	0.2	0.2	0.2	0.2	0.2	0.2	0.2	0.2			
50 Amir Garrett, L ERA: 2.2	0.2	0.2	1.2	0.2	0.2	0.2	0.2	0.2	0.2	0.2	0.2	0.2	0.2	0.2	0.2	0.2	0.2			
48 Jared Hughes, R ERA: 1.23	0.2	0.2	1.2	0.2	0.2	0.2	0.2	0.2	0.2	0.2	0.2	0.2	0.2	0.2	0.2	0.2	0.2			

Batter	1	2	3	4	5	6	7	8	9	AB	R	H	RBI	BB	SO	LOB	BOTTOM			
33 Jesse Winker, L OBP: 0.353, SLG: 0.340	G1-6-3		HR			F7				4	2	2	1	0	0	3	Pittsburgh Pirates @ Cincinnati Reds Great American Ball Park, Cincinnati, OH Thu May 24 2018, 12:38 PM - 3:27 PM EDT Att. 14,863 - Sunny - 79 F			
37 David Hernandez, R			1B			HR				0	0	0	0	0	0	0				
50 Amir Garrett, R			B1			G4-3				3	0	0	0	1	0	2				
48 Jared Hughes, R			BB			G4-3				4	1	0	0	0	1	3				
9 José Peraza, R OBP: 0.294, SLG: 0.323			E1			K				4	1	1	4	0	1	1				
3 Scooter Gennett, L OBP: 0.360, SLG: 0.533	F7		HR			L9				4	1	1	4	0	1	1				
7 Eugenio Suárez, R OBP: 0.356, SLG: 0.568	K		HR			G6-3				4	1	1	4	0	1	1				
43 Scott Schebler, L OBP: 0.323, SLG: 0.427			P5			HR				4	0	2	0	0	1	0				
23 Adam Duvall, R OBP: 0.276, SLG: 0.399			1B			L5				4	0	0	0	0	2	2				
4 Brandon Dixon, R OBP: 0.375, SLG: 0.500			G3			HR				4	0	3	0	0	0	1				
17 Tony Cruz, R OBP: 0.091, SLG: 0.136			K			F8				4	0	0	0	0	1	5				
58 Luis Castillo, R ERA: 4.98	0.2	0.2	1.2	0.2	0.2	0.2	0.2	0.2	0.2	0.2	0.2	0.2	0.2	0.2	0.2	0.2	0.2			
19 Joey Votto, L OBP: 0.399, SLG: 0.417	0.2	0.2	1.2	0.2	0.2	0.2	0.2	0.2	0.2	0.2	0.2	0.2	0.2	0.2	0.2	0.2	0.2			
6 Billy Hamilton, S OBP: 0.288, SLG: 0.291	0.2	0.2	1.2	0.2	0.2	0.2	0.2	0.2	0.2	0.2	0.2	0.2	0.2	0.2	0.2	0.2	0.2			
Inning Stats	R: 0 E: 0 K: 1 S: 12	H: 0 LOB: 1 BB: 1 P: 18	R: 0 E: 0 K: 1 S: 12	H: 1 LOB: 1 BB: 0 P: 17	R: 4 E: 1 K: 1 S: 16	H: 2 LOB: 0 BB: 1 P: 31	R: 0 E: 0 K: 0 S: 5	H: 1 LOB: 0 BB: 0 P: 7	R: 1 E: 0 K: 1 S: 11	H: 1 LOB: 0 BB: 0 P: 18	R: 0 E: 0 K: 0 S: 15	H: 2 LOB: 3 BB: 1 P: 23	R: 0 E: 0 K: 0 S: 8	H: 0 LOB: 0 BB: 0 P: 10	R: 0 E: 0 K: 2 S: 11	H: 1 LOB: 1 BB: 0 P: 17	1B: 5 2B: 1 3B: 0 HR: 2	SF: 0 SAC: 0 DP: 1 HBP: 0	WP: 0 PB: 0 SB: 0 CS: 0	PA: 35
PITCHER	IP WLS BF H R ER SO BB IBB HBP BLK WP HR S P ERA WHIP	IP WLS BF H R ER SO BB IBB HBP BLK WP HR S P ERA WHIP	IP WLS BF H R ER SO BB IBB HBP BLK WP HR S P ERA WHIP	IP WLS BF H R ER SO BB IBB HBP BLK WP HR S P ERA WHIP	IP WLS BF H R ER SO BB IBB HBP BLK WP HR S P ERA WHIP	IP WLS BF H R ER SO BB IBB HBP BLK WP HR S P ERA WHIP	IP WLS BF H R ER SO BB IBB HBP BLK WP HR S P ERA WHIP	IP WLS BF H R ER SO BB IBB HBP BLK WP HR S P ERA WHIP	IP WLS BF H R ER SO BB IBB HBP BLK WP HR S P ERA WHIP	IP WLS BF H R ER SO BB IBB HBP BLK WP HR S P ERA WHIP	IP WLS BF H R ER SO BB IBB HBP BLK WP HR S P ERA WHIP	IP WLS BF H R ER SO BB IBB HBP BLK WP HR S P ERA WHIP	IP WLS BF H R ER SO BB IBB HBP BLK WP HR S P ERA WHIP	IP WLS BF H R ER SO BB IBB HBP BLK WP HR S P ERA WHIP	IP WLS BF H R ER SO BB IBB HBP BLK WP HR S P ERA WHIP	IP WLS BF H R ER SO BB IBB HBP BLK WP HR S P ERA WHIP	IP WLS BF H R ER SO BB IBB HBP BLK WP HR S P ERA WHIP			
46 Iván Nova, R	0.2	0.2	1.2	0.2	0.2	0.2	0.2	0.2	0.2	0.2	0.2	0.2	0.2	0.2	0.2	0.2	0.2			
48 Richard Rodríguez, R ERA: 1.47	0.2	0.2	1.2	0.2	0.2	0.2	0.2	0.2	0.2	0.2	0.2	0.2	0.2	0.2	0.2	0.2	0.2			
24 Tyler Glasnow, R ERA: 5.26	0.2	0.2	1.2	0.2	0.2	0.2	0.2	0.2	0.2	0.2	0.2	0.2	0.2	0.2	0.2	0.2	0.2			



Batter	1	2	3	4	5	6	7	8	9	AB	R	H	RBI	BB	SO	LOB	TOP				
33 Jesse Winker, L OBP: 0.355, SLG: 0.333	G6-3					P4			K	3	0	0	0	2	1	0					
16 Tucker Barnhart, L OBP: 0.352, SLG: 0.417	1B	G6-3				P4			K	5	1	2	0	0	1	3					
19 Joey Votto, L OBP: 0.401, SLG: 0.425	1B					P4			G6-4-3	4	2	2	0	0	0	3					
3 Scooter Gennett, L OBP: 0.358, SLG: 0.527	1B								K	4	0	1	1	1	0	3					
7 Eugenio Suárez, R OBP: 0.367, SLG: 0.594	1B								K	3	1	2	2	0	1	0					
43 Scott Schebler, L OBP: 0.321, SLG: 0.417	FC6-4								G6-3	3	0	0	1	1	0	3					
21 Michael Lorenzen, R	FC6-4								G6-3	0	0	0	0	0	0	0					
9 José Peraza, R OBP: 0.279, SLG: 0.317	F9								F7	4	0	0	0	0	0	4					
47 Sal Romano, L OBP: 0.059, SLG: 0.118									F8	3	0	0	0	0	3	0					
53 Wandy Peralta, L OBP: 0.275, SLG: 0.396									F8	0	0	0	0	0	0	0					
44 Tanner Rainey, R									F8	0	0	0	0	0	0	0					
23 Adam Duvall, R OBP: 0.275, SLG: 0.396									F8	1	0	0	0	0	0	1					
6 Billy Hamilton, S OBP: 0.287, SLG: 0.290									F8	4	0	1	0	0	2	0					
Inning Stats	R: 2 H: 3 E: 0 K: 0 S: 14	H: 3 LOB: 2 BB: 0 P: 23	R: 0 H: 0 E: 0 K: 2 S: 9	H: 0 LOB: 1 BB: 1 P: 16	R: 2 H: 2 E: 0 K: 1 S: 12	H: 2 LOB: 0 BB: 0 P: 15	R: 0 H: 1 E: 0 K: 1 S: 10	H: 2 LOB: 1 BB: 1 P: 21	R: 0 H: 0 E: 0 K: 2 S: 9	H: 0 LOB: 1 BB: 0 P: 16	R: 0 H: 1 E: 0 K: 1 S: 10	H: 1 LOB: 0 BB: 0 P: 18	R: 0 H: 1 E: 0 K: 0 S: 9	H: 1 LOB: 1 BB: 0 P: 14	R: 0 H: 0 E: 0 K: 2 S: 9	H: 0 LOB: 0 BB: 1 P: 13	1B: 6 2B: 1 3B: 0 HR: 1	SF: 0 SAC: 0 DP: 1 HBP: 1	WP: 0 PB: 0 SB: 1 CS: 0	PA: 38	
PITCHER	IP WLS BF H R ER SO BB IBB HBP BLK WP HR S P ERA WHIP	IP WLS BF H R ER SO BB IBB HBP BLK WP HR S P ERA WHIP	IP WLS BF H R ER SO BB IBB HBP BLK WP HR S P ERA WHIP	IP WLS BF H R ER SO BB IBB HBP BLK WP HR S P ERA WHIP	IP WLS BF H R ER SO BB IBB HBP BLK WP HR S P ERA WHIP	IP WLS BF H R ER SO BB IBB HBP BLK WP HR S P ERA WHIP	IP WLS BF H R ER SO BB IBB HBP BLK WP HR S P ERA WHIP	IP WLS BF H R ER SO BB IBB HBP BLK WP HR S P ERA WHIP	IP WLS BF H R ER SO BB IBB HBP BLK WP HR S P ERA WHIP	IP WLS BF H R ER SO BB IBB HBP BLK WP HR S P ERA WHIP	IP WLS BF H R ER SO BB IBB HBP BLK WP HR S P ERA WHIP	IP WLS BF H R ER SO BB IBB HBP BLK WP HR S P ERA WHIP	IP WLS BF H R ER SO BB IBB HBP BLK WP HR S P ERA WHIP	IP WLS BF H R ER SO BB IBB HBP BLK WP HR S P ERA WHIP	IP WLS BF H R ER SO BB IBB HBP BLK WP HR S P ERA WHIP	IP WLS BF H R ER SO BB IBB HBP BLK WP HR S P ERA WHIP	IP WLS BF H R ER SO BB IBB HBP BLK WP HR S P ERA WHIP	IP WLS BF H R ER SO BB IBB HBP BLK WP HR S P ERA WHIP	IP WLS BF H R ER SO BB IBB HBP BLK WP HR S P ERA WHIP	IP WLS BF H R ER SO BB IBB HBP BLK WP HR S P ERA WHIP	IP WLS BF H R ER SO BB IBB HBP BLK WP HR S P ERA WHIP

Cincinnati Reds @ Colorado Rockies
Coors Field, Denver, CO
Fri May 25 2018, 6:43 PM - 9:26 PM MDT
Att: 33,193 - Clear - 88 F

AB	34
R	4
H	8
RBI	4
BB	3
SO	11
LOB	15



Batter	1	2	3	4	5	6	7	8	9	AB	R	H	RBI	BB	SO	LOB	BOTTOM				
19 Charlie Blackmon, L OBP: 0.369, SLG: 0.514	P5					P6				4	1	2	0	0	0	1					
26 David Dahl, L OBP: 0.310, SLG: 0.418	G6-3					F8				4	1	2	0	0	0	1					
28 Nolan Arenado, R OBP: 0.414, SLG: 0.556	HR									2	1	1	1	2	0	2					
8 Gerardo Parra, L OBP: 0.316, SLG: 0.383	K					G4-3				4	1	1	2	0	1	1					
27 Trevor Story, R OBP: 0.324, SLG: 0.478	F9									3	0	0	0	1	1	1					
20 Ian Desmond, R OBP: 0.229, SLG: 0.366	K					G6-3				4	0	0	0	0	1	3					
14 Tony Wolters, L OBP: 0.271, SLG: 0.225	1B									2	1	1	1	2	0	0					
4 Pat Valaika, R OBP: 0.185, SLG: 0.173	FC6-4									3	0	0	0	0	0	5					
5 Carlos González, L OBP: 0.351, SLG: 0.396	FC6-4									1	0	0	0	0	1	0					
71 Wade Davis, R										0	0	0	0	0	0	0					
55 Jon Gray, R OBP: 0.250, SLG: 0.222										2	0	0	0	0	2	0					
56 Noel Cuevas, R OBP: 0.351, SLG: 0.396										1	0	1	1	0	0	0					
38 Mike Dunn, L										0	0	0	0	0	0	0					
0 Adam Ottavino, S										0	0	0	0	0	0	0					
6 Daniel Castro, R OBP: 0.183, SLG: 0.238										0	0	0	0	0	0	0					
Inning Stats	R: 1 H: 1 E: 0 K: 1 S: 9	H: 1 LOB: 0 BB: 0 P: 12	R: 0 H: 1 E: 0 K: 1 S: 6	H: 1 LOB: 0 BB: 0 P: 10	R: 3 H: 3 E: 0 K: 1 S: 13	H: 3 LOB: 3 BB: 3 P: 30	R: 0 H: 2 E: 0 K: 1 S: 7	H: 2 LOB: 1 BB: 0 P: 10	R: 0 H: 0 E: 0 K: 0 S: 5	H: 0 LOB: 0 BB: 0 P: 9	R: 1 H: 1 E: 0 K: 0 S: 7	H: 1 LOB: 1 BB: 1 P: 13	R: 0 H: 0 E: 0 K: 0 S: 8	H: 0 LOB: 0 BB: 1 P: 16	R: 0 H: 0 E: 0 K: 1 S: 8	H: 0 LOB: 0 BB: 0 P: 15	1B: 5 2B: 1 3B: 1 HR: 1	SF: 0 SAC: 0 DP: 2 HBP: 0	WP: 0 PB: 0 SB: 0 CS: 0	PA: 35	
PITCHER	IP WLS BF H R ER SO BB IBB HBP BLK WP HR S P ERA WHIP	IP WLS BF H R ER SO BB IBB HBP BLK WP HR S P ERA WHIP	IP WLS BF H R ER SO BB IBB HBP BLK WP HR S P ERA WHIP	IP WLS BF H R ER SO BB IBB HBP BLK WP HR S P ERA WHIP	IP WLS BF H R ER SO BB IBB HBP BLK WP HR S P ERA WHIP	IP WLS BF H R ER SO BB IBB HBP BLK WP HR S P ERA WHIP	IP WLS BF H R ER SO BB IBB HBP BLK WP HR S P ERA WHIP	IP WLS BF H R ER SO BB IBB HBP BLK WP HR S P ERA WHIP	IP WLS BF H R ER SO BB IBB HBP BLK WP HR S P ERA WHIP	IP WLS BF H R ER SO BB IBB HBP BLK WP HR S P ERA WHIP	IP WLS BF H R ER SO BB IBB HBP BLK WP HR S P ERA WHIP	IP WLS BF H R ER SO BB IBB HBP BLK WP HR S P ERA WHIP	IP WLS BF H R ER SO BB IBB HBP BLK WP HR S P ERA WHIP	IP WLS BF H R ER SO BB IBB HBP BLK WP HR S P ERA WHIP	IP WLS BF H R ER SO BB IBB HBP BLK WP HR S P ERA WHIP	IP WLS BF H R ER SO BB IBB HBP BLK WP HR S P ERA WHIP	IP WLS BF H R ER SO BB IBB HBP BLK WP HR S P ERA WHIP	IP WLS BF H R ER SO BB IBB HBP BLK WP HR S P ERA WHIP	IP WLS BF H R ER SO BB IBB HBP BLK WP HR S P ERA WHIP	IP WLS BF H R ER SO BB IBB HBP BLK WP HR S P ERA WHIP	IP WLS BF H R ER SO BB IBB HBP BLK WP HR S P ERA WHIP

Cincinnati Reds @ Colorado Rockies
Coors Field, Denver, CO
Fri May 25 2018, 6:43 PM - 9:26 PM MDT
Att: 33,193 - Clear - 88 F

AB	30
R	5
H	8
RBI	5
BB	5
SO	6
LOB	14



Batter	1	2	3	4	5	6	7	8	9	AB	R	H	RBI	BB	SO	LOB	TOP					
9 José Peraza, R OBP: 0.282, SLG: 0.316	G1-3		L8						G5-3	4	1	1	1	1	0	0	Cincinnati Reds @ Colorado Rockies Coors Field, Denver, CO Sat May 26 2018, 7:13 PM - 10:12 PM MDT Att: 42,844 - Partly Cloudy - 85 F					
3 Scooter Gennett, L OBP: 0.374, SLG: 0.554	HR			CS					1B	5	1	5	1	0	0							
19 Joey Votto, L OBP: 0.401, SLG: 0.421	1B								G4-3	4	0	1	0	1	0	3						
7 Eugenio Suárez, R OBP: 0.357, SLG: 0.576	L8		P4						G6-3	4	0	0	0	0	0	5						
23 Adam Duvall, R OBP: 0.269, SLG: 0.387	F7		F8						K	4	0	0	0	0	1	4						
4 Brandon Dixon, R OBP: 0.349, SLG: 0.450	G4-3								F7	2	1	0	0	1	0	0						
21 Michael Lorenzen, R ERA: 4.72									K	4	1	2	2	0	1	0						
50 Amir Garrett, R ERA: 7.29	1B								G4-3	2	0	0	0	0	1	1						
2 Alex Blandino, R OBP: 0.125, SLG: 0.067	L8								F7	2	0	0	0	0	1	1						
43 Scott Schebler, L OBP: 0.324, SLG: 0.418	K								K	2	1	1	0	0	0	0						
6 Billy Hamilton, S OBP: 0.287, SLG: 0.302	P6		P5						K	4	1	1	1	0	1	1						
Inning Stats	R: 1 E: 0 K: 0 S: 11	H: 2 LOB: 1 BB: 0 P: 14	R: 0 E: 0 K: 0 S: 12	H: 1 LOB: 1 BB: 0 P: 15	R: 0 E: 0 K: 1 S: 12	H: 1 LOB: 2 BB: 1 P: 20	R: 2 E: 0 K: 1 S: 10	H: 1 LOB: 0 BB: 0 P: 24	R: 0 E: 0 K: 1 S: 9	H: 0 LOB: 0 BB: 0 P: 15	R: 3 E: 0 K: 1 S: 16	H: 4 LOB: 1 BB: 0 P: 26	R: 0 E: 0 K: 0 S: 4	H: 0 LOB: 0 BB: 0 P: 6	R: 0 E: 0 K: 1 S: 12	H: 1 LOB: 1 BB: 0 P: 15	1B: 8 2B: 0 3B: 1 HR: 2	SF: 0 SAC: 0 DP: 1 HBP: 0	WP: 2 PB: 0 SB: 0 CS: 1	PA: 40		
PITCHER	IP WLS BF H R ER SO	IP WLS BF H R ER SO	IP WLS BF H R ER SO	IP WLS BF H R ER SO	IP WLS BF H R ER SO	IP WLS BF H R ER SO	IP WLS BF H R ER SO	IP WLS BF H R ER SO	IP WLS BF H R ER SO	IP WLS BF H R ER SO	IP WLS BF H R ER SO	IP WLS BF H R ER SO	IP WLS BF H R ER SO	IP WLS BF H R ER SO	IP WLS BF H R ER SO	IP WLS BF H R ER SO	ERA WHIP	ERA WHIP				
44 Tyler Anderson, L ERA: 4.72	6.0	25	6	3	3	2	3	0	0	0	0	0	0	0	0	0	1	2	63	101	4.50	1.500
52 Chris Rusin, L ERA: 7.29	0.0	L	2	2	2	2	0	0	0	0	0	0	0	0	0	0	0	0	5	8	∞	∞
29 Bryan Shaw, R ERA: 6.04	1.0	5	2	2	1	1	0	0	0	0	0	0	0	0	0	0	1	0	11	18	9.00	2.000
51 Jake McGee, L ERA: 5.21	2.0	7	1	0	0	1	0	0	0	0	0	0	0	0	0	0	0	0	16	21	0.00	0.500

Batter	1	2	3	4	5	6	7	8	9	AB	R	H	RBI	BB	SO	LOB	BOTTOM					
19 Charlie Blackmon, L OBP: 0.375, SLG: 0.525	G4-6-3		26 2B						FC3-2	4	2	2	1	1	0	4	Cincinnati Reds @ Colorado Rockies Coors Field, Denver, CO Sat May 26 2018, 7:13 PM - 10:12 PM MDT Att: 42,844 - Partly Cloudy - 85 F					
26 David Dahl, L OBP: 0.303, SLG: 0.422	G4-6-3								L4-6	4	0	1	3	0	1	4						
28 Nolan Arenado, R OBP: 0.416, SLG: 0.558	L8								K	3	1	1	0	1	1	1						
8 Gerardo Parra, L OBP: 0.321, SLG: 0.382	G6-4-3		F7						G3-1	3	0	1	1	1	0	1						
27 Trevor Story, R OBP: 0.323, SLG: 0.474	G4-3								L8	4	0	1	0	0	1	2						
20 Ian Desmond, R OBP: 0.224, SLG: 0.358	G6-4-3								K	4	0	0	0	0	2	2						
24 Ryan McMahon, L OBP: 0.328, SLG: 0.222	G5-3								K	4	0	2	0	0	1	1						
42 Chris Iannetta, R OBP: 0.328, SLG: 0.381	FC3-6								42 2B	3	0	2	0	1	0	1						
14 Tony Wolters, L OBP: 0.271, SLG: 0.225	FC3-6								FC3-2	0	0	0	0	0	0	0						
44 Tyler Anderson, L ERA: 4.72	FC3-6								26 L4-6	2	2	0	0	0	0	2						
52 Chris Rusin, L ERA: 7.29									19 FC3-2	0	0	0	0	0	0	0						
29 Bryan Shaw, S ERA: 2.12									26 L4-6	1	0	1	0	0	0	0						
56 Noel Cuevas, R OBP: 0.292, SLG: 0.362									19 FC3-2	0	0	0	0	0	0	0						
51 Jake McCoe, L ERA: 2.81										0	0	0	0	1	0	0						
5 Carlos González, L OBP: 0.252, SLG: 0.336										0	0	0	0	1	0	0						
Inning Stats	R: 0 E: 0 K: 0 S: 11	H: 1 LOB: 0 BB: 0 P: 14	R: 0 E: 0 K: 0 S: 8	H: 2 LOB: 1 BB: 0 P: 13	R: 2 E: 0 K: 1 S: 12	H: 1 LOB: 1 BB: 2 P: 26	R: 0 E: 0 K: 2 S: 14	H: 0 LOB: 0 BB: 0 P: 22	R: 2 E: 0 K: 1 S: 13	H: 2 LOB: 2 BB: 2 P: 27	R: 0 E: 0 K: 0 S: 6	H: 1 LOB: 0 BB: 0 P: 9	R: 0 E: 0 K: 1 S: 6	H: 1 LOB: 0 BB: 0 P: 10	R: 1 E: 0 K: 1 S: 10	H: 1 LOB: 0 BB: 0 P: 16	R: 0 E: 0 K: 0 S: 6	H: 2 LOB: 3 BB: 1 P: 11	1B: 7 2B: 4 3B: 1 HR: 0	SF: 1 SAC: 0 DP: 5 HBP: 0	WP: 1 PB: 0 SB: 0 CS: 0	PA: 38
PITCHER	IP WLS BF H R ER SO	IP WLS BF H R ER SO	IP WLS BF H R ER SO	IP WLS BF H R ER SO	IP WLS BF H R ER SO	IP WLS BF H R ER SO	IP WLS BF H R ER SO	IP WLS BF H R ER SO	IP WLS BF H R ER SO	IP WLS BF H R ER SO	IP WLS BF H R ER SO	IP WLS BF H R ER SO	IP WLS BF H R ER SO	IP WLS BF H R ER SO	IP WLS BF H R ER SO	IP WLS BF H R ER SO	ERA WHIP	ERA WHIP				
30 Tyler Mahle, R ERA: 4.76	5.0	23	4	4	4	4	0	0	0	0	0	0	0	0	0	0	0	7	11	0.00	2.000	
21 Michael Lorenzen, R ERA: 7.29	1.0	W	4	2	0	0	0	0	0	0	0	0	0	0	0	0	0	0	5	8	0.00	0.000
50 Amir Garrett, L ERA: 2.12	1.0	H	2	0	0	0	0	0	0	0	0	0	0	0	0	0	0	0	5	8	0.00	0.000
37 David Hernandez, R ERA: 2.81	1.0	H	4	1	1	1	0	0	0	0	0	0	0	0	0	0	1	0	10	16	9.00	1.000
48 Jared Hughes, R ERA: 1.15	1.0	S	5	2	0	0	0	0	0	0	0	0	0	0	0	0	0	0	6	11	0.00	3.000

Batter	1	2	3	4	5	6	7	8	9	AB	R	H	RBI	BB	SO	LOB	TOP			
33 Jesse Winker, L OBP: 0.356, SLG: 0.327	F7		G3		G4-6-3			BB		3	0	0	0	2	0	1	Cincinnati Reds @ Colorado Rockies Coors Field, Denver, CO Sun May 27 2018, 1:11 PM - 4:04 PM MDT Att: 36,387 - Partly Cloudy - 77 F			
16 Tucker Barnhart, L OBP: 0.347, SLG: 0.409	G5-3		G3		F7			BB		5	0	1	0	0	0	3				
19 Joey Votto, L OBP: 0.407, SLG: 0.430										3	1	2	0	1	0	0				
4 Brandon Dixon, R OBP: 0.364, SLG: 0.400										0	0	0	0	0	0	0				
3 Scooter Gennett, L OBP: 0.376, SLG: 0.558										4	0	2	1	0	2	3				
7 Eugenio Suárez, R OBP: 0.354, SLG: 0.563										3	0	0	0	1	1	5				
43 Scott Schebler, L OBP: 0.314, SLG: 0.405										4	0	0	0	0	1	2				
9 José Peraza, R OBP: 0.286, SLG: 0.319										4	1	2	0	0	0	0				
32 Matt Harvey, R OBP: 0.369, SLG: 0.333										2	0	0	0	0	0	1				
53 Wandy Peralta, L ERA: 3.65										0	0	0	0	0	0	0				
44 Tanner Rainey, R ERA: 14.4										1	0	0	0	0	0	1				
2 Alex Blandino, R ERA: 2.57										0	0	0	0	0	0	0				
63 Dylan Floro, L ERA: 3.75										0	0	0	0	0	0	0				
62 Jackson Stephens, R ERA: 3.75										1	0	1	0	0	0	0				
6 Billy Hamilton, S OBP: 0.291, SLG: 0.302										3	0	1	0	1	1	1				
Inning Stats	R: 1 E: 0 K: 0 S: 8	H: 2 LOB: 2 BB: 1 P: 18	R: 0 E: 0 K: 2 S: 8	H: 0 LOB: 0 BB: 1 P: 11	R: 0 E: 0 K: 1 S: 10	H: 2 LOB: 2 BB: 0 P: 17	R: 0 E: 0 K: 1 S: 11	H: 0 LOB: 0 BB: 1 P: 16	R: 0 E: 0 K: 1 S: 10	H: 0 LOB: 0 BB: 0 P: 16	R: 0 E: 0 K: 1 S: 11	H: 1 LOB: 1 BB: 0 P: 17	R: 0 E: 0 K: 1 S: 11	H: 1 LOB: 2 BB: 1 P: 22	R: 1 E: 0 K: 0 S: 10	H: 3 LOB: 2 BB: 1 P: 15	1B: 7 2B: 3 3B: 0 HR: 0	SF: 0 SAC: 0 DP: 3 HBP: 0	WP: 2 PB: 0 SB: 0 CS: 0	PA: 38
PITCHER	IP WLS BF H R ER SO BB IBB HBP BLK WP HR S P ERA WHIP																			
48 Germán Márquez, R ERA: 4.21	7.0 W 27 5 1 1 6 2 0 0 0 0 0 0 62 105 1.29 1.000																			
38 Mike Dunn, L ERA: 6.59	0.1 4 1 0 0 1 2 0 0 0 0 1 0 9 18 0.00 9.000																			
0 Adam Ottavino, R ERA: 0.95	0.2 1 0 0 0 0 0 0 0 0 0 0 2 4 0.00 0.000																			
50 Brooks Pounders, R ERA: 4.82	0.1 5 3 1 1 0 1 0 0 0 0 1 0 9 14 27.00 12.000																			
71 Wade Davis, R ERA: 2.45	0.2 1 0 0 0 0 0 0 0 0 0 0 0 1 1 0.00 0.000																			

Batter	1	2	3	4	5	6	7	8	9	AB	R	H	RBI	BB	SO	LOB	BOTTOM			
19 Charlie Blackmon, L OBP: 0.376, SLG: 0.522	P5									5	1	2	1	0	1	2	Cincinnati Reds @ Colorado Rockies Coors Field, Denver, CO Sun May 27 2018, 1:11 PM - 4:04 PM MDT Att: 36,387 - Partly Cloudy - 77 F			
26 David Dahl, L OBP: 0.298, SLG: 0.443										5	1	1	1	0	1	3				
28 Nolan Arenado, R OBP: 0.475, SLG: 0.534										4	2	2	2	0	1	0				
38 Mike Dunn, L ERA: 6.59										0	0	0	0	0	0	0				
0 Adam Ottavino, S ERA: 0.95										1	0	0	0	0	0	0				
50 Brooks Pounders, R ERA: 4.82										0	0	0	0	0	0	0				
71 Wade Davis, R ERA: 2.45										0	0	0	0	0	0	0				
27 Trevor Story, R OBP: 0.320, SLG: 0.467										5	0	1	0	0	1	1				
5 Carlos González, L OBP: 0.286, SLG: 0.414										4	2	4	2	0	0	0				
20 Ian Desmond, R OBP: 0.230, SLG: 0.374										3	1	1	2	1	1	1				
24 Ryan McMahon, L OBP: 0.324, SLG: 0.241										4	0	1	0	0	0	3				
14 Tony Wolters, L OBP: 0.292, SLG: 0.243										3	1	2	0	1	0	1				
48 Germán Márquez, R OBP: 0.278, SLG: 0.278										2	0	0	0	0	1	2				
6 Daniel Castro, R OBP: 0.159, SLG: 0.233										1	0	0	0	0	1	1				
Inning Stats	R: 3 E: 0 K: 1 S: 11	H: 3 LOB: 0 BB: 0 P: 17	R: 0 E: 0 K: 1 S: 11	H: 1 LOB: 1 BB: 1 P: 20	R: 0 E: 0 K: 0 S: 9	H: 1 LOB: 1 BB: 0 P: 14	R: 0 E: 0 K: 1 S: 10	H: 1 LOB: 1 BB: 0 P: 15	R: 0 E: 0 K: 1 S: 10	H: 2 LOB: 3 BB: 1 P: 17	R: 3 E: 0 K: 1 S: 12	H: 3 LOB: 0 BB: 0 P: 13	R: 2 E: 0 K: 1 S: 9	H: 3 LOB: 1 BB: 0 P: 16	R: 0 E: 0 K: 2 S: 13	H: 0 LOB: 0 BB: 0 P: 19	1B: 9 2B: 1 3B: 0 HR: 4	SF: 0 SAC: 1 DP: 0 HBP: 0	WP: 0 PB: 0 SB: 0 CS: 0	PA: 40
PITCHER	IP WLS BF H R ER SO BB IBB HBP BLK WP HR S P ERA WHIP																			
32 Matt Harvey, R ERA: 5.63	5.1 L 27 9 4 4 4 2 0 0 0 0 0 0 7 8 6.75 2.062																			
53 Wandy Peralta, L ERA: 3.65	0.1 2 1 0 0 1 0 0 0 0 0 0 0 7 8 0.00 3.000																			
44 Tanner Rainey, R ERA: 14.4	0.1 2 1 2 2 0 0 0 0 0 0 1 3 3 54.00 3.000																			
63 Dylan Floro, R ERA: 2.57	1.0 6 3 2 2 1 0 0 0 0 0 1 9 16 18.00 3.000																			
62 Jackson Stephens, R ERA: 3.75	1.0 3 0 0 0 2 0 0 0 0 0 0 0 13 19 0.00 0.000																			



Batter	1	2	3	4	5	6	7	8	9	AB	R	H	RBI	BB	SO	LOB	TOP							
9 José Peraza, R OBP: 0.289, SLG: 0.322 44 Tanner Rainey, R (8, 1)										4	1	2	0	0	0	0								
16 Tucker Barnhart, L OBP: 0.343, SLG: 0.403										5	0	1	0	0	0	4								
19 Joey Votto, L OBP: 0.403, SLG: 0.424										5	1	1	0	0	0	2								
3 Scooter Gennett, L OBP: 0.381, SLG: 0.559										5	1	3	0	0	0	3								
7 Eugenio Suárez, R OBP: 0.368, SLG: 0.579										5	1	4	1	0	0	1								
43 Scott Schebler, L OBP: 0.319, SLG: 0.398										2	1	0	0	1	0	4								
23 Adam Duval, R OBP: 0.277, SLG: 0.399										4	0	2	4	0	0	2								
34 Homer Bailey, R 62 Jackson Stephens, R 53 Wandy Peralta, L 2 Alex Blandino, R 21 Michael Lorenzen, R 4 Brandon Dixon, R										1	0	1	0	0	0	0								
6 Billy Hamilton, S OBP: 0.290, SLG: 0.301										4	0	1	0	0	1	4								
Inning Stats	R: 0 E: 0 K: 1 S: 6	H: 1 LOB: 0 BB: 0 P: 7	R: 1 E: 0 K: 0 S: 13	H: 3 LOB: 2 BB: 0 P: 23	R: 0 E: 0 K: 0 S: 10	H: 1 LOB: 1 BB: 0 P: 16	R: 0 E: 0 K: 0 S: 9	H: 1 LOB: 2 BB: 0 P: 15	R: 4 E: 0 K: 1 S: 13	H: 5 LOB: 2 BB: 1 P: 21	R: 0 E: 0 K: 1 S: 6	H: 0 LOB: 0 BB: 0 P: 9	R: 0 E: 0 K: 0 S: 10	H: 2 LOB: 1 BB: 0 P: 18	R: 0 E: 0 K: 0 S: 10	H: 2 LOB: 2 BB: 0 P: 15	R: 0 E: 0 K: 0 S: 8	H: 1 LOB: 0 BB: 0 P: 13	1B: 14 2B: 2 3B: 0 HR: 0	SF: 0 SAC: 2 DP: 3 HBP: 1	WP: 0 PB: 0 SB: 0 CS: 0	PA: 41		
PITCHER	IP WLS BF H R ER SO BB IBB HBP BLK WP HR S P ERA WHIP	5.0 W 26 11 5 5 0 1 0 0 0 0 0 51 82 9.00 2.400	1.0 3 0 0 0 0 0 0 0 0 0 0 0 6 9 0.00 0.000	1.0 4 2 0 0 0 0 0 0 0 0 0 0 10 18 0.00 2.000	2.0 8 3 0 0 0 0 0 0 0 0 0 0 18 28 0.00 1.500																			

Cincinnati Reds @ Arizona Diamondbacks
Chase Field, Phoenix, AZ
Mon May 28 2018, 1:10 PM - 4:29 PM MST
Att: 29,924 - Roof Closed - 75 F

livebaseballscorecards.com

AB 37
R 5
H 16
RBI 5
BB 1
SO 1
LOB 20

Batter	1	2	3	4	5	6	7	8	9	AB	R	H	RBI	BB	SO	LOB	BOTTOM						
1 Jarrod Dyson, L OBP: 0.269, SLG: 0.293										3	0	0	0	2	0	1							
44 Paul Goldschmidt, R OBP: 0.354, SLG: 0.500										5	1	2	1	0	1	1							
22 Jake Lamb, L OBP: 0.345, SLG: 0.391 10 Deven Marrero, R OBP: 0.238, SLG: 0.241										4	1	1	1	1	0	1							
3 Daniel Descalso, L OBP: 0.344, SLG: 0.478 29 Jorge De La Rosa, L OBP: 0.279, SLG: 0.375 30 T.J. McFarland, L ERA: 1.57										3	1	1	0	1	0	2							
36 John Ryan Murphy, R OBP: 0.274, SLG: 0.557										5	1	1	1	0	2	6							
16 Chris Owings, R OBP: 0.247, SLG: 0.296										3	3	1	3	1	1	0							
19 Sócrates Brito, L OBP: 0.154, SLG: 0.154										4	1	1	1	0	0	1							
13 Nick Ahmed, R OBP: 0.267, SLG: 0.416										4	2	2	4	0	0	1							
55 Matt Koch, L OBP: 0.231, SLG: 0.091 57 Fernando Salas, R ERA: 4.01 4 Ketel Marte, S OBP: 0.279, SLG: 0.312										2	0	0	0	0	2	1							
Inning Stats	R: 0 E: 0 K: 1 S: 7	H: 0 LOB: 0 BB: 0 P: 10	R: 4 E: 1 K: 1 S: 14	H: 2 LOB: 0 BB: 1 P: 23	R: 0 E: 0 K: 0 S: 9	H: 0 LOB: 0 BB: 0 P: 12	R: 2 E: 2 K: 1 S: 16	H: 2 LOB: 1 BB: 0 P: 31	R: 3 E: 0 K: 1 S: 12	H: 3 LOB: 0 BB: 0 P: 19	R: 2 E: 0 K: 0 S: 15	H: 2 LOB: 1 BB: 2 P: 30	R: 0 E: 0 K: 1 S: 10	H: 0 LOB: 0 BB: 0 P: 15	R: 1 E: 0 K: 2 S: 21	H: 2 LOB: 3 BB: 2 P: 37	1B: 6 2B: 1 3B: 1 HR: 3	SF: 0 SAC: 0 DP: 0 HBP: 0	WP: 0 PB: 0 SB: 1 CS: 1	PA: 42			
PITCHER	IP WLS BF H R ER SO BB IBB HBP BLK WP HR S P ERA WHIP	4.0 L 21 6 2 2 1 0 0 0 0 0 2 9 15 18.00 2.000	1.0 5 2 2 2 1 0 0 0 0 0 0 1 9 15 18.00 2.000	2.0 6 0 1 1 1 1 0 0 0 0 0 0 20 34 4.50 0.500	1.0 7 2 1 1 2 2 0 0 0 0 0 0 21 37 9.00 4.000																		

Cincinnati Reds @ Arizona Diamondbacks
Chase Field, Phoenix, AZ
Mon May 28 2018, 1:10 PM - 4:29 PM MST
Att: 29,924 - Roof Closed - 75 F

livebaseballscorecards.com

AB 36
R 12
H 11
RBI 12
BB 5
SO 7
LOB 17

Batter	1	2	3	4	5	6	7	8	9	AB	R	H	RBI	BB	SO	LOB	TOP							
2 Alex Blaino, R OBP: 0.391, SLG: 0.337										4	1	1	0	0	2	3								
16 Tucker Barnhart, L OBP: 0.341, SLG: 0.395										3	0	0	0	1	1	2								
19 Joey Votto, L OBP: 0.404, SLG: 0.426										4	0	2	0	0	1	1								
3 Scooter Gennett, L OBP: 0.379, SLG: 0.553										4	0	1	1	0	0	1								
7 Eugenio Suárez, R OBP: 0.371, SLG: 0.594										3	1	1	1	1	0	2								
43 Scott Schebler, L OBP: 0.318, SLG: 0.389										3	0	0	0	0	1	2								
23 Adam Duvall, R OBP: 0.272, SLG: 0.390										4	0	0	0	0	2	2								
58 Luis Castillo, R OBP: 0.227, SLG: 0.238										2	0	0	0	0	2	1								
21 Michael Lorenzen, R ERA: 4.38										1	0	0	0	0	1	0								
37 David Hernandez, R ERA: 1.85										0	0	0	0	0	0	0								
50 Amir Garrett, R ERA: 2.73										0	0	0	0	0	0	0								
33 Jesse Winker, L OBP: 0.354, SLG: 0.325										1	0	0	0	0	0	0								
6 Billy Hamilton, S OBP: 0.296, SLG: 0.308										3	0	2	0	0	0	0								
Inning Stats	R: 1 H: 2 E: 0 K: 2 S: 17	H: 2 BB: 1 P: 28	R: 0 H: 0 E: 0 K: 1 S: 9	H: 0 BB: 0 P: 10	R: 0 H: 2 E: 0 K: 1 S: 11	H: 2 BB: 0 P: 19	R: 0 H: 1 E: 0 K: 2 S: 10	H: 1 BB: 0 P: 17	R: 0 H: 0 E: 0 K: 0 S: 3	H: 0 BB: 1 P: 7	R: 1 H: 1 E: 1 K: 1 S: 8	H: 1 BB: 0 P: 13	R: 0 H: 1 E: 0 K: 1 S: 9	H: 1 BB: 0 P: 12	R: 0 H: 0 E: 0 K: 1 S: 12	H: 0 BB: 0 P: 20	R: 0 H: 0 E: 0 K: 1 S: 9	H: 0 BB: 0 P: 11	1B: 5 2B: 1 3B: 0 HR: 1	SF: 0 SAC: 0 DP: 3 HBP: 1	WP: 0 PB: 0 SB: 0 CS: 0	PA: 35		
PITCHER	IP WLS BF H R ER SO BB IBB HBP BLK WP HR S P ERA WHIP	IP WLS BF H R ER SO BB IBB HBP BLK WP HR S P ERA WHIP	IP WLS BF H R ER SO BB IBB HBP BLK WP HR S P ERA WHIP	IP WLS BF H R ER SO BB IBB HBP BLK WP HR S P ERA WHIP	IP WLS BF H R ER SO BB IBB HBP BLK WP HR S P ERA WHIP	IP WLS BF H R ER SO BB IBB HBP BLK WP HR S P ERA WHIP	IP WLS BF H R ER SO BB IBB HBP BLK WP HR S P ERA WHIP	IP WLS BF H R ER SO BB IBB HBP BLK WP HR S P ERA WHIP	IP WLS BF H R ER SO BB IBB HBP BLK WP HR S P ERA WHIP	IP WLS BF H R ER SO BB IBB HBP BLK WP HR S P ERA WHIP	IP WLS BF H R ER SO BB IBB HBP BLK WP HR S P ERA WHIP	IP WLS BF H R ER SO BB IBB HBP BLK WP HR S P ERA WHIP	IP WLS BF H R ER SO BB IBB HBP BLK WP HR S P ERA WHIP	IP WLS BF H R ER SO BB IBB HBP BLK WP HR S P ERA WHIP	IP WLS BF H R ER SO BB IBB HBP BLK WP HR S P ERA WHIP	IP WLS BF H R ER SO BB IBB HBP BLK WP HR S P ERA WHIP	IP WLS BF H R ER SO BB IBB HBP BLK WP HR S P ERA WHIP	IP WLS BF H R ER SO BB IBB HBP BLK WP HR S P ERA WHIP	IP WLS BF H R ER SO BB IBB HBP BLK WP HR S P ERA WHIP	IP WLS BF H R ER SO BB IBB HBP BLK WP HR S P ERA WHIP	IP WLS BF H R ER SO BB IBB HBP BLK WP HR S P ERA WHIP	IP WLS BF H R ER SO BB IBB HBP BLK WP HR S P ERA WHIP	IP WLS BF H R ER SO BB IBB HBP BLK WP HR S P ERA WHIP	IP WLS BF H R ER SO BB IBB HBP BLK WP HR S P ERA WHIP
52 Zack Godley, R ERA: 4.38	6.0 W 26	6 2 2 7	2 0 1 0 0	0 1 58 94	3.00 1.333																			
66 Yoshihisa Hirano, R ERA: 1.85	1.0 H 3	1 0 0 1	0 0 0 0 0	0 0 9 12	0.00 1.000																			
25 Archie Bradley, R ERA: 2.73	1.0 H 3	0 0 0 1	0 0 0 0 0	0 0 12 20	0.00 0.000																			
31 Brad Boxberger, R ERA: 1.8	1.0 S 3	0 0 0 1	0 0 0 0 0	0 0 9 11	0.00 0.000																			

Cincinnati Reds @ Arizona Diamondbacks
Chase Field, Phoenix, AZ
Tue May 29 2018, 6:42 PM - 9:20 PM MST
Att: 20,046 - Roof Closed - 78 F

AB	32
R	2
H	7
RBI	2
BB	2
SO	10
LOB	14



Batter	1	2	3	4	5	6	7	8	9	AB	R	H	RBI	BB	SO	LOB	BOTTOM							
1 Jarrod Dyson, L OBP: 0.276, SLG: 0.294										3	2	1	0	1	0	0								
4 Ketel Marte, S OBP: 0.278, SLG: 0.316										4	1	1	1	0	0	1								
22 Jake Lamb, L OBP: 0.356, SLG: 0.383										1	1	0	1	2	0	0								
3 Daniel Descalso, L OBP: 0.348, SLG: 0.500										4	1	2	2	0	1	2								
6 David Peralta, L OBP: 0.327, SLG: 0.417										4	0	0	0	0	1	2								
16 Chris Owings, R OBP: 0.242, SLG: 0.290										3	0	0	0	0	1	0								
5 Alex Avila, L OBP: 0.247, SLG: 0.193										2	0	0	0	1	1	0								
13 Nick Ahmed, R OBP: 0.262, SLG: 0.408										3	0	0	0	0	1	1								
52 Zack Godley, R OBP: 0.105, SLG: 0.105										2	0	0	0	0	2	1								
66 Yoshihisa Hirano, R ERA: 1.85										0	0	0	0	0	0	0								
19 Sócrates Brito, L OBP: 0.143, SLG: 0.143										1	0	0	0	0	0	0								
25 Archie Bradley, R ERA: 2.73										0	0	0	0	0	0	0								
31 Brad Boxberger, R ERA: 1.8										0	0	0	0	0	0	0								
Inning Stats	R: 2 H: 1 E: 0 K: 1 S: 14	H: 1 LOB: 0 BB: 1 P: 23	R: 0 H: 0 E: 0 K: 1 S: 9	H: 0 LOB: 1 BB: 1 P: 15	R: 2 H: 2 E: 0 K: 0 S: 13	H: 2 LOB: 0 BB: 1 P: 24	R: 0 H: 0 E: 0 K: 2 S: 8	H: 0 LOB: 0 BB: 0 P: 9	R: 1 H: 1 E: 1 K: 2 S: 13	H: 1 LOB: 0 BB: 0 P: 19	R: 0 H: 0 E: 0 K: 1 S: 9	H: 0 LOB: 0 BB: 0 P: 14	R: 0 H: 0 E: 0 K: 0 S: 8	H: 0 LOB: 0 BB: 0 P: 10	R: 0 H: 0 E: 0 K: 0 S: 6	H: 0 LOB: 1 BB: 1 P: 12	1B: 2 2B: 1 3B: 0 HR: 1	SF: 1 SAC: 0 DP: 1 HBP: 0	WP: 1 PB: 0 SB: 0 CS: 0	PA: 32				
PITCHER	IP WLS BF H R ER SO BB IBB HBP BLK WP HR S P ERA WHIP	IP WLS BF H R ER SO BB IBB HBP BLK WP HR S P ERA WHIP	IP WLS BF H R ER SO BB IBB HBP BLK WP HR S P ERA WHIP	IP WLS BF H R ER SO BB IBB HBP BLK WP HR S P ERA WHIP	IP WLS BF H R ER SO BB IBB HBP BLK WP HR S P ERA WHIP	IP WLS BF H R ER SO BB IBB HBP BLK WP HR S P ERA WHIP	IP WLS BF H R ER SO BB IBB HBP BLK WP HR S P ERA WHIP	IP WLS BF H R ER SO BB IBB HBP BLK WP HR S P ERA WHIP	IP WLS BF H R ER SO BB IBB HBP BLK WP HR S P ERA WHIP	IP WLS BF H R ER SO BB IBB HBP BLK WP HR S P ERA WHIP	IP WLS BF H R ER SO BB IBB HBP BLK WP HR S P ERA WHIP	IP WLS BF H R ER SO BB IBB HBP BLK WP HR S P ERA WHIP	IP WLS BF H R ER SO BB IBB HBP BLK WP HR S P ERA WHIP	IP WLS BF H R ER SO BB IBB HBP BLK WP HR S P ERA WHIP	IP WLS BF H R ER SO BB IBB HBP BLK WP HR S P ERA WHIP	IP WLS BF H R ER SO BB IBB HBP BLK WP HR S P ERA WHIP	IP WLS BF H R ER SO BB IBB HBP BLK WP HR S P ERA WHIP	IP WLS BF H R ER SO BB IBB HBP BLK WP HR S P ERA WHIP	IP WLS BF H R ER SO BB IBB HBP BLK WP HR S P ERA WHIP	IP WLS BF H R ER SO BB IBB HBP BLK WP HR S P ERA WHIP	IP WLS BF H R ER SO BB IBB HBP BLK WP HR S P ERA WHIP	IP WLS BF H R ER SO BB IBB HBP BLK WP HR S P ERA WHIP	IP WLS BF H R ER SO BB IBB HBP BLK WP HR S P ERA WHIP	IP WLS BF H R ER SO BB IBB HBP BLK WP HR S P ERA WHIP
58 Luis Castillo, R ERA: 5.49	5.0 L 22	4 5 4 6	3 0 0 0 0	1 0 17 24	0.00 0.000																			
37 David Hernandez, R ERA: 2.5	2.0	6 0 0 0 1	0 0 0 0 0	0 0 6 12	0.00 1.000																			
50 Amir Garrett, L ERA: 2.05	1.0	4 0 0 0 0	0 0 0 0 0	0 0 6 12	0.00 1.000																			

Cincinnati Reds @ Arizona Diamondbacks
Chase Field, Phoenix, AZ
Tue May 29 2018, 6:42 PM - 9:20 PM MST
Att: 20,046 - Roof Closed - 78 F

AB	27
R	5
H	4
RBI	4
BB	4
SO	7
LOB	7



Batter	1	2	3	4	5	6	7	8	9	AB	R	H	RBI	BB	SO	LOB	TOP		
2 Alex Blaino, R OBP: 0.337, SLG: 0.322 50 Amir Garrett, R (7.1) 4 Brandon Dixon, R OBP: 0.385, SLG: 0.417	G1-3		K		F9		K		G6-3	4	0	0	0	0	2	0	Cincinnati Reds @ Arizona Diamondbacks Chase Field, Phoenix, AZ Wed May 30 2018, 12:41 PM - 3:46 PM MST Att: 18,340 - Roof Closed - 75 F		
16 Tucker Bamhart, L OBP: 0.342, SLG: 0.391	K			7 BB 23 HR 19 1B	K 19 G4-3		G3-1		19 1B 7 BB	4	2	1	0	1	2	0			
19 Joey Volto, L OBP: 0.408, SLG: 0.430	L6			7 BB 23 HR	G4-3				43 BB 7 1B	5	1	3	0	0	0	1			
7 Eugenio Suárez, R OBP: 0.384, SLG: 0.599		23 WP 1B		23 HR BB			43 HR 1B		43 BB 1B	4	2	3	1	1	0	1			
23 Adam Duvall, R OBP: 0.270, SLG: 0.401	K			HR			K		E5 FC4-6 43 1B	5	1	1	4	0	2	4			
43 Scott Schebler, L OBP: 0.377, SLG: 0.551	G6-3						HR		F7	4	1	2	2	1	1	1			
9 José Peraza, R OBP: 0.292, SLG: 0.324	F9								FC4-6 BB	5	0	2	0	0	0	6			
47 Sal Romano, L OBP: 0.053, SLG: 0.105 53 Wandy Peralta, L (6.1) 48 Jared Hughes, R (7.1) 3 Scooter Gennett, L OBP: 0.377, SLG: 0.551 26 Raisel Iglesias, R (8.1)			K	SH3-4			K		FC4-6	2	0	0	0	0	2	1			
6 Billy Hamilton, S OBP: 0.290, SLG: 0.301	F9						K		L5	4	0	0	0	0	2	4			
Inning Stats	R: 0 E: 0 K: 1 S: 8	H: 0 LOB: 0 BB: 0 P: 13	R: 0 E: 0 K: 1 S: 13	H: 1 LOB: 1 BB: 0 P: 16	R: 0 E: 0 K: 2 S: 8	H: 0 LOB: 0 BB: 0 P: 11	R: 4 E: 0 K: 2 S: 19	H: 4 LOB: 1 BB: 1 P: 24	R: 0 E: 0 K: 1 S: 9	H: 3 LOB: 1 BB: 0 P: 20	R: 0 E: 0 K: 1 S: 9	H: 1 LOB: 0 BB: 0 P: 15	R: 0 E: 1 K: 0 S: 11	H: 1 LOB: 2 BB: 0 P: 18	R: 1 E: 0 K: 0 S: 13	H: 2 LOB: 3 BB: 2 P: 27		1B: 10 HR: 2	SF: 0 2B: 0 3B: 0 DP: 1 HBP: 0
PITCHER	IP WLS BF H R ER SO BB IBB HBP BLK WP HR S P ERA WHIP	IP WLS BF H R ER SO BB IBB HBP BLK WP HR S P ERA WHIP	IP WLS BF H R ER SO BB IBB HBP BLK WP HR S P ERA WHIP	IP WLS BF H R ER SO BB IBB HBP BLK WP HR S P ERA WHIP	IP WLS BF H R ER SO BB IBB HBP BLK WP HR S P ERA WHIP	IP WLS BF H R ER SO BB IBB HBP BLK WP HR S P ERA WHIP	IP WLS BF H R ER SO BB IBB HBP BLK WP HR S P ERA WHIP	IP WLS BF H R ER SO BB IBB HBP BLK WP HR S P ERA WHIP	IP WLS BF H R ER SO BB IBB HBP BLK WP HR S P ERA WHIP	IP WLS BF H R ER SO BB IBB HBP BLK WP HR S P ERA WHIP	IP WLS BF H R ER SO BB IBB HBP BLK WP HR S P ERA WHIP	IP WLS BF H R ER SO BB IBB HBP BLK WP HR S P ERA WHIP	IP WLS BF H R ER SO BB IBB HBP BLK WP HR S P ERA WHIP	IP WLS BF H R ER SO BB IBB HBP BLK WP HR S P ERA WHIP	IP WLS BF H R ER SO BB IBB HBP BLK WP HR S P ERA WHIP	IP WLS BF H R ER SO BB IBB HBP BLK WP HR S P ERA WHIP	IP WLS BF H R ER SO BB IBB HBP BLK WP HR S P ERA WHIP	IP WLS BF H R ER SO BB IBB HBP BLK WP HR S P ERA WHIP	IP WLS BF H R ER SO BB IBB HBP BLK WP HR S P ERA WHIP

Batter	1	2	3	4	5	6	7	8	9	AB	R	H	RBI	BB	SO	LOB	BOTTOM				
1 Jarrod Dyson, L OBP: 0.288, SLG: 0.306	L7						G4-6-3			5	1	3	0	0	0	2	Cincinnati Reds @ Arizona Diamondbacks Chase Field, Phoenix, AZ Wed May 30 2018, 12:41 PM - 3:46 PM MST Att: 18,340 - Roof Closed - 75 F				
44 Paul Goldschmidt, R OBP: 0.330, SLG: 0.503	HR				P4				P2	4	1	1	2	1	1	3					
22 Jake Lamb, L OBP: 0.328, SLG: 0.346	F7				G6-3		F7		L7	5	0	0	0	0	0	3					
36 John Ryan Murphy, R OBP: 0.295, SLG: 0.613	6 1B 2B				F9				P4	5	2	3	1	0	0	2					
6 David Peralta, L OBP: 0.325, SLG: 0.414	G3				F8		G4-3		K	4	0	1	1	0	1	1					
4 Ketel Marte, S OBP: 0.273, SLG: 0.309	G3				F7		L7		P3	4	0	0	0	0	0	2					
19 Sócrates Brito, L OBP: 0.125, SLG: 0.125 16 Chris Owings, R OBP: 0.252, SLG: 0.299 (6. PH)	F7				K					2	0	0	0	0	1	1					
13 Nick Ahmed, R OBP: 0.257, SLG: 0.399	L7				G6-3		F9		K2-3	4	0	0	0	0	1	3					
46 Patrick Corbin, L ERA: 6.0 57 Fernando Salas, R ERA: 3.98 10 Deven Marrero, R 5 Alex Avila, L 40 Andrew Chafin, R 30 T.J. McFarland, L 3 Daniel Descalso, L										2	0	1	0	0	1	0					
Inning Stats	R: 3 E: 0 K: 0 S: 16	H: 4 LOB: 1 BB: 0 P: 23	R: 0 E: 0 K: 2 S: 10	H: 1 LOB: 1 BB: 0 P: 13	R: 1 E: 0 K: 0 S: 12	H: 1 LOB: 0 BB: 0 P: 20	R: 0 E: 0 K: 1 S: 11	H: 1 LOB: 1 BB: 0 P: 18	R: 0 E: 0 K: 0 S: 5	H: 1 LOB: 1 BB: 0 P: 7	R: 0 E: 0 K: 0 S: 8	H: 1 LOB: 1 BB: 1 P: 14	R: 0 E: 0 K: 2 S: 7	H: 2 LOB: 2 BB: 0 P: 13	R: 0 E: 0 K: 2 S: 14	H: 2 LOB: 2 BB: 0 P: 20		R: 0 E: 0 K: 0 S: 12	H: 2 LOB: 2 BB: 0 P: 16	1B: 10 HR: 2	SF: 0 2B: 1 3B: 0 DP: 1 HBP: 0
PITCHER	IP WLS BF H R ER SO BB IBB HBP BLK WP HR S P ERA WHIP	IP WLS BF H R ER SO BB IBB HBP BLK WP HR S P ERA WHIP	IP WLS BF H R ER SO BB IBB HBP BLK WP HR S P ERA WHIP	IP WLS BF H R ER SO BB IBB HBP BLK WP HR S P ERA WHIP	IP WLS BF H R ER SO BB IBB HBP BLK WP HR S P ERA WHIP	IP WLS BF H R ER SO BB IBB HBP BLK WP HR S P ERA WHIP	IP WLS BF H R ER SO BB IBB HBP BLK WP HR S P ERA WHIP	IP WLS BF H R ER SO BB IBB HBP BLK WP HR S P ERA WHIP	IP WLS BF H R ER SO BB IBB HBP BLK WP HR S P ERA WHIP	IP WLS BF H R ER SO BB IBB HBP BLK WP HR S P ERA WHIP	IP WLS BF H R ER SO BB IBB HBP BLK WP HR S P ERA WHIP	IP WLS BF H R ER SO BB IBB HBP BLK WP HR S P ERA WHIP	IP WLS BF H R ER SO BB IBB HBP BLK WP HR S P ERA WHIP	IP WLS BF H R ER SO BB IBB HBP BLK WP HR S P ERA WHIP	IP WLS BF H R ER SO BB IBB HBP BLK WP HR S P ERA WHIP	IP WLS BF H R ER SO BB IBB HBP BLK WP HR S P ERA WHIP	IP WLS BF H R ER SO BB IBB HBP BLK WP HR S P ERA WHIP	IP WLS BF H R ER SO BB IBB HBP BLK WP HR S P ERA WHIP	IP WLS BF H R ER SO BB IBB HBP BLK WP HR S P ERA WHIP		



Batter	1	2	3	4	5	6	7	8	9	AB	R	H	RBI	BB	SO	LOB	TOP				
9 José Peraza, R OBP: 0.299, SLG: 0.339	L7		K		G6-3		G5-4-3			4	0	1	0	0	1	1	Cincinnati Reds @ San Diego Padres Petco Park, San Diego, CA Sat Jun 02 2018, 5:41 PM - 8:30 PM PDT Att: 31,710 - Clear - 71 F				
3 Scooter Gennett, L OBP: 0.376, SLG: 0.558	2B		F7		G6-3		K			4	0	1	0	0	1	1					
19 Joey Votto, L OBP: 0.410, SLG: 0.422	F7		F7		F7					4	0	1	0	0	1	2					
4 Brandon Dixon, R OBP: 0.385, SLG: 0.417	F7		PO		F7					0	0	0	0	0	0	0					
7 Eugenio Suárez, R OBP: 0.381, SLG: 0.578	BB		PO		F7		K			3	0	0	0	1	2	0					
23 Adam Duvall, R OBP: 0.263, SLG: 0.390	K		G6-3		G6-3		K			4	0	0	0	0	3	2					
43 Scott Schebler, L OBP: 0.235, SLG: 0.437		F7			3B					3	1	2	1	0	0	0					
38 Curt Casali, R OBP: 0.750, SLG: 1.667	HR		1B		1B		HBP			3	1	2	1	1	0	0					
32 Matt Harvey, R OBP: 0.118, SLG: 0.118																					
33 Jesse Winker, L OBP: 0.350, SLG: 0.316																					
63 Dylan Floro, L																					
2 Alex Blandino, R OBP: 0.333, SLG: 0.319																					
62 Jackson Stephens, R																					
6 Billy Hamilton, S OBP: 0.289, SLG: 0.294	B2				G4-3																
																	REDS				
Inning Stats	R: 0 E: 0 K: 1 S: 14	H: 1 LOB: 2 BB: 1 P: 23	R: 1 E: 0 K: 1 S: 8	H: 1 LOB: 0 BB: 0 P: 14	R: 0 E: 0 K: 1 S: 6	H: 1 LOB: 0 BB: 0 P: 11	R: 0 E: 0 K: 1 S: 15	H: 1 LOB: 2 BB: 1 P: 26	R: 0 E: 0 K: 3 S: 18	H: 1 LOB: 0 BB: 0 P: 25	R: 0 E: 0 K: 3 S: 9	H: 0 LOB: 0 BB: 0 P: 16	R: 1 E: 0 K: 1 S: 10	H: 1 LOB: 0 BB: 0 P: 14	1B: 4 2B: 2 3B: 0 HR: 2	SF: 0 SAC: 0 DP: 1 HBP: 1		WP: 0 PB: 0 SB: 0 CS: 0	PA: 37		
PITCHER	IP WLS BF H R ER SO BB IBB HBP BLK WP HR S P ERA WHIP																				
46 Eric Lauer, L ERA: 6.82	5.0 W 21 5 1 1 4 2 0 0 0 0 0 1 51 87 1.80 1.400																				
90 Adam Cimber, R ERA: 3.03	1.0 5 1 0 0 3 0 0 0 1 0 0 0 18 25 0.00 1.000																				
34 Craig Stammen, R ERA: 1.95	1.0 3 1 0 0 1 0 0 0 0 0 0 8 11 0.00 1.000																				
65 José Castillo, L ERA: 6.59	1.0 3 0 0 0 3 0 0 0 0 0 0 9 16 0.00 0.000																				
59 Phil Hughes, R ERA: 6.59	1.0 4 1 1 1 1 0 0 0 0 0 0 1 10 14 9.00 1.000																				
																		REDS			
Batter	1	2	3	4	5	6	7	8	9	AB	R	H	RBI	BB	SO	LOB			BOTTOM		
16 Travis Jankowski, L OBP: 0.381, SLG: 0.392	E2				G4-3					5	2	2	1	0	0	1	Cincinnati Reds @ San Diego Padres Petco Park, San Diego, CA Sat Jun 02 2018, 5:41 PM - 8:30 PM PDT Att: 31,710 - Clear - 71 F				
30 Eric Hosmer, L OBP: 0.369, SLG: 0.453	K		FC3-6							4	1	2	1	0	1	2					
2 José Pirela, R OBP: 0.331, SLG: 0.360	SF8		L7		FC4-6					3	1	1	1	0	0	2					
22 Christian Villanueva, R OBP: 0.305, SLG: 0.546	P3		G5-3							4	0	1	0	0	1	1					
32 Franmil Reyes, R OBP: 0.260, SLG: 0.468										3	1	2	0	0	0	0					
23 Matt Szczur, R OBP: 0.277, SLG: 0.317										1	0	1	2	0	0	0					
13 Freddy Galvis, S OBP: 0.298, SLG: 0.338										4	1	1	0	0	0	3					
17 A.J. Ellis, R OBP: 0.395, SLG: 0.406										2	1	0	0	2	0	2					
7 Manuel Margot, R OBP: 0.267, SLG: 0.321										4	1	2	2	0	0	0					
46 Eric Lauer, R ERA: 6.82																					
90 Adam Cimber, R ERA: 3.03																					
15 Cory Spangenberg, L ERA: 3.68																					
34 Craig Stammen, R ERA: 1.95																					
65 José Castillo, L ERA: 6.59																					
10 Hunter Renfroe, R ERA: 6.59																					
59 Phil Hughes, R ERA: 6.59																					
																	REDS				
Inning Stats	R: 1 E: 1 K: 1 S: 13	H: 0 LOB: 0 BB: 0 P: 19	R: 4 E: 0 K: 0 S: 21	H: 4 LOB: 1 BB: 1 P: 30	R: 0 E: 0 K: 0 S: 9	H: 1 LOB: 1 BB: 0 P: 15	R: 0 E: 0 K: 1 S: 8	H: 0 LOB: 0 BB: 0 P: 12	R: 0 E: 0 K: 1 S: 11	H: 1 LOB: 0 BB: 0 P: 17	R: 0 E: 0 K: 1 S: 10	H: 1 LOB: 2 BB: 1 P: 15	R: 3 E: 0 K: 0 S: 22	H: 5 LOB: 1 BB: 0 P: 35	R: 0 E: 1 K: 0 S: 5	H: 0 LOB: 0 BB: 0 P: 7		1B: 11 2B: 2 3B: 0 HR: 0	SF: 2 SAC: 0 DP: 2 HBP: 0	WP: 1 PB: 0 SB: 2 CS: 1	PA: 37
PITCHER	IP WLS BF H R ER SO BB IBB HBP BLK WP HR S P ERA WHIP																				
32 Matt Harvey, R ERA: 5.75	5.0 L 22 6 5 4 3 1 0 0 0 0 0 0 23 34 27.00 6.000																				
63 Dylan Floro, R ERA: 3.68	1.0 9 5 3 3 1 1 0 0 0 0 0 0 23 34 27.00 6.000																				
62 Jackson Stephens, R ERA: 4.2	2.0 6 1 0 0 0 0 0 0 0 0 0 0 14 23 0.00 0.500																				

Batter	1	2	3	4	5	6	7	8	9	AB	R	H	RBI	BB	SO	LOB	TOP							
9 DJ LeMahieu, R OBP: 0.356, SLG: 0.453										5	1	1	0	0	1	4								
19 Charlie Blackmon, L OBP: 0.381, SLG: 0.525										5	2	3	1	0	1	0								
28 Nolan Arenado, R OBP: 0.421, SLG: 0.580										3	2	1	0	2	1	1								
5 Carlos González, L OBP: 0.303, SLG: 0.444										5	2	3	4	0	1	1								
27 Trevor Story, R OBP: 0.327, SLG: 0.477										5	0	0	0	0	2	5								
8 Gerardo Parra, L OBP: 0.314, SLG: 0.371										4	0	2	1	0	1	2								
20 Ian Desmond, R OBP: 0.256, SLG: 0.386										4	1	1	0	0	0	3								
42 Chris Iannetta, R OBP: 0.327, SLG: 0.402										3	1	1	2	1	0	0								
21 Kyle Freeland, L 38 Mike Dunn, L 3 Mike Tauchman, L 51 Jake McGee, L 29 Bryan Shaw, S 71 Wade Davis, R										2	0	0	1	1	1	0								
Inning Stats	R: 2 E: 0 K: 0 S: 13	H: 3 LOB: 1 BB: 1 P: 22	R: 2 E: 0 K: 1 S: 14	H: 2 LOB: 0 BB: 0 P: 22	R: 0 E: 0 K: 2 S: 11	H: 0 LOB: 0 BB: 0 P: 17	R: 0 E: 0 K: 2 S: 9	H: 1 LOB: 1 BB: 0 P: 12	R: 0 E: 0 K: 2 S: 9	H: 0 LOB: 0 BB: 0 P: 18	R: 2 E: 0 K: 0 S: 19	H: 3 LOB: 3 BB: 2 P: 29	R: 3 E: 0 K: 1 S: 14	H: 2 LOB: 0 BB: 1 P: 23	R: 0 E: 0 K: 0 S: 6	H: 0 LOB: 0 BB: 1 P: 10	R: 0 E: 0 K: 2 S: 13	H: 1 LOB: 1 BB: 0 P: 17	1B: 9 2B: 1 3B: 1 HR: 2	SF: 0 SAC: 0 DP: 2 HBP: 0	WP: 0 PB: 0 SB: 0 CS: 1	PA: 41		
PITCHER	IP WLS BF H R ER SO BB IBB HBP BLK WP HR S P ERA WHIP	28 Anthony DeSclafani, R ERA: 7.2	40 Austin Brice, R ERA: 5.19	53 Wandy Peralta, L ERA: 4.94	63 Dylan Floro, R ERA: 3.52	50 Amir Garrett, L ERA: 1.83	IP WLS BF H R ER SO BB IBB HBP BLK WP HR S P ERA WHIP	28 Anthony DeSclafani, R ERA: 7.2	40 Austin Brice, R ERA: 5.19	53 Wandy Peralta, L ERA: 4.94	63 Dylan Floro, R ERA: 3.52	50 Amir Garrett, L ERA: 1.83	IP WLS BF H R ER SO BB IBB HBP BLK WP HR S P ERA WHIP	28 Anthony DeSclafani, R ERA: 7.2	40 Austin Brice, R ERA: 5.19	53 Wandy Peralta, L ERA: 4.94	63 Dylan Floro, R ERA: 3.52	50 Amir Garrett, L ERA: 1.83	IP WLS BF H R ER SO BB IBB HBP BLK WP HR S P ERA WHIP	28 Anthony DeSclafani, R ERA: 7.2	40 Austin Brice, R ERA: 5.19	53 Wandy Peralta, L ERA: 4.94	63 Dylan Floro, R ERA: 3.52	50 Amir Garrett, L ERA: 1.83

Colorado Rockies @ Cincinnati Reds
Great American Ball Park, Cincinnati, OH
Tue Jun 05 2018, 7:12 PM - 10:26 PM EDT
Att: 21,944 - Cloudy - 82 F

livebaseballscorecards.com

AB 36
R 9
H 12
RBI 9
BB 5
SO 8
LOB 16

Batter	1	2	3	4	5	6	7	8	9	AB	R	H	RBI	BB	SO	LOB	BOTTOM							
33 Jesse Winker, L OBP: 0.352, SLG: 0.317										4	0	1	1	1	2	0								
16 Tucker Barnhart, L OBP: 0.347, SLG: 0.389										5	1	3	2	0	0	1								
19 Joey Votto, L OBP: 0.417, SLG: 0.440										5	1	3	0	0	0	0								
7 Eugenio Suárez, R OBP: 0.379, SLG: 0.583										5	0	2	0	0	1	4								
3 Scooter Gennett, L OBP: 0.378, SLG: 0.567										5	0	2	1	0	2	3								
23 Adam Duvall, R OBP: 0.266, SLG: 0.387										5	0	2	1	0	1	2								
43 Scott Schebler, L OBP: 0.341, SLG: 0.459										5	2	2	1	0	2	5								
9 José Peraza, R OBP: 0.297, SLG: 0.336										4	1	1	0	0	0	2								
28 Anthony DeSclafani, R 4 Brandon Dixon, R 40 Austin Brice, R 53 Wandy Peralta, L 2 Alex Blandino, R 63 Dylan Floro, L 50 Amir Garrett, R 38 Curt Casali, R										1	0	0	0	0	0	0								
Inning Stats	R: 0 E: 0 K: 1 S: 7	H: 0 LOB: 0 BB: 0 P: 9	R: 0 E: 0 K: 0 S: 9	H: 1 LOB: 1 BB: 0 P: 16	R: 0 E: 0 K: 1 S: 7	H: 0 LOB: 0 BB: 0 P: 10	R: 0 E: 0 K: 1 S: 11	H: 2 LOB: 1 BB: 0 P: 16	R: 1 E: 0 K: 1 S: 10	H: 1 LOB: 0 BB: 0 P: 16	R: 0 E: 0 K: 2 S: 11	H: 2 LOB: 2 BB: 0 P: 17	R: 2 E: 0 K: 1 S: 13	H: 4 LOB: 2 BB: 1 P: 26	R: 0 E: 0 K: 2 S: 12	H: 2 LOB: 2 BB: 0 P: 20	R: 3 E: 0 K: 1 S: 17	H: 5 LOB: 2 BB: 0 P: 20	1B: 15 2B: 1 3B: 0 HR: 1	SF: 0 SAC: 0 DP: 0 HBP: 0	WP: 1 PB: 0 SB: 0 CS: 0	PA: 43		
PITCHER	IP WLS BF H R ER SO BB IBB HBP BLK WP HR S P ERA WHIP	21 Kyle Freeland, L ERA: 3.48	38 Mike Dunn, L ERA: 7.88	51 Jake McGee, L ERA: 4.91	29 Bryan Shaw, R ERA: 7.36	71 Wade Davis, R ERA: 3.33	IP WLS BF H R ER SO BB IBB HBP BLK WP HR S P ERA WHIP	21 Kyle Freeland, L ERA: 3.48	38 Mike Dunn, L ERA: 7.88	51 Jake McGee, L ERA: 4.91	29 Bryan Shaw, R ERA: 7.36	71 Wade Davis, R ERA: 3.33	IP WLS BF H R ER SO BB IBB HBP BLK WP HR S P ERA WHIP	21 Kyle Freeland, L ERA: 3.48	38 Mike Dunn, L ERA: 7.88	51 Jake McGee, L ERA: 4.91	29 Bryan Shaw, R ERA: 7.36	71 Wade Davis, R ERA: 3.33	IP WLS BF H R ER SO BB IBB HBP BLK WP HR S P ERA WHIP	21 Kyle Freeland, L ERA: 3.48	38 Mike Dunn, L ERA: 7.88	51 Jake McGee, L ERA: 4.91	29 Bryan Shaw, R ERA: 7.36	71 Wade Davis, R ERA: 3.33

Colorado Rockies @ Cincinnati Reds
Great American Ball Park, Cincinnati, OH
Tue Jun 05 2018, 7:12 PM - 10:26 PM EDT
Att: 21,944 - Cloudy - 82 F

livebaseballscorecards.com

AB 42
R 6
H 17
RBI 6
BB 1
SO 10
LOB 19

Batter	1	2	3	4	5	6	7	8	9	AB	R	H	RBI	BB	SO	LOB	TOP					
9 DJ LeMahieu, R OBP: 0.345, SLG: 0.438	G5-3		L7		K		F8		G5-3	5	0	0	0	0	1	0	Colorado Rockies @ Cincinnati Reds Great American Ball Park, Cincinnati, OH Wed Jun 06 2018, 7:13 PM - 10:38 PM EDT Att: 19,762 - Partly Cloudy - 77 F					
19 Charlie Blackmon, L OBP: 0.373, SLG: 0.514	K		G4-3		P4		K		G3-1	5	0	0	0	0	2	0						
28 Nolan Arenado, R OBP: 0.418, SLG: 0.579	2B		F8		G5-3		F9			4	0	1	0	0	0	0						
5 Carlos González, L OBP: 0.302, SLG: 0.446	G3-1				F7		E8			4	2	1	0	0	0	1						
27 Trevor Story, R OBP: 0.329, SLG: 0.480			K		8 1B		K			3	1	1	0	1	2	1						
8 Gerardo Parra, L OBP: 0.317, SLG: 0.374	K		20 HR		F8		F8		BB	4	1	2	2	0	1	1						
20 Ian Desmond, R OBP: 0.264, SLG: 0.402			14 2B		14 1B		14 1B		K	2	2	1	2	2	1	1						
14 Tony Wolters, L OBP: 0.287, SLG: 0.256			1-H		K		P5			4	0	2	2	0	1	1						
55 Jon Gray, R OBP: 0.227, SLG: 0.320					G6-3		G4-3		F7	2	0	0	0	0	1	1						
3 Mike Tauchman, L OBP: 0.179, SLG: 0.260										1	0	0	0	0	0	2						
59 Harrison Musgrave, L OBP: 0.255, SLG: 0.357										0	0	0	0	0	0	0						
45 Scott Oberg, R OBP: 0.255, SLG: 0.357										0	0	0	0	0	0	0						
51 Jake McGee, L OBP: 0.255, SLG: 0.357										1	0	0	0	0	0	0						
24 Ryan McMahon, L OBP: 0.255, SLG: 0.357										0	0	0	0	0	0	0						
71 Wade Davis, R OBP: 0.255, SLG: 0.357										0	0	0	0	0	0	0						
Inning Stats	R: 0 H: 1 E: 0 K: 1 S: 11	H: 1 LOB: 1 BB: 0 P: 14	R: 1 H: 1 E: 0 K: 3 S: 16	H: 1 LOB: 1 BB: 22 P: 21	R: 0 H: 0 E: 0 K: 0 S: 7	H: 0 LOB: 0 BB: 0 P: 11	R: 3 H: 3 E: 0 K: 1 S: 15	H: 3 LOB: 0 BB: 0 P: 25	R: 0 H: 0 E: 0 K: 1 S: 8	H: 0 LOB: 0 BB: 0 P: 13	R: 1 H: 2 E: 0 K: 1 S: 15	H: 2 LOB: 2 BB: 1 P: 25	R: 0 H: 0 E: 0 K: 1 S: 7	H: 0 LOB: 0 BB: 0 P: 9	R: 1 H: 1 E: 1 K: 1 S: 12	H: 1 LOB: 1 BB: 1 P: 20	R: 0 H: 0 E: 0 K: 0 S: 5	H: 0 LOB: 0 BB: 0 P: 9	1B: 3 2B: 4 HR: 1	SF: 0 SAC: 0 DP: 0 HBP: 0	WP: 1 PB: 0 SB: 0 CS: 0	PA: 38
PITCHER	IP WLS BF H R ER SO BB IBB HBP BLK WP HR S P ERA WHIP																					
47 Sal Romano, R ERA: 9.23	5.0 L 22 6 5 5 6 1 0 0 0 0 0 1 62 93 9.00 1.400																					
21 Michael Lorenzen, R ERA: 1.64	2.0 8 1 0 0 2 1 0 0 0 0 0 0 17 26 0.00 1.000																					
37 David Hernandez, R ERA: 2.33	1.0 5 1 1 0 1 1 0 0 0 0 1 0 12 20 0.00 2.000																					
26 Raisel Iglesias, R ERA: 2.16	1.0 3 0 0 0 0 0 0 0 0 0 0 0 5 9 0.00 0.000																					

Batter	1	2	3	4	5	6	7	8	9	AB	R	H	RBI	BB	SO	LOB	BOTTOM					
33 Jesse Winker, L OBP: 0.359, SLG: 0.327	F9		19 1B		F8					4	1	2	0	1	0	2	Colorado Rockies @ Cincinnati Reds Great American Ball Park, Cincinnati, OH Wed Jun 06 2018, 7:13 PM - 10:38 PM EDT Att: 19,762 - Partly Cloudy - 77 F					
16 Tucker Barnhart, L OBP: 0.343, SLG: 0.383	P5		K		K		K			5	0	1	0	0	3	3						
26 Raisel Iglesias, R										0	0	0	0	0	0	0						
19 Joey Votto, L OBP: 0.417, SLG: 0.443	K		1B		2B		K			5	1	2	0	0	2	4						
3 Scooter Gennett, L OBP: 0.379, SLG: 0.568			7 1B		SF8		F9		P3	3	1	1	2	1	0	0						
7 Eugenio Suárez, R OBP: 0.385, SLG: 0.581	FC1-5		9 1B		G5-3		L8		E4	4	0	2	0	1	0	1						
43 Scott Schebler, L OBP: 0.343, SLG: 0.458	K		9 1B		G4-3		L8		K2-3	5	0	2	0	0	2	5						
9 José Peraza, R OBP: 0.298, SLG: 0.336					G4-3		F9		P6	3	0	1	1	0	0	3						
37 David Hernandez, R										0	0	0	0	0	0	0						
38 Curt Casali, R OBP: 0.667, SLG: 1.400	FC1-5						K			1	0	0	0	0	0	1						
47 Sal Romano, L ERA: 9.69	FC1-5						K		K2-3	2	0	0	0	0	1	3						
2 Alex Blandino, R OBP: 0.330, SLG: 0.309										1	0	0	0	1	1	0						
21 Michael Lorenzen, R										0	0	0	0	0	0	0						
23 Adam Duvall, R OBP: 0.265, SLG: 0.385										1	0	0	0	0	1	1						
6 Billy Hamilton, S OBP: 0.287, SLG: 0.285	L9								K	3	0	0	0	1	2	3						
Inning Stats	R: 0 H: 0 E: 0 K: 1 S: 6	H: 2 LOB: 0 BB: 0 P: 11	R: 1 H: 2 E: 0 K: 1 S: 14	H: 2 LOB: 1 BB: 1 P: 22	R: 1 H: 2 E: 0 K: 1 S: 16	H: 2 LOB: 0 BB: 0 P: 22	R: 0 H: 1 E: 0 K: 1 S: 11	H: 1 LOB: 2 BB: 1 P: 18	R: 1 H: 2 E: 0 K: 3 S: 16	H: 2 LOB: 2 BB: 2 P: 27	R: 0 H: 0 E: 0 K: 1 S: 7	H: 1 LOB: 1 BB: 0 P: 10	R: 0 H: 2 E: 0 K: 2 S: 16	H: 2 LOB: 2 BB: 0 P: 21	R: 0 H: 1 E: 1 K: 1 S: 7	H: 1 LOB: 1 BB: 0 P: 13	R: 0 H: 0 E: 0 K: 0 S: 5	H: 0 LOB: 0 BB: 0 P: 9	1B: 8 2B: 3 HR: 0	SF: 1 SAC: 0 DP: 0 HBP: 0	WP: 0 PB: 0 SB: 0 CS: 0	PA: 43
PITCHER	IP WLS BF H R ER SO BB IBB HBP BLK WP HR S P ERA WHIP																					
55 Jon Gray, R ERA: 5.69	5.0 W 25 7 3 3 3 3 0 0 0 0 0 0 63 101 5.40 2.000																					
59 Harrison Musgrave, L ERA: 2.4	1.2 H 8 1 0 0 3 2 0 0 0 0 0 0 17 31 0.00 1.800																					
45 Scott Oberg, R ERA: 4.32	0.2 H 2 0 0 0 2 0 0 0 0 0 0 0 9 11 0.00 0.000																					
51 Jake McGee, L ERA: 4.76	0.2 H 4 2 0 0 1 0 0 0 0 0 0 0 11 16 0.00 3.000																					
71 Wade Davis, R ERA: 3.2	1.0 S 4 1 0 0 1 0 0 0 0 0 0 0 7 13 0.00 1.000																					

AB	35
R	6
H	8
RBI	6
BB	3
SO	9
LOB	8

AB	37
R	3
H	11
RBI	3
BB	5
SO	12
LOB	26



Batter	1	2	3	4	5	6	7	8	9	10	11	12	13	AB	R	H	RBI	BB	SO	LOB	TOP					
9 DJ LeMahieu, R OBP: 0.339, SLG: 0.437	E6 19 1B 28 G6-4-3		K 5 1B 2B	K		SF9			G6-3		SH1-3		F8	5	2	1	1	0	1	2						
19 Charlie Blackmon, L OBP: 0.372, SLG: 0.569		1B 28 G6-4-3	K			P2			G4-3		G4-3			6	0	2	0	0	1	3						
28 Nolan Arenado, R OBP: 0.420, SLG: 0.575	G6-4-3		K			F7-4								5	0	2	0	1	1	3						
5 Carlos González, L OBP: 0.309, SLG: 0.451														5	0	2	1	1	0	3						
27 Trevor Story, R OBP: 0.326, SLG: 0.472	BB 27 FC6-4		1B 2H						G1-3					6	0	1	0	0	2	4						
3 Mike Tauchman, L OBP: 0.212, SLG: 0.138														5	2	2	0	0	3	1						
29 Bryan Shaw, S														0	0	0	0	0	0	0						
20 Ian Desmond, R OBP: 0.265, SLG: 0.400														1	0	0	0	0	0	1						
52 Chris Rusin, L														0	0	0	0	0	0	0						
24 Ryan McMahon, L OBP: 0.297, SLG: 0.284														6	1	1	1	0	2	1						
14 Tony Wolters, L OBP: 0.299, SLG: 0.247														3	0	0	0	1	0	0						
44 Tyler Anderson, L ERA: 4.33														2	0	0	1	0	1	2						
56 Nolan Arenado, R ERA: 2.34														0	0	0	0	0	0	0						
38 Mike Dunn, L ERA: 9.0														0	0	0	0	0	0	0						
Scott Oberg, R ERA: 4.08														0	0	0	0	0	0	0						
71 Wade Davis, R ERA: 3.42														2	0	2	0	0	0	0						
8 Gerardo Parra, L ERA: 6.89														0	0	0	0	0	0	0						
Inning Stats	R: 1 E: 1 K: 0 S: 13	H: 1 LOB: 1 BB: 1 P: 20	R: 0 E: 0 K: 2 S: 13	H: 0 LOB: 1 BB: 1 P: 21	R: 1 E: 0 K: 2 S: 15	H: 2 LOB: 1 BB: 0 P: 23	R: 1 E: 0 K: 1 S: 10	H: 1 LOB: 1 BB: 0 P: 15	R: 0 E: 0 K: 0 S: 6	H: 0 LOB: 0 BB: 0 P: 12	R: 0 E: 0 K: 0 S: 6	H: 1 LOB: 1 BB: 0 P: 13	R: 0 E: 0 K: 0 S: 7	H: 1 LOB: 1 BB: 1 P: 13	R: 0 E: 0 K: 1 S: 11	H: 1 LOB: 1 BB: 0 P: 14	R: 0 E: 0 K: 0 S: 7	H: 1 LOB: 1 BB: 1 P: 13	R: 0 E: 0 K: 1 S: 11	H: 1 LOB: 1 BB: 0 P: 14	1B: 9 2B: 4 3B: 1 HR: 0	SF: 1 SAC: 2 DP: 3 HBP: 2	WP: 0 PB: 0 SB: 0 CS: 0	PA: 55		
PITCHER	IP 5.0	WLS 23	BF 6	H 3	ER 2	SO 6	BB 2	IBB 0	HBP 1	BLK 0	WP 0	HR 0	S 65	P 96	ERA 3.60	WHIP 1.600										
30 Tyler Mahle, R ERA: 4.33																										
50 Amir Garrett, L ERA: 2.34																										
53 Wandy Peralta, L ERA: 4.76																										
48 Jared Hughes, R ERA: 1.08																										
26 Raisel Iglesias, R ERA: 2.08																										
PITCHER	IP 3.0	WLS 12	BF 3	H 0	ER 0	SO 1	BB 1	IBB 0	HBP 0	BLK 0	WP 0	HR 0	S 23	P 34	ERA 0.00	WHIP 1.333										
63 Dylan Floro, R ERA: 3.12																										

Colorado Rockies @ Cincinnati Reds
Great American Ball Park, Cincinnati, OH
Thu Jun 07 2018, 12:37 PM - 4:51 PM EDT
Att. 15,957 - Partly Cloudy - 78 F

AB 47
R 5
H 13
RBI 4
BB 3
SO 11
LOB 20

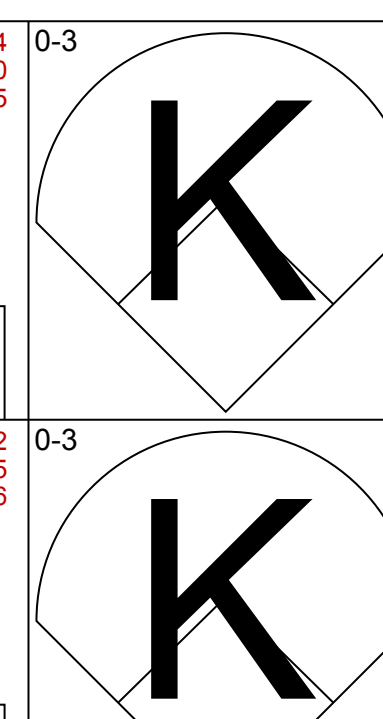
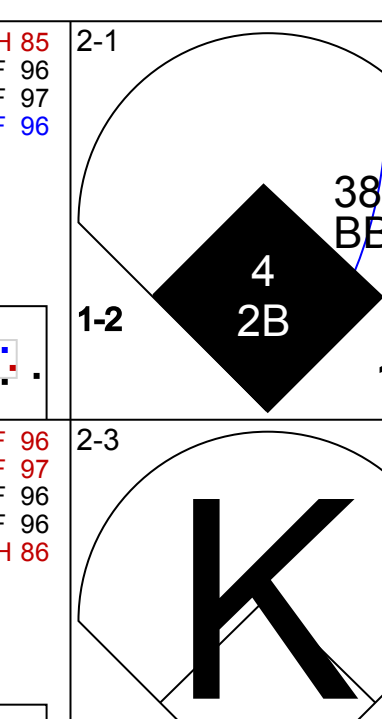
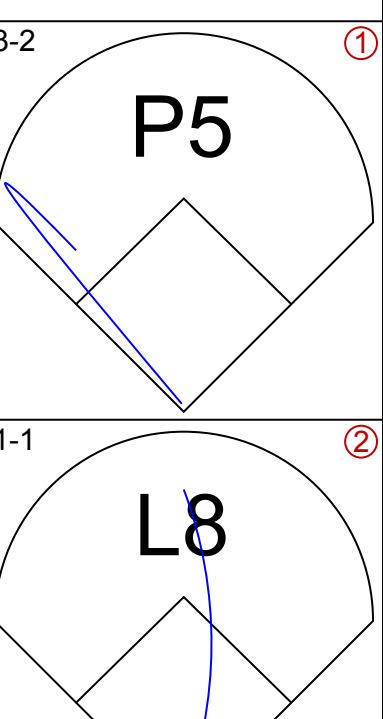
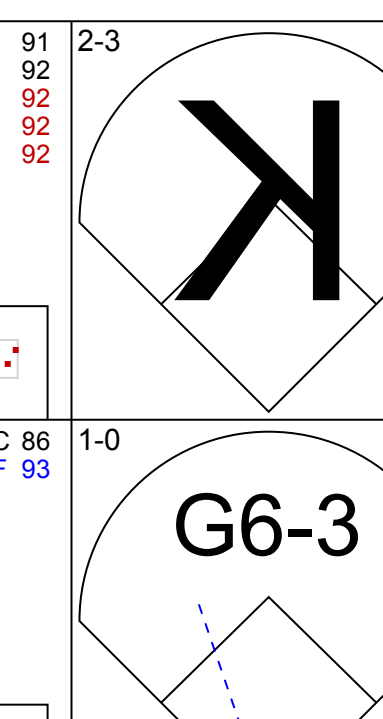
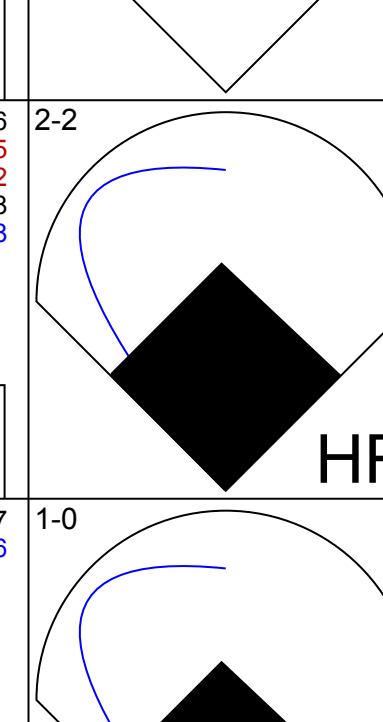
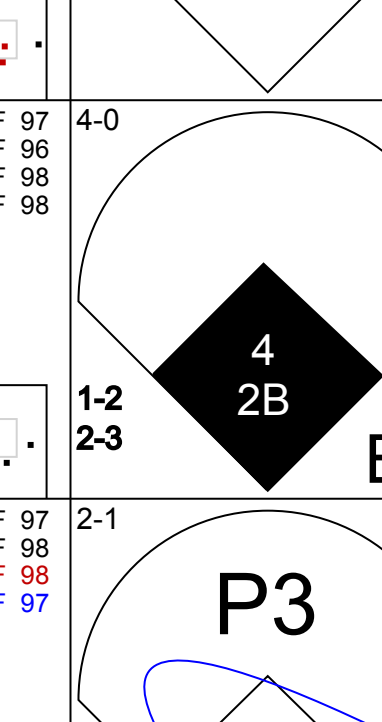

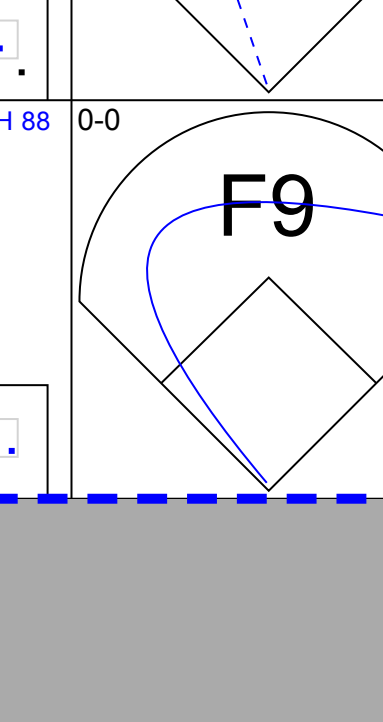
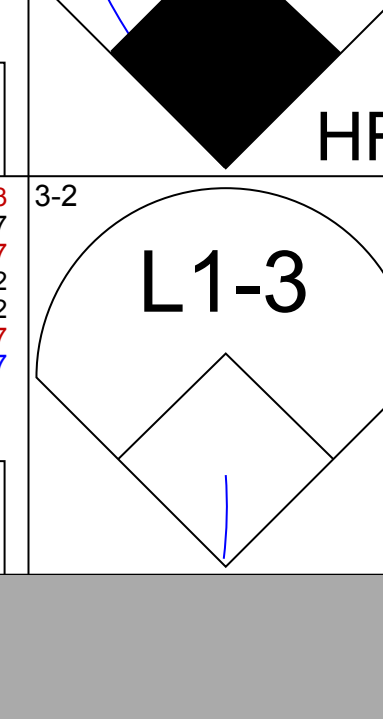
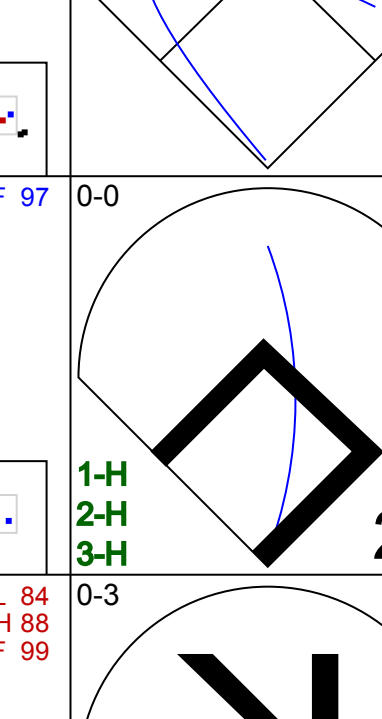



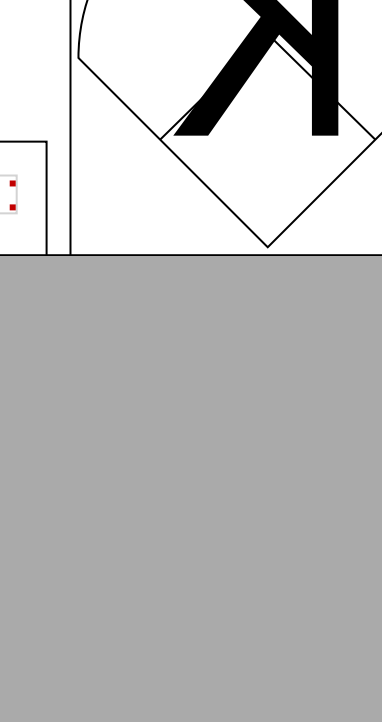



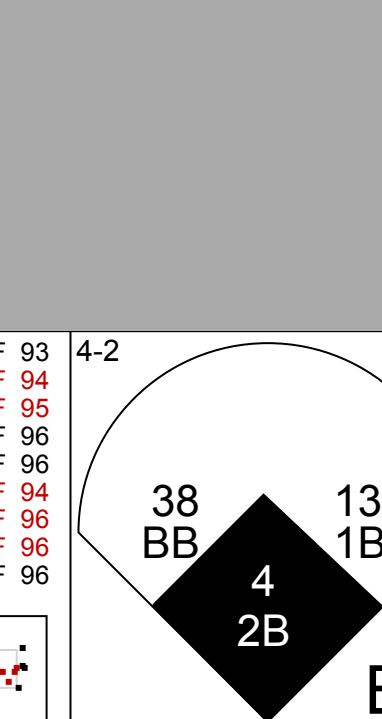


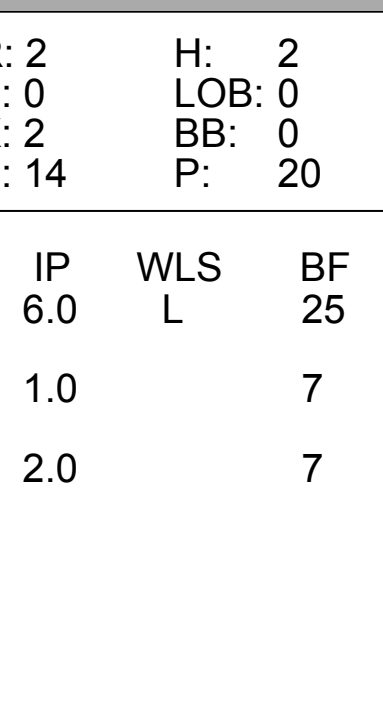
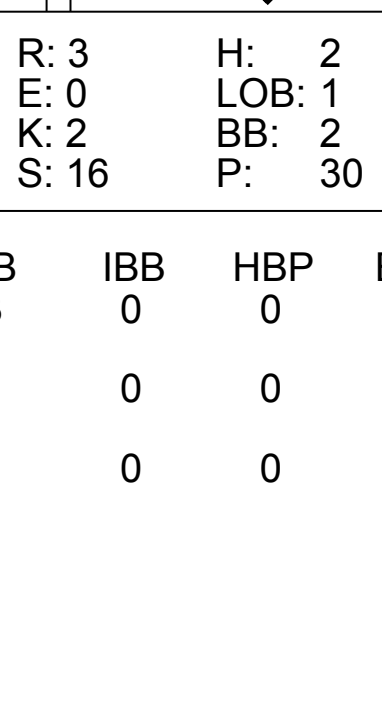
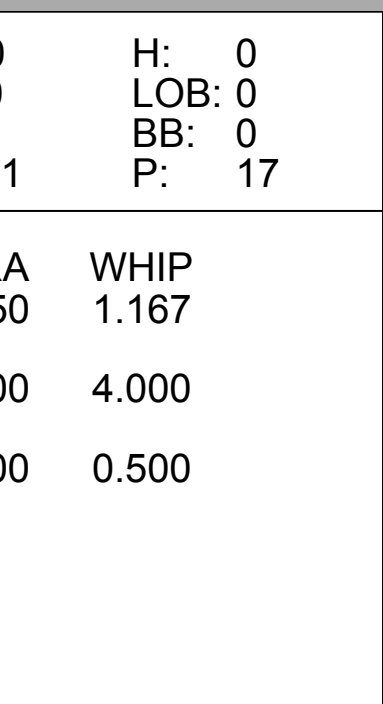
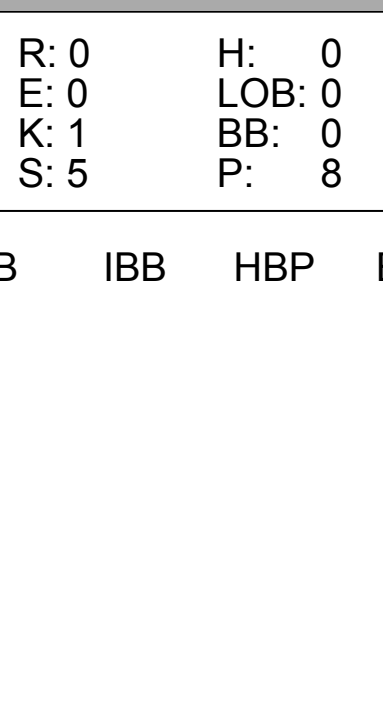
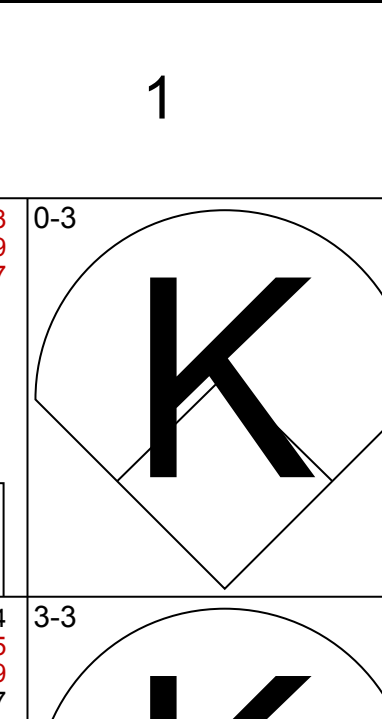
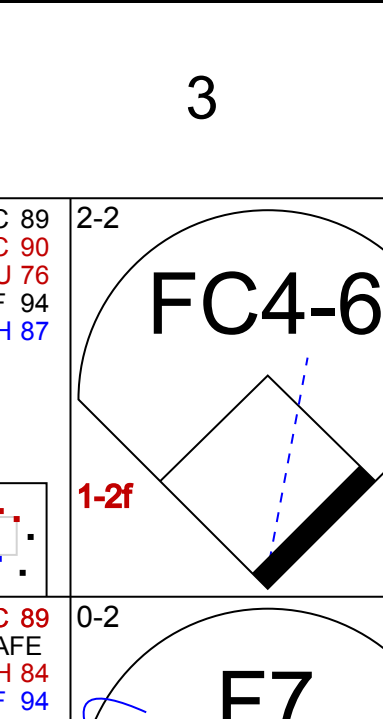
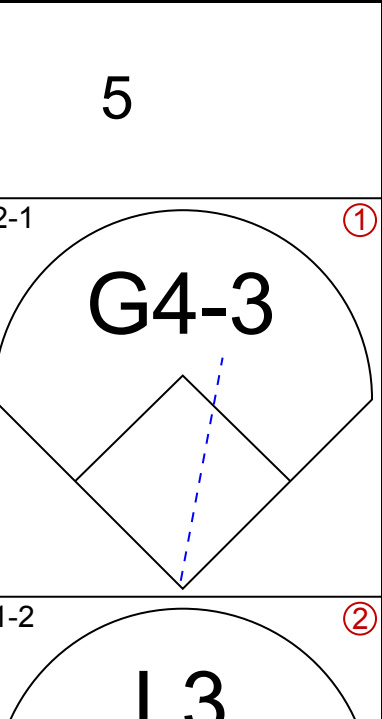

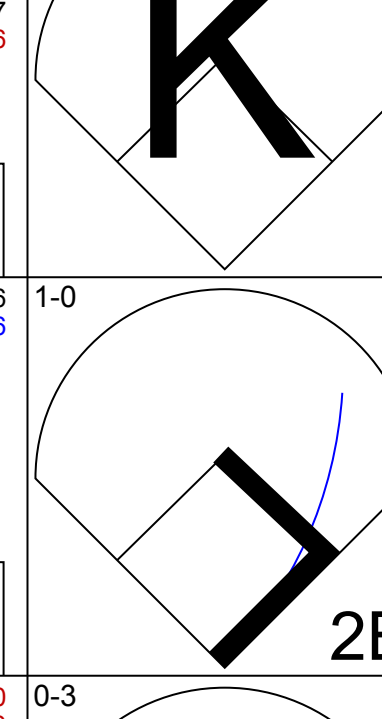
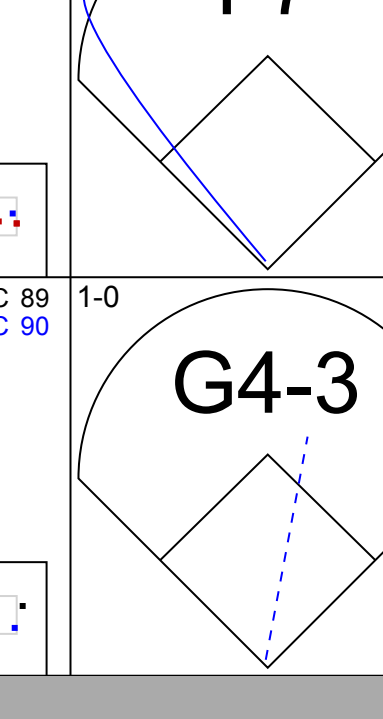
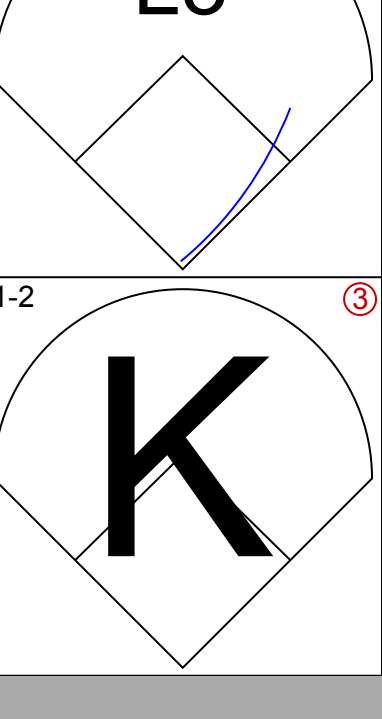
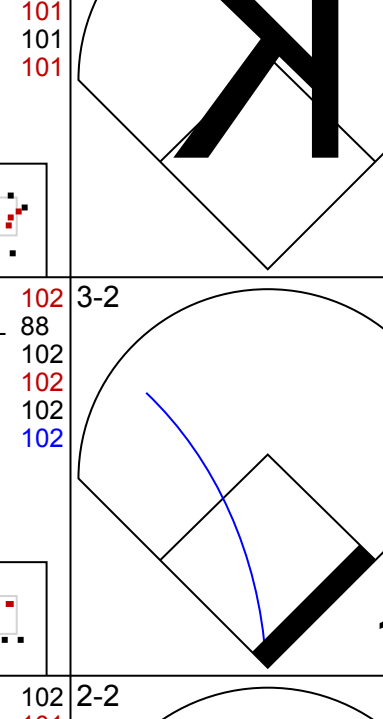
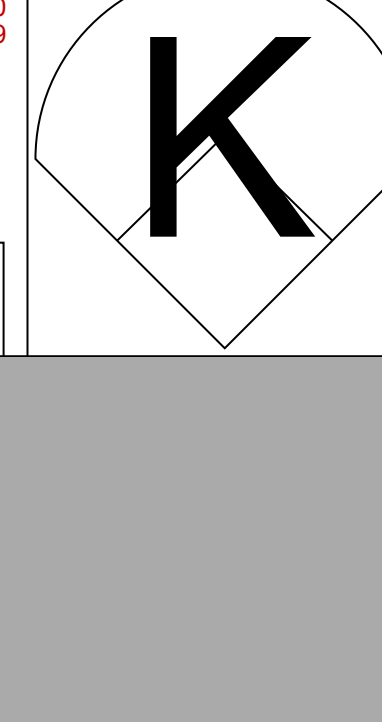


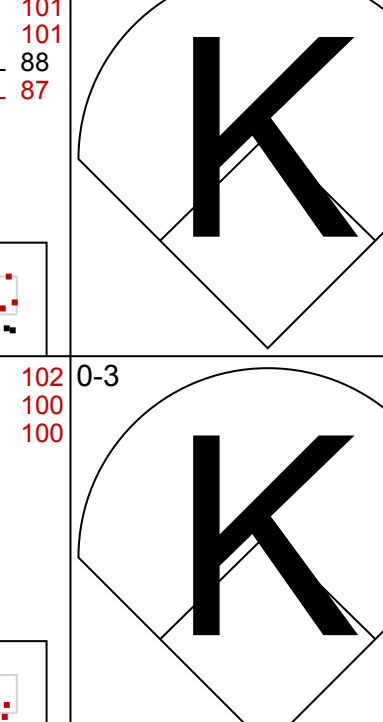





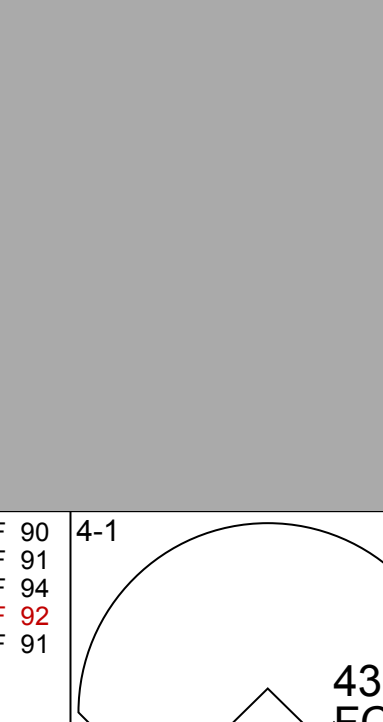


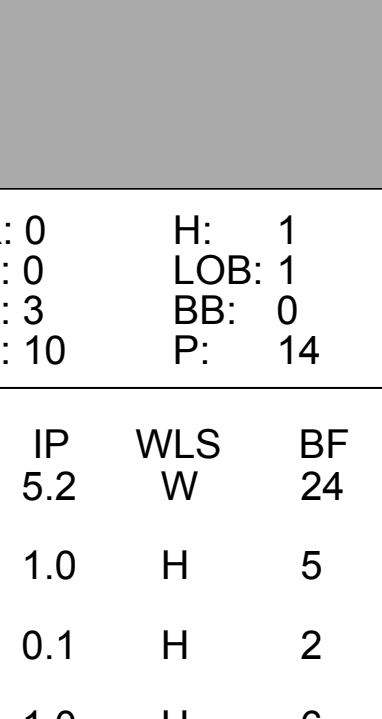
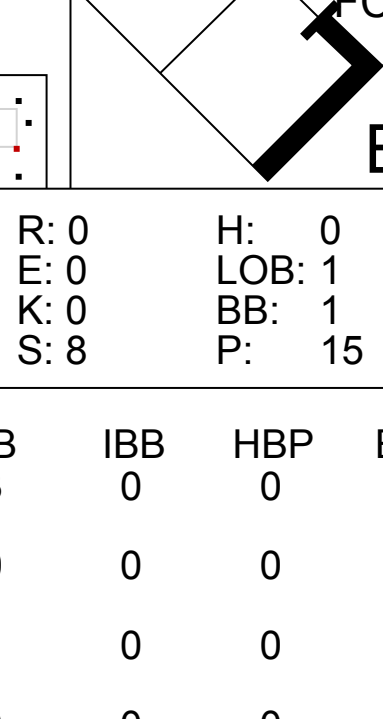
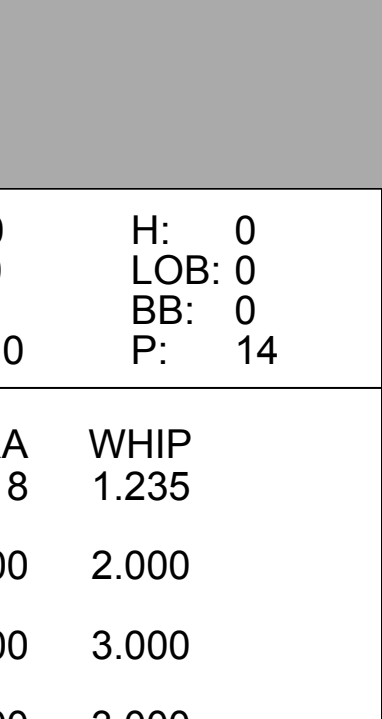
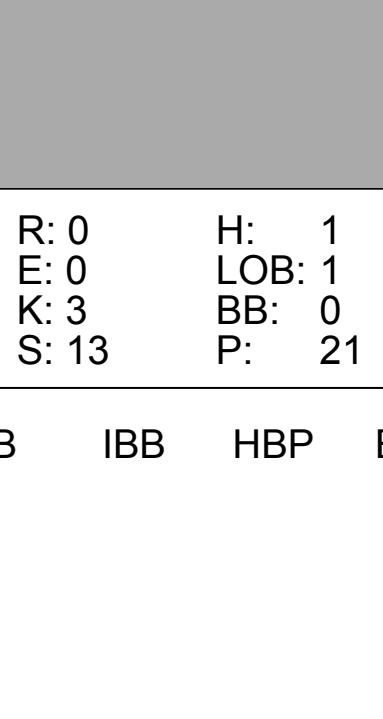


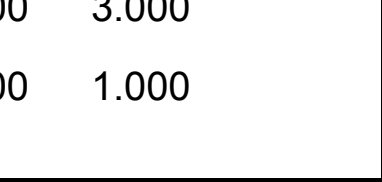



Batter	1	2	3	4	5	6	7	8	9	10	11	12	13	AB	R	H	RBI	BB	SO	LOB	BOTTOM					
43 Scott Schebler, L OBP: 0.345, SLG: 0.465			F7											6	1	3	1	0	2	1						
2 Alex Blandino, R ERA: 3.88														3	0	0	0	0	0	2						
53 Wandy Peralta, L ERA: 4.76														0	0	0	0	0	0	0						
48 Jared Hughes, R ERA: 1.08														0	0	0	0	0	0	0						
26 Raisel Iglesias, R ERA: 2.08														1	0	0	0	0	0	0						
19 Joey Votto, L OBP: 0.419, SLG: 0.438														3	1	0	1	2	1	2						
7 Eugenio Suárez, R OBP: 0.373, SLG: 0.561														6	0	0	1	0	1	4						
23 Adam Duvall, R OBP: 0.296, SLG: 0.385														3	1	1	0	0	1	1						
33 Jesse Winker, L OBP: 0.368, SLG: 0.357														3	1	3	2	0	0	0						
38 Curt Casali, R OBP: 0.600, SLG: 1.125														3	1	1	1	0	0	1						
4 Brandon Dixon, R OBP: 0.316, SLG: 0.294														4	0	0	0	1	2	2						
30 Tyler Mahle, R OBP: 0.190, SLG: 0.158														1	0	0	0	0	0	1						
21 Michael Lorenzen, R OBP: 0.333, SLG: 0.333														1	0	1	0	0	0	0						
9 Jose Parra, R OBP: 0.296, SLG: 0.336														3	0	1	0	0	0	2						
6 Billy Hamilton, S OBP: 0.285, SLG: 0.279														4	2	0	0	1	2	3						
Inning Stats	R: 0 E: 0 K: 0 S: 8	H: 1 LOB: 0 BB: 0 P: 11	R: 1 E: 0 K: 0 S: 11	H: 2 LOB: 1 BB: 0 P: 16	R: 0 E: 0 K: 1 S: 12	H: 0 LOB: 0 BB: 0 P: 6	R: 0 E: 0 K: 1 S: 12	H: 0 LOB: 1 BB: 1 P: 21	R: 1 E: 0 K: 1 S: 16	H: 2 LOB: 1 BB: 0 P: 21	R: 0 E: 0 K: 0 S: 6	H: 0 LOB: 0 BB: 0 P: 12	R: 0 E: 0 K: 0 S: 6	H: 0 LOB: 0 BB: 1 P: 11	R: 0 E: 0 K: 0 S: 6	H: 1 LOB: 1 BB: 0 P: 13	R: 0 E: 0 K: 1 S: 6	H: 0 LOB: 0 BB: 0 P: 9	R: 2 E: 0 K: 0 S: 4	H: 1 LOB: 0 BB: 0 P: 7	1B: 7 2B: 2 3B: 0 HR: 1	SF: 0 SAC: 1 DP: 3 HBP: 2	WP: 2 PB: 0 SB: 0 CS: 0	PA: 50		
PITCHER	IP 7.0	WLS 26	BF 5	H 2	ER 2	SO 5	BB 1	IBB 0	HBP 0	BLK 0	WP 0	HR 0	S 71	P 105	ERA 2.57	WHIP 0.857										
44 Tyler Anderson, L ERA: 4.81																										
38 Mike Dunn, L ERA: 9.0																										
Scott Oberg, R ERA: 4.08																										
71 Wade Davis, R ERA: 3.42																										
29 Bryan Shaw, R ERA: 6.89																										
PITCHER	IP 1.1	WLS 6	BF 1	H 2	ER 2	SO 1	BB 0	IBB 0	HBP 1	BLK 0	WP 0	HR 0	S 16	P 16	ERA 13.50	WHIP 0.750										
52 Chris Rusin, L ERA: 7.77																										

Colorado Rockies @ Cincinnati Reds
Great American Ball Park, Cincinnati, OH
Thu Jun 07 2018, 12:37 PM - 4:51 PM EDT
Att. 15,957 - Partly Cloudy - 78 F

AB 42
R 7
H 10
RBI 6
BB 5
SO 9
LOB 19

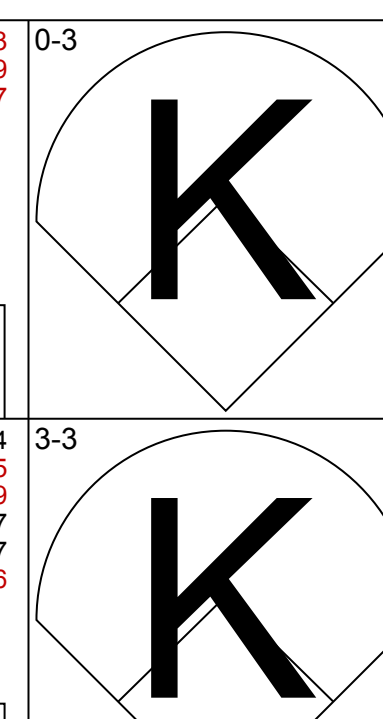
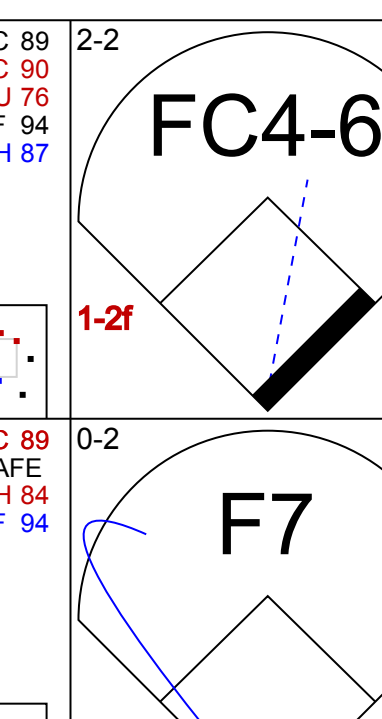
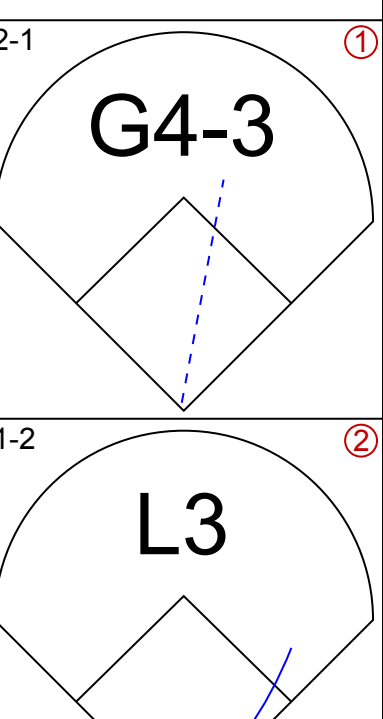
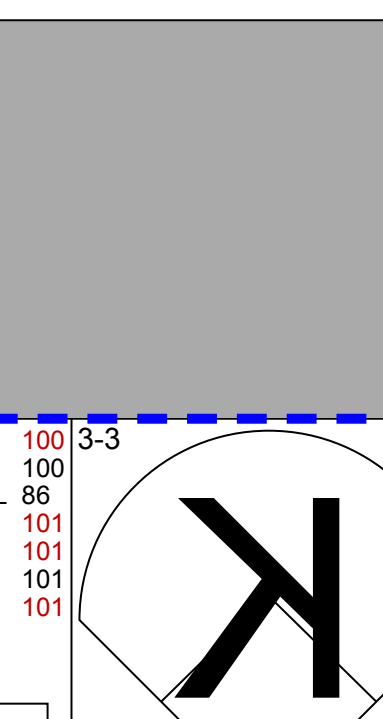
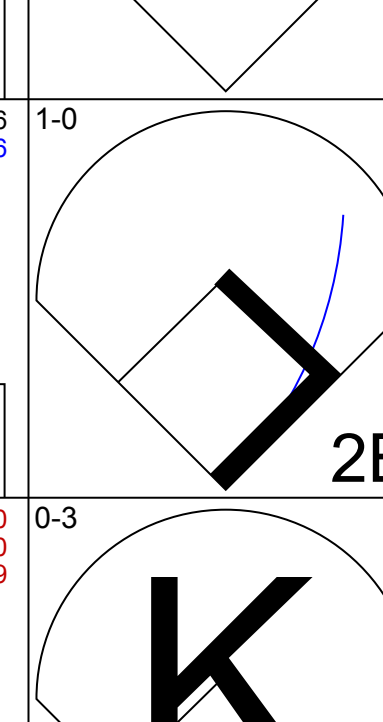
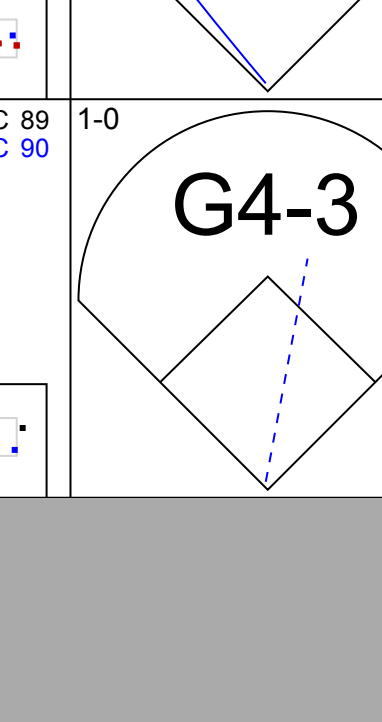

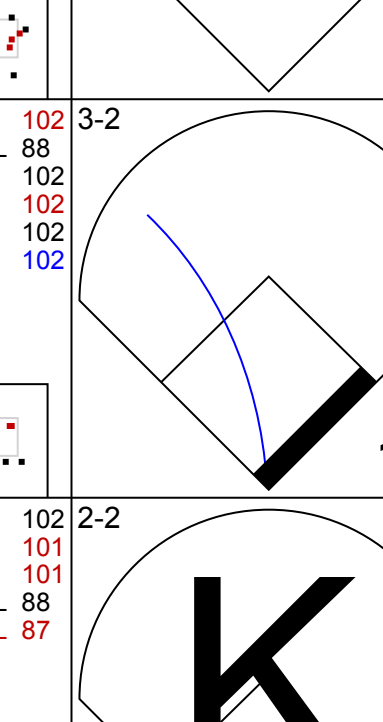



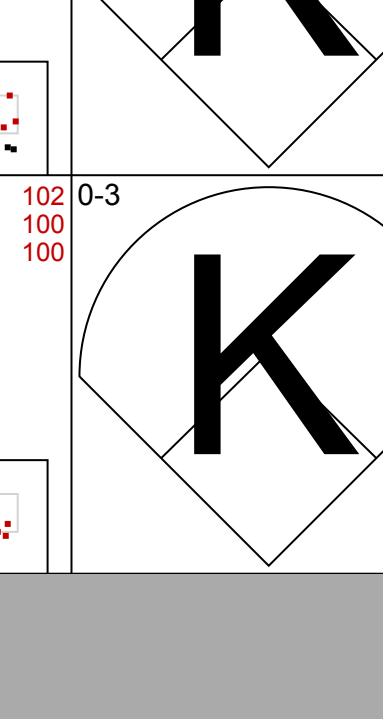





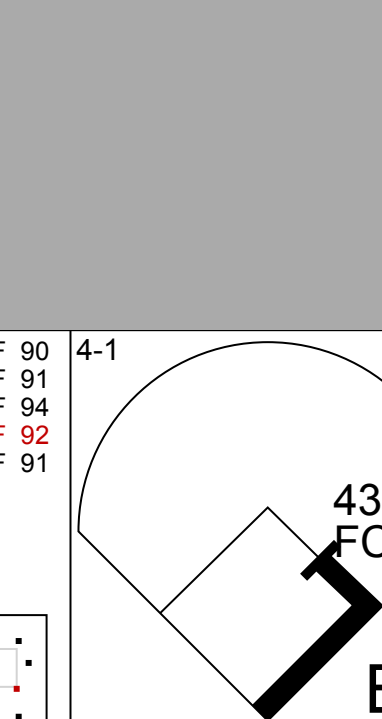


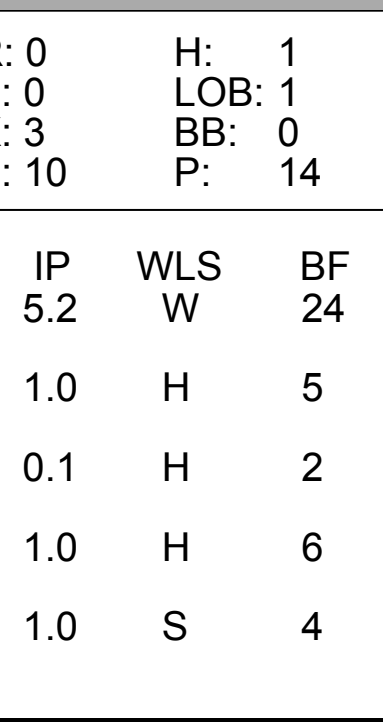
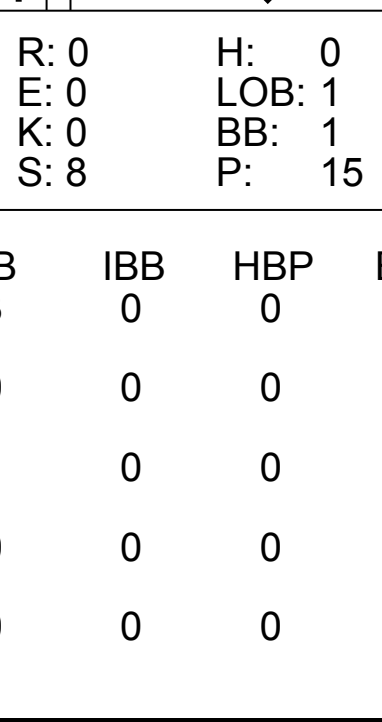
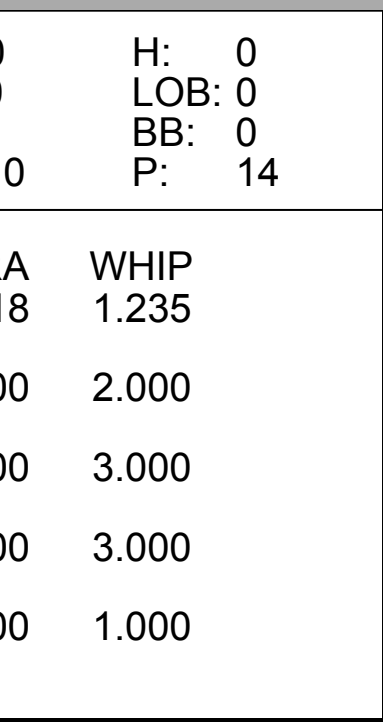
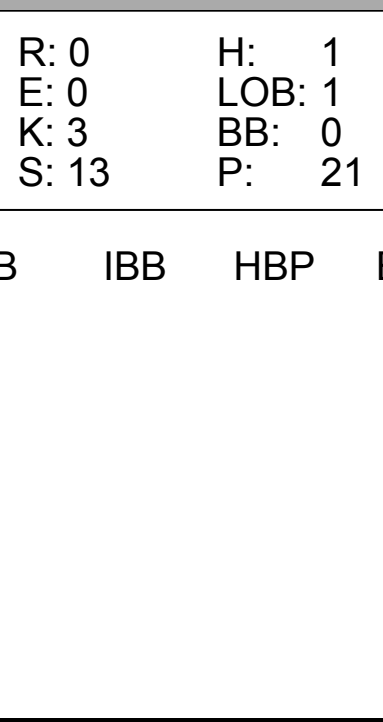


Batter	1	2	3	4	5	6	7	8	9	AB	R	H	RBI	BB	SO	LOB	TOP								
13 Matt Carpenter, L OBP: 0.340, SLG: 0.425										5	2	2	1	0	2	0									
28 Tommy Pham, R OBP: 0.357, SLG: 0.442										5	0	1	0	0	2	2									
38 José Martínez, R OBP: 0.387, SLG: 0.514										2	2	1	1	2	1	0									
16 Koltan Wong, L OBP: 0.291, SLG: 0.309										1	0	0	0	0	0	0									
23 Marcell Ozuna, R OBP: 0.324, SLG: 0.389										4	1	1	1	0	0	5									
4 Yadier Molina, R OBP: 0.294, SLG: 0.442										3	0	2	3	1	0	0									
3 Jedd Gyorko, R OBP: 0.326, SLG: 0.403										4	0	0	0	0	2	3									
25 Dexter Fowler, S OBP: 0.328, SLG: 0.392										3	0	0	0	0	3	1									
59 Mike Mayers, R OBP: 0.338, SLG: 0.392										0	0	0	0	0	0	0									
68 Austin Gomber, L OBP: 0.288, SLG: 0.332										0	0	0	0	0	0	0									
64 Sam Tuivailala, R OBP: 0.291, SLG: 0.309										0	0	0	0	0	0	0									
49 Jordan Hicks, R OBP: 0.313, SLG: 0.408										4	0	0	0	0	1	2									
52 Michael Wacha, R OBP: 0.083, SLG: 0.043										1	1	0	0	1	0	0									
48 Harrison Bader, R OBP: 0.331, SLG: 0.431										2	0	0	0	0	0	2									
Inning Stats	R: 2 H: 2 E: 0 K: 2 S: 14	H: 2 LOB: 0 BB: 0 P: 20	R: 0 H: 0 E: 0 K: 2 S: 8	H: 0 LOB: 0 BB: 0 P: 13	R: 3 H: 2 E: 0 K: 2 S: 16	H: 2 LOB: 1 BB: 2 P: 30	R: 0 H: 0 E: 0 K: 1 S: 8	H: 0 LOB: 0 BB: 0 P: 11	R: 0 H: 0 E: 0 K: 1 S: 11	H: 0 LOB: 1 BB: 0 P: 17	R: 0 H: 0 E: 0 K: 2 S: 10	H: 0 LOB: 1 BB: 1 P: 19	R: 1 H: 2 E: 0 K: 0 S: 14	H: 2 LOB: 2 BB: 1 P: 24	R: 0 H: 1 E: 0 K: 0 S: 11	H: 1 LOB: 2 BB: 1 P: 21	R: 0 H: 0 E: 0 K: 1 S: 5	H: 0 LOB: 0 BB: 0 P: 8	1B: 3 2B: 1 3B: 0 HR: 3	SF: 0 SAC: 0 DP: 0 HBP: 0	WP: 0 PB: 0 SB: 1 CS: 0	PA: 39			
PITCHER	IP WLS BF H R ER SO BB IBB HBP BLK WP HR S P ERA WHIP	IP WLS BF H R ER SO BB IBB HBP BLK WP HR S P ERA WHIP	IP WLS BF H R ER SO BB IBB HBP BLK WP HR S P ERA WHIP	IP WLS BF H R ER SO BB IBB HBP BLK WP HR S P ERA WHIP	IP WLS BF H R ER SO BB IBB HBP BLK WP HR S P ERA WHIP	IP WLS BF H R ER SO BB IBB HBP BLK WP HR S P ERA WHIP	IP WLS BF H R ER SO BB IBB HBP BLK WP HR S P ERA WHIP	IP WLS BF H R ER SO BB IBB HBP BLK WP HR S P ERA WHIP	IP WLS BF H R ER SO BB IBB HBP BLK WP HR S P ERA WHIP	IP WLS BF H R ER SO BB IBB HBP BLK WP HR S P ERA WHIP	IP WLS BF H R ER SO BB IBB HBP BLK WP HR S P ERA WHIP	IP WLS BF H R ER SO BB IBB HBP BLK WP HR S P ERA WHIP	IP WLS BF H R ER SO BB IBB HBP BLK WP HR S P ERA WHIP	IP WLS BF H R ER SO BB IBB HBP BLK WP HR S P ERA WHIP	IP WLS BF H R ER SO BB IBB HBP BLK WP HR S P ERA WHIP	IP WLS BF H R ER SO BB IBB HBP BLK WP HR S P ERA WHIP	IP WLS BF H R ER SO BB IBB HBP BLK WP HR S P ERA WHIP	IP WLS BF H R ER SO BB IBB HBP BLK WP HR S P ERA WHIP	IP WLS BF H R ER SO BB IBB HBP BLK WP HR S P ERA WHIP	IP WLS BF H R ER SO BB IBB HBP BLK WP HR S P ERA WHIP	IP WLS BF H R ER SO BB IBB HBP BLK WP HR S P ERA WHIP	IP WLS BF H R ER SO BB IBB HBP BLK WP HR S P ERA WHIP	IP WLS BF H R ER SO BB IBB HBP BLK WP HR S P ERA WHIP	IP WLS BF H R ER SO BB IBB HBP BLK WP HR S P ERA WHIP	IP WLS BF H R ER SO BB IBB HBP BLK WP HR S P ERA WHIP

St. Louis Cardinals @ Cincinnati Reds
Great American Ball Park, Cincinnati, OH
Sat Jun 09 2018, 4:11 PM - 7:33 PM EDT
Att: 34,469 - Partly Cloudy - 91 F

AB 34
R 6
H 7
RBI 6
BB 5
SO 11
LOB 15



Batter	1	2	3	4	5	6	7	8	9	AB	R	H	RBI	BB	SO	LOB	BOTTOM								
43 Scott Schebler, L OBP: 0.354, SLG: 0.482										5	0	1	1	0	1	3									
16 Tucker Barnhart, L OBP: 0.335, SLG: 0.365										4	0	0	0	0	1	2									
19 Joey Votto, L OBP: 0.425, SLG: 0.444										4	0	2	0	1	1	1									
3 Scooter Gennett, L OBP: 0.378, SLG: 0.561										5	1	1	0	0	2	4									
7 Eugenio Suárez, R OBP: 0.379, SLG: 0.569										4	1	1	2	1	1	1									
33 Jesse Winker, L OBP: 0.371, SLG: 0.374										4	1	1	1	0	1	1									
23 Adam Duvall, R OBP: 0.270, SLG: 0.389										2	0	1	0	1	0	1									
40 Austin Brice, R OBP: 0.583, SLG: 1.000										0	0	0	0	0	0	0									
38 Curt Casali, R OBP: 0.291, SLG: 0.309										1	0	1	0	0	0	0									
37 David Hernandez, R OBP: 0.324, SLG: 0.296										1	0	0	0	0	1	0									
2 Alex Blandino, R OBP: 0.299, SLG: 0.340										4	1	2	0	0	0	2									
9 José Peraza, R OBP: 0.231, SLG: 0.208										1	0	0	0	1	1	1									
4 Brandon Dixon, R OBP: 0.273, SLG: 0.250										2	0	0	0	0	1	3									
Inning Stats	R: 0 H: 1 E: 0 K: 3 S: 10	H: 1 LOB: 1 BB: 0 P: 14	R: 0 H: 0 E: 0 K: 1 S: 9	H: 0 LOB: 1 BB: 1 P: 15	R: 0 H: 0 E: 0 K: 0 S: 8	H: 0 LOB: 1 BB: 1 P: 15	R: 2 H: 3 E: 0 K: 1 S: 13	H: 3 LOB: 1 BB: 0 P: 21	R: 0 H: 0 E: 0 K: 1 S: 10	H: 0 LOB: 0 BB: 1 P: 14	R: 0 H: 0 E: 0 K: 0 S: 11	H: 0 LOB: 1 BB: 1 P: 18	R: 1 H: 2 E: 0 K: 1 S: 17	H: 2 LOB: 2 BB: 1 P: 30	R: 1 H: 3 E: 0 K: 0 S: 18	H: 3 LOB: 2 BB: 0 P: 25	R: 0 H: 1 E: 0 K: 3 S: 13	H: 1 LOB: 1 BB: 0 P: 21	1B: 4 2B: 4 3B: 0 HR: 2	SF: 0 SAC: 0 DP: 0 HBP: 0	WP: 1 PB: 0 SB: 0 CS: 0	PA: 41			
PITCHER	IP WLS BF H R ER SO BB IBB HBP BLK WP HR S P ERA WHIP	IP WLS BF H R ER SO BB IBB HBP BLK WP HR S P ERA WHIP	IP WLS BF H R ER SO BB IBB HBP BLK WP HR S P ERA WHIP	IP WLS BF H R ER SO BB IBB HBP BLK WP HR S P ERA WHIP	IP WLS BF H R ER SO BB IBB HBP BLK WP HR S P ERA WHIP	IP WLS BF H R ER SO BB IBB HBP BLK WP HR S P ERA WHIP	IP WLS BF H R ER SO BB IBB HBP BLK WP HR S P ERA WHIP	IP WLS BF H R ER SO BB IBB HBP BLK WP HR S P ERA WHIP	IP WLS BF H R ER SO BB IBB HBP BLK WP HR S P ERA WHIP	IP WLS BF H R ER SO BB IBB HBP BLK WP HR S P ERA WHIP	IP WLS BF H R ER SO BB IBB HBP BLK WP HR S P ERA WHIP	IP WLS BF H R ER SO BB IBB HBP BLK WP HR S P ERA WHIP	IP WLS BF H R ER SO BB IBB HBP BLK WP HR S P ERA WHIP	IP WLS BF H R ER SO BB IBB HBP BLK WP HR S P ERA WHIP	IP WLS BF H R ER SO BB IBB HBP BLK WP HR S P ERA WHIP	IP WLS BF H R ER SO BB IBB HBP BLK WP HR S P ERA WHIP	IP WLS BF H R ER SO BB IBB HBP BLK WP HR S P ERA WHIP	IP WLS BF H R ER SO BB IBB HBP BLK WP HR S P ERA WHIP	IP WLS BF H R ER SO BB IBB HBP BLK WP HR S P ERA WHIP	IP WLS BF H R ER SO BB IBB HBP BLK WP HR S P ERA WHIP	IP WLS BF H R ER SO BB IBB HBP BLK WP HR S P ERA WHIP	IP WLS BF H R ER SO BB IBB HBP BLK WP HR S P ERA WHIP	IP WLS BF H R ER SO BB IBB HBP BLK WP HR S P ERA WHIP	IP WLS BF H R ER SO BB IBB HBP BLK WP HR S P ERA WHIP	IP WLS BF H R ER SO BB IBB HBP BLK WP HR S P ERA WHIP

St. Louis Cardinals @ Cincinnati Reds
Great American Ball Park, Cincinnati, OH
Sat Jun 09 2018, 4:11 PM - 7:33 PM EDT
Att: 34,469 - Partly Cloudy - 91 F

AB 37
R 4
H 10
RBI 4
BB 4
SO 10
LOB 19



Batter	1	2	3	4	5	6	7	8	9	AB	R	H	RBI	BB	SO	LOB	TOP																					
13 Matt Carpenter, L (1,5) OBP: 0.341, SLG: 0.429										5	1	2	0	0	2	2																						
28 Tommy Pham, R (1,8) OBP: 0.358, SLG: 0.438										4	1	1	0	1	1	1																						
38 José Martínez, R (1,3) OBP: 0.391, SLG: 0.514										4	0	2	0	1	0	2																						
23 Marcell Ozuna, R (1,7) OBP: 0.327, SLG: 0.391										4	0	2	1	0	0	2																						
4 Yadier Molina, R (1,2) OBP: 0.286, SLG: 0.432										3	0	0	1	0	2	3																						
35 Greg Garcia, L (1,6) OBP: 0.287, SLG: 0.389										4	1	1	0	0	1	3																						
48 Harrison Bader, R (1,9) OBP: 0.336, SLG: 0.434										4	0	2	0	0	2	0																						
16 Kolten Wong, L (1,4) OBP: 0.287, SLG: 0.305										2	0	0	0	0	1	2																						
34 Yairo Muñoz, R (6,PH) OBP: 0.306, SLG: 0.397										2	0	0	0	0	1	1																						
60 John Brebbia, L (8,1)										0	0	0	0	0	0	0																						
18 Carlos Martínez, R (1,1) OBP: 0.222, SLG: 0.389										2	0	1	0	0	1	0																						
59 Mike Mayers, R (4,1)										0	0	0	0	0	0	0																						
40 Luke Voit, R (6,PH) OBP: 0.600, SLG: 1.250										1	0	0	0	0	0	1																						
27 Brett Cecil, R (6,1)										0	0	0	0	0	0	0																						
3 Jedd Gyorko, R (8,4) OBP: 0.331, SLG: 0.403										0	0	0	1	0	0	0																						
Inning Stats	R: 0 E: 0 K: 1 S: 5	H: 1 LOB: 1 BB: 0 P: 6	R: 0 E: 0 K: 3 S: 15	H: 2 LOB: 2 BB: 0 P: 22	R: 2 E: 0 K: 1 S: 12	H: 2 LOB: 2 BB: 2 P: 25	R: 0 E: 0 K: 1 S: 7	H: 2 LOB: 1 BB: 0 P: 11	R: 0 E: 0 K: 0 S: 8	H: 1 LOB: 1 BB: 0 P: 13	R: 1 E: 1 K: 1 S: 15	H: 2 LOB: 1 BB: 0 P: 22	R: 0 E: 0 K: 1 S: 9	H: 0 LOB: 0 BB: 0 P: 17	R: 0 E: 0 K: 2 S: 8	H: 0 LOB: 0 BB: 0 P: 13	R: 0 E: 0 K: 1 S: 10	H: 0 LOB: 1 BB: 1 P: 17	1B: 9 2B: 2 3B: 0 HR: 0	SF: 1 SAC: 0 DP: 0 HBP: 0	WP: 0 PA: 39 PB: 0 SB: 0 CS: 0																	
PITCHER	IP	WLS	BF	H	R	ER	SO	BB	IBB	HBP	BLK	WP	HR	S	P	ERA	WHIP	PITCHER				IP	WLS	BF	H	R	ER	SO	BB	IBB	HBP	BLK	WP	HR	S	P	ERA	WHIP
28 Anthony DeSclafani, R (1,1) ERA: 5.4	5.0	W	25	10	3	2	6	2	0	0	0	0	0	52	85	3.60	2.400																					
50 Amir Garrett, L (6,1) ERA: 2.27	1.0	H	3	0	0	0	1	0	0	0	0	0	0	10	14	0.00	0.000																					
21 Michael Lorenzen, R (7,1) ERA: 1.93	1.0	H	4	1	0	0	1	0	0	0	0	0	0	9	17	0.00	1.000																					
48 Jared Hughes, R (8,1) ERA: 1.02	2.0	S	7	0	0	0	3	1	0	0	0	0	0	18	30	0.00	0.500																					

St. Louis Cardinals @ Cincinnati Reds
Great American Ball Park, Cincinnati, OH
Sun Jun 10 2018, 1:13 PM - 4:34 PM EDT
Att: 19,344 - Partly Cloudy - 83 F

livebaseballscorecards.com

AB 35
R 3
H 11
RBI 2
BB 3
SO 11
LOB 17

Batter	1	2	3	4	5	6	7	8	9	AB	R	H	RBI	BB	SO	LOB	BOTTOM																					
43 Scott Schebler, L (1,9) OBP: 0.351, SLG: 0.471										4	1	0	1	1	1	0																						
16 Tucker Barnhart, L (1,2) OBP: 0.341, SLG: 0.365										3	1	1	1	2	1	0																						
19 Joey Votto, L (1,3) OBP: 0.433, SLG: 0.444										0	1	0	0	4	0	0																						
3 Scooter Gennett, L (1,4) OBP: 0.376, SLG: 0.556										4	0	1	2	0	1	5																						
7 Eugenio Suárez, R (1,5) OBP: 0.386, SLG: 0.568										2	0	1	1	1	1	2																						
33 Jesse Winker, L (1,7) OBP: 0.369, SLG: 0.368										3	1	0	0	1	1	5																						
48 Jared Hughes, R (8,1) ERA: 1.02										0	0	0	0	0	0	0																						
9 José Peraza, R (1,6) OBP: 0.299, SLG: 0.336										3	0	0	0	1	1	2																						
28 Anthony DeSclafani, R (1,1) ERA: 2.5										3	0	0	0	0	2	1																						
50 Amir Garrett, R (6,1) ERA: 2.5										0	0	0	0	0	0	0																						
21 Michael Lorenzen, R (7,1) OBP: 0.274, SLG: 0.392										0	0	0	0	0	0	0																						
23 Adam Duvall, R (7,PH) OBP: 0.274, SLG: 0.392										1	0	1	1	0	0	0																						
6 Billy Hamilton, S (1,8) OBP: 0.287, SLG: 0.284										3	2	1	0	1	2	1																						
Inning Stats	R: 0 E: 0 K: 1 S: 11	H: 0 LOB: 2 BB: 2 P: 23	R: 0 E: 0 K: 3 S: 12	H: 0 LOB: 0 BB: 0 P: 17	R: 1 E: 0 K: 1 S: 9	H: 1 LOB: 3 BB: 2 P: 19	R: 4 E: 0 K: 0 S: 22	H: 3 LOB: 3 BB: 3 P: 39	R: 0 E: 0 K: 2 S: 8	H: 0 LOB: 1 BB: 1 P: 13	R: 0 E: 0 K: 1 S: 8	H: 0 LOB: 1 BB: 1 P: 16	R: 1 E: 0 K: 0 S: 12	H: 1 LOB: 0 BB: 2 P: 25	R: 0 E: 0 K: 2 S: 9	H: 0 LOB: 0 BB: 0 P: 13	1B: 4 2B: 0 3B: 1 HR: 0	SF: 0 SAC: 0 DP: 0 HBP: 1	WP: 1 PA: 39 PB: 0 SB: 0 CS: 2																			
PITCHER	IP	WLS	BF	H	R	ER	SO	BB	IBB	HBP	BLK	WP	HR	S	P	ERA	WHIP	PITCHER				IP	WLS	BF	H	R	ER	SO	BB	IBB	HBP	BLK	WP	HR	S	P	ERA	WHIP
18 Carlos Martínez, R (1,1) ERA: 2.5	3.2	L	23	4	5	5	5	7	0	0	0	0	0	52	96	12.27	3.000																					
59 Mike Mayers, R (4,1) ERA: 2.5	1.1		4	0	0	0	2	1	0	0	0	0	0	10	15	0.00	0.750																					
27 Brett Cecil, L (6,1) ERA: 6.3	2.0		8	1	1	1	1	3	0	0	0	0	0	20	41	4.50	2.000																					
60 John Brebbia, R (8,1) ERA: 3.48	1.0		3	0	0	0	2	0	0	0	0	0	0	9	13	0.00	0.000																					

St. Louis Cardinals @ Cincinnati Reds
Great American Ball Park, Cincinnati, OH
Sun Jun 10 2018, 1:13 PM - 4:34 PM EDT
Att: 19,344 - Partly Cloudy - 83 F

livebaseballscorecards.com

AB 26
R 6
H 5
RBI 6
BB 11
SO 10
LOB 16

Batter	1	2	3	4	5	6	7	8	9	10	AB	R	H	RBI	BB	SO	LOB	TOP									
43 Scott Schebler, L OBP: 0.352, SLG: 0.469											5	1	2	0	0	1	0										
16 Tucker Barnhart, L OBP: 0.342, SLG: 0.381											5	2	2	1	0	0	3										
19 Joey Votto, L OBP: 0.433, SLG: 0.449											4	1	1	3	1	1	1										
3 Scooter Gennett, L OBP: 0.376, SLG: 0.351											4	0	1	0	1	1	1										
7 Eugenio Suárez, R OBP: 0.398, SLG: 0.361											4	0	1	1	1	0	1										
33 Jesse Winker, L OBP: 0.370, SLG: 0.362											3	0	0	0	2	0	4										
23 Adam Duval, R OBP: 0.272, SLG: 0.384											4	0	0	0	1	1	5										
9 José Peraza, R OBP: 0.298, SLG: 0.335											4	0	1	0	0	0	3										
6 Billy Hamilton, S OBP: 0.282, SLG: 0.279											4	1	0	0	0	1	1										
Inning Stats	R: 0 E: 0 K: 1 S: 12	H: 1 LOB: 0 BB: 0 P: 16	R: 0 E: 0 K: 0 S: 6	H: 1 LOB: 2 BB: 2 P: 15	R: 0 E: 0 K: 0 S: 9	H: 0 LOB: 0 BB: 0 P: 13	R: 0 E: 0 K: 1 S: 7	H: 0 LOB: 0 BB: 0 P: 8	R: 0 E: 0 K: 0 S: 5	H: 0 LOB: 0 BB: 0 P: 7	R: 0 E: 0 K: 0 S: 11	H: 1 LOB: 1 BB: 0 P: 17	R: 0 E: 0 K: 1 S: 10	H: 0 LOB: 1 BB: 1 P: 17	R: 0 E: 0 K: 0 S: 8	H: 0 LOB: 0 BB: 0 P: 11	R: 1 E: 0 K: 0 S: 15	H: 1 LOB: 2 BB: 2 P: 31	R: 4 E: 1 K: 0 S: 12	H: 4 LOB: 2 BB: 1 P: 15	1B: 6 2B: 1 3B: 1 HR: 1	SF: 0 SAC: 0 DP: 2 HBP: 0	WP: 0 PB: 0 SB: 0 CS: 0	PA: 43			
PITCHER	IP 8.0	WLS 28	BF 3	H 0	R 0	ER 0	SO 5	BB 3	IBB 0	HBP 0	BLK 0	WP 0	HR 0	S 68	P 104	ERA 0.00	WHIP 0.750										
31 Ian Kennedy, R ERA: 5.13	1.0	B	6	1	1	1	0	2	0	0	0	0	1	15	31	9.00	3.000										
40 Kelvin Herrera, R ERA: 1.05	1.0	L	9	4	4	4	0	0	1	0	0	0	0	12	15	36.00	4.000										
61 Kevin McCarthy, R ERA: 4.13																											

Cincinnati Reds @ Kansas City Royals
Kauffman Stadium, Kansas City, MO
Tue Jun 12 2018, 7:18 PM - 10:13 PM CDT
Att. 20,476 - Partly Cloudy - 85 F

AB	37
R	5
H	8
RBI	5
BB	6
SO	5
LOB	19



Batter	1	2	3	4	5	6	7	8	9	10	AB	R	H	RBI	BB	SO	LOB	BOTTOM									
15 Whit Merrifield, R OBP: 0.364, SLG: 0.417											4	0	2	0	0	0	1										
8 Mike Moustakas, L OBP: 0.317, SLG: 0.483											4	0	0	0	0	0	3										
13 Salvador Perez, R OBP: 0.286, SLG: 0.459											3	0	1	0	0	1	1										
12 Jorge Soler, R OBP: 0.352, SLG: 0.465											4	0	0	0	0	1	4										
4 Alex Gordon, L OBP: 0.318, SLG: 0.371											4	0	0	0	0	1	1										
17 Hunter Dozier, R OBP: 0.313, SLG: 0.375											4	1	1	1	0	1	1										
1 Ryan Goins, L OBP: 0.255, SLG: 0.306											4	0	0	0	0	0	0										
2 Alcides Escobar, R OBP: 0.264, SLG: 0.307											4	0	0	0	0	0	0										
45 Abraham Almonte, S OBP: 0.250, SLG: 0.306											3	0	0	0	1	0	0										
Inning Stats	R: 0 E: 1 K: 0 S: 14	H: 1 LOB: 1 BB: 0 P: 21	R: 0 E: 0 K: 0 S: 7	H: 0 LOB: 0 BB: 0 P: 13	R: 0 E: 0 K: 0 S: 9	H: 1 LOB: 1 BB: 0 P: 11	R: 0 E: 0 K: 1 S: 8	H: 0 LOB: 0 BB: 0 P: 12	R: 1 E: 0 K: 0 S: 9	H: 1 LOB: 0 BB: 0 P: 14	R: 0 E: 0 K: 0 S: 7	H: 1 LOB: 1 BB: 0 P: 13	R: 0 E: 0 K: 1 S: 7	H: 0 LOB: 0 BB: 0 P: 9	R: 0 E: 0 K: 0 S: 7	H: 0 LOB: 1 BB: 1 P: 13	R: 0 E: 0 K: 2 S: 8	H: 0 LOB: 1 BB: 0 P: 14	R: 0 E: 0 K: 0 S: 4	H: 0 LOB: 0 BB: 0 P: 8	1B: 3 2B: 0 3B: 0 HR: 1	SF: 0 SAC: 0 DP: 1 HBP: 1	WP: 0 PB: 0 SB: 0 CS: 0	PA: 36			
PITCHER	IP 8.0	WLS 29	BF 4	H 0	R 0	ER 0	SO 2	BB 1	IBB 0	HBP 0	BLK 0	WP 0	HR 0	S 68	P 106	ERA 1.12	WHIP 0.625										
47 Sal Romano, R ERA: 5.67	1.0	W	4	0	0	0	2	0	0	1	0	0	0	8	14	0.00	0.000										
37 David Hernandez, R ERA: 2.01	1.0		3	0	0	0	0	0	0	0	0	0	0	4	8	0.00	0.000										
50 Amir Garrett, L ERA: 2.21																											

Cincinnati Reds @ Kansas City Royals
Kauffman Stadium, Kansas City, MO
Tue Jun 12 2018, 7:18 PM - 10:13 PM CDT
Att. 20,476 - Partly Cloudy - 85 F

AB	34
R	1
H	4
RBI	1
BB	1
SO	4
LOB	11



Batter	1	2	3	4	5	6	7	8	9	AB	R	H	RBI	BB	SO	LOB	TOP								
43 Scott Schebler, L OBP: 0.353, SLG: 0.470										4	0	1	0	0	1	0	Cincinnati Reds @ Kansas City Royals Kauffman Stadium, Kansas City, MO Wed Jun 13 2018, 7:15 PM - 9:56 PM CDT Att: 24,899 - Partly Cloudy - 82 F								
9 José Peraza, R OBP: 0.300, SLG: 0.340										5	1	2	1	0	0	1									
19 Joey Votto, L OBP: 0.427, SLG: 0.442										4	0	0	0	0	0	3									
3 Scooter Gennett, L OBP: 0.378, SLG: 0.550										4	2	2	0	0	0	0									
2 Alex Blandino, R OBP: 0.324, SLG: 0.296										4	1	1	0	0	0	2									
7 Eugenio Suárez, R OBP: 0.384, SLG: 0.555										3	0	0	1	0	0	2									
33 Jesse Winker, L OBP: 0.365, SLG: 0.356										0	1	0	0	0	0	0									
4 Brandon Dixon, R OBP: 0.273, SLG: 0.250										3	0	0	1	0	0	2									
23 Adam Duval, R OBP: 0.272, SLG: 0.396										4	1	1	4	0	1	2									
38 Curt Casali, R OBP: 0.500, SLG: 0.786										4	0	1	0	0	1	1									
6 Billy Hamilton, S OBP: 0.281, SLG: 0.278										4	1	1	0	0	0	1									
Inning Stats	R: 0 E: 0 K: 0 S: 6	H: 0 LOB: 0 BB: 0 P: 8	R: 0 E: 0 K: 0 S: 11	H: 1 LOB: 1 BB: 0 P: 16	R: 0 E: 0 K: 1 S: 7	H: 0 LOB: 0 BB: 0 P: 9	R: 0 E: 0 K: 0 S: 5	H: 0 LOB: 0 BB: 0 P: 7	R: 0 E: 0 K: 1 S: 7	H: 0 LOB: 0 BB: 0 P: 10	R: 0 E: 0 K: 1 S: 6	H: 1 LOB: 1 BB: 0 P: 8	R: 2 E: 2 K: 0 S: 16	H: 2 LOB: 1 BB: 0 P: 22	R: 1 E: 0 K: 0 S: 10	H: 3 LOB: 1 BB: 0 P: 17	R: 4 E: 1 K: 0 S: 15	H: 2 LOB: 1 BB: 0 P: 22	1B: 6 2B: 2 3B: 0 HR: 1	SF: 0 SAC: 1 DP: 1 HBP: 1	WP: 0 PB: 0 SB: 0 CS: 0	PA: 38			
PITCHER	IP	WLS	BF	H	R	ER	SO	BB	IBB	HBP	BLK	WP	HR	S	P	ERA	WHIP								
39 Jason Hammel, R ERA: 4.89	7.1	L	29	7	3	2	3	0	0	0	0	0	0	65	94	2.46	0.955								
54 Tim Hill, L ERA: 4.73	0.2		4	1	3	3	0	0	0	0	0	0	0	9	11	40.50	1.500								
50 Jason Adam, R ERA: 4.7	1.0		5	1	1	0	0	0	0	1	0	0	1	9	14	0.00	1.000								

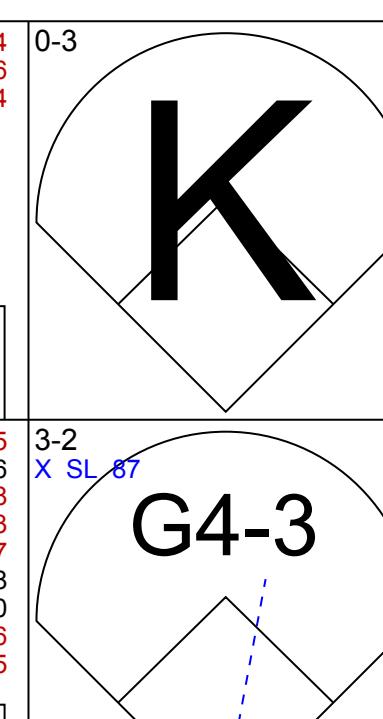
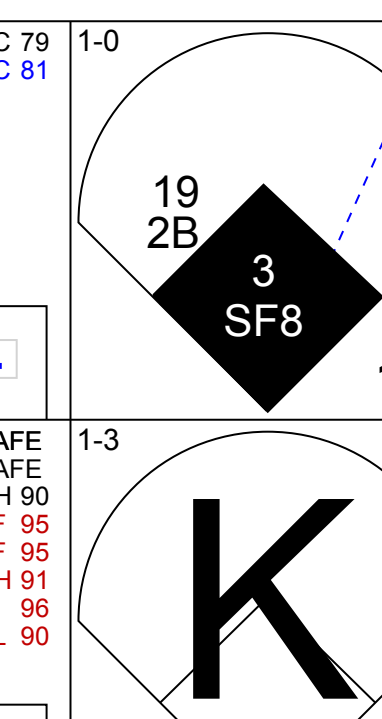
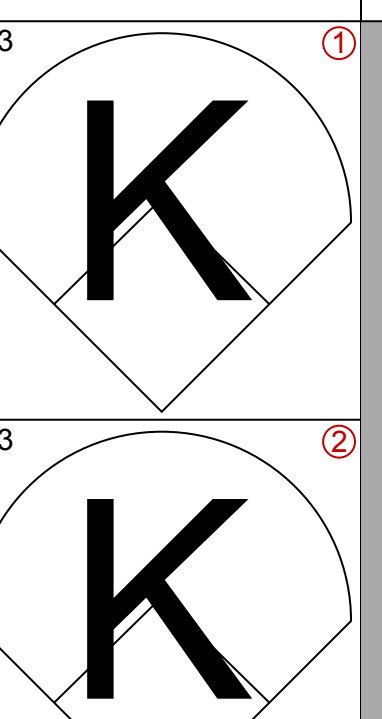
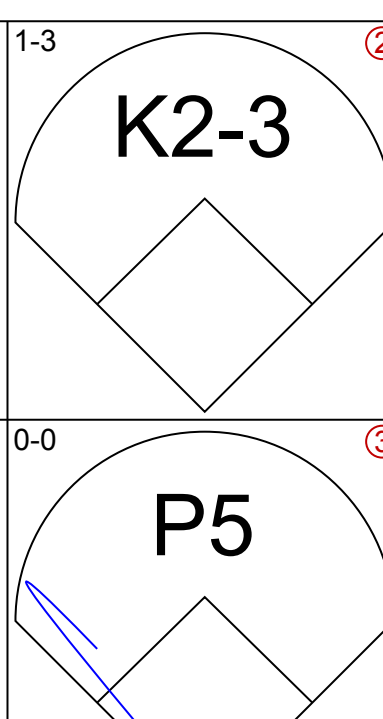
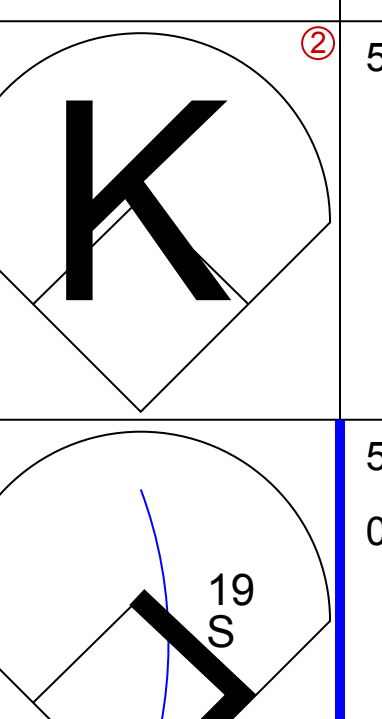
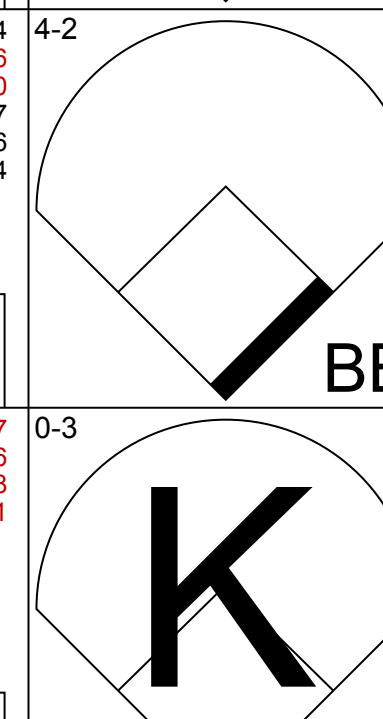
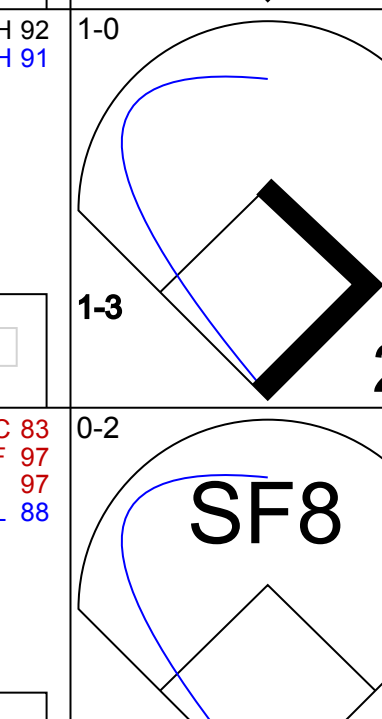
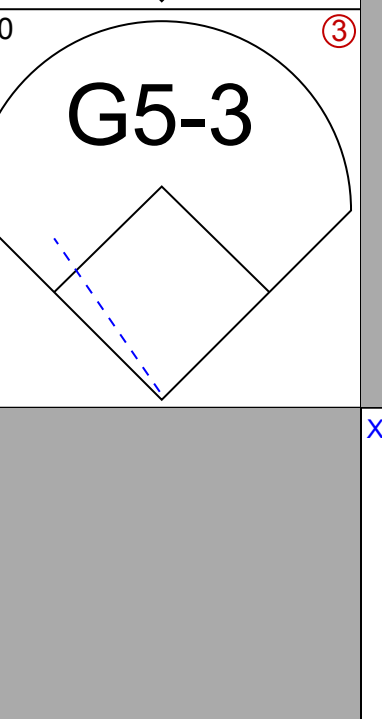

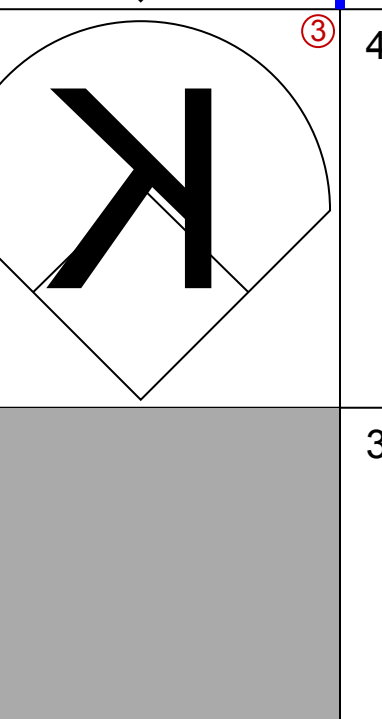

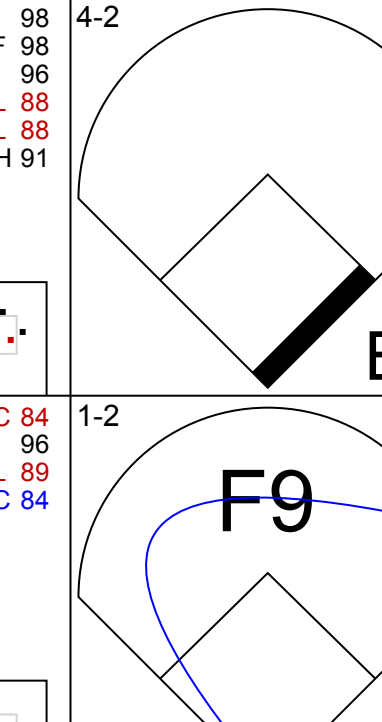





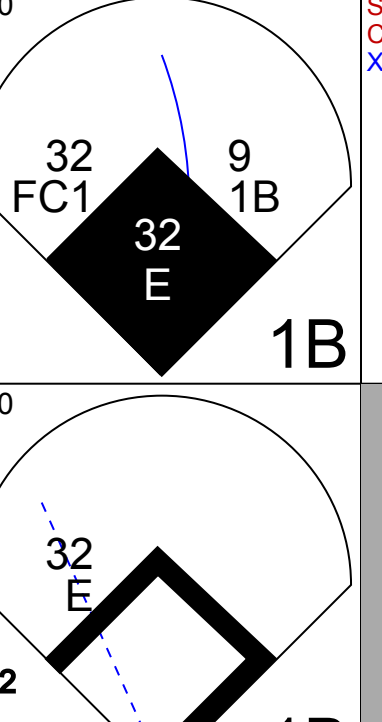
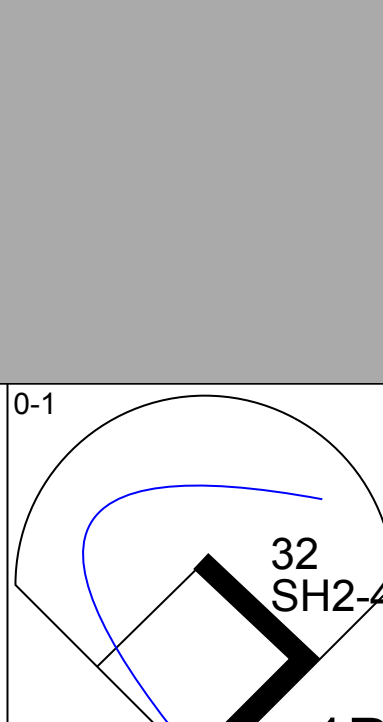


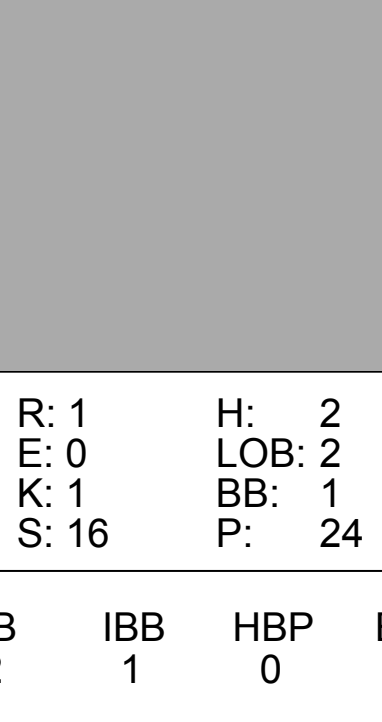
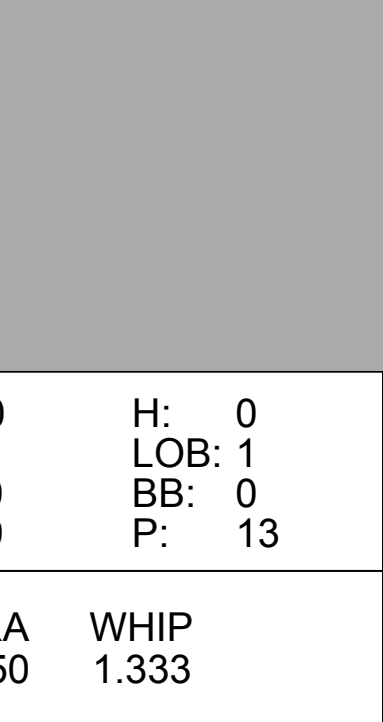

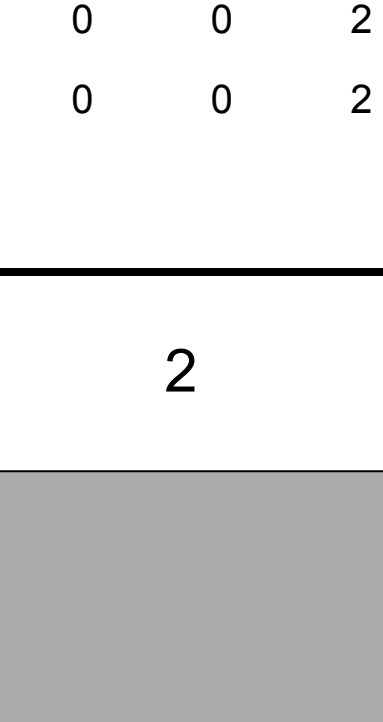
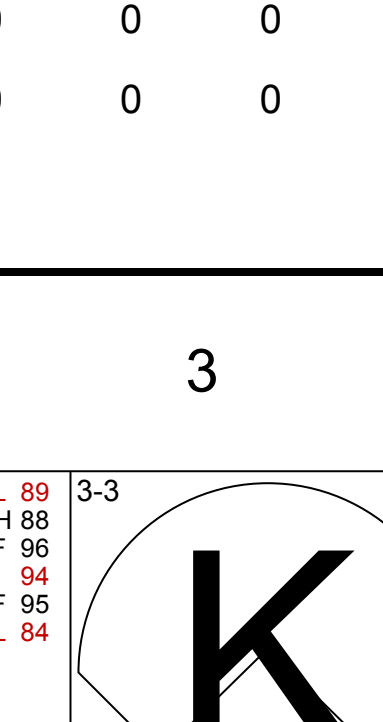
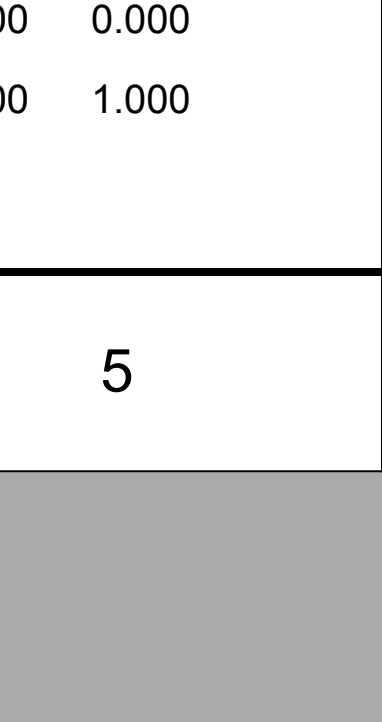
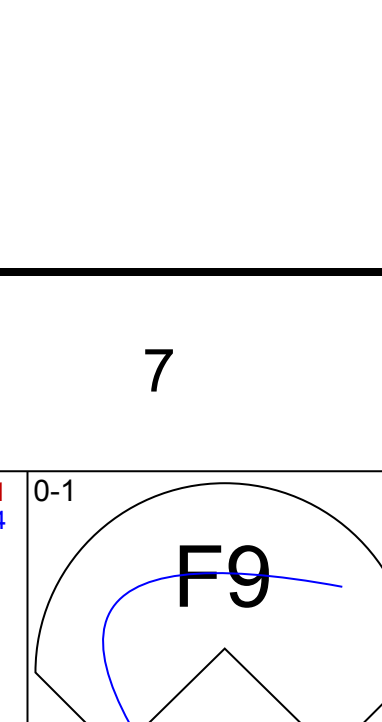
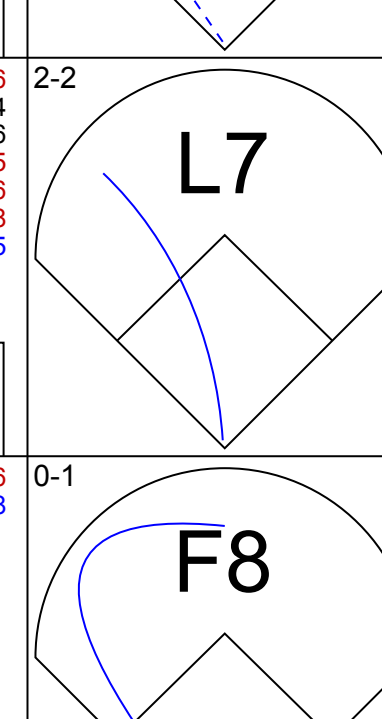
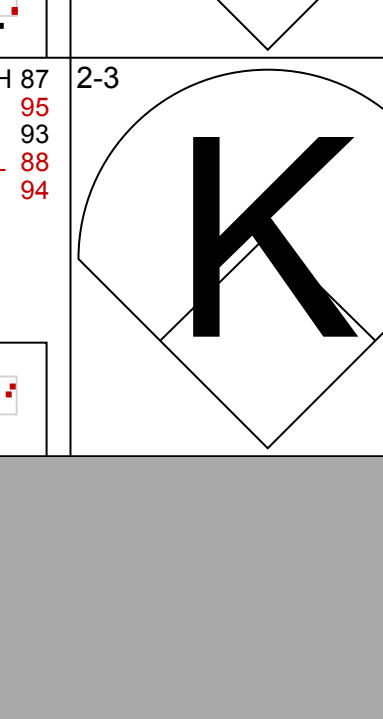







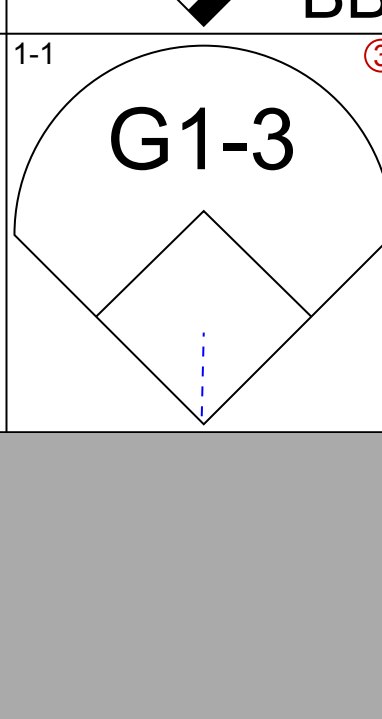



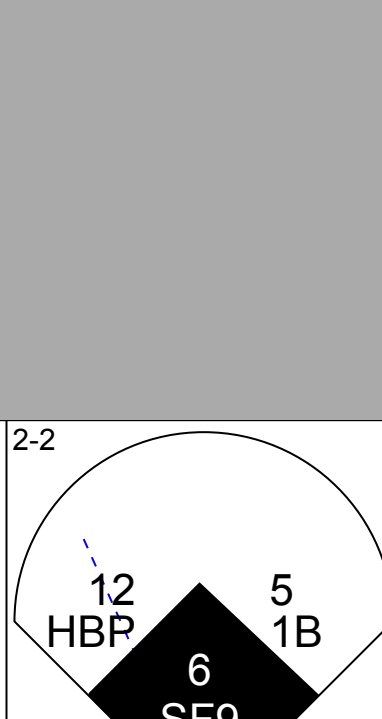
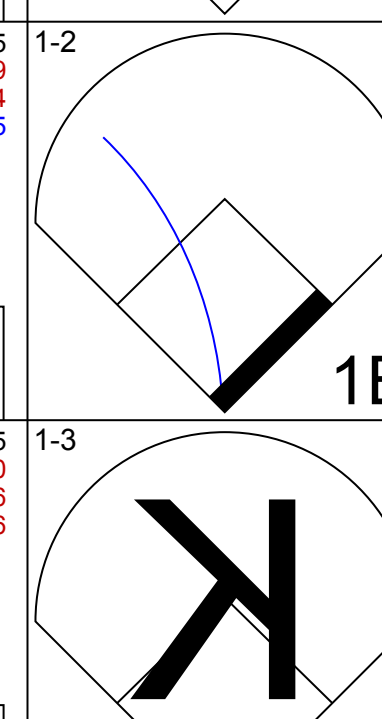
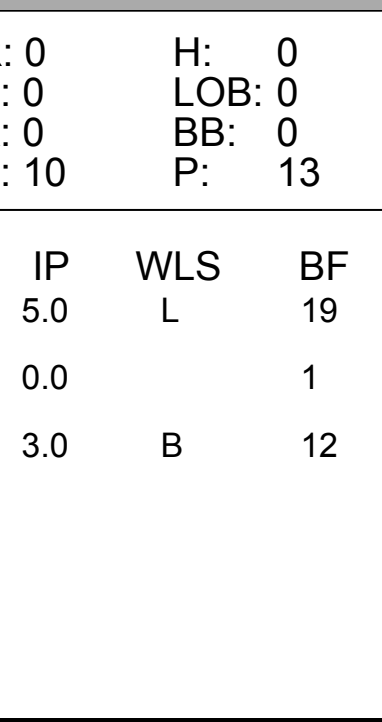
AB	36
R	7
H	9
RBI	6
BB	0
SO	3
LOB	12



Batter	1	2	3	4	5	6	7	8	9	AB	R	H	RBI	BB	SO	LOB	BOTTOM								
15 Whit Merrifield, R OBP: 0.369, SLG: 0.424										3	0	2	0	1	0	0	Cincinnati Reds @ Kansas City Royals Kauffman Stadium, Kansas City, MO Wed Jun 13 2018, 7:15 PM - 9:56 PM CDT Att: 24,899 - Partly Cloudy - 82 F								
8 Mike Moustakas, L OBP: 0.313, SLG: 0.475										4	0	0	0	0	0	4									
13 Salvador Perez, R OBP: 0.281, SLG: 0.449										4	0	0	0	0	0	1									
12 Jorge Soler, R OBP: 0.358, SLG: 0.473										3	0	2	0	1	0	0									
4 Alex Gordon, L OBP: 0.317, SLG: 0.365										3	0	0	0	1	0	3									
17 Hunter Dozier, R OBP: 0.300, SLG: 0.359										4	0	0	0	0	1	4									
2 Alcides Escobar, R OBP: 0.284, SLG: 0.307										3	0	1	0	0	0	1									
16 Paulo Orlando, R OBP: 0.197, SLG: 0.190										3	0	0	0	0	0	1									
46 Ramón Torres, S OBP: 0.207, SLG: 0.214										3	0	0	0	0	0	1									
Inning Stats	R: 0 E: 0 K: 0 S: 10	H: 1 LOB: 0 BB: 0 P: 13	R: 0 E: 0 K: 0 S: 7	H: 0 LOB: 0 BB: 1 P: 14	R: 0 E: 0 K: 0 S: 9	H: 0 LOB: 0 BB: 0 P: 12	R: 0 E: 0 K: 0 S: 8	H: 0 LOB: 0 BB: 0 P: 12	R: 0 E: 0 K: 0 S: 8	H: 1 LOB: 1 BB: 0 P: 12	R: 0 E: 0 K: 0 S: 9	H: 1 LOB: 1 BB: 0 P: 10	R: 0 E: 0 K: 0 S: 14	H: 1 LOB: 2 BB: 1 P: 22	R: 0 E: 0 K: 0 S: 8	H: 1 LOB: 1 BB: 0 P: 13	1B: 3 2B: 2 3B: 0 HR: 0	SF: 0 SAC: 0 DP: 2 HBP: 0	WP: 0 PB: 0 SB: 0 CS: 0	PA: 33					
PITCHER	IP	WLS	BF	H	R	ER	SO	BB	IBB	HBP	BLK	WP	HR	S	P	ERA	WHIP								
30 Tyler Mahle, R ERA: 3.96	6.1	W	22	3	0	0	0	2	0	0	0	0	0	59	88	0.00	0.789								
50 Amir Garrett, L ERA: 2.19	0.1	H	1	0	0	0	0	0	0	0	0	0	0	2	3	0.00	0.000								
48 Jared Hughes, R ERA: 0.99	1.0	H	5	1	0	0	0	1	0	0	0	0	0	15	23	0.00	2.000								
53 Wandy Peralta, L ERA: 4.6	0.1	H	1	0	0	0	0	0	0	0	0	0	0	1	1	0.00	0.000								
26 Raisel Iglesias, R ERA: 2.25	1.0		4	1	0	0	0	0	0	0	0	0	0	8	13	0.00	1.000								

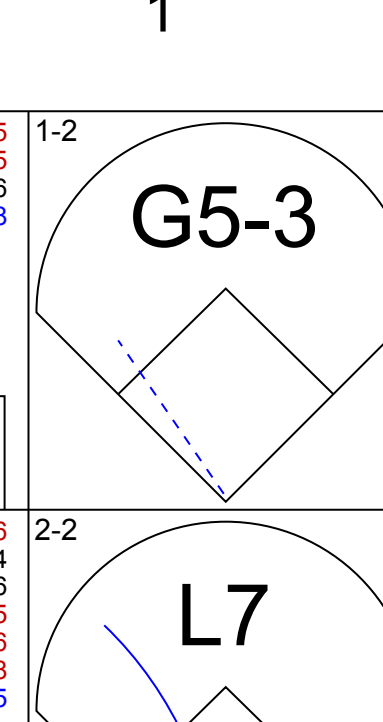
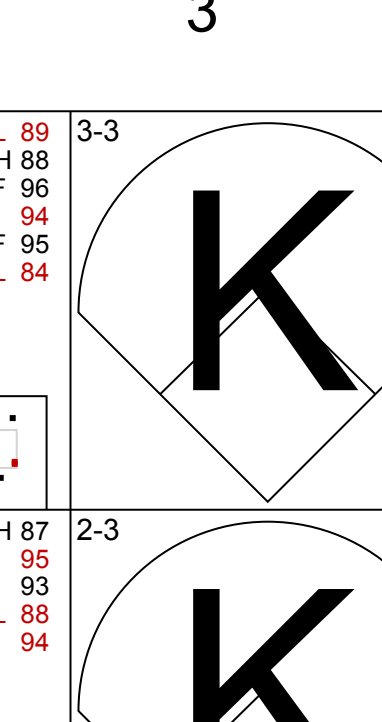
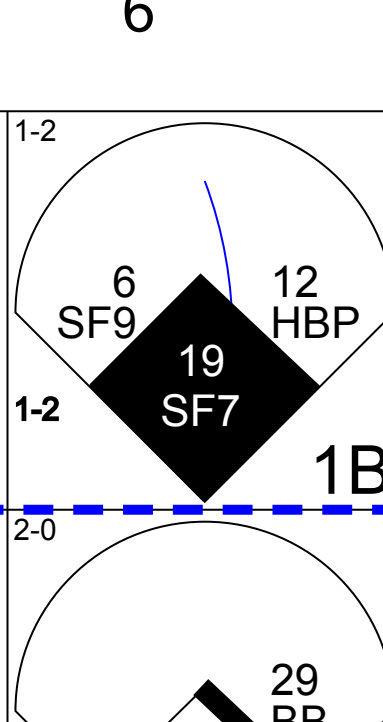

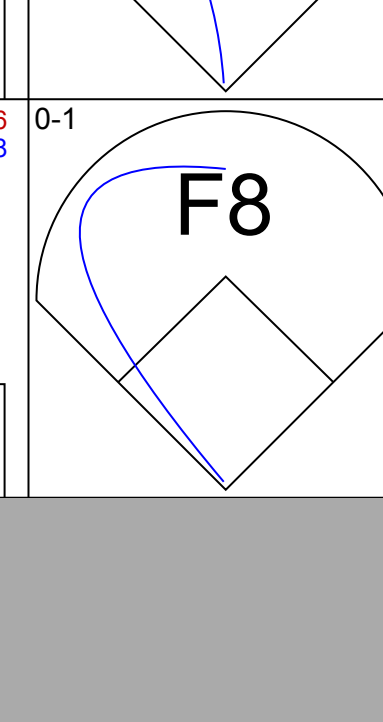

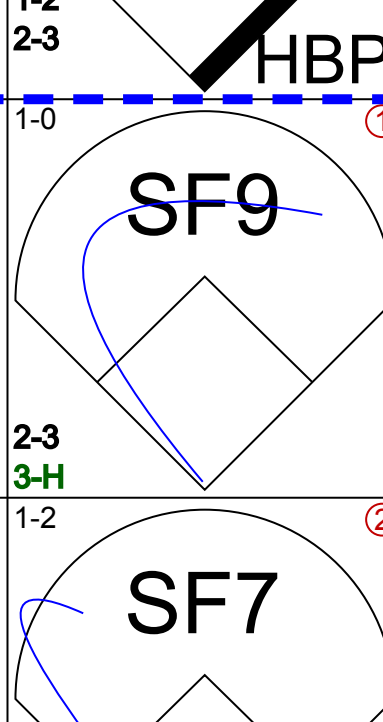


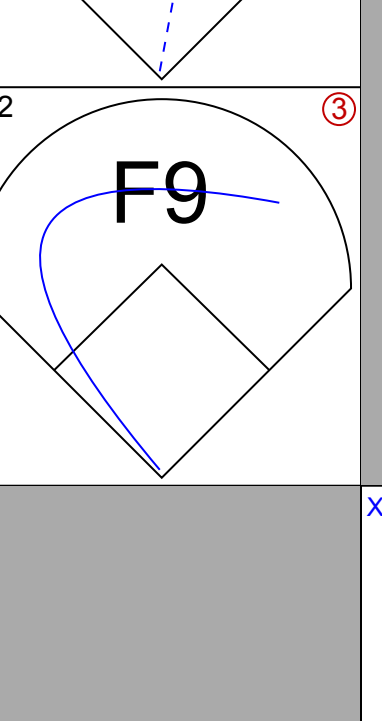
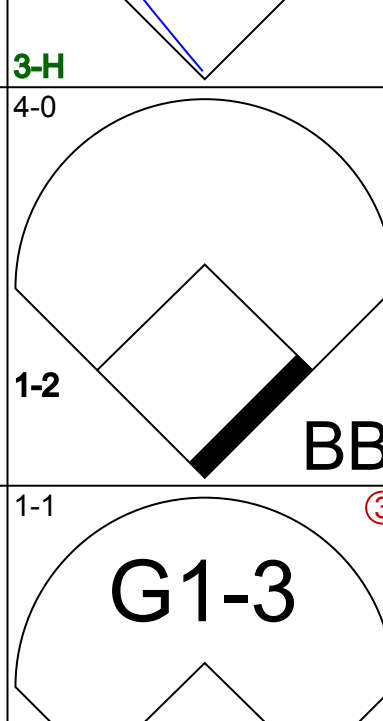

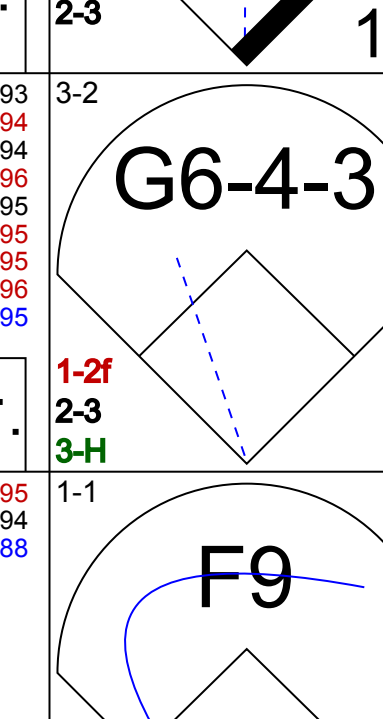


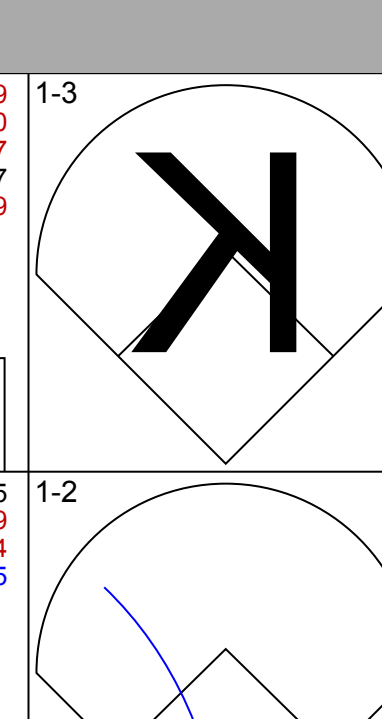
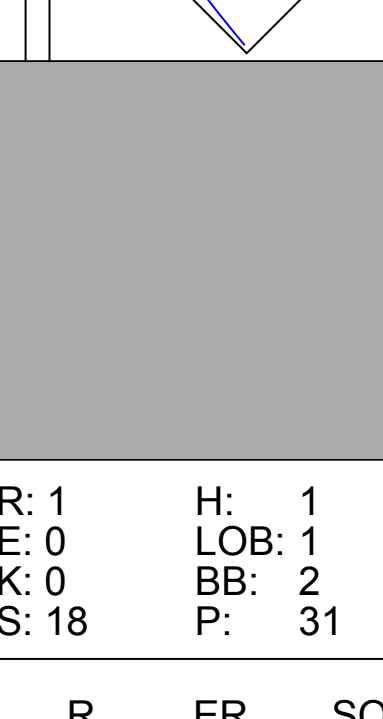
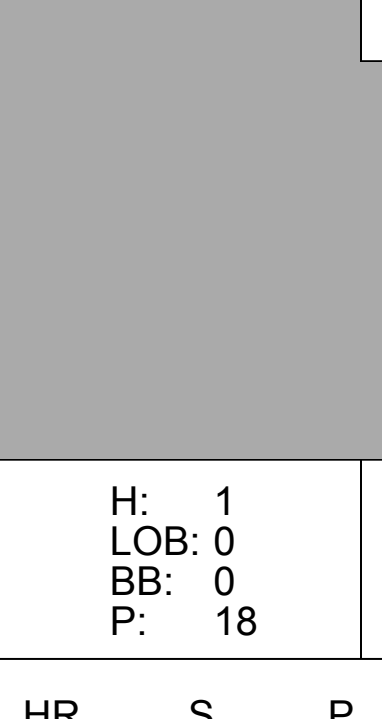
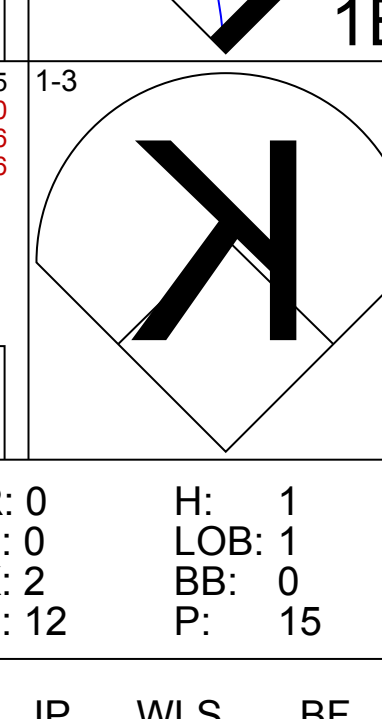



AB	30
R	0
H	5
RBI	0
BB	3
SO	1
LOB	15

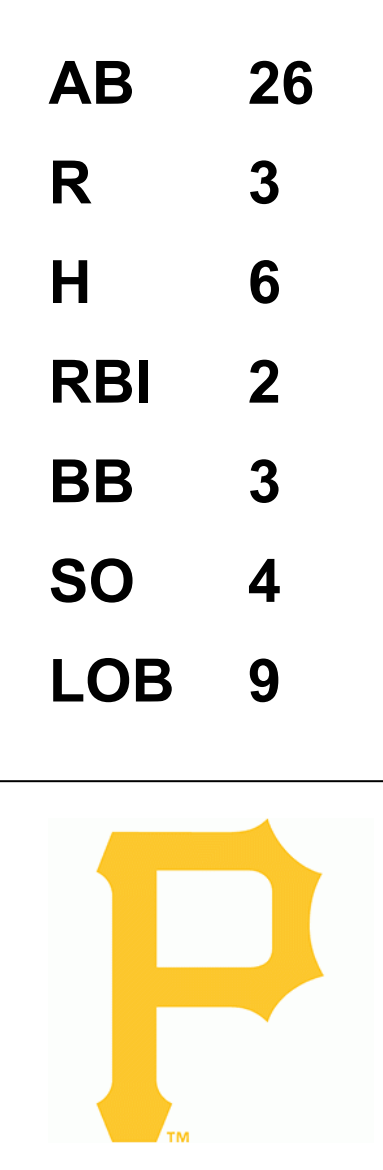


Batter	1	2	3	4	5	6	7	8	9	AB	R	H	RBI	BB	SO	LOB	TOP						
43 Scott Schebler, L (1,8) OBP: 0.349, SLG: 0.463										5	1	1	0	0	4	3	Cincinnati Reds @ Pittsburgh Pirates PNC Park, Pittsburgh, PA Fri Jun 15 2018, 7:08 PM - 10:00 PM EDT Att: 23,007 - Clear - 77 F						
16 Tucker Barnhart, L (1,2) OBP: 0.339, SLG: 0.376										5	0	1	0	0	2	4							
6 Billy Hamilton, S (9,FR) OBP: 0.281, SLG: 0.278										0	0	0	0	0	0	0							
19 Joey Votto, L (1,3) OBP: 0.426, SLG: 0.443										4	0	1	0	1	1	3							
3 Scooter Gennett, L (1,4) OBP: 0.373, SLG: 0.544										3	0	0	1	0	1	1							
7 Eugenio Suárez, R (1,5) OBP: 0.386, SLG: 0.552										3	0	1	0	1	0	2							
33 Jesse Winker, L (1,9) OBP: 0.336, SLG: 0.349										4	0	0	0	0	0	4							
23 Adam Duval, R (1,7) OBP: 0.271, SLG: 0.393										4	1	1	0	0	1	2							
9 José Peraza, R (1,6) OBP: 0.306, SLG: 0.343										3	0	2	0	1	1	0							
32 Matt Harvey, R (1,1) OBP: 0.143, SLG: 0.100										2	0	0	0	0	0	3							
53 Wandy Peralta, L (6,1) OBP: 0.333, SLG: 0.333										0	0	0	0	0	0	0							
21 Michael Lorenzen, R (9,PH) OBP: 0.321, SLG: 0.293										1	0	0	0	0	0	0							
Inning Stats	R: 0 E: 0 K: 2 S: 16	H: 0 LOB: 1 BB: 1 P: 23	R: 0 E: 0 K: 0 S: 7	H: 1 LOB: 2 BB: 1 P: 9	R: 1 E: 0 K: 1 S: 16	H: 2 LOB: 2 BB: 1 P: 24	R: 1 E: 1 K: 2 S: 10	H: 2 LOB: 2 BB: 0 P: 16	R: 0 E: 0 K: 0 S: 9	H: 0 LOB: 1 BB: 0 P: 13	R: 0 E: 0 K: 1 S: 7	H: 1 LOB: 1 BB: 0 P: 8	R: 0 E: 1 K: 0 S: 6	H: 0 LOB: 0 BB: 0 P: 9	R: 0 E: 0 K: 2 S: 12	H: 0 LOB: 0 BB: 0 P: 16	R: 0 E: 0 K: 2 S: 14	H: 1 LOB: 2 BB: 0 P: 19	1B: 6 2B: 1 3B: 0 HR: 0	SF: 1 SAC: 1 DP: 1 HBP: 0	WP: 0 PB: 0 SB: 1 CS: 0	PA: 39	
PITCHER	IP WLS BF H R ER SO BB IBB HBP BLK WP HR S P ERA WHIP	IP WLS BF H R ER SO BB IBB HBP BLK WP HR S P ERA WHIP	IP WLS BF H R ER SO BB IBB HBP BLK WP HR S P ERA WHIP	IP WLS BF H R ER SO BB IBB HBP BLK WP HR S P ERA WHIP	IP WLS BF H R ER SO BB IBB HBP BLK WP HR S P ERA WHIP	IP WLS BF H R ER SO BB IBB HBP BLK WP HR S P ERA WHIP	IP WLS BF H R ER SO BB IBB HBP BLK WP HR S P ERA WHIP	IP WLS BF H R ER SO BB IBB HBP BLK WP HR S P ERA WHIP	IP WLS BF H R ER SO BB IBB HBP BLK WP HR S P ERA WHIP	IP WLS BF H R ER SO BB IBB HBP BLK WP HR S P ERA WHIP	IP WLS BF H R ER SO BB IBB HBP BLK WP HR S P ERA WHIP	IP WLS BF H R ER SO BB IBB HBP BLK WP HR S P ERA WHIP	IP WLS BF H R ER SO BB IBB HBP BLK WP HR S P ERA WHIP	IP WLS BF H R ER SO BB IBB HBP BLK WP HR S P ERA WHIP	IP WLS BF H R ER SO BB IBB HBP BLK WP HR S P ERA WHIP	IP WLS BF H R ER SO BB IBB HBP BLK WP HR S P ERA WHIP	IP WLS BF H R ER SO BB IBB HBP BLK WP HR S P ERA WHIP	IP WLS BF H R ER SO BB IBB HBP BLK WP HR S P ERA WHIP	IP WLS BF H R ER SO BB IBB HBP BLK WP HR S P ERA WHIP	IP WLS BF H R ER SO BB IBB HBP BLK WP HR S P ERA WHIP	IP WLS BF H R ER SO BB IBB HBP BLK WP HR S P ERA WHIP	IP WLS BF H R ER SO BB IBB HBP BLK WP HR S P ERA WHIP	IP WLS BF H R ER SO BB IBB HBP BLK WP HR S P ERA WHIP
39 Chad Kuhl, R (1,1) ERA: 3.76	6.0	W	29	6	2	1	6	2	1	0	0	0	0	0	0	0	0	0	0	65	93	1.50	1.333
24 Tyler Glasnow, R (7,1) ERA: 4.75	1.0	H	3	0	0	0	0	0	0	0	0	0	0	0	0	0	0	0	0	6	9	0.00	0.000
30 Kyle Crick, R (8,1) ERA: 3.13	1.0	H	3	0	0	0	2	0	0	0	0	0	0	0	0	0	0	0	0	12	16	0.00	0.000
73 Felipe Vázquez, L (9,1) ERA: 4.55	1.0	S	4	1	0	0	2	0	0	0	0	0	0	0	0	0	0	0	0	14	19	0.00	1.000

AB	34
R	2
H	7
RBI	1
BB	3
SO	10
LOB	22

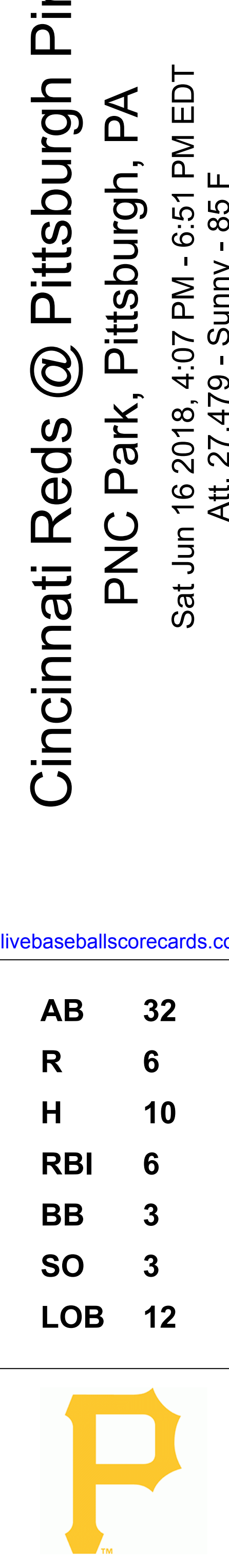


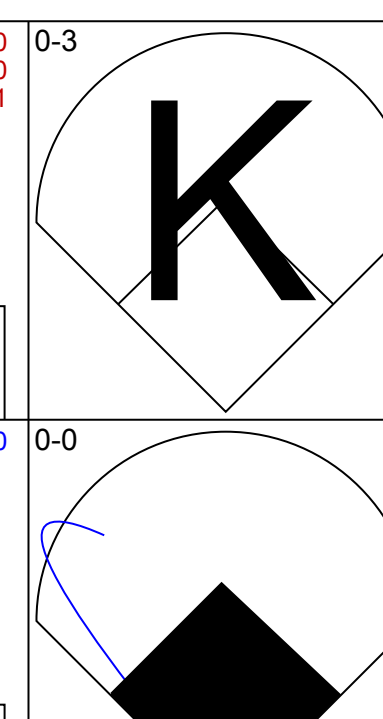
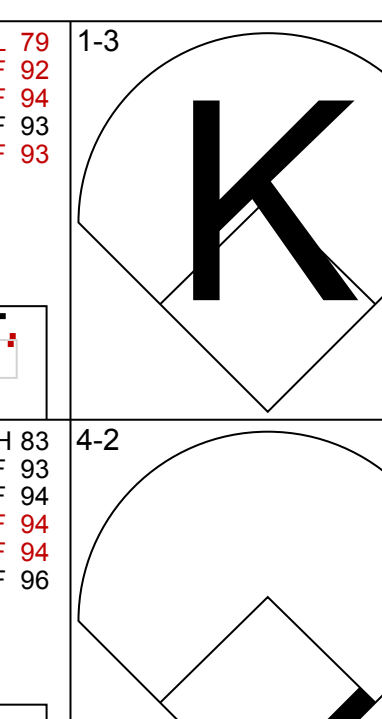
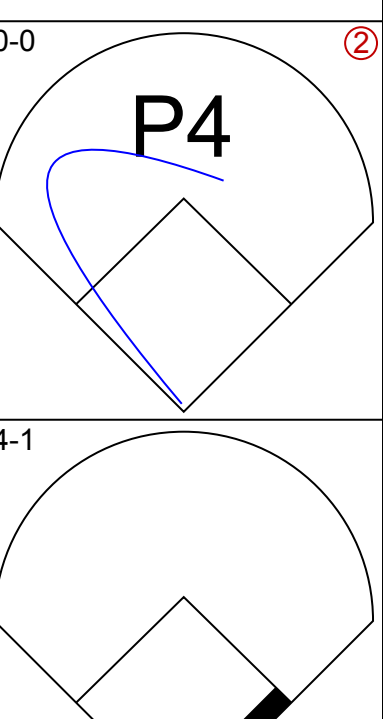
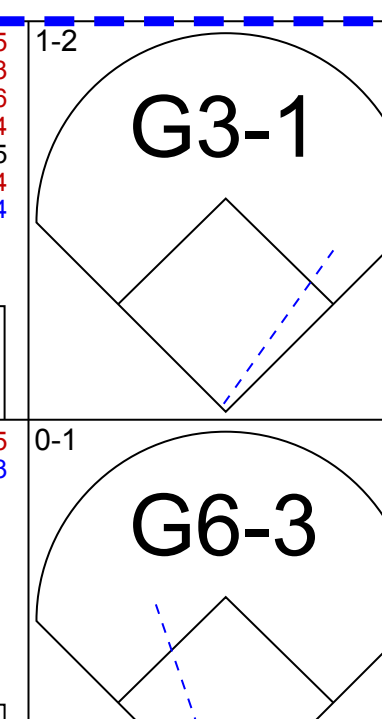
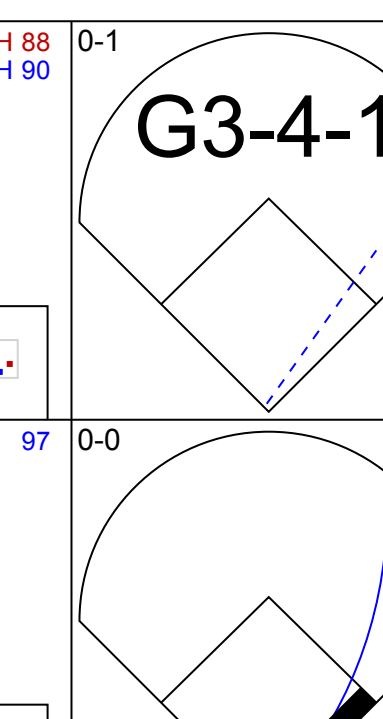

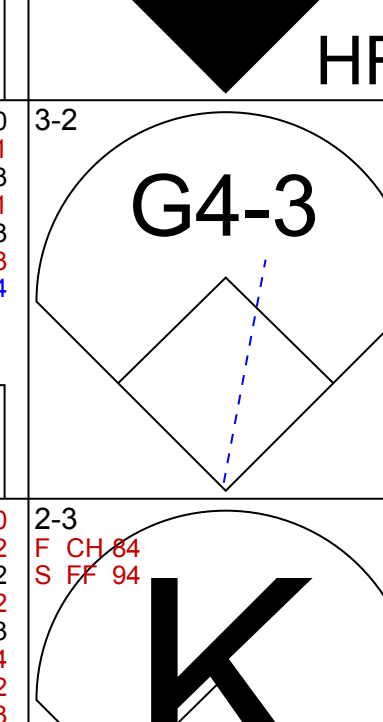
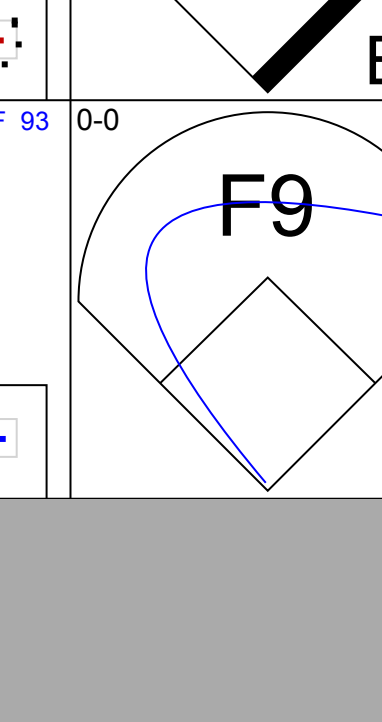
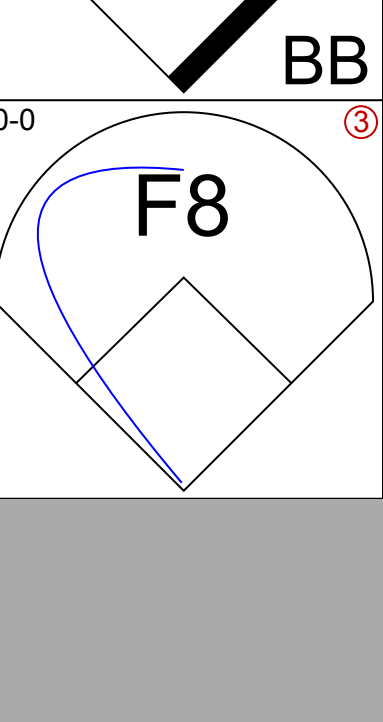
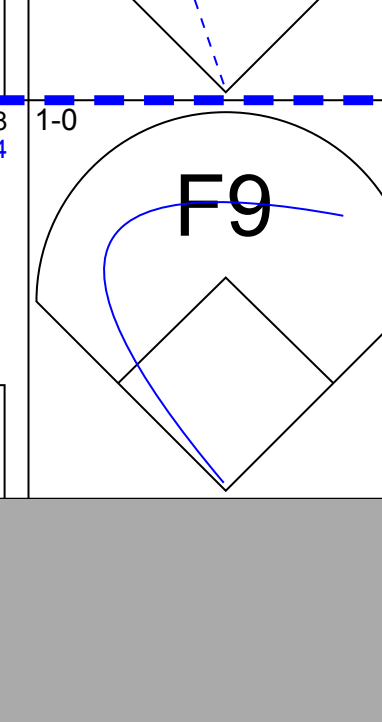
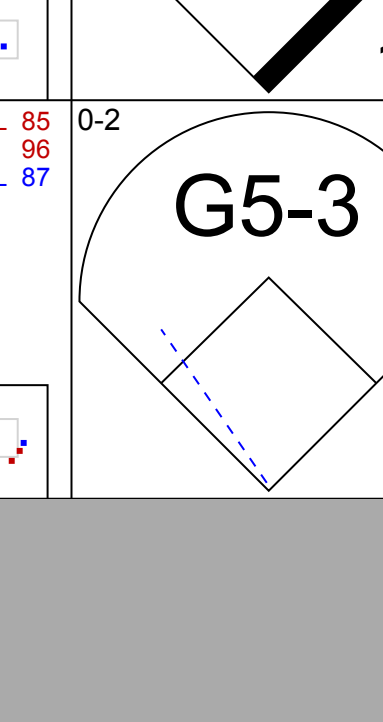










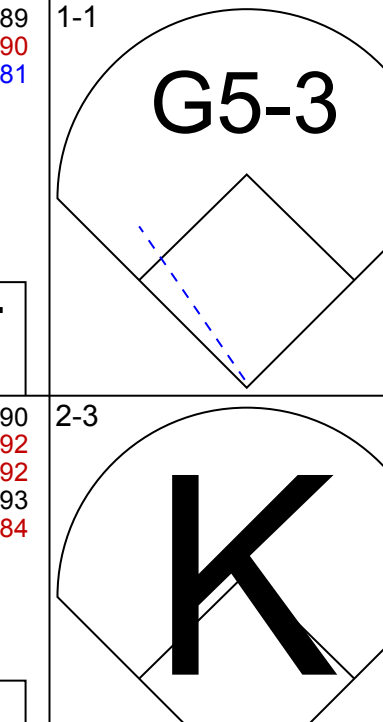
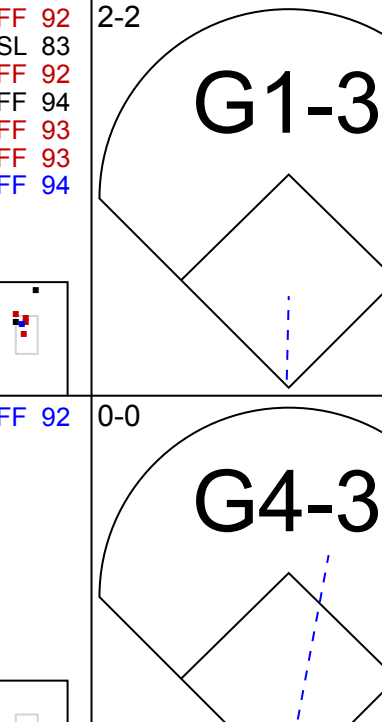
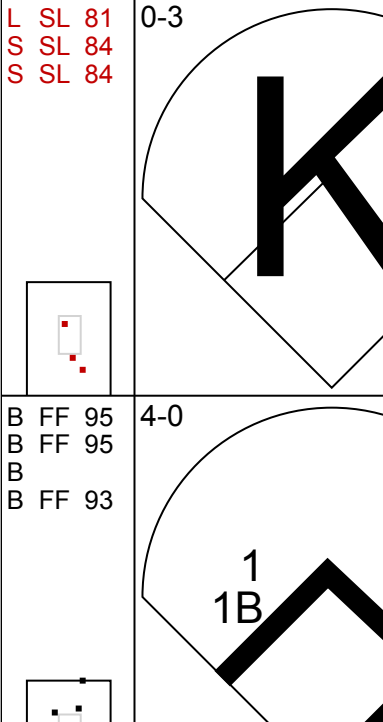
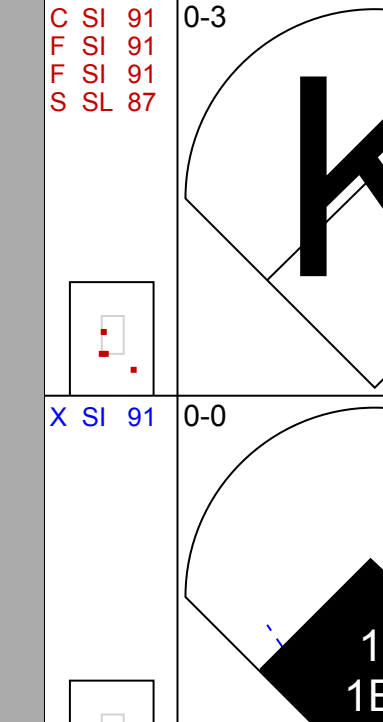


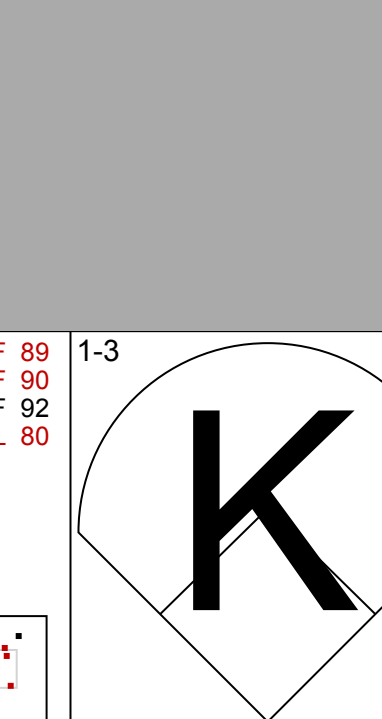
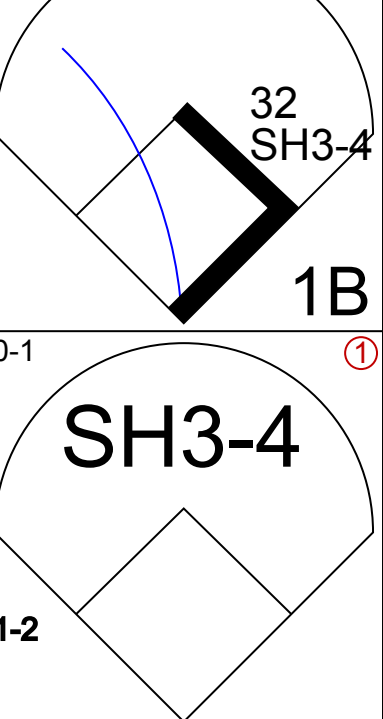

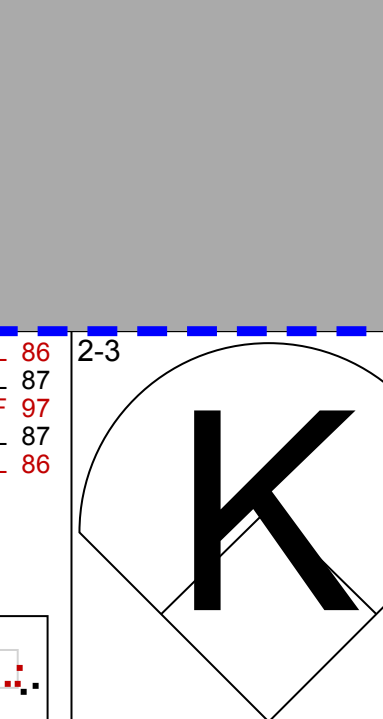
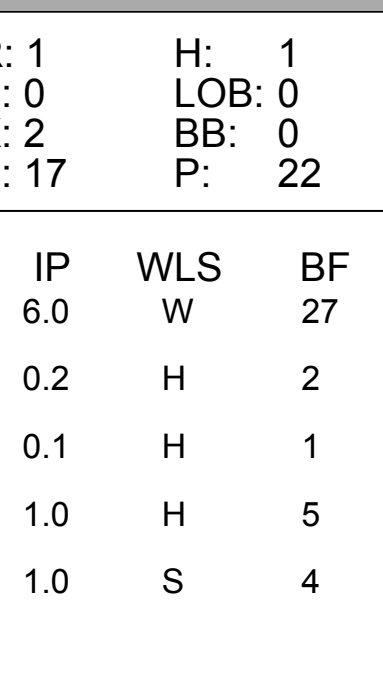
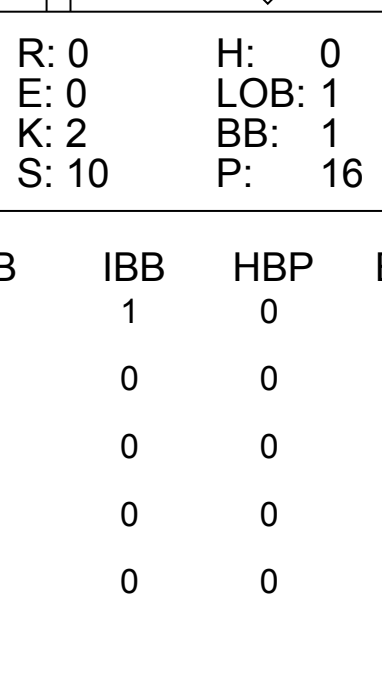
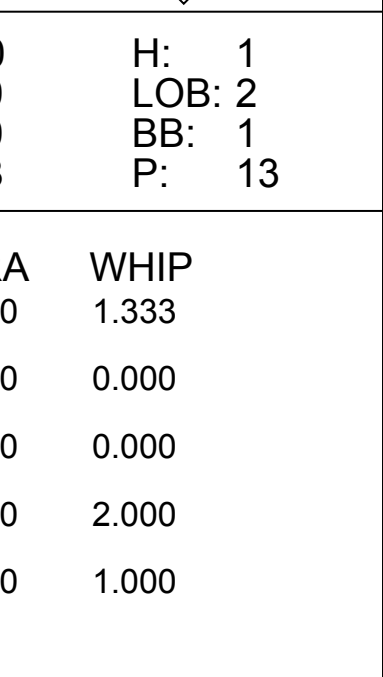
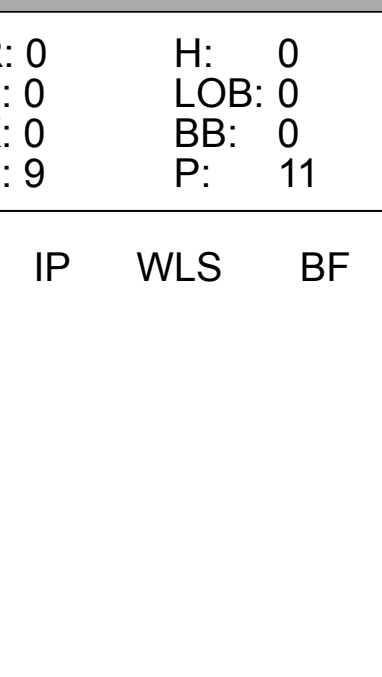

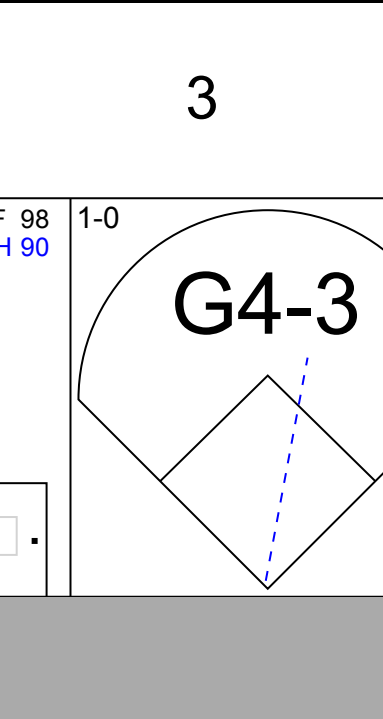

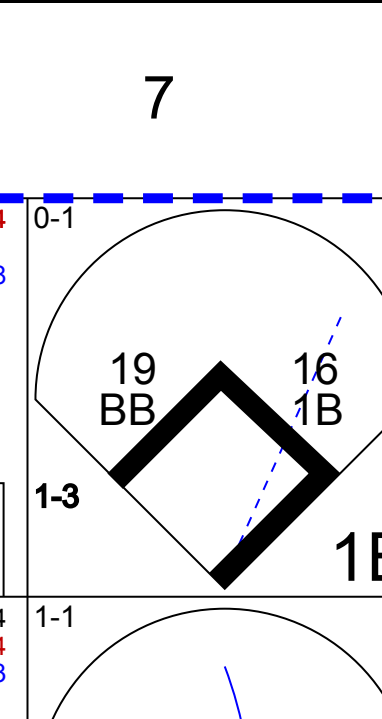


Batter	1	2	3	4	5	6	7	8	9	AB	R	H	RBI	BB	SO	LOB	BOTTOM						
5 Josh Harrison, R (1,4) OBP: 0.340, SLG: 0.403										4	1	1	0	0	1	1	Cincinnati Reds @ Pittsburgh Pirates PNC Park, Pittsburgh, PA Fri Jun 15 2018, 7:08 PM - 10:00 PM EDT Att: 23,007 - Clear - 77 F						
12 Corey Dickerson, L (1,7) OBP: 0.341, SLG: 0.459										3	0	0	0	0	1	0							
6 Starling Marte, R (1,8) OBP: 0.341, SLG: 0.475										3	0	1	1	0	0	0							
19 Colin Moran, L (1,5) OBP: 0.359, SLG: 0.412										2	1	1	1	1	0	1							
29 Francisco Cervelli, R (1,2) OBP: 0.391, SLG: 0.506										2	0	0	0	2	0	1							
55 Josh Bell, S (1,3) OBP: 0.329, SLG: 0.382										3	0	1	0	0	0	2							
25 Gregory Polanco, L (1,9) OBP: 0.303, SLG: 0.402										3	0	0	0	0	1	2							
10 Jordy Mercer, R (1,6) OBP: 0.328, SLG: 0.412										3	0	1	0	0	0	1							
39 Chad Kuhl, R (1,1) ERA: 3.76	5.0	L	19	4	3	3	2	2	0	0	0	0	0	0	0	0							
32 Elías Díaz, R (6,PH) ERA: 5.92	0.0		1	0	0	0	0	0	0	0	0	0	0	0	0	0							
24 Tyler Glasnow, L (7,1) ERA: 4.75	3.0	B	19	2	0	0	2	1	0	0	0	0	0	0	0	0							
17 Austin Meadows, L (7,PH) ERA: 3.00, SLG: 0.814	0.0		0	0	0	0	0	0	0	0	0	0	0	0	0	0							
30 Kyle Crick, L (8,1) ERA: 3.13	0.0		0	0	0	0	0	0	0	0	0	0	0	0	0	0							
73 Felipe Vázquez, L (9,1) ERA: 4.55	0.0		0	0	0	0	0	0	0	0	0	0	0	0	0	0							
Inning Stats	R: 0 E: 0 K: 0 S: 10	H: 0 LOB: 0 BB: 0 P: 13	R: 1 E: 0 K: 0 S: 18	H: 1 LOB: 1 BB: 2 P: 31	R: 0 E: 0 K: 2 S: 10	H: 0 LOB: 0 BB: 0 P: 17	R: 0 E: 0 K: 0 S: 11	H: 1 LOB: 0 BB: 0 P: 18	R: 0 E: 0 K: 0 S: 8	H: 0 LOB: 0 BB: 0 P: 10	R: 2 E: 0 K: 0 S: 14	H: 2 LOB: 2 BB: 1 P: 26	R: 0 E: 0 K: 2 S: 12	H: 1 LOB: 1 BB: 0 P: 15	R: 0 E: 0 K: 0 S: 9	H: 1 LOB: 1 BB: 0 P: 14	1B: 6 2B: 0 3B: 0 HR: 0	SF: 2 SAC: 0 DP: 1 HBP: 1	WP: 0 PB: 0 SB: 0 CS: 1	PA: 32			
PITCHER	IP WLS BF H R ER SO BB IBB HBP BLK WP HR S P ERA WHIP	IP WLS BF H R ER SO BB IBB HBP BLK WP HR S P ERA WHIP	IP WLS BF H R ER SO BB IBB HBP BLK WP HR S P ERA WHIP	IP WLS BF H R ER SO BB IBB HBP BLK WP HR S P ERA WHIP	IP WLS BF H R ER SO BB IBB HBP BLK WP HR S P ERA WHIP	IP WLS BF H R ER SO BB IBB HBP BLK WP HR S P ERA WHIP	IP WLS BF H R ER SO BB IBB HBP BLK WP HR S P ERA WHIP	IP WLS BF H R ER SO BB IBB HBP BLK WP HR S P ERA WHIP	IP WLS BF H R ER SO BB IBB HBP BLK WP HR S P ERA WHIP	IP WLS BF H R ER SO BB IBB HBP BLK WP HR S P ERA WHIP	IP WLS BF H R ER SO BB IBB HBP BLK WP HR S P ERA WHIP	IP WLS BF H R ER SO BB IBB HBP BLK WP HR S P ERA WHIP	IP WLS BF H R ER SO BB IBB HBP BLK WP HR S P ERA WHIP	IP WLS BF H R ER SO BB IBB HBP BLK WP HR S P ERA WHIP	IP WLS BF H R ER SO BB IBB HBP BLK WP HR S P ERA WHIP	IP WLS BF H R ER SO BB IBB HBP BLK WP HR S P ERA WHIP	IP WLS BF H R ER SO BB IBB HBP BLK WP HR S P ERA WHIP	IP WLS BF H R ER SO BB IBB HBP BLK WP HR S P ERA WHIP	IP WLS BF H R ER SO BB IBB HBP BLK WP HR S P ERA WHIP	IP WLS BF H R ER SO BB IBB HBP BLK WP HR S P ERA WHIP	IP WLS BF H R ER SO BB IBB HBP BLK WP HR S P ERA WHIP	IP WLS BF H R ER SO BB IBB HBP BLK WP HR S P ERA WHIP	IP WLS BF H R ER SO BB IBB HBP BLK WP HR S P ERA WHIP
32 Matt Harvey, R (1,1) ERA: 5.92	5.0	L	19	4	3	3	2	2	0	0	0	0	0	0	0	0	0						
53 Wandy Peralta, L (6,1) ERA: 4.6	0.0		1	0	0	0	0	0	0	0	0	0	0	0	0	0							
21 Michael Lorenzen, R (6,1) ERA: 1.56	3.0	B	19	2	0	0	2	1	0	0	0	0	0	0	0	0							

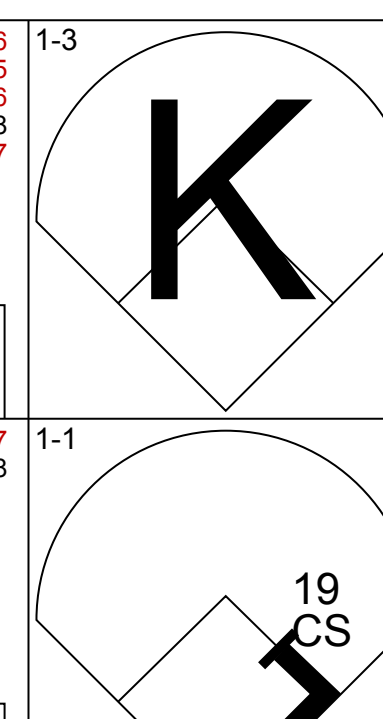
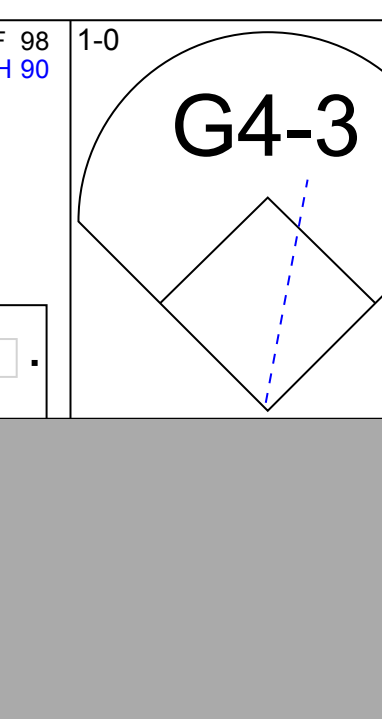

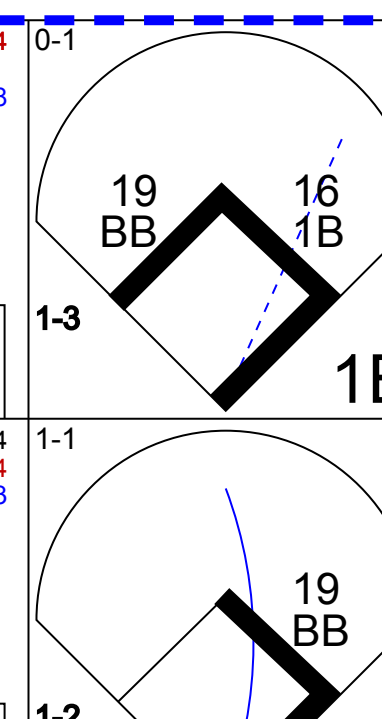


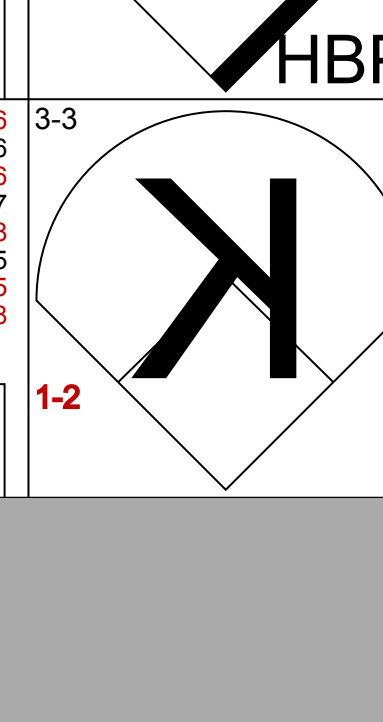


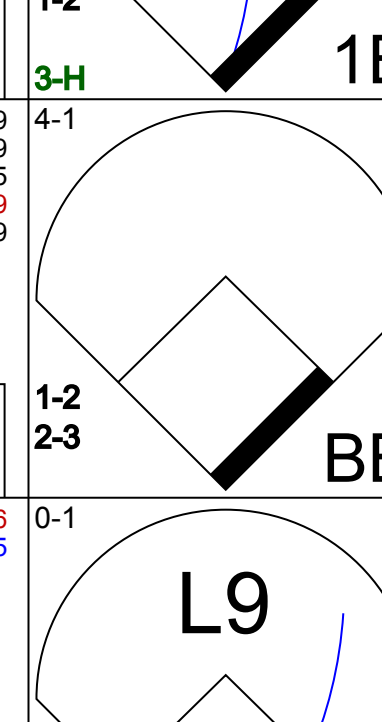




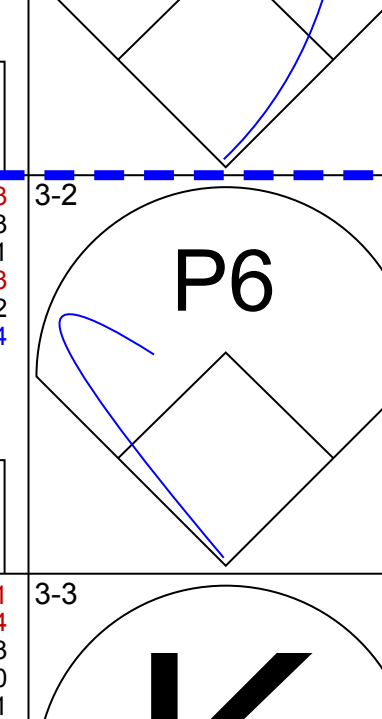
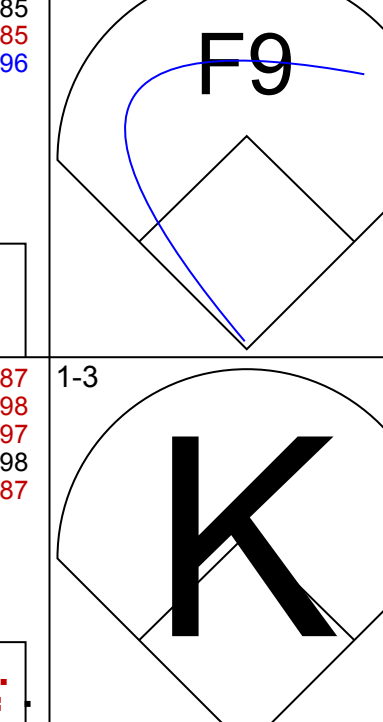
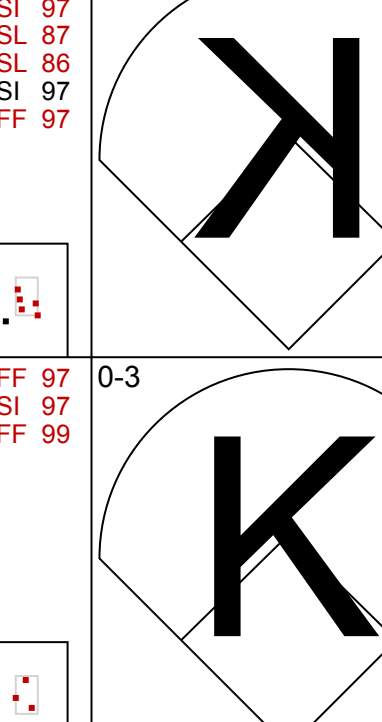

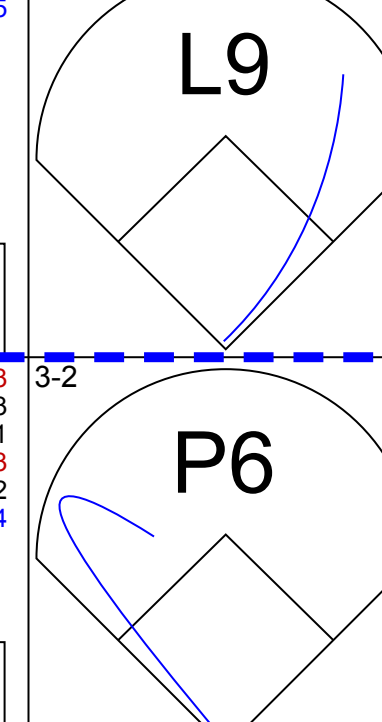
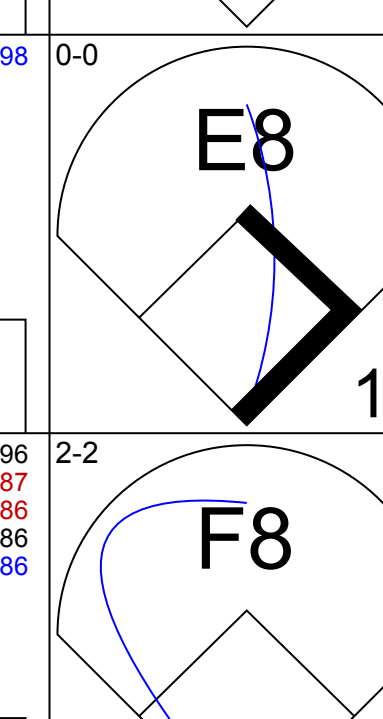

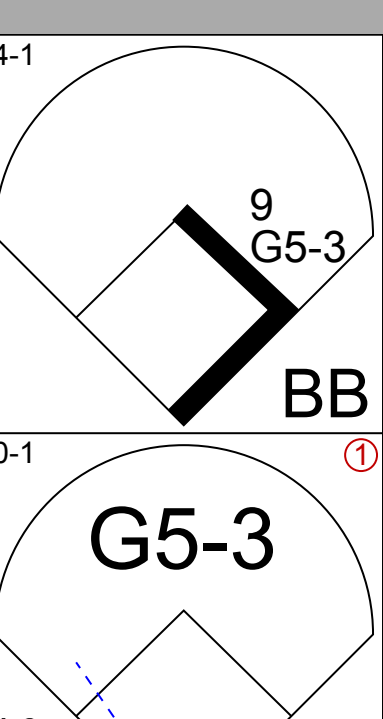

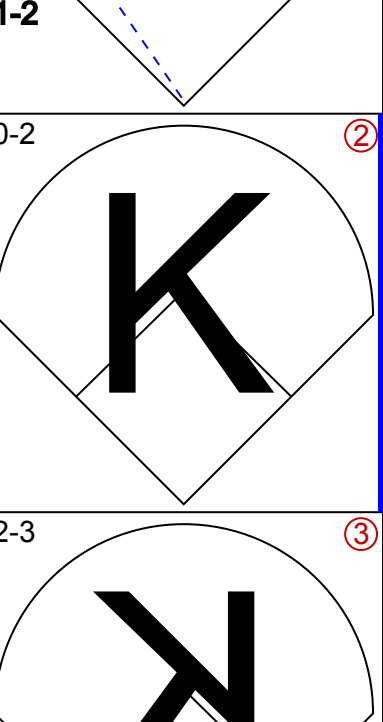
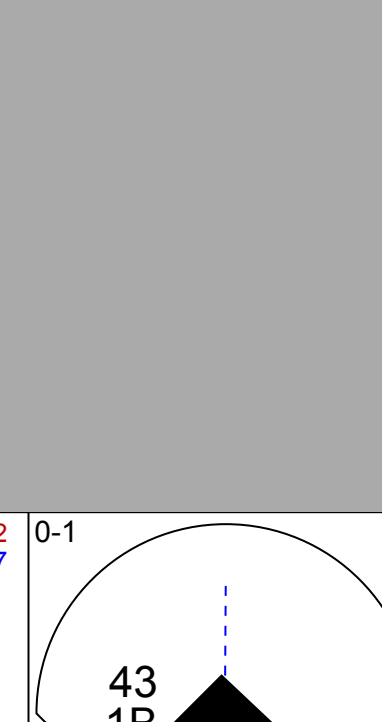

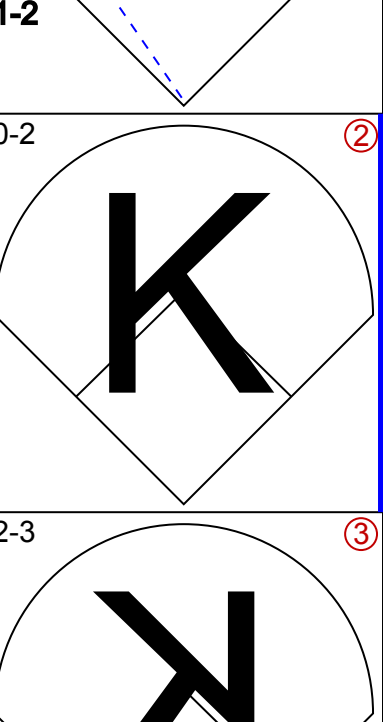
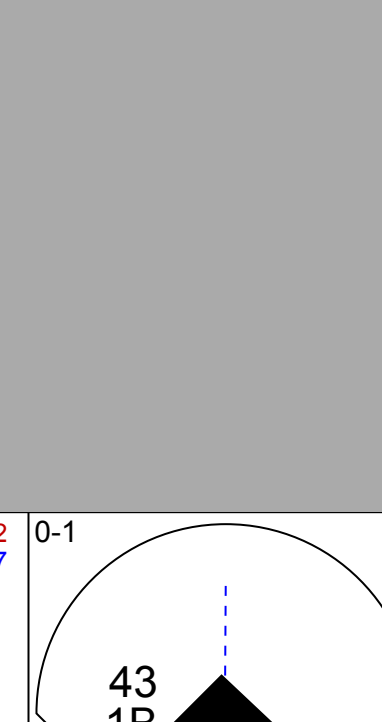

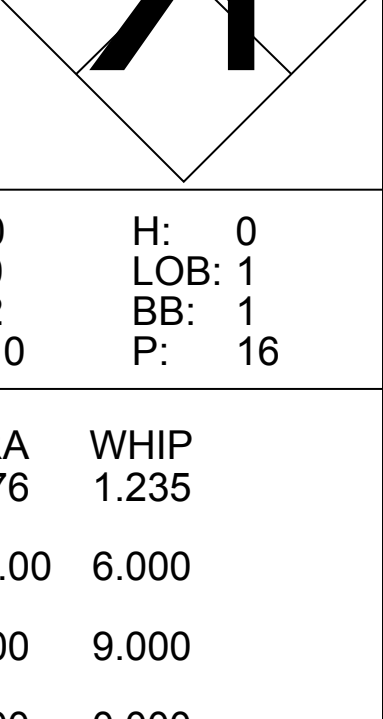
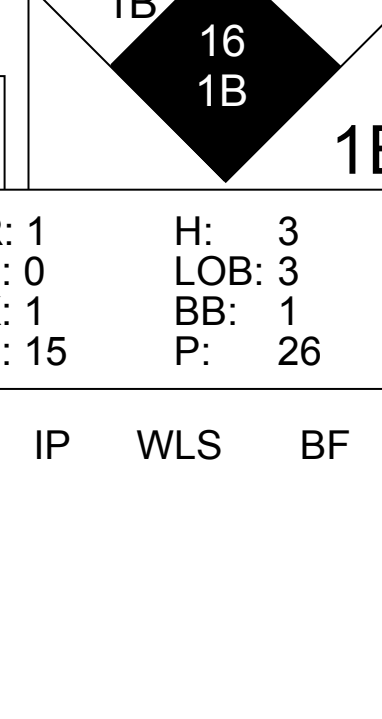

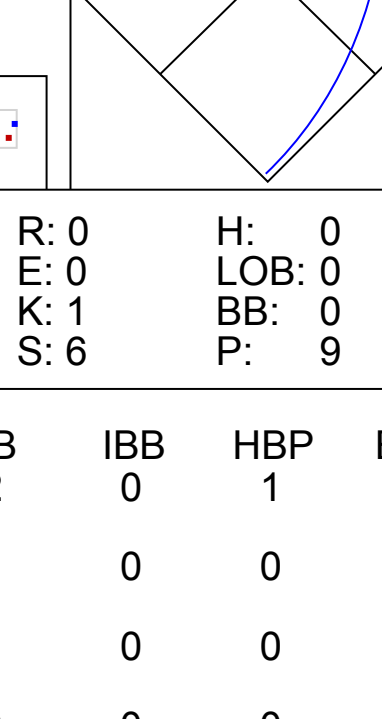
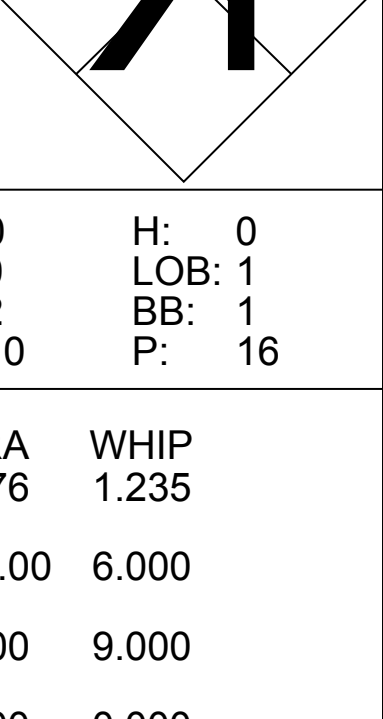
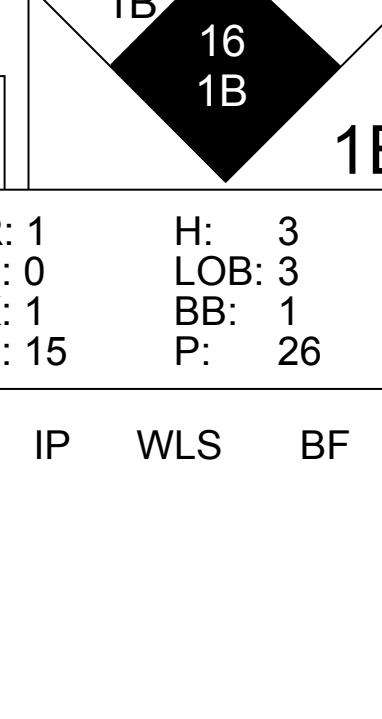



Batter	1	2	3	4	5	6	7	8	9	AB	R	H	RBI	BB	SO	LOB	TOP										
43 Scott Schebler, L (1,9) OBP: 0.347, SLG: 0.464 63 Dylan Floro, L (7,1) 38 Curt Casali, R (9,PH) OBP: 0.471, SLG: 0.733	G4-3		F8				F7		K	4	0	1	0	0	0	0	Cincinnati Reds @ Pittsburgh Pirates PNC Park, Pittsburgh, PA Sat Jun 16 2018, 4:07 PM - 6:51 PM EDT Att: 27,479 - Sunny - 85 F										
16 Tucker Barnhart, L (1,2) OBP: 0.336, SLG: 0.372	G1-3		F7		L9		L8		1B	5	0	1	0	0	0	1											
19 Joey Votto, L (1,3) OBP: 0.422, SLG: 0.435			F8		L7		G4-3		G2	4	0	0	0	1	0	2											
3 Scooter Gennett, L (1,4) OBP: 0.371, SLG: 0.539	L7				P4				G1-3	4	0	1	0	0	0	2											
7 Eugenio Suárez, R (1,5) OBP: 0.388, SLG: 0.563		HR			L8		K			3	1	1	1	1	1	1											
33 Jesse Winker, L (1,7) OBP: 0.361, SLG: 0.352		6 WP 1B			L7		23 BB 1B		BB K	4	0	2	0	0	1	2											
9 José Peraza, R (1,6) OBP: 0.305, SLG: 0.340			P4		58 E IBB		F8		L7	3	0	0	0	1	0	3											
58 Luis Castillo, R (1,1) OBP: 0.214, SLG: 0.192 23 Adam Duvali, R (6,PH) OBP: 0.274, SLG: 0.393 40 Austin Brice, R (6,PH) 4 Brandon Dixon, R (7,9) OBP: 0.304, SLG: 0.429			K		E1				HR	2	0	0	0	0	1	3											
6 Billy Hamilton, S (1,8) OBP: 0.277, SLG: 0.273			K		G3		F7		K	4	0	0	0	0	2	6											
Inning Stats	R: 0 E: 0 K: 0 S: 6	H: 0 LOB: 1 BB: 1 P: 11	R: 1 E: 0 K: 2 S: 18	H: 2 LOB: 1 BB: 0 P: 26	R: 0 E: 0 K: 0 S: 5	H: 0 LOB: 0 BB: 0 P: 9	R: 0 E: 1 K: 0 S: 14	H: 1 LOB: 3 BB: 1 P: 21	R: 0 E: 0 K: 0 S: 8	H: 1 LOB: 0 BB: 0 P: 10	R: 0 E: 0 K: 1 S: 9	H: 1 LOB: 2 BB: 1 P: 15	R: 0 E: 0 K: 0 S: 4	H: 0 LOB: 0 BB: 0 P: 7	R: 0 E: 0 K: 1 S: 15	H: 0 LOB: 1 BB: 1 P: 22		R: 1 E: 0 K: 2 S: 16	H: 2 LOB: 1 BB: 0 P: 25	1B: 4 2B: 1 3B: 0 HR: 2	SF: 0 SAC: 0 DP: 0 HBP: 0	WP: 2 PB: 0 SB: 0 CS: 0	PA: 39				
PITCHER	IP	WLS	BF	H	R	ER	SO	BB	IBB	HBP	BLK	WP	HR	S	P	ERA	WHIP										
46 Iván Nova, R (1,1) ERA: 4.42 43 Steven Brault, L (7,1) ERA: 4.38 45 Michael Feliz, R (9,1) ERA: 6.18	6.0	W	27	5	1	1	3	2	1	0	0	2	1	60	92	1.50	1.167										

Batter	1	2	3	4	5	6	7	8	9	AB	R	H	RBI	BB	SO	LOB	BOTTOM										
5 Josh Harrison, R (1,4) OBP: 0.344, SLG: 0.426	17 2B 6 G4-3 1B		P4		G6-3		HR			4	2	2	2	0	0	1	Cincinnati Reds @ Pittsburgh Pirates PNC Park, Pittsburgh, PA Sat Jun 16 2018, 4:07 PM - 6:51 PM EDT Att: 27,479 - Sunny - 85 F										
17 Austin Meadows, L (1,9) OBP: 0.335, SLG: 0.821	6 G4-3 2B		L7		L7		F8			4	0	2	0	0	0	0											
6 Starling Marte, R (1,8) OBP: 0.336, SLG: 0.467	G4-3		L9		G6-3		G6-3		G6-3	4	0	0	1	0	0	2											
19 Colin Moran, L (1,5) OBP: 0.362, SLG: 0.426	2-3 3-H BB		L9		F8		G4-3		G4-3	3	1	1	1	1	0	1											
12 Corey Dickerson, L (1,7) OBP: 0.344, SLG: 0.467	K		2B		F9				2B	4	0	2	0	0	1	3											
55 Josh Bell, S (1,3) OBP: 0.327, SLG: 0.384	G5-3		F8				G3-1			4	1	1	0	0	0	4											
32 Elias Díaz, R (1,2) OBP: 0.350, SLG: 0.500		L9			HR		G6-3		G4-3	4	1	1	1	0	0	1											
10 Jordy Mercer, R (1,6) OBP: 0.331, SLG: 0.408		46 SH2-4 BB			G6-3		23 1B 5 HR IBB		K	2	0	0	0	2	1	0											
46 Iván Nova, R (1,1) 23 David Freese, R (6,PH) OBP: 0.333, SLG: 0.417 43 Steven Brault, L (7,1) OBP: 0.231, SLG: 0.308 25 Gregory Polanco, L (6,PH) OBP: 0.302, SLG: 0.400 45 Michael Feliz, R (9,1)			SH2-4		K		5 HR 1B		P5	1	0	0	0	0	1	0											
Inning Stats	R: 1 E: 0 K: 1 S: 13	H: 2 LOB: 2 BB: 1 P: 23	R: 0 E: 0 K: 0 S: 11	H: 0 LOB: 1 BB: 1 P: 20	R: 1 E: 0 K: 0 S: 11	H: 2 LOB: 1 BB: 0 P: 17	R: 1 E: 0 K: 1 S: 10	H: 1 LOB: 0 BB: 0 P: 15	R: 0 E: 0 K: 0 S: 8	H: 1 LOB: 1 BB: 0 P: 10	R: 3 E: 0 K: 0 S: 11	H: 3 LOB: 0 BB: 1 P: 15	R: 0 E: 0 K: 0 S: 8	H: 1 LOB: 1 BB: 0 P: 14	R: 0 E: 0 K: 1 S: 9	H: 0 LOB: 0 BB: 0 P: 15		1B: 3 2B: 4 3B: 0 HR: 3	SF: 0 SAC: 1 DP: 0 HBP: 0	WP: 0 PB: 0 SB: 0 CS: 0	PA: 36						
PITCHER	IP	WLS	BF	H	R	ER	SO	BB	IBB	HBP	BLK	WP	HR	S	P	ERA	WHIP										
58 Luis Castillo, R (1,1) ERA: 5.77 40 Austin Brice, R (6,1) ERA: 6.04 63 Dylan Floro, R (7,1) ERA: 2.89	5.0	L	23	6	3	3	2	2	0	0	0	0	1	11	15	27.00	3.000										



Batter	1	2	3	4	5	6	7	8	9	AB	R	H	RBI	BB	SO	LOB	TOP										
12 Leony Martin, L (1,8) OBP: 0.331, SLG: 0.455										5	0	0	0	0	2	1	<p>Detroit Tigers @ Cincinnati Reds Great American Ball Park, Cincinnati, OH Wed Jun 20 2018, 12:38 PM - 3:42 PM EDT Att: 19,177 - Partly Cloudy - 87 F</p> <p>livebaseballscores.com</p> <p>AB 34 R 3 H 8 RBI 3 BB 4 SO 10 LOB 10</p> 										
46 Jeimer Candelario, S (1,5) OBP: 0.358, SLG: 0.483										3	1	2	1	2	0	0											
9 Nick Castellanos, R (1,9) OBP: 0.344, SLG: 0.486										5	0	0	0	0	0	4											
28 Niko Goodrum, S (1,3) (8,4) OBP: 0.328, SLG: 0.472										4	1	1	1	0	2	0											
34 James McCann, R (1,2) OBP: 0.292, SLG: 0.343										4	0	0	0	0	2	0											
21 JaCoby Jones, R (1,7) OBP: 0.280, SLG: 0.388										3	1	1	0	1	1	0											
1 Jose Iglesias, R (1,6) OBP: 0.318, SLG: 0.398										4	0	3	1	0	0	0											
49 Dixon Machado, R (1,4) OBP: 0.265, SLG: 0.287										2	0	1	0	1	0	1											
41 Victor Martinez, R (8,PH) OBP: 0.303, SLG: 0.342										1	0	0	0	0	0	1											
51 Johnny Barbatto, R (8,1)										0	0	0	0	0	0	0											
32 Michael Fulmer, R (1,1)										2	0	0	0	0	2	3											
30 Alex Wilson, R (6,1)										0	0	0	0	0	0	0											
36 Blaine Hardy, L (7,1)										0	0	0	0	0	0	0											
19 Louis Coleman, R (7,1)										0	0	0	0	0	0	0											
55 John Hicks, R (8,3) OBP: 0.323, SLG: 0.438										1	0	0	0	0	1	0											
Inning Stats	R: 1 E: 0 K: 2 S: 17	H: 1 LOB: 0 BB: 0 P: 22	R: 0 E: 0 K: 1 S: 11	H: 1 LOB: 1 BB: 0 P: 15	R: 0 E: 0 K: 2 S: 10	H: 0 LOB: 1 BB: 1 P: 16	R: 1 E: 0 K: 0 S: 13	H: 1 LOB: 2 BB: 2 P: 18	R: 0 E: 0 K: 3 S: 12	H: 1 LOB: 3 BB: 2 P: 17	R: 0 E: 0 K: 0 S: 9	H: 0 LOB: 0 BB: 0 P: 11	R: 1 E: 0 K: 1 S: 12	H: 2 LOB: 1 BB: 0 P: 16	R: 0 E: 0 K: 1 S: 9	H: 1 LOB: 1 BB: 0 P: 11	1B: 6 2B: 0 3B: 0 HR: 2	SF: 0 SAC: 1 DP: 0 HBP: 0	WP: 0 PB: 0 SB: 1 CS: 0	PA: 39							
PITCHER	IP	WLS	BF	H	R	ER	SO	BB	IBB	HBP	BLK	WP	HR	S	P	ERA	WHIP										
30 Tyler Mahle, R (1,1) ERA: 3.89	6.0	W	27	5	2	2	8	3	1	0	0	0	2	71	101	3.00	1.333										
50 Amir Garrett, L (7,1) ERA: 2.56	0.2	H	2	0	0	0	0	0	0	0	0	0	0	8	9	0.00	0.000										
21 Michael Lorenzen, R (7,1) ERA: 1.56	0.1	H	1	0	0	0	0	0	0	0	0	0	0	1	2	0.00	0.000										
48 Jared Hughes, R (8,1) ERA: 1.41	1.0	H	5	2	1	1	1	0	0	0	0	0	0	12	16	9.00	2.000										
26 Raisel Iglesias, R (9,1) ERA: 2.37	1.0	S	4	1	0	0	1	0	0	0	0	0	0	9	11	0.00	1.000										

Batter	1	2	3	4	5	6	7	8	9	AB	R	H	RBI	BB	SO	LOB	BOTTOM										
43 Scott Schebler, L (1,9) OBP: 0.347, SLG: 0.473										5	1	2	0	0	1	1	<p>Detroit Tigers @ Cincinnati Reds Great American Ball Park, Cincinnati, OH Wed Jun 20 2018, 12:38 PM - 3:42 PM EDT Att: 19,177 - Partly Cloudy - 87 F</p> <p>livebaseballscores.com</p> <p>AB 33 R 5 H 10 RBI 5 BB 4 SO 10 LOB 23</p> 										
16 Tucker Barnhart, L (1,2) OBP: 0.355, SLG: 0.388										4	0	2	1	0	0	2											
19 Joey Volto, L (1,3) OBP: 0.426, SLG: 0.450										3	0	0	0	1	2	3											
3 Scooter Gennett, L (1,4) OBP: 0.372, SLG: 0.541										4	1	1	2	0	1	4											
7 Eugenio Suárez, R (1,5) OBP: 0.382, SLG: 0.571										4	1	1	1	0	2	4											
33 Jesse Winker, L (1,7) OBP: 0.381, SLG: 0.549										1	0	1	0	2	0	0											
50 Amir Garrett, R (7,1) ERA: 3.95										0	0	0	0	0	0	0											
21 Michael Lorenzen, R (7,1) OBP: 0.335, SLG: 0.330										0	0	0	0	0	0	0											
2 Alex Blandino, R (7,PH) OBP: 0.176, SLG: 0.287										1	0	0	0	0	1	3											
48 Jared Hughes, R (8,1)										0	0	0	0	0	0	0											
26 Raisel Iglesias, R (9,1)										0	0	0	0	0	0	0											
9 José Peraza, R (1,6) OBP: 0.308, SLG: 0.336										3	0	0	0	1	0	2											
30 Tyler Mahle, R (1,1) OBP: 0.136, SLG: 0.143										2	0	0	0	0	2	1											
23 Adam Duvall, R (6,PH) OBP: 0.262, SLG: 0.416										2	1	1	1	0	0	2											
6 Billy Hamilton, S (1,8) OBP: 0.294, SLG: 0.308										4	1	2	0	0	1	1											
Inning Stats	R: 0 E: 0 K: 2 S: 10	H: 0 LOB: 1 BB: 0 P: 15	R: 0 E: 1 K: 1 S: 11	H: 1 LOB: 0 BB: 0 P: 15	R: 0 E: 0 K: 1 S: 6	H: 0 LOB: 0 BB: 0 P: 9	R: 0 E: 0 K: 2 S: 12	H: 1 LOB: 1 BB: 0 P: 14	R: 0 E: 0 K: 2 S: 10	H: 0 LOB: 1 BB: 1 P: 16	R: 3 E: 0 K: 1 S: 21	H: 3 LOB: 2 BB: 2 P: 36	R: 1 E: 0 K: 1 S: 15	H: 3 LOB: 3 BB: 1 P: 26	R: 1 E: 0 K: 0 S: 10	H: 2 LOB: 1 BB: 0 P: 15	1B: 5 2B: 3 3B: 0 HR: 3	SF: 0 SAC: 0 DP: 1 HBP: 1	WP: 0 PB: 0 SB: 0 CS: 1	PA: 38							
PITCHER	IP	WLS	BF	H	R	ER	SO	BB	IBB	HBP	BLK	WP	HR	S	P	ERA	WHIP										
32 Michael Fulmer, R (1,1) ERA: 4.17	5.2	L	24	5	3	3	9	2	0	1	0	0	0	7	14	27.00	6.000										
30 Alex Wilson, R (6,1) ERA: 3.95	0.1		3	1	1	1	0	1	0	0	0	0	0	7	12	0.00	9.000										
36 Blaine Hardy, L (7,1) ERA: 3.3	0.1		4	2	0	0	0	1	0	0	0	0	0	6	12	0.00	0.000										
19 Louis Coleman, R (7,1) ERA: 2.2	0.2		2	0	0	0	1	0	0	0	0	0	0	6	12	0.00	0.000										
51 Johnny Barbatto, R (8,1) ERA: 5.88	1.0		5	2	1	1	0	0	0	0	0	0	1	10	15	9.00	2.000										

Batter	1	2	3	4	5	6	7	8	9	AB	R	H	RBI	BB	SO	LOB	TOP					
17 Kris Bryant, R OBP: 0.383, SLG: 0.481										4	0	0	0	0	3	0	Chicago Cubs @ Cincinnati Reds Great American Ball Park, Cincinnati, OH Fri Jun 22 2018, 7:12 PM - 9:50 PM EDT Att: 25,885 - Overcast - 71 F					
22 Jason Heyward, L OBP: 0.339, SLG: 0.421										4	0	0	0	0	1	0						
18 Ben Zobrist, S OBP: 0.382, SLG: 0.413										3	1	2	0	1	0	0						
44 Anthony Rizzo, L OBP: 0.341, SLG: 0.413										4	0	0	0	0	0	3						
9 Javier Báez, R OBP: 0.309, SLG: 0.529										3	1	1	1	0	2	0						
12 Kyle Schwarber, L OBP: 0.386, SLG: 0.498										4	1	1	2	0	1	2						
5 Albert Almora Jr., R OBP: 0.362, SLG: 0.430										3	0	0	0	0	1	0						
53 Chris Gimenez, R OBP: 0.222, SLG: 0.130										3	0	0	0	0	2	0						
62 Jose Quintana, R ERA: 5.7										2	0	0	0	0	0	1						
45 Anthony Bass, R ERA: 1.78										0	0	0	0	0	0	0						
8 Ian Happ, S OBP: 0.340, SLG: 0.429										1	0	0	0	0	0	0						
37 Justin Wilson, L ERA: 2.93										0	0	0	0	0	0	0						
29 Rob Zastryzny, R ERA: 2.08										0	0	0	0	0	0	0						
Inning Stats	R: 0 E: 0 K: 2 S: 13	H: 0 LOB: 1 BB: 1 P: 22	R: 0 E: 0 K: 1 S: 9	H: 0 LOB: 0 BB: 0 P: 14	R: 0 E: 1 K: 1 S: 10	H: 0 LOB: 0 BB: 0 P: 13	R: 3 E: 0 K: 0 S: 12	H: 3 LOB: 0 BB: 0 P: 17	R: 0 E: 0 K: 1 S: 7	H: 0 LOB: 0 BB: 0 P: 8	R: 0 E: 0 K: 1 S: 10	H: 1 LOB: 2 BB: 0 P: 17	R: 0 E: 0 K: 2 S: 9	H: 0 LOB: 0 BB: 0 P: 10	R: 0 E: 0 K: 1 S: 8	H: 0 LOB: 0 BB: 0 P: 14	R: 0 E: 0 K: 1 S: 6	H: 0 LOB: 0 BB: 0 P: 10	1B: 2 2B: 1 3B: 0 HR: 1	SF: 0 SAC: 0 DP: 1 HBP: 1	WP: 0 PB: 0 SB: 0 CS: 0	PA: 33
PITCHER	IP WLS BF H R ER SO BB IBB HBP BLK WP HR S P ERA WHIP																					
58 Luis Castillo, R ERA: 5.7	5.2 W 23 4 3 3 5 1 0 1 0 0 1 58 86 4.76 0.882																					
51 Kyle Crockett, L ERA: 1.13	0.1 H 1 0 0 0 1 0 0 0 0 0 0 3 5 0.00 0.000																					
37 David Hernandez, R ERA: 1.78	2.0 H 6 0 0 0 3 0 0 0 0 0 0 17 24 0.00 0.000																					
26 Raisel Iglesias, R ERA: 2.3	1.0 S 3 0 0 0 1 0 0 0 0 0 0 6 10 0.00 0.000																					

AB 31
R 3
H 4
RBI 3
BB 1
SO 10
LOB 6



Batter	1	2	3	4	5	6	7	8	9	AB	R	H	RBI	BB	SO	LOB	BOTTOM			
9 José Peraza, R OBP: 0.312, SLG: 0.334										4	2	1	0	1	0	2	Chicago Cubs @ Cincinnati Reds Great American Ball Park, Cincinnati, OH Fri Jun 22 2018, 7:12 PM - 9:50 PM EDT Att: 25,885 - Overcast - 71 F			
2 Alex Blandino, R OBP: 0.325, SLG: 0.292										4	0	1	1	1	1	1				
19 Joey Volto, L OBP: 0.428, SLG: 0.451										3	2	2	1	1	3					
7 Eugenio Suárez, R OBP: 0.390, SLG: 0.585										4	1	3	2	0	0	0				
23 Adam Duvall, R OBP: 0.285, SLG: 0.412										3	0	1	1	1	0	2				
33 Jesse Winker, L OBP: 0.395, SLG: 0.362										4	0	1	0	0	1	2				
27 Phillip Ervin, R OBP: 0.311, SLG: 0.231										0	0	0	0	0	0	0				
38 Curt Casali, R OBP: 0.440, SLG: 0.652										4	1	1	0	0	0	4				
58 Luis Castillo, R OBP: 0.226, SLG: 0.207										3	0	1	0	0	0	2				
51 Kyle Crockett, L ERA: 1.13										0	0	0	0	0	0	0				
37 David Hernandez, R ERA: 1.78										0	0	0	0	0	0	0				
4 Brandon Dixon, R OBP: 0.269, SLG: 0.375										1	0	0	0	0	0	0				
26 Raisel Iglesias, R ERA: 2.3										0	0	0	0	0	0	0				
6 Billy Hamilton, S OBP: 0.298, SLG: 0.308										4	0	1	1	0	1	0				
Inning Stats	R: 0 E: 0 K: 0 S: 9	H: 2 LOB: 2 BB: 0 P: 13	R: 1 E: 0 K: 1 S: 16	H: 3 LOB: 3 BB: 1 P: 27	R: 0 E: 0 K: 1 S: 7	H: 0 LOB: 0 BB: 0 P: 9	R: 0 E: 0 K: 0 S: 10	H: 0 LOB: 0 BB: 0 P: 14	R: 3 E: 0 K: 1 S: 16	H: 4 LOB: 2 BB: 1 P: 29	R: 0 E: 0 K: 1 S: 6	H: 0 LOB: 0 BB: 0 P: 8	R: 1 E: 0 K: 0 S: 8	H: 2 LOB: 1 BB: 1 P: 14	R: 1 E: 0 K: 0 S: 8	H: 1 LOB: 1 BB: 1 P: 16	1B: 9 2B: 2 3B: 0 HR: 1	SF: 0 SAC: 0 DP: 1 HBP: 0	WP: 0 PB: 0 SB: 3 CS: 1	PA: 38
PITCHER	IP WLS BF H R ER SO BB IBB HBP BLK WP HR S P ERA WHIP																			
62 Jose Quintana, L ERA: 4.26	5.0 L 26 9 4 4 3 2 0 0 0 0 0 0 6 8 7.20 2.200																			
45 Anthony Bass, R ERA: 1.13	1.0 3 0 0 0 1 0 0 0 0 0 0 6 8 0.00 0.000																			
37 Justin Wilson, L ERA: 2.93	1.0 5 2 1 1 0 1 0 0 0 0 0 8 14 9.00 3.000																			
29 Rob Zastryzny, R ERA: 2.08	1.0 4 1 1 1 0 1 0 0 0 0 0 8 16 9.00 2.000																			

AB 34
R 6
H 12
RBI 6
BB 4
SO 4
LOB 16



Batter	1	2	3	4	5	6	7	8	9	AB	R	H	RBI	BB	SO	LOB	TOP					
2 Tommy La Stella, L (1.5)	F9		L8		G4-3			L8		4	0	0	0	0	0	3	Chicago Cubs @ Cincinnati Reds Great American Ball Park, Cincinnati, OH Sat Jun 23 2018, 4:12 PM - 7:10 PM EDT Att: 36,818 - Partly Cloudy - 79 F					
22 Jason Heyward, L (1.9)	G4-3		G3			G6-3		18 1B		4	0	1	0	0	0	1						
18 Ben Zobrist, S (1.4)	K			K		HR		44 G4-6-3		4	1	2	1	0	2	0						
44 Anthony Rizzo, L (1.3)		F7		G3			BB	G4-6-3		3	0	0	0	1	0	2						
40 Wilson Contreras, R (1.2)		HR		G5-3			F7			4	1	1	1	0	0	1						
12 Kyle Schwarber, L (1.7)		K			FC5-4		G4-3			2	0	0	0	2	1	1						
27 Addison Russell, R (1.6)		F8								4	0	0	0	0	0	2						
8 Ian Happ, S (1.8)			59 SH2-4							2	0	2	0	2	0	0						
59 Luke Farrell, L (1.1)			SH2-4							0	0	0	0	0	0	0						
32 Brian Duensing, L (3.1)										1	0	0	0	0	0	2						
5 Albert Almora Jr., R (5. PH)										0	0	0	0	0	0	0						
29 Rob Zastryzny, L (5.1)										0	0	0	0	0	0	0						
45 Anthony Bass, R (6.1)										0	0	0	0	0	0	0						
9 Javier Báez, R (7. PH)										1	0	0	0	0	0	1						
41 Steve Cishek, R (7.1)										1	0	0	0	0	0	0						
53 Chris Gimenez, R (8.1)										1	0	0	0	0	0	2						
Inning Stats	R: 0 E: 0 K: 1 S: 6	H: 0 LOB: 0 BB: 0 P: 11	R: 1 E: 0 K: 1 S: 11	H: 1 LOB: 0 BB: 0 P: 16	R: 0 E: 0 K: 0 S: 6	H: 0 LOB: 1 BB: 1 P: 12	R: 0 E: 0 K: 1 S: 9	H: 0 LOB: 0 BB: 0 P: 13	R: 0 E: 0 K: 0 S: 10	H: 1 LOB: 2 BB: 1 P: 20	R: 1 E: 0 K: 0 S: 8	H: 1 LOB: 1 BB: 1 P: 16	R: 0 E: 0 K: 0 S: 8	H: 0 LOB: 0 BB: 1 P: 14	R: 0 E: 0 K: 0 S: 8	H: 2 LOB: 1 BB: 0 P: 12	R: 0 E: 0 K: 0 S: 12	H: 1 LOB: 2 BB: 1 P: 21	1B: 4 2B: 1 3B: 0 HR: 2	SF: 0 SAC: 1 DP: 2 HBP: 0	WP: 0 PB: 0 SB: 0 CS: 0	PA: 36
PITCHER	IP WLS BF H R ER SO BB IBB HBP BLK WP HR S P ERA WHIP																					
28 Anthony DeSclafani, R (1.1)	6.1 W 26 3 2 2 3 4 0 0 0 0 2 55 97 2.84 1.105																					
21 Michael Lorenzen, R (7.1)	1.0 4 2 0 0 0 0 0 0 0 0 0 10 15 0.00 2.000																					
50 Amir Garrett, L (8.1)	0.2 1 0 0 0 0 0 0 0 0 0 0 1 2 0.00 0.000																					
63 Dylan Floro, R (9.1)	1.0 5 1 0 0 0 1 0 0 0 0 0 0 12 21 0.00 2.000																					

Batter	1	2	3	4	5	6	7	8	9	AB	R	H	RBI	BB	SO	LOB	BOTTOM			
2 Alex Blandino, R (1.6)	16 HR		K	G4-3		K		L7		4	1	0	0	1	2	3	Chicago Cubs @ Cincinnati Reds Great American Ball Park, Cincinnati, OH Sat Jun 23 2018, 4:12 PM - 7:10 PM EDT Att: 36,818 - Partly Cloudy - 79 F			
16 Tucker Barnhart, L (1.2)	HR		L3	G6-3		G4-3		K		5	1	1	2	0	1	3				
19 Joey Votto, L (1.3)	P5			K						4	2	1	3	1	2	1				
63 Dylan Floro, L (9.1)			3 2B							0	0	0	0	0	0	0				
3 Scooter Gennett, L (1.4)	K			7 1B		G3-1		F9		5	1	1	1	0	2	0				
7 Eugenio Suárez, R (1.5)	K			23 1B	33 BB					4	1	3	1	0	1	0				
33 Jesse Winker, L (1.9)				23 1B	28 HR					1	1	1	0	3	0	0				
27 Phillip Ervin, R (8.9)				23 1B	28 HR					0	0	0	0	0	0	0				
23 Adam Duval, R (1.7)				23 1B	28 HR					4	1	1	0	0	1	5				
28 Anthony DeSclafani, R (1.1)				23 1B	28 HR					3	1	1	4	0	1	3				
21 Michael Lorenzen, R (7.1)				23 1B	28 HR					0	0	0	0	0	0	0				
50 Amir Garrett, R (8.1)				23 1B	28 HR					0	0	0	0	0	0	0				
4 Brandon Dixon, R (8. PH)				23 1B	28 HR					1	1	1	0	0	0	0				
6 Billy Hamilton, S (1.8)				23 1B	28 HR					3	1	1	0	1	0	1				
Inning Stats	R: 2 E: 0 K: 2 S: 15	H: 1 LOB: 0 BB: 1 P: 24	R: 0 E: 0 K: 1 S: 12	H: 1 LOB: 1 BB: 0 P: 19	R: 6 E: 0 K: 1 S: 18	H: 4 LOB: 0 BB: 2 P: 33	R: 0 E: 0 K: 1 S: 8	H: 0 LOB: 0 BB: 0 P: 13	R: 0 E: 0 K: 1 S: 15	H: 1 LOB: 2 BB: 1 P: 23	R: 0 E: 0 K: 2 S: 9	H: 1 LOB: 1 BB: 0 P: 13	R: 0 E: 0 K: 1 S: 14	H: 1 LOB: 1 BB: 1 P: 17	R: 3 E: 0 K: 1 S: 12	H: 2 LOB: 0 BB: 1 P: 19	1B: 6 2B: 1 3B: 1 HR: 3	SF: 0 SAC: 0 DP: 1 HBP: 0	WP: 0 PB: 0 SB: 1 CS: 0	PA: 40
PITCHER	IP WLS BF H R ER SO BB IBB HBP BLK WP HR S P ERA WHIP																			
59 Luke Farrell, R (1.1)	2.2 L 12 2 3 3 4 2 0 0 0 0 1 34 56 10.12 1.500																			
32 Brian Duensing, L (3.1)	1.1 9 4 5 5 1 1 0 0 0 0 1 19 33 33.75 3.750																			
29 Rob Zastryzny, L (5.1)	1.0 6 2 0 0 1 1 0 0 0 0 0 0 16 24 0.00 3.000																			
45 Anthony Bass, R (6.1)	1.0 3 0 0 0 2 0 0 0 0 0 0 8 12 0.00 0.000																			
41 Steve Cishek, R (7.1)	1.0 4 1 0 0 1 0 0 0 0 0 0 14 17 0.00 1.000																			
PITCHER	IP WLS BF H R ER SO BB IBB HBP BLK WP HR S P ERA WHIP																			
53 Chris Gimenez, R (8.1)	1.0 6 2 3 3 1 1 0 0 0 0 0 12 19 27.00 3.000																			

Chicago Cubs @ Cincinnati Reds
Great American Ball Park, Cincinnati, OH
Sat Jun 23 2018, 4:12 PM - 7:10 PM EDT
Att: 36,818 - Partly Cloudy - 79 F

AB 30
R 2
H 6
RBI 2
BB 5
SO 3
LOB 15



livebaseballscores.com

Chicago Cubs @ Cincinnati Reds
Great American Ball Park, Cincinnati, OH
Sat Jun 23 2018, 4:12 PM - 7:10 PM EDT
Att: 36,818 - Partly Cloudy - 79 F

AB 34
R 11
H 11
RBI 11
BB 6
SO 10
LOB 16



livebaseballscores.com

Batter	1	2	3	4	5	6	7	8	9	AB	R	H	RBI	BB	SO	LOB	TOP								
5 Albert Almora Jr., R OBP: 0.369, SLG: 0.445										5	1	3	1	0	0	2									
22 Jason Heyward, L OBP: 0.336, SLG: 0.419										4	1	1	2	0	1	2									
9 Javier Báez, R OBP: 0.311, SLG: 0.530										4	1	2	1	0	1	1									
44 Anthony Rizzo, L OBP: 0.339, SLG: 0.418										4	1	1	2	0	1	1									
40 Wilson Contreras, R OBP: 0.351, SLG: 0.423										4	0	1	0	0	2	0									
12 Kyle Schwarber, L OBP: 0.355, SLG: 0.484										4	0	0	0	0	3	1									
8 Ian Happ, S OBP: 0.355, SLG: 0.434										3	1	1	0	1	1	1									
27 Addison Russell, R OBP: 0.351, SLG: 0.381										3	1	1	0	0	0	1									
18 Ben Zobrist, S OBP: 0.362, SLG: 0.428										1	0	0	0	0	0	0									
38 Mike Montgomery, L OBP: 0.143, SLG: 0.077										3	0	0	0	0	2	2									
46 Pedro Strop, R ERA: 4.5										0	0	0	0	0	0	0									
47 Randy Rosario, L OBP: 0.347, SLG: 0.304										0	0	0	0	0	0	0									
2 Tommy La Stella, L OBP: 0.347, SLG: 0.304										1	0	0	0	0	0	0									
Inning Stats	R: 0 E: 0 K: 1 S: 6	H: 1 LOB: 1 BB: 0 P: 7	R: 0 E: 0 K: 0 S: 12	H: 0 LOB: 1 BB: 1 P: 23	R: 0 E: 0 K: 2 S: 9	H: 2 LOB: 2 BB: 1 P: 10	R: 0 E: 0 K: 2 S: 8	H: 0 LOB: 0 BB: 0 P: 14	R: 5 E: 1 K: 2 S: 18	H: 5 LOB: 0 BB: 0 P: 26	R: 0 E: 0 K: 1 S: 5	H: 0 LOB: 0 BB: 0 P: 10	R: 1 E: 0 K: 1 S: 7	H: 1 LOB: 0 BB: 0 P: 10	R: 0 E: 0 K: 3 S: 10	H: 1 LOB: 1 BB: 0 P: 13	R: 0 E: 0 K: 0 S: 6	H: 0 LOB: 0 BB: 0 P: 7	1B: 5 2B: 3 3B: 0 HR: 2	SF: 0 SAC: 0 DP: 0 HBP: 0	WP: 0 PB: 0 SB: 0 CS: 0	PA: 37			
PITCHER	IP	WLS	BF	H	R	ER	SO	BB	IBB	HBP	BLK	WP	HR	S	P	ERA	WHIP								
47 Sal Romano, R ERA: 5.4	5.0		23	8	5	5	6	1	0	0	0	0	1	53	80	9.00	1.800								
51 Kyle Crockett, L ERA: 4.5	1.0	W	3	0	0	0	1	0	0	0	0	0	0	5	10	0.00	0.000								
62 Jackson Stephens, R ERA: 4.5	1.0		4	1	1	1	1	0	0	0	0	0	1	7	10	9.00	1.000								
50 Amir Garrett, L ERA: 2.4	1.0	H	4	1	0	0	3	0	0	0	0	0	0	10	13	0.00	1.000								
26 Raisel Iglesias, R ERA: 2.5	1.0	S	3	0	0	0	0	0	0	0	0	0	0	6	7	0.00	0.000								

Chicago Cubs @ Cincinnati Reds
Great American Ball Park, Cincinnati, OH
Sun Jun 24 2018, 1:11 PM - 3:55 PM EDT
Att: 30,508 - Cloudy - 83 F

AB 36
R 6
H 10
RBI 6
BB 1
SO 11
LOB 11

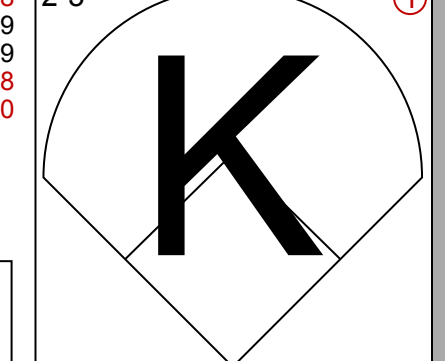
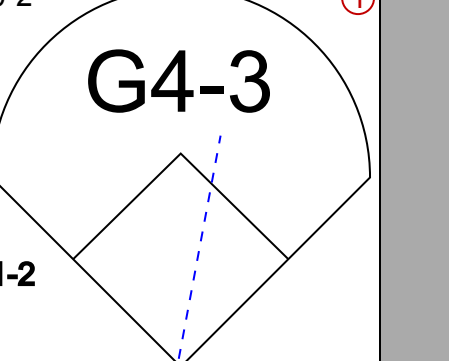
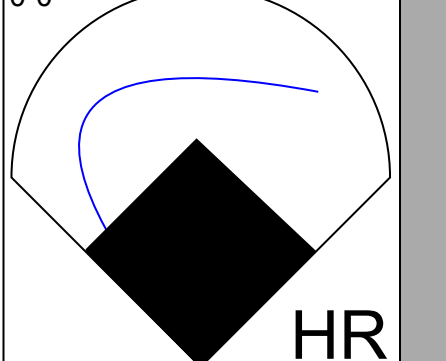
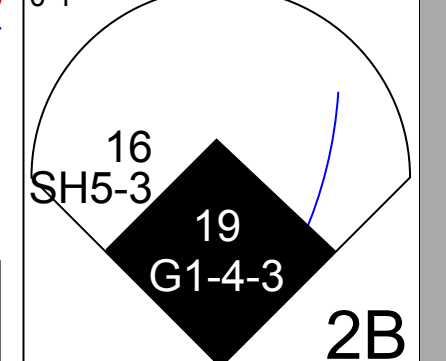
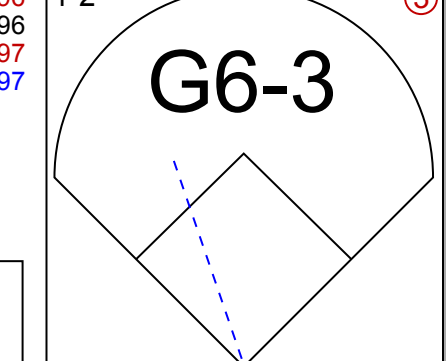
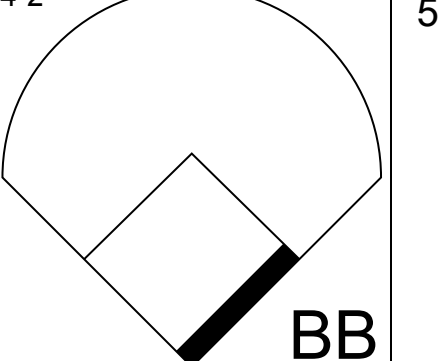
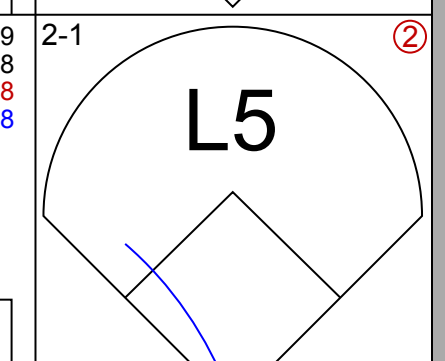
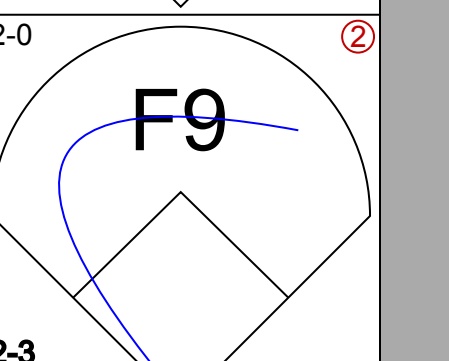
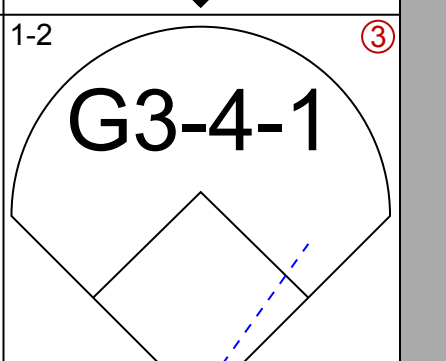
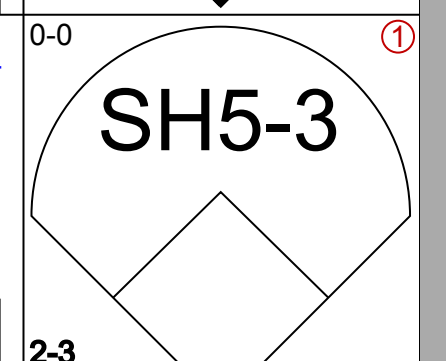
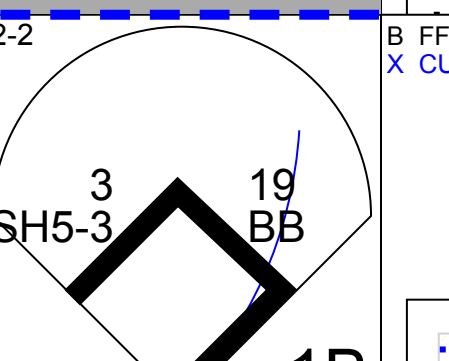
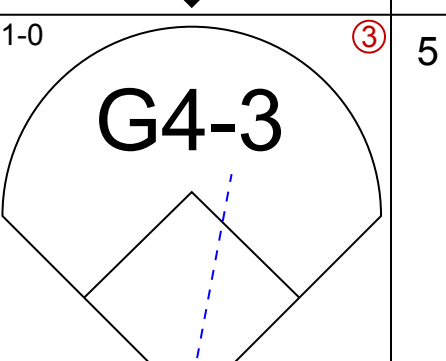
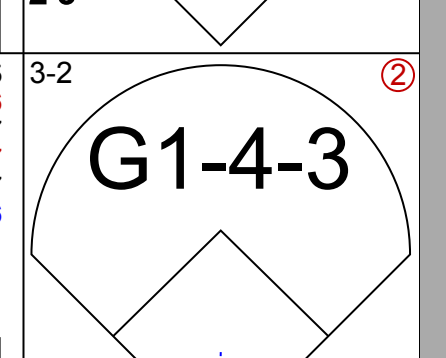
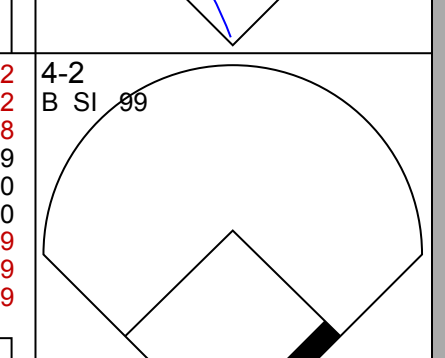
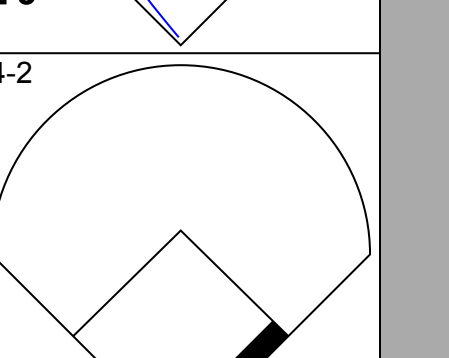
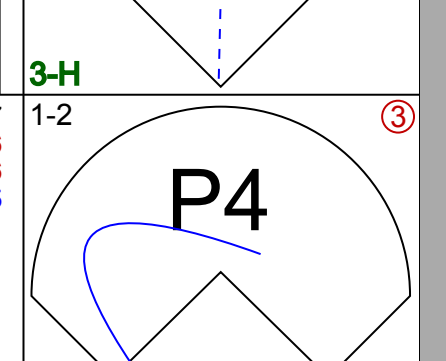
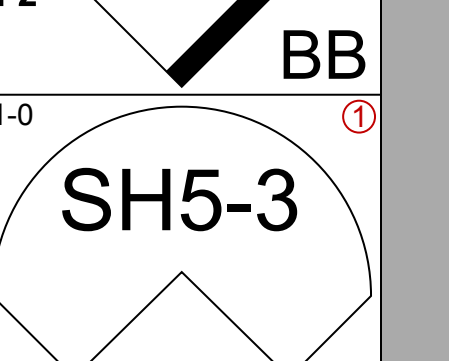
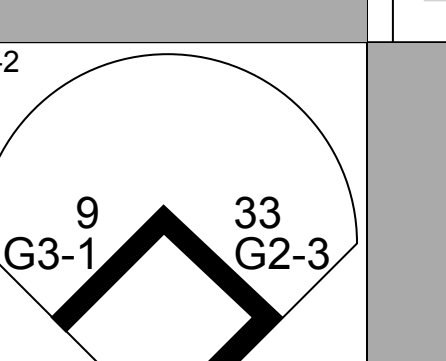

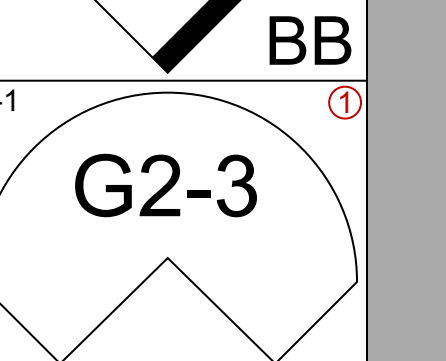
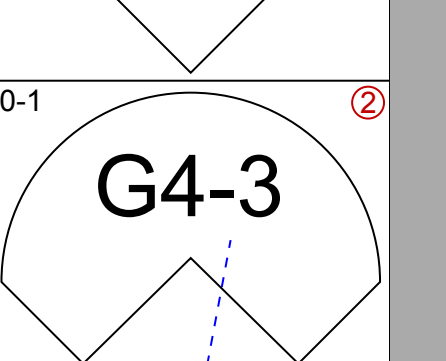
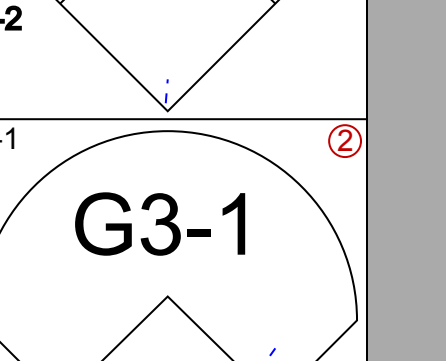
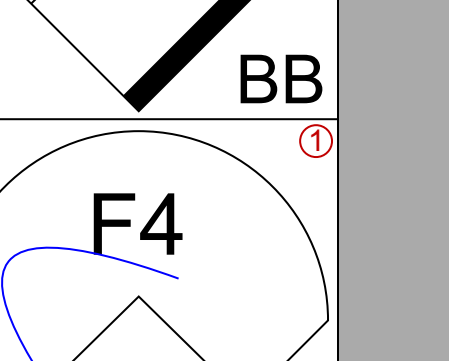

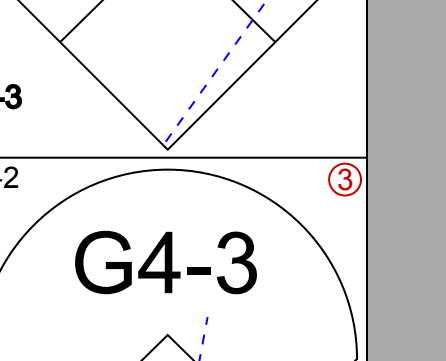
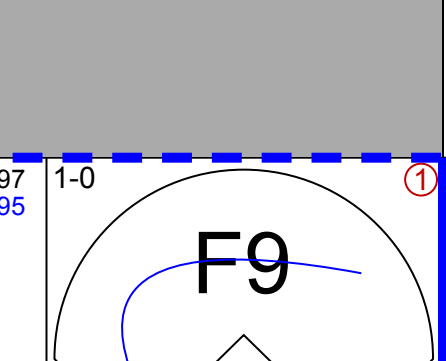
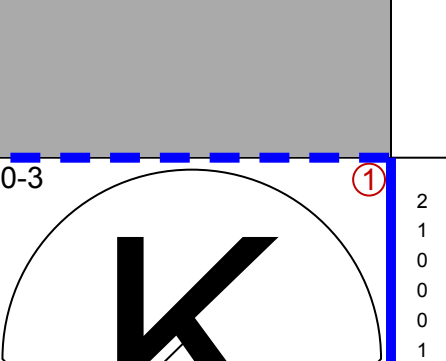

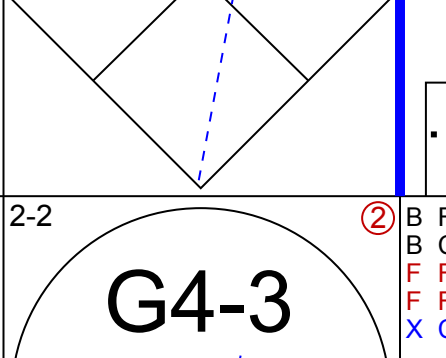
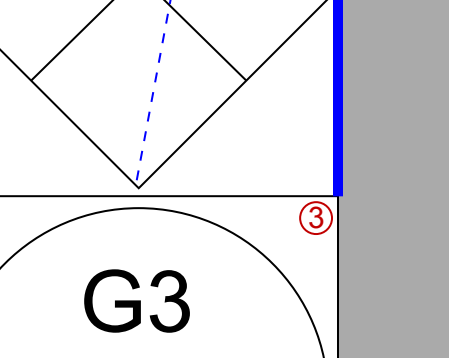
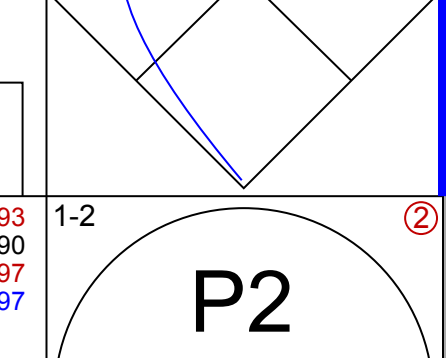
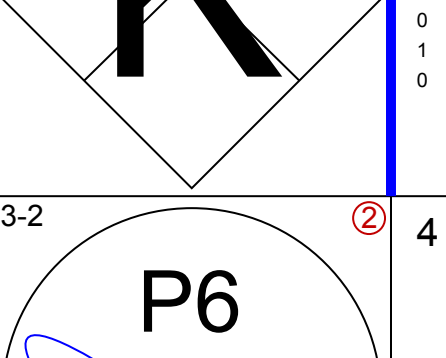


Batter	1	2	3	4	5	6	7	8	9	AB	R	H	RBI	BB	SO	LOB	BOTTOM								
43 Scott Schebler, L OBP: 0.352, SLG: 0.471										3	1	1	0	2	0	0									
16 Tucker Barnhart, L OBP: 0.347, SLG: 0.388										4	1	1	1	1	2	2									
19 Joey Volto, L OBP: 0.433, SLG: 0.467										4	0	3	1	1	0	0									
7 Eugenio Suárez, R OBP: 0.391, SLG: 0.589										3	0	0	0	0	1	3									
62 Jackson Stephens, R ERA: 4.5										0	0	0	0	0	0	0									
2 Alex Blandino, R OBP: 0.315, SLG: 0.277										2	0	0	0	0	1	4									
3 Scooter Gennett, L OBP: 0.369, SLG: 0.532										3	1	1	0	1	1	0									
23 Adam Duvall, R OBP: 0.284, SLG: 0.411										4	1	1	0	0	0	3									
9 José Peraza, R OBP: 0.314, SLG: 0.334										3	1	1	2	1	0	0									
47 Sal Romano, L OBP: 0.347, SLG: 0.304										1	0	0	0	0	1	0									
21 Michael Lorenzen, R OBP: 0.340, SLG: 0.290										1	1	1	1	0	0	0									
51 Kyle Crockett, L ERA: 4.5										0	0	0	0	0	0	0									
4 Brandon Dixon, R OBP: 0.265, SLG: 0.165										0	0	0	0	0	0	0									
33 Jesse Winker, L OBP: 0.276, SLG: 0.176										2	1	1	3	0	1	3									
50 Amir Garrett, R ERA: 2.4										0	0	0	0	0	0	0									
26 Raisel Iglesias, R ERA: 2.5										0	0	0	0	0	0	0									
6 Billy Hamilton, S OBP: 0.300, SLG: 0.308										4	1	1	0	0	1	0									
Inning Stats	R: 0 E: 0 K: 1 S: 8	H: 1 LOB: 2 BB: 1 P: 14	R: 0 E: 0 K: 0 S: 6	H: 0 LOB: 0 BB: 0 P: 10	R: 0 E: 0 K: 2 S: 9	H: 0 LOB: 1 BB: 1 P: 16	R: 0 E: 0 K: 2 S: 9	H: 0 LOB: 0 BB: 0 P: 11	R: 1 E: 0 K: 0 S: 6	H: 1 LOB: 0 BB: 0 P: 10	R: 0 E: 0 K: 1 S: 8	H: 1 LOB: 1 BB: 0 P: 11	R: 7 E: 0 K: 2 S: 26	H: 7 LOB: 3 BB: 3 P: 40	R: 0 E: 0 K: 0 S: 8	H: 1 LOB: 2 BB: 1 P: 17	R: 0 E: 0 K: 0 S: 6	H: 0 LOB: 0 BB: 0 P: 7	1B: 7 2B: 2 3B: 0 HR: 2	SF: 0 SAC: 0 DP: 0 HBP: 0	WP: 0 PB: 0 SB: 0 CS: 0	PA: 40			
PITCHER	IP	WLS	BF	H	R	ER	SO	BB	IBB	HBP	BLK	WP	HR	S	P	ERA	WHIP								
38 Mike Montgomery, L ERA: 3.39	6.0		25	6	4	4	6	2	0	0	0	0	1	53	81	6.00	1.333								
46 Pedro Strop, R ERA: 2.87	0.2	L	9	4	4	4	1	2	1	0	0	0	1	16	28	54.00	9.000								
47 Randy Rosario, L ERA: 1.62	1.1		6	1	0	0	1	1	0	0	0	0	0	11	20	0.00	1.500								

Chicago Cubs @ Cincinnati Reds
Great American Ball Park, Cincinnati, OH
Sun Jun 24 2018, 1:11 PM - 3:55 PM EDT
Att: 30,508 - Cloudy - 83 F

AB 34
R 8
H 11
RBI 8
BB 6
SO 8
LOB 15

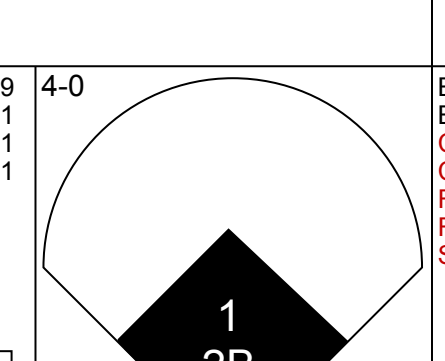
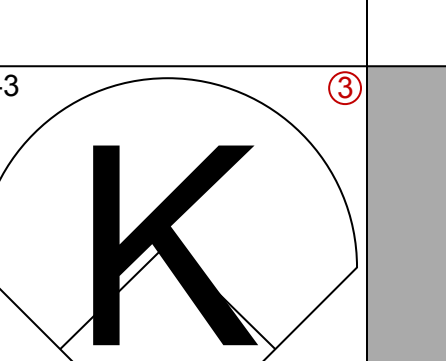
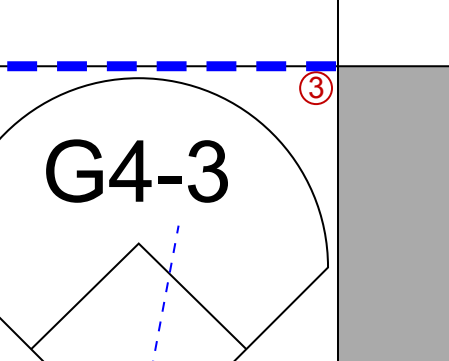
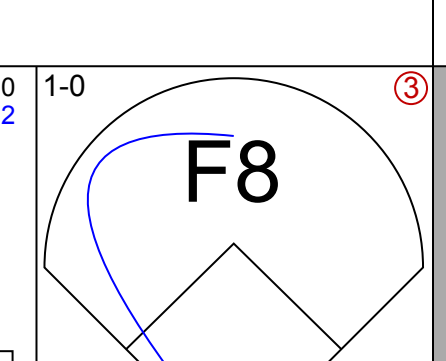

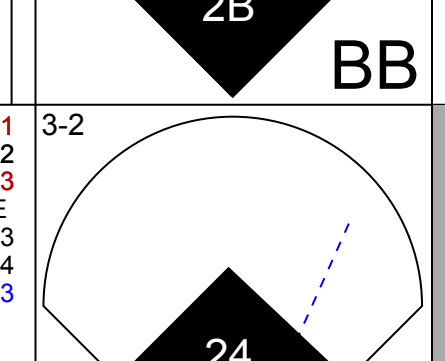
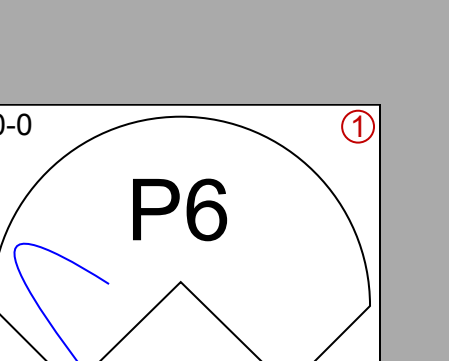
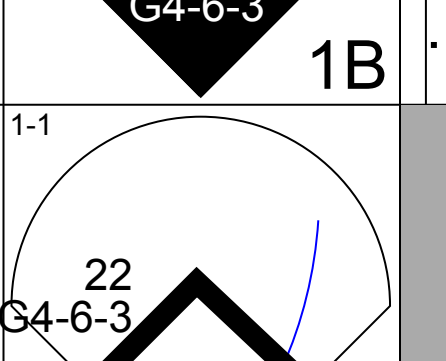
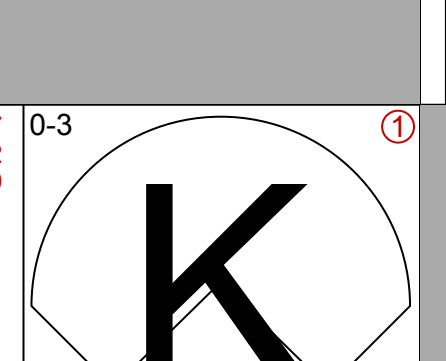
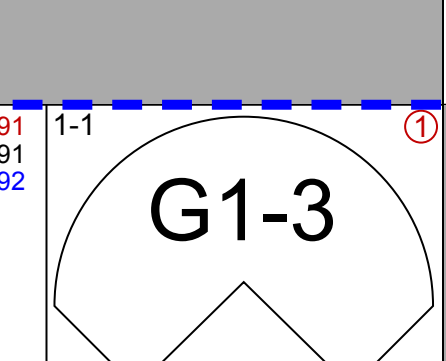
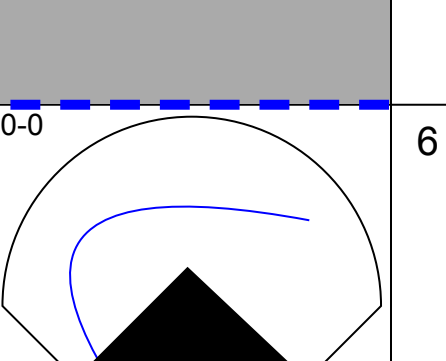
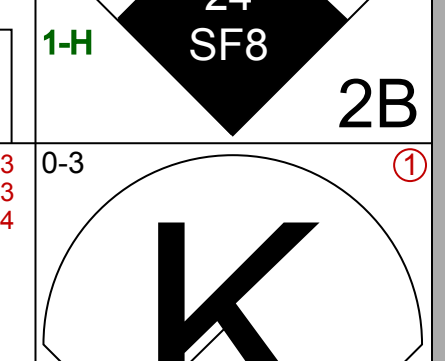
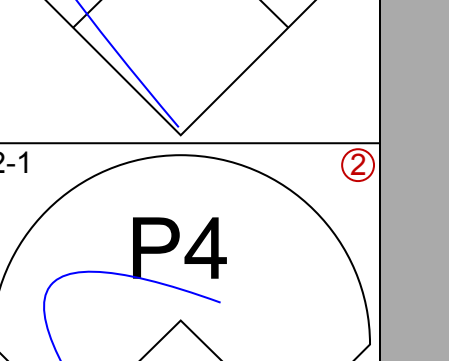
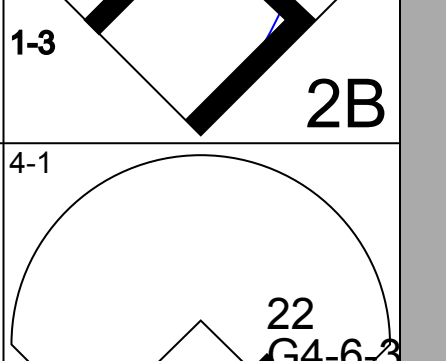
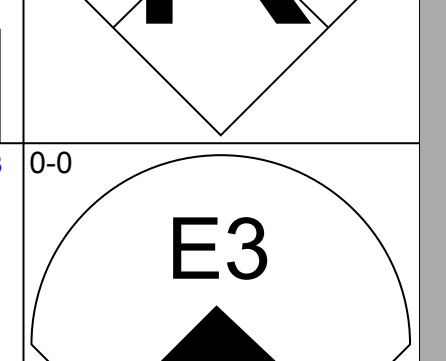
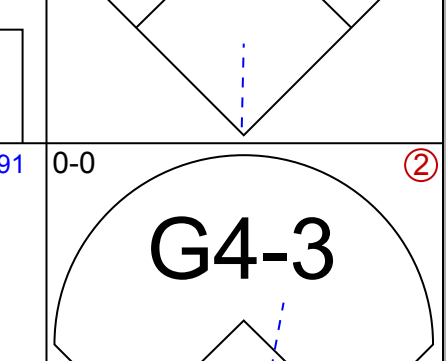
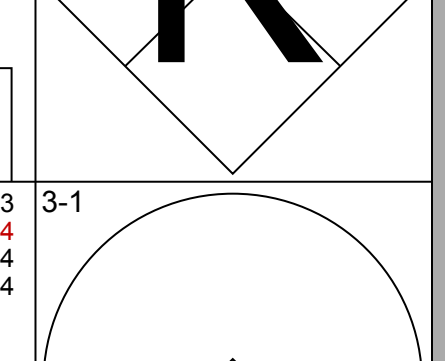
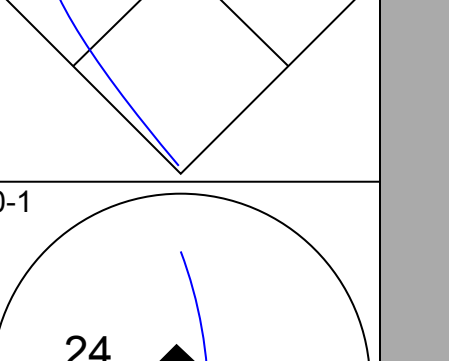
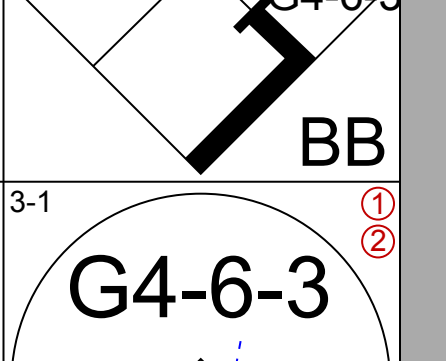
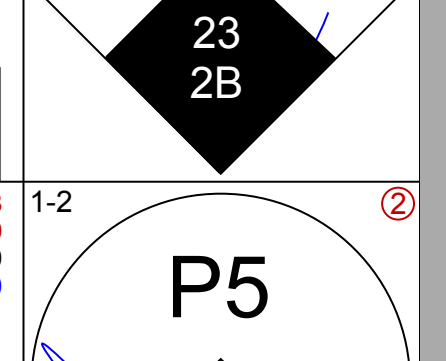

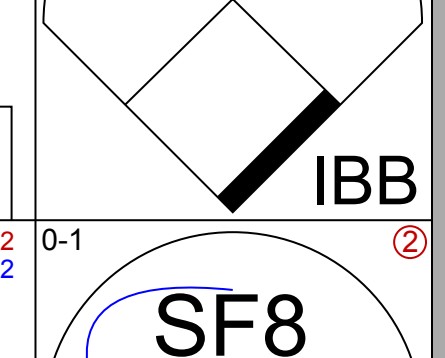
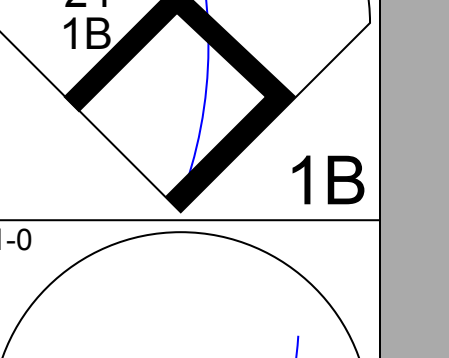
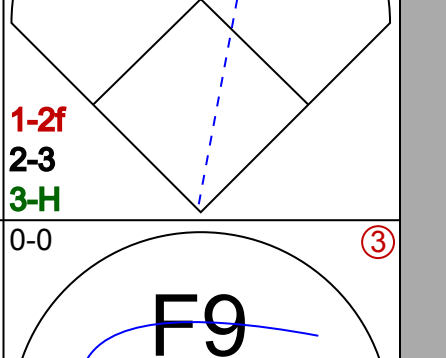
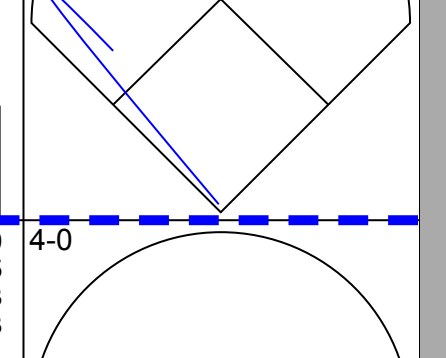

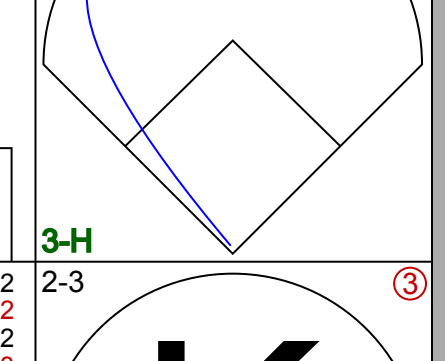
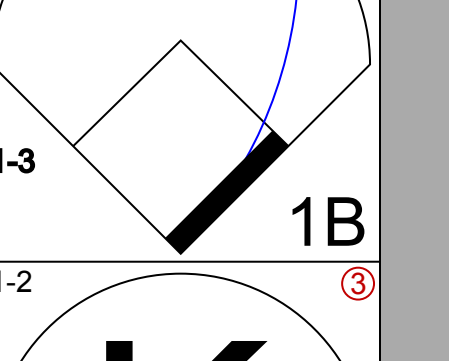
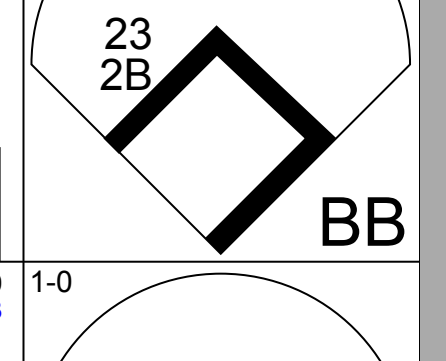

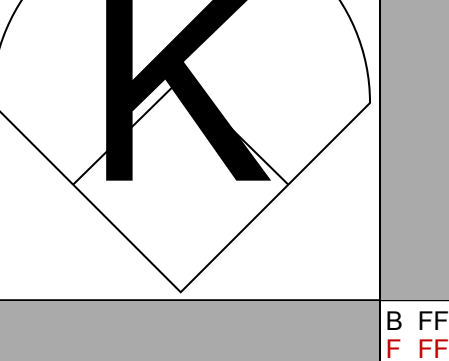
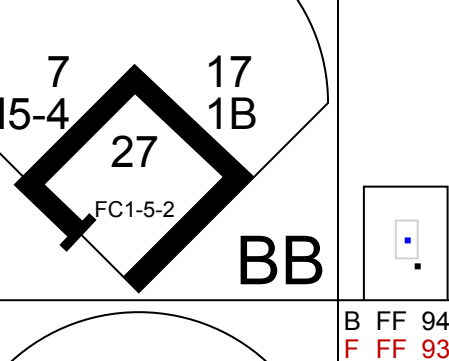
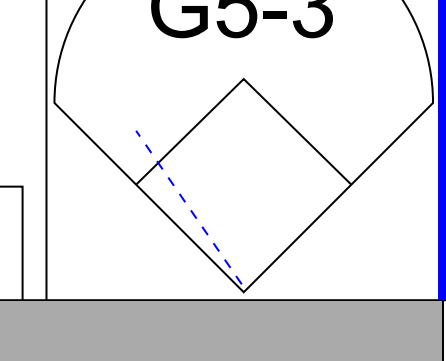

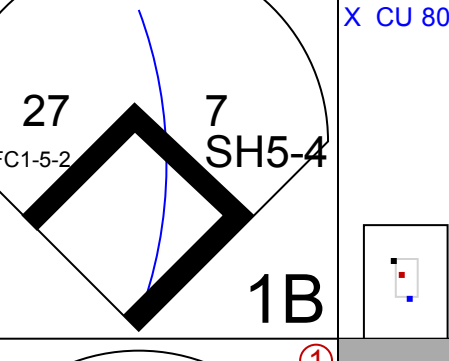




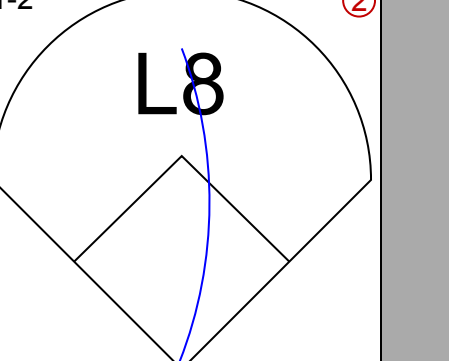


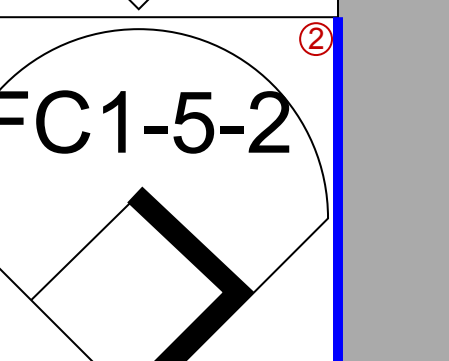

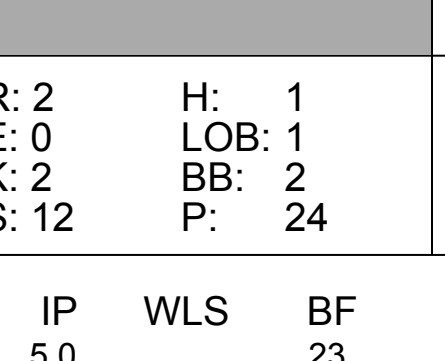
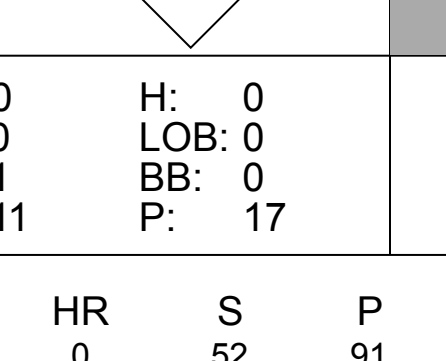
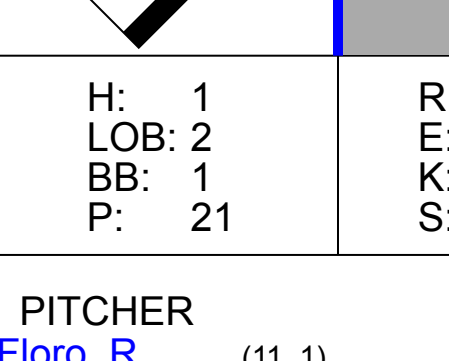
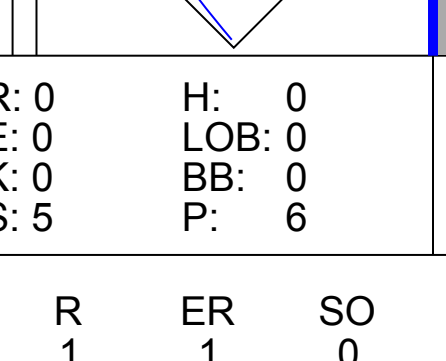


Batter	1	2	3	4	5	6	7	8	9	10	11	AB	R	H	RBI	BB	SO	LOB	TOP																																			
43 Scott Schebler, L (1.9)												5	2	2	1	1	1	1																																				
16 Tucker Barnhart, L (1.2)												5	0	1	0	0	0	2																																				
19 Joey Votto, L (1.3)												2	1	1	1	3	0	0																																				
3 Scooter Gennett, L (1.4)												4	1	1	0	0	1	3																																				
7 Eugenio Suárez, R (1.5)												3	0	1	0	2	1	0																																				
33 Jesse Winker, L (1.7)												4	0	0	1	1	0	4																																				
9 José Peraza, R (1.6)												5	0	0	0	0	1	7																																				
30 Tyler Matthei, R (1.8)												2	0	0	0	0	0	1																																				
6 Billy Hamilton, S (1.8)												4	0	0	0	1	0	2																																				
Inning Stats	R: 0 E: 0 K: 1 S: 15	H: 0 LOB: 1 BB: 1 P: 24	R: 0 E: 0 K: 0 S: 9	H: 0 LOB: 1 BB: 1 P: 18	R: 0 E: 0 K: 1 S: 12	H: 0 LOB: 2 BB: 2 P: 23	R: 0 E: 0 K: 2 S: 8	H: 0 LOB: 0 BB: 0 P: 12	R: 1 E: 0 K: 0 S: 10	H: 1 LOB: 0 BB: 0 P: 14	R: 2 E: 0 K: 0 S: 12	H: 3 LOB: 2 BB: 1 P: 25	R: 1 E: 0 K: 0 S: 9	H: 1 LOB: 0 BB: 0 P: 13	R: 0 E: 0 K: 0 S: 5	H: 0 LOB: 0 BB: 0 P: 10	R: 0 E: 0 K: 0 S: 7	H: 0 LOB: 0 BB: 0 P: 10	R: 0 E: 0 K: 0 S: 11	H: 1 LOB: 3 BB: 2 P: 19	R: 0 E: 0 K: 1 S: 12	H: 0 LOB: 1 BB: 1 P: 20	1B: 4 2B: 1 3B: 0 HR: 1	SF: 0 SAC: 2 DP: 0 HBP: 0	WP: 0 PB: 0 SB: 0 CS: 0	PA: 47																												
PITCHER	26 Mike Follynewicz, R (1.1) ERA: 2.14	5.0 IP	WLS 20	BF 7	H 3	R 2	ER 2	SO 4	BB 1	IBB 0	HBP 0	BLK 0	WP 0	HR 0	S 12	P 10	ERA 1.80	WHIP 1.000	63 Jesse Biddle, L (10.1) ERA: 2.54	1.0 IP	WLS 6	BF 4	H 0	R 0	ER 0	SO 1	BB 1	IBB 0	HBP 0	BLK 0	WP 0	HR 0	S 11	P 19	ERA 0.00	WHIP 1.000	64 Luke Jackson, R (11.1) ERA: 2.7	1.0 IP	WLS 4	BF 0	H 0	R 0	ER 0	SO 1	BB 1	IBB 0	HBP 0	BLK 0	WP 0	HR 0	S 10	P 20	ERA 0.00	WHIP 1.000

Cincinnati Reds @ Atlanta Braves
SunTrust Park, Atlanta, GA
Mon Jun 25 2018, 8:57 PM - 12:40 AM EDT
Att: 27,851 - Partly Cloudy - 71 F

AB	37
R	4
H	6
RBI	4
BB	8
SO	5
LOB	22



Batter	1	2	3	4	5	6	7	8	9	10	11	AB	R	H	RBI	BB	SO	LOB	BOTTOM																	
11 Ender Inciarte, L (1.8)												5	2	1	0	1	1	4																		
1 Ozzie Albies, S (1.4)												6	2	3	2	0	1	0																		
5 Freddie Freeman, L (1.3)												4	1	0	0	1	1	1																		
22 Nick Markakis, L (1.9)												4	0	2	0	1	0	3																		
24 Kurt Suzuki, R (1.2)												2	0	1	1	2	0	1																		
23 Danny Santana, S (1.7)												4	0	1	1	1	2	5																		
63 Jesse Biddle, L (10.1)												0	0	0	0	0	0	0																		
64 Luke Jackson, R (11.1)												0	0	0	0	0	0	0																		
17 Johan Camargo, S (1.5)												5	0	1	0	0	0	2																		
7 Dansby Swanson, R (1.6)												3	0	0	0	1	0	0																		
26 Mike Follynewicz, R (1.1)												2	0	0	0	0	0	1																		
21 Michael Lorenzen, R (6.1)												2	0	0	0	0	0	0																		
51 Kyle Crockett, L (6.1)												1	0	0	0	0	0	0																		
37 David Hernandez, R (7.1)												1	0	0	0	0	0	0																		
48 Jared Hughes, R (9.1)												1	0	0	0	0	0	0																		
Inning Stats	R: 2 E: 0 K: 2 S: 12	H: 1 LOB: 1 BB: 2 P: 24	R: 0 E: 0 K: 1 S: 10	H: 0 LOB: 1 BB: 1 P: 17	R: 0 E: 0 K: 1 S: 10	H: 2 LOB: 2 BB: 0 P: 14	R: 0 E: 0 K: 1 S: 11	H: 0 LOB: 0 BB: 0 P: 17	R: 1 E: 0 K: 0 S: 9	H: 2 LOB: 1 BB: 1 P: 19	R: 0 E: 0 K: 0 S: 13	H: 1 LOB: 2 BB: 1 P: 21	R: 1 E: 1 K: 1 S: 10	H: 1 LOB: 2 BB: 1 P: 17	R: 0 E: 0 K: 0 S: 5	H: 0 LOB: 0 BB: 0 P: 6	R: 0 E: 0 K: 0 S: 11	H: 1 LOB: 1 BB: 0 P: 19	R: 0 E: 0 K: 0 S: 7	H: 1 LOB: 1 BB: 0 P: 10	R: 1 E: 0 K: 0 S: 1	H: 1 LOB: 0 BB: 0 P: 1	1B: 6 2B: 3 3B: 0 HR: 1	SF: 1 SAC: 1 DP: 1 HBP: 0	WP: 0 PB: 0 SB: 0 CS: 0	PA: 47										
PITCHER	30 Tyler Matthei, R (1.1) ERA: 3.98	5.0 IP	WLS 4	BF 5	H 1	R 0	ER 0	SO 3	BB 1	IBB 0	HBP 0	BLK 0	WP 0	HR 0	S 13	P 16	ERA 5.40	WHIP 1.600	63 Dylan Floro, R (11.1) ERA: 3.0	0.0 IP	WLS 1	BF 1	H 1	R 1	ER 1	SO 0	BB 0	IBB 0	HBP 0	BLK 0	WP 0	HR 1	S 1	P 1	ERA ∞	WHIP ∞

Cincinnati Reds @ Atlanta Braves
SunTrust Park, Atlanta, GA
Mon Jun 25 2018, 8:57 PM - 12:40 AM EDT
Att: 27,851 - Partly Cloudy - 71 F

AB	38
R	5
H	10
RBI	4
BB	7
SO	6
LOB	19



Batter	1	2	3	4	5	6	7	8	9	AB	R	H	RBI	BB	SO	LOB	TOP				
7 Eric Thames, L (1,9) OBP: 0.325, SLG: 0.559 14 Hernán Pérez, R (8,9) OBP: 0.271, SLG: 0.365										4	1	1	3	0	2	1	Milwaukee Brewers @ Cincinnati Reds Great American Ball Park, Cincinnati, OH Thu Jun 28 2018, 7:13 PM - 10:13 PM EDT Att: 20,347 - Partly Cloudy - 88 F				
22 Christian Yelich, L (1,8) OBP: 0.364, SLG: 0.471 23 Keon Broxton, R (1,8) OBP: 0.333, SLG: 0.200										1	0	0	0	0	0	0					
24 Jesús Aguilar, R (1,3) OBP: 0.373, SLG: 0.645										4	1	3	2	0	0	0					
21 Travis Shaw, L (1,5) OBP: 0.334, SLG: 0.473										4	0	0	0	0	0	2					
8 Ryan Braun, R (1,7) OBP: 0.297, SLG: 0.445										4	0	0	0	0	1	0					
10 Brad Miller, L (1,4) OBP: 0.333, SLG: 0.446 46 Corey Knebel, R (9,1)										4	1	1	0	0	2	0					
15 Erik Kratz, R (1,2) OBP: 0.356, SLG: 0.537										3	1	0	0	1	1	2					
3 Orlando Arcia, R (1,6) OBP: 0.238, SLG: 0.259										3	1	2	0	1	0	1					
41 Junior Guerra, R (1,1) 5 Jonathan Villar, S (7,PH) 54 Taylor Williams, S (7,1) 32 Jeremy Jeffress, R (7,1) 18 Eric Sogard, L (9,PH)										1	0	0	0	0	0	0					
Inning Stats	R: 0 H: 1 E: 0 K: 1 S: 15	H: 1 LOB: 1 BB: 0 P: 22	R: 0 H: 0 E: 0 K: 2 S: 9	H: 0 LOB: 1 BB: 0 P: 10	R: 2 H: 2 E: 1 K: 0 S: 12	H: 2 LOB: 0 BB: 0 P: 18	R: 0 H: 0 E: 0 K: 1 S: 6	H: 0 LOB: 1 BB: 0 P: 8	R: 0 H: 1 E: 0 K: 0 S: 10	H: 0 LOB: 0 BB: 0 P: 7	R: 3 H: 2 E: 0 K: 1 S: 7	H: 2 LOB: 0 BB: 1 P: 19	R: 0 H: 1 E: 0 K: 0 S: 5	H: 1 LOB: 0 BB: 0 P: 7	R: 0 H: 1 E: 0 K: 0 S: 10	H: 1 LOB: 1 BB: 1 P: 19		1B: 5 2B: 1 3B: 0 HR: 2	SF: 1 SAC: 1 DP: 1 HBP: 0	WP: 1 PB: 0 SB: 0 CS: 0	PA: 37
PITCHER	IP WLS BF H R ER SO BB IBB HBP BLK WP HR S P ERA WHIP	IP WLS BF H R ER SO BB IBB HBP BLK WP HR S P ERA WHIP	IP WLS BF H R ER SO BB IBB HBP BLK WP HR S P ERA WHIP	IP WLS BF H R ER SO BB IBB HBP BLK WP HR S P ERA WHIP	IP WLS BF H R ER SO BB IBB HBP BLK WP HR S P ERA WHIP	IP WLS BF H R ER SO BB IBB HBP BLK WP HR S P ERA WHIP	IP WLS BF H R ER SO BB IBB HBP BLK WP HR S P ERA WHIP	IP WLS BF H R ER SO BB IBB HBP BLK WP HR S P ERA WHIP	IP WLS BF H R ER SO BB IBB HBP BLK WP HR S P ERA WHIP	IP WLS BF H R ER SO BB IBB HBP BLK WP HR S P ERA WHIP	IP WLS BF H R ER SO BB IBB HBP BLK WP HR S P ERA WHIP	IP WLS BF H R ER SO BB IBB HBP BLK WP HR S P ERA WHIP	IP WLS BF H R ER SO BB IBB HBP BLK WP HR S P ERA WHIP	IP WLS BF H R ER SO BB IBB HBP BLK WP HR S P ERA WHIP	IP WLS BF H R ER SO BB IBB HBP BLK WP HR S P ERA WHIP	IP WLS BF H R ER SO BB IBB HBP BLK WP HR S P ERA WHIP	IP WLS BF H R ER SO BB IBB HBP BLK WP HR S P ERA WHIP	IP WLS BF H R ER SO BB IBB HBP BLK WP HR S P ERA WHIP	IP WLS BF H R ER SO BB IBB HBP BLK WP HR S P ERA WHIP	IP WLS BF H R ER SO BB IBB HBP BLK WP HR S P ERA WHIP	IP WLS BF H R ER SO BB IBB HBP BLK WP HR S P ERA WHIP

Milwaukee Brewers @ Cincinnati Reds
Great American Ball Park, Cincinnati, OH
Thu Jun 28 2018, 7:13 PM - 10:13 PM EDT
Att: 20,347 - Partly Cloudy - 88 F

AB 33
R 6
H 8
RBI 6
BB 2
SO 6
LOB 10



Batter	1	2	3	4	5	6	7	8	9	AB	R	H	RBI	BB	SO	LOB	BOTTOM			
9 José Peraza, R (1,6) OBP: 0.317, SLG: 0.367										4	1	2	1	1	0	2	Milwaukee Brewers @ Cincinnati Reds Great American Ball Park, Cincinnati, OH Thu Jun 28 2018, 7:13 PM - 10:13 PM EDT Att: 20,347 - Partly Cloudy - 88 F			
16 Tucker Barnhart, L (1,2) OBP: 0.344, SLG: 0.383										4	1	1	0	0	1	3				
19 Joey Volto, L (1,3) OBP: 0.429, SLG: 0.452										4	0	0	0	0	0	2				
3 Scooter Gennett, L (1,4) OBP: 0.370, SLG: 0.527										4	0	0	0	0	1	2				
7 Eugenio Suárez, R (1,5) OBP: 0.389, SLG: 0.575										4	1	2	1	0	1	0				
33 Jesse Winker, L (1,9) OBP: 0.385, SLG: 0.396										3	1	2	2	1	1	0				
23 Adam Duval, R (1,7) OBP: 0.282, SLG: 0.399										4	0	0	0	0	2	3				
28 Anthony DeSclafani, R (1,1) OBP: 0.154, SLG: 0.385 50 Amir Garrett, R (7,1) 63 Dylan Florio, L (8,1) 43 Scott Schebler, L (9,PH)										3	0	0	0	0	3	1				
6 Billy Hamilton, S (1,8) OBP: 0.300, SLG: 0.304										4	0	2	0	0	1	1				
Inning Stats	R: 2 H: 3 E: 0 K: 1 S: 18	H: 3 LOB: 2 BB: 1 P: 29	R: 0 H: 1 E: 0 K: 1 S: 10	H: 1 LOB: 1 BB: 0 P: 14	R: 2 H: 2 E: 0 K: 1 S: 19	H: 2 LOB: 0 BB: 0 P: 27	R: 0 H: 1 E: 0 K: 1 S: 8	H: 1 LOB: 1 BB: 0 P: 9	R: 0 H: 0 E: 0 K: 2 S: 10	H: 0 LOB: 0 BB: 0 P: 14	R: 0 H: 0 E: 0 K: 3 S: 11	H: 0 LOB: 0 BB: 1 P: 14	R: 0 H: 1 E: 0 K: 2 S: 13	H: 1 LOB: 1 BB: 0 P: 19	1B: 4 2B: 3 3B: 0 HR: 2	SF: 0 SAC: 1 DP: 0 HBP: 0		WP: 1 PB: 0 SB: 1 CS: 0	PA: 38	
PITCHER	IP WLS BF H R ER SO BB IBB HBP BLK WP HR S P ERA WHIP	IP WLS BF H R ER SO BB IBB HBP BLK WP HR S P ERA WHIP	IP WLS BF H R ER SO BB IBB HBP BLK WP HR S P ERA WHIP	IP WLS BF H R ER SO BB IBB HBP BLK WP HR S P ERA WHIP	IP WLS BF H R ER SO BB IBB HBP BLK WP HR S P ERA WHIP	IP WLS BF H R ER SO BB IBB HBP BLK WP HR S P ERA WHIP	IP WLS BF H R ER SO BB IBB HBP BLK WP HR S P ERA WHIP	IP WLS BF H R ER SO BB IBB HBP BLK WP HR S P ERA WHIP	IP WLS BF H R ER SO BB IBB HBP BLK WP HR S P ERA WHIP	IP WLS BF H R ER SO BB IBB HBP BLK WP HR S P ERA WHIP	IP WLS BF H R ER SO BB IBB HBP BLK WP HR S P ERA WHIP	IP WLS BF H R ER SO BB IBB HBP BLK WP HR S P ERA WHIP	IP WLS BF H R ER SO BB IBB HBP BLK WP HR S P ERA WHIP	IP WLS BF H R ER SO BB IBB HBP BLK WP HR S P ERA WHIP	IP WLS BF H R ER SO BB IBB HBP BLK WP HR S P ERA WHIP	IP WLS BF H R ER SO BB IBB HBP BLK WP HR S P ERA WHIP	IP WLS BF H R ER SO BB IBB HBP BLK WP HR S P ERA WHIP	IP WLS BF H R ER SO BB IBB HBP BLK WP HR S P ERA WHIP	IP WLS BF H R ER SO BB IBB HBP BLK WP HR S P ERA WHIP	IP WLS BF H R ER SO BB IBB HBP BLK WP HR S P ERA WHIP

Milwaukee Brewers @ Cincinnati Reds
Great American Ball Park, Cincinnati, OH
Thu Jun 28 2018, 7:13 PM - 10:13 PM EDT
Att: 20,347 - Partly Cloudy - 88 F

AB 35
R 4
H 9
RBI 4
BB 2
SO 11
LOB 14



Batter	1	2	3	4	5	6	7	8	9	AB	R	H	RBI	BB	SO	LOB	TOP					
10 Brad Miller, L (1,6) OBP: 0.328, SLG: 0.439 56 Aaron Wilkerson, R (6,1)										3	0	1	0	0	1	0	Milwaukee Brewers @ Cincinnati Reds Great American Ball Park, Cincinnati, OH Sun Jul 01 2018, 1:12 PM - 4:41 PM EDT Att: 18,483 - Partly Cloudy - 93 F					
7 Eric Thames, L (1,3) OBP: 0.329, SLG: 0.549										3	1	0	0	1	1							
8 Ryan Braun, R (1,7) OBP: 0.297, SLG: 0.454										4	1	1	2	0	0							
21 Travis Shaw, L (1,5) OBP: 0.346, SLG: 0.470										4	0	2	0	0	0							
14 Hernán Pérez, R (1,9) OBP: 0.267, SLG: 0.361										4	0	0	0	0	3	2						
5 Jonathan Villar, S (1,4) OBP: 0.301, SLG: 0.375										3	0	0	0	1	1							
23 Keon Broxton, R (1,8) OBP: 0.333, SLG: 0.625										3	0	0	0	0	2	3						
9 Manny Piña, R (1,2) OBP: 0.291, SLG: 0.364										3	0	0	0	0	0							
51 Freddy Peralta, R (1,1) 18 Eric Sogard, L (6,PH) OBP: 0.245, SLG: 0.168										1	0	0	0	0	1	0						
Inning Stats	R: 0 E: 0 K: 1 S: 6	H: 0 LOB: 0 BB: 0 P: 9	R: 0 E: 0 K: 1 S: 7	H: 0 LOB: 0 BB: 0 P: 8	R: 0 E: 0 K: 2 S: 9	H: 0 LOB: 0 BB: 0 P: 15	R: 0 E: 0 K: 1 S: 6	H: 0 LOB: 0 BB: 0 P: 9	R: 0 E: 0 K: 1 S: 10	H: 1 LOB: 1 BB: 0 P: 17	R: 0 E: 0 K: 0 S: 13	H: 1 LOB: 1 BB: 0 P: 15	R: 0 E: 0 K: 2 S: 15	H: 1 LOB: 2 BB: 1 P: 23	R: 0 E: 0 K: 0 S: 8	H: 0 LOB: 0 BB: 0 P: 13		R: 2 E: 0 K: 1 S: 9	H: 1 LOB: 0 BB: 1 P: 18	1B: 3 2B: 0 3B: 0 HR: 1	SF: 0 SAC: 0 DP: 0 HBP: 0	WP: 0 PB: 0 CS: 0
PITCHER	IP WLS BF H R ER SO BB IBB HBP BLK WP HR S P ERA WHIP																					
32 Matt Harvey, R (1,1) ERA: 4.91	5.2 W 19 2 0 0 6 0 0 0 0 0 0 0 47 68 0.00 0.353																					
37 David Hernandez, R (6,1) ERA: 1.55	0.1 H 1 0 0 0 0 0 0 0 0 0 0 0 4 5 0.00 0.000																					
48 Jared Hughes, R (7,1) ERA: 1.24	1.0 5 1 0 0 2 1 0 0 0 0 0 0 15 23 0.00 2.000																					
62 Jackson Stephens, R (8,1) ERA: 3.79	1.0 3 0 0 0 0 0 0 0 0 0 0 0 8 13 0.00 0.000																					
26 Raisel Iglesias, R (9,1) ERA: 2.52	1.0 5 1 2 2 1 1 0 0 0 0 0 1 9 18 18.00 2.000																					

Batter	1	2	3	4	5	6	7	8	9	AB	R	H	RBI	BB	SO	LOB	BOTTOM			
9 José Peraza, R (1,6) OBP: 0.317, SLG: 0.377										5	2	4	0	1	0		Milwaukee Brewers @ Cincinnati Reds Great American Ball Park, Cincinnati, OH Sun Jul 01 2018, 1:12 PM - 4:41 PM EDT Att: 18,483 - Partly Cloudy - 93 F			
16 Tucker Barnhart, L (1,2) OBP: 0.349, SLG: 0.386										3	1	1	0	1	0					
19 Joey Votto, L (1,3) OBP: 0.433, SLG: 0.454 26 Raisel Iglesias, R (9,1)										3	1	2	1	1	0	0				
7 Eugenio Suárez, R (1,5) OBP: 0.389, SLG: 0.563										4	0	1	1	0	1	3				
43 Scott Schebler, L (1,9) OBP: 0.351, SLG: 0.470										4	0	1	1	0	0					
23 Adam Duval, R (1,7) OBP: 0.289, SLG: 0.396										2	1	0	0	1	1	0				
2 Alex Blandino, R (1,4) OBP: 0.306, SLG: 0.289										4	1	1	0	0	2	3				
32 Matt Harvey, R (1,1) 37 David Hernandez, R (6,1) 33 Jesse Winker, L (6,PH) 48 Jared Hughes, R (7,1) 62 Jackson Stephens, R (8,1) 4 Brandon Dixon, R (8,PH)										2	0	0	0	0	2	3				
6 Billy Hamilton, S (1,8) OBP: 0.298, SLG: 0.302										4	1	1	0	0	1	3				
Inning Stats	R: 3 E: 0 K: 3 S: 26	H: 4 LOB: 3 BB: 2 P: 43	R: 0 E: 0 K: 0 S: 8	H: 1 LOB: 1 BB: 1 P: 15	R: 0 E: 0 K: 1 S: 7	H: 0 LOB: 0 BB: 0 P: 8	R: 0 E: 0 K: 1 S: 12	H: 0 LOB: 0 BB: 0 P: 18	R: 0 E: 0 K: 1 S: 7	H: 0 LOB: 0 BB: 0 P: 9	R: 5 E: 0 K: 1 S: 22	H: 5 LOB: 1 BB: 0 P: 32	R: 0 E: 0 K: 1 S: 5	H: 0 LOB: 0 BB: 0 P: 8	R: 0 E: 0 K: 1 S: 6	H: 0 LOB: 0 BB: 0 P: 9		1B: 7 2B: 2 3B: 0 HR: 1	SF: 0 SAC: 0 DP: 1 HBP: 1	WP: 1 PB: 0 CS: 0
PITCHER	IP WLS BF H R ER SO BB IBB HBP BLK WP HR S P ERA WHIP																			
51 Freddy Peralta, R (1,1) ERA: 2.28	5.0 L 22 5 3 3 3 0 0 0 0 0 0 1 33 49 5.40 1.667																			
56 Aaron Wilkerson, R (6,1) ERA: 15.0	3.0 15 5 5 5 3 0 0 1 0 0 0 1 33 49 15.00 1.667																			

Batter	1	2	3	4	5	6	7	8	9	AB	R	H	RBI	BB	SO	LOB	TOP										
10 Yoán Moncada, S OBP: 0.290, SLG: 0.401										5	1	2	1	0	2	1	Chicago White Sox @ Cincinnati Reds Great American Ball Park, Cincinnati, OH Mon Jul 02 2018, 7:12 PM - 10:30 PM EDT Att: 16,727 - Cloudy - 80 F										
5 Yolmer Sánchez, S OBP: 0.303, SLG: 0.408										5	0	2	1	0	0	2											
79 José Abreu, R OBP: 0.325, SLG: 0.469										3	0	0	0	0	1	1											
24 Matt Davidson, R OBP: 0.345, SLG: 0.478										2	0	0	0	0	2	1											
18 Daniel Palka, L OBP: 0.280, SLG: 0.429										4	0	0	0	0	2	1											
26 Avisail García, R OBP: 0.287, SLG: 0.479										4	1	2	1	0	0	1											
38 Omar Narváez, L OBP: 0.338, SLG: 0.354										4	0	2	0	0	0	1											
7 Tim Anderson, R OBP: 0.312, SLG: 0.431										4	0	1	0	0	1	2											
15 Adam Engel, R OBP: 0.284, SLG: 0.314										3	1	1	0	0	1	0											
33 James Shields, R OBP: 0.187, SLG: 0.347										2	0	1	0	0	0	0											
37 Juan Minaya, R ERA: 2.99										0	0	0	0	0	0	0											
70 Luis Avilán, L ERA: 4.11										0	0	0	0	0	0	0											
22 Charles Tilson, L ERA: 5.01										1	0	0	0	0	0	2											
66 Chris Volstad, R ERA: 5.01										0	0	0	0	0	0	0											
53 Héctor Santiago, R ERA: 4.67										0	0	0	0	0	0	0											
Inning Stats	R: 0 E: 0 K: 2 S: 13	H: 1 LOB: 1 BB: 0 P: 18	R: 0 E: 0 K: 1 S: 9	H: 0 LOB: 0 BB: 0 P: 11	R: 0 E: 0 K: 1 S: 9	H: 1 LOB: 1 BB: 0 P: 12	R: 0 E: 0 K: 1 S: 9	H: 1 LOB: 2 BB: 0 P: 12	R: 0 E: 0 K: 0 S: 11	H: 1 LOB: 1 BB: 0 P: 16	R: 0 E: 0 K: 1 S: 15	H: 1 LOB: 1 BB: 0 P: 19	R: 2 E: 0 K: 1 S: 13	H: 3 LOB: 1 BB: 0 P: 19	R: 1 E: 0 K: 0 S: 16	H: 3 LOB: 2 BB: 0 P: 25	R: 0 E: 0 K: 2 S: 9	H: 0 LOB: 0 BB: 0 P: 12	1B: 6 2B: 4 3B: 0 HR: 1	SF: 0 SAC: 2 DP: 0 HBP: 0	WP: 0 PB: 0 SB: 1 CS: 0	PA: 39					
PITCHER	IP	WLS	BF	H	R	ER	SO	BB	IBB	HBP	BLK	WP	HR	S	P	ERA	WHIP										
58 Luis Castillo, R ERA: 5.53	6.2		27	6	1	1	6	0	0	0	0	0	0	74	101	1.35	0.900										
50 Amir Garrett, L ERA: 2.99	0.0	B	2	2	1	1	0	0	0	0	0	0	0	4	7	∞	∞										
48 Jared Hughes, R ERA: 1.42	0.2		4	2	1	1	1	0	0	0	0	0	1	15	23	13.50	3.000										
63 Dylan Floro, R ERA: 2.86	0.2	W	3	1	0	0	0	0	0	0	0	0	0	5	7	0.00	1.500										
26 Raisel Iglesias, R ERA: 2.45	1.0	S	3	0	0	0	2	0	0	0	0	0	0	9	12	0.00	0.000										

Batter	1	2	3	4	5	6	7	8	9	AB	R	H	RBI	BB	SO	LOB	BOTTOM										
43 Scott Schebler, L OBP: 0.357, SLG: 0.489										3	1	2	1	1	0	0	Chicago White Sox @ Cincinnati Reds Great American Ball Park, Cincinnati, OH Mon Jul 02 2018, 7:12 PM - 10:30 PM EDT Att: 16,727 - Cloudy - 80 F										
63 Dylan Floro, L ERA: 2.86										0	0	0	0	0	0	0											
2 Alex Blandino, R OBP: 0.311, SLG: 0.283										1	0	1	2	0	0	0											
26 Raisel Iglesias, R ERA: 2.45										0	0	0	0	0	0	0											
16 Tucker Barnhart, L OBP: 0.349, SLG: 0.381										3	0	0	0	2	0	1											
19 Joey Volto, L OBP: 0.427, SLG: 0.446										5	0	0	0	0	2	6											
3 Scotter Gennett, L OBP: 0.377, SLG: 0.528										3	1	2	0	1	0	0											
7 Eugenio Suárez, R OBP: 0.391, SLG: 0.565										3	1	1	0	1	0	1											
33 Jesse Winker, L OBP: 0.383, SLG: 0.388										2	0	0	0	1	0	0											
50 Amir Garrett, R ERA: 4.11										0	0	0	0	0	0	0											
48 Jared Hughes, R ERA: 1.42										0	0	0	0	0	0	0											
4 Brandon Dixon, R OBP: 0.273, SLG: 0.355										1	0	0	0	0	1	2											
9 José Peraza, R OBP: 0.316, SLG: 0.373										3	1	0	0	1	0	3											
58 Luis Castillo, R OBP: 0.200, SLG: 0.182										2	0	0	0	0	1	0											
23 Adam Duvall, R OBP: 0.291, SLG: 0.397										2	1	1	1	0	0	2											
6 Billy Hamilton, S OBP: 0.294, SLG: 0.298										3	0	0	1	0	1	1											
Inning Stats	R: 1 E: 0 K: 1 S: 13	H: 2 LOB: 3 BB: 2 P: 25	R: 0 E: 0 K: 1 S: 6	H: 0 LOB: 0 BB: 0 P: 10	R: 0 E: 0 K: 0 S: 3	H: 0 LOB: 1 BB: 1 P: 9	R: 0 E: 0 K: 0 S: 8	H: 0 LOB: 0 BB: 0 P: 13	R: 0 E: 0 K: 1 S: 8	H: 1 LOB: 0 BB: 0 P: 14	R: 0 E: 0 K: 0 S: 6	H: 0 LOB: 0 BB: 0 P: 7	R: 0 E: 0 K: 0 S: 7	H: 1 LOB: 3 BB: 2 P: 18	R: 4 E: 0 K: 2 S: 26	H: 3 LOB: 2 BB: 2 P: 45	R: 1 E: 0 K: 2 S: 9	H: 0 LOB: 0 BB: 0 P: 12	1B: 3 2B: 3 3B: 0 HR: 1	SF: 1 SAC: 0 DP: 0 HBP: 0	WP: 0 PB: 0 SB: 0 CS: 0	PA: 39					
PITCHER	IP	WLS	BF	H	R	ER	SO	BB	IBB	HBP	BLK	WP	HR	S	P	ERA	WHIP										
33 James Shields, R ERA: 4.12	6.2		28	4	1	1	3	4	0	0	0	0	0	4	∞	∞											
37 Juan Minaya, R ERA: 4.11	0.0		1	0	0	0	0	1	0	0	0	0	0	0	4	∞	∞										
70 Luis Avilán, L ERA: 4.38	0.1	H	1	0	0	0	0	0	0	0	0	0	0	1	4	0.00	0.000										
66 Chris Volstad, R ERA: 5.01	0.2	L	7	3	4	4	1	1	0	0	0	0	0	20	32	54.00	6.000										
53 Héctor Santiago, L ERA: 4.67	0.1		2	0	0	0	1	1	0	0	0	0	0	6	13	0.00	3.000										




Batter	1	2	3	4	5	6	7	8	9	10	11	12	AB	R	H	RBI	BB	SO	LOB	TOP								
10 Yoán Moncada, S OBP: 0.296, SLG: 0.410	F7		BB		G4-3		FC4-6	K			1B	3B	6	1	3	3	1	1	2									
5 Yolmer Sánchez, S OBP: 0.303, SLG: 0.410	K		P6			L3	FC4-6		K				6	0	1	1	1	2	2									
26 Avisail García, R OBP: 0.302, SLG: 0.528	G6-3			1B			K						6	3	3	2	1	2	3									
18 Daniel Palka, L OBP: 0.286, SLG: 0.459		K		HR			K		G4-3				6	2	2	3	1	2	3									
36 Kevan Smith, R OBP: 0.352, SLG: 0.362	G6-3				G5-3								6	2	2	0	0	0	3									
53 Héctor Santiago, R (11, 1)						1B							1	0	0	0	0	0	3									
7 Tim Anderson, R OBP: 0.312, SLG: 0.429	E5												6	2	2	0	0	0	1									
24 Matt Davidson, R OBP: 0.348, SLG: 0.478	G6-3		G6-4-3										4	1	1	1	2	1	2									
15 Adam Engel, R OBP: 0.278, SLG: 0.307		L7											5	1	0	1	0	1	3									
27 Lucas Giolito, R ERA: 3.59													2	0	0	0	0	0	2									
52 Xavier Cedeño, L ERA: 0.84													1	0	0	0	0	0	0									
44 Bruce Rondon, R ERA: 3.0													0	0	0	0	0	0	0									
57 Jace Fry, L ERA: 2.63													0	0	0	0	0	0	0									
48 Joakim Soria, R ERA: 2.48													1	0	0	0	0	0	0									
Inning Stats	R: 0 E: 0 K: 1 S: 9	H: 0 LOB: 0 BB: 0 P: 12	R: 0 E: 1 K: 1 S: 10	H: 0 LOB: 1 BB: 0 P: 15	R: 0 E: 0 K: 1 S: 8	H: 0 LOB: 1 BB: 1 P: 13	R: 2 E: 0 K: 0 S: 14	H: 3 LOB: 0 BB: 0 P: 17	R: 0 E: 0 K: 2 S: 9	H: 0 LOB: 0 BB: 0 P: 12	R: 4 E: 0 K: 0 S: 21	H: 5 LOB: 1 BB: 0 P: 28	R: 0 E: 0 K: 2 S: 12	H: 1 LOB: 1 BB: 0 P: 15	R: 1 E: 0 K: 1 S: 15	H: 2 LOB: 2 BB: 1 P: 24	R: 0 E: 0 K: 1 S: 10	H: 1 LOB: 0 BB: 0 P: 13	R: 0 E: 0 K: 1 S: 9	H: 0 LOB: 0 BB: 0 P: 12	R: 0 E: 1 K: 1 S: 16	H: 1 LOB: 3 BB: 1 P: 28	R: 4 E: 2 K: 0 S: 18	H: 2 LOB: 2 BB: 3 P: 34	1B: 8 2B: 1 3B: 2 HR: 4	SF: 0 SAC: 1 DP: 2 HBP: 0	WP: 0 PB: 0 SB: 2 CS: 0	PA: 59
PITCHER	IP	WLS	BF	H	R	ER	SO	BB	IBB	HBP	BLK	WP	HR	S	P	ERA	WHIP											
28 Anthony DeSclafani, R ERA: 3.59	(1, 1)		23	6	5	5	5	1	0	0	0	0	0	21	27	6.75	2.250											
21 Michael Lorenzen, R ERA: 2.19	(6, 1)	1.1	7	3	1	1	1	0	0	0	0	0	0	3	3	0.00	0.000											
50 Amir Garrett, L ERA: 2.95	(7, 1)	0.1	1	0	0	0	1	0	0	0	0	0	0	0	0	0.00	0.000											
37 David Hernandez, R ERA: 1.9	(8, 1)	1.0	6	2	1	1	1	1	0	0	0	0	0	15	24	9.00	3.000											
26 Raisel Iglesias, R ERA: 2.63	(9, 1)	1.0	4	1	1	1	1	0	0	0	0	0	1	10	13	9.00	1.000											

Chicago White Sox @ Cincinnati Reds
Great American Ball Park, Cincinnati, OH
Tue Jul 03 2018, 7:13 PM - 11:48 PM EDT
Alt. 22,742 - Cloudy - 82 F

livebaseballscorecards.com

AB 52
R 12
H 15
RBI 12
BB 6
SO 11
LOB 26




Batter	1	2	3	4	5	6	7	8	9	10	11	12	AB	R	H	RBI	BB	SO	LOB	BOTTOM								
9 José Peraza, R OBP: 0.317, SLG: 0.380	HR	P3				G6-3		SH1-3			K		5	1	2	0	0	1	0									
3 Scotter Gennett, L OBP: 0.373, SLG: 0.530	HR	F9		L6		K		G6-3			K		6	1	1	2	0	2	2									
19 Joey Votto, L OBP: 0.425, SLG: 0.440	HR		K			K		L9					4	1	0	0	2	2	0									
7 Eugenio Suárez, R OBP: 0.393, SLG: 0.571	HR						K			F9			4	2	1	2	2	2	1									
33 Jesse Winker, L OBP: 0.366, SLG: 0.536													3	1	2	0	1	0	1									
37 David Hernandez, R ERA: 1.9													0	0	0	0	0	0	0									
26 Raisel Iglesias, R ERA: 2.63													0	0	0	0	0	0	0									
2 Alex Blandino, R OBP: 0.266, SLG: 0.381													0	0	0	0	0	0	0									
51 Kyle Crockett, L ERA: 2.48													0	0	0	0	0	0	0									
4 Brandon Dixon, R OBP: 0.266, SLG: 0.344													1	0	0	0	0	0	0									
23 Adam Duval, R OBP: 0.288, SLG: 0.403	G5-3		L7										6	1	1	3	0	1	3									
38 Curt Casali, R OBP: 0.429, SLG: 0.563													4	0	1	0	0	2	1									
16 Tucker Barnhart, L (10, PH) OBP: 0.347, SLG: 0.378	K												2	0	0	0	0	1	0									
28 Anthony DeSclafani, R ERA: 3.59													3	0	0	0	0	0	0									
21 Michael Lorenzen, R ERA: 2.19													0	0	0	0	0	0	0									
50 Amir Garrett, R ERA: 2.95													0	0	0	0	0	0	0									
43 Scott Schebler, L OBP: 0.266, SLG: 0.344													2	0	0	0	0	0	0									
62 Jackson Stephens, R ERA: 3.54													0	0	0	0	0	0	0									
6 Billy Hamilton, S OBP: 0.293, SLG: 0.297	P5												5	1	1	0	0	1	2									
Inning Stats	R: 4 E: 0 K: 1 S: 19	H: 4 LOB: 1 BB: 1 P: 28	R: 0 E: 0 K: 0 S: 6	H: 0 LOB: 0 BB: 0 P: 9	R: 0 E: 0 K: 1 S: 12	H: 0 LOB: 1 BB: 1 P: 21	R: 0 E: 0 K: 1 S: 13	H: 2 LOB: 2 BB: 0 P: 16	R: 3 E: 1 K: 0 S: 9	H: 2 LOB: 1 BB: 1 P: 17	R: 0 E: 0 K: 2 S: 13	H: 0 LOB: 0 BB: 0 P: 19	R: 0 E: 0 K: 1 S: 10	H: 1 LOB: 1 BB: 0 P: 16	R: 1 E: 0 K: 1 S: 9	H: 1 LOB: 0 BB: 0 P: 10	R: 0 E: 0 K: 2 S: 6	H: 0 LOB: 0 BB: 0 P: 9	R: 0 E: 0 K: 2 S: 10	H: 0 LOB: 0 BB: 0 P: 17	R: 0 E: 0 K: 3 S: 13	H: 0 LOB: 1 BB: 1 P: 23	R: 0 E: 0 K: 3 S: 13	H: 0 LOB: 0 BB: 0 P: 17	1B: 5 2B: 1 3B: 1 HR: 3	SF: 0 SAC: 1 DP: 0 HBP: 0	WP: 0 PB: 0 SB: 1 CS: 0	PA: 52
PITCHER	IP	WLS	BF	H	R	ER	SO	BB	IBB	HBP	BLK	WP	HR	S	P	ERA	WHIP											
27 Lucas Giolito, R ERA: 3.59	(1, 1)	5.0	27	8	7	7	3	3	0	0	0	0	0	13	19	12.60	2.200											
52 Xavier Cedeño, L ERA: 0.84	(6, 1)	1.0	3	0	0	0	2	0	0	0	0	0	0	10	16	0.00	2.000											
44 Bruce Rondon, R ERA: 3.0	(7, 1)	1.0	5	1	0	0	1	1	0	0	0	0	0	0	0	0.00	0.000											
57 Jace Fry, L ERA: 2.63	(8, 1)	2.0	7	1	1	1	1	0	0	0	0	0	0	15	19	4.50	0.500											
48 Joakim Soria, R ERA: 2.48	(10, 1)	1.0	3	0	0	0	2	0	0	0	0	0	0	10	17	0.00	0.000											

Chicago White Sox @ Cincinnati Reds
Great American Ball Park, Cincinnati, OH
Tue Jul 03 2018, 7:13 PM - 11:48 PM EDT
Alt. 22,742 - Cloudy - 82 F

livebaseballscorecards.com

AB 46
R 8
H 10
RBI 7
BB 5
SO 15
LOB 13



Batter	1	2	3	4	5	6	7	8	9	AB	R	H	RBI	BB	SO	LOB	TOP
43 Scott Schebler, L OBP: 0.353, SLG: 0.473										4	0	1	0	1	3	1	Cincinnati Reds @ Cleveland Indians Progressive Field, Cleveland, OH Wed Jul 11 2018, 7:12 PM - 10:41 PM EDT Att: 22,215 - Clear - 77 F
9 José Peraza, R OBP: 0.322, SLG: 0.374										4	0	1	1	0	1	2	
19 Joey Votto, L OBP: 0.444, SLG: 0.644										2	0	1	0	1	0	0	
15 Dilon Herrera, R OBP: 0.372, SLG: 0.518										2	0	0	0	0	2	2	
3 Scooter Gennett, L OBP: 0.372, SLG: 0.518										5	2	3	1	0	0	3	
7 Eugenio Suárez, R OBP: 0.401, SLG: 0.575										3	0	0	0	0	2	2	
2 Alex Blandino, R OBP: 0.312, SLG: 0.280										1	0	0	0	0	0	1	
33 Jesse Winker, L OBP: 0.398, SLG: 0.424										4	1	2	2	0	1	0	
16 Tucker Barnhart, L OBP: 0.405, SLG: 0.500										2	0	1	0	0	0	1	
38 Curt Casali, R OBP: 0.405, SLG: 0.500										2	0	1	0	0	0	0	
23 Adam Duval, R OBP: 0.281, SLG: 0.398										4	0	0	0	0	2	3	
6 Billy Hamilton, S OBP: 0.314, SLG: 0.322										3	1	1	0	1	0	1	
Inning Stats	R: 0 H: 2 E: 0 K: 3 S: 14	H: 1 LOB: 1 BB: 0 P: 23	R: 0 H: 0 E: 0 K: 1 S: 10	H: 0 LOB: 1 BB: 1 P: 16	R: 0 H: 1 E: 0 K: 1 S: 10	H: 1 LOB: 0 BB: 0 P: 15	R: 1 H: 1 E: 0 K: 1 S: 17	H: 1 LOB: 1 BB: 1 P: 21	R: 2 H: 3 E: 0 K: 1 S: 13	H: 1 LOB: 2 BB: 1 P: 19	1B: 7 2B: 1 3B: 1 HR: 2	SF: 1 SAC: 0 DP: 1 HBP: 0	WP: 1 PB: 0 SB: 0 CS: 0	PA: 40			
PITCHER	IP: 5.0 WLS: W BF: 21 ERA: 4.16	IP: 4.0 WLS: S BF: 19 ERA: 4.87	IP: 4.0 WLS: S BF: 19 ERA: 4.87	IP: 4.0 WLS: S BF: 19 ERA: 4.87	IP: 4.0 WLS: S BF: 19 ERA: 4.87	IP: 4.0 WLS: S BF: 19 ERA: 4.87	IP: 4.0 WLS: S BF: 19 ERA: 4.87	IP: 4.0 WLS: S BF: 19 ERA: 4.87	IP: 4.0 WLS: S BF: 19 ERA: 4.87	IP: 4.0 WLS: S BF: 19 ERA: 4.87	IP: 4.0 WLS: S BF: 19 ERA: 4.87	IP: 4.0 WLS: S BF: 19 ERA: 4.87	IP: 4.0 WLS: S BF: 19 ERA: 4.87	IP: 4.0 WLS: S BF: 19 ERA: 4.87	IP: 4.0 WLS: S BF: 19 ERA: 4.87	IP: 4.0 WLS: S BF: 19 ERA: 4.87	IP: 4.0 WLS: S BF: 19 ERA: 4.87

AB	36
R	4
H	11
RBI	4
BB	3
SO	11
LOB	16



Batter	1	2	3	4	5	6	7	8	9	AB	R	H	RBI	BB	SO	LOB	BOTTOM
12 Francisco Lindor, S OBP: 0.370, SLG: 0.571										5	2	1	3	1	1	3	Cincinnati Reds @ Cleveland Indians Progressive Field, Cleveland, OH Wed Jul 11 2018, 7:12 PM - 10:41 PM EDT Att: 22,215 - Clear - 77 F
23 Michael Brantley, L OBP: 0.352, SLG: 0.488										4	3	2	2	0	0	0	
6 Brandon Guyer, R OBP: 0.271, SLG: 0.311										2	0	0	0	0	1	1	
11 José Ramírez, S OBP: 0.392, SLG: 0.609										4	2	2	5	0	0	1	
9 Erik González, R OBP: 0.333, SLG: 0.432										2	1	2	0	0	0	0	
10 Edwin Encarnación, R OBP: 0.359, SLG: 0.458										3	1	1	0	1	0	0	
55 Roberto Pérez, R OBP: 0.237, SLG: 0.229										2	1	1	0	0	1	1	
17 Yonder Alonso, L OBP: 0.324, SLG: 0.438										4	2	2	2	1	1	1	
22 Jason Kipnis, L OBP: 0.314, SLG: 0.366										3	2	2	2	2	1	0	
7 Yan Gomes, R OBP: 0.314, SLG: 0.447										4	2	1	2	1	1	4	
30 Tyler Naquin, L OBP: 0.316, SLG: 0.371										4	2	3	3	1	0	0	
1 Greg Allen, S OBP: 0.254, SLG: 0.300										5	1	2	0	0	0	7	
Inning Stats	R: 2 H: 2 E: 0 K: 0 S: 14	H: 0 LOB: 2 BB: 2 P: 28	R: 9 H: 7 E: 1 K: 0 S: 29	H: 7 LOB: 1 BB: 1 P: 47	R: 6 H: 4 E: 0 K: 1 S: 25	H: 4 LOB: 1 BB: 3 P: 46	R: 0 H: 0 E: 0 K: 1 S: 10	H: 1 LOB: 0 BB: 0 P: 14	R: 2 H: 4 E: 0 K: 1 S: 17	H: 4 LOB: 2 BB: 1 P: 30	R: 0 H: 1 E: 0 K: 2 S: 10	H: 1 LOB: 1 BB: 0 P: 15	1B: 14 2B: 1 3B: 0 HR: 4	SF: 0 SAC: 0 DP: 2 HBP: 0	WP: 1 PB: 0 SB: 0 CS: 0	PA: 49	
PITCHER	IP: 2.1 WLS: L BF: 16 ERA: 4.02	IP: 0.2 WLS: 10 BF: 5 ERA: 24.43	IP: 3.0 WLS: 12 BF: 3 ERA: 3.8	IP: 1.0 WLS: 7 BF: 4 ERA: 6.75	IP: 1.0 WLS: 4 BF: 1 ERA: 6.75	IP: 1.0 WLS: 4 BF: 1 ERA: 6.75	IP: 1.0 WLS: 4 BF: 1 ERA: 6.75	IP: 1.0 WLS: 4 BF: 1 ERA: 6.75	IP: 1.0 WLS: 4 BF: 1 ERA: 6.75	IP: 1.0 WLS: 4 BF: 1 ERA: 6.75	IP: 1.0 WLS: 4 BF: 1 ERA: 6.75	IP: 1.0 WLS: 4 BF: 1 ERA: 6.75	IP: 1.0 WLS: 4 BF: 1 ERA: 6.75	IP: 1.0 WLS: 4 BF: 1 ERA: 6.75	IP: 1.0 WLS: 4 BF: 1 ERA: 6.75	IP: 1.0 WLS: 4 BF: 1 ERA: 6.75	IP: 1.0 WLS: 4 BF: 1 ERA: 6.75

AB	42
R	19
H	19
RBI	19
BB	7
SO	6
LOB	18



Batter	1	2	3	4	5	6	7	8	9	AB	R	H	RBI	BB	SO	LOB	TOP						
9 José Peraza, R OBP: 0.326, SLG: 0.380										5	1	3	0	0	0	1							
3 Scooter Gennett, L OBP: 0.372, SLG: 0.523										4	1	1	1	1	0	2	4						
19 Joey Votto, L OBP: 0.406, SLG: 0.434										4	1	0	0	1	0	1							
2 Alex Blaino, R OBP: 0.312, SLG: 0.280										0	0	0	0	0	0	0							
7 Eugenio Suárez, R OBP: 0.404, SLG: 0.586										5	2	3	0	0	1	2							
33 Jesse Winker, L OBP: 0.406, SLG: 0.434										3	1	3	3	1	0	0							
43 Scott Schebler, L OBP: 0.355, SLG: 0.475										1	0	1	1	0	0	0							
16 Tucker Barnhart, L OBP: 0.331, SLG: 0.358										4	1	0	0	1	0	6							
23 Adam Duval, R OBP: 0.280, SLG: 0.398										5	1	1	1	0	1	0							
32 Matt Harvey, R OBP: 0.376, SLG: 0.463										2	0	0	0	0	1	0							
48 Jared Hughes, R ERA: 1.47										0	0	0	0	0	0	0							
15 Dilon Herrera, R OBP: 0.276, SLG: 0.283										1	1	1	3	0	0	0							
50 Amir Garrett, L ERA: 1.47										0	0	0	0	0	0	0							
21 Michael Lorenzen, R ERA: 2.37										0	0	0	0	0	0	0							
40 Austin Brice, R ERA: 5.83										0	0	0	0	0	0	0							
6 Billy Hamilton, S OBP: 0.313, SLG: 0.323										5	0	1	0	0	0	1							
Inning Stats	R: 2 H: 2 E: 0 K: 2 S: 14	H: 2 LOB: 1 BB: 1 P: 22	R: 0 H: 1 E: 0 K: 0 S: 17	H: 1 LOB: 1 BB: 0 P: 26	R: 1 H: 2 E: 0 K: 0 S: 9	H: 2 LOB: 1 BB: 0 P: 12	R: 0 H: 0 E: 0 K: 2 S: 8	H: 0 LOB: 0 BB: 0 P: 11	R: 0 H: 1 E: 0 K: 1 S: 12	H: 1 LOB: 2 BB: 1 P: 18	R: 5 H: 5 E: 0 K: 0 S: 34	H: 5 LOB: 1 BB: 1 P: 51	R: 1 H: 2 E: 0 K: 0 S: 6	H: 2 LOB: 0 BB: 0 P: 8	R: 0 H: 0 E: 0 K: 0 S: 7	H: 0 LOB: 0 BB: 0 P: 13	1B: 5 2B: 7 3B: 0 HR: 2	SF: 0 SAC: 0 DP: 1 HBP: 1	WP: 0 PB: 0 SB: 0 CS: 0	PA: 45			
PITCHER	IP: 5.0 WLS: L BF: 24 ERA: 3.08	H: 6 R: 3 ER: 3 SO: 4	BB: 1 IBB: 1 HBP: 1 BLK: 0	WP: 0 HR: 1 S: 60 P: 89	ERA: 5.40 WHIP: 1.400	IP: 1.0 WLS: 3 BF: 3 ERA: 7.54	H: 0 R: 0 ER: 0 SO: 0	BB: 0 IBB: 0 HBP: 0 BLK: 0	WP: 0 HR: 0 S: 7 P: 13	ERA: 0.00 WHIP: 0.000													
18 Carlos Martínez, R ERA: 3.08	5.0	L	24	6	3	3	4	1	1	1	0	0	0	0	0	0	0	0	6	14	0.00	3.000	
44 Luke Gregerson, R ERA: 8.0	0.2	4	1	0	0	0	1	0	0	0	0	0	0	0	0	0	0	0	6	14	0.00	3.000	
70 Tyler Lyons, L ERA: 6.91	0.2	4	2	2	2	1	0	0	0	0	0	0	0	0	0	0	0	0	14	20	27.00	3.000	
64 Sam Tuivailala, R ERA: 4.18	0.1	5	3	3	3	0	1	0	0	0	0	0	0	0	0	0	0	0	1	20	31	81.00	12.000
27 Brett Cecil, L ERA: 3.57	1.1	5	2	1	1	0	0	0	0	0	0	0	0	0	0	0	0	0	9	12	6.75	1.500	
PITCHER	IP: 1.0 WLS: 3 BF: 3 ERA: 7.54	H: 0 R: 0 ER: 0 SO: 0	BB: 0 IBB: 0 HBP: 0 BLK: 0	WP: 0 HR: 0 S: 7 P: 13	ERA: 0.00 WHIP: 0.000																		
56 Greg Holland, R ERA: 7.54	1.0	3	0	0	0	0	0	0	0	0	0	0	0	0	0	0	0	0	7	13	0.00	0.000	

Cincinnati Reds @ St. Louis Cardinals
 Busch Stadium, St. Louis, MO
 Fri Jul 13 2018, 7:16 PM - 10:30 PM CDT
 Att: 45,891 - Clear - 91 F

AB 40
 R 9
 H 14
 RBI 9
 BB 4
 SO 5
 LOB 15



Cincinnati Reds @ St. Louis Cardinals
 Busch Stadium, St. Louis, MO
 Fri Jul 13 2018, 7:16 PM - 10:30 PM CDT
 Att: 45,891 - Clear - 91 F

AB 31
 R 1
 H 4
 RBI 1
 BB 3
 SO 6
 LOB 9



Batter	1	2	3	4	5	6	7	8	9	AB	R	H	RBI	BB	SO	LOB	TOP							
12 Corey Dickerson, L (1, 7) OBP: 0.347, SLG: 0.509	F SI 95 X FF 96 0-2 SH2-3 25 HR 2B	B SI 94 X CH 97 2-0 HR		T FF 94 X SL 90 0-1 25 1B		B FF 94 F SI 95 B SI 94 X CU 76 S SI 94 X FF 96 3-1 32 2B 1B		B CH 88 B SI 92 X CU 80 2-1 F8		5	3	4	2	0	0	0								
6 Starling Marte, R (1, 8) OBP: 0.333, SLG: 0.494	X FF 93 0-0 SH2-3 2-3	C SI 94 X FF 93 0-1 HR		F FF 93 B FF 94 S SL 87 X SAFE X FF 94 2-2 25 1B 1B		X SI 96 0-0 F9		F SI 93 B SI 92 X CU 86 2-1 G5-3		4	1	2	1	0	0	2								
25 Gregory Polanco, L (1, 9) OBP: 0.338, SLG: 0.497	B CH 89 X SL 89 1-0 HR	B SI 94 B SI 94 C CH 89 S SI 94 X FF 94 3-3 K		B FF 93 X SI 94 2-0 1-2 2-H 1B		F FF 94 B FF 95 S CU 77 X FF 96 1-3 K		B SI 94 B SI 92 C FF 93 F FF 93 S CU 85 3-3 K		5	1	2	3	0	3	2								
32 Elias Diaz, R (1, 2) OBP: 0.330, SLG: 0.466	C FF 95 X SI 96 0-2 G3-1		X SL 90 0-0 P2		C FF 94 F SI 95 X FF 94 1-3 K		C FF 94 X SI 96 0-0 1-3 2B		C FF 97 F FF 98 F FF 99 S CH 81 0-3 K		5	0	1	1	0	2	2							
19 Colin Moran, L (1, 5) OBP: 0.338, SLG: 0.399	B SL 84 F CH 87 X FF 94 1-1 L7		B SI 90 B SI 89 C CH 87 F CH 87 X SI 94 2-3 K		F SI 94 B SI 94 X FF 94 1-2 G3		X FF 94 0-0 L8		B FF 88 B SI 90 X FF 97 2-0 L4		5	0	0	0	0	1	2							
55 Josh Bell, S (1, 3) OBP: 0.351, SLG: 0.402		B FF 95 B CH 89 X SI 95 2-0 G4-3		S SI 96 S SI 96 P CH 89 X CH 89 3-2 P5		B SI 94 B FF 94 B SI 90 B CH 88 X SI 95 3-1 1B		X SI 92 0-0 46 WP 1B		B CH 80 B CH 81 F CH 87 B FF 89 C FF 97 X FF 98 3-2 F8		5	0	2	0	0	0	0						
3 Sean Rodriguez, R (1, 4) OBP: 0.293, SLG: 0.349		C SI 94 B SI 96 B SI 91 X FF 94 2-2 38 1B 2B		B SI 94 B SI 93 X SI 93 2-0 HR		F FF 94 C FF 93 S SI 88 S CU 78 1-3 K		D FF 93 S FF 95 X SI 96 1-2 L6		4	2	2	1	0	1	2								
38 Max Moroff, S (1, 6) OBP: 0.284, SLG: 0.356		C SI 95 X SL 90 0-1 46 HR 12 HR 2H 1B		X FF 93 0-0 G3		X SI 93 0-0 G1-3		B FF 94 B SI 93 C FF 93 S SI 94 X SI 94 3-2 L8		4	1	1	1	0	0	2								
46 Iván Nova, R (1, 1) OBP: 0.026, SLG: 0.026		B SI 95 1 SAFE X SI 94 1-0 SH3-6-4		C FF 93 X SI 94 0-1 G4-3				B SI 87 B SI 93 F FF 93 F FF 93 F FF 93 X FF 93 3-2 G4-3		3	1	1	0	0	0	1								
45 Michael Feliz, R (7, 1)										0	0	0	0	0	0	0								
24 Tyler Glasnow, L (9, 1)										0	0	0	0	0	0	0								
Inning Stats	R: 2 E: 0 K: 0 S: 10	H: 2 LOB: 0 BB: 0 P: 12	R: 4 E: 0 K: 1 S: 14	H: 4 LOB: 0 BB: 0 P: 24	R: 0 E: 0 K: 1 S: 10	H: 0 LOB: 0 BB: 0 P: 15	R: 2 E: 0 K: 1 S: 14	H: 4 LOB: 2 BB: 0 P: 21	R: 0 E: 0 K: 1 S: 11	H: 1 LOB: 1 BB: 0 P: 16	R: 1 E: 0 K: 1 S: 10	H: 3 LOB: 2 BB: 0 P: 15	R: 0 E: 0 K: 0 S: 14	H: 1 LOB: 1 BB: 0 P: 21	R: 0 E: 0 K: 1 S: 8	H: 0 LOB: 0 BB: 0 P: 15	R: 0 E: 0 K: 1 S: 9	H: 0 LOB: 0 BB: 0 P: 14	1B: 8 2B: 3 3B: 0 HR: 4	SF: 0 SAC: 2 DP: 0 HBP: 0	WP: 1 PB: 0 SB: 0 CS: 0	PA: 42		
PITCHER	IP WLS BF H R ER SO BB IBB HBP BLK WP HR S P ERA WHIP	IP WLS BF H R ER SO BB IBB HBP BLK WP HR S P ERA WHIP	IP WLS BF H R ER SO BB IBB HBP BLK WP HR S P ERA WHIP	IP WLS BF H R ER SO BB IBB HBP BLK WP HR S P ERA WHIP	IP WLS BF H R ER SO BB IBB HBP BLK WP HR S P ERA WHIP	IP WLS BF H R ER SO BB IBB HBP BLK WP HR S P ERA WHIP	IP WLS BF H R ER SO BB IBB HBP BLK WP HR S P ERA WHIP	IP WLS BF H R ER SO BB IBB HBP BLK WP HR S P ERA WHIP	IP WLS BF H R ER SO BB IBB HBP BLK WP HR S P ERA WHIP	IP WLS BF H R ER SO BB IBB HBP BLK WP HR S P ERA WHIP	IP WLS BF H R ER SO BB IBB HBP BLK WP HR S P ERA WHIP	IP WLS BF H R ER SO BB IBB HBP BLK WP HR S P ERA WHIP	IP WLS BF H R ER SO BB IBB HBP BLK WP HR S P ERA WHIP	IP WLS BF H R ER SO BB IBB HBP BLK WP HR S P ERA WHIP	IP WLS BF H R ER SO BB IBB HBP BLK WP HR S P ERA WHIP	IP WLS BF H R ER SO BB IBB HBP BLK WP HR S P ERA WHIP	IP WLS BF H R ER SO BB IBB HBP BLK WP HR S P ERA WHIP	IP WLS BF H R ER SO BB IBB HBP BLK WP HR S P ERA WHIP	IP WLS BF H R ER SO BB IBB HBP BLK WP HR S P ERA WHIP	IP WLS BF H R ER SO BB IBB HBP BLK WP HR S P ERA WHIP	IP WLS BF H R ER SO BB IBB HBP BLK WP HR S P ERA WHIP	IP WLS BF H R ER SO BB IBB HBP BLK WP HR S P ERA WHIP	IP WLS BF H R ER SO BB IBB HBP BLK WP HR S P ERA WHIP	IP WLS BF H R ER SO BB IBB HBP BLK WP HR S P ERA WHIP

Pittsburgh Pirates @ Cincinnati Reds
Great American Ball Park, Cincinnati, OH
Sun Jul 22 2018, 1:13 PM - 3:58 PM EDT
Att: 23,615 - Overcast - 74 F

AB	40
R	9
H	15
RBI	9
BB	0
SO	7
LOB	13



Batter	1	2	3	4	5	6	7	8	9	AB	R	H	RBI	BB	SO	LOB	BOTTOM								
9 José Peraza, R (1, 6) OBP: 0.341, SLG: 0.396	B FF 92 X FF 92 1-0 L7		L FF 93 F SI 93 X CU 78 1-1 1B		C FF 92 F SI 92 X CU 79 0-2 L8		X FF 94 0-0 L8		X FF 94 0-0 2B		4	0	2	0	0	0									
3 Scooter Gennett, L (1, 4) OBP: 0.369, SLG: 0.510	C SI 92 F SI 92 F SI 91 B CH 86 P CH 86 X CU 81 2-2 G6-3		B SI 93 B CH 86 X FF 94 2-1 F8		B SI 91 X FF 92 1-0 F7		F FF 96 B SI 96 X SL 84 1-1 G6-3				3	0	0	0	0	1									
15 Dilson Herrera, R (7, 4) OBP: 0.333, SLG: 0.444										1	0	0	0	0	1										
19 Joey Volto, L (1, 3) OBP: 0.417, SLG: 0.434	X SI 92 0-0 G6-3									2	0	0	0	1	0	0									
38 Curt Casali, R (8, 2) OBP: 0.377, SLG: 0.489										1	0	0	0	0	1										
7 Eugenio Suárez, R (1, 5) OBP: 0.393, SLG: 0.560		B FF 92 B SI 93 C FF 93 F FF 93 S SI 92 X SI 92 3-3 K		B SI 92 B CH 84 X SI 93 2-2 G5-4-3		X FF 91 0-0 F9		C FF 96 F SI 96 S SI 97 1-3 K		3	0	0	0	0	1	1									
40 Austin Brice, R (8, 1) ERA: 5.63										0	0	0	0	0	0	0									
21 Michael Lorenzen, R (8, PH) ERA: 1.083										1	0	0	0	0	1	1									
51 Kyle Crockett, L (9, 1) ERA: 4.91										0	0	0	0	0	0	0									
33 Jesse Winker, L (1, 9) OBP: 0.407, SLG: 0.433		C SI 92 F SI 92 S CU 81 0-3 K		X SI 93 0-0 G6-3		B SI 90 C FF 91 B CU 80 B CH 86 F SI 93 X SI 92 4-2 23 2B 27 1B BB		B FF 100 X FF 98 1-0 F7		3	1	0	0	1	1	0									
16 Tucker Barnhart, L (1, 2) OBP: 0.327, SLG: 0.350		F SI 92 S CH 87 B CU 80 B FF 93 X SI 94 3-2 1B		B SI 91 C FF 91 X FF 92 2-1 P3		X SI 91 0-0 L8		B FF 99 B FF 98 B FF 98 F FF 100 X FF 98 3-2 G4-3		4	0	1	0	0	0	1									
23 Adam Duvall, R (1, 7) OBP: 0.282, SLG: 0.395		X FF 93 0-0 P4		F FF 93 F SI 92 B CU 80 X FF 94 2-2 F8		C CU 77 B CU 77 B CH 84 X FF 92 3-1 27 1B 2B		F FF 99 F FF 98 F FF 100 B CU 84 1-2 K		4	1	1	0	0	1	1									
27 Phillip Ervin, R (1, 8) OBP: 0.340, SLG: 0.298										3	0	2	2	0	0	0									
32 Matt Harvey, R (1, 1) OBP: 0.114, SLG: 0.061										1	0	0	0	0	0	0									
62 Jackson Stephens, R (4, 1) ERA: 5.35										1	0	0	0	0	0	1									
4 Brandon Dixon, R (7, PH) OBP: 0.297, SLG: 0.333										1	0	0	0	0	0	1									
Inning Stats	R: 0 E: 0 K: 0 S: 7	H: 0 LOB: 0 BB: 0 P: 10	R: 0 E: 0 K: 2 S: 12	H: 1 LOB: 1 BB: 0 P: 18	R: 0 E: 0 K: 0 S: 8	H: 1 LOB: 1 BB: 0 P: 14	R: 0 E: 0 K: 0 S: 5	H: 0 LOB: 0 BB: 1 P: 11	R: 0 E: 0 K: 0 S: 11	H: 1 LOB: 1 BB: 0 P: 18	R: 0 E: 0 K: 0 S: 8	H: 0 LOB: 0 BB: 0 P: 12	R: 2 E: 0 K: 0 S: 9	H: 2 LOB: 1 BB: 1 P: 16	R: 0 E: 0 K: 1 S: 9	H: 1 LOB: 1 BB: 0 P: 13	R: 0 E: 0 K: 1 S: 7	H: 0 LOB: 0 BB: 0 P: 12	1B: 4 2B: 2 3B: 0 HR: 0	SF: 0 SAC: 0 DP: 1 HBP: 0	WP: 0 PB: 0 SB: 0 CS: 0	PA: 34			
PITCHER	IP WLS BF H R ER SO BB IBB HBP BLK WP HR S P ERA WHIP	IP WLS BF H R ER SO BB IBB HBP BLK WP HR S P ERA WHIP	IP WLS BF H R ER SO BB IBB HBP BLK WP HR S P ERA WHIP	IP WLS BF H R ER SO BB IBB HBP BLK WP HR S P ERA WHIP	IP WLS BF H R ER SO BB IBB HBP BLK WP HR S P ERA WHIP	IP WLS BF H R ER SO BB IBB HBP BLK WP HR S P ERA WHIP	IP WLS BF H R ER SO BB IBB HBP BLK WP HR S P ERA WHIP	IP WLS BF H R ER SO BB IBB HBP BLK WP HR S P ERA WHIP	IP WLS BF H R ER SO BB IBB HBP BLK WP HR S P ERA WHIP	IP WLS BF H R ER SO BB IBB HBP BLK WP HR S P ERA WHIP	IP WLS BF H R ER SO BB IBB HBP BLK WP HR S P ERA WHIP	IP WLS BF H R ER SO BB IBB HBP BLK WP HR S P ERA WHIP	IP WLS BF H R ER SO BB IBB HBP BLK WP HR S P ERA WHIP	IP WLS BF H R ER SO BB IBB HBP BLK WP HR S P ERA WHIP	IP WLS BF H R ER SO BB IBB HBP BLK WP HR S P ERA WHIP	IP WLS BF H R ER SO BB IBB HBP BLK WP HR S P ERA WHIP	IP WLS BF H R ER SO BB IBB HBP BLK WP HR S P ERA WHIP	IP WLS BF H R ER SO BB IBB HBP BLK WP HR S P ERA WHIP	IP WLS BF H R ER SO BB IBB HBP BLK WP HR S P ERA WHIP	IP WLS BF H R ER SO BB IBB HBP BLK WP HR S P ERA WHIP	IP WLS BF H R ER SO BB IBB HBP BLK WP HR S P ERA WHIP	IP WLS BF H R ER SO BB IBB HBP BLK WP HR S P ERA WHIP	IP WLS BF H R ER SO BB IBB HBP BLK WP HR S P ERA WHIP	IP WLS BF H R ER SO BB IBB HBP BLK WP HR S P ERA WHIP	IP WLS BF H R ER SO BB IBB HBP BLK WP HR S P ERA WHIP

Pittsburgh Pirates @ Cincinnati Reds
Great American Ball Park, Cincinnati, OH
Sun Jul 22 2018, 1:13 PM - 3:58 PM EDT
Att: 23,615 - Overcast - 74 F

AB	32
R	2
H	6
RBI	2
BB	2
SO	4
LOB	9



Batter	1	2	3	4	5	6	7	8	9	AB	R	H	RBI	BB	SO	LOB	TOP							
13 Matt Carpenter, L (1.5) OBP: 0.397, SLG: 0.591										4	1	2	0	0	2	0								
4 Yadier Molina, R (1.2) OBP: 0.331, SLG: 0.476										4	0	1	1	0	0	1								
12 Paul DeJong, R (1.6) OBP: 0.325, SLG: 0.420											4	0	0	0	0	1								
23 Marcell Ozuna, R (1.7) OBP: 0.308, SLG: 0.373										3	0	0	0	0	1	0								
38 José Martínez, R (1.3) OBP: 0.361, SLG: 0.470											3	0	1	0	0	1	2							
34 Yairo Muñoz, R (8.5) OBP: 0.354, SLG: 0.444											1	0	0	0	0	0								
28 Tommy Pham, R (1.8) OBP: 0.325, SLG: 0.413										3	0	1	0	0	0	1								
25 Dexter Fowler, S (1.9) OBP: 0.266, SLG: 0.296										3	0	0	0	0	2	1								
35 Greg Garcia, L (1.4) OBP: 0.326, SLG: 0.365										2	0	0	0	0	0	0								
62 Daniel Ponce de Leon, R (1.1) OBP: 0.349, SLG: 0.419										2	0	0	0	0	2	1								
48 Harrison Bader, R (8. PH) OBP: 0.369, SLG: 0.419										2	0	0	0	0	0	0								
49 Jordan Hicks, R (8.1) OBP: 0.368, SLG: 0.508										0	0	0	0	0	0	0								
26 Bud Norris, R (9.1) OBP: 0.368, SLG: 0.508										0	0	0	0	0	0	0								
Inning Stats	R: 0 E: 0 K: 1 S: 7	H: 0 LOB: 0 BB: 0 P: 12	R: 0 E: 0 K: 1 S: 12	H: 1 LOB: 1 BB: 0 P: 18	R: 0 E: 0 K: 1 S: 8	H: 1 LOB: 1 BB: 0 P: 12	R: 0 E: 0 K: 0 S: 8	H: 0 LOB: 0 BB: 1 P: 16	R: 0 E: 0 K: 2 S: 11	H: 0 LOB: 1 BB: 0 P: 18	R: 1 E: 0 K: 1 S: 10	H: 2 LOB: 1 BB: 0 P: 16	R: 0 E: 0 K: 0 S: 4	H: 1 LOB: 0 BB: 0 P: 5	R: 0 E: 0 K: 1 S: 7	H: 0 LOB: 0 BB: 0 P: 12	R: 0 E: 0 K: 1 S: 9	H: 0 LOB: 0 BB: 0 P: 13	1B: 3 2B: 2 HR: 0	SF: 0 SAC: 0 DP: 1 HBP: 1	WP: 0 PB: 0 SB: 0 CS: 0	PA: 32		
PITCHER	IP WLS BF H R ER SO BB IBB HBP BLK WP HR S P ERA WHIP	5.1 21 4 1 1 5 1 0 1 0 0 0 52 85 1.69 0.938	2.0 6 1 0 0 1 0 0 0 0 0 0 11 16 0.00 0.500	0.2 2 0 0 0 1 0 0 0 0 0 0 4 8 0.00 0.000	1.0 W 3 0 0 0 1 0 0 0 0 0 0 9 13 0.00 0.000																			

St. Louis Cardinals @ Cincinnati Reds
Great American Ball Park, Cincinnati, OH
Mon Jul 23 2018, 7:13 PM - 9:59 PM EDT
Att: 17,518 - Cloudy - 77 F

AB	30
R	1
H	5
RBI	1
BB	1
SO	8
LOB	8



Batter	1	2	3	4	5	6	7	8	9	AB	R	H	RBI	BB	SO	LOB	BOTTOM							
9 José Peraza, R (1.6) OBP: 0.338, SLG: 0.392										4	0	0	0	0	0	1								
4 Brandon Dixon, R (1.4) OBP: 0.237, SLG: 0.306										3	0	0	0	0	0	0								
3 Scooter Gennett, L (8. PH) OBP: 0.368, SLG: 0.508										1	0	0	0	0	1	0								
19 Joey Volto, L (1.3) OBP: 0.418, SLG: 0.431										2	0	0	0	2	0	0								
7 Eugenio Suárez, R (1.5) OBP: 0.391, SLG: 0.565										4	1	1	1	0	1	2								
33 Jesse Winker, L (1.9) OBP: 0.405, SLG: 0.431										4	1	1	0	0	0	2								
16 Tucker Barnhart, L (1.2) OBP: 0.329, SLG: 0.350										3	0	1	0	1	0	1								
23 Adam Duval, R (1.7) OBP: 0.281, SLG: 0.392										3	0	0	0	1	1	1								
58 Luis Castillo, R (1.1) OBP: 0.375, SLG: 0.509										2	0	0	0	0	0	0								
37 David Hernandez, R (8.1) OBP: 0.368, SLG: 0.508										0	0	0	0	0	0	0								
27 Phillip Ervin, R (8. PH) OBP: 0.305, SLG: 0.330										1	0	1	0	0	0	0								
48 Jared Hughes, R (9.1) OBP: 0.368, SLG: 0.508										1	0	1	0	0	0	0								
15 Dilson Herrera, R (9. PH) OBP: 0.368, SLG: 0.508										1	0	1	0	0	0	0								
6 Billy Hamilton, S (1.8) OBP: 0.300, SLG: 0.306										3	0	0	0	0	1	1								
Inning Stats	R: 0 E: 0 K: 0 S: 7	H: 0 LOB: 0 BB: 0 P: 10	R: 0 E: 0 K: 2 S: 12	H: 0 LOB: 1 BB: 1 P: 18	R: 0 E: 0 K: 0 S: 9	H: 0 LOB: 0 BB: 0 P: 13	R: 0 E: 0 K: 0 S: 12	H: 0 LOB: 1 BB: 1 P: 20	R: 0 E: 0 K: 0 S: 7	H: 0 LOB: 0 BB: 0 P: 11	R: 0 E: 0 K: 1 S: 13	H: 0 LOB: 0 BB: 0 P: 18	R: 0 E: 0 K: 0 S: 15	H: 0 LOB: 1 BB: 1 P: 26	R: 0 E: 0 K: 0 S: 6	H: 1 LOB: 0 BB: 0 P: 10	R: 2 E: 0 K: 1 S: 16	H: 4 LOB: 3 BB: 1 P: 26	1B: 4 2B: 0 HR: 1	SF: 0 SAC: 0 DP: 0 HBP: 0	WP: 0 PB: 0 SB: 0 CS: 0	PA: 35		
PITCHER	IP WLS BF H R ER SO BB IBB HBP BLK WP HR S P ERA WHIP	7.0 24 0 0 0 3 3 0 0 0 0 0 75 116 0.00 0.429	1.0 H 4 1 0 0 0 0 0 0 0 0 0 6 10 0.00 1.000	0.2 L 7 4 2 2 1 1 0 0 0 0 0 1 16 26 27.00 7.500																				

St. Louis Cardinals @ Cincinnati Reds
Great American Ball Park, Cincinnati, OH
Mon Jul 23 2018, 7:13 PM - 9:59 PM EDT
Att: 17,518 - Cloudy - 77 F

AB	31
R	2
H	5
RBI	2
BB	4
SO	4
LOB	8



Batter	1	2	3	4	5	6	7	8	9	10	11	AB	R	H	RBI	BB	SO	LOB	TOP						
13 Matt Carpenter, L OBP: 0.384, SLG: 0.583	(1.5) 1-3 C FF 94 1-3 B SI 95 1-3 S FS 85 1-3 K		(1.2) 1-2 C SL 90 1-2 B KC 81 1-2 X FF 96 1-2 L7			(1.3) 0-3 C FC 95 0-3 B CH 86 0-3 S FS 96 0-3 K	(1.2) 4-1 C FC 95 4-1 B CH 86 4-1 S FS 91 4-1 BB			(1.1) 0-0 X SI 95 0-0 P5	(1.3) 0-0 X FF 96 0-0 G3	5	0	0	0	1	2	1							
4 Yadier Molina, R OBP: 0.329, SLG: 0.470	(1.2) 2-3 C SL 96 2-3 B SI 95 2-3 S FS 84 2-3 K		(1.3) 2-2 C SL 90 2-2 B KC 81 2-2 X FF 96 2-2 K			(1.2) 0-2 C FC 95 0-2 B CH 86 0-2 S FS 91 0-2 BB	(1.3) 2-2 C FC 95 2-2 B CH 86 2-2 S FS 91 2-2 F9			(1.2) 1-2 B FC 96 1-2 C CH 87 1-2 X SI 97 1-2 G6-3			5	0	1	0	0	2	3						
12 Paul DeJong, R OBP: 0.326, SLG: 0.421	(1.6) 2-3 C FF 94 2-3 B SI 95 2-3 S FS 85 2-3 K		(1.3) 3-1 C FF 94 3-1 B SI 92 3-1 S FS 85 3-1 X FF 95 3-1 2B			(1.2) 0-1 C SL 91 0-1 X SL 90 0-1 L8				(1.1) 1-1 B SL 88 1-1 X SI 93 1-1 L8			4	1	1	0	1	1	1						
23 Marcell Ozuna, R OBP: 0.307, SLG: 0.373		(1.7) 0-0 X SI 95 0-0 38 G4-3 2B	(1.1) 2-2 S SL 88 2-2 B SI 93 2-2 F FS 84 2-2 X SL 88 2-2 F9			(1.3) 2-3 B FC 95 2-3 C CH 86 2-3 S FS 81 2-3 K				(1.2) 1-0 B FC 89 1-0 X SL 88 1-0 L8			5	0	1	0	0	1	3						
38 José Martínez, R OBP: 0.360, SLG: 0.468	(1.3) 1-1 C FF 94 1-1 B SI 89 1-1 X SI 94 1-1 G4-3		(1.1) 0-1 F SI 94 0-1 X FF 95 0-1 28 G5-4-3 1B			(1.2) 1-2 C KC 81 1-2 B SI 86 1-2 X FF 96 1-2 G4-3				(1.0) 4-0 B SI 94 4-0 S FS 95 4-0 BB			3	0	1	1	0	0	1						
35 Greg Garcia, L OBP: 0.328, SLG: 0.362	(7.4) 2-3 C SL 96 2-3 B SI 95 2-3 S FS 84 2-3 K		(1.2) 2-1 B FF 95 2-1 F FC 81 2-1 X SL 88 2-1 G5-4-3			(1.3) 1-3 B SI 95 1-3 S FS 95 1-3 K				(1.0) 0-3 C FC 95 0-3 B CH 86 0-3 S FS 95 0-3 BB			5	1	1	0	0	2	3						
28 Tommy Pham, R OBP: 0.337, SLG: 0.410	(1.8) 2-2 D KC 83 2-2 F FC 90 2-2 C FS 85 2-2 X KC 82 2-2 P3		(1.2) 2-1 B FF 95 2-1 F FC 81 2-1 X SL 88 2-1 G5-4-3			(1.3) 1-3 B SI 95 1-3 S FS 95 1-3 K				(1.1) 1-1 C FC 95 1-1 B CH 86 1-1 X SI 96 1-1 25 HR 1B			5	1	1	0	0	2	3						
25 Dexter Fowler, S OBP: 0.272, SLG: 0.308	(1.9) 4-2 B SI 96 4-2 S FS 95 4-2 C FC 95 4-2 B FF 95 4-2 BB		(1.2) 2-2 C FC 95 2-2 B SI 91 2-2 S FS 85 2-2 X SL 91 2-2 L7			(1.1) 4-1 B KC 81 4-1 S SL 86 4-1 B SI 94 4-1 BB				(1.0) 3-2 T SI 95 3-2 CH 87 3-2 B SL 84 3-2 F FC 95 3-2 X CH 88 3-2 G2-3			3	2	1	2	2	0	0						
34 Yairo Muñoz, R OBP: 0.350, SLG: 0.443	(1.4) 0-1 F SL 90 0-1 X FF 95 0-1 L9		(1.1) 0-1 C KC 81 0-1 X SL 91 0-1 F9			(1.2) 3-2 S FC 94 3-2 B SI 89 3-2 S FS 86 3-2 X FS 86 3-2 68 1B 2B				(1.1) 1-1 C SL 97 1-1 B SI 96 1-1 X SI 96 1-1 F9			5	0	1	1	0	0	2						
68 Austin Gomber, L ERA: 6.29	(1.1) 1-1 B FF 94 1-1 S FS 95 1-1 C FC 95 1-1 X CH 87 1-1 K		(1.3) 3-3 B FF 93 3-3 S FS 95 3-3 C FC 95 3-3 X FF 94 3-3 K			(1.2) 1-2 C FC 95 1-2 B SI 91 1-2 S FS 85 1-2 X FF 95 1-2 G1				(1.0) 0-0 X SI 94 0-0 13 BB 2B			3	0	1	0	0	1	0						
59 Mike Mayers, R ERA: 2.5	(7.1) 1.1 7 1 0 0 1 2 0 0 0 0 0 14 26 0.00 2.250		(8.1) 2.0 7 0 0 0 1 1 0 0 0 0 0 20 32 0.00 0.500			(11.1) 1.0 L 6 2 2 2 1 1 0 0 0 0 0 1 11 16 18.00 3.000				(1.1) 4-0 B SI 96 4-0 S FS 95 4-0 C FC 95 4-0 B FF 94 4-0 BB			3	0	1	0	0	1	0						
48 Harrison Rader, R ERA: 2.2	(8.1) 0.0 0		(8.1) 0.0 0			(11.1) 0.0 0				(1.1) 1-1 C FC 95 1-1 B CH 86 1-1 X SI 96 1-1 34 S 2B BB			5	0	1	1	0	0	2						
70 Tyler Lyons, L ERA: 8.64	(8.1) 0.0 0		(8.1) 0.0 0			(11.1) 0.0 0				(1.1) 1-1 C FC 95 1-1 B CH 86 1-1 X SI 96 1-1 25 HR 1B			3	2	1	2	2	0	0						
64 Sam Tuvaliala, R ERA: 3.69	(8.1) 1.2 W 7 1 0 0 2 0 0 1 0 0 0 14 24 0.00 0.600		(8.1) 0.0 0			(11.1) 0.0 0				(1.1) 1-1 C FC 95 1-1 B CH 86 1-1 X SI 96 1-1 34 S 2B BB			3	2	1	2	2	0	0						
3 Jedd Gyorko, R ERA: 3.75	(11.1) 0.0 0		(11.1) 0.0 0			(11.1) 0.0 0				(1.1) 1-1 C FC 95 1-1 B CH 86 1-1 X SI 96 1-1 34 S 2B BB			3	0	1	0	0	1	0						
26 Bud Norris, R ERA: 3.75	(11.1) 0.0 0		(11.1) 0.0 0			(11.1) 0.0 0				(1.1) 1-1 C FC 95 1-1 B CH 86 1-1 X SI 96 1-1 34 S 2B BB			3	0	1	0	0	1	0						
Inning Stats	R: 0 E: 0 K: 3 S: 14	H: 0 LOB: 0 BB: 0 P: 19	R: 0 E: 0 K: 3 S: 10	H: 1 LOB: 2 BB: 1 P: 17	R: 0 E: 0 K: 2 S: 11	H: 0 LOB: 0 BB: 0 P: 17	R: 1 E: 0 K: 2 S: 10	H: 2 LOB: 0 BB: 0 P: 17	R: 0 E: 0 K: 0 S: 10	H: 0 LOB: 1 BB: 0 P: 13	R: 0 E: 0 K: 1 S: 8	H: 0 LOB: 1 BB: 1 P: 14	R: 0 E: 0 K: 1 S: 9	H: 0 LOB: 0 BB: 0 P: 15	R: 0 E: 0 K: 0 S: 11	H: 0 LOB: 1 BB: 1 P: 17	R: 2 E: 0 K: 1 S: 11	H: 2 LOB: 1 BB: 1 P: 16	1B: 4 2B: 3 3B: 0 HR: 1	SF: 0 SAC: 0 DP: 1 HBP: 0	WP: 0 PB: 0 SB: 1 CS: 0	PA: 46			
34 Homer Bailey, R ERA: 6.29	(1.1) 6.2 26 5 2 0 0 1 2 0 0 0 0 0 0 14 26 0.00 2.250		(7.1) 1.1 7 1 0 0 1 2 0 0 0 0 0 0 14 26 0.00 2.250			(8.1) 2.0 7 0 0 0 1 1 0 0 0 0 0 20 32 0.00 0.500				(11.1) 1.0 L 6 2 2 2 1 1 0 0 0 0 0 1 11 16 18.00 3.000															
21 Michael Lorenzen, R ERA: 2.5	(7.1) 1.1 7 1 0 0 1 2 0 0 0 0 0 0 14 26 0.00 2.250		(8.1) 2.0 7 0 0 0 1 1 0 0 0 0 0 20 32 0.00 0.500			(11.1) 1.0 L 6 2 2 2 1 1 0 0 0 0 0 1 11 16 18.00 3.000																			
26 Raisel Iglesias, R ERA: 2.2	(8.1) 2.0 7 0 0 0 1 1 0 0 0 0 0 20 32 0.00 0.500		(11.1) 1.0 L 6 2 2 2 1 1 0 0 0 0 0 1 11 16 18.00 3.000																						
50 Amir Garrett, L ERA: 3.75	(11.1) 1.0 L 6 2 2 2 1 1 0 0 0 0 0 1 11 16 18.00 3.000																								

St. Louis Cardinals @ Cincinnati Reds
Great American Ball Park, Cincinnati, OH
Tue Jul 24 2018, 7:12 PM - 10:50 PM EDT
Att: 18,379 - Party Cloudy - 82 F

livebaseballscorecards.com
AB 40
R 4
H 8
RBI 4
BB 6
SO 11
LOB 14



Batter	1	2	3	4	5	6	7	8	9	10	11	AB	R	H	RBI	BB	SO	LOB	BOTTOM					
9 José Peraza, R OBP: 0.337, SLG: 0.389	(1.6) 1-1 B FF 92 1-1 C FC 93 1-1 X FF 94 1-1 G6-3		(1.2) 0-1 C KC 79 0-1 B SI 80 0-1 X SL 90 0-1 FC6-4			(1.0) 1-0 B SL 89 1-0 X CH 83 1-0 L4				(1.1) 1-1 1 SAFE B SI 100 1-1 C SI 100 1-1 1 SAFE X SI 101 1-1 F9			5	0	1	0	0	0	3					
3 Scooter Gennett, L OBP: 0.363, SLG: 0.501	(1.4) 2-0 B FF 94 2-0 B FF 94 2-0 X FF 94 2-0 F7		(1.2) 1-2 B SL 88 1-2 F FC 80 1-2 C FC 94 1-2 1 SAFE CS			(1.0) 0-0 X KC 78 0-0 L7				(1.1) 1-1 B FF 92 1-1 X FF 91 1-1 F8			5	0	0	0	0	0	1					
19 Joey Votto, L OBP: 0.416, SLG: 0.428	(1.3) 2-2 B FF 94 2-2 B FF 94 2-2 C FC 94 2-2 X CH 87 2-2 F7		(1.3) 1-3 C FF 92 1-3 B SI 87 1-3 S FS 85 1-3 X KC 80 1-3 3H			(1.0) 1-0 B SL 88 1-0 B SI 88 1-0 X SL 90 1-0 7 HR 1B				(1.1) 2-3 B SL 90 2-3 B SI 98 2-3 S FS 98 2-3 X SL 98 2-3 K			5	1	1	0	0	3	1					
7 Eugenio Suárez, R OBP: 0.391, SLG: 0.571	(1.5) 0-3 F FF 92 0-3 C KC 79 0-3 K		(1.3) 1-3 S SL 87 1-3 B SI 87 1-3 S FS 85 1-3 X KC 80 1-3 K			(1.0) 1-1 1 SAFE B SI 100 1-1 C SI 100 1-1 1 SAFE X SI 101 1-1 F9				(1.1) 1-1 B SL 88 1-1 B SI 88 1-1 X SL 90 1-1 7 HR 1B			4	1	1	2	1	3	0					
23 Adam Duvali, R OBP: 0.280, SLG: 0.389	(1.7) 1-3 B FF 92 1-3 F FC 90 1-3 C KC 80 1-3 K		(1.3) 0-2 S SL 88 0-2 S CH 82 0-2 X KC 81 0-2 F8			(1.0) 1-0 B SL 89 1-0 B SI 89 1-0 X SL 90 1-0 L4				(1.1) 1-1 B SL 88 1-1 B SI 88 1-1 X SL 90 1-1 7 HR 1B			5	0	1	0	0	2	2					
27 Phillip Ervin, R OBP: 0.345, SLG: 0.294	(1.9) 2-3 C FF 94 2-3 F FC 93 2-3 B KC 80 2-3 F FC 94 2-3 X SL 91 2-3 K		(1.3) 0-2 S SL 88 0-2 S CH 82 0-2 X KC 81 0-2 F8			(1.0) 1-0 B SL 89 1-0 B SI 89 1-0 X SL 90 1-0 L4				(1.1) 1-1 B SL 88 1-1 B SI 88 1-1 X SL 90 1-1 7 HR 1B			3	0	0	0	0	1	0					
38 Curt Casali, R OBP: 0.368, SLG: 0.460	(1.2) 4-2 F FF 92 4-2 S FC 80 4-2 B KC 79 4-2 F FC 94 4-2 B CH 85 4-2 X SL 91 4-2 9 FC6-4 3 WP BB		(1.3) 0-2 S SL 88 0-2 S CH 82 0-2 X KC 81 0-2 F8			(1.0) 1-1 B SL 89 1-1 B SI 89 1-1 X SL 90 1-1 L5				(1.1) 1-1 B SL 88 1-1 B SI 88 1-1 X SL 90 1-1 7 HR 1B			3	0	0	0	1	0	2					
50 Amir Garrett, R ERA: 3.75	(11.1) 1.0 L 6 2 2 2 1 1 0 0 0 0 0 1 11 16 18.00 3.000		(11.1) 0.0 0			(11.1) 0.0 0				(1.1) 1-1 C FC 95 1-1 B CH 86 1-1 X SI 96 1-1 34 S 2B BB			3	0	0	0	1	0	2					
34 Homer Bailey, R ERA: 6.29	(1.1) 6.2 26 5 2 0 0 1 2 0 0 0 0 0 0 14 26 0.00 2.250		(7.1) 1.1 7 1 0 0 1 2 0 0 0 0 0 0 14 26 0.00 2.250			(8.1) 2.0 7 0 0 0 1 1 0 0 0 0 0 20 32 0.00 0.500				(11.1) 1.0 L 6 2 2 2 1 1 0 0 0 0 0 1 11 16 18.00 3.000														
21 Michael Lorenzen, R ERA: 2.5	(7.1) 1.1 7 1 0 0 1 2 0 0 0 0 0 0 14 26 0.00 2.250		(8.1) 2.0 7 0 0 0 1 1 0 0 0 0 0 20 32 0.00 0.500			(11.1) 1.0 L 6 2 2 2 1 1 0 0 0 0 0 1 11 16 18.00 3.000																		
15 Dilson Herrera, R ERA: 3.33	(7.1) 1.1 7 1 0 0 1 2 0 0 0 0 0 0 14 26 0.00 2.250		(8.1) 2.0 7 0 0 0 1 1 0 0 0 0 0 20 32 0.00 0.500			(11.1) 1.0 L 6 2 2 2 1 1 0 0 0 0 0 1 11 16 18.00 3.000																		
26 Raisel Iglesias, R ERA: 2.2	(8.1) 2.0 7 0 																							

Batter	1	2	3	4	5	6	7	8	9	AB	R	H	RBI	BB	SO	LOB	TOP					
16 César Hernández, S (1.4) OBP: 0.371, SLG: 0.373										5	0	2	1	0	1	0	Philadelphia Phillies @ Cincinnati Reds Great American Ball Park, Cincinnati, OH Thu Jul 26 2018, 7:13 PM - 10:36 PM EDT Att: 17,031 - Partly Cloudy - 87 F					
17 Rhys Hoskins, R (1.7) OBP: 0.370, SLG: 0.509										5	2	3	2	0	1	1						
37 Odúbel Herrera, L (1.8) OBP: 0.329, SLG: 0.462										4	1	1	0	1	1	1						
41 Carlos Santana, S (1.3) OBP: 0.353, SLG: 0.412										5	1	1	2	0	1	2						
7 Maikel Franco, R (1.5) OBP: 0.317, SLG: 0.490										5	2	2	2	0	1	2						
5 Nick Williams, L (1.9) OBP: 0.338, SLG: 0.464										5	2	4	2	0	0	0						
4 Scott Kingery, R (1.6) OBP: 0.278, SLG: 0.341										5	0	2	0	0	0	1						
38 Jorge Alfaro, R (1.2) OBP: 0.311, SLG: 0.407										4	1	3	0	1	0	0						
55 Ranger Suárez, L (1.1) ERA: 4.33										3	0	0	0	0	2	3						
57 Luis García, R (6.1) ERA: 2.79										0	0	0	0	0	0	0						
93 Pat Neshek, S (7.1) ERA: 2.79										0	0	0	0	0	0	0						
15 Andrew Knapp, S (8.1) ERA: 5.66										0	0	0	0	0	0	0						
46 Adam Morgan, L (8.1) ERA: 5.79										0	0	0	0	0	0	0						
40 Tommy Hunter, R (8.1) ERA: 5.79										0	0	0	0	0	0	0						
10 Trevor Plouffe, R (8.1) ERA: 5.79										0	0	0	0	0	0	0						
44 Jake Thompson, R (8.1) ERA: 5.79										0	0	0	0	0	0	0						
Inning Stats	R: 3 E: 0 K: 3 S: 31	H: 5 LOB: 3 BB: 1 P: 45	R: 0 E: 0 K: 2 S: 15	H: 1 LOB: 2 BB: 1 P: 28	R: 1 E: 0 K: 1 S: 13	H: 1 LOB: 0 BB: 0 P: 18	R: 0 E: 0 K: 1 S: 6	H: 0 LOB: 0 BB: 0 P: 12	R: 1 E: 0 K: 0 S: 8	H: 3 LOB: 2 BB: 0 P: 10	R: 1 E: 0 K: 0 S: 11	H: 1 LOB: 0 BB: 0 P: 18	R: 1 E: 0 K: 0 S: 13	H: 1 LOB: 0 BB: 0 P: 16	R: 1 E: 0 K: 1 S: 12	H: 3 LOB: 1 BB: 0 P: 20	R: 1 E: 0 K: 1 S: 18	H: 3 LOB: 2 BB: 0 P: 26	1B: 8 2B: 3 3B: 0 HR: 7	SF: 0 SAC: 0 DP: 0 HBP: 0	WP: 0 PA: 45 PB: 0 SB: 0 CS: 0	
PITCHER	IP WLS BF H R ER SO BB IBB HBP BLK WP HR S P ERA WHIP	IP WLS BF H R ER SO BB IBB HBP BLK WP HR S P ERA WHIP	IP WLS BF H R ER SO BB IBB HBP BLK WP HR S P ERA WHIP	IP WLS BF H R ER SO BB IBB HBP BLK WP HR S P ERA WHIP	IP WLS BF H R ER SO BB IBB HBP BLK WP HR S P ERA WHIP	IP WLS BF H R ER SO BB IBB HBP BLK WP HR S P ERA WHIP	IP WLS BF H R ER SO BB IBB HBP BLK WP HR S P ERA WHIP	IP WLS BF H R ER SO BB IBB HBP BLK WP HR S P ERA WHIP	IP WLS BF H R ER SO BB IBB HBP BLK WP HR S P ERA WHIP	IP WLS BF H R ER SO BB IBB HBP BLK WP HR S P ERA WHIP	IP WLS BF H R ER SO BB IBB HBP BLK WP HR S P ERA WHIP	IP WLS BF H R ER SO BB IBB HBP BLK WP HR S P ERA WHIP	IP WLS BF H R ER SO BB IBB HBP BLK WP HR S P ERA WHIP	IP WLS BF H R ER SO BB IBB HBP BLK WP HR S P ERA WHIP	IP WLS BF H R ER SO BB IBB HBP BLK WP HR S P ERA WHIP	IP WLS BF H R ER SO BB IBB HBP BLK WP HR S P ERA WHIP	IP WLS BF H R ER SO BB IBB HBP BLK WP HR S P ERA WHIP	IP WLS BF H R ER SO BB IBB HBP BLK WP HR S P ERA WHIP	IP WLS BF H R ER SO BB IBB HBP BLK WP HR S P ERA WHIP	IP WLS BF H R ER SO BB IBB HBP BLK WP HR S P ERA WHIP	IP WLS BF H R ER SO BB IBB HBP BLK WP HR S P ERA WHIP	IP WLS BF H R ER SO BB IBB HBP BLK WP HR S P ERA WHIP

Batter	1	2	3	4	5	6	7	8	9	AB	R	H	RBI	BB	SO	LOB	BOTTOM				
9 José Peraza, R (1.6) OBP: 0.334, SLG: 0.385										4	0	2	0	0	0	0	Philadelphia Phillies @ Cincinnati Reds Great American Ball Park, Cincinnati, OH Thu Jul 26 2018, 7:13 PM - 10:36 PM EDT Att: 17,031 - Partly Cloudy - 87 F				
3 Scooter Gennett, L (1.4) OBP: 0.366, SLG: 0.504										4	1	1	0	0	1	2					
19 Joey Votto, L (1.3) OBP: 0.419, SLG: 0.428										4	0	2	0	0	1	1					
7 Eugenio Suárez, R (1.5) OBP: 0.391, SLG: 0.583										3	2	1	2	1	2	3					
23 Adam Duvall, R (1.7) OBP: 0.282, SLG: 0.399										4	0	0	0	0	1	4					
16 Tucker Barnhart, L (1.2) OBP: 0.329, SLG: 0.367										4	1	1	2	0	3	1					
27 Phillip Ervin, R (1.9) OBP: 0.348, SLG: 0.322										4	0	1	0	0	1	0					
30 Tyler Mahle, R (1.1) ERA: 7.2										0	0	0	0	0	0	0					
21 Michael Lorenzen, R (2.1) ERA: 4.13										0	0	0	0	0	0	0					
40 Austin Brice, R (8.1) ERA: 4.76										0	0	0	0	0	0	0					
15 Dilon Herrera, R (8.1) ERA: 4.29										0	0	0	0	0	0	0					
51 Kyle Crockett, L (8.1) ERA: 4.29										0	0	0	0	0	0	0					
46 Mason Williams, L (8.1) ERA: 4.29										0	0	0	0	0	0	0					
6 Billy Hamilton, S (1.8) OBP: 0.299, SLG: 0.303										3	0	0	0	0	0	0					
Inning Stats	R: 2 E: 0 K: 0 S: 8	H: 2 LOB: 0 BB: 0 P: 14	R: 0 E: 0 K: 1 S: 6	H: 1 LOB: 0 BB: 0 P: 11	R: 0 E: 0 K: 0 S: 6	H: 0 LOB: 0 BB: 0 P: 9	R: 2 E: 0 K: 1 S: 13	H: 1 LOB: 0 BB: 1 P: 25	R: 0 E: 0 K: 1 S: 9	H: 1 LOB: 1 BB: 0 P: 12	R: 0 E: 0 K: 3 S: 13	H: 1 LOB: 1 BB: 0 P: 18	R: 0 E: 0 K: 1 S: 6	H: 0 LOB: 0 BB: 0 P: 8	R: 0 E: 0 K: 1 S: 20	H: 2 LOB: 2 BB: 0 P: 28	R: 0 E: 0 K: 1 S: 8	H: 0 LOB: 0 BB: 0 P: 13	1B: 6 2B: 0 3B: 0 HR: 2	SF: 0 SAC: 0 DP: 1 HBP: 0	WP: 0 PA: 35 PB: 0 SB: 0 CS: 0
PITCHER	IP WLS BF H R ER SO BB IBB HBP BLK WP HR S P ERA WHIP	IP WLS BF H R ER SO BB IBB HBP BLK WP HR S P ERA WHIP	IP WLS BF H R ER SO BB IBB HBP BLK WP HR S																		

Batter	1	2	3	4	5	6	7	8	9	AB	R	H	RBI	BB	SO	LOB	TOP								
41 Carlos Santana, S OBP: 0.350, SLG: 0.404										4	0	1	0	0	2	1	Philadelphia Phillies @ Cincinnati Reds Great American Ball Park, Cincinnati, OH Sun Jul 29 2018, 1:14 PM - 4:01 PM EDT Att: 21,649 - Partly Cloudy - 82 F								
13 Asdrúbal Cabrera, S OBP: 0.323, SLG: 0.479										4	0	0	0	0	2	2									
57 Luis García, R										0	0	0	0	0	0	0									
44 Jake Thompson, R										0	0	0	0	0	0	0									
37 Odúbel Herrera, L OBP: 0.330, SLG: 0.464										4	0	2	0	0	1	1									
17 Rhys Hoskins, R OBP: 0.368, SLG: 0.509										3	0	0	0	1	1	2									
5 Nick Williams, L OBP: 0.333, SLG: 0.457										4	0	2	0	0	2	2									
7 Maikel Franco, R OBP: 0.316, SLG: 0.486										4	0	2	0	0	0	1									
4 Scott Kingery, R OBP: 0.274, SLG: 0.335										4	0	0	0	0	1	4									
38 Jorge Alfaro, R OBP: 0.309, SLG: 0.403										2	0	0	0	0	1	1									
15 Andrew Knapp, S OBP: 0.323, SLG: 0.379										2	0	0	0	0	2	3									
56 Zach Eflin, R OBP: 0.154, SLG: 0.269										2	0	0	0	0	2	1									
64 Víctor Arano, R										0	0	0	0	0	0	0									
16 César Hernández, S OBP: 0.376, SLG: 0.379										1	0	1	0	0	0	0									
Inning Stats	R: 0 E: 0 K: 2 S: 10	H: 1 LOB: 2 BB: 1 P: 21	R: 0 E: 0 K: 2 S: 11	H: 1 LOB: 1 BB: 0 P: 17	R: 0 E: 0 K: 1 S: 11	H: 1 LOB: 1 BB: 0 P: 15	R: 0 E: 0 K: 0 S: 11	H: 0 LOB: 0 BB: 0 P: 15	R: 0 E: 0 K: 1 S: 5	H: 0 LOB: 0 BB: 0 P: 6	R: 0 E: 0 K: 2 S: 8	H: 0 LOB: 0 BB: 0 P: 12	R: 0 E: 0 K: 1 S: 11	H: 0 LOB: 0 BB: 0 P: 16	R: 0 E: 0 K: 3 S: 10	H: 1 LOB: 1 BB: 0 P: 12	R: 0 E: 0 K: 2 S: 21	H: 3 LOB: 3 BB: 0 P: 31	1B: 7 2B: 1 3B: 0 HR: 0	SF: 0 SAC: 0 DP: 1 HBP: 0	WP: 2 PB: 0 SB: 0 CS: 0	PA: 35			
PITCHER	IP	WLS	BF	H	R	ER	SO	BB	IBB	HBP	BLK	WP	HR	S	P	ERA	WHIP								
58 Luis Castillo, R ERA: 4.98	7.0	W	25	4	0	0	9	1	0	0	0	2	0	67	102	0.00	0.714								
37 David Hernandez, R ERA: 1.79	1.0		4	1	0	0	3	0	0	0	0	0	0	10	12	0.00	1.000								
53 Wandy Peralta, L ERA: 5.81	0.1		3	2	0	0	0	0	0	0	0	0	0	10	13	0.00	6.000								
26 Raisel Iglesias, R ERA: 2.11	0.2	S	3	1	0	0	2	0	0	0	0	0	0	11	18	0.00	1.500								

Batter	1	2	3	4	5	6	7	8	9	AB	R	H	RBI	BB	SO	LOB	BOTTOM								
9 José Peraza, R OBP: 0.336, SLG: 0.391										4	0	0	0	0	0	2	Philadelphia Phillies @ Cincinnati Reds Great American Ball Park, Cincinnati, OH Sun Jul 29 2018, 1:14 PM - 4:01 PM EDT Att: 21,649 - Partly Cloudy - 82 F								
3 Scooter Gennett, L OBP: 0.369, SLG: 0.510										4	1	2	2	0	0	0									
19 Joey Volto, L OBP: 0.425, SLG: 0.430										4	0	2	0	0	0	2									
7 Eugenio Suárez, R OBP: 0.383, SLG: 0.574										4	0	0	0	0	3	4									
46 Mason Williams, L OBP: 0.333, SLG: 0.583										4	1	2	0	0	1	0									
23 Adam Duvall, R OBP: 0.286, SLG: 0.399										4	0	1	0	0	1	1									
27 Phillip Ervin, R OBP: 0.343, SLG: 0.339										2	1	1	1	0	1	1									
37 David Hernandez, R										0	0	0	0	0	0	0									
4 Brandon Dixon, R OBP: 0.220, SLG: 0.282										1	0	0	0	0	1	1									
53 Wandy Peralta, L										0	0	0	0	0	0	0									
26 Raisel Iglesias, R										0	0	0	0	0	0	0									
38 Curt Casali, R OBP: 0.393, SLG: 0.481										2	1	1	1	2	0	1									
58 Luis Castillo, R OBP: 0.171, SLG: 0.154										1	0	0	0	0	0	2									
6 Billy Hamilton, S OBP: 0.302, SLG: 0.310										2	0	1	0	0	0	2									
Inning Stats	R: 0 E: 0 K: 0 S: 6	H: 0 LOB: 0 BB: 0 P: 10	R: 0 E: 0 K: 2 S: 10	H: 0 LOB: 0 BB: 0 P: 14	R: 3 E: 0 K: 1 S: 13	H: 4 LOB: 1 BB: 0 P: 20	R: 0 E: 0 K: 1 S: 9	H: 0 LOB: 2 BB: 1 P: 13	R: 0 E: 0 K: 0 S: 10	H: 1 LOB: 1 BB: 0 P: 15	R: 1 E: 0 K: 0 S: 7	H: 2 LOB: 0 BB: 0 P: 9	R: 0 E: 0 K: 1 S: 11	H: 2 LOB: 2 BB: 0 P: 15	R: 0 E: 0 K: 2 S: 13	H: 1 LOB: 2 BB: 1 P: 20	1B: 7 2B: 2 3B: 0 HR: 1	SF: 1 SAC: 1 DP: 1 HBP: 0	WP: 0 PB: 0 SB: 2 CS: 0	PA: 36					
PITCHER	IP	WLS	BF	H	R	ER	SO	BB	IBB	HBP	BLK	WP	HR	S	P	ERA	WHIP								
56 Zach Eflin, R ERA: 3.64	1.1	L	25	7	4	4	4	0	0	0	0	0	0	12	16	0.00	1.200								
64 Víctor Arano, R ERA: 2.51	1.2		6	2	0	0	1	0	0	0	0	0	0	10	17	0.00	3.000								
57 Luis García, R ERA: 4.03	0.2		4	1	0	0	2	1	0	0	0	0	0	3	3	0.00	0.000								
44 Jake Thompson, R ERA: 4.96	0.1		1	0	0	0	0	0	0	0	0	0	0	3	3	0.00	0.000								

AB	34
R	0
H	8
RBI	0
BB	1
SO	14
LOB	18



AB	32
R	4
H	10
RBI	4
BB	2
SO	7
LOB	16



Batter	1	2	3	4	5	6	7	8	9	AB	R	H	RBI	BB	SO	LOB	TOP					
9 José Peraza, R OBP: 0.333, SLG: 0.387										4	0	0	0	0	0	1						
27 Phillip Ervin, R OBP: 0.351, SLG: 0.394										4	1	2	0	0	0	0						
19 Joey Volto, L OBP: 0.423, SLG: 0.430										4	0	1	0	0	1	1						
7 Eugenio Suárez, R OBP: 0.382, SLG: 0.575										3	0	1	1	0	1	2						
3 Scooter Gennett, L OBP: 0.368, SLG: 0.506										3	0	0	0	1	1	1						
16 Tucker Barnhart, L OBP: 0.333, SLG: 0.367										3	0	0	0	0	0	4						
15 Dilson Herrera, R OBP: 0.333, SLG: 0.353										3	0	1	0	0	1	0						
4 Brandon Dixon, R OBP: 0.205, SLG: 0.262										3	0	0	0	0	2	1						
6 Billy Hamilton, S OBP: 0.300, SLG: 0.307										3	0	0	0	0	2	1						
Inning Stats	R: 0 E: 0 K: 1 S: 8	H: 0 LOB: 0 BB: 0 P: 13	R: 0 E: 0 K: 0 S: 4	H: 1 LOB: 0 BB: 0 P: 5	R: 0 E: 0 K: 1 S: 9	H: 0 LOB: 0 BB: 0 P: 13	R: 0 E: 0 K: 1 S: 13	H: 2 LOB: 3 BB: 1 P: 23	R: 0 E: 0 K: 2 S: 12	H: 1 LOB: 1 BB: 0 P: 14	R: 0 E: 0 K: 0 S: 7	H: 0 LOB: 0 BB: 0 P: 11	R: 0 E: 0 K: 1 S: 7	H: 0 LOB: 0 BB: 0 P: 10	R: 0 E: 0 K: 1 S: 10	H: 0 LOB: 0 BB: 0 P: 16	R: 1 E: 0 K: 1 S: 10	H: 1 LOB: 0 BB: 0 P: 17	1B: 1 2B: 4 3B: 1 HR: 0	SF: 1 SAC: 0 DP: 1 HBP: 0	WP: 0 PB: 0 SB: 0 CS: 0	PA: 32
PITCHER	IP	WLS	BF	H	R	ER	SO	BB	IBB	HBP	BLK	WP	HR	S	P	ERA	WHIP					
48 Matthew Boyd, L ERA: 4.22	8.0	W	28	4	0	0	7	1	0	0	0	0	0	70	105	0.00	0.625					
61 Shane Greene, R ERA: 4.2	1.0	S	4	1	1	1	1	0	0	0	0	0	0	10	17	9.00	1.000					

Cincinnati Reds @ Detroit Tigers
Comerica Park, Detroit, MI
Tue Jul 31 2018, 7:11 PM - 9:28 PM EDT
Att: 24,929 - Overcast - 70 F

AB 30
R 1
H 5
RBI 1
BB 1
SO 8
LOB 11



Batter	1	2	3	4	5	6	7	8	9	AB	R	H	RBI	BB	SO	LOB	BOTTOM					
21 JaCoby Jones, R OBP: 0.262, SLG: 0.364										4	0	0	0	0	2	1						
9 Nick Castellanos, R OBP: 0.344, SLG: 0.493										3	0	0	0	0	0	0						
28 Niko Goodrum, S OBP: 0.308, SLG: 0.443										3	1	1	1	0	0	0						
41 Victor Martinez, S OBP: 0.293, SLG: 0.329										3	0	0	0	0	1	0						
46 Jeimer Candelario, S OBP: 0.317, SLG: 0.416										3	0	0	0	0	2	0						
55 John Hicks, R OBP: 0.321, SLG: 0.418										3	0	1	0	0	0	0						
34 James McCann, R OBP: 0.275, SLG: 0.331										2	0	0	0	1	0	1						
1 Jose Iglesias, R OBP: 0.306, SLG: 0.386										3	1	0	0	0	0	2						
13 Mike Gerber, L OBP: 0.200, SLG: 0.400										3	0	1	1	0	1	0						
Inning Stats	R: 0 E: 0 K: 1 S: 10	H: 0 LOB: 0 BB: 0 P: 13	R: 0 E: 0 K: 0 S: 6	H: 0 LOB: 0 BB: 0 P: 10	R: 0 E: 0 K: 0 S: 7	H: 0 LOB: 0 BB: 0 P: 8	R: 1 E: 0 K: 1 S: 7	H: 1 LOB: 0 BB: 0 P: 11	R: 0 E: 0 K: 1 S: 11	H: 0 LOB: 1 BB: 1 P: 19	R: 0 E: 0 K: 1 S: 6	H: 0 LOB: 0 BB: 0 P: 10	R: 0 E: 0 K: 1 S: 13	H: 0 LOB: 0 BB: 0 P: 20	R: 1 E: 0 K: 1 S: 14	H: 2 LOB: 1 BB: 0 P: 20	1B: 1 2B: 1 3B: 0 HR: 1	SF: 0 SAC: 0 DP: 0 HBP: 0	WP: 0 PB: 0 SB: 0 CS: 0	PA: 28		
PITCHER	IP	WLS	BF	H	R	ER	SO	BB	IBB	HBP	BLK	WP	HR	S	P	ERA	WHIP					
34 Homer Bailey, R ERA: 5.87	8.0	L	28	3	2	2	6	1	0	0	0	0	1	74	111	2.25	0.500					

Cincinnati Reds @ Detroit Tigers
Comerica Park, Detroit, MI
Tue Jul 31 2018, 7:11 PM - 9:28 PM EDT
Att: 24,929 - Overcast - 70 F

AB 27
R 2
H 3
RBI 2
BB 1
SO 6
LOB 4



Batter	1	2	3	4	5	6	7	8	9	AB	R	H	RBI	BB	SO	LOB	TOP			
9 José Peraza, R OBP: 0.330, SLG: 0.393										4	1	1	1	0	0	0	Cincinnati Reds @ Washington Nationals Nationals Park, Washington, DC Sat Aug 04 2018, 7:06 PM - 10:10 PM EDT Att: 36,149 - Partly Cloudy - 89 F			
19 Joey Votto, L OBP: 0.425, SLG: 0.427										2	0	0	0	0	1	0				
7 Eugenio Suárez, R OBP: 0.385, SLG: 0.585										4	1	2	1	0	0	2				
3 Scooter Gennett, L OBP: 0.361, SLG: 0.496										4	0	0	0	0	2	1				
46 Mason Williams, L OBP: 0.360, SLG: 0.560										4	0	3	0	0	0	0				
16 Tucker Barnhart, L OBP: 0.331, SLG: 0.362										2	0	0	0	0	1	1				
38 Curt Casali, R OBP: 0.403, SLG: 0.475										1	0	0	0	1	0	1				
12 Preston Tucker, L OBP: 0.295, SLG: 0.426										4	0	0	0	0	1	3				
32 Matt Harvey, R OBP: 0.105, SLG: 0.056										2	0	0	0	0	0	0				
40 Austin Brice, R OBP: 0.376, SLG: 0.446										0	0	0	0	0	0	1				
27 Phillip Ervin, R OBP: 0.376, SLG: 0.446										0	0	0	0	0	0	0				
57 Jesús Reyes, R OBP: 0.235, SLG: 0.333										0	0	0	0	0	0	0				
4 Brandon Dixon, R OBP: 0.235, SLG: 0.333										1	0	0	0	1	2					
6 Billy Hamilton, S OBP: 0.301, SLG: 0.306										3	0	0	0	0	0	0				
Inning Stats	R: 1 E: 0 K: 0 S: 11	H: 1 LOB: 0 BB: 0 P: 15	R: 0 E: 0 K: 0 S: 6	H: 0 LOB: 0 BB: 0 P: 8	R: 0 E: 0 K: 0 S: 8	H: 0 LOB: 0 BB: 0 P: 9	R: 1 E: 0 K: 1 S: 13	H: 2 LOB: 1 BB: 0 P: 20	R: 0 E: 0 K: 2 S: 9	H: 1 LOB: 1 BB: 0 P: 14	R: 0 E: 0 K: 1 S: 11	H: 1 LOB: 1 BB: 0 P: 17	R: 0 E: 0 K: 0 S: 11	H: 0 LOB: 1 BB: 0 P: 17	R: 0 E: 0 K: 1 S: 16	H: 1 LOB: 2 BB: 1 P: 29	1B: 2 2B: 2 3B: 0 HR: 2	SF: 0 SAC: 0 DP: 1 HBP: 2	WP: 0 PB: 0 SB: 0 CS: 0	PA: 35
PITCHER	IP WLS BF H R ER SO BB IBB HBP BLK WP HR S P ERA WHIP																			
58 Jeremy Hellickson, R ERA: 3.56	5.2 W 21 4 2 2 3 0 0 1 0 0 2 49 71 3.18 0.706																			
33 Matt Grace, L ERA: 2.61	6.1 1.1 5 1 0 0 2 0 0 0 0 0 0 14 20 0.00 0.750																			
44 Ryan Madson, R ERA: 4.54	8.1 1.0 4 0 0 0 0 0 0 0 1 0 0 0 11 17 0.00 0.000																			
40 Kelvin Herrera, R ERA: 2.18	9.1 1.0 5 1 0 0 1 1 0 0 0 1 0 0 16 29 0.00 2.000																			



Batter	1	2	3	4	5	6	7	8	9	AB	R	H	RBI	BB	SO	LOB	BOTTOM			
7 Trea Turner, R OBP: 0.338, SLG: 0.413										5	0	0	0	0	0	2	Cincinnati Reds @ Washington Nationals Nationals Park, Washington, DC Sat Aug 04 2018, 7:06 PM - 10:10 PM EDT Att: 36,149 - Partly Cloudy - 89 F			
22 Juan Soto, L OBP: 0.423, SLG: 0.561										4	3	2	0	1	1	0				
6 Anthony Rendon, R OBP: 0.348, SLG: 0.519										5	0	3	2	0	0	0				
34 Bryce Harper, L OBP: 0.379, SLG: 0.492										3	0	0	0	0	0	4				
2 Adam Eaton, L OBP: 0.395, SLG: 0.396										0	0	0	0	0	0	0				
15 Matt Adams, L OBP: 0.354, SLG: 0.557										3	1	2	2	1	0	1				
3 Michael Taylor, R OBP: 0.308, SLG: 0.377										3	1	1	0	1	0	2				
64 Spencer Kieboom, R OBP: 0.288, SLG: 0.254										2	1	0	0	1	1	4				
58 Jeremy Hellickson, R OBP: 0.074, SLG: 0.111										2	0	0	0	0	1	4				
14 Mark Reynolds, R OBP: 0.391, SLG: 0.541										0	0	0	0	0	0	0				
44 Ryan Madson, L ERA: 5.59										1	0	0	0	0	0	0				
40 Kelvin Herrera, R ERA: 2.18										4	0	2	2	0	0	0				
1 Wilmer Difo, S OBP: 0.302, SLG: 0.352										4	0	2	2	0	0	0				
Inning Stats	R: 1 E: 0 K: 0 S: 8	H: 2 LOB: 1 BB: 0 P: 9	R: 1 E: 0 K: 1 S: 8	H: 2 LOB: 0 BB: 0 P: 9	R: 1 E: 0 K: 0 S: 17	H: 3 LOB: 3 BB: 1 P: 26	R: 1 E: 0 K: 0 S: 13	H: 1 LOB: 1 BB: 1 P: 24	R: 2 E: 0 K: 1 S: 10	H: 2 LOB: 1 BB: 1 P: 18	R: 0 E: 0 K: 1 S: 11	H: 0 LOB: 2 BB: 1 P: 17	R: 0 E: 0 K: 0 S: 5	H: 0 LOB: 0 BB: 0 P: 8	R: 0 E: 0 K: 0 S: 5	H: 0 LOB: 0 BB: 0 P: 12	1B: 4 2B: 5 3B: 0 HR: 1	SF: 0 SAC: 1 DP: 1 HBP: 2	WP: 1 PB: 0 SB: 0 CS: 0	PA: 39
PITCHER	IP WLS BF H R ER SO BB IBB HBP BLK WP HR S P ERA WHIP																			
32 Matt Harvey, R ERA: 5.37	4.0 L 23 9 5 5 1 1 1 1 0 1 0 20 32 4.50 1.000																			
40 Austin Brice, R ERA: 5.59	2.0 10 1 1 1 2 1 1 1 0 1 0 20 32 4.50 1.000																			
57 Jesús Reyes, R ERA: 5.59	2.0 6 0 0 0 0 0 0 0 1 0 0 10 20 0.00 0.000																			



Batter	1	2	3	4	5	6	7	8	9	AB	R	H	RBI	BB	SO	LOB	TOP			
9 José Peraza, R OBP: 0.328, SLG: 0.389	G5-3		G6-3		L7			F9		4	0	0	0	0	0	0	CINCINNATI REDS @ WASHINGTON NATIONALS Nationals Park, Washington, DC Sun Aug 05 2018, 1:36 PM - 4:16 PM EDT Att: 33,486 - Partly Cloudy - 90 F			
27 Phillip Ervin, R OBP: 0.371, SLG: 0.436	F9				K			K		4	1	1	0	0	2	0				
3 Scooter Gennett, L OBP: 0.360, SLG: 0.494	G4-3				1B			K		4	0	1	0	0	1	0				
7 Eugenio Suárez, R OBP: 0.386, SLG: 0.584	F9				1B			F9		4	0	2	0	0	0	0				
46 Mason Williams, L OBP: 0.379, SLG: 0.552					1B			G4-3		4	0	2	1	0	0	1				
16 Tucker Barnhart, L OBP: 0.331, SLG: 0.361					F6					3	0	1	0	0	0	4				
19 Joey Votto, L OBP: 0.424, SLG: 0.426					F8			K		1	0	0	0	0	1	0				
4 Brandon Dixon, R OBP: 0.222, SLG: 0.314					K					3	0	0	0	0	1	5				
58 Luis Castillo, R OBP: 0.163, SLG: 0.146					F9			F8		2	0	0	0	0	0	3				
53 Wandy Peralta, L OBP: 0.293, SLG: 0.423					G5-3			G1-3		3	0	0	0	0	0	0				
21 Michael Lorenzen, R OBP: 0.333, SLG: 0.529										2	0	0	0	0	0	0				
50 Amir Garrett, R										0	0	0	0	0	0	0				
6 Billy Hamilton, S OBP: 0.299, SLG: 0.303					F7					3	0	0	0	0	0	0				
Inning Stats	R: 0 E: 0 K: 0 S: 8	H: 0 LOB: 0 BB: 0 P: 10	R: 0 E: 0 K: 0 S: 7	H: 2 LOB: 1 BB: 0 P: 12	R: 0 E: 0 K: 0 S: 7	H: 0 LOB: 0 BB: 0 P: 8	R: 1 E: 0 K: 1 S: 16	H: 4 LOB: 3 BB: 0 P: 21	R: 0 E: 0 K: 0 S: 10	H: 1 LOB: 1 BB: 0 P: 15	R: 0 E: 0 K: 0 S: 9	H: 0 LOB: 0 BB: 0 P: 12	R: 0 E: 0 K: 1 S: 8	H: 0 LOB: 0 BB: 0 P: 12	R: 0 E: 0 K: 1 S: 9	H: 0 LOB: 0 BB: 0 P: 12	1B: 7 2B: 0 3B: 0 HR: 0	SF: 0 SAC: 0 DP: 1 HBP: 0	WP: 0 PB: 0 SB: 0 CS: 0	PA: 33
PITCHER	IP WLS BF H R ER SO BB IBB HBP BLK WP HR S P ERA WHIP	IP WLS BF H R ER SO BB IBB HBP BLK WP HR S P ERA WHIP	IP WLS BF H R ER SO BB IBB HBP BLK WP HR S P ERA WHIP	IP WLS BF H R ER SO BB IBB HBP BLK WP HR S P ERA WHIP	IP WLS BF H R ER SO BB IBB HBP BLK WP HR S P ERA WHIP	IP WLS BF H R ER SO BB IBB HBP BLK WP HR S P ERA WHIP	IP WLS BF H R ER SO BB IBB HBP BLK WP HR S P ERA WHIP	IP WLS BF H R ER SO BB IBB HBP BLK WP HR S P ERA WHIP	IP WLS BF H R ER SO BB IBB HBP BLK WP HR S P ERA WHIP	IP WLS BF H R ER SO BB IBB HBP BLK WP HR S P ERA WHIP	IP WLS BF H R ER SO BB IBB HBP BLK WP HR S P ERA WHIP	IP WLS BF H R ER SO BB IBB HBP BLK WP HR S P ERA WHIP	IP WLS BF H R ER SO BB IBB HBP BLK WP HR S P ERA WHIP	IP WLS BF H R ER SO BB IBB HBP BLK WP HR S P ERA WHIP	IP WLS BF H R ER SO BB IBB HBP BLK WP HR S P ERA WHIP	IP WLS BF H R ER SO BB IBB HBP BLK WP HR S P ERA WHIP	IP WLS BF H R ER SO BB IBB HBP BLK WP HR S P ERA WHIP			
57 Tanner Roark, R ERA: 4.21	7.0	W	27	7	1	1	2	0	0	0	0	0	0	0	0	0	1.29	1.000		
44 Ryan Madson, R ERA: 4.43	1.0	H	3	0	0	0	2	0	0	0	0	0	0	0	0	0	0.00	0.000		
40 Kelvin Herrera, R ERA: 2.13	1.0	S	3	0	0	0	1	0	0	0	0	0	0	0	0	0	0.00	0.000		

Cincinnati Reds @ Washington Nationals
 Nationals Park, Washington, DC
 Sun Aug 05 2018, 1:36 PM - 4:16 PM EDT
 Att: 33,486 - Partly Cloudy - 90 F

AB 33
 R 1
 H 7
 RBI 1
 BB 0
 SO 5
 LOB 13



Batter	1	2	3	4	5	6	7	8	9	AB	R	H	RBI	BB	SO	LOB	BOTTOM			
2 Adam Eaton, L OBP: 0.397, SLG: 0.399	K				FC5-4					4	1	2	0	0	1	1	CINCINNATI REDS @ WASHINGTON NATIONALS Nationals Park, Washington, DC Sun Aug 05 2018, 1:36 PM - 4:16 PM EDT Att: 33,486 - Partly Cloudy - 90 F			
44 Ryan Madson, L										0	0	0	0	0	0	0				
40 Kelvin Herrera, R										0	0	0	0	0	0	0				
22 Juan Soto, L OBP: 0.424, SLG: 0.556					G4-6-3					2	0	0	0	2	0	2				
6 Anthony Rendon, R OBP: 0.347, SLG: 0.516	BB				BB					4	0	1	0	0	1	3				
34 Bryce Harper, L OBP: 0.380, SLG: 0.495	P5									4	0	2	1	0	0	2				
20 Daniel Murphy, L OBP: 0.347, SLG: 0.434										4	0	1	0	0	0	3				
15 Matt Adams, L OBP: 0.350, SLG: 0.550										3	0	0	0	0	0	2				
7 Trea Turner, R OBP: 0.339, SLG: 0.413										0	0	0	0	1	0	0				
32 Matt Wieters, S OBP: 0.293, SLG: 0.320										4	1	1	1	0	1	4				
57 Tanner Roark, R ERA: 4.91										2	0	0	0	0	0	0				
3 Michael Taylor, R OBP: 0.307, SLG: 0.375										1	0	0	0	0	0	0				
1 Wilmer Difo, S OBP: 0.302, SLG: 0.351										3	0	1	0	0	1	0				
Inning Stats	R: 0 E: 0 K: 1 S: 10	H: 0 LOB: 1 BB: 1 P: 19	R: 1 E: 0 K: 0 S: 8	H: 1 LOB: 0 BB: 0 P: 12	R: 1 E: 0 K: 1 S: 19	H: 2 LOB: 1 BB: 1 P: 27	R: 0 E: 0 K: 0 S: 11	H: 0 LOB: 0 BB: 0 P: 13	R: 0 E: 0 K: 2 S: 12	H: 2 LOB: 2 BB: 0 P: 15	R: 0 E: 0 K: 0 S: 12	H: 1 LOB: 1 BB: 0 P: 22	R: 0 E: 0 K: 0 S: 7	H: 1 LOB: 2 BB: 1 P: 11	R: 0 E: 0 K: 0 S: 7	H: 1 LOB: 1 BB: 1 P: 11	1B: 6 2B: 1 3B: 0 HR: 1	SF: 0 SAC: 0 DP: 1 HBP: 0	WP: 0 PB: 0 SB: 0 CS: 0	PA: 34
PITCHER	IP WLS BF H R ER SO BB IBB HBP BLK WP HR S P ERA WHIP	IP WLS BF H R ER SO BB IBB HBP BLK WP HR S P ERA WHIP	IP WLS BF H R ER SO BB IBB HBP BLK WP HR S P ERA WHIP	IP WLS BF H R ER SO BB IBB HBP BLK WP HR S P ERA WHIP	IP WLS BF H R ER SO BB IBB HBP BLK WP HR S P ERA WHIP	IP WLS BF H R ER SO BB IBB HBP BLK WP HR S P ERA WHIP	IP WLS BF H R ER SO BB IBB HBP BLK WP HR S P ERA WHIP	IP WLS BF H R ER SO BB IBB HBP BLK WP HR S P ERA WHIP	IP WLS BF H R ER SO BB IBB HBP BLK WP HR S P ERA WHIP	IP WLS BF H R ER SO BB IBB HBP BLK WP HR S P ERA WHIP	IP WLS BF H R ER SO BB IBB HBP BLK WP HR S P ERA WHIP	IP WLS BF H R ER SO BB IBB HBP BLK WP HR S P ERA WHIP	IP WLS BF H R ER SO BB IBB HBP BLK WP HR S P ERA WHIP	IP WLS BF H R ER SO BB IBB HBP BLK WP HR S P ERA WHIP	IP WLS BF H R ER SO BB IBB HBP BLK WP HR S P ERA WHIP	IP WLS BF H R ER SO BB IBB HBP BLK WP HR S P ERA WHIP				
58 Luis Castillo, R	5.1	L	23	6	2	2	3	2	0	0	0	0	0	0	0	0	3.38	1.500		
53 Wandy Peralta, L ERA: 5.97	0.2		2	0	0	0	1	0	0	0	0	0	0	0	0	0	0.00	0.000		
21 Michael Lorenzen, R ERA: 2.61	1.0		5	2	0	0	0	0	0	0	0	0	0	0	0	0	0.00	2.000		
50 Amir Garrett, L ERA: 3.61	1.0		4	0	0	0	0	0	0	0	0	0	0	0	0	0	0.00	0.000		

Cincinnati Reds @ Washington Nationals
 Nationals Park, Washington, DC
 Sun Aug 05 2018, 1:36 PM - 4:16 PM EDT
 Att: 33,486 - Partly Cloudy - 90 F

AB 31
 R 2
 H 8
 RBI 2
 BB 3
 SO 4
 LOB 17



Batter	1	2	3	4	5	6	7	8	9	AB	R	H	RBI	BB	SO	LOB	TOP								
9 José Peraza, R OBP: 0.326, SLG: 0.387	F9		G6-3		K				P4	5	1	1	1	0	1	0									
19 Joey Votto, L OBP: 0.426, SLG: 0.427						K			G3	4	0	2	1	1	1	0									
3 Scooter Gennett, L OBP: 0.361, SLG: 0.493	FC6-4									3	0	1	0	1	1	4									
7 Eugenio Suárez, R OBP: 0.385, SLG: 0.580										4	0	1	2	0	2	4									
46 Mason Williams, L OBP: 0.333, SLG: 0.485										4	0	0	0	0	2	3									
16 Tucker Barnhart, L OBP: 0.327, SLG: 0.357										4	0	0	0	0	0	0									
12 Preston Tucker, L 48 Jared Hughes, R 15 Dilson Herrera, R (8, PH) 26 Raisel Iglesias, R (8, 1)										2	1	1	0	0	0	0									
34 Homer Bailey, R 53 Wandy Peralta, L 21 Michael Lorenzen, R 36 Keury Mella, R 27 Phillip Ervin, R										0	0	0	0	0	0	0									
6 Billy Hamilton, S OBP: 0.298, SLG: 0.303										4	1	1	0	0	0	0									
Inning Stats	R: 0 E: 0 K: 1 S: 11	H: 1 LOB: 1 BB: 0 P: 18	R: 0 E: 0 K: 1 S: 12	H: 1 LOB: 1 BB: 0 P: 17	R: 0 E: 0 K: 1 S: 11	H: 1 LOB: 2 BB: 1 P: 19	R: 0 E: 0 K: 0 S: 6	H: 0 LOB: 0 BB: 0 P: 8	R: 0 E: 0 K: 2 S: 7	H: 0 LOB: 0 BB: 0 P: 9	R: 0 E: 0 K: 1 S: 10	H: 1 LOB: 1 BB: 0 P: 16	R: 4 E: 0 K: 2 S: 23	H: 3 LOB: 2 BB: 1 P: 35	R: 0 E: 0 K: 1 S: 5	H: 0 LOB: 0 BB: 0 P: 5	R: 0 E: 0 K: 0 S: 12	H: 0 LOB: 0 BB: 0 P: 17	1B: 7 2B: 0 3B: 0 HR: 0	SF: 0 SAC: 0 DP: 0 HBP: 2	WP: 0 PB: 0 SB: 0 CS: 0	PA: 38			
PITCHER	IP WLS BF H R ER SO BB IBB HBP BLK WP HR S P ERA WHIP	IP WLS BF H R ER SO BB IBB HBP BLK WP HR S P ERA WHIP	IP WLS BF H R ER SO BB IBB HBP BLK WP HR S P ERA WHIP	IP WLS BF H R ER SO BB IBB HBP BLK WP HR S P ERA WHIP	IP WLS BF H R ER SO BB IBB HBP BLK WP HR S P ERA WHIP	IP WLS BF H R ER SO BB IBB HBP BLK WP HR S P ERA WHIP	IP WLS BF H R ER SO BB IBB HBP BLK WP HR S P ERA WHIP	IP WLS BF H R ER SO BB IBB HBP BLK WP HR S P ERA WHIP	IP WLS BF H R ER SO BB IBB HBP BLK WP HR S P ERA WHIP	IP WLS BF H R ER SO BB IBB HBP BLK WP HR S P ERA WHIP	IP WLS BF H R ER SO BB IBB HBP BLK WP HR S P ERA WHIP	IP WLS BF H R ER SO BB IBB HBP BLK WP HR S P ERA WHIP	IP WLS BF H R ER SO BB IBB HBP BLK WP HR S P ERA WHIP	IP WLS BF H R ER SO BB IBB HBP BLK WP HR S P ERA WHIP	IP WLS BF H R ER SO BB IBB HBP BLK WP HR S P ERA WHIP	IP WLS BF H R ER SO BB IBB HBP BLK WP HR S P ERA WHIP	IP WLS BF H R ER SO BB IBB HBP BLK WP HR S P ERA WHIP	IP WLS BF H R ER SO BB IBB HBP BLK WP HR S P ERA WHIP	IP WLS BF H R ER SO BB IBB HBP BLK WP HR S P ERA WHIP	IP WLS BF H R ER SO BB IBB HBP BLK WP HR S P ERA WHIP	IP WLS BF H R ER SO BB IBB HBP BLK WP HR S P ERA WHIP	IP WLS BF H R ER SO BB IBB HBP BLK WP HR S P ERA WHIP	IP WLS BF H R ER SO BB IBB HBP BLK WP HR S P ERA WHIP	IP WLS BF H R ER SO BB IBB HBP BLK WP HR S P ERA WHIP	
1 Amed Rosario, R OBP: 0.278, SLG: 0.351										5	2	1	0	0	2	2									
68 Jeff McNeil, L OBP: 0.462, SLG: 0.606										4	2	3	1	0	0	0									
4 Wilmer Flores, R OBP: 0.336, SLG: 0.461										4	1	3	2	0	0	1									
30 Michael Conforto, L OBP: 0.350, SLG: 0.397										4	0	2	0	0	1	4									
21 Todd Frazier, R 65 Robert Gsellman, R 39 Jerry Blevins, L										4	0	1	1	0	0	6									
9 Brandon Nimmo, L OBP: 0.371, SLG: 0.460										4	0	0	0	0	0	4									
16 Austin Jackson, R OBP: 0.335, SLG: 0.349										4	0	3	1	0	0	2									
26 Kevin Plawecki, R OBP: 0.331, SLG: 0.380										4	1	1	1	0	0	4									
34 Noah Syndergaard, L 61 Bobby Wahl, R 15 Luis Guillorme, L										3	0	1	0	0	2	0									
Inning Stats	R: 3 E: 0 K: 1 S: 19	H: 5 LOB: 2 BB: 0 P: 26	R: 0 E: 0 K: 1 S: 9	H: 0 LOB: 0 BB: 0 P: 12	R: 0 E: 0 K: 0 S: 13	H: 2 LOB: 2 BB: 0 P: 17	R: 2 E: 0 K: 0 S: 19	H: 4 LOB: 2 BB: 0 P: 24	R: 0 E: 0 K: 0 S: 6	H: 1 LOB: 0 BB: 0 P: 7	R: 1 E: 0 K: 2 S: 18	H: 2 LOB: 0 BB: 0 P: 25	R: 0 E: 0 K: 0 S: 8	H: 1 LOB: 0 BB: 0 P: 11	R: 0 E: 0 K: 1 S: 10	H: 1 LOB: 1 BB: 0 P: 13	1B: 14 2B: 0 3B: 0 HR: 2	SF: 0 SAC: 1 DP: 2 HBP: 1	WP: 0 PB: 0 SB: 0 CS: 0	PA: 39					
PITCHER	IP WLS BF H R ER SO BB IBB HBP BLK WP HR S P ERA WHIP	IP WLS BF H R ER SO BB IBB HBP BLK WP HR S P ERA WHIP	IP WLS BF H R ER SO BB IBB HBP BLK WP HR S P ERA WHIP	IP WLS BF H R ER SO BB IBB HBP BLK WP HR S P ERA WHIP	IP WLS BF H R ER SO BB IBB HBP BLK WP HR S P ERA WHIP	IP WLS BF H R ER SO BB IBB HBP BLK WP HR S P ERA WHIP	IP WLS BF H R ER SO BB IBB HBP BLK WP HR S P ERA WHIP	IP WLS BF H R ER SO BB IBB HBP BLK WP HR S P ERA WHIP	IP WLS BF H R ER SO BB IBB HBP BLK WP HR S P ERA WHIP	IP WLS BF H R ER SO BB IBB HBP BLK WP HR S P ERA WHIP	IP WLS BF H R ER SO BB IBB HBP BLK WP HR S P ERA WHIP	IP WLS BF H R ER SO BB IBB HBP BLK WP HR S P ERA WHIP	IP WLS BF H R ER SO BB IBB HBP BLK WP HR S P ERA WHIP	IP WLS BF H R ER SO BB IBB HBP BLK WP HR S P ERA WHIP	IP WLS BF H R ER SO BB IBB HBP BLK WP HR S P ERA WHIP	IP WLS BF H R ER SO BB IBB HBP BLK WP HR S P ERA WHIP	IP WLS BF H R ER SO BB IBB HBP BLK WP HR S P ERA WHIP	IP WLS BF H R ER SO BB IBB HBP BLK WP HR S P ERA WHIP	IP WLS BF H R ER SO BB IBB HBP BLK WP HR S P ERA WHIP	IP WLS BF H R ER SO BB IBB HBP BLK WP HR S P ERA WHIP	IP WLS BF H R ER SO BB IBB HBP BLK WP HR S P ERA WHIP	IP WLS BF H R ER SO BB IBB HBP BLK WP HR S P ERA WHIP	IP WLS BF H R ER SO BB IBB HBP BLK WP HR S P ERA WHIP	IP WLS BF H R ER SO BB IBB HBP BLK WP HR S P ERA WHIP	IP WLS BF H R ER SO BB IBB HBP BLK WP HR S P ERA WHIP


Cincinnati Reds @ New York Mets
Citi Field, Flushing, NY
Mon Aug 06 2018, 7:13 PM - 10:17 PM EDT
Att: 21,644 - Partly Cloudy - 89 F

AB	34
R	4
H	7
RBI	4
BB	2
SO	9
LOB	12



Cincinnati Reds @ New York Mets
Citi Field, Flushing, NY
Mon Aug 06 2018, 7:13 PM - 10:17 PM EDT
Att: 21,644 - Partly Cloudy - 89 F

AB	37
R	6
H	16
RBI	6
BB	0
SO	5
LOB	23



Batter	1	2	3	4	5	6	7	8	9	AB R H RBI BB SO LOB	TOP									
6 David Peralta, L (1, 7) OBP: 0.358, SLG: 0.519	L7			F7		G5-3			G4-3	4 0 0 0 0 0 0	Arizona Diamondbacks @ Cincinnati Reds Great American Ball Park, Cincinnati, OH Fri Aug 10 2018, 7:13 PM - 9:42 PM EDT Att: 19,089 - Partly Cloudy - 83 F livebaseballscorecards.com									
44 Paul Goldschmidt, R (1, 3) OBP: 0.387, SLG: 0.515	G5-4-3 1B			L4			K		2B	4 0 2 0 0 1 0										
11 AJ Pollock, R (1, 8) OBP: 0.344, SLG: 0.539	G5-4-3			1B			G6-3		K	4 0 1 0 0 1 2										
14 Eduardo Escobar, S (1, 5) OBP: 0.338, SLG: 0.505		K		F8			K			3 0 0 0 0 2 1										
28 Steven Souza Jr., R (1, 9) OBP: 0.327, SLG: 0.413	P3				K			13 1B 4 G3 1B		3 0 1 0 0 1 0										
4 Ketel Marte, S (1, 4) OBP: 0.326, SLG: 0.430	F7				K			G3		3 0 0 0 0 1 1										
13 Nick Ahmed, R (1, 6) OBP: 0.300, SLG: 0.458				G6-3		G5-3			5 G4-6-3 1B	3 0 1 0 0 0 0										
5 Alex Avila, L (1, 2) OBP: 0.308, SLG: 0.315				K		K		G4-6-3		3 0 0 0 0 2 2										
32 Clay Buchholz, L (1, 1) OBP: 0.050, SLG: 0.050				K					F9	2 0 0 0 0 2 0										
41 Jake Diekman, R (8, 1)										0 0 0 0 0 0 0										
3 Daniel Descalso, L (9, PH) OBP: 0.377, SLG: 0.450										1 0 0 0 0 0 0										
Inning Stats	R: 0 E: 0 K: 0 S: 7	H: 1 LOB: 0 BB: 12	R: 0 E: 0 K: 1 S: 7	H: 0 LOB: 0 BB: 10	R: 0 E: 0 K: 2 S: 10	H: 0 LOB: 0 BB: 13	R: 0 E: 0 K: 0 S: 12	H: 1 LOB: 1 BB: 20	R: 0 E: 0 K: 2 S: 9	H: 0 LOB: 0 BB: 12	R: 0 E: 0 K: 2 S: 8	H: 0 LOB: 0 BB: 13	R: 0 E: 0 K: 0 S: 9	H: 2 LOB: 1 BB: 9	R: 0 E: 0 K: 1 S: 10	H: 1 LOB: 1 BB: 16	1B: 4 2B: 1 3B: 0 HR: 0	SF: 0 SAC: 0 DP: 2 HBP: 0	WP: 0 PB: 0 SB: 0 CS: 0	PA: 30
PITCHER	IP WLS BF H R ER SO BB IBB HBP BLK WP HR S P ERA WHIP											IP WLS BF H R ER SO BB IBB HBP BLK WP HR S P ERA WHIP								
28 Anthony DeSclafani, R (1, 1) ERA: 4.46	7.0 W 23 3 0 0 9 0 0 0 0 0 0 0 63 94 0.00 0.429																			
48 Jared Hughes, R (8, 1) ERA: 1.37	1.0 H 3 1 0 0 0 0 0 0 0 0 0 0 6 8 0.00 1.000																			
26 Raisel Iglesias, R (9, 1) ERA: 2.52	1.0 S 4 1 0 0 1 0 0 0 0 0 0 0 0 10 16 0.00 1.000																			

Batter	1	2	3	4	5	6	7	8	9	AB R H RBI BB SO LOB	BOTTOM									
9 José Peraza, R (1, 6) OBP: 0.326, SLG: 0.385	F8			27 BB 7 1B 1B		19 1B 7 SF7 1B	F8			4 1 2 0 0 0 1	Arizona Diamondbacks @ Cincinnati Reds Great American Ball Park, Cincinnati, OH Fri Aug 10 2018, 7:13 PM - 9:42 PM EDT Att: 19,089 - Partly Cloudy - 83 F livebaseballscorecards.com									
19 Joey Votto, L (1, 3) OBP: 0.427, SLG: 0.426	F7			F7		1B				3 0 1 0 1 0 1										
26 Raisel Iglesias, R (9, 1)	F7					1B			IBB	0 0 0 0 0 0 0										
7 Eugenio Suárez, R (1, 5) OBP: 0.381, SLG: 0.574	G6-3			27 BB 1B		SF7	G5-3			3 0 1 1 0 0 2										
3 Scooter Gennett, L (1, 4) OBP: 0.362, SLG: 0.491				F7		K			K	4 0 1 0 0 2 3										
27 Phillip Ervin, R (1, 7) OBP: 0.369, SLG: 0.443				46 G4-6-3 1B		K			K	3 0 0 0 1 3 2										
46 Mason Williams, L (1, 9) OBP: 0.311, SLG: 0.409	G4-6-3			BB		K				4 0 1 0 0 0 4										
16 Tucker Barnhart, L (1, 2) OBP: 0.325, SLG: 0.357	F7			G4-3					1B	4 1 1 0 0 1 1										
28 Anthony DeSclafani, R (1, 1) OBP: 0.214, SLG: 0.321				F7		G3			K	4 1 1 0 0 1 1										
48 Jared Hughes, R (8, 1)						28 1B 6 1B 2B			K	3 1 1 0 0 1 0										
4 Brandon Dixon, R (9, 3) OBP: 0.210, SLG: 0.288				K		G4-3				0 0 0 0 0 0 0										
6 Billy Hamilton, S (1, 8) OBP: 0.298, SLG: 0.303	P6					6 1B 1B				0 0 0 0 0 0 0										
Inning Stats	R: 0 E: 0 K: 0 S: 5	H: 0 LOB: 0 BB: 8	R: 0 E: 0 K: 1 S: 6	H: 1 LOB: 0 BB: 8	R: 0 E: 0 K: 1 S: 6	H: 0 LOB: 0 BB: 6	R: 0 E: 0 K: 0 S: 13	H: 2 LOB: 3 BB: 1 P: 20	R: 0 E: 0 K: 0 S: 6	H: 0 LOB: 0 BB: 6	R: 1 E: 0 K: 2 S: 16	H: 2 LOB: 1 BB: 0 P: 22	R: 2 E: 1 K: 0 S: 13	H: 3 LOB: 2 BB: 1 P: 23	R: 0 E: 0 K: 3 S: 11	H: 1 LOB: 1 BB: 0 P: 16	1B: 8 2B: 1 3B: 0 HR: 0	SF: 1 SAC: 0 DP: 1 HBP: 0	WP: 0 PB: 0 SB: 0 CS: 0	PA: 34
PITCHER	IP WLS BF H R ER SO BB IBB HBP BLK WP HR S P ERA WHIP											IP WLS BF H R ER SO BB IBB HBP BLK WP HR S P ERA WHIP								
32 Clay Buchholz, R (1, 1) ERA: 2.67	7.0 L 30 3 0 2 4 1 0 0 0 0 0 0 65 93 2.57 1.286																			
41 Jake Diekman, L (8, 1) ERA: 3.95	1.0 4 1 0 0 3 0 0 0 0 0 0 0 11 16 0.00 1.000																			

Batter	1	2	3	4	5	6	7	8	9	AB	R	H	RBI	BB	SO	LOB	TOP										
9 Jon Jay, L OBP: 0.339, SLG: 0.359 (1,9)											5	2	2	0	0	2	1										
44 Paul Goldschmidt, R OBP: 0.388, SLG: 0.532 (1,3)										5	2	3	3	0	1	1											
6 David Peralta, L OBP: 0.359, SLG: 0.530 (1,7)										3	2	1	1	2	0	0											
11 AJ Pollock, R OBP: 0.340, SLG: 0.528 (1,8)										5	0	0	0	0	2	4											
3 Daniel Descalso, L 66 Yoshinisa Hirano, R 35 Matt Andriese, R (1,5) (8,1) (9,1)										4	1	2	3	0	1	2											
4 Ketel Marte, S OBP: 0.320, SLG: 0.422 (1,4)										4	0	0	0	0	1	3											
13 Nick Ahmed, R OBP: 0.299, SLG: 0.457 (1,6)										4	1	1	0	0	0	0											
5 Alex Avila, L OBP: 0.307, SLG: 0.308 (1,2)										3	0	0	0	1	2	1											
52 Zack Godley, R 29 Brad Ziegler, R 14 Eduardo Escobar, S (1,1) (7,1) (8,5)										2	0	0	0	0	1	0											
Inning Stats	R: 3 E: 0 K: 2 S: 20	H: 2 LOB: 0 BB: 1 P: 27	R: 0 E: 0 K: 0 S: 8	H: 0 LOB: 0 BB: 0 P: 12	R: 0 E: 0 K: 2 S: 7	H: 0 LOB: 0 BB: 0 P: 10	R: 0 E: 0 K: 1 S: 7	H: 0 LOB: 0 BB: 0 P: 10	R: 0 E: 0 K: 0 S: 13	H: 3 LOB: 1 BB: 0 P: 17	R: 0 E: 0 K: 0 S: 12	H: 0 LOB: 1 BB: 1 P: 17	R: 0 E: 0 K: 1 S: 12	H: 1 LOB: 2 BB: 0 P: 20	R: 4 E: 0 K: 2 S: 20	H: 4 LOB: 0 BB: 0 P: 27	1B: 2 2B: 3 HR: 5	SF: 0 SAC: 1 HBP: 0	WP: 0 PB: 0 SB: 0 CS: 0	PA: 40							
PITCHER	IP	WLS	BF	H	R	ER	SO	BB	IBB	HBP	BLK	WP	HR	S	P	ERA	WHIP										
58 Luis Castillo, R ERA: 5.04	(1,1)	5.2	L	23	5	5	7	1	0	0	0	0	2	62	88	7.94	1.059										
21 Michael Lorenzen, R ERA: 2.86	(6,1)	1.0		4	0	0	0	1	0	0	0	0	0	8	14	0.00	1.000										
53 Wandy Peralta, L ERA: 5.61	(7,1)	0.1		1	0	0	0	0	0	0	0	0	0	5	5	0.00	0.000										
36 Keury Mella, R ERA: 8.68	(8,1)	2.0		12	5	4	4	3	1	0	0	0	3	32	47	18.00	3.000										

Arizona Diamondbacks @ Cincinnati Reds
Great American Ball Park, Cincinnati, OH
Sun Aug 12 2018, 1:13 PM - 4:04 PM EDT
Att: 17,909 - Partly Cloudy - 85 F

AB	36
R	9
H	10
RBI	9
BB	3
SO	10
LOB	12



Batter	1	2	3	4	5	6	7	8	9	AB	R	H	RBI	BB	SO	LOB	BOTTOM										
9 José Peraza, R OBP: 0.328, SLG: 0.389 (1,6)										4	1	2	0	0	0	1											
19 Joey Votto, L OBP: 0.427, SLG: 0.426 (1,3)										2	0	0	1	1	1	1											
3 Scooter Gennett, L OBP: 0.357, SLG: 0.481 (1,4)										4	0	0	0	0	1	2											
7 Eugenio Suárez, R OBP: 0.384, SLG: 0.570 (1,5)										4	1	2	0	0	0	0											
46 Mason Williams, L OBP: 0.300, SLG: 0.388 (1,9)										4	0	1	0	0	1	2											
16 Tucker Barnhart, L OBP: 0.324, SLG: 0.358 (1,2)										4	0	0	0	0	1	2											
12 Preston Tucker, L OBP: 0.295, SLG: 0.415 (1,7)										3	0	0	0	0	2	1											
58 Luis Castillo, R 21 Michael Lorenzen, R 53 Wandy Peralta, L 15 Dilson Herrera, R 36 Keury Mella, R (1,1) (6,1) (7,1) (7,PH) (8,1)										2	0	0	0	0	1	1											
6 Billy Hamilton, S OBP: 0.300, SLG: 0.305 (1,8)										3	0	1	0	0	1	1											
Inning Stats	R: 0 E: 0 K: 1 S: 9	H: 0 LOB: 0 BB: 0 P: 15	R: 1 E: 1 K: 2 S: 12	H: 2 LOB: 1 BB: 0 P: 20	R: 1 E: 0 K: 1 S: 11	H: 1 LOB: 0 BB: 0 P: 17	R: 0 E: 0 K: 0 S: 4	H: 0 LOB: 0 BB: 0 P: 7	R: 0 E: 0 K: 1 S: 13	H: 1 LOB: 1 BB: 0 P: 16	R: 0 E: 0 K: 0 S: 5	H: 1 LOB: 1 BB: 1 P: 10	R: 0 E: 0 K: 2 S: 12	H: 1 LOB: 0 BB: 0 P: 17	R: 0 E: 0 K: 0 S: 9	H: 1 LOB: 0 BB: 0 P: 14	R: 0 E: 0 K: 1 S: 7	H: 0 LOB: 0 BB: 0 P: 12	1B: 6 2B: 0 3B: 1 HR: 0	SF: 1 SAC: 0 DP: 2 HBP: 0	WP: 0 PB: 0 SB: 0 CS: 0	PA: 33					
PITCHER	IP	WLS	BF	H	R	ER	SO	BB	IBB	HBP	BLK	WP	HR	S	P	ERA	WHIP										
52 Zack Godley, R ERA: 4.31	(1,1)	6.2	W	26	6	2	1	6	1	0	0	0	0	3	4	0.00	0.000										
66 Yoshinisa Hirano, R ERA: 2.12	(8,1)	1.0	H	3	1	0	0	0	0	0	0	0	0	9	14	0.00	1.000										
35 Matt Andriese, R ERA: 4.06	(9,1)	1.0		3	0	0	0	1	0	0	0	0	0	7	12	0.00	0.000										

Arizona Diamondbacks @ Cincinnati Reds
Great American Ball Park, Cincinnati, OH
Sun Aug 12 2018, 1:13 PM - 4:04 PM EDT
Att: 17,909 - Partly Cloudy - 85 F


AB	31
R	2
H	7
RBI	1
BB	1
SO	8
LOB	11




Batter	1	2	3	4	5	6	7	8	9	AB	R	H	RBI	BB	SO	LOB	TOP					
12 Francisco Lindor, S OBP: 0.375, SLG: 0.560										4	2	2	0	2	1	0	Cleveland Indians @ Cincinnati Reds Great American Ball Park, Cincinnati, OH Mon Aug 13 2018, 7:12 PM - 10:34 PM EDT Att: 20,607 - Partly Cloudy - 85 F					
23 Michael Brantley, L OBP: 0.353, SLG: 0.489										6	2	3	1	0	1	4						
11 José Ramírez, S OBP: 0.412, SLG: 0.631										5	2	3	3	1	1	0						
17 Yonder Alonso, L OBP: 0.313, SLG: 0.446										5	0	1	0	0	1	6						
53 Melky Cabrera, S OBP: 0.297, SLG: 0.355										4	0	2	2	0	0	1						
6 Brandon Guyer, R OBP: 0.287, SLG: 0.377										1	1	0	0	0	0	2						
22 Jason Kipnis, L OBP: 0.314, SLG: 0.366										5	1	2	2	0	1	1						
7 Yan Gomes, R OBP: 0.303, SLG: 0.425										5	0	3	1	0	0	1						
1 Greg Allen, S OBP: 0.266, SLG: 0.299										5	1	1	0	0	1	5						
52 Mike Clevinger, R 36 Yandy Diaz, R 24 Andrew Miller, L 26 Rajai Davis, R 39 Oliver Pérez, L 9 Erik González, R 58 Neil Ramírez, R 61 Dan Otero, R										2	0	0	0	0	2	2						
Inning Stats	R: 0 E: 0 K: 1 S: 11	H: 2 LOB: 1 BB: 0 P: 17	R: 0 E: 0 K: 1 S: 11	H: 1 LOB: 1 BB: 0 P: 13	R: 2 E: 0 K: 2 S: 17	H: 3 LOB: 1 BB: 0 P: 22	R: 0 E: 1 K: 1 S: 15	H: 1 LOB: 3 BB: 0 P: 23	R: 0 E: 0 K: 0 S: 7	H: 1 LOB: 1 BB: 0 P: 15	R: 7 E: 0 K: 1 S: 17	H: 6 LOB: 2 BB: 2 P: 28	R: 1 E: 0 K: 1 S: 17	H: 3 LOB: 2 BB: 0 P: 26	R: 0 E: 0 K: 1 S: 8	H: 1 LOB: 1 BB: 0 P: 10	R: 0 E: 0 K: 1 S: 7	H: 0 LOB: 0 BB: 0 P: 10	1B: 11 2B: 6 3B: 0 HR: 1	SF: 0 SAC: 0 DP: 0 HBP: 0	WP: 0 PB: 0 SB: 1 CS: 1	PA: 48
PITCHER	IP WLS BF H R ER SO BB IBB HBP BLK WP HR S P ERA WHIP																					
34 Homer Bailey, R ERA: 6.33	(1.1) 5.1 L 28 10 5 5 5 1 1 0 1 0 1 0 69 102 8.44 2.062																					
50 Amir Garrett, L ERA: 4.14	(6.1) 0.2 7 4 4 4 1 0 1 0 0 0 0 9 16 54.00 6.000																					
53 Wandy Peralta, L ERA: 5.71	(7.1) 1.0 6 3 1 1 1 0 0 0 0 0 0 17 26 9.00 3.000																					
25 Cody Reed, L ERA: 4.5	(8.1) 1.0 4 1 0 0 1 0 0 0 0 0 0 8 11 0.00 1.000																					
4 Brandon Dixon, R ERA:	(9.1) 1.0 3 0 0 0 1 0 0 0 0 0 0 7 10 0.00 0.000																					

Batter	1	2	3	4	5	6	7	8	9	AB	R	H	RBI	BB	SO	LOB	BOTTOM					
9 José Peraza, R OBP: 0.329, SLG: 0.388										4	0	1	0	1	0	0	Cleveland Indians @ Cincinnati Reds Great American Ball Park, Cincinnati, OH Mon Aug 13 2018, 7:12 PM - 10:34 PM EDT Att: 20,607 - Partly Cloudy - 85 F					
19 Joey Votto, L OBP: 0.428, SLG: 0.428										3	0	1	0	1	0	2						
53 Wandy Peralta, L ERA: 5.71										1	0	0	0	0	1	0						
15 Dilson Herrera, R OBP: 0.303, SLG: 0.393										4	0	1	0	1	1	5						
7 Eugenio Suárez, R OBP: 0.384, SLG: 0.587										4	1	1	1	0	1	2						
3 Scooter Gennett, L OBP: 0.357, SLG: 0.486										1	0	0	0	0	0	0						
25 Cody Reed, L ERA: 4.5										1	0	1	0	0	0	0						
21 Michael Lorenzen, R OBP: 0.333, SLG: 0.684										3	1	1	1	2	0	2						
16 Tucker Barnhart, L OBP: 0.327, SLG: 0.367										3	1	1	1	2	0	2						
46 Mason Williams, L OBP: 0.291, SLG: 0.370										5	0	1	0	0	1	6						
27 Phillip Ervin, R OBP: 0.364, SLG: 0.442										3	0	1	0	0	1	2						
50 Amir Garrett, R ERA: 3.29										0	0	0	0	0	0	0						
38 Curt Casali, R OBP: 0.407, SLG: 0.507										1	1	1	1	0	0	0						
12 Preston Tucker, L OBP: 0.293, SLG: 0.406										3	0	0	0	1	2	1						
34 Homer Bailey, R OBP: 0.182, SLG: 0.143										2	0	0	0	0	1	3						
4 Brandon Dixon, R OBP: 0.221, SLG: 0.308										2	0	1	0	0	1	0						
Inning Stats	R: 0 E: 0 K: 1 S: 7	H: 0 LOB: 0 BB: 0 P: 10	R: 1 E: 0 K: 2 S: 13	H: 2 LOB: 1 BB: 0 P: 26	R: 0 E: 0 K: 1 S: 15	H: 1 LOB: 3 BB: 2 P: 28	R: 0 E: 0 K: 0 S: 12	H: 1 LOB: 3 BB: 2 P: 23	R: 1 E: 0 K: 0 S: 7	H: 1 LOB: 0 BB: 1 P: 14	R: 0 E: 0 K: 1 S: 10	H: 2 LOB: 2 BB: 0 P: 15	R: 0 E: 0 K: 1 S: 6	H: 0 LOB: 0 BB: 0 P: 7	R: 1 E: 0 K: 2 S: 13	H: 1 LOB: 0 BB: 0 P: 19	R: 0 E: 0 K: 1 S: 14	H: 2 LOB: 2 BB: 0 P: 22	1B: 5 2B: 2 3B: 0 HR: 3	SF: 0 SAC: 0 DP: 1 HBP: 0	WP: 1 PB: 0 SB: 1 CS: 0	PA: 42
PITCHER	IP WLS BF H R ER SO BB IBB HBP BLK WP HR S P ERA WHIP																					
52 Mike Clevinger, R ERA: 3.38	(1.1) 5.0 W 25 5 2 2 4 6 0 0 0 0 0 0 10 15 0.00 2.000																					
24 Andrew Miller, L ERA: 3.29	(6.1) 1.0 5 2 0 0 1 0 0 0 0 0 0 6 7 0.00 0.000																					
39 Oliver Pérez, L ERA: 1.37	(7.1) 1.0 3 0 0 0 1 0 0 0 0 0 0 6 7 0.00 0.000																					
58 Neil Ramírez, R ERA: 4.55	(8.1) 1.0 4 1 1 1 2 0 0 0 0 0 0 1 13 9.00 1.000																					
61 Dan Otero, R ERA: 5.61	(9.1) 1.0 5 2 0 0 1 0 0 0 0 0 0 0 14 22 0.00 2.000																					

AB 45
R 10
H 18
RBI 10
BB 3
SO 9
LOB 23



AB 36
R 3
H 10
RBI 3
BB 6
SO 9
LOB 23



Batter	1	2	3	4	5	6	7	8	9	AB	R	H	RBI	BB	SO	LOB	TOP			
12 Francisco Lindor, S OBP: 0.372, SLG: 0.553										3	0	0	1	1	0	1	Cleveland Indians @ Cincinnati Reds Great American Ball Park, Cincinnati, OH Wed Aug 15 2018, 7:12 PM - 10:35 PM EDT Att: 17,275 - Overcast - 76 F			
23 Michael Brantley, L OBP: 0.355, SLG: 0.467										3	0	1	0	1	0	0				
11 José Ramírez, S OBP: 0.411, SLG: 0.634										4	0	0	0	0	0	4				
17 Yonder Alonso, L OBP: 0.314, SLG: 0.443										3	1	1	0	1	1	2				
53 Melky Cabrera, S OBP: 0.308, SLG: 0.386										4	1	1	2	0	1	3				
6 Brandon Guyer, R OBP: 0.287, SLG: 0.377										0	0	0	0	0	0	0				
22 Jason Kipnis, L OBP: 0.315, SLG: 0.362										2	1	0	0	1	0	0				
1 Greg Allen, S OBP: 0.276, SLG: 0.304										4	1	2	1	0	0	1				
55 Roberto Pérez, R OBP: 0.241, SLG: 0.227										4	0	0	0	0	2	3				
57 Shane Bieber, R OBP: 0.260, SLG: 0.500										1	0	0	0	0	1	0				
39 Oliver Pérez, L ERA: 4.66										0	0	0	0	0	0	0				
61 Dan Otero, R ERA: 1.31										0	0	0	0	0	0	0				
49 Tyler Olson, R ERA: 6.75										0	0	0	0	0	0	0				
26 Rajai Davis, R OBP: 0.299, SLG: 0.339										0	0	0	0	0	0	0				
37 Cody Allen, R ERA: 4.06										0	0	0	0	0	0	0				
36 Yandy Díaz, R ERA: 2.88										1	0	0	0	0	1	1				
33 Brad Hand, L ERA: 2.68										0	0	0	0	0	0	0				
Inning Stats	R: 0 E: 0 K: 2 S: 12	H: 1 LOB: 2 BB: 1 P: 25	R: 2 E: 0 K: 0 S: 16	H: 1 LOB: 2 BB: 3 P: 36	R: 0 E: 0 K: 0 S: 4	H: 1 LOB: 0 BB: 0 P: 6	R: 0 E: 0 K: 1 S: 8	H: 0 LOB: 0 BB: 0 P: 12	R: 0 E: 0 K: 1 S: 6	H: 0 LOB: 0 BB: 0 P: 9	R: 2 E: 0 K: 1 S: 8	H: 2 LOB: 1 BB: 1 P: 17	R: 0 E: 0 K: 0 S: 7	H: 0 LOB: 0 BB: 0 P: 10	R: 0 E: 0 K: 1 S: 12	H: 0 LOB: 0 BB: 0 P: 15	1B: 4 2B: 1 3B: 0 HR: 1	SF: 0 SAC: 0 DP: 2 HBP: 1	WP: 1 PB: 0 SB: 1 CS: 1	PA: 36
PITCHER	IP WLS BF H R ER SO BB IBB HBP BLK WP HR S P ERA WHIP																			
55 Robert Stephenson, R ERA: 7.94	1.2 11 2 2 2 2 4 0 0 0 1 0 26 57 10.80 3.600																			
25 Cody Reed, L ERA: 4.66	3.2 L 14 3 2 2 1 1 0 0 0 0 1 35 52 4.91 1.091																			
48 Jared Hughes, R ERA: 1.31	1.2 4 0 0 0 2 0 0 0 0 0 0 9 15 0.00 0.000																			
37 David Hernandez, R ERA: 1.93	1.0 3 0 0 0 0 0 0 0 0 0 0 7 10 0.00 0.000																			
26 Raisel Iglesias, R ERA: 2.38	1.0 4 0 0 0 1 0 0 0 1 0 0 0 12 15 0.00 0.000																			

Batter	1	2	3	4	5	6	7	8	9	AB	R	H	RBI	BB	SO	LOB	BOTTOM			
9 José Peraza, R OBP: 0.329, SLG: 0.394										5	1	3	0	0	0	1	Cleveland Indians @ Cincinnati Reds Great American Ball Park, Cincinnati, OH Wed Aug 15 2018, 7:12 PM - 10:35 PM EDT Att: 17,275 - Overcast - 76 F			
19 Joey Votto, L OBP: 0.422, SLG: 0.419										4	0	0	0	1	1	5				
21 Michael Lorenzen, R OBP: 0.300, SLG: 0.737										0	0	0	0	0	0	0				
7 Eugenio Suárez, R OBP: 0.376, SLG: 0.554										5	0	0	0	0	5	4				
3 Scooter Gennett, L OBP: 0.356, SLG: 0.482										4	1	2	1	1	1	0				
12 Preston Tucker, L OBP: 0.214, SLG: 0.437										2	1	1	2	1	0	2				
48 Jared Hughes, R ERA: 1.31										0	0	0	0	0	0	0				
15 Dion Herrera, R OBP: 0.296, SLG: 0.390										0	0	0	0	0	0	0				
37 David Hernandez, R ERA: 1.93										0	0	0	0	0	0	0				
26 Raisel Iglesias, R ERA: 2.38										1	0	0	0	0	0	3				
38 Curt Casali, R OBP: 0.402, SLG: 0.500										3	0	2	0	1	0	0				
16 Tucker Barnhart, L OBP: 0.331, SLG: 0.376										4	0	0	0	0	1	6				
27 Phillip Ervin, R OBP: 0.351, SLG: 0.424										4	0	0	0	0	1	6				
55 Robert Stephenson, R ERA: 7.94										0	0	0	0	0	0	0				
25 Cody Reed, L ERA: 4.66										2	0	0	0	0	2	0				
46 Mason Williams, L OBP: 0.293, SLG: 0.368										0	0	0	0	0	0	0				
4 Brandon Dixon, R OBP: 0.211, SLG: 0.294										2	0	0	0	0	1	0				
6 Billy Hamilton, S OBP: 0.305, SLG: 0.311										4	0	2	0	0	1	0				
Inning Stats	R: 3 E: 0 K: 1 S: 21	H: 4 LOB: 1 BB: 0 P: 30	R: 0 E: 0 K: 1 S: 10	H: 1 LOB: 1 BB: 0 P: 17	R: 0 E: 0 K: 1 S: 9	H: 1 LOB: 2 BB: 1 P: 18	R: 0 E: 0 K: 1 S: 7	H: 0 LOB: 0 BB: 0 P: 10	R: 0 E: 0 K: 3 S: 12	H: 1 LOB: 1 BB: 0 P: 16	R: 0 E: 0 K: 3 S: 14	H: 0 LOB: 0 BB: 0 P: 20	R: 0 E: 0 K: 1 S: 7	H: 0 LOB: 0 BB: 0 P: 12	R: 0 E: 0 K: 1 S: 16	H: 2 LOB: 3 BB: 1 P: 23	1B: 4 2B: 5 3B: 0 HR: 1	SF: 0 SAC: 0 DP: 0 HBP: 0	WP: 1 PB: 0 SB: 0 CS: 0	PA: 41
PITCHER	IP WLS BF H R ER SO BB IBB HBP BLK WP HR S P ERA WHIP																			
57 Shane Bieber, R ERA: 4.37	4.1 22 1 0 0 0 2 0 0 0 0 0 6 12 0.00 3.000																			
39 Oliver Pérez, L ERA: 1.35	0.1 2 0 0 0 0 1 0 0 0 0 0 6 12 0.00 3.000																			
61 Dan Otero, R ERA: 5.56	0.1 W 1 0 0 0 0 0 0 0 0 0 0 1 2 0.00 0.000																			
49 Tyler Olson, L ERA: 6.75	1.0 H 4 1 0 0 3 0 0 0 0 0 0 12 16 0.00 1.000																			
37 Cody Allen, R ERA: 4.06	2.0 H 6 0 0 0 4 0 0 0 0 0 0 21 32 0.00 0.000																			
PITCHER	IP WLS BF H R ER SO BB IBB HBP BLK WP HR S P ERA WHIP																			
33 Brad Hand, L ERA: 2.68	1.0 S 6 2 0 0 1 0 0 0 0 0 0 6 12 0.00 3.000																			

Batter	1	2	3	4	5	6	7	8	9	AB	R	H	RBI	BB	SO	LOB	TOP					
6 Billy Hamilton, S (1,8) OBP: 0.302, SLG: 0.316	G6-3		K			P4			K	4	0	0	0	0	2	1	Cincinnati Reds @ Milwaukee Brewers Miller Park, Milwaukee, WI Mon Aug 20 2018, 7:12 PM - 9:49 PM CDT Att: 27,590 - Roof Closed - 78 F					
9 José Peraza, R (1,6) OBP: 0.333, SLG: 0.409	F9		L9			F8			G5-4-3 BB	3	0	0	0	1	0							
3 Scooter Gennett, L (1,4) OBP: 0.360, SLG: 0.490	K				P4				G6-3	4	0	0	0	0	1							
7 Eugenio Suárez, R (1,5) OBP: 0.377, SLG: 0.563		HR			F8				K	3	1	1	1	0	1							
12 Preston Tucker, L (1,7) OBP: 0.302, SLG: 0.419		G4-3			K				K	2	0	0	0	0	1							
15 Dilson Herrera, R (7,PH) OBP: 0.295, SLG: 0.421										1	0	0	0	0	1							
27 Phillip Ervin, R (1,9) OBP: 0.359, SLG: 0.486		HR			G4-3				L7	3	1	1	1	0	0							
16 Tucker Barnhart, L (1,2) OBP: 0.328, SLG: 0.376		P6			G3				K	3	0	0	0	0	1							
4 Brandon Dixon, R (1,3) OBP: 0.213, SLG: 0.312		L7			K				F9	3	0	0	0	0	1							
34 Homer Bailey, R (1,1) OBP: 0.167, SLG: 0.130										2	0	0	0	0	2							
25 Cody Reed, L (7,1)										0	0	0	0	0	0							
48 Jared Hughes, R (7,1)										0	0	0	0	0	0							
53 Wandy Peralta, L (8,1)										0	0	0	0	0	0							
46 Mason Williams, L (9,PH) OBP: 0.313, SLG: 0.371									9 BB 1B	1	0	1	0	0	0							
Inning Stats	R: 0 E: 0 K: 1 S: 8	H: 0 LOB: 0 BB: 0 P: 13	R: 2 E: 0 K: 0 S: 7	H: 2 LOB: 0 BB: 0 P: 10	R: 0 E: 0 K: 2 S: 12	H: 0 LOB: 0 BB: 0 P: 16	R: 0 E: 0 K: 1 S: 10	H: 0 LOB: 0 BB: 0 P: 16	R: 0 E: 0 K: 1 S: 6	H: 0 LOB: 0 BB: 0 P: 9	R: 0 E: 0 K: 1 S: 7	H: 0 LOB: 0 BB: 0 P: 12	R: 0 E: 0 K: 2 S: 8	H: 0 LOB: 0 BB: 0 P: 13	R: 0 E: 0 K: 1 S: 7	H: 0 LOB: 0 BB: 0 P: 11	R: 0 E: 0 K: 1 S: 8	H: 1 LOB: 1 BB: 1 P: 15	1B: 1 2B: 0 3B: 0 HR: 2	SF: 0 SAC: 0 DP: 1 HBP: 0	WP: 0 PB: 0 SB: 0 CS: 0	PA: 30
PITCHER	IP WLS BF H R ER SO BB IBB HBP BLK WP HR S P ERA WHIP	6.0 W 20 2 2 2 6 0 0 0 0 0 2 50 76 3.00 0.333	2.0 H 6 0 0 0 3 0 0 0 0 0 0 15 24 0.00 0.000	1.0 S 4 1 0 0 1 1 0 0 0 0 0 8 15 0.00 2.000	PITCHER										IP WLS BF H R ER SO BB IBB HBP BLK WP HR S P ERA WHIP							

Batter	1	2	3	4	5	6	7	8	9	AB	R	H	RBI	BB	SO	LOB	BOTTOM	
22 Christian Yelich, L (1,9) OBP: 0.371, SLG: 0.522	G4-3		G4-3			HR			F8	5	1	1	1	0	0	1	Cincinnati Reds @ Milwaukee Brewers Miller Park, Milwaukee, WI Mon Aug 20 2018, 7:12 PM - 9:49 PM CDT Att: 27,590 - Roof Closed - 78 F	
6 Lorenzo Cain, R (1,8) OBP: 0.396, SLG: 0.424		18 S HBP			18 FC3-6 1B				G3	4	0	2	0	0	0	1		
18 Mike Moustakas, L (1,5) OBP: 0.316, SLG: 0.461					FC3-6 24 1B				K	4	0	0	0	0	2	3		
24 Jesús Aguilar, R (1,3) OBP: 0.368, SLG: 0.576									F8	4	1	3	0	0	0	1		
21 Travis Shaw, L (1,4) OBP: 0.337, SLG: 0.481									21 HR 1B	3	1	1	2	0	0	2		
14 Hernán Pérez, R (7,PH) OBP: 0.297, SLG: 0.417									FC4	1	0	0	0	0	0	2		
8 Ryan Braun, R (1,7) OBP: 0.393, SLG: 0.455									HR	3	1	1	0	1	0	0		
32 Jeremy Jeffress, R (9,1)									FC4	0	0	0	0	0	0	0		
5 Jonathan Schoop, R (1,6) OBP: 0.263, SLG: 0.415									P4	2	0	0	0	0	0	0		
71 Josh Hader, L (7,1) OBP: 0.500, SLG: 0.500									L4	0	0	0	0	0	0	0		
23 Keon Broxton, R (8,PH) OBP: 0.324, SLG: 0.400										1	1	1	1	0	0	0		
9 Manny Piña, R (1,2) OBP: 0.301, SLG: 0.377									G5-3	3	0	2	1	0	0	0		
57 Chase Anderson, R (1,1) OBP: 0.105, SLG: 0.105										2	0	0	0	0	0	2		
3 Orlando Arcia, R (6,PH) OBP: 0.245, SLG: 0.276									K	2	0	1	0	0	1	1		
Inning Stats	R: 0 E: 0 K: 1 S: 8	H: 0 LOB: 1 BB: 0 P: 14	R: 0 E: 0 K: 1 S: 11	H: 1 LOB: 2 BB: 1 P: 22	R: 0 E: 0 K: 0 S: 9	H: 1 LOB: 0 BB: 0 P: 9	R: 1 E: 0 K: 2 S: 12	H: 1 LOB: 0 BB: 0 P: 17	R: 2 E: 0 K: 1 S: 18	H: 3 LOB: 1 BB: 0 P: 24	R: 0 E: 0 K: 0 S: 13	H: 2 LOB: 2 BB: 0 P: 17	R: 2 E: 0 K: 0 S: 12	H: 2 LOB: 1 BB: 1 P: 23	1B: 9 2B: 0 3B: 1 HR: 2	SF: 1 SAC: 0 DP: 1 HBP: 1	WP: 0 PB: 0 SB: 2 CS: 0	PA: 38
PITCHER	IP WLS BF H R ER SO BB IBB HBP BLK WP HR S P ERA WHIP	6.0 L 27 8 3 3 5 1 0 0 0 0 0 66 96 4.50 1.500	0.2 L 4 2 0 0 0 0 0 0 0 0 0 11 14 0.00 3.000	0.2 L 4 1 2 2 0 1 0 0 0 0 0 9 17 27.00 3.000	0.2 L 3 1 0 0 0 0 0 0 0 0 0 5 9 0.00 1.500	PITCHER										IP WLS BF H R ER SO BB IBB HBP BLK WP HR S P ERA WHIP		

Batter	1	2	3	4	5	6	7	8	9	AB	R	H	RBI	BB	SO	LOB	TOP										
6 Billy Hamilton, S OBP: 0.303, SLG: 0.317	G6-3		F SF 93 D FS 88 X FS 86	2-2 27 1B 3 SF7 1-2 1B	S SI 93 X SI 94	0-2 3 1B 7 PB 1-2 2-3 1B	C FF 96 B FF 97 2 SAFE X FF 95	1-3 K	B FF 96 X FF 95	1-0 L7	5	2	2	0	0	1	1										
27 Phillip Ervin, R OBP: 0.361, SLG: 0.483	G6-3		T SL 86 D SL 87 X SI 94	1-1 E9	X SI 93	0-0 7 PB 3 1B 1-2 2-3 1B	B FF 96 B FS 87 X SI 94	2-0 G1-3	B SL 87 S SL 87 B FF 97 X SL 86	2-2 G4-3	5	0	2	1	0	0	1										
3 Scooter Gennett, L OBP: 0.360, SLG: 0.497	G4-3		C FF 92 B SI 92 B FS 93 X FS 86	3-2 G4-3	X SI 94	0-0 SF7	S FS 86 D FS 88 SAFE X FS 88	1-3 K	B SL 85 C FF 93 X FF 95	0-0 HR	4	1	2	3	0	1	0										
7 Eugenio Suárez, R OBP: 0.378, SLG: 0.560		K	C SI 93 B FF 91 S FS 87	1-3 L8	S FF 92 X FF 93	0-2 L8	F SI 93 D FS 88 SAFE X FS 88	2-3 K	B SL 86 B FS 87 C CU 78 B FF 97 X FF 95	2-1 HR	4	1	1	0	1	2	3										
46 Mason Williams, L OBP: 0.319, SLG: 0.418	F9		B FF 92 C SI 92 X FS 88	1-2 F9	C SI 92 X SI 92	0-1 16 1B 4 E 2B	C SL 83 B FS 87 X FS 86	1-2 L7	B FF 94 FF 95 1 SAFE X FF 95	1-1 G6-3	5	1	2	1	0	0	1										
16 Tucker Barnhart, L OBP: 0.329, SLG: 0.374	G4-3		B FF 92 X SI 92	1-0 G4-3	D FS 86 X SI 93	1-0 6 1B 4 E 2B	C SL 83 B FS 87 SAFE X FS 86	4-2 L7	C CU 79 C FF 93 X CU 77	0-2 G5-3	4	1	1	0	1	1	1										
15 Dilson Herrera, R OBP: 0.293, SLG: 0.429			F FF 93 X FS 86	0-1 G6-3 4 1B 47 1B 2B	B SI 93 X SI 94	1-1 G6-3	1 SAFE X FS 86	1-3 K	B SL 84 X FF 94	1-0 F8	4	1	1	0	0	2	3										
9 José Peraza, R OBP: 0.333, SLG: 0.409											0	0	0	0	0	0	0										
4 Brandon Dixon, R OBP: 0.226, SLG: 0.346											4	1	2	0	0	0	2										
47 Sal Romano, L OBP: 0.299, SLG: 0.388											2	1	1	1	0	1	2										
21 Michael Lorenzen, R OBP: 0.273, SLG: 0.697											1	0	0	0	0	1	1										
25 Cody Reed, L											0	0	0	0	0	0	0										
12 Preston Tucker, L											1	0	0	0	0	0	1										
37 David Hernandez, R											0	0	0	0	0	0	0										
26 Raisel Iglesias, R											0	0	0	0	0	0	0										
Inning Stats	R: 0 E: 0 K: 0 S: 8	H: 0 LOB: 0 BB: 0 P: 12	R: 0 E: 0 K: 1 S: 7	H: 0 LOB: 0 BB: 0 P: 10	R: 3 E: 1 K: 0 S: 14	H: 4 LOB: 1 BB: 0 P: 19	R: 4 E: 0 K: 3 S: 24	H: 5 LOB: 2 BB: 0 P: 31	R: 0 E: 0 K: 1 S: 9	H: 0 LOB: 0 BB: 1 P: 15	R: 0 E: 0 K: 2 S: 11	H: 1 LOB: 1 BB: 0 P: 19	R: 0 E: 0 K: 1 S: 6	H: 0 LOB: 0 BB: 1 P: 12	R: 0 E: 0 K: 0 S: 8	H: 1 LOB: 1 BB: 0 P: 10	R: 2 E: 0 K: 1 S: 14	H: 3 LOB: 1 BB: 0 P: 25	1B: 8 2B: 4 3B: 1 HR: 1	SF: 1 SAC: 0 DP: 1 HBP: 0	WP: 0 PB: 1 CS: 0	PA: 42					
PITCHER	IP	WLS	BF	H	R	ER	SO	BB	IBB	HBP	BLK	WP	HR	S	P	ERA	WHIP	PITCHER									
41 Junior Guerra, R ERA: 3.72	5.1		27	10	7	2	6	1	0	0	0	0	0	69	99	3.38	2.062										
39 Corbin Burnes, R ERA: 3.79	2.2		9	1	0	0	2	1	0	0	0	0	0	18	31	0.00	0.750										
54 Taylor Williams, R ERA: 3.97	0.2		2	0	0	0	0	0	0	0	0	0	0	4	7	0.00	0.000										
38 Dan Jennings, L ERA: 3.26	0.0	L	1	1	1	1	0	0	0	0	0	0	1	1	1	∞	∞										
46 Corey Knebel, R ERA: 5.09	0.1		3	2	1	1	1	0	0	0	0	0	0	9	17	27.00	6.000										
Batter	1	2	3	4	5	6	7	8	9	AB	R	H	RBI	BB	SO	LOB	BOTTOM										
22 Christian Yelich, L OBP: 0.371, SLG: 0.519	2-0 6 BB 2B		C SI 94 B SI 94 X SI 94	0-3 K	B SI 91 B SI 92 X SI 92	3-2 F7	C SI 96 B CH 87 F CH 89 B FC 92 B SI 94 B CH 88	4-2 BB	X SI 96	0-0 L7	4	1	1	0	1	1	2										
54 Taylor Williams, S OBP: 0.250, SLG: 0.250											0	0	0	0	0	0	0										
38 Dan Jennings, L OBP: 0.667, SLG: 1.000											0	0	0	0	0	0	0										
46 Corey Knebel, R											0	0	0	0	0	0	0										
6 Lorenzo Cain, R OBP: 0.396, SLG: 0.422	4-0 24 2B 15 1B 1-2 BB	B KC 83 B SI 93 B SI 94 X SI 94	3-2 G5-3	B SI 93 B SI 92 X SI 92	3-2 G5-3	F SI 96 X SI 96	0-2 G5-3	C SI 86 B SI 85 X SI 96	2-2 F9	4	1	1	0	1	0	4											
18 Mike Moustakas, L OBP: 0.313, SLG: 0.456	2-3 K	B SI 94 X SI 93	1-0 F7		C SI 94 B SI 86 X SI 93	2-1 G6-3	C SI 96 B CH 89 X SI 96	2-2 G3-1	B SI 96 B CH 89 X SI 96	1-1 F9	5	0	0	0	0	1	3										
24 Jesús Aguilar, R OBP: 0.369, SLG: 0.577	1-1 15 1B 3 1B 1-3 2H 2B	B SI 94 X SI 94	1-0 P2		C SI 92 X SI 94	1-2 G1-3	B FF 94 B CH 86 X FF 93	2-0 L9	B FF 96 X SI 96	1-0 9 1B 1B	5	1	2	1	0	0	1										
21 Travis Shaw, L OBP: 0.335, SLG: 0.485	1-3 K		B SI 92 X CH 86	1-0 HR	B SI 93 B SI 92 X SI 92	3-2 F8	B FF 94 B SI 94 X SI 93	2-3 K	B FF 94 B SI 94 X SI 93	2-1 F8	5	1	1	1	0	2	3										
7 Enci Thames, L OBP: 0.307, SLG: 0.505	0-0		B SI 94 C SI 91	1-3 K	B SI 93 B SI 92 X SI 92	3-2 F8	B FF 94 B SI 94 X SI 93	2-3 K	C FC 87 X FC 83	0-1 HR	2	1	0	0	1	2	0										
39 Corbin Burnes, R											0	0	0	0	0	0	0										
5 Jonathan Schoop, R OBP: 0.288, SLG: 0.374											1	1	1	1	0	0	0										
9 Manny Piña, R OBP: 0.303, SLG: 0.379											1	0	1	0	0	0	0										
15 Erik Kratz, R OBP: 0.288, SLG: 0.374	1-1 3 1B		B SI 88 C SI 95 X SL 88	1-1 L6	X SI 93	0-0 L6	C SI 92 B SI 91 X FC 86	3-3 K	S SI 94 B FC 88 B FC 87 X SI 94	2-2 K	4	0	2	1	0	1	0										
23 Keon Broxton, R OBP: 0.319, SLG: 0.393											1	1	0	0	0	1	2										
3 Orlando Arcia, R OBP: 0.249, SLG: 0.280	0-1 3 1B		C SI 94 X SI 93	0-1 L6	X SI 94	0-0 L6	F FC 86 SAFE X FC 86	0-3 K	B SI 96 B FC 88 X SI 96	3-3 K	4	0	2	2	0	2	1										
41 Junior Guerra, R OBP: 0.061, SLG: 0.121											2	0	0	0	0	0	3										
8 Ryan Braun, R OBP: 0.307, SLG: 0.462	G6-3		C SI 94 X SI 93	0-1 G6-3	F SI 93 B SI 94 X SI 94	1-2 G6-3	B SI 96 B FC 88 X SI 96	2-2 K	C SI 95 X FF 95	0-2 2B	2	0	2	1	0	0	0										
Inning Stats	R: 4 E: 0 K: 2 S: 16	H: 4 LOB: 2 BB: 2 P: 27	R: 0 E: 0 K: 1 S: 8	H: 1 LOB: 1 BB: 0 P: 13	R: 1 E: 0 K: 1 S: 9	H: 2 LOB: 1 BB: 0 P: 12	R: 0 E: 0 K: 0 S: 10	H: 0 LOB: 0 BB: 0 P: 18	R: 0 E: 0 K: 1 S: 11	H: 0 LOB: 0 BB: 0 P: 17	R: 0 E: 0 K: 2 S: 17	H: 1 LOB: 2 BB: 1 P: 26	R: 0 E: 0 K: 1 S: 10	H: 0 LOB: 0 BB: 0 P: 16	R: 2 E: 0 K: 1 S: 17	H: 3 LOB: 2 BB: 0 P: 24	R: 0 E: 0 K: 1 S: 12	H: 2 LOB: 2 BB: 0 P: 18	1B: 9 2B: 2 3B: 0 HR: 2	SF: 0 SAC: 0 DP: 0 HBP: 0	WP: 1 PB: 0 SB: 2 CS: 0	PA: 43					
PITCHER	IP	WLS	BF	H	R	ER	SO	BB	IBB	HBP	BLK	WP	HR	S	P	ERA	WHIP	PITCHER									
47 Sal Romano, R ERA: 2.81	5.0		24	7	5	5	5	1	1	0	0	0	0	54	87	9.00	1.600										
21 Michael Lorenzen, R ERA: 2.81	1.0	H	5	1	0	0	2	1	0	0	0	0	0	17	26	0.00	2.000										
25 Cody Reed, L ERA: 4.5	1.0	H	3	0	0	0	1	0	0	0	0	0	0	10	16	0.00	0.000										
37 David Hernandez, R ERA: 2.25	0.1	H	3	2	2	2	1	0	0	0	0	0	1	8	13	54.00	6.000										
26 Raisel Iglesias, R ERA: 2.25	1.2	W	8	3	0	0	1	0	0	0	0	0	0	21	29	0.00	1.800										

Cincinnati Reds @ Milwaukee Brewers
Miller Park, Milwaukee, WI
Tue Aug 21 2018, 7:10 PM - 10:33 PM CDT
Att: 29,467 - Cloudy - 74 F

AB	39
R	9
H	14
RBI	6
BB	2
SO	9
LOB	16



Cincinnati Reds @ Milwaukee Brewers
Miller Park, Milwaukee, WI
Tue Aug 21 2018, 7:10 PM - 10:33 PM CDT
Att: 29,467 - Cloudy - 74 F

AB	40
R	7
H	13
RBI	7
BB	3
SO	10
LOB	19



Batter	1	2	3	4	5	6	7	8	9	AB	R	H	RBI	BB	SO	LOB	TOP	
6 Billy Hamilton, S OBP: 0.302, SLG: 0.317	G4-3		F7			K				4	0	1	0	0	1	1	Cincinnati Reds @ Milwaukee Brewers Miller Park, Milwaukee, WI Wed Aug 22 2018, 1:10 PM - 4:07 PM CDT Att: 33,058 - Sunny - 75 F	
9 José Peraza, R OBP: 0.335, SLG: 0.410	F9							F8		4	0	2	0	0	0	3		
3 Scooter Gennett, L OBP: 0.358, SLG: 0.493	G4-3					G6-3		F7		4	0	0	0	0	1	5		
46 Mason Williams, L OBP: 0.315, SLG: 0.400										3	0	0	0	1	2	1		
27 Phillip Ervin, R OBP: 0.350, SLG: 0.467										4	0	0	0	0	2	2		
16 Tucker Barnhart, L OBP: 0.329, SLG: 0.373										4	0	1	0	0	0	1		
38 Curt Casali, R OBP: 0.408, SLG: 0.506										3	0	0	0	0	1	1		
15 Dilson Herrera, R OBP: 0.294, SLG: 0.422										3	0	1	0	0	1	1		
55 Robert Stephenson, R (1.1)										1	0	0	0	1	0	1		
53 Wandy Peralta, L (6.1)										0	0	0	0	0	0	0		
12 Preston Tucker, L OBP: 0.339, SLG: 0.416										0	0	0	0	1	0	0		
50 Amir Garrett, R (8.1)										0	0	0	0	0	0	0		
Inning Stats	R: 0 E: 0 K: 0 S: 7	H: 0 LOB: 0 BB: 0 P: 10	R: 0 E: 0 K: 1 S: 9	H: 0 LOB: 0 BB: 1 P: 15	R: 0 E: 0 K: 2 S: 9	H: 0 LOB: 1 BB: 0 P: 14	R: 0 E: 0 K: 2 S: 9	H: 1 LOB: 1 BB: 0 P: 15	R: 0 E: 0 K: 1 S: 15	H: 1 LOB: 0 BB: 0 P: 19	R: 0 E: 0 K: 1 S: 14	H: 2 LOB: 3 BB: 1 P: 23	R: 0 E: 0 K: 1 S: 15	H: 0 LOB: 0 BB: 0 P: 18	1B: 5 2B: 0 3B: 0 HR: 0	SF: 0 SAC: 0 DP: 2 HBP: 0	WP: 0 PB: 0 SB: 1 CS: 0	PA: 33
PITCHER	IP WLS BF H R ER SO BB IBB HBP BLK WP HR S P ERA WHIP																	
51 Freddy Peralta, R (1.1)	7.0 W 24 3 0 0 7 2 0 0 0 0 0 0 64 95 0.00 0.714																	
54 Taylor Williams, R (8.1)	0.2 5 2 0 0 0 1 0 0 0 0 0 0 13 21 0.00 4.500																	
32 Jeremy Jeffress, R (8.1)	1.1 S 4 0 0 0 1 0 0 0 0 0 0 0 16 20 0.00 0.000																	

Batter	1	2	3	4	5	6	7	8	9	AB	R	H	RBI	BB	SO	LOB	BOTTOM			
22 Christian Yelich, L OBP: 0.378, SLG: 0.532	HR									4	1	4	2	1	0	0	Cincinnati Reds @ Milwaukee Brewers Miller Park, Milwaukee, WI Wed Aug 22 2018, 1:10 PM - 4:07 PM CDT Att: 33,058 - Sunny - 75 F			
6 Lorenzo Cain, R OBP: 0.398, SLG: 0.424	F8									5	0	3	1	0	1	3				
18 Mike Moustakas, L OBP: 0.312, SLG: 0.453	L4									3	0	0	0	1	0	1				
3 Orlando Arcia, R OBP: 0.248, SLG: 0.279										1	0	0	0	0	1	3				
24 Jesús Aguilar, R OBP: 0.364, SLG: 0.569	G6-3									5	0	0	0	0	0	7				
21 Travis Shaw, L (1.4)										3	0	1	0	1	1	0				
8 Ryan Braun, R OBP: 0.310, SLG: 0.469										4	1	2	0	0	0	2				
5 Jonathan Schoop, R OBP: 0.284, SLG: 0.422										4	1	1	0	0	1	3				
32 Jeremy Jeffress, R (8.1)										0	0	0	0	0	0	0				
9 Manny Piña, R OBP: 0.310, SLG: 0.383										3	1	2	0	1	0	1				
51 Freddy Peralta, R (1.1)										2	0	1	1	0	1	2				
54 Taylor Williams, S (8.1)										0	0	0	0	0	0	0				
14 Hernán Pérez, R (8.4)										0	0	0	0	1	0	0				
Inning Stats	R: 1 E: 0 K: 0 S: 11	H: 1 LOB: 0 BB: 0 P: 13	R: 0 E: 0 K: 2 S: 17	H: 2 LOB: 2 BB: 0 P: 22	R: 0 E: 0 K: 0 S: 8	H: 2 LOB: 1 BB: 0 P: 13	R: 1 E: 0 K: 2 S: 12	H: 2 LOB: 3 BB: 2 P: 19	R: 0 E: 0 K: 0 S: 12	H: 0 LOB: 1 BB: 1 P: 23	R: 2 E: 0 K: 0 S: 15	H: 4 LOB: 2 BB: 1 P: 23	R: 0 E: 0 K: 0 S: 9	H: 1 LOB: 1 BB: 0 P: 14	R: 0 E: 0 K: 1 S: 7	H: 2 LOB: 2 BB: 1 P: 14	1B: 9 2B: 4 3B: 0 HR: 1	SF: 0 SAC: 1 DP: 2 HBP: 0	WP: 0 PB: 0 SB: 0 CS: 1	PA: 40
PITCHER	IP WLS BF H R ER SO BB IBB HBP BLK WP HR S P ERA WHIP																			
55 Robert Stephenson, R (1.1)	5.0 L 26 9 4 4 4 2 1 0 0 0 0 0 0 21 33 0.00 2.000																			
53 Wandy Peralta, L (6.1)	2.0 9 3 0 0 0 1 0 0 0 0 0 0 7 14 0.00 3.000																			
50 Amir Garrett, L (8.1)	1.0 5 2 0 0 0 1 0 0 0 0 0 0 7 14 0.00 3.000																			

Batter	1	2	3	4	5	6	7	8	9	AB	R	H	RBI	BB	SO	LOB	TOP			
6 Billy Hamilton, S OBP: 0.304, SLG: 0.321										4	1	2	0	0	0	1	Cincinnati Reds @ Chicago Cubs Wrigley Field, Chicago, IL Thu Aug 23 2018, 7:07 PM - 9:34 PM CDT Att: 41,130 - Partly Cloudy - 78 F			
9 José Peraza, R OBP: 0.336, SLG: 0.410										4	0	2	0	0	1	0				
3 Scooter Gennett, L OBP: 0.359, SLG: 0.491										3	0	1	0	1	1	2				
7 Eugenio Suárez, R OBP: 0.374, SLG: 0.554										4	0	0	0	0	2	5				
27 Phillip Ervin, R OBP: 0.355, SLG: 0.468										4	0	2	1	0	1	0				
16 Tucker Barnhart, L OBP: 0.328, SLG: 0.370										3	0	0	0	1	0	5				
15 Dilson Herrera, R OBP: 0.278, SLG: 0.396										3	0	0	0	0	0	1				
38 Curt Casali, R OBP: 0.406, SLG: 0.500										3	0	1	0	0	0	0				
28 Anthony DeSclafani, R OBP: 0.189, SLG: 0.281										1	0	0	0	0	1	0				
4 Brandon Dixon, R OBP: 0.224, SLG: 0.341										1	0	0	0	0	1	0				
21 Michael Lorenzen, R OBP: 0.273, SLG: 0.667										0	0	0	0	0	0	0				
Inning Stats	R: 1 H: 3 E: 0 K: 2 S: 19	H: 3 LOB: 2 BB: 0 P: 24	R: 0 H: 1 E: 0 K: 0 S: 4	H: 1 LOB: 1 BB: 0 P: 4	R: 0 H: 0 E: 0 K: 0 S: 5	H: 0 LOB: 0 BB: 0 P: 9	R: 0 H: 0 E: 0 K: 1 S: 11	H: 0 LOB: 0 BB: 0 P: 21	R: 0 H: 1 E: 0 K: 1 S: 7	H: 1 LOB: 0 BB: 0 P: 8	R: 0 H: 0 E: 0 K: 0 S: 6	H: 0 LOB: 0 BB: 0 P: 7	R: 0 H: 0 E: 0 K: 1 S: 5	H: 0 LOB: 0 BB: 0 P: 9	R: 0 H: 2 E: 0 K: 1 S: 12	H: 2 LOB: 2 BB: 1 P: 23	1B: 7 2B: 2 3B: 0 HR: 0	SF: 0 SAC: 1 DP: 3 HBP: 0	WP: 0 PB: 0 SB: 2 CS: 1	PA: 34
PITCHER 35 Cole Hamels, L ERA: 3.82	IP: 9.0 WLS: W BF: 33 H: 8 R: 1 ER: 1 SO: 7 BB: 2 IBB: 0 HBP: 0 BLK: 0 WP: 0 HR: 0 S: 76 P: 114 ERA: 1.00 WHIP: 1.111																			

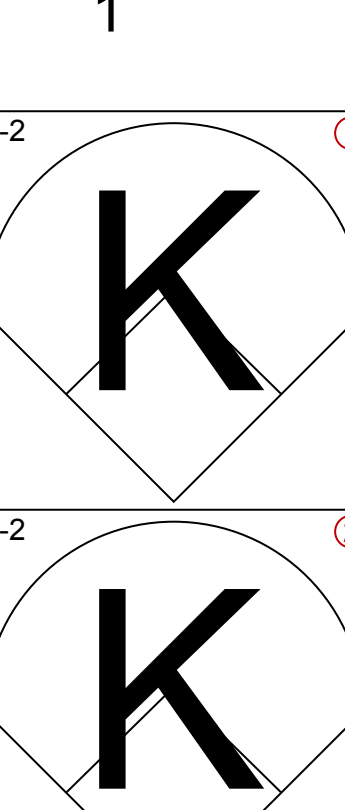
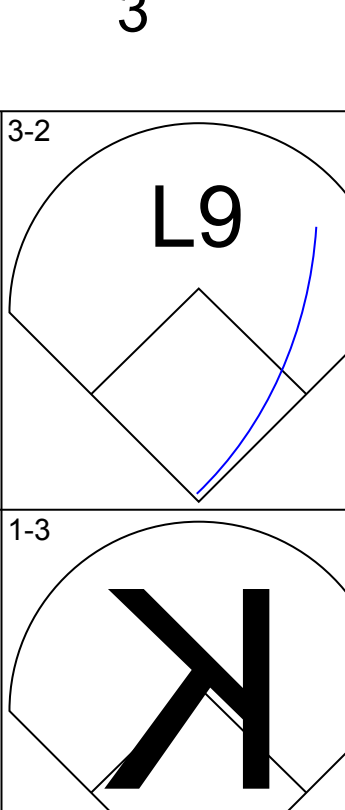
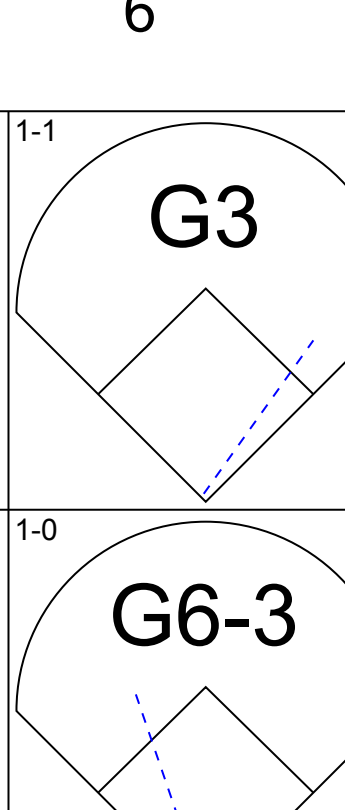
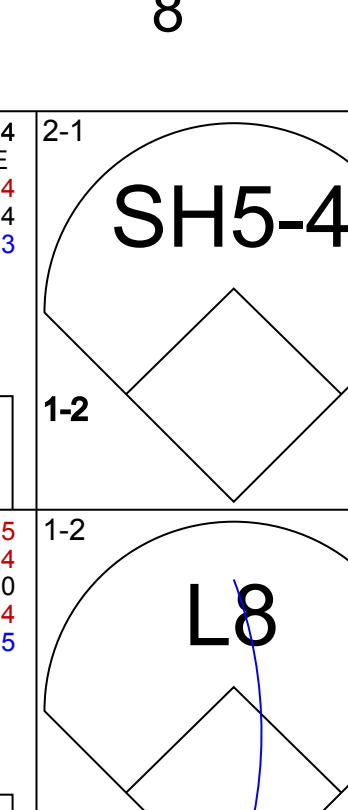
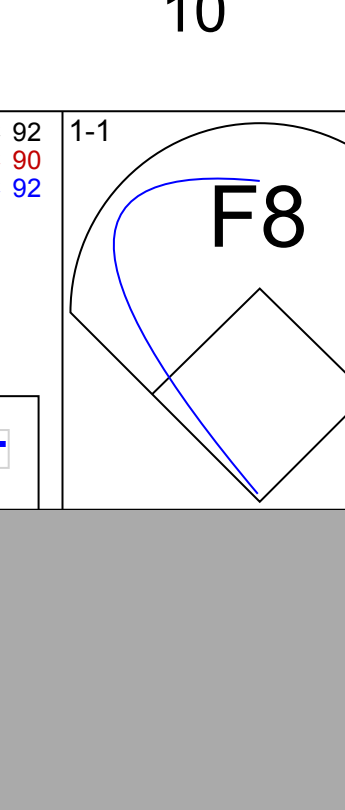
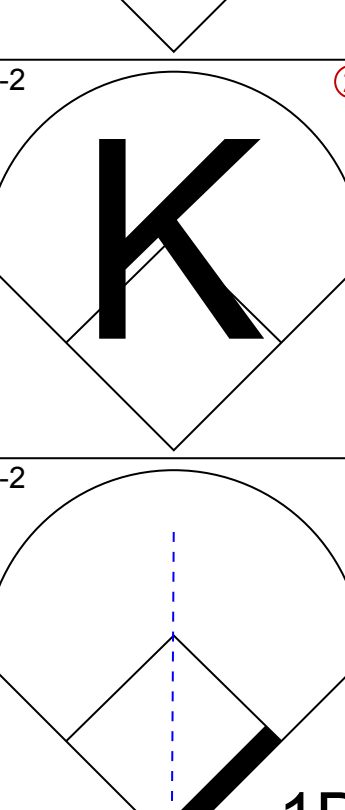

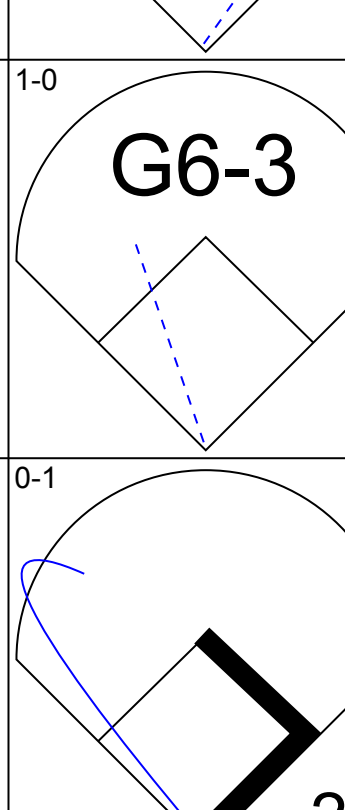
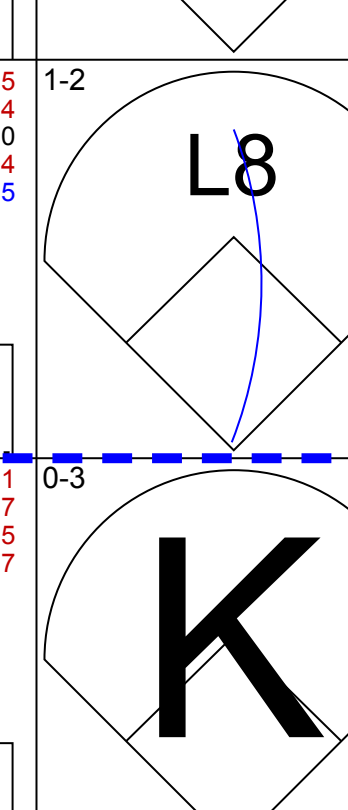
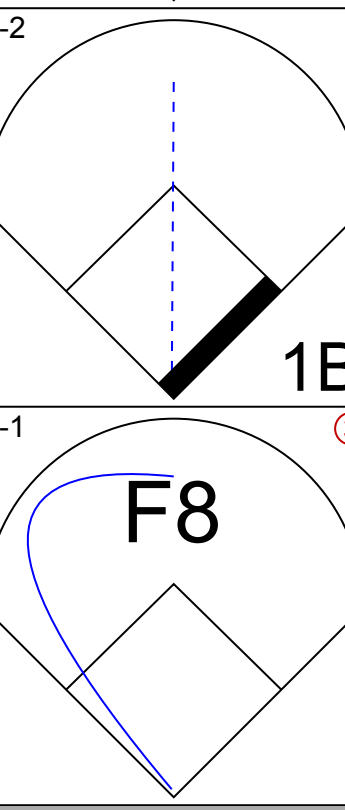
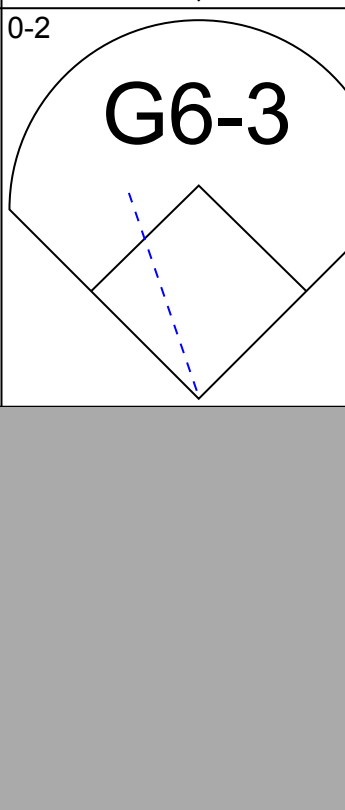
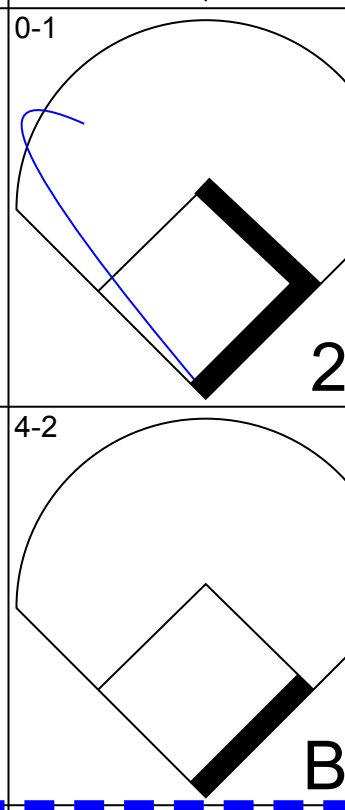
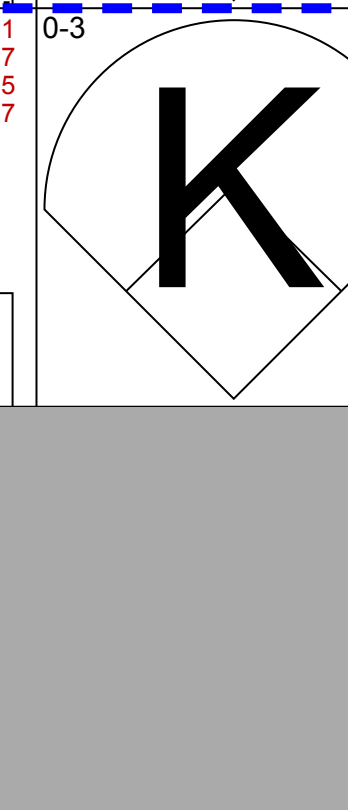
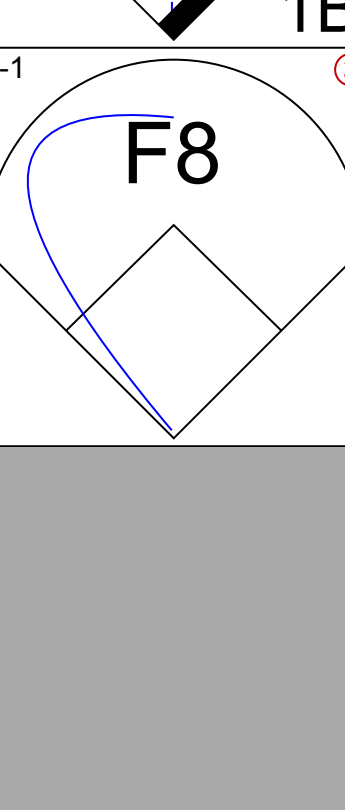

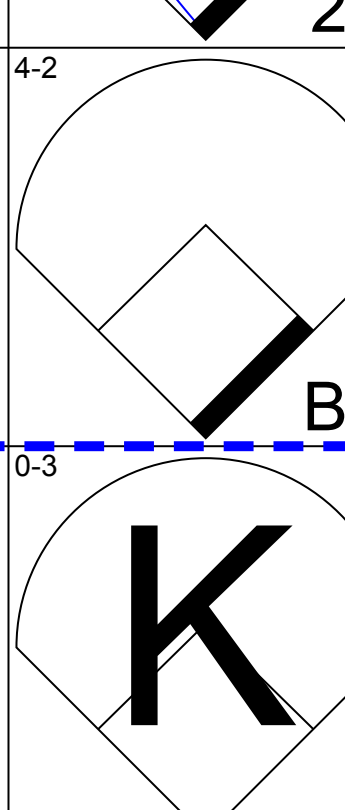
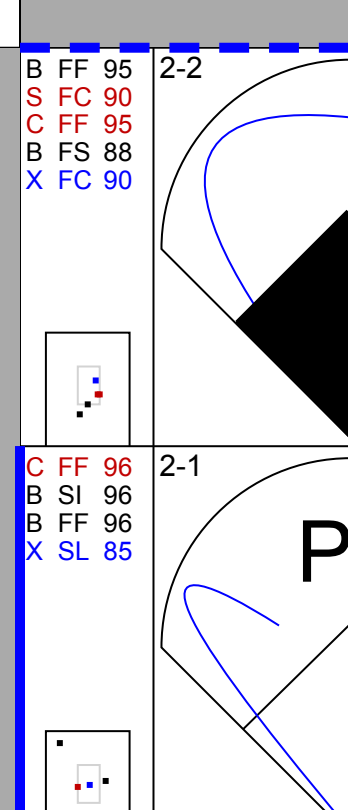
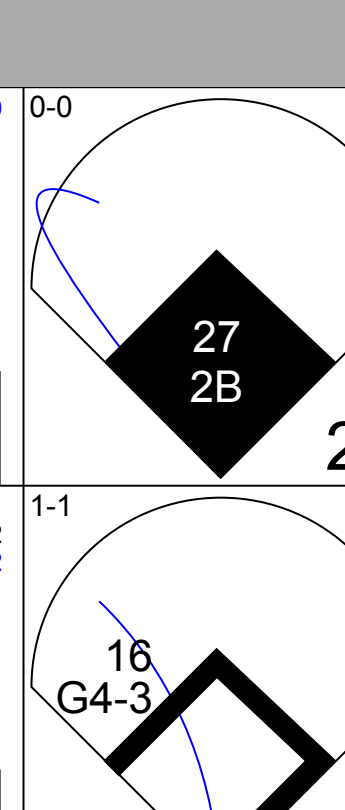
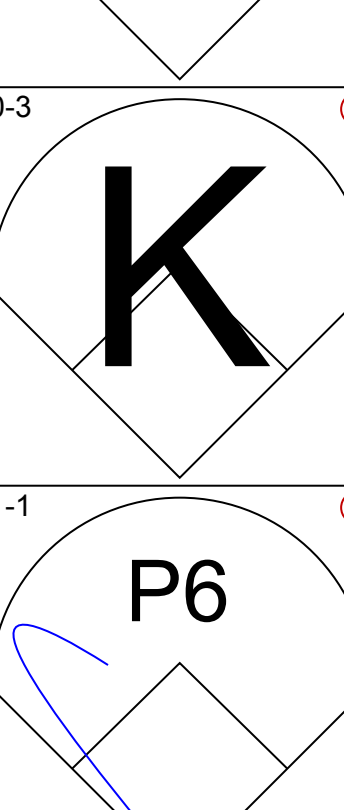

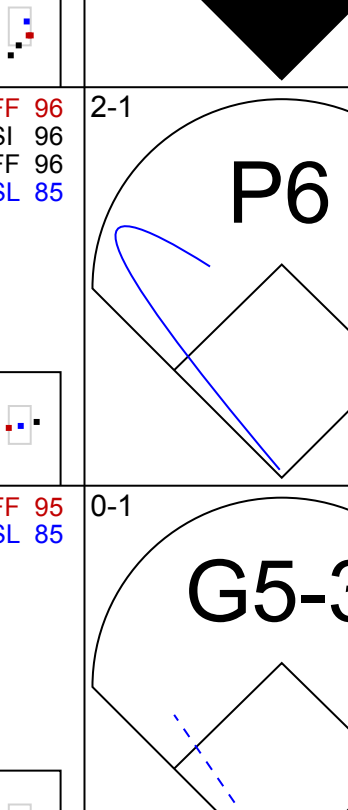
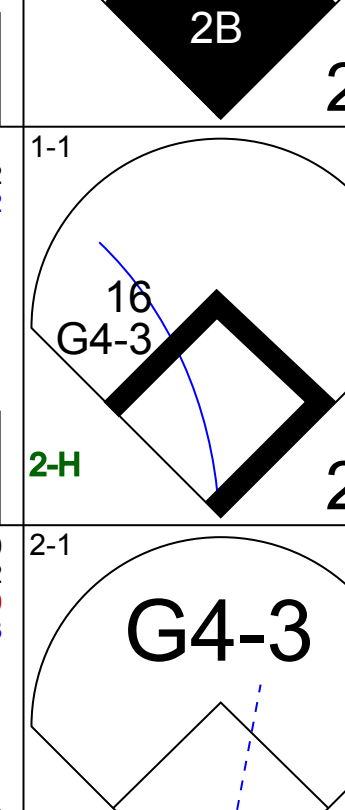
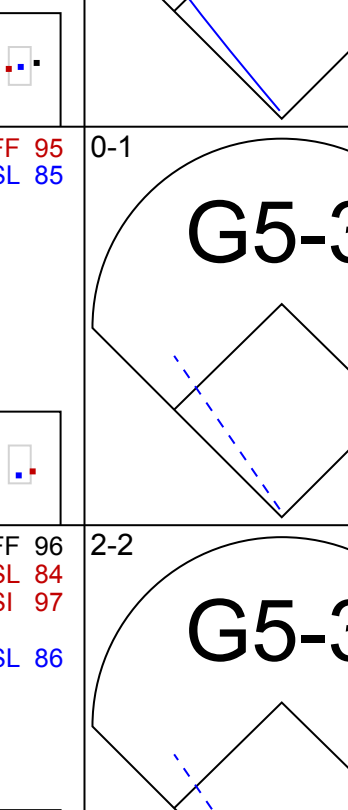
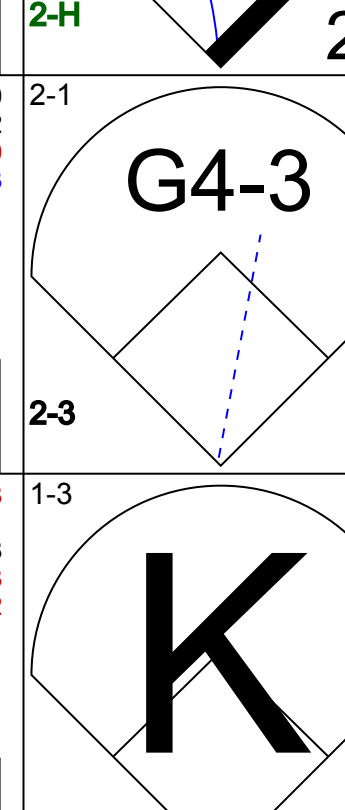
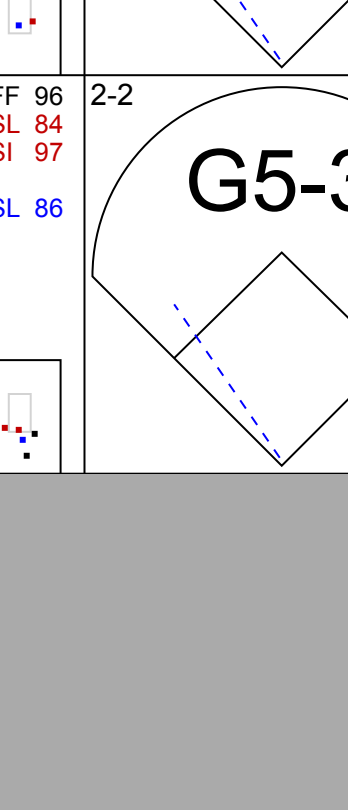
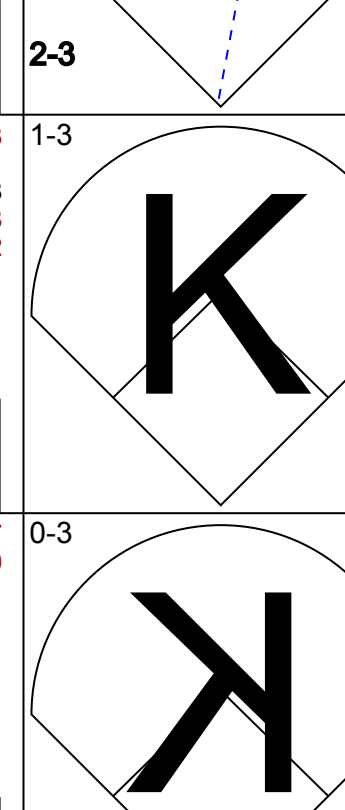
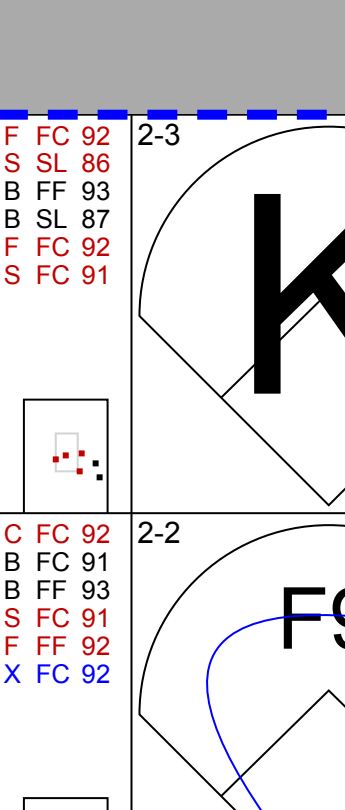
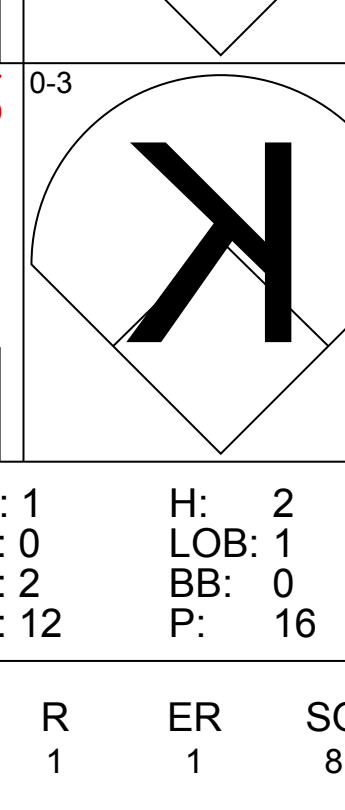
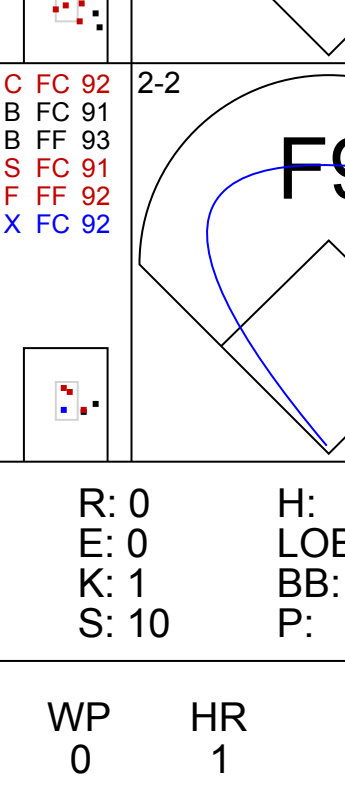
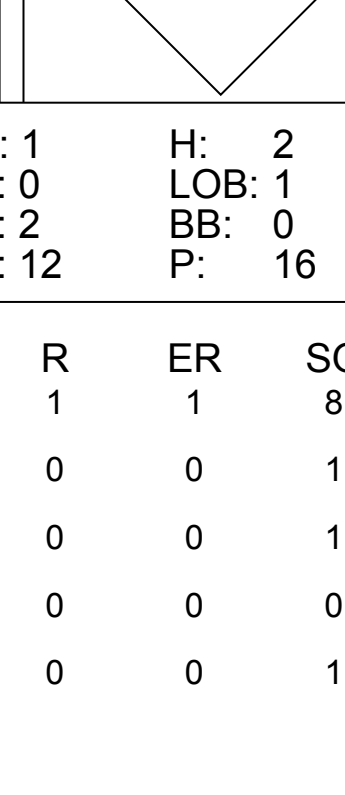
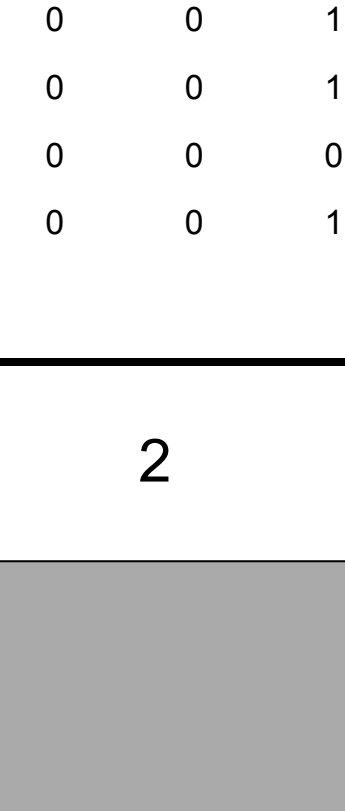


AB	30
R	1
H	8
RBI	1
BB	2
SO	7
LOB	14



Batter	1	2	3	4	5	6	7	8	9	AB	R	H	RBI	BB	SO	LOB	BOTTOM			
3 Daniel Murphy, L OBP: 0.344, SLG: 0.440										5	1	2	0	0	0	0	Cincinnati Reds @ Chicago Cubs Wrigley Field, Chicago, IL Thu Aug 23 2018, 7:07 PM - 9:34 PM CDT Att: 41,130 - Partly Cloudy - 78 F			
5 Albert Almora Jr., R OBP: 0.342, SLG: 0.413										5	3	3	1	0	0	1				
9 Javier Báez, R OBP: 0.325, SLG: 0.575										2	2	2	3	1	0	0				
44 Anthony Rizzo, L OBP: 0.387, SLG: 0.462										4	1	2	1	0	1	1				
18 Ben Zobrist, S OBP: 0.389, SLG: 0.461										4	0	0	0	0	2	4				
12 Kyle Schwarber, L OBP: 0.357, SLG: 0.463										4	0	0	0	0	2	4				
8 Ian Happ, S OBP: 0.362, SLG: 0.419										2	0	1	0	2	0	0				
7 Victor Caratini, S OBP: 0.316, SLG: 0.301										4	0	2	2	0	1	2				
35 Cole Hamels, L OBP: 0.154, SLG: 0.154										3	0	0	0	0	2	2				
13 David Bote, R OBP: 0.364, SLG: 0.456										4	0	0	0	0	1	3				
Inning Stats	R: 2 H: 1 E: 1 K: 1 S: 11	H: 1 LOB: 1 BB: 0 P: 15	R: 0 H: 1 E: 0 K: 3 S: 12	H: 1 LOB: 1 BB: 0 P: 14	R: 1 H: 2 E: 0 K: 1 S: 10	H: 2 LOB: 1 BB: 0 P: 17	R: 0 H: 1 E: 0 K: 0 S: 6	H: 1 LOB: 1 BB: 0 P: 6	R: 1 H: 2 E: 0 K: 0 S: 9	H: 2 LOB: 1 BB: 0 P: 18	R: 0 H: 0 E: 0 K: 0 S: 7	H: 0 LOB: 1 BB: 1 P: 12	R: 3 H: 3 E: 0 K: 1 S: 15	H: 3 LOB: 2 BB: 2 P: 27	R: 0 H: 2 E: 0 K: 1 S: 10	H: 2 LOB: 2 BB: 0 P: 18	1B: 8 2B: 2 3B: 0 HR: 2	SF: 1 SAC: 1 DP: 0 HBP: 0	WP: 1 PB: 0 SB: 2 CS: 0	PA: 38
PITCHER 28 Anthony DeSclafani, R ERA: 4.26	IP: 6.0 WLS: L BF: 28 H: 8 R: 5 ER: 4 SO: 5 BB: 1 IBB: 0 HBP: 0 BLK: 0 WP: 1 HR: 2 S: 58 P: 60 ERA: 6.00 WHIP: 1.500																			
PITCHER 21 Michael Lorenzen, R ERA: 3.04	IP: 2.0 WLS: L BF: 10 H: 4 R: 2 ER: 2 SO: 2 BB: 1 IBB: 1 HBP: 0 BLK: 0 WP: 0 HR: 0 S: 22 P: 40 ERA: 9.00 WHIP: 2.500																			

AB	33
R	7
H	12
RBI	7
BB	3
SO	7
LOB	13

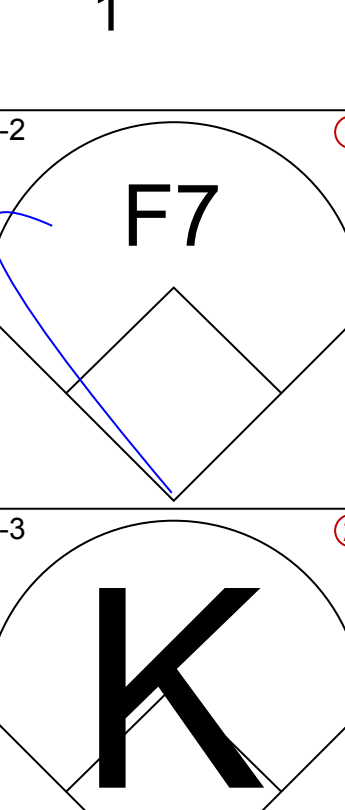
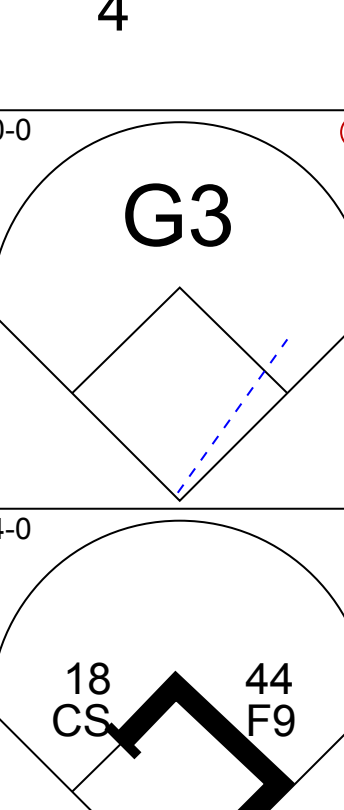
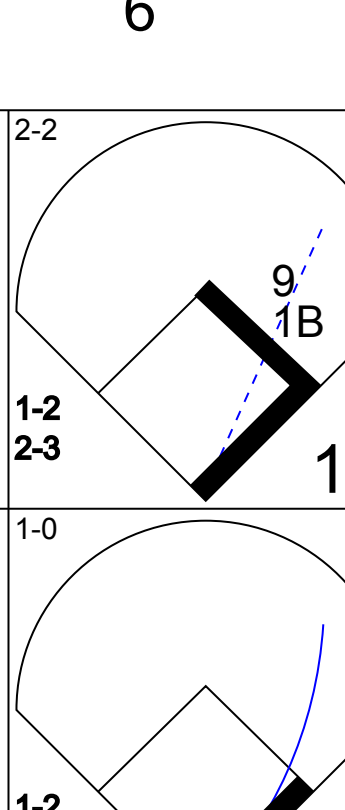
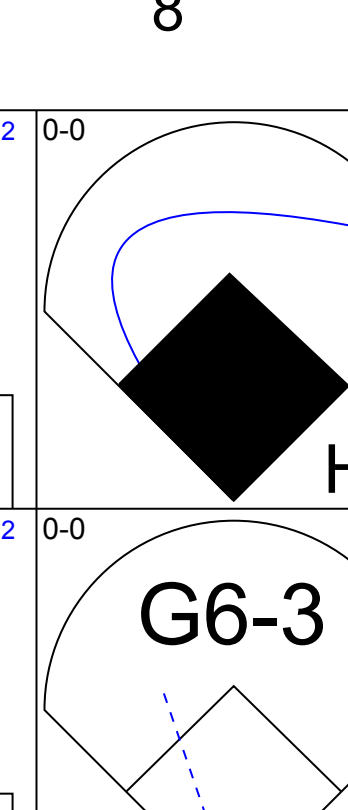

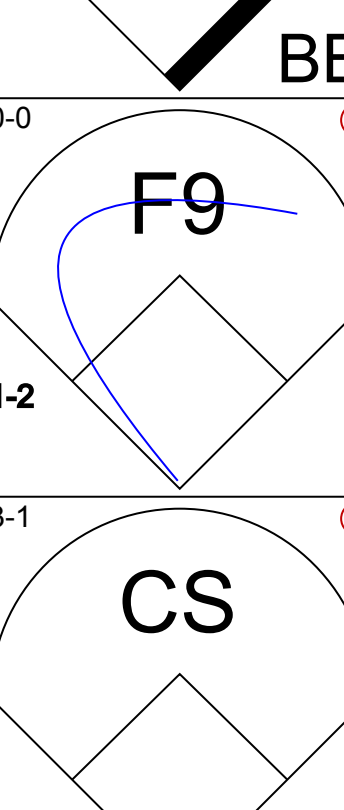
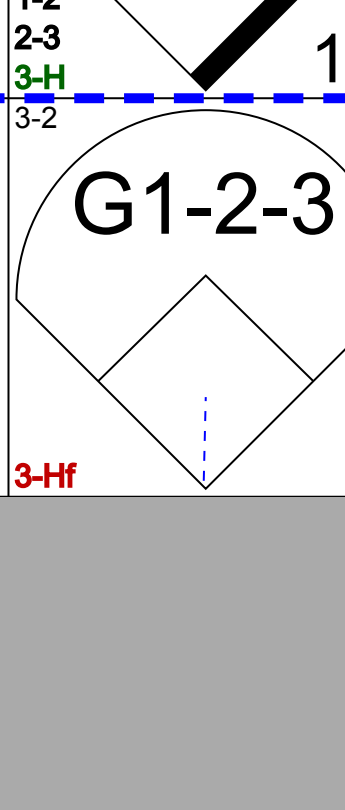




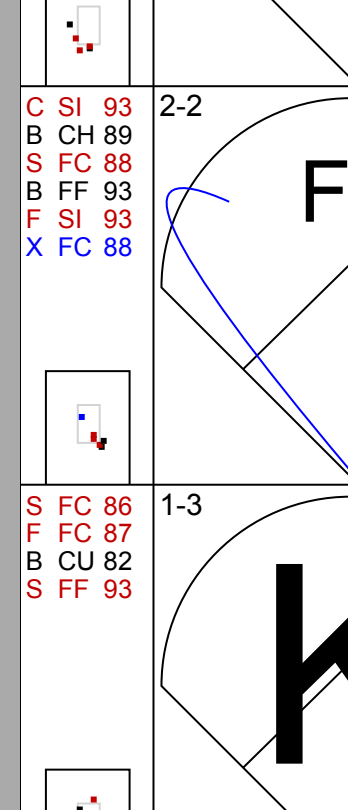


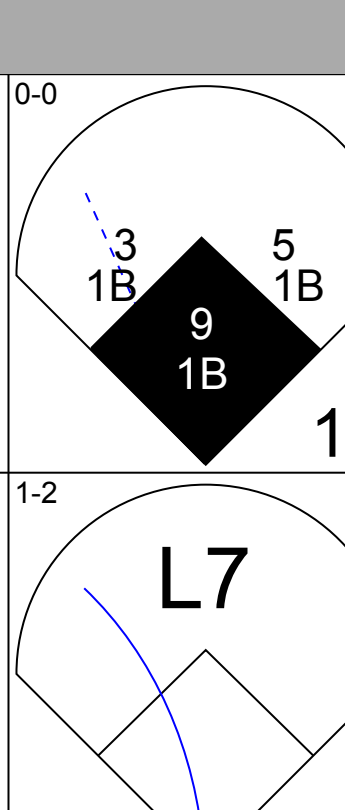

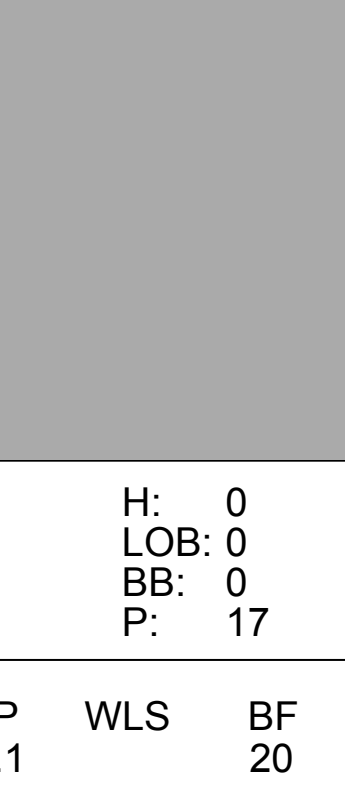
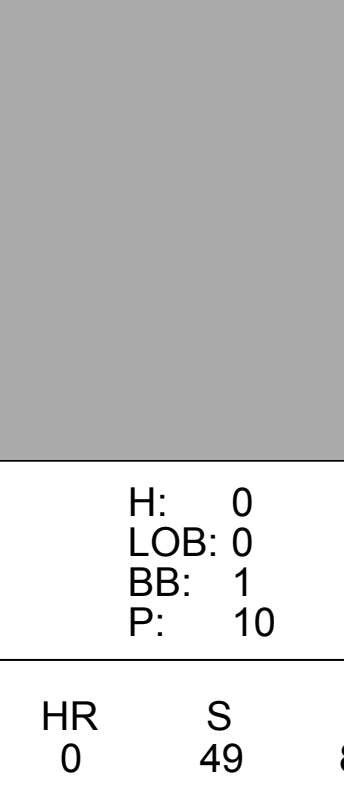
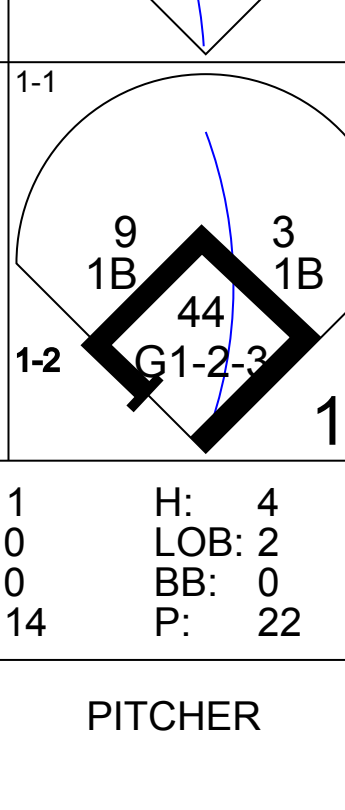
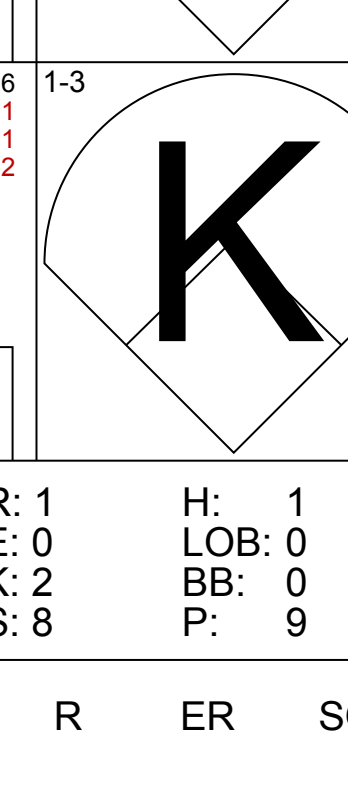
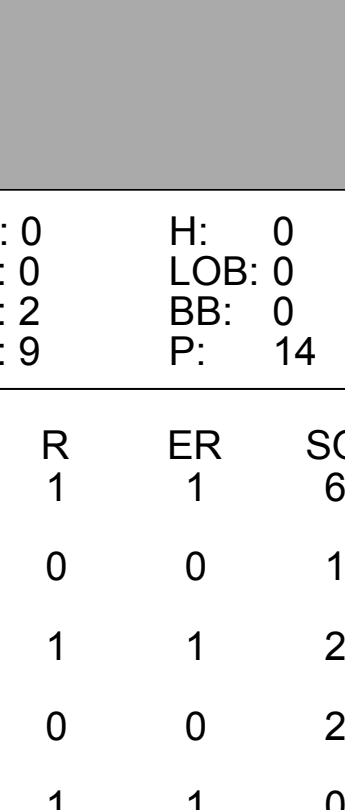
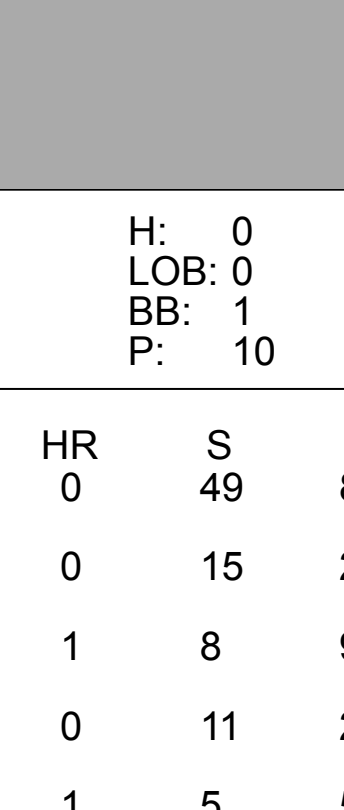
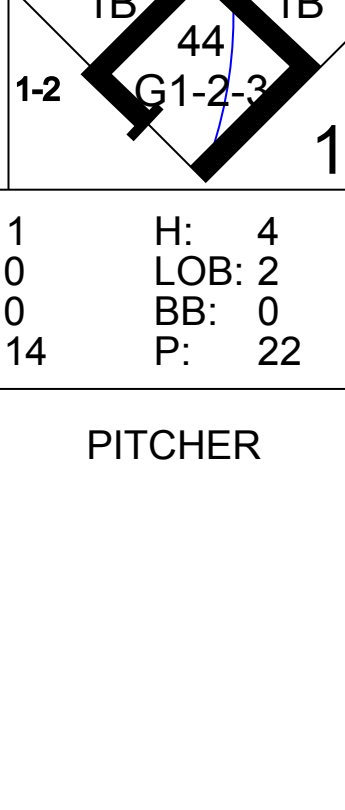
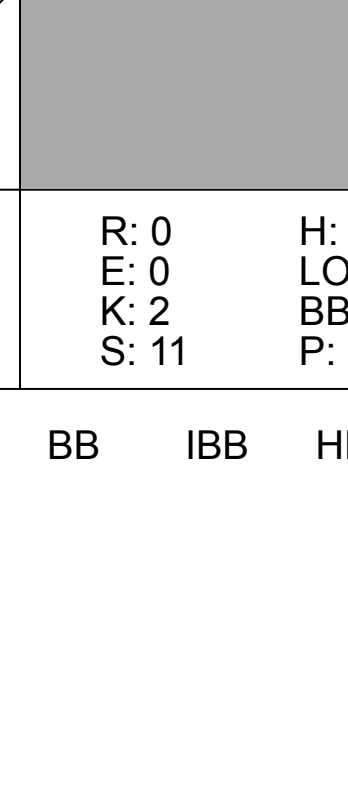






Batter	1	2	3	4	5	6	7	8	9	10	AB	R	H	RBI	BB	SO	LOB	TOP			
6 Billy Hamilton, S OBP: 0.301, SLG: 0.318	(1,8) 		(3,2) 			(1,1) 		(2,1) 		(1,1) 	4	0	0	0	0	1	0				
9 José Peraza, R OBP: 0.333, SLG: 0.407	(1,6) 		(1,3) 			(1,0) 		(1,2) 			4	0	0	0	0	2	1				
3 Scooter Gennett, L OBP: 0.360, SLG: 0.494	(1,4) 		(0,2) 			(0,1) 		(0,3) 			4	0	2	0	0	1	1				
7 Eugenio Suárez, R OBP: 0.376, SLG: 0.560	(1,5) 			(1,3) 		(4,2) 			(2,2) 		3	1	1	1	1	1	1				
46 Mason Williams, L OBP: 0.316, SLG: 0.411		(0,0) 		(0,3) 		(0,3) 			(2,1) 		3	1	1	0	0	2	2				
29 Cody Reed, L OBP: 0.285, SLG: 0.368		(1,1) 							(0,1) 		4	0	1	1	0	0	0				
12 Preston Tucker, L OBP: 0.292, SLG: 0.343		(2,1) 							(2,2) 		4	0	0	0	0	0	1				
37 David Hernandez, R OBP: 0.266, SLG: 0.329		(1,3) 							(2,3) 		4	0	0	0	0	4	1				
38 Curt Casali, R OBP: 0.406, SLG: 0.500		(0,3) 							(2,2) 		2	0	0	0	0	1	1				
27 Phillip Ervin, R OBP: 0.352, SLG: 0.469		(1,1) 									4	0	1	1	0	0	0				
16 Tucker Barnhart, L OBP: 0.325, SLG: 0.366		(2,1) 									4	0	0	0	0	0	1				
4 Brandon Dixon, R OBP: 0.213, SLG: 0.326		(1,3) 									4	0	0	0	0	4	1				
32 Matt Harvey, R OBP: 0.111, SLG: 0.070		(0,3) 									2	0	0	0	0	1	1				
15 Dilson Herrera, R OBP: 0.226, SLG: 0.358											1	0	0	0	1	0	0				
26 Raisel Iglesias, R OBP: 0.266, SLG: 0.329											0	0	0	0	0	0	0				
Inning Stats	R: 0 E: 0 K: 2 S: 11	H: 1 LOB: 1 BB: 0 P: 16	R: 1 E: 0 K: 2 S: 12	H: 2 LOB: 1 BB: 0 P: 16	R: 0 E: 0 K: 1 S: 10	H: 0 LOB: 0 BB: 0 P: 14	R: 0 E: 0 K: 1 S: 9	H: 0 LOB: 0 BB: 0 P: 12	R: 0 E: 0 K: 1 S: 7	H: 1 LOB: 2 BB: 1 P: 19	R: 0 E: 0 K: 1 S: 7	H: 0 LOB: 0 BB: 0 P: 10	R: 0 E: 0 K: 1 S: 12	H: 0 LOB: 1 BB: 1 P: 19	R: 1 E: 0 K: 0 S: 10	H: 1 LOB: 0 BB: 0 P: 15	1B: 1 2B: 3 3B: 0 HR: 1	SF: 0 SAC: 1 DP: 0 HBP: 0	WP: 0 PB: 0 SB: 0 CS: 0	PA: 37	
PITCHER	IP WLS BF H R ER SO BB IBB HBP BLK WP HR S P ERA WHIP	24 Alec Mills, R ERA: 1.17	47 Randy Rosario, L ERA: 2.3	41 Steve Cishek, R ERA: 1.69	6 Carl Edwards Jr., R ERA: 2.38	37 Justin Wilson, L ERA: 3.15	46 Pedro Strop, R ERA: 2.56	43 Jesse Chavez, R ERA: 2.97	IP WLS BF H R ER SO BB IBB HBP BLK WP HR S P ERA WHIP	46 Pedro Strop, R ERA: 2.56	43 Jesse Chavez, R ERA: 2.97	IP WLS BF H R ER SO BB IBB HBP BLK WP HR S P ERA WHIP	46 Pedro Strop, R ERA: 2.56	43 Jesse Chavez, R ERA: 2.97	IP WLS BF H R ER SO BB IBB HBP BLK WP HR S P ERA WHIP	46 Pedro Strop, R ERA: 2.56	43 Jesse Chavez, R ERA: 2.97	IP WLS BF H R ER SO BB IBB HBP BLK WP HR S P ERA WHIP	46 Pedro Strop, R ERA: 2.56	43 Jesse Chavez, R ERA: 2.97	IP WLS BF H R ER SO BB IBB HBP BLK WP HR S P ERA WHIP

Cincinnati Reds @ Chicago Cubs
Wrigley Field, Chicago, IL
Fri Aug 24 2018, 1:22 PM - 4:22 PM CDT
Att: 37,760 - Overcast - 68 F

AB 34
R 2
H 5
RBI 2
BB 2
SO 12
LOB 8



Batter	1	2	3	4	5	6	7	8	9	10	AB	R	H	RBI	BB	SO	LOB	BOTTOM				
3 Daniel Murphy, L OBP: 0.347, SLG: 0.456	(1,4) 			(0,0) 		(2,2) 		(0,0) 			4	1	2	1	0	0	0					
46 Pedro Strop, R ERA: 2.56	(9,1) 			(4,0) 		(1,0) 		(0,0) 			3	0	1	1	1	1	0					
43 Jesse Chavez, R ERA: 2.97	(10,1) 			(0,0) 		(3,2) 			(4,1) 		3	0	0	0	1	1	4					
9 Javier Báez, R OBP: 0.327, SLG: 0.573	(1,6) 			(3,1) 		(0,3) 			(2,3) 		3	0	0	0	1	2	1					
44 Anthony Rizzo, L OBP: 0.366, SLG: 0.459	(1,3) 			(2,3) 		(3,2) 			(1,1) 		4	0	0	0	0	1	2					
18 Ben Zobrist, S OBP: 0.367, SLG: 0.457	(1,9) 			(3,1) 		(0,3) 			(4,1) 		3	0	0	0	1	2	1					
12 Kyle Schwarber, L OBP: 0.353, SLG: 0.456	(1,7) 			(3,3) 		(3,2) 			(2,2) 		4	0	0	0	0	1	2					
8 Ian Happ, S OBP: 0.359, SLG: 0.414	(1,5)			(1,3)		(1,2)			(0,3)		4	0	0	0	0	3	2					
40 Wilson Contreras, R OBP: 0.358, SLG: 0.417				(3,3)		(0,0)			(4,1)		4	1	1	0	0	1	1					
24 Alec Mills, R ERA: 1.17				(2,2)		(1,2)			(0,3)		1	0	0	1	0	0	0					
47 Randy Rosario, L ERA: 2.3				(2,2)		(1,2)			(0,2)		1	0	0	0	0	0	0					
2 Tommy La Stella, L OBP: 0.285, SLG: 0.368				(3,3)		(1,2)			(1,3)		3	0	1	0	0	1	1					
41 Steve Cishek, R ERA: 1.69				(3,3)		(1,2)			(1,3)		3	0	1	0	0	1	1					
6 Carl Edwards Jr., R ERA: 2.38				(3,3)		(1,2)			(1,3)		3	0	1	0	0	1	1					
37 Justin Wilson, L ERA: 3.15				(3,3)		(1,2)			(1,3)		3	0	1	0	0	1	1					
5 Albert Almora Jr., R OBP: 0.342, SLG: 0.412				(3,3)		(1,2)			(1,3)		3	0	1	0	0	1	1					
Inning Stats	R: 0 E: 0 K: 2 S: 9	H: 0 LOB: 0 BB: 0 P: 17	R: 0 E: 0 K: 2 S: 9	H: 1 LOB: 0 BB: 0 P: 14	R: 0 E: 0 K: 1 S: 9	H: 0 LOB: 0 BB: 0 P: 10	R: 0 E: 0 K: 0 S: 3	H: 0 LOB: 0 BB: 0 P: 13	R: 1 E: 0 K: 0 S: 14	H: 4 LOB: 2 BB: 0 P: 22	R: 0 E: 0 K: 1 S: 11	H: 0 LOB: 1 BB: 1 P: 19	R: 1 E: 0 K: 2 S: 8	H: 1 LOB: 0 BB: 0 P: 9	R: 0 E: 0 K: 2 S: 11	H: 0 LOB: 1 BB: 0 P: 20	1B: 5 2B: 0 3B: 0 HR: 2	SF: 0 SAC: 0 DP: 2 HBP: 0	WP: 0 PB: 0 SB: 0 CS: 1	PA: 36		
PITCHER	IP WLS BF H R ER SO BB IBB HBP BLK WP HR S P ERA WHIP	32 Matt Harvey, R ERA: 4.77	25 Cody Reed, L ERA: 3.95	48 Jared Hughes, R ERA: 1.69	37 David Hernandez, R ERA: 2.2	26 Raisel Iglesias, R ERA: 2.37	IP WLS BF H R ER SO BB IBB HBP BLK WP HR S P ERA WHIP	46 Pedro Strop, R ERA: 2.56	43 Jesse Chavez, R ERA: 2.97	IP WLS BF H R ER SO BB IBB HBP BLK WP HR S P ERA WHIP	46 Pedro Strop, R ERA: 2.56	43 Jesse Chavez, R ERA: 2.97	IP WLS BF H R ER SO BB IBB HBP BLK WP HR S P ERA WHIP	46 Pedro Strop, R ERA: 2.56	43 Jesse Chavez, R ERA: 2.97	IP WLS BF H R ER SO BB IBB HBP BLK WP HR S P ERA WHIP	46 Pedro Strop, R ERA: 2.56	43 Jesse Chavez, R ERA: 2.97	IP WLS BF H R ER SO BB IBB HBP BLK WP HR S P ERA WHIP	46 Pedro Strop, R ERA: 2.56	43 Jesse Chavez, R ERA: 2.97	IP WLS BF H R ER SO BB IBB HBP BLK WP HR S P ERA WHIP

Cincinnati Reds @ Chicago Cubs
Wrigley Field, Chicago, IL
Fri Aug 24 2018, 1:22 PM - 4:22 PM CDT
Att: 37,760 - Overcast - 68 F

AB 32
R 3
H 7
RBI 3
BB 3
SO 11
LOB 12



Batter	1	2	3	4	5	6	7	8	9	AB	R	H	RBI	BB	SO	LOB	TOP					
6 Billy Hamilton, S (1,8) OBP: 0.299, SLG: 0.315	P5			F7		F9			L9	4	0	0	0	0	0	1	Cincinnati Reds @ Chicago Cubs Wrigley Field, Chicago, IL Sun Aug 26 2018, 1:22 PM - 3:57 PM CDT Att: 40,331 - Partly Cloudy - 93 F					
9 José Peraza, R (1,6) OBP: 0.330, SLG: 0.402	L9			F9		F9			F7	4	0	0	0	0	1							
3 Scooter Gennett, L (1,4) OBP: 0.358, SLG: 0.489 25 Cody Reed, L (8,1)	K								G5-3	2	0	0	0	1	2	0						
4 Brandon Dixon, R (9, FH) OBP: 0.217, SLG: 0.326	K			BB						1	0	0	0	0	1							
7 Eugenio Suárez, R (1,5) OBP: 0.373, SLG: 0.554		G6-3		L4					G5-3	3	0	0	0	0	1							
43 Scott Schebler, L (1,9) OBP: 0.345, SLG: 0.460		G2-3				G6-3			F8	3	0	0	0	0	0							
27 Phillip Ervin, R (1,7) OBP: 0.355, SLG: 0.459						G5-3			F9	3	0	0	0	1	0							
16 Tucker Barnhart, L (1,3) OBP: 0.329, SLG: 0.368									G3	3	0	2	0	0	0							
38 Curt Casali, R (1,2) OBP: 0.398, SLG: 0.533									F7	3	0	0	0	1	2							
34 Homer Bailey, R (1,1) OBP: 0.160, SLG: 0.125 46 Mason Williams, L (8, PH) OBP: 0.373, SLG: 0.665 21 Michael Lorenzen, R (7,1) 55 Robert Stephenson, R (7,1) 15 Dilson Herrera, R (8,4) OBP: 0.263, SLG: 0.396										1	0	0	0	0	0	0						
Inning Stats	R: 0 E: 0 K: 1 S: 10	H: 0 LOB: 0 BB: 0 P: 13	R: 0 E: 0 K: 1 S: 8	H: 0 LOB: 0 BB: 0 P: 14	R: 0 E: 0 K: 0 S: 8	H: 1 LOB: 0 BB: 0 P: 15	R: 0 E: 0 K: 0 S: 9	H: 0 LOB: 1 BB: 0 P: 16	R: 0 E: 0 K: 1 S: 12	H: 0 LOB: 0 BB: 0 P: 19	R: 0 E: 0 K: 1 S: 9	H: 0 LOB: 0 BB: 0 P: 11	R: 0 E: 0 K: 1 S: 6	H: 0 LOB: 0 BB: 0 P: 10	R: 0 E: 0 K: 0 S: 5	H: 0 LOB: 0 BB: 0 P: 9	R: 0 E: 0 K: 0 S: 6	H: 1 LOB: 0 BB: 0 P: 8	1B: 2 2B: 1 3B: 0 HR: 0	SF: 0 SAC: 0 DP: 1 HBP: 0	WP: 0 PB: 0 SB: 0 CS: 0	PA: 30
PITCHER	IP WLS BF H R ER SO BB IBB HBP BLK WP HR S P ERA WHIP																					
28 Kyle Hendricks, R (1,1) ERA: 3.86	7.0 W 23 2 0 0 5 1 0 0 0 0 0 0 62 98 0.00 0.429																					
47 Randy Rosario, L (8,1) ERA: 2.65	2.0 7 1 0 0 0 0 0 0 0 0 0 0 11 17 0.00 0.500																					

AB	29
R	0
H	3
RBI	0
BB	1
SO	5
LOB	6



Batter	1	2	3	4	5	6	7	8	9	AB	R	H	RBI	BB	SO	LOB	BOTTOM			
3 Daniel Murphy, L (1,4) OBP: 0.349, SLG: 0.469	FC3-6 44 40 G6-3 1B			G4-3					K	4	1	2	0	1	1	0	Cincinnati Reds @ Chicago Cubs Wrigley Field, Chicago, IL Sun Aug 26 2018, 1:22 PM - 3:57 PM CDT Att: 40,331 - Partly Cloudy - 93 F			
9 Javier Báez, R (1,6) OBP: 0.328, SLG: 0.575	FC6 44 FC3-6 1B	P3			G6-3				K	5	0	1	0	0	1	4				
44 Anthony Rizzo, L (1,3) OBP: 0.389, SLG: 0.467 7 Victor Caratini, S (8,3) OBP: 0.314, SLG: 0.298	FC3-6 40 G5-3 2B								K	4	3	2	0	0	1	2				
40 Wilson Contreras, R (1,2) OBP: 0.355, SLG: 0.414	G5-3								K	1	0	0	0	0	1	1				
22 Jason Heyward, L (1,9) OBP: 0.342, SLG: 0.405 8 Ian Happ, S (8,9) OBP: 0.358, SLG: 0.412										4	3	4	2	0	0	0				
13 David Bote, R (1,5) OBP: 0.370, SLG: 0.514										0	0	0	0	0	0	0				
12 Kyle Schwarber, L (1,7) OBP: 0.353, SLG: 0.469	F8									4	1	2	3	0	1	3				
28 Kyle Hendricks, R (1,1) ERA: 6.13 2 Tommy La Stella, L (7, PH) OBP: 0.348, SLG: 0.315 47 Randy Rosario, L (8,1) OBP: 1.000, SLG: 1.000										4	1	1	2	0	0	1				
5 Albert Almora Jr., R (1,8) OBP: 0.342, SLG: 0.409										3	0	0	0	0	1	0				
Inning Stats	R: 3 E: 1 K: 0 S: 22	H: 3 LOB: 1 BB: 0 P: 33	R: 0 E: 0 K: 0 S: 8	H: 1 LOB: 1 BB: 0 P: 11	R: 2 E: 0 K: 2 S: 18	H: 2 LOB: 0 BB: 0 P: 21	R: 0 E: 0 K: 0 S: 9	H: 0 LOB: 0 BB: 0 P: 11	R: 1 E: 0 K: 0 S: 5	H: 2 LOB: 1 BB: 0 P: 7	R: 0 E: 0 K: 2 S: 16	H: 1 LOB: 2 BB: 1 P: 23	R: 3 E: 0 K: 1 S: 14	H: 3 LOB: 0 BB: 0 P: 20	R: 0 E: 0 K: 3 S: 12	H: 1 LOB: 1 BB: 0 P: 19		1B: 7 2B: 3 3B: 1 HR: 2	SF: 0 SAC: 0 DP: 0 HBP: 0	WP: 0 PB: 0 SB: 0 CS: 0
PITCHER	IP WLS BF H R ER SO BB IBB HBP BLK WP HR S P ERA WHIP																			
34 Homer Bailey, R (1,1) ERA: 6.13 21 Michael Lorenzen, R (8,1) ERA: 2.98 55 Robert Stephenson, R (7,1) ERA: 9.26 25 Cody Reed, L (8,1) ERA: 3.68	5.0 L 24 8 6 3 2 0 0 0 0 0 0 0 62 83 5.40 1.600																			
21 Michael Lorenzen, R (8,1) ERA: 2.98	1.0 5 1 0 0 2 1 0 0 0 0 0 0 16 23 0.00 2.000																			
55 Robert Stephenson, R (7,1) ERA: 9.26	1.0 6 3 3 3 1 0 0 0 0 1 0 1 14 20 27.00 3.000																			
25 Cody Reed, L (8,1) ERA: 3.68	1.0 4 1 0 0 3 0 0 0 0 0 0 0 12 19 0.00 1.000																			

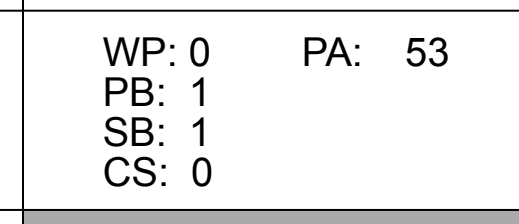
AB	38
R	9
H	13
RBI	8
BB	1
SO	8
LOB	14



Batter	1	2	3	4	5	6	7	8	9	10	AB	R	H	RBI	BB	SO	LOB	TOP									
6 Lorenzo Cain, R OBP: 0.400, SLG: 0.432	(1, 8) B FF 95 2-2 C SI 93 1-0 X SL 95	(1, 8) B SI 92 1-0 X SL 95	FC4-6		B SL 88 2-2 C FF 95 C CU 84 X FF 94	(2, 3) C SI 94 2-3 F SI 92 1-0 B SI 95 1-0 X SL 95	(1) X FC 88 0-0		C SI 97 0-3 F CH 96 F FF 96 S SL 96	K	6	3	3	1	0	2	2										
22 Christian Yelich, L OBP: 0.380, SLG: 0.563	(1, 9) F SI 94 2-2 B CH 88 F FF 93 X FF 92		(1, 9) F SI 94 3-2 B SI 93 B SI 95 X SL 98		X SI 92 0-0	B SI 96 2-1 1 SAFE B SI 96 X SL 96	B CH 87 1-0 X CU 99		B CH 89 1-1 X CH 90		6	2	6	3	0	0	0										
21 Travis Shaw, L OBP: 0.338, SLG: 0.481	(1, 4) B FF 95 2-0 B CH 85 X SI 95		(1, 4) F CH 86 2-3 B SI 93 1 SAFE F FF 94 C SI 92		B CU 82 1-0 X SI 94	B CH 87 1-0		B SI 93 4-1 B FC 85 B SI 94			4	1	2	2	1	2	2										
32 Jeremy Jeffress, R OBP: 0.289, SLG: 0.559	(5, 3) B FF 95 1-3 X SI 95		(5, 3) F CH 86 2-3 B SI 93 1 SAFE F FF 94 C SI 92		B SI 96 1-0	B SI 93 3-H X CU 81		B SI 93 4-1 B FC 85 B SI 94			0	0	0	0	0	0	0										
8 Ryan Braun, R OBP: 0.307, SLG: 0.457	(1, 7) F SI 94 0-1 X FF 93		(1, 7) F CH 86 1-0 B SI 93 1 SAFE X CH 86		X SL 88 0-0	B SI 96 1-1 X CU 81		X FF 94 0-0			5	0	1	0	0	0	6										
39 Corbin Burnes, R OBP: 0.338, SLG: 0.559	(7, 1) F SI 94 0-1 X FF 93		(7, 1) F CH 86 1-0 B SI 93 1 SAFE X CH 86		X SL 88 0-0	B SI 96 1-1 X CU 81		X FF 94 0-0			0	0	0	0	0	0	0										
48 Joakim Soria, R OBP: 0.338, SLG: 0.559	(8, 1) F SI 94 0-1 X FF 93		(8, 1) F CH 86 1-0 B SI 93 1 SAFE X CH 86		X SL 88 0-0	B SI 96 1-1 X CU 81		X FF 94 0-0			0	0	0	0	0	0	0										
24 Jesús Aguilar, R OBP: 0.338, SLG: 0.559	(9, 3) F SI 94 0-1 X FF 93		(9, 3) F CH 86 1-0 B SI 93 1 SAFE X CH 86		X SL 88 0-0	B SI 96 1-1 X CU 81		X FF 94 0-0			1	1	1	1	0	0	0										
18 Mike Moustakas, L OBP: 0.318, SLG: 0.475	(1, 5) X CH 87 0-0		(1, 5) F FF 94 0-1 X SL 88		B SI 94 1-1 F SI 94 X SL 88	B SI 96 1-0		C SI 93 1-1 X FC 88			6	2	4	3	0	1	1										
5 Jonathan Schoop, R OBP: 0.289, SLG: 0.434	(1, 6) C FF 94 0-1 X SL 87		(1, 6) X SL 87 0-0		D SI 94 1-2 F SI 93 X SL 88	1 SAFE B FC 91 X FC 93		X SI 94 0-0			6	1	2	2	0	1	5										
7 Eric Thames, L OBP: 0.300, SLG: 0.489	(1, 3) C FF 94 2-3 C SI 87 B CH 88 F CH 87 F FF 93 C SI 93		(1, 3) C FF 94 2-3 C SI 87 B CH 88 F CH 87 F FF 93 C SI 93		B SI 95 2-0 X SI 94	B SI 96 2-0		C SI 91 1-1 1 SAFE X SI 92			3	0	0	0	0	2	2										
71 Josh Hader, L OBP: 0.500, SLG: 0.500	(5, 1) C FF 94 2-3 C SI 87 B CH 88 F CH 87 F FF 93 C SI 93		(5, 1) C FF 94 2-3 C SI 87 B CH 88 F CH 87 F FF 93 C SI 93		B SI 95 2-0 X SI 94	B SI 96 2-0		C SI 91 1-1 1 SAFE X SI 92			0	0	0	0	0	0	0										
54 Taylor Williams, S OBP: 0.250, SLG: 0.250	(6, 1) C FF 94 2-3 C SI 87 B CH 88 F CH 87 F FF 93 C SI 93		(6, 1) C FF 94 2-3 C SI 87 B CH 88 F CH 87 F FF 93 C SI 93		B SI 95 2-0 X SI 94	B SI 96 2-0		C SI 91 1-1 1 SAFE X SI 92			0	0	0	0	0	0	0										
14 Hernán Pérez, R OBP: 0.301, SLG: 0.419	(7, PH) C FF 94 2-3 C SI 87 B CH 88 F CH 87 F FF 93 C SI 93		(7, PH) C FF 94 2-3 C SI 87 B CH 88 F CH 87 F FF 93 C SI 93		B SI 95 2-0 X SI 94	B SI 96 2-0		C SI 91 1-1 1 SAFE X SI 92			3	1	1	0	0	0	1										
9 Manny Piña, R OBP: 0.313, SLG: 0.390	(1, 2) C FF 94 1-2 C SI 87 B CH 88 F CH 87 F FF 93 C SI 93		(1, 2) C FF 94 1-2 C SI 87 B CH 88 F CH 87 F FF 93 C SI 93		B SI 95 2-3 X SI 94	B SI 96 2-3		C SI 93 2-1 H FC 85			3	0	1	0	0	2	2										
15 Erik Kratz, R OBP: 0.296, SLG: 0.375	(7, PR) C FF 94 1-2 C SI 87 B CH 88 F CH 87 F FF 93 C SI 93		(7, PR) C FF 94 1-2 C SI 87 B CH 88 F CH 87 F FF 93 C SI 93		B SI 95 2-3 X SI 94	B SI 96 2-3		C SI 93 2-1 H FC 85			2	1	1	1	0	1	0										
51 Freddy Peralta, R OBP: 0.040, SLG: 0.040	(1, 1) F FF 93 1-3 F SI 87 X SL 88		(1, 1) F FF 93 1-3 F SI 87 X SL 88		B SI 95 1-3 X SI 94	B SI 96 1-3		C SI 93 0-2 X FC 97			2	0	0	0	0	2	1										
3 Orlando Arcia, R OBP: 0.247, SLG: 0.276	(5, 6) F FF 93 1-3 F SI 87 X SL 88		(5, 6) F FF 93 1-3 F SI 87 X SL 88		B SI 95 1-3 X SI 94	B SI 96 1-3		C SI 93 0-2 X FC 97			3	1	0	0	0	0	1										
Inning Stats	R: 2 E: 0 K: 0 S: 12	H: 3 LOB: 1 BB: 0 P: 18	R: 0 E: 0 K: 2 S: 13	H: 1 LOB: 1 BB: 0 P: 18	R: 0 E: 0 K: 1 S: 11	H: 2 LOB: 2 BB: 0 P: 13	R: 0 E: 0 K: 3 S: 9	H: 0 LOB: 0 BB: 0 P: 13	R: 3 E: 0 K: 1 S: 21	H: 5 LOB: 2 BB: 0 P: 29	R: 1 E: 1 K: 1 S: 10	H: 1 LOB: 1 BB: 0 P: 17	R: 4 E: 0 K: 0 S: 12	H: 4 LOB: 2 BB: 1 P: 21	R: 1 E: 0 K: 1 S: 8	H: 2 LOB: 0 BB: 0 P: 13	R: 0 E: 0 K: 2 S: 11	H: 1 LOB: 1 BB: 0 P: 16	R: 2 E: 0 K: 2 S: 12	H: 3 LOB: 1 BB: 0 P: 18	1B: 13 2B: 4 3B: 1 HR: 4	SF: 1 SAC: 0 DP: 1 HBP: 1	WP: 0 PB: 1 SB: 1 CS: 0	PA: 53			
PITCHER	IP WLS BF H R ER SO BB IBB HBP BLK WP HR S P ERA WHIP	IP WLS BF H R ER SO BB IBB HBP BLK WP HR S P ERA WHIP	IP WLS BF H R ER SO BB IBB HBP BLK WP HR S P ERA WHIP	IP WLS BF H R ER SO BB IBB HBP BLK WP HR S P ERA WHIP	IP WLS BF H R ER SO BB IBB HBP BLK WP HR S P ERA WHIP	IP WLS BF H R ER SO BB IBB HBP BLK WP HR S P ERA WHIP	IP WLS BF H R ER SO BB IBB HBP BLK WP HR S P ERA WHIP	IP WLS BF H R ER SO BB IBB HBP BLK WP HR S P ERA WHIP	IP WLS BF H R ER SO BB IBB HBP BLK WP HR S P ERA WHIP	IP WLS BF H R ER SO BB IBB HBP BLK WP HR S P ERA WHIP	IP WLS BF H R ER SO BB IBB HBP BLK WP HR S P ERA WHIP	IP WLS BF H R ER SO BB IBB HBP BLK WP HR S P ERA WHIP	IP WLS BF H R ER SO BB IBB HBP BLK WP HR S P ERA WHIP	IP WLS BF H R ER SO BB IBB HBP BLK WP HR S P ERA WHIP	IP WLS BF H R ER SO BB IBB HBP BLK WP HR S P ERA WHIP	IP WLS BF H R ER SO BB IBB HBP BLK WP HR S P ERA WHIP	IP WLS BF H R ER SO BB IBB HBP BLK WP HR S P ERA WHIP	IP WLS BF H R ER SO BB IBB HBP BLK WP HR S P ERA WHIP	IP WLS BF H R ER SO BB IBB HBP BLK WP HR S P ERA WHIP	IP WLS BF H R ER SO BB IBB HBP BLK WP HR S P ERA WHIP	IP WLS BF H R ER SO BB IBB HBP BLK WP HR S P ERA WHIP	IP WLS BF H R ER SO BB IBB HBP BLK WP HR S P ERA WHIP	IP WLS BF H R ER SO BB IBB HBP BLK WP HR S P ERA WHIP	IP WLS BF H R ER SO BB IBB HBP BLK WP HR S P ERA WHIP	IP WLS BF H R ER SO BB IBB HBP BLK WP HR S P ERA WHIP	IP WLS BF H R ER SO BB IBB HBP BLK WP HR S P ERA WHIP	IP WLS BF H R ER SO BB IBB HBP BLK WP HR S P ERA WHIP

Milwaukee Brewers @ Cincinnati Reds
Great American Ball Park, Cincinnati, OH
Wed Aug 29 2018, 7:39 PM - 11:54 PM EDT
Att: 11,777 - Overcast - 76 F

AB 50
R 13
H 22
RBI 13
BB 1
SO 13
LOB 23



Batter	1	2	3	4	5	6	7	8	9	10	AB	R	H	RBI	BB	SO	LOB	BOTTOM
6 Billy Hamilton, S OBP: 0.305, SLG: 0.329	(1, 8) B FF 95 3-1 C SI 93 X SL 95		(1, 8) B FF 95 2-2 C SI 93 X SL 95		B FF 89 1-2 F FF 89 F FF 93	X FF 96 0-0		C FF 93 0-1 X FF 93		B FF 95 1-0 X FF 96	5	3	4	1	0	0	0	
26 Raisel Iglesias, R ERA: 4.97	(8, 1) B FF 95 1-2 C SI 93 X SL 95		(8, 1) B FF 95 3-2 C SI 93 X SL 95		B FF 89 1-2 F FF 89 F FF 93	X FF 96 0-0		C FF 93 1-2 1 SAFE C SI 93 F FF 93 H CU 71		B FF 96 3-2 F SI 92 B FC 92 B KC 83 X KC 82	5	0	0	0	0	1	3	
4 Brandon Dixon, R OBP: 0.223, SLG: 0.363	(10, 7) B FF 95 0-2 C SI 93 X SL 95		(10, 7) X FF 91 0-0		B FF 89 1-2 F SI 95 X SL 89	B FF 94 2-3 F SI 95 X SL 88		B FF 94 2-2 F SI 95 X SL 88		C SI 96 0-2 F SI 91	6	1	2	2	0	2	2	
9 José Peraza, R OBP: 0.332, SLG: 0.408	(1, 6) B FF 95 1-2 C SI 93 X SL 95		(1, 6) B FF 95 3-2 C SI 93 X SL 95		B FF 89 1-2 F SI 95 X SL 88	B FF 94 2-3 F SI 95 X SL 88		B FF 94 2-2 F SI 95 X SL 88		C SI 96 0-2 F SI 91	5	1	2	1	1	2		
3 Scooter Gennett, L OBP: 0.362, SLG: 0.495	(1, 4) C FF 91 0-2 C SI 93 X SL 95		(1, 4) X FF 91 0-0		B FF 89 1-2 F SI 95 X SL 88	B FF 94 2-3 F SI 95 X SL 88		B FF 94 2-2 F SI 95 X SL 88		C SI 96 0-2 F SI 91	6	1	2	2	0	2	2	
7 Eugenio Suárez, R OBP: 0.377, SLG: 0.560	(1, 5) C FF 92 1-3 C SI 93 X SL 95		(1, 5) C FF 92 2-2 C SI 93 X SL 95		B FF 89 1-2 F SI 95 X SL 88	B FF 94 2-3 F SI 95 X SL 88		B FF 94 2-2 F SI 95 X SL 88		C SI 96 2-1 F SI 92 X SL 92	5	1	1	2	1	1	2	
43 Scott Schebler, L OBP: 0.338, SLG: 0.445	(1, 9) S FF 89 0-3 F FF 92 S FF 92		(1, 9) S FF 89 0-3 F FF 92 S FF 92		B SL 81 2-2 S SI 80 F FF 94 X SI 94	1 SAFE F FF 93 S FF 93		S FF 94 1-2 F FF 94 X FF 96		S FF 94 1-2 F FF 94 X FF 96	5	0	0	0	0	3	1	
12 Preston Tucker, L OBP: 0.302, SLG: 0.429	(1, 7) C FF 91 0-2 C SI 93 X SL 95		(1, 7) C FF 91 0-2 C SI 93 X SL 95		B SI 94 2-1 S SI 93 X SL 94	B SI 96 2-1 S SI 93 X SL 94		B FF 94 4-1 1 SAFE C SI 93 B SI 93		B SI 97 4-2 C SI 98 B KC 83 C KC 83 D KC 83	3	0	0	0	0	1	0	
27 Phillip Ervin, R OBP: 0.367, SLG: 0.456	(7, 7) C FF 91 0-2 C SI 93 X SL 95		(7, 7) C FF 91 0-2 C SI 93 X SL 95		B SI 94 2-1 S SI 93 X SL 94	B SI 96 2-1 S SI 93 X SL 94		B FF 94 4-1 1 SAFE C SI 93 B SI 93		B SI 97 4-2 C SI 98 B KC 83 C KC 83 D KC 83	0	0	0	0	2	0	0	
16 Tucker Barnhart, L OBP: 0.337, SLG: 0.380	(1, 2) B FF 92 1-1 C SI 93 X SL 95		(1, 2) B FF 92 1-1 C SI 93 X SL 95		X CU 76 0-0	B SI 90 4-0 B SI 91 X SL 92		X FF 92 0-0		1 SAFE D SI 96 S KC 83 B KC 83 F SI 92 1 SAFE B FF 98 B SI 98	3	3	2	1	2	0	2	
38 Curt Casali, R OBP: 0.398, SLG: 0.515	(1, 3) B FF 91 1-1 C SI 93 X SL 95		(1, 3) B FF 91 1-1 C SI 93 X SL 95		X FF 91 0-0	X SI 93 0-0		C SI 94 1-2 S CU 78 X CU 78		B SI 95 2-3 D SI 94 C SI 95	5	1	3	1	0	1	2	
32 Matt Harvey, R ERA: 4.4	(5, 1) S FF 91 0-3 F FF 92 S FF 92		(5, 1) S FF 91 0-3 F FF 92 S FF 92		B FF 90 4-0 F FF 90 B FF 90	B FF 94 1-2 F SI 95 X SL 88		C FF 92 0-3 C SI 93 X SL 95		F SI 96 0-1 X SI 96	1	0	0	0	0	0	1	
71 Josh Hader, L ERA: 2.65	(5, 1) S FF 91 0-3 F FF 92 S FF 92		(5, 1) S FF 91 0-3 F FF 92 S FF 92		B FF 90 4-0 F FF 90 B FF 90	B FF 94 1-2 F SI 95 X SL 88		C FF 92 0-3 C SI 93 X SL 95		F SI 96 0-1 X SI 96	0	1	1	3	0	0	0	
54 Taylor Williams, R ERA: 4.35	(6, 1) S FF 91 0-3 F FF 92 S FF 92		(6, 1) S FF 91 0-3 F FF 92 S FF 92		B FF 90 4-0 F FF 90 B FF 90	B FF 94 1-2 F SI 95 X SL 88		C FF 92 0-3 C SI 93 X SL 95		F SI 96 0-1 X SI 96	0	0	0	0	0	0	0	
39 Corbin Burnes, R ERA: 3.13	(7, 1) S FF 91 0-3 F FF 92 S FF 92		(7, 1) S FF 91 0-3 F FF 92 S FF 92		B FF 90 4-0 F FF 90 B FF 90	B FF 94 1-2 F SI 95 X SL 88		C FF 92 0-3 C SI 93 X SL 95		F SI 96 0-1 X SI 96	0	0	0	0	0	0	0	
48 Joakim Soria, R ERA: 2.44	(8, 1) S FF 91 0-3 F FF 92 S FF 92		(8, 1) S FF 91 0-3 F FF 92 S FF 92		B FF 90 4-0 F FF 90 B FF 90	B FF 94 1-2 F SI 95 X SL 88		C FF 92 0-3 C SI 93 X SL 95		F SI 96 0-1 X SI 96	0	0	0	0	0	0	0	
Inning Stats	R: 1 E: 0 K: 1 S: 12	H: 1 LOB: 0 BB: 0 P: 17	R: 1 E: 0 K: 3 S: 13	H: 2 LOB: 1 BB: 0 P: 15	R: 0 E: 0 K: 0 S: 11	H: 1 LOB: 1 BB: 0 P: 18	R: 1 E: 0 K											

Batter	1	2	3	4	5	6	7	8	9	10	11	AB	R	H	RBI	BB	SO	LOB	TOP							
6 Lorenzo Cain, R OBP: 0.402, SLG: 0.439	(1, 8) B SI 90 B FF 92 C FC 91 C FC 91 B FF 94 B SL 84		D SL 89 X SI 90		X SI 93 0-0			B SI 86 F SI 87 S SI 88 C FC 91 X SI 90			X FF 95 0-0	4	1	2	1	1	1	2								
22 Christian Yelich, L OBP: 0.378, SLG: 0.559	(1, 9) C SL 86 X SL 86		F SL 87 B SL 88 X SL 88		B FF 92 B SL 85 X SL 85			C SI 91 F SI 92 X SL 89			F CU 84 X SI 81	4	0	0	1	1	0	2								
24 Jesús Aguilar, R OBP: 0.389, SLG: 0.556	(1, 3) C SI 93 B CH 86 B FF 92 F SI 94 X SL 86		C SI 90 B SI 92 B CH 86 X SI 90		C SI 94 X FC 92			B SI 88 B SI 88 B SI 88 D			C CU 83 X SI 93	4	0	1	0	1	0	4								
3 Orlando Arcia, R OBP: 0.247, SLG: 0.276	(11, PR) F SI 87 B FF 95 F SI 86 X SL 86							B SI 88 B SI 88 B SI 88 D				0	0	0	0	0	0	0								
8 Ryan Braun, R OBP: 0.303, SLG: 0.450	(1, 7) B FF 94 B FF 94 B SL 88 X SL 87							B SI 97 F SI 91 F SI 91 S SI 92			C SL 89 X SI 93	5	0	0	0	0	1	2								
5 Jonathan Schoop, R OBP: 0.270, SLG: 0.431								B SI 93 B SI 93 C SI 93 X CU 81				3	0	0	0	1	1	0								
18 Mike Moustakas, L OBP: 0.317, SLG: 0.472								B SI 97 F SI 91 F SI 91 S SI 92				5	1	1	0	0	1	3								
14 Hernán Pérez, R OBP: 0.300, SLG: 0.416								B SI 92 C SL 83 S SL 84 X FF 95				4	0	1	0	0	1	0								
15 Erik Kratz, R OBP: 0.295, SLG: 0.367								B SI 90 B SI 91 B CH 85 B CH 84 B SI 91				3	0	0	0	1	3	2								
20 Wade Miley, L OBP: 0.260, SLG: 0.290								B SI 90 B SI 91 B CH 85 B CH 84 B SI 91				3	0	1	0	0	2	2								
38 Dan Jennings, L OBP: 0.292, SLG: 0.373								B SI 90 B SI 91 B CH 85 B CH 84 B SI 91				0	0	0	0	0	0	0								
25 Jordan Lyles, R OBP: 0.292, SLG: 0.373								B SI 90 B SI 91 B CH 85 B CH 84 B SI 91				0	0	0	0	0	0	0								
39 Corbin Burnes, R OBP: 0.292, SLG: 0.373								B SI 90 B SI 91 B CH 85 B CH 84 B SI 91				0	0	0	0	0	0	0								
7 Eric Thames, L OBP: 0.300, SLG: 0.400								B SI 90 B SI 91 B CH 85 B CH 84 B SI 91				1	0	0	0	1	0	0								
48 Joakim Soria, R OBP: 0.300, SLG: 0.400								B SI 90 B SI 91 B CH 85 B CH 84 B SI 91				0	0	0	0	0	0	0								
71 Josh Hader, L OBP: 0.300, SLG: 0.400								B SI 90 B SI 91 B CH 85 B CH 84 B SI 91				0	0	0	0	0	0	0								
Inning Stats	R: 0 E: 0 K: 0 S: 13	H: 0 LOB: 1 BB: 1 P: 22	R: 0 E: 0 K: 1 S: 7	H: 0 LOB: 0 BB: 0 P: 11	R: 0 E: 0 K: 0 S: 6	H: 1 LOB: 1 BB: 1 P: 14	R: 0 E: 0 K: 0 S: 6	H: 0 LOB: 0 BB: 0 P: 10	R: 1 E: 0 K: 2 S: 12	H: 3 LOB: 3 BB: 1 P: 18	R: 0 E: 0 K: 1 S: 6	H: 0 LOB: 0 BB: 0 P: 7	R: 0 E: 0 K: 2 S: 8	H: 0 LOB: 0 BB: 0 P: 8	R: 0 E: 0 K: 1 S: 12	H: 0 LOB: 1 BB: 1 P: 19	R: 0 E: 0 K: 3 S: 14	H: 0 LOB: 0 BB: 0 P: 19	R: 1 E: 0 K: 0 S: 9	H: 2 LOB: 2 BB: 0 P: 11	1B: 5 2B: 0 3B: 0 HR: 1	SF: 0 SAC: 0 DP: 2 HBP: 1	WP: 0 PB: 0 SB: 0 CS: 0	PA: 42		
PITCHER	IP 2.0	WLS 4.2	BF 20	H 4	R 1	ER 1	SO 3	BB 0	IBB 0	HBP 0	BLK 0	WP 0	HR 0	S 16	P 73	ERA 1.93	WHIP 1.500									
25 Cody Reed, L ERA: 3.28	(1, 1)	IP 4.2	WLS 2.1	BF 7	H 0	R 0	ER 0	SO 3	BB 0	IBB 0	HBP 0	BLK 0	WP 0	HR 0	S 12	P 17	ERA 0.00	WHIP 0.000								
21 Michael Lorenzen, R ERA: 3.12	(5, 1)	IP 1.0	WLS 1.0	BF 4	H 0	R 0	ER 0	SO 1	BB 1	IBB 0	HBP 0	BLK 0	WP 0	HR 0	S 16	P 19	ERA 1.000	WHIP 1.000								
47 Sal Romano, R ERA: 5.39	(8, 1)	IP 1.0	WLS 1.0	BF 3	H 0	R 0	ER 0	SO 1	BB 1	IBB 0	HBP 0	BLK 0	WP 0	HR 0	S 9	P 17	ERA 0.00	WHIP 1.000								
48 Jared Hughes, R ERA: 1.9	(9, 1)	IP 1.0	WLS 3	BF 0	H 0	R 0	ER 0	SO 3	BB 0	IBB 0	HBP 0	BLK 0	WP 0	HR 0	S 14	P 19	ERA 0.00	WHIP 0.000								
37 David Hernandez, R ERA: 2.6	(10, 1)	IP 1.0	WLS 3	BF 0	H 0	R 0	ER 0	SO 3	BB 0	IBB 0	HBP 0	BLK 0	WP 0	HR 0	S 14	P 19	ERA 0.00	WHIP 0.000								
PITCHER	IP 0.1	WLS L	BF 2	H 1	R 1	ER 1	SO 0	BB 0	IBB 0	HBP 0	BLK 0	WP 0	HR 0	S 3	P 3	ERA 27.00	WHIP 3.000									
40 Austin Brice, R ERA: 5.78	(11, 1)	IP 0.2	WLS 4	BF 1	H 0	R 0	ER 0	SO 0	BB 0	IBB 0	HBP 0	BLK 0	WP 0	HR 0	S 6	P 8	ERA 0.00	WHIP 1.500								
62 Jackson Stephens, R ERA: 4.85	(11, 1)	IP 0.2	WLS 4	BF 1	H 0	R 0	ER 0	SO 0	BB 0	IBB 0	HBP 0	BLK 0	WP 0	HR 0	S 6	P 8	ERA 0.00	WHIP 1.500								

Milwaukee Brewers @ Cincinnati Reds
Great American Ball Park, Cincinnati, OH
Thu Aug 30 2018, 12:37 PM - 3:42 PM EDT
Att. 13,403 - Overcast - 75 F

livebaseballscorecards.com
AB 36
R 2
H 6
RBI 2
BB 5
SO 11
LOB 17



Batter	1	2	3	4	5	6	7	8	9	10	11	AB	R	H	RBI	BB	SO	LOB	BOTTOM							
43 Scott Schebler, L OBP: 0.340, SLG: 0.448	(1, 9) X FC 86 0-0							F SI 91 X SL 86			X SI 94 0-0	3	0	1	0	1	0	1								
48 Jared Hughes, R ERA: 1.9	(9, 1) F SI 87 B FF 95 F SI 86							F SI 91 X SL 86				0	0	0	0	0	0	0								
37 David Hernandez, R ERA: 2.6	(10, 1) F SI 87 B FF 95 F SI 86							F SI 91 X SL 86				0	0	0	0	0	0	0								
3 Scooter Gennett, L OBP: 0.361, SLG: 0.484	(11, 4) C SI 87 B CH 84 X CH 82							F SI 91 X SL 86				1	0	0	0	0	0	0								
9 José Peraza, R OBP: 0.329, SLG: 0.404	(1, 6) C SI 87 B CH 84 X CH 82							F SI 91 X SL 86				5	0	0	0	0	0	3								
19 Joey Votto, L OBP: 0.418, SLG: 0.414	(1, 3) C FF 89 B CH 84 F CH 82 C FC 87							F SI 91 X SL 86				5	0	0	0	0	1	1								
27 Phillip Ervin, R OBP: 0.364, SLG: 0.450								F SI 91 X SL 86				4	1	1	0	0	0	1								
38 Curt Casali, R OBP: 0.385, SLG: 0.495								F SI 91 X SL 86				4	0	0	0	0	2	1								
15 Dison Herrera, R OBP: 0.292, SLG: 0.404								F SI 91 X SL 86				4	0	1	1	0	2	0								
40 Austin Brice, R ERA: 5.78								F SI 91 X SL 86				0	0	0	0	0	0	0								
62 Jackson Stephens, R ERA: 4.85								F SI 91 X SL 86				0	0	0	0	0	0	0								
4 Brandon Dixon, R OBP: 0.214, SLG: 0.347								F SI 91 X SL 86				4	0	0	0	0	2	1								
46 Mason Williams, L OBP: 0.318, SLG: 0.402								F SI 91 X SL 86				4	0	2	0	0	0	0								
25 Cody Reed, L ERA: 2.18	(1, 1) C FF 89 B CH 84 F CH 82 C FC 87							F SI 91 X SL 86				1	0	0	0	0	1	0								
21 Michael Lorenzen, R ERA: 3.25	(5, 1) C FF 89 B CH 84 F CH 82 C FC 87							F SI 91 X SL 86				1	0	0	0	0	0	1								
47 Sal Romano, L OBP: 0.059, SLG: 0.088	(8, 1) C FF 89 B CH 84 F CH 82 C FC 87							F SI 91 X SL 86				0	0	0	0	0	0	0								
6 Billy Hamilton, S OBP: 0.306, SLG: 0.332	(8, PH) C FF 89 B CH 84 F CH 82 C FC 87							F SI 91 X SL 86				2	0	1	0	0	0	1								
Inning Stats	R: 0 E: 0 K: 1 S: 6	H: 0 LOB: 0 BB: 0 P: 8	R: 0 E: 0 K: 1 S: 6	H: 0 LOB: 0 BB: 0 P: 8	R: 0 E: 0 K: 1 S: 11	H: 0 LOB: 0 BB: 0 P: 14	R: 0 E: 0 K: 0 S: 9	H: 1 LOB: 1 BB: 0 P: 16	R: 0 E: 0 K: 1 S: 9	H: 0 LOB: 1 BB: 1 P: 12	R: 0 E: 0 K: 0 S: 9	H: 1 LOB: 1 BB: 0 P: 17	R: 1 E: 0 K: 2 S: 12	H: 2 LOB: 1 BB: 0 P: 17	R: 0 E: 0 K: 0 S: 13	H: 1 LOB: 1 BB: 0 P: 17	R: 0 E: 0 K: 0 S: 3	H: 0 LOB: 0 BB: 0 P: 5	R: 0 E: 0 K: 2 S: 9	H: 1 LOB: 1 BB: 0 P: 13	R: 0 E: 0 K: 0 S: 8	H: 0 LOB: 0 BB: 0 P: 10	1B: 3 2B: 3 3B: 0 HR: 0	SF: 0 SAC: 0 DP: 1 HBP: 0	WP: 0 PB: 0 SB: 0 CS: 0	PA: 39
PITCHER	IP 7.1	WLS 0.1	BF 27	H 5	R 0	ER 1	SO 6	BB 1	IBB 0	HBP 0	BLK 0	WP 0	HR 0	S 68	P 105	ERA 1.23	WHIP 0.818									
20 Wade Miley, L ERA: 2.18	(1, 1)	IP 0.1	WLS 1	BF 0	H 0	R 0	ER 0	SO 0	BB 0	IBB 0	HBP 0	BLK 0	WP 0	HR 0	S 2	P 2	ERA 0.00	WHIP 0.000								
38 Dan Jennings, L ERA: 3.25	(8, 1)	IP 0.1	WLS 1	BF 0	H 0	R 0	ER 0	SO 0	BB 0	IBB 0	HBP 0	BLK 0	WP 0	HR 0	S 2	P 2	ERA 0.00	WHIP 0.000								
25 Jordan Lyles, R ERA: 4.45	(8, 1)	IP 1.0	WLS 3	BF 1	H 0	R 0	ER 0	SO 0	BB 0	IBB 0	HBP 0	BLK 0	WP 0	HR 0	S 3	P 5	ERA 0.00	WHIP 0.000								
39 Corbin Burnes, R ERA: 3.0	(9, 1)	IP 1.0	WLS 4	BF 1	H 0	R 0	ER 0	SO 2	BB 0	IBB 0	HBP 0	BLK 0	WP 0	HR 0	S 9	P 13	ERA 0.00	WHIP 1.000								
48 Joakim Soria, R ERA: 2.39	(10, 1)	IP 1.0	WLS 4	BF 1	H 0	R 0	ER 0	SO 2	BB 0	IBB 0	HBP 0	BLK 0	WP 0	HR 0	S 9	P 13	ERA 0.00	WHIP 1.000								
PITCHER	IP 1.0	WLS S	BF 3	H 0	R 0	ER 0	SO 0	BB 0	IBB 0	HBP 0	BLK 0	WP 0	HR 0	S 8	P 10	ERA 0.00	WHIP 0.000									
71 Josh Hader, L ERA: 2.01	(11, 1)	IP 1.0	WLS 3	BF 0	H 0	R 0	ER 0	SO 0	BB 0	IBB 0	HBP 0	BLK 0	WP 0	HR 0	S 3	P 8										

Batter	1	2	3	4	5	6	7	8	9	AB	R	H	RBI	BB	SO	LOB	TOP						
6 Billy Hamilton, S OBP: 0.305, SLG: 0.330	G6-3	P6	FC5-2	P6													5	0	1	0	0	0	4
9 José Peraza, R OBP: 0.328, SLG: 0.403		P3	F8														4	1	1	1	0	0	3
19 Joey Votto, L OBP: 0.420, SLG: 0.415			G3-1														4	1	2	0	1	1	0
7 Eugenio Suárez, R OBP: 0.375, SLG: 0.556			F9														5	0	1	1	0	0	4
3 Scooter Gennett, L OBP: 0.365, SLG: 0.496																	4	1	3	1	1	0	1
27 Phillip Ervin, R OBP: 0.353, SLG: 0.434																	5	0	0	0	0	2	6
43 Scott Schebler, L OBP: 0.344, SLG: 0.464																	5	1	3	2	0	0	3
16 Tucker Barnhart, L OBP: 0.340, SLG: 0.382																	4	1	2	0	1	0	2
34 Homer Bailey, R OBP: 0.160, SLG: 0.150																	0	0	0	0	0	0	0
15 Dioner Navarro, R OBP: 0.288, SLG: 0.287																	0	0	0	0	0	0	0
41 Matt Wisler, R ERA: 5.02																	0	0	0	0	0	0	0
46 Mason Williams, L ERA: 0.23																	0	0	0	0	0	0	0
62 Jackson Stephens, R ERA: 0.23																	0	0	0	0	0	0	0
4 Brandon Dixon, R OBP: 0.224, SLG: 0.347																	0	0	0	0	0	0	0
Inning Stats	R: 2 E: 0 K: 1 S: 16	H: 4 LOB: 2 BB: 0 P: 25	R: 0 E: 0 K: 0 S: 10	H: 1 LOB: 1 BB: 0 P: 18	R: 0 E: 0 K: 1 S: 8	H: 1 LOB: 1 BB: 0 P: 13	R: 0 E: 0 K: 0 S: 9	H: 2 LOB: 2 BB: 0 P: 11	R: 0 E: 0 K: 0 S: 4	H: 1 LOB: 1 BB: 0 P: 7	R: 0 E: 0 K: 0 S: 6	H: 0 LOB: 0 BB: 0 P: 13	R: 3 E: 0 K: 0 S: 23	H: 3 LOB: 3 BB: 3 P: 43	R: 0 E: 0 K: 0 S: 9	H: 1 LOB: 1 BB: 0 P: 12	1B: 12 2B: 1 3B: 0 HR: 1	SF: 1 SAC: 2 DP: 0 HBP: 0	WP: 0 PB: 0 SB: 0 CS: 0	PA: 44			
PITCHER	IP WLS BF H R ER SO BB IBB HBP BLK WP HR S P ERA WHIP																						
68 Austin Gomber, L ERA: 2.77	(1, 1) 7.0 W 31 10 2 2 3 0 0 0 0 0 0 0 0 0 62 96 2.57 1.429																						
27 Brett Cecil, L ERA: 6.75	(8, 1) 0.1 4 1 3 3 0 2 0 0 0 0 0 1 8 17 81.00 9.000																						
49 Jordan Hicks, R ERA: 3.07	(8, 1) 0.2 H 5 2 0 0 0 1 0 0 0 0 0 0 0 15 26 0.00 4.500																						
55 Dominic Leone, R ERA: 3.38	(9, 1) 1.0 4 1 0 0 0 0 0 0 0 0 0 0 9 12 0.00 1.000																						

Cincinnati Reds @ St. Louis Cardinals
 Busch Stadium, St. Louis, MO
 Fri Aug 31 2018, 7:15 PM - 10:37 PM CDT
 Att: 42,365 - Cloudy - 84 F

AB	38
R	5
H	14
RBI	5
BB	3
SO	3
LOB	24

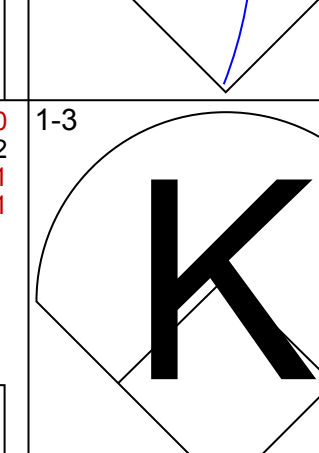
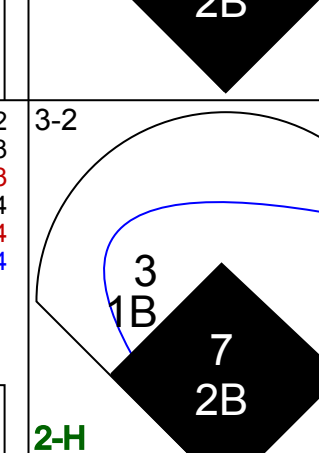
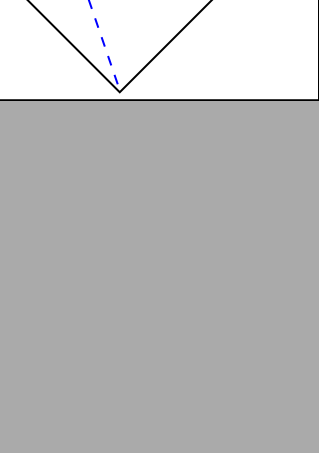


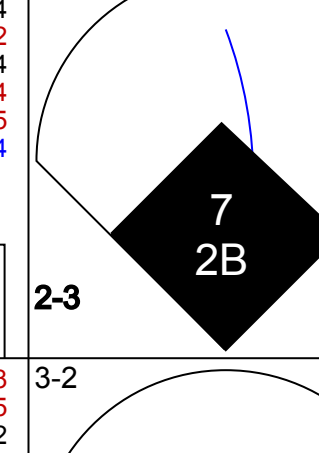

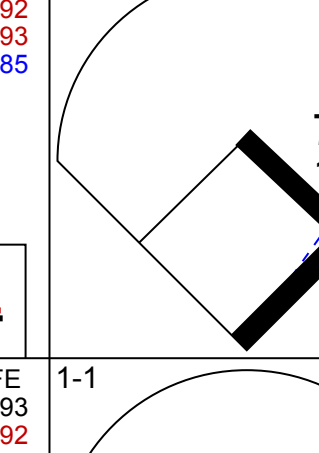

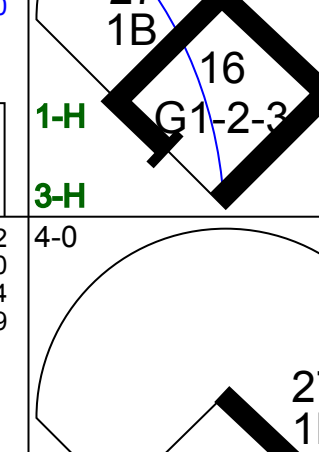

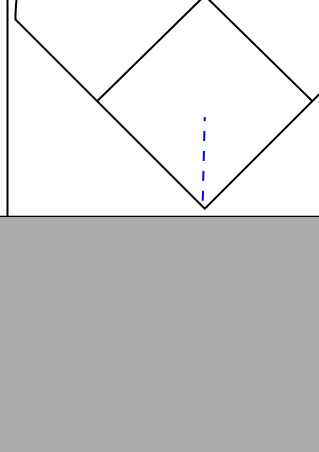
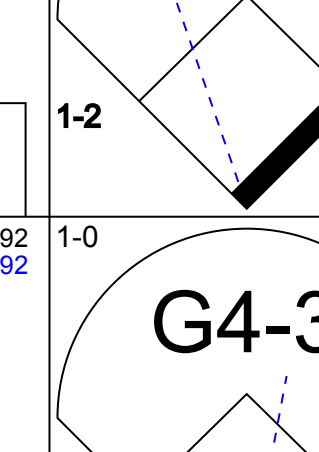
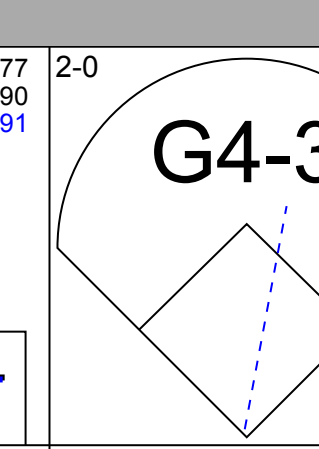
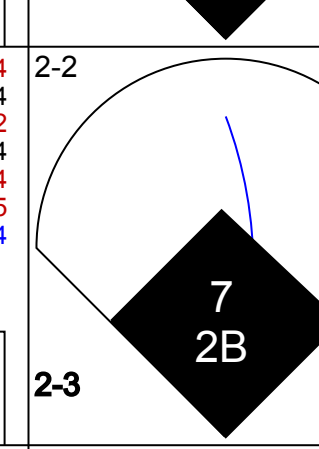

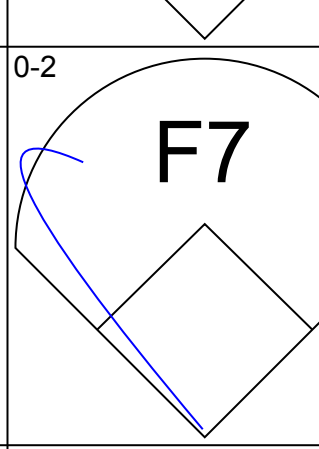
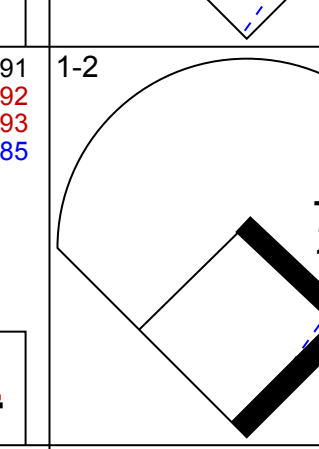
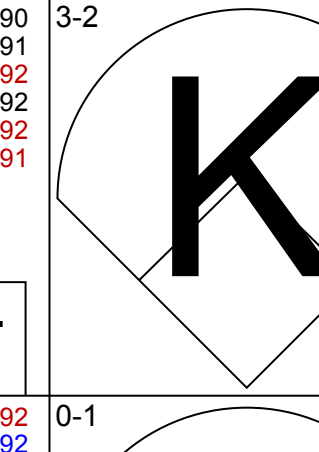
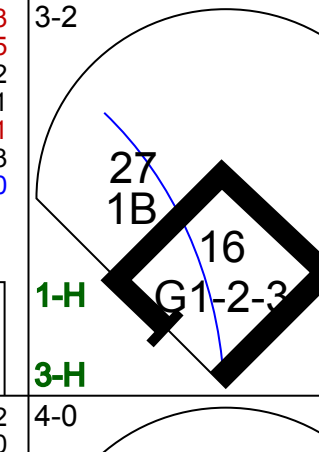

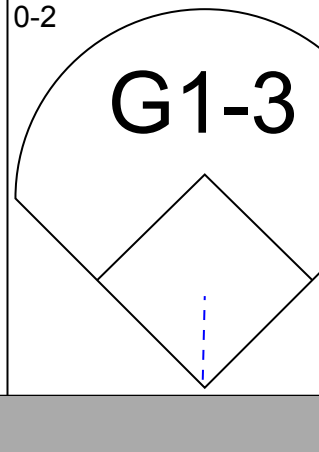
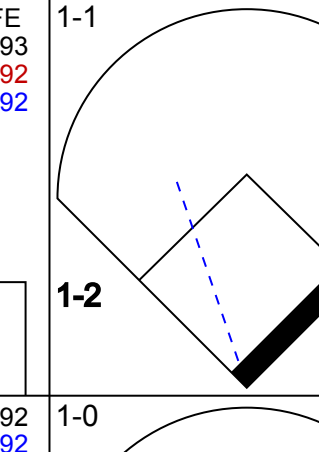
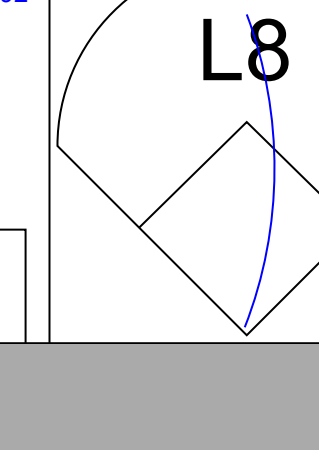
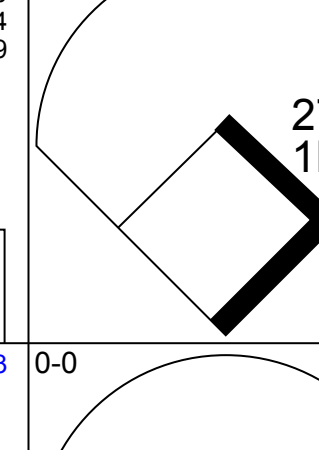

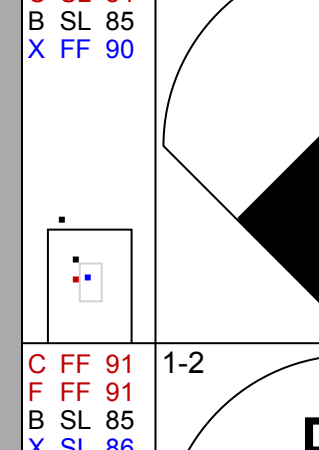
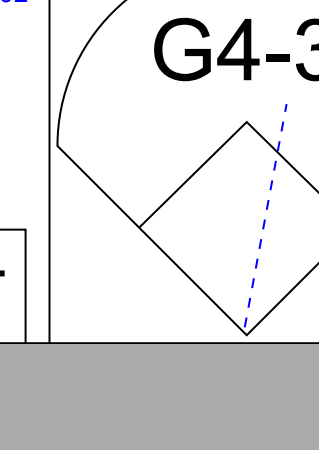
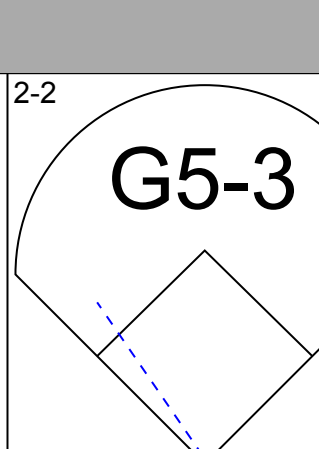
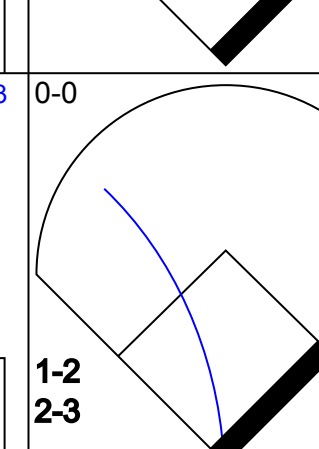
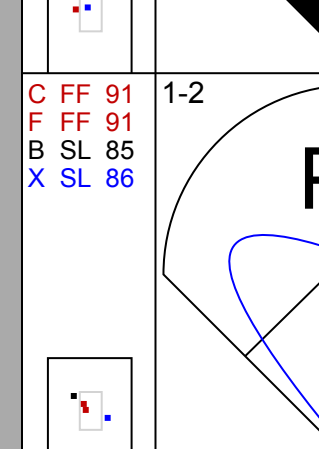
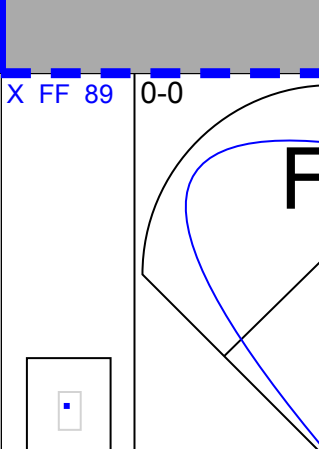
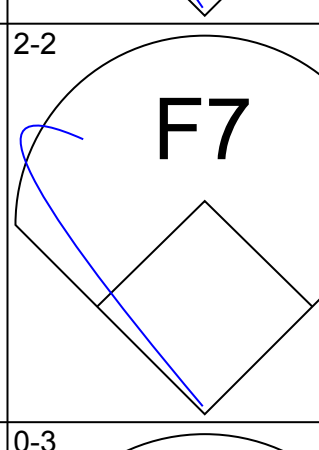
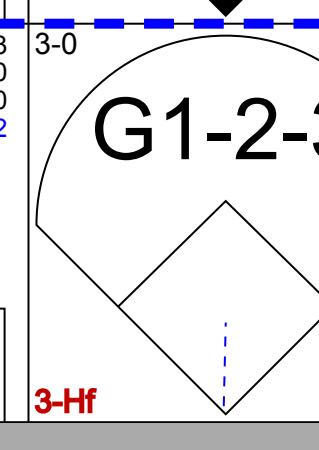
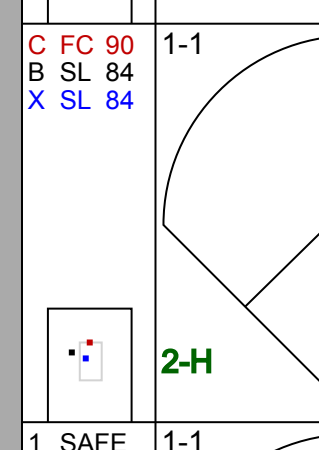
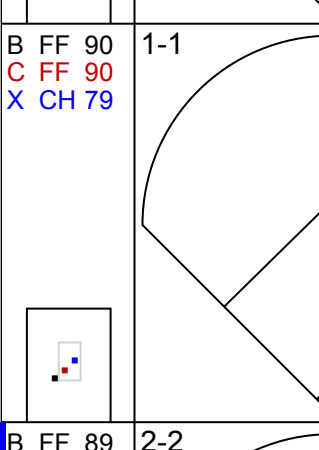
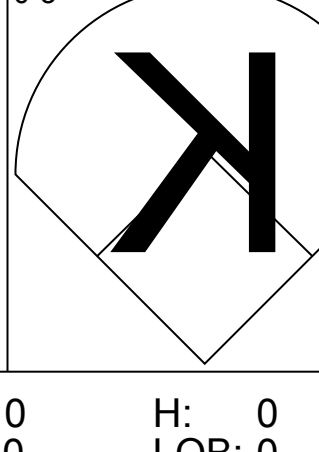
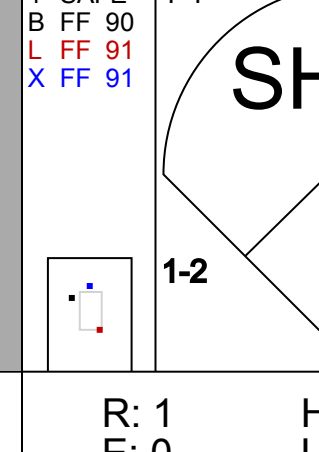
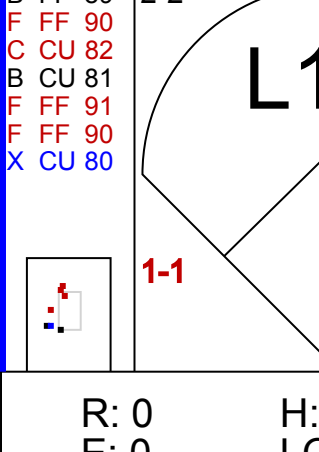
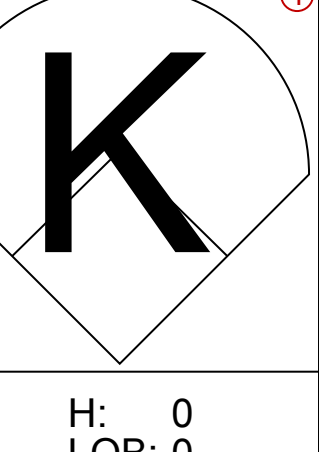


Batter	1	2	3	4	5	6	7	8	9	AB	R	H	RBI	BB	SO	LOB	BOTTOM						
13 Matt Carpenter, L OBP: 0.387, SLG: 0.579	F7			F8													5	1	2	2	0	1	0
4 Yadier Molina, R OBP: 0.319, SLG: 0.444																	5	1	1	0	0	1	1
46 Francisco Peña, R OBP: 0.239, SLG: 0.273																	0	0	0	0	0	0	0
38 José Martínez, R OBP: 0.375, SLG: 0.477																	2	2	2	0	3	0	0
55 Dominic Leone, R ERA: 3.38																	0	0	0	0	0	0	0
15 Matt Adams, L OBP: 0.327, SLG: 0.491																	4	1	1	0	0	1	4
27 Brett Cecil, R ERA: 6.75																	0	0	0	0	0	0	0
49 Jordan Hicks, R ERA: 3.07																	0	0	0	0	0	0	0
35 Greg Garcia, L OBP: 0.299, SLG: 0.309																	1	0	0	0	0	0	2
41 Tyler O'Neill, R OBP: 0.306, SLG: 0.520																	4	1	1	0	1	2	2
12 Paul DeJong, R OBP: 0.309, SLG: 0.428																	5	2	2	5	0	1	1
48 Harrison Bader, R OBP: 0.348, SLG: 0.444																	4	1	1	0	0	1	2
34 Yairo Muñoz, R OBP: 0.345, SLG: 0.414																	4	1	2	2	1	1	1
68 Austin Gomber, L OBP: 0.200, SLG: 0.267																	3	1	1	2	0	0	2
21 Patrick Wisdom, R OBP: 0.412, SLG: 0.733																	2	1	1	1	0	0	2
Inning Stats	R: 0 E: 0 K: 1 S: 9	H: 1 LOB: 1 BB: 0 P: 10	R: 4 E: 1 K: 1 S: 18	H: 3 LOB: 0 BB: 0 P: 26	R: 3 E: 0 K: 2 S: 16	H: 3 LOB: 0 BB: 0 P: 26	R: 0 E: 0 K: 0 S: 12	H: 1 LOB: 2 BB: 1 P: 19	R: 0 E: 0 K: 1 S: 7	H: 1 LOB: 2 BB: 1 P: 10	R: 0 E: 0 K: 1 S: 13	H: 0 LOB: 1 BB: 1 P: 19	R: 0 E: 0 K: 2 S: 12	H: 1 LOB: 1 BB: 0 P: 18	R: 5 E: 0 K: 0 S: 20	H: 4 LOB: 2 BB: 2 P: 37	1B: 9 2B: 2 3B: 0 HR: 3	SF: 0 SAC: 0 DP: 0 HBP: 1	WP: 0 PB: 0 SB: 0 CS: 0	PA: 45			
PITCHER	IP WLS BF H R ER SO BB IBB HBP BLK WP HR S P ERA WHIP																						
34 Homer Bailey, R ERA: 6.13	(1, 1) 5.0 L 27 9 7 3 5 1 1 0 0 0 0 0 0 2 62 91 5.40 2.000																						
41 Matt Wisler, R ERA: 5.02	(6, 1) 2.0 8 1 0 0 3 1 0 0 0 0 0 0 25 37 0.00 1.000																						
62 Jackson Stephens, R ERA: 0.23	(8, 1) 0.2 9 4 5 5 0 2 0 1 0 0 0 1 17 33 67.50 9.000																						
4 Brandon Dixon, R ERA: 3.38	(8, 1) 0.1 1 0 0 0 0 0 0 0 0 0 0 0 3 4 0.00 0.000																						

Cincinnati Reds @ St. Louis Cardinals
 Busch Stadium, St. Louis, MO
 Fri Aug 31 2018, 7:15 PM - 10:37 PM CDT
 Att: 42,365 - Cloudy - 84 F

AB	39
R	12
H	14
RBI	12
BB	5
SO	8
LOB	17

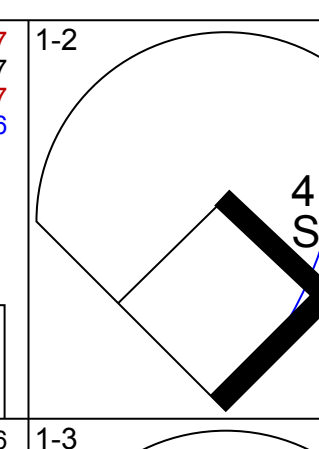
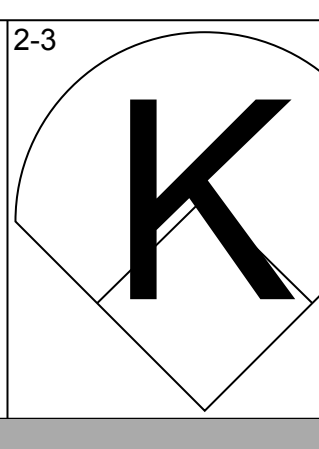
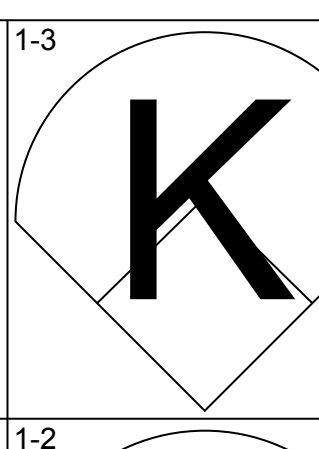
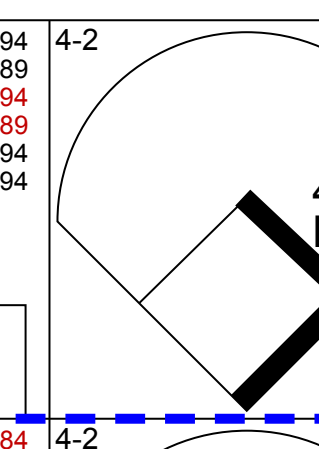
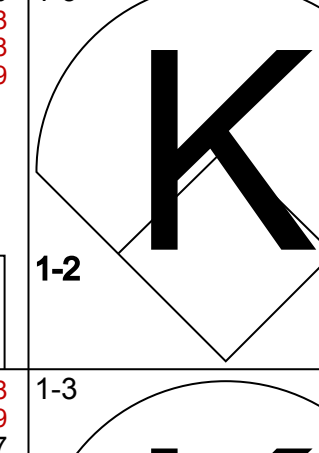
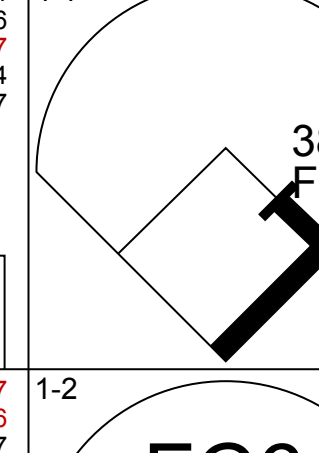
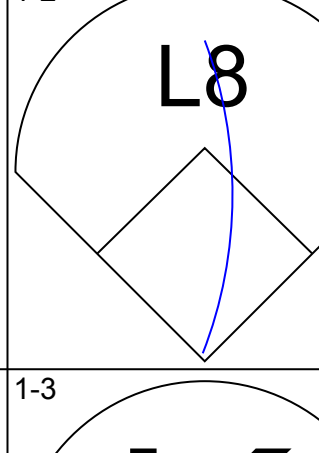
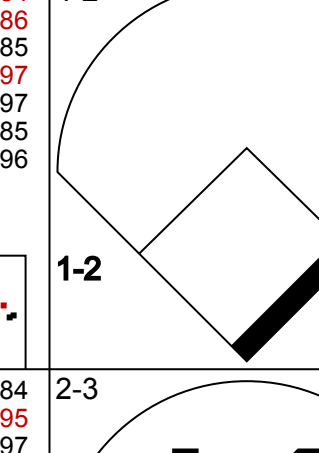
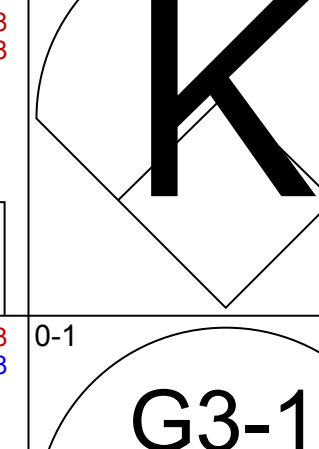
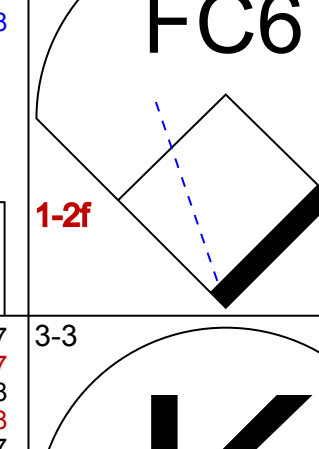

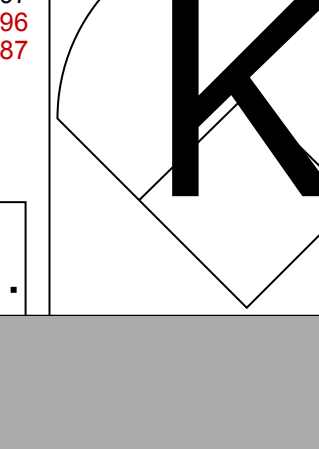
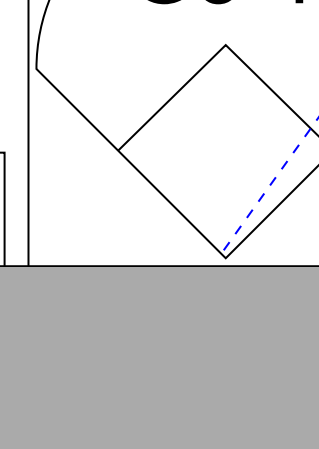
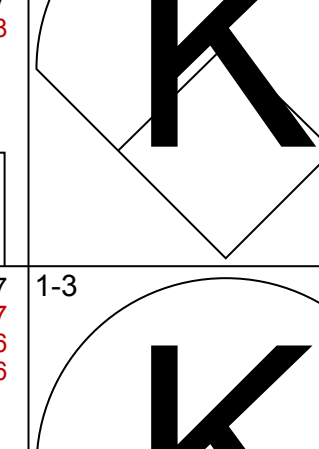
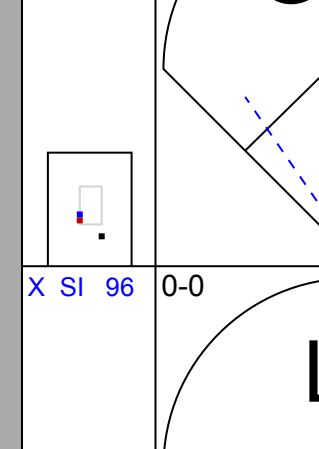
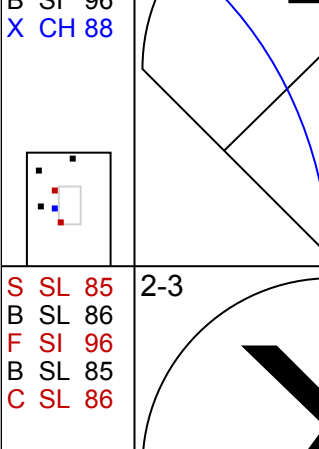
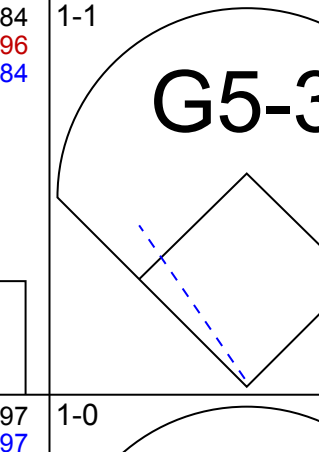
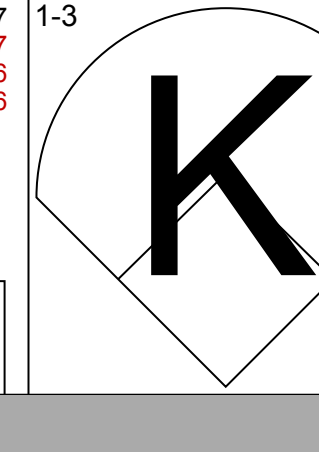
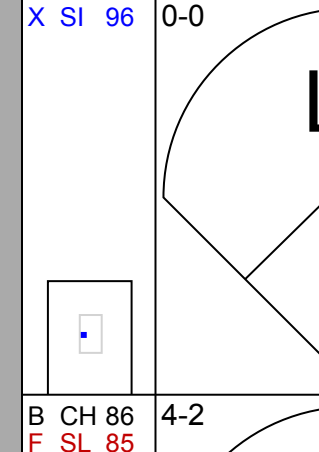
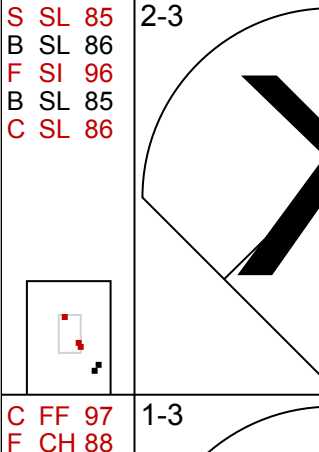
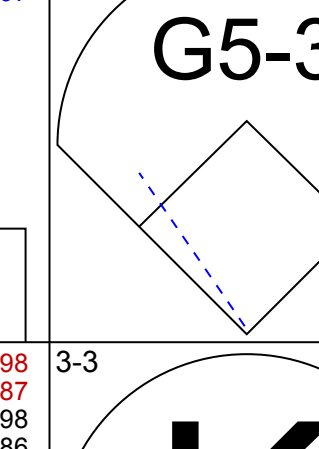
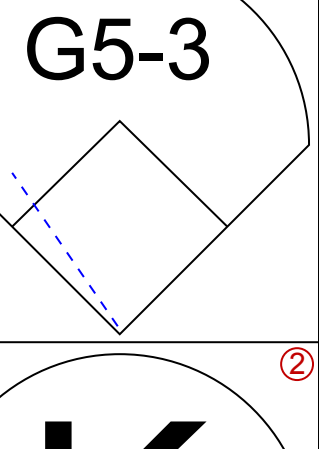
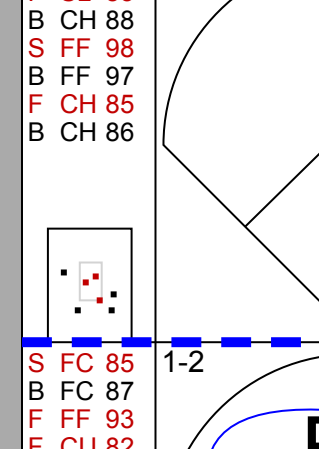
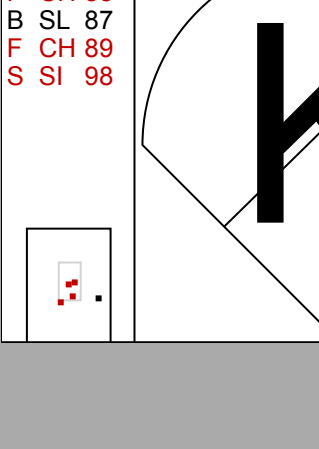
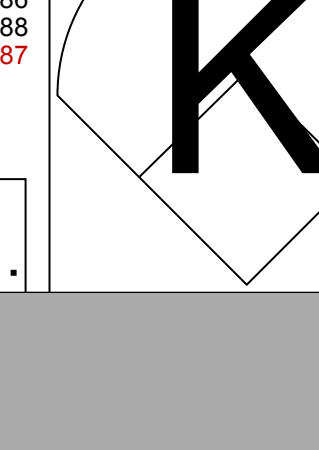

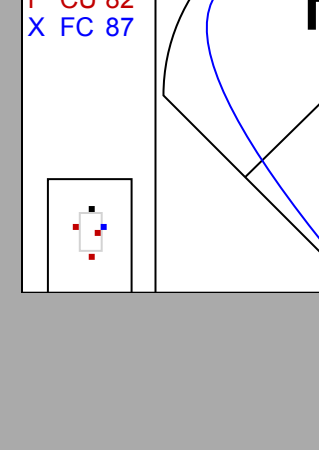
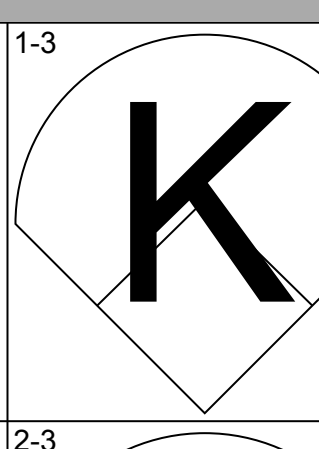
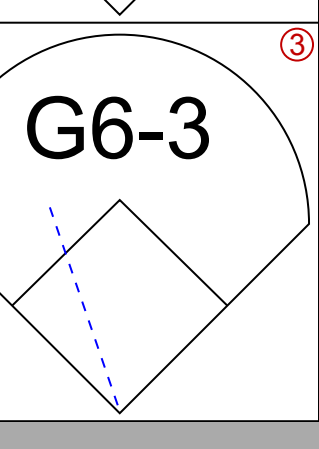
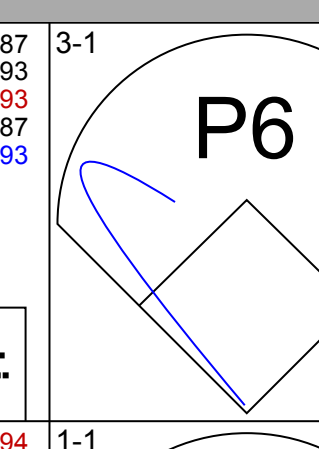
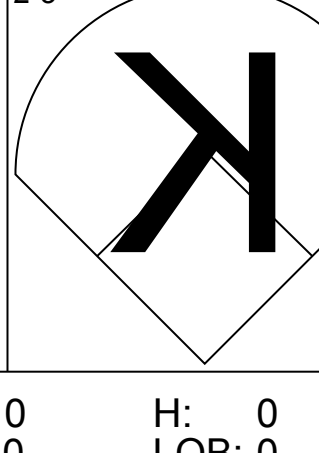
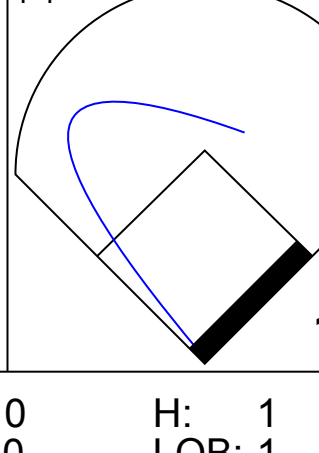
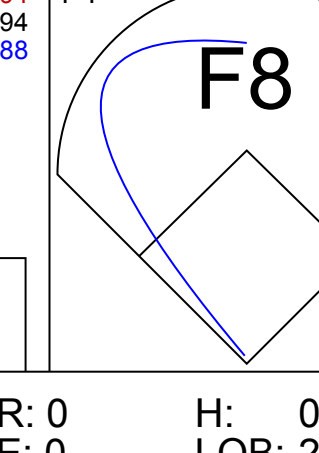


Batter	1	2	3	4	5	6	7	8	9	AB	R	H	RBI	BB	SO	LOB	TOP					
6 Billy Hamilton, S (1, 8) OBP: 0.302, SLG: 0.327										4	0	0	0	0	2	1						
9 José Peraza, R (1, 6) OBP: 0.327, SLG: 0.403										4	1	1	0	0	0	0						
19 Joey Votto, L (1, 3) OBP: 0.419, SLG: 0.416										4	1	1	1	0	2	0						
3 Scooter Gennett, L (1, 4) OBP: 0.366, SLG: 0.496										4	1	2	0	0	0	0						
7 Eugenio Suárez, R (1, 5) OBP: 0.376, SLG: 0.558										4	0	2	2	0	1	0						
43 Scott Schebler, L (1, 9) OBP: 0.345, SLG: 0.466										3	1	1	0	1	0	2						
26 Raisel Iglesias, R (8, 1)										0	0	0	0	0	0	0						
27 Phillip Ervin, R (1, 7) OBP: 0.351, SLG: 0.430										4	0	1	0	0	0	1						
16 Tucker Barnhart, L (1, 2) OBP: 0.341, SLG: 0.383										4	0	2	1	0	0	3						
58 Luis Castillo, R (1, 1) OBP: 0.157, SLG: 0.143										2	0	0	0	0	2	0						
37 David Hernandez, R (7, 1)										0	0	0	0	0	0	0						
46 Mason Williams, L (8, 9) OBP: 0.322, SLG: 0.405										1	0	0	0	0	0	1						
Inning Stats	R: 0 E: 0 K: 2 S: 9	H: 0 LOB: 0 BB: 0 P: 11	R: 0 E: 0 K: 1 S: 6	H: 0 LOB: 0 BB: 0 P: 11	R: 0 E: 0 K: 1 S: 13	H: 0 LOB: 0 BB: 0 P: 17	R: 3 E: 0 K: 0 S: 21	H: 5 LOB: 2 BB: 1 P: 38	R: 0 E: 0 K: 2 S: 9	H: 0 LOB: 0 BB: 0 P: 14	R: 0 E: 0 K: 1 S: 9	H: 0 LOB: 0 BB: 0 P: 10	R: 1 E: 0 K: 0 S: 10	H: 2 LOB: 1 BB: 0 P: 15	R: 0 E: 0 K: 0 S: 9	H: 2 LOB: 2 BB: 0 P: 14	R: 0 E: 0 K: 0 S: 8	H: 1 LOB: 0 BB: 0 P: 11	1B: 6 2B: 5 3B: 0 HR: 0	SF: 0 SAC: 1 DP: 2 HBP: 0	WP: 0 PB: 0 SB: 0 CS: 0	PA: 36
PITCHER	IP WLS BF H R ER SO BB IBB HBP BLK WP HR S P ERA WHIP																					
62 Daniel Ponce de Leon, R (1, 1) ERA: 2.88	3.1 L 16 5 3 3 4 1 0 0 0 0 0 0 48 73 8.10 1.800																					
33 Tyson Ross, R (4, 1) ERA: 4.11	4.2 17 4 1 1 3 0 0 0 0 0 0 0 38 57 1.93 0.857																					
30 Tyler Webb, L (9, 1) ERA: 4.61	1.0 3 1 0 0 0 0 0 0 0 0 0 0 8 11 0.00 1.000																					

Cincinnati Reds @ St. Louis Cardinals
 Busch Stadium, St. Louis, MO
 Sat Sep 01 2018, 6:17 PM - 9:11 PM CDT
 Att: 46,368 - Partly Cloudy - 88 F

AB	34
R	4
H	10
RBI	4
BB	1
SO	7
LOB	8



Batter	1	2	3	4	5	6	7	8	9	AB	R	H	RBI	BB	SO	LOB	BOTTOM			
13 Matt Carpenter, L (1, 5) OBP: 0.388, SLG: 0.577										3	0	1	0	1	2	1				
4 Yadier Molina, R (1, 2) OBP: 0.320, SLG: 0.442										2	0	0	0	2	1	2				
38 José Martínez, R (1, 9) OBP: 0.372, SLG: 0.473										4	0	0	0	0	3	5				
15 Matt Adams, L (1, 3) OBP: 0.322, SLG: 0.483										4	0	0	0	0	1	2				
41 Tyler O'Neill, R (1, 7) OBP: 0.295, SLG: 0.500										4	0	0	0	0	2	1				
12 Paul DeJong, R (1, 6) OBP: 0.309, SLG: 0.424										3	0	0	0	1	1	0				
48 Harrison Bader, R (1, 8) OBP: 0.344, SLG: 0.439										3	0	0	0	0	2	1				
34 Yairo Muñoz, R (1, 4) OBP: 0.341, SLG: 0.409										3	0	0	0	0	1	0				
62 Daniel Ponce de Leon, R (1, 1) ERA: 4.83										1	0	0	0	0	1	0				
33 Tyson Ross, R (4, 1) ERA: 2.55										1	0	1	0	0	0	0				
35 Grego Garcia, L (8, PH) OBP: 0.239, SLG: 0.307										1	0	0	0	0	0	0				
30 Tyler Webb, L (9, 1) ERA: 2.52										0	0	0	0	0	0	0				
Inning Stats	R: 0 E: 0 K: 2 S: 12	H: 1 LOB: 1 BB: 0 P: 15	R: 0 E: 0 K: 1 S: 6	H: 0 LOB: 0 BB: 0 P: 11	R: 0 E: 0 K: 3 S: 10	H: 0 LOB: 0 BB: 0 P: 15	R: 0 E: 0 K: 2 S: 10	H: 0 LOB: 1 BB: 1 P: 19	R: 0 E: 0 K: 2 S: 13	H: 1 LOB: 1 BB: 0 P: 17	R: 0 E: 0 K: 0 S: 10	H: 0 LOB: 1 BB: 1 P: 16	R: 0 E: 0 K: 1 S: 12	H: 0 LOB: 2 BB: 2 P: 26	R: 0 E: 0 K: 2 S: 10	H: 0 LOB: 0 BB: 0 P: 16	1B: 2 2B: 0 3B: 0 HR: 0	SF: 0 SAC: 0 DP: 0 HBP: 0	WP: 0 PB: 0 SB: 1 CS: 0	PA: 33
PITCHER	IP WLS BF H R ER SO BB IBB HBP BLK WP HR S P ERA WHIP																			
58 Luis Castillo, R (1, 1) ERA: 4.83	6.2 W 24 2 0 0 11 2 0 0 0 0 0 0 67 104 0.00 0.600																			
37 David Hernandez, R (7, 1) ERA: 2.55	1.0 4 0 0 0 0 1 0 0 0 0 0 0 10 19 0.00 1.000																			
26 Raisel Iglesias, R (8, 1) ERA: 2.52	1.1 5 0 0 0 3 1 0 0 0 0 0 0 16 28 0.00 0.750																			

Cincinnati Reds @ St. Louis Cardinals
 Busch Stadium, St. Louis, MO
 Sat Sep 01 2018, 6:17 PM - 9:11 PM CDT
 Att: 46,368 - Partly Cloudy - 88 F

AB	29
R	0
H	2
RBI	0
BB	4
SO	14
LOB	12



Batter	1	2	3	4	5	6	7	8	9	AB	R	H	RBI	BB	SO	LOB	TOP					
6 Billy Hamilton, S (1,8) OBP: 0.305, SLG: 0.333	F9		F9		P6			G4-6-3		4	0	1	0	0	0	1	Cincinnati Reds @ Pittsburgh Pirates PNC Park, Pittsburgh, PA Mon Sep 03 2018, 1:39 PM - 4:10 PM EDT Att: 13,843 - Sunny - 88 F					
19 Joey Votto, L (1,3) OBP: 0.419, SLG: 0.413	G4-3		G4-3			G4-3		G4-6-3		4	0	1	0	0	0	1						
3 Scooter Gennett, L (1,4) OBP: 0.368, SLG: 0.503	G4-3		G4-3		G3-1			HR		4	1	2	1	0	0	0						
7 Eugenio Suárez, R (1,5) OBP: 0.376, SLG: 0.558	K		K		K			K		3	0	0	0	1	3	2						
43 Scott Schebler, L (1,9) OBP: 0.349, SLG: 0.460	F8				HBP		G4-3		G1-3	3	0	0	0	0	0	3						
16 Tucker Barnhart, L (1,2) OBP: 0.340, SLG: 0.381	G4-3				G3				G1-3	4	0	1	0	0	0	1						
27 Phillip Ervin, R (1,7) OBP: 0.347, SLG: 0.422	K								L9	4	0	1	0	0	1	1						
51 Blake Trahan, R (1,6) OBP: 0.333, SLG: 0.333	G4-3				L3					3	0	1	0	0	0	1						
32 Matt Harvey, R (1,1) OBP: 0.104, SLG: 0.065										2	0	0	0	0	1	1						
46 Mason Williams, L (7,PH) OBP: 0.312, SLG: 0.362										1	0	0	0	0	0	1						
47 Sal Romano, L (7,1) OBP: 0.059, SLG: 0.088										0	0	0	0	0	0	0						
62 Jackson Stephens, R (8,1) OBP: 0.000, SLG: 0.000										0	0	0	0	0	0	0						
Inning Stats	R: 0 H: 2 E: 0 K: 1 S: 20	H: 2 LOB: 2 BB: 0 P: 28	R: 0 H: 0 E: 0 K: 1 S: 6	LOB: 0 BB: 0 P: 6	R: 0 H: 0 E: 0 K: 1 S: 7	LOB: 0 BB: 0 P: 11	R: 0 H: 0 E: 0 K: 1 S: 11	LOB: 1 BB: 0 P: 19	R: 0 H: 1 E: 1 K: 0 S: 7	LOB: 1 BB: 0 P: 9	R: 0 H: 0 E: 0 K: 0 S: 8	H: 0 LOB: 1 BB: 0 P: 14	R: 0 H: 2 E: 0 K: 0 S: 11	H: 2 LOB: 1 BB: 0 P: 18	R: 1 H: 2 E: 0 K: 1 S: 15	H: 2 LOB: 0 BB: 0 P: 22	R: 0 H: 0 E: 0 K: 0 S: 6	LOB: 0 BB: 0 P: 12	1B: 5 2B: 1 3B: 0 HR: 1	SF: 0 SAC: 0 DP: 2 HBP: 1	WP: 0 PB: 0 SB: 0 CS: 0	PA: 34
PITCHER	IP WLS BF H R ER SO BB IBB HBP BLK WP HR S P ERA WHIP	IP WLS BF H R ER SO BB IBB HBP BLK WP HR S P ERA WHIP	IP WLS BF H R ER SO BB IBB HBP BLK WP HR S P ERA WHIP	IP WLS BF H R ER SO BB IBB HBP BLK WP HR S P ERA WHIP	IP WLS BF H R ER SO BB IBB HBP BLK WP HR S P ERA WHIP	IP WLS BF H R ER SO BB IBB HBP BLK WP HR S P ERA WHIP	IP WLS BF H R ER SO BB IBB HBP BLK WP HR S P ERA WHIP	IP WLS BF H R ER SO BB IBB HBP BLK WP HR S P ERA WHIP	IP WLS BF H R ER SO BB IBB HBP BLK WP HR S P ERA WHIP	IP WLS BF H R ER SO BB IBB HBP BLK WP HR S P ERA WHIP	IP WLS BF H R ER SO BB IBB HBP BLK WP HR S P ERA WHIP	IP WLS BF H R ER SO BB IBB HBP BLK WP HR S P ERA WHIP	IP WLS BF H R ER SO BB IBB HBP BLK WP HR S P ERA WHIP	IP WLS BF H R ER SO BB IBB HBP BLK WP HR S P ERA WHIP	IP WLS BF H R ER SO BB IBB HBP BLK WP HR S P ERA WHIP	IP WLS BF H R ER SO BB IBB HBP BLK WP HR S P ERA WHIP	IP WLS BF H R ER SO BB IBB HBP BLK WP HR S P ERA WHIP					

AB	32
R	1
H	7
RBI	1
BB	1
SO	5
LOB	12



Batter	1	2	3	4	5	6	7	8	9	AB	R	H	RBI	BB	SO	LOB	BOTTOM			
6 Starling Marte, R (1,8) OBP: 0.322, SLG: 0.451	G3		G4-6-3		B2			P5		4	0	0	0	0	0	3	Cincinnati Reds @ Pittsburgh Pirates PNC Park, Pittsburgh, PA Mon Sep 03 2018, 1:39 PM - 4:10 PM EDT Att: 13,843 - Sunny - 88 F			
26 Adam Frazier, L (1,4) OBP: 0.358, SLG: 0.469	HR		2B			25 HR	1B	2H	1B	4	2	4	3	0	0	0				
25 Gregory Polanco, L (1,9) OBP: 0.338, SLG: 0.496	1B		G3-1			1 HR		K		4	1	2	2	0	1	2				
29 Francisco Cervelli, R (1,2) OBP: 0.386, SLG: 0.437	F9				1B			G4-3		4	0	1	0	0	0	1				
12 Corey Dickerson, L (1,7) OBP: 0.320, SLG: 0.453	F8				P6			F8		4	0	0	0	0	1	2				
55 Josh Bell, S (1,3) OBP: 0.344, SLG: 0.390	K		K		K			F8		4	0	0	0	0	3	1				
19 Colin Moran, L (1,5) OBP: 0.336, SLG: 0.388	K		G1-3					G1-3		3	0	0	0	0	1	1				
27 Kevin Newman, R (1,6) OBP: 0.194, SLG: 0.152	G5-3							F8		3	1	1	0	0	0	0				
34 Trevor Williams, R (1,1) OBP: 0.105, SLG: 0.081								FC4		2	0	1	0	0	0	0				
48 Richard Rodriguez, R (7,1) ERA: 5.35								FC4		0	0	0	0	0	0	0				
36 José Osuna, R (7,PH) OBP: 0.197, SLG: 0.323										1	1	0	0	0	0	1				
30 Kyle Crick, L (8,1) OBP: 0.000, SLG: 0.000										0	0	0	0	0	0	0				
35 Keone Kela, R (9,1) OBP: 0.000, SLG: 0.000										0	0	0	0	0	0	0				
Inning Stats	R: 1 H: 2 E: 0 K: 0 S: 12	H: 2 LOB: 1 BB: 0 P: 16	R: 0 H: 0 E: 0 K: 2 S: 9	LOB: 0 BB: 0 P: 14	R: 0 H: 2 E: 0 K: 0 S: 9	LOB: 1 BB: 0 P: 14	R: 0 H: 1 E: 0 K: 1 S: 9	LOB: 1 BB: 0 P: 12	R: 0 H: 0 E: 0 K: 0 S: 5	LOB: 0 BB: 0 P: 5	R: 2 H: 2 E: 0 K: 0 S: 11	H: 2 LOB: 0 BB: 0 P: 13	R: 2 H: 2 E: 1 K: 1 S: 15	H: 2 LOB: 1 BB: 0 P: 24	R: 0 H: 0 E: 0 K: 2 S: 9	H: 0 LOB: 0 BB: 0 P: 14	1B: 6 2B: 1 3B: 0 HR: 2	SF: 0 SAC: 0 DP: 1 HBP: 0	WP: 0 PB: 0 SB: 0 CS: 0	PA: 33
PITCHER	IP WLS BF H R ER SO BB IBB HBP BLK WP HR S P ERA WHIP	IP WLS BF H R ER SO BB IBB HBP BLK WP HR S P ERA WHIP	IP WLS BF H R ER SO BB IBB HBP BLK WP HR S P ERA WHIP	IP WLS BF H R ER SO BB IBB HBP BLK WP HR S P ERA WHIP	IP WLS BF H R ER SO BB IBB HBP BLK WP HR S P ERA WHIP	IP WLS BF H R ER SO BB IBB HBP BLK WP HR S P ERA WHIP	IP WLS BF H R ER SO BB IBB HBP BLK WP HR S P ERA WHIP	IP WLS BF H R ER SO BB IBB HBP BLK WP HR S P ERA WHIP	IP WLS BF H R ER SO BB IBB HBP BLK WP HR S P ERA WHIP	IP WLS BF H R ER SO BB IBB HBP BLK WP HR S P ERA WHIP	IP WLS BF H R ER SO BB IBB HBP BLK WP HR S P ERA WHIP	IP WLS BF H R ER SO BB IBB HBP BLK WP HR S P ERA WHIP	IP WLS BF H R ER SO BB IBB HBP BLK WP HR S P ERA WHIP	IP WLS BF H R ER SO BB IBB HBP BLK WP HR S P ERA WHIP	IP WLS BF H R ER SO BB IBB HBP BLK WP HR S P ERA WHIP	IP WLS BF H R ER SO BB IBB HBP BLK WP HR S P ERA WHIP				

AB	33
R	5
H	9
RBI	5
BB	0
SO	6
LOB	11



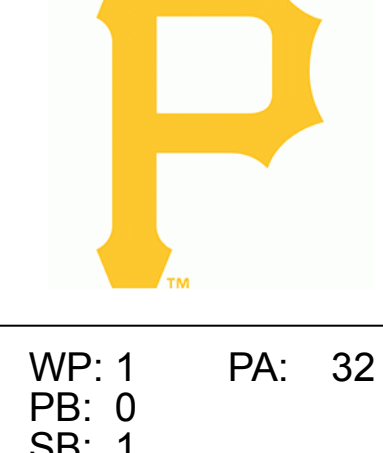
Batter	1	2	3	4	5	6	7	8	9	AB	R	H	RBI	BB	SO	LOB	TOP								
6 Billy Hamilton, S OBP: 0.300, SLG: 0.327										5	0	0	0	0	2	4	Cincinnati Reds @ Pittsburgh Pirates PNC Park, Pittsburgh, PA Wed Sep 05 2018, 7:08 PM - 10:01 PM EDT Att. 9,560 - Clear - 92 F								
9 José Peraza, R OBP: 0.265, SLG: 0.404										4	1	2	1	1	0	0									
19 Joey Votto, L OBP: 0.420, SLG: 0.412										4	0	2	0	1	0	0									
3 Scooter Gennett, L OBP: 0.367, SLG: 0.512										5	0	1	0	0	0	6									
7 Eugenio Suárez, R OBP: 0.374, SLG: 0.551										3	0	0	0	0	3	1									
43 Scott Schebler, L OBP: 0.353, SLG: 0.461										4	0	2	0	0	2	3									
38 Curt Casali, R OBP: 0.373, SLG: 0.482										4	0	1	0	0	2	2									
51 Blake Trahan, R OBP: 0.333, SLG: 0.333										0	1	0	0	0	0	0									
46 Mason Williams, L OBP: 0.330, SLG: 0.391										2	0	2	0	1	0	0									
15 Dilson Herrera, R OBP: 0.294, SLG: 0.417										1	0	1	1	0	0	0									
34 Homer Bailey, R OBP: 0.145, SLG: 0.115										2	0	0	0	0	1	4									
61 Gabriel Guerrero, R										1	0	0	0	0	1	1									
39 Lucas Sims, R										0	0	0	0	0	0	0									
53 Wandy Peralta, L										0	0	0	0	0	0	0									
47 Sal Romano, L										0	0	0	0	0	0	0									
27 Phillip Ervin, R										1	0	0	0	0	1	2									
Inning Stats	R: 1 E: 0 K: 1 S: 19	H: 2 LOB: 1 BB: 0 P: 29	R: 0 E: 0 K: 2 S: 14	H: 2 LOB: 2 BB: 0 P: 17	R: 0 E: 0 K: 0 S: 6	H: 0 LOB: 0 BB: 0 P: 10	R: 0 E: 0 K: 2 S: 12	H: 2 LOB: 2 BB: 0 P: 19	R: 0 E: 0 K: 1 S: 15	H: 0 LOB: 0 BB: 0 P: 25	R: 0 E: 0 K: 0 S: 9	H: 0 LOB: 0 BB: 1 P: 17	R: 0 E: 0 K: 0 S: 4	H: 0 LOB: 0 BB: 0 P: 6	R: 0 E: 0 K: 2 S: 9	H: 1 LOB: 0 BB: 0 P: 11	R: 1 E: 0 K: 2 S: 14	H: 2 LOB: 3 BB: 2 P: 24	1B: 9 2B: 1 3B: 0 HR: 1	SF: 0 SAC: 0 DP: 0 HBP: 1	WP: 0 PB: 0 SB: 0 CS: 1	PA: 41			
PITCHER	IP	WLS	BF	H	R	ER	SO	BB	IBB	HBP	BLK	WP	HR	S	P	ERA	WHIP								
50 Jameson Taillon, R ERA: 3.4	5.0	W	24	8	1	1	6	0	0	1	0	0	1	66	100	1.80	1.600								
43 Steven Brault, L ERA: 4.23	2.0	H	6	0	0	0	2	1	0	0	0	0	0	13	23	0.00	0.500								
37 Edgar Santana, R ERA: 2.45	1.0	H	3	1	0	0	2	0	0	0	0	0	0	9	11	0.00	1.000								
73 Felipe Vázquez, L ERA: 2.59	1.0	S	7	2	1	1	2	2	0	0	0	0	0	14	24	9.00	4.000								

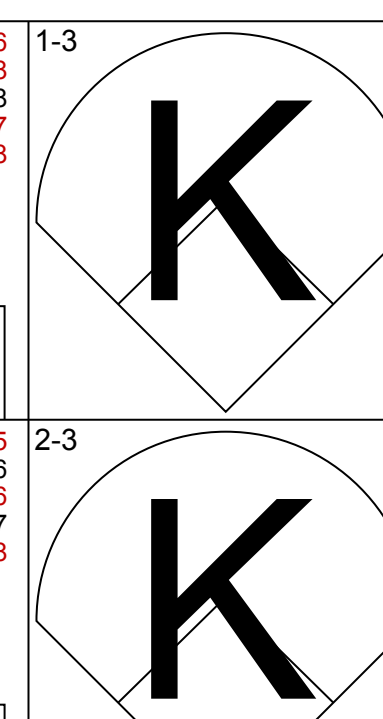
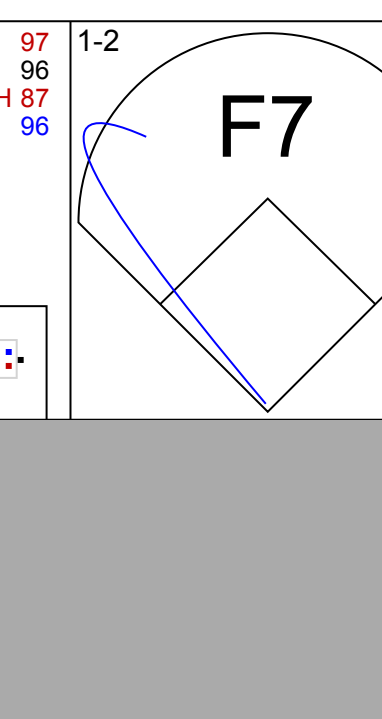
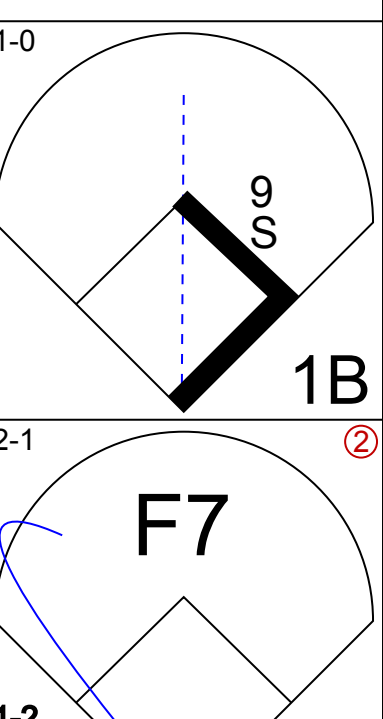
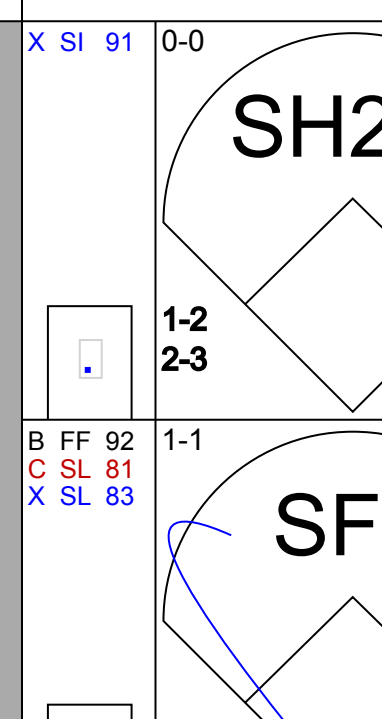
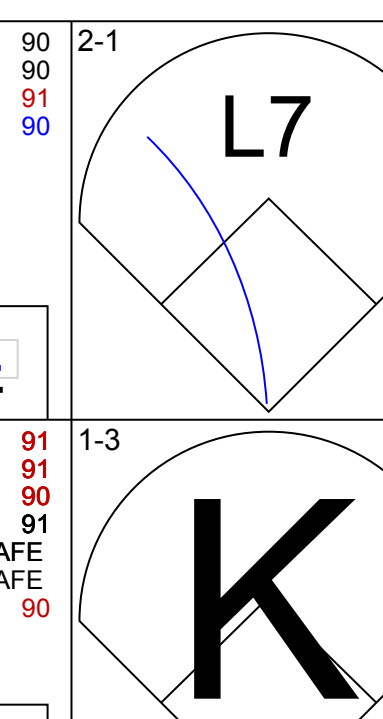
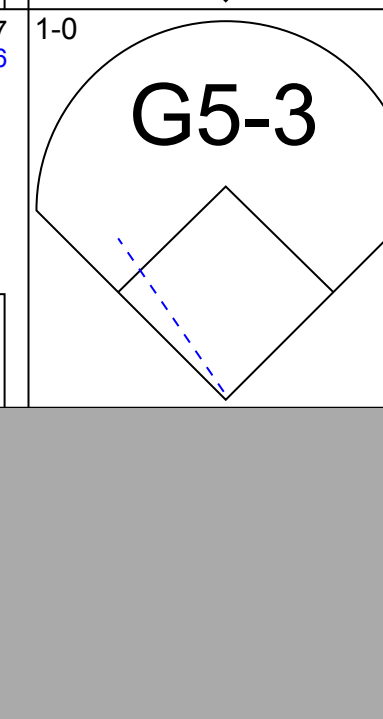
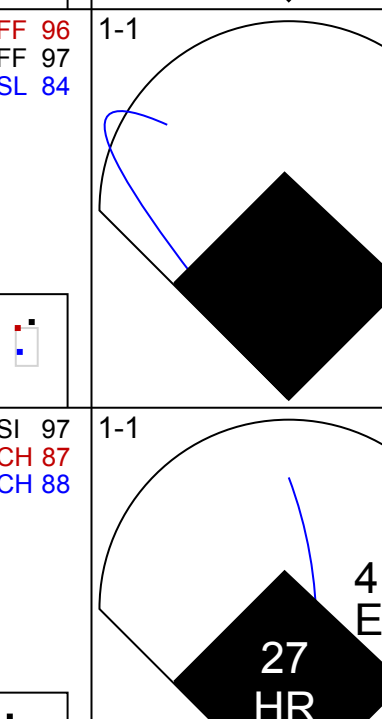

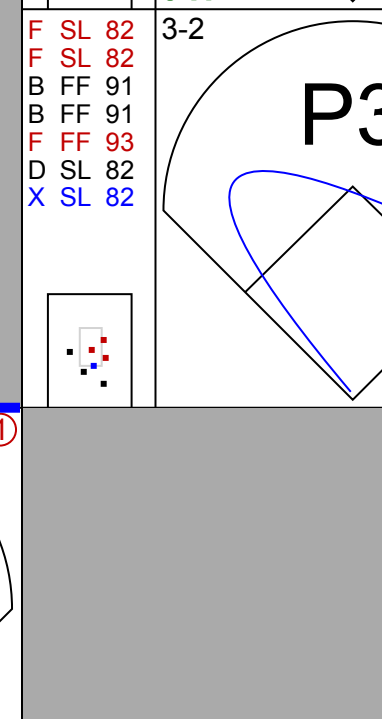


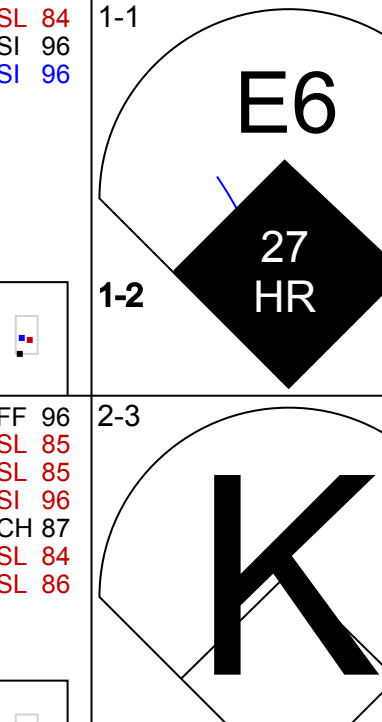


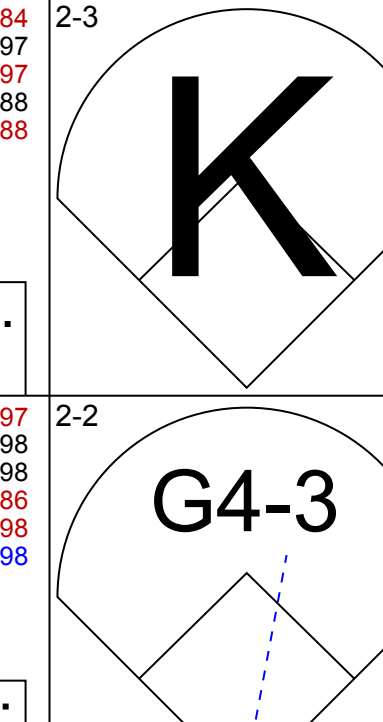
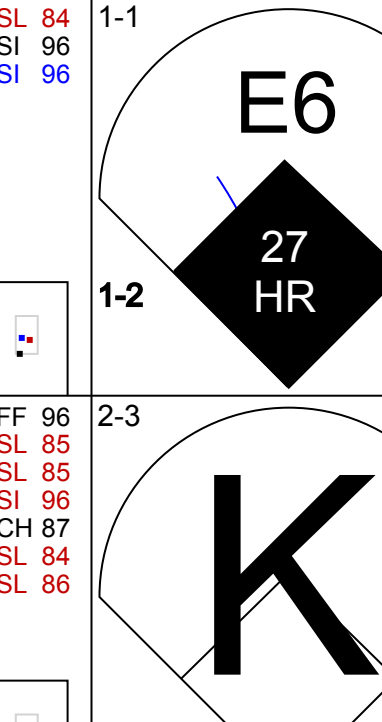
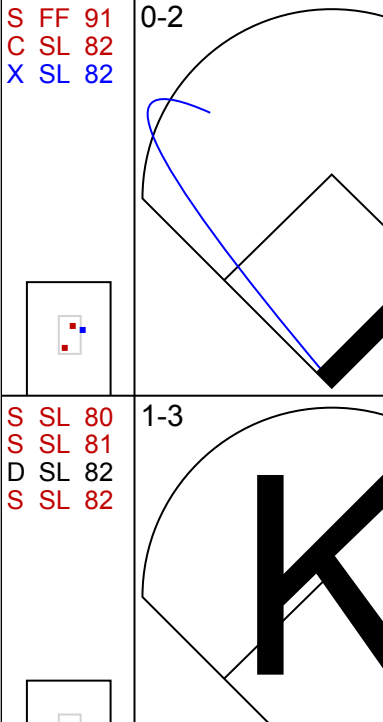
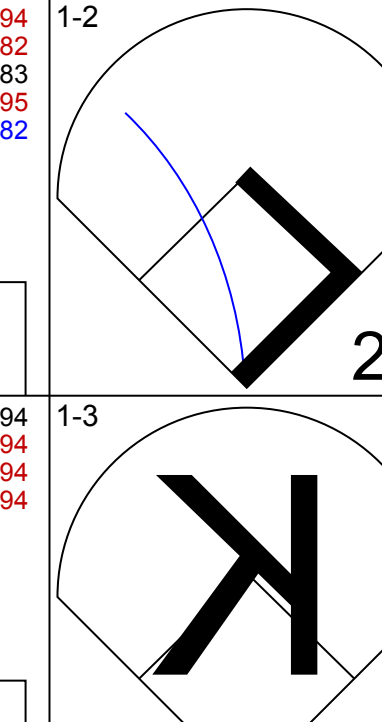

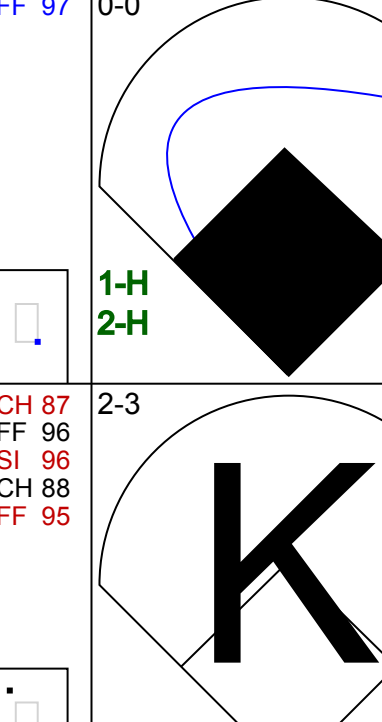
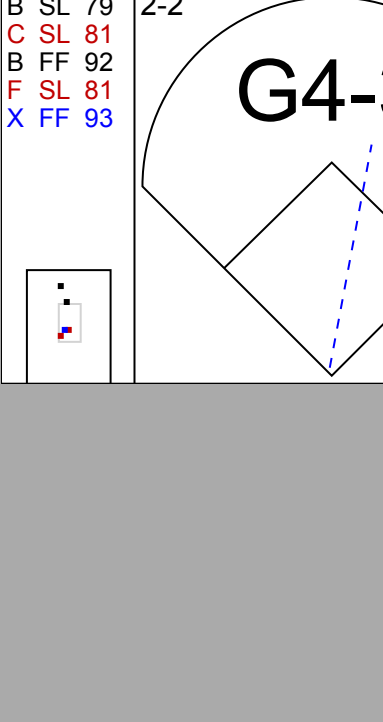

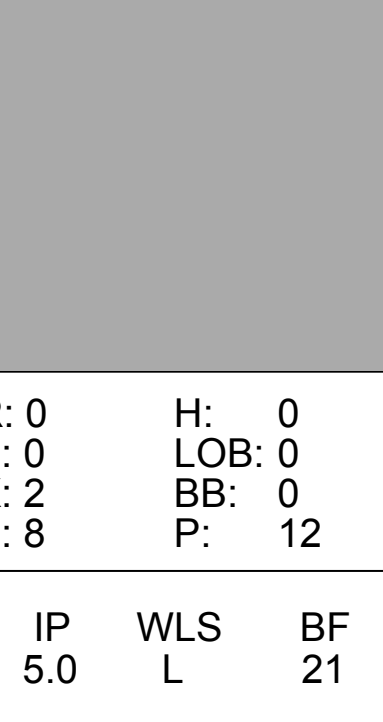
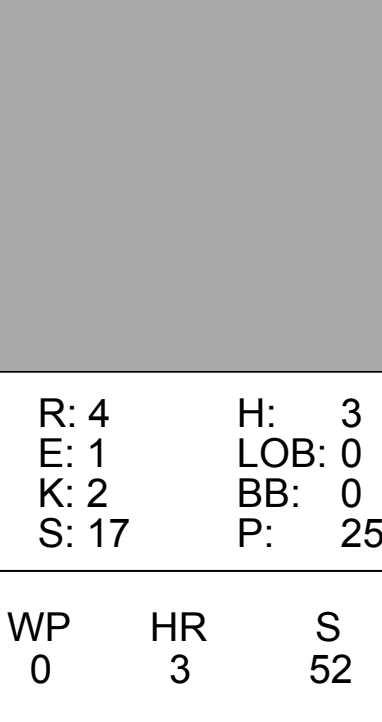
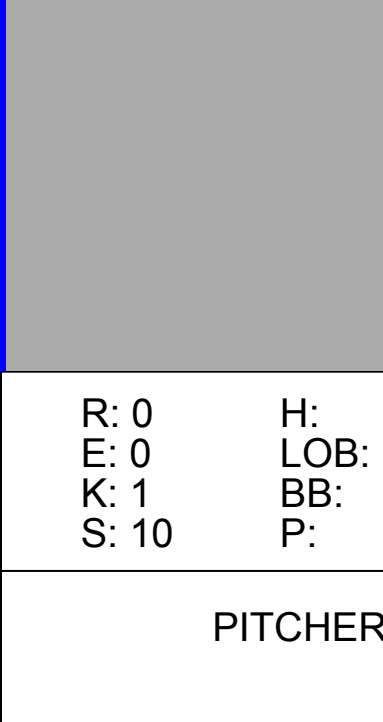

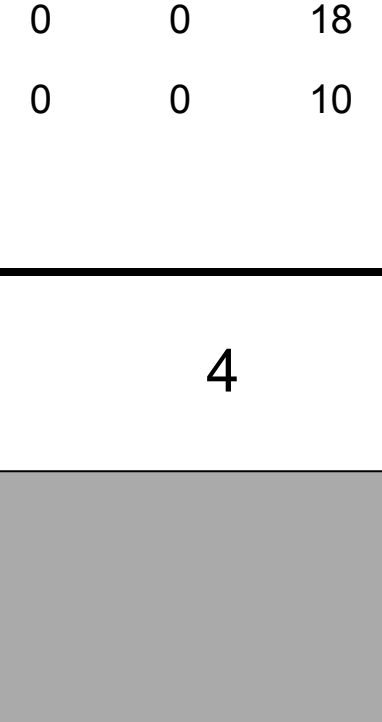
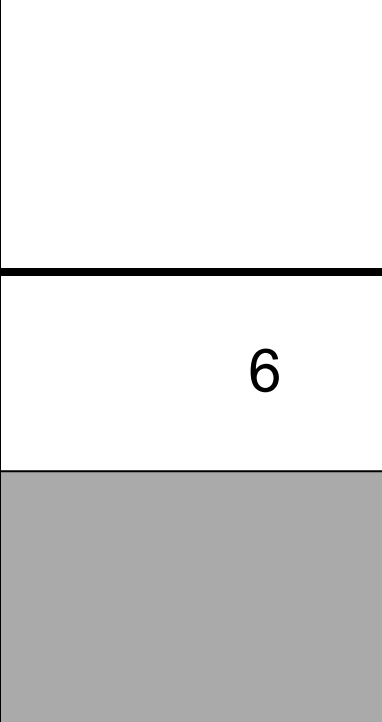
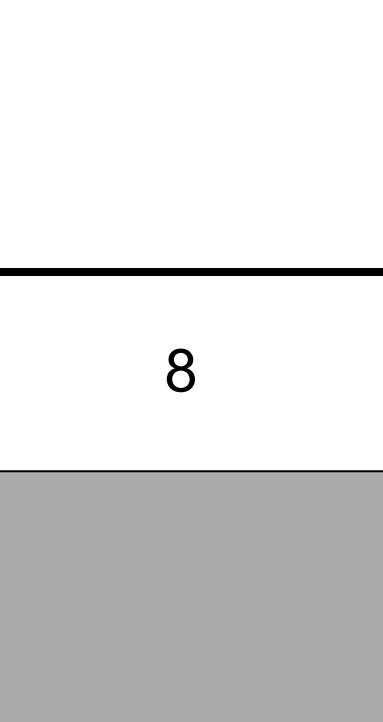
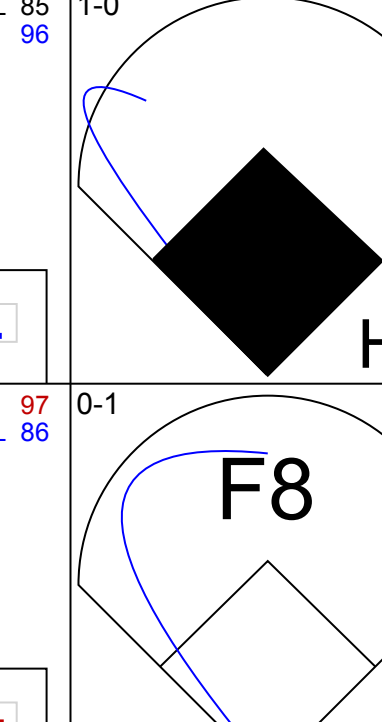
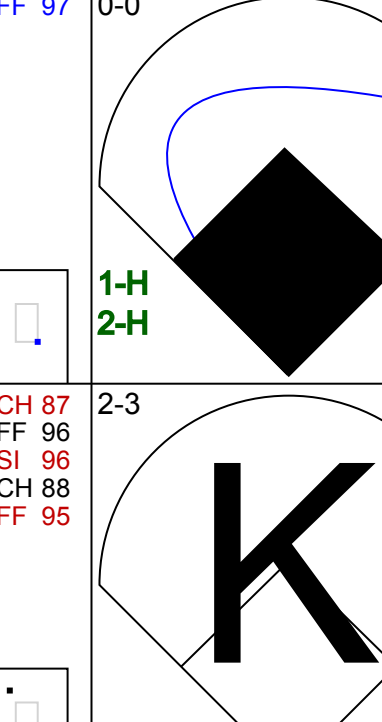

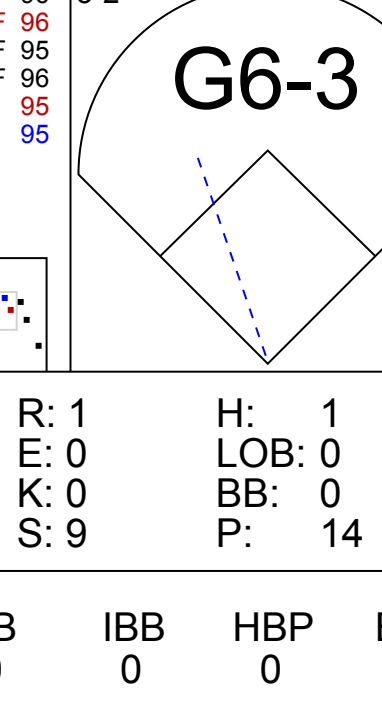
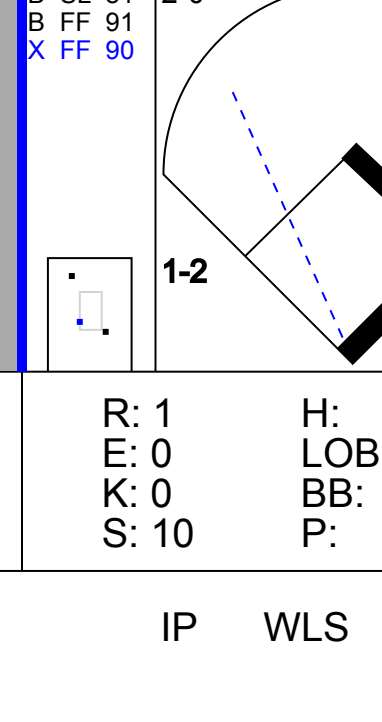
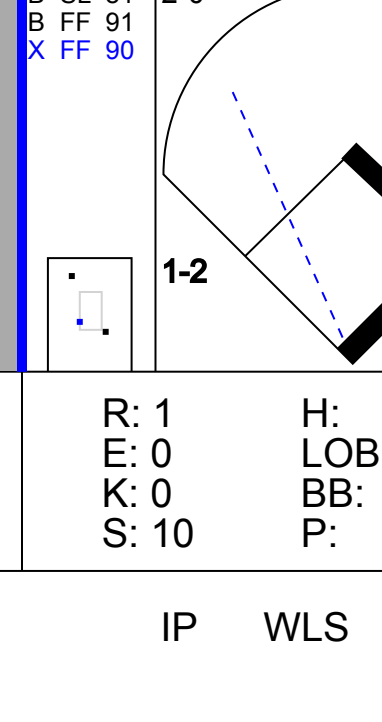
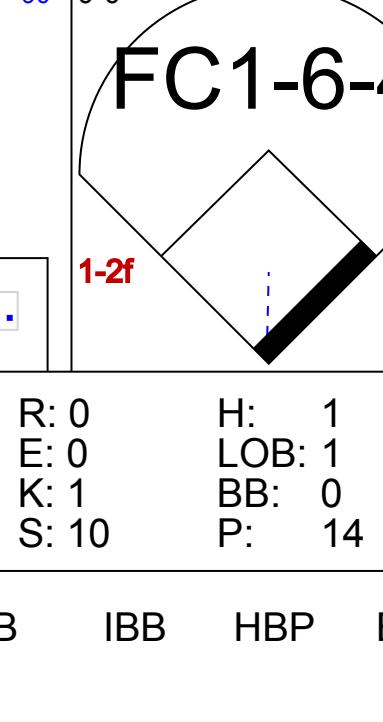
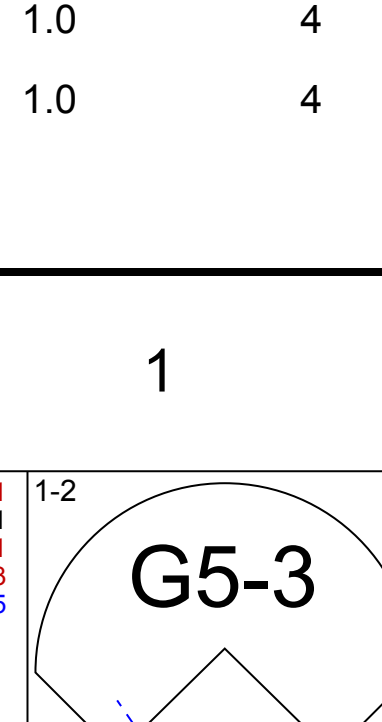
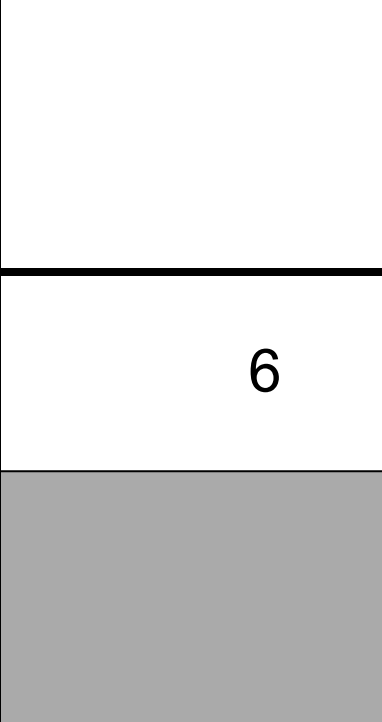
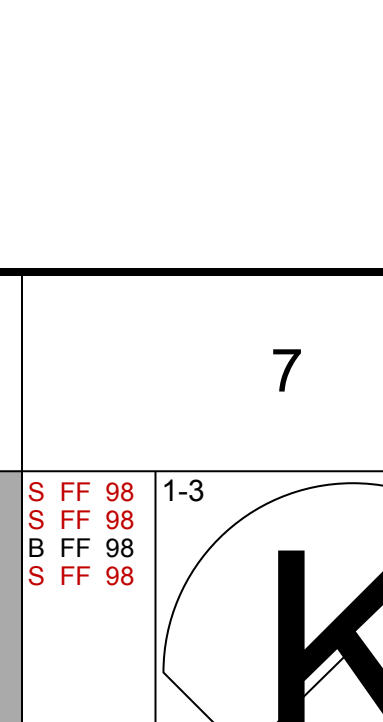
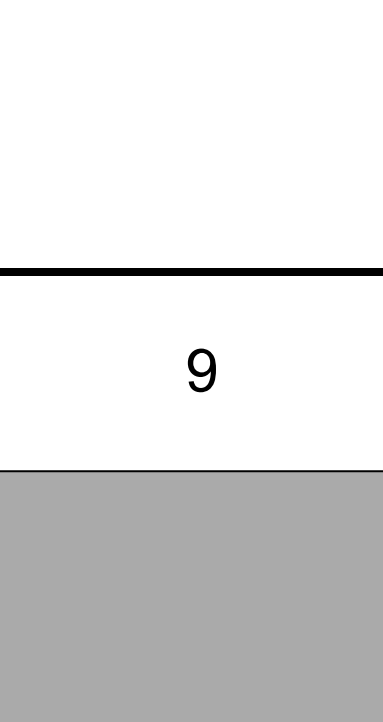
AB	36
R	2
H	11
RBI	2
BB	3
SO	12
LOB	23

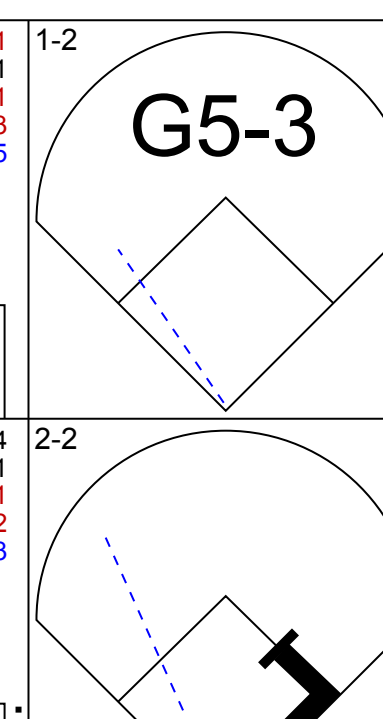
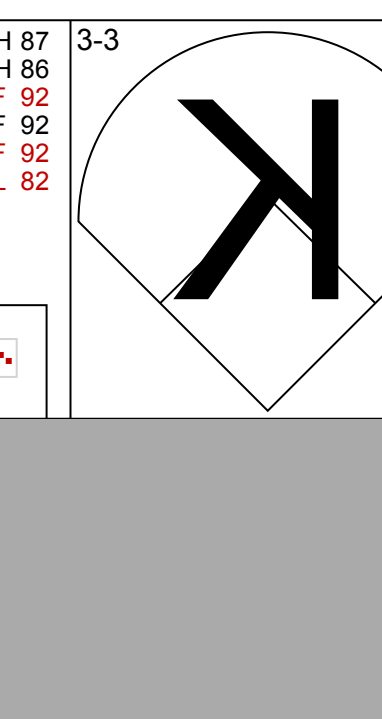
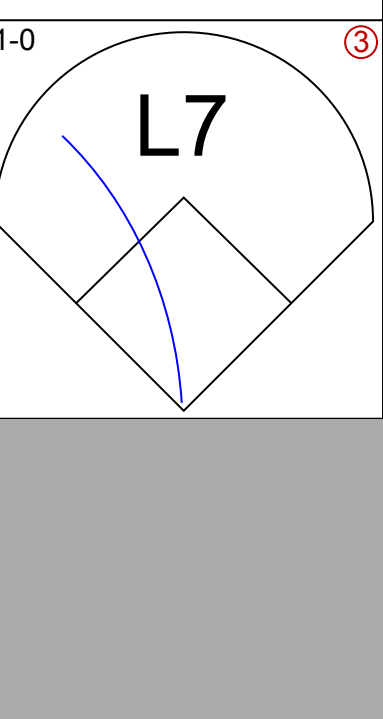
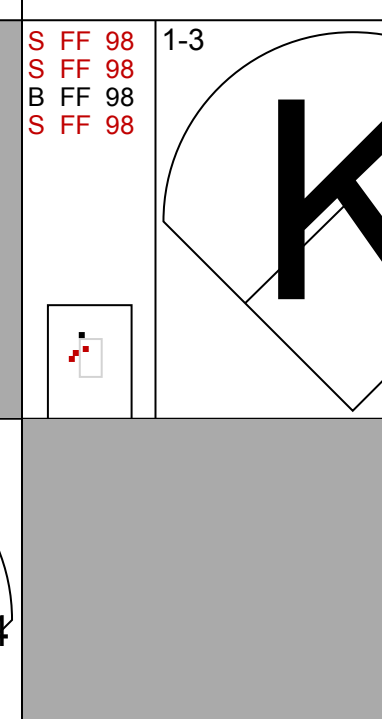
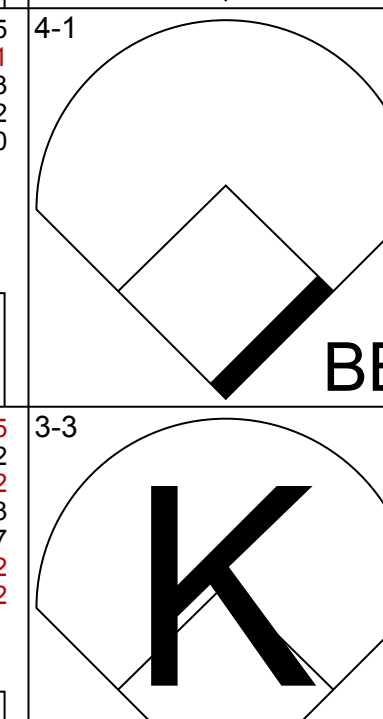
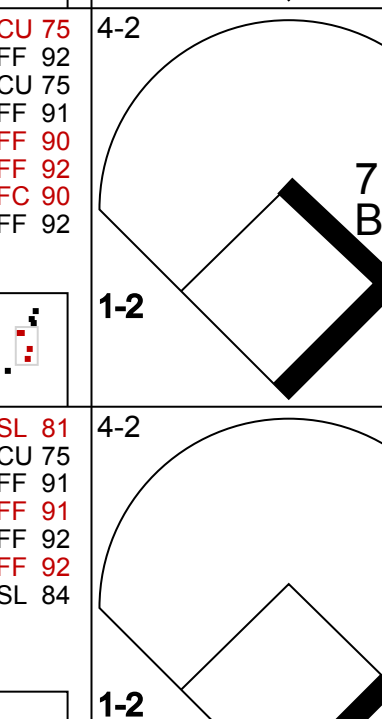


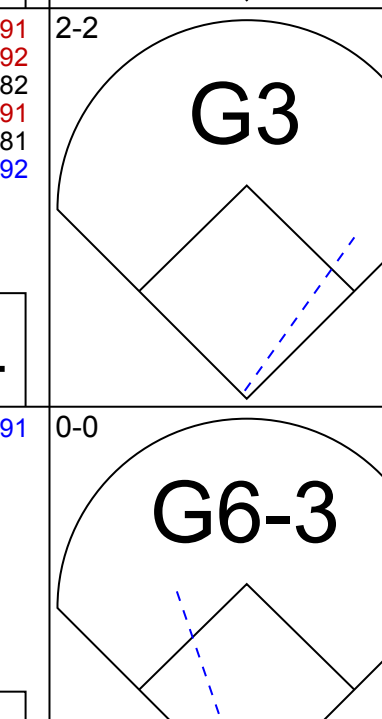

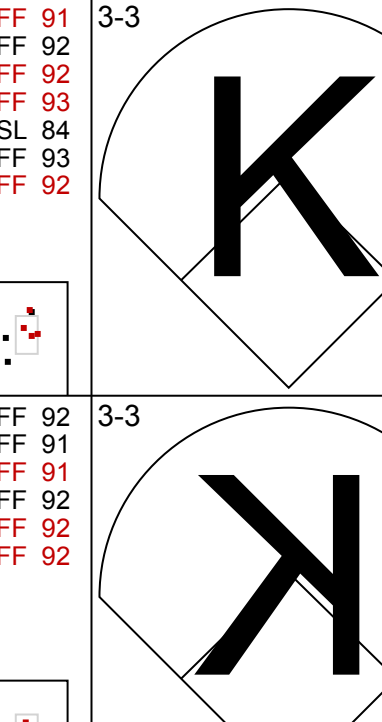




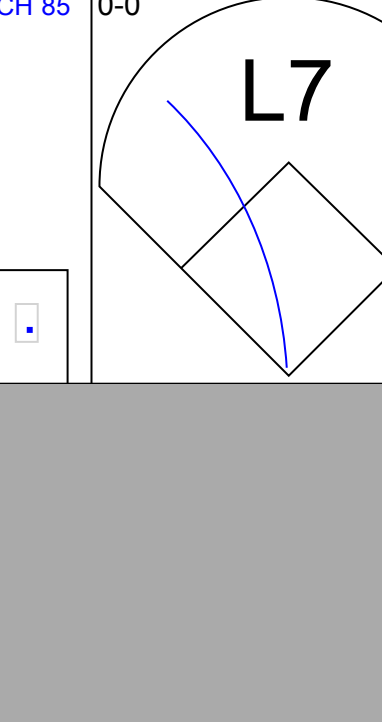
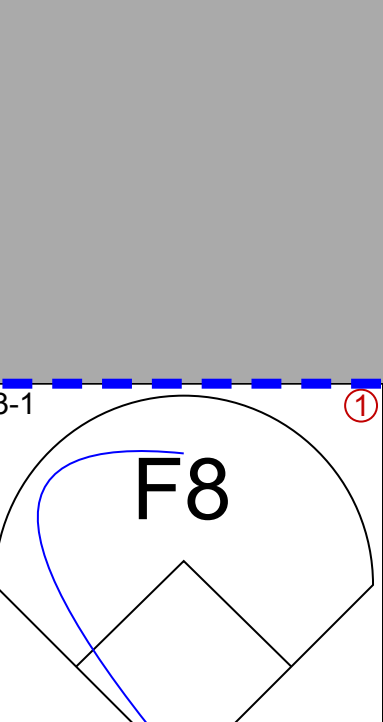
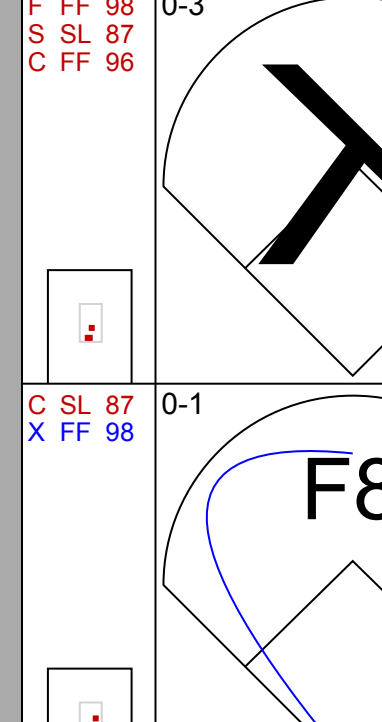


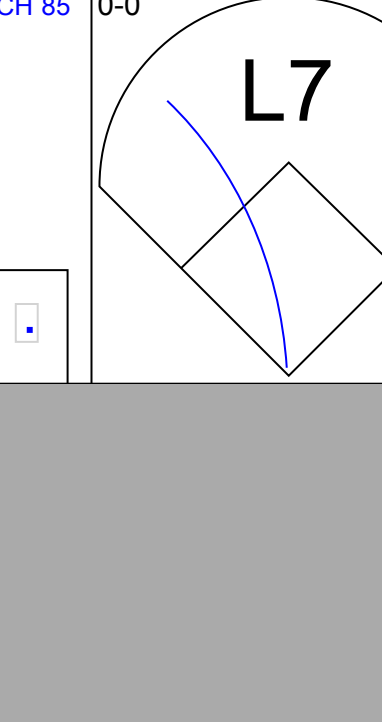



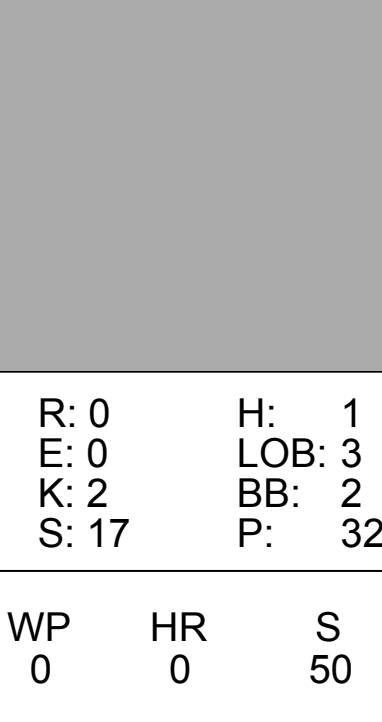
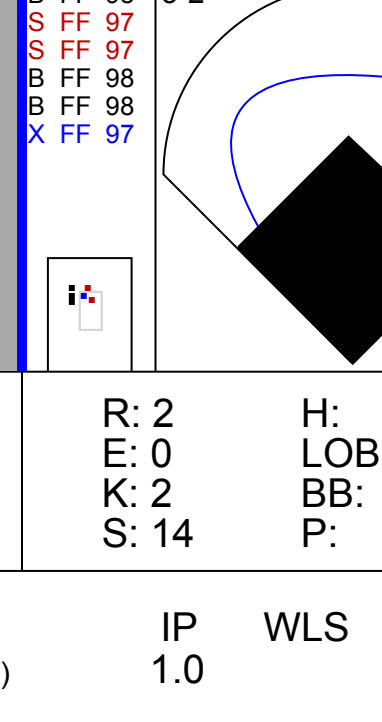





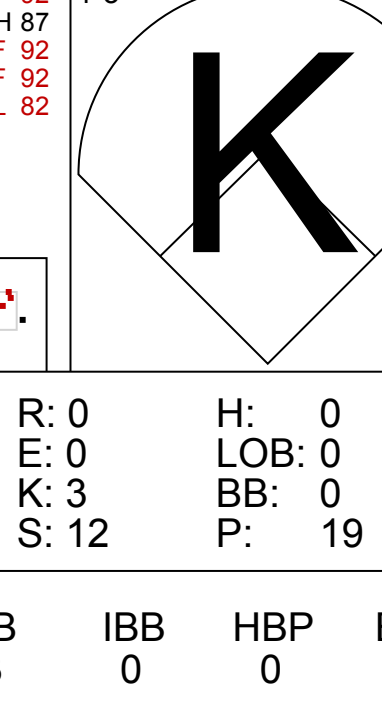
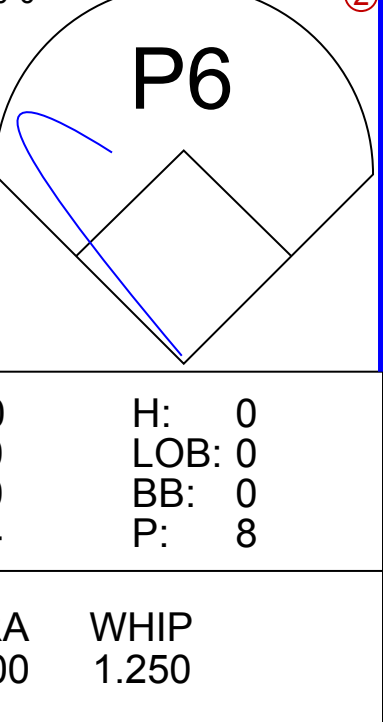
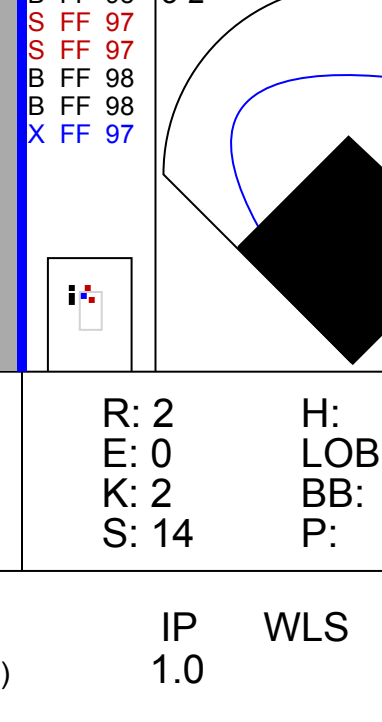





Batter	1	2	3	4	5	6	7	8	9	AB	R	H	RBI	BB	SO	LOB	BOTTOM								
6 Starling Marte, R OBP: 0.322, SLG: 0.456										4	1	1	0	0	2	1	Cincinnati Reds @ Pittsburgh Pirates PNC Park, Pittsburgh, PA Wed Sep 05 2018, 7:08 PM - 10:01 PM EDT Att. 9,560 - Clear - 92 F								
26 Adam Frazier, L OBP: 0.358, SLG: 0.468										4	1	1	0	0	1	1									
25 Gregory Polanco, L OBP: 0.340, SLG: 0.498										4	0	1	1	0	0	0									
29 Francisco Cervelli, R OBP: 0.391, SLG: 0.438										2	0	1	1	1	0	0									
12 Corey Dickerson, L OBP: 0.319, SLG: 0.451										4	1	1	0	0	0	4									
36 José Osuna, R OBP: 0.192, SLG: 0.310										3	0	0	0	0	0	2									
19 Colin Moran, L OBP: 0.337, SLG: 0.390										2	0	1	1	1	1	1									
27 Kevin Newman, R OBP: 0.205, SLG: 0.143										2	0	0	0	0	0	2									
50 Jameson Taillon, R OBP: 0.080, SLG: 0.082										2	0	0	0	0	1	1									
43 Steven Brault, L OBP: 0.200, SLG: 0.211										0	0	0	0	0	0	0									
44 Kevin Kramer, L										1	0	0	0	0	0	1									
37 Edgar Santana, R										0	0	0	0	0	0	0									
73 Felipe Vázquez, L										0	0	0	0	0	0	0									
Inning Stats	R: 0 E: 0 K: 2 S: 9	H: 0 LOB: 0 BB: 0 P: 13	R: 1 E: 0 K: 0 S: 14	H: 2 LOB: 1 BB: 0 P: 24	R: 2 E: 0 K: 0 S: 16	H: 4 LOB: 1 BB: 0 P: 18	R: 0 E: 0 K: 1 S: 12	H: 0 LOB: 1 BB: 1 P: 17	R: 0 E: 0 K: 1 S: 8	H: 0 LOB: 0 BB: 0 P: 11	R: 0 E: 0 K: 1 S: 9	H: 0 LOB: 1 BB: 1 P: 18	R: 0 E: 0 K: 0 S: 7	H: 0 LOB: 0 BB: 0 P: 12	R: 0 E: 0 K: 0 S: 6	H: 0 LOB: 0 BB: 0 P: 10	R: 0 E: 0 K: 0 S: 6	H: 0 LOB: 0 BB: 0 P: 10	1B: 5 2B: 2 3B: 0 HR: 0	SF: 0 SAC: 0 DP: 2 HBP: 2	WP: 1 PB: 0 SB: 1 CS: 0	PA: 32			
PITCHER	IP	WLS	BF	H	R	ER	SO	BB	IBB	HBP	BLK	WP	HR	S	P	ERA	WHIP								
34 Homer Bailey, R ERA: 6.09	5.0	L	21	6	3	3	4	1	0	1	0	0	0	59	83	0.00	1.400								
39 Lucas Sims, R ERA: 5.79	1.2		7	0	0	0	1	1	0	1	0	0	0	13	26	0.00	0.600								
53 Wandy Peralta, L ERA: 4.79	0.2		2	0	0	0	0	0	0	0	0	0	0	6	8	0.00	0.000								
47 Sal Romano, R ERA: 5.32	0.2		2	0	0	0	0	0	0	1	0	0	0	3	6	0.00	0.000								

AB	28
R	3
H	6
RBI	3
BB	2
SO	5
LOB	13



Batter	1	2	3	4	5	6	7	8	9	AB	R	H	RBI	BB	SO	LOB	TOP			
16 Travis Jankowski, L OBP: 0.230, SLG: 0.334										4	0	1	0	0	1	1	San Diego Padres @ Cincinnati Reds Great American Ball Park, Cincinnati, OH Thu Sep 06 2018, 6:42 PM - 9:38 PM EDT Att: 14,303 - Overcast - 76 F			
9 Luis Urias, R OBP: 0.250, SLG: 0.286										4	0	0	1	0	2	2				
10 Hunter Renfroe, R OBP: 0.306, SLG: 0.511										4	1	1	1	0	1	2				
30 Eric Hosmer, L OBP: 0.316, SLG: 0.385										4	1	1	0	0	0	0				
4 Wil Myers, R OBP: 0.312, SLG: 0.457										4	1	2	0	0	1	1				
32 Franmil Reyes, R OBP: 0.310, SLG: 0.532 58 Trey Wingenter, R										3	0	0	0	0	2	3				
15 Cory Spangenberg, L OBP: 0.290, SLG: 0.378 34 Craig Stammen, R 39 Kirby Yates, L										4	2	2	4	0	1	2				
27 Francisco Mejia, S OBP: 0.444, SLG: 1.143										3	1	1	0	1	1	0				
13 Freddy Galvis, S OBP: 0.293, SLG: 0.360										1	0	0	0	0	0	0				
46 Eric Lauer, R OBP: 0.111, SLG: 0.120 2 José Pirela, R 66 Robert Stock, L 7 Manuel Margot, R 65 José Castillo, L										1	0	0	0	0	0	0				
Inning Stats	R: 0 E: 0 K: 2 S: 8	H: 0 LOB: 0 BB: 0 P: 12	R: 0 E: 0 K: 1 S: 9	H: 0 LOB: 0 BB: 0 P: 14	R: 1 E: 0 K: 0 S: 9	H: 1 LOB: 0 BB: 0 P: 14	R: 4 E: 0 K: 2 S: 17	H: 3 LOB: 0 BB: 0 P: 25	R: 0 E: 0 K: 1 S: 10	H: 1 LOB: 1 BB: 0 P: 14	R: 1 E: 0 K: 0 S: 10	H: 1 LOB: 1 BB: 1 P: 20	R: 0 E: 0 K: 2 S: 18	H: 1 LOB: 1 BB: 0 P: 23	R: 0 E: 0 K: 1 S: 10	H: 1 LOB: 1 BB: 0 P: 14	1B: 5 2B: 1 3B: 0 HR: 3	SF: 1 SAC: 1 DP: 0 HBP: 0	WP: 0 PB: 0 SB: 1 CS: 0	PA: 38
PITCHER	IP WLS BF H R ER SO BB IBB HBP BLK WP HR S P ERA WHIP																			
58 Luis Castillo, R ERA: 4.79	5.0 L 21 5 5 2 7 0 0 0 0 0 0 3 52 81 3.60 1.000																			
41 Matt Wisler, R ERA: 4.53	2.0 9 2 1 1 1 1 0 0 0 0 0 20 34 4.50 1.500																			
37 David Hernandez, R ERA: 2.5	1.0 4 1 0 0 2 0 0 0 0 0 0 18 23 0.00 1.000																			
48 Jared Hughes, R ERA: 1.95	1.0 4 1 0 0 1 0 0 0 0 0 0 10 14 0.00 1.000																			

Batter	1	2	3	4	5	6	7	8	9	AB	R	H	RBI	BB	SO	LOB	BOTTOM					
6 Billy Hamilton, S OBP: 0.298, SLG: 0.324 37 David Hernandez, R 48 Jared Hughes, R										4	0	0	0	0	2	0	San Diego Padres @ Cincinnati Reds Great American Ball Park, Cincinnati, OH Thu Sep 06 2018, 6:42 PM - 9:38 PM EDT Att: 14,303 - Overcast - 76 F					
9 José Peraza, R OBP: 0.328, SLG: 0.406										4	0	3	0	0	0	0						
19 Joey Volto, L OBP: 0.420, SLG: 0.411										2	0	0	0	2	1	1						
7 Eugenio Suárez, R OBP: 0.373, SLG: 0.548										3	0	0	0	1	1	2						
27 Phillip Ervin, R OBP: 0.335, SLG: 0.401										4	0	0	0	0	1	4						
43 Scott Schebler, L OBP: 0.351, SLG: 0.468										4	1	1	1	0	3	3						
15 Dilson Herrera, R OBP: 0.278, SLG: 0.391										4	0	0	0	0	3	3						
16 Tucker Barnhart, L OBP: 0.278, SLG: 0.375										3	0	0	0	0	1	0						
58 Luis Castillo, R OBP: 0.154, SLG: 0.140 51 Blake Trahan, R 41 Matt Wisler, R 46 Mason Williams, L										1	0	0	0	0	1	0						
Inning Stats	R: 0 E: 0 K: 1 S: 12	H: 1 LOB: 1 BB: 1 P: 22	R: 0 E: 0 K: 2 S: 9	H: 0 LOB: 0 BB: 0 P: 13	R: 0 E: 0 K: 3 S: 12	H: 0 LOB: 0 BB: 0 P: 19	R: 0 E: 0 K: 2 S: 17	H: 1 LOB: 3 BB: 2 P: 32	R: 0 E: 0 K: 0 S: 4	H: 0 LOB: 0 BB: 0 P: 8	R: 0 E: 0 K: 1 S: 9	H: 1 LOB: 1 BB: 0 P: 13	R: 2 E: 0 K: 2 S: 14	H: 2 LOB: 0 BB: 0 P: 20	R: 0 E: 0 K: 0 S: 7	H: 0 LOB: 0 BB: 0 P: 10		R: 0 E: 0 K: 2 S: 13	H: 0 LOB: 0 BB: 0 P: 17	1B: 3 2B: 0 3B: 0 HR: 2	SF: 0 SAC: 0 DP: 0 HBP: 0	WP: 0 PB: 0 SB: 0 CS: 0
PITCHER	IP WLS BF H R ER SO BB IBB HBP BLK WP HR S P ERA WHIP																					
46 Eric Lauer, L ERA: 4.8	4.0 16 2 1 0 0 8 3 0 0 0 0 50 86 0.00 1.250																					
66 Robert Stock, R ERA: 2.53	1.0 W 3 0 0 0 1 0 0 0 0 0 0 7 10 0.00 0.000																					
65 José Castillo, L ERA: 2.67	1.0 5 2 2 2 2 0 0 0 0 0 0 2 14 20 18.00 2.000																					
58 Trey Wingenter, R ERA: 4.5	1.0 3 0 0 0 0 0 0 0 0 0 0 7 10 0.00 0.000																					
34 Craig Stammen, R ERA: 2.61																						
PITCHER	IP WLS BF H R ER SO BB IBB HBP BLK WP HR S P ERA WHIP																					
39 Kirby Yates, R ERA: 2.01	1.0 3 0 0 0 2 0 0 0 0 0 0 7 10 0.00 0.000																					



Batter	1	2	3	4	5	6	7	8	9	AB	R	H	RBI	BB	SO	LOB	TOP
9 Luis Urias, R OBP: 0.250, SLG: 0.282										4	1	1	0	0	1	0	San Diego Padres @ Cincinnati Reds Great American Ball Park, Cincinnati, OH Fri Sep 07 2018, 9:18 PM - 12:09 AM EDT Att: 14,854 - Cloudy - 72 F
27 Francisco Mejia, S OBP: 0.385, SLG: 0.818										4	1	1	0	0	0	1	
10 Hunter Renfroe, R OBP: 0.308, SLG: 0.520										4	2	2	1	0	0	1	
30 Eric Hosmer, L OBP: 0.318, SLG: 0.392										4	1	2	3	0	0	0	
58 Trey Wingenter, R										0	0	0	0	0	0	0	
4 Wil Myers, R OBP: 0.312, SLG: 0.456										3	0	1	1	0	0	0	
43 Miguel Diaz, R										0	0	0	0	0	0	0	
2 José Pirela, R OBP: 0.302, SLG: 0.335										1	0	0	0	0	1	0	
32 Frammil Reyes, R OBP: 0.309, SLG: 0.532										4	1	1	0	0	0	2	
13 Freddy Galvis, S OBP: 0.293, SLG: 0.359										4	0	1	0	0	3	3	
7 Manuel Margot, R OBP: 0.294, SLG: 0.386										4	0	2	1	0	0	1	
60 Brett Kennedy, R										1	0	0	0	0	0	1	
55 Matt Strahm, R										1	0	0	0	0	0	1	
40 Rowan Wick, L										1	0	0	0	0	0	0	
15 Cory Spangenberg, L OBP: 0.289, SLG: 0.377										1	0	0	0	0	1	0	
Inning Stats	R: 2 H: 4 E: 0 K: 2 S: 16	L: 0 H: 1 E: 0 K: 0 S: 6	R: 1 H: 1 E: 0 K: 0 S: 10	H: 2 L: 0 E: 0 K: 1 S: 10	R: 0 H: 0 E: 0 K: 0 S: 6	H: 0 L: 0 E: 0 K: 1 S: 8	R: 0 H: 1 E: 0 K: 1 S: 13	H: 2 L: 0 E: 0 K: 1 S: 17	R: 2 H: 2 E: 0 K: 1 S: 13	H: 0 L: 0 E: 0 K: 1 S: 7	1B: 7 2B: 2 3B: 0 HR: 2	SF: 0 SAC: 0 DP: 2 HBP: 0	WP: 0 PB: 0 SB: 0 CS: 1	PA: 35			
PITCHER	IP WLS BF H R ER SO BB IBB HBP BLK WP HR S P ERA WHIP																
28 Anthony DeSclafani, R ERA: 4.56	4.0 0 18 8 4 4 3 0 0 0 0 0 1 42 64 9.00 2.000																
21 Michael Lorenzen, R ERA: 2.97	3.0 W 9 1 0 0 1 0 0 0 0 0 0 0 24 34 0.00 0.333																
47 Sal Romano, R ERA: 5.41	1.0 5 2 2 2 1 0 0 0 0 0 0 1 13 17 18.00 2.000																
62 Jackson Stephens, R ERA: 5.85	1.0 3 0 0 0 1 0 0 0 0 0 0 0 7 11 0.00 0.000																

Batter	1	2	3	4	5	6	7	8	9	AB	R	H	RBI	BB	SO	LOB	BOTTOM
43 Scott Schebler, L OBP: 0.352, SLG: 0.475										4	2	1	4	1	0	0	San Diego Padres @ Cincinnati Reds Great American Ball Park, Cincinnati, OH Fri Sep 07 2018, 9:18 PM - 12:09 AM EDT Att: 14,854 - Cloudy - 72 F
9 José Peraza, R OBP: 0.328, SLG: 0.408										5	0	2	3	0	1	0	
19 Joey Volto, L OBP: 0.409										4	0	1	0	1	3	2	
4 Brandon Dixon, R OBP: 0.222, SLG: 0.385										0	0	0	0	0	0	0	
3 Scooter Gennett, L OBP: 0.364, SLG: 0.507										5	0	0	0	0	3	3	
62 Jackson Stephens, R										0	0	0	0	0	0	0	
7 Eugenio Suárez, R OBP: 0.374, SLG: 0.546										3	1	1	0	1	2	0	
46 Mason Williams, L OBP: 0.333, SLG: 0.423										4	2	1	0	0	2	2	
16 Tucker Barnhart, L OBP: 0.338, SLG: 0.375										3	2	1	0	1	2	1	
27 Phillip Ervin, R OBP: 0.349, SLG: 0.448										3	4	3	4	1	0	0	
28 Anthony DeSclafani, R ERA: 4.56	1.2 1 10 4 4 4 3 4 0 0 0 0 0 1 21 35 3.86 0.857																
21 Michael Lorenzen, R ERA: 2.97	2.1 L 9 2 1 1 5 0 0 0 0 0 0 1 21 35 3.86 0.857																
40 Rowan Wick, R ERA: 10.38	1.1 9 5 5 5 2 0 0 0 0 0 0 1 23 34 33.75 3.750																
43 Miguel Diaz, R ERA: 6.23	1.2 8 3 2 2 4 0 0 0 0 0 0 1 21 31 10.80 1.800																
58 Trey Wingenter, R ERA: 4.15	1.0 4 0 0 0 2 1 0 0 0 0 0 0 9 16 0.00 1.000																
Inning Stats	R: 0 H: 1 E: 0 K: 1 S: 10	R: 4 H: 1 E: 0 K: 2 S: 15	R: 0 H: 0 E: 0 K: 2 S: 8	R: 1 H: 1 E: 0 K: 2 S: 8	R: 0 H: 0 E: 0 K: 1 S: 10	R: 5 H: 6 E: 0 K: 3 S: 22	R: 2 H: 2 E: 0 K: 2 S: 12	R: 0 H: 0 E: 0 K: 2 S: 9	1B: 7 2B: 1 3B: 0 HR: 3	SF: 0 SAC: 0 DP: 0 HBP: 0	WP: 0 PB: 1 SB: 0 CS: 0	PA: 40					
PITCHER	IP WLS BF H R ER SO BB IBB HBP BLK WP HR S P ERA WHIP																
60 Brett Kennedy, R ERA: 6.75	1.2 1 10 4 4 4 3 4 0 0 0 0 0 1 21 35 3.86 0.857																
55 Matt Strahm, L ERA: 2.19	2.1 L 9 2 1 1 5 0 0 0 0 0 0 1 21 35 3.86 0.857																
40 Rowan Wick, R ERA: 10.38	1.1 9 5 5 5 2 0 0 0 0 0 0 1 23 34 33.75 3.750																
43 Miguel Diaz, R ERA: 6.23	1.2 8 3 2 2 4 0 0 0 0 0 0 1 21 31 10.80 1.800																
58 Trey Wingenter, R ERA: 4.15	1.0 4 0 0 0 2 1 0 0 0 0 0 0 9 16 0.00 1.000																



Batter	1	2	3	4	5	6	7	8	9	AB	R	H	RBI	BB	SO	LOB	TOP
13 Freddy Galvis, S OBP: 0.291, SLG: 0.357										3	0	0	0	0	3	3	San Diego Padres @ Cincinnati Reds Great American Ball Park, Cincinnati, OH Sat Sep 08 2018, 3:12 PM - 4:56 PM EDT Att. 20,977 - Rain - 66 F
4 Wil Myers, R OBP: 0.309, SLG: 0.450										3	0	0	0	0	1	0	
10 Hunter Renfroe, R OBP: 0.309, SLG: 0.518										3	1	1	0	0	2	0	
30 Eric Hosmer, L OBP: 0.318, SLG: 0.397										3	1	1	2	0	0	0	
32 Franmil Reyes, R OBP: 0.309, SLG: 0.528										3	0	1	0	0	1	0	
18 Austin Hedges, R OBP: 0.296, SLG: 0.434										2	0	1	0	1	0	0	
15 Cory Spangenberg, L OBP: 0.290, SLG: 0.374										2	0	0	0	1	1	2	
61 Luis Perdomo, R OBP: 0.290, SLG: 0.286										0	0	0	0	0	0	0	
7 Manuel Margot, R OBP: 0.294, SLG: 0.384										2	0	0	0	1	0	2	
41 Robbie Erlin, R OBP: 0.250, SLG: 0.211										1	0	0	0	0	1	0	
27 Francisco Mejia, S OBP: 0.357, SLG: 0.750										1	0	0	0	0	1	3	
66 Robert Stock, L OBP: 0.304, SLG: 0.337										0	0	0	0	0	0	0	
2 José Pirela, R OBP: 0.304, SLG: 0.337										1	0	1	0	0	0	0	
Inning Stats	R: 0 E: 0 K: 3 S: 9	H: 0 LOB: 0 BB: 0 P: 10	R: 0 E: 0 K: 0 S: 11	H: 1 LOB: 2 BB: 1 P: 17	R: 0 E: 0 K: 2 S: 7	H: 0 LOB: 0 BB: 0 P: 8	R: 2 E: 0 K: 2 S: 18	H: 3 LOB: 3 BB: 2 P: 33	R: 0 E: 0 K: 1 S: 12	H: 0 LOB: 0 BB: 0 P: 16	R: 0 E: 0 K: 2 S: 10	H: 0 LOB: 0 BB: 0 P: 14	R: 0 E: 0 K: 0 S: 4	H: 1 LOB: 1 BB: 0 P: 7			
PITCHER	IP WLS BF H R ER SO BB IBB HBP BLK WP HR S P ERA WHIP																
32 Matt Harvey, R ERA: 4.87	6.0 W 25 4 2 2 10 3 0 0 0 0 1 67 98 3.00 1.167																
48 Jared Hughes, R ERA: 1.94	0.1 2 1 0 0 0 0 0 0 0 0 0 4 7 0.00 3.000																

AB	24
R	2
H	5
RBI	2
BB	3
SO	10
LOB	10



WP	0	PA	27
PB	0		
SB	0		
CS	0		

Batter	1	2	3	4	5	6	7	8	9	AB	R	H	RBI	BB	SO	LOB	BOTTOM
43 Scott Schebler, L OBP: 0.352, SLG: 0.473										3	1	1	1	0	1	0	San Diego Padres @ Cincinnati Reds Great American Ball Park, Cincinnati, OH Sat Sep 08 2018, 3:12 PM - 4:56 PM EDT Att. 20,977 - Rain - 66 F
9 José Peraza, R OBP: 0.329, SLG: 0.408										3	1	1	0	0	0	0	
19 Joey Volto, L OBP: 0.421, SLG: 0.416										2	1	1	4	1	0	0	
7 Eugenio Suárez, R OBP: 0.375, SLG: 0.547										3	1	2	0	0	0	1	
27 Phillip Ervin, R OBP: 0.344, SLG: 0.440										3	0	0	0	0	1	2	
38 Curt Casali, R OBP: 0.372, SLG: 0.478										3	1	1	0	0	0	0	
4 Brandon Dixon, R OBP: 0.225, SLG: 0.384										3	1	1	1	0	1	0	
32 Matt Harvey, R OBP: 0.120, SLG: 0.083										2	1	1	0	0	0	0	
17 Tim Federowicz, R OBP: 0.250, SLG: 0.234										0	0	0	0	1	0	0	
48 Jared Hughes, R ERA: 2.35										0	0	0	0	0	0	0	
6 Billy Hamilton, S OBP: 0.296, SLG: 0.322										2	0	0	1	0	0	1	
Inning Stats	R: 0 E: 0 K: 0 S: 7	H: 8 LOB: 1 BB: 0 P: 11	R: 7 E: 0 K: 0 S: 21	H: 8 LOB: 1 BB: 0 P: 31	R: 0 E: 0 K: 0 S: 6	H: 0 LOB: 0 BB: 0 P: 10	R: 0 E: 0 K: 1 S: 6	H: 0 LOB: 0 BB: 0 P: 7	R: 0 E: 0 K: 1 S: 5	H: 0 LOB: 1 BB: 1 P: 11	R: 0 E: 0 K: 1 S: 11	H: 0 LOB: 1 BB: 1 P: 20	R: 0 E: 0 K: 0 S: 4	H: 0 LOB: 0 BB: 0 P: 7			
PITCHER	IP WLS BF H R ER SO BB IBB HBP BLK WP HR S P ERA WHIP																
41 Robbie Erlin, L ERA: 4.42	3.0 L 17 8 7 7 0 0 0 0 0 0 0 1 34 52 21.00 2.667																
66 Robert Stock, R ERA: 2.35	2.0 6 0 0 0 2 1 0 0 0 0 0 0 11 18 0.00 0.500																
61 Luis Perdomo, R ERA: 7.75	1.0 4 0 0 0 1 1 0 0 0 0 0 0 11 20 0.00 1.000																

AB	24
R	7
H	8
RBI	7
BB	2
SO	3
LOB	4



WP	0	PA	27
PB	0		
SB	0		
CS	0		

Batter	1	2	3	4	5	6	7	8	9	AB	R	H	RBI	BB	SO	LOB	TOP					
16 Travis Jankowski, L OBP: 0.336, SLG: 0.537	G3-1							G3-1		3	1	1	0	2	0	0	San Diego Padres @ Cincinnati Reds Great American Ball Park, Cincinnati, OH Sun Sep 09 2018, 4:11 PM - 8:55 PM EDT Att: 18,424 - Drizzle - 61 F					
9 Luis Urias, R OBP: 0.255, SLG: 0.364		K						K		5	1	2	2	0	2	4						
10 Hunter Renfroe, R OBP: 0.307, SLG: 0.512								K		4	0	0	0	1	3	0						
30 Eric Hosmer, L OBP: 0.318, SLG: 0.402	K									5	2	2	1	0	1	2						
32 Franmil Reyes, R OBP: 0.318, SLG: 0.531										3	1	2	0	1	1	1						
65 José Castillo, L										0	0	0	0	0	0	0						
34 Craig Stammen, R										0	0	0	0	0	0	0						
27 Francisco Mejia, S OBP: 0.333, SLG: 0.692										1	0	0	0	0	0	0						
39 Kirby Yates, L										0	0	0	0	0	0	0						
18 Austin Hedges, R OBP: 0.294, SLG: 0.441	L8									5	1	1	2	0	0	5						
15 Cory Spangenberg, L OBP: 0.295, SLG: 0.374										3	1	1	0	2	1	0						
13 Freddy Galvis, S OBP: 0.291, SLG: 0.358										4	0	1	2	0	1	2						
63 Jacob Nix, R										3	0	0	0	0	2	2						
66 Robert Stock, L										0	0	0	0	0	0	0						
40 Rowan Wick, L										0	0	0	0	0	0	0						
7 Manuel Margot, R OBP: 0.294, SLG: 0.383										1	0	0	0	0	1	0						
Inning Stats	R: 0 E: 0 K: 1 S: 15	H: 1 LOB: 3 BB: 2 P: 26	R: 0 E: 0 K: 2 S: 16	H: 1 LOB: 2 BB: 1 P: 24	R: 2 E: 0 K: 2 S: 16	H: 3 LOB: 1 BB: 0 P: 24	R: 2 E: 0 K: 2 S: 13	H: 1 LOB: 0 BB: 1 P: 24	R: 2 E: 0 K: 0 S: 17	H: 2 LOB: 2 BB: 2 P: 28	R: 0 E: 0 K: 1 S: 12	H: 0 LOB: 0 BB: 0 P: 13	R: 0 E: 0 K: 2 S: 8	H: 0 LOB: 0 BB: 0 P: 11	R: 1 E: 0 K: 0 S: 6	H: 1 LOB: 0 BB: 0 P: 10	1B: 5 2B: 2 HR: 3	SF: 0 SAC: 0 DP: 0 HBP: 0	WP: 0 PB: 0 SB: 1 CS: 0	PA: 43		
PITCHER	IP: 3.0 ERA: 4.98	WLS: 17 BF: 5	H: 2 R: 2 ER: 2 SO: 5	BB: 3 IBB: 0 HBP: 0 BLK: 0	WP: 0 HR: 1 S: 47 P: 74	ERA: 6.00 WHIP: 2.667	PITCHER	IP: 1.0 ERA: 2.59	WLS: 4 BF: 1	H: 1 R: 1 ER: 1 SO: 0	BB: 0 IBB: 0 HBP: 0 BLK: 0	WP: 0 HR: 1 S: 6 P: 10	ERA: 9.00 WHIP: 1.000									
30 Tyler Mahle, R	3.0	17	2	2	5	3	0	0	0	0	0	0	0	0	0	0	6.00	2.667				
39 Lucas Sims, R	1.2	11	3	4	4	2	3	0	0	0	1	27	49	21.60	3.600							
41 Matt Wisler, R	0.1	1	0	0	0	0	0	0	0	0	3	3	0.00	0.000								
37 David Hernandez, R	2.0	7	1	0	0	3	0	0	0	0	21	34	0.00	0.500								
48 Jared Hughes, R	1.0	3	0	0	0	2	0	0	0	0	8	11	0.00	0.000								
43 Scott Schebler, L OBP: 0.350, SLG: 0.469										5	1	1	0	0	3	1	San Diego Padres @ Cincinnati Reds Great American Ball Park, Cincinnati, OH Sun Sep 09 2018, 4:11 PM - 8:55 PM EDT Att: 18,424 - Drizzle - 61 F					
9 José Peraza, R OBP: 0.323, SLG: 0.409	F9									5	2	2	2	0	1	1						
19 Joey Votto, L OBP: 0.421, SLG: 0.422										4	1	1	3	1	0	1						
3 Scooter Gennett, L OBP: 0.361, SLG: 0.503	K									4	0	0	0	0	1	2						
27 Phillip Ervin, R OBP: 0.352, SLG: 0.438										1	0	0	0	2	1	0						
16 Tucker Barnhart, L OBP: 0.340, SLG: 0.378	F7									4	0	2	1	0	0	2						
4 Brandon Dixon, R OBP: 0.221, SLG: 0.376										2	0	0	0	0	0	3						
41 Matt Wisler, R										0	0	0	0	0	0	0						
15 Dilson Herrera, R										1	0	0	0	0	1	1						
46 Jared Hernandez, R										0	0	0	0	0	0	0						
46 Mason Williams, L OBP: 0.335, SLG: 0.433										1	0	0	0	0	1	1						
26 Raisel Iglesias, R										0	0	0	0	0	0	0						
30 Tyler Mahle, R	4.0	21	7	6	6	5	2	0	0	0	0	0	0	0	0	0	13.50	2.250				
61 Gabriel Guerrero, R	0.1	2	1	0	0	0	0	0	0	0	0	4	6	0.00	3.000							
39 Lucas Sims, R	1.2	5	0	0	0	1	0	0	0	0	14	24	0.00	0.000								
51 Blake Trahan, R OBP: 0.275, SLG: 0.346										2	1	0	0	0	0	0						
7 Eugenio Suárez, R										1	0	0	0	0	1	1						
6 Billy Hamilton, S OBP: 0.297, SLG: 0.324										4	1	2	0	0	1	1						
Inning Stats	R: 0 E: 0 K: 2 S: 10	H: 0 LOB: 1 BB: 1 P: 17	R: 0 E: 0 K: 0 S: 7	H: 0 LOB: 0 BB: 0 P: 10	R: 0 E: 0 K: 3 S: 9	H: 0 LOB: 0 BB: 0 P: 14	R: 1 E: 0 K: 0 S: 6	H: 2 LOB: 2 BB: 1 P: 14	R: 5 E: 0 K: 1 S: 21	H: 5 LOB: 1 BB: 1 P: 35	R: 0 E: 0 K: 0 S: 8	H: 1 LOB: 0 BB: 0 P: 13	R: 0 E: 0 K: 1 S: 10	H: 0 LOB: 0 BB: 0 P: 17	R: 0 E: 0 K: 2 S: 11	H: 1 LOB: 1 BB: 0 P: 20	R: 0 E: 0 K: 2 S: 9	H: 0 LOB: 0 BB: 0 P: 14	1B: 6 2B: 2 HR: 1	SF: 0 SAC: 0 DP: 1 HBP: 1	WP: 0 PB: 0 SB: 1 CS: 0	PA: 39
PITCHER	IP: 4.0 ERA: 6.0	WLS: 21 BF: 7	H: 6 R: 6 ER: 6 SO: 6	BB: 2 IBB: 0 HBP: 0 BLK: 0	WP: 0 HR: 1 S: 45 P: 78	ERA: 13.50 WHIP: 2.250	PITCHER	IP: 1.0 ERA: 1.98	WLS: 3 BF: 1	H: 0 R: 0 ER: 0 SO: 2	BB: 0 IBB: 0 HBP: 0 BLK: 0	WP: 0 HR: 0 S: 9 P: 14	ERA: 0.00 WHIP: 0.000									
63 Jacob Nix, R	4.0	21	6	6	6	5	2	0	0	0	0	0	0	0	0	0	13.50	2.250				
66 Robert Stock, R	1.0	4	0	0	0	1	1	0	0	0	8	12	0.00	1.000								
40 Rowan Wick, R	0.1	2	1	0	0	0	0	0	0	0	4	6	0.00	3.000								
65 José Castillo, L	1.2	5	0	0	0	1	0	0	0	0	14	24	0.00	0.000								
34 Craig Stammen, R	1.0	W	4	1	0	0	2	0	0	0	11	20	0.00	1.000								

AB 37
R 7
H 10
RBI 7
SO 12
LOB 16




AB 35
R 6
H 9
RBI 6
SO 11
LOB 14



Batter	1	2	3	4	5	6	7	8	9	AB	R	H	RBI	BB	SO	LOB	TOP	
3 Chris Taylor, R OBP: 0.327, SLG: 0.445										4	2	2	2	1	1	0		
10 Justin Turner, R OBP: 0.408, SLG: 0.527										3	1	0	0	2	0	2		
8 Manny Machado, R OBP: 0.375, SLG: 0.542										5	1	2	0	0	0	3		
27 Matt Kemp, R OBP: 0.334, SLG: 0.466										5	0	1	2	0	2	3		
25 David Freese, R OBP: 0.349, SLG: 0.457										1	0	0	0	1	1	2		
35 Cody Bellinger, L OBP: 0.343, SLG: 0.475										2	0	0	0	0	1	5		
14 Enrique Hernández, R OBP: 0.175, SLG: 0.455										3	1	1	1	1	1	0		
13 Max Muncy, L OBP: 0.377, SLG: 0.582										2	1	1	0	0	0	0		
9 Yasmani Grandal, S OBP: 0.341, SLG: 0.462										2	0	0	0	0	0	1		
6 Brian Dozier, R OBP: 0.308, SLG: 0.393										2	1	1	0	0	0	0		
26 Chase Utley, L OBP: 0.322, SLG: 0.333										1	0	0	0	0	0	0		
66 Yasiel Puig, R OBP: 0.320, SLG: 0.457										1	0	0	0	0	0	3		
57 Alex Wood, R ERA: 3.85										2	0	0	0	0	0	1		
43 Pat Venditte, L ERA: 3.39										0	0	0	0	0	0	0		
31 Joc Pederson, L ERA: 5.85										0	0	0	0	0	0	0		
50 Ryan Madson, R ERA: 2.27										0	0	0	0	0	0	0		
46 Josh Fields, R ERA: 4.68										0	0	0	0	0	0	0		
61 Alex Verdugo, L ERA: 4.68										0	0	0	0	0	0	0		
59 Zac Rosscup, R ERA: 4.68										0	0	0	0	0	0	0		
Inning Stats	R: 0 H: 1 E: 1 K: 2 S: 16	H: 0 R: 0 ER: 0 LOB: 0 BB: 1 P: 31	R: 1 H: 2 E: 0 K: 1 S: 13	H: 2 R: 2 ER: 0 LOB: 1 BB: 1 P: 17	R: 0 H: 0 E: 0 K: 2 S: 7	H: 0 R: 1 ER: 0 LOB: 0 BB: 0 P: 12	R: 1 H: 1 E: 0 K: 1 S: 9	H: 1 R: 2 ER: 0 LOB: 2 BB: 2 P: 36	R: 0 H: 0 E: 0 K: 1 S: 7	H: 0 R: 0 ER: 0 LOB: 1 BB: 1 P: 17	1B: 5 2B: 3 3B: 0 HR: 2	SF: 0 SAC: 0 DP: 1 HBP: 0	WP: 0 PA: 42 PB: 0 SB: 2 CS: 0					
PITCHER	IP: 4.0 WLS: 2 BF: 21 H: 5 R: 2 ER: 3 SO: 3	IP: 2.1 WLS: 1 BF: 10 H: 2 R: 3 ER: 3 SO: 3	IP: 0.0 WLS: 0 BF: 3 H: 2 R: 0 ER: 0 SO: 0	IP: 0.0 WLS: 0 BF: 3 H: 2 R: 0 ER: 0 SO: 0	IP: 1.0 WLS: 0 BF: 4 H: 0 R: 0 ER: 0 SO: 1	IP: 1.0 WLS: 0 BF: 4 H: 0 R: 0 ER: 0 SO: 1	IP: 1.0 WLS: 0 BF: 4 H: 0 R: 0 ER: 0 SO: 1	IP: 1.0 WLS: 0 BF: 4 H: 0 R: 0 ER: 0 SO: 1	IP: 1.0 WLS: 0 BF: 4 H: 0 R: 0 ER: 0 SO: 1	IP: 1.0 WLS: 0 BF: 4 H: 0 R: 0 ER: 0 SO: 1	IP: 1.0 WLS: 0 BF: 4 H: 0 R: 0 ER: 0 SO: 1	IP: 1.0 WLS: 0 BF: 4 H: 0 R: 0 ER: 0 SO: 1	IP: 1.0 WLS: 0 BF: 4 H: 0 R: 0 ER: 0 SO: 1	IP: 1.0 WLS: 0 BF: 4 H: 0 R: 0 ER: 0 SO: 1	IP: 1.0 WLS: 0 BF: 4 H: 0 R: 0 ER: 0 SO: 1	IP: 1.0 WLS: 0 BF: 4 H: 0 R: 0 ER: 0 SO: 1	IP: 1.0 WLS: 0 BF: 4 H: 0 R: 0 ER: 0 SO: 1	ERA: 6.75 WHIP: 2.000

Los Angeles Dodgers @ Cincinnati Reds
Great American Ball Park, Cincinnati, OH
Mon Sep 10 2018, 6:43 PM - 10:04 PM EDT
Att: 12,161 - Overcast - 64 F


AB 36
R 6
H 9
RBI 6
BB 6
SO 9
LOB 20



Batter	1	2	3	4	5	6	7	8	9	AB	R	H	RBI	BB	SO	LOB	BOTTOM	
6 Billy Hamilton, S OBP: 0.298, SLG: 0.325										4	2	1	0	1	0	2		
9 José Peraza, R OBP: 0.332, SLG: 0.410										4	3	2	1	0	0	0		
19 Joey Votto, L OBP: 0.421, SLG: 0.422										4	1	1	2	1	3	2		
7 Eugenio Suárez, R OBP: 0.375, SLG: 0.550										4	1	1	1	1	3	3		
3 Scooter Gennett, L OBP: 0.365, SLG: 0.506										5	2	4	3	0	1	1		
27 Phillip Ervin, R OBP: 0.353, SLG: 0.443										5	1	2	0	0	1	4		
16 Tucker Barnhart, L OBP: 0.339, SLG: 0.377										4	0	1	2	0	2	3		
4 Brandon Dixon, R OBP: 0.213, SLG: 0.362										4	0	0	0	0	2	3		
53 Wandy Peralta, L ERA: 3.39										0	0	0	0	0	0	0		
48 Jared Hughes, R ERA: 1.87										0	0	0	0	0	0	0		
26 Raisel Iglesias, R ERA: 2.54										0	0	0	0	0	0	0		
25 Cody Reed, L ERA: 3.65										1	0	0	0	0	2	2		
61 Gabriel Guerrero, R OBP: 0.333, SLG: 0.688										1	0	0	0	0	0	0		
21 Michael Lorenzen, R ERA: 4.68										1	0	1	0	0	0	0		
46 Mason Williams, L ERA: 4.68										1	0	1	0	0	0	0		
Inning Stats	R: 4 H: 3 E: 1 K: 2 S: 19	H: 0 R: 0 ER: 0 LOB: 0 BB: 0 P: 9	R: 1 H: 2 E: 0 K: 2 S: 12	H: 2 R: 2 ER: 0 LOB: 1 BB: 1 P: 15	R: 0 H: 1 E: 0 K: 3 S: 12	H: 0 R: 3 ER: 0 LOB: 0 BB: 0 P: 19	R: 3 H: 4 E: 0 K: 3 S: 20	H: 4 R: 0 ER: 0 LOB: 1 BB: 0 P: 31	R: 0 H: 0 E: 0 K: 3 S: 13	H: 0 R: 0 ER: 0 LOB: 1 BB: 1 P: 23	1B: 9 2B: 5 3B: 0 HR: 1	SF: 0 SAC: 0 DP: 1 HBP: 1	WP: 0 PA: 42 PB: 0 SB: 2 CS: 0					
PITCHER	IP: 3.2 WLS: 1 BF: 23 H: 5 R: 1 ER: 0 SO: 6	IP: 1.1 WLS: 0 BF: 5 H: 1 R: 0 ER: 0 SO: 0	IP: 0.0 WLS: 0 BF: 3 H: 2 R: 0 ER: 0 SO: 0	IP: 0.0 WLS: 0 BF: 3 H: 2 R: 0 ER: 0 SO: 0	IP: 1.0 WLS: 0 BF: 4 H: 0 R: 0 ER: 0 SO: 1	IP: 1.0 WLS: 0 BF: 4 H: 0 R: 0 ER: 0 SO: 1	IP: 1.0 WLS: 0 BF: 4 H: 0 R: 0 ER: 0 SO: 1	IP: 1.0 WLS: 0 BF: 4 H: 0 R: 0 ER: 0 SO: 1	IP: 1.0 WLS: 0 BF: 4 H: 0 R: 0 ER: 0 SO: 1	IP: 1.0 WLS: 0 BF: 4 H: 0 R: 0 ER: 0 SO: 1	IP: 1.0 WLS: 0 BF: 4 H: 0 R: 0 ER: 0 SO: 1	IP: 1.0 WLS: 0 BF: 4 H: 0 R: 0 ER: 0 SO: 1	IP: 1.0 WLS: 0 BF: 4 H: 0 R: 0 ER: 0 SO: 1	IP: 1.0 WLS: 0 BF: 4 H: 0 R: 0 ER: 0 SO: 1	IP: 1.0 WLS: 0 BF: 4 H: 0 R: 0 ER: 0 SO: 1	IP: 1.0 WLS: 0 BF: 4 H: 0 R: 0 ER: 0 SO: 1	IP: 1.0 WLS: 0 BF: 4 H: 0 R: 0 ER: 0 SO: 1	ERA: 14.73 WHIP: 2.455

Los Angeles Dodgers @ Cincinnati Reds
Great American Ball Park, Cincinnati, OH
Mon Sep 10 2018, 6:43 PM - 10:04 PM EDT
Att: 12,161 - Overcast - 64 F

AB 38
R 10
H 14
RBI 9
BB 3
SO 12
LOB 20



Batter	1	2	3	4	5	6	7	8	9	AB	R	H	RBI	BB	SO	LOB	TOP						
31 Joc Pederson, L (1,7) OBP: 0.319, SLG: 0.494										4	1	2	1	0	2	0	Los Angeles Dodgers @ Cincinnati Reds Great American Ball Park, Cincinnati, OH Tue Sep 11 2018, 6:42 PM - 9:22 PM EDT Att: 14,964 - Cloudy - 69 F						
13 Max Muncy, L (1,4) OBP: 0.376, SLG: 0.578										4	0	1	0	0	3	1							
8 Manny Machado, R (1,5) OBP: 0.374, SLG: 0.540										4	0	1	0	0	0	1							
35 Cody Bellinger, L (1,3) OBP: 0.341, SLG: 0.471											4	0	0	0	0	2		2					
9 Yasmani Grandal, S (1,2) OBP: 0.342, SLG: 0.464											3	0	1	0	1	1		2					
70 Tim Lincecum, R (9, PR) OBP: 0.357, SLG: 0.273											0	0	0	0	0	0		0					
61 Alex Verdugo, L (1,8) OBP: 0.321, SLG: 0.388											3	0	0	0	1	0		1					
3 Chris Taylor, R (1,6) OBP: 0.325, SLG: 0.442											3	0	0	0	0	1		2					
66 Yasiel Puig, R (1,9) OBP: 0.320, SLG: 0.455											2	0	0	0	1	0		0					
99 Hyun Jin Ryu, R (1,1) OBP: 0.295, SLG: 0.269											1	0	0	0	0	1		0					
26 Chase Utley, L (6, PH) OBP: 0.330, SLG: 0.331											1	0	0	0	0	1	0						
51 Dylan Floro, L (6, PH) OBP: 0.280, SLG: 0.331											0	0	0	0	0	0	3						
10 Justin Turner, R (7, PH) OBP: 0.348, SLG: 0.545											0	0	0	0	0	0	0						
75 Scott Alexander, L (7,1) ERA: 3.43											0	0	0	0	0	0	0						
52 Pedro Báez, R (7,1) ERA: 3.24											0	0	0	0	0	0	0						
Inning Stats	R: 0 E: 0 K: 3 S: 14	H: 2 LOB: 2 BB: 0 P: 23	R: 0 E: 0 K: 1 S: 6	H: 0 LOB: 0 BB: 0 P: 9	R: 0 E: 0 K: 3 S: 9	H: 0 LOB: 0 BB: 0 P: 13	R: 0 E: 0 K: 0 S: 9	H: 0 LOB: 0 BB: 0 P: 14	R: 0 E: 0 K: 0 S: 7	H: 0 LOB: 0 BB: 0 P: 10	R: 1 E: 0 K: 2 S: 11	H: 1 LOB: 0 BB: 0 P: 13	R: 0 E: 0 K: 0 S: 13	H: 1 LOB: 3 BB: 2 P: 26	R: 0 E: 0 K: 1 S: 10	H: 0 LOB: 0 BB: 0 P: 13	R: 0 E: 0 K: 1 S: 8	H: 0 LOB: 1 BB: 1 P: 15	1B: 3 2B: 1 3B: 0 HR: 1	SF: 0 SAC: 0 DP: 2 HBP: 0	WP: 1 PB: 0 SB: 0 CS: 0	PA: 33	
PITCHER	IP WLS BF H R ER SO BB IBB HBP BLK WP HR S P ERA WHIP	6.1 W 24 4 1 1 9 1 0 0 0 1 1 60 92 1.42 0.789	7.1 H 2 0 0 0 0 1 0 0 0 0 0 7 12 0.00 3.000	7.1 H 4 1 0 0 1 1 0 0 0 0 0 12 17 0.00 0.750	9.1 S 3 0 0 0 1 1 0 0 0 0 0 8 15 0.00 1.000																		

Batter	1	2	3	4	5	6	7	8	9	AB	R	H	RBI	BB	SO	LOB	BOTTOM					
43 Scott Schebler, L (1,9) OBP: 0.351, SLG: 0.479										4	2	2	1	0	1	0	Los Angeles Dodgers @ Cincinnati Reds Great American Ball Park, Cincinnati, OH Tue Sep 11 2018, 6:42 PM - 9:22 PM EDT Att: 14,964 - Cloudy - 69 F					
9 José Peraza, R (1,6) OBP: 0.333, SLG: 0.412										4	0	2	0	0	0	0						
3 Scooter Gennett, L (1,4) OBP: 0.368, SLG: 0.507										3	0	2	1	1	0	0						
7 Eugenio Suárez, R (1,5) OBP: 0.376, SLG: 0.549										4	0	2	0	0	1	4						
27 Phillip Ervin, R (1,7) OBP: 0.346, SLG: 0.433										4	0	0	0	0	1	6						
38 Curt Casali, R (1,2) OBP: 0.381, SLG: 0.462										4	0	0	0	0	1	0						
4 Brandon Dixon, R (1,3) OBP: 0.223, SLG: 0.389											3	1	1	1	0	0						
61 Gabriel Guerrero, R (1,8) OBP: 0.143, SLG: 0.143											3	0	1	0	0	2		1				
6 Billy Hamilton, S (8,8) OBP: 0.298, SLG: 0.325											1	0	0	0	0	0		0				
58 Luis Castillo, R (1,1) OBP: 0.145, SLG: 0.132										3	0	0	0	0	3	2						
47 Sal Romano, L (7,1) OBP: 0.059, SLG: 0.088										0	0	0	0	0	0	0						
37 David Hernandez, R (7,1) ERA: 3.43										0	0	0	0	0	0	0						
26 Raisel Iglesias, R (9,1) ERA: 3.24										0	0	0	0	0	0	0						
Inning Stats	R: 0 E: 0 K: 1 S: 13	H: 1 LOB: 2 BB: 1 P: 22	R: 1 E: 0 K: 3 S: 13	H: 1 LOB: 0 BB: 0 P: 18	R: 1 E: 0 K: 1 S: 11	H: 2 LOB: 1 BB: 0 P: 17	R: 0 E: 0 K: 1 S: 11	H: 1 LOB: 1 BB: 0 P: 15	R: 1 E: 0 K: 0 S: 11	H: 3 LOB: 1 BB: 0 P: 13	R: 0 E: 0 K: 2 S: 8	H: 0 LOB: 1 BB: 1 P: 14	R: 0 E: 0 K: 1 S: 12	H: 2 LOB: 0 BB: 0 P: 15	R: 0 E: 0 K: 0 S: 5	H: 0 LOB: 0 BB: 0 P: 7	1B: 7 2B: 1 3B: 0 HR: 2	SF: 0 SAC: 0 DP: 1 HBP: 0	WP: 0 PB: 0 SB: 0 CS: 0	PA: 35		
PITCHER	IP WLS BF H R ER SO BB IBB HBP BLK WP HR S P ERA WHIP	5.0 L 23 8 3 3 6 1 0 0 0 0 2 59 85 5.40 1.800	1.0 0 0 0 2 1 0 0 0 0 0 0 8 14 0.00 1.000	2.2 0 0 0 1 0 0 0 0 0 0 0 6 7 0.00 1.500	1.1 5 1 0 0 0 0 0 0 0 0 0 11 15 0.00 0.750																	

AB	30
R	1
H	5
RBI	1
BB	3
SO	11
LOB	12



AB	33
R	3
H	10
RBI	3
BB	2
SO	9
LOB	13



Batter	1	2	3	4	5	6	7	8	9	AB	R	H	RBI	BB	SO	LOB	TOP					
43 Scott Schebler, L (1,9) OBP: 0.348, SLG: 0.470										5	0	1	0	0	1	5						
9 José Peraza, R (1,6) OBP: 0.332, SLG: 0.420										4	1	1	1	0	1	2						
19 Joey Volto, L (1,3) OBP: 0.420, SLG: 0.428										4	1	2	1	0	0	0						
7 Eugenio Suárez, R (1,5) OBP: 0.374, SLG: 0.544										3	0	1	0	1	1	0						
3 Scooter Gennett, L (1,4) OBP: 0.366, SLG: 0.503										4	0	1	0	0	0	2						
27 Phillip Ervin, R (1,7) OBP: 0.340, SLG: 0.423										4	0	0	0	0	3	4						
38 Curt Casali, R (1,2) 61 Gabriel Guerrero, R (9,PR) OBP: 0.143, SLG: 0.143										4	0	2	0	0	0	4	AB 33					
32 Matt Harvey, R (7,1) 15 Dilson Herrera, R (7,PH) 37 David Hernandez, R (7,1) 50 Amir Garrett, R (7,1) 21 Michael Lorenzen, R (7,1) 16 Tucker Barnhart, L (9,PH) OBP: 0.330, SLG: 0.374										2	0	0	0	0	1	3	R 2					
6 Billy Hamilton, S (1,8) OBP: 0.304, SLG: 0.334										2	0	1	0	2	1	1	H 9					
Inning Stats	R: 0 E: 0 K: 2 S: 10	H: 0 LOB: 0 BB: 0 P: 16	R: 0 E: 0 K: 1 S: 7	H: 0 LOB: 0 BB: 0 P: 10	R: 0 E: 0 K: 0 S: 6	H: 1 LOB: 1 BB: 1 P: 10	R: 2 E: 1 K: 2 S: 19	H: 3 LOB: 2 BB: 1 P: 32	R: 0 E: 0 K: 1 S: 13	H: 2 LOB: 2 BB: 0 P: 18	R: 0 E: 0 K: 1 S: 8	H: 0 LOB: 0 BB: 0 P: 15	R: 0 E: 0 K: 1 S: 8	H: 0 LOB: 0 BB: 0 P: 10	R: 0 E: 0 K: 0 S: 15	H: 1 LOB: 2 BB: 1 P: 27	1B: 6 2B: 2 3B: 0 HR: 2	SF: 0 SAC: 0 DP: 2 HBP: 1	WP: 0 PB: 0 SB: 0 CS: 1	PA: 37		
PITCHER	IP WLS BF H R ER SO BB IBB HBP BLK WP HR S P ERA WHIP	6.2 28 8 2 2 7 2 0 1 0 0 2 70 109 2.70 1.500	0.1 W 1 0 0 0 0 0 0 0 0 0 0 0 3 4 0.00 0.000	1.0 H 3 0 0 0 1 0 0 0 0 0 0 8 10 0.00 0.000	1.0 S 5 1 0 0 0 1 0 0 0 0 0 0 15 27 0.00 2.000																	

Cincinnati Reds @ Chicago Cubs
Wrigley Field, Chicago, IL
Fri Sep 14, 2018, 7:06 PM - 10:03 PM CDT
Att: 36,468 - Clear - 74 F

AB	33
R	2
H	9
RBI	2
BB	3
SO	8
LOB	22

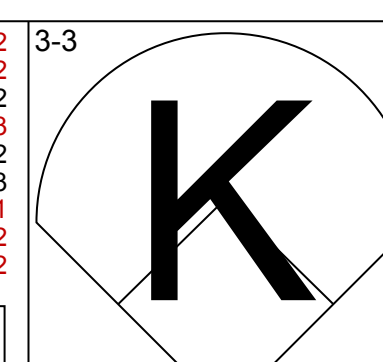
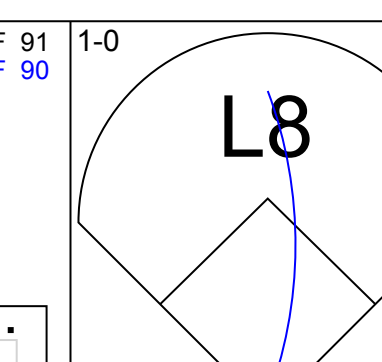
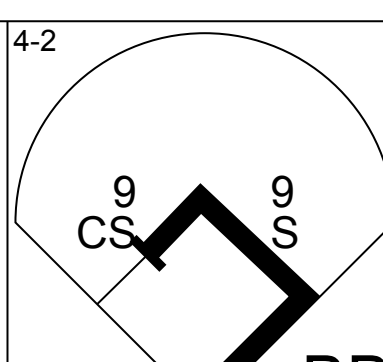
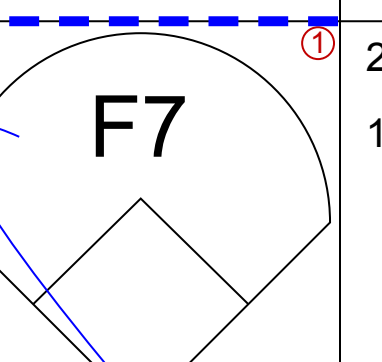
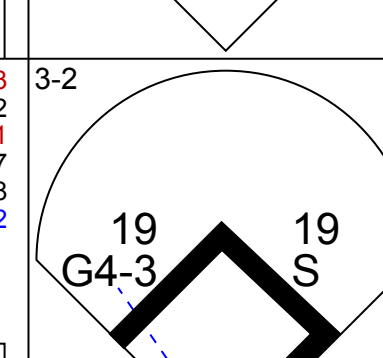
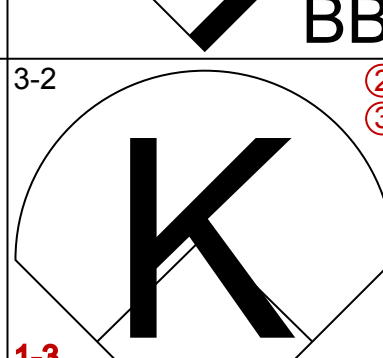
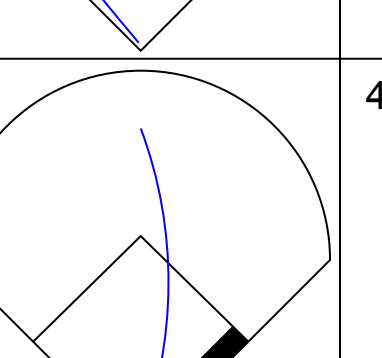
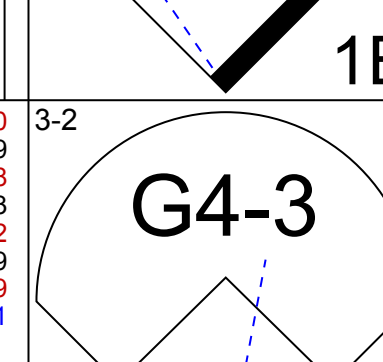
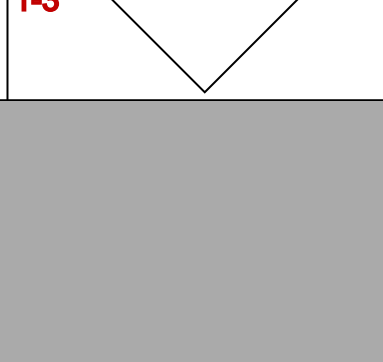
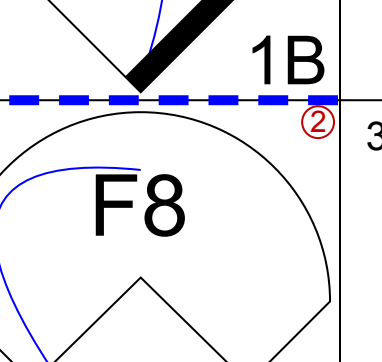
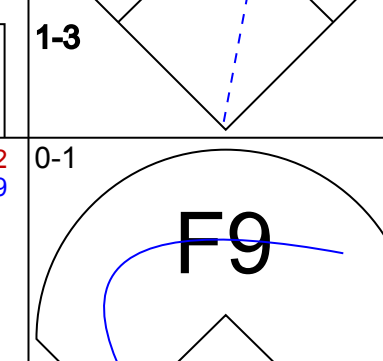

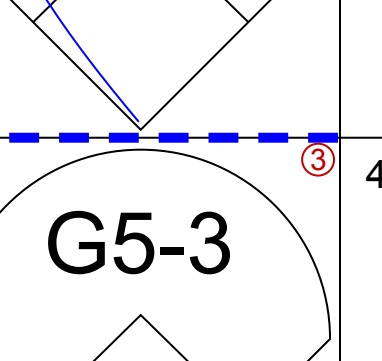
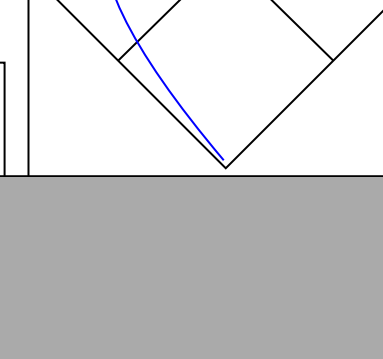

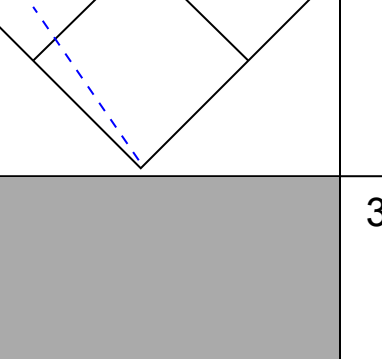











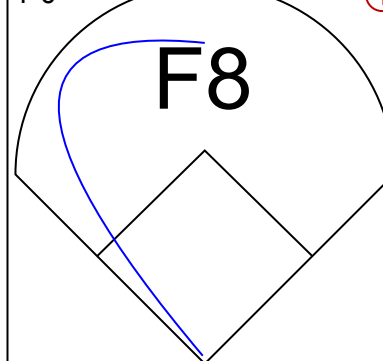

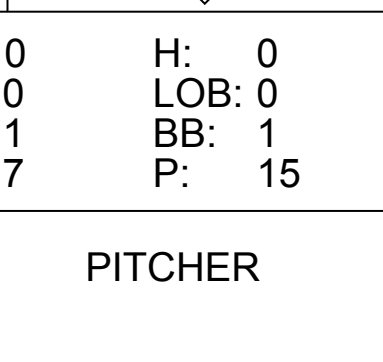
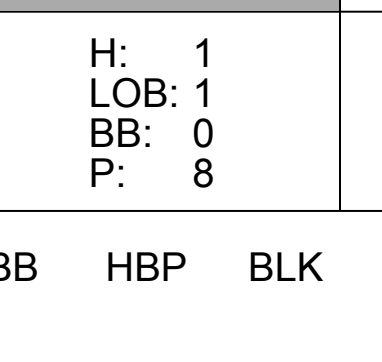



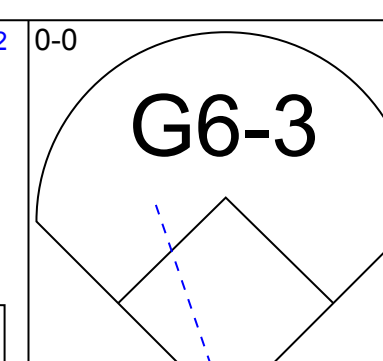

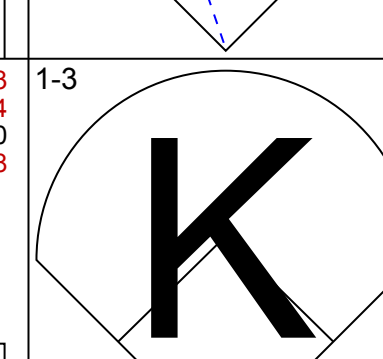

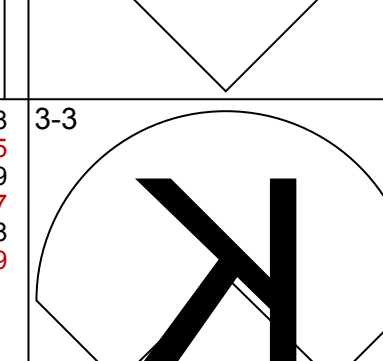


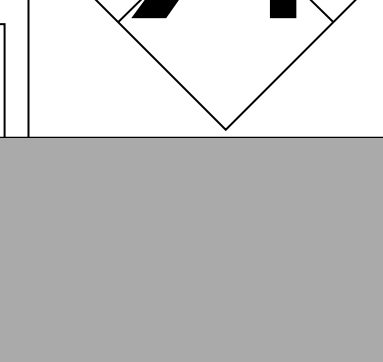











Batter	1	2	3	4	5	6	7	8	9	AB	R	H	RBI	BB	SO	LOB	BOTTOM				
44 Anthony Rizzo, L (1,3) OBP: 0.371, SLG: 0.469										4	0	0	0	0	1	0					
17 Kris Bryant, R (1,7) OBP: 0.382, SLG: 0.468										2	0	0	0	1	1	0					
18 Ben Zobrist, S (1,9) OBP: 0.386, SLG: 0.458										4	0	3	0	0	0	0					
3 Daniel Murphy, L (1,4) 64 Jaime Garcia, L (8,1) 29 Jorge De La Rosa, L (9,1) OBP: 0.323, SLG: 0.436										3	0	0	0	1	1	3					
9 Javier Báez, R (1,6) OBP: 0.329, SLG: 0.566										4	0	1	0	0	0	3					
7 Victor Caratini, S (1,2) OBP: 0.318, SLG: 0.342										4	1	1	0	0	1	1					
13 David Bote, R (1,5) OBP: 0.316, SLG: 0.433										4	0	1	0	0	1	3	AB 32				
35 Cole Hamels, L (1,1) 36 Dillon Maples, R (7,1) 2 Tommy La Stella, L (7,PH) 27 Addison Russell, R (8,6) OBP: 0.150, SLG: 0.105										2	0	0	0	0	2	2	R 3				
8 Ian Happ, S (1,8) OBP: 0.353, SLG: 0.417										3	1	1	3	0	0	0	H 7				
Inning Stats	R: 0 E: 0 K: 1 S: 15	H: 1 LOB: 1 BB: 0 P: 22	R: 0 E: 0 K: 2 S: 12	H: 1 LOB: 1 BB: 0 P: 15	R: 0 E: 0 K: 0 S: 9	H: 1 LOB: 2 BB: 1 P: 17	R: 0 E: 0 K: 1 S: 11	H: 1 LOB: 1 BB: 0 P: 12	R: 0 E: 0 K: 2 S: 12	H: 0 LOB: 0 BB: 0 P: 18	R: 0 E: 0 K: 0 S: 8	H: 0 LOB: 0 BB: 0 P: 12	R: 3 E: 1 K: 0 S: 15	H: 3 LOB: 3 BB: 1 P: 31	R: 0 E: 0 K: 1 S: 12	H: 0 LOB: 0 BB: 0 P: 16	1B: 4 2B: 2 3B: 0 HR: 1	SF: 0 SAC: 0 DP: 1 HBP: 1	WP: 0 PB: 0 SB: 0 CS: 0	PA: 35	
PITCHER	IP WLS BF H R ER SO BB IBB HBP BLK WP HR S P ERA WHIP	6.0 23 4 2 3 2 0 1 0 0 0 0 67 96 0.00 0.833	0.1 L 4 2 3 2 0 0 0 0 0 0 0 1 6 10 54.00 6.000	0.1 1 0 0 0 0 0 0 0 0 0 0 2 4 0.00 0.000	1.1 7 1 0 0 0 1 1 0 0 0 0 0 19 33 0.00 1.500																

Cincinnati Reds @ Chicago Cubs
Wrigley Field, Chicago, IL
Fri Sep 14, 2018, 7:06 PM - 10:03 PM CDT
Att: 36,468 - Clear - 74 F

AB	32
R	3
H	7
RBI	3
BB	2
SO	7
LOB	14



Batter	1	2	3	4	5	6	7	8	9	AB	R	H	RBI	BB	SO	LOB	TOP			
6 Billy Hamilton, S (1, 8) OBP: 0.304, SLG: 0.333										2	0	0	0	1	1	0	<p>Cincinnati Reds @ Chicago Cubs Wrigley Field, Chicago, IL Sat Sep 15 2018, 3:09 PM - 5:45 PM CDT Att: 41,196 - Sunny - 78 F</p>			
3 Scooter Gennett, L (9, PH) OBP: 0.365, SLG: 0.502										4	0	2	0	0	2	1				
9 José Peraza, R (1, 6) OBP: 0.335, SLG: 0.421										3	0	1	0	1	0	2				
19 Joey Votto, L (1, 3) OBP: 0.421, SLG: 0.427										4	0	0	0	0	1	4				
7 Eugenio Suárez, R (1, 5) OBP: 0.371, SLG: 0.539										3	0	0	0	0	1	2				
27 Phillip Ervin, R (1, 7) OBP: 0.335, SLG: 0.416										3	0	0	0	0	1	2				
16 Tucker Barnhart, L (1, 2) OBP: 0.335, SLG: 0.372										3	0	0	0	0	0	0				
15 Dilson Herrera, R (1, 4) OBP: 0.278, SLG: 0.371										3	0	1	0	0	2	0				
4 Brandon Dixon, R (1, 9) OBP: 0.217, SLG: 0.378										2	0	0	0	0	1	0				
43 Scott Schebler, L (8, PH) OBP: 0.347, SLG: 0.469										1	0	0	0	0	1	1				
25 Cody Reed, L (1, 1) 61 Gabriel Guerrero, R (6, PH) 47 Sai Romano, L (8, PH) 53 Wandy Peralta, L (7, 1) 38 Curt Casali, R (8, PH) 48 Jared Hughes, R (8, 1)										1	0	0	0	0	0	1				
Inning Stats	R: 0 E: 0 K: 1 S: 16	H: 1 LOB: 1 BB: 0 P: 25	R: 0 E: 0 K: 2 S: 9	H: 0 LOB: 0 BB: 0 P: 16	R: 0 E: 0 K: 1 S: 7	H: 0 LOB: 0 BB: 0 P: 12	R: 0 E: 0 K: 1 S: 8	H: 1 LOB: 1 BB: 0 P: 15	R: 0 E: 0 K: 1 S: 7	H: 0 LOB: 0 BB: 1 P: 15	R: 0 E: 0 K: 1 S: 6	H: 0 LOB: 0 BB: 1 P: 13	R: 0 E: 0 K: 1 S: 9	H: 1 LOB: 1 BB: 0 P: 12	R: 0 E: 0 K: 0 S: 7	H: 1 LOB: 1 BB: 0 P: 8	1B: 4 2B: 0 3B: 0 HR: 0	SF: 0 SAC: 0 DP: 1 HBP: 0	WP: 0 PB: 0 SB: 2 CS: 1	PA: 31
PITCHER	IP WLS BF H R ER SO BB IBB HBP BLK WP HR S P ERA WHIP																			
34 Jon Lester, L (1, 1) ERA: 3.43	7.0 W 23	2 0 0 9	2 0 0 0	0 0 0 0	0 0 0 0	0 0 0 0	0 0 0 0	0 0 0 0	0 0 0 0	0 0 0 0	0 0 0 0	0 0 0 0	0 0 0 0	0 0 0 0	0 0 0 0	0 0 0 0	0.00 0.571			
37 Justin Wilson, L (8, 1) ERA: 2.87	1.0 H 4	1 0 0 1	0 0 0 0	0 0 0 0	0 0 0 0	0 0 0 0	0 0 0 0	0 0 0 0	0 0 0 0	0 0 0 0	0 0 0 0	0 0 0 0	0 0 0 0	0 0 0 0	0 0 0 0	0 0 0 0	0.00 1.000			
43 Jesse Chavez, R (9, 1) ERA: 2.77	0.1 H 2	1 0 0 0	0 0 0 0	0 0 0 0	0 0 0 0	0 0 0 0	0 0 0 0	0 0 0 0	0 0 0 0	0 0 0 0	0 0 0 0	0 0 0 0	0 0 0 0	0 0 0 0	0 0 0 0	0 0 0 0	0.00 3.000			
47 Randy Rosario, L (9, 1) ERA: 3.18	0.1 H 1	0 0 0 0	0 0 0 0	0 0 0 0	0 0 0 0	0 0 0 0	0 0 0 0	0 0 0 0	0 0 0 0	0 0 0 0	0 0 0 0	0 0 0 0	0 0 0 0	0 0 0 0	0 0 0 0	0 0 0 0	0.00 0.000			
41 Steve Cishek, R (9, 1) ERA: 2.32	0.1 S 1	0 0 0 0	0 0 0 0	0 0 0 0	0 0 0 0	0 0 0 0	0 0 0 0	0 0 0 0	0 0 0 0	0 0 0 0	0 0 0 0	0 0 0 0	0 0 0 0	0 0 0 0	0 0 0 0	0 0 0 0	0.00 0.000			

Batter	1	2	3	4	5	6	7	8	9	AB	R	H	RBI	BB	SO	LOB	BOTTOM			
5 Albert Almora Jr., R (1, 8) OBP: 0.325, SLG: 0.383										3	0	0	0	1	1	0	<p>Cincinnati Reds @ Chicago Cubs Wrigley Field, Chicago, IL Sat Sep 15 2018, 3:09 PM - 5:45 PM CDT Att: 41,196 - Sunny - 78 F</p>			
17 Kris Bryant, R (1, 9) OBP: 0.378, SLG: 0.463										4	0	0	0	0	4	1				
9 Javier Báez, R (1, 4) OBP: 0.329, SLG: 0.564										4	1	1	0	0	1	1				
13 David Bote, R (1, 5) OBP: 0.314, SLG: 0.425										3	0	0	0	1	1	1				
27 Addison Russell, R (1, 6) OBP: 0.318, SLG: 0.345										3	0	1	0	0	2	1				
40 Wilson Contreras, R (1, 2) OBP: 0.355, SLG: 0.402										3	0	2	1	0	0	2				
7 Victor Caratini, S (1, 3) OBP: 0.318, SLG: 0.338										2	0	0	0	0	1	3				
44 Anthony Rizzo, L (9, 3) OBP: 0.371, SLG: 0.469										0	0	0	0	0	0	0				
34 Jon Lester, L (1, 1) 18 Ben Zobrist, S (7, PH) 37 Justin Wilson, L (8, 1) 43 Jesse Chavez, R (9, 1) 47 Randy Rosario, L (9, 1) 41 Steve Cishek, R (9, 1)										2	0	0	0	0	2	4				
8 Ian Happ, S (1, 7) OBP: 0.351, SLG: 0.413										3	0	0	0	0	1	0				
Inning Stats	R: 0 E: 0 K: 2 S: 7	H: 0 LOB: 0 BB: 0 P: 11	R: 0 E: 0 K: 2 S: 18	H: 1 LOB: 2 BB: 0 P: 29	R: 0 E: 0 K: 2 S: 9	H: 0 LOB: 1 BB: 1 P: 16	R: 0 E: 0 K: 2 S: 12	H: 1 LOB: 2 BB: 1 P: 18	R: 0 E: 0 K: 2 S: 10	H: 0 LOB: 0 BB: 0 P: 17	R: 1 E: 0 K: 1 S: 12	H: 2 LOB: 1 BB: 0 P: 16	R: 0 E: 0 K: 0 S: 8	H: 0 LOB: 0 BB: 0 P: 13	R: 0 E: 0 K: 2 S: 9	H: 0 LOB: 0 BB: 0 P: 15	1B: 4 2B: 0 3B: 0 HR: 0	SF: 0 SAC: 0 DP: 0 HBP: 1	WP: 0 PB: 0 SB: 0 CS: 0	PA: 31
PITCHER	IP WLS BF H R ER SO BB IBB HBP BLK WP HR S P ERA WHIP																			
25 Cody Reed, L (1, 1) ERA: 4.32	5.0 W 20	2 0 0 10	2 0 0 0	0 0 0 0	0 0 0 0	0 0 0 0	0 0 0 0	0 0 0 0	0 0 0 0	0 0 0 0	0 0 0 0	0 0 0 0	0 0 0 0	0 0 0 0	0 0 0 0	0 0 0 0	0.00 0.800			
47 Sai Romano, R (6, 1) ERA: 5.43	1.0 L 5	2 1 1 1	0 0 0 0	0 0 0 0	0 0 0 0	0 0 0 0	0 0 0 0	0 0 0 0	0 0 0 0	0 0 0 0	0 0 0 0	0 0 0 0	0 0 0 0	0 0 0 0	0 0 0 0	0 0 0 0	9.00 2.000			
53 Wandy Peralta, L (7, 1) ERA: 4.64	1.0 3	0 0 0 0	0 0 0 0	0 0 0 0	0 0 0 0	0 0 0 0	0 0 0 0	0 0 0 0	0 0 0 0	0 0 0 0	0 0 0 0	0 0 0 0	0 0 0 0	0 0 0 0	0 0 0 0	0 0 0 0	0.00 0.000			
48 Jared Hughes, R (8, 1) ERA: 1.84	1.0 3	0 0 0 2	0 0 0 0	0 0 0 0	0 0 0 0	0 0 0 0	0 0 0 0	0 0 0 0	0 0 0 0	0 0 0 0	0 0 0 0	0 0 0 0	0 0 0 0	0 0 0 0	0 0 0 0	0 0 0 0	0.00 0.000			

Cincinnati Reds @ Chicago Cubs
Wrigley Field, Chicago, IL
Sat Sep 15 2018, 3:09 PM - 5:45 PM CDT
Att: 41,196 - Sunny - 78 F

AB 29
R 0
H 4
RBI 0
BB 2
SO 10
LOB 11



Cincinnati Reds @ Chicago Cubs
Wrigley Field, Chicago, IL
Sat Sep 15 2018, 3:09 PM - 5:45 PM CDT
Att: 41,196 - Sunny - 78 F

AB 28
R 1
H 4
RBI 1
BB 2
SO 13
LOB 13



Batter	1	2	3	4	5	6	7	8	9	AB	R	H	RBI	BB	SO	LOB	TOP			
43 Scott Schebler, L (1,9) OBP: 0.346, SLG: 0.474										5	1	1	1	0	2	1	Cincinnati Reds @ Chicago Cubs Wrigley Field, Chicago, IL Sun Sep 16 2018, 1:22 PM - 4:05 PM CDT Att: 41,314 - Partly Cloudy - 79 F			
9 José Peraza, R (1,6) OBP: 0.332, SLG: 0.419										5	0	1	0	0	2	0				
19 Joey Votto, L (1,3) OBP: 0.423, SLG: 0.432										4	0	3	0	0	0	1				
7 Eugenio Suárez, R (1,5) OBP: 0.372, SLG: 0.537										2	0	0	0	2	0	2				
3 Scooter Gennett, L (1,4) OBP: 0.365, SLG: 0.499										3	0	0	0	1	2	5				
27 Phillip Ervin, R (1,7) OBP: 0.338, SLG: 0.431										3	1	1	1	1	2	2				
16 Tucker Barnhart, L (1,2) OBP: 0.332, SLG: 0.368										4	0	0	0	0	1	3				
58 Luis Castillo, R (1,1) OBP: 0.138, SLG: 0.125										3	0	0	0	0	1	1				
50 Amir Garrett, L (7,1) ERA: 6.03										0	0	0	0	0	0	0				
15 Dilson Herrera, R (8,PH) OBP: 0.275, SLG: 0.366										1	0	0	0	0	0	0				
48 Jared Hughes, R (8,1) ERA: 5.64										0	0	0	0	0	0	0				
26 Raisel Iglesias, R (9,1) ERA: 2.39										0	0	0	0	0	0	0				
6 Billy Hamilton, S (1,8) OBP: 0.301, SLG: 0.330										4	0	0	0	0	1	1				
Inning Stats	R: 1 H: 2 E: 0 K: 2 S: 18	H: 2 LOB: 3 BB: 2 P: 28	R: 0 H: 0 E: 0 K: 1 S: 6	H: 0 LOB: 0 BB: 0 P: 9	R: 0 H: 1 E: 0 K: 1 S: 11	H: 1 LOB: 1 BB: 0 P: 19	R: 1 H: 1 E: 2 K: 1 S: 12	H: 1 LOB: 2 BB: 1 P: 20	R: 0 H: 0 E: 0 K: 2 S: 14	H: 0 LOB: 0 BB: 0 P: 22	R: 0 H: 1 E: 0 K: 0 S: 7	H: 1 LOB: 2 BB: 1 P: 10	R: 0 H: 0 E: 0 K: 1 S: 6	H: 0 LOB: 0 BB: 0 P: 10	R: 0 H: 0 E: 0 K: 1 S: 7	H: 0 LOB: 0 BB: 0 P: 8	1B: 3 2B: 1 3B: 0 HR: 2	SF: 0 SAC: 0 DP: 0 HBP: 0	WP: 1 PB: 0 SB: 0 CS: 0	PA: 38
PITCHER	IP WLS BF H R ER SO BB IBB HBP BLK WP HR S P ERA WHIP	IP WLS BF H R ER SO BB IBB HBP BLK WP HR S P ERA WHIP	IP WLS BF H R ER SO BB IBB HBP BLK WP HR S P ERA WHIP	IP WLS BF H R ER SO BB IBB HBP BLK WP HR S P ERA WHIP	IP WLS BF H R ER SO BB IBB HBP BLK WP HR S P ERA WHIP	IP WLS BF H R ER SO BB IBB HBP BLK WP HR S P ERA WHIP	IP WLS BF H R ER SO BB IBB HBP BLK WP HR S P ERA WHIP	IP WLS BF H R ER SO BB IBB HBP BLK WP HR S P ERA WHIP	IP WLS BF H R ER SO BB IBB HBP BLK WP HR S P ERA WHIP	IP WLS BF H R ER SO BB IBB HBP BLK WP HR S P ERA WHIP	IP WLS BF H R ER SO BB IBB HBP BLK WP HR S P ERA WHIP	IP WLS BF H R ER SO BB IBB HBP BLK WP HR S P ERA WHIP	IP WLS BF H R ER SO BB IBB HBP BLK WP HR S P ERA WHIP	IP WLS BF H R ER SO BB IBB HBP BLK WP HR S P ERA WHIP	IP WLS BF H R ER SO BB IBB HBP BLK WP HR S P ERA WHIP	IP WLS BF H R ER SO BB IBB HBP BLK WP HR S P ERA WHIP	IP WLS BF H R ER SO BB IBB HBP BLK WP HR S P ERA WHIP			

AB	34
R	2
H	6
RBI	2
BB	4
SO	11
LOB	16



Batter	1	2	3	4	5	6	7	8	9	AB	R	H	RBI	BB	SO	LOB	BOTTOM			
44 Anthony Rizzo, L (1,3) OBP: 0.374, SLG: 0.469										2	0	1	0	1	1	2	Cincinnati Reds @ Chicago Cubs Wrigley Field, Chicago, IL Sun Sep 16 2018, 1:22 PM - 4:05 PM CDT Att: 41,314 - Partly Cloudy - 79 F			
8 Ian Happ, S (1,7) OBP: 0.348, SLG: 0.409										4	0	0	0	0	4					
18 Ben Zobrist, S (1,9) OBP: 0.384, SLG: 0.453										3	0	0	0	1	0	1				
3 Daniel Murphy, L (1,4) OBP: 0.326, SLG: 0.435										3	0	1	0	1	0	1				
7 Victor Caratini, S (1,2) OBP: 0.311, SLG: 0.329										4	0	0	0	0	0	3				
13 David Bote, R (1,5) OBP: 0.307, SLG: 0.414										4	0	0	0	0	1	0				
27 Addison Russell, R (1,6) OBP: 0.318, SLG: 0.344										2	1	0	0	1	1	0				
9 Javier Báez, R (9,PH) OBP: 0.328, SLG: 0.563										1	0	0	0	0	0	0				
62 Jose Quintana, R (1,1) ERA: 4.52										1	0	0	0	0	0	0				
40 Wilson Contreras, R (5,PH) OBP: 0.356, SLG: 0.406										1	0	1	0	0	0	0				
64 Jaime García, L (6,1) ERA: 1.82										0	0	0	0	0	0	0				
17 Kris Bryant, R (7,PH) OBP: 0.380, SLG: 0.464										1	0	1	0	0	0	0				
5 Albert Almora Jr., R (1,8) OBP: 0.325, SLG: 0.384										2	0	1	1	0	0	0				
36 Dillon Maples, R (8,1) ERA: 2.47										0	0	0	0	0	0	0				
6 Carl Edwards Jr., R (9,1) ERA: 2.39										0	0	0	0	0	0	0				
Inning Stats	R: 0 H: 0 E: 0 K: 0 S: 11	H: 0 LOB: 0 BB: 0 P: 16	R: 0 H: 0 E: 0 K: 1 S: 6	H: 0 LOB: 0 BB: 0 P: 10	R: 0 H: 0 E: 0 K: 0 S: 7	H: 0 LOB: 0 BB: 0 P: 9	R: 0 H: 1 E: 0 K: 0 S: 14	H: 1 LOB: 2 BB: 1 P: 20	R: 0 H: 0 E: 0 K: 0 S: 3	H: 0 LOB: 0 BB: 1 P: 8	R: 0 H: 2 E: 0 K: 2 S: 15	H: 2 LOB: 2 BB: 0 P: 21	R: 0 H: 1 E: 0 K: 0 S: 10	H: 1 LOB: 1 BB: 0 P: 13	R: 0 H: 0 E: 0 K: 0 S: 6	H: 0 LOB: 0 BB: 0 P: 11	1B: 4 2B: 1 3B: 0 HR: 0	SF: 1 SAC: 0 DP: 2 HBP: 1	WP: 1 PB: 0 SB: 0 CS: 0	PA: 34
PITCHER	IP WLS BF H R ER SO BB IBB HBP BLK WP HR S P ERA WHIP	IP WLS BF H R ER SO BB IBB HBP BLK WP HR S P ERA WHIP	IP WLS BF H R ER SO BB IBB HBP BLK WP HR S P ERA WHIP	IP WLS BF H R ER SO BB IBB HBP BLK WP HR S P ERA WHIP	IP WLS BF H R ER SO BB IBB HBP BLK WP HR S P ERA WHIP	IP WLS BF H R ER SO BB IBB HBP BLK WP HR S P ERA WHIP	IP WLS BF H R ER SO BB IBB HBP BLK WP HR S P ERA WHIP	IP WLS BF H R ER SO BB IBB HBP BLK WP HR S P ERA WHIP	IP WLS BF H R ER SO BB IBB HBP BLK WP HR S P ERA WHIP	IP WLS BF H R ER SO BB IBB HBP BLK WP HR S P ERA WHIP	IP WLS BF H R ER SO BB IBB HBP BLK WP HR S P ERA WHIP	IP WLS BF H R ER SO BB IBB HBP BLK WP HR S P ERA WHIP	IP WLS BF H R ER SO BB IBB HBP BLK WP HR S P ERA WHIP	IP WLS BF H R ER SO BB IBB HBP BLK WP HR S P ERA WHIP	IP WLS BF H R ER SO BB IBB HBP BLK WP HR S P ERA WHIP	IP WLS BF H R ER SO BB IBB HBP BLK WP HR S P ERA WHIP	IP WLS BF H R ER SO BB IBB HBP BLK WP HR S P ERA WHIP			

AB	28
R	1
H	5
RBI	1
BB	4
SO	3
LOB	11



Batter	1	2	3	4	5	6	7	8	9	AB	R	H	RBI	BB	SO	LOB	TOP				
43 Scott Schebler, L (1.9) OBP: 0.347, SLG: 0.472	G6-3		FC1-4 1B		G4-3			G5-3 BB		3	0	1	0	1	0	0	Cincinnati Reds @ Milwaukee Brewers Miller Park, Milwaukee, WI Mon Sep 17 2018, 6:42 PM - 9:22 PM CDT Att: 32,145 - Clear - 85 F				
9 José Peraza, R (1.6) OBP: 0.330, SLG: 0.416	K		FC1-4 19 HBP		G6-3			G5-3		4	0	0	0	0	1	2					
16 Tucker Barnhart, L (8.3) OBP: 0.332, SLG: 0.368	K				G6-3			G5-3		0	0	0	0	0	0	0					
19 Joey Votto, L (1.3) OBP: 0.429, SLG: 0.429	F8				G3			K		3	0	0	0	0	1	1					
15 Dilson Herrera, R (8.4) OBP: 0.275, SLG: 0.366								K		0	0	0	0	0	0	0					
7 Eugenio Suárez, R (1.5) OBP: 0.370, SLG: 0.533		G6-3						G5-3		4	0	0	0	0	2	3					
41 Matt Wisler, R (8.1) OBP: 0.222, SLG: 0.429			K							0	0	0	0	0	0	0					
3 Scooter Gennett, L (1.4) OBP: 0.365, SLG: 0.498		G4-3								3	0	1	0	0	1	0					
51 Blake Trahan, R (7.4) OBP: 0.429, SLG: 0.429										1	0	1	0	0	0	0					
27 Phillip Ervin, R (1.7) OBP: 0.336, SLG: 0.427										4	0	1	0	0	1	2					
38 Curt Casali, R (1.2) OBP: 0.263, SLG: 0.333										3	0	2	0	0	0	0					
17 Tim Federowicz, R (7.2) OBP: 0.263, SLG: 0.333										1	0	1	0	0	0	0					
28 Anthony DeSclafani, R (1.1) OBP: 0.154, SLG: 0.231										0	0	0	0	0	0	2					
53 Wandy Peralta, L (6.1) OBP: 0.296, SLG: 0.400										0	0	0	0	0	0	0					
57 Jesús Reyes, R (6.1) OBP: 0.296, SLG: 0.400										0	0	0	0	0	0	0					
46 Mason Williams, L (7.7) OBP: 0.330, SLG: 0.413										2	0	1	0	0	0	0					
6 Billy Hamilton, S (1.8) OBP: 0.300, SLG: 0.328										3	0	0	0	0	0	2					
62 Jackson Stephens, R (7.1) OBP: 0.216, SLG: 0.375										0	0	0	0	0	0	0					
4 Brandon Dixon, R (8.5) OBP: 0.216, SLG: 0.375										1	0	0	0	0	1	2					
Inning Stats	R: 0 H: 0 E: 0 K: 1 S: 10	H: 0 LOB: 0 BB: 0 P: 18	R: 0 H: 2 E: 0 K: 0 S: 11	H: 2 LOB: 2 BB: 0 P: 15	R: 0 H: 1 E: 0 K: 1 S: 12	H: 1 LOB: 2 BB: 0 P: 23	R: 0 H: 2 E: 0 K: 0 S: 10	H: 2 LOB: 2 BB: 0 P: 17	R: 0 H: 0 E: 0 K: 3 S: 10	H: 0 LOB: 0 BB: 0 P: 15	R: 0 H: 0 E: 0 K: 1 S: 8	H: 0 LOB: 0 BB: 0 P: 14	R: 0 H: 0 E: 0 K: 1 S: 7	H: 0 LOB: 1 BB: 1 P: 17	R: 0 H: 3 E: 0 K: 1 S: 13	H: 3 LOB: 2 BB: 0 P: 17	1B: 7 2B: 1 3B: 0 HR: 0	SF: 0 SAC: 1 DP: 1 HBP: 1	WP: 0 PB: 0 SB: 0 CS: 0	PA: 36	
PITCHER	IP WLS BF H R ER SO BB IBB HBP BLK WP HR S P ERA WHIP	IP WLS BF H R ER SO BB IBB HBP BLK WP HR S P ERA WHIP	IP WLS BF H R ER SO BB IBB HBP BLK WP HR S P ERA WHIP	IP WLS BF H R ER SO BB IBB HBP BLK WP HR S P ERA WHIP	IP WLS BF H R ER SO BB IBB HBP BLK WP HR S P ERA WHIP	IP WLS BF H R ER SO BB IBB HBP BLK WP HR S P ERA WHIP	IP WLS BF H R ER SO BB IBB HBP BLK WP HR S P ERA WHIP	IP WLS BF H R ER SO BB IBB HBP BLK WP HR S P ERA WHIP	IP WLS BF H R ER SO BB IBB HBP BLK WP HR S P ERA WHIP	IP WLS BF H R ER SO BB IBB HBP BLK WP HR S P ERA WHIP	IP WLS BF H R ER SO BB IBB HBP BLK WP HR S P ERA WHIP	IP WLS BF H R ER SO BB IBB HBP BLK WP HR S P ERA WHIP	IP WLS BF H R ER SO BB IBB HBP BLK WP HR S P ERA WHIP	IP WLS BF H R ER SO BB IBB HBP BLK WP HR S P ERA WHIP	IP WLS BF H R ER SO BB IBB HBP BLK WP HR S P ERA WHIP	IP WLS BF H R ER SO BB IBB HBP BLK WP HR S P ERA WHIP	IP WLS BF H R ER SO BB IBB HBP BLK WP HR S P ERA WHIP	IP WLS BF H R ER SO BB IBB HBP BLK WP HR S P ERA WHIP	IP WLS BF H R ER SO BB IBB HBP BLK WP HR S P ERA WHIP	IP WLS BF H R ER SO BB IBB HBP BLK WP HR S P ERA WHIP	IP WLS BF H R ER SO BB IBB HBP BLK WP HR S P ERA WHIP

Cincinnati Reds @ Milwaukee Brewers
 Miller Park, Milwaukee, WI
 Mon Sep 17 2018, 6:42 PM - 9:22 PM CDT
 Att: 32,145 - Clear - 85 F

AB 33
 R 0
 H 8
 RBI 0
 BB 1
 SO 7
 LOB 14



Batter	1	2	3	4	5	6	7	8	9	AB	R	H	RBI	BB	SO	LOB	BOTTOM				
28 Curtis Granderson, L (1.9) OBP: 0.357, SLG: 0.450	K		22 6 SF9 BB		22 HR 1B			G4-3 BB		3	3	1	0	2	1	0	Cincinnati Reds @ Milwaukee Brewers Miller Park, Milwaukee, WI Mon Sep 17 2018, 6:42 PM - 9:22 PM CDT Att: 32,145 - Clear - 85 F				
22 Christian Yelich, L (1.7) OBP: 0.385, SLG: 0.570			21 WP 2B		21 HR HR			P3		4	1	4	4	0	0	0					
14 Hernán Pérez, R (8.7) OBP: 0.296, SLG: 0.399			21 WP 2B		21 HR HR			P3		1	0	0	0	0	0	0					
6 Lorenzo Cain, R (1.8) OBP: 0.399, SLG: 0.425			SF9		L3			K		2	0	0	1	0	1	1					
23 Keon Broxton, R (6.7) OBP: 0.296, SLG: 0.400								K		1	0	0	0	0	1	1					
21 Travis Shaw, L (1.4) OBP: 0.341, SLG: 0.475								G3-1		3	0	2	0	1	0	1					
53 Brandon Woodruff, L (7.1) OBP: 0.333, SLG: 0.625								G3-1		0	0	0	0	0	0	0					
24 Jesús Aguilar, R (1.3) OBP: 0.350, SLG: 0.540								G5-4-3		4	0	0	0	0	0	5					
18 Mike Moustakas, L (1.5) OBP: 0.313, SLG: 0.463								F9		4	1	1	0	0	1	0					
15 Erik Kratz, R (1.2) OBP: 0.293, SLG: 0.367								F7		4	0	1	0	0	1	1					
3 Orlando Arcia, R (1.6) OBP: 0.258, SLG: 0.294								F7		4	1	1	1	0	1	1					
20 Wade Miley, L (1.1) OBP: 0.200, SLG: 0.200								F7		1	0	0	0	0	1	0					
16 Domingo Santana, R, PH (6.7) OBP: 0.324, SLG: 0.401								F7		1	1	1	1	0	0	0					
71 Josh Hader, L (6.1) OBP: 0.500, SLG: 0.500								F7		0	0	0	0	0	0	0					
5 Jonathan Schoop, R (6.7) OBP: 0.265, SLG: 0.421								F7		2	1	0	1	0	0	0					
Inning Stats	R: 0 H: 2 E: 0 K: 2 S: 12	H: 0 LOB: 0 BB: 0 P: 17	R: 0 H: 0 E: 0 K: 1 S: 11	H: 0 LOB: 0 BB: 0 P: 18	R: 1 H: 1 E: 0 K: 0 S: 13	H: 1 LOB: 2 BB: 2 P: 22	R: 0 H: 0 E: 1 K: 1 S: 11	H: 0 LOB: 0 BB: 0 P: 15	R: 3 H: 4 E: 0 K: 0 S: 14	H: 4 LOB: 0 BB: 0 P: 22	R: 4 H: 3 E: 1 K: 1 S: 15	H: 3 LOB: 1 BB: 1 P: 25	R: 0 H: 1 E: 0 K: 1 S: 8	H: 1 LOB: 1 BB: 0 P: 10	R: 0 H: 0 E: 0 K: 0 S: 4	H: 0 LOB: 0 BB: 0 P: 8	1B: 5 2B: 3 3B: 1 HR: 2	SF: 1 SAC: 0 DP: 1 HBP: 0	WP: 2 PB: 0 SB: 0 CS: 1	PA: 39	
PITCHER	IP WLS BF H R ER SO BB IBB HBP BLK WP HR S P ERA WHIP	IP WLS BF H R ER SO BB IBB HBP BLK WP HR S P ERA WHIP	IP WLS BF H R ER SO BB IBB HBP BLK WP HR S P ERA WHIP	IP WLS BF H R ER SO BB IBB HBP BLK WP HR S P ERA WHIP	IP WLS BF H R ER SO BB IBB HBP BLK WP HR S P ERA WHIP	IP WLS BF H R ER SO BB IBB HBP BLK WP HR S P ERA WHIP	IP WLS BF H R ER SO BB IBB HBP BLK WP HR S P ERA WHIP	IP WLS BF H R ER SO BB IBB HBP BLK WP HR S P ERA WHIP	IP WLS BF H R ER SO BB IBB HBP BLK WP HR S P ERA WHIP	IP WLS BF H R ER SO BB IBB HBP BLK WP HR S P ERA WHIP	IP WLS BF H R ER SO BB IBB HBP BLK WP HR S P ERA WHIP	IP WLS BF H R ER SO BB IBB HBP BLK WP HR S P ERA WHIP	IP WLS BF H R ER SO BB IBB HBP BLK WP HR S P ERA WHIP	IP WLS BF H R ER SO BB IBB HBP BLK WP HR S P ERA WHIP	IP WLS BF H R ER SO BB IBB HBP BLK WP HR S P ERA WHIP	IP WLS BF H R ER SO BB IBB HBP BLK WP HR S P ERA WHIP	IP WLS BF H R ER SO BB IBB HBP BLK WP HR S P ERA WHIP	IP WLS BF H R ER SO BB IBB HBP BLK WP HR S P ERA WHIP	IP WLS BF H R ER SO BB IBB HBP BLK WP HR S P ERA WHIP	IP WLS BF H R ER SO BB IBB HBP BLK WP HR S P ERA WHIP	IP WLS BF H R ER SO BB IBB HBP BLK WP HR S P ERA WHIP

Cincinnati Reds @ Milwaukee Brewers
 Miller Park, Milwaukee, WI
 Mon Sep 17 2018, 6:42 PM - 9:22 PM CDT
 Att: 32,145 - Clear - 85 F

AB 34
 R 8
 H 11
 RBI 8
 BB 3
 SO 7
 LOB 10



Batter	1	2	3	4	5	6	7	8	9	AB	R	H	RBI	BB	SO	LOB	TOP		
43 Scott Schebler, L (1,9) OBP: 0.348, SLG: 0.474										5	1	2	1	0	2	2	Cincinnati Reds @ Milwaukee Brewers Miller Park, Milwaukee, WI Tue Sep 18 2018, 6:40 PM - 9:34 PM CDT Att: 30,366 - Roof Closed - 75 F		
9 José Peraza, R (1,6) OBP: 0.330, SLG: 0.423										5	1	2	2	0	0	1			
19 Joey Votto, L (1,3) OBP: 0.424, SLG: 0.432										4	0	3	0	0	0	0			
3 Scooter Gennett, L (1,4) OBP: 0.362, SLG: 0.495										4	0	0	0	0	0	4			
16 Tucker Barnhart, L (1,2) OBP: 0.331, SLG: 0.367										4	0	1	0	0	2	3			
27 Phillip Ervin, R (1,7) OBP: 0.327, SLG: 0.417										4	0	0	0	0	2	4			
46 Mason Williams, L (1,8) 37 David Hernandez, R (8,1) 7 Eugenio Suárez, R (9,5) 4 Brandon Dixon, R (1,5) 26 Raisel Iglesias, R (9,1)										4	0	1	0	0	1	1			
21 Michael Lorenzen, R (1,1) 47 Sal Romano, L (5,1) 50 Amir Garrett, R (7,1) 6 Billy Hamilton, S (8,8)										3	1	0	0	1	1	2			
Inning Stats	R: 2 E: 0 K: 0 S: 8	H: 2 LOB: 0 BB: 0 P: 12	R: 0 E: 0 K: 2 S: 9	H: 1 LOB: 2 BB: 1 P: 19	R: 0 E: 0 K: 2 S: 17	H: 2 LOB: 0 BB: 0 P: 23	R: 1 E: 0 K: 1 S: 13	H: 1 LOB: 1 BB: 1 P: 17	R: 0 E: 0 K: 1 S: 11	H: 0 LOB: 1 BB: 0 P: 19	R: 0 E: 0 K: 1 S: 7	H: 0 LOB: 1 BB: 0 P: 12	R: 0 E: 0 K: 1 S: 13	H: 1 LOB: 1 BB: 0 P: 21	R: 0 E: 0 K: 2 S: 9	H: 0 LOB: 0 BB: 0 P: 17		1B: 5 2B: 3 3B: 0 HR: 1 SF: 0 SAC: 0 DP: 0 HBP: 0 WP: 0 PB: 0 SB: 0 CS: 0	PA: 38 AB: 36 R: 3 H: 9 RBI: 3 BB: 2 SO: 10 LOB: 18
PITCHER	IP WLS BF H R ER SO BB IBB HBP BLK WP HR S P ERA WHIP	3.2 L 19 6 3 3 5 2 0 0 0 0 0 1 45 69 7.36 2.182	0.1 1 0 0 0 0 0 0 0 0 0 0 0 2 2 0.00 0.000	1.1 5 1 0 0 1 0 0 0 0 0 0 0 12 21 0.00 0.750	0.2 2 0 0 0 1 0 0 0 0 0 0 0 6 10 0.00 0.000	1.0 5 2 0 0 0 0 0 0 0 0 0 0 10 15 0.00 2.000	1.0 3 0 0 0 2 0 0 0 0 0 0 0 9 17 0.00 0.000	1.0 3 0 0 0 1 0 0 0 0 0 0 0 9 17 0.00 0.000	1.0 3 0 0 0 2 0 0 0 0 0 0 0 9 17 0.00 0.000	1.0 3 0 0 0 1 0 0 0 0 0 0 0 9 17 0.00 0.000	1.0 3 0 0 0 2 0 0 0 0 0 0 0 9 17 0.00 0.000	1.0 3 0 0 0 2 0 0 0 0 0 0 0 9 17 0.00 0.000	1.0 3 0 0 0 2 0 0 0 0 0 0 0 9 17 0.00 0.000	1.0 3 0 0 0 2 0 0 0 0 0 0 0 9 17 0.00 0.000	1.0 3 0 0 0 2 0 0 0 0 0 0 0 9 17 0.00 0.000	1.0 3 0 0 0 2 0 0 0 0 0 0 0 9 17 0.00 0.000		ERA: 3.93 ERA: 4.29 ERA: 2.25 ERA: 2.81 ERA: 3.11	ERA: 3.47 ERA: 4.3

Batter	1	2	3	4	5	6	7	8	9	AB	R	H	RBI	BB	SO	LOB	BOTTOM			
28 Curtis Granderson, L (1,9) OBP: 0.359, SLG: 0.447										2	0	0	0	2	0	0	Cincinnati Reds @ Milwaukee Brewers Miller Park, Milwaukee, WI Tue Sep 18 2018, 6:40 PM - 9:34 PM CDT Att: 30,366 - Roof Closed - 75 F			
22 Christian Yelich, L (1,7) OBP: 0.394, SLG: 0.568										4	0	1	0	0	2	2				
6 Lorenzo Cain, R (1,8) 23 Keon Broxton, R (5,8) 16 Domingo Santana, R (PH) 21 Travis Shaw, L (1,4) 14 Hernán Pérez, R (4,6)										2	0	0	0	0	1	1				
24 Jesús Aguilar, R (1,3) 18 Mike Moustakas, L (1,5)										1	0	0	0	0	1	1				
5 Jonathan Schoop, R (1,6) 9 Manny Piña, R (1,2) 7 Eric Thames, L (8,PH) 15 Erik Kratz, R (9,2)										3	0	1	0	0	1	1				
47 Chase Anderson, R 54 Taylor Williams, S 33 Xavier Cedeño, L 39 Corbin Burnes, R 38 Dan Jennings, L										3	0	0	0	0	0	2				
Inning Stats	R: 0 E: 0 K: 1 S: 9	H: 0 LOB: 0 BB: 1 P: 15	R: 1 E: 1 K: 1 S: 12	H: 1 LOB: 1 BB: 0 P: 17	R: 0 E: 0 K: 0 S: 8	H: 0 LOB: 0 BB: 0 P: 11	R: 0 E: 0 K: 1 S: 7	H: 0 LOB: 0 BB: 0 P: 9	R: 0 E: 0 K: 1 S: 6	H: 1 LOB: 1 BB: 0 P: 14	R: 0 E: 0 K: 1 S: 6	H: 1 LOB: 0 BB: 0 P: 9	R: 0 E: 0 K: 1 S: 7	H: 0 LOB: 0 BB: 0 P: 9	R: 0 E: 0 K: 3 S: 10	H: 0 LOB: 1 BB: 1 P: 19		1B: 3 2B: 0 3B: 0 HR: 0 SF: 0 SAC: 0 DP: 2 HBP: 1 WP: 0 PB: 0 SB: 2 CS: 0	PA: 31 AB: 28 R: 1 H: 3 RBI: 0 BB: 2 SO: 11 LOB: 10	
PITCHER	IP WLS BF H R ER SO BB IBB HBP BLK WP HR S P ERA WHIP	4.0 14 1 1 0 3 1 0 0 0 0 0 0 36 52 0.00 0.500	2.1 W 9 2 0 0 4 0 0 0 0 0 0 0 20 29 0.00 0.857	0.2 H 1 0 0 0 0 0 0 0 0 0 0 0 7 9 0.00 0.000	1.0 H 3 0 0 0 1 0 0 0 0 0 0 0 7 9 0.00 0.000	1.0 S 4 0 0 0 3 1 0 0 0 0 0 0 10 19 0.00 1.000	1.0 3 0 0 0 1 0 0 0 0 0 0 0 9 17 0.00 0.000	1.0 3 0 0 0 1 0 0 0 0 0 0 0 9 17 0.00 0.000	1.0 3 0 0 0 1 0 0 0 0 0 0 0 9 17 0.00 0.000	1.0 3 0 0 0 1 0 0 0 0 0 0 0 9 17 0.00 0.000	1.0 3 0 0 0 1 0 0 0 0 0 0 0 9 17 0.00 0.000	1.0 3 0 0 0 1 0 0 0 0 0 0 0 9 17 0.00 0.000	1.0 3 0 0 0 1 0 0 0 0 0 0 0 9 17 0.00 0.000	1.0 3 0 0 0 1 0 0 0 0 0 0 0 9 17 0.00 0.000	1.0 3 0 0 0 1 0 0 0 0 0 0 0 9 17 0.00 0.000	1.0 3 0 0 0 1 0 0 0 0 0 0 0 9 17 0.00 0.000		1.0 3 0 0 0 1 0 0 0 0 0 0 0 9 17 0.00 0.000	ERA: 4.37 ERA: 2.61 ERA: 2.61 ERA: 2.45	ERA: 3.3 ERA: 5.33

Batter	1	2	3	4	5	6	7	8	9	AB	R	H	RBI	BB	SO	LOB	TOP										
43 Scott Schebler, L OBP: 0.344, SLG: 0.469 62 Jackson Stephens, R (8, 1)										4	0	0	0	0	1	0											
9 José Peraza, R OBP: 0.329, SLG: 0.421 51 Blake Trahan, R (7, 6)										3	0	0	0	0	1	0											
19 Joey Votto, L OBP: 0.423, SLG: 0.429 4 Brandon Dixon, R (9, PR)										3	0	0	0	1	0	0											
7 Eugenio Suárez, R OBP: 0.369, SLG: 0.529										3	0	0	0	1	0	1											
3 Scooter Gennett, L OBP: 0.365, SLG: 0.495										2	0	1	0	2	1	1											
27 Phillip Ervin, R OBP: 0.330, SLG: 0.417										3	0	1	0	0	1	3											
16 Tucker Barnhart, L 17 Tim Federowicz, R OBP: 0.263, SLG: 0.333										3	0	0	0	0	1	5											
32 Matt Harvey, R OBP: 0.111, SLG: 0.077 41 Matt Wisler, R (6, PH) 46 Mason Williams, L (8, PH)										2	0	0	0	0	2	2											
6 Billy Hamilton, S OBP: 0.297, SLG: 0.325 61 Gabriel Guerrero, R (8, 9)										3	0	0	0	0	1	0											
Inning Stats	R: 0 E: 0 K: 0 S: 8	H: 0 LOB: 0 BB: 0 P: 11	R: 0 E: 0 K: 2 S: 12	H: 1 LOB: 2 BB: 1 P: 20	R: 0 E: 0 K: 1 S: 9	H: 0 LOB: 0 BB: 0 P: 16	R: 0 E: 0 K: 0 S: 8	H: 1 LOB: 2 BB: 1 P: 16	R: 0 E: 0 K: 1 S: 11	H: 0 LOB: 0 BB: 0 P: 15	R: 0 E: 0 K: 0 S: 6	H: 0 LOB: 0 BB: 0 P: 12	R: 0 E: 0 K: 1 S: 8	H: 0 LOB: 1 BB: 1 P: 14	R: 0 E: 0 K: 1 S: 6	H: 0 LOB: 0 BB: 0 P: 11	R: 0 E: 0 K: 2 S: 15	H: 0 LOB: 2 BB: 1 P: 22	1B: 2 2B: 0 3B: 0 HR: 0	SF: 0 SAC: 0 DP: 1 HBP: 0	WP: 0 PB: 0 SB: 1 CS: 0	PA: 32					
PITCHER	IP	WLS	BF	H	R	ER	SO	BB	IBB	HBP	BLK	WP	HR	S	P	ERA	WHIP										
47 Gio González, L ERA: 4.28 46 Corey Knebel, R ERA: 4.07 41 Junior Guerra, R ERA: 4.15 51 Freddy Peralta, R ERA: 4.34	6.0	W	22	2	0	0	5	2	0	0	0	0	0	54	90	0.00	0.667										

Cincinnati Reds @ Milwaukee Brewers
Miller Park, Milwaukee, WI
Wed Sep 19 2018, 6:41 PM - 9:20 PM CDT
Att: 33,443 - Roof Closed - 72 F

AB	28
R	0
H	2
RBI	0
BB	4
SO	9
LOB	12

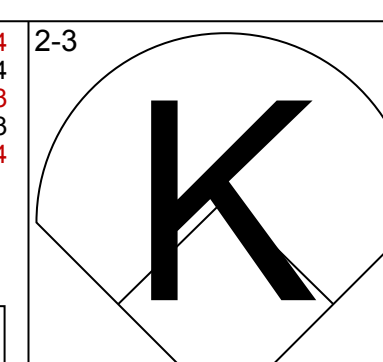
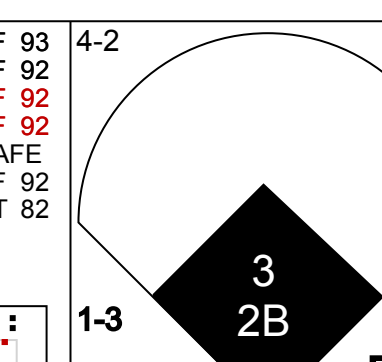
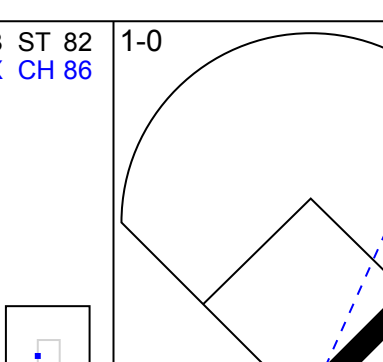
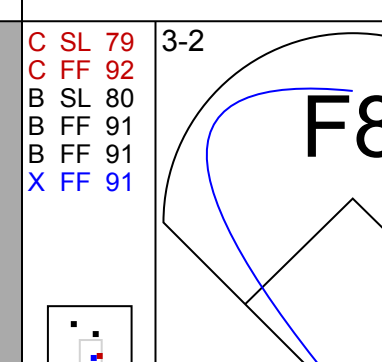
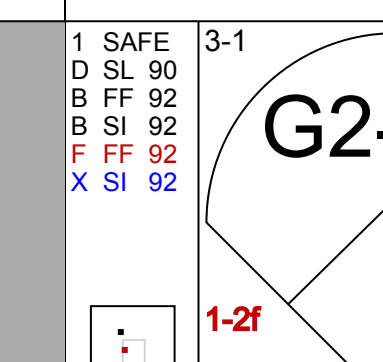
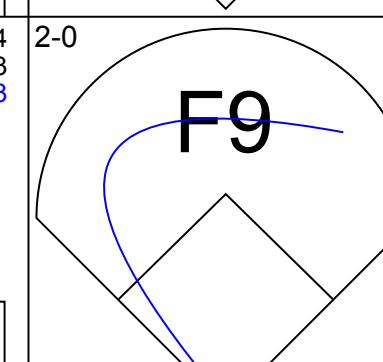
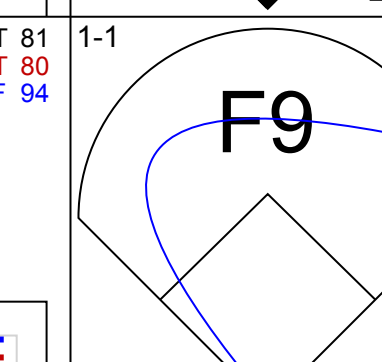
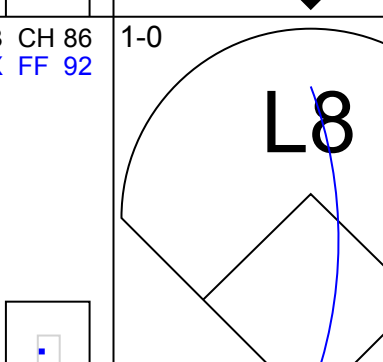
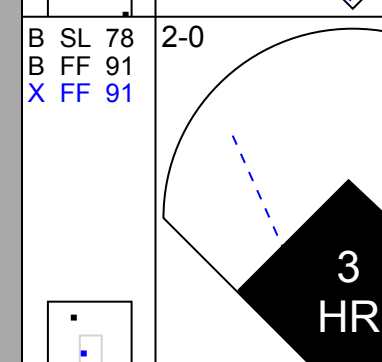
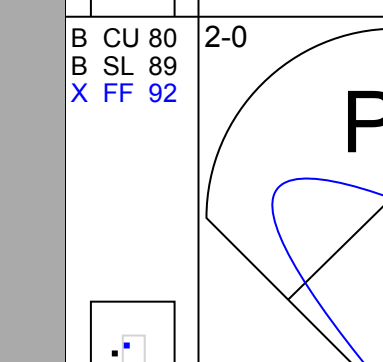
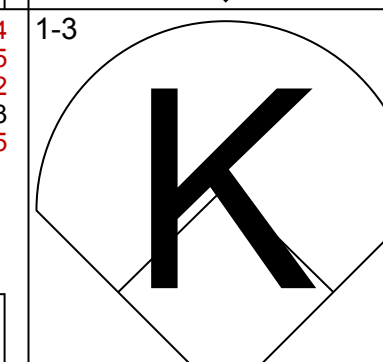
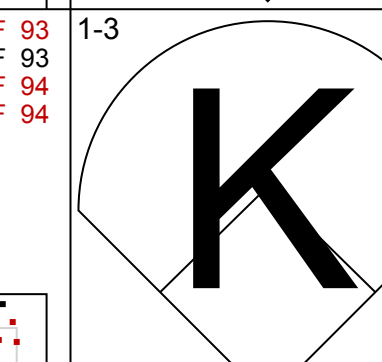
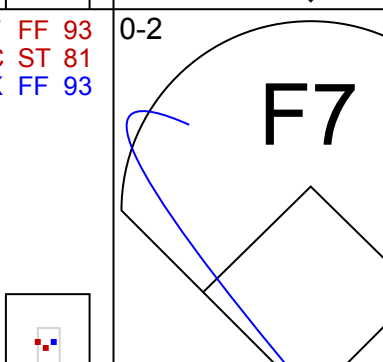
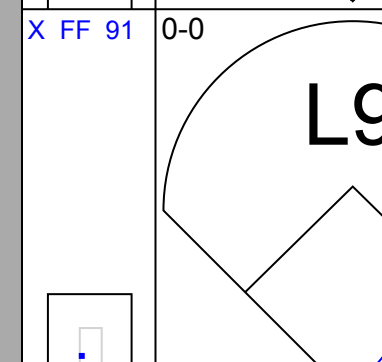
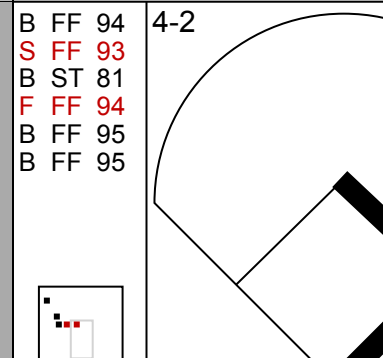
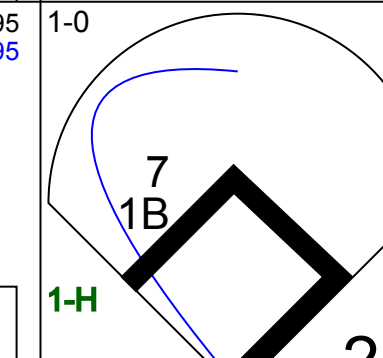
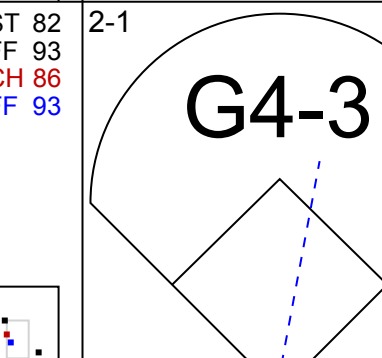
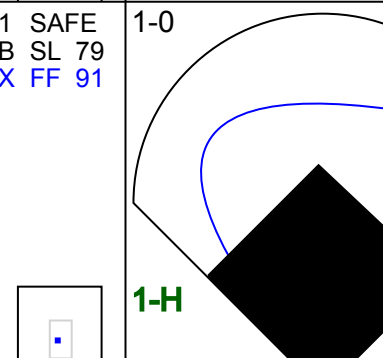

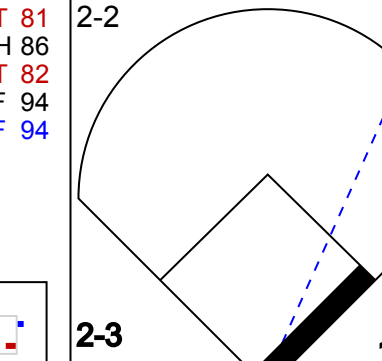

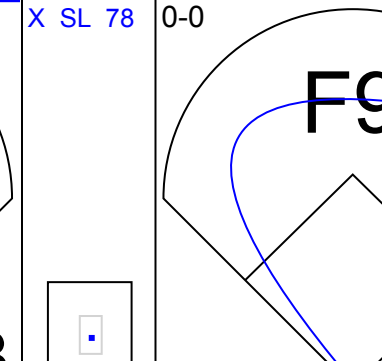
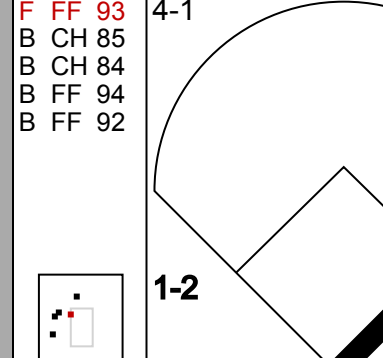
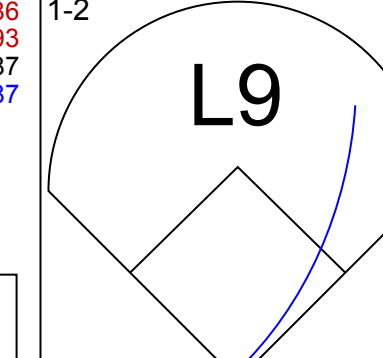

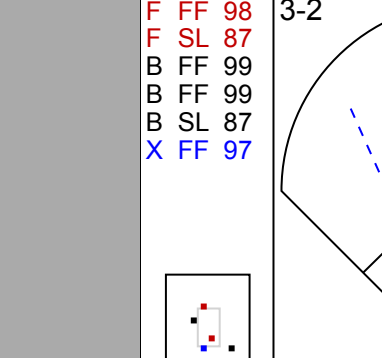

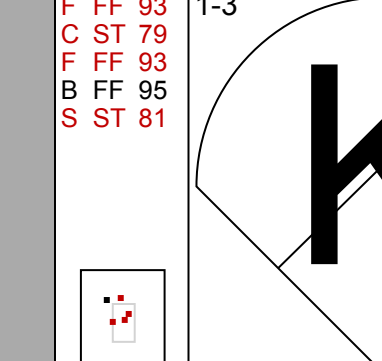
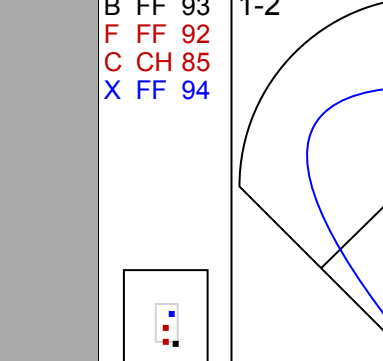
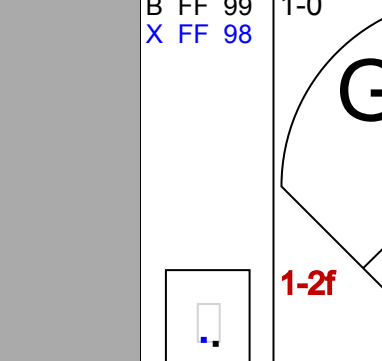


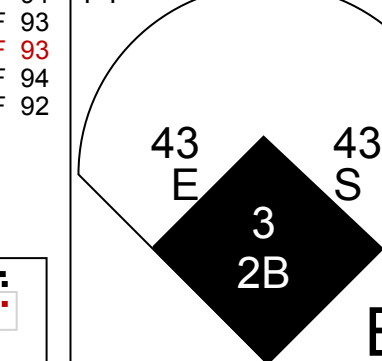
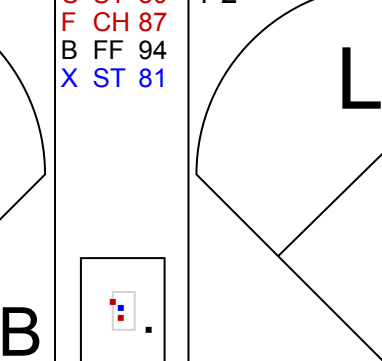




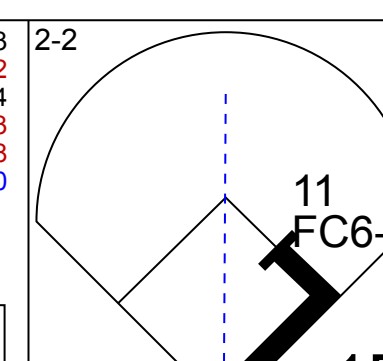
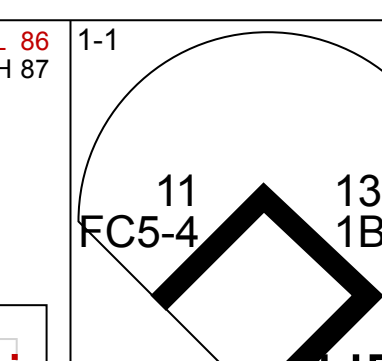
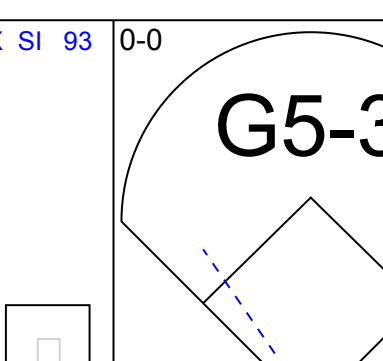
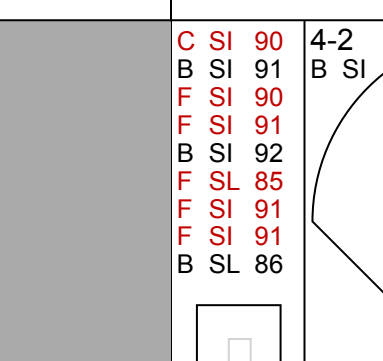
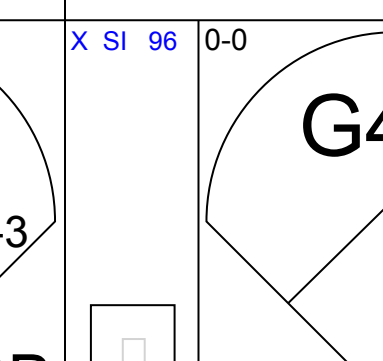
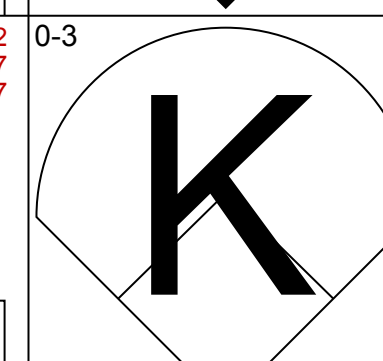
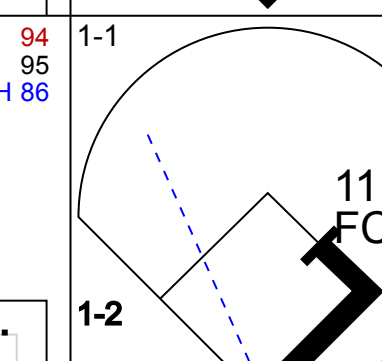


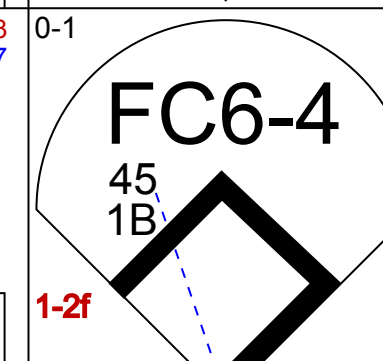
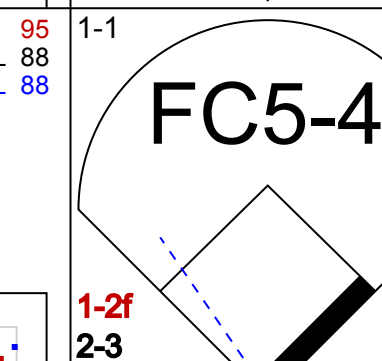


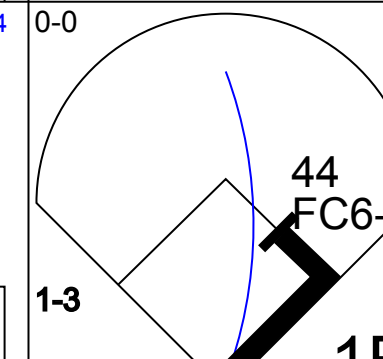
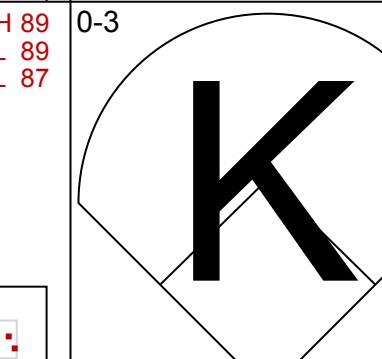


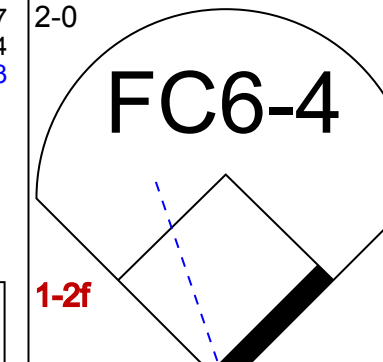
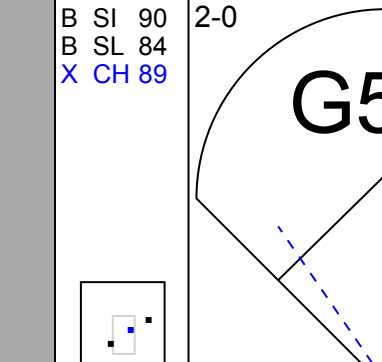
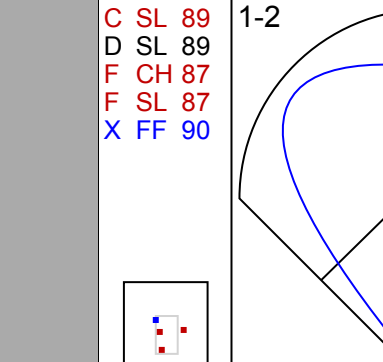


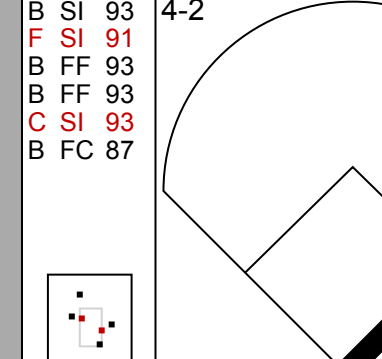
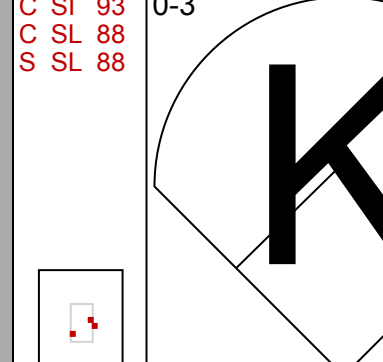
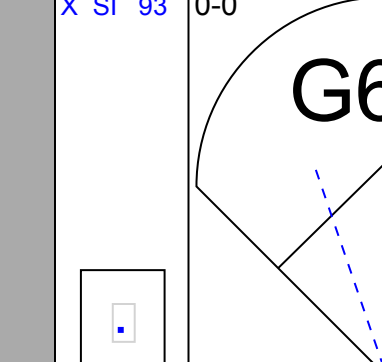
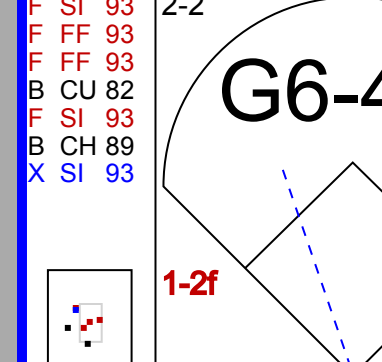
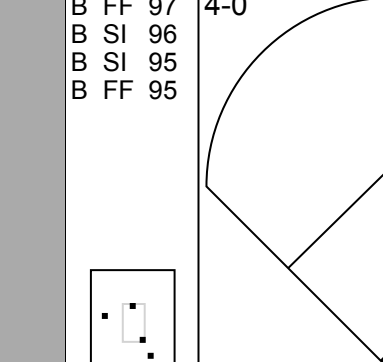


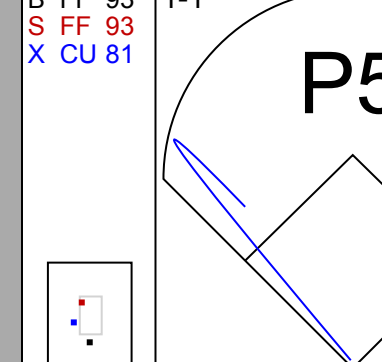
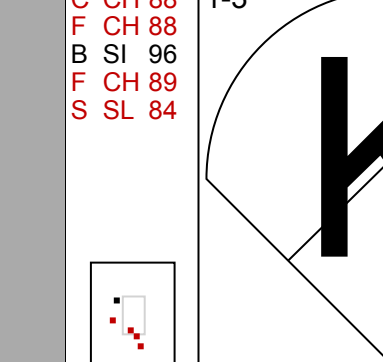

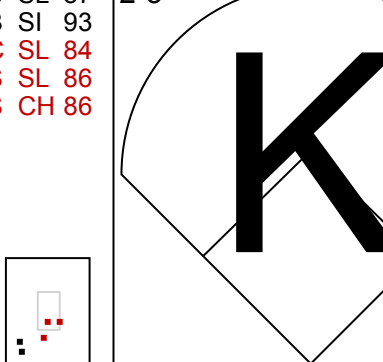

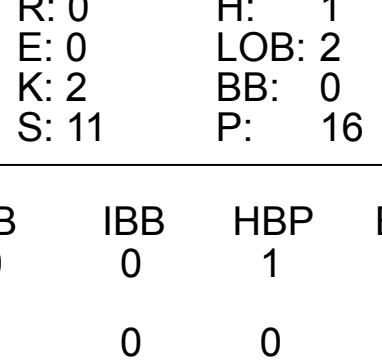
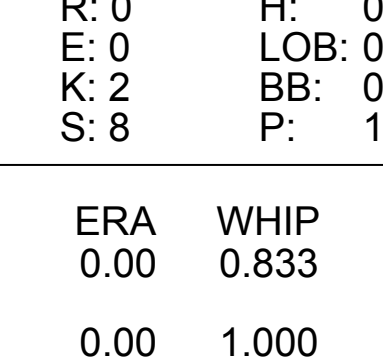
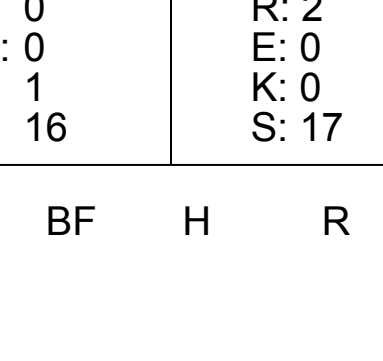
Batter	1	2	3	4	5	6	7	8	9	AB	R	H	RBI	BB	SO	LOB	BOTTOM										
28 Curtis Granderson, L OBP: 0.355, SLG: 0.442										4	0	0	0	0	0	1											
22 Christian Yelich, L OBP: 0.385, SLG: 0.569										4	2	2	0	0	0	0											
24 Jesús Aguilar, R OBP: 0.351, SLG: 0.545 41 Junior Guerra, R OBP: 0.088, SLG: 0.176 51 Freddy Peralta, R OBP: 0.040, SLG: 0.040										4	1	2	4	0	2	0											
21 Travis Shaw, L OBP: 0.344, SLG: 0.474										3	0	1	0	1	1	1											
16 Domingo Santana, R OBP: 0.323, SLG: 0.408 46 Corey Knebel, R (7, 1) 5 Jonathan Schoop, R OBP: 0.264, SLG: 0.419										3	1	1	0	0	2	2											
18 Mike Moustakas, L OBP: 0.311, SLG: 0.453										3	1	0	0	1	1	2											
9 Manny Piña, R OBP: 0.307, SLG: 0.396										4	1	1	3	0	0	1											
3 Orlando Arcia, R OBP: 0.256, SLG: 0.291										3	0	0	0	0	1	0											
47 Gio González, R ERA: 4.93 23 Keon Broxton, R OBP: 0.289, SLG: 0.389 (7, 8)										1	1	0	0	1	0	0											
Inning Stats	R: 1 E: 0 K: 1 S: 13	H: 2 LOB: 1 BB: 0 P: 21	R: 0 E: 0 K: 0 S: 8	H: 0 LOB: 0 BB: 0 P: 13	R: 3 E: 0 K: 2 S: 19	H: 3 LOB: 1 BB: 1 P: 27	R: 0 E: 0 K: 0 S: 9	H: 0 LOB: 0 BB: 0 P: 11	R: 0 E: 0 K: 1 S: 7	H: 2 LOB: 0 BB: 1 P: 12	R: 0 E: 0 K: 1 S: 7	H: 0 LOB: 0 BB: 0 P: 12	R: 0 E: 0 K: 0 S: 6	H: 0 LOB: 1 BB: 1 P: 15	1B: 3 2B: 1 3B: 1 HR: 2	SF: 0 SAC: 0 DP: 0 HBP: 0	WP: 0 PB: 1 SB: 1 CS: 0	PA: 34									
PITCHER	IP	WLS	BF	H	R	ER	SO	BB	IBB	HBP	BLK	WP	HR	S	P	ERA	WHIP										
32 Matt Harvey, R ERA: 4.25 41 Matt Wisler, R ERA: 4.25 62 Jackson Stephens, R ERA: 5.35	5.1	L	25	7	7	7	5	1	0	0	0	0	0	11	18	0.00	0.000										

Cincinnati Reds @ Milwaukee Brewers
Miller Park, Milwaukee, WI
Wed Sep 19 2018, 6:41 PM - 9:20 PM CDT
Att: 33,443 - Roof Closed - 72 F

AB	31
R	7
H	7
RBI	7
BB	3
SO	7
LOB	8



Batter	1	2	3	4	5	6	7	8	9	AB	R	H	RBI	BB	SO	LOB	TOP			
43 Scott Schebler, L (1,9) OBP: 0.345, SLG: 0.466										4	1	1	0	1	1	1	Cincinnati Reds @ Miami Marlins Marlins Park, Miami, FL Thu Sep 20 2018, 7:12 PM - 9:52 PM EDT Att: 9,863 - Roof Closed - 77 F			
9 José Peraza, R (1,6) OBP: 0.328, SLG: 0.419										5	1	1	0	0	0	3				
19 Joey Votto, L (1,3) OBP: 0.420, SLG: 0.426										4	0	0	0	0	2	4				
3 Scooter Gennett, L (1,4) OBP: 0.367, SLG: 0.503										3	1	2	4	1	0	1				
7 Eugenio Suárez, R (1,5) OBP: 0.370, SLG: 0.529										4	0	2	0	0	0	1				
46 Mason Williams, L (1,7) OBP: 0.331, SLG: 0.411										3	0	1	0	1	0	3				
16 Tucker Barnhart, L (1,2) OBP: 0.327, SLG: 0.361										4	0	0	0	0	1	4				
25 Cody Reed, L (1,1)										2	0	0	0	1	2	2				
37 David Hernandez, R (7,1)										0	0	0	0	0	0	0				
61 Gabriel Guerrero, R (8,PH)										1	0	0	0	0	0	0				
48 Jared Hughes, R (8,1)										0	0	0	0	0	0	0				
26 Raisel Iglesias, R (8,1)										0	0	0	0	0	0	0				
6 Billy Hamilton, S (1,8) OBP: 0.299, SLG: 0.325										3	1	1	0	1	0	2				
Inning Stats	R: 0 E: 0 K: 2 S: 8	H: 0 LOB: 0 BB: 0 P: 13	R: 0 E: 0 K: 1 S: 9	H: 0 LOB: 2 BB: 2 P: 20	R: 2 E: 0 K: 1 S: 15	H: 2 LOB: 2 BB: 2 P: 29	R: 0 E: 0 K: 2 S: 10	H: 0 LOB: 0 BB: 0 P: 13	R: 0 E: 0 K: 0 S: 7	H: 1 LOB: 1 BB: 1 P: 11	R: 2 E: 0 K: 0 S: 7	H: 2 LOB: 0 BB: 0 P: 13	R: 0 E: 0 K: 0 S: 7	H: 1 LOB: 0 BB: 0 P: 14	R: 0 E: 0 K: 0 S: 4	H: 1 LOB: 0 BB: 0 P: 9	1B: 6 2B: 1 3B: 0 HR: 1	SF: 0 SAC: 0 DP: 2 HBP: 0	WP: 0 PB: 0 SB: 1 CS: 0	PA: 38
PITCHER	IP WLS BF H R ER SO BB IBB HBP BLK WP HR S P ERA WHIP																			
43 Jeff Brigham, R (1,1) ERA: 5.84	5.0 L 22 3 2 2 6 4 0 0 0 0 0 0 49 86 3.60 1.400																			
57 Eleiser Hernández, R (8,PH) ERA: 5.29	2.0 10 3 2 2 0 1 0 0 0 0 0 1 19 31 9.00 2.000																			
56 Tayron Guerrero, R (8,1) ERA: 5.63	1.0 3 1 0 0 0 0 0 0 0 0 0 0 7 14 0.00 1.000																			
53 Brett Graves, R (9,1) ERA: 4.6	1.0 3 1 0 0 0 0 0 0 0 0 0 0 4 9 0.00 1.000																			

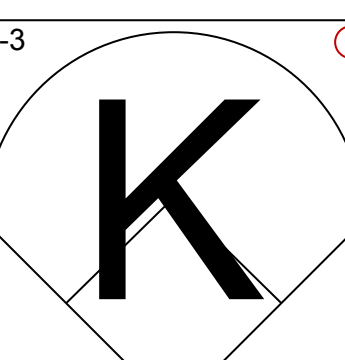
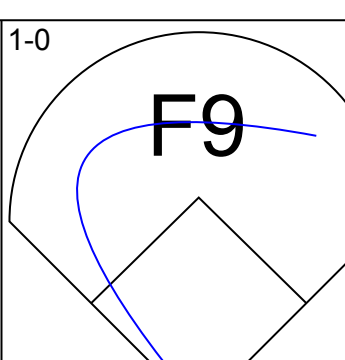
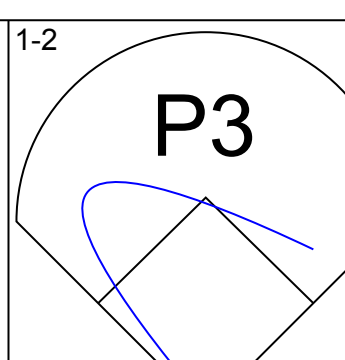
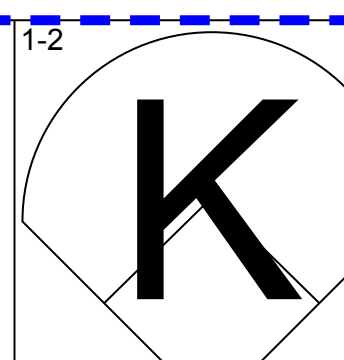
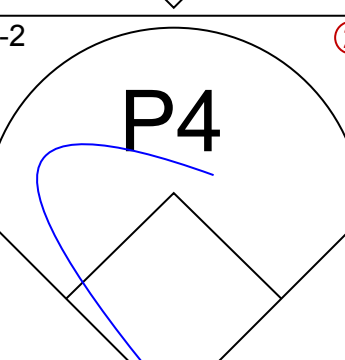
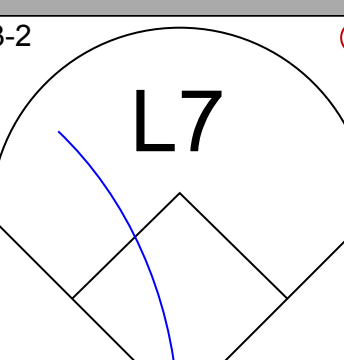
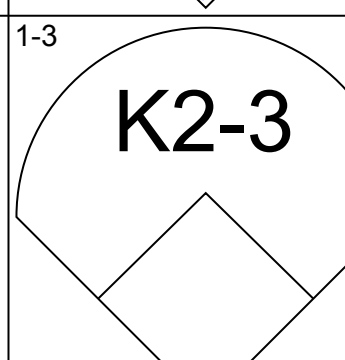
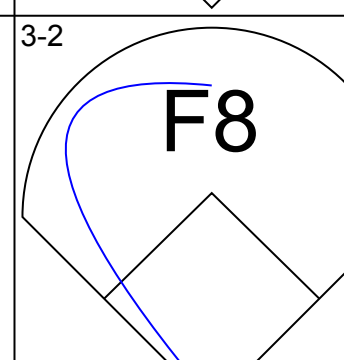
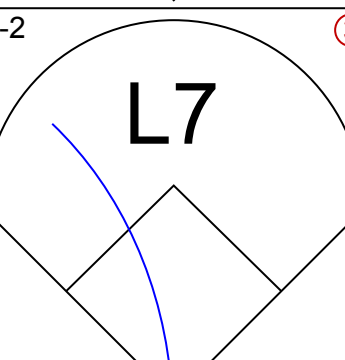
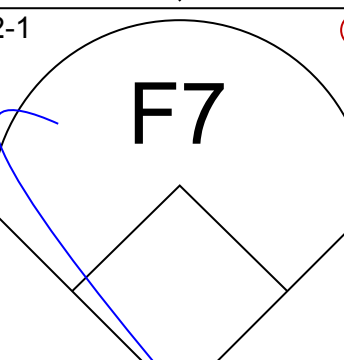
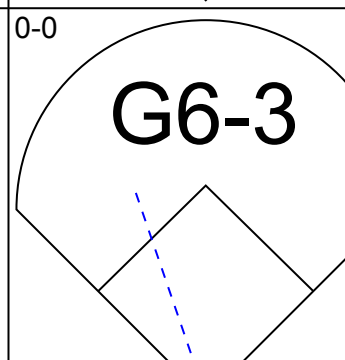

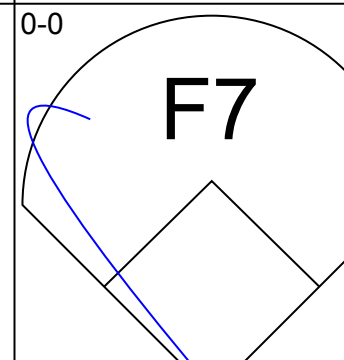
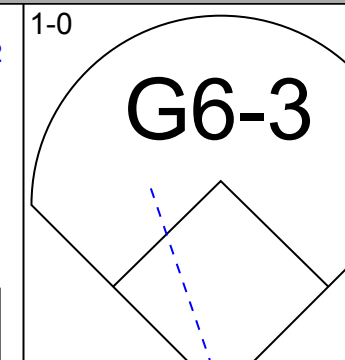
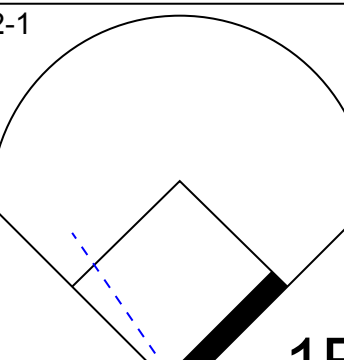
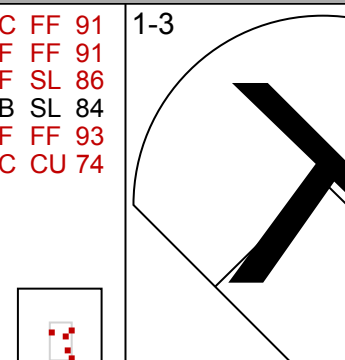
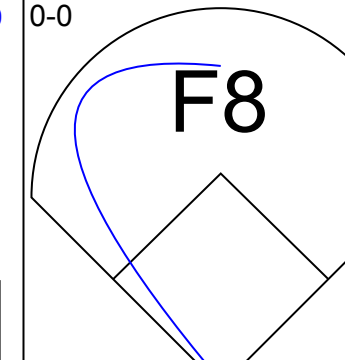
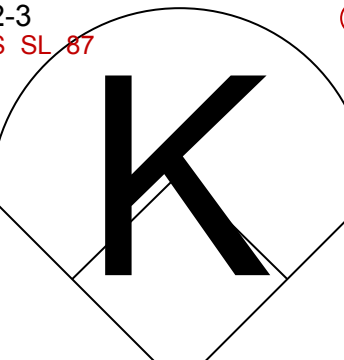
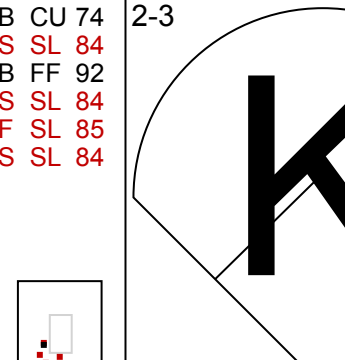
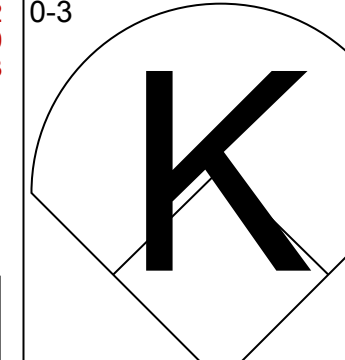
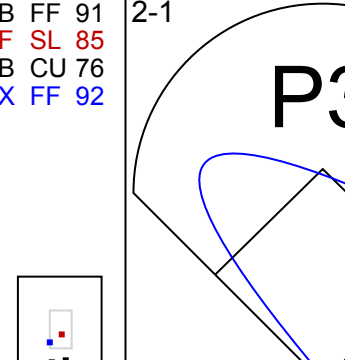
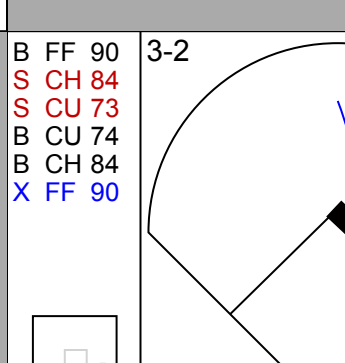
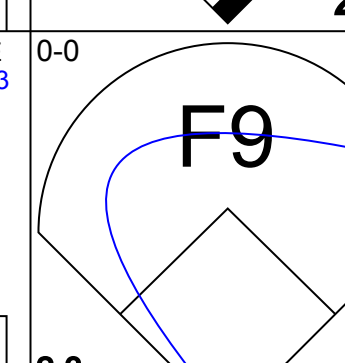
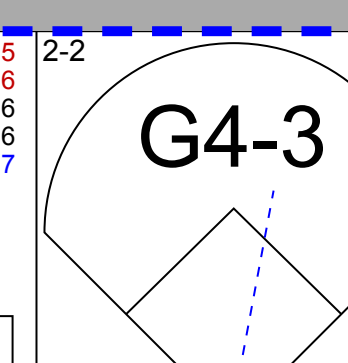
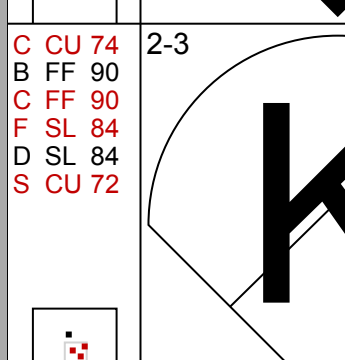
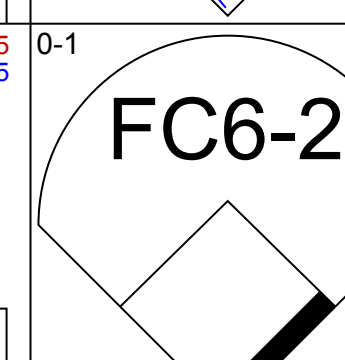
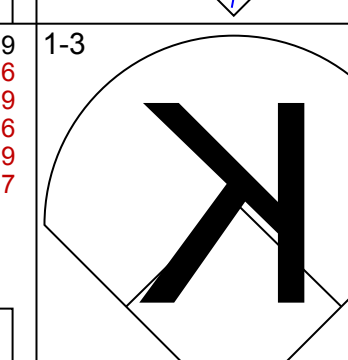
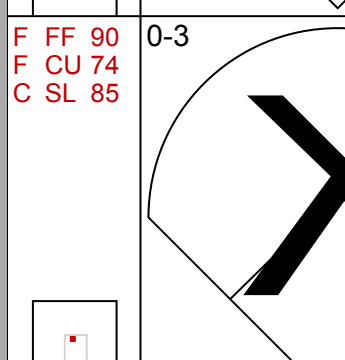
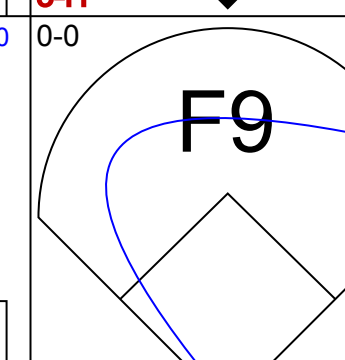
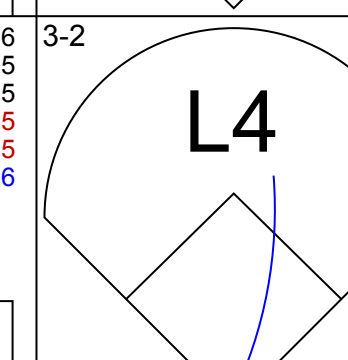
Batter	1	2	3	4	5	6	7	8	9	AB	R	H	RBI	BB	SO	LOB	BOTTOM			
19 Miguel Rojas, R (1,5) OBP: 0.295, SLG: 0.344										3	1	1	0	1	0	2	Cincinnati Reds @ Miami Marlins Marlins Park, Miami, FL Thu Sep 20 2018, 7:12 PM - 9:52 PM EDT Att: 9,863 - Roof Closed - 77 F			
13 Starlin Castro, R (1,4) OBP: 0.333, SLG: 0.407										4	0	2	0	0	1	2				
11 J.T. Realmuto, R (1,2) OBP: 0.348, SLG: 0.499										4	1	2	1	0	0	3				
45 Peter O'Brien, R (1,3) OBP: 0.417, SLG: 0.733										4	0	2	1	0	1	4				
44 Austin Dean, R (1,7) OBP: 0.245, SLG: 0.344										3	0	0	0	0	0	3				
32 Derek Dietrich, L (8,PH) OBP: 0.331, SLG: 0.424										1	0	0	0	0	0	1				
9 Lewis Brinson, R (1,8) OBP: 0.241, SLG: 0.347										3	0	0	0	1	0	0				
79 Isaac Galloway, R (1,9) OBP: 0.306, SLG: 0.407										2	0	0	0	0	1	0				
52 Rafael Ortega, L (7,PH) OBP: 0.295, SLG: 0.279										1	0	0	0	1	0	1				
10 JT Riddle, L (1,6) OBP: 0.279, SLG: 0.389										4	0	0	0	0	2	1				
43 Jeff Brigham, R (1,1) OBP: 0.333, SLG: 0.331										1	0	0	0	0	1	0				
48 Christopher Eustach, R (5,PH) OBP: 0.295, SLG: 0.272										1	0	0	0	0	1	0				
57 Eleiser Hernández, R (8,1)										0	0	0	0	0	0	0				
56 Tayron Guerrero, R (8,1)										0	0	0	0	0	0	0				
34 Magnusur Sierra, L (8,PH) OBP: 0.295, SLG: 0.193										1	0	0	0	0	0	0				
53 Brett Graves, R (9,1) ERA: 4.6										0	0	0	0	0	0	0				
15 Brian Anderson, R (8,PH) OBP: 0.302, SLG: 0.339										0	0	0	0	1	0	0				
Inning Stats	R: 0 E: 0 K: 1 S: 11	H: 2 LOB: 2 BB: 0 P: 15	R: 0 E: 0 K: 1 S: 9	H: 0 LOB: 0 BB: 0 P: 11	R: 0 E: 0 K: 2 S: 11	H: 1 LOB: 2 BB: 0 P: 16	R: 0 E: 0 K: 0 S: 4	H: 0 LOB: 0 BB: 0 P: 6	R: 0 E: 0 K: 2 S: 8	H: 2 LOB: 1 BB: 0 P: 11	R: 0 E: 0 K: 0 S: 9	H: 0 LOB: 0 BB: 1 P: 16	R: 2 E: 0 K: 0 S: 17	H: 2 LOB: 1 BB: 1 P: 25	R: 0 E: 0 K: 1 S: 8	H: 0 LOB: 2 BB: 2 P: 19	1B: 6 2B: 1 3B: 0 HR: 0	SF: 0 SAC: 0 DP: 2 HBP: 1	WP: 1 PB: 0 SB: 0 CS: 0	PA: 37
PITCHER	IP WLS BF H R ER SO BB IBB HBP BLK WP HR S P ERA WHIP																			
25 Cody Reed, L (1,1) ERA: 3.66	6.0 W 23 5 0 0 6 0 0 0 0 0 0 0 51 71 0.00 0.833																			
37 David Hernandez, R (7,1) ERA: 2.56	1.0 3 0 0 0 0 1 0 0 0 0 0 0 9 16 0.00 1.000																			
48 Jared Hughes, R (8,1) ERA: 2.04	0.2 4 1 2 2 0 1 0 0 0 0 0 0 11 16 27.00 3.000																			
26 Raisel Iglesias, R (8,1) ERA: 2.38	1.1 S 7 1 0 0 1 2 0 0 0 1 0 0 14 28 0.00 2.250																			

AB	33
R	4
H	8
RBI	4
BB	5
SO	6
LOB	21



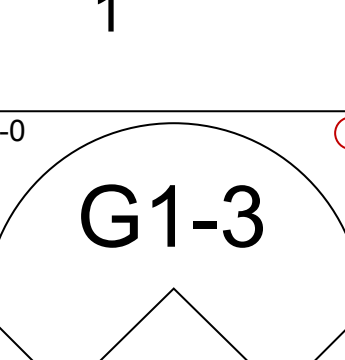
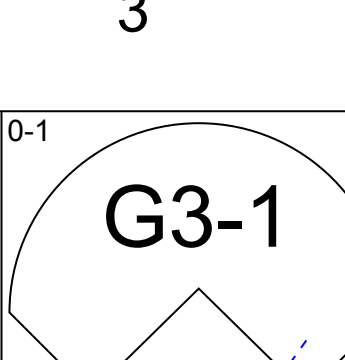
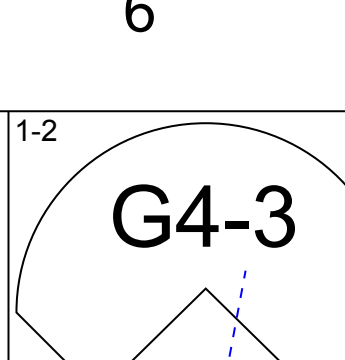
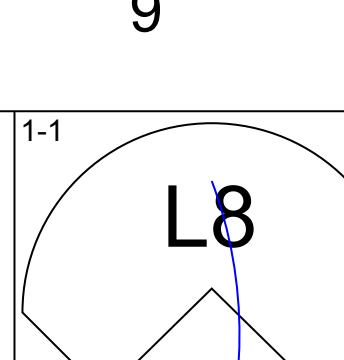
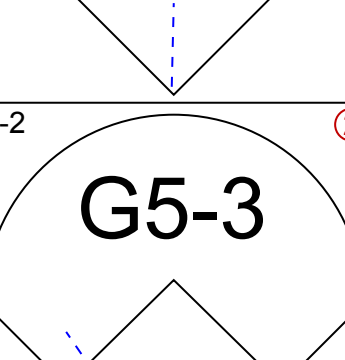
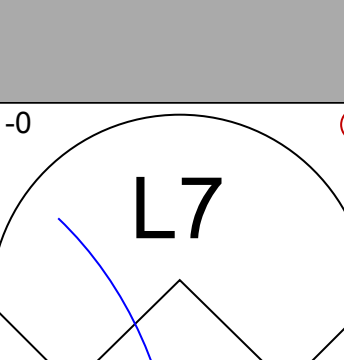
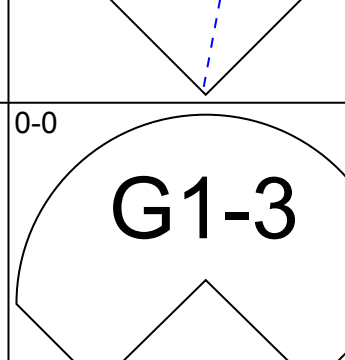
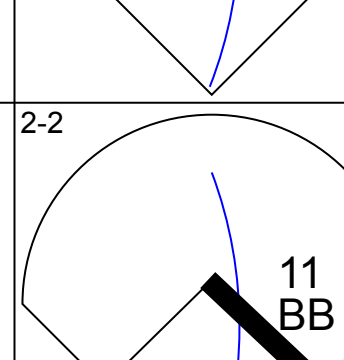
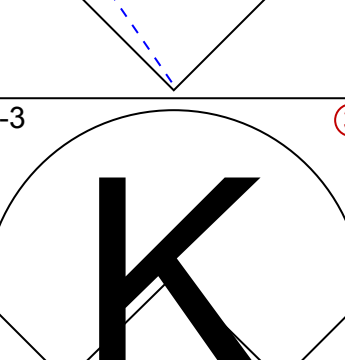
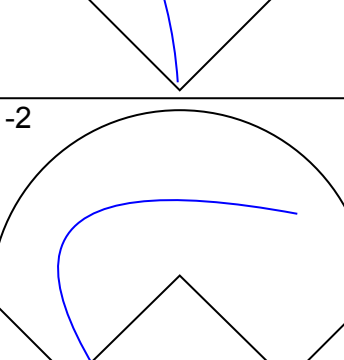
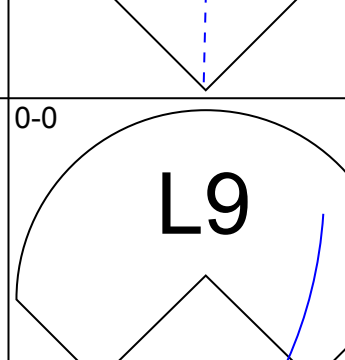
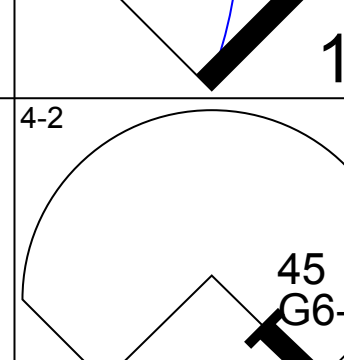
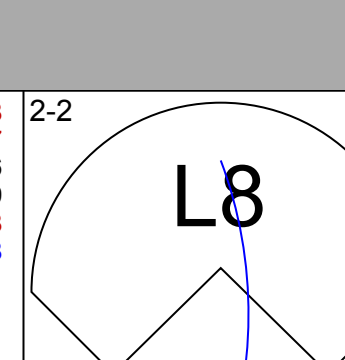
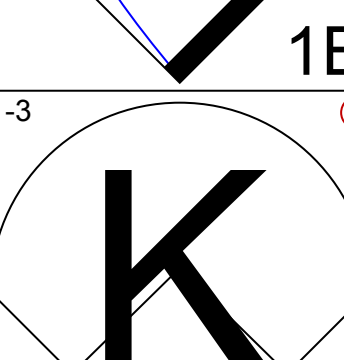
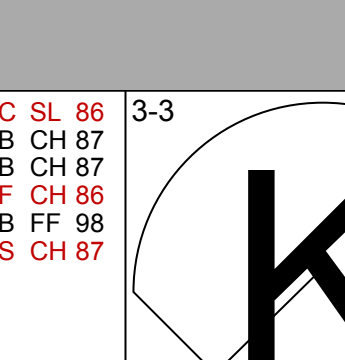
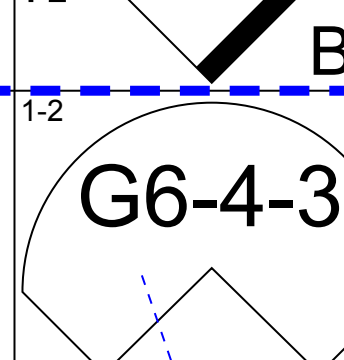
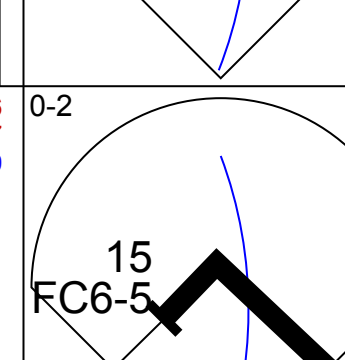
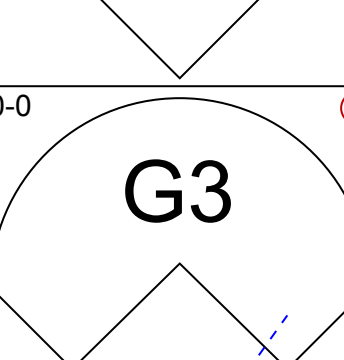
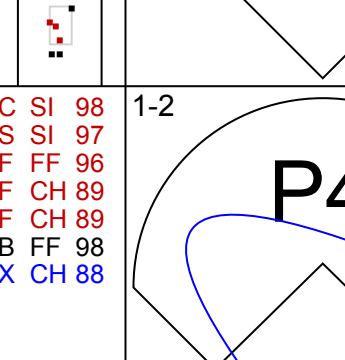
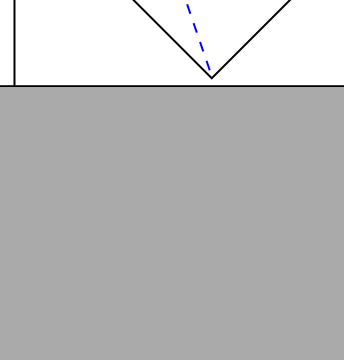
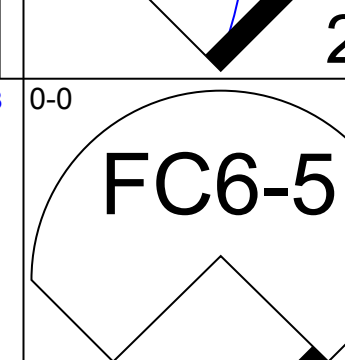
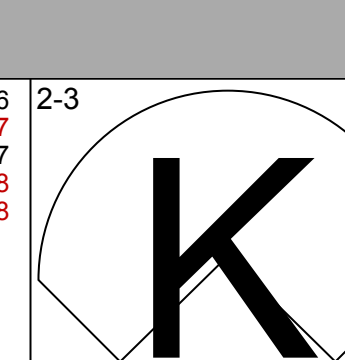
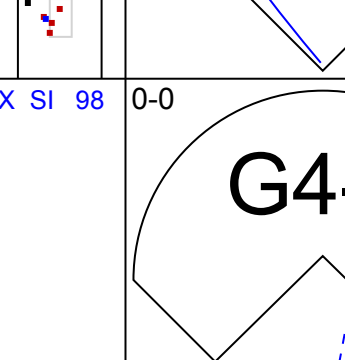

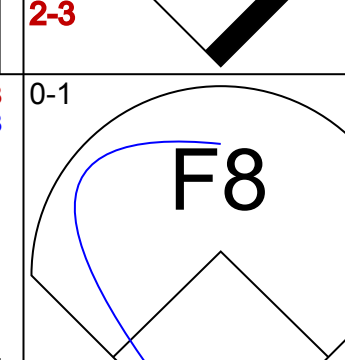
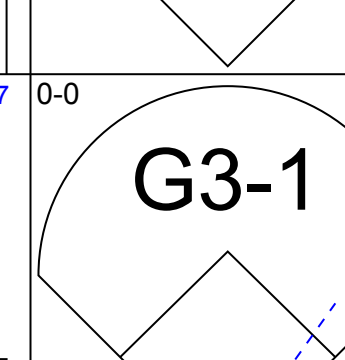
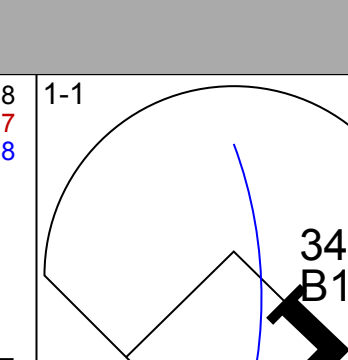
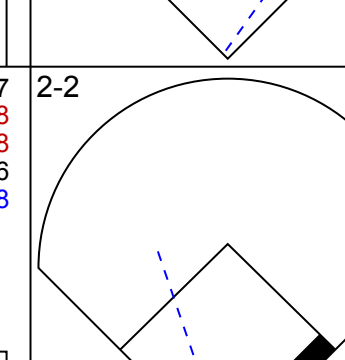
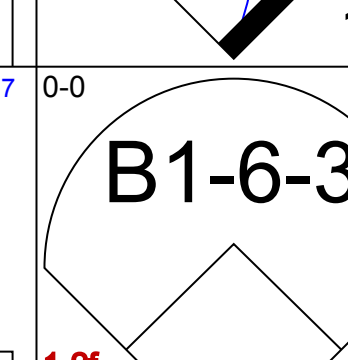
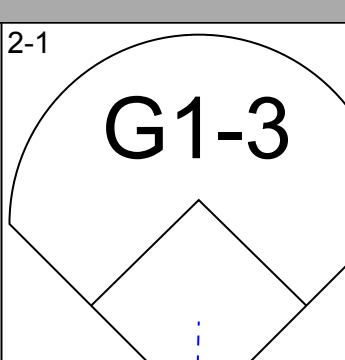
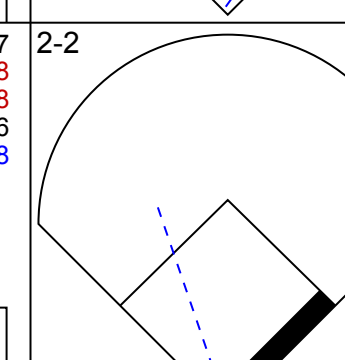
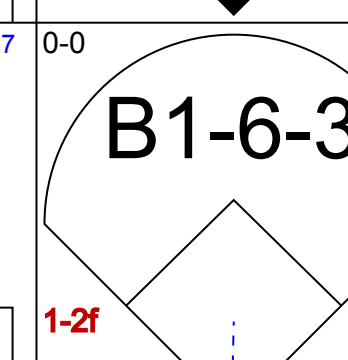
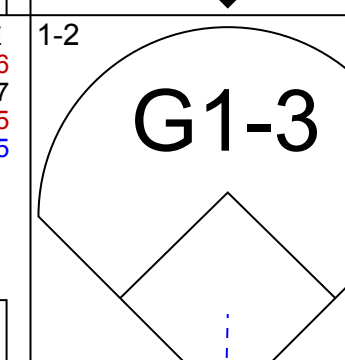
AB	32
R	2
H	7
RBI	2
BB	4
SO	7
LOB	17

WP	1
PB	0
SB	0
CS	0

Batter	1	2	3	4	5	6	7	8	9	10	AB	R	H	RBI	BB	SO	LOB	TOP	
6 Billy Hamilton, S OBP: 0.297, SLG: 0.322											4	0	0	0	0	2	1	Cincinnati Reds @ Miami Marlins Marlins Park, Miami, FL Fri Sep 21 2018, 7:12 PM - 9:47 PM EDT Att: 11,471 - Clear - 77 F	
15 Dilson Herrera, R OBP: 0.262, SLG: 0.347											4	0	0	0	0	1	0		
46 Mason Williams, L OBP: 0.331, SLG: 0.411											3	0	0	0	1	0	0		
19 Joey Votto, L OBP: 0.419, SLG: 0.423											4	0	1	0	0	1	1		
7 Eugenio Suárez, R OBP: 0.309, SLG: 0.527											4	0	0	0	0	3	1		
3 Scooter Gennett, L OBP: 0.305, SLG: 0.499											4	0	1	0	0	1	0		
27 Phillip Ervin, R OBP: 0.329, SLG: 0.419											4	0	1	0	0	1	0		
38 Curt Casali, R OBP: 0.366, SLG: 0.473											4	0	1	0	0	0	1		
51 Blake Trahan, R OBP: 0.273, SLG: 0.273											3	0	0	0	0	2	2		
58 Luis Castillo, R OBP: 0.131, SLG: 0.119											3	0	0	0	0	1	2		
37 David Hernandez, R (9, 1)											0	0	0	0	0	0	0		
Inning Stats	R: 0 E: 0 K: 1 S: 12	H: 0 LOB: 0 BB: 0 P: 18	R: 0 E: 0 K: 1 S: 5	H: 0 LOB: 0 BB: 0 P: 6	R: 0 E: 0 K: 2 S: 11	H: 1 LOB: 1 BB: 0 P: 17	R: 0 E: 0 K: 1 S: 15	H: 1 LOB: 1 BB: 0 P: 24	R: 0 E: 0 K: 0 S: 6	H: 0 LOB: 0 BB: 0 P: 9	R: 0 E: 0 K: 2 S: 11	H: 0 LOB: 0 BB: 0 P: 16	R: 0 E: 0 K: 1 S: 10	H: 0 LOB: 1 BB: 0 P: 18	R: 0 E: 0 K: 1 S: 6	H: 0 LOB: 0 BB: 0 P: 12	1B: 1 2B: 2 3B: 0 HR: 0	SF: 0 SAC: 0 DP: 0 HBP: 0	WP: 0 PA: 34 PB: 0 SB: 0 CS: 0
PITCHER	IP WLS BF H R ER SO	IP WLS BF H R ER SO	IP WLS BF H R ER SO	IP WLS BF H R ER SO	IP WLS BF H R ER SO	IP WLS BF H R ER SO	IP WLS BF H R ER SO	IP WLS BF H R ER SO	IP WLS BF H R ER SO	IP WLS BF H R ER SO	IP WLS BF H R ER SO	IP WLS BF H R ER SO	IP WLS BF H R ER SO	IP WLS BF H R ER SO	IP WLS BF H R ER SO	IP WLS BF H R ER SO	ERA WHIP	ERA WHIP	
54 Wei-Yin Chen, L ERA: 4.66	7.0	24	3	0	0	8	0	0	0	0	0	0	0	0	0	0	0	0.00	0.429
71 Drew Steckenrider, R ERA: 3.98	1.0	3	0	0	0	1	0	0	0	0	0	0	0	0	0	0	0	0.00	0.000
61 Adam Conley, L ERA: 4.25	1.1	5	0	0	0	2	1	0	0	0	0	0	0	0	0	0	0	0.00	0.750
46 Kyle Barraclough, R ERA: 4.36	0.2	W	2	0	0	0	0	0	0	0	0	0	0	0	0	0	0	0.00	0.000

AB	33
R	0
H	3
RBI	0
BB	1
SO	11
LOB	8



Batter	1	2	3	4	5	6	7	8	9	10	AB	R	H	RBI	BB	SO	LOB	BOTTOM			
10 JT Riddle, L OBP: 0.275, SLG: 0.384											4	0	0	0	0	0	0	Cincinnati Reds @ Miami Marlins Marlins Park, Miami, FL Fri Sep 21 2018, 7:12 PM - 9:47 PM EDT Att: 11,471 - Clear - 77 F			
13 Starlin Castro, R OBP: 0.332, SLG: 0.406											4	0	1	0	0	0	0				
11 JT Realmuto, R OBP: 0.349, SLG: 0.498											3	0	1	0	1	1	0				
45 Peter O'Brien, R OBP: 0.375, SLG: 0.647											4	0	0	0	0	2	3				
32 Derek Dietrich, L OBP: 0.330, SLG: 0.424											4	0	1	0	0	1	1				
15 Brian Anderson, R OBP: 0.352, SLG: 0.392											4	1	1	0	0	1	1				
52 Rafael Ortega, L OBP: 0.296, SLG: 0.280											3	0	1	0	0	0	1				
79 Isaac Galloway, R OBP: 0.317, SLG: 0.436											1	0	1	1	0	0	0				
34 Magneuris Sierra, L OBP: 0.202, SLG: 0.192											3	0	1	0	0	0	1				
54 Wei-Yin Chen, R OBP: 0.154, SLG: 0.179											2	0	0	0	0	1	1				
71 Drew Steckenrider, R ERA: 4.3											0	0	0	0	0	0	0				
19 Miguel Rojas, R OBP: 0.295, SLG: 0.343											1	0	0	0	0	0	1				
61 Adam Conley, L ERA: 4.25											0	0	0	0	0	0	0				
46 Kyle Barraclough, R ERA: 4.36											0	0	0	0	0	0	0				
Inning Stats	R: 0 E: 0 K: 1 S: 9	H: 0 LOB: 0 BB: 0 P: 12	R: 0 E: 0 K: 0 S: 10	H: 1 LOB: 1 BB: 0 P: 12	R: 0 E: 0 K: 1 S: 8	H: 0 LOB: 0 BB: 0 P: 10	R: 0 E: 0 K: 1 S: 8	H: 1 LOB: 1 BB: 0 P: 11	R: 0 E: 0 K: 1 S: 10	H: 0 LOB: 0 BB: 0 P: 15	R: 0 E: 0 K: 0 S: 5	H: 0 LOB: 0 BB: 0 P: 6	R: 0 E: 0 K: 1 S: 10	H: 0 LOB: 0 BB: 0 P: 14	R: 0 E: 0 K: 0 S: 12	H: 1 LOB: 1 BB: 0 P: 20	R: 1 E: 0 K: 1 S: 9	H: 2 LOB: 1 BB: 0 P: 15	1B: 4 2B: 4 3B: 0 HR: 0	SF: 0 SAC: 0 DP: 2 HBP: 0	WP: 0 PA: 34 PB: 0 SB: 0 CS: 0
PITCHER	IP WLS BF H R ER SO	IP WLS BF H R ER SO	IP WLS BF H R ER SO	IP WLS BF H R ER SO	IP WLS BF H R ER SO	IP WLS BF H R ER SO	IP WLS BF H R ER SO	IP WLS BF H R ER SO	IP WLS BF H R ER SO	IP WLS BF H R ER SO	IP WLS BF H R ER SO	IP WLS BF H R ER SO	IP WLS BF H R ER SO	IP WLS BF H R ER SO	IP WLS BF H R ER SO	IP WLS BF H R ER SO	ERA WHIP	ERA WHIP			
58 Luis Castillo, R ERA: 4.3	8.1	30	5	0	0	5	1	0	0	0	0	0	0	0	0	0	0	0.00	0.720		
37 David Hernandez, R (9, 1) ERA: 2.67	1.0	L	4	2	1	1	0	0	0	0	0	0	0	0	0	0	0	9.00	2.000		

AB	33
R	1
H	7
RBI	1
BB	1
SO	6
LOB	9



Batter	1	2	3	4	5	6	7	8	9	AB	R	H	RBI	BB	SO	LOB	TOP
43 Scott Schebler, L (1,7) OBP: 0.342, SLG: 0.461	F8			P6		G4-3		F7		4	0	0	0	0	0	0	Cincinnati Reds @ Miami Marlins Marlins Park, Miami, FL Sat Sep 22 2018, 7:12 PM - 9:33 PM EDT Att. 12,559 - Roof Closed - 80 F
9 José Peraza, R (1,6) OBP: 0.329, SLG: 0.418	G1-3			HBP		1B		F8		3	0	1	0	0	0	0	
19 Joey Votto, L (1,3) OBP: 0.418, SLG: 0.422	K			F7		1B		F8		4	0	1	0	0	1	1	
3 Scooter Gennett, L (1,4) OBP: 0.364, SLG: 0.497		F7				L4		G6-3		4	0	1	0	0	0	2	
7 Eugenio Suárez, R (1,5) OBP: 0.370, SLG: 0.526		BB				P6		F8		3	0	1	0	1	0	2	
16 Tucker Barnhart, L (1,2) OBP: 0.326, SLG: 0.360		K				G4-1		L4		4	0	1	0	0	1	1	
46 Mason Williams, L (1,9) OBP: 0.322, SLG: 0.400				G3-1		G5-3		G5-3		3	0	0	0	0	0	0	
38 Curt Casali, R (0,PH) OBP: 0.363, SLG: 0.470				G1-3		F9		G1-3		1	0	0	0	0	0	2	
28 Anthony DeSclafani, R (1,1) ERA: 4.07				G1-3		F9		HR		2	0	0	0	0	0	0	
47 Sal Romano, L (0,PH) ERA: 5.35				G1-3		F9		HR		0	0	0	0	0	0	0	
61 Gabriel Guerrero, R (0,PH) ERA: 5.2				G1-3		F9		HR		0	0	0	0	0	0	0	
41 Matt Wisler, R (0,PH) ERA: 4.14				G1-3		F9		HR		0	0	0	0	0	0	0	
6 Billy Hamilton, S (1,8) OBP: 0.295, SLG: 0.320				F7		G4-3		L7		3	0	0	0	0	0	0	
Inning Stats	R: 0 H: 0 E: 0 K: 1 S: 9	H: 0 LOB: 0 BB: 0 P: 17	R: 0 H: 0 E: 0 K: 1 S: 5	H: 0 LOB: 1 BB: 1 P: 13	R: 0 H: 0 E: 0 K: 0 S: 5	H: 1 LOB: 2 BB: 0 P: 19	R: 0 H: 0 E: 0 K: 0 S: 5	H: 2 LOB: 2 BB: 0 P: 18	R: 0 H: 0 E: 0 K: 0 S: 6	H: 1 LOB: 0 BB: 0 P: 10	R: 0 H: 2 E: 0 K: 0 S: 10	H: 2 LOB: 2 BB: 0 P: 15	1B: 5 2B: 1 3B: 0 HR: 1	SF: 0 SAC: 0 DP: 1 HBP: 1	WP: 0 PB: 0 SB: 0 CS: 1	PA: 34	
PITCHER	IP WLS BF H R ER SO BB IBB HBP BLK WP HR S P ERA WHIP																
62 José Ureña, R (1,1) ERA: 4.07	5.2 W 21 3 0 0 2 1 0 0 0 0 0 0 45 80 0.00 0.706																
66 Jarlin García, L (0,PH) ERA: 4.87	0.1 H 1 0 0 0 0 0 0 0 0 0 0 0 1 13 19 4.50 0.000																
64 Nick Wittgren, R (7,1) ERA: 2.91	2.0 7 1 1 1 0 0 0 0 0 0 0 0 7 11 0.00 3.000																
61 Adam Conley, L (0,PH) ERA: 4.2	0.2 S 1 0 0 0 0 0 0 0 0 0 0 0 3 4 0.00 0.000																
71 Drew Steckenrider, R (0,PH) ERA: 3.98	0.1 S 1 0 0 0 0 0 0 0 0 0 0 0 3 4 0.00 0.000																

AB	32
R	1
H	6
RBI	1
BB	1
SO	2
LOB	8



Batter	1	2	3	4	5	6	7	8	9	AB	R	H	RBI	BB	SO	LOB	BOTTOM			
19 Miguel Rojas, R (1,6) OBP: 0.292, SLG: 0.340	L8					L6		F9		4	0	0	0	0	0	1	Cincinnati Reds @ Miami Marlins Marlins Park, Miami, FL Sat Sep 22 2018, 7:12 PM - 9:33 PM EDT Att. 12,559 - Roof Closed - 80 F			
13 Starlin Castro, R (1,4) OBP: 0.330, SLG: 0.403	K				G1-3			G5-3		4	0	0	0	0	2	0				
11 J.T. Realmuto, R (1,2) OBP: 0.348, SLG: 0.498	K				E1			L6		4	2	1	0	0	1	0				
45 Peter O'Brien, R (1,3) OBP: 0.341, SLG: 0.579					K			G6-3		4	0	0	0	0	2	2				
71 Drew Steckenrider, R (0,PH) ERA: 3.98					K			G6-3		0	0	0	0	0	0	0				
15 Brian Anderson, R (1,5) OBP: 0.352, SLG: 0.392					K			G6-3		3	1	1	1	1	1	0				
9 Lewis Brinson, R (1,8) OBP: 0.241, SLG: 0.346					K			G4-3		4	1	1	1	0	1	1				
44 Austin Dean, R (1,7) OBP: 0.257, SLG: 0.385					L4			HR		3	1	2	3	0	0	0				
64 Nick Wittgren, R (7,1) ERA: 2.91					L4			HR		0	0	0	0	0	0	0				
61 Adam Conley, L (0,PH) ERA: 4.2					L4			HR		0	0	0	0	0	0	0				
10 JT Riddle, L (0,PH) OBP: 0.275, SLG: 0.384					L4			HR		0	0	0	0	0	0	0				
34 Magneuris Sierra, L (1,9) OBP: 0.212, SLG: 0.203					K			K		3	0	2	0	0	1	2				
62 José Ureña, R (1,1) ERA: 4.07					K			P4		2	0	0	0	0	2	1				
66 Jarlin García, L (0,PH) ERA: 4.87					K			P4		0	0	0	0	0	0	0				
79 Isaac Galloway, R (0,PH) OBP: 0.313, SLG: 0.429					K			P4		1	0	0	0	0	0	1				
Inning Stats	R: 0 H: 0 E: 0 K: 2 S: 8	H: 0 LOB: 0 BB: 0 P: 12	R: 0 H: 0 E: 0 K: 3 S: 10	H: 0 LOB: 0 BB: 0 P: 12	R: 0 H: 1 E: 0 K: 1 S: 8	H: 1 LOB: 1 BB: 0 P: 12	R: 2 H: 2 E: 2 K: 3 S: 15	H: 2 LOB: 2 BB: 1 P: 20	R: 0 H: 0 E: 0 K: 1 S: 6	H: 0 LOB: 0 BB: 0 P: 8	R: 3 H: 4 E: 0 K: 0 S: 17	H: 4 LOB: 1 BB: 0 P: 24	R: 0 H: 0 E: 0 K: 0 S: 6	H: 0 LOB: 0 BB: 0 P: 9	R: 0 H: 0 E: 0 K: 0 S: 7	H: 0 LOB: 0 BB: 0 P: 10	1B: 5 2B: 1 3B: 0 HR: 1	SF: 0 SAC: 0 DP: 0 HBP: 0	WP: 0 PB: 0 SB: 0 CS: 0	PA: 33
PITCHER	IP WLS BF H R ER SO BB IBB HBP BLK WP HR S P ERA WHIP																			
28 Anthony DeSclafani, R (1,1) ERA: 4.91	5.2 L 25 6 5 3 10 1 0 0 0 0 0 0 5 7 - - 4.76 1.235																			
50 Amir Garrett, L (0,PH) ERA: 4.37	0.0 1 1 0 0 0 0 0 0 0 0 0 0 1 1 0.00 0.000																			
47 Sal Romano, R (0,PH) ERA: 5.35	0.1 1 0 0 0 0 0 0 0 0 0 0 0 1 1 0.00 0.000																			
62 Jackson Stephens, R (7,1) ERA: 5.2	1.0 3 0 0 0 0 0 0 0 0 0 0 0 6 9 0.00 0.000																			
41 Matt Wisler, R (0,PH) ERA: 4.14	1.0 3 0 0 0 0 0 0 0 0 0 0 0 7 10 0.00 0.000																			

AB	32
R	5
H	7
RBI	5
BB	1
SO	10
LOB	8



Batter	1	2	3	4	5	6	7	8	9	AB	R	H	RBI	BB	SO	LOB	TOP		
43 Scott Schebler, L (1.7) OBP: 0.341, SLG: 0.457	F FF 90 B SL 81 S CH 82 X CH 82	1-2	F9	B SL 81 B SL 82 S CH 83 B FF 90 F FF 91 B CH 82	4-2	F8	B FF 98 S SL 88 X SL 88	1-1	G3	3	0	0	0	1	0	0			
9 José Peraza, R (1.6) OBP: 0.328, SLG: 0.417	C FF 91 F FF 91 X CH 83	0-2	P3	1 SAFE C FF 91 F FF 91 F CH 82 S CH 82 S CH 82	0-3	K	X SL 82	0-0	G6-3	C FF 94 X CU 81	0-1	1B	4	0	1	0	0	1	
3 Scooter Gennett, L (1.4) OBP: 0.363, SLG: 0.496	B FF 90 B CH 83 S FF 91 X CH 84	2-1	1B	S FF 90 B FF 90 F CH 82 B SL 79 B FF 90 F FF 91 F SL 82 X CH 83	2-2	F7	C FF 89 B SL 79 S CH 82 B FF 90 F CH 83 F FF 91 F SL 82 X CH 82	2-2	G3-1	F FF 94 S SL 84 X CH 86	0-2	FC4-6	4	0	1	0	0	0	1
7 Eugenio Suárez, R (1.5) OBP: 0.369, SLG: 0.524	C SL 83 B SL 81 S CH 83	2-3	K	C FF 91 X FF 91	0-1	16 1B	B FF 90 B CH 83 S SL 83 X CH 82	2-2	P6	C FC 90 B SL 89 S CH 82 C FF 91 F FF 91 F CH 82 X CH 82	3-2	G6-4-3	4	0	1	0	0	1	2
16 Tucker Barnhart, L (1.3) OBP: 0.326, SLG: 0.360	F FF 89 F SL 79 T CH 83	0-2	K	B FF 91 C CH 83 F CH 83 B FF 90 F CH 82 1 SAFE X CH 82	2-2	1B	C FF 89 C SL 81 X CH 83	0-2	G4-3	X FF 89	0-0	G5-3	3	0	1	0	0	1	0
27 Phillip Ervin, R (1.9) OBP: 0.325, SLG: 0.413	X FF 89	0-0	G5-3	B SL 82 C FF 91 D CH 83 C FF 90 C CH 83	2-3	K	X FF 89	0-0	G5-3	C FF 90 S SL 83	0-3	K	3	0	0	0	0	3	2
38 Curt Casali, R (1.2) OBP: 0.356, SLG: 0.459	F FF 90 C FF 91 B SL 84 S CH 84	1-3	K	C FF 90 S SAFE S CH 82 C CH 82	0-3	K	C FF 90 S SL 83	0-3	K	B FF 97 B SL 89 S CH 82 C FF 91 F FF 91 X FF 97	2-2	F8	3	0	0	0	0	1	0
61 Gabriel Guerrero, R (1.8) OBP: 0.154, SLG: 0.385	B FF 89 B SL 81 S CH 83 S CH 83	3-3	K	X SL 83	0-0	G5-3	B FF 97 B SL 89 S CH 82 C FF 91 F FF 91 X FF 97	3-2	G6-3	R: 0 H: 0 E: 0 LOB: 0 K: 0 BB: 0 S: 8 P: 14	1B: 4 SF: 0 2B: 0 SAC: 0 3B: 0 DP: 1 HR: 0 HBP: 0	WP: 0 PA: 31 PB: 0 SB: 0 CS: 0							
21 Michael Lorenzen, R (1.1) OBP: 0.333, SLG: 0.795	C FF 90 S CH 83	0-1	G4-3	C FF 90 S CH 83	0-3	K2-3	B FF 97 B SL 89 S CH 82 C FF 91 F FF 91 X FF 97	3-2	G6-3										
46 Mason Williams, L (5. PH) OBP: 0.326, SLG: 0.397																			
47 Sal Romano, R (5.1) OBP: 0.287, SLG: 0.396																			
53 Wandy Peralta, L (5.1) OBP: 0.329, SLG: 0.496																			
57 Jesús Reyes, R (7.1) OBP: 0.295, SLG: 0.395																			
15 Dilson Herrera, R (8. PH) OBP: 0.295, SLG: 0.395																			
48 Jared Hughes, R (8.1) OBP: 0.295, SLG: 0.395																			
Inning Stats	R: 0 H: 1 E: 0 LOB: 1 K: 1 BB: 0 S: 11 P: 16	R: 0 H: 0 E: 0 LOB: 0 K: 2 BB: 0 S: 7 P: 8	R: 0 H: 0 E: 0 LOB: 1 K: 2 BB: 1 S: 12 P: 19	R: 0 H: 2 E: 0 LOB: 2 K: 2 BB: 0 S: 17 P: 23	R: 0 H: 0 E: 0 LOB: 0 K: 1 BB: 0 S: 6 P: 8	R: 0 H: 0 E: 0 LOB: 0 K: 0 BB: 0 S: 10 P: 14	R: 0 H: 0 E: 0 LOB: 0 K: 1 BB: 0 S: 7 P: 7	R: 0 H: 0 E: 0 LOB: 0 K: 0 BB: 0 S: 8 P: 14	R: 0 H: 1 E: 0 LOB: 0 K: 0 BB: 0 S: 8 P: 11	1B: 4 SF: 0 2B: 0 SAC: 0 3B: 0 DP: 1 HR: 0 HBP: 0	WP: 0 PA: 31 PB: 0 SB: 0 CS: 0								
PITCHER	IP WLS BF H R ER SO BB IBB HBP BLK WP HR S P ERA WHIP																		
36 Trevor Richards, R (1.1) ERA: 4.66	7.0 W	25	3	0	0	9	1	0	0	0	0	0	0	0	70	95	0.00	0.571	
39 Tyler Kinley, R (8.1) ERA: 9.31	1.0	3	0	0	0	0	0	0	0	0	0	0	0	8	14	0.00	0.000		
55 Drew Rucinski, R (9.1) ERA: 4.73	1.0	3	1	0	0	0	0	0	0	0	0	0	0	8	11	0.00	1.000		

Cincinnati Reds @ Miami Marlins
Marlins Park, Miami, FL
Sun Sep 23 2018, 1:12 PM - 3:41 PM EDT
Att. 13,595 - Roof Closed - 78 F

AB 30
R 0
H 4
RBI 0
BB 1
SO 9
LOB 8



Batter	1	2	3	4	5	6	7	8	9	AB	R	H	RBI	BB	SO	LOB	BOTTOM		
10 JT Riddle, L (1.6) OBP: 0.277, SLG: 0.384	B SI 96 X SI 94	1-0	G4-3	1 SAFE C SI 92 1 SAFE P FO 85 S CH 84 X CH 85	1-2	1B	B FF 97 B SL 86 S CH 83 X SI 98	2-2	G4-3	C SI 97 X SI 98	0-1	G1-3	5	0	2	0	0	5	
44 Austin Dean, R (1.7) OBP: 0.285, SLG: 0.376	B SI 93 X FC 89	1-0	1B	B FC 89 X FC 90	1-0	G6-3	B CU 78 C CU 78 F FC 85 F FF 85 X SI 94	1-2	L6-4	X SL 86	0-0	L8	5	0	1	0	0	2	
79 Isaac Galloway, R (9.7) OBP: 0.313, SLG: 0.429	B SI 93 X FC 89	1-0	1B	B FC 89 X FC 90	1-0	G6-3	B CU 78 C CU 78 F FC 85 F FF 85 X SI 94	1-2	L6-4	X SL 86	0-0	L8	0	0	0	0	0	0	
13 Starlin Castro, R (1.4) OBP: 0.329, SLG: 0.400	B SI 94 B SI 94 B FC 92 S FC 92 X SI 91	3-2	G6-4-3	B FC 94 B SI 94 B FC 92 B FC 90 B SI 94	4-1	G4-3	X FC 89	0-0	G4-3	C SI 97 B SI 98 S CH 82 X CH 89	2-1	G6-3	4	1	0	0	1	3	
45 Peter O'Brien, R (1.3) OBP: 0.333, SLG: 0.548	F FF 91 F FF 91 X CH 82	0-2	F7	F FC 92 X FF 95	0-2	L8	B KC 83 B SL 86 S CH 83 X SI 98	2-1	G1-3	B CH 89 X CH 89	1-0	1B	4	0	1	0	0	2	
39 Tyler Kinley, R (8.1) ERA: 9.31																			
55 Drew Rucinski, R (9.1) ERA: 4.73																			
15 Brian Anderson, R (1.5) OBP: 0.355, SLG: 0.394	C SI 94 B FC 90 X FC 92	2-1	G6-3	B CU 80 X FC 90	1-0	9 1B	X SI 96	0-0	G6-3	D SL 88 B SL 86 P FF 96 C SI 98 1 SAFE C SI 98 F SI 97 B CH 91 X CH 90	3-2	1B	4	2	3	0	0	0	
9 Lewis Brinson, R (1.8) OBP: 0.243, SLG: 0.347	X SI 96	0-0	36 FC2-5	C FC 90 X SI 94	0-1	17 HR	C SI 96 F FF 97 S SL 87	1-3	K	S FF 97 F FF 97 S SI 96	0-3	K	4	1	2	1	0	2	3
17 Chad Wallach, R (1.2) OBP: 0.244, SLG: 0.288	B SI 94 X SI 94	1-0	34 BB	C FC 89 B FC 91 D FF 90 X FC 90	2-1	36 1B	C SL 85 B SI 95 X SI 95	1-1	G5-3	B SI 96 B SI 95 S SL 87 X SI 94	3-3	K	4	2	3	3	0	0	
36 Trevor Richards, R (1.1) ERA: 3.35	X FC 90	0-0	34 BB	C FC 89 B FC 91 D FF 90 X FC 90	2-1	36 1B	F SI 95 S CH 87 D SL 87 X SI 95	2-2	G5-3	B CH 87 S SI 96 F SI 97 B SL 84 X SI 96	2-2	G5-3	3	0	0	0	0	3	
19 Miguel Rojas, R (7. PH) OBP: 0.292, SLG: 0.340	X FC 90	0-0	34 BB	C FC 89 B FC 91 D FF 90 X FC 90	2-1	36 1B	F SI 95 S CH 87 D SL 87 X SI 95	2-2	G5-3	B CH 87 S SI 96 F SI 97 B SL 84 X SI 96	2-2	G5-3	1	0	0	0	0	0	
34 Magneuris Sierra, L (1.9) OBP: 0.228, SLG: 0.214	C FF 85 B FC 91 S CH 89 B FF 96 B CH 87 B SI 97	4-2	44 L6-4	B SI 91 X FF 93	1-0	10 1B	C SI 96 X SI 95	0-1	K	B SI 96 B SI 95 S SL 87 X SI 94	3-3	K	3	0	2	1	1	1	0
Inning Stats	R: 0 H: 2 E: 0 LOB: 1 K: 0 BB: 0 S: 9 P: 14	R: 0 H: 2 E: 0 LOB: 3 K: 0 BB: 1 S: 9 P: 17	R: 4 H: 3 E: 0 LOB: 0 K: 0 BB: 1 S: 13 P: 21	R: 0 H: 2 E: 0 LOB: 1 K: 0 BB: 0 S: 11 P: 13	R: 2 H: 3 E: 1 LOB: 2 K: 1 BB: 0 S: 17 P: 26	R: 0 H: 2 E: 0 LOB: 2 K: 1 BB: 0 S: 12 P: 18	R: 0 H: 0 E: 0 LOB: 0 K: 1 BB: 0 S: 10 P: 16	R: 0 H: 0 E: 0 LOB: 0 K: 1 BB: 0 S: 10 P: 13	R: 0 H: 0 E: 0 LOB: 0 K: 1 BB: 0 S: 10 P: 13	1B: 13 SF: 0 2B: 1 SAC: 0 3B: 0 DP: 2 HR: 1 HBP: 0	WP: 2 PA: 39 PB: 0 SB: 0 CS: 0								
PITCHER	IP WLS BF H R ER SO BB IBB HBP BLK WP HR S P ERA WHIP																		
21 Michael Lorenzen, R (1.1) ERA: 3.35	4.0 L	21	9	4	4	0	2	0	0	0	0	0	0	0	14	21	9.00	2.750	
47 Sal Romano, R (5.1) ERA: 5.36	0.2	6	3	2	1	1	0	0	0	0	0	0	0	15	23	0.00	1.500		
53 Wandy Peralta, L (5.1) ERA: 4.97	1.1	6	2	0	0	1	0	0	0	0	0	0	0	10	16	0.00	0.000		
57 Jesús Reyes, R (7.1) ERA: 1.93	1.0	3	0	0	0	1	0	0	0	0	0	0	0	10	13	0.00	0.000		
48 Jared Hughes, R (8.1) ERA: 2.01	1.0	3	0	0	0	1	0	0	0	0	0	0	10	13	0.00	0.000			

Cincinnati Reds @ Miami Marlins
Marlins Park, Miami, FL
Sun Sep 23 2018, 1:12 PM - 3:41 PM EDT
Att. 13,595 - Roof Closed - 78 F

AB 37
R 6
H 14
RBI 5
BB 2
SO 4
LOB 18



Batter	1	2	3	4	5	6	7	8	9	AB	R	H	RBI	BB	SO	LOB	TOP			
15 Whit Merrifield, R OBP: 0.369, SLG: 0.442										3	0	1	0	1	0	0	Kansas City Royals @ Cincinnati Reds Great American Ball Park, Cincinnati, OH Tue Sep 25 2018, 6:44 PM - 10:15 PM EDT Att: 13,172 - Overcast - 80 F			
27 Adalberto Mondesi, S OBP: 0.366, SLG: 0.460										4	0	0	0	0	2	2				
4 Alex Gordon, L OBP: 0.324, SLG: 0.367										4	0	0	0	0	2	1				
13 Salvador Perez, R OBP: 0.275, SLG: 0.442										4	2	2	0	0	0	0				
66 Ryan O'Hearn, L OBP: 0.366, SLG: 0.639										4	1	2	2	0	1	1				
17 Hunter Dozier, R OBP: 0.275, SLG: 0.398										4	1	1	1	0	0	3				
25 Brian Goodwin, L OBP: 0.321, SLG: 0.371										4	0	1	1	0	1	1				
14 Brett Phillips, L OBP: 0.255, SLG: 0.318										4	0	0	0	0	3	2				
53 Eric Skoglund, L 33 Brian Flynn, L 54 Tim Hill, R 38 Jorge Bonifacio, R 37 Brandon Maurer, R 61 Kevin McCarthy, R 7 Rosell Herrera, S 43 Wily Peralta, R										1	0	0	0	0	1	2				
Inning Stats	R: 0 E: 0 K: 1 S: 6	H: 0 LOB: 0 BB: 0 P: 10	R: 1 E: 0 K: 2 S: 17	H: 3 LOB: 2 BB: 0 P: 21	R: 0 E: 0 K: 1 S: 9	H: 0 LOB: 0 BB: 0 P: 11	R: 2 E: 0 K: 1 S: 13	H: 2 LOB: 0 BB: 0 P: 20	R: 0 E: 0 K: 0 S: 5	H: 0 LOB: 1 BB: 0 P: 8	R: 0 E: 0 K: 2 S: 11	H: 0 LOB: 1 BB: 1 P: 21	R: 0 E: 0 K: 2 S: 10	H: 0 LOB: 0 BB: 0 P: 13	R: 1 E: 0 K: 1 S: 8	H: 1 LOB: 0 BB: 0 P: 12		1B: 4 2B: 1 3B: 0 HR: 2	SF: 0 SAC: 0 DP: 0 HBP: 0	WP: 0 PB: 0 SB: 1 CS: 0
PITCHER	IP WLS BF H R ER SO BB IBB HBP BLK WP HR S P ERA WHIP																			
32 Matt Harvey, R ERA: 4.94	5.0	21	6	3	3	6	0	0	0	0	0	0	0	0	1	53	75	5.40	1.200	
50 Amir Garrett, L ERA: 4.23	2.0	8	0	0	0	2	1	0	0	0	0	0	0	0	16	29	0.00	0.500		
37 David Hernandez, R ERA: 2.63	1.0	3	0	0	0	2	0	0	0	0	0	0	0	10	13	0.00	0.000			
26 Raisel Iglesias, R ERA: 2.48	1.0	L	4	1	1	1	0	0	0	0	0	0	1	8	12	9.00	1.000			

AB	35
R	4
H	7
RBI	4
BB	1
SO	11
LOB	12



Batter	1	2	3	4	5	6	7	8	9	AB	R	H	RBI	BB	SO	LOB	BOTTOM			
43 Scott Schebler, L OBP: 0.339, SLG: 0.452										4	0	0	0	1	0	2	Kansas City Royals @ Cincinnati Reds Great American Ball Park, Cincinnati, OH Tue Sep 25 2018, 6:44 PM - 10:15 PM EDT Att: 13,172 - Overcast - 80 F			
9 José Pareda, R OBP: 0.328, SLG: 0.417										5	0	2	0	0	0	0				
19 Joey Volto, L OBP: 0.418, SLG: 0.422										5	0	2	0	0	1	3				
7 Eugenio Suárez, R OBP: 0.367, SLG: 0.519										4	0	0	0	0	1	4				
3 Scooter Gennett, L OBP: 0.363, SLG: 0.497										4	1	1	0	0	1	3				
27 Phillip Ervin, R OBP: 0.328, SLG: 0.414										4	1	2	1	0	1	3				
26 Raisel Iglesias, R										0	0	0	0	0	0	0				
16 Tucker Barnhart, L OBP: 0.324, SLG: 0.357										4	0	0	0	0	2	2				
32 Matt Harvey, R 15 Dilson Herrera, R 50 Amir Garrett, R 46 Mason Williams, L 37 David Hernandez, R 4 Brandon Dixon, R										1	0	0	0	0	0	0				
6 Billy Hamilton, S OBP: 0.295, SLG: 0.320										4	0	1	0	0	1	2				
Inning Stats	R: 0 E: 0 K: 0 S: 8	H: 1 LOB: 1 BB: 0 P: 11	R: 0 E: 0 K: 1 S: 11	H: 0 LOB: 0 BB: 0 P: 16	R: 0 E: 0 K: 0 S: 5	H: 0 LOB: 0 BB: 0 P: 8	R: 2 E: 0 K: 1 S: 13	H: 2 LOB: 0 BB: 0 P: 25	R: 0 E: 0 K: 1 S: 6	H: 0 LOB: 0 BB: 0 P: 9	R: 1 E: 0 K: 3 S: 15	H: 2 LOB: 2 BB: 1 P: 22	R: 0 E: 0 K: 1 S: 9	H: 2 LOB: 3 BB: 1 P: 18	R: 0 E: 0 K: 0 S: 15	H: 2 LOB: 3 BB: 1 P: 25	1B: 7 2B: 0 3B: 1 HR: 1	SF: 0 SAC: 0 DP: 0 HBP: 0	WP: 0 PB: 0 SB: 1 CS: 0	PA: 39
PITCHER	IP WLS BF H R ER SO BB IBB HBP BLK WP HR S P ERA WHIP																			
53 Eric Skoglund, L ERA: 5.4	2.1	8	1	0	0	1	0	0	0	0	0	0	0	0	0	0	0.00	0.429		
33 Brian Flynn, L ERA: 4.1	2.2	10	2	2	2	1	0	0	0	0	1	20	38	6.75	0.750					
54 Tim Hill, L ERA: 4.36	1.0	H	3	0	0	0	1	0	0	0	0	6	9	0.00	0.000					
37 Brandon Maurer, R ERA: 7.76	1.0	B	6	2	1	1	3	0	1	0	0	15	22	9.00	2.000					
61 Kevin McCarthy, R ERA: 3.26	1.0	W	6	2	0	0	1	1	0	0	0	9	18	0.00	3.000					

AB	36
R	3
H	9
RBI	3
BB	3
SO	7
LOB	19



Batter	1	2	3	4	5	6	7	8	9	AB	R	H	RBI	BB	SO	LOB	TOP					
15 Whit Merrifield, R OBP: 0.367, SLG: 0.440	G6-3		1B	P4		F8			G4-3	5	1	1	0	0	0	3						
27 Adalberto Mondesi, S OBP: 0.307, SLG: 0.466	1B		G6-3		G1-3		K		G4-3	5	2	2	0	0	1	1						
4 Alex Gordon, L OBP: 0.326, SLG: 0.374	K		G6-4-3		G1-3		HR			4	1	2	2	0	1	1						
13 Salvador Perez, R OBP: 0.275, SLG: 0.443	2B		G6-4-3		G5-3		K			4	0	1	1	0	1	1						
17 Hunter Dozier, R OBP: 0.275, SLG: 0.394	G5-3			BB	P4		G6-3			3	1	0	0	1	0	1						
38 Jorge Bonifacio, R OBP: 0.309, SLG: 0.367	G6-3		2B			K		K		4	0	1	0	0	2	0						
7 Rosell Herrera, S OBP: 0.276, SLG: 0.316	G6-3		G5-3		G6-3		K		K	4	0	0	0	0	1	2						
2 Alcides Escobar, R OBP: 0.276, SLG: 0.311					E6		G6-3			3	1	1	1	1	0	0						
49 Heath Fillmyer, R OBP: 0.250, SLG: 0.500			1B		SH3				K	2	0	1	1	0	1	1						
54 Tim Hill, R										1	0	0	0	0	1	0						
68 Jake Newberry, R										0	0	0	0	0	0	0						
Inning Stats	R: 1 E: 0 K: 1 S: 11	H: 2 LOB: 1 BB: 0 P: 20	R: 0 E: 0 K: 1 S: 9	H: 0 LOB: 1 BB: 1 P: 18	R: 1 E: 0 K: 0 S: 8	H: 2 LOB: 0 BB: 0 P: 13	R: 1 E: 0 K: 0 S: 14	H: 2 LOB: 2 BB: 1 P: 23	R: 1 E: 0 K: 0 S: 7	H: 1 LOB: 0 BB: 0 P: 9	R: 1 E: 0 K: 1 S: 15	H: 1 LOB: 0 BB: 0 P: 24	R: 1 E: 0 K: 2 S: 15	H: 1 LOB: 0 BB: 0 P: 21	R: 0 E: 0 K: 2 S: 10	H: 0 LOB: 0 BB: 0 P: 14	R: 0 E: 0 K: 1 S: 7	H: 0 LOB: 0 BB: 0 P: 7	1B: 4 2B: 3 3B: 1 HR: 1	SF: 0 SAC: 1 DP: 1 HBP: 0	WP: 0 PB: 0 SB: 4 CS: 0	PA: 38
PITCHER	IP WLS BF H R ER SO BB IBB HBP BLK WP HR S P ERA WHIP																					
25 Cody Reed, L ERA: 3.98	(1, 1) 3.2 L 18 6 3 3 2 2 0 0 0 0 0 0 0 37 68 7.36 2.182																					
47 Sai Romano, R ERA: 5.37	(4, 1) 1.1 5 1 1 1 0 0 0 0 0 0 0 0 12 15 6.75 0.750																					
41 Matt Wisler, R ERA: 4.03	(6, 1) 1.0 5 1 1 0 0 0 0 0 0 0 0 0 15 24 0.00 1.000																					
53 Wandy Peralta, L ERA: 4.96	(7, 1) 1.0 4 1 1 1 2 0 0 0 0 0 1 15 21 9.00 1.000																					
62 Jackson Stephens, R ERA: 5.98	(8, 1) 1.0 3 0 0 0 2 0 0 0 0 0 0 0 10 14 0.00 0.000																					
48 Jared Hughes, R ERA: 1.99	(9, 1) 1.0 3 0 0 0 1 0 0 0 0 0 0 0 7 7 0.00 0.000																					

Kansas City Royals @ Cincinnati Reds
Great American Ball Park, Cincinnati, OH
Wed Sep 26 2018, 6:42 PM - 9:29 PM EDT
Att: 12,549 - Partly Cloudy - 70 F

AB 35
R 6
H 9
RBI 5
BB 2
SO 8
LOB 10



Batter	1	2	3	4	5	6	7	8	9	AB	R	H	RBI	BB	SO	LOB	BOTTOM					
43 Scott Schebler, L OBP: 0.336, SLG: 0.447	K2-3		K2-3		L8			K		4	0	0	0	0	3	3						
9 José Peraza, R OBP: 0.330, SLG: 0.423	HR		L9		L9		G3-6-3	F8		4	1	2	1	0	0	1						
19 Joey Votto, L OBP: 0.417, SLG: 0.420	L9		L7		K		K		1B	4	0	1	0	0	1	1						
3 Scooter Gennett, L OBP: 0.360, SLG: 0.494	G3-1		L9		L9		G3-6-3	F9		4	0	0	0	0	0	2						
7 Eugenio Suárez, R OBP: 0.366, SLG: 0.516		BB			K		L7		K	3	0	0	0	1	2	1						
38 Curt Casali, R OBP: 0.353, SLG: 0.449	K				G5-3		F8		BB	3	0	0	0	1	1	1						
15 Dilson Herrera, R OBP: 0.259, SLG: 0.375					K		K			3	0	0	0	0	2	1						
16 Tucker Barnhart, L OBP: 0.323, SLG: 0.356		P3			K		K		G4-3	1	0	0	0	0	0	2						
25 Cody Reed, L										1	0	0	0	0	1	1						
47 Sai Romano, L										0	0	0	0	0	0	0						
61 Gabriel Guerrero, R										1	0	1	0	0	0	0						
41 Matt Wisler, R										0	0	0	0	0	0	0						
53 Wandy Peralta, L										0	0	0	0	0	0	0						
62 Jackson Stephens, R										0	0	0	0	0	0	0						
46 Mason Williams, L										1	0	0	0	0	0	0						
48 Jared Hughes, R										0	0	0	0	0	0	0						
6 Billy Hamilton, S OBP: 0.297, SLG: 0.321			K							2	0	1	0	1	1	0						
Inning Stats	R: 1 E: 0 K: 1 S: 10	H: 1 LOB: 0 BB: 0 P: 16	R: 0 E: 0 K: 2 S: 10	H: 0 LOB: 1 BB: 1 P: 17	R: 0 E: 0 K: 2 S: 8	H: 0 LOB: 0 BB: 0 P: 13	R: 0 E: 0 K: 1 S: 7	H: 0 LOB: 0 BB: 0 P: 10	R: 0 E: 0 K: 1 S: 11	H: 1 LOB: 2 BB: 1 P: 18	R: 0 E: 0 K: 1 S: 12	H: 1 LOB: 0 BB: 0 P: 15	R: 0 E: 0 K: 1 S: 5	H: 0 LOB: 0 BB: 0 P: 7	R: 0 E: 0 K: 1 S: 9	H: 1 LOB: 1 BB: 0 P: 14	R: 0 E: 0 K: 1 S: 16	H: 1 LOB: 2 BB: 1 P: 25	1B: 4 2B: 0 3B: 0 HR: 1	SF: 0 SAC: 0 DP: 1 HBP: 0	WP: 0 PB: 0 SB: 0 CS: 0	PA: 34
PITCHER	IP WLS BF H R ER SO BB IBB HBP BLK WP HR S P ERA WHIP																					
49 Heath Fillmyer, R ERA: 4.26	(1, 1) 7.1 W 27 4 1 1 9 2 0 0 0 0 0 0 1 67 103 1.23 0.818																					
54 Tim Hill, L ERA: 4.29	(8, 1) 1.0 4 1 0 0 1 0 0 0 0 0 0 0 9 13 0.00 1.000																					
68 Jake Newberry, R ERA: 2.13	(9, 1) 0.2 3 0 0 0 1 1 0 0 0 0 0 0 12 19 0.00 1.500																					

Kansas City Royals @ Cincinnati Reds
Great American Ball Park, Cincinnati, OH
Wed Sep 26 2018, 6:42 PM - 9:29 PM EDT
Att: 12,549 - Partly Cloudy - 70 F

AB 31
R 1
H 5
RBI 1
BB 3
SO 11
LOB 13



Batter	1	2	3	4	5	6	7	8	9	AB	R	H	RBI	BB	SO	LOB	TOP
26 Adam Frazier, L (1,9) OBP: 0.344, SLG: 0.459										5	1	1	0	0	1	2	
6 Starling Marte, R (1,8) OBP: 0.327, SLG: 0.453										3	3	2	0	2	0	0	
55 Josh Bell, S (1,3) OBP: 0.357, SLG: 0.409										5	1	1	0	0	1	5	
12 Corey Dickerson, L (1,7) OBP: 0.330, SLG: 0.475										5	0	2	1	0	2	3	
32 Elias Diaz, R (1,2) OBP: 0.338, SLG: 0.456										4	1	1	2	0	2	5	
19 Colin Moran, L (1,5) OBP: 0.339, SLG: 0.406										4	1	2	3	0	1	1	
44 Kevin Kramer, L (1,4) OBP: 0.200, SLG: 0.152										5	1	2	1	0	1	2	
27 Kevin Newman, R (1,6) OBP: 0.242, SLG: 0.224										4	0	1	1	0	0	2	
49 Nick Kingham, R (1,1) 43 Steven Brault, L (4,1) Jung Ho Kang, R (7,PH) 48 Richard Rodriguez, R (7,1) 36 José Osuna, R (8,PH) 45 Michael Feliz, R (8,1) 66 Dovydas Neverauskas, R (9,1)										1	0	0	0	0	1	0	
Inning Stats	R: 2 H: 2 E: 0 K: 1 S: 17	L: 2 LOB: 1 BB: 1 P: 26	R: 0 H: 0 E: 0 K: 1 S: 10	H: 0 LOB: 0 BB: 0 P: 16	R: 0 H: 0 E: 0 K: 0 S: 8	H: 0 LOB: 0 BB: 0 P: 12	R: 1 H: 1 E: 0 K: 2 S: 14	H: 1 LOB: 0 BB: 0 P: 18	R: 0 H: 0 E: 0 K: 2 S: 10	H: 4 LOB: 2 BB: 0 P: 22	R: 0 H: 2 E: 0 K: 1 S: 13	H: 3 LOB: 1 BB: 0 P: 15	R: 2 H: 1 E: 1 K: 2 S: 15	H: 1 LOB: 2 BB: 1 P: 21	1B: 8 2B: 3 3B: 0 HR: 2	SF: 2 SAC: 0 DP: 0 HBP: 0	WP: 0 PA: 43 ERA: 0.00 WHIP: 2.000
PITCHER	28 Anthony DeSclafani, R (1,1) ERA: 4.95 41 Matt Wisler, R (6,1) ERA: 3.89 50 Amir Garrett, L (7,1) ERA: 4.19 57 Jesús Reyes, R (8,1) ERA: 3.18	IP: 5.0 WLS: L BF: 19 H: 3 R: 3 ER: 3 SO: 3 BB: 0 IBB: 0 HBP: 0 BLK: 0 WP: 0 HR: 1 S: 59 P: 104 ERA: 5.40 WHIP: 0.800	53 Wandy Peralta, L (6,1) ERA: 5.36 41 Matt Wisler, R (6,1) ERA: 3.89 50 Amir Garrett, L (7,1) ERA: 4.19 57 Jesús Reyes, R (8,1) ERA: 3.18	IP: 0.0 WLS: L BF: 3 H: 3 R: 2 ER: 2 SO: 2 BB: 0 IBB: 0 HBP: 0 BLK: 0 WP: 0 HR: 0 S: 10 P: 10 ERA: ∞ WHIP: ∞	26 Raisel Iglesias, R (9,1) ERA: 2.44	IP: 1.0 WLS: L BF: 6 H: 1 R: 1 ER: 0 SO: 2 BB: 1 IBB: 0 HBP: 0 BLK: 0 WP: 0 HR: 0 S: 15 P: 21 ERA: 0.00 WHIP: 2.000											

Pittsburgh Pirates @ Cincinnati Reds
Great American Ball Park, Cincinnati, OH
Fri Sep 28 2018, 6:42 PM - 10:16 PM EDT
Att: 19,689 - Clear - 71 F

AB	39
R	8
H	13
RBI	8
BB	2
SO	10
LOB	21



Batter	1	2	3	4	5	6	7	8	9	AB	R	H	RBI	BB	SO	LOB	BOTTOM		
43 Scott Schebler, L (1,7) OBP: 0.336, SLG: 0.445										4	0	1	0	1	0	3			
9 José Peraza, R (1,6) OBP: 0.328, SLG: 0.421 4 Brandon Dixon, R (9,3) OBP: 0.223, SLG: 0.365										5	0	1	0	0	1	3			
19 Joey Votto, L (1,3) OBP: 0.420, SLG: 0.424 51 Blake Trahan, R (9,6) OBP: 0.273, SLG: 0.273										3	1	2	0	2	0	1			
3 Scooter Gennett, L (1,4) OBP: 0.357, SLG: 0.490										5	0	0	0	0	1	7			
7 Eugenio Suárez, R (1,5) OBP: 0.368, SLG: 0.523										5	2	3	2	0	1	2			
16 Tucker Barnhart, L (1,2) OBP: 0.329, SLG: 0.374										5	1	5	2	0	0	0			
27 Phillip Ervin, R (1,9) OBP: 0.325, SLG: 0.407										4	0	0	0	1	2	4			
28 Anthony DeSclafani, R (1,1) 16 Diego Herrera, R (4,1) 43 Steven Brault, L (4,1) ERA: 4.67 41 Matt Wisler, R (6,1) ERA: 3.89 50 Amir Garrett, L (7,1) ERA: 4.19 57 Jesús Reyes, R (8,1) ERA: 3.18 26 Raisel Iglesias, R (9,1) ERA: 2.44 36 Curt Casali, R (9,1) ERA: 3.18										1	0	0	0	0	1	2			
6 Billy Hamilton, S (1,8) OBP: 0.298, SLG: 0.321										3	0	1	0	1	2	0			
Inning Stats	R: 0 H: 1 E: 0 K: 2 S: 12	L: 1 LOB: 2 BB: 1 P: 22	R: 0 H: 1 E: 0 K: 0 S: 8	H: 1 LOB: 2 BB: 1 P: 17	R: 2 H: 3 E: 0 K: 1 S: 15	H: 3 LOB: 1 BB: 1 P: 24	R: 0 H: 1 E: 0 K: 0 S: 16	H: 1 LOB: 2 BB: 1 P: 25	R: 0 H: 1 E: 0 K: 2 S: 9	H: 1 LOB: 0 BB: 0 P: 17	R: 0 H: 2 E: 1 K: 1 S: 12	H: 2 LOB: 1 BB: 0 P: 19	R: 0 H: 0 E: 0 K: 2 S: 10	H: 2 LOB: 0 BB: 1 P: 17	R: 2 H: 2 E: 0 K: 1 S: 15	H: 2 LOB: 0 BB: 0 P: 21	1B: 9 2B: 1 3B: 1 HR: 2	SF: 0 SAC: 1 DP: 1 HBP: 0	WP: 0 PA: 44 ERA: 0.00 WHIP: 2.000
PITCHER	49 Nick Kingham, R (1,1) ERA: 5.21 43 Steven Brault, L (4,1) ERA: 4.67 48 Richard Rodriguez, R (7,1) ERA: 2.41 45 Michael Feliz, R (8,1) ERA: 5.79 66 Dovydas Neverauskas, R (9,1) ERA: 3.31	IP: 3.2 WLS: W BF: 20 H: 11 R: 3 ER: 0 SO: 3 BB: 1 IBB: 0 HBP: 0 BLK: 0 WP: 0 HR: 0 S: 45 P: 76 ERA: 4.91 WHIP: 1.714	IP: 2.1 WLS: W BF: 11 H: 3 R: 0 ER: 0 SO: 3 BB: 1 IBB: 0 HBP: 0 BLK: 0 WP: 0 HR: 1 S: 27 P: 43 ERA: 0.00 WHIP: 1.000	IP: 1.0 WLS: H BF: 4 H: 2 R: 0 ER: 0 SO: 1 BB: 0 IBB: 0 HBP: 0 BLK: 0 WP: 0 HR: 0 S: 12 P: 19 ERA: 0.00 WHIP: 2.000	IP: 1.0 WLS: H BF: 4 H: 2 R: 0 ER: 0 SO: 1 BB: 0 IBB: 0 HBP: 0 BLK: 0 WP: 0 HR: 0 S: 10 P: 15 ERA: 18.00 WHIP: 2.000	IP: 1.0 WLS: L BF: 6 H: 1 R: 1 ER: 0 SO: 2 BB: 1 IBB: 0 HBP: 0 BLK: 0 WP: 0 HR: 0 S: 15 P: 21 ERA: 0.00 WHIP: 2.000													

Pittsburgh Pirates @ Cincinnati Reds
Great American Ball Park, Cincinnati, OH
Fri Sep 28 2018, 6:42 PM - 10:16 PM EDT
Att: 19,689 - Clear - 71 F

AB	38
R	4
H	13
RBI	4
BB	5
SO	10
LOB	24



