

Cincinnati Reds - 2021

Batter	1	2	3	4	5	6	7	8	9	AB	R	H	RBI	BB	SO	LOB	TOP	
38 Jose Barrero, R (1, 6) 26 Scott Heineman, R (5, 3) OBP: 0.500, SLG: 1.250	L9		K			K	HR			2	0	0	0	0	1	0	Cincinnati Reds @ Oakland Athletics Hohokam Stadium, Mesa, AZ Mon Mar 01 2021, 3:05 PM - 5:34 PM EST Att: 1,335 - Sunny - 66 F	
15 Nick Senzel, R (1, 8) 69 Alfredo Rodriguez, R (5, 5) OBP: 0.500, SLG: 1.250	K		K			K	HR			2	0	0	0	0	2	0		
0 Alex Blandino, R (1, 5) 93 Errol Robinson, R (6, 6) OBP: 0.500, SLG: 1.250	BB			G1-3		K	G5-3			2	0	0	0	1	1	2		
42 Aristides Aquino, R (1, 9) 74 Rocky Gale, R (5, 2) OBP: 0.500, SLG: 1.500	CS	3B		F8		FC8-5				2	1	1	0	0	0	0		
6 Dee Strange-Gordon, L (1, 4) 71 Jonathan India, R (4, 4) OBP: 1.000, SLG: 2.000		BB		BB		BB				0	0	0	0	2	0	0		
27 Tyler Naquin, L (1, 10)	K			BB		BB				1	0	1	0	0	0	0		
37 Tyler Stephenson, R (1, 2) 67 TJ Friedl, L (5, 8)	G6-3			L6		P3				3	0	0	0	0	1	5		
57 Cheslor Cuthbert, R (1, 3) 73 Narciso Crook, R (5, 9)	P3									2	0	0	0	0	0	1		
34 Mark Payton, L (1, 7) 98 Alejo Lopez, S (5, 7)	K									2	0	0	0	0	1	0		
										1	0	0	0	0	1	1		
Inning Stats	R: 0 E: 0 K: 1 S: 4	H: 0 LOB: 0 BB: 1 P: 9	R: 1 E: 0 K: 1 S: 6	H: 1 LOB: 1 BB: 1 P: 10	R: 0 E: 0 K: 3 S: 9	H: 0 LOB: 0 BB: 0 P: 9	R: 0 E: 0 K: 0 S: 3	H: 0 LOB: 1 BB: 1 P: 7	R: 0 E: 0 K: 0 S: 3	H: 0 LOB: 0 BB: 0 P: 3	R: 1 E: 1 K: 1 S: 8	H: 3 LOB: 2 BB: 0 P: 8	R: 3 E: 0 K: 2 S: 10	H: 2 LOB: 0 BB: 1 P: 17				
PITCHER	IP WLS BF H R ER SO BB IBB HBP BLK WP HR S P ERA WHIP	IP WLS BF H R ER SO BB IBB HBP BLK WP HR S P ERA WHIP																
67 Grant Holmes, R (1, 1) ERA: 4.5	2.0	8	1	1	1	2	2	0	0	0	0	0	0	0	10	19	4.50	1.500
56 Matt Blackham, R (3, 1) ERA:	1.0	W	3	0	0	0	3	0	0	0	0	0	0	0	9	9	0.00	0.000
99 Brian Schlitter, R (4, 1) ERA:	1.0	H	4	0	0	0	0	1	0	0	0	0	0	0	3	7	0.00	1.000
61 Reymin Guduan, L (5, 1) ERA:	1.0		3	0	0	0	0	0	0	0	0	0	0	0	3	3	0.00	0.000
45 Montana DuRapau, R (6, 1) ERA: 9.0	1.0		6	3	1	1	1	0	0	0	0	0	0	0	8	8	9.00	3.000
PITCHER	IP WLS BF H R ER SO BB IBB HBP BLK WP HR S P ERA WHIP	IP WLS BF H R ER SO BB IBB HBP BLK WP HR S P ERA WHIP																
23 Nik Turley, L (7, 1) ERA: 27.0	1.0		6	2	3	3	2	1	0	0	0	0	0	0	2	17	27.00	3.000

AB	26
R	5
H	6
RBI	4
BB	4
SO	8
LOB	11



Batter	1	2	3	4	5	6	7	8	9	AB	R	H	RBI	BB	SO	LOB	BOTTOM	
39 Vimal Machin, L (1, 5) 60 Jacob Wilson, R (5, 5) OBP: 0.500, SLG: 0.500	G3		HR	BB		E5				3	1	2	2	0	0	0	Cincinnati Reds @ Oakland Athletics Hohokam Stadium, Mesa, AZ Mon Mar 01 2021, 3:05 PM - 5:34 PM EST Att: 1,335 - Sunny - 66 F	
4 Chad Pinder, R (1, 6) 72 Michael Reed, S (5, 8) OBP: 0.250, SLG: 1.000	E5		L5	BB		HR				2	0	0	0	1	0	1		
28 Matt Olson, L (1, 3) 2 Nick Allen, R (5, 6) OBP: 0.500, SLG: 2.000	G5-6-3		HR			F7				2	1	1	2	0	0	1		
26 Matt Chapman, R (1, 10) 75 Kyle McCann, L (5, PR) (6, 10)	G4-3		K			BB				3	0	1	0	0	1	0		
25 Stephen Piscotty, R (1, 9) 15 Seth Brown, L (5, 7) OBP: 0.500, SLG: 0.333	K			K		BB				2	0	0	0	0	2	0		
80 Cody Thomas, L (1, 8) 78 Frank Schwindel, R (5, 3) OBP: 1.000, SLG: 1.500	G5-3					BB				1	1	0	0	1	1	1		
37 Aramis Garcia, R (1, 2) 16 Francisco Peña, R (5, 2) OBP: 0.500, SLG: 0.500			HR			BB				2	2	2	1	0	0	0		
31 Greg Deichmann, L (1, 7) OBP: 0.500, SLG: 0.333 (5, 9)			L7			BB				2	1	1	0	1	0	1		
38 Pete Kozma, R (1, 4) 82 Edwin Diaz, R (5, PH) OBP: 1.000, SLG: 2.000 (6, 4)	HR			G4-3		BB				2	1	1	2	0	0	2		
										1	0	1	2	0	0	0		
Inning Stats	R: 0 E: 1 K: 0 S: 3	H: 0 LOB: 0 BB: 0 P: 3	R: 0 E: 0 K: 1 S: 5	H: 0 LOB: 0 BB: 0 P: 5	R: 4 E: 0 K: 1 S: 11	H: 4 LOB: 0 BB: 0 P: 12	R: 3 E: 0 K: 1 S: 8	H: 4 LOB: 2 BB: 1 P: 12	R: 4 E: 0 K: 0 S: 5	H: 4 LOB: 2 BB: 2 P: 13	R: 2 E: 1 K: 2 S: 10	H: 2 LOB: 2 BB: 0 P: 11						
PITCHER	IP WLS BF H R ER SO BB IBB HBP BLK WP HR S P ERA WHIP	IP WLS BF H R ER SO BB IBB HBP BLK WP HR S P ERA WHIP																
69 Brandon Finnegan, L (1, 1) ERA: 36.0	2.0		6	0	0	1	0	0	0	0	0	2	11	12	36.00	4.000		
47 Sal Romano, R (4, 1) ERA: 27.0	1.0		8	4	3	3	1	0	0	0	0	0	8	12	27.00	5.000		
48 Shane Bieber, R (5, 1) ERA: 36.0	1.0		8	4	4	4	0	2	0	0	0	0	5	13	36.00	6.000		
68 Ryan Hendrix, R (6, 1) ERA: 9.0	1.0		7	2	2	1	2	0	0	1	10	11	9.00	2.000				
PITCHER	IP WLS BF H R ER SO BB IBB HBP BLK WP HR S P ERA WHIP	IP WLS BF H R ER SO BB IBB HBP BLK WP HR S P ERA WHIP																




AB	30
R	13
H	14
RBI	13
BB	3
SO	5
LOB	9

Batter	1	2	3	4	5	6	7	8	9	AB	R	H	RBI	BB	SO	LOB	TOP
22 David Fletcher, R OBP: 1.000, SLG: 1.000 60 Kean Wong, L OBP: 0.500, SLG: 0.400	0-0 4 HR 9 PB 1B	4-0 9 HBP BB		0-0 9 CS 1B			0-0 F8 2			1 1 1 0 1 0 0 2 0 1 0 0 0 0							
9 Jon Jay, L 90 Jordyn Adams, R	2-0 4 HR 1-2 HBP	1-0 1-2 HBP		1-0 G4-3 1-2			0-3 K 3			1 1 0 0 0 0 1 1 0 0 0 0 1 0							
4 Jose Iglesias, R OBP: 0.500, SLG: 1.750 97 Jeremiah Jackson, R (3, 6)	0-0 1-2 H 2-H HR	0-0 F8 3			1-0 23 CS HBP			0-3 K 1		2 1 1 3 0 0 2 1 0 0 0 0 1 0							
20 Jared Walsh, L OBP: 0.750, SLG: 0.500 80 Jose Rojas, L OBP: 0.425, SLG: 0.333	4-0 3 E 3 E1 19 1B BB		0-3 K 1		0-0 P5			0-0 23 BB 1B		1 0 0 0 1 1 0 2 0 1 0 0 0 1							
13 Phil Gosselin, R 23 Matt Thaiss, L	0-3 K 1		0-2 K 2		1-3 K 1-2			4-0 BB 1-2		2 0 0 0 0 2 1 1 0 0 0 1 1 1							
19 Juan Lagares, R OBP: 0.750, SLG: 0.667 81 Brennan Lund, L (4, 8)	0-0 3 E1 1-2 1B		4-0 3 HR 3 BB			0-3 K 1		0-3 K 2		1 1 1 0 1 0 0 2 0 0 0 0 2 2							
3 Taylor Ward, R 7 Jo Adell, R	0-0 E1 1-2 2-H		3-2 HR		0-0 G4-3			0-3 K 3		2 1 1 2 0 0 2 2 0 0 0 0 1 2							
44 Scott Schebler, L 89 Brandon Marsh, L (6, PH)	0-0 3-3	0-3 K 1	4-0 12 CS BB		0-3 K 3			0-3 K 1		1 0 0 0 1 1 0 1 0 0 0 0 1 0							
12 Anthony Bemboom 66 Juan Graterol, R 47 Anthony Mulrine, R (7, 2)		0-0 G3-1	0-1 CS	0-3 K 1				0-3 K 1		2 0 0 0 0 1 0 1 0 0 0 0 1 0 0 0 0 0 0 0 0							
Inning Stats	R: 3 E: 1 K: 1 S: 7	H: 3 LOB: 2 BB: 1 P: 13	R: 0 E: 0 K: 1 S: 5	H: 0 LOB: 2 BB: 1 P: 10	R: 2 E: 0 K: 2 S: 10	H: 1 LOB: 0 BB: 2 P: 21	R: 0 E: 0 K: 1 S: 5	H: 1 LOB: 0 BB: 0 P: 6	R: 0 E: 0 K: 1 S: 4	H: 0 LOB: 0 BB: 0 P: 6	R: 0 E: 0 K: 2 S: 7	H: 0 LOB: 0 BB: 0 P: 7	R: 0 E: 0 K: 2 S: 7	H: 0 LOB: 0 BB: 0 P: 7	R: 0 E: 0 K: 3 S: 10	H: 1 LOB: 2 BB: 1 P: 14	
PITCHER	IP WLS BF H R ER SO BB IBB HBP BLK WP HR S P ERA WHIP	1.0 8 3 3 3 1 0 0 0 0 0 0 1 7 13 27.00 4.000	1.0 5 0 0 0 1 1 0 0 0 0 0 0 5 10 21 0.00 1.000	1.0 5 1 2 2 2 2 0 0 0 0 0 0 10 21 18.00 3.000	1.0 3 1 0 0 1 0 0 0 0 0 0 0 5 6 0.00 1.000	1.0 3 0 0 0 1 0 0 0 1 0 0 0 4 6 0.00 0.000	1.0 3 0 0 0 2 0 0 0 0 0 0 0 7 7 0.00 0.000	1.0 W 3 0 0 0 2 0 0 0 0 0 0 7 7 0.00 0.000	1.0 S 5 1 0 0 3 1 0 0 0 0 0 10 14 0.00 2.000								

Los Angeles Angels @ Cincinnati Reds
Goodyear Ballpark, Goodyear, AZ
Tue Mar 02 2021, 8:09 PM - 11:20 PM EST
Att. 1,991 - Clear - 75 F

AB 26
R 5
H 6
RBI 5
BB 5
SO 13
LOB 12



Batter	1	2	3	4	5	6	7	8	9	AB	R	H	RBI	BB	SO	LOB	BOTTOM
31 Kyle Holder, L 73 Narciso Crook, R (6, 9)	4-0 9 G4-6-3 BB		0-3 K2-3		1-0 G5-3 1-3	0-3 K 3		0-3 K 1		2 0 0 0 1 1 1 2 0 0 0 0 2 1							
19 Joey Votto, L OBP: 0.500, SLG: 0.500 26 Scott Heineman, R OBP: 0.667, SLG: 1.400 93 Errol Robinson, R (8, PH)	0-0 F8 1		0-3 K 3		0-0 32 2B 2B		4-0 32 1B 83 FC3-2 BB	4-0 80 BB BB		2 0 0 0 0 1 1 1 1 1 1 1 1 0 0 0 0 0 0 1 0 0 0							
9 Mike Moustakas, L 32 Max Schrock, L 80 Mark Koltzsvary, R (8, PH)	0-0 G4-6-3 1-2			0-2 K 1	0-0 82 WP 2-H 2B		0-0 83 FC3-2 82 1B HBP 1B	4-0 BB 1-2		2 0 0 0 0 1 1 2 1 2 1 0 0 0 0 0 0 0 1 0 0 0							
7 Eugenio Suárez, R OBP: 0.750, SLG: 1.000 71 Jonathan India, R OBP: 0.500, SLG: 0.667 (5, 5)		0-0 16 G4-3 17 2B 2B		4-0 16 1B 27 2B BB		0-0 E3	1-0 82 1B 83 FC3-2 HBP 1B	0-3 K 2		1 1 1 0 1 0 0 2 2 0 0 0 1 3							
16 Tucker Barnhart, L OBP: 0.500, SLG: 0.333 83 Chuckie Robinson, R (5, 2)		0-0 G4-3 2-3		0-0 27 2B 1-3 1B		0-3 K 2	0-0 FC3-2 82 1B 34 1B HBP 1B			2 0 1 0 0 0 1 2 1 0 0 0 1 5							
17 Kyle Farmer, R OBP: 0.500, SLG: 1.000 82 Deivy Grullón, R OBP: 0.250, SLG: 0.250 (5, 10)		0-0 3-H 2B		0-3 K 2	1-3 K 3		0-0 34 1B 98 FC4-2 1B			1 0 1 1 0 0 0 3 0 1 1 0 2 4							
27 Tyler Naquin, L OBP: 0.200, SLG: 0.400 34 Mark Payton, L OBP: 0.667, SLG: 0.500 (5, 8)		0-0 L7		1-3 2B		0-0 K 2	4-0 98 G6-3 BB	0-0 98 FC4-2 1B		2 0 1 1 0 0 1 1 0 1 2 1 0 0							
66 Dwight Smith Jr., L 98 Alejo Lopez, S (5, 7)		0-3 K 3		0-3 K 3		0-0 K 2	0-0 G6-3	0-0 FC4-2		2 0 0 0 0 2 4 2 0 0 0 0 0 3							
67 TJ Friedl, L 69 Alfredo Rodriguez, R OBP: 0.333, SLG: 0.633 (6, 6)			0-0 F7		4-0 31 G5-3 26 2B 31 WP BB		0-0 P4			1 1 0 0 1 0 0 2 0 0 0 0 1 3							
Inning Stats	R: 0 E: 0 K: 0 S: 2	H: 0 LOB: 0 BB: 1 P: 6	R: 1 E: 0 K: 1 S: 7	H: 2 LOB: 0 BB: 0 P: 7	R: 0 E: 0 K: 2 S: 7	H: 0 LOB: 0 BB: 0 P: 7	R: 1 E: 0 K: 3 S: 11	H: 2 LOB: 3 BB: 1 P: 15	R: 2 E: 1 K: 2 S: 10	H: 2 LOB: 2 BB: 1 P: 16	R: 0 E: 0 K: 1 S: 5	H: 0 LOB: 1 BB: 1 P: 9	R: 3 E: 0 K: 1 S: 8	H: 3 LOB: 2 BB: 1 P: 13	R: 0 E: 0 K: 2 S: 6	H: 0 LOB: 2 BB: 2 P: 14	
PITCHER	IP WLS BF H R ER SO BB IBB HBP BLK WP HR S P ERA WHIP	2.1 2 0 0 0 2 1 0 0 0 0 0 0 6 6 0.00 0.000	1.1 8 2 2 2 3 2 0 0 0 1 0 12 21 13.50 3.000	0.2 H 2 0 0 0 2 0 0 0 0 1 0 9 10 13.50 3.000	0.2 H 5 2 1 1 2 0 0 0 0 1 0 9 10 13.50 3.000	1.0 H 4 0 0 0 1 1 0 0 0 0 5 9 0.00 1.000	0.2 L 7 3 3 3 0 0 0 0 3 2 0 0 9 10 0.00 1.500	1.1 6 0 0 0 3 2 0 0 0 0 0 0 9 17 0.00 1.500									

Los Angeles Angels @ Cincinnati Reds
Goodyear Ballpark, Goodyear, AZ
Tue Mar 02 2021, 8:09 PM - 11:20 PM EST
Att. 1,991 - Clear - 75 F

AB 32
R 7
H 9
RBI 7
BB 7
SO 12
LOB 28



Batter	1	2	3	4	5	6	7	8	9	AB	R	H	RBI	BB	SO	LOB	TOP																																																																																											
6 Dee Strange-Gordon, L OBP: 0.600, SLG: 0.333 66 Dwight Smith Jr., L (5, 7)	G6-3	FC6-4															3 0 1 1 0 0 0 2 0 1 0 0 0 1 0 0																																																																																											
26 Scott Heineman, R OBP: 0.667, SLG: 1.143 82 Deivy Grullón, R OBP: 0.400, SLG: 1.000			G4-3														2 1 1 0 0 0 0 0 1 1 1 2 0 0 0 0																																																																																											
15 Nick Senzel, R (1, 8) 98 Alejo Lopez, S OBP: 0.250, SLG: 0.250	P4																2 0 0 0 0 1 1 1 1 0 1 0 0 0 0 0																																																																																											
42 Aristides Aquino, R OBP: 0.600, SLG: 1.000 73 Narciso Crook, R (5, 9)																	2 0 1 0 1 0 0 3 0 0 0 0 0 0 0 0																																																																																											
0 Alex Blandino, R OBP: 0.333, SLG: 0.400																	3 0 1 1 0 1 1 1																																																																																											
37 Tyler Stephenson, R OBP: 0.250, SLG: 0.500 38 Jose Barrero, R (5, 6)																	2 1 1 0 0 0 0 0 1 0 0 0 0 0 0 0																																																																																											
71 Jonathan India, R OBP: 0.571, SLG: 0.500 93 Errol Robinson, R (5, 4)																	1 0 0 0 0 0 1 1 1 0 0 0 0 0 1 0																																																																																											
57 Cheslor Cuthbert, R OBP: 0.286, SLG: 0.167																	3 0 1 0 0 0 1 1																																																																																											
32 Max Schrock, L OBP: 0.571, SLG: 0.667 67 TJ Friedl, L (5, 8)																	2 0 1 1 0 0 0 0 1 0 0 0 0 0 1 0																																																																																											
Inning Stats	R: 1 E: 0 K: 0 S: 4	H: 2 LOB: 2 BB: 1 P: 8	R: 1 E: 0 K: 1 S: 7	H: 3 LOB: 2 BB: 0 P: 7	R: 0 E: 0 K: 2 S: 8	H: 1 LOB: 1 BB: 0 P: 8	R: 0 E: 0 K: 0 S: 2	H: 0 LOB: 0 BB: 0 P: 3	R: 0 E: 0 K: 1 S: 3	H: 1 LOB: 2 BB: 1 P: 8	R: 0 E: 0 K: 1 S: 5	H: 0 LOB: 0 BB: 0 P: 5	R: 2 E: 0 K: 2 S: 9	H: 2 LOB: 1 BB: 1 P: 15																																																																																														
PITCHER	IP WLS BF H R ER SO BB IBB HBP BLK WP HR S P ERA WHIP	<table border="0"> <tr> <td>7 Julio Urias, L ERA: 9.0</td> <td>1.0</td> <td>6</td> <td>2</td> <td>1</td> <td>1</td> <td>0</td> <td>0</td> <td>0</td> <td>0</td> <td>0</td> <td>0</td> <td>0</td> <td>0</td> <td>0</td> <td>4</td> <td>8</td> <td>9.00</td> <td>3.000</td> </tr> <tr> <td>46 Corey Knebel, R ERA: 9.0</td> <td>1.0</td> <td>6</td> <td>3</td> <td>1</td> <td>1</td> <td>1</td> <td>0</td> <td>0</td> <td>0</td> <td>0</td> <td>0</td> <td>0</td> <td>0</td> <td>0</td> <td>7</td> <td>7</td> <td>9.00</td> <td>3.000</td> </tr> <tr> <td>77 Dennis Santana, R ERA: 9.0</td> <td>1.0</td> <td>4</td> <td>1</td> <td>0</td> <td>0</td> <td>2</td> <td>0</td> <td>0</td> <td>0</td> <td>0</td> <td>0</td> <td>0</td> <td>0</td> <td>8</td> <td>8</td> <td>0.00</td> <td>1.000</td> </tr> <tr> <td>90 Bobby Miller, R ERA: 9.0</td> <td>1.0</td> <td>3</td> <td>0</td> <td>0</td> <td>0</td> <td>0</td> <td>0</td> <td>0</td> <td>1</td> <td>0</td> <td>0</td> <td>0</td> <td>0</td> <td>2</td> <td>3</td> <td>0.00</td> <td>0.000</td> </tr> <tr> <td>75 Scott Alexander, L ERA: 9.0</td> <td>1.0</td> <td>5</td> <td>1</td> <td>0</td> <td>0</td> <td>0</td> <td>1</td> <td>0</td> <td>1</td> <td>0</td> <td>0</td> <td>0</td> <td>0</td> <td>3</td> <td>8</td> <td>0.00</td> <td>2.000</td> </tr> </table>															7 Julio Urias, L ERA: 9.0	1.0	6	2	1	1	0	0	0	0	0	0	0	0	0	4	8	9.00	3.000	46 Corey Knebel, R ERA: 9.0	1.0	6	3	1	1	1	0	0	0	0	0	0	0	0	7	7	9.00	3.000	77 Dennis Santana, R ERA: 9.0	1.0	4	1	0	0	2	0	0	0	0	0	0	0	8	8	0.00	1.000	90 Bobby Miller, R ERA: 9.0	1.0	3	0	0	0	0	0	0	1	0	0	0	0	2	3	0.00	0.000	75 Scott Alexander, L ERA: 9.0	1.0	5	1	0	0	0	1	0	1	0	0	0	0	3	8	0.00	2.000
7 Julio Urias, L ERA: 9.0	1.0	6	2	1	1	0	0	0	0	0	0	0	0	0	4	8	9.00	3.000																																																																																										
46 Corey Knebel, R ERA: 9.0	1.0	6	3	1	1	1	0	0	0	0	0	0	0	0	7	7	9.00	3.000																																																																																										
77 Dennis Santana, R ERA: 9.0	1.0	4	1	0	0	2	0	0	0	0	0	0	0	8	8	0.00	1.000																																																																																											
90 Bobby Miller, R ERA: 9.0	1.0	3	0	0	0	0	0	0	1	0	0	0	0	2	3	0.00	0.000																																																																																											
75 Scott Alexander, L ERA: 9.0	1.0	5	1	0	0	0	1	0	1	0	0	0	0	3	8	0.00	2.000																																																																																											
PITCHER	IP WLS BF H R ER SO BB IBB HBP BLK WP HR S P ERA WHIP	<table border="0"> <tr> <td>61 Garrett Cleavinger, L ERA: 18.0</td> <td>1.0</td> <td>3</td> <td>0</td> <td>0</td> <td>0</td> <td>1</td> <td>0</td> <td>0</td> <td>0</td> <td>0</td> <td>0</td> <td>0</td> <td>0</td> <td>0</td> <td>5</td> <td>5</td> <td>0.00</td> <td>0.000</td> </tr> <tr> <td>89 Landon Knack, R ERA: 18.0</td> <td>1.0</td> <td>B</td> <td>6</td> <td>2</td> <td>2</td> <td>2</td> <td>1</td> <td>0</td> <td>0</td> <td>0</td> <td>0</td> <td>0</td> <td>0</td> <td>1</td> <td>9</td> <td>15</td> <td>18.00</td> <td>3.000</td> </tr> </table>															61 Garrett Cleavinger, L ERA: 18.0	1.0	3	0	0	0	1	0	0	0	0	0	0	0	0	5	5	0.00	0.000	89 Landon Knack, R ERA: 18.0	1.0	B	6	2	2	2	1	0	0	0	0	0	0	1	9	15	18.00	3.000																																																						
61 Garrett Cleavinger, L ERA: 18.0	1.0	3	0	0	0	1	0	0	0	0	0	0	0	0	5	5	0.00	0.000																																																																																										
89 Landon Knack, R ERA: 18.0	1.0	B	6	2	2	2	1	0	0	0	0	0	0	1	9	15	18.00	3.000																																																																																										

Batter	1	2	3	4	5	6	7	8	9	AB	R	H	RBI	BB	SO	LOB	BOTTOM																																																																							
3 Chris Taylor, R (1, 4) 56 Sheldon Neuse, R OBP: 0.200, SLG: 0.200	G4-3																2 0 0 0 0 0 1 0 2 0 1 0 0 0 1 0																																																																							
13 Max Muncy, L (1, 3) 58 Michael Busch, L OBP: 0.400, SLG: 0.500	F7																2 0 0 0 0 0 1 0 2 0 0 0 0 0 0 2																																																																							
10 Justin Turner, R OBP: 0.250, SLG: 0.250 70 DJ Peters, R OBP: 1.000, SLG: 2.500	L8																2 0 0 0 0 0 0 0 0 1 0 0 0 1 0 0																																																																							
16 Will Smith, R OBP: 0.400, SLG: 0.600 97 James Outman, L OBP: 0.333, SLG: 0.400																	2 0 0 0 0 0 1 0 0 0 0 0 0 1 0 0																																																																							
45 Matt Beaty, L OBP: 0.667, SLG: 0.600 67 Miguel Vargas, R (5, 3)																	1 1 1 0 1 0 0 0 1 1 0 0 0 0 0 2																																																																							
9 Gavin Lux, L OBP: 0.600, SLG: 0.600 18 Tim Federowicz, R OBP: 0.333, SLG: 0.667																	2 1 1 0 0 0 1 1 1 0 1 2 0 0 0 0																																																																							
8 Zach McKinstry, L OBP: 0.500, SLG: 0.500 28 Elliot Soto, R (5, 6)																	2 0 1 1 0 0 1 1 1 0 0 0 0 0 1 0																																																																							
62 Luke Raley, L OBP: 0.200, SLG: 0.500 98 Ryan Noda, L (6, 7)																	1 0 0 1 0 0 0 0 0 0 0 0 0 1 0 0																																																																							
84 Zach Reks, L (1, 10) 41 Omar Estévez, R OBP: 0.400, SLG: 0.500																	2 0 0 0 0 0 0 1 1 0 0 0 0 0 0 1																																																																							
Inning Stats	R: 0 E: 0 K: 0 S: 3	H: 0 LOB: 0 BB: 0 P: 3	R: 2 E: 0 K: 0 S: 5	H: 2 LOB: 1 BB: 1 P: 10	R: 0 E: 0 K: 2 S: 7	H: 0 LOB: 0 BB: 0 P: 7	R: 0 E: 0 K: 3 S: 10	H: 1 LOB: 1 BB: 0 P: 10	R: 0 E: 0 K: 1 S: 5	H: 0 LOB: 0 BB: 0 P: 5	R: 2 E: 0 K: 0 S: 3	H: 1 LOB: 1 BB: 2 P: 11	R: 0 E: 0 K: 1 S: 6	H: 1 LOB: 2 BB: 1 P: 10																																																																										
PITCHER	IP WLS BF H R ER SO BB IBB HBP BLK WP HR S P ERA WHIP	<table border="0"> <tr> <td>23 Jeff Hoffman, R ERA: 9.0</td> <td>2.0</td> <td>7</td> <td>1</td> <td>0</td> <td>0</td> <td>5</td> <td>0</td> <td>0</td> <td>0</td> <td>0</td> <td>0</td> <td>0</td> <td>0</td> <td>17</td> <td>17</td> <td>0.00</td> <td>0.500</td> </tr> <tr> <td>70 Tejay Antone, R ERA: 9.0</td> <td>1.0</td> <td>3</td> <td>0</td> <td>0</td> <td>0</td> <td>1</td> <td>0</td> <td>0</td> <td>0</td> <td>0</td> <td>0</td> <td>0</td> <td>0</td> <td>5</td> <td>5</td> <td>0.00</td> <td>0.000</td> </tr> <tr> <td>43 Cionel Pérez, L ERA: 9.0</td> <td>1.0</td> <td>6</td> <td>1</td> <td>2</td> <td>2</td> <td>0</td> <td>2</td> <td>0</td> <td>0</td> <td>0</td> <td>1</td> <td>0</td> <td>0</td> <td>3</td> <td>11</td> <td>18.00</td> <td>3.000</td> </tr> <tr> <td>35 Josh Osich, L ERA: 9.0</td> <td>1.0</td> <td>5</td> <td>1</td> <td>0</td> <td>0</td> <td>1</td> <td>1</td> <td>0</td> <td>0</td> <td>0</td> <td>0</td> <td>0</td> <td>0</td> <td>6</td> <td>10</td> <td>0.00</td> <td>2.000</td> </tr> </table>															23 Jeff Hoffman, R ERA: 9.0	2.0	7	1	0	0	5	0	0	0	0	0	0	0	17	17	0.00	0.500	70 Tejay Antone, R ERA: 9.0	1.0	3	0	0	0	1	0	0	0	0	0	0	0	5	5	0.00	0.000	43 Cionel Pérez, L ERA: 9.0	1.0	6	1	2	2	0	2	0	0	0	1	0	0	3	11	18.00	3.000	35 Josh Osich, L ERA: 9.0	1.0	5	1	0	0	1	1	0	0	0	0	0	0	6	10	0.00	2.000
23 Jeff Hoffman, R ERA: 9.0	2.0	7	1	0	0	5	0	0	0	0	0	0	0	17	17	0.00	0.500																																																																							
70 Tejay Antone, R ERA: 9.0	1.0	3	0	0	0	1	0	0	0	0	0	0	0	5	5	0.00	0.000																																																																							
43 Cionel Pérez, L ERA: 9.0	1.0	6	1	2	2	0	2	0	0	0	1	0	0	3	11	18.00	3.000																																																																							
35 Josh Osich, L ERA: 9.0	1.0	5	1	0	0	1	1	0	0	0	0	0	0	6	10	0.00	2.000																																																																							
PITCHER	IP WLS BF H R ER SO BB IBB HBP BLK WP HR S P ERA WHIP	<table border="0"> <tr> <td>61 Garrett Cleavinger, L ERA: 18.0</td> <td>1.0</td> <td>3</td> <td>0</td> <td>0</td> <td>0</td> <td>1</td> <td>0</td> <td>0</td> <td>0</td> <td>0</td> <td>0</td> <td>0</td> <td>0</td> <td>5</td> <td>5</td> <td>0.00</td> <td>0.000</td> </tr> <tr> <td>89 Landon Knack, R ERA: 18.0</td> <td>1.0</td> <td>B</td> <td>6</td> <td>2</td> <td>2</td> <td>2</td> <td>1</td> <td>0</td> <td>0</td> <td>0</td> <td>0</td> <td>0</td> <td>0</td> <td>9</td> <td>15</td> <td>18.00</td> <td>3.000</td> </tr> </table>															61 Garrett Cleavinger, L ERA: 18.0	1.0	3	0	0	0	1	0	0	0	0	0	0	0	5	5	0.00	0.000	89 Landon Knack, R ERA: 18.0	1.0	B	6	2	2	2	1	0	0	0	0	0	0	9	15	18.00	3.000																																				
61 Garrett Cleavinger, L ERA: 18.0	1.0	3	0	0	0	1	0	0	0	0	0	0	0	5	5	0.00	0.000																																																																							
89 Landon Knack, R ERA: 18.0	1.0	B	6	2	2	2	1	0	0	0	0	0	0	9	15	18.00	3.000																																																																							

Cincinnati Reds @ Los Angeles Dodgers
Camelback Ranch, Glendale, AZ
Wed Mar 03 2021, 8:06 PM - 10:31 PM EST
Att. 2,301 - Clear - 69 F

AB 25
R 4
H 9
RBI 4
BB 3
SO 6
LOB 9



WP: 0 PA: 30
PB: 0
SB: 3
CS: 0

Cincinnati Reds @ Los Angeles Dodgers
Camelback Ranch, Glendale, AZ
Wed Mar 03 2021, 8:06 PM - 10:31 PM EST
Att. 2,301 - Clear - 69 F

AB 24
R 4
H 5
RBI 4
BB 4
SO 7
LOB 8



WP: 1 PA: 29
PB: 0
SB: 1
CS: 0

Batter	1	2	3	4	5	6	7	8	9	AB	R	H	RBI	BB	SO	LOB	TOP									
76 Kyle Isbel, L OBP: 0.375, SLG: 0.286 26 Erick Mejia, S OBP: 0.250, SLG: 0.250										3	0	0	0	0	2	0	Kansas City Royals @ Cincinnati Reds Goodyear Ballpark, Goodyear, AZ Thu Mar 04 2021, 8:07 PM - 11:09 PM EST Att. 1,869 - Clear - 71 F									
16 Andrew Benintendi, L OBP: 0.296, SLG: 0.333 11 Bubba Starling, R OBP: 0.375, SLG: 0.500										2	1	1	0	0	0	0										
12 Jorge Soler, R OBP: 0.182, SLG: 0.100 7 Bobby Witt Jr., R OBP: 0.300, SLG: 0.222										3	0	0	0	0	1	1										
66 Ryan O'Hearn, L OBP: 0.444, SLG: 1.143 88 Nick Pratto, L OBP: 0.500, SLG: 1.500										3	1	1	1	0	1	1										
49 Hanser Alberto, R OBP: 0.429, SLG: 0.200 98 Anderson Miller, L OBP: 0.333, SLG: 0.333										3	0	1	1	0	0	0										
14 Edward Olivares, R OBP: 0.286, SLG: 0.857 77 Gabriel Cancel, R										3	1	0	0	0	0	1										
73 Emmanuel Rivera, R OBP: 0.400, SLG: 0.600 19 Kelvin Gutiérrez, R OBP: 0.250, SLG: 0.250										2	0	1	0	0	0	0										
38 Lucius Fox, S OBP: 0.200, SLG: 0.200 75 Jelson Guzman, S OBP: 0.333, SLG: 0.333										2	0	0	0	0	1	1										
48 Sebastián Rivera, R 62 Nick Dini, R										3	0	0	0	0	2	2										
Inning Stats	R: 0 E: 0 K: 1 S: 5	H: 0 LOB: 0 BB: 0 P: 5	R: 1 E: 0 K: 0 S: 6	H: 1 LOB: 0 BB: 0 P: 6	R: 0 E: 0 K: 1 S: 5	H: 0 LOB: 0 BB: 0 P: 5	R: 1 E: 0 K: 1 S: 7	H: 2 LOB: 1 BB: 0 P: 8	R: 0 E: 0 K: 1 S: 5	H: 1 LOB: 0 BB: 0 P: 5	R: 0 E: 0 K: 1 S: 5	H: 0 LOB: 0 BB: 0 P: 5	R: 1 E: 2 K: 2 S: 10	H: 2 LOB: 2 BB: 0 P: 10	R: 2 E: 1 K: 2 S: 10	H: 1 LOB: 0 BB: 0 P: 11		R: 0 E: 0 K: 3 S: 9	H: 0 LOB: 0 BB: 0 P: 9	1B: 4 2B: 1 3B: 0 HR: 2	SF: 0 SAC: 0 DP: 1 HBP: 0	WP: 1 PB: 0 SB: 0 CS: 0	PA: 35			
PITCHER	IP WLS BF H R ER SO BB IBB HBP BLK WP HR S P ERA WHIP																									
54 Sonny Gray, R ERA: 4.5 41 Noé Ramirez, R ERA: 18.0 48 Shane Bieber, R ERA: 22.5 Vladimir Gutiérrez, R ERA: 68 Ryan Hendrix, R ERA: 4.5	(1, 1) (3, 1) (4, 1) (5, 1) (6, 1)	2.0 1.0 1.0 1.0 1.0	7 3 5 3 3	1 0 2 1 0	1 0 1 0 0	1 1 1 0 0	0 0 0 0 0	0 0 0 0 0	0 0 0 0 0	0 0 0 0 0	0 0 0 0 0	0 0 0 0 0	0 0 0 0 0	0 0 0 0 0	0 0 0 0 0	0 0 0 0 0		0 0 0 0 0	0 0 0 0 0	0 0 0 0 0	0 0 0 0 0	0 0 0 0 0	0 0 0 0 0	0 0 0 0 0	0.00 0.00 9.00 0.00 0.00	0.500 2.000 1.000 0.000
69 Brandon Finnegan, L ERA: 64 Tony Santillan, R ERA: 99 Dauri Moreta, R ERA:	(7, 1) (8, 1) (9, 1)	1.0 1.0 1.0	B L 3	2 1 0	1 0 0	0 2 0	0 0 0	0 0 0	0 0 0	0 0 0	0 0 0	0 0 0	0 0 0	0 0 0	0 0 0	0 0 0	0 0 0	0 0 0	0 0 0	0 0 0	0 0 0	0 0 0	0 0 0	0 0 0	0.00 0.00 0.00	0.500 2.000 0.000

Batter	1	2	3	4	5	6	7	8	9	AB	R	H	RBI	BB	SO	LOB	BOTTOM							
33 Jesse Winker, L 66 Dwight Smith Jr., L										2	0	0	0	1	0	0	Kansas City Royals @ Cincinnati Reds Goodyear Ballpark, Goodyear, AZ Thu Mar 04 2021, 8:07 PM - 11:09 PM EST Att. 1,869 - Clear - 71 F							
19 Joey Votto, L 69 Alfredo Rodríguez, R										2	1	0	0	1	1	2								
7 Eugenio Suárez, R 71 Jonathan India, R										3	1	2	0	0	0	0								
9 Mike Moustakas, L 31 Kyle Holder, L										3	0	1	1	0	0	1								
16 Tucker Barnhart, L 74 Rocky Gale, R										3	1	1	1	0	1	2								
0 Alex Blandino, R 73 Narciso Crook, R										3	0	1	1	0	0	2								
27 Tyler Naquin, L 67 TJ Friedl, L										3	0	1	0	0	1	1								
38 Jose Barrero, R										3	0	0	0	1	2	1								
34 Mark Payton, L 93 Errol Robinson, R										3	0	0	0	0	1	3								
Inning Stats	R: 1 E: 0 K: 1 S: 7	H: 2 LOB: 1 BB: 1 P: 11	R: 0 E: 2 K: 1 S: 6	H: 0 LOB: 1 BB: 1 P: 10	R: 2 E: 0 K: 2 S: 10	H: 3 LOB: 1 BB: 0 P: 10	R: 0 E: 0 K: 0 S: 3	H: 0 LOB: 0 BB: 0 P: 3	R: 0 E: 0 K: 1 S: 6	H: 1 LOB: 2 BB: 1 P: 10	R: 0 E: 0 K: 1 S: 6	H: 1 LOB: 2 BB: 1 P: 10	R: 0 E: 0 K: 2 S: 7	H: 0 LOB: 0 BB: 0 P: 7	R: 0 E: 0 K: 2 S: 7	H: 0 LOB: 0 BB: 0 P: 7		1B: 6 2B: 1 3B: 0 HR: 0	SF: 0 SAC: 0 DP: 0 HBP: 0	WP: 1 PB: 0 SB: 0 CS: 0	PA: 39			
PITCHER	IP WLS BF H R ER SO BB IBB HBP BLK WP HR S P ERA WHIP																							
30 Danny Duffy, L 54 Ervin Santana, R 32 Jesse Hahn, R 85 Jonathan Heasley, R 59 Jake Brentz, L	(1, 1) (3, 1) (5, 1) (6, 1) (7, 1)	2.0 2.0 1.0 1.0 1.0	11 9 3 5 5	2 3 0 1 1	1 2 0 0 0	1 2 0 0 0	0 0 0 0 0	0 0 0 0 0	0 0 0 0 0	0 0 0 0 0	0 0 0 0 0	0 0 0 0 0	0 0 0 0 0	0 0 0 0 0	0 0 0 0 0	0 0 0 0 0		0 0 0 0 0	0 0 0 0 0	0 0 0 0 0	0 0 0 0 0	0 0 0 0 0	0 0 0 0 0	0.00 9.00 0.00 0.00 0.00
84 Collin Snider, R 68 Jake Newberry, R	(8, 1) (9, 1)	1.0 1.0	H S	3 3	0 0	0 0	0 0	0 0	0 0	0 0	0 0	0 0	0 0	0 0	0 0	0 0	0.00 0.000	0.000						

Batter	1	2	3	4	5	6	7	8	9	AB	R	H	RBI	BB	SO	LOB	TOP		
31 LaMonte Wade Jr., L OBP: 0.231, SLG: 0.455 88 Logan Wyatt, L	K2-3	F9		21 S 21 B BB		HR	G6-3			3	2	1	1	1	1	1	San Francisco Giants @ Cincinnati Reds Goodyear Ballpark, Goodyear, AZ Sun Mar 07 2021, 3:06 PM - 5:54 PM EST Att: 2,211 - Partly Cloudy - 82 F livebaseballscorecards.com		
2 Curt Casali, R OBP: 0.250, SLG: 0.500 21 Joey Bart, R OBP: 0.625, SLG: 1.000	G1-3	F9		41 S 1B		G5-3		HR		2	0	0	0	0	1				
41 Wilmer Flores, R OBP: 0.590, SLG: 1.143 29 Arismendy Alcántara, S OBP: 0.273, SLG: 0.111			33 B 32 B 2B	K		95 S 2B	1B	G3		2	1	1	0	1	1				
33 Darin Ruf, R OBP: 0.333, SLG: 0.500 95 Hunter Bishop, L OBP: 0.296, SLG: 0.333	L8		32 B 85 None 1B	F8		1H	2B	G6-3		3	0	1	0	0	2				
32 Jason Vosler, L OBP: 0.500, SLG: 0.813 72 Jason Krizan, L OBP: 0.273, SLG: 0.300		G5-3		1 S 1B		1 FC6-4 1B	G3-1	K		3	0	2	1	0	0				
1 Mauricio Dubón, R OBP: 0.556, SLG: 0.200 70 Joe McCarthy, L OBP: 0.200, SLG: 0.444			80 S 80 HR 1B		BB	1-2				2	1	1	0	1	0				
80 Heliot Ramos, R OBP: 0.417, SLG: 0.917		HR		K		1-2		G4-3		4	2	2	3	0	1				
6 Steven Duggar, L OBP: 0.125, SLG: 0.125 53 Luis Alexander Basabe, R OBP: 0.125, SLG: 0.125		HR		K				P4		3	1	1	1	0	1				
85 Will Wilson, R OBP: 0.250, SLG: 0.143 94 Marco Luciano, R OBP: 0.222, SLG: 0.125				K				G6-3		2	0	0	0	1	1				
			3-3					1B		1	0	1	0	0	0				
Inning Stats	R: 0 E: 0 K: 1 S: 5	H: 0 LOB: 1 BB: 1 P: 9	R: 3 E: 0 K: 0 S: 9	H: 3 LOB: 1 BB: 1 P: 15	R: 1 E: 0 K: 2 S: 9	H: 3 LOB: 3 BB: 1 P: 13	R: 1 E: 0 K: 2 S: 9	H: 1 LOB: 1 BB: 1 P: 16	R: 0 E: 0 K: 0 S: 4	H: 1 LOB: 1 BB: 0 P: 4	R: 2 E: 0 K: 0 S: 8	H: 3 LOB: 1 BB: 0 P: 9	R: 1 E: 0 K: 0 S: 6	H: 2 LOB: 1 BB: 0 P: 6	R: 1 E: 0 K: 1 S: 7	H: 1 LOB: 0 BB: 0 P: 8	1B: 7 2B: 2 3B: 0 HR: 5 SF: 0 SAC: 0 DP: 0 HBP: 0 WP: 0 PA: 41 PB: 0 SB: 4 CS: 0		
PITCHER	IP WLS BF H R ER SO BB IBB HBP BLK WP HR S P ERA WHIP	43 Cionel Pérez, L ERA: 9.0	1.0 4 0 0 0 1 1 0 0 0 0 0 5 9 0.00 1.000	63 Sean Doolittle, L ERA: 27.0	1.0 L 7 3 3 3 0 1 0 0 0 0 0 2 9 15 27.00 4.000	35 Josh Osich, L ERA: 9.0	1.0 7 3 1 1 2 1 0 0 0 0 0 0 9 13 9.00 4.000	77 Art Warren, R ERA: 3.0	1.0 5 1 1 1 2 1 0 0 0 0 0 0 9 16 9.00 2.000	48 Shane Carle, R ERA: 15.0	1.0 4 1 0 0 0 0 0 0 0 0 0 0 4 4 0.00 1.000	PITCHER	IP WLS BF H R ER SO BB IBB HBP BLK WP HR S P ERA WHIP	52 Edgar García, R ERA: 9.0	1.0 6 3 2 2 0 0 0 0 0 0 0 0 1 8 9 18.00 3.000	94 Reiver Sanmartín, L ERA: 4.5	1.0 5 2 1 1 0 0 0 0 0 0 0 0 1 6 6 9.00 2.000	95 Graham Ashcraft, R ERA: 9.0	1.0 4 1 1 1 1 1 0 0 0 0 0 0 1 7 8 9.00 1.000

Batter	1	2	3	4	5	6	7	8	9	AB	R	H	RBI	BB	SO	LOB	BOTTOM
4 Shogo Akiyama, L OBP: 0.300, SLG: 0.400 27 Tyler Naquin, L	K2-3		F7			K				2	0	0	0	0	1	0	San Francisco Giants @ Cincinnati Reds Goodyear Ballpark, Goodyear, AZ Sun Mar 07 2021, 3:06 PM - 5:54 PM EST Att: 2,211 - Partly Cloudy - 82 F livebaseballscorecards.com
2 Nick Castellanos, R OBP: 0.333, SLG: 0.500	G6-3			K		G6-3		K		3	0	0	0	0	1	0	
19 Joey Votto, L OBP: 0.500, SLG: 0.556 28 Nicky Delmonico, L	L8							K		3	1	2	0	0	0	0	
7 Eugenio Suárez, R OBP: 0.600, SLG: 0.750 31 Kyle Holder, L		G3-1	33 S SF7 2B	K		E9		F7		3	1	1	0	0	1	1	
9 Mike Moustakas, L OBP: 0.111, SLG: 0.111 0 Alex Blandino, R OBP: 0.455, SLG: 0.500		G3-1		L7						2	0	0	0	0	0	2	
33 Jesse Winker, L OBP: 0.615, SLG: 0.900		SF7						K		1	0	0	1	0	0	0	
16 Tucker Barnhart, L OBP: 0.333, SLG: 0.375 74 Rocky Gale, R OBP: 0.250, SLG: 0.250		G6-3						K		2	0	0	0	0	0	0	
6 Dee Strange-Gordon, L OBP: 0.500, SLG: 0.375 38 Jose Barrero, R			G4-3					K		2	0	1	0	0	0	0	
32 Max Schrock, L OBP: 0.364, SLG: 0.400			F8					K		3	0	0	0	0	1	2	
										1	0	0	1	0	0	0	
Inning Stats	R: 0 E: 0 K: 1 S: 5	H: 0 LOB: 0 BB: 0 P: 5	R: 1 E: 0 K: 0 S: 4	H: 1 LOB: 0 BB: 0 P: 4	R: 0 E: 0 K: 0 S: 3	H: 0 LOB: 0 BB: 0 P: 3	R: 0 E: 0 K: 2 S: 8	H: 1 LOB: 1 BB: 0 P: 8	R: 0 E: 1 K: 1 S: 6	H: 1 LOB: 1 BB: 0 P: 6	R: 2 E: 1 K: 1 S: 7	H: 2 LOB: 2 BB: 0 P: 7	R: 1 E: 1 K: 2 S: 11	H: 3 LOB: 3 BB: 0 P: 12	R: 0 E: 0 K: 2 S: 8	H: 1 LOB: 1 BB: 0 P: 8	1B: 7 2B: 2 3B: 0 HR: 0 SF: 2 SAC: 0 DP: 0 HBP: 0 WP: 0 PA: 34 PB: 0 SB: 1 CS: 0
PITCHER	IP WLS BF H R ER SO BB IBB HBP BLK WP HR S P ERA WHIP	26 Anthony DeSclafani, R ERA: 4.5	2.0 W 7 1 1 1 1 0 0 0 0 0 0 0 3 3 4.50 0.500	17 Jake McGee, L ERA: 3.0	1.0 H 3 0 0 0 0 0 0 0 0 0 0 0 3 3 0.00 0.000	56 Zack Littell, R ERA: 3.0	1.0 4 1 0 0 0 2 0 0 0 0 0 0 8 8 0.00 1.000	81 Yunior Marte, R ERA: 3.0	1.0 4 1 0 0 0 1 0 0 0 0 0 0 6 6 0.00 1.000	52 Dominic Leone, R ERA: 4.5	1.0 6 2 2 0 1 0 0 0 0 0 0 0 7 7 0.00 2.000	PITCHER	IP WLS BF H R ER SO BB IBB HBP BLK WP HR S P ERA WHIP	83 Sam Wolff, R ERA: 4.5	0.2 3 1 1 1 1 0 0 0 0 0 0 0 0 0 0 13.50 4.500	73 Sam Long, L ERA: 4.5	1.1 S 5 1 0 0 3 0 0 0 0 0 0 0 0 0 11 0.00 0.750

Batter	1	2	3	4	5	6	7	8	9	AB	R	H	RBI	BB	SO	LOB	TOP								
3 Chris Taylor, R (1, 8) 63 Kody Hoese, R (5, 5) OBP: 0.384, SLG: 1.000 OBP: 0.400, SLG: 1.000										3	1	1	2	0	2	0	Los Angeles Dodgers @ Cincinnati Reds Goodyear Ballpark, Goodyear, AZ Tue Mar 09 2021, 8:08 PM - 11:02 PM EST Att: 2,211 - Clear - 72 F								
13 Max Muncy, L (1, 3) 97 James Outman, L (5, PR) (5, 8) OBP: 0.357, SLG: 0.100 OBP: 0.333, SLG: 0.250										1	1	0	0	2	1	0									
10 Justin Turner, R (1, 5) 67 Miguel Vargas, R (5, PR) (5, 3) OBP: 0.460, SLG: 0.333 OBP: 0.333, SLG: 0.250										2	1	1	0	1	1	0									
16 Will Smith, R (1, 2) 18 Tim Federowicz, R (6, 2) OBP: 0.429, SLG: 0.500 OBP: 0.200, SLG: 0.400										1	0	1	1	1	0	0									
9 Gavin Lux, L (1, 4) 96 Devin Mann, R (5, 4) OBP: 0.429, SLG: 0.500 OBP: 0.200, SLG: 0.200										3	0	1	1	0	0	4									
11 AJ Pollock, R (1, 7) 29 Andy Burns, R (6, PR) (6, 7) OBP: 0.250, SLG: 0.143 OBP: 0.417, SLG: 0.250										2	0	0	0	1	1	3									
45 Matt Beaty, L (1, 9) 70 DJ Peters, R (6, 9) OBP: 0.529, SLG: 0.429 OBP: 0.533, SLG: 0.909										2	0	0	0	1	2	1									
62 Luke Raley, L (1, 10) 58 Michael Busch, L (9, PH) (9, 10) OBP: 0.091, SLG: 0.200 OBP: 0.400, SLG: 0.750										3	0	0	0	0	1	3									
41 Omar Estévez, R (1, 6) 28 Elliot Soto, R (6, PH) (6, 6) OBP: 0.364, SLG: 0.375 OBP: 0.417, SLG: 0.250										2	1	1	0	0	1	0									
Inning Stats	R: 0 E: 0 K: 3 S: 9	H: 0 LOB: 0 BB: 0 P: 9	R: 0 E: 0 K: 1 S: 5	H: 0 LOB: 2 BB: 1 P: 10	R: 4 E: 0 K: 0 S: 7	H: 5 LOB: 2 BB: 1 P: 12	R: 0 E: 0 K: 2 S: 7	H: 0 LOB: 0 BB: 0 P: 7	R: 0 E: 0 K: 1 S: 4	H: 0 LOB: 3 BB: 3 P: 16	R: 0 E: 0 K: 1 S: 5	H: 0 LOB: 0 BB: 0 P: 5	R: 0 E: 0 K: 3 S: 10	H: 1 LOB: 1 BB: 0 P: 10	R: 1 E: 0 K: 2 S: 8	H: 1 LOB: 1 BB: 1 P: 13		1B: 4 2B: 1 3B: 0 HR: 2	SF: 0 SAC: 0 DP: 1 HBP: 1	WP: 2 PB: 0 SB: 1 CS: 0	PA: 39				
PITCHER	IP	WLS	BF	H	R	ER	SO	BB	IBB	HBP	BLK	WP	HR	S	P	ERA	WHIP								
76 Vladimir Gutierrez, R (1, 1) 86 Braden Shipley, R (3, 1) 64 Tony Santillan, R (4, 1) 84 Riley O'Brien, R (6, 1) 81 Bo Takahashi, R (7, 1) ERA: 18.0 ERA: 18.0 ERA: 18.0 ERA: 18.0 ERA: 18.0	2.0		8	0	0	0	4	1	0	1	0	1	0	14	19	0.00	0.500								
81 Matt Pidich, R (8, 1) 99 Dauri Moreta, R (9, 1) ERA: 7.71 ERA: 4.5	1.0		4	1	0	0	3	0	0	0	0	0	1	1	2	0.00	1.000								

Batter	1	2	3	4	5	6	7	8	9	AB	R	H	RBI	BB	SO	LOB	BOTTOM								
4 Shogo Akiyama, L (1, 7) 0 Alex Blandino, R (7, 4) (8, 5) OBP: 0.500, SLG: 0.500										2	0	0	0	1	1	0	Los Angeles Dodgers @ Cincinnati Reds Goodyear Ballpark, Goodyear, AZ Tue Mar 09 2021, 8:08 PM - 11:02 PM EST Att: 2,211 - Clear - 72 F								
9 Mike Moustakas, L (1, 4) 66 Dwight Smith Jr., L (7, 7) OBP: 0.453, SLG: 0.083 OBP: 0.455, SLG: 0.250										3	0	0	0	0	1	1									
2 Nick Castellanos, R (1, 9) 71 Jonathan India, R (8, 4) OBP: 0.563, SLG: 0.700										3	0	0	0	0	0	0									
98 Alejo Lopez, S (1, 5) 7 Eugenio Suárez, R (3, 5) 3B Jose Barrero, R (8, 6) OBP: 0.333, SLG: 0.200 OBP: 0.500, SLG: 0.600 OBP: 0.667, SLG: 0.909										1	0	0	0	0	1	0									
15 Nick Senzel, R (1, 8) 26 Scott Heineman, R (6, 8) OBP: 0.462, SLG: 1.000 OBP: 0.667, SLG: 0.909										2	1	1	1	0	1	0									
16 Tucker Barnhart, L (1, 2) 74 Rocky Gale, R (6, 2) OBP: 0.273, SLG: 0.300 OBP: 0.333, SLG: 0.500										2	0	0	0	0	0	0									
6 Dee Strange-Gordon, L (1, 6) 34 Mark Payton, L (8, 9) OBP: 0.462, SLG: 0.354 OBP: 0.462, SLG: 0.222										3	0	1	2	0	0	0									
28 Nicky Delmonico, L (1, 3) OBP: 0.200, SLG: 0.500										3	0	1	0	0	0	1									
31 Kyle Holder, L (1, 10) OBP: 0.385, SLG: 0.222										3	0	0	0	0	2	1									
Inning Stats	R: 0 E: 0 K: 1 S: 5	H: 0 LOB: 0 BB: 0 P: 5	R: 0 E: 0 K: 2 S: 7	H: 0 LOB: 0 BB: 0 P: 7	R: 0 E: 0 K: 0 S: 3	H: 1 LOB: 0 BB: 0 P: 3	R: 0 E: 0 K: 0 S: 3	H: 0 LOB: 0 BB: 0 P: 3	R: 1 E: 0 K: 1 S: 7	H: 1 LOB: 0 BB: 0 P: 8	R: 0 E: 0 K: 2 S: 7	H: 0 LOB: 1 BB: 1 P: 12	R: 2 E: 0 K: 1 S: 7	H: 2 LOB: 1 BB: 1 P: 11	R: 0 E: 0 K: 1 S: 5	H: 1 LOB: 1 BB: 1 P: 9		R: 0 E: 0 K: 0 S: 3	H: 1 LOB: 0 BB: 0 P: 3	1B: 3 2B: 4 3B: 0 HR: 1	SF: 0 SAC: 0 DP: 3 HBP: 0	WP: 1 PB: 0 SB: 0 CS: 0	PA: 33		
PITCHER	IP	WLS	BF	H	R	ER	SO	BB	IBB	HBP	BLK	WP	HR	S	P	ERA	WHIP								
40 Jimmy Nelson, R (1, 1) 46 Corey Knebel, R (3, 1) 75 Scott Alexander, L (4, 1) 83 Josiah Gray, R (5, 1) 71 Ryan Peplot, R (7, 1) ERA: 3.0 ERA: 3.0 ERA: 6.75 ERA: 9.0 ERA: 9.0	1.0		3	1	0	0	0	0	0	0	0	0	0	3	3	0.00	1.000								
51 Alex Vesia, L (8, 1) 89 Landon Knack, R (9, 1) ERA: 2.7 ERA: 9.0	1.0		3	1	0	0	0	0	0	0	0	0	0	3	3	0.00	1.000								

AB	31
R	5
H	7
RBI	5
BB	7
SO	16
LOB	17



Batter	1	2	3	4	5	6	7	8	9	AB	R	H	RBI	BB	SO	LOB	TOP			
15 Nick Senzel, R OBP: 0.375, SLG: 0.786 38 Jose Barrero, R (6, 6)	F8		G5-3	G6-3			K			3	0	0	0	0	0	2	<p>Cincinnati Reds @ Kansas City Royals</p> <p>Surprise Stadium, Surprise, AZ</p> <p>Wed Mar 10 2021, 3:05 PM - 5:51 PM EST</p> <p>Att: 1,969 - Sunny - 63 F</p>			
33 Jesse Winker, L OBP: 0.455, SLG: 0.429 42 Aristides Aquino, R OBP: 0.400, SLG: 0.500	2B		P6		F8			83 1B 2B		3	0	1	0	0	0	0				
16 Tucker Barnhart, L OBP: 0.280, SLG: 0.250 83 Chuckie Robinson, R (8, PH) (8, 10)	F8		17 2B 17 E BB		F9			66 WP 82 HR 1B		2	1	0	0	1	0	1				
17 Kyle Farmer, R OBP: 0.308, SLG: 0.500 66 Dwight Smith Jr., L OBP: 0.417, SLG: 0.222	F8		E7 1-H 2B		F8			K		3	0	1	0	0	0	1				
27 Tyler Naquin, L OBP: 0.250, SLG: 0.267 82 Deivy Grullón, R OBP: 0.375, SLG: 1.125		K	G6-3			G6-3		2-H HR		3	0	0	0	0	1	1				
37 Tyler Stephenson, R OBP: 0.385, SLG: 0.384 67 TJ Friedl, L (6, 8)		K			26 F8 0 BB 1B			P6		3	0	1	0	0	2	0				
71 Jonathan India, R OBP: 0.500, SLG: 0.571					F8		L6		G3-1	4	0	1	0	0	0	1				
32 Max Schrock, L OBP: 0.467, SLG: 0.500 0 Alex Blandino, R OBP: 0.467, SLG: 0.417 (2, FR) (2, 5)							K		G5-3	1	0	1	0	0	0	0				
26 Scott Heineman, R OBP: 0.526, SLG: 0.667					F8		G6-3		F8	4	0	0	0	0	1	4				
Inning Stats	R: 0 E: 0 K: 0 S: 4	H: 1 LOB: 1 BB: 0 P: 4	R: 0 E: 0 K: 3 S: 11	H: 2 LOB: 2 BB: 0 P: 11	R: 1 E: 1 K: 0 S: 4	H: 1 LOB: 1 BB: 1 P: 8	R: 0 E: 0 K: 0 S: 4	H: 0 LOB: 0 BB: 0 P: 3	R: 0 E: 0 K: 1 S: 5	H: 0 LOB: 0 BB: 0 P: 5	R: 0 E: 0 K: 2 S: 7	H: 0 LOB: 0 BB: 0 P: 7	R: 2 E: 0 K: 1 S: 8	H: 3 LOB: 0 BB: 0 P: 11	R: 0 E: 0 K: 0 S: 3	H: 0 LOB: 0 BB: 0 P: 3		1B: 4 2B: 3 3B: 0 HR: 1	SF: 0 SAC: 0 DP: 0 HBP: 0	WP: 1 PB: 0 SB: 0 CS: 0
PITCHER	IP	WLS	BF	H	R	ER	SO	BB	IBB	HBP	BLK	WP	HR	S	P	ERA	WHIP			
56 Brad Keller, R ERA: 1.42	3.1	W	17	5	1	0	3	2	0	0	0	0	0	21	29	0.00	2.100			
68 Jake Newberry, R ERA: 5.4	0.2	H	2	0	0	0	0	0	0	0	0	0	0	2	2	0.00	0.000			
71 Wade Davis, R ERA:	1.0		3	0	0	0	0	0	0	0	0	0	0	3	3	0.00	0.000			
31 Brad Brach, R ERA:	1.0		3	0	0	0	1	0	0	0	0	0	0	5	5	0.00	0.000			
37 Jackson Kowar, R ERA: 11.81	2.0		8	3	2	2	3	0	0	0	0	1	1	15	18	9.00	1.500			

AB	34
R	3
H	8
RBI	2
BB	2
SO	7
LOB	11



Batter	1	2	3	4	5	6	7	8	9	AB	R	H	RBI	BB	SO	LOB	BOTTOM			
1 Jarrod Dyson, L (1, 9) 76 Kyle Isbel, L OBP: 0.563, SLG: 0.833 (5, 9) (6, 8)	K	K		16 WP 89 1B BB						2	1	0	0	1	2	1	<p>Cincinnati Reds @ Kansas City Royals</p> <p>Surprise Stadium, Surprise, AZ</p> <p>Wed Mar 10 2021, 3:05 PM - 5:51 PM EST</p> <p>Att: 1,969 - Sunny - 63 F</p>			
16 Andrew Benintendi, L OBP: 0.278, SLG: 0.267 98 Anderson Miller, L OBP: 0.250, SLG: 0.625 (1, 7) (4, FR) (5, 7)	K		F7	89 1B 0 None BB				HR		2	0	0	0	1	1	0				
27 Adalberto Mondesi, S OBP: 0.500, SLG: 0.571 89 Nick Loftin, R OBP: 0.333, SLG: 0.200 (1, 6) (4, 6)	L9		G4-3	1-3 2-H 1B			77 1B BB	F8		2	0	0	0	0	0	0				
12 Jorge Soler, R OBP: 0.578, SLG: 0.579 0 Nick Heath, L OBP: 0.500, SLG: 0.333 (3, PR) (4, 10)		HR		3-3 3-H		K				1	1	1	1	1	0	0				
19 Kelvin Gutiérrez, R OBP: 0.275, SLG: 0.757 (5, PH) (6, 10)						K				1	0	0	0	0	1	0				
62 Nick Dini, R OBP: 0.333, SLG: 0.333 (7, PH) (8, 10)						K				1	0	0	0	0	1	1				
Michael Taylor, R OBP: 0.467, SLG: 1.000 99 Seuly Matias, R OBP: 0.364, SLG: 0.600 (1, 8) (6, 9)		F9				K				3	0	0	0	0	2	1				
66 Ryan O'Hearn, L OBP: 0.381, SLG: 0.765 77 Gabriel Cancel, R OBP: 0.167, SLG: 0.167 (1, 3) (5, 4)						K				2	2	2	1	0	0	0				
49 Hanser Alberto, R OBP: 0.500, SLG: 0.462 73 Emmanuel Rivera, R OBP: 0.417, SLG: 0.667 (1, 5) (5, 5)										1	2	1	0	1	0	0				
48 Sebastián Rivero, R OBP: 0.333, SLG: 1.000 70 MJ Melendez, L (6, PH) (7, 2)										2	0	0	0	0	2	0				
8 Nicky Lopez, L OBP: 0.313, SLG: 0.154 88 Nick Pratto, L OBP: 0.500, SLG: 0.900 (1, 4) (5, 3)										2	0	0	0	0	0	1				
Inning Stats	R: 0 E: 0 K: 2 S: 7	H: 0 LOB: 0 BB: 0 P: 7	R: 3 E: 0 K: 1 S: 10	H: 4 LOB: 1 BB: 0 P: 11	R: 0 E: 0 K: 1 S: 5	H: 0 LOB: 1 BB: 1 P: 9	R: 4 E: 0 K: 0 S: 4	H: 3 LOB: 2 BB: 3 P: 16	R: 0 E: 0 K: 3 S: 9	H: 0 LOB: 0 BB: 0 P: 9	R: 0 E: 0 K: 3 S: 9	H: 0 LOB: 2 BB: 2 P: 17	R: 0 E: 0 K: 3 S: 10	H: 1 LOB: 2 BB: 1 P: 14	R: 2 E: 0 K: 2 S: 9	H: 2 LOB: 0 BB: 0 P: 13	1B: 4 2B: 1 3B: 0 HR: 5	SF: 0 SAC: 0 DP: 0 HBP: 0	WP: 1 PB: 0 SB: 0 CS: 0	PA: 39
PITCHER	IP	WLS	BF	H	R	ER	SO	BB	IBB	HBP	BLK	WP	HR	S	P	ERA	WHIP			
21 Michael Lorenzen, R ERA: 13.5	2.1	L	11	4	3	3	3	0	0	0	0	0	1	18	19	11.57	1.714			
52 Edgar García, R ERA: 6.75	0.2		3	0	0	0	1	1	0	0	0	0	0	4	8	0.00	1.500			
63 Sean Doolittle, L ERA: 31.5	1.0		8	3	4	4	0	3	0	0	0	1	2	4	16	36.00	6.000			
43 Conel Pérez, L ERA:	1.0		3	0	0	0	3	0	0	0	0	0	0	9	9	0.00	0.000			
87 José De León, R ERA: 5.63	3.0		15	3	2	2	8	3	0	0	0	0	2	28	44	6.00	2.000			

AB	32
R	9
H	10
RBI	9
BB	7
SO	15
LOB	9



Batter	1	2	3	4	5	6	7	8	9	AB	R	H	RBI	BB	SO	LOB	TOP									
7 Tim Anderson, R (1.6) 20 Danny Mendick, R (5.6) OBP: 0.238, SLG: 0.200 OBP: 0.143, SLG: 0.143	G6-3		1 SAFE 0-0 12 E 1B		F9		F9	K		3	0	1	0	0	0	1	Chicago White Sox @ Cincinnati Reds Goodyear Ballpark, Goodyear, AZ Thu Mar 11 2021, 8:04 PM - 11:08 PM EST Att: 2,211 - Cloudy - 64 F									
12 Adam Eaton, L (1.9) 77 Micker Adolfo, R (5.9) OBP: 0.412, SLG: 0.333 OBP: 0.385, SLG: 0.200	K		E3		79 WP 4-0 1-2 BB		BB	BB	89 FC6-4 4-0 BB	2	0	0	0	1	1	0										
79 Jose Abreu, R (1.3) 89 Zach Remillard, R (7.3) OBP: 0.211, SLG: 0.176 OBP: 0.429, SLG: 0.600	G4-3		G5-3		1-3 2-H HBP		K	FC6-4 0-0 1-2	3	0	0	0	0	1	4	1										
10 Yoán Moncada, S (1.5) 30 Matt Reynolds, R (5.5) OBP: 0.381, SLG: 0.444 OBP: 0.107, SLG: 0.100				K	F9		K	K		3	0	1	0	0	1	2										
74 Eloy Jiménez, R (1.7) 75 Gavin Sheets, L (6.7) 78 Jake Burger, R (9. PH) OBP: 0.333, SLG: 0.526 OBP: 0.308, SLG: 0.100 OBP: 0.111, SLG: 0.111	F9					HR		5 2B 15 E 1B		3	1	2	1	0	0	1										
5 Nick Williams, L (1.10) OBP: 0.500, SLG: 0.667	K			K		P5		15 E 1-3 36 G1-3 2B		4	1	1	0	0	2	2										
15 Adam Engel, R (1.8) OBP: 0.188, SLG: 0.375	K			K		F7		E5 36 G1-3 73 S 2-3 3-H		4	0	0	1	0	2	3										
23 Jonathan Lucroy, R (1.2) 73 Yermín Mercedes, R (6.2) OBP: 0.500, SLG: 0.500 OBP: 0.357, SLG: 0.571			P3		L9		F7	K		3	0	0	0	0	0	0										
36 Marco Hernández, L (1.4) OBP: 0.333, SLG: 0.143			K 7 1B		12 BB 79 WP HBP		E6 20 F9 1B	G1-3		3	1	1	1	0	1	1										
Inning Stats	R: 0 E: 0 K: 1 S: 6	H: 0 LOB: 0 BB: 0 P: 6	R: 0 E: 0 K: 2 S: 8	H: 1 LOB: 1 BB: 0 P: 8	R: 0 E: 1 K: 1 S: 7	H: 1 LOB: 2 BB: 0 P: 7	R: 0 E: 0 K: 3 S: 10	H: 1 LOB: 1 BB: 0 P: 10	R: 1 E: 0 K: 0 S: 3	H: 0 LOB: 2 BB: 1 P: 11	R: 1 E: 0 K: 0 S: 4	H: 1 LOB: 0 BB: 0 P: 4	R: 0 E: 1 K: 2 S: 8	H: 1 LOB: 2 BB: 1 P: 12	R: 2 E: 1 K: 2 S: 10	H: 2 LOB: 1 BB: 0 P: 10		R: 0 E: 0 K: 2 S: 7	H: 0 LOB: 1 BB: 1 P: 11	1B: 3 2B: 2 3B: 1 HR: 1	SF: 0 SAC: 0 DP: 0 HBP: 2	WP: 3 PB: 0 SB: 1 CS: 0	PA: 41			
PITCHER	IP WLS BF H R ER SO BB IBB HBP BLK WP HR S P ERA WHIP	30 Tyler Mahle, R (1.1) ERA: 2.0	22 Wade Miley, L (3.1) ERA: 1.1	81 Matt Pridich, R (4.1) ERA: 0.2	41 Noé Ramirez, R (5.1) ERA: 1.0	46 Cam Bedrosian, R (6.1) ERA: 1.0	47 Sal Romano, R (7.1) ERA: 13.5	49 Hector Perez, R (8.1) ERA: 15.75	53 Jesse Biddle, L (9.1) ERA: 1.0	IP WLS BF H R ER SO BB IBB HBP BLK WP HR S P ERA WHIP	47 Sal Romano, R (7.1) ERA: 13.5	49 Hector Perez, R (8.1) ERA: 15.75	53 Jesse Biddle, L (9.1) ERA: 1.0	IP WLS BF H R ER SO BB IBB HBP BLK WP HR S P ERA WHIP	47 Sal Romano, R (7.1) ERA: 13.5	49 Hector Perez, R (8.1) ERA: 15.75	53 Jesse Biddle, L (9.1) ERA: 1.0	IP WLS BF H R ER SO BB IBB HBP BLK WP HR S P ERA WHIP	47 Sal Romano, R (7.1) ERA: 13.5	49 Hector Perez, R (8.1) ERA: 15.75	53 Jesse Biddle, L (9.1) ERA: 1.0	IP WLS BF H R ER SO BB IBB HBP BLK WP HR S P ERA WHIP	47 Sal Romano, R (7.1) ERA: 13.5	49 Hector Perez, R (8.1) ERA: 15.75	53 Jesse Biddle, L (9.1) ERA: 1.0	IP WLS BF H R ER SO BB IBB HBP BLK WP HR S P ERA WHIP
Batter	1	2	3	4	5	6	7	8	9	AB	R	H	RBI	BB	SO	LOB	BOTTOM									
4 Shogo Akiyama, L (1.10)	G4-3		2 HR BB	K		BB				2	1	0	0	2	1	1	Chicago White Sox @ Cincinnati Reds Goodyear Ballpark, Goodyear, AZ Thu Mar 11 2021, 8:04 PM - 11:08 PM EST Att: 2,211 - Cloudy - 64 F									
2 Nick Castellanos, R (1.9) 34 Mark Payton, L (6.9) OBP: 0.443, SLG: 0.357 OBP: 0.429, SLG: 0.200	7 1B 16 2B 1B		HR		L9		G1-3			3	2	2	2	0	0	0										
9 Mike Moustakas, L (1.4) 31 Kyle Holder, L (5. PR) OBP: 0.200, SLG: 0.400 OBP: 0.357, SLG: 0.200	L8		HR		7 G5-4-3 1B		K			3	1	2	1	0	0	1										
7 Eugenio Suárez, R (1.5) 69 Alfredo Rodríguez, R (6.5) OBP: 0.533, SLG: 0.692 OBP: 0.429, SLG: 0.643	16 2B 1B		16 F9 2B		G5-4-3		K			3	1	2	0	0	0	1										
16 Tucker Barnhart, L (1.2) 74 Rocky Gale, R (5.2) OBP: 0.313, SLG: 0.357 OBP: 0.250, SLG: 0.375	1-H 3-H 2B		F9				K			2	0	1	2	0	0	1										
17 Kyle Farmer, R (1.6) 38 Jose Barrero, R (7.6) OBP: 0.250, SLG: 0.400	G6-3		K				G6-3			3	0	0	0	0	1	2										
6 Dee Strange-Gordon, L (1.8) 28 Nicky Delmonico, L (7.3) OBP: 0.438, SLG: 0.308 OBP: 0.167, SLG: 0.400			F7		G4-3			G5-3		2	1	0	0	1	0	1										
27 Tyler Naquin, L (1.7) 66 Dwight Smith Jr., L (7.7) OBP: 0.211, SLG: 0.222 OBP: 0.385, SLG: 0.200	F7				G1-3		K			3	1	0	0	0	1	1										
0 Alex Blandino, R (1.3) 73 Narciso Crook, R (7.9) OBP: 0.500, SLG: 0.533	K						4 WP 1-H 2H 2B			3	0	2	2	0	1	0										
Inning Stats	R: 2 E: 0 K: 0 S: 6	H: 3 LOB: 1 BB: 0 P: 6	R: 0 E: 0 K: 1 S: 5	H: 0 LOB: 0 BB: 0 P: 5	R: 3 E: 0 K: 1 S: 10	H: 3 LOB: 1 BB: 1 P: 17	R: 0 E: 0 K: 1 S: 5	H: 1 LOB: 0 BB: 0 P: 5	R: 0 E: 0 K: 0 S: 3	H: 1 LOB: 2 BB: 0 P: 3	R: 2 E: 0 K: 2 S: 9	H: 1 LOB: 2 BB: 2 P: 17	R: 0 E: 0 K: 3 S: 9	H: 0 LOB: 0 BB: 0 P: 9	R: 0 E: 0 K: 0 S: 3	H: 0 LOB: 0 BB: 0 P: 3		R: 0 E: 0 K: 2 S: 7	H: 0 LOB: 1 BB: 1 P: 11	1B: 4 2B: 3 3B: 0 HR: 2	SF: 0 SAC: 0 DP: 1 HBP: 0	WP: 2 PB: 0 SB: 2 CS: 1	PA: 35			
PITCHER	IP WLS BF H R ER SO BB IBB HBP BLK WP HR S P ERA WHIP	40 Reynaldo López, R (1.1) ERA: 9.0	55 Carlos Rodón, L (4.1) ERA: 2.0	39 Aaron Bummer, L (6.1) ERA: 27.0	91 Kyle Kubat, L (6.1) ERA: 0.1	43 Evan Marshall, R (7.1) ERA: 1.0	65 Codi Heuer, R (8.1) ERA: 1.0	IP WLS BF H R ER SO BB IBB HBP BLK WP HR S P ERA WHIP	65 Codi Heuer, R (8.1) ERA: 1.0	IP WLS BF H R ER SO BB IBB HBP BLK WP HR S P ERA WHIP	40 Reynaldo López, R (1.1) ERA: 9.0	55 Carlos Rodón, L (4.1) ERA: 2.0	39 Aaron Bummer, L (6.1) ERA: 27.0	91 Kyle Kubat, L (6.1) ERA: 0.1	43 Evan Marshall, R (7.1) ERA: 1.0	65 Codi Heuer, R (8.1) ERA: 1.0	IP WLS BF H R ER SO BB IBB HBP BLK WP HR S P ERA WHIP	65 Codi Heuer, R (8.1) ERA: 1.0	IP WLS BF H R ER SO BB IBB HBP BLK WP HR S P ERA WHIP	40 Reynaldo López, R (1.1) ERA: 9.0	55 Carlos Rodón, L (4.1) ERA: 2.0	39 Aaron Bummer, L (6.1) ERA: 27.0	91 Kyle Kubat, L (6.1) ERA: 0.1	43 Evan Marshall, R (7.1) ERA: 1.0	65 Codi Heuer, R (8.1) ERA: 1.0	IP WLS BF H R ER SO BB IBB HBP BLK WP HR S P ERA WHIP

AB	36
R	4
H	7
RBI	3
BB	3
SO	13
LOB	24



AB	32
R	7
H	9
RBI	7
BB	3
SO	8
LOB	10



Batter	1	2	3	4	5	6	7	8	9	AB	R	H	RBI	BB	SO	LOB	TOP				
6 Dee Strange-Gordon, L OBP: 0.421, SLG: 0.313 28 Nicky Delmonico, L OBP: 0.143, SLG: 0.333										3	0	1	0	0	2	0	Cincinnati Reds @ Seattle Mariners Peoria Stadium, Peoria, AZ Fri Mar 12 2021, 8:41 PM - 11:29 PM EST Att: 1,803 - Partly Cloudy - 52 F				
33 Jesse Winker, L OBP: 0.397, SLG: 0.300 26 Scott Heineman, R OBP: 0.500, SLG: 0.625										3	1	0	0	0	2	1					
15 Nick Senzel, R OBP: 0.421, SLG: 0.750 38 Jose Barrero, R OBP: 0.500, SLG: 0.625										2	0	1	0	1	0	0					
71 Jonathan India, R OBP: 0.522, SLG: 0.647 31 Kyle Holder, L OBP: 0.400, SLG: 0.200										3	1	2	1	0	0	1					
17 Kyle Farmer, R OBP: 0.263, SLG: 0.389 73 Narciso Crook, R OBP: 0.500, SLG: 0.625										3	0	1	0	0	1	2					
37 Tyler Stephenson, R OBP: 0.375, SLG: 0.357 82 Delvy Grullon, R OBP: 0.444, SLG: 1.125										3	1	1	1	0	0	1					
42 Aristides Aquino, R OBP: 0.333, SLG: 0.490 34 Mark Payton, L OBP: 0.467, SLG: 0.364										3	0	0	0	0	0	3					
0 Alex Blandino, R OBP: 0.524, SLG: 0.611 60 Alfredo Rodriguez, R OBP: 0.467, SLG: 0.643										3	0	2	1	0	0	1					
57 Cheslor Cuthbert, R OBP: 0.176, SLG: 0.125										3	0	0	0	0	1	3					
Inning Stats	R: 0 E: 0 K: 2 S: 7	H: 0 LOB: 0 BB: 0 P: 7	R: 1 E: 0 K: 0 S: 5	H: 2 LOB: 1 BB: 0 P: 5	R: 1 E: 0 K: 1 S: 8	H: 3 LOB: 2 BB: 0 P: 8	R: 1 E: 1 K: 0 S: 4	H: 1 LOB: 0 BB: 0 P: 4	R: 0 E: 0 K: 2 S: 7	H: 2 LOB: 1 BB: 1 P: 11	R: 0 E: 0 K: 1 S: 5	H: 0 LOB: 0 BB: 0 P: 5	R: 0 E: 0 K: 0 S: 2	H: 1 LOB: 3 BB: 3 P: 14				1B: 6 2B: 3 3B: 0 HR: 0	SF: 0 SAC: 0 DP: 1 HBP: 0	WP: 0 PB: 0 SB: 1 CS: 1	PA: 35
PITCHER	IP	WLS	BF	H	R	ER	SO	BB	IBB	HBP	BLK	WP	HR	S	P	ERA	WHIP				
52 Nick Margerivius, L ERA: 3.8	3.0		14	5	2	2	3	0	0	0	0	0	0	20	20	6.00	1.667				
35 Justin Dunn, R ERA: 4.5	3.0		13	3	1	0	3	1	0	0	0	0	0	18	23	0.00	1.333				
50 Erik Swanson, R ERA: 4.5	1.0	W	3	0	0	0	1	0	0	0	0	0	0	5	5	0.00	0.000				
46 Gerson Bautista, R ERA: 6.75	1.0	S	6	1	0	0	0	3	0	0	0	0	0	2	14	0.00	4.000				

Batter	1	2	3	4	5	6	7	8	9	AB	R	H	RBI	BB	SO	LOB	BOTTOM				
80 Luis Liberato, L OBP: 0.182, SLG: 0.100 72 Eric Filia, L OBP: 0.375, SLG: 0.286										3	0	0	0	0	1	2	Cincinnati Reds @ Seattle Mariners Peoria Stadium, Peoria, AZ Fri Mar 12 2021, 8:41 PM - 11:29 PM EST Att: 1,803 - Partly Cloudy - 52 F				
22 Luis Torrens, R OBP: 0.500, SLG: 0.625 61 Josh Morgan, R OBP: 0.500, SLG: 0.625										2	1	0	0	1	1	0					
15 Kyle Seager, L OBP: 0.447, SLG: 0.818 67 Jantzen Witte, R OBP: 0.091, SLG: 0.091										1	0	0	0	2	0	0					
1 Kyle Lewis, R OBP: 0.368, SLG: 0.467 68 Dillon Thomas, L OBP: 0.444, SLG: 0.286										2	0	0	0	0	1	1					
12 Evan White, R OBP: 0.150, SLG: 0.125 13 Sam Travis, R OBP: 0.250, SLG: 0.100										2	0	0	1	0	0	0					
2 Tom Murphy, R OBP: 0.250, SLG: 0.368 64 Brian O'Keefe, R OBP: 0.500, SLG: 0.625										3	1	1	0	0	1	1					
0 Sam Haggerty, S OBP: 0.250, SLG: 0.278										2	0	0	0	1	0	1					
85 Julio Rodriguez, R OBP: 0.389, SLG: 0.333										1	1	0	0	2	1	0					
31 Donovan Walton, L OBP: 0.313, SLG: 0.267										3	0	1	1	0	0	1					
Inning Stats	R: 0 E: 0 K: 1 S: 5	H: 0 LOB: 1 BB: 1 P: 9	R: 0 E: 0 K: 0 S: 3	H: 0 LOB: 0 BB: 0 P: 3	R: 0 E: 0 K: 1 S: 5	H: 0 LOB: 0 BB: 0 P: 5	R: 0 E: 0 K: 1 S: 7	H: 2 LOB: 2 BB: 1 P: 11	R: 2 E: 0 K: 2 S: 7	H: 0 LOB: 1 BB: 2 P: 16	R: 1 E: 0 K: 0 S: 3	H: 1 LOB: 1 BB: 2 P: 12	R: 0 E: 0 K: 1 S: 5	H: 0 LOB: 1 BB: 1 P: 9				1B: 2 2B: 1 3B: 0 HR: 0	SF: 1 SAC: 0 DP: 0 HBP: 0	WP: 2 PB: 0 SB: 1 CS: 0	PA: 33
PITCHER	IP	WLS	BF	H	R	ER	SO	BB	IBB	HBP	BLK	WP	HR	S	P	ERA	WHIP				
58 Luis Castillo, R ERA: 1.8	2.0		7	0	0	0	1	1	0	0	0	0	0	8	12	0.00	0.500				
69 Brandon Finnegan, L ERA: 1.8	2.0	H	6	0	0	0	2	0	0	0	0	0	0	7	11	9.00	3.000				
43 Cionel Pérez, L ERA: 6.75	1.0	B	6	2	1	1	1	1	0	0	0	0	0	7	11	9.00	3.000				
77 Art Warren, R ERA: 6.75	1.0	H	5	0	2	2	2	2	0	0	0	0	2	7	16	18.00	2.000				
48 Shane Bieber, R ERA: 1.8	1.0	L	5	1	1	1	0	2	0	0	0	0	0	3	12	9.00	3.000				
PITCHER	IP	WLS	BF	H	R	ER	SO	BB	IBB	HBP	BLK	WP	HR	S	P	ERA	WHIP				
81 Bo Takahashi, R ERA: 1.8	1.0		4	0	0	0	1	1	0	0	0	0	0	5	9	0.00	1.000				

Batter	1	2	3	4	5	6	7	8	9	AB	R	H	RBI	BB	SO	LOB	TOP										
28 Tommy Pham, R OBP: 0.214, SLG: 0.083 16 Patrick Kivlehan, R OBP: 0.333, SLG: 0.417										4	2	1	0	0	0	2	San Diego Padres @ Cincinnati Reds Goodyear Ballpark, Goodyear, AZ Sun Mar 14 2021, 4:07 PM - 7:22 PM EDT Att: 2,211 - Sunny - 63 F										
9 Jake Cronenworth, L OBP: 0.304, SLG: 0.950 5 Brian O'Grady, L OBP: 0.304, SLG: 0.200										1	0	0	1	2	0	1											
85 Nick Tanelu, R OBP: 0.304, SLG: 0.722 86 Ivan Castillo, S OBP: 0.077, SLG: 0.077										3	1	2	3	0	1	1											
17 Victor Caratini, S OBP: 0.263, SLG: 0.421 21 Luis Campusano, R OBP: 0.421, SLG: 0.439 92 Juan Fernandez, R OBP: 0.100, SLG: 0.400										3	0	1	1	0	1	3											
87 C.J. Abrams, L OBP: 0.310, SLG: 0.444										5	0	1	1	0	2	4											
18 Pedro Florimón, S OBP: 0.583, SLG: 0.778										4	2	1	1	1	1	3											
3 Jorge Mateo, R OBP: 0.484, SLG: 0.500										5	1	3	0	0	1	1											
16 Tucupita Marcano, L OBP: 0.429, SLG: 0.632 90 Robert Hassell III, L OBP: 0.200, SLG: 0.118										2	1	0	0	1	0	2											
94 Eguay Rosario, R OBP: 0.400, SLG: 0.688 95 Joshua Mears, R OBP: 0.100, SLG: 0.400										4	1	1	1	0	1	3											
										1	0	0	0	0	1	1											
Inning Stats	R: 1 E: 0 K: 2 S: 9	H: 2 LOB: 1 BB: 0 P: 10	R: 3 E: 1 K: 2 S: 9	H: 1 LOB: 2 BB: 3 P: 21	R: 0 E: 0 K: 1 S: 5	H: 0 LOB: 0 BB: 0 P: 5	R: 0 E: 0 K: 0 S: 3	H: 0 LOB: 0 BB: 1 P: 3	R: 3 E: 0 K: 2 S: 11	H: 3 LOB: 2 BB: 1 P: 18	R: 0 E: 0 K: 1 S: 6	H: 1 LOB: 1 BB: 0 P: 7	R: 1 E: 0 K: 0 S: 4	H: 2 LOB: 2 BB: 2 P: 12	R: 1 E: 0 K: 2 S: 10	H: 3 LOB: 2 BB: 0 P: 10	1B: 9 2B: 2 3B: 1 HR: 3	SF: 0 SAC: 0 DP: 1 HBP: 0	WP: 0 PB: 0 SB: 1 CS: 0	PA: 48							
PITCHER	IP	WLS	BF	H	R	ER	SO	BB	IBB	HBP	BLK	WP	HR	S	P	ERA	WHIP										
70 Tejay Antone, R ERA: 1.17	2.2	L	15	3	4	1	5	3	0	0	0	0	0	22	35	3.38	2.250										
94 Reiver Sanmartin, L ERA: 3.86	0.1		1	0	0	0	0	0	0	0	0	0	0	1	1	0.00	0.000										
70 Tejay Antone, R ERA: 1.17	2.2	L	15	3	4	1	5	3	0	0	0	0	0	22	35	3.38	2.250										
46 Cam Bedrosian, R ERA: 7.71	1.2		8	2	3	3	2	1	0	0	0	0	2	12	19	16.20	1.800										
53 Jesse Biddle, L ERA: 1.8	1.0		7	4	1	1	0	0	0	0	0	0	1	10	11	9.00	4.000										
47 Sal Romano, R ERA: 8.1	1.1		5	1	0	0	1	0	0	0	0	0	0	7	8	0.00	0.750										
49 Hector Perez, R ERA: 14.4	1.0		6	2	1	1	0	2	0	0	0	0	0	4	12	9.00	4.000										
40 Nick Lodolo, L ERA: 4.5	1.0		6	3	1	1	2	0	0	0	0	0	0	10	10	9.00	3.000										
Batter	1	2	3	4	5	6	7	8	9	AB	R	H	RBI	BB	SO	LOB	BOTTOM										
33 Jesse Winker, L OBP: 0.294, SLG: 0.231 69 Alfredo Rodriguez, R OBP: 0.438, SLG: 0.600										3	0	0	0	0	1	1	San Diego Padres @ Cincinnati Reds Goodyear Ballpark, Goodyear, AZ Sun Mar 14 2021, 4:07 PM - 7:22 PM EDT Att: 2,211 - Sunny - 63 F										
2 Nick Castellanos, R OBP: 0.316, SLG: 0.611 3 Mike Freeman, L OBP: 0.279, SLG: 0.529										3	2	2	0	0	0	0											
9 Mike Moustakas, L OBP: 0.150, SLG: 0.316 31 Kyle Holder, L OBP: 0.353, SLG: 0.167										2	0	0	1	0	2	1											
7 Eugenio Suárez, R OBP: 0.450, SLG: 0.529 28 Nicky Delmonico, L OBP: 0.182, SLG: 0.222										2	0	0	0	1	0	1											
15 Nick Senzel, R OBP: 0.409, SLG: 0.684 67 TJ Friedl, L OBP: 0.182, SLG: 0.200										3	0	1	1	0	0	1											
42 Aristides Aquino, R OBP: 0.384, SLG: 0.400 38 Jose Barrero, R										1	0	0	1	0	0	1											
37 Tyler Stephenson, R OBP: 0.316, SLG: 0.294 82 Deivy Grullón, R OBP: 0.400, SLG: 1.000										3	0	0	0	0	1	0											
17 Kyle Farmer, R OBP: 0.273, SLG: 0.429 66 Dwight Smith Jr., L OBP: 0.429, SLG: 0.200										3	0	1	0	0	1	0											
26 Scott Heineman, R OBP: 0.520, SLG: 0.579 57 Cheslor Cuthbert, R OBP: 0.211, SLG: 0.118										1	0	0	0	0	0	1											
										1	0	0	0	1	1	1											
Inning Stats	R: 0 E: 0 K: 1 S: 5	H: 0 LOB: 0 BB: 0 P: 5	R: 0 E: 0 K: 1 S: 5	H: 0 LOB: 0 BB: 0 P: 5	R: 0 E: 0 K: 1 S: 5	H: 0 LOB: 1 BB: 0 P: 6	R: 1 E: 0 K: 1 S: 7	H: 2 LOB: 1 BB: 0 P: 8	R: 0 E: 0 K: 0 S: 3	H: 1 LOB: 0 BB: 0 P: 3	R: 1 E: 0 K: 1 S: 6	H: 1 LOB: 1 BB: 1 P: 10	R: 0 E: 0 K: 2 S: 7	H: 0 LOB: 0 BB: 0 P: 7	R: 0 E: 0 K: 1 S: 5	H: 0 LOB: 1 BB: 1 P: 10	R: 2 E: 0 K: 1 S: 6	H: 1 LOB: 2 BB: 2 P: 14	1B: 1 2B: 4 3B: 1 HR: 0	SF: 1 SAC: 0 DP: 1 HBP: 1	WP: 2 PB: 0 SB: 0 CS: 0	PA: 36					
PITCHER	IP	WLS	BF	H	R	ER	SO	BB	IBB	HBP	BLK	WP	HR	S	P	ERA	WHIP										
11 Yu Darvish, R ERA: 15.43	3.0	W	10	4	2	2	2	1	0	0	0	1	0	16	21	6.00	1.667										
40 Ryan Weathers, L ERA: 5.14	3.0	H	13	4	2	2	2	1	0	0	0	1	0	16	21	6.00	1.667										
25 Tim Hill, L ERA:	1.0		3	0	0	0	2	0	0	0	0	0	0	7	7	0.00	0.000										
27 Keone Kela, R ERA:	1.0		4	0	0	0	1	1	0	0	0	1	0	5	10	0.00	1.000										
93 Mason Fox, R ERA: 10.8	0.2		5	1	2	2	0	2	0	0	0	0	0	3	11	27.00	4.500										
PITCHER	IP	WLS	BF	H	R	ER	SO	BB	IBB	HBP	BLK	WP	HR	S	P	ERA	WHIP										
71 Mason Thompson, R ERA: 15.43	0.1		1	0	0	0	1	0	0	0	0	0	0	3	3	0.00	0.000										

Batter	1	2	3	4	5	6	7	8	9	AB	R	H	RBI	BB	SO	LOB	TOP																		
7 César Hernández, S <small>OBP: 0.444, SLG: 0.409</small> 87 José Fermín, R <small>(5, 4)</small>											2	0	1	0	1	0	2	Cleveland Indians @ Cincinnati Reds Goodyear Ballpark, Goodyear, AZ Wed Mar 17 2021, 9:06 PM - 12:49 AM EDT Att. 2,211 - Clear - 72 F																	
9 Eddie Rosario, L <small>OBP: 0.143, SLG: 0.143</small> 79 Steven Kwan, L <small>OBP: 0.200, SLG: 0.308</small> <small>(7, 8)</small>											3	0	0	0	0	3	3 1 1 2 0 0 1																		
11 José Ramírez, S <small>OBP: 0.444, SLG: 0.286</small> 76 Tyler Krieger, S <small>OBP: 0.500, SLG: 0.286</small> <small>(5, 5)</small>											2	0	1	0	1	0	1 1 0 0 2 0 0																		
32 Franmil Reyes, R <small>OBP: 0.318, SLG: 0.550</small> 69 Richie Palacios, L <small>OBP: 0.697, SLG: 1.000</small> <small>(6, 10)</small>											3	0	1	0	0	1	3 0 2 1 0 1 0																		
22 Josh Naylor, L <small>OBP: 0.296, SLG: 0.292</small> 97 Will Benson, L <small>OBP: 0.462, SLG: 0.556</small> <small>(5, 9)</small>											3	0	0	0	0	1	2 1 0 0 1 1 2																		
10 Jake Bauers, L <small>OBP: 0.400, SLG: 0.278</small> 50 Ryan Lavarnway, R <small>OBP: 0.333, SLG: 0.615</small> <small>(5, 3)</small>											2	0	0	0	1	2	2 0 0 0 1 1 5																		
55 Roberto Pérez, R <small>OBP: 0.348, SLG: 0.533</small> 46 Beau Taylor, L <small>OBP: 0.111, SLG: 0.222</small> <small>(6, 2)</small>											1	0	1	1	2	0	2 1 1 0 0 0 0																		
0 Andrés Giménez, L <small>OBP: 0.393, SLG: 0.731</small> 64 Brayán Rocchio, S <small>(5, 6)</small>											2	0	0	1	0	2	1 2 0 0 1 0 1																		
35 Óscar Mercado, R <small>OBP: 0.269, SLG: 0.320</small> 83 Connor Marabell, L <small>OBP: 0.395, SLG: 0.300</small> <small>(7, 7)</small>											4	0	1	1	0	5	1 1 1 1 0 0 0																		
Inning Stats	R: 0 E: 0 K: 2 S: 9	H: 2 LOB: 3 BB: 1 P: 13	R: 0 E: 0 K: 0 S: 4	H: 1 LOB: 2 BB: 1 P: 8	R: 0 E: 0 K: 0 S: 3	H: 0 LOB: 0 BB: 0 P: 3	R: 0 E: 0 K: 1 S: 6	H: 1 LOB: 3 BB: 1 P: 10	R: 2 E: 0 K: 1 S: 7	H: 1 LOB: 2 BB: 2 P: 16	R: 0 E: 0 K: 0 S: 4	H: 1 LOB: 3 BB: 2 P: 12	R: 4 E: 2 K: 3 S: 14	H: 3 LOB: 2 BB: 1 P: 18	R: 1 E: 0 K: 0 S: 4	H: 1 LOB: 1 BB: 1 P: 9	R: 0 E: 0 K: 1 S: 5		H: 0 LOB: 0 BB: 0 P: 5	1B: 6 2B: 4 HR: 0	SF: 0 SAC: 0 DP: 0 HBP: 1	WP: 1 PB: 0 SB: 0 CS: 0	PA: 50												
PITCHER	IP: 3.0 WLS: 1 BF: 14	H: 2 R: 0 ER: 0 SO: 2	BB: 2 IBB: 0 HBP: 0 BLK: 0	WP: 0 HR: 0 S: 16 P: 24	ERA: 0.00 WHIP: 1.667	58 Luis Castillo, R <small>ERA: 1.17</small>	IP: 1.0 WLS: 0 BF: 5	H: 1 R: 1 ER: 1 SO: 0	BB: 1 IBB: 0 HBP: 0 BLK: 0	WP: 0 HR: 0 S: 4 P: 9	ERA: 7.5 WHIP: 2.000	77 Art Warren, R <small>ERA: 1.5</small>	IP: 1.0 WLS: 0 BF: 3	H: 0 R: 0 ER: 0 SO: 1	BB: 0 IBB: 0 HBP: 0 BLK: 0	WP: 0 HR: 0 S: 5 P: 5	ERA: 0.00 WHIP: 0.000	43 Cionel Pérez, L <small>ERA: 6.75</small>	IP: 0.1 WLS: 0 BF: 3	H: 0 R: 0 ER: 0 SO: 0	BB: 1 IBB: 0 HBP: 0 BLK: 0	WP: 0 HR: 0 S: 6 P: 6	ERA: 0.00 WHIP: 3.000	95 Graham Ashcraft, R <small>ERA: 6.23</small>	IP: 1.0 WLS: 0 BF: 6	H: 1 R: 0 ER: 0 SO: 0	BB: 0 IBB: 0 HBP: 0 BLK: 0	WP: 0 HR: 0 S: 4 P: 12	ERA: 9.00 WHIP: 4.000	47 Sal Romano, R <small>ERA: 7.5</small>	IP: 1.0 WLS: 0 BF: 9	H: 3 R: 4 ER: 1 SO: 3	BB: 0 IBB: 0 HBP: 0 BLK: 0	WP: 0 HR: 0 S: 14 P: 18	ERA: 9.00 WHIP: 4.000
Batter	1	2	3	4	5	6	7	8	9	AB	R	H	RBI	BB	SO	LOB	BOTTOM																		
33 Jesse Winker, L <small>OBP: 0.360, SLG: 0.316</small> 42 Aristides Aquino, R <small>OBP: 0.321, SLG: 0.315</small> <small>(6, 9)</small>											3	1	1	1	1	1	2 0 0 0 0 2 3	Cleveland Indians @ Cincinnati Reds Goodyear Ballpark, Goodyear, AZ Wed Mar 17 2021, 9:06 PM - 12:49 AM EDT Att. 2,211 - Clear - 72 F																	
2 Nick Castellanos, R <small>OBP: 0.417, SLG: 0.783</small> 34 Mark Payton, L <small>OBP: 0.583, SLG: 0.895</small> <small>(6, 7)</small>											2	1	2	1	0	0	3 1 2 1 0 0 1																		
9 Mike Moustakas, L <small>OBP: 0.148, SLG: 0.269</small> 0 Alex Blandino, R <small>OBP: 0.483, SLG: 0.640</small> <small>(6, 5)</small>											4	1	1	1	0	1	1 0 0 0 0 0 1																		
7 Eugenio Suárez, R <small>OBP: 0.407, SLG: 0.435</small> 38 Jose Barrero, R <small>(6, 6)</small>											3	1	1	1	1	2	1 0 0 0 0 0 0																		
16 Tucker Barnhart, L <small>OBP: 0.280, SLG: 0.286</small> 74 Rocky Gale, R <small>OBP: 0.333, SLG: 0.455</small> <small>(6, 2)</small>											2	0	0	1	0	1	2 1 1 0 0 0 0																		
26 Scott Heineman, R <small>OBP: 0.469, SLG: 0.538</small> 93 Errol Robinson, R <small>OBP: 0.400, SLG: 0.250</small> <small>(8, 10)</small>											4	0	1	1	0	2	1 1 1 0 0 0 0																		
3 Mike Freeman, L <small>OBP: 0.320, SLG: 0.609</small> 31 Kyle Holder, L <small>OBP: 0.348, SLG: 0.176</small> <small>(7, 4)</small>											4	2	2	2	0	1	0 0 0 0 1 0 0																		
27 Tyler Naquin, L <small>OBP: 0.300, SLG: 0.407</small> 66 Dwight Smith Jr., L <small>OBP: 0.400, SLG: 0.182</small> <small>(8, 7)</small>											3	2	2	0	1	1	1 0 0 0 0 1 3																		
57 Cheslor Cuthbert, R <small>OBP: 0.240, SLG: 0.136</small> 28 Nicky Delmonico, L <small>OBP: 0.333, SLG: 0.536</small> <small>(6, 3)</small>											2	1	1	0	1	0	2 0 2 3 0 0 0																		
Inning Stats	R: 1 E: 0 K: 1 S: 6	H: 1 LOB: 0 BB: 0 P: 8	R: 1 E: 0 K: 1 S: 8	H: 2 LOB: 1 BB: 0 P: 11	R: 0 E: 0 K: 2 S: 9	H: 2 LOB: 3 BB: 1 P: 13	R: 7 E: 0 K: 1 S: 10	H: 5 LOB: 1 BB: 3 P: 22	R: 0 E: 0 K: 3 S: 11	H: 2 LOB: 2 BB: 0 P: 11	R: 0 E: 0 K: 0 S: 3	H: 0 LOB: 0 BB: 0 P: 3	R: 1 E: 0 K: 1 S: 7	H: 2 LOB: 1 BB: 0 P: 7	R: 2 E: 0 K: 2 S: 10	H: 3 LOB: 2 BB: 1 P: 14	1B: 11 2B: 4 3B: 0 HR: 2		SF: 1 SAC: 0 DP: 0 HBP: 0	WP: 0 PB: 0 SB: 0 CS: 0	PA: 46														
PITCHER	IP: 3.0 WLS: 1 BF: 15	H: 2 R: 2 ER: 2 SO: 4	BB: 1 IBB: 0 HBP: 0 BLK: 0	WP: 0 HR: 2 S: 23 P: 32	ERA: 9.00 WHIP: 2.000	24 Triston McKenzie, R <small>ERA: 13.5</small>	IP: 0.0 WLS: 0 BF: 6	H: 3 R: 6 ER: 6 SO: 0	BB: 3 IBB: 0 HBP: 0 BLK: 0	WP: 0 HR: 0 S: 3 P: 15	ERA: 2.7 WHIP: 2.000	63 Kyle Nelson, L <small>ERA: 7.5</small>	IP: 1.0 WLS: 0 BF: 7	H: 2 R: 3 ER: 2 SO: 2	BB: 0 IBB: 0 HBP: 0 BLK: 0	WP: 0 HR: 0 S: 10 P: 14	ERA: 18.00 WHIP: 4.000	89 Anthony Gose, L <small>ERA: 13.5</small>	IP: 1.0 WLS: 0 BF: 5	H: 2 R: 2 ER: 0 SO: 3	BB: 0 IBB: 0 HBP: 0 BLK: 0	WP: 0 HR: 0 S: 7 P: 11	ERA: 0.00 WHIP: 0.000	92 Kirk McCarty, L <small>ERA: 6.75</small>	IP: 1.0 WLS: 0 BF: 2	H: 1 R: 1 ER: 1 SO: 0	BB: 0 IBB: 0 HBP: 0 BLK: 0	WP: 0 HR: 0 S: 3 P: 3	ERA: 0.00 WHIP: 0.000						

Cleveland Indians @ Cincinnati Reds
 Goodyear Ballpark, Goodyear, AZ
 Wed Mar 17 2021, 9:06 PM - 12:49 AM EDT
 Att. 2,211 - Clear - 72 F

AB	40
R	7
H	10
RBI	7
BB	9
SO	8
LOB	32




Batter	1	2	3	4	5	6	7	8	9	AB	R	H	RBI	BB	SO	LOB	TOP																			
33 Jesse Winker, L (1.7) OBP: 0.409, SLG: 0.364 69 Alfredo Rodriguez, R (8.5) OBP: 0.369, SLG: 0.529	F8		G6-4-3		K		G6-3		G5-3	3	0	0	0	1	1	0	Cincinnati Reds @ Chicago White Sox Camelback Ranch, Glendale, AZ Thu Mar 25 2021, 4:09 PM - 8:06 PM EDT Att: 2,281 - Cloudy - 71 F																			
15 Nick Senzel, R (1.8) OBP: 0.419, SLG: 0.541 Scott Heineman, R (5.8) OBP: 0.410, SLG: 0.485	G6-3		G6-4-3		K		L6		G6-3	3	0	0	0	0	1	1																				
37 Tyler Stephenson, R (1.2) OBP: 0.366, SLG: 0.294	K		1B		L9		K		G5-3	5	0	1	0	0	2	1																				
17 Kyle Farmer, R (1.5) OBP: 0.383, SLG: 0.500 67 TJ Friedl, L (8.7) OBP: 0.187, SLG: 0.182			1B				1B		F7	2	1	1	0	2	0	0																				
71 Jonathan India, R (1.4) OBP: 0.458, SLG: 0.590 93 Errol Robinson, R (8.4) OBP: 0.400, SLG: 0.250			1B				P4		BB	3	1	1	0	1	0	3																				
34 Mark Payton, L (1.9) OBP: 0.471, SLG: 0.643			1B		G3-1		K		BB	3	0	0	0	1	1	3																				
28 Nicky Delmonico, L (1.3) OBP: 0.357, SLG: 0.458			1B		BB		G6-3		1B	3	0	1	1	1	0	3																				
31 Kyle Holder, L (1.6) OBP: 0.342, SLG: 0.250			1B		K				G5-3-5	4	1	2	1	0	1	3																				
87 José De León, R 81 Matt Pridch, R 87 José De León, R Hector Pérez, R Art Warren, R 87 Gregor Robertson, R 75 Carson B. Johnson, R 83 Jesse Biddle, L Denny Castillo, R			K		K		HR		BB	2	0	0	0	0	2	3																				
Inning Stats	R: 0 E: 0 K: 1 S: 5	H: 0 LOB: 0 BB: 0 P: 5	R: 1 E: 0 K: 1 S: 7	H: 2 LOB: 2 BB: 1 P: 11	R: 0 E: 0 K: 0 S: 3	H: 1 LOB: 2 BB: 2 P: 11	R: 0 E: 0 K: 2 S: 7	H: 0 LOB: 1 BB: 1 P: 11	R: 0 E: 0 K: 1 S: 6	H: 1 LOB: 1 BB: 0 P: 6	R: 2 E: 0 K: 1 S: 9	H: 2 LOB: 0 BB: 0 P: 10	R: 1 E: 0 K: 0 S: 3	H: 1 LOB: 1 BB: 2 P: 11	R: 0 E: 0 K: 0 S: 3	H: 0 LOB: 1 BB: 1 P: 7		1B: 6 2B: 0 3B: 0 HR: 1	SF: 0 SAC: 0 DP: 2 HBP: 0	WP: 0 PA: 39 PB: 0 SB: 0 CS: 0																
PITCHER	IP	WLS	BF	H	R	ER	SO	BB	IBB	HBP	BLK	WP	HR	S	P	ERA	WHIP	PITCHER		IP	WLS	BF	H	R	ER	SO	BB	IBB	HBP	BLK	WP	HR	S	P	ERA	WHIP
84 Dylan Cease, R (1.1) ERA: 0.77	5.0	W	21	3	1	1	6	4	0	0	0	0	0	29	45	1.80	1.400																			
66 José Ruiz, R (6.1) ERA: 6.75	1.0		4	1	0	0	1	0	0	0	0	0	0	6	6	0.00	1.000																			
34 Michael Kopech, R (7.1) ERA: 4.26	1.0		5	2	2	2	1	0	0	0	0	0	1	9	10	18.00	2.000																			
51 Nik Turley, L (8.1) ERA: 18.56	1.0		5	1	1	1	0	2	0	0	0	0	0	3	11	9.00	3.000																			
90 Félix Paulino, R (9.1) ERA: 1.8	1.0		4	0	0	0	0	1	0	0	0	0	0	3	7	0.00	1.000																			

Batter	1	2	3	4	5	6	7	8	9	AB	R	H	RBI	BB	SO	LOB	BOTTOM																			
28 Leury García, S (1.5) OBP: 0.360, SLG: 0.409 89 Zach Remillard, R (5, FR) OBP: 0.333, SLG: 0.357	F8		K		1B		K			4	0	2	3	0	1	1	Cincinnati Reds @ Chicago White Sox Camelback Ranch, Glendale, AZ Thu Mar 25 2021, 4:09 PM - 8:06 PM EDT Att: 2,281 - Cloudy - 71 F																			
12 Adam Eaton, L (1.9) OBP: 0.422, SLG: 0.500 99 Mikie Mahtook, R (5, PH) (6.7) (9.9)	K2-3		2B		K		P4			3	0	2	2	0	1	0																				
81 Andrew Vaughn, R (1.3) OBP: 0.377, SLG: 0.462 23 Jonathan Lucroy, R (8.2) OBP: 0.478, SLG: 0.389	E3		K		G6-3		HBP		K	3	0	0	0	0	1	3																				
5 Nick Williams, L (1.7) OBP: 0.351, SLG: 0.500 18 Tim Beckham, R (8, PH) (9.3)	F9				K		BB		G5-3	3	1	1	0	1	1	1																				
73 Yermín Mercedes, R (1.10) OBP: 0.341, SLG: 0.385	F7		K		L9		F9		G6-3	5	0	0	0	0	1	3																				
21 Zack Collins, L (1.2) OBP: 0.428, SLG: 0.528 30 Matt Reynolds, R (9.7) OBP: 0.250, SLG: 0.458	G3-1		HR		1B		L7			4	2	2	2	0	0	2																				
1 Nick Madrigal, R (1.4) OBP: 0.333, SLG: 0.348 36 Marco Hernández, L (6, PH) (7.4)	K2-3		1B		1B		BB			0	0	0	0	0	0	0																				
32 Billy Hamilton, S (1.8) OBP: 0.333, SLG: 0.269			K		1B		G1-3			3	2	1	0	1	1	3																				
20 Danny Mendick, R (1.6) OBP: 0.250, SLG: 0.256 97 Lenyn Sosa, R (7, PH) (8.6)			HBP		BB		F9			0	2	0	1	1	0	0																				
Inning Stats	R: 0 E: 1 K: 1 S: 6	H: 0 LOB: 1 BB: 0 P: 6	R: 0 E: 0 K: 1 S: 5	H: 0 LOB: 0 BB: 0 P: 5	R: 1 E: 0 K: 3 S: 10	H: 1 LOB: 1 BB: 0 P: 11	R: 4 E: 0 K: 2 S: 14	H: 5 LOB: 2 BB: 1 P: 19	R: 4 E: 0 K: 1 S: 9	H: 4 LOB: 1 BB: 1 P: 15	R: 0 E: 0 K: 0 S: 3	H: 0 LOB: 0 BB: 2 P: 12	R: 0 E: 0 K: 1 S: 5	H: 0 LOB: 0 BB: 0 P: 5	R: 0 E: 0 K: 1 S: 5	H: 0 LOB: 0 BB: 0 P: 5		1B: 8 2B: 1 3B: 0 HR: 1	SF: 1 SAC: 0 DP: 0 HBP: 2	WP: 1 PA: 41 PB: 0 SB: 4 CS: 0																
PITCHER	IP	WLS	BF	H	R	ER	SO	BB	IBB	HBP	BLK	WP	HR	S	P	ERA	WHIP	PITCHER		IP	WLS	BF	H	R	ER	SO	BB	IBB	HBP	BLK	WP	HR	S	P	ERA	WHIP
87 José De León, R (1.1) ERA: 8.64	4.0	L	21	7	7	7	7	0	0	1	0	0	1	35	37	15.75	1.750																			
81 Matt Pridch, R (4.1) ERA: 5.4	0.1		4	2	1	1	0	1	0	0	0	0	0	4	9	27.00	9.000																			
87 José De León, R (5.1) ERA: 8.64	4.0	L	21	7	7	7	7	0	0	1	0	0	1	35	37	15.75	1.750																			
Hector Pérez, R (5.1) ERA: 10.57	0.2		4	1	1	1	1	1	0	0	0	1	0	5	10	13.50	3.000																			
Art Warren, R (6.1) ERA: 5.83	1.0		6	0	0	0	0	2	0	1	0	0	0	3	12	0.00	2.000																			
75 Carson Fulmer, R (7.1) ERA: 3.6	1.0		3	0	0	0	1	0	0	0	0	0	0	5	5	0.00	0.000																			
53 Jesse Biddle, L (8.1) ERA: 3.0	1.0		3	0	0	0	1	0	0	0	0	0	0	5	5	0.00	0.000																			

AB	32
R	4
H	7
RBI	4
BB	7
SO	8
LOB	19



AB	34
R	9
H	10
RBI	8
BB	4
SO	10
LOB	14



Batter	1	2	3	4	5	6	7	8	9	AB	R	H	RBI	BB	SO	LOB	TOP																			
4 Eric Sogard, L (1, 7) OBP: 0.500, SLG: 0.567 62 Nick Martini, L (7, FR) OBP: 0.303, SLG: 0.154										3	0	2	0	1	1	0	Chicago Cubs @ Cincinnati Reds Goodyear Ballpark, Goodyear, AZ Sat Mar 27 2021, 9:08 PM - 12:25 AM EDT Att: 2,211 - Clear - 78 F																			
40 Wilson Contreras, R (1, 2) Miguel Amaya, R (8, 2) OBP: 0.267, SLG: 0.533										2	0	0	0	1	2	1																				
44 Anthony Rizzo, L (1, 3) 59 Patrick Wisdom, R (8, 3) OBP: 0.321, SLG: 0.565										4	0	1	1	0	2	4																				
17 Kris Bryant, R (1, 5) Christopher Morel, R (8, 5) OBP: 0.429, SLG: 1.050 OBP: 0.250, SLG: 0.100										3	0	0	0	1	1	4																				
9 Javier Báez, R (1, 6) 82 Abiatal Avelino, R (8, 6) OBP: 0.220, SLG: 0.319 OBP: 0.267, SLG: 0.214										3	0	0	0	1	1	3																				
13 David Bote, R (1, 4) 1 Ian Miller, L (6, 9) OBP: 0.376, SLG: 0.659 OBP: 0.526, SLG: 0.308										3	0	1	0	0	1	0																				
6 Jake Marisnick, R (1, 8) 94 Brennan Davis, R (5, 8) OBP: 0.238, SLG: 0.211										2	0	1	0	0	0	2																				
66 Rafael Ortega, L (1, 9) 5 Matt Duffy, R (6, PH) OBP: 0.276, SLG: 0.310										2	2	2	0	0	0	0																				
98 Chase Strumpf, R (9, 4) OBP: 0.417, SLG: 0.556										0	0	0	0	0	0	0																				
2 Nico Hoerner, R (1, 10) 87 Taylor Gushue, S (7, PH) OBP: 0.214, SLG: 0.167										2	0	1	2	0	0	0																				
Inning Stats	R: 0 E: 0 K: 3 S: 9	H: 0 LOB: 0 BB: 0 P: 10	R: 0 E: 0 K: 1 S: 5	H: 1 LOB: 1 BB: 1 P: 9	R: 1 E: 0 K: 0 S: 5	H: 3 LOB: 2 BB: 1 P: 9	R: 0 E: 0 K: 1 S: 5	H: 1 LOB: 1 BB: 0 P: 5	R: 1 E: 0 K: 2 S: 9	H: 2 LOB: 3 BB: 1 P: 14	R: 0 E: 0 K: 1 S: 5	H: 0 LOB: 0 BB: 0 P: 5	R: 1 E: 0 K: 2 S: 8	H: 1 LOB: 2 BB: 1 P: 12	R: 0 E: 0 K: 2 S: 7	H: 0 LOB: 0 BB: 0 P: 7	R: 3 E: 0 K: 2 S: 10	H: 3 LOB: 0 BB: 0 P: 10	1B: 5 2B: 4 3B: 1 HR: 1	SF: 0 SAC: 0 DP: 1 HBP: 1	WP: 0 PB: 0 SB: 0 CS: 2	PA: 40														
PITCHER	IP	WLS	BF	H	R	ER	SO	BB	IBB	HBP	BLK	WP	HR	S	P	ERA	WHIP	PITCHER		IP	WLS	BF	H	R	ER	SO	BB	IBB	HBP	BLK	WP	HR	S	P	ERA	WHIP
58 Luis Castillo, R (1, 1) ERA: 1.93	4.1	L	18	6	2	2	5	2	0	0	0	0	0	26	35	4.15	1.846	48 Shane Carle, R (9, 1) ERA: 12.86		1.0		6	3	3	3	2	0	0	0	0	0	1	10	10	27.00	3.000
51 R.J. Alaniz, R (5, 1) ERA: 13.5	0.2		5	1	0	0	2	1	0	1	0	0	0	7	12	0.00	3.000																			
47 Sal Romano, R (6, 1) ERA: 6.48	1.0		3	0	0	0	1	0	0	0	0	0	0	5	5	0.00	0.000																			
75 Carson Fulmer, R (7, 1) ERA: 4.5	1.0		5	1	1	1	2	1	0	0	0	0	0	8	12	9.00	2.000																			
Art Warren, R (8, 1) ERA: 5.0	1.0		3	0	0	0	2	0	0	0	0	0	0	7	7	0.00	0.000																			

Chicago Cubs @ Cincinnati Reds
Goodyear Ballpark, Goodyear, AZ
Sat Mar 27 2021, 9:08 PM - 12:25 AM EDT
Att: 2,211 - Clear - 78 F

AB 35
R 6
H 11
RBI 6
BB 4
SO 14
LOB 14

Batter	1	2	3	4	5	6	7	8	9	AB	R	H	RBI	BB	SO	LOB	BOTTOM																			
33 Jesse Winker, L (1, 7) OBP: 0.431, SLG: 0.538 17 Kyle Farmer, R (6, 6) OBP: 0.388, SLG: 0.488										2	1	1	1	1	1	0	Chicago Cubs @ Cincinnati Reds Goodyear Ballpark, Goodyear, AZ Sat Mar 27 2021, 9:08 PM - 12:25 AM EDT Att: 2,211 - Clear - 78 F																			
2 Nick Castellanos, R (1, 9) 0 Alex Blandino, R (6, 3) OBP: 0.341, SLG: 0.619 OBP: 0.391, SLG: 0.548										3	0	0	0	0	2	1																				
Joey Votto, L (1, 3) 28 Nicky Delmonico, L (5, PR) OBP: 0.336, SLG: 0.429 OBP: 0.313, SLG: 0.393										3	0	1	0	0	0	0																				
7 Eugenio Suárez, R (1, 6) 47 Sal Romano, L (6, 1) 37 Tyler Stephenson, R (7, 2) OBP: 0.349, SLG: 0.279										2	0	1	0	1	1	2																				
9 Mike Moustakas, L (1, 5) 3 Mike Freeman, L (7, 5) OBP: 0.205, SLG: 0.250 OBP: 0.342, SLG: 0.529										3	0	0	0	0	0	2																				
42 Aristides Aquino, R (1, 8) OBP: 0.384, SLG: 0.500										4	0	1	0	0	2	1																				
16 Tucker Barnhart, L (1, 2) 75 Carson Fulmer, R (7, 1) 31 Kyle Holder, L (8, 4) OBP: 0.261, SLG: 0.184 OBP: 0.359, SLG: 0.250										1	0	0	0	1	0	0																				
71 Jonathan India, R (1, 4) Art Warren, R (8, 1) 69 Alfredo Rodriguez, R (8, PH) 48 Shane Carle, R (9, 1) OBP: 0.453, SLG: 0.644 OBP: 0.393, SLG: 0.500										3	1	1	1	0	1	3																				
58 Luis Castillo, R (1, 1) 51 R.J. Alaniz, R (5, 1) 34 Mark Payton, L (5, PH) OBP: 0.458, SLG: 0.613										1	0	0	0	0	0	1																				
Inning Stats	R: 1 E: 0 K: 1 S: 9	H: 2 LOB: 1 BB: 0 P: 10	R: 0 E: 0 K: 1 S: 5	H: 0 LOB: 1 BB: 1 P: 9	R: 0 E: 0 K: 2 S: 7	H: 0 LOB: 0 BB: 0 P: 7	R: 0 E: 0 K: 2 S: 7	H: 0 LOB: 2 BB: 1 P: 12	R: 0 E: 0 K: 1 S: 6	H: 1 LOB: 2 BB: 1 P: 10	R: 0 E: 0 K: 0 S: 3	H: 0 LOB: 0 BB: 0 P: 3	R: 1 E: 0 K: 2 S: 8	H: 1 LOB: 1 BB: 1 P: 12	R: 0 E: 0 K: 2 S: 8	H: 1 LOB: 2 BB: 1 P: 12		R: 1 E: 1 K: 3 S: 12	H: 2 LOB: 2 BB: 0 P: 12	1B: 4 2B: 1 3B: 0 HR: 2	SF: 0 SAC: 0 DP: 0 HBP: 1	WP: 0 PB: 0 SB: 0 CS: 0	PA: 41													
PITCHER	IP	WLS	BF	H	R	ER	SO	BB	IBB	HBP	BLK	WP	HR	S	P	ERA	WHIP	PITCHER		IP	WLS	BF	H	R	ER	SO	BB	IBB	HBP	BLK	WP	HR	S	P	ERA	WHIP
29 Shelby Miller, R (1, 1) ERA: 1.5	3.0		12	2	1	1	4	1	0	0	0	0	0	21	26	3.00	1.000	Justin Steele, L (8, 1) ERA:		1.0		5	1	0	0	2	1	0	0	0	0	12	12	0.00	2.000	
41 Joe Bagnini, R (4, 1) ERA: 1.69	1.0	W	5	0	0	0	2	1	0	1	0	0	0	7	12	0.00	1.000	39 Ben Holmes, L (9, 1) ERA:		1.0		6	2	1	0	3	0	0	0	0	12	12	0.00	2.000		
45 Brandon Workman, R (5, 1) ERA: 1.13	1.0	H	5	1	0	0	1	1	0	0	0	0	0	6	10	0.00	2.000																			
48 Rex Brothers, L (6, 1) ERA:	1.0	H	3	0	0	0	0	0	0	0	0	0	0	3	3	0.00	0.000																			
74 Trevor Megill, R (7, 1) ERA: 4.32	1.0	H	5	1	1	1	2	1	0	0	0	0	1	8	12	9.00	2.000																			

Chicago Cubs @ Cincinnati Reds
Goodyear Ballpark, Goodyear, AZ
Sat Mar 27 2021, 9:08 PM - 12:25 AM EDT
Att: 2,211 - Clear - 78 F

AB 35
R 3
H 7
RBI 3
BB 5
SO 14
LOB 21

Batter	1	2	3	4	5	6	7	8	9	AB	R	H	RBI	BB	SO	LOB	TOP
33 Jesse Winker, L (1, 7) 0 Alex Blandino, R (4, 5) OBP: 0.415, SLG: 0.512 OBP: 0.383, SLG: 0.535	G4-3			K	K					2	0	0	0	0	1	0	Cincinnati Reds @ Milwaukee Brewers American Family Fields of Phoenix, Phoenix, AZ Sun Mar 28 2021, 2:10 PM - 4:32 PM CDT Att: 2,253 - Sunny - 81 F livebaseballscorecards.com
2 Nick Castellanos, R (1, 9) 34 Mark Payton, L (4, 7) OBP: 0.348, SLG: 0.605 OBP: 0.474, SLG: 0.613	K			G5-3 BB	G5-3 BB					1	0	0	0	1	1	0	
9 Mike Moustakas, L (1, 5) 28 Nicky Delmonico, L (4, 9) OBP: 0.196, SLG: 0.238 OBP: 0.303, SLG: 0.379	K			G5-3	F9					2	0	0	0	0	1	1	
7 Eugenio Suárez, R (1, 6) 69 Alfredo Rodríguez, R (4, 6) OBP: 0.373, SLG: 0.465 OBP: 0.350, SLG: 0.474		K		K	G5-3					2	0	0	0	0	2	1	
27 Tyler Naquin, L (1, 8) 98 Alejo Lopez, S (6, PH) OBP: 0.375, SLG: 0.667 OBP: 0.300, SLG: 0.222	G3				HR					2	1	1	1	0	0	0	
37 Tyler Stephenson, R (1, 2) OBP: 0.370, SLG: 0.308	K				1B					3	0	2	0	0	1	0	
17 Kyle Farmer, R (1, 3) OBP: 0.385, SLG: 0.478				G6-3						3	0	1	0	0	0	1	
71 Jonathan India, R (1, 4) 3 Mike Freeman, L (5, 4) OBP: 0.439, SLG: 0.617 OBP: 0.333, SLG: 0.514				G6-3	K					2	0	0	0	0	1	2	
23 Jeff Hoffman, R (1, 1) 69 Daulton, R (1, 1) 63 Sean Doolittle, L (2, 1) 81 Matt Pridich, R (2, 1) Davy Guillón, R (2, 1) 30 Amir Garrett, L (2, 1) 39 Lucas Sims, R (2, 1) Davy Guillón, R (2, 1) 43 Cam Bedrosian, R (2, 1) 46 Cam Bedrosian, R (2, 1)				K	F8					0	0	0	0	0	0	0	
Inning Stats	R: 0 E: 0 K: 2 S: 7	H: 0 LOB: 0 BB: 0 P: 7	R: 0 E: 0 K: 2 S: 7	H: 0 LOB: 0 BB: 0 P: 7	R: 0 E: 0 K: 1 S: 5	H: 0 LOB: 0 BB: 0 P: 5	R: 0 E: 0 K: 2 S: 7	H: 0 LOB: 1 BB: 1 P: 11	R: 1 E: 0 K: 0 S: 12	H: 3 LOB: 2 BB: 0 P: 14	R: 0 E: 0 K: 0 S: 3	H: 0 LOB: 1 BB: 1 P: 7	R: 0 E: 0 K: 0 S: 3	H: 1 LOB: 0 BB: 0 P: 3			
PITCHER	IP WLS BF H R ER SO BB IBB HBP BLK WP HR S P ERA WHIP																
39 Corbin Burnes, R (1, 1) ERA: 1.65	5.0 W 20 3 1 1 9 2 0 0 0 0 1 38 48 1.80 1.000																
39 Corbin Burnes, R (6, 1) ERA: 1.65	5.0 W 20 3 1 1 9 2 0 0 0 0 0 1 38 48 1.80 1.000																
35 Brent Suter, L (6, 1) ERA: 1.74	2.0 6 1 0 0 0 0 0 0 0 0 0 0 6 6 0.00 0.500																

Batter	1	2	3	4	5	6	7	8	9	AB	R	H	RBI	BB	SO	LOB	BOTTOM
16 Koltan Wong, L (1, 4) 93 Jamie Westbrook, R (3, PH) OBP: 0.412, SLG: 0.733 OBP: 0.300, SLG: 0.125	41 24 HR 1B	41 1B	K		G3					2	2	2	0	0	0	0	Cincinnati Reds @ Milwaukee Brewers American Family Fields of Phoenix, Phoenix, AZ Sun Mar 28 2021, 2:10 PM - 4:32 PM CDT Att: 2,253 - Sunny - 81 F livebaseballscorecards.com
41 Jackie Bradley Jr., L (1, 8) 11 Billy McKinney, L (3, PH) OBP: 0.333, SLG: 0.238 OBP: 0.293, SLG: 0.615	24 HR BB	22 3B	F8			F9				1	2	1	1	1	0	0	
22 Christian Yelich, L (1, 7) Corey Ray, L (4, 8) OBP: 0.483, SLG: 0.920 OBP: 0.385, SLG: 0.200	K	3B			F9	K				2	0	1	1	0	1	2	
24 Avisail Garcia, R (1, 9) 67 Dylan Cozens, L (4, 9) OBP: 0.340, SLG: 0.600 OBP: 0.290, SLG: 0.464	24 HR BB	20 S BB			K	K				1	1	1	3	1	0	0	
20 Daniel Vogelbach, L (1, 3) 14 Jace Peterson, L (5, 3) OBP: 0.395, SLG: 0.429 OBP: 0.438, SLG: 0.667	21 1B BB	K			F8					2	1	0	0	1	1	2	
21 Travis Shaw, L (1, 5) 72 Brice Turang, L (5, PR) OBP: 0.348, SLG: 0.421 OBP: 0.212, SLG: 0.290	3 1B	K								3	0	2	0	0	1	2	
10 Omar Narváez, L (1, 2) Mario Feliciano, R (6, 2) OBP: 0.421, SLG: 0.677 OBP: 0.467, SLG: 0.857	F7	G4-3			G4-6-3					3	0	0	0	0	0	5	
3 Orlando Arcia, R (1, 6) 61 Zach Green, R (5, PR) OBP: 0.222, SLG: 0.256 OBP: 0.323, SLG: 0.577	3 1B	K			G6-3					2	0	1	1	1	0	0	
39 Corbin Burnes, R (1, 1) 26 Jacob Nottingham, R (6, PH) 39 Corbin Burnes, R (6, 1) 35 Brent Suter, L (6, 1)	K	E6			26 2B BB					2	0	0	0	0	1	2	
Inning Stats	R: 4 E: 0 K: 2 S: 12	H: 4 LOB: 2 BB: 2 P: 22	R: 2 E: 0 K: 2 S: 10	H: 3 LOB: 2 BB: 1 P: 15	R: 0 E: 1 K: 1 S: 6	H: 0 LOB: 1 BB: 0 P: 6	R: 0 E: 0 K: 1 S: 5	H: 0 LOB: 0 BB: 0 P: 5	R: 1 E: 0 K: 0 S: 4	H: 2 LOB: 2 BB: 1 P: 8	R: 0 E: 0 K: 2 S: 7	H: 0 LOB: 0 BB: 0 P: 7	R: 0 E: 0 K: 0 S: 3	H: 0 LOB: 0 BB: 0 P: 3			
PITCHER	IP WLS BF H R ER SO BB IBB HBP BLK WP HR S P ERA WHIP																
23 Jeff Hoffman, R (1, 1) ERA: 8.5	0.2 L 2 1 0 0 1 0 0 0 0 0 0 0 4 4 0.00 3.000																
99 Daulton, R (1, 1) ERA: 3.0	0.1 2 1 0 0 0 1 0 0 0 0 0 0 4 4 0.00 3.000																
63 Sean Doolittle, L (2, 1) ERA: 14.63	0.2 6 3 2 2 2 1 0 0 0 0 0 0 9 14 27.00 6.000																
81 Matt Pridich, R (2, 1) ERA: 5.06	0.1 1 0 0 0 0 0 0 0 0 0 0 0 1 1 0.00 0.000																
50 Amir Garrett, L (3, 1) ERA:	1.0 4 0 0 0 0 1 0 0 0 0 0 0 6 6 0.00 0.000																
PITCHER	IP WLS BF H R ER SO BB IBB HBP BLK WP HR S P ERA WHIP																
39 Lucas Sims, R (4, 1) ERA: 6.0	1.0 3 0 0 0 1 0 0 0 0 0 0 0 4 4 0.00 3.000																
43 Cionel Pérez, L (5, 1) ERA: 1.69	1.0 5 2 1 1 0 1 0 0 0 0 0 0 4 8 9.00 3.000																
46 Cam Bedrosian, R (6, 1) ERA: 4.15	1.0 3 0 0 0 0 2 0 0 0 0 0 0 7 7 0.00 0.000																

Batter	1	2	3	4	5	6	7	8	9	AB	R	H	RBI	BB	SO	LOB	TOP					
19 Tommy Edman, S OBP: 0.200, SLG: 0.200	G4-3	L7		46 1B 28 WP	FC4-6			F8		5	1	1	0	0	0	1	St. Louis Cardinals @ Cincinnati Reds Great American Ball Park, Cincinnati, OH Thu Apr 01 2021, 4:11 PM - 7:42 PM EDT Att: 12,264 - Cloudy - 37 F					
46 Paul Goldschmidt, R OBP: 0.600, SLG: 1.200	28 1B 11 1B	E6		28 WP 27 HR		G4-3			2B	5	3	4	1	0	0	0						
28 Nolan Arenado, R OBP: 0.400, SLG: 0.400	11 1B 4 FC			L8		K			K	5	1	2	1	0	2	2						
11 Paul DeJong, R OBP: 0.200, SLG: 0.200	4 FC 27 HBP	G5-4-3		K		L8			G5-3	5	1	1	1	0	1	3						
27 Tyler O'Neill, R OBP: 0.400, SLG: 1.000	4 E 3 HR			F9		G5-3			K	4	2	1	2	0	1	1						
4 Yadier Molina, R	FC			G6-3		G1-3			P3	4	1	0	1	0	0	1						
3 Dylan Carlson, S	HR			26 FC4-6 BB		K			K	3	1	1	3	1	2	0						
26 Justin Williams, L	G4-3			FC4-6		G4-3			F8	4	0	0	0	0	0	1						
22 Jack Flaherty, R	L9			19 1B 46 1B		BB			K	1	1	0	0	2	0	0						
30 Tyler Webb, L										0	0	0	0	0	0	0						
56 Ryan Helsley, R										0	0	0	0	0	0	0						
92 Genesis Cabrera, L										0	0	0	0	0	0	0						
13 Matt Carpenter, L										0	0	0	0	0	0	0						
65 Giovanny Gallegos, R										0	0	0	0	0	0	0						
Alex Reyes, R										0	0	0	0	0	0	0						
Inning Stats	R: 6 K: 0 S: 15	H: 4 LOB: 0 BB: 0 P: 19	R: 1 K: 0 S: 12	H: 2 LOB: 0 BB: 0 P: 15	R: 0 K: 0 S: 8	H: 0 LOB: 1 BB: 1 P: 13	R: 4 K: 1 S: 25	H: 3 LOB: 0 BB: 1 P: 35	R: 0 K: 1 S: 8	H: 0 LOB: 0 BB: 0 P: 17	R: 0 K: 1 S: 8	H: 0 LOB: 0 BB: 0 P: 9	R: 0 K: 1 S: 6	H: 0 LOB: 0 BB: 0 P: 10	R: 0 K: 2 S: 11	H: 1 LOB: 1 BB: 0 P: 15	1B: 6 2B: 2 3B: 0 HR: 2	SF: 0 SAC: 0 DP: 1 HBP: 1	WP: 1 PB: 0 SB: 0 CS: 0	PA: 41		
PITCHER	IP WLS BF H R ER SO BB IBB HBP BLK WP HR S P ERA WHIP																					
58 Luis Castillo, R ERA: 21.6	(1, 1) 3.1 L 21 8 10 8 0 2 0 0 1 0 1 1 52 73 21.60 3.000																					
46 Cam Bedrosian, R ERA: 13.5	(4, 1) 0.2 3 1 1 1 1 0 0 0 0 0 1 8 9 13.50 1.500																					
47 Sal Romano, R ERA:	(5, 1) 2.0 7 0 0 0 2 1 0 0 0 0 0 16 26 0.00 0.500																					
41 Carson Fulmer, R ERA:	(7, 1) 2.0 6 0 0 0 2 0 0 0 0 0 0 15 23 0.00 0.000																					
63 Sean Doolittle, L ERA:	(9, 1) 1.0 4 1 0 0 2 0 0 0 0 0 0 11 15 0.00 1.000																					
Batter	1	2	3	4	5	6	7	8	9	AB	R	H	RBI	BB	SO	LOB	BOTTOM					
33 Jesse Winker, L OBP: 0.600, SLG: 0.750	2 F9 19 WP				2 1B 19 1B			K		4	2	2	0	1	2	1	St. Louis Cardinals @ Cincinnati Reds Great American Ball Park, Cincinnati, OH Thu Apr 01 2021, 4:11 PM - 7:42 PM EDT Att: 12,264 - Cloudy - 37 F					
63 Sean Doolittle, L					BB					0	0	0	0	0	0	0						
2 Nick Castellanos, R OBP: 0.600, SLG: 1.400	F9				19 1B 9 SF8			L7-4		5	2	3	2	0	0	4						
19 Joey Votto, L OBP: 0.200, SLG: 0.200	P5				7 BB			P2		5	0	1	1	0	0	1						
7 Eugenio Suárez, R OBP: 0.600, SLG: 1.333	K				BB			P4		3	1	1	1	2	1	1						
9 Mike Moustakas, L	F7				HR			BB		2	0	0	1	2	0	0						
15 Nick Senzel, R					G4-3			SF8		2	0	0	1	2	0	0						
12 Tyler Naquin, L	K				G3			P5		1	0	0	0	0	0	0						
42 Aristides Aquino, R					BB			F9		3	0	0	0	0	1	6						
6 Jonathan India, R OBP: 0.500, SLG: 0.750	K				2B			F9		4	0	2	0	0	1	2						
16 Tucker Barnhart, L					F7					1	1	0	0	0	0	1						
47 Sal Romano, L					58 SH2-4 2 HR			K		0	0	0	0	0	0	0						
0 Alex Blandino, R										0	0	0	0	0	0	0						
41 Carson Fulmer, R										0	0	0	0	0	0	0						
17 Kyle Farmer, R										0	0	0	0	0	0	0						
58 Luis Castillo, R										0	0	0	0	0	0	0						
46 Cam Bedrosian, R										0	0	0	0	0	0	0						
37 Tyler Stephenson, R OBP: 0.333, SLG: 0.333	SH2-4				F8			G6-3		3	0	1	0	0	0	0						
Inning Stats	R: 1 K: 1 S: 10	H: 1 LOB: 0 BB: 0 P: 15	R: 0 K: 2 S: 11	H: 0 LOB: 0 BB: 0 P: 17	R: 2 K: 1 S: 8	H: 1 LOB: 0 BB: 0 P: 14	R: 1 K: 0 S: 14	H: 2 LOB: 1 BB: 0 P: 24	R: 2 K: 0 S: 15	H: 2 LOB: 2 BB: 2 P: 31	R: 0 K: 1 S: 11	H: 3 LOB: 0 BB: 0 P: 17	R: 0 K: 0 S: 8	H: 0 LOB: 2 BB: 2 P: 18	R: 0 K: 2 S: 12	H: 0 LOB: 0 BB: 0 P: 19	R: 0 K: 1 S: 11	H: 1 LOB: 2 BB: 1 P: 21	1B: 5 2B: 4 3B: 0 HR: 2	SF: 1 SAC: 1 DP: 1 HBP: 1	WP: 1 PB: 0 SB: 0 CS: 0	PA: 42
PITCHER	IP WLS BF H R ER SO BB IBB HBP BLK WP HR S P ERA WHIP																					
22 Jack Flaherty, R ERA: 12.46	(1, 1) 4.1 22 6 6 6 4 2 0 1 0 0 0 0 4 7 12.46 1.846																					
30 Tyler Webb, L ERA:	(5, 1) 0.2 2 0 0 0 0 0 0 0 0 0 0 4 7 0.00 0.000																					
56 Ryan Helsley, R ERA:	(6, 1) 1.0 5 3 0 0 1 0 0 0 0 0 0 11 17 0.00 3.000																					
92 Genesis Cabrera, L ERA:	(7, 1) 1.0 5 0 0 0 0 2 0 0 0 0 0 8 18 0.00 2.000																					
65 Giovanny Gallegos, R ERA:	(8, 1) 1.0 W 3 0 0 0 2 0 0 0 0 0 0 12 19 0.00 0.000																					
PITCHER	IP WLS BF H R ER SO BB IBB HBP BLK WP HR S P ERA WHIP																					
Alex Reyes, R ERA:	(9, 1) 1.0 5 1 0 0 1 1 0 0 0 0 0 11 21 0.00 2.000																					

Batter	1	2	3	4	5	6	7	8	9	AB	R	H	RBI	BB	SO	LOB	TOP					
19 Tommy Edman, S OBP: 0.200, SLG: 0.111	F7		46 BB		G3		G4-3		G4-3	4	0	0	0	1	0	0						
46 Paul Goldschmidt, R OBP: 0.600, SLG: 0.775	K				K		K2-3		28 HR	4	1	1	0	1	3	0						
28 Nolan Arenado, R OBP: 0.400, SLG: 0.700	G5-3		F9						11 BB	5	2	2	2	0	1	2						
11 Paul DeJong, R OBP: 0.500, SLG: 1.125		HR			HR				4 BB	3	3	2	2	2	0	0						
27 Tyler O'Neill, R OBP: 0.333, SLG: 0.625	K				K				3 SF9	4	0	1	0	0	3	2						
4 Yadier Molina, R OBP: 0.250, SLG: 0.143	G5-3						F9		3 SF9	3	0	1	0	1	0	2						
3 Dylan Carlson, S OBP: 0.250, SLG: 0.667	G6-3				K		E7		4 BB	3	0	0	1	0	1	2						
26 Justin Williams, L					K		P4		3 HR	2	0	0	0	0	2	1						
0 Austin Dean, R					K					2	0	0	0	0	1	4						
50 Adam Wainwright, R					K					1	0	0	0	0	1	0						
40 Jake Woodford, R										1	0	0	0	0	1	0						
21 Andrew Miller, L										0	0	0	0	0	0	0						
34 John Nogowski, R										0	0	0	0	0	0	0						
12 Jordan Hicks, R										0	0	0	0	0	0	0						
30 Tyler Webb, L										0	0	0	0	0	0	0						
13 Matt Carpenter, L										1	0	0	0	0	0	0						
Inning Stats	R: 0 E: 0 K: 1 S: 9	H: 0 LOB: 0 BB: 0 P: 15	R: 1 E: 0 K: 1 S: 11	H: 1 LOB: 0 BB: 0 P: 18	R: 0 E: 0 K: 2 S: 13	H: 0 LOB: 2 BB: 2 P: 24	R: 1 E: 0 K: 3 S: 12	H: 2 LOB: 1 BB: 0 P: 15	R: 0 E: 0 K: 2 S: 8	H: 0 LOB: 0 BB: 0 P: 10	R: 1 E: 0 K: 1 S: 12	H: 1 LOB: 2 BB: 1 P: 22	R: 0 E: 0 K: 1 S: 11	H: 0 LOB: 0 BB: 0 P: 19	R: 1 E: 0 K: 2 S: 13	H: 1 LOB: 2 BB: 2 P: 27	R: 2 E: 0 K: 0 S: 10	H: 2 LOB: 0 BB: 0 P: 20	1B: 4 2B: 0 3B: 0 HR: 3	SF: 1 SAC: 0 DP: 0 HBP: 0	WP: 0 PB: 0 SB: 0 CS: 0	PA: 40
PITCHER	IP WLS BF H R ER SO BB IBB HBP BLK WP HR S P ERA WHIP																					
30 Tyler Mahle, R ERA: 3.6	5.0 W 21 4 3 2 9 2 0 0 0 0 2 54 84 3.60 1.200																					
46 Cam Bedrosian, R ERA: 8.75	0.2 4 0 0 0 1 1 0 0 0 0 0 9 15 0.00 1.500																					
43 Cionel Pérez, L ERA: 5.4	1.2 7 1 1 2 1 0 0 0 0 0 0 20 38 5.40 1.200																					
63 Sean Doolittle, L ERA:	0.2 3 0 0 0 1 1 0 0 0 0 0 6 13 0.00 1.500																					
47 Sal Romano, R ERA: 6.0	1.0 5 2 2 2 0 0 0 0 0 0 1 10 20 18.00 2.000																					

St. Louis Cardinals @ Cincinnati Reds
Great American Ball Park, Cincinnati, OH
Sat Apr 03 2021, 4:11 PM - 7:33 PM EDT
Att: 12,213 - Sunny - 66 F

AB 34
R 6
H 7
RBI 5
BB 5
SO 13
LOB 13



Batter	1	2	3	4	5	6	7	8	9	AB	R	H	RBI	BB	SO	LOB	BOTTOM			
33 Jesse Winker, L OBP: 0.444, SLG: 0.500	L9		19 G3		G3-1		G5-3			4	1	1	0	0	1	0				
15 Nick Senzel, R			7 1B							1	0	0	0	0	0	0				
2 Nick Castellanos, R OBP: 0.625, SLG: 1.143	G1-4-3		7 1B							2	2	1	0	0	0	0				
42 Aristides Aquino, R OBP: 0.200, SLG: 0.800			9 1B							2	1	1	1	0	0	0				
19 Joey Votto, L OBP: 0.200, SLG: 0.200	L8		G3							5	1	1	0	0	1	2				
7 Eugenio Suárez, R OBP: 0.500, SLG: 0.714	F9		6 1B							4	1	1	1	1	2	0				
9 Mike Moustakas, L OBP: 0.500, SLG: 0.500	F8		6 1B							4	1	2	1	1	0	0				
6 Jonathan India, R OBP: 0.825, SLG: 0.714	K		12 1B							3	0	2	1	0	1	0				
12 Tyler Naquin, L OBP: 0.600, SLG: 0.333										2	1	1	2	1	1	3				
16 Tucker Barnhart, L OBP: 0.500, SLG: 1.000										4	1	2	2	0	2	5				
30 Tyler Mahle, R										3	0	0	0	0	0	1				
46 Cam Bedrosian, R										0	0	0	0	0	0	0				
43 Cionel Pérez, R										1	0	0	0	0	0	0				
63 Sean Doolittle, L										0	0	0	0	0	0	0				
47 Sal Romano, L										0	0	0	0	0	0	0				
Inning Stats	R: 0 E: 0 K: 0 S: 8	H: 0 LOB: 0 BB: 0 P: 10	R: 0 E: 0 K: 1 S: 9	H: 0 LOB: 0 BB: 0 P: 15	R: 6 E: 0 K: 1 S: 22	H: 7 LOB: 2 BB: 1 P: 35	R: 2 E: 0 K: 2 S: 17	H: 1 LOB: 3 BB: 2 P: 35	R: 0 E: 0 K: 0 S: 6	H: 1 LOB: 0 BB: 0 P: 8	R: 1 E: 0 K: 3 S: 16	H: 3 LOB: 0 BB: 0 P: 25	R: 0 E: 0 K: 0 S: 7	H: 0 LOB: 0 BB: 0 P: 13	R: 0 E: 0 K: 1 S: 8	H: 0 LOB: 0 BB: 0 P: 11	1B: 9 2B: 1 3B: 0 HR: 2	SF: 0 SAC: 0 DP: 1 HBP: 3	WP: 1 PB: 0 SB: 0 CS: 0	PA: 41
PITCHER	IP WLS BF H R ER SO BB IBB HBP BLK WP HR S P ERA WHIP																			
50 Adam Wainwright, R ERA: 20.25	2.2 L 16 2 2 2 3 2 0 0 0 1 0 26 47 7.71 1.714																			
40 Jake Woodford, R ERA: 7.71	2.1 12 2 2 2 3 2 0 2 0 1 0 26 47 7.71 1.714																			
21 Andrew Miller, L ERA: 9.0	1.0 7 3 1 1 3 0 0 1 0 0 1 16 25 9.00 3.000																			
12 Jordan Hicks, R ERA:	1.0 3 0 0 0 0 0 0 0 0 0 0 7 13 0.00 0.000																			
30 Tyler Webb, L ERA:	1.0 3 0 0 0 1 0 0 0 0 0 0 8 11 0.00 0.000																			

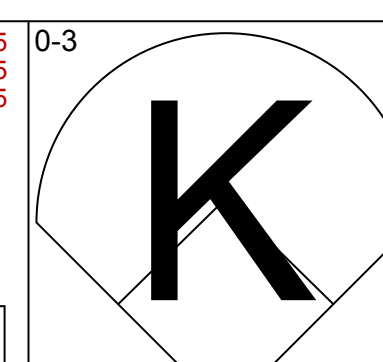
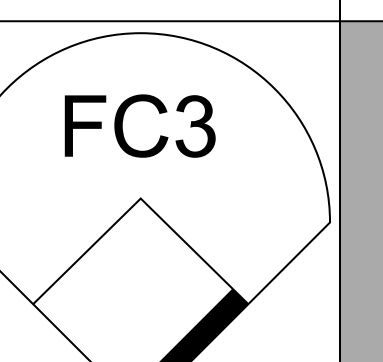
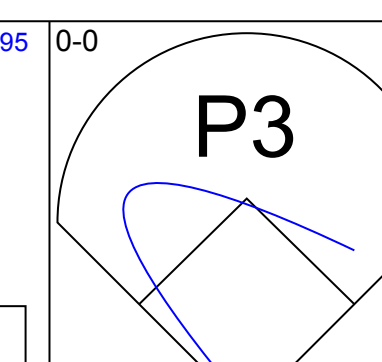
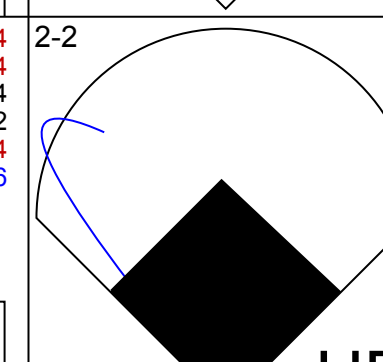
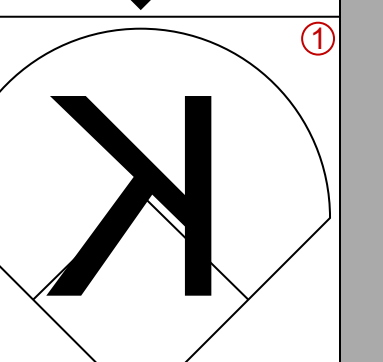
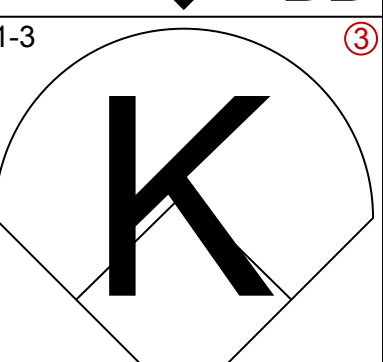
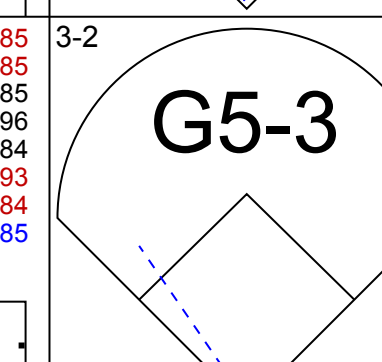
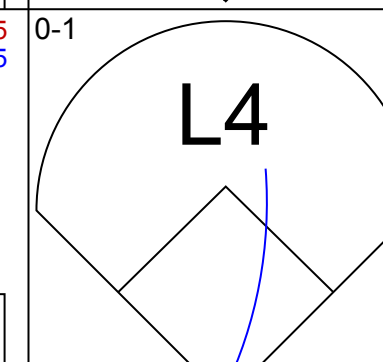
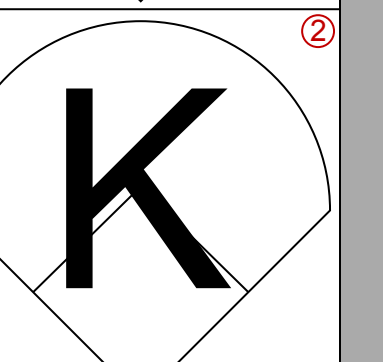


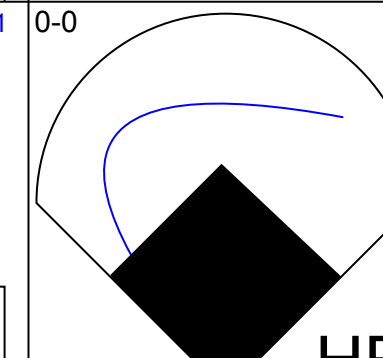
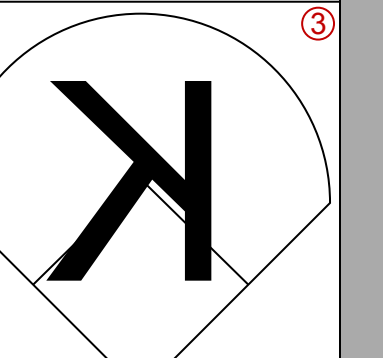


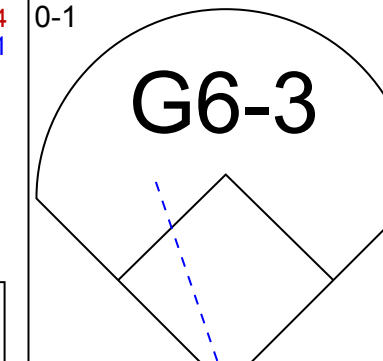
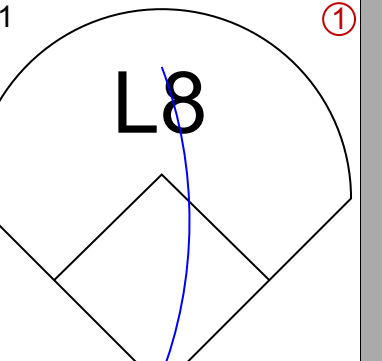


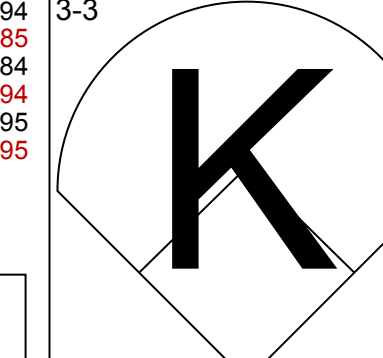
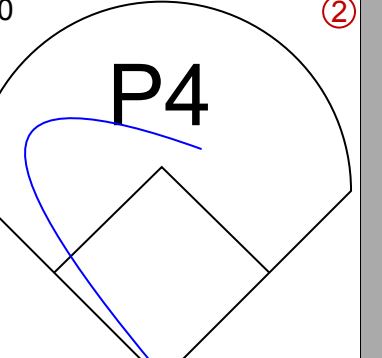
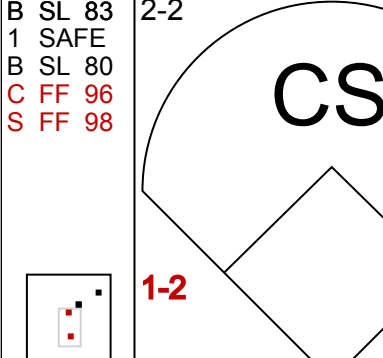

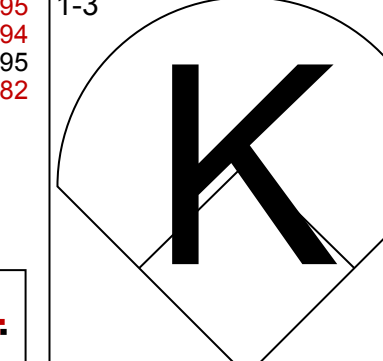
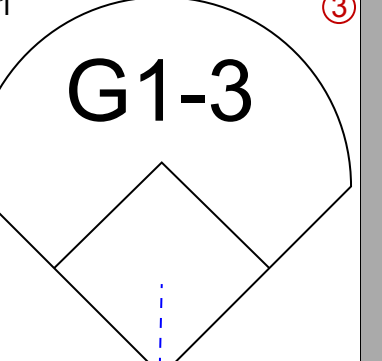
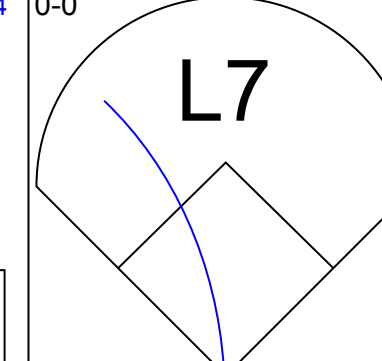
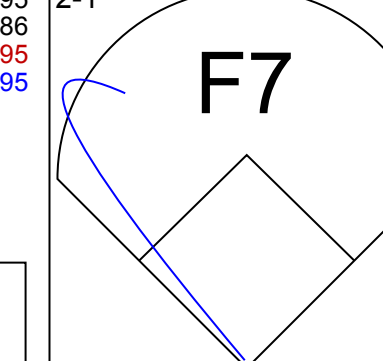
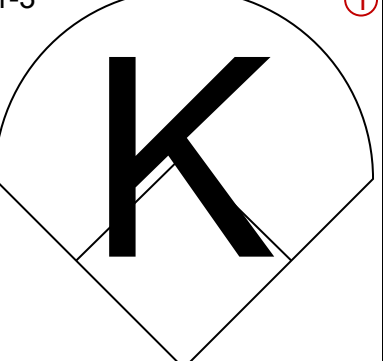

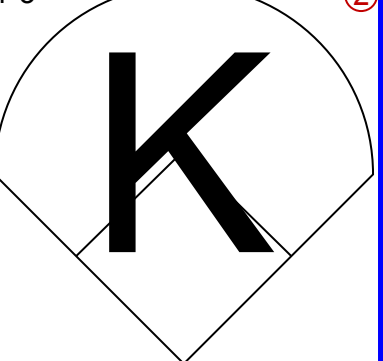
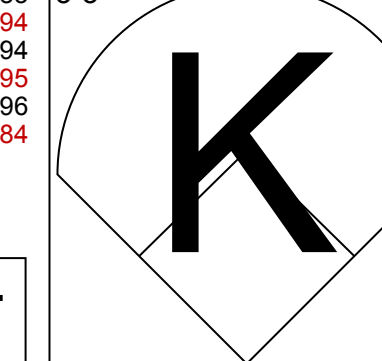
St. Louis Cardinals @ Cincinnati Reds
Great American Ball Park, Cincinnati, OH
Sat Apr 03 2021, 4:11 PM - 7:33 PM EDT
Att: 12,213 - Sunny - 66 F

AB 35
R 9
H 12
RBI 8
BB 3
SO 8
LOB 11



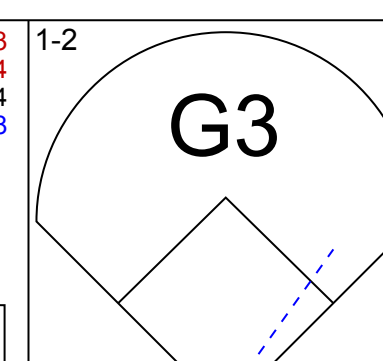
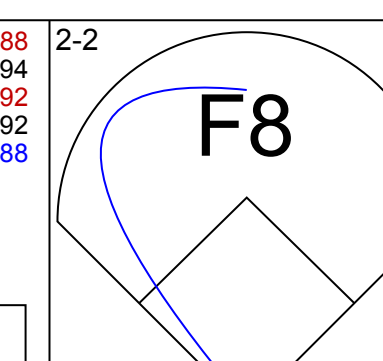
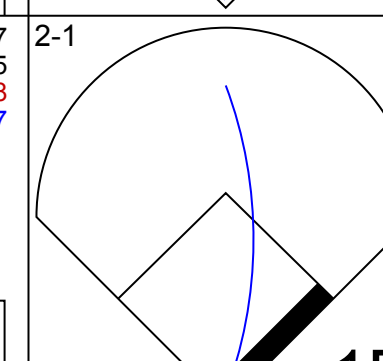
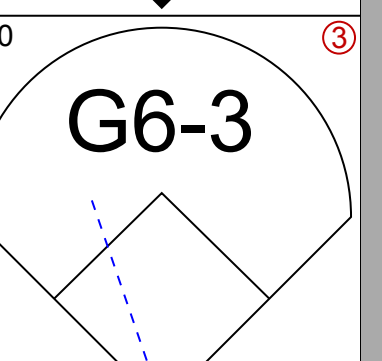

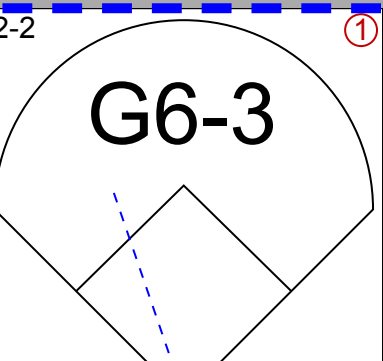

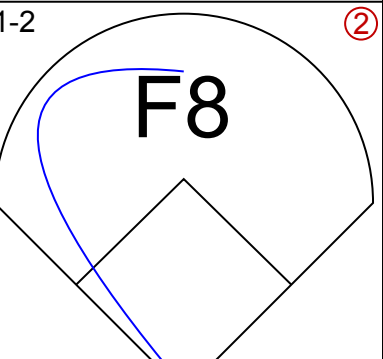
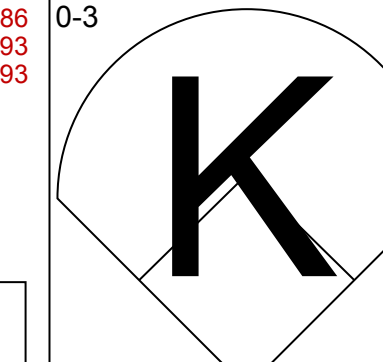
Batter	1	2	3	4	5	6	7	8	9	AB	R	H	RBI	BB	SO	LOB	TOP										
19 Tommy Edman, S OBP: 0.286, SLG: 0.167	L8		L9			11 WP 1B		63 G4-3 BB		3	0	1	0	1	0	0	St. Louis Cardinals @ Cincinnati Reds Great American Ball Park, Cincinnati, OH Sun Apr 04 2021, 1:11 PM - 4:10 PM EDT Att: 11,629 - Sunny - 66 F										
46 Paul Goldschmidt, R 21 Andrew Miller, L	L4			K		F8		F8		4	0	0	0	0	1	4											
28 Nolan Arenado, R 63 Edmundo Sosa, R	2B		L8			F9		G4-3		3	0	1	0	0	0	2											
11 Paul DeJong, R OBP: 0.357, SLG: 0.750	K			K		K			P3	4	0	0	0	0	3	3											
27 Tyler O'Neill, R OBP: 0.308, SLG: 0.583	F9					4 1B 2B		K	G5-3	4	1	1	0	0	1	0											
4 Yadier Molina, R 7 Andrew Knizner, R	K					3 G4-6-3 1B		G1-3	L9	2	0	1	1	0	1	0											
3 Dylan Carlson, S	G6-3					2H 1B				2	0	0	0	0	0	1											
26 Justin Williams, L			K			K		K		3	0	0	0	0	3	1											
18 Carlos Martinez, R 13 Matt Carpenter, L 56 Ryan Helsley, R 30 Tyler Webb, L 92 Génesis Cabrera, L 34 John Noguera, R	G1-3					46 F8 19 1B BB			19 BB 1B	1	0	0	0	0	0	0											
Inning Stats	R: 0 E: 0 K: 1 S: 13	H: 1 LOB: 1 BB: 0 P: 20	R: 0 E: 0 K: 1 S: 11	H: 0 LOB: 0 BB: 0 P: 14	R: 0 E: 0 K: 1 S: 11	H: 0 LOB: 0 BB: 0 P: 15	R: 0 E: 0 K: 2 S: 9	H: 0 LOB: 0 BB: 0 P: 12	R: 1 E: 0 K: 1 S: 11	H: 2 LOB: 0 BB: 0 P: 16	R: 0 E: 0 K: 1 S: 11	H: 1 LOB: 2 BB: 1 P: 21	R: 0 E: 0 K: 2 S: 10	H: 0 LOB: 1 BB: 0 P: 19	R: 0 E: 0 K: 0 S: 11	H: 1 LOB: 0 BB: 1 P: 18		R: 0 E: 0 K: 0 S: 7	H: 0 LOB: 0 BB: 0 P: 9	1B: 3 2B: 2 3B: 0 HR: 0	SF: 0 SAC: 0 DP: 2 HBP: 1	WP: 1 PB: 0 SB: 0 CS: 0	PA: 33				
PITCHER	IP	WLS	BF	H	R	ER	SO	BB	IBB	HBP	BLK	WP	HR	S	P	ERA	WHIP										
23 Jeff Hoffman, R ERA: 1.8	5.0	W	17	3	1	1	6	0	0	0	0	0	0	55	77	1.80	0.600										
70 Tejay Antone, R ERA: 1.8	1.0	H	5	1	0	0	1	1	0	0	0	1	0	11	21	0.00	2.000										
41 Carson Fulmer, R ERA: 1.8	1.1		7	1	0	0	2	1	0	1	0	0	0	19	33	0.00	1.500										
47 Sal Romano, R ERA: 3.86	1.2		4	0	0	0	0	0	0	0	0	0	0	9	13	0.00	0.000										

Batter	1	2	3	4	5	6	7	8	9	AB	R	H	RBI	BB	SO	LOB	BOTTOM										
12 Tyler Naquin, L OBP: 0.400, SLG: 0.625	G4-3			K	G4-3	HR	K			5	1	1	3	0	2	3	St. Louis Cardinals @ Cincinnati Reds Great American Ball Park, Cincinnati, OH Sun Apr 04 2021, 1:11 PM - 4:10 PM EDT Att: 11,629 - Sunny - 66 F										
2 Nick Castellanos, R 42 Aristides Aquino, R	G6-3			19 1B 3B	HR	L8		F8		4	2	2	3	0	0	0											
19 Joey Votto, L 41 Carson Fulmer, R 47 Sal Romano, L	K			7 BB 1B	G6-3	E6		G2-3		4	0	1	1	0	1	0											
7 Eugenio Suárez, R OBP: 0.467, SLG: 0.500	G5-3					BB		G5-3		3	1	0	0	2	0	1											
9 Mike Moustakas, L OBP: 0.429, SLG: 0.333	G3			L6		P5		37 1B 0 2B BB		3	1	0	0	1	0	3											
15 Nick Senzel, R	P6			F7		6 1B 37 WP BB		F8		3	1	0	0	1	0	3											
6 Jonathan India, R OBP: 0.500, SLG: 0.545	G5-3				G1-3	37 WP 37 1B 1B		F7		4	1	1	1	0	0	1											
37 Tyler Stephenson, R OBP: 0.571, SLG: 0.571	K				12 G4-3 2 HR 1B	12 HR 70 SH 1B				4	3	3	1	0	1	0											
23 Jeff Hoffman, R 17 Kyle Farmer, R 70 Tejay Antone, R 0 Alex Blandino, R	K				2 HR 12 G4-3 BB	12 HR 2B				1	0	0	0	0	1	0											
Inning Stats	R: 0 E: 0 K: 1 S: 9	H: 0 LOB: 0 BB: 0 P: 14	R: 0 E: 0 K: 0 S: 8	H: 0 LOB: 0 BB: 0 P: 12	R: 0 E: 0 K: 2 S: 7	H: 0 LOB: 0 BB: 0 P: 8	R: 1 E: 0 K: 1 S: 11	H: 2 LOB: 2 BB: 1 P: 18	R: 3 E: 0 K: 0 S: 15	H: 2 LOB: 0 BB: 1 P: 25	R: 6 E: 1 K: 0 S: 25	H: 3 LOB: 1 BB: 2 P: 44	R: 2 E: 0 K: 1 S: 11	H: 2 LOB: 1 BB: 1 P: 20	R: 0 E: 0 K: 0 S: 8	H: 0 LOB: 0 BB: 0 P: 12		1B: 5 2B: 1 3B: 1 HR: 2	SF: 0 SAC: 1 DP: 0 HBP: 0	WP: 2 PB: 0 SB: 0 CS: 0	PA: 40						
PITCHER	IP	WLS	BF	H	R	ER	SO	BB	IBB	HBP	BLK	WP	HR	S	P	ERA	WHIP										
18 Carlos Martinez, R ERA: 7.2	5.0	L	21	4	4	4	0	2	0	0	0	1	0	12	26	108.00	12.000										
56 Ryan Helsley, R ERA: 27.0	0.1		5	2	4	4	0	2	0	0	0	0	0	12	26	108.00	12.000										
30 Tyler Webb, L ERA: 7.71	0.2		5	1	2	2	0	0	0	0	0	0	1	13	18	27.00	1.500										
92 Génesis Cabrera, L ERA: 9.0	1.0		6	2	2	2	1	1	0	0	0	0	0	11	20	18.00	3.000										
21 Andrew Miller, L ERA: 4.5	1.0		3	0	0	0	0	0	0	0	0	0	0	8	12	0.00	0.000										

Batter	1	2	3	4	5	6	7	8	9	AB	R	H	RBI	BB	SO	LOB	TOP			
26 Adam Frazier, L (1,4) OBP: 0.389, SLG: 0.429			FC3 					P3 		3	0	0	0	1	1	1	Pittsburgh Pirates @ Cincinnati Reds Great American Ball Park, Cincinnati, OH Mon Apr 05 2021, 6:41 PM - 9:58 PM EDT Att: 9,097 - Clear - 80 F			
24 Phillip Evans, R (1,5) OBP: 0.556, SLG: 0.875 49 Michael Feliz, R (8,1)								G5-3 		4	1	1	1	0	2	3				
10 Bryan Reynolds, S (1,7) OBP: 0.412, SLG: 0.533	L4 									3	1	1	1	1	1	2				
19 Colin Moran, L (1,3)										4	1	2	1	0	2	3				
2 Erik González, R (1,6) OBP: 0.111, SLG: 0.111	G6-3 			L8 						4	0	0	0	0	2	2				
25 Gregory Polanco, L (1,9) OBP: 0.235, SLG: 0.071					P4 			CS 		4	0	0	0	0	2	1				
58 Jacob Stallings, R (1,2) OBP: 0.333, SLG: 0.300					G1-3 				L7 	3	0	0	0	1	1	0				
49 Dustin Fowler, L (1,8) OBP: 0.125, SLG: 0.125 27 Kevin Newman, R (9,PH) OBP: 0.214, SLG: 0.214			F7 							3	0	0	0	0	2	0				
34 JT Brubaker, R (1,1) OBP: 1.000, SLG: 1.000 6 Anthony Alford, R (5,PH) 57 Luis Oviedo, R (5,1) 54 Sam Howard, R (7,1) 15 Wilmer Difo, S (8,PH) (8,9)										1	0	1	0	0	0	0				
Inning Stats	R: 2 E: 0 K: 1 S: 12	H: 2 LOB: 0 BB: 0 P: 14	R: 0 E: 0 K: 2 S: 8	H: 0 LOB: 0 BB: 0 P: 14	R: 0 E: 1 K: 3 S: 14	H: 1 LOB: 2 BB: 0 P: 22	R: 0 E: 0 K: 0 S: 5	H: 0 LOB: 0 BB: 0 P: 5	R: 0 E: 0 K: 3 S: 12	H: 0 LOB: 1 BB: 1 P: 19	R: 0 E: 0 K: 2 S: 11	H: 0 LOB: 0 BB: 0 P: 13	R: 0 E: 0 K: 1 S: 9	H: 0 LOB: 0 BB: 0 P: 15	R: 1 E: 0 K: 1 S: 15	H: 2 LOB: 2 BB: 1 P: 25		1B: 2 2B: 0 3B: 0 HR: 3	SF: 0 SAC: 0 DP: 0 HBP: 0	WP: 0 PB: 0 SB: 0 CS: 1
PITCHER	IP	WLS	BF	H	R	ER	SO	BB	IBB	HBP	BLK	WP	HR	S	P	ERA	WHIP			
87 José De León, R (1,1) ERA: 3.6	5.0		21	3	2	2	9	2	0	0	0	0	2	54	81	3.60	1.000			
43 Cionel Pérez, L (6,1) ERA: 3.38	1.0		2	0	0	0	2	0	0	0	0	0	0	8	13	0.00	0.000			
63 Sean Doolittle, L (7,1) ERA:	1.0	W	3	0	0	0	2	0	0	0	0	0	0	11	13	0.00	0.000			
39 Lucas Sims, R (8,1) ERA:	1.0	H	3	0	0	0	1	0	0	0	0	0	0	9	15	0.00	0.000			
50 Amir Garrett, L (9,1) ERA: 9.0	1.0	S	6	2	1	1	1	1	0	0	0	0	1	15	25	9.00	3.000			

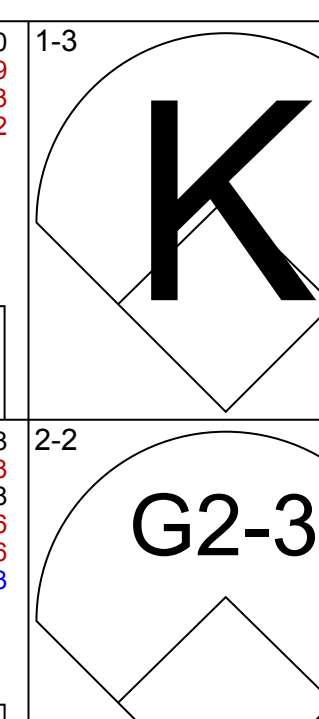
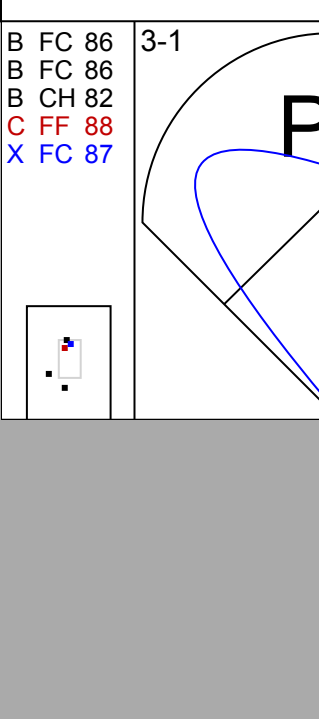
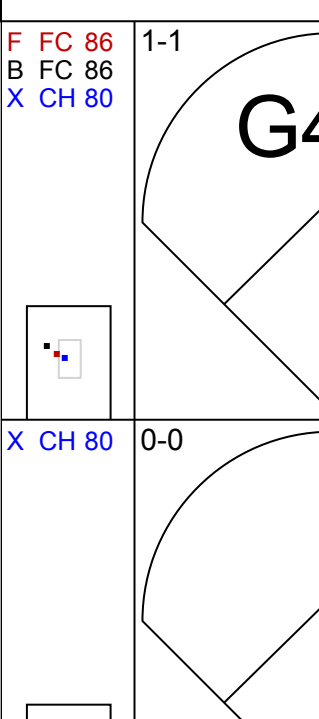
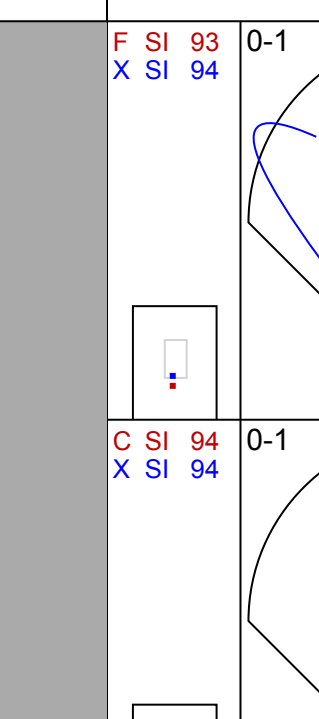
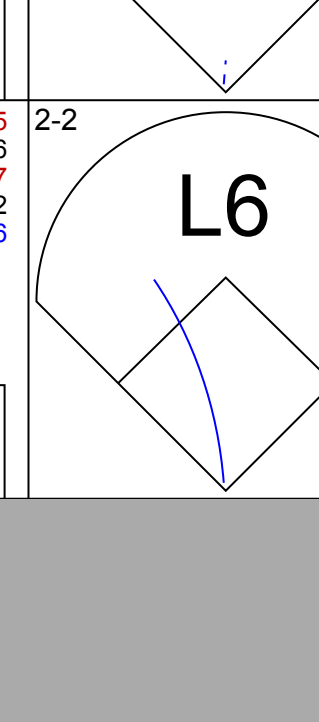
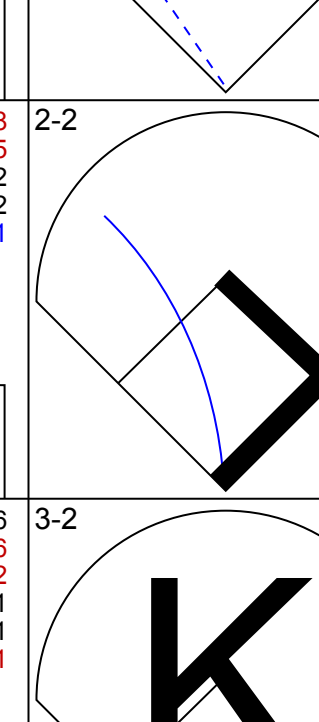
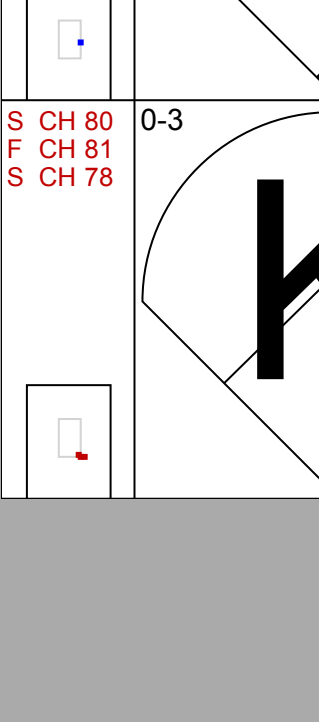
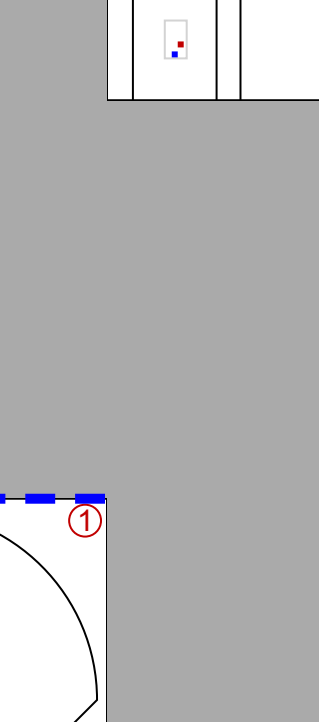

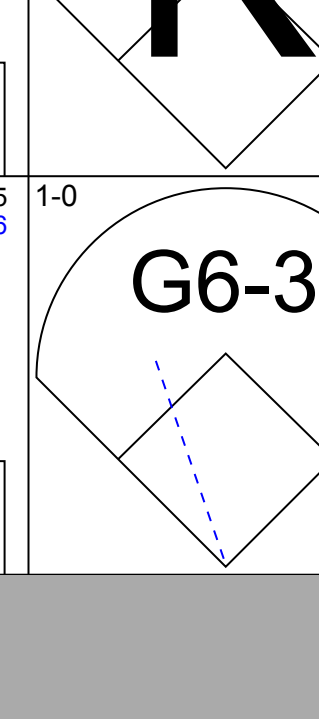

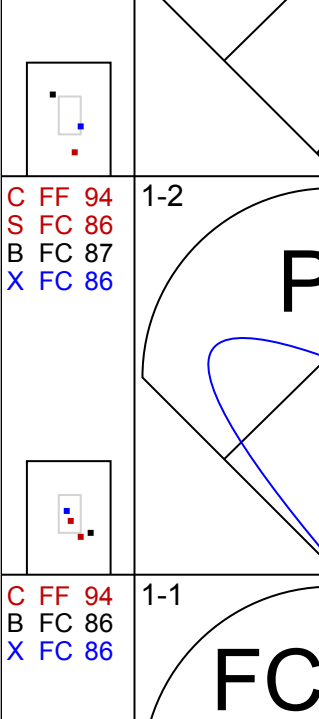
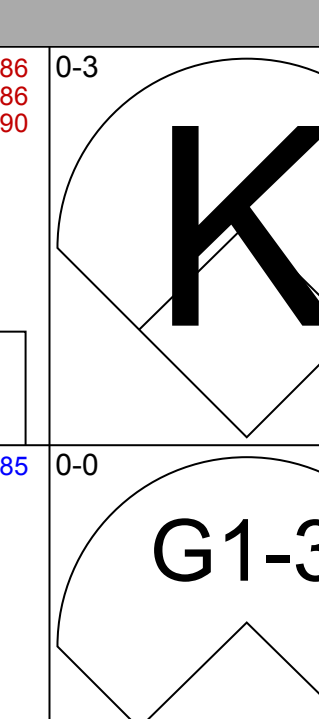
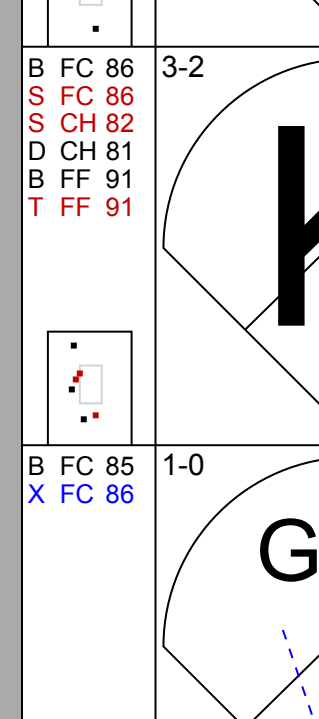
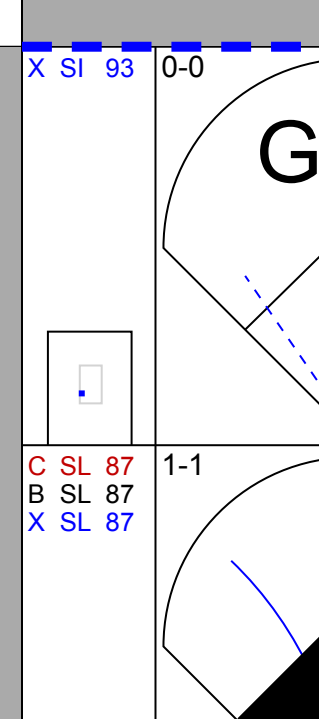
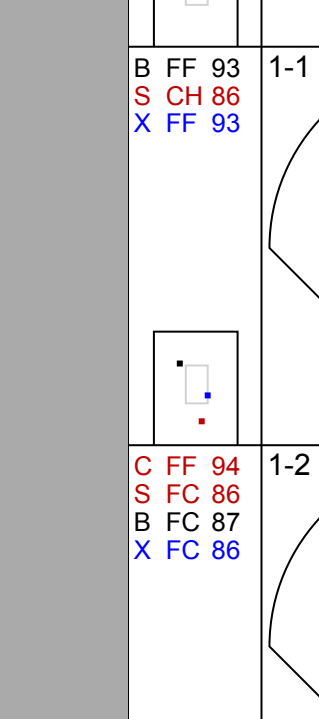
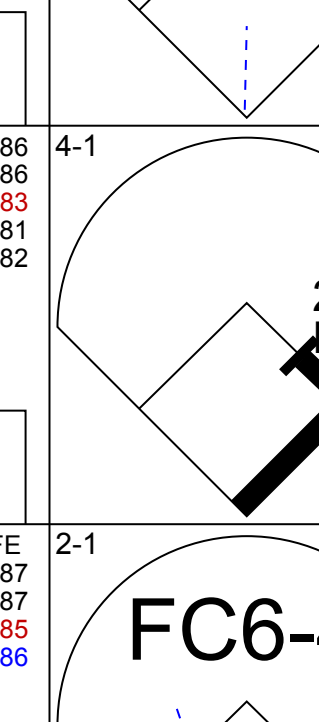

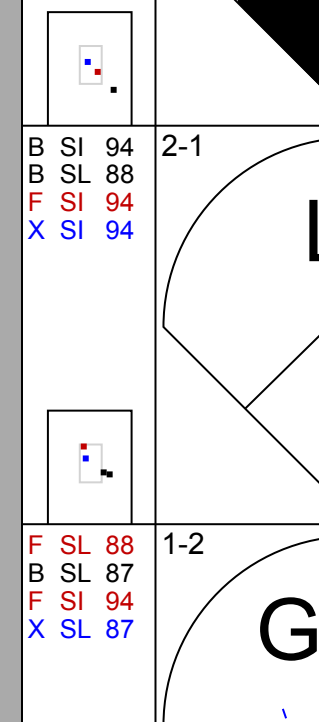
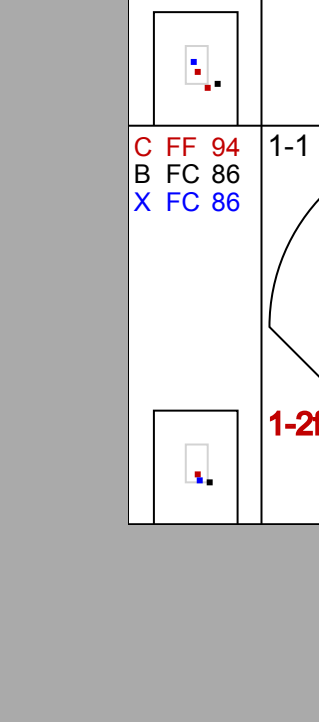

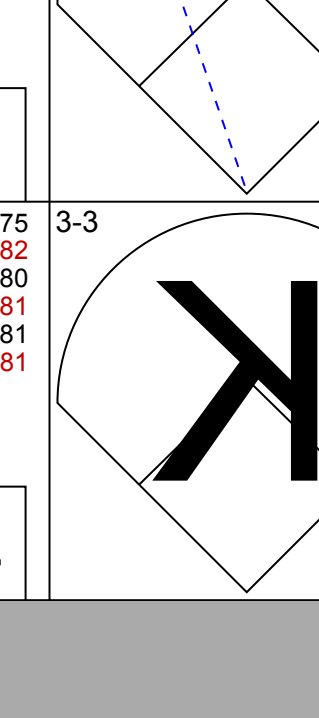

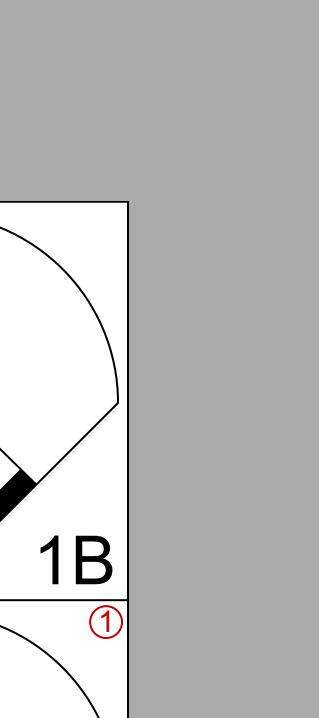
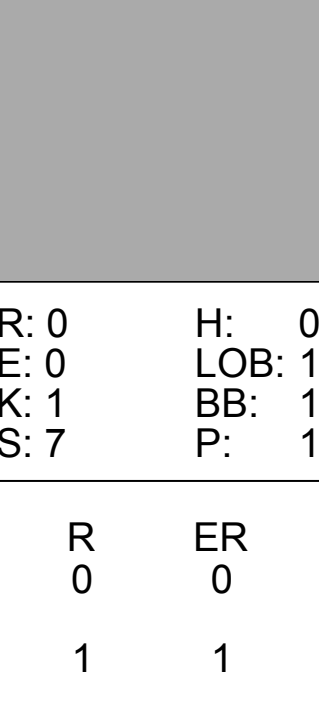
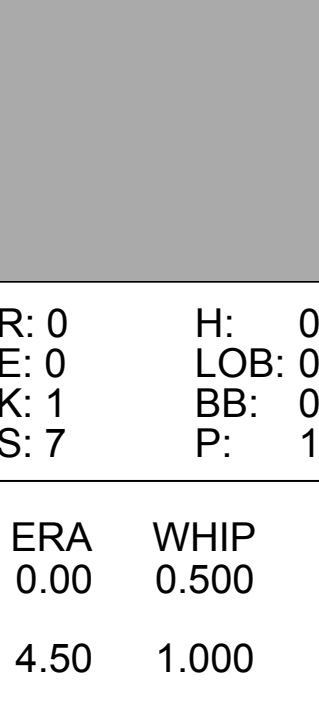
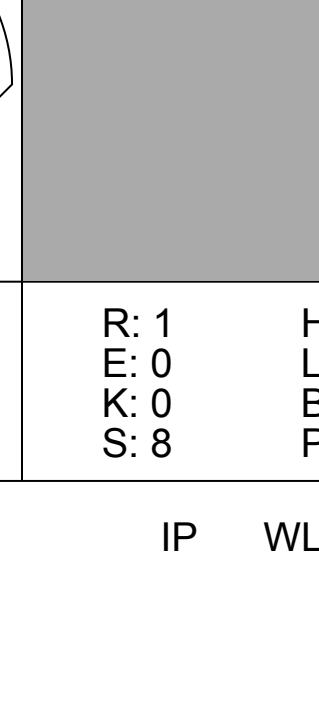
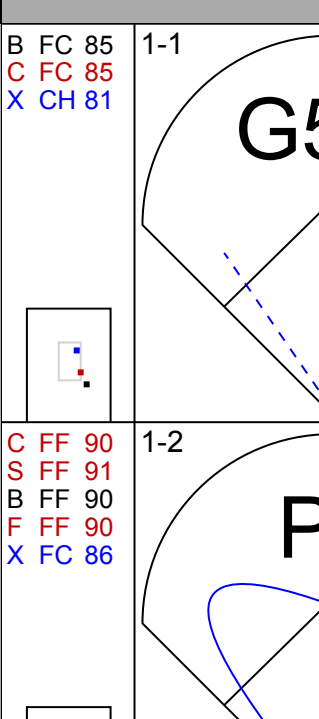
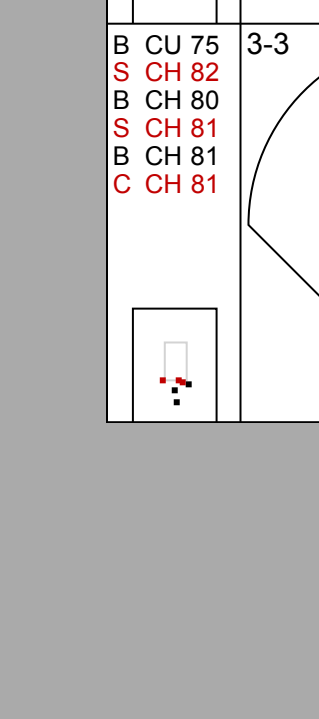
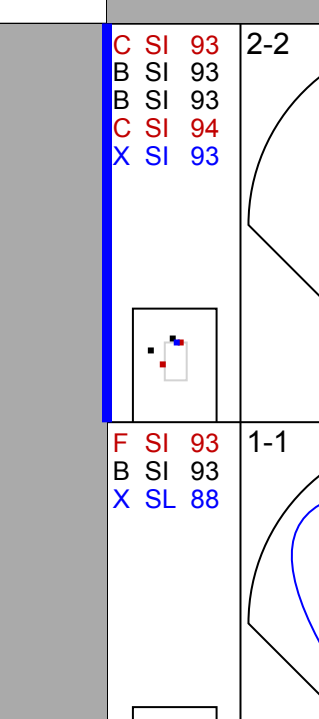
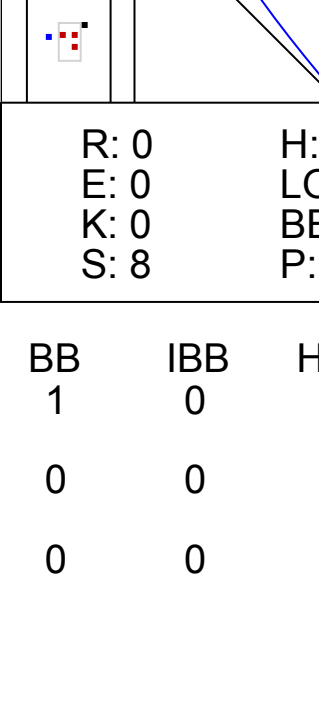
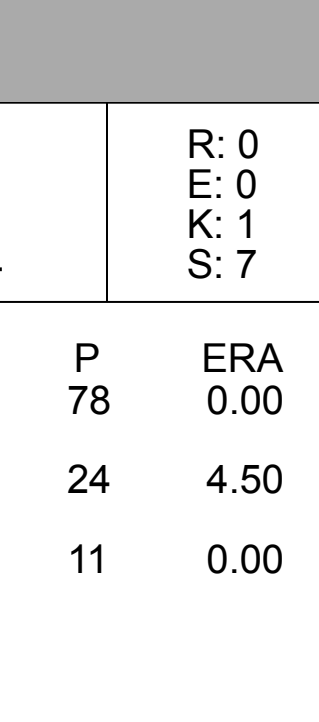
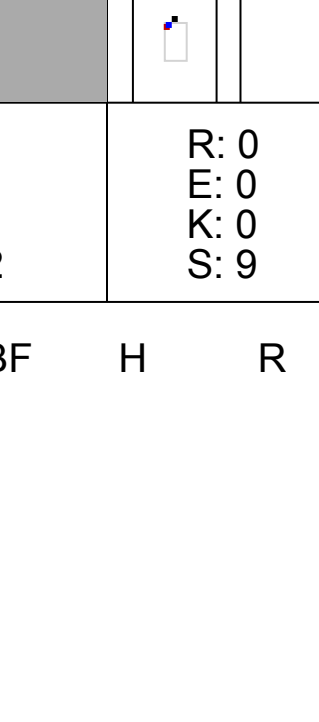
AB	32
R	3
H	5
RBI	3
BB	3
SO	15
LOB	14



Batter	1	2	3	4	5	6	7	8	9	AB	R	H	RBI	BB	SO	LOB	BOTTOM				
12 Tyler Naquin, L (1,7) OBP: 0.385, SLG: 0.500 42 Aristides Aquino, R (7,PH) OBP: 0.250, SLG: 0.750	G3 	F8 								2	0	0	0	1	0	2	Pittsburgh Pirates @ Cincinnati Reds Great American Ball Park, Cincinnati, OH Mon Apr 05 2021, 6:41 PM - 9:58 PM EDT Att: 9,097 - Clear - 80 F				
2 Nick Castellanos, R (1,9) OBP: 0.560, SLG: 1.333				G6-3 						4	1	2	1	1	0	4					
19 Joey Volto, L (1,3) OBP: 0.167, SLG: 0.167					G6-3 					4	0	0	0	0	1	2					
7 Eugenio Suárez, R (1,6) OBP: 0.368, SLG: 0.357					F8 					4	0	0	0	0	2	2					
9 Mike Moustakas, L (1,5) OBP: 0.500, SLG: 0.750										3	2	2	1	1	1	0					
15 Nick Senzel, R (1,8)										2	2	0	0	2	1	2					
6 Jonathan India, R (1,4) OBP: 0.438, SLG: 0.467										4	0	1	1	0	2	1					
16 Tucker Barnhart, L (1,2) OBP: 0.400, SLG: 0.667										4	0	1	0	0	3	4					
87 José De León, R (1,1) OBP: 0.900, SLG: 0.900 43 Cionel Pérez, R (5,PH) 0 Alex Blandino, R (6,PH) 63 Sean Doolittle, L (7,1) 39 Lucas Sims, R (8,1) 17 Kyle Farmer, R (8,PH) 50 Amir Garrett, R (9,1)										2	0	1	1	0	1	1					
Inning Stats	R: 0 E: 0 K: 2 S: 11	H: 1 LOB: 1 BB: 0 P: 17	R: 1 E: 0 K: 2 S: 16	H: 1 LOB: 2 BB: 1 P: 23	R: 0 E: 0 K: 0 S: 13	H: 0 LOB: 2 BB: 2 P: 24	R: 0 E: 0 K: 2 S: 10	H: 1 LOB: 0 BB: 1 P: 18	R: 1 E: 0 K: 1 S: 11	H: 1 LOB: 0 BB: 0 P: 16	R: 0 E: 0 K: 3 S: 11	H: 0 LOB: 0 BB: 0 P: 17	R: 1 E: 0 K: 2 S: 11	H: 1 LOB: 0 BB: 0 P: 18	R: 2 E: 0 K: 1 S: 15	H: 3 LOB: 2 BB: 1 P: 26		1B: 4 2B: 2 3B: 0 HR: 2	SF: 0 SAC: 0 DP: 0 HBP: 0	WP: 1 PB: 0 SB: 0 CS: 0	PA: 38
PITCHER	IP	WLS	BF	H	R	ER	SO	BB	IBB	HBP	BLK	WP	HR	S	P	ERA	WHIP				
34 JT Brubaker, R (1,1) ERA: 2.25	4.0		20	3	1	1	6	4	0	0	0	0	1	22	33	4.50	0.500				
57 Luis Oviedo, R (5,1) ERA: 3.0	2.0		7	1	1	1	4	0	0	0	0	0	0	1	22	33	4.50	0.500			
54 Sam Howard, L (7,1) ERA: 3.38	1.0	L	4	1	1	1	2	0	0	0	0	0	1	11	18	9.00	1.000				
49 Michael Feliz, R (8,1) ERA: 13.5	1.0		7	3	2	2	1	1	0	0	0	1	0	15	26	18.00	4.000				

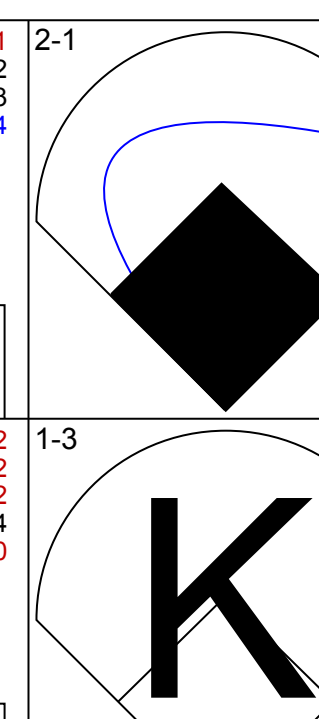
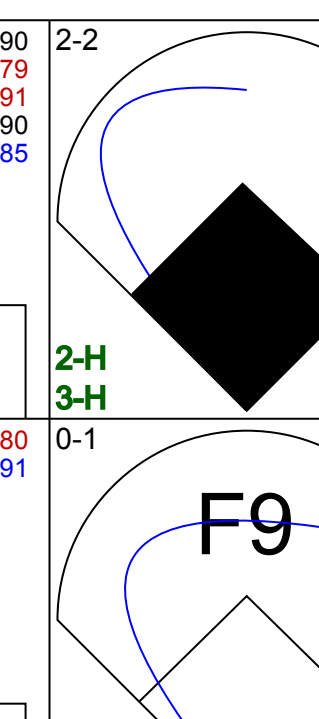
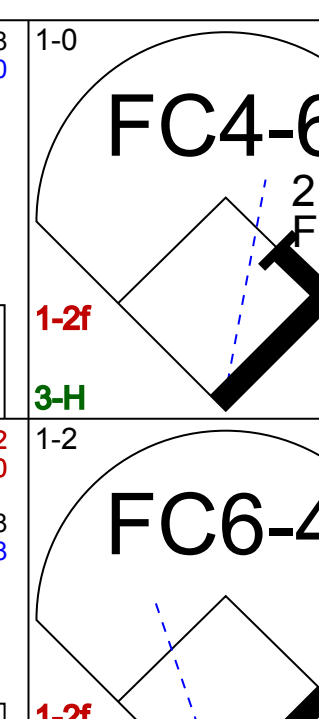
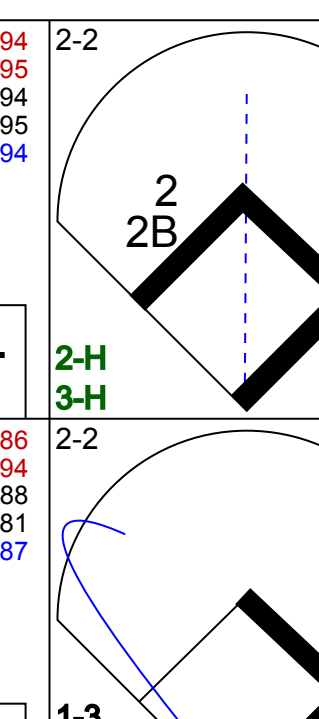
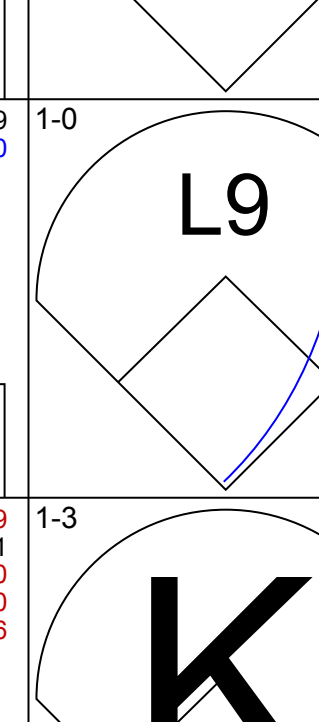


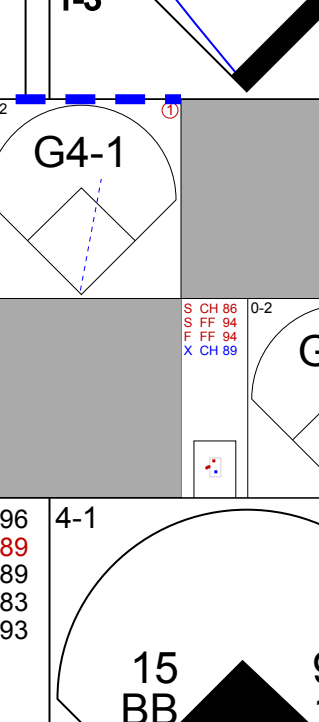

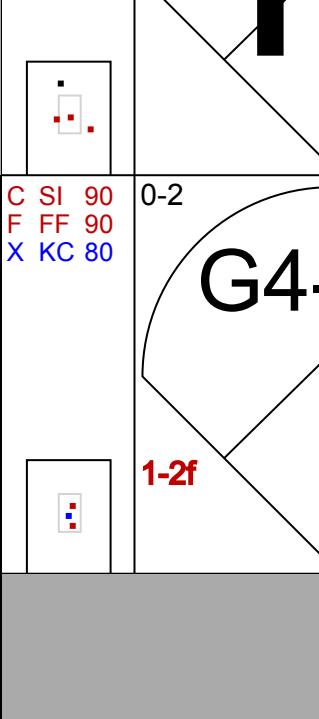
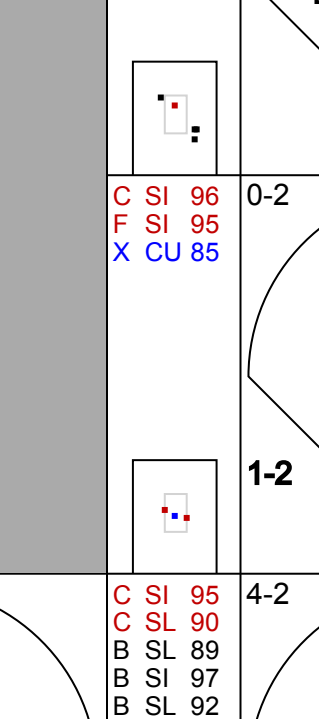



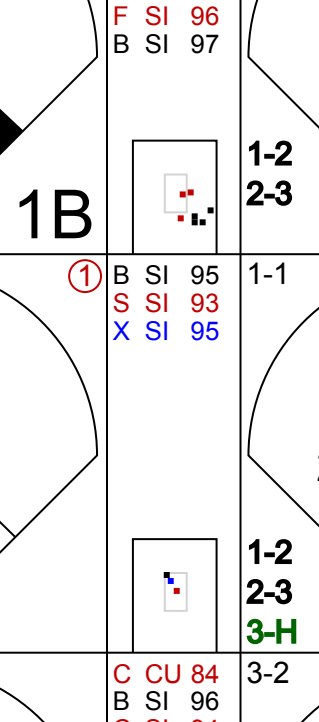
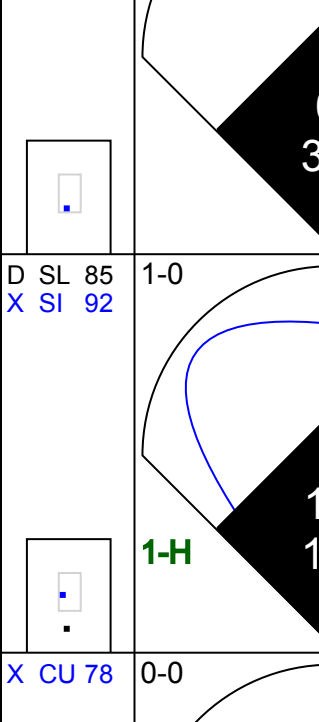

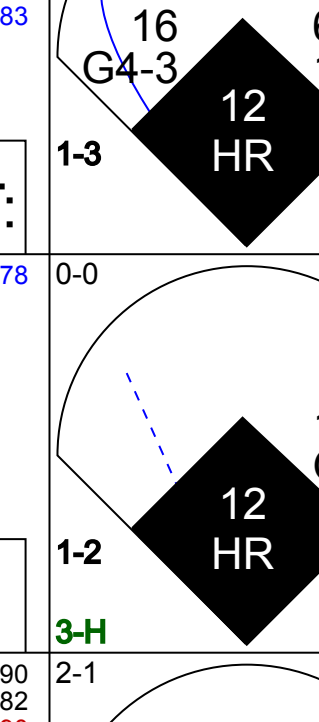

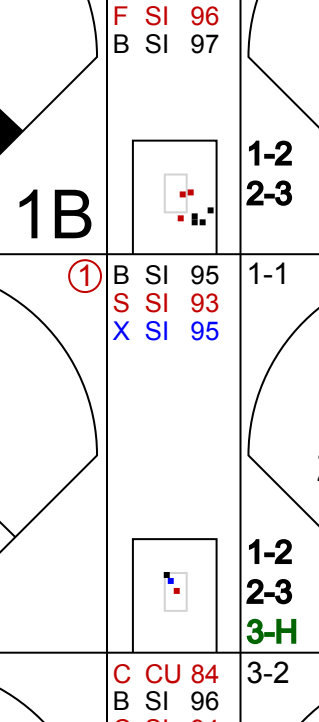
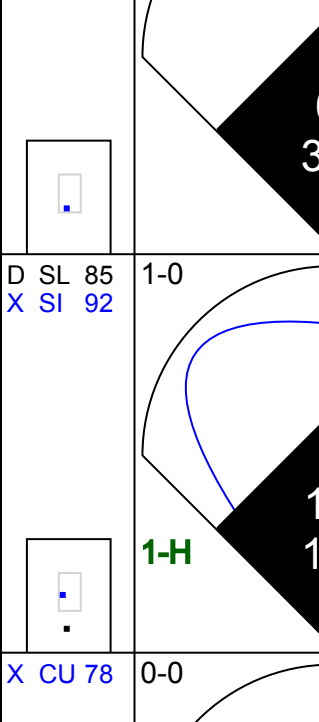
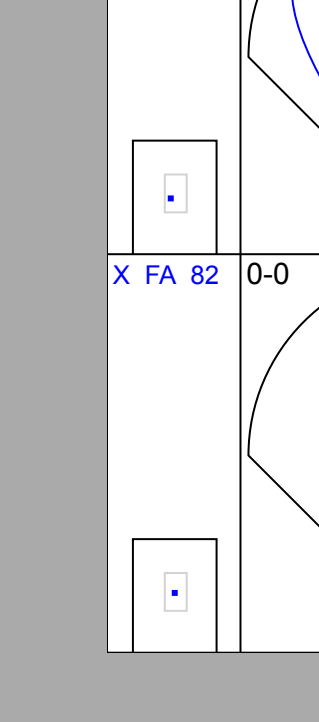
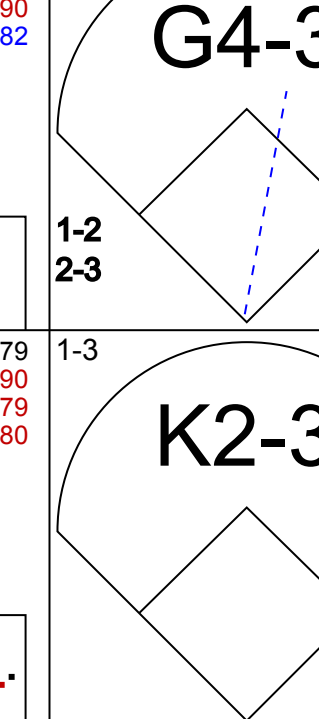
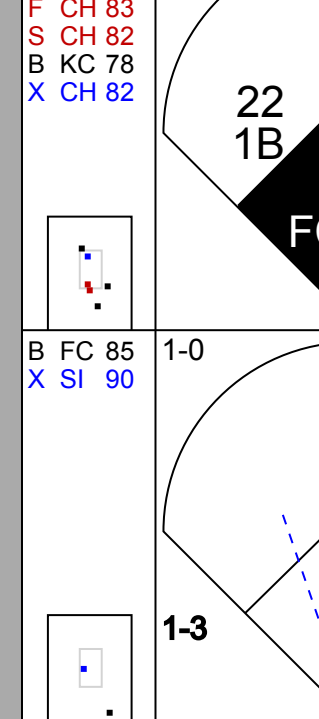
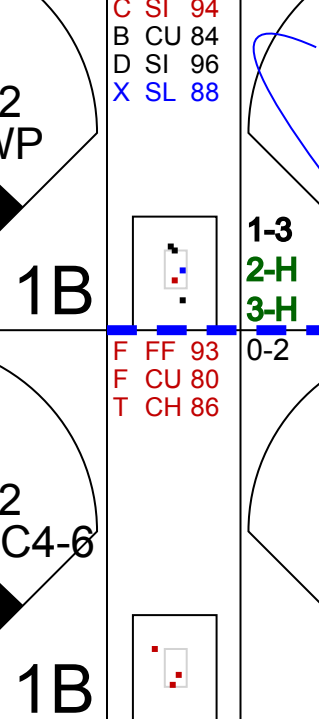
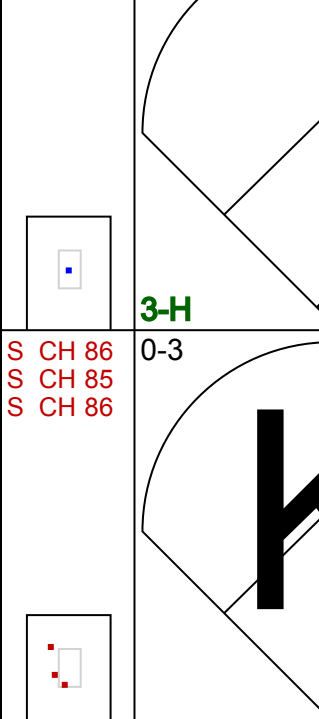


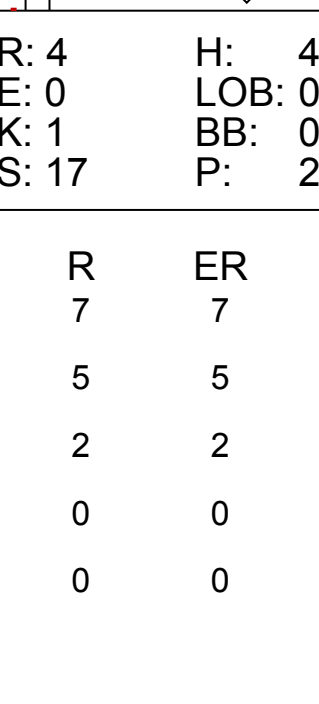
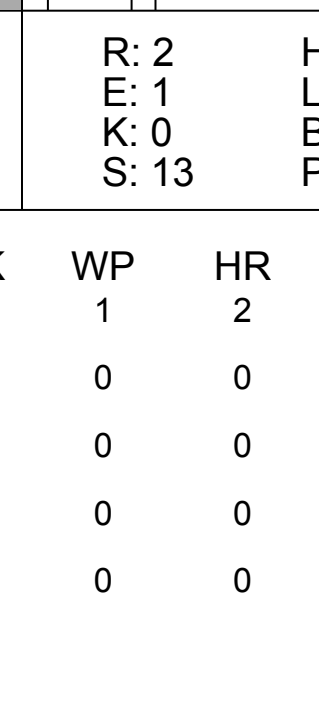
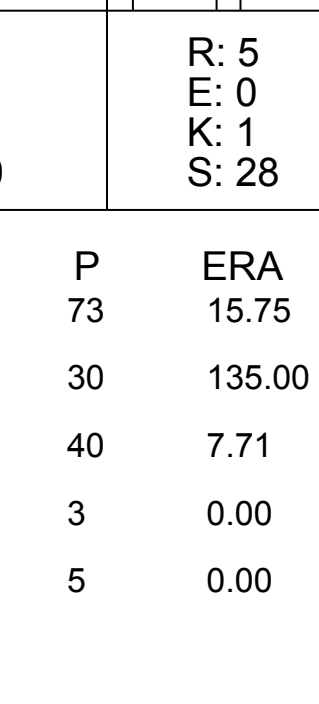

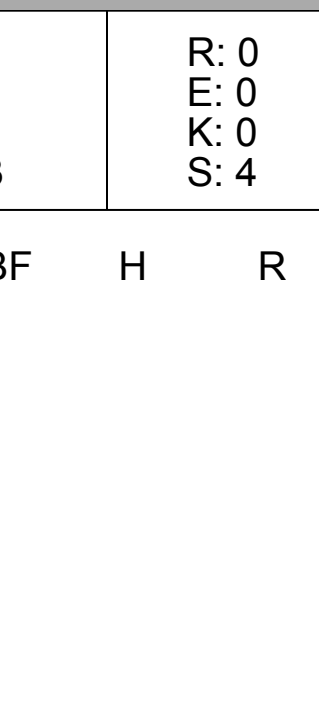
AB	33
R	5
H	8
RBI	5
BB	5
SO	13
LOB	20




Batter	1	2	3	4	5	6	7	8	9	AB	R	H	RBI	BB	SO	LOB	TOP					
26 Adam Frazier, L (1,4) OBP: 0.318, SLG: 0.333										4	0	0	0	0	1	1	Pittsburgh Pirates @ Cincinnati Reds Great American Ball Park, Cincinnati, OH Tue Apr 06 2021, 6:41 PM - 9:15 PM EDT Att: 11,093 - Partly Cloudy - 78 F					
27 Kevin Newman, R (1,6) OBP: 0.222, SLG: 0.278										4	0	1	0	0	0	1						
10 Bryan Reynolds, S (1,7) OBP: 0.361, SLG: 0.526										4	0	1	0	0	1	1						
19 Colin Moran, L (1,3) OBP: 0.429, SLG: 0.722										4	0	1	0	0	2	1						
24 Phillip Evans, R (1,9) OBP: 0.462, SLG: 0.917										4	1	1	1	0	0	2						
58 Jacob Stallings, R (1,2) OBP: 0.313, SLG: 0.231										3	0	0	0	0	1	0						
2 Erik González, R (1,5) OBP: 0.083, SLG: 0.083										3	0	0	0	0	0	1						
6 Anthony Alford, R (1,8) 56 Duane Underwood Jr., R (5,1) 48 Richard Rodríguez, R (7,1) 49 Dustin Fowler, L (8,PH) OBP: 0.222, SLG: 0.222										2	0	0	0	0	0	0						
35 Trevor Cahill, R (1,1) 52 Clay Holmes, R (5,1) 15 Wilmer Difo, S (5,8)										1	0	0	0	0	0	0						
Inning Stats	R: 0 E: 0 K: 1 S: 10	H: 0 LOB: 0 BB: 0 P: 15	R: 0 E: 0 K: 1 S: 7	H: 0 LOB: 1 BB: 1 P: 13	R: 0 E: 0 K: 0 S: 8	H: 0 LOB: 0 BB: 0 P: 13	R: 0 E: 0 K: 1 S: 8	H: 1 LOB: 1 BB: 0 P: 14	R: 0 E: 0 K: 1 S: 7	H: 0 LOB: 2 BB: 0 P: 11	R: 0 E: 0 K: 2 S: 9	H: 1 LOB: 1 BB: 0 P: 12	R: 1 E: 0 K: 0 S: 8	H: 1 LOB: 0 BB: 0 P: 12	R: 0 E: 0 K: 0 S: 9	H: 1 LOB: 1 BB: 0 P: 12		R: 0 E: 0 K: 0 S: 8	H: 1 LOB: 1 BB: 0 P: 11	1B: 2 2B: 2 3B: 0 HR: 1	SF: 0 SAC: 0 DP: 0 HBP: 0	WP: 0 PB: 0 SB: 0 CS: 0
PITCHER	IP WLS BF H R ER SO BB IBB HBP BLK WP HR S P ERA WHIP																					
22 Wade Miley, L (1,1) ERA: 15.75	6.0 W 21 2 0 0 6 1 0 0 0 0 0 0 49 78 0.00 0.500																					
47 Sai Romano, R (7,1) ERA: 4.05	2.0 8 2 1 1 0 0 0 0 0 0 0 1 17 24 4.50 1.000																					
41 Carson Fulmer, R (9,1) ERA: 4.05	1.0 4 1 0 0 0 0 0 0 0 0 0 0 8 11 0.00 1.000																					

AB	32
R	1
H	5
RBI	1
BB	1
SO	6
LOB	9



Batter	1	2	3	4	5	6	7	8	9	AB	R	H	RBI	BB	SO	LOB	BOTTOM			
12 Tyler Naquin, L (1,7) OBP: 0.500, SLG: 1.000										4	2	3	7	1	0	1	Pittsburgh Pirates @ Cincinnati Reds Great American Ball Park, Cincinnati, OH Tue Apr 06 2021, 6:41 PM - 9:15 PM EDT Att: 11,093 - Partly Cloudy - 78 F			
2 Nick Castellanos, R (1,9) OBP: 0.504, SLG: 1.158 42 Aristides Aquino, R (6,9) OBP: 0.222, SLG: 0.667										4	0	1	0	0	1	1				
19 Joey Votto, L (1,3) OBP: 0.182, SLG: 0.182 0 Alex Blandino, R (6,3) OBP: 0.250, SLG: 0.500										4	0	1	0	0	0	2				
7 Eugenio Suárez, R (1,6) OBP: 0.333, SLG: 0.278										4	1	0	0	1	4	2				
9 Mike Moustakas, L (1,5) ERA: 5.79 17 Kyle Farmer, R (6,5)										3	2	2	0	0	0	1				
15 Nick Senzel, R (1,8) OBP: 0.497, SLG: 0.273										4	4	3	0	1	0	0				
6 Jonathan India, R (1,4) OBP: 0.476, SLG: 0.632										4	3	3	4	0	0	0				
16 Tucker Barnhart, L (1,2) OBP: 0.500, SLG: 0.769										4	2	3	3	0	0	2				
22 Wade Miley, L (1,1) OBP: 0.250, SLG: 0.250 47 Sai Romano, L (7,1) 41 Carson Fulmer, R (9,1) ERA: 4.05										4	0	1	0	0	3	5				
Inning Stats	R: 1 E: 0 K: 2 S: 11	H: 1 LOB: 0 BB: 0 P: 16	R: 4 E: 0 K: 1 S: 17	H: 4 LOB: 0 BB: 0 P: 26	R: 0 E: 0 K: 1 S: 8	H: 1 LOB: 0 BB: 0 P: 11	R: 2 E: 1 K: 0 S: 13	H: 3 LOB: 1 BB: 0 P: 20	R: 5 E: 0 K: 1 S: 28	H: 5 LOB: 2 BB: 2 P: 47	R: 2 E: 0 K: 2 S: 10	H: 3 LOB: 1 BB: 0 P: 13	R: 0 E: 0 K: 1 S: 8	H: 0 LOB: 1 BB: 1 P: 13	R: 0 E: 0 K: 0 S: 4	H: 0 LOB: 0 BB: 0 P: 5		1B: 12 2B: 2 3B: 1 HR: 2	SF: 1 SAC: 0 DP: 1 HBP: 0	WP: 1 PB: 0 SB: 0 CS: 0
PITCHER	IP WLS BF H R ER SO BB IBB HBP BLK WP HR S P ERA WHIP																			
35 Trevor Cahill, R (1,1) ERA: 23.14	4.0 L 20 6 3 5 5 0 2 0 0 0 0 0 0 15 30 135.00 15.000																			
52 Clay Holmes, R (5,1) ERA: 5.79	0.1 6 3 5 5 0 2 0 0 0 0 0 0 28 40 7.71 2.571																			
56 Duane Underwood Jr., R (5,1) ERA: 5.79	2.1 13 5 2 2 3 1 0 0 0 0 0 0 3 3 0.00 0.000																			
48 Richard Rodríguez, R (7,1) ERA: 4.05	0.1 1 0 0 0 1 0 0 0 0 0 0 0 0 3 0.00 0.000																			
24 Phillip Evans, R (8,1) ERA: 4.05	1.0 3 0 0 0 0 0 0 0 0 0 0 0 4 5 0.00 0.000																			

AB	39
R	14
H	17
RBI	14
BB	3
SO	8
LOB	16



Batter	1	2	3	4	5	6	7	8	9	AB	R	H	RBI	BB	SO	LOB	TOP										
27 Kevin Newman, R OBP: 0.182, SLG: 0.227	G1-3		FC4			G6-3		G4-3		4	0	0	0	0	0	1											
15 Wilmer Difo, S OBP: 0.375, SLG: 0.625	K									4	1	3	0	0	1	0											
19 Colin Moran, L OBP: 0.400, SLG: 0.619	G5-3									3	1	0	0	1	1	2											
24 Phillip Evans, R OBP: 0.471, SLG: 0.875		G6-3								4	1	2	0	0	0	1											
2 Erik González, R OBP: 0.125, SLG: 0.313	F8									4	1	1	4	0	0	1											
25 Gregory Polanco, L OBP: 0.238, SLG: 0.059	K									3	0	0	0	1	1	0											
49 Dustin Fowler, L OBP: 0.250, SLG: 0.250										3	0	1	0	0	2	1											
49 Michael Feliz, R										0	0	0	0	0	0	0											
51 David Bednar, L										0	0	0	0	0	0	0											
58 Jacob Stallings, R OBP: 0.294, SLG: 0.214										1	0	0	0	0	1	0											
5 Michael Pérez, L										4	0	0	0	0	2	2											
39 Chad Kuhl, R										1	0	0	0	0	0	1											
10 Bryan Reynolds, S OBP: 0.364, SLG: 0.500										1	0	0	0	0	0	1											
46 Chris Stratton, R										0	0	0	0	0	0	0											
6 Anthony Alford, R										1	0	0	0	0	1	0											
Inning Stats	R: 0 E: 0 K: 1 S: 11	H: 0 LOB: 0 BB: 0 P: 13	R: 0 E: 0 K: 1 S: 7	H: 0 LOB: 0 BB: 0 P: 11	R: 0 E: 0 K: 0 S: 7	H: 1 LOB: 1 BB: 0 P: 9	R: 0 E: 0 K: 1 S: 10	H: 2 LOB: 1 BB: 0 P: 12	R: 0 E: 0 K: 1 S: 11	H: 0 LOB: 0 BB: 1 P: 17	R: 0 E: 0 K: 0 S: 8	H: 1 LOB: 1 BB: 0 P: 9	R: 0 E: 0 K: 1 S: 7	H: 0 LOB: 0 BB: 0 P: 10	R: 0 E: 0 K: 2 S: 9	H: 0 LOB: 0 BB: 0 P: 15	R: 4 E: 0 K: 2 S: 14	H: 3 LOB: 0 BB: 1 P: 20	1B: 3 2B: 3 3B: 0 HR: 1	SF: 0 SAC: 0 DP: 0 HBP: 0	WP: 0 PB: 0 SB: 0 CS: 0	PA: 35					
PITCHER	IP	WLS	BF	H	R	ER	SO	BB	IBB	HBP	BLK	WP	HR	S	P	ERA	WHIP										
58 Luis Castillo, R ERA: 6.97	7.0	W	25	4	0	0	5	1	0	0	0	0	0	61	81	0.00	0.714										
39 Lucas Sims, R ERA:	1.0		3	0	0	0	2	0	0	0	0	0	0	9	15	0.00	0.000										
50 Amir Garrett, L ERA: 22.5	1.0		7	3	4	4	2	1	0	0	0	0	1	14	20	36.00	4.000										

Pittsburgh Pirates @ Cincinnati Reds
Great American Ball Park, Cincinnati, OH
Wed Apr 07 2021, 12:37 PM - 3:12 PM EDT
Att: 11,463 - Partly Cloudy - 77 F

AB 33
R 4
H 7
RBI 4
BB 2
SO 9
LOB 10



Batter	1	2	3	4	5	6	7	8	9	AB	R	H	RBI	BB	SO	LOB	BOTTOM										
12 Tyler Naquin, L OBP: 0.435, SLG: 0.947	HR									5	1	1	1	0	3	1											
2 Nick Castellanos, R OBP: 0.480, SLG: 1.130	HR									4	2	1	1	0	1	0											
39 Lucas Sims, R										0	0	0	0	0	0	0											
0 Alex Blandino, R OBP: 0.200, SLG: 0.400	BB									1	0	0	0	0	1	0											
19 Joey Votto, L OBP: 0.231, SLG: 0.200	BB									3	2	1	0	1	1	0											
50 Amir Garrett, R										0	0	0	0	0	0	0											
9 Mike Moustakas, L OBP: 0.560, SLG: 0.706	BB									2	2	1	0	2	0	1											
15 Nick Senzel, R OBP: 0.526, SLG: 0.500	BB									3	2	2	1	1	1	1											
6 Jonathan India, R OBP: 0.480, SLG: 0.619	BB									2	0	1	3	0	1	1											
17 Kyle Farmer, R OBP: 0.222, SLG: 0.250	BB									4	0	1	2	0	0	2											
37 Tyler Stephenson, R OBP: 0.455, SLG: 0.727	BB									4	1	1	1	0	0	0											
58 Luis Castillo, R										2	0	0	0	1	1	0											
42 Aristides Aquino, R OBP: 0.300, SLG: 1.000										1	1	1	1	0	0	0											
Inning Stats	R: 5 E: 1 K: 0 S: 10	H: 2 LOB: 0 BB: 3 P: 26	R: 0 E: 0 K: 3 S: 9	H: 0 LOB: 0 BB: 0 P: 13	R: 0 E: 0 K: 2 S: 8	H: 0 LOB: 2 BB: 1 P: 18	R: 0 E: 0 K: 0 S: 6	H: 0 LOB: 0 BB: 1 P: 15	R: 3 E: 0 K: 0 S: 14	H: 4 LOB: 0 BB: 0 P: 17	R: 0 E: 0 K: 1 S: 6	H: 0 LOB: 0 BB: 0 P: 7	R: 1 E: 1 K: 1 S: 15	H: 2 LOB: 1 BB: 0 P: 20	R: 2 E: 0 K: 2 S: 11	H: 2 LOB: 0 BB: 0 P: 17	1B: 3 2B: 4 3B: 0 HR: 4	SF: 1 SAC: 0 DP: 1 HBP: 1	WP: 0 PB: 0 SB: 0 CS: 0	PA: 38							
PITCHER	IP	WLS	BF	H	R	ER	SO	BB	IBB	HBP	BLK	WP	HR	S	P	ERA	WHIP										
39 Chad Kuhl, R ERA: 6.43	4.0	L	19	5	4	4	5	5	0	0	0	0	1	33	72	9.00	1.750										
46 Chris Stratton, R ERA: 9.0	2.0		9	4	3	3	1	0	0	0	0	0	1	20	24	13.50	2.000										
49 Michael Feliz, R ERA: 7.71	1.0		5	2	1	0	1	0	0	0	0	0	0	15	20	0.00	2.000										
51 David Bednar, R ERA: 6.0	1.0		5	2	2	2	2	0	0	0	0	0	2	11	17	18.00	2.000										

Pittsburgh Pirates @ Cincinnati Reds
Great American Ball Park, Cincinnati, OH
Wed Apr 07 2021, 12:37 PM - 3:12 PM EDT
Att: 11,463 - Partly Cloudy - 77 F

AB 31
R 11
H 10
RBI 10
BB 5
SO 9
LOB 6



Batter	1	2	3	4	5	6	7	8	9	10	AB	R	H	RBI	BB	SO	LOB	TOP						
33 Jesse Winker, L OBP: 0.583, SLG: 0.727 15 Nick Senzel, R OBP: 0.476, SLG: 0.438											3	1	3	1	0	0	0	Cincinnati Reds @ Arizona Diamondbacks Chase Field, Phoenix, AZ Fri Apr 09 2021, 6:40 PM - 10:27 PM MST Att: 19,385 - Clear - 91 F						
2 Nick Castellanos, R OBP: 0.467, SLG: 1.000											5	0	2	0	0	2	4							
19 Joey Votto, L OBP: 0.194, SLG: 0.167											5	0	0	1	0	0	5							
7 Eugenio Suárez, R OBP: 0.310, SLG: 0.318											4	1	1	1	0	1	2							
9 Mike Moustakas, L OBP: 0.500, SLG: 0.371											4	0	0	0	0	0	2							
12 Tyler Naquin, L OBP: 0.443, SLG: 1.000											3	2	1	1	1	0	2							
42 Aristides Aquino, R OBP: 0.364, SLG: 1.000											0	0	0	0	1	0	0							
6 Jonathan India, R OBP: 0.414, SLG: 0.530 63 Sean Doolittle, L ERA: 1.000 39 Lucas Sims, R ERA: 1.000 43 Cionel Pérez, R ERA: 1.000 37 Tyler Stephenson, R OBP: 0.177, SLG: 0.000 50 Amir Garrett, R ERA: 1.000											4	0	0	0	0	1	3							
16 Tucker Barnhart, L OBP: 0.526, SLG: 0.833											5	1	3	2	0	2	0							
30 Tyler Mahle, R 0 Alex Blandino, R ERA: 2.45 70 Tejay Antone, R ERA: 13.5 46 Cam Bedrosian, R ERA: 2.25 17 Kyle Farmer, R OBP: 0.182, SLG: 0.200											0	0	0	0	0	0	0							
Inning Stats	R: 0 E: 0 K: 1 S: 8	H: 1 LOB: 1 BB: 0 P: 11	R: 0 E: 0 K: 0 S: 11	H: 0 LOB: 0 BB: 0 P: 14	R: 1 E: 0 K: 1 S: 12	H: 2 LOB: 1 BB: 0 P: 20	R: 1 E: 0 K: 1 S: 8	H: 1 LOB: 0 BB: 0 P: 11	R: 2 E: 1 K: 1 S: 16	H: 3 LOB: 2 BB: 0 P: 27	R: 1 E: 0 K: 1 S: 13	H: 1 LOB: 2 BB: 0 P: 23	R: 0 E: 0 K: 1 S: 10	H: 1 LOB: 2 BB: 0 P: 17	R: 0 E: 0 K: 2 S: 10	H: 0 LOB: 0 BB: 0 P: 12	R: 0 E: 0 K: 0 S: 3	H: 1 LOB: 0 BB: 0 P: 6	R: 1 E: 0 K: 1 S: 10	H: 1 LOB: 2 BB: 1 P: 15	1B: 6 2B: 4 3B: 0 HR: 1	SF: 1 SAC: 1 DP: 1 HBP: 1	WP: 0 PB: 0 SB: 1 CS: 0	PA: 45
PITCHER	IP: 5.0 WLS: 2 BF: 23 H: 7 R: 4 ER: 3 SO: 3 BB: 0 IBB: 0 HBP: 0 BLK: 0 WP: 0 HR: 1 S: 55 P: 83 ERA: 5.40 WHIP: 1.400	PITCHER										IP: 5.0 WLS: 2 BF: 23 H: 7 R: 4 ER: 3 SO: 3 BB: 0 IBB: 0 HBP: 0 BLK: 0 WP: 0 HR: 1 S: 55 P: 83 ERA: 5.40 WHIP: 1.400	ERA: 2.45	IP: 2.0 WLS: 1 BF: 11 H: 2 R: 1 ER: 1 SO: 2 BB: 2 IBB: 0 HBP: 1 BLK: 0 WP: 0 HR: 0 S: 23 P: 40 ERA: 4.50 WHIP: 2.000	ERA: 5.14	IP: 1.0 WLS: 0 BF: 3 H: 0 R: 0 ER: 0 SO: 2 BB: 0 IBB: 0 HBP: 0 BLK: 0 WP: 0 HR: 0 S: 10 P: 12 ERA: 0.00 WHIP: 0.000	ERA: 13.5	IP: 1.0 WLS: 0 BF: 3 H: 1 R: 0 ER: 0 SO: 0 BB: 0 IBB: 0 HBP: 0 BLK: 0 WP: 0 HR: 0 S: 6 P: 6 ERA: 0.00 WHIP: 1.000	ERA: 2.25	IP: 1.0 WLS: 0 BF: 5 H: 1 R: 1 ER: 0 SO: 1 BB: 0 IBB: 0 HBP: 0 BLK: 0 WP: 0 HR: 0 S: 10 P: 15 ERA: 0.00 WHIP: 1.000	ERA: 5.4			

Batter	1	2	3	4	5	6	7	8	9	10	AB	R	H	RBI	BB	SO	LOB	BOTTOM				
16 Tim Locastra, R OBP: 0.231, SLG: 0.292											5	1	1	0	0	3	1	Cincinnati Reds @ Arizona Diamondbacks Chase Field, Phoenix, AZ Fri Apr 09 2021, 6:40 PM - 10:27 PM MST Att: 19,385 - Clear - 91 F				
56 Kole Calhoun, L OBP: 0.200, SLG: 0.400											5	0	1	2	0	1	1					
53 Christian Walker, R OBP: 0.229, SLG: 0.258											2	0	0	0	3	2	0					
6 David Peraltá, L OBP: 0.306, SLG: 0.310 27 Wyatt Mathisen, R ERA: 5.40 58 Stefan Crichton, R ERA: 13.5 40 Madison Bumgarner, R ERA: 2.25 49 Alex Young, L ERA: 5.4											1	0	0	0	2	0	0					
14 Adrúbal Cabrera, S OBP: 0.379, SLG: 0.391											4	1	0	0	1	0	3					
5 Eduardo Escobar, S OBP: 0.200, SLG: 0.393											5	2	2	2	0	2	1					
10 Josh Rojas, L OBP: 0.167, SLG: 0.074											4	0	0	0	1	1	2					
18 Carson Kelly, R OBP: 0.526, SLG: 0.600											2	0	1	1	2	1	0					
57 Taylor Widener, L 19 Josh VanMeter, L ERA: 16.2 31 Caleb Smith, R ERA: 18.0 26 Pavin Smith, L OBP: 0.250, SLG: 0.350											1	0	0	0	0	1	1					
Inning Stats	R: 0 E: 0 K: 0 S: 17	H: 0 LOB: 2 BB: 2 P: 32	R: 0 E: 0 K: 3 S: 14	H: 0 LOB: 1 BB: 1 P: 23	R: 0 E: 0 K: 2 S: 10	H: 0 LOB: 0 BB: 0 P: 16	R: 0 E: 0 K: 1 S: 12	H: 1 LOB: 1 BB: 0 P: 16	R: 0 E: 0 K: 1 S: 11	H: 0 LOB: 0 BB: 0 P: 16	R: 3 E: 0 K: 0 S: 16	H: 4 LOB: 2 BB: 1 P: 25	R: 2 E: 0 K: 1 S: 10	H: 1 LOB: 0 BB: 1 P: 19	R: 0 E: 0 K: 1 S: 6	H: 0 LOB: 1 BB: 1 P: 14	R: 0 E: 0 K: 0 S: 8		H: 0 LOB: 3 BB: 2 P: 16	1B: 3 2B: 2 3B: 0 HR: 1	SF: 1 SAC: 0 DP: 0 HBP: 0	WP: 0 PB: 1 SB: 0 CS: 0
PITCHER	IP: 4.0 WLS: 0 BF: 16 H: 0 R: 0 ER: 0 SO: 6 BB: 4 IBB: 0 HBP: 0 BLK: 0 WP: 0 HR: 0 S: 53 P: 92 ERA: 0.00 WHIP: 1.000	PITCHER										IP: 0.2 WLS: 0 BF: 3 H: 0 R: 0 ER: 0 SO: 0 BB: 1 IBB: 0 HBP: 0 BLK: 0 WP: 0 HR: 0 S: 3 P: 10 ERA: 0.00 WHIP: 0.000	ERA: 2.0	IP: 2.0 WLS: 1 BF: 7 H: 1 R: 0 ER: 0 SO: 3 BB: 0 IBB: 0 HBP: 0 BLK: 0 WP: 0 HR: 0 S: 23 P: 32 ERA: 0.500	ERA: 18.0	IP: 0.2 WLS: 0 BF: 5 H: 3 R: 3 ER: 3 SO: 0 BB: 0 IBB: 0 HBP: 0 BLK: 0 WP: 0 HR: 0 S: 8 P: 13 ERA: 40.50 WHIP: 4.500	ERA: 18.0	IP: 0.1 WLS: 0 BF: 3 H: 1 R: 0 ER: 0 SO: 0 BB: 1 IBB: 0 HBP: 0 BLK: 0 WP: 0 HR: 0 S: 8 P: 12 ERA: 0.00 WHIP: 6.000	ERA: 18.0	IP: 1.1 WLS: 0 BF: 6 H: 1 R: 2 ER: 2 SO: 2 BB: 1 IBB: 0 HBP: 0 BLK: 0 WP: 0 HR: 1 S: 13 P: 23 ERA: 13.50 WHIP: 1.500	ERA: 5.4	

AB 39
R 6
H 11
RBI 6
BB 3
SO 8
LOB 24

AB 35
R 5
H 6
RBI 5
BB 9
SO 11
LOB 16

Batter	1	2	3	4	5	6	7	8	9	AB	R	H	RBI	BB	SO	LOB	TOP										
33 Jesse Winker, L OBP: 0.529, SLG: 0.813	G6-3		1-H HR				G5-3			4	1	2	2	0	0	0	Cincinnati Reds @ San Francisco Giants Oracle Park, San Francisco, CA Mon Apr 12 2021, 6:46 PM - 9:20 PM PDT Att: 3,662 - Partly Cloudy - 57 F										
2 Nick Castellanos, R OBP: 0.349, SLG: 0.707	G1-3						G6-3			4	0	1	0	0	0	1											
19 Joey Votto, L OBP: 0.209, SLG: 0.244	K									4	1	1	1	0	1	1											
7 Eugenio Suárez, R OBP: 0.366, SLG: 0.469		G5-3								3	0	1	0	0	1	0											
9 Mike Moustakas, L OBP: 0.425, SLG: 0.484	L8									4	0	0	0	0	1	2											
15 Nick Senzel, R OBP: 0.406, SLG: 0.370	L8									4	0	0	0	0	1	2											
6 Jonathan India, R OBP: 0.389, SLG: 0.452										2	0	0	0	0	0	1											
70 Tejay Antone, R										1	0	0	0	0	1	0											
39 Lucas Sims, R										0	0	0	0	0	0	0											
16 Tucker Barnhart, L OBP: 0.444, SLG: 0.680										3	1	0	0	1	2	2											
22 Wade Miley, L OBP: 0.167, SLG: 0.167										2	0	0	0	0	1	1											
17 Kyle Farmer, R OBP: 0.188, SLG: 0.200	K									1	0	0	0	0	1	0											
Inning Stats	R: 0 H: 0 E: 0 K: 1 S: 8	H: 0 LOB: 0 BB: 0 P: 11	R: 0 H: 0 E: 0 K: 0 S: 4	H: 0 LOB: 0 BB: 0 P: 8	R: 2 H: 2 E: 0 K: 1 S: 10	H: 2 LOB: 1 BB: 1 P: 19	R: 0 H: 0 E: 0 K: 0 S: 4	H: 0 LOB: 1 BB: 0 P: 11	R: 0 H: 1 E: 0 K: 1 S: 13	H: 1 LOB: 1 BB: 0 P: 17	R: 1 H: 2 E: 0 K: 2 S: 12	H: 2 LOB: 2 BB: 0 P: 21	R: 0 H: 0 E: 0 K: 1 S: 7	H: 0 LOB: 0 BB: 0 P: 11	R: 0 H: 0 E: 0 K: 2 S: 9	H: 0 LOB: 0 BB: 0 P: 20	1B: 2 2B: 1 3B: 0 HR: 2	SF: 0 SAC: 0 DP: 0 HBP: 2	WP: 0 PB: 0 SB: 0 CS: 0	PA: 35							
PITCHER	IP	WLS	BF	H	R	ER	SO	BB	IBB	HBP	BLK	WP	HR	S	P	ERA	WHIP										
21 Aaron Sanchez, R ERA: 2.7	5.0	L	20	3	2	2	3	1	0	1	0	0	1	39	66	3.60	0.800										
66 Jarin Garcia, L ERA: 7.35	2.1		10	2	1	1	3	0	0	1	0	0	1	22	36	3.86	0.857										
37 Matt Wisler, R ERA: 23.14	0.2		2	0	0	0	2	0	0	0	0	0	0	6	7	0.00	0.000										
48 Jose Alvarez, L ERA:	1.0		3	0	0	0	1	0	0	0	0	0	0	12	20	0.00	0.000										

Batter	1	2	3	4	5	6	7	8	9	AB	R	H	RBI	BB	SO	LOB	BOTTOM										
13 Austin Slater, R OBP: 0.294, SLG: 0.250			K							2	0	0	0	2	2	0	Cincinnati Reds @ San Francisco Giants Oracle Park, San Francisco, CA Mon Apr 12 2021, 6:46 PM - 9:20 PM PDT Att: 3,662 - Partly Cloudy - 57 F										
7 Donovan Solano, R OBP: 0.333, SLG: 0.387	FC6-4									3	0	1	0	0	1	2											
33 Darin Ruf, R OBP: 0.290, SLG: 0.690										2	0	0	0	0	2	2											
12 Alex Dickerson, L OBP: 0.308, SLG: 0.455	G6-4-3									2	0	0	0	0	2	2											
10 Evan Longoria, R OBP: 0.351, SLG: 0.588		L9								4	0	0	0	0	1	2											
41 Wilmer Flores, R OBP: 0.296, SLG: 0.227										2	0	0	0	0	0	1											
9 Brandon Belt, L OBP: 0.304, SLG: 0.316										1	0	0	0	0	1	0											
28 Buster Posey, R OBP: 0.370, SLG: 0.542										3	0	1	0	0	1	0											
1 Mauricio Dubón, R OBP: 0.203, SLG: 0.111										2	0	0	0	0	0	1											
31 LaMonte Wade Jr., L OBP: 0.600, SLG: 0.750										1	0	0	0	0	1	0											
35 Brandon Crawford, L OBP: 0.206, SLG: 0.406										3	0	0	0	0	1	1											
21 Aaron Sanchez, R										1	0	0	0	0	1	0											
18 Tommy La Stella, L										1	0	0	0	0	0	0											
66 Jarin Garcia, L										0	0	0	0	0	0	0											
37 Matt Wisler, R										0	0	0	0	0	0	0											
5 Mike Yastrzemski, L										1	0	0	0	0	0	0											
48 Jose Alvarez, L										0	0	0	0	0	0	0											
Inning Stats	R: 0 H: 0 E: 0 K: 0 S: 8	H: 1 LOB: 1 BB: 0 P: 13	R: 0 H: 0 E: 0 K: 3 S: 11	H: 0 LOB: 0 BB: 0 P: 17	R: 0 H: 1 E: 0 K: 0 S: 9	H: 1 LOB: 1 BB: 0 P: 15	R: 0 H: 0 E: 1 K: 0 S: 8	H: 0 LOB: 1 BB: 0 P: 15	R: 0 H: 0 E: 0 K: 1 S: 8	H: 0 LOB: 0 BB: 1 P: 14	R: 0 H: 0 E: 0 K: 2 S: 8	H: 0 LOB: 0 BB: 0 P: 13	R: 0 H: 0 E: 0 K: 1 S: 11	H: 0 LOB: 0 BB: 0 P: 17	R: 0 H: 0 E: 0 K: 2 S: 11	H: 0 LOB: 1 BB: 0 P: 21	1B: 2 2B: 0 3B: 0 HR: 0	SF: 0 SAC: 0 DP: 2 HBP: 1	WP: 0 PB: 0 SB: 0 CS: 0	PA: 31							
PITCHER	IP	WLS	BF	H	R	ER	SO	BB	IBB	HBP	BLK	WP	HR	S	P	ERA	WHIP										
22 Wade Miley, L ERA:	5.0	W	18	2	0	0	3	1	0	0	0	0	0	35	60	0.00	0.600										
70 Tejay Antone, R ERA:	3.2	H	12	0	0	0	5	1	0	1	0	0	0	35	60	0.00	0.273										
39 Lucas Sims, R ERA: 4.91	0.1	S	1	0	0	0	1	0	0	0	0	0	0	3	5	0.00	0.000										

Batter	1	2	3	4	5	6	7	8	9	AB	R	H	RBI	BB	SO	LOB	TOP										
33 Jesse Winker, L OBP: 0.440, SLG: 0.609										4	0	1	0	0	0	1	Cincinnati Reds @ San Francisco Giants Oracle Park, San Francisco, CA Wed Apr 14 2021, 12:46 PM - 3:16 PM PDT Att: 6,409 - Partly Cloudy - 61 F										
2 Nick Castellanos, R OBP: 0.333, SLG: 0.653										4	0	0	0	0	1	2											
19 Joey Votto, L OBP: 0.216, SLG: 0.306										4	0	1	0	0	0	1											
7 Eugenio Suárez, R OBP: 0.347, SLG: 0.436										4	0	0	0	0	2	2											
9 Mike Moustakas, L OBP: 0.404, SLG: 0.553										3	0	1	0	0	1	0											
12 Tyler Naquin, L OBP: 0.399, SLG: 0.735										3	0	0	0	0	1	1											
47 Sal Romano, L (7.1)										0	0	0	0	0	0	0											
6 Jonathan India, R OBP: 0.395, SLG: 0.417										2	0	0	0	1	0	0											
37 Tyler Stephenson, R OBP: 0.350, SLG: 0.474										3	0	1	0	0	1	1											
30 Tyler Mahle, R (1.1)										1	0	0	0	0	0	0											
63 Sean Doolittle, L (6.1)										0	0	0	0	0	0	0											
15 Nick Senzel, R OBP: 0.351, SLG: 0.313										1	0	0	0	0	0	0											
Inning Stats	R: 0 E: 0 K: 0 S: 6	H: 1 LOB: 1 BB: 0 P: 8	R: 0 E: 0 K: 1 S: 9	H: 0 LOB: 0 BB: 0 P: 13	R: 0 E: 0 K: 0 S: 8	H: 1 LOB: 1 BB: 0 P: 12	R: 0 E: 0 K: 1 S: 9	H: 1 LOB: 1 BB: 0 P: 14	R: 0 E: 0 K: 1 S: 7	H: 0 LOB: 0 BB: 0 P: 9	R: 0 E: 0 K: 1 S: 8	H: 0 LOB: 0 BB: 0 P: 14	R: 0 E: 0 K: 1 S: 6	H: 0 LOB: 0 BB: 0 P: 11	R: 0 E: 0 K: 0 S: 7	H: 0 LOB: 0 BB: 0 P: 13	R: 0 E: 0 K: 1 S: 10	H: 1 LOB: 1 BB: 0 P: 12	1B: 3 2B: 1 3B: 0 HR: 0	SF: 0 SAC: 1 DP: 1 HBP: 0	WP: 0 PB: 0 SB: 0 CS: 0	PA: 31					
PITCHER	IP	WLS	BF	H	R	ER	SO	BB	IBB	HBP	BLK	WP	HR	S	P	ERA	WHIP										
42 Johnny Cueto, R ERA: 1.8	5.2	W	20	3	0	0	4	0	0	0	0	0	0	46	68	0.00	0.529										
45 Caleb Baragar, L ERA:	0.1	H	1	0	0	0	0	0	0	0	0	0	0	1	2	0.00	0.000										
62 Logan Webb, R ERA: 4.76	1.0	H	3	0	0	0	1	0	0	0	0	0	0	6	11	0.00	0.000										
71 Tyler Rogers, R ERA: 1.13	1.0	H	3	0	0	0	0	1	0	0	0	0	0	7	13	0.00	1.000										
17 Jake McGee, L ERA:	1.0	S	4	1	0	0	1	0	0	0	0	0	0	10	12	0.00	1.000										

Batter	1	2	3	4	5	6	7	8	9	AB	R	H	RBI	BB	SO	LOB	BOTTOM										
18 Tommy La Stella, L OBP: 0.409, SLG: 0.500										3	0	1	0	0	1	0	Cincinnati Reds @ San Francisco Giants Oracle Park, San Francisco, CA Wed Apr 14 2021, 12:46 PM - 3:16 PM PDT Att: 6,409 - Partly Cloudy - 61 F										
10 Evan Longoria, R OBP: 0.381, SLG: 0.658										0	1	0	0	1	0	0											
5 Mike Yastrzemski, L OBP: 0.263, SLG: 0.333										2	0	0	0	2	1	0											
12 Alex Dickerson, L OBP: 0.258, SLG: 0.370										2	0	0	0	0	2	1											
1 Mauricio Dubón, R OBP: 0.174, SLG: 0.095										2	0	0	0	0	1	1											
9 Brandon Belt, L OBP: 0.276, SLG: 0.280										4	0	1	0	0	1	3											
7 Donovan Solano, R OBP: 0.395, SLG: 0.412										3	0	2	0	0	0	0											
36 Brandon Crawford, L OBP: 0.220, SLG: 0.447										3	1	0	0	0	1	2											
13 Austin Slater, R OBP: 0.333, SLG: 0.394										3	1	1	1	0	2	0											
2 Curt Casali, R OBP: 0.200, SLG: 0.077										3	0	0	1	0	0	0											
42 Johnny Cueto, R ERA: 1.8	5.0	L	19	3	2	2	7	1	0	0	0	0	0	61	89	3.60	0.800										
63 Sean Doolittle, L ERA: 3.69	1.0	3	1	0	0	2	0	0	0	0	0	0	0	12	19	0.00	1.000										
47 Sal Romano, R ERA: 3.38	2.0	9	1	1	0	1	1	1	0	1	0	0	0	15	26	0.00	1.000										
Inning Stats	R: 0 E: 0 K: 1 S: 12	H: 0 LOB: 0 BB: 0 P: 15	R: 0 E: 0 K: 1 S: 7	H: 0 LOB: 0 BB: 0 P: 9	R: 0 E: 0 K: 2 S: 8	H: 0 LOB: 0 BB: 0 P: 9	R: 0 E: 0 K: 3 S: 15	H: 0 LOB: 1 BB: 1 P: 27	R: 2 E: 0 K: 0 S: 19	H: 3 LOB: 2 BB: 0 P: 29	R: 0 E: 0 K: 2 S: 12	H: 1 LOB: 0 BB: 0 P: 19	R: 0 E: 0 K: 1 S: 6	H: 1 LOB: 0 BB: 0 P: 12	R: 1 E: 1 K: 0 S: 9	H: 0 LOB: 2 BB: 2 P: 14	R: 1 E: 1 K: 0 S: 9	H: 0 LOB: 2 BB: 2 P: 14	1B: 4 2B: 1 3B: 0 HR: 0	SF: 0 SAC: 1 DP: 1 HBP: 0	WP: 0 PB: 1 SB: 0 CS: 1	PA: 32					
PITCHER	IP	WLS	BF	H	R	ER	SO	BB	IBB	HBP	BLK	WP	HR	S	P	ERA	WHIP										
30 Tyler Mahle, R ERA: 2.57	1.0	3	1	0	0	2	0	0	0	0	0	0	0	12	19	0.00	1.000										
63 Sean Doolittle, L ERA: 3.69	2.0	9	1	1	0	1	1	1	0	1	0	0	0	15	26	0.00	1.000										

Batter	1	2	3	4	5	6	7	8	9	AB	R	H	RBI	BB	SO	LOB	TOP			
0 Andrés Giménez, L (1,6) OBP: 0.242, SLG: 0.355										4	1	1	0	1	1	2	<p>Cleveland Indians @ Cincinnati Reds Great American Ball Park, Cincinnati, OH</p> <p>Fri Apr 16 2021, 7:12 PM - 10:22 PM EDT Att: 12,497 - Partly Cloudy - 61 F</p> <p>livebaseballscorecards.com</p> <p>AB 34 R 3 H 10 RBI 3 BB 5 SO 6 LOB 19</p>			
7 César Hernández, S (1,4) OBP: 0.286, SLG: 0.286										4	0	1	0	1	0	3				
11 José Ramírez, S (1,5) OBP: 0.296, SLG: 0.438										3	0	1	1	1	0	1				
9 Eddie Rosario, L (1,7) OBP: 0.300, SLG: 0.409										4	0	0	0	0	0	3				
39 Oliver Pérez, L (8,1)										0	0	0	0	0	0	0				
17 Austin Hedges, R (9,PH) OBP: 0.083, SLG: 0.333										1	0	0	0	0	1	1				
1 Amed Rosario, R (1,8) OBP: 0.286, SLG: 0.323										3	1	1	1	1	0	1				
22 Josh Naylor, L (1,9) OBP: 0.289, SLG: 0.364										4	0	3	0	0	0	3				
55 Roberto Pérez, R (1,2) OBP: 0.389, SLG: 0.407										4	0	0	0	0	2	3				
10 Jake Bauers, L (1,3) OBP: 0.240, SLG: 0.217										2	0	1	0	1	0	0				
37 Trevor Stephan, R (6,1) OBP: 0.333, SLG: 0.667										0	0	0	0	0	0	0				
8 Jordan Luplow, R (8,7) OBP: 0.333, SLG: 0.667										1	0	0	0	0	1	2				
54 Logan Allen, R (1,1)										0	0	0	0	0	0	0				
88 Phil Maton, R (3,1)										1	0	1	0	0	0	0				
28 Ben Gamel, L (4,PH) OBP: 0.235, SLG: 0.143										0	0	0	0	0	0	0				
47 Cal Quantrill, L (4,1)										0	0	0	0	0	0	0				
2 Yu Chang, R (6,3) OBP: 0.250, SLG: 0.273										2	0	0	0	1	0	0				
Inning Stats	R: 0 E: 0 K: 1 S: 7	H: 0 LOB: 0 BB: 0 P: 11	R: 1 E: 0 K: 2 S: 18	H: 2 LOB: 2 BB: 1 P: 26	R: 0 E: 0 K: 0 S: 8	H: 1 LOB: 3 BB: 2 P: 17	R: 0 E: 0 K: 1 S: 12	H: 2 LOB: 0 BB: 0 P: 21	R: 0 E: 0 K: 0 S: 6	H: 1 LOB: 0 BB: 0 P: 9	R: 0 E: 0 K: 1 S: 7	H: 0 LOB: 1 BB: 1 P: 14	R: 0 E: 0 K: 0 S: 7	H: 1 LOB: 1 BB: 0 P: 11	R: 2 E: 0 K: 1 S: 12	H: 2 LOB: 1 BB: 1 P: 19	1B: 6 2B: 2 3B: 0 HR: 2	SF: 1 SAC: 0 DP: 2 HBP: 0	WP: 1 PB: 0 SB: 1 CS: 0	PA: 40
PITCHER	IP WLS BF H R ER SO BB IBB HBP BLK WP HR S P ERA WHIP																ERA WHIP			
23 Jeff Hoffman, R (1,1) ERA: 2.93	6.0 W 26 7 1 1 4 2 1 0 0 0 1 1 58 91 1.50 1.500																			
43 Cionel Pérez, L (7,1) ERA: 6.75	1.0 4 0 0 0 1 1 0 0 0 0 0 0 7 14 0.00 1.000																			
41 Carson Fulmer, R (8,1) ERA: 1.04	1.0 4 1 0 0 0 0 0 0 0 0 0 0 7 11 0.00 1.000																			
46 Cam Bedrosian, R (9,1) ERA: 11.12	1.0 6 2 2 2 1 1 0 0 0 0 0 1 12 19 18.00 3.000																			

Batter	1	2	3	4	5	6	7	8	9	AB	R	H	RBI	BB	SO	LOB	BOTTOM			
33 Jesse Winker, L (1,7) OBP: 0.400, SLG: 0.536										5	1	1	1	0	2	3	<p>Cleveland Indians @ Cincinnati Reds Great American Ball Park, Cincinnati, OH</p> <p>Fri Apr 16 2021, 7:12 PM - 10:22 PM EDT Att: 12,497 - Partly Cloudy - 61 F</p> <p>livebaseballscorecards.com</p> <p>AB 34 R 10 H 11 RBI 9 BB 3 SO 10 LOB 10</p>			
2 Nick Castellanos, R (1,9) OBP: 0.345, SLG: 0.698										4	2	2	2	0	0	1				
41 Carson Fulmer, R (8,1) ERA: 1.04										0	0	0	0	0	0	0				
46 Cam Bedrosian, R (9,1) ERA: 11.12										4	2	1	1	1	2	0				
7 Eugenio Suárez, R (1,6) OBP: 0.352, SLG: 0.442										4	1	2	2	0	1	1				
19 Joey Votto, L (1,3) OBP: 0.236, SLG: 0.396										1	0	0	0	0	1	0				
0 Alex Blandino, R (7,3) OBP: 0.400, SLG: 0.444										4	0	0	0	0	2	2				
15 Nick Senzel, R (1,8) OBP: 0.317, SLG: 0.278										4	0	0	0	0	2	2				
6 Jonathan India, R (1,4) OBP: 0.383, SLG: 0.400										4	1	1	0	0	1	0				
17 Kyle Farmer, R (1,5) OBP: 0.300, SLG: 0.235										2	1	1	0	1	0	0				
37 Tyler Stephenson, R (1,2) OBP: 0.417, SLG: 0.476										2	1	1	2	1	1	1				
23 Jeff Hoffman, R (1,1) ERA: 2.93	2.0 L 11 3 5 4 2 0 0 0 1 0 0 0 1 33 5 18.00 1.500																			
88 Phil Maton, R (3,1) ERA: 4.91	1.0 5 2 2 1 1 0 0 0 1 0 0 0 1 13 19 9.00 2.000																			
47 Cal Quantrill, R (4,1) ERA: 2.57	2.0 11 2 2 2 1 3 0 0 0 0 0 0 21 39 9.00 2.500																			
37 Trevor Stephan, R (6,1) ERA: 7.5	2.0 10 4 1 1 4 0 0 0 0 0 0 1 28 44 4.50 2.000																			
39 Oliver Pérez, L (8,1) ERA: 11.12	1.0 3 0 0 0 2 0 0 0 0 0 0 0 8 10 0.00 0.000																			
Inning Stats	R: 0 E: 0 K: 0 S: 8	H: 0 LOB: 0 BB: 0 P: 14	R: 0 E: 0 K: 2 S: 8	H: 0 LOB: 0 BB: 0 P: 12	R: 7 E: 2 K: 1 S: 30	H: 5 LOB: 0 BB: 0 P: 48	R: 0 E: 0 K: 1 S: 9	H: 0 LOB: 1 BB: 1 P: 14	R: 2 E: 0 K: 0 S: 12	H: 2 LOB: 2 BB: 2 P: 25	R: 1 E: 0 K: 3 S: 13	H: 2 LOB: 1 BB: 0 P: 19	R: 0 E: 0 K: 1 S: 15	H: 2 LOB: 2 BB: 0 P: 25	R: 0 E: 0 K: 2 S: 8	H: 0 LOB: 0 BB: 0 P: 10	1B: 7 2B: 2 3B: 0 HR: 2	SF: 0 SAC: 1 DP: 0 HBP: 2	WP: 1 PB: 0 SB: 0 CS: 1	PA: 41
PITCHER	IP WLS BF H R ER SO BB IBB HBP BLK WP HR S P ERA WHIP																ERA WHIP			
54 Logan Allen, L (1,1) ERA: 4.5	2.0 L 11 3 5 4 2 0 0 0 1 0 0 0 1 33 5 18.00 1.500																			

Batter	1	2	3	4	5	6	7	8	9	10	AB	R	H	RBI	BB	SO	LOB	TOP				
1 Amed Rosario, R OBP: 0.275, SLG: 0.306	F8		9 3B	F9			K		G5-3		5	1	1	0	0	1	2					
7 César Hernández, S OBP: 0.279, SLG: 0.264	K		F9		G4-3				G6-3		4	0	0	0	1	1	1					
11 José Ramírez, S OBP: 0.305, SLG: 0.423	K		F8		G4-3		BB				4	0	1	0	1	1	2					
9 Eddie Rosario, L OBP: 0.309, SLG: 0.449	P5		G4-3		G4-3				L8		5	0	2	1	0	0	2					
32 Frammón Reyes, R OBP: 0.295, SLG: 0.332	K		K		K						4	0	1	0	0	3	2					
99 James Karinchak, R (8, 1)											0	0	0	0	0	0	0					
48 Emmanuel Clase, R (9, 1)											0	0	0	0	0	0	0					
10 Jake Bauers, L (10, PH)											1	0	0	0	0	1	1					
39 Oliver Pérez, L (10, 1)											0	0	0	0	0	0	0					
22 Josh Naylor, L OBP: 0.288, SLG: 0.340	BB						F7		L3-5		3	0	0	0	1	1	2					
0 Andrés Giménez, L OBP: 0.297, SLG: 0.500	BB						K				3	1	2	1	0	1	0					
17 Austin Hedges, R (1, 2)											3	0	0	0	1	3	1					
24 Triston McKenzie, R OBP: 0.500, SLG: 0.500											2	0	1	0	0	0	3					
27 Bryan Shaw, S (8, 1)											0	0	0	0	0	0	0					
2 Yu Chang, R (7, PH)											1	0	0	0	0	1	0					
62 Nick Wittgren, R (7, 1)											0	0	0	0	0	0	0					
8 Jordan Luplow, R OBP: 0.321, SLG: 0.840											1	0	0	0	0	1	1					
Inning Stats	R: 0 E: 0 K: 2 S: 9	H: 0 LOB: 0 BB: 0 P: 11	R: 0 E: 0 K: 1 S: 9	H: 1 LOB: 3 BB: 2 P: 17	R: 1 E: 0 K: 1 S: 10	H: 2 LOB: 1 BB: 0 P: 20	R: 1 E: 0 K: 2 S: 12	H: 2 LOB: 1 BB: 0 P: 17	R: 0 E: 0 K: 1 S: 9	H: 0 LOB: 0 BB: 0 P: 11	R: 0 E: 0 K: 2 S: 8	H: 0 LOB: 1 BB: 1 P: 15	R: 0 E: 0 K: 0 S: 6	H: 2 LOB: 0 BB: 0 P: 7	R: 0 E: 0 K: 2 S: 10	H: 0 LOB: 1 BB: 1 P: 14	R: 0 E: 0 K: 1 S: 13	H: 0 LOB: 1 BB: 1 P: 16	1B: 5 2B: 1 3B: 2 HR: 1	SF: 0 SAC: 0 DP: 0 HBP: 1	WP: 0 PB: 0 SB: 3 CS: 0	PA: 41
PITCHER	IP	WLS	BF	H	R	ER	SO	BB	IBB	HBP	BLK	WP	HR	S	P	ERA	WHIP					
54 Sonny Gray, R ERA: 4.15	4.1		21	6	2	2	6	1	0	0	0	0	0	16	21	4.15	1.615					
70 Tejay Antone, R ERA: 6.97	1.2		5	0	0	0	3	0	0	0	0	0	0	8	15	0.00	1.000					
87 José De León, R ERA: 6.97	1.0		4	0	0	0	2	1	0	0	0	0	0	6	7	0.00	2.000					
50 Amir Garrett, L ERA: 11.25	1.0		3	2	0	0	0	0	0	0	0	0	0	6	7	0.00	2.000					
39 Lucas Sims, R ERA: 3.38	1.0		4	0	0	0	2	0	0	1	0	0	0	10	14	0.00	0.000					

Cleveland Indians @ Cincinnati Reds
Great American Ball Park, Cincinnati, OH
Sat Apr 17 2021, 4:13 PM - 7:37 PM EDT
Att: 12,598 - Overcast - 56 F

AB 36
R 2
H 8
RBI 2
BB 4
SO 14
LOB 17



Batter	1	2	3	4	5	6	7	8	9	10	AB	R	H	RBI	BB	SO	LOB	BOTTOM				
33 Jesse Winker, L OBP: 0.429, SLG: 0.606	P6			F8			2B				5	0	3	1	0	0	2					
2 Nick Castellanos, R OBP: 0.390, SLG: 0.667	12 BLK										4	0	1	0	1	2	2					
63 Sean Doolittle, L (10, 1)	BB										0	0	0	0	0	0	0					
19 Joey Votto, L OBP: 0.263, SLG: 0.411	12 BLK										3	0	2	0	2	0	0					
7 Eugenio Suárez, R OBP: 0.322, SLG: 0.396	1B										3	0	2	0	2	0	0					
12 Tyler Naquin, L OBP: 0.341, SLG: 0.667	K										5	1	0	0	0	2	8					
12 Tyler Naquin, L OBP: 0.341, SLG: 0.667	K										5	0	1	0	0	3	4					
6 Jonathan India, R OBP: 0.365, SLG: 0.364	K										4	0	0	0	1	3	0					
16 Tucker Barnhart, L OBP: 0.424, SLG: 0.710											4	1	2	1	0	0	0					
37 Tyler Stephenson, R (10, PH) OBP: 0.440, SLG: 0.500	HR										1	0	1	1	0	0	0					
17 Kyle Farmer, R OBP: 0.344, SLG: 0.322											1	0	0	0	2	1	0					
87 José De León, R OBP: 0.330, SLG: 0.333											0	0	0	0	0	0	0					
50 Amir Garrett, R (8, 1)											0	0	0	0	0	0	0					
39 Lucas Sims, R (8, PH)											0	0	0	0	0	0	0					
34 Mark Payton, L (10, 5)											1	0	0	0	0	0	0					
54 Sonny Gray, R (1, 1)											2	0	0	0	0	1	2					
70 Tejay Antone, R (8, PH)											0	0	0	0	0	0	0					
32 Max Schrock, L OBP: 0.333, SLG: 0.333											2	0	0	0	0	0	1					
15 Nick Senzel, R OBP: 0.317, SLG: 0.278											0	1	0	0	0	0	0					
Inning Stats	R: 0 E: 0 K: 2 S: 10	H: 1 LOB: 2 BB: 1 P: 20	R: 1 E: 0 K: 2 S: 9	H: 1 LOB: 0 BB: 0 P: 15	R: 0 E: 0 K: 2 S: 11	H: 1 LOB: 2 BB: 1 P: 24	R: 0 E: 0 K: 1 S: 9	H: 1 LOB: 2 BB: 1 P: 17	R: 0 E: 0 K: 0 S: 6	H: 1 LOB: 1 BB: 1 P: 11	R: 0 E: 0 K: 1 S: 7	H: 1 LOB: 0 BB: 0 P: 13	R: 0 E: 0 K: 3 S: 9	H: 0 LOB: 0 BB: 0 P: 11	R: 1 E: 1 K: 0 S: 16	H: 3 LOB: 3 BB: 0 P: 21	R: 1 E: 0 K: 4 S: 4	H: 1 LOB: 2 BB: 1 P: 7	1B: 7 2B: 2 3B: 0 HR: 1	SF: 0 SAC: 0 DP: 0 HBP: 0	WP: 0 PB: 0 SB: 0 CS: 0	PA: 43
PITCHER	IP	WLS	BF	H	R	ER	SO	BB	IBB	HBP	BLK	WP	HR	S	P	ERA	WHIP					
24 Triston McKenzie, R ERA: 3.55	1.1		23	5	1	1	7	4	0	0	1	0	0	1	4	1.80	1.800					
27 Bryan Shaw, R ERA: 1.5	1.0	H	4	0	0	0	1	1	0	0	0	0	0	8	16	0.00	1.000					
62 Nick Wittgren, R ERA: 7.71	1.0	H	3	1	0	0	1	0	0	0	0	0	0	7	13	0.00	1.000					
99 James Karinchak, R ERA: 7.71	1.0	H	3	0	0	0	3	0	0	0	0	0	0	9	11	0.00	0.000					
48 Emmanuel Clase, R ERA: 7.71	1.0	B	7	3	1	0	0	0	0	0	0	0	0	16	21	0.00	3.000					
PITCHER	IP	WLS	BF	H	R	ER	SO	BB	IBB	HBP	BLK	WP	HR	S	P	ERA	WHIP					
39 Oliver Pérez, L (10, 1) ERA: 3.18	0.1	L	3	1	0	0	0	0	0	0	0	0	0	8	7	0.00	3.000					

Cleveland Indians @ Cincinnati Reds
Great American Ball Park, Cincinnati, OH
Sat Apr 17 2021, 4:13 PM - 7:37 PM EDT
Att: 12,598 - Overcast - 56 F

AB 37
R 3
H 10
RBI 3
BB 6
SO 12
LOB 19



Batter	1	2	3	4	5	6	7	8	9	AB	R	H	RBI	BB	SO	LOB	TOP			
8 Jordan Luplow, R OBP: 0.344, SLG: 0.714	F8		K		G4-3		HR			3	1	2	1	1	1		Cleveland Indians @ Cincinnati Reds Great American Ball Park, Cincinnati, OH Sun Apr 18 2021, 1:12 PM - 3:53 PM EDT Att: 12,551 - Sunny - 61 F			
7 César Hernández, S OBP: 0.277, SLG: 0.250	K		K		G4-3		BB			3	0	0	0	1	2	2				
11 José Ramírez, S OBP: 0.302, SLG: 0.464	HR				L8		F8		F7	4	1	1	1	0	0	1				
32 Franmil Reyes, R OBP: 0.273, SLG: 0.529	G6-3				K				G6-3	4	0	1	0	0	1	0				
0 Andrés Giménez, L OBP: 0.297, SLG: 0.550										0	0	0	0	0	0	0				
9 Eddie Rosario, L OBP: 0.305, SLG: 0.434	G4-3				1B		P6		K	4	1	1	0	0	1	1				
1 Amed Rosario, R OBP: 0.273, SLG: 0.300	G6-3				1B		F8		G6-3	4	1	1	0	0	0	1				
55 Roberto Pérez, R OBP: 0.375, SLG: 0.484	K				HR		L1-3		K	4	1	1	3	0	2	0				
2 Yu Chang, R OBP: 0.286, SLG: 0.308					F9		E7		L7	3	1	2	0	0	0	0				
10 Jake Bauers, L OBP: 0.273, SLG: 0.200					1B		8 HR		1B	1	0	0	0	0	0	0				
57 Shane Bieber, R					G6-3		F9		F9	3	0	0	0	0	1	2				
22 Josh Naylor, L OBP: 0.280, SLG: 0.333							K			1	0	0	0	0	0	0				
48 Emmanuel Clase, R										0	0	0	0	0	0	0				
Inning Stats	R: 1 E: 0 K: 1 S: 10	H: 1 LOB: 0 BB: 0 P: 19	R: 0 E: 0 K: 1 S: 6	H: 0 LOB: 0 BB: 0 P: 9	R: 0 E: 1 K: 2 S: 10	H: 1 LOB: 1 BB: 0 P: 16	R: 3 E: 0 K: 1 S: 15	H: 3 LOB: 0 BB: 1 P: 26	R: 0 E: 0 K: 0 S: 8	H: 1 LOB: 1 BB: 0 P: 13	R: 2 E: 1 K: 1 S: 16	H: 2 LOB: 1 BB: 1 P: 27	R: 0 E: 0 K: 1 S: 9	H: 0 LOB: 0 BB: 0 P: 14	R: 0 E: 0 K: 1 S: 5	H: 0 LOB: 0 BB: 0 P: 10	1B: 4 2B: 1 3B: 0 HR: 3	SF: 0 SAC: 0 DP: 1 HBP: 0	WP: 0 PB: 0 SB: 0 CS: 0	PA: 36
PITCHER	IP WLS BF H R ER SO BB IBB HBP BLK WP HR S P ERA WHIP																			
22 Wade Miley, L ERA: 2.25	(1, 1) 5.0 L 20 5 4 4 5 1 0 0 0 0 0 2 47 83 7.20 1.200																			
47 Sal Romano, R ERA: 4.38	(6, 1) 1.2 9 3 2 2 1 1 0 0 0 0 0 1 21 36 10.80 2.400																			
43 Cionel Pérez, L ERA: 5.4	(7, 1) 1.1 4 0 0 0 1 0 0 0 0 0 0 0 12 18 0.00 0.000																			
41 Carson Fulmer, R ERA: 0.93	(9, 1) 1.0 3 0 0 0 1 0 0 0 0 0 0 0 5 10 0.00 0.000																			

Batter	1	2	3	4	5	6	7	8	9	AB	R	H	RBI	BB	SO	LOB	BOTTOM					
33 Jesse Winker, L OBP: 0.400, SLG: 0.553	F7		F7		19 2B		K		K	5	1	1	0	0	2	1	Cleveland Indians @ Cincinnati Reds Great American Ball Park, Cincinnati, OH Sun Apr 18 2021, 1:12 PM - 3:53 PM EDT Att: 12,551 - Sunny - 61 F					
2 Nick Castellanos, R OBP: 0.329, SLG: 0.623	K		G6-3		G5-3		K			4	0	0	0	0	2	2						
19 Joey Votto, L OBP: 0.313, SLG: 0.467	1B				2B				K	4	0	3	2	0	1	0						
7 Eugenio Suárez, R OBP: 0.302, SLG: 0.365	P3		K		G5-3		K		K	4	0	0	0	0	2	3						
12 Tyler Naquin, L OBP: 0.354, SLG: 0.714			16 BB		F8		F7		HR	3	1	1	1	1	0	1						
32 Max Schrock, L OBP: 0.143, SLG: 0.143			K		E5		K		K	4	0	0	0	0	3	1						
16 Tucker Barnhart, L OBP: 0.432, SLG: 0.676					K		G5-6-3		1B	3	0	1	0	1	1	2						
17 Kyle Farmer, R OBP: 0.308, SLG: 0.190										3	0	0	0	0	1	3						
43 Cionel Pérez, R										0	0	0	0	0	0	0						
41 Carson Fulmer, R										0	0	0	0	0	0	0						
15 Nick Senzel, R OBP: 0.310, SLG: 0.270										1	0	0	0	0	1	1						
22 Wade Miley, L OBP: 0.143, SLG: 0.143										1	0	0	0	0	1	2						
34 Mark Payton, L OBP: 0.500, SLG: 0.500										1	1	1	0	0	0	0						
47 Sal Romano, L										0	0	0	0	0	0	0						
6 Jonathan India, R OBP: 0.352, SLG: 0.348					33 1B		K		K	2	0	0	0	2	1							
Inning Stats	R: 0 E: 0 K: 1 S: 7	H: 1 LOB: 1 BB: 0 P: 8	R: 0 E: 0 K: 3 S: 15	H: 0 LOB: 2 BB: 2 P: 26	R: 0 E: 0 K: 1 S: 7	H: 1 LOB: 1 BB: 0 P: 9	R: 0 E: 1 K: 1 S: 9	H: 0 LOB: 1 BB: 0 P: 13	R: 2 E: 0 K: 0 S: 10	H: 3 LOB: 1 BB: 0 P: 14	R: 0 E: 0 K: 1 S: 6	H: 0 LOB: 0 BB: 0 P: 7	R: 0 E: 0 K: 3 S: 9	H: 0 LOB: 0 BB: 0 P: 12	R: 1 E: 0 K: 3 S: 10	H: 1 LOB: 0 BB: 0 P: 15	R: 0 E: 0 K: 3 S: 12	H: 1 LOB: 1 BB: 0 P: 19	1B: 4 2B: 2 3B: 0 HR: 1	SF: 0 SAC: 0 DP: 1 HBP: 0	WP: 1 PB: 0 SB: 0 CS: 0	PA: 37
PITCHER	IP WLS BF H R ER SO BB IBB HBP BLK WP HR S P ERA WHIP																					
57 Shane Bieber, R ERA: 2.45	(1, 1) 8.0 W 33 6 3 3 3 2 0 0 0 0 0 0 73 104 3.38 1.000																					
48 Emmanuel Clase, R	(9, 1) 1.0 S 4 1 0 0 3 0 0 0 0 0 0 0 12 19 0.00 1.000																					

Batter	1	2	3	4	5	6	7	8	9	AB	R	H	RBI	BB	SO	LOB	TOP					
26 Pavin Smith, L OBP: 0.326, SLG: 0.419										5	2	3	0	1	0	0						
56 Kole Calhoun, L OBP: 0.324, SLG: 0.469										5	1	2	0	0	1	2						
14 Adrúbal Cabrera, S OBP: 0.333, SLG: 0.385										4	1	1	1	1	0	4						
6 David Peralta, L 27 Wyatt Mathisen, R OBP: 0.297, SLG: 0.368 OBP: 0.348, SLG: 0.118										2	0	1	1	2	1	1						
18 Carson Kelly, R OBP: 0.543, SLG: 0.719										2	0	0	1	2	0	4						
5 Eduardo Escobar, S OBP: 0.325, SLG: 0.590										3	0	1	0	2	0	4						
13 Nick Ahmed, R OBP: 0.139, SLG: 0.088										5	0	0	0	0	2	9						
9 Nick Heath, L 33 J.B. Bukauskas, R 10 Josh Rojas, L OBP: 0.375, SLG: 0.375 OBP: 0.348, SLG: 0.194 OBP: 0.256, SLG: 0.194										4	0	0	0	0	3	5						
23 Zac Gallen, R 50 Yoán López, R 49 Alex Young, L 15 Andrew Young, R 37 Kevin Ginkel, L 19 Josh VanMeter, L 58 Stefan Crichton, R OBP: 1.200, SLG: 0.200 OBP: 0.333, SLG: 0.333 ERA: 2.45 OBP: 0.333, SLG: 0.333 ERA: 2.25										3	0	0	0	0	2	1						
Inning Stats	R: 3 E: 1 K: 1 S: 17	H: 4 LOB: 1 BB: 0 P: 24	R: 0 E: 0 K: 3 S: 11	H: 1 LOB: 1 BB: 0 P: 17	R: 0 E: 0 K: 0 S: 13	H: 0 LOB: 3 BB: 2 P: 29	R: 0 E: 0 K: 0 S: 11	H: 2 LOB: 3 BB: 1 P: 19	R: 0 E: 0 K: 1 S: 8	H: 0 LOB: 1 BB: 1 P: 19	R: 0 E: 0 K: 1 S: 11	H: 0 LOB: 1 BB: 1 P: 20	R: 2 E: 0 K: 0 S: 17	H: 2 LOB: 3 BB: 2 P: 33	R: 0 E: 0 K: 2 S: 10	H: 0 LOB: 0 BB: 0 P: 13	1B: 5 2B: 3 3B: 0 HR: 1	SF: 0 SAC: 0 DP: 1 HBP: 2	WP: 0 PB: 0 SB: 0 CS: 0	PA: 46		
PITCHER	IP WLS BF H R ER SO BB IBB HBP BLK WP HR S P ERA WHIP	IP WLS BF H R ER SO BB IBB HBP BLK WP HR S P ERA WHIP	IP WLS BF H R ER SO BB IBB HBP BLK WP HR S P ERA WHIP	IP WLS BF H R ER SO BB IBB HBP BLK WP HR S P ERA WHIP	IP WLS BF H R ER SO BB IBB HBP BLK WP HR S P ERA WHIP	IP WLS BF H R ER SO BB IBB HBP BLK WP HR S P ERA WHIP	IP WLS BF H R ER SO BB IBB HBP BLK WP HR S P ERA WHIP	IP WLS BF H R ER SO BB IBB HBP BLK WP HR S P ERA WHIP	IP WLS BF H R ER SO BB IBB HBP BLK WP HR S P ERA WHIP	IP WLS BF H R ER SO BB IBB HBP BLK WP HR S P ERA WHIP	IP WLS BF H R ER SO BB IBB HBP BLK WP HR S P ERA WHIP	IP WLS BF H R ER SO BB IBB HBP BLK WP HR S P ERA WHIP	IP WLS BF H R ER SO BB IBB HBP BLK WP HR S P ERA WHIP	IP WLS BF H R ER SO BB IBB HBP BLK WP HR S P ERA WHIP	IP WLS BF H R ER SO BB IBB HBP BLK WP HR S P ERA WHIP	IP WLS BF H R ER SO BB IBB HBP BLK WP HR S P ERA WHIP	IP WLS BF H R ER SO BB IBB HBP BLK WP HR S P ERA WHIP	IP WLS BF H R ER SO BB IBB HBP BLK WP HR S P ERA WHIP	IP WLS BF H R ER SO BB IBB HBP BLK WP HR S P ERA WHIP	IP WLS BF H R ER SO BB IBB HBP BLK WP HR S P ERA WHIP	IP WLS BF H R ER SO BB IBB HBP BLK WP HR S P ERA WHIP	IP WLS BF H R ER SO BB IBB HBP BLK WP HR S P ERA WHIP
58 Luis Castillo, R ERA: 6.05	87 José De León, R ERA: 6.35	43 Cionel Pérez, L ERA: 4.7	70 Tejay Antone, R ERA: 0.96	50 Amir Garrett, L ERA: 12.46	39 Lucas Sims, R ERA: 3.0	63 Sean Doolittle, L ERA: 2.7																

Arizona Diamondbacks @ Cincinnati Reds
Great American Ball Park, Cincinnati, OH
Tue Apr 20 2021, 6:44 PM - 6:09 PM EDT
Att: 8,085 - Cloudy - 58 F

AB	36
R	5
H	9
RBI	4
BB	8
SO	11
LOB	30



Batter	1	2	3	4	5	6	7	8	9	AB	R	H	RBI	BB	SO	LOB	BOTTOM					
33 Jesse Winker, L OBP: 0.422, SLG: 0.548										4	0	2	0	1	0	0						
12 Tyler Naquin, L OBP: 0.340, SLG: 0.652										4	0	0	1	1	1	3						
7 Eugenio Suárez, R OBP: 0.294, SLG: 0.339										4	0	0	0	1	4	4						
19 Joey Votto, L OBP: 0.309, SLG: 0.444										3	0	0	0	1	1	2						
15 Nick Senzel, R 39 Lucas Sims, R 63 Sean Doolittle, L OBP: 0.283, SLG: 0.244 ERA: 3.0 ERA: 2.7										4	0	0	0	0	0	2						
6 Jonathan India, R OBP: 0.345, SLG: 0.327										3	1	0	0	1	2	0						
16 Tucker Barnhart, L OBP: 0.339, SLG: 0.649										3	1	1	0	1	1	0						
17 Kyle Farmer, R OBP: 0.333, SLG: 0.360										4	1	2	3	0	0	0						
58 Luis Castillo, R 32 Mike Schrock, L 87 Yoán López, R 43 Cionel Pérez, R 34 Mark Payton, L 70 Tejay Antone, R 50 Amir Garrett, R 0 Alex Blandino, R OBP: 0.333, SLG: 0.400 OBP: 0.125, SLG: 0.125 OBP: 0.333, SLG: 0.333 ERA: 2.45 OBP: 0.333, SLG: 0.333 ERA: 2.25										1	1	1	0	0	0	0						
Inning Stats	R: 0 E: 0 K: 1 S: 11	H: 0 LOB: 1 BB: 0 P: 21	R: 0 E: 0 K: 0 S: 5	H: 0 LOB: 0 BB: 0 P: 9	R: 1 E: 0 K: 1 S: 13	H: 2 LOB: 1 BB: 0 P: 16	R: 1 E: 0 K: 2 S: 11	H: 2 LOB: 1 BB: 1 P: 23	R: 0 E: 0 K: 1 S: 8	H: 0 LOB: 1 BB: 1 P: 14	R: 2 E: 0 K: 1 S: 14	H: 1 LOB: 0 BB: 1 P: 21	R: 0 E: 0 K: 1 S: 16	H: 0 LOB: 2 BB: 2 P: 28	R: 0 E: 0 K: 2 S: 11	H: 1 LOB: 0 BB: 0 P: 18	R: 0 E: 0 K: 1 S: 16	H: 1 LOB: 1 BB: 0 P: 23	1B: 4 2B: 1 3B: 0 HR: 1	SF: 0 SAC: 0 DP: 0 HBP: 0	WP: 0 PB: 0 SB: 0 CS: 0	PA: 39
PITCHER	IP WLS BF H R ER SO BB IBB HBP BLK WP HR S P ERA WHIP	IP WLS BF H R ER SO BB IBB HBP BLK WP HR S P ERA WHIP	IP WLS BF H R ER SO BB IBB HBP BLK WP HR S P ERA WHIP	IP WLS BF H R ER SO BB IBB HBP BLK WP HR S P ERA WHIP	IP WLS BF H R ER SO BB IBB HBP BLK WP HR S P ERA WHIP	IP WLS BF H R ER SO BB IBB HBP BLK WP HR S P ERA WHIP	IP WLS BF H R ER SO BB IBB HBP BLK WP HR S P ERA WHIP	IP WLS BF H R ER SO BB IBB HBP BLK WP HR S P ERA WHIP	IP WLS BF H R ER SO BB IBB HBP BLK WP HR S P ERA WHIP	IP WLS BF H R ER SO BB IBB HBP BLK WP HR S P ERA WHIP	IP WLS BF H R ER SO BB IBB HBP BLK WP HR S P ERA WHIP	IP WLS BF H R ER SO BB IBB HBP BLK WP HR S P ERA WHIP	IP WLS BF H R ER SO BB IBB HBP BLK WP HR S P ERA WHIP	IP WLS BF H R ER SO BB IBB HBP BLK WP HR S P ERA WHIP	IP WLS BF H R ER SO BB IBB HBP BLK WP HR S P ERA WHIP	IP WLS BF H R ER SO BB IBB HBP BLK WP HR S P ERA WHIP	IP WLS BF H R ER SO BB IBB HBP BLK WP HR S P ERA WHIP	IP WLS BF H R ER SO BB IBB HBP BLK WP HR S P ERA WHIP	IP WLS BF H R ER SO BB IBB HBP BLK WP HR S P ERA WHIP	IP WLS BF H R ER SO BB IBB HBP BLK WP HR S P ERA WHIP	IP WLS BF H R ER SO BB IBB HBP BLK WP HR S P ERA WHIP	IP WLS BF H R ER SO BB IBB HBP BLK WP HR S P ERA WHIP
23 Zac Gallen, R ERA: 3.72	50 Yoán López, R ERA: 2.45	49 Alex Young, L ERA: 4.5	33 J.B. Bukauskas, R ERA: 2.45	37 Kevin Ginkel, R ERA: 2.25	58 Stefan Crichton, R ERA: 3.52																	

Arizona Diamondbacks @ Cincinnati Reds
Great American Ball Park, Cincinnati, OH
Tue Apr 20 2021, 6:44 PM - 6:09 PM EDT
Att: 8,085 - Cloudy - 58 F

AB	33
R	4
H	6
RBI	4
BB	6
SO	10
LOB	13



Batter	1	2	3	4	5	6	7	8	9	AB	R	H	RBI	BB	SO	LOB	TOP		
33 Jesse Winker, L (1,7) OBP: 0.431, SLG: 0.627											4	0	1	0	0	1	1		
2 Nick Castellanos, R (1,9) OBP: 0.329, SLG: 0.640										3	0	1	0	1	1	1	1		
19 Joey Votto, L (1,3) OBP: 0.287, SLG: 0.413											3	0	0	0	1	1	3		
7 Eugenio Suárez, R (1,6) OBP: 0.264, SLG: 0.324											4	0	0	0	0	1	4		
12 Tyler Naquin, L (1,8) OBP: 0.338, SLG: 0.589											4	0	0	0	0	1	1		
6 Jonathan India, R (1,4) OBP: 0.329, SLG: 0.387										3	0	1	0	0	0	0			
16 Tucker Barnhart, L (1,2) OBP: 0.420, SLG: 0.568										3	0	0	0	0	1	1			
17 Kyle Farmer, R (1,5) OBP: 0.268, SLG: 0.257										2	0	0	0	0	0	0			
22 Wade Miley, L (1,1) OBP: 0.111, SLG: 0.111										2	0	0	0	0	0	0			
47 Sai Romano, L (7,1)										0	0	0	0	0	0	0			
34 Mark Payton, L (8,PH) OBP: 0.333, SLG: 0.200										1	0	0	0	0	0	1			
55 Heath Hembree, R (8,1)										0	0	0	0	0	0	0			
Inning Stats	R: 0 E: 0 K: 2 S: 12	H: 0 LOB: 1 BB: 1 P: 18	R: 0 E: 0 K: 0 S: 6	H: 1 LOB: 0 BB: 0 P: 10	R: 0 E: 0 K: 1 S: 9	H: 0 LOB: 0 BB: 0 P: 11	R: 0 E: 0 K: 1 S: 9	H: 0 LOB: 1 BB: 1 P: 17	R: 0 E: 0 K: 1 S: 6	H: 2 LOB: 2 BB: 0 P: 8	R: 0 E: 0 K: 1 S: 11	H: 0 LOB: 0 BB: 0 P: 17	R: 0 E: 0 K: 0 S: 8	H: 0 LOB: 1 BB: 0 P: 13	R: 0 E: 0 K: 0 S: 8	H: 0 LOB: 0 BB: 0 P: 10	1B: 3 2B: 0 3B: 0 HR: 0	SF: 0 SAC: 0 DP: 1 HBP: 1	WP: 0 PA: 32 PB: 0 SB: 0 CS: 0
PITCHER	IP WLS BF H R ER SO BB IBB HBP BLK WP HR S P ERA WHIP	IP WLS BF H R ER SO BB IBB HBP BLK WP HR S P ERA WHIP	IP WLS BF H R ER SO BB IBB HBP BLK WP HR S P ERA WHIP	IP WLS BF H R ER SO BB IBB HBP BLK WP HR S P ERA WHIP	IP WLS BF H R ER SO BB IBB HBP BLK WP HR S P ERA WHIP	IP WLS BF H R ER SO BB IBB HBP BLK WP HR S P ERA WHIP	IP WLS BF H R ER SO BB IBB HBP BLK WP HR S P ERA WHIP	IP WLS BF H R ER SO BB IBB HBP BLK WP HR S P ERA WHIP	IP WLS BF H R ER SO BB IBB HBP BLK WP HR S P ERA WHIP	IP WLS BF H R ER SO BB IBB HBP BLK WP HR S P ERA WHIP	IP WLS BF H R ER SO BB IBB HBP BLK WP HR S P ERA WHIP	IP WLS BF H R ER SO BB IBB HBP BLK WP HR S P ERA WHIP	IP WLS BF H R ER SO BB IBB HBP BLK WP HR S P ERA WHIP	IP WLS BF H R ER SO BB IBB HBP BLK WP HR S P ERA WHIP	IP WLS BF H R ER SO BB IBB HBP BLK WP HR S P ERA WHIP	IP WLS BF H R ER SO BB IBB HBP BLK WP HR S P ERA WHIP	IP WLS BF H R ER SO BB IBB HBP BLK WP HR S P ERA WHIP	IP WLS BF H R ER SO BB IBB HBP BLK WP HR S P ERA WHIP	IP WLS BF H R ER SO BB IBB HBP BLK WP HR S P ERA WHIP
53 John Gant, R (1,1) ERA: 2.25	6.0 W 22 3 0 0 5 2 0 0 0 0 0 0 52 80 0.00 0.833	1.0 H 3 0 0 0 1 0 0 0 0 0 0 0 11 17 0.00 0.000	2.0 S 7 0 0 0 0 0 0 0 1 0 0 0 16 23 0.00 0.000																
92 Génesis Cabrera, L (7,1) ERA: 2.61																			
65 Giovanny Gallegos, R (8,1) ERA: 2.92																			

Cincinnati Reds @ St. Louis Cardinals
 Busch Stadium, St. Louis, MO
 Sat Apr 24 2021, 3:36 PM - 6:08 PM CDT
 Att: 13,176 - Overcast - 55 F

AB	29
R	0
H	3
RBI	0
BB	2
SO	6
LOB	12

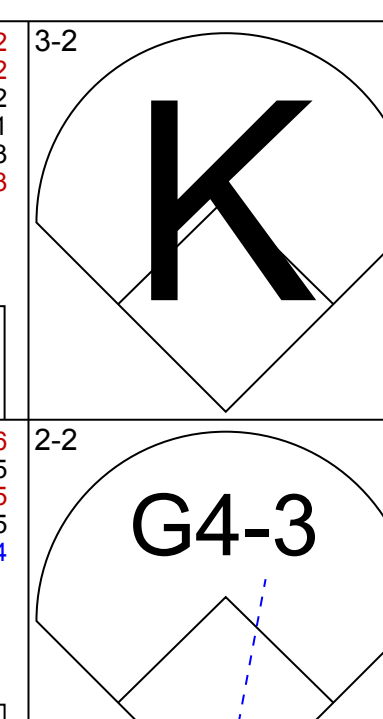
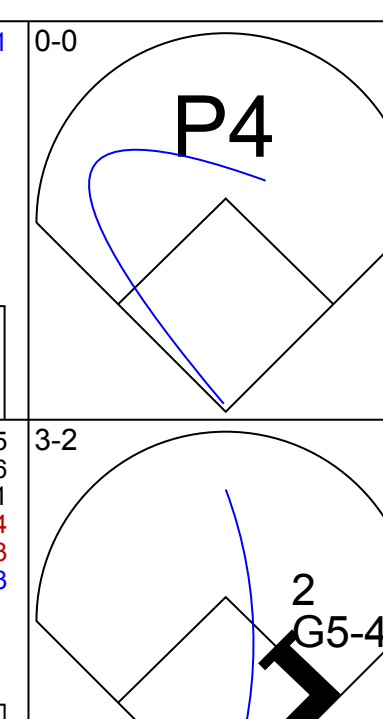
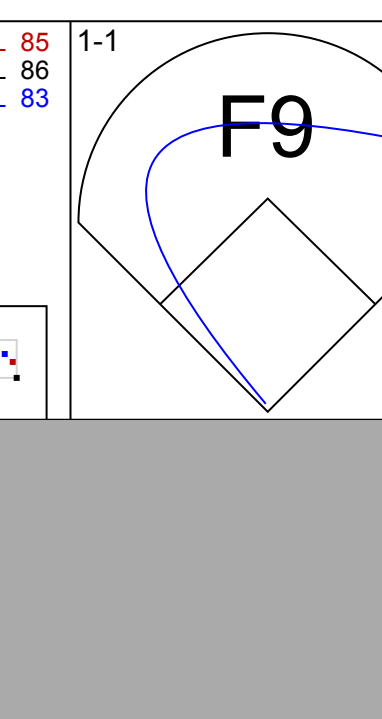
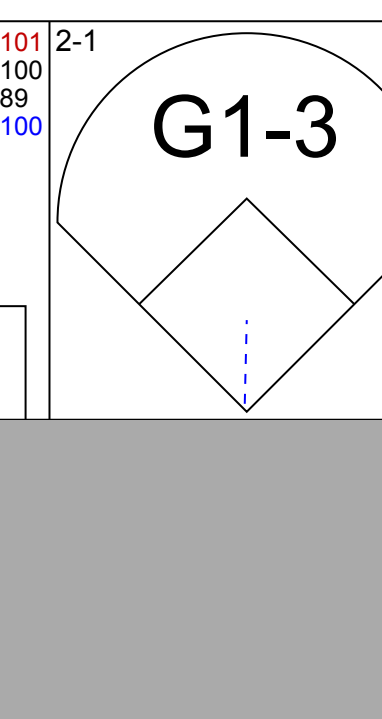
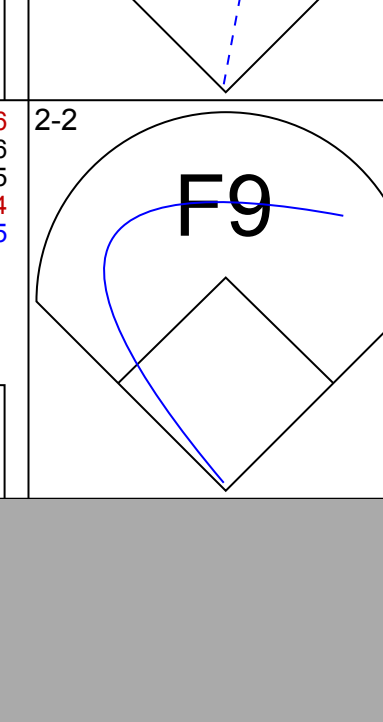
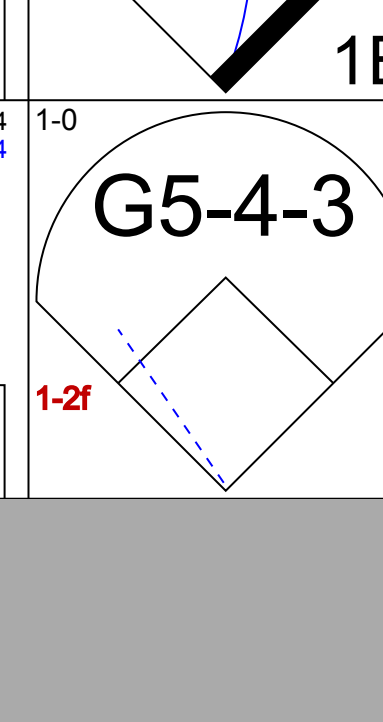


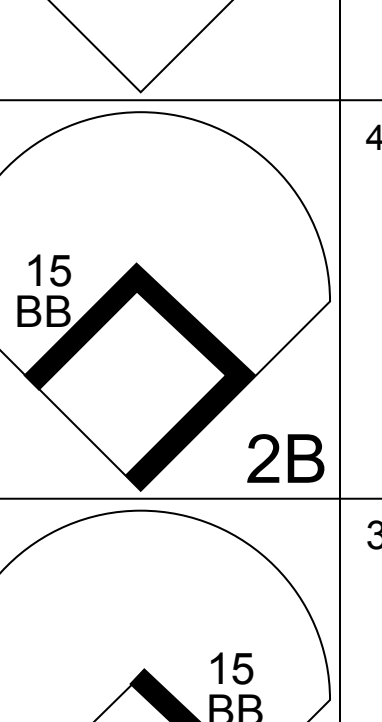




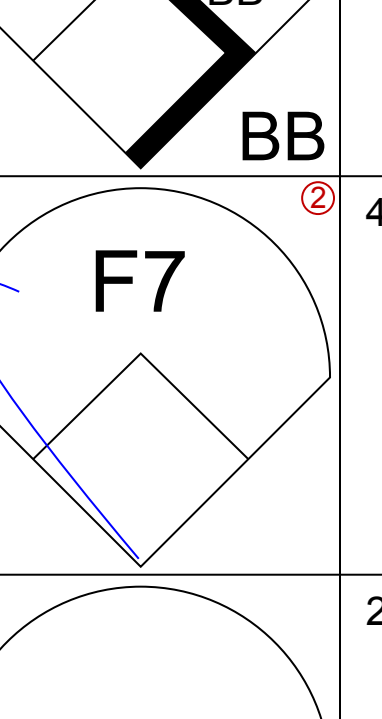
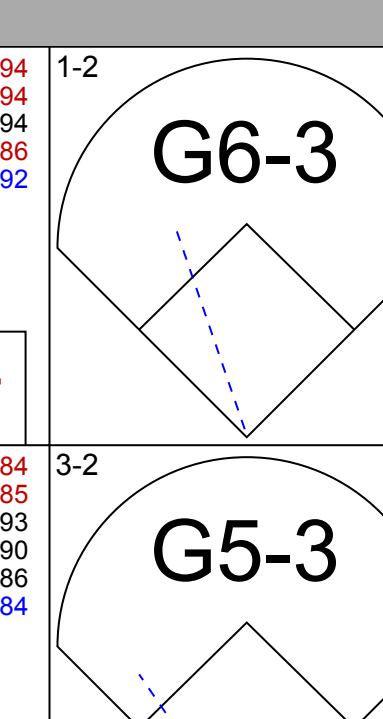
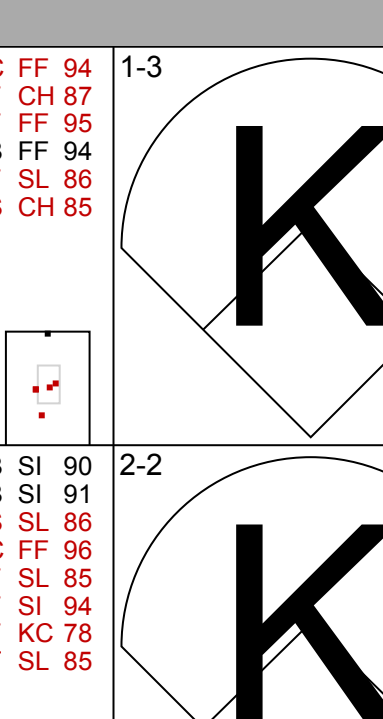
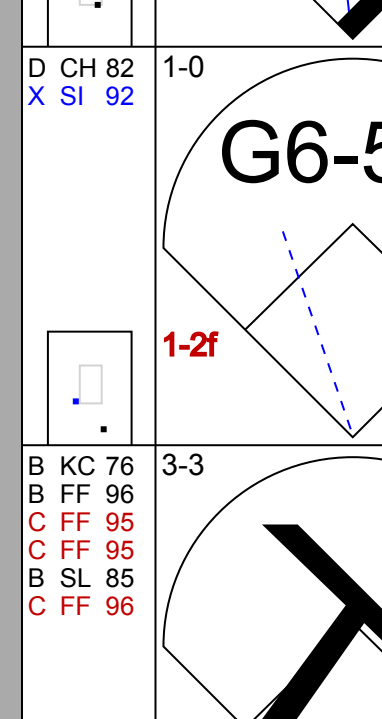
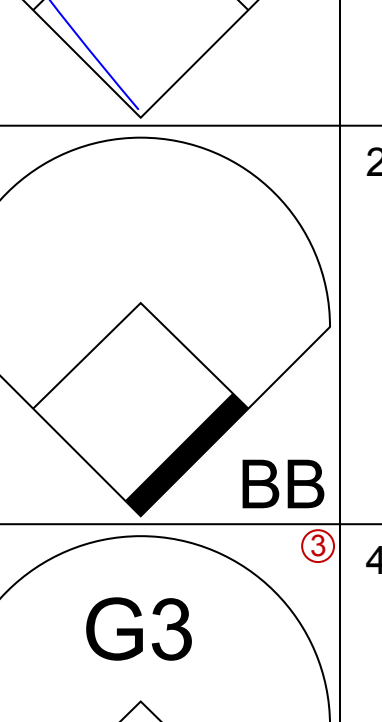
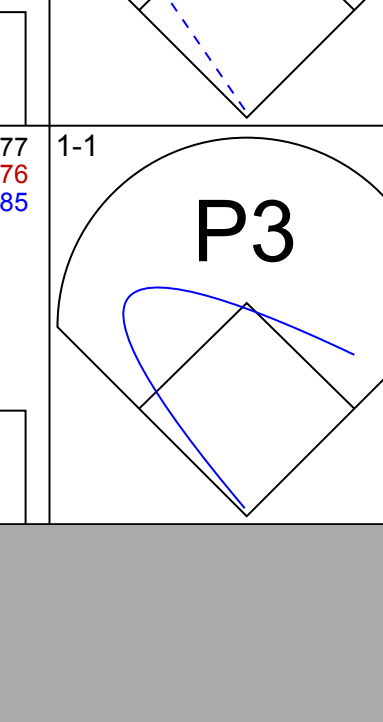
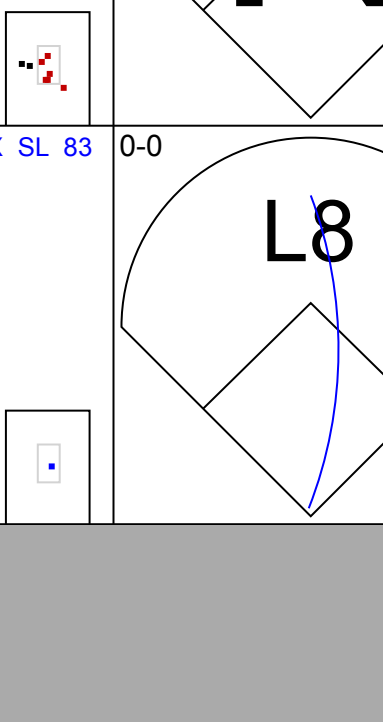

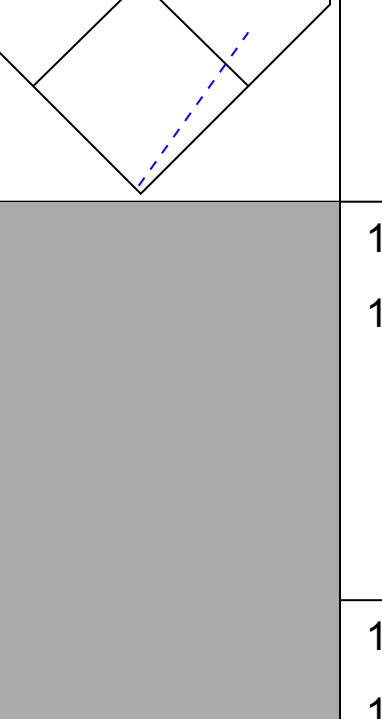



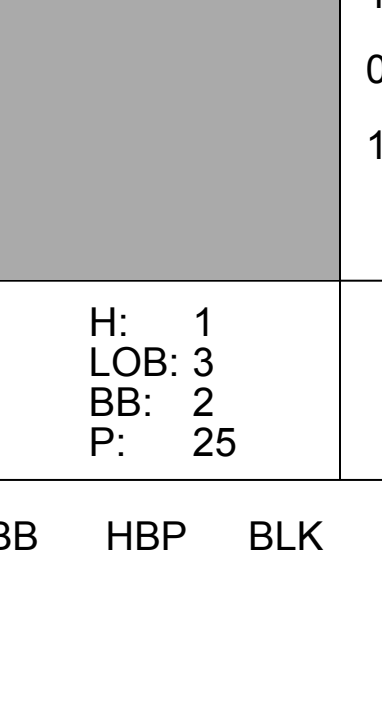
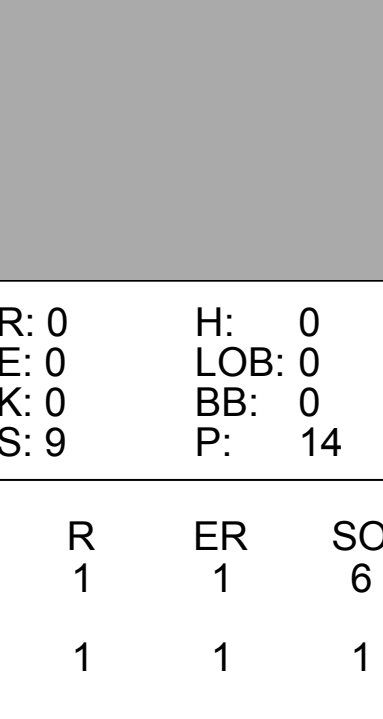
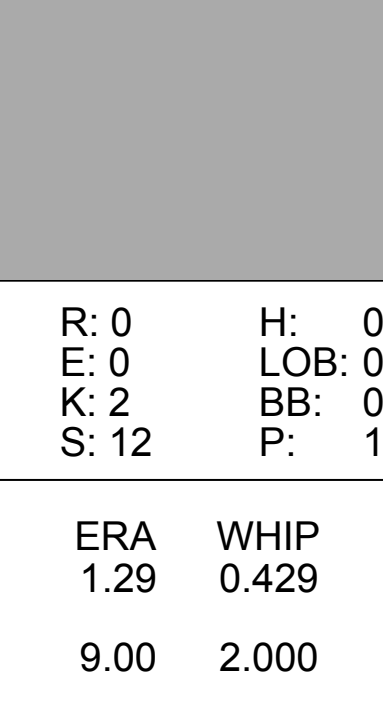
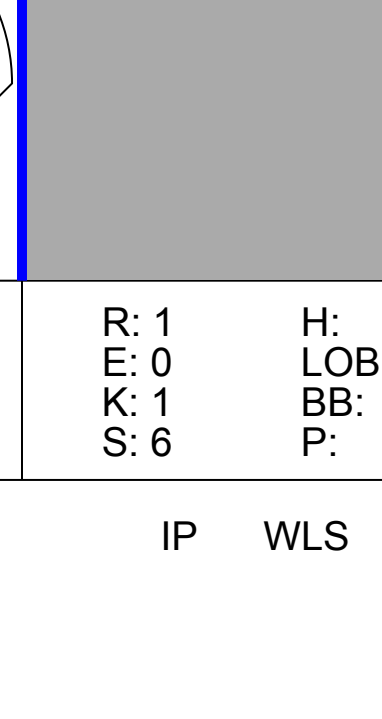
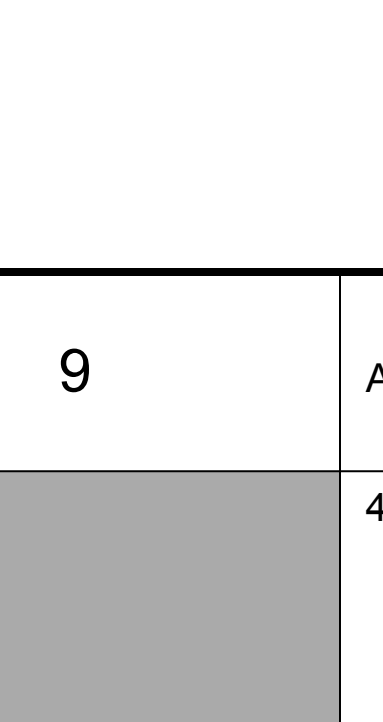
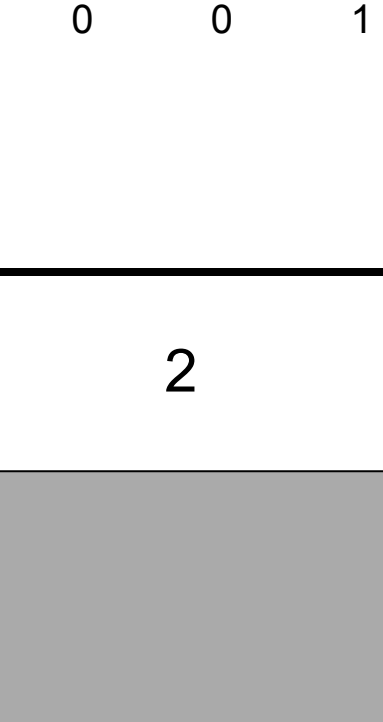
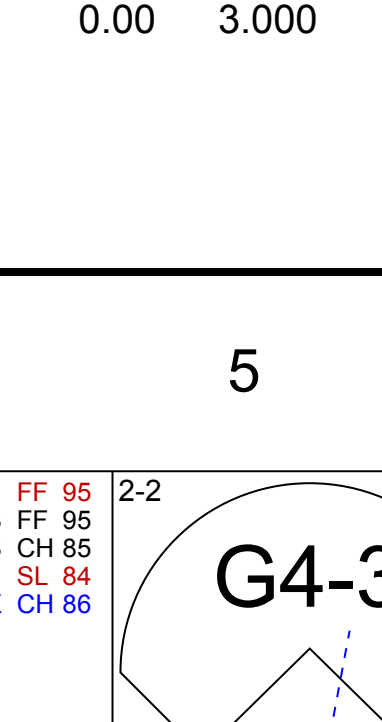
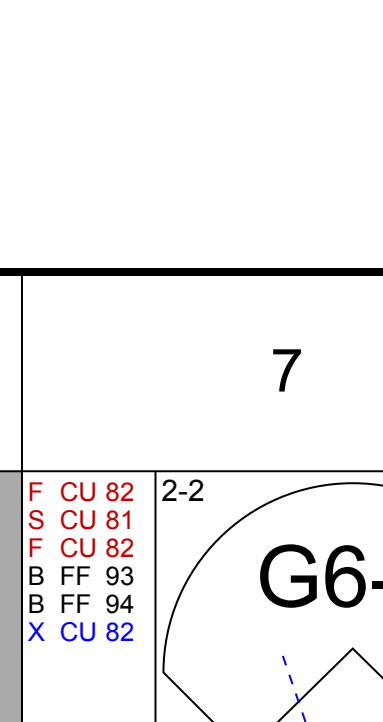

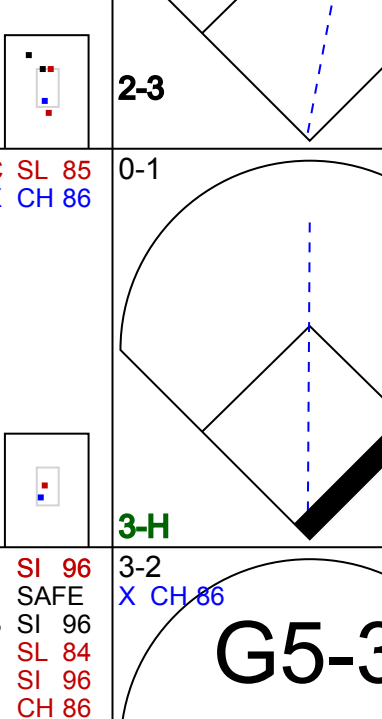





Batter	1	2	3	4	5	6	7	8	9	AB	R	H	RBI	BB	SO	LOB	BOTTOM		
19 Tommy Edman, S (1,4) OBP: 0.333, SLG: 0.390										4	1	1	0	0	0	0			
3 Dylan Carlson, S (1,8) OBP: 0.390, SLG: 0.531										4	0	3	0	0	0	0			
46 Paul Goldschmidt, R (1,3) OBP: 0.286, SLG: 0.354										4	0	1	0	0	1	3			
28 Nolan Arenado, R (1,5) OBP: 0.318, SLG: 0.468										4	0	1	1	0	0	3			
11 Paul DeJong, R (1,6) OBP: 0.291, SLG: 0.397										4	0	0	0	0	0	2			
27 Tyler O'Neill, R (1,7) OBP: 0.176, SLG: 0.250										3	1	0	0	1	0	2			
7 Andrew Knizner, R (1,2) OBP: 0.333, SLG: 0.375											4	0	1	1	0	0	1		
26 Justin Williams, L (1,9) OBP: 0.310, SLG: 0.320										2	0	0	0	1	0	1			
53 John Gant, R (1,1) ERA: 3.68										2	0	0	0	0	1	2			
0 Austin Dean, R (8,PH) OBP: 0.323, SLG: 0.417										1	0	0	0	0	0	2			
92 Génesis Cabrera, L (7,1)										0	0	0	0	0	0	0			
65 Giovanny Gallegos, R (8,1) ERA: 5.4										0	0	0	0	0	0	0			
Inning Stats	R: 1 E: 0 K: 0 S: 12	H: 3 LOB: 2 BB: 0 P: 16	R: 0 E: 0 K: 1 S: 7	H: 0 LOB: 0 BB: 0 P: 10	R: 0 E: 0 K: 1 S: 8	H: 1 LOB: 1 BB: 0 P: 15	R: 0 E: 1 K: 0 S: 13	H: 0 LOB: 2 BB: 1 P: 21	R: 0 E: 0 K: 0 S: 7	H: 0 LOB: 0 BB: 0 P: 13	R: 1 E: 1 K: 0 S: 10	H: 1 LOB: 1 BB: 1 P: 21	R: 0 E: 0 K: 0 S: 10	H: 2 LOB: 1 BB: 0 P: 16	R: 0 E: 0 K: 0 S: 8	H: 0 LOB: 0 BB: 0 P: 12	1B: 6 2B: 1 3B: 0 HR: 0	SF: 0 SAC: 0 DP: 1 HBP: 0	WP: 0 PA: 34 PB: 0 SB: 0 CS: 0
PITCHER	IP WLS BF H R ER SO BB IBB HBP BLK WP HR S P ERA WHIP	IP WLS BF H R ER SO BB IBB HBP BLK WP HR S P ERA WHIP	IP WLS BF H R ER SO BB IBB HBP BLK WP HR S P ERA WHIP	IP WLS BF H R ER SO BB IBB HBP BLK WP HR S P ERA WHIP	IP WLS BF H R ER SO BB IBB HBP BLK WP HR S P ERA WHIP	IP WLS BF H R ER SO BB IBB HBP BLK WP HR S P ERA WHIP	IP WLS BF H R ER SO BB IBB HBP BLK WP HR S P ERA WHIP	IP WLS BF H R ER SO BB IBB HBP BLK WP HR S P ERA WHIP	IP WLS BF H R ER SO BB IBB HBP BLK WP HR S P ERA WHIP	IP WLS BF H R ER SO BB IBB HBP BLK WP HR S P ERA WHIP	IP WLS BF H R ER SO BB IBB HBP BLK WP HR S P ERA WHIP	IP WLS BF H R ER SO BB IBB HBP BLK WP HR S P ERA WHIP	IP WLS BF H R ER SO BB IBB HBP BLK WP HR S P ERA WHIP	IP WLS BF H R ER SO BB IBB HBP BLK WP HR S P ERA WHIP	IP WLS BF H R ER SO BB IBB HBP BLK WP HR S P ERA WHIP	IP WLS BF H R ER SO BB IBB HBP BLK WP HR S P ERA WHIP	IP WLS BF H R ER SO BB IBB HBP BLK WP HR S P ERA WHIP	IP WLS BF H R ER SO BB IBB HBP BLK WP HR S P ERA WHIP	IP WLS BF H R ER SO BB IBB HBP BLK WP HR S P ERA WHIP
22 Wade Miley, L (1,1) ERA: 2.45	6.0 L 27 5 2 2 2 2 0 0 0 0 0 0 57 96 3.00 1.167	1.0 4 2 0 0 0 0 0 0 0 0 0 10 16 0.00 2.000	1.0 3 0 0 0 0 0 0 0 0 0 0 8 12 0.00 0.000																
47 Sai Romano, R (7,1)																			
55 Heath Hembree, R (8,1)																			

Cincinnati Reds @ St. Louis Cardinals
 Busch Stadium, St. Louis, MO
 Sat Apr 24 2021, 3:36 PM - 6:08 PM CDT
 Att: 13,176 - Overcast - 55 F

AB	32
R	2
H	7
RBI	2
BB	2
SO	2
LOB	16

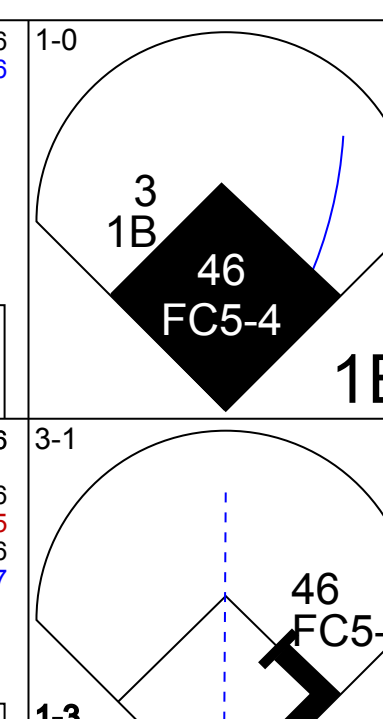
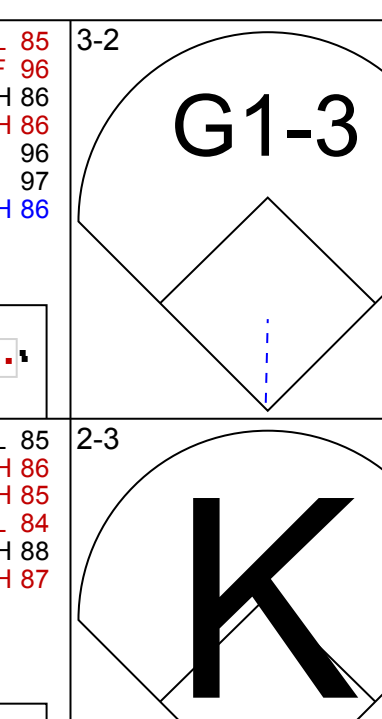
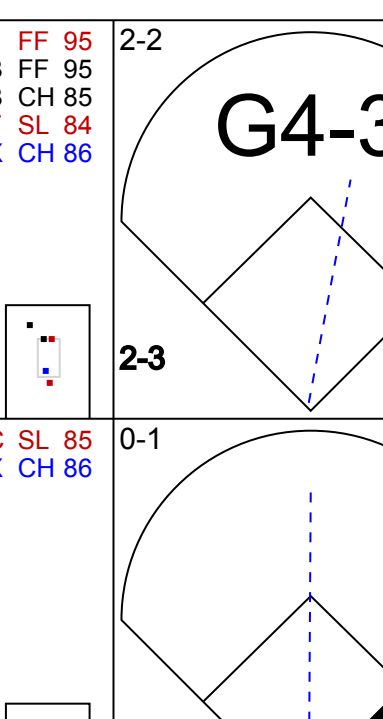
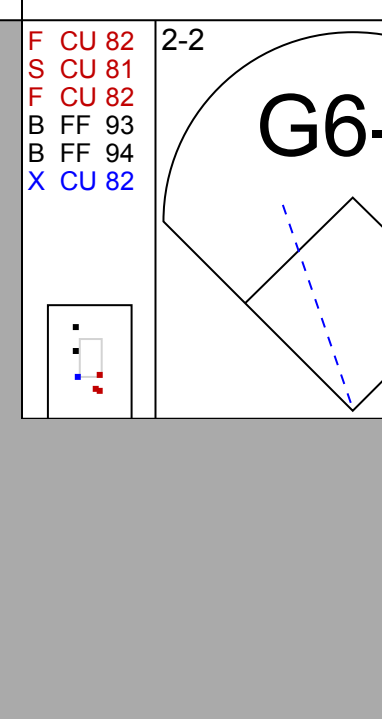
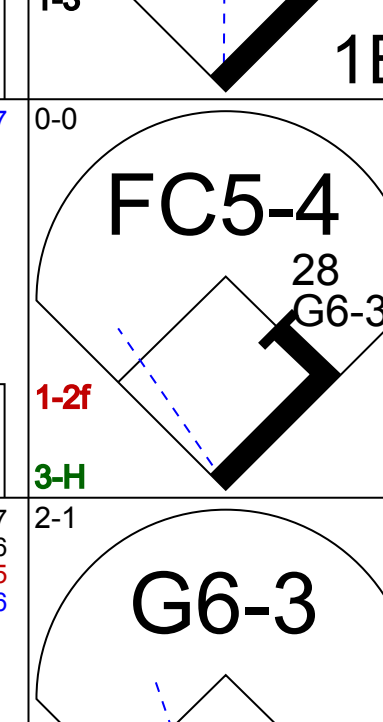

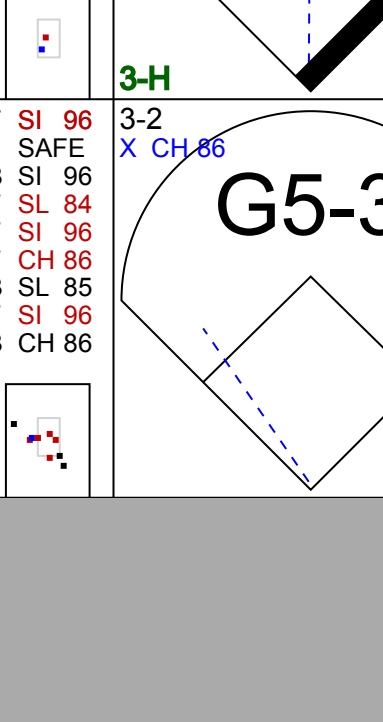






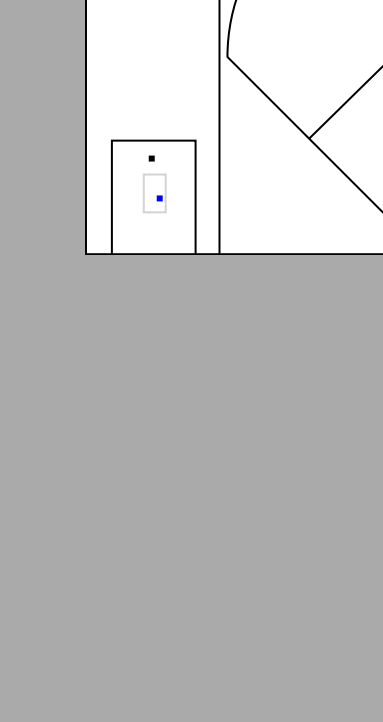
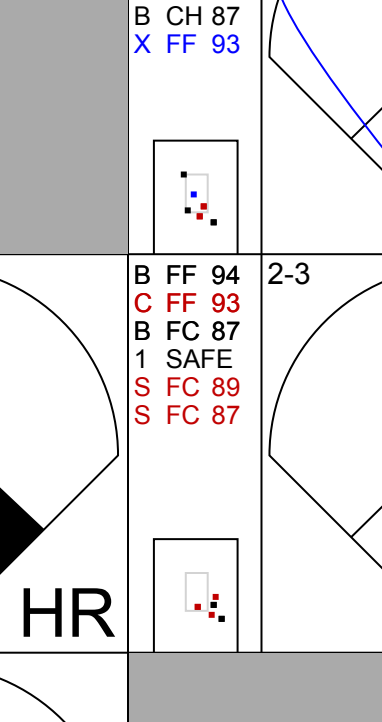

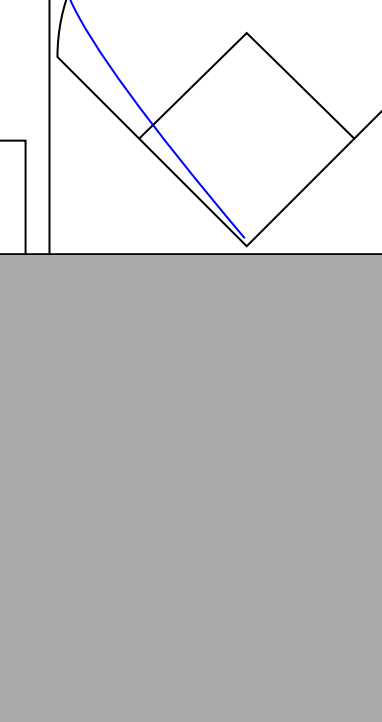
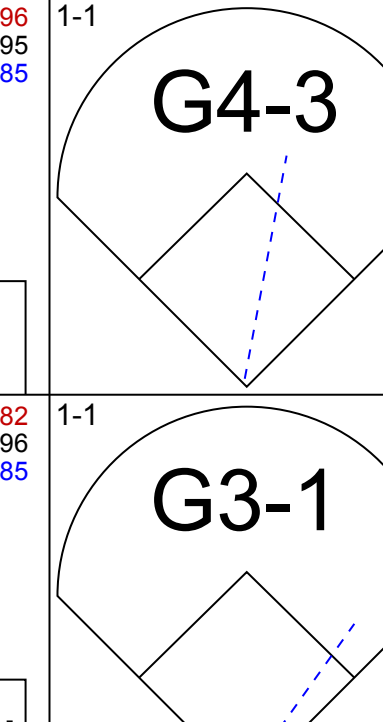

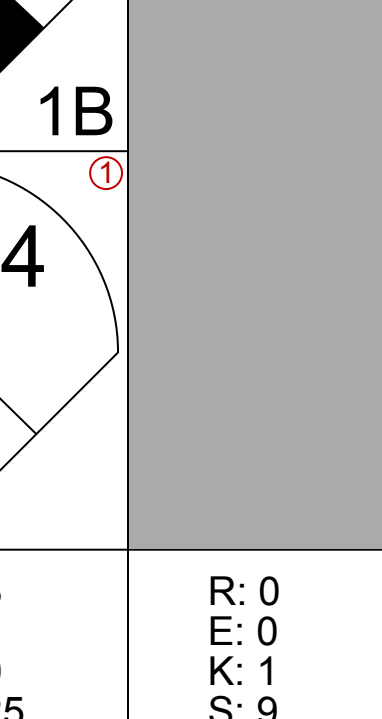
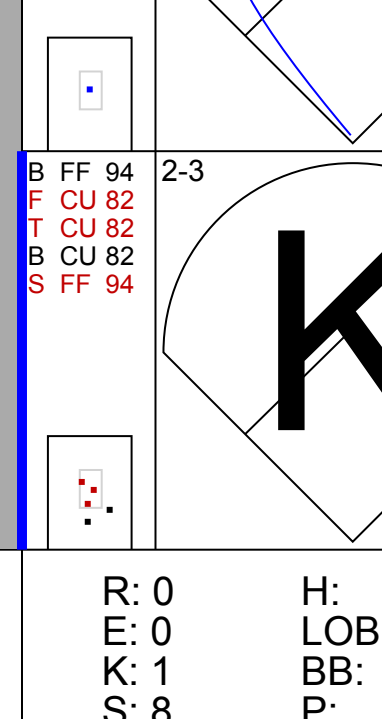
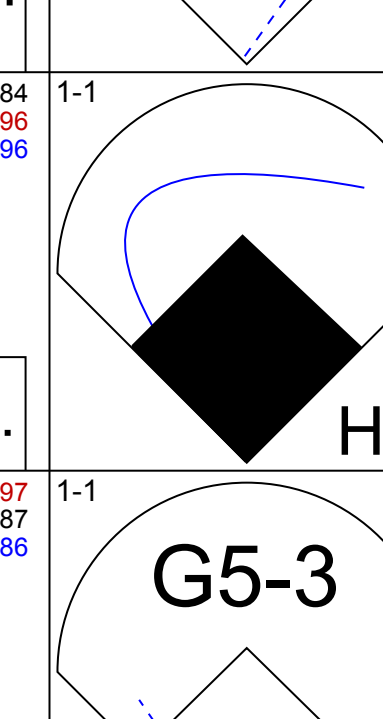
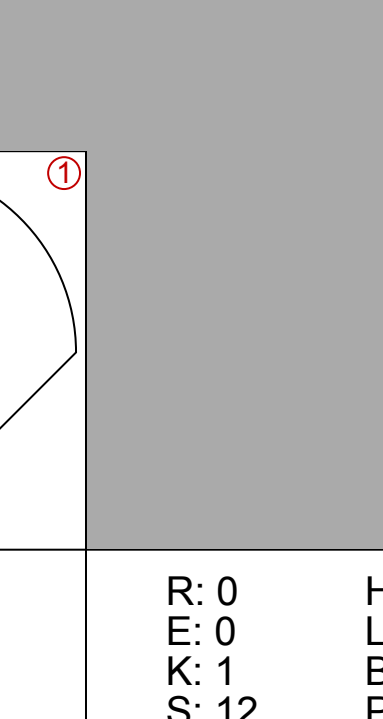



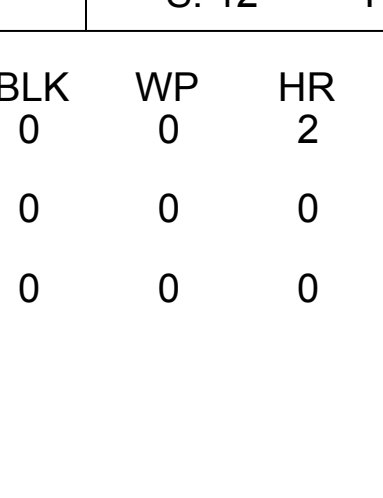
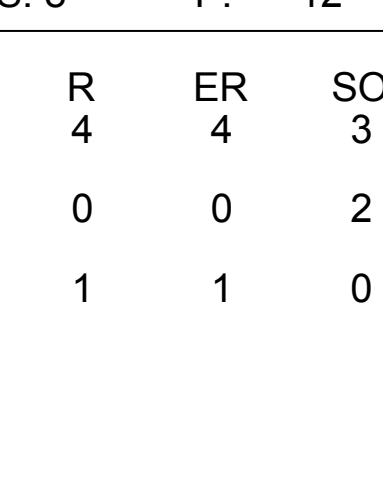


Batter	1	2	3	4	5	6	7	8	9	AB	R	H	RBI	BB	SO	LOB	TOP					
0 Alex Blaino, R OBP: 0.435, SLG: 0.500 63 Sean Doolittle, L										4	0	0	0	0	1	2						
33 Jesse Winker, L OBP: 0.435, SLG: 0.667			 1B							4	1	2	1	0	1	0						
2 Nick Castellanos, R OBP: 0.337, SLG: 0.646			 1-2			 1B			 2B	4	0	2	0	0	0	1						
19 Joey Votto, L OBP: 0.286, SLG: 0.398							 1-2		 BB	3	0	0	0	1	1	1						
7 Eugenio Suárez, R OBP: 0.253, SLG: 0.308										4	0	0	0	0	2	2						
15 Nick Senzel, R OBP: 0.323, SLG: 0.278								 BB	 1-2 2-3	2	0	0	0	2	0	0						
16 Tucker Barnhart, L OBP: 0.389, SLG: 0.521										4	0	0	0	0	2	4						
6 Jonathan India, R OBP: 0.333, SLG: 0.381 17 Kyle Farmer, R OBP: 0.262, SLG: 0.250								 12 WP 12 BB		1	0	0	0	0	0	0						
58 Luis Castillo, R OBP: 0.286, SLG: 0.333 34 Mark Payton, L OBP: 0.286, SLG: 0.167 41 Carson Fulmer, R									 2-H	1	0	0	0	0	1	0						
12 Tyler Naquin, L OBP: 0.348, SLG: 0.596										1	0	1	1	0	0	0						
Inning Stats	R: 0 E: 0 K: 1 S: 9	H: 0 LOB: 0 BB: 0 P: 16	R: 0 E: 0 K: 0 S: 9	H: 0 LOB: 0 BB: 0 P: 14	R: 0 E: 0 K: 1 S: 10	H: 0 LOB: 0 BB: 0 P: 14	R: 0 E: 0 K: 0 S: 5	H: 1 LOB: 0 BB: 0 P: 9	R: 0 E: 0 K: 2 S: 12	H: 0 LOB: 0 BB: 0 P: 15	R: 0 E: 0 K: 1 S: 9	H: 0 LOB: 1 BB: 0 P: 16	R: 1 E: 0 K: 1 S: 6	H: 2 LOB: 0 BB: 0 P: 11	R: 1 E: 1 K: 1 S: 15	H: 1 LOB: 1 BB: 1 P: 27	R: 0 E: 0 K: 1 S: 11	H: 1 LOB: 3 BB: 2 P: 25	1B: 3 2B: 1 3B: 0 HR: 1	SF: 0 SAC: 0 DP: 2 HBP: 1	WP: 1 PB: 0 SB: 0 CS: 0	PA: 34
PITCHER	IP WLS BF H R ER SO BB IBB HBP BLK WP HR S P ERA WHIP	7.0 W 23 3 1 1 6 0 0 1 0 0 1 60 95 1.29 0.429	1.0 H 5 1 1 1 1 1 0 0 0 1 0 15 27 9.00 2.000	1.0 S 6 1 0 0 1 2 0 0 0 0 0 11 25 0.00 3.000	PITCHER										IP WLS BF H R ER SO BB IBB HBP BLK WP HR S P ERA WHIP							

Cincinnati Reds @ St. Louis Cardinals
 Busch Stadium, St. Louis, MO
 Sun Apr 25 2021, 1:18 PM - 4:05 PM CDT
 Att. 13,348 - Sunny - 63 F

AB 30
 R 2
 H 5
 RBI 2
 BB 3
 SO 8
 LOB 12



Batter	1	2	3	4	5	6	7	8	9	AB	R	H	RBI	BB	SO	LOB	BOTTOM					
19 Tommy Edman, S OBP: 0.330, SLG: 0.384	 1B									4	1	1	0	0	0	1						
3 Dylan Carlson, S OBP: 0.407, SLG: 0.559	 1B				 1B			 2B		4	1	3	1	0	1	0						
46 Paul Goldschmidt, R OBP: 0.294, SLG: 0.349	 1-2 3-H				 3-H			 1B		4	0	1	2	0	1	2						
28 Nolan Arenado, R OBP: 0.303, SLG: 0.446										4	0	0	0	0	0	2						
11 Paul DeJong, R OBP: 0.301, SLG: 0.394										3	0	1	0	1	0	1						
26 Justin Williams, L OBP: 0.295, SLG: 0.302 36 Scott Hurst, L										3	0	0	0	0	0	2						
27 Tyler O'Neill, R OBP: 0.216, SLG: 0.457										3	2	2	2	0	1	1						
7 Andrew Knizner, R OBP: 0.333, SLG: 0.368					 19 G4-3 22 SH3-4 3 BB					3	1	1	0	0	0	0						
22 Jack Flaherty, R OBP: 0.333, SLG: 0.143 13 Matt Carpenter, L OBP: 0.208, SLG: 0.150 12 Jordan Hicks, R Alex Reyes, R										1	0	0	0	0	1	0						
Inning Stats	R: 1 E: 0 K: 0 S: 6	H: 2 LOB: 0 BB: 0 P: 12	R: 1 E: 0 K: 0 S: 8	H: 1 LOB: 0 BB: 0 P: 12	R: 0 E: 0 K: 2 S: 11	H: 0 LOB: 0 BB: 0 P: 16	R: 0 E: 0 K: 1 S: 12	H: 0 LOB: 1 BB: 1 P: 20	R: 2 E: 0 K: 0 S: 17	H: 3 LOB: 1 BB: 0 P: 25	R: 0 E: 0 K: 1 S: 9	H: 1 LOB: 0 BB: 0 P: 16	R: 0 E: 0 K: 1 S: 8	H: 0 LOB: 0 BB: 0 P: 12	R: 1 E: 0 K: 0 S: 13	H: 2 LOB: 1 BB: 0 P: 21	R: 0 E: 0 K: 0 S: 11	H: 1 LOB: 1 BB: 2 HBP: 0	1B: 6 2B: 1 3B: 0 HR: 2	SF: 0 SAC: 1 DP: 1 HBP: 0	WP: 0 PB: 0 SB: 1 CS: 0	PA: 33
PITCHER	IP WLS BF H R ER SO BB IBB HBP BLK WP HR S P ERA WHIP	5.0 L 21 6 4 4 3 1 0 0 0 0 0 0 17 28 0.00 0.500	2.0 7 1 0 0 2 0 0 0 0 0 0 13 21 9.00 2.000	PITCHER										IP WLS BF H R ER SO BB IBB HBP BLK WP HR S P ERA WHIP								

Cincinnati Reds @ St. Louis Cardinals
 Busch Stadium, St. Louis, MO
 Sun Apr 25 2021, 1:18 PM - 4:05 PM CDT
 Att. 13,348 - Sunny - 63 F

AB 31
 R 5
 H 9
 RBI 5
 BB 1
 SO 5
 LOB 10



Batter	1	2	3	4	5	6	7	8	9	10	AB	R	H	RBI	BB	SO	LOB	TOP									
0 Alex Blandino, R OBP: 0.464, SLG: 0.455	(1,3) (9,5)		3-2		4-0		4-2		0-0	0-0	2	1	0	0	3	0	0										
33 Jesse Winker, L OBP: 0.432, SLG: 0.691	(1,7)			2-2		0-2		2-0		0-1	5	2	2	2	0	2	4										
2 Nick Castellanos, R OBP: 0.364, SLG: 0.659	(1,9)			1-2		2-0		4-2		4-2	3	1	2	1	2	0	1										
7 Eugenio Suárez, R OBP: 0.240, SLG: 0.289	(1,6)			0-2		0-0		1-1		2-2	5	0	0	1	0	1	7										
15 Nick Senzel, R OBP: 0.299, SLG: 0.259	(1,8)			1-2		3-1		1-2		1-0	4	0	0	1	0	1	1										
37 Tyler Stephenson, R 70 Tejay Antone, R	(1,2) (8,1)			2-2		0-1		1-1		2-3	4	0	2	0	0	0	0										
6 Jonathan India, R OBP: 0.316, SLG: 0.358	(1,4)			3-3		2-0		1-3		1-2	4	0	0	0	0	3	2										
17 Kyle Farmer, R OBP: 0.267, SLG: 0.237	(1,5)			3-1		0-1		3-2		0-1	2	1	0	0	0	0	1										
19 Joey Votto, L OBP: 0.263, SLG: 0.393	(9,PH) (9,3)			0-0		1-2		0-1			1	0	0	0	0	0	0										
30 Tyler Mahle, R 39 Lucas Sims, R 50 Amir Garrett, L 16 Tucker Barnhart, L OBP: 0.362, SLG: 0.510	(1,1) (6,1) (7,1) (8,2)			1-2							1	0	0	0	0	0	0										
Inning Stats	R: 0 E: 0 K: 2 S: 9	H: 0 LOB: 1 BB: 1 P: 15	R: 0 E: 0 K: 2 S: 9	H: 0 LOB: 0 BB: 0 P: 13	R: 0 E: 0 K: 1 S: 8	H: 0 LOB: 0 BB: 0 P: 13	R: 2 E: 0 K: 1 S: 21	H: 3 LOB: 1 BB: 0 P: 30	R: 1 E: 0 K: 1 S: 7	H: 1 LOB: 2 BB: 1 P: 16	R: 0 E: 0 K: 0 S: 7	H: 1 LOB: 1 BB: 0 P: 12	R: 0 E: 0 K: 0 S: 14	H: 0 LOB: 2 BB: 2 P: 26	R: 0 E: 0 K: 1 S: 9	H: 0 LOB: 0 BB: 0 P: 12	R: 0 E: 0 K: 0 S: 7	H: 0 LOB: 0 BB: 0 P: 10	R: 2 E: 0 K: 1 S: 15	H: 1 LOB: 1 BB: 1 P: 24	1B: 3 2B: 2 3B: 0 HR: 1	SF: 1 SAC: 1 DP: 0 HBP: 1	WP: 0 PB: 0 SB: 2 CS: 0	PA: 42			
PITCHER	IP ERA: 3.23	WLS BF	H R	ER SO	BB IBB	HBP BLK	WP HR	S P	P ERA	WHIP	PITCHER	IP ERA: 2.61	WLS BF	H R	ER SO	BB IBB	HBP BLK	WP HR	S P	P ERA	WHIP						
7 Julio Urias, L	5.0	22	4	3	6	2	0	0	0	1.200	74 Kenley Jansen, R	10.1	5	1	2	1	0	0	0	1	9.00	2.000					
66 Mitch White, R	1.2	8	1	0	0	2	0	0	0	1.800																	
48 Brusdar Graterol, R	0.1	1	0	0	0	0	0	0	0	0.000																	
77 Dennis Santana, R	1.0	3	0	0	1	0	0	0	0	0.000																	
75 Scott Alexander, L	1.0	3	0	0	0	0	0	0	0	0.000																	

Cincinnati Reds @ Los Angeles Dodgers
Dodger Stadium, Los Angeles, CA
Mon Apr 26 2021, 7:12 PM - 10:59 PM PDT
Att. 15,199 - Partly Cloudy - 57 F

livebaseballscorecards.com

AB 34
R 5
H 6
RBI 5
BB 5
SO 8
LOB 17

WP: 0 PA: 42
PB: 0
SB: 2
CS: 0

Batter	1	2	3	4	5	6	7	8	9	10	AB	R	H	RBI	BB	SO	LOB	BOTTOM								
50 Mookie Betts, R OBP: 0.369, SLG: 0.423	(1,9)		3-2		3-3		2-2		1-2	5	0	1	0	0	1	2										
5 Corey Seager, L OBP: 0.359, SLG: 0.495	(1,6)		1-3		2-2		1-0		1-2	4	1	2	2	1	1	1										
3 Chris Taylor, R OBP: 0.388, SLG: 0.515	(1,8)			3-2		1-2		1-1		1-2	5	1	2	0	0	2										
13 Max Muncy, L OBP: 0.457, SLG: 0.441	(1,3)			3-1		2-3		4-0		3-3	2	0	0	0	2	2										
16 Will Smith, R OBP: 0.362, SLG: 0.423	(1,2)			1-2		1-2		0-2		2-3	4	0	0	0	1	1	6									
37 Luke Raley, L OBP: 0.288, SLG: 0.323	(1,7)			3-2		2-3		1-1		1-3	4	0	0	0	3	4										
9 Gavin Lux, L OBP: 0.245, SLG: 0.311	(1,4)			0-1		0-1		2-3		1-3	4	0	1	1	0	2	1									
43 Edwin Ríos, L OBP: 0.240, SLG: 0.167	(1,5)			1-3		1-3		1-1		1-1	3	0	0	0	0	2	2									
Inning Stats	R: 0 E: 0 K: 0 S: 7	H: 1 LOB: 2 BB: 2 P: 19	R: 0 E: 0 K: 1 S: 7	H: 0 LOB: 0 BB: 0 P: 8	R: 0 E: 0 K: 1 S: 12	H: 0 LOB: 0 BB: 0 P: 18	R: 1 E: 0 K: 1 S: 18	H: 2 LOB: 2 BB: 0 P: 30	R: 0 E: 0 K: 2 S: 15	H: 2 LOB: 2 BB: 1 P: 22	R: 0 E: 0 K: 3 S: 13	H: 0 LOB: 0 BB: 0 P: 18	R: 2 E: 0 K: 1 S: 10	H: 1 LOB: 0 BB: 1 P: 19	R: 0 E: 0 K: 1 S: 9	H: 0 LOB: 1 BB: 1 P: 16	R: 0 E: 0 K: 0 S: 11	H: 0 LOB: 1 BB: 0 P: 15	R: 0 E: 0 K: 2 S: 13	H: 0 LOB: 2 BB: 1 P: 22	1B: 4 2B: 1 3B: 0 HR: 1	SF: 0 SAC: 0 DP: 2 HBP: 3	WP: 0 PB: 1 SB: 1 CS: 0	PA: 42		
PITCHER	IP ERA: 1.75	WLS BF	H R	ER SO	BB IBB	HBP BLK	WP HR	S P	P ERA	WHIP	PITCHER	IP ERA: 2.61	WLS BF	H R	ER SO	BB IBB	HBP BLK	WP HR	S P	P ERA	WHIP					
30 Tyler Mahle, R	5.0	22	5	1	5	2	0	0	0	1.800	74 Kenley Jansen, R	10.1	5	1	2	1	0	0	0	1	9.00	2.000				
39 Lucas Sims, R	1.2	8	1	0	0	2	0	0	0	1.800																
50 Amir Garrett, L	0.1	1	0	0	0	0	0	0	0	0.000																
70 Tejay Antone, R	3.0	12	0	0	3	2	0	0	0	0.667																

Cincinnati Reds @ Los Angeles Dodgers
Dodger Stadium, Los Angeles, CA
Mon Apr 26 2021, 7:12 PM - 10:59 PM PDT
Att. 15,199 - Partly Cloudy - 57 F

livebaseballscorecards.com

AB 34
R 3
H 6
RBI 3
BB 5
SO 12
LOB 21

Batter	1	2	3	4	5	6	7	8	9	AB	R	H	RBI	BB	SO	LOB	TOP					
33 Jesse Winker, L OBP: 0.443, SLG: 0.740 63 Sean Doolittle, L (9, 1)										5	2	3	2	0	0	1	Cincinnati Reds @ Los Angeles Dodgers Dodger Stadium, Los Angeles, CA Tue Apr 27 2021, 7:11 PM - 10:24 PM PDT Att: 15,306 - Partly Cloudy - 61 F					
2 Nick Castellanos, R OBP: 0.366, SLG: 0.655										5	1	2	0	0	2	2						
19 Joey Votto, L OBP: 0.292, SLG: 0.402										3	0	1	2	1	1	0						
9 Mike Moustakas, L OBP: 0.373, SLG: 0.500										4	0	0	0	0	1	3						
12 Tyler Naquin, L OBP: 0.343, SLG: 0.574 (9, 7)										4	0	1	0	0	1	2						
0 Alex Blandino, R OBP: 0.406, SLG: 0.385										4	0	0	0	0	3	3						
16 Tucker Barnhart, L OBP: 0.390, SLG: 0.519										3	2	1	0	0	1	0						
17 Kyle Farmer, R OBP: 0.286, SLG: 0.286										4	1	2	1	0	2	0						
23 Jeff Hoffman, R 77 Tyler Glasnow, R 87 Jung Ho Kang, R 68 Ryan Hendrix, R 7 Eugenio Suarez, R 41 Carson Fulmer, R 55 Heath Hembree, R 15 Nick Senzel, R										1	0	0	0	0	0	0						
Inning Stats	R: 1 E: 0 K: 3 S: 12	H: 1 LOB: 0 BB: 0 P: 15	R: 0 E: 0 K: 1 S: 6	H: 0 LOB: 0 BB: 0 P: 8	R: 0 E: 0 K: 2 S: 7	H: 0 LOB: 0 BB: 0 P: 7	R: 0 E: 0 K: 2 S: 12	H: 1 LOB: 2 BB: 1 P: 20	R: 2 E: 0 K: 0 S: 11	H: 2 LOB: 0 BB: 0 P: 18	R: 0 E: 0 K: 1 S: 9	H: 1 LOB: 1 BB: 0 P: 13	R: 3 E: 0 K: 1 S: 20	H: 4 LOB: 1 BB: 0 P: 32	R: 0 E: 0 K: 1 S: 7	H: 0 LOB: 0 BB: 0 P: 12		R: 0 E: 0 K: 2 S: 11	H: 1 LOB: 1 BB: 0 P: 19	1B: 4 2B: 5 3B: 0 HR: 1	SF: 0 SAC: 0 DP: 1 HBP: 1	WP: 1 PB: 0 SB: 0 CS: 0
PITCHER	IP WLS BF H R ER SO BB IBB HBP BLK WP HR S P ERA WHIP	IP WLS BF H R ER SO BB IBB HBP BLK WP HR S P ERA WHIP															IP WLS BF H R ER SO BB IBB HBP BLK WP HR S P ERA WHIP					
21 Walker Buehler, R ERA: 3.16	6.1	27	7	5	5	10	1	0	1	0	0	0	0	0	0	10	7.11	1.263				
75 Scott Alexander, L ERA: 2.79	1.0	L	2	2	1	1	0	0	0	0	0	0	0	0	0	18	9.00	2.000				
77 Dennis Santana, R ERA: 5.68	0.2		2	0	0	0	1	0	0	0	0	0	0	0	6	11	0.00	0.000				
40 Jimmy Nelson, R ERA: 4.35	1.0		4	1	0	0	2	0	0	0	0	1	0	11	19	0.00	1.000					

AB	36
R	6
H	10
RBI	6
BB	1
SO	13
LOB	13



Batter	1	2	3	4	5	6	7	8	9	AB	R	H	RBI	BB	SO	LOB	BOTTOM					
50 Mookie Betts, R OBP: 0.360, SLG: 0.400										4	0	0	0	1	1	1	Cincinnati Reds @ Los Angeles Dodgers Dodger Stadium, Los Angeles, CA Tue Apr 27 2021, 7:11 PM - 10:24 PM PDT Att: 15,306 - Partly Cloudy - 61 F					
5 Corey Seager, L OBP: 0.352, SLG: 0.474										4	0	0	0	1	0	0						
10 Justin Turner, R OBP: 0.423, SLG: 0.610										3	1	1	0	2	1	3						
13 Max Muncy, L OBP: 0.455, SLG: 0.423									3	1	0	0	2	1	1							
16 Will Smith, R OBP: 0.389, SLG: 0.473										3	2	1	3	0	0	2						
3 Chris Taylor, R OBP: 0.381, SLG: 0.514										4	1	1	0	0	1	0						
9 Gavin Lux, L OBP: 0.226, SLG: 0.286										4	0	0	0	0	2	2						
45 Matt Beaty, L OBP: 0.455, SLG: 0.200										2	0	1	2	2	0	0						
21 Walker Buehler, R OBP: 0.091, SLG: 0.091										3	0	0	0	0	2	2						
75 Scott Alexander, L ERA: 7.36										0	0	0	0	0	0	0						
77 Dennis Santana, R ERA: 5.68										0	0	0	0	0	0	0						
43 Edwin Rios, L OBP: 0.235, SLG: 0.163										1	0	0	0	0	1	1						
40 Jimmy Nelson, R ERA: 4.15										0	0	0	0	0	0	0						
Inning Stats	R: 0 E: 0 K: 0 S: 9	H: 0 LOB: 2 BB: 2 P: 22	R: 0 E: 0 K: 1 S: 8	H: 0 LOB: 0 BB: 0 P: 13	R: 0 E: 0 K: 1 S: 6	H: 0 LOB: 0 BB: 0 P: 8	R: 3 E: 0 K: 1 S: 15	H: 1 LOB: 1 BB: 3 P: 30	R: 0 E: 0 K: 0 S: 7	H: 1 LOB: 3 BB: 0 P: 8	R: 2 E: 0 K: 2 S: 21	H: 2 LOB: 3 BB: 2 P: 34	R: 0 E: 0 K: 1 S: 5	H: 0 LOB: 0 BB: 0 P: 10	R: 0 E: 0 K: 2 S: 12	H: 0 LOB: 1 BB: 1 P: 18	R: 0 E: 0 K: 1 S: 9	H: 0 LOB: 0 BB: 0 P: 12	1B: 2 2B: 1 3B: 0 HR: 1	SF: 0 SAC: 0 DP: 0 HBP: 1	WP: 0 PB: 0 SB: 0 CS: 0	PA: 40
PITCHER	IP WLS BF H R ER SO BB IBB HBP BLK WP HR S P ERA WHIP	IP WLS BF H R ER SO BB IBB HBP BLK WP HR S P ERA WHIP															IP WLS BF H R ER SO BB IBB HBP BLK WP HR S P ERA WHIP					
23 Jeff Hoffman, R ERA: 3.33	4.0	18	1	3	3	3	5	0	0	0	0	0	0	0	0	10	6.75	1.500				
87 José De León, R ERA: 7.36	1.2	10	3	2	2	2	1	0	1	0	0	0	0	25	35	10.80	2.400					
68 Ryan Hendrix, R ERA:	0.1	W	2	0	0	0	1	0	0	0	0	0	0	3	7	0.00	3.000					
41 Carson Fulmer, R ERA: 3.21	1.0	H	3	0	0	0	1	0	0	0	0	0	0	5	10	0.00	0.000					
55 Heath Hembree, R ERA: 4.15	1.0	H	4	0	0	0	2	1	0	0	0	0	0	12	18	0.00	1.000					

AB	31
R	5
H	4
RBI	5
BB	8
SO	9
LOB	12



Batter	1	2	3	4	5	6	7	8	9	AB	R	H	RBI	BB	SO	LOB	TOP		
40 Willson Contreras, R OBP: 0.333, SLG: 0.512 11 Tony Wolters, L (5, PR) (5, 2)	F7		44 G4-3 2B		44 BB 1B		K		9 SF7 17 WP 6 BB BB	3	0	2	0	0	0	0			
17 Kris Bryant, R OBP: 0.412, SLG: 0.667	HR		44 G4-3 BB		K		44 G3-1 9 BB 1B 2B		6 BB 22 DI BB	3	2	2	2	2	1	1			
44 Anthony Rizzo, L OBP: 0.339, SLG: 0.429	G6-3		G4-3		BB		G3-1		F7	4	0	0	0	1	0	6			
9 Javier Báez, R OBP: 0.280, SLG: 0.500	G6-3		K		G5-3		BB		SF7	4	0	1	2	0	1	4			
5 Matt Duffy, R OBP: 0.417, SLG: 0.308 36 Dillon Maples, R (7, 1)		6 BB 2 G6-3 1B	G6-3		L9		K		6 BB BB	4	1	1	0	0	1	3			
22 Jason Heyward, L OBP: 0.267, SLG: 0.354		2 BB 2 G6-3 2B			L8		K		BB	4	0	1	1	1	2	0			
6 Jake Marisnick, R OBP: 0.327, SLG: 0.545		2 BB 2 G6-3 2B			F7		BB		G5-3	5	0	2	0	0	0	5			
13 David Bote, R OBP: 0.273, SLG: 0.299		2 BB 2 G6-3 2B			G6-3		F9		G5-3	4	0	0	1	0	0	3			
2 Nico Hoerner, R OBP: 0.429, SLG: 0.448		2 BB 2 G6-3 2B			K		BB		17 WP 9 DI SF7 1B	1	0	0	0	0	0	1			
49 Jake Arrieta, R 56 Kyle Ryan, L 8 Ian Happ, S 35 Justin Steele, L 4 Eric Sogard, L										1	0	0	0	0	0	0			
Inning Stats	R: 1 E: 0 K: 0 S: 10	H: 1 LOB: 0 BB: 0 P: 19	R: 1 E: 0 K: 0 S: 15	H: 2 LOB: 1 BB: 0 P: 23	R: 0 E: 0 K: 1 S: 13	H: 1 LOB: 2 BB: 1 P: 23	R: 0 E: 0 K: 0 S: 7	H: 1 LOB: 2 BB: 1 P: 11	R: 0 E: 0 K: 1 S: 16	H: 1 LOB: 1 BB: 0 P: 23	R: 2 E: 0 K: 2 S: 15	H: 2 LOB: 1 BB: 1 P: 27	R: 0 E: 0 K: 1 S: 10	H: 1 LOB: 1 BB: 0 P: 16	R: 2 E: 0 K: 0 S: 20	H: 1 LOB: 3 BB: 4 P: 41	1B: 6 2B: 3 3B: 0 HR: 1	SF: 1 SAC: 0 DP: 0 HBP: 0	WP: 1 PA: 43 PB: 0 SB: 0 CS: 0
PITCHER	IP WLS BF H R ER SO BB IBB HBP BLK WP HR S P ERA WHIP	IP WLS BF H R ER SO BB IBB HBP BLK WP HR S P ERA WHIP	IP WLS BF H R ER SO BB IBB HBP BLK WP HR S P ERA WHIP	IP WLS BF H R ER SO BB IBB HBP BLK WP HR S P ERA WHIP	IP WLS BF H R ER SO BB IBB HBP BLK WP HR S P ERA WHIP	IP WLS BF H R ER SO BB IBB HBP BLK WP HR S P ERA WHIP	IP WLS BF H R ER SO BB IBB HBP BLK WP HR S P ERA WHIP	IP WLS BF H R ER SO BB IBB HBP BLK WP HR S P ERA WHIP	IP WLS BF H R ER SO BB IBB HBP BLK WP HR S P ERA WHIP	IP WLS BF H R ER SO BB IBB HBP BLK WP HR S P ERA WHIP	IP WLS BF H R ER SO BB IBB HBP BLK WP HR S P ERA WHIP	IP WLS BF H R ER SO BB IBB HBP BLK WP HR S P ERA WHIP	IP WLS BF H R ER SO BB IBB HBP BLK WP HR S P ERA WHIP	IP WLS BF H R ER SO BB IBB HBP BLK WP HR S P ERA WHIP	IP WLS BF H R ER SO BB IBB HBP BLK WP HR S P ERA WHIP	IP WLS BF H R ER SO BB IBB HBP BLK WP HR S P ERA WHIP	IP WLS BF H R ER SO BB IBB HBP BLK WP HR S P ERA WHIP	IP WLS BF H R ER SO BB IBB HBP BLK WP HR S P ERA WHIP	

Chicago Cubs @ Cincinnati Reds
Great American Ball Park, Cincinnati, OH
Fri Apr 30 2021, 7:10 PM - 10:31 PM EDT
Att: 16,090 - Clear - 65 F

AB 35
R 6
H 10
RBI 6
BB 7
SO 7
LOB 24



Batter	1	2	3	4	5	6	7	8	9	AB	R	H	RBI	BB	SO	LOB	BOTTOM		
33 Jesse Winker, L OBP: 0.414, SLG: 0.679 34 Mark Payton, L OBP: 0.286, SLG: 0.167	P5		FC5-4 1B		K		FC4			4	0	1	1	0	1	1			
2 Nick Castellanos, R OBP: 0.347, SLG: 0.611	F9		FC5-4 19 HR 1B		19 HR 1B		K			4	1	1	1	0	1	2			
19 Joey Votto, L OBP: 0.308, SLG: 0.463	2B		HR		2B		K			4	1	3	3	0	1	1			
9 Mike Moustakas, L OBP: 0.339, SLG: 0.440	G3-1		F8		G4-3		K			4	0	0	0	0	1	3			
7 Eugenio Suárez, R OBP: 0.229, SLG: 0.304	F8		HR		K		K			4	1	1	1	0	2	0			
12 Tyler Naquin, L OBP: 0.351, SLG: 0.563 87 José De León, R OBP: 0.250, SLG: 0.250 41 Carson Fulmer, R 39 Lucas Sims, R 0 Alex Blandino, R OBP: 0.394, SLG: 0.370	K		15 HR 1B		K		K			3	1	1	0	0	2	0			
15 Nick Senzel, R OBP: 0.329, SLG: 0.343	G5-3		HR		G4-3		K			0	0	0	0	0	0	0			
16 Tucker Barnhart, L OBP: 0.375, SLG: 0.482	K		22 FC3-6 BB		K		K			3	0	0	0	1	3	0			
22 Wade Miley, L OBP: 0.182, SLG: 0.182 17 Kyle Farmer, R OBP: 0.283, SLG: 0.283 70 Tejay Antone, R	FC3-6 1B		33 BB 2 FC5-4 1B		19 BB 2B		E8 33 FC4 1B		F8	2	2	1	0	0	0	1			
Inning Stats	R: 0 E: 0 K: 0 S: 8	H: 1 LOB: 1 BB: 0 P: 14	R: 0 E: 0 K: 1 S: 9	H: 0 LOB: 0 BB: 0 P: 14	R: 3 E: 0 K: 1 S: 12	H: 3 LOB: 0 BB: 0 P: 19	R: 4 E: 0 K: 1 S: 19	H: 5 LOB: 2 BB: 1 P: 30	R: 0 E: 0 K: 2 S: 8	H: 0 LOB: 0 BB: 0 P: 13	R: 1 E: 1 K: 3 S: 12	H: 1 LOB: 1 BB: 0 P: 18	R: 0 E: 0 K: 3 S: 10	H: 0 LOB: 0 BB: 0 P: 18	R: 0 E: 0 K: 1 S: 11	H: 0 LOB: 0 BB: 0 P: 18	1B: 5 2B: 2 3B: 0 HR: 3	SF: 0 SAC: 0 DP: 0 HBP: 0	WP: 0 PA: 36 PB: 0 SB: 0 CS: 0
PITCHER	IP WLS BF H R ER SO BB IBB HBP BLK WP HR S P ERA WHIP	IP WLS BF H R ER SO BB IBB HBP BLK WP HR S P ERA WHIP	IP WLS BF H R ER SO BB IBB HBP BLK WP HR S P ERA WHIP	IP WLS BF H R ER SO BB IBB HBP BLK WP HR S P ERA WHIP	IP WLS BF H R ER SO BB IBB HBP BLK WP HR S P ERA WHIP	IP WLS BF H R ER SO BB IBB HBP BLK WP HR S P ERA WHIP	IP WLS BF H R ER SO BB IBB HBP BLK WP HR S P ERA WHIP	IP WLS BF H R ER SO BB IBB HBP BLK WP HR S P ERA WHIP	IP WLS BF H R ER SO BB IBB HBP BLK WP HR S P ERA WHIP	IP WLS BF H R ER SO BB IBB HBP BLK WP HR S P ERA WHIP	IP WLS BF H R ER SO BB IBB HBP BLK WP HR S P ERA WHIP	IP WLS BF H R ER SO BB IBB HBP BLK WP HR S P ERA WHIP	IP WLS BF H R ER SO BB IBB HBP BLK WP HR S P ERA WHIP	IP WLS BF H R ER SO BB IBB HBP BLK WP HR S P ERA WHIP	IP WLS BF H R ER SO BB IBB HBP BLK WP HR S P ERA WHIP	IP WLS BF H R ER SO BB IBB HBP BLK WP HR S P ERA WHIP	IP WLS BF H R ER SO BB IBB HBP BLK WP HR S P ERA WHIP	IP WLS BF H R ER SO BB IBB HBP BLK WP HR S P ERA WHIP	

Chicago Cubs @ Cincinnati Reds
Great American Ball Park, Cincinnati, OH
Fri Apr 30 2021, 7:10 PM - 10:31 PM EDT
Att: 16,090 - Clear - 65 F

AB 35
R 8
H 10
RBI 8
BB 1
SO 12
LOB 8



Batter	1	2	3	4	5	6	7	8	9	AB	R	H	RBI	BB	SO	LOB	TOP							
7 Tim Anderson, R OBP: 0.325, SLG: 0.475	G4-3	1-3 2-H 3-H 1B		FC1-4 10 1B 79 SF7	K			K		5	0	2	3	0	2	3	Chicago White Sox @ Cincinnati Reds Great American Ball Park, Cincinnati, OH Tue May 04 2021, 7:46 PM - 11:03 PM EDT Att: 10,209 - Overcast - 63 F							
1 Nick Madrigal, R OBP: 0.396, SLG: 0.412	L8	K2-3		FC1-4 10 1B 79 SF7	K			K		5	2	2	1	0	1	4								
10 Yoán Moncada, S OBP: 0.375, SLG: 0.411	F8		79 WP 25 SF8							4	1	2	1	0	0	3								
20 Danny Mendick, R OBP: 0.545, SLG: 0.375										0	0	0	0	1	0	0								
79 José Abreu, R OBP: 0.306, SLG: 0.408		HR								4	1	2	3	0	1	1								
12 Adam Eaton, L OBP: 0.299, SLG: 0.368		K2-3								3	0	0	0	0	3	1								
0 Billy Hamilton, S OBP: 0.250, SLG: 0.167			HBP							1	0	0	0	0	1	2								
25 Andrew Vaughn, R OBP: 0.344, SLG: 0.345										4	1	0	1	0	1	2								
24 Yasmani Grandal, S OBP: 0.342, SLG: 0.263										2	1	0	0	2	1	1								
21 Zack Collins, L OBP: 0.333, SLG: 0.342										0	0	0	0	1	0	0								
28 Leury Garcia, S OBP: 0.236, SLG: 0.246										4	2	1	0	1	1	3								
84 Dylan Cease, R OBP: 1.000, SLG: 1.333										3	1	3	0	0	0	0								
73 Yermín Mercedes, R OBP: 0.430, SLG: 0.621										1	0	0	0	0	0	0								
66 José Ruiz, R OBP: 0.344, SLG: 0.345										1	0	0	0	0	0	0								
64 Alex McRae, R OBP: 0.344, SLG: 0.345										0	0	0	0	0	0	0								
Inning Stats	R: 0 E: 0 K: 0 S: 8	H: 0 LOB: 0 BB: 0 P: 13	R: 3 E: 0 K: 3 S: 21	H: 4 LOB: 2 BB: 1 P: 36	R: 1 E: 0 K: 1 S: 15	H: 1 LOB: 0 BB: 0 P: 26	R: 3 E: 0 K: 1 S: 17	H: 3 LOB: 1 BB: 1 P: 27	R: 1 E: 1 K: 2 S: 17	H: 2 LOB: 3 BB: 1 P: 24	R: 0 E: 0 K: 1 S: 7	H: 0 LOB: 0 BB: 0 P: 13	R: 0 E: 0 K: 1 S: 14	H: 0 LOB: 0 BB: 0 P: 20	R: 1 E: 0 K: 2 S: 14	H: 2 LOB: 2 BB: 1 P: 23	R: 0 E: 0 K: 0 S: 7	H: 0 LOB: 0 BB: 1 P: 11	1B: 9 2B: 2 3B: 0 HR: 1	SF: 2 SAC: 0 DP: 1 HBP: 1	WP: 1 PB: 0 SB: 0 CS: 0	PA: 45		
PITCHER	IP WLS BF H R ER SO BB IBB HBP BLK WP HR S P ERA WHIP	IP WLS BF H R ER SO BB IBB HBP BLK WP HR S P ERA WHIP	IP WLS BF H R ER SO BB IBB HBP BLK WP HR S P ERA WHIP	IP WLS BF H R ER SO BB IBB HBP BLK WP HR S P ERA WHIP	IP WLS BF H R ER SO BB IBB HBP BLK WP HR S P ERA WHIP	IP WLS BF H R ER SO BB IBB HBP BLK WP HR S P ERA WHIP	IP WLS BF H R ER SO BB IBB HBP BLK WP HR S P ERA WHIP	IP WLS BF H R ER SO BB IBB HBP BLK WP HR S P ERA WHIP	IP WLS BF H R ER SO BB IBB HBP BLK WP HR S P ERA WHIP	IP WLS BF H R ER SO BB IBB HBP BLK WP HR S P ERA WHIP	IP WLS BF H R ER SO BB IBB HBP BLK WP HR S P ERA WHIP	IP WLS BF H R ER SO BB IBB HBP BLK WP HR S P ERA WHIP	IP WLS BF H R ER SO BB IBB HBP BLK WP HR S P ERA WHIP	IP WLS BF H R ER SO BB IBB HBP BLK WP HR S P ERA WHIP	IP WLS BF H R ER SO BB IBB HBP BLK WP HR S P ERA WHIP	IP WLS BF H R ER SO BB IBB HBP BLK WP HR S P ERA WHIP	IP WLS BF H R ER SO BB IBB HBP BLK WP HR S P ERA WHIP	IP WLS BF H R ER SO BB IBB HBP BLK WP HR S P ERA WHIP	IP WLS BF H R ER SO BB IBB HBP BLK WP HR S P ERA WHIP	IP WLS BF H R ER SO BB IBB HBP BLK WP HR S P ERA WHIP	IP WLS BF H R ER SO BB IBB HBP BLK WP HR S P ERA WHIP	IP WLS BF H R ER SO BB IBB HBP BLK WP HR S P ERA WHIP	IP WLS BF H R ER SO BB IBB HBP BLK WP HR S P ERA WHIP	IP WLS BF H R ER SO BB IBB HBP BLK WP HR S P ERA WHIP


Batter	1	2	3	4	5	6	7	8	9	AB	R	H	RBI	BB	SO	LOB	BOTTOM							
33 Jesse Winker, L OBP: 0.412, SLG: 0.636	K							G6-3		3	0	0	0	1	2	1	Chicago White Sox @ Cincinnati Reds Great American Ball Park, Cincinnati, OH Tue May 04 2021, 7:46 PM - 11:03 PM EDT Att: 10,209 - Overcast - 63 F							
2 Nick Castellanos, R OBP: 0.300, SLG: 0.648	K							K		2	0	0	0	0	2	2								
0 Alex Blandino, R OBP: 0.351, SLG: 0.323	K							K		2	0	0	0	0	2	0								
19 Joey Votto, L OBP: 0.392, SLG: 0.429	G3									3	0	0	0	0	2	2								
37 Tyler Stephenson, R OBP: 0.417, SLG: 0.477										0	0	0	0	1	0	0								
9 Mike Moustakas, L OBP: 0.333, SLG: 0.467										4	0	0	0	0	2	1								
7 Eugenio Suárez, R OBP: 0.237, SLG: 0.327										3	0	0	0	1	0	1								
12 Tyler Naquin, L OBP: 0.396, SLG: 0.527										4	0	0	0	0	0	2								
16 Tucker Barnhart, L OBP: 0.397, SLG: 0.554										3	0	2	0	0	1	1								
6 Jonathan India, R OBP: 0.317, SLG: 0.348										2	0	0	0	1	2	2								
23 Jeff Hoffman, R OBP: 0.286, SLG: 0.286										0	0	0	0	0	0	0								
87 José De León, R OBP: 0.250, SLG: 0.250										1	0	0	0	0	1	1								
47 Sal Romano, L OBP: 0.288, SLG: 0.275										1	0	0	0	0	0	0								
17 Kyle Farmer, R OBP: 0.288, SLG: 0.275										1	0	0	0	0	0	0								
Inning Stats	R: 0 E: 0 K: 2 S: 10	H: 0 LOB: 0 BB: 0 P: 16	R: 0 E: 0 K: 2 S: 10	H: 0 LOB: 1 BB: 1 P: 17	R: 0 E: 0 K: 2 S: 11	H: 0 LOB: 2 BB: 2 P: 22	R: 0 E: 0 K: 0 S: 4	H: 0 LOB: 0 BB: 0 P: 9	R: 0 E: 0 K: 3 S: 13	H: 1 LOB: 1 BB: 0 P: 20	R: 0 E: 0 K: 2 S: 10	H: 0 LOB: 0 BB: 0 P: 14	R: 0 E: 0 K: 1 S: 9	H: 1 LOB: 1 BB: 0 P: 14	R: 0 E: 0 K: 1 S: 8	H: 0 LOB: 0 BB: 0 P: 10	R: 0 E: 0 K: 1 S: 9	H: 0 LOB: 1 BB: 1 P: 16	1B: 1 2B: 1 3B: 0 HR: 0	SF: 0 SAC: 1 DP: 0 HBP: 0	WP: 1 PB: 0 SB: 0 CS: 0	PA: 33		
PITCHER	IP WLS BF H R ER SO BB IBB HBP BLK WP HR S P ERA WHIP	IP WLS BF H R ER SO BB IBB HBP BLK WP HR S P ERA WHIP	IP WLS BF H R ER SO BB IBB HBP BLK WP HR S P ERA WHIP	IP WLS BF H R ER SO BB IBB HBP BLK WP HR S P ERA WHIP	IP WLS BF H R ER SO BB IBB HBP BLK WP HR S P ERA WHIP	IP WLS BF H R ER SO BB IBB HBP BLK WP HR S P ERA WHIP	IP WLS BF H R ER SO BB IBB HBP BLK WP HR S P ERA WHIP	IP WLS BF H R ER SO BB IBB HBP BLK WP HR S P ERA WHIP	IP WLS BF H R ER SO BB IBB HBP BLK WP HR S P ERA WHIP	IP WLS BF H R ER SO BB IBB HBP BLK WP HR S P ERA WHIP	IP WLS BF H R ER SO BB IBB HBP BLK WP HR S P ERA WHIP	IP WLS BF H R ER SO BB IBB HBP BLK WP HR S P ERA WHIP	IP WLS BF H R ER SO BB IBB HBP BLK WP HR S P ERA WHIP	IP WLS BF H R ER SO BB IBB HBP BLK WP HR S P ERA WHIP	IP WLS BF H R ER SO BB IBB HBP BLK WP HR S P ERA WHIP	IP WLS BF H R ER SO BB IBB HBP BLK WP HR S P ERA WHIP	IP WLS BF H R ER SO BB IBB HBP BLK WP HR S P ERA WHIP	IP WLS BF H R ER SO BB IBB HBP BLK WP HR S P ERA WHIP	IP WLS BF H R ER SO BB IBB HBP BLK WP HR S P ERA WHIP	IP WLS BF H R ER SO BB IBB HBP BLK WP HR S P ERA WHIP	IP WLS BF H R ER SO BB IBB HBP BLK WP HR S P ERA WHIP	IP WLS BF H R ER SO BB IBB HBP BLK WP HR S P ERA WHIP	IP WLS BF H R ER SO BB IBB HBP BLK WP HR S P ERA WHIP	IP WLS BF H R ER SO BB IBB HBP BLK WP HR S P ERA WHIP




Batter	1	2	3	4	5	6	7	8	9	10	AB	R	H	RBI	BB	SO	LOB	TOP	
7 Tim Anderson, R OBP: 0.322, SLG: 0.464	G6-3		1B			L9		K			4	0	1	0	0	1	0	<p>Chicago White Sox @ Cincinnati Reds</p> <p>Great American Ball Park, Cincinnati, OH</p> <p>Wed May 05 2021, 12:36 PM - 3:47 PM EDT</p> <p>Att: 10,247 - Partly Cloudy - 59 F</p>	
1 Nick Madrigal, R OBP: 0.361, SLG: 0.404	G1-4-3		F9			FC6-4		G5-3			4	0	1	0	0	0	1		
10 Yoán Moncada, S OBP: 0.362, SLG: 0.394	G3-1		G4-3			K		F8			4	0	0	0	0	1	2		
79 José Abreu, R OBP: 0.304, SLG: 0.396	G4-3		K			FC6-4		BB			3	0	0	0	1	1	1		
25 Andrew Vaughn, R OBP: 0.338, SLG: 0.328						K		G4-3			3	0	0	0	0	1	1		
31 Liam Hendriks, R (9.1)						K		FC5-4			0	0	0	0	0	0	0		
24 Yasmani Grandal, S OBP: 0.363, SLG: 0.259						K		BB			1	0	0	0	3	1	0		
28 Leury García, S OBP: 0.224, SLG: 0.233						K		FC5-4			4	0	0	0	0	2	4		
0 Billy Hamilton, S OBP: 0.208, SLG: 0.136						G6-3		K			4	0	0	0	0	2	5		
60 Dallas Keuchel, L (1.1)						K					2	0	0	0	0	1	0		
73 Yermín Mercedes, R, PH OBP: 0.314, SLG: 0.514											1	0	0	0	0	1	0		
34 Michael Kopech, R (8.1)											0	0	0	0	0	0	0		
23 Jake Lamb, L OBP: 0.357, SLG: 0.143											0	0	0	0	0	0	0		
Inning Stats	R: 0 E: 0 K: 0 S: 5	H: 0 LOB: 0 BB: 10 P: 10	R: 0 E: 0 K: 2 S: 10	H: 0 LOB: 2 BB: 1 P: 19	R: 0 E: 0 K: 0 S: 9	H: 1 LOB: 1 BB: 0 P: 13	R: 0 E: 0 K: 2 S: 7	H: 0 LOB: 0 BB: 0 P: 10	R: 0 E: 0 K: 2 S: 10	H: 0 LOB: 1 BB: 0 P: 14	R: 0 E: 0 K: 1 S: 7	H: 0 LOB: 1 BB: 1 P: 14	R: 0 E: 0 K: 1 S: 7	H: 0 LOB: 1 BB: 1 P: 14	1B: 2 2B: 0 3B: 0 HR: 0	SF: 0 SAC: 0 DP: 1 HBP: 1	WP: 0 PB: 0 SB: 1 CS: 1	PA: 35	
PITCHER	IP WLS BF H R ER SO ERA WHIP	7.0 0 26 2 0 0 8 3.92	2.0 0 6 0 0 0 2 2.6	1.0 W 3 0 0 0 1 6.55	0.0 0 0 0 0 0 0 0.00	20.0 0 29 0 0 0 20 0.00	7.0 0 14 0 0 0 7 0.00	14.0 0 29 0 0 0 14 0.00	14.0 0 29 0 0 0 14 0.00	14.0 0 29 0 0 0 14 0.00	14.0 0 29 0 0 0 14 0.00	14.0 0 29 0 0 0 14 0.00	14.0 0 29 0 0 0 14 0.00	14.0 0 29 0 0 0 14 0.00	14.0 0 29 0 0 0 14 0.00	14.0 0 29 0 0 0 14 0.00	14.0 0 29 0 0 0 14 0.00	14.0 0 29 0 0 0 14 0.00	14.0 0 29 0 0 0 14 0.00

Batter	1	2	3	4	5	6	7	8	9	10	AB	R	H	RBI	BB	SO	LOB	BOTTOM				
15 Nick Senzel, R OBP: 0.344, SLG: 0.325	FC3-2		G6-3			G6-3		BB			3	0	1	0	2	0	0	<p>Chicago White Sox @ Cincinnati Reds</p> <p>Great American Ball Park, Cincinnati, OH</p> <p>Wed May 05 2021, 12:36 PM - 3:47 PM EDT</p> <p>Att: 10,247 - Partly Cloudy - 59 F</p>				
33 Jesse Winker, L OBP: 0.422, SLG: 0.641	FC3-2		G3			G4-3		BB			4	0	2	1	1	0	0					
19 Joey Votto, L OBP: 0.305, SLG: 0.425	FC3-2		G6-4-3			HBP		BB			1	0	0	0	0	0	2					
17 Kyle Farmer, R OBP: 0.295, SLG: 0.269	FC3-2		HBP			BB		P6			1	0	0	0	1	0	2					
7 Eugenio Suárez, R OBP: 0.238, SLG: 0.318	G6-4-3		BB			L7		K			3	0	0	0	1	1	3					
9 Mike Moustakas, L OBP: 0.316, SLG: 0.438	F8		L3			G3		K			4	0	0	0	0	1	2					
37 Tyler Stephenson, R OBP: 0.362, SLG: 0.447	G5-3		P3			K		E9			0	0	0	0	0	0	0					
70 Tejay Antone, R (8.1)	G5-3					K		BB			1	0	1	0	0	0	0					
0 Alex Blandino, R OBP: 0.368, SLG: 0.344	G4-3					G3		BB			3	0	1	0	1	0	0					
39 Lucas Sims, R (10.1)	G4-3					G3		BB			3	0	0	0	1	1	1					
12 Tyler Naquin, L OBP: 0.363, SLG: 0.519	G4-3					G5-4-3		BB			3	0	1	0	1	0	0					
6 Jonathan India, R OBP: 0.314, SLG: 0.333	G4-3					G5-4-3		K			3	0	0	0	1	1	1					
54 Sonny Gray, R (1.1)	G1-3					G1-3		K			2	0	0	0	0	0	0					
16 Tucker Barnhart, L OBP: 0.387, SLG: 0.537	G1-3					G1-3		K			2	1	0	0	0	1	3					
Inning Stats	R: 0 E: 0 K: 0 S: 12	H: 1 LOB: 1 BB: 1 P: 20	R: 0 E: 0 K: 0 S: 7	H: 0 LOB: 0 BB: 0 P: 8	R: 0 E: 0 K: 0 S: 5	H: 0 LOB: 0 BB: 0 P: 7	R: 0 E: 0 K: 0 S: 7	H: 1 LOB: 1 BB: 0 P: 11	R: 0 E: 0 K: 0 S: 6	H: 0 LOB: 0 BB: 1 P: 15	R: 0 E: 0 K: 1 S: 9	H: 0 LOB: 0 BB: 0 P: 17	R: 0 E: 0 K: 2 S: 10	H: 0 LOB: 2 BB: 2 P: 23	R: 0 E: 1 K: 2 S: 14	H: 1 LOB: 3 BB: 2 P: 25	R: 1 E: 0 K: 0 S: 10	H: 2 LOB: 2 BB: 0 P: 13	1B: 4 2B: 1 3B: 0 HR: 0	SF: 0 SAC: 0 DP: 2 HBP: 1	WP: 0 PB: 0 SB: 0 CS: 0	PA: 38
PITCHER	IP WLS BF H R ER SO ERA WHIP	7.0 0 25 1 0 0 4 3.79	1.2 L 3 2 1 0 0 3.86	0.1 L 3 2 1 0 0 6.000	0.0 0 0 0 0 0 0 0.00	21.0 0 43 0 0 0 21 0.00	13.0 0 18 0 0 0 13 0.00	17.0 0 43 0 0 0 17 0.00	17.0 0 43 0 0 0 17 0.00	17.0 0 43 0 0 0 17 0.00	17.0 0 43 0 0 0 17 0.00	17.0 0 43 0 0 0 17 0.00	17.0 0 43 0 0 0 17 0.00	17.0 0 43 0 0 0 17 0.00	17.0 0 43 0 0 0 17 0.00	17.0 0 43 0 0 0 17 0.00	17.0 0 43 0 0 0 17 0.00	17.0 0 43 0 0 0 17 0.00	17.0 0 43 0 0 0 17 0.00			



Batter	1	2	3	4	5	6	7	8	9	AB R H RBI BB SO LOB	TOP																
15 Nick Senzel, R OBP: 0.340, SLG: 0.321	G6-3		FC4			G4-3			1B	4 1 1 0 0 0 2	<p>Cincinnati Reds @ Cleveland Indians Progressive Field, Cleveland, OH Fri May 07 2021, 8:34 PM - 11:07 PM EDT Att: 7,803 - Cloudy - 46 F</p> <p>livebaseballscores.com</p> <p>AB 34 R 3 H 6 RBI 1 BB 0 SO 10 LOB 13</p> 																
33 Jesse Winker, L OBP: 0.415, SLG: 0.625	K		G4-6-3			F9		1B	4 1 1 0 0 1 2																		
2 Nick Castellanos, R OBP: 0.356, SLG: 0.643	G5-3				G3-1	L8		1B	4 1 1 0 0 0 1																		
9 Mike Moustakas, L OBP: 0.313, SLG: 0.426	F7				G3-1	K		1B	4 0 1 1 0 1 1																		
7 Eugenio Suárez, R OBP: 0.230, SLG: 0.306	P5				K	G5-3		K	4 0 0 0 0 2 2																		
12 Tyler Naquin, L OBP: 0.398, SLG: 0.506	1B				K	G3-1		K	4 0 1 0 0 2 2																		
16 Tucker Barnhart, L OBP: 0.367, SLG: 0.507	G3				K			K	4 0 0 0 0 3 2																		
17 Kyle Farmer, R OBP: 0.297, SLG: 0.273			1B		G5-3			K	3 0 1 0 0 1 0																		
4 Shogo Akiyama, L (1, 7)			FC3		G5-3			G6-3	3 0 0 0 0 0 1																		
Inning Stats	R: 0 H: 0 E: 0 K: 1 S: 11	H: 0 LOB: 0 BB: 0 P: 15	R: 0 H: 1 E: 0 K: 0 S: 11	H: 1 LOB: 1 BB: 0 P: 14	R: 0 H: 1 E: 1 K: 0 S: 12	H: 1 LOB: 1 BB: 0 P: 19	R: 0 H: 1 E: 0 K: 2 S: 10	H: 1 LOB: 1 BB: 0 P: 14	R: 0 H: 0 E: 0 K: 1 S: 13	H: 0 LOB: 0 BB: 0 P: 17	R: 0 H: 0 E: 0 K: 0 S: 5	H: 0 LOB: 0 BB: 0 P: 7	R: 0 H: 0 E: 0 K: 1 S: 10	H: 0 LOB: 0 BB: 0 P: 13	R: 0 H: 0 E: 0 K: 2 S: 8	H: 0 LOB: 0 BB: 0 P: 13	R: 3 H: 3 E: 0 K: 3 S: 20	H: 3 LOB: 1 BB: 0 P: 33	1B: 5 2B: 1 3B: 0 HR: 0	SF: 0 SAC: 0 DP: 1 HBP: 0	WP: 0 PB: 0 SB: 0 CS: 0	PA: 34					
PITCHER	IP WLS BF H R ER SO BB IBB HBP BLK WP HR S P ERA WHIP											PITCHER	IP WLS BF H R ER SO BB IBB HBP BLK WP HR S P ERA WHIP														
34 Zach Plesac, R ERA: 3.83	8.0		27	3	0	0	7	0	0	0	0	0	0	80	112	0.00	0.375										
48 Emmanuel Clase, R ERA: 1.25	0.0	L	4	3	3	2	0	0	0	0	1	0	0	11	18	∞	∞										
88 Phil Maton, R ERA: 4.09	1.0		3	0	0	0	3	0	0	0	0	0	0	9	15	0.00	0.000										

Batter	1	2	3	4	5	6	7	8	9	AB R H RBI BB SO LOB	BOTTOM																	
7 César Hernández, S OBP: 0.308, SLG: 0.296	G6-3					G4-3			BB	3 0 0 0 1 1 0	<p>Cincinnati Reds @ Cleveland Indians Progressive Field, Cleveland, OH Fri May 07 2021, 8:34 PM - 11:07 PM EDT Att: 7,803 - Cloudy - 46 F</p> <p>livebaseballscores.com</p> <p>AB 28 R 0 H 0 RBI 0 BB 1 SO 8 LOB 3</p> 																	
8 Jordan Luplow, R OBP: 0.318, SLG: 0.471	K					K		L7	G6-3	4 0 0 0 0 2 2																		
11 José Ramírez, S OBP: 0.346, SLG: 0.541	P5					G5-3		K		3 0 0 0 0 1 0																		
32 Franmil Reyes, R OBP: 0.330, SLG: 0.608						L6-3		G1-3		3 0 0 0 0 1 0																		
9 Eddie Rosario, L OBP: 0.278, SLG: 0.374	F9					K		G6-3		3 0 0 0 0 1 0																		
40 Harold Ramírez, R OBP: 0.250, SLG: 0.400	G6-3					G5-3		G4-3		3 0 0 0 0 0 0																		
22 Josh Naylor, L OBP: 0.288, SLG: 0.404	K					G4-3		G4-3		3 0 0 0 0 1 0																		
1 Amed Rosario, R OBP: 0.255, SLG: 0.333	K					E4		G6-3		3 0 0 0 0 1 0																		
17 Austin Hedges, R OBP: 0.179, SLG: 0.278	G1-3					G1-3				2 0 0 0 0 0 1																		
46 René Rivera, R OBP: 0.600, SLG: 0.800								L9		1 0 0 0 0 0 0																		
Inning Stats	R: 0 H: 0 E: 0 K: 1 S: 11	H: 0 LOB: 0 BB: 0 P: 19	R: 0 H: 0 E: 0 K: 1 S: 6	H: 0 LOB: 0 BB: 0 P: 12	R: 0 H: 0 E: 0 K: 2 S: 13	H: 0 LOB: 0 BB: 0 P: 17	R: 0 H: 0 E: 0 K: 1 S: 8	H: 0 LOB: 0 BB: 0 P: 10	R: 0 H: 0 E: 1 K: 0 S: 5	H: 0 LOB: 2 BB: 1 P: 18		R: 0 H: 0 E: 0 K: 1 S: 6	H: 0 LOB: 0 BB: 0 P: 11	R: 0 H: 0 E: 0 K: 0 S: 7	H: 0 LOB: 0 BB: 0 P: 11	R: 0 H: 0 E: 0 K: 1 S: 6	H: 0 LOB: 0 BB: 0 P: 8	1B: 0 2B: 0 3B: 0 HR: 0	SF: 0 SAC: 0 DP: 0 HBP: 0	WP: 0 PB: 0 SB: 0 CS: 0	PA: 29							
PITCHER	IP WLS BF H R ER SO BB IBB HBP BLK WP HR S P ERA WHIP											PITCHER	IP WLS BF H R ER SO BB IBB HBP BLK WP HR S P ERA WHIP															
22 Wade Miley, L ERA: 2.0	9.0	W	29	0	0	0	8	1	0	0		0	0	0	72	114	0.00	0.111										

Batter	1	2	3	4	5	6	7	8	9	AB	R	H	RBI	BB	SO	LOB	TOP			
15 Nick Senzel, R OBP: 0.337, SLG: 0.318	G4-3		33 2B 9 SF8		G6-3		K			4	1	1	0	0	1	1	Cincinnati Reds @ Cleveland Indians Progressive Field, Cleveland, OH Sat May 08 2021, 6:11 PM - 9:18 PM EDT Att. 9,968 - Clear - 52 F			
33 Jesse Winker, L OBP: 0.418, SLG: 0.626	G1-3		1B		K			4 FC3-6 BB		3	0	1	0	1	1	0				
2 Nick Castellanos, R 4 Shogo Akiyama, L	F7		BB		K			FC3-6 1B		2	0	0	0	1	1	0				
9 Mike Moustakas, L 0 Alex Blandino, R	K		SF8		P3			FC3-6 1B		2	0	0	1	0	1	0				
7 Eugenio Suárez, R	G5-3		P6		F8			G5-4-3 1B		4	0	0	0	0	0	4				
12 Tyler Naquin, L	1B		G6-3		G6-3			HR		4	1	2	1	0	0	0				
37 Tyler Stephenson, R	1B		G6-3		G6-3			G4-3		4	0	1	0	0	0	0				
17 Kyle Farmer, R	F8		F8		BB			L6		3	0	1	0	1	0	2				
6 Jonathan India, R	P4		L6		K			G6-3		4	0	0	0	0	1	2				
Inning Stats	R: 0 E: 0 K: 0 S: 6	H: 0 LOB: 0 BB: 0 P: 12	R: 0 E: 0 K: 1 S: 13	H: 2 LOB: 2 BB: 0 P: 18	R: 1 E: 0 K: 0 S: 13	H: 2 LOB: 2 BB: 1 P: 22	R: 0 E: 0 K: 0 S: 9	H: 1 LOB: 0 BB: 0 P: 15	R: 0 E: 0 K: 2 S: 8	H: 0 LOB: 0 BB: 0 P: 11	R: 0 E: 0 K: 2 S: 10	H: 0 LOB: 1 BB: 1 P: 19	R: 0 E: 0 K: 0 S: 7	H: 1 LOB: 0 BB: 1 P: 15	R: 1 E: 0 K: 0 S: 11	H: 1 LOB: 0 BB: 0 P: 16		1B: 5 2B: 1 3B: 0 HR: 1	SF: 1 SAC: 0 DP: 1 HBP: 0	WP: 0 PB: 0 SB: 0 CS: 0
PITCHER	IP WLS BF H R ER SO	IP WLS BF H R ER SO	IP WLS BF H R ER SO	IP WLS BF H R ER SO	IP WLS BF H R ER SO	IP WLS BF H R ER SO	IP WLS BF H R ER SO	IP WLS BF H R ER SO	IP WLS BF H R ER SO	IP WLS BF H R ER SO	IP WLS BF H R ER SO	IP WLS BF H R ER SO	IP WLS BF H R ER SO	IP WLS BF H R ER SO	IP WLS BF H R ER SO	IP WLS BF H R ER SO	ERA WHIP	ERA WHIP		
43 Aaron Civale, R ERA: 2.91	7.0 W 28	5 1 1 5	2 0 0 0	0 0 0 0	0 0 0 0	0 0 1 11	16 9.00 1.000													
47 Cal Quantrill, R ERA: 2.12	1.0 4 1 0 0 0	1 0 0 0	0 0 0 0	0 0 0 0	0 0 0 0	0 0 0 0	0 0 0 0													
62 Nick Wittgren, R ERA: 6.1	1.0 4 1 1 1 0	0 0 0 0	0 0 0 0	0 0 0 0	0 0 0 0	0 0 0 0	0 0 0 0													

Cincinnati Reds @ Cleveland Indians
 Progressive Field, Cleveland, OH
 Sat May 08 2021, 6:11 PM - 9:18 PM EDT
 Att. 9,968 - Clear - 52 F

livebaseballscorecards.com

REDS

AB	32
R	2
H	7
RBI	2
BB	3
SO	5
LOB	10

Batter	1	2	3	4	5	6	7	8	9	AB	R	H	RBI	BB	SO	LOB	BOTTOM			
7 César Hernández, S OBP: 0.304, SLG: 0.308	G3		K		3B		FC4-6 1B 2B			5	1	1	3	0	2	2	Cincinnati Reds @ Cleveland Indians Progressive Field, Cleveland, OH Sat May 08 2021, 6:11 PM - 9:18 PM EDT Att. 9,968 - Clear - 52 F			
1 Amed Rosario, R OBP: 0.283, SLG: 0.322	BB		G1-3		F9		BB			3	2	0	0	2	1	1				
11 José Ramírez, S 2 Yu Chang, R	P6		K		G6-3		BB			5	1	2	2	0	1	2				
9 Eddie Rosario, L 40 Harold Ramírez, R	2B		G2-3		K		2B			0	0	0	0	0	0	0				
32 Franmil Reyes, R	G6-3		G2-3		F8		G4-3			5	0	1	1	0	1	3				
22 Josh Naylor, L	BB		SH1-3 0 SF7		1B		BB			3	2	2	0	2	0	2				
10 Jake Bauers, L	E7		1B		1B		L9			4	1	2	0	0	0	3				
17 Austin Hedges, R	SH1-3		1B		1B		1B			3	1	1	1	0	1	2				
0 Andrés Giménez, L	SF7		FC3		1B		F7			3	1	1	1	0	0	2				
Inning Stats	R: 1 E: 0 K: 0 S: 14	H: 1 LOB: 1 BB: 1 P: 22	R: 1 E: 0 K: 1 S: 11	H: 0 LOB: 1 BB: 1 P: 19	R: 0 E: 0 K: 1 S: 10	H: 0 LOB: 0 BB: 0 P: 14	R: 4 E: 1 K: 0 S: 22	H: 4 LOB: 1 BB: 0 P: 29	R: 0 E: 0 K: 1 S: 9	H: 1 LOB: 2 BB: 1 P: 19	R: 3 E: 0 K: 0 S: 15	H: 4 LOB: 2 BB: 1 P: 26	R: 0 E: 0 K: 2 S: 10	H: 0 LOB: 0 BB: 0 P: 14	R: 0 E: 0 K: 2 S: 14	H: 1 LOB: 2 BB: 1 P: 24		1B: 8 2B: 2 3B: 1 HR: 0	SF: 1 SAC: 1 DP: 0 HBP: 0	WP: 0 PB: 0 SB: 0 CS: 0
PITCHER	IP WLS BF H R ER SO	IP WLS BF H R ER SO	IP WLS BF H R ER SO	IP WLS BF H R ER SO	IP WLS BF H R ER SO	IP WLS BF H R ER SO	IP WLS BF H R ER SO	IP WLS BF H R ER SO	IP WLS BF H R ER SO	IP WLS BF H R ER SO	IP WLS BF H R ER SO	IP WLS BF H R ER SO	IP WLS BF H R ER SO	IP WLS BF H R ER SO	IP WLS BF H R ER SO	IP WLS BF H R ER SO	ERA WHIP	ERA WHIP		
58 Luis Castillo, R ERA: 6.42	4.0 L 21	5 6 4 2	1 0 0 1	1 0 0 0	0 0 0 0	0 0 0 0	0 0 0 0													
43 Cionel Pérez, L ERA: 7.45	1.0 5 1 0 0 1	1 0 0 1	0 0 0 0	0 0 0 0	0 0 0 0	0 0 0 0	0 0 0 0													
68 Ryan Hendrix, R ERA: 7.36	0.2 6 3 3 3 0	1 0 0 0 2	0 0 0 0	0 0 0 0	0 0 0 0	0 0 0 0	0 0 0 0													
47 Sal Romano, R ERA: 5.79	1.1 5 1 0 0 2	0 0 0 2	0 0 0 0	0 0 0 0	0 0 0 0	0 0 0 0	0 0 0 0													
41 Carson Fulmer, R ERA: 4.0	1.0 5 1 0 0 2	1 0 0 2	1 0 0 0	0 0 0 0	0 0 0 0	0 0 0 0	0 0 0 0													

Cincinnati Reds @ Cleveland Indians
 Progressive Field, Cleveland, OH
 Sat May 08 2021, 6:11 PM - 9:18 PM EDT
 Att. 9,968 - Clear - 52 F

livebaseballscorecards.com

C

AB	35
R	9
H	11
RBI	9
BB	5
SO	7
LOB	18

Batter	1	2	3	4	5	6	7	8	9	AB	R	H	RBI	BB	SO	LOB	TOP					
15 Nick Senzel, R OBP: 0.355, SLG: 0.351										4	1	3	0	0	1	0	Cincinnati Reds @ Pittsburgh Pirates PNC Park, Pittsburgh, PA Tue May 11 2021, 6:37 PM - 9:45 PM EDT Att: 4,049 - Cloudy - 52 F					
33 Jesse Winker, L OBP: 0.432, SLG: 0.682										4	1	3	2	0	0	1						
2 Nick Castellanos, R OBP: 0.346, SLG: 0.607										4	0	0	0	0	0	3						
9 Mike Moustakas, L OBP: 0.304, SLG: 0.397										3	0	0	0	1	0	0						
12 Tyler Naquin, L OBP: 0.352, SLG: 0.553										4	0	0	0	0	1	2						
7 Eugenio Suárez, R OBP: 0.232, SLG: 0.325										4	0	2	0	0	0	0						
16 Tucker Barnhart, L OBP: 0.364, SLG: 0.506										4	0	0	0	0	1	2						
17 Kyle Farmer, R OBP: 0.325, SLG: 0.277										3	0	0	0	1	0	2						
23 Jeff Hoffman, R ERA: 2.58										1	0	0	0	0	0	1						
4 Shogo Ayikawa, L ERA: 4.96										1	0	0	0	0	0	0						
68 Ryan Hendrix, R ERA: 2.7										0	0	0	0	0	0	0						
43 Cionel Pérez, R ERA: 3.75										0	0	0	0	0	0	0						
37 Tyler Stephenson, R ERA: 0.64										0	0	0	0	0	0	0						
41 Carson Fulmer, R ERA: 0.94										0	0	0	0	0	0	0						
63 Sean Doolittle, L ERA: 0.244										0	0	0	0	0	0	0						
Inning Stats	R: 0 E: 0 K: 2 S: 11	H: 1 LOB: 2 BB: 1 P: 21	R: 0 E: 0 K: 0 S: 10	H: 1 LOB: 1 BB: 0 P: 14	R: 1 E: 0 K: 1 S: 11	H: 2 LOB: 0 BB: 0 P: 16	R: 0 E: 0 K: 1 S: 6	H: 0 LOB: 0 BB: 0 P: 7	R: 0 E: 0 K: 0 S: 7	H: 1 LOB: 1 BB: 0 P: 15	R: 0 E: 0 K: 0 S: 6	H: 0 LOB: 0 BB: 0 P: 8	R: 0 E: 0 K: 0 S: 10	H: 0 LOB: 1 BB: 1 P: 17	R: 1 E: 0 K: 1 S: 16	H: 2 LOB: 1 BB: 0 P: 25	R: 0 E: 0 K: 1 S: 10	H: 1 LOB: 1 BB: 0 P: 15	1B: 5 2B: 2 3B: 0 HR: 1	SF: 0 SAC: 0 DP: 0 HBP: 0	WP: 0 PB: 0 SB: 0 CS: 1	PA: 35
PITCHER	IP WLS BF H R ER SO BB IBB HBP BLK WP HR S P ERA WHIP																					
34 JT Brubaker, R ERA: 2.58	6.0 W 23 5 1 1 4 1 0 0 0 0 0 1 51 81 1.50 1.000																					
46 Chris Stratton, R ERA: 4.96	1.0 H 4 0 0 0 0 1 0 0 0 0 0 0 10 17 0.00 1.000																					
51 David Bednar, R ERA: 2.7	0.2 H 3 2 1 1 1 0 0 0 0 0 0 0 12 18 13.50 3.000																					
54 Sam Howard, L ERA: 3.75	0.1 H 1 0 0 0 0 0 0 0 0 0 0 0 4 7 0.00 0.000																					
48 Richard Rodriguez, R ERA: 0.64	1.0 4 1 0 0 1 0 0 0 0 0 0 0 10 15 0.00 1.000																					

Batter	1	2	3	4	5	6	7	8	9	AB	R	H	RBI	BB	SO	LOB	BOTTOM			
26 Adam Frazier, L OBP: 0.385, SLG: 0.442										5	2	2	2	0	0	3	Cincinnati Reds @ Pittsburgh Pirates PNC Park, Pittsburgh, PA Tue May 11 2021, 6:37 PM - 9:45 PM EDT Att: 4,049 - Cloudy - 52 F			
10 Bryan Reynolds, S OBP: 0.386, SLG: 0.475										3	1	1	0	2	1	0				
24 Phillip Evans, R OBP: 0.325, SLG: 0.352										3	0	1	1	1	2	4				
58 Jacob Stallings, R OBP: 0.368, SLG: 0.409										4	0	0	0	0	1	6				
2 Erik González, R OBP: 0.228, SLG: 0.313										4	0	0	0	0	2	3				
60 Ke'a Tom, L OBP: 0.298, SLG: 0.244										3	1	1	0	0	0	1				
48 Richard Rodriguez, R ERA: 0.64										0	0	0	0	0	0	0				
27 Kevin Newman, R OBP: 0.231, SLG: 0.261										4	2	1	1	0	0	1				
69 Troy Stokes Jr., R OBP: 0.250, SLG: 0.273										3	1	2	2	1	0	0				
34 JT Brubaker, R ERA: 2.58										1	0	0	0	1	1	1				
25 Gregory Polanco, L ERA: 8.31										1	0	0	0	0	1	1				
46 Chris Stratton, R ERA: 4.96										0	0	0	0	0	0	0				
51 David Bednar, L ERA: 2.7										0	0	0	0	0	0	0				
54 Sam Howard, R ERA: 3.75										0	0	0	0	0	0	0				
18 Ben Gamel, L OBP: 0.206, SLG: 0.118										1	0	0	0	0	0	1				
Inning Stats	R: 1 E: 0 K: 2 S: 13	H: 2 LOB: 1 BB: 0 P: 19	R: 0 E: 0 K: 0 S: 6	H: 0 LOB: 0 BB: 0 P: 8	R: 0 E: 0 K: 1 S: 10	H: 0 LOB: 2 BB: 2 P: 22	R: 2 E: 0 K: 1 S: 17	H: 2 LOB: 1 BB: 0 P: 26	R: 1 E: 0 K: 1 S: 9	H: 1 LOB: 1 BB: 1 P: 21	R: 0 E: 0 K: 1 S: 8	H: 0 LOB: 1 BB: 1 P: 17	R: 0 E: 0 K: 1 S: 10	H: 0 LOB: 1 BB: 1 P: 15	R: 3 E: 0 K: 1 S: 14	H: 3 LOB: 0 BB: 0 P: 22	1B: 3 2B: 3 3B: 1 HR: 1	SF: 0 SAC: 0 DP: 0 HBP: 1	WP: 1 PB: 0 SB: 1 CS: 0	PA: 38
PITCHER	IP WLS BF H R ER SO BB IBB HBP BLK WP HR S P ERA WHIP																			
23 Jeff Hoffman, R ERA: 4.7	4.0 L 19 4 3 3 4 2 0 0 0 0 0 0 46 75 6.75 1.500																			
68 Ryan Hendrix, R ERA: 8.31	0.2 4 1 1 1 1 1 0 0 0 0 0 0 8 19 13.50 3.000																			
43 Cionel Pérez, L ERA: 6.55	1.1 5 0 0 0 1 1 0 0 0 0 0 0 9 19 0.00 0.750																			
41 Carson Fulmer, R ERA: 4.86	1.1 7 2 2 2 1 1 0 0 0 0 0 0 16 26 13.50 2.250																			
63 Sean Doolittle, L ERA: 4.5	0.2 3 1 1 1 1 0 0 0 0 0 0 1 8 11 13.50 1.500																			

Batter	1	2	3	4	5	6	7	8	9	10	AB	R	H	RBI	BB	SO	LOB	TOP		
15 Nick Senzel, R OBP: 0.339, SLG: 0.333 (1.4) (8, 8)	G3-1		G5-3			L7	F9		P6	33 1B	5	1	0	0	0	0	3			
33 Jesse Winker, L OBP: 0.431, SLG: 0.670 (1.7) (8, 8)	G4-3		G3-1							2 1B	5	1	2	1	0	1	0			
2 Nick Castellanos, R OBP: 0.396, SLG: 0.603 (1.9) (8, 8)	G5-3									7 2B	4	1	2	0	1	1	1			
9 Mike Moustakas, L OBP: 0.330, SLG: 0.444 (1.3) (8, 8)										7 2B	3	2	2	1	2	0	1			
12 Tyler Naguin, L OBP: 0.306, SLG: 0.542 (8, 8) 0 Alex Rodriguez, R OBP: 0.306, SLG: 0.593 4 Shogo Akiyama, L (8, 8) 39 Lucas Sims, R (8, 8) 22 Wade Miley, L OBP: 0.303, SLG: 0.487 55 Heath Hembree, R (10, 1) (10, 1)	E1		G4-6-3			G1-3				F6	2	0	0	0	0	0	1			
7 Eugenio Suárez, R OBP: 0.238, SLG: 0.336 (1.5) (8, 8)	F7					G6-3					5	0	2	3	0	1	3			
37 Tyler Stephenson, R OBP: 0.344, SLG: 0.386 (1.2) (8, 8)	FC5-4					G4-3					5	0	0	0	0	1	3			
17 Kyle Farmer, R OBP: 0.341, SLG: 0.300 (1.6) (8, 8)	K										5	0	3	0	0	1	2			
54 Sonny Gray, R (1.1) (8, 8)											2	0	0	0	0	0	1			
70 Tejay Antone, R (5, 1) (8, 8)			G4-3			P3					0	0	0	0	0	0	0			
16 Tucker Barnhart, L OBP: 0.360, SLG: 0.500 (7, PH) (8, 8)											1	0	0	0	0	1	2			
63 Sean Doolittle, L (7, 1) (8, 8)											0	0	0	0	0	0	0			
6 Jonathan India, R OBP: 0.304, SLG: 0.312 (8, 4) (8, 8)											1	0	0	0	0	1				
Inning Stats	R: 0 E: 0 K: 0 S: 13	H: 0 LOB: 0 BB: 0 P: 18	R: 1 E: 1 K: 1 S: 10	H: 1 LOB: 1 BB: 0 P: 12	R: 0 E: 0 K: 0 S: 8	H: 0 LOB: 0 BB: 0 P: 13	R: 0 E: 0 K: 0 S: 9	H: 1 LOB: 0 BB: 0 P: 15	R: 0 E: 0 K: 1 S: 8	H: 2 LOB: 2 BB: 0 P: 21	R: 0 E: 0 K: 3 S: 16	H: 2 LOB: 2 BB: 0 P: 15	R: 0 E: 0 K: 0 S: 11	H: 1 LOB: 1 BB: 0 P: 24	R: 4 E: 0 K: 1 S: 11	H: 3 LOB: 1 BB: 1 P: 24	1B: 9 2B: 1 3B: 0 HR: 1	SF: 0 SAC: 0 DP: 1 HBP: 0	WP: 1 PB: 0 SB: 0 CS: 0	PA: 44
PITCHER	IP WLS BF H R ER SO BB IBB HBP BLK WP HR S P ERA WHIP	5.1 19 3 1 1 1 0 0 0 0 0 1 48 74 1.69 0.562	5.97	PITCHER	IP WLS BF H R ER SO BB IBB HBP BLK WP HR S P ERA WHIP	1.0 7 3 4 3 1 1 0 0 0 0 0 0 11 24 27.00 4.000	0.6													
35 Trevor Cahill, R ERA: 5.97 (1.1) (8, 8)																				
54 Sam Howard, L ERA: 3.65 (6, 1) (8, 8)																				
52 Clay Holmes, R ERA: 4.32 (6, 1) (8, 8)																				
55 Chasen Shreve, L ERA: (7, 1) (8, 8)																				
51 David Bednar, R ERA: 2.51 (8, 1) (8, 8)																				

Cincinnati Reds @ Pittsburgh Pirates
PNC Park, Pittsburgh, PA
Wed May 12 2021, 12:37 PM - 4:31 PM EDT
Att: 4,515 - Partly Cloudy - 56 F

AB 41
R 5
H 11
RBI 5
BB 3
SO 7
LOB 25



Batter	1	2	3	4	5	6	7	8	9	10	AB	R	H	RBI	BB	SO	LOB	BOTTOM						
60 Ka'ai Tom, L OBP: 0.300, SLG: 0.234 (1.7) (8, 8)											2	0	0	0	1	1	0							
10 Bryan Reynolds, S OBP: 0.363, SLG: 0.467 (7, PH) (8, 8)											2	0	0	0	0	1	0							
27 Kevin Newman, R OBP: 0.238, SLG: 0.267 (1.6) (8, 8)											5	1	2	0	0	0	1							
24 Phillip Evans, R OBP: 0.320, SLG: 0.351 (1.3) (8, 8)											3	0	1	0	0	1	2							
26 Adam Frasier, L OBP: 0.380, SLG: 0.436 (5, PR) (6, 4) (8, 8)											2	0	0	0	0	1	0							
25 Gregory Polanco, L OBP: 0.284, SLG: 0.341 (1.9) (8, 8)											4	0	1	1	0	3	2							
2 Erik González, R OBP: 0.229, SLG: 0.310 (1.5) (6, 3) (8, 8)											4	0	1	0	0	1	2							
15 Wilmer Difo, S OBP: 0.278, SLG: 0.423 (1.4) (6, 5) (8, 8)											4	0	1	0	0	1	4							
18 Ben Gamel, L OBP: 0.250, SLG: 0.150 (1.8) (8, 7) (8, 8)											3	0	1	0	1	1	0							
5 Michael Pérez, L OBP: 0.225, SLG: 0.229 (1.2) (8, 8)											4	0	0	0	0	2	4							
35 Trevor Cahill, R ERA: 5.97 (1.1) (8, 8)											2	0	0	0	0	0	4							
54 Sam Howard, L ERA: 3.65 (6, 1) (8, 8)											0	0	0	0	0	0	0							
52 Clay Holmes, R ERA: 4.32 (6, 1) (8, 8)											1	0	0	0	0	0	0							
55 Chasen Shreve, L ERA: (7, 1) (8, 8)											0	0	0	0	0	0	0							
51 David Bednar, L ERA: 2.51 (8, 1) (8, 8)											1	0	0	0	0	0	0							
48 Richard Rodriguez, R ERA: 0.6 (8, 1) (8, 8)											0	0	0	0	0	0	0							
69 Troy Stokes Jr., R OBP: 0.271, SLG: 0.230 (8, PH) (10, 1) (10, 1)											0	0	0	0	0	0	0							
56 Duane Underwood Jr., R ERA: 4.62 (10, 1) (10, 1)											0	0	0	0	0	0	0							
Inning Stats	R: 0 E: 0 K: 2 S: 14	H: 1 LOB: 1 BB: 0 P: 18	R: 0 E: 0 K: 1 S: 12	H: 2 LOB: 2 BB: 0 P: 18	R: 0 E: 0 K: 2 S: 9	H: 0 LOB: 1 BB: 1 P: 17	R: 0 E: 0 K: 0 S: 7	H: 1 LOB: 2 BB: 1 P: 12	R: 1 E: 0 K: 1 S: 18	H: 3 LOB: 3 BB: 0 P: 26	R: 0 E: 0 K: 2 S: 10	H: 0 LOB: 0 BB: 0 P: 17	R: 0 E: 0 K: 2 S: 7	H: 0 LOB: 0 BB: 0 P: 11	R: 0 E: 0 K: 2 S: 11	H: 0 LOB: 0 BB: 0 P: 17	R: 0 E: 0 K: 2 S: 10	H: 0 LOB: 0 BB: 0 P: 15	R: 0 E: 0 K: 0 S: 13	H: 0 LOB: 0 BB: 0 P: 21	1B: 7 2B: 0 3B: 0 HR: 0	SF: 0 SAC: 0 DP: 0 HBP: 0	WP: 4 PB: 0 SB: 1 CS: 0	PA: 39
PITCHER	IP WLS BF H R ER SO BB IBB HBP BLK WP HR S P ERA WHIP	4.2 23 7 1 1 5 2 0 0 0 0 4 0 57 87 1.93 1.929	3.55	PITCHER	IP WLS BF H R ER SO BB IBB HBP BLK WP HR S P ERA WHIP	1.1 7 3 0 0 2 0 0 0 0 0 0 0 13 21 0.00 0.000	3.55																	
54 Sonny Gray, R ERA: 3.55 (1.1) (8, 8)																								
70 Tejay Antone, R ERA: 2.41 (5, 1) (8, 8)																								
63 Sean Doolittle, L ERA: 4.15 (7, 1) (8, 8)																								
39 Lucas Sims, R ERA: 5.54 (8, 1) (8, 8)																								
55 Heath Hembree, R ERA: 2.09 (10, 1) (10, 1)																								

Cincinnati Reds @ Pittsburgh Pirates
PNC Park, Pittsburgh, PA
Wed May 12 2021, 12:37 PM - 4:31 PM EDT
Att: 4,515 - Partly Cloudy - 56 F

AB 37
R 1
H 7
RBI 1
BB 2
SO 14
LOB 19



Batter	1	2	3	4	5	6	7	8	9	AB	R	H	RBI	BB	SO	LOB	TOP										
15 Nick Senzel, R OBP: 0.336, SLG: 0.330	G4-3		FC4			G5-3		G3		1	0	0	0	0	0	0	Cincinnati Reds @ Colorado Rockies Coors Field, Denver, CO Thu May 13 2021, 6:44 PM - 10:19 PM MDT Att: 13,647 - Partly Cloudy - 73 F										
4 Shogo Akiyama, L OBP: 0.083, SLG: 0.083										4	1	1	0	0	0	1											
33 Jesse Winker, L OBP: 0.430, SLG: 0.655										4	0	1	0	1	1	2											
2 Nick Castellanos, R OBP: 0.364, SLG: 0.666										4	1	2	0	1	0	1											
9 Mike Moustakas, L OBP: 0.333, SLG: 0.446										2	0	1	0	0	0	2											
0 Alex Blandino, R OBP: 0.336, SLG: 0.351										3	1	1	1	0	0	2											
7 Eugenio Suárez, R OBP: 0.231, SLG: 0.326										4	0	0	0	0	1	3											
16 Tucker Barnhart, L OBP: 0.355, SLG: 0.488										4	1	1	1	0	1	1											
17 Kyle Farmer, R OBP: 0.337, SLG: 0.297										4	1	1	1	0	1	0											
6 Jonathan India, R OBP: 0.313, SLG: 0.358										4	2	2	3	0	0	0											
58 Luis Castillo, R OBP: 0.330, SLG: 0.333										1	0	1	0	0	0	0											
41 Carson Fulmer, R ERA: 4.79										0	0	0	0	0	0	0											
47 Sal Romano, L ERA: 5.23										0	0	0	0	0	0	0											
68 Ryan Hendrix, R ERA: 8.75										0	0	0	0	0	0	0											
37 Tyler Stephenson, R OBP: 0.349, SLG: 0.441										2	1	1	2	0	1	0											
43 Cionel Pérez, L ERA: 8.25										0	0	0	0	0	0	0											
Inning Stats	R: 0 E: 0 K: 10 S: 10	H: 1 LOB: 1 BB: 1 P: 15	R: 0 E: 0 K: 1 S: 8	H: 0 LOB: 0 BB: 0 P: 10	R: 0 E: 0 K: 1 S: 13	H: 1 LOB: 1 BB: 0 P: 19	R: 0 E: 0 K: 0 S: 8	H: 1 LOB: 1 BB: 0 P: 15	R: 0 E: 0 K: 0 S: 5	H: 0 LOB: 0 BB: 0 P: 7	R: 0 E: 0 K: 0 S: 8	H: 1 LOB: 1 BB: 0 P: 12	R: 0 E: 0 K: 1 S: 7	H: 0 LOB: 0 BB: 0 P: 10	R: 8 E: 0 K: 3 S: 28	H: 8 LOB: 0 BB: 0 P: 48	R: 0 E: 0 K: 0 S: 6	H: 0 LOB: 1 BB: 1 P: 10	1B: 9 2B: 1 3B: 0 HR: 2	SF: 0 SAC: 0 DP: 1 HBP: 0	WP: 0 PB: 0 SB: 0 CS: 0	PA: 40					
PITCHER	IP	WLS	BF	H	R	ER	SO	BB	IBB	HBP	BLK	WP	HR	S	P	ERA	WHIP										
50 Chi Chi González, R ERA: 4.79	7.0	W	25	4	0	0	2	1	0	0	0	0	0	59	88	0.00	0.714										
58 Lucas Gilbreath, L ERA: 10.13	0.1		4	3	3	3	1	0	0	0	0	0	1	8	15	81.00	9.000										
29 Robert Stephenson, R ERA: 5.4	0.1		5	4	2	2	1	0	0	0	0	0	0	11	18	54.00	12.000										
60 Mychal Givens, R ERA: 3.21	0.1		2	1	3	3	1	0	0	0	0	0	1	9	15	81.00	3.000										
51 Ben Bowden, L ERA: 5.84	1.0		4	0	0	0	0	1	0	0	0	0	0	6	10	0.00	1.000										

Batter	1	2	3	4	5	6	7	8	9	AB	R	H	RBI	BB	SO	LOB	BOTTOM										
15 Raimel Tapia, L OBP: 0.356, SLG: 0.412	G4-3					E6		G1-3		4	2	2	0	2	0	1	Cincinnati Reds @ Colorado Rockies Coors Field, Denver, CO Thu May 13 2021, 6:44 PM - 10:19 PM MDT Att: 13,647 - Partly Cloudy - 73 F										
9 Connor Joe, R OBP: 0.609, SLG: 0.467										3	1	2	3	2	0	2											
19 Charlie Blackmon, L OBP: 0.333, SLG: 0.333										5	1	1	1	0	1	6											
58 Lucas Gilbreath, L ERA: 10.13										0	0	0	0	0	0	0											
29 Robert Stephenson, R ERA: 5.4										0	0	0	0	0	0	0											
60 Mychal Givens, R ERA: 3.21										0	0	0	0	0	0	0											
51 Ben Bowden, L ERA: 5.84										0	0	0	0	0	0	0											
24 Ryan McMahon, L OBP: 0.314, SLG: 0.497										5	2	2	1	0	0	4											
8 Joshua Fuentes, R OBP: 0.236, SLG: 0.350										5	1	3	4	0	0	1											
3 Dom Nunez, L OBP: 0.271, SLG: 0.494										4	1	0	0	1	2	3											
2 Yonathan Daza, R OBP: 0.337, SLG: 0.402										4	2	3	0	1	0	1											
13 Alan Trejo, R OBP: 0.324, SLG: 0.333										4	2	1	1	0	0	3											
50 Chi Chi González, R OBP: 0.250, SLG: 0.182										2	0	0	0	1	1	3											
1 Garrett Hampson, R OBP: 0.364, SLG: 0.411										1	1	1	1	0	0	0											
Inning Stats	R: 3 E: 0 K: 1 S: 13	H: 3 LOB: 0 BB: 0 P: 18	R: 0 E: 0 K: 1 S: 8	H: 1 LOB: 1 BB: 0 P: 10	R: 0 E: 0 K: 1 S: 9	H: 0 LOB: 1 BB: 1 P: 17	R: 5 E: 0 K: 1 S: 22	H: 6 LOB: 2 BB: 1 P: 40	R: 1 E: 1 K: 0 S: 11	H: 1 LOB: 2 BB: 2 P: 24	R: 1 E: 0 K: 0 S: 13	H: 2 LOB: 1 BB: 0 P: 22	R: 0 E: 0 K: 0 S: 10	H: 0 LOB: 2 BB: 2 P: 19	R: 3 E: 1 K: 0 S: 10	H: 2 LOB: 0 BB: 1 P: 19	1B: 9 2B: 4 3B: 0 HR: 2	SF: 1 SAC: 1 DP: 0 HBP: 0	WP: 0 PB: 0 SB: 0 CS: 0	PA: 46							
PITCHER	IP	WLS	BF	H	R	ER	SO	BB	IBB	HBP	BLK	WP	HR	S	P	ERA	WHIP										
58 Luis Castillo, R ERA: 7.71	3.2	L	23	10	8	8	3	2	0	0	0	0	0	21	41	6.75	3.273										
41 Carson Fulmer, R ERA: 4.79	1.1		9	3	2	1	1	2	0	0	0	0	0	7	12	0.00	0.000										
47 Sal Romano, L ERA: 5.23	1.0		3	0	0	0	0	0	0	0	0	0	0	10	19	0.00	2.000										
68 Ryan Hendrix, R ERA: 8.75	1.0		5	0	0	0	0	2	0	0	0	0	0	10	19	0.00	2.000										
43 Cionel Pérez, L ERA: 8.25	1.0		6	2	3	3	0	1	0	0	0	0	1	10	19	27.00	3.000										

AB	38
R	8
H	12
RBI	8
BB	2
SO	5
LOB	12



AB	37
R	13
H	15
RBI	11
BB	7
SO	4
LOB	24



Batter	1	2	3	4	5	6	7	8	9	AB	R	H	RBI	BB	SO	LOB	TOP						
29 Mike Tauchman, L (1, 8) OBP: 0.304, SLG: 0.325										4	0	0	0	1	4	0							
33 Dan Ruff, R (1, 3) OBP: 0.380, SLG: 0.500										5	0	1	0	0	4	2							
5 Mike Yastrzemski, L (1, 9) OBP: 0.321, SLG: 0.504										4	0	1	0	1	1	0							
10 Evan Longoria, R (1, 5) OBP: 0.287, SLG: 0.405										4	0	0	0	0	2	3							
35 Brandon Crawford, L (1, 6) OBP: 0.328, SLG: 0.540										4	2	2	1	0	1	2							
41 Wilmer Flores, R (1, 4) OBP: 0.308, SLG: 0.343										0	0	0	0	1	0	0							
1 Mauricio Dubón, R (2, PR) OBP: 0.290, SLG: 0.360										3	1	1	0	0	1	2							
12 Alex Dickerson, L (1, 7) OBP: 0.287, SLG: 0.391										4	1	3	3	0	0	0							
56 Zack Littell, R (8, 1) OBP: 0.290, SLG: 0.360										0	0	0	0	0	0	0							
17 Jake McGee, L (9, 1)										0	0	0	0	0	0	0							
2 Curt Casali, R (1, 2) OBP: 0.238, SLG: 0.113										3	0	0	0	1	1	1							
26 Anthony DeSclafani, R (1, 1) OBP: 0.317, SLG: 0.432										2	0	0	0	0	2	3							
6 Steven Duggar, L (8, PH) OBP: 0.317, SLG: 0.432										1	0	0	0	0	1	0							
Inning Stats	R: 0 K: 3 S: 9	H: 0 LOB: 0 BB: 16	R: 0 K: 2 S: 11	H: 1 LOB: 3 BB: 19	R: 0 K: 3 S: 11	H: 0 LOB: 1 BB: 20	R: 3 K: 2 S: 11	H: 3 LOB: 0 BB: 15	R: 0 K: 1 S: 14	H: 2 LOB: 2 BB: 21	R: 0 K: 1 S: 10	H: 1 LOB: 2 BB: 19	R: 1 K: 1 S: 12	H: 1 LOB: 0 BB: 20	R: 0 K: 2 S: 8	H: 0 LOB: 0 BB: 11	R: 0 K: 2 S: 10	H: 0 LOB: 0 BB: 16	1B: 4 2B: 2 3B: 0 HR: 2	SF: 0 SAC: 1 DP: 0 HBP: 0	WP: 0 PB: 0 SB: 0 CS: 0	PA: 39	
PITCHER	IP: 5.0 WLS: L BF: 24	H: 6 R: 3 ER: 3 SO: 11	BB: 2 IBB: 1 HBP: 0 BLK: 0	WP: 0 HR: 1 S: 56 P: 91	ERA: 5.40 WHIP: 1.600	IP: 0.2 WLS: H BF: 4	H: 1 R: 0 ER: 0 SO: 0	BB: 1 IBB: 0 HBP: 0 BLK: 0	WP: 0 HR: 7 S: 13 P: 26	ERA: 0.00 WHIP: 3.000	IP: 1.1 WLS: H BF: 5	H: 1 R: 1 ER: 1 SO: 2	BB: 0 IBB: 0 HBP: 0 BLK: 0	WP: 0 HR: 1 S: 15 P: 23	ERA: 6.75 WHIP: 0.750	IP: 2.0 WLS: L BF: 6	H: 0 R: 0 ER: 0 SO: 4	BB: 0 IBB: 0 HBP: 0 BLK: 0	WP: 0 HR: 0 S: 18 P: 27	ERA: 0.00 WHIP: 0.000			

San Francisco Giants @ Cincinnati Reds
Great American Ball Park, Cincinnati, OH
Tue May 18, 2021, 6:42 PM - 9:32 PM EDT
Att: 8,745 - Partly Cloudy - 82 F

AB	34
R	4
H	8
RBI	4
BB	4
SO	17
LOB	13





Batter	1	2	3	4	5	6	7	8	9	AB	R	H	RBI	BB	SO	LOB	BOTTOM						
33 Jesse Winker, L (1, 7) OBP: 0.403, SLG: 0.613										4	1	2	1	0	0	1							
2 Nick Castellanos, R (1, 9) OBP: 0.400, SLG: 0.648										3	1	2	1	1	0	0							
7 Eugenio Suárez, R (1, 5) OBP: 0.235, SLG: 0.355										4	0	0	0	0	2	3							
12 Tyler Naquin, L (1, 8) OBP: 0.348, SLG: 0.534										3	0	1	0	1	1	1							
17 Kyle Farmer, R (1, 6) OBP: 0.314, SLG: 0.312										3	0	1	0	0	0	1							
9 Mike Moustakas, L (8, PH) OBP: 0.337, SLG: 0.437										4	0	1	0	0	0	2							
6 Jonathan India, R (1, 4) OBP: 0.325, SLG: 0.378										4	0	0	0	0	1	3							
16 Tucker Barnhart, L (1, 2) OBP: 0.351, SLG: 0.455										4	0	1	0	0	1	2							
0 Alex Blandino, R (1, 3) OBP: 0.379, SLG: 0.298										4	0	1	0	0	1	2							
58 Luis Castillo, R (1, 1) OBP: 0.273, SLG: 0.390										1	0	0	0	0	1	2							
4 Shogo Ayusawa, L (5, PH) OBP: 0.265, SLG: 0.291										1	0	0	0	0	1	0							
63 Sean Rodriguez, L (8, 1) OBP: 0.265, SLG: 0.291										0	0	0	0	0	0	0							
55 Heath Hembree, R (8, 1) OBP: 0.222, SLG: 0.293										0	0	0	0	0	0	0							
34 Mark Payton, L (7, PH) OBP: 0.222, SLG: 0.293										0	0	0	0	0	0	0							
88 Ryan Hendrix, R (8, 1) OBP: 0.266, SLG: 0.448										0	0	0	0	0	0	0							
37 Tyler Stephenson, R (8, PH) OBP: 0.266, SLG: 0.448										0	0	0	0	0	0	0							
Inning Stats	R: 1 K: 0 S: 11	H: 2 LOB: 0 BB: 16	R: 0 K: 3 S: 14	H: 2 LOB: 0 BB: 21	R: 0 K: 1 S: 8	H: 0 LOB: 0 BB: 13	R: 0 K: 0 S: 5	H: 0 LOB: 1 BB: 12	R: 0 K: 1 S: 13	H: 1 LOB: 2 BB: 25	R: 0 K: 1 S: 7	H: 0 LOB: 0 BB: 10	R: 0 K: 0 S: 6	H: 1 LOB: 0 BB: 10	R: 1 K: 1 S: 11	H: 2 LOB: 0 BB: 13	R: 0 K: 0 S: 7	H: 0 LOB: 0 BB: 9	1B: 6 2B: 0 3B: 0 HR: 2	SF: 0 SAC: 0 DP: 0 HBP: 0	WP: 0 PB: 0 SB: 0 CS: 1	PA: 36	
PITCHER	IP: 7.0 WLS: W BF: 28	H: 6 R: 1 ER: 1 SO: 7	BB: 2 IBB: 0 HBP: 0 BLK: 0	WP: 0 HR: 1 S: 64 P: 107	ERA: 1.29 WHIP: 1.143	IP: 1.0 WLS: H BF: 5	H: 2 R: 1 ER: 1 SO: 1	BB: 0 IBB: 0 HBP: 0 BLK: 0	WP: 0 HR: 1 S: 11 P: 13	ERA: 9.00 WHIP: 2.000	IP: 1.0 WLS: S BF: 3	H: 0 R: 0 ER: 0 SO: 0	BB: 0 IBB: 0 HBP: 0 BLK: 0	WP: 0 HR: 0 S: 7 P: 9	ERA: 0.00 WHIP: 0.000								

San Francisco Giants @ Cincinnati Reds
Great American Ball Park, Cincinnati, OH
Tue May 18, 2021, 6:42 PM - 9:32 PM EDT
Att: 8,745 - Partly Cloudy - 82 F

AB	34
R	2
H	8
RBI	2
BB	2
SO	8
LOB	17



Batter	1	2	3	4	5	6	7	8	9	AB R H RBI BB SO LOB	TOP											
13 Austin Slater, R OBP: 0.314, SLG: 0.368	G6-3		E3 28 WP		G5-3		1B		FC4-2 28 2B	5 1 1 0 0 0 4	San Francisco Giants @ Cincinnati Reds Great American Ball Park, Cincinnati, OH Wed May 19 2021, 6:41 PM - 9:48 PM EDT Att: 10,326 - Partly Cloudy - 86 F livebaseballscorecards.com AB 36 R 4 H 9 RBI 4 BB 2 SO 10 LOB 15 											
28 Buster Posey, R OBP: 0.451, SLG: 0.657	1B		G5-3		G5-3		F7		2B	5 0 3 3 0 0 2												
33 Darin Ruf, R OBP: 0.357, SLG: 0.463	FC5-4			L7		K		K	F8	5 0 0 0 0 2 4												
10 Evan Longoria, R OBP: 0.333, SLG: 0.400	K			1B		G4-3		K		4 0 1 0 0 2 1												
5 Mike Yastrzemski, L OBP: 0.319, SLG: 0.492		G4-3		F7		1 BLK HBP		K		3 0 0 0 0 1 1												
7 Donovan Solano, R OBP: 0.310, SLG: 0.352	G5-3			G5-3		K		L8		4 0 0 0 0 1 2												
1 Mauricio Dubón, R OBP: 0.299, SLG: 0.378						K		1B	12 WP 29 BB 13 FC4-2	4 1 2 0 0 1 1												
29 Mike Tauchman, L OBP: 0.313, SLG: 0.325			P5		1B		K	BB	13 FC4-2 28 2B 12 WP	3 1 1 1 1 1 0												
34 Kevin Gausman, L OBP: 0.176, SLG: 0.176 6 Steven Duggan, L OBP: 0.370, SLG: 0.421 56 Zack Littell, R OBP: 0.344, SLG: 0.330 17 Jake McGee, L OBP: 0.306, SLG: 0.302 12 Alex Dickerson, L OBP: 0.295, SLG: 0.399 71 Tyler Rogers, R OBP: 0.309, SLG: 0.600			K		2B		K	BB	13 FC4-2 28 2B	2 0 1 0 0 1 0 1 0 0 0 0 1 0 0 0 0 0 0 0 0 0 0 0 0 0 0 0 0 1 0 0 1 0 0 0 0 0 0 0 0 0												
Inning Stats	R: 0 H: 1 E: 0 K: 1 S: 10	H: 1 LOB: 0 BB: 0 P: 17	R: 0 H: 0 E: 0 K: 0 S: 6	H: 0 LOB: 0 BB: 0 P: 11	R: 0 H: 0 E: 1 K: 1 S: 12	H: 0 LOB: 1 BB: 0 P: 18	R: 0 H: 1 E: 0 K: 0 S: 9	H: 1 LOB: 1 BB: 0 P: 15	R: 1 H: 4 E: 0 K: 1 S: 17	H: 4 LOB: 2 BB: 0 P: 26		R: 0 H: 0 E: 0 K: 2 S: 9	H: 0 LOB: 1 BB: 0 P: 13	R: 0 H: 1 E: 0 K: 2 S: 10	H: 1 LOB: 1 BB: 0 P: 16	R: 0 H: 0 E: 0 K: 3 S: 9	H: 0 LOB: 0 BB: 0 P: 14	R: 3 H: 2 E: 0 K: 0 S: 12	H: 2 LOB: 1 BB: 2 P: 25	1B: 7 2B: 2 3B: 0 HR: 0	SF: 0 SAC: 0 DP: 0 HBP: 1	WP: 2 PB: 0 SB: 1 CS: 0
PITCHER	IP WLS BF H R ER SO BB IBB HBP BLK WP HR S P ERA WHIP											PITCHER	IP WLS BF H R ER SO BB IBB HBP BLK WP HR S P ERA WHIP									
22 Wade Miley, L ERA: 3.5	4.2 L 20 6 1 1 2 0 0 0 0 1 0 0 51 81 1.93 1.286																					
39 Lucas Sims, R ERA: 4.96	1.1 5 0 0 0 3 0 0 0 1 1 0 0 12 19 0.00 0.000																					
50 Amir Garrett, L ERA: 7.5	0.2 3 1 0 0 2 0 0 0 0 0 0 0 8 13 0.00 1.500																					
46 Michael Feliz, R ERA: 1.8	1.1 4 0 0 0 3 0 0 0 0 0 0 0 11 17 0.00 0.000																					
41 Carson Fulmer, R ERA: 5.7	1.0 7 2 3 3 0 2 0 0 0 1 0 0 12 25 27.00 4.000																					

Batter	1	2	3	4	5	6	7	8	9	AB R H RBI BB SO LOB	BOTTOM											
33 Jesse Winker, L OBP: 0.399, SLG: 0.600	F7			G3-1		G6-3			G3-1 7 G3-1 2 1B	3 0 0 0 1 0 0	San Francisco Giants @ Cincinnati Reds Great American Ball Park, Cincinnati, OH Wed May 19 2021, 6:41 PM - 9:48 PM EDT Att: 10,326 - Partly Cloudy - 86 F livebaseballscorecards.com AB 29 R 0 H 3 RBI 0 BB 3 SO 10 LOB 13 											
2 Nick Castellanos, R OBP: 0.402, SLG: 0.642	K			BB		P3			7 G3-1 1B	3 0 1 0 1 1 0												
7 Eugenio Suárez, R OBP: 0.230, SLG: 0.346	K			F7		G5-3			G3-1	4 0 0 0 0 1 3												
37 Tyler Stephenson, R OBP: 0.351, SLG: 0.408			K		K		1B		K	4 0 1 0 0 3 3												
16 Tucker Barnhart, L OBP: 0.348, SLG: 0.457		G1-6-3			2B		K		G3	4 0 1 0 0 1 3												
17 Kyle Farmer, R OBP: 0.306, SLG: 0.302		F9			K		F9			3 0 0 0 0 1 2												
4 Shogo Akiyama, L OBP: 0.296, SLG: 0.240			K		BB				F9	2 0 0 0 1 1 0												
6 Jonathan India, R OBP: 0.317, SLG: 0.366			K		G5-3			L7		3 0 0 0 0 1 2												
22 Wade Miley, L ERA: 3.5 39 Lucas Sims, R ERA: 4.96 12 Tyler Naquin, L OBP: 0.344, SLG: 0.330 50 Amir Garrett, R ERA: 7.5 46 Michael Feliz, R ERA: 1.8 0 Alex Blandino, R OBP: 0.270, SLG: 0.399 41 Carson Fulmer, R ERA: 5.7				G5-3		K		P3		1 0 0 0 0 0 0 0 0 0 0 0 0 0 1 0 0 0 0 1 0 0 0 0 0 0 0 0 0 0 0 0 0 0 0 1 0 0 0 0 0 0 0 0 0 0 0 0 0												
Inning Stats	R: 0 H: 0 E: 0 K: 2 S: 9	H: 0 LOB: 0 BB: 0 P: 13	R: 0 H: 0 E: 0 K: 1 S: 15	H: 0 LOB: 0 BB: 0 P: 18	R: 0 H: 0 E: 0 K: 2 S: 7	H: 0 LOB: 0 BB: 0 P: 9	R: 0 H: 0 E: 0 K: 1 S: 10	H: 0 LOB: 1 BB: 1 P: 20	R: 0 H: 1 E: 0 K: 1 S: 12	H: 1 LOB: 1 BB: 1 P: 19		R: 0 H: 0 E: 0 K: 1 S: 11	H: 0 LOB: 0 BB: 0 P: 15	R: 0 H: 1 E: 0 K: 1 S: 7	H: 1 LOB: 1 BB: 0 P: 14	R: 0 H: 0 E: 0 K: 0 S: 6	H: 0 LOB: 0 BB: 0 P: 8	R: 0 H: 1 E: 0 K: 1 S: 13	H: 1 LOB: 2 BB: 1 P: 22	1B: 2 2B: 1 3B: 0 HR: 0	SF: 0 SAC: 0 DP: 1 HBP: 0	WP: 0 PB: 0 SB: 0 CS: 0
PITCHER	IP WLS BF H R ER SO BB IBB HBP BLK WP HR S P ERA WHIP											PITCHER	IP WLS BF H R ER SO BB IBB HBP BLK WP HR S P ERA WHIP									
34 Kevin Gausman, R ERA: 1.66	6.0 W 20 6 0 0 8 2 0 0 0 0 0 0 64 94 0.00 0.500																					
56 Zack Littell, R ERA: 1.04	1.0 H 4 1 0 0 1 0 0 0 0 0 0 0 7 14 0.00 1.000																					
17 Jake McGee, L ERA: 4.58	1.0 H 3 0 0 0 0 0 0 0 0 0 0 0 6 8 0.00 0.000																					
71 Tyler Rogers, R ERA: 0.7	1.0 5 1 0 0 1 1 0 0 0 0 0 0 13 22 0.00 2.000																					

Batter	1	2	3	4	5	6	7	8	9	AB	R	H	RBI	BB	SO	LOB	TOP					
5 Mike Yastrzemski, L OBP: 0.329, SLG: 0.483 75 Camilo Doval, R 48 Jose Alvarez, L 37 Matt Wisler, R	F7						F9			2	3	0	0	3	0	1	San Francisco Giants @ Cincinnati Reds Great American Ball Park, Cincinnati, OH Thu May 20 2021, 12:38 PM - 4:24 PM EDT Att. 11,656 - Sunny - 87 F					
33 Dann Ruf, R OBP: 0.389, SLG: 0.556	10 1B					L5				5	4	4	2	1	0	2						
35 Brandon Crawford, L OBP: 0.336, SLG: 0.563	K									6	3	3	6	0	2	3						
10 Evan Longoria, R OBP: 0.347, SLG: 0.432						F7				5	2	3	3	1	0	1						
12 Alex Dickerson, L OBP: 0.287, SLG: 0.376	K					L4-3				6	1	1	1	0	1	4						
1 Mauricio Dubón, R OBP: 0.301, SLG: 0.375	G1-3									6	1	2	1	0	1	2						
6 Steven Duggar, L OBP: 0.319, SLG: 0.488	G1-3									5	2	2	4	0	1	1						
2 Curt Casali, R OBP: 0.265, SLG: 0.125										3	2	1	0	0	2	1						
47 Johnny Cueto, R 67 Sam Selman, R 13 Austin Slater, R OBP: 0.309, SLG: 0.361	G1-3									3	0	0	0	0	2	3						
										2	0	0	0	0	1	2						
Inning Stats	R: 1 E: 0 K: 2 S: 16	H: 2 LOB: 1 BB: 0 P: 28	R: 0 E: 0 K: 0 S: 8	H: 1 LOB: 1 BB: 0 P: 12	R: 9 E: 0 K: 3 S: 30	H: 6 LOB: 3 BB: 3 P: 57	R: 0 E: 0 K: 1 S: 8	H: 1 LOB: 0 BB: 0 P: 13	R: 4 E: 0 K: 1 S: 22	H: 2 LOB: 0 BB: 1 P: 33	R: 0 E: 0 K: 1 S: 6	H: 0 LOB: 0 BB: 0 P: 7	R: 4 E: 0 K: 1 S: 12	H: 3 LOB: 0 BB: 0 P: 20	R: 0 E: 0 K: 1 S: 7	H: 1 LOB: 1 BB: 0 P: 9	R: 1 E: 1 K: 0 S: 13	H: 0 LOB: 2 BB: 2 P: 26	1B: 10 2B: 3 3B: 0 HR: 4	SF: 0 SAC: 0 DP: 1 HBP: 2	WP: 0 PB: 1 SB: 0 CS: 0	PA: 51
PITCHER	IP WLS BF H R ER SO BB IBB HBP BLK WP HR S P ERA WHIP	IP WLS BF H R ER SO BB IBB HBP BLK WP HR S P ERA WHIP	IP WLS BF H R ER SO BB IBB HBP BLK WP HR S P ERA WHIP	IP WLS BF H R ER SO BB IBB HBP BLK WP HR S P ERA WHIP	IP WLS BF H R ER SO BB IBB HBP BLK WP HR S P ERA WHIP	IP WLS BF H R ER SO BB IBB HBP BLK WP HR S P ERA WHIP	IP WLS BF H R ER SO BB IBB HBP BLK WP HR S P ERA WHIP	IP WLS BF H R ER SO BB IBB HBP BLK WP HR S P ERA WHIP	IP WLS BF H R ER SO BB IBB HBP BLK WP HR S P ERA WHIP	30 Tyler Mahle, R ERA: 4.2	46 Michael Feliz, R ERA: 3.38	68 Ryan Hendrix, R ERA: 4.22	55 Heath Hembree, R ERA: 4.85	41 Carson Fulmer, R ERA: 6.66	0 Alex Blandino, R ERA:	32 Max Schrock, R ERA:						
Batter	1	2	3	4	5	6	7	8	9	AB	R	H	RBI	BB	SO	LOB	BOTTOM					
33 Jesse Winker, L OBP: 0.397, SLG: 0.592 41 Carson Fulmer, R	G5-4-3		G4-3		L7					2	0	0	0	1	0	1	San Francisco Giants @ Cincinnati Reds Great American Ball Park, Cincinnati, OH Thu May 20 2021, 12:38 PM - 4:24 PM EDT Att. 11,656 - Sunny - 87 F					
32 Max Schrock, L OBP: 0.182, SLG: 0.182										2	0	1	0	0	1	2						
2 Nick Castellanos, R OBP: 0.410, SLG: 0.647 34 Mark Payton, L OBP: 0.250, SLG: 0.182										2	0	2	1	0	0	0						
37 Tyler Stephenson, R OBP: 0.346, SLG: 0.413										4	0	1	0	0	0	3						
12 Tyler Naquin, L OBP: 0.336, SLG: 0.512										4	0	0	0	0	3	4						
7 Eugenio Suárez, R OBP: 0.236, SLG: 0.365										3	2	1	2	1	0	0						
17 Kyle Farmer, R OBP: 0.313, SLG: 0.310										4	0	2	0	0	1	0						
6 Jonathan India, R OBP: 0.315, SLG: 0.362										4	0	1	0	0	1	3						
0 Alex Blandino, R OBP: 0.365, SLG: 0.308										4	1	1	0	0	3	2						
30 Tyler Mahle, R OBP: 0.289, SLG: 0.399 46 Michael Feliz, R 68 Ryan Hendrix, R 55 Heath Hembree, R 4 Shogo Akiyama, L OBP: 0.287, SLG: 0.274										0	0	0	0	0	0	0						
										3	0	0	0	0	1	2						
Inning Stats	R: 0 E: 0 K: 1 S: 10	H: 1 LOB: 1 BB: 1 P: 20	R: 0 E: 0 K: 0 S: 7	H: 1 LOB: 0 BB: 0 P: 10	R: 1 E: 0 K: 1 S: 23	H: 3 LOB: 2 BB: 0 P: 33	R: 0 E: 0 K: 1 S: 6	H: 0 LOB: 0 BB: 0 P: 11	R: 0 E: 0 K: 1 S: 9	H: 0 LOB: 0 BB: 0 P: 15	R: 0 E: 0 K: 1 S: 18	H: 0 LOB: 0 BB: 0 P: 25	R: 1 E: 1 K: 3 S: 17	H: 1 LOB: 2 BB: 1 P: 29	R: 2 E: 0 K: 1 S: 15	H: 3 LOB: 1 BB: 0 P: 21	R: 0 E: 0 K: 3 S: 14	H: 1 LOB: 1 BB: 0 P: 21	1B: 7 2B: 2 3B: 0 HR: 1	SF: 0 SAC: 0 DP: 1 HBP: 0	WP: 1 PB: 0 SB: 0 CS: 0	PA: 39
PITCHER	IP WLS BF H R ER SO BB IBB HBP BLK WP HR S P ERA WHIP	IP WLS BF H R ER SO BB IBB HBP BLK WP HR S P ERA WHIP	IP WLS BF H R ER SO BB IBB HBP BLK WP HR S P ERA WHIP	IP WLS BF H R ER SO BB IBB HBP BLK WP HR S P ERA WHIP	IP WLS BF H R ER SO BB IBB HBP BLK WP HR S P ERA WHIP	IP WLS BF H R ER SO BB IBB HBP BLK WP HR S P ERA WHIP	IP WLS BF H R ER SO BB IBB HBP BLK WP HR S P ERA WHIP	IP WLS BF H R ER SO BB IBB HBP BLK WP HR S P ERA WHIP	IP WLS BF H R ER SO BB IBB HBP BLK WP HR S P ERA WHIP	47 Johnny Cueto, R ERA: 3.34	67 Sam Selman, L ERA: 5.79	75 Camilo Doval, R ERA: 7.59	48 Jose Alvarez, L ERA: 5.56	37 Matt Wisler, R ERA: 6.75								

Batter	1	2	3	4	5	6	7	8	9	AB	R	H	RBI	BB	SO	LOB	TOP										
16 Koltan Wong, L (1,4) OBP: 0.346, SLG: 0.392 29 Josh Lindblom, R (7,1) 15 Tyrone Taylor, R (9,PH) OBP: 0.316, SLG: 0.391	F8	G4-3			K		6 2B 22 G6-3 HBP		6 WP 2B	3 1 0 0 0 1 3 0 0 0 0 0 0 0 1 0 1 0 0 0 0							Milwaukee Brewers @ Cincinnati Reds Great American Ball Park, Cincinnati, OH Fri May 21 2021, 7:11 PM - 10:40 PM EDT Att: 17,234 - Cloudy - 86 F										
6 Lorenzo Cain, R (1,8) OBP: 0.318, SLG: 0.377	G3		10 F9 22 WP 1B		F9				1-2 2B	5 0 2 1 0 1 1																	
22 Christian Yelich, L (1,7) OBP: 0.497, SLG: 0.295	L7				K				3-H 2B	4 0 0 1 0 2 2																	
10 Omar Narváez, L (1,2) OBP: 0.437, SLG: 0.500					F9				3-H 1-2 K	4 0 0 0 0 2 2																	
20 Daniel Vogelbach, L (1,3) OBP: 0.309, SLG: 0.344					G5-3				3-3 K	4 1 1 0 0 0 1																	
21 Travis Shaw, L (1,5) OBP: 0.297, SLG: 0.367									0-2 F7	2 0 0 0 2 0 0																	
41 Jackie Bradley Jr., L (1,9) OBP: 0.235, SLG: 0.304									0-0 G4-1	3 1 1 0 1 1 1																	
2 Luis Urias, R (1,6) OBP: 0.322, SLG: 0.367					P2				0-3 K	3 1 1 1 1 1 1																	
37 Adrian Houser, R (1,1) OBP: 0.200, SLG: 0.600 47 Angel Perdomo, L (5,1) 11 Billy McKinney, L (7,PH) OBP: 0.260, SLG: 0.359 28 Daniel Robertson, R (7,4) OBP: 0.196, SLG: 0.128									3-2 G6-3	2 0 0 0 0 2 4 0 0 0 0 0 0 0 1 0 0 0 0 0 0																	
Inning Stats	R: 0 E: 0 K: 0 S: 7	H: 0 LOB: 0 BB: 0 P: 12	R: 1 E: 0 K: 2 S: 21	H: 1 LOB: 3 BB: 3 P: 39	R: 0 E: 0 K: 1 S: 9	H: 1 LOB: 1 BB: 0 P: 13	R: 0 E: 0 K: 2 S: 9	H: 0 LOB: 1 BB: 1 P: 15	R: 0 E: 0 K: 0 S: 13	H: 0 LOB: 0 BB: 0 P: 20	R: 0 E: 0 K: 0 S: 6	H: 0 LOB: 0 BB: 0 P: 6	R: 3 E: 0 K: 1 S: 23	H: 3 LOB: 1 BB: 0 P: 31	R: 0 E: 0 K: 1 S: 7	H: 0 LOB: 0 BB: 0 P: 10		R: 0 E: 0 K: 2 S: 15	H: 1 LOB: 1 BB: 0 P: 22	1B: 3 2B: 3 3B: 0 HR: 0	SF: 1 DP: 0 HBP: 1	WP: 2 PB: 0 CS: 0	PA: 38				
PITCHER	IP	WLS	BF	H	R	ER	SO	BB	IBB	HBP	BLK	WP	HR	S	P	ERA	WHIP										
23 Jeff Hoffman, R (1,1) ERA: 4.31	5.0	W	21	2	1	1	7	4	0	0	0	1	0	59	99	1.80	1.200										
50 Amir Garrett, L (6,1) ERA: 6.92	1.0		3	0	0	0	0	0	0	0	0	0	0	6	6	0.00	0.000										
39 Lucas Sims, R (7,1) ERA: 6.48	0.1		5	3	3	3	0	0	0	1	0	0	0	16	23	81.00	9.000										
70 Tejay Antone, R (7,1) ERA: 1.93	1.2	H	5	0	0	0	2	0	0	0	0	0	0	14	18	0.00	0.000										
47 Brad Brach, R (9,1) ERA:	1.0		4	1	0	0	2	0	0	0	0	1	0	15	22	0.00	1.000										

Batter	1	2	3	4	5	6	7	8	9	AB	R	H	RBI	BB	SO	LOB	BOTTOM										
33 Jesse Winker, L (1,7) OBP: 0.416, SLG: 0.664	12 HR 37 BB 1B									4 4 4 3 1 0 0							Milwaukee Brewers @ Cincinnati Reds Great American Ball Park, Cincinnati, OH Fri May 21 2021, 7:11 PM - 10:40 PM EDT Att: 17,234 - Cloudy - 86 F										
2 Nick Castellanos, R (1,9) OBP: 0.404, SLG: 0.632	K									5 1 1 0 0 3 2																	
37 Tyler Stephenson, R (1,3) 0 Alex Blandino, R (8,3) OBP: 0.375, SLG: 0.321	12 HR BB									2 1 0 0 2 1 0 1 0 1 0 0 0 0																	
12 Tyler Naquin, L (1,8) OBP: 0.338, SLG: 0.528	HR									4 1 1 3 1 0 1																	
7 Eugenio Suárez, R (1,5) OBP: 0.236, SLG: 0.358	F9									3 1 0 0 1 0 3																	
16 Tucker Barnhart, L (1,2) OBP: 0.353, SLG: 0.453	G4-3									1 1 0 1 2 0 0																	
17 Kyle Farmer, R (1,6) OBP: 0.310, SLG: 0.308	L4									4 0 1 1 0 1 3																	
6 Jonathan India, R (1,4) OBP: 0.320, SLG: 0.361	F9									3 0 1 1 1 1 0																	
23 Jeff Hoffman, R (1,1) 50 Amir Garrett, R (6,1) 26 Scott Heineman, R (7,1) 39 Lucas Sims, R (7,1) 70 Tejay Antone, R (7,1) 47 Brad Brach, R (9,1)										2 0 0 0 0 1 2 0 0 0 0 0 0 0 1 0 0 0 0 0 0 0 0 0 0 0 0 0 1 0 0 0 0 0 1 0 0 0 0 0 0 0																	
Inning Stats	R: 3 E: 0 K: 1 S: 11	H: 2 LOB: 0 BB: 1 P: 22	R: 0 E: 0 K: 1 S: 10	H: 0 LOB: 0 BB: 0 P: 16	R: 1 E: 0 K: 1 S: 12	H: 1 LOB: 0 BB: 0 P: 20	R: 0 E: 0 K: 1 S: 12	H: 0 LOB: 2 BB: 2 P: 23	R: 2 E: 0 K: 0 S: 10	H: 2 LOB: 2 BB: 2 P: 23	R: 0 E: 0 K: 2 S: 12	H: 0 LOB: 1 BB: 1 P: 23	R: 2 E: 0 K: 1 S: 16	H: 2 LOB: 2 BB: 2 P: 29	R: 1 E: 0 K: 1 S: 9	H: 2 LOB: 0 BB: 0 P: 14		1B: 5 2B: 0 3B: 0 HR: 4	SF: 1 DP: 1 HBP: 0	WP: 2 PB: 0 CS: 0	PA: 40						
PITCHER	IP	WLS	BF	H	R	ER	SO	BB	IBB	HBP	BLK	WP	HR	S	P	ERA	WHIP										
37 Adrian Houser, R (1,1) ERA: 4.93	4.0	L	21	5	6	6	4	4	0	0	0	1	0	49	91	13.50	2.250										
47 Angel Perdomo, L (5,1) ERA: 4.97	2.0		8	0	0	0	2	2	0	0	0	1	0	18	36	0.00	1.000										
29 Josh Lindblom, R (7,1) ERA: 10.43	2.0		11	4	3	3	2	2	0	0	0	1	1	25	43	13.50	3.000										



Batter	1	2	3	4	5	6	7	8	9	AB	R	H	RBI	BB	SO	LOB	TOP								
6 Lorenzo Cain, R OBP: 0.312, SLG: 0.358	G3-1		G1-6-3		P3		K		F9	4	0	0	0	1	1	0									
10 Omar Narváez, L OBP: 0.430, SLG: 0.500	G3		G1-6-3			2B	P4			4	1	1	0	0	0	2									
24 Avisail García, R OBP: 0.325, SLG: 0.410	K			G6-3		BB	K			3	1	0	0	1	2	0									
20 Daniel Vogelbach, L OBP: 0.316, SLG: 0.343		K			BB	F7		BB		3	0	1	0	1	1	2									
21 Travis Shaw, L OBP: 0.290, SLG: 0.357		K			L7		K		K	4	0	0	0	0	3	4									
27 Willy Adames, R OBP: 0.280, SLG: 0.370		K			BB		F8		F8	3	0	1	0	1	1	1									
41 Jackie Bradley Jr., L OBP: 0.235, SLG: 0.302			K		F7				K	4	0	1	2	0	2	3									
2 Luis Urias, R OBP: 0.322, SLG: 0.390										3	1	1	1	0	1	2									
35 Brent Suter, L										0	0	0	0	0	0	0									
38 Devin Williams, R										0	0	0	0	0	0	0									
22 Christian Yelich, L OBP: 0.400, SLG: 0.289										1	0	0	0	0	1	0									
71 Josh Hader, L										0	0	0	0	0	0	0									
25 Brett Anderson, L										1	0	0	0	1	1	0									
28 Daniel Robertson, R OBP: 0.250, SLG: 0.220										2	1	1	1	0	0	0									
Inning Stats	R: 0 E: 0 K: 1 S: 7	H: 0 LOB: 0 BB: 0 P: 10	R: 0 E: 0 K: 3 S: 10	H: 0 LOB: 0 BB: 0 P: 14	R: 1 E: 0 K: 1 S: 10	H: 1 LOB: 1 BB: 2 P: 22	R: 0 E: 0 K: 0 S: 11	H: 2 LOB: 2 BB: 0 P: 13	R: 0 E: 0 K: 1 S: 7	H: 0 LOB: 0 BB: 0 P: 11	R: 2 E: 0 K: 2 S: 15	H: 2 LOB: 2 BB: 2 P: 26	R: 1 E: 0 K: 2 S: 14	H: 1 LOB: 0 BB: 0 P: 22	R: 0 E: 0 K: 2 S: 9	H: 0 LOB: 1 BB: 1 P: 17	R: 0 E: 0 K: 1 S: 9	H: 0 LOB: 0 BB: 0 P: 13	1B: 3 2B: 1 3B: 0 HR: 2	SF: 0 SAC: 0 DP: 1 HBP: 0	WP: 0 PB: 1 SB: 0 CS: 0	PA: 37			
PITCHER	IP	WLS	BF	H	R	ER	SO	BB	IBB	HBP	BLK	WP	HR	S	P	ERA	WHIP								
54 Sonny Gray, R ERA: 3.96	6.0		26	5	3	3	8	4	0	0	0	0	1	60	96	4.50	1.500								
55 Heath Hembree, R ERA: 5.14	1.0	L	4	1	1	1	2	0	0	0	0	0	1	14	22	9.00	1.000								
63 Sean Doolittle, L ERA: 3.71	1.1		5	0	0	0	3	1	0	0	0	0	0	13	23	0.00	0.750								
68 Ryan Hendrix, R ERA: 3.97	0.2		2	0	0	0	0	0	0	0	0	0	0	5	7	0.00	0.000								

Milwaukee Brewers @ Cincinnati Reds
Great American Ball Park, Cincinnati, OH
Sat May 22 2021, 4:12 PM - 7:19 PM EDT
Att: 17,611 - Partly Cloudy - 85 F

AB 32
R 4
H 6
RBI 4
BB 5
SO 13
LOB 14



Batter	1	2	3	4	5	6	7	8	9	AB	R	H	RBI	BB	SO	LOB	BOTTOM								
33 Jesse Winker, L OBP: 0.412, SLG: 0.673	G4-3		HR			K		K		4	1	1	1	0	2	0									
2 Nick Castellanos, R OBP: 0.406, SLG: 0.635	BB		L6			BB		K		4	1	2	0	0	1	0									
37 Tyler Stephenson, R OBP: 0.360, SLG: 0.420	G4-6-3					BB		K		4	0	2	1	0	1	1									
7 Eugenio Suárez, R OBP: 0.231, SLG: 0.349		G5-3				FC5-4		K		4	0	0	0	0	2	2									
17 Kyle Farmer, R OBP: 0.300, SLG: 0.296		L6			G5-3		K		G4-3	4	0	0	0	0	1	2									
0 Alex Blandino, R OBP: 0.353, SLG: 0.298		K			K			G6-3		4	0	0	0	0	3	1									
26 Scott Heineman, R OBP: 0.250, SLG: 1.000			HR			P4		G4-3		3	1	1	1	0	0	0									
6 Jonathan India, R OBP: 0.321, SLG: 0.360			G5-3			G5-3				3	0	1	0	0	0	0									
54 Sonny Gray, R										2	0	0	0	0	0	0									
55 Heath Hembree, R										0	0	0	0	0	0	0									
12 Tyler Naquin, L OBP: 0.336, SLG: 0.524										1	0	0	0	0	0	1									
63 Sean Doolittle, L										0	0	0	0	0	0	0									
68 Ryan Hendrix, R										0	0	0	0	0	0	0									
Inning Stats	R: 0 E: 0 K: 0 S: 4	H: 1 LOB: 0 BB: 0 P: 4	R: 0 E: 0 K: 1 S: 11	H: 0 LOB: 0 BB: 0 P: 17	R: 2 E: 0 K: 0 S: 9	H: 2 LOB: 0 BB: 0 P: 16	R: 0 E: 0 K: 2 S: 10	H: 1 LOB: 1 BB: 0 P: 19	R: 0 E: 0 K: 0 S: 4	H: 0 LOB: 0 BB: 0 P: 9	R: 1 E: 0 K: 2 S: 12	H: 2 LOB: 1 BB: 0 P: 19	R: 0 E: 0 K: 0 S: 15	H: 1 LOB: 1 BB: 0 P: 26	R: 0 E: 0 K: 3 S: 13	H: 0 LOB: 0 BB: 0 P: 17	R: 0 E: 0 K: 2 S: 11	H: 0 LOB: 0 BB: 0 P: 14	1B: 3 2B: 2 3B: 0 HR: 2	SF: 0 SAC: 0 DP: 1 HBP: 0	WP: 0 PB: 0 SB: 0 CS: 0	PA: 33			
PITCHER	IP	WLS	BF	H	R	ER	SO	BB	IBB	HBP	BLK	WP	HR	S	P	ERA	WHIP								
25 Brett Anderson, L ERA: 4.34	5.0		18	4	2	2	3	0	0	0	0	0	0	27	45	4.50	1.500								
35 Brent Suter, L ERA: 4.18	2.0	W	9	3	1	1	2	0	0	0	0	0	0	13	17	0.00	0.000								
38 Devin Williams, R ERA: 3.86	1.0	H	3	0	0	0	3	0	0	0	0	0	0	13	17	0.00	0.000								
71 Josh Hader, L ERA: 1.08	1.0	S	3	0	0	0	2	0	0	0	0	0	0	11	14	0.00	0.000								


Milwaukee Brewers @ Cincinnati Reds
Great American Ball Park, Cincinnati, OH
Sat May 22 2021, 4:12 PM - 7:19 PM EDT
Att: 17,611 - Partly Cloudy - 85 F


AB 33
R 3
H 7
RBI 3
BB 0
SO 10
LOB 7



Batter	1	2	3	4	5	6	7	8	9	AB	R	H	RBI	BB	SO	LOB	TOP										
7 Eugenio Suárez, R OBP: 0.228, SLG: 0.358										4	1	1	1	0	3	0	<p>Cincinnati Reds @ Washington Nationals Nationals Park, Washington, DC Tue May 25 2021, 7:07 PM - 9:57 PM EDT Att: 8,935 - Clear - 78 F</p> <p>livebaseballscorecards.com</p>										
33 Jesse Winker, L OBP: 0.402, SLG: 0.667										4	0	0	0	0	1	0											
2 Nick Castellanos, R OBP: 0.419, SLG: 0.671										4	0	2	0	0	1	0											
12 Tyler Naquin, L OBP: 0.336, SLG: 0.515										3	0	1	0	1	2	1											
37 Tyler Stephenson, R OBP: 0.351, SLG: 0.391										3	0	0	0	0	2	2											
70 Tejay Antone, R										0	0	0	0	0	0	0											
26 Scott Heineman, R OBP: 0.203, SLG: 0.800										1	0	0	0	0	0	2											
50 Amir Garrett, R										0	0	0	0	0	0	0											
39 Lucas Sims, R										0	0	0	0	0	0	0											
16 Tucker Barnhart, L OBP: 0.354, SLG: 0.438										4	0	1	0	0	2	1											
17 Kyle Farmer, R OBP: 0.299, SLG: 0.316										2	1	1	1	0	0	1											
6 Jonathan India, R OBP: 0.321, SLG: 0.354										2	0	0	0	1	0	1											
30 Tyler Mahle, R OBP: 0.250, SLG: 0.077										2	0	0	0	0	0	2											
0 Alex Blandino, R OBP: 0.338, SLG: 0.283										1	0	0	0	0	1	0											
Inning Stats	R: 0 H: 0 E: 0 K: 2 S: 8	H: 0 LOB: 0 BB: 0 P: 12	R: 0 H: 0 E: 0 K: 2 S: 8	H: 0 LOB: 0 BB: 0 P: 14	R: 1 H: 1 E: 0 K: 1 S: 8	H: 1 LOB: 0 BB: 0 P: 13	R: 0 H: 1 E: 1 K: 2 S: 11	H: 1 LOB: 1 BB: 0 P: 15	R: 0 H: 1 E: 0 K: 0 S: 11	H: 1 LOB: 1 BB: 1 P: 21	R: 1 H: 2 E: 0 K: 1 S: 11	H: 2 LOB: 1 BB: 0 P: 15	R: 0 H: 0 E: 0 K: 1 S: 10	H: 0 LOB: 0 BB: 0 P: 17	R: 0 H: 0 E: 0 K: 2 S: 8	H: 0 LOB: 0 BB: 0 P: 12	R: 0 H: 1 E: 0 K: 1 S: 13	H: 1 LOB: 1 BB: 1 P: 24	1B: 3 2B: 1 3B: 0 HR: 2	SF: 0 SAC: 0 DP: 2 HBP: 1	WP: 0 PB: 0 SB: 0 CS: 1	PA: 34					
PITCHER	IP	WLS	BF	H	R	ER	SO	BB	IBB	HBP	BLK	WP	HR	S	P	ERA	WHIP										
31 Max Scherzer, R ERA: 2.27	7.0	L	26	5	2	2	9	1	0	1	0	0	2	67	107	2.57	0.857										
51 Wander Suero, R ERA: 2.84	1.0		3	0	0	0	2	0	0	0	0	0	0	8	12	0.00	0.000										
49 Sam Clay, L ERA: 2.51	1.0		4	1	0	0	1	1	0	0	0	0	0	13	24	0.00	2.000										

Batter	1	2	3	4	5	6	7	8	9	AB	R	H	RBI	BB	SO	LOB	BOTTOM										
7 Trea Turner, R OBP: 0.356, SLG: 0.533										4	0	0	0	0	1	1	<p>Cincinnati Reds @ Washington Nationals Nationals Park, Washington, DC Tue May 25 2021, 7:07 PM - 9:57 PM EDT Att: 8,935 - Clear - 78 F</p> <p>livebaseballscorecards.com</p>										
22 Juan Soto, L OBP: 0.389, SLG: 0.413										4	0	1	0	0	2	0											
19 Josh Bell, S OBP: 0.278, SLG: 0.413										3	1	2	1	1	0	1											
12 Kyle Schwarber, L OBP: 0.325, SLG: 0.457										3	0	0	0	0	1	2											
11 Ryan Zimmerman, R OBP: 0.345, SLG: 0.550										1	0	0	0	0	0	0											
13 Starlin Castro, R OBP: 0.308, SLG: 0.343										4	0	0	0	0	0	1											
5 Josh Harrison, R OBP: 0.372, SLG: 0.446										3	0	0	0	0	0	0											
10 Yan Gomes, R OBP: 0.295, SLG: 0.425										3	0	1	0	0	0	0											
17 Andrew Stevenson, L OBP: 0.313, SLG: 0.351										2	0	0	0	1	0	1											
31 Max Scherzer, R ERA: 3.75										2	0	0	0	0	1	1											
51 Wander Suero, R ERA: 1.73										0	0	0	0	0	0	0											
29 Yadiel Hernandez, L OBP: 0.344, SLG: 0.414										1	0	0	0	0	1	1											
49 Sam Clay, L ERA: 6.35										0	0	0	0	0	0	0											
Inning Stats	R: 0 H: 0 E: 0 K: 0 S: 11	H: 0 LOB: 1 BB: 1 P: 21	R: 0 H: 0 E: 0 K: 0 S: 9	H: 0 LOB: 0 BB: 0 P: 13	R: 0 H: 0 E: 0 K: 1 S: 8	H: 0 LOB: 0 BB: 0 P: 12	R: 0 H: 1 E: 0 K: 1 S: 13	H: 1 LOB: 1 BB: 0 P: 20	R: 0 H: 1 E: 0 K: 0 S: 9	H: 1 LOB: 1 BB: 0 P: 16	R: 0 H: 1 E: 0 K: 0 S: 7	H: 1 LOB: 0 BB: 0 P: 13	R: 0 H: 0 E: 0 K: 1 S: 8	H: 0 LOB: 0 BB: 0 P: 15	R: 0 H: 0 E: 0 K: 2 S: 9	H: 0 LOB: 1 BB: 1 P: 17	R: 1 H: 1 E: 0 K: 1 S: 11	H: 1 LOB: 0 BB: 0 P: 19	1B: 3 2B: 0 3B: 0 HR: 1	SF: 0 SAC: 0 DP: 1 HBP: 0	WP: 0 PB: 0 SB: 0 CS: 0	PA: 32					
PITCHER	IP	WLS	BF	H	R	ER	SO	BB	IBB	HBP	BLK	WP	HR	S	P	ERA	WHIP										
30 Tyler Mahle, R ERA: 3.75	5.1	W	20	3	0	0	3	1	0	0	0	0	0	18	33	0.00	0.750										
70 Tejay Antone, R ERA: 1.73	2.2	H	8	0	0	0	3	1	0	0	0	0	0	18	33	0.00	0.375										
50 Amir Garrett, L ERA: 7.24	0.2	H	3	1	1	1	1	0	0	0	0	0	1	8	15	13.50	1.500										
39 Lucas Sims, R ERA: 6.35	0.1	S	1	0	0	0	0	0	0	0	0	0	0	3	4	0.00	0.000										

Batter	1	2	3	4	5	6	7	8	9	AB	R	H	RBI	BB	SO	LOB	TOP					
7 Eugenio Suárez, R OBP: 0.232, SLG: 0.360	G1-3	G6-3			1B			1B	G3	5	1	2	0	0	0	2	<p>Cincinnati Reds @ Washington Nationals Nationals Park, Washington, DC Wed May 26 2021, 7:06 PM - 4:06 PM EDT Att: 7,343 - Cloudy - 78 F</p> <p>livebaseballscorecards.com</p> <p>AB 36 R 3 H 11 RBI 3 BB 2 SO 7 LOB 14</p> 					
33 Jesse Winker, L OBP: 0.413, SLG: 0.671	1B		F9		1B			1B	1B	5	1	4	0	0	0							
2 Nick Castellanos, R OBP: 0.413, SLG: 0.657	K		K			K		1B	FC5-4	5	1	1	1	0	3	2						
12 Tyler Naquin, L OBP: 0.340, SLG: 0.511	BB		G4-3			P2		1B		3	0	1	0	1	0	0						
37 Tyler Stephenson, R OBP: 0.340, SLG: 0.378 75 Ashton Goudeau, R 34 Mark Payton, L 46 Michael Feliz, R	G5-3			G1-3		G6-3		K		3	0	0	0	0	0	2						
16 Tucker Barnhart, L OBP: 0.351, SLG: 0.431	K			L7			B1-3	1B		4	0	1	1	0	1	0						
17 Kyle Farmer, R OBP: 0.298, SLG: 0.316				K			F9	SF9		3	0	1	1	0	1	0						
6 Jonathan India, R OBP: 0.326, SLG: 0.353						G6-3		BB		3	0	1	0	1	1	2						
23 Jeff Hoffman, R 47 Brad Brach, R 43 Cionel Pérez, R 4 Shogo Akiyama, L 68 Ryan Hendrix, R 32 Max Schreck, L 0 Alex Blandino, R	FC1-5				F7		F9	G6-3		1	0	0	0	0	0	2						
Inning Stats	R: 0 E: 0 K: 1 S: 13	H: 1 LOB: 2 BB: 1 P: 22	R: 0 E: 0 K: 1 S: 12	H: 2 LOB: 2 BB: 0 P: 15	R: 0 E: 0 K: 1 S: 8	H: 0 LOB: 0 BB: 0 P: 11	R: 0 E: 0 K: 1 S: 5	H: 0 LOB: 0 BB: 0 P: 7	R: 0 E: 0 K: 0 S: 14	H: 2 LOB: 2 BB: 0 P: 23	R: 0 E: 0 K: 1 S: 9	H: 0 LOB: 1 BB: 0 P: 13	R: 0 E: 0 K: 0 S: 14	H: 0 LOB: 1 BB: 1 P: 24	R: 3 E: 0 K: 2 S: 22	H: 5 LOB: 2 BB: 0 P: 34		R: 0 E: 0 K: 0 S: 8	H: 1 LOB: 1 BB: 0 P: 14	1B: 11 2B: 0 3B: 0 HR: 0	SF: 1 DP: 0 HBP: 0	WP: 0 PB: 0 SB: 1 CS: 0
PITCHER	IP WLS BF H R ER SO BB IBB HBP BLK WP HR S P ERA WHIP																					
41 Joe Ross, R ERA: 5.19	4.0		16	3	0	0	4	1	0	0	0	0	0	0	0	0	0.00	1.000				
50 Austin Voth, R ERA: 2.29	2.0	W	7	2	0	0	1	0	0	0	0	0	0	0	23	36	0.00	1.000				
67 Kyle Finnegan, R ERA: 3.92	1.0		4	0	0	0	0	1	0	0	0	0	0	0	14	24	0.00	1.000				
21 Tanner Rainey, R ERA: 9.49	0.0		3	3	3	3	0	0	0	0	0	0	0	5	11	∞	∞					
44 Daniel Hudson, R ERA: 1.0	1.0	H	5	2	0	0	2	0	0	0	0	0	0	0	17	23	0.00	2.000				

Batter	1	2	3	4	5	6	7	8	9	AB	R	H	RBI	BB	SO	LOB	BOTTOM			
7 Trea Turner, R OBP: 0.357, SLG: 0.527	F7	1B	K			1B		F8		4	1	1	1	1	1	1	<p>Cincinnati Reds @ Washington Nationals Nationals Park, Washington, DC Wed May 26 2021, 7:06 PM - 4:06 PM EDT Att: 7,343 - Cloudy - 78 F</p> <p>livebaseballscorecards.com</p> <p>AB 33 R 5 H 9 RBI 5 BB 6 SO 7 LOB 19</p> 			
22 Juan Soto, L OBP: 0.396, SLG: 0.411	BB	1B		F7		K		1B		3	1	1	0	2	1	1				
19 Josh Bell, S OBP: 0.283, SLG: 0.413	BB	F8		K		1B		G6-3		5	1	2	1	0	1	3				
12 Kyle Schwarber, L OBP: 0.323, SLG: 0.451	F7	1B		G6-3		G6-3				4	0	1	0	0	0	3				
13 Starlin Castro, R OBP: 0.312, SLG: 0.343	1B	F9			L9		BB			3	0	1	1	1	0	3				
5 Josh Harrison, R OBP: 0.376, SLG: 0.444	BB		1B		G6-3		F8			3	1	1	0	1	0	1				
6 Alex Avila, L OBP: 0.348, SLG: 0.333	BB		K		G4-3		K			3	0	0	1	1	2	2				
17 Andrew Stevenson, L OBP: 0.299, SLG: 0.333	FC6-4		G4-3			K2-3	FC4-6			4	0	0	0	0	1	5				
41 Joe Ross, R 50 Austin Voth, R 2 Luis García Jr., L 67 Kyle Finnegan, R 21 Tanner Rainey, R 44 Daniel Hudson, R 29 Yadier Hernández, L 52 Brad Hand, L	L8		E9			BB		K		2	0	1	1	0	0	0				
Inning Stats	R: 2 E: 0 K: 0 S: 16	H: 2 LOB: 3 BB: 3 P: 33	R: 0 E: 0 K: 0 S: 7	H: 1 LOB: 3 BB: 2 P: 21	R: 1 E: 1 K: 2 S: 12	H: 2 LOB: 1 BB: 0 P: 16	R: 0 E: 0 K: 1 S: 12	H: 0 LOB: 0 BB: 0 P: 15	R: 0 E: 0 K: 0 S: 5	H: 0 LOB: 0 BB: 0 P: 7	R: 2 E: 0 K: 2 S: 16	H: 3 LOB: 1 BB: 0 P: 28	R: 0 E: 0 K: 1 S: 6	H: 0 LOB: 1 BB: 1 P: 10	R: 0 E: 0 K: 1 S: 10	H: 1 LOB: 1 BB: 0 P: 14		1B: 8 2B: 0 3B: 1 HR: 0	SF: 0 DP: 0 HBP: 0	WP: 0 PB: 0 SB: 3 CS: 0
PITCHER	IP WLS BF H R ER SO BB IBB HBP BLK WP HR S P ERA WHIP																			
23 Jeff Hoffman, R ERA: 4.61	1.1	L	11	2	2	2	0	5	0	0	0	0	0	0	0	0	13.50	5.250		
47 Brad Brach, R ERA: 4.91	1.2		8	3	1	1	2	0	0	0	0	0	0	15	24	5.40	1.800			
43 Cionel Pérez, L ERA: 7.2	1.0		3	0	0	0	1	0	0	0	0	0	0	12	15	0.00	0.000			
68 Ryan Hendrix, R ERA: 4.97	1.1		6	2	2	2	1	0	0	0	0	0	0	14	22	13.50	1.500			
75 Ashton Goudeau, R ERA:	1.2		7	1	0	0	2	1	0	0	0	0	0	13	23	0.00	1.200			

Batter	1	2	3	4	5	6	7	8	9	AB	R	H	RBI	BB	SO	LOB	TOP
7 Eugenio Suárez, R OBP: 0.238, SLG: 0.376	HR		K		K		K			3	2	1	1	1	1	1	Cincinnati Reds @ Washington Nationals Nationals Park, Washington, DC Thu May 27 2021, 7:06 PM - 9:11 PM EDT Att: 9,020 - Partly Cloudy - 84 F
33 Jesse Winker, L OBP: 0.415, SLG: 0.665	HBP		K		K		K			3	0	1	1	0	0	1	
12 Tyler Naquin, L OBP: 0.338, SLG: 0.511	K		K		K		K			4	0	1	1	0	1	2	
37 Tyler Stephenson, R OBP: 0.330, SLG: 0.366	K		K		K		K			3	0	0	0	0	1	3	
4 Shogo Akiyama, L OBP: 0.257, SLG: 0.242	K		K		K		K			3	0	0	0	0	1	1	
17 Kyle Farmer, R OBP: 0.291, SLG: 0.308		K		K		K				3	0	0	0	0	1	0	
32 Max Schrock, L OBP: 0.211, SLG: 0.263		K		K		K				3	0	2	0	0	0	0	
54 Sonny Gray, R OBP: 0.133, SLG: 0.071		K		K		K				3	1	1	0	0	0	2	
39 Lucas Sims, R		K		K		K				0	0	0	0	0	0	0	
0 Alex Blandino, R OBP: 0.320, SLG: 0.266		K		K		K		K		3	0	0	0	0	1	2	
Inning Stats	R: 1 H: 1 E: 0 K: 1 S: 11	H: 1 LOB: 0 BB: 0 P: 20	R: 0 H: 1 E: 0 K: 0 S: 7	H: 1 LOB: 1 BB: 0 P: 13	R: 0 H: 0 E: 0 K: 2 S: 8	H: 0 LOB: 0 BB: 0 P: 12	R: 0 H: 0 E: 0 K: 1 S: 6	H: 0 LOB: 0 BB: 0 P: 11	R: 2 H: 3 E: 0 K: 1 S: 17	H: 3 LOB: 2 BB: 1 P: 31	R: 0 H: 1 E: 0 K: 1 S: 9	H: 1 LOB: 1 BB: 0 P: 14	R: 0 H: 0 E: 1 K: 0 S: 10	H: 0 LOB: 1 BB: 0 P: 12	1B: 3 2B: 2 3B: 0 HR: 1	SF: 0 SAC: 0 DP: 0 HBP: 1	WP: 0 PA: 30 CS: 0
PITCHER	IP WLS BF H R ER SO BB IBB HBP BLK WP HR S P ERA WHIP																
37 Stephen Strasburg, R ERA: 4.43	(1, 1) 5.0 L 22 5 3 3 5 1 0 1 0 0 0 1 49 87 5.40 1.200																
51 Wander Suero, R ERA: 2.63	(6, 1) 1.0 4 1 0 0 1 0 0 0 0 0 0 0 9 14 0.00 1.000																
61 Kyle McGowin, R ERA: 3.72	(7, 1) 1.0 4 0 0 0 0 0 0 0 0 0 0 0 10 12 0.00 0.000																

Batter	1	2	3	4	5	6	7	8	9	AB	R	H	RBI	BB	SO	LOB	BOTTOM
7 Trea Turner, R OBP: 0.356, SLG: 0.524	K		K			K				3	0	1	0	0	0	0	Cincinnati Reds @ Washington Nationals Nationals Park, Washington, DC Thu May 27 2021, 7:06 PM - 9:11 PM EDT Att: 9,020 - Partly Cloudy - 84 F
22 Juan Soto, L OBP: 0.401, SLG: 0.413	K		K		K		K			2	0	1	0	1	0	1	
19 Josh Bell, S OBP: 0.277, SLG: 0.403	K		K		K		K			3	0	0	0	0	0	2	
12 Kyle Schwarber, L OBP: 0.317, SLG: 0.442	K		K		K		K			3	0	0	0	0	2	1	
13 Starlin Castro, R OBP: 0.307, SLG: 0.337		K		K		K		K		3	0	0	0	0	1	0	
2 Luis Garcia Jr., L OBP: 0.250, SLG: 0.364		K		K		K		K		3	0	0	0	0	0	0	
10 Yan Gomes, R OBP: 0.289, SLG: 0.417		K		K		K		K		2	0	0	0	0	1	0	
17 Andrew Stevenson, L OBP: 0.292, SLG: 0.325		K		K		K		K		2	0	0	0	0	1	0	
37 Stephen Strasburg, R OBP: 0.400, SLG: 0.500	(1, 1) 6.0 W 21 2 0 0 0 5 1 0 0 0 0 0 54 90 0.00 0.500																
51 Wander Suero, R ERA: 3.4	(6, 1) 1.0 S 3 0 0 0 1 0 0 0 0 0 0 0 8 11 0.00 0.000																
29 Yadiel Hernandez, L OBP: 0.333, SLG: 0.460	(6, PH)																
61 Kyle McGowin, R	(7, 1)																
Inning Stats	R: 0 H: 1 E: 0 K: 1 S: 12	H: 0 LOB: 0 BB: 0 P: 21	R: 0 H: 0 E: 0 K: 0 S: 6	H: 0 LOB: 0 BB: 0 P: 9	R: 0 H: 1 E: 0 K: 1 S: 10	H: 1 LOB: 1 BB: 0 P: 17	R: 0 H: 0 E: 0 K: 1 S: 8	H: 0 LOB: 0 BB: 0 P: 11	R: 0 H: 0 E: 0 K: 2 S: 9	H: 0 LOB: 0 BB: 1 P: 17	R: 0 H: 0 E: 0 K: 0 S: 9	H: 0 LOB: 1 BB: 1 P: 15	R: 0 H: 0 E: 0 K: 1 S: 8	H: 0 LOB: 0 BB: 0 P: 11	1B: 2 2B: 0 3B: 0 HR: 0	SF: 0 SAC: 0 DP: 0 HBP: 0	WP: 0 PA: 24 CS: 0
PITCHER	IP WLS BF H R ER SO BB IBB HBP BLK WP HR S P ERA WHIP																
54 Sonny Gray, R	(1, 1)																
39 Lucas Sims, R ERA: 6.0	(7, 1)																

Batter	1	2	3	4	5	6	7	8	9	AB	R	H	RBI	BB	SO	LOB	TOP							
7 Eugenio Suárez, R OBP: 0.242, SLG: 0.373	G5-3			1B		BB	K			3	1	1	0	1	1	0	Cincinnati Reds @ Chicago Cubs Wrigley Field, Chicago, IL Sat May 29 2021, 1:21 PM - 4:33 PM CDT Att: 24,275 - Sunny - 57 F							
33 Jesse Winker, L OBP: 0.406, SLG: 0.640	G5-4-3			1B		BB	K			3	1	1	0	1	1	1								
2 Nick Castellanos, R OBP: 0.416, SLG: 0.654	G5-4-3			BB		K				3	0	1	0	1	1	3								
12 Tyler Naquin, L OBP: 0.331, SLG: 0.497 26 Scott Heineman, R OBP: 0.296, SLG: 0.667	F8			K		BB	K			2	0	0	0	0	1	2								
37 Tyler Stephenson, R OBP: 0.333, SLG: 0.380	L9			L8		BB				4	0	1	2	0	0	3								
32 Max Schrock, L OBP: 0.222, SLG: 0.269	G4-3			L3		P6				4	0	0	0	0	0	2								
6 Jonathan India, R OBP: 0.331, SLG: 0.547 70 Tejay Antone, R OBP: 0.352, SLG: 0.640	K			E9		K				3	0	0	0	0	2	2								
68 Ryan Hendrix, R OBP: 0.279, SLG: 0.294	K			G4-3		K				3	0	0	0	0	0	0								
46 Michael Feliz, R OBP: 0.279, SLG: 0.294	K			G4-3		K				3	0	0	0	0	0	0								
34 Mark Payton, L OBP: 0.250, SLG: 0.200	K			G4-3		K				3	0	0	0	0	2	2								
58 Luis Castillo, R OBP: 0.214, SLG: 0.231 50 Amir Garrett, R OBP: 0.214, SLG: 0.231 17 Kyle Farmer, R OBP: 0.214, SLG: 0.231	G6-3			G4-3		F9				2	0	0	0	0	0	1								
0 Alex Blandino, R OBP: 0.304, SLG: 0.250	K			G4-3		K				4	0	0	0	0	2	2								
Inning Stats	R: 0 E: 0 K: 0 S: 5	H: 1 LOB: 0 BB: 0 P: 6	R: 0 E: 0 K: 0 S: 9	H: 0 LOB: 0 BB: 0 P: 15	R: 0 E: 0 K: 2 S: 7	H: 0 LOB: 0 BB: 0 P: 11	R: 0 E: 0 K: 1 S: 10	H: 1 LOB: 2 BB: 1 P: 18	R: 0 E: 0 K: 0 S: 7	H: 0 LOB: 0 BB: 0 P: 10	R: 2 E: 0 K: 2 S: 15	H: 1 LOB: 2 BB: 3 P: 31	R: 0 E: 0 K: 2 S: 10	H: 0 LOB: 0 BB: 0 P: 14	R: 0 E: 0 K: 2 S: 10	H: 1 LOB: 1 BB: 0 P: 15	R: 0 E: 0 K: 0 S: 5	H: 1 LOB: 1 BB: 0 P: 6	1B: 3 2B: 2 3B: 0 HR: 0	SF: 0 SAC: 0 DP: 1 HBP: 0	WP: 0 PB: 0 SB: 0 CS: 0	PA: 36		
PITCHER	IP WLS BF H R ER SO BB IBB HBP BLK WP HR S P ERA WHIP	5.0 L 19 2 0 1 3 2 0 0 0 0 0 39 65 1.80 0.800	0.1 H 3 0 0 0 1 2 0 0 0 0 0 6 15 0.00 6.000	0.2 W 3 1 1 1 0 0 0 0 0 0 8 11 13.50 1.500	1.0 3 0 0 0 2 0 0 0 0 0 10 14 0.00 0.000	1.0 4 1 0 0 2 0 0 0 0 0 10 15 0.00 1.000		36 Dillon Maples, R ERA: 1.62	1.0 4 1 0 0 0 0 0 0 0 0 5 6 0.00 1.000															

AB	32
R	2
H	5
RBI	2
BB	4
SO	9
LOB	18



Batter	1	2	3	4	5	6	7	8	9	AB	R	H	RBI	BB	SO	LOB	BOTTOM							
24 Joc Pederson, L OBP: 0.329, SLG: 0.400	F4			K		F8				5	1	2	2	0	1	1	Cincinnati Reds @ Chicago Cubs Wrigley Field, Chicago, IL Sat May 29 2021, 1:21 PM - 4:33 PM CDT Att: 24,275 - Sunny - 57 F							
17 Kris Bryant, R OBP: 0.407, SLG: 0.593	BB			G6-3		L3				4	1	2	1	1	0	0								
9 Javier Báez, R OBP: 0.305, SLG: 0.494	FC6-4			1B		K				5	1	2	1	0	2	3								
8 Ian Happ, S OBP: 0.333, SLG: 0.373	F5			F7		K				4	1	1	2	1	0	2								
40 Wilson Contreras, R OBP: 0.352, SLG: 0.429 36 Dillon Maples, R ERA: 1.62	G4-3			G4-3		F9				4	2	2	0	1	0	1								
66 Rafael Ortega, L OBP: 0.333, SLG: 0.417	SH2-3			BB		K				3	1	1	1	1	1	4								
13 David Bote, R OBP: 0.352, SLG: 0.340 16 Patrick Wisdom, R OBP: 0.444, SLG: 0.875	FC6			HBP		BB				1	1	0	0	0	0	1								
4 Eric Sogard, L OBP: 0.306, SLG: 0.337	1B			G3-6-1		BB				2	1	1	0	1	0	2								
27 Zach Davies, R ERA: 7.22 48 Rex Brothers, L ERA: 3.52 71 Keegan Thompson, R ERA: 2.55 62 Nick Martin, L ERA: 5.27 18 Ryan Tepera, R ERA: 2.55 38 Brad Wieck, L ERA: 1.69 20 P.J. Higgins, R ERA: 6.23	1B			1B		K				3	1	1	2	1	1	3								
27 Zach Davies, R ERA: 7.22 48 Rex Brothers, L ERA: 3.52 71 Keegan Thompson, R ERA: 2.55 62 Nick Martin, L ERA: 5.27 18 Ryan Tepera, R ERA: 2.55 38 Brad Wieck, L ERA: 1.69 20 P.J. Higgins, R ERA: 6.23	1B			1B		K				2	0	1	1	0	1	1								
Inning Stats	R: 0 E: 0 K: 0 S: 11	H: 0 LOB: 1 BB: 1 P: 15	R: 2 E: 1 K: 1 S: 10	H: 3 LOB: 1 BB: 0 P: 16	R: 0 E: 0 K: 1 S: 8	H: 1 LOB: 1 BB: 0 P: 11	R: 0 E: 0 K: 1 S: 8	H: 0 LOB: 0 BB: 1 P: 15	R: 0 E: 0 K: 3 S: 19	H: 2 LOB: 2 BB: 4 P: 39	R: 1 E: 0 K: 1 S: 9	H: 2 LOB: 1 BB: 0 P: 12	R: 3 E: 0 K: 0 S: 20	H: 5 LOB: 2 BB: 0 P: 27	1B: 12 2B: 1 3B: 0 HR: 1	SF: 0 SAC: 1 DP: 1 HBP: 1	WP: 0 PB: 0 SB: 0 CS: 0	PA: 43						
PITCHER	IP WLS BF H R ER SO BB IBB HBP BLK WP HR S P ERA WHIP	5.0 L 23 4 4 2 3 4 0 0 0 0 0 79 17 3.60 1.600	0.1 3 0 0 0 1 2 0 0 0 0 0 8 17 0.00 6.000	0.2 4 2 2 2 2 0 0 0 0 0 9 12 27.00 3.000	1.0 5 2 1 1 1 0 0 0 0 0 1 9 12 9.00 2.000	1.0 8 5 3 3 0 0 0 0 0 0 20 27 27.00 5.000																		

AB	35
R	10
H	13
RBI	10
BB	6
SO	7
LOB	21



Batter	1	2	3	4	5	6	7	8	9	AB	R	H	RBI	BB	SO	LOB	TOP									
7 Eugenio Suárez, R OBP: 0.241, SLG: 0.384	F8	G4-3		HR	L4			G5-3		5	1	1	1	0	0	2	Cincinnati Reds @ Chicago Cubs Wrigley Field, Chicago, IL Sun May 30 2021, 1:21 PM - 4:47 PM CDT Att: 24,824 - Sunny - 64 F									
33 Jesse Winker, L OBP: 0.411, SLG: 0.635	37 BB 12 SF8 2 1B	37 BB 2 1B		G6-4-3 BB		L7		F7		3	1	1	0	2	0	1										
2 Nick Castellanos, R OBP: 0.416, SLG: 0.647	17 FC3 16 HBP 6 BB			G6-4-3		P3		L7		5	1	2	0	0	0	2										
37 Tyler Stephenson, R OBP: 0.328, SLG: 0.365	16 HBP 6 BB 17 E			E5 12 WP 12 1B		F9			G5-3	4	2	0	0	1	0	2										
12 Tyler Naquin, L OBP: 0.327, SLG: 0.490	SF8			17 S 1B		G5-3			K	4	0	1	2	0	1	2										
17 Kyle Farmer, R OBP: 0.285, SLG: 0.282	FC3 6 BB 16 HBP			F9		K			F8	5	0	0	0	0	1	3										
16 Tucker Barnhart, L OBP: 0.360, SLG: 0.430	6 BB 1B HBP					F7				1	0	0	1	2	0	0										
6 Jonathan India, R OBP: 0.336, SLG: 0.352										4	0	2	1	0	2	2										
30 Tyler Mahle, R ERA: 4.41										3	0	0	0	0	3	5										
50 Amir Garrett, L ERA: 7.8										0	0	0	0	0	0	0										
39 Lucas Sims, R ERA: 5.68										0	0	0	0	0	0	0										
43 Cionel Pérez, L ERA: 7.47										0	0	0	0	0	1	0										
70 Tejay Antone, R ERA: 1.61										0	0	0	0	0	0	0										
Inning Stats	R: 3 H: 3 E: 0 K: 1 S: 23	H: 3 LOB: 3 BB: 1 P: 33	R: 0 H: 0 E: 0 K: 0 S: 8	H: 1 LOB: 2 BB: 1 P: 18	R: 0 H: 0 E: 0 K: 2 S: 11	H: 0 LOB: 1 BB: 1 P: 15	R: 2 H: 2 E: 1 K: 0 S: 17	H: 2 LOB: 1 BB: 1 P: 30	R: 0 H: 1 E: 0 K: 1 S: 9	H: 1 LOB: 1 BB: 0 P: 14	R: 0 H: 0 E: 0 K: 0 S: 5	H: 0 LOB: 1 BB: 1 P: 11	R: 0 H: 0 E: 0 K: 2 S: 10	H: 0 LOB: 1 BB: 1 P: 17	R: 0 H: 0 E: 0 K: 0 S: 13	H: 0 LOB: 0 BB: 2 P: 22	R: 0 H: 0 E: 0 K: 1 S: 6	H: 0 LOB: 0 BB: 0 P: 8	1B: 6 2B: 0 3B: 0 HR: 1	SF: 1 SAC: 0 DP: 1 HBP: 1	WP: 2 PB: 0 SB: 2 CS: 0	PA: 42				
PITCHER	IP WLS BF H R ER SO BB IBB HBP BLK WP HR S P ERA WHIP	IP WLS BF H R ER SO BB IBB HBP BLK WP HR S P ERA WHIP	IP WLS BF H R ER SO BB IBB HBP BLK WP HR S P ERA WHIP	IP WLS BF H R ER SO BB IBB HBP BLK WP HR S P ERA WHIP	IP WLS BF H R ER SO BB IBB HBP BLK WP HR S P ERA WHIP	IP WLS BF H R ER SO BB IBB HBP BLK WP HR S P ERA WHIP	IP WLS BF H R ER SO BB IBB HBP BLK WP HR S P ERA WHIP	IP WLS BF H R ER SO BB IBB HBP BLK WP HR S P ERA WHIP	IP WLS BF H R ER SO BB IBB HBP BLK WP HR S P ERA WHIP	IP WLS BF H R ER SO BB IBB HBP BLK WP HR S P ERA WHIP	IP WLS BF H R ER SO BB IBB HBP BLK WP HR S P ERA WHIP	IP WLS BF H R ER SO BB IBB HBP BLK WP HR S P ERA WHIP	IP WLS BF H R ER SO BB IBB HBP BLK WP HR S P ERA WHIP	IP WLS BF H R ER SO BB IBB HBP BLK WP HR S P ERA WHIP	IP WLS BF H R ER SO BB IBB HBP BLK WP HR S P ERA WHIP	IP WLS BF H R ER SO BB IBB HBP BLK WP HR S P ERA WHIP	IP WLS BF H R ER SO BB IBB HBP BLK WP HR S P ERA WHIP	IP WLS BF H R ER SO BB IBB HBP BLK WP HR S P ERA WHIP	IP WLS BF H R ER SO BB IBB HBP BLK WP HR S P ERA WHIP	IP WLS BF H R ER SO BB IBB HBP BLK WP HR S P ERA WHIP	IP WLS BF H R ER SO BB IBB HBP BLK WP HR S P ERA WHIP	IP WLS BF H R ER SO BB IBB HBP BLK WP HR S P ERA WHIP	IP WLS BF H R ER SO BB IBB HBP BLK WP HR S P ERA WHIP	IP WLS BF H R ER SO BB IBB HBP BLK WP HR S P ERA WHIP	IP WLS BF H R ER SO BB IBB HBP BLK WP HR S P ERA WHIP	IP WLS BF H R ER SO BB IBB HBP BLK WP HR S P ERA WHIP

Batter	1	2	3	4	5	6	7	8	9	AB	R	H	RBI	BB	SO	LOB	BOTTOM									
24 Joc Pederson, L OBP: 0.333, SLG: 0.398	K			G1-3				17 BB G5-4-3 1B		3	0	1	0	1	1	0	Cincinnati Reds @ Chicago Cubs Wrigley Field, Chicago, IL Sun May 30 2021, 1:21 PM - 4:47 PM CDT Att: 24,824 - Sunny - 64 F									
17 Kris Bryant, R OBP: 0.404, SLG: 0.586	G5-3			G6-3		G5-4-3		1B		4	0	1	1	0	0	1										
9 Javier Báez, R OBP: 0.298, SLG: 0.483	K			K				G4-3		4	0	0	0	0	3	2										
8 Ian Happ, S OBP: 0.337, SLG: 0.368									G4-3	2	0	0	0	2	1	0										
40 Wilson Contreras, R OBP: 0.349, SLG: 0.424	G3									4	0	1	0	0	1	1										
66 Rafael Ortega, L OBP: 0.263, SLG: 0.313	L4									4	0	0	0	0	2	3										
16 Patrick Wisdom, R OBP: 0.417, SLG: 0.727	G6-3									3	0	1	0	0	1	2										
4 Eric Sogard, L OBP: 0.297, SLG: 0.326										3	0	0	0	0	2	3										
49 Jake Arrieta, R ERA: 3.42										1	0	0	0	0	0	0										
38 Brad Wieck, L ERA: 7.8										0	0	0	0	0	0	0										
48 Rex Brothers, L ERA: 5.68										0	0	0	0	0	0	0										
51 Sergio Alcántara, S ERA: 7.47										0	0	0	0	0	0	0										
36 Dillon Maples, R ERA: 1.61										0	0	0	0	0	0	0										
20 P.J. Higgins, R ERA: 1.61										0	0	0	0	0	0	0										
43 Dan Winkler, R ERA: 1.61										0	0	0	0	0	0	0										
Inning Stats	R: 0 H: 0 E: 0 K: 2 S: 11	H: 0 LOB: 0 BB: 0 P: 17	R: 0 H: 0 E: 0 K: 1 S: 14	H: 0 LOB: 0 BB: 0 P: 19	R: 0 H: 0 E: 0 K: 1 S: 12	H: 0 LOB: 0 BB: 0 P: 19	R: 0 H: 0 E: 0 K: 1 S: 10	H: 0 LOB: 0 BB: 0 P: 15	R: 0 H: 1 E: 0 K: 3 S: 13	H: 1 LOB: 2 BB: 1 P: 28	R: 0 H: 0 E: 0 K: 0 S: 5	H: 0 LOB: 0 BB: 1 P: 12	R: 0 H: 0 E: 0 K: 2 S: 10	H: 0 LOB: 1 BB: 1 P: 18	R: 1 H: 3 E: 0 K: 0 S: 14	H: 3 LOB: 2 BB: 1 P: 25	R: 0 H: 0 E: 0 K: 1 S: 9	H: 0 LOB: 0 BB: 0 P: 13	1B: 4 2B: 0 3B: 0 HR: 0	SF: 0 SAC: 0 DP: 2 HBP: 0	WP: 0 PB: 0 SB: 0 CS: 0	PA: 33				
PITCHER	IP WLS BF H R ER SO BB IBB HBP BLK WP HR S P ERA WHIP	IP WLS BF H R ER SO BB IBB HBP BLK WP HR S P ERA WHIP	IP WLS BF H R ER SO BB IBB HBP BLK WP HR S P ERA WHIP	IP WLS BF H R ER SO BB IBB HBP BLK WP HR S P ERA WHIP	IP WLS BF H R ER SO BB IBB HBP BLK WP HR S P ERA WHIP	IP WLS BF H R ER SO BB IBB HBP BLK WP HR S P ERA WHIP	IP WLS BF H R ER SO BB IBB HBP BLK WP HR S P ERA WHIP	IP WLS BF H R ER SO BB IBB HBP BLK WP HR S P ERA WHIP	IP WLS BF H R ER SO BB IBB HBP BLK WP HR S P ERA WHIP	IP WLS BF H R ER SO BB IBB HBP BLK WP HR S P ERA WHIP	IP WLS BF H R ER SO BB IBB HBP BLK WP HR S P ERA WHIP	IP WLS BF H R ER SO BB IBB HBP BLK WP HR S P ERA WHIP	IP WLS BF H R ER SO BB IBB HBP BLK WP HR S P ERA WHIP	IP WLS BF H R ER SO BB IBB HBP BLK WP HR S P ERA WHIP	IP WLS BF H R ER SO BB IBB HBP BLK WP HR S P ERA WHIP	IP WLS BF H R ER SO BB IBB HBP BLK WP HR S P ERA WHIP	IP WLS BF H R ER SO BB IBB HBP BLK WP HR S P ERA WHIP	IP WLS BF H R ER SO BB IBB HBP BLK WP HR S P ERA WHIP	IP WLS BF H R ER SO BB IBB HBP BLK WP HR S P ERA WHIP	IP WLS BF H R ER SO BB IBB HBP BLK WP HR S P ERA WHIP	IP WLS BF H R ER SO BB IBB HBP BLK WP HR S P ERA WHIP	IP WLS BF H R ER SO BB IBB HBP BLK WP HR S P ERA WHIP	IP WLS BF H R ER SO BB IBB HBP BLK WP HR S P ERA WHIP	IP WLS BF H R ER SO BB IBB HBP BLK WP HR S P ERA WHIP	IP WLS BF H R ER SO BB IBB HBP BLK WP HR S P ERA WHIP	IP WLS BF H R ER SO BB IBB HBP BLK WP HR S P ERA WHIP



Batter	1	2	3	4	5	6	7	8	9	AB	R	H	RBI	BB	SO	LOB	TOP			
7 Eugenio Suárez, R OBP: 0.234, SLG: 0.361										5	0	1	0	0	1	1	Cincinnati Reds @ St. Louis Cardinals Busch Stadium, St. Louis, MO Fri Jun 04, 2021, 7:16 PM - 10:41 PM CDT Att: 22,756 - Partly Cloudy - 84 F			
33 Jesse Winker, L OBP: 0.403, SLG: 0.625										5	1	1	0	0	1	2				
2 Nick Castellanos, R OBP: 0.425, SLG: 0.646										4	1	2	0	1	0	0				
37 Tyler Stephenson, R OBP: 0.351, SLG: 0.390										4	1	2	2	1	0	2				
26 Scott Heineman, R OBP: 0.273, SLG: 0.444									1	0	0	0	0	0	0	0				
4 Shogo Akiyama, L OBP: 0.273, SLG: 0.205									4	1	0	0	0	2	5					
17 Kyle Farmer, R OBP: 0.280, SLG: 0.317									2	2	2	2	2	0	0					
6 Jonathan India, R OBP: 0.360, SLG: 0.396									3	0	1	1	0	1	2					
58 Luis Castillo, R OBP: 0.265, SLG: 0.313									1	0	0	0	0	1	0					
47 Brad Brach, R OBP: 0.234, SLG: 0.361									2	0	0	0	0	0	1					
0 Alex Blandino, R OBP: 0.317, SLG: 0.257										1	0	0	0	0	1					
27 Mike Freeman, L OBP: 0.250, SLG: 0.143										2	0	0	0	0	1					
Inning Stats	R: 0 E: 0 K: 1 S: 6	H: 0 LOB: 0 BB: 0 P: 12	R: 3 E: 0 K: 1 S: 13	H: 2 LOB: 0 BB: 0 P: 23	R: 0 E: 0 K: 1 S: 8	H: 0 LOB: 0 BB: 0 P: 12	R: 0 E: 0 K: 1 S: 13	H: 0 LOB: 2 BB: 1 P: 23	R: 0 E: 0 K: 0 S: 10	H: 1 LOB: 1 BB: 1 P: 18	R: 0 E: 0 K: 1 S: 11	H: 2 LOB: 3 BB: 1 P: 13	R: 0 E: 0 K: 0 S: 7	H: 1 LOB: 0 BB: 0 P: 8	R: 2 E: 0 K: 1 S: 12	H: 3 LOB: 1 BB: 0 P: 15	1B: 4 2B: 3 HR: 2	SF: 0 SAC: 0 DP: 1 HBP: 4	WP: 0 PB: 0 SB: 0 CS: 0	PA: 42
PITCHER	IP WLS BF H R ER SO BB IBB HBP BLK WP HR S P ERA WHIP																			
33 Kwang Hyun Kim, L ERA: 4.05	3.0 L 12 2 0 3 3 0 0 0 1 0 0 2 27 47 9.00 0.667																			
40 Jake Woodford, R ERA: 3.18	1.2 9 0 0 0 1 2 0 2 0 0 0 0 9 20 9.00 2.000																			
61 Seth Elledge, R ERA: 5.63	1.0 5 1 1 1 0 1 0 0 0 0 0 0 9 20 9.00 2.000																			
21 Andrew Miller, L ERA: 6.52	2.1 10 3 0 0 1 0 1 1 0 0 0 0 20 24 0.00 1.286																			
44 Junior Fernández, R ERA: 5.19	1.0 6 3 2 2 1 0 0 0 0 0 0 0 12 15 18.00 3.000																			

AB	34
R	6
H	9
RBI	6
BB	4
SO	6
LOB	14



Batter	1	2	3	4	5	6	7	8	9	AB	R	H	RBI	BB	SO	LOB	BOTTOM			
19 Tommy Edman, S OBP: 0.326, SLG: 0.394										5	0	1	2	0	2	0	Cincinnati Reds @ St. Louis Cardinals Busch Stadium, St. Louis, MO Fri Jun 04, 2021, 7:16 PM - 10:41 PM CDT Att: 22,756 - Partly Cloudy - 84 F			
3 Dylan Carlson, S OBP: 0.395, SLG: 0.439										5	0	3	0	0	2	1				
46 Paul Goldschmidt, R OBP: 0.311, SLG: 0.395										4	0	1	0	1	1	4				
28 Nolan Arenado, R OBP: 0.313, SLG: 0.505										4	0	0	0	1	4					
4 Yadier Molina, R OBP: 0.316, SLG: 0.497										3	0	0	0	1	0	1				
27 Tyler O'Neill, R OBP: 0.308, SLG: 0.593										3	1	0	0	1	2	1				
13 Matt Carpenter, L OBP: 0.290, SLG: 0.303										4	1	1	1	0	1	1				
63 Edmundo Sosa, R OBP: 0.395, SLG: 0.397										4	1	1	1	0	1	2				
33 Kwang Hyun Kim, L ERA: 6.63										1	0	0	0	0	0	0				
40 Jake Woodford, R ERA: 3.0										0	0	0	0	0	0	0				
61 Seth Elledge, R ERA: 5.02										0	0	0	0	0	0	0				
55 Heath Hembree, R ERA: 6.48										0	0	0	0	0	0	0				
63 Sean Doolittle, L ERA: 4.12										0	1	0	0	1	0	0				
Inning Stats	R: 0 E: 1 K: 1 S: 8	H: 0 LOB: 1 BB: 0 P: 13	R: 0 E: 0 K: 0 S: 15	H: 0 LOB: 1 BB: 1 P: 26	R: 0 E: 0 K: 1 S: 11	H: 1 LOB: 0 BB: 0 P: 14	R: 0 E: 0 K: 1 S: 8	H: 0 LOB: 0 BB: 0 P: 11	R: 1 E: 0 K: 1 S: 12	H: 1 LOB: 1 BB: 0 P: 20	R: 0 E: 0 K: 2 S: 10	H: 0 LOB: 0 BB: 0 P: 12	R: 0 E: 0 K: 2 S: 10	H: 1 LOB: 2 BB: 1 P: 23	R: 3 E: 0 K: 2 S: 15	H: 3 LOB: 2 BB: 2 P: 29	1B: 3 2B: 3 HR: 1	SF: 0 SAC: 0 DP: 0 HBP: 0	WP: 0 PB: 0 SB: 0 CS: 0	PA: 39
PITCHER	IP WLS BF H R ER SO BB IBB HBP BLK WP HR S P ERA WHIP																			
58 Luis Castillo, R ERA: 6.63	6.0 W 23 3 0 0 1 5 1 0 0 0 0 0 62 95 1.50 0.667																			
47 Brad Brach, R ERA: 3.0	1.0 H 3 0 0 0 2 0 0 0 0 0 0 0 8 12 0.00 0.000																			
68 Ryan Hendrix, R ERA: 5.02	0.2 H 4 1 0 0 1 1 0 0 0 0 0 0 7 18 0.00 3.000																			
55 Heath Hembree, R ERA: 6.48	1.0 H 5 1 2 2 2 1 0 0 0 0 0 0 10 21 18.00 2.000																			
63 Sean Doolittle, L ERA: 4.12	0.0 3 2 1 1 0 1 0 0 0 0 0 0 5 10 ∞ ∞																			
PITCHER	IP WLS BF H R ER SO BB IBB HBP BLK WP HR S P ERA WHIP																			
46 Michael Feliz, R ERA: 5.65	0.1 S 1 0 0 0 1 0 0 0 0 0 0 0 3 3 0.00 0.000																			

AB	35
R	4
H	7
RBI	4
BB	4
SO	11
LOB	14



Batter	1	2	3	4	5	6	7	8	9	AB R H RBI BB SO LOB	TOP															
6 Jonathan India, R OBP: 0.367, SLG: 0.428										4 1 2 1 1 0 1	Cincinnati Reds @ St. Louis Cardinals Busch Stadium, St. Louis, MO Sat Jun 05 2021, 1:16 PM - 4:21 PM CDT Att: 23,365 - Partly Cloudy - 84 F															
33 Jesse Winker, L OBP: 0.403, SLG: 0.617										4 1 1 0 1 1 2																
2 Nick Castellanos, R OBP: 0.424, SLG: 0.642										5 0 2 0 0 0 2																
12 Tyler Naquin, L OBP: 0.330, SLG: 0.500										3 1 1 0 0 0 2																
37 Tyler Stephenson, R OBP: 0.348, SLG: 0.387										1 0 0 0 0 1 2																
4 Shogo Akiyama, L OBP: 0.267, SLG: 0.200										1 0 0 0 0 0 2																
16 Tucker Barnhart, L OBP: 0.359, SLG: 0.426										4 1 1 1 1 3 4																
7 Eugenio Suárez, R OBP: 0.234, SLG: 0.373										4 1 1 2 0 1 2																
17 Kyle Farmer, R OBP: 0.273, SLG: 0.308										4 0 0 0 0 0 2																
27 Mike Freeman, L OBP: 0.333, SLG: 0.200										3 0 1 0 1 1 0																
30 Tyler Mahle, R OBP: 0.182, SLG: 0.053										3 0 0 0 0 1 4																
34 Mark Payton, L OBP: 0.236, SLG: 0.158										1 0 0 0 0 0 0																
70 Tejay Antone, R OBP: 0.296, SLG: 0.264										0 0 0 0 0 0 0																
39 Lucas Sims, R OBP: 0.296, SLG: 0.264										0 0 0 0 0 0 0																
Inning Stats	R: 0 E: 0 K: 1 S: 10	H: 0 LOB: 1 BB: 1 P: 15	R: 0 E: 0 K: 2 S: 7	H: 0 LOB: 0 BB: 0 P: 12	R: 1 E: 0 K: 1 S: 11	H: 1 LOB: 0 BB: 0 P: 12	R: 1 E: 0 K: 0 S: 21	H: 2 LOB: 3 BB: 1 P: 26	R: 0 E: 0 K: 0 S: 9	H: 1 LOB: 1 BB: 0 P: 14	R: 2 E: 0 K: 0 S: 14	H: 2 LOB: 1 BB: 1 P: 22	R: 1 E: 0 K: 2 S: 15	H: 1 LOB: 1 BB: 1 P: 25	R: 0 E: 0 K: 1 S: 7	H: 0 LOB: 0 BB: 0 P: 9	R: 0 E: 0 K: 1 S: 13	H: 2 LOB: 2 BB: 0 P: 19	1B: 5 2B: 2 3B: 0 HR: 2	SF: 0 SAC: 0 DP: 0 HBP: 0	WP: 2 PB: 0 SB: 0 CS: 0	PA: 41				
PITCHER	IP WLS BF H R ER SO BB IBB HBP BLK WP HR S P ERA WHIP											IP WLS BF H R ER SO BB IBB HBP BLK WP HR S P ERA WHIP														
59 Johan Oviedo, R ERA: 5.25	4.0	18	3	2	2	4	1	1	0	0	0	1	49	65	4.50	1.000										
56 Ryan Helsley, R ERA: 6.85	1.1	L	7	2	2	2	0	1	0	0	0	1	15	25	13.50	2.250										
92 Génesis Cabrera, L ERA: 2.25	1.2		8	2	1	0	2	1	0	0	0	1	23	36	0.00	1.800										
32 Daniel Ponce de Leon, R ERA: 6.97	2.0		8	2	0	0	2	0	0	0	0	0	20	28	0.00	1.000										

AB	37
R	5
H	9
RBI	4
BB	4
SO	8
LOB	23



Batter	1	2	3	4	5	6	7	8	9	AB R H RBI BB SO LOB	BOTTOM											
19 Tommy Edman, S OBP: 0.325, SLG: 0.396										4 1 1 0 0 0 0	Cincinnati Reds @ St. Louis Cardinals Busch Stadium, St. Louis, MO Sat Jun 05 2021, 1:16 PM - 4:21 PM CDT Att: 23,365 - Partly Cloudy - 84 F											
3 Dylan Carlson, S OBP: 0.359, SLG: 0.431										4 0 0 0 0 1 1												
46 Paul Goldschmidt, R OBP: 0.310, SLG: 0.492										4 1 1 0 0 2 1												
28 Nolan Arenado, R OBP: 0.320, SLG: 0.509										4 0 3 2 0 0 0												
4 Yadier Molina, R OBP: 0.314, SLG: 0.493										1 0 0 0 0 1 1												
7 Andrew Knizner, R OBP: 0.296, SLG: 0.264										3 0 0 0 0 1 2												
27 Tyler O'Neill, R OBP: 0.313, SLG: 0.604										4 0 2 0 0 1 0												
13 Matt Carpenter, L OBP: 0.286, SLG: 0.293										3 0 0 0 1 2 2												
63 Edmundo Sosa, R OBP: 0.378, SLG: 0.377										4 0 0 0 0 1 5												
59 Johan Oviedo, R ERA: 5.25	7.0	W	27	5	2	2	8	1	0	0		0	0	66	95	2.57	0.857					
70 Tejay Antone, R ERA: 1.45	1.0	H	3	0	0	0	0	0	0	9	10	0.00	0.000									
39 Lucas Sims, R ERA: 4.91	1.0	S	5	2	0	0	2	0	0	12	15	0.00	2.000									
Inning Stats	R: 1 E: 0 K: 3 S: 15	H: 2 LOB: 1 BB: 0 P: 22	R: 0 E: 0 K: 2 S: 10	H: 0 LOB: 0 BB: 0 P: 15	R: 0 E: 0 K: 1 S: 7	H: 0 LOB: 0 BB: 0 P: 10	R: 1 E: 0 K: 1 S: 15	H: 3 LOB: 3 BB: 1 P: 22	R: 0 E: 0 K: 1 S: 7	H: 0 LOB: 0 BB: 0 P: 12	R: 0 E: 0 K: 0 S: 6	H: 0 LOB: 0 BB: 0 P: 8	R: 0 E: 0 K: 0 S: 6	H: 0 LOB: 0 BB: 0 P: 6	R: 0 E: 0 K: 0 S: 9	H: 0 LOB: 0 BB: 0 P: 10	R: 0 E: 0 K: 2 S: 12	H: 2 LOB: 2 BB: 0 P: 15	1B: 3 2B: 3 3B: 1 HR: 0	SF: 0 SAC: 0 DP: 0 HBP: 0	WP: 0 PB: 0 SB: 0 CS: 0	PA: 35
PITCHER	IP WLS BF H R ER SO BB IBB HBP BLK WP HR S P ERA WHIP											IP WLS BF H R ER SO BB IBB HBP BLK WP HR S P ERA WHIP										

AB	34
R	2
H	7
RBI	2
BB	1
SO	10
LOB	15



Batter	1	2	3	4	5	6	7	8	9	AB	R	H	RBI	BB	SO	LOB	TOP								
2 Luis Urias, R OBP: 0.330, SLG: 0.411	(1,4) H FF 93 1-0 24 BLK 10 HBP	(2,1) D SL 86 S FF 93 X SL 84 FC5-4	(0,0) X FF 93 G4-3	(0,0) R:0 H:0 K:0 BB:0 S:5 P:8	(0,1) F FF 92 X SL 82 22 WP 24 SF8 2B	(0,2) S FF 92 X SL 83 P6	(0,1) C SL 84 X FF 93 G5-3	(0,2) 4 2 1 0 0 0 2																	
20 Daniel Vogelbach, L OBP: 0.324, SLG: 0.362	(1,3) C FF 93 I SAFE C FF 94 F FF 95 R CU 76 X SL 75 F7	(1,2) F FF 93 1-2 F7	(0,0) X FF 93 G4-3	(0,2) B CU 78 C FF 93 X CH 89 G3-1	(0,2) C CU 76 C FF 91 X FF 92 P5	(1,3) F FF 93 B CH 81 F FF 92 S CU 78 K	(2,2) B SL 84 B SL 84 C FF 95 C FF 95 X SL 96 HR	(2,2) 5 1 1 1 0 1 2																	
22 Christian Yelich, L OBP: 0.389, SLG: 0.390	(1,7) I SAFE X FF 92 F7	(0,0) F7	(2,1) B CU 78 C FF 93 X CH 89 G3-1	(4,2) B CU 76 B CU 75 S CH 77 F FF 92 B CU 76 D CU 77 BB	(0,1) F FF 92 X SL 80 SF8	(4,0) B CU 78 B FF 92 BB	(3,2) B FF 95 B SL 85 B SL 85 C FF 94 X SL 86 2B	(0,0) 3 0 1 0 2 0 1																	
24 Avisail Garcia, R OBP: 0.316, SLG: 0.468	(1,9) F SL 85 I SAFE X SL 85 10 BLK 1B	(0,1) 1-3 10 BLK 1B	(1,1) C SL 85 B FF 93 X FF 94 G4-3	(0,1) F SL 82 X SL 80 SF8	(0,1) F SL 82 X SL 80 SF8	(0,2) C FF 92 X SL 81 FC5-4	(0,3) C SL 86 B SL 86 C FF 95 X SL 86 K	(0,2) 4 0 1 1 0 1 2																	
10 Omar Narváez, L OBP: 0.399, SLG: 0.500	(1,2) X FF 94 0-0 G6-3	(0,0) G6-3	(4,2) C CU 78 B CH 77 B FF 91 B CH 80 F FF 92 F FF 92 B SL 81 27 BB	(1,1) S CU 78 X CH 77 G1-3	(1,3) F FF 94 B SL 86 B SL 86 S SL 86 K	(1,3) F FF 94 B SL 86 B SL 86 S SL 86 K	(0,0) X SL 87 F9	(0,0) 2 0 0 0 1 0 2 2 0 0 0 0 1 1																	
21 Travis Shaw, L OBP: 0.279, SLG: 0.337	(1,5) C CU 77 S FF 94 K	(0,3) C CU 77 S FF 94 K	(1,2) C CU 76 I SAFE F FF 91 F CU 76 T CU 77 K	(2,1) B CU 77 B FF 91 X CU 78 G3-1	(4,2) F SL 83 B SL 86 B SL 86 S SL 86 BB	(4,2) F SL 83 B SL 86 B SL 86 S SL 86 BB	(0,0) 1 0 0 0 0 1 0 2 0 0 0 0 1 1 0 0 0 0 1 0 0																		
14 Jace Peterson, L OBP: 0.313, SLG: 0.407	(2,4) B SL 85 X FF 94 41 BB 1B	(1,0) B SL 85 X FF 94 41 BB 1B	(1,2) S SL 83 B FF 92 C SL 83 X SL 82 1B	(2,1) B FF 92 B FF 92 S SL 83 X SL 83 1B	(0,0) X CU 78 L6	(1,1) C SL 86 B SL 86 X SL 86 G3-1	(1,0) B FF 94 X FF 95 41 BB 1B	(0,0) 4 0 1 0 0 1 5																	
28 Daniel Robertson, R OBP: 0.288, SLG: 0.313	(8,5) X CU 78 2 FC5-4 1B	(0,0) X CU 78 2 FC5-4 1B	(3,3) B CU 78 B FF 92 F FF 91 C SAFE C CU 77 K	(0,0) X CU 78 L6	(2,3) C FF 92 X SL 81 K	(2,2) S SL 83 C FF 94 F FF 95 X SL 86 K	(1,2) C SL 86 B SL 86 X SL 86 G3-1	(1,2) 1 0 0 0 0 1 2 1 0 0 0 0 1 1 1 0 0 0 0 1 2 0 0 0 0 0 0 0																	
27 Willy Adames, R OBP: 0.295, SLG: 0.406	(1,6) X CU 78 2 FC5-4 1B	(0,0) X CU 78 2 FC5-4 1B	(1,2) S SL 83 B FF 92 C SL 83 X SL 82 1B	(2,1) B FF 92 B FF 92 S SL 83 X SL 83 1B	(0,0) X CU 78 L6	(2,2) S SL 83 C FF 94 F FF 95 X SL 86 K	(1,2) C SL 86 B SL 86 X SL 86 G3-1	(1,2) 1 0 0 0 0 1 2 1 0 0 0 0 1 1 1 0 0 0 0 1 2 0 0 0 0 0 0 0																	
41 Jackie Bradley Jr., L OBP: 0.227, SLG: 0.284	(1,8) X CU 78 2 FC5-4 1B	(0,0) X CU 78 2 FC5-4 1B	(3,3) B CU 78 B FF 92 F FF 91 C SAFE C CU 77 K	(0,0) X CU 78 L6	(2,3) C FF 92 X SL 81 K	(2,2) S SL 83 C FF 94 F FF 95 X SL 86 K	(1,2) C SL 86 B SL 86 X SL 86 G3-1	(1,2) 4 0 1 0 0 1 5																	
25 Brett Anderson, L OBP: 0.200, SLG: 0.800	(1,1) L FF 92 L CU 76 K	(0,3) L FF 92 L CU 76 K	(1,3) C SL 84 B SL 84 S SL 84 K	(2,3) C FF 92 X SL 81 K	(2,3) C FF 92 X SL 81 K	(2,2) S SL 83 C FF 94 F FF 95 X SL 86 K	(2,2) S SL 83 C FF 94 F FF 95 X SL 86 K	(1,2) 1 0 0 0 0 1 2 1 0 0 0 0 1 2 1 0 0 0 0 1 1 1 0 0 0 0 1 2 0 0 0 0 0 0 0																	
33 Pablo Reyes, R OBP: 0.263, SLG: 0.316	(4,PH) K	(4,PH) K	(4,PH) K	(4,PH) K	(4,PH) K	(4,PH) K	(4,PH) K	(4,PH) K	(4,PH) K																
52 Eric Lauer, R OBP: 0.200, SLG: 0.800	(4,PH) K	(4,PH) K	(4,PH) K	(4,PH) K	(4,PH) K	(4,PH) K	(4,PH) K	(4,PH) K	(4,PH) K																
15 Tyrone Taylor, R OBP: 0.303, SLG: 0.455	(8,PH) K	(8,PH) K	(8,PH) K	(8,PH) K	(8,PH) K	(8,PH) K	(8,PH) K	(8,PH) K	(8,PH) K																
57 Eric Yardley, R OBP: 0.303, SLG: 0.455	(8,PH) K	(8,PH) K	(8,PH) K	(8,PH) K	(8,PH) K	(8,PH) K	(8,PH) K	(8,PH) K	(8,PH) K																
Inning Stats	R: 1 E: 0 K: 0 S: 8	H: 1 LOB: 1 BB: 0 P: 10	R: 0 E: 0 K: 2 S: 10	H: 2 LOB: 2 BB: 1 P: 13	R: 0 E: 0 K: 0 S: 5	H: 0 LOB: 0 BB: 0 P: 8	R: 0 E: 0 K: 3 S: 17	H: 1 LOB: 1 BB: 1 P: 27	R: 1 E: 0 K: 0 S: 11	H: 1 LOB: 1 BB: 0 P: 16	R: 0 E: 0 K: 1 S: 8	H: 0 LOB: 1 BB: 1 P: 14	R: 0 E: 0 K: 1 S: 9	H: 1 LOB: 1 BB: 1 P: 14	R: 0 E: 0 K: 2 S: 11	H: 2 LOB: 1 BB: 0 P: 20	R: 1 E: 0 K: 1 S: 15	H: 2 LOB: 1 BB: 0 P: 20	1B: 6 2B: 2 3B: 0 HR: 1	SF: 1 SAC: 0 DP: 0 HBP: 1	WP: 1 PB: 0 SB: 0 CS: 0	PA: 41			
PITCHER	IP WLS BF H R ER SO BB IBB HBP BLK WP HR S P ERA WHIP	IP WLS BF H R ER SO BB IBB HBP BLK WP HR S P ERA WHIP	IP WLS BF H R ER SO BB IBB HBP BLK WP HR S P ERA WHIP	IP WLS BF H R ER SO BB IBB HBP BLK WP HR S P ERA WHIP	IP WLS BF H R ER SO BB IBB HBP BLK WP HR S P ERA WHIP	IP WLS BF H R ER SO BB IBB HBP BLK WP HR S P ERA WHIP	IP WLS BF H R ER SO BB IBB HBP BLK WP HR S P ERA WHIP	IP WLS BF H R ER SO BB IBB HBP BLK WP HR S P ERA WHIP	IP WLS BF H R ER SO BB IBB HBP BLK WP HR S P ERA WHIP	IP WLS BF H R ER SO BB IBB HBP BLK WP HR S P ERA WHIP	IP WLS BF H R ER SO BB IBB HBP BLK WP HR S P ERA WHIP	IP WLS BF H R ER SO BB IBB HBP BLK WP HR S P ERA WHIP	IP WLS BF H R ER SO BB IBB HBP BLK WP HR S P ERA WHIP	IP WLS BF H R ER SO BB IBB HBP BLK WP HR S P ERA WHIP	IP WLS BF H R ER SO BB IBB HBP BLK WP HR S P ERA WHIP	IP WLS BF H R ER SO BB IBB HBP BLK WP HR S P ERA WHIP	IP WLS BF H R ER SO BB IBB HBP BLK WP HR S P ERA WHIP	IP WLS BF H R ER SO BB IBB HBP BLK WP HR S P ERA WHIP	IP WLS BF H R ER SO BB IBB HBP BLK WP HR S P ERA WHIP	IP WLS BF H R ER SO BB IBB HBP BLK WP HR S P ERA WHIP	IP WLS BF H R ER SO BB IBB HBP BLK WP HR S P ERA WHIP	IP WLS BF H R ER SO BB IBB HBP BLK WP HR S P ERA WHIP	IP WLS BF H R ER SO BB IBB HBP BLK WP HR S P ERA WHIP	IP WLS BF H R ER SO BB IBB HBP BLK WP HR S P ERA WHIP	IP WLS BF H R ER SO BB IBB HBP BLK WP HR S P ERA WHIP

Milwaukee Brewers @ Cincinnati Reds
Great American Ball Park, Cincinnati, OH
Wed Jun 09 2021, 7:10 PM - 10:27 PM EDT
Att: 11,862 - Cloudy - 76 F

AB 35
R 3
H 9
RBI 2
BB 4
SO 10
LOB 23



Batter	1	2	3	4	5	6	7	8	9	AB	R	H	RBI	BB	SO	LOB	BOTTOM					
6 Jonathan India, R OBP: 0.369, SLG: 0.412	(1,4) C SI 89 X SI 89 G5-3	(1,0) B SI 89 X SI 89 2 BB 1B	(0,0) X SI 89 F9	(1,2) C FF 91 B FF 94 X CU 79 F9	(4,2) C FF 92 B CH 86 B CU 78 B FF 92 BB	(0,3) C SI 86 C CU 74 K	(0,3) C SI 86 C CU 74 K	(0,3) C SI 86 C CU 74 K	(0,3) C SI 86 C CU 74 K	(1,1) 4 1 1 1 1 1 1												
33 Jesse Winker, L OBP: 0.411, SLG: 0.649	(1,7) B SI 89 C SL 82 X SI 91 2 BB 1B	(2,1) F SL 79 B SI 89 F SI 89 C SL 90 B SI 90 X SI 91 L8	(4,2) C FC 90 B FF 93 B FF 94 C CU 79 B FF 94 BB	(3,2) C FC 90 B FF 93 B FF 94 C CU 79 B FF 94 BB	(0,3) C FF 91 C FF 92 S FF 92 K	(0,3) C FF 91 C FF 92 S FF 92 K	(4,2) F SI 87 B CH 78 S CH 79 D CH 80 B SI 87 F CH 79 B SI 88 2 BB BB	(4,2) F SI 87 B CH 78 S CH 79 D CH 80 B SI 87 F CH 79 B SI 88 2 BB BB	(2,2) 3 2 1 0 2 1 3													
2 Nick Castellanos, R OBP: 0.412, SLG: 0.622	(1,9) B CH 82 B KC 77 X CH 82 E1 37 BB 19 G6-3	(2,0) B SI 88 S CH 83 F CH 85 B SI 90 X SL 82 E1 37 BB 19 G6-3	(3,2) B SI 88 S CH 83 F CH 85 B SI 90 X SL 82 2B	(4,2) B FC 90 B FF 93 B FF 94 C CU 79 B FF 94 BB	(1,2) C FC 88 B CH 86 B FF 92 C FC 90 S FF 92 K	(0,0) X SI 88 G6-3	(0,0) X SI 88 G6-3	(0,0) X SI 88 G6-3	(0,0) X SI 88 G6-3	(4,2) 4 2 1 2 1 1 4												
37 Tyler Stephenson, R OBP: 0.363, SLG: 0.402	(1,2) X SI 88 19 G6-3 2B	(0,0) B CH 82 X CH 84 L9	(1,0) B CH 82 X CH 84 L9	(0,1) C FF 92 X FC 81 2B	(0,1) C FF 92 X FC 81 2B	(3,3) C FC 87 B CH 84 B FF 91 F FC 88 B FF 93 B FF 93 F FC 89 K	(3,3) C FC 87 B CH 84 B FF 91 F FC 88 B FF 93 B FF 93 F FC 89 K	(0,0) 4 0 2 3 0 1 1														
19 Joey Votto, L OBP: 0.310, SLG: 0.405	(1,3) C SI 88 X SL 82 G6-3	(1,1) C SI 88 X SL 82 G6-3	(3,2) B KC 74 B SI 87 B SI 81 X SL 90 G4-3	(1,3) S FF 92 B SI 87 D CU 79 S FF 93 K	(1,3) S FF 92 B SI 87 D CU 79 S FF 93 K	(4,0) B CU 78 B FF 92 BB	(4,0) B CU 78 B FF 92 BB	(0,1) 3 0 0 1 1 1 2														
7 Eugenio Suárez, R OBP: 0.239, SLG: 0.369	(1,5) B SI 88 C SI 90 X CH 83 G4-3	(1,1) B SI 88 C SI 90 X CH 83 G4-3	(4,1) B KC 76 M KC 77 B CH 83 C SI 81 B CH 82 BB	(1,3) F FC 88 X FF 92 F9	(0,2) F FC 88 X FF 92 F9	(2,2) S FF 92 D CH 86 F FF 92 B FF 93 X FF 92 1B	(2,2) S FF 92 D CH 86 F FF 92 B FF 93 X FF 92 1B	(0,1) 3 0 1 0 1 0 1														
26 Scott Heineman, R OBP: 0.235, SLG: 0.286	(1,8) B KC 75 B CH 81 B SI 89 BB	(4,0) B KC 75 B CH 81 B SI 89 53 BB 1B	(0,0) X SI 87 F8	(0,0) X SI 87 F8	(0,3) C FC 88 S CH 86 S FF 93 K	(0,3) C FC 88 S CH 86 S FF 93 K	(0,0) X FC 88 FC6-4	(0,0) X FC 88 FC6-4	(0,0) X FC 88 FC6-4	(3,1) 3 1 0 0 1 1 3 0 0 0 0 0 0 0												
55 Heath Hembree, R OBP: 0.266, SLG: 0.305	(8,PH) K	(8,PH) K	(8,PH) K	(8,PH) K	(8,PH) K	(8,PH) K	(8,PH) K	(8,PH) K	(8,PH) K													
17 Kyle Farmer, R OBP: 0.266, SLG: 0.305	(1,6) B SI 89 C SI 90 X SI 89 L4	(2,2) B SI 89 C SI 90 X SI 89 L4	(0,0) X SI 87 F9	(0,0) X SI 87 F9	(1,0) B CU 78 X FF 92 P4	(1,0) B CU 78 X FF 92 P4	(2,2) B FC 88 I SAFE C FC 90 S FF 93 X FF 94 P4	(2,2) B FC 88 I SAFE C FC 90 S FF 93 X FF 94 P4	(4,0) 4 0 0 0 0 0 4													
53 Vladimir Gutierrez, R OBP: 0.167, SLG: 0.167	(1,1) B KC 76 M KC 77 L SL 80 X SL 81 K	(1,2) B KC 76 M KC 77 L SL 80 X SL 81 K	(2,3) S FF 92 B FF 93 C FF 93 C FF 91 K	(2,3) S FF 92 B FF 93 C FF 93 C FF 91 K	(0,0) X FC 88 F7	(0,0) X FC 88 F7	(0,0) X FC 88 F7	(0,0) X FC 88 F7	(3,1) 3 1 1 0 0 1 0 0 0 0 0 0 0 0 1 0 1 0 0 0 0													
50 Amir Garrett, R ERA: 4.99	(8,1) K	(8,1) K	(8,1) K	(8,1) K	(8,1) K	(8,1) K	(8,1) K	(8,1) K	(8,1) K													
4 Shogo Akiyama, L OBP: 0.308, SLG: 0.277	(8,8) K	(8,8) K	(8,8) K	(8,8) K	(8,8) K	(8,8) K	(8,8) K	(8,8) K	(8,8) K													
Inning Stats	R: 2 E: 1 K: 0 S: 10	H: 2 LOB: 1 BB: 0 P: 16	R: 3 E: 0 K: 0 S: 15	H: 3 LOB: 1 BB: 1 P: 30	R: 0 E: 0 K: 0 S: 6	H: 0 LOB: 1 BB: 1 P: 13	R: 2 E: 0 K: 2 S: 19	H: 1 LOB: 1 BB: 2 P: 31	R: 0 E: 0 K: 1 S: 7	H: 0 LOB: 0 BB: 0 P: 8	R: 0 E: 0 K: 2 S: 9	H: 0 LOB: 1 BB: 1 P: 16	R: 0 E: 0 K: 1 S: 14	H: 1 LOB: 2 BB: 1 P: 25	R: 0 E: 0 K: 1 S: 8	H: 1 LOB: 1 BB: 1 P: 12	R: 0 E: 0 K: 1 S: 8	H: 1 LOB: 1 BB: 1 P: 12	1B: 4 2B: 4 3B: 0 HR: 0	SF: 0 SAC: 0 DP: 1 HBP: 0	WP: 1 PB: 0 SB: 0 CS: 0	PA: 39
PITCHER	IP WLS BF H R ER SO BB IBB HBP BLK WP HR S P ERA WHIP	IP WLS BF H R ER SO BB IBB HBP BLK WP HR S P 																				

Batter	1	2	3	4	5	6	7	8	9	AB	R	H	RBI	BB	SO	LOB	TOP				
15 Raimel Tapia, L (1,7) OBP: 0.335, SLG: 0.404																					
Brendan Rodgers, R (1,4) OBP: 0.355, SLG: 0.463																					
19 Charlie Blackmon, L (1,9) OBP: 0.379, SLG: 0.413																					
27 Trevor Story, R (1,6) OBP: 0.315, SLG: 0.408																					
29 Robert Stephenson, R (8,1)																					
24 Ryan McMahon, L (1,5) OBP: 0.305, SLG: 0.496																					
25 C.J. Cron, R (1,3) OBP: 0.352, SLG: 0.408																					
58 Lucas Gilbreath, L (6,1)																					
1 Garrett Hampson, R (8,6) OBP: 0.238, SLG: 0.417																					
2 Yonathan Daza, R (1,8) OBP: 0.419, SLG: 0.380																					
8 Joshua Fuentes, R (6,3) OBP: 0.287, SLG: 0.402																					
3 Dom Nunez, L (1,2) OBP: 0.263, SLG: 0.375																					
21 Kyle Freeland, L (1,1)																					
9 Connor Joe, R (5,7) OBP: 0.357, SLG: 0.277																					
62 Yency Almonte, R (5,1)																					
Inning Stats	R: 0 E: 0 K: 0 S: 8	H: 1 LOB: 1 BB: 1 P: 14	R: 0 E: 0 K: 1 S: 11	H: 0 LOB: 0 BB: 0 P: 16	R: 0 E: 0 K: 2 S: 8	H: 0 LOB: 0 BB: 0 P: 10	R: 0 E: 0 K: 0 S: 7	H: 0 LOB: 1 BB: 0 P: 9	R: 0 E: 0 K: 2 S: 13	H: 0 LOB: 1 BB: 0 P: 16	R: 4 E: 0 K: 1 S: 22	H: 4 LOB: 0 BB: 0 P: 30	R: 0 E: 0 K: 1 S: 7	H: 0 LOB: 0 BB: 0 P: 12	R: 1 E: 0 K: 2 S: 9	H: 1 LOB: 0 BB: 0 P: 16	R: 0 E: 0 K: 2 S: 14	H: 1 LOB: 1 BB: 0 P: 22	1B: 5 2B: 0 3B: 0 HR: 2	SF: 0 SAC: 0 DP: 1 HBP: 0	WP: 2 PA: 35 PB: 0 SB: 0 CS: 0
PITCHER	IP WLS BF H R ER SO BB IBB HBP BLK WP HR S P ERA WHIP																				
30 Tyler Mahle, R (1,1) ERA: 3.56	6.0 W 24 5 4 4 6 1 0 0 0 0 2 1 69 95 6.00 1.000																				
68 Ryan Hendrix, R (7,1) ERA: 4.91	2.0 7 1 1 1 3 0 0 0 0 0 0 1 16 28 4.50 0.500																				
77 Art Warren, R (9,1) ERA: 2.25	1.0 4 1 0 0 2 0 0 0 0 0 0 0 14 22 0.00 1.000																				

Colorado Rockies @ Cincinnati Reds
Great American Ball Park, Cincinnati, OH
Fri Jun 11 2021, 7:12 PM - 10:20 PM EDT
Att: 20,505 - Overcast - 80 F

livebaseballscorecards.com

AB 34
R 5
H 7
RBI 4
BB 1
SO 11
LOB 8

Batter	1	2	3	4	5	6	7	8	9	AB	R	H	RBI	BB	SO	LOB	BOTTOM			
6 Jonathan India, R (1,4) OBP: 0.356, SLG: 0.395																				
33 Jesse Winker, L (1,7) OBP: 0.413, SLG: 0.637																				
2 Nick Castellanos, R (1,9) OBP: 0.419, SLG: 0.635																				
34 Mark Payton, L (7,9) OBP: 0.250, SLG: 0.182																				
37 Tyler Stephenson, R (1,2) OBP: 0.368, SLG: 0.420																				
19 Joey Votto, L (1,3) OBP: 0.313, SLG: 0.449																				
68 Ryan Hendrix, R (7,1)																				
12 Tyler Naquin, L (8,PH) OBP: 0.325, SLG: 0.491																				
77 Art Warren, R (9,1)																				
7 Eugenio Suárez, R (1,5) OBP: 0.241, SLG: 0.370																				
27 Mike Freeman, L (5,PH) OBP: 0.300, SLG: 0.176																				
26 Scott Heineman, R (1,8) OBP: 0.238, SLG: 0.444																				
17 Kyle Farmer, R (1,6) OBP: 0.271, SLG: 0.327																				
30 Tyler Mahle, R (1,1) OBP: 0.167, SLG: 0.048																				
4 Shogo Akiyama, L (6,PH) OBP: 0.296, SLG: 0.265																				
Inning Stats	R: 2 E: 0 K: 1 S: 8	H: 2 LOB: 0 BB: 0 P: 9	R: 2 E: 0 K: 0 S: 11	H: 2 LOB: 0 BB: 0 P: 17	R: 3 E: 0 K: 0 S: 15	H: 1 LOB: 0 BB: 1 P: 25	R: 1 E: 0 K: 1 S: 11	H: 2 LOB: 1 BB: 0 P: 16	R: 1 E: 0 K: 2 S: 13	H: 1 LOB: 1 BB: 0 P: 20	R: 2 E: 0 K: 1 S: 17	H: 1 LOB: 3 BB: 4 P: 38	R: 0 E: 0 K: 1 S: 8	H: 1 LOB: 0 BB: 0 P: 10	R: 0 E: 0 K: 1 S: 13	H: 0 LOB: 1 BB: 1 P: 22	1B: 4 2B: 1 3B: 0 HR: 5	SF: 0 SAC: 0 DP: 0 HBP: 0	WP: 1 PA: 42 PB: 0 SB: 0 CS: 0	
PITCHER	IP WLS BF H R ER SO BB IBB HBP BLK WP HR S P ERA WHIP																			
21 Kyle Freeland, L (1,1) ERA: 9.0	4.0 L 22 8 8 2 1 0 0 0 0 0 5 46 69 18.00 2.250																			
62 Yency Almonte, R (5,1) ERA: 12.32	1.2 9 1 2 2 3 2 0 0 0 0 1 0 24 42 10.80 1.800																			
58 Lucas Gilbreath, L (6,1) ERA: 6.97	1.1 7 1 0 0 1 2 0 0 0 0 0 0 13 24 0.00 2.250																			
29 Robert Stephenson, R (8,1) ERA: 4.5	1.0 4 0 0 0 1 1 0 0 0 0 0 0 13 22 0.00 1.000																			

Colorado Rockies @ Cincinnati Reds
Great American Ball Park, Cincinnati, OH
Fri Jun 11 2021, 7:12 PM - 10:20 PM EDT
Att: 20,505 - Overcast - 80 F

livebaseballscorecards.com

AB 36
R 11
H 10
RBI 11
BB 6
SO 7
LOB 13

Batter	1	2	3	4	5	6	7	8	9	AB	R	H	RBI	BB	SO	LOB	TOP						
15 Raimel Tapia, L (1.7) OBP: 0.336, SLG: 0.404										5	1	2	0	0	1	2	Colorado Rockies @ Cincinnati Reds Great American Ball Park, Cincinnati, OH Sun Jun 13 2021, 1:12 PM - 4:23 PM EDT Att: 18,268 - Sunny - 88 F						
2 Yonathan Daza, R (1.8) OBP: 0.395, SLG: 0.395										3	0	1	0	1	0	1							
19 Charlie Blackmon, L (1.9) OBP: 0.375, SLG: 0.410										4	0	1	1	0	1	1							
27 Trevor Story, R (1.6) OBP: 0.311, SLG: 0.394										4	0	0	0	0	4	3							
24 Ryan McMahon, L (1.5) OBP: 0.302, SLG: 0.500										5	1	1	1	0	2	4							
Brendan Rodgers, R (1.4) OBP: 0.357, SLG: 0.424										2	0	0	0	2	0	0							
25 C.J. Cron, R (1.3) OBP: 0.359, SLG: 0.401										1	0	0	0	3	0	3							
3 Dom Nunez, L (1.2) OBP: 0.262, SLG: 0.371										4	0	1	0	0	2	4							
49 Antonio Senzate, R (1.1) 54 Carlos Estevez, R (7.1) 1 Garrett Hampson, R (8. PH) 62 Yency Almonte, R (8.1)										3	0	0	0	0	2	2							
Inning Stats	R: 1 E: 0 K: 1 S: 10	H: 2 LOB: 1 BB: 0 P: 12	R: 0 E: 0 K: 0 S: 6	H: 1 LOB: 2 BB: 1 P: 15	R: 0 E: 0 K: 2 S: 14	H: 1 LOB: 3 BB: 1 P: 29	R: 0 E: 0 K: 1 S: 9	H: 1 LOB: 1 BB: 0 P: 14	R: 0 E: 0 K: 2 S: 16	H: 0 LOB: 3 BB: 2 P: 33	R: 0 E: 0 K: 3 S: 11	H: 0 LOB: 1 BB: 1 P: 17	R: 1 E: 0 K: 2 S: 11	H: 1 LOB: 1 BB: 1 P: 22	R: 0 E: 0 K: 1 S: 6	H: 0 LOB: 0 BB: 0 P: 8		R: 0 E: 0 K: 1 S: 8	H: 0 LOB: 0 BB: 0 P: 12	1B: 4 2B: 1 3B: 0 HR: 1	SF: 1 SAC: 0 DP: 0 HBP: 2	WP: 0 PB: 0 SB: 1 CS: 0	PA: 41
PITCHER	IP: 4.2 WLS: 1 BF: 25 ERA: 1.93	W: 1 H: 0 R: 0 ER: 0 SO: 5	H: 0 LOB: 0 BB: 0 P: 5	R: 0 E: 0 K: 0 S: 6	H: 1 LOB: 2 BB: 1 P: 15	R: 0 E: 0 K: 2 S: 14	H: 1 LOB: 3 BB: 1 P: 29	R: 0 E: 0 K: 1 S: 9	H: 1 LOB: 1 BB: 0 P: 14	R: 0 E: 0 K: 2 S: 16	H: 0 LOB: 3 BB: 2 P: 33	R: 0 E: 0 K: 3 S: 11	H: 0 LOB: 1 BB: 1 P: 17	R: 1 E: 0 K: 2 S: 11	H: 1 LOB: 1 BB: 1 P: 22	R: 0 E: 0 K: 1 S: 6	H: 0 LOB: 0 BB: 0 P: 8	R: 0 E: 0 K: 1 S: 8	H: 0 LOB: 0 BB: 0 P: 12	1B: 4 2B: 1 3B: 0 HR: 1	SF: 1 SAC: 0 DP: 0 HBP: 2	WP: 0 PB: 0 SB: 1 CS: 0	PA: 41
64 Tony Santillan, R (1.1) ERA: 1.93	IP: 4.2 WLS: 1 BF: 25 ERA: 1.93	W: 1 H: 0 R: 0 ER: 0 SO: 5	H: 0 LOB: 0 BB: 0 P: 5	R: 0 E: 0 K: 0 S: 6	H: 1 LOB: 2 BB: 1 P: 15	R: 0 E: 0 K: 2 S: 14	H: 1 LOB: 3 BB: 1 P: 29	R: 0 E: 0 K: 1 S: 9	H: 1 LOB: 1 BB: 0 P: 14	R: 0 E: 0 K: 2 S: 16	H: 0 LOB: 3 BB: 2 P: 33	R: 0 E: 0 K: 3 S: 11	H: 0 LOB: 1 BB: 1 P: 17	R: 1 E: 0 K: 2 S: 11	H: 1 LOB: 1 BB: 1 P: 22	R: 0 E: 0 K: 1 S: 6	H: 0 LOB: 0 BB: 0 P: 8	R: 0 E: 0 K: 1 S: 8	H: 0 LOB: 0 BB: 0 P: 12	1B: 4 2B: 1 3B: 0 HR: 1	SF: 1 SAC: 0 DP: 0 HBP: 2	WP: 0 PB: 0 SB: 1 CS: 0	PA: 41
68 Ryan Hendrix, R (5.1) ERA: 4.82	IP: 5.1 WLS: 0 BF: 21 ERA: 4.82	W: 0 H: 1 R: 0 ER: 1 SO: 2	H: 0 LOB: 0 BB: 0 P: 1	R: 0 E: 0 K: 0 S: 6	H: 1 LOB: 2 BB: 1 P: 15	R: 0 E: 0 K: 2 S: 14	H: 1 LOB: 3 BB: 1 P: 29	R: 0 E: 0 K: 1 S: 9	H: 1 LOB: 1 BB: 0 P: 14	R: 0 E: 0 K: 2 S: 16	H: 0 LOB: 3 BB: 2 P: 33	R: 0 E: 0 K: 3 S: 11	H: 0 LOB: 1 BB: 1 P: 17	R: 1 E: 0 K: 2 S: 11	H: 1 LOB: 1 BB: 1 P: 22	R: 0 E: 0 K: 1 S: 6	H: 0 LOB: 0 BB: 0 P: 8	R: 0 E: 0 K: 1 S: 8	H: 0 LOB: 0 BB: 0 P: 12	1B: 4 2B: 1 3B: 0 HR: 1	SF: 1 SAC: 0 DP: 0 HBP: 2	WP: 0 PB: 0 SB: 1 CS: 0	PA: 41
47 Brad Brach, R (6.1) ERA: 4.15	IP: 6.1 WLS: 0 BF: 21 ERA: 4.15	W: 0 H: 1 R: 0 ER: 1 SO: 2	H: 0 LOB: 0 BB: 0 P: 1	R: 0 E: 0 K: 0 S: 6	H: 1 LOB: 2 BB: 1 P: 15	R: 0 E: 0 K: 2 S: 14	H: 1 LOB: 3 BB: 1 P: 29	R: 0 E: 0 K: 1 S: 9	H: 1 LOB: 1 BB: 0 P: 14	R: 0 E: 0 K: 2 S: 16	H: 0 LOB: 3 BB: 2 P: 33	R: 0 E: 0 K: 3 S: 11	H: 0 LOB: 1 BB: 1 P: 17	R: 1 E: 0 K: 2 S: 11	H: 1 LOB: 1 BB: 1 P: 22	R: 0 E: 0 K: 1 S: 6	H: 0 LOB: 0 BB: 0 P: 8	R: 0 E: 0 K: 1 S: 8	H: 0 LOB: 0 BB: 0 P: 12	1B: 4 2B: 1 3B: 0 HR: 1	SF: 1 SAC: 0 DP: 0 HBP: 2	WP: 0 PB: 0 SB: 1 CS: 0	PA: 41
50 Amir Garrett, L (6.1) ERA: 9.0	IP: 6.1 WLS: 0 BF: 21 ERA: 9.0	W: 0 H: 1 R: 0 ER: 1 SO: 2	H: 0 LOB: 0 BB: 0 P: 1	R: 0 E: 0 K: 0 S: 6	H: 1 LOB: 2 BB: 1 P: 15	R: 0 E: 0 K: 2 S: 14	H: 1 LOB: 3 BB: 1 P: 29	R: 0 E: 0 K: 1 S: 9	H: 1 LOB: 1 BB: 0 P: 14	R: 0 E: 0 K: 2 S: 16	H: 0 LOB: 3 BB: 2 P: 33	R: 0 E: 0 K: 3 S: 11	H: 0 LOB: 1 BB: 1 P: 17	R: 1 E: 0 K: 2 S: 11	H: 1 LOB: 1 BB: 1 P: 22	R: 0 E: 0 K: 1 S: 6	H: 0 LOB: 0 BB: 0 P: 8	R: 0 E: 0 K: 1 S: 8	H: 0 LOB: 0 BB: 0 P: 12	1B: 4 2B: 1 3B: 0 HR: 1	SF: 1 SAC: 0 DP: 0 HBP: 2	WP: 0 PB: 0 SB: 1 CS: 0	PA: 41
55 Heath Hembree, R (7.1) ERA: 6.5	IP: 7.1 WLS: 0 BF: 25 ERA: 6.5	W: 0 H: 1 R: 1 ER: 1 SO: 2	H: 1 LOB: 1 BB: 1 P: 2	R: 1 E: 0 K: 0 S: 6	H: 1 LOB: 2 BB: 1 P: 15	R: 0 E: 0 K: 2 S: 14	H: 1 LOB: 3 BB: 1 P: 29	R: 0 E: 0 K: 1 S: 9	H: 1 LOB: 1 BB: 0 P: 14	R: 0 E: 0 K: 2 S: 16	H: 0 LOB: 3 BB: 2 P: 33	R: 0 E: 0 K: 3 S: 11	H: 0 LOB: 1 BB: 1 P: 17	R: 1 E: 0 K: 2 S: 11	H: 1 LOB: 1 BB: 1 P: 22	R: 0 E: 0 K: 1 S: 6	H: 0 LOB: 0 BB: 0 P: 8	R: 0 E: 0 K: 1 S: 8	H: 0 LOB: 0 BB: 0 P: 12	1B: 4 2B: 1 3B: 0 HR: 1	SF: 1 SAC: 0 DP: 0 HBP: 2	WP: 0 PB: 0 SB: 1 CS: 0	PA: 41
PITCHER	IP: 4.2 WLS: 1 BF: 25 ERA: 1.93	W: 1 H: 0 R: 0 ER: 0 SO: 5	H: 0 LOB: 0 BB: 0 P: 5	R: 0 E: 0 K: 0 S: 6	H: 1 LOB: 2 BB: 1 P: 15	R: 0 E: 0 K: 2 S: 14	H: 1 LOB: 3 BB: 1 P: 29	R: 0 E: 0 K: 1 S: 9	H: 1 LOB: 1 BB: 0 P: 14	R: 0 E: 0 K: 2 S: 16	H: 0 LOB: 3 BB: 2 P: 33	R: 0 E: 0 K: 3 S: 11	H: 0 LOB: 1 BB: 1 P: 17	R: 1 E: 0 K: 2 S: 11	H: 1 LOB: 1 BB: 1 P: 22	R: 0 E: 0 K: 1 S: 6	H: 0 LOB: 0 BB: 0 P: 8	R: 0 E: 0 K: 1 S: 8	H: 0 LOB: 0 BB: 0 P: 12	1B: 4 2B: 1 3B: 0 HR: 1	SF: 1 SAC: 0 DP: 0 HBP: 2	WP: 0 PB: 0 SB: 1 CS: 0	PA: 41
39 Lucas Sims, R (8.1) ERA: 4.62	IP: 8.1 WLS: 0 BF: 6 ERA: 4.62	W: 0 H: 0 R: 0 ER: 0 SO: 2	H: 0 LOB: 0 BB: 0 P: 0	R: 0 E: 0 K: 0 S: 6	H: 1 LOB: 2 BB: 1 P: 15	R: 0 E: 0 K: 2 S: 14	H: 1 LOB: 3 BB: 1 P: 29	R: 0 E: 0 K: 1 S: 9	H: 1 LOB: 1 BB: 0 P: 14	R: 0 E: 0 K: 2 S: 16	H: 0 LOB: 3 BB: 2 P: 33	R: 0 E: 0 K: 3 S: 11	H: 0 LOB: 1 BB: 1 P: 17	R: 1 E: 0 K: 2 S: 11	H: 1 LOB: 1 BB: 1 P: 22	R: 0 E: 0 K: 1 S: 6	H: 0 LOB: 0 BB: 0 P: 8	R: 0 E: 0 K: 1 S: 8	H: 0 LOB: 0 BB: 0 P: 12	1B: 4 2B: 1 3B: 0 HR: 1	SF: 1 SAC: 0 DP: 0 HBP: 2	WP: 0 PB: 0 SB: 1 CS: 0	PA: 41
PITCHER	IP: 8.1 WLS: 0 BF: 6 ERA: 4.62	W: 0 H: 0 R: 0 ER: 0 SO: 2	H: 0 LOB: 0 BB: 0 P: 0	R: 0 E: 0 K: 0 S: 6	H: 1 LOB: 2 BB: 1 P: 15	R: 0 E: 0 K: 2 S: 14	H: 1 LOB: 3 BB: 1 P: 29	R: 0 E: 0 K: 1 S: 9	H: 1 LOB: 1 BB: 0 P: 14	R: 0 E: 0 K: 2 S: 16	H: 0 LOB: 3 BB: 2 P: 33	R: 0 E: 0 K: 3 S: 11	H: 0 LOB: 1 BB: 1 P: 17	R: 1 E: 0 K: 2 S: 11	H: 1 LOB: 1 BB: 1 P: 22	R: 0 E: 0 K: 1 S: 6	H: 0 LOB: 0 BB: 0 P: 8	R: 0 E: 0 K: 1 S: 8	H: 0 LOB: 0 BB: 0 P: 12	1B: 4 2B: 1 3B: 0 HR: 1	SF: 1 SAC: 0 DP: 0 HBP: 2	WP: 0 PB: 0 SB: 1 CS: 0	PA: 41
Batter	1	2	3	4	5	6	7	8	9	AB	R	H	RBI	BB	SO	LOB	BOTTOM						
6 Jonathan India, R (1.4) OBP: 0.360, SLG: 0.396										3	1	1	0	1	1	0	Colorado Rockies @ Cincinnati Reds Great American Ball Park, Cincinnati, OH Sun Jun 13 2021, 1:12 PM - 4:23 PM EDT Att: 18,268 - Sunny - 88 F						
33 Jesse Winker, L (1.7) OBP: 0.418, SLG: 0.638										3	0	2	2	0	0	1							
2 Nick Castellanos, R (1.9) OBP: 0.416, SLG: 0.635										4	0	1	0	0	1	4							
12 Tyler Naquin, L (1.8) OBP: 0.330, SLG: 0.497										3	1	1	1	0	2	3							
39 Lucas Sims, R (8.1) ERA: 4.62										0	0	0	0	0	0	0							
19 Joey Votto, L (1.3) OBP: 0.315, SLG: 0.441										4	1	1	1	0	0	3							
7 Eugenio Suárez, R (1.5) OBP: 0.249, SLG: 0.385										4	1	1	2	0	0	0							
27 Mike Freeman, L (9.5) OBP: 0.286, SLG: 0.167										0	0	0	0	0	0	0							

Batter	1	2	3	4	5	6	7	8	9	AB	R	H	RBI	BB	SO	LOB	TOP				
6 Jonathan India, R OBP: 0.371, SLG: 0.411										4	1	3	1	1	0	0					
33 Jesse Winker, L OBP: 0.417, SLG: 0.631										4	1	1	1	1	0	3					
2 Nick Castellanos, R 77 Art Warren, R										5	0	1	1	0	1	3					
37 Tyler Stephenson, R OBP: 0.376, SLG: 0.425										3	2	1	0	2	0	2					
19 Joey Votto, L OBP: 0.324, SLG: 0.466										4	2	2	3	1	1	2					
7 Eugenio Suárez, R OBP: 0.248, SLG: 0.381										5	1	1	2	0	2	4					
44 Aristides Aquino, R OBP: 0.316, SLG: 0.624										4	1	1	2	1	0	0					
17 Kyle Farmer, R OBP: 0.279, SLG: 0.324										4	1	1	0	0	1	0					
53 Vladimir Gutierrez, R 55 Heath Hembree, R 12 Tyler Naquin, L 50 Amir Garrett, R 26 Scott Heineman, R										2	1	0	0	0	0	2					
Inning Stats	R: 1 E: 0 K: 1 S: 14	H: 1 LOB: 2 BB: 2 P: 31	R: 3 E: 0 K: 0 S: 14	H: 3 LOB: 1 BB: 1 P: 22	R: 0 E: 0 K: 2 S: 10	H: 0 LOB: 0 BB: 0 P: 13	R: 0 E: 0 K: 0 S: 5	H: 0 LOB: 0 BB: 0 P: 6	R: 0 E: 0 K: 0 S: 9	H: 1 LOB: 2 BB: 1 P: 18	R: 2 E: 0 K: 0 S: 8	H: 1 LOB: 0 BB: 1 P: 16	R: 0 E: 0 K: 0 S: 14	H: 1 LOB: 1 BB: 0 P: 18	R: 4 E: 0 K: 3 S: 24	H: 4 LOB: 0 BB: 0 P: 35	1B: 7 2B: 2 3B: 0 HR: 2	SF: 0 SAC: 1 DP: 0 HBP: 1	WP: 0 PB: 0 SB: 2 CS: 0	PA: 45	
PITCHER	IP WLS BF H R ER SO BB IBB HBP BLK WP HR S P ERA WHIP	5.0 L 24 5 4 4 3 4 0 0 0 0 0 52 90 7.20 1.800	2.0 10 1 2 2 0 2 0 0 1 0 0 1 13 29 9.00 1.500	1.0 4 1 0 0 0 0 0 0 0 0 0 0 14 18 0.00 1.000	1.0 7 4 4 4 3 0 0 0 0 0 0 1 24 35 36.00 4.000																

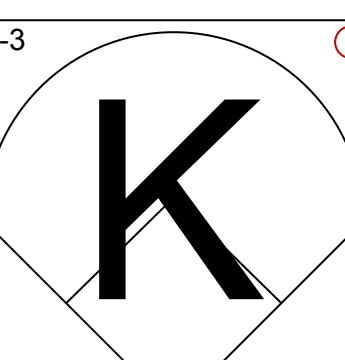
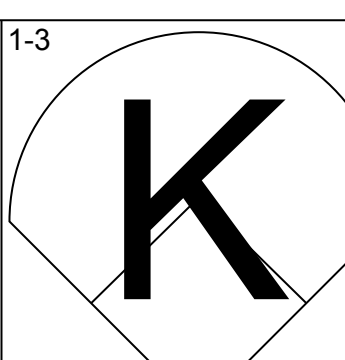
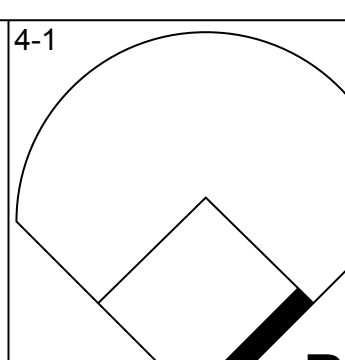
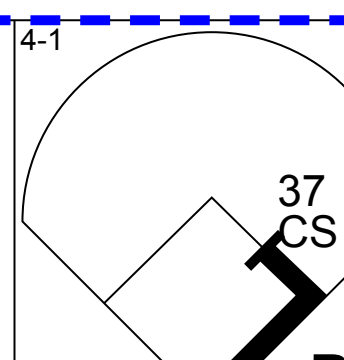
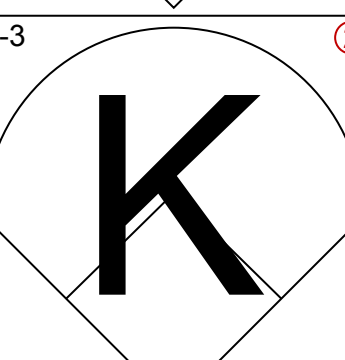
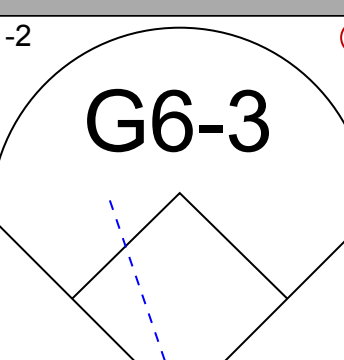
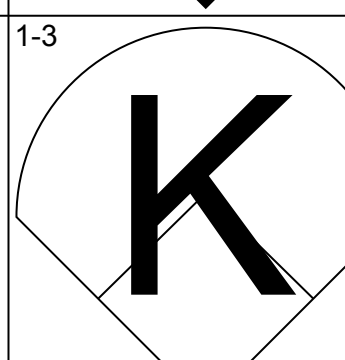
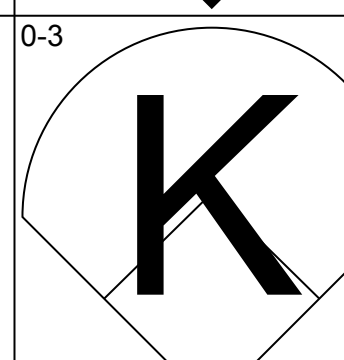
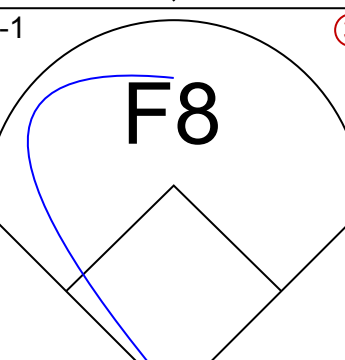
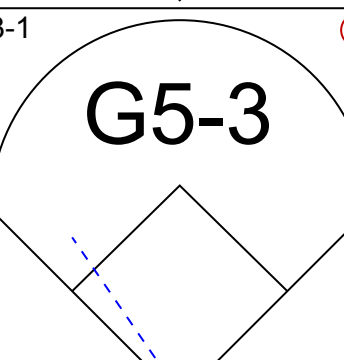
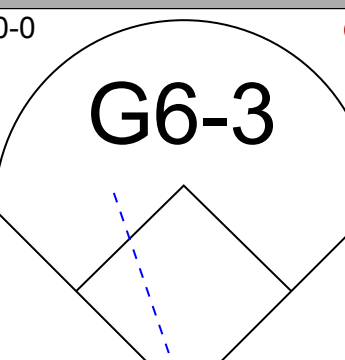
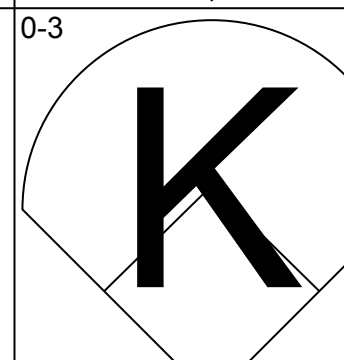
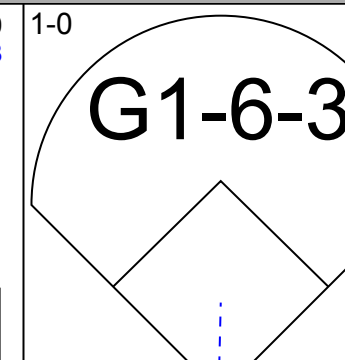
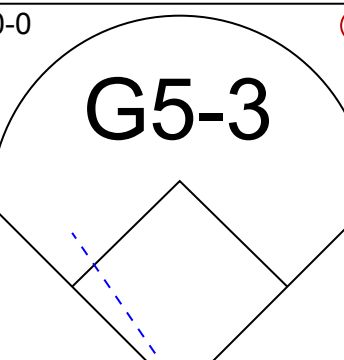
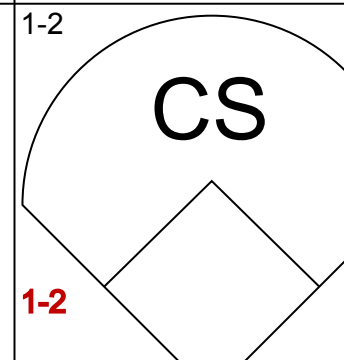
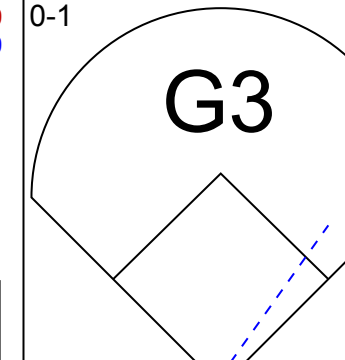
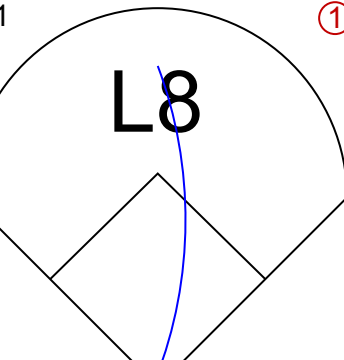
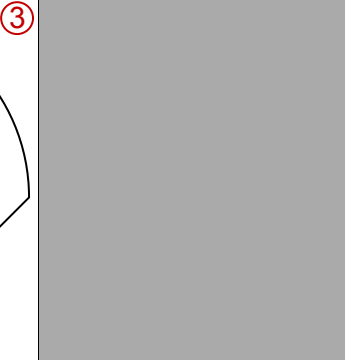
Cincinnati Reds @ Milwaukee Brewers
American Family Field, Milwaukee, WI
Mon Jun 14 2021, 7:11 PM - 10:29 PM CDT
Att: 17,127 - Partly Cloudy - 72 F

AB 37
R 10
H 11
RBI 10
BB 6
SO 6
LOB 16

Batter	1	2	3	4	5	6	7	8	9	AB	R	H	RBI	BB	SO	LOB	BOTTOM			
2 Luis Urrías, R OBP: 0.329, SLG: 0.405										3	0	0	0	1	2	0				
20 Daniel Vogelbach, L OBP: 0.341, SLG: 0.417										4	1	1	1	0	0	2				
22 Christian Yelich, L OBP: 0.406, SLG: 0.394										3	0	1	0	1	1	0				
24 Avisail García, R OBP: 0.304, SLG: 0.454										4	0	0	0	0	3	2				
10 Omar Narváez, L OBP: 0.400, SLG: 0.497										4	0	0	0	0	0	2				
27 Willy Adames, R OBP: 0.288, SLG: 0.400										3	0	0	0	0	2	1				
33 Pablo Reyes, R OBP: 0.239, SLG: 0.283										3	1	1	0	0	1	0				
14 Jace Peterson, L OBP: 0.314, SLG: 0.349										3	1	1	0	0	1	0				
41 Jackie Bradley Jr., L OBP: 0.226, SLG: 0.276										3	0	1	0	0	2	0				
52 Eric Lauer, R 5 Tim Lincecum, R 57 Eric Yardley, R 28 Daniel Robertson, R 43 Hunter Strickland, R 55 Hoby Milner, L										0	0	0	1	0	0	0				
Inning Stats	R: 1 E: 0 K: 1 S: 14	H: 2 LOB: 1 BB: 0 P: 21	R: 1 E: 0 K: 0 S: 13	H: 2 LOB: 2 BB: 1 P: 24	R: 0 E: 0 K: 2 S: 9	H: 0 LOB: 0 BB: 0 P: 14	R: 0 E: 0 K: 1 S: 7	H: 0 LOB: 0 BB: 0 P: 13	R: 0 E: 0 K: 2 S: 14	H: 0 LOB: 1 BB: 1 P: 24	R: 0 E: 0 K: 3 S: 12	H: 0 LOB: 0 BB: 0 P: 17	R: 0 E: 0 K: 2 S: 8	H: 0 LOB: 0 BB: 0 P: 11	R: 0 E: 0 K: 1 S: 7	H: 0 LOB: 0 BB: 0 P: 10	1B: 2 2B: 1 3B: 0 HR: 1	SF: 1 SAC: 0 DP: 0 HBP: 0	WP: 0 PB: 0 SB: 1 CS: 0	PA: 33
PITCHER	IP WLS BF H R ER SO BB IBB HBP BLK WP HR S P ERA WHIP	6.0 W 24 4 2 2 0 3 2 0 0 0 0 0 66 110 3.00 1.000	1.0 3 0 0 0 3 0 0 0 0 0 0 0 12 17 0.00 0.000	1.0 3 0 0 0 2 0 0 0 0 0 0 0 8 11 0.00 0.000	1.0 3 0 0 0 1 0 0 0 0 0 0 0 7 10 0.00 0.000															

Cincinnati Reds @ Milwaukee Brewers
American Family Field, Milwaukee, WI
Mon Jun 14 2021, 7:11 PM - 10:29 PM CDT
Att: 17,127 - Partly Cloudy - 72 F

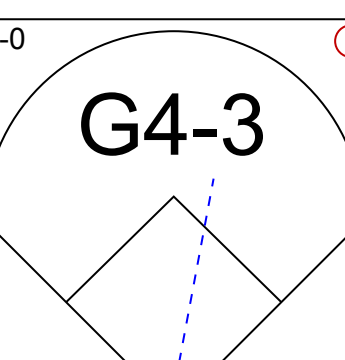
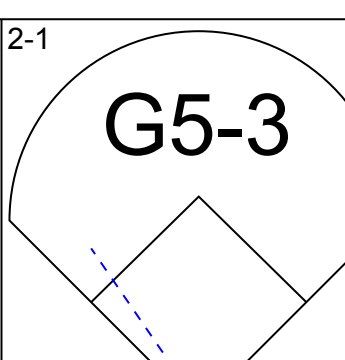
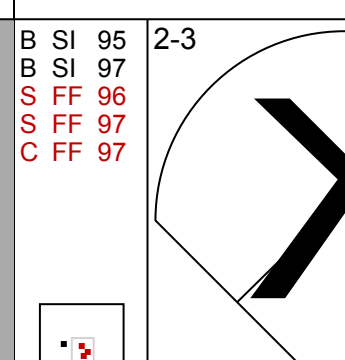
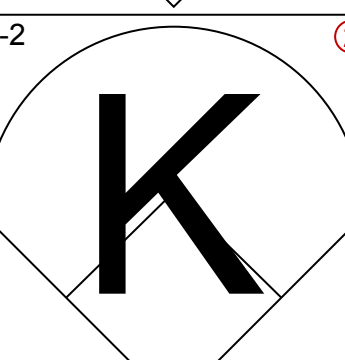
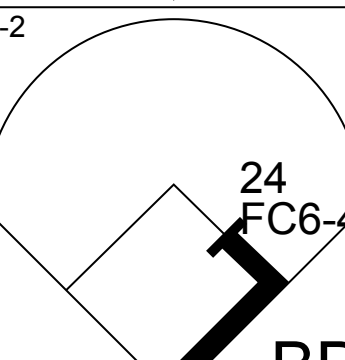
AB 30
R 2
H 4
RBI 2
BB 2
SO 12
LOB 7

Batter	1	2	3	4	5	6	7	8	9	10	AB	R	H	RBI	BB	SO	LOB	TOP
6 Jonathan India, R OBP: 0.374, SLG: 0.406	(1,4) 		(1,3) 			(4-1) 			(4-1) 		2	0	0	0	2	2	1	
44 Aristides Aquino, R OBP: 0.261, SLG: 0.667	(1,7) 			(1-2) 		(1-3) 			(0-3) 		4	0	0	0	0	3	2	
39 Lucas Sims, R	(9,1)										0	0	0	0	0	0	0	
55 Heath Hembree, R	(10,1)										0	0	0	0	0	0	0	
50 Amir Garrett, R	(10,1)										0	0	0	0	0	0	0	
2 Nick Castellanos, R OBP: 0.405, SLG: 0.616	(1,9) 		(0-1) 			(0-0) 			(0-3) 		4	1	0	0	0	1	1	
37 Tyler Stephenson, R OBP: 0.373, SLG: 0.416		(1-0) 		(0-0) 					(1-2) 		3	1	0	0	0	0	0	
19 Joey Votto, L OBP: 0.322, SLG: 0.455	(1,3)										3	0	0	0	1	1	0	
27 Mike Freeman, L OBP: 0.286, SLG: 0.167	(10, PR)										0	0	0	0	0	0	0	
7 Eugenio Suárez, R OBP: 0.248, SLG: 0.376	(1,5)		(1-1) 			(2-3) 			(3-1) 		3	0	0	1	0	2	0	
26 Scott Heineman, R OBP: 0.240, SLG: 0.381	(1,8)										2	0	0	0	0	2	0	
33 Jesse Winker, L OBP: 0.418, SLG: 0.630	(8, PH)										2	0	1	0	0	1	3	
17 Kyle Farmer, R OBP: 0.278, SLG: 0.324	(1,6)										3	0	1	1	0	1	1	
58 Luis Castillo, R OBP: 0.211, SLG: 0.278	(1,1)										1	0	0	0	0	0	0	
12 Tyler Naquin, L OBP: 0.327, SLG: 0.492	(8, PH)										1	0	0	0	0	1	1	
47 Brad Brach, R	(8,1)										0	0	0	0	0	0	0	
4 Shogo Akiyama, L OBP: 0.309, SLG: 0.300	(9,8)										0	0	0	0	0	0	0	
Inning Stats	R: 0 E: 0 K: 2 S: 8	H: 0 LOB: 0 BB: 0 P: 10	R: 0 E: 0 K: 0 S: 5	H: 0 LOB: 0 BB: 0 P: 7	R: 0 E: 0 K: 2 S: 10	H: 1 LOB: 1 BB: 0 P: 14	R: 0 E: 0 K: 0 S: 6	H: 0 LOB: 0 BB: 0 P: 16	R: 0 E: 0 K: 1 S: 6	H: 0 LOB: 0 BB: 0 P: 9	R: 0 E: 0 K: 2 S: 11	H: 0 LOB: 0 BB: 1 P: 16	R: 2 E: 0 K: 1 S: 10	H: 0 LOB: 2 BB: 1 P: 23	1B: 2 2B: 0 3B: 0 HR: 0	SF: 1 SAC: 1 DP: 0 HBP: 2	WP: 0 PB: 0 SB: 0 CS: 1	PA: 37
PITCHER	IP 7.0	WLS 23	BF 1	H 1	R 0	ER 0	SO 9	BB 1	IBB 0	HBP 0	BLK 0	WP 0	HR 0	S 55	P 82	ERA 0.00	WHIP 0.286	
25 Brett Anderson, L ERA: 4.24	(1,1)																	
38 Devin Williams, R ERA: 3.42	(8,1)																	
71 Josh Hader, L ERA: 0.65	(9,1)																	
45 Brad Boxberger, R ERA: 2.93	(10,1)																	

Cincinnati Reds @ Milwaukee Brewers
American Family Field, Milwaukee, WI
Tue Jun 15 2021, 7:10 PM - 10:25 PM CDT
Att: 16,584 - Clear - 71 F

AB	28
R	2
H	2
RBI	2
BB	3
SO	14
LOB	9



Batter	1	2	3	4	5	6	7	8	9	10	AB	R	H	RBI	BB	SO	LOB	BOTTOM
2 Luis Urias, R OBP: 0.326, SLG: 0.397	(1,5) 		(2-1) 			(2-3) 					4	0	0	0	1	1	1	
20 Daniel Vogelbach, L OBP: 0.333, SLG: 0.405	(1,3)										4	0	0	0	0	3	1	
71 Josh Hader, L	(9,1)										0	0	0	0	0	0	0	
45 Brad Boxberger, R	(10,1)										0	0	0	0	0	0	0	
5 Tim Lopes, R OBP: 0.333, SLG: 0.200	(10, PH)										1	0	0	0	0	1	2	
22 Christian Yelich, L OBP: 0.409, SLG: 0.387	(1,7) 										2	0	0	0	2	1	0	
24 Avisail Garcia, R OBP: 0.303, SLG: 0.450	(1,9) 										4	0	1	0	0	0	3	
10 Omar Narváez, L OBP: 0.402, SLG: 0.497	(1,2)										4	0	2	0	0	1	1	
27 Willy Adames, R OBP: 0.283, SLG: 0.393	(1,6)										4	1	0	0	0	0	4	
14 Jace Peterson, L OBP: 0.309, SLG: 0.326	(1,4)										3	0	0	0	1	1	0	
41 Jackie Bradley Jr., L OBP: 0.227, SLG: 0.272	(1,8)										3	0	0	0	1	3	3	
25 Brett Anderson, L	(1,1)										1	0	0	0	0	1	0	
38 Devin Williams, R	(8,1)										2	0	1	1	0	1	0	
28 Daniel Robertson, R OBP: 0.277, SLG: 0.291	(9,5)										0	0	0	0	0	0	0	
Inning Stats	R: 0 E: 0 K: 1 S: 10	H: 0 LOB: 1 BB: 1 P: 20	R: 0 E: 0 K: 0 S: 7	H: 0 LOB: 0 BB: 0 P: 9	R: 0 E: 0 K: 2 S: 8	H: 0 LOB: 0 BB: 0 P: 13	R: 0 E: 1 K: 0 S: 9	H: 0 LOB: 0 BB: 0 P: 13	R: 0 E: 0 K: 0 S: 6	H: 1 LOB: 0 BB: 0 P: 9	R: 0 E: 0 K: 2 S: 10	H: 2 LOB: 3 BB: 1 P: 25	R: 0 E: 0 K: 1 S: 9	H: 0 LOB: 1 BB: 1 P: 18	1B: 4 2B: 0 3B: 0 HR: 0	SF: 0 SAC: 1 DP: 2 HBP: 2	WP: 0 PB: 0 SB: 2 CS: 0	PA: 38
PITCHER	IP 7.0	WLS 26	BF 3	H 3	R 0	ER 0	SO 7	BB 3	IBB 0	HBP 0	BLK 0	WP 0	HR 0	S 64	P 109	ERA 0.00	WHIP 0.857	
58 Luis Castillo, R ERA: 5.83	(1,1)																	
47 Brad Brach, R ERA: 3.72	(8,1)																	
39 Lucas Sims, R ERA: 4.44	(9,1)																	
55 Heath Hembree, R ERA: 5.82	(10,1)																	
50 Amir Garrett, L ERA: 8.36	(10,1)																	

Cincinnati Reds @ Milwaukee Brewers
American Family Field, Milwaukee, WI
Tue Jun 15 2021, 7:10 PM - 10:25 PM CDT
Att: 16,584 - Clear - 71 F

AB	32
R	1
H	4
RBI	1
BB	5
SO	13
LOB	15



Batter	1	2	3	4	5	6	7	8	9	AB	R	H	RBI	BB	SO	LOB	TOP			
6 Jonathan India, R OBP: 0.367, SLG: 0.397										4	0	0	0	0	2	1	Cincinnati Reds @ Milwaukee Brewers American Family Field, Milwaukee, WI Wed Jun 16 2021, 1:13 PM - 4:08 PM CDT Att: 20,088 - Sunny - 74 F			
33 Jesse Winker, L OBP: 0.419, SLG: 0.626										3	0	1	0	1	0	0				
2 Nick Castellanos, R OBP: 0.403, SLG: 0.610										4	1	1	0	0	1	2				
12 Tyler Naquin, L OBP: 0.330, SLG: 0.495										3	0	1	1	1	0	0				
19 Joey Votto, L OBP: 0.321, SLG: 0.449										4	1	1	0	0	2	2				
16 Tucker Barnhart, L OBP: 0.274, SLG: 0.404										4	0	1	1	0	0	1				
17 Kyle Farmer, R OBP: 0.274, SLG: 0.318										3	0	0	0	0	1	1				
27 Mike Freeman, L OBP: 0.292, SLG: 0.190										3	0	1	0	0	0	0				
30 Tyler Mahle, R OBP: 0.154, SLG: 0.043										2	0	0	0	0	2	0				
47 Brad Brach, R (7, 1)										0	0	0	0	0	0	0				
4 Shogo Akiyama, L OBP: 0.304, SLG: 0.294										1	0	0	0	0	0	1				
63 Sean Doolittle, L (8, 1)										0	0	0	0	0	0	0				
39 Lucas Sims, R (8, 1)										0	0	0	0	0	0	0				
Inning Stats	R: 0 E: 0 K: 1 S: 9	H: 0 LOB: 0 BB: 0 P: 11	R: 0 E: 0 K: 0 S: 5	H: 0 LOB: 0 BB: 0 P: 8	R: 0 E: 0 K: 1 S: 9	H: 0 LOB: 0 BB: 0 P: 13	R: 1 E: 0 K: 1 S: 10	H: 2 LOB: 1 BB: 0 P: 15	R: 0 E: 0 K: 2 S: 10	H: 1 LOB: 1 BB: 0 P: 16	R: 1 E: 0 K: 0 S: 10	H: 2 LOB: 1 BB: 0 P: 18	R: 0 E: 0 K: 1 S: 13	H: 1 LOB: 2 BB: 1 P: 22	R: 0 E: 0 K: 1 S: 7	H: 0 LOB: 0 BB: 1 P: 14	1B: 4 2B: 2 3B: 0 HR: 0	SF: 0 SAC: 0 DP: 0 HBP: 0	WP: 0 PB: 0 SB: 0 CS: 1	PA: 34
PITCHER	IP: 7.0 ERA: 2.28	WLS: L LOB: 25	H: 5 R: 2 ER: 2 SO: 6	R: 2 ER: 2 SO: 6	BB: 0 IBB: 0 HBP: 0 BLK: 0	WP: 0 HR: 0 S: 65 P: 96	ERA: 2.57 WHIP: 0.714	PITCHER	IP: 2.0 ERA: 3.5	WLS: 8 LOB: 1	H: 1 R: 0 ER: 0 SO: 2	R: 0 ER: 0 SO: 2	BB: 1 IBB: 0 HBP: 0 BLK: 0	WP: 0 HR: 0 S: 20 P: 36	ERA: 0.00 WHIP: 1.000					

AB	31
R	2
H	6
RBI	2
BB	2
SO	8
LOB	8



Batter	1	2	3	4	5	6	7	8	9	AB	R	H	RBI	BB	SO	LOB	BOTTOM			
2 Luis Urias, R OBP: 0.324, SLG: 0.391										3	0	0	0	1	2	1	Cincinnati Reds @ Milwaukee Brewers American Family Field, Milwaukee, WI Wed Jun 16 2021, 1:13 PM - 4:08 PM CDT Att: 20,088 - Sunny - 74 F			
20 Daniel Vogelbach, L OBP: 0.337, SLG: 0.414										4	1	2	0	0	1	0				
22 Christian Yelich, L OBP: 0.404, SLG: 0.362										4	0	1	1	0	3	2				
24 Avisail Garcia, R OBP: 0.311, SLG: 0.451										2	0	1	0	0	0	0				
9 Manny Pina, R OBP: 0.263, SLG: 0.353										3	0	0	0	0	2	5				
10 Omar Narváez, L OBP: 0.400, SLG: 0.493										1	0	0	0	0	1	1				
14 Jace Peterson, L OBP: 0.288, SLG: 0.300										4	0	0	0	0	3	5				
5 Tim Lopes, R OBP: 0.222, SLG: 0.125										3	0	0	0	0	2	2				
27 Willy Adames, R OBP: 0.286, SLG: 0.400										1	0	1	0	0	0	0				
28 Daniel Robertson, R OBP: 0.275, SLG: 0.276										3	0	0	0	1	1	1				
51 Freddy Peralta, R OBP: 0.091, SLG: 0.048										1	0	0	0	0	1	0				
33 Pablo Reyes, R OBP: 0.254, SLG: 0.277										1	0	0	0	0	0	0				
32 Trevor Richards, R (8, 1)										0	0	0	0	0	0	0				
41 Jackie Bradley Jr., L OBP: 0.226, SLG: 0.270										1	0	0	0	0	1	1				
Inning Stats	R: 0 E: 0 K: 2 S: 14	H: 1 LOB: 3 BB: 1 P: 23	R: 0 E: 0 K: 1 S: 8	H: 0 LOB: 1 BB: 1 P: 15	R: 1 E: 0 K: 3 S: 15	H: 2 LOB: 2 BB: 0 P: 25	R: 0 E: 0 K: 2 S: 10	H: 0 LOB: 0 BB: 0 P: 14	R: 0 E: 0 K: 2 S: 10	H: 0 LOB: 0 BB: 0 P: 16	R: 0 E: 0 K: 0 S: 11	H: 0 LOB: 0 BB: 0 P: 17	R: 0 E: 0 K: 2 S: 12	H: 1 LOB: 1 BB: 0 P: 18	R: 0 E: 0 K: 3 S: 11	H: 1 LOB: 1 BB: 0 P: 17	1B: 3 2B: 2 3B: 0 HR: 0	SF: 0 SAC: 1 DP: 0 HBP: 2	WP: 0 PB: 0 SB: 0 CS: 0	PA: 36
PITCHER	IP: 6.0 ERA: 3.39	WLS: W LOB: 3	H: 3 R: 0 ER: 0 SO: 2	R: 0 ER: 0 SO: 2	BB: 2 IBB: 0 HBP: 0 BLK: 0	WP: 0 HR: 0 S: 67 P: 107	ERA: 1.50 WHIP: 0.833	PITCHER	IP: 1.0 ERA: 3.39	WLS: H LOB: 3	H: 3 R: 0 ER: 0 SO: 1	R: 0 ER: 0 SO: 1	BB: 0 IBB: 0 HBP: 0 BLK: 0	WP: 0 HR: 0 S: 11 P: 17	ERA: 0.00 WHIP: 0.000					
63 Sean Doolittle, L ERA: 4.63	0.2	H	3	1	0	0	1	0	0	0	0	0	0	0	0	0	0.00	1.500		
39 Lucas Sims, R ERA: 4.23	1.1	S	5	1	0	0	4	0	0	0	0	0	0	0	0	0	0.00	0.750		



Batter	1	2	3	4	5	6	7	8	9	AB	R	H	RBI	BB	SO	LOB	TOP					
6 Jonathan India, R OBP: 0.365, SLG: 0.407	F9		K		K					3	0	0	0	1	2	1						
33 Jesse Winker, L OBP: 0.416, SLG: 0.619	K		1B		1B					4	0	2	1	0	1	1						
2 Nick Castellanos, R OBP: 0.399, SLG: 0.596	1B		K		K			P5		4	0	1	0	0	2	2						
12 Tyler Naquin, L OBP: 0.318, SLG: 0.474	G3				K		G2-3	F8		4	0	0	0	0	1	2						
19 Joey Votto, L OBP: 0.329, SLG: 0.444	K						F7	K		3	1	0	0	1	2	0						
7 Eugenio Suárez, R OBP: 0.245, SLG: 0.368	K				1B		L8	K		4	0	1	0	0	2	0						
16 Tucker Barnhart, L OBP: 0.344, SLG: 0.405	K				K			K		4	0	0	0	0	4	2						
17 Kyle Farmer, R OBP: 0.283, SLG: 0.319							G4-3			3	1	2	1	0	0	0						
64 Tony Santillan, R OBP: 0.289, SLG: 0.289							G5-3			0	0	0	0	0	0	0						
4 Shogo Akiyama, L OBP: 0.289, SLG: 0.289										1	0	0	0	0	0	1						
75 Ashton Goudeau, R OBP: 0.289, SLG: 0.289										0	0	0	0	0	0	0						
77 Art Warren, R OBP: 0.289, SLG: 0.289										0	0	0	0	0	0	0						
27 Mike Freeman, L OBP: 0.289, SLG: 0.289										0	0	0	0	0	0	0						
63 Sean Doolittle, L OBP: 0.289, SLG: 0.289										0	0	0	0	0	0	0						
68 Ryan Hendrix, R OBP: 0.289, SLG: 0.289										1	0	0	0	0	0	0						
37 Tyler Stephenson, R OBP: 0.276, SLG: 0.411										0	0	0	0	0	0	1						
Inning Stats	R: 0 E: 0 K: 1 S: 9	H: 1 LOB: 1 BB: 0 P: 13	R: 0 E: 0 K: 3 S: 9	H: 0 LOB: 0 BB: 0 P: 15	R: 1 E: 0 K: 2 S: 10	H: 2 LOB: 1 BB: 0 P: 15	R: 1 E: 0 K: 3 S: 19	H: 2 LOB: 2 BB: 1 P: 32	R: 0 E: 0 K: 2 S: 8	H: 0 LOB: 1 BB: 0 P: 12	R: 0 E: 0 K: 1 S: 8	H: 0 LOB: 0 BB: 0 P: 14	R: 0 E: 0 K: 0 S: 6	H: 0 LOB: 1 BB: 1 P: 16	R: 0 E: 0 K: 1 S: 9	H: 0 LOB: 0 BB: 0 P: 13	R: 0 E: 0 K: 2 S: 12	H: 0 LOB: 1 BB: 0 P: 24	1B: 6 2B: 0 3B: 0 HR: 0	SF: 0 SAC: 1 DP: 0 HBP: 1	WP: 0 PB: 0 SB: 1 CS: 0	PA: 36
PITCHER	IP WLS BF H R ER SO BB IBB HBP BLK WP HR S P ERA WHIP																					
59 Chris Paddock, R ERA: 4.1	5.0 W 22 6 2 2 11 1 0 0 0 0 0 0 55 87 3.60 1.400																					
25 Tim Hill, L ERA: 2.57	1.0 H 3 0 0 0 1 0 0 0 0 0 0 0 8 14 0.00 0.000																					
34 Craig Stammen, R ERA: 2.88	1.0 H 4 0 0 0 0 1 0 0 0 0 0 0 6 16 0.00 1.000																					
14 Emilio Pagan, R ERA: 3.14	1.0 3 0 0 0 1 0 0 0 0 0 0 0 9 13 0.00 0.000																					
Austin Adams, R ERA: 2.16	1.0 4 0 0 0 2 0 0 0 1 0 0 0 12 24 0.00 0.000																					

Cincinnati Reds @ San Diego Padres
Petco Park, San Diego, CA
Fri Jun 18 2021, 7:12 PM - 10:45 PM PDT
Att: 33,456 - Cloudy - 67 F

AB 32
R 2
H 6
RBI 2
BB 2
SO 15
LOB 11



Batter	1	2	3	4	5	6	7	8	9	AB	R	H	RBI	BB	SO	LOB	BOTTOM			
28 Tommy Pham, R OBP: 0.373, SLG: 0.369	HR	K			2B		F8			4	2	2	1	1	1	1				
23 Fernando Tatis Jr., R OBP: 0.360, SLG: 0.677	K				1B		K			4	2	2	1	1	2	0				
2 Trent Grisham, L OBP: 0.357, SLG: 0.503	K				K		F7			5	0	1	2	0	2	4				
13 Manny Machado, R OBP: 0.330, SLG: 0.440	2B				FC5-4					4	1	2	1	0	0	4				
30 Eric Hosmer, L OBP: 0.306, SLG: 0.359	L8						G4-3			5	0	0	0	0	0	3				
5 Will Myers, R OBP: 0.324, SLG: 0.415	HR				HR					4	2	3	2	0	0	1				
9 Jake Cronenworth, L OBP: 0.342, SLG: 0.420	G4-3				P5					4	1	2	1	0	0	1				
17 Victor Caratini, S OBP: 0.320, SLG: 0.358					2B					1	0	0	0	3	0	1				
59 Chris Paddock, R ERA: 4.1										0	0	0	0	0	0	0				
10 Jurickson Profar, S ERA: 4.0										1	0	0	0	0	0	2				
25 Tim Hill, L ERA: 2.57										0	0	0	0	0	0	0				
34 Craig Stammen, R ERA: 1.29										0	0	0	0	0	0	0				
63 Sean Doolittle, L ERA: 4.81										0	0	0	0	0	0	0				
7 Ha-Seong Kim, R ERA: 4.81										1	0	0	0	0	0	0				
68 Ryan Hendrix, R ERA: 6.3										0	0	0	0	0	0	0				
Inning Stats	R: 1 E: 0 K: 2 S: 12	H: 2 LOB: 1 BB: 0 P: 22	R: 1 E: 0 K: 1 S: 14	H: 1 LOB: 1 BB: 1 P: 22	R: 1 E: 0 K: 0 S: 7	H: 1 LOB: 0 BB: 0 P: 9	R: 2 E: 0 K: 1 S: 15	H: 3 LOB: 3 BB: 2 P: 33	R: 0 E: 0 K: 0 S: 10	H: 1 LOB: 2 BB: 1 P: 20	R: 0 E: 0 K: 1 S: 8	H: 0 LOB: 0 BB: 0 P: 13	R: 1 E: 0 K: 0 S: 15	H: 2 LOB: 1 BB: 0 P: 22	R: 2 E: 0 K: 0 S: 8	H: 2 LOB: 1 BB: 1 P: 19	1B: 3 2B: 6 3B: 0 HR: 3	SF: 1 SAC: 2 DP: 0 HBP: 0	WP: 1 PB: 0 SB: 0 CS: 0	PA: 41
PITCHER	IP WLS BF H R ER SO BB IBB HBP BLK WP HR S P ERA WHIP																			
64 Tony Santillan, R ERA: 4.7	3.0 L 14 4 3 3 3 1 0 0 0 0 0 2 33 53 9.00 1.667																			
75 Ashton Goudeau, R ERA: 4.0	2.0 13 4 2 2 1 2 1 0 0 0 0 1 25 53 9.00 3.000																			
77 Art Warren, R ERA: 1.29	1.0 3 0 0 0 1 0 0 0 0 0 0 0 8 13 0.00 0.000																			
63 Sean Doolittle, L ERA: 4.81	1.0 5 2 1 1 0 0 0 0 0 0 0 0 15 22 9.00 2.000																			
68 Ryan Hendrix, R ERA: 6.3	1.0 6 2 2 2 0 1 0 0 0 0 0 1 0 8 19 18.00 3.000																			

Cincinnati Reds @ San Diego Padres
Petco Park, San Diego, CA
Fri Jun 18 2021, 7:12 PM - 10:45 PM PDT
Att: 33,456 - Cloudy - 67 F

AB 33
R 8
H 12
RBI 8
BB 5
SO 5
LOB 17



Batter	1	2	3	4	5	6	7	8	9	10	11	12	AB	R	H	RBI	BB	SO	LOB	TOP
6 Jonathan India, R OBP: 0.379, SLG: 0.410														5	0	3	0	1	1	1
33 Jesse Winker, L OBP: 0.405, SLG: 0.598														5	0	0	0	0	1	4
27 Mike Freeman, L OBP: 0.250, SLG: 0.160														1	1	0	0	0	0	0
2 Nick Castellanos, R OBP: 0.394, SLG: 0.583														5	1	1	1	1	1	2
37 Tyler Stephenson, R OBP: 0.389, SLG: 0.422														4	1	1	0	2	1	3
19 Joey Votto, L OBP: 0.331, SLG: 0.435														5	0	2	0	1	3	3
7 Eugenio Suárez, R OBP: 0.280, SLG: 0.378														4	1	2	3	1	1	5
44 Aristides Aquino, R OBP: 0.286, SLG: 0.320														3	1	1	1	0	2	
12 Tyler Naquin, L OBP: 0.316, SLG: 0.463														2	0	0	0	0	2	
17 Kyle Farmer, R OBP: 0.289, SLG: 0.321														4	0	0	0	1	1	2
26 Scott Heineman, R OBP: 0.200, SLG: 0.300														3	0	0	0	0	2	3
4 Shogo Akiyama, L OBP: 0.297, SLG: 0.288														2	0	1	0	0	0	0
Inning Stats	R: 0 E: 0 K: 13	H: 1 LOB: 1 BB: 21	R: 0 E: 0 K: 14	H: 1 LOB: 2 BB: 25	R: 0 E: 0 K: 13	H: 0 LOB: 0 BB: 13	R: 3 E: 0 K: 13	H: 2 LOB: 1 BB: 27	R: 0 E: 0 K: 16	H: 1 LOB: 2 BB: 27	R: 0 E: 0 K: 14	H: 2 LOB: 1 BB: 14	R: 0 E: 0 K: 12	H: 0 LOB: 3 BB: 18	R: 18 E: 0 K: 12	SF: 1 SAC: 0 DP: 1 HBP: 0	WP: 1 PB: 0 SB: 1 CS: 1	PA: 52		
PITCHER	IP 4.2 WLS 4 BF 23 H 5 R 3 ER 3 SO 4 BB 0 IBB 0 HBP 0 BLK 0 WP 0 HR 2 S 60 P 108 ERA 5.79 WHIP 2.143					PITCHER	IP 1.0 WLS 0 BF 8 H 2 R 2 ER 0 SO 3 BB 0 IBB 1 HBP 0 BLK 1 WP 0 HR 0 S 17 P 20 ERA 9.00 WHIP 2.000													
33 J.A. Happ, L ERA: 3.59						66 Jorge Alcalá, R ERA: 3.56														
51 Luke Farrell, R ERA: 1.88						32 Matt Shoemaker, R ERA: 7.31														
56 Caleb Thielbar, L ERA: 3.85																				
48 Alex Colomé, R ERA: 5.28																				
55 Taylor Rogers, L ERA: 2.87																				

Cincinnati Reds @ Minnesota Twins
Target Field, Minneapolis, MN
Mon Jun 21 2021, 7:16 PM - 12:29 AM CDT
Att. 17,530 - Partly Cloudy - 64 F

AB	43
R	5
H	11
RBI	5
BB	7
SO	12
LOB	27



Batter	1	2	3	4	5	6	7	8	9	10	11	12	AB	R	H	RBI	BB	SO	LOB	BOTTOM
2 Luis Arraez, L OBP: 0.361, SLG: 0.353														6	1	2	2	0	1	3
25 Byron Buxton, R OBP: 0.409, SLG: 0.767														2	0	1	0	0	0	0
1 Nick Gordon, L OBP: 0.333, SLG: 0.415														1	0	0	0	0	0	1
20 Josh Donaldson, R OBP: 0.341, SLG: 0.455														0	0	0	0	0	1	0
22 Miguel Sanó, R OBP: 0.269, SLG: 0.430														2	1	2	2	0	0	0
24 Trevor Larnach, L OBP: 0.384, SLG: 0.413														5	0	0	1	0	3	8
23 Nelson Cruz, R OBP: 0.372, SLG: 0.564														5	1	1	1	1	1	1
26 Max Kepler, L OBP: 0.310, SLG: 0.401														4	1	2	0	2	1	2
11 Jorge Polanco, S OBP: 0.318, SLG: 0.434														6	1	2	0	0	1	3
19 Alex Kirilloff, L OBP: 0.307, SLG: 0.430														4	0	2	1	2	1	2
27 Ryan Jeffers, R OBP: 0.261, SLG: 0.400														4	0	0	0	2	3	4
9 Andrelton Simmons, R OBP: 0.320, SLG: 0.323														5	2	1	0	0	2	7
Inning Stats	R: 0 E: 0 K: 1 S: 9	H: 0 LOB: 0 BB: 14	R: 3 E: 0 K: 14 S: 24	H: 4 LOB: 3 BB: 38	R: 0 E: 0 K: 10 S: 10	H: 0 LOB: 1 BB: 21	R: 0 E: 0 K: 13 S: 13	H: 1 LOB: 2 BB: 20	R: 0 E: 0 K: 10 S: 9	H: 1 LOB: 1 BB: 16	R: 0 E: 0 K: 11 S: 7	H: 0 LOB: 3 BB: 12	R: 0 E: 0 K: 14 S: 14	H: 2 LOB: 1 BB: 21	R: 0 E: 0 K: 11 S: 5	H: 0 LOB: 1 BB: 12	R: 2 E: 0 K: 14 S: 14	SF: 2 SAC: 1 DP: 0 HBP: 1	WP: 0 PB: 0 SB: 2 CS: 0	PA: 56
PITCHER	IP 2.1 WLS 2 BF 9 H 3 R 0 ER 0 SO 1 BB 0 IBB 0 HBP 0 BLK 0 WP 0 HR 0 S 17 P 30 ERA 0.00 WHIP 0.000					PITCHER	IP 1.0 WLS 0 BF 3 H 2 R 0 ER 0 SO 1 BB 0 IBB 0 HBP 0 BLK 0 WP 0 HR 0 S 13 P 20 ERA 0.00 WHIP 2.000													
30 Tyler Mahle, R ERA: 3.58						39 Lucas Sims, R ERA: 4.08														
35 Josh Osich, L ERA:						63 Sean Doolittle, L ERA: 4.91														
47 Brad Brach, R ERA: 1.23						68 Ryan Hendrix, R ERA: 5.82														
77 Art Warren, R ERA: 1.23						55 Heath Hembree, R ERA: 6.46														
50 Amir Garrett, L ERA: 8.88																				

Cincinnati Reds @ Minnesota Twins
Target Field, Minneapolis, MN
Mon Jun 21 2021, 7:16 PM - 12:29 AM CDT
Att. 17,530 - Partly Cloudy - 64 F

AB	44
R	7
H	13
RBI	7
BB	8
SO	13
LOB	31



Batter	1	2	3	4	5	6	7	8	9	AB	R	H	RBI	BB	SO	LOB	TOP			
7 Dansby Swanson, R (1.6) OBP: 0.277, SLG: 0.425										5	0	0	0	0	2	0	Atlanta Braves @ Cincinnati Reds Great American Ball Park, Cincinnati, OH Thu Jun 24 2021, 7:12 PM - 10:23 PM EDT Att: 23,941 - Partly Cloudy - 84 F			
5 Freddie Freeman, L (1.3) OBP: 0.363, SLG: 0.471										5	1	2	1	0	1	0				
Ozzie Albies, S (1.4) OBP: 0.321, SLG: 0.495										5	1	1	1	0	2	1				
27 Austin Riley, R (1.5) OBP: 0.360, SLG: 0.468										4	1	1	0	1	1	1				
34 Abraham Almonte, S (1.7) OBP: 0.427, SLG: 0.410										2	0	1	0	2	0	1				
23 Ehire Adrianza, S (1.9) OBP: 0.339, SLG: 0.406										3	0	3	1	0	0	0				
52 Kevan Smith, R (1.2) OBP: 0.275, SLG: 0.222										3	0	0	0	1	1	6				
11 Ender Inciarte, L (1.8) OBP: 0.260, SLG: 0.313										4	0	0	0	0	2	7				
60 Jesus Chavez, R 68 Tyler Matzek, L 67 Edgar Santana, R 15 Sean Newcomb, L 27 Luke Jackson, R 48 Pablo Sanchez, S 55 Chris Martin, R										1	0	0	0	0	0	2				
Inning Stats	R: 1 E: 0 K: 2 S: 11	H: 1 LOB: 0 BB: 0 P: 17	R: 0 E: 0 K: 1 S: 13	H: 1 LOB: 2 BB: 1 P: 21	R: 0 E: 0 K: 1 S: 9	H: 0 LOB: 0 BB: 0 P: 13	R: 0 E: 0 K: 2 S: 15	H: 1 LOB: 2 BB: 1 P: 26	R: 0 E: 0 K: 0 S: 8	H: 0 LOB: 2 BB: 0 P: 12	R: 0 E: 0 K: 0 S: 6	H: 0 LOB: 0 BB: 0 P: 8	R: 2 E: 0 K: 1 S: 19	H: 4 LOB: 3 BB: 1 P: 27	R: 0 E: 0 K: 2 S: 10	H: 1 LOB: 1 BB: 0 P: 14		1B: 6 2B: 0 3B: 0 HR: 2	SF: 0 DP: 0 HBP: 1	WP: 0 PB: 0 SB: 0 CS: 0
PITCHER	IP WLS BF H R ER SO BB IBB HBP BLK WP HR S P ERA WHIP																ERA WHIP			
64 Tony Santillan, R (1.1) ERA: 3.29	6.0 W 25 3 1 1 8 3 0 1 0 0 1 64 104 1.50 1.000																			
50 Amir Garrett, L (7.1) ERA: 8.09	1.0 H 3 0 0 0 1 0 0 0 0 0 0 6 8 0.00 0.000																			
70 Tejay Antone, R (8.1) ERA: 1.87	1.0 H 8 4 2 2 1 1 0 0 0 0 0 1 19 27 18.00 5.000																			
47 Brad Brach, R (9.1) ERA: 2.51	1.0 S 4 1 0 0 2 0 0 0 0 0 0 0 10 14 0.00 1.000																			

AB 35
R 3
H 8
RBI 3
BB 4
SO 12
LOB 21



Batter	1	2	3	4	5	6	7	8	9	AB	R	H	RBI	BB	SO	LOB	BOTTOM			
6 Jonathan India, R (1.4) OBP: 0.380, SLG: 0.414										4	3	2	0	1	1	3	Atlanta Braves @ Cincinnati Reds Great American Ball Park, Cincinnati, OH Thu Jun 24 2021, 7:12 PM - 10:23 PM EDT Att: 23,941 - Partly Cloudy - 84 F			
33 Jesse Winker, L (1.7) OBP: 0.405, SLG: 0.590										3	0	0	0	2	0	2				
47 Brad Brach, R (9.1)										0	0	0	0	0	0	0				
2 Nick Castellanos, R (1.9) OBP: 0.397, SLG: 0.594										3	1	2	4	1	0	0				
19 Joey Votto, L (1.3) OBP: 0.335, SLG: 0.437										4	0	2	1	0	2	1				
12 Tyler Naquin, L (1.8) OBP: 0.329, SLG: 0.483										4	0	1	0	0	1	3				
7 Eugenio Suárez, R (1.5) OBP: 0.256, SLG: 0.373										2	0	0	0	2	2	2				
16 Tucker Barnhart, L (1.2) OBP: 0.350, SLG: 0.422										3	0	0	0	1	1	3				
17 Kyle Farmer, R (1.6) OBP: 0.288, SLG: 0.315										3	0	0	0	1	0	2				
64 Tony Santillan, R (1.1) 37 Tyler Stephenson, R (7.1) 50 Amir Garrett, R (7.1) 70 Tejay Antone, R (8.1) 4 Shogo Akiyama, L (9.7)										2	1	1	0	0	1	2				
Inning Stats	R: 1 E: 0 K: 2 S: 13	H: 1 LOB: 1 BB: 1 P: 20	R: 0 E: 0 K: 1 S: 8	H: 0 LOB: 0 BB: 0 P: 9	R: 1 E: 0 K: 0 S: 11	H: 2 LOB: 1 BB: 1 P: 17	R: 0 E: 0 K: 2 S: 12	H: 0 LOB: 2 BB: 2 P: 23	R: 0 E: 0 K: 1 S: 7	H: 0 LOB: 0 BB: 0 P: 10	R: 0 E: 0 K: 0 S: 9	H: 0 LOB: 2 BB: 2 P: 18	R: 2 E: 0 K: 2 S: 16	H: 3 LOB: 2 BB: 1 P: 25	R: 1 E: 0 K: 0 S: 14	H: 2 LOB: 2 BB: 1 P: 24	1B: 4 2B: 3 3B: 0 HR: 1	SF: 1 DP: 0 HBP: 0	WP: 4 PB: 0 SB: 0 CS: 0	PA: 39
PITCHER	IP WLS BF H R ER SO BB IBB HBP BLK WP HR S P ERA WHIP																ERA WHIP			
60 Jesse Chavez, R (1.1) ERA: 7.71	2.1 L 10 2 2 2 2 3 1 0 0 0 1 0 26 36 9.00 4.500																			
68 Tyler Matzek, L (3.1)	0.2 6 1 0 0 0 2 1 0 0 0 1 0 9 21 0.00 4.500																			
67 Edgar Santana, R (4.1) ERA: 4.5	1.0 3 0 0 0 2 0 0 0 0 0 0 0 9 12 0.00 0.000																			
15 Sean Newcomb, L (5.1) ERA: 5.82	2.0 8 0 0 0 1 2 0 0 0 0 1 0 16 28 0.00 1.000																			
77 Luke Jackson, R (7.1) ERA: 1.97	1.0 7 3 2 2 2 1 0 0 0 0 1 1 16 25 18.00 4.000																			

AB 30
R 5
H 8
RBI 5
BB 8
SO 8
LOB 20



Batter	1	2	3	4	5	6	7	8	9	AB	R	H	RBI	BB	SO	LOB	TOP										
13 Ronald Acuña Jr., R OBP: 0.391, SLG: 0.592	G6-3		L8														4 1 0 0 1 2 2										
5 Freddie Freeman, L OBP: 0.363, SLG: 0.477	G4-3		G3-1														5 0 2 1 0 1 2										
Ozzie Albies, S OBP: 0.324, SLG: 0.498	G4-3																4 0 2 0 0 0 2										
27 Austin Riley, R OBP: 0.355, SLG: 0.461	K																4 0 0 0 0 1 4										
34 Abraham Almonte, S OBP: 0.407, SLG: 0.385	K																4 0 0 0 0 3 1										
7 Dansby Swanson, R OBP: 0.283, SLG: 0.438	1B																3 1 2 1 1 0 0										
24 William Contreras, R OBP: 0.291, SLG: 0.413	FC6-4																4 0 0 0 0 0 3										
38 Guillermo Heredia, R OBP: 0.359, SLG: 0.478	K																4 1 2 1 0 1 1										
18 Drew Smyly, L ERA: 3.97	G3-1																2 0 0 0 0 0 0										
11 Ender Inciarte, L ERA: 3.12	G3-1																1 0 1 0 0 0 0										
77 Luke Jackson, R ERA: 5.56	G3-1																0 0 0 0 0 0 0										
33 A.J. Minter, L ERA: 4.55	G3-1																0 0 0 0 0 0 0										
23 Ehire Adrianza, S ERA: 3.89	G3-1																1 0 0 0 0 0 1										
51 Will Smith, L ERA: 3.89	G3-1																0 0 0 0 0 0 0										
Inning Stats	R: 0 E: 0 K: 1 S: 9	H: 1 LOB: 1 BB: 0 P: 14	R: 0 E: 0 K: 2 S: 13	H: 1 LOB: 1 BB: 0 P: 20	R: 0 E: 0 K: 0 S: 7	H: 0 LOB: 0 BB: 0 P: 9	R: 0 E: 0 K: 0 S: 10	H: 1 LOB: 2 BB: 1 P: 18	R: 1 E: 0 K: 1 S: 9	H: 1 LOB: 0 BB: 1 P: 19	R: 1 E: 0 K: 1 S: 9	H: 1 LOB: 0 BB: 0 P: 14	R: 1 E: 0 K: 2 S: 14	H: 3 LOB: 2 BB: 0 P: 23	R: 0 E: 0 K: 1 S: 7	H: 0 LOB: 0 BB: 0 P: 11	R: 0 E: 0 K: 1 S: 10	H: 1 LOB: 1 BB: 0 P: 16	1B: 3 2B: 4 3B: 0 HR: 2	SF: 0 SAC: 0 DP: 0 HBP: 0	WP: 0 PB: 0 SB: 3 CS: 0	PA: 38					
PITCHER	IP	WLS	BF	H	R	ER	SO	BB	IBB	HBP	BLK	WP	HR	S	P	ERA	WHIP										
53 Vladimir Gutierrez, R ERA: 3.97	6.0	L	26	6	3	3	4	2	0	0	0	0	2	61	96	4.50	1.333										
68 Ryan Hendrix, R ERA: 5.56	1.0		5	2	0	0	2	0	0	0	0	0	0	13	21	0.00	2.000										
77 Art Warren, R ERA: 3.12	1.0		3	0	0	0	1	0	0	0	0	0	7	11	0.00	0.000											
35 Josh Osich, L ERA:	1.0		4	1	0	0	1	0	0	0	0	0	0	10	16	0.00	1.000										

Atlanta Braves @ Cincinnati Reds
Great American Ball Park, Cincinnati, OH
Fri Jun 25 2021, 7:11 PM - 10:14 PM EDT
Att: 30,231 - Partly Cloudy - 85 F

AB 36
R 3
H 9
RBI 3
BB 2
SO 8
LOB 16



Batter	1	2	3	4	5	6	7	8	9	AB	R	H	RBI	BB	SO	LOB	BOTTOM										
6 Jonathan India, R OBP: 0.382, SLG: 0.415	1B		F8														4 1 2 0 0 0 1										
33 Jesse Winker, L OBP: 0.399, SLG: 0.581	F9		G1-3														4 0 0 0 0 0 2										
2 Nick Castellanos, R OBP: 0.402, SLG: 0.690	1B																4 0 3 0 0 0 1										
37 Tyler Stephenson, R OBP: 0.384, SLG: 0.417	FC5-4																4 0 2 1 0 0 3										
19 Joey Votto, L OBP: 0.328, SLG: 0.426	F9																4 0 0 0 0 0 6										
7 Eugenio Suárez, R OBP: 0.256, SLG: 0.382	K																4 1 1 1 1 0 2 1										
44 Aristides Aquino, R OBP: 0.300, SLG: 0.704	1B																2 0 1 0 0 0 0										
12 Tyler Naquin, L OBP: 0.326, SLG: 0.479	1B																2 0 0 0 0 0 0										
17 Kyle Farmer, R OBP: 0.287, SLG: 0.319	K																4 0 1 0 0 1 1										
53 Vladimir Gutierrez, R ERA: 3.97	K																2 0 0 0 0 0 1 0										
68 Ryan Hendrix, R ERA: 5.56	K																0 0 0 0 0 0 0										
4 Shogo Akiyama, L OBP: 0.262, SLG: 0.279	K																1 0 1 0 0 0 0										
77 Art Warren, R ERA: 3.12	K																0 0 0 0 0 0 0										
35 Josh Osich, L ERA: 3.89	K																0 0 0 0 0 0 0										
26 Scott Heineman, R OBP: 0.194, SLG: 0.236	K																1 0 0 0 0 1 1										
Inning Stats	R: 0 E: 0 K: 0 S: 10	H: 2 LOB: 2 BB: 0 P: 15	R: 0 E: 0 K: 2 S: 7	H: 1 LOB: 0 BB: 0 P: 11	R: 0 E: 0 K: 1 S: 10	H: 0 LOB: 0 BB: 0 P: 12	R: 0 E: 0 K: 0 S: 9	H: 1 LOB: 1 BB: 0 P: 15	R: 0 E: 0 K: 0 S: 8	H: 0 LOB: 0 BB: 0 P: 12	R: 1 E: 0 K: 0 S: 10	H: 2 LOB: 1 BB: 0 P: 19	R: 1 E: 0 K: 0 S: 9	H: 2 LOB: 1 BB: 0 P: 13	R: 0 E: 0 K: 0 S: 10	H: 2 LOB: 1 BB: 0 P: 12	R: 0 E: 0 K: 2 S: 12	H: 1 LOB: 1 BB: 0 P: 16	1B: 7 2B: 3 3B: 0 HR: 1	SF: 0 SAC: 0 DP: 1 HBP: 0	WP: 0 PB: 0 SB: 1 CS: 1	PA: 36					
PITCHER	IP	WLS	BF	H	R	ER	SO	BB	IBB	HBP	BLK	WP	HR	S	P	ERA	WHIP										
18 Drew Smyly, L ERA: 4.79	6.0	W	23	6	1	1	3	0	0	0	0	0	1	9	84	1.50	1.000										
77 Luke Jackson, R ERA: 1.93	1.0	H	5	2	1	1	0	0	0	0	0	0	1	9	13	9.00	2.000										
33 A.J. Minter, L ERA: 4.55	1.0	H	4	2	0	0	0	0	0	0	0	0	0	10	12	0.00	2.000										
51 Will Smith, L ERA: 3.89	1.0	S	4	1	0	0	2	0	0	0	0	0	0	12	16	0.00	1.000										

Atlanta Braves @ Cincinnati Reds
Great American Ball Park, Cincinnati, OH
Fri Jun 25 2021, 7:11 PM - 10:14 PM EDT
Att: 30,231 - Partly Cloudy - 85 F

AB 36
R 2
H 11
RBI 2
BB 0
SO 5
LOB 16



Batter	1	2	3	4	5	6	7	8	9	AB	R	H	RBI	BB	SO	LOB	TOP										
13 Ronald Acuña Jr. R OBP: 0.389, SLG: 0.588	G5-3		F8 2B		K		G6-3		L9	5	0	1	0	0	1	1	Atlanta Braves @ Cincinnati Reds Great American Ball Park, Cincinnati, OH Sat Jun 26 2021, 4:10 PM - 6:46 PM EDT Att: 34,671 - Partly Cloudy - 86 F										
5 Freddie Freeman L OBP: 0.364, SLG: 0.471	K							G4-3	K	3	0	0	0	2	2	1											
Ozzie Albies S OBP: 0.233, SLG: 0.493	F9		F8		G4-3			4-0 38 BB 1B		3	1	0	0	1	0	3											
27 Austin Riley R OBP: 0.354, SLG: 0.457		38 G4-3 1B	L5			F8		K		4	0	1	0	0	1	3											
7 Dansby Swanson R OBP: 0.286, SLG: 0.437	38 G4-3 1B			K		G6-3		38 BB 1B		3	0	1	0	1	1	0											
38 Guillermo Heredia R OBP: 0.303, SLG: 0.478	G4-3		L6		L6		24 2B 1B	38 BB 1B		4	0	2	1	0	0	2											
24 William Contreras R OBP: 0.297, SLG: 0.423	G5-3							1B		4	0	2	0	0	1	4											
11 Ender Inciarte L OBP: 0.269, SLG: 0.319	G4-3							K	5 DI 1B	4	0	1	0	0	2	3											
36 Ian Anderson R OBP: 0.095, SLG: 0.143					G4-3					2	0	0	0	0	1	0											
34 Abraham Almonte 7, PH OBP: 0.402, SLG: 0.379										1	0	0	0	0	0	0											
61 Shane Greene R OBP: 0.278, SLG: 0.269										0	0	0	0	0	0	0											
67 Edgar Santana R OBP: 0.233, SLG: 0.398										1	0	0	0	0	0	1											
23 Ehire Adrianza S OBP: 0.333, SLG: 0.398										1	0	0	0	0	0	1											
Inning Stats	R: 0 E: 0 K: 1 S: 7	H: 0 LOB: 0 BB: 0 P: 10	R: 0 E: 0 K: 0 S: 9	H: 2 LOB: 2 BB: 0 P: 14	R: 0 E: 0 K: 1 S: 9	H: 1 LOB: 2 BB: 1 P: 18	R: 0 E: 0 K: 2 S: 11	H: 1 LOB: 1 BB: 0 P: 18	R: 0 E: 0 K: 1 S: 9	H: 0 LOB: 1 BB: 1 P: 17	R: 0 E: 0 K: 0 S: 8	H: 2 LOB: 2 BB: 0 P: 11	R: 0 E: 0 K: 1 S: 12	H: 0 LOB: 0 BB: 0 P: 18	R: 1 E: 0 K: 2 S: 12	H: 1 LOB: 2 BB: 2 P: 22	R: 0 E: 0 K: 1 S: 12	H: 1 LOB: 1 BB: 0 P: 17	1B: 6 2B: 2 3B: 0 HR: 0	SF: 0 SAC: 0 DP: 0 HBP: 0	WP: 0 PB: 0 SB: 0 CS: 0	PA: 38					
PITCHER	IP	WLS	BF	H	R	ER	SO	BB	IBB	HBP	BLK	WP	HR	S	P	ERA	WHIP										
58 Luis Castillo R ERA: 5.14	7.0	W	28	6	0	0	6	2	0	0	0	0	0	65	106	0.00	1.143										
47 Brad Brach R ERA: 2.93	1.0	H	6	1	1	1	2	2	0	0	0	0	0	12	22	9.00	3.000										
50 Amir Garrett L ERA: 7.71	1.0	S	4	1	0	0	1	0	0	0	0	0	0	12	17	0.00	1.000										

Batter	1	2	3	4	5	6	7	8	9	AB	R	H	RBI	BB	SO	LOB	BOTTOM										
6 Jonathan India R OBP: 0.379, SLG: 0.412	K		2 2B 1B		K			P4		4	1	1	0	0	2	0	Atlanta Braves @ Cincinnati Reds Great American Ball Park, Cincinnati, OH Sat Jun 26 2021, 4:10 PM - 6:46 PM EDT Att: 34,671 - Partly Cloudy - 86 F										
33 Jesse Winker L OBP: 0.399, SLG: 0.590			F8					K2-3		3	1	1	1	0	0	1											
4 Shogo Akiyama L OBP: 0.278, SLG: 0.269	HR				G5-3					1	0	0	0	0	1	0											
2 Nick Castellanos R OBP: 0.400, SLG: 0.599	K		19 1B 2B			L3		K		4	1	1	1	0	2	0											
19 Joey Votto L OBP: 0.328, SLG: 0.424	G3									3	0	1	1	0	0	0											
12 Tyler Naquin L OBP: 0.322, SLG: 0.472					G4-3					3	0	0	0	0	1	1											
7 Eugenio Suárez R OBP: 0.256, SLG: 0.380										2	0	0	0	1	1	0											
16 Tucker Barnhart L OBP: 0.350, SLG: 0.420										3	0	1	0	0	1	0											
17 Kyle Farmer R OBP: 0.283, SLG: 0.314										3	0	0	0	0	2	2											
58 Luis Castillo R OBP: 0.182, SLG: 0.238										2	0	0	0	0	2	0											
47 Brad Brach R										0	0	0	0	0	0	0											
37 Tyler Stephenson R OBP: 0.357, SLG: 0.439										1	1	1	1	0	0	0											
50 Amir Garrett R										0	0	0	0	0	0	0											
Inning Stats	R: 1 E: 0 K: 2 S: 11	H: 1 LOB: 0 BB: 0 P: 17	R: 0 E: 0 K: 1 S: 12	H: 1 LOB: 1 BB: 1 P: 22	R: 2 E: 0 K: 1 S: 14	H: 3 LOB: 1 BB: 0 P: 23	R: 0 E: 0 K: 3 S: 10	H: 0 LOB: 0 BB: 0 P: 14	R: 0 E: 0 K: 2 S: 8	H: 0 LOB: 0 BB: 0 P: 12	R: 0 E: 0 K: 0 S: 5	H: 0 LOB: 0 BB: 0 P: 9	R: 0 E: 0 K: 1 S: 12	H: 0 LOB: 0 BB: 0 P: 15	R: 1 E: 0 K: 2 S: 10	H: 1 LOB: 0 BB: 0 P: 14	1B: 3 2B: 1 3B: 0 HR: 2	SF: 0 SAC: 0 DP: 1 HBP: 0	WP: 0 PB: 0 SB: 0 CS: 0	PA: 30							
PITCHER	IP	WLS	BF	H	R	ER	SO	BB	IBB	HBP	BLK	WP	HR	S	P	ERA	WHIP										
36 Ian Anderson R ERA: 3.42	6.0	L	23	5	3	3	9	1	0	0	0	0	0	60	97	4.50	1.000										
61 Shane Greene R ERA: 14.29	1.0		3	0	0	0	1	0	0	0	0	0	0	12	15	0.00	0.000										
67 Edgar Santana R ERA: 4.74	1.0		4	1	1	1	2	0	0	0	0	0	1	10	14	9.00	1.000										

livebaseballscorecards.com

Braves

REDS

Batter	1	2	3	4	5	6	7	8	9	AB	R	H	RBI	BB	SO	LOB	TOP			
37 Odúbel Herrera, L (1, 8) OBP: 0.308, SLG: 0.399			B2-3			G4-3			G1-3	5	1	2	0	0	0	0	Philadelphia Phillies @ Cincinnati Reds Great American Ball Park, Cincinnati, OH Mon Jun 28 2021, 6:41 PM - 9:59 PM EDT Att: 21,006 - Partly Cloudy - 94 F			
17 Rhys Hoskins, R (1, 3) OBP: 0.300, SLG: 0.445	F9		K			K			L5	5	0	0	0	0	3	2				
22 Andrew McCutchen, R (1, 7) OBP: 0.350, SLG: 0.440			G5-3						G1-3	3	1	0	0	2	1	0				
3 Bryce Harper, L (1, 9) OBP: 0.387, SLG: 0.492	FC3-2					F8			P5	4	1	1	0	0	0	4				
28 Alec Bohm, R (1, 5) OBP: 0.279, SLG: 0.326	G5-3									3	1	2	2	1	0	2				
30 Luke Williams, R (1, 4) OBP: 0.333, SLG: 0.465										3	0	1	0	1	1	1				
74 Ronald Torreyes, R (1, 6) OBP: 0.304, SLG: 0.383										4	0	1	2	0	0	1				
5 Andrew Knapp, S (1, 2) OBP: 0.235, SLG: 0.233										4	0	1	0	0	1	4				
48 Spencer Howard, R (1, 1) 70 Bailey Falter, R (3, 1) 96 Nefelai Feliz, R (7, 1) 13 Brad Miller, L (8, PH) 51 Enyel De Los Santos, R (8, 1) 29 Nick Maton, L (8, 1)										1	0	0	0	0	1	1				
Inning Stats	R: 0 E: 0 K: 0 S: 9	H: 1 LOB: 2 BB: 1 P: 14	R: 0 E: 0 K: 1 S: 8	H: 1 LOB: 1 BB: 0 P: 12	R: 0 E: 0 K: 1 S: 7	H: 0 LOB: 0 BB: 0 P: 8	R: 2 E: 0 K: 1 S: 10	H: 3 LOB: 1 BB: 0 P: 13	R: 2 E: 0 K: 2 S: 18	H: 0 LOB: 0 BB: 0 P: 18	R: 0 E: 0 K: 2 S: 14	H: 0 LOB: 1 BB: 1 P: 23	R: 0 E: 0 K: 0 S: 5	H: 0 LOB: 0 BB: 0 P: 7	R: 0 E: 0 K: 0 S: 7	H: 0 LOB: 0 BB: 0 P: 9		1B: 5 2B: 3 3B: 0 HR: 0	SF: 0 SAC: 0 DP: 0 HBP: 0	WP: 0 PB: 0 SB: 1 CS: 0
PITCHER	IP WLS BF H R ER SO BB IBB HBP BLK WP HR S P ERA WHIP	IP WLS BF H R ER SO BB IBB HBP BLK WP HR S P ERA WHIP	IP WLS BF H R ER SO BB IBB HBP BLK WP HR S P ERA WHIP	IP WLS BF H R ER SO BB IBB HBP BLK WP HR S P ERA WHIP	IP WLS BF H R ER SO BB IBB HBP BLK WP HR S P ERA WHIP	IP WLS BF H R ER SO BB IBB HBP BLK WP HR S P ERA WHIP	IP WLS BF H R ER SO BB IBB HBP BLK WP HR S P ERA WHIP	IP WLS BF H R ER SO BB IBB HBP BLK WP HR S P ERA WHIP	IP WLS BF H R ER SO BB IBB HBP BLK WP HR S P ERA WHIP	IP WLS BF H R ER SO BB IBB HBP BLK WP HR S P ERA WHIP	IP WLS BF H R ER SO BB IBB HBP BLK WP HR S P ERA WHIP	IP WLS BF H R ER SO BB IBB HBP BLK WP HR S P ERA WHIP	IP WLS BF H R ER SO BB IBB HBP BLK WP HR S P ERA WHIP	IP WLS BF H R ER SO BB IBB HBP BLK WP HR S P ERA WHIP	IP WLS BF H R ER SO BB IBB HBP BLK WP HR S P ERA WHIP	IP WLS BF H R ER SO BB IBB HBP BLK WP HR S P ERA WHIP	IP WLS BF H R ER SO BB IBB HBP BLK WP HR S P ERA WHIP			

AB	35
R	4
H	8
RBI	4
BB	4
SO	9
LOB	16



Batter	1	2	3	4	5	6	7	8	9	AB	R	H	RBI	BB	SO	LOB	BOTTOM			
6 Jonathan India, R (1, 4) OBP: 0.370, SLG: 0.400	F9		L8			CS			F7	5	1	1	1	0	1	3	Philadelphia Phillies @ Cincinnati Reds Great American Ball Park, Cincinnati, OH Mon Jun 28 2021, 6:41 PM - 9:59 PM EDT Att: 21,006 - Partly Cloudy - 94 F			
33 Jesse Winker, L (1, 7) OBP: 0.401, SLG: 0.588	F9									4	2	1	0	0	1	1				
2 Nick Castellanos, R (1, 9) OBP: 0.389, SLG: 0.664	K									5	2	3	7	0	2	0				
19 Joey Votto, L (1, 3) OBP: 0.323, SLG: 0.437										5	1	2	1	0	0	1				
4 Shogo Akiyama, L (1, 8) 68 Ryan Hendrix, R (8, 1) 64 Tony Santillan, R (8, PH) 35 Josh Osich, L (9, 1)										3	0	0	0	1	1	1				
7 Eugenio Suárez, R (1, 5) OBP: 0.295, SLG: 0.375										3	1	1	0	1	2	2				
16 Tucker Barnhart, L (1, 2) 37 Tyler Stephenson, R (7, PH)										2	0	1	0	0	0	0				
27 Mike Freeman, L (1, 6) 28 Alejo Lopez, S (7, PH) 17 Kyle Farmer, R (8, 6)										2	0	1	0	0	0	2				
22 Wade Miley, L (1, 1) 55 Heath Hembree, R (7, 1) 44 Aristides Aquino, R (7, PH)										1	1	1	0	0	0	0				
48 Spencer Howard, R (1, 1) 70 Bailey Falter, L (3, 1) 96 Nefelai Feliz, R (7, 1) 51 Enyel De Los Santos, R (8, 1) 29 Nick Maton, R (8, 1)										1	1	0	0	1	1	1				
Inning Stats	R: 0 E: 0 K: 1 S: 7	H: 0 LOB: 0 BB: 0 P: 9	R: 0 E: 0 K: 0 S: 13	H: 2 LOB: 2 BB: 0 P: 18	R: 2 E: 0 K: 1 S: 14	H: 2 LOB: 2 BB: 2 P: 22	R: 0 E: 0 K: 1 S: 12	H: 1 LOB: 0 BB: 0 P: 19	R: 0 E: 0 K: 2 S: 10	H: 0 LOB: 0 BB: 0 P: 13	R: 0 E: 0 K: 2 S: 11	H: 0 LOB: 0 BB: 0 P: 19	R: 4 E: 0 K: 1 S: 16	H: 3 LOB: 1 BB: 1 P: 26	R: 6 E: 1 K: 2 S: 28	H: 4 LOB: 0 BB: 1 P: 41	1B: 7 2B: 3 3B: 0 HR: 2	SF: 0 SAC: 1 DP: 0 HBP: 1	WP: 1 PB: 0 SB: 0 CS: 1	PA: 42
PITCHER	IP WLS BF H R ER SO BB IBB HBP BLK WP HR S P ERA WHIP	IP WLS BF H R ER SO BB IBB HBP BLK WP HR S P ERA WHIP	IP WLS BF H R ER SO BB IBB HBP BLK WP HR S P ERA WHIP	IP WLS BF H R ER SO BB IBB HBP BLK WP HR S P ERA WHIP	IP WLS BF H R ER SO BB IBB HBP BLK WP HR S P ERA WHIP	IP WLS BF H R ER SO BB IBB HBP BLK WP HR S P ERA WHIP	IP WLS BF H R ER SO BB IBB HBP BLK WP HR S P ERA WHIP	IP WLS BF H R ER SO BB IBB HBP BLK WP HR S P ERA WHIP	IP WLS BF H R ER SO BB IBB HBP BLK WP HR S P ERA WHIP	IP WLS BF H R ER SO BB IBB HBP BLK WP HR S P ERA WHIP	IP WLS BF H R ER SO BB IBB HBP BLK WP HR S P ERA WHIP	IP WLS BF H R ER SO BB IBB HBP BLK WP HR S P ERA WHIP	IP WLS BF H R ER SO BB IBB HBP BLK WP HR S P ERA WHIP	IP WLS BF H R ER SO BB IBB HBP BLK WP HR S P ERA WHIP	IP WLS BF H R ER SO BB IBB HBP BLK WP HR S P ERA WHIP	IP WLS BF H R ER SO BB IBB HBP BLK WP HR S P ERA WHIP	IP WLS BF H R ER SO BB IBB HBP BLK WP HR S P ERA WHIP			

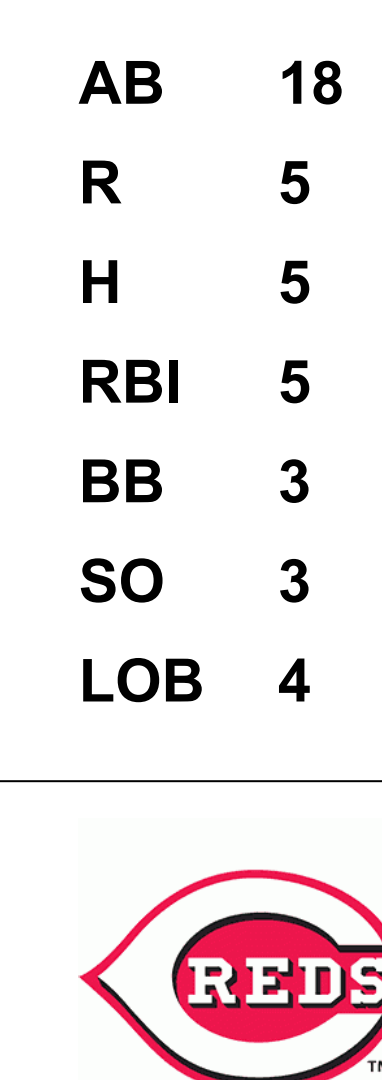
AB	35
R	12
H	12
RBI	9
BB	4
SO	10
LOB	12





Batter	1	2	3	4	5	6	7	8	9	AB	R	H	RBI	BB	SO	LOB	TOP			
28 Tommy Pham, R OBP: 0.386, SLG: 0.430										2	1	1	0	1	0	1	San Diego Padres @ Cincinnati Reds Great American Ball Park, Cincinnati, OH Wed Jun 30 2021, 7:48 PM - 9:49 PM EDT Att: 12,084 - Overcast - 77 F			
23 Fernando Tatis Jr., R OBP: 0.387, SLG: 0.755										3	2	2	1	0	1	1				
9 Jake Cronenworth, L OBP: 0.324, SLG: 0.475										3	0	1	0	0	0	3				
13 Manny Machado, R OBP: 0.336, SLG: 0.453										2	1	0	0	1	0	2				
2 Trent Grisham, L OBP: 0.365, SLG: 0.526										3	2	2	5	0	0	1				
5 Will Myers, R OBP: 0.324, SLG: 0.420										2	1	1	1	1	0	1				
10 Jurickson Profar, S OBP: 0.321, SLG: 0.214										2	0	0	0	1	1	1				
17 Victor Caratini, S OBP: 0.313, SLG: 0.355										3	0	0	0	0	2	1				
44 Joe Musgrove, R OBP: 0.107, SLG: 0.074										1	0	0	0	0	1	0				
25 Tim Hill, R										0	0	0	0	0	0	0				
Inning Stats	R: 0 E: 0 K: 1 S: 6	H: 0 LOB: 1 BB: 1 P: 11	R: 2 E: 0 K: 1 S: 8	H: 2 LOB: 1 BB: 1 P: 18	R: 1 E: 0 K: 0 S: 11	H: 2 LOB: 1 BB: 0 P: 13	R: 0 E: 0 K: 1 S: 11	H: 0 LOB: 0 BB: 0 P: 16	R: 4 E: 0 K: 1 S: 15	H: 3 LOB: 0 BB: 2 P: 30	R: 0 E: 0 K: 1 S: 3	H: 0 LOB: 0 BB: 0 P: 4					1B: 3 2B: 0 3B: 0 HR: 4	SF: 0 SAC: 1 DP: 0 HBP: 0	WP: 1 PB: 0 CS: 1	PA: 27
PITCHER	IP WLS BF H R ER SO BB IBB HBP BLK WP HR S P ERA WHIP																			
53 Vladimir Gutierrez, R ERA: 4.93	(1, 1) 4.1 L 22 6 6 6 3 3 0 0 0 1 3 43 72 12.46 2.077																			
35 Josh Osich, L ERA: 1.59	(5, 1) 0.2 3 1 1 1 1 1 0 0 0 0 1 8 16 13.50 3.000																			
43 Cionel Pérez, L ERA: 7.71	(6, 1) 0.1 1 0 0 0 1 0 0 0 0 0 0 3 4 0.00 0.000																			

Batter	1	2	3	4	5	6	7	8	9	AB	R	H	RBI	BB	SO	LOB	BOTTOM
6 Jonathan India, R OBP: 0.374, SLG: 0.396										2	1	0	0	1	1	0	San Diego Padres @ Cincinnati Reds Great American Ball Park, Cincinnati, OH Wed Jun 30 2021, 7:48 PM - 9:49 PM EDT Att: 12,084 - Overcast - 77 F
33 Jesse Winker, L OBP: 0.404, SLG: 0.596										2	1	1	0	1	0	0	
2 Nick Castellanos, R OBP: 0.386, SLG: 0.667										3	1	2	3	0	1	1	
19 Joey Votto, L OBP: 0.332, SLG: 0.464										3	2	2	1	0	0	1	
28 Alejo Lopez, S OBP: 0.250, SLG: 0.250										2	0	0	0	0	0	1	
16 Tucker Barnhart, L OBP: 0.351, SLG: 0.417										1	0	0	0	1	0	0	
17 Kyle Farmer, R OBP: 0.282, SLG: 0.310										1	0	0	1	0	0	0	
4 Shogo Akiyama, L OBP: 0.280, SLG: 0.263										2	0	0	0	0	1	1	
53 Vladimir Gutierrez, R ERA: 0.071, SLG: 0.071	(1, 1) 4.0 W 19 4 5 5 3 3 0 0 0 0 2 53 85 11.25 1.750																
35 Josh Osich, L ERA: 2.63	(5, 1) 1.0 S 3 1 0 0 0 0 0 0 0 0 0 6 9 0.00 1.000																
43 Cionel Pérez, R ERA: 2.45	(6, 1) 0.0 0 0 0 0 0 0 0 0 0 0 0 0 0 0 0 0																
Inning Stats	R: 4 E: 0 K: 0 S: 22	H: 3 LOB: 1 BB: 2 P: 37	R: 0 E: 0 K: 2 S: 12	H: 0 LOB: 1 BB: 1 P: 20	R: 1 E: 0 K: 0 S: 10	H: 1 LOB: 0 BB: 0 P: 11	R: 0 E: 0 K: 1 S: 9	H: 0 LOB: 0 BB: 0 P: 17	R: 0 E: 0 K: 0 S: 6	H: 1 LOB: 0 BB: 0 P: 9	1B: 2 2B: 1 3B: 0 HR: 2	SF: 1 SAC: 0 DP: 1 HBP: 0	WP: 0 PB: 0 CS: 0	PA: 22			
PITCHER	IP WLS BF H R ER SO BB IBB HBP BLK WP HR S P ERA WHIP																

AB 21
R 7
H 7
RBI 7
BB 4
SO 5
LOB 11



Batter	1	2	3	4	5	6	7	8	9	AB	R	H	RBI	BB	SO	LOB	TOP										
24 Joc Pederson, L OBP: 0.298, SLG: 0.417	G3-1	K		G3			E3 17 1B		K	5	0	0	0	0	2	2	Chicago Cubs @ Cincinnati Reds Great American Ball Park, Cincinnati, OH Sat Jul 03 2021, 4:11 PM - 7:08 PM EDT Att: 36,815 - Sunny - 80 F livebaseballscorecards.com AB 34 R 2 H 7 RBI 1 BB 4 SO 13 LOB 18 										
17 Kris Bryant, R OBP: 0.353, SLG: 0.513	K		HR		1B		1B		P3	5	1	3	1	0	1	1											
9 Javier Báez, R OBP: 0.276, SLG: 0.460	BB		K		FC6-4 40 BB		P4			3	0	0	0	1	1	3											
44 Anthony Rizzo, L OBP: 0.341, SLG: 0.434	1B		G6-3		K		G3-6-3			4	0	1	0	0	1	3											
40 Wilson Contreras, R OBP: 0.343, SLG: 0.432	BB		2B		BB		G6-3			2	0	1	0	2	0	0											
22 Jason Heyward, L OBP: 0.281, SLG: 0.332	1B		G3-1		K					3	0	0	0	0	2	6											
6 Jake Marisnick, R OBP: 0.307, SLG: 0.440	K		G3-1		K					1	0	0	0	0	1	0											
8 Ian Happ, S OBP: 0.271, SLG: 0.340		K					F9			3	0	0	0	1	2	0											
46 Craig Kimbrel, R										0	0	0	0	0	0	0											
66 Rafael Ortega, L OBP: 0.271, SLG: 0.364										2	1	1	0	0	0	1											
16 Patrick Wisdom, R OBP: 0.340, SLG: 0.660										2	0	0	0	0	2	0											
73 Adbert Alzolay, R OBP: 0.045, SLG: 0.045										3	0	0	0	0	1	2											
38 Brad Wieck, L										0	0	0	0	0	0	0											
4 Eric Sogard, L OBP: 0.286, SLG: 0.312										1	0	1	0	0	0	0											
Inning Stats	R: 0 H: 1 E: 0 K: 2 S: 13	H: 1 LOB: 3 BB: 2 P: 28	R: 1 H: 1 E: 0 K: 2 S: 11	H: 1 LOB: 0 BB: 0 P: 17	R: 1 H: 2 E: 0 K: 1 S: 14	H: 2 LOB: 1 BB: 0 P: 21	R: 0 H: 0 E: 0 K: 0 S: 7	H: 0 LOB: 1 BB: 1 P: 12	R: 0 H: 1 E: 0 K: 2 S: 14	H: 1 LOB: 2 BB: 1 P: 24	R: 0 H: 0 E: 1 K: 0 S: 9	H: 0 LOB: 0 BB: 0 P: 14	R: 0 H: 1 E: 1 K: 0 S: 9	H: 0 LOB: 1 BB: 0 P: 13	R: 0 H: 0 E: 0 K: 2 S: 12	H: 1 LOB: 1 BB: 0 P: 19	1B: 4 2B: 2 3B: 0 HR: 1	SF: 0 SAC: 0 DP: 1 HBP: 0	WP: 1 PB: 1 SB: 0 CS: 0	PA: 38							
PITCHER	IP WLS BF H R ER SO BB IBB HBP BLK WP HR S P ERA WHIP	5.0 L 24 5 2 1 7 4 0 0 0 1 1 59 102 1.80 1.800	1.0 L 4 0 0 0 2 0 0 0 0 0 0 13 18 0.00 0.000	1.1 W 4 1 0 0 2 0 0 0 0 0 9 12 0.00 0.750	0.2 H 2 0 0 0 2 0 0 0 0 0 6 10 0.00 0.000	1.0 S 4 1 0 0 2 0 0 0 0 0 12 19 0.00 1.000	PITCHER										IP WLS BF H R ER SO BB IBB HBP BLK WP HR S P ERA WHIP										
30 Tyler Mahle, R ERA: 3.63											5.0	L	24	5	2	1	7	4	0	0	0	1	1	59	102	1.80	1.800
63 Sean Doolittle, L ERA: 4.4											1.0	L	4	0	0	0	2	0	0	0	0	0	0	13	18	0.00	0.000
68 Ryan Hendrix, R ERA: 5.68											1.1	W	4	1	0	0	2	0	0	0	0	0	9	12	0.00	0.750	
35 Josh Osich, L ERA: 1.35											0.2	H	2	0	0	0	2	0	0	0	0	0	6	10	0.00	0.000	
55 Heath Hembree, R ERA: 5.53											1.0	S	4	1	0	0	2	0	0	0	0	0	12	19	0.00	1.000	
Inning Stats	R: 0 H: 0 E: 0 K: 0 S: 6	H: 0 LOB: 0 BB: 0 P: 8	R: 0 H: 1 E: 0 K: 0 S: 9	H: 1 LOB: 1 BB: 0 P: 12	R: 0 H: 0 E: 0 K: 2 S: 9	H: 0 LOB: 0 BB: 0 P: 13	R: 1 H: 1 E: 0 K: 2 S: 9	H: 1 LOB: 0 BB: 0 P: 10	R: 1 H: 1 E: 0 K: 0 S: 10	H: 1 LOB: 1 BB: 0 P: 12	R: 0 H: 0 E: 0 K: 2 S: 10	H: 0 LOB: 0 BB: 0 P: 14	R: 1 H: 2 E: 0 K: 0 S: 7	H: 2 LOB: 1 BB: 1 P: 13	R: 0 H: 0 E: 0 K: 3 S: 13	H: 0 LOB: 1 BB: 1 P: 21	1B: 2 2B: 1 3B: 0 HR: 2	SF: 0 SAC: 0 DP: 1 HBP: 0	WP: 0 PB: 0 SB: 0 CS: 0	PA: 30							
PITCHER	IP WLS BF H R ER SO BB IBB HBP BLK WP HR S P ERA WHIP	7.0 L 26 5 3 3 6 1 0 0 0 0 2 60 82 3.86 0.857	0.2 L 3 0 0 0 2 1 0 0 0 0 0 10 16 0.00 1.500	0.1 L 1 0 0 0 1 0 0 0 0 0 3 5 0.00 0.000	PITCHER										IP WLS BF H R ER SO BB IBB HBP BLK WP HR S P ERA WHIP												
73 Adbert Alzolay, R ERA: 4.48											7.0	L	26	5	3	3	6	1	0	0	0	0	2	60	82	3.86	0.857
38 Brad Wieck, L											0.2	L	3	0	0	0	2	1	0	0	0	0	10	16	0.00	1.500	
46 Craig Kimbrel, R ERA: 0.59											0.1	L	1	0	0	0	1	0	0	0	0	3	5	0.00	0.000		
6 Jonathan India, R OBP: 0.380, SLG: 0.400	G6-3		G6-3				K		K	4	0	0	0	2	0	Chicago Cubs @ Cincinnati Reds Great American Ball Park, Cincinnati, OH Sat Jul 03 2021, 4:11 PM - 7:08 PM EDT Att: 36,815 - Sunny - 80 F livebaseballscorecards.com AB 28 R 3 H 5 RBI 3 BB 2 SO 9 LOB 8 											
33 Jesse Winker, L OBP: 0.393, SLG: 0.572	L9				F9		K			3	0	0	0	1	1		0										
2 Nick Castellanos, R OBP: 0.394, SLG: 0.592	G4-3				K		F7			4	0	0	0	2	1												
19 Joey Votto, L OBP: 0.338, SLG: 0.479					1B		HR			2	2	2	1	1	0		0										
37 Tyler Stephenson, R OBP: 0.376, SLG: 0.426	F9				K					3	0	1	0	0	1		1										
12 Tyler Naquin, L OBP: 0.313, SLG: 0.469	F7				HR					3	1	1	1	0	0		3										
7 Eugenio Suárez, R OBP: 0.258, SLG: 0.369	L1-3				F7					3	0	1	1	0	0		1										
17 Kyle Farmer, R OBP: 0.282, SLG: 0.322					K					3	0	0	0	0	1		2										
30 Tyler Mahle, R ERA: 3.63										1	0	0	0	0	1		0										
4 Shogo Ayumami, L OBP: 0.173, SLG: 0.040										1	0	0	0	0	0		0										
63 Sean Doolittle, L ERA: 4.4										0	0	0	0	0	0	0											
68 Ryan Hendrix, R ERA: 5.68										0	0	0	0	0	0	0											
35 Josh Osich, L ERA: 1.35										0	0	0	0	0	0	0											
28 Alejo Lopez, S OBP: 0.195, SLG: 0.020										1	0	0	0	0	1	0											
55 Heath Hembree, R ERA: 5.53										0	0	0	0	0	0	0											
Inning Stats	R: 0 H: 0 E: 0 K: 0 S: 6	H: 0 LOB: 0 BB: 0 P: 8	R: 0 H: 1 E: 0 K: 0 S: 9	H: 1 LOB: 1 BB: 0 P: 12	R: 0 H: 0 E: 0 K: 2 S: 9	H: 0 LOB: 0 BB: 0 P: 13	R: 1 H: 1 E: 0 K: 2 S: 9	H: 1 LOB: 0 BB: 0 P: 10	R: 1 H: 1 E: 0 K: 0 S: 10	H: 1 LOB: 1 BB: 0 P: 12	R: 0 H: 0 E: 0 K: 2 S: 10	H: 0 LOB: 0 BB: 0 P: 14	R: 1 H: 2 E: 0 K: 0 S: 7	H: 2 LOB: 1 BB: 1 P: 13	R: 0 H: 0 E: 0 K: 3 S: 13	H: 0 LOB: 1 BB: 1 P: 21	1B: 2 2B: 1 3B: 0 HR: 2	SF: 0 SAC: 0 DP: 1 HBP: 0	WP: 0 PB: 0 SB: 0 CS: 0	PA: 30							
PITCHER	IP WLS BF H R ER SO BB IBB HBP BLK WP HR S P ERA WHIP	7.0 L 26 5 3 3 6 1 0 0 0 0 2 60 82 3.86 0.857	0.2 L 3 0 0 0 2 1 0 0 0 0 0 10 16 0.00 1.500	0.1 L 1 0 0 0 1 0 0 0 0 0 3 5 0.00 0.000	PITCHER										IP WLS BF H R ER SO BB IBB HBP BLK WP HR S P ERA WHIP												
73 Adbert Alzolay, R ERA: 4.48											7.0	L	26	5	3	3	6	1	0	0	0	2	60	82	3.86	0.857	
38 Brad Wieck, L											0.2	L	3	0	0	0	2	1	0	0	0	0	10	16	0.00	1.500	
46 Craig Kimbrel, R ERA: 0.59											0.1	L	1	0	0	0	1	0	0	0	0	3	5	0.00	0.000		

Batter	1	2	3	4	5	6	7	8	9	AB	R	H	RBI	BB	SO	LOB	TOP			
40 Wilson Contreras, R OBP: 0.344, SLG: 0.431	G3	FC5-4							G5-4-3	5	0	2	0	0	0	3	<p>Chicago Cubs @ Cincinnati Reds</p> <p>Great American Ball Park, Cincinnati, OH</p> <p>Sun Jul 04 2021, 1:12 PM - 4:10 PM EDT</p> <p>Att: 29,340 - Sunny - 85 F</p>			
17 Kris Bryant, R OBP: 0.355, SLG: 0.511	44 1B		L6				G4-3			3	1	1	0	1	0	1				
44 Anthony Rizzo, L OBP: 0.344, SLG: 0.439	9 1B								L9	4	0	2	0	0	1	1				
9 Javier Báez, R OBP: 0.279, SLG: 0.460	16 G5-4-3		G5-3						E5	4	0	2	1	0	0	1				
16 Patrick Wisdom, R OBP: 0.330, SLG: 0.639	G5-4-3								F8	3	0	0	0	0	0	4				
24 Joc Pederson, L OBP: 0.297, SLG: 0.415			G6-3						F8	1	0	0	0	0	0	1				
2 Nico Hoerner, R OBP: 0.386, SLG: 0.410		G5-3		G5-3					G6-3	4	0	0	0	0	1	2				
6 Jake Marisnick, R OBP: 0.314, SLG: 0.463									L8	4	1	2	0	0	0	1				
8 Ian Happ, S OBP: 0.296, SLG: 0.335										3	0	0	0	1	1	2				
28 Kyle Hendricks, R OBP: 0.145, SLG: 0.149										2	0	1	1	0	0	0				
57 Taylor Colburn, S										0	0	0	0	0	0	0				
43 Dan Winkler, R										0	0	0	0	0	0	0				
39 Andrew Chafin, R										0	0	0	0	0	0	0				
47 Adam Morgan, L										0	0	0	0	0	0	0				
71 Keegan Thompson, R										0	0	0	0	0	0	0				
4 Eric Sogard, L										1	0	1	0	0	0	0				
66 Rafael Ortega, L										0	0	0	0	0	0	0				
Inning Stats	R: 1 E: 0 K: 0 S: 10	H: 3 LOB: 1 BB: 0 P: 12	R: 1 E: 0 K: 1 S: 10	H: 2 LOB: 1 BB: 0 P: 14	R: 0 E: 0 K: 0 S: 9	H: 1 LOB: 1 BB: 0 P: 13	R: 0 E: 0 K: 0 S: 7	H: 1 LOB: 0 BB: 0 P: 8	R: 0 E: 0 K: 1 S: 10	H: 1 LOB: 1 BB: 0 P: 18	R: 0 E: 0 K: 1 S: 12	H: 1 LOB: 1 BB: 0 P: 21	R: 0 E: 1 K: 0 S: 8	H: 0 LOB: 1 BB: 0 P: 12	R: 0 E: 0 K: 0 S: 11	H: 1 LOB: 2 BB: 1 P: 19	1B: 9 2B: 1 3B: 1 HR: 0	SF: 0 SAC: 0 DP: 3 HBP: 0	WP: 0 PA: 37 PB: 0 SB: 1 CS: 0	
PITCHER	IP WLS BF H R ER SO BB IBB HBP BLK WP HR S P ERA WHIP	6.2 28 10 2 2 3 1 0 0 0 0 0 62 91 2.70 1.650	0.1 1 0 0 0 0 0 0 0 0 0 0 3 5 0.00 0.000	1.1 5 0 0 0 0 0 0 0 0 0 0 10 15 0.00 0.000	0.2 3 1 0 0 0 1 0 0 0 0 0 9 16 0.00 3.000															

AB	35
R	2
H	11
RBI	2
BB	2
SO	3
LOB	16



Batter	1	2	3	4	5	6	7	8	9	AB	R	H	RBI	BB	SO	LOB	BOTTOM		
6 Jonathan India, R OBP: 0.382, SLG: 0.399	K	K								3	0	1	1	0	2	1	<p>Chicago Cubs @ Cincinnati Reds</p> <p>Great American Ball Park, Cincinnati, OH</p> <p>Sun Jul 04 2021, 1:12 PM - 4:10 PM EDT</p> <p>Att: 29,340 - Sunny - 85 F</p>		
33 Jesse Winker, L OBP: 0.389, SLG: 0.565	P5		G3-1							4	0	0	1	0	0	4			
2 Nick Castellanos, R OBP: 0.392, SLG: 0.587	18 1B		F7							4	0	1	0	0	1	2			
19 Joey Votto, L OBP: 0.336, SLG: 0.474			F7							4	0	1	0	0	1	0			
12 Tyler Naquin, L OBP: 0.309, SLG: 0.461			L8							4	0	0	0	0	2	2			
7 Eugenio Suárez, R OBP: 0.261, SLG: 0.369		G5-3								3	0	1	0	1	1	0			
17 Kyle Farmer, R OBP: 0.285, SLG: 0.319										2	2	0	0	0	0	1			
16 Tucker Barnhart, L OBP: 0.354, SLG: 0.419										3	0	2	1	0	0	0			
27 Mike Freeman, L OBP: 0.290, SLG: 0.214										0	1	0	0	0	0	0			
47 Brad Brach, R										0	0	0	0	0	0	0			
50 Amir Garrett, R										0	0	0	0	0	0	0			
22 Wade Miley, L OBP: 0.296, SLG: 0.208										2	0	1	0	0	0	1			
77 Art Warren, R										0	0	0	0	0	0	0			
37 Tyler Stephenson, R OBP: 0.374, SLG: 0.424										1	0	0	0	0	0	3			
Inning Stats	R: 0 E: 0 K: 2 S: 15	H: 2 LOB: 2 BB: 0 P: 21	R: 1 E: 0 K: 1 S: 11	H: 1 LOB: 0 BB: 0 P: 16	R: 0 E: 0 K: 0 S: 9	H: 0 LOB: 0 BB: 0 P: 15	R: 0 E: 0 K: 1 S: 7	H: 0 LOB: 0 BB: 0 P: 12	R: 0 E: 0 K: 1 S: 12	H: 2 LOB: 1 BB: 0 P: 18	R: 0 E: 0 K: 1 S: 8	H: 0 LOB: 0 BB: 0 P: 11	R: 2 E: 0 K: 1 S: 11	H: 2 LOB: 2 BB: 0 P: 20	R: 0 E: 0 K: 1 S: 7	H: 0 LOB: 1 BB: 1 P: 14	1B: 6 2B: 1 3B: 0 HR: 0	SF: 0 SAC: 0 DP: 1 HBP: 3	WP: 0 PA: 34 PB: 0 SB: 0 CS: 0
PITCHER	IP WLS BF H R ER SO BB IBB HBP BLK WP HR S P ERA WHIP	6.0 23 10 2 2 0 0 0 0 2 0 0 5 12 1.50 0.833	0.1 2 0 0 0 1 0 0 0 0 0 0 6 8 0.00 0.000	0.2 3 0 0 0 1 1 0 0 0 0 0 6 12 0.00 1.500	0.1 1 0 0 0 0 0 0 0 0 0 0 1 2 0.00 0.000														

AB	30
R	3
H	7
RBI	3
BB	1
SO	7
LOB	14



Batter	1	2	3	4	5	6	7	8	9	AB	R	H	RBI	BB	SO	LOB	TOP					
28 Alejo Lopez, S OBP: 0.333, SLG: 0.333	G6-3		L8			G6-3	L8		FC4-6	5	0	0	0	0	0	3	<p>Cincinnati Reds @ Kansas City Royals Kauffman Stadium, Kansas City, MO Mon Jul 05 2021, 7:12 PM - 10:11 PM CDT Att: 14,709 - Clear - 88 F</p> <p>livebaseballscores.com</p>					
33 Jesse Winker, L OBP: 0.389, SLG: 0.559	F7					K			G4-3	3	0	0	0	1	1	1						
2 Nick Castellanos, R OBP: 0.391, SLG: 0.592	K					K				4	1	1	1	0	2	4						
37 Tyler Stephenson, R OBP: 0.376, SLG: 0.428						G5-4-3			G3-1	3	2	1	0	1	0	1						
19 Joey Votto, L OBP: 0.344, SLG: 0.474						K				2	1	1	0	2	1	0						
7 Eugenio Suárez, R OBP: 0.260, SLG: 0.377						K			G6-4-3	4	1	1	3	0	1	2						
44 Aristides Aquino, R OBP: 0.349, SLG: 0.667										3	1	1	0	1	0	0						
12 Tyler Naquin, L OBP: 0.312, SLG: 0.459						F7				3	0	1	1	1	0	1						
27 Mike Freeman, L OBP: 0.257, SLG: 0.188						G1-3			K	4	0	0	0	0	2	3						
Inning Stats	R: 0 E: 0 K: 1 S: 9	H: 0 LOB: 0 BB: 0 P: 13	R: 1 E: 0 K: 0 S: 7	H: 2 LOB: 0 BB: 0 P: 10	R: 0 E: 0 K: 0 S: 8	H: 0 LOB: 0 BB: 0 P: 13	R: 0 E: 0 K: 1 S: 8	H: 0 LOB: 0 BB: 0 P: 12	R: 0 E: 0 K: 2 S: 11	H: 0 LOB: 1 BB: 1 P: 21	R: 0 E: 0 K: 2 S: 7	H: 0 LOB: 0 BB: 0 P: 13	R: 4 E: 1 K: 0 S: 16	H: 2 LOB: 3 BB: 4 P: 35	R: 0 E: 0 K: 0 S: 7	H: 0 LOB: 0 BB: 0 P: 12	R: 1 E: 0 K: 1 S: 11	H: 2 LOB: 1 BB: 0 P: 18	1B: 2 2B: 1 3B: 1 HR: 2	SF: 0 SAC: 0 DP: 3 HBP: 1	WP: 0 PB: 0 SB: 0 CS: 0	PA: 38
PITCHER	IP WLS BF H R ER SO	IP WLS BF H R ER SO	IP WLS BF H R ER SO	IP WLS BF H R ER SO	IP WLS BF H R ER SO	IP WLS BF H R ER SO	IP WLS BF H R ER SO	IP WLS BF H R ER SO	IP WLS BF H R ER SO	IP WLS BF H R ER SO	IP WLS BF H R ER SO	IP WLS BF H R ER SO	IP WLS BF H R ER SO	IP WLS BF H R ER SO	IP WLS BF H R ER SO	IP WLS BF H R ER SO	ERA WHIP	ERA WHIP				
23 Mike Minor, L ERA: 5.36	6.0	L	23	3	4	4	6	3	0	0	1	0	0	0	0	0	6.00	1.000				
45 Kyle Zimmer, R ERA: 2.55	1.0		7	1	1	1	0	2	0	0	0	0	0	0	0	1	12	23	9.00	3.000		
54 Ervin Santana, R ERA: 5.21	2.0		8	2	1	1	1	1	0	0	0	0	0	0	0	18	30	4.50	1.500			

Batter	1	2	3	4	5	6	7	8	9	AB	R	H	RBI	BB	SO	LOB	BOTTOM					
15 Whit Merrifield, R OBP: 0.335, SLG: 0.428	K		F9			G4-3			G5-3	5	0	1	0	0	1	3	<p>Cincinnati Reds @ Kansas City Royals Kauffman Stadium, Kansas City, MO Mon Jul 05 2021, 7:12 PM - 10:11 PM CDT Att: 14,709 - Clear - 88 F</p> <p>livebaseballscores.com</p>					
41 Carlos Santana, S OBP: 0.386, SLG: 0.410										2	1	1	1	2	0	1						
13 Salvador Perez, R OBP: 0.306, SLG: 0.511										4	0	1	0	0	0	2						
Ryan O'Hearn, L OBP: 0.255, SLG: 0.422										4	0	0	0	0	1	4						
12 Jorge Soler, R OBP: 0.280, SLG: 0.314										3	0	1	1	0	1	0						
1 Jarrod Dyson, L OBP: 0.293, SLG: 0.351										1	0	0	0	0	0	0						
49 Hanser Alberto, R OBP: 0.285, SLG: 0.397										4	0	1	0	0	1	2						
17 Hunter Dozier, R OBP: 0.236, SLG: 0.335										4	0	0	0	0	1	3						
Michael Taylor, R OBP: 0.293, SLG: 0.353										3	0	0	0	1	1	1						
8 Nicky Lopez, L OBP: 0.351, SLG: 0.332										4	1	2	0	0	0	0						
Inning Stats	R: 0 E: 0 K: 1 S: 7	H: 0 LOB: 1 BB: 1 P: 13	R: 0 E: 0 K: 2 S: 9	H: 1 LOB: 0 BB: 0 P: 13	R: 1 E: 0 K: 1 S: 15	H: 2 LOB: 1 BB: 0 P: 24	R: 0 E: 0 K: 2 S: 10	H: 0 LOB: 0 BB: 0 P: 16	R: 0 E: 0 K: 0 S: 5	H: 0 LOB: 0 BB: 0 P: 7	R: 1 E: 0 K: 0 S: 10	H: 2 LOB: 2 BB: 1 P: 19	R: 0 E: 0 K: 0 S: 6	H: 1 LOB: 1 BB: 0 P: 13	R: 0 E: 0 K: 0 S: 7	H: 0 LOB: 0 BB: 0 P: 9	R: 0 E: 0 K: 0 S: 8	H: 1 LOB: 2 BB: 1 P: 16	1B: 4 2B: 3 3B: 0 HR: 0	SF: 0 SAC: 0 DP: 0 HBP: 0	WP: 0 PB: 0 SB: 1 CS: 0	PA: 37
PITCHER	IP WLS BF H R ER SO	IP WLS BF H R ER SO	IP WLS BF H R ER SO	IP WLS BF H R ER SO	IP WLS BF H R ER SO	IP WLS BF H R ER SO	IP WLS BF H R ER SO	IP WLS BF H R ER SO	IP WLS BF H R ER SO	IP WLS BF H R ER SO	IP WLS BF H R ER SO	IP WLS BF H R ER SO	IP WLS BF H R ER SO	IP WLS BF H R ER SO	IP WLS BF H R ER SO	IP WLS BF H R ER SO	ERA WHIP	ERA WHIP				
53 Vladimir Gutierrez, R ERA: 4.67	6.0	W	25	5	2	2	6	2	0	0	0	0	0	0	0	0	3.00	1.167				
68 Ryan Hendrix, R ERA: 5.47	1.0	H	4	1	0	0	0	0	0	0	0	6	13	0.00	1.000							
35 Josh Osich, L ERA: 1.17	1.0	H	3	0	0	0	0	0	0	0	0	7	9	0.00	0.000							
63 Sean Doolittle, L ERA: 4.25	1.0		5	1	0	0	0	1	0	0	0	8	16	0.00	2.000							

Batter	1	2	3	4	5	6	7	8	9	AB	R	H	RBI	BB	SO	LOB	TOP					
6 Jonathan India, R OBP: 0.385, SLG: 0.404 27 Mike Freeman, L OBP: 0.270, SLG: 0.182	FC1-4 2 37 1B BB		G5-4-3 37 1B 3B 2B		G3				WP 19 BB	2	1	1	1	1	0	1						
37 Tyler Stephenson, R OBP: 0.391, SLG: 0.432	FC1-4 2 1B		19 3B 1B		F9 7 1B				K	5	1	3	0	0	1	1						
2 Nick Castellanos, R OBP: 0.389, SLG: 0.589	FC1-4 19 C4-6-3 1-2 2-3		K		L6				K	5	1	1	0	0	2	6						
19 Joey Votto, L OBP: 0.345, SLG: 0.480	G4-6-3		1-H 3B		BB				F7	4	0	1	2	1	1	4						
7 Eugenio Suárez, R OBP: 0.260, SLG: 0.375	G6-3		F7		F9				1B	4	0	1	1	0	0	3						
44 Aristides Aquino, R OBP: 0.319, SLG: 0.600	K		K		F9				K	4	0	0	0	0	3	3						
12 Tyler Naquin, L OBP: 0.311, SLG: 0.456	K		K		F9				K	4	1	1	0	0	3	0						
17 Kyle Farmer, R OBP: 0.292, SLG: 0.343			17 HR 1B		K				K	4	1	3	2	0	1	0						
4 Shogo Akiyama, L OBP: 0.281, SLG: 0.247 28 Alejo Lopez, S OBP: 0.333, SLG: 0.333	FC5-4 6 2B BB		4 FC5-4 1B HR		2B				G5-3	3	1	0	0	1	1	2						
Inning Stats	R: 0 E: 0 K: 0 S: 10	H: 1 LOB: 1 BB: 1 P: 17	R: 0 E: 0 K: 2 S: 10	H: 0 LOB: 0 BB: 0 P: 16	R: 3 E: 0 K: 1 S: 23	H: 4 LOB: 1 BB: 0 P: 28	R: 2 E: 0 K: 1 S: 14	H: 2 LOB: 2 BB: 1 P: 25	R: 0 E: 0 K: 0 S: 9	H: 1 LOB: 1 BB: 1 P: 19	R: 1 E: 0 K: 2 S: 15	H: 2 LOB: 1 BB: 0 P: 24	R: 0 E: 0 K: 2 S: 8	H: 0 LOB: 0 BB: 0 P: 12	R: 0 E: 0 K: 2 S: 12	H: 0 LOB: 1 BB: 1 P: 23	1B: 6 2B: 3 3B: 1 HR: 1	SF: 0 SAC: 0 DP: 2 HBP: 0	WP: 2 PB: 0 SB: 0 CS: 0	PA: 40		
PITCHER	IP WLS BF H R ER SO	IP WLS BF H R ER SO	IP WLS BF H R ER SO	IP WLS BF H R ER SO	IP WLS BF H R ER SO	IP WLS BF H R ER SO	IP WLS BF H R ER SO	IP WLS BF H R ER SO	IP WLS BF H R ER SO	IP WLS BF H R ER SO	IP WLS BF H R ER SO	IP WLS BF H R ER SO	IP WLS BF H R ER SO	IP WLS BF H R ER SO	IP WLS BF H R ER SO	IP WLS BF H R ER SO	BB IBB HBP BLK	WP HR S P	ERA WHIP	ERA WHIP		
50 Kris Bubic, L ERA: 5.4	4.1 22 8 3 5 5 4	3.2 14 3 1 1 6	0.2 3 0 0 0 2	0.1 W 1 0 0 0	3 0 0 0 0 0	2 0 0 0 0 1	2 0 0 0 0 1	0 0 0 0 0 0	0 0 0 0 0 0	0 0 0 0 0 0	0 0 0 0 0 0	0 0 0 0 0 0	0 0 0 0 0 0	0 0 0 0 0 0	0 0 0 0 0 0	0 0 0 0 0 0	0 0 0 0 0 0	0 0 0 0 0 0	0 0 0 0 0 0	10.38 2.538	10.38 2.538	
43 Carlos Hernández, R ERA: 4.98	3.2 14 3 0 0 2	0.2 3 0 0 0 2	0.1 W 1 0 0 0	0.1 W 1 0 0 0	0.1 W 1 0 0 0	0.1 W 1 0 0 0	0.1 W 1 0 0 0	0.1 W 1 0 0 0	0.1 W 1 0 0 0	0.1 W 1 0 0 0	0.1 W 1 0 0 0	0.1 W 1 0 0 0	0.1 W 1 0 0 0	0.1 W 1 0 0 0	0.1 W 1 0 0 0	0.1 W 1 0 0 0	0 0 0 0 0 0	0 0 0 0 0 0	0 0 0 0 0 0	0 0 0 0 0 0	2.46 0.818	2.46 0.818
63 Josh Staumont, R ERA: 3.74	0.1 W 1 0 0 0	0.1 W 1 0 0 0	0.1 W 1 0 0 0	0.1 W 1 0 0 0	0.1 W 1 0 0 0	0.1 W 1 0 0 0	0.1 W 1 0 0 0	0.1 W 1 0 0 0	0.1 W 1 0 0 0	0.1 W 1 0 0 0	0.1 W 1 0 0 0	0.1 W 1 0 0 0	0.1 W 1 0 0 0	0.1 W 1 0 0 0	0.1 W 1 0 0 0	0.1 W 1 0 0 0	0 0 0 0 0 0	0 0 0 0 0 0	0 0 0 0 0 0	0 0 0 0 0 0	0.00 0.000	0.00 0.000
55 Richard Lovelady, L ERA: 5.79	0.1 W 1 0 0 0	0.1 W 1 0 0 0	0.1 W 1 0 0 0	0.1 W 1 0 0 0	0.1 W 1 0 0 0	0.1 W 1 0 0 0	0.1 W 1 0 0 0	0.1 W 1 0 0 0	0.1 W 1 0 0 0	0.1 W 1 0 0 0	0.1 W 1 0 0 0	0.1 W 1 0 0 0	0.1 W 1 0 0 0	0.1 W 1 0 0 0	0.1 W 1 0 0 0	0.1 W 1 0 0 0	0 0 0 0 0 0	0 0 0 0 0 0	0 0 0 0 0 0	0 0 0 0 0 0	0.00 0.000	0.00 0.000

Cincinnati Reds @ Kansas City Royals
Kauffman Stadium, Kansas City, MO
Tue Jul 06 2021, 7:12 PM - 10:43 PM CDT
Att: 14,491 - Clear - 86 F

AB 36
R 6
H 11
RBI 6
BB 4
SO 12
LOB 21



Batter	1	2	3	4	5	6	7	8	9	AB	R	H	RBI	BB	SO	LOB	BOTTOM					
15 Whit Merrifield, R OBP: 0.333, SLG: 0.423	G5-3		K		G6-3				K 13 1B 16 DI BB	4	0	0	0	1	2	1						
16 Andrew Benintendi, L OBP: 0.333, SLG: 0.432	L1		K		G4-3			HR	K	5	1	1	2	0	2	2						
13 Salvador Perez, R OBP: 0.307, SLG: 0.509	L8		K		L4			1B	1B	5	0	2	1	0	1	0						
41 Carlos Santana, S OBP: 0.368, SLG: 0.409			17 E 1B		1B BB			G6-3	K	3	0	1	0	1	1	1						
Ryan O'Hearn, L OBP: 0.264, SLG: 0.419	F7		F7		1B			F7	FC5 17 HBP BB	3	1	1	0	1	0	1						
17 Hunter Dozier, R OBP: 0.237, SLG: 0.331	FC4		K		K			L9	E 8 HBP	3	1	0	0	0	1	3						
Michael Taylor, R OBP: 0.292, SLG: 0.363	G6-4-3		HR		G4-3			G4-3	FC5 8 E	4	2	1	1	0	0	3						
49 Hanser Alberto, R OBP: 0.279, SLG: 0.389 12 Jorge Soler, R OBP: 0.279, SLG: 0.313	G3-1		G4-3		G4-3			K 16 HR	K	3	1	0	0	0	1	0						
8 Nicky Lopez, L OBP: 0.349, SLG: 0.330	G4-3		G4-3		G4-3			P5	E7 13 1B	4	1	1	2	0	0	1						
Inning Stats	R: 0 E: 0 K: 0 S: 8	H: 0 LOB: 0 BB: 0 P: 11	R: 0 E: 0 K: 1 S: 12	H: 0 LOB: 0 BB: 0 P: 15	R: 0 E: 0 K: 3 S: 18	H: 1 LOB: 2 BB: 1 P: 29	R: 1 E: 0 K: 0 S: 8	H: 1 LOB: 0 BB: 0 P: 10	R: 0 E: 0 K: 0 S: 7	H: 0 LOB: 0 BB: 0 P: 12	R: 0 E: 0 K: 0 S: 6	H: 0 LOB: 0 BB: 0 P: 9	R: 2 E: 0 K: 3 S: 13	H: 2 LOB: 1 BB: 0 P: 18	R: 4 E: 2 K: 2 S: 19	H: 2 LOB: 2 BB: 2 P: 36	1B: 5 2B: 0 3B: 0 HR: 2	SF: 0 SAC: 0 DP: 1 HBP: 1	WP: 0 PB: 1 SB: 0 CS: 0	PA: 39		
PITCHER	IP WLS BF H R ER SO	IP WLS BF H R ER SO	IP WLS BF H R ER SO	IP WLS BF H R ER SO	IP WLS BF H R ER SO	IP WLS BF H R ER SO	IP WLS BF H R ER SO	IP WLS BF H R ER SO	IP WLS BF H R ER SO	IP WLS BF H R ER SO	IP WLS BF H R ER SO	IP WLS BF H R ER SO	IP WLS BF H R ER SO	IP WLS BF H R ER SO	IP WLS BF H R ER SO	IP WLS BF H R ER SO	BB IBB HBP BLK	WP HR S P	ERA WHIP	ERA WHIP		
58 Luis Castillo, R ERA: 4.81	7.0 25 3 1 1 4	0.2 5 2 2 0 2	0.1 H 4 0 3 2	0.1 L 3 1 0 0	0.1 L 3 1 0 0	0.1 L 3 1 0 0	0.1 L 3 1 0 0	0.1 L 3 1 0 0	0.1 L 3 1 0 0	0.1 L 3 1 0 0	0.1 L 3 1 0 0	0.1 L 3 1 0 0	0.1 L 3 1 0 0	0.1 L 3 1 0 0	0.1 L 3 1 0 0	0.1 L 3 1 0 0	0 0 0 0 0 0	0 0 0 0 0 0	0 0 0 0 0 0	0 0 0 0 0 0	1.29 0.571	1.29 0.571
43 Cionel Pérez, L ERA: 7.45	0.2 5 2 2 0 2	0.1 H 4 0 3 2	0.1 L 3 1 0 0	0.1 L 3 1 0 0	0.1 L 3 1 0 0	0.1 L 3 1 0 0	0.1 L 3 1 0 0	0.1 L 3 1 0 0	0.1 L 3 1 0 0	0.1 L 3 1 0 0	0.1 L 3 1 0 0	0.1 L 3 1 0 0	0.1 L 3 1 0 0	0.1 L 3 1 0 0	0.1 L 3 1 0 0	0.1 L 3 1 0 0	0 0 0 0 0 0	0 0 0 0 0 0	0 0 0 0 0 0	0 0 0 0 0 0	0.00 3.000	0.00 3.000
47 Brad Brach, R ERA: 2.66	0.1 H 4 0 3 2	0.1 L 3 1 0 0	0.1 L 3 1 0 0	0.1 L 3 1 0 0	0.1 L 3 1 0 0	0.1 L 3 1 0 0	0.1 L 3 1 0 0	0.1 L 3 1 0 0	0.1 L 3 1 0 0	0.1 L 3 1 0 0	0.1 L 3 1 0 0	0.1 L 3 1 0 0	0.1 L 3 1 0 0	0.1 L 3 1 0 0	0.1 L 3 1 0 0	0.1 L 3 1 0 0	0 0 0 0 0 0	0 0 0 0 0 0	0 0 0 0 0 0	0 0 0 0 0 0	54.00 3.000	54.00 3.000
55 Heath Hembree, R ERA: 5.79	0.1 L 3 1 0 0	0.1 L 3 1 0 0	0.1 L 3 1 0 0	0.1 L 3 1 0 0	0.1 L 3 1 0 0	0.1 L 3 1 0 0	0.1 L 3 1 0 0	0.1 L 3 1 0 0	0.1 L 3 1 0 0	0.1 L 3 1 0 0	0.1 L 3 1 0 0	0.1 L 3 1 0 0	0.1 L 3 1 0 0	0.1 L 3 1 0 0	0.1 L 3 1 0 0	0.1 L 3 1 0 0	0 0 0 0 0 0	0 0 0 0 0 0	0 0 0 0 0 0	0 0 0 0 0 0	0.00 6.000	0.00 6.000
50 Amir Garrett, L ERA: 6.92	0.1 L 3 1 0 0	0.1 L 3 1 0 0	0.1 L 3 1 0 0	0.1 L 3 1 0 0	0.1 L 3 1 0 0	0.1 L 3 1 0 0	0.1 L 3 1 0 0	0.1 L 3 1 0 0	0.1 L 3 1 0 0	0.1 L 3 1 0 0	0.1 L 3 1 0 0	0.1 L 3 1 0 0	0.1 L 3 1 0 0	0.1 L 3 1 0 0	0.1 L 3 1 0 0	0.1 L 3 1 0 0	0 0 0 0 0 0	0 0 0 0 0 0	0 0 0 0 0 0	0 0 0 0 0 0	0.00 3.000	0.00 3.000

Cincinnati Reds @ Kansas City Royals
Kauffman Stadium, Kansas City, MO
Tue Jul 06 2021, 7:12 PM - 10:43 PM CDT
Att: 14,491 - Clear - 86 F

AB 35
R 7
H 7
RBI 6
BB 3
SO 9
LOB 14



Batter	1	2	3	4	5	6	7	8	9	AB	R	H	RBI	BB	SO	LOB	TOP								
6 Jonathan India, R OBP: 0.394, SLG: 0.408										3	1	0	0	0	2	1									
33 Jesse Winker, L OBP: 0.395, SLG: 0.545										4	1	2	0	0	0	0									
2 Nick Castellanos, R OBP: 0.383, SLG: 0.585										3	1	1	3	1	1	0									
19 Joey Votto, L OBP: 0.346, SLG: 0.465										3	0	0	0	1	2	2									
47 Brad Brach, R										0	0	0	0	0	0	0									
35 Josh Osich, L										0	0	0	0	0	0	0									
55 Heath Hembree, R										0	0	0	0	0	0	0									
12 Tyler Naquin, L OBP: 0.314, SLG: 0.448										4	0	0	0	0	2	3									
7 Eugenio Suárez, R OBP: 0.256, SLG: 0.375										4	1	1	1	0	2	0									
16 Tucker Barnhart, L OBP: 0.351, SLG: 0.416										4	0	0	0	0	1	0									
27 Mike Freeman, L OBP: 0.289, SLG: 0.179										2	0	0	0	1	2	0									
53 Vladimir Gutierrez, R OBP: 0.063, SLG: 0.063										2	0	0	0	0	1	2									
44 Aristides Aquino, R OBP: 0.346, SLG: 0.951										1	0	1	0	0	0	0									
50 Amir Garrett, R										0	0	0	0	0	0	0									
37 Tyler Stephenson, R OBP: 0.378, SLG: 0.424										1	0	0	0	0	0	0									
Inning Stats	R: 0 E: 0 K: 1 S: 8	H: 0 LOB: 0 BB: 0 P: 13	R: 0 E: 0 K: 2 S: 9	H: 0 LOB: 0 BB: 0 P: 12	R: 0 E: 0 K: 1 S: 10	H: 0 LOB: 1 BB: 0 P: 16	R: 0 E: 0 K: 2 S: 15	H: 0 LOB: 1 BB: 1 P: 25	R: 0 E: 0 K: 0 S: 9	H: 0 LOB: 1 BB: 1 P: 16	R: 3 E: 0 K: 2 S: 18	H: 2 LOB: 0 BB: 0 P: 29	R: 0 E: 0 K: 1 S: 9	H: 1 LOB: 0 BB: 0 P: 15	R: 0 E: 0 K: 2 S: 13	H: 1 LOB: 2 BB: 1 P: 21	R: 1 E: 0 K: 2 S: 11	H: 1 LOB: 0 BB: 0 P: 17	1B: 3 2B: 0 3B: 0 HR: 2	SF: 0 SAC: 0 DP: 0 HBP: 2	WP: 0 PB: 0 SB: 1 CS: 1	PA: 37			
PITCHER	IP	WLS	BF	H	R	ER	SO	BB	IBB	HBP	BLK	WP	HR	S	P	ERA	WHIP								
51 Freddy Peralta, R ERA: 2.39	5.0		21	2	3	3	6	2	0	2	0	0	1	56	92	5.40	0.800								
35 Brent Suter, L ERA: 3.45	2.0	6	1	0	0	3	0	0	0	0	0	0	0	22	34	0.00	0.500								
45 Brad Boxberger, R ERA: 2.95	1.0	5	1	0	0	2	1	0	0	0	0	0	0	13	21	0.00	2.000								
71 Josh Hader, L ERA: 1.01	1.0	L	4	1	1	1	2	0	0	0	0	0	1	11	17	9.00	1.000								

Cincinnati Reds @ Milwaukee Brewers
American Family Field, Milwaukee, WI
Sat Jul 10 2021, 6:16 PM - 9:33 PM CDT
Att: 32,034 - Cloudy - 72 F

livebaseballscorecards.com

AB 31
R 4
H 5
RBI 4
BB 3
SO 13
LOB 8

Batter	1	2	3	4	5	6	7	8	9	AB	R	H	RBI	BB	SO	LOB	BOTTOM								
2 Luis Urias, R OBP: 0.329, SLG: 0.420										3	2	0	0	1	0	2									
22 Christian Yelich, L OBP: 0.402, SLG: 0.372										3	0	2	0	0	0	1									
15 Tyrone Taylor, R OBP: 0.319, SLG: 0.430										1	1	1	2	0	0	0									
27 Willy Adames, R OBP: 0.321, SLG: 0.465										4	0	0	0	0	0	2									
10 Omar Narváez, L OBP: 0.402, SLG: 0.478										3	0	2	0	1	0	0									
24 Avisail García, R OBP: 0.319, SLG: 0.466										3	0	2	1	1	0	0									
14 Jace Peterson, L OBP: 0.382, SLG: 0.444										4	0	0	0	0	2	4									
11 Rowdy Tellez, L ERA: 4.25										1	0	0	0	1	0	0									
18 Keston Hiura, R OBP: 0.265, SLG: 0.314										2	0	0	0	0	2	0									
41 Jackie Bradley Jr., L OBP: 0.245, SLG: 0.279										4	0	0	0	0	1	1									
51 Freddy Peralta, R ERA: 2.39										2	0	0	0	0	0	1									
35 Brent Suter, L ERA: 3.45										0	0	0	0	0	0	0									
45 Brad Boxberger, R ERA: 2.95										0	0	0	0	0	0	0									
9 Manny Pina, R OBP: 0.270, SLG: 0.319										1	0	0	0	0	0	0									
71 Josh Hader, L ERA: 1.01										0	0	0	0	0	0	0									
33 Pablo Reyes, R OBP: 0.228, SLG: 0.226										0	0	0	0	1	0	0									
Inning Stats	R: 1 E: 0 K: 0 S: 13	H: 2 LOB: 2 BB: 0 P: 24	R: 0 E: 0 K: 0 S: 13	H: 0 LOB: 1 BB: 1 P: 17	R: 0 E: 0 K: 0 S: 8	H: 1 LOB: 0 BB: 0 P: 10	R: 0 E: 0 K: 0 S: 8	H: 0 LOB: 0 BB: 0 P: 9	R: 0 E: 0 K: 0 S: 7	H: 0 LOB: 0 BB: 0 P: 11	R: 0 E: 0 K: 0 S: 6	H: 2 LOB: 2 BB: 1 P: 13	R: 0 E: 0 K: 3 S: 10	H: 0 LOB: 0 BB: 0 P: 13	R: 2 E: 0 K: 1 S: 15	H: 2 LOB: 2 BB: 2 P: 29	R: 0 E: 0 K: 1 S: 10	H: 0 LOB: 1 BB: 1 P: 18	1B: 4 2B: 2 3B: 0 HR: 1	SF: 0 SAC: 0 DP: 1 HBP: 1	WP: 0 PB: 0 SB: 1 CS: 0	PA: 37			
PITCHER	IP	WLS	BF	H	R	ER	SO	BB	IBB	HBP	BLK	WP	HR	S	P	ERA	WHIP								
53 Vladimir Gutierrez, R ERA: 6.67	6.0		23	5	1	1	0	2	0	1	0	0	0	55	84	1.50	1.167								
50 Amir Garrett, L ERA: 6.67	1.0	H	3	0	0	0	3	0	0	0	0	0	0	10	13	0.00	0.000								
47 Brad Brach, R ERA: 4.22	0.2	B	6	2	2	2	0	1	1	0	0	0	1	12	24	27.00	4.500								
35 Josh Osich, L ERA: 0.96	0.1	W	1	0	0	0	1	0	0	0	0	0	0	3	5	0.00	0.000								
55 Heath Hembree, R ERA: 5.23	1.0	S	4	0	0	0	1	1	0	0	0	0	0	10	18	0.00	1.000								

Cincinnati Reds @ Milwaukee Brewers
American Family Field, Milwaukee, WI
Sat Jul 10 2021, 6:16 PM - 9:33 PM CDT
Att: 32,034 - Cloudy - 72 F

livebaseballscorecards.com

AB 31
R 3
H 7
RBI 3
BB 5
SO 5
LOB 11

Batter	1	2	3	4	5	6	7	8	9	10	11	AB	R	H	RBI	BB	SO	LOB	TOP					
16 Koltan Wong, L (1.4)	L5		HBP		22 BB		27 1B	K		G3-1	22 2B	4	2	1	0	1	1	4						
22 Christian Yelich, L (1.7)	G5-3		K		BB		G2-3			24 S	10 G3	5	1	2	2	1	1	2						
27 Willy Adames, R (1.6)	1B		K		BB		10 E	K		24 FC1	14 SF8	6	2	3	1	0	3	4						
10 Omar Narváez, L (1.2)	K				14 FC4-6		SF8			P5	G3	4	0	1	1	1	1	4						
24 Avisail García, R (1.9)	G6-3		14 FC4-6		K		P4			F9	FC1	6	1	1	1	0	1	3						
14 Jace Peterson, L (1.3)	FC4-6		1B		1B		K			F9	SF8	5	0	2	1	0	1	2						
2 Luis Urias, R (1.5)	L4		G4-6-3		K		K			11 G6-3	L7	6	0	2	1	0	1	6						
41 Jackie Bradley Jr., L (1.1)	K		G6-3		F7		G6-3			L4		3	0	0	0	0	1	3						
53 Brandon Woodruff, L (1.1)			G6-3		G6-3		16 1B			1B		2	0	0	0	0	1	0						
15 Tyrone Taylor, R (0.8)							22 G2-3			1B		2	1	2	0	1	0	0						
Inning Stats	R: 0 E: 0 K: 1 S: 11	H: 1 LOB: 1 BB: 0 P: 18	R: 0 E: 0 K: 1 S: 9	H: 1 LOB: 1 BB: 0 P: 13	R: 0 E: 0 K: 3 S: 10	H: 0 LOB: 1 BB: 0 P: 14	R: 0 E: 0 K: 0 S: 7	H: 2 LOB: 1 BB: 0 P: 11	R: 0 E: 0 K: 1 S: 10	H: 0 LOB: 2 BB: 2 P: 20	R: 3 E: 1 K: 2 S: 15	H: 3 LOB: 0 BB: 0 P: 19	R: 0 E: 0 K: 2 S: 12	H: 1 LOB: 2 BB: 1 P: 22	R: 0 E: 0 K: 1 S: 10	H: 1 LOB: 1 BB: 0 P: 12	R: 1 E: 0 K: 0 S: 10	H: 2 LOB: 2 BB: 0 P: 18	R: 3 E: 0 K: 0 S: 16	H: 2 LOB: 1 BB: 0 P: 22	1B: 12 2B: 2 3B: 0 HR: 0	SF: 2 SAC: 0 DP: 1 HBP: 1	WP: 0 PB: 0 SB: 1 CS: 0	PA: 52
PITCHER	58 Luis Castillo, R (1.1)	IP: 6.0 WLS: 26 BF: 26 H: 5 R: 0 ER: 0 SO: 8 BB: 0 IBB: 0 HBP: 0 BLK: 0	50 Amir Garrett, L (7.1)	IP: 0.1 WLS: 1 BF: 3 H: 2 R: 2 ER: 2 SO: 0 BB: 0 IBB: 0 HBP: 0 BLK: 0	47 Brad Brach, R (7.1)	IP: 0.2 WLS: 3 BF: 1 H: 1 R: 0 ER: 0 SO: 0 BB: 0 IBB: 0 HBP: 0 BLK: 0	21 Michael Lorenzen, R (0.1)	IP: 1.0 WLS: 5 BF: 1 H: 0 R: 0 ER: 0 SO: 2 BB: 1 IBB: 0 HBP: 0 BLK: 0	55 Heath Hembree, R (0.1)	IP: 1.0 WLS: 4 BF: 1 H: 0 R: 0 ER: 0 SO: 1 BB: 0 IBB: 0 HBP: 0 BLK: 0	PITCHER	35 Josh Osich, L (10.1)	IP: 1.0 WLS: 5 BF: 2 H: 2 R: 1 ER: 0 SO: 0 BB: 0 IBB: 0 HBP: 0 BLK: 0	63 Sean Doolittle, L (11.1)	IP: 0.1 WLS: 3 BF: 2 H: 1 R: 0 ER: 0 SO: 0 BB: 0 IBB: 0 HBP: 0 BLK: 0	68 Ryan Hendrix, R (11.1)	IP: 0.2 WLS: 3 BF: 0 H: 2 R: 2 ER: 0 SO: 0 BB: 0 IBB: 0 HBP: 0 BLK: 0							

Milwaukee Brewers @ Cincinnati Reds
Great American Ball Park, Cincinnati, OH
Sat Jul 17 2021, 7:12 PM - 12:30 AM EDT
Att: 37,204 - Party Cloudy - 85 F

livebaseballscorecards.com

AB 45
R 7
H 14
RBI 7
BB 4
SO 11
LOB 30



Batter	1	2	3	4	5	6	7	8	9	10	11	AB	R	H	RBI	BB	SO	LOB	BOTTOM							
6 Jonathan India, R (1.4)	G5-3		G4-3		K			HR		E5		5	1	1	1	0	1	0								
33 Jesse Winker, L (1.7)	F8		F7		K			K		L4		5	0	0	0	0	2	2								
37 Tyler Stephenson, R (1.2)	K		19 BB		F9			19 BB		SF7		4	0	2	1	0	1	0								
19 Joey Votto, L (1.3)	K		BB		K			BB		F7		3	0	0	0	2	2	1								
12 Tyler Naquin, L (1.9)			BB		G6-3			BB		F8		2	1	0	0	1	1	2								
28 Alejo Lopez, S (0.8P)			7 BB		K							1	0	0	0	0	0	2								
55 Heath Hembree, R (0.9)			4 E		G6-3							0	0	0	0	0	0	0								
35 Josh Osich, L (10.1)			BB		G6-3							1	0	1	0	0	0	0								
27 Mike Freeman, L (11.8)			BB		P2							1	0	1	0	0	0	0								
7 Eugenio Suárez, R (1.5)			FC6-4		G6-3							4	0	0	0	1	1	4								
4 Shogo Akiyama, L (1.8)			BB		G4-3							2	1	0	0	1	0	1								
44 Aristides Aquino, R (0.9P)			17 2B									1	0	0	0	1	0	2								
17 Kyle Farmer, R (1.6)			BB		K							4	0	1	1	1	2	2								
88 Luis Castillo, R (1.1)			BB		P4							2	0	0	0	0	1	2								
43 Hunter Strickland, R (0.1)												1	0	0	0	0	1	0								
54 Jake Cousins, R (7.1)												1	0	0	0	0	0	0								
45 Brad Boxberger, R (0.1)												1	0	0	0	0	0	0								
35 Brent Suter, L (0.1)												1	0	0	0	0	0	0								
Inning Stats	R: 0 E: 0 K: 1 S: 9	H: 0 LOB: 0 BB: 0 P: 14	R: 1 E: 1 K: 2 S: 21	H: 1 LOB: 1 BB: 2 P: 32	R: 0 E: 0 K: 1 S: 11	H: 1 LOB: 2 BB: 1 P: 20	R: 0 E: 0 K: 1 S: 12	H: 0 LOB: 1 BB: 1 P: 19	R: 0 E: 0 K: 2 S: 8	H: 0 LOB: 0 BB: 0 P: 12	R: 0 E: 0 K: 1 S: 8	H: 0 LOB: 0 BB: 0 P: 13	R: 0 E: 0 K: 2 S: 9	H: 0 LOB: 0 BB: 0 P: 11	R: 1 E: 0 K: 1 S: 13	H: 2 LOB: 2 BB: 1 P: 23	R: 0 E: 0 K: 1 S: 7	H: 0 LOB: 0 BB: 1 P: 14	R: 1 E: 1 K: 0 S: 9	H: 0 LOB: 1 BB: 0 P: 18	R: 0 E: 0 K: 1 S: 14	H: 1 LOB: 3 BB: 1 P: 19	1B: 3 2B: 1 3B: 0 HR: 1	SF: 1 SAC: 0 DP: 1 HBP: 0	WP: 0 PB: 0 SB: 0 CS: 0	PA: 45
PITCHER	53 Brandon Woodruff, R (1.1)	IP: 5.2 WLS: 23 BF: 23 H: 2 R: 2 ER: 1 SO: 8 BB: 4 IBB: 0 HBP: 0 BLK: 0	43 Hunter Strickland, R (0.1)	IP: 0.1 WLS: 1 BF: 0 H: 0 R: 0 ER: 0 SO: 0 BB: 0 IBB: 0 HBP: 0 BLK: 0	54 Jake Cousins, R (7.1)	IP: 1.0 WLS: 3 BF: 0 H: 0 R: 0 ER: 0 SO: 2 BB: 0 IBB: 0 HBP: 0 BLK: 0	45 Brad Boxberger, R (0.1)	IP: 0.0 WLS: 1 BF: 1 H: 1 R: 1 ER: 1 SO: 0 BB: 0 IBB: 0 HBP: 0 BLK: 0	35 Brent Suter, L (0.1)	IP: 0.0 WLS: 5 BF: 1 H: 0 R: 0 ER: 0 SO: 1 BB: 0 IBB: 0 HBP: 0 BLK: 0	PITCHER	71 Josh Hader, L (0.1)	IP: 1.0 WLS: 3 BF: 0 H: 0 R: 0 ER: 0 SO: 1 BB: 0 IBB: 0 HBP: 0 BLK: 0	31 Jandel Gustave, R (10.1)	IP: 2.0 WLS: 9 BF: 1 H: 1 R: 1 ER: 0 SO: 1 BB: 0 IBB: 0 HBP: 0 BLK: 0											

Milwaukee Brewers @ Cincinnati Reds
Great American Ball Park, Cincinnati, OH
Sat Jul 17 2021, 7:12 PM - 12:30 AM EDT
Att: 37,204 - Party Cloudy - 85 F

livebaseballscorecards.com

AB 37
R 4
H 5
RBI 3
BB 7
SO 13
LOB 21



Batter	1	2	3	4	5	6	7	8	9	AB	R	H	RBI	BB	SO	LOB	TOP					
14 Jace Peterson, L (1,4) OBP: 0.384, SLG: 0.418										4	0	0	0	0	1	1	Milwaukee Brewers @ Cincinnati Reds Great American Ball Park, Cincinnati, OH Sun Jul 18 2021, 1:14 PM - 4:34 PM EDT Att: 29,001 - Partly Cloudy - 79 F					
2 Luis Urias, R (1,5) OBP: 0.338, SLG: 0.435										4	2	2	0	1	1	0						
22 Christian Yelich, L (1,7) OBP: 0.389, SLG: 0.383										5	2	2	1	0	1	5						
27 Willy Adames, R (1,6) OBP: 0.340, SLG: 0.492										2	2	2	2	3	0	0						
11 Rowdy Tellez, L (1,3) OBP: 0.275, SLG: 0.318										3	1	0	1	1	1	2						
15 Tyrone Taylor, R (1,9) OBP: 0.329, SLG: 0.431										5	1	2	2	0	2	5						
41 Jackie Bradley Jr., L (1,8) OBP: 0.254, SLG: 0.289										5	0	2	2	0	1	4						
9 Manny Pina, R (1,2)										5	0	0	0	0	2	4						
39 Corbin Burnes, R (1,1) OBP: 0.235, SLG: 0.188										4	0	1	0	0	2	0						
47 Angel Perdomo, L (9,1)										0	0	0	0	0	0	0						
Inning Stats	R: 1 E: 0 K: 1 S: 16	H: 1 LOB: 3 BB: 1 P: 26	R: 0 E: 0 K: 1 S: 10	H: 1 LOB: 2 BB: 1 P: 20	R: 0 E: 0 K: 0 S: 5	H: 1 LOB: 0 BB: 0 P: 6	R: 0 E: 0 K: 2 S: 9	H: 0 LOB: 0 BB: 0 P: 10	R: 4 E: 1 K: 3 S: 23	H: 3 LOB: 1 BB: 2 P: 43	R: 0 E: 0 K: 1 S: 9	H: 0 LOB: 0 BB: 0 P: 13	R: 1 E: 0 K: 2 S: 13	H: 2 LOB: 2 BB: 1 P: 25	R: 0 E: 0 K: 1 S: 10	H: 0 LOB: 0 BB: 0 P: 13	R: 2 E: 0 K: 0 S: 15	H: 3 LOB: 0 BB: 0 P: 23	1B: 8 2B: 0 3B: 1 HR: 2	SF: 0 SAC: 0 DP: 1 HBP: 2	WP: 1 PB: 0 SB: 1 CS: 0	PA: 44
PITCHER	IP WLS BF H R ER SO BB IBB HBP BLK WP HR S P ERA WHIP																					
54 Sonny Gray, R (1,1) ERA: 3.65	4.2 L 25 6 5 5 6 4 0 2 0 0 0 59 99 9.64 2.143																					
68 Ryan Hendrix, R (5,1) ERA: 5.4	0.1 1 0 0 0 1 0 0 0 0 0 0 4 6 0.00 0.000																					
43 Cionel Pérez, L (6,1) ERA: 6.95	2.0 9 2 1 1 3 1 0 0 0 0 0 1 22 38 4.50 1.500																					
63 Sean Doolittle, L (8,1) ERA: 4.5	1.0 3 0 0 0 1 0 0 0 0 0 0 10 13 0.00 0.000																					
64 Tony Santillan, R (9,1) ERA: 4.34	1.0 6 3 2 2 0 0 0 0 0 0 1 1 15 23 18.00 3.000																					

Batter	1	2	3	4	5	6	7	8	9	AB	R	H	RBI	BB	SO	LOB	BOTTOM					
6 Jonathan India, R (1,4) OBP: 0.395, SLG: 0.409											3	0	1	0	1	1	Milwaukee Brewers @ Cincinnati Reds Great American Ball Park, Cincinnati, OH Sun Jul 18 2021, 1:14 PM - 4:34 PM EDT Att: 29,001 - Partly Cloudy - 79 F					
33 Jesse Winker, L (1,7) OBP: 0.373, SLG: 0.521										4	0	1	0	0	1	2						
19 Joey Votto, L (1,3) OBP: 0.344, SLG: 0.445										4	0	1	0	0	1	2						
12 Tyler Naquin, L (1,9) OBP: 0.312, SLG: 0.439										4	0	1	0	0	0	2						
7 Eugenio Suárez, R (1,5) OBP: 0.258, SLG: 0.367											4	0	0	0	0	3		4				
16 Tucker Barnhart, L (1,2) OBP: 0.346, SLG: 0.408											4	0	1	0	0	1		3				
4 Shogo Akiyama, L (1,8) OBP: 0.290, SLG: 0.256											2	0	0	0	0	0		1				
43 Cionel Pérez, R (6,1) ERA: 6.95										0	0	0	0	0	0	0						
37 Tyler Stephenson, R (8,PH) OBP: 0.379, SLG: 0.425										1	0	0	0	0	1	0						
64 Tony Santillan, R (9,1) OBP: 0.167, SLG: 0.333										0	0	0	0	0	0	0						
27 Mike Freeman, L (1,6) OBP: 0.302, SLG: 0.213										3	0	0	0	0	3	1						
54 Sonny Gray, R (1,1) OBP: 0.105, SLG: 0.056										1	0	0	0	0	1	0						
68 Ryan Hendrix, R (5,1) ERA: 5.4										0	0	0	0	0	0	0						
44 Aristides Aquino, R (5,PH) OBP: 0.339, SLG: 0.660										2	0	0	0	0	2	1						
Inning Stats	R: 0 E: 0 K: 1 S: 9	H: 0 LOB: 1 BB: 1 P: 18	R: 0 E: 0 K: 0 S: 5	H: 0 LOB: 0 BB: 0 P: 7	R: 0 E: 0 K: 3 S: 10	H: 0 LOB: 0 BB: 0 P: 11	R: 0 E: 0 K: 1 S: 9	H: 1 LOB: 1 BB: 0 P: 15	R: 0 E: 0 K: 2 S: 11	H: 1 LOB: 0 BB: 0 P: 14	R: 0 E: 0 K: 1 S: 7	H: 1 LOB: 0 BB: 0 P: 12	R: 0 E: 0 K: 1 S: 5	H: 0 LOB: 0 BB: 0 P: 6	R: 0 E: 0 K: 3 S: 10	H: 0 LOB: 0 BB: 0 P: 15	R: 0 E: 1 K: 2 S: 15	H: 2 LOB: 3 BB: 0 P: 20	1B: 5 2B: 0 3B: 0 HR: 0	SF: 0 SAC: 0 DP: 1 HBP: 0	WP: 0 PB: 0 SB: 0 CS: 0	PA: 33
PITCHER	IP WLS BF H R ER SO BB IBB HBP BLK WP HR S P ERA WHIP																					
39 Corbin Burnes, R (1,1) ERA: 2.16	8.1 W 31 5 0 0 12 1 0 0 0 0 0 74 108 0.00 0.720																					
47 Angel Perdomo, L (9,1) ERA: 6.75	0.2 2 0 0 0 2 0 0 0 0 0 0 7 10 0.00 0.000																					

Batter	1	2	3	4	5	6	7	8	9	AB	R	H	RBI	BB	SO	LOB	TOP					
9 Brandon Nimmo, L (1,8) OBP: 0.424, SLG: 0.460										5	0	0	0	0	4	3						
20 Pete Alonso, R (1,3) OBP: 0.334, SLG: 0.492										5	1	2	1	0	1	2						
6 Jeff McNeil, L (1,4) OBP: 0.343, SLG: 0.349										5	0	1	0	0	1	4						
28 J.D. Davis, R (1,5) OBP: 0.463, SLG: 0.632										4	0	0	0	0	2	2						
33 James McCann, R (1,2) OBP: 0.319, SLG: 0.381										4	1	2	0	0	0	0						
30 Michael Conforto, L (1,9) OBP: 0.342, SLG: 0.354										4	0	0	0	0	2	2						
11 Kevin Pillar, R (1,7) OBP: 0.281, SLG: 0.403										3	0	2	0	0	0	0						
40 Geoff Hartlieb, R (6,1) OBP: 0.310, SLG: 0.423										3	1	1	0	1	1	3						
32 Aaron Loup, L (7,1) OBP: 0.420, SLG: 0.326										1	0	0	0	0	0	2						
13 Luis Guillorme, L (8,PH) OBP: 0.420, SLG: 0.326										1	0	0	0	0	1	2						
1 Jonathan Villar, S (8,1) OBP: 0.310, SLG: 0.423										0	0	0	0	0	0	0						
62 Drew Smith, R (8,1) OBP: 0.327, SLG: 0.400										0	0	0	0	2	0	0						
89 Robert Stock, L (1,1) OBP: 0.348, SLG: 0.406										0	0	0	0	0	0	0						
85 Stephen Nogosek, R (2,1) OBP: 0.348, SLG: 0.406										0	0	0	0	0	0	0						
64 Yennsy Diaz, R (5,1) OBP: 0.348, SLG: 0.406										0	0	0	0	0	0	0						
2 Dominic Smith, L (6,7) OBP: 0.327, SLG: 0.400										0	0	0	0	2	0	0						
Inning Stats	R: 1 H: 1 E: 0 K: 2 S: 12	H: 1 LOB: 0 BB: 0 P: 18	R: 0 H: 2 E: 0 K: 1 S: 10	H: 2 LOB: 2 BB: 0 P: 17	R: 0 H: 1 E: 0 K: 1 S: 9	H: 1 LOB: 1 BB: 0 P: 12	R: 0 H: 2 E: 0 K: 2 S: 12	H: 2 LOB: 2 BB: 0 P: 18	R: 0 H: 1 E: 0 K: 1 S: 9	H: 1 LOB: 1 BB: 0 P: 11	R: 0 H: 0 E: 0 K: 0 S: 6	H: 0 LOB: 0 BB: 0 P: 8	R: 1 H: 0 E: 1 K: 1 S: 12	H: 0 LOB: 1 BB: 2 P: 26	R: 1 H: 2 E: 0 K: 2 S: 16	H: 2 LOB: 1 BB: 0 P: 26	R: 0 H: 0 E: 0 K: 2 S: 11	H: 0 LOB: 1 BB: 1 P: 17	1B: 6 2B: 2 3B: 0 HR: 1	SF: 0 SAC: 0 DP: 1 HBP: 0	WP: 0 PA: 39 PB: 0 SB: 0 CS: 0	
PITCHER	IP WLS BF H R ER SO BB IBB HBP BLK WP HR S P ERA WHIP	IP WLS BF H R ER SO BB IBB HBP BLK WP HR S P ERA WHIP	IP WLS BF H R ER SO BB IBB HBP BLK WP HR S P ERA WHIP	IP WLS BF H R ER SO BB IBB HBP BLK WP HR S P ERA WHIP	IP WLS BF H R ER SO BB IBB HBP BLK WP HR S P ERA WHIP	IP WLS BF H R ER SO BB IBB HBP BLK WP HR S P ERA WHIP	IP WLS BF H R ER SO BB IBB HBP BLK WP HR S P ERA WHIP	IP WLS BF H R ER SO BB IBB HBP BLK WP HR S P ERA WHIP	IP WLS BF H R ER SO BB IBB HBP BLK WP HR S P ERA WHIP	IP WLS BF H R ER SO BB IBB HBP BLK WP HR S P ERA WHIP	IP WLS BF H R ER SO BB IBB HBP BLK WP HR S P ERA WHIP	IP WLS BF H R ER SO BB IBB HBP BLK WP HR S P ERA WHIP	IP WLS BF H R ER SO BB IBB HBP BLK WP HR S P ERA WHIP	IP WLS BF H R ER SO BB IBB HBP BLK WP HR S P ERA WHIP	IP WLS BF H R ER SO BB IBB HBP BLK WP HR S P ERA WHIP	IP WLS BF H R ER SO BB IBB HBP BLK WP HR S P ERA WHIP	IP WLS BF H R ER SO BB IBB HBP BLK WP HR S P ERA WHIP	IP WLS BF H R ER SO BB IBB HBP BLK WP HR S P ERA WHIP	IP WLS BF H R ER SO BB IBB HBP BLK WP HR S P ERA WHIP	IP WLS BF H R ER SO BB IBB HBP BLK WP HR S P ERA WHIP	IP WLS BF H R ER SO BB IBB HBP BLK WP HR S P ERA WHIP	
22 Wade Miley, L (1,1) ERA: 2.72	6.1 W 28 7 2 1 8 2 0 0 0 0 1 67 104 1.42 1.421	0.2 H 2 0 0 0 0 0 0 0 0 0 3 6 0.00 0.000	1.0 H 5 2 1 1 2 0 0 0 0 0 16 26 9.00 2.000	1.0 S 4 0 0 0 2 1 0 0 0 0 11 17 0.00 1.000																		

New York Mets @ Cincinnati Reds
Great American Ball Park, Cincinnati, OH
Tue Jul 20 2021, 7:12 PM - 10:24 PM EDT
Att: 19,096 - Partly Cloudy - 84 F

AB 36
R 3
H 9
RBI 2
BB 3
SO 12
LOB 20

Batter	1	2	3	4	5	6	7	8	9	AB	R	H	RBI	BB	SO	LOB	BOTTOM				
6 Jonathan India, R (1,4) OBP: 0.406, SLG: 0.425										3	2	1	1	1	1	0					
33 Jesse Winker, L (1,7) OBP: 0.374, SLG: 0.523										4	0	1	0	0	1	1					
19 Joey Votto, L (1,3) OBP: 0.357, SLG: 0.468										3	1	2	1	1	0	1					
44 Aristides Aquino, R (1,9) OBP: 0.359, SLG: 0.648										3	1	2	1	1	1	1					
12 Tyler Naquin, L (1,8) OBP: 0.319, SLG: 0.446										3	0	0	0	0	2	2					
37 Tyler Stephenson, R (7,PH) OBP: 0.370, SLG: 0.415										0	0	0	1	0	0	0					
55 Heath Hembree, R (8,1) OBP: 0.370, SLG: 0.415										0	0	0	0	0	0	0					
50 Amir Garrett, R (9,1) OBP: 0.370, SLG: 0.415										0	0	0	0	0	0	0					
7 Eugenio Suárez, R (1,5) OBP: 0.257, SLG: 0.365										4	0	2	0	0	1	2					
16 Tucker Barnhart, L (1,2) OBP: 0.348, SLG: 0.406										3	0	1	0	1	0	1					
17 Kyle Farmer, R (1,6) OBP: 0.300, SLG: 0.350										4	0	1	0	0	1	2					
22 Wade Miley, L (1,1) OBP: 0.257, SLG: 0.219										3	0	0	0	0	2	3					
47 Brad Brach, R (7,1) ERA: 6.0										0	0	0	0	0	0	0					
4 Shogo Akiyama, L (8,8) OBP: 0.271, SLG: 0.240										1	0	0	0	0	0	1					
Inning Stats	R: 1 H: 2 E: 0 K: 1 S: 14	H: 0 LOB: 1 BB: 1 P: 21	R: 0 H: 0 E: 0 K: 1 S: 10	H: 0 LOB: 0 BB: 0 P: 14	R: 2 H: 2 E: 0 K: 3 S: 17	H: 2 LOB: 0 BB: 0 P: 25	R: 0 H: 1 E: 0 K: 1 S: 8	H: 1 LOB: 1 BB: 0 P: 9	R: 0 H: 1 E: 0 K: 1 S: 11	H: 1 LOB: 1 BB: 0 P: 15	R: 0 H: 2 E: 0 K: 2 S: 15	H: 2 LOB: 2 BB: 0 P: 19	R: 1 H: 1 E: 0 K: 0 S: 10	H: 1 LOB: 1 BB: 2 P: 22	R: 0 H: 1 E: 0 K: 0 S: 6	H: 1 LOB: 1 BB: 1 P: 12	1B: 5 2B: 3 3B: 0 HR: 3	SF: 1 SAC: 0 DP: 1 HBP: 0	WP: 0 PA: 36 PB: 0 SB: 0 CS: 0		
PITCHER	IP WLS BF H R ER SO BB IBB HBP BLK WP HR S P ERA WHIP	IP WLS BF H R ER SO BB IBB HBP BLK WP HR S P ERA WHIP	IP WLS BF H R ER SO BB IBB HBP BLK WP HR S P ERA WHIP	IP WLS BF H R ER SO BB IBB HBP BLK WP HR S P ERA WHIP	IP WLS BF H R ER SO BB IBB HBP BLK WP HR S P ERA WHIP	IP WLS BF H R ER SO BB IBB HBP BLK WP HR S P ERA WHIP	IP WLS BF H R ER SO BB IBB HBP BLK WP HR S P ERA WHIP	IP WLS BF H R ER SO BB IBB HBP BLK WP HR S P ERA WHIP	IP WLS BF H R ER SO BB IBB HBP BLK WP HR S P ERA WHIP	IP WLS BF H R ER SO BB IBB HBP BLK WP HR S P ERA WHIP	IP WLS BF H R ER SO BB IBB HBP BLK WP HR S P ERA WHIP	IP WLS BF H R ER SO BB IBB HBP BLK WP HR S P ERA WHIP	IP WLS BF H R ER SO BB IBB HBP BLK WP HR S P ERA WHIP	IP WLS BF H R ER SO BB IBB HBP BLK WP HR S P ERA WHIP	IP WLS BF H R ER SO BB IBB HBP BLK WP HR S P ERA WHIP	IP WLS BF H R ER SO BB IBB HBP BLK WP HR S P ERA WHIP	IP WLS BF H R ER SO BB IBB HBP BLK WP HR S P ERA WHIP	IP WLS BF H R ER SO BB IBB HBP BLK WP HR S P ERA WHIP	IP WLS BF H R ER SO BB IBB HBP BLK WP HR S P ERA WHIP	IP WLS BF H R ER SO BB IBB HBP BLK WP HR S P ERA WHIP	IP WLS BF H R ER SO BB IBB HBP BLK WP HR S P ERA WHIP
89 Robert Stock, R (1,1) ERA: 8.0	1.0 L 12 3 2 2 5 0 0 0 0 0 2 35 48 6.00 3.000	3.0 L 12 3 2 2 5 0 0 0 0 0 2 35 48 6.00 3.000	1																		

Batter	1	2	3	4	5	6	7	8	9	AB	R	H	RBI	BB	SO	LOB	TOP					
3 Dylan Carlson, S OBP: 0.335, SLG: 0.403										5	0	0	0	0	1	1						
46 Paul Goldschmidt, R OBP: 0.345, SLG: 0.461										5	1	2	0	0	1	0						
28 Nolan Arenado, R OBP: 0.310, SLG: 0.489										5	1	1	1	1	0	2						
27 Tyler O'Neill, R OBP: 0.323, SLG: 0.513										4	0	1	0	0	1	1						
11 Paul DeJong, R OBP: 0.300, SLG: 0.397										4	1	2	1	0	1	1						
19 Tommy Edman, S OBP: 0.303, SLG: 0.373										2	0	1	0	1	1	0						
62 T.J. McFarland, L										0	0	0	0	0	0	0						
63 Edmundo Sosa, R OBP: 0.329, SLG: 0.327										1	0	1	0	0	0	0						
48 Harrison Bader, R OBP: 0.344, SLG: 0.478										4	0	1	1	0	1	4						
7 Andrew Knizner, R OBP: 0.294, SLG: 0.242										1	0	0	0	3	0	2						
40 Jake Woodford, R OBP: 0.111, SLG: 0.111										2	0	0	0	0	2	5						
13 Matt Carpenter, L OBP: 0.316, SLG: 0.318										1	0	0	0	0	1	1						
64 José Rondón, R OBP: 0.267, SLG: 0.275										1	0	0	0	0	0	3						
53 John Gant, R										0	0	0	0	0	0	0						
Inning Stats	R: 0 E: 0 K: 1 S: 7	H: 1 LOB: 0 BB: 0 P: 11	R: 1 E: 0 K: 1 S: 12	H: 2 LOB: 2 BB: 1 P: 23	R: 0 E: 1 K: 0 S: 10	H: 0 LOB: 0 BB: 0 P: 15	R: 0 E: 0 K: 3 S: 14	H: 2 LOB: 3 BB: 1 P: 20	R: 0 E: 0 K: 1 S: 7	H: 0 LOB: 0 BB: 0 P: 10	R: 0 E: 0 K: 2 S: 9	H: 0 LOB: 0 BB: 0 P: 12	R: 0 E: 0 K: 1 S: 9	H: 0 LOB: 1 BB: 1 P: 16	R: 2 E: 0 K: 0 S: 16	H: 4 LOB: 3 BB: 1 P: 28	R: 0 E: 0 K: 0 S: 7	H: 0 LOB: 0 BB: 0 P: 8	1B: 6 2B: 3 3B: 0 HR: 0	SF: 0 SAC: 0 DP: 2 HBP: 0	WP: 0 PB: 0 SB: 0 CS: 0	PA: 39
PITCHER	IP	WLS	BF	H	R	ER	SO	BB	IBB	HBP	BLK	WP	HR	S	P	ERA	WHIP					
58 Luis Castillo, R ERA: 4.2	7.0	W	28	5	1	1	9	2	1	0	0	0	0	68	107	1.29	1.000					
47 Brad Brach, R ERA: 4.15	0.2		7	4	2	2	0	1	0	0	0	0	0	13	22	27.00	7.500					
63 Sean Doolittle, L ERA: 4.32	0.1	H	1	0	0	0	0	0	0	0	0	0	0	3	6	0.00	0.000					
55 Heath Hembree, R ERA: 4.71	1.0	S	3	0	0	0	0	0	0	0	0	0	0	7	8	0.00	0.000					

St. Louis Cardinals @ Cincinnati Reds
Great American Ball Park, Cincinnati, OH
Sat Jul 24 2021, 7:11 PM - 10:05 PM EDT
Att: 33,489 - Partly Cloudy - 89 F

AB 35
R 3
H 9
RBI 3
BB 4
SO 9
LOB 20



Batter	1	2	3	4	5	6	7	8	9	AB	R	H	RBI	BB	SO	LOB	BOTTOM					
6 Jonathan India, R OBP: 0.408, SLG: 0.423										3	2	2	0	1	0	0						
33 Jesse Winker, L OBP: 0.374, SLG: 0.531										4	1	3	4	0	0	0						
19 Joey Votto, L OBP: 0.359, SLG: 0.480										4	1	1	1	0	1	3						
12 Tyler Naquin, L OBP: 0.314, SLG: 0.436										4	0	1	0	0	0	0						
7 Eugenio Suárez, R OBP: 0.257, SLG: 0.361										3	0	0	0	1	0	3						
17 Kyle Farmer, R OBP: 0.305, SLG: 0.363										3	0	1	0	1	0	3						
16 Tucker Barnhart, L OBP: 0.341, SLG: 0.396										4	0	0	0	0	2	3						
4 Shogo Akiyama, L OBP: 0.268, SLG: 0.238										4	1	1	0	0	0	3						
58 Luis Castillo, R OBP: 0.188, SLG: 0.226										3	0	0	0	0	2	1						
47 Brad Brach, R										0	0	0	0	0	0	0						
63 Sean Doolittle, L										0	0	0	0	0	0	0						
32 Max Schrock, L OBP: 0.281, SLG: 0.516										1	0	0	0	0	1	1						
55 Heath Hembree, R										0	0	0	0	0	0	0						
Inning Stats	R: 0 E: 0 K: 1 S: 11	H: 2 LOB: 3 BB: 1 P: 19	R: 2 E: 0 K: 1 S: 14	H: 3 LOB: 1 BB: 0 P: 20	R: 0 E: 0 K: 0 S: 15	H: 1 LOB: 2 BB: 1 P: 25	R: 0 E: 0 K: 0 S: 5	H: 0 LOB: 0 BB: 0 P: 7	R: 1 E: 0 K: 0 S: 12	H: 1 LOB: 0 BB: 0 P: 17	R: 0 E: 0 K: 2 S: 9	H: 0 LOB: 0 BB: 0 P: 12	R: 2 E: 0 K: 0 S: 7	H: 2 LOB: 0 BB: 0 P: 11	R: 0 E: 0 K: 2 S: 8	H: 0 LOB: 1 BB: 1 P: 17	R: 0 E: 0 K: 2 S: 8	H: 0 LOB: 0 BB: 0 P: 8	1B: 6 2B: 1 3B: 0 HR: 2	SF: 0 SAC: 0 DP: 0 HBP: 0	WP: 0 PB: 0 SB: 0 CS: 0	PA: 36
PITCHER	IP	WLS	BF	H	R	ER	SO	BB	IBB	HBP	BLK	WP	HR	S	P	ERA	WHIP					
40 Jake Woodford, R ERA: 4.25	5.0	L	24	7	3	3	2	2	0	0	0	0	0	1	16	23	9.00	1.000				
62 T.J. McFarland, L ERA: 5.4	2.0		8	2	2	2	2	0	0	0	0	0	0	1	16	23	9.00	1.000				
53 John Gant, R ERA: 3.46	1.0		4	0	0	0	2	1	0	0	0	0	0	8	17	0.00	1.000					

St. Louis Cardinals @ Cincinnati Reds
Great American Ball Park, Cincinnati, OH
Sat Jul 24 2021, 7:11 PM - 10:05 PM EDT
Att: 33,489 - Partly Cloudy - 89 F

AB 33
R 5
H 9
RBI 5
BB 3
SO 6
LOB 17



Batter	1	2	3	4	5	6	7	8	9	AB	R	H	RBI	BB	SO	LOB	BOTTOM
6 Jonathan India, R OBP: 0.408, SLG: 0.423										3	2	2	0	1	0	0	
33 Jesse Winker, L OBP: 0.374, SLG: 0.531										4	1	3	4	0	0	0	
19 Joey Votto, L OBP: 0.359, SLG: 0.480										4	1	1	1	0	1	3	
12 Tyler Naquin, L OBP: 0.314, SLG: 0.436										4	0	1	0	0	0	0	
7 Eugenio Suárez, R OBP: 0.257, SLG: 0.361										3	0	0	0	1	0	3	
17 Kyle Farmer, R OBP: 0.305, SLG: 0.363										3	0	1	0	1	0	3	
16 Tucker Barnhart, L OBP: 0.341, SLG: 0.396										4	0	0	0	0	2	3	
4 Shogo Akiyama, L OBP: 0.268, SLG: 0.238										4	1	1	0	0	0	3	
58 Luis Castillo, R OBP: 0.188, SLG: 0.226										3	0	0	0	0	2	1	
47 Brad Brach, R										0	0	0	0	0	0	0	
63 Sean Doolittle, L										0	0	0	0	0	0	0	
32 Max Schrock, L OBP: 0.281, SLG: 0.516										1	0	0	0	0	1	1	
55 Heath Hembree, R										0	0	0	0	0	0	0	
Inning Stats	R: 0 E: 0 K: 1 S: 11	H: 2 LOB: 3 BB: 1 P: 19	R: 2 E: 0 K: 1 S: 14	H: 3 LOB: 1 BB: 0 P: 20	R: 0 E: 0 K: 0 S: 15	H: 1 LOB: 2 BB: 1 P: 25	R: 0 E: 0 K: 0 S: 5	H: 0 LOB: 0 BB: 0 P: 7	R: 1 E: 0 K: 0 S: 12	H: 1 LOB: 0 BB: 0 P: 17	R: 0 E: 0 K: 2 S: 9	H: 0 LOB: 0 BB: 0 P: 12	R: 2 E: 0 K: 0 S: 7	H: 2 LOB: 0 BB: 0 P: 11	R: 0 E: 0 K: 2 S: 8	H: 0 LOB: 1 BB: 1 P: 17	R: 0 E:


Batter	1	2	3	4	5	6	7	8	9	AB	R	H	RBI	BB	SO	LOB	TOP					
6 Jonathan India, R OBP: 0.402, SLG: 0.418	G6-3	K	FC6-4	FC6-4	L8	L8	L8	G4-3	G4-3	5	0	1	1	0	1	4	Cincinnati Reds @ Chicago Cubs Wrigley Field, Chicago, IL Tue Jul 27 2021, 7:06 PM - 10:18 PM CDT Att: 28,153 - Clear - 90 F					
33 Jesse Winker, L OBP: 0.380, SLG: 0.542	HR	HR	G1	G1	F7	F7	K	G4-3	G4-3	5	1	1	1	0	1	2						
37 Tyler Stephenson, R OBP: 0.370, SLG: 0.497	G5-3	G5-3	G5-3	G5-3	K	K	FC6-4	G1-3	G1-3	5	0	0	0	0	1	2						
19 Joey Votto, L OBP: 0.366, SLG: 0.523	HR	HR	HR	HR	L3	L3	K	K	K	4	2	2	2	0	1	0						
7 Eugenio Suárez, R OBP: 0.256, SLG: 0.365	L8	L8	K	K	HR	HR	K	K	K	4	1	1	1	0	2	0						
12 Tyler Naquin, L OBP: 0.310, SLG: 0.428	17 1B	17 1B	K	K	G4-3	G4-3	G3	G3	G3	4	1	1	0	0	1	0						
17 Kyle Farmer, R OBP: 0.318, SLG: 0.388	6 WP SH3-4 1B	6 WP SH3-4 1B	1B	1B	L6	L6	L6	44 2B	44 2B	4	1	3	1	0	0	0						
4 Shogo Akiyama, L OBP: 0.284, SLG: 0.224	F7	F7	F8	F8	G6-3	G6-3	L6	L6	L6	4	0	0	0	0	0	3						
Vladimir Gutierrez, R 63 Sean Doolittle, L 23 Jeff Hoffman, R 44 Aristides Aquino, R 52 Edgar Garcia, R 50 Amir Garrett, R	SH3-4	SH3-4	FC6-4	FC6-4	37 BB	37 BB	6 2B	6 2B	6 2B	1	0	1	0	1	0	0						
Inning Stats	R: 2 H: 2 E: 0 K: 0 S: 12	H: 2 LOB: 0 BB: 0 P: 22	R: 1 H: 2 E: 0 K: 1 S: 10	H: 2 LOB: 1 BB: 0 P: 13	R: 1 H: 1 E: 0 K: 1 S: 9	H: 1 LOB: 0 BB: 0 P: 13	R: 0 H: 2 E: 0 K: 1 S: 12	H: 2 LOB: 2 BB: 0 P: 18	R: 0 H: 0 E: 0 K: 1 S: 10	H: 0 LOB: 0 BB: 0 P: 15	R: 1 H: 1 E: 0 K: 0 S: 9	H: 1 LOB: 0 BB: 0 P: 10	R: 0 H: 0 E: 0 K: 2 S: 8	H: 0 LOB: 0 BB: 0 P: 14	R: 0 H: 0 E: 0 K: 2 S: 13	H: 3 LOB: 1 BB: 0 P: 19		1B: 4 2B: 3 3B: 0 HR: 4	SF: 0 SAC: 1 DP: 0 HBP: 0	WP: 1 PB: 0 SB: 0 CS: 0	PA: 39	
PITCHER	IP WLS BF H R ER SO BB IBB HBP BLK WP HR S P ERA WHIP	IP WLS BF H R ER SO BB IBB HBP BLK WP HR S P ERA WHIP	IP WLS BF H R ER SO BB IBB HBP BLK WP HR S P ERA WHIP	IP WLS BF H R ER SO BB IBB HBP BLK WP HR S P ERA WHIP	IP WLS BF H R ER SO BB IBB HBP BLK WP HR S P ERA WHIP	IP WLS BF H R ER SO BB IBB HBP BLK WP HR S P ERA WHIP	IP WLS BF H R ER SO BB IBB HBP BLK WP HR S P ERA WHIP	IP WLS BF H R ER SO BB IBB HBP BLK WP HR S P ERA WHIP	IP WLS BF H R ER SO BB IBB HBP BLK WP HR S P ERA WHIP	IP WLS BF H R ER SO BB IBB HBP BLK WP HR S P ERA WHIP	IP WLS BF H R ER SO BB IBB HBP BLK WP HR S P ERA WHIP	IP WLS BF H R ER SO BB IBB HBP BLK WP HR S P ERA WHIP	IP WLS BF H R ER SO BB IBB HBP BLK WP HR S P ERA WHIP	IP WLS BF H R ER SO BB IBB HBP BLK WP HR S P ERA WHIP	IP WLS BF H R ER SO BB IBB HBP BLK WP HR S P ERA WHIP	IP WLS BF H R ER SO BB IBB HBP BLK WP HR S P ERA WHIP	IP WLS BF H R ER SO BB IBB HBP BLK WP HR S P ERA WHIP					
73 Adbert Alzola, R ERA: 4.73	5.0	L	22	7	4	4	4	0	0	0	0	0	0	0	0	0	1	3	53	81	7.20	1.400
43 Dan Winkler, R ERA: 2.75	1.0		4	1	1	1	0	0	0	0	0	0	0	0	0	0	0	1	9	10	9.00	1.000
36 Dillon Maples, R ERA: 2.03	1.0		4	0	0	0	1	1	0	0	0	0	0	0	0	0	0	0	8	16	0.00	1.000
56 Kyle Ryan, L ERA: 8.53	2.0		9	3	2	2	2	0	0	0	0	0	0	0	0	0	0	0	21	33	9.00	1.500

AB	37
R	7
H	11
RBI	7
BB	1
SO	7
LOB	11



Batter	1	2	3	4	5	6	7	8	9	AB	R	H	RBI	BB	SO	LOB	BOTTOM					
66 Rafael Ortega, L OBP: 0.340, SLG: 0.430	44 HR	44 HR	44 G3	44 G3	G4-3	G4-3	F6	F6	K	3	1	2	0	0	0	0	Cincinnati Reds @ Chicago Cubs Wrigley Field, Chicago, IL Tue Jul 27 2021, 7:06 PM - 10:18 PM CDT Att: 28,153 - Clear - 90 F					
6 Jake Madsnick, R OBP: 0.294, SLG: 0.438	44 HR	44 HR	40 P3-2	40 P3-2	G5-3	G5-3	G5-3	G5-3	K	3	1	1	1	1	0	1						
56 Kyle Ryan, L	44 HR	44 HR	44 G3	44 G3	G5-3	G5-3	G5-3	G5-3	K	3	1	1	1	1	0	1						
29 Robinson Chirinos, R OBP: 0.478, SLG: 0.941	44 HR	44 HR	44 G3	44 G3	G5-3	G5-3	G5-3	G5-3	K	3	1	1	1	1	0	1						
17 Kris Bryant, R OBP: 0.358, SLG: 0.508	G5-3	G5-3	44 G3	44 G3	G5-3	G5-3	G5-3	G5-3	HR	4	1	1	2	1	0	5						
44 Anthony Rizzo, L OBP: 0.347, SLG: 0.448	HR	HR	G3	G3	G3	G3	F7	F7	F8	4	1	1	2	1	0	5						
40 Wilson Contreras, R OBP: 0.344, SLG: 0.430	HR	HR	P3-2	P3-2	K	K	K	K	K	5	0	0	0	0	3	3						
13 David Bote, R OBP: 0.291, SLG: 0.355	P4	P4	G1-3	G1-3	G1-3	G1-3	G1-3	G1-3	G6-3	4	0	1	0	1	0	1						
22 Jason Heyward, L OBP: 0.277, SLG: 0.332	F7	F7	F8	F8	G3	G3	G3	G3	K	4	0	0	0	0	1	2						
2 Nico Hoerner, R OBP: 0.383, SLG: 0.374	K	K	K	K	BB	BB	K	K	K	3	0	1	0	1	2	0						
8 Ian Happ, S OBP: 0.292, SLG: 0.319	BB	BB	K	K	K	K	17 BB	17 BB	K	3	0	1	0	1	2	3						
73 Adbert Alzola, R ERA: 4.75	6.1	W	27	5	2	2	5	3	0	1	0	0	0	0	0	0	1	3	66	109	2.84	1.263
56 Kyle Ryan, L ERA: 8.53	0.2	H	3	0	0	0	0	1	0	0	0	0	0	0	0	0	0	0	5	9	0.00	1.500
23 Jeff Hoffman, R ERA: 4.98	1.0	H	5	1	0	0	2	1	0	0	0	0	0	0	0	0	0	0	13	23	0.00	2.000
52 Edgar Garcia, R ERA: 16.62	0.1		3	2	2	2	1	0	0	0	0	0	0	0	0	0	0	2	8	10	54.00	6.000
50 Amir Garrett, L ERA: 6.81	0.2		3	0	0	0	1	1	0	0	0	0	0	0	0	0	0	0	5	10	0.00	1.500
Inning Stats	R: 2 H: 2 E: 0 K: 1 S: 11	H: 0 LOB: 1 BB: 1 P: 17	R: 0 H: 1 E: 0 K: 0 S: 11	H: 1 LOB: 0 BB: 0 P: 17	R: 0 H: 0 E: 0 K: 1 S: 8	H: 0 LOB: 1 BB: 1 P: 15	R: 0 H: 0 E: 0 K: 0 S: 7	H: 0 LOB: 0 BB: 0 P: 9	R: 0 H: 1 E: 0 K: 1 S: 11	H: 1 LOB: 0 BB: 0 P: 16	R: 0 H: 1 E: 0 K: 1 S: 14	H: 1 LOB: 3 BB: 2 P: 26	R: 0 H: 1 E: 0 K: 2 S: 13	H: 1 LOB: 2 BB: 1 P: 23	R: 2 H: 2 E: 0 K: 2 S: 13	H: 2 LOB: 1 BB: 1 P: 20	1B: 2 2B: 4 3B: 0 HR: 3	SF: 0 SAC: 0 DP: 1 HBP: 1	WP: 0 PB: 0 SB: 0 CS: 0	PA: 41		
PITCHER	IP WLS BF H R ER SO BB IBB HBP BLK WP HR S P ERA WHIP	IP WLS BF H R ER SO BB IBB HBP BLK WP HR S P ERA WHIP	IP WLS BF H R ER SO BB IBB HBP BLK WP HR S P ERA WHIP	IP WLS BF H R ER SO BB IBB HBP BLK WP HR S P ERA WHIP	IP WLS BF H R ER SO BB IBB HBP BLK WP HR S P ERA WHIP	IP WLS BF H R ER SO BB IBB HBP BLK WP HR S P ERA WHIP	IP WLS BF H R ER SO BB IBB HBP BLK WP HR S P ERA WHIP	IP WLS BF H R ER SO BB IBB HBP BLK WP HR S P ERA WHIP	IP WLS BF H R ER SO BB IBB HBP BLK WP HR S P ERA WHIP	IP WLS BF H R ER SO BB IBB HBP BLK WP HR S P ERA WHIP	IP WLS BF H R ER SO BB IBB HBP BLK WP HR S P ERA WHIP	IP WLS BF H R ER SO BB IBB HBP BLK WP HR S P ERA WHIP	IP WLS BF H R ER SO BB IBB HBP BLK WP HR S P ERA WHIP	IP WLS BF H R ER SO BB IBB HBP BLK WP HR S P ERA WHIP	IP WLS BF H R ER SO BB IBB HBP BLK WP HR S P ERA WHIP	IP WLS BF H R ER SO BB IBB HBP BLK WP HR S P ERA WHIP	IP WLS BF H R ER SO BB IBB HBP BLK WP HR S P ERA WHIP					
Vladimir Gutierrez, R ERA: 4.75	6.1	W	27	5	2	2	5	3	0	1	0	0	0	0	0	0	1	3	66	109	2.84	1.263
63 Sean Doolittle, L ERA: 4.24	0.2	H	3	0	0	0	0	1	0	0	0	0	0	0	0	0	0	0	5	9	0.00	1.500
23 Jeff Hoffman, R ERA: 4.98	1.0	H	5	1	0	0	2	1	0	0	0	0	0	0	0	0	0	0	13	23	0.00	2.000
52 Edgar Garcia, R ERA: 16.62	0.1		3	2	2	2	1	0	0	0	0	0	0	0	0	0	0	2	8	10	54.00	6.000
50 Amir Garrett, L ERA: 6.81	0.2		3	0	0	0	1	1	0	0	0	0	0	0	0	0	0	0	5	10	0.00	1.500

AB	34
R	4
H	8
RBI	4
BB	6
SO	9
LOB	18




Batter	1	2	3	4	5	6	7	8	9	AB	R	H	RBI	BB	SO	LOB	TOP				
6 Jonathan India, R OBP: 0.401, SLG: 0.414										5	2	1	0	1	1	6	Cincinnati Reds @ Chicago Cubs Wrigley Field, Chicago, IL Wed Jul 28 2021, 7:07 PM - 10:43 PM CDT Att: 30,134 - Partly Cloudy - 86 F				
33 Jesse Winker, L OBP: 0.380, SLG: 0.546										5	1	2	1	0	0	3					
37 Tyler Stephenson, R OBP: 0.370, SLG: 0.404										4	1	1	2	1	1	1					
19 Joey Votto, L OBP: 0.373, SLG: 0.548										3	2	2	3	2	1	0					
68 Ryan Hendrix, R OBP: 0.323, SLG: 0.394										0	0	0	0	0	0	0					
7 Eugenio Suárez, R OBP: 0.257, SLG: 0.366										4	1	1	0	1	1	3					
17 Kyle Farmer, R OBP: 0.323, SLG: 0.394										4	1	2	0	0	1	2					
12 Tyler Naquin, L OBP: 0.308, SLG: 0.422										4	0	0	0	1	1	4					
44 Aristides Aquino, R OBP: 0.353, SLG: 0.556										3	0	0	0	0	3	2					
32 Max Schrock, L OBP: 0.316, SLG: 0.514										0	0	0	0	1	0	0					
34 Justin Wilson, L OBP: 0.274, SLG: 0.196										1	0	0	0	0	0	2					
27 Mike Freeman, L OBP: 0.274, SLG: 0.196										3	0	1	0	0	1	1					
30 Tyler Mahle, R OBP: 0.158, SLG: 0.059										0	0	0	0	0	0	0					
85 Luis Cessa, R OBP: 0.267, SLG: 0.241										1	0	1	2	0	0	0					
Inning Stats	R: 0 E: 0 K: 1 S: 12	H: 0 LOB: 0 BB: 0 P: 19	R: 1 E: 0 K: 2 S: 11	H: 1 LOB: 1 BB: 1 P: 18	R: 1 E: 0 K: 0 S: 8	H: 1 LOB: 2 BB: 2 P: 15	R: 0 E: 0 K: 3 S: 10	H: 1 LOB: 1 BB: 0 P: 15	R: 2 E: 0 K: 1 S: 12	H: 3 LOB: 1 BB: 0 P: 23	R: 0 E: 0 K: 2 S: 8	H: 0 LOB: 0 BB: 0 P: 8	R: 1 E: 0 K: 0 S: 11	H: 1 LOB: 3 BB: 2 P: 23	R: 3 E: 0 K: 0 S: 18	H: 3 LOB: 2 BB: 2 P: 40	1B: 4 2B: 5 3B: 0 HR: 2	SF: 0 SAC: 0 DP: 0 HBP: 2	WP: 0 PB: 0 SB: 0 CS: 0	PA: 46	
PITCHER	IP WLS BF H R ER SO BB IBB HBP BLK WP HR S P ERA WHIP	IP WLS BF H R ER SO BB IBB HBP BLK WP HR S P ERA WHIP	IP WLS BF H R ER SO BB IBB HBP BLK WP HR S P ERA WHIP	IP WLS BF H R ER SO BB IBB HBP BLK WP HR S P ERA WHIP	IP WLS BF H R ER SO BB IBB HBP BLK WP HR S P ERA WHIP	IP WLS BF H R ER SO BB IBB HBP BLK WP HR S P ERA WHIP	IP WLS BF H R ER SO BB IBB HBP BLK WP HR S P ERA WHIP	IP WLS BF H R ER SO BB IBB HBP BLK WP HR S P ERA WHIP	IP WLS BF H R ER SO BB IBB HBP BLK WP HR S P ERA WHIP	IP WLS BF H R ER SO BB IBB HBP BLK WP HR S P ERA WHIP	IP WLS BF H R ER SO BB IBB HBP BLK WP HR S P ERA WHIP	IP WLS BF H R ER SO BB IBB HBP BLK WP HR S P ERA WHIP	IP WLS BF H R ER SO BB IBB HBP BLK WP HR S P ERA WHIP	IP WLS BF H R ER SO BB IBB HBP BLK WP HR S P ERA WHIP	IP WLS BF H R ER SO BB IBB HBP BLK WP HR S P ERA WHIP	IP WLS BF H R ER SO BB IBB HBP BLK WP HR S P ERA WHIP	IP WLS BF H R ER SO BB IBB HBP BLK WP HR S P ERA WHIP	IP WLS BF H R ER SO BB IBB HBP BLK WP HR S P ERA WHIP	IP WLS BF H R ER SO BB IBB HBP BLK WP HR S P ERA WHIP	IP WLS BF H R ER SO BB IBB HBP BLK WP HR S P ERA WHIP	IP WLS BF H R ER SO BB IBB HBP BLK WP HR S P ERA WHIP

Batter	1	2	3	4	5	6	7	8	9	AB	R	H	RBI	BB	SO	LOB	BOTTOM				
66 Rafael Ortega, L OBP: 0.333, SLG: 0.412										4	0	0	0	1	0	2	Cincinnati Reds @ Chicago Cubs Wrigley Field, Chicago, IL Wed Jul 28 2021, 7:07 PM - 10:43 PM CDT Att: 30,134 - Partly Cloudy - 86 F				
17 Kris Bryant, R OBP: 0.358, SLG: 0.503										3	0	0	0	0	1	1					
44 Anthony Rizzo, L OBP: 0.346, SLG: 0.446										4	0	1	0	0	0	2					
16 Patrick Wisdom, R OBP: 0.337, SLG: 0.595										4	0	2	0	0	0	2					
5 Matt Duffy, R OBP: 0.355, SLG: 0.320										3	1	1	0	1	0	2					
22 Jason Heyward, L OBP: 0.273, SLG: 0.326										4	0	0	0	0	1	5					
29 Robinson Chirinos, R OBP: 0.400, SLG: 0.762										4	0	0	0	0	2	1					
2 Nico Hoerner, R OBP: 0.388, SLG: 0.388										3	0	2	0	0	1	0					
36 Dillon Maples, R OBP: 0.295, SLG: 0.359										1	1	1	1	0	0	0					
13 David Bote, R OBP: 0.295, SLG: 0.359										2	0	0	0	0	0	2					
27 Zach Davies, R OBP: 0.160, SLG: 0.160										0	0	0	0	0	0	0					
47 Adam Morgan, L OBP: 0.293, SLG: 0.320										2	0	1	0	0	0	0					
8 Ian Happ, S OBP: 0.293, SLG: 0.320										2	0	1	0	0	0	0					
Inning Stats	R: 0 E: 0 K: 0 S: 11	H: 2 LOB: 3 BB: 1 P: 20	R: 0 E: 0 K: 0 S: 13	H: 1 LOB: 1 BB: 0 P: 21	R: 0 E: 0 K: 0 S: 12	H: 0 LOB: 1 BB: 0 P: 25	R: 0 E: 0 K: 2 S: 11	H: 1 LOB: 1 BB: 0 P: 19	R: 0 E: 0 K: 0 S: 6	H: 0 LOB: 0 BB: 0 P: 11	R: 0 E: 0 K: 1 S: 11	H: 0 LOB: 0 BB: 0 P: 18	R: 0 E: 0 K: 1 S: 8	H: 0 LOB: 1 BB: 1 P: 17	R: 2 E: 1 K: 1 S: 19	H: 3 LOB: 1 BB: 0 P: 29	1B: 6 2B: 2 3B: 0 HR: 0	SF: 0 SAC: 0 DP: 1 HBP: 1	WP: 0 PB: 0 SB: 0 CS: 0	PA: 37	
PITCHER	IP WLS BF H R ER SO BB IBB HBP BLK WP HR S P ERA WHIP	IP WLS BF H R ER SO BB IBB HBP BLK WP HR S P ERA WHIP	IP WLS BF H R ER SO BB IBB HBP BLK WP HR S P ERA WHIP	IP WLS BF H R ER SO BB IBB HBP BLK WP HR S P ERA WHIP	IP WLS BF H R ER SO BB IBB HBP BLK WP HR S P ERA WHIP	IP WLS BF H R ER SO BB IBB HBP BLK WP HR S P ERA WHIP	IP WLS BF H R ER SO BB IBB HBP BLK WP HR S P ERA WHIP	IP WLS BF H R ER SO BB IBB HBP BLK WP HR S P ERA WHIP	IP WLS BF H R ER SO BB IBB HBP BLK WP HR S P ERA WHIP	IP WLS BF H R ER SO BB IBB HBP BLK WP HR S P ERA WHIP	IP WLS BF H R ER SO BB IBB HBP BLK WP HR S P ERA WHIP	IP WLS BF H R ER SO BB IBB HBP BLK WP HR S P ERA WHIP	IP WLS BF H R ER SO BB IBB HBP BLK WP HR S P ERA WHIP	IP WLS BF H R ER SO BB IBB HBP BLK WP HR S P ERA WHIP	IP WLS BF H R ER SO BB IBB HBP BLK WP HR S P ERA WHIP	IP WLS BF H R ER SO BB IBB HBP BLK WP HR S P ERA WHIP	IP WLS BF H R ER SO BB IBB HBP BLK WP HR S P ERA WHIP	IP WLS BF H R ER SO BB IBB HBP BLK WP HR S P ERA WHIP	IP WLS BF H R ER SO BB IBB HBP BLK WP HR S P ERA WHIP	IP WLS BF H R ER SO BB IBB HBP BLK WP HR S P ERA WHIP	IP WLS BF H R ER SO BB IBB HBP BLK WP HR S P ERA WHIP

Cincinnati Reds @ Chicago Cubs
 Wrigley Field, Chicago, IL
 Wed Jul 28 2021, 7:07 PM - 10:43 PM CDT
 Att: 30,134 - Partly Cloudy - 86 F


Cincinnati Reds @ Chicago Cubs
 Wrigley Field, Chicago, IL
 Wed Jul 28 2021, 7:07 PM - 10:43 PM CDT
 Att: 30,134 - Partly Cloudy - 86 F

AB	37
R	8
H	11
RBI	8
BB	7
SO	10
LOB	24




Batter	1	2	3	4	5	6	7	8	9	AB	R	H	RBI	BB	SO	LOB	TOP					
6 Jonathan India, R OBP: 0.398, SLG: 0.411	L9	G4-3			G6-4-3		E7	G5-3		5	1	1	0	0	0	3	Cincinnati Reds @ Chicago Cubs Wrigley Field, Chicago, IL Thu Jul 29 2021, 1:21 PM - 4:33 PM CDT Att: 32,793 - Cloudy - 82 F					
33 Jesse Winker, L OBP: 0.383, SLG: 0.548	19 HR		G1-3		G5-3		E7		17 1B	4	2	2	0	1	0	0						
17 Kyle Farmer, R OBP: 0.327, SLG: 0.401	G5-3		G6-3			12 E	E6			5	1	3	1	0	0	1						
19 Joey Votto, L OBP: 0.373, SLG: 0.556	2H		L8			7 FC5-2	G4-3			5	2	2	2	0	1	3						
12 Tyler Naquin, L OBP: 0.308, SLG: 0.421 44 Aristides Aquino, R OBP: 0.346, SLG: 0.549	1B		G3-1			E3	SF8			3	1	1	0	0	0	2						
7 Eugenio Suárez, R OBP: 0.254, SLG: 0.361	F9		G4-3			FC5-2	F8			5	0	0	0	0	1	6						
16 Tucker Barnhart, L OBP: 0.342, SLG: 0.393		G6-3				4 1B				3	0	2	2	0	0	0						
4 Shogo Akiyama, L OBP: 0.266, SLG: 0.241		F8			G4-3					4	0	1	0	0	0	2						
58 Luis Castillo, R OBP: 0.229, SLG: 0.265 47 Brad Brach, R ERA: 17.36 32 Max Schrock, L OBP: 0.308, SLG: 0.500 48 Mychal Givens, R ERA: 6.75 55 Heath Hembree, R ERA: 4.97										3	0	2	0	0	0	3						
Inning Stats	R: 2 E: 0 K: 0 S: 17	H: 3 LOB: 1 BB: 0 P: 22	R: 0 E: 0 K: 0 S: 13	H: 1 LOB: 1 BB: 0 P: 19	R: 0 E: 0 K: 0 S: 8	H: 0 LOB: 0 BB: 0 P: 12	R: 0 E: 0 K: 0 S: 8	H: 0 LOB: 1 BB: 0 P: 13	R: 0 E: 0 K: 0 S: 6	H: 1 LOB: 1 BB: 0 P: 10	R: 2 E: 1 K: 0 S: 14	H: 4 LOB: 2 BB: 0 P: 20	R: 3 E: 1 K: 0 S: 16	H: 3 LOB: 0 BB: 0 P: 23	R: 0 E: 0 K: 1 S: 10	H: 1 LOB: 1 BB: 0 P: 17		R: 0 E: 0 K: 3 S: 15	H: 1 LOB: 2 BB: 1 P: 22	1B: 11 2B: 2 3B: 0 HR: 1	SF: 1 SAC: 0 DP: 2 HBP: 1	WP: 0 PB: 0 SB: 0 CS: 0
PITCHER	IP WLS BF H R ER SO BB IBB HBP BLK WP HR S P ERA WHIP	6.0 L 27 9 4 3 0 0 0 0 0 0 1 66 96 4.50 1.500	0.0 3 3 3 3 0 0 0 0 0 0 0 0 9 13 ∞ ∞	1.2 6 1 0 0 1 0 0 0 0 0 0 14 22 0.00 0.600	1.1 6 1 0 0 3 1 0 0 0 0 0 18 27 0.00 1.500	PITCHER										IP WLS BF H R ER SO BB IBB HBP BLK WP HR S P ERA WHIP						

AB 39
R 7
H 14
RBI 6
BB 1
SO 4
LOB 23



Batter	1	2	3	4	5	6	7	8	9	AB	R	H	RBI	BB	SO	LOB	BOTTOM					
66 Rafael Ortega, L OBP: 0.339, SLG: 0.410	G5-3		F9					K		3	1	1	0	1	1	0	Cincinnati Reds @ Chicago Cubs Wrigley Field, Chicago, IL Thu Jul 29 2021, 1:21 PM - 4:33 PM CDT Att: 32,793 - Cloudy - 82 F					
40 Wilson Contreras, R OBP: 0.346, SLG: 0.440	G5-3		K					K		4	1	2	2	0	2	0						
16 Patrick Wisdom, R OBP: 0.335, SLG: 0.605	G5-3							K		4	1	1	1	0	2	2						
Javier Báez, R OBP: 0.296, SLG: 0.485	K								G4-3	4	0	2	0	0	1	1						
8 Ian Happ, S OBP: 0.296, SLG: 0.332										3	1	1	1	1	2	2						
5 Matt Duffy, R OBP: 0.344, SLG: 0.308										4	0	0	0	0	1	2						
22 Jason Heyward, L OBP: 0.272, SLG: 0.325										4	0	1	0	0	1	1						
13 David Bote, R OBP: 0.291, SLG: 0.352										3	0	0	0	0	0	1						
30 Alec Mills, R OBP: 0.059, SLG: 0.118 74 Trevor Megill, L ERA: 4.19 56 Kyle Ryan, L ERA: 2.64 65 Jake Jewell, R ERA: 4.97										2	0	0	0	0	2	0						
Inning Stats	R: 0 E: 0 K: 1 S: 12	H: 2 LOB: 1 BB: 0 P: 18	R: 0 E: 0 K: 0 S: 10	H: 1 LOB: 1 BB: 1 P: 17	R: 0 E: 0 K: 2 S: 9	H: 0 LOB: 0 BB: 0 P: 14	R: 1 E: 0 K: 2 S: 15	H: 2 LOB: 1 BB: 0 P: 18	R: 2 E: 0 K: 2 S: 15	H: 1 LOB: 0 BB: 1 P: 25	R: 0 E: 0 K: 1 S: 7	H: 1 LOB: 0 BB: 0 P: 13	R: 0 E: 0 K: 0 S: 12	H: 0 LOB: 0 BB: 0 P: 17	R: 0 E: 0 K: 3 S: 9	H: 0 LOB: 0 BB: 0 P: 11		R: 1 E: 0 K: 1 S: 10	H: 1 LOB: 0 BB: 0 P: 14	1B: 5 2B: 1 3B: 0 HR: 3	SF: 0 SAC: 0 DP: 3 HBP: 0	WP: 0 PB: 0 SB: 0 CS: 1
PITCHER	IP WLS BF H R ER SO BB IBB HBP BLK WP HR S P ERA WHIP	6.0 W 24 7 3 3 0 2 0 0 0 0 2 105 4.50 1.500	1.0 3 0 0 0 0 0 0 0 0 0 0 12 17 0.00 0.000	1.0 3 0 0 0 3 0 0 0 0 0 0 9 11 0.00 0.000	1.0 4 1 1 1 1 0 0 0 0 0 0 1 10 9.00 1.000	PITCHER										IP WLS BF H R ER SO BB IBB HBP BLK WP HR S P ERA WHIP						

AB 32
R 4
H 8
RBI 4
BB 2
SO 12
LOB 9



Batter	1	2	3	4	5	6	7	8	9	AB R H RBI BB SO LOB	TOP											
6 Jonathan India, R OBP: 0.403, SLG: 0.438	0-0 X FF 93 HR		4-1 F SI 94 B CH 88 B SI 93 S FF 92		2-2 C SL 85 B SI 84 F SI 85 B SI 86 X SL 83		0-1 C FC 85 X SI 93		2-2 B CH 92 B CH 85 C CH 85 F FF 93 X CH 85	4 3 3 3 1 0 0	Cincinnati Reds @ New York Mets Citi Field, Flushing, NY Fri Jul 30 2021, 7:11 PM - 10:12 PM EDT Att: 31,787 - Clear - 78 F											
33 Jesse Winker, L OBP: 0.381, SLG: 0.543	2-1 B FF 94 B FF 94 C CH 86 X CH 87		0-1 1 SAFE F SI 92 X SI 92		0-2 F SI 90 S CH 92 X SL 83		1-0 B CU 76 X FF 93		0-1 T FF 93 X FF 94	5 0 1 1 0 0 1												
17 Kyle Farmer, R OBP: 0.325, SLG: 0.401	0-1 S SL 86 X SL 88		1-0 B SL 86 X CH 85		0-1 C SI 96 X SL 83			0-3 C FF 94 S CH 84 S CH 87	2-0 B CH 85 B CH 85 X FF 93	5 0 1 0 0 1 2												
19 Joey Votto, L OBP: 0.374, SLG: 0.563	3-3 S SI 93 B CH 88 B CH 88 B CH 87 S SI 93			1-2 B SI 92 F CH 86 X SI 93		2-0 B SI 93 X FF 94		4-1 B FF 94 C CH 84 B FF 93 B CH 84	1-0 B CH 86 X CH 86	4 1 1 1 1 1 1												
12 Tyler Naquin, L OBP: 0.307, SLG: 0.422		2-3 F SI 94 B FF 95 S CH 88 F CH 86 S FF 93		1-1 C SI 93 B SI 93 X CH 86		0-3 C SI 95 S SI 96		0-3 F FF 92 C CH 87		4 0 1 0 0 3 1												
16 Tucker Barnhart, L OBP: 0.341, SLG: 0.391		1-0 B CU 83 X SI 92		1-0 D CH 87 X SI 93		1-2 S FF 96 B SI 95 F CH 86 X FF 95		0-3 1 SAFE F SI 94 F FF 93 S CH 86		4 0 1 0 0 1 2												
7 Eugenio Suárez, R OBP: 0.257, SLG: 0.361		3-3 B SI 92 C CH 86 D CH 86 F SI 93 F SI 94		1-0 B SI 97 X SI 91		4-1 F CU 77 B FC 85 B SI 95			1-0 B FF 92 X FF 93	3 1 1 0 1 1 2												
4 Shogo Akiyama, L OBP: 0.260, SLG: 0.235		2-1 F FF 94 D CH 87 X SI 92			1-3 B SI 98 F SI 85 S SL 85		1-2 C FF 94 T SI 94 B SI 94 X SI 94		1-1 B CH 85 X CH 84 X FF 93	3 0 0 0 0 1 2												
37 Tyler Stephenson, R OBP: 0.373, SLG: 0.412									1-3 B CH 85 X CH 84 X FF 93	1 1 1 0 0 0 0												
50 Amir Garrett, R									1-3 D CH 86 X FF 93	0 0 0 0 0 0 0												
54 Sonny Gray, R OBP: 0.290, SLG: 0.348										2 0 0 0 0 1 0												
32 Max Schrock, L OBP: 0.301, SLG: 0.406										1 0 0 0 0 0 0												
21 Michael Lorenzen, R ERA: 3.35										0 0 0 0 0 0 0												
48 Mychal Givens, R ERA: 2.8										0 0 0 0 0 0 0												
44 Aristides Aquino, R OBP: 0.341, SLG: 0.542										0 0 0 1 0 0 0												
Inning Stats	R: 1 E: 0 K: 1 S: 8	H: 1 LOB: 0 BB: 0 P: 13	R: 0 E: 0 K: 2 S: 13	H: 1 LOB: 1 BB: 0 P: 21	R: 0 E: 0 K: 1 S: 7	H: 0 LOB: 1 BB: 1 P: 13	R: 0 E: 0 K: 0 S: 7	H: 1 LOB: 1 BB: 0 P: 11	R: 1 E: 0 K: 1 S: 13	H: 2 LOB: 1 BB: 0 P: 16	R: 1 E: 0 K: 1 S: 11	H: 1 LOB: 1 BB: 1 P: 19	R: 0 E: 0 K: 0 S: 4	H: 0 LOB: 0 BB: 0 P: 5	R: 0 E: 0 K: 3 S: 10	H: 0 LOB: 1 BB: 1 P: 14	R: 3 E: 0 K: 0 S: 11	H: 4 LOB: 1 BB: 0 P: 19	1B: 3 2B: 4 3B: 0 HR: 3	SF: 1 SAC: 0 DP: 0 HBP: 0	WP: 0 PB: 0 SB: 0 CS: 0	PA: 40
PITCHER	IP WLS BF H R ER SO BB IBB HBP BLK WP HR S P ERA WHIP											IP WLS BF H R ER SO BB IBB HBP BLK WP HR S P ERA WHIP										
59 Carlos Carrasco, R ERA: 2.25	4.0 16 3 1 1 4 1 0 0 0 0 1 35 58 2.25 1.000																					
50 Miguel Castro, R ERA: 3.35	1.0 L 5 2 1 1 1 0 0 0 0 0 0 13 16 9.00 2.000																					
62 Drew Smith, R ERA: 2.8	2.0 8 1 1 1 1 1 0 0 0 0 0 1 15 24 4.50 1.000																					
77 Anthony Banda, L ERA: 7.36	2.0 11 4 3 3 3 1 0 0 0 0 0 1 21 33 13.50 2.500																					
Batter	1	2	3	4	5	6	7	8	9	AB R H RBI BB SO LOB	BOTTOM											
9 Brandon Nimmo, L OBP: 0.432, SLG: 0.442	1-1 B FF 92 C FF 91 X CU 76		2-3 B FF 92 F CU 75 B FF 92 S FF 93 C FF 94		2-3 F CU 90 B SI 91 P FF 92 B CU 79 F FF 93 S SI 94			4-0 D CH 84 B CH 83 B FF 93		3 1 1 0 1 2 0	Cincinnati Reds @ New York Mets Citi Field, Flushing, NY Fri Jul 30 2021, 7:11 PM - 10:12 PM EDT Att: 31,787 - Clear - 78 F											
6 Jeff McNeil, L OBP: 0.357, SLG: 0.395	1-2 C CU 76 F FF 91 D FC 86 1 SAFE X FF 93		0-0 X CU 79		1-0 B CU 78 X FF 91		1-1 B CH 84 F CH 83 X CH 83	1-1 B CH 84 F CH 83 X CH 83		4 0 2 1 0 0 2												
20 Pete Alonso, R OBP: 0.335, SLG: 0.506	4-1 B SI 92 C SI 92 B FC 87 B FF 93		0-1 C FF 90 X SI 93		2-0 B FC 86 B SI 93		1-1 B SL 86 X CH 83	1-1 B SL 86 X CH 83		3 0 0 0 1 0 3												
2 Dominic Smith, L OBP: 0.324, SLG: 0.393	0-0 X FF 93		3-2 B CU 79 F SI 93 S CU 80 B SI 92 X CU 79		1-3 C FF 92 F SI 92 C SI 92			1-2 S FF 96 F SI 96 B SI 86 F FF 97 X SL 87		4 0 1 0 0 1 1												
30 Michael Conforto, L OBP: 0.323, SLG: 0.326	1-3 B CU 78 P CU 79 C SI 93			2-3 B CU 80 B FF 91 C CU 77 S CU 80 S ST 81			0-1 C SI 95 X CH 85		0-3 S SL 86 B SI 85 S FF 97	4 0 0 0 0 3 3												
1 Jonathan Villar, S OBP: 0.317, SLG: 0.424	2-2 F CU 78 B CU 79 B SI 94 F SI 84 X CU 80		3-3 B FF 92 B CU 78 B FF 93 C FF 93 S SI 92		3-3 B FF 92 B CU 78 B FF 93 C FF 93 S SI 92		0-0 X FC 92		1-0 B FF 97 X FF 95	4 1 1 0 0 1 3												
3 Tomás Nido, R OBP: 0.290, SLG: 0.376		2-2 B FC 86 C FF 93 B CU 79 F SI 93 X SL 86		0-2 F CU 79 S FC 88 X CU 79		2-3 F SI 96 B SI 84 B SI 82 S FF 98			1-2 B FF 96 B SI 86 S ST 81 X SL 86	3 0 1 0 0 1 0												
77 Anthony Banda, L OBP: 0.328, SLG: 0.571									1-2 B FF 96 B SI 86 S ST 81 X SL 86	0 0 0 0 0 0 0												
35 Brandon Drury, R OBP: 0.328, SLG: 0.571									1-H B FF 96 B SI 86 S ST 81 X SL 86	1 0 1 1 0 0 0												
13 Luis Guillorme, L OBP: 0.406, SLG: 0.345		0-2 C CU 79 X SI 92			1-2 B CU 79 F SI 92 X SI 93			2-3 B FF 92 B CH 81 F FF 93 F FF 94 S CH 82	4-1 B FF 96 B SI 86 B FF 95 B FF 95	3 0 0 0 1 1 1												
59 Carlos Carrasco, R ERA: 4.26										1 0 0 0 0 1 0												
50 Miguel Castro, R ERA: 2.56										0 0 0 0 0 0 0												
28 J.D. Davis, R OBP: 0.400, SLG: 0.518										1 0 0 0 0 0 0												
62 Drew Smith, R ERA: 2.56										0 0 0 0 0 0 0												
33 James McCann, R OBP: 0.328, SLG: 0.375										2 0 1 0 0 1 2												
Inning Stats	R: 1 E: 0 K: 1 S: 14	H: 3 LOB: 2 BB: 1 P: 23	R: 0 E: 0 K: 1 S: 10	H: 1 LOB: 0 BB: 0 P: 14	R: 0 E: 0 K: 1 S: 10	H: 1 LOB: 1 BB: 0 P: 15	R: 0 E: 0 K: 2 S: 10	H: 0 LOB: 0 BB: 0 P: 15	R: 0 E: 0 K: 1 S: 12	H: 0 LOB: 0 BB: 0 P: 18	R: 0 E: 0 K: 1 S: 6	H: 0 LOB: 0 BB: 0 P: 10	R: 0 E: 0 K: 1 S: 6	H: 0 LOB: 0 BB: 0 P: 8	R: 0 E: 0 K: 1 S: 12	H: 1 LOB: 2 BB: 1 P: 21	R: 1 E: 0 K: 2 S: 18	H: 2 LOB: 1 BB: 1 P: 26	1B: 6 2B: 2 3B: 0 HR: 0	SF: 0 SAC: 0 DP: 2 HBP: 0	WP: 0 PB: 1 SB: 0 CS: 0	PA: 36
PITCHER	IP WLS BF H R ER SO BB IBB HBP BLK WP HR S P ERA WHIP											IP WLS BF H R ER SO BB IBB HBP BLK WP HR S P ERA WHIP										
54 Sonny Gray, R ERA: 4.26	6.0 W 22 5 1 1 7 1 0 0 0 0 0 62 95 1.50 1.000																					
21 Michael Lorenzen, R ERA: 2.56	1.0 H 3 0 0 0 1 0 0 0 0 0 0 6 8 0.00 0.000																					
48 Mychal Givens, R ERA: 2.56	1.0 H 5 1 0 0 1 1 0 0 0 0 0 12 21 0.00 2.000																					
50 Amir Garrett, L ERA: 6.68	1.0 6 2 1 1 2 1 0 0 1 0 0 18 26 9.00 3.000																					

AB	36
R	6
H	10
RBI	6
BB	3
SO	9
LOB	11



Batter	1	2	3	4	5	6	7	8	9	10	AB	R	H	RBI	BB	SO	LOB	TOP							
6 Jonathan India, R OBP: 0.403, SLG: 0.434	(1,4) C FF 89 3-2 B FF 90 B FF 90 B FF 90 H CU 73 HBP		(1,2) B FF 88 3-3 C CU 71 F FF 87 B SL 78 1 SAFE B CU 72 1-2		(1,0) B CU 70 1-0 X FF 87 G5-3		(4,2) B SL 90 4-2 B SL 90 B SL 90 B SL 90 B SL 90 X SI 97		(3,2) C SL 86 3-2 B SL 84 B SL 83 B SL 82 B SL 81 X FF 96		(0,0) B SL 90 4-2 F SL 90 F SL 90 F SL 90 F SL 90 B SL 91	3	0	0	0	1	1	2							
33 Jesse Winker, L OBP: 0.379, SLG: 0.538 (10,9)	(1,7) 1 SAFE X FF 88 F8		(0,3) C FF 89 0-3 C CU 72 S FF 89 F8		(2,0) B CU 70 2-0 X FF 87 P2		(0,0) X SI 97 0-0 G3			(4,2) B SL 90 4-2 F SL 90 F SL 90 F SL 90 F SL 90 B SL 91	4	0	0	0	1	1	2								
17 Kyle Farmer, R OBP: 0.329, SLG: 0.414 (1,6)	(1,6) C FF 89 3-2 1 SAFE B FF 88 F SL 79 B CU 72 B CU 73 X FF 88 P4		(0,1) C CU 72 0-1 X CU 72 44 BB 7 HR 1B		(0,1) F FF 86 0-1 X SL 76 HR		(0,1) C SL 87 0-1 X SL 86 1B		(0,1) C SL 87 0-1 X SL 86 1B	(0,3) C FF 89 0-3 S SL 89 F SL 89 F SL 89 F SL 89 S SL 89	5	2	3	1	0	1	3								
19 Joey Votto, L OBP: 0.371, SLG: 0.556 (1,3)	(1,3) F FF 89 2-2 F FF 89 F FF 89 F FF 89 X CU 72 G3		(0,0) X CU 73 0-0 F8		(1,2) C FF 87 1-2 C FF 87 S SI 85 X CU 70 F8					(1,3) C FF 100 1-3 B SL 92 F SL 92 F SL 92 F SL 92	5	0	1	0	0	1	4								
44 Aristides Aquino, R (8, PH) 12 Tyler Naquin, L OBP: 0.306, SLG: 0.420 (8,9)	(1,9) B FF 90 3-2 B FF 88 C FF 88 C CU 73 S FF 88 X CU 72 P6		(4,2) B FF 90 4-2 F FF 90 B FF 88 B FF 88 B FF 88 B CU 72		(0,2) F FF 95 0-2 T FF 97 K					(2,2) S FF 99 2-2 F FF 99 F FF 100 F FF 100 F FF 100 X FF 100	2	1	0	0	1	1	0								
85 Luis Cessa, R (10,1)			(1,2) B CU 72 1-2 B CU 72 7 HR BB								0	0	0	0	0	0	0								
7 Eugenio Suárez, R OBP: 0.227, SLG: 0.365 (8,1)	(1,5) B CU 73 1-3 C CU 73 C FF 90 S FF 90 X FF 90 K		(2,2) F FF 88 2-2 C CU 72 B FF 88 B FF 88 X FF 88 HR								4	1	1	3	0	2	2								
21 Michael Lorenzen, R (8,1)											0	0	0	0	0	0	0								
55 Heath Hembree, R (8,1)											0	0	0	0	0	0	0								
63 Sean Doolittle, L (10,5)											0	0	0	0	0	0	0								
32 Max Schrock, L OBP: 0.300, SLG: 0.486 (10,5)											0	0	0	0	0	0	0								
16 Tucker Barnhart, L OBP: 0.341, SLG: 0.387 37 Tyler Stephenson, R OBP: 0.375, SLG: 0.412 (8,2)	(1,2) B FF 88 1-2 C FF 88 C CU 73 X CU 73 G6-3		(1,1) H CU 71 1-1 H CU 71 4 2B HBP								2	0	0	0	0	0	0								
4 Shogo Akiyama, L OBP: 0.267, SLG: 0.252 (1,8)			(1,1) C FF 88 1-1 B CU 72 X CU 71 6 CS 1B								4	0	2	0	0	2	1								
22 Wade Miley, L OBP: 0.250, SLG: 0.216 27 Mike Freeman, L OBP: 0.270, SLG: 0.153 (10,7)	(1,1) L CU 69 0-3 1 SAFE L CU 70 L CU 70 K		(3,2) B FF 86 3-2 B FF 86 B FF 86 X FF 87 L7								3	0	0	0	0	1	3								
											1	0	0	0	0	1	1								
Inning Stats	R: 0 E: 0 K: 0 S: 9	H: 0 LOB: 1 BB: 0 P: 17	R: 0 E: 0 K: 1 S: 9	H: 0 LOB: 0 BB: 0 P: 14	R: 0 E: 0 K: 2 S: 8	H: 1 LOB: 1 BB: 0 P: 12	R: 3 E: 0 K: 1 S: 16	H: 3 LOB: 2 BB: 1 P: 26	R: 1 E: 0 K: 1 S: 8	H: 1 LOB: 0 BB: 0 P: 12	R: 0 E: 0 K: 1 S: 6	H: 0 LOB: 0 BB: 0 P: 7	R: 0 E: 0 K: 1 S: 9	H: 0 LOB: 1 BB: 1 P: 15	R: 0 E: 0 K: 2 S: 13	H: 0 LOB: 1 BB: 0 P: 16	R: 0 E: 0 K: 2 S: 12	H: 0 LOB: 1 BB: 1 P: 19	1B: 4 2B: 2 3B: 0 HR: 2	SF: 0 SAC: 0 DP: 1 HBP: 2	WP: 1 PB: 0 SB: 0 CS: 2	PA: 42			
PITCHER	IP 5.0	WLS 22	BF 5	H 4	R 4	ER 4	SO 4	BB 1	IBB 0	HBP 2	BLK 0	WP 0	HR 2	S 50	P 81	ERA 7.20	WHIP 1.200								
21 Rich Hill, L ERA: 4.1																									
64 Yennys Diaz, R ERA: 3.6																									
27 Jeunys Familia, R ERA: 3.25																									
67 Seth Lugo, R ERA: 3.86																									
32 Aaron Loup, L ERA: 1.32																									

Cincinnati Reds @ New York Mets
Citi Field, Flushing, NY
Sat Jul 31 2021, 7:34 PM - 10:55 PM EDT
Att: 26,477 - Clear - 76 F

livebaseballscores.com

AB 35
R 4
H 7
RBI 4
BB 4
SO 12
LOB 22




WP: 1 PA: 42
PB: 0
SB: 0
CS: 2

Batter	1	2	3	4	5	6	7	8	9	10	AB	R	H	RBI	BB	SO	LOB	BOTTOM							
1 Jonathan Villar, S OBP: 0.319, SLG: 0.422 (1,5)	(1,5) X FC 82 0-0 G5-3		(3,0) B FC 84 3-0 B FC 84 B FC 85 X FF 89 20 G6-4-3 1B			(4,0) B FF 88 4-0 B CH 81 B FC 82 B FC 85 X FF 89 6 L7 20 1B BB		(2,2) C FC 93 2-2 B FF 97 B CH 87 C CH 88 F FF 97 X FF 98 G5-3			3	0	1	1	1	0	0								
20 Pete Alonso, R OBP: 0.334, SLG: 0.503 (1,3)	(1,3) B FC 84 1-2 C FC 85 C CH 82 X FF 90 G5-3		(3,0) D CH 82 3-0 C CH 82 B FC 86 X FC 84 20 G6-4-3 1-2			(1,0) B FC 85 1-0 X FC 85 23 HR 1B		(1,1) C SI 96 1-1 B SI 97 X SL 87 P3			4	1	1	0	0	0	1								
6 Jeff McNeil, L OBP: 0.350, SLG: 0.390 13 Luis Guillorme, L OBP: 0.406, SLG: 0.345 (9, PR) (10,4)	(1,4) B SL 79 2-0 B SL 88 X FC 87 G4-3		(0,1) S FC 88 0-1 S FC 88 S FC 88 X FF 91 F8			(2,2) D SAFE 2-2 D FC 87 S FC 86 S FC 87 X FF 91 L7				(4,2) F SL 86 4-2 B SL 86 B SL 86 B SL 86 B SL 86 B SL 86	3	0	0	0	1	0	2								
23 Javier Báez, R OBP: 0.295, SLG: 0.481 (1,6)		(0,0) X FC 85 0-0 G6-3		(1,2) B FC 84 1-2 F FC 85 F FC 85 F FC 85 X FC 86 K						(3,2) D SL 89 3-2 B SL 88 B SL 88 B SL 88 B SL 88 B SL 88	4	1	1	2	0	2	1								
33 James McCann, R OBP: 0.319, SLG: 0.370 39 Edwin Diaz, R (10,1)		(3,2) C FF 88 3-2 C CU 75 C CH 83 F FF 89 B CU 76 B FC 84 X CH 83 G5-3		(4,2) B FC 85 4-2 B FC 85 B CU 76 B FC 86 F FF 91 BB			(1,2) C FF 90 1-2 F FC 90 S CH 82 X FF 92 F9			(2,3) F FF 95 2-3 B SL 89 F SL 90 F SL 90 B FF 97 B FF 98 S SL 88	3	0	0	0	1	1	2								
2 Dominic Smith, L OBP: 0.328, SLG: 0.392 (1,7)		(4,2) B SL 79 4-2 B SL 79 B FC 87 C FF 89 F FC 84 B FC 85 BB		(2,2) F FC 86 2-2 S FC 86 B SL 78 X FF 92 G1-3						(1,2) T FF 96 1-2 F FF 97 B FC 86 F FF 98 X CU 78 1B	3	0	1	1	1	0	1								
11 Kevin Pillar, R OBP: 0.250, SLG: 0.381 (1,8)		(1,0) 1 SAFE B FC 84 X CH 84 G5-3								(0,3) C FF 95 0-3 F FF 95 B FC 85 B CH 83 C FF 96 K	4	1	0	0	0	2	2								
35 Brandon Drury, R OBP: 0.339, SLG: 0.583 (1,9)			(1,1) C FF 88 1-1 X CH 81 21 SH1-4 1 1B 2B							(1,2) B SL 84 1-2 B SL 82 B CH 83 X SL 85 35 1B	4	1	2	1	0	0	0								
21 Rich Hill, L ERA: 4.1			(1,0) B SL 77 1-0 X FC 85 SH1-4							(2,4) C FF 92 3-2 B FC 85 B CH 82 B CH 83 S CH 82 X CH 88 G6-3	0	0	0	0	0	0	0								
28 JD Davis, R ERA: 2.92											0	0	0	0	0	0	0								
27 Jeunys Familia, R ERA: 3.25											0	0	0	0	0	0	0								
67 Seth Lugo, R ERA: 3.86											0	0	0	0	0	0	0								
32 Aaron Loup, L ERA: 1.32											0	0	0	0	0	0	0								
30 Michael Conforto, L ERA: 4.19											0	0	0	0	0	0	0								
85 Trevor May, R ERA: 3.15											0	0	0	0	0	0	0								
39 Edwin Diaz, R ERA: 3.8											0	0	0	0	0	0	0								
											0	0	0	0	0	0	0								
Inning Stats	R: 0 E: 0 K: 0 S: 5	H: 0 LOB: 0 BB: 0 P: 8	R: 0 E: 0 K: 0 S: 8	H: 0 LOB: 1 BB: 1 P: 16	R: 1 E: 0 K: 0 S: 5	H: 2 LOB: 0 BB: 0 P: 13	R: 0 E: 0 K: 1 S: 11	H: 0 LOB: 1 BB: 1 P: 18	R: 0 E: 0 K: 1 S: 5	H: 0 LOB: 0 BB: 0 P: 9	R: 2 E: 0 K: 0 S: 10	H: 2 LOB: 0 BB: 1 P: 19	R: 0 E: 0 K: 0 S: 8	H: 0 LOB: 0 BB: 0 P: 14	R: 0 E: 0 K: 3 S: 20	H: 0 LOB: 0 BB: 0 P: 15	R: 1 E: 0 K: 3 S: 20	H: 1 LOB: 1 BB: 1 P: 30	R: 1 E: 0 K: 0 S: 3	H: 1 LOB: 1 BB: 0 P: 4	1B: 4 2B: 1 3B: 0 HR: 1	SF: 0 SAC: 1 DP: 1 HBP: 0	WP: 1 PB: 0 SB: 0 CS: 0	PA: 35	
PITCHER	IP 7.0	WLS 26	BF 4	H 3	R 3	ER 3	SO 2	BB 3	IBB 0	HBP 0	BLK 0	WP 0	HR 1	S 52	P 97	ERA 3.86	WHIP 1.000								
22 Wade Miley, L ERA: 2.92																									
21 Michael Lorenzen, R ERA: 3.12																									
55 Heath Hembree, R ERA: 3.12																									
63 Sean Doolittle, L ERA: 4.19																									
85 Luis Cessa, R ERA: 2.75																									

Cincinnati Reds @ New York Mets
Citi Field, Flushing, NY
Sat Jul 31 2021, 7:34 PM - 10:55 PM EDT
Att: 26,477 - Clear - 76 F

livebaseballscores.com

AB 30
R 5
H 6
RBI 5
BB 4
SO 5
LOB 9



WP: 1 PA: 35
PB: 0
SB: 0
CS: 0

Batter	1	2	3	4	5	6	7	8	9	AB	R	H	RBI	BB	SO	LOB	TOP			
26 Max Kepler, L OBP: 0.294, SLG: 0.433										4	0	1	0	1	1	0	Minnesota Twins @ Cincinnati Reds Great American Ball Park, Cincinnati, OH Wed Aug 04 2021, 12:39 PM - 3:53 PM EDT Att: 16,828 - Sunny - 79 F			
50 Brent Rooker, R OBP: 0.250, SLG: 0.405										5	0	0	0	0	2	4				
11 Jorge Polanco, S OBP: 0.334, SLG: 0.477										4	2	2	1	1	2	0				
2 Luis Arraez, L OBP: 0.375, SLG: 0.399										3	1	3	0	2	0	0				
22 Miguel Sanó, R OBP: 0.299, SLG: 0.444										5	1	1	1	0	1	5				
24 Trevor Larnach, L OBP: 0.316, SLG: 0.358										4	1	1	2	0	2	2				
1 Nick Gordon, L OBP: 0.301, SLG: 0.333										4	0	1	0	0	1	1				
27 Ryan Jeffers, R OBP: 0.301, SLG: 0.435										3	0	2	1	1	0	2				
85 Charlie Barnes, L ERA: 4.08										1	0	0	0	0	1	1				
60 Jake Cave, L ERA: 6.55										1	0	0	0	0	0	0				
49 Juan Minaya, R ERA: 6.55										1	0	0	0	0	0	0				
8 Mitch Garver, R ERA: 5.08										1	0	0	0	0	0	0				
41 Beau Burrows, R ERA: 11.0										1	0	0	0	0	0	0				
20 Josh Donaldson, R ERA: 2.88										1	0	0	0	0	0	0				
56 Caleb Thielbar, R ERA: 3.79										1	0	0	0	0	0	0				
Inning Stats	R: 1 E: 0 K: 1 S: 13	H: 2 LOB: 1 BB: 0 P: 20	R: 0 E: 0 K: 2 S: 15	H: 1 LOB: 1 BB: 2 P: 22	R: 0 E: 0 K: 2 S: 9	H: 0 LOB: 0 BB: 0 P: 15	R: 0 E: 0 K: 2 S: 13	H: 2 LOB: 2 BB: 0 P: 20	R: 0 E: 0 K: 0 S: 5	H: 0 LOB: 0 BB: 1 P: 13	R: 0 E: 0 K: 1 S: 15	H: 0 LOB: 2 BB: 2 P: 28	R: 4 E: 0 K: 2 S: 20	H: 4 LOB: 2 BB: 2 P: 39	R: 0 E: 0 K: 1 S: 9	H: 1 LOB: 0 BB: 0 P: 13	1B: 6 2B: 4 3B: 0 HR: 1	SF: 0 SAC: 0 DP: 2 HBP: 0	WP: 0 PB: 0 CS: 0	PA: 41
PITCHER	IP WLS BF H R ER SO BB IBB HBP BLK WP HR S P ERA WHIP																			
58 Luis Castillo, R ERA: 4.08	(1.1) 6.0 W 24 6 1 1 7 1 0 0 0 0 1 60 101 1.50 1.167																			
50 Amir Garrett, L ERA: 6.55	(7.1) 0.2 4 0 0 0 1 2 0 0 0 0 0 11 23 0.00 3.000																			
47 Brad Brach, R ERA: 5.08	(7.1) 0.1 H 4 1 3 3 0 2 0 0 0 0 0 0 18 19 81.00 9.000																			
85 Luis Cessa, R ERA: 2.88	(8.1) 0.1 H 3 2 1 1 0 0 0 0 0 0 0 0 7 11 27.00 6.000																			
21 Michael Lorenzen, R ERA: 3.79	(8.1) 1.2 S 6 2 0 0 3 0 0 0 0 0 0 0 18 27 0.00 1.200																			

AB	36
R	5
H	11
RBI	5
BB	5
SO	11
LOB	17



Batter	1	2	3	4	5	6	7	8	9	AB	R	H	RBI	BB	SO	LOB	BOTTOM			
6 Jonathan India, R OBP: 0.403, SLG: 0.450										5	0	3	1	0	1	2	Minnesota Twins @ Cincinnati Reds Great American Ball Park, Cincinnati, OH Wed Aug 04 2021, 12:39 PM - 3:53 PM EDT Att: 16,828 - Sunny - 79 F			
33 Jesse Winker, L OBP: 0.383, SLG: 0.538										3	1	0	0	1	1	3				
17 Kyle Farmer, R OBP: 0.326, SLG: 0.411										3	1	1	1	1	0	1				
19 Joey Votto, L OBP: 0.368, SLG: 0.550										3	1	1	2	1	0	0				
37 Tyler Stephenson, R OBP: 0.372, SLG: 0.419										4	1	2	2	0	2	2				
7 Eugenio Suárez, R OBP: 0.260, SLG: 0.373										4	0	1	0	0	1	3				
21 Michael Lorenzen, R ERA: 3.79										0	0	0	0	0	0	0				
44 Aristides Aquino, R OBP: 0.324, SLG: 0.482										4	0	0	0	0	1	3				
4 Shogo Akiyama, L OBP: 0.285, SLG: 0.260										2	2	1	0	2	1	0				
58 Luis Castillo, R ERA: 4.08										0	0	0	0	0	0	0				
32 Mike Schrock, L ERA: 4.4										1	0	0	0	0	0	0				
50 Amir Garrett, R ERA: 6.55										0	0	0	0	0	0	0				
47 Brad Brach, R ERA: 5.08										0	0	0	0	0	0	0				
85 Luis Cessa, R ERA: 2.88										1	0	0	0	0	0	1				
27 Mike Freeman, L OBP: 0.250, SLG: 0.190										0	0	0	0	0	0	0				
Inning Stats	R: 0 E: 0 K: 0 S: 8	H: 1 LOB: 0 BB: 0 P: 9	R: 0 E: 0 K: 1 S: 13	H: 1 LOB: 1 BB: 0 P: 22	R: 4 E: 0 K: 1 S: 17	H: 4 LOB: 1 BB: 1 P: 28	R: 1 E: 0 K: 0 S: 12	H: 1 LOB: 1 BB: 1 P: 21	R: 0 E: 0 K: 3 S: 14	H: 0 LOB: 2 BB: 2 P: 27	R: 0 E: 0 K: 2 S: 12	H: 1 LOB: 1 BB: 0 P: 17	R: 1 E: 0 K: 0 S: 9	H: 1 LOB: 0 BB: 0 P: 13	R: 0 E: 0 K: 0 S: 14	H: 0 LOB: 1 BB: 1 P: 22	1B: 6 2B: 2 3B: 0 HR: 1	SF: 0 SAC: 2 DP: 1 HBP: 0	WP: 0 PB: 1 CS: 0	PA: 37
PITCHER	IP WLS BF H R ER SO BB IBB HBP BLK WP HR S P ERA WHIP																			
85 Charlie Barnes, L ERA: 6.23	(1.1) 4.0 L 20 7 5 5 2 2 0 0 0 0 0 0 26 44 0.00 1.500																			
49 Juan Minaya, R ERA: 4.4	(5.1) 2.0 9 1 0 0 5 2 0 0 0 0 0 0 26 44 0.00 1.500																			
41 Beau Burrows, R ERA: 11.0	(7.1) 1.0 4 1 1 1 0 0 0 0 0 0 0 1 9 13 9.00 1.000																			
56 Caleb Thielbar, L ERA: 3.79	(8.1) 1.0 4 0 0 0 0 1 0 0 0 0 0 0 14 22 0.00 1.000																			

AB	30
R	6
H	9
RBI	6
BB	5
SO	7
LOB	15



Batter	1	2	3	4	5	6	7	8	9	AB	R	H	RBI	BB	SO	LOB	TOP							
68 Hoy Park, L OBP: 0.421, SLG: 0.529										4	1	2	0	1	1	0	Pittsburgh Pirates @ Cincinnati Reds Great American Ball Park, Cincinnati, OH Thu Aug 05 2021, 7:13 PM - 10:28 PM EDT Att: 19,393 - Partly Cloudy - 87 F							
27 Kevin Newman, R OBP: 0.260, SLG: 0.287										4	0	2	1	0	0	2								
10 Bryan Reynolds, S OBP: 0.390, SLG: 0.519										3	0	0	1	0	1	3								
13 Ke'Bryan Hayes, R OBP: 0.313, SLG: 0.371										4	0	1	1	0	1	3								
69 John Nogowski, R OBP: 0.318, SLG: 0.336										3	0	0	0	0	1	2								
56 Duane Underwood Jr., R ERA: 4.85										0	0	0	0	0	0	0								
52 Anthony Banda, L ERA: 4.65										0	0	0	0	0	0	0								
64 Rodolfo Castro, S OBP: 0.275, SLG: 0.543										0	0	0	0	1	0	0								
36 Nick Mears, R ERA: 5.14										0	0	0	0	0	0	0								
25 Gregory Polanco, L OBP: 0.291, SLG: 0.371										4	0	0	0	0	2	1								
58 Jacob Stallings, R OBP: 0.329, SLG: 0.398										3	1	1	0	1	1	0								
15 Wilmer Difo, S OBP: 0.321, SLG: 0.401										4	1	1	0	0	2	1								
29 Wil Crowe, R OBP: 0.125, SLG: 0.045										1	0	0	0	0	1	0								
24 Phillip Evans, R OBP: 0.314, SLG: 0.304										3	1	1	1	0	0	1								
Inning Stats	R: 0 E: 0 K: 2 S: 11	H: 1 LOB: 1 BB: 0 P: 18	R: 0 E: 0 K: 1 S: 6	H: 0 LOB: 0 BB: 0 P: 9	R: 0 E: 0 K: 2 S: 15	H: 0 LOB: 1 BB: 1 P: 23	R: 0 E: 0 K: 2 S: 10	H: 0 LOB: 0 BB: 0 P: 15	R: 4 E: 0 K: 0 S: 14	H: 5 LOB: 2 BB: 1 P: 33	R: 0 E: 0 K: 2 S: 14	H: 1 LOB: 1 BB: 0 P: 20	R: 0 E: 0 K: 0 S: 8	H: 1 LOB: 1 BB: 0 P: 14	R: 0 E: 0 K: 1 S: 9	H: 0 LOB: 0 BB: 1 P: 16	R: 0 E: 0 K: 0 S: 7	H: 0 LOB: 0 BB: 0 P: 11	1B: 7 2B: 1 3B: 0 HR: 0	SF: 0 SAC: 0 DP: 2 HBP: 1	WP: 0 PB: 0 SB: 1 CS: 0	PA: 37		
PITCHER	IP 5.0	WLS W	BF 23	H 6	R 4	ER 4	SO 7	BB 2	IBB 0	HBP 0	BLK 0	WP 0	HR 0	S 56	P 98	ERA 7.20	WHIP 1.600							
54 Sonny Gray, R ERA: 4.44	(1, 1)																							
23 Jeff Hoffman, R ERA: 4.58	(6, 1)	2.0	H	8	2	0	0	2	0	0	1	0	0	0	22	34	0.00	1.000						
34 Justin Wilson, L ERA: 6.33	(8, 1)	1.0	H	3	0	0	0	1	0	0	0	0	0	9	16	0.00	1.000							
48 Mychal Givens, R ERA: 2.34	(9, 1)	1.0	S	3	0	0	0	0	0	0	0	0	0	7	11	0.00	0.000							

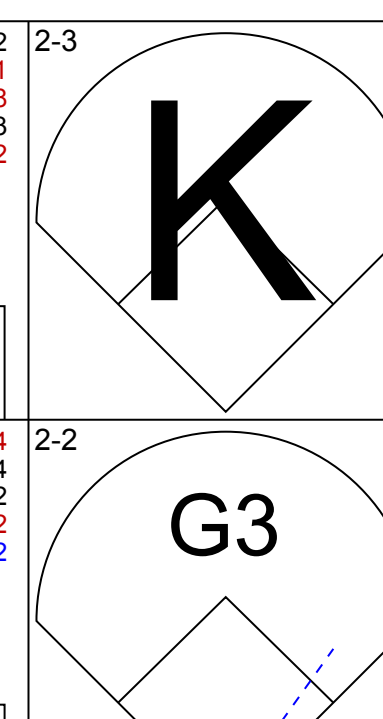
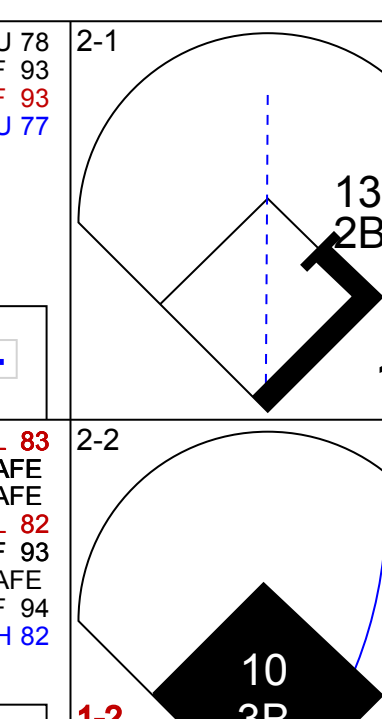
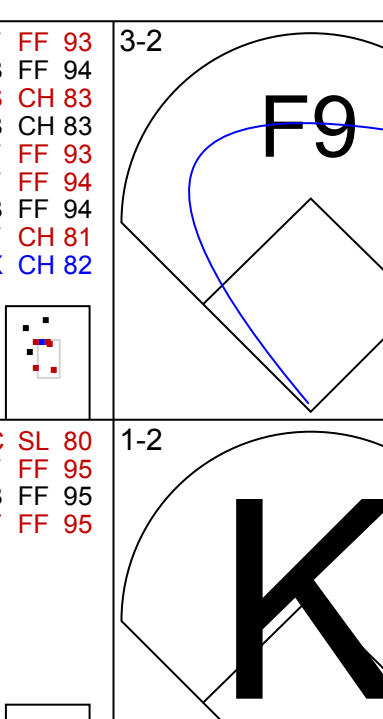
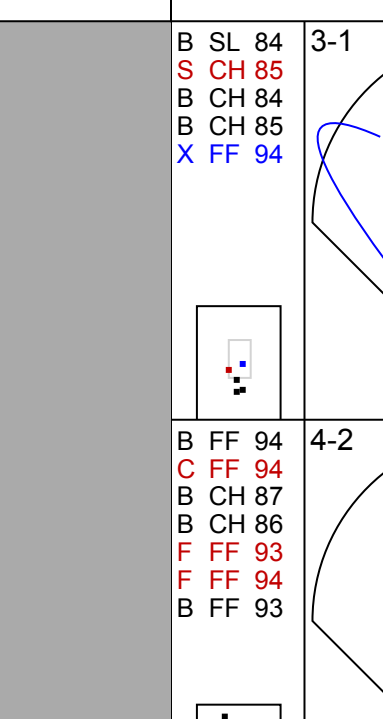
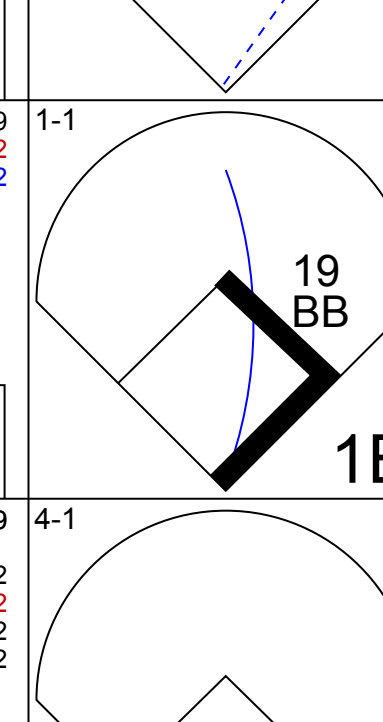
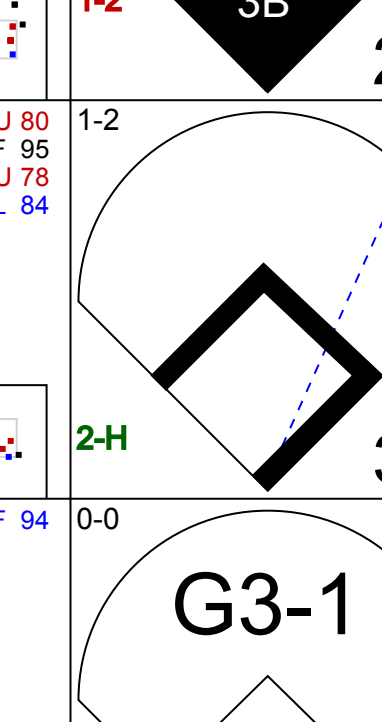

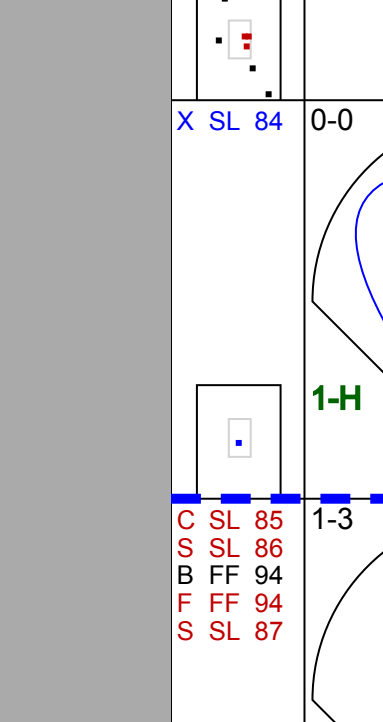
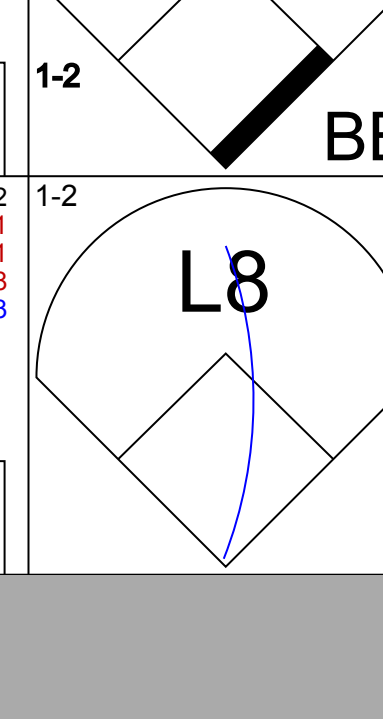






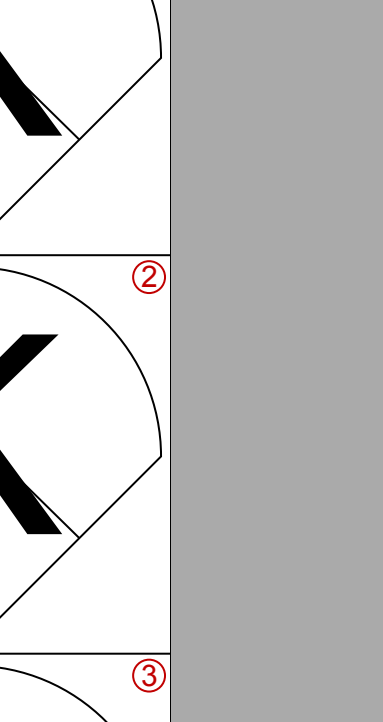

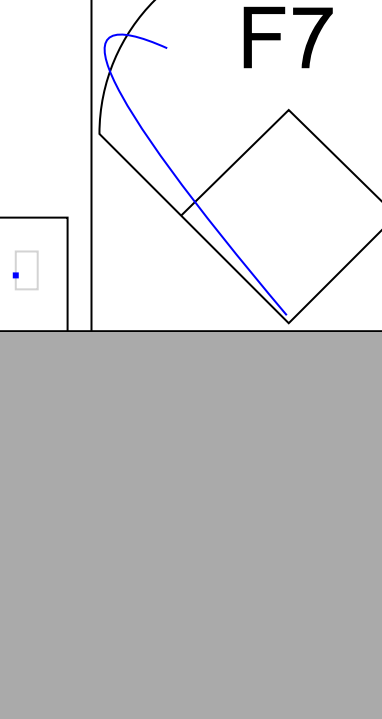
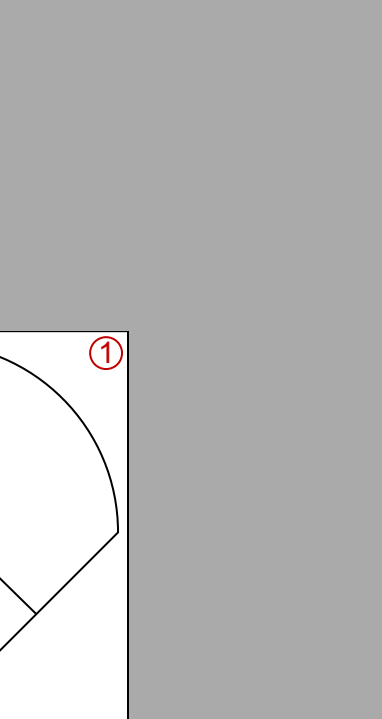
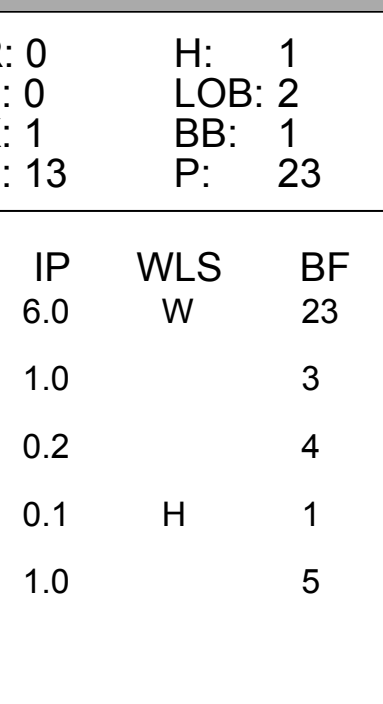
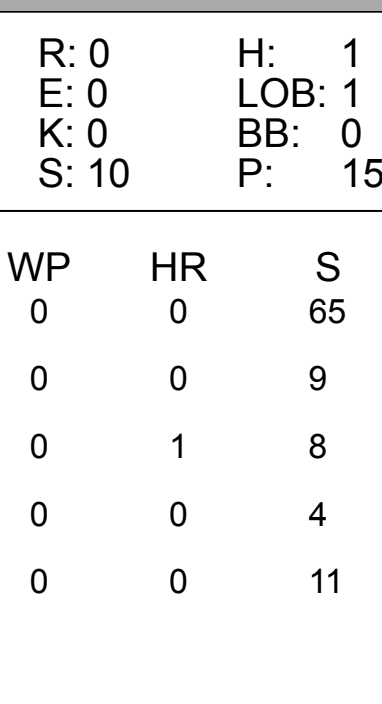
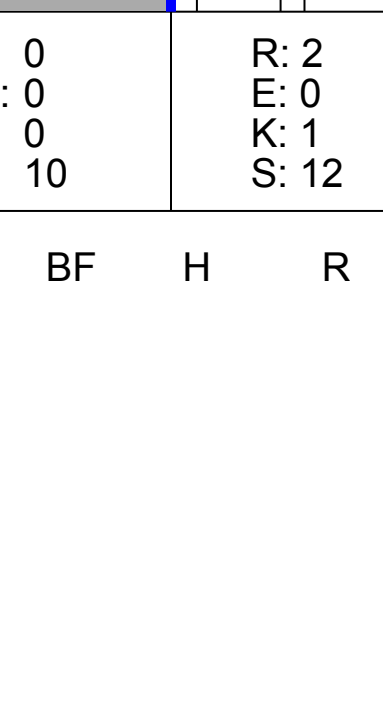
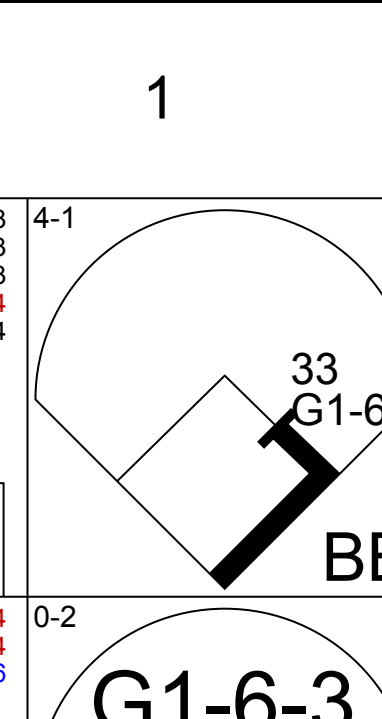
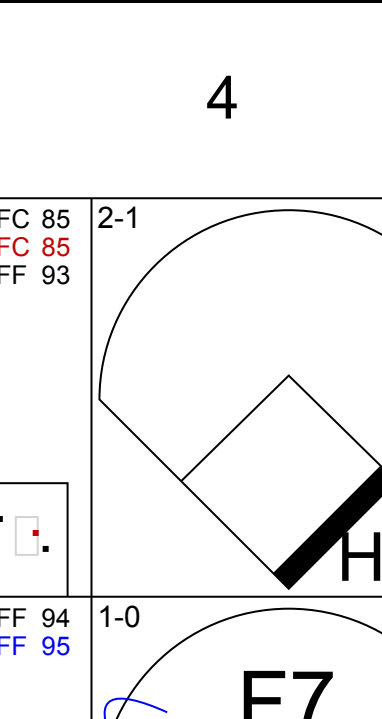
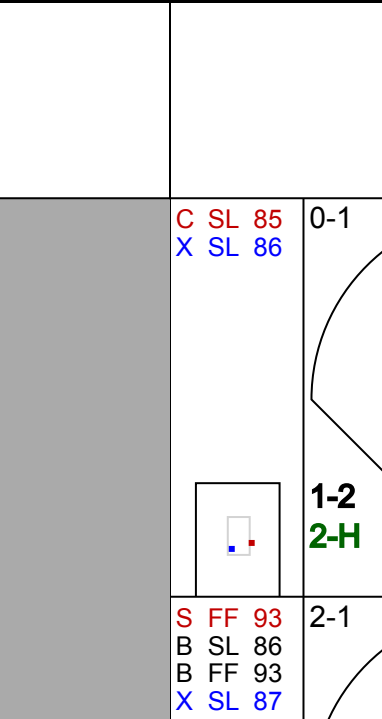
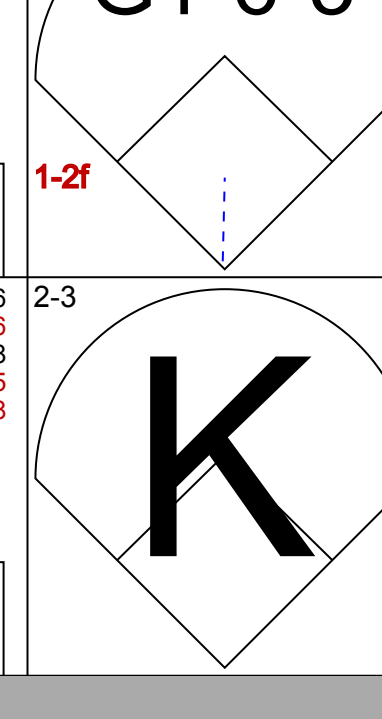
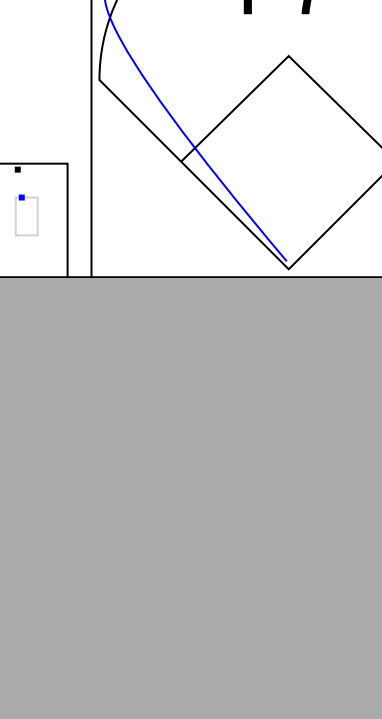
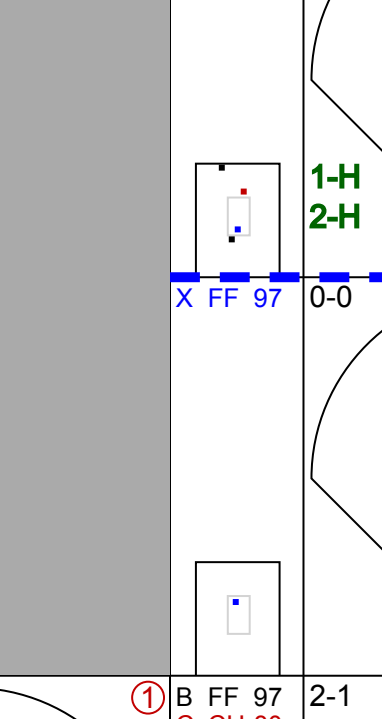


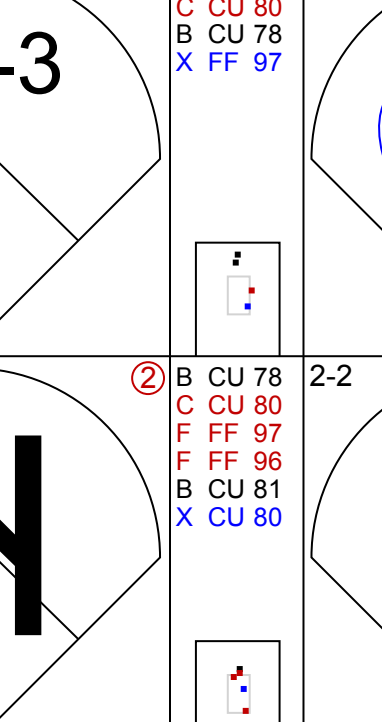
Batter	1	2	3	4	5	6	7	8	9	AB	R	H	RBI	BB	SO	LOB	BOTTOM						
6 Jonathan India, R OBP: 0.404, SLG: 0.458										3	2	1	1	1	1	1	Pittsburgh Pirates @ Cincinnati Reds Great American Ball Park, Cincinnati, OH Thu Aug 05 2021, 7:13 PM - 10:28 PM EDT Att: 19,393 - Partly Cloudy - 87 F						
33 Jesse Winker, L OBP: 0.382, SLG: 0.534										3	0	0	0	0	1	3							
2 Nick Castellanos, R OBP: 0.382, SLG: 0.576										3	0	0	0	1	2	2							
19 Joey Votto, L OBP: 0.367, SLG: 0.556										4	1	1	3	0	1	2							
37 Tyler Stephenson, R OBP: 0.372, SLG: 0.418										3	0	1	0	0	1	1							
16 Tucker Barnhart, L OBP: 0.338, SLG: 0.396										1	0	0	0	0	0	0							
17 Kyle Farmer, R OBP: 0.330, SLG: 0.415										4	1	3	0	0	0	0							
12 Tyler Naquin, L OBP: 0.309, SLG: 0.421										4	1	0	0	0	2	4							
7 Eugenio Suárez, R OBP: 0.260, SLG: 0.379										4	1	1	3	0	3	1							
54 Sonny Gray, R ERA: 4.44	(1, 1)									2	1	2	0	0	0	0							
4 Shogo Ayumori, L ERA: 5.47	(5, PH)									1	0	0	0	0	0	1							
23 Jeff Hoffman, R ERA: 4.58	(6, 1)									0	0	0	0	0	0	0							
34 Justin Wilson, L ERA: 6.33	(8, 1)									0	0	0	0	0	0	0							
44 Aristides Aquino, R ERA: 4.65	(8, PH)									1	0	0	0	0	1	0							
48 Mychal Givens, R ERA: 2.34	(9, 1)									0	0	0	0	0	0	0							
Inning Stats	R: 1 E: 0 K: 0 S: 10	H: 1 LOB: 1 BB: 1 P: 23	R: 6 E: 1 K: 1 S: 26	H: 6 LOB: 2 BB: 1 P: 47	R: 0 E: 0 K: 2 S: 9	H: 1 LOB: 1 BB: 0 P: 15	R: 0 E: 0 K: 2 S: 8	H: 0 LOB: 0 BB: 0 P: 15	R: 0 E: 0 K: 1 S: 11	H: 1 LOB: 1 BB: 0 P: 17	R: 0 E: 0 K: 2 S: 8	H: 0 LOB: 0 BB: 0 P: 9	R: 0 E: 0 K: 1 S: 8	H: 0 LOB: 0 BB: 0 P: 11	R: 0 E: 0 K: 3 S: 11	H: 0 LOB: 0 BB: 0 P: 15	1B: 6 2B: 1 3B: 0 HR: 3	SF: 0 SAC: 0 DP: 1 HBP: 1	WP: 0 PB: 0 SB: 0 CS: 0	PA: 36			
PITCHER	IP 4.0	WLS L	BF 23	H 7	R 7	ER 3	SO 5	BB 2	IBB 0	HBP 1	BLK 0	WP 0	HR 3	S 53	P 100	ERA 6.75	WHIP 2.500						
29 Wil Crowe, R ERA: 5.47	(1, 1)																						
56 Duane Underwood Jr., R ERA: 4.85	(5, 1)	2.0	7	1	0	0	3	0	0	0	0	0	0	19	26	0.00	0.500						
52 Anthony Banda, L ERA: 4.65	(7, 1)	1.0	3	0	0	0	1	0	0	0	0	0	0	8	11	0.00	0.000						
36 Nick Mears, R ERA: 5.14	(8, 1)	1.0	3	0	0	0	3	0	0	0	0	0	0	11	15	0.00	0.000						

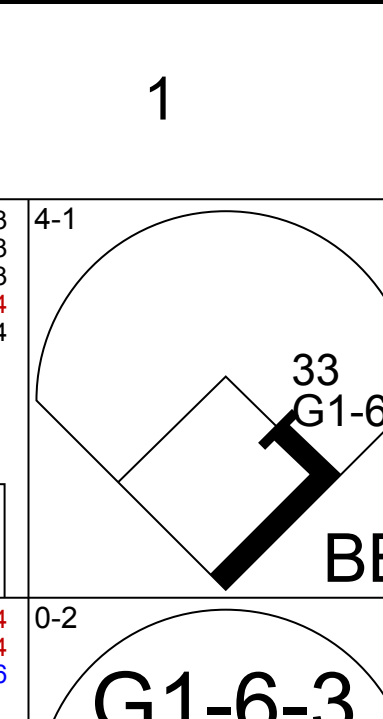
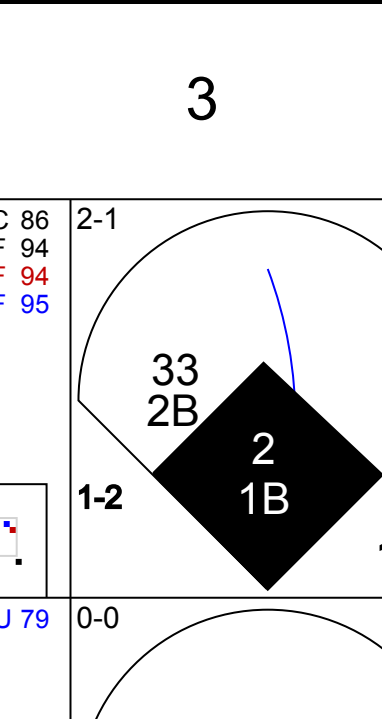

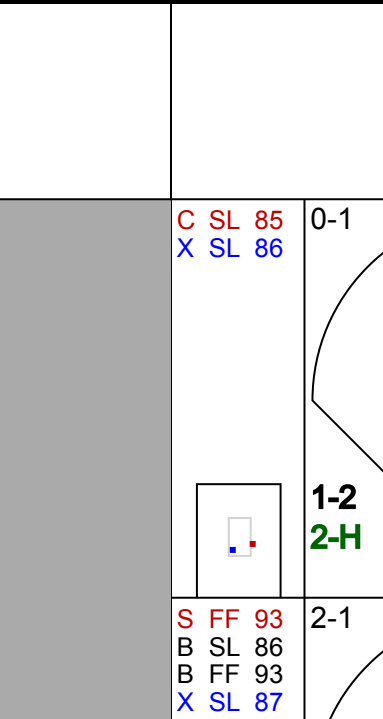
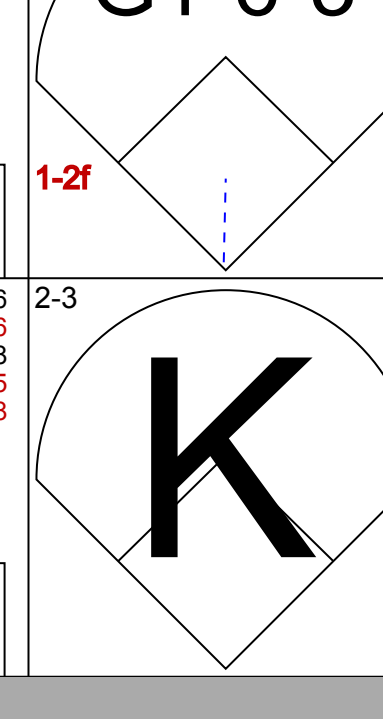
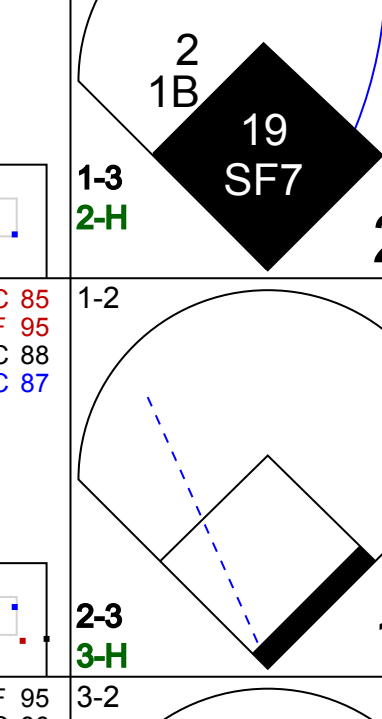
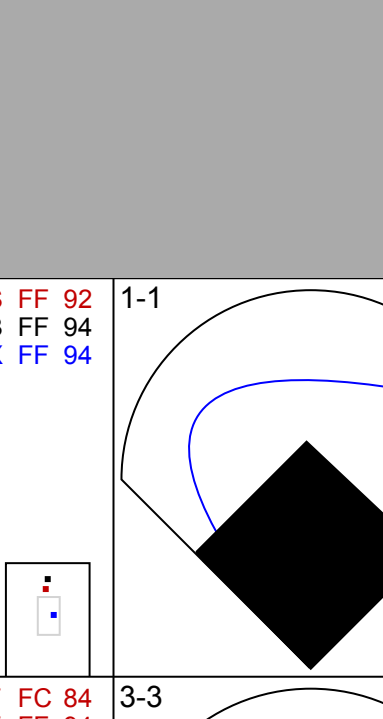
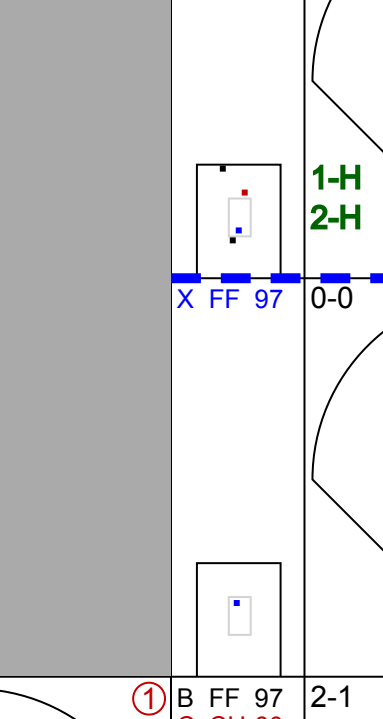

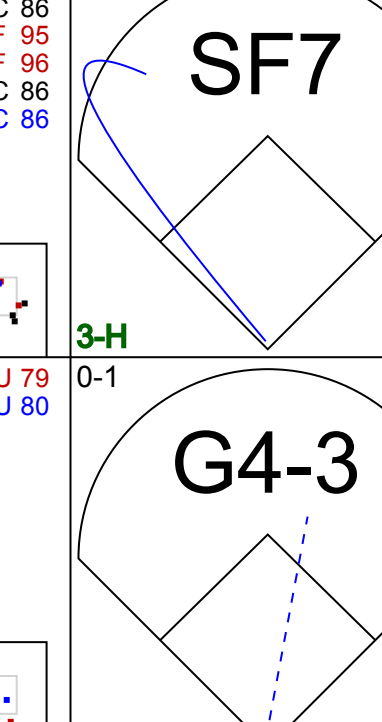
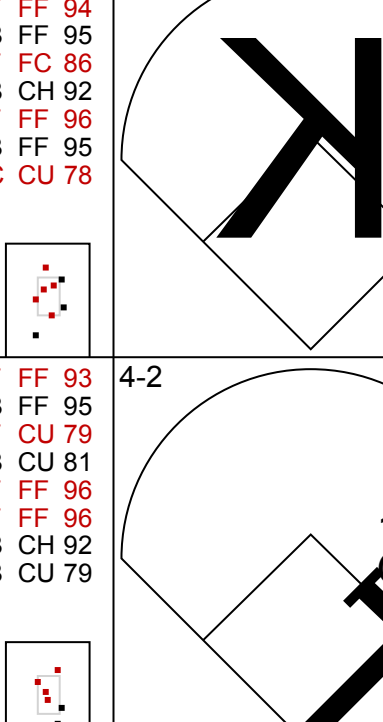
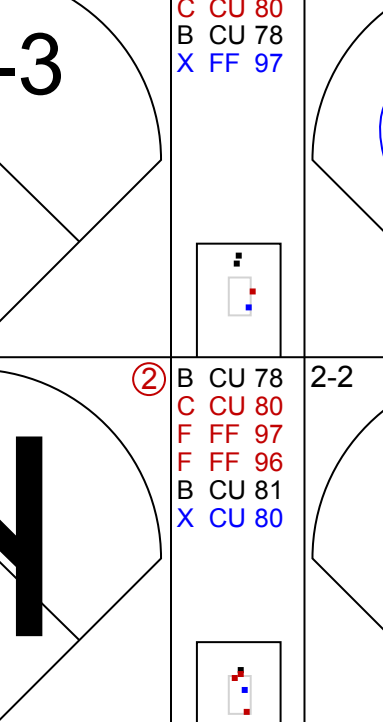


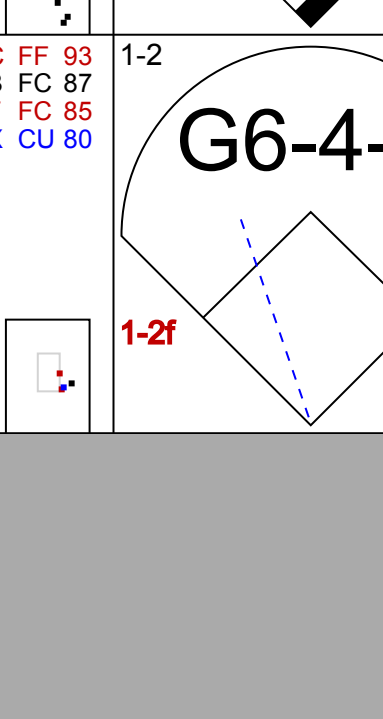
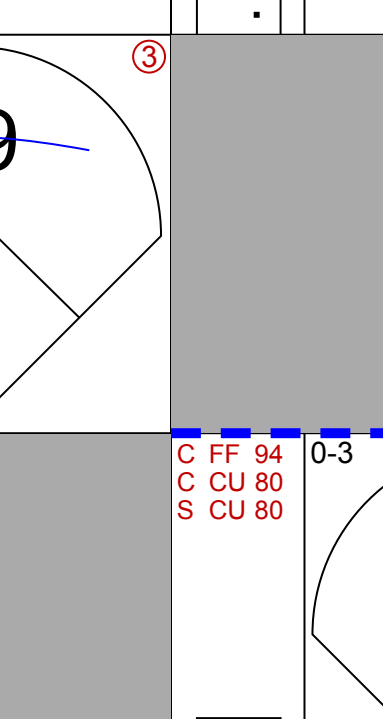

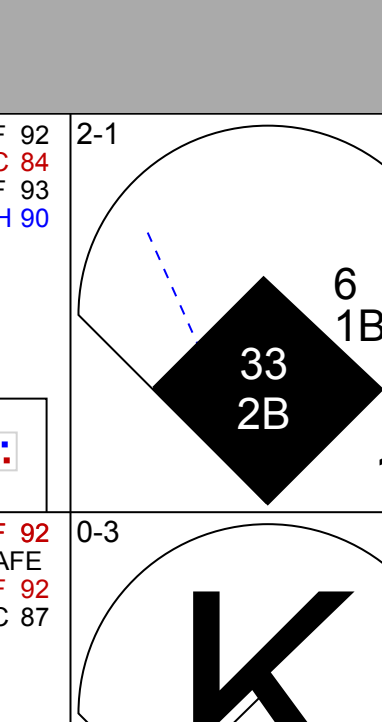

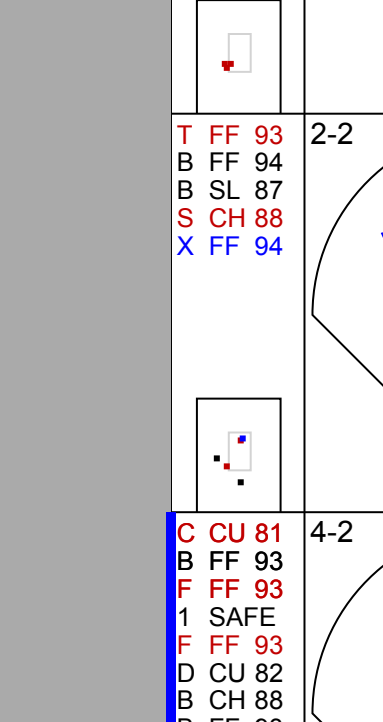
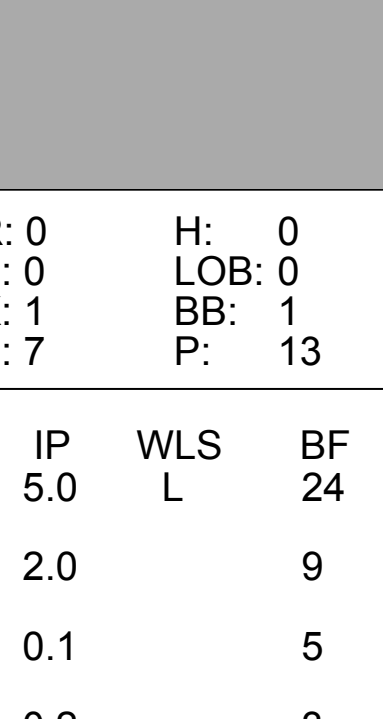
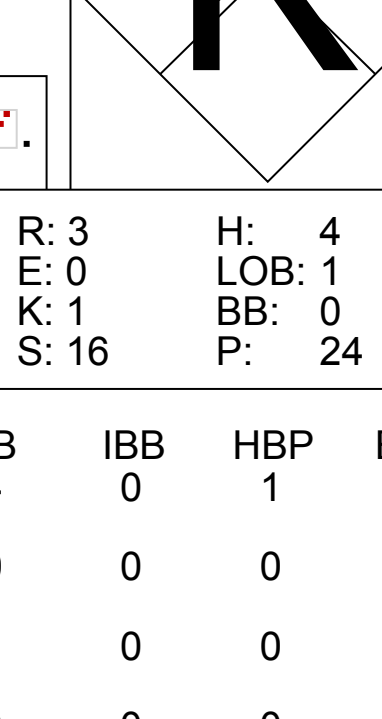
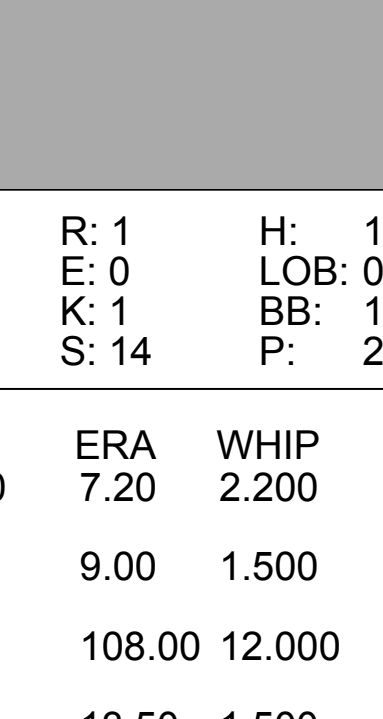
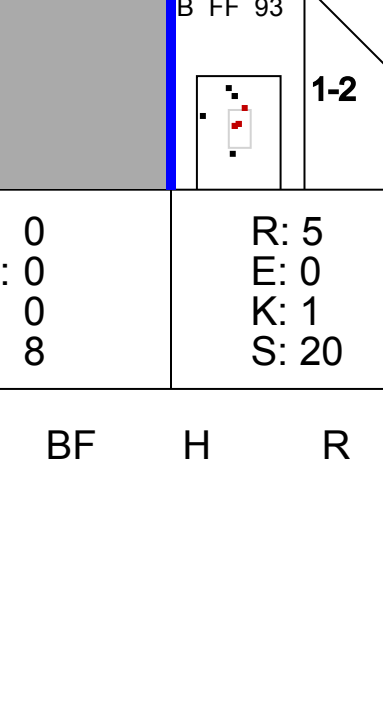





Batter	1	2	3	4	5	6	7	8	9	AB	R	H	RBI	BB	SO	LOB	TOP			
27 Kevin Newman, R OBP: 0.258, SLG: 0.284	L4	L8			K			K		4	0	0	0	0	2	2	Pittsburgh Pirates @ Cincinnati Reds Great American Ball Park, Cincinnati, OH Fri Aug 06 2021, 7:11 PM - 9:52 PM EDT Att: 27,804 - Overcast - 86 F			
13 Ke'Bryan Hayes, R OBP: 0.316, SLG: 0.374	1B		L7		1B			F9		4	0	2	0	0	0	0				
10 Bryan Reynolds, S OBP: 0.387, SLG: 0.515 68 Hoy Park, L OBP: 0.450, SLG: 0.611	K		F9		FC6-4			2B		3	0	0	0	0	1	2				
69 John Nogowski, R OBP: 0.316, SLG: 0.328	BB		G5-3				L8	F9		3	0	0	0	1	0	1				
58 Jacob Stallings, R OBP: 0.328, SLG: 0.394	L4			K		BB		K		3	0	0	0	1	2	2				
25 Gregory Polanco, L OBP: 0.291, SLG: 0.369			K		K		G6-3			4	0	1	0	0	2	1				
64 Rodolfo Castro, S OBP: 0.291, SLG: 0.540		FC5-6-4 24 1B			1B			L8		4	0	2	0	0	0	1				
24 Phillip Evans, R OBP: 0.314, SLG: 0.304	1B		FC4				F7			3	0	1	0	0	0	2				
34 JT Brubaker, R OBP: 0.189, SLG: 0.091 67 Kyle Keller, R	B2				K		G1-6-3			2	0	0	0	0	1	2				
19 Colin Moran, L OBP: 0.343, SLG: 0.411 57 Luis Oviedo, R										0	0	0	0	0	0	0				
Inning Stats	R: 0 H: 1 E: 0 K: 1 S: 14	H: 1 LOB: 2 BB: 1 P: 23	R: 0 H: 2 E: 0 K: 0 S: 9	H: 2 LOB: 2 BB: 0 P: 14	R: 0 H: 0 E: 0 K: 0 S: 5	H: 0 LOB: 0 BB: 0 P: 5	R: 0 H: 1 E: 0 K: 2 S: 12	H: 1 LOB: 1 BB: 0 P: 17	R: 0 H: 1 E: 0 K: 2 S: 10	H: 1 LOB: 1 BB: 0 P: 15	R: 0 H: 0 E: 0 K: 0 S: 4	H: 0 LOB: 0 BB: 1 P: 10	R: 0 H: 1 E: 0 K: 1 S: 13	H: 1 LOB: 0 BB: 0 P: 16	R: 0 H: 1 E: 0 K: 1 S: 11	H: 0 LOB: 0 BB: 0 P: 11	1B: 6 2B: 1 3B: 0 HR: 0	SF: 0 SAC: 0 DP: 2 HBP: 0	WP: 0 PB: 0 SB: 0 CS: 0	PA: 34
PITCHER	IP WLS BF H R ER SO BB IBB HBP BLK WP HR S P ERA WHIP	IP WLS BF H R ER SO BB IBB HBP BLK WP HR S P ERA WHIP	IP WLS BF H R ER SO BB IBB HBP BLK WP HR S P ERA WHIP	IP WLS BF H R ER SO BB IBB HBP BLK WP HR S P ERA WHIP	IP WLS BF H R ER SO BB IBB HBP BLK WP HR S P ERA WHIP	IP WLS BF H R ER SO BB IBB HBP BLK WP HR S P ERA WHIP	IP WLS BF H R ER SO BB IBB HBP BLK WP HR S P ERA WHIP	IP WLS BF H R ER SO BB IBB HBP BLK WP HR S P ERA WHIP	IP WLS BF H R ER SO BB IBB HBP BLK WP HR S P ERA WHIP	IP WLS BF H R ER SO BB IBB HBP BLK WP HR S P ERA WHIP	IP WLS BF H R ER SO BB IBB HBP BLK WP HR S P ERA WHIP	IP WLS BF H R ER SO BB IBB HBP BLK WP HR S P ERA WHIP	IP WLS BF H R ER SO BB IBB HBP BLK WP HR S P ERA WHIP	IP WLS BF H R ER SO BB IBB HBP BLK WP HR S P ERA WHIP	IP WLS BF H R ER SO BB IBB HBP BLK WP HR S P ERA WHIP	IP WLS BF H R ER SO BB IBB HBP BLK WP HR S P ERA WHIP				

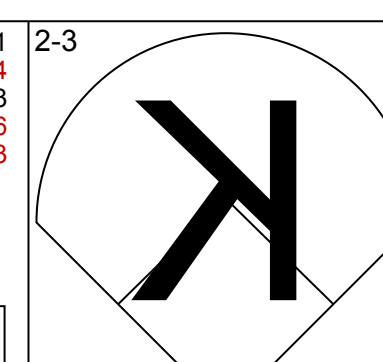
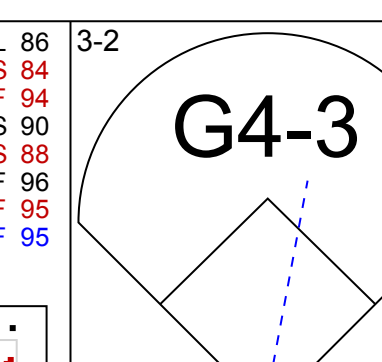
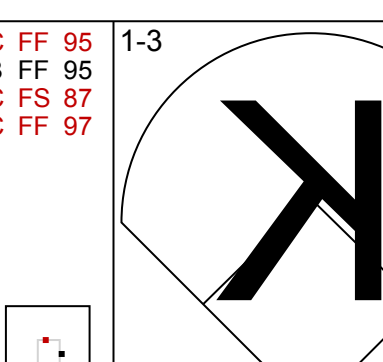
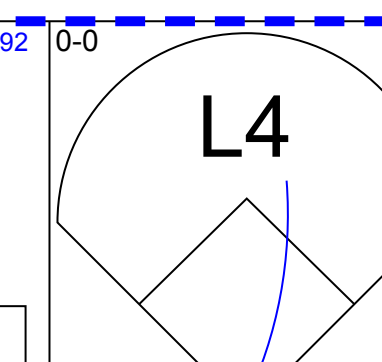
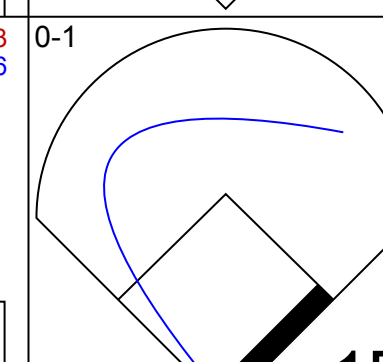
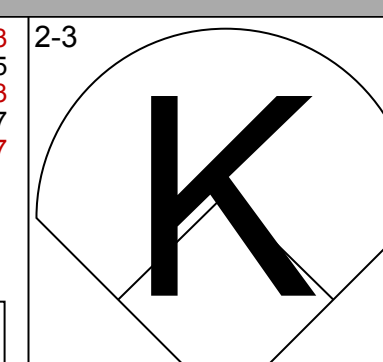
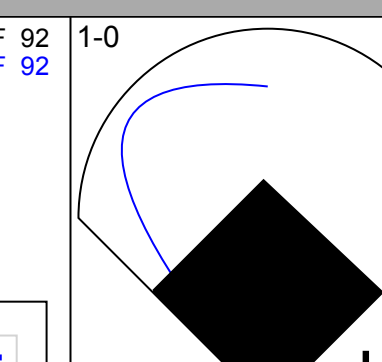
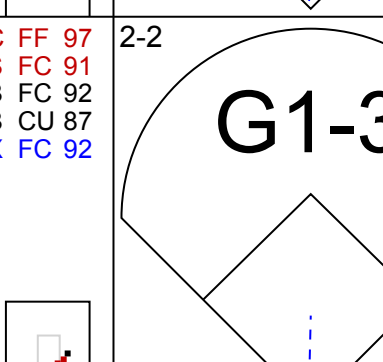
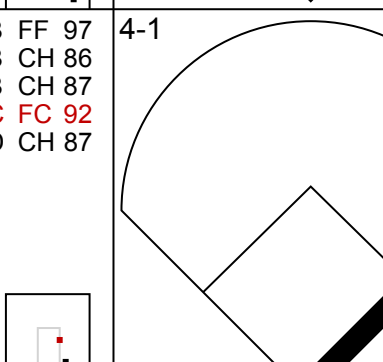
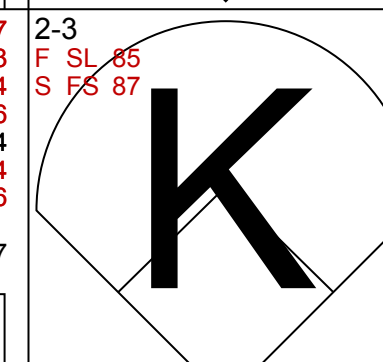
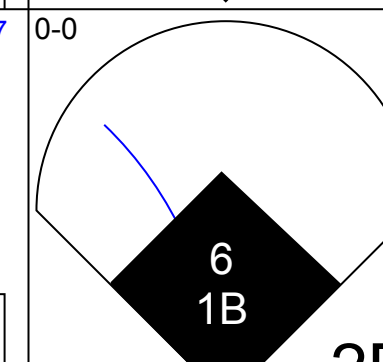
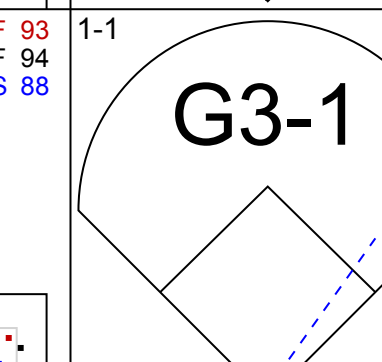
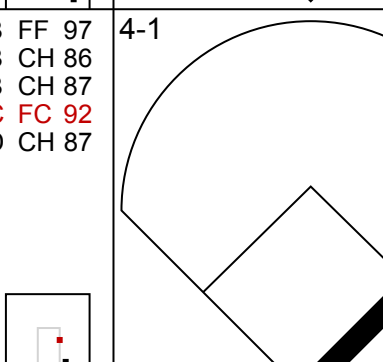
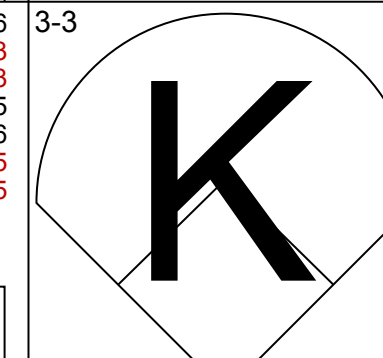
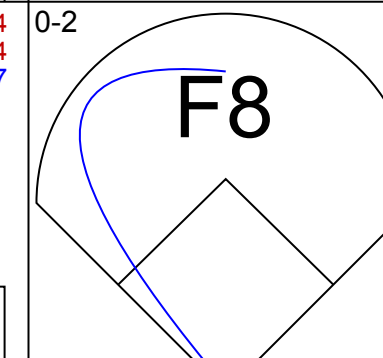
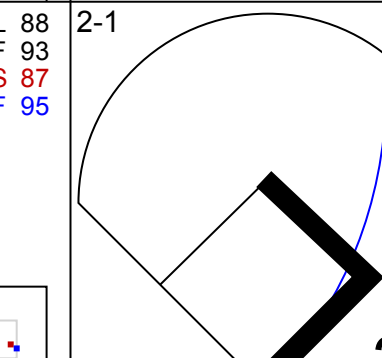
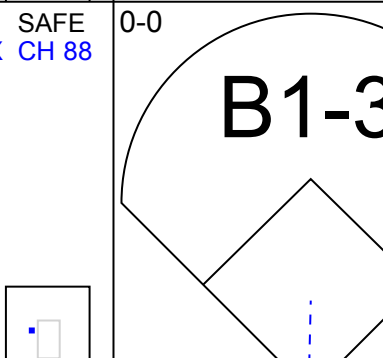
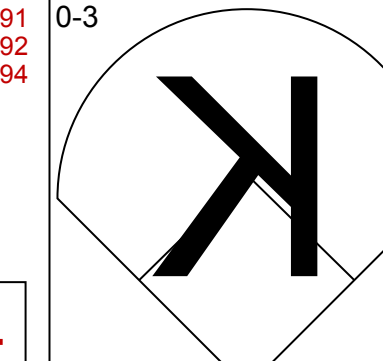
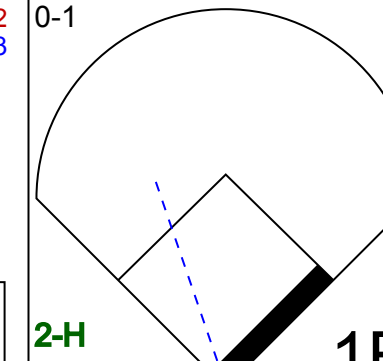
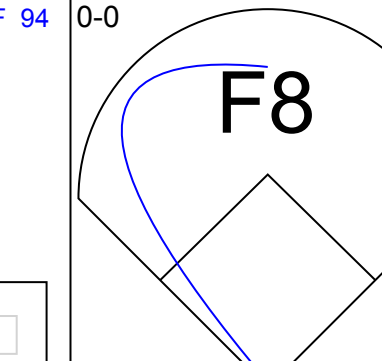
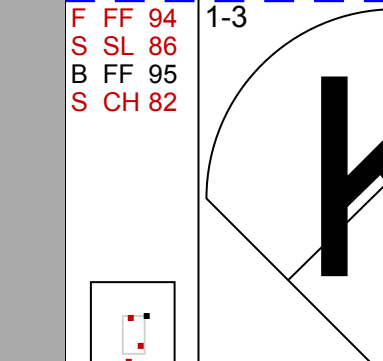
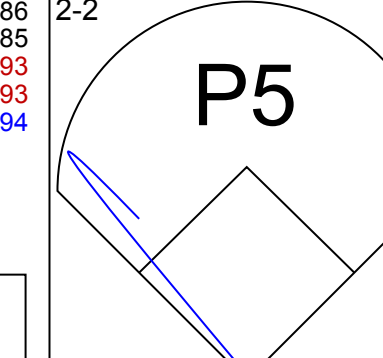
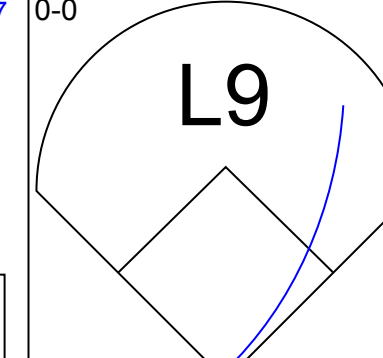
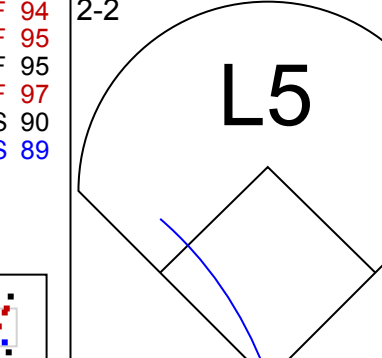
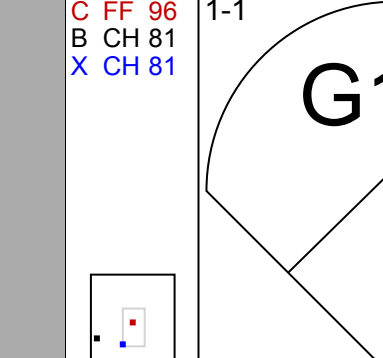
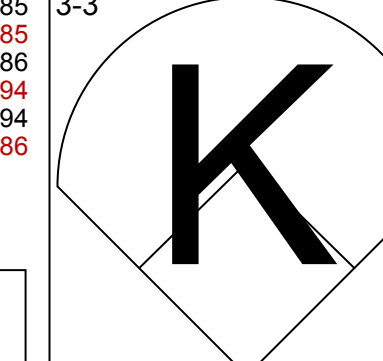
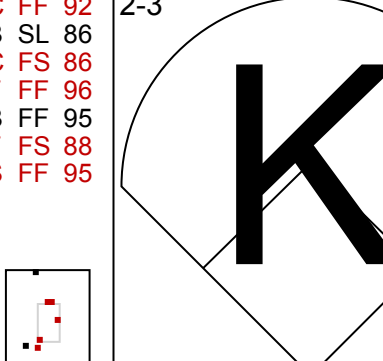
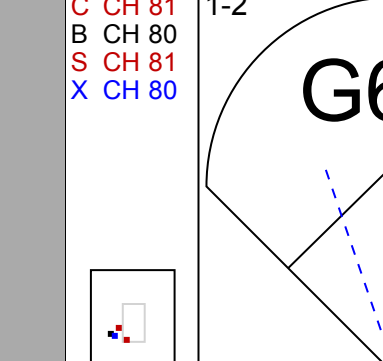
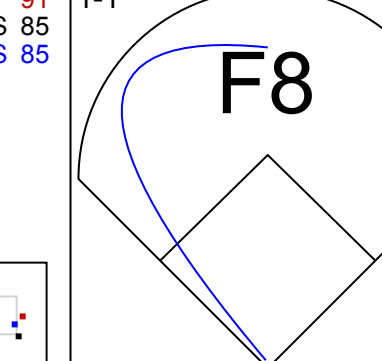
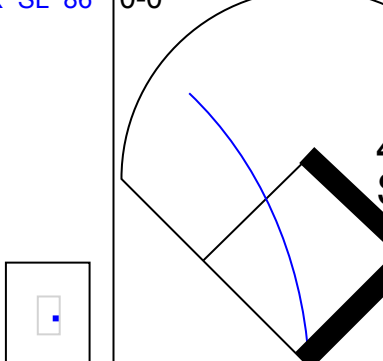
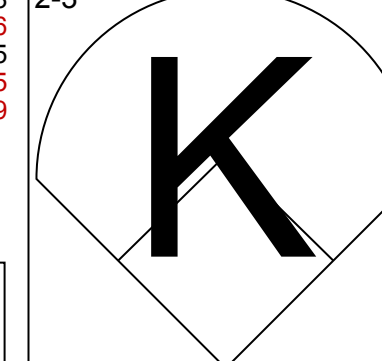
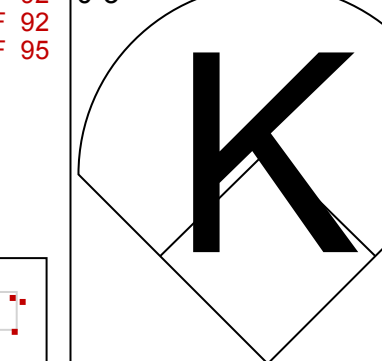
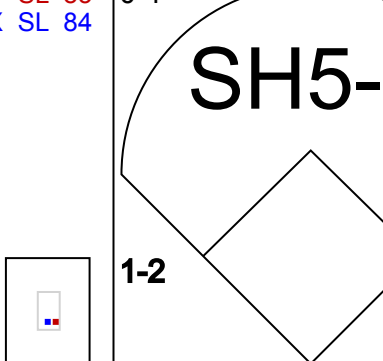
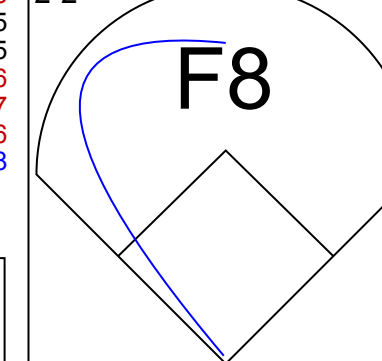
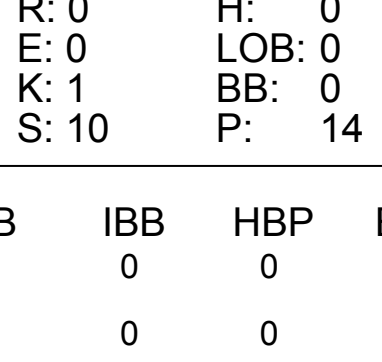
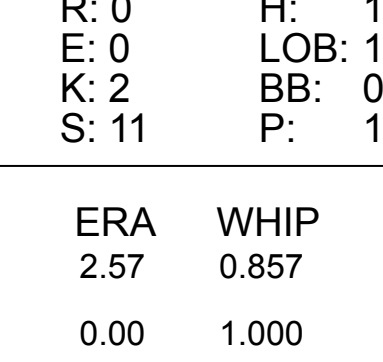
Batter	1	2	3	4	5	6	7	8	9	AB	R	H	RBI	BB	SO	LOB	BOTTOM			
6 Jonathan India, R OBP: 0.401, SLG: 0.463	L8		P6			HR		G6-3		5	1	1	1	0	1	0	Pittsburgh Pirates @ Cincinnati Reds Great American Ball Park, Cincinnati, OH Fri Aug 06 2021, 7:11 PM - 9:52 PM EDT Att: 27,804 - Overcast - 86 F			
33 Jesse Winker, L OBP: 0.368, SLG: 0.546 44 Aristides Aquino, R OBP: 0.327, SLG: 0.477	2B	HR			BB			HBP		2	2	2	1	2	0	0				
2 Nick Castellanos, R OBP: 0.379, SLG: 0.570 63 Sean Doolittle, L	E5	BB			K			K		4	1	0	0	1	3	4				
19 Joey Votto, L OBP: 0.365, SLG: 0.550	BB	L3			L7			F9		3	1	0	0	1	0	3				
9 Mike Moustakas, L OBP: 0.352, SLG: 0.484	2B	2B			K			2B		4	2	3	2	0	1	1				
17 Kyle Farmer, R OBP: 0.332, SLG: 0.416	1B	1B			K			K		4	1	2	3	0	2	1				
12 Tyler Naquin, L OBP: 0.308, SLG: 0.417	BB	F7			G2-3			F9		3	1	0	0	1	0	2				
16 Tucker Barnhart, L OBP: 0.337, SLG: 0.406	HR				F7			K		4	1	1	3	0	1	1				
22 Wade Miley, L OBP: 0.233, SLG: 0.200 55 Heath Hembree, R	K				F8			L4		3	0	0	0	0	1	0				
4 Shogo Akiyama, L OBP: 0.281, SLG: 0.256										1	0	0	0	0	0	0				
Inning Stats	R: 7 H: 4 E: 1 K: 2 S: 22	H: 4 LOB: 0 BB: 2 P: 35	R: 2 H: 3 E: 0 K: 0 S: 12	H: 3 LOB: 1 BB: 1 P: 21	R: 0 H: 0 E: 0 K: 0 S: 5	H: 0 LOB: 0 BB: 0 P: 9	R: 0 H: 0 E: 0 K: 2 S: 9	H: 0 LOB: 1 BB: 1 P: 16	R: 0 H: 1 E: 0 K: 1 S: 10	H: 1 LOB: 1 BB: 0 P: 14	R: 1 H: 1 E: 0 K: 1 S: 14	H: 1 LOB: 1 BB: 1 P: 29	R: 0 H: 1 E: 0 K: 2 S: 9	H: 1 LOB: 0 BB: 0 P: 11	R: 0 H: 0 E: 0 K: 1 S: 10	H: 0 LOB: 1 BB: 0 P: 14	1B: 2 2B: 5 3B: 0 HR: 3	SF: 0 SAC: 0 DP: 1 HBP: 1	WP: 0 PB: 0 SB: 0 CS: 0	PA: 39
PITCHER	IP WLS BF H R ER SO BB IBB HBP BLK WP HR S P ERA WHIP	IP WLS BF H R ER SO BB IBB HBP BLK WP HR S P ERA WHIP	IP WLS BF H R ER SO BB IBB HBP BLK WP HR S P ERA WHIP	IP WLS BF H R ER SO BB IBB HBP BLK WP HR S P ERA WHIP	IP WLS BF H R ER SO BB IBB HBP BLK WP HR S P ERA WHIP	IP WLS BF H R ER SO BB IBB HBP BLK WP HR S P ERA WHIP	IP WLS BF H R ER SO BB IBB HBP BLK WP HR S P ERA WHIP	IP WLS BF H R ER SO BB IBB HBP BLK WP HR S P ERA WHIP	IP WLS BF H R ER SO BB IBB HBP BLK WP HR S P ERA WHIP	IP WLS BF H R ER SO BB IBB HBP BLK WP HR S P ERA WHIP	IP WLS BF H R ER SO BB IBB HBP BLK WP HR S P ERA WHIP	IP WLS BF H R ER SO BB IBB HBP BLK WP HR S P ERA WHIP	IP WLS BF H R ER SO BB IBB HBP BLK WP HR S P ERA WHIP	IP WLS BF H R ER SO BB IBB HBP BLK WP HR S P ERA WHIP	IP WLS BF H R ER SO BB IBB HBP BLK WP HR S P ERA WHIP	IP WLS BF H R ER SO BB IBB HBP BLK WP HR S P ERA WHIP				



Batter	1	2	3	4	5	6	7	8	9	AB	R	H	RBI	BB	SO	LOB	TOP					
68 Hoy Park, L OBP: 0.417, SLG: 0.545										4	0	1	0	0	1	0	Pittsburgh Pirates @ Cincinnati Reds Great American Ball Park, Cincinnati, OH Sat Aug 07 2021, 7:13 PM - 10:27 PM EDT Att: 31,297 - Partly Cloudy - 89 F					
13 Ke'Bryan Hayes, R OBP: 0.319, SLG: 0.378										3	2	1	0	1	1	0						
10 Bryan Reynolds, S OBP: 0.390, SLG: 0.530										4	1	3	3	0	0	0						
19 Colin Moran, L OBP: 0.341, SLG: 0.404										3	0	0	0	1	2	1						
25 Gregory Polanco, L OBP: 0.188, SLG: 0.365 69 John Noguowski, R (9, PH) OBP: 0.313, SLG: 0.325										3	0	0	0	0	0	2						
64 Rodelio Castro, S OBP: 0.288, SLG: 0.519										4	0	1	0	0	1	0						
6 Anthony Alford, R OBP: 0.303, SLG: 0.250										4	0	3	0	0	1	0						
5 Michael Pérez, L OBP: 0.239, SLG: 0.369										4	0	0	0	0	1	4						
23 Mitch Keller, R OBP: 0.188, SLG: 0.157 55 Chasen Shreve, L ERA: 5.59 15 Wilmer Difo, S OBP: 0.188, SLG: 0.099 46 Chris Stratton, R ERA: 5.59 36 Nick Mears, R ERA: 5.59 27 Kevin Newman, R OBP: 0.251, SLG: 0.283										2	0	0	0	0	0	2						
Inning Stats	R: 0 E: 0 K: 1 S: 13	H: 1 LOB: 2 BB: 1 P: 23	R: 0 E: 0 K: 1 S: 6	H: 1 LOB: 0 BB: 0 P: 8	R: 1 E: 0 K: 1 S: 12	H: 3 LOB: 1 BB: 0 P: 19	R: 0 E: 0 K: 0 S: 10	H: 1 LOB: 1 BB: 0 P: 15	R: 0 E: 0 K: 2 S: 12	H: 0 LOB: 0 BB: 0 P: 17	R: 0 E: 0 K: 1 S: 12	H: 0 LOB: 0 BB: 0 P: 17	R: 0 E: 0 K: 2 S: 9	H: 0 LOB: 0 BB: 0 P: 10	R: 2 E: 0 K: 1 S: 12	H: 1 LOB: 0 BB: 1 P: 23		R: 0 E: 0 K: 0 S: 11	H: 2 LOB: 2 BB: 0 P: 17	1B: 4 2B: 3 HR: 1	SF: 0 SAC: 0 DP: 0 HBP: 0	WP: 0 PB: 0 SB: 0 CS: 1
PITCHER	IP WLS BF H R ER SO BB IBB HBP BLK WP HR S P ERA WHIP	IP WLS BF H R ER SO BB IBB HBP BLK WP HR S P ERA WHIP	IP WLS BF H R ER SO BB IBB HBP BLK WP HR S P ERA WHIP	IP WLS BF H R ER SO BB IBB HBP BLK WP HR S P ERA WHIP	IP WLS BF H R ER SO BB IBB HBP BLK WP HR S P ERA WHIP	IP WLS BF H R ER SO BB IBB HBP BLK WP HR S P ERA WHIP	IP WLS BF H R ER SO BB IBB HBP BLK WP HR S P ERA WHIP	IP WLS BF H R ER SO BB IBB HBP BLK WP HR S P ERA WHIP	IP WLS BF H R ER SO BB IBB HBP BLK WP HR S P ERA WHIP	IP WLS BF H R ER SO BB IBB HBP BLK WP HR S P ERA WHIP	IP WLS BF H R ER SO BB IBB HBP BLK WP HR S P ERA WHIP	IP WLS BF H R ER SO BB IBB HBP BLK WP HR S P ERA WHIP	IP WLS BF H R ER SO BB IBB HBP BLK WP HR S P ERA WHIP	IP WLS BF H R ER SO BB IBB HBP BLK WP HR S P ERA WHIP	IP WLS BF H R ER SO BB IBB HBP BLK WP HR S P ERA WHIP	IP WLS BF H R ER SO BB IBB HBP BLK WP HR S P ERA WHIP						

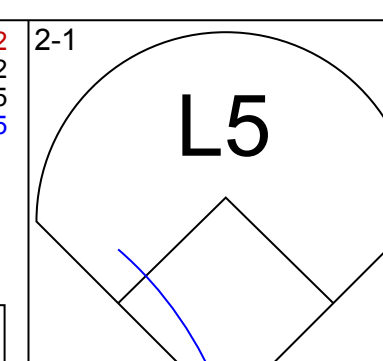
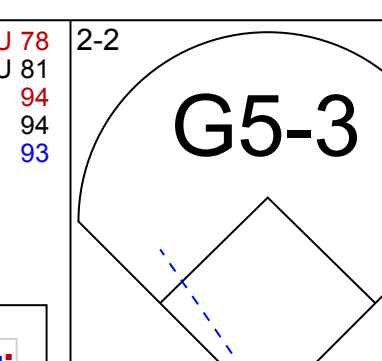
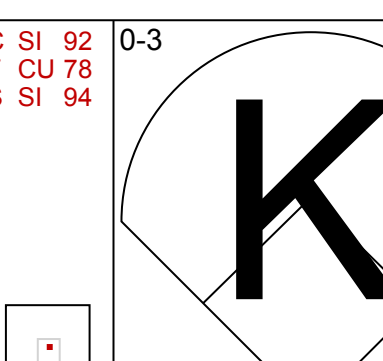

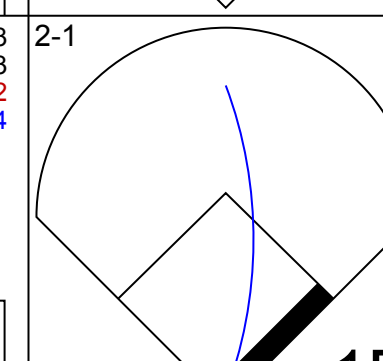
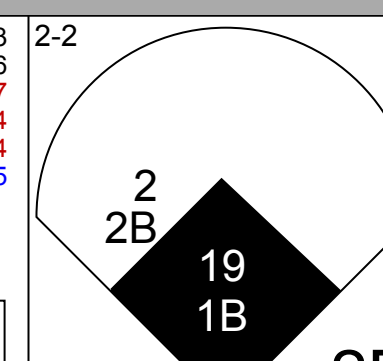


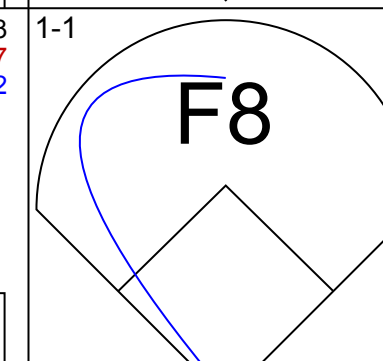
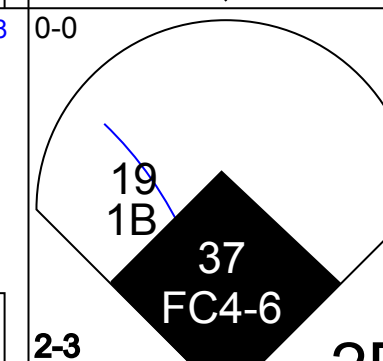

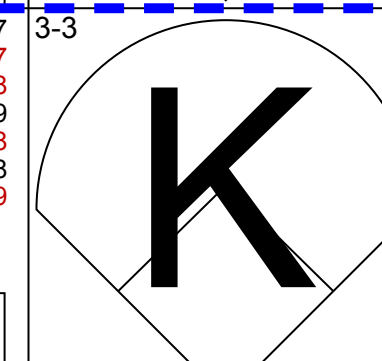
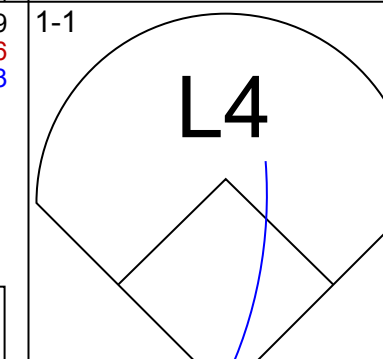
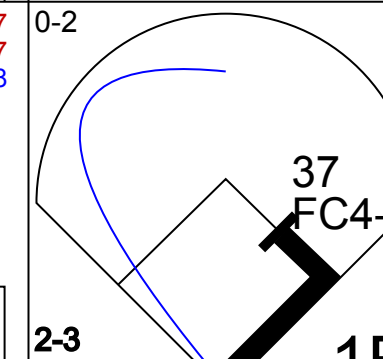
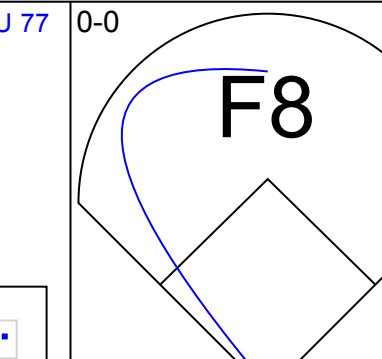
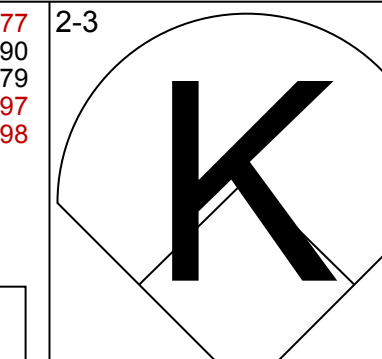
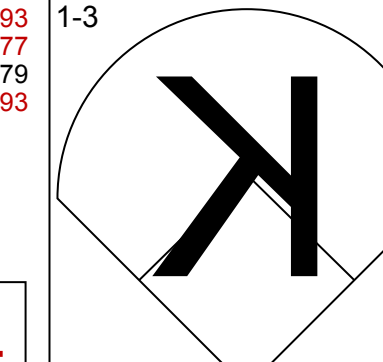
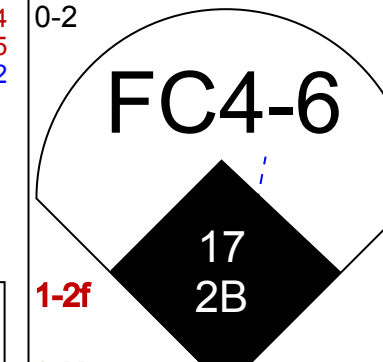
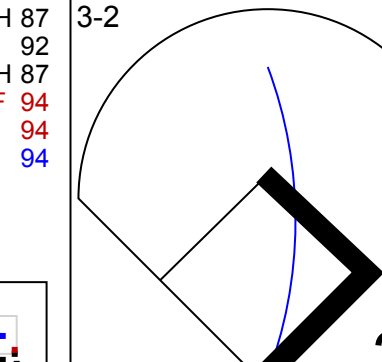
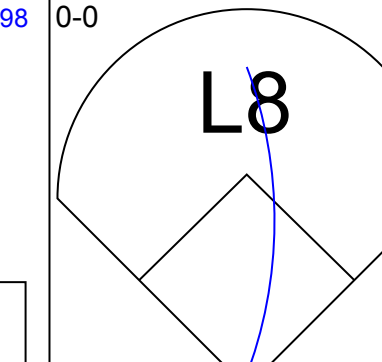
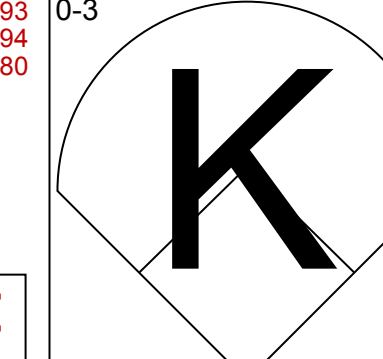
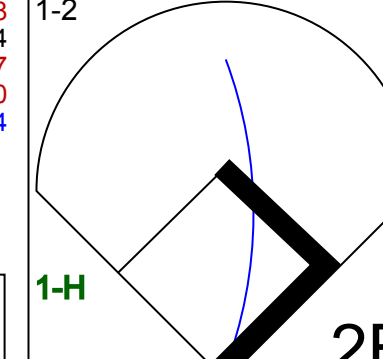
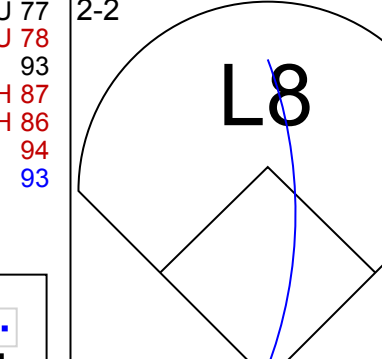
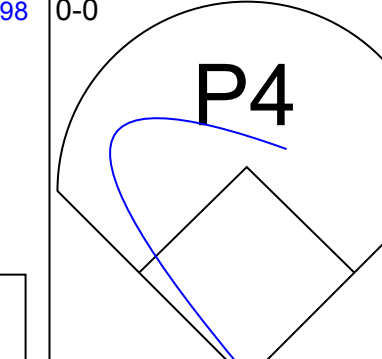
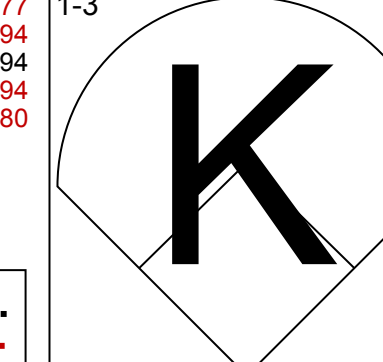
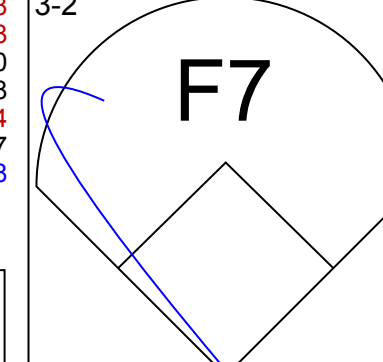
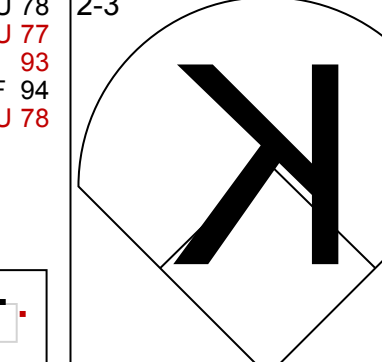
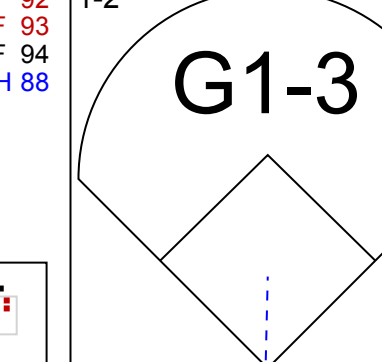

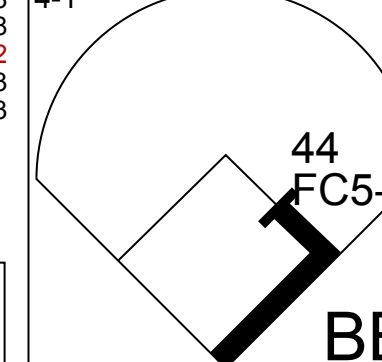
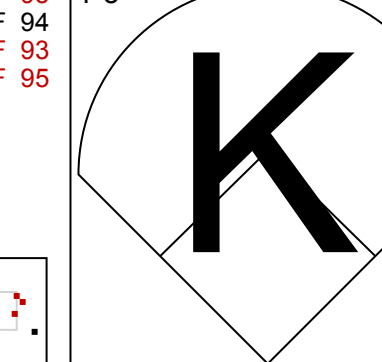

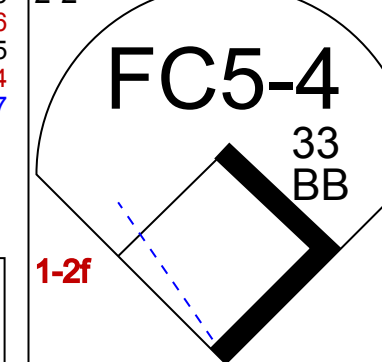
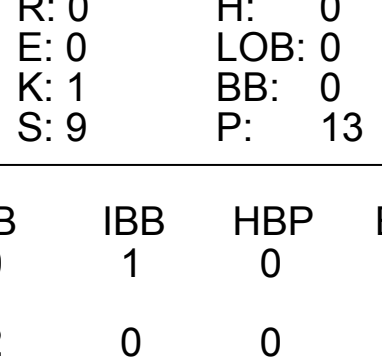
Batter	1	2	3	4	5	6	7	8	9	AB	R	H	RBI	BB	SO	LOB	BOTTOM			
6 Jonathan India, R OBP: 0.406, SLG: 0.465										3	2	2	1	1	1	2	Pittsburgh Pirates @ Cincinnati Reds Great American Ball Park, Cincinnati, OH Sat Aug 07 2021, 7:13 PM - 10:27 PM EDT Att: 31,297 - Partly Cloudy - 89 F			
33 Jesse Winker, L OBP: 0.390, SLG: 0.557										5	2	3	6	0	0	4				
2 Nick Castellanos, R OBP: 0.390, SLG: 0.576 37 Tyler Stephenson, R OBP: 0.372, SLG: 0.418										5	1	2	2	0	1	1				
19 Joey Votto, L OBP: 0.366, SLG: 0.560 34 Justin Wilson, L ERA: 6.94										4	1	2	2	0	1	0				
9 Mike Moustakas, L OBP: 0.354, SLG: 0.468										3	0	0	0	2	1	1				
17 Kyle Farmer, R OBP: 0.331, SLG: 0.414										4	0	1	0	0	0	3				
16 Tucker Barnhart, L OBP: 0.336, SLG: 0.403										4	1	1	0	0	2	2				
4 Shogo Akiyama, L OBP: 0.294, SLG: 0.266										3	2	2	0	1	1	1				
Vladimir Gutierrez, R ERA: 7.06 44 Andrés Abadía, R ERA: 2.94 85 Luis Cessa, R ERA: 3.67 47 Brad Brach, R ERA: 3.67 50 Amir Garrett, L ERA: 5.87 12 Tyler Naquin, L OBP: 0.310, SLG: 0.447										1	0	0	0	0	1	1				
Inning Stats	R: 0 E: 0 K: 1 S: 7	H: 0 LOB: 1 BB: 1 P: 13	R: 0 E: 0 K: 0 S: 9	H: 1 LOB: 1 BB: 1 P: 19	R: 3 E: 0 K: 1 S: 16	H: 4 LOB: 1 BB: 0 P: 24	R: 0 E: 0 K: 1 S: 11	H: 1 LOB: 3 BB: 1 P: 21	R: 1 E: 0 K: 1 S: 14	H: 1 LOB: 0 BB: 1 P: 23	R: 2 E: 0 K: 2 S: 19	H: 3 LOB: 1 BB: 0 P: 24	R: 0 E: 0 K: 1 S: 6	H: 0 LOB: 0 BB: 0 P: 8	R: 5 E: 0 K: 1 S: 20	H: 4 LOB: 0 BB: 1 P: 32		1B: 9 2B: 2 3B: 0 HR: 3	SF: 1 SAC: 1 DP: 3 HBP: 1	WP: 0 PB: 0 SB: 0 CS: 0
PITCHER	IP WLS BF H R ER SO BB IBB HBP BLK WP HR S P ERA WHIP	IP WLS BF H R ER SO BB IBB HBP BLK WP HR S P ERA WHIP	IP WLS BF H R ER SO BB IBB HBP BLK WP HR S P ERA WHIP	IP WLS BF H R ER SO BB IBB HBP BLK WP HR S P ERA WHIP	IP WLS BF H R ER SO BB IBB HBP BLK WP HR S P ERA WHIP	IP WLS BF H R ER SO BB IBB HBP BLK WP HR S P ERA WHIP	IP WLS BF H R ER SO BB IBB HBP BLK WP HR S P ERA WHIP	IP WLS BF H R ER SO BB IBB HBP BLK WP HR S P ERA WHIP	IP WLS BF H R ER SO BB IBB HBP BLK WP HR S P ERA WHIP	IP WLS BF H R ER SO BB IBB HBP BLK WP HR S P ERA WHIP	IP WLS BF H R ER SO BB IBB HBP BLK WP HR S P ERA WHIP	IP WLS BF H R ER SO BB IBB HBP BLK WP HR S P ERA WHIP	IP WLS BF H R ER SO BB IBB HBP BLK WP HR S P ERA WHIP	IP WLS BF H R ER SO BB IBB HBP BLK WP HR S P ERA WHIP	IP WLS BF H R ER SO BB IBB HBP BLK WP HR S P ERA WHIP	IP WLS BF H R ER SO BB IBB HBP BLK WP HR S P ERA WHIP				



Batter	1	2	3	4	5	6	7	8	9	AB	R	H	RBI	BB	SO	LOB	TOP							
68 Hoy Park, L OBP: 0.357, SLG: 0.462										4	0	0	0	0	2	1	<p>Pittsburgh Pirates @ Cincinnati Reds</p> <p>Great American Ball Park, Cincinnati, OH</p> <p>Sun Aug 08 2021, 1:12 PM - 4:03 PM EDT</p> <p>Att: 23,740 - Partly Cloudy - 88 F</p>							
13 Ke'Bryan Hayes, R OBP: 0.322, SLG: 0.394										4	1	2	1	0	1	0								
10 Bryan Reynolds, S OBP: 0.391, SLG: 0.531										3	1	1	0	1	1	1								
19 Colin Moran, L OBP: 0.339, SLG: 0.406										4	0	1	0	0	1	3								
6 Anthony Alford, R OBP: 0.297, SLG: 0.250										4	0	1	1	0	2	1								
25 Gregory Polanco, L OBP: 0.284, SLG: 0.360										4	0	0	0	0	0	2								
64 Rodolfo Castro, S OBP: 0.270, SLG: 0.483										4	0	0	0	0	2	0								
58 Jacob Stallings, R OBP: 0.328, SLG: 0.393										3	0	1	0	0	1	0								
48 Bryce Wilson, R OBP: 0.125, SLG: 0.067										1	0	0	0	0	1	0								
69 John Nogowski, R OBP: 0.311, SLG: 0.322										1	0	0	0	0	0	0								
52 Anthony Banda, L ERA: 2.27										0	0	0	0	0	0	0								
51 David Bednar, L ERA: 2.27										0	0	0	0	0	0	0								
Inning Stats	R: 0 H: 1 E: 0 K: 3 S: 17	H: 1 BB: 0 P: 24	R: 0 H: 0 E: 0 K: 2 S: 9	H: 0 LOB: 0 BB: 0 P: 14	R: 0 H: 0 E: 0 K: 1 S: 10	H: 0 LOB: 0 BB: 0 P: 14	R: 1 H: 2 E: 0 K: 1 S: 10	H: 2 LOB: 1 BB: 0 P: 12	R: 0 H: 1 E: 0 K: 2 S: 11	H: 1 LOB: 1 BB: 0 P: 14	R: 1 H: 2 E: 0 K: 0 S: 10	H: 2 LOB: 1 BB: 0 P: 16	R: 0 H: 0 E: 0 K: 1 S: 10	H: 0 LOB: 0 BB: 0 P: 16	R: 0 H: 0 E: 0 K: 0 S: 6	H: 0 LOB: 1 BB: 1 P: 12	R: 0 H: 0 E: 0 K: 1 S: 8	H: 0 LOB: 0 BB: 0 P: 11	1B: 3 2B: 2 3B: 0 HR: 1	SF: 0 SAC: 1 DP: 0 HBP: 0	WP: 0 PB: 0 SB: 0 CS: 0	PA: 34		
PITCHER	IP WLS BF H R ER SO BB IBB HBP BLK WP HR S P ERA WHIP	IP WLS BF H R ER SO BB IBB HBP BLK WP HR S P ERA WHIP	IP WLS BF H R ER SO BB IBB HBP BLK WP HR S P ERA WHIP	IP WLS BF H R ER SO BB IBB HBP BLK WP HR S P ERA WHIP	IP WLS BF H R ER SO BB IBB HBP BLK WP HR S P ERA WHIP	IP WLS BF H R ER SO BB IBB HBP BLK WP HR S P ERA WHIP	IP WLS BF H R ER SO BB IBB HBP BLK WP HR S P ERA WHIP	IP WLS BF H R ER SO BB IBB HBP BLK WP HR S P ERA WHIP	IP WLS BF H R ER SO BB IBB HBP BLK WP HR S P ERA WHIP	IP WLS BF H R ER SO BB IBB HBP BLK WP HR S P ERA WHIP	IP WLS BF H R ER SO BB IBB HBP BLK WP HR S P ERA WHIP	IP WLS BF H R ER SO BB IBB HBP BLK WP HR S P ERA WHIP	IP WLS BF H R ER SO BB IBB HBP BLK WP HR S P ERA WHIP	IP WLS BF H R ER SO BB IBB HBP BLK WP HR S P ERA WHIP	IP WLS BF H R ER SO BB IBB HBP BLK WP HR S P ERA WHIP	IP WLS BF H R ER SO BB IBB HBP BLK WP HR S P ERA WHIP	IP WLS BF H R ER SO BB IBB HBP BLK WP HR S P ERA WHIP	IP WLS BF H R ER SO BB IBB HBP BLK WP HR S P ERA WHIP	IP WLS BF H R ER SO BB IBB HBP BLK WP HR S P ERA WHIP	IP WLS BF H R ER SO BB IBB HBP BLK WP HR S P ERA WHIP	IP WLS BF H R ER SO BB IBB HBP BLK WP HR S P ERA WHIP	IP WLS BF H R ER SO BB IBB HBP BLK WP HR S P ERA WHIP	IP WLS BF H R ER SO BB IBB HBP BLK WP HR S P ERA WHIP	IP WLS BF H R ER SO BB IBB HBP BLK WP HR S P ERA WHIP

AB	32
R	2
H	6
RBI	2
BB	1
SO	11
LOB	8



Batter	1	2	3	4	5	6	7	8	9	AB	R	H	RBI	BB	SO	LOB	BOTTOM							
6 Jonathan India, R OBP: 0.402, SLG: 0.460										4	0	0	0	0	1	1	<p>Pittsburgh Pirates @ Cincinnati Reds</p> <p>Great American Ball Park, Cincinnati, OH</p> <p>Sun Aug 08 2021, 1:12 PM - 4:03 PM EDT</p> <p>Att: 23,740 - Partly Cloudy - 88 F</p>							
33 Jesse Winker, L OBP: 0.393, SLG: 0.560										3	1	2	0	1	0	0								
2 Nick Castellanos, R OBP: 0.378, SLG: 0.575										4	1	1	0	0	2	3								
19 Joey Votto, L OBP: 0.364, SLG: 0.556										4	0	1	1	0	1	1								
37 Tyler Stephenson, R OBP: 0.370, SLG: 0.419										4	1	1	1	0	1	1								
17 Kyle Farmer, R OBP: 0.331, SLG: 0.415										4	0	1	1	0	1	1								
7 Eugenio Suárez, R OBP: 0.259, SLG: 0.377										3	0	0	0	0	2	2								
4 Shogo Akiyama, L OBP: 0.301, SLG: 0.264										1	0	0	0	2	0	0								
30 Tyler Mahle, R OBP: 0.146, SLG: 0.054										2	0	0	0	0	1	2								
44 Aristides Aquino, R OBP: 0.330, SLG: 0.459										1	0	0	0	0	0	1								
21 Michael Lorenzen, R ERA: 6.0										0	0	0	0	0	0	0								
48 Mychal Givens, R ERA: 2.64										0	0	0	0	0	0	0								
Inning Stats	R: 0 H: 1 E: 0 K: 0 S: 8	H: 0 LOB: 0 BB: 0 P: 14	R: 0 H: 0 E: 0 K: 3 S: 10	H: 0 LOB: 0 BB: 0 P: 12	R: 0 H: 0 E: 0 K: 1 S: 9	H: 0 LOB: 0 BB: 0 P: 13	R: 3 H: 4 E: 0 K: 0 S: 25	H: 4 LOB: 2 BB: 1 P: 31	R: 0 H: 1 E: 0 K: 2 S: 7	H: 1 LOB: 1 BB: 0 P: 8	R: 0 H: 0 E: 0 K: 1 S: 12	H: 0 LOB: 2 BB: 2 P: 25	R: 0 H: 0 E: 0 K: 1 S: 5	H: 0 LOB: 0 BB: 0 P: 7	1B: 2 2B: 4 3B: 0 HR: 0	SF: 0 SAC: 0 DP: 0 HBP: 0	WP: 0 PB: 0 SB: 0 CS: 0	PA: 33						
PITCHER	IP WLS BF H R ER SO BB IBB HBP BLK WP HR S P ERA WHIP	IP WLS BF H R ER SO BB IBB HBP BLK WP HR S P ERA WHIP	IP WLS BF H R ER SO BB IBB HBP BLK WP HR S P ERA WHIP	IP WLS BF H R ER SO BB IBB HBP BLK WP HR S P ERA WHIP	IP WLS BF H R ER SO BB IBB HBP BLK WP HR S P ERA WHIP	IP WLS BF H R ER SO BB IBB HBP BLK WP HR S P ERA WHIP	IP WLS BF H R ER SO BB IBB HBP BLK WP HR S P ERA WHIP	IP WLS BF H R ER SO BB IBB HBP BLK WP HR S P ERA WHIP	IP WLS BF H R ER SO BB IBB HBP BLK WP HR S P ERA WHIP	IP WLS BF H R ER SO BB IBB HBP BLK WP HR S P ERA WHIP	IP WLS BF H R ER SO BB IBB HBP BLK WP HR S P ERA WHIP	IP WLS BF H R ER SO BB IBB HBP BLK WP HR S P ERA WHIP	IP WLS BF H R ER SO BB IBB HBP BLK WP HR S P ERA WHIP	IP WLS BF H R ER SO BB IBB HBP BLK WP HR S P ERA WHIP	IP WLS BF H R ER SO BB IBB HBP BLK WP HR S P ERA WHIP	IP WLS BF H R ER SO BB IBB HBP BLK WP HR S P ERA WHIP	IP WLS BF H R ER SO BB IBB HBP BLK WP HR S P ERA WHIP	IP WLS BF H R ER SO BB IBB HBP BLK WP HR S P ERA WHIP	IP WLS BF H R ER SO BB IBB HBP BLK WP HR S P ERA WHIP	IP WLS BF H R ER SO BB IBB HBP BLK WP HR S P ERA WHIP	IP WLS BF H R ER SO BB IBB HBP BLK WP HR S P ERA WHIP	IP WLS BF H R ER SO BB IBB HBP BLK WP HR S P ERA WHIP	IP WLS BF H R ER SO BB IBB HBP BLK WP HR S P ERA WHIP	IP WLS BF H R ER SO BB IBB HBP BLK WP HR S P ERA WHIP



Batter	1	2	3	4	5	6	7	8	9	10	11	AB	R	H	RBI	BB	SO	LOB	TOP								
17 Kyle Farmer, R OBP: 0.324, SLG: 0.407	G1-3		P3		L6		G6-3	F8					6	0	1	1	0	0	1								
33 Jesse Winker, L OBP: 0.394, SLG: 0.551	19 BB		19 BB		G5-3		19 BB		K			3	0	0	0	3	1	1									
2 Nick Castellanos, R OBP: 0.375, SLG: 0.563													4	2	1	0	0	2	3								
4 Shogo Akiyama, L OBP: 0.295, SLG: 0.258													0	0	0	0	0	0	0								
19 Joey Votto, L OBP: 0.375, SLG: 0.583													5	2	4	4	1	1	1								
9 Mike Moustakas, L OBP: 0.345, SLG: 0.450	K												5	0	1	0	0	3	7								
12 Tyler Naquin, L OBP: 0.311, SLG: 0.420													5	1	2	0	0	0	0								
21 Michael Lorenzen, R OBP: 0.281, SLG: 0.344													0	0	0	0	0	0	0								
48 Mychal Givens, R OBP: 0.265, SLG: 0.325													0	0	0	0	0	0	0								
39 Lucas Sims, R OBP: 0.281, SLG: 0.344													0	0	0	0	0	0	0								
7 Eugenio Suárez, R OBP: 0.260, SLG: 0.372													5	0	1	1	0	2	2								
16 Tucker Barnhart, L OBP: 0.332, SLG: 0.401													5	0	0	0	0	2	3								
22 Wade Miley, L OBP: 0.281, SLG: 0.344													2	0	0	0	0	1	0								
85 Jonathan India, R OBP: 0.281, SLG: 0.344													1	0	0	0	0	1	2								
34 Justin Wilson, L OBP: 0.281, SLG: 0.344													0	0	0	0	0	0	0								
37 Tyler Stephenson, R OBP: 0.281, SLG: 0.344													1	0	0	0	0	0	1								
55 Heath Hembree, R OBP: 0.281, SLG: 0.344													0	0	0	0	0	0	0								
44 Aristides Aquino, R OBP: 0.281, SLG: 0.344													1	1	0	0	0	0	1								
Inning Stats	R: 0 E: 0 K: 2 S: 1	H: 1 LOB: 2 BB: 1 P: 19	R: 0 E: 0 K: 0 S: 5	H: 0 LOB: 0 BB: 0 P: 8	R: 0 E: 0 K: 1 S: 13	H: 1 LOB: 3 BB: 2 P: 27	R: 0 E: 0 K: 1 S: 12	H: 0 LOB: 0 BB: 0 P: 19	R: 0 E: 0 K: 0 S: 7	H: 0 LOB: 0 BB: 0 P: 9	R: 2 E: 0 K: 2 S: 26	H: 3 LOB: 2 BB: 0 P: 39	R: 0 E: 0 K: 1 S: 11	H: 1 LOB: 2 BB: 1 P: 18	R: 1 E: 0 K: 1 S: 11	H: 2 LOB: 1 BB: 0 P: 15	R: 2 E: 0 K: 2 S: 14	H: 1 LOB: 0 BB: 0 P: 19	R: 0 E: 0 K: 1 S: 9	H: 0 LOB: 1 BB: 0 P: 13	R: 1 E: 0 K: 1 S: 8	H: 1 LOB: 1 BB: 0 P: 13	1B: 6 2B: 2 3B: 0 HR: 2	SF: 0 SAC: 0 DP: 0 HBP: 2	WP: 1 PB: 0 SB: 0 CS: 0	PA: 49	
PITCHER	62 Touki Toussaint, R ERA: 4.28	IP: 5.0 WLS: 1 BF: 23	H: 4 R: 2 ER: 2 SO: 5	BB: 3 IBB: 0 HBP: 0 BLK: 0	WP: 1 HR: 1 S: 58 P: 97	ERA: 3.60 WHIP: 1.400	51 Will Smith, L ERA: 3.97	IP: 1.0 WLS: 0 BF: 5	H: 1 R: 2 ER: 2 SO: 2	BB: 1 IBB: 0 HBP: 0 BLK: 0	WP: 0 HR: 1 S: 14 P: 19	ERA: 18.00 WHIP: 1.000	48 Richard Rodriguez, R ERA: 2.33	IP: 1.0 WLS: 3 BF: 0	H: 0 R: 0 ER: 0 SO: 1	BB: 0 IBB: 0 HBP: 0 BLK: 0	WP: 0 HR: 0 S: 9 P: 13	ERA: 0.00 WHIP: 0.000	67 Edgar Santana, R ERA: 3.41	IP: 1.0 WLS: 4 BF: 1	H: 1 R: 0 ER: 0 SO: 1	BB: 0 IBB: 0 HBP: 0 BLK: 0	WP: 0 HR: 0 S: 8 P: 13	ERA: 0.00 WHIP: 1.000			

Cincinnati Reds @ Atlanta Braves
 Truist Park, Atlanta, GA
 Wed Aug 11 2021, 7:23 PM - 11:21 PM EDT
 Att: 23,375 - Cloudy - 72 F

AB 43
 R 6
 H 10
 RBI 6
 BB 4
 SO 14
 LOB 22

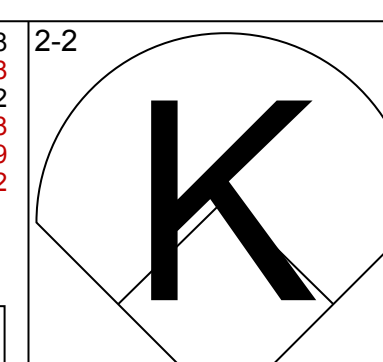
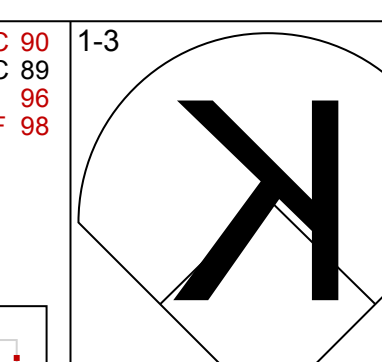
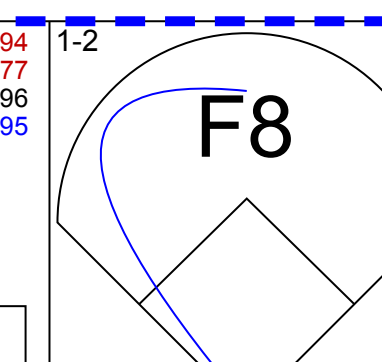
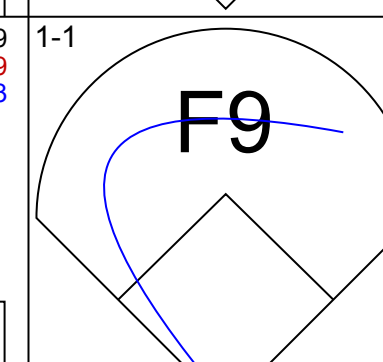
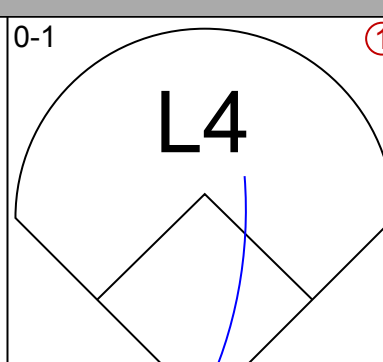
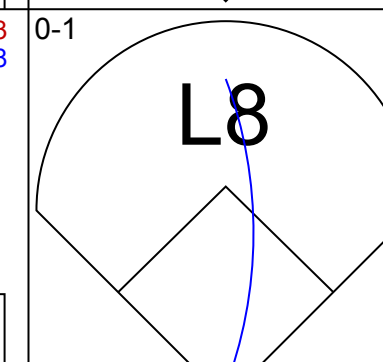
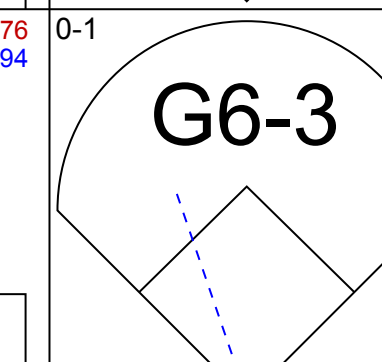
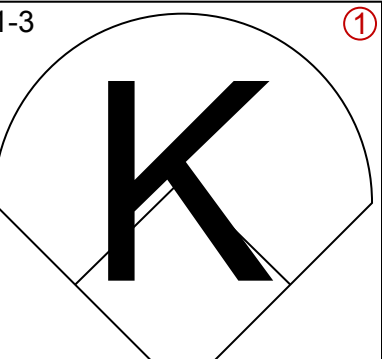
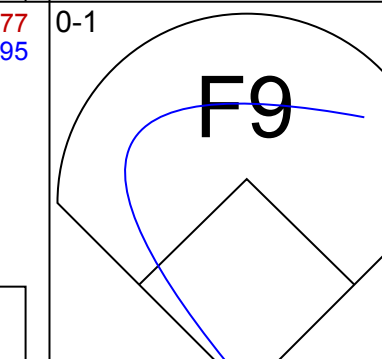
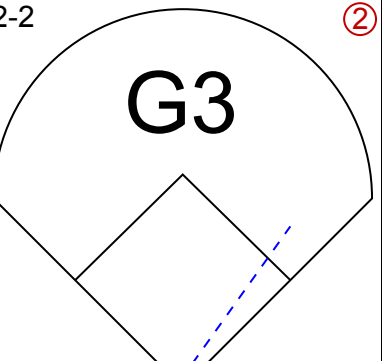

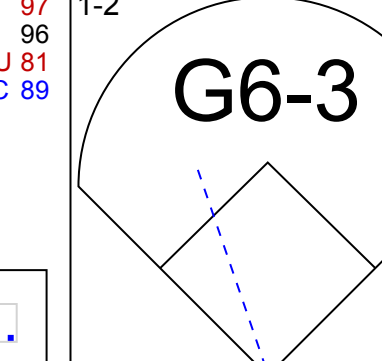


Batter	1	2	3	4	5	6	7	8	9	10	11	AB	R	H	RBI	BB	SO	LOB	BOTTOM							
Ozzie Albies, S OBP: 0.319, SLG: 0.476	12 BB											5	2	2	3	1	1	3								
12 Jorge Soler, R OBP: 0.320, SLG: 0.391													3	0	0	0	1	2	2							
51 Will Smith, R OBP: 0.281, SLG: 0.344													0	0	0	0	0	0	0							
23 Ehre Adrianza, S OBP: 0.335, SLG: 0.415													1	0	0	0	0	0	1							
48 Richard Rodriguez, R OBP: 0.281, SLG: 0.344													0	0	0	0	0	0	0							
67 Edgar Santana, R OBP: 0.281, SLG: 0.344													0	0	0	0	0	0	0							
5 Freddie Freeman, L OBP: 0.394, SLG: 0.495													4	1	1	0	1	0	3							
27 Austin Riley, R OBP: 0.367, SLG: 0.517													5	1	2	2	0	2	1							
7 Dansby Swanson, R OBP: 0.309, SLG: 0.465													4	0	0	1	0	0	2							
14 Adam Duvall, R OBP: 0.283, SLG: 0.486													4	2	0	0	1	2	1							
16 Travis d'Arnaud, R OBP: 0.288, SLG: 0.333													4	0	1	0	1	1	1							
38 Guillermo Heredia, R OBP: 0.315, SLG: 0.391													5	1	1	2	0	1	2							
62 Touki Toussaint, R ERA: 4.28													2	0	0	0	0	2	0							
85 Luis Cessa, R ERA: 5.92													0	0	0	0	0	0	0							
34 Justin Wilson, L OBP: 0.281, SLG: 0.344													0	0	0	0	0	0	0							
55 Heath Hembree, R OBP: 0.281, SLG: 0.344													0	0	0	0	0	0	0							
77 Luke Jackson, R OBP: 0.281, SLG: 0.344													0	0	0	0	0	0	0							
22 Joe Pederson, L OBP: 0.281, SLG: 0.344													0	1	0	0	0	0	0							
Inning Stats	R: 1 E: 0 K: 0 S: 8	H: 2 LOB: 1 BB: 1 P: 13	R: 2 E: 0 K: 2 S: 13	H: 1 LOB: 1 BB: 2 P: 27	R: 2 E: 0 K: 0 S: 12	H: 2 LOB: 0 BB: 0 P: 19	R: 0 E: 0 K: 1 S: 6	H: 0 LOB: 0 BB: 0 P: 7	R: 0 E: 0 K: 1 S: 6	H: 0 LOB: 0 BB: 0 P: 11	R: 0 E: 0 K: 1 S: 10	H: 1 LOB: 1 BB: 0 P: 14	R: 0 E: 0 K: 2 S: 17	H: 0 LOB: 0 BB: 1 P: 26	R: 0 E: 0 K: 1 S: 7	H: 0 LOB: 0 BB: 0 P: 9	R: 0 E: 0 K: 2 S: 14	H: 0 LOB: 2 BB: 2 P: 26	R: 0 E: 0 K: 1 S: 9	H: 0 LOB: 2 BB: 1 P: 13	R: 3 E: 0 K: 1 S: 8	H: 1 LOB: 0 BB: 1 P: 19	1B: 3 2B: 2 3B: 0 HR: 2	SF: 1 SAC: 0 DP: 0 HBP: 0	WP: 0 PB: 0 SB: 1 CS: 0	PA: 46
PITCHER	22 Wade Miley, L ERA: 3.0	IP: 5.0 WLS: 1 BF: 22	H: 5 R: 5 ER: 5 SO: 4	BB: 3 IBB: 0 HBP: 0 BLK: 0	WP: 0 HR: 1 S: 45 P: 77	ERA: 9.00 WHIP: 1.600	48 Mychal Givens, R ERA: 2.21	IP: 1.0 WLS: 4 BF: 0	H: 0 R: 0 ER: 0 SO: 1	BB: 1 IBB: 0 HBP: 0 BLK: 1	WP: 0 HR: 0 S: 9 P: 13	ERA: 0.00 WHIP: 0.000	39 Lucas Sims, R ERA: 5.34	IP: 0.2 WLS: 4 BF: 1	H: 3 R: 2 ER: 2 SO: 1	BB: 1 IBB: 0 HBP: 0 BLK: 0	WP: 0 HR: 1 S: 8 P: 19	ERA: 27.00 WHIP: 3.000								

Cincinnati Reds @ Atlanta Braves
 Truist Park, Atlanta, GA
 Wed Aug 11 2021, 7:23 PM - 11:21 PM EDT
 Att: 23,375 - Cloudy - 72 F

AB 37
 R 8
 H 7
 RBI 8
 BB 8
 SO 12
 LOB 17




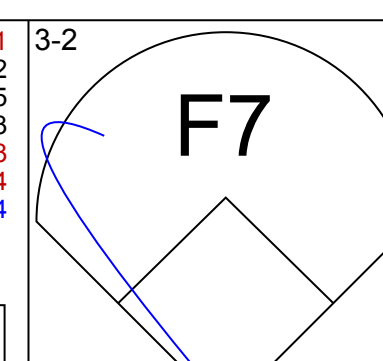
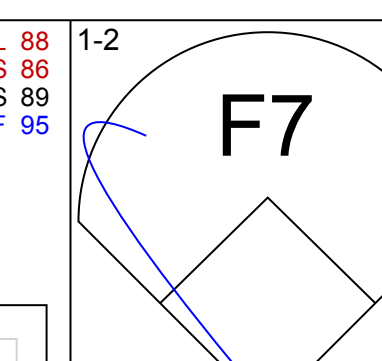
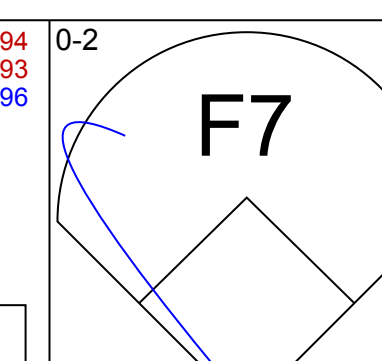
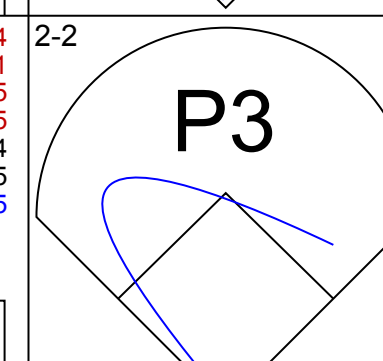
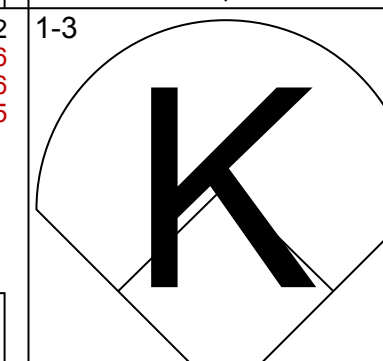
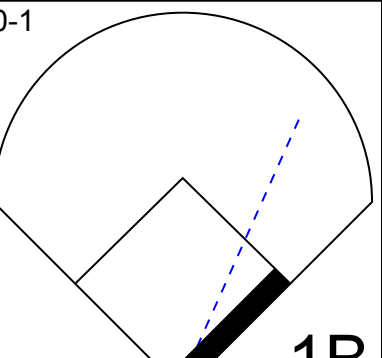
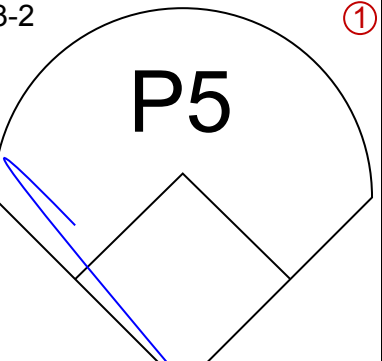
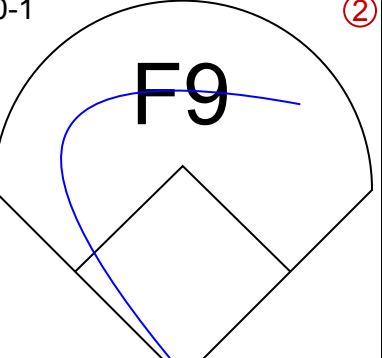

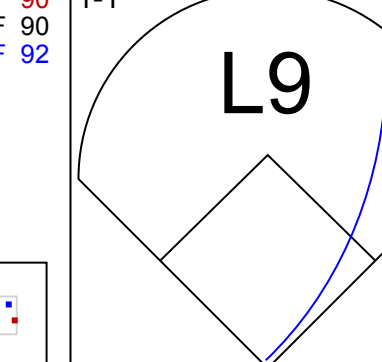
Batter	1	2	3	4	5	6	7	8	9	AB	R	H	RBI	BB	SO	LOB	TOP					
6 Jonathan India, R OBP: 0.396, SLG: 0.460										4	0	0	0	0	0	3	1					
12 Tyler Naquin, L OBP: 0.314, SLG: 0.432										4	1	2	0	0	0	0	0					
2 Nick Castellanos, R 55 Heath Hembree, R										3	2	1	1	0	0	0	1					
19 Joey Votto, L OBP: 0.375, SLG: 0.585										4	1	1	3	0	2	2	1					
9 Mike Moustakas, L OBP: 0.339, SLG: 0.433										3	0	0	0	1	0	0	0					
16 Tucker Barnhart, L OBP: 0.334, SLG: 0.402										4	1	2	0	0	0	1	1					
7 Eugenio Suárez, R OBP: 0.299, SLG: 0.379										4	1	1	2	0	0	1	1					
4 Shogo Akiyama, L OBP: 0.299, SLG: 0.257										3	0	1	0	1	1	0	0					
30 Tyler Mahle, R 21 Michael Lorenzen, R 44 Aristides Aquino, R										2	0	0	0	0	0	0	1					
Inning Stats	R: 0 E: 0 K: 1 S: 8	H: 0 LOB: 0 BB: 0 P: 11	R: 0 E: 0 K: 1 S: 8	H: 0 LOB: 0 BB: 0 P: 13	R: 0 E: 0 K: 1 S: 12	H: 1 LOB: 1 BB: 0 P: 15	R: 3 E: 0 K: 0 S: 13	H: 2 LOB: 0 BB: 0 P: 26	R: 0 E: 0 K: 2 S: 13	H: 0 LOB: 0 BB: 0 P: 19	R: 1 E: 0 K: 1 S: 9	H: 1 LOB: 1 BB: 0 P: 10	R: 0 E: 0 K: 0 S: 6	H: 1 LOB: 1 BB: 0 P: 12	R: 0 E: 0 K: 0 S: 9	H: 1 LOB: 1 BB: 0 P: 13	R: 2 E: 0 K: 0 S: 12	H: 2 LOB: 0 BB: 0 P: 19	1B: 4 2B: 2 3B: 0 HR: 3	SF: 0 SAC: 1 DP: 2 HBP: 1	WP: 1 PB: 0 CS: 0	PA: 36
PITCHER	IP	WLS	BF	H	R	ER	SO	BB	IBB	HBP	BLK	WP	HR	S	P	ERA	WHIP					
45 Zack Wheeler, R ERA: 2.56	6.0	L	23	4	4	4	6	1	0	1	0	1	2	63	94	6.00	0.833					
64 JD Hammer, R ERA: 9.52	1.0		4	1	0	0	0	1	0	0	0	0	0	6	12	0.00	2.000					
53 David Paulino, R ERA: 9.0	2.0		9	3	2	2	0	0	0	0	0	0	1	21	32	9.00	1.500					

Cincinnati Reds @ Philadelphia Phillies
Citizens Bank Park, Philadelphia, PA
Fri Aug 13 2021, 7:08 PM - 10:04 PM EDT
Att: 26,074 - Clear - 91 F

livebaseballscores.com

AB 32
R 6
H 8
RBI 6
BB 2
SO 6
LOB 6




Batter	1	2	3	4	5	6	7	8	9	AB	R	H	RBI	BB	SO	LOB	BOTTOM					
37 Odúbel Herrera, L OBP: 0.295, SLG: 0.390										4	0	0	0	0	0	1	0					
2 Jean Segura, R OBP: 0.385, SLG: 0.457										3	1	0	0	1	0	0	0					
3 Bryce Harper, L OBP: 0.411, SLG: 0.565										4	0	1	0	0	1	1	1					
10 J.T. Realmuto, R OBP: 0.350, SLG: 0.450										4	0	1	0	0	1	2	2					
18 Didi Gregorius, L OBP: 0.276, SLG: 0.417										4	0	2	1	0	1	2	2					
22 Andrew McCutchen, R 53 David Paulino, R 28 Alec Bohm, R										3	0	0	0	0	1	3	3					
13 Brad Miller, L OBP: 0.305, SLG: 0.420										3	0	0	0	0	1	2	2					
74 Ronald Torreyes, R OBP: 0.313, SLG: 0.378										3	0	1	0	0	0	1	1					
45 Zack Wheeler, L 9 Travis Jankowski, L 64 JD Hammer, R 16 Mickey Moniak, L										1	0	0	0	0	1	0	0					
Inning Stats	R: 0 E: 0 K: 1 S: 12	H: 0 LOB: 0 BB: 0 P: 18	R: 0 E: 0 K: 1 S: 10	H: 1 LOB: 0 BB: 0 P: 16	R: 0 E: 0 K: 1 S: 9	H: 0 LOB: 0 BB: 0 P: 12	R: 0 E: 0 K: 1 S: 10	H: 0 LOB: 0 BB: 0 P: 18	R: 0 E: 0 K: 1 S: 11	H: 1 LOB: 1 BB: 0 P: 14	R: 0 E: 0 K: 1 S: 8	H: 0 LOB: 0 BB: 0 P: 12	R: 0 E: 0 K: 1 S: 12	H: 1 LOB: 1 BB: 0 P: 18	R: 0 E: 0 K: 1 S: 10	H: 1 LOB: 1 BB: 0 P: 11	R: 1 E: 0 K: 0 S: 18	H: 1 LOB: 1 BB: 1 P: 25	1B: 3 2B: 2 3B: 0 HR: 0	SF: 0 SAC: 0 DP: 0 HBP: 0	WP: 0 PB: 0 CS: 0	PA: 33
PITCHER	IP	WLS	BF	H	R	ER	SO	BB	IBB	HBP	BLK	WP	HR	S	P	ERA	WHIP					
30 Tyler Mahle, R ERA: 3.38	7.0	W	24	3	0	0	7	0	0	0	0	0	0	72	108	0.00	0.429					
21 Michael Lorenzen, R ERA: 3.38	1.0		4	1	0	0	1	0	0	0	0	0	0	10	11	0.00	1.000					
55 Heath Hembree, R ERA: 5.7	1.0		5	1	1	1	0	1	0	0	0	0	0	18	25	9.00	2.000					

Cincinnati Reds @ Philadelphia Phillies
Citizens Bank Park, Philadelphia, PA
Fri Aug 13 2021, 7:08 PM - 10:04 PM EDT
Att: 26,074 - Clear - 91 F

livebaseballscores.com

AB 32
R 1
H 5
RBI 1
BB 1
SO 8
LOB 14



Batter	1	2	3	4	5	6	7	8	9	AB	R	H	RBI	BB	SO	LOB	TOP										
5 Matt Duffy, R (1.5) OBP: 0.337, SLG: 0.303	G1-3		G5-4-3 1B			F9		G6-3 1B		5	1	2	0	0	0	0	Chicago Cubs @ Cincinnati Reds Great American Ball Park, Cincinnati, OH Mon Aug 16 2021, 7:10 PM - 10:47 PM EDT Att: 15,404 - Overcast - 80 F										
18 Frank Schwindel, R (1.3) OBP: 0.338, SLG: 0.620	2B		G5-4-3			F9		G6-3 1B		5	1	2	0	0	0	2											
16 Patrick Wisdom, R (1.7) OBP: 0.318, SLG: 0.537	K					K		K		4	0	0	0	0	3	4											
13 David Bote, R (1.4) OBP: 0.270, SLG: 0.336	G6-3					K		K		4	0	1	0	0	1	4											
29 Robinson Chirinos, R (1.2) OBP: 0.417, SLG: 0.612	G6-3					F9		K		3	1	1	2	0	0	0											
22 Jason Heyward, L (1.9) OBP: 0.271, SLG: 0.323	L8					F8		K		4	1	1	1	0	1	2											
4 Johneshwy Fargas, R (1.8) 65 Jake Jewell, R (7.1) 8 Ian Happ, S (8. PH) 64 Ryan Meisinger, R (8.1)	K					K		K		3	0	0	0	0	3	2											
51 Sergio Alcántara, S (1.6) OBP: 0.288, SLG: 0.325	BB					1B		G3		3	0	1	0	1	0	3											
35 Justin Steele, L (1.1) 24 Andrew Romine, S (5. PH) 59 Michael Rucker, R (5.1) 66 Rafael Ortega, L (7.8) 43 Dan Winkler, R (7.1)	K					G1-3		F8		1	0	0	0	0	1	1											
Inning Stats	R: 0 E: 0 K: 1 S: 9	H: 1 LOB: 1 BB: 0 P: 14	R: 0 E: 0 K: 1 S: 10	H: 0 LOB: 0 BB: 0 P: 12	R: 0 E: 0 K: 1 S: 9	H: 1 LOB: 1 BB: 1 P: 16	R: 0 E: 0 K: 0 S: 6	H: 0 LOB: 0 BB: 0 P: 7	R: 0 E: 0 K: 1 S: 9	H: 1 LOB: 1 BB: 0 P: 12	R: 0 E: 0 K: 1 S: 8	H: 0 LOB: 0 BB: 0 P: 12	R: 0 E: 0 K: 2 S: 14	H: 1 LOB: 2 BB: 0 P: 24	R: 5 E: 0 K: 2 S: 27	H: 6 LOB: 1 BB: 0 P: 41		R: 0 E: 0 K: 0 S: 6	H: 0 LOB: 0 BB: 0 P: 12	1B: 7 2B: 3 HR: 0	SF: 0 SAC: 0 HBP: 1	WP: 0 PB: 0 SB: 0 CS: 0	PA: 38				
PITCHER	IP	WLS	BF	H	R	ER	SO	BB	IBB	HBP	BLK	WP	HR	S	P	ERA	WHIP										
22 Wade Miley, L (1.1) ERA: 2.84	7.0	W	26	4	0	0	7	1	0	1	0	0	0	65	97	0.00	0.714										
55 Heath Hembree, R (8.1) ERA: 6.65	0.2		7	5	5	5	2	0	0	0	0	0	0	21	30	67.50	7.500										
23 Jeff Hoffman, R (8.1) ERA: 4.31	1.1		5	1	0	0	0	0	0	0	0	0	0	12	23	0.00	0.750										


AB 36
R 5
H 10
RBI 5
BB 1
SO 9
LOB 19




Batter	1	2	3	4	5	6	7	8	9	AB	R	H	RBI	BB	SO	LOB	BOTTOM										
6 Jonathan India, R (1.4) OBP: 0.396, SLG: 0.476	1B	L6		HR		K		F9		6	2	3	5	0	1	2	Chicago Cubs @ Cincinnati Reds Great American Ball Park, Cincinnati, OH Mon Aug 16 2021, 7:10 PM - 10:47 PM EDT Att: 15,404 - Overcast - 80 F										
2 Nick Castellanos, R (1.9) OBP: 0.377, SLG: 0.563 4 Shogo Akiyama, L (8.9) OBP: 0.304, SLG: 0.271	K			P3						4	1	2	0	1	1	1											
19 Joey Votto, L (1.3) OBP: 0.377, SLG: 0.575 37 Tyler Stephenson, R (7. PR) OBP: 0.375, SLG: 0.453	BB					K				4	1	3	1	1	1	0											
17 Kyle Farmer, R (1.6) OBP: 0.321, SLG: 0.410 55 Heath Hembree, R (8.1) 23 Jeff Hoffman, R (8.1) OBP: 0.143, SLG: 0.143	F8					K				5	1	1	1	0	3	6											
7 Eugenio Suárez, R (1.5) OBP: 0.259, SLG: 0.373	K					K				3	2	0	0	2	2	6											
44 Aristides Aquino, R (1.7) OBP: 0.328, SLG: 0.495	G6-3		F7			HR				4	3	2	3	1	0	2											
12 Tyler Naquin, L (1.8) OBP: 0.320, SLG: 0.430	BB					G3				3	1	1	1	2	0	1											
16 Tucker Barnhart, L (1.2) OBP: 0.334, SLG: 0.420	BB					K				4	1	2	3	0	1	1											
22 Wade Miley, L (1.1) OBP: 0.208, SLG: 0.178 38 Jose Barrero, R (7. PH) OBP: 0.143, SLG: 0.143	FC1-2					K				3	1	0	0	0	1	3											
Inning Stats	R: 0 E: 0 K: 2 S: 14	H: 1 LOB: 2 BB: 1 P: 24	R: 0 E: 0 K: 0 S: 11	H: 1 LOB: 2 BB: 1 P: 19	R: 0 E: 0 K: 2 S: 13	H: 2 LOB: 0 BB: 0 P: 15	R: 2 E: 0 K: 1 S: 13	H: 1 LOB: 0 BB: 1 P: 24	R: 2 E: 0 K: 2 S: 14	H: 1 LOB: 0 BB: 1 P: 22	R: 0 E: 0 K: 2 S: 7	H: 0 LOB: 0 BB: 0 P: 11	R: 2 E: 0 K: 1 S: 34	H: 6 LOB: 4 BB: 0 P: 61	R: 2 E: 0 K: 0 S: 18	H: 2 LOB: 0 BB: 0 P: 28		1B: 8 2B: 3 HR: 3	SF: 1 SAC: 0 HBP: 0	WP: 0 PB: 1 SB: 0 CS: 0	PA: 46						
PITCHER	IP	WLS	BF	H	R	ER	SO	BB	IBB	HBP	BLK	WP	HR	S	P	ERA	WHIP										
35 Justin Steele, L (1.1) ERA: 3.22	4.0	L	20	5	2	2	5	3	0	0	0	0	1	51	82	4.50	2.000										
59 Michael Rucker, R (5.1) ERA: 9.29	2.0		12	4	6	6	4	2	0	0	0	0	1	32	53	27.00	3.000										
43 Dan Winkler, R (7.1) ERA: 5.22	0.1		6	2	3	3	0	3	0	0	0	0	0	15	28	81.00	15.000										
65 Jake Jewell, R (7.1) ERA: 7.88	0.2		3	1	1	0	1	0	0	0	0	0	0	8	13	0.00	1.500										
64 Ryan Meisinger, R (8.1) ERA: 14.73	1.0		5	2	2	2	0	0	0	0	0	0	1	18	28	18.00	2.000										

AB 37
R 14
H 14
RBI 14
BB 8
SO 10
LOB 22



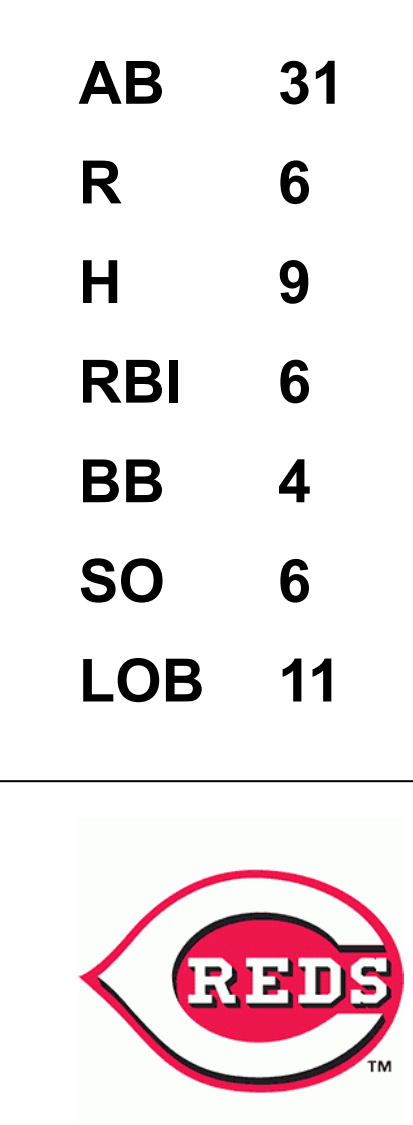
Batter	1	2	3	4	5	6	7	8	9	AB	R	H	RBI	BB	SO	LOB	TOP										
66 Rafael Ortega, L OBP: 0.389, SLG: 0.506	F9	18 2B		F8					8 18 BB	4	2	2	1	1	0	0	<p>Chicago Cubs @ Cincinnati Reds Great American Ball Park, Cincinnati, OH Wed Aug 18 2021, 12:38 PM EDT Att: 16,922 - Partly Cloudy - 84 F</p>										
18 Frank Schwindel, R OBP: 0.361, SLG: 0.633	K					F9			8 BB	4	0	2	1	1	1	1											
8 Ian Happ, S OBP: 0.290, SLG: 0.348	HR	G6-3		G3		P4			G6-4-3	5	1	1	1	1	0	5											
5 Matt Duffy, R OBP: 0.346, SLG: 0.321	G4-3			13 1B		G6-3			32 1B	5	0	3	1	0	0	0											
13 David Bote, R OBP: 0.272, SLG: 0.333		32 HR		E4		P5			K	4	1	1	0	1	2	2											
32 Michael Hermosillo, R OBP: 0.400, SLG: 1.000		HR		K		G6-4-3			K	3	1	1	2	0	1	3											
29 Robinson Chirinos, R OBP: 0.409, SLG: 0.985		56 SH3-4		K		K			P6	4	1	1	0	0	2	3											
51 Sergio Alcántara, S OBP: 0.287, SLG: 0.347	F9	G4-3		G4-3		HR			K	4	1	1	1	0	1	3											
56 Adrian Sampson, R 39 Manuel Rodriguez, R 50 Rowan Wick, L 16 Patrick Wisdom, R 47 Adam Morgan, L 74 Trevor Megill, L	SH3-4			K		K			K	1	0	0	0	0	1	0	<p>AB 36 R 7 H 12 RBI 7 BB 3 SO 10 LOB 17</p> 										
Inning Stats	R: 1 E: 0 K: 1 S: 10	H: 1 LOB: 0 BB: 0 P: 17	R: 4 E: 0 K: 0 S: 22	H: 4 LOB: 1 BB: 1 P: 36	R: 0 E: 1 K: 2 S: 10	H: 2 LOB: 2 BB: 0 P: 14	R: 0 E: 0 K: 1 S: 8	H: 1 LOB: 1 BB: 0 P: 15	R: 0 E: 0 K: 1 S: 11	H: 0 LOB: 0 BB: 0 P: 17	R: 1 E: 0 K: 1 S: 10	H: 2 LOB: 1 BB: 0 P: 15	R: 0 E: 0 K: 1 S: 5	H: 1 LOB: 0 BB: 0 P: 7	R: 0 E: 0 K: 2 S: 7	H: 0 LOB: 0 BB: 0 P: 10		R: 1 E: 0 K: 1 S: 9	H: 1 LOB: 1 BB: 2 P: 18	1B: 7 2B: 2 3B: 0 HR: 3	SF: 0 SAC: 1 DP: 2 HBP: 1	WP: 0 PB: 0 SB: 0 CS: 0	PA: 41				
PITCHER	IP	WLS	BF	H	R	ER	SO	BB	IBB	HBP	BLK	WP	HR	S	P	ERA	WHIP										
30 Tyler Mahle, R ERA: 3.78	5.0	L	25	8	5	5	5	1	0	1	0	0	2	61	99	9.00	1.800										
23 Jeff Hoffman, R ERA: 4.32	2.0		8	3	1	1	2	0	0	0	0	0	1	15	22	4.50	1.500										
63 Sean Doolittle, L ERA: 4.46	1.0		3	0	0	0	2	0	0	0	0	0	0	7	10	0.00	0.000										
34 Justin Wilson, L ERA: 5.88	1.0		5	1	1	1	1	2	0	0	0	0	0	9	18	9.00	3.000										

Batter	1	2	3	4	5	6	7	8	9	AB	R	H	RBI	BB	SO	LOB	BOTTOM										
6 Jonathan India, R OBP: 0.390, SLG: 0.466	G6-3		G5-3		K				FC6-4	4	0	0	0	0	1	1	<p>Chicago Cubs @ Cincinnati Reds Great American Ball Park, Cincinnati, OH Wed Aug 18 2021, 12:38 PM EDT Att: 16,922 - Partly Cloudy - 84 F</p>										
19 Joey Votto, L OBP: 0.375, SLG: 0.569	F9		2 1B		K				K	4	0	1	0	0	2	0											
2 Nick Castellanos, R OBP: 0.372, SLG: 0.561	K		L4		G5-3				F9	4	0	0	0	0	1	1											
9 Mike Moustakas, L OBP: 0.319, SLG: 0.388	F8				F9				K	4	0	0	0	0	2	0											
44 Aristides Aquino, R OBP: 0.324, SLG: 0.482	L8		G5-3		G5-3				K	3	0	0	0	1	1	0											
12 Tyler Naquin, L OBP: 0.324, SLG: 0.440	HR		38 HBP		1B				K	4	1	2	1	0	1	1											
38 Jose Barrero, R OBP: 0.667, SLG: 0.750	16 1B				HBP				P6	3	0	2	0	0	0	0											
16 Tucker Barnhart, L OBP: 0.339, SLG: 0.419	30 FC6				K				K	3	0	1	0	1	2	3											
30 Tyler Mahle, R 4 Shogo Ayumami, L 23 Jeff Hoffman, R 7 Eugenio Suarez, R 63 Sean Doolittle, L 34 Justin Wilson, L	FC6				G3				F8	1	0	0	0	0	0	2	<p>AB 32 R 1 H 6 RBI 1 BB 2 SO 10 LOB 9</p> 										
Inning Stats	R: 0 E: 0 K: 1 S: 8	H: 0 LOB: 0 BB: 0 P: 15	R: 1 E: 0 K: 0 S: 12	H: 3 LOB: 2 BB: 0 P: 19	R: 0 E: 0 K: 0 S: 9	H: 1 LOB: 0 BB: 0 P: 14	R: 0 E: 0 K: 1 S: 14	H: 1 LOB: 2 BB: 0 P: 21	R: 0 E: 0 K: 2 S: 8	H: 0 LOB: 0 BB: 0 P: 9	R: 0 E: 0 K: 1 S: 7	H: 0 LOB: 1 BB: 1 P: 16	R: 0 E: 0 K: 0 S: 6	H: 0 LOB: 1 BB: 1 P: 13	R: 0 E: 0 K: 2 S: 11	H: 0 LOB: 0 BB: 0 P: 17		R: 0 E: 0 K: 3 S: 12	H: 1 LOB: 1 BB: 0 P: 15	1B: 3 2B: 3 3B: 0 HR: 1	SF: 0 SAC: 0 DP: 1 HBP: 1	WP: 0 PB: 0 SB: 0 CS: 0	PA: 35				
PITCHER	IP	WLS	BF	H	R	ER	SO	BB	IBB	HBP	BLK	WP	HR	S	P	ERA	WHIP										
56 Adrian Sampson, R ERA: 2.25	4.0		17	5	1	1	0	0	0	1	0	0	0	15	25	0.00	1.250										
39 Manuel Rodriguez, R ERA: 3.38	2.0	W	7	0	0	0	3	1	0	0	0	0	0	6	13	0.00	1.000										
50 Rowan Wick, R ERA:	1.0		4	0	0	0	0	1	0	0	0	0	0	6	13	0.00	1.000										
47 Adam Morgan, L ERA: 2.81	1.0		3	0	0	0	2	0	0	0	0	0	0	11	17	0.00	0.000										
74 Trevor Megill, R ERA: 11.12	1.0		4	1	0	0	3	0	0	0	0	0	0	12	15	0.00	1.000										

Batter	1	2	3	4	5	6	7	8	9	AB	R	H	RBI	BB	SO	LOB	TOP										
19 Miguel Rojas, R OBP: 0.333, SLG: 0.409			G6-3				G5-3			4	0	2	0	0	0	2	Miami Marlins @ Cincinnati Reds Great American Ball Park, Cincinnati, OH Thu Aug 19 2021, 7:11 PM - 9:54 PM EDT Att: 11,581 - Partly Cloudy - 85 F										
1 Ispan Díaz, L OBP: 0.307, SLG: 0.316	K			K	K			K	4	0	0	0	0	4	2												
24 Jesús Aguilar, R OBP: 0.329, SLG: 0.477	F7			K		F8		G6-3	4	0	0	0	0	1	0												
76 Jesús Sánchez, L OBP: 0.294, SLG: 0.427										4	1	2	0	0	0												
15 Brian Anderson, R OBP: 0.320, SLG: 0.365	G6-3									3	0	0	0	1	0												
38 Jorge Alfaro, R OBP: 0.274, SLG: 0.332										4	0	2	1	0	1												
23 Alex Jackson, R OBP: 0.233, SLG: 0.253	L1-3									4	0	1	0	0	2												
77 Bryan De La Cruz, R OBP: 0.351, SLG: 0.431										3	0	1	0	0	1												
29 Nick Neidert, R										2	0	0	0	0	1												
54 Ross Detwiler, R ERA: 4.35										0	0	0	0	0	0												
25 Lewis Brinson, R OBP: 0.305, SLG: 0.468										1	0	0	0	0	0												
37 Bryan Mitchell, L										0	0	0	0	0	0												
Inning Stats	R: 0 E: 0 K: 1 S: 10	H: 1 LOB: 0 BB: 0 P: 13	R: 0 E: 0 K: 0 S: 4	H: 2 LOB: 1 BB: 0 P: 7	R: 0 E: 0 K: 2 S: 9	H: 0 LOB: 0 BB: 0 P: 12	R: 1 E: 0 K: 3 S: 12	H: 2 LOB: 2 BB: 0 P: 21	R: 0 E: 0 K: 0 S: 6	H: 0 LOB: 0 BB: 0 P: 6	R: 0 E: 0 K: 0 S: 14	H: 2 LOB: 2 BB: 0 P: 21	R: 0 E: 0 K: 1 S: 10	H: 0 LOB: 0 BB: 0 P: 17	R: 0 E: 0 K: 2 S: 9	H: 0 LOB: 0 BB: 0 P: 15	1B: 6 2B: 3 3B: 0 HR: 0	SF: 0 SAC: 0 DP: 1 HBP: 0	WP: 0 PB: 0 SB: 0 CS: 1	PA: 34							
PITCHER	IP	WLS	BF	H	R	ER	SO	BB	IBB	HBP	BLK	WP	HR	S	P	ERA	WHIP										
58 Luis Castillo, R ERA: 4.35	7.0	W	28	8	1	1	7	1	0	0	0	0	0	68	99	1.29	1.286										
21 Michael Lorenzen, R ERA: 4.35	1.0		3	0	0	0	1	0	0	0	0	0	0	10	17	0.00	0.000										
64 Tony Santillan, R ERA: 3.91	1.0		3	0	0	0	2	0	0	0	0	0	0	9	15	0.00	0.000										

Batter	1	2	3	4	5	6	7	8	9	AB	R	H	RBI	BB	SO	LOB	BOTTOM										
6 Jonathan India, R OBP: 0.393, SLG: 0.470	G5-3									3	2	2	1	1	0	0	Miami Marlins @ Cincinnati Reds Great American Ball Park, Cincinnati, OH Thu Aug 19 2021, 7:11 PM - 9:54 PM EDT Att: 11,581 - Partly Cloudy - 85 F										
12 Tyler Naquin, L OBP: 0.323, SLG: 0.438										4	0	1	0	0	1	3											
2 Nick Castellanos, R OBP: 0.373, SLG: 0.561	G6-4-3									4	1	2	1	0	0	1											
19 Joey Votto, L OBP: 0.373, SLG: 0.574										4	1	1	3	0	2	1											
37 Tyler Stephenson, R OBP: 0.375, SLG: 0.447										3	1	0	0	1	2	0											
9 Mike Moustakas, L OBP: 0.317, SLG: 0.378										3	0	0	0	1	0	1											
17 Kyle Farmer, R OBP: 0.323, SLG: 0.412										4	0	2	1	0	0	1											
44 Aristides Aquino, R OBP: 0.329, SLG: 0.487										3	1	1	0	1	0	1											
58 Luis Castillo, R OBP: 0.295, SLG: 0.237										2	0	0	0	0	1	2											
38 Jose Barrero, R OBP: 0.371, SLG: 0.600										1	0	0	0	0	0	1											
21 Michael Lorenzen, R										0	0	0	0	0	0	0											
64 Tony Santillan, R OBP: 0.143, SLG: 0.286										0	0	0	0	0	0	0											
Inning Stats	R: 0 E: 0 K: 0 S: 7	H: 1 LOB: 0 BB: 0 P: 9	R: 0 E: 0 K: 0 S: 4	H: 0 LOB: 0 BB: 0 P: 7	R: 0 E: 0 K: 0 S: 10	H: 0 LOB: 0 BB: 0 P: 12	R: 4 E: 0 K: 1 S: 21	H: 4 LOB: 2 BB: 0 P: 32	R: 0 E: 0 K: 0 S: 5	H: 0 LOB: 0 BB: 1 P: 11	R: 0 E: 0 K: 2 S: 11	H: 0 LOB: 1 BB: 1 P: 20	R: 2 E: 0 K: 2 S: 19	H: 3 LOB: 1 BB: 0 P: 25	R: 0 E: 0 K: 1 S: 8	H: 1 LOB: 1 BB: 0 P: 12	1B: 5 2B: 3 3B: 0 HR: 1	SF: 0 SAC: 0 DP: 2 HBP: 0	WP: 0 PB: 0 SB: 0 CS: 0	PA: 35							
PITCHER	IP	WLS	BF	H	R	ER	SO	BB	IBB	HBP	BLK	WP	HR	S	P	ERA	WHIP										
29 Nick Neidert, R ERA: 4.54	1.0	L	4	0	0	0	2	1	0	0	0	0	0	11	20	0.00	1.000										
54 Ross Detwiler, L ERA: 5.23	2.0		10	4	2	2	3	0	0	0	0	0	0	27	37	9.00	2.000										

AB	33
R	1
H	8
RBI	1
BB	1
SO	10
LOB	11



Batter	1	2	3	4	5	6	7	8	9	AB	R	H	RBI	BB	SO	LOB	TOP										
19 Miquel Rojas, R OBP: 0.333, SLG: 0.410	F9			G5-3		G6-3		2 HR		4	1	1	0	0	0	0	Miami Marlins @ Cincinnati Reds Great American Ball Park, Cincinnati, OH Fri Aug 20 2021, 7:12 PM - 9:46 PM EDT Att: 19,106 - Partly Cloudy - 87 F										
2 Jazz Chisholm Jr., L OBP: 0.322, SLG: 0.455	P5			76 BB		G3-1		HR		4	1	2	3	0	0	0											
24 Jesús Aguilar, R OBP: 0.329, SLG: 0.474	F8			76 BB		CI		K		2	0	0	0	1	1	0											
76 Jesús Sánchez, L OBP: 0.292, SLG: 0.415		G4-3				G3		P3		3	0	0	0	1	0	1											
15 Brian Anderson, R OBP: 0.315, SLG: 0.358	F7									4	0	0	0	0	1	3											
25 Lewis Brinson, R OBP: 0.304, SLG: 0.468	G3-1									4	0	1	0	0	1	3											
38 Jorge Alfaro, R OBP: 0.270, SLG: 0.326										4	0	0	0	0	0	1											
23 Alex Jackson, R OBP: 0.233, SLG: 0.244										3	1	0	0	1	3	1											
57 Eliaser Hernández, R OBP: 0.143, SLG: 0.143										2	0	0	0	0	0	0											
48 Steven Okert, L ERA: 2.08										0	0	0	0	0	0	0											
52 Anthony Bass, R ERA: 3.67										0	0	0	0	0	0	0											
35 Richard Bleier, L ERA: 3.77										1	0	0	0	0	1	1											
1 Isan Diaz, L ERA: 2.96, SLG: 0.334										0	0	0	0	0	0	0											
36 Dylan Floro, L ERA: 2.96										0	0	0	0	0	0	0											
Inning Stats	R: 0 E: 0 K: 0 S: 6	H: 0 LOB: 0 BB: 0 P: 8	R: 0 E: 0 K: 0 S: 6	H: 0 LOB: 0 BB: 0 P: 8	R: 0 E: 0 K: 2 S: 9	H: 0 LOB: 0 BB: 0 P: 10	R: 0 E: 0 K: 1 S: 13	H: 1 LOB: 3 BB: 2 P: 24	R: 0 E: 0 K: 2 S: 7	H: 0 LOB: 0 BB: 0 P: 10	R: 0 E: 1 K: 0 S: 10	H: 0 LOB: 1 BB: 0 P: 13	R: 0 E: 0 K: 0 S: 9	H: 0 LOB: 0 BB: 0 P: 14	R: 3 E: 0 K: 2 S: 18	H: 2 LOB: 0 BB: 1 P: 30	R: 0 E: 0 K: 2 S: 13	H: 1 LOB: 1 BB: 0 P: 18	1B: 1 2B: 2 3B: 0 HR: 1	SF: 0 SAC: 0 DP: 0 HBP: 0	WP: 0 PB: 0 SB: 1 CS: 0	PA: 35					
PITCHER	IP	WLS	BF	H	R	ER	SO	BB	IBB	HBP	BLK	WP	HR	S	P	ERA	WHIP										
54 Sonny Gray, R ERA: 4.15	7.0	W	25	1	0	0	5	2	0	0	0	0	0	60	87	0.00	0.429										
39 Lucas Sims, R ERA: 5.79	1.0		6	2	3	3	2	1	0	0	0	0	1	18	30	27.00	3.000										
48 Mychal Givens, R ERA: 2.08	1.0	S	4	1	0	0	2	0	0	0	0	0	0	13	18	0.00	1.000										

Batter	1	2	3	4	5	6	7	8	9	AB	R	H	RBI	BB	SO	LOB	BOTTOM										
6 Jonathan India, R OBP: 0.389, SLG: 0.466	G5-3									4	0	0	0	0	1	0	Miami Marlins @ Cincinnati Reds Great American Ball Park, Cincinnati, OH Fri Aug 20 2021, 7:12 PM - 9:46 PM EDT Att: 19,106 - Partly Cloudy - 87 F										
12 Tyler Naquin, L OBP: 0.325, SLG: 0.453	2B									4	2	2	1	0	0	0											
2 Nick Castellanos, R OBP: 0.377, SLG: 0.564	19 HR									3	2	2	1	0	0	0											
19 Joey Votto, L OBP: 0.375, SLG: 0.581	3H									3	1	1	2	1	0	2											
17 Kyle Farmer, R OBP: 0.322, SLG: 0.411	SF8									3	0	1	1	0	1	0											
9 Mike Moustakas, L OBP: 0.308, SLG: 0.366	G5-3									4	0	0	0	0	2	3											
44 Aristides Aquino, R OBP: 0.319, SLG: 0.471										4	0	0	0	0	2	2											
16 Tucker Barnhart, L OBP: 0.339, SLG: 0.416	P6									2	0	0	0	1	0	0											
54 Sonny Gray, R OBP: 0.161, SLG: 0.133										3	0	0	0	0	2	3											
39 Lucas Sims, R ERA: 5.79										0	0	0	0	0	0	0											
48 Mychal Givens, R ERA: 2.08										0	0	0	0	0	0	0											
Inning Stats	R: 2 E: 1 K: 0 S: 14	H: 2 LOB: 1 BB: 0 P: 16	R: 0 E: 0 K: 1 S: 6	H: 0 LOB: 0 BB: 0 P: 7	R: 0 E: 0 K: 1 S: 7	H: 0 LOB: 0 BB: 0 P: 9	R: 0 E: 1 K: 3 S: 16	H: 1 LOB: 3 BB: 2 P: 22	R: 3 E: 0 K: 2 S: 14	H: 2 LOB: 0 BB: 0 P: 19	R: 0 E: 0 K: 1 S: 7	H: 0 LOB: 0 BB: 0 P: 8	R: 0 E: 0 K: 0 S: 7	H: 1 LOB: 1 BB: 0 P: 11	R: 0 E: 0 K: 0 S: 6	H: 0 LOB: 0 BB: 0 P: 9	1B: 2 2B: 1 3B: 1 HR: 2	SF: 1 SAC: 0 DP: 0 HBP: 1	WP: 0 PB: 0 SB: 0 CS: 0	PA: 34							
PITCHER	IP	WLS	BF	H	R	ER	SO	BB	IBB	HBP	BLK	WP	HR	S	P	ERA	WHIP										
57 Eliaser Hernández, R ERA: 3.67	4.2	L	23	5	5	4	6	1	1	0	0	0	0	3	5	0.00	0.000										
48 Steven Okert, L ERA: 2.08	0.1		1	0	0	0	1	0	0	0	0	0	0	7	8	0.00	0.000										
52 Anthony Bass, R ERA: 3.67	1.0		3	0	0	0	1	0	0	0	0	0	0	7	8	0.00	0.000										
35 Richard Bleier, L ERA: 3.77	1.0		4	1	0	0	0	0	0	0	0	0	0	7	11	0.00	1.000										
36 Dylan Floro, R ERA: 2.96	1.0		3	0	0	0	0	0	0	0	0	0	0	6	9	0.00	0.000										


AB	31
R	3
H	4
RBI	3
BB	3
SO	9
LOB	10



Batter	1	2	3	4	5	6	7	8	9	AB	R	H	RBI	BB	SO	LOB	TOP					
19 Miguel Rojas, R OBP: 0.331, SLG: 0.406	L9		G5-3				G4-6-3		G1-4-3	4	0	0	0	1	0	3						
2 Jazz Chisholm Jr., L OBP: 0.354, SLG: 0.452	K									2	1	0	1	1	2	0						
24 Jesús Aguilar, R OBP: 0.333, SLG: 0.475	F9									2	1	1	1	2	0	0						
25 Lewis Brinson, R OBP: 0.302, SLG: 0.463		G5-3								4	0	1	0	0	0	5						
15 Brian Anderson, R OBP: 0.318, SLG: 0.363		G5-3								3	0	1	1	1	0	2						
38 Jorge Alfero, R OBP: 0.273, SLG: 0.329										4	0	2	1	0	0	1						
34 Magneuris Sierra, L OBP: 0.290, SLG: 0.272										0	0	0	0	0	0	0						
77 Bryan De La Cruz, R OBP: 0.359, SLG: 0.440	CS									3	1	1	0	1	0	2						
23 Alex Jackson, R OBP: 0.234, SLG: 0.244										4	1	1	0	0	3	1						
74 Zach Thompson, R OBP: 0.077, SLG: 0.077										0	0	0	0	0	0	0						
80 Anthony Bender, R ERA: 2.68										0	0	0	0	0	0	0						
76 Jesús Sánchez, L OBP: 0.248, SLG: 0.415										0	0	0	0	0	0	0						
66 Sean Guenther, L ERA: 9.0										0	0	0	0	0	0	0						
47 Austin Pruitt, R OBP: 0.300, SLG: 0.317										1	0	1	0	0	0	0						
Inning Stats	R: 0 E: 0 K: 1 S: 8	H: 0 LOB: 0 BB: 0 P: 12	R: 0 E: 0 K: 0 S: 7	H: 1 LOB: 0 BB: 0 P: 10	R: 0 E: 0 K: 1 S: 9	H: 1 LOB: 1 BB: 0 P: 14	R: 0 E: 0 K: 1 S: 13	H: 2 LOB: 1 BB: 0 P: 21	R: 2 E: 0 K: 0 S: 16	H: 1 LOB: 3 BB: 3 P: 32	R: 0 E: 0 K: 0 S: 6	H: 0 LOB: 0 BB: 1 P: 11	R: 0 E: 0 K: 1 S: 4	H: 0 LOB: 0 BB: 0 P: 5	R: 2 E: 0 K: 0 S: 9	H: 2 LOB: 2 BB: 2 P: 20	R: 0 E: 0 K: 1 S: 5	H: 1 LOB: 0 BB: 0 P: 5	1B: 6 2B: 2 3B: 0 HR: 0	SF: 0 SAC: 2 DP: 5 HBP: 2	WP: 0 PB: 0 SB: 0 CS: 1	PA: 38
PITCHER	IP WLS BF H R ER SO BB IBB HBP BLK WP HR S P ERA WHIP																					
22 Wade Miley, L ERA: 2.88	4.2	21	5	2	2	3	3	0	1	0	0	0	0	52	88	3.86	1.714					
85 Luis Cessa, R ERA: 2.68	1.1	W	4	0	0	0	1	0	0	0	0	0	0	7	12	0.00	0.750					
64 Tony Santillan, R ERA: 3.78	1.0		3	0	0	0	0	0	1	0	0	0	0	4	5	0.00	0.000					
48 Mychal Givens, R ERA: 2.52	0.1		4	1	2	2	2	0	0	0	0	0	0	6	17	54.00	9.000					
21 Michael Lorenzen, R ERA:	1.2	S	5	2	0	0	1	0	0	0	0	0	0	8	8	0.00	1.200					

Miami Marlins @ Cincinnati Reds
Great American Ball Park, Cincinnati, OH
Sat Aug 21 2021, 6:41 PM - 9:33 PM EDT
Att: 34,433 - Clear - 91 F


AB 27
R 4
H 8
RBI 4
BB 6
SO 5
LOB 14



Batter	1	2	3	4	5	6	7	8	9	AB	R	H	RBI	BB	SO	LOB	BOTTOM			
6 Jonathan India, R OBP: 0.388, SLG: 0.463	P5									4	1	1	0	0	1	0				
21 Michael Lorenzen, R										0	0	0	0	0	0	0				
12 Tyler Naquin, L OBP: 0.332, SLG: 0.465										3	3	3	0	1	0	0				
2 Nick Castellanos, R OBP: 0.378, SLG: 0.571										4	1	2	4	0	0	2				
19 Joey Votto, L OBP: 0.373, SLG: 0.576										3	1	0	0	1	2	1				
17 Kyle Farmer, R OBP: 0.324, SLG: 0.411										3	1	1	0	1	0	1				
44 Aristides Aquino, R OBP: 0.235, SLG: 0.460										2	0	0	0	0	1	1				
85 Luis Cessa, R										0	0	0	0	0	0	0				
37 Tyler Stephenson, R OBP: 0.377, SLG: 0.640										1	0	1	2	0	0	0				
64 Tony Santillan, R OBP: 0.143, SLG: 0.298										0	0	0	0	0	0	0				
48 Mychal Givens, R ERA: 9.0										0	0	0	0	0	0	0				
38 Jose Barrero, R OBP: 0.300, SLG: 0.300										1	0	0	0	0	0	1				
7 Eugenio Suárez, R OBP: 0.257, SLG: 0.371										2	0	0	1	0	0	0				
16 Tucker Barnhart, L OBP: 0.335, SLG: 0.412										3	0	0	0	0	0	0				
22 Wade Miley, L OBP: 0.204, SLG: 0.174										1	0	0	0	0	0	0				
4 Shogo Akiyama, L OBP: 0.291, SLG: 0.259										2	0	0	0	0	0	0				
Inning Stats	R: 2 E: 0 K: 1 S: 16	H: 3 LOB: 1 BB: 0 P: 27	R: 0 E: 0 K: 0 S: 8	H: 0 LOB: 0 BB: 0 P: 11	R: 0 E: 0 K: 1 S: 6	H: 0 LOB: 0 BB: 1 P: 10	R: 0 E: 0 K: 1 S: 10	H: 0 LOB: 0 BB: 0 P: 14	R: 0 E: 0 K: 0 S: 8	H: 0 LOB: 0 BB: 0 P: 11	R: 4 E: 0 K: 0 S: 9	H: 3 LOB: 0 BB: 2 P: 18	R: 0 E: 0 K: 0 S: 8	H: 0 LOB: 0 BB: 0 P: 12	R: 1 E: 0 K: 1 S: 13	H: 2 LOB: 1 BB: 0 P: 19	1B: 3 2B: 5 3B: 0 HR: 1	SF: 1 SAC: 0 DP: 2 HBP: 0	WP: 0 PB: 0 SB: 0 CS: 0	PA: 33
PITCHER	IP WLS BF H R ER SO BB IBB HBP BLK WP HR S P ERA WHIP																			
74 Zach Thompson, R ERA: 2.97	5.0	L	18	3	2	3	1	0	0	0	0	0	9	18	36.00	4.000				
80 Anthony Bender, R ERA: 3.18	1.0		7	3	4	4	1	1	0	0	0	0	0	16	23	6.75	1.500			
66 Sean Guenther, L ERA: 9.0	1.1		6	2	1	1	1	0	0	0	0	0	0	5	8	0.00	0.000			
47 Austin Pruitt, R ERA: 4.15	0.2		2	0	0	0	0	0	0	0	0	0	0	5	8	0.00	0.000			

Miami Marlins @ Cincinnati Reds
Great American Ball Park, Cincinnati, OH
Sat Aug 21 2021, 6:41 PM - 9:33 PM EDT
Att: 34,433 - Clear - 91 F

AB 29
R 7
H 8
RBI 7
BB 3
SO 4
LOB 6



Batter	1	2	3	4	5	6	7	8	9	AB	R	H	RBI	BB	SO	LOB	TOP					
19 Miguel Rojas, R OBP: 0.333, SLG: 0.407	G6-3			1B		1B		P6									4 0 2 0 0 0 0					
2 Jazz Chisholm Jr., L OBP: 0.320, SLG: 0.446	K			FC4		B1-3		G1-3									4 1 0 0 0 0 1 2					
24 Jesús Aguilar, R OBP: 0.330, SLG: 0.470	K			P6				L7									4 0 0 0 0 0 2 1					
76 Jesús Sánchez, L OBP: 0.314, SLG: 0.426		F8		2B				BB									2 0 1 1 2 0 0 0					
25 Lewis Brinson, R OBP: 0.295, SLG: 0.452	F8			P4				F9									4 0 0 0 0 0 0 3					
1 Isan Díaz, L OBP: 0.305, SLG: 0.313	G1-3							E4									3 0 0 0 0 0 1 1					
7 Sandy León, S OBP: 0.233, SLG: 0.263				K		P4		K									3 0 0 0 0 0 2 2					
77 Bryan De La Cruz, R OBP: 0.345, SLG: 0.423				G5-3		P6		K									3 0 0 0 0 0 1 0					
22 Sandy Alcantara, R OBP: 0.128, SLG: 0.070				K				F7									2 0 0 0 0 0 2 0					
15 Brian Anderson, R (&PH)																	1 0 0 0 0 0 0 0					
52 Anthony Bass, R																	0 0 0 0 0 0 0 0					
Inning Stats	R: 0 H: 0 E: 0 K: 2 S: 12	H: 0 LOB: 0 BB: 0 P: 12	R: 0 H: 0 E: 0 K: 0 S: 8	H: 0 LOB: 0 BB: 0 P: 10	R: 0 H: 0 E: 0 K: 2 S: 7	H: 0 LOB: 0 BB: 0 P: 11	R: 1 H: 2 E: 0 K: 0 S: 13	H: 2 LOB: 1 BB: 0 P: 16	R: 0 H: 0 E: 0 K: 1 S: 9	H: 1 LOB: 0 BB: 0 P: 14	R: 0 H: 0 E: 0 K: 2 S: 11	H: 0 LOB: 2 BB: 1 P: 20	R: 0 H: 0 E: 0 K: 1 S: 11	H: 0 LOB: 0 BB: 0 P: 17	R: 0 H: 0 E: 0 K: 0 S: 14	H: 0 LOB: 1 BB: 1 P: 21	1B: 2 2B: 2 3B: 0 HR: 0	SF: 0 SAC: 0 DP: 1 HBP: 0	WP: 0 PB: 0 SB: 1 CS: 0	PA: 32		
PITCHER	IP WLS BF H R ER SO	IP WLS BF H R ER SO	IP WLS BF H R ER SO	IP WLS BF H R ER SO	IP WLS BF H R ER SO	IP WLS BF H R ER SO	IP WLS BF H R ER SO	IP WLS BF H R ER SO	IP WLS BF H R ER SO	IP WLS BF H R ER SO	IP WLS BF H R ER SO	IP WLS BF H R ER SO	IP WLS BF H R ER SO	IP WLS BF H R ER SO	IP WLS BF H R ER SO	IP WLS BF H R ER SO	WP HR S P	ERA WHIP	ERA WHIP			
Vladimir Gutierrez, R ERA: 3.68	7.0 W 25 3 1 1 8	7.0 W 25 3 1 1 8	7.0 W 25 3 1 1 8	7.0 W 25 3 1 1 8	7.0 W 25 3 1 1 8	7.0 W 25 3 1 1 8	7.0 W 25 3 1 1 8	7.0 W 25 3 1 1 8	7.0 W 25 3 1 1 8	7.0 W 25 3 1 1 8	7.0 W 25 3 1 1 8	7.0 W 25 3 1 1 8	7.0 W 25 3 1 1 8	7.0 W 25 3 1 1 8	7.0 W 25 3 1 1 8	7.0 W 25 3 1 1 8	0 0 0 0 0 0 0	0 0 0 0 0 0 0	0 0 0 0 0 0 0	0 0 0 0 0 0 0	1.29 0.571	0.571
39 Lucas Sims, R ERA: 5.61	1.0 H 3 0 0 0 1	1.0 H 3 0 0 0 1	1.0 H 3 0 0 0 1	1.0 H 3 0 0 0 1	1.0 H 3 0 0 0 1	1.0 H 3 0 0 0 1	1.0 H 3 0 0 0 1	1.0 H 3 0 0 0 1	1.0 H 3 0 0 0 1	1.0 H 3 0 0 0 1	1.0 H 3 0 0 0 1	1.0 H 3 0 0 0 1	1.0 H 3 0 0 0 1	1.0 H 3 0 0 0 1	1.0 H 3 0 0 0 1	1.0 H 3 0 0 0 1	0 0 0 0 0 0 0	0 0 0 0 0 0 0	0 0 0 0 0 0 0	0 0 0 0 0 0 0	0.00 0.000	0.000
21 Michael Lorenzen, R ERA:	1.0 S 4 0 0 0 0	1.0 S 4 0 0 0 0	1.0 S 4 0 0 0 0	1.0 S 4 0 0 0 0	1.0 S 4 0 0 0 0	1.0 S 4 0 0 0 0	1.0 S 4 0 0 0 0	1.0 S 4 0 0 0 0	1.0 S 4 0 0 0 0	1.0 S 4 0 0 0 0	1.0 S 4 0 0 0 0	1.0 S 4 0 0 0 0	1.0 S 4 0 0 0 0	1.0 S 4 0 0 0 0	1.0 S 4 0 0 0 0	1.0 S 4 0 0 0 0	0 0 0 0 0 0 0	0 0 0 0 0 0 0	0 0 0 0 0 0 0	0 0 0 0 0 0 0	0.00 1.000	1.000

Miami Marlins @ Cincinnati Reds
Great American Ball Park, Cincinnati, OH
Sun Aug 22 2021, 1:13 PM - 3:55 PM EDT
Att: 17,797 - Partly Cloudy - 89 F

AB 30
R 1
H 3
RBI 1
BB 2
SO 9
LOB 9



Batter	1	2	3	4	5	6	7	8	9	AB	R	H	RBI	BB	SO	LOB	BOTTOM					
12 Tyler Naquin, L OBP: 0.333, SLG: 0.482	HR		G6-3		G3-1			HR									4 2 2 2 0 0 1					
37 Tyler Stephenson, R OBP: 0.375, SLG: 0.454	K		G6-3			K		2B									4 0 1 0 0 2 0					
2 Nick Castellanos, R OBP: 0.377, SLG: 0.566	F9			1B		K		G6-3									4 0 1 0 0 1 1					
19 Joey Votto, L OBP: 0.377, SLG: 0.575	FC4			K													2 0 1 0 2 1 1					
17 Kyle Farmer, R OBP: 0.320, SLG: 0.406	FC4			L3		BB		IBB									4 0 0 0 0 1 5					
9 Mike Moustakas, L OBP: 0.309, SLG: 0.389			K		HR												3 1 1 1 0 2 0					
38 Jose Barrero, R OBP: 0.364, SLG: 0.333			K		K			G6-3									3 0 0 0 0 2 0					
4 Shogo Akiyama, L OBP: 0.292, SLG: 0.255			K		SH5-4			K									2 0 0 0 1 2 0					
Vladimir Gutierrez, R OBP: 0.167, SLG: 0.107			G1-3		SH5-4			K									1 0 0 0 0 0 0 0					
39 Lucas Sims, R ERA: 3.35																	0 0 0 0 0 0 0 0					
6 Jonathan India, R OBP: 0.387, SLG: 0.462																	1 0 0 0 0 1 0 0					
21 Michael Lorenzen, R ERA: 4.04																	0 0 0 0 0 0 0 0					
Inning Stats	R: 1 H: 2 E: 0 K: 1 S: 13	H: 2 LOB: 1 BB: 0 P: 19	R: 0 H: 0 E: 0 K: 3 S: 10	H: 0 LOB: 0 BB: 0 P: 14	R: 0 H: 0 E: 0 K: 0 S: 5	H: 0 LOB: 0 BB: 0 P: 8	R: 0 H: 1 E: 0 K: 1 S: 8	H: 1 LOB: 0 BB: 0 P: 13	R: 1 H: 1 E: 0 K: 1 S: 11	H: 1 LOB: 1 BB: 1 P: 16	R: 0 H: 0 E: 0 K: 3 S: 11	H: 0 LOB: 1 BB: 1 P: 18	R: 0 H: 0 E: 0 K: 2 S: 17	H: 0 LOB: 0 BB: 0 P: 23	R: 1 H: 2 E: 0 K: 1 S: 18	H: 2 LOB: 2 BB: 1 P: 26	1B: 2 2B: 2 3B: 0 HR: 3	SF: 0 SAC: 1 DP: 1 HBP: 0	WP: 0 PB: 0 SB: 0 CS: 0	PA: 32		
PITCHER	IP WLS BF H R ER SO	IP WLS BF H R ER SO	IP WLS BF H R ER SO	IP WLS BF H R ER SO	IP WLS BF H R ER SO	IP WLS BF H R ER SO	IP WLS BF H R ER SO	IP WLS BF H R ER SO	IP WLS BF H R ER SO	IP WLS BF H R ER SO	IP WLS BF H R ER SO	IP WLS BF H R ER SO	IP WLS BF H R ER SO	IP WLS BF H R ER SO	IP WLS BF H R ER SO	IP WLS BF H R ER SO	WP HR S P	ERA WHIP	ERA WHIP			
22 Sandy Alcantara, R ERA: 3.35	7.0 L 26 4 2 2 11	7.0 L 26 4 2 2 11	7.0 L 26 4 2 2 11	7.0 L 26 4 2 2 11	7.0 L 26 4 2 2 11	7.0 L 26 4 2 2 11	7.0 L 26 4 2 2 11	7.0 L 26 4 2 2 11	7.0 L 26 4 2 2 11	7.0 L 26 4 2 2 11	7.0 L 26 4 2 2 11	7.0 L 26 4 2 2 11	7.0 L 26 4 2 2 11	7.0 L 26 4 2 2 11	7.0 L 26 4 2 2 11	7.0 L 26 4 2 2 11	0 0 0 0 0 0 0	0 0 0 0 0 0 0	0 0 0 0 0 0 0	0 0 0 0 0 0 0	2.57 0.857	0.857
52 Anthony Bass, R ERA: 4.04	1.0 6 2 1 1 1	1.0 6 2 1 1 1	1.0 6 2 1 1 1	1.0 6 2 1 1 1	1.0 6 2 1 1 1	1.0 6 2 1 1 1	1.0 6 2 1 1 1	1.0 6 2 1 1 1	1.0 6 2 1 1 1	1.0 6 2 1 1 1	1.0 6 2 1 1 1	1.0 6 2 1 1 1	1.0 6 2 1 1 1	1.0 6 2 1 1 1	1.0 6 2 1 1 1	1.0 6 2 1 1 1	0 0 0 0 0 0 0	0 0 0 0 0 0 0	0 0 0 0 0 0 0	0 0 0 0 0 0 0	9.00 2.000	2.000

Miami Marlins @ Cincinnati Reds
Great American Ball Park, Cincinnati, OH
Sun Aug 22 2021, 1:13 PM - 3:55 PM EDT
Att: 17,797 - Partly Cloudy - 89 F

AB 28
R 3
H 6
RBI 3
BB 3
SO 12
LOB 8



Batter	1	2	3	4	5	6	7	8	9	AB	R	H	RBI	BB	SO	LOB	TOP				
6 Jonathan India, R OBP: 0.387, SLG: 0.457										3	0	0	0	0	2	0					
12 Tyler Naquin, L OBP: 0.337, SLG: 0.481										4	0	2	0	0	2	0					
2 Nick Castellanos, R OBP: 0.377, SLG: 0.571										4	1	2	1	0	0	2					
19 Joey Votto, L OBP: 0.375, SLG: 0.567										4	0	0	0	0	3	3					
9 Mike Moustakas, L OBP: 0.306, SLG: 0.388										4	0	0	0	0	2	2					
17 Kyle Farmer, R OBP: 0.320, SLG: 0.404										3	0	1	0	0	1	0					
16 Tucker Barnhart, L OBP: 0.332, SLG: 0.408										3	0	0	0	0	2	1					
44 Aristides Aquino, R OBP: 0.305, SLG: 0.445										3	0	0	0	0	2	1					
58 Luis Castillo, R OBP: 0.195, SLG: 0.225										2	0	0	0	0	2	1					
39 Lucas Sims, R ERA: 2.38										0	0	0	0	0	0	0					
32 Max Schrock, L OBP: 0.360, SLG: 0.565										1	0	0	0	0	0	0					
50 Amir Garrett, R ERA: 2.09										0	0	0	0	0	0	0					
23 Jeff Hoffman, R OBP: 0.143, SLG: 0.143										0	0	0	0	0	0	0					
Inning Stats	R: 0 E: 0 K: 1 S: 11	H: 1 LOB: 2 BB: 0 P: 18	R: 0 E: 0 K: 3 S: 13	H: 1 LOB: 1 BB: 0 P: 17	R: 0 E: 0 K: 2 S: 15	H: 0 LOB: 0 BB: 0 P: 22	R: 0 E: 0 K: 1 S: 8	H: 0 LOB: 0 BB: 0 P: 13	R: 0 E: 0 K: 3 S: 9	H: 2 LOB: 1 BB: 0 P: 13	R: 0 E: 0 K: 2 S: 14	H: 0 LOB: 0 BB: 0 P: 9	R: 0 E: 0 K: 1 S: 8	H: 0 LOB: 0 BB: 0 P: 11	R: 1 E: 0 K: 3 S: 12	H: 1 LOB: 0 BB: 0 P: 15	1B: 4 2B: 0 3B: 0 HR: 1	SF: 0 SAC: 0 DP: 0 HBP: 1	WP: 0 PB: 0 SB: 0 CS: 0	PA: 32	
PITCHER	IP WLS BF H R ER SO BB IBB HBP BLK WP HR S P ERA WHIP	IP WLS BF H R ER SO BB IBB HBP BLK WP HR S P ERA WHIP	IP WLS BF H R ER SO BB IBB HBP BLK WP HR S P ERA WHIP	IP WLS BF H R ER SO BB IBB HBP BLK WP HR S P ERA WHIP	IP WLS BF H R ER SO BB IBB HBP BLK WP HR S P ERA WHIP	IP WLS BF H R ER SO BB IBB HBP BLK WP HR S P ERA WHIP	IP WLS BF H R ER SO BB IBB HBP BLK WP HR S P ERA WHIP	IP WLS BF H R ER SO BB IBB HBP BLK WP HR S P ERA WHIP	IP WLS BF H R ER SO BB IBB HBP BLK WP HR S P ERA WHIP	IP WLS BF H R ER SO BB IBB HBP BLK WP HR S P ERA WHIP	IP WLS BF H R ER SO BB IBB HBP BLK WP HR S P ERA WHIP	IP WLS BF H R ER SO BB IBB HBP BLK WP HR S P ERA WHIP	IP WLS BF H R ER SO BB IBB HBP BLK WP HR S P ERA WHIP	IP WLS BF H R ER SO BB IBB HBP BLK WP HR S P ERA WHIP	IP WLS BF H R ER SO BB IBB HBP BLK WP HR S P ERA WHIP	IP WLS BF H R ER SO BB IBB HBP BLK WP HR S P ERA WHIP	IP WLS BF H R ER SO BB IBB HBP BLK WP HR S P ERA WHIP	IP WLS BF H R ER SO BB IBB HBP BLK WP HR S P ERA WHIP	IP WLS BF H R ER SO BB IBB HBP BLK WP HR S P ERA WHIP	IP WLS BF H R ER SO BB IBB HBP BLK WP HR S P ERA WHIP	IP WLS BF H R ER SO BB IBB HBP BLK WP HR S P ERA WHIP

Cincinnati Reds @ Milwaukee Brewers
American Family Field, Milwaukee, WI
Wed Aug 25 2021, 7:12 PM - 10:19 PM CDT
Att: 24,715 - Partly Cloudy - 85 F

AB 31
R 1
H 5
RBI 1
BB 0
SO 16
LOB 10



Batter	1	2	3	4	5	6	7	8	9	AB	R	H	RBI	BB	SO	LOB	BOTTOM				
16 Koltan Wong, L OBP: 0.352, SLG: 0.471										3	1	0	0	1	0	0					
10 Omar Narváez, L OBP: 0.374, SLG: 0.452										4	0	0	0	0	1	1					
22 Christian Yelich, L OBP: 0.374, SLG: 0.388										3	2	1	0	1	0	1					
24 Avisail García, R OBP: 0.346, SLG: 0.506										2	1	1	1	1	0	1					
11 Rowdy Tellez, L OBP: 0.309, SLG: 0.408										4	0	1	0	0	1	2					
2 Luis Urias, R OBP: 0.339, SLG: 0.436										4	0	1	1	0	1	3					
14 Jace Peterson, L OBP: 0.393, SLG: 0.427										2	0	1	1	2	0	0					
6 Lorenzo Cain, R OBP: 0.312, SLG: 0.363										4	0	0	0	0	3	6					
53 Brandon Woodruff, L OBP: 0.130, SLG: 0.070										2	0	0	0	0	2	0					
45 Brad Boxberger, R ERA: 4.29										0	0	0	0	0	0	0					
41 Jackie Bradley, Jr., L OBP: 0.251, SLG: 0.294										1	0	0	0	0	1	2					
38 Devin Williams, R ERA: 6.37										0	0	0	0	0	0	0					
54 Jake Cousins, R ERA: 0.87										0	0	0	0	0	0	0					
Inning Stats	R: 0 E: 0 K: 1 S: 9	H: 0 LOB: 1 BB: 1 P: 16	R: 0 E: 0 K: 2 S: 9	H: 0 LOB: 1 BB: 1 P: 18	R: 0 E: 0 K: 1 S: 9	H: 0 LOB: 0 BB: 0 P: 16	R: 1 E: 0 K: 0 S: 7	H: 2 LOB: 0 BB: 0 P: 10	R: 0 E: 0 K: 1 S: 8	H: 0 LOB: 0 BB: 0 P: 12	R: 0 E: 0 K: 0 S: 6	H: 0 LOB: 0 BB: 0 P: 10	R: 1 E: 0 K: 3 S: 19	H: 2 LOB: 2 BB: 0 P: 27	R: 2 E: 1 K: 1 S: 15	H: 1 LOB: 3 BB: 3 P: 30	1B: 2 2B: 3 3B: 0 HR: 0	SF: 0 SAC: 0 DP: 1 HBP: 1	WP: 1 PB: 0 SB: 0 CS: 0	PA: 35	
PITCHER	IP WLS BF H R ER SO BB IBB HBP BLK WP HR S P ERA WHIP	IP WLS BF H R ER SO BB IBB HBP BLK WP HR S P ERA WHIP	IP WLS BF H R ER SO BB IBB HBP BLK WP HR S P ERA WHIP	IP WLS BF H R ER SO BB IBB HBP BLK WP HR S P ERA WHIP	IP WLS BF H R ER SO BB IBB HBP BLK WP HR S P ERA WHIP	IP WLS BF H R ER SO BB IBB HBP BLK WP HR S P ERA WHIP	IP WLS BF H R ER SO BB IBB HBP BLK WP HR S P ERA WHIP	IP WLS BF H R ER SO BB IBB HBP BLK WP HR S P ERA WHIP	IP WLS BF H R ER SO BB IBB HBP BLK WP HR S P ERA WHIP	IP WLS BF H R ER SO BB IBB HBP BLK WP HR S P ERA WHIP	IP WLS BF H R ER SO BB IBB HBP BLK WP HR S P ERA WHIP	IP WLS BF H R ER SO BB IBB HBP BLK WP HR S P ERA WHIP	IP WLS BF H R ER SO BB IBB HBP BLK WP HR S P ERA WHIP	IP WLS BF H R ER SO BB IBB HBP BLK WP HR S P ERA WHIP	IP WLS BF H R ER SO BB IBB HBP BLK WP HR S P ERA WHIP	IP WLS BF H R ER SO BB IBB HBP BLK WP HR S P ERA WHIP	IP WLS BF H R ER SO BB IBB HBP BLK WP HR S P ERA WHIP	IP WLS BF H R ER SO BB IBB HBP BLK WP HR S P ERA WHIP	IP WLS BF H R ER SO BB IBB HBP BLK WP HR S P ERA WHIP	IP WLS BF H R ER SO BB IBB HBP BLK WP HR S P ERA WHIP	IP WLS BF H R ER SO BB IBB HBP BLK WP HR S P ERA WHIP

Cincinnati Reds @ Milwaukee Brewers
American Family Field, Milwaukee, WI
Wed Aug 25 2021, 7:12 PM - 10:19 PM CDT
Att: 24,715 - Partly Cloudy - 85 F

AB 29
R 4
H 5
RBI 3
BB 5
SO 9
LOB 16



Batter	1	2	3	4	5	6	7	8	9	AB	R	H	RBI	BB	SO	LOB	TOP			
6 Jonathan India, R OBP: 0.384, SLG: 0.459										5	0	0	0	0	2	0				
12 Tyler Naquin, L OBP: 0.342, SLG: 0.493										4	1	3	1	0	0	1				
2 Nick Castellanos, R OBP: 0.374, SLG: 0.575										4	0	1	0	0	0	2				
19 Joey Votto, L OBP: 0.370, SLG: 0.561										4	1	1	0	0	0	1				
9 Mike Moustakas, L OBP: 0.311, SLG: 0.420										4	2	2	2	0	0	1				
17 Kyle Farmer, R OBP: 0.317, SLG: 0.400										4	0	0	0	0	1	1				
16 Tucker Barnhart, L OBP: 0.331, SLG: 0.406										4	0	1	0	0	1	1				
32 Max Schrock, L OBP: 0.365, SLG: 0.553										1	1	0	0	1	0	0				
44 Aristides Aquino, R OBP: 0.293, SLG: 0.425										2	0	0	0	0	2	1				
22 Wade Miley, L OBP: 0.212, SLG: 0.204										3	1	1	1	0	0	1				
23 Jeff Hoffman, R OBP: 0.133, SLG: 0.133										1	0	0	0	0	0	0				
Inning Stats	R: 1 H: 2 E: 0 K: 1 S: 10	H: 2 LOB: 1 BB: 0 P: 13	R: 0 H: 0 E: 0 K: 0 S: 6	H: 0 LOB: 0 BB: 0 P: 9	R: 0 H: 1 E: 0 K: 0 S: 11	H: 1 LOB: 1 BB: 0 P: 18	R: 4 H: 3 E: 1 K: 0 S: 17	H: 3 LOB: 1 BB: 1 P: 20	R: 0 H: 1 E: 0 K: 1 S: 7	H: 1 LOB: 1 BB: 0 P: 11	R: 0 H: 1 E: 0 K: 0 S: 7	H: 1 LOB: 0 BB: 0 P: 10	R: 1 H: 1 E: 0 K: 2 S: 9	H: 1 LOB: 0 BB: 0 P: 11	R: 0 H: 0 E: 0 K: 2 S: 9	H: 0 LOB: 0 BB: 0 P: 13	1B: 2 2B: 5 3B: 0 HR: 2	SF: 0 SAC: 0 DP: 1 HBP: 0	WP: 1 PB: 0 SB: 1 CS: 0	PA: 37
PITCHER	IP	WLS	BF	H	R	ER	SO	BB	IBB	HBP	BLK	WP	HR	S	P	ERA	WHIP			
74 Zach Thompson, R ERA: 3.16	5.0	L	23	6	5	3	1	0	1	0	0	0	1	52	73	5.40	1.200			
66 Sean Guenther, L ERA: 7.2	2.0		7	2	0	0	1	0	0	0	0	1	0	14	21	0.00	1.000			
53 Paul Campbell, R ERA: 7.91	2.0		7	1	1	1	4	0	0	0	0	0	1	18	24	4.50	0.500			

Cincinnati Reds @ Miami Marlins
loanDepot park, Miami, FL
Fri Aug 27 2021, 7:11 PM - 9:38 PM EDT
Att: 7,119 - Roof Closed - 73 F

AB	36
R	6
H	9
RBI	4
BB	1
SO	6
LOB	9



Batter	1	2	3	4	5	6	7	8	9	AB	R	H	RBI	BB	SO	LOB	BOTTOM			
19 Miguel Rojas, R OBP: 0.331, SLG: 0.406										3	0	0	0	1	0	2				
2 Jazz Chisholm Jr., L OBP: 0.316, SLG: 0.435										3	0	0	0	1	1	1				
24 Jesús Aguilar, R OBP: 0.331, SLG: 0.466										3	0	1	0	1	1	2				
38 Jorge Alfaro, R OBP: 0.278, SLG: 0.346										4	0	1	0	0	0	3				
15 Brian Anderson, R OBP: 0.331, SLG: 0.380										4	0	1	0	0	3	2				
76 Jesús Sánchez, L OBP: 0.296, SLG: 0.395										4	0	0	0	0	1	2				
77 Bryan De La Cruz, R OBP: 0.390, SLG: 0.467										4	0	1	0	0	1	0				
23 Alex Jackson, R OBP: 0.218, SLG: 0.225										3	0	0	0	0	0	1				
74 Zach Thompson, R OBP: 0.143, SLG: 0.214										1	0	1	0	0	0	0				
7 Sandy León, S OBP: 0.237, SLG: 0.267										1	0	1	0	0	0	0				
66 Sean Guenther, L OBP: 0.297, SLG: 0.297										0	0	0	0	0	0	0				
1 Isan Díaz, L OBP: 0.295, SLG: 0.297										0	0	0	0	0	0	1				
53 Paul Campbell, L OBP: 0.133, SLG: 0.133										0	0	0	0	0	0	0				
Inning Stats	R: 0 H: 0 E: 0 K: 1 S: 11	H: 0 LOB: 1 BB: 0 P: 19	R: 0 H: 1 E: 0 K: 0 S: 10	H: 1 LOB: 0 BB: 0 P: 14	R: 0 H: 1 E: 0 K: 3 S: 10	H: 1 LOB: 1 BB: 0 P: 19	R: 0 H: 1 E: 0 K: 0 S: 9	H: 1 LOB: 1 BB: 0 P: 14	R: 0 H: 1 E: 0 K: 1 S: 9	H: 1 LOB: 1 BB: 0 P: 15	R: 0 H: 1 E: 0 K: 0 S: 10	H: 1 LOB: 1 BB: 0 P: 15	R: 0 H: 0 E: 0 K: 0 S: 5	H: 0 LOB: 1 BB: 2 P: 14	R: 0 H: 0 E: 0 K: 2 S: 8	H: 0 LOB: 0 BB: 0 P: 11	1B: 3 2B: 3 3B: 0 HR: 0	SF: 0 SAC: 0 DP: 2 HBP: 0	WP: 1 PB: 0 SB: 0 CS: 0	PA: 34
PITCHER	IP	WLS	BF	H	R	ER	SO	BB	IBB	HBP	BLK	WP	HR	S	P	ERA	WHIP			
22 Wade Miley, L ERA: 2.74	7.0	W	27	6	0	0	5	1	0	0	0	0	0	68	109	0.00	1.000			
23 Jeff Hoffman, R ERA: 4.13	2.0		7	0	0	0	2	2	0	0	0	1	0	13	25	0.00	1.000			

Cincinnati Reds @ Miami Marlins
loanDepot park, Miami, FL
Fri Aug 27 2021, 7:11 PM - 9:38 PM EDT
Att: 7,119 - Roof Closed - 73 F

AB	31
R	0
H	6
RBI	0
BB	3
SO	7
LOB	14



Batter	1	2	3	4	5	6	7	8	9	AB	R	H	RBI	BB	SO	LOB	TOP					
6 Jonathan India, R OBP: 0.383, SLG: 0.457	G5-3		1B	K			K			4	0	1	0	0	2	2	<p>Cincinnati Reds @ Miami Marlins</p> <p>loanDepot park, Miami, FL</p> <p>Sat Aug 28 2021, 6:13 PM - 9:12 PM EDT</p> <p>Att: 10,407 - Roof Closed - 72 F</p>					
12 Tyler Naquin, L OBP: 0.341, SLG: 0.493	K		2B			K		K		4	0	1	1	0	3	0						
2 Nick Castellanos, R OBP: 0.376, SLG: 0.574	1B		K		G4-3			1B		4	0	2	0	0	1	2						
19 Joey Votto, L OBP: 0.369, SLG: 0.556	K		BB		K			G4-6-3		3	0	0	0	1	2	2						
9 Mike Moustakas, L OBP: 0.309, SLG: 0.417	K		K		F8			K		1	0	0	0	0	1	0						
Asdrubal Cabrera, S OBP: 0.321, SLG: 0.388	K		K		K			K		3	0	0	0	0	2	3						
17 Kyle Farmer, R OBP: 0.314, SLG: 0.396	G6-3			G5-3		P4		F8		4	0	0	0	0	0	0						
16 Tucker Barnhart, L OBP: 0.333, SLG: 0.410	G4-3			1B		K		2B		4	0	2	0	0	1	0						
32 Max Schrock, L OBP: 0.382, SLG: 0.560			1B			F8		K		3	1	2	0	0	0	0						
7 Eugenio Suárez, R OBP: 0.258, SLG: 0.359			1B		1B			K		1	0	0	0	0	1	1						
Vladimir Gutierrez, R OBP: 0.167, SLG: 0.107			SH1-4							0	0	0	0	0	0	0						
37 Tyler Stephenson, R OBP: 0.374, SLG: 0.447			1B							1	0	0	0	0	1	2						
64 Tony Santillan, R OBP: 0.343, SLG: 0.358			SH1-4							0	0	0	0	0	0	0						
50 Amir Garrett, L OBP: 0.284, SLG: 0.296			1B							0	0	0	0	0	0	0						
4 Shogo Akiyama, L OBP: 0.287, SLG: 0.327			1B							1	0	0	0	0	1	0						
85 Luis Cessa, R OBP: 0.294, SLG: 0.296			1B							0	0	0	0	0	0	0						
34 Justin Wilson, L OBP: 0.284, SLG: 0.296			1B							0	0	0	0	0	0	0						
Inning Stats	R: 0 E: 0 K: 2 S: 12	H: 1 LOB: 1 BB: 0 P: 16	R: 0 E: 0 K: 1 S: 6	H: 0 LOB: 0 BB: 0 P: 8	R: 1 E: 0 K: 2 S: 16	H: 3 LOB: 3 BB: 1 P: 26	R: 0 E: 0 K: 2 S: 13	H: 2 LOB: 2 BB: 0 P: 15	R: 0 E: 0 K: 2 S: 10	H: 0 LOB: 0 BB: 0 P: 10	R: 0 E: 0 K: 1 S: 8	H: 0 LOB: 0 BB: 0 P: 9	R: 0 E: 0 K: 2 S: 10	H: 0 LOB: 0 BB: 0 P: 14	R: 0 E: 0 K: 1 S: 8	H: 1 LOB: 1 BB: 0 P: 12	R: 0 E: 0 K: 2 S: 13	H: 1 LOB: 1 BB: 0 P: 20	1B: 6 2B: 2 3B: 0 HR: 0	SF: 0 SAC: 1 DP: 1 HBP: 0	WP: 0 PB: 0 SB: 0 CS: 0	PA: 35
PITCHER	IP WLS BF H R ER SO BB IBB HBP BLK WP HR S P ERA WHIP																					
22 Sandy Alcantara, R ERA: 3.27	7.0 W 28 6 1 1 12 1 0 0 0 0 0 0 75 98 1.29 1.000																					
35 Richard Bleier, L ERA: 3.59	1.0 3 1 0 0 1 0 0 0 0 0 0 0 8 12 0.00 1.000																					
54 Ross Detwiler, L ERA: 5.08	1.0 4 1 0 0 2 0 0 0 0 0 0 0 13 20 0.00 1.000																					

Batter	1	2	3	4	5	6	7	8	9	AB	R	H	RBI	BB	SO	LOB	BOTTOM			
19 Miquel Rojas, R OBP: 0.330, SLG: 0.403	1B			L7	G4-3			F9		5	1	1	0	0	0	5	<p>Cincinnati Reds @ Miami Marlins</p> <p>loanDepot park, Miami, FL</p> <p>Sat Aug 28 2021, 6:13 PM - 9:12 PM EDT</p> <p>Att: 10,407 - Roof Closed - 72 F</p>			
2 Jazz Chisholm Jr., L OBP: 0.300, SLG: 0.441	1B	G1-3		1B		2B		F7		5	2	3	0	0	0	0				
24 Jesús Aguilar, R OBP: 0.330, SLG: 0.464	1B	K		1B		L7		F9		4	0	1	0	0	1	1				
38 Jorge Alfaro, R OBP: 0.281, SLG: 0.352	1B	G1-3		G1-3		2B		2B		4	1	2	3	0	0	2				
15 Brian Anderson, R OBP: 0.337, SLG: 0.381	1B			HBP		BB		P3		2	1	1	0	1	0	1				
76 Jesús Sánchez, L OBP: 0.295, SLG: 0.414	HR		L4		L6		G3			4	1	1	3	0	0	3				
77 Bryan De La Cruz, R OBP: 0.394, SLG: 0.469	1B	F9		1B		1B		F9		4	0	2	0	0	0	1				
23 Alex Jackson, R OBP: 0.229, SLG: 0.228	1B		K		BB		P4			3	0	1	0	1	1	1				
22 Sandy Alcantara, R OBP: 0.122, SLG: 0.067	SH2-4			K		BB		K		2	0	0	0	0	2	3				
1 Isan Diaz, L OBP: 0.294, SLG: 0.296				K		K		K		1	0	0	0	0	1	0				
35 Richard Bleier, L OBP: 0.294, SLG: 0.296				K		K		K		0	0	0	0	0	0	0				
54 Ross Detwiler, R OBP: 0.333, SLG: 0.333				K		K		K		0	0	0	0	0	0	0				
Inning Stats	R: 5 E: 1 K: 0 S: 23	H: 7 LOB: 2 BB: 0 P: 40	R: 0 E: 0 K: 1 S: 7	H: 0 LOB: 0 BB: 0 P: 11	R: 0 E: 0 K: 1 S: 9	H: 0 LOB: 1 BB: 0 P: 16	R: 0 E: 0 K: 1 S: 12	H: 2 LOB: 2 BB: 0 P: 15	R: 0 E: 0 K: 1 S: 16	H: 1 LOB: 3 BB: 2 P: 28	R: 1 E: 0 K: 0 S: 12	H: 2 LOB: 1 BB: 0 P: 20	R: 0 E: 0 K: 1 S: 9	H: 0 LOB: 0 BB: 0 P: 9	R: 0 E: 0 K: 0 S: 8	H: 0 LOB: 0 BB: 0 P: 12	1B: 9 2B: 2 3B: 0 HR: 1	SF: 0 SAC: 1 DP: 0 HBP: 1	WP: 0 PB: 0 SB: 2 CS: 0	PA: 39
PITCHER	IP WLS BF H R ER SO BB IBB HBP BLK WP HR S P ERA WHIP																			
Vladimir Gutierrez, R ERA: 4.63	3.0 L 17 3 0 0 2 2 0 0 1 0 0 0 39 67 15.00 2.333																			
64 Tony Santillan, R ERA: 3.77	2.0 11 3 0 0 2 2 0 0 0 0 0 0 28 43 0.00 2.500																			
50 Amir Garrett, L ERA: 4.44	1.0 5 2 1 1 0 0 0 0 0 0 0 0 12 20 9.00 2.000																			
85 Luis Cessa, R ERA: 2.77	1.0 3 0 0 0 1 0 0 0 0 0 0 0 9 9 0.00 0.000																			
34 Justin Wilson, L ERA: 5.53	1.0 3 0 0 0 0 0 0 0 0 0 0 0 8 12 0.00 0.000																			

AB	33
R	1
H	8
RBI	1
BB	1
SO	15
LOB	12



Batter	1	2	3	4	5	6	7	8	9	AB	R	H	RBI	BB	SO	LOB	TOP										
6 Jonathan India, R OBP: 0.384, SLG: 0.458	1-1 B FF 97 F SI 86 X CH 89		1-1 B FF 94 C SL 84 X FF 96			0-3 C CH 85 F SI 84 X SL 84			4-0 B SL 88 B SL 88 B SL 88	3	1	1	0	1	1	0											
37 Tyler Stephenson, R OBP: 0.376, SLG: 0.449	4-2 B SI 96 S CH 87 F FF 96 B CH 88		0-2 C SL 82 S CH 87 X FF 96			2-1 B FF 94 C FF 95 X SL 84			2-2 C SI 94 B SL 87 F FF 94 X SL 86	3	0	1	0	1	0	0											
4 Shogo Akiyama, L OBP: 0.283, SLG: 0.247									1-2 B SI 96 F FF 94 X SL 86	0	0	0	0	0	0	0											
2 Nick Castellanos, R OBP: 0.372, SLG: 0.569	1-3 C SL 83 B CH 87 F FF 96 S CH 85		3-3 B CH 87 S CH 88 F FF 96 B CH 89 S SL 86			1-1 S SL 82 B CH 86 X CH 87			0-0 X SL 86	4	0	0	0	0	2	4											
19 Joey Votto, L OBP: 0.368, SLG: 0.553	3-3 S SL 84 D SL 85 B SL 84 C FF 97					1-3 F FF 94 B SL 84 S SL 85			2-2 B CH 87 C CH 87 F FF 94 X CH 88	2	0	0	1	0	2	2											
17 Kyle Farmer, R OBP: 0.311, SLG: 0.392	2-0 B FF 97 B SI 95 X CH 87					2-1 B SL 82 C SI 97 X SL 96			1-3 C SL 86 C SL 87 S FF 96	4	0	0	0	0	1	5											
7 Eugenio Suárez, R OBP: 0.296, SLG: 0.366		3-2 B FF 94 F FF 94 C CH 89 X FF 97				3-3 S CH 88 B CH 88 B CH 88 B CH 88 F FF 96 F FF 96 F FF 96 F FF 96 F FF 96			2-2 B CH 87 C CH 87 F FF 94 X CH 88	3	0	0	0	0	2	0											
32 Max Schrock, L OBP: 0.382, SLG: 0.560									1-3 C SL 86 C SL 87 S FF 96	0	0	0	0	0	0	0											
12 Tyler Naquin, L OBP: 0.341, SLG: 0.491		0-0 X FF 94				2-3 B SL 81 B FF 93 C FF 95 C SL 82			4-2 C ST 84 B SI 97 F FF 94 B SI 97 B ST 84	2	0	0	0	1	1	0											
44 Aristides Aquino, R OBP: 0.288, SLG: 0.416		3-2 C CH 88 D CH 89 S CH 88 F CH 86 F FF 97 X FF 97				1-1 C SL 80 X FF 96			0-3 C SI 96 B ST 85 S ST 86	3	0	0	0	0	1	2											
30 Tyler Mahle, R OBP: 0.125, SLG: 0.045		1-3 B FF 96 C FF 95 S CH 84				0-0 X FF 93			1-2 F ST 85 C SI 97 B SI 97 X ST 84	2	0	0	0	0	1	1											
Asdrúbal Cabrera, S OBP: 0.300, SLG: 0.387									1-2 F ST 85 C SI 97 B SI 97 X ST 84	1	0	0	0	0	0	1											
39 Lucas Sims, R OBP: 0.330, SLG: 0.463									1-2 F ST 85 C SI 97 B SI 97 X ST 84	0	0	0	0	0	0	0											
Inning Stats	R: 0 E: 0 K: 2 S: 11	H: 1 LOB: 2 BB: 1 P: 22	R: 0 E: 1 K: 1 S: 11	H: 0 LOB: 1 BB: 0 P: 18	R: 0 E: 0 K: 1 S: 8	H: 0 LOB: 0 BB: 0 P: 12	R: 0 E: 0 K: 2 S: 10	H: 0 LOB: 0 BB: 0 P: 16	R: 0 E: 0 K: 1 S: 7	H: 0 LOB: 0 BB: 0 P: 10	R: 0 E: 0 K: 1 S: 8	H: 0 LOB: 0 BB: 0 P: 16	R: 0 E: 0 K: 1 S: 10	H: 0 LOB: 0 BB: 1 P: 15	R: 1 E: 0 K: 1 S: 11	H: 1 LOB: 2 BB: 1 P: 20	1B: 1 2B: 1 3B: 0 HR: 0	SF: 1 SAC: 0 DP: 2 HBP: 1	WP: 0 PB: 0 SB: 0 CS: 0	PA: 32							
PITCHER	IP	WLS	BF	H	R	ER	SO	BB	IBB	HBP	BLK	WP	HR	S	P	ERA	WHIP										
44 Jesús Luzardo, L ERA: 7.19	6.0	W	22	1	0	0	8	1	0	1	0	0	0	56	94	0.00	0.333										
80 Anthony Bender, R ERA: 2.94	2.0	H	5	0	0	0	2	1	0	0	0	0	0	15	24	0.00	0.500										
36 Dylan Floro, R ERA: 3.0	1.0	S	5	1	1	1	1	1	0	0	0	0	0	11	20	9.00	2.000										

Cincinnati Reds @ Miami Marlins
loanDepot park, Miami, FL
Sun Aug 29 2021, 1:11 PM - 3:46 PM EDT
Att: 11,019 - Roof Closed - 73 F

AB 27
R 1
H 2
RBI 1
BB 3
SO 11
LOB 15




Batter	1	2	3	4	5	6	7	8	9	AB	R	H	RBI	BB	SO	LOB	BOTTOM										
19 Miguel Rojas, R OBP: 0.327, SLG: 0.399	1-1 B FF 89 F SI 86 X FC 96		2-3 C FC 85 F FF 92 B FF 93 B FF 93 F FF 94 C FF 94			0-1 C FF 92 X FF 93			0-2 C FF 95 F FF 95 X SL 88	4	0	0	0	0	1	0											
2 Jazz Chisholm Jr., L OBP: 0.318, SLG: 0.437	0-0 X FF 92		1-1 B FC 87 C FF 93 X FS 87						2-2 B FF 92 C FC 84 C FF 93 F FF 94 F FF 94 X FS 85	3	0	0	0	0	0	0											
24 Jesús Aguilar, R OBP: 0.330, SLG: 0.463	1-0 B FC 84 X SL 84		0-1 C FF 90 X FF 93						0-1 C FC 86 X FF 94	3	1	1	0	0	0	0											
76 Jesús Sánchez, L OBP: 0.296, SLG: 0.435	3-2 C FF 92 F FF 94 B FF 94 F FF 94 B FF 96 F FF 96 X FF 96					1-3 B FC 87 C FC 87 C FC 84 X FF 94			3-2 B FS 86 F FS 86 B FS 91 B FF 96 F FS 96 X FF 96	3	1	1	2	0	1	0											
15 Brian Anderson, R OBP: 0.337, SLG: 0.378	3-2 C FF 93 B FS 86 F FF 94 B SL 87 X FF 95					1-3 B FC 87 F FF 94 S FF 94			4-2 C FF 90 B SL 84 B FF 92 B FF 94	2	0	0	0	1	1	0											
38 Jorge Alfaro, R OBP: 0.284, SLG: 0.352		3-2 B FF 92 B FC 87 C FC 86 C FC 84 X FF 94				0-1 C FS 86 X FS 88			1-1 S FF 93 X FC 86	3	0	1	0	0	0	1											
77 Bryan De La Cruz, R OBP: 0.394, SLG: 0.489									1-2 S FF 93 X FC 86	0	0	0	0	0	0	0											
7 Sandy León, S OBP: 0.233, SLG: 0.263		2-3 B FC 86 B FF 93 C FF 93 S FF 95				3-2 1 SAFE B FF 93 F FS 93 S FF 95			2-1 B FC 86 C FC 86 X FF 94	3	0	0	0	0	2	1											
34 Magneuris Sierra, L OBP: 0.300, SLG: 0.290		4-2 C FF 97 B FF 96 B FF 96 B FF 96 B FF 94				0-0 X FC 86			0-1 C CU 81 X CU 82	2	0	1	0	1	0	0											
44 Jesús Luzardo, L OBP: 0.337, SLG: 0.378									2-3 C CU 83 B FF 96 C CU 82 C CU 83	1	0	0	0	0	1	1											
80 Anthony Bender, R OBP: 0.337, SLG: 0.378									2-3 C CU 83 B FF 96 C CU 82 C CU 83	0	0	0	0	0	0	0											
1 Isan Díaz, L OBP: 0.292, SLG: 0.294									2-1 B FC 86 C FC 86 X FF 94	1	0	0	0	0	1	0											
36 Dylan Floro, L OBP: 0.337, SLG: 0.378									1-3 C FF 94 B FF 95 F FF 96	0	0	0	0	0	0	0											
Inning Stats	R: 2 E: 0 K: 0 S: 11	H: 2 LOB: 0 BB: 0 P: 19	R: 0 E: 0 K: 2 S: 12	H: 0 LOB: 1 BB: 1 P: 22	R: 0 E: 0 K: 1 S: 9	H: 0 LOB: 0 BB: 0 P: 12	R: 0 E: 0 K: 3 S: 13	H: 1 LOB: 1 BB: 0 P: 18	R: 0 E: 0 K: 0 S: 4	H: 1 LOB: 0 BB: 0 P: 4	R: 0 E: 0 K: 0 S: 11	H: 0 LOB: 0 BB: 0 P: 16	R: 0 E: 0 K: 0 S: 6	H: 0 LOB: 0 BB: 1 P: 13	R: 0 E: 0 K: 1 S: 8	H: 0 LOB: 0 BB: 0 P: 10	1B: 3 2B: 1 3B: 0 HR: 1	SF: 0 SAC: 1 DP: 2 HBP: 0	WP: 0 PB: 0 SB: 0 CS: 0	PA: 28							
PITCHER	IP	WLS	BF	H	R	ER	SO	BB	IBB	HBP	BLK	WP	HR	S	P	ERA	WHIP										
30 Tyler Mahle, R ERA: 3.64	7.0	L	25	4	2	2	6	2	0	0	0	0	0	66	104	2.57	0.857										
39 Lucas Sims, R ERA: 5.35	1.0		3	0	0	0	1	0	0	0	0	0	0	8	10	0.00	0.000										

Cincinnati Reds @ Miami Marlins
loanDepot park, Miami, FL
Sun Aug 29 2021, 1:11 PM - 3:46 PM EDT
Att: 11,019 - Roof Closed - 73 F

AB 25
R 2
H 4
RBI 2
BB 2
SO 7
LOB 3



Batter	1	2	3	4	5	6	7	8	9	AB	R	H	RBI	BB	SO	LOB	TOP
19 Tommy Edman, S OBP: 0.315, SLG: 0.397	G5-3	G6-3		46 HR 1B		K				4	1	1	0	0	1	1	St. Louis Cardinals @ Cincinnati Reds Great American Ball Park, Cincinnati, OH Wed Sep 01 2021, 1:11 PM - 3:31 PM EDT Att: 10,365 - Partly Cloudy - 80 F
46 Paul Goldschmidt, R OBP: 0.377, SLG: 0.465	HR	BB		HR		BB				2	2	2	3	2	0	0	
27 Tyler O'Neill, R OBP: 0.345, SLG: 0.507	1B	K		2B		L6				4	0	2	0	0	1	3	
28 Nolan Arenado, R OBP: 0.312, SLG: 0.486	K			P3		G6-3				4	1	1	0	0	1	2	
3 Dylan Carlson, S OBP: 0.345, SLG: 0.421	1B			G6-3		K				4	0	2	0	0	1	1	
63 Edmundo Sosa, R OBP: 0.352, SLG: 0.393	FC6-4			SF9		K				3	0	1	1	0	1	2	
48 Harrison Bader, R OBP: 0.313, SLG: 0.412		HR		G6-4-3 1B		P4				4	1	3	1	0	0	0	
7 Andrew Knizner, R OBP: 0.295, SLG: 0.254		1B		G6-4-3 1B		K				4	0	1	0	0	1	4	
39 Miles Mikolas, R 64 José Rondon, R 92 Génesis Cabrera, L 13 Matt Carpenter, L 66 Luis García, R 65 Giovanny Gallegos, R		SH3-4		19 1B		K				0	0	0	0	0	0	0	
Inning Stats	R: 1 E: 0 K: 1 S: 14	H: 3 LOB: 2 BB: 0 P: 17	R: 1 E: 0 K: 1 S: 9	H: 2 LOB: 2 BB: 1 P: 16	R: 1 E: 0 K: 0 S: 10	H: 3 LOB: 1 BB: 0 P: 14	R: 2 E: 0 K: 0 S: 12	H: 4 LOB: 1 BB: 0 P: 19	R: 0 E: 0 K: 2 S: 10	H: 0 LOB: 0 BB: 0 P: 15	R: 0 E: 0 K: 2 S: 12	H: 0 LOB: 1 BB: 2 P: 21	R: 0 E: 0 K: 1 S: 13	H: 2 LOB: 2 BB: 0 P: 18			
PITCHER	IP WLS BF H R ER SO BB IBB HBP BLK WP HR S P ERA WHIP																
22 Wade Miley, L ERA: 2.97	4.0 L 23 12 5 5 2 1 0 0 0 0 0 3 45 66 11.25 3.250																
39 Lucas Sims, R ERA: 5.2	1.0 3 0 0 0 2 0 0 0 0 0 0 10 15 0.00 0.000																
64 Tony Santillan, R ERA: 3.64	1.0 4 0 0 0 2 1 0 0 0 0 0 12 21 0.00 1.000																
85 Luis Cessa, R ERA: 2.86	1.0 5 2 0 0 1 0 0 0 0 0 0 13 18 0.00 2.000																
Batter	1	2	3	4	5	6	7	8	9	AB	R	H	RBI	BB	SO	LOB	BOTTOM
6 Jonathan India, R OBP: 0.378, SLG: 0.450	K	G5-3		P3		F8				4	0	0	0	0	1	3	St. Louis Cardinals @ Cincinnati Reds Great American Ball Park, Cincinnati, OH Wed Sep 01 2021, 1:11 PM - 3:31 PM EDT Att: 10,365 - Partly Cloudy - 80 F
12 Tyler Naquin, L OBP: 0.337, SLG: 0.485	F8			G4-3		K				2	0	0	0	0	0	0	
28 Alejo Lopez, S	F8					K				2	0	0	0	0	1	2	
2 Nick Castellanos, R OBP: 0.372, SLG: 0.564	K			19 2B		F8				4	1	2	0	0	1	0	
19 Joey Votto, L OBP: 0.369, SLG: 0.551		17 1B		G6-5-3 1B		G6-5-3 1B				2	1	1	1	1	0	1	
9 Mike Moustakas, L OBP: 0.301, SLG: 0.406	F7	16 1B		K		K				3	0	0	0	0	2	2	
17 Kyle Farmer, R OBP: 0.313, SLG: 0.403	16 2B	G4-3		G4-3		F9				3	1	1	0	0	0	1	
16 Tucker Barnhart, L OBP: 0.335, SLG: 0.412				WP 1B		G4-3				1	1	1	1	0	0	0	
37 Tyler Stephenson, R OBP: 0.372, SLG: 0.442	22 1B					G4-3				2	0	1	0	0	0	0	
32 Max Schrock, L Asdrubal Cabrera, S 39 Lucas Sims, R 64 Tony Santillan, R 7 Eugenio Suárez, R 26 Delino DeShields, R		P5		K						1	0	0	0	0	0	2	
22 Wade Miley, L OBP: 0.228, SLG: 0.240						L4				1	0	1	2	0	0	0	
44 Aristides Aquino, R OBP: 0.255, SLG: 0.469										2	0	1	0	0	0	1	
85 Luis Cessa, R										0	0	0	0	0	0	0	
Inning Stats	R: 0 E: 0 K: 2 S: 13	H: 0 LOB: 0 BB: 0 P: 21	R: 3 E: 0 K: 0 S: 12	H: 3 LOB: 1 BB: 1 P: 20	R: 1 E: 0 K: 1 S: 10	H: 2 LOB: 1 BB: 0 P: 14	R: 0 E: 0 K: 1 S: 14	H: 2 LOB: 2 BB: 0 P: 17	R: 0 E: 0 K: 1 S: 12	H: 1 LOB: 0 BB: 0 P: 17	R: 0 E: 0 K: 0 S: 6	H: 1 LOB: 1 BB: 0 P: 8	R: 0 E: 0 K: 1 S: 8	H: 0 LOB: 0 BB: 0 P: 11			
PITCHER	IP WLS BF H R ER SO BB IBB HBP BLK WP HR S P ERA WHIP																
39 Miles Mikolas, R ERA: 4.4	3.0 15 5 4 4 3 1 0 0 0 0 1 0 35 55 12.00 2.000																
92 Génesis Cabrera, L ERA: 4.14	2.0 W 8 3 0 0 2 0 0 0 0 0 1 0 26 34 0.00 1.500																
66 Luis García, R ERA: 2.25	1.0 H 4 1 0 0 0 0 0 0 0 0 0 6 8 0.00 1.000																
65 Giovanny Gallegos, R ERA: 2.97	1.0 S 3 0 0 0 1 0 0 0 0 0 0 0 8 11 0.00 0.000																
AB	R	H	RBI	BB	SO	LOB	WP	HR	S	P	ERA	WHIP					WP : 1 PA : 30 FB : 0 SB : 0 CS : 0
1B: 6	2B: 3	3B: 0	HR: 0	SF: 0	SAC: 0	DP: 1	HBP: 0										
																	

Batter	1	2	3	4	5	6	7	8	9	AB	R	H	RBI	BB	SO	LOB	TOP
19 Tommy Edman, S OBP: 0.317, SLG: 0.403	1-1 HR		3-2 HBP			3-2 G6-3				2	1	1	1	0	0	0	St. Louis Cardinals @ Cincinnati Reds Great American Ball Park, Cincinnati, OH Wed Sep 01 2021, 6:42 PM - 9:30 PM EDT Att. 10,892 - Clear - 81 F
46 Paul Goldschmidt, R OBP: 0.355, SLG: 0.453 64 José Rondón, R OBP: 0.299, SLG: 0.339	2-2 G5-3		1-2 FC6-4			2-3 K				2	0	0	0	0	0	1	
27 Tyler O'Neill, R OBP: 0.343, SLG: 0.503	1-0 G6-3					3-3 K				3	0	0	0	0	1	0	
28 Nolan Arenado, R OBP: 0.313, SLG: 0.492 7 Andrew Knizner, R OBP: 0.293, SLG: 0.252	2-2 P3									2	1	1	1	0	0	0	
3 Dylan Carlson, S OBP: 0.344, SLG: 0.419 21 Lars Nootbaar, L (7, PH) OBP: 0.333, SLG: 0.451		1-0 L8								2	0	0	0	0	0	0	
4 Yadier Molina, R OBP: 0.294, SLG: 0.361 41 Ali Sánchez, R OBP: 0.500, SLG: 1.000		1-3 K								2	0	0	0	0	1	0	
11 Paul DeJong, R OBP: 0.289, SLG: 0.383		1-1 P3								3	0	0	0	0	1	1	
48 Harrison Bader, R OBP: 0.310, SLG: 0.408										2	0	0	0	0	0	0	
34 J.A. Happ, L 44 Junior Fernández, R 32 Daniel Ponce de Leon, R 38 Kodi Whitley, R 13 Matt Carpenter, L 53 Brandon Dickson, R Alex Reyes, R										0	0	0	0	0	0	0	
Inning Stats	R: 1 E: 0 K: 0 S: 9	H: 1 LOB: 0 BB: 0 P: 15	R: 0 E: 0 K: 1 S: 6	H: 0 LOB: 0 BB: 0 P: 9	R: 0 E: 0 K: 1 S: 13	H: 0 LOB: 1 BB: 0 P: 20	R: 1 E: 0 K: 0 S: 13	H: 1 LOB: 0 BB: 0 P: 19	R: 0 E: 0 K: 1 S: 8	H: 0 LOB: 0 BB: 0 P: 13	R: 0 E: 0 K: 2 S: 11	H: 1 LOB: 1 BB: 0 P: 9					
PITCHER	IP WLS BF H R ER SO BB IBB HBP BLK WP HR S P ERA WHIP																
54 Sonny Gray, R ERA: 3.89	5.0 W 18 2 2 2 3 0 0 1 0 0 2 49 76 3.60 0.400																
23 Jeff Hoffman, R ERA: 4.0	1.0 3 0 0 0 2 0 0 0 0 0 0 11 19 0.00 0.000																
50 Amir Garrett, L ERA: 6.27	1.0 4 1 0 0 0 0 0 0 0 0 0 6 9 0.00 1.000																

Batter	1	2	3	4	5	6	7	8	9	AB	R	H	RBI	BB	SO	LOB	BOTTOM
6 Jonathan India, R OBP: 0.381, SLG: 0.453 28 Alejo Lopez, S (6, PH) OBP: 0.273, SLG: 0.273	1-0 2 HR					1-3 K				3	2	2	0	1	1	0	St. Louis Cardinals @ Cincinnati Reds Great American Ball Park, Cincinnati, OH Wed Sep 01 2021, 6:42 PM - 9:30 PM EDT Att. 10,892 - Clear - 81 F
37 Tyler Stephenson, R OBP: 0.370, SLG: 0.439	0-1 G5-3					2-0 F9				4	1	1	0	0	0	3	
2 Nick Castellanos, R OBP: 0.376, SLG: 0.579 4 Shogo Akiyama, L OBP: 0.283, SLG: 0.247	0-1 2H HR					1-2 G5-3				3	3	2	6	1	0	0	
19 Joey Votto, L OBP: 0.372, SLG: 0.551 32 Max Schrock, L OBP: 0.375, SLG: 0.549	4-2 2B					4-2 F8				2	1	1	0	2	0	0	
7 Eugenio Suárez, R OBP: 0.258, SLG: 0.378	1-1 2B					1-2 HR				4	2	2	1	0	1	3	
17 Kyle Farmer, R OBP: 0.312, SLG: 0.409	1-0 P3					2-2 G6-3				3	1	1	3	0	0	2	
44 Aristides Aquino, R OBP: 0.296, SLG: 0.406	4-2 BB					2-3 K				1	1	0	0	3	1	0	
26 Delino DeShields, R OBP: 0.500, SLG: 0.750	3-2 F7					2-3 K				4	0	2	2	0	1	3	
54 Sonny Gray, R OBP: 0.194, SLG: 0.171 23 Jeff Hoffman, R OBP: 0.133, SLG: 0.133 Asdrubal Cabrera, S OBP: 0.317, SLG: 0.383 50 Amir Garrett, R						0-3 K				3	1	1	0	0	1	3	
Inning Stats	R: 2 E: 0 K: 0 S: 16	H: 3 LOB: 3 BB: 2 P: 30	R: 7 E: 1 K: 2 S: 34	H: 7 LOB: 2 BB: 2 P: 59	R: 2 E: 1 K: 0 S: 11	H: 1 LOB: 2 BB: 3 P: 27	R: 0 E: 0 K: 1 S: 8	H: 0 LOB: 0 BB: 0 P: 12	R: 1 E: 0 K: 1 S: 10	H: 1 LOB: 0 BB: 0 P: 14	R: 0 E: 0 K: 3 S: 9	H: 0 LOB: 0 BB: 0 P: 13					
PITCHER	IP WLS BF H R ER SO BB IBB HBP BLK WP HR S P ERA WHIP																
34 J.A. Happ, L ERA: 6.2	1.0 L 13 8 7 7 0 2 0 0 0 0 0 1 5 10 27.00 3.000																
44 Junior Fernández, R ERA: 5.66	0.1 2 1 1 1 1 0 0 0 0 0 0 1 5 10 27.00 3.000																
32 Daniel Ponce de Leon, R (2, 1) ERA: 0.38	1.1 10 1 3 3 1 5 0 0 0 0 0 0 23 50 20.25 4.500																
38 Kodi Whitley, R ERA: 4.97	1.1 5 1 0 0 1 0 0 0 0 0 0 0 11 16 0.00 0.750																
53 Brandon Dickson, R ERA: 9.0	1.0 4 1 1 1 1 0 0 0 0 0 0 1 10 14 9.00 1.000																

Batter	1	2	3	4	5	6	7	8	9	AB	R	H	RBI	BB	SO	LOB	TOP							
8 Robbie Grossman, S (1.9) OBP: 0.355, SLG: 0.425										5	0	2	0	0	3	1								
7 Jonathan Schoop, R (1.4) OBP: 0.324, SLG: 0.444										5	2	2	0	0	1	2								
24 Miguel Cabrera, R (1.3) OBP: 0.317, SLG: 0.390										3	1	0	0	2	0	2								
46 Jeimer Candelario, S (1.5) OBP: 0.354, SLG: 0.443										3	0	0	0	1	1	4								
13 Eric Haase, R (1.7) OBP: 0.288, SLG: 0.493										3	1	1	3	1	1	2								
30 Harold Castro, L (1.6) OBP: 0.318, SLG: 0.354										4	0	1	0	0	2	3								
64 Dustin Garneau, R (1.2) OBP: 0.321, SLG: 0.741										3	0	1	1	1	0	0								
54 Derek Hill, R (1.8) OBP: 0.328, SLG: 0.376										3	0	0	0	0	2	3								
73 Drew Carlton, R (7.1) OBP: 0.300, SLG: 0.338										0	0	0	0	0	0	0								
28 Niko Goodrum, S (8. PH) OBP: 0.300, SLG: 0.338										1	0	0	0	0	1	1								
71 Miguel Del Pozo, L (8.1) OBP: 0.300, SLG: 0.338										0	0	0	0	0	0	0								
48 Matthew Boyd, L (1.1) OBP: 0.300, SLG: 0.333										2	0	1	0	0	1	0								
57 Alex Lange, R (5.1) OBP: 0.300, SLG: 0.333										0	0	0	0	0	0	0								
22 Victor Reyes, S (6. PH) OBP: 0.300, SLG: 0.333										1	0	0	0	0	0	0								
67 José Cisneró, R (6.1) OBP: 0.300, SLG: 0.333										0	0	0	0	0	0	0								
77 Joe Jiménez, R (7.1) OBP: 0.300, SLG: 0.333										0	0	0	0	0	0	0								
60 Akiel Baddoo, L (7.8) OBP: 0.300, SLG: 0.333										1	0	0	0	0	0	1								
Inning Stats	R: 0 E: 0 K: 1 S: 14	H: 1 LOB: 3 BB: 2 P: 24	R: 0 E: 0 K: 2 S: 9	H: 0 LOB: 0 BB: 1 P: 14	R: 3 E: 0 K: 3 S: 16	H: 2 LOB: 0 BB: 1 P: 23	R: 0 E: 0 K: 2 S: 12	H: 1 LOB: 1 BB: 0 P: 19	R: 1 E: 0 K: 0 S: 15	H: 2 LOB: 3 BB: 2 P: 26	R: 0 E: 0 K: 1 S: 9	H: 0 LOB: 0 BB: 0 P: 13	R: 0 E: 0 K: 1 S: 7	H: 0 LOB: 0 BB: 0 P: 9	R: 0 E: 0 K: 1 S: 10	H: 1 LOB: 1 BB: 0 P: 12	R: 0 E: 0 K: 1 S: 8	H: 1 LOB: 0 BB: 0 P: 11	1B: 4 2B: 3 3B: 0 HR: 1	SF: 0 SAC: 0 DP: 1 HBP: 0	WP: 0 PB: 0 SB: 0 CS: 0	PA: 39		
PITCHER	IP WLS BF H R ER SO BB IBB HBP BLK WP HR S P ERA WHIP	5.0 W 26 6 4 4 8 5 0 0 0 0 1 66 106 7.20 2.200	1.0 H 3 0 0 0 1 0 0 0 0 0 0 9 13 0.00 0.000	2.0 H 7 1 0 0 2 0 0 0 0 0 0 17 21 0.00 0.500	1.0 S 3 1 0 0 1 0 0 0 0 0 0 8 11 0.00 1.000																			

Detroit Tigers @ Cincinnati Reds
Great American Ball Park, Cincinnati, OH
Sat Sep 04 2021, 7:12 PM - 10:30 PM EDT
Att: 26,962 - Overcast - 70 F

AB	34
R	4
H	8
RBI	4
BB	5
SO	12
LOB	19



Batter	1	2	3	4	5	6	7	8	9	AB	R	H	RBI	BB	SO	LOB	BOTTOM					
6 Jonathan India, R (1.4) OBP: 0.381, SLG: 0.460										4	0	2	0	1	0	1						
37 Tyler Stephenson, R (1.2) OBP: 0.371, SLG: 0.434										5	1	2	0	0	0	3						
2 Nick Castellanos, R (1.9) OBP: 0.376, SLG: 0.577										4	1	1	0	0	2	3						
19 Joey Votto, L (1.3) OBP: 0.372, SLG: 0.549										3	2	1	1	1	1	2						
7 Eugenio Suárez, R (1.5) OBP: 0.263, SLG: 0.384										1	1	0	1	2	1	2						
17 Kyle Farmer, R (1.6) OBP: 0.315, SLG: 0.407										4	1	1	0	0	2	3						
44 Aristides Aquino, R (1.7) OBP: 0.301, SLG: 0.425										2	1	1	3	1	0	1						
12 Tyler Naquin, L (7. PH) OBP: 0.336, SLG: 0.487										1	0	1	2	0	0	0						
26 Delino DeShields, R (1.8) OBP: 0.222, SLG: 0.333										4	0	0	0	0	2	2						
30 Tyler Mahle, R (1.1) OBP: 0.328, SLG: 0.443										2	0	0	0	0	0	1						
39 Lucas Sims, R (6.1) OBP: 0.300, SLG: 0.333										0	0	0	0	0	0	0						
32 Max Schrock, L (6. PH) OBP: 0.300, SLG: 0.333										1	0	1	0	0	0	0						
21 Michael Lorenzen, R (7.1) OBP: 0.300, SLG: 0.333										0	0	0	0	0	0	0						
Asdrubal Cabrera, S (8. PH) OBP: 0.300, SLG: 0.333										1	0	0	0	0	0	0						
48 Mychal Givens, R (9.1) OBP: 0.300, SLG: 0.333										0	0	0	0	0	0	0						
Inning Stats	R: 0 E: 0 K: 2 S: 12	H: 1 LOB: 2 BB: 1 P: 22	R: 0 E: 0 K: 2 S: 16	H: 0 LOB: 1 BB: 1 P: 25	R: 5 E: 0 K: 1 S: 16	H: 5 LOB: 0 BB: 0 P: 23	R: 0 E: 0 K: 1 S: 10	H: 1 LOB: 1 BB: 0 P: 13	R: 0 E: 0 K: 0 S: 11	H: 0 LOB: 1 BB: 1 P: 21	R: 0 E: 0 K: 0 S: 10	H: 1 LOB: 1 BB: 0 P: 18	R: 2 E: 0 K: 0 S: 12	H: 1 LOB: 1 BB: 2 P: 23	R: 0 E: 0 K: 0 S: 7	H: 1 LOB: 0 BB: 0 P: 10	1B: 6 2B: 3 3B: 1 HR: 1	SF: 1 SAC: 0 DP: 1 HBP: 0	WP: 0 PB: 0 SB: 0 CS: 0	PA: 38		
PITCHER	IP WLS BF H R ER SO BB IBB HBP BLK WP HR S P ERA WHIP	4.0 L 21 7 5 5 6 2 0 0 0 0 0 11 21 0.00 1.000	1.0 4 0 0 0 2 1 0 0 0 0 0 11 21 0.00 1.000	1.0 4 1 0 0 0 0 0 0 0 0 10 18 0.00 1.000	0.2 5 1 2 2 0 2 0 0 0 0 0 11 22 27.00 4.500	0.1 1 0 0 0 0 0 0 0 0 0 0 1 1 0.00 0.000																

Detroit Tigers @ Cincinnati Reds
Great American Ball Park, Cincinnati, OH
Sat Sep 04 2021, 7:12 PM - 10:30 PM EDT
Att: 26,962 - Overcast - 70 F

AB	32
R	7
H	10
RBI	7
BB	5
SO	8
LOB	18



Batter	1	2	3	4	5	6	7	8	9	AB	R	H	RBI	BB	SO	LOB	TOP					
6 Jonathan India, R OBP: 0.377, SLG: 0.454	G4-3		K		P3		K			4	0	0	0	0	2	1	Cincinnati Reds @ Chicago Cubs Wrigley Field, Chicago, IL Mon Sep 06 2021, 1:21 PM - 4:07 PM CDT Att: 27,289 - Sunny - 76 F					
37 Tyler Stephenson, R OBP: 0.372, SLG: 0.431	G4-3		K			HBP 2B	1B			3	1	1	0	1	1	0						
2 Nick Castellanos, R OBP: 0.376, SLG: 0.576	2B		G1-4-3			HBP 17 WP 2B	G6-4-3			4	1	2	0	0	0	1						
7 Eugenio Suárez, R OBP: 0.262, SLG: 0.381	K			G6-3		HBP 32 2B		F8		3	1	0	0	0	1	1						
Asdrúbal Cabrera, S OBP: 0.317, SLG: 0.378		K		G5-3		HBP 32 2B		F7		3	0	0	1	0	1	0						
17 Kyle Farmer, R OBP: 0.305, SLG: 0.400	G6-3		G6-3			HBP		F8		4	0	0	0	0	1	2						
44 Aristides Aquino, R OBP: 0.307, SLG: 0.430																						
12 Tyler Naquin, L OBP: 0.337, SLG: 0.486																						
26 Delino DeShields, R OBP: 0.273, SLG: 0.300																						
32 Max Schrock, L OBP: 0.400, SLG: 0.559																						
54 Sonny Gray, R ERA: 3.88																	REDS					
9 Mike Moustakas, L ERA: 4.93																						
39 Lucas Sims, R ERA: 4.93																						
85 Luis Cessa, R ERA: 2.55																						
21 Michael Lorenzen, R ERA: 2.55																						
19 Joey Votto, L OBP: 0.398, SLG: 0.542																						
Inning Stats	R: 0 E: 0 K: 1 S: 9	H: 1 LOB: 0 BB: 0 P: 11	R: 0 E: 0 K: 1 S: 11	H: 1 LOB: 2 BB: 1 P: 18	R: 0 E: 0 K: 2 S: 10	H: 0 LOB: 0 BB: 0 P: 13	R: 0 E: 0 K: 0 S: 6	H: 0 LOB: 0 BB: 0 P: 10	R: 0 E: 0 K: 0 S: 6	H: 1 LOB: 1 BB: 0 P: 12	R: 3 E: 0 K: 1 S: 19	H: 2 LOB: 2 BB: 1 P: 31	R: 0 E: 0 K: 1 S: 9	H: 0 LOB: 0 BB: 0 P: 11	R: 0 E: 0 K: 0 S: 5	H: 0 LOB: 0 BB: 0 P: 5	R: 0 E: 0 K: 0 S: 10	H: 0 LOB: 0 BB: 0 P: 13	1B: 3 2B: 3 3B: 0 HR: 0	SF: 0 SAC: 1 DP: 1 HBP: 2	WP: 1 PB: 0 SB: 0 CS: 0	PA: 36
PITCHER	IP WLS BF H R ER SO BB IBB HBP BLK WP HR S P ERA WHIP																					
35 Justin Steele, L ERA: 3.75	5.0	B	23	4	3	3	4	2	0	2	0	0	0	0	0	50	78	5.40	1.200			
12 Codi Heuer, R ERA: 3.81	1.0	B	4	1	0	0	1	0	0	0	0	0	1	0	11	17	0.00	1.000				
57 Scott Effross, R ERA: 3.18	2.0	W	6	1	0	0	1	0	0	0	0	0	0	0	14	16	0.00	0.500				
47 Adam Morgan, L ERA: 3.32	1.0	S	3	0	0	0	0	0	0	0	0	0	0	0	10	13	0.00	0.000				

Batter	1	2	3	4	5	6	7	8	9	AB	R	H	RBI	BB	SO	LOB	BOTTOM			
66 Rafael Ortega, L OBP: 0.349, SLG: 0.471	E3 8 HR		K		F9			F9		4	1	0	0	0	1	1	Cincinnati Reds @ Chicago Cubs Wrigley Field, Chicago, IL Mon Sep 06 2021, 1:21 PM - 4:07 PM CDT Att: 27,289 - Sunny - 76 F			
18 Frank Schwindel, R OBP: 0.386, SLG: 0.650	8 HR		G5-3			G6-3		40 1B		4	1	2	1	0	0	0				
8 Ian Happ, S OBP: 0.308, SLG: 0.407	1B		F9			K		L6		4	1	1	3	0	1	1				
40 Wilson Contreras, R OBP: 0.333, SLG: 0.414	K			L7						4	0	2	0	0	1	0				
16 Patrick Wisdom, R OBP: 0.308, SLG: 0.539	P3									4	0	0	0	0	2	3				
22 Jason Heyward, L OBP: 0.279, SLG: 0.340	K									3	0	1	0	0	2	0				
5 Matt Duffy, R OBP: 0.342, SLG: 0.332										3	0	0	0	0	1	1				
51 Sergio Alcántara, S OBP: 0.306, SLG: 0.331										3	0	0	0	0	3	0				
35 Justin Steele, L ERA: 3.75																				
12 Codi Heuer, R ERA: 3.81																				
57 Scott Effross, R ERA: 3.18																				
67 Alfonso Rivas III, L OBP: 0.389, SLG: 0.375																				
47 Adam Morgan, L ERA: 3.32																				
Inning Stats	R: 3 E: 1 K: 2 S: 14	H: 2 LOB: 0 BB: 0 P: 24	R: 0 E: 0 K: 1 S: 5	H: 0 LOB: 0 BB: 0 P: 7	R: 0 E: 0 K: 1 S: 5	H: 0 LOB: 0 BB: 0 P: 6	R: 0 E: 0 K: 2 S: 12	H: 1 LOB: 1 BB: 0 P: 20	R: 0 E: 0 K: 2 S: 10	H: 0 LOB: 0 BB: 0 P: 13	R: 1 E: 0 K: 0 S: 19	H: 3 LOB: 2 BB: 0 P: 26	R: 0 E: 0 K: 0 S: 5	H: 0 LOB: 0 BB: 0 P: 5	R: 0 E: 0 K: 0 S: 10	H: 0 LOB: 0 BB: 0 P: 13	1B: 5 2B: 0 3B: 1 HR: 1	SF: 0 SAC: 0 DP: 0 HBP: 0	WP: 1 PB: 0 SB: 0 CS: 0	PA: 32
PITCHER	IP WLS BF H R ER SO BB IBB HBP BLK WP HR S P ERA WHIP																			
54 Sonny Gray, R ERA: 3.88	5.0	B	19	3	3	2	8	0	0	0	0	0	0	0	44	66	3.60	0.600		
39 Lucas Sims, R ERA: 4.93	1.0		4	1	0	0	2	0	0	0	0	0	0	12	20	0.00	1.000			
85 Luis Cessa, R ERA: 2.55	1.0		3	0	0	0	2	0	0	0	0	0	0	10	13	0.00	0.000			
21 Michael Lorenzen, R ERA: 2.55	1.0	L	6	3	1	1	0	0	0	0	0	1	0	19	26	9.00	3.000			

Batter	1	2	3	4	5	6	7	8	9	AB	R	H	RBI	BB	SO	LOB	TOP								
6 Jonathan India, R OBP: 0.379, SLG: 0.463										4	2	2	1	1	1	2									
12 Tyler Naquin, L OBP: 0.336, SLG: 0.483										5	0	1	0	0	1	4									
2 Nick Castellanos, R OBP: 0.374, SLG: 0.581										5	1	1	1	0	0	6									
19 Joey Votto, L OBP: 0.369, SLG: 0.543										3	1	1	0	1	2	0									
9 Mike Moustakas, L OBP: 0.299, SLG: 0.403										4	0	1	1	0	0	1									
17 Kyle Farmer, R OBP: 0.305, SLG: 0.398										4	0	1	1	0	0	1									
16 Tucker Barnhart, L OBP: 0.339, SLG: 0.411										3	0	1	0	1	2	2									
32 Max Schrock, L OBP: 0.352, SLG: 0.532										3	0	0	0	0	1	2									
26 Delino DeShields, R OBP: 0.250, SLG: 0.273										1	0	0	0	0	0	0									
22 Wade Miley, L OBP: 0.236, SLG: 0.250										2	0	1	0	0	0	0									
21 Michael Lorenzen, R OBP: 0.374, SLG: 0.433										0	0	0	0	0	0	0									
37 Tyler Stephenson, R OBP: 0.280, SLG: 0.244										0	0	0	0	0	0	0									
4 Shogo Akiyama, L OBP: 0.280, SLG: 0.244										0	0	0	0	0	0	0									
48 Mychal Givens, R OBP: 0.280, SLG: 0.244										0	0	0	0	0	0	0									
Inning Stats	R: 2 H: 3 E: 0 K: 0 S: 19	H: 3 LOB: 1 BB: 0 P: 24	R: 0 H: 1 E: 0 K: 0 S: 6	H: 1 LOB: 1 BB: 0 P: 8	R: 0 H: 1 E: 0 K: 1 S: 6	H: 1 LOB: 0 BB: 0 P: 8	R: 0 H: 0 E: 0 K: 0 S: 9	H: 0 LOB: 1 BB: 1 P: 18	R: 0 H: 1 E: 0 K: 1 S: 9	H: 1 LOB: 0 BB: 0 P: 12	R: 0 H: 0 E: 0 K: 1 S: 7	H: 0 LOB: 0 BB: 0 P: 7	R: 0 H: 0 E: 0 K: 2 S: 9	H: 0 LOB: 0 BB: 0 P: 12	R: 2 H: 3 E: 0 K: 2 S: 17	H: 3 LOB: 2 BB: 1 P: 24	R: 0 H: 1 E: 0 K: 0 S: 7	H: 1 LOB: 3 BB: 1 P: 12	1B: 6 2B: 2 3B: 0 HR: 2	SF: 0 SAC: 1 DP: 1 HBP: 0	WP: 0 PB: 0 SB: 0 CS: 0	PA: 39			
PITCHER	IP	WLS	BF	H	R	ER	SO	BB	IBB	HBP	BLK	WP	HR	S	P	ERA	WHIP								
56 Adrian Sampson, R ERA: 2.2	5.0	L	21	6	2	2	2	1	0	0	0	0	2	49	70	3.60	1.400								
74 Trevor Megill, R ERA: 8.15	2.0		6	0	0	0	3	0	0	0	0	0	0	16	19	0.00	0.000								
39 Manuel Rodriguez, R ERA: 3.38	1.0		7	3	2	2	2	0	1	0	0	0	0	17	24	18.00	3.000								
36 Dillon Maples, R ERA: 2.25	0.1		3	1	0	0	0	1	0	0	0	0	0	4	9	0.00	6.000								
59 Michael Rucker, R ERA: 6.38	0.2		2	0	0	0	0	0	0	0	0	0	0	3	3	0.00	0.000								

Cincinnati Reds @ Chicago Cubs
Wrigley Field, Chicago, IL
Tue Sep 07 2021, 6:41 PM - 9:29 PM CDT
Att: 24,925 - Partly Cloudy - 76 F

AB	35
R	4
H	10
RBI	4
BB	3
SO	7
LOB	18



Batter	1	2	3	4	5	6	7	8	9	AB	R	H	RBI	BB	SO	LOB	BOTTOM								
40 Wilson Contreras, R OBP: 0.332, SLG: 0.420										4	1	1	1	0	2	0									
18 Frank Schwindel, R OBP: 0.376, SLG: 0.633										4	0	0	0	0	1	0									
8 Ian Happ, S OBP: 0.312, SLG: 0.418										4	1	3	1	0	0	0									
16 Patrick Wisdom, R OBP: 0.308, SLG: 0.539										4	0	1	0	0	1	1									
36 Dillon Maples, R OBP: 0.376, SLG: 0.633										0	0	0	0	0	0	0									
59 Michael Rucker, R OBP: 0.376, SLG: 0.633										0	0	0	0	0	0	0									
5 Matt Duffy, R OBP: 0.340, SLG: 0.330										4	0	1	0	0	0	2									
13 David Bote, R OBP: 0.286, SLG: 0.333										4	0	0	0	0	1	1									
67 Alfonso Rivas III, L OBP: 0.364, SLG: 0.350										4	0	1	0	0	2	0									
32 Michael Hermosillo, R OBP: 0.237, SLG: 0.500										0	0	0	0	0	0	0									
51 Sergio Alcántara, S OBP: 0.299, SLG: 0.323										4	0	0	0	0	1	1									
56 Adrian Sampson, R ERA: 2.89	7.0	W	26	5	1	1	8	0	0	0	0	0	2	13	16	18.00	2.000								
21 Michael Lorenzen, R ERA: 3.38	1.0	H	5	2	2	2	1	0	0	0	0	0	0	14	21	0.00	1.000								
48 Mychal Givens, R ERA: 2.89	1.0	S	4	1	0	0	1	0	0	0	0	0	0	14	21	0.00	1.000								
Inning Stats	R: 0 H: 1 E: 0 K: 1 S: 10	H: 0 LOB: 0 BB: 0 P: 16	R: 0 H: 0 E: 0 K: 0 S: 10	H: 0 LOB: 0 BB: 0 P: 16	R: 1 H: 1 E: 0 K: 2 S: 13	H: 1 LOB: 0 BB: 0 P: 17	R: 0 H: 1 E: 0 K: 0 S: 5	H: 1 LOB: 1 BB: 0 P: 7	R: 0 H: 0 E: 0 K: 3 S: 9	H: 0 LOB: 0 BB: 0 P: 16	R: 0 H: 2 E: 0 K: 1 S: 12	H: 2 LOB: 0 BB: 0 P: 18	R: 0 H: 0 E: 0 K: 1 S: 7	H: 0 LOB: 0 BB: 0 P: 11	R: 2 H: 2 E: 0 K: 1 S: 13	H: 2 LOB: 0 BB: 0 P: 16	R: 0 H: 1 E: 0 K: 1 S: 14	H: 1 LOB: 0 BB: 0 P: 21	1B: 4 2B: 1 3B: 0 HR: 3	SF: 0 SAC: 0 DP: 0 HBP: 0	WP: 0 PB: 0 SB: 0 CS: 0	PA: 35			
PITCHER	IP	WLS	BF	H	R	ER	SO	BB	IBB	HBP	BLK	WP	HR	S	P	ERA	WHIP								
22 Wade Miley, L ERA: 2.89	7.0	W	26	5	1	1	8	0	0	0	0	0	2	13	16	18.00	2.000								
21 Michael Lorenzen, R ERA: 3.38	1.0	H	5	2	2	2	1	0	0	0	0	0	0	14	21	0.00	1.000								
48 Mychal Givens, R ERA: 2.89	1.0	S	4	1	0	0	1	0	0	0	0	0	0	14	21	0.00	1.000								

Cincinnati Reds @ Chicago Cubs
Wrigley Field, Chicago, IL
Tue Sep 07 2021, 6:41 PM - 9:29 PM CDT
Att: 24,925 - Partly Cloudy - 76 F

AB	35
R	3
H	8
RBI	3
BB	0
SO	10
LOB	5



Batter	1	2	3	4	5	6	7	8	9	AB	R	H	RBI	BB	SO	LOB	TOP										
6 Jonathan India, R OBP: 0.379, SLG: 0.463	G1-3		BB		G5-3			G5-3		3	0	0	0	1	0	0	Cincinnati Reds @ St. Louis Cardinals Busch Stadium, St. Louis, MO Fri Sep 10 2021, 7:18 PM - 9:59 PM CDT Att: 29,597 - Clear - 80 F										
37 Tyler Stephenson, R OBP: 0.366, SLG: 0.426	G4-3		G5-3			G6-3		G6-3		4	0	0	0	0	0	1											
2 Nick Castellanos, R OBP: 0.370, SLG: 0.573	F9				F9		L7			4	0	1	1	0	0	0											
19 Joey Votto, L OBP: 0.369, SLG: 0.553		G4-3			HR			G4-3		3	1	1	1	1	0	1											
7 Eugenio Suárez, R OBP: 0.266, SLG: 0.389		HR			44 BB			1B		3	1	2	1	1	1	1											
4 Shogo Akiyama, L OBP: 0.280, SLG: 0.244		HR			BB			FC2-4		0	0	0	0	0	0	0											
48 Mychal Givens, R OBP: 0.280, SLG: 0.244		HR			BB			FC2-4		0	0	0	0	0	0	0											
44 Aristides Aquino, R OBP: 0.336, SLG: 0.421	L5				G6-4-3			FC2-4		3	1	0	0	1	0	1											
Jose Barrero, R OBP: 0.333, SLG: 0.375	G6-3				G6-4-3			2B		4	1	2	1	0	0	2											
26 Delino DeShields, R OBP: 0.200, SLG: 0.214					F6			SH2-3		3	0	0	1	0	0	1											
30 Tyler Mahle, R OBP: 0.115, SLG: 0.052					K			F7		2	0	0	0	0	1	0											
Asdrubal Cabrera, S OBP: 0.376, SLG: 0.376					G4-3			L6-3		1	0	0	0	0	0	1											
39 Lucas Sims, R ERA: 4.81										0	0	0	0	0	0	0											
21 Michael Lorenzen, R ERA: 3.2										0	0	0	0	0	0	0											
9 Mike Moustakas, L OBP: 0.291, SLG: 0.390										1	0	0	0	0	0	1											
Inning Stats	R: 0 H: 0 E: 0 K: 0 S: 7	H: 0 LOB: 0 BB: 0 P: 7	R: 1 H: 1 E: 0 K: 0 S: 6	H: 1 LOB: 0 BB: 0 P: 10	R: 0 H: 0 E: 0 K: 1 S: 10	H: 0 LOB: 1 BB: 1 P: 16	R: 1 H: 2 E: 0 K: 0 S: 6	H: 1 LOB: 1 BB: 2 P: 15	R: 0 H: 0 E: 0 K: 1 S: 11	H: 0 LOB: 0 BB: 0 P: 17	R: 0 H: 0 E: 0 K: 1 S: 7	H: 0 LOB: 1 BB: 1 P: 15	R: 0 H: 1 E: 0 K: 0 S: 9	H: 1 LOB: 1 BB: 0 P: 12	R: 0 H: 1 E: 0 K: 0 S: 13	H: 1 LOB: 1 BB: 0 P: 20	R: 2 H: 2 E: 0 K: 0 S: 10	H: 2 LOB: 1 BB: 0 P: 17	1B: 3 2B: 2 3B: 0 HR: 2	SF: 0 SAC: 1 DP: 2 HBP: 0	WP: 0 PB: 0 SB: 0 CS: 0	PA: 36					
PITCHER	IP	WLS	BF	H	R	ER	SO	BB	IBB	HBP	BLK	WP	HR	S	P	ERA	WHIP										
31 Jon Lester, L ERA: 4.75	7.0		27	3	2	2	2	4	0	0	0	0	2	56	92	2.57	1.000										
66 Luis García, R ERA: 2.25	1.0		4	1	0	0	0	0	0	0	0	0	0	13	20	0.00	1.000										
62 T.J. McFarland, L ERA: 2.08	1.0	L	5	2	2	2	0	0	0	0	0	0	0	10	17	18.00	2.000										

Batter	1	2	3	4	5	6	7	8	9	AB	R	H	RBI	BB	SO	LOB	BOTTOM										
19 Tommy Edman, S OBP: 0.312, SLG: 0.395	G4-3		G4-3		F7			G6-3		4	0	1	0	0	0	0	Cincinnati Reds @ St. Louis Cardinals Busch Stadium, St. Louis, MO Fri Sep 10 2021, 7:18 PM - 9:59 PM CDT Att: 29,597 - Clear - 80 F										
46 Paul Goldschmidt, R OBP: 0.353, SLG: 0.479	K		L7		F7			K		4	0	0	0	0	2	1											
27 Tyler O'Neill, R OBP: 0.347, SLG: 0.524	P4		K		F9			E6		4	0	0	0	0	1	1											
28 Nolan Arenado, R OBP: 0.308, SLG: 0.488	F7				4 HR			F8		3	1	0	0	1	0	2											
4 Yadier Molina, R OBP: 0.300, SLG: 0.384	11 WP				HR			K		4	1	2	2	0	1	0											
3 Dylan Carlson, S OBP: 0.340, SLG: 0.410	K				G3-1			L3		4	0	1	0	0	1	1											
11 Paul DeJong, R OBP: 0.288, SLG: 0.377	K				F7			F7		4	0	0	0	0	2	2											
48 Harrison Bader, R OBP: 0.308, SLG: 0.406								K		3	0	1	0	1	2	1											
31 Jon Lester, L OBP: 0.195, SLG: 0.275								F7		2	0	0	0	0	2	3											
21 Lars Nootbaar, L OBP: 0.304, SLG: 0.395								K		1	0	0	0	0	1	0											
66 Luis García, R ERA: 3.2								K		0	0	0	0	0	0	0											
62 T.J. McFarland, L ERA: 2.76								K		0	0	0	0	0	0	0											
Inning Stats	R: 0 H: 1 E: 0 K: 1 S: 11	H: 1 LOB: 1 BB: 0 P: 17	R: 0 H: 1 E: 0 K: 3 S: 21	H: 1 LOB: 2 BB: 1 P: 29	R: 0 H: 0 E: 0 K: 1 S: 11	H: 0 LOB: 0 BB: 0 P: 16	R: 2 H: 2 E: 0 K: 1 S: 12	H: 2 LOB: 1 BB: 1 P: 21	R: 0 H: 0 E: 0 K: 0 S: 4	H: 0 LOB: 0 BB: 0 P: 5	R: 0 H: 0 E: 0 K: 0 S: 6	H: 0 LOB: 0 BB: 0 P: 8	R: 0 H: 0 E: 0 K: 3 S: 10	H: 0 LOB: 0 BB: 0 P: 14	R: 0 H: 0 E: 1 K: 1 S: 11	H: 0 LOB: 1 BB: 0 P: 17	R: 0 H: 1 E: 0 K: 2 S: 10	H: 1 LOB: 1 BB: 0 P: 13	1B: 4 2B: 0 3B: 0 HR: 1	SF: 0 SAC: 0 DP: 0 HBP: 0	WP: 1 PB: 0 SB: 0 CS: 0	PA: 35					
PITCHER	IP	WLS	BF	H	R	ER	SO	BB	IBB	HBP	BLK	WP	HR	S	P	ERA	WHIP										
30 Tyler Mahle, R ERA: 3.73	6.0		24	4	2	2	6	2	0	0	0	0	1	65	96	3.00	1.000										
39 Lucas Sims, R ERA: 4.81	1.0		3	0	0	0	3	0	0	0	0	0	0	10	14	0.00	0.000										
21 Michael Lorenzen, R ERA: 3.2	1.0	W	4	0	0	0	1	0	0	0	0	0	0	11	17	0.00	0.000										
48 Mychal Givens, R ERA: 2.76	1.0	S	4	1	0	0	2	0	0	0	0	0	0	10	13	0.00	1.000										

AB	31
R	4
H	6
RBI	4
BB	4
SO	2
LOB	9



AB	33
R	2
H	5
RBI	2
BB	2
SO	12
LOB	11



Batter	1	2	3	4	5	6	7	8	9	AB	R	H	RBI	BB	SO	LOB	TOP			
6 Jonathan India, R OBP: 0.380, SLG: 0.470	F8		HR		FC6-4			F9		4	1	2	2	0	0	0	Cincinnati Reds @ St. Louis Cardinals Busch Stadium, St. Louis, MO Sat Sep 11 2021, 6:17 PM - 9:00 PM CDT Att: 33,404 - Clear - 88 F			
32 Max Schrock, L OBP: 0.388, SLG: 0.500	G3-1		1B		F8			K		4	1	1	0	0	1	1				
2 Nick Castellanos, R OBP: 0.371, SLG: 0.576	G5-3		HR		FC6-4			BB		3	1	1	2	1	0	1				
19 Joey Votto, L OBP: 0.368, SLG: 0.549		BB	F8		F7			F8		3	0	0	0	1	0	1				
12 Tyler Naquin, L OBP: 0.333, SLG: 0.477	G5-4-3				F7			K		3	0	0	0	0	0	1				
4 Shogo Akiyama, L OBP: 0.290, SLG: 0.244										0	0	0	0	0	0	0				
37 Tyler Stephenson, R OBP: 0.387, SLG: 0.425										1	0	0	0	0	1	0				
9 Mike Moustakas, L OBP: 0.290, SLG: 0.387	G4-3				G4-3			K		4	0	1	0	0	1	0				
Jose Barrero, R OBP: 0.286, SLG: 0.316								G6-3		3	0	0	0	0	1	1				
Asdrubal Cabrera, S OBP: 0.315, SLG: 0.375										1	0	0	0	0	0	0				
16 Tucker Barnhart, L OBP: 0.338, SLG: 0.406					F9			G3-1		3	1	1	0	0	0	1				
58 Luis Castillo, R OBP: 0.174, SLG: 0.200					SH3-4			G6-3		2	0	0	0	0	1	0				
39 Lucas Sims, R										0	0	0	0	0	0	0				
Inning Stats	R: 0 E: 0 K: 0 S: 5	H: 0 LOB: 0 BB: 0 P: 6	R: 0 E: 0 K: 0 S: 7	H: 0 LOB: 0 BB: 1 P: 12	R: 4 E: 0 K: 0 S: 12	H: 4 LOB: 0 BB: 0 P: 19	R: 0 E: 0 K: 0 S: 17	H: 1 LOB: 1 BB: 0 P: 20	R: 0 E: 0 K: 1 S: 10	H: 0 LOB: 0 BB: 0 P: 14	R: 0 E: 0 K: 1 S: 11	H: 0 LOB: 0 BB: 0 P: 13	R: 0 E: 0 K: 1 S: 8	H: 0 LOB: 0 BB: 1 P: 14	R: 0 E: 0 K: 2 S: 11	H: 0 LOB: 0 BB: 0 P: 15	1B: 4 2B: 0 3B: 0 HR: 2	SF: 0 SAC: 1 DP: 1 HBP: 0	WP: 0 PB: 0 SB: 0 CS: 0	PA: 34
PITCHER	IP WLS BF H R ER SO BB IBB HBP BLK WP HR S P ERA WHIP	IP WLS BF H R ER SO BB IBB HBP BLK WP HR S P ERA WHIP	IP WLS BF H R ER SO BB IBB HBP BLK WP HR S P ERA WHIP	IP WLS BF H R ER SO BB IBB HBP BLK WP HR S P ERA WHIP	IP WLS BF H R ER SO BB IBB HBP BLK WP HR S P ERA WHIP	IP WLS BF H R ER SO BB IBB HBP BLK WP HR S P ERA WHIP	IP WLS BF H R ER SO BB IBB HBP BLK WP HR S P ERA WHIP	IP WLS BF H R ER SO BB IBB HBP BLK WP HR S P ERA WHIP	IP WLS BF H R ER SO BB IBB HBP BLK WP HR S P ERA WHIP	IP WLS BF H R ER SO BB IBB HBP BLK WP HR S P ERA WHIP	IP WLS BF H R ER SO BB IBB HBP BLK WP HR S P ERA WHIP	IP WLS BF H R ER SO BB IBB HBP BLK WP HR S P ERA WHIP	IP WLS BF H R ER SO BB IBB HBP BLK WP HR S P ERA WHIP	IP WLS BF H R ER SO BB IBB HBP BLK WP HR S P ERA WHIP	IP WLS BF H R ER SO BB IBB HBP BLK WP HR S P ERA WHIP	IP WLS BF H R ER SO BB IBB HBP BLK WP HR S P ERA WHIP	IP WLS BF H R ER SO BB IBB HBP BLK WP HR S P ERA WHIP			
39 Miles Mikolas, R ERA: 5.47	5.0	21	6	4	4	1	0	0	0	0	2	51	72	7.20	1.400					
92 Genesis Cabrera, L ERA: 3.98	2.0	6	0	0	0	1	0	0	0	0	0	21	27	0.00	0.000					
Alex Reyes, R ERA: 2.95	1.0	W	4	0	0	0	1	1	0	0	0	8	14	0.00	0.000					
65 Giovanny Gallegos, R ERA: 3.33	1.0	S	3	0	0	0	2	0	0	0	0	11	15	0.00	0.000					

AB	31
R	4
H	6
RBI	4
BB	2
SO	5
LOB	6



Batter	1	2	3	4	5	6	7	8	9	AB	R	H	RBI	BB	SO	LOB	BOTTOM			
19 Tommy Edman, S OBP: 0.312, SLG: 0.394	F7		1B		F7			K		4	0	1	1	0	1	0	Cincinnati Reds @ St. Louis Cardinals Busch Stadium, St. Louis, MO Sat Sep 11 2021, 6:17 PM - 9:00 PM CDT Att: 33,404 - Clear - 88 F			
46 Paul Goldschmidt, R OBP: 0.354, SLG: 0.460	G4-3		G4-6-3		K			K		3	1	1	0	1	1	1				
27 Tyler O'Neill, R OBP: 0.346, SLG: 0.521	G4-3				K			G3		4	1	1	0	0	1	2				
28 Nolan Arenado, R OBP: 0.309, SLG: 0.497	G5-3				G5-3			HR		4	2	2	3	0	0	0				
3 Dylan Carlson, S OBP: 0.341, SLG: 0.413	G3-1				K					4	0	2	1	0	1	0				
4 Yadier Molina, R OBP: 0.298, SLG: 0.380	G5-3				G5-3					4	0	0	0	0	1	2				
11 Paul DeJong, R OBP: 0.291, SLG: 0.389			HR		1B			G6-3		3	1	2	1	0	0	0				
48 Harrison Bader, R OBP: 0.312, SLG: 0.412			2B		1B			K		3	1	2	0	0	1	0				
39 Miles Mikolas, R										0	0	0	0	0	0	0				
13 Matt Carpenter, L OBP: 0.365, SLG: 0.271										1	0	0	0	0	0	2				
92 Genesis Cabrera, L										0	0	0	0	0	0	0				
21 Lars Nootbaar, L OBP: 0.291, SLG: 0.330										1	0	0	0	0	1	0				
Alex Reyes, R										0	0	0	0	0	0	0				
65 Giovanny Gallegos, R										0	0	0	0	0	0	0				
Inning Stats	R: 0 E: 0 K: 0 S: 3	H: 0 LOB: 0 BB: 1 P: 10	R: 0 E: 0 K: 0 S: 5	H: 0 LOB: 0 BB: 0 P: 7	R: 2 E: 0 K: 0 S: 11	H: 3 LOB: 0 BB: 0 P: 14	R: 0 E: 0 K: 2 S: 8	H: 0 LOB: 0 BB: 0 P: 12	R: 0 E: 0 K: 1 S: 14	H: 3 LOB: 1 BB: 0 P: 19	R: 0 E: 0 K: 2 S: 10	H: 0 LOB: 0 BB: 0 P: 17	R: 2 E: 0 K: 2 S: 14	H: 3 LOB: 1 BB: 0 P: 22	R: 2 E: 0 K: 2 S: 14	H: 3 LOB: 1 BB: 0 P: 22	1B: 5 2B: 4 3B: 1 HR: 2	SF: 0 SAC: 1 DP: 3 HBP: 0	WP: 0 PB: 0 SB: 0 CS: 0	PA: 33
PITCHER	IP WLS BF H R ER SO BB IBB HBP BLK WP HR S P ERA WHIP	IP WLS BF H R ER SO BB IBB HBP BLK WP HR S P ERA WHIP	IP WLS BF H R ER SO BB IBB HBP BLK WP HR S P ERA WHIP	IP WLS BF H R ER SO BB IBB HBP BLK WP HR S P ERA WHIP	IP WLS BF H R ER SO BB IBB HBP BLK WP HR S P ERA WHIP	IP WLS BF H R ER SO BB IBB HBP BLK WP HR S P ERA WHIP	IP WLS BF H R ER SO BB IBB HBP BLK WP HR S P ERA WHIP	IP WLS BF H R ER SO BB IBB HBP BLK WP HR S P ERA WHIP	IP WLS BF H R ER SO BB IBB HBP BLK WP HR S P ERA WHIP	IP WLS BF H R ER SO BB IBB HBP BLK WP HR S P ERA WHIP	IP WLS BF H R ER SO BB IBB HBP BLK WP HR S P ERA WHIP	IP WLS BF H R ER SO BB IBB HBP BLK WP HR S P ERA WHIP	IP WLS BF H R ER SO BB IBB HBP BLK WP HR S P ERA WHIP	IP WLS BF H R ER SO BB IBB HBP BLK WP HR S P ERA WHIP	IP WLS BF H R ER SO BB IBB HBP BLK WP HR S P ERA WHIP	IP WLS BF H R ER SO BB IBB HBP BLK WP HR S P ERA WHIP	IP WLS BF H R ER SO BB IBB HBP BLK WP HR S P ERA WHIP			
58 Luis Castillo, R ERA: 4.24	7.0	27	8	4	4	1	0	0	0	0	1	64	101	5.14	1.286					
39 Lucas Sims, R ERA: 5.13	1.0	L	6	3	2	2	0	0	0	0	1	14	22	18.00	3.000					

AB	31
R	6
H	11
RBI	6
BB	1
SO	7
LOB	7




Batter	1	2	3	4	5	6	7	8	9	AB	R	H	RBI	BB	SO	LOB	TOP					
6 Jonathan India, R OBP: 0.379, SLG: 0.468	(1,4) F8		(3-2) FC6-4			(3-1) F8		(2-1) F9		4	0	1	0	0	0	1	Cincinnati Reds @ St. Louis Cardinals Busch Stadium, St. Louis, MO Sun Sep 12 2021, 1:16 PM - 3:50 PM CDT Att: 32,872 - Sunny - 84 F					
37 Tyler Stephenson, R OBP: 0.366, SLG: 0.423	(1,2) K		(0-0) FC6-4			(3-1) K		(3-3) K		4	0	1	0	0	2	3						
2 Nick Castellanos, R OBP: 0.370, SLG: 0.574	(1,9) L8			(4-2) BB		(0-0) F8			(1-2) K	3	0	0	0	1	1							
19 Joey Votto, L OBP: 0.365, SLG: 0.544		(0-3) K		(0-3) K		(2-3) K			(1-2) P6	4	0	0	0	0	3	2						
7 Eugenio Suárez, R OBP: 0.264, SLG: 0.387		(3-2) F8		(0-1) L9		(3-3) K			(1-0) K	3	0	0	0	0	1	1						
9 Mike Moustakas, L OBP: 0.294, SLG: 0.396									(2B) K	1	0	1	0	0	0	0						
44 Aristides Aquino, R OBP: 0.332, SLG: 0.416		(2-0) G5-3		(0-0) G4-3		(1-0) G5-4-3			(3B) K2-3	2	0	0	0	0	0	1						
32 Max Schrock, L OBP: 0.372, SLG: 0.500						(1B) G5-4-3				2	0	1	0	0	1	1						
Asdrúbal Cabrera, S OBP: 0.313, SLG: 0.371			(2-2) E5		(0-0) G6-3		(1-1) G5-4-3			3	0	0	0	0	0	1						
26 Delino DeShields, R OBP: 0.222, SLG: 0.294			(2-2) F9		(3-1) L8			(0-2) F9		3	0	1	0	0	0	1						
54 Sonny Gray, R OBP: 0.179, SLG: 0.158			(1-2) K		(1-1) G4-3			(2-3) K		2	0	0	0	0	1	1						
Jose Barrero, R OBP: 0.273, SLG: 0.300										1	0	0	0	0	1	1						
64 Tony Santillan, R OBP: 0.143, SLG: 0.286										0	0	0	0	0	0	0						
Inning Stats	R: 0 E: 0 K: 1 S: 8	H: 0 LOB: 0 BB: 0 P: 10	R: 0 E: 0 K: 1 S: 8	H: 0 LOB: 0 BB: 0 P: 13	R: 0 E: 1 K: 1 S: 14	H: 1 LOB: 2 BB: 0 P: 22	R: 0 E: 0 K: 1 S: 14	H: 0 LOB: 1 BB: 1 P: 18	R: 0 E: 0 K: 0 S: 5	H: 1 LOB: 0 BB: 0 P: 9	R: 0 E: 0 K: 1 S: 9	H: 1 LOB: 0 BB: 0 P: 17	R: 0 E: 0 K: 1 S: 6	H: 1 LOB: 1 BB: 0 P: 11	R: 0 E: 0 K: 2 S: 12	H: 1 LOB: 1 BB: 0 P: 19	R: 0 E: 0 K: 2 S: 10	H: 1 LOB: 1 BB: 0 P: 13	1B: 3 2B: 2 3B: 0 HR: 0	SF: 0 SAC: 0 DP: 1 HBP: 0	WP: 0 PB: 0 SB: 0 CS: 0	PA: 33
PITCHER	IP WLS BF H R ER SO BB IBB HBP BLK WP HR S P ERA WHIP																					
34 J.A. Happ, L ERA: 6.0	(1,1) 5.1 W 20 2 0 0 4 1 0 0 0 0 0 0 53 82 0.00 0.562																					
66 Luis García, R ERA: 2.16	(6,1) 1.0 H 4 1 0 0 2 0 0 0 0 0 0 0 9 15 0.00 1.000																					
62 T.J. McFarland, L ERA: 2.03	(7,1) 0.2 H 1 0 0 0 0 0 0 0 0 0 0 2 3 0.00 0.000																					
92 Génesis Cabrera, L ERA: 3.92	(8,1) 1.0 H 4 1 0 0 2 0 0 0 0 0 0 0 12 19 0.00 1.000																					
65 Giovanni Gallegos, R ERA: 3.26	(9,1) 1.0 S 4 1 0 0 2 0 0 0 0 0 0 0 10 13 0.00 1.000																					

Batter	1	2	3	4	5	6	7	8	9	AB	R	H	RBI	BB	SO	LOB	BOTTOM					
19 Tommy Edman, S OBP: 0.311, SLG: 0.393	(1,4) G1-3		(3-2) K			(0-0) 46 S		(1-0) G4-3		4	0	1	0	0	1	0	Cincinnati Reds @ St. Louis Cardinals Busch Stadium, St. Louis, MO Sun Sep 12 2021, 1:16 PM - 3:50 PM CDT Att: 32,872 - Sunny - 84 F					
46 Paul Goldschmidt, R OBP: 0.353, SLG: 0.476	(1,3) L3		(2-2) G5-3			(4-0) 1B				2	0	0	0	1	0	0						
27 Tyler O'Neill, R OBP: 0.346, SLG: 0.520	(1,7) X ST 80			(0-1) F7		(3-3) K				3	1	1	0	0	1	2						
28 Nolan Arenado, R OBP: 0.309, SLG: 0.502	(1,5) X ST 81		(2-0) G5-3		(2-2) G5-3		(2-1) F8			3	1	1	2	0	0	2						
3 Dylan Carlson, S OBP: 0.339, SLG: 0.410	(1,9) X FF 92			(2-0) G3-1						3	0	0	0	0	1	0						
11 Paul DeJong, R OBP: 0.290, SLG: 0.387		(2-1) F8			(2-1) G6-3					2	0	0	0	0	0	0						
66 Luis García, R ERA: 2.16										0	0	0	0	0	0	0						
62 T.J. McFarland, L ERA: 2.03										0	0	0	0	0	0	0						
21 Lars Nootbaar, L OBP: 0.299, SLG: 0.336										0	0	0	0	0	0	0						
92 Génesis Cabrera, L ERA: 3.92										0	0	0	0	0	0	0						
65 Giovanni Gallegos, R ERA: 3.26										0	0	0	0	0	0	0						
48 Harrison Bader, R OBP: 0.309, SLG: 0.408		(1-2) L9			(2-2) K		(3-3) K			3	0	0	0	0	2	0						
7 Andrew Knizner, R OBP: 0.293, SLG: 0.257		(2-3) K			(1-1) G6-3					3	0	0	0	0	1	0						
34 J.A. Happ, L ERA: 6.0										1	0	0	0	0	0	0						
63 Edmundo Sosa, R OBP: 0.354, SLG: 0.400					(1-1) G4-3		(1-2) P3		(2-0) G6-3	2	0	0	0	0	0	0						
Inning Stats	R: 2 E: 0 K: 0 S: 7	H: 2 LOB: 0 BB: 0 P: 10	R: 0 E: 0 K: 1 S: 10	H: 0 LOB: 0 BB: 0 P: 15	R: 0 E: 0 K: 1 S: 8	H: 0 LOB: 0 BB: 0 P: 14	R: 0 E: 0 K: 0 S: 6	H: 0 LOB: 0 BB: 0 P: 10	R: 0 E: 0 K: 1 S: 7	H: 0 LOB: 0 BB: 0 P: 12	R: 0 E: 0 K: 1 S: 11	H: 1 LOB: 2 BB: 1 P: 21	R: 0 E: 0 K: 2 S: 11	H: 0 LOB: 0 BB: 0 P: 18	R: 0 E: 0 K: 0 S: 5	H: 0 LOB: 0 BB: 0 P: 8	R: 0 E: 0 K: 0 S: 5	H: 0 LOB: 0 BB: 0 P: 8	1B: 2 2B: 0 3B: 0 HR: 1	SF: 0 SAC: 0 DP: 0 HBP: 0	WP: 0 PB: 0 SB: 1 CS: 0	PA: 28
PITCHER	IP WLS BF H R ER SO BB IBB HBP BLK WP HR S P ERA WHIP																					
54 Sonny Gray, R ERA: 3.8	(1,1) 7.0 L 25 3 2 2 6 1 0 0 0 0 0 0 1 60 2.57 0.571																					
64 Tony Santillan, R ERA: 3.15	(8,1) 1.0 3 0 0 0 0 0 0 0 0 0 0 0 5 8 0.00 0.000																					

AB	32
R	0
H	5
RBI	0
BB	1
SO	10
LOB	14



AB	27
R	2
H	3
RBI	2
BB	1
SO	6
LOB	4



Batter	1	2	3	4	5	6	7	8	9	AB	R	H	RBI	BB	SO	LOB	TOP			
6 Jonathan India, R OBP: 0.378, SLG: 0.465	G4-3		G5-3			FC5-4			K	5	0	1	1	0	1	2				
17 Kyle Farmer, R 85 Luis Cessa, R 50 Amir Garrett, R Asdrúbal Cabrera, S	K		G6-3						F9	4	0	2	1	0	1	0				
2 Nick Castellanos, R OBP: 0.369, SLG: 0.576	F9								HR	5	1	1	1	0	1	4				
19 Joey Votto, L OBP: 0.366, SLG: 0.543		K							K	4	1	1	0	1	2	0				
7 Eugenio Suárez, R OBP: 0.268, SLG: 0.389										3	1	2	0	1	0	0				
44 Aristides Aquino, R OBP: 0.236, SLG: 0.405										4	0	0	0	0	3	5				
26 Delino DeShields, R 32 Max Schrock, L 37 Tyler Stephenson, R										2	0	1	0	0	0	2				
16 Tucker Barnhart, L Jose Barrero, R										1	1	1	0	0	0	0				
22 Wade Miley, L 34 Justin Wilson, L 9 Mike Moustakas, L										2	0	0	0	0	0	0				
										2	0	1	0	0	0	0				
Inning Stats	R: 0 E: 0 K: 1 S: 9	H: 0 LOB: 0 BB: 0 P: 10	R: 0 E: 0 K: 2 S: 16	H: 2 LOB: 2 BB: 0 P: 22	R: 0 E: 0 K: 0 S: 6	H: 0 LOB: 0 BB: 0 P: 7	R: 0 E: 0 K: 2 S: 14	H: 1 LOB: 2 BB: 1 P: 24	R: 0 E: 0 K: 0 S: 12	H: 2 LOB: 2 BB: 0 P: 17	R: 4 E: 0 K: 1 S: 23	H: 5 LOB: 2 BB: 1 P: 32	R: 0 E: 0 K: 0 S: 7	H: 0 LOB: 0 BB: 0 P: 11	R: 1 E: 0 K: 2 S: 15	H: 1 LOB: 0 BB: 0 P: 21	1B: 9 2B: 1 3B: 0 HR: 1	SF: 0 SAC: 0 DP: 0 HBP: 0	WP: 0 PB: 0 SB: 0 CS: 0	PA: 40
PITCHER	IP WLS BF H R ER SO BB IBB HBP BLK WP HR S P ERA WHIP																			
38 Dillon Peters, L ERA: 2.66	5.0 W 21 5 0 0 5 1 0 0 0 0 0 0 57 80 0.00 1.200																			
36 Nick Mears, R ERA: 6.5	1.0 9 5 4 4 1 1 0 0 0 0 0 0 23 32 36.00 6.000																			
55 Chasen Shreve, L ERA: 2.77	2.0 H 6 0 0 0 0 0 0 0 0 0 0 0 12 21 9.00 0.000																			
46 Chris Stratton, R ERA: 3.79	1.0 S 4 1 1 1 2 0 0 0 0 0 0 1 15 21 9.00 1.000																			

Cincinnati Reds @ Pittsburgh Pirates
PNC Park, Pittsburgh, PA
Tue Sep 14 2021, 6:36 PM - 9:35 PM EDT
Att. 8,896 - Clear - 82 F

AB 38
R 5
H 11
RBI 5
BB 2
SO 8
LOB 15



Batter	1	2	3	4	5	6	7	8	9	AB	R	H	RBI	BB	SO	LOB	BOTTOM	
13 Ke'Bryan Hayes, R OBP: 0.325, SLG: 0.373										4	1	2	0	0	1	2		
27 Kevin Newman, R OBP: 0.284, SLG: 0.316										3	1	1	0	0	0	1		
10 Bryan Reynolds, S OBP: 0.383, SLG: 0.512										2	2	0	0	2	1	0		
32 Yoshi Tsutsugo, L OBP: 0.306, SLG: 0.393										4	1	2	2	0	0	0		
58 Jacob Stallings, R OBP: 0.328, SLG: 0.368										4	1	2	2	0	0	0		
6 Anthony Alford, R OBP: 0.265, SLG: 0.400										4	0	0	0	0	1	2		
18 Ben Gamel, L OBP: 0.340, SLG: 0.395										4	0	2	1	0	1	1		
15 Wilmer Difo, S OBP: 0.338, SLG: 0.373										4	0	1	0	0	1	3		
38 Dillon Peters, L 36 Nick Mears, R 68 Hoy Park, L 55 Chasen Shreve, L 46 Chris Stratton, R										2	0	0	0	0	1	2		
										0	0	0	0	0	0	0		
										1	0	0	0	0	0	0		
										0	0	0	0	0	0	0		
										0	0	0	0	0	0	0		
Inning Stats	R: 3 E: 1 K: 0 S: 15	H: 4 LOB: 2 BB: 1 P: 22	R: 0 E: 0 K: 1 S: 7	H: 1 LOB: 0 BB: 0 P: 8	R: 0 E: 0 K: 0 S: 9	H: 0 LOB: 0 BB: 0 P: 13	R: 0 E: 0 K: 0 S: 13	H: 2 LOB: 2 BB: 0 P: 20	R: 3 E: 1 K: 0 S: 25	H: 3 LOB: 1 BB: 1 P: 37	R: 0 E: 0 K: 1 S: 9	H: 0 LOB: 0 BB: 0 P: 14	R: 0 E: 0 K: 3 S: 13	H: 0 LOB: 0 BB: 0 P: 19	1B: 8 2B: 2 3B: 0 HR: 0	SF: 0 SAC: 1 DP: 1 HBP: 0	WP: 0 PB: 0 SB: 0 CS: 1	PA: 35
PITCHER	IP WLS BF H R ER SO BB IBB HBP BLK WP HR S P ERA WHIP																	
22 Wade Miley, L ERA: 3.09	4.1 L 24 10 0 6 5 1 2 0 0 0 0 0 60 87 10.38 2.769																	
34 Justin Wilson, L ERA: 6.14	0.2 2 0 0 0 0 0 0 0 0 0 0 9 13 0.00 0.000																	
85 Luis Cessa, R ERA: 2.43	2.0 6 0 0 0 2 0 0 0 0 0 0 0 15 22 0.00 0.000																	
50 Amir Garrett, L ERA: 6.02	1.0 3 0 0 0 3 0 0 0 0 0 0 0 13 19 0.00 0.000																	

Cincinnati Reds @ Pittsburgh Pirates
PNC Park, Pittsburgh, PA
Tue Sep 14 2021, 6:36 PM - 9:35 PM EDT
Att. 8,896 - Clear - 82 F

AB 32
R 6
H 10
RBI 5
BB 2
SO 6
LOB 11



Batter	1	2	3	4	5	6	7	8	9	AB R H RBI BB SO LOB	TOP						
6 Jonathan India, R OBP: 0.378, SLG: 0.464										3 1 1 1 0 0 0	Cincinnati Reds @ Pittsburgh Pirates PNC Park, Pittsburgh, PA Wed Sep 15 2021, 7:02 PM - 10:03 PM EDT Att: 9,320 - Overcast - 69 F						
32 Max Schrock, L OBP: 0.386, SLG: 0.500										3 1 1 0 1 1 1							
2 Nick Castellanos, R OBP: 0.367, SLG: 0.514										4 0 1 0 0 0 5							
19 Joey Votto, L OBP: 0.365, SLG: 0.543										4 0 1 1 0 1 1							
9 Mike Moustakas, L OBP: 0.295, SLG: 0.394										4 0 1 1 0 0 0							
17 Kyle Farmer, R OBP: 0.305, SLG: 0.403										4 1 1 1 0 1 1							
16 Tucker Barnhart, L OBP: 0.340, SLG: 0.403										2 1 0 0 1 0 0							
4 Shogo Akiyama, L OBP: 0.279, SLG: 0.244										4 0 1 0 0 1 1							
Vladimir Gutierrez, R ERA: 4.25										1 0 0 0 0 0 1 0							
Inning Stats	R: 2 H: 2 E: 0 LOB: 1 K: 0 BB: 1 S: 20 P: 32	R: 0 H: 0 E: 0 LOB: 0 K: 1 BB: 0 S: 7 P: 9	R: 0 H: 2 E: 0 LOB: 2 K: 0 BB: 0 S: 11 P: 18	R: 0 H: 0 E: 0 LOB: 1 K: 1 BB: 1 S: 13 P: 21	R: 0 H: 0 E: 0 LOB: 1 K: 1 BB: 0 S: 7 P: 12	R: 0 H: 0 E: 0 LOB: 0 K: 0 BB: 0 S: 8 P: 11	R: 1 H: 2 E: 0 LOB: 2 K: 1 BB: 0 S: 10 P: 16	R: 1 H: 1 E: 0 LOB: 0 K: 1 BB: 0 S: 9 P: 13	R: 0 H: 0 E: 0 LOB: 0 K: 2 BB: 0 S: 9 P: 13	1B: 5 SF: 1 2B: 1 SAC: 0 3B: 0 DP: 0 HR: 1 HBP: 2		WP: 0 PA: 37 PB: 0 SB: 2 CS: 0					
PITCHER	IP WLS BF H R ER SO BB IBB HBP BLK WP HR S P ERA WHIP																
23 Mitch Keller, R ERA: 6.14	5.0	21	4	2	2	3	2	0	1	0	0	0	0	58	92	3.60	1.200
52 Anthony Banda, L ERA: 4.44	1.0	3	0	0	0	0	0	0	0	0	0	0	0	8	11	0.00	0.000
39 Chad Kuhl, R ERA: 4.78	1.0	6	2	1	1	1	0	0	1	0	0	0	0	10	16	9.00	2.000
54 Sam Howard, L ERA: 6.1	1.0	4	1	1	1	1	0	0	0	0	0	0	1	9	13	9.00	1.000
46 Chris Stratton, R ERA: 3.73	1.0	3	0	0	0	2	0	0	0	0	0	0	0	9	13	0.00	0.000

AB	32
R	4
H	7
RBI	4
BB	2
SO	7
LOB	11



Batter	1	2	3	4	5	6	7	8	9	AB R H RBI BB SO LOB	BOTTOM						
13 Ke'Bryan Hayes, R OBP: 0.320, SLG: 0.367										5 1 0 0 0 1 3	Cincinnati Reds @ Pittsburgh Pirates PNC Park, Pittsburgh, PA Wed Sep 15 2021, 7:02 PM - 10:03 PM EDT Att: 9,320 - Overcast - 69 F						
32 Yoshi Tsutsugo, L OBP: 0.315, SLG: 0.404										3 1 2 2 1 0 1 0							
39 Chad Kuhl, R OBP: 0.091, SLG: 0.048										4 1 2 1 1 0 2							
46 Chris Stratton, R OBP: 0.336, SLG: 0.371										1 1 0 0 0 0 0							
10 Bryan Reynolds, S OBP: 0.385, SLG: 0.516										4 0 0 2 0 1 3							
19 Colin Moran, L OBP: 0.339, SLG: 0.411										4 0 0 2 0 1 3							
58 Jacob Stallings, R OBP: 0.330, SLG: 0.371										3 0 1 0 1 1 1							
18 Ben Gamel, L OBP: 0.342, SLG: 0.394										3 0 1 0 1 0 2							
27 Kevin Newman, R OBP: 0.264, SLG: 0.315										4 0 1 0 0 0 3							
68 Hoy Park, L OBP: 0.265, SLG: 0.278										3 1 0 0 1 1 3							
23 Mitch Keller, R OBP: 0.200, SLG: 0.130										1 0 1 0 0 0 0 0 0 0 0 0 0 0 2 0 1 0 0 1 0							
Inning Stats	R: 0 H: 0 E: 0 LOB: 1 K: 0 BB: 1 S: 10 P: 18	R: 0 H: 1 E: 0 LOB: 0 K: 0 BB: 0 S: 6 P: 12	R: 3 H: 4 E: 1 LOB: 2 K: 0 BB: 1 S: 18 P: 28	R: 1 H: 1 E: 0 LOB: 1 K: 0 BB: 1 S: 9 P: 15	R: 0 H: 1 E: 0 LOB: 2 K: 1 BB: 1 S: 11 P: 20	R: 0 H: 1 E: 0 LOB: 0 K: 1 BB: 0 S: 10 P: 13	R: 0 H: 1 E: 0 LOB: 1 K: 1 BB: 0 S: 8 P: 11	R: 0 H: 0 E: 0 LOB: 0 K: 2 BB: 0 S: 8 P: 13	R: 1 H: 0 E: 1 LOB: 2 K: 0 BB: 1 S: 4 P: 8	1B: 6 SF: 1 2B: 2 SAC: 1 3B: 1 DP: 0 HR: 0 HBP: 0	WP: 2 PA: 40 PB: 0 SB: 1 CS: 1						
PITCHER	IP WLS BF H R ER SO BB IBB HBP BLK WP HR S P ERA WHIP																
Vladimir Gutierrez, R ERA: 4.25	3.2	19	5	4	4	0	3	0	0	0	0	0	0	41	71	9.82	2.182
34 Justin Wilson, L ERA: 6.07	0.1	2	1	0	0	0	0	0	0	0	0	0	2	2	0.00	3.000	
64 Tony Santillan, R ERA: 4.23	2.0	8	2	0	0	2	1	0	0	0	0	0	0	21	33	0.00	1.500
21 Michael Lorenzen, R ERA: 3.05	1.0	4	1	0	0	1	0	0	0	0	0	0	2	8	11	0.00	1.000
39 Lucas Sims, R ERA: 5.01	1.0	3	0	0	0	2	0	0	0	0	0	0	0	8	13	0.00	0.000

AB	33
R	5
H	9
RBI	5
BB	5
SO	5
LOB	18



Batter	1	2	3	4	5	6	7	8	9	AB	R	H	RBI	BB	SO	LOB	TOP							
50 Mookie Betts, R OBP: 0.378, SLG: 0.512										4	0	1	0	0	1	2								
13 Max Muncy, L OBP: 0.372, SLG: 0.541										4	0	0	0	0	3	1								
6 Trea Turner, R OBP: 0.365, SLG: 0.507										4	0	1	0	0	1	1								
5 Corey Seager, L OBP: 0.379, SLG: 0.455										3	0	2	0	1	0	0								
10 Justin Turner, R OBP: 0.364, SLG: 0.472										4	0	0	0	0	1	5								
16 Will Smith, R OBP: 0.380, SLG: 0.516										3	1	0	0	0	2	3								
35 Cody Bellinger, L OBP: 0.237, SLG: 0.291										4	0	0	0	0	2	1	AB 33							
45 Matt Beaty, L OBP: 0.362, SLG: 0.371										4	0	2	1	0	1	0	R 1							
21 Walker Buehler, R OBP: 0.176, SLG: 0.143										1	0	0	0	1	1	0	H 6							
3 Chris Taylor, R OBP: 0.345, SLG: 0.449										1	0	0	0	0	0	0	RBI 1							
46 Corey Knebel, R OBP: 0.285, SLG: 0.371										1	0	0	0	0	0	0	BB 2							
48 Brusdar Graterol, R OBP: 0.285, SLG: 0.444										1	0	0	0	0	0	1	SO 12							
										1	0	0	0	0	0	1	LOB 15							
Inning Stats	R: 0 E: 0 K: 2 S: 14	H: 1 LOB: 2 BB: 1 P: 24	R: 0 E: 0 K: 2 S: 8	H: 0 LOB: 0 BB: 0 P: 12	R: 0 E: 0 K: 2 S: 7	H: 0 LOB: 0 BB: 0 P: 10	R: 0 E: 0 K: 1 S: 12	H: 1 LOB: 1 BB: 0 P: 16	R: 0 E: 0 K: 1 S: 12	H: 0 LOB: 1 BB: 0 P: 21	R: 0 E: 0 K: 1 S: 14	H: 2 LOB: 2 BB: 0 P: 20	R: 0 E: 0 K: 1 S: 7	H: 1 LOB: 1 BB: 0 P: 13	R: 0 E: 0 K: 1 S: 7	H: 0 LOB: 0 BB: 0 P: 9	R: 1 E: 0 K: 1 S: 8	H: 1 LOB: 1 BB: 0 P: 11	1B: 5 2B: 1 3B: 0 HR: 0	SF: 0 SAC: 0 DP: 0 HBP: 1	WP: 0 PB: 0 SB: 0 CS: 0	PA: 36		
PITCHER	IP WLS BF H R ER SO BB IBB HBP BLK WP HR S P ERA WHIP	6.1 W 26 5 0 0 10 2 0 0 0 0 0 0 72 111 0.00 1.105	1.2 H 5 0 0 0 1 0 0 0 0 0 0 0 9 14 0.00 0.000	1.0 S 5 1 1 1 1 0 0 0 1 0 0 0 8 11 9.00 1.000																				

Los Angeles Dodgers @ Cincinnati Reds
Great American Ball Park, Cincinnati, OH

AB 33
R 1
H 6
RBI 1
BB 2
SO 12
LOB 15



WP: 0 PA: 36
PB: 0
SB: 0
CS: 0

Fri Sep 17 2021, 7:11 PM - 9:45 PM EDT
Att: 28,926 - Partly Cloudy - 84 F

Batter	1	2	3	4	5	6	7	8	9	AB	R	H	RBI	BB	SO	LOB	BOTTOM					
6 Jonathan India, R OBP: 0.374, SLG: 0.459										4	0	1	0	0	2	1						
33 Jesse Winker, L OBP: 0.308, SLG: 0.556										3	0	0	0	0	0	1						
44 Aristides Aquino, R OBP: 0.294, SLG: 0.403										0	0	0	0	0	0	0						
2 Nick Castellanos, R OBP: 0.364, SLG: 0.566										4	1	1	0	0	0	1						
19 Joey Votto, L OBP: 0.369, SLG: 0.543										2	1	1	0	2	0	1						
9 Mike Moustakas, L OBP: 0.285, SLG: 0.379																						
85 Luis Cessa, R ERA: 2.35										3	0	0	0	0	1	4						
Asdrubal Cabrera, S OBP: 0.399, SLG: 0.386										0	0	0	0	0	0	0						
21 Michael Lorenzen, R ERA: 3.18										1	0	0	0	0	0	2						
17 Kyle Farmer, R OBP: 0.313, SLG: 0.409										3	1	2	2	0	1	1						
16 Tucker Barnhart, L OBP: 0.339, SLG: 0.401																						
32 Max Schrock, L OBP: 0.375, SLG: 0.461										3	0	1	1	0	0	2						
26 Delino DeShields, R OBP: 0.227, SLG: 0.286																						
58 Luis Castillo, R OBP: 0.170, SLG: 0.196										2	0	0	0	0	0	1						
7 Eugenio Suárez, R OBP: 0.267, SLG: 0.387										1	0	0	0	0	1	0						
										1	0	0	0	0	1	0						
Inning Stats	R: 0 E: 0 K: 1 S: 7	H: 0 LOB: 0 BB: 0 P: 9	R: 0 E: 0 K: 2 S: 14	H: 0 LOB: 1 BB: 1 P: 22	R: 0 E: 0 K: 1 S: 10	H: 1 LOB: 0 BB: 0 P: 12	R: 0 E: 0 K: 0 S: 11	H: 0 LOB: 0 BB: 1 P: 16	R: 1 E: 0 K: 1 S: 12	H: 2 LOB: 1 BB: 0 P: 14	R: 2 E: 0 K: 0 S: 18	H: 3 LOB: 1 BB: 0 P: 22	R: 0 E: 0 K: 2 S: 9	H: 0 LOB: 0 BB: 0 P: 13	R: 0 E: 0 K: 0 S: 6	H: 0 LOB: 2 BB: 0 P: 10	1B: 4 2B: 2 3B: 0 HR: 0	SF: 0 SAC: 1 DP: 1 HBP: 1	WP: 0 PB: 0 SB: 0 CS: 0	PA: 32		
PITCHER	IP WLS BF H R ER SO BB IBB HBP BLK WP HR S P ERA WHIP	6.0 L 25 6 3 0 3 2 0 0 0 0 0 0 72 95 4.50 1.333	1.0 3 0 0 0 2 0 0 0 0 0 0 0 9 13 0.00 0.000	1.0 4 0 0 0 0 0 0 0 1 0 0 0 6 10 0.00 0.000																		

Los Angeles Dodgers @ Cincinnati Reds
Great American Ball Park, Cincinnati, OH

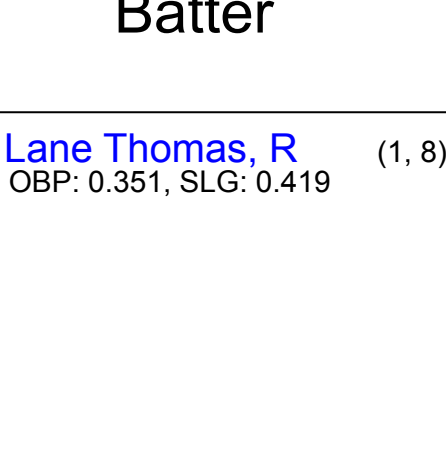
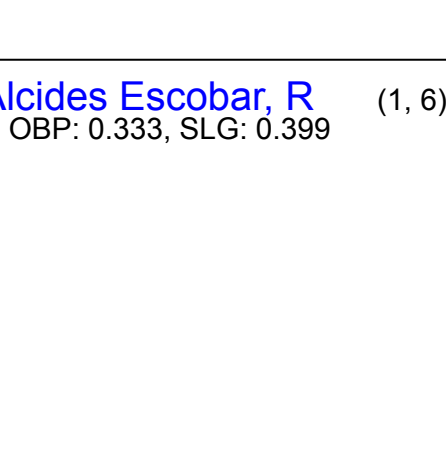
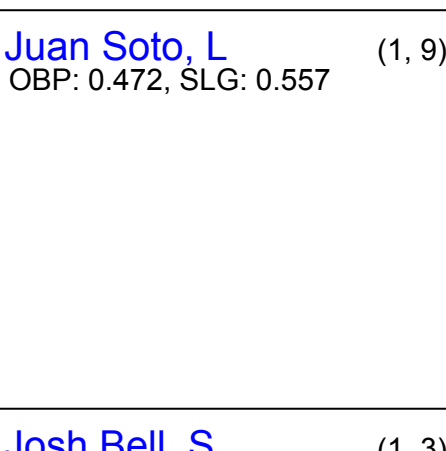

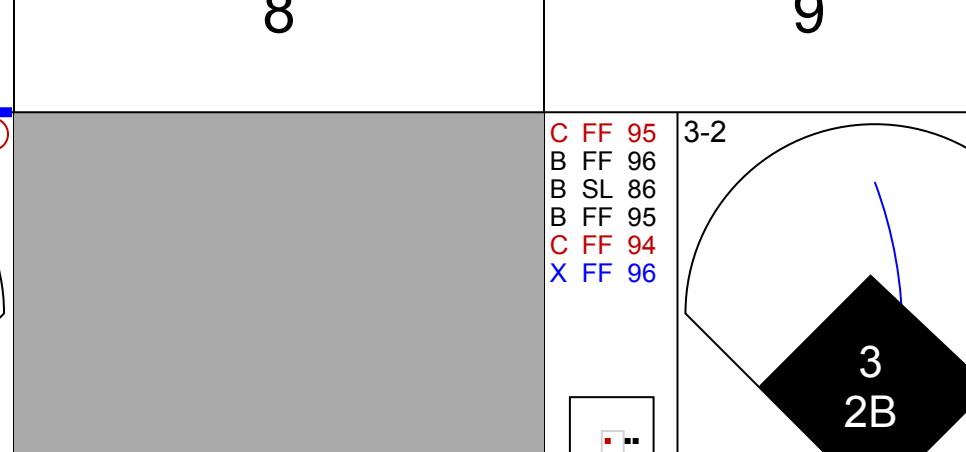
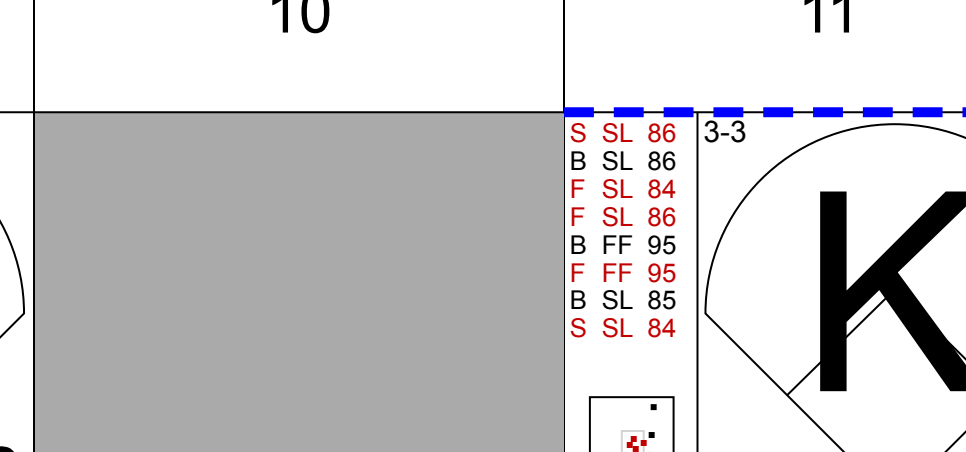
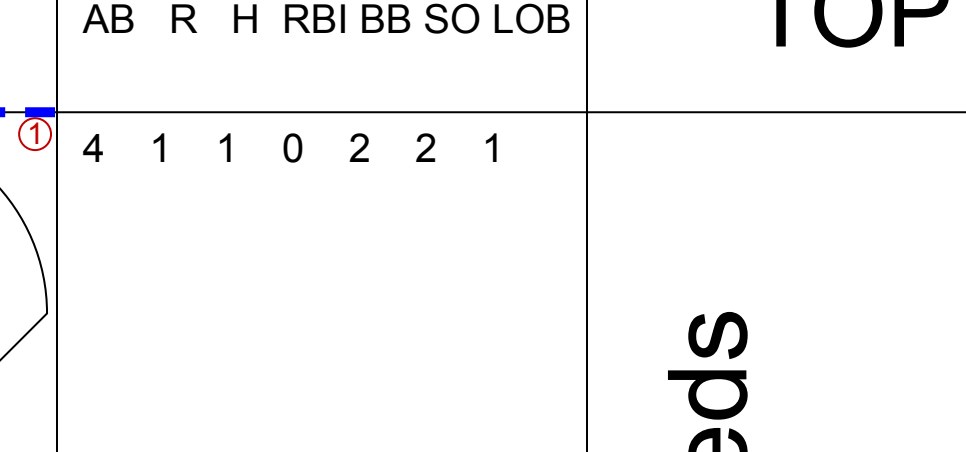



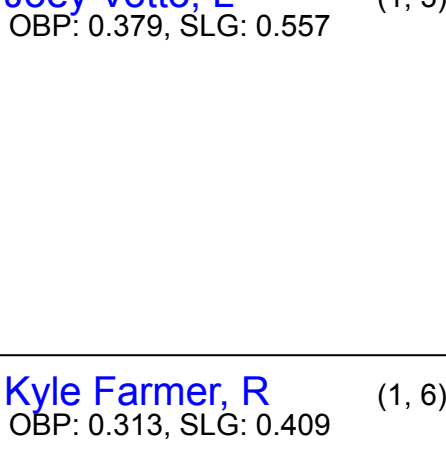
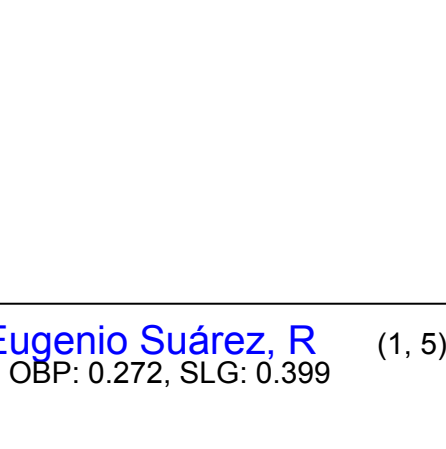
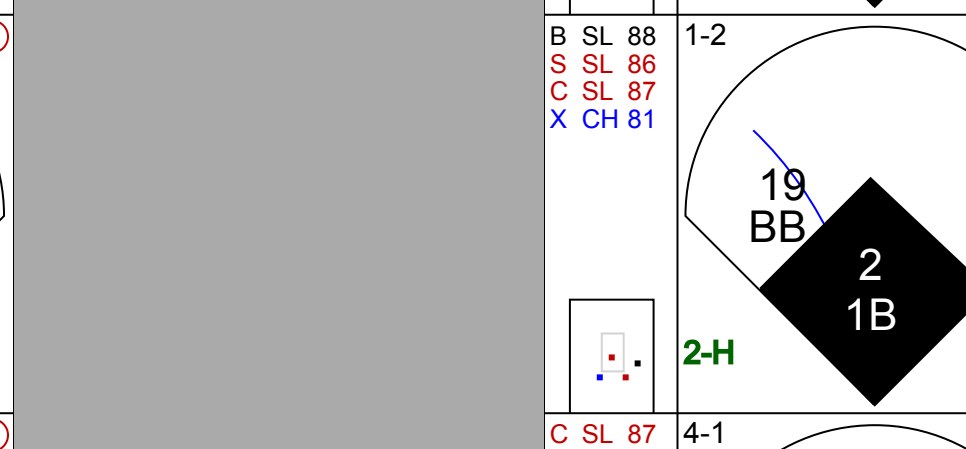
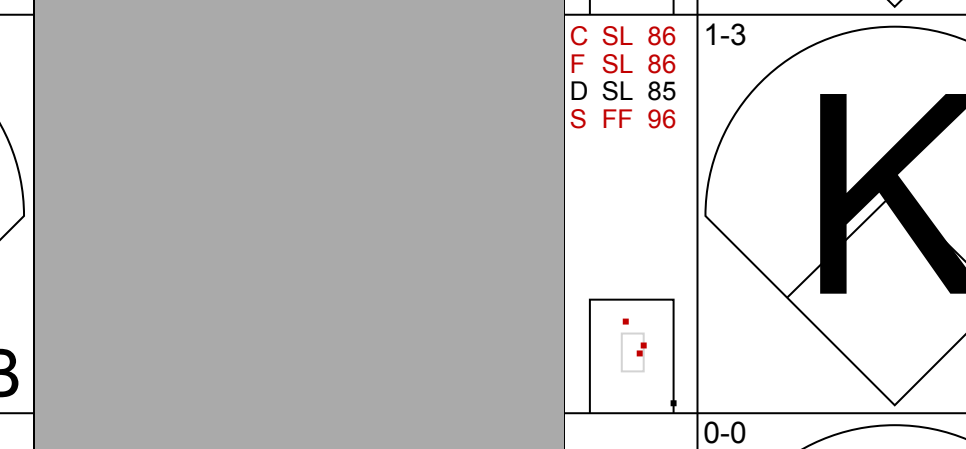

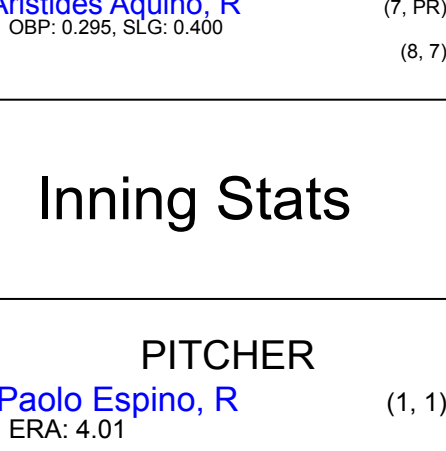
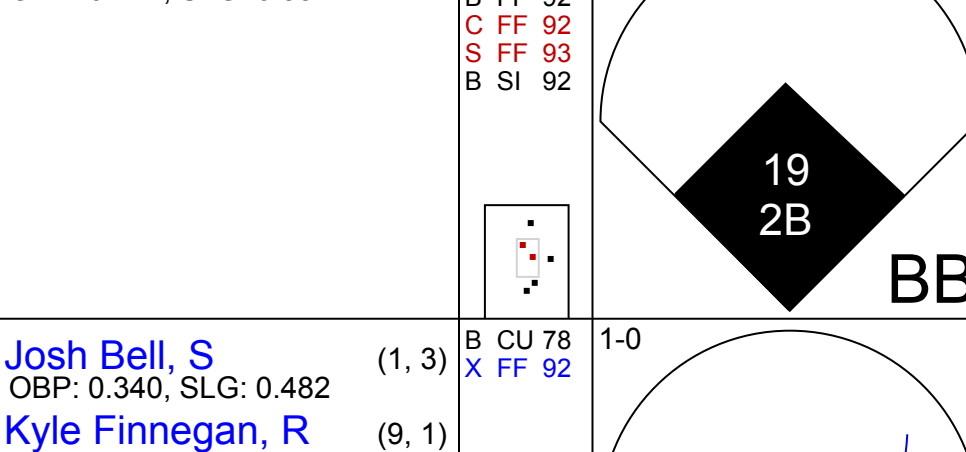
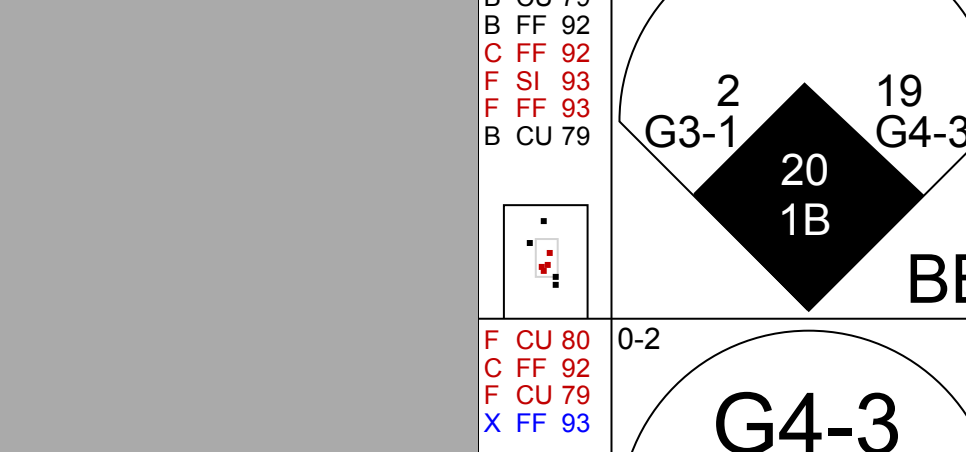
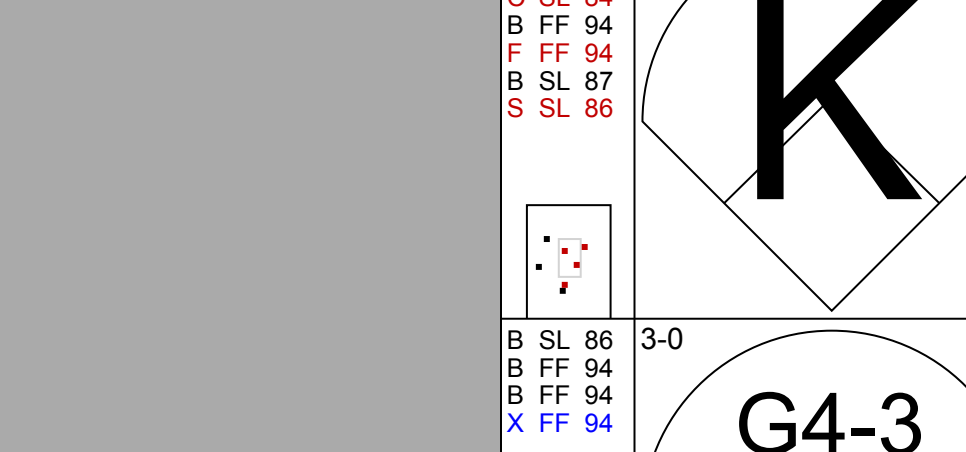
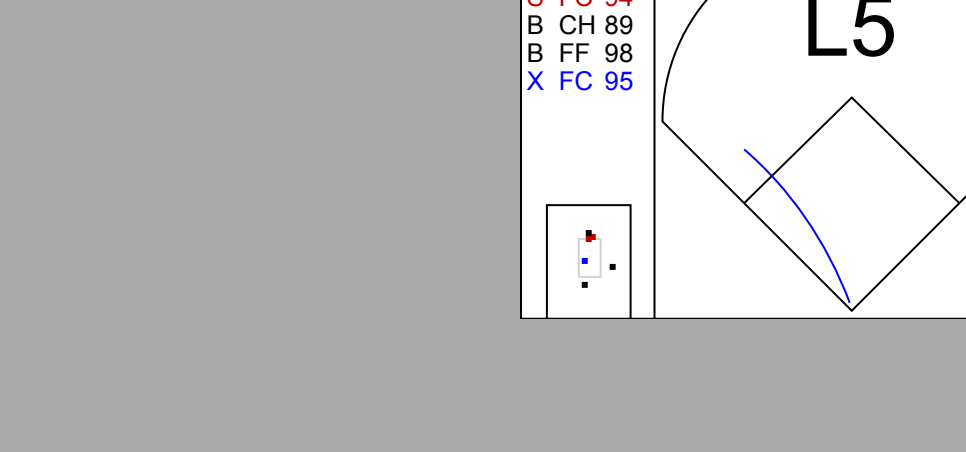
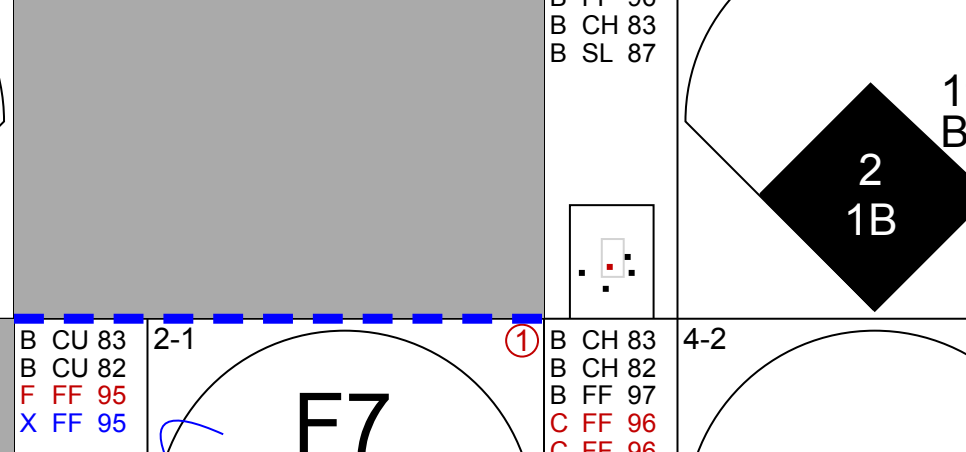
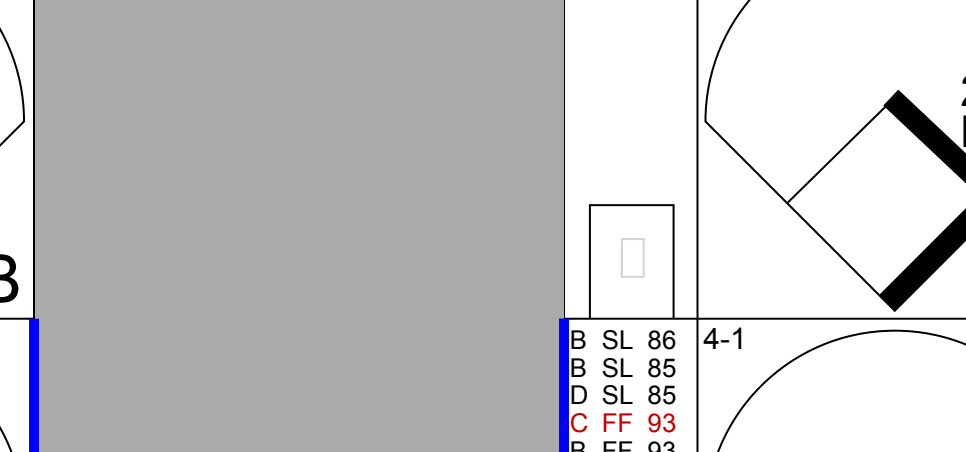
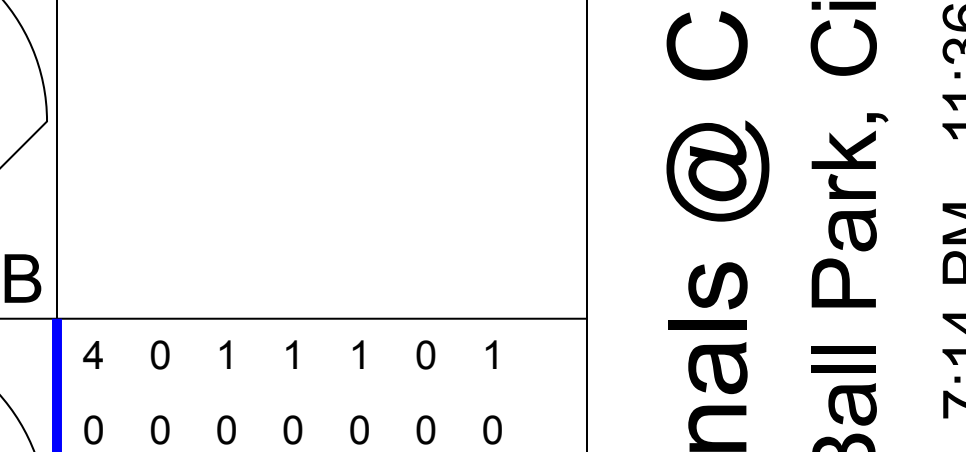

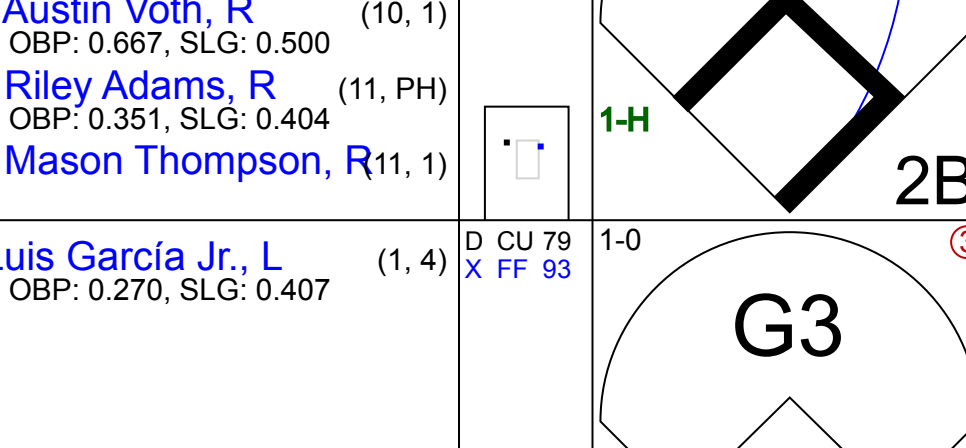
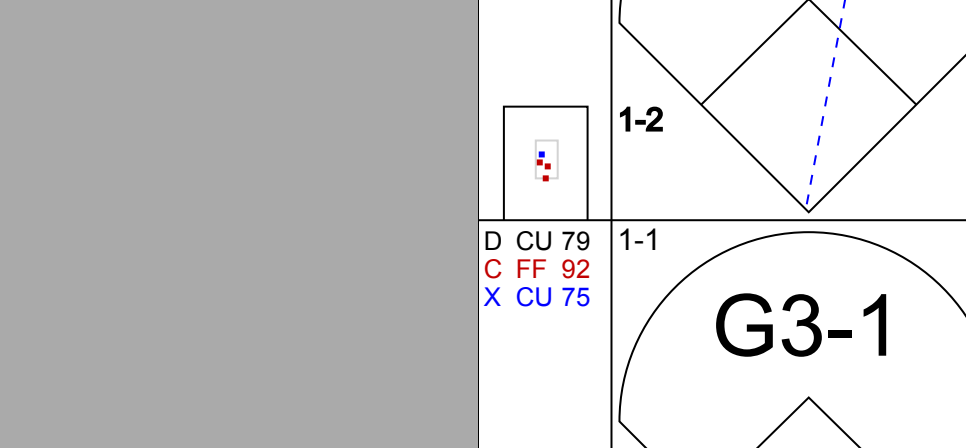
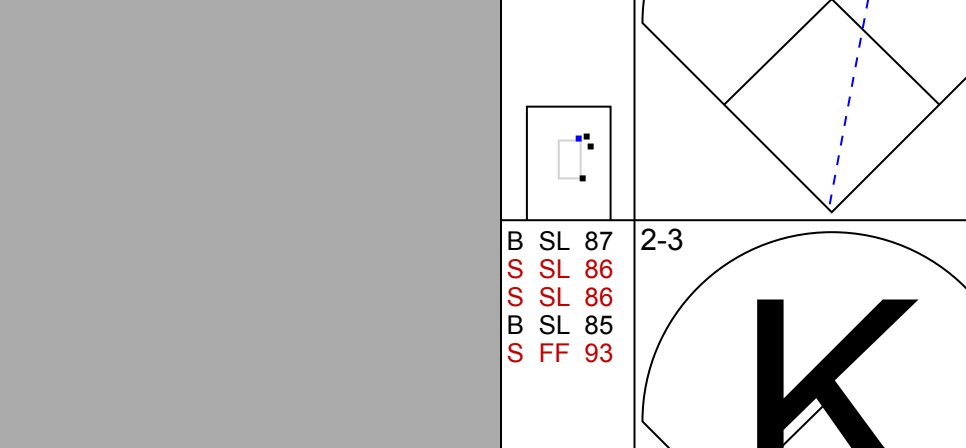

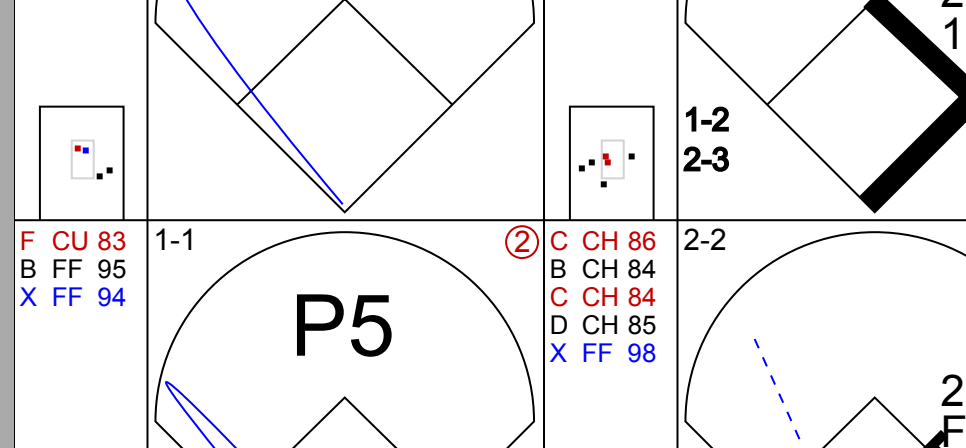
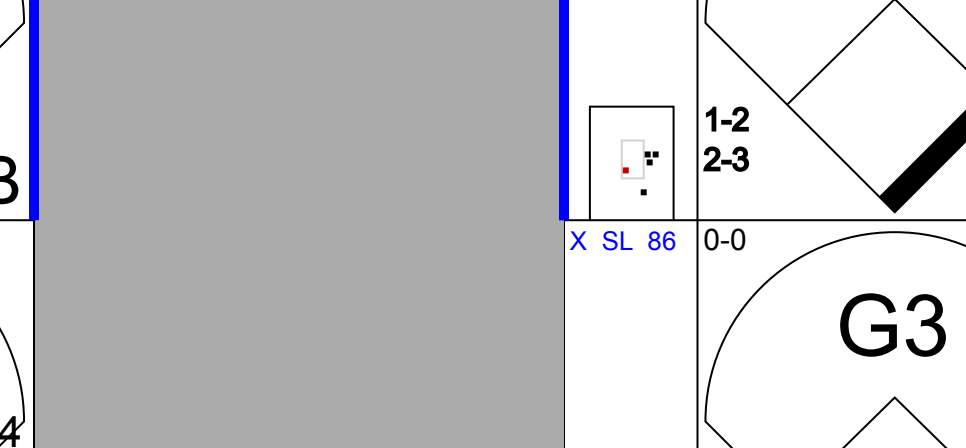


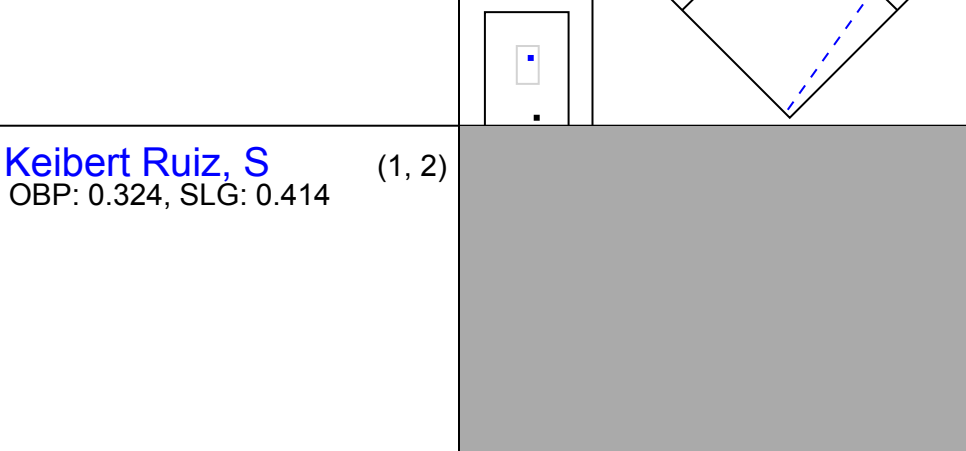
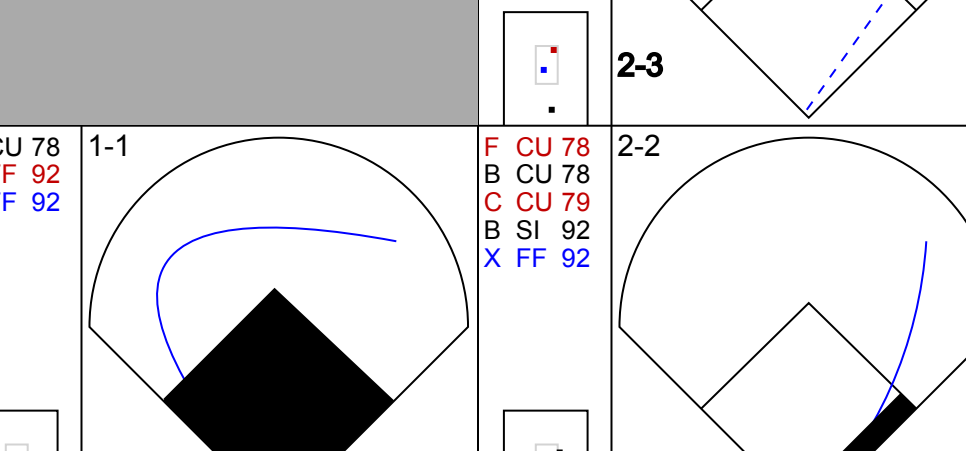
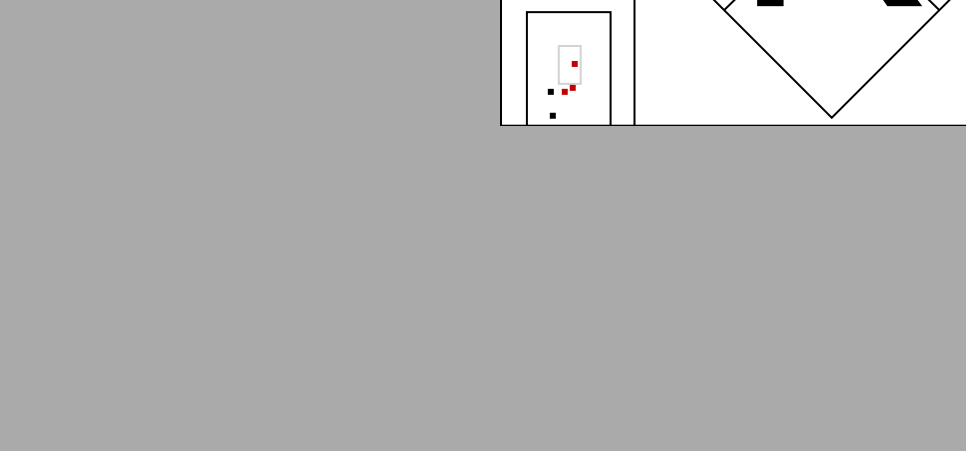
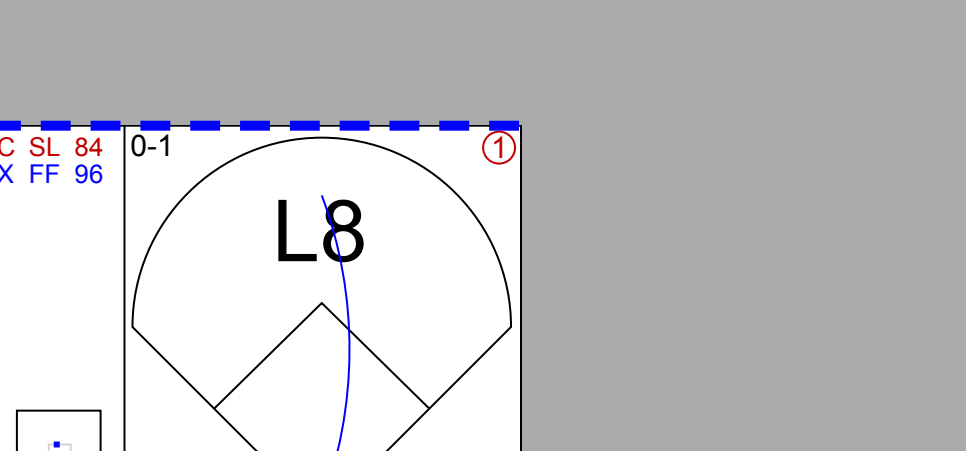
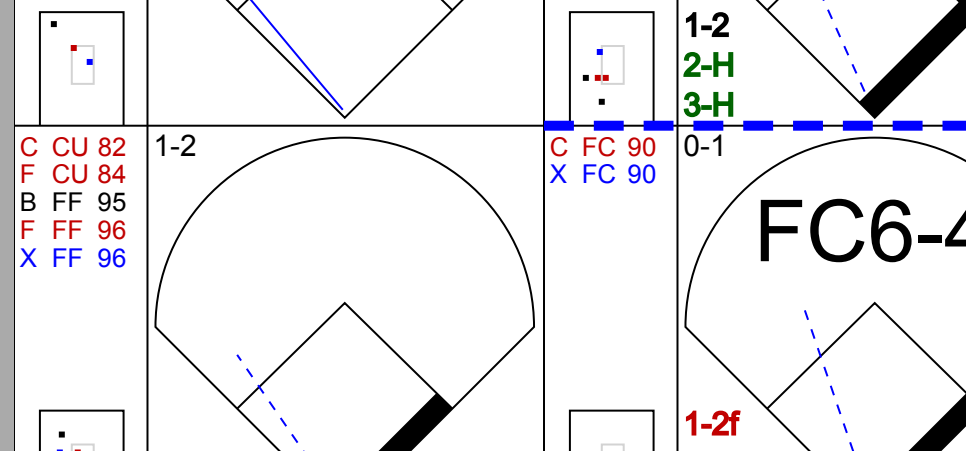
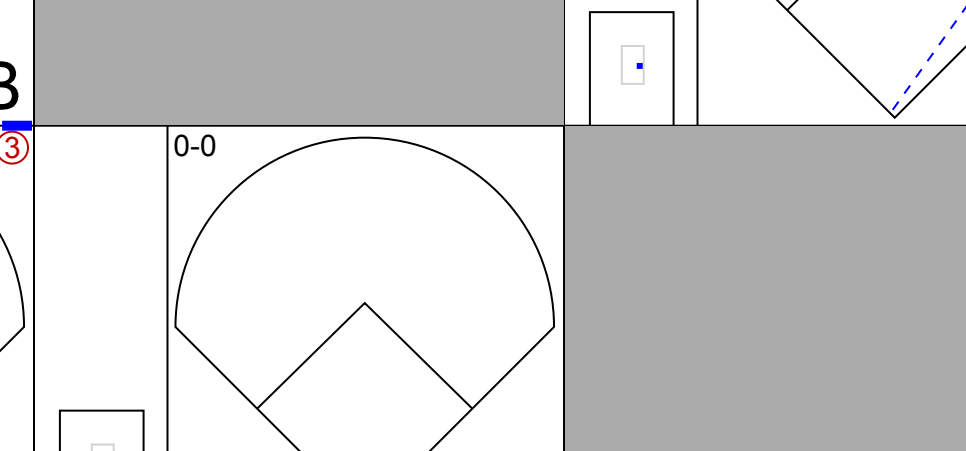
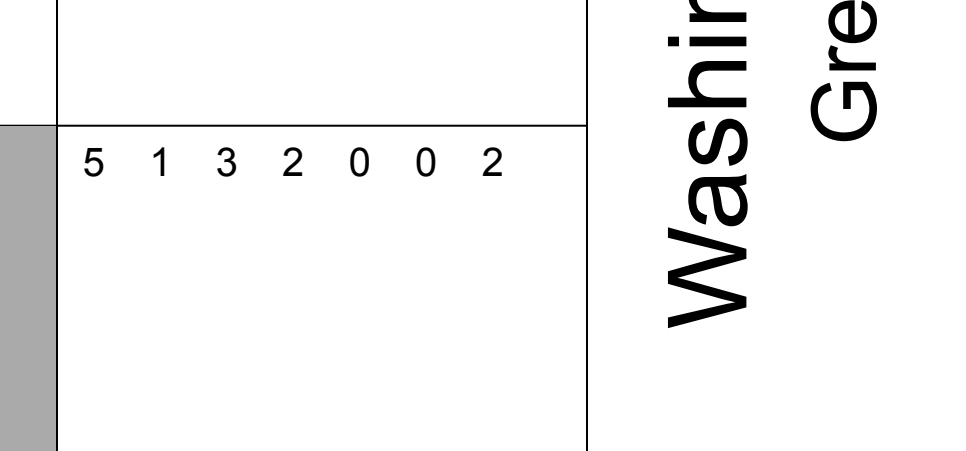

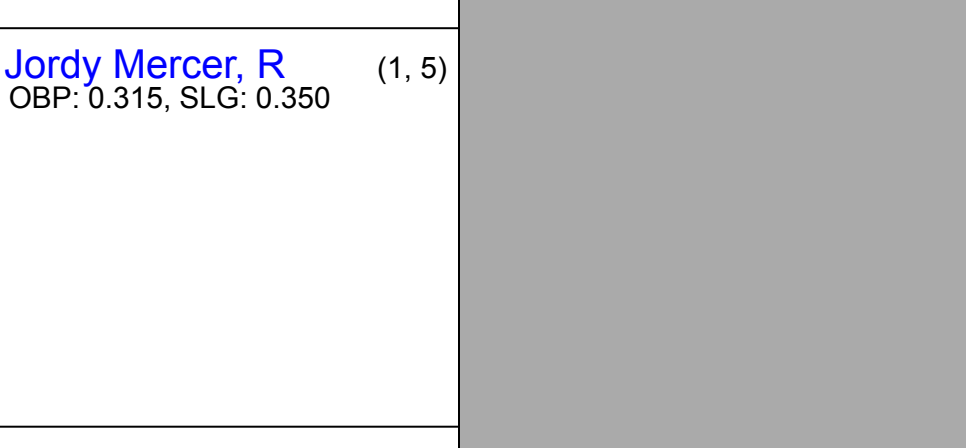
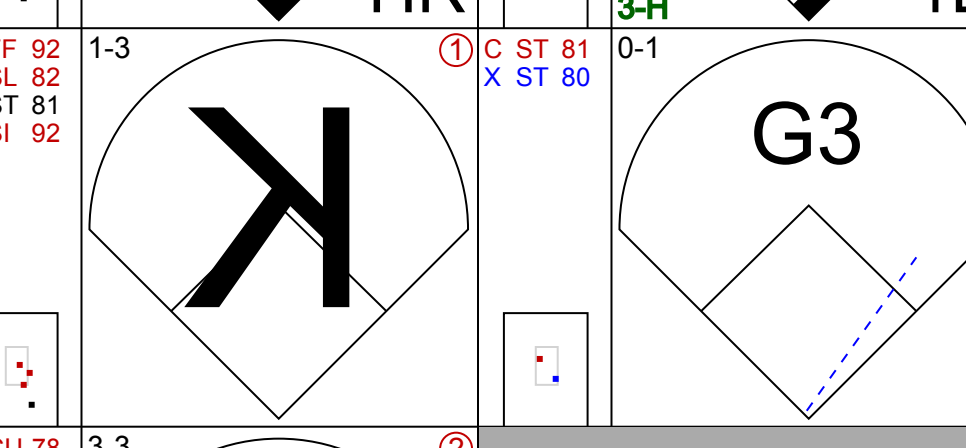

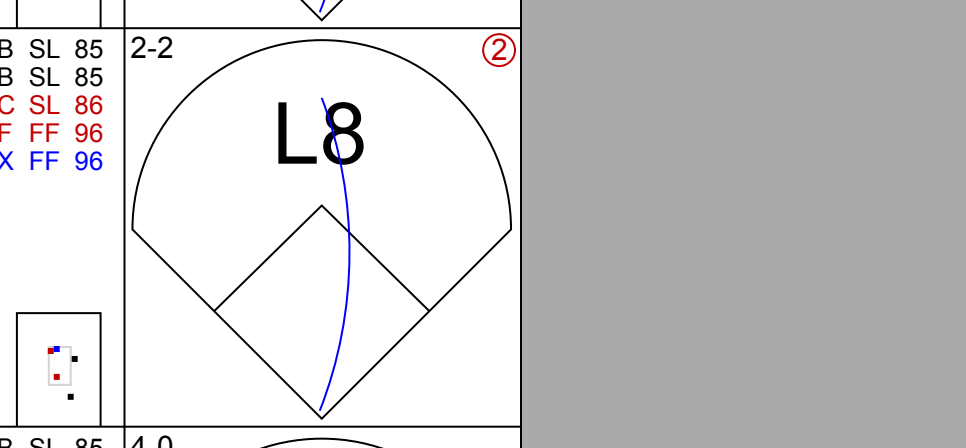
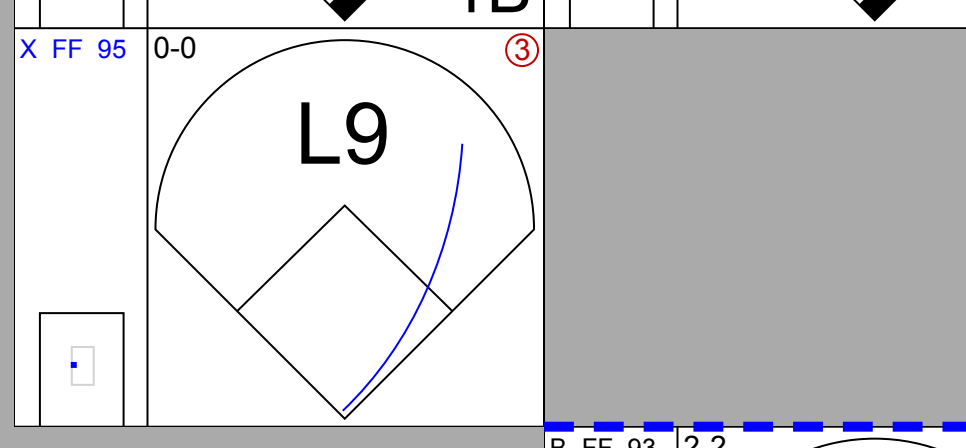
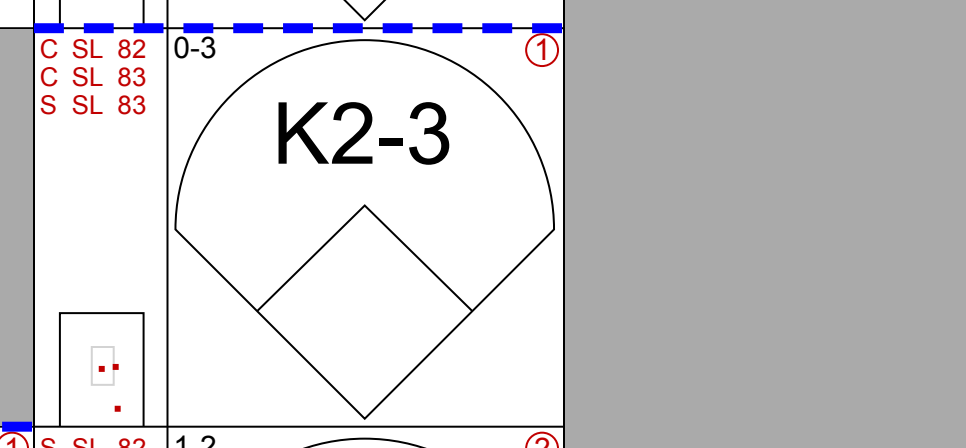


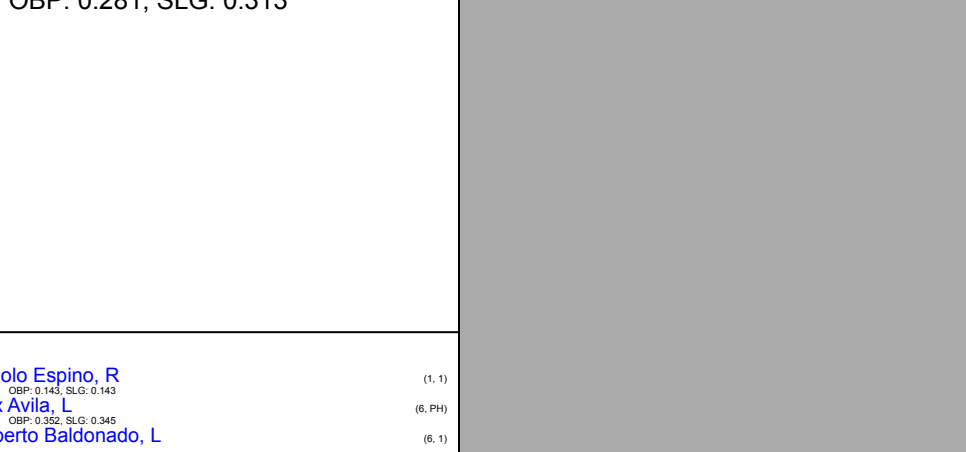
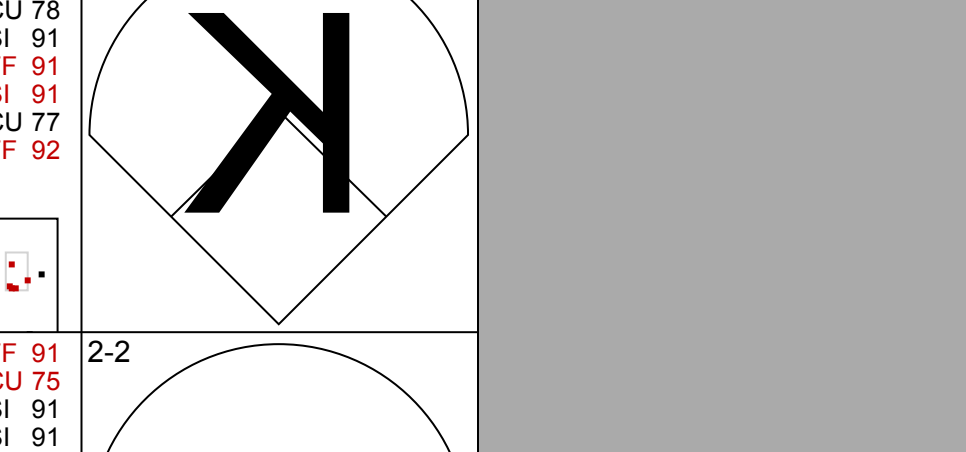
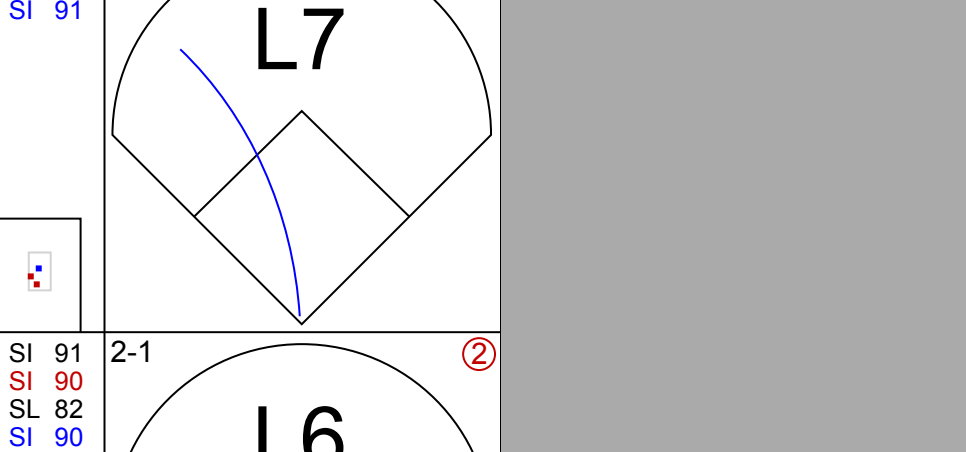
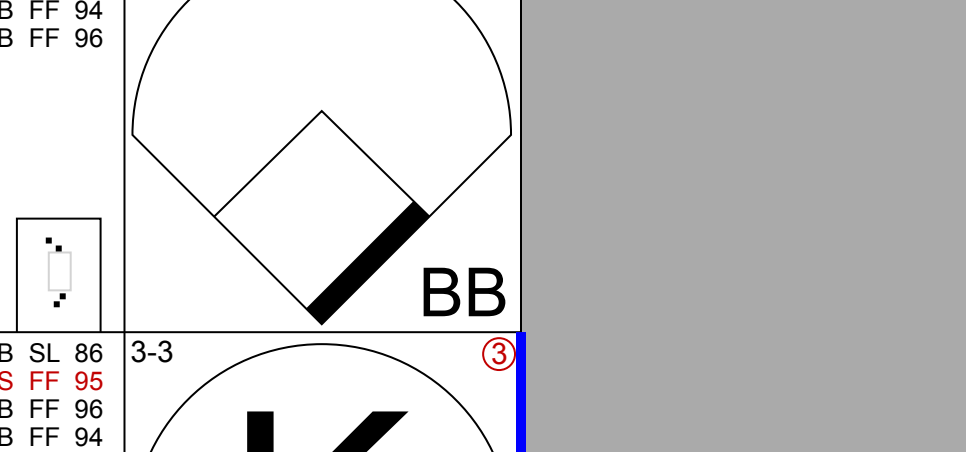
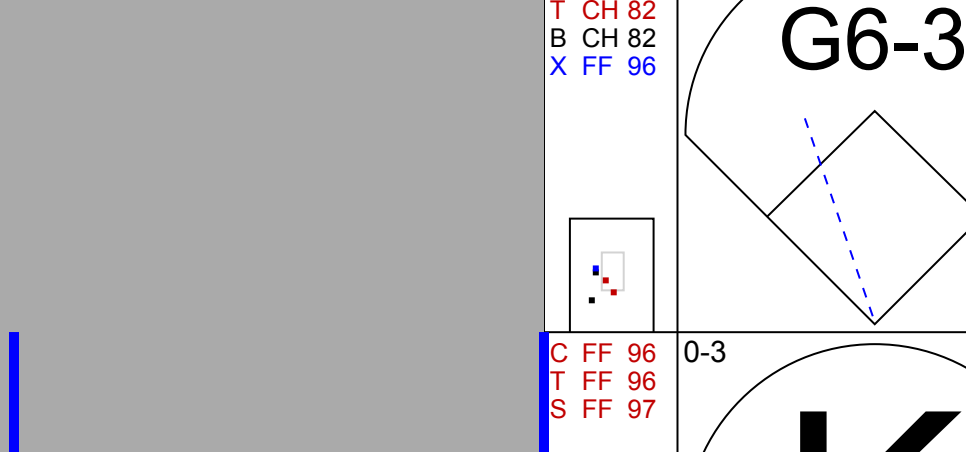
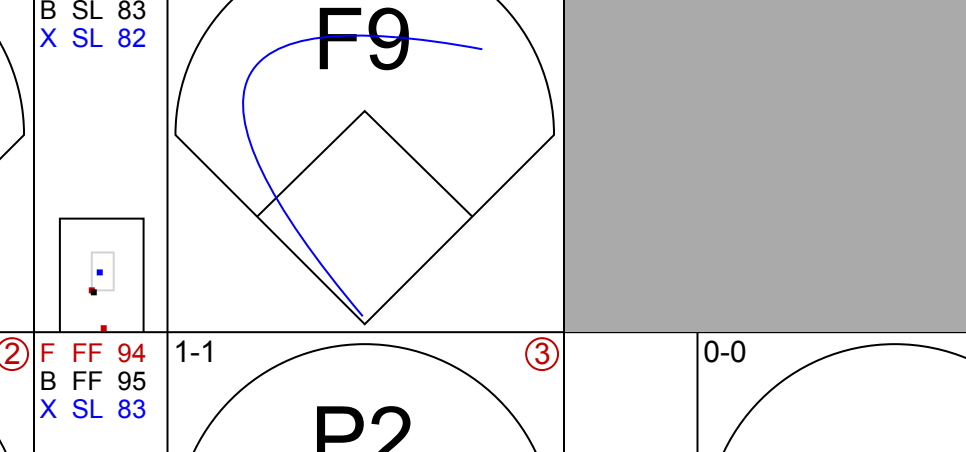



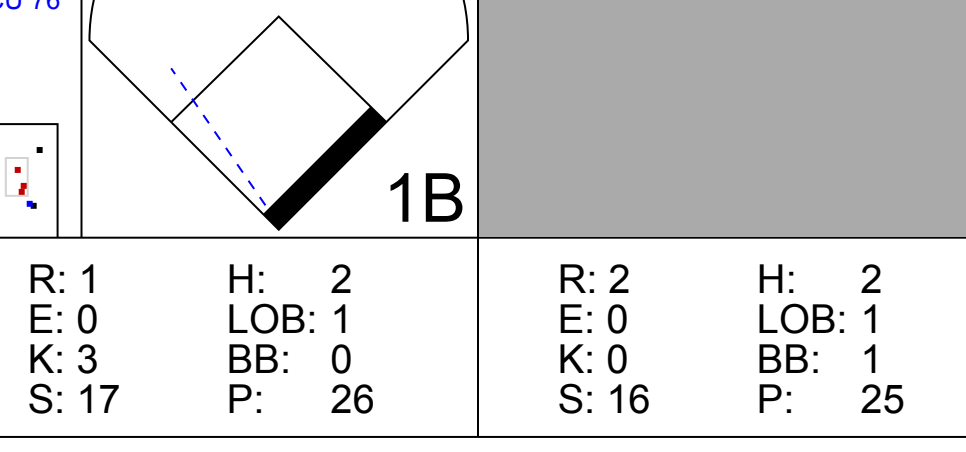
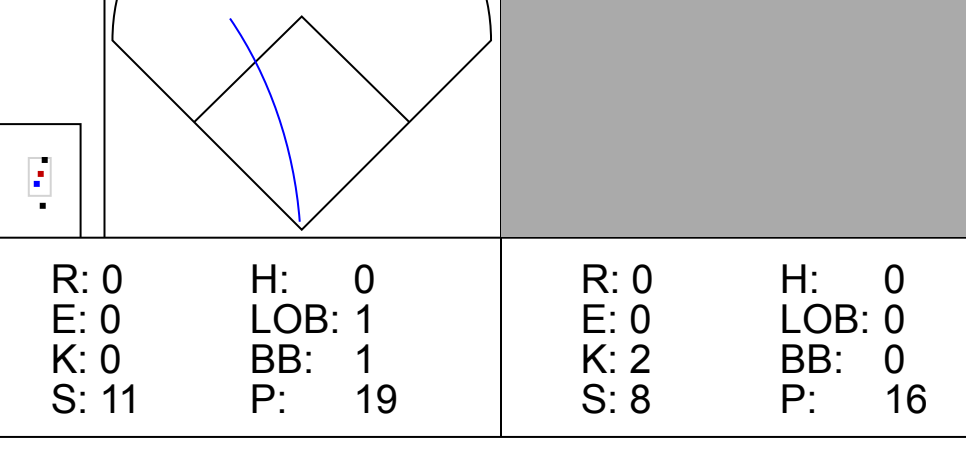
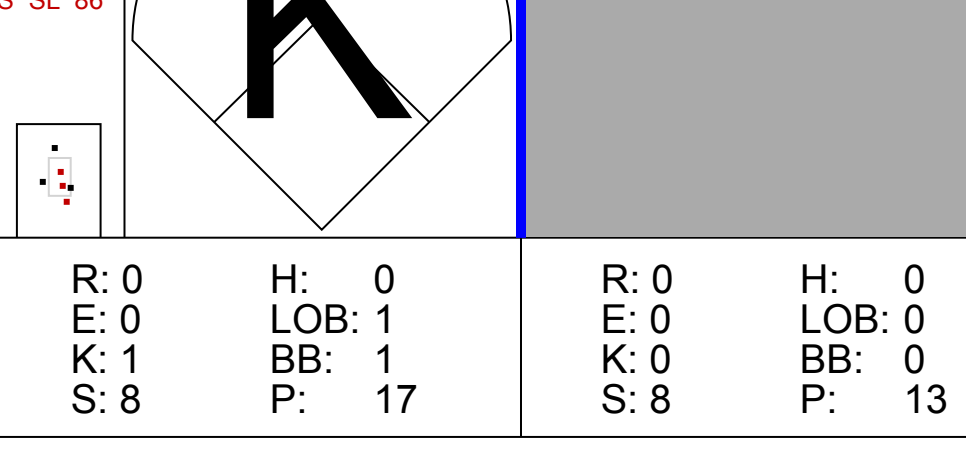
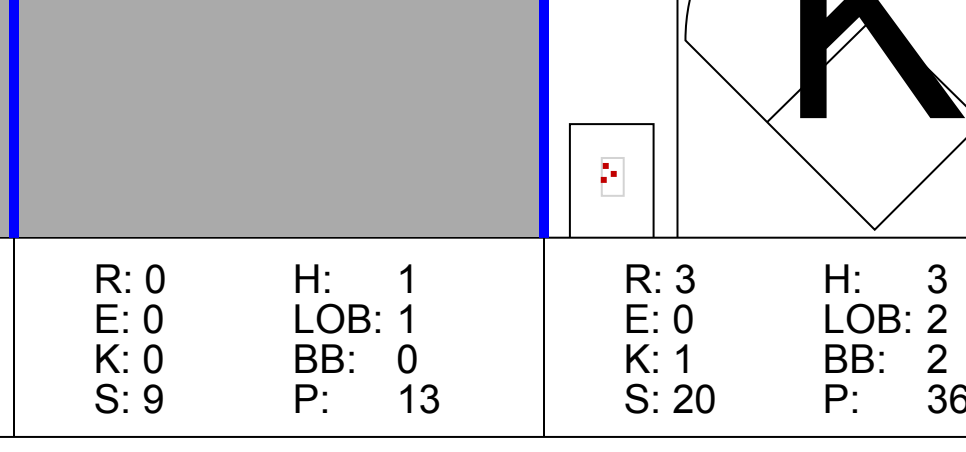
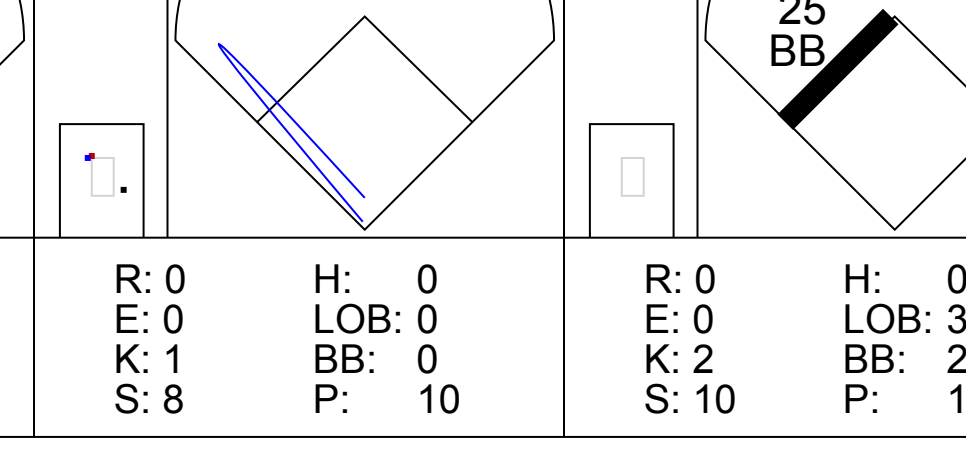
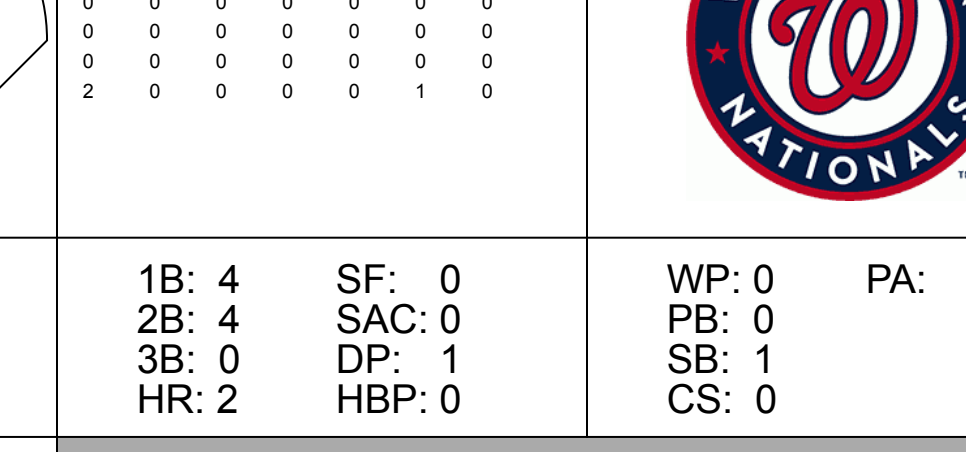

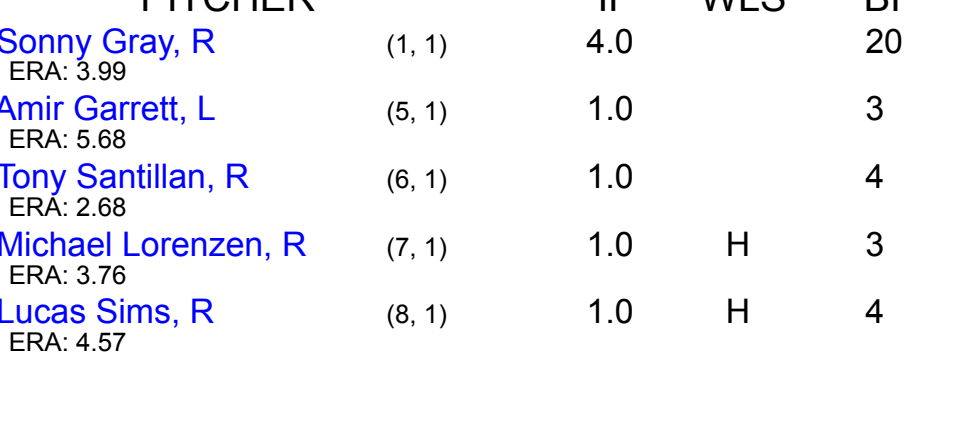

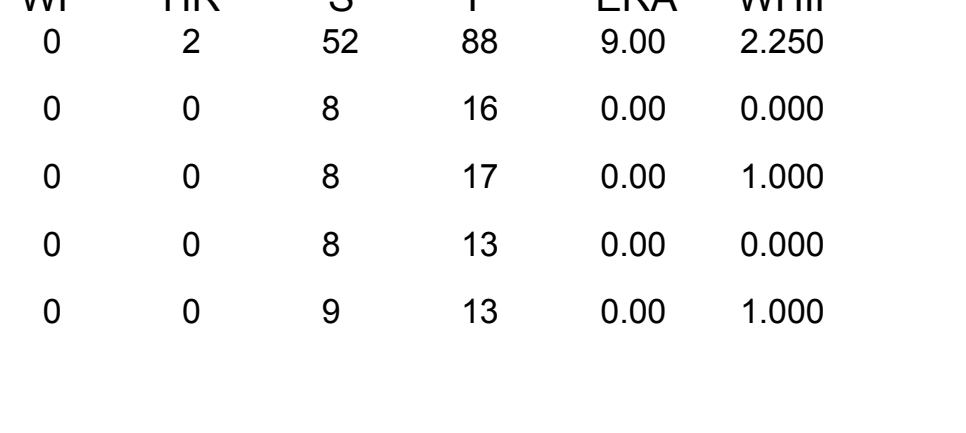
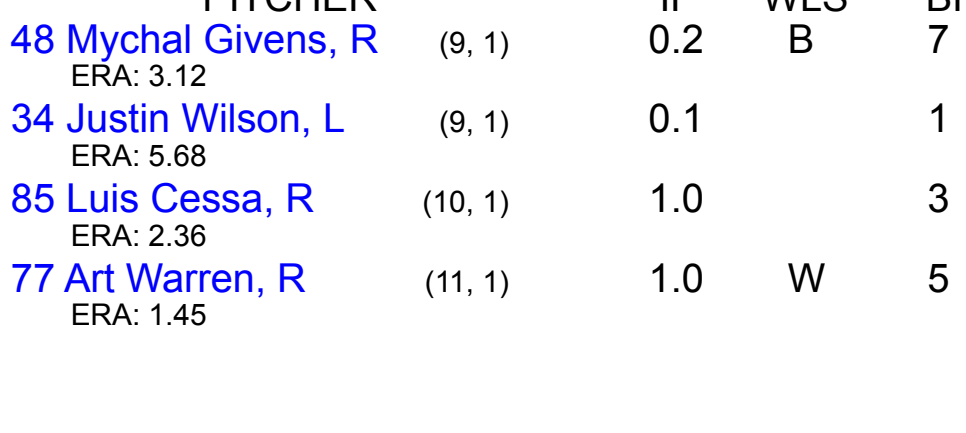
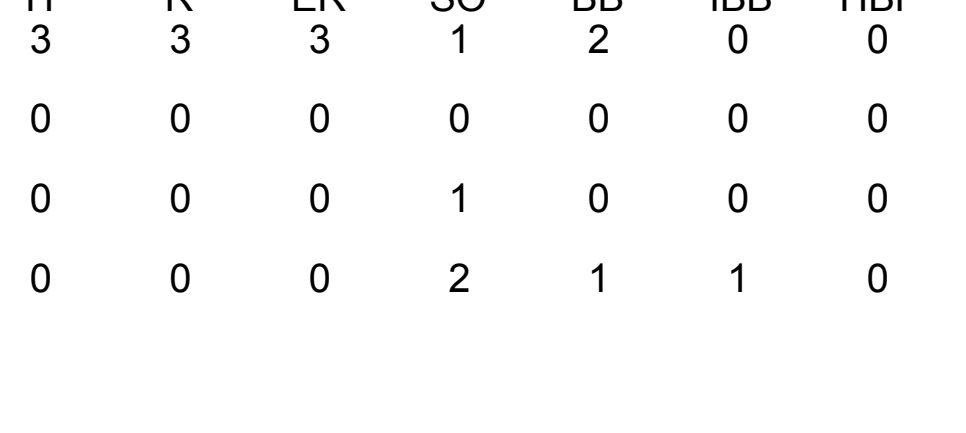
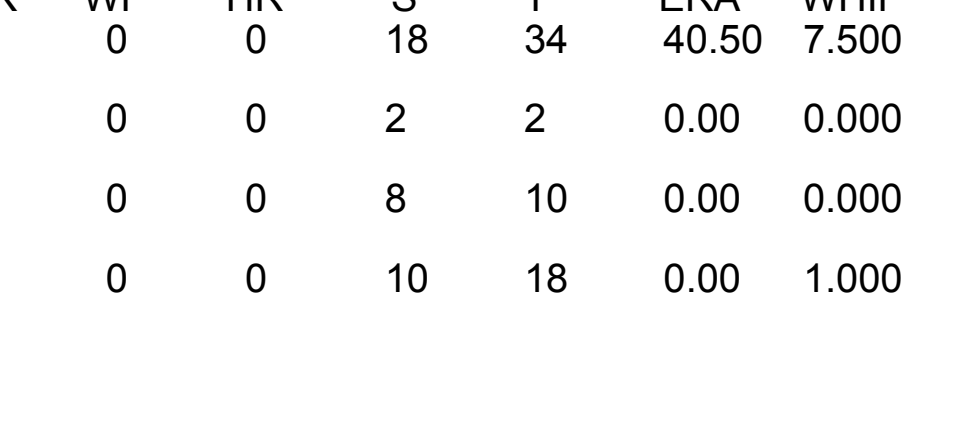


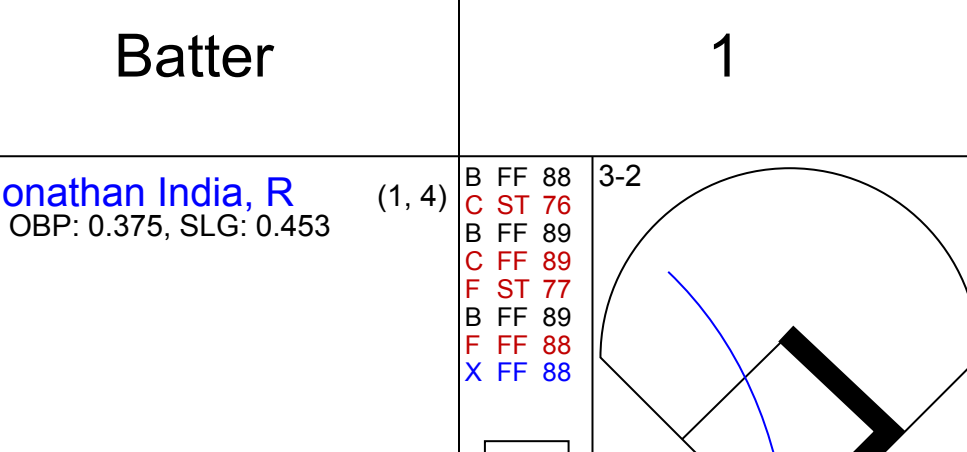
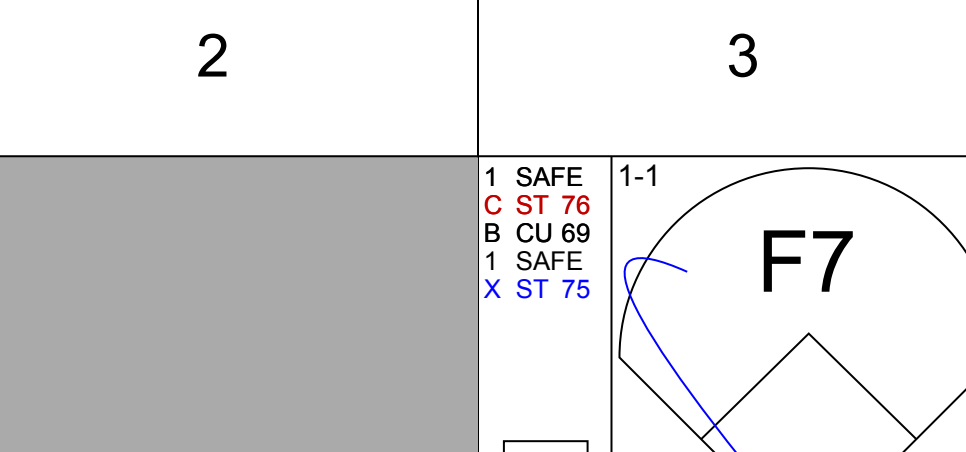
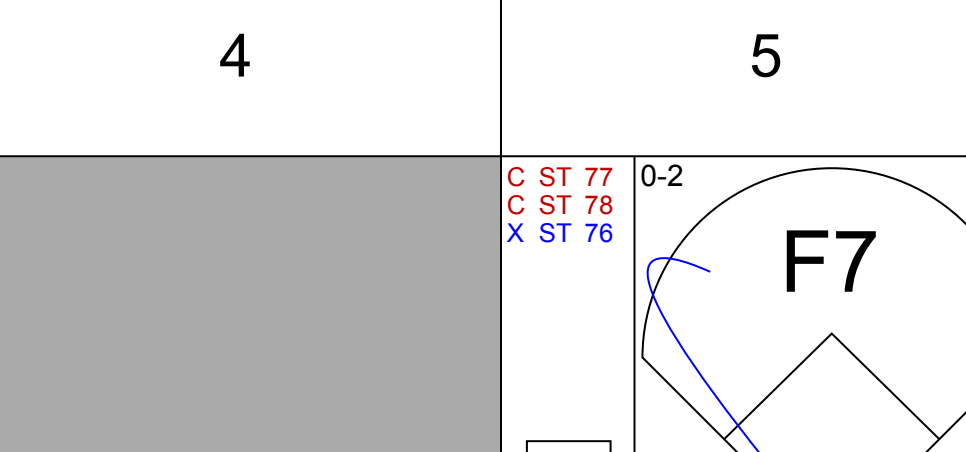
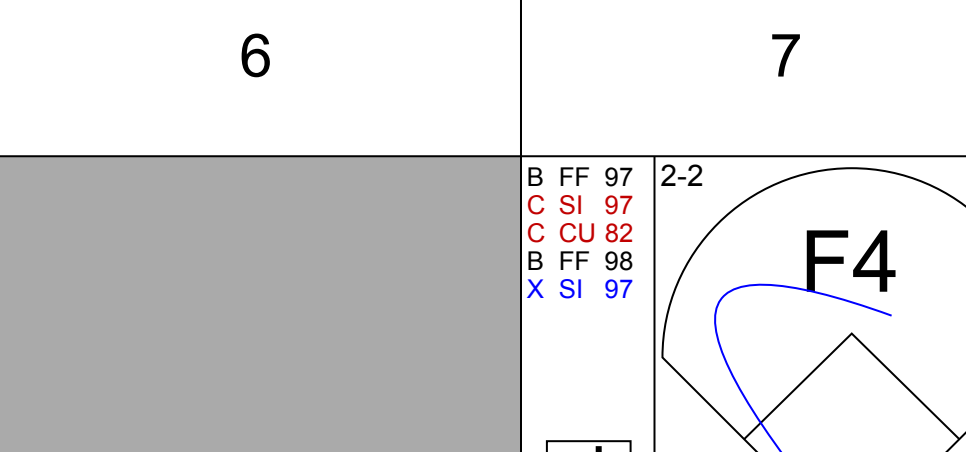
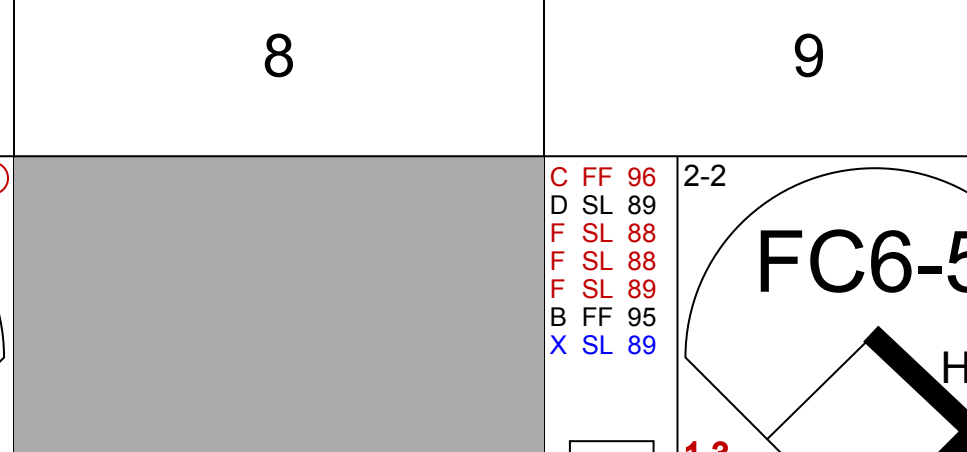

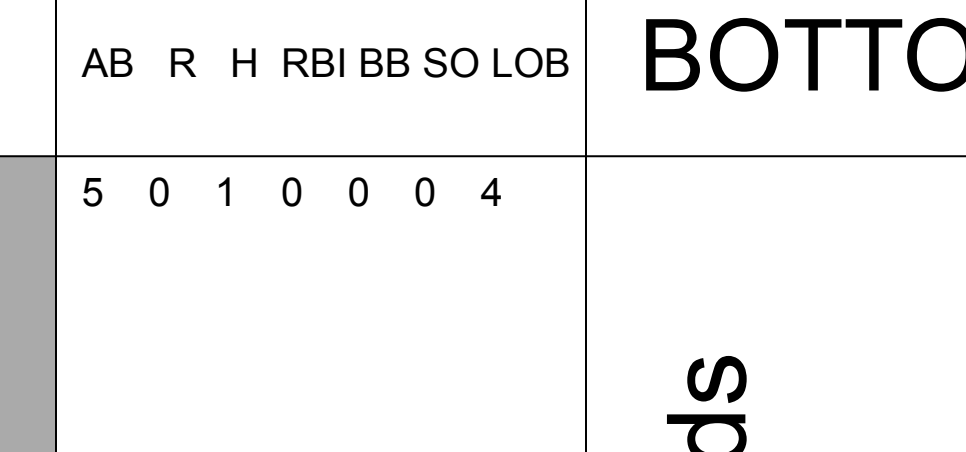

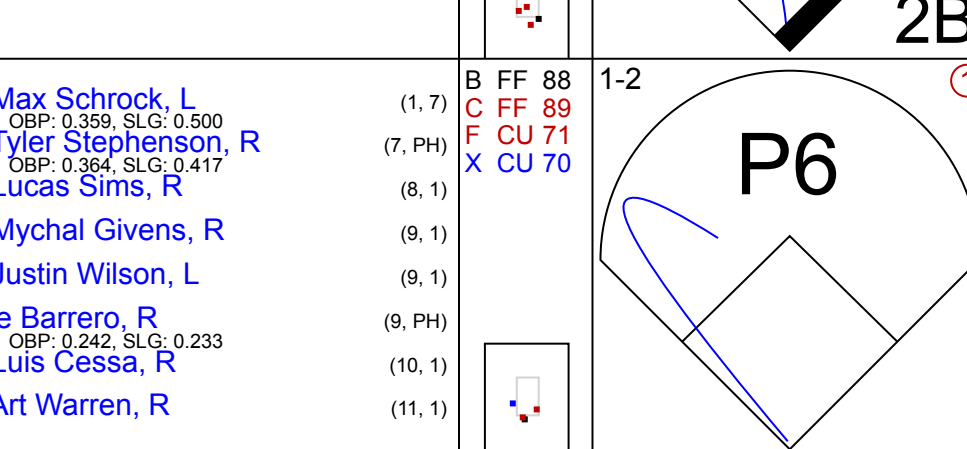
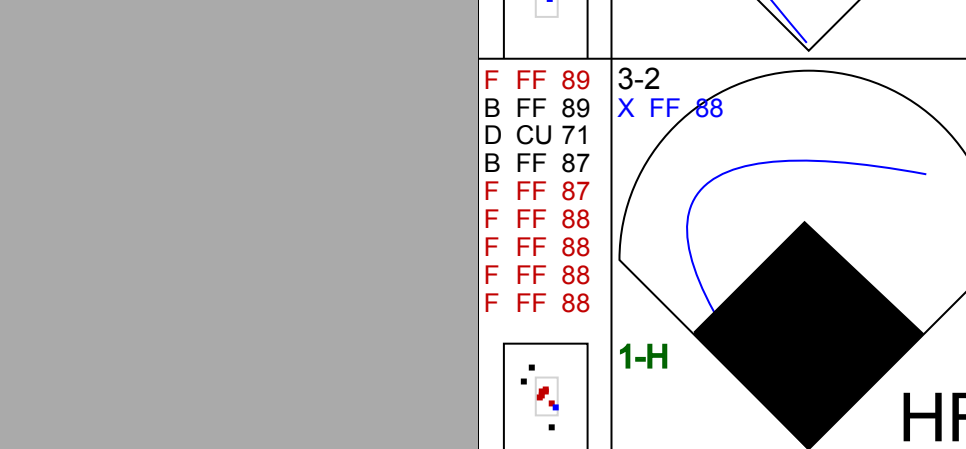
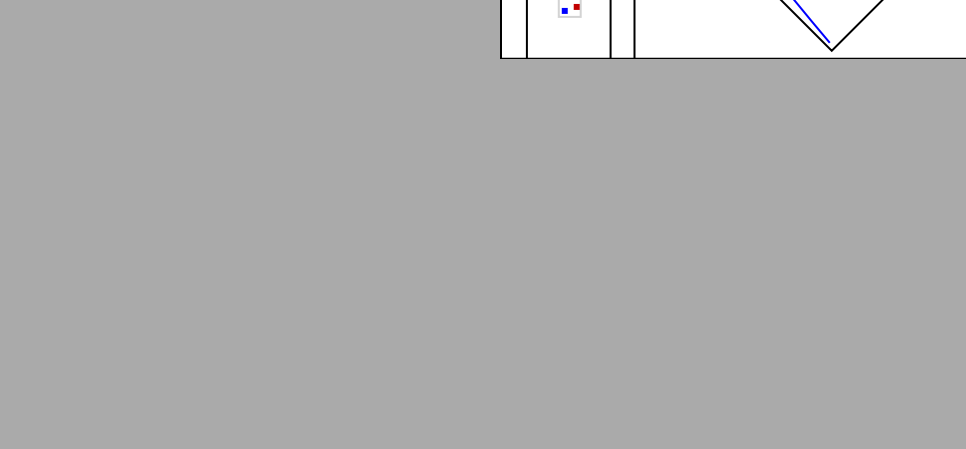
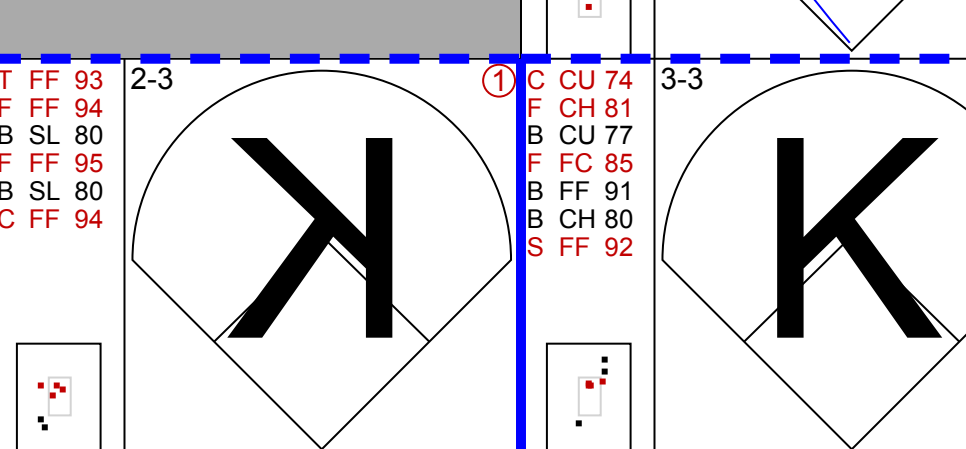
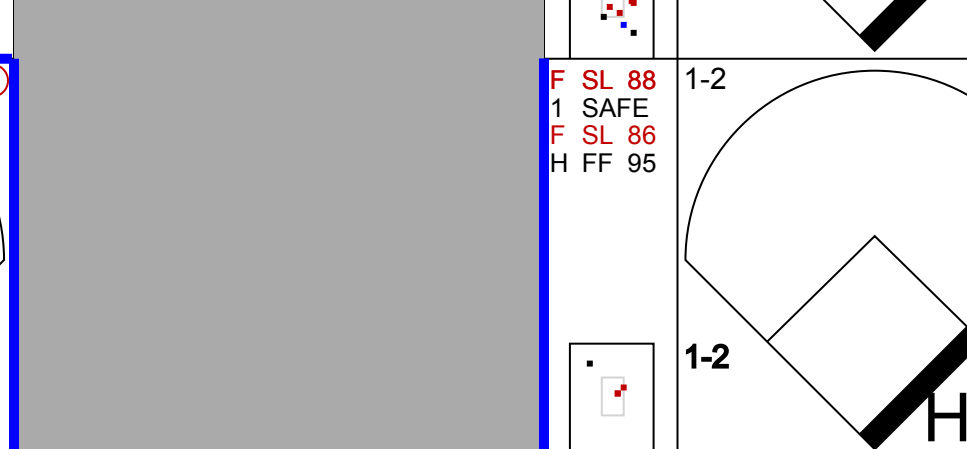

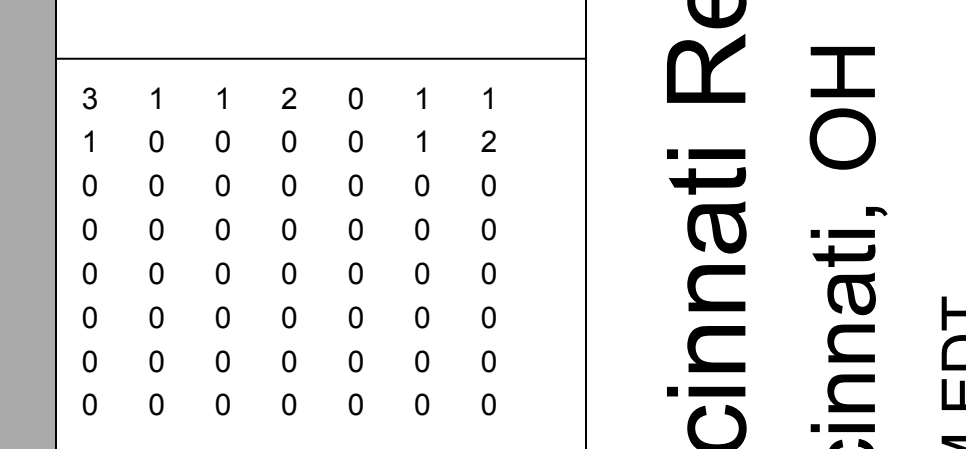

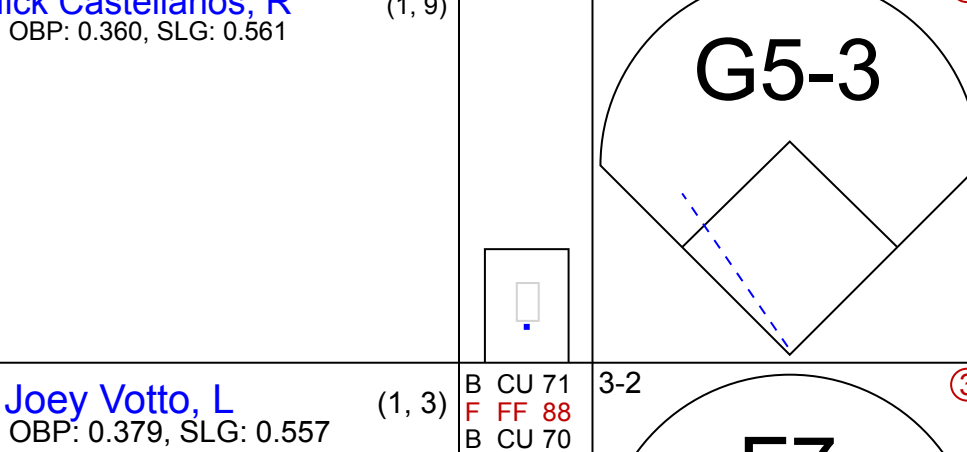
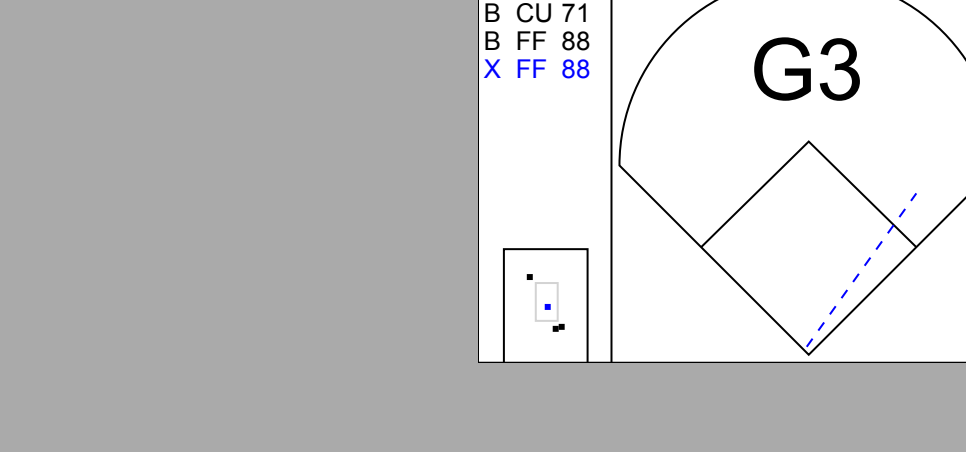

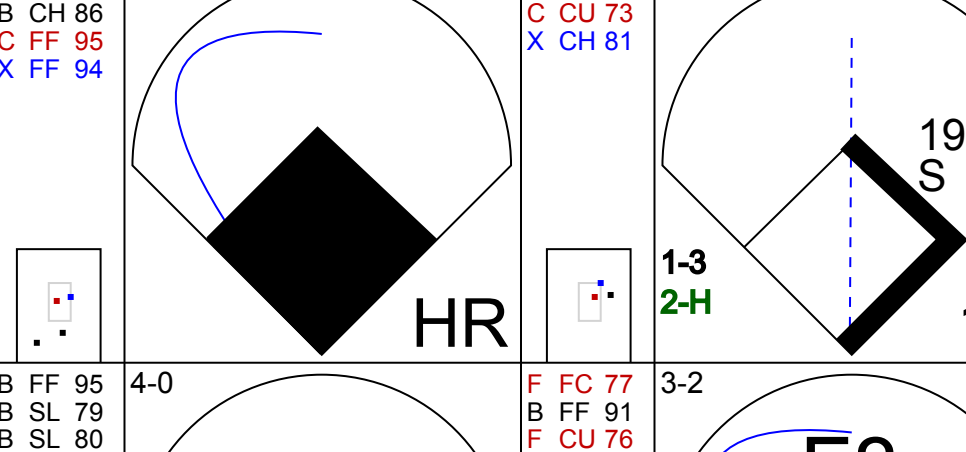
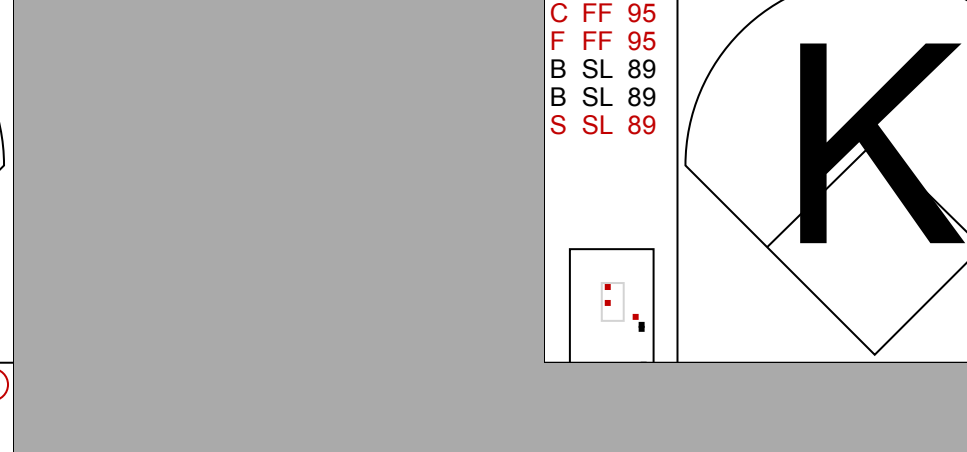
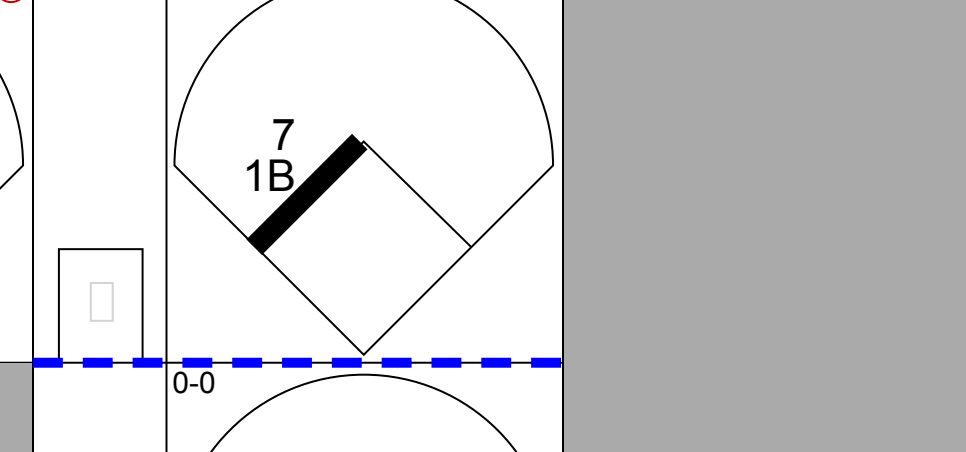


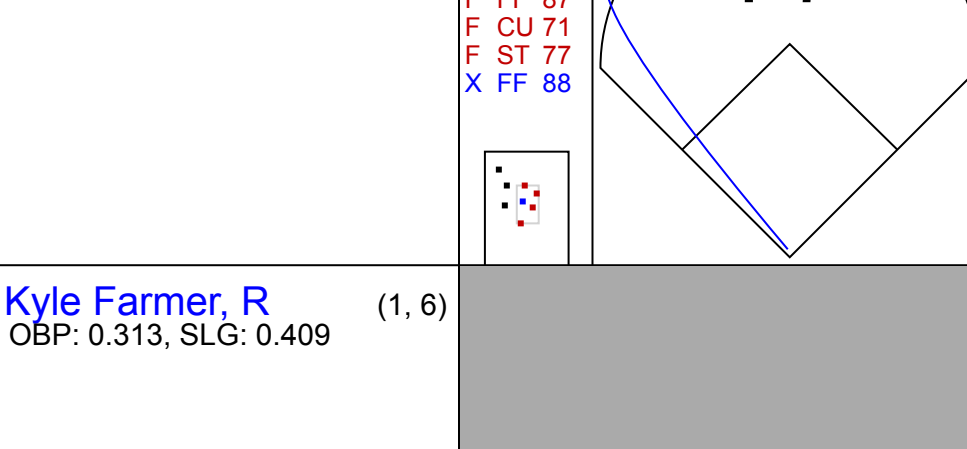
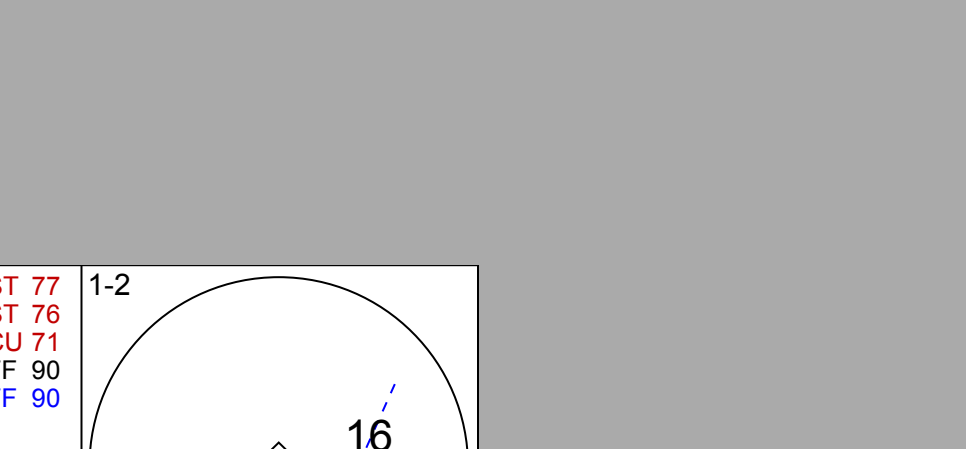
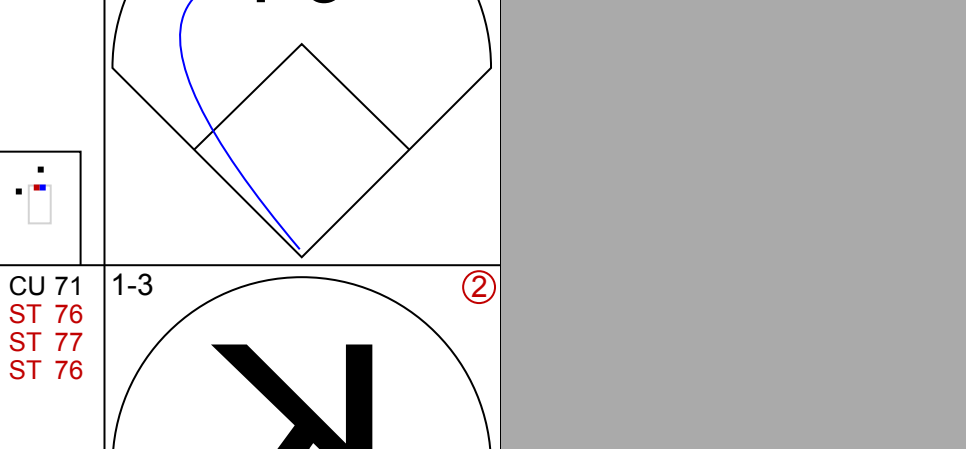
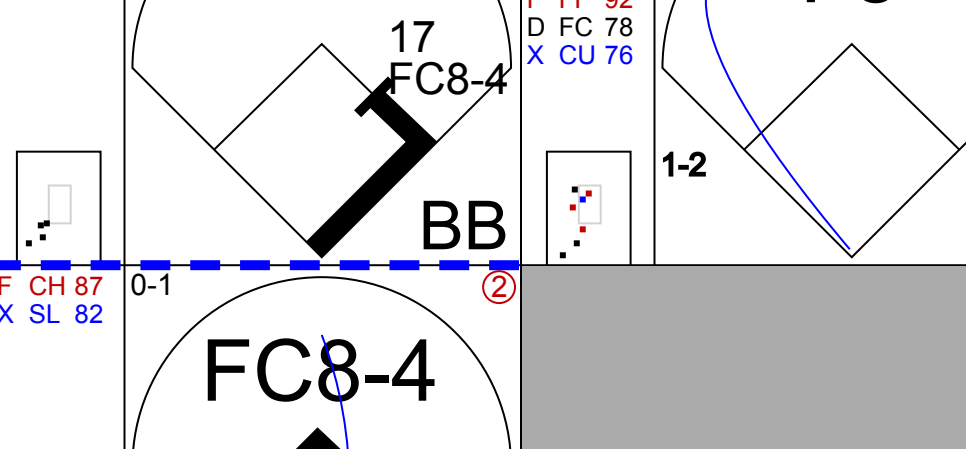
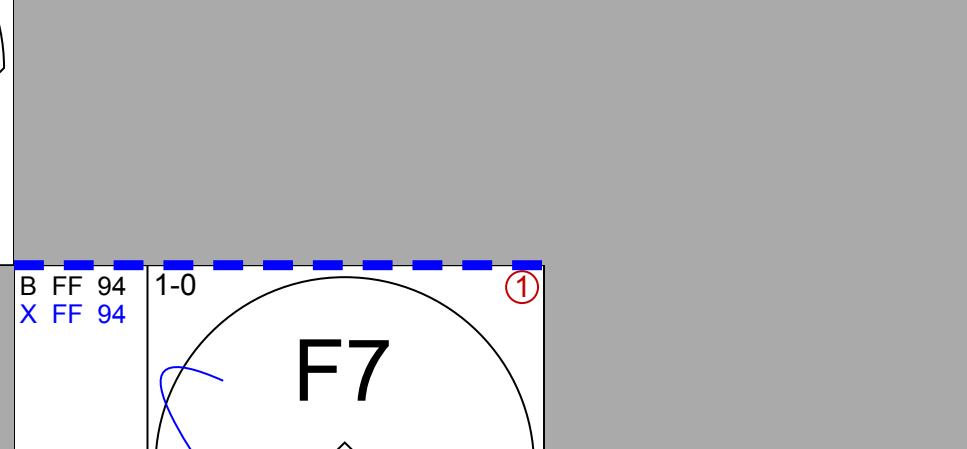
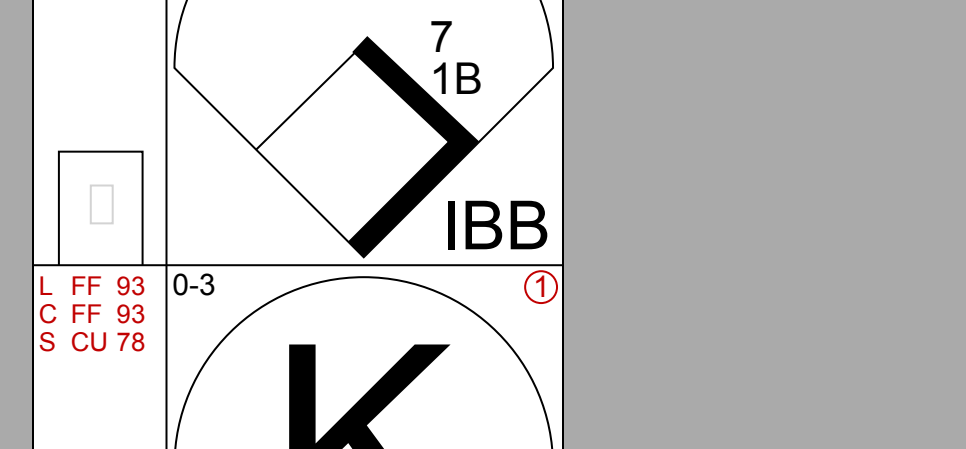


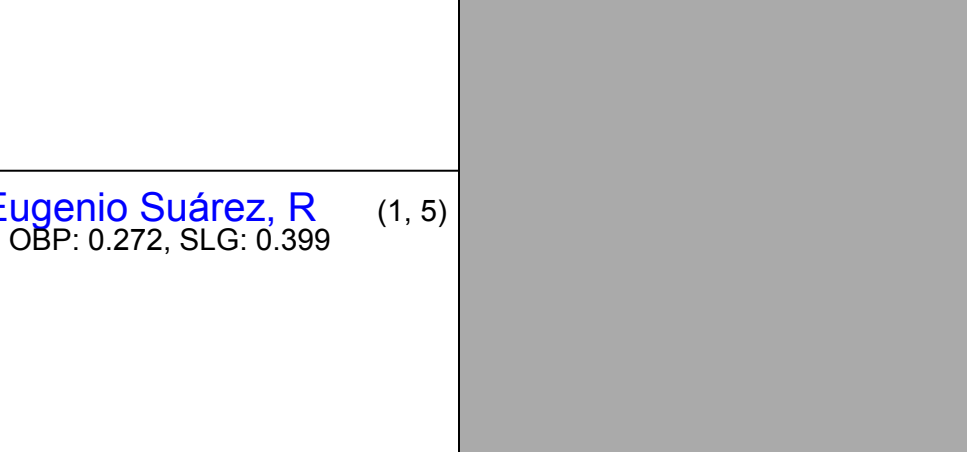
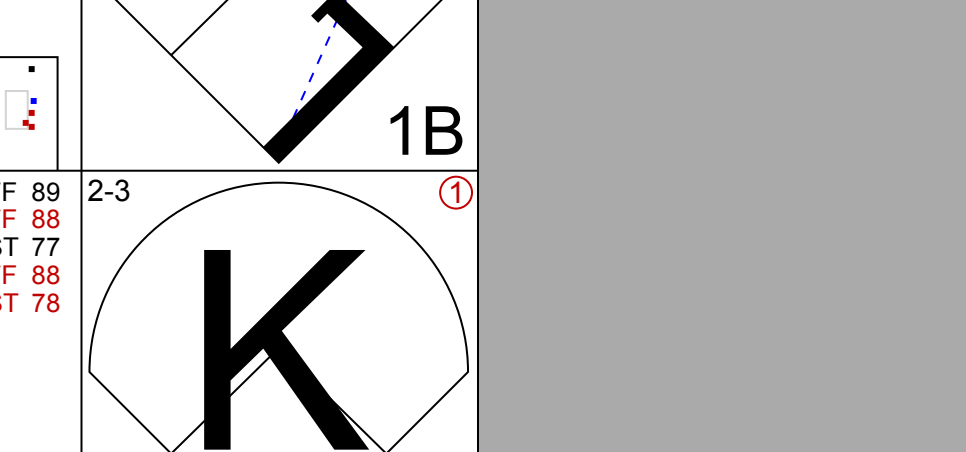
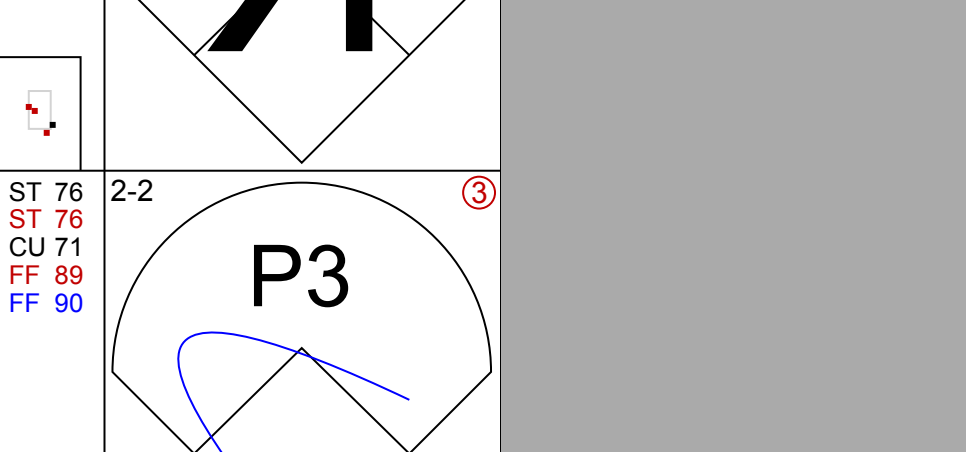
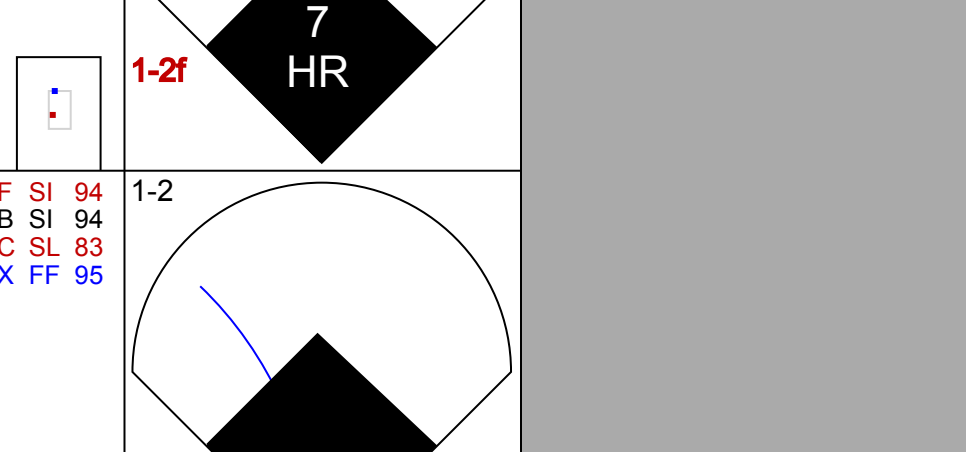
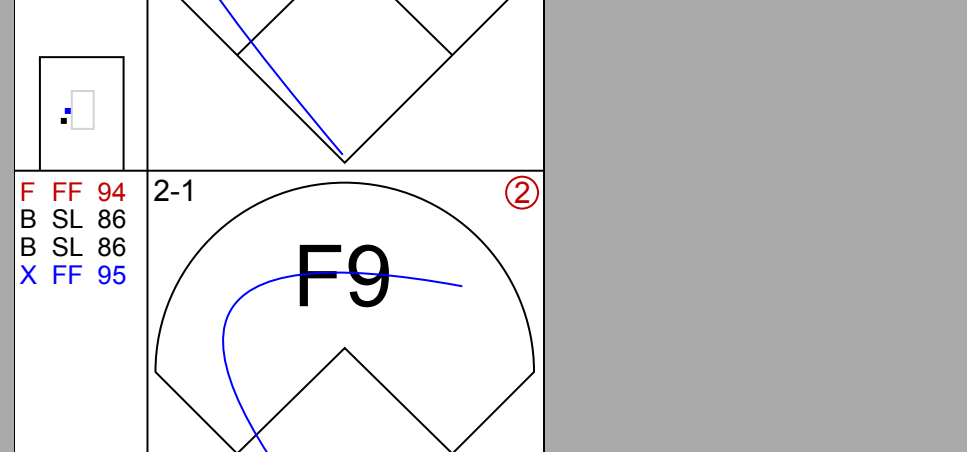
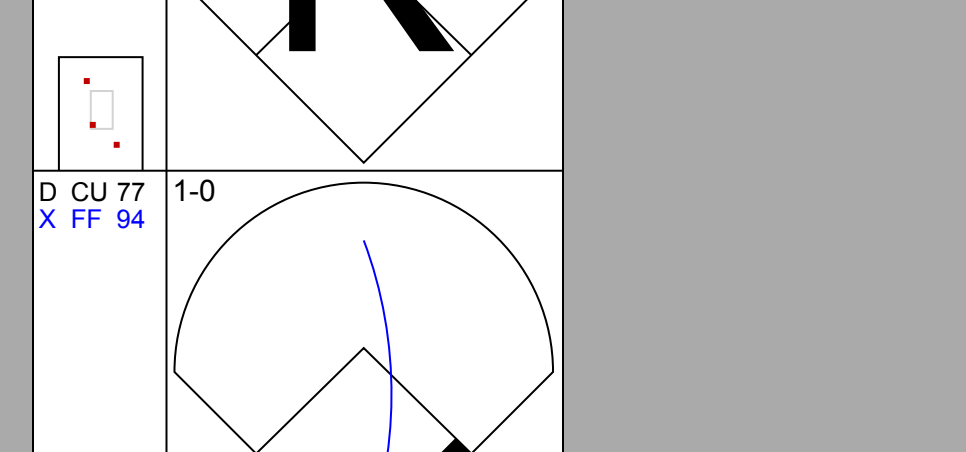
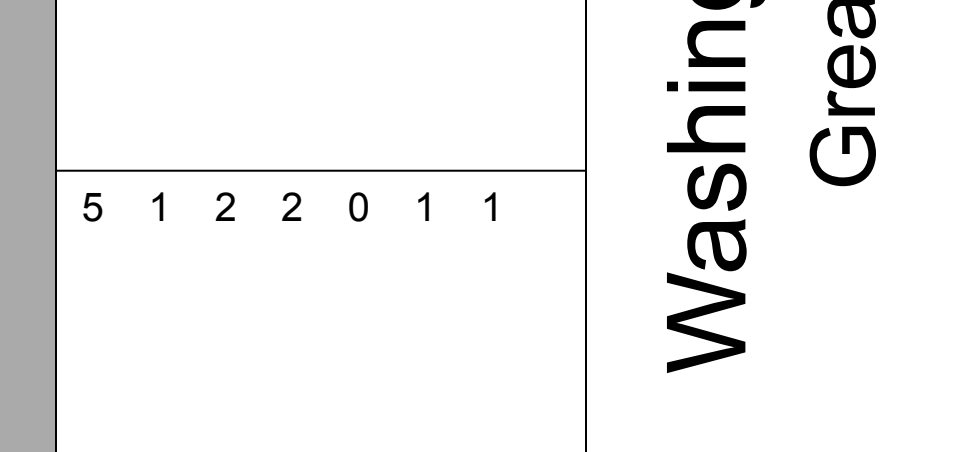

AB 28
R 3
H 6
RBI 3
BB 2
SO 7
LOB 14



WP: 0 PA: 32
PB: 0
SB: 0
CS: 0

Fri Sep 17 2021, 7:11 PM - 9:45 PM EDT
Att: 28,926 - Partly Cloudy - 84 F

Batter	1	2	3	4	5	6	7	8	9	AB	R	H	RBI	BB	SO	LOB	TOP						
50 Mookie Betts, R OBP: 0.379, SLG: 0.508										4	1	2	0	1	0	1	Los Angeles Dodgers @ Cincinnati Reds Great American Ball Park, Cincinnati, OH Sun Sep 19 2021, 1:11 PM - 4:19 PM EDT Att: 26,621 - Partly Cloudy - 85 F						
6 Trea Turner, R OBP: 0.394, SLG: 0.503										5	1	1	0	0	2	3							
10 Justin Turner, R OBP: 0.363, SLG: 0.472										5	0	1	0	0	1	1							
55 Albert Pujols, R OBP: 0.287, SLG: 0.442										3	1	0	0	1	0	1							
13 Max Muncy, L OBP: 0.372, SLG: 0.537										0	0	0	0	0	0	0							
5 Corey Seager, L OBP: 0.379, SLG: 0.459										3	1	2	3	2	0	0							
16 Will Smith, R OBP: 0.380, SLG: 0.521										4	1	1	1	1	2	4							
3 Chris Taylor, R OBP: 0.344, SLG: 0.448										5	2	2	0	0	2	5							
9 Gavin Lux, L OBP: 0.323, SLG: 0.369										4	1	3	3	0	0	1							
22 Clayton Kershaw, L OBP: 0.257, SLG: 0.235										3	0	0	0	0	1	2							
26 Tony Gonsolin, R OBP: 0.188, SLG: 0.200										0	0	0	0	0	0	0							
Blake Treinen, R OBP: 0.188, SLG: 0.200										0	0	0	0	0	0	0							
45 Matt Beaty, L OBP: 0.360, SLG: 0.369										1	0	0	0	0	0	0							
74 Kenley Jansen, S OBP: 0.360, SLG: 0.369										0	0	0	0	0	0	0							
Inning Stats	R: 0 E: 0 K: 1 S: 11	H: 1 LOB: 1 BB: 0 P: 16	R: 3 E: 0 K: 1 S: 21	H: 5 LOB: 1 BB: 0 P: 30	R: 3 E: 0 K: 0 S: 9	H: 3 LOB: 1 BB: 1 P: 18	R: 0 E: 0 K: 1 S: 8	H: 0 LOB: 0 BB: 0 P: 12	R: 0 E: 0 K: 2 S: 9	H: 0 LOB: 1 BB: 1 P: 20	R: 0 E: 0 K: 0 S: 6	H: 1 LOB: 1 BB: 0 P: 11	R: 0 E: 0 K: 1 S: 7	H: 0 LOB: 0 BB: 0 P: 11	R: 0 E: 0 K: 1 S: 8	H: 0 LOB: 0 BB: 1 P: 15	R: 2 E: 1 K: 1 S: 18	H: 2 LOB: 3 BB: 2 P: 36	1B: 8 2B: 1 3B: 0 HR: 3	SF: 0 SAC: 0 DP: 1 HBP: 1	WP: 1 PB: 0 SB: 0 CS: 1	PA: 43	
PITCHER	IP: 3.0 WLS: L BF: 18 ERA: 3.37	H: 9 R: 6 ER: 6 SO: 2	BB: 1 IBB: 0 HBP: 0 BLK: 0	WP: 0 HR: 3 S: 41 P: 64	ERA: 18.00 WHIP: 3.333	IP: 1.0 WLS: L BF: 8 ERA: 4.59	H: 2 R: 2 ER: 2 SO: 1	BB: 2 IBB: 0 HBP: 1 BLK: 0	WP: 0 HR: 0 S: 18 P: 36	ERA: 18.00 WHIP: 4.000													
22 Wade Miley, L ERA: 3.37	64 Tony Santillan, R ERA: 2.92	34 Justin Wilson, L ERA: 5.87	77 Art Warren, R ERA: 1.85	50 Amir Garrett, L ERA: 5.95	23 Jeff Hoffman, R ERA: 4.59																		
6 Jonathan India, R OBP: 0.373, SLG: 0.459										4	1	1	1	0	2	1	Los Angeles Dodgers @ Cincinnati Reds Great American Ball Park, Cincinnati, OH Sun Sep 19 2021, 1:11 PM - 4:19 PM EDT Att: 26,621 - Partly Cloudy - 85 F						
17 Kyle Farmer, R OBP: 0.310, SLG: 0.404										4	0	0	0	0	2	1							
2 Nick Castellanos, R OBP: 0.364, SLG: 0.564										3	1	2	1	1	0	0							
37 Tyler Stephenson, R OBP: 0.364, SLG: 0.420										4	0	1	1	0	2	2							
7 Eugenio Suárez, R OBP: 0.266, SLG: 0.383										3	0	0	0	1	1	1							
44 Aristides Aquino, R OBP: 0.287, SLG: 0.358										2	0	0	0	0	2	0							
77 Art Warren, R ERA: 1.85	32 Max Schrock, L OBP: 0.339, SLG: 0.459	50 Amir Garrett, R ERA: 5.95	23 Jeff Hoffman, R ERA: 4.59	19 Joey Votto, R OBP: 0.373, SLG: 0.580	22 Clayton Kershaw, L ERA: 3.37	26 Tony Gonsolin, R ERA: 2.92	Blake Treinen, R ERA: 2.01	45 Matt Beaty, L OBP: 0.360, SLG: 0.369	74 Kenley Jansen, S ERA: 2.44	2	0	0	0	0	0	0							
Jose Barrero, R OBP: 0.250, SLG: 0.250	9 Mike Moustakas, L OBP: 0.283, SLG: 0.374	16 Tucker Barnhart, L OBP: 0.335, SLG: 0.395	22 Wade Miley, L ERA: 3.37	26 Tony Gonsolin, R ERA: 2.92	Blake Treinen, R ERA: 2.01	74 Kenley Jansen, R ERA: 2.44	22 Clayton Kershaw, L ERA: 3.37	26 Tony Gonsolin, R ERA: 2.92	Blake Treinen, R ERA: 2.01	29 TJ Friedl, L OBP: 0.067, SLG: 1.667	2	0	0	0	0	0		0					
Inning Stats	R: 0 E: 0 K: 2 S: 8	H: 0 LOB: 0 BB: 0 P: 11	R: 0 E: 0 K: 1 S: 7	H: 1 LOB: 0 BB: 0 P: 9	R: 0 E: 0 K: 2 S: 14	H: 1 LOB: 1 BB: 0 P: 20	R: 1 E: 0 K: 1 S: 11	H: 1 LOB: 0 BB: 0 P: 16	R: 0 E: 0 K: 2 S: 12	H: 0 LOB: 0 BB: 0 P: 18	R: 1 E: 0 K: 1 S: 11	H: 1 LOB: 1 BB: 1 P: 15	R: 0 E: 0 K: 1 S: 8	H: 0 LOB: 0 BB: 1 P: 14	R: 2 E: 0 K: 2 S: 15	H: 3 LOB: 1 BB: 0 P: 19		R: 1 E: 0 K: 2 S: 13	H: 1 LOB: 0 BB: 0 P: 17	1B: 4 2B: 3 3B: 0 HR: 2	SF: 0 SAC: 0 DP: 2 HBP: 0	WP: 1 PB: 0 SB: 1 CS: 0	PA: 35
PITCHER	IP: 5.0 WLS: W BF: 17 ERA: 3.27	H: 3 R: 3 ER: 3 SO: 2	BB: 2 IBB: 0 HBP: 0 BLK: 0	WP: 0 HR: 1 S: 25 P: 37	ERA: 11.57 WHIP: 2.143	IP: 0.2 WLS: H BF: 3 ERA: 2.01	H: 1 R: 1 ER: 1 SO: 2	BB: 0 IBB: 0 HBP: 0 BLK: 0	WP: 0 HR: 1 S: 9 P: 13	ERA: 9.00 WHIP: 1.000													

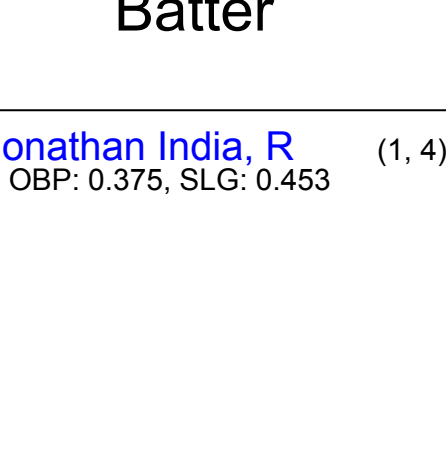


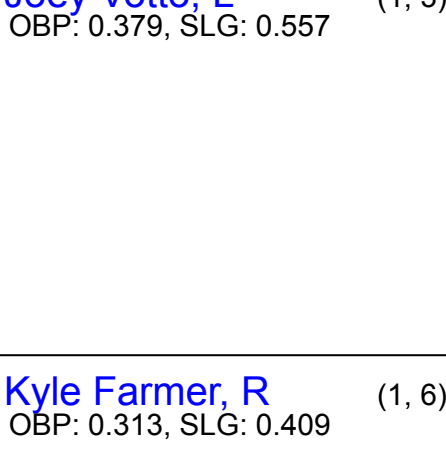
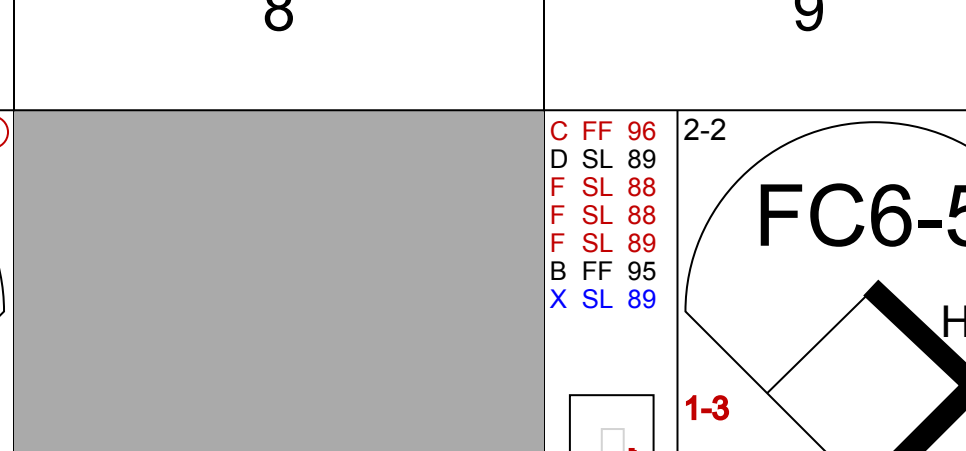

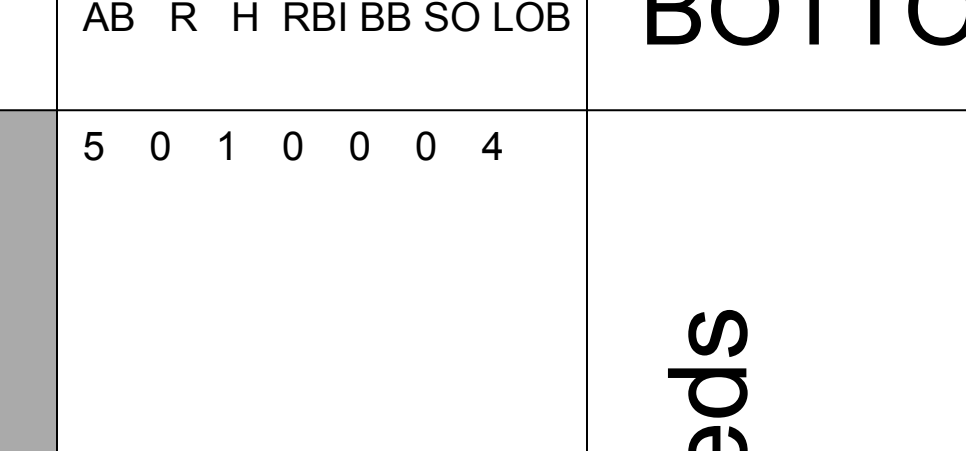

Batter	1	2	3	4	5	6	7	8	9	10	11	AB	R	H	RBI	BB	SO	LOB	TOP	
28 Lane Thomas, R OBP: 0.351, SLG: 0.419												4	1	1	0	2	2	2	1	
3 Aloides Escobar, R OBP: 0.333, SLG: 0.399												6	2	2	2	0	1	2		
22 Juan Soto, L OBP: 0.472, SLG: 0.557												2	3	0	0	4	1	0		
19 Josh Bell, S OBP: 0.340, SLG: 0.482												4	0	1	1	1	0	1		
67 Kyle Finnegan, R												0	0	0	0	0	0	0		
50 Austin Voth, R OBP: 0.667, SLG: 0.500												0	0	0	0	0	0	0		
25 Randal Adams, R OBP: 0.351, SLG: 0.404												0	0	0	0	0	0	0		
71 Mason Thompson, R												6	0	1	2	0	1	5		
2 Luis Garcia Jr., L OBP: 0.270, SLG: 0.407												5	1	3	2	0	0	2		
20 Keibert Ruiz, S OBP: 0.324, SLG: 0.414												5	0	0	0	0	2	2		
27 Jordy Mercer, R OBP: 0.315, SLG: 0.350												5	0	0	0	0	2	2		
17 Andrew Stevenson, L OBP: 0.261, SLG: 0.313												4	0	0	0	1	1	0		
30 Paddy Eagans, B OBP: 0.261, SLG: 0.313												2	0	1	0	0	0	0		
39 Lucas Sims, R ERA: 4.57												2	0	0	0	0	0	0		
Inning Stats	R: 1 E: 0 K: 0 S: 8	H: 1 LOB: 1 BB: 2 P: 18	R: 1 E: 0 K: 3 S: 17	H: 2 LOB: 1 BB: 0 P: 26	R: 2 E: 0 K: 0 S: 16	H: 2 LOB: 1 BB: 1 P: 25	R: 0 E: 0 K: 2 S: 8	H: 0 LOB: 0 BB: 1 P: 17	R: 0 E: 0 K: 0 S: 8	H: 1 LOB: 1 BB: 2 P: 13	R: 0 E: 0 K: 1 S: 20	H: 0 LOB: 0 BB: 2 P: 10	R: 0 E: 0 K: 2 S: 10	H: 0 LOB: 3 BB: 2 P: 18	1B: 4 2B: 4 3B: 0 HR: 2	SF: 0 SAC: 1 DP: 1 HBP: 0	WP: 0 PB: 0 SB: 1 CS: 0	PA: 50		
PITCHER	54 Sonny Gray, R ERA: 3.99	50 Amir Garrett, L ERA: 5.68	64 Tony Santillan, R ERA: 2.69	21 Michael Lorenzen, R ERA: 3.76	39 Lucas Sims, R ERA: 4.57	48 Mychal Givens, R ERA: 3.12	34 Justin Wilson, L ERA: 5.68	85 Luis Cessa, R ERA: 2.36	77 Art Warren, R ERA: 1.45	IP: 4.0 WLS: 2 BF: 20 H: 5 R: 4 ER: 4 SO: 3 BB: 0 IBB: 0 HBP: 0 BLK: 0 WP: 0 HR: 2 S: 52 P: 88 ERA: 9.00 WHIP: 2.250	IP: 0.2 WLS: 0 BF: 7 H: 3 R: 3 ER: 3 SO: 1 BB: 2 IBB: 0 HBP: 0 BLK: 0 WP: 0 HR: 0 S: 18 P: 34 ERA: 40.50 WHIP: 7.500	IP: 0.1 WLS: 0 BF: 1 H: 0 R: 0 ER: 0 SO: 0 BB: 0 IBB: 0 HBP: 0 BLK: 0 WP: 0 HR: 2 S: 2 P: 2 ERA: 0.00 WHIP: 0.000	IP: 1.0 WLS: 3 BF: 3 H: 0 R: 0 ER: 0 SO: 1 BB: 0 IBB: 0 HBP: 0 BLK: 0 WP: 0 HR: 8 S: 10 P: 10 ERA: 0.00 WHIP: 0.000	IP: 1.0 WLS: 5 BF: 5 H: 0 R: 0 ER: 0 SO: 2 BB: 1 IBB: 0 HBP: 0 BLK: 0 WP: 0 HR: 0 S: 18 P: 18 ERA: 0.00 WHIP: 1.000						

Washington Nationals @ Cincinnati Reds
Great American Ball Park, Cincinnati, OH
Fri Sep 24 2021, 7:14 PM - 11:36 PM EDT
Att: 16,021 - Clear - 72 F

livebaseballscores.com

AB 41
R 7
H 9
RBI 7
BB 9
SO 10
LOB 14



Batter	1	2	3	4	5	6	7	8	9	10	11	AB	R	H	RBI	BB	SO	LOB	BOTTOM
6 Jonathan India, R OBP: 0.375, SLG: 0.453												5	0	1	0	0	0	4	
32 Max Schrock, L OBP: 0.300, SLG																			

Batter	1	2	3	4	5	6	7	8	9	AB	R	H	RBI	BB	SO	LOB	TOP							
28 Lane Thomas, R OBP: 0.349, SLG: 0.425										4	0	0	0	1	3	3								
3 Alcides Escobar, R OBP: 0.329, SLG: 0.390										4	0	0	0	1	1	5								
22 Juan Soto, L OBP: 0.471, SLG: 0.552										3	0	0	0	1	0	1								
19 Josh Bell, S OBP: 0.338, SLG: 0.477										4	0	0	0	0	1	3								
29 Yadiel Hernandez, L OBP: 0.328, SLG: 0.422										3	0	1	0	0	0	1								
74 Sean Nolin, L OBP: 0.328, SLG: 0.390										4	1	1	0	0	1	2								
2 Luis Garcia Jr., L OBP: 0.272, SLG: 0.413										4	1	1	0	0	1	2								
25 Riley Adams, R OBP: 0.357, SLG: 0.396										2	0	0	0	2	2	1								
8 Carter Kieboom, R OBP: 0.307, SLG: 0.332										4	1	2	0	0	0	2								
65 Josh Rogers, L OBP: 0.287, SLG: 0.311										2	0	0	0	0	1	3								
33 Ryne Harper, R OBP: 0.287, SLG: 0.311										0	0	0	0	0	0	1								
17 Andrew Stevenson, L OBP: 0.287, SLG: 0.311										1	0	0	0	1	0	1								
Inning Stats	R: 0 E: 0 K: 1 S: 9	H: 0 LOB: 0 BB: 0 P: 14	R: 0 E: 0 K: 1 S: 11	H: 0 LOB: 0 BB: 0 P: 16	R: 0 E: 0 K: 2 S: 11	H: 1 LOB: 2 BB: 1 P: 20	R: 0 E: 0 K: 1 S: 18	H: 1 LOB: 1 BB: 0 P: 25	R: 1 E: 0 K: 1 S: 11	H: 1 LOB: 1 BB: 0 P: 17	R: 0 E: 0 K: 0 S: 7	H: 0 LOB: 1 BB: 1 P: 13	R: 0 E: 0 K: 1 S: 10	H: 0 LOB: 1 BB: 1 P: 16	R: 0 E: 1 K: 0 S: 6	H: 0 LOB: 1 BB: 1 P: 12	R: 1 E: 0 K: 2 S: 16	H: 1 LOB: 2 BB: 2 P: 31	1B: 2 2B: 2 3B: 0 HR: 0	SF: 0 SAC: 0 DP: 1 HBP: 0	WP: 1 PB: 0 SB: 0 CS: 0	PA: 38		
PITCHER	IP WLS BF H R ER SO BB IBB HBP BLK WP HR S P ERA WHIP	6.0 W 24 3 1 0 6 2 0 0 0 0 0 0 67 105 0.00 0.833	1.0 4 0 0 0 1 1 0 0 0 0 0 0 16 12 0.00 1.000	1.0 4 0 0 0 1 1 0 0 0 0 0 0 16 31 9.00 3.000																				

Washington Nationals @ Cincinnati Reds
Great American Ball Park, Cincinnati, OH
Sun Sep 26 2021, 1:14 PM - 4:55 PM EDT
Att: 21,328 - Sunny - 73 F

livebaseballscorecards.com

AB 32
R 2
H 4
RBI 0
BB 6
SO 9
LOB 23

Batter	1	2	3	4	5	6	7	8	9	AB	R	H	RBI	BB	SO	LOB	BOTTOM
6 Jonathan India, R OBP: 0.377, SLG: 0.455										4	1	1	0	2	0	1	
37 Tyler Stephenson, R OBP: 0.307, SLG: 0.431										5	2	3	3	0	0	1	
2 Nick Castellanos, R OBP: 0.394, SLG: 0.571										4	2	1	1	2	0	5	
23 Jeff Hoffman, R OBP: 0.133, SLG: 0.133										5	0	1	0	0	3	6	
7 Eugenio Suárez, R OBP: 0.275, SLG: 0.403										5	0	1	0	0	3	6	
17 Kyle Farmer, R OBP: 0.315, SLG: 0.419										5	1	1	4	0	0	4	
Asdrúbal Cabrera, S OBP: 0.313, SLG: 0.367										5	0	2	0	0	1	0	
26 Delino DeShields, R OBP: 0.415, SLG: 0.485				<													

Batter	1	2	3	4	5	6	7	8	9	AB	R	H	RBI	BB	SO	LOB	TOP										
13 Ke'Bryan Hayes, R OBP: 0.316, SLG: 0.373	L8		L9			G5-4-3		K		4	0	0	0	0	1	1	Pittsburgh Pirates @ Cincinnati Reds Great American Ball Park, Cincinnati, OH Mon Sep 27 2021, 1:11 PM - 4:22 PM EDT Att: 11,055 - Sunny - 80 F										
32 Yoshi Tsutsugo, L OBP: 0.311, SLG: 0.400	K							K		4	0	1	0	0	3	0											
10 Bryan Reynolds, S OBP: 0.382, SLG: 0.505 50 Shelby Miller, R	K							G5-3		3	0	1	0	0	1	0											
19 Colin Moran, L OBP: 0.332, SLG: 0.393										3	0	0	0	1	1	0											
6 Anthony Alford, R OBP: 0.305, SLG: 0.415										4	1	2	0	0	2	3											
3 Cole Tucker, S OBP: 0.297, SLG: 0.313										4	0	1	0	0	1	2											
27 Kevin Newman, R 67 Kyle Keller, R 18 Ben Gamel, L OBP: 0.344, SLG: 0.394										2	0	0	0	0	0	2											
2 Taylor Davis, R OBP: 0.500, SLG: 0.400										2	0	0	0	1	0	0											
41 Connor Overton, L 44 Cody Ponce, R 15 Wilmer Difo, S OBP: 0.328, SLG: 0.376										0	0	0	0	0	0	0											
										2	0	1	0	0	0	1											
Inning Stats	R: 0 E: 0 K: 2 S: 8	H: 0 LOB: 0 BB: 0 P: 14	R: 0 E: 0 K: 1 S: 12	H: 1 LOB: 1 BB: 0 P: 21	R: 0 E: 0 K: 1 S: 9	H: 0 LOB: 0 BB: 0 P: 13	R: 0 E: 0 K: 1 S: 6	H: 0 LOB: 0 BB: 0 P: 8	R: 1 E: 0 K: 0 S: 11	H: 1 LOB: 0 BB: 0 P: 15	R: 0 E: 0 K: 1 S: 17	H: 3 LOB: 3 BB: 1 P: 27	R: 0 E: 0 K: 1 S: 9	H: 0 LOB: 1 BB: 1 P: 18	R: 0 E: 0 K: 2 S: 11	H: 1 LOB: 1 BB: 0 P: 15	1B: 4 2B: 2 3B: 0 HR: 0	SF: 0 SAC: 0 DP: 1 HBP: 0	WP: 1 PB: 0 SB: 0 CS: 0	PA: 34							
PITCHER	IP	WLS	BF	H	R	ER	SO	BB	IBB	HBP	BLK	WP	HR	S	P	ERA	WHIP										
52 Reiver Sanmartin, L ERA: 1.99	5.2	W	22	5	1	1	5	1	0	0	0	1	0	60	93	1.59	1.059										
77 Art Warren, R ERA: 1.42	0.1		1	0	0	0	1	0	0	0	0	0	0	3	5	0.00	0.000										
34 Justin Wilson, L ERA: 5.4	1.0		4	0	0	0	1	1	0	0	0	0	0	9	18	0.00	1.000										
43 Conel Pérez, L ERA: 6.38	1.0		3	0	0	0	2	0	0	0	0	0	0	11	15	0.00	0.000										
55 Dauri Moreta, R ERA:	1.0		4	1	0	0	1	0	0	0	0	0	0	9	15	0.00	1.000										

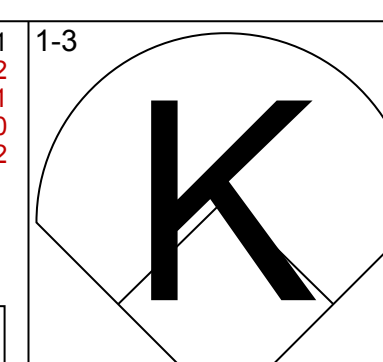
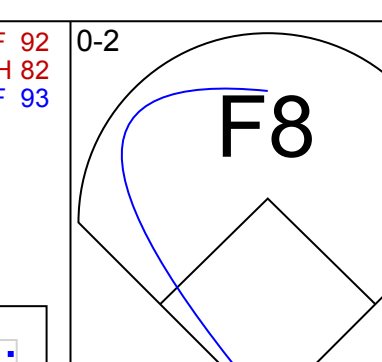
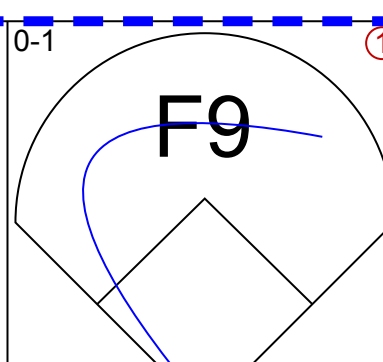
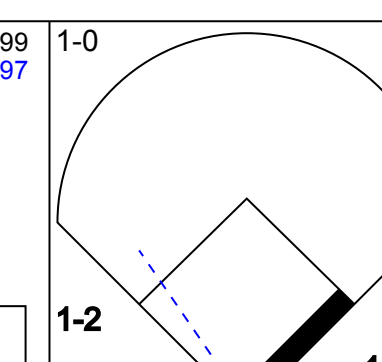
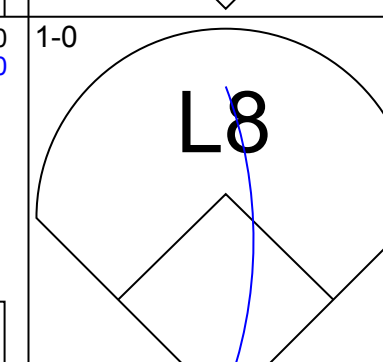
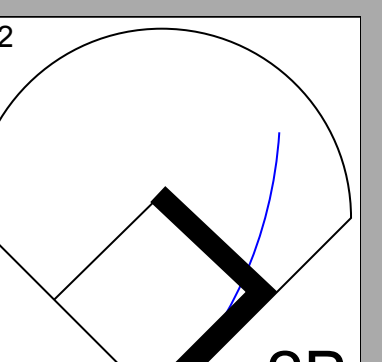
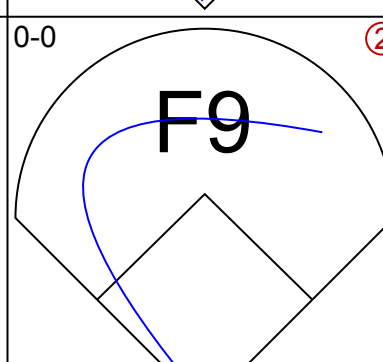
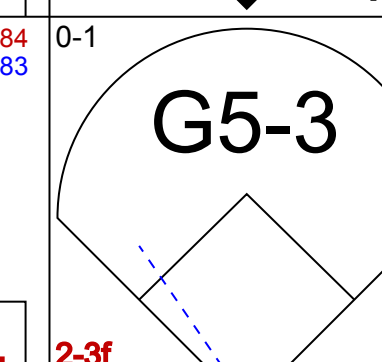

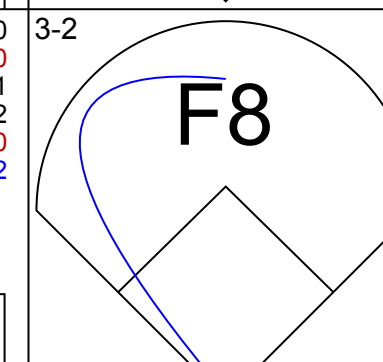
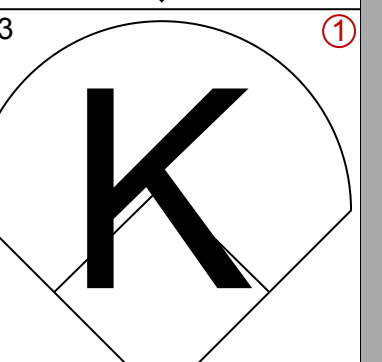
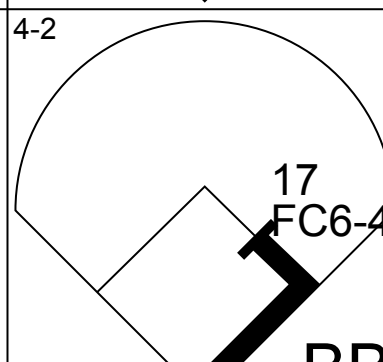

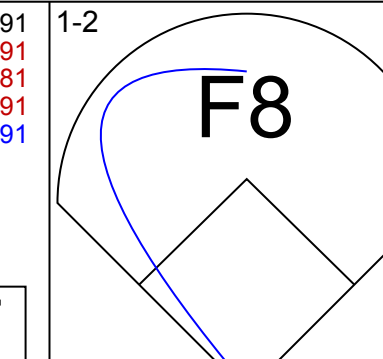
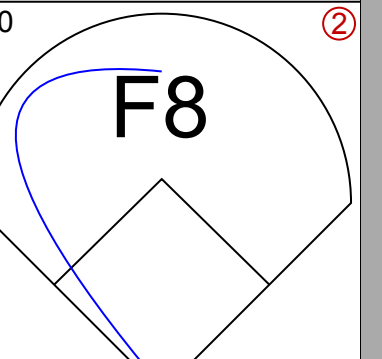
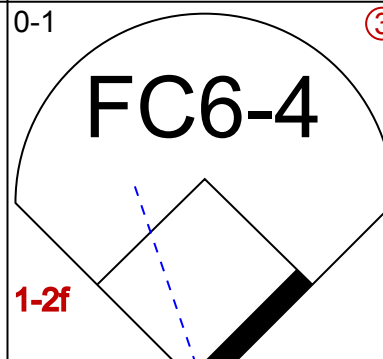

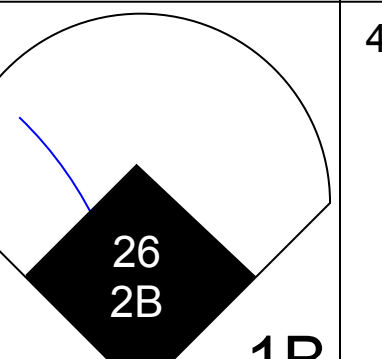
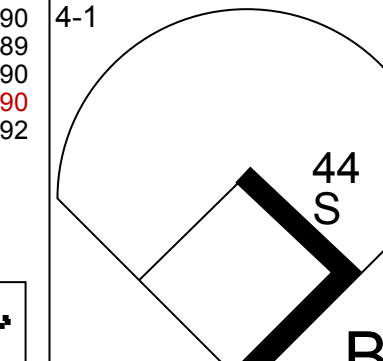
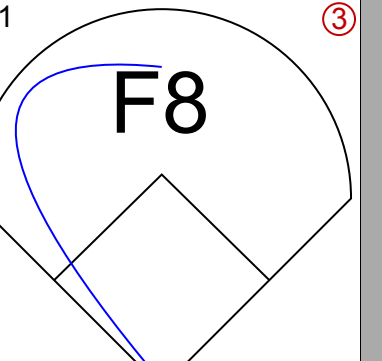
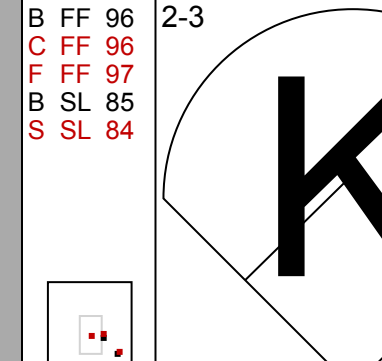
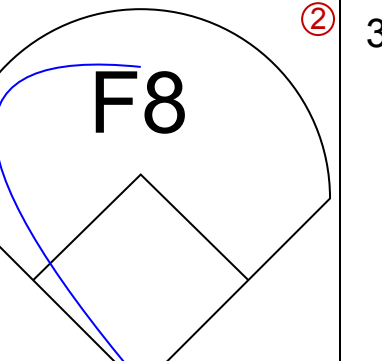

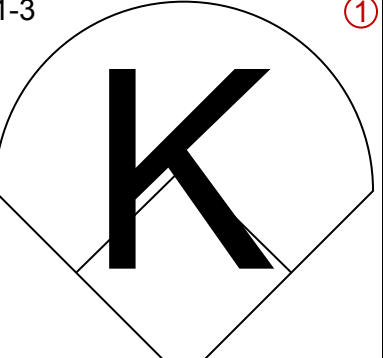
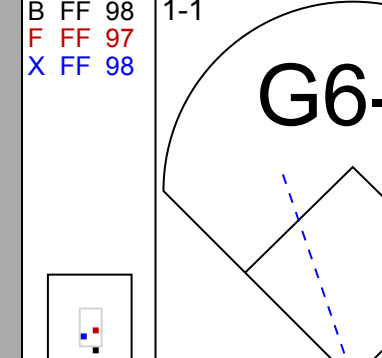
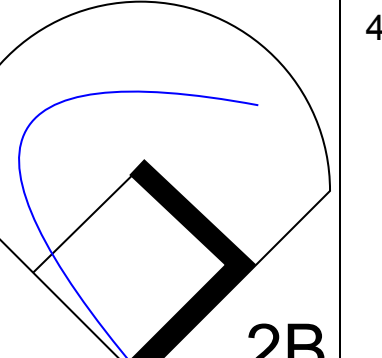

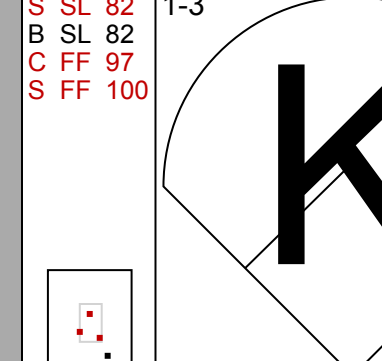
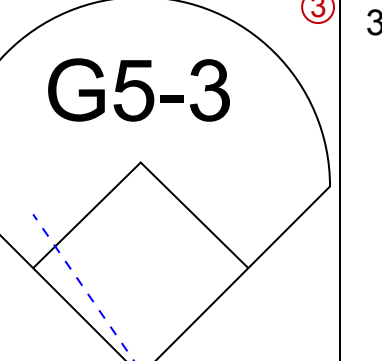
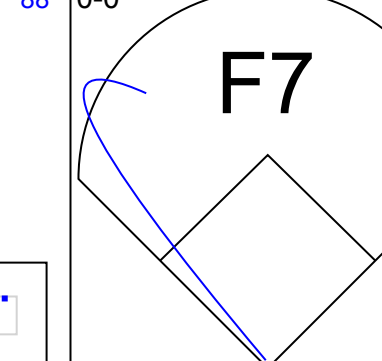
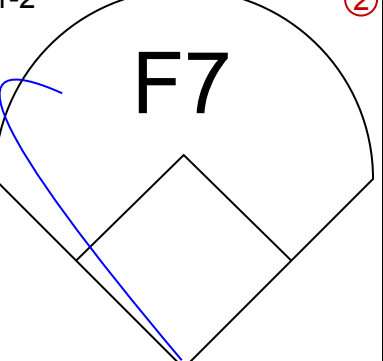
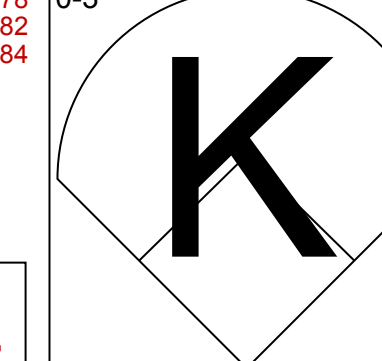
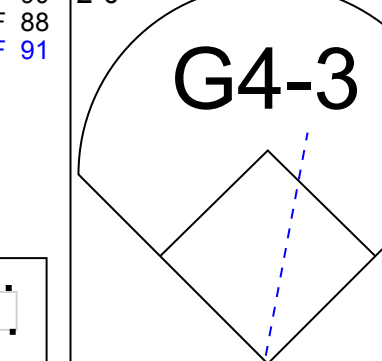
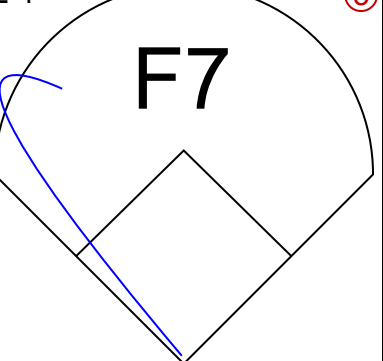
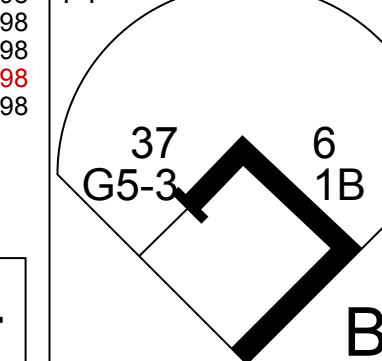
Batter	1	2	3	4	5	6	7	8	9	AB	R	H	RBI	BB	SO	LOB	BOTTOM										
6 Jonathan India, R 43 Conel Pérez, R 55 Dauri Moreta, R	32 2B 2 SF8	19 S 1B		32 E 2 SF8 2B		E6 32 1B 2 HR	HR	FC6		5	4	4	2	0	0	0	Pittsburgh Pirates @ Cincinnati Reds Great American Ball Park, Cincinnati, OH Mon Sep 27 2021, 1:11 PM - 4:22 PM EDT Att: 11,055 - Sunny - 80 F										
32 Max Schrock, L OBP: 0.345, SLG: 0.486	2 SF8 19 HR 2B	F7		E3 19 HR 2B		2 HR 1B	L5		5	3	2	0	0	0	2												
2 Nick Castellanos, R 44 Aristides Aquino, R	SF8	F9		SF8		HR	K		2	1	1	5	0	0	1												
19 Joey Votto, L 37 Tyler Stephenson, R OBP: 0.366, SLG: 0.429	HR	P5		HR		G4-3	L4		4	2	2	4	0	0	1												
7 Eugenio Suárez, R OBP: 0.280, SLG: 0.414	16 1B 26 1B 1B		G6-3	HR		17 1B 2B		16 BB 29 1B BB	4	2	3	1	1	0	0												
17 Kyle Farmer, R 34 Justin Wilson, L 29 TJ Friedl, L OBP: 0.474, SLG: 0.647	K			G5-3				16 BB 1B	4	0	2	0	0	1	1												
26 Delino DeShields, L OBP: 0.391, SLG: 0.447	16 1B 1B		F8			K	K	F9	5	0	1	0	0	2	5												
16 Tucker Barnhart, L OBP: 0.323, SLG: 0.375	1B		G4-3			K	F8	43 FC6 BB	4	0	1	1	1	1	3												
52 Reiver Sanmartin, L 77 Art Warren, R Jose Barrero, R OBP: 0.300, SLG: 0.288	K			G4-3			6 HR HBP	K	3	0	0	0	0	2	2												
									0	0	0	0	0	0	0												
Inning Stats	R: 4 E: 0 K: 2 S: 27	H: 6 LOB: 2 BB: 0 P: 39	R: 0 E: 0 K: 0 S: 10	H: 1 LOB: 1 BB: 0 P: 20	R: 0 E: 0 K: 0 S: 8	H: 1 LOB: 1 BB: 0 P: 14	R: 4 E: 1 K: 0 S: 19	H: 3 LOB: 0 BB: 0 P: 26	R: 0 E: 0 K: 3 S: 11	H: 0 LOB: 0 BB: 0 P: 13	R: 3 E: 1 K: 1 S: 20	H: 4 LOB: 2 BB: 0 P: 34	R: 2 E: 0 K: 1 S: 13	H: 1 LOB: 0 BB: 0 P: 20	R: 0 E: 0 K: 1 S: 16	H: 1 LOB: 3 BB: 2 P: 28	1B: 9 2B: 3 3B: 0 HR: 5	SF: 2 SAC: 0 DP: 0 HBP: 1	WP: 0 PB: 0 SB: 1 CS: 0	PA: 46							
PITCHER	IP	WLS	BF	H	R	ER	SO	BB	IBB	HBP	BLK	WP	HR	S	P	ERA	WHIP										
41 Connor Overton, R ERA: 4.7	1.0		9	6	4	4	0	0	0	0	0	0	2	37	60	0.00	1.667										
44 Cody Ponce, R ERA: 6.32	3.0		15	5	4	0	0	0	0	0	0	0	1	31	47	9.00	2.000										
67 Kyle Keller, R ERA: 6.89	2.0		11	4	3	2	4	0	0	0	0	0	1	29	48	9.00	2.000										
50 Shelby Miller, R ERA: 10.97	2.0		11	2	2	2	2	2	0	1	0	0	1	29	48	9.00	2.000										

livebaseballscores.com



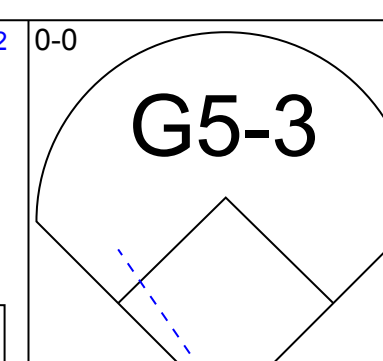
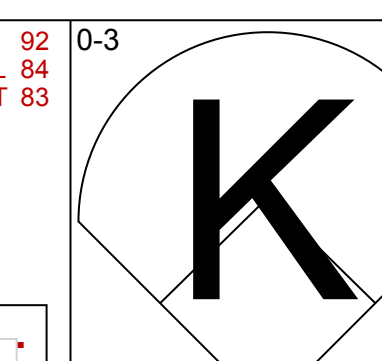
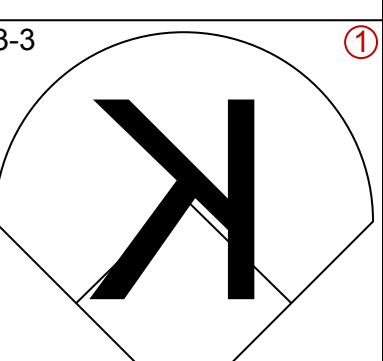
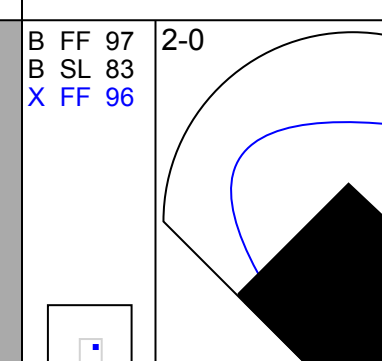
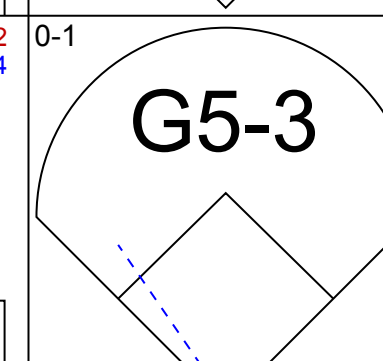
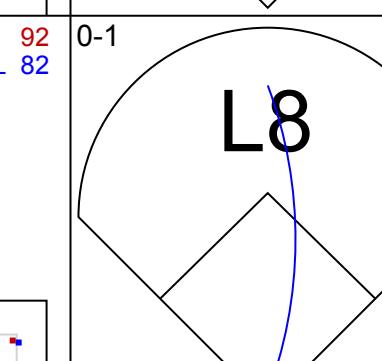
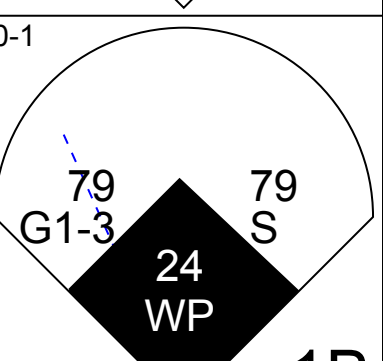
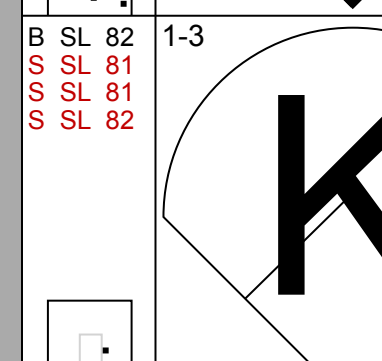
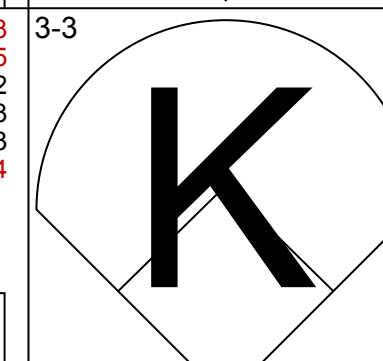
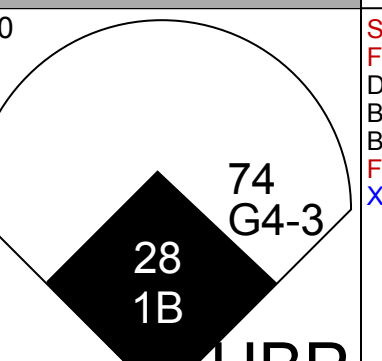
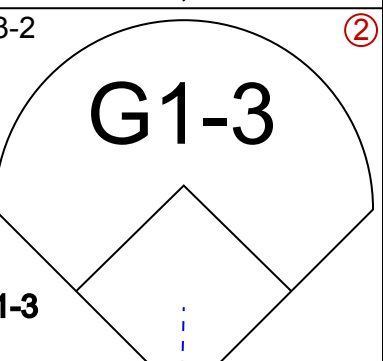
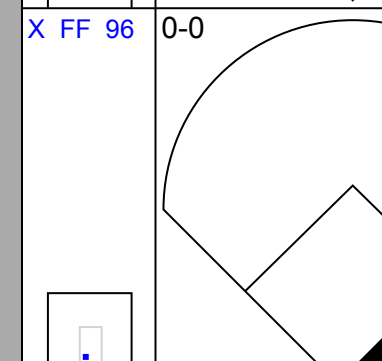
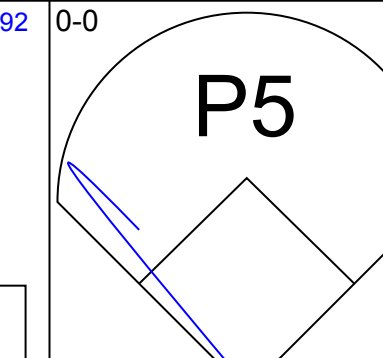
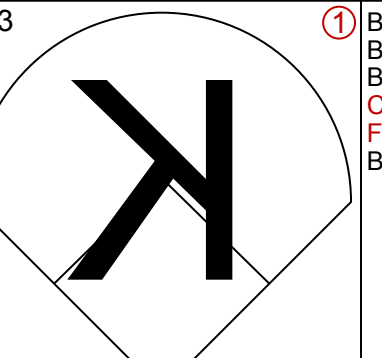
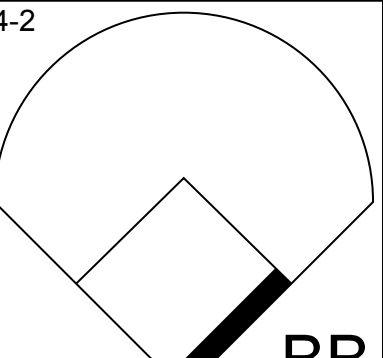
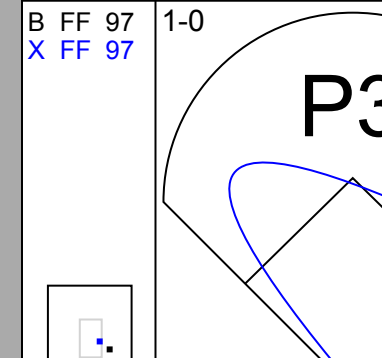
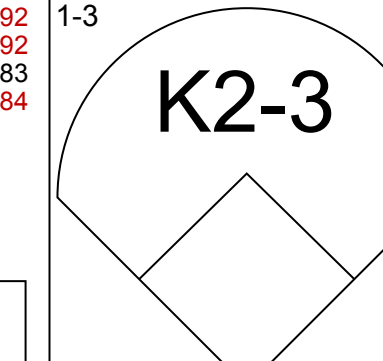
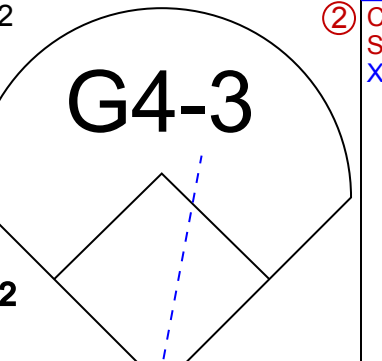
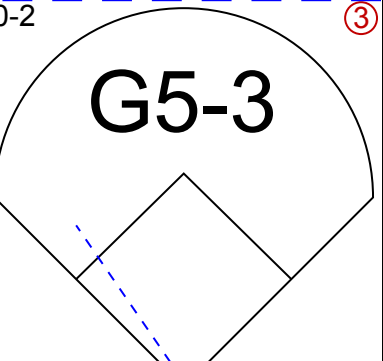

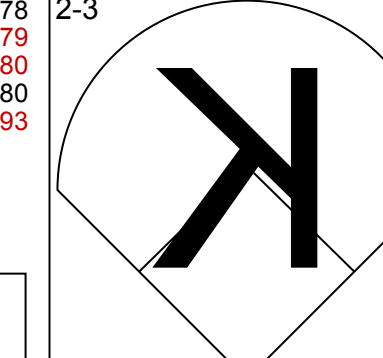
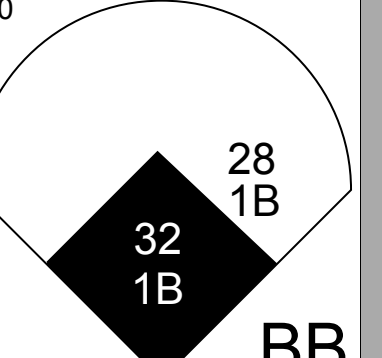

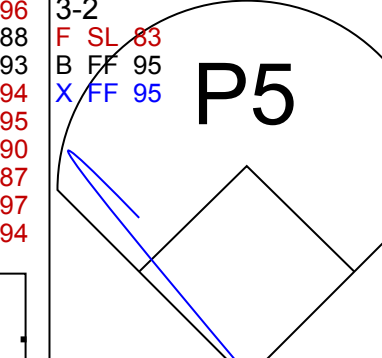
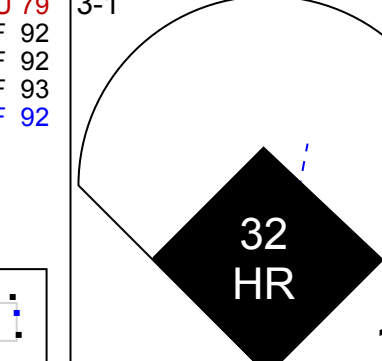
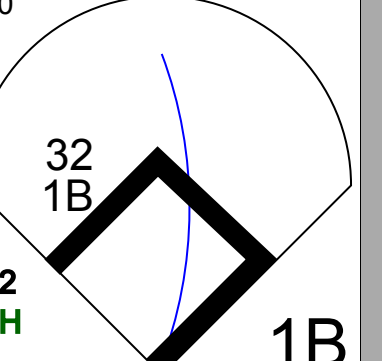
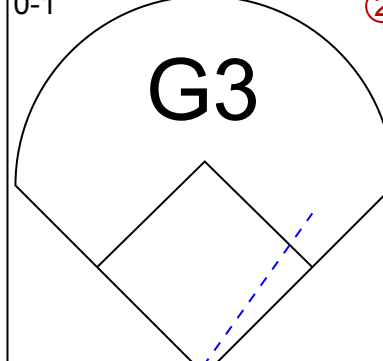
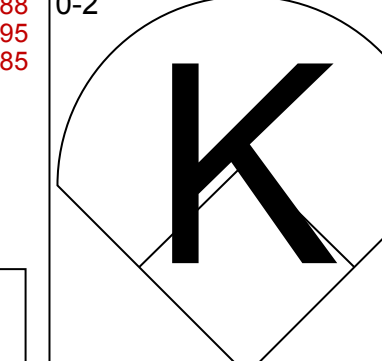
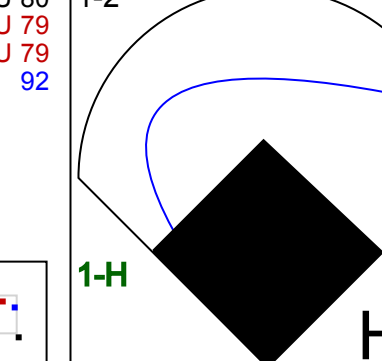
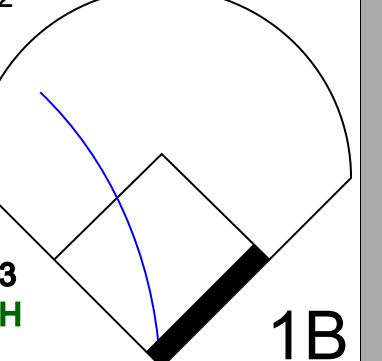
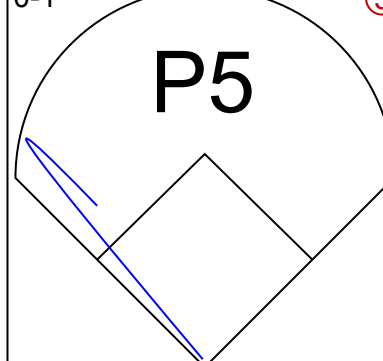
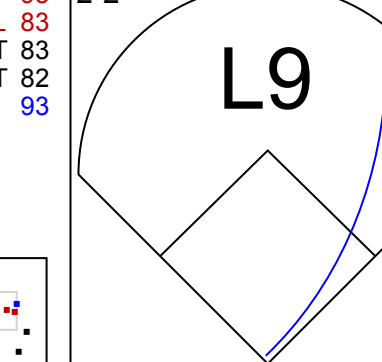
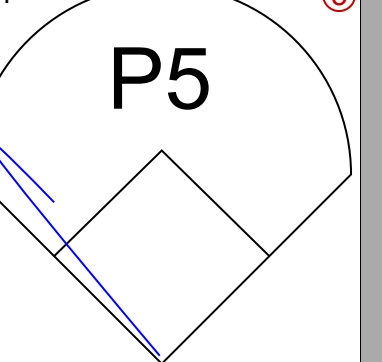
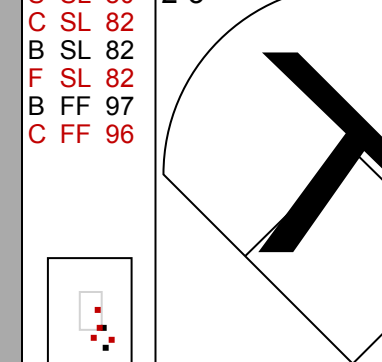
Batter	1	2	3	4	5	6	7	8	9	AB	R	H	RBI	BB	SO	LOB	TOP										
6 Jonathan India, R OBP: 0.378, SLG: 0.463	G5-3		G4-3			G5-3		G4-6-3		4	0	0	0	0	0	2	<p>Cincinnati Reds @ Chicago White Sox</p> <p>Guaranteed Rate Field, Chicago, IL</p> <p>Tue Sep 28 2021, 7:11 PM - 10:01 PM CDT</p> <p>Att: 25,242 - Clear - 66 F</p> <p>livebaseballscorecards.com</p>										
32 Max Schrock, L OBP: 0.333, SLG: 0.468	K			K		L3		F4		4	0	0	0	0	2	0											
2 Nick Castellanos, R OBP: 0.362, SLG: 0.574	P4			K				F9		4	0	1	0	0	1	0											
19 Joey Votto, L OBP: 0.379, SLG: 0.568				F8				G4-3		4	0	1	0	0	0	1											
37 Tyler Stephenson, R OBP: 0.366, SLG: 0.429										3	0	1	0	0	0	1											
7 Eugenio Suárez, R OBP: 0.280, SLG: 0.420										3	1	1	1	0	0	3											
17 Kyle Farmer, R OBP: 0.317, SLG: 0.418										2	0	0	0	0	0	1											
16 Tucker Barnhart, L OBP: 0.321, SLG: 0.373										2	0	0	0	0	1	0											
26 Delino DeShields, R OBP: 0.383, SLG: 0.436										1	0	0	0	0	0	1											
29 T.J. Friedl, L OBP: 0.429, SLG: 0.579										2	0	0	0	0	0	0											
Asdrúbal Cabrera, S OBP: 0.313, SLG: 0.366										1	0	0	0	0	0	2											
Inning Stats	R: 0 E: 0 K: 1 S: 7	H: 0 LOB: 0 BB: 0 P: 10	R: 0 E: 0 K: 0 S: 6	H: 1 LOB: 1 BB: 0 P: 10	R: 0 E: 0 K: 0 S: 8	H: 0 LOB: 0 BB: 0 P: 14	R: 0 E: 0 K: 2 S: 13	H: 0 LOB: 0 BB: 0 P: 19	R: 1 E: 0 K: 1 S: 11	H: 1 LOB: 0 BB: 0 P: 16	R: 0 E: 0 K: 0 S: 5	H: 0 LOB: 0 BB: 0 P: 12	R: 0 E: 0 K: 0 S: 7	H: 2 LOB: 1 BB: 0 P: 13	R: 0 E: 1 K: 0 S: 7	H: 0 LOB: 1 BB: 0 P: 11	R: 0 E: 0 K: 0 S: 7	H: 0 LOB: 0 BB: 0 P: 8	1B: 3 2B: 0 3B: 0 HR: 1	SF: 0 SAC: 0 DP: 2 HBP: 1	WP: 0 PB: 0 SB: 0 CS: 0	PA: 31					
PITCHER	IP	WLS	BF	H	R	ER	SO	BB	IBB	HBP	BLK	WP	HR	S	P	ERA	WHIP										
40 Reynaldo López, R ERA: 2.98	6.0	W	20	2	1	1	4	0	0	0	0	0	1	50	81	1.50	0.333										
66 José Ruiz, R ERA: 3.05	1.0		4	2	0	0	0	0	0	0	0	0	0	8	13	0.00	2.000										
39 Aaron Bummer, L ERA: 3.58	1.0		4	0	0	0	0	0	0	1	0	0	0	7	11	0.00	0.000										
63 Matt Foster, R ERA: 6.16	1.0		3	0	0	0	0	0	0	0	0	0	0	7	8	0.00	0.000										

Batter	1	2	3	4	5	6	7	8	9	AB	R	H	RBI	BB	SO	LOB	BOTTOM										
7 Tim Anderson, R OBP: 0.330, SLG: 0.458	G6-3							G5-3		5	0	1	0	0	2	3	<p>Cincinnati Reds @ Chicago White Sox</p> <p>Guaranteed Rate Field, Chicago, IL</p> <p>Tue Sep 28 2021, 7:11 PM - 10:01 PM CDT</p> <p>Att: 25,242 - Clear - 66 F</p> <p>livebaseballscorecards.com</p>										
88 Luis Robert Jr., R OBP: 0.387, SLG: 0.579										4	2	2	3	1	0	4											
79 José Abreu, R OBP: 0.350, SLG: 0.477										5	0	0	0	0	1	1											
24 Yasmani Grandal, S OBP: 0.423, SLG: 0.532										2	0	0	0	2	1	1											
74 Eloy Jiménez, R OBP: 0.307, SLG: 0.460										4	1	2	0	0	1	2											
10 Yoán Moncada, S OBP: 0.377, SLG: 0.405										3	2	1	1	1	1	3											
28 Leury García, S OBP: 0.339, SLG: 0.378										2	0	1	0	1	0	2											
32 Gavin Sheets, L OBP: 0.317, SLG: 0.493										3	1	2	2	0	1	1											
25 Andrew Vaughn, R OBP: 0.310, SLG: 0.397										1	0	0	0	0	0	0											
12 César Hernández, S OBP: 0.305, SLG: 0.385										3	1	1	1	1	0	1											
Inning Stats	R: 1 E: 0 K: 1 S: 11	H: 1 LOB: 1 BB: 1 P: 19	R: 1 E: 0 K: 2 S: 15	H: 1 LOB: 2 BB: 2 P: 27	R: 0 E: 0 K: 1 S: 11	H: 1 LOB: 1 BB: 0 P: 13	R: 1 E: 0 K: 1 S: 8	H: 2 LOB: 0 BB: 0 P: 12	R: 0 E: 0 K: 0 S: 7	H: 0 LOB: 0 BB: 1 P: 14	R: 2 E: 1 K: 0 S: 10	H: 3 LOB: 2 BB: 1 P: 15	R: 0 E: 1 K: 1 S: 14	H: 0 LOB: 2 BB: 1 P: 24	R: 2 E: 0 K: 1 S: 15	H: 2 LOB: 0 BB: 0 P: 20	1B: 4 2B: 1 3B: 1 HR: 4	SF: 0 SAC: 1 DP: 1 HBP: 0	WP: 1 PB: 0 SB: 0 CS: 0	PA: 39							
PITCHER	IP	WLS	BF	H	R	ER	SO	BB	IBB	HBP	BLK	WP	HR	S	P	ERA	WHIP										
57 Riley O'Brien, R ERA: 13.5	1.1	L	9	2	2	2	2	3	0	0	0	0	2	22	42	13.50	3.750										
85 Luis Cessa, R ERA: 2.4	2.2		10	3	1	1	3	0	0	0	0	0	1	23	29	3.38	1.125										
21 Michael Lorenzen, R ERA: 4.03	1.2		9	3	2	2	0	2	0	0	0	0	0	16	28	10.80	3.000										
64 Tony Santillan, R ERA: 2.76	1.1		6	0	0	0	1	1	0	0	0	0	0	15	25	0.00	0.750										
50 Amir Garrett, L ERA: 5.83	1.0		5	2	2	2	1	0	0	0	0	1	1	15	20	18.00	2.000										

Batter	1	2	3	4	5	6	7	8	9	AB	R	H	RBI	BB	SO	LOB	TOP				
6 Jonathan India, R OBP: 0.377, SLG: 0.461										4	0	1	0	0	1	0	<p>Cincinnati Reds @ Chicago White Sox</p> <p>Guaranteed Rate Field, Chicago, IL</p> <p>Wed Sep 29, 2021, 7:12 PM - 9:52 PM CDT</p> <p>Att: 23,018 - Partly Cloudy - 72 F</p>				
37 Tyler Stephenson, R OBP: 0.365, SLG: 0.429										4	0	1	0	0	0	2					
7 Eugenio Suárez, R OBP: 0.280, SLG: 0.417										3	0	0	0	1	1	1					
17 Kyle Farmer, R OBP: 0.316, SLG: 0.416										4	1	1	0	0	0	2					
Jose Barrero, R OBP: 0.295, SLG: 0.263										3	0	0	0	1	1	2					
26 Delino DeShields, R OBP: 0.373, SLG: 0.442										4	0	1	1	0	1	1					
44 Aristides Aquino, R OBP: 0.295, SLG: 0.385										3	0	0	0	1	2	2					
32 Max Schrock, L OBP: 0.325, SLG: 0.455										3	0	0	0	0	1	1					
29 T.J. Friedl, L OBP: 0.417, SLG: 0.524										2	0	0	0	1	0	1					
Inning Stats	R: 0 E: 0 K: 1 S: 8	H: 0 LOB: 0 BB: 0 P: 13	R: 0 E: 0 K: 1 S: 10	H: 0 LOB: 1 BB: 1 P: 16	R: 0 E: 0 K: 0 S: 5	H: 0 LOB: 0 BB: 0 P: 7	R: 0 E: 0 K: 1 S: 9	H: 1 LOB: 1 BB: 0 P: 14	R: 0 E: 0 K: 0 S: 7	H: 0 LOB: 1 BB: 1 P: 11	R: 0 E: 0 K: 2 S: 8	H: 0 LOB: 0 BB: 0 P: 12	R: 0 E: 0 K: 1 S: 7	H: 1 LOB: 1 BB: 1 P: 12	R: 1 E: 0 K: 0 S: 12	H: 2 LOB: 1 BB: 0 P: 19		1B: 2 2B: 2 HR: 0	SF: 0 SAC: 0 HBP: 0	WP: 0 PB: 0 SB: 1 CS: 0	PA: 34
PITCHER	IP	WLS	BF	H	R	ER	SO	BB	IBB	HBP	BLK	WP	HR	S	P	ERA	WHIP				
55 Carlos Rodón, L ERA: 2.37	5.0	W	18	1	0	0	4	2	0	0	0	0	0	43	69	0.00	0.600				
34 Michael Kopech, R ERA: 3.53	3.0	H	11	1	0	0	3	2	0	0	0	0	0	22	35	0.00	1.000				
48 Mike Wright Jr., R ERA: 5.5	0.2		4	2	1	1	0	0	0	0	0	0	0	9	15	13.50	3.000				
45 Garrett Crochet, L ERA: 2.87	0.1		1	0	0	0	0	0	0	0	0	0	0	3	4	0.00	0.000				

AB	30
R	1
H	4
RBI	1
BB	4
SO	7
LOB	12



Batter	1	2	3	4	5	6	7	8	9	AB	R	H	RBI	BB	SO	LOB	BOTTOM				
7 Tim Anderson, R OBP: 0.329, SLG: 0.462										4	1	1	1	0	2	0	<p>Cincinnati Reds @ Chicago White Sox</p> <p>Guaranteed Rate Field, Chicago, IL</p> <p>Wed Sep 29, 2021, 7:12 PM - 9:52 PM CDT</p> <p>Att: 23,018 - Partly Cloudy - 72 F</p>				
88 Luis Robert Jr., R OBP: 0.385, SLG: 0.574										4	1	1	0	0	1	0					
79 José Abreu, R OBP: 0.351, SLG: 0.477										3	1	1	0	0	1	1					
24 Yasmani Grandal, S OBP: 0.421, SLG: 0.526										3	0	0	0	1	1	2					
74 Eloy Jiménez, R OBP: 0.301, SLG: 0.451										4	0	0	0	0	2	2					
10 Yoán Moncada, S OBP: 0.376, SLG: 0.402										3	1	0	0	1	2	0					
28 Leury García, S OBP: 0.340, SLG: 0.380										4	1	2	1	0	1	0					
32 Gavin Sheets, L OBP: 0.324, SLG: 0.517										3	1	2	3	0	0	0					
15 Adam Engel, R OBP: 0.331, SLG: 0.496										3	0	0	0	0	1	2					
Inning Stats	R: 0 E: 0 K: 1 S: 6	H: 0 LOB: 0 BB: 0 P: 9	R: 0 E: 0 K: 2 S: 7	H: 0 LOB: 0 BB: 0 P: 10	R: 2 E: 0 K: 1 S: 13	H: 2 LOB: 0 BB: 0 P: 19	R: 2 E: 0 K: 1 S: 12	H: 2 LOB: 2 BB: 1 P: 25	R: 1 E: 0 K: 0 S: 16	H: 1 LOB: 1 BB: 1 P: 26	R: 0 E: 0 K: 1 S: 8	H: 0 LOB: 0 BB: 0 P: 9	R: 1 E: 0 K: 2 S: 10	H: 2 LOB: 1 BB: 0 P: 16	R: 0 E: 0 K: 2 S: 15	H: 0 LOB: 0 BB: 0 P: 18		1B: 5 2B: 0 3B: 0 HR: 2	SF: 0 SAC: 0 DP: 0 HBP: 1	WP: 1 PB: 0 SB: 1 CS: 0	PA: 34
PITCHER	IP	WLS	BF	H	R	ER	SO	BB	IBB	HBP	BLK	WP	HR	S	P	ERA	WHIP				
54 Sonny Gray, R ERA: 4.19	4.2	L	22	5	5	5	6	2	0	1	0	0	1	51	86	9.64	1.500				
23 Jeff Hoffman, R ERA: 4.63	2.1		9	2	1	1	3	0	0	0	0	0	1	21	28	3.86	0.857				
55 Dauri Moreta, R ERA:	1.0		3	0	0	0	2	0	0	0	0	0	0	15	18	0.00	0.000				

AB	31
R	6
H	7
RBI	5
BB	2
SO	11
LOB	7



Batter	1	2	3	4	5	6	7	8	9	AB	R	H	RBI	BB	SO	LOB	TOP																		
6 Jonathan India, R OBP: 0.376, SLG: 0.458										3	0	0	0	1	2	3	Cincinnati Reds @ Pittsburgh Pirates PNC Park, Pittsburgh, PA Fri Oct 01 2021, 6:37 PM - 9:57 PM EDT Att: 13,582 - Clear - 69 F																		
32 Max Schrock, L 50 Amir Garrett, R 21 Michael Lorenzen, R 55 Dauri Moreta, R										4	0	1	1	0	0	2																			
2 Nick Castellanos, R 19 Joey Votto, L										3	0	0	0	1	1	3																			
7 Eugenio Suárez, R										4	0	0	0	0	3	2																			
16 Tucker Barnhart, L										4	0	0	0	0	1	2																			
Jose Barrero, R										4	0	1	1	0	2	0																			
29 TJ Friedl, L										3	1	0	0	1	1	1																			
58 Luis Castillo, R 39 Lucas Sims, R 77 Art Warren, R 37 Tyler Stephenson, R										2	0	1	0	0	1	0																			
Inning Stats	R: 0 E: 0 K: 0 S: 8	H: 0 LOB: 2 BB: 2 P: 18	R: 0 E: 0 K: 3 S: 10	H: 0 LOB: 0 BB: 0 P: 13	R: 0 E: 0 K: 1 S: 9	H: 1 LOB: 1 BB: 0 P: 11	R: 0 E: 0 K: 2 S: 8	H: 0 LOB: 0 BB: 0 P: 12	R: 0 E: 0 K: 2 S: 7	H: 0 LOB: 0 BB: 0 P: 14	R: 0 E: 0 K: 1 S: 7	H: 0 LOB: 0 BB: 0 P: 11	R: 0 E: 0 K: 1 S: 11	H: 1 LOB: 0 BB: 0 P: 20	R: 1 E: 0 K: 1 S: 19	H: 1 LOB: 2 BB: 1 P: 33		R: 1 E: 0 K: 1 S: 10	H: 2 LOB: 1 BB: 0 P: 16	1B: 3 2B: 2 3B: 1 HR: 0	SF: 0 SAC: 0 DP: 1 HBP: 0	WP: 1 PB: 0 SB: 0 CS: 0	PA: 35												
PITCHER	IP WLS BF H R ER SO BB IBB HBP BLK WP HR S P ERA WHIP	IP WLS BF H R ER SO BB IBB HBP BLK WP HR S P ERA WHIP	IP WLS BF H R ER SO BB IBB HBP BLK WP HR S P ERA WHIP	IP WLS BF H R ER SO BB IBB HBP BLK WP HR S P ERA WHIP	IP WLS BF H R ER SO BB IBB HBP BLK WP HR S P ERA WHIP	IP WLS BF H R ER SO BB IBB HBP BLK WP HR S P ERA WHIP	IP WLS BF H R ER SO BB IBB HBP BLK WP HR S P ERA WHIP	IP WLS BF H R ER SO BB IBB HBP BLK WP HR S P ERA WHIP	IP WLS BF H R ER SO BB IBB HBP BLK WP HR S P ERA WHIP	IP WLS BF H R ER SO BB IBB HBP BLK WP HR S P ERA WHIP	IP WLS BF H R ER SO BB IBB HBP BLK WP HR S P ERA WHIP	IP WLS BF H R ER SO BB IBB HBP BLK WP HR S P ERA WHIP	IP WLS BF H R ER SO BB IBB HBP BLK WP HR S P ERA WHIP	IP WLS BF H R ER SO BB IBB HBP BLK WP HR S P ERA WHIP	IP WLS BF H R ER SO BB IBB HBP BLK WP HR S P ERA WHIP	IP WLS BF H R ER SO BB IBB HBP BLK WP HR S P ERA WHIP		IP WLS BF H R ER SO BB IBB HBP BLK WP HR S P ERA WHIP	IP WLS BF H R ER SO BB IBB HBP BLK WP HR S P ERA WHIP	IP WLS BF H R ER SO BB IBB HBP BLK WP HR S P ERA WHIP	IP WLS BF H R ER SO BB IBB HBP BLK WP HR S P ERA WHIP	IP WLS BF H R ER SO BB IBB HBP BLK WP HR S P ERA WHIP	IP WLS BF H R ER SO BB IBB HBP BLK WP HR S P ERA WHIP	IP WLS BF H R ER SO BB IBB HBP BLK WP HR S P ERA WHIP	IP WLS BF H R ER SO BB IBB HBP BLK WP HR S P ERA WHIP										
3 Cole Tucker, S										5	2	4	0	0	3	Cincinnati Reds @ Pittsburgh Pirates PNC Park, Pittsburgh, PA Fri Oct 01 2021, 6:37 PM - 9:57 PM EDT Att: 13,582 - Clear - 69 F																			
32 Yoshi Tsutsugo, L 51 David Bednar, L										4	1	1	1	1	0																				
18 Ben Gamel, L 2 Michael Chavis, R										2	0	0	0	1	1																				
19 Colin Moran, L										4	1	1	0	0	0		1																		
6 Anthony Alford, R										4	1	3	0	0	0		0																		
5 Michael Pérez, L										3	1	1	0	1	2		3																		
27 Kevin Newman, R										4	1	3	2	0	1		2																		
68 Hoy Park, L										3	1	1	1	1	1		1																		
29 Wil Crowe, R 52 Anthony Banda, L 15 Wilmer Difo, S 46 Chris Stratton, R 10 Bryan Reynolds, S										2	0	0	0	0	2		3																		
Inning Stats	R: 1 E: 0 K: 1 S: 9	H: 1 LOB: 0 BB: 0 P: 14	R: 0 E: 0 K: 1 S: 14	H: 2 LOB: 3 BB: 1 P: 24	R: 0 E: 0 K: 0 S: 14	H: 0 LOB: 1 BB: 1 P: 20	R: 0 E: 0 K: 1 S: 8	H: 2 LOB: 1 BB: 0 P: 16	R: 0 E: 0 K: 2 S: 12	H: 1 LOB: 2 BB: 1 P: 17	R: 0 E: 0 K: 2 S: 9	H: 0 LOB: 0 BB: 0 P: 12	R: 0 E: 0 K: 1 S: 22	H: 6 LOB: 2 BB: 2 P: 40	R: 8 E: 0 K: 1 S: 22		H: 6 LOB: 0 BB: 2 P: 40	R: 8 E: 0 K: 1 S: 22	H: 6 LOB: 0 BB: 2 P: 40	1B: 10 2B: 1 3B: 1 HR: 1	SF: 0 SAC: 0 DP: 2 HBP: 0	WP: 1 PB: 0 SB: 0 CS: 1	PA: 39												
PITCHER	IP WLS BF H R ER SO BB IBB HBP BLK WP HR S P ERA WHIP	IP WLS BF H R ER SO BB IBB HBP BLK WP HR S P ERA WHIP	IP WLS BF H R ER SO BB IBB HBP BLK WP HR S P ERA WHIP	IP WLS BF H R ER SO BB IBB HBP BLK WP HR S P ERA WHIP	IP WLS BF H R ER SO BB IBB HBP BLK WP HR S P ERA WHIP	IP WLS BF H R ER SO BB IBB HBP BLK WP HR S P ERA WHIP	IP WLS BF H R ER SO BB IBB HBP BLK WP HR S P ERA WHIP	IP WLS BF H R ER SO BB IBB HBP BLK WP HR S P ERA WHIP	IP WLS BF H R ER SO BB IBB HBP BLK WP HR S P ERA WHIP	IP WLS BF H R ER SO BB IBB HBP BLK WP HR S P ERA WHIP	IP WLS BF H R ER SO BB IBB HBP BLK WP HR S P ERA WHIP	IP WLS BF H R ER SO BB IBB HBP BLK WP HR S P ERA WHIP	IP WLS BF H R ER SO BB IBB HBP BLK WP HR S P ERA WHIP	IP WLS BF H R ER SO BB IBB HBP BLK WP HR S P ERA WHIP	IP WLS BF H R ER SO BB IBB HBP BLK WP HR S P ERA WHIP	IP WLS BF H R ER SO BB IBB HBP BLK WP HR S P ERA WHIP	IP WLS BF H R ER SO BB IBB HBP BLK WP HR S P ERA WHIP	IP WLS BF H R ER SO BB IBB HBP BLK WP HR S P ERA WHIP	IP WLS BF H R ER SO BB IBB HBP BLK WP HR S P ERA WHIP	IP WLS BF H R ER SO BB IBB HBP BLK WP HR S P ERA WHIP	IP WLS BF H R ER SO BB IBB HBP BLK WP HR S P ERA WHIP	IP WLS BF H R ER SO BB IBB HBP BLK WP HR S P ERA WHIP	IP WLS BF H R ER SO BB IBB HBP BLK WP HR S P ERA WHIP	IP WLS BF H R ER SO BB IBB HBP BLK WP HR S P ERA WHIP											
58 Luis Castillo, R 39 Lucas Sims, R 77 Art Warren, R 50 Amir Garrett, L 21 Michael Lorenzen, R	5.1 0.2 1.0 0.1 0.0	WLS 3 L	BF 6 3 2 5	H 1 0 2 3	R 1 0 2 2	ER 1 0 0 2	SO 5 0 2 2	BB 3 0 0 2	IBB 0 0 0 0	HBP 0 0 0 0	BLK 0 0 0 0	WP 0 0 0 1	HR 0 0 0 0	S 59 6 7 10	P 94 6 12 10	ERA 1.69 0.00 0.00 54.00	WHIP 1.688 0.000 0.000 6.000	55 Dauri Moreta, R	0.2	WLS 3	BF 1	H 4	R 4	ER 4	SO 4	BB 0	IBB 0	HBP 0	BLK 0	WP 0	HR 1	S 5	P 8	ERA 54.00	WHIP 1.500

