

Cincinnati Reds - 2022

Batter	1	2	3	4	5	6	7	8	9	AB	R	H	RBI	BB	SO	LOB	TOP				
6 Jonathan India, R 82 Leo Rivas, S										2	0	0	0	1	2	0	Cincinnati Reds @ Cleveland Guardians Goodyear Ballpark, Goodyear, AZ Fri Mar 18 2022, 4:10 PM - 6:45 PM EDT Att: 4,001 - Sunny - 79 F				
19 Joey Votto, L 86 Alan Carda, R Leonardo Seminati, R										2	1	1	0	1	1	1					
17 Kyle Farmer, R 93 Matt McLain, R										3	0	0	0	0	1	3					
37 Tyler Stephenson, R 86 Alan Carda, R OBP: 0.667, SLG: 0.500										3	1	1	0	0	0	1					
15 Nick Senzel, R 94 Ronnie Dawson, L										2	0	1	2	0	1	0					
44 Aristides Aquino, R 95 Trey Amburgey, R										1	0	0	0	1	1	0					
35 Andrew Knapp, S 47 Mark Kolozsvary, R										2	0	0	0	0	1	2					
29 TJ Friedl, L 83 Lorenzo Cedrola, R OBP: 0.500, SLG: 0.500										2	0	0	0	0	0	2					
28 Alejo Lopez, S 78 Cristian Santana, R										2	0	0	0	0	0	1					
Inning Stats	R: 0 E: 0 K: 1 S: 6	H: 0 LOB: 1 BB: 1 P: 10	R: 0 E: 0 K: 2 S: 7	H: 0 LOB: 0 BB: 0 P: 7	R: 0 E: 1 K: 1 S: 5	H: 0 LOB: 0 BB: 0 P: 5	R: 2 E: 0 K: 2 S: 10	H: 3 LOB: 2 BB: 1 P: 14	R: 0 E: 0 K: 1 S: 5	H: 0 LOB: 1 BB: 1 P: 10	R: 0 E: 0 K: 0 S: 3	H: 0 LOB: 0 BB: 0 P: 3	R: 0 E: 0 K: 2 S: 8	H: 1 LOB: 1 BB: 0 P: 9	R: 0 E: 0 K: 0 S: 4	H: 1 LOB: 1 BB: 0 P: 4		1B: 3 2B: 2 3B: 0 HR: 0	SF: 0 SAC: 0 DP: 1 HBP: 0	WP: 1 PB: 0 SB: 1 CS: 0	PA: 36
PITCHER	IP WLS BF H R ER SO BB IBB HBP BLK WP HR S P ERA WHIP																				
96 Tanner Tully, L ERA: 18.0	3.0	7	3	2	2	2	1	0	0	0	0	0	0	10	14	18.00	4.000				
46 Alex Young, L ERA: 18.0	1.0	4	0	0	0	1	1	0	0	0	0	0	0	5	9	0.00	1.000				
91 Robert Broom, R ERA: 18.0	1.0	7	0	0	0	1	1	0	0	0	0	0	0	8	13	0.00	0.500				
33 Brett Daniels, R ERA: 18.0	2.0	8	2	0	0	2	0	0	0	0	1	0	0	12	13	0.00	1.000				

Batter	1	2	3	4	5	6	7	8	9	AB	R	H	RBI	BB	SO	LOB	BOTTOM				
7 Myles Straw, R OBP: 0.500, SLG: 0.500										2	0	1	0	0	0	0	Cincinnati Reds @ Cleveland Guardians Goodyear Ballpark, Goodyear, AZ Fri Mar 18 2022, 4:10 PM - 6:45 PM EDT Att: 4,001 - Sunny - 79 F				
1 Amed Rosario, R 66 Braylan Rocchio, S										2	0	0	0	0	2	2					
11 José Ramirez, S 28 Ernie Clement, R OBP: 1.000, SLG: 1.000										2	0	0	0	0	0	0					
32 Franmil Reyes, R 73 Richie Palacios, L OBP: 1.000, SLG: 1.000										1	1	0	0	1	1	0					
71 Gabriel Arias, R OBP: 1.000, SLG: 1.000										1	0	1	0	0	0	0					
44 Bobby Bradley, L 78 Jhonkensy Noel, R										2	0	0	0	0	1	1					
4 Bradley Zimmer, L 7 Will Benson, L										2	0	1	0	0	1	0					
2 Yu Chang, R 75 José Tena, L										2	0	1	1	0	1	0					
35 Oscar Mercado, R 34 Oscar Gonzalez, R OBP: 0.500, SLG: 0.500										1	0	0	0	1	0	0					
17 Austin Hedges, R 9 Sandy León, S 81 Bryan Lavastida, R										0	0	0	0	1	0	0					
Inning Stats	R: 0 E: 0 K: 1 S: 5	H: 0 LOB: 0 BB: 0 P: 5	R: 0 E: 0 K: 3 S: 9	H: 0 LOB: 0 BB: 0 P: 9	R: 0 E: 0 K: 2 S: 8	H: 1 LOB: 2 BB: 1 P: 12	R: 1 E: 0 K: 0 S: 5	H: 2 LOB: 3 BB: 2 P: 13	R: 1 E: 1 K: 1 S: 7	H: 2 LOB: 1 BB: 0 P: 7	R: 0 E: 0 K: 2 S: 8	H: 1 LOB: 1 BB: 0 P: 8	R: 1 E: 1 K: 1 S: 7	H: 2 LOB: 1 BB: 0 P: 7	R: 0 E: 0 K: 0 S: 3	H: 0 LOB: 0 BB: 0 P: 3	1B: 7 2B: 1 3B: 0 HR: 0	SF: 0 SAC: 0 DP: 1 HBP: 0	WP: 0 PB: 0 SB: 0 CS: 0	PA: 35	
PITCHER	IP WLS BF H R ER SO BB IBB HBP BLK WP HR S P ERA WHIP																				
40 Nick Lodolo, L 96 Brandon Williamson, L ERA: 5.4	2.0	6	0	0	0	4	0	0	0	0	0	0	0	14	14	0.00	0.000				
31 Matt Pidich, R ERA: 5.4	0.1	2	0	0	0	0	1	0	0	0	0	0	1	5	0.00	3.000					
67 Kyle Dowdy, R ERA: 5.4	2.0	9	3	1	0	3	0	0	0	0	0	0	0	15	15	0.00	1.500				
63 Phillip Diehl, L ERA: 5.4	1.0	5	2	1	0	1	0	0	0	0	0	0	0	7	7	0.00	2.000				



Batter	1	2	3	4	5	6	7	8	9	AB	R	H	RBI	BB	SO	LOB	TOP																				
20 Cristian Pacheco, R OBP: 0.333, SLG: 0.667 79 Mickey McDonald, L OBP: 0.500, SLG: 0.500	E8 1B		K		K		K		L3	3	0	1	0	0	2	1																					
31 Vimalael Machin, L OBP: 0.500, SLG: 0.667 72 Logan Davidson, S OBP: 0.333, SLG: 0.667	K		F8		G5-3		K			3	0	0	1	0	1	1																					
30 Austin Allen, L OBP: 0.500, SLG: 0.667 81 Shea Langeliers, R OBP: 0.500, SLG: 0.667 77 Jonah Bride, R OBP: 0.500, SLG: 0.667	F6		FC6-4 BB		K		K			1	0	0	0	1	0	1																					
76 Dérmsis García, R OBP: 0.200, SLG: 0.200 73 Zack Gelof, R OBP: 0.333, SLG: 0.667	K		FC6-4 1-2			K		L3		3	0	0	0	0	2	2																					
11 Skye Bolt, S OBP: 0.667, SLG: 1.333 44 Michael Reed, S OBP: 0.500, SLG: 0.500		G4-3 70 G4-3 37 HBP 75 G4-3 BB		K		K		K2-5-6-3		2	1	0	0	1	2	0																					
37 Drew Jackson, R OBP: 0.500, SLG: 0.667 88 Jeremy Eierman, R OBP: 0.500, SLG: 0.667		G4-3 75 G4-3 70 G4-3 HBP				K		F7		2	0	1	0	0	1	0																					
70 Tyler Soderstrom, L OBP: 0.250, SLG: 0.250 1 Kevin Smith, R OBP: 0.250, SLG: 0.250		G4-3 1-2 2-3						G3		1	0	0	0	1	0	2																					
75 Jordan Diaz, R OBP: 0.500, SLG: 0.667 53 Dalton Kelly, L OBP: 0.500, SLG: 0.667		G4-3 2-3 3-H						F7		2	0	0	1	0	0	3																					
2 Nick Allen, R OBP: 0.750, SLG: 2.000 49 Christian Lopes, R OBP: 0.500, SLG: 0.333		G6-3						1B		1	0	1	0	0	0	0																					
Inning Stats	R: 0 E: 1 K: 2 S: 8	H: 1 LOB: 0 BB: 0 P: 8	R: 1 E: 0 K: 0 S: 3	H: 0 LOB: 1 BB: 1 P: 8	R: 0 E: 0 K: 1 S: 5	H: 0 LOB: 1 BB: 1 P: 9	R: 0 E: 0 K: 1 S: 5	H: 1 LOB: 0 BB: 0 P: 9	R: 1 E: 0 K: 2 S: 8	H: 1 LOB: 0 BB: 0 P: 8	R: 0 E: 0 K: 3 S: 9	H: 0 LOB: 0 BB: 0 P: 9	R: 1 E: 0 K: 2 S: 9	H: 2 LOB: 3 BB: 1 P: 14	R: 0 E: 0 K: 1 S: 5	H: 0 LOB: 0 BB: 0 P: 5	R: 0 E: 0 K: 0 S: 3	H: 1 LOB: 0 BB: 0 P: 3	1B: 4 2B: 2 3B: 1 HR: 0	SF: 0 SAC: 0 DP: 2 HBP: 2	WP: 0 PB: 0 SB: 0 CS: 0	PA: 37															
PITCHER	IP	WLS	BF	H	R	ER	SO	BB	IBB	HBP	BLK	WP	HR	S	P	ERA	WHIP	PITCHER	IP	WLS	BF	H	R	ER	SO	BB	IBB	HBP	BLK	WP	HR	S	P	ERA	WHIP		
30 Tyler Mahle, R ERA: 9.00	1.0	W	4	1	0	0	2	0	0	0	0	0	0	8	8	0.00	1.000	85 Randy Wynne, R ERA: 9.00	1.0		3	0	0	0	1	0	0	0	0	0	0	5	5	0.00	0.000		
52 Nick Green, R ERA: 9.00	1.0		5	0	1	1	0	1	0	1	0	0	0	3	8	9.00	1.000	87 Jared Solomon, R ERA: 9.00	1.0		3	1	0	0	0	0	0	0	0	0	3	3	0.00	1.000			
48 Zack Godley, R ERA: 4.50	2.0		8	1	0	0	2	2	0	0	0	0	0	10	18	0.00	1.500																				
49 Ben Lively, R ERA: 9.00	2.0		7	1	1	1	5	0	0	0	0	0	0	17	17	4.50	0.500																				
75 Trey Wingenter, R ERA: 9.00	1.0		7	2	1	1	2	1	0	1	0	0	0	9	14	9.00	3.000																				

Oakland Athletics @ Cincinnati Reds
Goodyear Ballpark, Goodyear, AZ
Sat Mar 19 2022, 9:07 PM - 12:12 AM EDT
Att: 4,032 - Partly Cloudy - 82 F

AB 31
R 3
H 6
RBI 3
BB 4
SO 12
LOB 21



Batter	1	2	3	4	5	6	7	8	9	AB	R	H	RBI	BB	SO	LOB	BOTTOM																			
12 Tyler Naquin, L OBP: 0.333, SLG: 0.333 83 Lorenzo Cedrola, R OBP: 0.250, SLG: 0.250			G1-4-3 1-2			K		G4-3		3	1	1	0	0	1	2																				
9 Mike Moustakas, L OBP: 0.333, SLG: 0.333 78 Cristian Santana, R OBP: 0.333, SLG: 0.333						K				3	1	1	0	0	1	1																				
4 Shogo Akiyama, L OBP: 0.500, SLG: 0.500 86 Allan Cerda, R OBP: 0.500, SLG: 0.500		G4-3				L3		G6-4-3 1-2		3	0	0	0	0	1	2																				
27 Jake Fraley, L OBP: 1.000, SLG: 1.000 95 Trey Amburgey, R OBP: 0.200, SLG: 0.200										2	1	2	1	1	0	0																				
32 Max Schrock, L OBP: 0.500, SLG: 0.500 28 Alejo Lopez, S OBP: 0.333, SLG: 0.333		G4-3				P2				2	1	0	0	1	0	2																				
26 Jake Bauers, L OBP: 0.667, SLG: 1.667 2 Robbie Tenerowicz, R OBP: 0.500, SLG: 0.500										3	2	2	2	0	0	1																				
29 TJ Friedl, L OBP: 0.200, SLG: 0.200 16 Isiah Gilliam, S OBP: 0.333, SLG: 0.333										3	1	1	1	0	0	0																				
76 Aramis García, R OBP: 0.667, SLG: 2.667 73 Chuckie Robinson, R OBP: 0.500, SLG: 0.500										3	2	2	5	0	0	0																				
93 Matt McLain, R OBP: 0.500, SLG: 0.333 69 Miguel Hernández, R OBP: 0.500, SLG: 0.333										2	0	1	0	1	1	0																				
Inning Stats	R: 7 E: 0 K: 2 S: 14	H: 6 LOB: 1 BB: 2 P: 24	R: 0 E: 0 K: 0 S: 5	H: 1 LOB: 1 BB: 0 P: 5	R: 1 E: 0 K: 0 S: 6	H: 2 LOB: 0 BB: 0 P: 8	R: 0 E: 0 K: 1 S: 5	H: 0 LOB: 1 BB: 1 P: 9	R: 1 E: 0 K: 1 S: 8	H: 1 LOB: 0 BB: 0 P: 9	R: 0 E: 0 K: 1 S: 5	H: 1 LOB: 0 BB: 0 P: 5	R: 0 E: 0 K: 3 S: 9	H: 0 LOB: 0 BB: 0 P: 9	R: 0 E: 0 K: 0 S: 3	H: 0 LOB: 1 BB: 1 P: 7	R: 0 E: 0 K: 0 S: 3	H: 0 LOB: 1 BB: 1 P: 7	1B: 8 2B: 0 3B: 0 HR: 3	SF: 0 SAC: 0 DP: 2 HBP: 0	WP: 0 PB: 0 SB: 2 CS: 0	PA: 37														
PITCHER	IP	WLS	BF	H	R	ER	SO	BB	IBB	HBP	BLK	WP	HR	S	P	ERA	WHIP	PITCHER	IP	WLS	BF	H	R	ER	SO	BB	IBB	HBP	BLK	WP	HR	S	P	ERA	WHIP	
55 Sean Manaea, L ERA: 33.75	1.1	L	10	5	5	5	1	1	0	0	0	0	0	12	16	33.75	4.500	38 Ryan Castellani, R ERA: 9.00	1.0		4	1	1	1	1	0	0	0	0	8	9	9.00	1.000			
57 Brian Howard, R ERA: 27.00	0.2		5	2	2	2	1	1	0	0	0	0	1	7	13	27.00	4.500	71 Jacob Lemoine, R ERA: 9.00	1.0		3	1	0	0	1	0	0	0	0	5	5	0.00	1.000			
55 Sean Manaea, L ERA: 33.75	1.1	L	10	5	5	5	1	1	0	0	0	0	0	12	16	33.75	4.500	78 Zach Jackson, R ERA: 9.00	1.0		3	0	0	0	3	0	0	0	0	9	9	0.00	0.000			
54 Kirby Sneed, L ERA: 9.00	1.0		4	2	1	1	0	0	0	0	0	0	1	6	8	9.00	2.000	80 Colin Peluse, R ERA: 9.00	1.0		4	0	0	0	0	1	0	0	0	3	7	0.00	1.000			
21 Adam Kolarek, L ERA: 9.00	1.0		4	0	0	0	1	1	0	0	0	0	0	5	9	0.00	1.000																			

Oakland Athletics @ Cincinnati Reds
Goodyear Ballpark, Goodyear, AZ
Sat Mar 19 2022, 9:07 PM - 12:12 AM EDT
Att: 4,032 - Partly Cloudy - 82 F

AB 33
R 9
H 11
RBI 9
BB 4
SO 8
LOB 10



Batter	1	2	3	4	5	6	7	8	9	AB	R	H	RBI	BB	SO	LOB	TOP																			
6 Jonathan India, R OBP: 0.667, SLG: 1.429 69 Miguel Hernandez, R OBP: 0.571, SLG: 0.667										3	1	2	1	0	1	2	Cincinnati Reds @ Los Angeles Dodgers Camelback Ranch, Glendale, AZ Tue Mar 22 2022, 4:05 PM - 7:21 PM EDT Att: 4,822 - Sunny - 79 F																			
19 Joey Votto, L OBP: 0.500, SLG: 0.333 78 Cristian Santana, R OBP: 0.429, SLG: 0.333										4	0	0	0	0	0	1																				
9 Mike Moustakas, L OBP: 0.375, SLG: 0.750 32 Max Schrock, L OBP: 0.625, SLG: 1.000										2	0	0	0	0	1	0																				
37 Tyler Stephenson, R OBP: 0.444, SLG: 0.429 76 Aramis Garcia, R OBP: 0.400, SLG: 1.600										3	1	1	0	0	1	0																				
17 Kyle Farmer, R OBP: 0.111, SLG: 0.444 93 Matt McLain, R OBP: 0.333, SLG: 0.200										3	1	1	3	0	0	0																				
7 Donovan Solano, R OBP: 0.333, SLG: 0.400 86 Allan Cerda, R OBP: 0.500, SLG: 0.400										2	1	1	0	0	1	0																				
15 Nick Senzel, R OBP: 0.500, SLG: 0.875 94 Ronnie Dawson, L OBP: 0.600, SLG: 0.667										3	1	2	1	0	1	0																				
44 Aristides Aquino, R OBP: 0.429, SLG: 0.833 83 Lorenzo Cadedra, R OBP: 0.333, SLG: 0.500										3	0	1	0	0	1	2																				
26 Jake Bauers, L OBP: 0.444, SLG: 1.111 29 TJ Friedl, L OBP: 0.143, SLG: 0.143										3	1	1	3	0	1	2																				
Inning Stats	R: 0 E: 0 K: 0 S: 3	H: 1 LOB: 0 BB: 0 P: 3	R: 0 E: 0 K: 2 S: 7	H: 0 LOB: 0 BB: 0 P: 7	R: 0 E: 0 K: 1 S: 5	H: 0 LOB: 0 BB: 0 P: 5	R: 1 E: 0 K: 1 S: 7	H: 1 LOB: 0 BB: 0 P: 7	R: 1 E: 0 K: 2 S: 10	H: 3 LOB: 2 BB: 0 P: 10	R: 6 E: 0 K: 1 S: 14	H: 5 LOB: 1 BB: 0 P: 22	R: 0 E: 0 K: 0 S: 3	H: 1 LOB: 0 BB: 0 P: 3	R: 0 E: 0 K: 2 S: 7	H: 0 LOB: 0 BB: 0 P: 7		R: 2 E: 1 K: 1 S: 8	H: 2 LOB: 1 BB: 0 P: 8	1B: 8 2B: 2 3B: 0 HR: 3	SF: 1 SAC: 0 DP: 2 HBP: 1	WP: 1 PB: 0 SB: 0 CS: 0	PA: 40													
PITCHER	IP	WLS	BF	H	R	ER	SO	BB	IBB	HBP	BLK	WP	HR	S	P	ERA	WHIP	PITCHER	IP	WLS	BF	H	R	ER	SO	BB	IBB	HBP	BLK	WP	HR	S	P	ERA	WHIP	
21 Walker Buehler, R ERA: 3.86	4.2		18	5	2	2	5	0	0	0	0	0	0	1	29	29	3.86	1.071	Mitch White, R ERA: 9.0	1.0		6	2	2	1	1	0	0	0	0	0	8	8	9.00	2.000	
94 Guillermo Zuñiga, R ERA: 6.1	2.1	L	12	5	5	5	2	0	0	1	0	1	1	17	22	19.29	2.143																			
28 Andrew Heaney, L ERA: 19.29	0.2		3	1	1	1	1	0	0	0	0	0	1	7	10	13.50	1.500																			
97 Nick Robertson, R ERA: 5.4	2.1	L	12	5	5	5	2	0	0	1	0	1	1	17	22	19.29	2.143																			

AB	38
R	10
H	13
RBI	10
BB	0
SO	10
LOB	12



Batter	1	2	3	4	5	6	7	8	9	AB	R	H	RBI	BB	SO	LOB	BOTTOM																		
6 Trea Turner, R OBP: 0.400, SLG: 0.400 68 Eddy Alvarez, L OBP: 0.600, SLG: 0.875										2	0	1	0	0	0	0	Cincinnati Reds @ Los Angeles Dodgers Camelback Ranch, Glendale, AZ Tue Mar 22 2022, 4:05 PM - 7:21 PM EDT Att: 4,822 - Sunny - 79 F																		
10 Justin Turner, R OBP: 0.250, SLG: 0.375 12 Tony Wolters, L OBP: 0.167, SLG: 0.333										3	2	1	0	0	0	1																			
5 Freddie Freeman, L OBP: 0.500, SLG: 0.500 45 Matt Beatty, L OBP: 0.250, SLG: 0.667										2	0	1	0	0	0	1																			
16 Will Smith, R OBP: 0.143, SLG: 0.667 83 Eddys Leonard, R										2	1	1	2	0	0	1																			
11 AJ Pollock, R 18 Jake Lamb, L OBP: 0.182, SLG: 0.545										2	0	0	0	0	2	1																			
35 Cody Bellinger, L OBP: 0.300, SLG: 0.222 84 Michael Busch, L OBP: 0.500, SLG: 0.667										1	1	0	0	1	0	0																			
3 Chris Taylor, R OBP: 0.444, SLG: 0.500 77 James Outman, L OBP: 0.625, SLG: 1.143										3	1	1	0	0	0	0																			
43 Edwin Rios, L OBP: 0.625, SLG: 0.500 57 Jason Martin, L OBP: 0.455, SLG: 1.000										2	0	1	0	0	0	0																			
43 Edwin Rios, L OBP: 0.625, SLG: 0.500 57 Jason Martin, L OBP: 0.455, SLG: 1.000										2	1	2	3	0	0	0																			
8 Zach McKinstry, L OBP: 0.222, SLG: 0.125 92 Stefan Romero, R OBP: 0.167, SLG: 0.091										2	0	2	1	0	0	0																			
Inning Stats	R: 1 E: 0 K: 1 S: 7	H: 2 LOB: 1 BB: 0 P: 7	R: 0 E: 0 K: 0 S: 4	H: 1 LOB: 1 BB: 0 P: 4	R: 0 E: 0 K: 0 S: 4	H: 1 LOB: 1 BB: 0 P: 4	R: 1 E: 0 K: 1 S: 6	H: 2 LOB: 1 BB: 1 P: 10	R: 3 E: 1 K: 1 S: 13	H: 4 LOB: 2 BB: 0 P: 14	R: 0 E: 0 K: 1 S: 5	H: 0 LOB: 0 BB: 0 P: 5	R: 0 E: 0 K: 0 S: 3	H: 0 LOB: 0 BB: 0 P: 3	R: 2 E: 2 K: 1 S: 11	H: 2 LOB: 2 BB: 0 P: 13	R: 1 E: 0 K: 0 S: 6	H: 2 LOB: 2 BB: 1 P: 10	1B: 9 2B: 3 3B: 0 HR: 3	SF: 2 SAC: 0 DP: 1 HBP: 0	WP: 0 PB: 0 SB: 0 CS: 0	PA: 45													
PITCHER	IP	WLS	BF	H	R	ER	SO	BB	IBB	HBP	BLK	WP	HR	S	P	ERA	WHIP	PITCHER	IP	WLS	BF	H	R	ER	SO	BB	IBB	HBP	BLK	WP	HR	S	P	ERA	WHIP
Vladimir Gutierrez, R ERA: 9.0	1.0		5	2	1	1	1	0	0	0	0	0	0	4	4	9.00	2.000	84 Alexis Diaz, R ERA: 6.1	1.0		3	0	0	0	0	0	0	0	0	0	3	3	0.00	0.000	
75 Trey Wingenter, R ERA: 4.5	1.0		4	1	0	0	0	0	0	0	0	0	0	4	4	0.00	1.000	57 Riley O'Brien, R ERA: 7.1	1.0	H	3	0	0	0	0	0	0	0	0	3	3	0.00	0.000		
55 Dauri Moreta, R ERA: 4.5	1.0		4	1	0	0	0	0	0	0	0	0	0	4	4	0.00	1.000	66 Joel Kuhnel, R ERA: 4.5	1.0	H	7	2	2	1	1	0	0	1	11	13	9.00	2.000			
82 Daniel Duarte, R ERA: 9.0	1.0	W	8	4	3	2	1	0	0	0	0	0	2	13	14	18.00	4.000	41 Pedro Garcia, R ERA: 9.0	1.0	S	6	2	1	1	0	1	0	0	6	10	9.00	3.000			


AB	41
R	8
H	14
RBI	8
BB	2
SO	5
LOB	15



Batter	1	2	3	4	5	6	7	8	9	AB	R	H	RBI	BB	SO	LOB	TOP								
6 Jonathan India, R (1,4) OBP: 0.393, SLG: 0.500 12 Quincy McAfee, R (8,4)	P4		G1-3 28 G1-3 19 E 27 3B	P5			G5-3		K	4	1	1	0	0	0	1	Cincinnati Reds @ Oakland Athletics Hohokam Stadium, Mesa, AZ Wed Mar 30, 2022, 4:06 PM - 7:06 PM EDT Att. 2,128 - Partly Cloudy - 73 F								
27 Jake Fraley, L (1,10) OBP: 0.388, SLG: 0.313 68 Ely De La Cruz, S (9,PH)	K		FC5 19 3B 28 G1-3		G6-3		F8		K	4	1	0	0	0	1	1									
28 Tommy Pham, R (1,7) 44 Aristides Aquino, R (5,7)	L4		G1-3		F9			12 2B 17 SF9 BB		3	0	0	0	0	0	2									
19 Joey Votto, L (1,3) OBP: 0.233, SLG: 0.414		G5-3			F8			F8		4	0	1	2	0	0	1									
12 Tyler Naquin, L (1,9) OBP: 0.304, SLG: 0.364 6 Matt Lloyd, L (8,9)		F7			F7		G4-3		17 SF9 2B	4	0	1	0	0	0	1									
17 Kyle Farmer, R (1,6) OBP: 0.308, SLG: 0.417 82 Leo Rivas, S (8,6)			L5				K		SF9	3	1	1	1	0	1	1									
15 Nick Senzel, R (1,8) OBP: 0.360, SLG: 0.381 33 TJ Hopkins, R (8,8)									L3	3	0	1	0	1	1	1									
32 Max Schrock, L (1,5) OBP: 0.600, SLG: 0.824										3	0	1	0	1	1	1									
35 Andrew Knapp, S (1,2) 15 Quin Cotton, R (9,PR)										3	0	0	0	1	0	3									
										0	0	0	0	0	0	0									
Inning Stats	R: 0 E: 0 K: 1 S: 5	H: 0 LOB: 0 BB: 0 P: 5	R: 1 E: 0 K: 0 S: 6	H: 3 LOB: 2 BB: 0 P: 7	R: 2 E: 1 K: 0 S: 6	H: 2 LOB: 1 BB: 0 P: 6	R: 0 E: 0 K: 1 S: 6	H: 1 LOB: 1 BB: 0 P: 6	R: 0 E: 0 K: 0 S: 3	H: 0 LOB: 0 BB: 0 P: 3	R: 0 E: 0 K: 1 S: 5	H: 0 LOB: 0 BB: 1 P: 9	R: 0 E: 0 K: 0 S: 3	H: 0 LOB: 0 BB: 0 P: 3	R: 1 E: 0 K: 0 S: 4	H: 1 LOB: 1 BB: 1 P: 8	R: 0 E: 0 K: 3 S: 9	H: 0 LOB: 1 BB: 1 P: 13	1B: 5 2B: 1 3B: 1 HR: 0	SF: 1 SAC: 0 DP: 0 HBP: 0	WP: 1 PB: 0 SB: 0 CS: 0	PA: 38			
PITCHER	IP	WLS	BF	H	R	ER	SO	BB	IBB	HBP	BLK	WP	HR	S	P	ERA	WHIP								
19 Cole Irvin, L (1,1) ERA: 5.59	4.2	W	21	6	3	2	2	0	0	0	0	1	0	25	26	3.86	1.286								
54 Kirby Sneed, L (5,1)	0.1	H	1	0	0	0	0	0	0	0	0	0	0	1	1	0.00	0.000								
33 A.J. Puk, L (6,1) ERA: 7.71	2.0	H	7	0	0	0	1	1	0	0	0	0	0	8	12	0.00	0.500								
78 Zach Jackson, R (8,1) ERA: 2.25	1.0	H	5	1	1	1	0	1	0	0	0	0	0	4	8	9.00	2.000								
56 Dany Jiménez, R (9,1) ERA:	1.0	S	4	0	0	0	3	1	0	0	0	0	0	9	13	0.00	1.000								

Batter	1	2	3	4	5	6	7	8	9	AB	R	H	RBI	BB	SO	LOB	BOTTOM								
5 Tony Kemp, L (1,4) OBP: 0.428, SLG: 0.750 93 Max Schuemann, R (7,7)	F8 17 F8 8 1B						F9			4	1	2	0	0	1	1	Cincinnati Reds @ Oakland Athletics Hohokam Stadium, Mesa, AZ Wed Mar 30, 2022, 4:06 PM - 7:06 PM EDT Att. 2,128 - Partly Cloudy - 73 F								
17 Elvis Andrus, R (1,6) OBP: 0.150, SLG: 0.300 72 Logan Davidson, S (6,PH) ERA: 5.4	F8					G4-3				3	0	0	0	0	0	2									
8 Jed Lowrie, S (1,3) OBP: 0.444, SLG: 0.600 4 Eric Thames, L (5,3) OBP: 0.428, SLG: 0.529								12 2B 15 2B		2	1	1	1	0	0	0									
12 Sean Murphy, R (1,10) OBP: 0.500, SLG: 1.000										4	1	2	0	0	1	2									
15 Seth Brown, L (1,9) OBP: 0.167, SLG: 0.217										4	1	1	2	0	2	3									
10 Chad Pinder, R (1,5) OBP: 0.316, SLG: 0.375 73 Zack Gelof, R (6,5) OBP: 0.286, SLG: 0.167										3	0	1	1	0	0	2									
23 Christian Bethancourt, R (1,2) OBP: 0.444, SLG: 0.600 79 Mickey McDonald, L (7,8) OBP: 0.833, SLG: 0.833										3	1	1	1	0	1	2									
37 Drew Jackson, R (1,7) OBP: 0.450, SLG: 0.412 81 Shea Langeliers, R (7,2) OBP: 0.145, SLG: 0.145										2	0	1	0	1	1	0									
11 Skye Bolt, S (1,8) OBP: 0.360, SLG: 0.316 95 Nate Mondou, L (7,4)										2	0	0	0	1	0	2									
										1	0	0	0	0	0	1									
Inning Stats	R: 4 E: 0 K: 1 S: 11	H: 6 LOB: 2 BB: 0 P: 12	R: 0 E: 0 K: 1 S: 5	H: 0 LOB: 0 BB: 0 P: 5	R: 0 E: 0 K: 0 S: 4	H: 1 LOB: 1 BB: 0 P: 4	R: 0 E: 0 K: 1 S: 6	H: 1 LOB: 1 BB: 0 P: 6	R: 0 E: 0 K: 0 S: 5	H: 0 LOB: 1 BB: 1 P: 9	R: 1 E: 0 K: 0 S: 3	H: 1 LOB: 1 BB: 2 P: 12	R: 0 E: 0 K: 3 S: 10	H: 1 LOB: 1 BB: 0 P: 10	R: 0 E: 0 K: 0 S: 3	H: 1 LOB: 0 BB: 0 P: 3	1B: 4 2B: 6 3B: 0 HR: 1	SF: 0 SAC: 0 DP: 1 HBP: 0	WP: 0 PB: 1 SB: 2 CS: 1	PA: 36					
PITCHER	IP	WLS	BF	H	R	ER	SO	BB	IBB	HBP	BLK	WP	HR	S	P	ERA	WHIP								
Vladimir Gutierrez, R (1,1) ERA: 5.4	2.1	L	13	6	4	4	1	0	0	0	0	0	0	15	15	15.43	2.571								
41 Pedro Garcia, R (1,1) ERA: 5.4	0.2		3	1	0	0	1	0	0	0	0	0	0	5	6	0.00	1.500								
Vladimir Gutierrez, R (2,1) ERA: 5.4	2.1	L	13	6	4	4	1	0	0	0	0	0	0	15	15	15.43	2.571								
34 Justin Wilson, L (4,1) ERA: 9.0	1.0		4	1	0	0	1	0	0	0	0	0	0	6	6	0.00	1.000								
85 Luis Cessa, R (5,1) ERA:	1.0		4	0	0	0	1	1	0	0	0	0	0	5	9	0.00	1.000								
PITCHER	IP	WLS	BF	H	R	ER	SO	BB	IBB	HBP	BLK	WP	HR	S	P	ERA	WHIP								
84 Alexis Diaz, R (6,1) ERA: 6.0	1.0		4	1	1	1	0	2	0	0	0	0	0	10	10	9.00	3.000								
55 Dauri Moreta, R (7,1) ERA: 6.0	1.0		4	1	0	0	3	0	0	0	0	0	0	10	10	0.00	1.000								
82 Daniel Duarte, R (8,1) ERA: 3.0	1.0		3	1	0	0	0	0	0	0	0	0	0	3	3	0.00	1.000								

AB	34
R	4
H	7
RBI	4
BB	3
SO	6
LOB	14



Batter	1	2	3	4	5	6	7	8	9	AB	R	H	RBI	BB	SO	LOB	TOP										
7 Tim Anderson, R (1, 6) OBP: 0.407, SLG: 0.481 20 Danny Mendick, R (4, 6) OBP: 0.211, SLG: 0.125										3	1	2	1	0	1	0											
88 Luis Robert Jr., R (1, 8) OBP: 0.357, SLG: 0.800 12 Romy Gonzalez, R (4, FR) OBP: 0.304, SLG: 0.500										3	1	1	2	0	1	2											
10 Yoán Moncada, S (1, 5) OBP: 0.192, SLG: 0.167 30 Jake Burger, R (4, 5) OBP: 0.333, SLG: 0.700										2	1	0	1	0	1	2											
24 Yasmani Grandal, S (1, 2) OBP: 0.200, SLG: 0.316 44 Seby Zavala, R (5, 2) OBP: 0.250, SLG: 0.583										3	1	1	2	0	1	3											
74 Eloy Jiménez, R (1, 10) OBP: 0.227, SLG: 0.680 18 Dwight Smith Jr., L (7, PH) OBP: 0.366, SLG: 0.429										3	0	0	0	0	3	0											
32 Gavin Sheets, L (1, 3) OBP: 0.400, SLG: 0.500										4	1	2	1	1	1	0											
Josh Harrison, R (1, 4) OBP: 0.370, SLG: 0.158 81 Zach Remillard, R (5, 4) OBP: 0.364, SLG: 0.889										3	0	0	0	0	2	1											
15 Adam Engel, R (1, 9) OBP: 0.250, SLG: 0.182										3	1	0	0	1	1	1											
Adam Haseley, L (1, 7) OBP: 0.227, SLG: 0.238										3	1	2	0	1	0	0											
Inning Stats	R: 2 E: 1 K: 3 S: 13	H: 1 LOB: 0 BB: 0 P: 15	R: 5 E: 0 K: 1 S: 12	H: 4 LOB: 0 BB: 1 P: 18	R: 0 E: 0 K: 2 S: 7	H: 0 LOB: 1 BB: 1 P: 11	R: 0 E: 0 K: 2 S: 8	H: 1 LOB: 3 BB: 1 P: 13	R: 0 E: 0 K: 1 S: 5	H: 0 LOB: 0 BB: 0 P: 5	R: 0 E: 0 K: 0 S: 3	H: 1 LOB: 1 BB: 0 P: 8	R: 0 E: 0 K: 1 S: 6	H: 1 LOB: 1 BB: 0 P: 6	R: 1 E: 0 K: 2 S: 8	H: 1 LOB: 0 BB: 0 P: 8	1B: 4 2B: 2 3B: 0 HR: 3	SF: 1 SAC: 0 DP: 0 HBP: 0	WP: 1 PB: 0 SB: 2 CS: 0	PA: 42							
PITCHER	IP	WLS	BF	H	R	ER	SO	BB	IBB	HBP	BLK	WP	HR	S	P	ERA	WHIP										
21 Hunter Greene, R (1, 1) ERA: 9.0	2.0	L	13	5	7	5	4	1	0	0	0	0	2	25	33	22.50	3.000										
46 Buck Farmer, R (3, 1) ERA:	1.0		4	0	0	0	2	1	0	0	0	0	0	7	11	0.00	1.000										
50 Kyle Zimmer, R (4, 1) ERA:	1.0		5	1	0	0	2	1	0	0	0	1	0	8	13	0.00	2.000										
48 Zack Godley, R (5, 1) ERA: 7.11	2.0		8	0	0	0	1	2	0	0	0	0	0	8	16	0.00	1.000										
63 Phillip Diehl, L (7, 1) ERA:	2.0		8	2	0	0	3	0	0	0	0	0	0	14	14	0.00	1.000										

Chicago White Sox @ Cincinnati Reds
Goodyear Ballpark, Goodyear, AZ
Thu Mar 31 2022, 9:06 PM - 11:57 PM EDT
Att. 2,175 - Partly Cloudy - 81 F

AB 36
R 8
H 9
RBI 8
BB 5
SO 14
LOB 14



Batter	1	2	3	4	5	6	7	8	9	AB	R	H	RBI	BB	SO	LOB	BOTTOM										
6 Jonathon India, R (1, 4) OBP: 0.387, SLG: 0.600 19 Sebastian Almonte, R (8, 4) OBP: 0.211, SLG: 0.125										3	1	1	1	0	0	2											
9 Mike Moustakas, L (1, 5) OBP: 0.333, SLG: 0.500 2 Robbie Tenerowicz, R (8, 5) OBP: 0.211, SLG: 0.125										3	0	1	0	0	0	1											
28 Tommy Pham, R (1, 7) OBP: 0.276, SLG: 0.370 4 Shogo Akiyama, L (7, 7) OBP: 0.176, SLG: 0.176										3	0	0	0	0	2	1											
19 Joey Votto, L (1, 3) OBP: 0.219, SLG: 0.387 32 Max Schrock, L (5, 3) OBP: 0.636, SLG: 1.842										2	0	0	0	0	0	0											
37 Tyler Stephenson, R (1, 2) OBP: 0.481, SLG: 0.455 3 Eric Yang, R (9, 2) OBP: 0.211, SLG: 0.125										3	0	1	1	0	0	0											
27 Jake Fraley, L (1, 8) OBP: 0.409, SLG: 0.333 15 Michael Siani, L (8, 8) OBP: 0.750, SLG: 0.667										2	0	1	0	0	0	1											
17 Kyle Farmer, R (1, 6) OBP: 0.276, SLG: 0.370 4 Gus Steiger, R (8, 6) OBP: 0.211, SLG: 0.125										3	0	0	0	0	1	2											
22 Brandon Drury, R (1, 10) OBP: 0.417, SLG: 0.500 16 Colin Moran, L (7, PH) OBP: 0.158, SLG: 0.118 (8, 10)										1	0	0	0	1	1	1											
44 Aristides Aquino, R (1, 9) OBP: 0.300, SLG: 0.313 26 Alex McGary, L (8, 9) OBP: 0.211, SLG: 0.125										2	0	0	0	1	1	0											
Inning Stats	R: 1 E: 0 K: 1 S: 7	H: 1 LOB: 0 BB: 0 P: 7	R: 0 E: 0 K: 1 S: 6	H: 0 LOB: 1 BB: 0 P: 7	R: 0 E: 0 K: 1 S: 6	H: 1 LOB: 1 BB: 0 P: 6	R: 0 E: 0 K: 1 S: 6	H: 1 LOB: 1 BB: 0 P: 6	R: 0 E: 0 K: 0 S: 2	H: 0 LOB: 2 BB: 2 P: 10	R: 1 E: 0 K: 1 S: 6	H: 2 LOB: 0 BB: 0 P: 7	R: 0 E: 0 K: 0 S: 3	H: 0 LOB: 0 BB: 0 P: 3	R: 0 E: 0 K: 1 S: 5	H: 0 LOB: 0 BB: 0 P: 5	R: 0 E: 0 K: 2 S: 8	H: 1 LOB: 1 BB: 0 P: 9	1B: 4 2B: 2 3B: 0 HR: 1	SF: 0 SAC: 0 DP: 2 HBP: 1	WP: 1 PB: 1 SB: 1 CS: 0	PA: 34					
PITCHER	IP	WLS	BF	H	R	ER	SO	BB	IBB	HBP	BLK	WP	HR	S	P	ERA	WHIP										
34 Michael Kopech, R (1, 1) ERA: 4.5	2.0	W	8	1	1	1	2	0	0	0	0	0	0	12	12	0.00	1.000										
23 Vince Velasquez, R (3, 1) ERA: 7.11	2.0		8	2	0	0	2	0	0	0	0	0	0	2	10	0.00	2.000										
90 Zach Severino, L (5, 1) ERA: 9.0	1.0		4	0	0	0	0	2	0	0	0	0	0	6	7	9.00	2.000										
62 Anderson Severino, L (6, 1) ERA: 9.0	1.0		4	2	1	1	1	0	0	0	0	1	0	6	7	9.00	2.000										
59 Kyle Crick, R (7, 1) ERA:	1.0		3	0	0	0	0	0	0	0	0	0	0	3	3	0.00	0.000										
45 Garrett Crochet, L (8, 1) ERA: 2.08	0.1		1	0	0	0	0	0	0	0	0	0	0	0	0	0.00	0.000										
95 Taylor Broadway, R (8, 1) ERA: 4.5	0.2		2	0	0	0	0	0	0	0	0	0	0	2	2	0.00	0.000										
61 Ryan Burr, R (9, 1) ERA: 9.0	1.0		4	1	0	0	2	0	0	0	0	0	0	8	9	0.00	1.000										

Chicago White Sox @ Cincinnati Reds
Goodyear Ballpark, Goodyear, AZ
Thu Mar 31 2022, 9:06 PM - 11:57 PM EDT
Att. 2,175 - Partly Cloudy - 81 F

AB 31
R 2
H 6
RBI 2
BB 2
SO 8
LOB 11



Batter	1	2	3	4	5	6	7	8	9	AB	R	H	RBI	BB	SO	LOB	TOP							
8 Nicky Lopez, L (1,4) OBP: 0.379, SLG: 0.407 97 Michael Massey, L (5,4) OBP: 0.500, SLG: 0.700	K		G1-4-3		E5 14 1B E				G3-1	3	1	0	0	0	1	0	Kansas City Royals @ Cincinnati Reds Goodyear Ballpark, Goodyear, AZ Mon Apr 04 2022, 4:07 PM - 6:43 PM EDT Att: 1,559 - Sunny - 83 F							
7 Bobby Witt Jr., R (1,5) OBP: 0.441, SLG: 0.781 14 Edward Olivares, R (5,PH) OBP: 0.556, SLG: 1.031	L1		HR		E8 41 2B	P3			1B	2	1	1	1	0	0	0								
16 Andrew Benintendi, L (1,7) OBP: 0.397, SLG: 0.479 86 Robbie Glendinning, R (5,6)			G1-3		K				K	2	0	0	0	1	1	1								
41 Carlos Santana, S (1,3) OBP: 0.371, SLG: 0.485 33 Jake Means, R (7,3)	P2				L4				K	4	0	1	1	0	1	1								
Ryan O'Hearn, L (1,10) OBP: 0.419, SLG: 0.667		F7			E8 17 HR BB				G6-3	3	1	0	0	1	0	1								
17 Hunter Dozier, R (1,9) OBP: 0.417, SLG: 0.611 28 Kyle Isbel, L (6,8) OBP: 0.371, SLG: 0.774	G6-3				K				L8	3	1	1	2	0	1	2								
27 Adalberto Mondesi, S (1,6) OBP: 0.276, SLG: 0.491 26 Emmanuel Rivera, R (5,PH) OBP: 0.226, SLG: 0.310	K				P5				G5-3	2	0	0	0	0	1	0								
2 Michael Taylor, R (1,8) OBP: 0.379, SLG: 0.522 96 Nate Eaton, R (6,9) OBP: 0.276, SLG: 0.294			G5-3						K	2	0	0	0	0	0	0								
36 Cam Gallagher, R (1,2) OBP: 0.375, SLG: 0.667 98 Logan Porter, R (7,2)					F9				F7	3	1	1	1	0	0	1								
					HR				F4	1	0	0	0	0	0	0								
Inning Stats	R: 0 E: 0 K: 1 S: 5	H: 0 LOB: 1 BB: 1 P: 9	R: 0 E: 0 K: 1 S: 5	H: 0 LOB: 0 BB: 0 P: 5	R: 2 E: 0 K: 0 S: 9	H: 2 LOB: 0 BB: 0 P: 12	R: 2 E: 0 K: 0 S: 5	H: 1 LOB: 1 BB: 1 P: 10	R: 2 E: 3 K: 2 S: 11	H: 2 LOB: 2 BB: 0 P: 11	R: 0 E: 0 K: 0 S: 4	H: 1 LOB: 1 BB: 0 P: 4	R: 0 E: 0 K: 2 S: 7	H: 0 LOB: 0 BB: 0 P: 7	R: 0 E: 0 K: 1 S: 5	H: 0 LOB: 0 BB: 0 P: 5		R: 0 E: 0 K: 1 S: 6	H: 1 LOB: 1 BB: 0 P: 6	1B: 2 2B: 2 3B: 0 HR: 3	SF: 0 SAC: 0 DP: 0 HBP: 1	WP: 0 PB: 0 SB: 0 CS: 0	PA: 39	
PITCHER	IP WLS BF H R ER SO BB IBB HBP BLK WP HR S P ERA WHIP	4.0 W 18 3 4 4 2 2 0 0 0 0 3 24 36 9.00 1.250	1.0 H 7 2 2 1 2 0 0 0 0 0 0 4 4 0.00 2.000	1.0 H 4 1 0 0 2 0 0 0 0 0 0 4 4 0.00 1.000	1.0 H 3 0 0 0 2 0 0 0 0 0 0 7 7 0.00 0.000	1.0 H 3 0 0 0 1 0 0 0 0 0 0 5 5 0.00 0.000	9.1 L 4 1 0 1 0 0 0 0 0 0 3 24 36 9.00 1.250	1.0 W 4 1 0 0 1 0 0 0 0 0 0 1 0 6 6 0.00 1.000																

AB	36
R	6
H	7
RBI	5
BB	2
SO	8
LOB	10



Batter	1	2	3	4	5	6	7	8	9	AB	R	H	RBI	BB	SO	LOB	BOTTOM					
6 Jonathan India, R (1,4) OBP: 0.410, SLG: 0.517 63 Carlos Jorge, L (6,FR) (7,4)		G1-3						E6 64 CS		1	1	0	0	2	0	0	Kansas City Royals @ Cincinnati Reds Goodyear Ballpark, Goodyear, AZ Mon Apr 04 2022, 4:07 PM - 6:43 PM EDT Att: 1,559 - Sunny - 83 F					
12 Tyler Naquin, L (1,10) OBP: 0.286, SLG: 0.313	L6							K	5	0	1	0	0	3	3							
28 Tommy Pham, R (1,7) OBP: 0.255, SLG: 0.529 64 Ariel Almonte, L (7,9)	L6							K	4	1	1	0	0	2	3							
9 Mike Moustakas, L (1,5) OBP: 0.346, SLG: 0.583 78 Cristian Santana, R (8,5) OBP: 0.467, SLG: 0.714										4	1	1	1	0	1	1						
37 Tyler Stephenson, R (1,2) OBP: 0.514, SLG: 0.500 76 Aramis Garcia, R (8,2) OBP: 0.318, SLG: 1.000										3	2	2	1	1	0	0						
17 Kyle Farmer, R (1,6) OBP: 0.368, SLG: 0.471 44 Aristides Aquino, R (7,7) OBP: 0.375, SLG: 0.630										1	1	1	2	0	0	0						
15 Nick Senzel, R (1,8) OBP: 0.417, SLG: 0.531 34 Jamal O'Guinn, R (8,7)										4	2	1	3	0	0	2						
16 Colin Moran, L (1,3) OBP: 0.250, SLG: 0.300 79 Allen Córdoba, R (7,FR) OBP: 0.300, SLG: 0.222										4	0	1	0	0	0	1						
27 Jake Freley, L (1,9) OBP: 0.452, SLG: 0.458 72 Leo Balcasar, R (7,6)										3	1	1	2	0	0	0						
										1	0	0	0	0	0	1						
Inning Stats	R: 5 E: 0 K: 0 S: 8	H: 4 LOB: 0 BB: 0 P: 10	R: 0 E: 0 K: 1 S: 5	H: 0 LOB: 0 BB: 0 P: 5	R: 0 E: 0 K: 2 S: 7	H: 0 LOB: 0 BB: 0 P: 7	R: 2 E: 1 K: 1 S: 9	H: 1 LOB: 1 BB: 1 P: 17	R: 1 E: 0 K: 0 S: 6	H: 2 LOB: 1 BB: 1 P: 8	R: 2 E: 0 K: 1 S: 6	H: 3 LOB: 1 BB: 0 P: 7	R: 0 E: 1 K: 2 S: 7	H: 0 LOB: 0 BB: 0 P: 7	R: 0 E: 0 K: 2 S: 7	H: 0 LOB: 0 BB: 0 P: 7		1B: 5 2B: 3 3B: 0 HR: 3	SF: 0 SAC: 0 DP: 1 HBP: 1	WP: 0 PB: 0 SB: 2 CS: 1	PA: 39	
PITCHER	IP WLS BF H R ER SO BB IBB HBP BLK WP HR S P ERA WHIP	4.1 L 22 6 8 6 4 1 0 0 0 0 2 31 41 12.46 1.615	0.2 3 1 0 0 0 1 0 0 0 0 0 2 6 0.00 3.000	1.0 5 1 0 0 1 1 0 0 0 0 0 6 10 0.00 2.000	0.2 5 3 2 2 0 0 0 0 0 0 1 5 6 27.00 4.500	0.1 1 0 0 0 0 0 0 0 0 0 0 1 1 0.00 0.000	8.1 L 3 0 0 0 0 0 0 0 0 0 3 31 41 12.46 1.615	1.0 W 3 0 0 0 2 0 0 0 0 0 0 7 7 0.00 0.000														

AB	35
R	10
H	11
RBI	10
BB	3
SO	7
LOB	12



Batter	1	2	3	4	5	6	7	8	9	AB	R	H	RBI	BB	SO	LOB	TOP
26 Adam Frazier, L (1,4) OBP: 0.424, SLG: 0.467 13 Abraham Toro, S (3,3) OBP: 0.417, SLG: 0.424 88 Edryn Rodriguez, R (7,4) OBP: 1.000, SLG: 2.000	0-0 P6	0-0 L7															2 0 0 0 0 0 1 2 0 0 0 0 0 3 1 1 1 1 0 0 0
23 Ty France, R (1,3) OBP: 0.235, SLG: 0.303 82 Cesar Izuris Jr., S (3,4) OBP: 0.617, SLG: 1.000	0-0 F8		0-3 K														2 0 0 0 0 1 0 3 1 2 3 0 0 2
27 Jesse Winker, L (1,7) OBP: 0.443, SLG: 0.100 81 George Feliz, R (3,7)	4-0 BB		0-3 K														1 0 0 0 1 1 0 3 0 0 0 0 3 5
17 Mitch Haniger, R (1,10) OBP: 0.257, SLG: 0.313 86 Miguel Perez, R (5,PH) OBP: 0.687, SLG: 0.687	0-0 L4		0-0 G5-3														2 0 0 0 0 0 1 3 1 2 0 0 1 1
28 Eugenio Suárez, R (1,5) OBP: 0.487, SLG: 0.794 92 Axel Sanchez, R (4,5) OBP: 0.400, SLG: 0.750		0-0 HR		0-3 K													2 1 1 1 0 1 0 2 1 0 0 1 1 1
10 Jared Kelenic, L (1,9) OBP: 0.324, SLG: 0.559 87 Gabriel Gonzalez, R (4,9) OBP: 0.167, SLG: 0.667		1-0 HR		0-3 K													2 1 1 1 0 1 0 3 0 0 0 0 1 3
44 Julio Rodriguez, R (1,8) OBP: 0.375, SLG: 0.643 25 Dylan Moore, R (4,8) OBP: 0.375, SLG: 0.643 89 Arturo Guerrero, R (8,FR) (8,8)	4-0 BB		0-0 G3-1														1 0 0 0 1 0 0 2 0 1 1 0 1 0 1 1 0 0 0 1 1
3 J.P. Crawford, L (1,6) OBP: 0.290, SLG: 0.222 93 David Sheaffer, R (5,FR) OBP: 1.000, SLG: 2.000	0-0 G6-4-3																2 0 0 0 0 0 1 1 2 1 0 1 0 0
29 Cal Raleigh, S (1,2) OBP: 0.393, SLG: 0.565 22 Luis Torrens, R (5,2) OBP: 0.394, SLG: 0.563		0-0 2B															2 0 1 0 0 1 1 1 0 1 1 0 0 0
Inning Stats	R: 0 H: 0 E: 0 LOB: 1 K: 0 BB: 1 S: 3 P: 7	R: 2 H: 3 E: 0 LOB: 1 K: 0 BB: 1 S: 5 P: 10	R: 0 H: 0 E: 0 LOB: 0 K: 2 BB: 0 S: 7 P: 7	R: 0 H: 0 E: 0 LOB: 0 K: 2 BB: 0 S: 7 P: 7	R: 2 H: 1 E: 1 LOB: 1 K: 3 BB: 0 S: 12 P: 12	R: 0 H: 0 E: 0 LOB: 0 K: 1 BB: 0 S: 5 P: 5	R: 0 H: 2 E: 0 LOB: 2 K: 1 BB: 0 S: 7 P: 7	R: 5 H: 4 E: 0 LOB: 2 K: 2 BB: 2 S: 11 P: 19	R: 0 H: 1 E: 0 LOB: 1 K: 2 BB: 0 S: 8 P: 9	1B: 4 SF: 1 2B: 4 SAC: 0 3B: 1 DP: 1 HR: 2 HBP: 0	WP: 2 PA: 43 PB: 0 SB: 0 CS: 0						
PITCHER	IP WLS BF H R ER SO BB IBB HBP BLK WP HR S P ERA WHIP																
21 Hunter Greene, R (1,1) ERA: 7.0	4.0 16 3 2 2 4 2 0 0 0 0 0 2 22 31 4.50 1.250																
54 Hunter Strickland, R (5,1) ERA: 6.75	1.0 6 1 2 0 3 0 0 0 0 0 1 0 12 12 0.00 1.000																
96 Brandon Williamson, L (6,1) ERA: 9.0	2.1 H 12 4 3 3 3 1 0 0 0 0 0 0 17 21 11.57 2.143																
84 Alexis Diaz, R (8,1) ERA: 7.71	0.2 W 5 2 2 2 1 1 0 0 0 0 0 0 6 10 27.00 4.500																
92 Stevie Branche, R (9,1) ERA:	1.0 S 4 1 0 0 2 0 0 0 0 0 1 0 8 9 0.00 1.000																

Seattle Mariners @ Cincinnati Reds
Goodyear Ballpark, Goodyear, AZ
Tue Apr 05 2022, 3:05 PM - 6:25 PM EDT
Att: 2,607 - Sunny - 85 F

AB 38
R 9
H 11
RBI 8
BB 4
SO 13
LOB 20

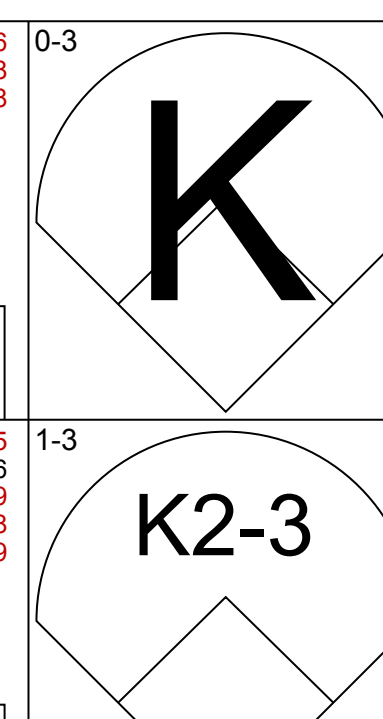
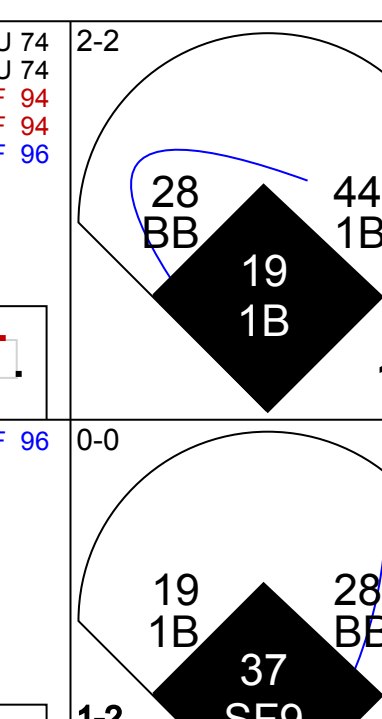
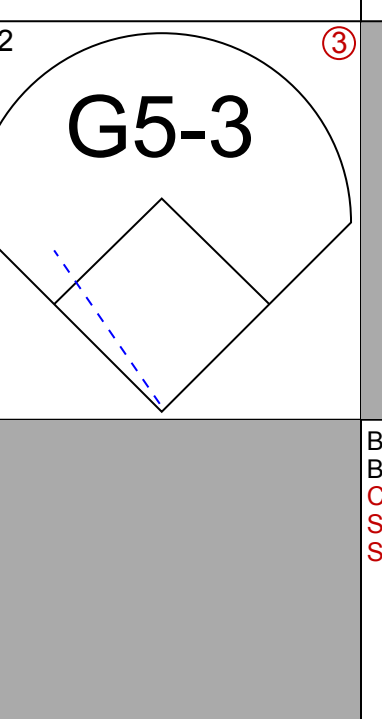
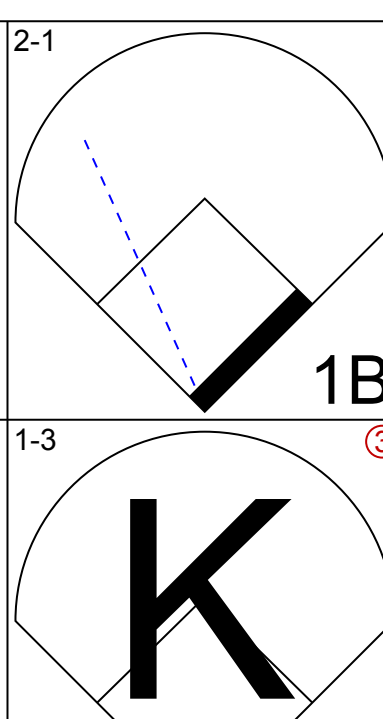
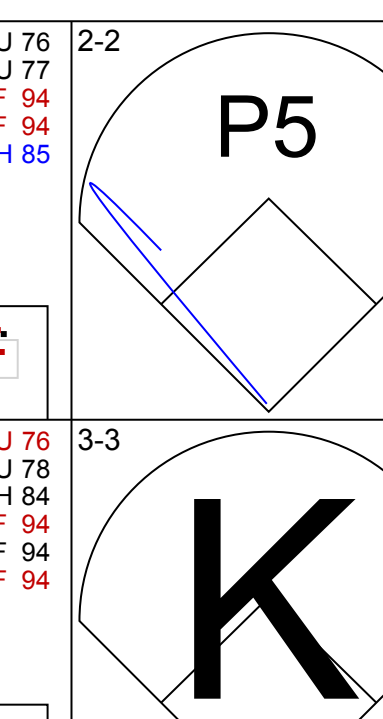
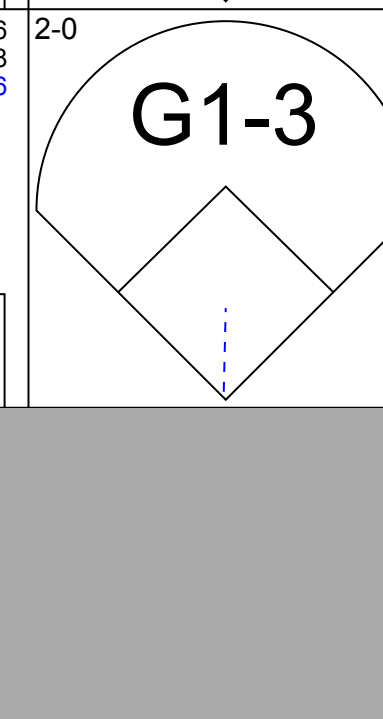
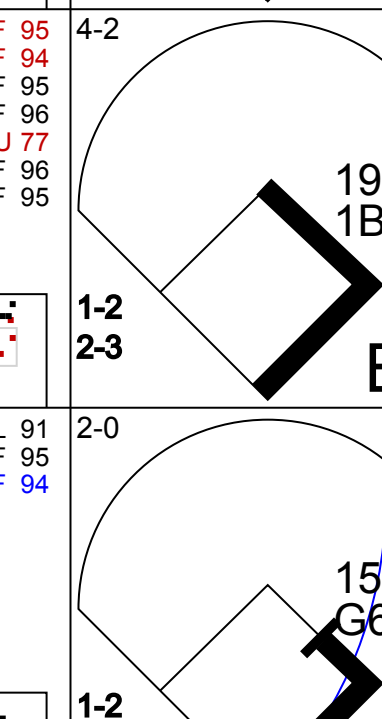
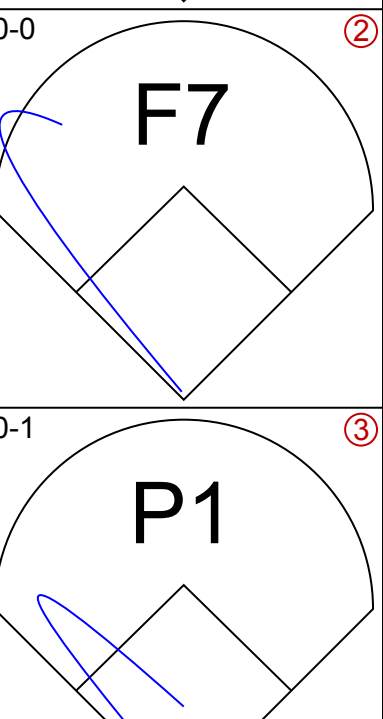
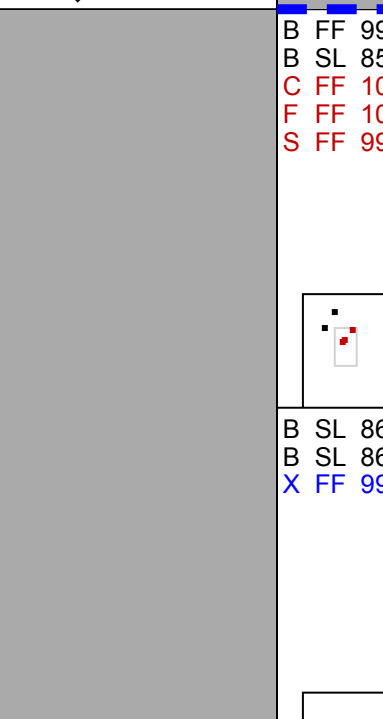


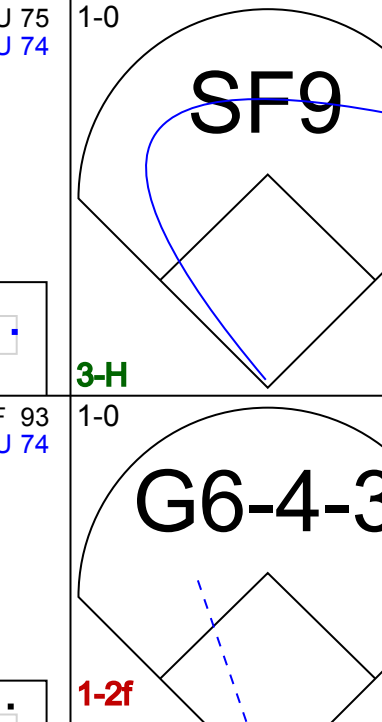


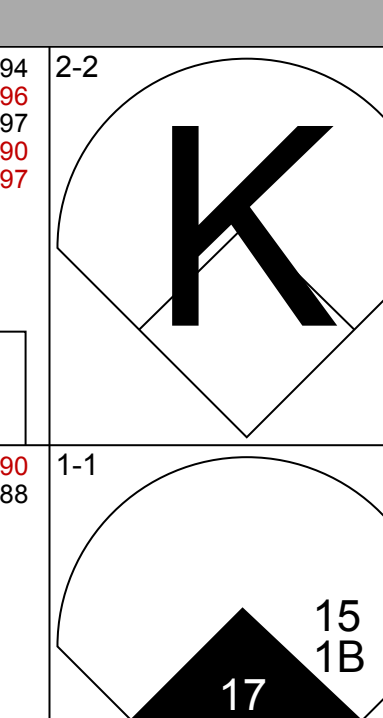
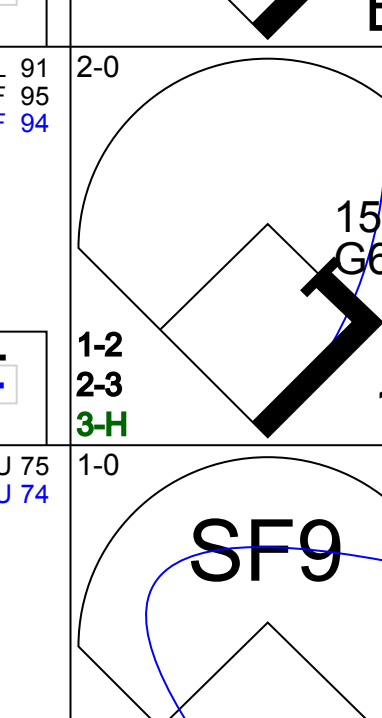
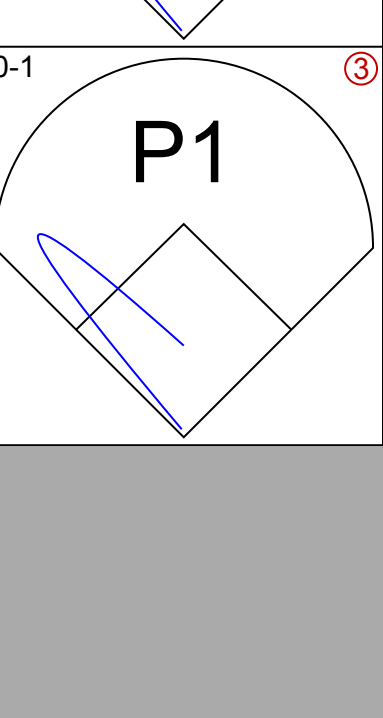
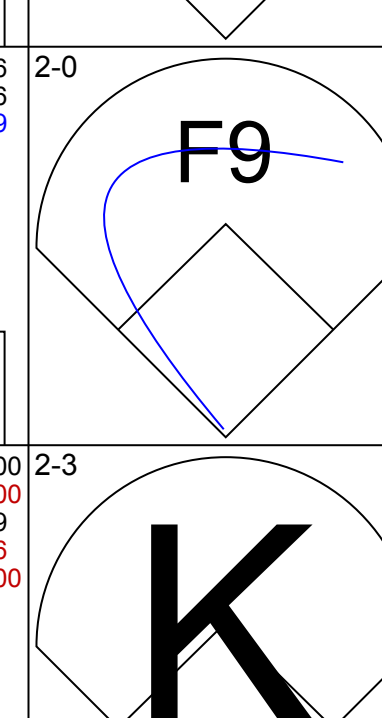
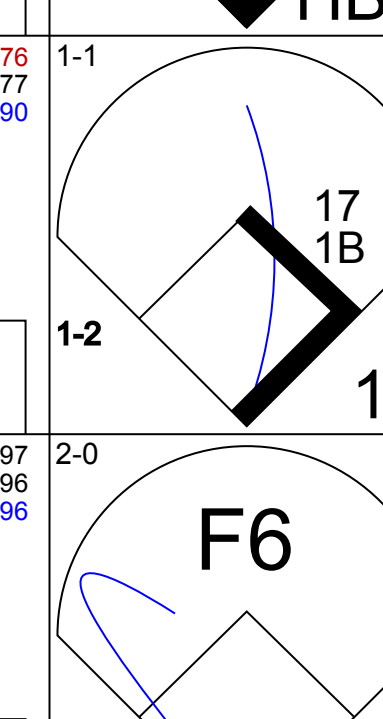
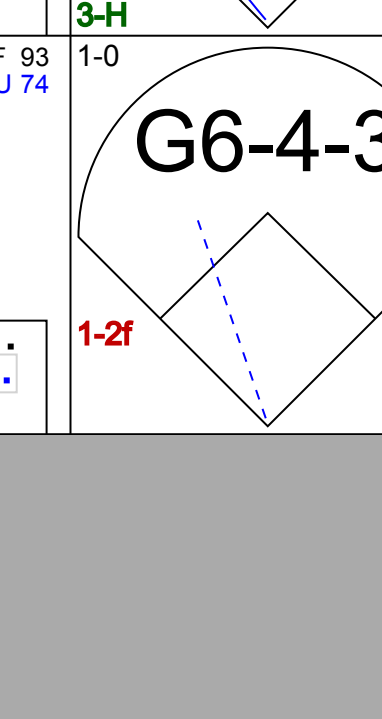

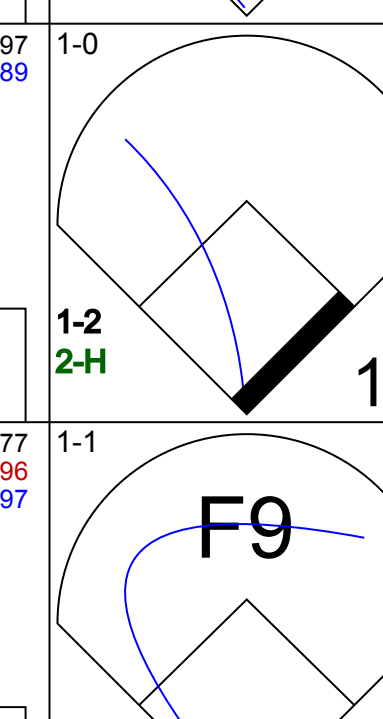

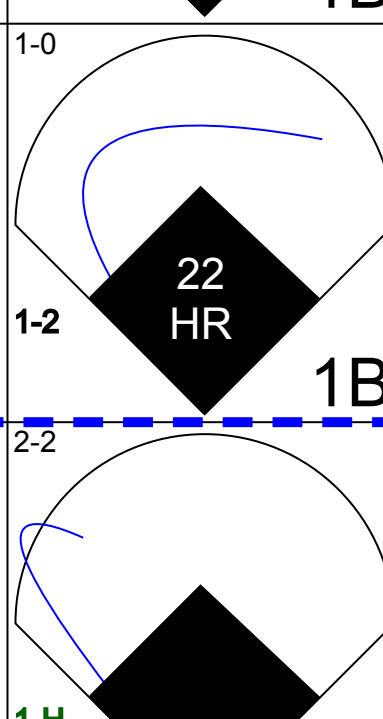
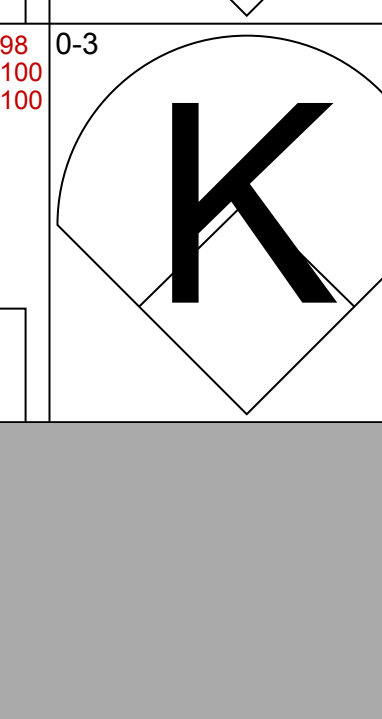
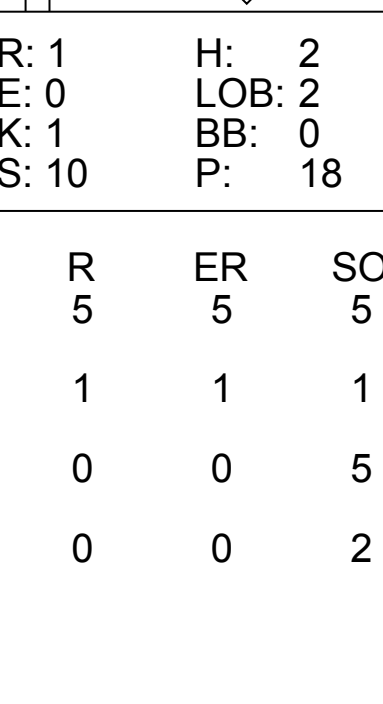
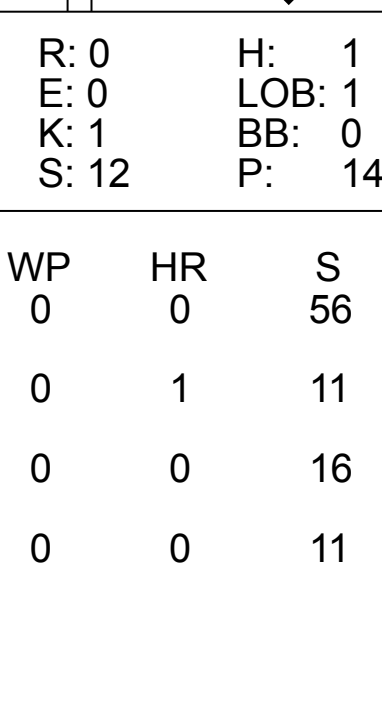
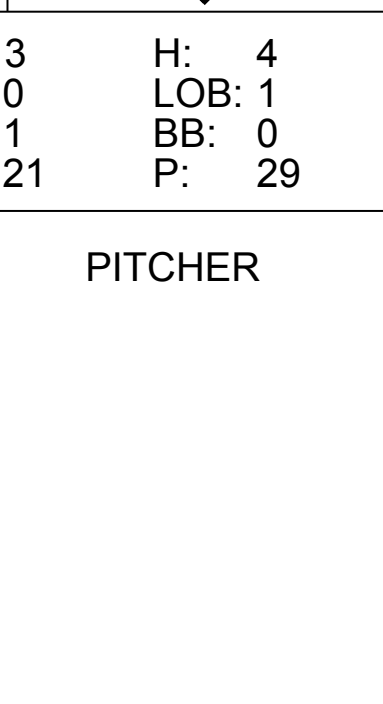
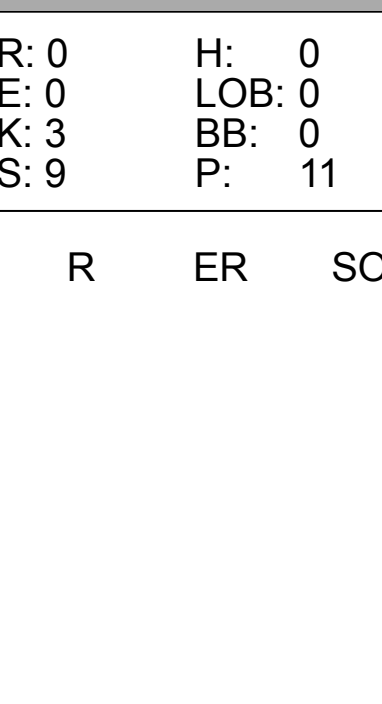

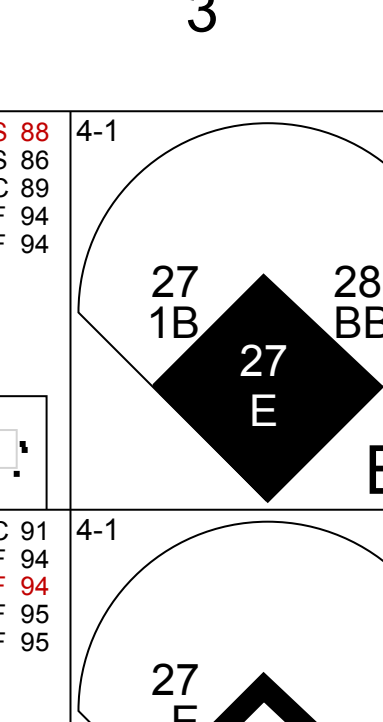


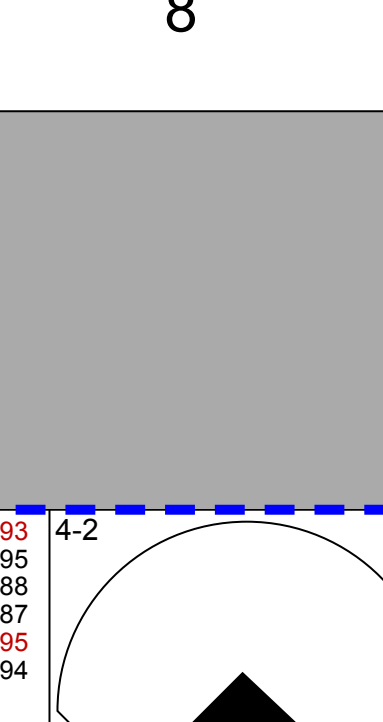


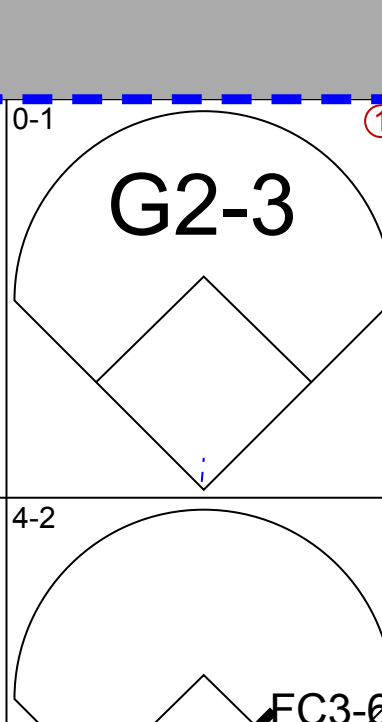



Batter	1	2	3	4	5	6	7	8	9	AB	R	H	RBI	BB	SO	LOB	BOTTOM
6 Jonathan India, R (1,4) OBP: 0.439, SLG: 0.633 22 Brandon Drury, R (4,5) OBP: 0.545, SLG: 0.944 45 Yassel Pino, R (9,3)	2-1 HR	4-0 BB		0-0 12 HR 1B													1 1 1 1 1 0 0 3 2 2 2 0 1 0 0 0 0 0 0 0 0
12 Tyler Naquin, L (1,9) OBP: 0.285, SLG: 0.400 76 Aramis Garcia, R (5,2) OBP: 0.333, SLG: 0.955 63 Carlos Jorge, L (8,FR) (9,4)	0-0 G4-3	0-0 F8		1-1 HR													3 1 1 2 0 0 3 1 0 0 0 1 0 0 0 0 0 0 0 0 0
28 Tommy Pham, R (1,7) OBP: 0.350, SLG: 0.500 34 Jamal O'Guinn, R (5,7)	0-0 1B		0-0 G5-3	0-0 P3													3 0 1 0 0 0 0 1 0 0 0 0 1 0
19 Joey Votto, L (1,3) OBP: 0.317, SLG: 0.590 16 Colin Moran, L (4,3) OBP: 0.235, SLG: 0.281 6 Braylin Minier, L (8,4) (9,5)	0-0 K		0-0 G4-3	0-0 K													2 0 0 0 0 1 1 2 0 0 0 0 1 0 1 0 0 0 0 0 1
37 Tyler Stephenson, R (1,2) OBP: 0.500, SLG: 0.516 64 Ariel Almonte, L (5,9) OBP: 0.333, SLG: 0.667	0-0 F9		0-0 17 1B 2B	0-0 G6-3													3 1 1 1 0 0 0 1 2 0 1 0 0 1 0
9 Mike Moustakas, L (1,5) OBP: 0.393, SLG: 0.600 79 Allen Córdoba, R (3,FR) OBP: 0.308, SLG: 0.182		1-0 6 BB 15 1B HBP	0-0 17 1B 15 HR 1B														1 0 1 0 0 0 0 2 2 0 0 1 0 3
17 Kyle Farmer, R (1,6) OBP: 0.316, SLG: 0.472 72 Leo Balcazar, R (3,FR) OBP: 0.333, SLG: 0.333 66 Diego Omana, R (9,2)	0-0 F8		1-3 2-H 15 HR 1B														2 0 1 1 0 0 1 2 2 1 0 0 1 0 0 0 0 0 0 0 0
15 Nick Senzel, R (1,8) OBP: 0.447, SLG: 0.647 44 Aristides Aquino, R (4,8) OBP: 0.382, SLG: 0.607 69 Ivin Fernandez, R (8,FR) (9,6)	0-0 6 BB 1B		0-1 6 BB 1B														2 1 2 3 0 0 0 1 0 0 0 1 0 0 0 1 0 0 0 0 0
27 Jake Freley, L (1,10) OBP: 0.412, SLG: 0.407 3 Austin Callahan, L (8,PH) (9,10)	0-0 K		0-3 1-H 3-H HR														3 0 0 0 0 2 3 0 1 0 0 1 0 0
Inning Stats	R: 1 H: 2 E: 0 LOB: 1 K: 1 BB: 0 S: 8 P: 10	R: 0 H: 1 E: 0 LOB: 3 K: 1 BB: 1 S: 6 P: 11	R: 4 H: 4 E: 0 LOB: 1 K: 1 BB: 0 S: 10 P: 10	R: 2 H: 2 E: 0 LOB: 0 K: 1 BB: 0 S: 8 P: 9	R: 0 H: 0 E: 0 LOB: 0 K: 1 BB: 0 S: 5 P: 5	R: 0 H: 0 E: 0 LOB: 0 K: 1 BB: 0 S: 5 P: 5	R: 0 H: 0 E: 0 LOB: 0 K: 2 BB: 0 S: 7 P: 7	R: 5 H: 3 E: 0 LOB: 3 K: 0 BB: 4 S: 6 P: 28	R: 0 H: 1 E: 0 LOB: 1 K: 2 BB: 0 S: 8 P: 9	1B: 6 SF: 0 2B: 2 SAC: 0 3B: 0 DP: 0 HR: 4 HBP: 2	WP: 1 PA: 42 PB: 0 SB: 4 CS: 1						
PITCHER	IP WLS BF H R ER SO BB IBB HBP BLK WP HR S P ERA WHIP																
77 Chris Flexen, R (1,1) ERA: 7.31	4.0 23 9 7 7 4 1 0 0 1 0 0 0 5 5 0.00 0.000																
37 Paul Sewald, R (5,1) ERA: 4.5	1.0 3 0 0 0 1 0 0 0 0 0 0 0 5 5 0.00 0.000																
54 Sergio Romo, R (6,1) ERA:	1.0 3 0 0 0 1 0 0 0 0 0 0 0 5 5 0.00 0.000																
16 Drew Steckenrider, R (7,1) ERA:	1.0 3 0 0 0 2 0 0 0 0 0 0 0 7 7 0.00 0.000																
95 Danny Chang, L (8,1) ERA:	0.0 L 3 1 3 3 0 2 0 0 1 0 0 0 1 9 * *																
91 Jose Aquino, L (8,1) ERA:	0.0 B 3 1 2 2 0 0 0 0 0 0 0 0 1 0 0.00 1.000																
96 David Morillo, R (8,1) ERA:	1.0 4 1 0 0 0 0 0 0 1 0 0 0 3 6 0.00 1.000																

Seattle Mariners @ Cincinnati Reds
Goodyear Ballpark, Goodyear, AZ
Tue Apr 05 2022, 3:05 PM - 6:25 PM EDT
Att: 2,607 - Sunny - 85 F

AB 35
R 12
H 12
RBI 9
BB 5
SO 8
LOB 13

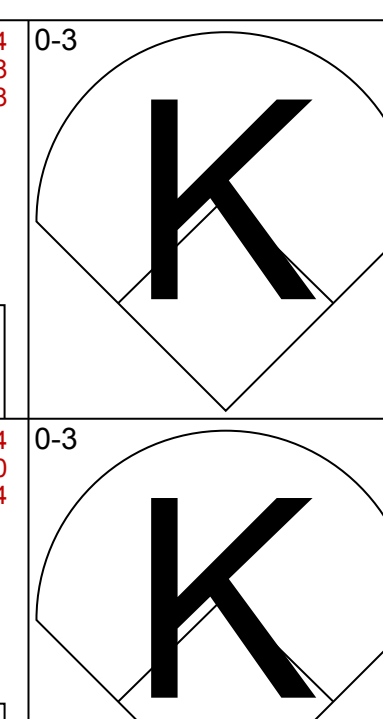
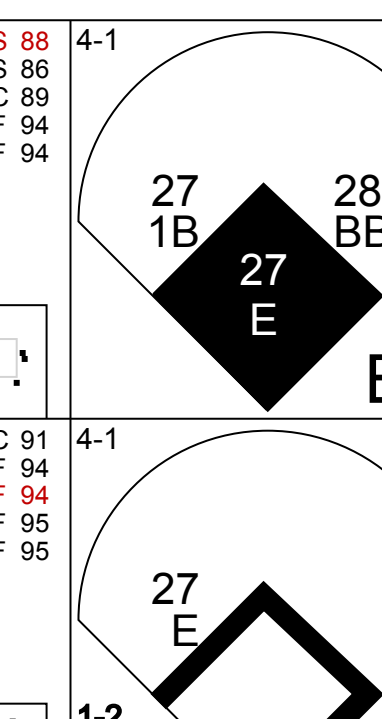
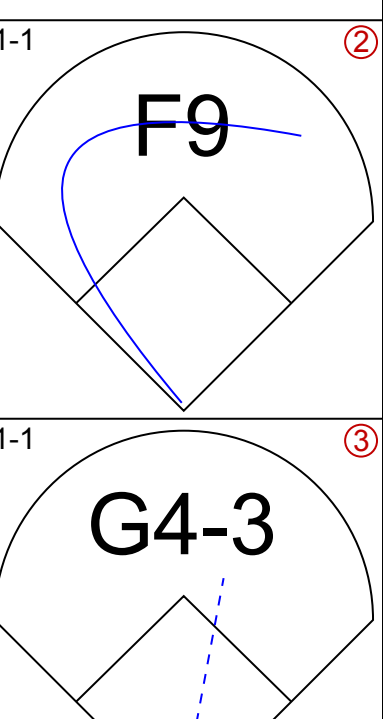
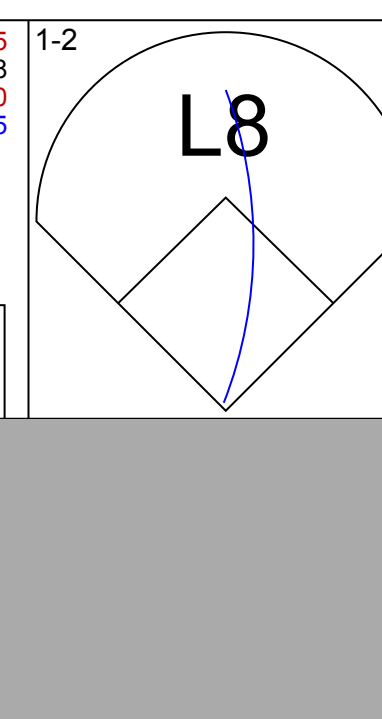
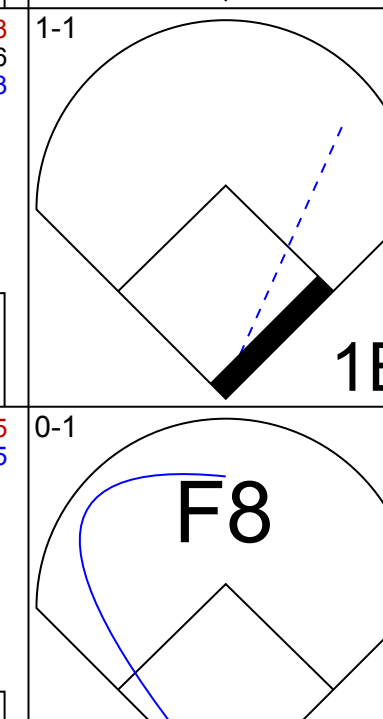
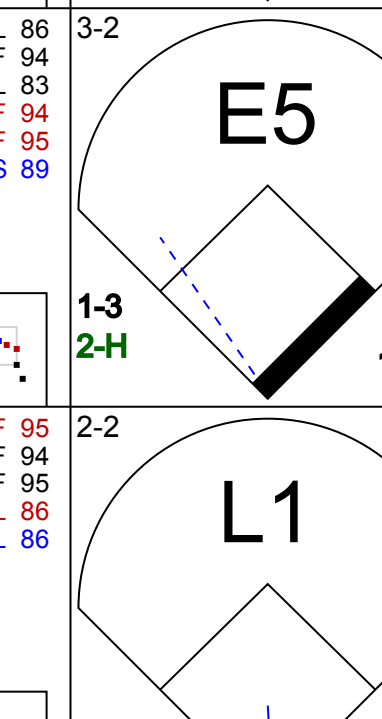

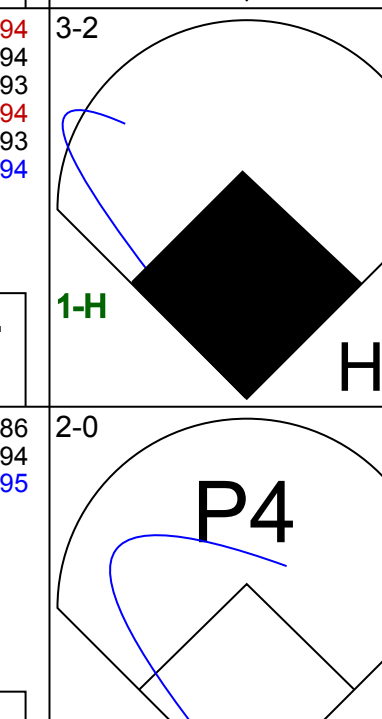


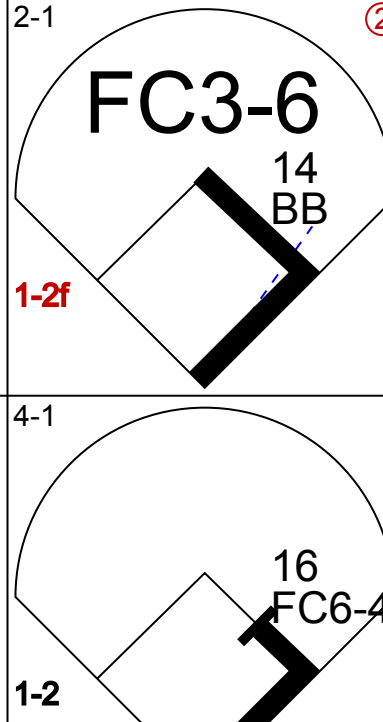
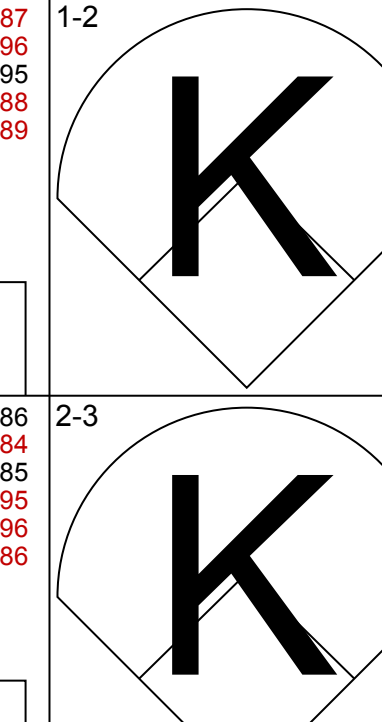

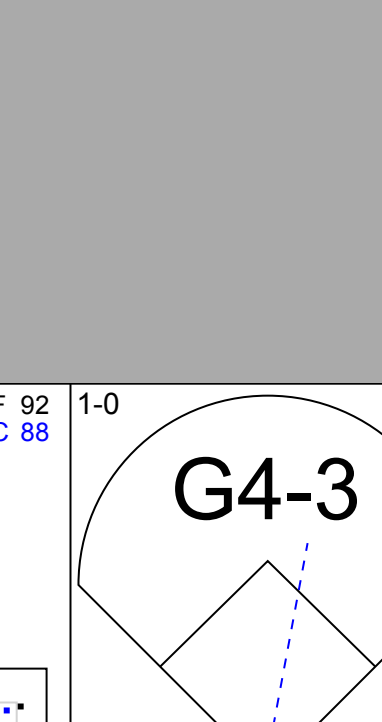
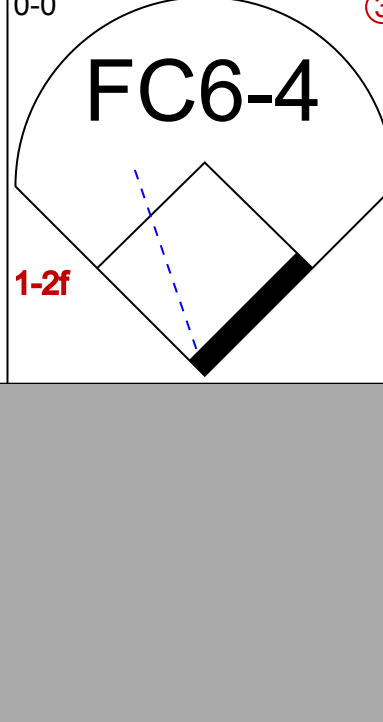

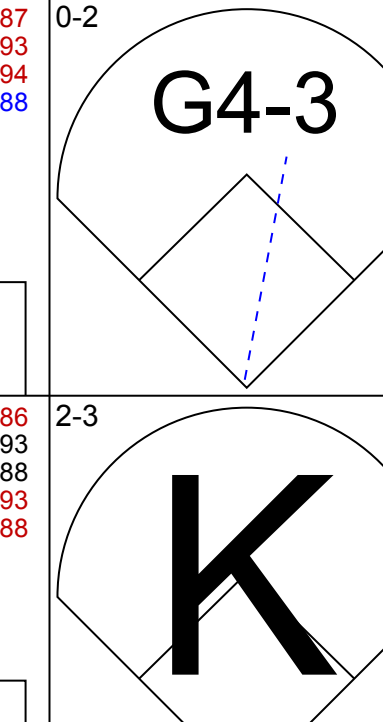
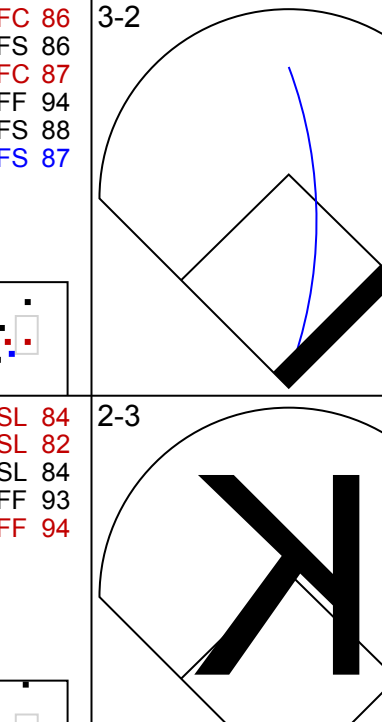
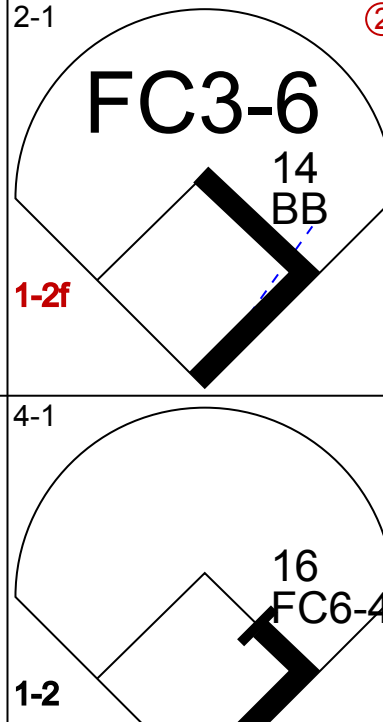
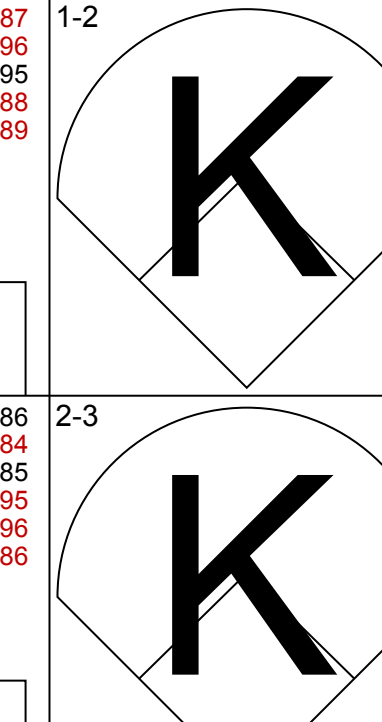
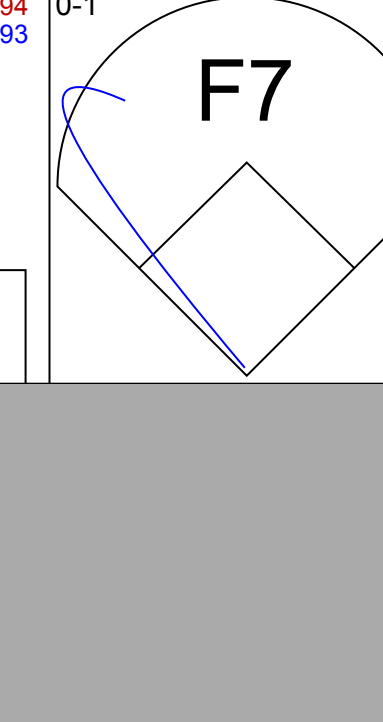
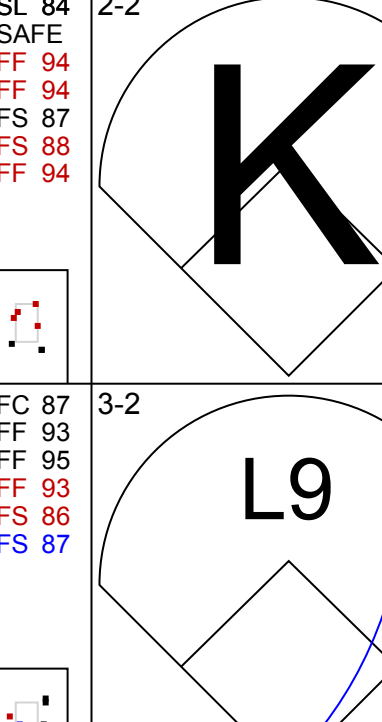
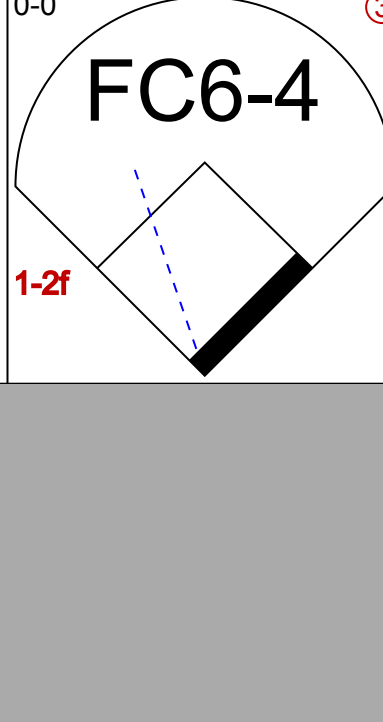

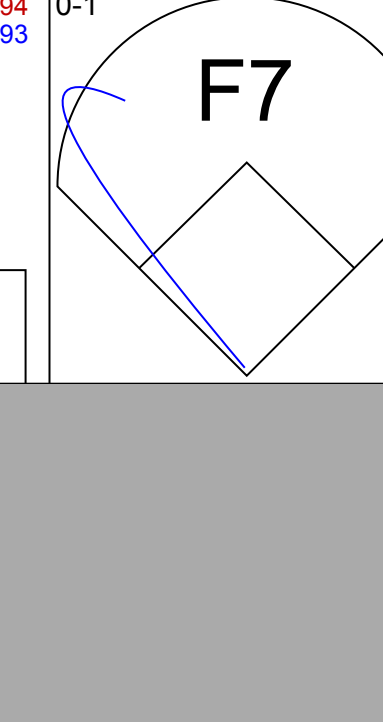
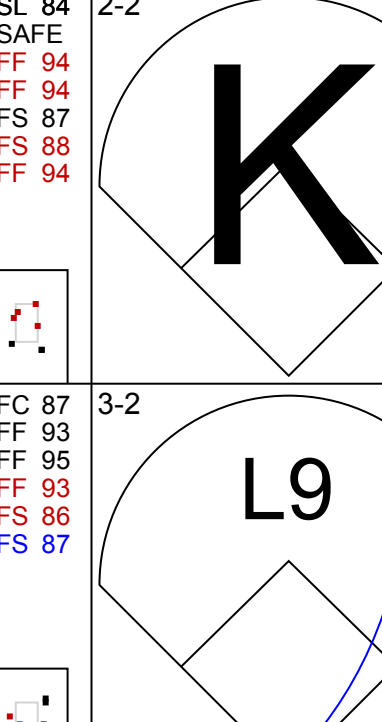
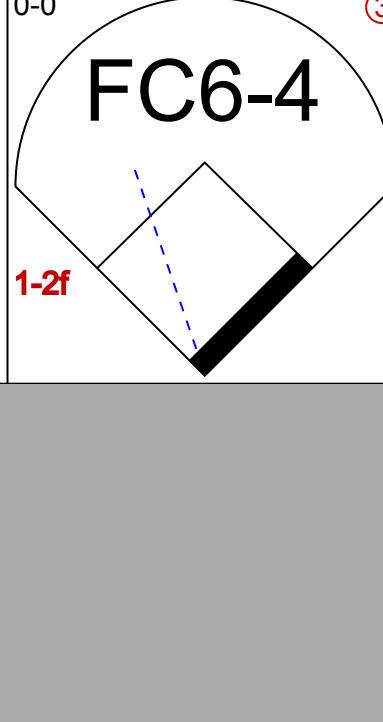

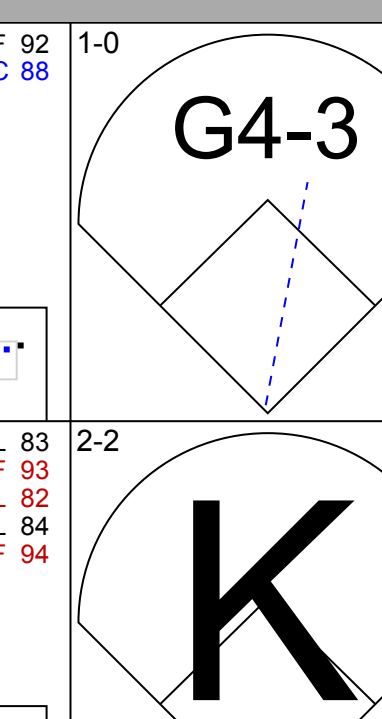
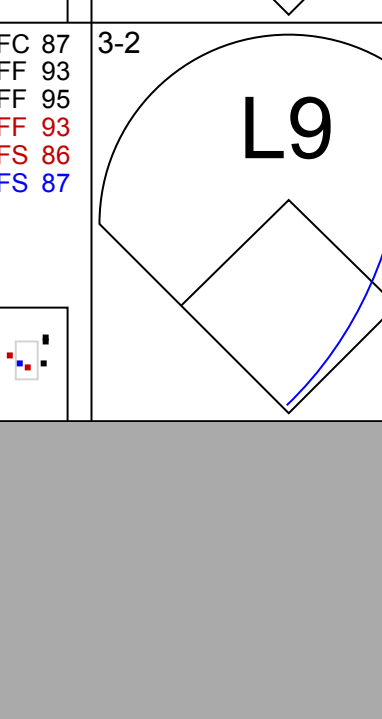
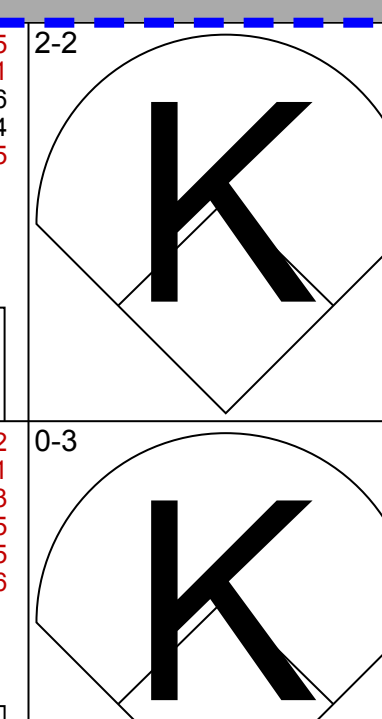
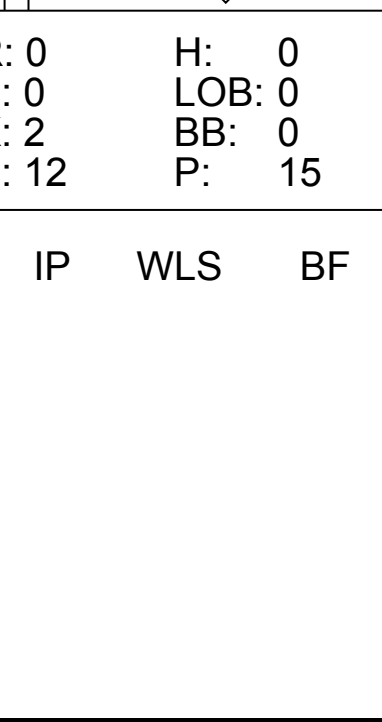

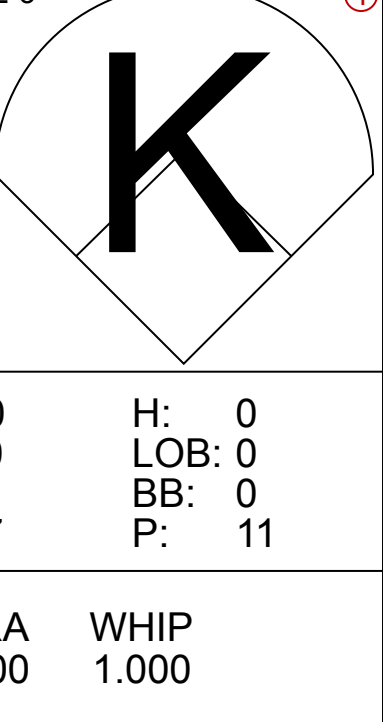
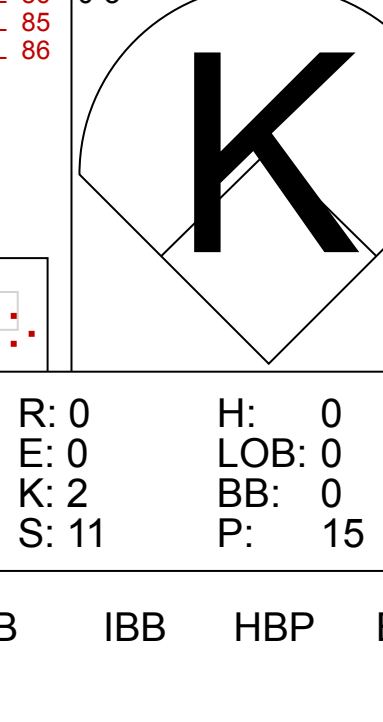


Batter	1	2	3	4	5	6	7	8	9	AB	R	H	RBI	BB	SO	LOB	TOP					
6 Jonathan India, R OBP: 0.400, SLG: 0.400										5	1	2	0	0	1	1						
44 Aristides Aquino, R OBP: 0.200, SLG: 0.200										5	1	1	0	0	4	1						
28 Tommy Pham, R										3	0	0	0	1	1	0						
19 Joey Votto, L OBP: 0.250, SLG: 0.250										4	0	1	1	0	1	0						
37 Tyler Stephenson, R										2	1	0	1	0	1	0						
15 Nick Senzel, R OBP: 0.250, SLG: 0.250										4	0	1	0	0	1	2						
9 Mike Moustakas, L										4	1	1	0	0	2	2						
17 Kyle Farmer, R OBP: 0.500, SLG: 0.500										4	1	2	1	0	1	0						
22 Brandon Drury, R OBP: 0.500, SLG: 1.250										4	1	2	3	0	1	2						
Inning Stats	R: 0 E: 0 K: 2 S: 8	H: 0 LOB: 0 BB: 0 P: 11	R: 1 E: 0 K: 1 S: 10	H: 2 LOB: 2 BB: 0 P: 18	R: 2 E: 0 K: 0 S: 10	H: 3 LOB: 1 BB: 1 P: 20	R: 0 E: 0 K: 1 S: 12	H: 1 LOB: 1 BB: 0 P: 14	R: 0 E: 0 K: 1 S: 6	H: 0 LOB: 0 BB: 0 P: 8	R: 3 E: 0 K: 1 S: 21	H: 4 LOB: 1 BB: 0 P: 29	R: 0 E: 0 K: 3 S: 9	H: 0 LOB: 0 BB: 0 P: 11	R: 0 E: 0 K: 2 S: 11	H: 0 LOB: 0 BB: 0 P: 18	1B: 9 2B: 0 3B: 0 HR: 1	SF: 1 SAC: 0 DP: 1 HBP: 1	WP: 0 PB: 0 SB: 0 CS: 0	PA: 38		
PITCHER	IP	WLS	BF	H	R	ER	SO	BB	IBB	HBP	BLK	WP	HR	S	P	ERA	WHIP					
54 Max Fried, L ERA: 7.94	(1, 1)	5.2	L	26	8	5	5	5	1	0	1	0	0	0	56	84	7.94	1.588				
32 Collin McHugh, R ERA: 27.0	(6, 1)	0.1		3	2	1	1	1	0	0	0	0	0	1	11	16	27.00	6.000				
65 Spencer Strider, R ERA:	(7, 1)	2.0		6	0	0	0	5	0	0	0	0	0	0	16	24	0.00	0.000				
63 Tyler Thornburg, R ERA:	(9, 1)	1.0		3	0	0	0	2	0	0	0	0	0	0	11	18	0.00	0.000				

Cincinnati Reds @ Atlanta Braves
Truist Park, Atlanta, GA
Thu Apr 07 2022, 8:09 PM - 11:09 PM EDT
Att: 40,545 - Partly Cloudy - 63 F

AB	35
R	6
H	10
RBI	6
BB	1
SO	13
LOB	8



Batter	1	2	3	4	5	6	7	8	9	AB	R	H	RBI	BB	SO	LOB	BOTTOM					
8 Eddie Rosario, L										3	1	0	0	1	1	0						
28 Matt Olson, L										2	1	0	0	2	1	0						
27 Austin Riley, R OBP: 0.750, SLG: 1.500										4	1	3	2	0	0	0						
20 Marcell Ozuna, R										3	0	0	0	1	0	3						
Ozzie Albies, S OBP: 0.250, SLG: 0.250										4	0	1	0	0	1	1						
14 Adam Duvall, R										3	0	0	0	1	3	1						
16 Travis d'Arnaud, R										4	0	0	0	0	2	3						
25 Alex Dickerson, L										2	0	0	0	0	0	1						
38 Guillermo Heredia, R										2	0	0	0	0	1	0						
7 Dansby Swanson, R										4	0	0	0	0	4	0						
Inning Stats	R: 0 E: 0 K: 2 S: 10	H: 1 LOB: 1 BB: 0 P: 11	R: 0 E: 0 K: 1 S: 9	H: 0 LOB: 0 BB: 0 P: 11	R: 1 E: 1 K: 1 S: 12	H: 1 LOB: 2 BB: 2 P: 28	R: 0 E: 0 K: 2 S: 13	H: 1 LOB: 1 BB: 0 P: 23	R: 0 E: 0 K: 1 S: 7	H: 0 LOB: 0 BB: 0 P: 11	R: 0 E: 0 K: 0 S: 8	H: 0 LOB: 2 BB: 2 P: 18	R: 0 E: 0 K: 2 S: 12	H: 0 LOB: 0 BB: 0 P: 15	R: 2 E: 0 K: 2 S: 14	H: 1 LOB: 0 BB: 1 P: 26	R: 0 E: 0 K: 2 S: 11	H: 0 LOB: 0 BB: 0 P: 15	1B: 3 2B: 0 3B: 0 HR: 1	SF: 0 SAC: 0 DP: 0 HBP: 0	WP: 0 PB: 0 SB: 0 CS: 0	PA: 36
PITCHER	IP	WLS	BF	H	R	ER	SO	BB	IBB	HBP	BLK	WP	HR	S	P	ERA	WHIP					
30 Tyler Mahle, R ERA:	(1, 1)	5.0	W	20	3	1	0	7	2	0	0	0	0	0	8	18	0.00	1.000				
85 Luis Cessa, R ERA:	(6, 1)	1.0		5	0	0	0	0	2	0	0	0	0	0	8	18	0.00	2.000				
34 Justin Wilson, L ERA:	(7, 1)	1.0		3	0	0	0	2	0	0	0	0	0	12	15	0.00	0.000					
55 Dauri Moreta, R ERA: 18.0	(8, 1)	1.0		5	1	2	2	2	1	0	0	0	0	1	14	26	18.00	2.000				
64 Tony Santillan, R ERA:	(9, 1)	1.0	S	3	0	0	0	2	0	0	0	0	0	11	15	0.00	0.000					

Cincinnati Reds @ Atlanta Braves
Truist Park, Atlanta, GA
Thu Apr 07 2022, 8:09 PM - 11:09 PM EDT
Att: 40,545 - Partly Cloudy - 63 F

AB	31
R	3
H	4
RBI	2
BB	5
SO	13
LOB	9



Batter	1	2	3	4	5	6	7	8	9	AB	R	H	RBI	BB	SO	LOB	TOP										
6 Jonathan India, R OBP: 0.200, SLG: 0.200	G5-3			F7		G5-3		F7	F8	5	0	0	0	0	0	2	<p>Cincinnati Reds @ Atlanta Braves</p> <p>Truist Park, Atlanta, GA</p> <p>Fri Apr 08 2022, 7:21 PM - 10:28 PM EDT</p> <p>Att: 40,234 - Cloudy - 46 F</p>										
12 Tyler Naquin, L (1, 10)	K			K		F8		F7		4	0	0	0	0	2	1											
28 Tommy Pham, R (1, 7)	K			G6-3				G4-3		3	1	0	0	1	1	0											
19 Joey Votto, L OBP: 0.500, SLG: 0.333		F6								2	2	1	0	1	0	0											
37 Tyler Stephenson, R OBP: 0.375, SLG: 0.333		L8								4	0	2	2	0	0	1											
15 Nick Senzel, R OBP: 0.250, SLG: 0.375		P6								4	0	1	0	0	1	4											
9 Mike Moustakas, L OBP: 0.125, SLG: 0.143				K						3	1	0	1	0	2	2											
17 Kyle Farmer, R OBP: 0.375, SLG: 0.375				K						4	1	1	1	0	1	1											
27 Jake Fraley, L OBP: 0.500, SLG: 0.333				F7						3	1	1	2	1	0	0											
Inning Stats	R: 0 H: 0 K: 2 S: 8	H: 0 LOB: 0 BB: 0 P: 12	R: 0 H: 0 K: 0 S: 6	H: 0 LOB: 0 BB: 0 P: 9	R: 0 H: 0 K: 2 S: 11	H: 0 LOB: 0 BB: 0 P: 17	R: 0 H: 0 K: 1 S: 10	H: 0 LOB: 0 BB: 0 P: 15	R: 1 H: 2 K: 0 S: 12	H: 2 LOB: 1 BB: 0 P: 15	R: 2 H: 1 K: 0 S: 10	H: 1 LOB: 2 BB: 2 P: 22	R: 0 H: 0 K: 1 S: 9	H: 0 LOB: 0 BB: 0 P: 13	R: 0 H: 0 K: 0 S: 4	H: 0 LOB: 0 BB: 0 P: 7	R: 3 H: 3 K: 1 S: 23	H: 3 LOB: 1 BB: 1 P: 30	1B: 5 2B: 1 3B: 0 HR: 0	SF: 1 SAC: 0 DP: 0 HBP: 1	WP: 0 PB: 0 SB: 0 CS: 0	PA: 37					
PITCHER	IP	WLS	BF	H	R	ER	SO	BB	IBB	HBP	BLK	WP	HR	S	P	ERA	WHIP	PITCHER									
50 Charlie Morton, R ERA: 3.38	5.1	W	19	2	2	2	5	1	0	0	0	0	0	51	78	3.38	0.562										
33 A.J. Minter, L ERA: 13.5	0.2		5	1	1	1	0	1	0	1	0	0	0	6	12	13.50	3.000										
51 Will Smith, L ERA:	1.0		3	0	0	0	1	0	0	0	0	0	0	9	13	0.00	0.000										
68 Tyler Matzek, L ERA:	1.0		3	0	0	0	0	0	0	0	0	0	0	4	7	0.00	0.000										
74 Kenley Jansen, R ERA: 27.0	1.0		7	3	3	3	1	1	0	0	0	0	0	23	30	27.00	4.000										
Batter	1	2	3	4	5	6	7	8	9	AB	R	H	RBI	BB	SO	LOB	BOTTOM										
Ozzie Albies, S OBP: 0.222, SLG: 0.125	K	L8	FC5-6			K				4	0	0	1	1	2	3	<p>Cincinnati Reds @ Atlanta Braves</p> <p>Truist Park, Atlanta, GA</p> <p>Fri Apr 08 2022, 7:21 PM - 10:28 PM EDT</p> <p>Att: 40,234 - Cloudy - 46 F</p>										
28 Matt Olson, L OBP: 0.556, SLG: 0.571		K	F8							5	0	3	0	0	1	3											
27 Austin Riley, R OBP: 0.556, SLG: 0.857				E9						3	1	0	0	2	0	3											
20 Marcell Ozuna, R OBP: 0.250, SLG: 0.143										4	1	1	0	0	1	4											
38 Guillermo Heredia, R (0, 7)	G5-4-3			P3						0	0	0	0	0	0	0											
14 Adam Duvall, R OBP: 0.375, SLG: 0.333				F8						3	2	1	1	1	1	1											
8 Eddie Rosario, L (1, 9)				L8						3	1	0	0	1	0	3											
16 Travis d'Arnaud, R OBP: 0.250, SLG: 0.250										4	1	2	3	0	1	0											
7 Dansby Swanson, R (1, 6)										2	1	0	0	2	1	0											
11 Orlando Arcia, R OBP: 0.250, SLG: 0.333										3	0	1	2	0	1	0											
Inning Stats	R: 0 H: 1 K: 1 S: 11	H: 1 LOB: 1 BB: 1 P: 16	R: 2 H: 1 K: 1 S: 13	H: 1 LOB: 2 BB: 3 P: 28	R: 5 H: 4 K: 0 S: 19	H: 4 LOB: 1 BB: 2 P: 35	R: 0 H: 0 K: 1 S: 6	H: 0 LOB: 1 BB: 0 P: 9	R: 0 H: 1 K: 2 S: 10	H: 1 LOB: 1 BB: 0 P: 16	R: 0 H: 0 K: 2 S: 10	H: 0 LOB: 0 BB: 0 P: 13	R: 0 H: 1 K: 2 S: 12	H: 1 LOB: 2 BB: 1 P: 21	1B: 6 2B: 2 3B: 0 HR: 0	SF: 1 SAC: 0 DP: 1 HBP: 0	WP: 0 PB: 0 SB: 0 CS: 0	PA: 39									
PITCHER	IP	WLS	BF	H	R	ER	SO	BB	IBB	HBP	BLK	WP	HR	S	P	ERA	WHIP	PITCHER									
52 Reiver Sanmartin, L ERA: 19.29	2.1	L	15	4	5	5	2	5	0	0	0	0	0	31	58	19.29	3.857										
23 Jeff Hoffman, R ERA: 6.75	2.2		12	2	2	2	0	1	0	0	0	0	0	25	40	6.75	1.125										
41 Daniel Duarte, R ERA:	1.0		4	1	0	0	2	0	0	0	0	0	0	10	16	0.00	1.000										
43 Alexis Diaz, R ERA:	1.0		3	0	0	0	2	0	0	0	0	0	0	10	13	0.00	0.000										
46 Buck Farmer, R ERA:	1.0		5	1	0	0	2	1	0	0	0	0	0	12	21	0.00	2.000										

Batter	1	2	3	4	5	6	7	8	9	AB	R	H	RBI	BB	SO	LOB	TOP								
6 Jonathan India, R OBP: 0.214, SLG: 0.214										4	0	1	0	0	1	0	Cincinnati Reds @ Atlanta Braves Truist Park, Atlanta, GA Sat Apr 09 2022, 7:40 PM - 10:30 PM EDT Att: 40,310 - Partly Cloudy - 54 F								
12 Tyler Naquin, L OBP: 0.143, SLG: 0.143										3	0	1	0	0	0	1									
22 Brandon Drury, R OBP: 0.400, SLG: 1.000										2	1	0	0	2	0	1									
28 Tommy Pham, R OBP: 0.417, SLG: 0.300										4	0	1	1	0	2	1									
27 Jake Fraley, L OBP: 0.333, SLG: 0.200										2	0	0	0	0	1	0									
44 Aristides Aquino, R OBP: 0.143, SLG: 0.143										2	0	0	0	0	0	2									
15 Nick Senzel, R OBP: 0.200, SLG: 0.300										2	0	0	0	0	0	1									
9 Mike Moustakas, L OBP: 0.091, SLG: 0.100										3	0	0	0	0	1	1									
17 Kyle Farmer, R OBP: 0.273, SLG: 0.273										3	0	0	0	0	1	0									
33 Aramis Garcia, R OBP: 0.333, SLG: 0.250										2	0	0	0	0	2	0									
37 Tyler Stephenson, R										1	0	0	0	0	0	0									
Inning Stats	R: 0 E: 0 K: 0 S: 8	H: 1 LOB: 0 BB: 0 P: 11	R: 0 E: 1 K: 1 S: 13	H: 0 LOB: 1 BB: 0 P: 16	R: 0 E: 0 K: 2 S: 9	H: 1 LOB: 1 BB: 0 P: 11	R: 0 E: 0 K: 1 S: 10	H: 0 LOB: 0 BB: 0 P: 13	R: 0 E: 0 K: 0 S: 6	H: 0 LOB: 0 BB: 0 P: 8	R: 0 E: 0 K: 2 S: 8	H: 0 LOB: 0 BB: 0 P: 11	R: 0 E: 0 K: 1 S: 13	H: 0 LOB: 0 BB: 1 P: 24	R: 0 E: 0 K: 1 S: 9	H: 0 LOB: 0 BB: 0 P: 15	R: 1 E: 0 K: 1 S: 11	H: 1 LOB: 1 BB: 1 P: 21	1B: 3 2B: 0 3B: 0 HR: 0	SF: 0 SAC: 0 DP: 1 HBP: 0	WP: 0 PB: 0 SB: 1 CS: 0	PA: 32			
PITCHER	IP	WLS	BF	H	R	ER	SO	BB	IBB	HBP	BLK	WP	HR	S	P	ERA	WHIP								
30 Kyle Wright, R ERA: 4.5	6.0	W	21	2	0	0	6	1	0	0	0	0	0	56	76	0.00	0.500								
33 A.J. Minter, L ERA: 5.4	1.0	H	3	0	0	0	1	0	0	0	0	0	0	11	18	0.00	0.000								
56 Darren O'Day, R ERA: 4.5	1.0	H	3	0	0	0	1	0	0	0	0	0	0	9	15	0.00	0.000								
51 Will Smith, L ERA: 4.5	1.0	S	5	1	1	1	1	1	0	0	1	0	0	11	21	9.00	2.000								

Batter	1	2	3	4	5	6	7	8	9	AB	R	H	RBI	BB	SO	LOB	BOTTOM								
8 Eddie Rosario, L OBP: 0.250, SLG: 0.100										4	0	1	0	0	0	1	Cincinnati Reds @ Atlanta Braves Truist Park, Atlanta, GA Sat Apr 09 2022, 7:40 PM - 10:30 PM EDT Att: 40,310 - Partly Cloudy - 54 F								
28 Matt Olson, L OBP: 0.615, SLG: 0.700										3	1	2	0	1	0	1									
27 Austin Riley, R OBP: 0.615, SLG: 0.778										2	1	1	0	1	0	1									
20 Marcell Ozuna, R OBP: 0.417, SLG: 0.545										4	0	3	1	0	0	2									
38 Guillermo Heredia, R										0	0	0	0	0	0	0									
Ozzie Albies, S OBP: 0.231, SLG: 0.100										2	0	0	1	0	0	3									
14 Adam Duvall, R OBP: 0.250, SLG: 0.200										4	0	0	0	0	1	2									
25 Alex Dickerson, L OBP: 0.231, SLG: 0.100										3	0	0	0	1	2	1									
7 Dansby Swanson, R OBP: 0.333, SLG: 0.222										3	0	1	0	1	1	1									
24 William Contreras, R OBP: 0.333, SLG: 0.222										4	0	0	0	0	3	4									
Inning Stats	R: 2 E: 0 K: 1 S: 11	H: 3 LOB: 1 BB: 0 P: 18	R: 0 E: 0 K: 2 S: 13	H: 1 LOB: 1 BB: 0 P: 20	R: 0 E: 0 K: 0 S: 6	H: 1 LOB: 1 BB: 1 P: 11	R: 0 E: 0 K: 1 S: 9	H: 0 LOB: 1 BB: 1 P: 17	R: 0 E: 0 K: 0 S: 10	H: 1 LOB: 2 BB: 0 P: 17	R: 0 E: 0 K: 1 S: 7	H: 0 LOB: 0 BB: 0 P: 10	R: 0 E: 0 K: 1 S: 12	H: 2 LOB: 1 BB: 1 P: 19	R: 0 E: 0 K: 1 S: 13	H: 0 LOB: 2 BB: 1 P: 22	R: 0 E: 0 K: 1 S: 11	H: 0 LOB: 1 BB: 1 P: 21	1B: 4 2B: 4 3B: 0 HR: 0	SF: 1 SAC: 0 DP: 0 HBP: 2	WP: 0 PB: 0 SB: 0 CS: 0	PA: 36			
PITCHER	IP	WLS	BF	H	R	ER	SO	BB	IBB	HBP	BLK	WP	HR	S	P	ERA	WHIP								
Vladimir Gutierrez, R ERA: 4.15	4.1	L	21	6	2	2	4	2	0	1	0	0	0	45	76	4.15	1.846								
54 Hunter Strickland, R ERA: 4.15	1.2		5	0	0	0	1	0	0	0	0	0	0	11	17	0.00	0.000								
34 Justin Wilson, L ERA: 4.15	0.2		3	1	0	0	1	0	0	0	0	0	0	7	9	0.00	1.500								
68 Ryan Hendrix, R ERA: 4.15	0.1		2	1	0	0	0	1	0	0	0	0	0	5	10	0.00	6.000								
55 Dami Mota, R ERA: 9.0	1.0		5	0	0	0	1	1	0	1	0	0	0	13	22	0.00	1.000								

AB	29
R	1
H	3
RBI	1
BB	2
SO	9
LOB	7



AB	29
R	2
H	8
RBI	2
BB	4
SO	7
LOB	16



Batter	1	2	3	4	5	6	7	8	9	AB	R	H	RBI	BB	SO	LOB	TOP				
6 Jonathan India, R OBP: 0.263, SLG: 0.222										4	1	1	0	1	2	1					
12 Tyler Naquin, L OBP: 0.333, SLG: 0.364										4	1	2	1	1	2	1					
28 Tommy Pham, R										5	0	0	0	0	1	4					
19 Joey Votto, L OBP: 0.353, SLG: 0.214										4	1	0	0	1	2	3					
37 Tyler Stephenson, R OBP: 0.385, SLG: 0.600										3	1	1	1	1	0	2					
15 Nick Senzel, R OBP: 0.143, SLG: 0.214										4	1	0	1	0	0	2					
16 Colin Moran, L OBP: 0.500, SLG: 0.333										3	1	1	1	1	1	0					
22 Brandon Drury, R OBP: 0.400, SLG: 1.000										0	0	0	0	0	0	0					
17 Kyle Farmer, R OBP: 0.400, SLG: 0.429										3	0	2	2	1	0	1					
27 Jake Fraley, L OBP: 0.200, SLG: 0.111										4	0	0	0	0	2	4					
Inning Stats	R: 0 E: 0 K: 0 S: 16	H: 1 LOB: 2 BB: 1 P: 28	R: 0 E: 0 K: 1 S: 8	H: 0 LOB: 1 BB: 1 P: 16	R: 5 E: 0 K: 0 S: 18	H: 3 LOB: 1 BB: 3 P: 34	R: 0 E: 0 K: 1 S: 10	H: 0 LOB: 0 BB: 0 P: 14	R: 1 E: 0 K: 1 S: 11	H: 1 LOB: 0 BB: 0 P: 12	R: 0 E: 0 K: 2 S: 8	H: 0 LOB: 1 BB: 1 P: 19	R: 0 E: 0 K: 2 S: 15	H: 1 LOB: 1 BB: 0 P: 24	R: 0 E: 0 K: 1 S: 14	H: 1 LOB: 1 BB: 0 P: 21	1B: 4 2B: 2 3B: 0 HR: 1	SF: 0 SAC: 0 DP: 0 HBP: 0	WP: 1 PB: 0 SB: 1 CS: 0	PA: 40	
PITCHER	IP WLS BF H R ER SO	IP WLS BF H R ER SO	IP WLS BF H R ER SO	IP WLS BF H R ER SO	IP WLS BF H R ER SO	IP WLS BF H R ER SO	IP WLS BF H R ER SO	IP WLS BF H R ER SO	IP WLS BF H R ER SO	IP WLS BF H R ER SO	IP WLS BF H R ER SO	IP WLS BF H R ER SO	IP WLS BF H R ER SO	IP WLS BF H R ER SO	IP WLS BF H R ER SO	IP WLS BF H R ER SO	BB IBB HBP BLK	WP HR S P	ERA WHIP	ERA WHIP	
36 Ian Anderson, R ERA: 16.88	2.2 L	16 3	5 5	1 1	5 5	1 1	5 5	1 1	5 5	1 1	5 5	1 1	5 5	1 1	5 5	1 1	5 5	0 0	0 0	39 74	16.88 3.000
15 Sean Newcomb, L ERA: 3.38	2.2 L	11 2	1 1	1 1	2 2	1 1	0 0	0 0	0 0	1 1	26 38	3.38 1.125	0 0	0 0	0 0	0 0	0 0	0 0	21 35	0.00 0.000	
32 Collin McHugh, R ERA: 3.38	2.1 L	7 2	0 0	0 0	5 5	0 0	0 0	0 0	0 0	0 0	21 35	0.00 0.000	0 0	0 0	0 0	0 0	0 0	22 34	0.00 1.500		
63 Tyler Thornburg, R ERA:	1.1 L	6 2	0 0	0 0	2 2	0 0	0 0	0 0	0 0	0 0	22 34	0.00 1.500	0 0	0 0	0 0	0 0	0 0	0 0	0 0	0.00 1.500	

Cincinnati Reds @ Atlanta Braves
 Truist Park, Atlanta, GA
 Sun Apr 10 2022, 1:39 PM - 4:51 PM EDT
 Att: 38,233 - Sunny - 68 F

AB 34
 R 6
 H 7
 RBI 6
 BB 6
 SO 10
 LOB 18



Batter	1	2	3	4	5	6	7	8	9	AB	R	H	RBI	BB	SO	LOB	BOTTOM					
8 Eddie Rosario, L OBP: 0.188, SLG: 0.071										4	0	0	0	0	1	1						
28 Matt Olson, L OBP: 0.647, SLG: 0.929										4	2	3	1	0	1	0						
27 Austin Riley, R OBP: 0.529, SLG: 0.692										4	0	1	0	0	1	1						
20 Marcell Ozuna, R OBP: 0.313, SLG: 0.429										3	0	0	1	0	1	1						
Ozzie Albies, S OBP: 0.294, SLG: 0.083										2	0	0	0	2	1	1						
14 Adam Duvall, R OBP: 0.250, SLG: 0.214										4	0	1	0	0	1	3						
25 Alex Dickerson, L (1, 10)										4	0	0	0	0	1	4						
16 Travis d'Arnaud, R OBP: 0.250, SLG: 0.500										4	1	1	1	0	1	0						
7 Dansby Swanson, R OBP: 0.333, SLG: 0.250										3	0	1	0	0	2	0						
Inning Stats	R: 0 E: 0 K: 2 S: 9	H: 0 LOB: 0 BB: 0 P: 13	R: 0 E: 0 K: 2 S: 8	H: 0 LOB: 1 BB: 1 P: 17	R: 0 E: 0 K: 2 S: 9	H: 0 LOB: 0 BB: 0 P: 15	R: 1 E: 0 K: 0 S: 17	H: 2 LOB: 2 BB: 1 P: 25	R: 2 E: 0 K: 1 S: 13	H: 2 LOB: 0 BB: 0 P: 22	R: 0 E: 0 K: 1 S: 9	H: 0 LOB: 0 BB: 0 P: 13	R: 0 E: 0 K: 1 S: 10	H: 1 LOB: 1 BB: 0 P: 14	R: 0 E: 0 K: 1 S: 10	H: 1 LOB: 0 BB: 0 P: 14	R: 0 E: 0 K: 1 S: 7	H: 1 LOB: 0 BB: 0 P: 9	1B: 4 2B: 1 3B: 0 HR: 2	SF: 1 SAC: 0 DP: 1 HBP: 0	WP: 0 PB: 0 SB: 0 CS: 0	PA: 35
PITCHER	IP WLS BF H R ER SO	IP WLS BF H R ER SO	IP WLS BF H R ER SO	IP WLS BF H R ER SO	IP WLS BF H R ER SO	IP WLS BF H R ER SO	IP WLS BF H R ER SO	IP WLS BF H R ER SO	IP WLS BF H R ER SO	IP WLS BF H R ER SO	IP WLS BF H R ER SO	IP WLS BF H R ER SO	IP WLS BF H R ER SO	IP WLS BF H R ER SO	IP WLS BF H R ER SO	IP WLS BF H R ER SO	BB IBB HBP BLK	WP HR S P	ERA WHIP	ERA WHIP		
21 Hunter Greene, R ERA: 5.4	5.0 H	21 6	4 1	3 0	3 0	7 1	0 0	0 0	0 0	0 0	16 24	0.00 0.600	0 0	0 0	0 0	0 0	0 0	0 0	7 9	0.00 1.000		
85 Luis Cessa, R ERA:	1.2 H	6 1	0 0	0 0	1 1	0 0	0 0	0 0	0 0	0 0	12 17	0.00 0.750	0 0	0 0	0 0	0 0	0 0	0 0	0 0	0.00 1.000		
64 Tony Santillan, R ERA:	1.1 H	5 1	0 0	0 0	1 1	0 0	0 0	0 0	0 0	0 0	12 17	0.00 0.750	0 0	0 0	0 0	0 0	0 0	0 0	0 0	0.00 1.000		
77 Art Warren, R ERA:	1.0 S	3 1	0 0	0 0	1 1	0 0	0 0	0 0	0 0	0 0	7 9	0.00 1.000	0 0	0 0	0 0	0 0	0 0	0 0	0 0	0.00 1.000		

Cincinnati Reds @ Atlanta Braves
 Truist Park, Atlanta, GA
 Sun Apr 10 2022, 1:39 PM - 4:51 PM EDT
 Att: 38,233 - Sunny - 68 F

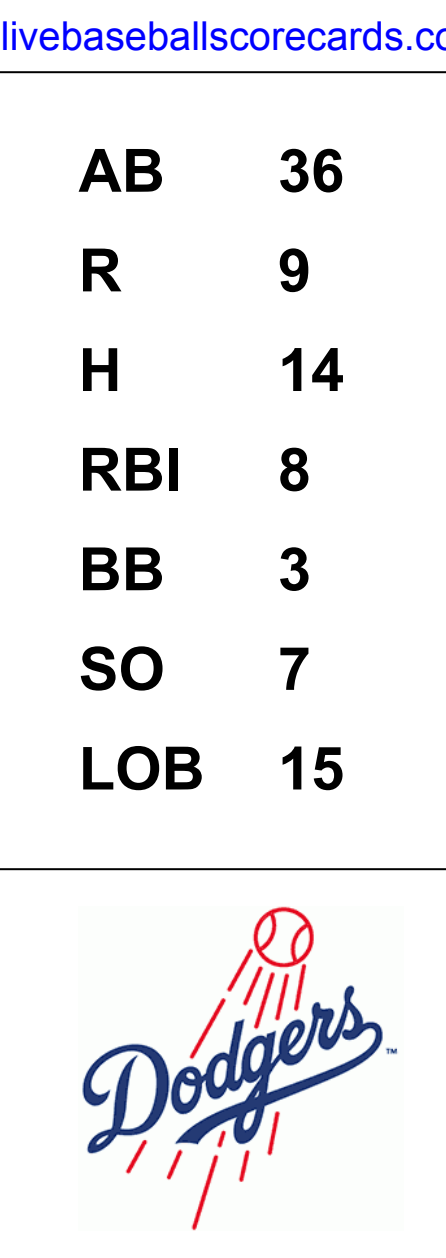
AB 32
 R 3
 H 7
 RBI 3
 BB 2
 SO 10
 LOB 11



Batter	1	2	3	4	5	6	7	8	9	AB	R	H	RBI	BB	SO	LOB	TOP										
6 Jonathan India, R OBP: 0.267, SLG: 0.276 22 Brandon Drury, R OBP: 0.400, SLG: 1.100	L9		1B		1B		HR			3	0	2	0	0	0	0	Cincinnati Reds @ Los Angeles Dodgers Dodger Stadium, Los Angeles, CA Thu Apr 14 2022, 7:10 PM - 10:20 PM PDT Att: 52,995 - Clear - 63 F										
12 Tyler Naquin, L OBP: 0.417, SLG: 0.619	F7		BB		G1-3		P6			3	0	0	0	1	0												
27 Jake Fraley, L OBP: 0.200, SLG: 0.368	G4-3		F9		G4-3			F8		4	0	0	0	0	1												
19 Joey Votto, L OBP: 0.276, SLG: 0.200		2B	G4-3		G1-3			K		4	0	1	0	0	1												
37 Tyler Stephenson, R OBP: 0.360, SLG: 0.550	L9			F7		44 HR		G5-3		3	1	0	0	1	0												
44 Aristides Aquino, R OBP: 0.118, SLG: 0.264	K			K		HR		G4-3		4	1	1	2	0	2												
9 Mike Moustakas, L OBP: 0.136, SLG: 0.143				K		G4-3		P2		4	0	1	0	0	1												
17 Kyle Farmer, R OBP: 0.385, SLG: 0.318					F8			F8		3	0	0	0	1	1												
16 Colin Moran, L OBP: 0.286, SLG: 0.167					K			F6		3	0	0	0	0	1												
17 Kyle Farmer, R OBP: 0.385, SLG: 0.318																											
Inning Stats	R: 0 E: 0 K: 0 S: 9	H: 0 LOB: 0 BB: 0 P: 11	R: 0 E: 0 K: 1 S: 11	H: 2 LOB: 3 BB: 1 P: 21	R: 0 E: 0 K: 0 S: 10	H: 1 LOB: 1 BB: 1 P: 17	R: 0 E: 0 K: 2 S: 9	H: 0 LOB: 0 BB: 0 P: 15	R: 0 E: 0 K: 1 S: 12	H: 1 LOB: 1 BB: 0 P: 17	R: 2 E: 0 K: 0 S: 13	H: 1 LOB: 0 BB: 1 P: 22	R: 1 E: 0 K: 1 S: 9	H: 1 LOB: 0 BB: 0 P: 15	R: 0 E: 0 K: 1 S: 10	H: 0 LOB: 0 BB: 0 P: 18	R: 0 E: 0 K: 0 S: 7	H: 0 LOB: 0 BB: 0 P: 10	1B: 3 2B: 1 3B: 0 HR: 2	SF: 0 SAC: 0 DP: 0 HBP: 0	WP: 0 PB: 0 SB: 0 CS: 1	PA: 35					
PITCHER	IP	WLS	BF	H	R	ER	SO	BB	IBB	HBP	BLK	WP	HR	S	P	ERA	WHIP										
21 Walker Buehler, R ERA: 3.38	5.2		24	5	2	2	4	3	0	0	0	0	1	60	98	3.18	1.412										
33 David Price, L ERA: 5.4	1.1	B	5	1	1	1	1	0	0	0	0	0	1	13	20	6.75	0.750										
Blake Treinen, R ERA: 3.0	1.0	W	3	0	0	0	1	0	0	0	0	0	0	18	0	0.00	0.000										
59 Evan Phillips, R ERA: 5.4	1.0		3	0	0	0	0	0	0	0	0	0	0	7	10	0.00	0.000										

Batter	1	2	3	4	5	6	7	8	9	AB	R	H	RBI	BB	SO	LOB	BOTTOM										
50 Mookie Betts, R OBP: 0.276, SLG: 0.321	F9	G6-4-3			1B					5	0	2	1	0	1	3	Cincinnati Reds @ Los Angeles Dodgers Dodger Stadium, Los Angeles, CA Thu Apr 14 2022, 7:10 PM - 10:20 PM PDT Att: 52,995 - Clear - 63 F										
5 Freddie Freeman, L OBP: 0.379, SLG: 0.423	1B		G3-1		G6-3					5	2	2	0	0	1	3											
6 Trea Turner, R OBP: 0.286, SLG: 0.269	1B		G5-3			G5-3				5	2	2	1	0	1	2											
10 Justin Turner, R OBP: 0.296, SLG: 0.240	1B		F9			K				3	2	1	1	1	1	0											
13 Max Muncy, L OBP: 0.333, SLG: 0.286	1B			F8		G4-3				4	0	1	1	0	1	2											
16 Will Smith, R OBP: 0.353, SLG: 0.533	1B		G4-3			P3				4	1	2	4	0	0	0											
3 Chris Taylor, R OBP: 0.409, SLG: 0.600	G6-4-3			F8						4	1	2	0	0	0	2											
35 Cody Bellinger, L OBP: 0.423, SLG: 0.476					K					3	1	2	0	1	1	0											
17 Hanser Alberto, R ERA: 7.38										2	0	0	0	0	0	1											
9 Gavin Lux, L OBP: 0.409, SLG: 0.556	L7				G5-3					1	0	0	0	1	1	2											
Inning Stats	R: 3 E: 0 K: 0 S: 15	H: 5 LOB: 1 BB: 0 P: 22	R: 0 E: 0 K: 0 S: 10	H: 1 LOB: 0 BB: 0 P: 17	R: 0 E: 0 K: 0 S: 10	H: 0 LOB: 0 BB: 0 P: 17	R: 0 E: 0 K: 1 S: 9	H: 0 LOB: 0 BB: 0 P: 15	R: 0 E: 0 K: 1 S: 8	H: 0 LOB: 0 BB: 0 P: 13	R: 0 E: 0 K: 2 S: 10	H: 1 LOB: 2 BB: 1 P: 21	R: 6 E: 0 K: 3 S: 23	H: 6 LOB: 2 BB: 2 P: 43	R: 0 E: 0 K: 0 S: 0	H: 0 LOB: 0 BB: 0 P: 0	1B: 12 2B: 1 3B: 0 HR: 1	SF: 0 SAC: 0 DP: 2 HBP: 0	WP: 3 PB: 0 SB: 1 CS: 0	PA: 39							
PITCHER	IP	WLS	BF	H	R	ER	SO	BB	IBB	HBP	BLK	WP	HR	S	P	ERA	WHIP										
85 Luis Cessa, R ERA: 7.38	1.0		7	5	3	3	0	0	0	0	0	0	0	15	22	27.00	5.000										
52 Reiver Sanmartin, L ERA: 6.14	5.0		16	2	0	0	2	0	0	0	0	0	0	48	75	0.00	0.400										
54 Hunter Strickland, R ERA: 15.43	0.1		3	1	0	0	0	1	0	0	0	0	0	4	10	0.00	6.000										
34 Justin Wilson, L ERA: 3.86	0.2	L	3	1	1	1	2	0	0	0	0	0	0	7	13	13.50	1.500										
64 Tony Santillan, R ERA: 7.38	0.1		4	2	3	3	1	1	0	0	0	1	1	10	22	81.00	9.000										
PITCHER	IP	WLS	BF	H	R	ER	SO	BB	IBB	HBP	BLK	WP	HR	S	P	ERA	WHIP										
68 Ryan Hendrix, R ERA: 18.0	0.2		6	3	2	2	2	1	0	0	0	0	0	12	19	27.00	6.000										

AB	32
R	3
H	6
RBI	3
BB	3
SO	6
LOB	8



Batter	1	2	3	4	5	6	7	8	9	AB	R	H	RBI	BB	SO	LOB	TOP													
27 Jake Fraley, L (1, 8) OBP: 0.208, SLG: 0.318										3	0	0	0	1	1	1														
12 Tyler Naquin, L (1, 9) OBP: 0.393, SLG: 0.560										4	0	1	0	0	2	1														
28 Tommy Pham, R (1, 10)										4	0	0	0	0	0	3														
19 Joey Votto, L (1, 3)										2	0	0	0	1	1	1														
44 Aristides Aquino, R (1, 7) OBP: 0.143, SLG: 0.250										3	1	0	0	1	1	4														
22 Brandon Drury, R (1, 4) OBP: 0.286, SLG: 0.786										4	0	0	0	0	0	2														
9 Mike Moustakas, L (1, 5)										4	0	1	0	0	0	1														
17 Kyle Farmer, R (1, 6) OBP: 0.400, SLG: 0.385										4	0	2	1	0	0	1														
33 Aramis Garcia, R (1, 2) OBP: 0.200, SLG: 0.200										3	0	1	0	0	1	3														
16 Colin Moran, L (9, PH) OBP: 0.250, SLG: 0.143										1	0	0	0	0	0	0														
Inning Stats	R: 0 E: 0 K: 1 S: 10	H: 0 LOB: 1 BB: 1 P: 17	R: 0 E: 0 K: 0 S: 14	H: 0 LOB: 1 BB: 1 P: 21	R: 0 E: 0 K: 1 S: 13	H: 2 LOB: 3 BB: 1 P: 22	R: 0 E: 0 K: 0 S: 8	H: 1 LOB: 1 BB: 0 P: 14	R: 0 E: 0 K: 2 S: 10	H: 0 LOB: 0 BB: 0 P: 15	R: 1 E: 0 K: 1 S: 13	H: 2 LOB: 2 BB: 0 P: 20	R: 0 E: 0 K: 0 S: 6	H: 0 LOB: 0 BB: 0 P: 10	R: 0 E: 0 K: 1 S: 8	H: 0 LOB: 0 BB: 0 P: 10	R: 0 E: 0 K: 0 S: 9	H: 0 LOB: 0 BB: 0 P: 13	1B: 4 2B: 1 3B: 0 HR: 0	SF: 0 SAC: 0 DP: 0 HBP: 1	WP: 0 PB: 0 SB: 1 CS: 0	PA: 36								
PITCHER	IP: 4.0 WLS: 0 BF: 18 ERA: 1.29	IP: 4.0 WLS: 1 BF: 15 ERA: 2.25	IP: 1.0 WLS: 0 BF: 3 ERA: 4.5	IP: 4.0 WLS: 0 BF: 18 ERA: 1.29	IP: 4.0 WLS: 1 BF: 15 ERA: 2.25	IP: 1.0 WLS: 0 BF: 3 ERA: 4.5	IP: 4.0 WLS: 0 BF: 18 ERA: 1.29	IP: 4.0 WLS: 1 BF: 15 ERA: 2.25	IP: 1.0 WLS: 0 BF: 3 ERA: 4.5	IP: 4.0 WLS: 0 BF: 18 ERA: 1.29	IP: 4.0 WLS: 1 BF: 15 ERA: 2.25	IP: 1.0 WLS: 0 BF: 3 ERA: 4.5	IP: 4.0 WLS: 0 BF: 18 ERA: 1.29	IP: 4.0 WLS: 1 BF: 15 ERA: 2.25	IP: 1.0 WLS: 0 BF: 3 ERA: 4.5	IP: 4.0 WLS: 0 BF: 18 ERA: 1.29	IP: 4.0 WLS: 1 BF: 15 ERA: 2.25	IP: 1.0 WLS: 0 BF: 3 ERA: 4.5	IP: 4.0 WLS: 0 BF: 18 ERA: 1.29	IP: 4.0 WLS: 1 BF: 15 ERA: 2.25	IP: 1.0 WLS: 0 BF: 3 ERA: 4.5	IP: 4.0 WLS: 0 BF: 18 ERA: 1.29	IP: 4.0 WLS: 1 BF: 15 ERA: 2.25	IP: 1.0 WLS: 0 BF: 3 ERA: 4.5	IP: 4.0 WLS: 0 BF: 18 ERA: 1.29	IP: 4.0 WLS: 1 BF: 15 ERA: 2.25	IP: 1.0 WLS: 0 BF: 3 ERA: 4.5	IP: 4.0 WLS: 0 BF: 18 ERA: 1.29	IP: 4.0 WLS: 1 BF: 15 ERA: 2.25	IP: 1.0 WLS: 0 BF: 3 ERA: 4.5

Cincinnati Reds @ Los Angeles Dodgers
Dodger Stadium, Los Angeles, CA
Fri Apr 15 2022, 7:13 PM - 10:27 PM PDT
Att: 51,891 - Clear - 61 F

AB	32
R	1
H	5
RBI	1
BB	3
SO	6
LOB	17



Batter	1	2	3	4	5	6	7	8	9	AB	R	H	RBI	BB	SO	LOB	BOTTOM													
50 Mookie Betts, R (1, 9) OBP: 0.273, SLG: 0.290										3	0	0	0	0	0	2														
5 Freddie Freeman, L (1, 3) OBP: 0.364, SLG: 0.379										3	0	0	0	1	0	1														
6 Trea Turner, R (1, 6) OBP: 0.313, SLG: 0.367										4	0	2	1	0	1	3														
13 Max Muncy, L (1, 10)										3	1	1	0	1	0	4														
10 Justin Turner, R (1, 5) OBP: 0.323, SLG: 0.222										2	0	0	1	2	0	3														
16 Will Smith, R (1, 2) OBP: 0.333, SLG: 0.474										4	0	1	0	0	1	5														
35 Cody Bellinger, L (1, 8) OBP: 0.367, SLG: 0.490										4	0	0	0	0	2	3														
3 Chris Taylor, R (1, 7) OBP: 0.423, SLG: 0.555										3	0	1	1	1	2	0														
9 Gavin Lux, L (1, 4) OBP: 0.462, SLG: 0.667										3	2	0	1	1	1	1														
Inning Stats	R: 0 E: 0 K: 0 S: 8	H: 0 LOB: 0 BB: 0 P: 13	R: 1 E: 0 K: 0 S: 11	H: 2 LOB: 3 BB: 1 P: 17	R: 1 E: 0 K: 0 S: 10	H: 2 LOB: 2 BB: 1 P: 22	R: 0 E: 0 K: 3 S: 13	H: 0 LOB: 0 BB: 0 P: 16	R: 1 E: 0 K: 1 S: 11	H: 1 LOB: 3 BB: 2 P: 25	R: 0 E: 0 K: 2 S: 9	H: 0 LOB: 1 BB: 1 P: 14	R: 0 E: 0 K: 0 S: 11	H: 1 LOB: 1 BB: 0 P: 17	R: 0 E: 0 K: 1 S: 11	H: 1 LOB: 1 BB: 1 P: 21	R: 0 E: 0 K: 1 S: 11	H: 1 LOB: 1 BB: 1 P: 21	1B: 4 2B: 1 3B: 2 HR: 0	SF: 0 SAC: 0 DP: 0 HBP: 1	WP: 0 PB: 0 SB: 3 CS: 1	PA: 36								
PITCHER	IP: 4.0 WLS: 0 BF: 20 ERA: 5.4	IP: 1.0 WLS: 0 BF: 4 ERA: 3.18	IP: 1.0 WLS: 0 BF: 4 ERA: 5.79	IP: 1.0 WLS: 1 BF: 4 ERA: 9.0	IP: 1.0 WLS: 0 BF: 4 ERA: 9.0	IP: 1.0 WLS: 0 BF: 4 ERA: 9.0	IP: 1.0 WLS: 0 BF: 4 ERA: 9.0	IP: 1.0 WLS: 0 BF: 4 ERA: 9.0	IP: 1.0 WLS: 0 BF: 4 ERA: 9.0	IP: 1.0 WLS: 0 BF: 4 ERA: 9.0	IP: 1.0 WLS: 0 BF: 4 ERA: 9.0	IP: 1.0 WLS: 0 BF: 4 ERA: 9.0	IP: 1.0 WLS: 0 BF: 4 ERA: 9.0	IP: 1.0 WLS: 0 BF: 4 ERA: 9.0	IP: 1.0 WLS: 0 BF: 4 ERA: 9.0	IP: 1.0 WLS: 0 BF: 4 ERA: 9.0	IP: 1.0 WLS: 0 BF: 4 ERA: 9.0	IP: 1.0 WLS: 0 BF: 4 ERA: 9.0	IP: 1.0 WLS: 0 BF: 4 ERA: 9.0	IP: 1.0 WLS: 0 BF: 4 ERA: 9.0	IP: 1.0 WLS: 0 BF: 4 ERA: 9.0	IP: 1.0 WLS: 0 BF: 4 ERA: 9.0	IP: 1.0 WLS: 0 BF: 4 ERA: 9.0	IP: 1.0 WLS: 0 BF: 4 ERA: 9.0	IP: 1.0 WLS: 0 BF: 4 ERA: 9.0	IP: 1.0 WLS: 0 BF: 4 ERA: 9.0	IP: 1.0 WLS: 0 BF: 4 ERA: 9.0	IP: 1.0 WLS: 0 BF: 4 ERA: 9.0	IP: 1.0 WLS: 0 BF: 4 ERA: 9.0	IP: 1.0 WLS: 0 BF: 4 ERA: 9.0

Cincinnati Reds @ Los Angeles Dodgers
Dodger Stadium, Los Angeles, CA
Fri Apr 15 2022, 7:13 PM - 10:27 PM PDT
Att: 51,891 - Clear - 61 F

AB	29
R	3
H	7
RBI	3
BB	6
SO	7
LOB	22



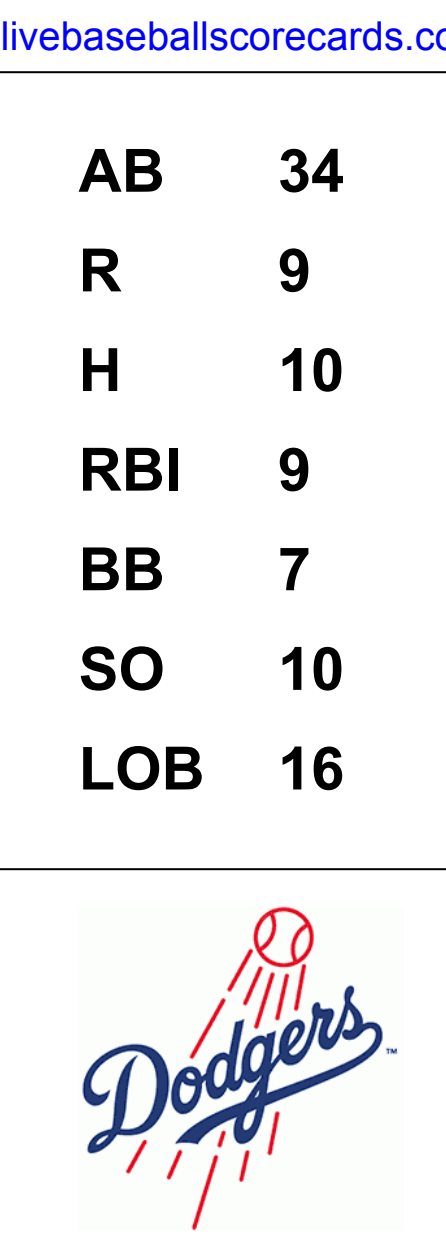
Batter	1	2	3	4	5	6	7	8	9	AB	R	H	RBI	BB	SO	LOB	TOP								
17 Kyle Farmer, R OBP: 0.382, SLG: 0.367										4	1	1	0	0	0	0	<p>Cincinnati Reds @ Los Angeles Dodgers Dodger Stadium, Los Angeles, CA Sat Apr 16 2022, 7:11 PM - 10:03 PM PDT Att: 51,059 - Clear - 61 F</p> <p>livebaseballscorecards.com</p> <p>AB 30 R 2 H 4 RBI 2 BB 2 SO 12 LOB 9</p>								
12 Tyler Naquin, L OBP: 0.344, SLG: 0.483										4	0	0	1	0	1	1									
28 Tommy Pham, R OBP: 0.185, SLG: 0.043										4	0	1	1	0	1	0									
19 Joey Votto, L OBP: 0.270, SLG: 0.161										4	0	0	0	0	3	1									
37 Tyler Stephenson, R OBP: 0.379, SLG: 0.542										4	0	2	0	0	0	1									
44 Aristides Aquino, R OBP: 0.125, SLG: 0.217										3	0	0	0	0	2	2									
9 Mike Moustakas, L OBP: 0.138, SLG: 0.143										3	0	0	0	0	2	2									
22 Brandon Drury, R OBP: 0.294, SLG: 0.688										2	0	0	0	1	2	1									
27 Jake Fraley, L OBP: 0.222, SLG: 0.292										2	1	0	0	1	1	1									
Inning Stats	R: 0 E: 0 K: 1 S: 5	H: 0 LOB: 0 BB: 0 P: 8	R: 0 E: 0 K: 2 S: 12	H: 0 LOB: 0 BB: 0 P: 17	R: 0 E: 0 K: 1 S: 7	H: 0 LOB: 1 BB: 1 P: 11	R: 0 E: 0 K: 0 S: 6	H: 0 LOB: 0 BB: 0 P: 10	R: 0 E: 0 K: 1 S: 10	H: 1 LOB: 1 BB: 0 P: 19	R: 0 E: 0 K: 1 S: 7	H: 0 LOB: 0 BB: 0 P: 12	R: 0 E: 0 K: 2 S: 10	H: 0 LOB: 0 BB: 0 P: 13	R: 0 E: 0 K: 3 S: 13	H: 1 LOB: 1 BB: 0 P: 20	R: 2 E: 0 K: 1 S: 14	H: 2 LOB: 1 BB: 1 P: 26	1B: 4 2B: 1 3B: 0 HR: 0	SF: 0 SAC: 0 DP: 1 HBP: 0	WP: 1 PB: 0 SB: 0 CS: 1	PA: 32			
PITCHER	IP	WLS	BF	H	R	ER	SO	BB	IBB	HBP	BLK	WP	HR	S	P	ERA	WHIP								
7 Julio Urias, L ERA: 3.86	5.0		16	1	0	0	5	1	0	0	0	0	0	40	65	0.00	0.400								
59 Evan Phillips, R ERA: 4.15	1.0	W	3	0	0	0	1	0	0	0	0	0	0	7	12	0.00	0.000								
33 David Price, L ERA: 3.38	1.0		3	0	0	0	2	0	0	0	0	0	0	10	13	0.00	0.000								
Mitch White, R ERA: 5.4	1.1		8	3	2	2	3	1	0	0	0	1	0	21	37	13.50	3.000								
41 Daniel Hudson, R ERA:	0.2	S	2	0	0	0	1	0	0	0	0	0	0	6	9	0.00	0.000								

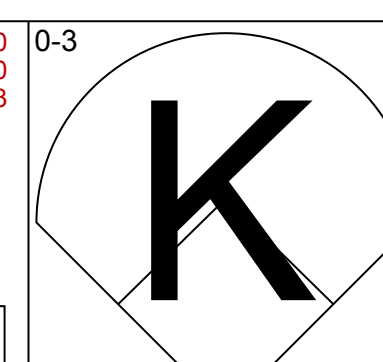
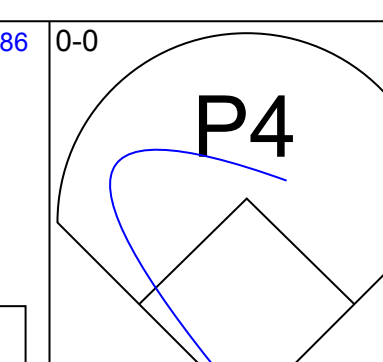
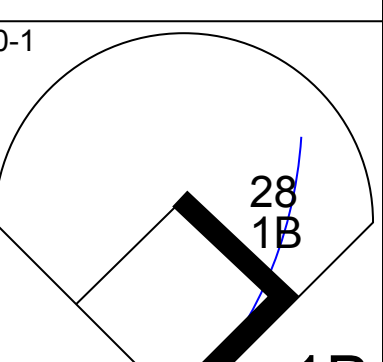
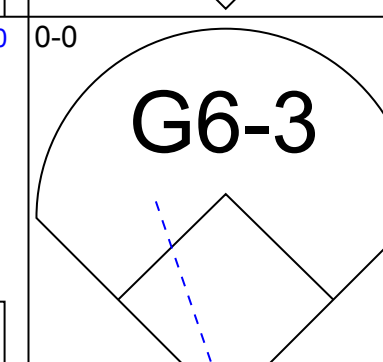
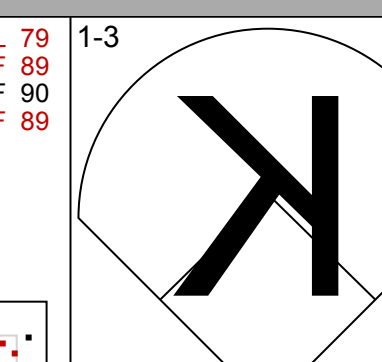
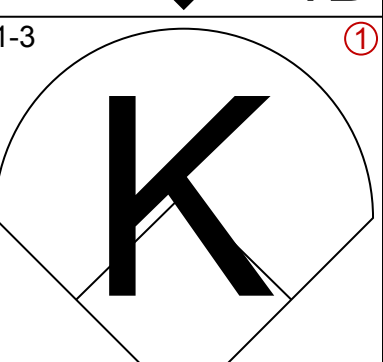
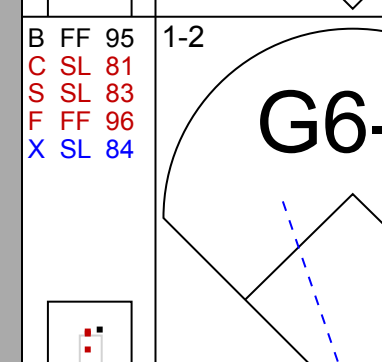
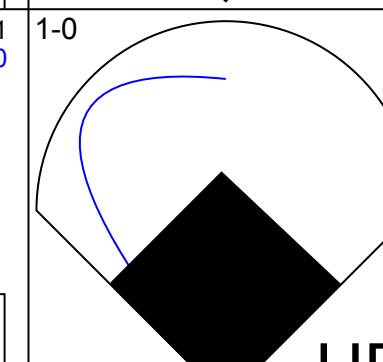
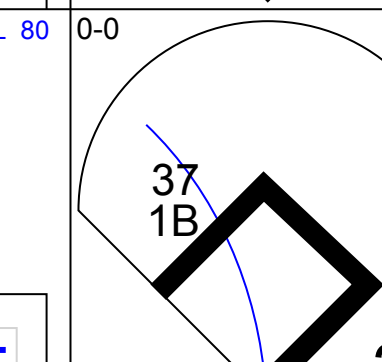
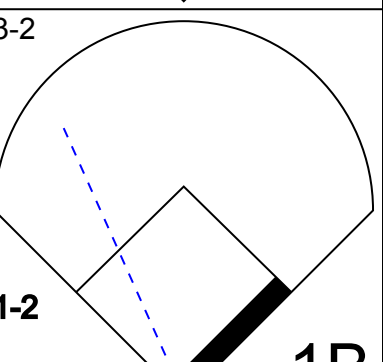
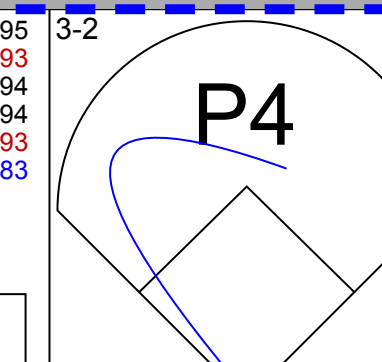
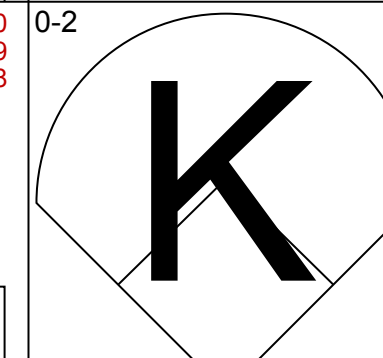
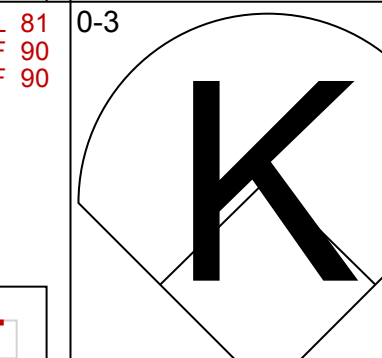
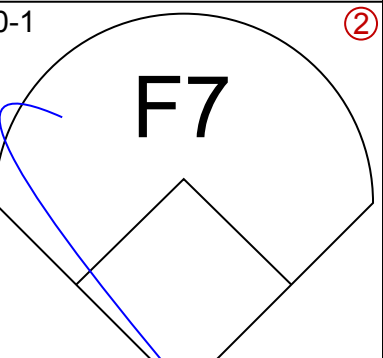
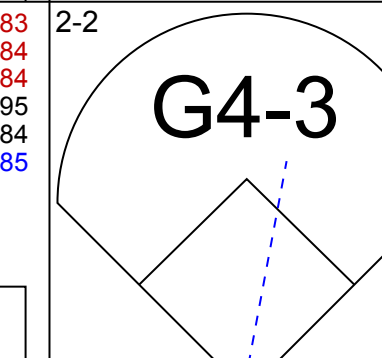
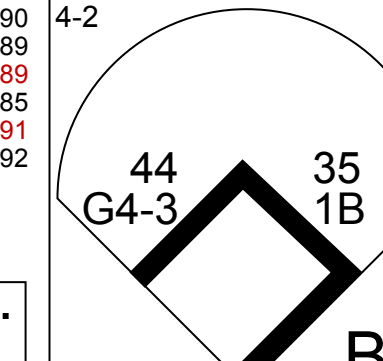
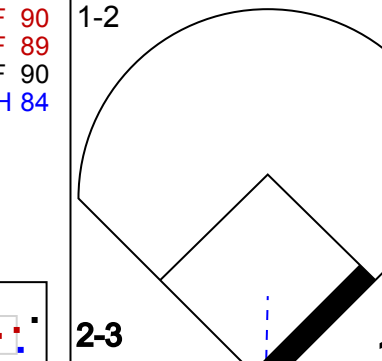
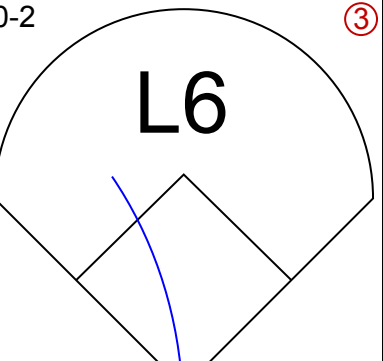
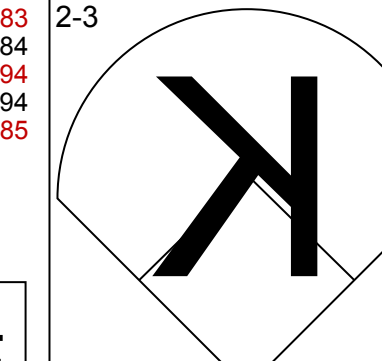
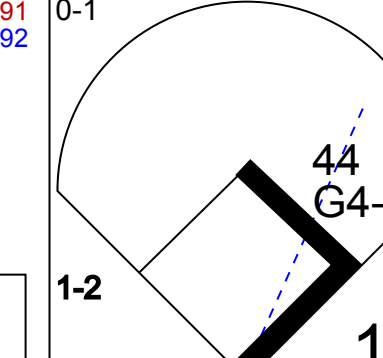
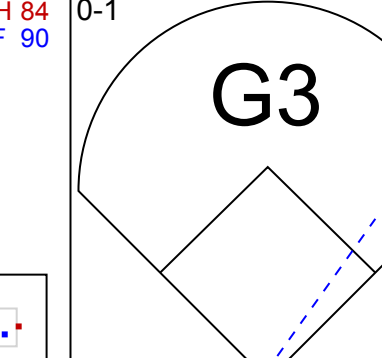


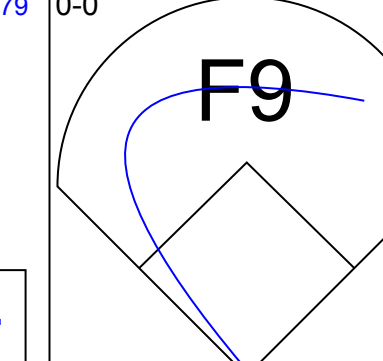
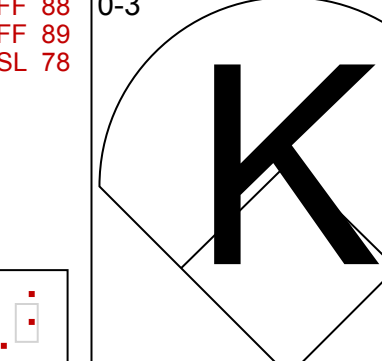
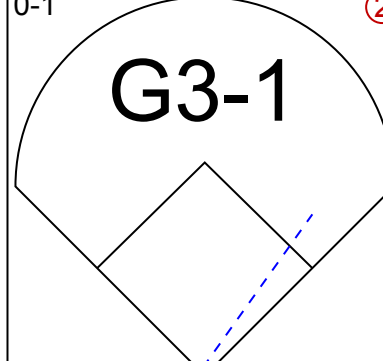

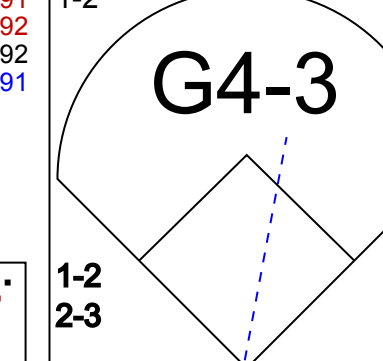
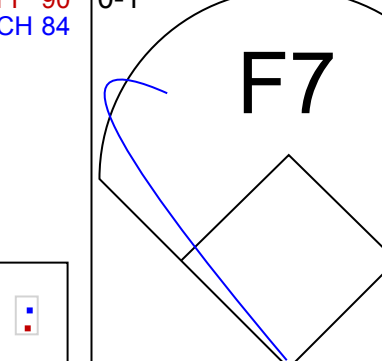
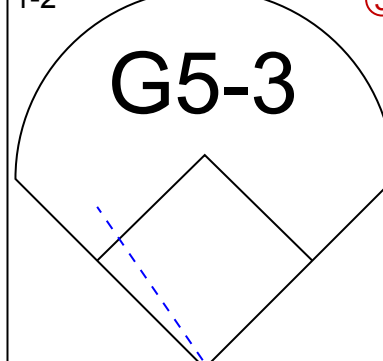

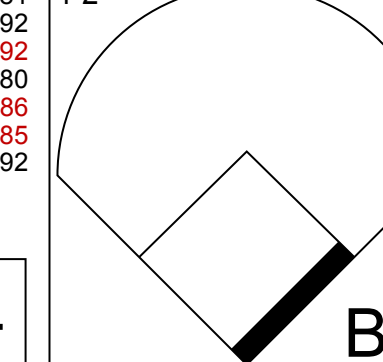
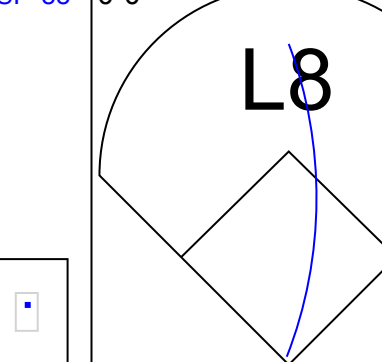
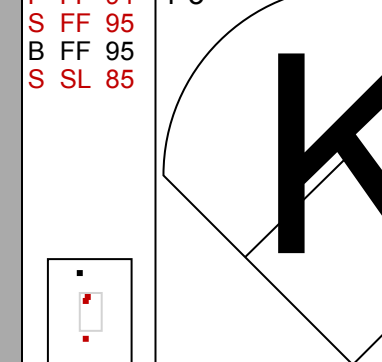
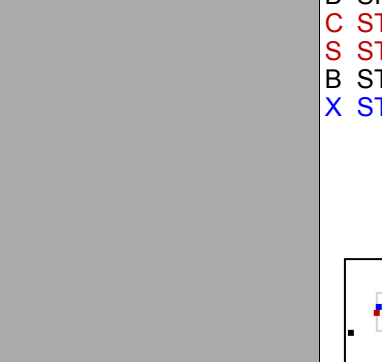
Batter	1	2	3	4	5	6	7	8	9	AB	R	H	RBI	BB	SO	LOB	BOTTOM								
6 Trea Turner, R OBP: 0.361, SLG: 0.500										4	1	3	2	0	1	1	<p>Cincinnati Reds @ Los Angeles Dodgers Dodger Stadium, Los Angeles, CA Sat Apr 16 2022, 7:11 PM - 10:03 PM PDT Att: 51,059 - Clear - 61 F</p> <p>livebaseballscorecards.com</p> <p>AB 30 R 5 H 8 RBI 5 BB 2 SO 7 LOB 12</p>								
5 Freddie Freeman, L OBP: 0.324, SLG: 0.344										3	1	0	1	0	2	1									
10 Justin Turner, R OBP: 0.286, SLG: 0.194										4	0	0	0	0	0	3									
13 Max Muncy, L OBP: 0.343, SLG: 0.296										3	0	0	0	1	1	1									
43 Edwin Rios, L OBP: 0.250, SLG: 0.250										4	1	1	0	0	1	1									
3 Chris Taylor, R OBP: 0.400, SLG: 0.519										4	0	1	2	0	1	0									
35 Cody Bellinger, L OBP: 0.394, SLG: 0.429										3	0	2	0	0	0	1									
9 Gavin Lux, L OBP: 0.448, SLG: 0.609										2	1	0	0	1	1	2									
15 Austin Barnes, R OBP: 0.400, SLG: 1.000										3	1	1	0	0	0	2									
Inning Stats	R: 0 E: 0 K: 1 S: 6	H: 1 LOB: 0 BB: 0 P: 10	R: 0 E: 0 K: 2 S: 9	H: 0 LOB: 0 BB: 0 P: 13	R: 0 E: 0 K: 1 S: 9	H: 1 LOB: 1 BB: 0 P: 17	R: 0 E: 0 K: 0 S: 7	H: 0 LOB: 0 BB: 0 P: 10	R: 0 E: 0 K: 1 S: 10	H: 1 LOB: 1 BB: 0 P: 16	R: 4 E: 0 K: 2 S: 18	H: 4 LOB: 1 BB: 0 P: 30	R: 1 E: 0 K: 0 S: 17	H: 1 LOB: 1 BB: 1 P: 30	R: 0 E: 0 K: 0 S: 7	H: 0 LOB: 0 BB: 1 P: 14	1B: 7 2B: 0 3B: 0 HR: 1	SF: 1 SAC: 0 DP: 2 HBP: 0	WP: 1 PB: 1 SB: 0 CS: 0	PA: 33					
PITCHER	IP	WLS	BF	H	R	ER	SO	BB	IBB	HBP	BLK	WP	HR	S	P	ERA	WHIP								
21 Hunter Greene, R ERA: 4.35	5.1	L	21	5	3	3	6	0	0	0	0	0	0	50	80	5.06	0.938								
46 Buck Farmer, R ERA: 4.91	0.2		4	2	1	0	1	0	0	0	0	1	0	9	16	0.00	3.000								
41 Daniel Duarte, R ERA: 10.13	1.0		5	1	1	1	0	1	0	0	0	0	0	17	30	9.00	2.000								
55 Dauri Moreta, R ERA: 4.76	1.0		3	0	0	0	0	1	0	0	0	0	0	7	14	0.00	1.000								

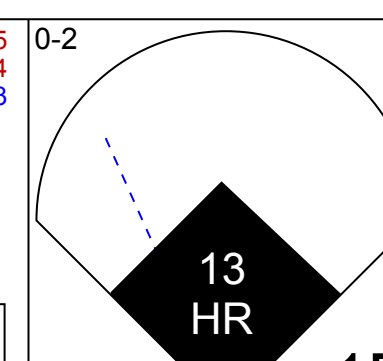
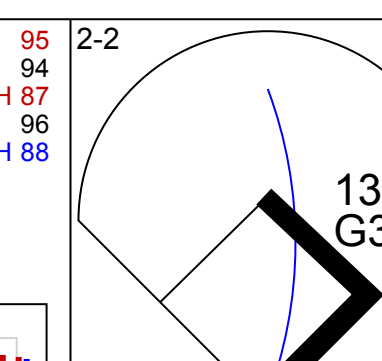
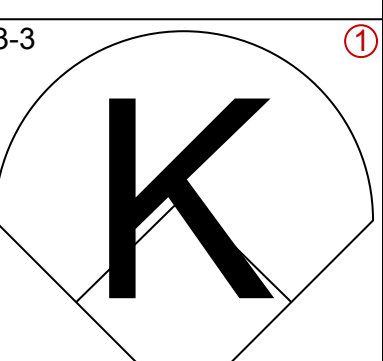
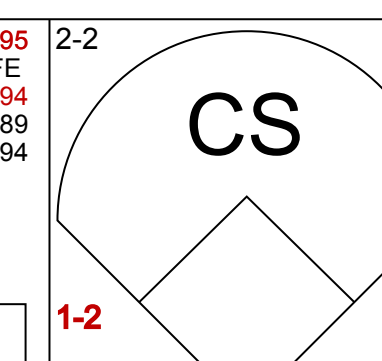
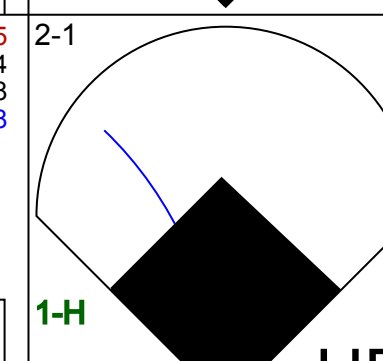
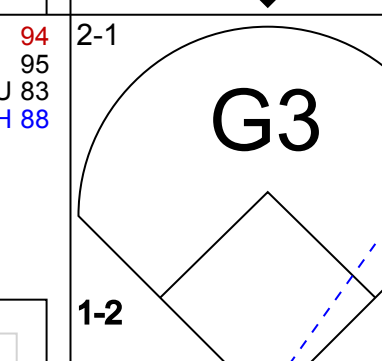
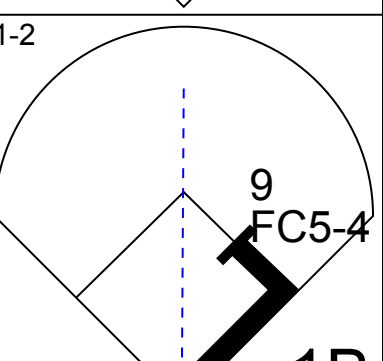

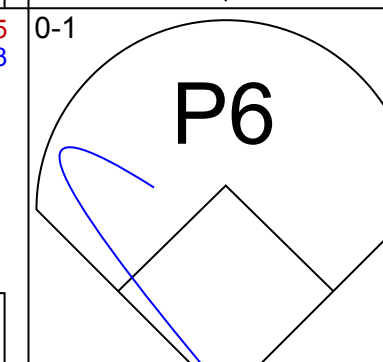
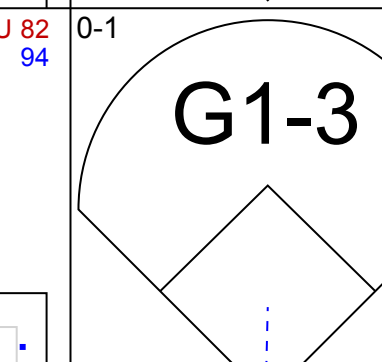
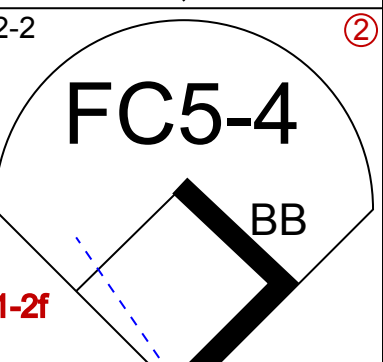

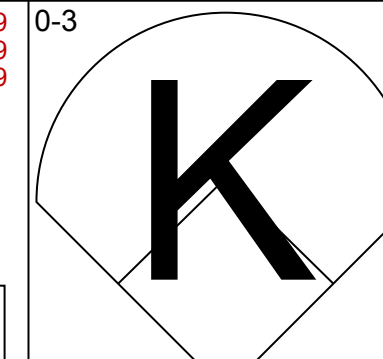
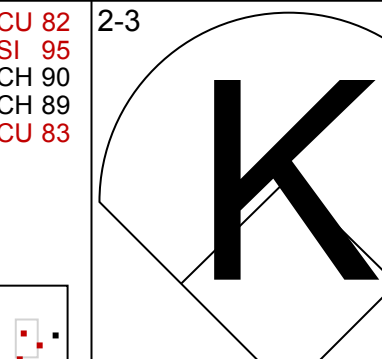
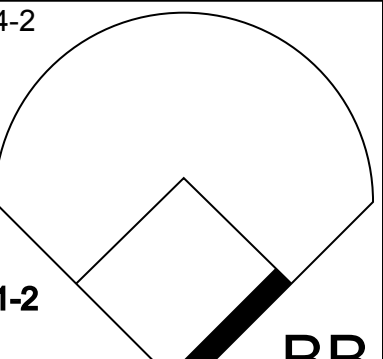

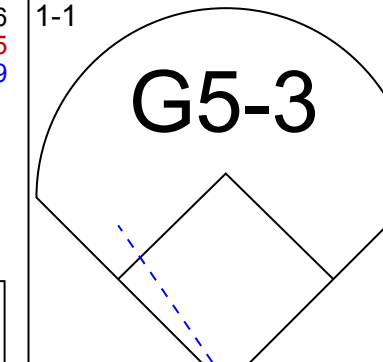
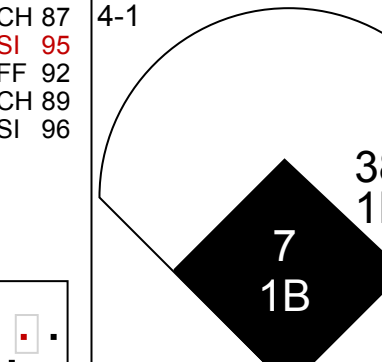
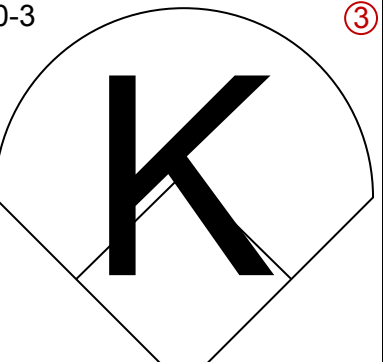

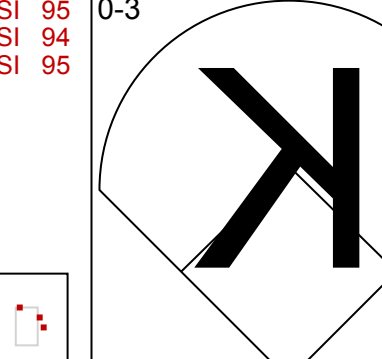

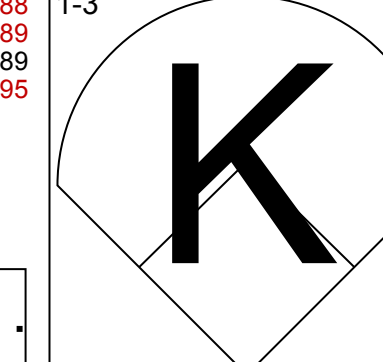
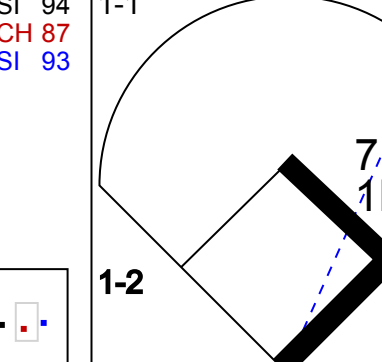
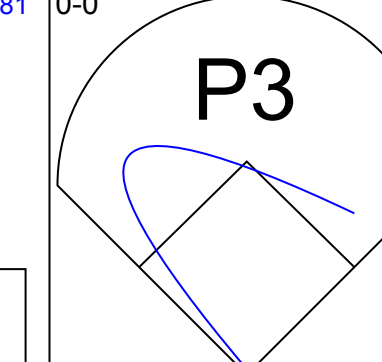
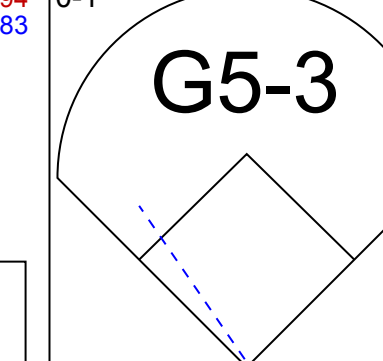
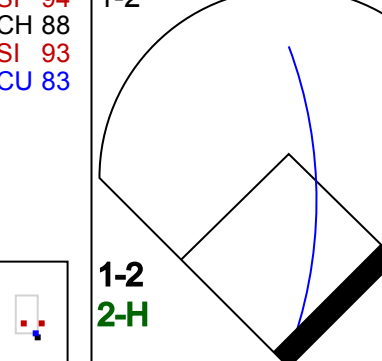

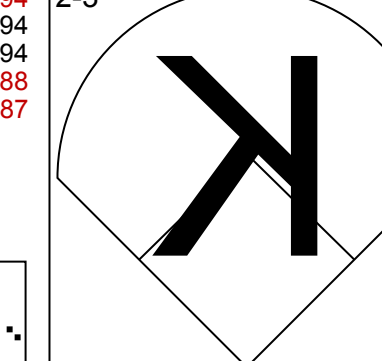

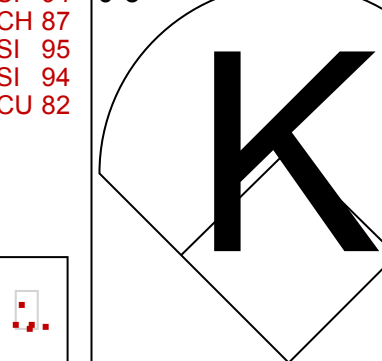

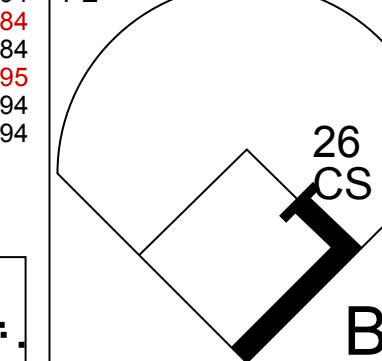
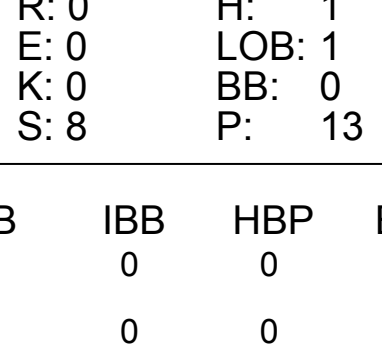
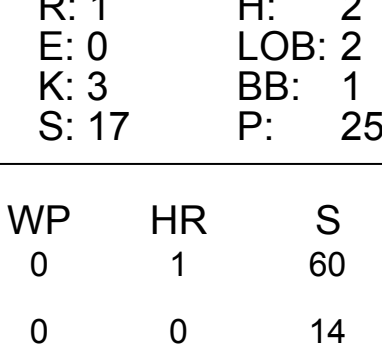
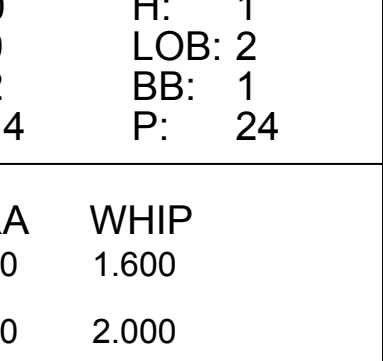
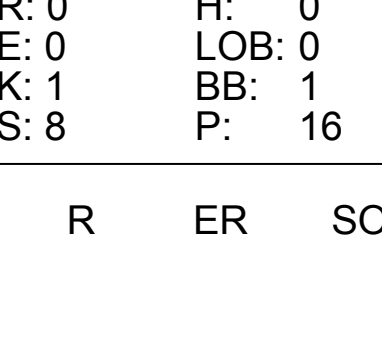
Batter	1	2	3	4	5	6	7	8	9	AB	R	H	RBI	BB	SO	LOB	TOP										
17 Kyle Farmer, R OBP: 0.378, SLG: 0.394 16 Colin Moran, L OBP: 0.222, SLG: 0.75										3	0	1	0	0	1	0	Cincinnati Reds @ Los Angeles Dodgers Dodger Stadium, Los Angeles, CA Sun Apr 17 2022, 1:11 PM - 4:12 PM PDT Att: 41,167 - Sunny - 71 F										
12 Tyler Naquin, L OBP: 0.333, SLG: 0.455										4	0	1	1	0	1	2											
28 Tommy Pham, R OBP: 0.194, SLG: 0.038										3	0	0	0	1	1	1											
19 Joey Votto, L OBP: 0.250, SLG: 0.147 35 Alejo Lopez, S										3	0	0	0	1	2	1											
37 Tyler Stephenson, R OBP: 0.364, SLG: 0.481										4	0	0	0	0	4	2											
44 Aristides Aquino, R OBP: 0.197, SLG: 0.185										3	0	0	0	0	1	0											
9 Mike Moustakas, L OBP: 0.125, SLG: 0.129 33 Aramis Garcia, R OBP: 0.167, SLG: 0.167										3	0	0	0	0	1	0											
22 Brandon Drury, R OBP: 0.350, SLG: 0.722										2	0	1	0	1	0	0											
27 Jake Fraley, L OBP: 0.233, SLG: 0.296										3	1	1	0	0	1	1											
Inning Stats	R: 0 E: 0 K: 1 S: 9	H: 0 LOB: 0 BB: 0 P: 13	R: 0 E: 0 K: 3 S: 9	H: 0 LOB: 0 BB: 0 P: 14	R: 0 E: 0 K: 1 S: 8	H: 1 LOB: 2 BB: 1 P: 15	R: 0 E: 0 K: 3 S: 12	H: 0 LOB: 1 BB: 1 P: 20	R: 0 E: 0 K: 1 S: 7	H: 0 LOB: 0 BB: 0 P: 8	R: 0 E: 0 K: 2 S: 11	H: 0 LOB: 0 BB: 1 P: 19	R: 0 E: 0 K: 1 S: 11	H: 0 LOB: 0 BB: 0 P: 17	R: 1 E: 0 K: 0 S: 10	H: 3 LOB: 1 BB: 0 P: 14		R: 0 E: 0 K: 3 S: 10	H: 0 LOB: 1 BB: 0 P: 17	1B: 2 2B: 3 3B: 0 HR: 0	SF: 0 SAC: 0 DP: 1 HBP: 1	WP: 0 PB: 0 SB: 0 CS: 0	PA: 34				
PITCHER	IP	WLS	BF	H	R	ER	SO	BB	IBB	HBP	BLK	WP	HR	S	P	ERA	WHIP										
28 Andrew Heaney, L ERA: 0.00	(1, 1)	6.0	W	22	1	0	0	11	3	0	0	0	0	56	89	0.00	0.667										
51 Alex Vesia, L ERA: 2.25	(7, 1)	1.0		4	1	1	1	1	0	0	0	0	0	13	22	9.00	1.000										
63 Justin Bruhl, L ERA: 2.25	(8, 1)	2.0		8	2	0	0	3	0	0	1	0	0	18	26	0.00	1.000										
63 Justin Bruhl, L ERA: 2.25	(9, 1)	2.0		8	2	0	0	3	0	0	1	0	0	18	26	0.00	1.000										

Batter	1	2	3	4	5	6	7	8	9	AB	R	H	RBI	BB	SO	LOB	BOTTOM										
50 Mookie Betts, R OBP: 0.289, SLG: 0.265										3	1	0	0	2	1	2	Cincinnati Reds @ Los Angeles Dodgers Dodger Stadium, Los Angeles, CA Sun Apr 17 2022, 1:11 PM - 4:12 PM PDT Att: 41,167 - Sunny - 71 F										
5 Freddie Freeman, L OBP: 0.381, SLG: 0.405 63 Justin Bruhl, L										5	1	4	3	0	1	0											
6 Trea Turner, R OBP: 0.341, SLG: 0.447										4	1	0	0	1	1	6											
13 Max Muncy, L OBP: 0.342, SLG: 0.333 17 Hanser Alberto, R OBP: 0.200, SLG: 0.200										3	1	1	2	0	1	0											
10 Justin Turner, R OBP: 0.316, SLG: 0.265 43 Edwin Rios, L OBP: 0.200, SLG: 0.200										3	1	2	0	0	1	0											
16 Will Smith, R OBP: 0.380, SLG: 0.500										3	1	1	1	1	0	1											
35 Cody Bellinger, L OBP: 0.351, SLG: 0.375										4	0	0	0	0	2	4											
3 Chris Taylor, R OBP: 0.412, SLG: 0.533										3	1	1	2	1	2	0											
9 Gavin Lux, L OBP: 0.455, SLG: 0.560										2	2	0	0	2	0	1											
Inning Stats	R: 0 E: 0 K: 2 S: 8	H: 0 LOB: 0 BB: 0 P: 11	R: 0 E: 0 K: 1 S: 9	H: 1 LOB: 0 BB: 0 P: 16	R: 0 E: 0 K: 1 S: 9	H: 0 LOB: 0 BB: 0 P: 13	R: 7 E: 0 K: 1 S: 19	H: 6 LOB: 1 BB: 2 P: 36	R: 0 E: 0 K: 1 S: 7	H: 0 LOB: 0 BB: 0 P: 11	R: 0 E: 0 K: 2 S: 18	H: 1 LOB: 3 BB: 2 P: 36	R: 0 E: 0 K: 2 S: 10	H: 0 LOB: 1 BB: 1 P: 19	R: 2 E: 0 K: 0 S: 15	H: 2 LOB: 2 BB: 2 P: 27		1B: 6 2B: 4 3B: 0 HR: 0	SF: 0 SAC: 0 DP: 0 HBP: 0	WP: 0 PB: 0 SB: 2 CS: 0	PA: 41						
PITCHER	IP	WLS	BF	H	R	ER	SO	BB	IBB	HBP	BLK	WP	HR	S	P	ERA	WHIP										
30 Tyler Mahle, R ERA: 7.82	(1, 1)	3.2	L	20	7	7	7	5	2	0	0	0	0	10	14	0.00	0.000										
85 Luis Cessa, R ERA: 5.4	(4, 1)	1.1		4	0	0	0	1	0	0	0	0	0	10	14	0.00	0.000										
43 Alexis Diaz, R ERA: 2.7	(6, 1)	1.0		6	1	0	0	2	2	0	0	0	0	18	36	0.00	3.000										
23 Jeff Hoffman, R ERA: 2.7	(7, 1)	1.0		4	0	0	0	2	1	0	0	0	0	10	19	0.00	1.000										
77 Art Warren, R ERA: 6.75	(8, 1)	0.2		6	2	2	2	0	2	0	0	0	0	12	22	27.00	6.000										
68 Ryan Hendrix, R ERA: 7.71	(8, 1)	0.1		1	0	0	0	0	0	0	0	0	0	3	5	0.00	0.000										

AB	30
R	1
H	4
RBI	1
BB	3
SO	15
LOB	11



Batter	1	2	3	4	5	6	7	8	9	AB	R	H	RBI	BB	SO	LOB	TOP								
17 Kyle Farmer, R OBP: 0.366, SLG: 0.378										4	0	1	0	0	2	3	<p>Cincinnati Reds @ San Diego Padres Petco Park, San Diego, CA Mon Apr 18 2022, 6:42 PM - 9:32 PM PDT Att: 31,121 - Clear - 65 F</p>								
22 Brandon Drury, R OBP: 0.297, SLG: 0.591										4	0	0	0	0	2	1									
28 Tommy Pham, R OBP: 0.257, SLG: 0.267										4	1	3	1	0	0	0									
19 Joey Votto, L OBP: 0.227, SLG: 0.132										4	0	0	0	0	2	3									
37 Tyler Stephenson, R OBP: 0.376, SLG: 0.467										3	0	1	0	1	1	2									
35 Alejo Lopez, S OBP: 0.400, SLG: 0.250										4	0	1	0	0	0	2									
16 Colin Moran, L OBP: 0.154, SLG: 0.083										4	0	0	0	0	1	2									
44 Aristides Aquino, R OBP: 0.125, SLG: 0.167										3	0	0	0	1	0	2									
27 Jake Fraley, L OBP: 0.235, SLG: 0.267										3	0	0	0	1	1	1									
Inning Stats	R: 1 H: 1 E: 0 K: 2 S: 8	H: 1 LOB: 0 BB: 0 P: 9	R: 0 H: 1 E: 0 K: 0 S: 12	H: 1 LOB: 3 BB: 2 P: 21	R: 0 H: 2 E: 0 K: 2 S: 12	H: 2 LOB: 0 BB: 0 P: 14	R: 0 H: 0 E: 0 K: 1 S: 6	H: 0 LOB: 0 BB: 0 P: 6	R: 0 H: 2 E: 0 K: 1 S: 15	H: 2 LOB: 2 BB: 0 P: 19	R: 0 H: 0 E: 0 K: 0 S: 7	H: 0 LOB: 0 BB: 0 P: 9	R: 0 H: 0 E: 0 K: 1 S: 10	H: 0 LOB: 0 BB: 0 P: 15	R: 0 H: 0 E: 0 K: 1 S: 10	H: 0 LOB: 0 BB: 0 P: 17		R: 0 H: 0 E: 0 K: 0 S: 15	H: 0 LOB: 1 BB: 1 P: 25	1B: 4 2B: 1 3B: 0 HR: 1	SF: 0 SAC: 0 DP: 0 HBP: 0	WP: 0 PB: 0 SB: 0 CS: 0	PA: 36		
PITCHER	IP	WLS	BF	H	R	ER	SO	BB	IBB	HBP	BLK	WP	HR	S	P	ERA	WHIP								
55 Sean Manaea, L ERA: 1.42	6.0	W	26	6	1	1	6	2	0	0	0	0	1	60	78	1.50	1.333								
48 Steven Wilson, R ERA: 1.59	1.0	H	3	0	0	0	2	0	0	0	0	0	0	10	15	0.00	0.000								
36 Pierce Johnson, R ERA: 5.4	1.0	H	3	0	0	0	1	0	0	0	0	0	0	10	17	0.00	0.000								
17 Taylor Rogers, L ERA:	1.0	S	4	0	0	0	0	1	0	0	0	0	0	15	25	0.00	1.000								

Batter	1	2	3	4	5	6	7	8	9	AB	R	H	RBI	BB	SO	LOB	BOTTOM								
26 Austin Nola, R OBP: 0.341, SLG: 0.353										4	1	2	0	0	1	2	<p>Cincinnati Reds @ San Diego Padres Petco Park, San Diego, CA Mon Apr 18 2022, 6:42 PM - 9:32 PM PDT Att: 31,121 - Clear - 65 F</p>								
13 Manny Machado, R OBP: 0.404, SLG: 0.583										4	2	3	2	0	0	1									
9 Jake Cronenworth, L OBP: 0.314, SLG: 0.262										4	0	0	0	0	0	3									
Luke Voit, R OBP: 0.340, SLG: 0.194										2	0	0	1	1	2	0									
10 Jurickson Profar, S OBP: 0.366, SLG: 0.531										2	1	0	0	2	1	2									
2 Trent Grisham, L OBP: 0.271, SLG: 0.244										0	0	0	0	0	0	0									
5 Wil Myers, R OBP: 0.243, SLG: 0.257										3	0	0	0	1	2	2									
38 Jorge Alfaro, R OBP: 0.263, SLG: 0.474										4	0	1	0	0	2	1									
7 Ha-Seong Kim, R OBP: 0.360, SLG: 0.333										4	0	1	1	0	1	1									
2B José Azocar, R OBP: 0.625, SLG: 0.250										2	0	0	0	2	1	2									
Inning Stats	R: 2 H: 2 E: 0 K: 1 S: 12	H: 2 LOB: 0 BB: 0 P: 15	R: 0 H: 0 E: 0 K: 2 S: 9	H: 0 LOB: 0 BB: 0 P: 13	R: 0 H: 1 E: 0 K: 0 S: 8	H: 1 LOB: 1 BB: 0 P: 13	R: 1 H: 2 E: 0 K: 3 S: 17	H: 2 LOB: 2 BB: 1 P: 25	R: 0 H: 1 E: 0 K: 2 S: 14	H: 1 LOB: 2 BB: 1 P: 24	R: 0 H: 0 E: 0 K: 1 S: 14	H: 0 LOB: 2 BB: 2 P: 25	R: 1 H: 1 E: 0 K: 0 S: 5	H: 1 LOB: 1 BB: 1 P: 9	R: 0 H: 0 E: 0 K: 1 S: 8	H: 0 LOB: 0 BB: 1 P: 16	1B: 5 2B: 1 3B: 0 HR: 1	SF: 1 SAC: 0 DP: 0 HBP: 0	WP: 0 PB: 0 SB: 0 CS: 1	PA: 37					
PITCHER	IP	WLS	BF	H	R	ER	SO	BB	IBB	HBP	BLK	WP	HR	S	P	ERA	WHIP								
40 Nick Lodolo, L ERA: 8.0	5.0	L	23	6	3	3	8	2	0	0	0	0	1	60	90	5.40	1.600								
54 Hunter Strickland, R ERA: 10.8	1.0		5	0	0	0	1	2	0	0	0	0	0	14	25	0.00	2.000								
64 Tony Santillan, R ERA: 7.71	1.0		5	1	1	1	0	1	0	0	0	0	0	5	9	9.00	2.000								
46 Buck Farmer, R ERA: 3.86	1.0		3	0	0	0	1	1	0	0	0	0	0	8	16	0.00	1.000								

Batter	1	2	3	4	5	6	7	8	9	AB	R	H	RBI	BB	SO	LOB	TOP								
29 TJ Friedl, L (1,8)	L8		K			G4-3		K		4	0	0	0	0	2	1	Cincinnati Reds @ San Diego Padres Petco Park, San Diego, CA Tue Apr 19 2022, 6:42 PM - 9:22 PM PDT Att: 31,313 - Cloudy - 63 F								
17 Kyle Farmer, R (1,6)	P4			G5-3			1B		4	0	2	1	0	0	0										
28 Tommy Pham, R (1,7)	HR		L8					1B	4	1	1	1	0	1	2										
19 Joey Votto, L (1,3)	K		G4-3						4	0	1	0	0	1	0										
37 Tyler Stephenson, R (1,3)		G3							0	0	0	0	0	0	0										
52 River Sanmartin, L (1,1)									2	0	0	0	0	0	1										
55 Dauri Moreta, R (6,1)									0	0	0	0	0	0	0										
57 JT Riddle, L (7,PH)									1	0	0	0	0	0	1										
23 Jeff Hoffman, R (7,1)									0	0	0	0	0	0	0										
68 Ryan Hendrix, R (8,1)									0	0	0	0	0	0	0										
15 Nick Senzel, R (8,PH)									1	0	0	0	0	0	0										
16 Colin Moran, L (1,5)	G4-3								2	0	0	0	2	1	0										
44 Aristides Aquino, R (1,9)	L5								4	0	0	0	0	0	3										
35 Alejo Lopez, S (1,4)			L3						3	0	0	0	0	0	2										
33 Aramis Garcia, R (1,10)			K						3	1	1	0	0	2	0										
Inning Stats	R: 1 E: 0 K: 1 S: 8	H: 1 LOB: 0 BB: 0 P: 13	R: 0 E: 0 K: 0 S: 5	H: 0 LOB: 0 BB: 0 P: 6	R: 0 E: 0 K: 2 S: 10	H: 0 LOB: 0 BB: 0 P: 11	R: 0 E: 0 K: 0 S: 8	H: 0 LOB: 0 BB: 0 P: 12	R: 0 E: 0 K: 2 S: 10	H: 0 LOB: 0 BB: 0 P: 14	R: 1 E: 0 K: 1 S: 15	H: 2 LOB: 1 BB: 0 P: 22	R: 0 E: 0 K: 1 S: 16	H: 1 LOB: 2 BB: 1 P: 27	R: 0 E: 0 K: 2 S: 12	H: 1 LOB: 1 BB: 0 P: 16	R: 0 E: 0 K: 0 S: 8	H: 0 LOB: 1 BB: 1 P: 15	1B: 3 2B: 1 3B: 0 HR: 1	SF: 0 SAC: 0 DP: 0 HBP: 0	WP: 0 PB: 0 SB: 0 CS: 0	PA: 34			
PITCHER	IP	WLS	BF	H	R	ER	SO	BB	IBB	HBP	BLK	WP	HR	S	P	ERA	WHIP								
44 Joe Musgrove, R (1,1)	6.1	W	24	4	2	2	7	1	0	0	0	0	1	65	94	2.84	0.789								
75 Robert Suarez, R (7,1)	1.2	H	6	1	0	0	2	0	0	0	0	0	0	19	27	0.00	0.600								
25 Tim Hill, L (9,1)	1.0		4	0	0	0	0	1	0	0	0	0	0	8	15	0.00	1.000								

AB	32
R	2
H	5
RBI	2
BB	2
SO	9
LOB	9



Batter	1	2	3	4	5	6	7	8	9	AB	R	H	RBI	BB	SO	LOB	BOTTOM								
26 Austin Nola, R (1,2)	13 HR	L7		G5-3				K		4	1	1	0	0	1	1	Cincinnati Reds @ San Diego Padres Petco Park, San Diego, CA Tue Apr 19 2022, 6:42 PM - 9:22 PM PDT Att: 31,313 - Cloudy - 63 F								
13 Manny Machado, R (1,5)	HR		L8				G3-1		4	1	2	2	0	0	0										
9 Jake Cronenworth, L (1,4)	K								3	1	0	0	0	2	1										
Luke Voit, R (1,10)	10 BB	P4							3	0	0	0	1	0	2										
10 Jurickson Profar, S (1,7)	30 BB								3	1	1	0	1	0	1										
30 Eric Hosmer, L (1,3)									4	1	2	2	0	0	1										
5 Will Myers, R (1,9)									4	1	1	1	0	2	2										
7 Ha-Seong Kim, R (1,6)		P3							3	0	0	0	0	1	1										
2B José Azocar, R (1,8)									2	0	1	1	0	1	0										
2 Trent Grisham, L (7,PH)									1	0	0	0	0	1	0										
Inning Stats	R: 3 E: 0 K: 2 S: 18	H: 4 LOB: 1 BB: 1 P: 31	R: 0 E: 0 K: 1 S: 8	H: 0 LOB: 0 BB: 0 P: 11	R: 0 E: 0 K: 1 S: 6	H: 0 LOB: 0 BB: 0 P: 10	R: 2 E: 0 K: 0 S: 13	H: 3 LOB: 1 BB: 0 P: 23	R: 0 E: 0 K: 0 S: 4	H: 1 LOB: 1 BB: 0 P: 6	R: 0 E: 0 K: 1 S: 6	H: 0 LOB: 0 BB: 0 P: 12	R: 0 E: 0 K: 2 S: 10	H: 0 LOB: 0 BB: 0 P: 15	R: 1 E: 0 K: 1 S: 7	H: 0 LOB: 1 BB: 1 P: 16	1B: 4 2B: 3 3B: 0 HR: 1	SF: 0 SAC: 0 DP: 0 HBP: 1	WP: 2 PB: 0 SB: 0 CS: 0	PA: 34					
PITCHER	IP	WLS	BF	H	R	ER	SO	BB	IBB	HBP	BLK	WP	HR	S	P	ERA	WHIP								
52 Reiver Sanmartin, L (1,1)	5.1	L	24	8	5	5	4	1	0	0	0	1	1	51	86	8.44	1.688								
55 Dauri Moreta, R (6,1)	0.2		0	0	0	0	1	0	0	0	0	0	0	4	7	0.00	0.000								
23 Jeff Hoffman, R (7,1)	1.0		3	0	0	0	2	0	0	0	0	0	0	10	15	0.00	0.000								
68 Ryan Hendrix, R (8,1)	1.0		5	0	1	1	1	1	0	1	0	1	0	7	16	9.00	1.000								

AB	31
R	6
H	8
RBI	6
BB	2
SO	8
LOB	9



Batter	1	2	3	4	5	6	7	8	9	AB	R	H	RBI	BB	SO	LOB	TOP										
17 Kyle Farmer, R OBP: 0.347, SLG: 0.356	F8		P3		F9			F8		4	0	0	0	0	0	1	Cincinnati Reds @ San Diego Padres Petco Park, San Diego, CA Wed Apr 20 2022, 1:11 PM - 4:07 PM PDT Att: 25,359 - Sunny - 67 F										
22 Brandon Drury, R OBP: 0.250, SLG: 0.500	K		K		FC6-4			L9		4	0	0	0	0	2	1											
28 Tommy Pham, R OBP: 0.256, SLG: 0.342	1B				K			K		4	0	1	0	0	2	0											
19 Joey Votto, L OBP: 0.250, SLG: 0.156	1B				K			K		3	0	1	0	1	2	0											
15 Nick Senzel, R OBP: 0.136, SLG: 0.143	F9				K			L8		3	0	0	0	1	1	2											
44 Aristides Aquino, R OBP: 0.159, SLG: 0.139 29 TJ Friedl, L	K		K		K			F9		2	0	0	0	0	2	2											
16 Colin Moran, L OBP: 0.300, SLG: 0.176	G1-3				K					3	0	2	0	0	0	0											
35 Alejo Lopez, S OBP: 0.182, SLG: 0.100	K				G3			K		3	0	0	0	0	2	1											
33 Aramis Garcia, R OBP: 0.273, SLG: 0.364 27 Jake Fraley, L OBP: 0.229, SLG: 0.259 47 Mark Kolozsvary, R	K		K		K			F6		2	0	1	0	0	1	0											
					1B					1	0	0	0	0	0	0											
Inning Stats	R: 0 H: 1 E: 0 K: 1 S: 8	H: 1 LOB: 2 BB: 1 P: 15	R: 0 H: 0 E: 0 K: 2 S: 11	H: 0 LOB: 0 BB: 0 P: 17	R: 0 H: 0 E: 0 K: 2 S: 8	H: 0 LOB: 0 BB: 0 P: 13	R: 0 H: 2 E: 0 K: 2 S: 16	H: 1 LOB: 1 BB: 0 P: 16	R: 0 H: 0 E: 0 K: 2 S: 10	H: 0 LOB: 0 BB: 0 P: 10	R: 0 H: 1 E: 0 K: 2 S: 14	H: 1 LOB: 1 BB: 0 P: 19	R: 0 H: 0 E: 0 K: 1 S: 7	H: 0 LOB: 0 BB: 0 P: 9	R: 0 H: 0 E: 0 K: 1 S: 8	H: 0 LOB: 0 BB: 0 P: 9	1B: 5 2B: 0 3B: 0 HR: 0	SF: 0 SAC: 0 DP: 0 HBP: 0	WP: 1 PB: 0 SB: 0 CS: 0	PA: 33							
PITCHER	IP	WLS	BF	H	R	ER	SO	BB	IBB	HBP	BLK	WP	HR	S	P	ERA	WHIP										
1 MacKenzie Gore, L ERA: 1.74	5.0	W	20	4	0	0	7	2	0	0	0	1	0	53	88	0.00	1.200										
48 Steven Wilson, R ERA: 1.42	1.0	H	3	0	0	0	2	0	0	0	0	0	0	8	10	0.00	0.000										
36 Pierce Johnson, R ERA: 4.5	1.0	H	4	1	0	0	2	0	0	0	0	0	0	14	19	0.00	1.000										
66 Luis Garcia, R ERA:	1.0		3	0	0	0	1	0	0	0	0	0	0	7	9	0.00	0.000										
29 Dinelson Lamet, R ERA: 2.09	1.0		3	0	0	0	1	0	0	0	0	0	0	8	9	0.00	0.000										
Batter	1	2	3	4	5	6	7	8	9	AB	R	H	RBI	BB	SO	LOB	BOTTOM										
2 Trent Grisham, L OBP: 0.264, SLG: 0.261	F7		K		2B			G3-1		4	0	1	1	0	1	0	Cincinnati Reds @ San Diego Padres Petco Park, San Diego, CA Wed Apr 20 2022, 1:11 PM - 4:07 PM PDT Att: 25,359 - Sunny - 67 F										
13 Manny Machado, R OBP: 0.433, SLG: 0.623	BB				IBB			G6-3		1	1	0	0	2	0	0											
9 Jake Cronenworth, L OBP: 0.339, SLG: 0.239	BB				IBB			BB		1	1	0	0	3	1	2											
30 Eric Hosmer, L OBP: 0.404, SLG: 0.489	G4-6-3				IBB			BB		4	0	1	0	0	0	4											
10 Jurickson Profar, S OBP: 0.388, SLG: 0.615	F8				HR			FC6		4	2	2	2	0	0	2											
5 Wil Myers, R OBP: 0.244, SLG: 0.262	G6-3				F8			1B		3	0	0	0	1	0	1											
38 Jorge Alfaro, R OBP: 0.261, SLG: 0.429	G3-1				F8			BB		2	1	0	1	0	1	1											
77 CJ Abrams, L OBP: 0.235, SLG: 0.267	K				F8			SF8		4	0	1	1	0	1	1											
7 Ha-Seong Kim, R OBP: 0.313, SLG: 0.393	P5				F8			G6-3		4	1	1	1	0	0	3											
					HR					1B: 2 2B: 2 3B: 0 HR: 2	SF: 1 SAC: 0 DP: 2 HBP: 2	WP: 0 PB: 0 SB: 2 CS: 0	PA: 36														
PITCHER	IP	WLS	BF	H	R	ER	SO	BB	IBB	HBP	BLK	WP	HR	S	P	ERA	WHIP										
Vladimir Gutierrez, R ERA: 5.54	4.2	L	20	2	3	3	2	3	1	2	0	0	1	42	71	5.79	1.071										
34 Justin Wilson, L ERA: 3.38	0.1		1	0	0	0	1	0	0	0	0	0	0	3	4	0.00	0.000										
43 Alexis Diaz, R ERA:	1.0		4	1	0	0	1	0	0	0	0	0	0	11	17	0.00	1.000										
46 Buck Farmer, R ERA: 4.76	1.0		4	1	1	1	0	0	0	0	0	0	1	6	7	9.00	1.000										
54 Hunter Strickland, R ERA: 12.46	1.0		7	2	2	2	0	2	0	0	0	0	0	16	31	18.00	4.000										

Batter	1	2	3	4	5	6	7	8	9	AB	R	H	RBI	BB	SO	LOB	TOP		
19 Tommy Edman, S OBP: 0.431, SLG: 0.614	F8	F9			3 1B 25 1B BB	46 2B HBP		1-2 3-H 1B		3	2	1	1	1	0	2	St. Louis Cardinals @ Cincinnati Reds Great American Ball Park, Cincinnati, OH Sat Apr 23 2022, 4:13 PM - 7:26 PM EDT Att: 28,598 - Partly Cloudy - 86 F livebaseballscorecards.com		
46 Paul Goldschmidt, R OBP: 0.310, SLG: 0.275	3 1B 1B	P3			F9	1-H 2-H 2B		P3		5	0	2	2	0	0	5			
3 Dylan Carlson, S OBP: 0.263, SLG: 0.255	1-2 1B		G4-3		25 1B 1B	G4-3		G3-1		5	0	2	0	0	0	3			
28 Nolan Arenado, R OBP: 0.456, SLG: 0.784	K		F8		K			K		5	0	1	0	0	3	4			
25 Corey Dickerson, L OBP: 0.280, SLG: 0.182 5 Albert Pujols, R OBP: 0.385, SLG: 0.609	F7		G4-3		G5-4-3 1B			P6		3	0	1	1	0	0	2			
21 Lars Nootbaar, L OBP: 0.283, SLG: 0.125	G3-1				G3-1			K		2	0	0	0	0	0	1			
48 Harrison Bader, R OBP: 0.298, SLG: 0.268										5	0	1	0	0	2	2			
11 Paul DeJong, R OBP: 0.262, SLG: 0.278										2	2	0	0	2	1	1	AB 36 R 5 H 10 RBI 5 BB 5 SO 9 LOB 23		
7 Andrew Knizner, R OBP: 0.375, SLG: 0.545										3	1	2	1	1	0	1	WP: 0 PA: 42 PB: 0 SB: 4 CS: 0		
Inning Stats	R: 0 H: 2 E: 0 K: 1 S: 14	H: 2 LOB: 2 BB: 0 P: 19	R: 1 H: 1 E: 0 K: 0 S: 17	H: 1 LOB: 2 BB: 31 P: 10	R: 0 H: 0 E: 0 K: 0 S: 7	H: 0 LOB: 0 BB: 10 P: 10	R: 0 H: 1 E: 0 K: 2 S: 12	H: 1 LOB: 1 BB: 17 P: 0	R: 1 H: 2 E: 0 K: 1 S: 15	H: 2 LOB: 2 BB: 1 P: 24	R: 0 H: 1 E: 0 K: 1 S: 8	H: 1 LOB: 0 BB: 13 P: 13	R: 1 H: 1 E: 0 K: 1 S: 13	H: 1 LOB: 2 BB: 2 P: 28	R: 0 H: 0 E: 0 K: 2 S: 7	H: 0 LOB: 0 BB: 11 P: 11	1B: 8 2B: 2 3B: 0 HR: 0	SF: 0 SAC: 0 DP: 1 HBP: 1	WP: 0 PA: 42 PB: 0 SB: 4 CS: 0
PITCHER	IP WLS BF H R ER SO BB IBB HBP BLK WP HR S P ERA WHIP																		
30 Tyler Mahle, R ERA: 6.88	(1, 1) 4.1 L 21 5 2 2 3 3 0 0 0 0 0 0 56 88 4.15 1.846																		
77 Art Warren, R ERA: 5.4	(5, 1) 0.2 3 1 0 0 1 0 0 0 0 0 0 9 13 0.00 1.500																		
39 Lucas Sims, R ERA: 18.0	(6, 1) 1.0 6 2 2 2 1 0 0 1 0 0 0 15 21 18.00 2.000																		
34 Justin Wilson, L ERA: 2.45	(7, 1) 1.0 3 1 0 0 1 0 0 0 0 0 0 8 13 0.00 1.000																		
54 Hunter Strickland, R ERA: 11.81	(8, 1) 1.0 6 1 1 1 1 2 0 0 0 0 0 0 13 28 9.00 3.000																		
55 Dauri Moreta, R ERA: 3.24	(9, 1) 1.0 3 0 0 0 2 0 0 0 0 0 0 7 11 0.00 0.000																		

Batter	1	2	3	4	5	6	7	8	9	AB	R	H	RBI	BB	SO	LOB	BOTTOM				
12 Tyler Naquin, L OBP: 0.325, SLG: 0.417	22 FC6-4 BB		L5			F7		G5-3		3	0	0	0	1	0	2	St. Louis Cardinals @ Cincinnati Reds Great American Ball Park, Cincinnati, OH Sat Apr 23 2022, 4:13 PM - 7:26 PM EDT Att: 28,598 - Partly Cloudy - 86 F livebaseballscorecards.com				
22 Brandon Drury, R OBP: 0.270, SLG: 0.441	FC6-4 28 G6-4-3 1-2				28 G6-4-3 BB	P3				3	0	0	0	1	0	1					
28 Tommy Pham, R OBP: 0.235, SLG: 0.289	G6-4-3 1-2				G6-4-3 1-2					4	0	0	0	0	1	2					
19 Joey Votto, L OBP: 0.267, SLG: 0.173		G3-1			F8					4	0	0	0	0	1	0					
17 Kyle Farmer, R OBP: 0.333, SLG: 0.314					G1-3					1	0	0	0	1	0	0					
15 Nick Senzel, R OBP: 0.138, SLG: 0.179										3	0	1	0	0	2	2					
16 Colin Moran, L OBP: 0.296, SLG: 0.250										3	0	0	0	0	2	1					
35 Alejo Lopez, S OBP: 0.333, SLG: 0.250										2	0	1	0	1	0	1					
33 Aramis Garcia, R OBP: 0.333, SLG: 0.353										3	0	1	0	0	0	1					
Inning Stats	R: 0 H: 0 E: 0 K: 0 S: 6	H: 0 LOB: 1 BB: 0 P: 13	R: 0 H: 0 E: 0 K: 1 S: 6	H: 0 LOB: 0 BB: 0 P: 10	R: 0 H: 1 E: 0 K: 1 S: 13	H: 1 LOB: 1 BB: 1 P: 21	R: 0 H: 0 E: 0 K: 0 S: 4	H: 0 LOB: 0 BB: 1 P: 8	R: 0 H: 1 E: 0 K: 1 S: 12	H: 1 LOB: 1 BB: 0 P: 17	R: 0 H: 0 E: 0 K: 0 S: 6	H: 0 LOB: 0 BB: 0 P: 10	R: 0 H: 0 E: 0 K: 2 S: 9	H: 0 LOB: 1 BB: 1 P: 16	R: 0 H: 1 E: 0 K: 0 S: 9	H: 1 LOB: 1 BB: 0 P: 13	R: 0 H: 0 E: 0 K: 1 S: 8	H: 0 LOB: 0 BB: 12 P: 12	1B: 2 2B: 1 3B: 0 HR: 0	SF: 0 SAC: 0 DP: 2 HBP: 1	WP: 0 PA: 31 PB: 0 SB: 0 CS: 1
PITCHER	IP WLS BF H R ER SO BB IBB HBP BLK WP HR S P ERA WHIP																				
43 Dakota Hudson, R ERA: 3.95	(1, 1) 6.2 W 23 2 0 0 4 4 0 0 0 0 0 0 53 92 0.00 0.900																				
53 Andre Pallante, R ERA: 1.42	(7, 1) 1.1 5 1 0 0 1 0 0 0 0 0 0 12 16 0.00 0.750																				
38 Kodi Whitely, R ERA:	(9, 1) 1.0 3 0 0 0 1 0 0 0 0 0 0 8 12 0.00 0.000																				

Batter	1	2	3	4	5	6	7	8	9	AB	R	H	RBI	BB	SO	LOB	TOP										
19 Tommy Edman, S (1,4) OBP: 0.400, SLG: 0.563	G6-3		L9			G4-3	P5			4	0	0	0	0	0	3	St. Louis Cardinals @ Cincinnati Reds Great American Ball Park, Cincinnati, OH Sun Apr 24 2022, 1:44 PM - 4:29 PM EDT Att: 23,124 - Sunny - 83 F										
46 Paul Goldschmidt, R (1,3) OBP: 0.353, SLG: 0.909	1B		K			2B		K		4	1	2	0	0	2	1											
27 Tyler O'Neill, R (1,7) OBP: 0.304, SLG: 0.319	K				L8	2B		BB		3	0	1	1	1	1	1											
28 Nolan Arenado, R (1,5) OBP: 0.426, SLG: 0.727	G5-3				P5	L8		K		4	0	0	0	0	1	3											
5 Albert Pujols, R (1,10) OBP: 0.345, SLG: 0.538 25 Corey Dickerson, L (8,PH) OBP: 0.269, SLG: 0.174 (8,10)	P2		K			P3		G4-3		3	0	0	0	0	1	1											
3 Dylan Carlson, S (1,9) OBP: 0.282, SLG: 0.273	F8					2B				1	0	0	0	0	0	1											
63 Edmundo Sosa, R (1,6) OBP: 0.308, SLG: 0.250	K					K		G5-3		4	0	1	0	0	0	0											
4 Yadier Molina, R (1,2) OBP: 0.138, SLG: 0.138			K			L9		K		4	0	0	0	0	2	2											
48 Harrison Bader, R (1,8) OBP: 0.320, SLG: 0.295						K		1B		3	0	2	0	0	1	1											
Inning Stats	R: 0 H: 1 E: 0 K: 1 S: 10	H: 1 LOB: 1 BB: 0 P: 17	R: 0 H: 0 E: 0 K: 1 S: 7	H: 0 LOB: 0 BB: 0 P: 7	R: 0 H: 1 E: 0 K: 2 S: 14	H: 1 LOB: 1 BB: 0 P: 19	R: 0 H: 0 E: 0 K: 1 S: 6	H: 0 LOB: 0 BB: 0 P: 10	R: 0 H: 1 E: 0 K: 2 S: 10	H: 1 LOB: 1 BB: 0 P: 10	R: 1 H: 2 E: 0 K: 0 S: 13	H: 2 LOB: 1 BB: 0 P: 22	R: 0 H: 2 E: 0 K: 1 S: 15	H: 2 LOB: 2 BB: 0 P: 21	R: 0 H: 0 E: 0 K: 2 S: 15	H: 0 LOB: 1 BB: 1 P: 20	R: 0 H: 0 E: 0 K: 0 S: 8	H: 0 LOB: 0 BB: 0 P: 11	1B: 4 2B: 3 3B: 0 HR: 0	SF: 0 SAC: 0 DP: 0 HBP: 0	WP: 1 PB: 0 SB: 1 CS: 0	PA: 35					
PITCHER	IP	WLS	BF	H	R	ER	SO	BB	IBB	HBP	BLK	WP	HR	S	P	ERA	WHIP										
40 Nick Lodolo, L (1,1) ERA: 5.52	5.2	W	22	5	1	1	7	0	0	0	0	1	0	57	79	1.59	0.882										
64 Tony Santillan, R (6,1) ERA: 5.0	1.1	H	6	2	0	0	1	0	0	0	0	0	0	18	27	0.00	1.500										
77 Art Warren, R (8,1) ERA: 4.15	1.0	H	4	0	0	0	2	1	0	0	0	0	0	15	20	0.00	1.000										
39 Lucas Sims, R (9,1) ERA: 9.0	1.0	S	3	0	0	0	0	0	0	0	0	0	0	8	11	0.00	0.000										

AB	34
R	1
H	7
RBI	1
BB	1
SO	10
LOB	14



Batter	1	2	3	4	5	6	7	8	9	AB	R	H	RBI	BB	SO	LOB	BOTTOM										
12 Tyler Naquin, L (1,9) OBP: 0.318, SLG: 0.425	1B		G4-3			F8		K		4	1	1	1	0	1	1	St. Louis Cardinals @ Cincinnati Reds Great American Ball Park, Cincinnati, OH Sun Apr 24 2022, 1:44 PM - 4:29 PM EDT Att: 23,124 - Sunny - 83 F										
17 Kyle Farmer, R (1,6) OBP: 0.311, SLG: 0.291	G6-3		G6-3			F9		G6-3		4	0	0	0	0	2	2											
28 Tommy Pham, R (1,7) OBP: 0.273, SLG: 0.333	BB		1B			2B		K		3	2	2	0	1	1	0											
19 Joey Votto, L (1,3) OBP: 0.297, SLG: 0.170	BB		G3-5-3			BB		BB		1	0	0	0	3	0	1											
16 Colin Moran, L (1,10) OBP: 0.290, SLG: 0.259	SF8		K			1B		G4-3		3	0	1	2	0	1	1											
15 Nick Senzel, R (1,8) OBP: 0.188, SLG: 0.226	1B					1B		G5-4-3		3	0	2	1	0	0	2											
35 Alejo Lopez, S (1,4) OBP: 0.333, SLG: 0.263	1B		F8			G6-3				3	1	1	0	0	0	2											
57 JT Riddle, L (1,5) OBP: 0.250, SLG: 0.250	1B		G4-3					F9		3	0	1	0	0	0	1											
47 Mark Kolozsvary, R (1,2) OBP: 0.250, SLG: 0.250	K					K		L4		3	0	0	0	0	2	2											
Inning Stats	R: 2 H: 2 E: 0 K: 0 S: 17	H: 2 LOB: 2 BB: 2 P: 27	R: 1 H: 2 E: 0 K: 1 S: 14	H: 2 LOB: 1 BB: 0 P: 24	R: 0 H: 1 E: 0 K: 1 S: 7	H: 1 LOB: 0 BB: 0 P: 10	R: 0 H: 1 E: 0 K: 0 S: 4	H: 1 LOB: 0 BB: 0 P: 8	R: 0 H: 0 E: 0 K: 1 S: 9	H: 0 LOB: 0 BB: 1 P: 14	R: 1 H: 2 E: 0 K: 0 S: 9	H: 2 LOB: 1 BB: 1 P: 13	R: 0 H: 0 E: 0 K: 1 S: 5	H: 0 LOB: 0 BB: 0 P: 8	R: 0 H: 0 E: 0 K: 1 S: 6	H: 0 LOB: 1 BB: 1 P: 13	1B: 6 2B: 2 3B: 0 HR: 0	SF: 1 SAC: 0 DP: 2 HBP: 0	WP: 1 PB: 0 SB: 0 CS: 1	PA: 32							
PITCHER	IP	WLS	BF	H	R	ER	SO	BB	IBB	HBP	BLK	WP	HR	S	P	ERA	WHIP										
50 Adam Wainwright, R (1,1) ERA: 3.86	5.0	L	23	4	4	4	3	3	0	0	0	1	0	58	94	7.20	2.200										
62 T.J. McFarland, L (6,1) ERA: 4.0	2.0		5	0	0	0	1	0	0	0	0	0	0	7	10	0.00	0.000										
40 Jake Woodford, R (8,1) ERA: 4.0	1.0		4	0	0	0	1	0	0	0	0	0	0	6	13	0.00	1.000										

AB	27
R	4
H	8
RBI	4
BB	4
SO	5
LOB	12



Batter	1	2	3	4	5	6	7	8	9	AB	R	H	RBI	BB	SO	LOB	TOP					
26 Austin Nola, R OBP: 0.274, SLG: 0.264										5	0	0	0	0	2	4						
9 Jake Cronenworth, L OBP: 0.342, SLG: 0.339										5	1	2	3	0	0	1						
13 Manny Machado, R OBP: 0.434, SLG: 0.561										4	1	2	0	1	0	1						
10 Jurickson Profar, S OBP: 0.348, SLG: 0.519										5	1	1	1	0	3	3						
30 Eric Hosmer, L OBP: 0.429, SLG: 0.542										3	1	2	3	2	0	0						
5 Will Myers, R OBP: 0.254, SLG: 0.273																						
28 José Azocar, R OBP: 0.438, SLG: 0.333																						
21 Luis Campusano, R OBP: 0.167, SLG: 0.167																						
2 Trent Grisham, L OBP: 0.250, SLG: 0.232																						
7 Ha-Seong Kim, R OBP: 0.326, SLG: 0.417																						
Inning Stats	R: 0 E: 0 K: 1 S: 8	H: 0 LOB: 0 BB: 0 P: 13	R: 0 E: 0 K: 1 S: 9	H: 0 LOB: 0 BB: 0 P: 16	R: 1 E: 0 K: 0 S: 6	H: 1 LOB: 0 BB: 0 P: 7	R: 8 E: 0 K: 1 S: 29	H: 8 LOB: 1 BB: 1 P: 48	R: 0 E: 0 K: 1 S: 10	H: 2 LOB: 0 BB: 0 P: 19	R: 0 E: 0 K: 1 S: 9	H: 0 LOB: 0 BB: 0 P: 12	R: 0 E: 0 K: 2 S: 10	H: 0 LOB: 0 BB: 2 P: 20	R: 0 E: 0 K: 1 S: 13	H: 0 LOB: 1 BB: 1 P: 22	R: 0 E: 0 K: 2 S: 11	H: 1 LOB: 2 BB: 1 P: 22	1B: 8 2B: 1 3B: 1 HR: 2	SF: 0 SAC: 0 DP: 0 HBP: 0	WP: 1 PB: 0 SB: 0 CS: 0	PA: 43
PITCHER	IP WLS BF H R ER SO BB IBB HBP BLK WP HR S P ERA WHIP																					
52 Reiver Sanmartin, L ERA: 10.31	(1, 1) 3.0 L 18 8 9 9 2 1 0 0 0 0 0 2 38 62 27.00 3.000																					
23 Jeff Hoffman, R ERA: 2.38	(4, 1) 2.0 0 3 0 0 0 2 0 0 0 0 0 0 24 41 0.00 1.500																					
43 Alexis Diaz, R ERA: 9.95	(6, 1) 1.0 3 0 0 0 1 0 0 0 0 0 0 9 12 0.00 0.000																					
54 Hunter Strickland, R ERA: 9.95	(7, 1) 1.0 5 0 0 0 2 2 0 0 0 0 0 10 20 0.00 2.000																					
46 Buck Farmer, R ERA: 3.12	(8, 1) 2.0 9 1 0 0 3 2 0 0 0 0 1 0 24 44 0.00 1.500																					

San Diego Padres @ Cincinnati Reds
Great American Ball Park, Cincinnati, OH
Tue Apr 26 2022, 6:45 PM - 9:55 PM EDT
Att: 10,056 - Partly Cloudy - 57 F

AB 38
R 9
H 12
RBI 9
BB 5
SO 10
LOB 22



Batter	1	2	3	4	5	6	7	8	9	AB	R	H	RBI	BB	SO	LOB	BOTTOM					
6 Jonathan India, R OBP: 0.265, SLG: 0.303										4	1	1	0	0	0	1						
12 Tyler Naquin, L OBP: 0.313, SLG: 0.432										4	1	1	1	0	2	1						
28 Tommy Pham, R OBP: 0.271, SLG: 0.327										4	0	1	0	0	1	2						
19 Joey Votto, L OBP: 0.294, SLG: 0.161										3	1	0	1	1	1	0						
17 Kyle Farmer, R OBP: 0.308, SLG: 0.288										4	1	1	0	0	0	0						
15 Nick Senzel, R OBP: 0.229, SLG: 0.353										3	2	2	1	0	0	0						
16 Colin Moran, L OBP: 0.286, SLG: 0.258										4	0	1	2	0	0	1						
33 Aramis Garcia, R OBP: 0.273, SLG: 0.286										4	0	0	0	0	4	2						
27 Jake Freley, L OBP: 0.231, SLG: 0.286										4	0	1	0	0	0	1						
Inning Stats	R: 0 E: 0 K: 0 S: 6	H: 1 LOB: 1 BB: 0 P: 7	R: 1 E: 0 K: 1 S: 12	H: 2 LOB: 1 BB: 0 P: 21	R: 0 E: 0 K: 1 S: 8	H: 1 LOB: 1 BB: 0 P: 10	R: 2 E: 0 K: 1 S: 15	H: 1 LOB: 1 BB: 1 P: 23	R: 2 E: 0 K: 0 S: 10	H: 2 LOB: 0 BB: 0 P: 15	R: 0 E: 0 K: 1 S: 8	H: 0 LOB: 0 BB: 0 P: 9	R: 0 E: 0 K: 1 S: 10	H: 0 LOB: 0 BB: 0 P: 15	R: 0 E: 0 K: 2 S: 10	H: 0 LOB: 0 BB: 0 P: 14	R: 1 E: 0 K: 1 S: 14	H: 1 LOB: 0 BB: 0 P: 22	1B: 4 2B: 3 3B: 0 HR: 1	SF: 0 SAC: 0 DP: 0 HBP: 0	WP: 0 PB: 0 SB: 0 CS: 0	PA: 36
PITCHER	IP WLS BF H R ER SO BB IBB HBP BLK WP HR S P ERA WHIP																					
44 Joe Musgrove, R ERA: 2.16	(1, 1) 6.0 W 26 7 5 2 4 1 0 0 0 0 0 0 59 85 3.00 1.333																					
48 Steven Wilson, R ERA: 1.08	(7, 1) 1.0 3 0 0 0 1 0 0 0 0 0 0 10 15 0.00 0.000																					
66 Luis Garcia, R ERA: 4.5	(8, 1) 1.0 3 0 0 0 2 0 0 0 0 0 0 10 14 0.00 0.000																					
75 Robert Suarez, R ERA: 5.87	(9, 1) 1.0 4 1 1 1 1 0 0 0 0 0 1 14 22 9.00 1.000																					

San Diego Padres @ Cincinnati Reds
Great American Ball Park, Cincinnati, OH
Tue Apr 26 2022, 6:45 PM - 9:55 PM EDT
Att: 10,056 - Partly Cloudy - 57 F

AB 34
R 6
H 8
RBI 5
BB 1
SO 8
LOB 8



Batter	1	2	3	4	5	6	7	8	9	AB	R	H	RBI	BB	SO	LOB	TOP										
2 Trent Grisham, L OBP: 0.261, SLG: 0.267	F8		9 1B			K			G3	4	1	1	0	1	1	1	San Diego Padres @ Cincinnati Reds Great American Ball Park, Cincinnati, OH Wed Apr 27 2022, 6:44 PM - 10:12 PM EDT Att: 9,192 - Partly Cloudy - 56 F										
9 Jake Cronenworth, L OBP: 0.333, SLG: 0.359	K		13 1B		F5		F7		P6	5	1	1	1	0	1	2											
13 Manny Machado, R OBP: 0.444, SLG: 0.577	G3		10 HR				F8			5	2	3	1	0	0	0											
10 Jurickson Profar, S OBP: 0.366, SLG: 0.561		27 L8, 30 BB			30 1B, 27 HR		F7		G6-3	3	2	1	3	2	0	1											
30 Eric Hosmer, L OBP: 0.463, SLG: 0.607		26 BB			26 FC6-4					2	1	2	2	2	0	0											
27 Matt Beatty, L OBP: 0.100, SLG: 0.200	L8				F8-2-5					4	0	0	0	0	0	5											
28 José Azocar, R OBP: 0.438, SLG: 0.333										0	0	0	0	0	0	0											
26 Austin Nola, R OBP: 0.273, SLG: 0.250					FC6-4					3	0	0	0	1	0	1											
21 Luis Campusano, R OBP: 0.100, SLG: 0.111	SF9									3	0	0	1	0	1	0											
77 CJ Abrams, L OBP: 0.233, SLG: 0.237	K				G3		K		2 G3, 13 2B	3	1	0	0	0	2	2											
Inning Stats	R: 0 H: 0 E: 0 K: 1 S: 7	H: 0 LOB: 0 BB: 0 P: 12	R: 1 H: 0 E: 0 K: 1 S: 12	H: 0 LOB: 2 BB: 3 P: 27	R: 4 H: 4 E: 0 K: 0 S: 13	H: 4 LOB: 0 BB: 1 P: 23	R: 0 H: 0 E: 0 K: 0 S: 5	H: 0 LOB: 1 BB: 1 P: 11	R: 1 H: 2 E: 0 K: 0 S: 16	H: 2 LOB: 0 BB: 0 P: 25	R: 0 H: 0 E: 0 K: 2 S: 12	H: 0 LOB: 0 BB: 0 P: 10	R: 1 H: 1 E: 0 K: 1 S: 10	H: 1 LOB: 0 BB: 0 P: 14	R: 1 H: 1 E: 0 K: 0 S: 11	H: 1 LOB: 1 BB: 0 P: 17	1B: 4 2B: 2 HR: 2	SF: 1 SAC: 0 DP: 2 HBP: 1	WP: 0 PB: 0 SB: 0 CS: 0	PA: 40							
PITCHER	IP	WLS	BF	H	R	ER	SO	BB	IBB	HBP	BLK	WP	HR	S	P	ERA	WHIP										
Vladimir Gutierrez, R ERA: 7.41	4.0	L	22	5	6	6	2	6	0	0	0	0	1	46	88	13.50	2.750										
85 Luis Cessa, R ERA: 3.86	1.0		3	1	0	0	0	0	0	0	0	0	0	7	10	0.00	1.000										
63 Phillip Diehl, L ERA:	2.0		6	0	0	0	2	0	0	0	0	0	0	19	28	0.00	0.000										
43 Alexis Diaz, R ERA: 1.08	1.0		4	1	1	1	1	0	0	0	0	0	1	10	14	9.00	1.000										
55 Daun Moreta, R ERA: 3.86	1.0		5	1	1	1	0	0	0	1	0	0	0	11	17	9.00	1.000										

Batter	1	2	3	4	5	6	7	8	9	AB	R	H	RBI	BB	SO	LOB	BOTTOM											
6 Jonathan India, R OBP: 0.256, SLG: 0.289	19 BB, 22 1B					K			K	5	0	1	0	0	4	4	San Diego Padres @ Cincinnati Reds Great American Ball Park, Cincinnati, OH Wed Apr 27 2022, 6:44 PM - 10:12 PM EDT Att: 9,192 - Partly Cloudy - 56 F											
22 Brandon Drury, R OBP: 0.286, SLG: 0.513	19 BB					K			HR	5	1	2	1	0	2	0												
28 Tommy Pham, R	K					K			17 DI, 17 2B	4	3	2	1	1	2	2												
19 Joey Votto, L OBP: 0.288, SLG: 0.150						L8			F8	4	0	0	0	1	0	2												
17 Kyle Farmer, R OBP: 0.343, SLG: 0.391	K					27 HBP, 16 SF7			2B	5	1	4	2	0	1	3												
15 Nick Senzel, R OBP: 0.231, SLG: 0.324	G3-1					CI, 27 HBP			BB	3	0	0	0	1	0	5												
44 Aristides Aquino, R OBP: 0.093, SLG: 0.135	K								F9	2	0	0	0	0	2	0												
27 Jake Fraley, L OBP: 0.238, SLG: 0.270										2	0	0	0	0	0	2												
33 Aramis Garcia, R OBP: 0.250, SLG: 0.261	F7									2	0	0	0	0	1	0												
12 Tyler Naquin, L OBP: 0.305, SLG: 0.422										1	0	0	0	0	1	3												
47 Mark Kolozsvary, R										1	0	0	0	0	0	0												
4 Matt Reynolds, R OBP: 1.000, SLG: 1.000										1	0	1	0	1	0	0												
16 Colin Moran, L OBP: 0.270, SLG: 0.250						6 WP				1	0	0	1	0	1	0												
Inning Stats	R: 0 H: 2 E: 0 K: 2 S: 12	H: 1 LOB: 3 BB: 1 P: 20	R: 0 H: 1 E: 0 K: 2 S: 17	H: 1 LOB: 0 BB: 0 P: 21	R: 1 H: 2 E: 0 K: 1 S: 15	H: 2 LOB: 1 BB: 0 P: 20	R: 0 H: 0 E: 0 K: 3 S: 14	H: 0 LOB: 1 BB: 1 P: 25	R: 0 H: 0 E: 0 K: 2 S: 11	H: 0 LOB: 0 BB: 0 P: 16	R: 1 H: 1 E: 1 K: 2 S: 15	H: 1 LOB: 2 BB: 0 P: 24	R: 1 H: 2 E: 0 K: 0 S: 9	H: 2 LOB: 1 BB: 0 P: 14	R: 0 H: 0 E: 0 K: 1 S: 8	H: 0 LOB: 0 BB: 0 P: 14	R: 2 H: 2 E: 0 K: 1 S: 12	H: 2 LOB: 2 BB: 2 P: 21	1B: 4 2B: 4 HR: 2	SF: 1 SAC: 0 DP: 0 HBP: 1	WP: 1 PB: 0 SB: 0 CS: 0	PA: 43						
PITCHER	IP	WLS	BF	H	R	ER	SO	BB	IBB	HBP	BLK	WP	HR	S	P	ERA	WHIP											
1 MacKenzie Gore, L ERA: 1.76	5.0	W	22	5	1	0	10	2	0	0	0	1	0	69	102	0.00	1.400											
34 Craig Stammen, R ERA: 3.86	1.0		6	1	1	0	2	0	0	1	0	0	0	15	24	0.00	1.000											
48 Steven Wilson, R ERA: 1.93	1.0		5	2	1	1	0	0	0	0	0	0	1	9	14	9.00	2.000											
25 Tim Hill, L ERA: 4.91	1.0		3	0	0	0	1	0	0	0	0	0	0	8	14	0.00	0.000											
29 Dineelson Lamet, R ERA: 5.4	0.2		6	2	2	2	1	2	0	0	0	0	1	11	20	27.00	6.000											
PITCHER	IP	WLS	BF	H	R	ER	SO	BB	IBB	HBP	BLK	WP	HR	S	P	ERA	WHIP											
17 Taylor Rogers, L ERA:	0.1		1	0	0	0	0	0	0	0	0	0	0	0	1	1	0.00	0.000										

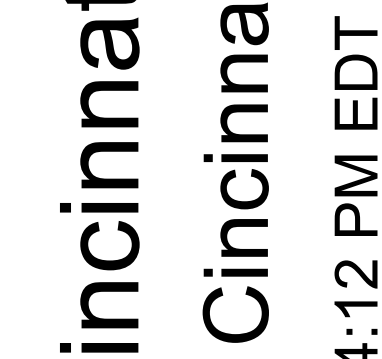


Batter	1	2	3	4	5	6	7	8	9	AB	R	H	RBI	BB	SO	LOB	TOP									
2 Trent Grisham, L (1, 8) OBP: 0.257, SLG: 0.250										4	0	0	0	1	3	3	San Diego Padres @ Cincinnati Reds Great American Ball Park, Cincinnati, OH Thu Apr 28 2022, 12:37 PM - 4:12 PM EDT Att: 10,449 - Partly Cloudy - 55 F									
9 Jake Cronenworth, L (1, 4) OBP: 0.326, SLG: 0.310										4	1	0	0	1	0	5										
13 Manny Machado, R (1, 10) OBP: 0.465, SLG: 0.605										5	2	4	1	0	0	0										
10 Jurickson Profar, S (1, 7) OBP: 0.342, SLG: 0.516										5	0	0	0	0	1	5										
30 Eric Hosmer, L (1, 3) OBP: 0.472, SLG: 0.600										4	1	2	1	1	0	0										
27 Matt Beatty, L (1, 9) OBP: 0.167, SLG: 0.182										2	1	0	0	1	0	2										
28 José Azocar, R (7, PR) OBP: 0.412, SLG: 0.308										1	0	0	0	0	1	0										
38 Jorge Alfaro, R (1, 2) OBP: 0.278, SLG: 0.387										3	0	1	2	1	2	0										
77 CJ Abrams, L (1, 6) OBP: 0.255, SLG: 0.244										3	1	1	0	0	0	4										
7 Ha-Seong Kim, R (1, 5) OBP: 0.362, SLG: 0.500										4	1	3	3	0	1	0										
Inning Stats	R: 1 E: 0 K: 2 S: 16	H: 2 LOB: 2 P: 25	R: 0 E: 1 K: 2 S: 16	H: 2 LOB: 2 P: 24	R: 0 E: 0 K: 0 S: 7	H: 0 LOB: 0 P: 10	R: 0 E: 0 K: 0 S: 9	H: 1 LOB: 0 P: 14	R: 0 E: 0 K: 1 S: 6	H: 0 LOB: 0 P: 9	R: 4 E: 0 K: 0 S: 15	H: 2 LOB: 2 P: 36	R: 1 E: 0 K: 0 S: 19	H: 2 LOB: 3 P: 29	R: 1 E: 0 K: 1 S: 8	H: 2 LOB: 1 P: 14	R: 0 E: 0 K: 2 S: 9	H: 0 LOB: 0 P: 14	1B: 8 2B: 3 HR: 0	SF: 1 SAC: 0 DP: 2 HBP: 2	WP: 1 PB: 0 CS: 0	PA: 43				
PITCHER	IP WLS BF H R ER SO BB IBB HBP BLK WP HR S P ERA WHIP	IP WLS BF H R ER SO BB IBB HBP BLK WP HR S P ERA WHIP	IP WLS BF H R ER SO BB IBB HBP BLK WP HR S P ERA WHIP	IP WLS BF H R ER SO BB IBB HBP BLK WP HR S P ERA WHIP	IP WLS BF H R ER SO BB IBB HBP BLK WP HR S P ERA WHIP	IP WLS BF H R ER SO BB IBB HBP BLK WP HR S P ERA WHIP	IP WLS BF H R ER SO BB IBB HBP BLK WP HR S P ERA WHIP	IP WLS BF H R ER SO BB IBB HBP BLK WP HR S P ERA WHIP	IP WLS BF H R ER SO BB IBB HBP BLK WP HR S P ERA WHIP	30 Tyler Mahle, R (1, 1) ERA: 6.45	64 Tony Santillan, R (6, 1) ERA: 8.1	54 Hunter Strickland, R (7, 1) ERA: 9.82	55 Dauri Moreta, R (8, 1) ERA: 4.5	77 Art Warren, R (8, 1) ERA: 3.86	46 Buck Farmer, R (9, 1) ERA: 2.79											
Batter	1	2	3	4	5	6	7	8	9	AB	R	H	RBI	BB	SO	LOB	BOTTOM									
27 Jake Freley, L (1, 8) OBP: 0.222, SLG: 0.250										3	0	0	0	0	3	1	San Diego Padres @ Cincinnati Reds Great American Ball Park, Cincinnati, OH Thu Apr 28 2022, 12:37 PM - 4:12 PM EDT Att: 10,449 - Partly Cloudy - 55 F									
6 Jonathan India, R (7, PH) OBP: 0.276, SLG: 0.308										4	0	0	1	0	1	2										
44 Aristides Aquino, R (7, PR) OBP: 0.093, SLG: 0.122										1	0	0	0	0	0	1										
12 Tyler Naquin, L (1, 9) OBP: 0.283, SLG: 0.388										3	0	0	0	1	0	1										
15 Nick Senzel, R (9, PH) OBP: 0.225, SLG: 0.316										4	0	0	1	0	1	2										
28 Tommy Pham, R (1, 7) OBP: 0.294, SLG: 0.373										3	0	0	0	1	0	1										
19 Joey Votto, L (1, 3) OBP: 0.299, SLG: 0.145										2	0	0	0	2	0	1										
17 Kyle Farmer, R (1, 6) OBP: 0.338, SLG: 0.382										4	1	1	0	0	0	2										
22 Brandon Drury, R (1, 4) OBP: 0.283, SLG: 0.512										4	1	1	1	0	0	3										
9 Mike Moustakas, L (1, 10) OBP: 0.194, SLG: 0.176										3	2	2	1	1	1	0										
16 Colin Moran, L (1, 5) OBP: 0.256, SLG: 0.235										2	0	0	0	0	0	2										
4 Matt Reynolds, R (7, PH) OBP: 0.150, SLG: 0.657										2	1	1	0	0	1	0										
47 Mark Kolozsvary, R (1, 2) OBP: 0.143, SLG: 0.286										3	0	1	1	0	1	2										
33 Aramis Garcia, R (9, PH) OBP: 0.280, SLG: 0.292										1	0	1	0	0	0	0										
Inning Stats	R: 0 E: 0 K: 1 S: 9	H: 0 LOB: 1 P: 14	R: 0 E: 0 K: 0 S: 12	H: 2 LOB: 1 P: 17	R: 0 E: 0 K: 3 S: 11	H: 0 LOB: 0 P: 18	R: 0 E: 0 K: 0 S: 6	H: 0 LOB: 0 P: 10	R: 2 E: 0 K: 1 S: 15	H: 3 LOB: 1 P: 27	R: 0 E: 0 K: 0 S: 10	H: 0 LOB: 1 P: 20	R: 2 E: 1 K: 0 S: 15	H: 2 LOB: 2 P: 22	R: 1 E: 0 K: 1 S: 11	H: 0 LOB: 0 P: 17	R: 0 E: 0 K: 1 S: 7	H: 1 LOB: 1 P: 12	1B: 6 2B: 2 HR: 0	SF: 0 SAC: 0 DP: 3 HBP: 0	WP: 4 PB: 0 CS: 0	PA: 38				
PITCHER	IP WLS BF H R ER SO BB IBB HBP BLK WP HR S P ERA WHIP	IP WLS BF H R ER SO BB IBB HBP BLK WP HR S P ERA WHIP	IP WLS BF H R ER SO BB IBB HBP BLK WP HR S P ERA WHIP	IP WLS BF H R ER SO BB IBB HBP BLK WP HR S P ERA WHIP	IP WLS BF H R ER SO BB IBB HBP BLK WP HR S P ERA WHIP	IP WLS BF H R ER SO BB IBB HBP BLK WP HR S P ERA WHIP	IP WLS BF H R ER SO BB IBB HBP BLK WP HR S P ERA WHIP	IP WLS BF H R ER SO BB IBB HBP BLK WP HR S P ERA WHIP	IP WLS BF H R ER SO BB IBB HBP BLK WP HR S P ERA WHIP	22 Nick Martinez, R (1, 1) ERA: 4.12	74 Nabil Crismatt, R (6, 1) ERA: 1.85	25 Tim Hill, L (7, 1) ERA: 9.0	66 Luis Garcia, R (7, 1) ERA: 3.18	17 Taylor Rogers, L (9, 1) ERA: 1.85												

AB 35
R 7
H 11
RBI 7
BB 5
SO 8
LOB 19



AB 34
R 5
H 8
RBI 5
BB 4
SO 7
LOB 16



Batter	1	2	3	4	5	6	7	8	9	AB	R	H	RBI	BB	SO	LOB	TOP					
6 Jonathan India, R OBP: 0.311, SLG: 0.341										5	1	3	0	0	0	4	Cincinnati Reds @ Colorado Rockies Coors Field, Denver, CO Fri Apr 29 2022, 6:42 PM - 10:07 PM MDT Att: 30,206 - Partly Cloudy - 54 F					
12 Tyler Naquin, L OBP: 0.276, SLG: 0.370										5	0	1	1	0	0	2						
28 Tommy Pham, R OBP: 0.329, SLG: 0.438										5	1	4	2	0	0	1						
19 Joey Votto, L OBP: 0.305, SLG: 0.152										4	0	1	0	0	1	4						
17 Kyle Farmer, R OBP: 0.321, SLG: 0.366										3	0	0	1	0	0	3						
22 Brandon Drury, R OBP: 0.280, SLG: 0.478										3	1	0	0	1	1	1						
9 Mike Moustakas, L OBP: 0.225, SLG: 0.189										3	0	1	0	1	0	1						
15 Nick Senzel, R OBP: 0.250, SLG: 0.357										4	1	2	0	0	0	1						
33 Aramis Garcia, R OBP: 0.296, SLG: 0.280										1	0	0	0	1	0	0						
16 Colin Moran, L OBP: 0.275, SLG: 0.235										0	0	0	0	1	0	0						
44 Aristides Aquino, R OBP: 0.083, SLG: 0.122										0	0	0	0	0	0	0						
47 Mark Koltzovsary, R OBP: 0.125, SLG: 0.250										1	0	0	0	0	1	2						
Inning Stats	R: 0 H: 1 E: 0 K: 0 S: 9	H: 1 LOB: 1 BB: 0 P: 14	R: 0 H: 1 E: 0 K: 0 S: 8	H: 1 LOB: 1 BB: 0 P: 9	R: 0 H: 1 E: 0 K: 0 S: 6	H: 1 LOB: 0 BB: 0 P: 8	R: 1 H: 2 E: 0 K: 0 S: 8	H: 2 LOB: 0 BB: 0 P: 13	R: 0 H: 0 E: 0 K: 0 S: 8	H: 0 LOB: 1 BB: 1 P: 16	R: 0 H: 1 E: 0 K: 0 S: 8	H: 1 LOB: 3 BB: 2 P: 20	R: 0 H: 1 E: 0 K: 1 S: 11	H: 1 LOB: 3 BB: 2 P: 20	R: 0 H: 1 E: 0 K: 1 S: 9	H: 1 LOB: 1 BB: 0 P: 13	R: 3 H: 4 E: 0 K: 1 S: 17	H: 4 LOB: 2 BB: 1 P: 26	1B: 9 2B: 3 3B: 0 HR: 0	SF: 1 DP: 4 HBP: 1	WP: 0 PA: 40 PB: 0 SB: 0 CS: 0	
PITCHER	IP	WLS	BF	H	R	ER	SO	BB	IBB	HBP	BLK	WP	HR	S	P	ERA	WHIP					
49 Antonio Senzatele, R ERA: 3.66	(1.1)	6.1	W	26	7	1	1	1	2	0	1	0	0	0	54	87	1.42	1.421				
43 Jhoulys Chacin, R ERA: 7.59	(7.1)	0.2	H	2	0	0	0	1	0	0	0	0	0	4	9	0.00	1.500					
37 Alex Colomé, R ERA: 5.4	(8.1)	1.0		4	1	0	0	1	0	0	0	0	0	9	13	0.00	1.000					
60 Ashton Goudeau, R ERA: 6.3	(9.1)	1.0		8	4	3	3	1	1	0	0	0	0	17	26	27.00	5.000					

Batter	1	2	3	4	5	6	7	8	9	AB	R	H	RBI	BB	SO	LOB	BOTTOM					
9 Connor Joe, R OBP: 0.352, SLG: 0.519										5	1	2	1	0	2	2	Cincinnati Reds @ Colorado Rockies Coors Field, Denver, CO Fri Apr 29 2022, 6:42 PM - 10:07 PM MDT Att: 30,206 - Partly Cloudy - 54 F					
2 Yonathan Daza, R OBP: 0.229, SLG: 0.400										1	0	1	1	0	0	0						
19 Charlie Blackmon, L OBP: 0.335, SLG: 0.486										5	2	1	0	1	2	3						
Randal Grichuk, R OBP: 0.381, SLG: 0.491										5	0	2	1	0	2	3						
25 C.J. Cron, R OBP: 0.345, SLG: 0.662										2	1	2	1	3	0	0						
24 Ryan McMahon, L OBP: 0.359, SLG: 0.424										4	1	1	3	1	3	5						
35 Elias Diaz, R OBP: 0.300, SLG: 0.439										4	2	2	1	1	0	5						
22 Sam Hilliard, L OBP: 0.368, SLG: 0.323										3	0	0	0	2	1	1						
11 Jose Iglesias, R OBP: 0.383, SLG: 0.411										5	2	2	1	0	0	3						
13 Alan Trejo, R OBP: 0.273, SLG: 0.375										5	1	1	1	0	1	4						
Inning Stats	R: 0 H: 1 E: 0 K: 3 S: 14	H: 1 LOB: 2 BB: 1 P: 19	R: 1 H: 1 E: 0 K: 1 S: 13	H: 1 LOB: 1 BB: 1 P: 20	R: 0 H: 1 E: 0 K: 1 S: 11	H: 1 LOB: 2 BB: 1 P: 24	R: 0 H: 0 E: 1 K: 0 S: 7	H: 0 LOB: 1 BB: 0 P: 10	R: 3 H: 3 E: 0 K: 2 S: 19	H: 3 LOB: 2 BB: 2 P: 32	R: 1 H: 1 E: 0 K: 2 S: 13	H: 1 LOB: 1 BB: 1 P: 22	R: 4 H: 5 E: 0 K: 0 S: 27	H: 5 LOB: 3 BB: 2 P: 39	R: 1 H: 2 E: 1 K: 2 S: 18	H: 2 LOB: 0 BB: 0 P: 29	1B: 8 2B: 4 3B: 0 HR: 2	SF: 0 DP: 0 HBP: 0	WP: 2 PA: 47 PB: 1 SB: 0 CS: 0			
PITCHER	IP	WLS	BF	H	R	ER	SO	BB	IBB	HBP	BLK	WP	HR	S	P	ERA	WHIP					
21 Hunter Greene, R ERA: 6.0	(1.1)	4.1	L	24	6	4	4	0	4	0	0	0	0	5	95	8.31	2.308					
43 Alexis Diaz, R ERA: 1.0	(5.1)	0.2		3	0	0	0	1	1	0	0	0	0	5	10	0.00	1.500					
85 Luis Cessa, R ERA: 4.5	(6.1)	1.0		5	1	1	1	2	1	0	0	0	0	13	22	9.00	2.000					
63 Phillip Diehl, L ERA: 13.9	(7.1)	0.2		9	5	4	4	0	1	1	0	0	1	0	22	34	54.00	9.000				
23 Jeff Hoffman, R ERA: 2.13	(7.1)	1.1		6	2	1	0	2	0	0	0	0	0	23	34	0.00	1.500					

AB	34
R	4
H	12
RBI	4
BB	4
SO	3
LOB	19



Batter	1	2	3	4	5	6	7	8	9	AB	R	H	RBI	BB	SO	LOB	TOP										
12 Tyler Naquin, L OBP: 0.274, SLG: 0.414										4	1	1	1	0	1	0	Cincinnati Reds @ Colorado Rockies Coors Field, Denver, CO Sat Apr 30 2022, 6:12 PM - 8:42 PM MDT Att: 32,179 - Clear - 64 F										
17 Kyle Farmer, R OBP: 0.305, SLG: 0.347										4	0	0	0	0	1	0											
28 Tommy Pham, R OBP: 0.312, SLG: 0.412										4	0	0	0	0	1	0											
19 Joey Votto, L OBP: 0.291, SLG: 0.143										4	0	0	0	0	3	0											
22 Brandon Drury, R OBP: 0.283, SLG: 0.469										3	1	1	0	0	0	0											
15 Nick Senzel, R OBP: 0.295, SLG: 0.356										3	0	1	0	0	0	0											
9 Mike Moustakas, L OBP: 0.233, SLG: 0.200										3	0	1	0	0	0	0											
33 Aramis Garcia, R OBP: 0.300, SLG: 0.393										3	1	1	1	0	0	2											
27 Jake Fraley, L OBP: 0.208, SLG: 0.233										3	0	0	0	0	2	1											
Inning Stats	R: 1 H: 1 E: 0 K: 1 S: 9	H: 1 LOB: 0 BB: 0 P: 9	R: 0 H: 0 E: 0 K: 0 S: 5	H: 0 LOB: 0 BB: 0 P: 8	R: 0 H: 0 E: 0 K: 1 S: 8	H: 0 LOB: 0 BB: 0 P: 14	R: 0 H: 0 E: 0 K: 1 S: 8	H: 0 LOB: 0 BB: 0 P: 14	R: 1 H: 3 E: 0 K: 0 S: 14	H: 3 LOB: 1 BB: 0 P: 18	R: 0 H: 0 E: 0 K: 0 S: 6	H: 0 LOB: 0 BB: 0 P: 8	R: 0 H: 0 E: 0 K: 1 S: 6	H: 0 LOB: 0 BB: 0 P: 8	R: 1 H: 1 E: 0 K: 2 S: 9	H: 1 LOB: 0 BB: 0 P: 11	R: 0 H: 0 E: 0 K: 2 S: 7	H: 0 LOB: 0 BB: 0 P: 8	1B: 3 2B: 0 3B: 0 HR: 2	SF: 0 SAC: 0 DP: 1 HBP: 0	WP: 0 PB: 0 SB: 0 CS: 0	PA: 31					
PITCHER	IP	WLS	BF	H	R	ER	SO	BB	IBB	HBP	BLK	WP	HR	S	P	ERA	WHIP										
41 Chad Kuhl, R ERA: 1.9	7.1	W	26	5	3	3	4	0	0	0	0	0	2	59	83	3.68	0.682										
40 Tyler Kinley, R ERA: 1.04	0.2	H	2	0	0	0	2	0	0	0	0	0	0	6	7	0.00	0.000										
52 Daniel Bard, R ERA: 2.25	1.0	S	3	0	0	0	2	0	0	0	0	0	0	7	8	0.00	0.000										

Batter	1	2	3	4	5	6	7	8	9	AB	R	H	RBI	BB	SO	LOB	BOTTOM										
9 Connor Joe, R OBP: 0.359, SLG: 0.506										2	1	0	0	2	0	0	Cincinnati Reds @ Colorado Rockies Coors Field, Denver, CO Sat Apr 30 2022, 6:12 PM - 8:42 PM MDT Att: 32,179 - Clear - 64 F										
19 Charlie Blackmon, L OBP: 0.321, SLG: 0.498										4	1	1	1	0	0	1											
2 Yonathan Daza, R OBP: 0.429, SLG: 0.400										0	0	0	0	0	0	0											
Randal Grichuk, R OBP: 0.388, SLG: 0.483										3	1	1	0	1	2	0											
25 C.J. Cron, R OBP: 0.333, SLG: 0.638										3	0	0	0	0	3												
24 Ryan McMahon, L OBP: 0.370, SLG: 0.464										3	0	2	2	0	0	0											
22 Sam Hilliard, L OBP: 0.341, SLG: 0.294										3	0	0	0	0	1	2											
11 Jose Iglesias, R OBP: 0.365, SLG: 0.390										3	0	0	0	0	0	0											
13 Alan Trejo, R OBP: 0.278, SLG: 0.371										3	1	1	0	0	1	0											
3 Dom Nunez, L OBP: 0.364, SLG: 0.200										2	0	0	0	1	0	1											
Inning Stats	R: 0 H: 0 E: 0 K: 1 S: 9	H: 1 LOB: 0 BB: 1 P: 17	R: 0 H: 0 E: 0 K: 0 S: 5	H: 1 LOB: 0 BB: 0 P: 7	R: 0 H: 0 E: 0 K: 1 S: 7	H: 0 LOB: 1 BB: 1 P: 14	R: 0 H: 1 E: 0 K: 0 S: 7	H: 1 LOB: 0 BB: 0 P: 13	R: 0 H: 0 E: 0 K: 0 S: 10	H: 0 LOB: 0 BB: 0 P: 18	R: 4 H: 3 E: 1 K: 0 S: 12	H: 3 LOB: 1 BB: 2 P: 24	R: 0 H: 0 E: 0 K: 0 S: 11	H: 0 LOB: 0 BB: 0 P: 15	R: 0 H: 0 E: 0 K: 1 S: 11	H: 0 LOB: 0 BB: 0 P: 16	1B: 3 2B: 1 3B: 1 HR: 0	SF: 0 SAC: 0 DP: 1 HBP: 0	WP: 0 PB: 0 SB: 0 CS: 1	PA: 31							
PITCHER	IP	WLS	BF	H	R	ER	SO	BB	IBB	HBP	BLK	WP	HR	S	P	ERA	WHIP										
71 Connor Overton, R ERA: 1.69	5.1	L	18	3	1	1	3	2	0	0	0	0	0	6	15	81.00	12.000										
77 Art Warren, R ERA: 9.0	0.1	L	5	2	3	3	0	2	0	0	0	0	0	6	15	81.00	12.000										
39 Lucas Sims, R ERA: 5.4	1.1		4	0	0	0	0	0	0	0	0	0	0	13	18	0.00	0.000										
55 Dauri Moreta, R ERA: 4.09	1.0		3	0	0	0	1	0	0	0	0	0	0	11	16	0.00	0.000										

Batter	1	2	3	4	5	6	7	8	9	AB R H RBI BB SO LOB	TOP					
12 Tyler Naquin, L OBP: 0.273, SLG: 0.403	F8		L7			G5-4-3 1B			P5	4 0 1 0 0 0 0	Cincinnati Reds @ Colorado Rockies Coors Field, Denver, CO Sun May 01 2022, 1:10 PM - 4:06 PM MDT Att: 32,574 - Partly Cloudy - 58 F					
17 Kyle Farmer, R OBP: 0.291, SLG: 0.329	G4-3			G4-3		G5-4-3 1-2			G3-1	4 0 0 0 0 0 1						
28 Tommy Pham, R OBP: 0.309, SLG: 0.394	K			L9		K			BB	3 0 0 0 1 2 0						
19 Joey Votto, L OBP: 0.278, SLG: 0.135		P5		K		K			L9	4 0 0 0 0 2 1						
22 Brandon Drury, R OBP: 0.304, SLG: 0.558		G4-3 15 2B			HR	G5-3				3 1 2 1 0 0 0						
15 Nick Senzel, R OBP: 0.240, SLG: 0.333		G4-3 2-3			F8	G6-3				3 0 0 0 0 0 1						
9 Mike Moustakas, L OBP: 0.217, SLG: 0.186					F7				G1-3	3 0 0 0 0 0 1						
4 Matt Reynolds, R OBP: 0.714, SLG: 0.800									F9	2 0 1 0 1 0 0						
47 Mark Kolozsvary, R OBP: 0.091, SLG: 0.182									K	3 0 0 0 0 1 2						
Inning Stats	R: 0 E: 0 K: 1 S: 8	H: 0 LOB: 0 BB: 0 P: 11	R: 0 E: 0 K: 0 S: 5	H: 1 LOB: 1 BB: 0 P: 9	R: 0 E: 0 K: 0 S: 7	H: 0 LOB: 0 BB: 1 P: 12	R: 0 E: 0 K: 1 S: 6	H: 1 LOB: 0 BB: 0 P: 8	R: 0 E: 0 K: 1 S: 9	H: 0 LOB: 0 BB: 0 P: 12		R: 0 E: 0 K: 0 S: 7	H: 0 LOB: 1 BB: 1 P: 12	1B: 1 2B: 2 3B: 0 HR: 1	SF: 0 SAC: 0 DP: 2 HBP: 0	WP: 0 PB: 0 SB: 0 CS: 0
PITCHER	IP WLS BF H R ER SO BB IBB HBP BLK WP HR S P ERA WHIP											PITCHER	IP WLS BF H R ER SO BB IBB HBP BLK WP HR S P ERA WHIP			
21 Kyle Freeland, L ERA: 4.85	(1, 1) 7.0 W 24 4 1 1 4 1 0 0 0 0 1 54 80 1.29 0.714															
29 Robert Stephenson, R ERA: 4.5	(8, 1) 1.0 3 0 0 0 1 0 0 0 0 0 0 5 7 0.00 0.000															
54 Carlos Estevez, R ERA: 2.45	(9, 1) 1.0 4 0 0 0 0 1 0 0 0 0 0 0 7 12 0.00 1.000															

Batter	1	2	3	4	5	6	7	8	9	AB R H RBI BB SO LOB	BOTTOM							
9 Connor Joe, R OBP: 0.371, SLG: 0.506	G6-3					G5-3 1B			K	4 1 2 0 1 1 2	Cincinnati Reds @ Colorado Rockies Coors Field, Denver, CO Sun May 01 2022, 1:10 PM - 4:06 PM MDT Att: 32,574 - Partly Cloudy - 58 F							
11 Jose Iglesias, R OBP: 0.368, SLG: 0.371			F9		G5-3				G4-6-3	3 1 0 1 1 0 2								
Randal Grichuk, R OBP: 0.389, SLG: 0.523			G4-3		P6				HR	5 2 2 3 0 1 4								
25 C.J. Cron, R OBP: 0.326, SLG: 0.647		G6-3			F8				G6-3	5 1 1 2 0 1 0								
35 Elias Diaz, R OBP: 0.323, SLG: 0.450		HR							F9	3 2 1 0 2 0 0								
24 Ryan McMahon, L OBP: 0.360, SLG: 0.438		2B			L8				G1-3	4 1 0 0 1 1 3								
2 Yonathan Daza, R OBP: 0.440, SLG: 0.417		G6-3			F9					4 1 2 0 0 0 2								
Brendan Rodgers, R OBP: 0.194, SLG: 0.145									K	4 1 2 4 0 2 3								
44 Elehuris Montero, R OBP: 0.500, SLG: 0.500									G4-6-3 1B	4 0 2 0 0 2 1								
Inning Stats	R: 6 E: 0 K: 1 S: 32	H: 6 LOB: 3 BB: 2 P: 51	R: 3 E: 1 K: 1 S: 22	H: 2 LOB: 1 BB: 1 P: 32	R: 0 E: 0 K: 0 S: 8	H: 0 LOB: 0 BB: 0 P: 11	R: 0 E: 0 K: 1 S: 14	H: 0 LOB: 1 BB: 1 P: 24	R: 0 E: 0 K: 3 S: 15	H: 1 LOB: 2 BB: 1 P: 22		R: 0 E: 0 K: 1 S: 8	H: 1 LOB: 0 BB: 0 P: 12	R: 1 E: 0 K: 0 S: 7	H: 1 LOB: 0 BB: 0 P: 13	1B: 8 2B: 2 3B: 0 HR: 2	SF: 0 SAC: 0 DP: 1 HBP: 1	WP: 1 PB: 0 SB: 0 CS: 0
PITCHER	IP WLS BF H R ER SO BB IBB HBP BLK WP HR S P ERA WHIP											PITCHER	IP WLS BF H R ER SO BB IBB HBP BLK WP HR S P ERA WHIP					
52 Reiver Sanmartin, L ERA: 13.78	(1, 1) 0.2 L 10 6 6 6 0 2 0 0 1 0 0 0 28 43 81.00 12.000																	
46 Buck Farmer, R ERA: 4.09	(1, 1) 1.1 9 2 3 2 2 1 0 1 0 0 0 0 26 40 13.50 2.250																	
54 Hunter Strickland, R ERA: 7.71	(3, 1) 2.0 7 0 0 0 1 1 0 0 0 0 0 0 22 35 0.00 0.500																	
85 Luis Cessa, R ERA: 4.0	(5, 1) 1.0 4 1 0 0 1 0 0 0 0 0 0 0 11 13 0.00 1.000																	
43 Alexis Diaz, R ERA: 9.9	(6, 1) 1.0 5 1 0 0 3 1 0 0 0 0 0 0 15 22 0.00 2.000																	

AB	29
R	1
H	4
RBI	1
BB	2
SO	5
LOB	6



Batter	1	2	3	4	5	6	7	8	9	AB	R	H	RBI	BB	SO	LOB	TOP			
29 T.J. Friedl, L OBP: 0.133, SLG: 0.214										5	1	1	0	0	2	1	Cincinnati Reds @ Milwaukee Brewers American Family Field, Milwaukee, WI Wed May 04 2022, 6:42 PM - 10:28 PM CDT Att: 25,413 - Roof Closed - 65 F			
22 Brandon Drury, R OBP: 0.277, SLG: 0.500										4	1	1	1	0	2	1				
28 Tommy Pham, R OBP: 0.348, SLG: 0.468									2	1	1	0	2	1	0					
9 Mike Moustakas, L OBP: 0.259, SLG: 0.314									4	0	2	1	0	1	2					
37 Tyler Stephenson, R OBP: 0.341, SLG: 0.412									0	0	0	0	0	0	0					
16 Colin Moran, L OBP: 0.261, SLG: 0.211									2	0	0	1	1	0	1					
17 Kyle Farmer, R OBP: 0.269, SLG: 0.302									4	0	0	0	0	0	4					
35 Alejo Lopez, S OBP: 0.308, SLG: 0.250									4	1	1	0	0	3	2					
4 Matt Reynolds, R OBP: 0.583, SLG: 0.700									4	0	1	1	0	1	3					
33 Aramis Garcia, R OBP: 0.265, SLG: 0.344									4	0	0	0	0	2	1					
Inning Stats	R: 2 H: 2 K: 1 S: 15	H: 2 BB: 1 P: 28	R: 0 H: 0 K: 2 S: 12	H: 0 LOB: 0 BB: 17	R: 0 H: 1 K: 2 S: 11	H: 0 LOB: 1 BB: 0 P: 15	R: 0 H: 0 K: 1 S: 10	H: 0 LOB: 0 BB: 0 P: 13	R: 1 H: 1 K: 1 S: 10	H: 1 LOB: 2 BB: 1 P: 24	R: 0 H: 0 K: 2 S: 8	H: 0 LOB: 0 BB: 10	R: 0 H: 0 K: 1 S: 9	H: 0 LOB: 1 BB: 16	R: 1 H: 2 K: 0 S: 12	H: 2 LOB: 1 BB: 0 P: 20	1B: 5 2B: 1 3B: 1 HR: 0	SF: 2 SAC: 0 DP: 0 HBP: 0	WP: 1 PB: 0 CS: 1	PA: 38
PITCHER	IP WLS BF H R ER SO BB IBB HBP BLK WP HR S P ERA WHIP																			
51 Freddy Peralta, R ERA: 5.09	5.0 W 23 5 3 3 7 2 0 0 0 0 1 0 63 98 5.40 1.400																			
48 Trevor Gott, R ERA: 1.93	1.0 H 3 0 0 0 2 0 0 0 0 0 0 0 8 14 0.00 0.000																			
31 Jandel Gustave, R ERA: 2.89	1.0 3 0 0 0 2 0 0 0 0 0 0 0 8 10 0.00 0.000																			
55 Hoby Milner, L ERA: 2.35	1.0 4 0 0 0 1 1 0 0 0 0 0 0 9 16 0.00 1.000																			
35 Brent Suter, L ERA: 5.87	1.0 5 2 1 1 0 0 0 0 0 0 0 0 12 20 9.00 2.000																			

Batter	1	2	3	4	5	6	7	8	9	AB	R	H	RBI	BB	SO	LOB	BOTTOM			
16 Koltan Wong, L OBP: 0.267, SLG: 0.354										5	1	1	1	0	2	6	Cincinnati Reds @ Milwaukee Brewers American Family Field, Milwaukee, WI Wed May 04 2022, 6:42 PM - 10:28 PM CDT Att: 25,413 - Roof Closed - 65 F			
18 Keston Hiura, R OBP: 0.316, SLG: 0.303										1	0	0	0	0	1	2				
27 Willy Adames, R OBP: 0.330, SLG: 0.468										3	2	0	0	2	1	3				
22 Christian Yelich, L OBP: 0.330, SLG: 0.393										4	3	2	2	1	1	1				
14 Jace Peterson, L OBP: 0.275, SLG: 0.227										0	1	0	1	1	0	0				
24 Andrew McCutchen, R OBP: 0.295, SLG: 0.358										5	2	4	4	1	0	1				
11 Rowdy Tellez, L OBP: 0.337, SLG: 0.613										6	2	4	8	0	1	1				
12 Hunter Renfroe, R OBP: 0.284, SLG: 0.453										4	1	1	0	0	0	2				
15 Tyrone Taylor, R OBP: 0.250, SLG: 0.356										1	1	0	0	1	0	2				
2 Luis Urias, R OBP: 0.750, SLG: 0.600										3	2	2	0	2	0	0				
6 Lorenzo Cain, R OBP: 0.270, SLG: 0.232										3	2	2	0	1	0	1				
7 Victor Caratini, S OBP: 0.333, SLG: 0.400										4	1	1	2	0	0	4				
Inning Stats	R: 2 H: 4 K: 0 S: 21	H: 4 LOB: 1 BB: 0 P: 30	R: 0 H: 0 K: 0 S: 10	H: 0 LOB: 0 BB: 0 P: 16	R: 4 H: 3 K: 0 S: 12	H: 3 LOB: 1 BB: 1 P: 19	R: 0 H: 0 K: 2 S: 10	H: 0 LOB: 1 BB: 1 P: 16	R: 1 H: 2 K: 0 S: 12	H: 2 LOB: 2 BB: 1 P: 20	R: 2 H: 1 K: 1 S: 10	H: 1 LOB: 0 BB: 1 P: 18	R: 4 H: 4 K: 2 S: 27	H: 4 LOB: 1 BB: 48	R: 5 H: 3 K: 1 S: 19	H: 3 LOB: 2 BB: 4 P: 44	1B: 11 2B: 3 3B: 0 HR: 3	SF: 1 SAC: 0 DP: 1 HBP: 2	WP: 0 PB: 0 CS: 0	PA: 51
PITCHER	IP WLS BF H R ER SO BB IBB HBP BLK WP HR S P ERA WHIP																			
Vladimir Gutierrez, R ERA: 9.88	4.1 L 24 8 2 2 2 1 2 0 0 0 0 0 2 58 87 14.54 2.308																			
55 Daulton Moreta, R ERA: 5.11	1.1 8 2 2 2 1 2 0 0 0 0 0 1 16 31 13.50 3.000																			
46 Buck Farmer, R ERA: 0.75	1.0 7 3 4 4 1 1 0 0 0 0 0 0 23 41 36.00 4.000																			
54 Hunter Strickland, R ERA: 7.45	0.1 2 1 0 0 1 0 0 0 0 0 0 0 5 8 0.00 3.000																			
39 Lucas Sims, R ERA: 15.75	0.2 7 1 5 5 1 4 0 0 0 0 0 0 12 34 67.50 7.500																			
4 Matt Reynolds, R ERA: 5.87	0.1 3 2 2 2 1 0 0 0 0 0 0 0 7 10 0.00 6.000																			

Batter	1	2	3	4	5	6	7	8	9	AB	R	H	RBI	BB	SO	LOB	TOP			
29 TJ Friedl, L OBP: 0.158, SLG: 0.222 35 Alejo Lopez, S OBP: 0.296, SLG: 0.240	 0-1 28 1B 37 1B 1B	 1-2 G1-3			 0-0 FC2 28 G1-3 22 1B 1-3		 0-3 K		 0-1 F9	4	1	1	0	0	1	1	Cincinnati Reds @ Milwaukee Brewers American Family Field, Milwaukee, WI Thu May 05 2022, 12:41 PM - 3:47 PM CDT Att: 21,715 - Roof Closed - 66 F			
22 Brandon Drury, R OBP: 0.271, SLG: 0.477	 3-2 G5-3		 2-3 K		 0-0 28 G1-3 1-2 1B		 1-0 G2-3		 0-0 F8	5	0	1	1	0	1	2				
28 Tommy Pham, R OBP: 0.344, SLG: 0.457	 3-2 37 1B 16 1B 1B		 2-3 K		 0-2 G1-3 1-2 2-3 1B		 1-3 K			4	1	1	0	0	2	2				
9 Mike Moustakas, L OBP: 0.276, SLG: 0.333	 0-3 K		 2-1 G3-1		 4-0 BB			 0-0 16 G3-1 2B		3	0	1	0	1	1	2				
37 Tyler Stephenson, R OBP: 0.356, SLG: 0.500	 0-0 16 S 16 1B 1B			 1-1 HR		 0-3 K		 1-1 G6-3		4	2	2	2	0	1	4				
16 Colin Moran, L OBP: 0.260, SLG: 0.214	 1-2 4 FC4 1B			 2-2 G4-1		 2-0 G4-3		 2-0 G3-1		4	0	1	2	0	0	4				
4 Matt Reynolds, R OBP: 0.438, SLG: 0.500	 0-1 FC4			 1-3 K		 2-2 G5-3		 2-3 K		4	0	0	0	0	2	2				
82 Ronnie Dawson, L 33 Aramis Garcia, R OBP: 0.333		 2-2 G3-1		 2-3 K		 1-3 K		 2-2 F9		3	0	0	0	0	2	0				
3 Albert Almora Jr., R OBP: 0.500, SLG: 0.500		 2-2 L9			 2-2 29 E 22 1B 1B		 0-3 K		 1-0 1B	4	1	2	0	0	1	0				
Inning Stats	R: 3 E: 0 K: 1 S: 18	H: 4 LOB: 1 BB: 0 P: 25	R: 0 E: 0 K: 0 S: 10	H: 0 LOB: 0 BB: 0 P: 15	R: 0 E: 0 K: 2 S: 9	H: 0 LOB: 0 BB: 0 P: 15	R: 1 E: 0 K: 2 S: 11	H: 1 LOB: 0 BB: 0 P: 17	R: 1 E: 1 K: 1 S: 12	H: 2 LOB: 3 BB: 1 P: 20	R: 0 E: 0 K: 2 S: 11	H: 0 LOB: 0 BB: 0 P: 14	R: 0 E: 0 K: 2 S: 7	H: 1 LOB: 1 BB: 0 P: 13	R: 0 E: 0 K: 0 S: 8	H: 1 LOB: 1 BB: 0 P: 11		1B: 7 2B: 1 3B: 0 HR: 1	SF: 0 SAC: 0 DP: 0 HBP: 0	WP: 0 PB: 0 SB: 1 CS: 0
PITCHER	IP WLS BF H R ER SO BB IBB HBP BLK WP HR S P ERA WHIP																			
37 Adrian Houser, R ERA: 3.42	5.0 W 24 7 5 4 6 1 0 0 0 0 0 1 60 92 7.20 1.600																			
48 Trevor Gott, R ERA: 1.74	1.0 H 3 0 0 0 2 0 0 0 0 0 0 0 11 14 0.00 0.000																			
45 Brad Boxberger, R ERA: 2.08	1.0 H 3 0 0 0 2 0 0 0 0 0 0 0 7 9 0.00 0.000																			
38 Devin Williams, R ERA: 3.48	1.0 H 4 1 0 0 1 0 0 0 0 0 0 0 8 13 0.00 1.000																			
55 Hoby Milner, L ERA: 2.09	1.0 4 1 0 0 0 0 0 0 0 0 0 0 8 11 0.00 1.000																			
Batter	1	2	3	4	5	6	7	8	9	AB	R	H	RBI	BB	SO	LOB	BOTTOM			
2 Luis Urias, R OBP: 0.615, SLG: 0.778	 3-2 HR	 3-3 K	 1-2 HBP		 1-3 K			 1-2 K		4	1	1	1	0	3	3	Cincinnati Reds @ Milwaukee Brewers American Family Field, Milwaukee, WI Thu May 05 2022, 12:41 PM - 3:47 PM CDT Att: 21,715 - Roof Closed - 66 F			
22 Christian Yelich, L OBP: 0.343, SLG: 0.449	 1-1 HR	 2-1 27 HR 2B	 1-3 K		 1-2 L9		 3-2 27 S 1B		 3-2 27 S 1B	5	3	3	2	0	1	1				
27 Willy Adams, R OBP: 0.342, SLG: 0.531	 4-0 11 2B BB	 0-0 HR		 2-1 L9		 0-1 G6-3		 1-2 HR		4	3	2	4	1	0	0				
11 Rowdy Tellez, L OBP: 0.341, SLG: 0.625	 1-1 10 WP 2B	 2-1 2B	 1-3 K		 1-3 K		 1-3 K		 0-1 G5-3	5	0	2	1	0	2	0				
12 Hunter Rentfro, R OBP: 0.253, SLG: 0.433	 1-2 P3	 1-3 K		 0-0 P3			 1-2 F7		 1-2 F7	4	0	0	0	0	1	2				
10 Omar Narváez, L OBP: 0.338, SLG: 0.321	 3-2 K		 3-3 K		 1-2 14 2B HBP		 4-2 14 FC5 BB		 4-2 14 FC5 BB	2	0	0	0	1	2	1				
15 Tyrone Taylor, R OBP: 0.250, SLG: 0.408	 1-3 K		 1-2 HR		 2-3 K		 0-1 F8		 0-1 F8	4	1	1	1	0	2	3				
14 Jace Peterson, L OBP: 0.291, SLG: 0.271		 1-1 22 S 2B 1B	 2-2 K		 2-2 K		 1-1 FC5		 1-1 FC5	4	1	2	0	0	1	1				
18 Keston Hiura, R OBP: 0.310, SLG: 0.378		 0-3 K	 1-0 HR		 3-3 K		 3-3 K		 3-3 K	4	1	1	1	0	3	3				
Inning Stats	R: 3 E: 0 K: 2 S: 18	H: 3 LOB: 1 BB: 1 P: 32	R: 3 E: 0 K: 3 S: 17	H: 4 LOB: 1 BB: 0 P: 26	R: 2 E: 0 K: 3 S: 17	H: 2 LOB: 1 BB: 0 P: 26	R: 0 E: 0 K: 1 S: 6	H: 0 LOB: 0 BB: 0 P: 9	R: 0 E: 0 K: 3 S: 15	H: 1 LOB: 2 BB: 0 P: 24	R: 0 E: 0 K: 1 S: 8	H: 0 LOB: 0 BB: 0 P: 10	R: 0 E: 0 K: 0 S: 12	H: 0 LOB: 1 BB: 1 P: 18	R: 2 E: 0 K: 2 S: 14	H: 2 LOB: 0 BB: 0 P: 22		1B: 2 2B: 4 3B: 0 HR: 6	SF: 0 SAC: 0 DP: 0 HBP: 2	WP: 1 PB: 0 SB: 2 CS: 0
PITCHER	IP WLS BF H R ER SO BB IBB HBP BLK WP HR S P ERA WHIP																			
21 Hunter Greene, R ERA: 8.71	2.2 L 18 9 8 8 7 1 0 0 0 0 0 0 12 17 0.00 0.000																			
85 Luis Cessa, R ERA: 3.48	1.1 5 0 0 0 2 0 0 0 1 0 0 0 15 24 0.00 1.000																			
64 Tony Santillan, R ERA: 9.23	1.0 3 1 0 0 3 0 0 0 0 0 0 0 8 10 0.00 0.000																			
63 Phillip Diehl, L ERA: 9.0	1.0 3 0 0 0 1 0 0 0 0 0 0 0 8 10 0.00 0.000																			
54 Hunter Strickland, R ERA: 8.75	1.0 4 0 0 0 0 1 0 0 0 0 0 0 12 18 0.00 1.000																			
PITCHER	IP WLS BF H R ER SO BB IBB HBP BLK WP HR S P ERA WHIP																			
77 Art Warren, R ERA: 10.29	(8, 1) 1.0 5 46 76 27.00 3.750																			


Batter	1	2	3	4	5	6	7	8	9	AB	R	H	RBI	BB	SO	LOB	TOP	
18 Ben Gamel, L (1, 9) OBP: 0.378, SLG: 0.438	F7		1-H 2B			10 13 1B		10 BB 1B		4	1	3	1	0	0	0	Pittsburgh Pirates @ Cincinnati Reds Great American Ball Park, Cincinnati, OH Sat May 07 2022, 12:40 PM - 3:47 PM EDT Att: 9,267 - Cloudy - 56 F	
10 Bryan Reynolds, S (1, 8) OBP: 0.313, SLG: 0.326	G3-1		F8			G6-3		BB		3	0	0	0	1	0	2		
13 Ke'Bryan Hayes, R (1, 5) OBP: 0.398, SLG: 0.373	K					G4-3		K		4	0	1	1	0	2	3		
19 Daniel Vogelbach, L (1, 10) OBP: 0.333, SLG: 0.487	G3-1					F7		K		4	0	0	0	0	1	4		
2 Michael Chavis, R (1, 3) OBP: 0.282, SLG: 0.455	P2					K		K		4	0	0	0	0	2	4		
26 Josh VanMeter, L (1, 4) OBP: 0.208, SLG: 0.244	K					F9		G4-3		4	0	0	0	0	2	0		
64 Diego Castillo, R (1, 6) OBP: 0.258, SLG: 0.302						G6-3		K		3	0	1	0	0	1	0		
65 Jack Suwinski, L (9, PH) OBP: 0.192, SLG: 0.192			41 G5-4-3 1B			G6-3		K		1	0	0	0	0	1	0		
41 Jake Marisnick, R (1, 7) OBP: 0.204, SLG: 0.213						G5-4-3		K		3	0	1	0	0	1	1		
25 Yoshi Tsutsugo, L (9, PH) ERA: 12.8			1-2			2B		BB		0	0	0	0	1	0	0		
Roberto Pérez, R (1, 2) OBP: 0.333, SLG: 0.367						K		K		3	1	2	0	0	1	1		
3 Cole Tucker, S (8, PR) OBP: 0.163, SLG: 0.204			18 2B 1B			K		10 BB 18 1B 1B		1	0	0	0	0	1	1		
Inning Stats	R: 0 E: 0 K: 1 S: 12	H: 0 LOB: 0 BB: 0 P: 18	R: 0 E: 0 K: 1 S: 8	H: 0 LOB: 0 BB: 0 P: 12	R: 1 E: 0 K: 0 S: 10	H: 3 LOB: 1 BB: 0 P: 17	R: 0 E: 0 K: 1 S: 9	H: 0 LOB: 0 BB: 0 P: 10	R: 0 E: 0 K: 2 S: 8	H: 0 LOB: 0 BB: 0 P: 10	R: 0 E: 0 K: 3 S: 14	H: 2 LOB: 3 BB: 1 P: 27	R: 0 E: 0 K: 3 S: 12	H: 0 LOB: 1 BB: 1 P: 16	1B: 6 2B: 2 3B: 0 HR: 0	SF: 0 SAC: 0 DP: 1 HBP: 0	WP: 0 PB: 0 SB: 0 CS: 0	PA: 36
PITCHER	IP WLS BF H R ER SO BB IBB HBP BLK WP HR S P ERA WHIP	IP WLS BF H R ER SO BB IBB HBP BLK WP HR S P ERA WHIP	IP WLS BF H R ER SO BB IBB HBP BLK WP HR S P ERA WHIP	IP WLS BF H R ER SO BB IBB HBP BLK WP HR S P ERA WHIP	IP WLS BF H R ER SO BB IBB HBP BLK WP HR S P ERA WHIP	IP WLS BF H R ER SO BB IBB HBP BLK WP HR S P ERA WHIP	IP WLS BF H R ER SO BB IBB HBP BLK WP HR S P ERA WHIP	IP WLS BF H R ER SO BB IBB HBP BLK WP HR S P ERA WHIP	IP WLS BF H R ER SO BB IBB HBP BLK WP HR S P ERA WHIP	IP WLS BF H R ER SO BB IBB HBP BLK WP HR S P ERA WHIP	IP WLS BF H R ER SO BB IBB HBP BLK WP HR S P ERA WHIP	IP WLS BF H R ER SO BB IBB HBP BLK WP HR S P ERA WHIP	IP WLS BF H R ER SO BB IBB HBP BLK WP HR S P ERA WHIP	IP WLS BF H R ER SO BB IBB HBP BLK WP HR S P ERA WHIP	IP WLS BF H R ER SO BB IBB HBP BLK WP HR S P ERA WHIP	IP WLS BF H R ER SO BB IBB HBP BLK WP HR S P ERA WHIP	IP WLS BF H R ER SO BB IBB HBP BLK WP HR S P ERA WHIP	

AB	34
R	2
H	8
RBI	2
BB	2
SO	12
LOB	16



Batter	1	2	3	4	5	6	7	8	9	AB	R	H	RBI	BB	SO	LOB	BOTTOM			
12 Tyler Naquin, L (1, 9) OBP: 0.267, SLG: 0.386	K		F7					F7		4	1	1	3	1	1	0	Pittsburgh Pirates @ Cincinnati Reds Great American Ball Park, Cincinnati, OH Sat May 07 2022, 12:40 PM - 3:47 PM EDT Att: 9,267 - Cloudy - 56 F			
22 Brandon Drury, R (1, 4) OBP: 0.293, SLG: 0.493	E5 37 2B 1B		K					BB		4	2	2	1	0	2	2				
28 Tommy Pham, R (1, 10) OBP: 0.337, SLG: 0.435	K		K					K		4	1	0	0	1	3	5				
9 Mike Moustakas, L (1, 5) OBP: 0.290, SLG: 0.321								22 2B 2B		2	1	0	0	1	0	0				
4 Matt Reynolds, R (8, PR) OBP: 0.436, SLG: 0.590								HBP		0	1	0	0	0	0	0				
37 Tyler Stephenson, R (1, 2) OBP: 0.388, SLG: 0.571								BB		4	1	3	4	0	1	0				
16 Colin Moran, L (1, 3) OBP: 0.276, SLG: 0.222								2B		3	1	1	0	1	0	2				
17 Kyle Farmer, R (1, 6) OBP: 0.258, SLG: 0.289								G4-3		2	1	0	0	0	0	0				
29 TJ Friedl, L (1, 7) OBP: 0.217, SLG: 0.250								BB		4	0	0	0	0	1	5				
3 Albert Almora Jr., R (1, 8) OBP: 0.250, SLG: 0.250								K		4	1	0	0	0	2	5				
Inning Stats	R: 2 E: 1 K: 2 S: 14	H: 2 LOB: 1 BB: 0 P: 21	R: 0 E: 0 K: 2 S: 13	H: 0 LOB: 0 BB: 0 P: 19	R: 0 E: 0 K: 2 S: 7	H: 0 LOB: 0 BB: 0 P: 11	R: 0 E: 0 K: 0 S: 5	H: 1 LOB: 1 BB: 0 P: 7	R: 0 E: 0 K: 3 S: 14	H: 0 LOB: 2 BB: 2 P: 25	R: 0 E: 0 K: 1 S: 9	H: 1 LOB: 0 BB: 0 P: 12	R: 0 E: 0 K: 0 S: 7	H: 1 LOB: 0 BB: 0 P: 13	R: 7 E: 1 K: 1 S: 29	H: 3 LOB: 2 BB: 3 P: 50	1B: 4 2B: 4 3B: 0 HR: 0	SF: 1 SAC: 0 DP: 1 HBP: 2	WP: 1 PB: 0 SB: 0 CS: 0	PA: 39
PITCHER	IP WLS BF H R ER SO BB IBB HBP BLK WP HR S P ERA WHIP	IP WLS BF H R ER SO BB IBB HBP BLK WP HR S P ERA WHIP	IP WLS BF H R ER SO BB IBB HBP BLK WP HR S P ERA WHIP	IP WLS BF H R ER SO BB IBB HBP BLK WP HR S P ERA WHIP	IP WLS BF H R ER SO BB IBB HBP BLK WP HR S P ERA WHIP	IP WLS BF H R ER SO BB IBB HBP BLK WP HR S P ERA WHIP	IP WLS BF H R ER SO BB IBB HBP BLK WP HR S P ERA WHIP	IP WLS BF H R ER SO BB IBB HBP BLK WP HR S P ERA WHIP	IP WLS BF H R ER SO BB IBB HBP BLK WP HR S P ERA WHIP	IP WLS BF H R ER SO BB IBB HBP BLK WP HR S P ERA WHIP	IP WLS BF H R ER SO BB IBB HBP BLK WP HR S P ERA WHIP	IP WLS BF H R ER SO BB IBB HBP BLK WP HR S P ERA WHIP	IP WLS BF H R ER SO BB IBB HBP BLK WP HR S P ERA WHIP	IP WLS BF H R ER SO BB IBB HBP BLK WP HR S P ERA WHIP	IP WLS BF H R ER SO BB IBB HBP BLK WP HR S P ERA WHIP	IP WLS BF H R ER SO BB IBB HBP BLK WP HR S P ERA WHIP				


AB	31
R	9
H	8
RBI	9
BB	5
SO	11
LOB	19



Batter	1	2	3	4	5	6	7	8	9	AB	R	H	RBI	BB	SO	LOB	TOP					
18 Ben Gamel, L (1,7) 41 Jake Marisnick, R (8,7) OBP: 0.204, SLG: 0.213										5	1	2	2	0	2	0	0					
10 Bryan Reynolds, S (1,8) OBP: 0.317, SLG: 0.363										5	1	2	1	0	2	2						
13 Ke'Bryan Hayes, R (1,5) OBP: 0.408, SLG: 0.398											5	1	3	0	0	2	1					
19 Daniel Vogelbach, L (1,10) OBP: 0.326, SLG: 0.463											4	1	0	0	1	0	3					
25 Yoshi Tsutsugo, L (1,3) 2 Michael Chavis, R (9, PR) OBP: 0.282, SLG: 0.455											4	1	1	2	1	1	2					
64 Diego Castillo, R (1,6) OBP: 0.282, SLG: 0.358											4	1	2	1	1	2	1					
65 Jack Suwinski, L (1,9) OBP: 0.258, SLG: 0.241											3	1	1	1	1	1	2					
31 Andrew Knapp, S (1,2) OBP: 0.250, SLG: 0.200												4	0	0	0	1	4	6				
3 Cole Tucker, S (1,4) OBP: 0.185, SLG: 0.241												5	1	2	1	0	0	4				
Inning Stats	R: 4 H: 4 E: 0 K: 1 S: 21	H: 4 LOB: 0 BB: 0 P: 33	R: 0 H: 0 E: 0 K: 1 S: 11	H: 2 LOB: 1 BB: 0 P: 18	R: 0 H: 0 E: 0 K: 1 S: 8	H: 0 LOB: 0 BB: 0 P: 12	R: 3 H: 2 E: 0 K: 3 S: 17	H: 2 LOB: 1 BB: 1 P: 26	R: 0 H: 1 E: 0 K: 1 S: 12	H: 1 LOB: 3 BB: 1 P: 27	R: 0 H: 1 E: 0 K: 2 S: 15	H: 1 LOB: 2 BB: 2 P: 32	R: 0 H: 1 E: 0 K: 1 S: 11	H: 1 LOB: 1 BB: 0 P: 15	R: 0 H: 1 E: 0 K: 2 S: 11	H: 1 LOB: 2 BB: 1 P: 17	1B: 6 2B: 4 3B: 0 HR: 4	SF: 0 SAC: 0 DP: 1 HBP: 1	WP: 2 PB: 0 SB: 0 CS: 0	PA: 45		
PITCHER	IP WLS BF H R ER SO BB IBB HBP BLK WP HR S P ERA WHIP	55 Dauri Moreta, R (1,1) ERA: 6.39	63 Phillip Diehl, L (1,1) ERA: 11.12	76 Robert Dugger, R (2,1) ERA: 6.48	43 Alexis Diaz, R (5,1) ERA: 0.71	64 Tony Santillan, R (6,1) ERA: 6.1	23 Jeff Hoffman, R (7,1) ERA: 1.72	84 Jared Solomon, R (9,1) ERA:	IP WLS BF H R ER SO BB IBB HBP BLK WP HR S P ERA WHIP	23 Jeff Hoffman, R (7,1) ERA: 1.72	84 Jared Solomon, R (9,1) ERA:	IP WLS BF H R ER SO BB IBB HBP BLK WP HR S P ERA WHIP	23 Jeff Hoffman, R (7,1) ERA: 1.72	84 Jared Solomon, R (9,1) ERA:	IP WLS BF H R ER SO BB IBB HBP BLK WP HR S P ERA WHIP	23 Jeff Hoffman, R (7,1) ERA: 1.72	84 Jared Solomon, R (9,1) ERA:	1B: 6 2B: 4 3B: 0 HR: 4	SF: 0 SAC: 0 DP: 1 HBP: 1	WP: 2 PB: 0 SB: 0 CS: 0	PA: 45	
Batter	1	2	3	4	5	6	7	8	9	AB	R	H	RBI	BB	SO	LOB	BOTTOM					
12 Tyler Naquin, L (1,9) OBP: 0.263, SLG: 0.365										4	1	0	0	0	4	4						
22 Brandon Drury, R (1,5) OBP: 0.325, SLG: 0.575												4	2	3	4	1	1	0				
28 Tommy Pham, R (1,7) OBP: 0.330, SLG: 0.416												4	0	0	0	1	3					
9 Mike Moustakas, L (1,10) OBP: 0.299, SLG: 0.344											5	0	2	1	0	2	2					
16 Colin Moran, L (1,3) OBP: 0.259, SLG: 0.204											4	0	0	0	0	1	4					
17 Kyle Farmer, R (1,6) OBP: 0.257, SLG: 0.280											3	0	0	0	1	1	3					
29 TJ Friedl, L (1,8) OBP: 0.222, SLG: 0.250											4	1	1	0	0	0	3					
4 Matt Reynolds, R (1,4) OBP: 0.500, SLG: 0.500											2	0	1	0	2	0	0					
33 Aramis Garcia, R (1,2) 37 Tyler Stephenson, R (6, PH) OBP: 0.392, SLG: 0.558											2	1	0	0	0	0	3					
Inning Stats	R: 2 H: 2 E: 0 K: 0 S: 14	H: 2 LOB: 1 BB: 1 P: 23	R: 0 H: 0 E: 0 K: 1 S: 12	H: 1 LOB: 1 BB: 1 P: 24	R: 0 H: 0 E: 0 K: 1 S: 6	H: 0 LOB: 0 BB: 0 P: 12	R: 3 H: 2 E: 0 K: 1 S: 12	H: 2 LOB: 1 BB: 1 P: 19	R: 0 H: 0 E: 0 K: 1 S: 9	H: 1 LOB: 1 BB: 0 P: 16	R: 0 H: 0 E: 0 K: 1 S: 6	H: 0 LOB: 1 BB: 1 P: 14	R: 0 H: 1 E: 0 K: 2 S: 13	H: 1 LOB: 2 BB: 1 P: 25	R: 0 H: 0 E: 0 K: 1 S: 11	H: 0 LOB: 1 BB: 1 P: 20	R: 0 H: 0 E: 0 K: 3 S: 13	H: 0 LOB: 0 BB: 0 P: 17	1B: 3 2B: 4 3B: 0 HR: 1	SF: 0 SAC: 0 DP: 1 HBP: 1	WP: 1 PB: 0 SB: 0 CS: 0	PA: 40
PITCHER	IP WLS BF H R ER SO BB IBB HBP BLK WP HR S P ERA WHIP	23 Mitch Keller, R (1,1) ERA: 6.11	53 Heath Hembree, R (5,1) ERA: 6.0	45 Max Kranick, R (6,1) ERA:	46 Chris Stratton, R (8,1) ERA: 4.76	51 David Bednar, R (9,1) ERA: 0.71	IP WLS BF H R ER SO BB IBB HBP BLK WP HR S P ERA WHIP	23 Mitch Keller, R (1,1) ERA: 6.11	53 Heath Hembree, R (5,1) ERA: 6.0	45 Max Kranick, R (6,1) ERA:	46 Chris Stratton, R (8,1) ERA: 4.76	51 David Bednar, R (9,1) ERA: 0.71	IP WLS BF H R ER SO BB IBB HBP BLK WP HR S P ERA WHIP	23 Mitch Keller, R (1,1) ERA: 6.11	53 Heath Hembree, R (5,1) ERA: 6.0	45 Max Kranick, R (6,1) ERA:	46 Chris Stratton, R (8,1) ERA: 4.76	51 David Bednar, R (9,1) ERA: 0.71	1B: 3 2B: 4 3B: 0 HR: 1	SF: 0 SAC: 0 DP: 1 HBP: 1	WP: 1 PB: 0 SB: 0 CS: 0	PA: 40


Pittsburgh Pirates @ Cincinnati Reds
Great American Ball Park, Cincinnati, OH
Sat May 07 2022, 6:42 PM - 10:27 PM EDT
Att: 21,448 - Cloudy - 61 F

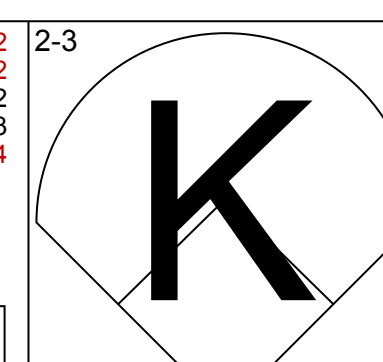
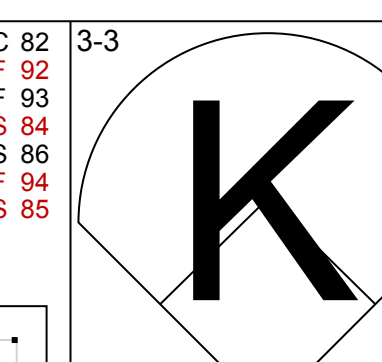
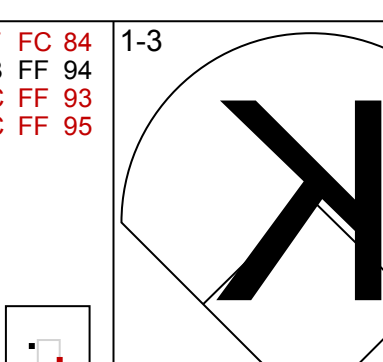
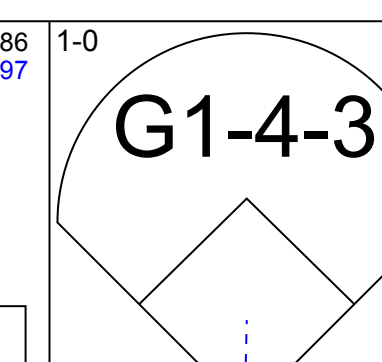
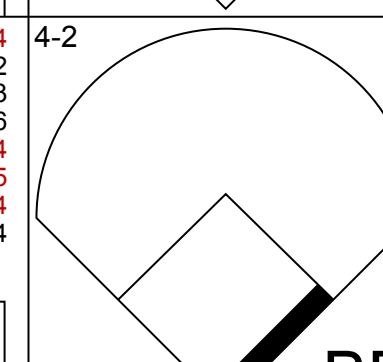
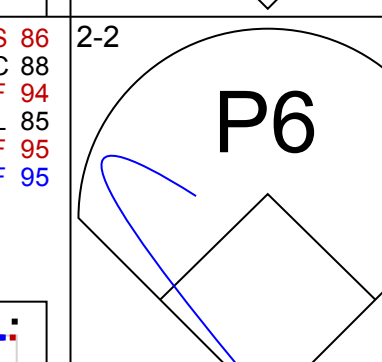

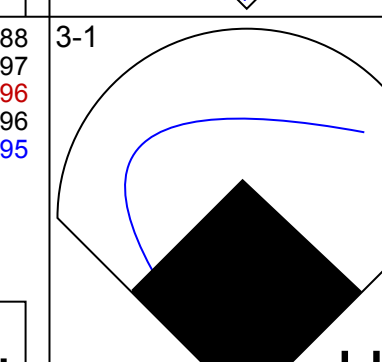
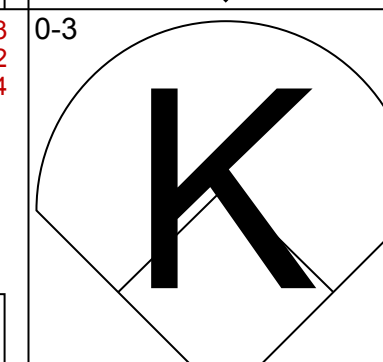
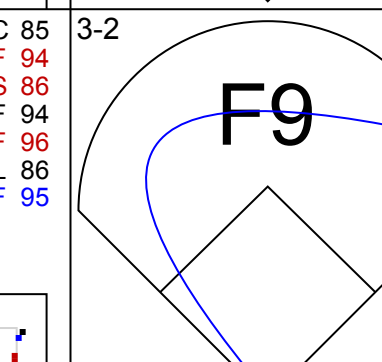

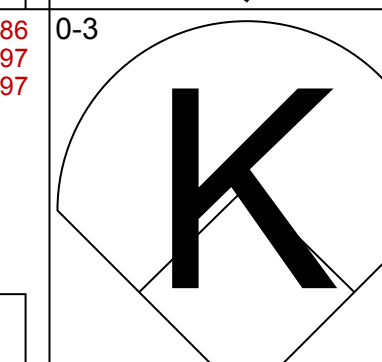
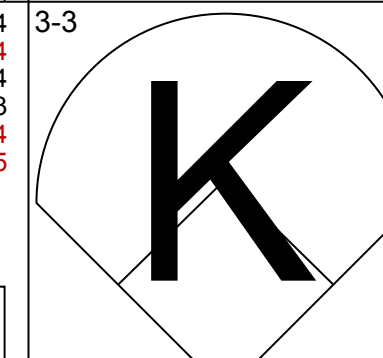




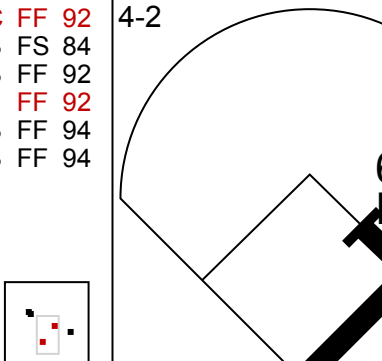
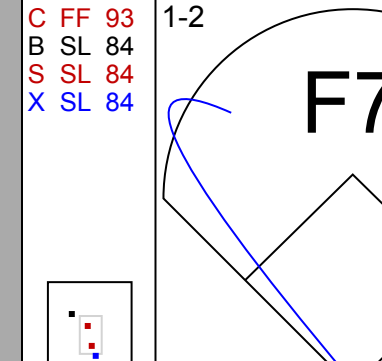



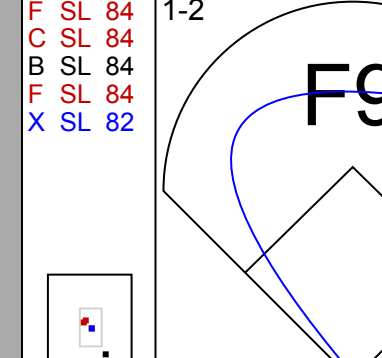

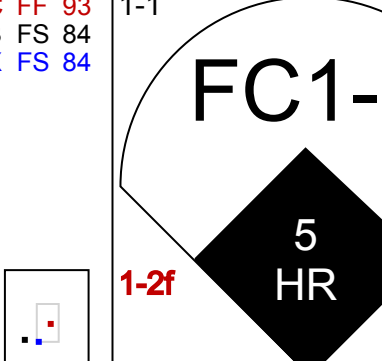

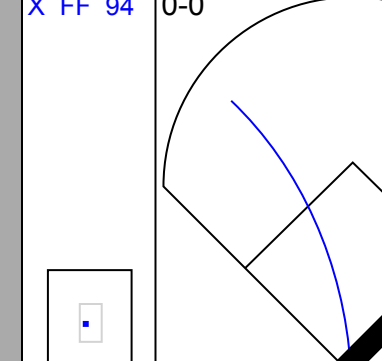

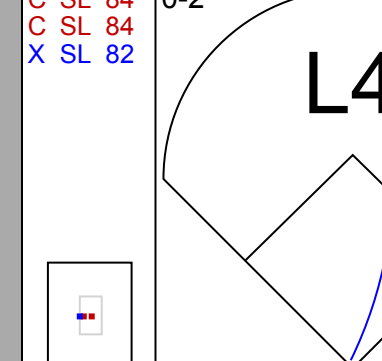
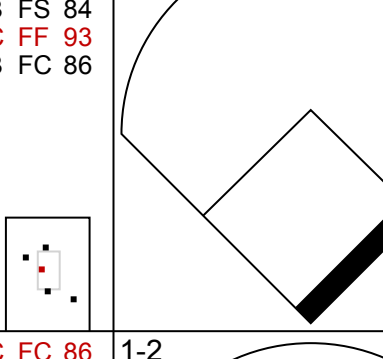
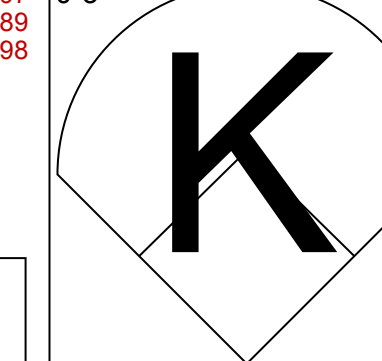
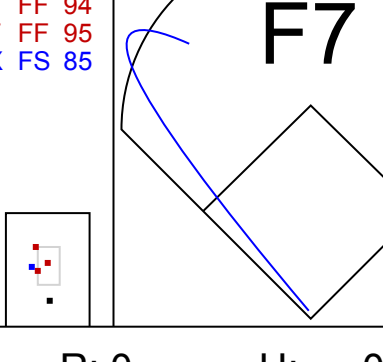
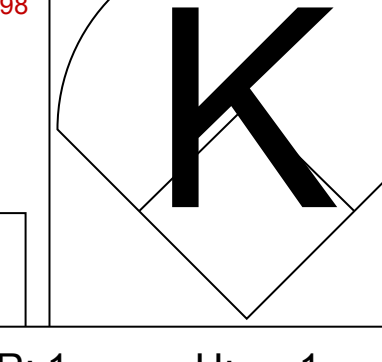
AB 39
R 8
H 13
RBI 8
BB 5
SO 14
LOB 21



Pittsburgh Pirates @ Cincinnati Reds
Great American Ball Park, Cincinnati, OH
Sat May 07 2022, 6:42 PM - 10:27 PM EDT
Att: 21,448 - Cloudy - 61 F

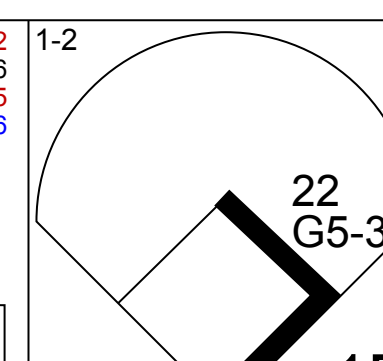
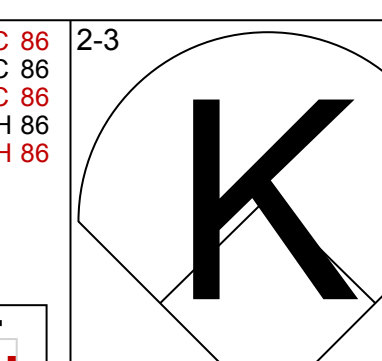
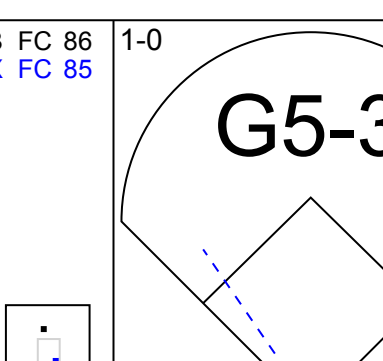
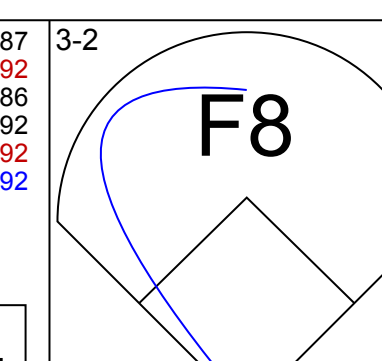
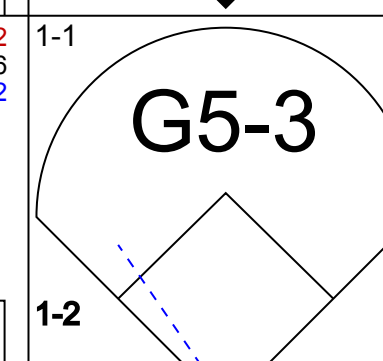
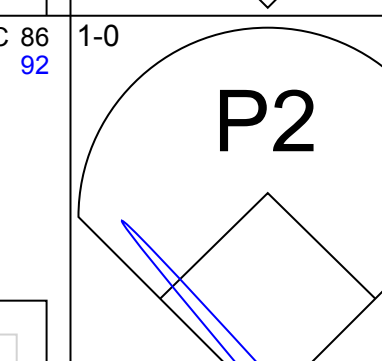

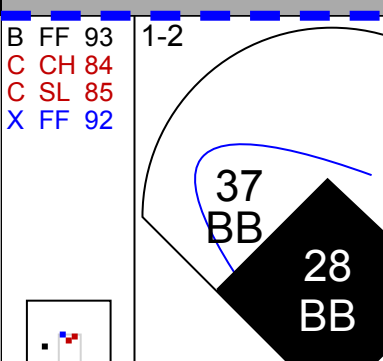

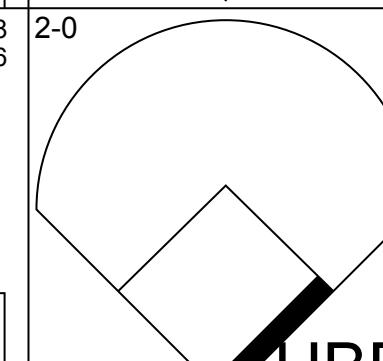

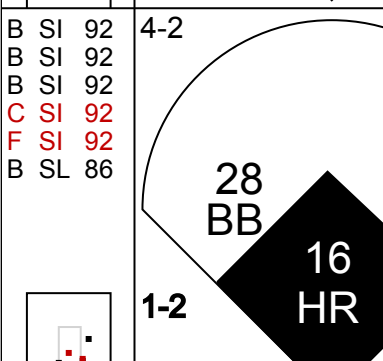

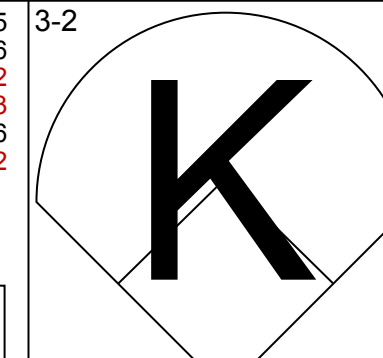


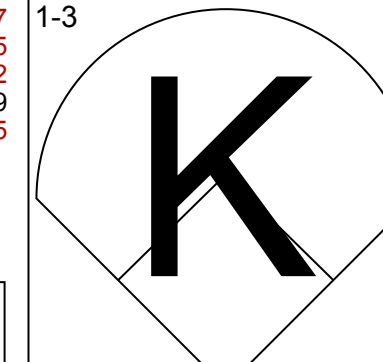

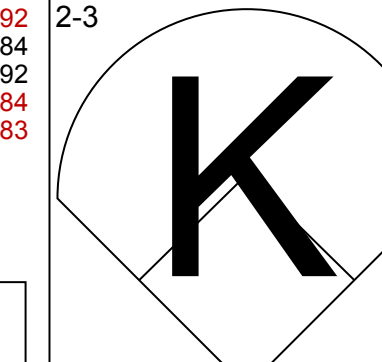


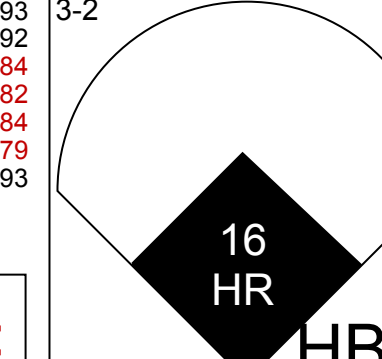

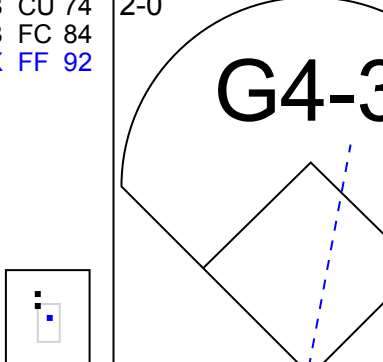
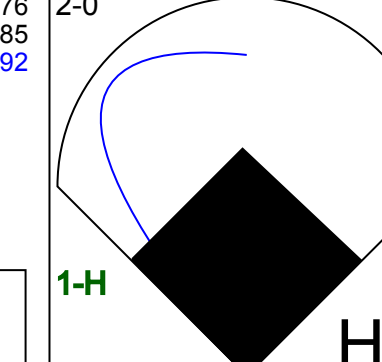

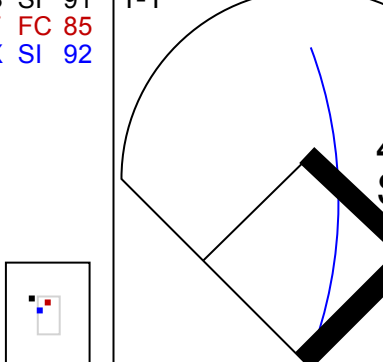
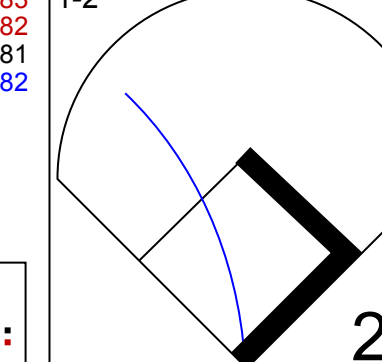

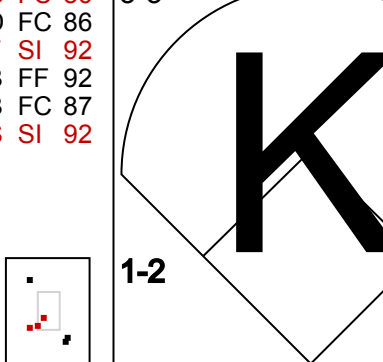
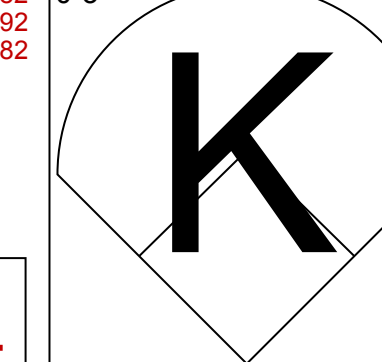
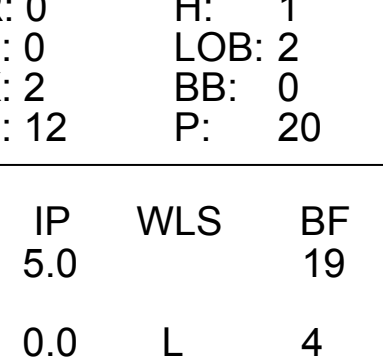
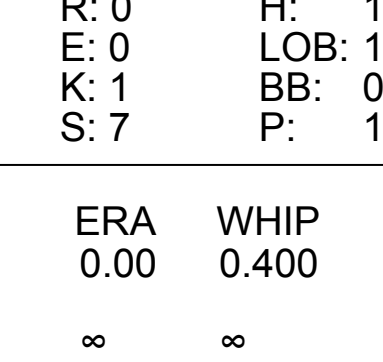
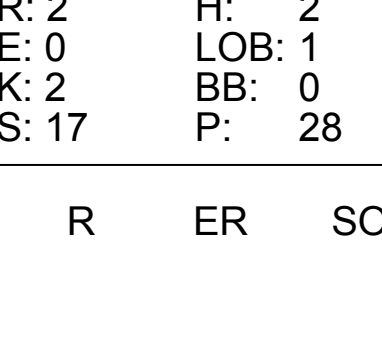
AB 33
R 5
H 7
RBI 5
BB 6
SO 10
LOB 23



Batter	1	2	3	4	5	6	7	8	9	AB	R	H	RBI	BB	SO	LOB	TOP				
18 Ben Gamel, L (1, 7) OBP: 0.363, SLG: 0.451										4	0	0	0	0	3	1	Pittsburgh Pirates @ Cincinnati Reds Great American Ball Park, Cincinnati, OH Sun May 08 2022, 1:43 PM - 4:43 PM EDT Att: 17,623 - Sunny - 66 F				
10 Bryan Reynolds, S (1, 8) OBP: 0.324, SLG: 0.394										3	1	1	1	1	1	0					
2 Michael Chavis, R (1, 5)										4	0	0	0	0	3	1					
19 Daniel Vogelbach, L (1, 10) OBP: 0.312, SLG: 0.440										4	0	0	0	0	2	1					
25 Yoshi Tsutsugo, L (1, 3) OBP: 0.307, SLG: 0.239										3	0	0	0	1	0	0					
64 Diego Castillo, R (1, 6) OBP: 0.270, SLG: 0.343										3	0	0	0	0	0	1					
26 Josh VanMeter, L (9, PH) OBP: 0.204, SLG: 0.239										1	0	0	0	0	0	0					
65 Jack Suwinski, L (1, 9) OBP: 0.265, SLG: 0.250										3	1	1	0	0	0	1					
5 Michael Pérez, L (1, 2) OBP: 0.667, SLG: 2.000										2	1	1	2	1	0	1					
3 Cole Tucker, S (1, 4) OBP: 0.175, SLG: 0.228										3	0	0	0	0	2	1					
Inning Stats	R: 0 E: 0 K: 3 S: 13	H: 0 LOB: 1 BB: 1 P: 22	R: 2 E: 0 K: 1 S: 17	H: 1 LOB: 0 BB: 1 P: 26	R: 0 E: 0 K: 1 S: 12	H: 0 LOB: 0 BB: 0 P: 20	R: 0 E: 0 K: 0 S: 12	H: 0 LOB: 1 BB: 1 P: 21	R: 0 E: 0 K: 1 S: 9	H: 0 LOB: 0 BB: 0 P: 13	R: 0 E: 0 K: 0 S: 11	H: 1 LOB: 1 BB: 0 P: 13	R: 1 E: 0 K: 2 S: 9	H: 1 LOB: 0 BB: 0 P: 13	R: 0 E: 0 K: 0 S: 7	H: 0 LOB: 0 BB: 0 P: 10	1B: 1 2B: 0 3B: 0 HR: 2	SF: 0 SAC: 0 DP: 0 HBP: 0	WP: 0 PB: 0 SB: 0 CS: 0	PA: 33	
PITCHER	IP WLS BF H R ER SO BB IBB HBP BLK WP HR S P ERA WHIP	IP WLS BF H R ER SO BB IBB HBP BLK WP HR S P ERA WHIP	IP WLS BF H R ER SO BB IBB HBP BLK WP HR S P ERA WHIP	IP WLS BF H R ER SO BB IBB HBP BLK WP HR S P ERA WHIP	IP WLS BF H R ER SO BB IBB HBP BLK WP HR S P ERA WHIP	IP WLS BF H R ER SO BB IBB HBP BLK WP HR S P ERA WHIP	IP WLS BF H R ER SO BB IBB HBP BLK WP HR S P ERA WHIP	IP WLS BF H R ER SO BB IBB HBP BLK WP HR S P ERA WHIP	IP WLS BF H R ER SO BB IBB HBP BLK WP HR S P ERA WHIP	IP WLS BF H R ER SO BB IBB HBP BLK WP HR S P ERA WHIP	IP WLS BF H R ER SO BB IBB HBP BLK WP HR S P ERA WHIP	IP WLS BF H R ER SO BB IBB HBP BLK WP HR S P ERA WHIP	IP WLS BF H R ER SO BB IBB HBP BLK WP HR S P ERA WHIP	IP WLS BF H R ER SO BB IBB HBP BLK WP HR S P ERA WHIP	IP WLS BF H R ER SO BB IBB HBP BLK WP HR S P ERA WHIP	IP WLS BF H R ER SO BB IBB HBP BLK WP HR S P ERA WHIP	IP WLS BF H R ER SO BB IBB HBP BLK WP HR S P ERA WHIP	IP WLS BF H R ER SO BB IBB HBP BLK WP HR S P ERA WHIP	IP WLS BF H R ER SO BB IBB HBP BLK WP HR S P ERA WHIP	IP WLS BF H R ER SO BB IBB HBP BLK WP HR S P ERA WHIP	IP WLS BF H R ER SO BB IBB HBP BLK WP HR S P ERA WHIP
30 Tyler Mahle, R (1, 1) ERA: 6.46	5.0	19	1	2	2	6	3	0	0	0	0	0	0	1	63	106	3.60	0.800			
77 Art Warren, R (6, 1) ERA: 8.0	2.0	7	1	0	0	3	0	0	0	0	0	0	0	20	26	0.00	0.500				
55 Dauri Moreta, R (8, 1) ERA: 5.59	1.0	4	1	1	1	2	0	0	0	0	0	0	1	9	13	9.00	1.000				
54 Hunter Strickland, R (9, 1) ERA: 5.68	1.0	3	0	0	0	0	0	0	0	0	0	0	0	7	10	0.00	0.000				

AB	30
R	3
H	3
RBI	3
BB	3
SO	11
LOB	7



Batter	1	2	3	4	5	6	7	8	9	AB	R	H	RBI	BB	SO	LOB	BOTTOM				
29 TJ Friedl, L (1, 7) OBP: 0.219, SLG: 0.241										5	0	1	0	0	1	2	Pittsburgh Pirates @ Cincinnati Reds Great American Ball Park, Cincinnati, OH Sun May 08 2022, 1:43 PM - 4:43 PM EDT Att: 17,623 - Sunny - 66 F				
22 Brandon Drury, R (1, 5) OBP: 0.333, SLG: 0.566										3	1	1	0	1	0	1					
9 Mike Moustakas, L (1, 10) OBP: 0.310, SLG: 0.333										2	1	0	0	1	0	1					
37 Tyler Stephenson, R (1, 2) OBP: 0.382, SLG: 0.522										3	1	0	0	1	1	3					
12 Tyler Naquin, L (1, 9) OBP: 0.256, SLG: 0.355										2	0	0	0	0	2	3					
28 Tommy Pham, R (6, PH) OBP: 0.333, SLG: 0.411										1	1	0	1	1	1	0					
17 Kyle Farmer, R (1, 6) OBP: 0.257, SLG: 0.271										3	1	0	0	0	1	4					
16 Colin Moran, L (1, 3) OBP: 0.274, SLG: 0.340										4	2	2	6	0	0	0					
3 Albert Almora Jr., R (1, 8) OBP: 0.333, SLG: 0.417										4	0	2	0	0	1	0					
4 Matt Reynolds, R (1, 4) OBP: 0.417, SLG: 0.400										4	0	0	0	0	2	2					
Inning Stats	R: 0 E: 0 K: 2 S: 12	H: 1 LOB: 2 BB: 0 P: 20	R: 0 E: 0 K: 1 S: 10	H: 0 LOB: 0 BB: 0 P: 16	R: 0 E: 0 K: 1 S: 6	H: 0 LOB: 0 BB: 0 P: 11	R: 0 E: 1 K: 1 S: 12	H: 0 LOB: 1 BB: 0 P: 18	R: 0 E: 0 K: 1 S: 7	H: 1 LOB: 1 BB: 0 P: 14	R: 5 E: 0 K: 1 S: 16	H: 2 LOB: 0 BB: 3 P: 34	R: 0 E: 0 K: 0 S: 11	H: 0 LOB: 1 BB: 1 P: 19	R: 2 E: 0 K: 2 S: 17	H: 2 LOB: 1 BB: 0 P: 28	1B: 3 2B: 1 3B: 0 HR: 2	SF: 0 SAC: 0 DP: 0 HBP: 2	WP: 1 PB: 0 SB: 1 CS: 0	PA: 37	
PITCHER	IP WLS BF H R ER SO BB IBB HBP BLK WP HR S P ERA WHIP	IP WLS BF H R ER SO BB IBB HBP BLK WP HR S P ERA WHIP	IP WLS BF H R ER SO BB IBB HBP BLK WP HR S P ERA WHIP	IP WLS BF H R ER SO BB IBB HBP BLK WP HR S P ERA WHIP	IP WLS BF H R ER SO BB IBB HBP BLK WP HR S P ERA WHIP	IP WLS BF H R ER SO BB IBB HBP BLK WP HR S P ERA WHIP	IP WLS BF H R ER SO BB IBB HBP BLK WP HR S P ERA WHIP	IP WLS BF H R ER SO BB IBB HBP BLK WP HR S P ERA WHIP	IP WLS BF H R ER SO BB IBB HBP BLK WP HR S P ERA WHIP	IP WLS BF H R ER SO BB IBB HBP BLK WP HR S P ERA WHIP	IP WLS BF H R ER SO BB IBB HBP BLK WP HR S P ERA WHIP	IP WLS BF H R ER SO BB IBB HBP BLK WP HR S P ERA WHIP	IP WLS BF H R ER SO BB IBB HBP BLK WP HR S P ERA WHIP	IP WLS BF H R ER SO BB IBB HBP BLK WP HR S P ERA WHIP	IP WLS BF H R ER SO BB IBB HBP BLK WP HR S P ERA WHIP	IP WLS BF H R ER SO BB IBB HBP BLK WP HR S P ERA WHIP	IP WLS BF H R ER SO BB IBB HBP BLK WP HR S P ERA WHIP	IP WLS BF H R ER SO BB IBB HBP BLK WP HR S P ERA WHIP	IP WLS BF H R ER SO BB IBB HBP BLK WP HR S P ERA WHIP	IP WLS BF H R ER SO BB IBB HBP BLK WP HR S P ERA WHIP	IP WLS BF H R ER SO BB IBB HBP BLK WP HR S P ERA WHIP
39 Zach Thompson, R (1, 1) ERA: 7.08	5.0	19	2	0	0	6	0	0	0	0	0	0	0	1	0	0	0.00	0.400			
36 Dillon Peters, L (6, 1) ERA: 2.16	0.0	4	1	4	4	0	3	0	0	0	0	0	0	6	19	∞	∞				
53 Heath Hembree, R (6, 1) ERA: 6.3	1.0	4	1	1	1	1	0	0	0	0	0	0	1	10	15	9.00	1.000				
37 Chase De Jong, R (7, 1) ERA: 2.45	2.0	10	2	2	2	2	1	0	1	0	1	1	28	47	9.00	1.500					



Batter	1	2	3	4	5	6	7	8	9	AB	R	H	RBI	BB	SO	LOB	TOP										
16 Koltan Wong, L OBP: 0.299, SLG: 0.365										4	1	1	0	1	1	3											
27 Willy Adames, R OBP: 0.323, SLG: 0.487									4	0	0	0	0	0	2	3											
22 Christian Velich, L OBP: 0.336, SLG: 0.423									3	1	0	0	1	1	2												
11 Rowdy Tellez, L OBP: 0.314, SLG: 0.567									4	0	1	2	0	1	0												
2 Luis Urias, R OBP: 0.462, SLG: 0.476									4	1	1	0	0	0	1												
12 Hunter Renfroe, R OBP: 0.258, SLG: 0.438									4	0	0	0	0	3	2												
10 Omar Narváez, L OBP: 0.351, SLG: 0.365									4	2	2	1	0	0	0												
15 Tyrone Taylor, R OBP: 0.266, SLG: 0.383									4	0	1	1	0	1	0												
14 Jace Peterson, L OBP: 0.306, SLG: 0.278									3	0	1	1	1	1	0												
Inning Stats	R: 0 E: 0 K: 1 S: 8	H: 1 LOB: 0 BB: 0 P: 12	R: 0 E: 0 K: 2 S: 8	H: 0 LOB: 0 BB: 0 P: 11	R: 0 E: 0 K: 0 S: 11	H: 0 LOB: 0 BB: 0 P: 15	R: 2 E: 0 K: 1 S: 12	H: 1 LOB: 1 BB: 2 P: 24	R: 1 E: 0 K: 1 S: 12	H: 1 LOB: 2 BB: 1 P: 27	R: 2 E: 0 K: 1 S: 20	H: 4 LOB: 2 BB: 0 P: 30	R: 0 E: 0 K: 1 S: 5	H: 0 LOB: 0 BB: 0 P: 8	R: 0 E: 0 K: 2 S: 11	H: 0 LOB: 0 BB: 0 P: 15	1B: 5 2B: 1 3B: 0 HR: 1	SF: 0 SAC: 0 DP: 1 HBP: 0	WP: 0 PB: 0 SB: 3 CS: 0	PA: 37							
PITCHER	IP	WLS	BF	H	R	ER	SO	BB	IBB	HBP	BLK	WP	HR	S	P	ERA	WHIP										
58 Luis Castillo, R ERA: 5.79	4.2		20	3	3	3	5	3	0	0	0	0	1	50	87	5.79	1.286										
85 Luis Cessa, R ERA: 4.15	1.0	W	6	3	2	2	1	0	0	0	0	0	0	12	18	18.00	3.000										
43 Alexis Diaz, R ERA: 0.64	1.1	H	5	1	0	0	1	0	0	0	0	0	0	21	31	0.00	0.750										
23 Jeff Hoffman, R ERA: 1.62	1.0		3	0	0	0	1	0	0	0	0	0	0	5	8	0.00	0.000										
66 Joel Kuhnel, R ERA:	1.0		3	0	0	0	2	0	0	0	0	0	0	11	15	0.00	0.000										

Milwaukee Brewers @ Cincinnati Reds
Great American Ball Park, Cincinnati, OH
Mon May 09 2022, 6:42 PM - 10:00 PM EDT
Att. 10,046 - Clear - 78 F

AB 34
R 5
H 7
RBI 5
BB 3
SO 10
LOB 11



Batter	1	2	3	4	5	6	7	8	9	AB	R	H	RBI	BB	SO	LOB	BOTTOM										
29 T.J. Friedl, L OBP: 0.216, SLG: 0.265										5	1	1	1	0	1	3											
22 Brandon Drury, R OBP: 0.337, SLG: 0.593									5	1	2	3	0	3	2												
28 Tommy Pham, R OBP: 0.345, SLG: 0.415									4	1	2	1	1	0	0												
16 Colin Moran, L OBP: 0.269, SLG: 0.379									5	1	1	1	0	2	6												
37 Tyler Stephenson, R OBP: 0.373, SLG: 0.500									4	1	1	0	0	1	1												
12 Tyler Naquin, L OBP: 0.279, SLG: 0.367									3	1	2	0	1	1	0												
17 Kyle Farmer, R OBP: 0.257, SLG: 0.300									4	1	1	3	0	0	2												
3 Albert Almora Jr., R OBP: 0.375, SLG: 0.500									4	2	2	0	0	2	0												
4 Matt Reynolds, R OBP: 0.464, SLG: 0.435									3	1	2	0	1	1	0												
Inning Stats	R: 0 E: 0 K: 2 S: 9	H: 0 LOB: 0 BB: 0 P: 15	R: 1 E: 0 K: 2 S: 12	H: 1 LOB: 0 BB: 0 P: 17	R: 0 E: 0 K: 1 S: 12	H: 2 LOB: 3 BB: 1 P: 19	R: 0 E: 0 K: 0 S: 7	H: 1 LOB: 0 BB: 0 P: 13	R: 5 E: 0 K: 1 S: 21	H: 4 LOB: 1 BB: 2 P: 40	R: 1 E: 0 K: 2 S: 17	H: 3 LOB: 2 BB: 0 P: 25	R: 3 E: 0 K: 2 S: 13	H: 3 LOB: 0 BB: 0 P: 23	R: 0 E: 0 K: 1 S: 9	H: 0 LOB: 0 BB: 0 P: 14	1B: 9 2B: 2 3B: 0 HR: 3	SF: 0 SAC: 0 DP: 0 HBP: 0	WP: 1 PB: 1 SB: 1 CS: 1	PA: 40							
PITCHER	IP	WLS	BF	H	R	ER	SO	BB	IBB	HBP	BLK	WP	HR	S	P	ERA	WHIP										
53 Brandon Woodruff, R ERA: 5.97	4.1	L	22	8	6	5	0	2	0	0	0	0	2	55	92	10.38	2.308										
48 Trevor Gott, R ERA: 1.64	0.2		3	0	0	0	0	1	0	0	0	0	0	6	12	0.00	1.500										
31 Jandel Gustave, R ERA: 0.0	0.2		5	3	1	1	1	0	0	0	0	0	0	14	20	13.50	4.500										
55 Hoby Milner, L ERA: 4.09	1.1		7	3	3	3	3	0	0	0	0	1	1	16	28	20.25	2.250										
45 Brad Boxberger, R ERA: 1.74	1.0		3	0	0	0	1	0	0	0	0	0	0	9	14	0.00	0.000										

Milwaukee Brewers @ Cincinnati Reds
Great American Ball Park, Cincinnati, OH
Mon May 09 2022, 6:42 PM - 10:00 PM EDT
Att. 10,046 - Clear - 78 F

AB 37
R 10
H 14
RBI 9
BB 3
SO 11
LOB 14



Batter	1	2	3	4	5	6	7	8	9	AB	R	H	RBI	BB	SO	LOB	TOP					
16 Kotten Wong, L OBP: 0.295, SLG: 0.354										3	0	0	1	1	1	4	Milwaukee Brewers @ Cincinnati Reds Great American Ball Park, Cincinnati, OH Tue May 10 2022, 6:45 PM - 10:34 PM EDT Att: 10,445 - Partly Cloudy - 84 F livebaseballscorecards.com					
27 Willy Adames, R OBP: 0.328, SLG: 0.479										4	0	1	1	1	1	2						
22 Christian Velich, L OBP: 0.339, SLG: 0.411										3	0	0	0	2	0	4						
11 Rowdy Tellez, L OBP: 0.300, SLG: 0.539										5	0	0	0	0	1	4						
2 Luis Urias, R OBP: 0.484, SLG: 0.583										3	1	1	1	2	0	0						
15 Tyrone Taylor, R OBP: 0.281, SLG: 0.369										5	1	1	0	0	2	4						
14 Jace Peterson, L OBP: 0.313, SLG: 0.322										5	2	2	1	0	1	1						
6 Lorenzo Cain, R OBP: 0.260, SLG: 0.217										3	1	2	0	0	1	0						
7 Victor Caratini, S OBP: 0.351, SLG: 0.387										3	0	2	1	1	1	0						
Inning Stats	R: 0 E: 0 K: 1 S: 11	H: 0 LOB: 3 BB: 3 P: 26	R: 0 E: 0 K: 2 S: 14	H: 0 LOB: 0 BB: 0 P: 22	R: 0 E: 0 K: 0 S: 7	H: 0 LOB: 1 BB: 1 P: 13	R: 1 E: 0 K: 1 S: 17	H: 3 LOB: 2 BB: 0 P: 22	R: 0 E: 0 K: 2 S: 7	H: 0 LOB: 0 BB: 0 P: 10	R: 2 E: 0 K: 0 S: 14	H: 2 LOB: 2 BB: 1 P: 26	R: 0 E: 0 K: 0 S: 6	H: 0 LOB: 0 BB: 1 P: 11	R: 2 E: 0 K: 1 S: 17	H: 4 LOB: 2 BB: 0 P: 24		R: 0 E: 0 K: 1 S: 9	H: 0 LOB: 1 BB: 1 P: 20	1B: 6 2B: 2 3B: 0 HR: 1	SF: 1 SAC: 0 DP: 1 HBP: 1	WP: 0 PB: 0 SB: 1 CS: 0
PITCHER	IP WLS BF H R ER SO BB IBB HBP BLK WP HR S P ERA WHIP																					
21 Hunter Greene, R ERA: 7.62	(1, 1) 5.1 L 24 4 2 2 6 4 0 0 0 0 1 60 100 3.38 1.500																					
64 Tony Santillan, R ERA: 6.97	(6, 1) 0.0 0 3 1 0 0 0 1 0 0 0 0 0 5 12 ∞ ∞																					
39 Lucas Sims, R ERA: 9.45	(6, 1) 1.2 5 0 1 1 0 1 0 0 0 0 0 11 18 5.40 0.600																					
54 Hunter Strickland, R ERA: 6.59	(8, 1) 1.0 7 4 2 2 1 0 0 0 0 0 0 17 24 18.00 4.000																					
77 Art Warren, R ERA: 7.2	(9, 1) 1.0 4 0 0 0 1 1 0 0 0 0 0 9 20 0.00 1.000																					

Batter	1	2	3	4	5	6	7	8	9	AB	R	H	RBI	BB	SO	LOB	BOTTOM					
29 T.J. Friedl, L OBP: 0.220, SLG: 0.243										3	0	0	0	0	0	1	Milwaukee Brewers @ Cincinnati Reds Great American Ball Park, Cincinnati, OH Tue May 10 2022, 6:45 PM - 10:34 PM EDT Att: 10,445 - Partly Cloudy - 84 F livebaseballscorecards.com					
35 Alejo Lopez, S OBP: 0.288, SLG: 0.231										3	1	0	0	1	2	1						
22 Brandon Drury, R OBP: 0.340, SLG: 0.571										4	1	0	0	1	2	3						
28 Tommy Pham, R OBP: 0.339, SLG: 0.398										4	1	0	0	1	2	3						
9 Mike Moustakas, L OBP: 0.333, SLG: 0.364										3	2	2	0	1	1	0						
37 Tyler Stephenson, R OBP: 0.381, SLG: 0.519										4	0	2	1	0	1	3						
16 Colin Moran, L OBP: 0.293, SLG: 0.361										3	0	0	1	1	2	3						
3 Albert Almora Jr., R OBP: 0.375, SLG: 0.500										0	0	0	0	0	0	0						
12 Tyler Naquin, L OBP: 0.278, SLG: 0.373										4	0	1	2	0	2	1						
17 Kyle Farmer, R OBP: 0.257, SLG: 0.308										4	0	1	0	0	1	4						
4 Matt Reynolds, R OBP: 0.438, SLG: 0.385										3	0	0	0	1	2	1						
Inning Stats	R: 0 E: 0 K: 0 S: 12	H: 0 LOB: 0 BB: 0 P: 18	R: 1 E: 0 K: 2 S: 14	H: 2 LOB: 1 BB: 0 P: 24	R: 0 E: 0 K: 2 S: 7	H: 0 LOB: 1 BB: 0 P: 13	R: 0 E: 0 K: 1 S: 9	H: 0 LOB: 0 BB: 0 P: 14	R: 0 E: 0 K: 2 S: 9	H: 1 LOB: 1 BB: 0 P: 14	R: 0 E: 0 K: 2 S: 10	H: 1 LOB: 2 BB: 1 P: 17	R: 0 E: 0 K: 1 S: 7	H: 0 LOB: 0 BB: 0 P: 9	R: 3 E: 0 K: 1 S: 21	H: 2 LOB: 3 BB: 3 P: 42	R: 0 E: 0 K: 2 S: 10	H: 0 LOB: 1 BB: 1 P: 16	1B: 2 2B: 4 3B: 0 HR: 0	SF: 0 SAC: 0 DP: 0 HBP: 2	WP: 0 PB: 0 SB: 0 CS: 2	PA: 39
PITCHER	IP WLS BF H R ER SO BB IBB HBP BLK WP HR S P ERA WHIP																					
51 Freddy Peralta, R ERA: 4.4	(1, 1) 5.2 W 23 4 1 0 1 0 0 0 0 0 0 3 4 0.00 0.000																					
35 Brent Suter, L ERA: 4.5	(6, 1) 0.1 H 1 0 0 0 1 0 0 0 0 0 0 3 4 0.00 0.000																					
45 Brad Boxberger, R ERA: 1.59	(7, 1) 1.0 H 3 0 0 0 1 0 0 0 0 0 0 7 9 0.00 0.000																					
38 Devin Williams, R ERA: 5.73	(8, 1) 0.2 7 2 3 3 1 3 0 0 0 0 0 18 38 40.50 7.500																					
46 Luis Pardo, R ERA: 3.89	(8, 1) 0.1 H 1 0 0 0 0 0 0 0 0 0 0 3 4 0.00 0.000																					
PITCHER	IP WLS BF H R ER SO BB IBB HBP BLK WP HR S P ERA WHIP																					
71 Josh Hader, L ERA:	(9, 1) 1.0 S 4 0 0 0 2 1 0 0 0 0 0 3 4 0.00 1.000																					

Batter	1	2	3	4	5	6	7	8	9	AB R H RBI BB SO LOB	TOP								
16 Koltan Wong, L OBP: 0.308, SLG: 0.369										4 1 2 0 1 1 2	<p>Milwaukee Brewers @ Cincinnati Reds Great American Ball Park, Cincinnati, OH Wed May 11 2022, 12:37 PM - 4:03 PM EDT Att: 11,851 - Partly Cloudy - 83 F</p> <p>livebaseballscorecards.com</p> <p>AB 41 R 11 H 15 RBI 11 BB 3 SO 10 LOB 16</p>								
27 Willy Adames, R OBP: 0.317, SLG: 0.463										4 0 0 0 0 1 4 1 1 1 2 0 0 0									
20 Mike Brosseau, R OBP: 0.400, SLG: 0.500										5 2 4 3 0 0 0 4 1 1 1 0 1 1									
22 Christian Yelich, L OBP: 0.399, SLG: 0.492										4 1 1 1 0 1 1 5 1 1 1 0 2 3									
11 Rowdy Tellez, L OBP: 0.304, SLG: 0.528										5 2 2 2 0 1 1 4 0 2 1 1 1 0									
2 Luis Urias, R OBP: 0.444, SLG: 0.552										5 1 1 1 0 2 3 5 2 2 2 0 1 1									
12 Hunter Renfroe, R OBP: 0.285, SLG: 0.491										4 0 2 1 1 1 0 5 1 1 0 0 2 3									
10 Omar Narváez, L OBP: 0.367, SLG: 0.403										4 2 1 1 1 1 2 4 2 1 1 1 1 2									
6 Lorenzo Cain, R OBP: 0.256, SLG: 0.216										WP: 0 PA: 45 PB: 0 SB: 0 CS: 1									
14 Jace Peterson, L OBP: 0.319, SLG: 0.365																			
Inning Stats	R: 0 E: 0 K: 2 S: 12	H: 2 LOB: 1 BB: 0 P: 17	R: 0 E: 0 K: 1 S: 8	H: 0 LOB: 0 BB: 0 P: 11	R: 3 E: 0 K: 1 S: 16	H: 2 LOB: 0 BB: 1 P: 28	R: 1 E: 0 K: 1 S: 9	H: 1 LOB: 0 BB: 0 P: 11	R: 0 E: 0 K: 2 S: 14	H: 0 LOB: 3 BB: 1 P: 24	R: 0 E: 0 K: 0 S: 5	H: 0 LOB: 0 BB: 0 P: 9	R: 1 E: 0 K: 1 S: 13	H: 2 LOB: 1 BB: 0 P: 19	R: 6 E: 0 K: 1 S: 22	H: 7 LOB: 1 BB: 0 P: 31	1B: 4 2B: 5 3B: 1 HR: 5	SF: 0 SAC: 0 DP: 0 HBP: 1	WP: 0 PA: 45 PB: 0 SB: 0 CS: 1
PITCHER	IP WLS BF H R ER SO BB IBB HBP BLK WP HR S P ERA WHIP											IP WLS BF H R ER SO BB IBB HBP BLK WP HR S P ERA WHIP							
Vladimir Gutierrez, R ERA: 8.65	(1, 1) 4.2 21 6 4 4 6 2 0 0 0 0 0 2 56 87 7.71 1.714																		
43 Alexis Diaz, R ERA: 0.59	(5, 1) 1.1 W 6 0 0 0 2 1 0 0 1 0 0 0 0 11 16 0.00 0.750																		
23 Jeff Hoffman, R ERA: 1.93	(7, 1) 2.0 8 2 1 1 1 0 0 0 0 0 0 1 18 28 4.50 1.000																		
55 Dauri Moreta, R ERA: 9.88	(9, 1) 0.0 5 5 5 5 0 0 0 0 0 0 0 2 11 17 = =																		
66 Joel Kuhnel, R ERA: 4.5	(9, 1) 1.0 5 2 1 1 1 0 0 0 0 0 0 0 0 11 14 9.00 2.000																		

Batter	1	2	3	4	5	6	7	8	9	AB R H RBI BB SO LOB	BOTTOM							
29 T.J. Friedl, L OBP: 0.283, SLG: 0.293										4 3 3 0 1 0 0	<p>Milwaukee Brewers @ Cincinnati Reds Great American Ball Park, Cincinnati, OH Wed May 11 2022, 12:37 PM - 4:03 PM EDT Att: 11,851 - Partly Cloudy - 83 F</p> <p>livebaseballscorecards.com</p> <p>AB 35 R 14 H 14 RBI 14 BB 7 SO 3 LOB 19</p>							
22 Brandon Drury, R OBP: 0.354, SLG: 0.558										2 2 0 0 3 0 1 4 2 3 2 1 0 1								
28 Tommy Pham, R OBP: 0.358, SLG: 0.412										4 2 3 2 1 0 1 5 1 1 1 0 1 7								
9 Mike Moustakas, L OBP: 0.325, SLG: 0.352										5 1 1 1 0 1 7 5 2 3 4 0 0 4								
37 Tyler Stephenson, R OBP: 0.397, SLG: 0.559										4 3 2 3 1 1 2 4 0 2 3 0 1 1								
16 Colin Moran, L OBP: 0.289, SLG: 0.431										4 3 2 3 1 1 2 3 1 0 1 1 0 2								
12 Tyler Naquin, L OBP: 0.287, SLG: 0.402										4 0 2 3 0 1 1 4 0 0 0 0 0 1								
17 Kyle Farmer, R OBP: 0.254, SLG: 0.299										3 1 0 1 1 0 2 4 0 0 0 0 0 1								
33 Aramis Garcia, R OBP: 0.220, SLG: 0.282										4 0 0 0 0 0 1 1B: 9 SF: 1 2B: 3 SAC: 1 3B: 1 DP: 0 HR: 1 HBP: 0								
Inning Stats	R: 4 E: 1 K: 0 S: 13	H: 3 LOB: 1 BB: 1 P: 23	R: 3 E: 1 K: 2 S: 20	H: 2 LOB: 1 BB: 2 P: 35	R: 0 E: 0 K: 1 S: 7	H: 0 LOB: 0 BB: 0 P: 8	R: 0 E: 0 K: 0 S: 11	H: 1 LOB: 2 BB: 1 P: 24	R: 1 E: 0 K: 0 S: 9	H: 1 LOB: 0 BB: 0 P: 12		R: 0 E: 0 K: 0 S: 4	H: 2 LOB: 0 BB: 0 P: 5	R: 0 E: 0 K: 0 S: 6	H: 1 LOB: 1 BB: 0 P: 10	R: 6 E: 0 K: 0 S: 16	H: 4 LOB: 1 BB: 3 P: 31	1B: 9 SF: 1 2B: 3 SAC: 1 3B: 1 DP: 0 HR: 1 HBP: 0
PITCHER	IP WLS BF H R ER SO BB IBB HBP BLK WP HR S P ERA WHIP											IP WLS BF H R ER SO BB IBB HBP BLK WP HR S P ERA WHIP						
37 Adrian Houser, R ERA: 3.86	(1, 1) 4.0 L 23 6 7 3 3 4 0 0 0 0 0 0 0 9 12 9.00 1.000																	
55 Hoby Milner, L ERA: 4.5	(5, 1) 1.0 4 1 1 1 1 0 0 0 0 0 0 0 4 5 0.00 2.000																	
35 Brent Suter, L ERA: 4.09	(6, 1) 1.0 3 2 0 0 0 0 0 0 0 0 0 0 0 4 5 0.00 2.000																	
36 J.C. Mejia, R ERA: 33.75	(7, 1) 1.1 10 3 5 5 0 3 0 0 0 0 0 0 15 32 33.75 4.500																	
46 Luis Perdomo, R ERA: 6.0	(8, 1) 0.2 4 2 1 1 0 0 0 0 0 0 0 1 7 9 13.50 3.000																	

Batter	1	2	3	4	5	6	7	8	9	AB	R	H	RBI	BB	SO	LOB	TOP			
29 TJ Friedl, L OBP: 0.255, SLG: 0.261	G3		F8		P5		FC4-6		G4-3	5	0	0	0	0	0	3	Cincinnati Reds @ Pittsburgh Pirates PNC Park, Pittsburgh, PA Thu May 12, 2022, 6:37 PM - 9:29 PM EDT Att: 9,470 - Partly Cloudy - 80 F			
22 Brandon Drury, R OBP: 0.337, SLG: 0.527	G5-3		G5-3		F9		P4		K	5	0	0	0	0	1	3				
28 Tommy Pham, R OBP: 0.360, SLG: 0.406	F8				G4-3				K	4	1	1	0	1	1	1				
9 Mike Moustakas, L OBP: 0.321, SLG: 0.360										4	1	1	0	0	1	2				
37 Tyler Stephenson, R OBP: 0.417, SLG: 0.619										4	2	3	2	0	1	0				
16 Colin Moran, L OBP: 0.288, SLG: 0.420										4	0	1	1	0	1	1				
12 Tyler Naquin, L OBP: 0.298, SLG: 0.418										4	0	2	1	0	1	1				
17 Kyle Farmer, R OBP: 0.254, SLG: 0.291										3	0	0	0	1	2	3				
4 Matt Reynolds, R OBP: 0.444, SLG: 0.379										3	0	1	0	1	1	4				
Inning Stats	R: 0 H: 0 E: 0 K: 0 S: 8	H: 0 LOB: 0 BB: 0 P: 13	R: 1 H: 2 E: 0 K: 2 S: 12	H: 2 LOB: 2 BB: 1 P: 23	R: 0 H: 0 E: 0 K: 1 S: 9	H: 0 LOB: 1 BB: 1 P: 16	R: 1 H: 1 E: 0 K: 0 S: 8	H: 1 LOB: 0 BB: 0 P: 14	R: 0 H: 1 E: 0 K: 1 S: 10	H: 0 LOB: 0 BB: 0 P: 13	R: 0 H: 1 E: 0 K: 1 S: 11	H: 1 LOB: 2 BB: 1 P: 17	R: 2 H: 4 E: 0 K: 2 S: 22	H: 4 LOB: 2 BB: 0 P: 29	R: 0 H: 0 E: 0 K: 2 S: 10	H: 0 LOB: 0 BB: 0 P: 16	1B: 6 2B: 2 HR: 1	SF: 0 SAC: 0 DP: 0 HBP: 0	WP: 0 PB: 0 SB: 2 CS: 0	PA: 39
PITCHER	IP WLS BF H R ER SO BB IBB HBP BLK WP HR S P ERA WHIP	IP WLS BF H R ER SO BB IBB HBP BLK WP HR S P ERA WHIP	IP WLS BF H R ER SO BB IBB HBP BLK WP HR S P ERA WHIP	IP WLS BF H R ER SO BB IBB HBP BLK WP HR S P ERA WHIP	IP WLS BF H R ER SO BB IBB HBP BLK WP HR S P ERA WHIP	IP WLS BF H R ER SO BB IBB HBP BLK WP HR S P ERA WHIP	IP WLS BF H R ER SO BB IBB HBP BLK WP HR S P ERA WHIP	IP WLS BF H R ER SO BB IBB HBP BLK WP HR S P ERA WHIP	IP WLS BF H R ER SO BB IBB HBP BLK WP HR S P ERA WHIP	IP WLS BF H R ER SO BB IBB HBP BLK WP HR S P ERA WHIP	IP WLS BF H R ER SO BB IBB HBP BLK WP HR S P ERA WHIP	IP WLS BF H R ER SO BB IBB HBP BLK WP HR S P ERA WHIP	IP WLS BF H R ER SO BB IBB HBP BLK WP HR S P ERA WHIP	IP WLS BF H R ER SO BB IBB HBP BLK WP HR S P ERA WHIP	IP WLS BF H R ER SO BB IBB HBP BLK WP HR S P ERA WHIP	IP WLS BF H R ER SO BB IBB HBP BLK WP HR S P ERA WHIP	IP WLS BF H R ER SO BB IBB HBP BLK WP HR S P ERA WHIP	IP WLS BF H R ER SO BB IBB HBP BLK WP HR S P ERA WHIP	IP WLS BF H R ER SO BB IBB HBP BLK WP HR S P ERA WHIP	IP WLS BF H R ER SO BB IBB HBP BLK WP HR S P ERA WHIP

AB	36
R	4
H	9
RBI	4
BB	3
SO	9
LOB	18



Batter	1	2	3	4	5	6	7	8	9	AB	R	H	RBI	BB	SO	LOB	BOTTOM			
18 Ben Gamel, L OBP: 0.376, SLG: 0.443			F8						G1-3	4	0	2	0	0	0	0	Cincinnati Reds @ Pittsburgh Pirates PNC Park, Pittsburgh, PA Thu May 12, 2022, 6:37 PM - 9:29 PM EDT Att: 9,470 - Partly Cloudy - 80 F			
13 Ke'Bryan Hayes, R OBP: 0.413, SLG: 0.398										3	0	1	0	1	0	2				
10 Bryan Reynolds, S OBP: 0.323, SLG: 0.380										3	0	0	0	1	1	3				
19 Daniel Vogelbach, L OBP: 0.324, SLG: 0.452										4	0	0	0	0	0	3				
25 Yoshi Tsutsugo, L OBP: 0.303, SLG: 0.250										2	0	0	0	1	0	2				
65 Jack Suwinski, L OBP: 0.306, SLG: 0.409										2	0	0	0	1	0	1				
26 Josh VanMeter, L OBP: 0.232, SLG: 0.346										3	0	0	0	0	0	2				
5 Michael Pérez, L OBP: 0.286, SLG: 0.692										3	0	1	0	0	0	0				
14 Rodolfo Castro, S OBP: 0.286, SLG: 0.692										3	0	0	0	0	1	1				
Inning Stats	R: 0 H: 1 E: 0 K: 0 S: 9	H: 1 LOB: 2 BB: 1 P: 18	R: 0 H: 1 E: 0 K: 1 S: 9	H: 1 LOB: 1 BB: 1 P: 17	R: 0 H: 0 E: 0 K: 0 S: 5	H: 0 LOB: 0 BB: 1 P: 15	R: 0 H: 0 E: 0 K: 0 S: 5	H: 0 LOB: 0 BB: 0 P: 7	R: 0 H: 0 E: 0 K: 0 S: 6	H: 1 LOB: 0 BB: 0 P: 8	R: 0 H: 0 E: 0 K: 0 S: 10	H: 0 LOB: 1 BB: 1 P: 21	R: 0 H: 0 E: 0 K: 0 S: 8	H: 0 LOB: 0 BB: 0 P: 14	R: 0 H: 1 E: 0 K: 1 S: 8	H: 0 LOB: 0 BB: 0 P: 11	1B: 4 2B: 0 3B: 0 HR: 0	SF: 0 SAC: 0 DP: 2 HBP: 0	WP: 0 PB: 0 SB: 0 CS: 1	PA: 31
PITCHER	IP WLS BF H R ER SO BB IBB HBP BLK WP HR S P ERA WHIP	IP WLS BF H R ER SO BB IBB HBP BLK WP HR S P ERA WHIP	IP WLS BF H R ER SO BB IBB HBP BLK WP HR S P ERA WHIP	IP WLS BF H R ER SO BB IBB HBP BLK WP HR S P ERA WHIP	IP WLS BF H R ER SO BB IBB HBP BLK WP HR S P ERA WHIP	IP WLS BF H R ER SO BB IBB HBP BLK WP HR S P ERA WHIP	IP WLS BF H R ER SO BB IBB HBP BLK WP HR S P ERA WHIP	IP WLS BF H R ER SO BB IBB HBP BLK WP HR S P ERA WHIP	IP WLS BF H R ER SO BB IBB HBP BLK WP HR S P ERA WHIP	IP WLS BF H R ER SO BB IBB HBP BLK WP HR S P ERA WHIP	IP WLS BF H R ER SO BB IBB HBP BLK WP HR S P ERA WHIP	IP WLS BF H R ER SO BB IBB HBP BLK WP HR S P ERA WHIP	IP WLS BF H R ER SO BB IBB HBP BLK WP HR S P ERA WHIP	IP WLS BF H R ER SO BB IBB HBP BLK WP HR S P ERA WHIP	IP WLS BF H R ER SO BB IBB HBP BLK WP HR S P ERA WHIP	IP WLS BF H R ER SO BB IBB HBP BLK WP HR S P ERA WHIP	IP WLS BF H R ER SO BB IBB HBP BLK WP HR S P ERA WHIP	IP WLS BF H R ER SO BB IBB HBP BLK WP HR S P ERA WHIP	IP WLS BF H R ER SO BB IBB HBP BLK WP HR S P ERA WHIP	IP WLS BF H R ER SO BB IBB HBP BLK WP HR S P ERA WHIP


AB	27
R	0
H	4
RBI	0
BB	4
SO	2
LOB	14



Batter	1	2	3	4	5	6	7	8	9	AB	R	H	RBI	BB	SO	LOB	TOP				
29 TJ Friedl, L OBP: 0.250, SLG: 0.264										4	0	0	0	0	2	1					
22 Brandon Drury, R OBP: 0.336, SLG: 0.550										4	0	1	0	0	1	0					
28 Tommy Pham, R OBP: 0.358, SLG: 0.389										4	0	1	0	0	0	1					
9 Mike Moustakas, L OBP: 0.323, SLG: 0.422										3	1	0	0	1	0	1					
37 Tyler Stephenson, R OBP: 0.390, SLG: 0.574										1	0	0	0	0	1	0					
33 Aramis Garcia, R OBP: 0.227, SLG: 0.266										3	0	1	0	0	1	0					
16 Colin Moran, L OBP: 0.284, SLG: 0.395										3	0	0	0	1	0	2					
12 Tyler Naquin, L OBP: 0.311, SLG: 0.439										3	0	0	0	1	1	3					
3 Albert Almora Jr., R OBP: 0.348, SLG: 0.409										3	0	1	1	0	0	2					
4 Matt Reynolds, R OBP: 0.436, SLG: 0.355										2	0	0	0	1	1	2					
Inning Stats	R: 0 E: 0 K: 0 S: 5	H: 0 LOB: 0 BB: 0 P: 7	R: 0 E: 0 K: 1 S: 8	H: 0 LOB: 0 BB: 0 P: 10	R: 0 E: 0 K: 1 S: 14	H: 0 LOB: 1 BB: 2 P: 26	R: 0 E: 0 K: 1 S: 9	H: 0 LOB: 0 BB: 0 P: 14	R: 0 E: 0 K: 1 S: 5	H: 1 LOB: 1 BB: 1 P: 9	R: 1 E: 0 K: 1 S: 23	H: 2 LOB: 2 BB: 1 P: 36	R: 0 E: 0 K: 2 S: 14	H: 1 LOB: 1 BB: 0 P: 21	R: 0 E: 0 K: 1 S: 7	H: 0 LOB: 0 BB: 0 P: 9	1B: 4 2B: 0 3B: 0 HR: 0	SF: 0 SAC: 0 DP: 1 HBP: 0	WP: 0 PB: 0 SB: 2 CS: 0	PA: 34	
PITCHER	IP	WLS	BF	H	R	ER	SO	BB	IBB	HBP	BLK	WP	HR	S	P	ERA	WHIP				
39 Zach Thompson, R ERA: 5.47	6.0	W	21	1	0	0	3	3	0	0	0	0	0	47	76	0.00	0.667				
29 Will Crowe, R ERA: 2.57	1.0	H	6	2	1	1	1	1	0	0	0	0	0	23	36	9.00	3.000				
46 Chris Stratton, R ERA: 5.84	0.2	H	3	1	0	0	2	0	0	0	0	0	0	11	15	0.00	1.500				
51 David Bednar, R ERA: 1.06	1.1	S	4	0	0	0	1	0	0	0	0	0	0	10	15	0.00	0.000				

Cincinnati Reds @ Pittsburgh Pirates
PNC Park, Pittsburgh, PA
Sat May 14 2022, 6:36 PM - 9:30 PM EDT
Att: 12,959 - Partly Cloudy - 78 F


AB 30
R 1
H 4
RBI 1
BB 4
SO 7
LOB 12



Batter	1	2	3	4	5	6	7	8	9	AB	R	H	RBI	BB	SO	LOB	BOTTOM				
26 Josh VanMeter, L OBP: 0.242, SLG: 0.345										4	0	1	0	0	2	0					
13 Ke'Bryan Hayes, R OBP: 0.411, SLG: 0.394										4	0	0	0	0	1	1					
18 Ben Gamel, L OBP: 0.371, SLG: 0.462										3	0	0	0	0	1	0					
19 Daniel Vogelbach, L OBP: 0.348, SLG: 0.500										1	1	1	1	2	0	0					
25 Yoshi Tsutsugo, L OBP: 0.294, SLG: 0.241										3	0	0	0	0	1	2					
65 Jack Suwinski, L OBP: 0.288, SLG: 0.353										3	1	0	0	0	1	1					
14 Rodolfo Castro, S OBP: 0.300, SLG: 0.300										3	1	2	0	0	1	0					
64 Diego Castillo, R OBP: 0.264, SLG: 0.326										3	0	1	1	0	0	1					
31 Andrew Knapp, S OBP: 0.229, SLG: 0.161										3	0	0	0	0	0	1					
Inning Stats	R: 0 E: 0 K: 0 S: 10	H: 1 LOB: 0 BB: 0 P: 14	R: 2 E: 0 K: 0 S: 13	H: 2 LOB: 1 BB: 1 P: 20	R: 0 E: 0 K: 1 S: 10	H: 0 LOB: 0 BB: 0 P: 15	R: 1 E: 0 K: 1 S: 20	H: 1 LOB: 0 BB: 0 P: 30	R: 0 E: 0 K: 0 S: 7	H: 0 LOB: 0 BB: 0 P: 11	R: 0 E: 0 K: 2 S: 10	H: 0 LOB: 1 BB: 1 P: 18	R: 0 E: 0 K: 1 S: 9	H: 1 LOB: 0 BB: 0 P: 13	R: 0 E: 0 K: 2 S: 11	H: 0 LOB: 0 BB: 0 P: 18	1B: 4 2B: 0 3B: 0 HR: 1	SF: 0 SAC: 0 DP: 2 HBP: 0	WP: 0 PB: 0 SB: 0 CS: 0	PA: 29	
PITCHER	IP	WLS	BF	H	R	ER	SO	BB	IBB	HBP	BLK	WP	HR	S	P	ERA	WHIP				
58 Luis Castillo, R ERA: 5.59	5.0	L	19	4	3	3	2	1	0	0	1	0	0	60	90	5.40	1.000				
75 Ross Detwiler, L ERA:	1.0		4	0	0	0	2	1	0	0	0	0	0	10	18	0.00	1.000				
54 Hunter Strickland, R ERA: 6.14	1.0		3	1	0	0	1	0	0	0	0	0	0	9	13	0.00	1.000				
23 Jeff Hoffman, R ERA: 1.83	1.0		3	0	0	0	2	0	0	0	0	0	0	11	18	0.00	0.000				

Cincinnati Reds @ Pittsburgh Pirates
PNC Park, Pittsburgh, PA
Sat May 14 2022, 6:36 PM - 9:30 PM EDT
Att: 12,959 - Partly Cloudy - 78 F

AB 27
R 3
H 5
RBI 2
SO 7
LOB 6



Batter	1	2	3	4	5	6	7	8	9	AB	R	H	RBI	BB	SO	LOB	TOP					
4 Matt Reynolds, R OBP: 0.395, SLG: 0.314	G6-3			G4-3		G6-3		K		4	0	0	0	0	1	2	<p>Cincinnati Reds @ Pittsburgh Pirates</p> <p>PNC Park, Pittsburgh, PA</p> <p>Sun May 15 2022, 1:38 PM - 4:12 PM EDT</p> <p>Att: 10,559 - Partly Cloudy - 80 F</p>					
22 Brandon Drury, R OBP: 0.325, SLG: 0.529	K			G6-3		K2-3		F7		4	0	0	0	0	2	2						
28 Tommy Pham, R OBP: 0.355, SLG: 0.385	F8			WP 9 1B						4	0	1	0	0	0	0						
9 Mike Moustakas, L OBP: 0.330, SLG: 0.419		F9		1B						3	0	1	0	1	0	0						
3 Albert Almora Jr., R OBP: 0.346, SLG: 0.400				3 WP 1B						3	0	1	0	0	0	3						
29 TJ Friedl, L OBP: 0.246, SLG: 0.259				G5-3						1	0	0	0	0	0	0						
12 Tyler Naquin, L OBP: 0.303, SLG: 0.426		L5-3								3	0	0	0	0	0	2						
33 Aramis Garcia, R OBP: 0.213, SLG: 0.267				G4-3		K		G4-3		3	0	0	0	0	1	0						
35 Alejo Lopez, S OBP: 0.290, SLG: 0.276				F8		G4-3				3	0	1	0	0	0	0						
16 Colin Moran, L OBP: 0.286, SLG: 0.385				K						2	0	0	0	1	2	0						
Inning Stats	R: 0 E: 0 K: 1 S: 7	H: 0 LOB: 0 BB: 0 P: 8	R: 0 E: 0 K: 0 S: 5	H: 1 LOB: 0 BB: 0 P: 6	R: 0 E: 0 K: 1 S: 14	H: 0 LOB: 0 BB: 0 P: 19	R: 0 E: 0 K: 0 S: 12	H: 2 LOB: 2 BB: 0 P: 17	R: 0 E: 0 K: 1 S: 12	H: 0 LOB: 0 BB: 0 P: 18	R: 0 E: 0 K: 2 S: 9	H: 0 LOB: 1 BB: 1 P: 12	R: 0 E: 0 K: 0 S: 3	H: 0 LOB: 1 BB: 1 P: 9	R: 0 E: 0 K: 1 S: 14	H: 1 LOB: 2 BB: 1 P: 24	R: 0 E: 0 K: 0 S: 9	H: 0 LOB: 0 BB: 0 P: 13	1B: 3 2B: 2 3B: 0 HR: 0	SF: 0 SAC: 0 DP: 1 HBP: 0	WP: 1 PB: 0 SB: 0 CS: 0	PA: 32
PITCHER	IP	WLS	BF	H	R	ER	SO	BB	IBB	HBP	BLK	WP	HR	S	P	ERA	WHIP					
62 Jose Quintana, L ERA: 2.19	7.0		24	3	0	0	5	1	0	0	0	1	0	62	89	0.00	0.571					
46 Chris Stratton, R ERA: 5.4	1.0	W	5	1	0	0	1	1	0	0	0	0	0	14	24	0.00	2.000					
51 David Bednar, R ERA: 1.0	1.0	S	3	0	0	0	0	0	0	0	0	0	0	9	13	0.00	0.000					

AB	30
R	0
H	4
RBI	0
BB	2
SO	6
LOB	9



Batter	1	2	3	4	5	6	7	8	9	AB	R	H	RBI	BB	SO	LOB	BOTTOM					
18 Ben Gamel, L OBP: 0.367, SLG: 0.449	K		K			G4-3				3	0	0	0	1	2	1	<p>Cincinnati Reds @ Pittsburgh Pirates</p> <p>PNC Park, Pittsburgh, PA</p> <p>Sun May 15 2022, 1:38 PM - 4:12 PM EDT</p> <p>Att: 10,559 - Partly Cloudy - 80 F</p>					
13 Ke'Bryan Hayes, R OBP: 0.398, SLG: 0.381	K			G6-3		G6-3		FC4-6 BB		4	0	0	1	0	1	3						
10 Bryan Reynolds, S OBP: 0.311, SLG: 0.357				K		L8		P6		3	0	0	0	1	1	3						
19 Daniel Vogelbach, L OBP: 0.348, SLG: 0.490	F7									2	0	0	0	1	1	1						
25 Yoshi Tsutsugo, L OBP: 0.286, SLG: 0.233	F8			L9						3	0	0	0	0	0	1						
26 Josh VanMeter, L OBP: 0.231, SLG: 0.328	F7									3	0	0	0	0	1	0						
65 Jack Suwinski, L OBP: 0.254, SLG: 0.333	K									3	0	0	0	0	2	0						
14 Rodolfo Castro, S OBP: 0.308, SLG: 0.250	F9			K						2	1	0	0	1	1	0						
5 Michael Pérez, L OBP: 0.286, SLG: 0.500	L8									1	0	0	0	2	0	0						
Inning Stats	R: 0 E: 0 K: 2 S: 13	H: 0 LOB: 1 BB: 1 P: 23	R: 0 E: 0 K: 1 S: 7	H: 0 LOB: 0 BB: 0 P: 14	R: 0 E: 0 K: 1 S: 6	H: 0 LOB: 0 BB: 0 P: 9	R: 0 E: 0 K: 1 S: 11	H: 0 LOB: 1 BB: 1 P: 21	R: 0 E: 0 K: 2 S: 9	H: 0 LOB: 0 BB: 0 P: 11	R: 0 E: 0 K: 0 S: 10	H: 0 LOB: 1 BB: 1 P: 15	R: 0 E: 0 K: 2 S: 7	H: 0 LOB: 0 BB: 0 P: 10	R: 1 E: 0 K: 0 S: 9	H: 0 LOB: 2 BB: 3 P: 24		R: 0 E: 0 K: 0 S: 9	H: 0 LOB: 0 BB: 0 P: 13	1B: 0 2B: 0 3B: 0 HR: 0	SF: 0 SAC: 0 DP: 0 HBP: 0	WP: 0 PB: 0 SB: 0 CS: 0
PITCHER	IP	WLS	BF	H	R	ER	SO	BB	IBB	HBP	BLK	WP	HR	S	P	ERA	WHIP					
21 Hunter Greene, R ERA: 6.21	7.1	L	27	1	1	1	9	5	0	0	0	0	0	69	118	1.23	0.682					
77 Art Warren, R ERA: 6.17	0.2		3	0	0	0	0	1	0	0	0	0	0	3	9	0.00	1.500					

AB	24
R	1
H	0
RBI	1
BB	6
SO	9
LOB	9



Batter	1	2	3	4	5	6	7	8	9	AB	R	H	RBI	BB	SO	LOB	TOP				
4 Matt Reynolds, R OBP: 0.392, SLG: 0.349										4	0	3	1	0	0	1	<p>Cincinnati Reds @ Toronto Blue Jays Rogers Centre, Toronto, ON Fri May 20 2022, 7:10 PM - 9:50 PM EDT Att: 29,300 - Cloudy - 69 F</p>				
37 Tyler Stephenson, R OBP: 0.397, SLG: 0.919										4	0	0	0	0	2	4					
28 Tommy Pham, R OBP: 0.344, SLG: 0.364										4	0	0	0	0	1	1					
19 Joey Votto, L OBP: 0.277, SLG: 0.154										4	0	1	0	0	0	0					
17 Kyle Farmer, R OBP: 0.285, SLG: 0.339										4	0	2	0	0	1	1					
9 Mike Moustakas, L OBP: 0.327, SLG: 0.385											3	1	0	0	0	2					
94 Taylor Motter, R OBP: 0.250, SLG: 0.250											4	0	1	0	0	1		<p>AB 34 R 1 H 8 RBI 1 BB 0 SO 7 LOB 14</p>			
12 Tyler Naquin, L OBP: 0.306, SLG: 0.469											4	0	0	0	0	1		<p>WP: 0 PA: 35 PB: 0 SB: 1 CS: 0</p>			
29 T.J. Friedl, L OBP: 0.236, SLG: 0.254											2	0	1	0	0	0					
35 Alejo Lopez, S OBP: 0.290, SLG: 0.276											0	0	0	0	0	0					
16 Colin Moran, L OBP: 0.290, SLG: 0.372											1	0	0	0	0	1					
Inning Stats	R: 0 E: 0 K: 0 S: 7	H: 1 LOB: 0 BB: 0 P: 12	R: 0 E: 0 K: 1 S: 12	H: 1 LOB: 1 BB: 0 P: 18	R: 0 E: 0 K: 1 S: 6	H: 1 LOB: 1 BB: 0 P: 7	R: 0 E: 0 K: 0 S: 9	H: 1 LOB: 1 BB: 0 P: 13	R: 0 E: 0 K: 1 S: 9	H: 1 LOB: 1 BB: 0 P: 14	R: 0 E: 0 K: 1 S: 9	H: 1 LOB: 1 BB: 0 P: 14	R: 1 E: 0 K: 2 S: 18	H: 2 LOB: 2 BB: 0 P: 31	R: 0 E: 0 K: 2 S: 11	H: 0 LOB: 0 BB: 0 P: 18	R: 0 E: 0 K: 0 S: 7	H: 0 LOB: 0 BB: 0 P: 10	1B: 3 2B: 5 3B: 0 HR: 0	SF: 0 SAC: 0 DP: 1 HBP: 1	WP: 0 PA: 35 PB: 0 SB: 1 CS: 0
PITCHER	IP WLS BF H R ER SO BB IBB HBP BLK WP HR S P ERA WHIP																				
99 Hyun Jin Ryu, L ERA: 6.0	6.0 W 23 6 0 0 3 0 0 0 0 0 0 0 52 78 0.00 1.000																				
56 Ryan Borucki, L ERA: 5.4	0.1 H 3 1 1 1 0 0 0 0 1 0 0 0 5 10 27.00 3.000																				
90 Adam Cimber, R ERA: 2.12	0.2 H 3 1 0 0 2 0 0 0 0 0 0 0 13 21 0.00 1.500																				
93 Yimi Garcia, R ERA: 3.6	1.0 H 3 0 0 0 2 0 0 0 0 0 0 0 11 18 0.00 0.000																				
68 Jordan Romano, R ERA: 2.97	1.0 S 3 0 0 0 0 0 0 0 0 0 0 0 7 10 0.00 0.000																				

Batter	1	2	3	4	5	6	7	8	9	AB	R	H	RBI	BB	SO	LOB	BOTTOM		
4 George Springer, R OBP: 0.338, SLG: 0.496										3	1	1	1	0	1	0	<p>Cincinnati Reds @ Toronto Blue Jays Rogers Centre, Toronto, ON Fri May 20 2022, 7:10 PM - 9:50 PM EDT Att: 29,300 - Cloudy - 69 F</p>		
11 Bo Bichette, R OBP: 0.282, SLG: 0.366										4	0	1	1	0	1	2			
27 Vladimir Guerrero Jr., R OBP: 0.350, SLG: 0.457										4	0	0	0	0	0	3			
37 Teoscar Hernández, R OBP: 0.224, SLG: 0.302										4	0	0	0	0	2	1			
5 Santiago Espinal, R OBP: 0.353, SLG: 0.440										4	0	2	0	0	0	0			
15 Raimel Tapia, L OBP: 0.264, SLG: 0.287										4	0	2	0	0	0	3			
26 Matt Chapman, R OBP: 0.273, SLG: 0.368										3	0	1	0	0	1	3			
9 Danny Jansen, R OBP: 0.391, SLG: 0.800										3	0	0	0	0	1	2			
7 Bradley Zimmer, L OBP: 0.156, SLG: 0.233										3	1	2	0	0	0	0			
Inning Stats	R: 0 E: 0 K: 0 S: 8	H: 0 LOB: 0 BB: 0 P: 10	R: 0 E: 0 K: 1 S: 10	H: 2 LOB: 2 BB: 0 P: 13	R: 0 E: 0 K: 2 S: 9	H: 0 LOB: 0 BB: 0 P: 12	R: 0 E: 0 K: 1 S: 14	H: 1 LOB: 2 BB: 0 P: 21	R: 2 E: 0 K: 1 S: 16	H: 3 LOB: 1 BB: 0 P: 24	R: 0 E: 0 K: 0 S: 10	H: 1 LOB: 0 BB: 0 P: 14	R: 0 E: 0 K: 0 S: 6	H: 1 LOB: 2 BB: 0 P: 9	R: 0 E: 0 K: 1 S: 8	H: 1 LOB: 0 BB: 0 P: 10		1B: 5 2B: 4 3B: 0 HR: 0	SF: 0 SAC: 0 DP: 1 HBP: 1
PITCHER	IP WLS BF H R ER SO BB IBB HBP BLK WP HR S P ERA WHIP																		
58 Luis Castillo, R ERA: 4.6	6.0 L 25 7 2 2 5 0 0 0 0 0 0 0 67 94 3.00 1.167																		
54 Hunter Strickland, R ERA: 5.74	1.0 5 1 0 0 0 0 0 0 1 0 0 0 6 9 0.00 1.000																		
77 Art Warren, R ERA: 6.56	1.0 3 1 0 0 1 0 0 0 0 0 0 0 8 10 0.00 1.000																		

Batter	1	2	3	4	5	6	7	8	9	AB	R	H	RBI	BB	SO	LOB	TOP										
29 TJ Friedl, L (1.8) OBP: 0.237, SLG: 0.254	L4			12 2B 28 L1-5 1B		P6		F9		4	0	1	0	0	0	0	<p>Cincinnati Reds @ Toronto Blue Jays Rogers Centre, Toronto, ON Sat May 21 2022, 3:10 PM - 5:28 PM EDT Att: 39,393 - Roof Closed - 68 F</p>										
12 Tyler Naquin, L (1.9) OBP: 0.312, SLG: 0.479	P5			19 2B 1-3 2B				B1-3		4	1	2	0	0	0	0											
28 Tommy Pham, R (1.7) OBP: 0.335, SLG: 0.353	F8			L1-5		P6				4	0	0	0	0	1	3											
19 Joey Votto, L (1.10) OBP: 0.276, SLG: 0.171		P6				L7				4	0	1	1	0	1	1											
37 Tyler Stephenson, R (1.2) OBP: 0.362, SLG: 0.518	K			G5-3						4	0	1	0	0	2	1											
9 Mike Moustakas, L (1.5) OBP: 0.319, SLG: 0.374		L8				G6-3				3	0	0	0	0	0	1											
16 Colin Moran, L (1.3) OBP: 0.282, SLG: 0.360				G4-3		L7				3	0	0	0	0	1	1											
35 Alejo Lopez, S (1.4) OBP: 0.324, SLG: 0.313				4 CS 1B				G4-3		3	0	2	0	0	0	1											
4 Matt Reynolds, R (1.6) OBP: 0.370, SLG: 0.326				K		L7				3	0	0	0	0	2	2											
								K																			
Inning Stats	R: 0 E: 0 K: 0 S: 9	H: 0 LOB: 0 BB: 0 P: 10	R: 0 E: 0 K: 1 S: 9	H: 0 LOB: 0 BB: 0 P: 13	R: 0 E: 0 K: 1 S: 6	H: 1 LOB: 0 BB: 0 P: 10	R: 1 E: 0 K: 0 S: 10	H: 3 LOB: 1 BB: 0 P: 14	R: 0 E: 0 K: 0 S: 7	H: 1 LOB: 1 BB: 0 P: 9	R: 0 E: 0 K: 0 S: 8	H: 1 LOB: 1 BB: 0 P: 12	R: 0 E: 0 K: 1 S: 7	H: 1 LOB: 0 BB: 0 P: 7	R: 0 E: 0 K: 1 S: 7	H: 0 LOB: 0 BB: 0 P: 8	R: 0 E: 0 K: 3 S: 11	H: 0 LOB: 0 BB: 0 P: 16	1B: 4 2B: 4 3B: 0 HR: 0	SF: 0 SAC: 0 DP: 1 HBP: 0	WP: 0 PB: 0 SB: 0 CS: 1	PA: 32					
PITCHER	IP	WLS	BF	H	R	ER	SO	BB	IBB	HBP	BLK	WP	HR	S	P	ERA	WHIP										
6 Alek Manoah, R (1.1) ERA: 1.62	8.0	W	29	7	1	1	4	0	0	0	0	0	0	63	83	1.12	0.875										
68 Jordan Romano, R (9.1) ERA: 2.7	1.0	S	3	0	0	0	3	0	0	0	0	0	0	11	16	0.00	0.000										

Batter	1	2	3	4	5	6	7	8	9	AB	R	H	RBI	BB	SO	LOB	BOTTOM										
4 George Springer, R (1.8) OBP: 0.335, SLG: 0.489	L8									4	0	1	0	0	0	2	<p>Cincinnati Reds @ Toronto Blue Jays Rogers Centre, Toronto, ON Sat May 21 2022, 3:10 PM - 5:28 PM EDT Att: 39,393 - Roof Closed - 68 F</p>										
11 Bo Bichette, R (1.6) OBP: 0.287, SLG: 0.406	K									4	2	2	3	0	1	0											
27 Vladimir Guerrero Jr., R (1.10) OBP: 0.350, SLG: 0.444	F9									4	0	0	0	0	0	0											
37 Teoscar Hernández, R (1.9) OBP: 0.225, SLG: 0.288		G6-3								3	0	0	0	1	1	0											
7 Bradley Zimmer, L (9.8) OBP: 0.156, SLG: 0.233										0	0	0	0	0	0	0											
5 Santiago Espinal, R (1.4) OBP: 0.350, SLG: 0.434										4	0	1	0	0	2	1											
30 Alejandro Kirk, R (1.2) OBP: 0.350, SLG: 0.330										2	0	0	0	2	0	1											
26 Matt Chapman, R (1.5) OBP: 0.275, SLG: 0.368										3	0	1	0	0	2	4											
13 Lourdes Gurriel Jr., R (1.3) OBP: 0.274, SLG: 0.333										3	0	1	0	0	1	0											
15 Raimel Tapia, L (1.7) OBP: 0.266, SLG: 0.288										3	1	1	0	0	0	2											
Inning Stats	R: 0 E: 0 K: 1 S: 6	H: 0 LOB: 0 BB: 0 P: 10	R: 0 E: 0 K: 2 S: 11	H: 0 LOB: 1 BB: 1 P: 18	R: 0 E: 0 K: 0 S: 4	H: 0 LOB: 0 BB: 0 P: 4	R: 1 E: 0 K: 2 S: 8	H: 1 LOB: 0 BB: 0 P: 15	R: 0 E: 0 K: 0 S: 10	H: 2 LOB: 2 BB: 0 P: 14	R: 0 E: 1 K: 1 S: 13	H: 1 LOB: 3 BB: 1 P: 23	R: 2 E: 0 K: 1 S: 7	H: 3 LOB: 0 BB: 0 P: 12	R: 0 E: 0 K: 0 S: 6	H: 0 LOB: 0 BB: 1 P: 10	1B: 5 2B: 0 3B: 0 HR: 2	SF: 0 SAC: 0 DP: 0 HBP: 0	WP: 0 PB: 0 SB: 0 CS: 1	PA: 33							
PITCHER	IP	WLS	BF	H	R	ER	SO	BB	IBB	HBP	BLK	WP	HR	S	P	ERA	WHIP										
21 Hunter Greene, R (1.1) ERA: 5.49	6.0	L	25	4	1	1	6	2	0	0	0	0	0	52	84	1.50	1.000										
85 Luis Cessa, R (7.1) ERA: 4.41	1.0	L	5	3	2	2	1	0	0	0	0	0	1	7	12	18.00	3.000										
23 Jeff Hoffman, R (8.1) ERA: 1.74	1.0		3	0	0	0	0	1	0	0	0	0	0	6	10	0.00	1.000										

Batter	1	2	3	4	5	6	7	8	9	AB	R	H	RBI	BB	SO	LOB	TOP					
4 Matt Reynolds, R OBP: 0.356, SLG: 0.300										4	1	0	0	1	3	2						
37 Tyler Stephenson, R OBP: 0.337, SLG: 0.556										4	0	1	0	0	1	2						
28 Tommy Pham, R OBP: 0.333, SLG: 0.346										3	1	0	0	1	1	1						
19 Joey Votto, L OBP: 0.284, SLG: 0.212										3	1	1	1	1	0	0						
17 Kyle Farmer, R OBP: 0.284, SLG: 0.336										4	0	1	0	0	1	3						
44 Aristides Aquino, R OBP: 0.128, SLG: 0.176										4	0	2	2	0	1	1						
12 Tyler Naquin, L OBP: 0.310, SLG: 0.467										3	0	0	0	0	1	2						
94 Taylor Motter, R OBP: 0.167, SLG: 0.167										2	0	0	0	0	2	3						
16 Colin Moran, L OBP: 0.288, SLG: 0.360										0	0	0	0	1	0	0						
35 Alejo Lopez, S OBP: 0.314, SLG: 0.303										1	0	0	0	0	0	0						
33 Aramis Garcia, R OBP: 0.216, SLG: 0.265										4	0	1	0	0	1	1						
Inning Stats	R: 2 H: 1 E: 0 K: 2 S: 17	L: 1 LOB: 3 BB: 3 P: 37	R: 0 H: 0 E: 0 K: 1 S: 11	H: 0 LOB: 0 BB: 0 P: 18	R: 0 H: 0 E: 0 K: 1 S: 7	H: 0 LOB: 0 BB: 0 P: 12	R: 0 H: 0 E: 0 K: 2 S: 8	H: 0 LOB: 0 BB: 0 P: 11	R: 0 H: 1 E: 0 K: 1 S: 9	H: 1 LOB: 1 BB: 0 P: 12	R: 0 H: 1 E: 0 K: 1 S: 14	H: 1 LOB: 1 BB: 1 P: 20	R: 1 H: 2 E: 0 K: 1 S: 11	H: 2 LOB: 1 BB: 0 P: 17	R: 0 H: 0 E: 0 K: 1 S: 8	H: 0 LOB: 0 BB: 0 P: 13	1B: 4 2B: 1 3B: 0 HR: 1	SF: 0 SAC: 0 DP: 0 HBP: 1	WP: 0 PB: 0 SB: 1 CS: 0	PA: 38		
PITCHER	IP WLS BF H R ER SO BB IBB HBP BLK WP HR S P ERA WHIP	IP WLS BF H R ER SO BB IBB HBP BLK WP HR S P ERA WHIP	IP WLS BF H R ER SO BB IBB HBP BLK WP HR S P ERA WHIP	IP WLS BF H R ER SO BB IBB HBP BLK WP HR S P ERA WHIP	IP WLS BF H R ER SO BB IBB HBP BLK WP HR S P ERA WHIP	IP WLS BF H R ER SO BB IBB HBP BLK WP HR S P ERA WHIP	IP WLS BF H R ER SO BB IBB HBP BLK WP HR S P ERA WHIP	IP WLS BF H R ER SO BB IBB HBP BLK WP HR S P ERA WHIP	IP WLS BF H R ER SO BB IBB HBP BLK WP HR S P ERA WHIP	IP WLS BF H R ER SO BB IBB HBP BLK WP HR S P ERA WHIP	IP WLS BF H R ER SO BB IBB HBP BLK WP HR S P ERA WHIP	IP WLS BF H R ER SO BB IBB HBP BLK WP HR S P ERA WHIP	IP WLS BF H R ER SO BB IBB HBP BLK WP HR S P ERA WHIP	IP WLS BF H R ER SO BB IBB HBP BLK WP HR S P ERA WHIP	IP WLS BF H R ER SO BB IBB HBP BLK WP HR S P ERA WHIP	IP WLS BF H R ER SO BB IBB HBP BLK WP HR S P ERA WHIP	IP WLS BF H R ER SO BB IBB HBP BLK WP HR S P ERA WHIP	IP WLS BF H R ER SO BB IBB HBP BLK WP HR S P ERA WHIP	IP WLS BF H R ER SO BB IBB HBP BLK WP HR S P ERA WHIP	IP WLS BF H R ER SO BB IBB HBP BLK WP HR S P ERA WHIP	IP WLS BF H R ER SO BB IBB HBP BLK WP HR S P ERA WHIP	
16 Yusei Kikuchi, L ERA: 3.47	50 Andrew Vasquez, L ERA: 13.5	90 Adam Cimber, R ERA: 2.0																				
35 David Phelps, R ERA: 2.4	56 Ryan Borucki, L ERA: 5.06	33 Trevor Richards, R ERA: 4.58	93 Yimi Garcia, R ERA: 3.94																			
Batter	1	2	3	4	5	6	7	8	9	AB	R	H	RBI	BB	SO	LOB	BOTTOM					
4 George Springer, R OBP: 0.340, SLG: 0.486										3	1	1	0	0	1	0						
27 Vladimir Guerrero Jr., R OBP: 0.347, SLG: 0.634										3	0	0	0	1	0	2						
11 Bo Bichette, R OBP: 0.281, SLG: 0.396										4	0	0	1	0	0	3						
37 Teoscar Hernández, R OBP: 0.227, SLG: 0.275										3	0	0	0	1	0	3						
5 Santiago Espinal, R OBP: 0.347, SLG: 0.436										4	1	1	0	0	1	4						
26 Matt Chapman, R OBP: 0.274, SLG: 0.364										4	0	1	1	0	2	3						
9 Danny Jansen, R OBP: 0.370, SLG: 0.708										4	0	1	0	0	1	1						
21 Zack Collins, L OBP: 0.275, SLG: 0.387										2	0	0	0	1	1	2						
44 Vinny Capra, R OBP: 0.429, SLG: 0.200										0	0	0	0	0	0	0						
30 Alejandro Kirk, R OBP: 0.347, SLG: 0.327										1	0	0	0	0	1	0						
15 Raimel Tapia, L OBP: 0.258, SLG: 0.279										4	0	0	0	0	1	3						
Inning Stats	R: 0 H: 1 E: 0 K: 0 S: 10	L: 2 LOB: 1 BB: 0 P: 19	R: 1 H: 2 E: 0 K: 3 S: 15	H: 2 LOB: 1 BB: 0 P: 22	R: 1 H: 0 E: 0 K: 0 S: 8	H: 0 LOB: 1 BB: 1 P: 17	R: 0 H: 1 E: 0 K: 0 S: 4	H: 1 LOB: 1 BB: 0 P: 5	R: 0 H: 0 E: 0 K: 1 S: 12	H: 0 LOB: 3 BB: 1 P: 24	R: 0 H: 0 E: 0 K: 0 S: 8	H: 0 LOB: 1 BB: 1 P: 16	R: 0 H: 0 E: 0 K: 1 S: 6	H: 0 LOB: 0 BB: 0 P: 9	R: 0 H: 0 E: 0 K: 2 S: 9	H: 0 LOB: 0 BB: 0 P: 12	R: 0 H: 0 E: 0 K: 1 S: 7	H: 0 LOB: 0 BB: 0 P: 9	1B: 3 2B: 1 3B: 0 HR: 0	SF: 0 SAC: 0 DP: 0 HBP: 1	WP: 2 PB: 0 SB: 0 CS: 0	PA: 36
PITCHER	IP WLS BF H R ER SO BB IBB HBP BLK WP HR S P ERA WHIP	IP WLS BF H R ER SO BB IBB HBP BLK WP HR S P ERA WHIP	IP WLS BF H R ER SO BB IBB HBP BLK WP HR S P ERA WHIP	IP WLS BF H R ER SO BB IBB HBP BLK WP HR S P ERA WHIP	IP WLS BF H R ER SO BB IBB HBP BLK WP HR S P ERA WHIP	IP WLS BF H R ER SO BB IBB HBP BLK WP HR S P ERA WHIP	IP WLS BF H R ER SO BB IBB HBP BLK WP HR S P ERA WHIP	IP WLS BF H R ER SO BB IBB HBP BLK WP HR S P ERA WHIP	IP WLS BF H R ER SO BB IBB HBP BLK WP HR S P ERA WHIP	IP WLS BF H R ER SO BB IBB HBP BLK WP HR S P ERA WHIP	IP WLS BF H R ER SO BB IBB HBP BLK WP HR S P ERA WHIP	IP WLS BF H R ER SO BB IBB HBP BLK WP HR S P ERA WHIP	IP WLS BF H R ER SO BB IBB HBP BLK WP HR S P ERA WHIP	IP WLS BF H R ER SO BB IBB HBP BLK WP HR S P ERA WHIP	IP WLS BF H R ER SO BB IBB HBP BLK WP HR S P ERA WHIP	IP WLS BF H R ER SO BB IBB HBP BLK WP HR S P ERA WHIP	IP WLS BF H R ER SO BB IBB HBP BLK WP HR S P ERA WHIP	IP WLS BF H R ER SO BB IBB HBP BLK WP HR S P ERA WHIP	IP WLS BF H R ER SO BB IBB HBP BLK WP HR S P ERA WHIP	IP WLS BF H R ER SO BB IBB HBP BLK WP HR S P ERA WHIP	IP WLS BF H R ER SO BB IBB HBP BLK WP HR S P ERA WHIP	
51 Graham Ashcraft, R ERA: 4.15	64 Tony Santillan, R ERA: 5.14	43 Alexis Diaz, R ERA: 0.92	77 Art Warren, R ERA: 6.14																			

Cincinnati Reds @ Toronto Blue Jays
Rogers Centre, Toronto, ON
Sun May 22 2022, 1:40 PM - 4:56 PM EDT
Att: 42,323 - Cloudy - 54 F

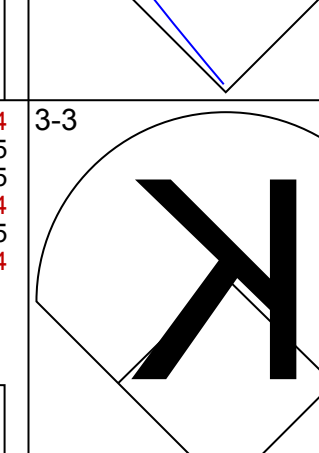
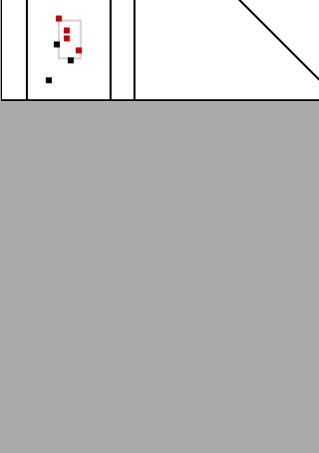
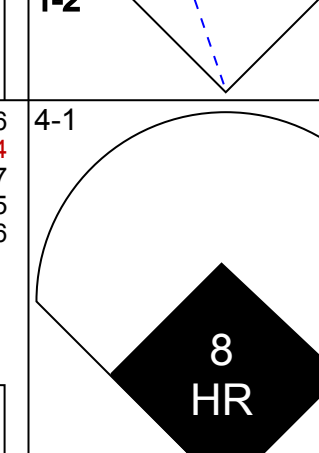
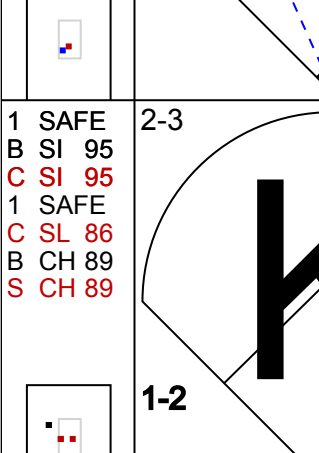


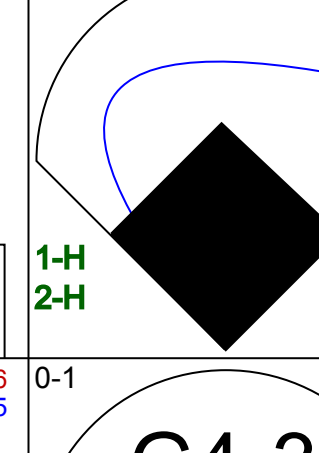


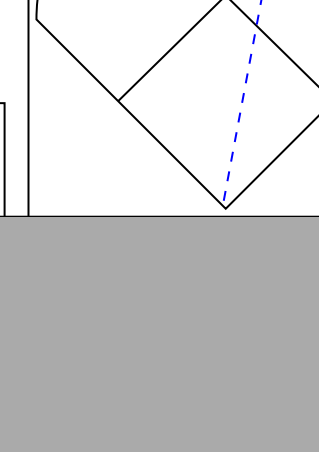

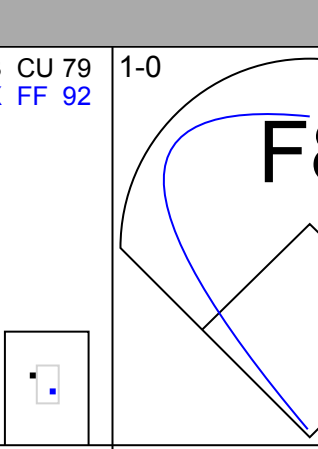
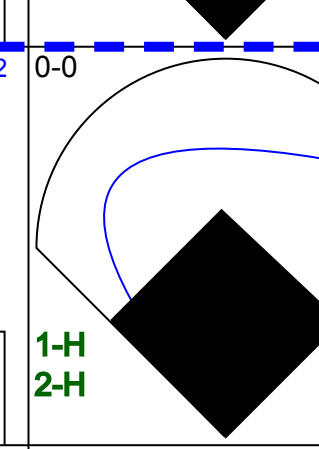
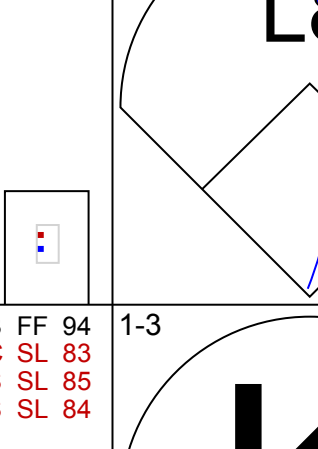
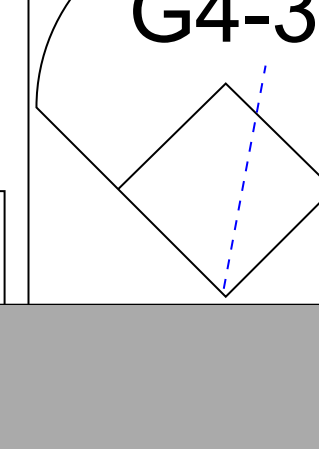
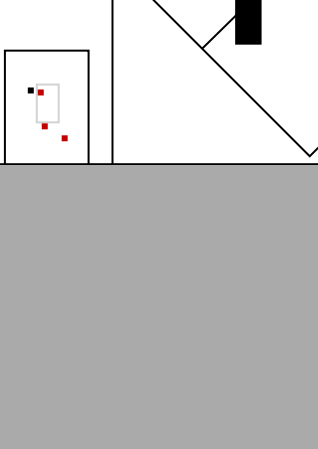

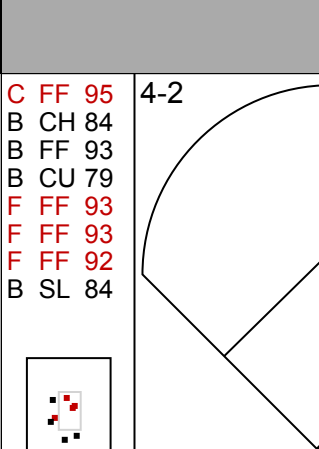

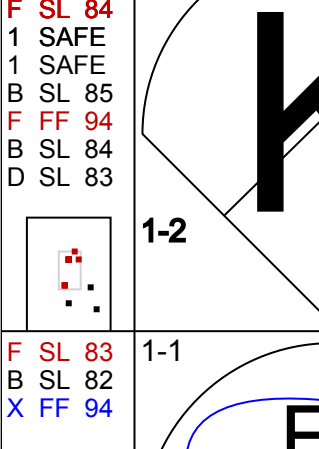
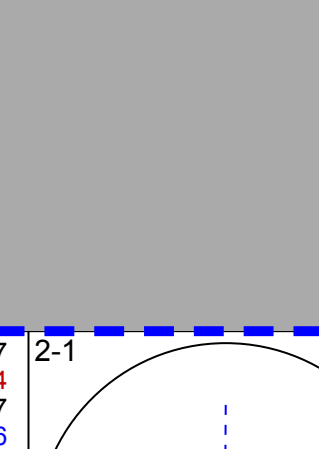
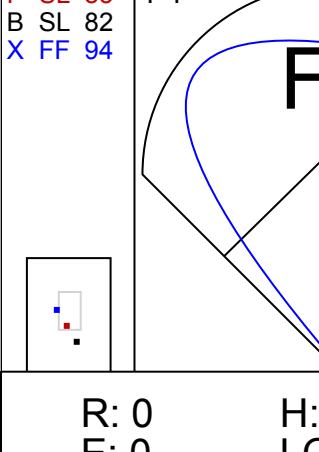
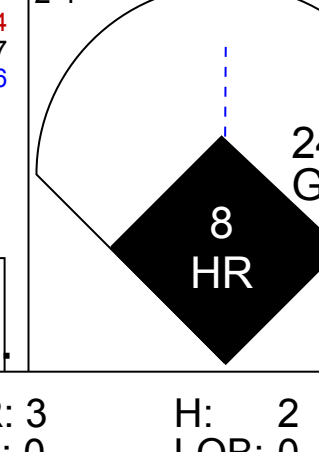
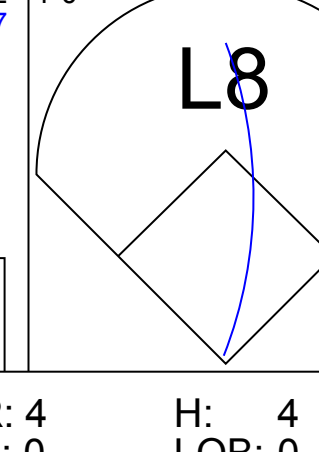
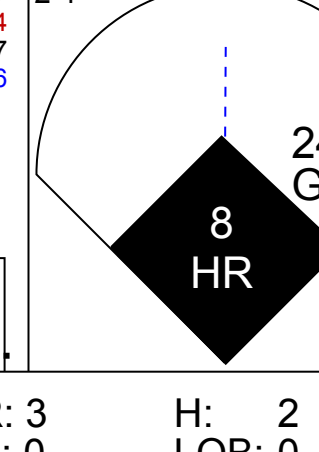
AB 32
R 3
H 6
RBI 3
BB 4
SO 11
LOB 15

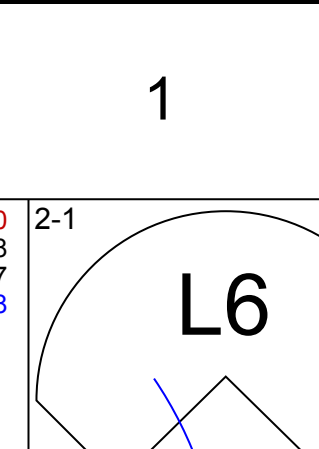

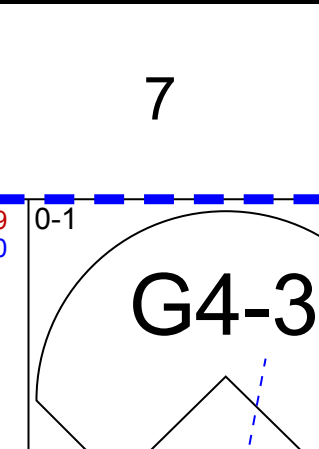
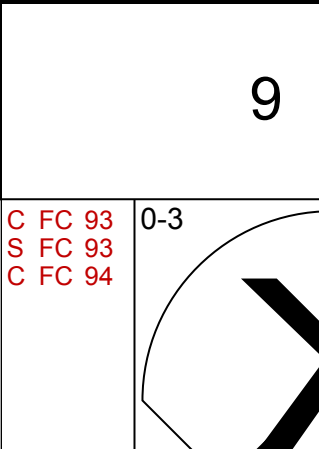
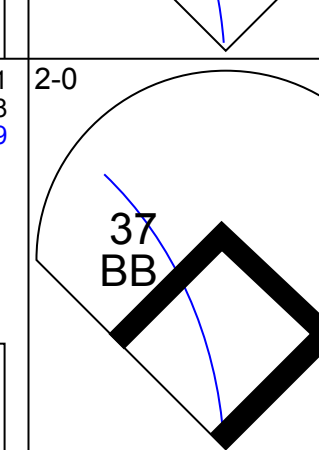
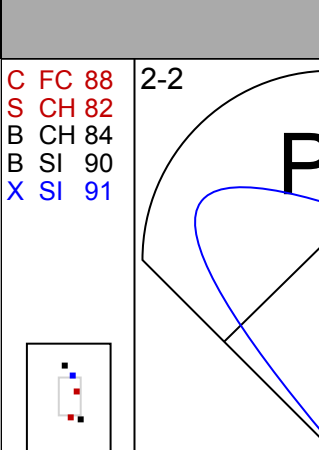
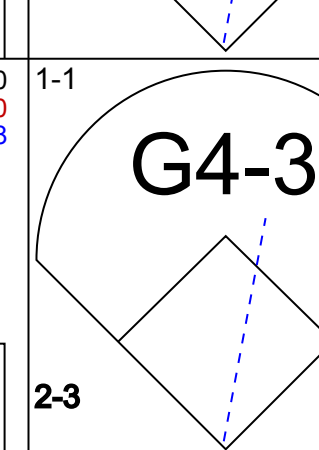
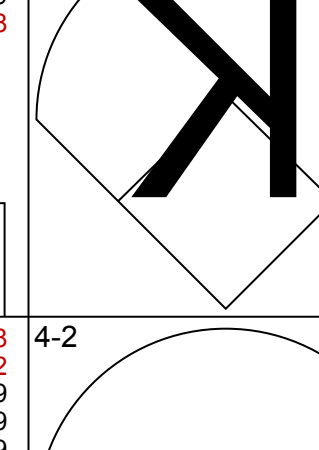
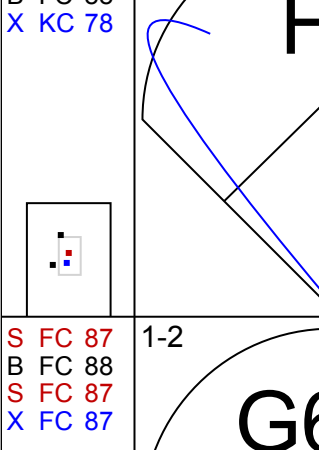
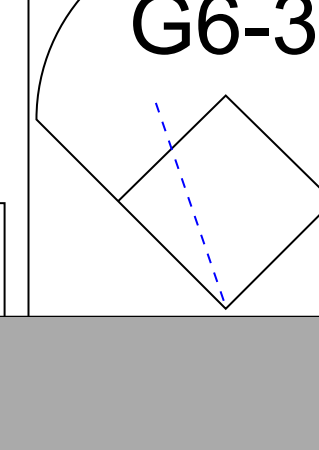
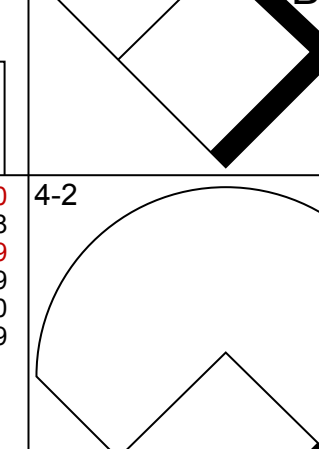
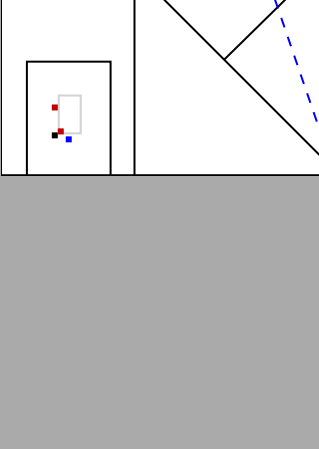

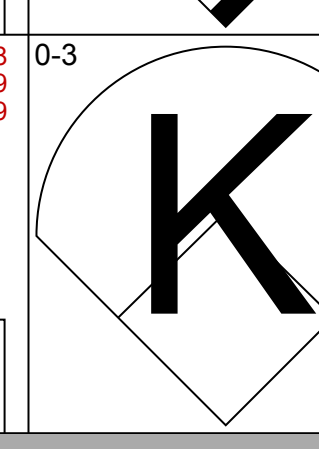





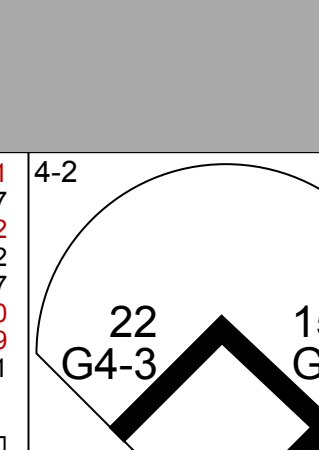
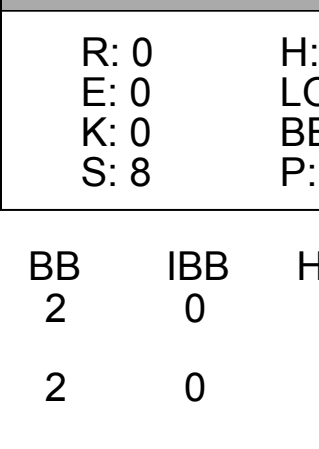
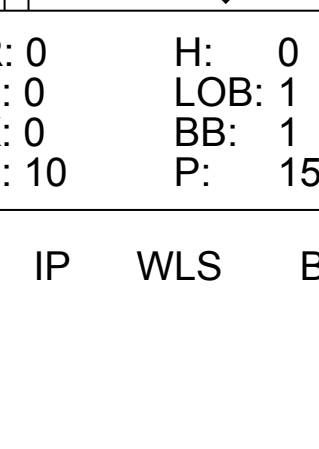




Cincinnati Reds @ Toronto Blue Jays
Rogers Centre, Toronto, ON
Sun May 22 2022, 1:40 PM - 4:56 PM EDT
Att: 42,323 - Cloudy - 54 F

AB 32
R 2
H 4
RBI 2
BB 3
SO 8
LOB 21



Batter	1	2	3	4	5	6	7	8	9	AB	R	H	RBI	BB	SO	LOB	TOP			
66 Rafael Ortega, L (1, 8) OBP: 0.315, SLG: 0.305										4	0	1	0	1	1	1	Chicago Cubs @ Cincinnati Reds Great American Ball Park, Cincinnati, OH Mon May 23 2022, 6:42 PM - 9:57 PM EDT Att: 12,029 - Overcast - 65 F			
24 Jonathan Villar, S (1, 4) OBP: 0.288, SLG: 0.349 19 Andrelton Simmons, R (9, 6) OBP: 0.211, SLG: 0.167										5	0	1	0	0	2	3				
27 Seiya Suzuki, R (1, 9) OBP: 0.351, SLG: 0.450										3	2	1	0	2	2	1				
8 Ian Happ, S (1, 7) OBP: 0.399, SLG: 0.437										3	2	2	4	1	0	0				
7 Yan Gomes, R (1, 2) OBP: 0.267, SLG: 0.384										4	0	0	0	0	1	3				
18 Frank Schwindel, R (1, 10) OBP: 0.282, SLG: 0.348										4	0	0	0	0	2	1				
36 Alfonso Rivas III, L (1, 3) OBP: 0.344, SLG: 0.344										3	1	1	0	1	2	0				
16 Patrick Wisdom, R (1, 5) OBP: 0.278, SLG: 0.508										4	1	1	3	0	2	1				
5 Christopher Morel, R (1, 6) OBP: 0.381, SLG: 0.632										4	1	1	0	0	1	1				
																				
Inning Stats	R: 0 K: 2 S: 8	H: 0 LOB: 0 BB: 0 P: 12	R: 0 K: 1 S: 6	H: 0 LOB: 0 BB: 0 P: 8	R: 0 K: 2 S: 15	H: 0 LOB: 2 BB: 2 P: 30	R: 4 K: 0 S: 15	H: 4 LOB: 0 BB: 0 P: 23	R: 0 K: 2 S: 10	H: 0 LOB: 2 BB: 0 P: 15	R: 3 K: 0 S: 11	H: 2 LOB: 1 BB: 1 P: 19	R: 0 K: 2 S: 8	H: 0 LOB: 0 BB: 0 P: 10	R: 0 K: 2 S: 9	H: 1 LOB: 1 BB: 0 P: 14	1B: 4 2B: 2 3B: 0 HR: 2	SF: 0 SAC: 0 DP: 0 HBP: 0	WP: 1 PB: 0 SB: 2 CS: 0	PA: 39
PITCHER	IP WLS BF H R ER SO BB IBB HBP BLK WP HR S P ERA WHIP	IP WLS BF H R ER SO BB IBB HBP BLK WP HR S P ERA WHIP																		
Vladimir Gutierrez, R (1, 1) ERA: 9.7	4.0 L 18 4 4 4 5 2 0 0 0 1 1 44 73 9.00 1.500																			
23 Jeff Hoffman, R (5, 1) ERA: 1.59	2.0 8 1 0 0 4 2 0 0 0 0 0 20 38 0.00 1.500																			
84 Jared Solomon, R (7, 1) ERA: 0.75	0.2 4 1 2 2 0 1 0 0 0 0 0 8 16 27.00 3.000																			
85 Luis Cessa, R (7, 1) ERA: 4.86	0.1 2 1 1 1 0 0 0 0 0 0 0 1 3 3 27.00 3.000																			
54 Hunter Strickland, R (8, 1) ERA: 5.4	1.0 3 0 0 0 2 0 0 0 0 0 0 8 10 0.00 0.000																			
66 Joel Kuhnel, R (9, 1) ERA: 2.25	1.0 4 1 0 0 2 0 0 0 0 0 0 9 14 0.00 1.000																			

Batter	1	2	3	4	5	6	7	8	9	AB	R	H	RBI	BB	SO	LOB	BOTTOM					
15 Nick Senzel, R (1, 8) OBP: 0.203, SLG: 0.281										5	0	0	0	0	3	2	Chicago Cubs @ Cincinnati Reds Great American Ball Park, Cincinnati, OH Mon May 23 2022, 6:42 PM - 9:57 PM EDT Att: 12,029 - Overcast - 65 F					
22 Brandon Drury, R (1, 4) OBP: 0.331, SLG: 0.509										4	0	1	0	0	0	1						
28 Tommy Pham, R (1, 10) OBP: 0.331, SLG: 0.364										4	1	1	1	0	1	2						
19 Joey Votto, L (1, 3) OBP: 0.292, SLG: 0.207										2	1	0	0	1	1	0						
37 Tyler Stephenson, R (1, 2) OBP: 0.353, SLG: 0.489										3	0	0	0	1	2	1						
44 Aristides Aquino, R (1, 9) OBP: 0.187, SLG: 0.327										4	2	2	3	0	1	3						
9 Mike Moustakas, L (1, 5) OBP: 0.325, SLG: 0.373										3	0	1	0	1	1	0						
3 Albert Almora Jr., R (1, 7) OBP: 0.290, SLG: 0.333										3	0	0	0	0	0	2						
12 Tyler Naquin, L (9, PH) OBP: 0.308, SLG: 0.463										1	0	0	0	0	1	0						
4 Matt Reynolds, R (1, 6) OBP: 0.355, SLG: 0.288										2	0	0	0	1	0	1						
16 Colin Moran, L (9, PH) OBP: 0.286, SLG: 0.356										1	0	0	0	0	0	0						
Inning Stats	R: 0 K: 2 S: 13	H: 1 LOB: 3 BB: 2 P: 26	R: 0 K: 1 S: 15	H: 1 LOB: 0 BB: 0 P: 20	R: 0 K: 0 S: 8	H: 0 LOB: 0 BB: 0 P: 13	R: 0 K: 0 S: 8	H: 0 LOB: 0 BB: 0 P: 11	R: 0 K: 1 S: 8	H: 0 LOB: 0 BB: 0 P: 12	R: 3 K: 1 S: 13	H: 2 LOB: 1 BB: 1 P: 26	R: 0 K: 0 S: 10	H: 0 LOB: 1 BB: 1 P: 15	R: 1 K: 3 S: 14	H: 1 LOB: 0 BB: 0 P: 21	R: 0 K: 2 S: 9	H: 0 LOB: 0 BB: 0 P: 12	1B: 1 2B: 1 3B: 0 HR: 3	SF: 0 SAC: 0 DP: 0 HBP: 1	WP: 0 PB: 0 SB: 0 CS: 0	PA: 37
PITCHER	IP WLS BF H R ER SO BB IBB HBP BLK WP HR S P ERA WHIP	IP WLS BF H R ER SO BB IBB HBP BLK WP HR S P ERA WHIP																				
11 Drew Smyly, L (1, 1) ERA: 4.08	5.2 W 24 4 3 3 5 2 0 0 0 0 0 6 15 0.00 6.000																					
49 Daniel Norris, L (6, 1) ERA: 5.54	0.1 H 3 0 0 0 0 2 0 0 0 0 0 6 7 0.00 0.000																					
57 Scott Effross, R (7, 1) ERA: 1.93	1.0 3 0 0 0 0 0 0 0 0 0 0 6 7 0.00 0.000																					
58 Chris Martin, R (8, 1) ERA: 3.0	1.0 4 1 1 1 3 0 0 0 0 0 0 1 14 21 9.00 1.000																					
37 David Robertson, R (9, 1) ERA: 1.76	1.0 S 3 0 0 0 2 0 0 0 0 0 0 9 12 0.00 0.000																					

Batter	1	2	3	4	5	6	7	8	9	AB	R	H	RBI	BB	SO	LOB	TOP							
5 Christopher Morel, R OBP: 0.406, SLG: 0.556										4	1	1	0	1	2	3								
66 Rafael Ortega, L OBP: 0.314, SLG: 0.301										4	0	0	0	0	0	2	2							
27 Seiya Suzuki, R OBP: 0.342, SLG: 0.431										3	1	1	0	1	1	0								
8 Ian Happ, S OBP: 0.383, SLG: 0.422										4	0	1	2	0	1	1								
18 Frank Schwindel, R OBP: 0.266, SLG: 0.387										4	0	0	0	0	1	2								
16 Patrick Wisdom, R OBP: 0.288, SLG: 0.496										2	1	0	0	1	0	1								
36 Alfonso Rivas III, L OBP: 0.363, SLG: 0.390										3	0	1	0	1	0	2								
24 Jonathan Villar, S OBP: 0.288, SLG: 0.349										0	0	0	0	0	0	0								
48 P.J. Higgins, R OBP: 0.477, SLG: 0.500										3	0	0	0	0	1	1								
40 Wilson Contreras, R OBP: 0.379, SLG: 0.455										1	0	0	0	0	0	2								
19 Adrelton Simmons, R OBP: 0.299, SLG: 0.231										3	0	0	0	0	0	1								
2 Nico Hoerner, R OBP: 0.350, SLG: 0.402										1	0	1	1	0	0	0								
Inning Stats	R: 2 E: 0 K: 1 S: 20	H: 2 LOB: 1 BB: 1 P: 32	R: 0 E: 0 K: 1 S: 13	H: 1 LOB: 1 BB: 0 P: 17	R: 0 E: 0 K: 3 S: 10	H: 0 LOB: 0 BB: 0 P: 15	R: 0 E: 0 K: 0 S: 6	H: 0 LOB: 0 BB: 0 P: 9	R: 0 E: 0 K: 1 S: 12	H: 1 LOB: 1 BB: 0 P: 21	R: 0 E: 0 K: 0 S: 11	H: 0 LOB: 2 BB: 2 P: 25	R: 0 E: 0 K: 1 S: 13	H: 0 LOB: 0 BB: 0 P: 19	R: 0 E: 0 K: 0 S: 8	H: 0 LOB: 0 BB: 0 P: 12	R: 1 E: 0 K: 1 S: 18	H: 1 LOB: 2 BB: 1 P: 25	1B: 3 2B: 2 3B: 0 HR: 0	SF: 0 SAC: 0 DP: 0 HBP: 1	WP: 0 PB: 0 SB: 1 CS: 0	PA: 37		
PITCHER	IP WLS BF H R ER SO BB IBB HBP BLK WP HR S P ERA WHIP	5.0 W 20 4 2 2 6 1 0 0 0 0 0 61 94 3.60 1.000	1.0 H 5 0 0 0 0 2 0 0 0 0 0 11 25 0.00 2.000	1.0 H 3 0 0 0 1 0 0 0 0 0 0 13 19 0.00 0.000	1.0 H 3 0 0 0 0 0 0 0 0 0 0 8 12 0.00 0.000	1.0 S 6 1 1 1 1 1 0 1 0 0 0 0 18 25 9.00 2.000																		

Chicago Cubs @ Cincinnati Reds
Great American Ball Park, Cincinnati, OH
Wed May 25 2022, 6:44 PM - 9:45 PM EDT
Att: 11,417 - Cloudy - 82 F

AB 32
R 3
H 5
RBI 3
BB 4
SO 8
LOB 15



Batter	1	2	3	4	5	6	7	8	9	AB	R	H	RBI	BB	SO	LOB	BOTTOM
--------	---	---	---	---	---	---	---	---	---	----	---	---	-----	----	----	-----	--------

12 Tyler Naquin, L OBP: 0.309, SLG: 0.477										4	0	0	0	0	0	3					
22 Brandon Drury, R OBP: 0.317, SLG: 0.480										4	1	0	0	0	1	2					
28 Tommy Pham, R OBP: 0.335, SLG: 0.363										4	1	2	1	0	1	0					
19 Joey Votto, L OBP: 0.310, SLG: 0.280										3	1	2	3	1	1	0					
9 Mike Moustakas, L OBP: 0.306, SLG: 0.349										4	0	0	0	0	1	3					
15 Nick Senzel, R OBP: 0.209, SLG: 0.266										3	0	0	0	1	1	2					
44 Aristides Aquino, R OBP: 0.145, SLG: 0.302										3	0	0	0	0	2	1					
33 Aramis Garcia, R OBP: 0.218, SLG: 0.264										3	1	1	0	0	1	1					
4 Matt Reynolds, R OBP: 0.348, SLG: 0.288										3	0	2	0	0	0	1					
Inning Stats	R: 0 E: 0 K: 0 S: 8	H: 0 LOB: 0 BB: 0 P: 13	R: 1 E: 0 K: 0 S: 10	H: 1 LOB: 0 BB: 0 P: 17	R: 3 E: 0 K: 0 S: 15	H: 4 LOB: 1 BB: 0 P: 23	R: 0 E: 0 K: 1 S: 9	H: 0 LOB: 1 BB: 1 P: 15	R: 0 E: 0 K: 2 S: 10	H: 0 LOB: 0 BB: 0 P: 13	R: 0 E: 0 K: 2 S: 10	H: 1 LOB: 2 BB: 0 P: 14	R: 0 E: 0 K: 1 S: 6	H: 1 LOB: 2 BB: 1 P: 14	1B: 5 2B: 0 3B: 1 HR: 1	SF: 0 SAC: 0 DP: 0 HBP: 0	WP: 0 PB: 0 SB: 1 CS: 0	PA: 33			
PITCHER	IP WLS BF H R ER SO BB IBB HBP BLK WP HR S P ERA WHIP	4.0 L 18 5 4 4 4 1 0 0 0 0 0 19 27 0.00 0.000	2.0 6 0 0 0 4 0 0 0 0 0 0 10 14 0.00 1.000	1.0 4 1 0 0 1 1 0 0 0 0 0 6 14 0.00 2.000																	

Chicago Cubs @ Cincinnati Reds
Great American Ball Park, Cincinnati, OH
Wed May 25 2022, 6:44 PM - 9:45 PM EDT
Att: 11,417 - Cloudy - 82 F

AB 31
R 4
H 7
RBI 4
BB 2
SO 8
LOB 13



Batter	1	2	3	4	5	6	7	8	9	AB	R	H	RBI	BB	SO	LOB	TOP										
5 Christopher Morel, R OBP: 0.405, SLG: 0.563										5	1	2	0	0	1	1											
40 Wilson Contreras, R OBP: 0.389, SLG: 0.480										2	1	1	1	1	1	1											
48 P.J. Higgins, R OBP: 0.385, SLG: 0.455										1	0	0	0	0	0	0											
8 Ian Happ, S OBP: 0.386, SLG: 0.442										3	2	1	1	1	1	3											
27 Seiya Suzuki, R OBP: 0.344, SLG: 0.432										2	0	1	0	0	0	2											
66 Rafael Ortega, L OBP: 0.317, SLG: 0.395										2	0	1	0	0	0	0											
18 Frank Schwindel, R OBP: 0.265, SLG: 0.390										4	0	1	2	0	1	3											
16 Patrick Wisdom, R OBP: 0.280, SLG: 0.463										4	0	0	0	0	1	2											
36 Alfonso Rivas III, L OBP: 0.294, SLG: 0.360										4	0	0	0	0	0	1											
2 Nico Hoerner, R OBP: 0.298, SLG: 0.426										4	1	1	1	0	1	0											
24 Jonathan Villar, S OBP: 0.279, SLG: 0.336										4	0	0	0	0	2	0											
Inning Stats	R: 2 E: 0 K: 1 S: 14	H: 2 LOB: 1 BB: 1 P: 21	R: 1 E: 0 K: 2 S: 13	H: 2 LOB: 2 BB: 2 P: 22	R: 0 E: 0 K: 2 S: 9	H: 1 LOB: 1 BB: 0 P: 15	R: 0 E: 0 K: 1 S: 7	H: 0 LOB: 0 BB: 0 P: 8	R: 2 E: 0 K: 0 S: 14	H: 2 LOB: 0 BB: 0 P: 20	R: 0 E: 1 K: 1 S: 12	H: 0 LOB: 1 BB: 0 P: 16	R: 0 E: 0 K: 1 S: 9	H: 0 LOB: 0 BB: 0 P: 14	R: 0 E: 0 K: 0 S: 8	H: 0 LOB: 0 BB: 0 P: 10	R: 0 E: 0 K: 0 S: 8	H: 0 LOB: 0 BB: 0 P: 10	1B: 3 2B: 2 3B: 0 HR: 3	SF: 0 SAC: 0 DP: 1 HBP: 1	WP: 0 PB: 0 SB: 2 CS: 0	PA: 38					
PITCHER	IP	WLS	BF	H	R	ER	SO	BB	IBB	HBP	BLK	WP	HR	S	P	ERA	WHIP										
21 Hunter Greene, R ERA: 5.89	5.0	W	24	7	5	5	6	2	0	0	0	0	0	12	16	9.00	1.800										
23 Jeff Hoffman, R ERA: 1.52	1.0		4	0	0	0	1	0	0	0	0	0	0	15	24	0.00	0.000										
66 Joel Kuhnel, R ERA: 1.13	2.0		7	1	0	0	1	0	0	1	0	0	0	15	24	0.00	0.500										
84 Jared Solomon, R ERA: 3.86	1.0		3	0	0	0	0	0	0	0	0	0	0	8	10	0.00	0.000										

Chicago Cubs @ Cincinnati Reds
Great American Ball Park, Cincinnati, OH
Thu May 26 2022, 12:37 PM - 4:46 PM EDT
Att: 13,578 - Overcast - 72 F

AB	35
R	5
H	8
RBI	5
BB	2
SO	8
LOB	13



Batter	1	2	3	4	5	6	7	8	9	AB	R	H	RBI	BB	SO	LOB	BOTTOM										
15 Nick Senzel, R OBP: 0.274, SLG: 0.309										4	3	4	1	2	0	0											
22 Brandon Drury, R OBP: 0.317, SLG: 0.481										6	1	2	3	0	2	5											
28 Tommy Pham, R OBP: 0.335, SLG: 0.373										4	2	2	3	0	0	1											
19 Joey Votto, L OBP: 0.314, SLG: 0.271										3	1	0	0	2	2	2											
35 Alejo Lopez, S OBP: 0.324, SLG: 0.294										5	3	3	2	0	0	3											
37 Tyler Stephenson, R OBP: 0.369, SLG: 0.490										4	3	4	5	0	0	0											
44 Aristides Aquino, R OBP: 0.161, SLG: 0.333										1	0	1	0	0	0	0											
12 Tyler Naquin, L OBP: 0.315, SLG: 0.470										5	3	3	3	0	0	1											
3 Albert Almora Jr., R OBP: 0.333, SLG: 0.371									3	2	1	3	1	0	1												
Inning Stats	R: 0 E: 0 K: 2 S: 10	H: 1 LOB: 1 BB: 0 P: 13	R: 2 E: 0 K: 0 S: 12	H: 3 LOB: 0 BB: 0 P: 17	R: 8 E: 0 K: 0 S: 15	H: 6 LOB: 0 BB: 3 P: 35	R: 0 E: 0 K: 0 S: 7	H: 0 LOB: 0 BB: 0 P: 9	R: 1 E: 0 K: 0 S: 11	H: 1 LOB: 0 BB: 0 P: 14	R: 2 E: 0 K: 1 S: 15	H: 3 LOB: 2 BB: 1 P: 26	R: 2 E: 0 K: 1 S: 16	H: 1 LOB: 1 BB: 2 P: 28	R: 5 E: 0 K: 0 S: 13	H: 5 LOB: 1 BB: 1 P: 25	R: 5 E: 0 K: 0 S: 13	H: 5 LOB: 1 BB: 1 P: 25	1B: 14 2B: 4 3B: 1 HR: 2	SF: 3 SAC: 1 DP: 1 HBP: 0	WP: 0 PB: 0 SB: 0 CS: 1	PA: 49					
PITCHER	IP	WLS	BF	H	R	ER	SO	BB	IBB	HBP	BLK	WP	HR	S	P	ERA	WHIP										
35 Justin Steele, L ERA: 5.4	2.0	L	14	7	7	7	2	2	0	0	0	0	0	8	12	31.50	4.500										
57 Scott Effross, R ERA: 3.2	1.0		6	3	3	3	0	0	1	0	0	0	0	8	12	27.00	3.000										
47 Brandon Hughes, L ERA: 2.57	2.0		7	1	1	1	0	0	0	0	0	0	1	18	23	4.50	0.500										
58 Chris Martin, R ERA: 3.94	1.0		7	3	2	2	1	1	0	0	0	0	0	15	26	18.00	4.000										
50 Rowan Wick, R ERA: 2.65	1.0		6	1	2	2	1	2	0	0	0	0	0	16	28	18.00	3.000										

Chicago Cubs @ Cincinnati Reds
Great American Ball Park, Cincinnati, OH
Thu May 26 2022, 12:37 PM - 4:46 PM EDT
Att: 13,578 - Overcast - 72 F

AB	38
R	20
H	20
RBI	20
BB	7
SO	4
LOB	16



Batter	1	2	3	4	5	6	7	8	9	AB	R	H	RBI	BB	SO	LOB	TOP			
8 Tommy La Stella, L (1, 10) OBP: 0.321, SLG: 0.630	G1		F7		G4-3			23 HBP 41 1B		4	0	1	0	0	0	0	San Francisco Giants @ Cincinnati Reds Great American Ball Park, Cincinnati, OH Fri May 27 2022, 8:48 PM - 12:04 AM EDT Att: 19,000 - Cloudy - 62 F			
5 Mike Yastrzemski, L (1, 8) OBP: 0.404, SLG: 0.887	L6		L4			23 L9-3 BB		F4		3	0	0	0	1	0	2				
41 Wilmer Flores, R (1, 3) OBP: 0.323, SLG: 0.417 21 Joey Bart, R (8, PR) OBP: 0.305, SLG: 0.329 (8, 2)	F9				G6-3			F9		4	0	1	0	0	0	1				
23 Joc Pederson, L (1, 7) OBP: 0.336, SLG: 0.598		51 FC6 35 1B			F7			L9-3		3	0	1	1	0	0	1				
35 Brandon Crawford, L (1, 6) OBP: 0.312, SLG: 0.355		51 FC6 1B			10 1B			G4-6-3		4	0	2	0	0	0	3				
10 Evan Longoria, R (1, 5) OBP: 0.250, SLG: 0.419	K				1B			L8		3	0	1	0	1	1	2				
51 Luis González, L (1, 9) OBP: 0.368, SLG: 0.452	FC6				F9			BB		4	0	0	0	0	0	5				
37 Donovan Walton, L (1, 4) OBP: 0.182, SLG: 0.364	G6-3				G3			F9		4	0	0	0	0	2	3				
70 Michael Papierski, S (1, 2) 33 Darin Ruf, R (8, PH) OBP: 0.354, SLG: 0.331 (8, 3)	G1-3				G6-3			41 1B 23 HBP BB		2	0	0	0	0	0	0				
Inning Stats	R: 0 E: 0 K: 0 S: 6	H: 0 LOB: 0 BB: 0 P: 8	R: 0 E: 0 K: 1 S: 12	H: 2 LOB: 2 BB: 0 P: 18	R: 0 E: 0 K: 0 S: 9	H: 0 LOB: 0 BB: 0 P: 10	R: 0 E: 0 K: 0 S: 14	H: 2 LOB: 2 BB: 0 P: 23	R: 0 E: 0 K: 0 S: 7	H: 0 LOB: 0 BB: 0 P: 12	R: 0 E: 0 K: 1 S: 10	H: 0 LOB: 1 BB: 1 P: 17	R: 1 E: 0 K: 0 S: 10	H: 2 LOB: 3 BB: 1 P: 20	R: 0 E: 0 K: 1 S: 10	H: 0 LOB: 0 BB: 0 P: 13		1B: 6 2B: 1 3B: 0 HR: 0	SF: 0 SAC: 0 DP: 2 HBP: 1	WP: 0 PB: 0 SB: 0 CS: 0
PITCHER	IP WLS BF H R ER SO BB IBB HBP BLK WP HR S P ERA WHIP																			
51 Graham Ashcraft, R (1, 1) ERA: 1.69	6.1 W 24 4 0 0 1 2 0 0 0 0 0 0 59 92 0.00 0.947																			
43 Alexis Diaz, R (7, 1) ERA: 1.25	1.0 H 5 1 1 1 1 1 0 0 0 0 0 0 13 23 9.00 2.000																			
77 Art Warren, R (8, 1) ERA: 5.19	1.2 S 6 1 0 0 1 0 0 0 1 0 0 0 0 13 19 0.00 0.600																			

Batter	1	2	3	4	5	6	7	8	9	AB	R	H	RBI	BB	SO	LOB	BOTTOM			
15 Nick Senzel, R (1, 8) OBP: 0.260, SLG: 0.292	L3		L4		K			CI		4	0	0	1	0	2	1	San Francisco Giants @ Cincinnati Reds Great American Ball Park, Cincinnati, OH Fri May 27 2022, 8:48 PM - 12:04 AM EDT Att: 19,000 - Cloudy - 62 F			
22 Brandon Drury, R (1, 5) OBP: 0.313, SLG: 0.493	G5-3		F9		HR			F9		5	1	1	1	0	0	4				
17 Kyle Farmer, R (1, 6) OBP: 0.309, SLG: 0.400	1B		37 1B BB		F9			K		3	0	1	0	1	1	0				
37 Tyler Stephenson, R (1, 2) OBP: 0.374, SLG: 0.490	G4-3		1B		G6-3			44 FC5-4 1B		4	0	2	1	0	0	1				
44 Aristides Aquino, R (1, 9) OBP: 0.150, SLG: 0.310	K		L7		G6-3			FC5-4 9 HBP 2B		4	1	0	0	0	1	3				
9 Mike Moustakas, L (1, 3) OBP: 0.320, SLG: 0.345	G4-6-3 BB		P4		P4			3 2B 15 CI HBP		1	1	0	0	2	0	0				
3 Albert Almora Jr., R (1, 7) OBP: 0.350, SLG: 0.410	G4-6-3		L7		L7			15 CI 2B		4	0	2	1	0	0	1				
35 Alejo Lopez, S (1, 10) OBP: 0.366, SLG: 0.324			4 2B 1B		4 FC6-4 1B			15 CI BB		3	1	2	0	1	1	2				
4 Matt Reynolds, R (1, 4) OBP: 0.346, SLG: 0.333			37 1B 2B		FC6-4			K		4	1	1	1	0	1	6				
Inning Stats	R: 0 E: 0 K: 0 S: 12	H: 1 LOB: 1 BB: 0 P: 19	R: 0 E: 0 K: 1 S: 8	H: 0 LOB: 1 BB: 1 P: 13	R: 2 E: 0 K: 0 S: 16	H: 3 LOB: 2 BB: 1 P: 27	R: 0 E: 0 K: 0 S: 9	H: 1 LOB: 1 BB: 0 P: 12	R: 1 E: 0 K: 1 S: 6	H: 1 LOB: 0 BB: 0 P: 14	R: 0 E: 0 K: 1 S: 16	H: 1 LOB: 2 BB: 1 P: 25	R: 0 E: 0 K: 2 S: 14	H: 0 LOB: 0 BB: 0 P: 22	R: 2 E: 1 K: 1 S: 16	H: 2 LOB: 3 BB: 1 P: 26		1B: 6 2B: 2 3B: 0 HR: 1	SF: 0 SAC: 0 DP: 1 HBP: 1	WP: 0 PB: 0 SB: 1 CS: 0
PITCHER	IP WLS BF H R ER SO BB IBB HBP BLK WP HR S P ERA WHIP																			
16 Carlos Rodón, L (1, 1) ERA: 3.6	5.1 L 25 7 3 3 3 2 3 0 0 0 0 0 0 9 11 0.00 0.000																			
59 John Brebbia, R (6, 1) ERA: 2.61	0.2 2 0 0 0 1 0 0 0 0 0 0 0 9 11 0.00 0.000																			
46 Zack Littell, R (7, 1) ERA: 5.6	1.0 3 0 0 0 2 0 0 0 0 0 0 0 14 22 0.00 0.000																			
48 Jose Alvarez, L (8, 1) ERA: 5.11	1.0 8 2 2 1 1 1 0 1 0 0 0 0 16 26 9.00 3.000																			

Batter	1	2	3	4	5	6	7	8	9	AB	R	H	RBI	BB	SO	LOB	TOP								
8 Tommy La Stella, L OBP: 0.303, SLG: 0.594										5	0	1	0	0	2	4	San Francisco Giants @ Cincinnati Reds Great American Ball Park, Cincinnati, OH Sat May 28 2022, 4:12 PM - 7:11 PM EDT Att: 26,655 - Partly Cloudy - 73 F livebaseballscorecards.com								
5 Mike Yastrzemski, L OBP: 0.411, SLG: 0.496										4	1	2	0	1	1	1									
33 Darin Ruf, R OBP: 0.354, SLG: 0.320										5	0	0	0	0	3	5									
23 Joc Pederson, L OBP: 0.336, SLG: 0.600										3	0	1	1	0	1	2									
41 Wilmer Flores, R OBP: 0.325, SLG: 0.418										2	0	1	0	0	0	0									
35 Brandon Crawford, L OBP: 0.310, SLG: 0.353										4	0	1	0	0	1	1									
10 Evan Longoria, R OBP: 0.271, SLG: 0.478										3	1	1	1	1	0	2									
51 Luis González, L OBP: 0.374, SLG: 0.455										4	0	2	0	0	0	0									
37 Donovan Walton, L OBP: 0.286, SLG: 0.500										3	0	2	0	0	0	0									
39 Thairo Estrada, R OBP: 0.310, SLG: 0.381										1	0	0	0	0	0	2									
2 Curt Casali, R OBP: 0.338, SLG: 0.456										4	0	1	0	0	1	4									
21 Joey Bart, R OBP: 0.305, SLG: 0.329										0	0	0	0	0	0	0									
Inning Stats	R: 0 H: 1 E: 0 K: 2 S: 9	H: 1 LOB: 1 BB: 0 P: 16	R: 0 H: 2 E: 0 K: 1 S: 16	H: 2 LOB: 3 BB: 1 P: 25	R: 1 H: 2 E: 0 K: 1 S: 10	H: 2 LOB: 1 BB: 0 P: 12	R: 0 H: 0 E: 0 K: 0 S: 8	H: 0 LOB: 0 BB: 0 P: 14	R: 0 H: 1 E: 0 K: 0 S: 8	H: 1 LOB: 1 BB: 0 P: 16	R: 1 H: 2 E: 0 K: 1 S: 10	H: 2 LOB: 1 BB: 0 P: 14	R: 0 H: 0 E: 0 K: 2 S: 9	H: 0 LOB: 0 BB: 0 P: 14	R: 0 H: 2 E: 0 K: 0 S: 14	H: 2 LOB: 2 BB: 1 P: 21	R: 0 H: 2 E: 0 K: 2 S: 15	H: 2 LOB: 2 BB: 1 P: 25	1B: 7 2B: 4 3B: 0 HR: 1	SF: 0 SAC: 0 DP: 0 HBP: 0	WP: 1 PB: 0 SB: 0 CS: 0	PA: 40			
PITCHER	IP	WLS	BF	H	R	ER	SO	BB	IBB	HBP	BLK	WP	HR	S	P	ERA	WHIP								
Vladimir Gutierrez, R ERA: 7.71	5.0	W	22	6	1	1	4	1	0	0	0	1	0	51	83	1.80	1.400								
85 Luis Cessa, R ERA: 5.79	1.0	H	5	2	1	1	1	0	0	0	0	0	1	10	14	9.00	2.000								
43 Alexis Diaz, R ERA: 1.19	1.0	H	3	0	0	0	2	0	0	0	0	0	0	9	14	0.00	0.000								
75 Ross Detwiler, L ERA:	0.2	H	4	2	0	0	0	0	0	0	0	0	0	12	18	0.00	3.000								
64 Tony Santillan, R ERA: 4.41	1.1	S	6	2	0	0	2	1	0	0	0	0	0	17	28	0.00	2.250								


Batter	1	2	3	4	5	6	7	8	9	AB	R	H	RBI	BB	SO	LOB	BOTTOM								
15 Nick Senzel, R OBP: 0.259, SLG: 0.289										4	0	1	0	0	1	1	San Francisco Giants @ Cincinnati Reds Great American Ball Park, Cincinnati, OH Sat May 28 2022, 4:12 PM - 7:11 PM EDT Att: 26,655 - Partly Cloudy - 73 F livebaseballscorecards.com								
22 Brandon Drury, R OBP: 0.312, SLG: 0.486										4	1	1	0	0	1	1									
37 Tyler Stephenson, R OBP: 0.370, SLG: 0.477										3	1	0	0	1	0	1									
19 Joey Votto, L OBP: 0.314, SLG: 0.273										3	0	1	0	0	2	2									
17 Kyle Farmer, R OBP: 0.309, SLG: 0.420										3	1	1	3	0	1	1									
44 Aristides Aquino, R OBP: 0.143, SLG: 0.295										3	0	0	0	0	2	0									
3 Albert Almora Jr., R OBP: 0.329, SLG: 0.361										3	0	0	0	0	1	0									
35 Alejo Lopez, S OBP: 0.341, SLG: 0.300										3	0	0	0	0	1	0									
4 Matt Reynolds, R OBP: 0.346, SLG: 0.333										3	0	1	0	0	1	0									
Inning Stats	R: 3 H: 2 E: 0 K: 2 S: 15	H: 2 LOB: 0 BB: 1 P: 26	R: 0 H: 1 E: 0 K: 2 S: 13	H: 1 LOB: 1 BB: 0 P: 17	R: 0 H: 0 E: 0 K: 2 S: 9	H: 0 LOB: 0 BB: 0 P: 14	R: 0 H: 0 E: 0 K: 0 S: 14	H: 0 LOB: 0 BB: 0 P: 17	R: 0 H: 1 E: 0 K: 1 S: 9	H: 1 LOB: 1 BB: 0 P: 17	R: 0 H: 0 E: 0 K: 2 S: 11	H: 0 LOB: 0 BB: 0 P: 16	R: 0 H: 1 E: 0 K: 1 S: 10	H: 1 LOB: 1 BB: 0 P: 16	1B: 4 2B: 0 3B: 0 HR: 1	SF: 0 SAC: 0 DP: 0 HBP: 0		WP: 0 PB: 0 SB: 0 CS: 0	PA: 30						
PITCHER	IP	WLS	BF	H	R	ER	SO	BB	IBB	HBP	BLK	WP	HR	S	P	ERA	WHIP								
57 Alex Wood, L ERA: 4.81	5.2	L	22	4	3	3	6	1	0	0	0	0	0	14	20	0.00	0.882								
52 Dominic Leone, R ERA: 3.38	1.1		4	0	0	0	3	0	0	0	0	0	0	14	20	0.00	0.000								
71 Tyler Rogers, R ERA: 7.0	1.0		4	1	0	0	1	0	0	0	0	0	0	10	16	0.00	1.000								


San Francisco Giants @ Cincinnati Reds
 Great American Ball Park, Cincinnati, OH
 Sat May 28 2022, 4:12 PM - 7:11 PM EDT
 Att: 26,655 - Partly Cloudy - 73 F
livebaseballscorecards.com

San Francisco Giants @ Cincinnati Reds
 Great American Ball Park, Cincinnati, OH
 Sat May 28 2022, 4:12 PM - 7:11 PM EDT
 Att: 26,655 - Partly Cloudy - 73 F
livebaseballscorecards.com

AB 38
 R 2
 H 12
 RBI 2
 BB 2
 SO 9
 LOB 21



Batter	1	2	3	4	5	6	7	8	9	AB	R	H	RBI	BB	SO	LOB	TOP
8 Tommy La Stella, L OBP: 0.316, SLG: 0.583	G4-3		F7					G3-1	K	4	1	1	0	1	1	0	San Francisco Giants @ Cincinnati Reds Great American Ball Park, Cincinnati, OH Sun May 29 2022, 11:38 AM - 2:48 PM EDT Att. 20,439 - Sunny - 75 F livebaseballscorecards.com AB 33 R 6 H 6 RBI 6 BB 5 SO 13 LOB 11 
5 Mike Yastrzemski, L OBP: 0.404, SLG: 0.479	K			G3-1				G3-1	F7	4	0	0	0	1	1		
41 Wilmer Flores, R OBP: 0.321, SLG: 0.407	K			K				F4	K	4	1	0	0	1	3	2	
23 Joc Pederson, L 61 Stuart Fairchild, R				P5						3	1	1	1	1	1	2	
10 Evan Longoria, R OBP: 0.269, SLG: 0.520										0	0	0	0	0	0	0	
35 Brandon Crawford, L OBP: 0.309, SLG: 0.349										4	1	1	3	0	2	1	
39 Thairo Estrada, R OBP: 0.320, SLG: 0.392										3	1	0	0	1	0	1	
51 Luis González, L OBP: 0.369, SLG: 0.457										3	1	2	0	0	0	1	
21 Joey Bart, R 33 Darin Ruf, R 2 Curt Casali, R										4	0	1	2	0	3	2	
										2	0	0	0	0	0	0	
										2	0	0	0	0	2	1	
										0	0	0	0	0	0	0	
Inning Stats	R: 0 E: 0 K: 2 S: 8	H: 0 LOB: 0 BB: 0 P: 15	R: 0 E: 0 K: 0 S: 10	H: 0 LOB: 1 BB: 1 P: 17	R: 0 E: 0 K: 1 S: 8	H: 0 LOB: 0 BB: 0 P: 11	R: 0 E: 0 K: 1 S: 8	H: 0 LOB: 0 BB: 0 P: 11	R: 0 E: 0 K: 2 S: 10	H: 1 LOB: 1 BB: 0 P: 14	R: 6 E: 0 K: 2 S: 25	H: 5 LOB: 1 BB: 2 P: 42	R: 0 E: 0 K: 2 S: 9	H: 0 LOB: 0 BB: 0 P: 14	1B: 2 2B: 3 HR: 1	SF: 0 SAC: 0 DP: 0 HBP: 1	WP: 0 PA: 39 PB: 0 SB: 0 CS: 0
PITCHER	IP WLS BF H R ER SO BB IBB HBP BLK WP HR S P ERA WHIP	PITCHER															
30 Tyler Mahle, R ERA: 5.53	(1, 1) 6.2 25 1 0 0 8 3 0 1 0 0 0 0 58 104 0.00 0.600																
54 Hunter Strickland, R ERA: 5.5	(7, 1) 0.1 H 1 0 0 0 1 0 0 0 0 0 0 0 3 3 0.00 0.000																
23 Jeff Hoffman, R ERA: 2.22	(8, 1) 0.2 H 4 1 2 2 1 1 0 0 0 0 0 0 11 20 27.00 3.000																
77 Art Warren, R ERA: 7.27	(8, 1) 0.0 L 4 3 2 2 0 1 0 0 0 0 0 1 10 17 = =																
66 Joel Kuhnel, R ERA: 0.98	(8, 1) 1.1 5 1 2 2 3 0 0 0 0 0 0 0 13 19 13.50 0.750																

Batter	1	2	3	4	5	6	7	8	9	AB	R	H	RBI	BB	SO	LOB	BOTTOM				
15 Nick Senzel, R OBP: 0.259, SLG: 0.278	K		K					K		3	0	0	0	1	3	0	San Francisco Giants @ Cincinnati Reds Great American Ball Park, Cincinnati, OH Sun May 29 2022, 11:38 AM - 2:48 PM EDT Att. 20,439 - Sunny - 75 F livebaseballscorecards.com AB 32 R 4 H 8 RBI 4 BB 4 SO 9 LOB 15 				
12 Tyler Naquin, L OBP: 0.320, SLG: 0.467	G3		K							3	1	1	0	1	1	0					
37 Tyler Stephenson, R OBP: 0.366, SLG: 0.466			K							4	0	1	0	0	1	3					
19 Joey Votto, L OBP: 0.312, SLG: 0.282	G3-1									4	0	1	1	0	1	2					
22 Brandon Drury, R OBP: 0.310, SLG: 0.479										4	0	1	0	0	2	1					
17 Kyle Farmer, R OBP: 0.314, SLG: 0.423										4	2	2	0	0	0	1					
9 Mike Moustakas, L OBP: 0.326, SLG: 0.339										2	0	0	0	2	1	2					
3 Albert Almora Jr., R OBP: 0.340, SLG: 0.457										4	1	2	3	0	0	2					
33 Aramis Garcia, R OBP: 0.207, SLG: 0.250										3	0	0	0	0	0	4					
35 Alejo Lopez, S OBP: 0.333, SLG: 0.293										1	0	0	0	0	0	0					
Inning Stats	R: 0 E: 0 K: 1 S: 10	H: 1 LOB: 1 BB: 0 P: 14	R: 1 E: 0 K: 0 S: 8	H: 2 LOB: 1 BB: 1 P: 14	R: 0 E: 0 K: 3 S: 9	H: 0 LOB: 0 BB: 0 P: 13	R: 0 E: 0 K: 2 S: 9	H: 0 LOB: 0 BB: 0 P: 15	R: 0 E: 0 K: 0 S: 6	H: 0 LOB: 1 BB: 1 P: 11	R: 1 E: 0 K: 2 S: 13	H: 1 LOB: 1 BB: 1 P: 20	R: 0 E: 1 K: 0 S: 4	H: 1 LOB: 1 BB: 0 P: 9	R: 0 E: 0 K: 0 S: 8	H: 1 LOB: 1 BB: 1 P: 15	R: 2 E: 0 K: 1 S: 10	H: 2 LOB: 0 BB: 0 P: 16	1B: 6 2B: 2 3B: 0 HR: 1	SF: 0 SAC: 0 DP: 3 HBP: 0	WP: 0 PA: 36 PB: 0 SB: 0 CS: 0
PITCHER	IP WLS BF H R ER SO BB IBB HBP BLK WP HR S P ERA WHIP	PITCHER																			
38 Alex Cobb, R ERA: 5.73	(1, 1) 6.0 23 4 2 2 8 3 0 0 0 0 0 0 4 9 3.00 1.167																				
59 John Brebbia, R ERA: 2.49	(7, 1) 1.0 W 4 1 0 0 0 0 0 0 0 0 0 0 4 9 0.00 1.000																				
71 Tyler Rogers, R ERA: 6.63	(8, 1) 1.0 4 1 0 0 0 1 0 0 0 0 0 0 8 15 0.00 2.000																				
75 Camilo Doval, R ERA: 3.44	(9, 1) 1.0 5 2 2 2 1 0 0 0 0 0 1 10 16 18.00 2.000																				

Batter	1	2	3	4	5	6	7	8	9	AB	R	H	RBI	BB	SO	LOB	TOP		
12 Tyler Naquin, L OBP: 0.315, SLG: 0.460 44 Aristides Aquino, R OBP: 0.136, SLG: 0.261	L3			G3-1		FC5-2-5 15 E	K		P4	2	0	0	0	0	0	0			
22 Brandon Drury, R OBP: 0.302, SLG: 0.466	K			P6		F6		G6-3		4	0	0	0	0	1	2			
15 Nick Senzel, R OBP: 0.247, SLG: 0.265	K			F9		E5		K		4	0	0	0	0	2	1			
19 Joey Votto, L OBP: 0.326, SLG: 0.311		G1-3				17 G3				3	0	2	0	1	0	0			
37 Tyler Stephenson, R OBP: 0.354, SLG: 0.452		G6-3				L9				4	0	0	0	0	1	5			
17 Kyle Farmer, R OBP: 0.313, SLG: 0.414		G6-3				G3				3	0	0	0	1	0	1			
9 Mike Moustakas, L OBP: 0.324, SLG: 0.338 35 Alejo Lopez, S OBP: 0.333, SLG: 0.293				K		L8				4	0	1	0	0	1	2			
3 Albert Almora Jr., R OBP: 0.353, SLG: 0.460				G5-3						4	0	2	0	0	0	1			
4 Matt Reynolds, R OBP: 0.313, SLG: 0.356				G6-3						4	1	3	0	0	0	0			
Inning Stats	R: 0 H: 0 E: 0 K: 2 S: 11	H: 0 LOB: 0 BB: 0 P: 15	R: 0 H: 0 E: 0 K: 0 S: 10	H: 0 LOB: 0 BB: 0 P: 11	R: 0 H: 0 E: 0 K: 1 S: 6	H: 0 LOB: 0 BB: 0 P: 11	R: 0 H: 0 E: 0 K: 0 S: 6	H: 0 LOB: 1 BB: 0 P: 9	R: 0 H: 1 E: 0 K: 0 S: 8	R: 1 H: 2 E: 1 K: 0 S: 19	H: 2 LOB: 3 BB: 1 P: 31	R: 0 H: 2 E: 0 K: 1 S: 15	H: 2 LOB: 2 BB: 1 P: 23	R: 0 H: 1 E: 0 K: 2 S: 11	R: 1 H: 2 E: 1 K: 0 S: 13	H: 2 LOB: 2 BB: 0 P: 21	1B: 6 2B: 2 3B: 0 HR: 0	SF: 0 SAC: 0 DP: 1 HBP: 0	WP: 0 PA: 37 PB: 0 SB: 1 CS: 0
PITCHER	IP	WLS	BF	H	R	ER	SO	BB	IBB	HBP	BLK	WP	HR	S	P	ERA	WHIP		
52 Michael Wacha, R ERA: 2.43	5.2	L	21	3	1	0	3	0	0	0	0	0	0	53	72	0.00	0.529		
56 Austin Davis, L ERA: 1.59	1.0		5	1	0	0	0	2	0	0	0	0	0	15	27	0.00	3.000		
60 Tyler Danish, R ERA: 3.38	1.2		7	2	0	0	3	0	0	0	0	0	0	20	30	0.00	1.200		
31 Jake Diekmann, L ERA: 3.5	0.2		4	2	1	0	0	0	0	0	0	0	0	11	19	0.00	3.000		

Cincinnati Reds @ Boston Red Sox
Fenway Park, Boston, MA
Tue May 31 2022, 7:13 PM - 10:16 PM EDT
Att: 28,577 - Partly Cloudy - 56 F

AB 35
R 2
H 8
RBI 0
BB 2
SO 6
LOB 18



Batter	1	2	3	4	5	6	7	8	9	AB	R	H	RBI	BB	SO	LOB	BOTTOM		
5 Enrique Hernández, R OBP: 0.289, SLG: 0.340	L6									3	1	1	0	1	1	0			
11 Rafael Devers, L OBP: 0.373, SLG: 0.695				K						4	0	2	0	0	1	2			
28 J.D. Martinez, R OBP: 0.425, SLG: 0.583										3	0	0	0	1	3	4			
2 Xander Bogaerts, R OBP: 0.386, SLG: 0.473										4	0	0	0	0	2	4			
99 Alex Verdugo, L OBP: 0.263, SLG: 0.335										4	0	1	1	0	1	1			
10 Trevor Story, R OBP: 0.309, SLG: 0.435										4	0	0	0	0	3	2			
16 Franchy Cordero, L OBP: 0.322, SLG: 0.442										3	0	0	0	0	1	0			
25 Kevin Plawecki, R OBP: 0.241, SLG: 0.235										3	0	0	0	0	1	0			
19 Jackie Bradley Jr., L OBP: 0.278, SLG: 0.336										2	0	0	0	1	2	0			
Inning Stats	R: 0 H: 1 E: 0 K: 2 S: 12	H: 0 LOB: 1 BB: 0 P: 18	R: 0 H: 0 E: 0 K: 2 S: 10	H: 0 LOB: 0 BB: 0 P: 14	R: 0 H: 0 E: 0 K: 2 S: 9	H: 0 LOB: 0 BB: 0 P: 13	R: 0 H: 0 E: 0 K: 1 S: 12	H: 0 LOB: 1 BB: 1 P: 22	R: 0 H: 0 E: 0 K: 2 S: 9	R: 0 H: 0 E: 0 K: 1 S: 7	H: 0 LOB: 0 BB: 2 P: 20	R: 0 H: 0 E: 0 K: 2 S: 9	H: 0 LOB: 0 BB: 0 P: 12	R: 0 H: 0 E: 0 K: 1 S: 7	R: 1 H: 3 E: 0 K: 2 S: 18	H: 3 LOB: 2 BB: 0 P: 21	1B: 3 2B: 1 3B: 0 HR: 0	SF: 0 SAC: 0 DP: 1 HBP: 0	WP: 0 PA: 33 PB: 1 SB: 0 CS: 0
PITCHER	IP	WLS	BF	H	R	ER	SO	BB	IBB	HBP	BLK	WP	HR	S	P	ERA	WHIP		
58 Luis Castillo, R ERA: 3.38	6.0	W	21	1	0	0	10	3	0	0	0	0	0	59	100	0.00	0.667		
43 Alexis Diaz, R ERA: 1.13	1.1	H	4	0	0	0	2	0	0	0	0	0	0	11	16	0.00	0.000		
54 Hunter Strickland, R ERA: 5.3	0.2	H	2	0	0	0	1	0	0	0	0	0	0	5	8	0.00	0.000		
64 Tony Santillan, R ERA: 4.67	1.0	S	6	3	1	1	2	0	0	0	0	0	0	18	21	9.00	3.000		

Cincinnati Reds @ Boston Red Sox
Fenway Park, Boston, MA
Tue May 31 2022, 7:13 PM - 10:16 PM EDT
Att: 28,577 - Partly Cloudy - 56 F

AB 30
R 1
H 4
RBI 1
BB 3
SO 15
LOB 13



Batter	1	2	3	4	5	6	7	8	9	AB	R	H	RBI	BB	SO	LOB	TOP						
15 Nick Senzel, R OBP: 0.247, SLG: 0.264 (1, 8)	G6-3 1-2 C SI 94 C SI 94 C SI 94 X CH 84			G4-3 0-2 C ST 80 F SI 93 X SI 93		G3-1 3-2 B ST 79 C SI 94 C SI 94 C SI 94 B CH 84 B ST 82 X SI 94			G5-3 1-1 B SI 93 X SI 94 X SI 94	4 0 1 1 0 0 0													
22 Brandon Drury, R OBP: 0.307, SLG: 0.467 (1, 5)	G6-4-3 0-1 C SI 96 X SI 96 37 G6-4-3 1B			G4-3 2-2 B ST 80 F SI 93 F CH 82 F SI 94 X ST 81		F9 0-2 F CH 82 S SI 94 X ST 94			P3 0-1 C ST 80 X FF 93	4 0 2 0 0 0 1													
37 Tyler Stephenson, R OBP: 0.344, SLG: 0.437 (1, 2)	G6-4-3 0-0 X SI 95 1-2 1-2			P3 1-2 D SI 93 F SI 94 X SI 94				G6-3 2-1 B SI 94 F SI 94 X SI 94	4 0 0 0 0 0 3														
19 Joey Votto, L OBP: 0.316, SLG: 0.300 (1, 3)		F8 0-0 X SI 94		L3 1-2 S CH 83 B CH 85 F SI 94 X CH 84				F7 2-1 B FS 87 F SI 97 X FS 87	4 0 0 0 0 0 2														
17 Kyle Farmer, R OBP: 0.313, SLG: 0.412 (1, 6)	G4-6-3 2-2 C SI 93 F CH 83 B CH 85 B SI 95 F SI 94 X ST 80			P3 0-2 C SI 91 F CH 82 X SI 93				L8 1-2 B SL 86 F SI 94 X SL 86	3 0 1 0 0 0 0														
3 Albert Almora Jr., R OBP: 0.352, SLG: 0.453 (1, 7)	G4-6-3 0-0 X SI 94			G6-5-3 2-0 B ST 79 B SI 92 X SI 93				K 1-3 F FF 94 B SI 95 S SL 86	3 0 1 0 0 1 1														
9 Mike Moustakas, L OBP: 0.317, SLG: 0.328 (1, 10)			P2 0-0 X SI 94	G6-5-3 0-1 F SI 94 X CH 82				L9 1-2 B SL 85 F SI 89 X SL 84	3 0 0 0 0 0 1														
44 Aristides Aquino, R OBP: 0.159, SLG: 0.299 (1, 9)				P4 2-2 C SI 93 B SI 93 X SI 94				G3-1 1-1 X SI 93	3 1 2 0 0 0 0														
4 Matt Reynolds, R OBP: 0.356, SLG: 0.347 35 Alejandro Lopez, S OBP: 0.326, SLG: 0.286 (8, PH) (8, 4)	G3 1-1 C SI 94 X SI 93			G3-1 2-0 B SI 94 X SI 94				F9 2-0 B SI 94 X SI 94	2 0 0 0 0 0 1 1 0 0 0 0 0 1														
Inning Stats	R: 0 E: 0 K: 0 S: 6	H: 1 LOB: 0 BB: 7	R: 0 E: 0 K: 0 S: 7	H: 1 LOB: 0 BB: 9	R: 0 E: 0 K: 0 S: 6	H: 0 LOB: 0 BB: 9	R: 0 E: 0 K: 0 S: 14	H: 1 LOB: 1 BB: 18	R: 0 E: 0 K: 0 S: 6	H: 1 LOB: 0 BB: 8	R: 1 E: 0 K: 0 S: 11	H: 1 LOB: 0 BB: 19	R: 0 E: 0 K: 0 S: 7	H: 0 LOB: 0 BB: 12	R: 0 E: 0 K: 1 S: 10	H: 1 LOB: 1 BB: 13	R: 0 E: 0 K: 0 S: 8	H: 1 LOB: 1 BB: 11	1B: 7 2B: 0 3B: 0 HR: 0	SF: 0 SAC: 0 DP: 3 HBP: 0	WP: 0 PB: 0 SB: 1 CS: 1	PA: 31	
PITCHER	IP WLS BF H R ER SO BB IBB HBP BLK WP HR S P ERA WHIP	IP WLS BF H R ER SO BB IBB HBP BLK WP HR S P ERA WHIP	IP WLS BF H R ER SO BB IBB HBP BLK WP HR S P ERA WHIP	IP WLS BF H R ER SO BB IBB HBP BLK WP HR S P ERA WHIP	IP WLS BF H R ER SO BB IBB HBP BLK WP HR S P ERA WHIP	IP WLS BF H R ER SO BB IBB HBP BLK WP HR S P ERA WHIP	IP WLS BF H R ER SO BB IBB HBP BLK WP HR S P ERA WHIP	IP WLS BF H R ER SO BB IBB HBP BLK WP HR S P ERA WHIP	IP WLS BF H R ER SO BB IBB HBP BLK WP HR S P ERA WHIP	IP WLS BF H R ER SO BB IBB HBP BLK WP HR S P ERA WHIP	IP WLS BF H R ER SO BB IBB HBP BLK WP HR S P ERA WHIP	IP WLS BF H R ER SO BB IBB HBP BLK WP HR S P ERA WHIP	IP WLS BF H R ER SO BB IBB HBP BLK WP HR S P ERA WHIP	IP WLS BF H R ER SO BB IBB HBP BLK WP HR S P ERA WHIP	IP WLS BF H R ER SO BB IBB HBP BLK WP HR S P ERA WHIP	IP WLS BF H R ER SO BB IBB HBP BLK WP HR S P ERA WHIP	IP WLS BF H R ER SO BB IBB HBP BLK WP HR S P ERA WHIP	IP WLS BF H R ER SO BB IBB HBP BLK WP HR S P ERA WHIP	IP WLS BF H R ER SO BB IBB HBP BLK WP HR S P ERA WHIP				
72 Garrett Whitlock, R ERA: 3.02 89 Tanner Houck, R ERA: 3.82 46 John Schreiber, R ERA: 1.32 (1, 1) (7, 1) (9, 1)	6.0 W 20 5 1 0 0 0 0 0 0 0 0 0 50 70 0.00 0.833	2.0 H 7 1 0 0 1 0 0 0 0 0 0 17 25 0.00 0.500	1.0 4 1 0 0 0 0 0 0 0 0 0 0 8 11 0.00 1.000																				

Cincinnati Reds @ Boston Red Sox
Fenway Park, Boston, MA
Wed Jun 01 2022, 7:14 PM - 9:53 PM EDT
Att: 30,219 - Cloudy - 56 F

AB	31
R	1
H	7
RBI	1
BB	0
SO	1
LOB	10



Batter	1	2	3	4	5	6	7	8	9	AB	R	H	RBI	BB	SO	LOB	BOTTOM					
16 Franchy Cordero, L OBP: 0.308, SLG: 0.420 (1, 9)	K 3-3 S FF 99 B FF 100 F FF 100 B FF 100 S FF 101		K 3-3 C SL 88 B SL 88 B SL 88 F FF 100 B SL 88 S SL 88		K 2-3 B CH 89 C CH 88 B CH 84 S CH 89		K 2-3 B CH 89 C CH 88 B CH 84 S CH 89		G4-3 1-2 B FC 86 C FC 86 X FC 86	4 0 0 0 0 3 0												
11 Rafael Devers, L OBP: 0.371, SLG: 0.693 (1, 5)	K 2-3 S FF 100 B FF 101 F FF 101 B SL 90 S SL 89			G1-3 0-2 S FF 98 F FF 98 X FF 100		G1-3 2-0 B CH 90 B SI 95 X CH 88		F9 1-1 B FC 86 F FC 86 X FC 86	4 1 1 0 0 1 0													
28 J.D. Martinez, R OBP: 0.422, SLG: 0.555 (1, 10)	K 2-3 F FF 100 B FF 100 B SL 90 S SL 90			2B 1-2 C FF 99 F FF 99 D SL 89 X SL 89		K 0-3 F FF 96 S FF 95 X FF 95		K 2-3 C FS 87 B FS 86 F FS 86 B FS 86 S FS 88	4 1 1 0 0 3 0													
2 Xander Bogaerts, R OBP: 0.393, SLG: 0.473 (1, 6)		K 2-3 S SL 89 B SL 88 B SL 88 C FF 101		1B 2-2 S SL 88 F SL 88 B SL 88 D SL 88 X FF 100		1B 1-2 99 2B 3-H		BB 4-1 B FF 93 C FF 91 B FF 93	2 2 1 1 2 1 0													
99 Alex Verdugo, L OBP: 0.273, SLG: 0.352 (1, 7)	G3-1 2-2 F FF 101 B FF 100 B FF 100 X SL 88			2B 0-1 F FF 98 X CH 92		2B 1-3 19 1B 1-H 2-H		BB 1-0 C FF 92 X FF 92	3 2 2 2 1 0 0													
10 Trevor Story, R OBP: 0.313, SLG: 0.439 (1, 4)	2B 0-0 X SL 90			K 2-3 F FF 99 B SL 87 S SL 87		K 2-2 B SL 80 D SL 81 B SL 87 S SL 80 X SL 89		G1-3 2-2 B SL 80 D SL 81 B SL 87 S SL 80 X SL 89	3 1 1 0 1 1 3													
7 Christian Vázquez, R OBP: 0.336, SLG: 0.407 (1, 2)	K 1-3 B FF 99 C SL 87 S SL 89			G6-3 3-2 B FF 99 D SL 88 F FF 98 F FF 98 X SL 90		G6-3 3-2 B FF 99 D SL 88 F FF 98 F FF 98 X SL 90		FC6-2 1-1 F SL 81 D SL 80 X SL 81	4 0 0 0 0 2 7													
19 Jackie Bradley Jr., L OBP: 0.284, SLG: 0.353 (1, 8)			F7 0-0 X FF 99	1B 0-1 C FF 99 X FF 98		1B 2-3 29 FC6-4 2-H		G3-1 3-3 X FC 86	4 0 2 4 0 0 2													
29 Bobby Dalbec, R OBP: 0.261, SLG: 0.291 (1, 3)	K 1-3 C FF 99 F FF 99 S SL 89 S SL 89			FC6-4 1-0 B SL 84 X SL 82		K 1-2 1-2		F9 1-0 D SL 82 X FF 94	4 0 0 0 0 2 2													
Inning Stats	R: 0 E: 0 K: 3 S: 9	H: 0 LOB: 0 BB: 0 P: 16	R: 0 E: 0 K: 2 S: 10	H: 1 LOB: 1 BB: 0 P: 15	R: 0 E: 0 K: 2 S: 9	H: 0 LOB: 0 BB: 0 P: 13	R: 4 E: 0 K: 1 S: 22	H: 5 LOB: 1 BB: 0 P: 31	R: 0 E: 0 K: 2 S: 7	H: 0 LOB: 0 BB: 0 P: 11	R: 0 E: 0 K: 0 S: 8	H: 1 LOB: 2 BB: 1 P: 16	R: 0 E: 0 K: 1 S: 8	H: 0 LOB: 0 BB: 10	R: 3 E: 0 K: 2 S: 17	H: 1 LOB: 1 BB: 3 P: 31	1B: 3 2B: 4 3B: 1 HR: 0	SF: 0 SAC: 0 DP: 0 HBP: 0	WP: 1 PB: 0 SB: 0 CS: 0	PA: 36		
PITCHER	IP WLS BF H R ER SO BB IBB HBP BLK WP HR S P ERA WHIP	IP WLS BF H R ER SO BB IBB HBP BLK WP HR S P ERA WHIP	IP WLS BF H R ER SO BB IBB HBP BLK WP HR S P ERA WHIP	IP WLS BF H R ER SO BB IBB HBP BLK WP HR S P ERA WHIP	IP WLS BF H R ER SO BB IBB HBP BLK WP HR S P ERA WHIP	IP WLS BF H R ER SO BB IBB HBP BLK WP HR S P ERA WHIP	IP WLS BF H R ER SO BB IBB HBP BLK WP HR S P ERA WHIP	IP WLS BF H R ER SO BB IBB HBP BLK WP HR S P ERA WHIP	IP WLS BF H R ER SO BB IBB HBP BLK WP HR S P ERA WHIP	IP WLS BF H R ER SO BB IBB HBP BLK WP HR S P ERA WHIP	IP WLS BF H R ER SO BB IBB HBP BLK WP HR S P ERA WHIP	IP WLS BF H R ER SO BB IBB HBP BLK WP HR S P ERA WHIP	IP WLS BF H R ER SO BB IBB HBP BLK WP HR S P ERA WHIP	IP WLS BF H R ER SO BB IBB HBP BLK WP HR S P ERA WHIP	IP WLS BF H R ER SO BB IBB HBP BLK WP HR S P ERA WHIP	IP WLS BF H R ER SO BB IBB HBP BLK WP HR S P ERA WHIP	IP WLS BF H R ER SO BB IBB HBP BLK WP HR S P ERA WHIP	IP WLS BF H R ER SO BB IBB HBP BLK WP HR S P ERA WHIP	IP WLS BF H R ER SO BB IBB HBP BLK WP HR S P ERA WHIP			
21 Hunter Greene, R ERA: 6.19 85 Luis Cessa, R ERA: 5.4 Vladimir Gutierrez, R ERA: 7.57 75 Ross Detwiler, L ERA: 23 Jeff Hoffman, R ERA: 3.2 (1, 1) (4, 1) (6, 1) (6, 1) (8, 1)	3.2 L 17 6 4 4 8 0 0 0 0 0 0 0 8 13 0.00 0.000	1.1 4 0 0 0 2 0 0 0 0 0 0 0 9 11 0.00 3.000	0.2 4 1 0 0 0 1 0 0 0 0 0 0 7 15 0.00 3.000	1.1 4 0 0 0 1 0 0 0 0 0 0 0 9 11 0.00 3.000	1.0 7 1 3 3 2 2 1 0 0 1 0 17 31 27.00 3.000																	

Cincinnati Reds @ Boston Red Sox
Fenway Park, Boston, MA
Wed Jun 01 2022, 7:14 PM - 9:53 PM EDT
Att: 30,219 - Cloudy - 56 F

AB	32
R	7
H	8
RBI	7
BB	4
SO	13
LOB	14



Batter	1	2	3	4	5	6	7	8	9	AB	R	H	RBI	BB	SO	LOB	TOP									
1 César Hernández, S OBP: 0.326, SLG: 0.345	G1-3		G1-3			G5-3		K		4	0	0	0	0	1	0	Washington Nationals @ Cincinnati Reds Great American Ball Park, Cincinnati, OH Thu Jun 02 2022, 6:44 PM - 9:22 PM EDT Att. 12,799 - Clear - 73 F									
20 Keibert Ruiz, S OBP: 0.327, SLG: 0.361	L7			G4-3		K		F7		4	0	0	0	0	1	0										
22 Juan Soto, L OBP: 0.373, SLG: 0.429	G5-3			G3-1		G4-3			K	4	0	0	0	0	1	0										
23 Nelson Cruz, R OBP: 0.318, SLG: 0.333		K		G3			G6-3		G6-3	4	0	0	0	0	1	0										
19 Josh Bell, S OBP: 0.386, SLG: 0.436		K			G4-3		HR		29 DI 1B	4	1	2	1	0	1	0										
29 Yadiel Hernández, L OBP: 0.336, SLG: 0.436			7 FC5-4 1B		G6-3 2 7 1B BB		G1-3		G6-3	3	0	1	0	1	0	1										
7 Maikel Franco, R OBP: 0.289, SLG: 0.378				FC5-4 1-2		2 G6-3 1B				3	0	2	0	0	0	1										
2 Luis García Jr., L OBP: 0.143, SLG: 0.143			F8		G6-3			K		3	0	0	0	0	1	3										
16 Victor Robles, R OBP: 0.301, SLG: 0.309			G5-3					K		3	0	0	0	0	2	2										
Inning Stats	R: 0 E: 0 K: 0 S: 8	H: 0 LOB: 0 BB: 0 P: 12	R: 0 E: 0 K: 2 S: 10	H: 1 LOB: 1 BB: 0 P: 13	R: 0 E: 0 K: 0 S: 7	H: 0 LOB: 0 BB: 0 P: 9	R: 0 E: 0 K: 0 S: 10	H: 0 LOB: 0 BB: 0 P: 14	R: 0 E: 0 K: 1 S: 12	H: 1 LOB: 2 BB: 1 P: 22	R: 0 E: 0 K: 1 S: 6	H: 0 LOB: 0 BB: 0 P: 8	R: 1 E: 0 K: 1 S: 12	H: 2 LOB: 1 BB: 0 P: 14	R: 0 E: 0 K: 2 S: 9	H: 0 LOB: 0 BB: 0 P: 13	R: 0 E: 0 K: 1 S: 11	H: 1 LOB: 1 BB: 0 P: 13	1B: 4 2B: 0 3B: 0 HR: 1	SF: 0 SAC: 0 DP: 0 HBP: 0	WP: 0 PB: 0 SB: 0 CS: 0	PA: 33				
PITCHER	IP	WLS	BF	H	R	ER	SO	BB	IBB	HBP	BLK	WP	HR	S	P	ERA	WHIP									
51 Graham Ashcraft, R ERA: 1.53	(1, 1)	7.0	W	26	4	1	1	5	1	0	0	0	0	1	65	92	1.29	0.714								
77 Art Warren, R ERA: 8.87	(8, 1)	1.0		3	0	0	0	2	0	0	0	0	0	9	13	0.00	0.000									
66 Joel Kuhnel, R ERA: 0.87	(9, 1)	1.0		4	1	0	0	1	0	0	0	0	0	11	13	0.00	1.000									

Batter	1	2	3	4	5	6	7	8	9	AB	R	H	RBI	BB	SO	LOB	BOTTOM										
15 Nick Senzel, R OBP: 0.265, SLG: 0.275	K		19 BB 28 BB 1B					F8		4	1	2	0	1	1	0	Washington Nationals @ Cincinnati Reds Great American Ball Park, Cincinnati, OH Thu Jun 02 2022, 6:44 PM - 9:22 PM EDT Att. 12,799 - Clear - 73 F										
22 Brandon Drury, R OBP: 0.312, SLG: 0.468	28 BB 19 HR 1B		L9		K		22 1B 28 SF8 1B			4	2	2	0	0	1	3											
28 Tommy Pham, R OBP: 0.339, SLG: 0.371	19 HR BB		19 BB BB		F3		SF8			1	1	0	1	2	0	2											
19 Joey Votto, L OBP: 0.328, SLG: 0.330			17 G6-4-3 BB		G3-1		3-H 17 HR BB			2	2	1	3	2	0	2											
17 Kyle Farmer, R OBP: 0.317, SLG: 0.434	K		G6-4-3				9 S 1B	1-H 2-H HR		4	1	2	3	0	1	3											
9 Mike Moustakas, L OBP: 0.308, SLG: 0.317	G4-3				P5		K	P5		4	0	0	0	0	1	1											
3 Albert Almora Jr., R OBP: 0.345, SLG: 0.439			33 G6-4-3 1B		E6 33 CS		G6-3	F8		4	0	1	0	0	0	1											
33 Aramis García, R OBP: 0.194, SLG: 0.233		G6-4-3			F8		F8	K		4	0	0	0	0	1	3											
4 Matt Reynolds, R OBP: 0.363, SLG: 0.392		F9					15 BB 1B	G6-3		4	1	2	1	0	0	0											
Inning Stats	R: 3 E: 0 K: 2 S: 17	H: 2 LOB: 0 BB: 1 P: 29	R: 0 E: 0 K: 0 S: 4	H: 1 LOB: 0 BB: 0 P: 8	R: 0 E: 0 K: 0 S: 11	H: 1 LOB: 2 BB: 2 P: 22	R: 0 E: 1 K: 0 S: 6	H: 0 LOB: 0 BB: 0 P: 13	R: 0 E: 0 K: 1 S: 10	H: 1 LOB: 2 BB: 1 P: 18	R: 0 E: 0 K: 1 S: 9	H: 1 LOB: 1 BB: 0 P: 12	R: 5 E: 0 K: 0 S: 16	H: 4 LOB: 0 BB: 1 P: 26	R: 0 E: 0 K: 1 S: 8	H: 0 LOB: 0 BB: 0 P: 11	1B: 7 2B: 0 3B: 0 HR: 3	SF: 1 SAC: 0 DP: 2 HBP: 0	WP: 0 PB: 0 SB: 1 CS: 1	PA: 37							
PITCHER	IP	WLS	BF	H	R	ER	SO	BB	IBB	HBP	BLK	WP	HR	S	P	ERA	WHIP										
60 Joan Adon, R ERA: 5.98	(1, 1)	5.1	L	24	6	3	3	4	4	0	0	0	0	0	1	54	98	5.06	1.875								
61 Erasmo Ramírez, R ERA: 3.74	(6, 1)	1.0		6	3	3	3	0	0	0	0	0	1	11	15	27.00	3.000										
13 Josh Rogers, L ERA: 5.13	(7, 1)	0.2		4	1	2	2	0	1	0	0	0	1	8	15	27.00	3.000										
30 Paolo Espino, R ERA: 2.19	(8, 1)	1.0		3	0	0	0	1	0	0	0	0	0	8	11	0.00	0.000										

Batter	1	2	3	4	5	6	7	8	9	AB	R	H	RBI	BB	SO	LOB	TOP									
1 César Hernández, S OBP: 0.324, SLG: 0.342	F8		28 HR 1B		P6	F9		G3-1		5	1	1	1	0	0	0	Washington Nationals @ Cincinnati Reds Great American Ball Park, Cincinnati, OH Fri Jun 03 2022, 6:41 PM - 9:50 PM EDT Att. 19,032 - Clear - 84 F									
28 Lane Thomas, R OBP: 0.298, SLG: 0.406	L8		HR		HR	HR	HR	F8		5	3	3	4	0	0	0										
22 Juan Soto, L OBP: 0.374, SLG: 0.440	F7		HR		HR	19 1B 23 1B	G2-3	G4-3		4	1	1	1	1	0	0										
23 Nelson Cruz, R OBP: 0.325, SLG: 0.358		HR	K		19 1B	1B	19 E 7 1B	K		5	2	3	1	0	2	0										
19 Josh Bell, S OBP: 0.382, SLG: 0.430	K		P3		1B	FC4 7 E 7 1B	FC4 7 E 7 1B	K		5	0	1	0	0	2	1										
7 Maikel Franco, R OBP: 0.287, SLG: 0.374	G6-3		K		K	E8 15 BB	E8 15 BB	L5		5	0	1	1	0	1	3										
15 Riley Adams, R OBP: 0.362, SLG: 0.362	L8		K		G1-3	BB	BB	BB		3	0	0	0	1	1	3										
2 Luis García Jr., L OBP: 0.182, SLG: 0.273	G6-3		2B		K	F8	F8	F8		4	0	1	0	0	1	3										
16 Victor Robles, R OBP: 0.300, SLG: 0.315	1B		2B		K	F8	F8	F8		4	1	1	0	0	2	4										
Inning Stats	R: 0 E: 0 K: 0 S: 5	H: 0 LOB: 0 BB: 0 P: 8	R: 1 E: 0 K: 1 S: 10	H: 1 LOB: 0 BB: 0 P: 17	R: 4 E: 0 K: 1 S: 14	H: 4 LOB: 0 BB: 0 P: 21	R: 0 E: 0 K: 2 S: 9	H: 1 LOB: 1 BB: 0 P: 14	R: 1 E: 0 K: 1 S: 14	H: 3 LOB: 3 BB: 1 P: 26	R: 0 E: 0 K: 2 S: 7	H: 0 LOB: 0 BB: 0 P: 10	R: 2 E: 2 K: 0 S: 18	H: 3 LOB: 3 BB: 1 P: 31	R: 0 E: 0 K: 0 S: 6	H: 0 LOB: 0 BB: 0 P: 11		R: 0 E: 0 K: 2 S: 11	H: 0 LOB: 0 BB: 0 P: 17	1B: 5 2B: 2 3B: 0 HR: 5	SF: 0 SAC: 0 DP: 0 HBP: 0	WP: 0 PB: 0 SB: 0 CS: 0	PA: 42			
PITCHER	IP	WLS	BF	H	R	ER	SO	BB	IBB	HBP	BLK	WP	HR	S	P	ERA	WHIP									
31 Mike Minor, L ERA: 11.25	4.0	L	18	6	5	5	4	0	0	0	0	0	3	38	60	11.25	1.500									
Vladimir Gutierrez, R ERA: 7.61	1.0		7	3	1	1	1	1	0	0	0	0	1	14	26	9.00	4.000									
23 Jeff Hoffman, R ERA: 3.38	1.1		8	3	2	1	2	0	0	0	0	0	1	19	29	6.75	2.250									
66 Joel Kuhnel, R ERA: 0.77	1.1		5	0	0	0	0	1	0	0	0	0	0	11	20	0.00	0.750									
75 Ross Detwiler, L ERA:	0.1		1	0	0	0	0	0	0	0	0	0	0	1	3	0.00	0.000									
PITCHER	IP	WLS	BF	H	R	ER	SO	BB	IBB	HBP	BLK	WP	HR	S	P	ERA	WHIP									
85 Luis Cessa, R ERA: 5.14	1.0		3	0	0	0	2	0	0	0	0	0	0	0	11	17	0.00	0.000								



Batter	1	2	3	4	5	6	7	8	9	AB	R	H	RBI	BB	SO	LOB	BOTTOM								
15 Nick Senzel, R OBP: 0.262, SLG: 0.271	P3		K2		F7			28 WP 22 1B 19 HR	L9	5	1	1	0	0	1	3	Washington Nationals @ Cincinnati Reds Great American Ball Park, Cincinnati, OH Fri Jun 03 2022, 6:41 PM - 9:50 PM EDT Att. 19,032 - Clear - 84 F								
22 Brandon Drury, R OBP: 0.309, SLG: 0.459	E6 28 HR		P2		K			28 WP 19 HR	P3	5	2	1	0	0	1	2									
28 Tommy Pham, R OBP: 0.342, SLG: 0.390	HR		BB		BB			K		3	1	1	2	1	2	2									
19 Joey Votto, L OBP: 0.326, SLG: 0.353	K		K		L7			HR		4	1	1	3	0	2	1									
37 Tyler Stephenson, R OBP: 0.333, SLG: 0.423	F9		F8		K			K		4	0	0	0	0	2	1									
9 Mike Moustakas, L OBP: 0.320, SLG: 0.320	K		BB		BB			35 G3 BB	3 FC6-4 1B	2	0	1	0	2	1	0									
3 Albert Almora Jr., R OBP: 0.323, SLG: 0.410	K		G4-3		P6			FC6-4 1B		4	0	0	0	0	1	4									
35 Alejo Lopez, S OBP: 0.340, SLG: 0.273	G3-1		BB		G3			BB		2	0	0	0	2	0	1									
4 Matt Reynolds, R OBP: 0.358, SLG: 0.386	15 K2 1B		K		G6-3			L8		4	0	1	0	0	1	3									
Inning Stats	R: 2 E: 1 K: 1 S: 10	H: 1 LOB: 0 BB: 0 P: 17	R: 0 E: 0 K: 2 S: 7	H: 0 LOB: 0 BB: 0 P: 12	R: 0 E: 0 K: 1 S: 7	H: 1 LOB: 0 BB: 0 P: 13	R: 0 E: 0 K: 1 S: 11	H: 0 LOB: 2 BB: 2 P: 22	R: 0 E: 0 K: 2 S: 9	H: 0 LOB: 1 BB: 1 P: 17	R: 0 E: 0 K: 2 S: 7	H: 0 LOB: 0 BB: 0 P: 10	R: 0 E: 0 K: 0 S: 7	H: 0 LOB: 1 BB: 1 P: 15	R: 3 E: 0 K: 2 S: 14	H: 4 LOB: 1 BB: 0 P: 20		R: 0 E: 0 K: 0 S: 7	H: 0 LOB: 1 BB: 1 P: 14	1B: 4 2B: 1 3B: 0 HR: 2	SF: 0 SAC: 0 DP: 1 HBP: 0	WP: 2 PB: 0 SB: 0 CS: 0	PA: 38		
PITCHER	IP	WLS	BF	H	R	ER	SO	BB	IBB	HBP	BLK	WP	HR	S	P	ERA	WHIP								
40 Josiah Gray, R ERA: 4.71	6.0	W	23	2	2	1	9	3	0	0	0	0	0	0	0	0	0.833								
58 Carl Edwards Jr., R ERA: 1.93	1.0		4	0	0	0	0	1	0	0	0	0	0	7	15	0.00	1.000								
64 Victor Arano, R ERA: 4.94	0.1		4	3	3	3	1	0	0	0	0	1	1	7	11	81.00	9.000								
67 Kyle Finnegan, R ERA: 4.05	0.2	H	3	1	0	0	1	0	0	0	0	0	0	7	9	0.00	1.500								
21 Tanner Rainey, R ERA: 2.2	1.0	S	4	0	0	0	0	1	0	0	0	0	0	7	14	0.00	1.000								



Batter	1	2	3	4	5	6	7	8	9	AB	R	H	RBI	BB	SO	LOB	TOP		
1 César Hernández, S OBP: 0.324, SLG: 0.343										5	1	1	0	1	2	6	<p>Washington Nationals @ Cincinnati Reds</p> <p>Great American Ball Park, Cincinnati, OH</p> <p>Sat Jun 04 2022, 4:13 PM - 7:56 PM EDT</p> <p>Att: 23,128 - Partly Cloudy - 83 F</p> <p>livebaseballscorecards.com</p> <p>AB 41 R 10 H 15 RBI 10 BB 4 SO 12 LOB 20</p>		
28 Lane Thomas, R OBP: 0.279, SLG: 0.409										4	1	2	0	1	1	1			
22 Juan Soto, L OBP: 0.374, SLG: 0.470										5	2	2	4	0	2	3			
23 Nelson Cruz, R OBP: 0.337, SLG: 0.366										4	1	3	0	1	0	1			
16 Víctor Robles, R OBP: 0.290, SLG: 0.315										0	1	0	0	0	0	0			
19 Josh Bell, S OBP: 0.373, SLG: 0.419										5	1	0	0	0	2	4			
29 Yadiel Hernández, L OBP: 0.331, SLG: 0.428										5	1	1	0	0	4	3			
20 Keibert Ruiz, S OBP: 0.323, SLG: 0.351										4	0	0	0	1	1	2			
7 Maikel Franco, R OBP: 0.294, SLG: 0.379										5	2	3	2	0	0	0			
2 Luis García Jr., L OBP: 0.313, SLG: 0.467										4	0	3	4	0	0	0			
Inning Stats	R: 0 E: 0 K: 1 S: 12	H: 0 LOB: 1 BB: 1 P: 21	R: 0 E: 0 K: 2 S: 8	H: 0 LOB: 0 BB: 0 P: 13	R: 0 E: 0 K: 0 S: 6	H: 2 LOB: 2 BB: 0 P: 10	R: 3 E: 0 K: 0 S: 13	H: 4 LOB: 2 BB: 1 P: 21	R: 0 E: 0 K: 1 S: 12	H: 0 LOB: 0 BB: 0 P: 19	R: 3 E: 0 K: 2 S: 19	H: 3 LOB: 1 BB: 1 P: 31	R: 1 E: 0 K: 2 S: 15	H: 2 LOB: 2 BB: 1 P: 28	R: 3 E: 1 K: 2 S: 19	H: 3 LOB: 0 BB: 0 P: 26	1B: 11 HR: 2	SF: 1 2B: 2 3B: 0 HBP: 0	WP: 1 PA: 46 PB: 0 SB: 0 CS: 1
PITCHER	IP WLS BF H R ER SO BB IBB HBP BLK WP HR S P ERA WHIP	6.0 26 7 3 3 6 2 0 0 0 0 1 63 104 4.50 1.500	1.0 7 3 3 3 2 1 0 0 0 0 1 19 31 27.00 4.000	0.2 B 5 2 1 1 1 0 0 0 0 1 0 12 23 13.50 4.500	0.1 1 0 0 0 1 0 0 0 0 0 0 3 5 0.00 0.000	1.0 L 7 3 3 0 2 0 0 0 0 0 0 0 19 26 0.00 3.000													

Batter	1	2	3	4	5	6	7	8	9	AB	R	H	RBI	BB	SO	LOB	BOTTOM		
15 Nick Senzel, R OBP: 0.259, SLG: 0.267										5	1	1	0	0	1	1	<p>Washington Nationals @ Cincinnati Reds</p> <p>Great American Ball Park, Cincinnati, OH</p> <p>Sat Jun 04 2022, 4:13 PM - 7:56 PM EDT</p> <p>Att: 23,128 - Partly Cloudy - 83 F</p> <p>livebaseballscorecards.com</p> <p>AB 37 R 8 H 10 RBI 8 BB 4 SO 9 LOB 13</p>		
22 Brandon Drury, R OBP: 0.317, SLG: 0.479										4	3	2	1	1	1	0			
28 Tommy Pham, R OBP: 0.339, SLG: 0.384										5	0	1	0	0	2	3			
19 Joey Votto, L OBP: 0.322, SLG: 0.347										5	0	1	0	0	0	4			
37 Tyler Stephenson, R OBP: 0.343, SLG: 0.425										4	1	2	0	1	1	1			
17 Kyle Farmer, R OBP: 0.322, SLG: 0.432										3	1	1	2	1	1	2			
9 Mike Moustakas, L OBP: 0.318, SLG: 0.313										3	1	0	1	1	1	2			
3 Albert Almora Jr., R OBP: 0.318, SLG: 0.446										4	1	1	4	0	1	0			
4 Matt Reynolds, R OBP: 0.354, SLG: 0.379										4	0	1	0	0	1	0			
Inning Stats	R: 2 E: 0 K: 1 S: 18	H: 2 LOB: 2 BB: 2 P: 36	R: 0 E: 0 K: 0 S: 7	H: 0 LOB: 0 BB: 0 P: 10	R: 0 E: 0 K: 0 S: 11	H: 2 LOB: 0 BB: 0 P: 18	R: 0 E: 0 K: 0 S: 9	H: 1 LOB: 1 BB: 0 P: 10	R: 5 E: 0 K: 0 S: 20	H: 3 LOB: 0 BB: 2 P: 35	R: 0 E: 0 K: 2 S: 8	H: 0 LOB: 0 BB: 0 P: 13	R: 0 E: 0 K: 1 S: 8	H: 0 LOB: 0 BB: 0 P: 10	R: 0 E: 0 K: 3 S: 9	H: 0 LOB: 0 BB: 0 P: 11		1B: 8 HR: 2	SF: 0 2B: 0 3B: 0 HBP: 0
PITCHER	IP WLS BF H R ER SO BB IBB HBP BLK WP HR S P ERA WHIP	4.2 23 4 1 3 3 0 2 0 0 0 0 1 13 23 81.00 9.000	1.0 3 0 0 0 2 0 0 0 0 0 0 8 13 0.00 0.000	1.0 3 0 0 0 1 0 0 0 0 0 0 8 10 0.00 0.000	1.0 W 3 0 0 0 3 0 0 0 0 0 0 9 11 0.00 0.000														

Batter	1	2	3	4	5	6	7	8	9	AB	R	H	RBI	BB	SO	LOB	TOP
12 Daulton Varsho, L (1, 10) OBP: 0.319, SLG: 0.433										3	0	1	0	0	1	0	Arizona Diamondbacks @ Cincinnati Reds Great American Ball Park, Cincinnati, OH Mon Jun 06 2022, 6:54 PM - 9:05 PM EDT Att. 9,485 - Partly Cloudy - 68 F
10 Josh Rojas, L (1, 5) OBP: 0.355, SLG: 0.414										3	0	0	0	0	1	1	
4 Ketel Marte, S (1, 4) OBP: 0.327, SLG: 0.416										3	0	0	0	0	1	0	
53 Christian Walker, R (1, 3) OBP: 0.298, SLG: 0.466										2	0	0	0	0	0	0	
6 David Peralta, L (1, 7) OBP: 0.316, SLG: 0.452										1	0	0	0	0	0	0	
21 Cooper Hummel, S (4, 7) OBP: 0.307, SLG: 0.323										1	0	0	0	0	1	0	
30 Jake McCarthy, L (1, 9) OBP: 0.264, SLG: 0.348										2	0	0	0	0	2	0	
5 Alek Thomas, L (1, 8) OBP: 0.286, SLG: 0.456										2	0	0	0	0	1	0	
2 Geraldo Perdomo, S (1, 6) OBP: 0.333, SLG: 0.274										2	0	0	0	0	0	0	
36 Jose Herrera, S (1, 2) OBP: 0.254, SLG: 0.210										2	0	0	0	0	1	0	
Inning Stats	R: 0 E: 0 K: 1 S: 8	H: 1 LOB: 0 BB: 0 P: 16	R: 0 E: 0 K: 1 S: 9	H: 0 LOB: 0 BB: 0 P: 14	R: 0 E: 0 K: 1 S: 8	H: 0 LOB: 0 BB: 0 P: 12	R: 0 E: 0 K: 2 S: 9	H: 0 LOB: 0 BB: 0 P: 15	R: 0 E: 0 K: 1 S: 8	H: 0 LOB: 0 BB: 0 P: 14	R: 0 E: 0 K: 0 S: 4	H: 0 LOB: 0 BB: 0 P: 5	R: 0 E: 0 K: 0 S: 4	H: 0 LOB: 0 BB: 0 P: 5	1B: 1 2B: 1 3B: 0 HR: 0	SF: 0 SAC: 0 DP: 1 HBP: 0	WP: 0 PA: 21 PB: 0 SB: 0 CS: 1
PITCHER 21 Hunter Greene, R (1, 1) ERA: 5.4	IP: 7.0 WLS: W BF: 21	H: 1 R: 0 ER: 0 SO: 8	BB: 0 IBB: 0 HBP: 0 BLK: 0	WP: 0 HR: 0 S: 54 P: 87	ERA: 0.00 WHIP: 0.143	PITCHER IP: WLS: BF: H: R: ER: SO: BB: IBB: HBP: BLK: WP: HR: S: P: ERA: WHIP											

Batter	1	2	3	4	5	6	7	8	9	AB	R	H	RBI	BB	SO	LOB	BOTTOM
15 Nick Senzel, R (1, 10) OBP: 0.265, SLG: 0.273										4	0	1	1	0	1	0	Arizona Diamondbacks @ Cincinnati Reds Great American Ball Park, Cincinnati, OH Mon Jun 06 2022, 6:54 PM - 9:05 PM EDT Att. 9,485 - Partly Cloudy - 68 F
22 Brandon Drury, R (1, 5) OBP: 0.324, SLG: 0.497										4	2	2	1	0	0	1	
28 Tommy Pham, R (1, 7) OBP: 0.340, SLG: 0.383										4	0	0	0	0	1	2	
19 Joey Votto, L (1, 3) OBP: 0.331, SLG: 0.362										2	2	1	0	2	0	0	
37 Tyler Stephenson, R (1, 2) OBP: 0.365, SLG: 0.455										3	2	2	2	1	0	0	
17 Kyle Farmer, R (1, 6) OBP: 0.324, SLG: 0.432										3	0	2	2	0	0	1	
3 Albert Almora Jr., R (1, 8) OBP: 0.324, SLG: 0.431										4	0	1	1	0	1	5	
35 Alejo Lopez, S (1, 4) OBP: 0.339, SLG: 0.300										4	1	2	0	0	1	0	
44 Aristides Aquino, R (1, 9) OBP: 0.176, SLG: 0.306										3	0	1	0	0	1	1	
Inning Stats	R: 1 E: 0 K: 1 S: 16	H: 2 LOB: 3 BB: 1 P: 31	R: 1 E: 0 K: 0 S: 14	H: 2 LOB: 1 BB: 0 P: 22	R: 0 E: 0 K: 0 S: 7	H: 1 LOB: 1 BB: 0 P: 16	R: 0 E: 0 K: 1 S: 6	H: 1 LOB: 0 BB: 0 P: 9	R: 2 E: 0 K: 2 S: 18	H: 2 LOB: 1 BB: 1 P: 30	R: 0 E: 0 K: 1 S: 7	H: 0 LOB: 0 BB: 0 P: 9	R: 3 E: 0 K: 0 S: 16	H: 4 LOB: 2 BB: 1 P: 22	1B: 7 2B: 4 3B: 0 HR: 1	SF: 0 SAC: 0 DP: 0 HBP: 1	
PITCHER 40 Madison Bumgarner, L (1, 1) ERA: 3.64	IP: 5.0 WLS: L BF: 25	H: 4 R: 4 ER: 4 SO: 4	BB: 2 IBB: 0 HBP: 1 BLK: 0	WP: 0 HR: 1 S: 61 P: 108	ERA: 7.20 WHIP: 2.000	PITCHER IP: WLS: BF: H: R: ER: SO: BB: IBB: HBP: BLK: WP: HR: S: P: ERA: WHIP											
57 Taylor Widener, R (6, 1) ERA: 9.64	IP: 1.2 WLS: L BF: 10	H: 4 R: 3 ER: 3 SO: 1	BB: 1 IBB: 0 HBP: 0 BLK: 0	WP: 0 HR: 0 S: 23 P: 31	ERA: 16.20 WHIP: 3.000	PITCHER IP: WLS: BF: H: R: ER: SO: BB: IBB: HBP: BLK: WP: HR: S: P: ERA: WHIP											

Batter	1	2	3	4	5	6	7	8	9	AB	R	H	RBI	BB	SO	LOB	TOP			
12 Daulton Varsho, L OBP: 0.316, SLG: 0.427	G6-3			P1		K		G4-3	1B	5	0	1	2	0	1	1	Arizona Diamondbacks @ Cincinnati Reds Great American Ball Park, Cincinnati, OH Tue Jun 07 2022, 6:44 PM - 10:58 PM EDT Att: 11,512 - Partly Cloudy - 82 F			
26 Pavin Smith, L OBP: 0.295, SLG: 0.375	G6-3			1B		K		F9	G4-3	5	0	1	0	0	1	2				
4 Ketel Marte, S OBP: 0.330, SLG: 0.438	G6-3			2B				G6-3	HR	4	1	2	1	0	0	0				
53 Christian Walker, R OBP: 0.292, SLG: 0.456 21 Cooper Hummel, S OBP: 0.307, SLG: 0.323	K2-3			L8				F9		4	0	0	0	0	1	1				
6 David Peralta, L OBP: 0.309, SLG: 0.442	G4-3					G5-3			L7	4	0	0	0	0	1	0				
8 Jordan Luplow, R OBP: 0.293, SLG: 0.458	F7					F9				3	2	1	0	0	0	0				
30 Jake McCarthy, L OBP: 0.276, SLG: 0.371				B5-3		K				4	2	2	0	0	1	0				
16 Jake Hager, R OBP: 0.308, SLG: 0.190	G4-3			G4-3						3	1	1	0	1	1	2				
2 Geraldo Perdomo, S OBP: 0.337, SLG: 0.302	G1-3					G4-3				4	2	2	5	0	0	1				
Inning Stats	R: 0 E: 0 K: 0 S: 8	H: 0 LOB: 0 BB: 0 P: 11	R: 0 E: 0 K: 1 S: 10	H: 0 LOB: 0 BB: 0 P: 14	R: 0 E: 0 K: 0 S: 8	H: 2 LOB: 1 BB: 0 P: 12	R: 0 E: 0 K: 0 S: 7	H: 1 LOB: 0 BB: 0 P: 10	R: 0 E: 0 K: 1 S: 10	H: 0 LOB: 0 BB: 0 P: 14	R: 0 E: 0 K: 2 S: 10	H: 0 LOB: 0 BB: 0 P: 13	R: 5 E: 0 K: 0 S: 19	H: 3 LOB: 0 BB: 1 P: 30	R: 3 E: 0 K: 1 S: 14	H: 4 LOB: 1 BB: 0 P: 21	1B: 5 2B: 3 3B: 0 HR: 2	SF: 0 SAC: 0 DP: 0 HBP: 1	WP: 0 PB: 0 CS: 0	PA: 38
PITCHER	IP WLS BF H R ER SO BB IBB HBP BLK WP HR S P ERA WHIP	6.0 W 20 3 0 0 4 0 0 0 0 0 0 51 76 0.00 0.500	7.1 1.0 3 0 0 1 0 0 0 0 0 0 8 13 0.00 0.000	8.1 0.2 7 3 5 5 1 0 0 1 0 0 2 17 28 67.50 6.000	8.1 1.1 8 4 3 3 1 0 0 0 0 0 0 16 23 20.25 3.000											ERA WHIP				

Batter	1	2	3	4	5	6	7	8	9	AB	R	H	RBI	BB	SO	LOB	BOTTOM		
15 Nick Senzel, R OBP: 0.279, SLG: 0.289	CI							G4-3	G5-3	4	2	2	0	0	0	1	Arizona Diamondbacks @ Cincinnati Reds Great American Ball Park, Cincinnati, OH Tue Jun 07 2022, 6:44 PM - 10:58 PM EDT Att: 11,512 - Partly Cloudy - 82 F		
22 Brandon Drury, R OBP: 0.326, SLG: 0.514 35 Alejo Lopez, S OBP: 0.339, SLG: 0.288	K								K	2	1	1	2	0	1	1			
28 Tommy Pham, R OBP: 0.347, SLG: 0.409	HR									4	3	2	1	1	0	3			
19 Joey Votto, L OBP: 0.340, SLG: 0.389 33 Aramis Garcia, R OBP: 0.194, SLG: 0.233	HR									4	2	2	3	1	1	1			
37 Tyler Stephenson, R OBP: 0.366, SLG: 0.475	G5-3									5	1	2	3	0	1	1			
17 Kyle Farmer, R OBP: 0.332, SLG: 0.440	BB									4	1	2	0	1	1	1			
3 Albert Almora Jr., R OBP: 0.329, SLG: 0.429	1B									5	1	2	1	0	2	3			
44 Aristides Aquino, R OBP: 0.190, SLG: 0.316	F6									4	2	1	0	1	2	3			
4 Matt Reynolds, R OBP: 0.349, SLG: 0.404	L4									5	1	2	4	0	1	0			
Inning Stats	R: 4 E: 1 K: 1 S: 18	H: 2 LOB: 1 BB: 2 P: 35	R: 3 E: 0 K: 1 S: 17	H: 3 LOB: 1 BB: 0 P: 26	R: 2 E: 0 K: 1 S: 16	H: 2 LOB: 1 BB: 2 P: 30	R: 0 E: 0 K: 3 S: 13	H: 2 LOB: 0 BB: 0 P: 19	R: 0 E: 0 K: 0 S: 9	H: 1 LOB: 1 BB: 0 P: 9	R: 0 E: 0 K: 2 S: 10	H: 0 LOB: 0 BB: 0 P: 13	R: 5 E: 0 K: 2 S: 21	H: 5 LOB: 1 BB: 1 P: 28	R: 2 E: 0 K: 1 S: 14	H: 7 LOB: 4 3B: 0 HR: 5	SF: 0 SAC: 0 DP: 1 HBP: 1	WP: 0 PB: 0 CS: 0	PA: 46
PITCHER	IP WLS BF H R ER SO BB IBB HBP BLK WP HR S P ERA WHIP	1.2 L 14 6 2 2 4 2 0 0 0 0 1 49 78 4.15 1.846	2.1 1.0 3 0 0 2 0 0 0 0 0 0 10 13 0.00 0.000	3.1 0.2 8 5 5 5 2 1 0 0 0 0 2 18 24 67.50 9.000	4.1 0.1 1 0 0 0 0 0 0 0 0 0 3 4 0.00 0.000											ERA WHIP			

AB	36
R	8
H	10
RBI	8
BB	1
SO	6
LOB	7

AB	39
R	14
H	16
RBI	14
BB	5
SO	10
LOB	15



Batter	1	2	3	4	5	6	7	8	9	AB	R	H	RBI	BB	SO	LOB	TOP			
21 Cooper Hummel, S (1.7)										5	0	1	0	0	3	2	Arizona Diamondbacks @ Cincinnati Reds Great American Ball Park, Cincinnati, OH Wed Jun 08 2022, 8:20 PM - 11:38 PM EDT Att: 11,957 - Cloudy - 69 F			
10 Josh Rojas, L (1.5)										4	2	2	1	1	1	0				
4 Ketel Marte, S (1.4)										4	2	2	1	0	0	2				
2 Geraldo Perdomo, S (9.6)										0	0	0	0	0	0	0				
53 Christian Walker, R (1.3)										5	1	2	2	0	1	3				
26 Pavin Smith, L (1.10)										4	0	0	0	1	3	3				
8 Jordan Luplow, R (1.9)										5	1	1	1	0	2	4				
5 Alek Thomas, L (1.8)										3	1	1	1	2	0	0				
16 Jake Hager, R (1.6)										4	0	1	0	1	1	4				
36 Jose Herrera, S (1.2)										4	0	1	1	0	1	3				
Inning Stats	R: 0 E: 0 K: 0 S: 6	H: 1 LOB: 2 BB: 1 P: 15	R: 0 E: 0 K: 1 S: 12	H: 0 LOB: 0 BB: 0 P: 15	R: 0 E: 0 K: 1 S: 8	H: 0 LOB: 0 BB: 0 P: 10	R: 2 E: 0 K: 2 S: 17	H: 1 LOB: 2 BB: 2 P: 34	R: 1 E: 0 K: 3 S: 22	H: 3 LOB: 1 BB: 0 P: 20	R: 1 E: 0 K: 2 S: 11	H: 2 LOB: 1 BB: 0 P: 11	R: 0 E: 0 K: 2 S: 12	H: 1 LOB: 2 BB: 0 P: 20	R: 1 E: 0 K: 1 S: 17	H: 2 LOB: 3 BB: 2 P: 32	1B: 5 2B: 2 3B: 1 HR: 3	SF: 0 SAC: 0 DP: 0 HBP: 1	WP: 0 PB: 0 CS: 1	PA: 44
PITCHER	IP WLS BF H R ER SO BB IBB HBP BLK WP HR S P ERA WHIP																			
31 Mike Minor, L (1.1)	4.1 L 20 3 3 3 4 3 0 1 0 0 2 51 85 6.23 1.385																			
85 Luis Cessa, R (5.1)	1.1 7 3 2 2 2 0 0 0 0 0 1 24 35 13.50 2.250																			
77 Art Warren, R (6.1)	1.1 6 2 1 1 3 0 0 0 0 0 0 14 17 6.75 1.500																			
75 Ross Detwiler, L (8.1)	1.0 4 1 0 0 2 0 0 0 0 0 0 12 20 0.00 1.000																			
54 Hunter Strickland, R (9.1)	1.0 7 2 1 1 1 1 1 0 0 0 0 17 32 9.00 3.000																			

Batter	1	2	3	4	5	6	7	8	9	AB	R	H	RBI	BB	SO	LOB	BOTTOM			
29 T.J. Friedl, L (1.8)										4	0	0	0	0	1	1	Arizona Diamondbacks @ Cincinnati Reds Great American Ball Park, Cincinnati, OH Wed Jun 08 2022, 8:20 PM - 11:38 PM EDT Att: 11,957 - Cloudy - 69 F			
35 Alejo Lopez, S (1.4)										3	0	1	0	0	0	0				
28 Tommy Pham, R (1.7)										3	0	0	0	1	2	3				
19 Joey Votto, L (1.3)										4	0	1	0	0	1	2				
17 Kyle Farmer, R (1.6)										3	0	0	0	1	0	2				
3 Albert Almora Jr., R (1.10)										4	0	1	0	0	0	2				
4 Matt Reynolds, R (1.5)										3	0	1	0	1	0	2				
44 Aristides Aquino, R (1.9)										4	0	0	0	0	3	3				
33 Aramis Garcia, R (1.2)										3	0	1	0	0	0	1				
Inning Stats	R: 0 E: 0 K: 1 S: 14	H: 1 LOB: 1 BB: 0 P: 20	R: 0 E: 0 K: 0 S: 9	H: 0 LOB: 0 BB: 1 P: 16	R: 0 E: 0 K: 1 S: 9	H: 0 LOB: 0 BB: 0 P: 14	R: 0 E: 0 K: 0 S: 8	H: 0 LOB: 1 BB: 1 P: 15	R: 0 E: 0 K: 2 S: 7	H: 0 LOB: 0 BB: 0 P: 10	R: 0 E: 0 K: 0 S: 8	H: 1 LOB: 1 BB: 0 P: 10	R: 0 E: 0 K: 0 S: 13	H: 1 LOB: 2 BB: 0 P: 16	R: 0 E: 0 K: 2 S: 12	H: 2 LOB: 0 BB: 0 P: 16		1B: 4 2B: 1 3B: 0 HR: 0	SF: 0 SAC: 0 DP: 1 HBP: 1	WP: 1 PB: 0 CS: 0
PITCHER	IP WLS BF H R ER SO BB IBB HBP BLK WP HR S P ERA WHIP																			
29 Merrill Kelly, R (1.1)	6.0 W 21 1 0 0 0 3 0 0 0 0 1 59 92 0.00 0.667																			
64 Sean Poppen, R (7.1)	1.0 4 1 0 0 0 0 0 0 0 0 0 8 10 0.00 1.000																			
35 Joe Mantiply, L (8.1)	1.0 5 1 0 0 0 0 0 0 1 0 0 0 13 16 0.00 1.000																			
31 Ian Kennedy, R (9.1)	1.0 5 2 0 0 2 0 0 0 0 0 0 12 16 0.00 2.000																			

Batter	1	2	3	4	5	6	7	8	9	AB	R	H	RBI	BB	SO	LOB	TOP					
12 Daulton Varsho, L OBP: 0.310, SLG: 0.418	G3-1		K		K		K		SH1-3	4	0	0	0	0	3	2	Arizona Diamondbacks @ Cincinnati Reds Great American Ball Park, Cincinnati, OH Thu Jun 09 2022, 12:38 PM - 4:07 PM EDT Att: 13,167 - Overcast - 67 F livebaseballscorecards.com					
10 Josh Rojas, L OBP: 0.365, SLG: 0.463	BB		K		K		F8		21 BB 6 G4-3	4	1	1	2	1	2	2						
4 Ketel Marte, S OBP: 0.342, SLG: 0.446	1B			K		G1-3		P2	6 G4-3 21 BB	4	0	2	0	1	1	0						
53 Christian Walker, R OBP: 0.298, SLG: 0.470	K			F9		G1-3		HBP	6 G4-3	2	0	0	0	1	1	2						
16 Jake Hager, R OBP: 0.323, SLG: 0.200	K					BB			BB	0	0	0	0	0	0	0						
21 Cooper Hummel, S OBP: 0.308, SLG: 0.317	K								BB	0	0	0	0	1	0	0						
6 David Peralta, L OBP: 0.307, SLG: 0.435	K								BB	5	0	1	1	0	2	7						
8 Jordan Luplow, R OBP: 0.295, SLG: 0.457	K		L5			G1-3			IBB	4	0	0	0	1	2	5						
26 Pavin Smith, L OBP: 0.295, SLG: 0.381	P4								IBB	4	2	1	1	1	0	5						
5 Alek Thomas, L OBP: 0.308, SLG: 0.448	F8								IBB	3	1	1	1	1	1	0						
2 Geraldo Perdomo, S OBP: 0.335, SLG: 0.308	G3-1								FC1	4	1	1	0	0	0	2						
Inning Stats	R: 0 E: 0 K: 2 S: 12	H: 1 LOB: 2 BB: 1 P: 21	R: 0 E: 0 K: 1 S: 8	H: 0 LOB: 0 BB: 0 P: 13	R: 0 E: 0 K: 2 S: 10	H: 0 LOB: 0 BB: 0 P: 14	R: 0 E: 0 K: 1 S: 13	H: 1 LOB: 1 BB: 0 P: 17	R: 1 E: 0 K: 3 S: 14	H: 2 LOB: 1 BB: 0 P: 23	R: 0 E: 0 K: 1 S: 12	H: 1 LOB: 2 BB: 1 P: 17	R: 0 E: 0 K: 1 S: 9	H: 0 LOB: 1 BB: 1 P: 18	R: 0 E: 0 K: 1 S: 9	H: 0 LOB: 2 BB: 0 P: 13	R: 4 E: 1 K: 0 S: 17	H: 2 LOB: 3 BB: 4 P: 31	1B: 4 2B: 2 3B: 0 HR: 1	SF: 0 SAC: 1 DP: 0 HBP: 0	WP: 1 PB: 0 SB: 0 CS: 0	PA: 43
PITCHER	IP ERA WHIP	WLS BF	H R ER SO	BB IBB HBP BLK	WP HR S P	ERA WHIP	PITCHER														ERA WHIP	
30 Tyler Mahle, R ERA: 5.07	6.0	25	5	1	1	10	2	0	0	0	0	0	0	0	0	0	0	1	69	105	1.50	1.167
43 Alexis Diaz, R ERA: 2.0	2.0	8	0	0	0	2	1	0	1	0	0	0	0	0	0	0	0	0	18	31	0.00	0.500
64 Tony Santillan, R ERA: 5.89	0.1	6	2	4	2	0	1	1	0	0	1	0	0	0	0	0	0	0	13	23	54.00	9.000
75 Ross Detwiler, L ERA:	0.2	4	0	0	0	0	1	1	0	0	0	0	0	0	0	0	0	0	4	8	0.00	1.500

Batter	1	2	3	4	5	6	7	8	9	AB	R	H	RBI	BB	SO	LOB	BOTTOM					
29 T.J. Friedl, L OBP: 0.247, SLG: 0.263	1B				F8				F8	5	1	3	0	0	0	0	Arizona Diamondbacks @ Cincinnati Reds Great American Ball Park, Cincinnati, OH Thu Jun 09 2022, 12:38 PM - 4:07 PM EDT Att: 13,167 - Overcast - 67 F livebaseballscorecards.com					
22 Brandon Drury, R OBP: 0.330, SLG: 0.514	1B				1B					4	1	2	0	0	1	2						
28 Tommy Pham, R OBP: 0.343, SLG: 0.399	1B				1B					4	1	1	0	0	1	2						
19 Joey Votto, L OBP: 0.341, SLG: 0.403	2B				P5					4	0	2	2	0	1	1						
37 Tyler Stephenson, R OBP: 0.361, SLG: 0.468	K									2	0	0	0	0	2	2						
33 Aramis Garcia, R OBP: 0.194, SLG: 0.231	K									2	0	0	0	0	0	1						
17 Kyle Farmer, R OBP: 0.323, SLG: 0.424	SF9				F4					3	0	0	1	0	1	1						
16 Colin Moran, L OBP: 0.283, SLG: 0.340	BB									3	0	0	0	1	1	0						
3 Albert Almora Jr., R OBP: 0.318, SLG: 0.410	FC6-4									2	0	0	0	0	1	2						
44 Aristides Aquino, R OBP: 0.179, SLG: 0.296	FC6-4									1	0	0	0	0	1	0						
35 Alejo Lopez, S OBP: 0.344, SLG: 0.296										1	0	0	0	0	0	0						
4 Matt Reynolds, R OBP: 0.351, SLG: 0.426	G6-3									4	1	1	1	0	0	0						
Inning Stats	R: 3 E: 0 K: 1 S: 19	H: 4 LOB: 2 BB: 1 P: 31	R: 0 E: 0 K: 0 S: 10	H: 1 LOB: 1 BB: 0 P: 17	R: 0 E: 0 K: 2 S: 8	H: 0 LOB: 0 BB: 0 P: 14	R: 0 E: 0 K: 2 S: 8	H: 0 LOB: 0 BB: 0 P: 11	R: 0 E: 0 K: 1 S: 12	H: 1 LOB: 1 BB: 0 P: 17	R: 0 E: 0 K: 1 S: 10	H: 0 LOB: 0 BB: 0 P: 17	R: 0 E: 1 K: 2 S: 11	H: 1 LOB: 1 BB: 0 P: 14	R: 0 E: 0 K: 0 S: 8	H: 1 LOB: 1 BB: 0 P: 14	R: 1 E: 0 K: 0 S: 8	H: 1 LOB: 0 BB: 0 P: 9	1B: 7 2B: 1 3B: 0 HR: 1	SF: 1 SAC: 0 DP: 0 HBP: 0	WP: 0 PB: 0 SB: 1 CS: 0	PA: 37
PITCHER	IP ERA WHIP	WLS BF	H R ER SO	BB IBB HBP BLK	WP HR S P	ERA WHIP	PITCHER														ERA WHIP	
27 Zach Davies, R ERA: 4.21	6.0	25	6	3	3	7	1	0	0	0	0	0	0	0	0	0	0	0	67	107	4.50	1.167
48 J.B. Wendelken, R ERA: 5.4	1.0	4	1	0	0	2	0	0	0	0	0	0	0	0	0	0	0	0	11	14	0.00	1.000
34 Mark Melancon, R ERA: 6.52	1.0	4	1	0	0	0	0	0	0	0	0	0	0	0	0	0	0	0	8	14	0.00	1.000
31 Ian Kennedy, R ERA: 3.57	1.0	4	1	1	1	0	0	0	0	0	0	0	0	0	0	0	0	1	8	9	9.00	1.000

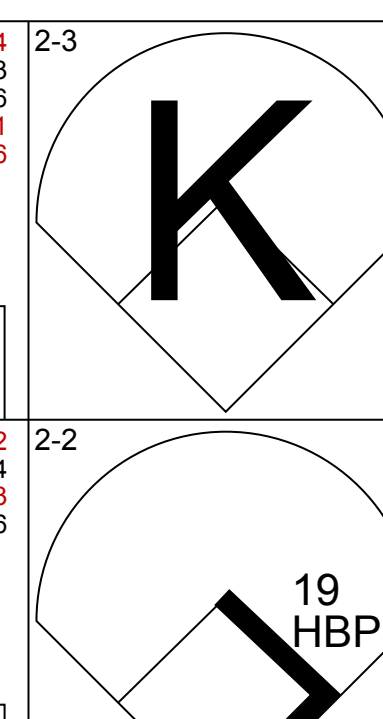
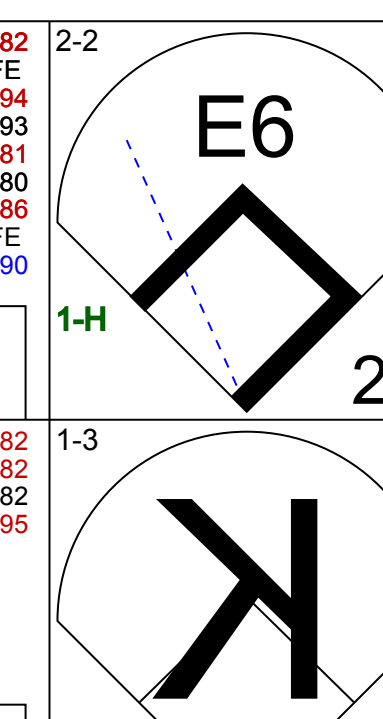
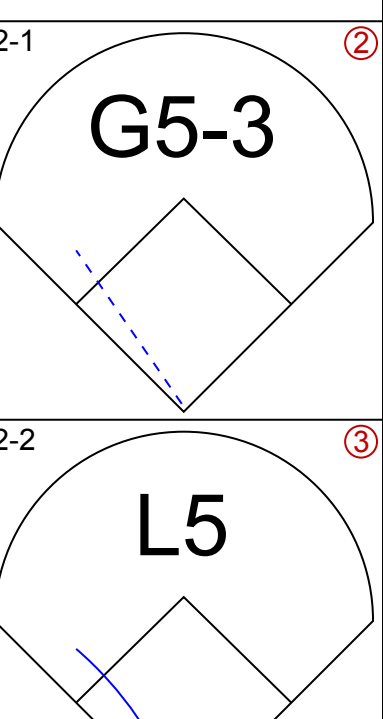
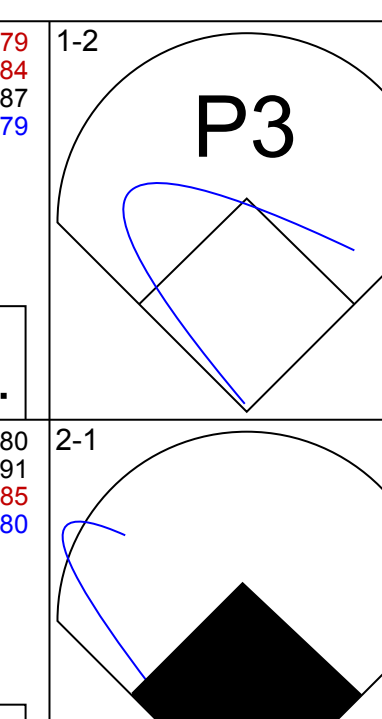
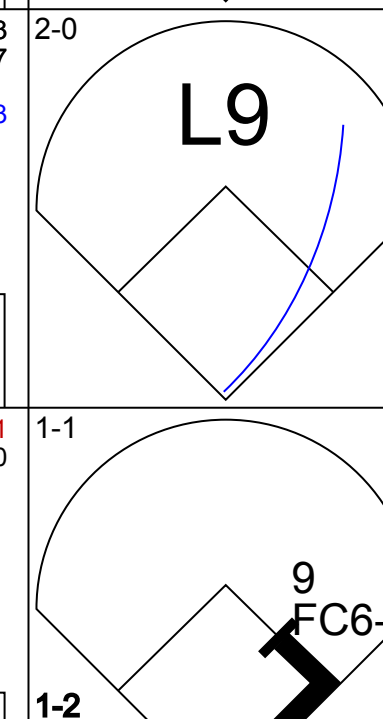


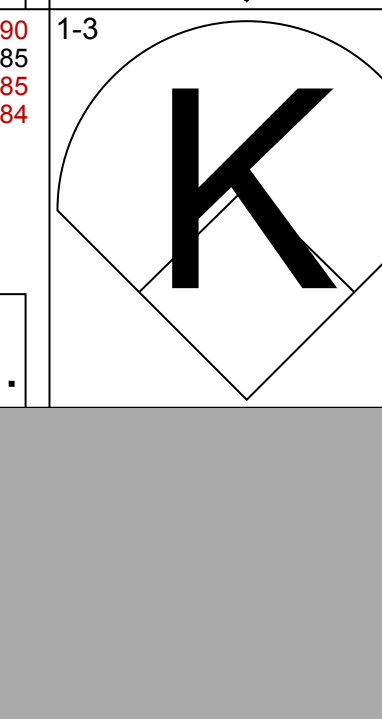
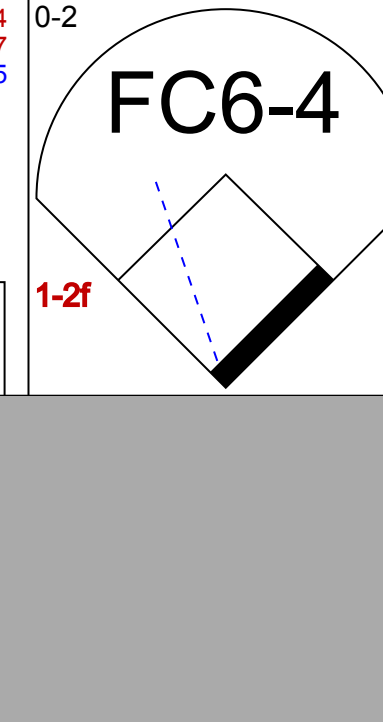
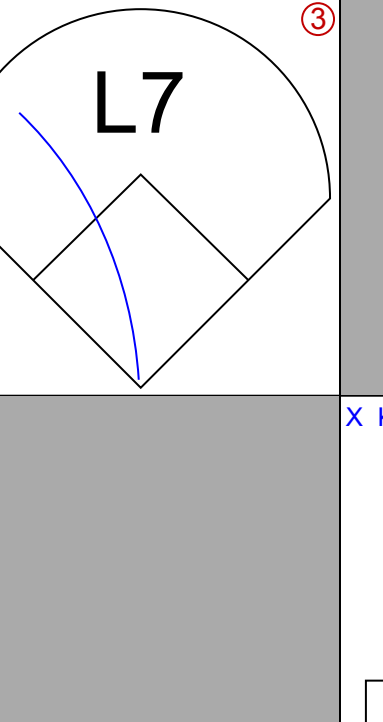




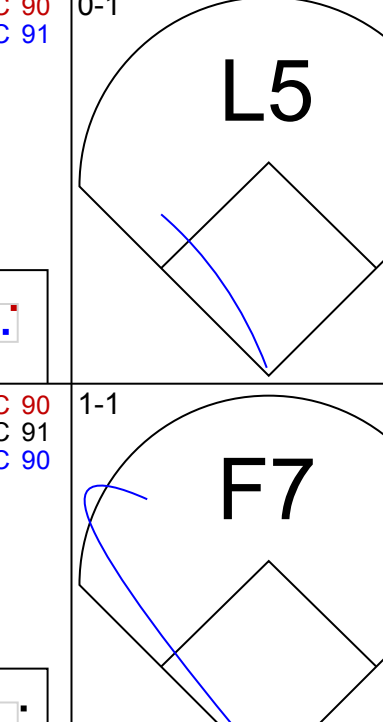

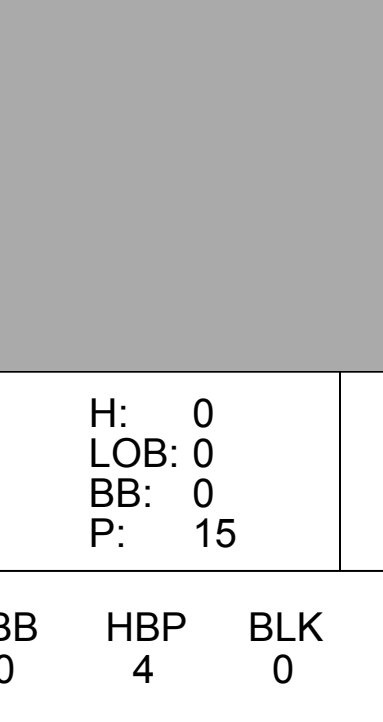

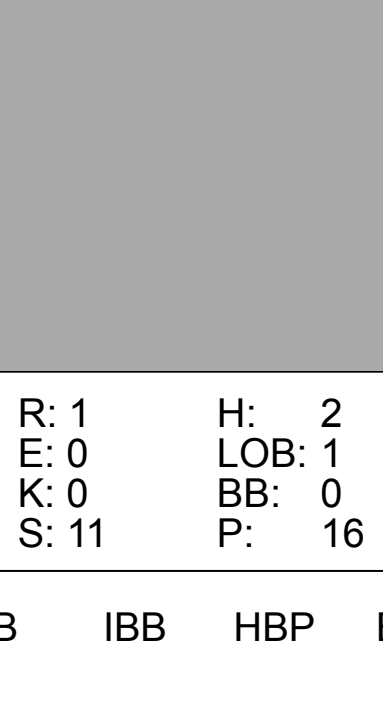
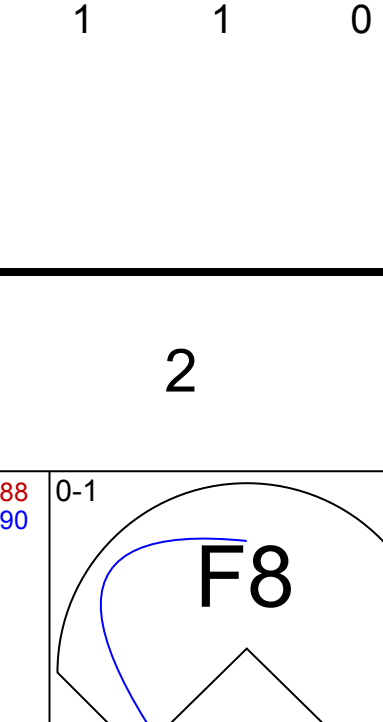
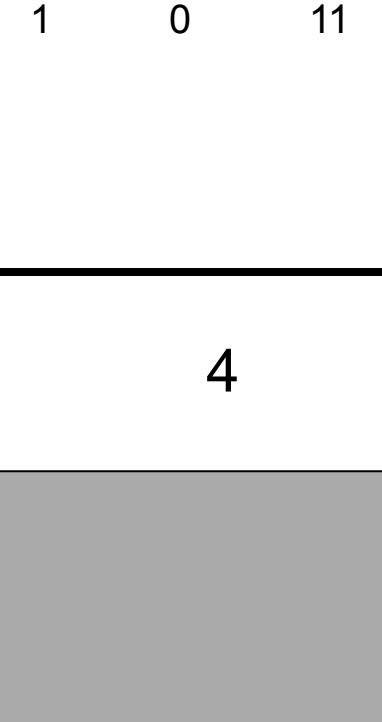
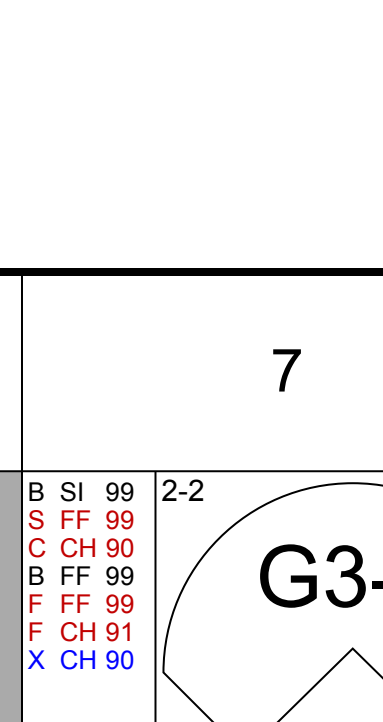
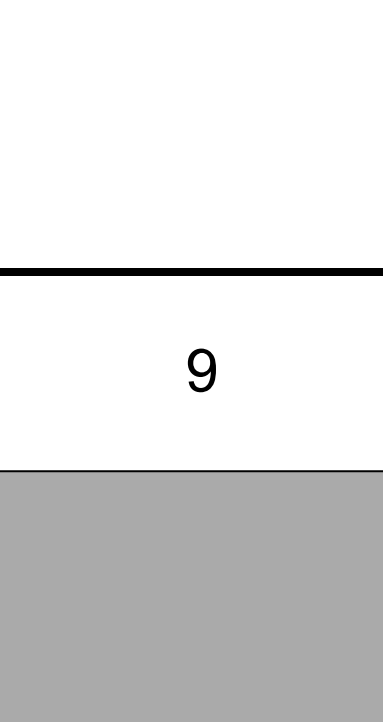




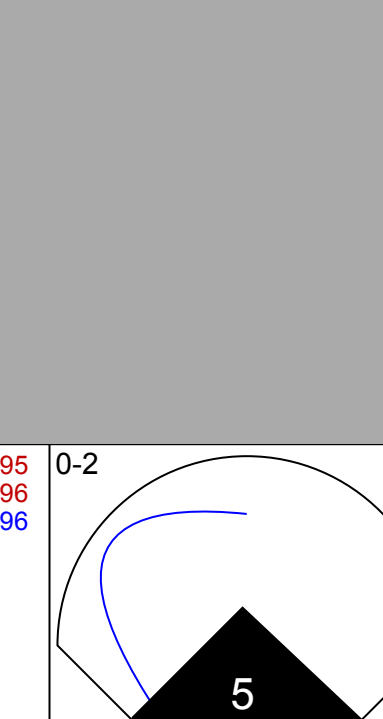
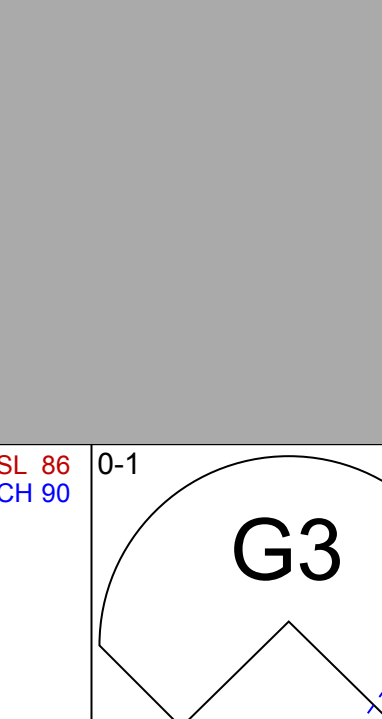


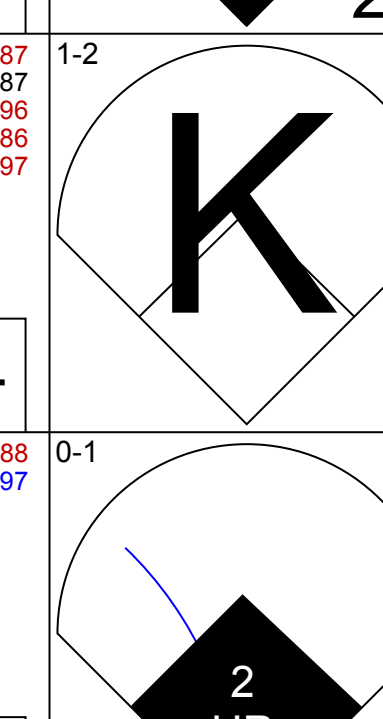

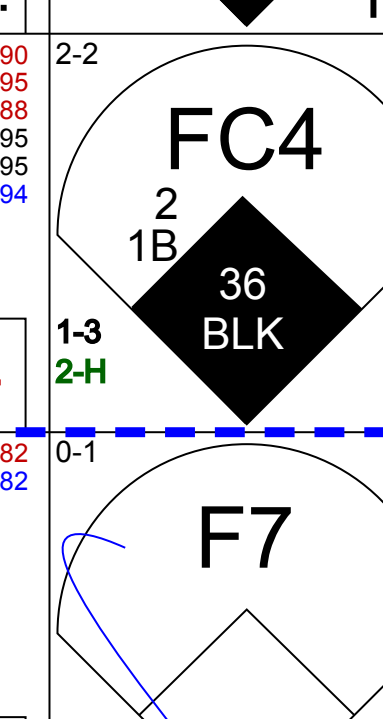


Batter	1	2	3	4	5	6	7	8	9	AB	R	H	RBI	BB	SO	LOB	TOP										
15 Nick Senzel, R OBP: 0.268, SLG: 0.277										5	0	0	0	0	2	2	Cincinnati Reds @ St. Louis Cardinals Busch Stadium, St. Louis, MO Sat Jun 11 2022, 1:17 PM - 4:27 PM CDT Att: 43,832 - Cloudy - 87 F										
22 Brandon Drury, R OBP: 0.335, SLG: 0.511										4	1	1	0	1	0	0											
28 Tommy Pham, R OBP: 0.342, SLG: 0.401										5	1	2	2	0	0	1											
19 Joey Votto, L OBP: 0.347, SLG: 0.397										5	0	1	0	0	2	3											
17 Kyle Farmer, R OBP: 0.335, SLG: 0.430										4	1	4	1	0	0	0											
4 Matt Reynolds, R OBP: 0.336, SLG: 0.404										4	0	1	0	0	1	4											
16 Colin Moran, L OBP: 0.299, SLG: 0.360										3	0	2	0	0	1	0											
35 Alejo Lopez, S OBP: 0.333, SLG: 0.279										1	0	1	1	0	0	0											
3 Albert Almora Jr., R OBP: 0.303, SLG: 0.391										4	0	0	0	0	1	4											
72 Chris Okey, R										3	1	0	0	0	1	3											
Inning Stats	R: 0 H: 0 E: 0 K: 2 S: 9	H: 0 LOB: 1 BB: 1 P: 17	R: 0 H: 2 E: 0 K: 1 S: 11	H: 2 LOB: 1 BB: 0 P: 15	R: 3 H: 3 E: 0 K: 1 S: 15	H: 3 LOB: 1 BB: 0 P: 20	R: 0 H: 1 E: 0 K: 0 S: 6	H: 1 LOB: 1 BB: 0 P: 12	R: 0 H: 2 E: 0 K: 1 S: 15	H: 2 LOB: 2 BB: 0 P: 19	R: 0 H: 0 E: 0 K: 1 S: 8	H: 0 LOB: 0 BB: 0 P: 10	R: 0 H: 0 E: 0 K: 1 S: 7	H: 0 LOB: 0 BB: 0 P: 8	R: 1 H: 3 E: 0 K: 1 S: 13	H: 3 LOB: 2 BB: 0 P: 20	R: 0 H: 1 E: 0 K: 0 S: 9	H: 1 LOB: 1 BB: 0 P: 16	1B: 9 2B: 3 3B: 0 HR: 0	SF: 0 SAC: 0 DP: 1 HBP: 1	WP: 0 PB: 0 SB: 1 CS: 0	PA: 40					
PITCHER	IP	WLS	BF	H	R	ER	SO	BB	IBB	HBP	BLK	WP	HR	S	P	ERA	WHIP										
50 Adam Wainwright, R ERA: 2.84	7.0		30	8	3	3	7	1	0	1	0	0	0	71	101	3.86	1.286										
34 Drew VerHagen, R ERA: 5.19	1.0		6	3	1	1	1	0	0	0	0	0	0	13	20	9.00	3.000										
30 Nick Wittgren, R ERA: 5.79	1.0	W	4	1	0	0	0	0	0	0	0	0	0	9	16	0.00	1.000										

Batter	1	2	3	4	5	6	7	8	9	AB	R	H	RBI	BB	SO	LOB	BOTTOM										
19 Tommy Edman, S OBP: 0.357, SLG: 0.419										5	2	2	2	0	1	2	Cincinnati Reds @ St. Louis Cardinals Busch Stadium, St. Louis, MO Sat Jun 11 2022, 1:17 PM - 4:27 PM CDT Att: 43,832 - Cloudy - 87 F										
16 Nolan Gorman, L OBP: 0.348, SLG: 0.466										2	1	0	0	0	2	0											
46 Paul Goldschmidt, R OBP: 0.411, SLG: 0.577										4	0	0	0	0	1	3											
28 Nolan Arenado, R OBP: 0.356, SLG: 0.491										3	1	2	0	1	0	0											
27 Tyler O'Neill, R OBP: 0.273, SLG: 0.336										2	0	1	3	1	1	1											
33 Brendan Donovan, L OBP: 0.408, SLG: 0.395										3	0	0	0	1	1	4											
3 Dylan Carlson, S OBP: 0.297, SLG: 0.362										3	0	1	0	1	0	2											
4 Yadier Molina, R OBP: 0.231, SLG: 0.305										4	0	0	0	0	1	4											
48 Harrison Bader, R OBP: 0.305, SLG: 0.376										2	0	0	0	0	0	0											
36 Juan Ypez, R OBP: 0.331, SLG: 0.425										1	0	1	0	1	0	0											
63 Edmundo Sosa, R OBP: 0.247, SLG: 0.250										0	1	0	0	0	0	0											
Inning Stats	R: 0 H: 0 E: 0 K: 3 S: 13	H: 1 LOB: 2 BB: 1 P: 19	R: 0 H: 1 E: 0 K: 1 S: 17	H: 1 LOB: 1 BB: 1 P: 24	R: 0 H: 0 E: 0 K: 1 S: 8	H: 0 LOB: 0 BB: 0 P: 10	R: 0 H: 0 E: 0 K: 1 S: 10	H: 0 LOB: 1 BB: 1 P: 20	R: 0 H: 0 E: 0 K: 1 S: 10	H: 0 LOB: 0 BB: 0 P: 16	R: 1 H: 1 E: 0 K: 0 S: 15	H: 1 LOB: 2 BB: 1 P: 28	R: 0 H: 1 E: 1 K: 0 S: 8	H: 1 LOB: 1 BB: 1 P: 15	R: 2 H: 2 E: 0 K: 0 S: 15	H: 2 LOB: 0 BB: 0 P: 25	R: 2 H: 2 E: 1 K: 0 S: 8	H: 2 LOB: 1 BB: 1 P: 16	1B: 4 2B: 2 3B: 0 HR: 1	SF: 1 SAC: 0 DP: 2 HBP: 2	WP: 1 PB: 0 SB: 0 CS: 1	PA: 37					
PITCHER	IP	WLS	BF	H	R	ER	SO	BB	IBB	HBP	BLK	WP	HR	S	P	ERA	WHIP										
21 Hunter Greene, R ERA: 5.1	5.0		20	2	0	1	0	1	0	0	0	0	0	65	101	1.80	0.800										
43 Alexis Diaz, R ERA: 1.93	1.0	H	4	0	0	0	0	1	0	0	0	1	0	8	16	0.00	1.000										
85 Luis Cessa, R ERA: 5.4	1.0	H	4	1	0	0	0	1	0	0	0	0	0	8	15	0.00	2.000										
54 Hunter Strickland, R ERA: 6.0	0.1	H	4	2	2	2	0	0	0	1	0	0	0	12	20	54.00	6.000										
66 Joel Künzel, R ERA: 3.52	1.1	L	5	2	2	2	0	1	0	0	0	0	1	11	21	13.50	2.250										

Batter	1	2	3	4	5	6	7	8	9	AB	R	H	RBI	BB	SO	LOB	TOP										
15 Nick Senzel, R OBP: 0.272, SLG: 0.272										3	1	1	0	2	1	1	<p>Cincinnati Reds @ Arizona Diamondbacks Chase Field, Phoenix, AZ Mon Jun 13 2022, 6:43 PM - 10:01 PM MST Att. 13,735 - Roof Closed - 72 F</p> <p>livebaseballscorecards.com</p> <p>AB 33 R 5 H 8 RBI 5 BB 6 SO 9 LOB 13</p>										
22 Brandon Drury, R OBP: 0.340, SLG: 0.521										4	1	1	3	1	2	2											
28 Tommy Pham, R OBP: 0.346, SLG: 0.418										4	0	1	0	1	3	2											
19 Joey Votto, L OBP: 0.342, SLG: 0.382										3	0	0	0	1	0	2											
17 Kyle Farmer, R OBP: 0.337, SLG: 0.430										4	1	1	0	0	0	2											
4 Matt Reynolds, R OBP: 0.268, SLG: 0.410										4	1	2	1	0	0	0											
9 Mike Moustakas, L OBP: 0.312, SLG: 0.306										4	0	1	1	0	0	1											
3 Albert Almora Jr., R OBP: 0.305, SLG: 0.385										3	0	0	0	1	1	1											
72 Chris Okey, R OBP: 0.286, SLG: 0.167										3	1	1	0	0	2	1											
29 TJ Friedl, L OBP: 0.245, SLG: 0.282										1	0	0	0	0	0	1											
33 Aramis Garcia, R OBP: 0.183, SLG: 0.217										0	0	0	0	0	0	0											
Inning Stats	R: 0 E: 0 K: 0 S: 10	H: 2 LOB: 2 BB: 1 P: 19	R: 0 E: 0 K: 1 S: 10	H: 0 LOB: 0 BB: 0 P: 10	R: 0 E: 0 K: 3 S: 13	H: 0 LOB: 0 BB: 0 P: 18	R: 1 E: 0 K: 1 S: 11	H: 2 LOB: 1 BB: 0 P: 18	R: 3 E: 0 K: 1 S: 12	H: 2 LOB: 0 BB: 1 P: 21	R: 1 E: 0 K: 1 S: 11	H: 2 LOB: 1 BB: 0 P: 16	R: 0 E: 0 K: 1 S: 10	H: 0 LOB: 0 BB: 2 P: 20	R: 0 E: 0 K: 0 S: 7	H: 0 LOB: 0 BB: 0 P: 12	R: 0 E: 0 K: 1 S: 12	H: 0 LOB: 2 BB: 2 P: 25	1B: 5 2B: 3 3B: 0 HR: 1	SF: 0 SAC: 0 DP: 2 HBP: 0	WP: 1 PB: 0 SB: 1 CS: 0	PA: 39					
PITCHER	IP	WLS	BF	H	R	ER	SO	BB	IBB	HBP	BLK	WP	HR	S	P	ERA	WHIP										
29 Merrill Kelly, R ERA: 3.88	6.0	L	27	8	5	5	7	2	0	0	0	1	1	67	102	7.50	1.667										
48 J.B. Wendelken, R ERA: 4.79	1.2		6	0	0	0	1	2	0	0	0	0	0	15	30	0.00	1.200										
50 Kyle Nelson, L ERA: 1.89	0.1		1	0	0	0	0	0	0	0	0	0	0	2	2	0.00	0.000										
31 Ian Kennedy, R ERA: 3.42	1.0		5	0	0	0	1	2	0	0	0	0	0	12	25	0.00	2.000										

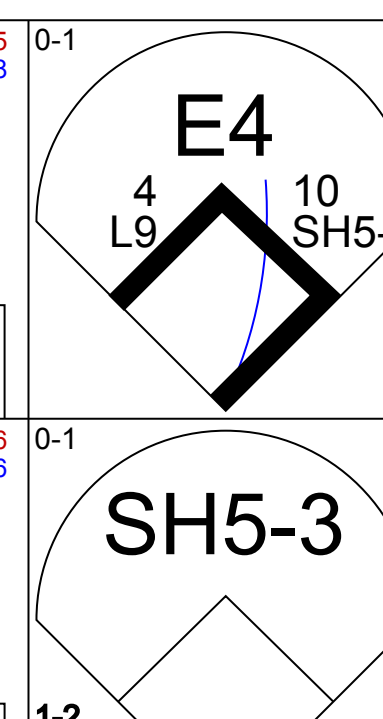
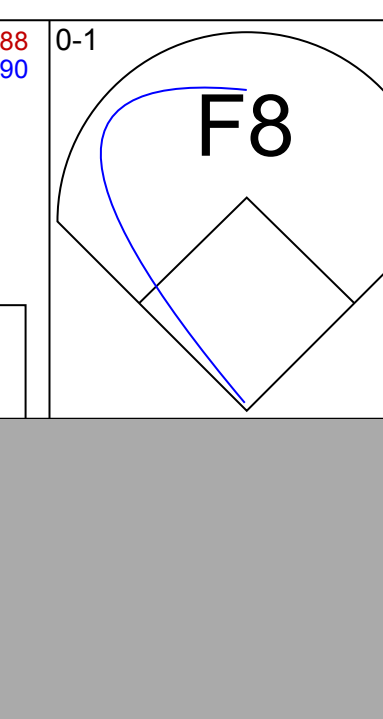
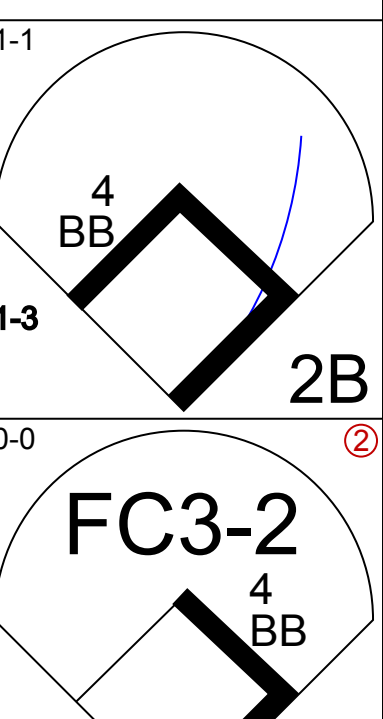
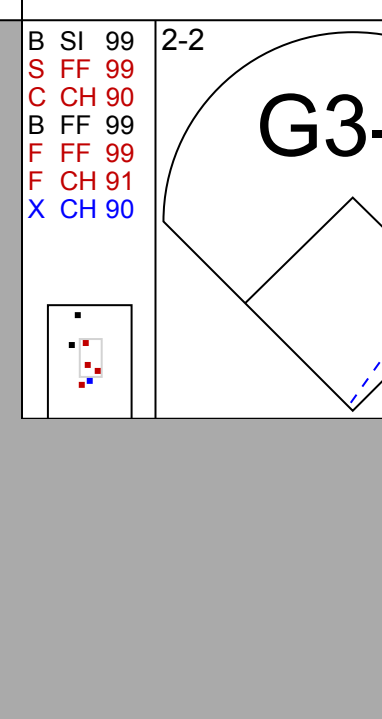
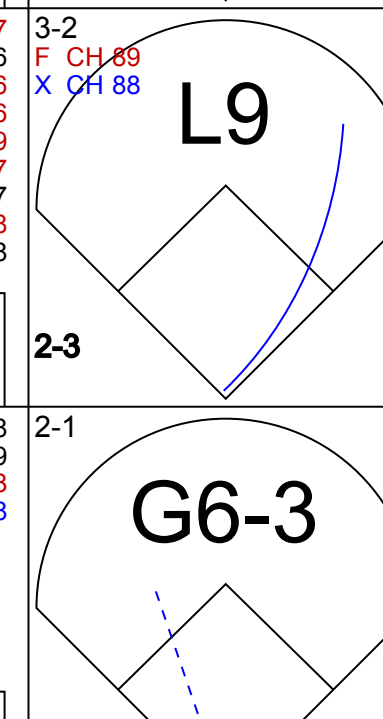
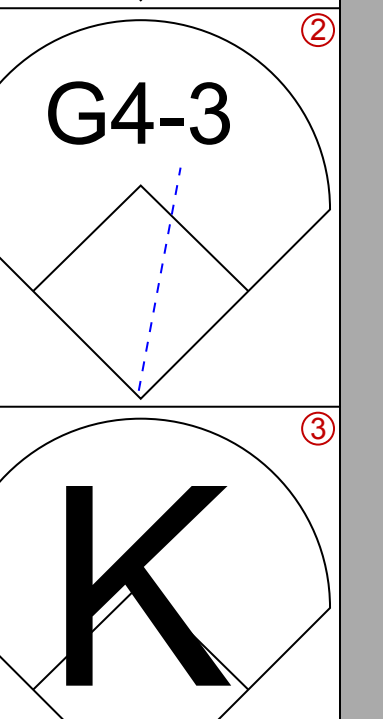
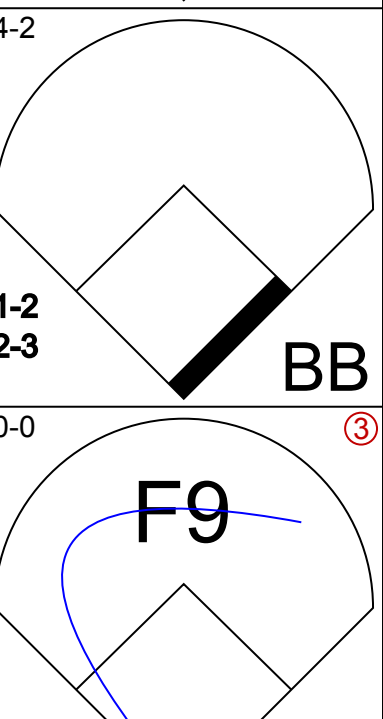
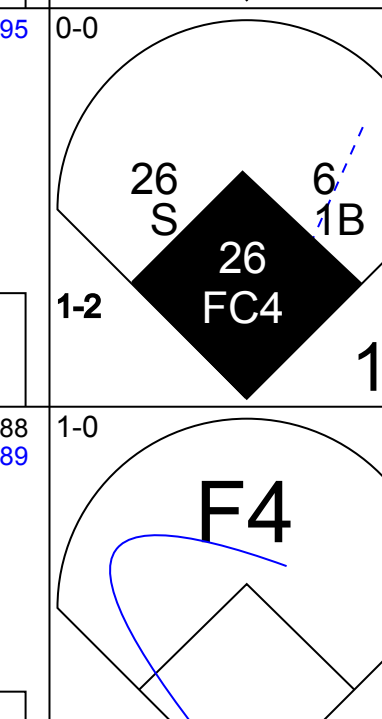

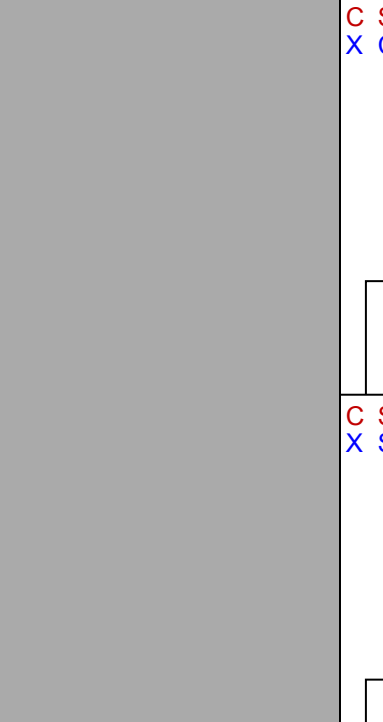

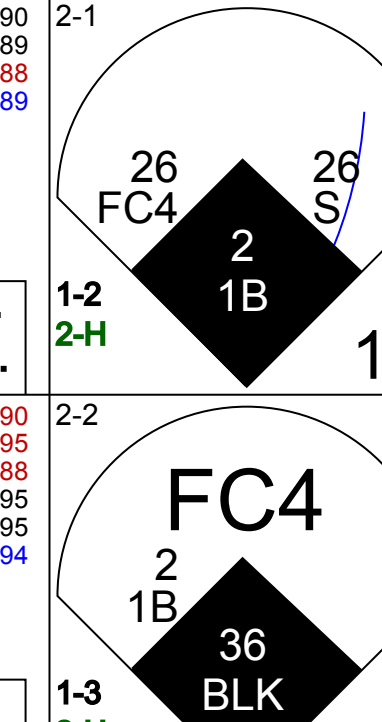


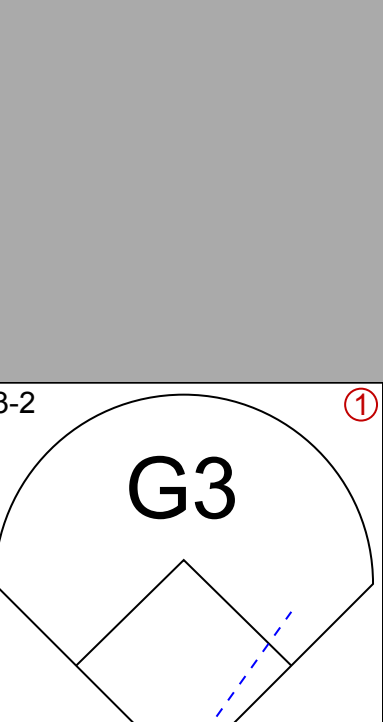
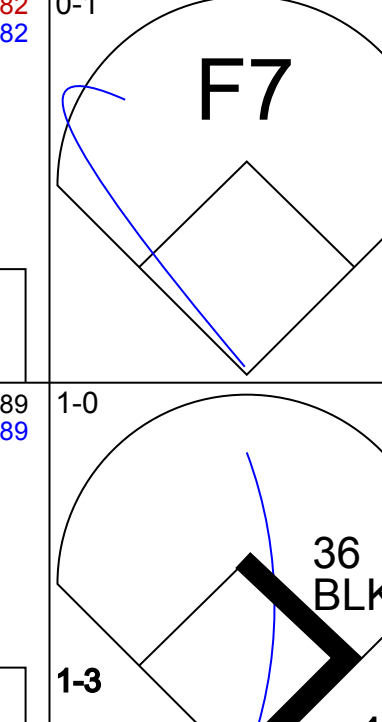
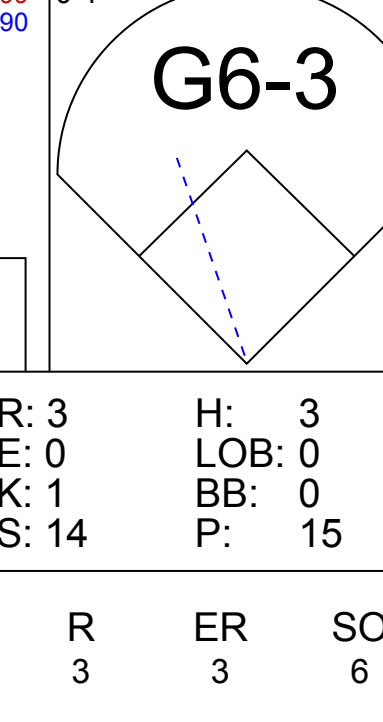
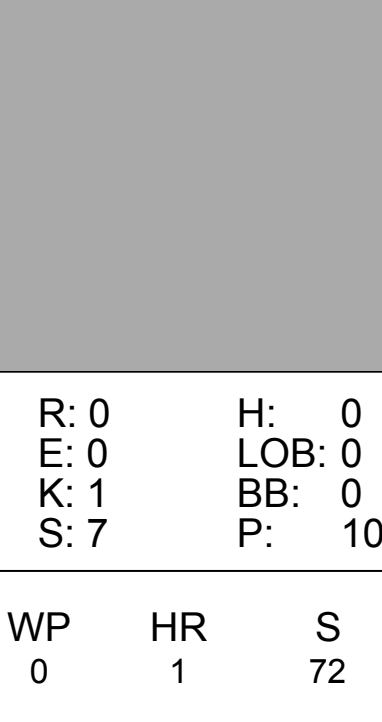
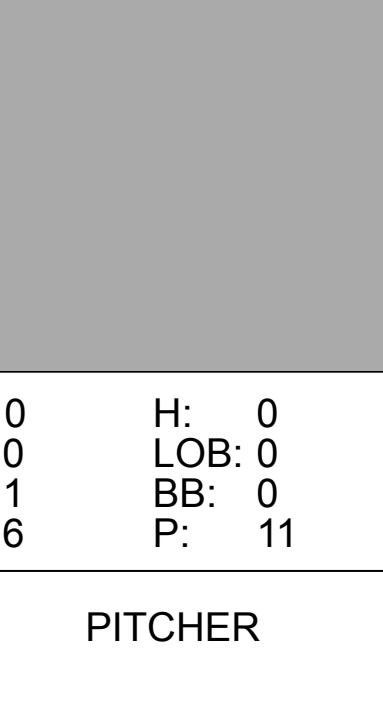





Batter	1	2	3	4	5	6	7	8	9	AB	R	H	RBI	BB	SO	LOB	BOTTOM										
8 Jordan Luplow, R OBP: 0.282, SLG: 0.432										3	0	1	1	0	0	0	<p>Cincinnati Reds @ Arizona Diamondbacks Chase Field, Phoenix, AZ Mon Jun 13 2022, 6:43 PM - 10:01 PM MST Att. 13,735 - Roof Closed - 72 F</p> <p>livebaseballscorecards.com</p> <p>AB 36 R 4 H 10 RBI 4 BB 2 SO 8 LOB 15</p>										
6 David Peralta, L OBP: 0.303, SLG: 0.430										5	0	0	0	0	1	2											
4 Ketel Marte, S OBP: 0.342, SLG: 0.437										5	1	2	0	0	1	1											
53 Christian Walker, R OBP: 0.309, SLG: 0.488										2	1	1	2	2	0	1											
12 Daulton Varsho, L OBP: 0.316, SLG: 0.437										4	0	1	0	0	0	3											
18 Carson Kelly, R OBP: 0.174, SLG: 0.125										3	1	1	0	0	0	2											
26 Pavin Smith, L OBP: 0.286, SLG: 0.362										4	0	1	0	0	2	3											
30 Jake McCarthy, L OBP: 0.286, SLG: 0.410										4	1	2	0	0	1	1											
5 Alek Thomas, L OBP: 0.339, SLG: 0.450										4	0	1	1	0	3	2											
2 Geraldo Perdomo, S OBP: 0.332, SLG: 0.297										3	0	0	0	0	0	0											
Inning Stats	R: 0 E: 1 K: 1 S: 10	H: 1 LOB: 2 BB: 1 P: 21	R: 0 E: 1 K: 2 S: 10	H: 1 LOB: 1 BB: 0 P: 14	R: 2 E: 0 K: 0 S: 12	H: 2 LOB: 0 BB: 0 P: 13	R: 2 E: 0 K: 1 S: 14	H: 3 LOB: 1 BB: 0 P: 22	R: 0 E: 0 K: 0 S: 9	H: 0 LOB: 0 BB: 0 P: 9	R: 0 E: 0 K: 0 S: 11	H: 1 LOB: 1 BB: 0 P: 18	R: 0 E: 0 K: 2 S: 16	H: 1 LOB: 1 BB: 0 P: 27	R: 0 E: 0 K: 1 S: 7	H: 0 LOB: 0 BB: 0 P: 12	1B: 8 2B: 1 3B: 0 HR: 1	SF: 1 SAC: 0 DP: 0 HBP: 0	WP: 0 PB: 1 SB: 2 CS: 0	PA: 39							
PITCHER	IP	WLS	BF	H	R	ER	SO	BB	IBB	HBP	BLK	WP	HR	S	P	ERA	WHIP										
31 Mike Minor, L ERA: 7.35	6.1	W	29	8	4	4	5	2	0	0	0	0	0	7	12	0.00	1.500										
64 Tony Santillan, R ERA: 5.49	0.2	H	3	1	0	0	0	0	0	0	0	0	0	7	12	0.00	1.500										
52 Reiver Sanmartin, L ERA: 13.24	0.2	H	3	1	0	0	1	0	0	0	0	0	0	12	20	0.00	1.500										
77 Art Warren, R ERA: 6.14	0.1	H	1	0	0	0	0	0	0	0	0	0	0	4	7	0.00	0.000										
54 Hunter Strickland, R ERA: 5.73	1.0	S	3	0	0	0	1	0	0	0	0	0	0	7	12	0.00	0.000										

Batter	1	2	3	4	5	6	7	8	9	AB	R	H	RBI	BB	SO	LOB	TOP				
6 Jonathan India, R OBP: 0.327, SLG: 0.346										4	0	1	1	0	1	0					
22 Brandon Drury, R OBP: 0.338, SLG: 0.520										3	1	1	1	0	1	1					
4 Matt Reynolds, R OBP: 0.333, SLG: 0.393										4	0	0	0	0	2	1					
19 Joey Votto, L OBP: 0.342, SLG: 0.375										3	1	1	0	0	0	0					
9 Mike Moustakas, L OBP: 0.315, SLG: 0.317										4	0	1	1	0	1	2					
15 Nick Senzel, R OBP: 0.289, SLG: 0.263										3	1	0	0	0	0	1					
3 Albert Almora Jr., R OBP: 0.309, SLG: 0.410										4	0	1	0	0	0	1					
29 TJ Friedl, L OBP: 0.253, SLG: 0.292										3	1	0	0	0	1	1					
33 Aramis Garcia, R OBP: 0.169, SLG: 0.200										3	0	0	0	0	0	1					
Inning Stats	R: 0 E: 0 K: 1 S: 10	H: 0 LOB: 2 BB: 0 P: 17	R: 2 E: 2 K: 1 S: 18	H: 2 LOB: 1 BB: 0 P: 28	R: 0 E: 0 K: 0 S: 10	H: 0 LOB: 0 BB: 0 P: 15	R: 0 E: 0 K: 1 S: 6	H: 0 LOB: 0 BB: 0 P: 7	R: 0 E: 0 K: 2 S: 13	H: 0 LOB: 0 BB: 0 P: 14	R: 0 E: 0 K: 0 S: 6	H: 0 LOB: 0 BB: 0 P: 10	R: 1 E: 0 K: 1 S: 10	H: 1 LOB: 0 BB: 0 P: 17	R: 1 E: 0 K: 0 S: 11	H: 2 LOB: 1 BB: 0 P: 16	1B: 3 2B: 1 HR: 1	SF: 0 SAC: 0 DP: 0 HBP: 4	WP: 1 PB: 0 SB: 0 CS: 0	PA: 35	
PITCHER	IP	WLS	BF	H	R	ER	SO	BB	IBB	HBP	BLK	WP	HR	S	P	ERA	WHIP				
23 Zac Gallen, R ERA: 2.91	7.0		26	2	2	2	5	0	0	4	0	0	0	71	104	2.57	0.286				
24 Noé Ramirez, R ERA: 5.02	1.0	W	4	1	1	1	1	0	0	0	0	0	1	10	17	9.00	1.000				
34 Mark Melancon, R ERA: 6.04	1.0		5	2	1	1	0	0	0	0	0	1	0	11	16	9.00	2.000				

Cincinnati Reds @ Arizona Diamondbacks
Chase Field, Phoenix, AZ
Wed Jun 15 2022, 12:42 PM - 3:30 PM MST
Att: 14,917 - Roof Closed - 97 F

AB 31
R 4
H 5
RBI 3
BB 0
SO 6
LOB 8



Batter	1	2	3	4	5	6	7	8	9	AB	R	H	RBI	BB	SO	LOB	BOTTOM				
12 Daulton Varsho, L OBP: 0.313, SLG: 0.433										4	0	1	0	0	0	0					
10 Josh Rojas, L OBP: 0.345, SLG: 0.413										3	1	1	0	0	0	2					
4 Ketel Marte, S OBP: 0.341, SLG: 0.435										3	1	1	0	1	0	1					
16 Jake Hager, R OBP: 0.294, SLG: 0.179										0	0	0	0	0	0	0					
53 Christian Walker, R OBP: 0.298, SLG: 0.469										4	0	0	0	0	1	6					
6 David Peralta, L OBP: 0.304, SLG: 0.436										4	2	2	1	0	1	0					
26 Pavin Smith, L OBP: 0.274, SLG: 0.345										4	1	1	1	0	1	2					
5 Alek Thomas, L OBP: 0.333, SLG: 0.445										4	1	2	3	0	1	0					
2 Geraldo Perdomo, S OBP: 0.335, SLG: 0.321										3	0	0	0	1	1	1					
36 Jose Herrera, S OBP: 0.241, SLG: 0.205										3	0	0	0	1	1	1					
Inning Stats	R: 0 E: 1 K: 0 S: 14	H: 0 LOB: 1 BB: 0 P: 19	R: 3 E: 0 K: 1 S: 14	H: 3 LOB: 0 BB: 0 P: 15	R: 0 E: 0 K: 1 S: 9	H: 0 LOB: 0 BB: 0 P: 13	R: 0 E: 0 K: 1 S: 7	H: 0 LOB: 0 BB: 0 P: 10	R: 0 E: 0 K: 0 S: 11	H: 0 LOB: 3 BB: 2 P: 23	R: 0 E: 0 K: 1 S: 6	H: 0 LOB: 0 BB: 0 P: 11	R: 0 E: 0 K: 2 S: 11	H: 0 LOB: 0 BB: 0 P: 19	R: 4 E: 0 K: 0 S: 15	H: 4 LOB: 1 BB: 0 P: 22	1B: 4 2B: 3 HR: 1	SF: 0 SAC: 1 DP: 0 HBP: 0	WP: 0 PB: 0 SB: 2 CS: 0	PA: 36	
PITCHER	IP	WLS	BF	H	R	ER	SO	BB	IBB	HBP	BLK	WP	HR	S	P	ERA	WHIP				
58 Luis Castillo, R ERA: 3.35	7.0		28	4	3	3	6	2	0	0	0	0	0	72	110	3.86	0.857				
77 Art Warren, R ERA: 7.66	0.1	L	5	3	4	4	0	0	0	0	0	0	0	9	14	108.00	9.000				
52 Reiver Sanmartin, L ERA: 12.74	0.2		3	1	0	0	0	0	0	0	1	0	0	6	8	0.00	1.500				

Cincinnati Reds @ Arizona Diamondbacks
Chase Field, Phoenix, AZ
Wed Jun 15 2022, 12:42 PM - 3:30 PM MST
Att: 14,917 - Roof Closed - 97 F

AB 33
R 7
H 8
RBI 6
BB 2
SO 6
LOB 14



Batter	1	2	3	4	5	6	7	8	9	AB	R	H	RBI	BB	SO	LOB	TOP																			
22 Christian Yelich, L (1,7) OBP: 0.381, SLG: 0.581										3	0	0	0	1	0	1																				
27 Willy Adams, R (1,6) OBP: 0.285, SLG: 0.467										4	1	1	1	0	2	2																				
11 Rowdy Tellez, L (1,3) OBP: 0.314, SLG: 0.454										4	1	1	0	0	0	1																				
24 Andrew McCutchen, R (1,10) OBP: 0.301, SLG: 0.332										3	1	2	0	1	0	1																				
Hunter Renfro, R (1,9) OBP: 0.297, SLG: 0.475										4	1	1	3	0	2	2																				
10 Omar Narváez, L (1,2) OBP: 0.357, SLG: 0.395										4	0	0	0	0	1	0																				
15 Tyrone Taylor, R (1,8) OBP: 0.275, SLG: 0.418										4	0	1	0	0	1	0																				
14 Jace Peterson, L (1,5) OBP: 0.305, SLG: 0.423										3	0	0	0	1	2	1																				
18 Keston Hiura, R (1,4) OBP: 0.320, SLG: 0.420										3	1	1	1	0	2	1																				
2 Luis Urias, R (8,4) OBP: 0.306, SLG: 0.350										1	0	0	0	0	0	1																				
Inning Stats	R: 0 E: 0 K: 1 S: 12	H: 0 LOB: 1 BB: 1 P: 20	R: 0 E: 0 K: 1 S: 10	H: 0 LOB: 0 BB: 0 P: 14	R: 0 E: 0 K: 1 S: 7	H: 0 LOB: 1 BB: 1 P: 13	R: 3 E: 0 K: 2 S: 17	H: 3 LOB: 0 BB: 0 P: 27	R: 1 E: 0 K: 1 S: 15	H: 1 LOB: 0 BB: 1 P: 23	R: 0 E: 0 K: 2 S: 10	H: 0 LOB: 0 BB: 1 P: 15	R: 1 E: 0 K: 0 S: 14	H: 1 LOB: 0 BB: 0 P: 20	R: 0 E: 1 K: 1 S: 9	H: 1 LOB: 1 BB: 0 P: 11	R: 0 E: 0 K: 1 S: 10	H: 1 LOB: 1 BB: 0 P: 11	1B: 3 2B: 1 3B: 0 HR: 3	SF: 0 SAC: 0 DP: 0 HBP: 0	WP: 0 PB: 0 SB: 1 CS: 1	PA: 36														
PITCHER	IP WLS BF H R ER SO BB IBB HBP BLK WP HR S P ERA WHIP																																			
21 Hunter Greene, R (1,1) ERA: 5.26	5.0	21	4	4	4	6	2	0	0	0	0	0	2	61	97	7.20	1.200																			
23 Jeff Hoffman, R (6,1) ERA: 2.87	1.1	4	0	0	0	2	1	0	0	0	0	0	0	14	22	0.00	0.750																			
75 Ross Detwiler, L (7,1) ERA: 1.5	0.2	L	3	1	1	1	0	0	0	0	0	0	1	10	13	13.50	1.500																			
66 Joel Kuhnert, R (8,1) ERA: 3.12	1.0	4	1	0	0	1	0	0	0	0	0	0	0	9	11	0.00	1.000																			
54 Hunter Strickland, R (9,1) ERA: 5.48	1.0	4	1	0	0	1	0	0	0	0	0	0	0	10	11	0.00	1.000																			

Milwaukee Brewers @ Cincinnati Reds
Great American Ball Park, Cincinnati, OH
Fri Jun 17 2022, 6:42 PM - 9:34 PM EDT
Att: 21,147 - Partly Cloudy - 89 F

AB 33
R 5
H 7
RBI 5
BB 3
SO 10
LOB 10



Batter	1	2	3	4	5	6	7	8	9	AB	R	H	RBI	BB	SO	LOB	BOTTOM																				
6 Jonathan India, R (1,4) OBP: 0.322, SLG: 0.339										4	0	1	0	0	1	1																					
22 Brandon Drury, R (1,5) OBP: 0.336, SLG: 0.529										4	1	1	1	0	2	1																					
28 Tommy Pham, R (1,7) OBP: 0.345, SLG: 0.426										4	1	1	1	0	1	1																					
17 Kyle Farmer, R (1,10) OBP: 0.350, SLG: 0.438										3	0	2	0	1	0	0																					
29 TJ Friedl, L (9,PR) OBP: 0.253, SLG: 0.292										0	0	0	0	0	0	0																					
4 Matt Reynolds, R (1,6) OBP: 0.326, SLG: 0.384										3	0	0	0	0	1	2																					
32 Max Schrock, L (9,PH)										1	0	0	0	0	0	1																					
15 Nick Senzel, R (1,8) OBP: 0.288, SLG: 0.257										3	0	0	0	1	1	1																					
9 Mike Moustakas, L (1,3) OBP: 0.314, SLG: 0.315										4	1	1	0	0	1	2																					
3 Albert Almora Jr., R (1,9) OBP: 0.308, SLG: 0.437										3	1	1	2	0	0	0																					
19 Joey Votto, L (9,PH) OBP: 0.340, SLG: 0.373										1	0	0	0	0	0	2																					
33 Aramis Garcia, R (1,2) OBP: 0.175, SLG: 0.205										3	0	1	0	0	1	0																					
Inning Stats	R: 0 E: 0 K: 2 S: 7	H: 0 LOB: 0 BB: 0 P: 9	R: 0 E: 0 K: 1 S: 6	H: 0 LOB: 0 BB: 0 P: 9	R: 0 E: 0 K: 1 S: 10	H: 1 LOB: 1 BB: 0 P: 17	R: 0 E: 0 K: 0 S: 14	H: 1 LOB: 1 BB: 0 P: 20	R: 2 E: 0 K: 0 S: 9	H: 2 LOB: 0 BB: 0 P: 14	R: 2 E: 0 K: 1 S: 11	H: 2 LOB: 0 BB: 1 P: 17	R: 0 E: 0 K: 1 S: 7	H: 0 LOB: 0 BB: 0 P: 11	R: 0 E: 0 K: 2 S: 10	H: 1 LOB: 0 BB: 0 P: 13	R: 0 E: 0 K: 0 S: 9	H: 1 LOB: 2 BB: 1 P: 16	1B: 5 2B: 0 3B: 0 HR: 3	SF: 0 SAC: 0 DP: 1 HBP: 0	WP: 0 PB: 0 SB: 0 CS: 1	PA: 35															
PITCHER	IP WLS BF H R ER SO BB IBB HBP BLK WP HR S P ERA WHIP																																				
52 Eric Lauer, L (1,1) ERA: 3.57	6.1	W	25	6	4	4	5	1	0	0	0	0	0	3	60	91	5.68	1.105																			
58 Miguel Sánchez, R (7,1) ERA: 3.97	0.2	H	2	0	0	0	1	0	0	0	0	0	0	4	6	0.00	0.000																				
38 Devin Williams, R (8,1) ERA: 2.52	1.0	H	3	1	0	0	2	0	0	0	0	0	0	10	13	0.00	1.000																				
45 Brad Boxberger, R (9,1) ERA: 2.49	1.0	S	5	1	0	0	0	1	0	0	0	0	0	9	16	0.00	2.000																				

Milwaukee Brewers @ Cincinnati Reds
Great American Ball Park, Cincinnati, OH
Fri Jun 17 2022, 6:42 PM - 9:34 PM EDT
Att: 21,147 - Partly Cloudy - 89 F

AB 33
R 4
H 8
RBI 4
BB 2
SO 8
LOB 11



Batter	1	2	3	4	5	6	7	8	9	AB	R	H	RBI	BB	SO	LOB	TOP								
22 Christian Yelich, L OBP: 0.325, SLG: 0.381										5	2	2	0	0	1	4	Milwaukee Brewers @ Cincinnati Reds Great American Ball Park, Cincinnati, OH Sat Jun 18 2022, 4:12 PM - 7:33 PM EDT Att: 25,071 - Sunny - 79 F								
27 Willy Adams, R OBP: 0.283, SLG: 0.477										5	1	1	2	0	3	5									
11 Rowdy Tellez, L OBP: 0.282, SLG: 0.457										3	1	1	1	2	1	2									
Hunter Renfro, R OBP: 0.295, SLG: 0.484										5	1	1	1	0	2	4									
2 Luis Urrias, R OBP: 0.315, SLG: 0.357										3	0	1	1	2	0	1									
10 Omar Narváez, L OBP: 0.322, SLG: 0.383										4	1	0	0	1	2	3									
15 Tyrone Taylor, R OBP: 0.273, SLG: 0.411										5	1	1	0	0	1	3									
14 Jace Peterson, L OBP: 0.314, SLG: 0.431										4	0	2	2	1	0	1									
3 Jonathan Davis, R OBP: 0.600, SLG: 0.500										4	0	2	0	1	0	3									
Inning Stats	R: 1 H: 2 E: 1 K: 2 S: 11	H: 2 LOB: 1 BB: 0 P: 15	R: 0 H: 1 E: 0 K: 0 S: 8	H: 1 LOB: 1 BB: 0 P: 14	R: 3 H: 3 E: 0 K: 1 S: 20	LOB: 3 BB: 1 P: 30	R: 0 H: 1 E: 0 K: 1 S: 9	H: 1 LOB: 1 BB: 0 P: 14	R: 0 H: 0 E: 0 K: 0 S: 10	H: 0 LOB: 0 BB: 0 P: 17	R: 2 H: 2 E: 0 K: 2 S: 21	H: 2 LOB: 2 BB: 2 P: 36	R: 1 H: 1 E: 0 K: 1 S: 18	H: 1 LOB: 1 BB: 1 P: 26	R: 0 H: 1 E: 0 K: 1 S: 17	H: 1 LOB: 2 BB: 1 P: 25	R: 0 H: 0 E: 0 K: 2 S: 10	H: 0 LOB: 2 BB: 2 P: 15	1B: 6 2B: 3 3B: 0 HR: 2	SF: 0 SAC: 0 DP: 0 HBP: 0	WP: 1 PB: 0 SB: 1 CS: 0	PA: 45			
PITCHER	IP WLS BF H R ER SO BB IBB HBP BLK WP HR S P ERA WHIP	IP WLS BF H R ER SO BB IBB HBP BLK WP HR S P ERA WHIP	IP WLS BF H R ER SO BB IBB HBP BLK WP HR S P ERA WHIP	IP WLS BF H R ER SO BB IBB HBP BLK WP HR S P ERA WHIP	IP WLS BF H R ER SO BB IBB HBP BLK WP HR S P ERA WHIP	IP WLS BF H R ER SO BB IBB HBP BLK WP HR S P ERA WHIP	IP WLS BF H R ER SO BB IBB HBP BLK WP HR S P ERA WHIP	IP WLS BF H R ER SO BB IBB HBP BLK WP HR S P ERA WHIP	IP WLS BF H R ER SO BB IBB HBP BLK WP HR S P ERA WHIP	IP WLS BF H R ER SO BB IBB HBP BLK WP HR S P ERA WHIP	IP WLS BF H R ER SO BB IBB HBP BLK WP HR S P ERA WHIP	IP WLS BF H R ER SO BB IBB HBP BLK WP HR S P ERA WHIP	IP WLS BF H R ER SO BB IBB HBP BLK WP HR S P ERA WHIP	IP WLS BF H R ER SO BB IBB HBP BLK WP HR S P ERA WHIP	IP WLS BF H R ER SO BB IBB HBP BLK WP HR S P ERA WHIP	IP WLS BF H R ER SO BB IBB HBP BLK WP HR S P ERA WHIP	IP WLS BF H R ER SO BB IBB HBP BLK WP HR S P ERA WHIP	IP WLS BF H R ER SO BB IBB HBP BLK WP HR S P ERA WHIP	IP WLS BF H R ER SO BB IBB HBP BLK WP HR S P ERA WHIP	IP WLS BF H R ER SO BB IBB HBP BLK WP HR S P ERA WHIP	IP WLS BF H R ER SO BB IBB HBP BLK WP HR S P ERA WHIP	IP WLS BF H R ER SO BB IBB HBP BLK WP HR S P ERA WHIP	IP WLS BF H R ER SO BB IBB HBP BLK WP HR S P ERA WHIP	IP WLS BF H R ER SO BB IBB HBP BLK WP HR S P ERA WHIP	IP WLS BF H R ER SO BB IBB HBP BLK WP HR S P ERA WHIP

AB	38
R	7
H	11
RBI	7
BB	7
SO	10
LOB	26



Batter	1	2	3	4	5	6	7	8	9	AB	R	H	RBI	BB	SO	LOB	BOTTOM							
6 Jonathan India, R OBP: 0.297, SLG: 0.311										5	0	0	0	0	1	2	Milwaukee Brewers @ Cincinnati Reds Great American Ball Park, Cincinnati, OH Sat Jun 18 2022, 4:12 PM - 7:33 PM EDT Att: 25,071 - Sunny - 79 F							
22 Brandon Drury, R OBP: 0.329, SLG: 0.517										5	0	0	0	0	1	3								
28 Tommy Pham, R OBP: 0.351, SLG: 0.430										3	1	2	0	1	0	0								
19 Joey Votto, L OBP: 0.338, SLG: 0.370										4	0	1	0	0	1	3								
17 Kyle Farmer, R OBP: 0.348, SLG: 0.434										4	1	1	0	0	1	1								
15 Nick Senzel, R OBP: 0.275, SLG: 0.264										4	1	2	0	0	1	0								
9 Mike Moustakas, L OBP: 0.318, SLG: 0.318										2	0	1	1	1	0	0								
3 Albert Almora Jr., R OBP: 0.303, SLG: 0.429										2	0	0	0	0	0	2								
32 Max Schrock, L OBP: 0.500, SLG: 0.500										1	0	1	1	0	0	0								
4 Matt Reynolds, R OBP: 0.324, SLG: 0.381										1	0	0	0	0	1									
33 Aramis Garcia, R OBP: 0.183, SLG: 0.225										2	0	1	0	0	0	2								
29 TJ Friedl, L OBP: 0.250, SLG: 0.289										1	0	0	0	0	0	2								
72 Chris Okey, R OBP: 0.222, SLG: 0.125										1	0	0	0	0	1	0								
Inning Stats	R: 0 H: 1 E: 0 K: 1 S: 8	H: 0 LOB: 0 BB: 0 P: 13	R: 0 H: 1 E: 0 K: 0 S: 7	H: 1 LOB: 0 BB: 0 P: 10	R: 0 H: 1 E: 0 K: 0 S: 5	H: 1 LOB: 0 BB: 0 P: 9	R: 1 H: 1 E: 1 K: 0 S: 14	H: 1 LOB: 2 BB: 1 P: 20	R: 2 H: 4 E: 0 K: 0 S: 13	H: 4 LOB: 2 BB: 0 P: 25	R: 0 H: 0 E: 0 K: 1 S: 11	H: 0 LOB: 1 BB: 1 P: 20	R: 0 H: 1 E: 0 K: 1 S: 10	H: 1 LOB: 1 BB: 0 P: 11	R: 0 H: 0 E: 0 K: 2 S: 8	H: 0 LOB: 0 BB: 0 P: 10	1B: 8 2B: 1 3B: 0 HR: 0	SF: 1 SAC: 0 DP: 1 HBP: 0	WP: 0 PB: 0 SB: 0 CS: 0	PA: 38				
PITCHER	IP WLS BF H R ER SO BB IBB HBP BLK WP HR S P ERA WHIP	IP WLS BF H R ER SO BB IBB HBP BLK WP HR S P ERA WHIP	IP WLS BF H R ER SO BB IBB HBP BLK WP HR S P ERA WHIP	IP WLS BF H R ER SO BB IBB HBP BLK WP HR S P ERA WHIP	IP WLS BF H R ER SO BB IBB HBP BLK WP HR S P ERA WHIP	IP WLS BF H R ER SO BB IBB HBP BLK WP HR S P ERA WHIP	IP WLS BF H R ER SO BB IBB HBP BLK WP HR S P ERA WHIP	IP WLS BF H R ER SO BB IBB HBP BLK WP HR S P ERA WHIP	IP WLS BF H R ER SO BB IBB HBP BLK WP HR S P ERA WHIP	IP WLS BF H R ER SO BB IBB HBP BLK WP HR S P ERA WHIP	IP WLS BF H R ER SO BB IBB HBP BLK WP HR S P ERA WHIP	IP WLS BF H R ER SO BB IBB HBP BLK WP HR S P ERA WHIP	IP WLS BF H R ER SO BB IBB HBP BLK WP HR S P ERA WHIP	IP WLS BF H R ER SO BB IBB HBP BLK WP HR S P ERA WHIP	IP WLS BF H R ER SO BB IBB HBP BLK WP HR S P ERA WHIP	IP WLS BF H R ER SO BB IBB HBP BLK WP HR S P ERA WHIP	IP WLS BF H R ER SO BB IBB HBP BLK WP HR S P ERA WHIP	IP WLS BF H R ER SO BB IBB HBP BLK WP HR S P ERA WHIP	IP WLS BF H R ER SO BB IBB HBP BLK WP HR S P ERA WHIP	IP WLS BF H R ER SO BB IBB HBP BLK WP HR S P ERA WHIP	IP WLS BF H R ER SO BB IBB HBP BLK WP HR S P ERA WHIP	IP WLS BF H R ER SO BB IBB HBP BLK WP HR S P ERA WHIP	IP WLS BF H R ER SO BB IBB HBP BLK WP HR S P ERA WHIP	IP WLS BF H R ER SO BB IBB HBP BLK WP HR S P ERA WHIP

AB	35
R	3
H	9
RBI	2
BB	2
SO	6
LOB	16



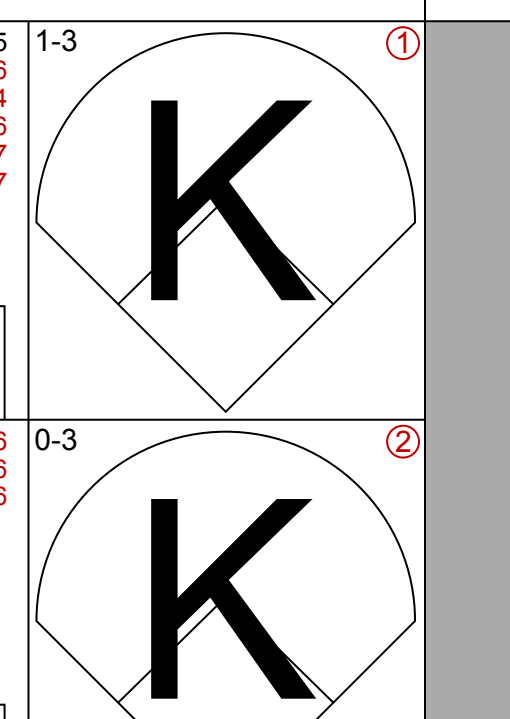
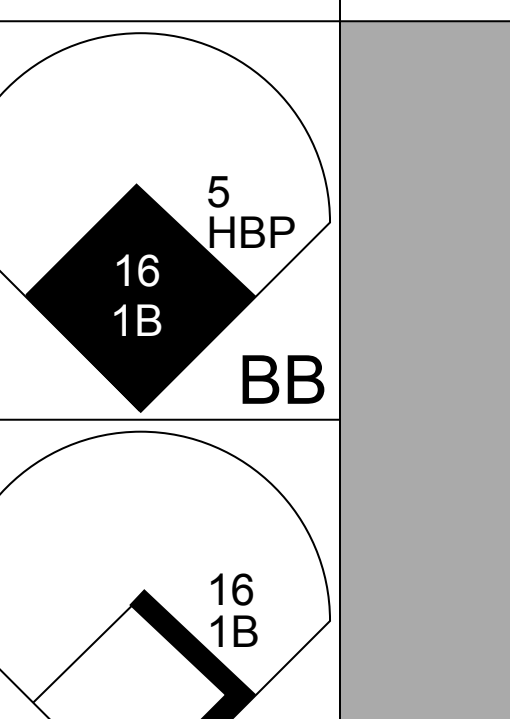
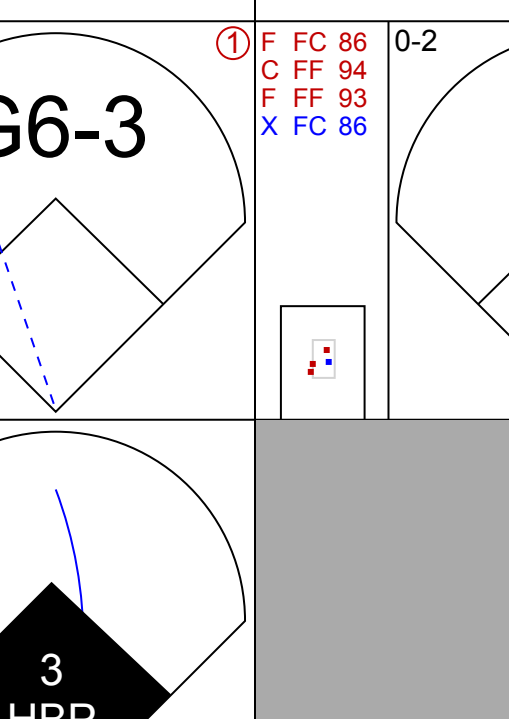
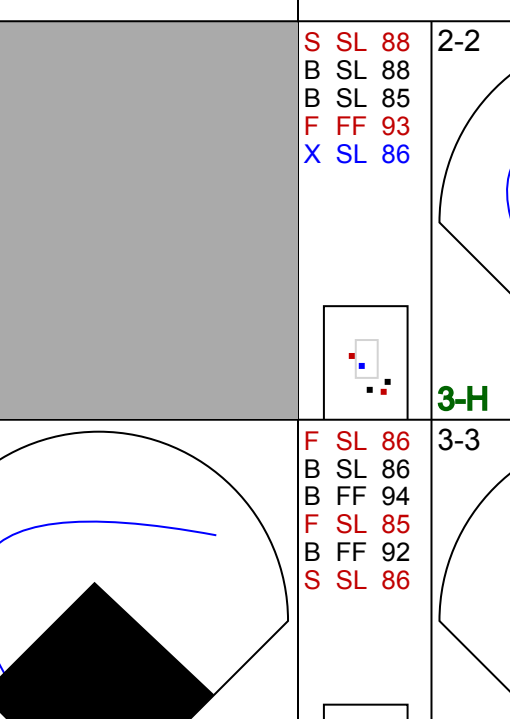
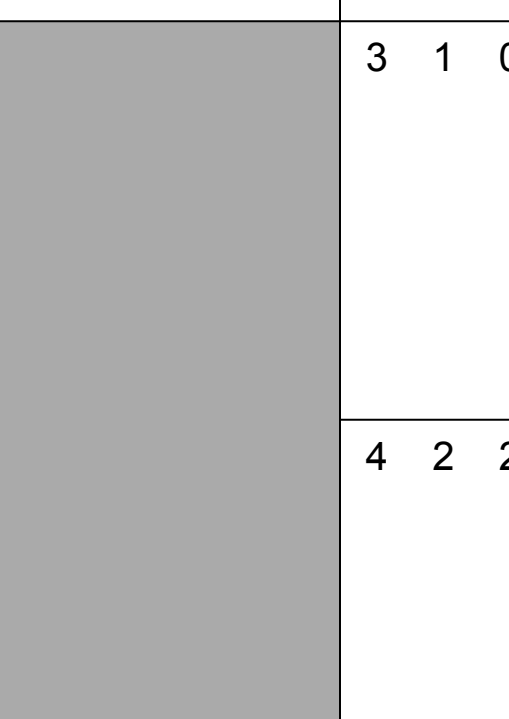
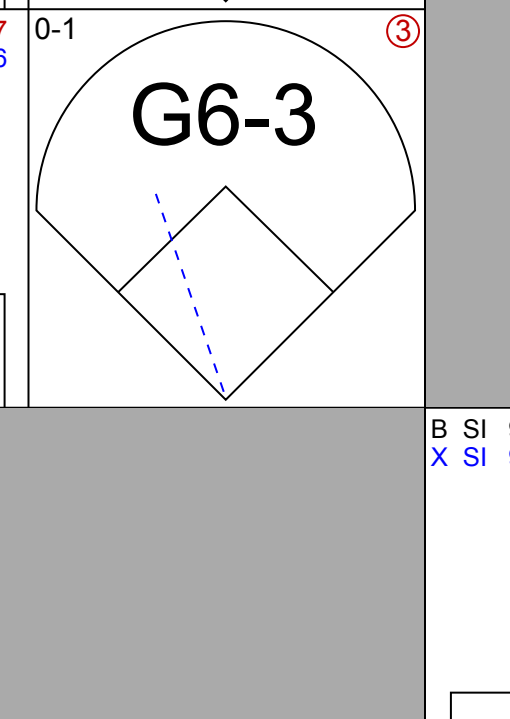
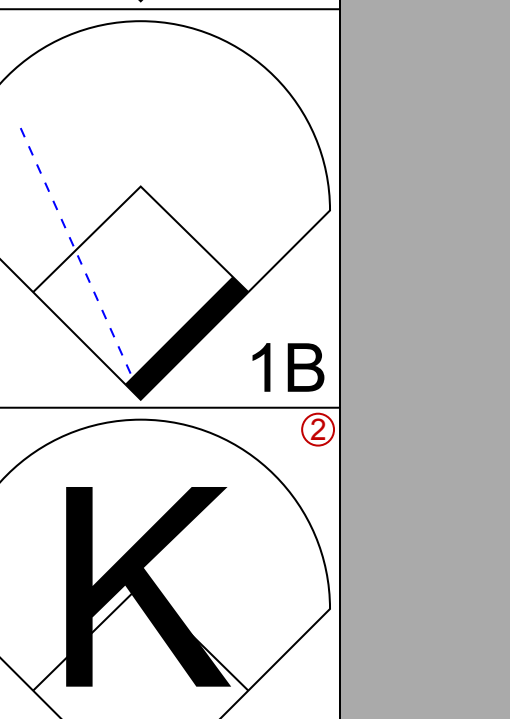
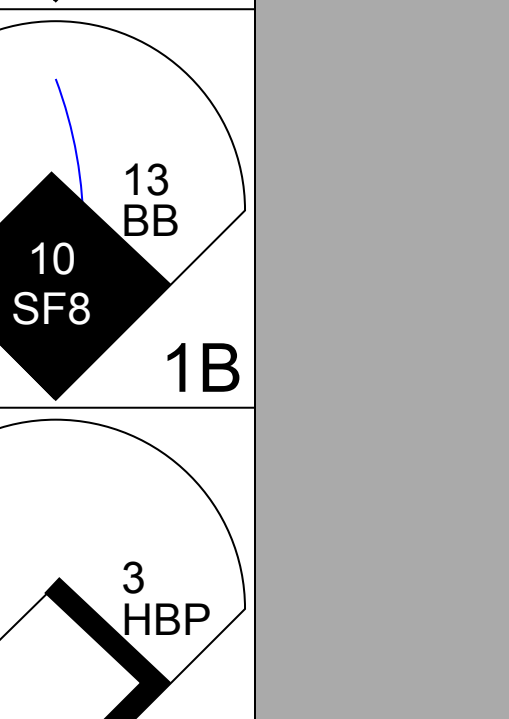
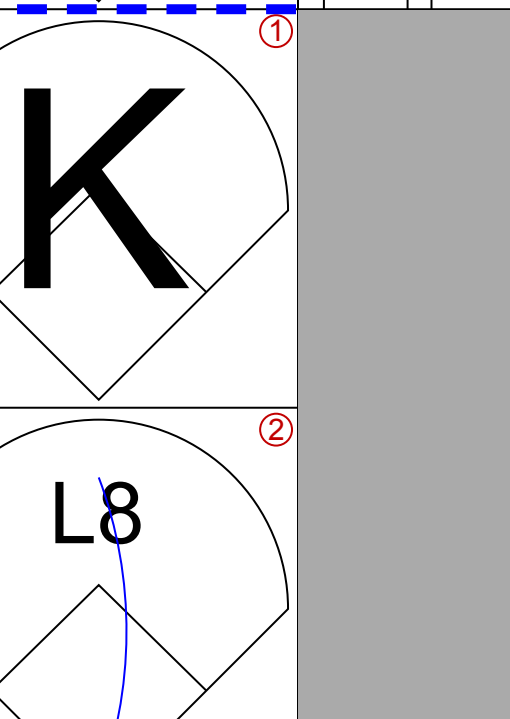
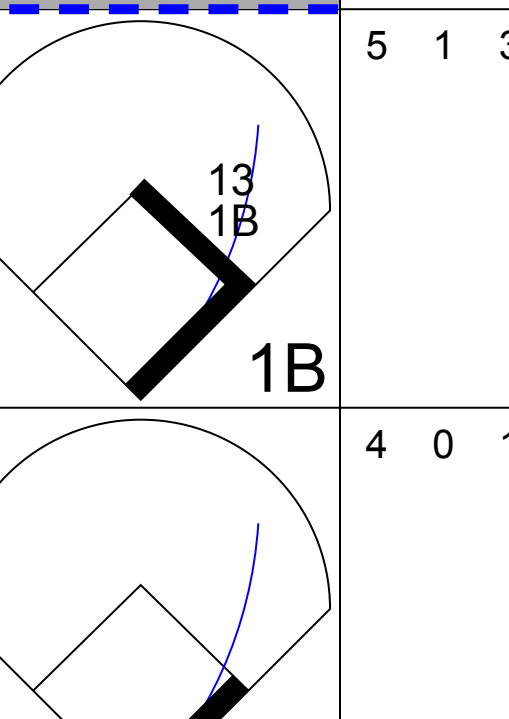
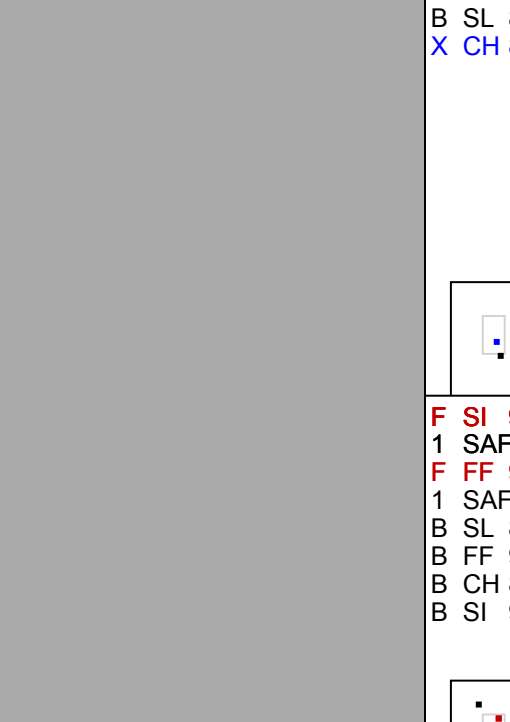
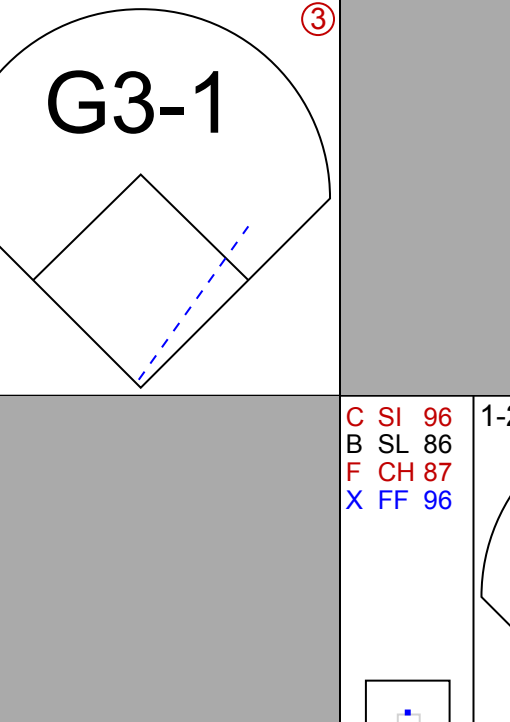
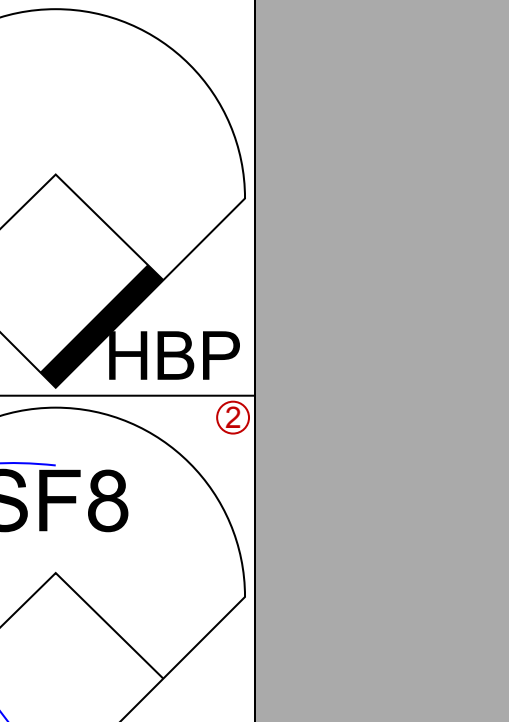
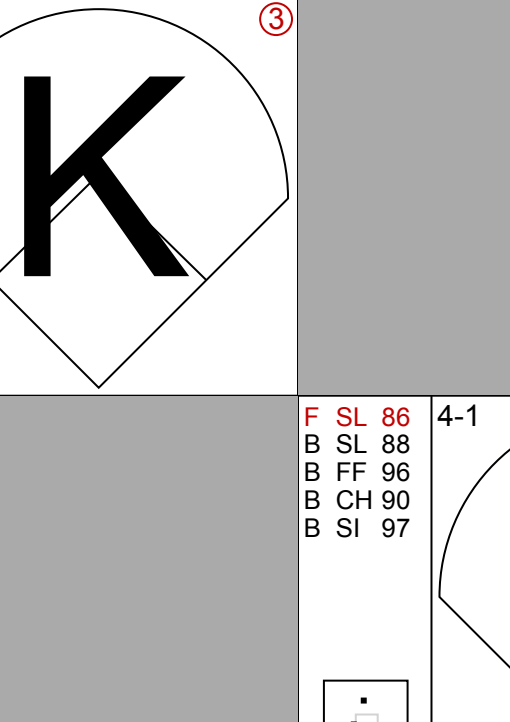
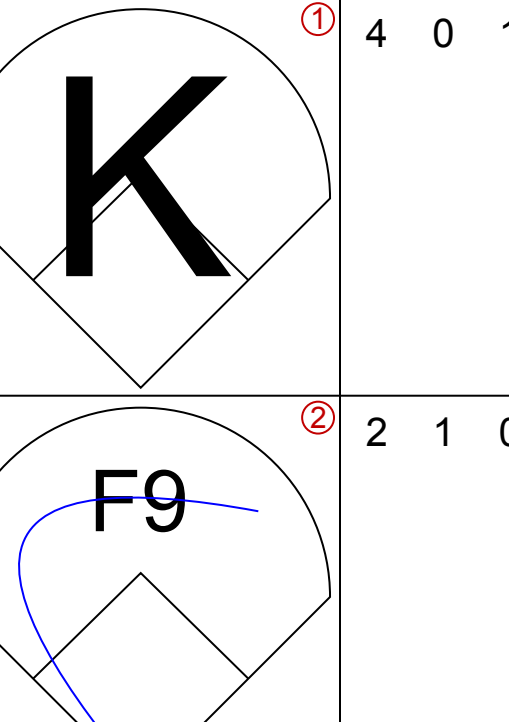
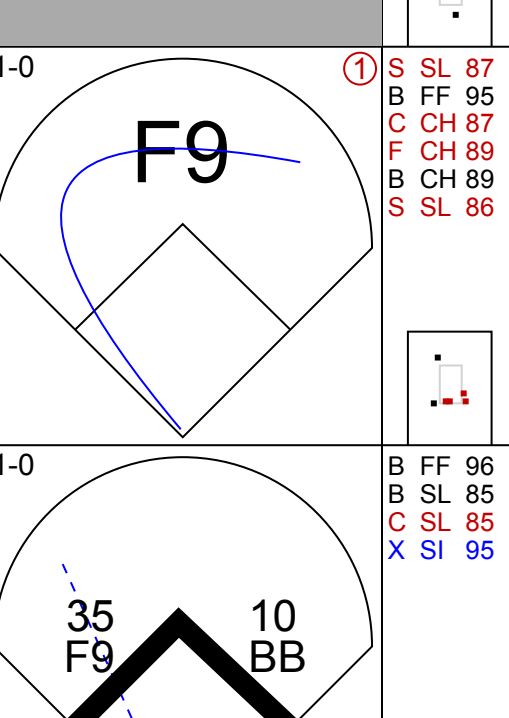
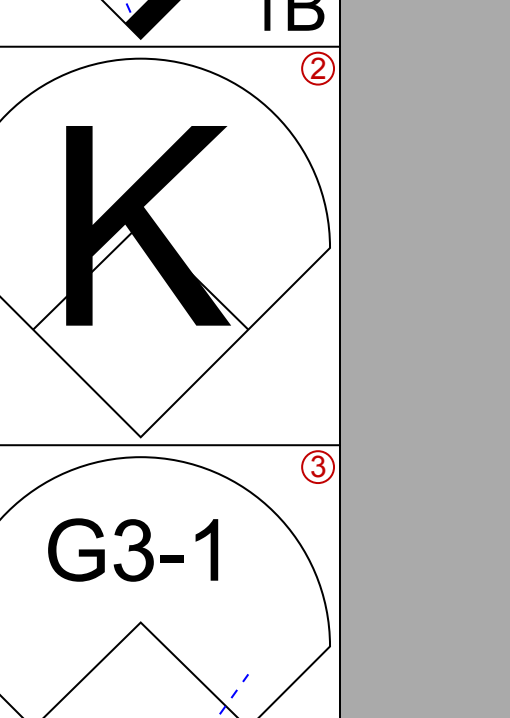
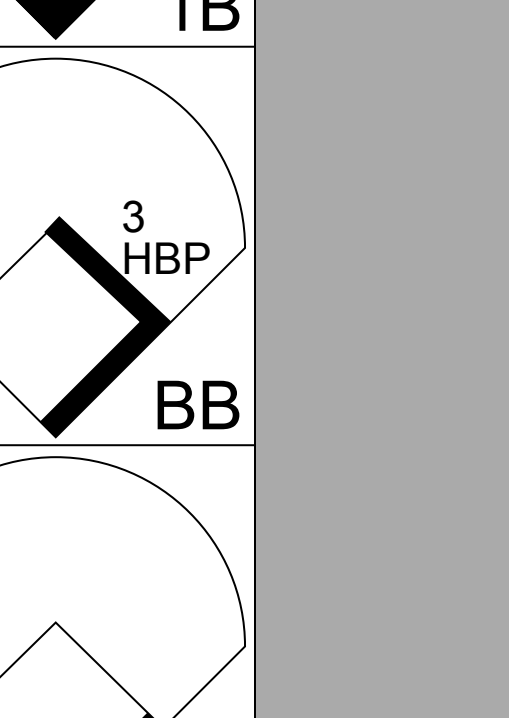
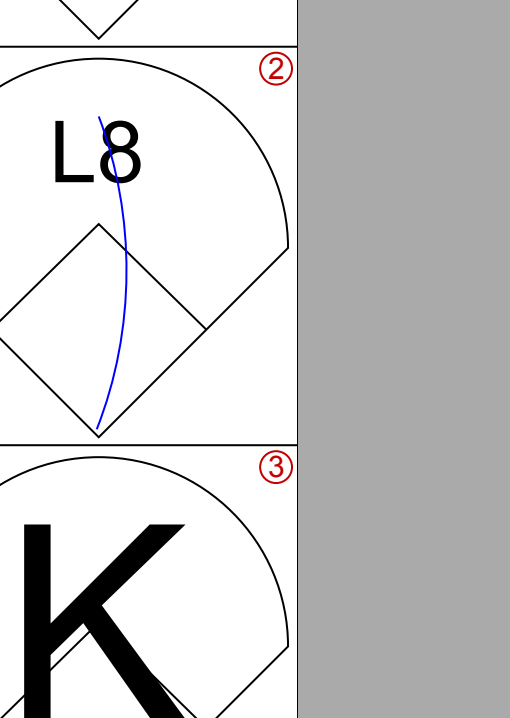
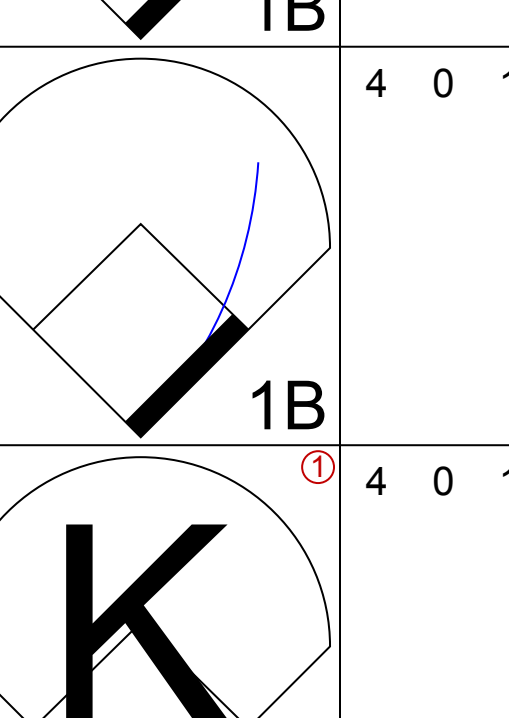
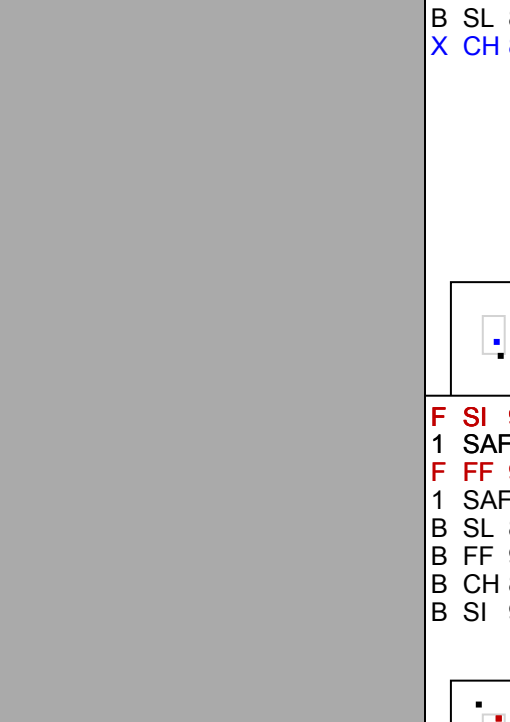
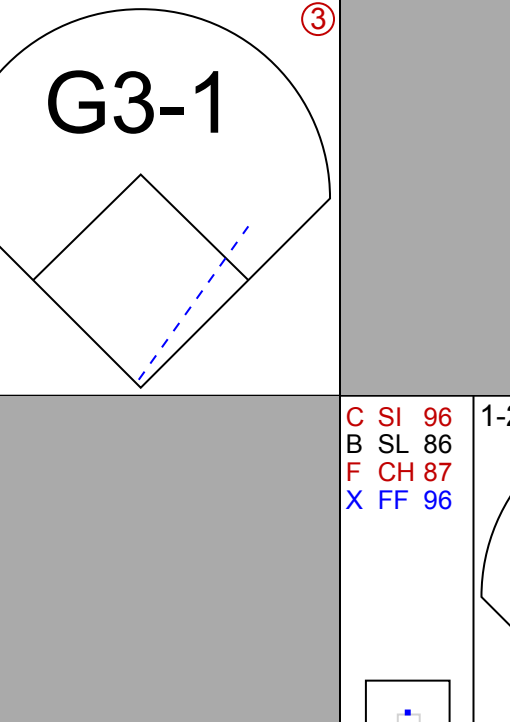
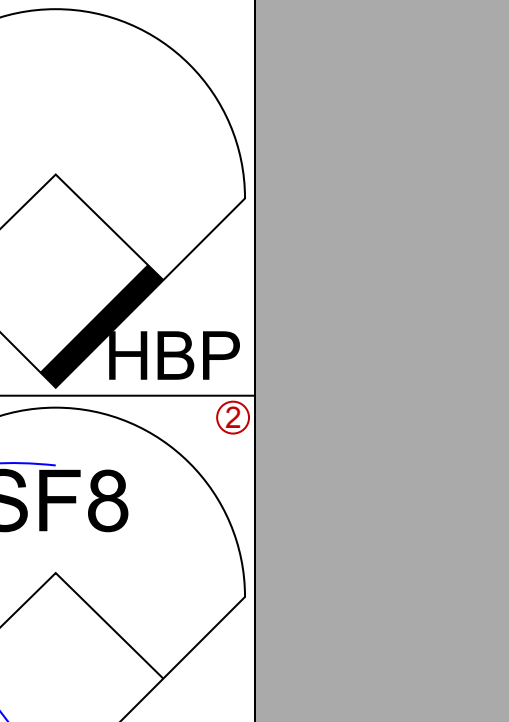
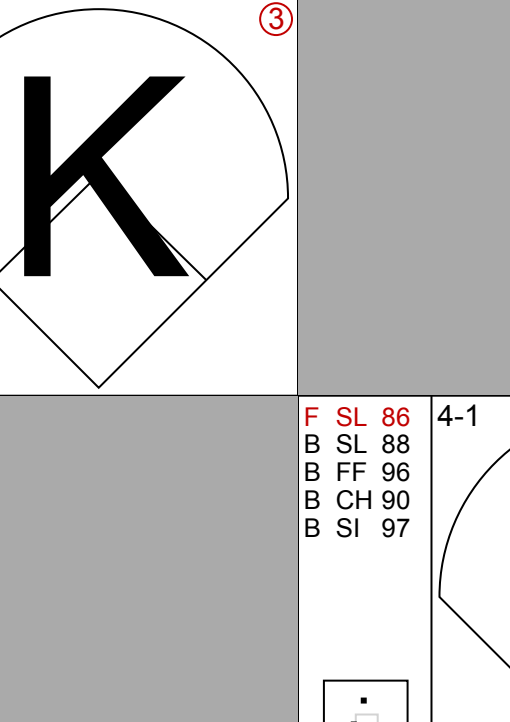
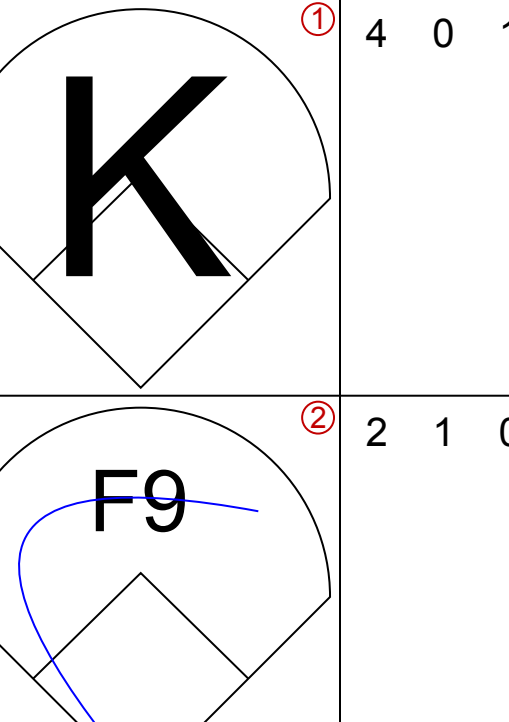
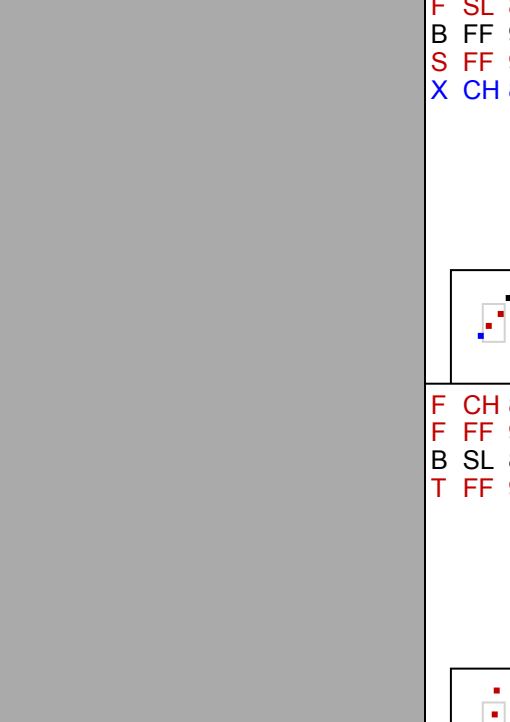
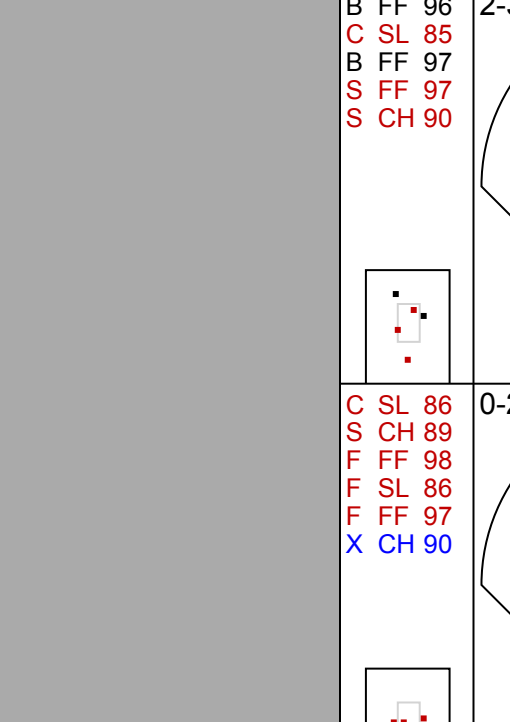
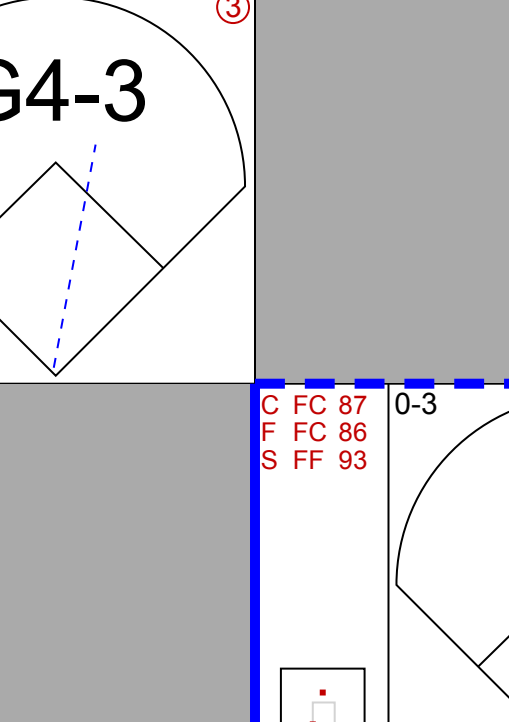
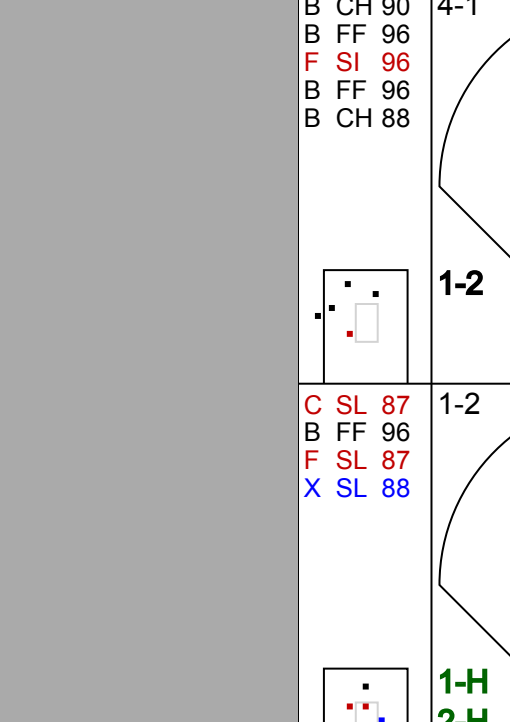
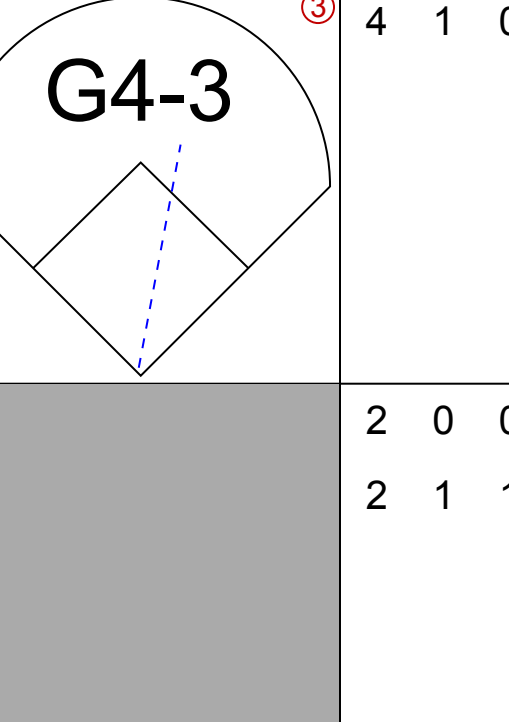

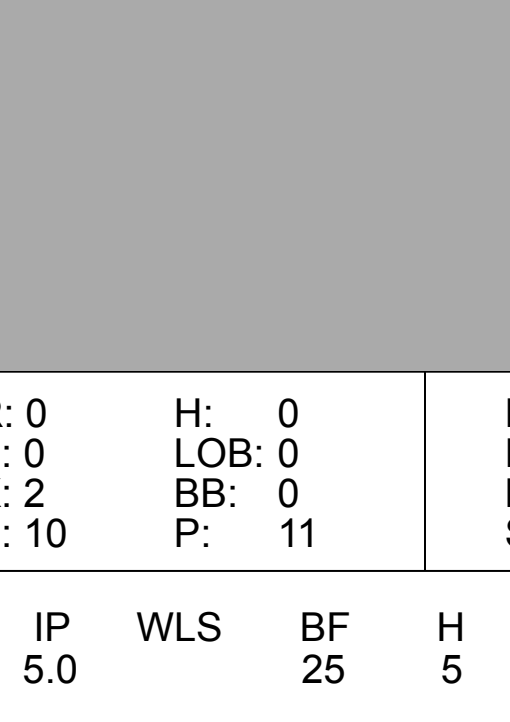
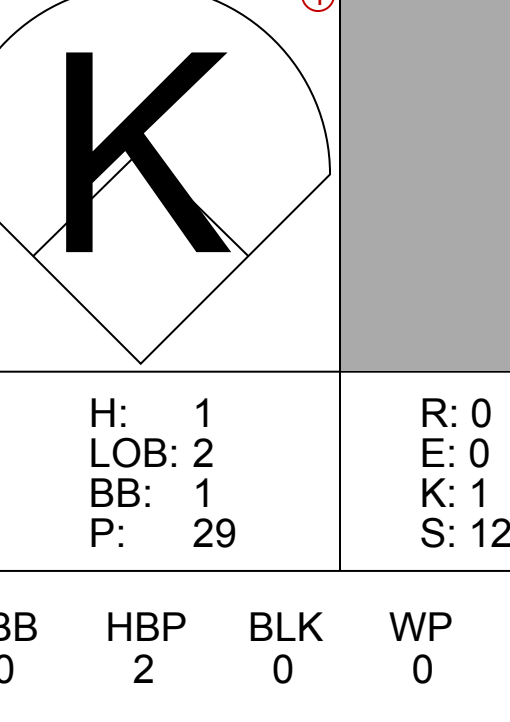
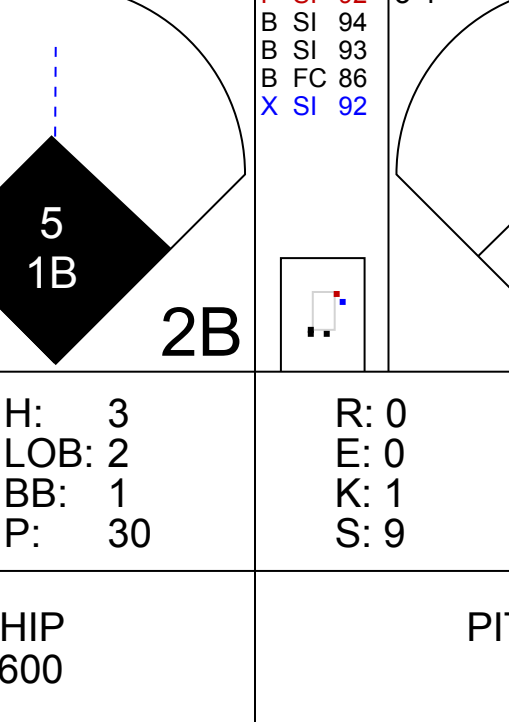
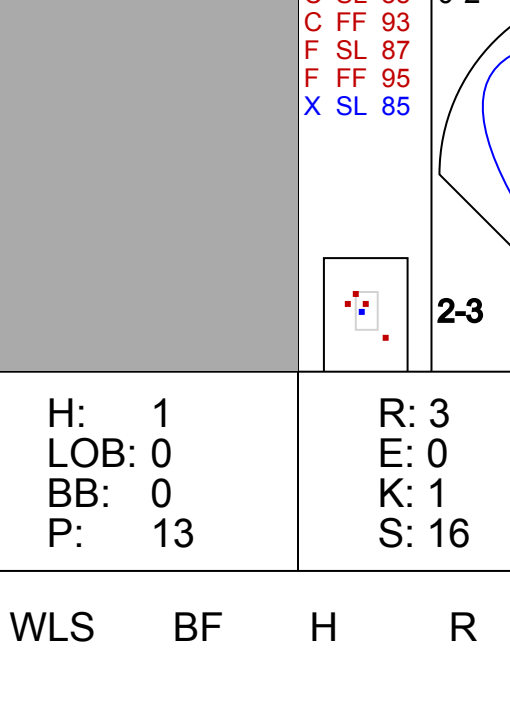
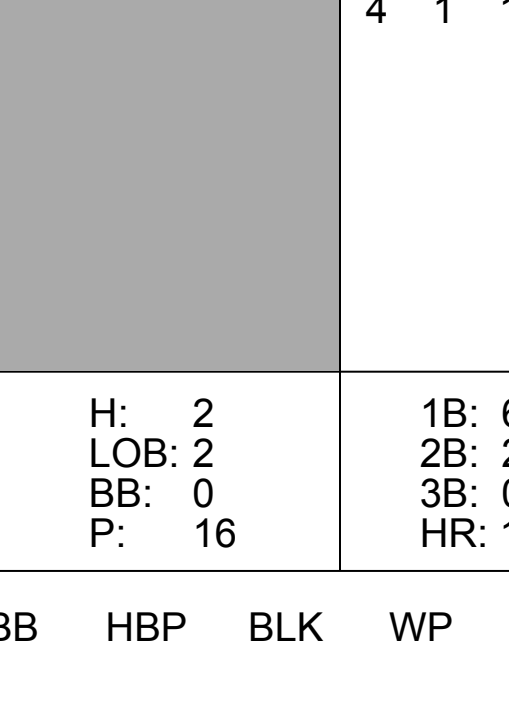
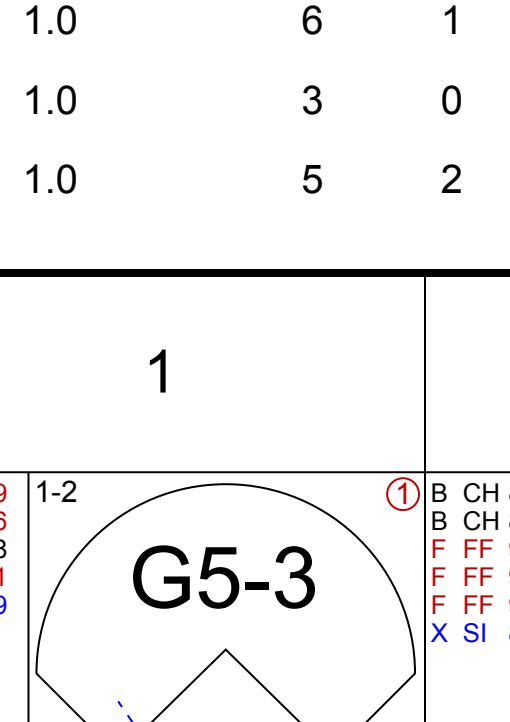

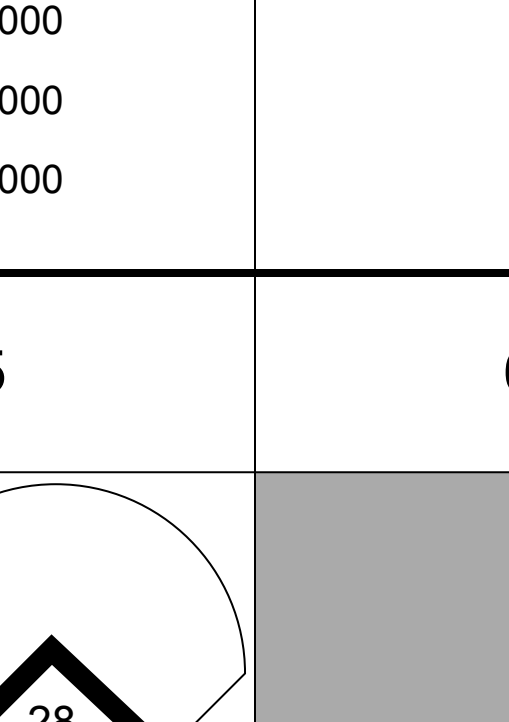
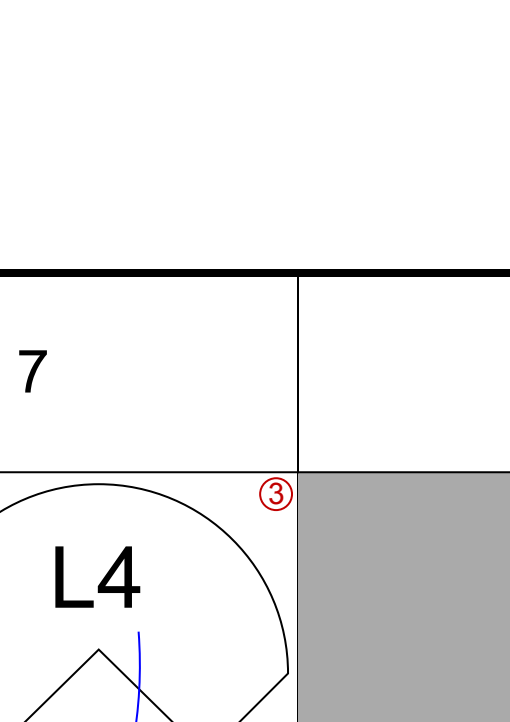
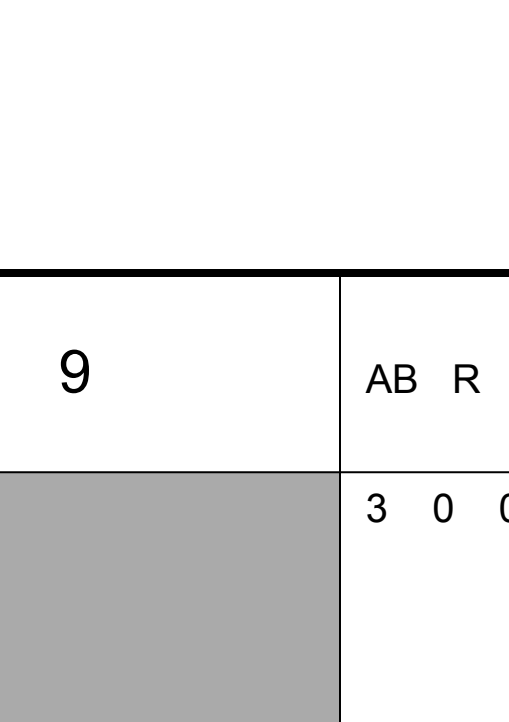
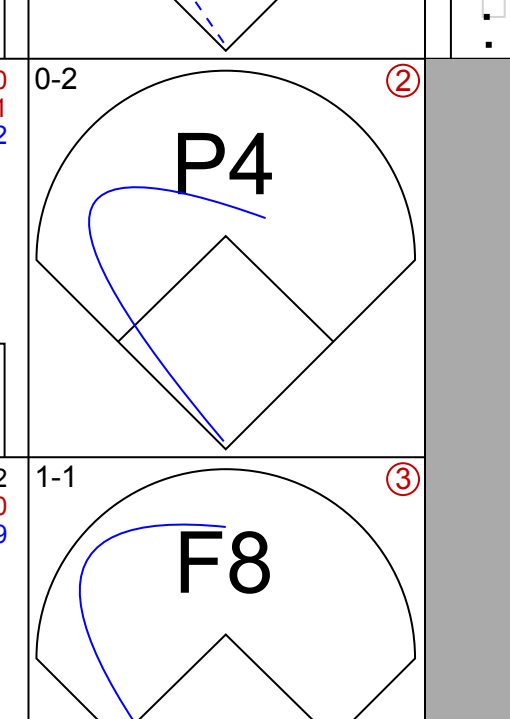
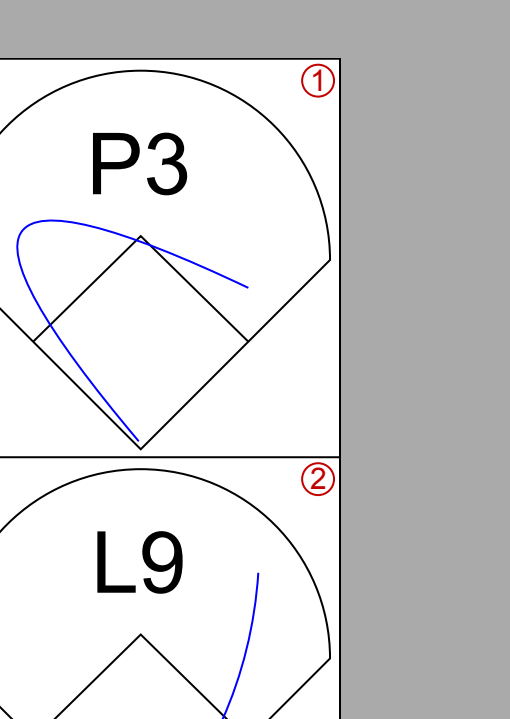
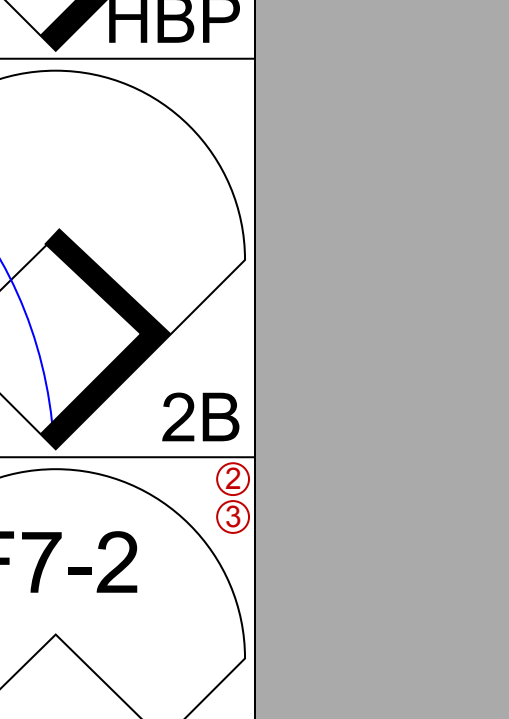
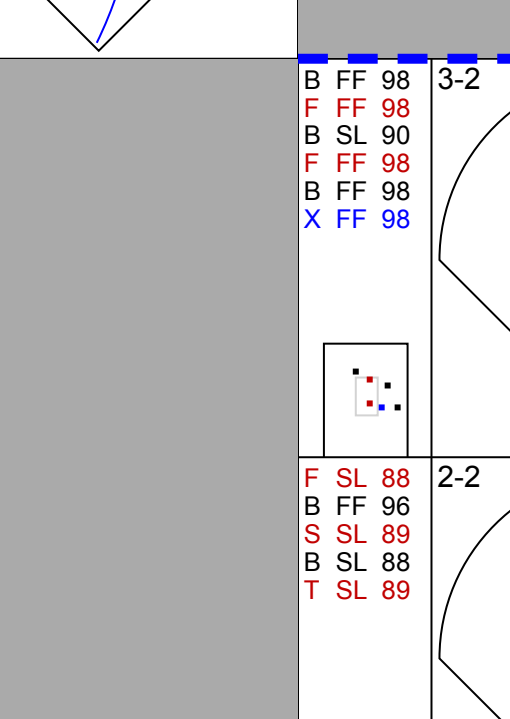

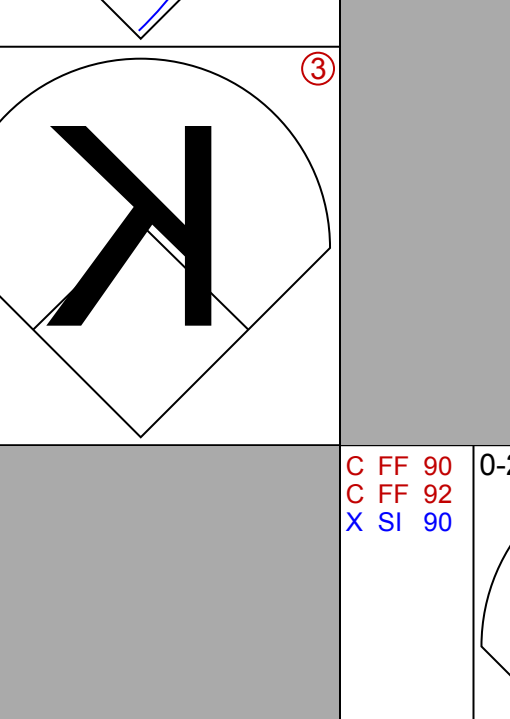
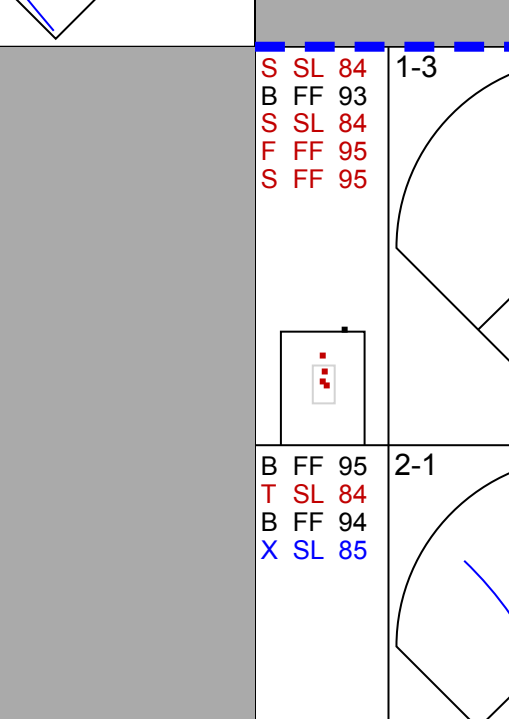
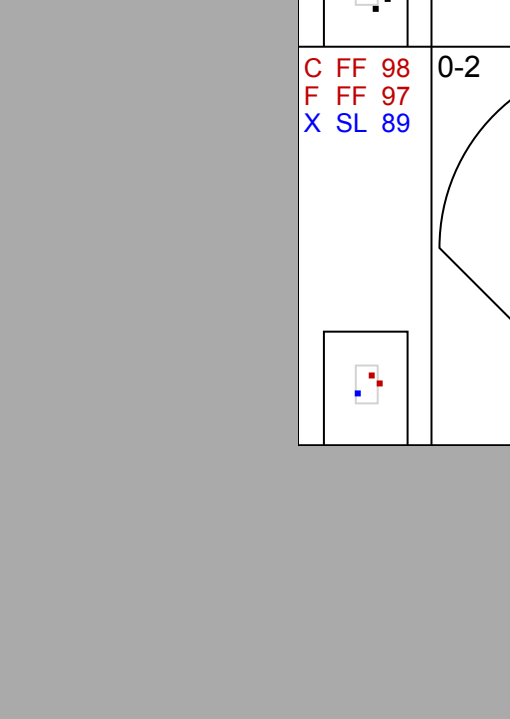
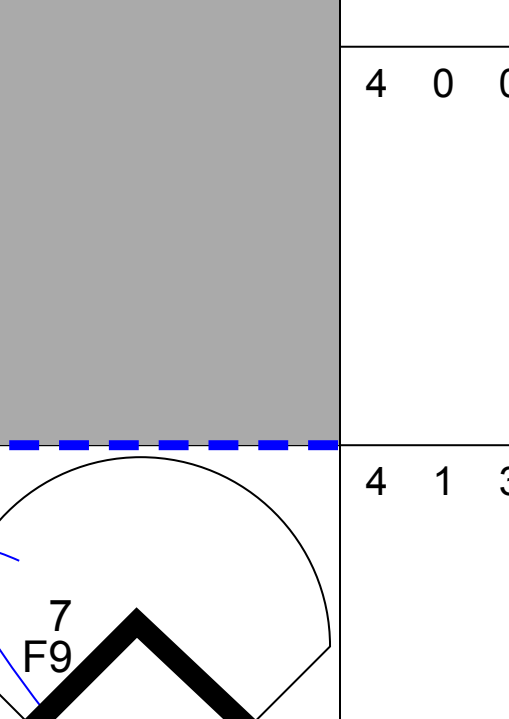
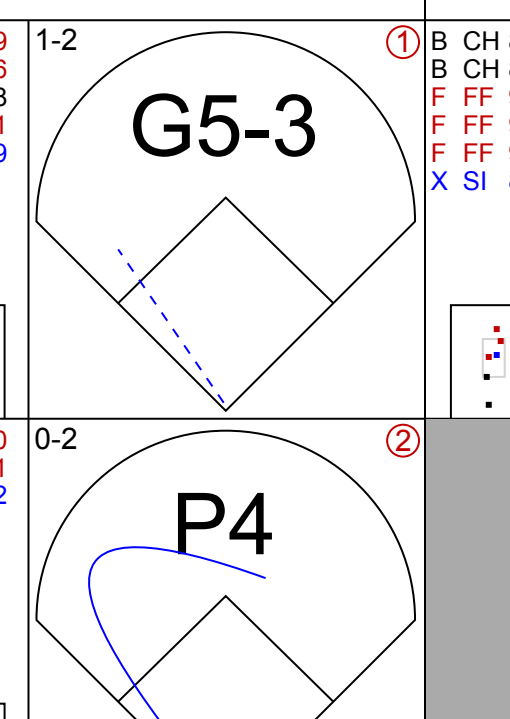
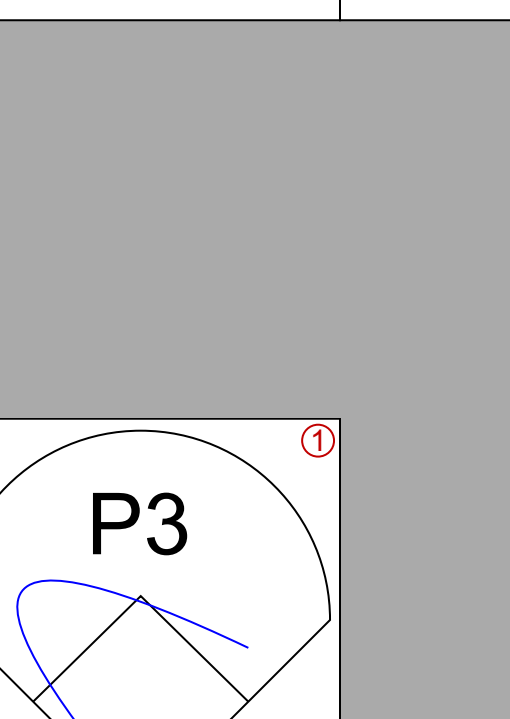
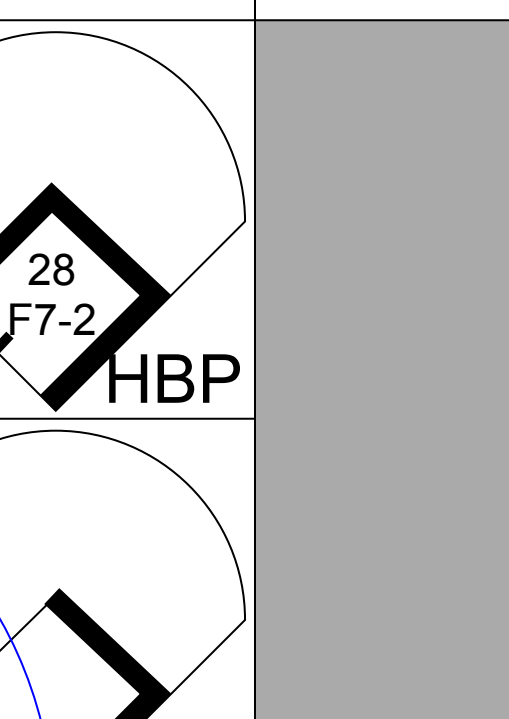
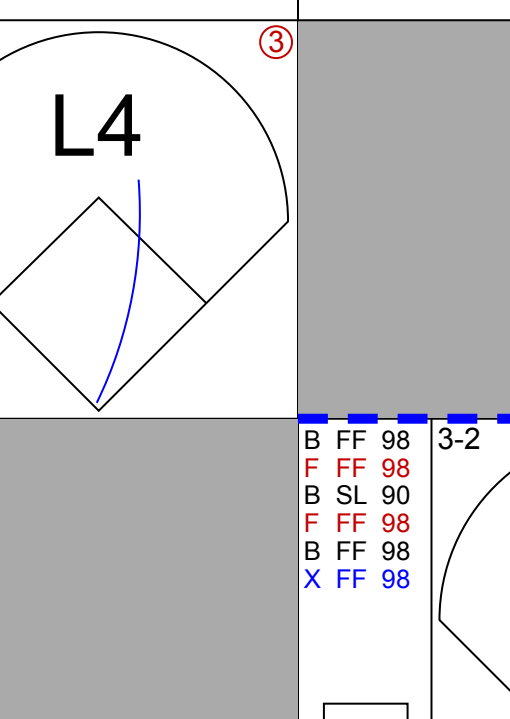
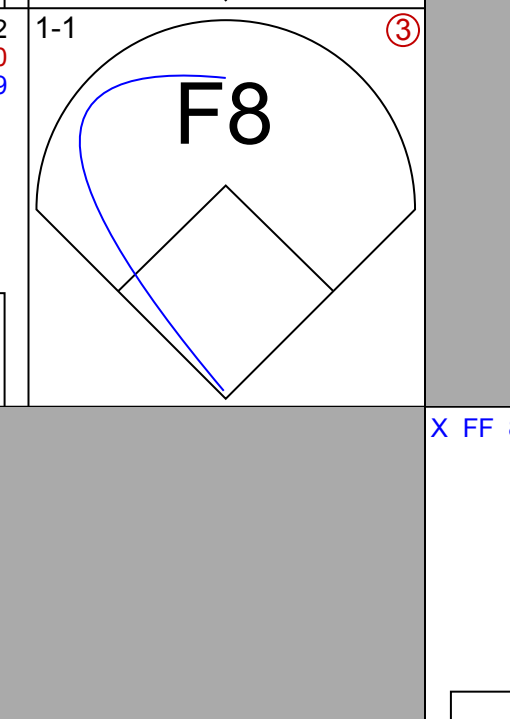
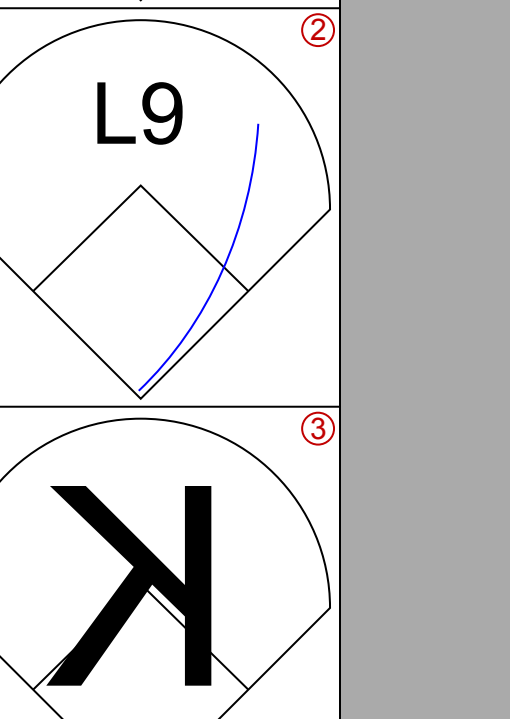
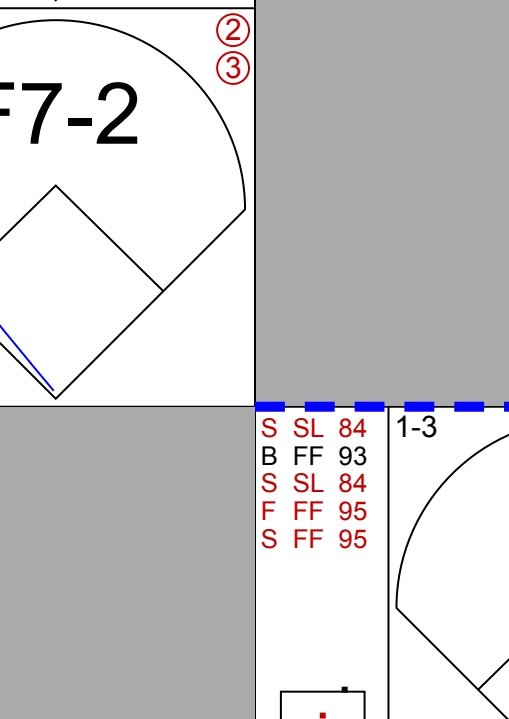
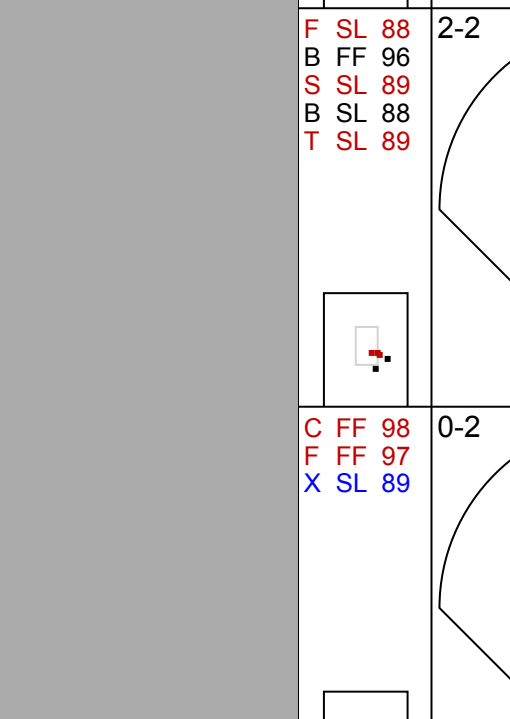
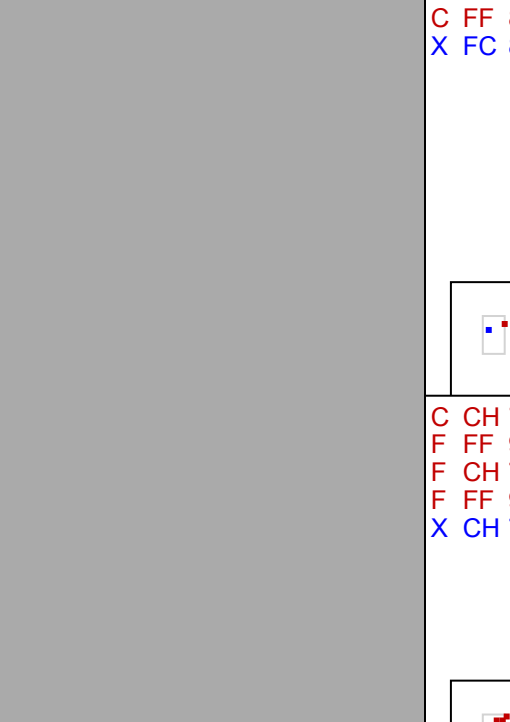
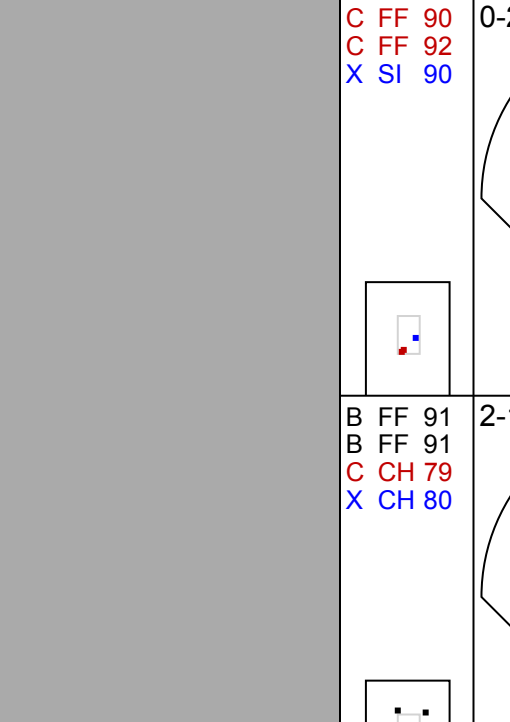
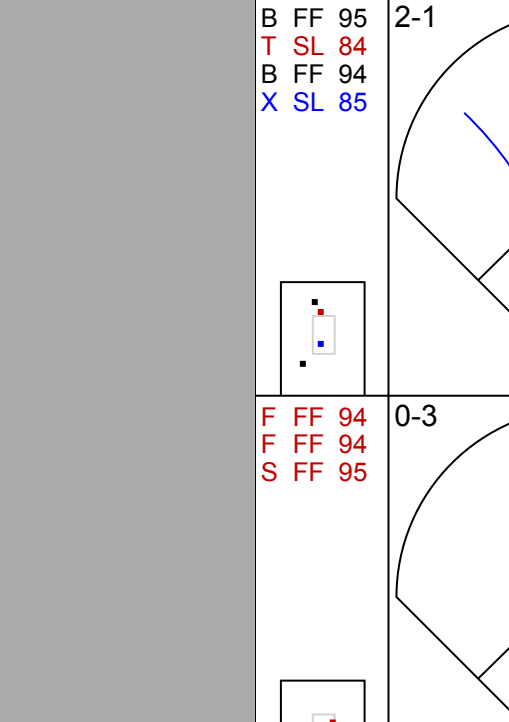

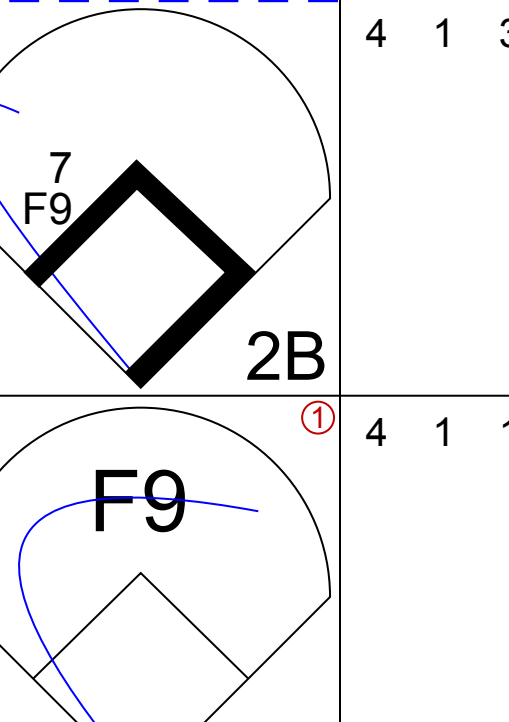
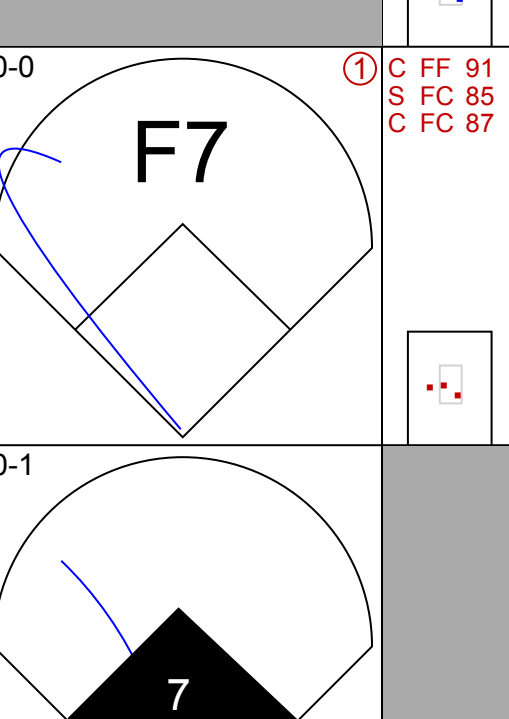
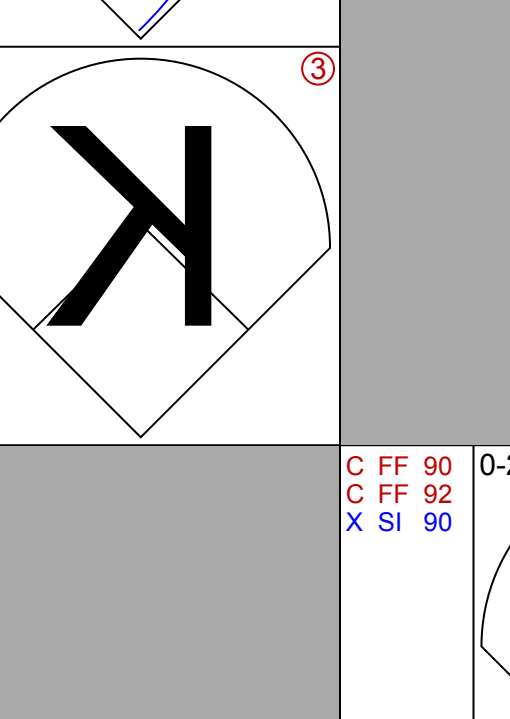
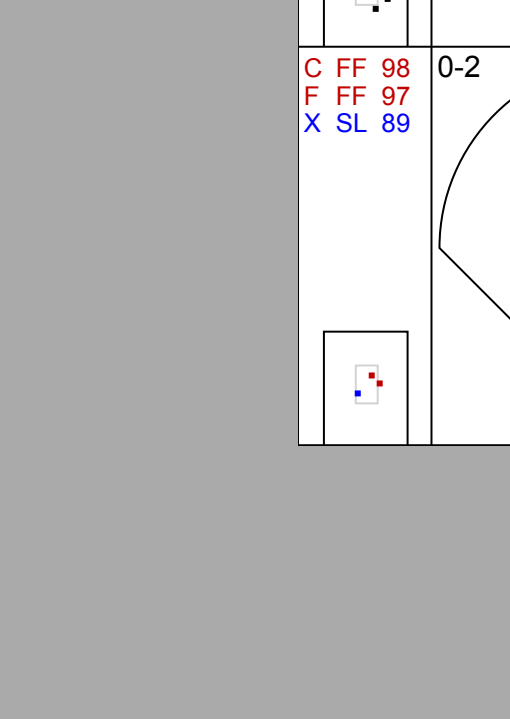
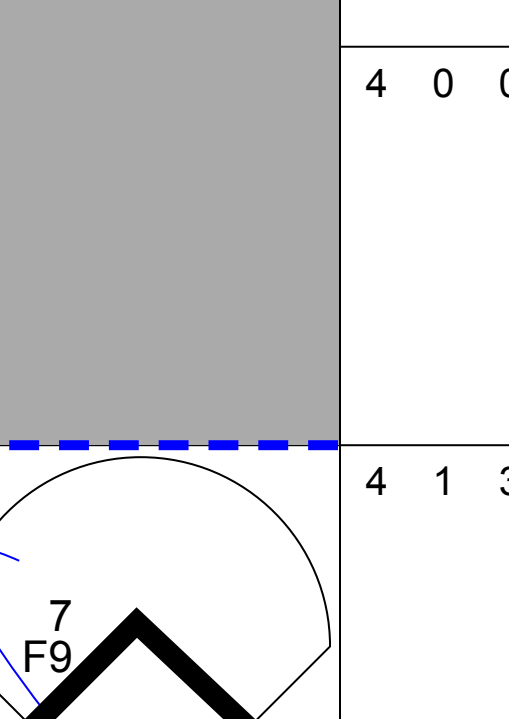
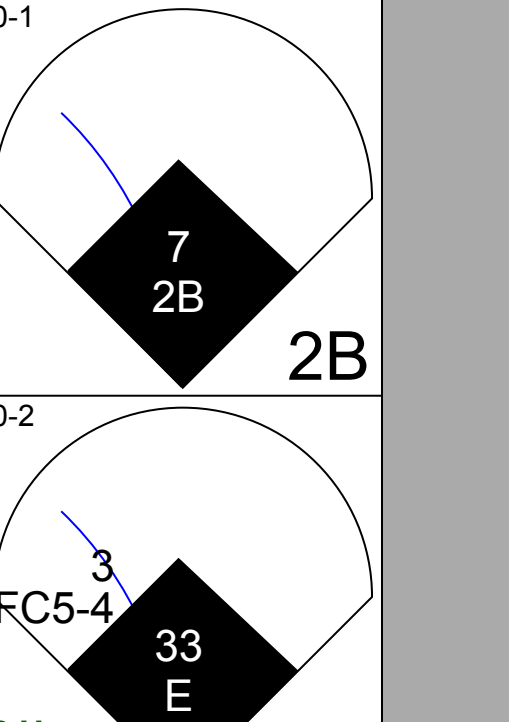
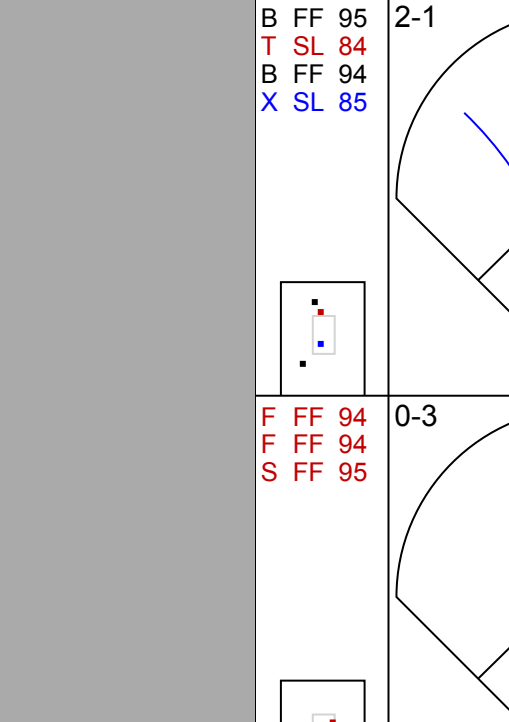

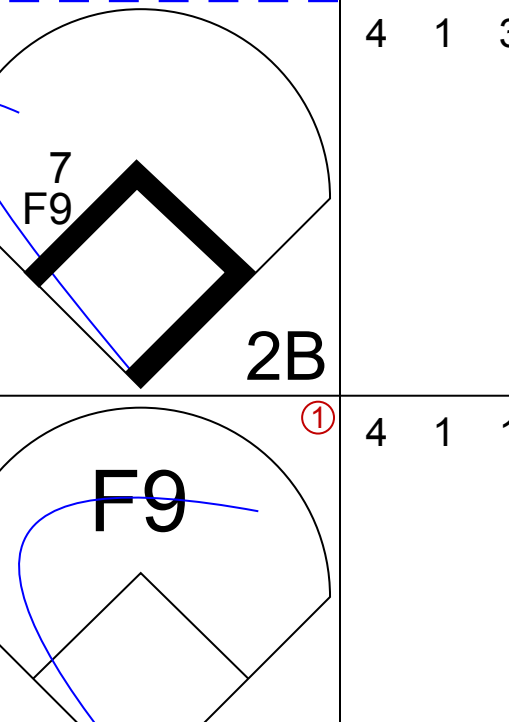
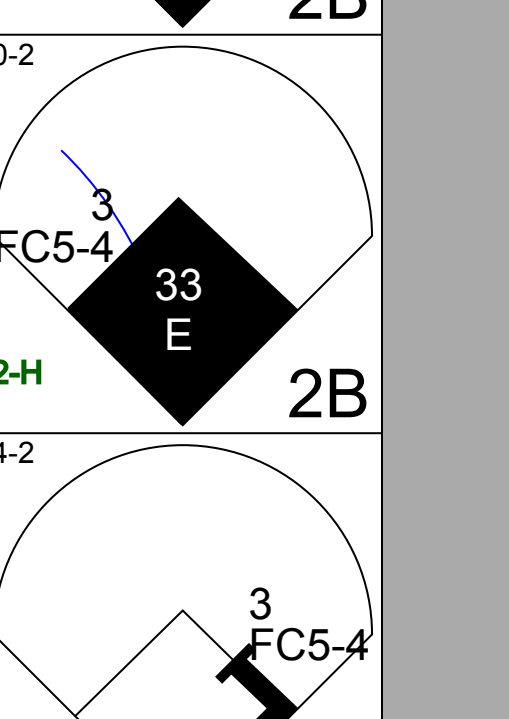
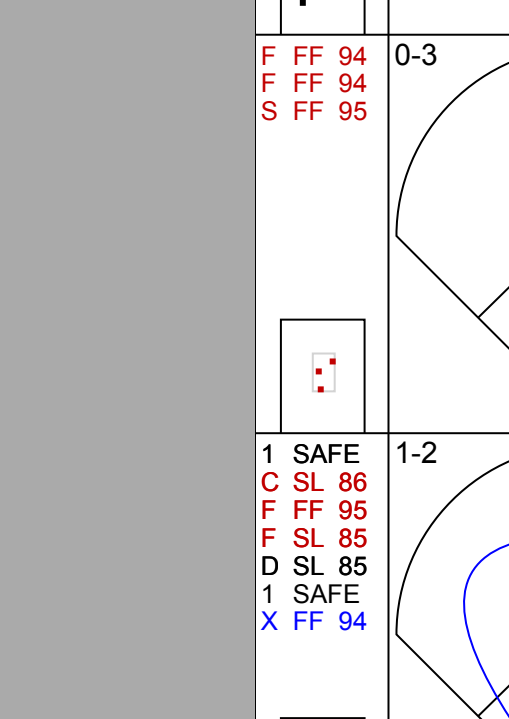

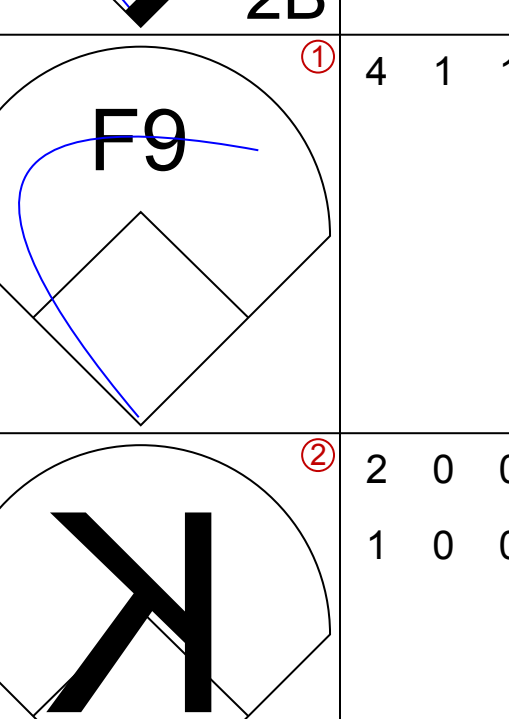
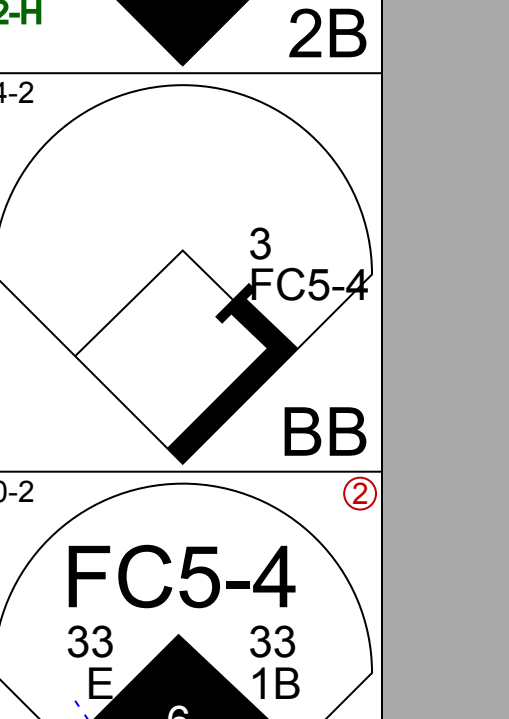
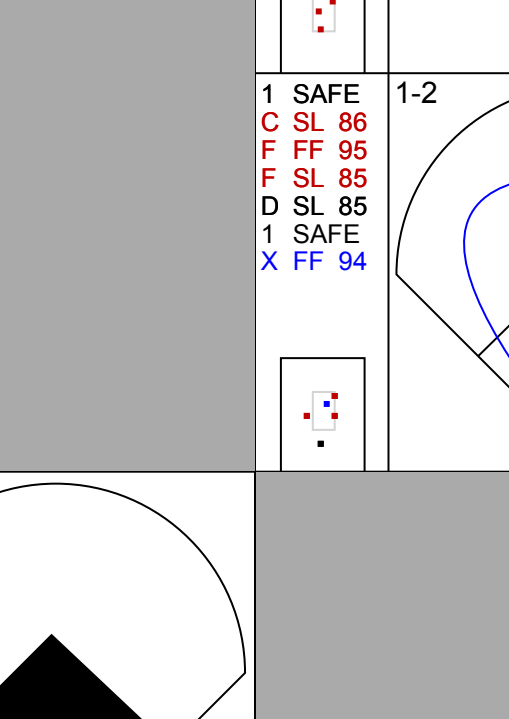
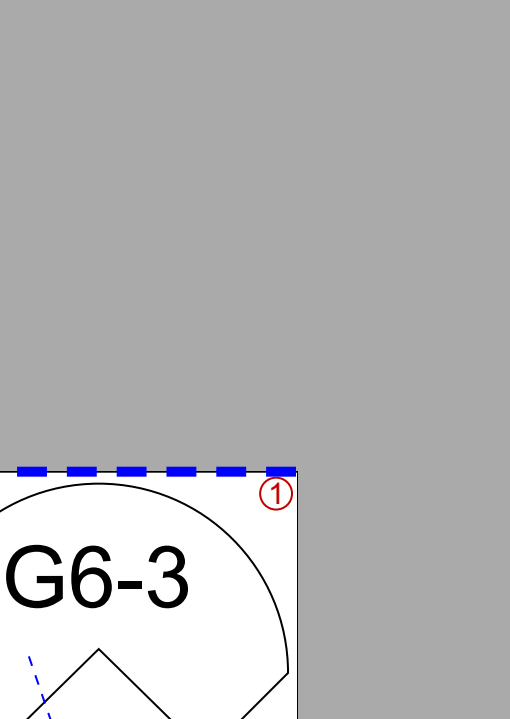
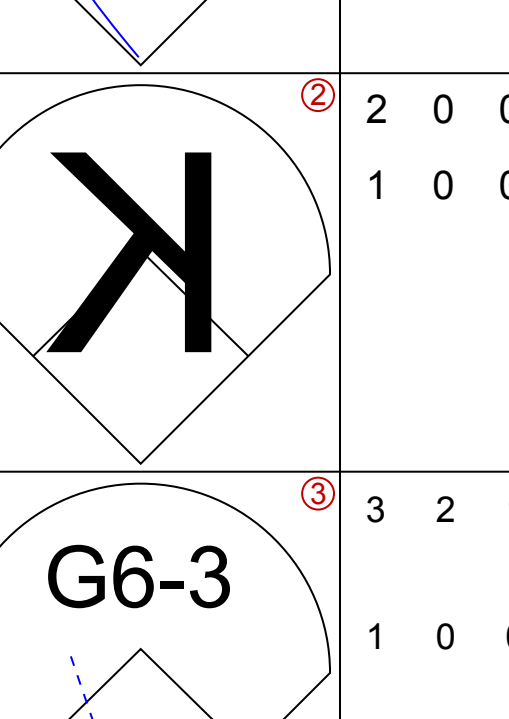
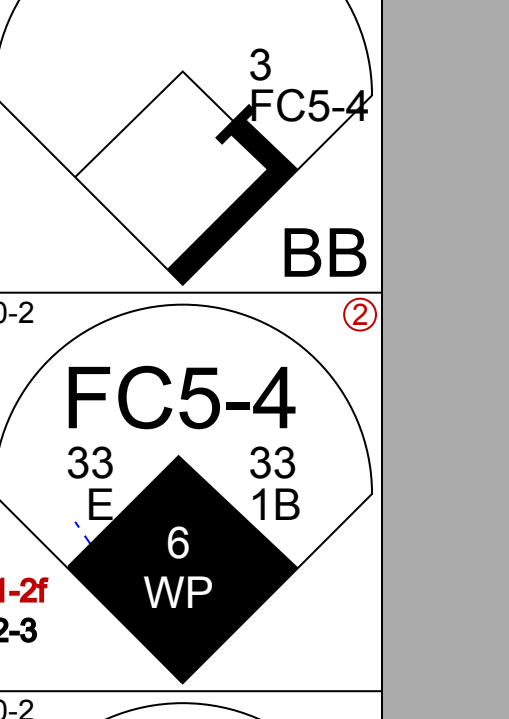
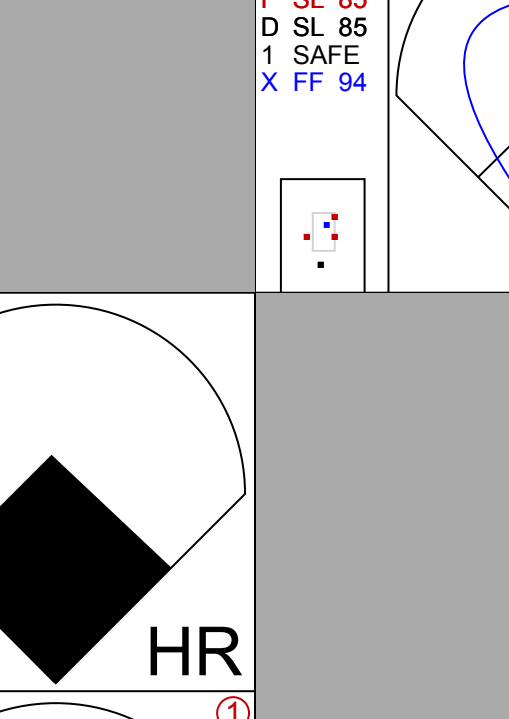
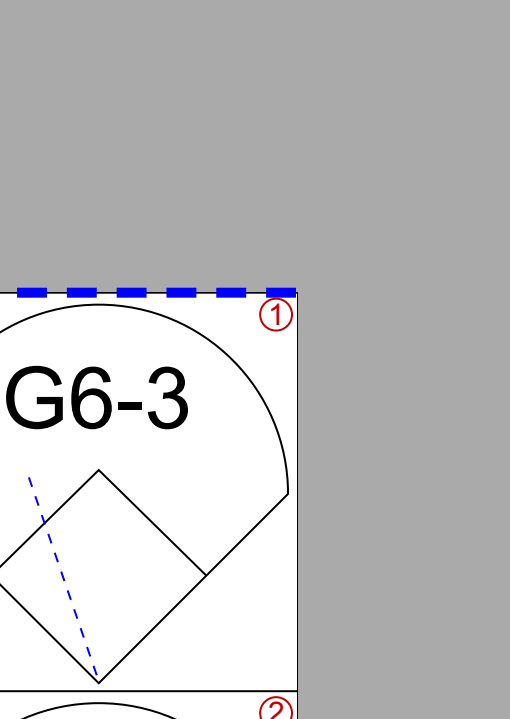
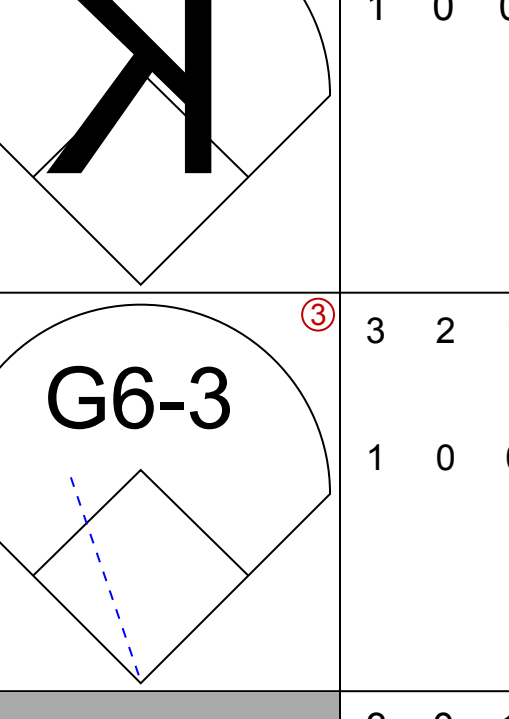
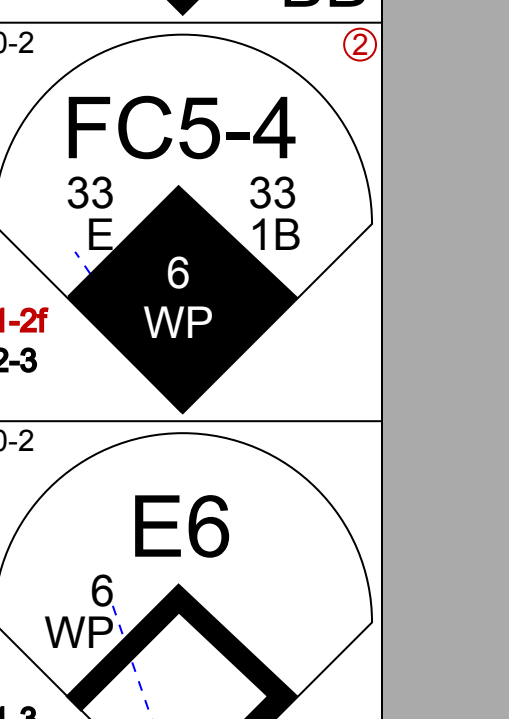
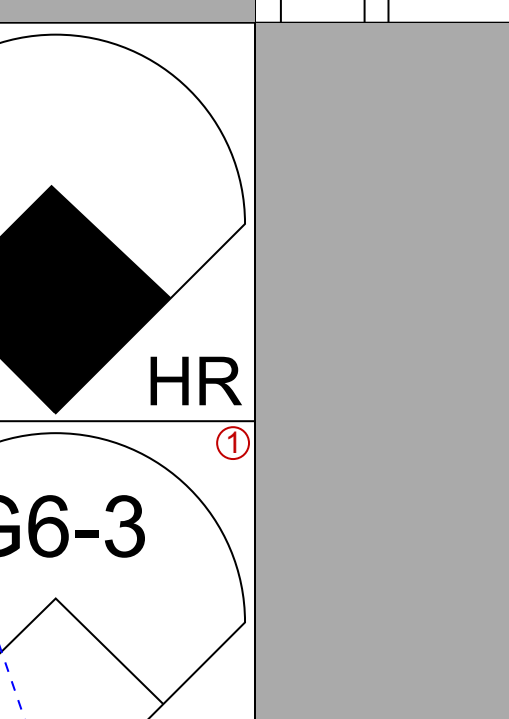
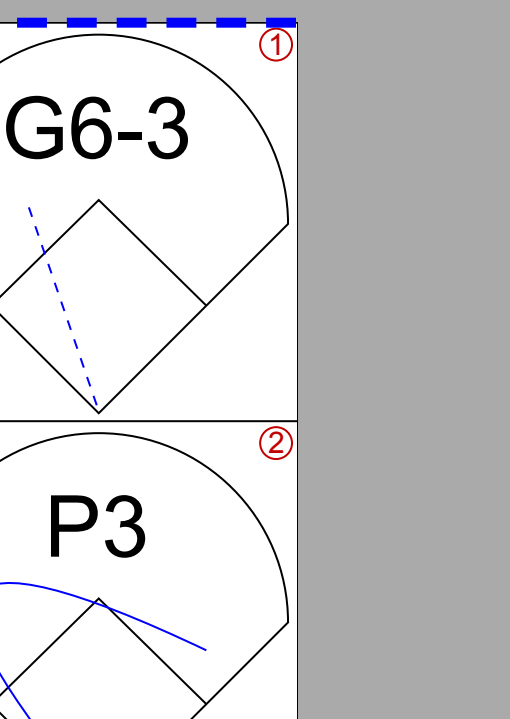
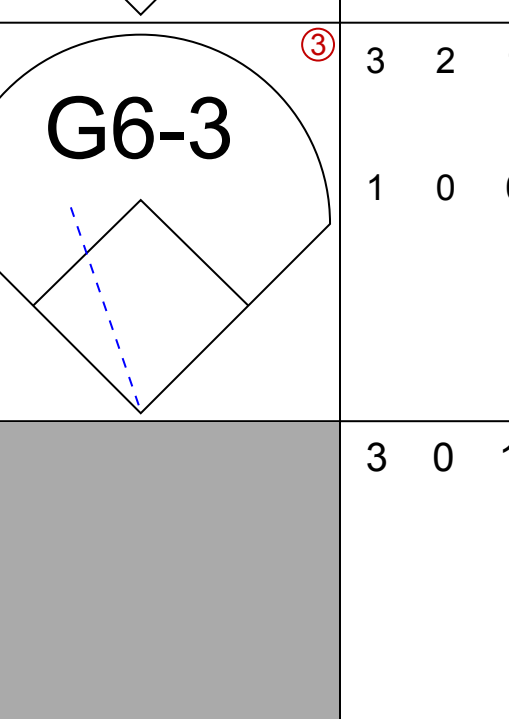
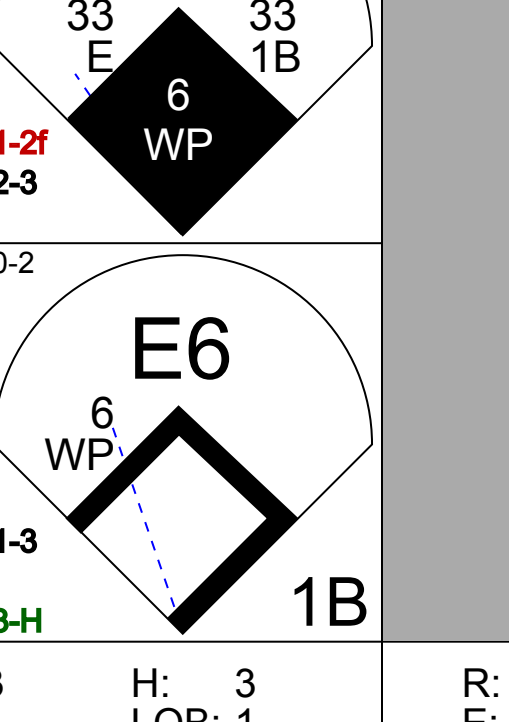
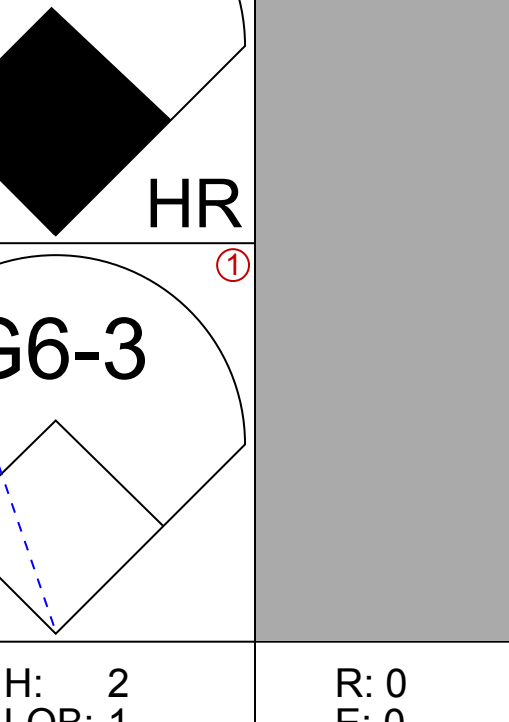
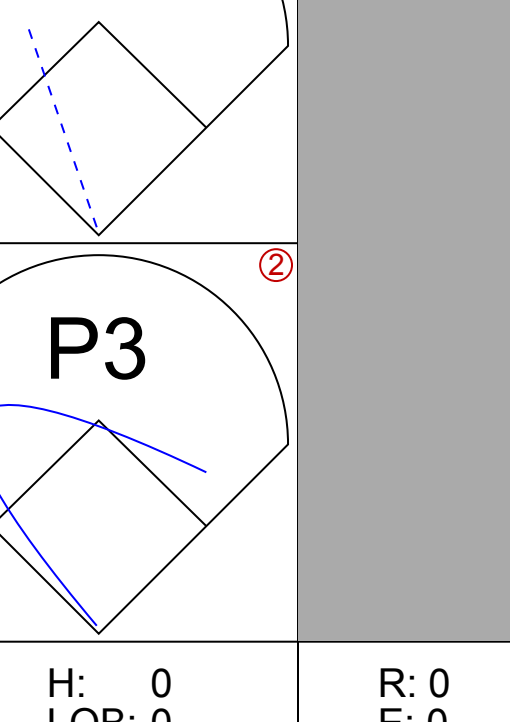
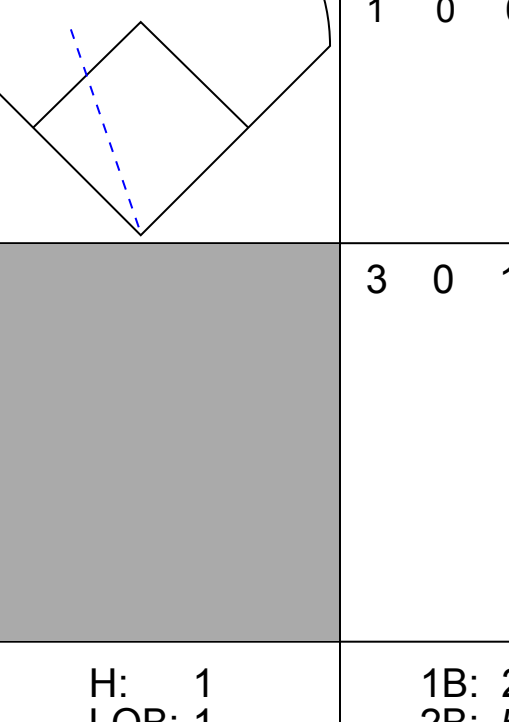
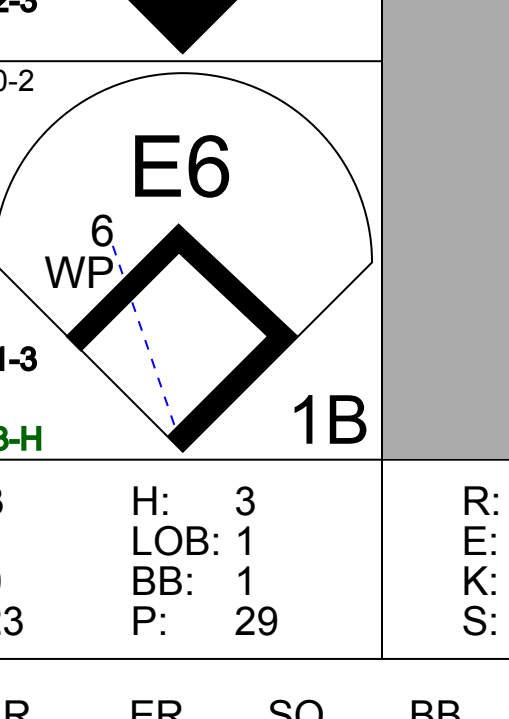
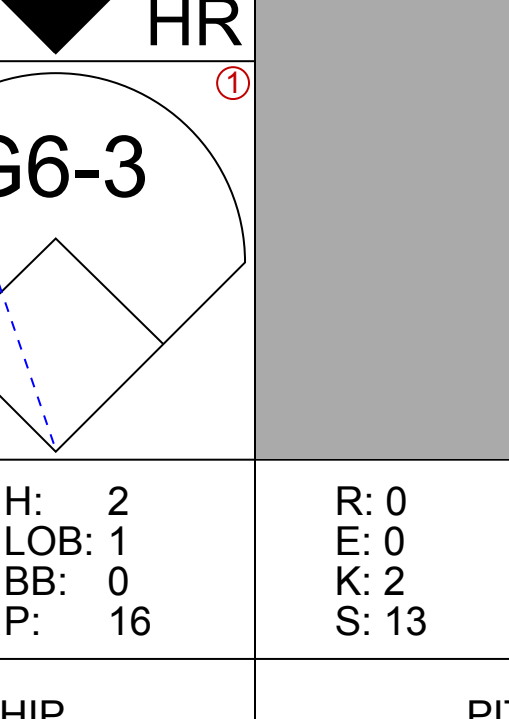
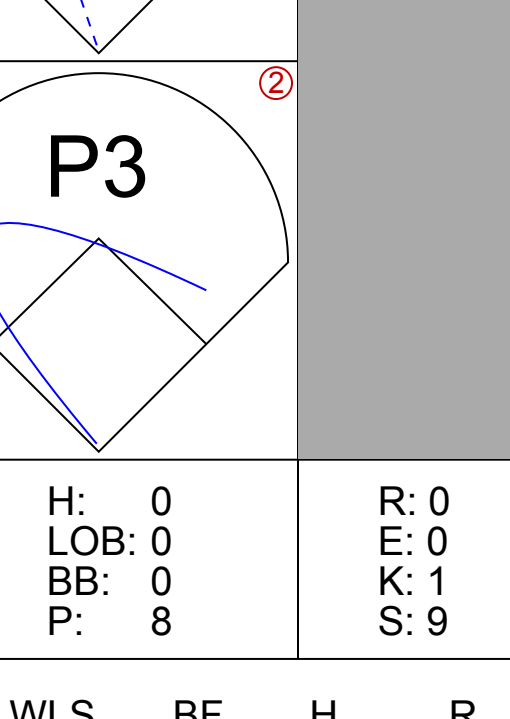
Batter	1	2	3	4	5	6	7	8	9	AB	R	H	RBI	BB	SO	LOB	TOP											
22 Christian Yelich, L (1, 10)	G4-3		K		K	F7		BB		4	0	0	0	1	2	2	Milwaukee Brewers @ Cincinnati Reds Great American Ball Park, Cincinnati, OH Sun Jun 19 2022, 1:44 PM - 4:48 PM EDT Att: 25,001 - Sunny - 75 F											
27 Willy Adams, R (1, 6)	P3		F9		1B		G6-3	F8		5	0	1	0	0	0	2												
24 Andrew McCutchen, R (1, 7)	G5-3				2B			HR	1B	4	2	2	0	1	0	0												
Hunter Renfro, R (1, 9)		L8		K	F7			HR	1B	4	1	1	2	1	1	3												
2 Luis Urias, R (1, 5)	F9				HR	2B		P4	F7	5	1	1	1	0	1	1												
18 Keston Hiura, R (1, 3)	7 HBP		G6-3		13 SF7	7 B		K2-3		4	1	1	0	1	2	2												
7 Victor Caratini, S (1, 2)					HR					2	1	2	2	1	0	0												
15 Tyrone Taylor, R (1, 8)					F9			F9		3	0	0	0	1	1	3												
13 Mark Mathias, R (1, 4)			G6-3		G6-3		SF7		F7	3	0	0	1	0	0	1												
Inning Stats	R: 0 E: 0 K: 0 S: 8	H: 0 LOB: 0 BB: 0 P: 15	R: 0 E: 0 K: 1 S: 13	H: 0 LOB: 2 BB: 1 P: 20	R: 0 E: 0 K: 1 S: 8	H: 0 LOB: 0 BB: 0 P: 12	R: 3 E: 0 K: 1 S: 12	H: 3 LOB: 0 BB: 0 P: 17	R: 0 E: 0 K: 1 S: 10	H: 1 LOB: 2 BB: 1 P: 19	R: 1 E: 0 K: 0 S: 10	H: 2 LOB: 2 BB: 1 P: 16	R: 2 E: 0 K: 1 S: 10	H: 2 LOB: 0 BB: 0 P: 14	R: 0 E: 0 K: 0 S: 15	H: 0 LOB: 2 BB: 2 P: 27		R: 0 E: 0 K: 2 S: 12	H: 0 LOB: 1 BB: 1 P: 23	1B: 4 2B: 2 3B: 0 HR: 2	SF: 1 SAC: 0 DP: 0 HBP: 1	WP: 1 PB: 0 CS: 0	PA: 42					
PITCHER	IP	WLS	BF	H	R	ER	SO	BB	IBB	HBP	BLK	WP	HR	S	P	ERA		WHIP										
31 Mike Minor, L (1, 1)	6.0	L	28	6	4	4	4	3	0	1	0	0	1	61	99	6.00		1.500										
66 Joel Kuhnel, R (7, 1)	1.0		5	2	2	2	1	0	0	0	0	0	1	10	14	18.00		2.000										
23 Jeff Hoffman, R (8, 1)	1.0		5	0	0	0	0	2	0	0	0	1	0	15	27	0.00	2.000											
55 Dauri Moreta, R (9, 1)	1.0		4	0	0	0	2	1	0	0	0	0	0	12	23	0.00	1.000											

AB	34
R	6
H	8
RBI	6
BB	6
SO	7
LOB	14



Batter	1	2	3	4	5	6	7	8	9	AB	R	H	RBI	BB	SO	LOB	BOTTOM											
6 Jonathan India, R (1, 4)	L6		K		L7		FC6-4		K	5	0	0	0	0	2	3	Milwaukee Brewers @ Cincinnati Reds Great American Ball Park, Cincinnati, OH Sun Jun 19 2022, 1:44 PM - 4:48 PM EDT Att: 25,001 - Sunny - 75 F											
22 Brandon Drury, R (1, 5)	28 BB		G6-3		F7		28 BB			4	0	2	0	0	0	0												
28 Tommy Pham, R (1, 7)					19 BB	17 FC6-4				2	1	1	0	2	1	0												
19 Joey Votto, L (1, 3)	F9				17 FC6-4					4	0	1	0	0	1	5												
17 Kyle Farmer, R (1, 6)	F7		FC6-4		3 BB				L8	4	1	0	1	0	1	3												
15 Nick Senzel, R (1, 8)			K		L9				P6	4	0	0	0	0	1	1												
9 Mike Moustakas, L (1, 10)			G5-4-3		3 BB				F9	3	1	1	0	1	0	0												
3 Albert Almora Jr., R (1, 9)			G5-4-3		2B				G5-3	4	0	1	2	0	0	1												
33 Aramis Garcia, R (1, 2)			K						K	1	0	0	0	1	1	0												
32 Max Schrock, L (9, PH)									K	1	0	0	0	0	1	0												
Inning Stats	R: 0 E: 0 K: 0 S: 10	H: 1 LOB: 2 BB: 1 P: 20	R: 0 E: 0 K: 1 S: 8	H: 1 LOB: 0 BB: 0 P: 16	R: 0 E: 0 K: 2 S: 10	H: 0 LOB: 0 BB: 0 P: 12	R: 3 E: 0 K: 0 S: 16	H: 2 LOB: 2 BB: 3 P: 34	R: 0 E: 0 K: 1 S: 6	H: 0 LOB: 0 BB: 0 P: 8	R: 0 E: 0 K: 1 S: 8	H: 0 LOB: 0 BB: 0 P: 13	R: 0 E: 0 K: 1 S: 15	H: 2 LOB: 3 BB: 0 P: 24	R: 0 E: 0 K: 0 S: 7	H: 0 LOB: 0 BB: 0 P: 10		R: 0 E: 0 K: 2 S: 9	H: 0 LOB: 0 BB: 0 P: 9	1B: 5 2B: 1 3B: 0 HR: 0	SF: 0 SAC: 0 DP: 1 HBP: 1	WP: 0 PB: 0 CS: 0	PA: 37					
PITCHER	IP	WLS	BF	H	R	ER	SO	BB	IBB	HBP	BLK	WP	HR	S	P	ERA		WHIP										
37 Adrian Houser, R (1, 1)	6.0		25	4	3	3	5	4	0	0	0	0	0	12	20	0.00		3.000										
57 Trevor Kelley, R (7, 1)	0.2	H	5	2	0	0	0	0	0	1	0	0	0	3	4	0.00	0.000											
55 Hoby Milner, L (7, 1)	0.1	H	1	0	0	0	1	0	0	0	0	0	0	3	4	0.00	0.000											
45 Brad Boxberger, R (8, 1)	1.0	H	3	0	0	0	0	0	0	0	0	0	0	7	10	0.00	0.000											
38 Devin Williams, R (9, 1)	1.0	S	3	0	0	0	2	0	0	0	0	0	0	9	9	0.00	0.000											



Batter	1	2	3	4	5	6	7	8	9	AB	R	H	RBI	BB	SO	LOB	TOP					
6 Trea Turner, R OBP: 0.357, SLG: 0.481			 BB							3	1	0	1	1	1	1						
5 Freddie Freeman, L OBP: 0.355, SLG: 0.485			 BB		 BB					4	2	2	2	2	0	2						
16 Will Smith, R OBP: 0.336, SLG: 0.438					 BB				 BB	5	1	3	1	0	1	0						
13 Max Muncy, L OBP: 0.326, SLG: 0.267					 BB					4	0	1	0	1	1	2						
3 Chris Taylor, R OBP: 0.336, SLG: 0.450	 BB		 BB							4	0	1	1	0	2	4						
10 Justin Turner, R OBP: 0.327, SLG: 0.342								 BB		2	1	0	1	2	0	2						
35 Cody Bellinger, L OBP: 0.270, SLG: 0.381							 BB			4	1	0	0	1	1	6						
37 Eddy Alvarez, L OBP: 0.158, SLG: 0.158									 BB	2	0	0	0	0	1	2						
25 Trayce Thompson, R, PH OBP: 0.211, SLG: 0.175									 BB	2	1	1	2	0	1	0						
9 Gavin Lux, L OBP: 0.362, SLG: 0.394					 BB					4	1	1	0	0	1	1						
Inning Stats	R: 0 E: 0 K: 2 S: 10	H: 0 LOB: 0 BB: 0 P: 11	R: 0 E: 0 K: 1 S: 10	H: 1 LOB: 2 BB: 1 P: 18	R: 1 E: 0 K: 2 S: 15	H: 1 LOB: 2 BB: 1 P: 29	R: 0 E: 0 K: 1 S: 12	H: 0 LOB: 0 BB: 0 P: 15	R: 3 E: 0 K: 0 S: 14	H: 3 LOB: 1 BB: 1 P: 30	R: 0 E: 0 K: 1 S: 9	H: 0 LOB: 0 BB: 0 P: 12	R: 1 E: 0 K: 2 S: 11	H: 1 LOB: 0 BB: 0 P: 13	R: 3 E: 0 K: 1 S: 16	H: 1 LOB: 2 BB: 0 P: 30	R: 0 E: 0 K: 1 S: 11	H: 2 LOB: 2 BB: 0 P: 16	1B: 6 2B: 2 3B: 0 HR: 1	SF: 2 SAC: 0 DP: 0 HBP: 2	WP: 0 PB: 0 SB: 0 CS: 0	PA: 43
PITCHER	IP	WLS	BF	H	R	ER	SO	BB	IBB	HBP	BLK	WP	HR	S	P	ERA	WHIP					
58 Luis Castillo, R ERA: 3.71	5.0		25	5	4	4	6	3	0	2	0	0	0	61	103	7.20	1.600					
75 Ross Detwiler, L ERA: 2.25	1.0	L	4	1	1	1	2	0	0	0	0	0	1	12	17	9.00	1.000					
66 Joel Kuhnel, R ERA: 5.12	1.0		6	1	3	3	2	2	0	0	0	0	0	13	22	27.00	3.000					
77 Art Warren, R ERA: 7.03	1.0		3	0	0	0	1	0	0	0	0	0	0	11	16	0.00	0.000					
55 Dauri Moreta, R ERA: 8.1	1.0		5	2	0	0	1	0	0	0	0	0	0	11	16	0.00	2.000					
Batter	1	2	3	4	5	6	7	8	9	AB	R	H	RBI	BB	SO	LOB	BOTTOM					
6 Jonathon India, R OBP: 0.286, SLG: 0.319					 HBP					3	0	0	0	0	0	1						
22 Brandon Drury, R OBP: 0.329, SLG: 0.511										4	0	1	0	0	0	0						
28 Tommy Pham, R OBP: 0.350, SLG: 0.417					 BB					4	0	0	0	0	1	2						
19 Joey Votto, L OBP: 0.333, SLG: 0.367										4	0	0	0	0	2	0						
17 Kyle Farmer, R OBP: 0.343, SLG: 0.433		 BB							 BB	4	1	3	0	0	0	0						
7 Donovan Solano, R OBP: 0.250, SLG: 0.500		 BB								4	1	1	1	0	1	2						
4 Matt Reynolds, R OBP: 0.324, SLG: 0.375		 BB								2	0	0	0	1	1	1						
15 Nick Senzel, R OBP: 0.261, SLG: 0.250		 BB								1	0	0	0	0	1	1						
3 Albert Almora Jr., R OBP: 0.303, SLG: 0.478		 BB								3	2	1	1	0	0	2						
32 Max Schrock, L OBP: 0.250, SLG: 0.250		 BB								1	0	0	0	0	0	1						
33 Aramis Garcia, R OBP: 0.198, SLG: 0.218		 BB								3	0	1	1	0	0	0						
Inning Stats	R: 0 E: 0 K: 0 S: 9	H: 0 LOB: 0 BB: 0 P: 11	R: 3 E: 1 K: 0 S: 23	H: 3 LOB: 1 BB: 1 P: 29	R: 0 E: 0 K: 1 S: 9	H: 0 LOB: 0 BB: 0 P: 12	R: 0 E: 0 K: 1 S: 8	H: 0 LOB: 0 BB: 0 P: 13	R: 1 E: 0 K: 0 S: 9	H: 2 LOB: 1 BB: 0 P: 16	R: 0 E: 0 K: 2 S: 13	H: 1 LOB: 1 BB: 0 P: 17	R: 0 E: 0 K: 0 S: 7	H: 0 LOB: 0 BB: 0 P: 8	R: 0 E: 0 K: 1 S: 9	H: 0 LOB: 0 BB: 0 P: 14	R: 0 E: 0 K: 1 S: 14	H: 1 LOB: 1 BB: 0 P: 19	1B: 2 2B: 5 3B: 0 HR: 1	SF: 0 SAC: 0 DP: 1 HBP: 1	WP: 1 PB: 0 SB: 0 CS: 0	PA: 35
PITCHER	IP	WLS	BF	H	R	ER	SO	BB	IBB	HBP	BLK	WP	HR	S	P	ERA	WHIP					
31 Tyler Anderson, L ERA: 3.0	5.0		21	5	4	3	2	1	0	1	0	0	0	13	17	0.00	1.000					
51 Alex Vesia, L ERA: 3.32	1.0	W	4	1	0	0	2	0	0	0	0	0	0	7	8	0.00	0.000					
3B Yency Almonte, R ERA: 1.06	1.0	H	3	0	0	0	0	0	0	0	0	0	0	9	14	0.00	0.000					
41 Daniel Hudson, R ERA: 2.25	1.0		3	0	0	0	1	0	0	0	0	0	0	9	14	0.00	0.000					
46 Craig Kimbrel, R ERA: 4.5	1.0		4	1	0	0	1	0	0	0	0	0	0	14	19	0.00	1.000					

Los Angeles Dodgers @ Cincinnati Reds
Great American Ball Park, Cincinnati, OH
Wed Jun 22 2022, 6:43 PM - 10:04 PM EDT
Att: 17,344 - Cloudy - 73 F

AB 34
R 8
H 9
RBI 8
BB 5
SO 11
LOB 18



Los Angeles Dodgers @ Cincinnati Reds
Great American Ball Park, Cincinnati, OH
Wed Jun 22 2022, 6:43 PM - 10:04 PM EDT
Att: 17,344 - Cloudy - 73 F

AB 33
R 4
H 7
RBI 3
BB 1
SO 6
LOB 10



Batter	1	2	3	4	5	6	7	8	9	AB	R	H	RBI	BB	SO	LOB	TOP				
6 Treva Turner, R OBP: 0.361, SLG: 0.487										5	1	3	1	0	1	2					
5 Freddie Freeman, L OBP: 0.386, SLG: 0.494										5	1	2	3	0	1	3					
16 Will Smith, R OBP: 0.348, SLG: 0.447										5	1	1	1	1	0	3					
13 Max Muncy, L OBP: 0.333, SLG: 0.295										4	2	3	1	0	0	0					
8 Zach McKinstry, L OBP: 0.143, SLG: 0.571										1	0	0	0	0	1	2					
3 Chris Taylor, R OBP: 0.331, SLG: 0.441										4	0	0	0	0	3	2					
25 Travece Thompson, R OBP: 0.250, SLG: 0.389										1	1	1	1	0	0	0					
10 Justin Turner, R OBP: 0.293, SLG: 0.356										5	1	3	0	0	1	0					
9 Gavin Lux, L OBP: 0.359, SLG: 0.386										4	0	0	0	1	1	2					
35 Cody Bellinger, L OBP: 0.276, SLG: 0.400										4	3	3	3	0	0	0					
15 Austin Barnes, R OBP: 0.329, SLG: 0.391										1	0	0	0	3	0	0					
Inning Stats	R: 0 E: 0 K: 1 S: 10	H: 1 LOB: 0 BB: 0 P: 14	R: 1 E: 0 K: 1 S: 15	H: 2 LOB: 1 BB: 1 P: 25	R: 2 E: 0 K: 1 S: 15	H: 3 LOB: 1 BB: 1 P: 25	R: 2 E: 0 K: 0 S: 8	H: 2 LOB: 0 BB: 0 P: 18	R: 1 E: 0 K: 0 S: 9	H: 1 LOB: 0 BB: 0 P: 16	R: 1 E: 0 K: 2 S: 13	H: 2 LOB: 2 BB: 1 P: 21	R: 1 E: 0 K: 2 S: 15	H: 2 LOB: 2 BB: 1 P: 26	R: 1 E: 0 K: 1 S: 11	H: 1 LOB: 0 BB: 0 P: 19	1B: 8 2B: 5 3B: 0 HR: 5	SF: 1 SAC: 0 DP: 2 HBP: 0	WP: 0 PB: 0 SB: 1 CS: 0	PA: 44	
PITCHER	IP: 5.0 WLS: L BF: 23 ERA: 5.68	H: 9 R: 3 ER: 6 SO: 3	H: 6 R: 2 ER: 2 SO: 1	H: 2 R: 0 ER: 1 SO: 1	H: 3 R: 0 ER: 0 SO: 1	H: 0 R: 0 ER: 0 SO: 0	H: 1 R: 1 ER: 1 SO: 1	H: 15 R: 7 ER: 9 SO: 0	H: 35 R: 10 ER: 27 SO: 9	H: 35 R: 10 ER: 27 SO: 9	H: 15 R: 7 ER: 9 SO: 0	H: 35 R: 10 ER: 27 SO: 9	H: 15 R: 7 ER: 9 SO: 0	H: 35 R: 10 ER: 27 SO: 9	H: 15 R: 7 ER: 9 SO: 0	H: 35 R: 10 ER: 27 SO: 9	ERA: 10.80 WHIP: 2.200				
21 Hunter Greene, R ERA: 5.68	(1, 1)																				
23 Jeff Hoffman, R ERA: 3.18	(6, 1)																				
85 Luis Cessa, R ERA: 5.6	(7, 1)																				
75 Ross Detwiler, L ERA: 3.24	(8, 1)																				
54 Hunter Strickland, R ERA: 5.32	(8, 1)																				
77 Art Warren, R ERA: 7.11	(9, 1)																				

Los Angeles Dodgers @ Cincinnati Reds
Great American Ball Park, Cincinnati, OH
Thu Jun 23 2022, 12:38 PM - 3:51 PM EDT
Att: 21,989 - Sunny - 84 F

livebaseballscorecards.com

AB 39
R 10
H 16
RBI 10
BB 4
SO 8
LOB 14

Batter	1	2	3	4	5	6	7	8	9	AB	R	H	RBI	BB	SO	LOB	BOTTOM				
6 Jonathan India, R OBP: 0.280, SLG: 0.312										5	0	1	0	0	0	3					
22 Brandon Drury, R OBP: 0.317, SLG: 0.513										5	1	2	1	0	2	2					
28 Tommy Pham, R OBP: 0.351, SLG: 0.430										5	2	2	3	0	0	1					
17 Kyle Farmer, R OBP: 0.346, SLG: 0.432										3	0	1	0	1	0	0					
7 Donovan Solano, R OBP: 0.500, SLG: 0.875										4	0	3	1	0	0	1					
4 Matt Reynolds, R OBP: 0.317, SLG: 0.366										3	0	0	0	0	3	4					
32 Max Schrock, L OBP: 0.200, SLG: 0.200										4	0	1	0	0	2	4					
3 Albert Almora Jr., R OBP: 0.301, SLG: 0.471										4	1	2	0	0	1	3					
15 Nick Senzel, R OBP: 0.267, SLG: 0.257										3	1	1	0	0	1	1					
72 Chris Okey, R OBP: 0.250, SLG: 0.182	(1, 2)																				
9 Mike Moustakas, L OBP: 0.313, SLG: 0.308	(8, PH)																				
33 Aramis Garcia, R OBP: 0.198, SLG: 0.218	(9, 2)																				
Inning Stats	R: 0 E: 0 K: 1 S: 5	H: 1 LOB: 0 BB: 0 P: 9	R: 0 E: 0 K: 1 S: 9	H: 1 LOB: 1 BB: 0 P: 14	R: 0 E: 0 K: 1 S: 8	H: 1 LOB: 1 BB: 0 P: 10	R: 1 E: 0 K: 2 S: 12	H: 2 LOB: 2 BB: 1 P: 21	R: 0 E: 0 K: 2 S: 10	H: 1 LOB: 1 BB: 0 P: 11	R: 4 E: 0 K: 0 S: 21	H: 5 LOB: 1 BB: 0 P: 32	R: 0 E: 0 K: 1 S: 6	H: 1 LOB: 0 BB: 0 P: 6	R: 0 E: 0 K: 1 S: 7	H: 0 LOB: 0 BB: 0 P: 12	1B: 9 2B: 3 3B: 0 HR: 1	SF: 0 SAC: 0 DP: 1 HBP: 0	WP: 0 PB: 0 SB: 1 CS: 0	PA: 39	
PITCHER	IP: 6.0 WLS: W BF: 25 ERA: 2.0	H: 7 R: 1 ER: 1 SO: 7	H: 4 R: 4 ER: 4 SO: 0	H: 1 R: 1 ER: 0 SO: 1	H: 0 R: 0 ER: 0 SO: 0	H: 0 R: 0 ER: 0 SO: 0	H: 1 R: 18 ER: 54 SO: 1	H: 28 R: 9 ER: 10 SO: 12	H: 28 R: 9 ER: 10 SO: 12	H: 28 R: 9 ER: 10 SO: 12	H: 18 R: 9 ER: 10 SO: 7	H: 28 R: 9 ER: 10 SO: 12	H: 18 R: 9 ER: 10 SO: 7	H: 28 R: 9 ER: 10 SO: 12	H: 18 R: 9 ER: 10 SO: 7	H: 28 R: 9 ER: 10 SO: 12	ERA: 1.50 WHIP: 1.333				
22 Clayton Kershaw, L ERA: 2.0	(1, 1)																				
52 Phil Bickford, R ERA: 5.48	(7, 1)																				
3B Yency Almonte, R ERA: 0.98	(7, 1)																				
33 David Price, L ERA: 3.78	(9, 1)																				

Los Angeles Dodgers @ Cincinnati Reds
Great American Ball Park, Cincinnati, OH
Thu Jun 23 2022, 12:38 PM - 3:51 PM EDT
Att: 21,989 - Sunny - 84 F

livebaseballscorecards.com

AB 38
R 5
H 13
RBI 5
BB 1
SO 9
LOB 21

Batter	1	2	3	4	5	6	7	8	9	AB	R	H	RBI	BB	SO	LOB	TOP										
6 Jonathan India, R OBP: 0.276, SLG: 0.296	F9		G5-3			F8			FC5-4	4	0	0	0	1	0	2	<p>Cincinnati Reds @ San Francisco Giants</p> <p>Oracle Park, San Francisco, CA</p> <p>Fri Jun 24, 2022, 7:16 PM - 10:06 PM PDT</p> <p>Att: 29,178 - Clear - 62 F</p> <p>livebaseballscorecards.com</p>										
7 Donovan Solano, R OBP: 0.385, SLG: 0.583	K		HBP		FC6		G4-3		FC5-4	4	0	0	0	0	1	2											
28 Tommy Pham, R OBP: 0.346, SLG: 0.422	G3-1		G5-4-3		K		G6-3			4	0	0	0	0	1	3											
19 Joey Votto, L OBP: 0.336, SLG: 0.367		K					K			3	0	1	0	1	2	0											
17 Kyle Farmer, R OBP: 0.340, SLG: 0.424	E6				L5				G5-3	4	1	0	0	0	1	4											
9 Mike Moustakas, L OBP: 0.317, SLG: 0.325	15 2B				F8				K	4	2	2	1	0	1	1											
3 Albert Almora Jr., R OBP: 0.291, SLG: 0.455	K2-3				G4-3				G5-3	4	0	0	0	0	1	3											
15 Nick Senzel, R OBP: 0.274, SLG: 0.271	33 1B				CI				P3	3	1	2	2	0	0	0											
33 Aramis Garcia, R OBP: 0.211, SLG: 0.222	2H				L8				HBP	3	0	1	0	0	1	2											
Inning Stats	R: 0 E: 0 K: 1 S: 10	H: 0 LOB: 0 BB: 0 P: 13	R: 2 E: 1 K: 2 S: 17	H: 3 LOB: 2 BB: 0 P: 22	R: 0 E: 0 K: 0 S: 8	H: 0 LOB: 0 BB: 0 P: 15	R: 0 E: 0 K: 1 S: 12	H: 1 LOB: 1 BB: 0 P: 13	R: 1 E: 2 K: 1 S: 13	H: 0 LOB: 3 BB: 2 P: 29	R: 1 E: 0 K: 1 S: 14	H: 2 LOB: 1 BB: 0 P: 20	R: 0 E: 0 K: 1 S: 7	H: 0 LOB: 0 BB: 0 P: 11	R: 0 E: 0 K: 1 S: 7	H: 0 LOB: 1 BB: 0 P: 10	1B: 3 2B: 3 3B: 0 HR: 0	SF: 0 SAC: 0 DP: 1 HBP: 2	WP: 0 PB: 0 SB: 2 CS: 0	PA: 38							
PITCHER	IP	WLS	BF	H	R	ER	SO	BB	IBB	HBP	BLK	WP	HR	S	P	ERA	WHIP										
38 Alex Cobb, R ERA: 5.09	4.1	L	20	4	3	0	4	1	0	1	0	0	0	55	80	0.00	1.154										
59 John Brebbia, R ERA: 2.97	0.2		3	0	0	0	1	1	0	0	0	0	0	5	12	0.00	1.500										
17 Jake McGee, L ERA: 6.98	1.0		5	2	1	1	1	0	0	0	0	0	0	14	20	9.00	2.000										
74 Yunior Marte, R ERA: 5.84	3.0		10	0	0	0	2	0	0	1	0	0	0	21	28	0.00	0.000										

Batter	1	2	3	4	5	6	7	8	9	AB	R	H	RBI	BB	SO	LOB	BOTTOM										
8 Tommy La Stella, L OBP: 0.281, SLG: 0.400	G4-3		FC4-6		G6-3			G1-6-3		4	0	0	0	0	0	3	<p>Cincinnati Reds @ San Francisco Giants</p> <p>Oracle Park, San Francisco, CA</p> <p>Fri Jun 24, 2022, 7:16 PM - 10:06 PM PDT</p> <p>Att: 29,178 - Clear - 62 F</p> <p>livebaseballscorecards.com</p>										
5 Mike Yastrzemski, L OBP: 0.354, SLG: 0.431	K		FC5-6				G4-3			4	0	1	1	0	1	1											
33 Darin Ruf, R OBP: 0.341, SLG: 0.352	K		G5-3				K		F8	4	0	0	0	0	2	2											
23 Joc Pederson, L OBP: 0.341, SLG: 0.558		G6-3			K		F8		F9	4	0	0	0	0	1	0											
9 Brandon Belt, L OBP: 0.351, SLG: 0.384		K			K				F8	4	0	0	0	0	3	0											
10 Evan Longoria, R OBP: 0.322, SLG: 0.457					HR		G5-3		35 DI	3	1	2	1	1	0	0											
35 Brandon Crawford, L OBP: 0.313, SLG: 0.350					G4-3				K	3	0	0	0	0	2	1											
37 Donovan Walton, L OBP: 0.183, SLG: 0.328							G5-3			2	0	0	0	0	0	2											
41 Wilmer Flores, R OBP: 0.317, SLG: 0.399									8 1B	1	1	1	0	0	0	0											
2 Curt Casali, R OBP: 0.330, SLG: 0.400							G4-3		8 G1-6-3	3	0	2	0	0	0	0											
Inning Stats	R: 0 E: 0 K: 2 S: 10	H: 0 LOB: 0 BB: 0 P: 14	R: 0 E: 0 K: 1 S: 10	H: 1 LOB: 2 BB: 0 P: 15	R: 0 E: 0 K: 0 S: 10	H: 1 LOB: 1 BB: 0 P: 14	R: 1 E: 0 K: 2 S: 12	H: 1 LOB: 0 BB: 0 P: 19	R: 0 E: 0 K: 0 S: 7	H: 0 LOB: 0 BB: 0 P: 11	R: 0 E: 0 K: 1 S: 6	H: 0 LOB: 0 BB: 0 P: 8	R: 0 E: 0 K: 2 S: 8	H: 0 LOB: 0 BB: 0 P: 12	R: 1 E: 0 K: 0 S: 7	H: 3 LOB: 1 BB: 0 P: 11	R: 0 E: 0 K: 1 S: 10	H: 0 LOB: 1 BB: 1 P: 19	1B: 5 2B: 0 3B: 0 HR: 1	SF: 0 SAC: 0 DP: 1 HBP: 1	WP: 0 PB: 0 SB: 0 CS: 0	PA: 34					
PITCHER	IP	WLS	BF	H	R	ER	SO	BB	IBB	HBP	BLK	WP	HR	S	P	ERA	WHIP										
51 Graham Ashcraft, R ERA: 3.27	8.0	W	30	6	2	2	8	0	0	1	0	0	0	70	104	2.25	0.750										
54 Hunter Strickland, R ERA: 5.11	1.0	S	4	0	0	0	1	1	0	0	0	0	0	10	19	0.00	1.000										

Batter	1	2	3	4	5	6	7	8	9	AB	R	H	RBI	BB	SO	LOB	TOP								
32 Max Schrock, L OBP: 0.273, SLG: 0.273	G4-3		K	G1-4-3	P4			L9		5	0	1	0	0	1	3	<p>Cincinnati Reds @ San Francisco Giants</p> <p>Oracle Park, San Francisco, CA</p> <p>Sun Jun 26 2022, 1:06 PM - 4:03 PM PDT</p> <p>Att: 32,285 - Partly Cloudy - 65 F</p>								
22 Brandon Drury, R OBP: 0.331, SLG: 0.528	G4-3		28 1B	G1-4-3				F8		5	1	2	1	0	0	2									
28 Tommy Pham, R OBP: 0.339, SLG: 0.412	G5-3		19 2B	L4						5	1	1	1	0	2	1									
19 Joey Votto, L OBP: 0.333, SLG: 0.372	G5-3		4 2B	G4-3	G4-6-3					5	1	2	1	0	0	1									
7 Donovan Solano, R OBP: 0.444, SLG: 0.563			4 2B	G2-3	G6-3					4	2	2	0	1	0	1									
4 Matt Reynolds, R OBP: 0.318, SLG: 0.368	FC4-6		3 1B	15 1B	G3					4	2	1	1	1	1	2									
3 Albert Almora Jr., R OBP: 0.281, SLG: 0.435	FC6-4		15 1B	G2-3	K					4	1	1	2	0	1	3									
15 Nick Senzel, R OBP: 0.286, SLG: 0.280			E5	E3						3	2	2	1	1	0	0									
33 Aramis Garcia, R OBP: 0.228, SLG: 0.240			SH3-4							3	0	2	2	0	1	1									
Inning Stats	R: 0 E: 0 K: 0 S: 5	H: 0 LOB: 0 BB: 0 P: 9	R: 0 E: 0 K: 0 S: 11	H: 1 LOB: 1 BB: 0 P: 14	R: 7 E: 1 K: 1 S: 22	H: 7 LOB: 1 BB: 1 P: 35	R: 0 E: 0 K: 0 S: 6	H: 1 LOB: 0 BB: 0 P: 7	R: 3 E: 1 K: 0 S: 21	H: 3 LOB: 1 BB: 1 P: 31	R: 0 E: 0 K: 1 S: 8	H: 1 LOB: 0 BB: 0 P: 12	R: 0 E: 0 K: 1 S: 10	H: 0 LOB: 0 BB: 0 P: 14	R: 0 E: 0 K: 1 S: 10	H: 0 LOB: 1 BB: 0 P: 16	R: 0 E: 0 K: 2 S: 13	H: 1 LOB: 1 BB: 0 P: 18	1B: 10 2B: 3 3B: 1 HR: 0	SF: 0 SAC: 1 DP: 2 HBP: 0	WP: 0 PB: 0 SB: 0 CS: 1	PA: 43			
PITCHER	IP	WLS	BF	H	R	ER	SO	BB	IBB	HBP	BLK	WP	HR	S	P	ERA	WHIP								
26 Anthony DeSclafani, R ERA: 6.63	2.2	L	16	6	7	0	1	1	0	0	0	0	0	34	53	0.00	2.625								
74 Yunior Marte, R ERA: 5.27	1.1		5	3	0	0	0	0	0	0	0	0	0	10	12	0.00	2.250								
66 Jarlin Garcia, L ERA: 2.26	2.0		10	4	3	2	1	1	0	0	0	0	0	29	43	9.00	2.500								
75 Camilo Doval, R ERA: 3.09	1.0		3	0	0	0	1	0	0	0	0	0	0	10	14	0.00	0.000								
52 Dominic Leone, R ERA: 2.26	1.0		4	0	0	0	1	1	0	0	0	0	0	10	16	0.00	1.000								
PITCHER	IP	WLS	BF	H	R	ER	SO	BB	IBB	HBP	BLK	WP	HR	S	P	ERA	WHIP								
59 John Brebbia, R ERA: 2.59	1.0		4	1	0	0	2	0	0	0	0	0	0	13	18	0.00	1.000								

AB	38
R	10
H	14
RBI	9
BB	3
SO	6
LOB	14



Batter	1	2	3	4	5	6	7	8	9	AB	R	H	RBI	BB	SO	LOB	BOTTOM								
13 Austin Slater, R OBP: 0.379, SLG: 0.451	L6		K							3	0	0	0	1	2	0	<p>Cincinnati Reds @ San Francisco Giants</p> <p>Oracle Park, San Francisco, CA</p> <p>Sun Jun 26 2022, 1:06 PM - 4:03 PM PDT</p> <p>Att: 32,285 - Partly Cloudy - 65 F</p>								
5 Mike Yastrzemski, L OBP: 0.347, SLG: 0.434	F6			HR						4	1	1	1	0	2	1									
41 Wilmer Flores, R OBP: 0.315, SLG: 0.411	K			F8						4	0	0	0	0	1	1									
23 Joc Pederson, L OBP: 0.346, SLG: 0.578				F7						2	0	1	0	0	0	0									
37 Donovan Walton, L OBP: 0.194, SLG: 0.333				F9						2	1	1	0	0	0	1									
10 Evan Longoria, R OBP: 0.317, SLG: 0.468	F7			F9						3	1	0	0	1	0	1									
9 Brandon Belt, L OBP: 0.346, SLG: 0.378										2	0	0	0	0	1	1									
6 Yermín Mercedes, R OBP: 0.321, SLG: 0.333										2	0	0	0	0	1	2									
33 Darin Ruf, R OBP: 0.338, SLG: 0.348	K									4	0	1	1	0	2	1									
39 Thairo Estrada, R OBP: 0.321, SLG: 0.399										3	0	1	1	0	0	0									
2 Curt Casali, R OBP: 0.322, SLG: 0.388	F9									3	0	0	0	0	2										
Inning Stats	R: 0 E: 0 K: 1 S: 13	H: 0 LOB: 0 BB: 0 P: 19	R: 0 E: 0 K: 2 S: 10	H: 1 LOB: 1 BB: 0 P: 13	R: 0 E: 0 K: 1 S: 11	H: 0 LOB: 0 BB: 0 P: 14	R: 1 E: 0 K: 0 S: 8	H: 1 LOB: 0 BB: 0 P: 11	R: 0 E: 0 K: 1 S: 6	H: 0 LOB: 0 BB: 0 P: 8	R: 0 E: 0 K: 2 S: 8	H: 0 LOB: 0 BB: 0 P: 13	R: 2 E: 1 K: 0 S: 15	H: 3 LOB: 2 BB: 1 P: 25	R: 0 E: 0 K: 1 S: 11	H: 0 LOB: 1 BB: 1 P: 17	R: 0 E: 0 K: 1 S: 6	H: 0 LOB: 0 BB: 0 P: 10	1B: 3 2B: 1 3B: 0 HR: 1	SF: 0 SAC: 0 DP: 0 HBP: 0	WP: 0 PB: 0 SB: 0 CS: 0	PA: 34			
PITCHER	IP	WLS	BF	H	R	ER	SO	BB	IBB	HBP	BLK	WP	HR	S	P	ERA	WHIP								
30 Tyler Mahle, R ERA: 4.83	6.2	W	25	4	3	3	7	1	0	0	0	0	0	4	6	0.00	3.000								
85 Luis Cessa, R ERA: 5.53	0.1		2	1	0	0	0	0	0	0	0	0	0	4	6	0.00	3.000								
52 Reiver Sanmartín, L ERA: 11.57	1.0		4	0	0	0	1	1	0	0	0	0	0	11	17	0.00	1.000								
77 Art Warren, R ERA: 6.84	1.0		3	0	0	0	1	0	0	0	0	0	0	6	10	0.00	0.000								
PITCHER	IP	WLS	BF	H	R	ER	SO	BB	IBB	HBP	BLK	WP	HR	S	P	ERA	WHIP								
	1.0		4	1	0	0	2	0	0	0	0	0	0	13	18	0.00	1.000								



Batter	1	2	3	4	5	6	7	8	9	AB	R	H	RBI	BB	SO	LOB	TOP							
6 Jonathan India, R OBP: 0.284, SLG: 0.330										5	2	3	0	2	4									
22 Brandon Drury, R OBP: 0.336, SLG: 0.531										4	1	2	1	1	0	1								
7 Donovan Solano, R OBP: 0.435, SLG: 0.619										5	0	2	1	0	2	1								
19 Joey Votto, L OBP: 0.330, SLG: 0.365										4	0	0	0	1	2	2								
17 Kyle Farmer, R OBP: 0.336, SLG: 0.413										5	0	1	0	0	3	5								
32 Max Schrock, L OBP: 0.200, SLG: 0.200										4	0	0	0	0	2	1								
4 Matt Reynolds, R OBP: 0.318, SLG: 0.368										0	0	0	0	0	0	0								
3 Albert Almora Jr., R OBP: 0.291, SLG: 0.430										4	1	1	0	0	2	1								
15 Nick Senzel, R OBP: 0.291, SLG: 0.280										3	1	1	0	1	0	1								
33 Aramis Garcia, R OBP: 0.248, SLG: 0.260										4	0	3	0	0	1	2								
Inning Stats	R: 0 E: 0 K: 1 S: 5	H: 1 LOB: 0 BB: 0 P: 6	R: 0 E: 0 K: 1 S: 8	H: 0 LOB: 0 BB: 0 P: 11	R: 0 E: 0 K: 2 S: 10	H: 1 LOB: 1 BB: 0 P: 15	R: 0 E: 0 K: 2 S: 9	H: 0 LOB: 0 BB: 0 P: 11	R: 0 E: 0 K: 1 S: 10	H: 1 LOB: 1 BB: 0 P: 12	R: 2 E: 0 K: 1 S: 14	H: 3 LOB: 1 BB: 0 P: 26	R: 3 E: 0 K: 2 S: 18	H: 5 LOB: 3 BB: 1 P: 30	R: 0 E: 0 K: 3 S: 15	H: 1 LOB: 2 BB: 1 P: 24	R: 0 E: 0 K: 1 S: 10	H: 0 LOB: 1 BB: 1 P: 15	1B: 8 2B: 3 3B: 0 HR: 1	SF: 0 SAC: 0 DP: 1 HBP: 0	WP: 1 PB: 0 SB: 0 CS: 0	PA: 41		
PITCHER	IP	WLS	BF	H	R	ER	SO	BB	IBB	HBP	BLK	WP	HR	S	P	ERA	WHIP							
71 Keegan Thompson, R ERA: 3.34	6.1	L	26	8	4	4	8	0	0	0	0	1	0	59	86	5.68	1.263							
50 Rowan Wick, R ERA: 4.5	0.1		4	3	1	1	1	0	0	0	0	0	1	9	14	27.00	9.000							
47 Brandon Hughes, L ERA: 3.18	0.1		2	0	0	0	1	1	0	0	0	0	0	6	11	0.00	3.000							
62 Mark Leiter Jr., R ERA: 5.55	2.0		9	1	0	0	4	2	0	0	0	0	0	25	39	0.00	1.500							

Cincinnati Reds @ Chicago Cubs
Wrigley Field, Chicago, IL
Tue Jun 28 2022, 7:06 PM - 10:29 PM CDT
Att: 32,732 - Partly Cloudy - 83 F

AB 38
R 5
H 12
RBI 5
BB 3
SO 14
LOB 18



Batter	1	2	3	4	5	6	7	8	9	AB	R	H	RBI	BB	SO	LOB	BOTTOM							
5 Christopher Morel, R OBP: 0.320, SLG: 0.433										5	1	1	1	0	4	3								
66 Rafael Ortega, L OBP: 0.361, SLG: 0.402										3	0	1	1	1	1	3								
40 Wilson Contreras, R OBP: 0.397, SLG: 0.494										4	0	2	1	1	1	3								
8 Ian Happ, S OBP: 0.370, SLG: 0.450										5	0	0	0	0	2	5								
16 Patrick Wisdom, R OBP: 0.312, SLG: 0.456										4	0	0	0	0	3	3								
2 Nico Hoerner, R OBP: 0.338, SLG: 0.422										4	0	3	0	0	1	0								
7 Yan Gomes, R OBP: 0.242, SLG: 0.341										4	0	0	0	0	0	5								
36 Alfonso Rivas III, L OBP: 0.319, SLG: 0.336										3	1	2	0	1	0	1								
13 David Bote, R OBP: 0.417, SLG: 0.222										3	1	1	0	0	1	2								
Inning Stats	R: 0 E: 1 K: 2 S: 12	H: 1 LOB: 1 BB: 0 P: 20	R: 0 E: 0 K: 0 S: 5	H: 1 LOB: 0 BB: 0 P: 6	R: 0 E: 0 K: 3 S: 18	H: 2 LOB: 2 BB: 0 P: 29	R: 0 E: 0 K: 3 S: 12	H: 0 LOB: 0 BB: 0 P: 16	R: 0 E: 0 K: 2 S: 13	H: 0 LOB: 1 BB: 1 P: 22	R: 0 E: 0 K: 1 S: 17	H: 1 LOB: 3 BB: 2 P: 30	R: 3 E: 0 K: 1 S: 13	H: 3 LOB: 1 BB: 0 P: 22	R: 0 E: 0 K: 0 S: 12	H: 1 LOB: 1 BB: 0 P: 18	R: 0 E: 0 K: 1 S: 8	H: 1 LOB: 1 BB: 0 P: 13	1B: 8 2B: 2 3B: 0 HR: 0	SF: 0 SAC: 0 DP: 1 HBP: 1	WP: 0 PB: 0 SB: 2 CS: 0	PA: 40		
PITCHER	IP	WLS	BF	H	R	ER	SO	BB	IBB	HBP	BLK	WP	HR	S	P	ERA	WHIP							
58 Luis Castillo, R ERA: 3.32	6.0	W	25	5	0	0	11	3	0	0	0	0	0	77	123	0.00	1.333							
66 Joel Kuhnel, R ERA: 6.2	1.0		7	3	3	3	1	0	0	1	0	0	0	13	22	27.00	3.000							
77 Art Warren, R ERA: 6.59	1.0	H	4	1	0	0	0	0	0	0	0	0	0	12	18	0.00	1.000							
54 Hunter Strickland, R ERA: 4.91	1.0	S	4	1	0	0	1	0	0	0	0	0	0	8	13	0.00	1.000							

Cincinnati Reds @ Chicago Cubs
Wrigley Field, Chicago, IL
Tue Jun 28 2022, 7:06 PM - 10:29 PM CDT
Att: 32,732 - Partly Cloudy - 83 F

AB 35
R 3
H 10
RBI 3
BB 3
SO 13
LOB 25



Batter	1	2	3	4	5	6	7	8	9	AB	R	H	RBI	BB	SO	LOB	TOP					
6 Jonathan India, R OBP: 0.280, SLG: 0.323	G6-3		K		G6-4-3		G5-3		L7	5	0	1	0	0	1	2						
22 Brandon Drury, R OBP: 0.337, SLG: 0.541	K				F9		G5-3		HR	5	2	2	1	0	1	2						
28 Tommy Pham, R OBP: 0.341, SLG: 0.409	G4-3				L8-2		K		G6-3	4	0	1	0	1	1	2						
19 Joey Votto, L OBP: 0.336, SLG: 0.378	K				BB		BB		K	4	1	2	1	1	2	0						
17 Kyle Farmer, R OBP: 0.339, SLG: 0.412	BB				BB		L4		G1-3	3	0	1	0	1	0	3						
7 Donovan Solano, R OBP: 0.370, SLG: 0.520	K				L8-2		K		K	4	0	0	0	0	3	7						
3 Albert Almora Jr., R OBP: 0.280, SLG: 0.432	F9				G5-3		G6-3		BB	4	0	1	1	0	0	3						
15 Nick Senzel, R OBP: 0.295, SLG: 0.286	K				BB		K		BB	4	0	2	0	0	2	0						
33 Aramis Garcia, R OBP: 0.292, SLG: 0.265	K				BB		K		BB	2	0	1	0	0	1	0						
26 Michael Papierski, S OBP: 0.167, SLG: 0.091	K				BB		BB		K	2	0	1	0	0	1	2						
Inning Stats	R: 0 H: 0 E: 0 K: 1 S: 7	H: 0 LOB: 0 BB: 0 P: 10	R: 0 H: 0 E: 0 K: 2 S: 9	H: 0 LOB: 1 BB: 1 P: 17	R: 0 H: 0 E: 0 K: 3 S: 10	H: 0 LOB: 0 BB: 0 P: 16	R: 0 H: 2 E: 0 K: 0 S: 11	H: 2 LOB: 2 BB: 1 P: 22	R: 0 H: 2 E: 0 K: 0 S: 7	H: 2 LOB: 1 BB: 0 P: 10	R: 1 H: 2 E: 0 K: 1 S: 10	H: 2 LOB: 2 BB: 1 P: 18	R: 0 H: 2 E: 0 K: 2 S: 11	H: 2 LOB: 2 BB: 0 P: 15	R: 1 H: 3 E: 0 K: 2 S: 18	H: 3 LOB: 2 BB: 0 P: 25	R: 1 H: 1 E: 0 K: 1 S: 12	H: 1 LOB: 0 BB: 0 P: 17	1B: 8 2B: 4 3B: 0 HR: 1	SF: 0 SAC: 0 DP: 2 HBP: 0	WP: 0 PB: 0 SB: 1 CS: 0	PA: 40
PITCHER	IP	WLS	BF	H	R	ER	SO	BB	IBB	HBP	BLK	WP	HR	S	P	ERA	WHIP					
35 Justin Steele, L ERA: 4.39	5.0	W	22	6	1	1	6	3	0	0	0	0	0	48	84	1.80	1.800					
57 Scott Effross, R ERA: 2.51	1.0	H	3	0	0	0	1	0	0	0	0	0	0	6	9	0.00	0.000					
60 Mychal Givens, R ERA: 3.68	1.0		5	2	0	0	2	0	0	0	0	0	0	11	15	0.00	2.000					
67 Matt Swarmer, R ERA: 5.99	2.0		10	4	2	2	3	0	0	0	0	0	1	30	42	9.00	2.000					

Cincinnati Reds @ Chicago Cubs
Wrigley Field, Chicago, IL
Wed Jun 29 2022, 7:05 PM - 10:27 PM CDT
Att: 28,987 - Clear - 75 F

AB	37
R	3
H	12
RBI	3
BB	3
SO	12
LOB	21



Batter	1	2	3	4	5	6	7	8	9	AB	R	H	RBI	BB	SO	LOB	BOTTOM					
66 Rafael Ortega, L OBP: 0.353, SLG: 0.393	K		F9		G4-3		K		SF9	4	0	0	1	0	2	1						
40 Wilson Contreras, R OBP: 0.394, SLG: 0.519	BB		G1-3		HR		BB		BB	4	2	3	2	0	0	0						
8 Ian Happ, S OBP: 0.377, SLG: 0.454	G4-3		BB		BB		BB		K	2	1	1	1	2	1	1						
16 Patrick Wisdom, R OBP: 0.311, SLG: 0.451	G4-3		BB		K		F7		BB	3	1	0	0	1	1	4						
2 Nico Hoerner, R OBP: 0.341, SLG: 0.425	K		BB		BB		G1-3		G1-3	3	0	1	2	1	1	1						
4 Nelson Velazquez, R OBP: 0.375, SLG: 0.333	K		G5-3		G5-3		K		K	4	0	0	0	0	2	3						
36 Alfonso Rivas III, L OBP: 0.311, SLG: 0.326	K		F7		K		G6-3		G6-3	4	0	0	0	0	2	1						
13 David Bote, R OBP: 0.400, SLG: 0.333	G6-3		K		HR		BB		BB	3	1	1	0	0	1	1						
19 Andrelton Simmons, R OBP: 0.224, SLG: 0.188	G6-3		K		HR		BB		BB	0	1	0	0	1	0	0						
5 Christopher Morel, R OBP: 0.324, SLG: 0.453	F8		F8		G4-3		HR		K	4	2	2	2	0	1	1						
Inning Stats	R: 1 H: 1 E: 0 K: 2 S: 14	H: 1 LOB: 1 BB: 0 P: 22	R: 0 H: 0 E: 0 K: 2 S: 10	H: 0 LOB: 0 BB: 0 P: 13	R: 0 H: 0 E: 0 K: 0 S: 8	H: 0 LOB: 0 BB: 0 P: 11	R: 2 H: 1 E: 0 K: 1 S: 18	H: 1 LOB: 2 BB: 2 P: 34	R: 2 H: 2 E: 0 K: 1 S: 13	H: 2 LOB: 2 BB: 2 P: 23	R: 2 H: 3 E: 0 K: 2 S: 23	H: 3 LOB: 2 BB: 0 P: 33	R: 0 H: 0 E: 0 K: 1 S: 6	H: 0 LOB: 0 BB: 0 P: 10	R: 1 H: 1 E: 0 K: 2 S: 18	H: 1 LOB: 1 BB: 1 P: 30	R: 1 H: 1 E: 0 K: 2 S: 18	H: 1 LOB: 1 BB: 1 P: 30	1B: 1 2B: 5 3B: 0 HR: 2	SF: 1 SAC: 0 DP: 0 HBP: 2	WP: 1 PB: 0 SB: 1 CS: 0	PA: 39
PITCHER	IP	WLS	BF	H	R	ER	SO	BB	IBB	HBP	BLK	WP	HR	S	P	ERA	WHIP					
21 Hunter Greene, R ERA: 5.72	4.0	L	17	2	3	3	5	2	0	0	0	0	1	13	23	18.00	4.000					
85 Luis Cessa, R ERA: 5.97	1.0		7	2	2	2	1	2	0	0	0	0	1	13	23	18.00	4.000					
75 Ross Detwiler, L ERA: 4.5	0.2		6	3	2	2	2	0	0	1	0	0	1	20	30	27.00	4.500					
55 Dauri Moreta, R ERA: 7.11	1.1		4	0	0	0	1	0	0	0	0	0	0	9	13	0.00	0.000					
23 Jeff Hoffman, R ERA: 3.34	1.0		5	1	1	1	2	1	0	0	0	1	0	18	30	9.00	2.000					

Cincinnati Reds @ Chicago Cubs
Wrigley Field, Chicago, IL
Wed Jun 29 2022, 7:05 PM - 10:27 PM CDT
Att: 28,987 - Clear - 75 F

AB	31
R	8
H	8
RBI	8
BB	5
SO	11
LOB	13



Batter	1	2	3	4	5	6	7	8	9	AB	R	H	RBI	BB	SO	LOB	TOP								
6 Jonathan India, R OBP: 0.276, SLG: 0.316										5	0	1	0	0	1	3	<p>Cincinnati Reds @ Chicago Cubs Wrigley Field, Chicago, IL Thu Jun 30 2022, 7:08 PM - 10:21 PM CDT Att: 32,318 - Partly Cloudy - 87 F</p> <p>AB 38 R 7 H 12 RBI 6 BB 2 SO 10 LOB 16</p>								
22 Brandon Drury, R OBP: 0.332, SLG: 0.532										4	0	0	0	0	1	3									
4 Matt Reynolds, R OBP: 0.316, SLG: 0.365										1	0	0	0	0	1	2									
28 Tommy Pham, R OBP: 0.345, SLG: 0.426										5	3	3	3	0	1	0									
19 Joey Votto, L OBP: 0.342, SLG: 0.398										5	2	3	1	0	1	0									
17 Kyle Farmer, R OBP: 0.341, SLG: 0.414										4	0	2	1	0	0	1									
9 Mike Moustakas, L OBP: 0.320, SLG: 0.323										4	0	1	1	0	3	2									
15 Nick Senzel, R OBP: 0.294, SLG: 0.281										3	0	0	0	1	0	3									
32 Max Schrock, L OBP: 0.211, SLG: 0.167										3	1	0	0	1	1	1									
26 Michael Papierski, S OBP: 0.250, SLG: 0.200										4	1	2	0	0	1	1									
Inning Stats	R: 0 E: 0 K: 1 S: 7	H: 0 LOB: 0 BB: 0 P: 11	R: 0 E: 1 K: 1 S: 8	H: 1 LOB: 1 BB: 0 P: 14	R: 0 E: 0 K: 2 S: 13	H: 1 LOB: 2 BB: 1 P: 21	R: 1 E: 0 K: 1 S: 14	H: 2 LOB: 1 BB: 0 P: 19	R: 0 E: 0 K: 1 S: 12	H: 1 LOB: 1 BB: 0 P: 15	R: 1 E: 0 K: 1 S: 10	H: 1 LOB: 0 BB: 0 P: 14	R: 0 E: 0 K: 0 S: 6	H: 0 LOB: 0 BB: 0 P: 10	R: 2 E: 0 K: 1 S: 18	H: 4 LOB: 2 BB: 0 P: 25	R: 3 E: 0 K: 2 S: 15	H: 2 LOB: 0 BB: 1 P: 24	1B: 10 2B: 1 3B: 0 HR: 2	SF: 0 SAC: 0 DP: 1 HBP: 0	WP: 0 PB: 0 SB: 0 CS: 1	PA: 40			
PITCHER	IP	WLS	BF	H	R	ER	SO	BB	IBB	HBP	BLK	WP	HR	S	P	ERA	WHIP								
28 Kyle Hendricks, R ERA: 4.76	6.0	W	24	6	2	2	7	1	0	0	0	0	1	64	94	3.00	1.167								
58 Chris Martin, R ERA: 3.95	1.0		3	0	0	0	0	0	0	0	0	0	0	6	10	0.00	0.000								
50 Rowan Wick, R ERA: 5.23	1.0		7	4	2	2	1	0	0	0	0	0	0	18	25	18.00	4.000								
47 Brandon Hughes, L ERA: 4.5	1.0		6	2	3	3	2	1	0	0	0	0	1	15	24	27.00	3.000								


Batter	1	2	3	4	5	6	7	8	9	AB	R	H	RBI	BB	SO	LOB	BOTTOM								
66 Rafael Ortega, L OBP: 0.348, SLG: 0.389										2	0	0	1	0	0	2	<p>Cincinnati Reds @ Chicago Cubs Wrigley Field, Chicago, IL Thu Jun 30 2022, 7:08 PM - 10:21 PM CDT Att: 32,318 - Partly Cloudy - 87 F</p> <p>AB 45 R 15 H 23 RBI 15 BB 3 SO 4 LOB 24</p>								
24 Narciso Crook, R OBP: 0.667, SLG: 1.000										3	1	2	1	0	0	2									
40 Wilson Contreras, R OBP: 0.397, SLG: 0.500										5	2	2	0	1	1	2									
8 Ian Happ, S OBP: 0.582, SLG: 0.457										3	1	2	0	1	0	0									
4 Nelson Velázquez, R OBP: 0.385, SLG: 0.391										2	0	1	2	0	1	2									
16 Patrick Wisdom, R OBP: 0.315, SLG: 0.475										6	2	3	6	0	1	4									
2 Nico Hoerner, R OBP: 0.345, SLG: 0.427										6	2	3	0	0	1	4									
7 Yan Gomes, R OBP: 0.248, SLG: 0.346										4	1	1	1	0	0	5									
48 P.J. Higgins, R OBP: 0.371, SLG: 0.536										5	2	3	2	0	0	1									
13 David Bote, R OBP: 0.412, SLG: 0.357										2	1	1	0	0	0	2									
19 Andrelton Simmons, R OBP: 0.229, SLG: 0.182										2	0	0	0	1	0	0									
5 Christopher Morel, R OBP: 0.342, SLG: 0.494										5	3	5	2	0	0	0									
Inning Stats	R: 1 E: 1 K: 1 S: 17	H: 1 LOB: 2 BB: 1 P: 27	R: 5 E: 0 K: 0 S: 16	H: 4 LOB: 0 BB: 1 P: 26	R: 1 E: 0 K: 0 S: 15	H: 2 LOB: 1 BB: 0 P: 21	R: 0 E: 0 K: 1 S: 14	H: 2 LOB: 2 BB: 0 P: 22	R: 0 E: 0 K: 0 S: 4	H: 1 LOB: 1 BB: 1 P: 9	R: 2 E: 0 K: 1 S: 17	H: 3 LOB: 1 BB: 0 P: 25	R: 1 E: 0 K: 1 S: 12	H: 3 LOB: 2 BB: 0 P: 18	R: 5 E: 0 K: 0 S: 18	H: 7 LOB: 2 BB: 0 P: 26	1B: 14 2B: 5 3B: 0 HR: 4	SF: 1 SAC: 0 DP: 2 HBP: 1	WP: 0 PB: 0 SB: 1 CS: 0	PA: 50					
PITCHER	IP	WLS	BF	H	R	ER	SO	BB	IBB	HBP	BLK	WP	HR	S	P	ERA	WHIP								
51 Graham Ashcraft, R ERA: 4.55	2.1	L	18	7	7	7	1	2	0	1	0	0	0	22	37	0.00	1.500								
52 Reiver Sanmartin, L ERA: 10.27	2.2		10	3	0	0	1	1	0	0	0	0	1	17	25	18.00	3.000								
55 Dauri Moreta, R ERA: 7.65	1.0		6	3	2	2	1	0	0	0	0	0	1	17	25	18.00	3.000								
75 Ross Detwiler, L ERA: 4.91	1.0		6	3	1	1	1	0	0	0	0	0	0	12	18	9.00	3.000								
32 Max Schrock, R ERA: 4.50	1.0		10	7	5	5	0	0	0	0	0	0	2	18	26	45.00	7.000								


Batter	1	2	3	4	5	6	7	8	9	AB	R	H	RBI	BB	SO	LOB	TOP			
13 Ronald Acuña Jr. R OBP: 0.383, SLG: 0.465										3	2	2	0	0	0	0	Atlanta Braves @ Cincinnati Reds Great American Ball Park, Cincinnati, OH Fri Jul 01 2022, 6:43 PM - 9:34 PM EDT Att: 28,606 - Partly Cloudy - 96 F			
7 Dansby Swanson R OBP: 0.380, SLG: 0.505										5	1	4	3	0	0	1				
28 Matt Olson L OBP: 0.346, SLG: 0.477										5	1	1	0	0	2	5				
27 Austin Riley R OBP: 0.330, SLG: 0.514										4	2	2	3	1	2	2				
16 Travis d'Arnaud R OBP: 0.311, SLG: 0.493										4	1	1	0	1	1	2				
20 Marcell Ozuna R OBP: 0.278, SLG: 0.401										4	0	0	0	0	0	3				
38 Guillermo Heredia R OBP: 0.213, SLG: 0.364										1	0	0	0	0	0	2				
14 Adam Duvall R OBP: 0.270, SLG: 0.376										4	1	1	1	0	0	1				
11 Orlando Arcia R OBP: 0.333, SLG: 0.412										4	0	1	2	0	1	1				
23 Michael Harris II L OBP: 0.344, SLG: 0.513										3	1	0	0	1	0	1				
Inning Stats	R: 2 H: 2 E: 0 K: 0 S: 10	H: 2 LOB: 0 BB: 0 P: 17	R: 0 H: 0 E: 0 K: 0 S: 7	H: 0 LOB: 0 BB: 0 P: 11	R: 0 H: 2 E: 0 K: 2 S: 12	H: 2 LOB: 0 BB: 0 P: 22	R: 0 H: 1 E: 0 K: 0 S: 11	H: 1 LOB: 1 BB: 0 P: 19	R: 0 H: 1 E: 0 K: 1 S: 8	H: 0 LOB: 0 BB: 0 P: 9	R: 3 H: 2 E: 0 K: 2 S: 11	H: 2 LOB: 0 BB: 1 P: 17	R: 3 H: 2 E: 0 K: 0 S: 6	H: 2 LOB: 2 BB: 2 P: 20	R: 1 H: 2 E: 0 K: 1 S: 11	H: 2 LOB: 2 BB: 0 P: 18	1B: 6 2B: 4 3B: 0 HR: 2	SF: 0 SAC: 0 DP: 2 HBP: 2	WP: 0 PB: 0 SB: 0 CS: 0	PA: 42
PITCHER	IP WLS BF H R ER SO BB IBB HBP BLK WP HR S P ERA WHIP																			
31 Mike Minor L ERA: 6.82	(1, 1) 6.0 L 24 6 2 2 3 0 0 0 1 0 0 1 54 94 3.00 1.000																			
66 Joel Kuhnel R ERA: 7.17	(7, 1) 1.0 6 2 3 3 2 1 0 0 0 0 0 1 11 17 27.00 3.000																			
85 Luis Cessa R ERA: 6.67	(8, 1) 1.0 6 2 3 3 0 2 0 0 0 0 0 0 6 20 27.00 4.000																			
23 Jeff Hoffman R ERA: 3.5	(9, 1) 1.0 6 2 1 1 1 0 0 0 1 0 0 0 11 18 9.00 2.000																			



Batter	1	2	3	4	5	6	7	8	9	AB	R	H	RBI	BB	SO	LOB	BOTTOM			
6 Jonathan India R OBP: 0.275, SLG: 0.314										4	0	1	0	0	0	0	Atlanta Braves @ Cincinnati Reds Great American Ball Park, Cincinnati, OH Fri Jul 01 2022, 6:43 PM - 9:34 PM EDT Att: 28,606 - Partly Cloudy - 96 F			
22 Brandon Drury R OBP: 0.331, SLG: 0.526										3	0	0	0	0	2	2				
28 Tommy Pham R OBP: 0.351, SLG: 0.431										4	0	3	1	0	0	0				
19 Joey Votto L OBP: 0.336, SLG: 0.390										4	0	0	0	0	0	6				
17 Kyle Farmer R OBP: 0.340, SLG: 0.411										4	0	1	0	0	0	0				
7 Donovan Solano R OBP: 0.323, SLG: 0.448										4	0	0	0	0	0	1				
3 Albert Almora Jr. R OBP: 0.279, SLG: 0.423										3	0	0	0	0	1	1				
15 Nick Senzel R OBP: 0.293, SLG: 0.280										4	1	1	0	0	1	2				
26 Michael Papierski S OBP: 0.211, SLG: 0.167										3	0	0	0	0	1	1				
Inning Stats	R: 0 H: 1 E: 1 K: 0 S: 11	H: 0 LOB: 1 BB: 0 P: 15	R: 0 H: 0 E: 0 K: 0 S: 8	H: 0 LOB: 0 BB: 0 P: 13	R: 1 H: 3 E: 0 K: 1 S: 14	H: 3 LOB: 0 BB: 0 P: 23	R: 0 H: 0 E: 0 K: 1 S: 8	H: 0 LOB: 0 BB: 0 P: 9	R: 0 H: 0 E: 0 K: 1 S: 5	H: 0 LOB: 0 BB: 0 P: 9	R: 0 H: 1 E: 0 K: 0 S: 8	H: 1 LOB: 1 BB: 0 P: 11	R: 0 H: 1 E: 0 K: 1 S: 13	H: 1 LOB: 2 BB: 0 P: 19	R: 0 H: 0 E: 0 K: 0 S: 6	H: 0 LOB: 1 BB: 0 P: 9	1B: 6 2B: 0 3B: 0 HR: 0	SF: 0 SAC: 0 DP: 1 HBP: 2	WP: 0 PB: 0 SB: 0 CS: 0	PA: 35
PITCHER	IP WLS BF H R ER SO BB IBB HBP BLK WP HR S P ERA WHIP																			
54 Max Fried L ERA: 2.66	(1, 1) 7.0 W 26 5 1 1 4 0 0 0 0 0 0 0 63 94 1.29 0.714																			
32 Collin McHugh R ERA: 3.09	(8, 1) 1.0 5 1 0 0 1 0 0 1 0 0 0 0 13 19 0.00 1.000																			
61 Silvino Bracho R ERA:	(9, 1) 1.0 4 0 0 0 0 0 0 0 1 0 0 0 6 9 0.00 0.000																			



Batter	1	2	3	4	5	6	7	8	9	AB	R	H	RBI	BB	SO	LOB	TOP											
13 Ronald Acuña Jr., R OBP: 0.379, SLG: 0.454	G6-3		L3	G5-3			7 1B 28 G4-3 BB		F7	4	1	0	0	1	0	3	<p>Atlanta Braves @ Cincinnati Reds Great American Ball Park, Cincinnati, OH Sat Jul 02 2022, 4:12 PM - 7:25 PM EDT Att: 26,755 - Partly Cloudy - 88 F</p> <p>livebaseballscorecards.com</p> <p>AB 32 R 4 H 7 RBI 4 BB 7 SO 6 LOB 19</p> 											
7 Dansby Swanson, R OBP: 0.364, SLG: 0.507	28 B1-6-3 1B		K		20 S 1B		28 G4-3 2B		G5-3	5	1	3	0	0	1	0												
28 Matt Olson, L OBP: 0.344, SLG: 0.470	B1-6-3		K		F7		G4-3			4	0	0	1	1	1	3												
27 Austin Riley, R OBP: 0.334, SLG: 0.527		HR			24 2B 23 BB BB		F8		F8	4	2	2	2	1	0	2												
20 Marcell Ozuna, R OBP: 0.278, SLG: 0.399	14 HBP 24 BB 1B		F9		F8		F8		F8	4	0	1	0	0	0	3												
24 William Contreras, R OBP: 0.347, SLG: 0.547	14 HBP BB		23 BB 2B		G4-3				K	3	0	1	0	1	1	0												
14 Adam Duval, R OBP: 0.272, SLG: 0.376 38 Guillermo Heredia, R OBP: 0.203, SLG: 0.345	11 CS HBP		K		F8		F8		F8	0	0	0	0	0	0	0												
11 Orlando Arcia, R OBP: 0.339, SLG: 0.404	K		23 BB BB		P4					2	0	0	0	2	1	3												
23 Michael Harris II, L OBP: 0.341, SLG: 0.500	K				G4-3		G4-3		FC6	3	0	0	1	1	1	3												
Inning Stats	R: 0 E: 0 K: 0 S: 8	H: 1 LOB: 0 BB: 0 P: 10	R: 1 E: 0 K: 2 S: 17	H: 2 LOB: 2 BB: 1 P: 32	R: 0 E: 0 K: 2 S: 8	H: 0 LOB: 0 BB: 0 P: 10	R: 1 E: 0 K: 1 S: 17	H: 1 LOB: 3 BB: 3 P: 37	R: 0 E: 0 K: 0 S: 13	H: 0 LOB: 1 BB: 0 P: 21	R: 0 E: 0 K: 0 S: 7	H: 0 LOB: 0 BB: 0 P: 12	R: 2 E: 0 K: 0 S: 11	H: 2 LOB: 1 BB: 1 P: 19	R: 0 E: 0 K: 1 S: 7	H: 0 LOB: 1 BB: 1 P: 17	R: 0 E: 0 K: 0 S: 8	H: 0 LOB: 1 BB: 1 P: 14	1B: 4 2B: 2 3B: 0 HR: 1	SF: 0 SAC: 0 DP: 1 HBP: 1	WP: 0 PB: 0 SB: 1 CS: 1	PA: 40						
PITCHER	IP	WLS	BF	H	R	ER	SO	BB	IBB	HBP	BLK	WP	HR	S	P	ERA	WHIP											
30 Tyler Mahle, R ERA: 4.48	5.0	L	23	5	2	2	5	4	0	1	0	0	0	1	63	110	3.60	1.800										
77 Art Warren, R ERA: 6.91	1.1		6	1	2	2	0	1	0	0	0	0	0	0	12	21	13.50	1.500										
52 Reiver Sanmartin, L ERA: 9.99	0.2		3	1	0	0	0	0	0	0	0	0	0	6	10	0.00	1.500											
55 Dauri Moreta, R ERA: 7.29	1.0		4	0	0	0	1	1	0	0	0	0	0	7	17	0.00	1.000											
75 Ross Detwiler, L ERA: 4.5	1.0		4	0	0	0	0	1	0	0	0	0	0	8	14	0.00	1.000											

Batter	1	2	3	4	5	6	7	8	9	AB	R	H	RBI	BB	SO	LOB	BOTTOM										
6 Jonathan India, R OBP: 0.265, SLG: 0.302	G5-3		G6-3			K			K	4	0	0	0	0	2	1	<p>Atlanta Braves @ Cincinnati Reds Great American Ball Park, Cincinnati, OH Sat Jul 02 2022, 4:12 PM - 7:25 PM EDT Att: 26,755 - Partly Cloudy - 88 F</p> <p>livebaseballscorecards.com</p> <p>AB 28 R 1 H 1 RBI 1 BB 4 SO 16 LOB 11</p> 										
22 Brandon Drury, R OBP: 0.326, SLG: 0.518	K				K		L4		K	4	0	0	0	0	3	0											
28 Tommy Pham, R OBP: 0.349, SLG: 0.426	K				K		G4-3		4 L9 19 BB BB	3	0	0	0	1	2	0											
19 Joey Votto, L OBP: 0.335, SLG: 0.385	K				P6				7 HBP BB	3	0	0	0	1	2	0											
17 Kyle Farmer, R OBP: 0.345, SLG: 0.411 4 Matt Reynolds, R OBP: 0.312, SLG: 0.360					3 WP 15 1B HBP				L9	0	0	0	0	1	0	0											
9 Mike Moustakas, L OBP: 0.315, SLG: 0.318 7 Donovan Solano, R OBP: 0.344, SLG: 0.448					K				L9	2	1	0	0	0	0	2											
3 Albert Almora Jr., R OBP: 0.272, SLG: 0.411					K				P4	3	0	0	0	0	0	0											
15 Nick Senzel, R OBP: 0.294, SLG: 0.281					K				HBP	0	0	0	0	0	0	0											
26 Michael Papierski, S OBP: 0.227, SLG: 0.150					K				G6-3	2	0	0	0	1	1	1											
Inning Stats	R: 0 E: 0 K: 2 S: 13	H: 0 LOB: 0 BB: 0 P: 20	R: 0 E: 0 K: 2 S: 8	H: 0 LOB: 1 BB: 1 P: 13	R: 0 E: 0 K: 2 S: 9	H: 0 LOB: 0 BB: 0 P: 13	R: 1 E: 0 K: 2 S: 12	H: 1 LOB: 1 BB: 0 P: 22	R: 0 E: 0 K: 1 S: 6	H: 0 LOB: 0 BB: 0 P: 11	R: 0 E: 0 K: 1 S: 9	H: 0 LOB: 0 BB: 0 P: 12	R: 0 E: 0 K: 3 S: 13	H: 0 LOB: 1 BB: 1 P: 23	R: 0 E: 0 K: 1 S: 11	H: 0 LOB: 3 BB: 2 P: 22	1B: 1 2B: 0 3B: 0 HR: 0	SF: 0 SAC: 0 DP: 0 HBP: 2	WP: 1 PB: 0 SB: 0 CS: 0	PA: 34							
PITCHER	IP	WLS	BF	H	R	ER	SO	BB	IBB	HBP	BLK	WP	HR	S	P	ERA	WHIP										
65 Spencer Strider, R ERA: 2.87	6.0	W	21	1	1	1	11	1	0	1	0	0	0	9	93	1.50	0.333										
33 A.J. Minter, L ERA: 1.59	1.0	H	3	0	0	0	1	0	0	0	0	0	0	9	12	0.00	0.000										
60 Jesse Chavez, R ERA: 2.78	1.0	H	4	0	0	0	3	1	0	0	0	0	0	13	23	0.00	1.000										
51 Will Smith, L ERA: 3.19	1.0	S	6	0	0	0	1	2	0	1	0	0	0	11	22	0.00	2.000										

Batter	1	2	3	4	5	6	7	8	9	AB	R	H	RBI	BB	SO	LOB	TOP					
9 Brandon Nimmo, L (1,8) OBP: 0.356, SLG: 0.426										4	1	2	3	1	0	0	New York Mets @ Cincinnati Reds Great American Ball Park, Cincinnati, OH Mon Jul 04 2022, 6:44 PM - 9:57 PM EDT Att: 19,533 - Partly Cloudy - 91 F					
6 Starling Marte, R (1,9) OBP: 0.332, SLG: 0.457										5	0	1	0	0	2	3						
12 Francisco Lindor, S (1,6) OBP: 0.359, SLG: 0.426										4	2	2	1	0	1	1						
20 Pete Alonso, R (1,3) OBP: 0.356, SLG: 0.545										4	0	1	0	1	0	1						
1 Jeff McNeil, L (1,4) OBP: 0.375, SLG: 0.449										5	1	2	0	0	2	2						
10 Eduardo Escobar, S (1,5) OBP: 0.284, SLG: 0.404										5	0	1	1	0	2	5						
19 Mark Canha, R (1,7) OBP: 0.359, SLG: 0.373										3	2	1	0	1	0	1						
22 Ender Inciarte, L (9,7) OBP: 0.200, SLG: 0.200										0	0	0	0	0	0	0						
2 Dominic Smith, L (1,10) OBP: 0.295, SLG: 0.308										4	0	1	2	0	1	3						
3 Tomás Nido, R (1,2) OBP: 0.253, SLG: 0.234										4	1	1	0	0	1	1						
Inning Stats	R: 0 H: 2 E: 0 K: 1 S: 13	WLS: 2 BF: 25 LOB: 3 P: 20	R: 3 H: 2 E: 0 K: 1 S: 11	H: 2 R: 0 ER: 0 LOB: 0 P: 19	R: 0 H: 0 E: 0 K: 1 S: 6	H: 0 R: 0 ER: 0 LOB: 0 P: 8	R: 0 H: 0 E: 0 K: 1 S: 10	H: 0 R: 0 ER: 0 LOB: 0 P: 15	R: 1 H: 1 E: 0 K: 0 S: 16	H: 1 R: 0 ER: 0 LOB: 0 P: 25	R: 2 H: 3 E: 0 K: 2 S: 18	H: 3 R: 1 ER: 1 LOB: 2 P: 30	R: 1 H: 2 E: 1 K: 0 S: 12	H: 2 R: 1 ER: 1 LOB: 2 P: 21	R: 0 H: 1 E: 0 K: 1 S: 7	H: 1 R: 0 ER: 0 LOB: 1 P: 14	R: 0 H: 1 E: 0 K: 2 S: 10	H: 1 R: 0 ER: 0 LOB: 1 P: 15	1B: 7 2B: 3 3B: 0 HR: 2	SF: 0 SAC: 0 DP: 0 HBP: 2	WP: 0 PB: 0 SB: 0 CS: 1	PA: 43
PITCHER	IP: 5.1 WLS: L BF: 25 ERA: 6.01	WLS: 2 BF: 25 LOB: 3 P: 20	H: 2 R: 0 ER: 0 LOB: 0 P: 19	H: 2 R: 0 ER: 0 LOB: 0 P: 19	H: 0 R: 0 ER: 0 LOB: 0 P: 8	H: 0 R: 0 ER: 0 LOB: 0 P: 8	H: 0 R: 0 ER: 0 LOB: 0 P: 15	H: 0 R: 0 ER: 0 LOB: 0 P: 15	H: 1 R: 0 ER: 0 LOB: 0 P: 25	H: 1 R: 0 ER: 0 LOB: 0 P: 25	H: 3 R: 1 ER: 1 LOB: 2 P: 30	H: 3 R: 1 ER: 1 LOB: 2 P: 30	H: 2 R: 1 ER: 1 LOB: 2 P: 21	H: 2 R: 1 ER: 1 LOB: 2 P: 21	H: 1 R: 0 ER: 0 LOB: 1 P: 14	H: 1 R: 0 ER: 0 LOB: 1 P: 14	H: 1 R: 0 ER: 0 LOB: 1 P: 15	H: 1 R: 0 ER: 0 LOB: 1 P: 15	1B: 7 2B: 3 3B: 0 HR: 2	SF: 0 SAC: 0 DP: 0 HBP: 2	WP: 0 PB: 0 SB: 0 CS: 1	PA: 43
21 Hunter Greene, R (1,1) ERA: 6.01	IP: 5.1 WLS: L BF: 25 ERA: 6.01	WLS: 2 BF: 25 LOB: 3 P: 20	H: 2 R: 0 ER: 0 LOB: 0 P: 19	H: 2 R: 0 ER: 0 LOB: 0 P: 19	H: 0 R: 0 ER: 0 LOB: 0 P: 8	H: 0 R: 0 ER: 0 LOB: 0 P: 8	H: 0 R: 0 ER: 0 LOB: 0 P: 15	H: 0 R: 0 ER: 0 LOB: 0 P: 15	H: 1 R: 0 ER: 0 LOB: 0 P: 25	H: 1 R: 0 ER: 0 LOB: 0 P: 25	H: 3 R: 1 ER: 1 LOB: 2 P: 30	H: 3 R: 1 ER: 1 LOB: 2 P: 30	H: 2 R: 1 ER: 1 LOB: 2 P: 21	H: 2 R: 1 ER: 1 LOB: 2 P: 21	H: 1 R: 0 ER: 0 LOB: 1 P: 14	H: 1 R: 0 ER: 0 LOB: 1 P: 14	H: 1 R: 0 ER: 0 LOB: 1 P: 15	H: 1 R: 0 ER: 0 LOB: 1 P: 15	1B: 7 2B: 3 3B: 0 HR: 2	SF: 0 SAC: 0 DP: 0 HBP: 2	WP: 0 PB: 0 SB: 0 CS: 1	PA: 43
52 Reiver Sanmartin, L (6,1) ERA: 9.72	IP: 0.2 WLS: L BF: 4 ERA: 9.72	WLS: 2 BF: 25 LOB: 3 P: 20	H: 2 R: 0 ER: 0 LOB: 0 P: 19	H: 2 R: 0 ER: 0 LOB: 0 P: 19	H: 0 R: 0 ER: 0 LOB: 0 P: 8	H: 0 R: 0 ER: 0 LOB: 0 P: 8	H: 0 R: 0 ER: 0 LOB: 0 P: 15	H: 0 R: 0 ER: 0 LOB: 0 P: 15	H: 1 R: 0 ER: 0 LOB: 0 P: 25	H: 1 R: 0 ER: 0 LOB: 0 P: 25	H: 3 R: 1 ER: 1 LOB: 2 P: 30	H: 3 R: 1 ER: 1 LOB: 2 P: 30	H: 2 R: 1 ER: 1 LOB: 2 P: 21	H: 2 R: 1 ER: 1 LOB: 2 P: 21	H: 1 R: 0 ER: 0 LOB: 1 P: 14	H: 1 R: 0 ER: 0 LOB: 1 P: 14	H: 1 R: 0 ER: 0 LOB: 1 P: 15	H: 1 R: 0 ER: 0 LOB: 1 P: 15	1B: 7 2B: 3 3B: 0 HR: 2	SF: 0 SAC: 0 DP: 0 HBP: 2	WP: 0 PB: 0 SB: 0 CS: 1	PA: 43
85 Luis Cessa, R (7,1) ERA: 6.75	IP: 1.0 WLS: L BF: 6 ERA: 6.75	WLS: 2 BF: 25 LOB: 3 P: 20	H: 2 R: 0 ER: 0 LOB: 0 P: 19	H: 2 R: 0 ER: 0 LOB: 0 P: 19	H: 0 R: 0 ER: 0 LOB: 0 P: 8	H: 0 R: 0 ER: 0 LOB: 0 P: 8	H: 0 R: 0 ER: 0 LOB: 0 P: 15	H: 0 R: 0 ER: 0 LOB: 0 P: 15	H: 1 R: 0 ER: 0 LOB: 0 P: 25	H: 1 R: 0 ER: 0 LOB: 0 P: 25	H: 3 R: 1 ER: 1 LOB: 2 P: 30	H: 3 R: 1 ER: 1 LOB: 2 P: 30	H: 2 R: 1 ER: 1 LOB: 2 P: 21	H: 2 R: 1 ER: 1 LOB: 2 P: 21	H: 1 R: 0 ER: 0 LOB: 1 P: 14	H: 1 R: 0 ER: 0 LOB: 1 P: 14	H: 1 R: 0 ER: 0 LOB: 1 P: 15	H: 1 R: 0 ER: 0 LOB: 1 P: 15	1B: 7 2B: 3 3B: 0 HR: 2	SF: 0 SAC: 0 DP: 0 HBP: 2	WP: 0 PB: 0 SB: 0 CS: 1	PA: 43
75 Ross Detwiler, L (8,1) ERA: 4.15	IP: 1.0 WLS: L BF: 4 ERA: 4.15	WLS: 2 BF: 25 LOB: 3 P: 20	H: 2 R: 0 ER: 0 LOB: 0 P: 19	H: 2 R: 0 ER: 0 LOB: 0 P: 19	H: 0 R: 0 ER: 0 LOB: 0 P: 8	H: 0 R: 0 ER: 0 LOB: 0 P: 8	H: 0 R: 0 ER: 0 LOB: 0 P: 15	H: 0 R: 0 ER: 0 LOB: 0 P: 15	H: 1 R: 0 ER: 0 LOB: 0 P: 25	H: 1 R: 0 ER: 0 LOB: 0 P: 25	H: 3 R: 1 ER: 1 LOB: 2 P: 30	H: 3 R: 1 ER: 1 LOB: 2 P: 30	H: 2 R: 1 ER: 1 LOB: 2 P: 21	H: 2 R: 1 ER: 1 LOB: 2 P: 21	H: 1 R: 0 ER: 0 LOB: 1 P: 14	H: 1 R: 0 ER: 0 LOB: 1 P: 14	H: 1 R: 0 ER: 0 LOB: 1 P: 15	H: 1 R: 0 ER: 0 LOB: 1 P: 15	1B: 7 2B: 3 3B: 0 HR: 2	SF: 0 SAC: 0 DP: 0 HBP: 2	WP: 0 PB: 0 SB: 0 CS: 1	PA: 43
55 Daun Moreta, R (9,1) ERA: 6.95	IP: 1.0 WLS: L BF: 4 ERA: 6.95	WLS: 2 BF: 25 LOB: 3 P: 20	H: 2 R: 0 ER: 0 LOB: 0 P: 19	H: 2 R: 0 ER: 0 LOB: 0 P: 19	H: 0 R: 0 ER: 0 LOB: 0 P: 8	H: 0 R: 0 ER: 0 LOB: 0 P: 8	H: 0 R: 0 ER: 0 LOB: 0 P: 15	H: 0 R: 0 ER: 0 LOB: 0 P: 15	H: 1 R: 0 ER: 0 LOB: 0 P: 25	H: 1 R: 0 ER: 0 LOB: 0 P: 25	H: 3 R: 1 ER: 1 LOB: 2 P: 30	H: 3 R: 1 ER: 1 LOB: 2 P: 30	H: 2 R: 1 ER: 1 LOB: 2 P: 21	H: 2 R: 1 ER: 1 LOB: 2 P: 21	H: 1 R: 0 ER: 0 LOB: 1 P: 14	H: 1 R: 0 ER: 0 LOB: 1 P: 14	H: 1 R: 0 ER: 0 LOB: 1 P: 15	H: 1 R: 0 ER: 0 LOB: 1 P: 15	1B: 7 2B: 3 3B: 0 HR: 2	SF: 0 SAC: 0 DP: 0 HBP: 2	WP: 0 PB: 0 SB: 0 CS: 1	PA: 43

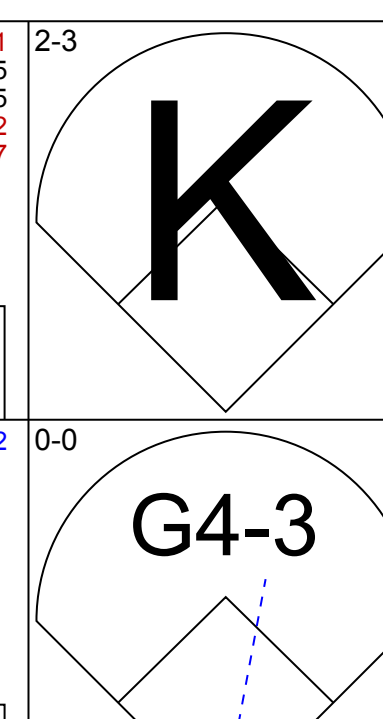
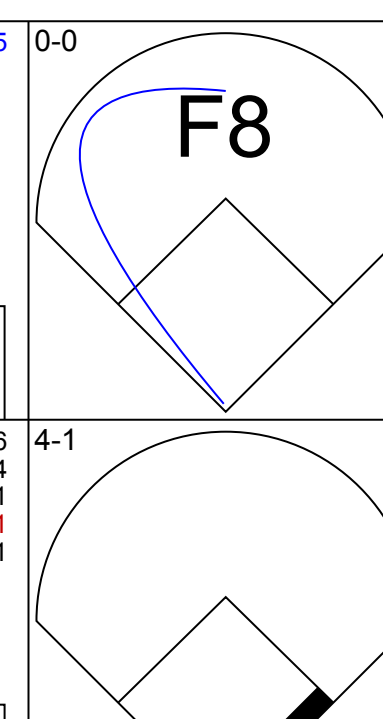
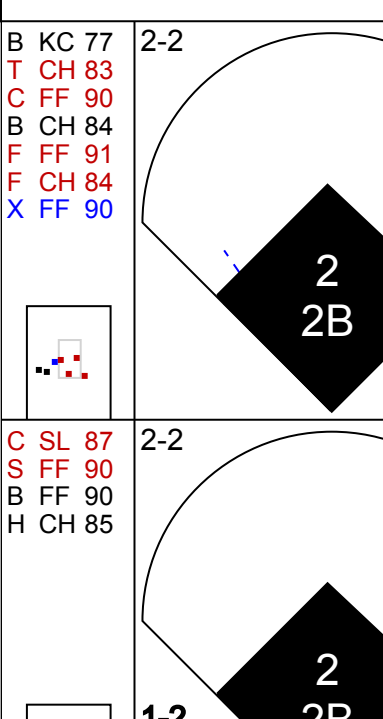
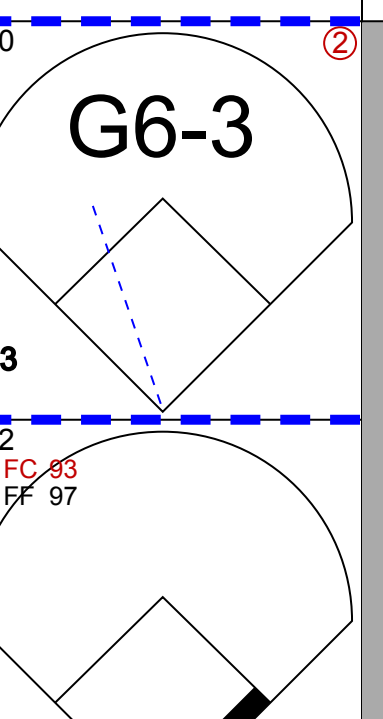


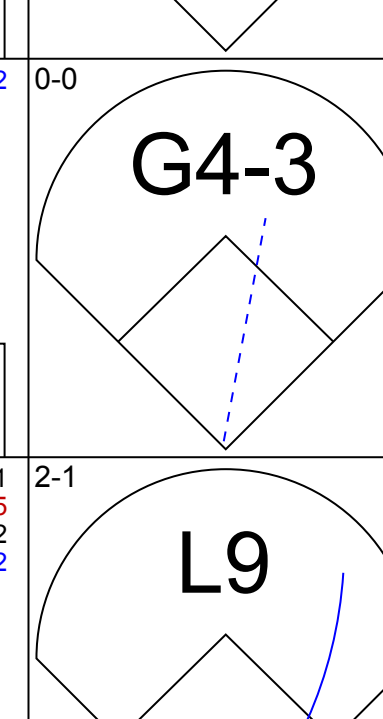
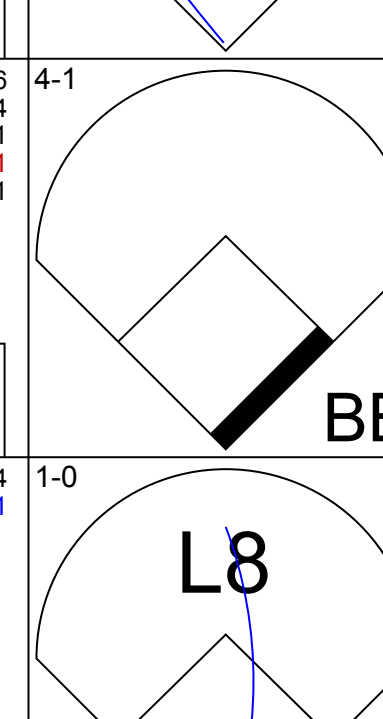
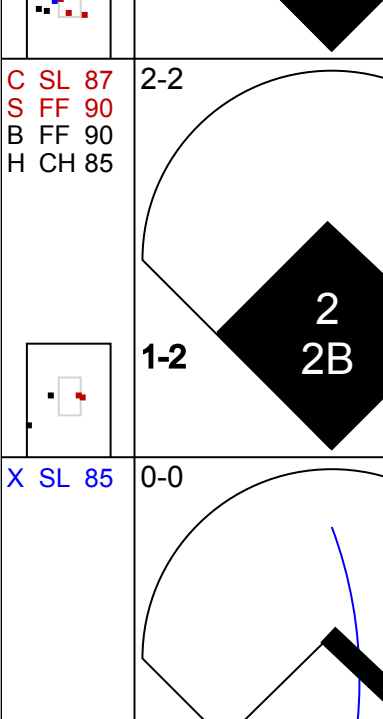
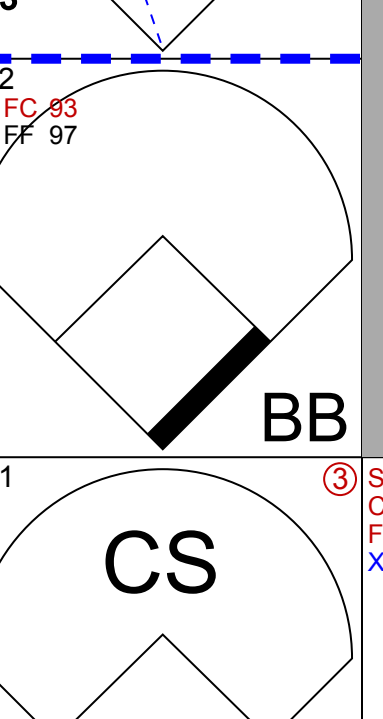
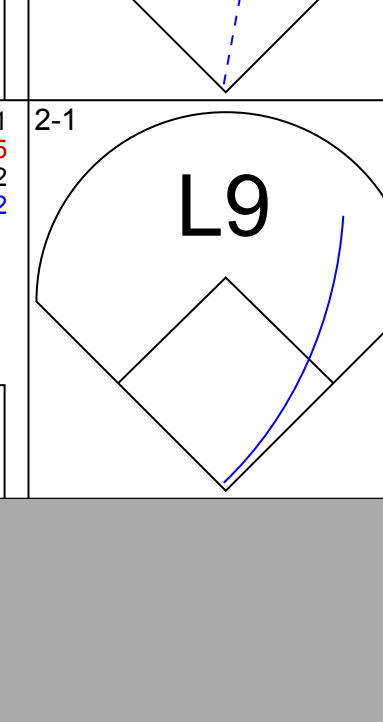
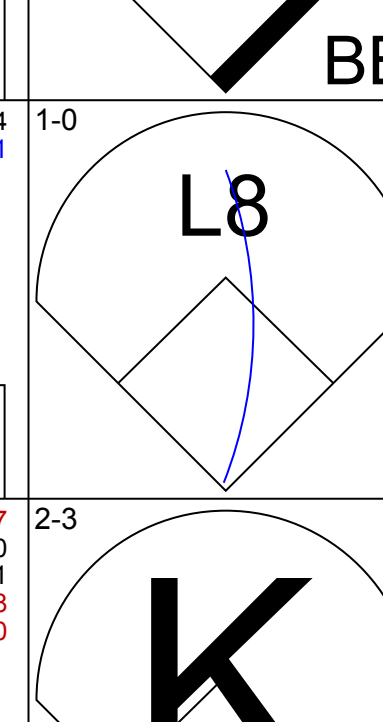
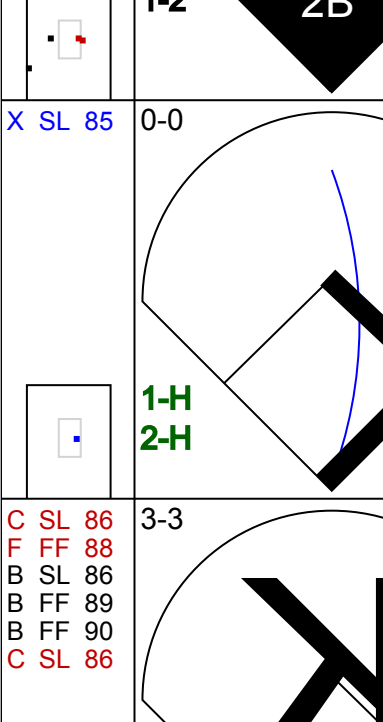
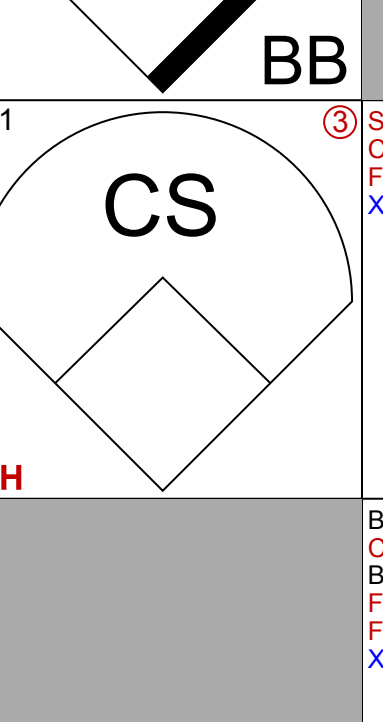

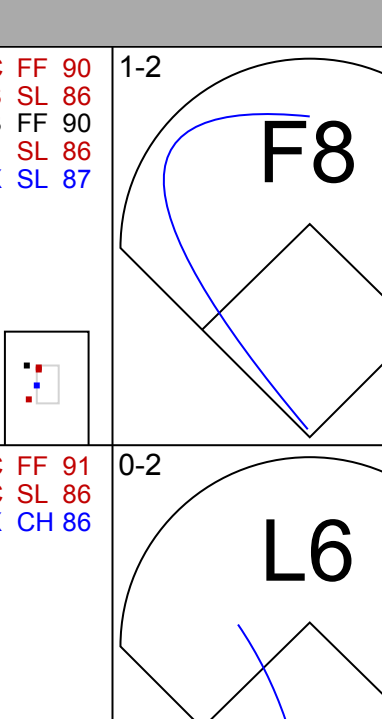
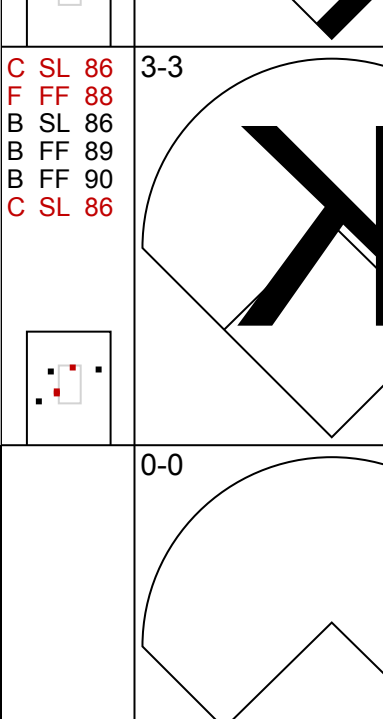

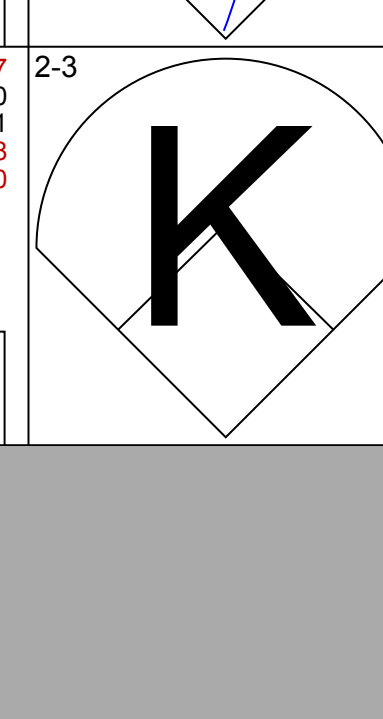
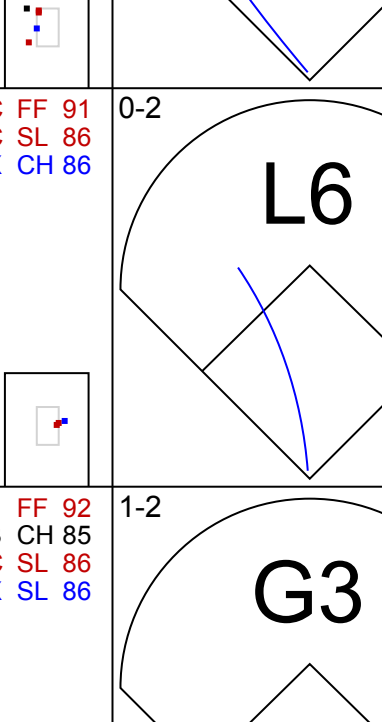
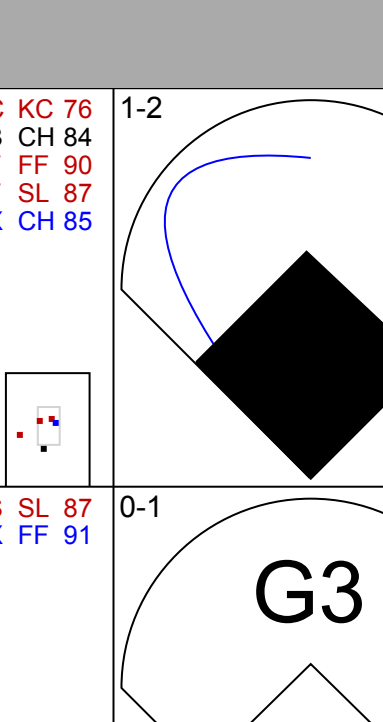


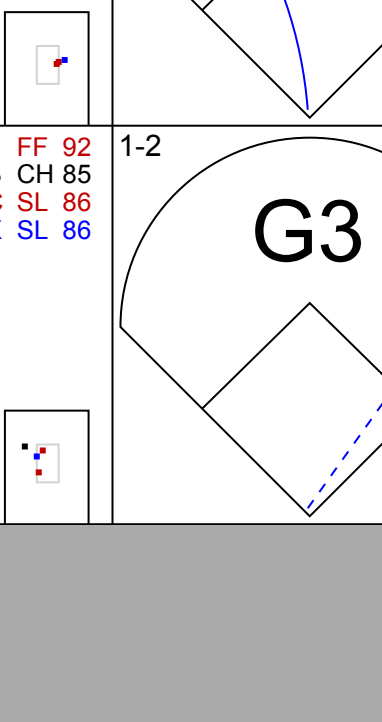
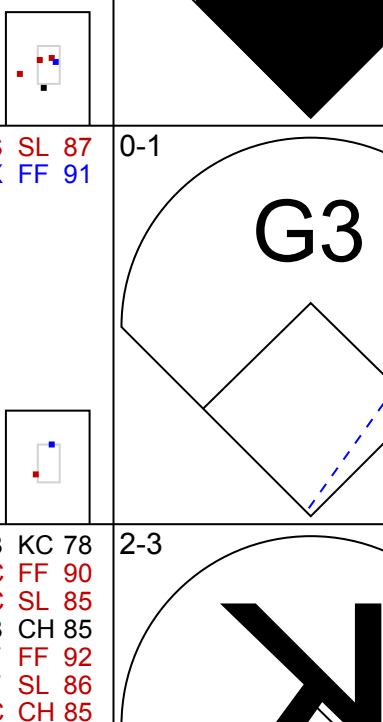
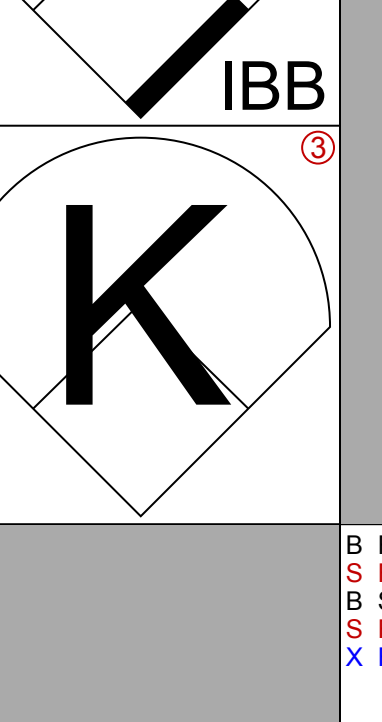

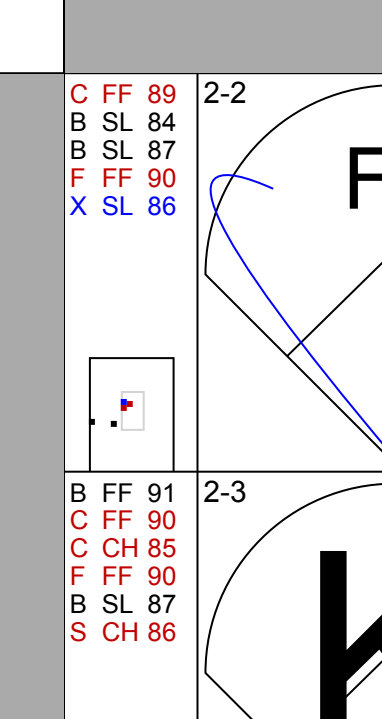
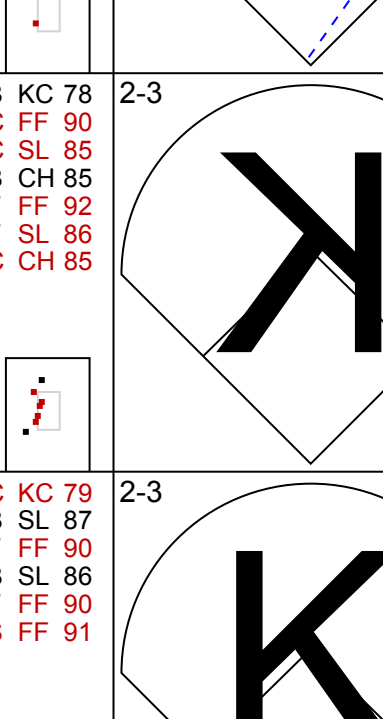
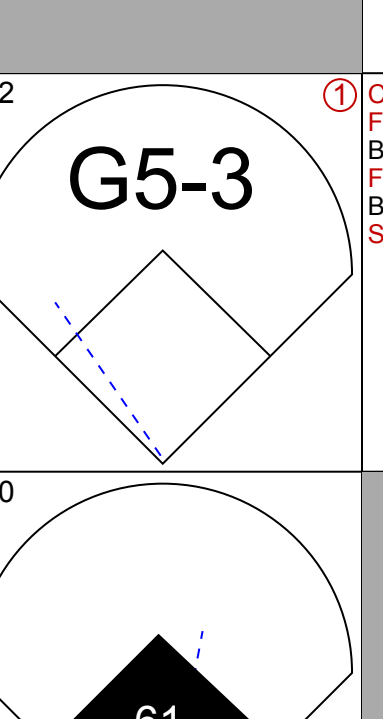
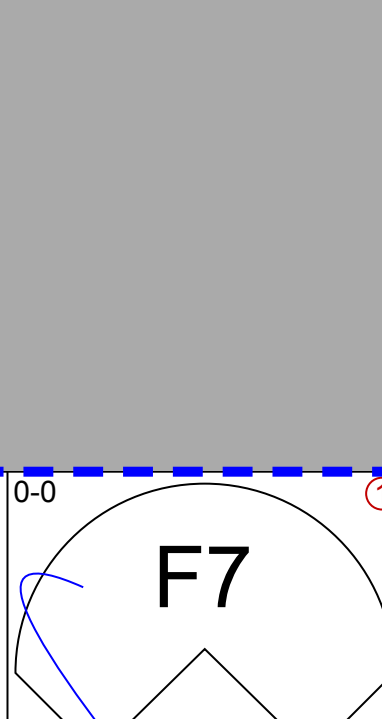
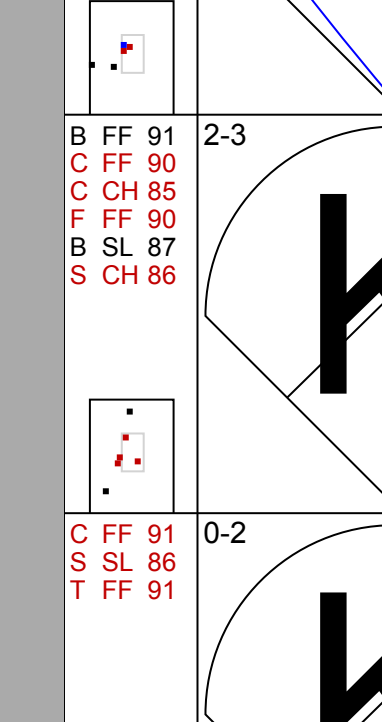
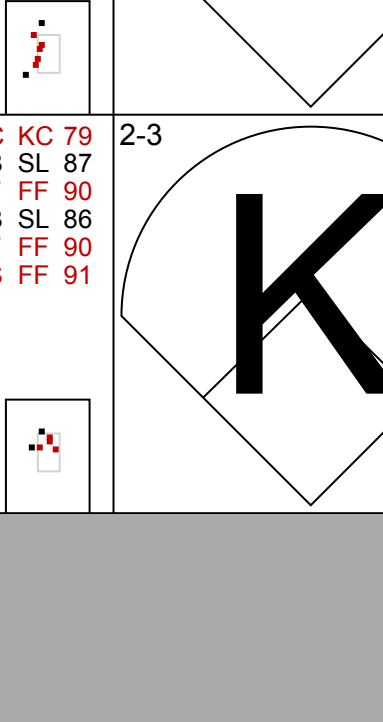
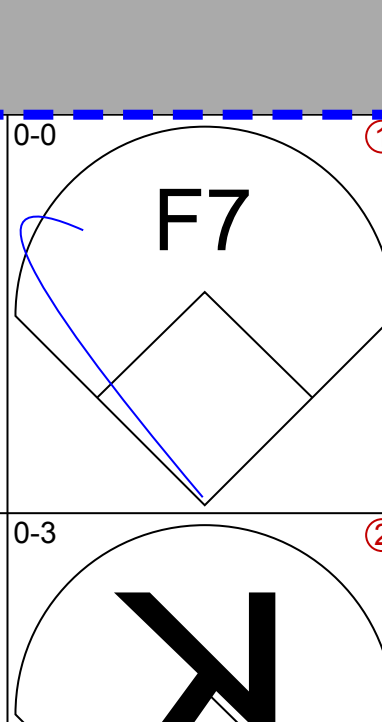
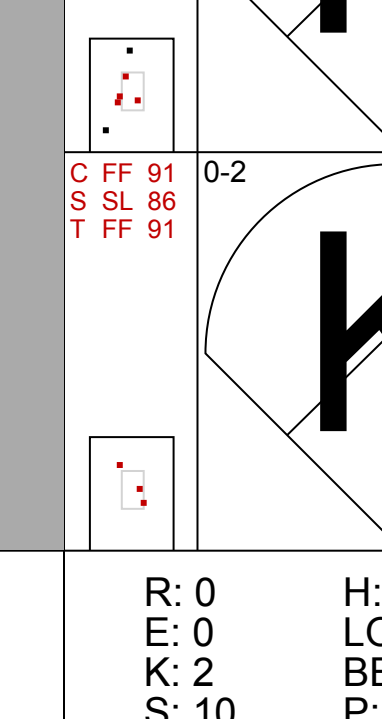
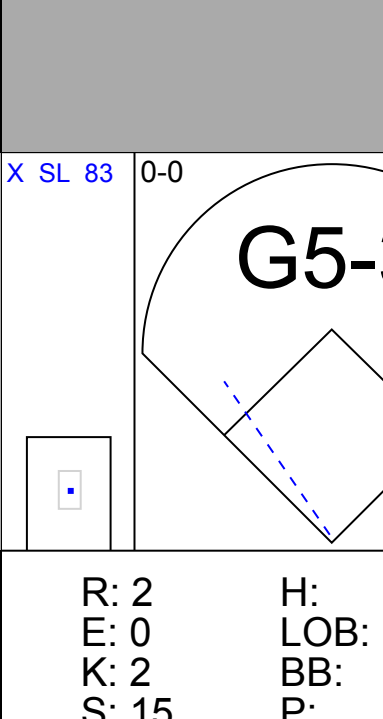
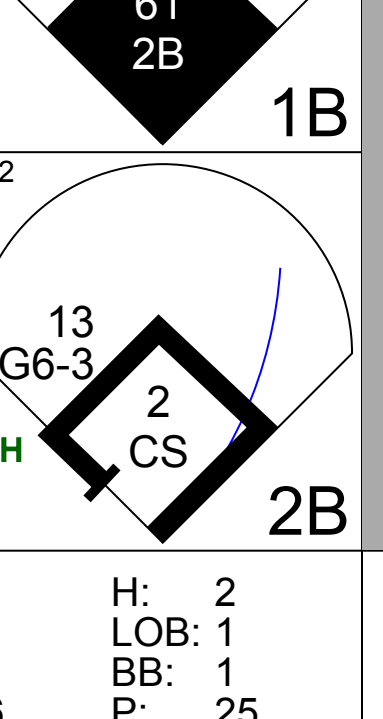
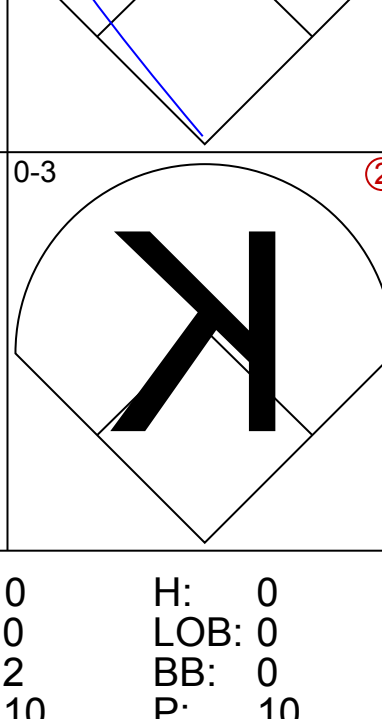
AB	38
R	7
H	12
RBI	7
BB	3
SO	9
LOB	17

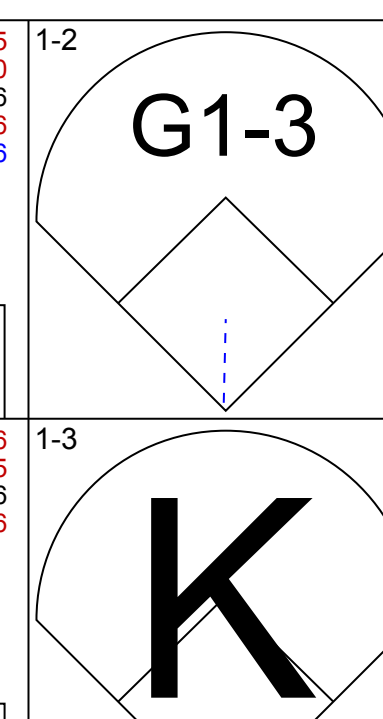
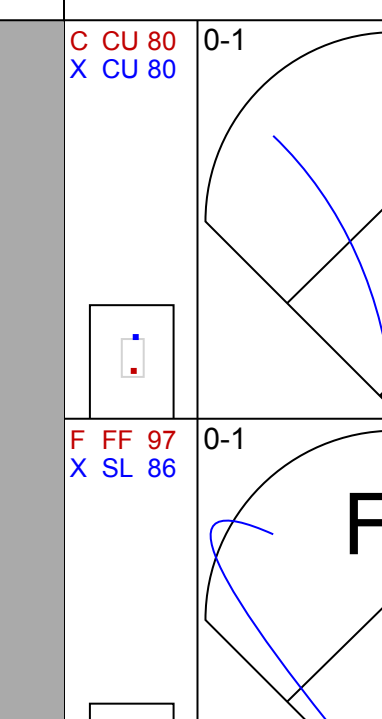
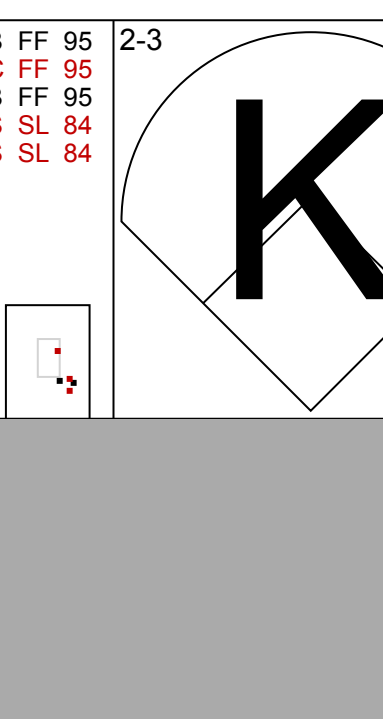


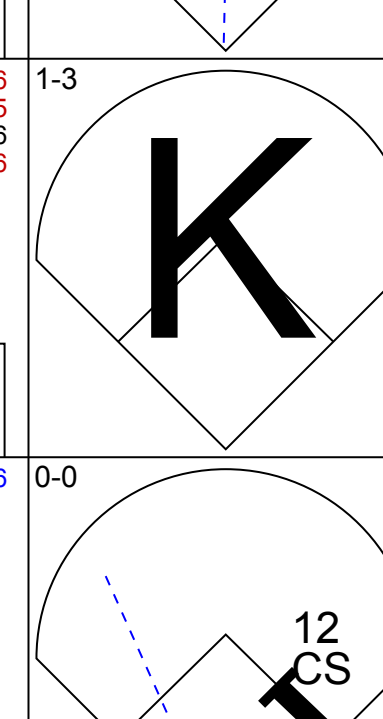
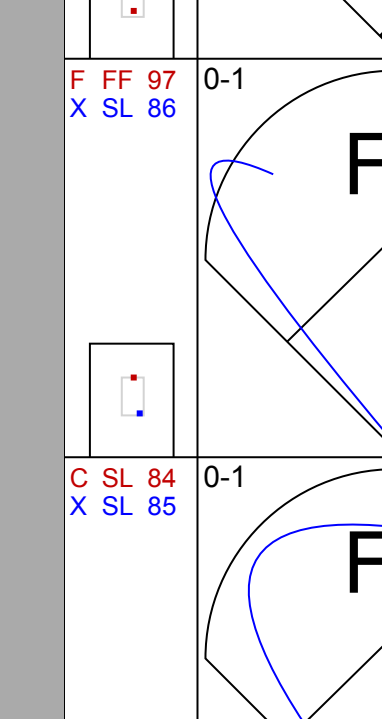
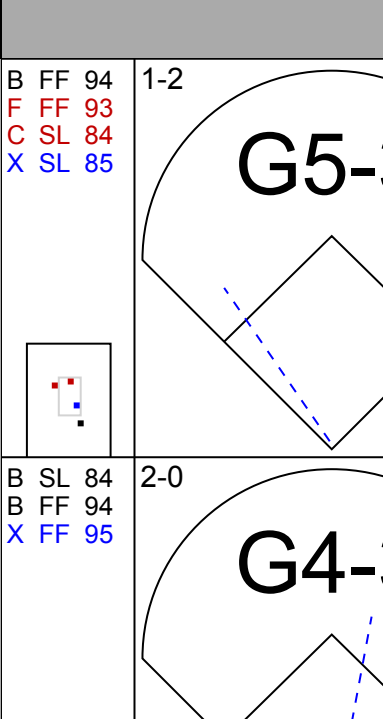

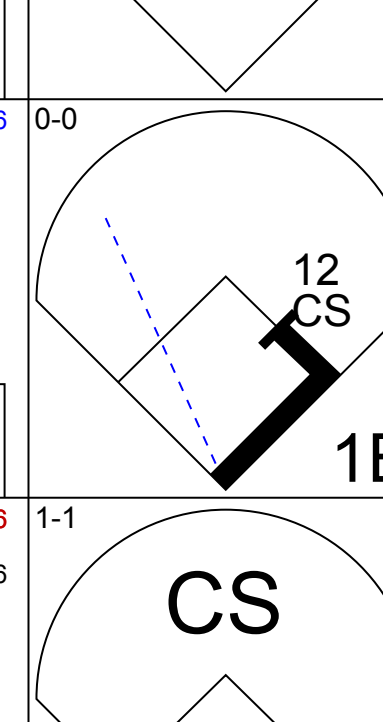
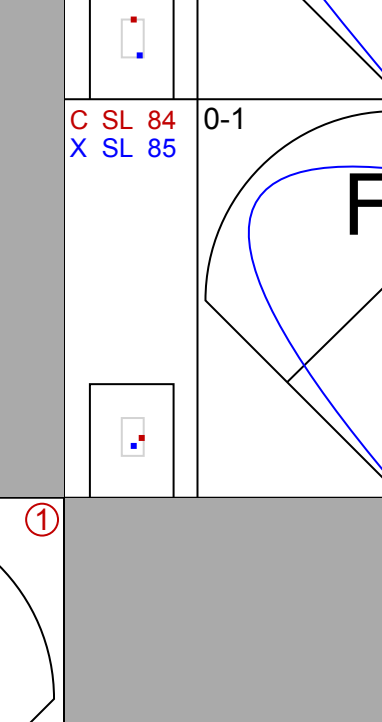
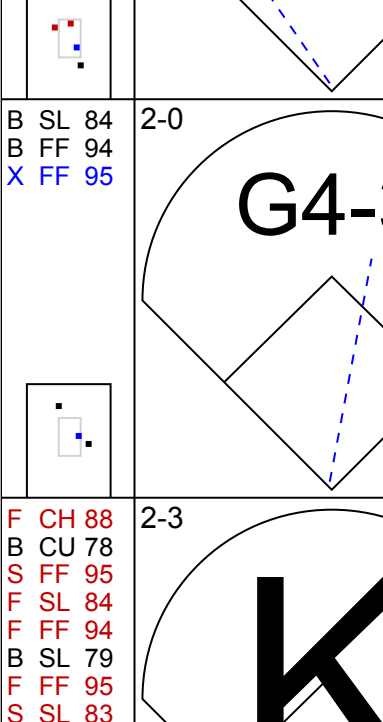

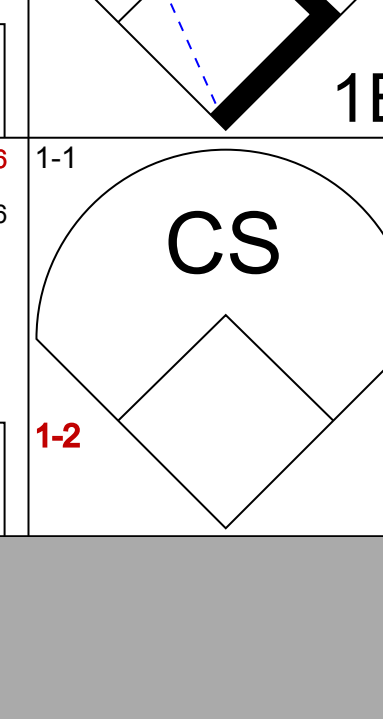
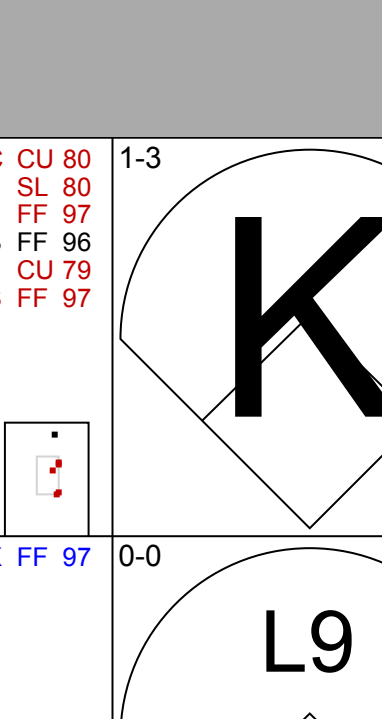
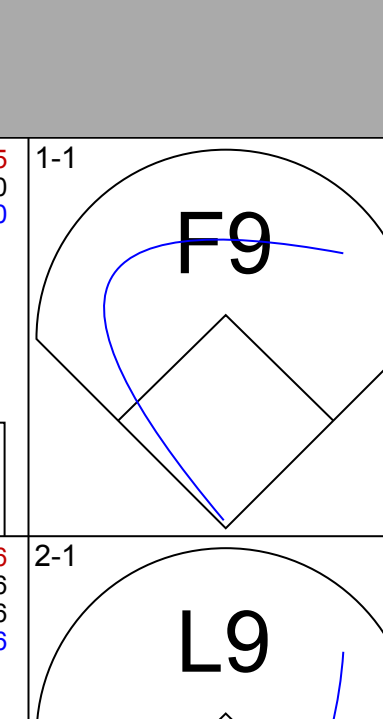
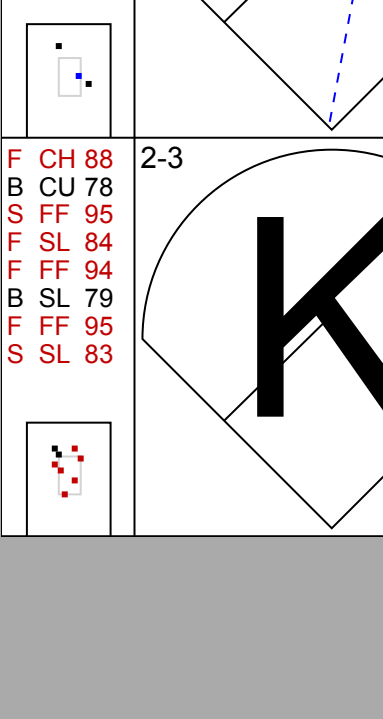

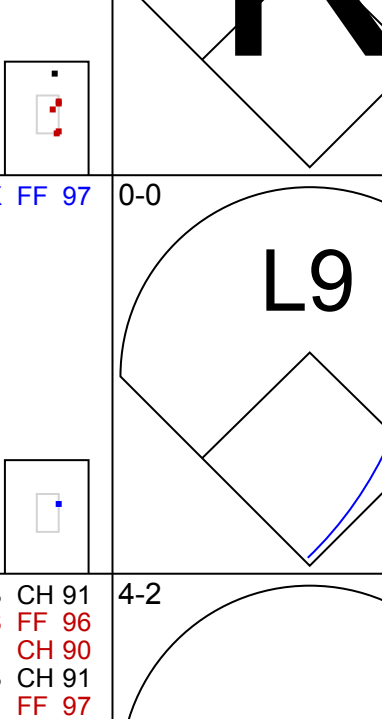
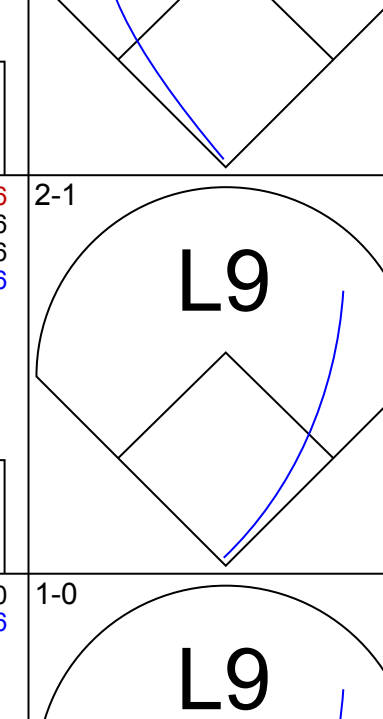

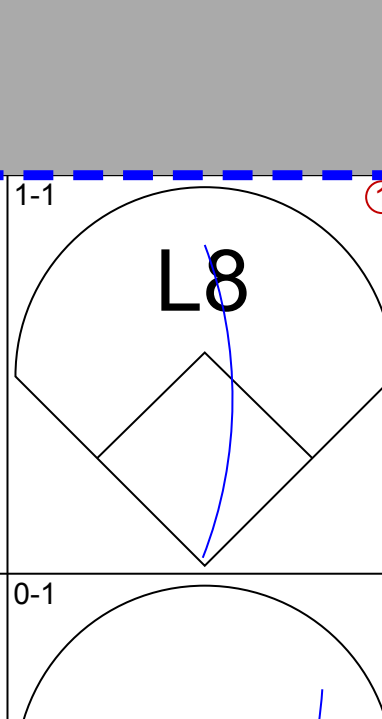
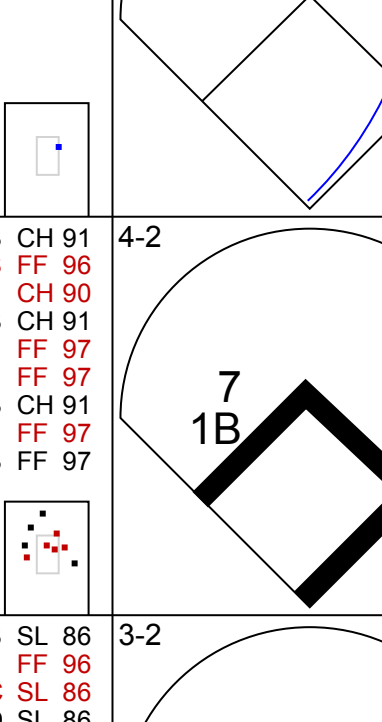
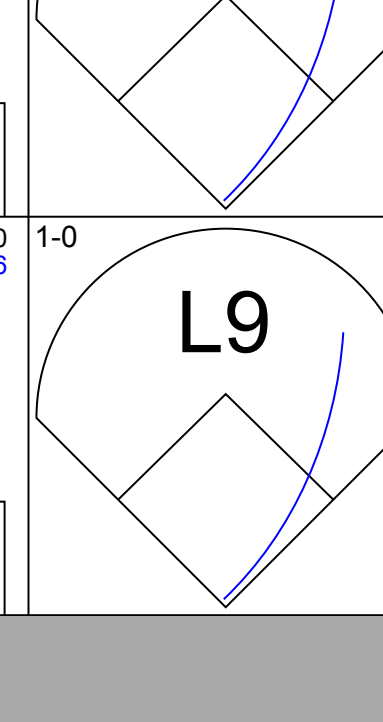

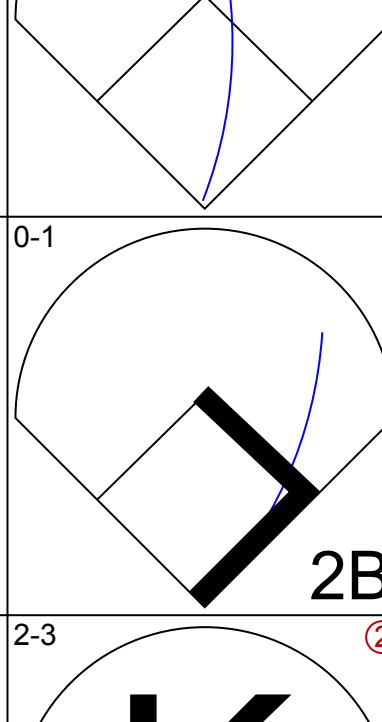
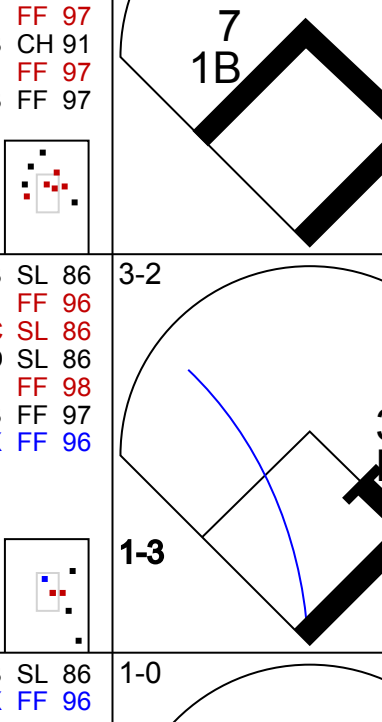
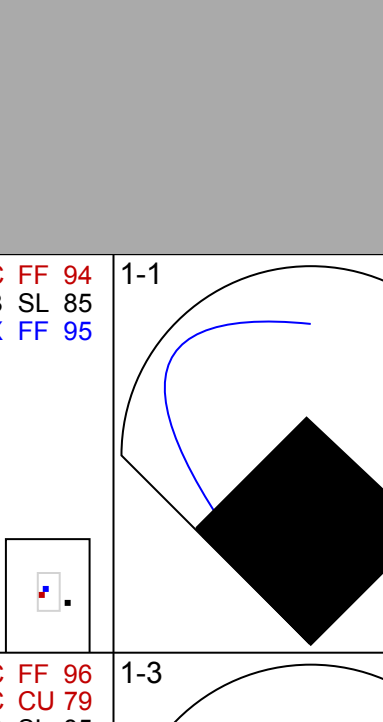

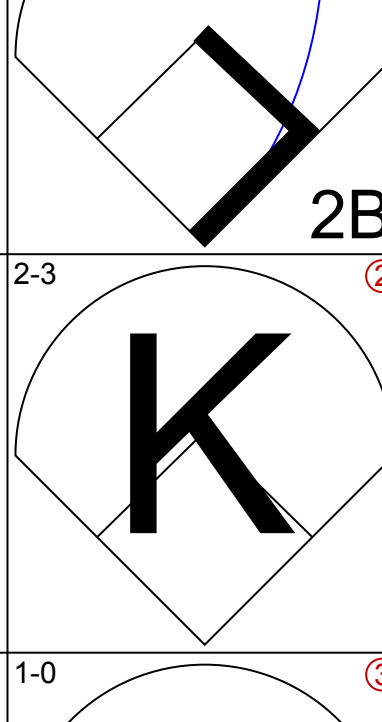
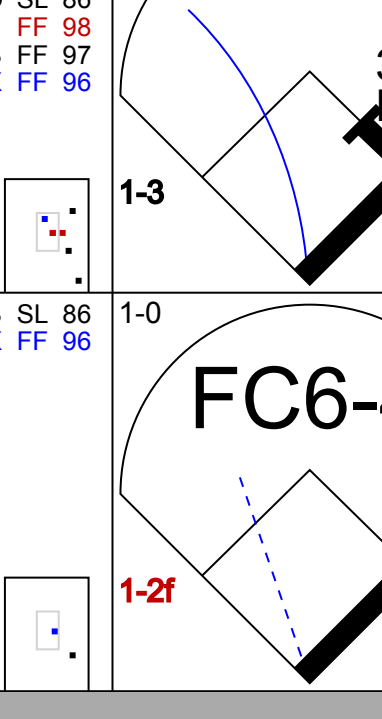
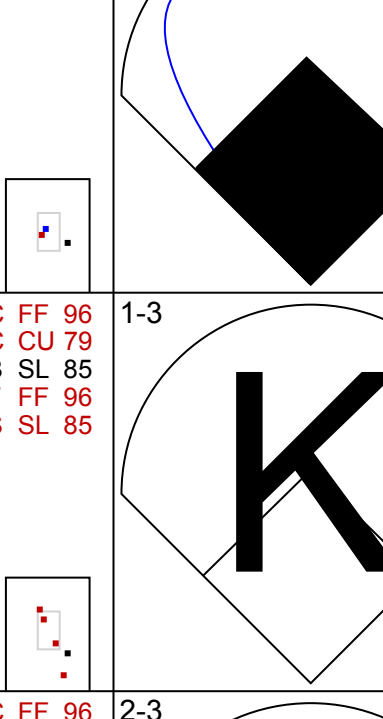

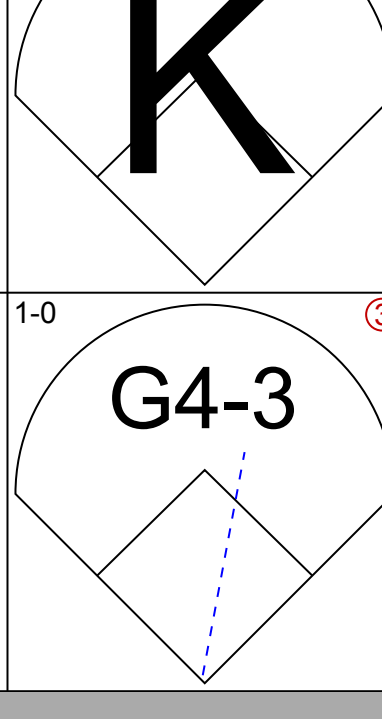
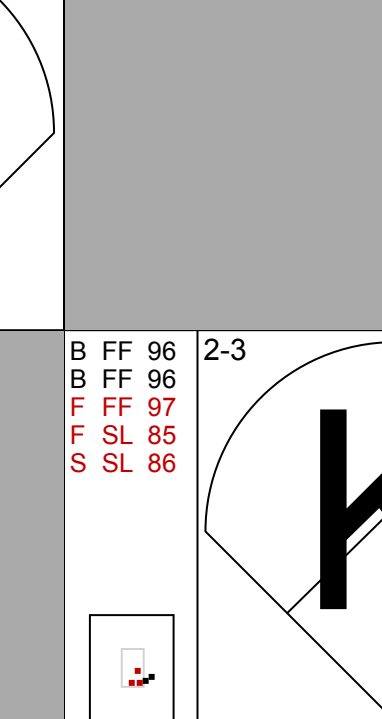
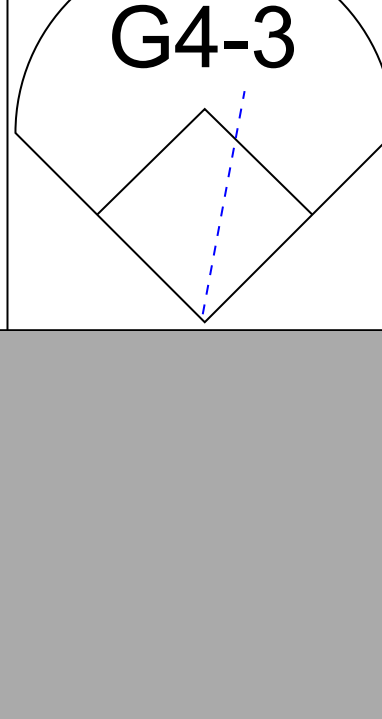
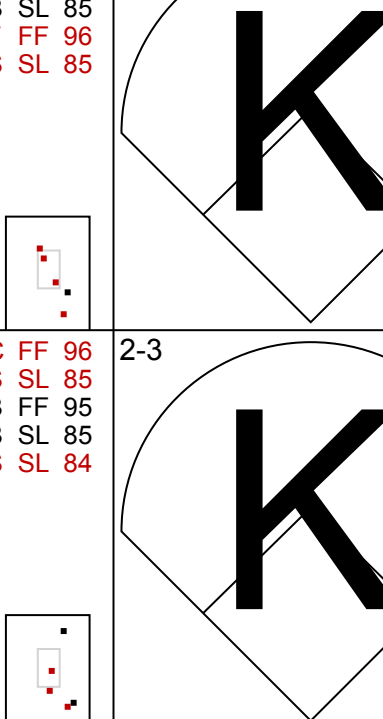


Batter	1	2	3	4	5	6	7	8	9	AB	R	H	RBI	BB	SO	LOB	BOTTOM					
6 Jonathan India, R (1,4) OBP: 0.271, SLG: 0.294										3	0	0	0	1	3	3	New York Mets @ Cincinnati Reds Great American Ball Park, Cincinnati, OH Mon Jul 04 2022, 6:44 PM - 9:57 PM EDT Att: 19,533 - Partly Cloudy - 91 F					
22 Brandon Drury, R (1,5) OBP: 0.331, SLG: 0.533										3	1	1	3	1	0	1						
28 Tommy Pham, R (1,7) OBP: 0.343, SLG: 0.416										4	0	0	0	0	1	1						
19 Joey Votto, L (1,3) OBP: 0.332, SLG: 0.374										4	0	0	0	0	2	1						
9 Mike Moustakas, L (1,10) OBP: 0.309, SLG: 0.311										4	0	1	0	0	2	1						
3 Albert Almora Jr., R (1,9) OBP: 0.272, SLG: 0.405										3	0	0	0	0	2	1						
26 Michael Papierski, S (8,2) OBP: 0.238, SLG: 0.136										0	0	0	0	0	0	0						
7 Donovan Solano, R (9,PH) OBP: 0.297, SLG: 0.382										1	0	0	0	0	0	0						
15 Nick Senzel, R (1,8) OBP: 0.299, SLG: 0.303										4	1	2	1	0	0	1						
4 Matt Reynolds, R (1,6) OBP: 0.323, SLG: 0.372										3	1	2	0	0	0	1						
33 Aramis Garcia, R (1,2) OBP: 0.257, SLG: 0.269										2	1	1	0	0	1	0						
32 Max Schrock, L (7,PH) OBP: 0.200, SLG: 0.167										2	0	0	0	0	0	2						
Inning Stats	R: 0 H: 0 E: 0 K: 2 S: 7	WLS: 0 BF: 23 LOB: 0 P: 8	R: 0 H: 1 E: 0 K: 1 S: 9	H: 1 R: 3 ER: 0 LOB: 1 P: 16	R: 3 H: 2 E: 0 K: 2 S: 16	H: 2 R: 0 ER: 0 LOB: 0 P: 24	R: 0 H: 1 E: 0 K: 2 S: 11	H: 1 R: 0 ER: 0 LOB: 0 P: 17	R: 0 H: 0 E: 0 K: 1 S: 11	H: 0 R: 0 ER: 0 LOB: 0 P: 17	R: 0 H: 0 E: 0 K: 1 S: 10	H: 0 R: 0 ER: 0 LOB: 0 P: 15	R: 1 H: 2 E: 0 K: 1 S: 11	H: 2 R: 1 ER: 1 LOB: 1 P: 16	R: 0 H: 0 E: 0 K: 1 S: 8	H: 0 R: 0 ER: 0 LOB: 1 P: 13	R: 0 H: 1 E: 0 K: 0 S: 10	H: 1 R: 0 ER: 0 LOB: 0 P: 14	1B: 4 2B: 1 3B: 0 HR: 2	SF: 0 SAC: 0 DP: 0 HBP: 1	WP: 0 PB: 0 SB: 0 CS: 1	PA: 36
PITCHER	IP: 6.0 WLS: W BF: 23 ERA: 2.86	WLS: 0 BF: 23 LOB: 0 P: 8	H: 1 R: 3 ER: 0 LOB: 1 P: 16	H: 1 R: 3 ER: 0 LOB: 1 P: 16	H: 2 R: 0 ER: 0 LOB: 0 P: 24	H: 2 R: 0 ER: 0 LOB: 0 P: 24	H: 1 R: 0 ER: 0 LOB: 0 P: 17	H: 1 R: 0 ER: 0 LOB: 0 P: 17	H: 0 R: 0 ER: 0 LOB: 0 P: 15	H: 0 R: 0 ER: 0 LOB: 0 P: 15	H: 0 R: 0 ER: 0 LOB: 0 P: 15	H: 0 R: 0 ER: 0 LOB: 0 P: 15	H: 2 R: 1 ER: 1 LOB: 1 P: 16	H: 2 R: 1 ER: 1 LOB: 1 P: 16	H: 0 R: 0 ER: 0 LOB: 1 P: 13	H: 0 R: 0 ER: 0 LOB: 1 P: 13	H: 1 R: 0 ER: 0 LOB: 0 P: 14	H: 1 R: 0 ER: 0 LOB: 0 P: 14	1B: 4 2B: 1 3B: 0 HR: 2	SF: 0 SAC: 0 DP: 0 HBP: 1	WP: 0 PB: 0 SB: 0 CS: 1	PA: 36
99 Taijuan Walker, R (1,1) ERA: 2.86	IP: 6.0 WLS: W BF: 23 ERA: 2.86	WLS: 0 BF: 23 LOB: 0 P: 8	H: 1 R: 3 ER: 0 LOB: 1 P: 16	H: 1 R: 3 ER: 0 LOB: 1 P: 16	H: 2 R: 0																	

Batter	1	2	3	4	5	6	7	8	9	AB	R	H	RBI	BB	SO	LOB	TOP					
9 Brandon Nimmo, L (1, 8) OBP: 0.354, SLG: 0.424											4	0	1	0	0	2	0	<p>New York Mets @ Cincinnati Reds Great American Ball Park, Cincinnati, OH Tue Jul 05 2022, 7:35 PM - 10:34 PM EDT Att: 13,487 - Overcast - 86 F</p> <p>livebaseballscorecards.com</p> <p>AB 32 R 0 H 6 RBI 0 BB 3 SO 10 LOB 15</p>				
6 Starling Marte, R (1, 9) OBP: 0.341, SLG: 0.461											2	0	2	0	2	0	0					
12 Francisco Lindor, S (1, 6) OBP: 0.325, SLG: 0.420											4	0	0	0	0	2	5					
20 Pete Alonso, R (1, 3) OBP: 0.352, SLG: 0.537											4	0	0	0	0	2	1					
19 Mark Canha, R (1, 7) OBP: 0.361, SLG: 0.376											4	0	2	0	0	1	0					
10 Eduardo Escobar, S (1, 5) OBP: 0.284, SLG: 0.400											3	0	0	0	0	0	2					
1 Jeff McNeil, L (1, 4) OBP: 0.377, SLG: 0.448											3	0	1	0	1	0	1					
28 J.D. Davis, R (1, 10) OBP: 0.328, SLG: 0.338											3	0	0	0	0	2	4					
2 Dominic Smith, L (9, PH) OBP: 0.293, SLG: 0.306											1	0	0	0	0	0	0					
33 James McCann, R (1, 2) OBP: 0.244, SLG: 0.250											4	0	0	0	0	1	2					
Inning Stats	R: 0 H: 0 E: 0 K: 3 S: 12	H: 0 LOB: 1 BB: 1 P: 24	R: 0 H: 2 E: 0 K: 1 S: 10	H: 2 LOB: 2 BB: 0 P: 16	R: 0 H: 1 E: 0 K: 2 S: 8	H: 0 LOB: 0 BB: 1 P: 12	R: 0 H: 0 E: 0 K: 1 S: 12	H: 0 LOB: 2 BB: 1 P: 22	R: 0 H: 0 E: 0 K: 1 S: 10	H: 0 LOB: 1 BB: 1 P: 17	R: 0 H: 1 E: 0 K: 0 S: 10	H: 1 LOB: 1 BB: 0 P: 14	R: 0 H: 2 E: 0 K: 1 S: 18	H: 2 LOB: 2 BB: 0 P: 21	R: 0 H: 0 E: 0 K: 1 S: 8	H: 0 LOB: 0 BB: 0 P: 13	R: 0 H: 0 E: 0 K: 0 S: 7	H: 0 LOB: 0 BB: 0 P: 9	1B: 6 2B: 0 3B: 0 HR: 0	SF: 0 SAC: 0 DP: 0 HBP: 1	WP: 1 PB: 0 SB: 1 CS: 1	PA: 36
PITCHER	IP WLS BF H R ER SO BB IBB HBP BLK WP HR S P ERA WHIP																					
40 Nick Lodolo, L (1, 1) ERA: 4.18	4.2 20 3 0 0 8 3 0 1 0 0 1 0 51 89 0.00 1.286																					
66 Joel Kuhnel, R (5, 1) ERA: 6.85	1.0 4 1 0 0 0 0 0 0 0 0 0 0 9 14 0.00 1.000																					
75 Ross Detwiler, L (6, 1) ERA: 3.86	1.0 4 1 0 0 1 0 0 0 0 0 0 0 15 17 0.00 1.000																					
23 Jeff Hoffman, R (7, 1) ERA: 3.29	1.1 5 1 0 0 1 0 0 0 0 0 0 0 13 19 0.00 0.750																					
54 Hunter Strickland, R (9, 1) ERA: 5.2	1.0 W 3 0 0 0 0 0 0 0 0 0 0 0 7 9 0.00 0.000																					

Batter	1	2	3	4	5	6	7	8	9	AB	R	H	RBI	BB	SO	LOB	BOTTOM			
6 Jonathan India, R (1, 4) OBP: 0.262, SLG: 0.283											4	0	0	0	0	2	2	<p>New York Mets @ Cincinnati Reds Great American Ball Park, Cincinnati, OH Tue Jul 05 2022, 7:35 PM - 10:34 PM EDT Att: 13,487 - Overcast - 86 F</p> <p>livebaseballscorecards.com</p> <p>AB 27 R 1 H 4 RBI 1 BB 3 SO 13 LOB 10</p>		
22 Brandon Drury, R (1, 5) OBP: 0.326, SLG: 0.525											4	0	0	0	0	1	2			
28 Tommy Pham, R (1, 7) OBP: 0.342, SLG: 0.418											4	1	1	0	0	1	0			
12 Tyler Naquin, L (1, 9) OBP: 0.320, SLG: 0.457											3	0	1	0	1	2	0			
7 Donovan Solano, R (1, 10) OBP: 0.317, SLG: 0.378											3	0	1	0	1	1	1			
9 Mike Moustakas, L (1, 3) OBP: 0.308, SLG: 0.307											2	0	0	1	0	2	1			
15 Nick Senzel, R (1, 8) OBP: 0.299, SLG: 0.303											3	0	1	0	0	1	2			
4 Matt Reynolds, R (1, 6) OBP: 0.323, SLG: 0.367											2	0	0	0	1	2	2			
26 Michael Papierski, S (1, 2) OBP: 0.192, SLG: 0.125											2	0	0	0	0	1	0			
Inning Stats	R: 0 H: 0 E: 0 K: 1 S: 5	H: 1 LOB: 2 BB: 0 P: 9	R: 0 H: 0 E: 0 K: 2 S: 7	H: 0 LOB: 0 BB: 0 P: 10	R: 0 H: 1 E: 0 K: 2 S: 13	H: 1 LOB: 1 BB: 0 P: 16	R: 0 H: 0 E: 0 K: 3 S: 9	H: 0 LOB: 0 BB: 0 P: 13	R: 0 H: 0 E: 0 K: 1 S: 7	H: 0 LOB: 0 BB: 0 P: 9	R: 0 H: 0 E: 0 K: 2 S: 8	H: 0 LOB: 0 BB: 0 P: 10	R: 0 H: 1 E: 0 K: 0 S: 12	H: 1 LOB: 2 BB: 1 P: 19	R: 1 H: 1 E: 0 K: 0 S: 8	H: 1 LOB: 2 BB: 2 P: 17	1B: 3 2B: 1 3B: 0 HR: 0		SF: 1 SAC: 1 DP: 0 HBP: 1	WP: 0 PB: 0 SB: 0 CS: 0
PITCHER	IP WLS BF H R ER SO BB IBB HBP BLK WP HR S P ERA WHIP																			
21 Max Scherzer, R (1, 1) ERA: 2.26	6.0 21 2 0 0 11 0 0 1 0 0 0 0 57 79 0.00 0.333																			
30 Josely Rodríguez, L (7, 1) ERA: 4.5	1.0 3 0 0 0 2 0 0 0 0 0 0 0 8 10 0.00 0.000																			
34 Tommy Hunter, R (8, 1) ERA: 1.29	1.0 5 1 0 0 0 1 0 0 0 0 0 0 12 19 0.00 2.000																			
67 Seth Lugo, R (9, 1) ERA: 3.69	0.1 L 4 1 1 1 0 1 1 0 0 0 0 0 8 17 27.00 6.000																			

Batter	1	2	3	4	5	6	7	8	9	AB	R	H	RBI	BB	SO	LOB	TOP					
13 Ke'Bryan Hayes, R OBP: 0.324, SLG: 0.350										5	1	1	0	0	2	1	<p>Pittsburgh Pirates @ Cincinnati Reds Great American Ball Park, Cincinnati, OH Thu Jul 07 2022, 2:14 PM - 5:02 PM EDT Att: 13,086 - Partly Cloudy - 85 F</p> <p>AB 33 R 4 H 7 RBI 4 BB 3 SO 11 LOB 11</p> 					
10 Bryan Reynolds, S OBP: 0.336, SLG: 0.468										1	1	0	0	2	0	0						
2 Michael Chavis, R OBP: 0.288, SLG: 0.426										4	0	1	2	0	0	1						
25 Yoshi Tsutsugo, L OBP: 0.281, SLG: 0.258										4	0	1	0	0	2	2						
26 Josh VanMeter, L OBP: 0.325, SLG: 0.325										0	0	0	0	0	0	0						
64 Diego Castillo, R OBP: 0.243, SLG: 0.377										3	1	2	1	1	0	0						
65 Jack Suwinski, L OBP: 0.301, SLG: 0.470										4	0	0	0	0	1	4						
66 Bligh Madris, L OBP: 0.286, SLG: 0.407										4	0	0	0	0	2	3						
18 Ben Gamel, L OBP: 0.347, SLG: 0.387										4	1	1	0	0	2	0						
61 Jason Delay, R OBP: 0.286, SLG: 0.333										4	0	1	1	0	2	0						
Inning Stats	R: 0 E: 0 K: 1 S: 6	H: 0 LOB: 0 BB: 0 P: 10	R: 0 E: 0 K: 0 S: 10	H: 0 LOB: 0 BB: 0 P: 12	R: 0 E: 0 K: 2 S: 10	H: 0 LOB: 1 BB: 0 P: 14	R: 0 E: 0 K: 1 S: 6	H: 0 LOB: 1 BB: 1 P: 13	R: 1 E: 0 K: 2 S: 15	H: 1 LOB: 0 BB: 0 P: 20	R: 2 E: 0 K: 2 S: 15	H: 2 LOB: 2 BB: 1 P: 22	R: 1 E: 0 K: 0 S: 16	H: 2 LOB: 1 BB: 1 P: 25	R: 0 E: 0 K: 1 S: 20	H: 2 LOB: 3 BB: 0 P: 25	R: 0 E: 0 K: 2 S: 10	H: 0 LOB: 0 BB: 0 P: 10	1B: 4 2B: 2 3B: 0 HR: 1	SF: 0 SAC: 0 DP: 0 HBP: 1	WP: 0 PB: 0 SB: 0 CS: 1	PA: 38
PITCHER	IP WLS BF H R ER SO BB IBB HBP BLK WP HR S P ERA WHIP															IP WLS BF H R ER SO BB IBB HBP BLK WP HR S P ERA WHIP						
31 Mike Minor, L ERA: 6.63	6.1 L 27 5 4 4 8																					
85 Luis Cessa, R ERA: 6.69	0.1 1 0 0 0 0																					
79 Ian Gibaut, R ERA: 10.8	1.1 2 0 0 1 0																					
Jared Solomon, R ERA: 10.8	1.0 3 0 0 0 2																					

Batter	1	2	3	4	5	6	7	8	9	AB	R	H	RBI	BB	SO	LOB	BOTTOM			
6 Jonathan India, R OBP: 0.276, SLG: 0.299										4	1	2	0	0	1	0	<p>Pittsburgh Pirates @ Cincinnati Reds Great American Ball Park, Cincinnati, OH Thu Jul 07 2022, 2:14 PM - 5:02 PM EDT Att: 13,086 - Partly Cloudy - 85 F</p> <p>AB 34 R 2 H 8 RBI 2 BB 1 SO 11 LOB 9</p> 			
22 Brandon Drury, R OBP: 0.327, SLG: 0.517										4	0	0	0	0	2	2				
28 Tommy Pham, R OBP: 0.339, SLG: 0.411										4	0	2	1	0	0	1				
12 Tyler Naquin, L OBP: 0.310, SLG: 0.441										4	0	0	0	0	2	1				
26 Michael Papi, S OBP: 0.241, SLG: 0.120										0	0	0	0	0	0	0				
17 Kyle Farmer, R OBP: 0.338, SLG: 0.406										4	0	0	0	0	1	0				
9 Mike Moustakas, L OBP: 0.306, SLG: 0.306										3	0	1	0	1	1	0				
7 Donovan Solano, R OBP: 0.347, SLG: 0.455										4	1	3	1	0	1	1				
3 Albert Almora Jr., R OBP: 0.265, SLG: 0.388										4	0	0	0	0	1	4				
33 Aramis Garcia, R OBP: 0.252, SLG: 0.264										2	0	0	0	0	2	0				
15 Nick Senzel, R OBP: 0.306, SLG: 0.323										1	0	0	0	0	0	0				
Inning Stats	R: 0 E: 0 K: 1 S: 9	H: 1 LOB: 0 BB: 0 P: 12	R: 0 E: 0 K: 1 S: 16	H: 1 LOB: 1 BB: 1 P: 25	R: 0 E: 0 K: 0 S: 5	H: 0 LOB: 0 BB: 0 P: 9	R: 1 E: 0 K: 3 S: 12	H: 1 LOB: 0 BB: 0 P: 18	R: 0 E: 0 K: 1 S: 10	H: 0 LOB: 0 BB: 0 P: 15	R: 0 E: 0 K: 2 S: 10	H: 1 LOB: 1 BB: 0 P: 14	R: 1 E: 0 K: 1 S: 14	H: 2 LOB: 1 BB: 0 P: 18	R: 0 E: 0 K: 1 S: 8	H: 1 LOB: 1 BB: 0 P: 12	1B: 5 2B: 2 3B: 0 HR: 1	SF: 0 SAC: 0 DP: 0 HBP: 0	WP: 0 PB: 0 SB: 0 CS: 1	PA: 36
PITCHER	IP WLS BF H R ER SO BB IBB HBP BLK WP HR S P ERA WHIP															IP WLS BF H R ER SO BB IBB HBP BLK WP HR S P ERA WHIP				
59 Roansy Contreras, R ERA: 3.76	6.0 W 22 4 1 1 0																			
56 Duane Underwood Jr., R ERA: 3.98	1.0 H 4 1 0 0 2																			
29 Wil Crowe, R ERA: 3.4	1.0 H 5 2 1 1 1																			
51 David Bednar, R ERA: 2.31	1.0 S 4 1 0 0 1																			

Batter	1	2	3	4	5	6	7	8	9	AB	R	H	RBI	BB	SO	LOB	TOP
18 Ben Gamel, L (1, 9) OBP: 0.345, SLG: 0.390	F8		2B		G3		K			4	1	1	0	0	1	2	<p>Pittsburgh Pirates @ Cincinnati Reds Great American Ball Park, Cincinnati, OH Thu Jul 07 2022, 7:11 PM - 10:11 PM EDT Att: 9,575 - Cloudy - 87 F</p>
10 Bryan Reynolds, S (1, 8) OBP: 0.337, SLG: 0.463	HBP		K			G3-1		G5-3		3	0	0	0	0	1		
19 Daniel Vogelbach, L (1, 10) OBP: 0.337, SLG: 0.455								G3-1		4	0	3	1	0	0	0	
2 Michael Chavis, R (1, 3) OBP: 0.283, SLG: 0.418	K		K					G6-3		4	0	0	0	0	3	4	
65 Jack Suwinski, L (1, 7) OBP: 0.300, SLG: 0.463	K									3	0	0	0	1	2	3	
15 Oneil Cruz, L (1, 6) OBP: 0.224, SLG: 0.406		G4-3								4	0	1	0	0	2	1	
64 Diego Castillo, R (1, 5) OBP: 0.240, SLG: 0.371										3	0	0	0	0	3	1	
61 Jason Delay, R (7, 2) OBP: 0.250, SLG: 0.286										1	0	0	0	0	0	0	
26 Josh VanMeter, L (1, 4) OBP: 0.267, SLG: 0.320		L3								2	0	0	0	1	0	0	
5 Michael Pérez, L (1, 2) OBP: 0.193, SLG: 0.327										2	0	0	0	0	0	0	
13 Ke'Bryan Hayes, R (7, PH) OBP: 0.323, SLG: 0.349										1	0	0	0	0	0	2	
Inning Stats	R: 0 H: 1 E: 0 K: 2 S: 14	H: 0 R: 0 ER: 0 LOB: 0 P: 23	R: 1 H: 2 E: 0 K: 2 S: 17	H: 0 R: 0 ER: 0 LOB: 0 P: 14	R: 0 H: 0 E: 0 K: 2 S: 9	H: 0 R: 0 ER: 0 LOB: 0 P: 19	R: 0 H: 1 E: 0 K: 1 S: 8	H: 0 R: 0 ER: 0 LOB: 1 P: 11	R: 0 H: 1 E: 0 K: 2 S: 11	H: 0 R: 0 ER: 0 LOB: 0 P: 13	1B: 2 2B: 4 3B: 0 HR: 0	SF: 0 SAC: 0 DP: 1 HBP: 1	WP: 0 PB: 0 SB: 1 CS: 1	PA: 34			
PITCHER	IP WLS BF H R ER SO BB IBB HBP BLK WP HR S P ERA WHIP																
23 Jeff Hoffman, R (1, 1) ERA: 3.15	1.2	7	1	0	0	3	0	0	0	0	0	21	34	0.00	0.600		
75 Ross Detwiler, L (2, 1) ERA: 4.2	1.0	5	2	1	1	1	0	0	0	0	0	13	22	9.00	2.000		
76 Robert Duggan, R (3, 1) ERA: 4.5	3.2	14	2	0	0	5	2	0	0	0	0	40	65	0.00	1.091		
52 Reiver Sanmartin, L (7, 1) ERA: 8.38	2.2	W 8	0	0	0	3	0	0	0	0	0	19	33	0.00	0.000		

AB 31
R 1
H 5
RBI 1
BB 2
SO 12
LOB 14



Batter	1	2	3	4	5	6	7	8	9	AB	R	H	RBI	BB	SO	LOB	BOTTOM
6 Jonathan India, R (1, 10) OBP: 0.282, SLG: 0.306	K									4	1	2	1	0	1	0	<p>Pittsburgh Pirates @ Cincinnati Reds Great American Ball Park, Cincinnati, OH Thu Jul 07 2022, 7:11 PM - 10:11 PM EDT Att: 9,575 - Cloudy - 87 F</p>
22 Brandon Drury, R (1, 5) OBP: 0.329, SLG: 0.524	E5		1B							4	1	2	2	0	1	0	
28 Tommy Pham, R (1, 7) OBP: 0.338, SLG: 0.409	F9		1B							4	0	1	1	0	0	3	
12 Tyler Naquin, L (1, 9) OBP: 0.315, SLG: 0.463	K									4	1	2	1	0	1	2	
17 Kyle Farmer, R (1, 6) OBP: 0.337, SLG: 0.401		G4-3								3	0	0	0	0	1	1	
9 Mike Moustakas, L (1, 3) OBP: 0.305, SLG: 0.311										4	0	1	0	0	1	2	
7 Donovan Solano, R (1, 4) OBP: 0.321, SLG: 0.417		L8								4	0	0	0	0	0	3	
15 Nick Senzel, R (1, 8) OBP: 0.302, SLG: 0.318										3	1	0	0	0	0	1	
26 Michael Papierski, S (1, 2) OBP: 0.250, SLG: 0.143										3	1	1	0	0	0	0	
Inning Stats	R: 0 H: 0 E: 1 K: 2 S: 13	H: 1 R: 0 ER: 0 LOB: 0 P: 16	R: 0 H: 2 E: 0 K: 0 S: 12	H: 0 R: 0 ER: 0 LOB: 0 P: 15	R: 0 H: 1 E: 0 K: 0 S: 8	H: 0 R: 0 ER: 0 LOB: 0 P: 12	R: 0 H: 0 E: 0 K: 0 S: 7	H: 1 R: 0 ER: 0 LOB: 0 P: 14	R: 4 H: 4 E: 1 K: 0 S: 21	H: 0 R: 0 ER: 0 LOB: 0 P: 9	1B: 6 2B: 1 3B: 1 HR: 1	SF: 0 SAC: 0 DP: 2 HBP: 1	WP: 0 PB: 0 SB: 0 CS: 0	PA: 34			
PITCHER	IP WLS BF H R ER SO BB IBB HBP BLK WP HR S P ERA WHIP																
Bryse Wilson, R (1, 1) ERA: 6.6	6.2	L 28	7	4	2	4	0	0	0	0	0	9	14	0.00	6.000		
46 Chris Stratton, R (7, 1) ERA: 5.24	0.1	3	2	1	0	0	0	0	0	0	0	9	14	0.00	6.000		
52 Eric Stout, L (8, 1) ERA: 3.86	1.0	3	0	0	0	1	0	0	0	0	0	6	9	0.00	0.000		

AB 33
R 5
H 9
RBI 5
BB 0
SO 5
LOB 12



Batter	1	2	3	4	5	6	7	8	9	AB	R	H	RBI	BB	SO	LOB	TOP			
2 Yandy Diaz, R (1.5) OBP: 0.412, SLG: 0.395 62 Jonathan Aranda, L (6.3) OBP: 0.500, SLG: 0.500										4	0	3	2	0	0	1				
43 Harold Ramirez, R (1.10) OBP: 0.373, SLG: 0.447										4	0	2	0	1	1	2				
6 Taylor Walls, S (1.6) OBP: 0.245, SLG: 0.264										5	0	1	0	0	4	6				
56 Randy Arozarena, R (1.7) OBP: 0.308, SLG: 0.425 55 Luke Raley, L (7.7) OBP: 0.200, SLG: 0.111										3	1	2	1	0	1	2				
17 Isaac Paredes, R (1.3) OBP: 0.304, SLG: 0.548										5	1	1	0	0	1	4				
15 Josh Lowe, L (1.9) OBP: 0.239, SLG: 0.318										4	2	2	1	0	0	1				
9 Yu Chang, R (1.4) OBP: 0.242, SLG: 0.220										4	0	0	0	0	2	3				
50 René Pinto, R (1.2) OBP: 0.218, SLG: 0.315										3	1	1	1	0	1	2				
35 Brett Phillips, L (1.8) OBP: 0.218, SLG: 0.247										3	0	0	0	0	2	1				
Inning Stats	R: 0 E: 0 K: 2 S: 10	H: 2 LOB: 2 BB: 0 P: 12	R: 0 E: 0 K: 0 S: 6	H: 0 LOB: 0 BB: 0 P: 10	R: 0 E: 0 K: 1 S: 13	H: 2 LOB: 0 BB: 0 P: 19	R: 3 E: 0 K: 3 S: 23	H: 4 LOB: 3 BB: 1 P: 41	R: 0 E: 0 K: 1 S: 8	H: 0 LOB: 1 BB: 0 P: 14	R: 0 E: 0 K: 3 S: 10	H: 0 LOB: 0 BB: 0 P: 15	R: 2 E: 0 K: 2 S: 17	H: 2 LOB: 0 BB: 0 P: 26	R: 0 E: 0 K: 2 S: 12	H: 1 LOB: 1 BB: 0 P: 19	1B: 7 2B: 2 3B: 0 HR: 3	SF: 0 SAC: 0 DP: 0 HBP: 2	WP: 0 PB: 0 SB: 0 CS: 0	PA: 41
PITCHER	IP WLS BF H R ER SO BB IBB HBP BLK WP HR S P ERA WHIP																			
40 Nick Lodolo, L (1.1) ERA: 4.44	5.0 W 25 9 3 3 6 1 0 1 0 0 1 64 103 5.40 2.000																			
55 Dauri Moreta, R (6.1) ERA: 7.59	2.0 7 0 0 0 4 0 0 0 0 0 0 18 29 0.00 0.000																			
66 Joel Kuhnel, R (8.1) ERA: 6.84	1.0 5 2 2 2 2 0 0 0 0 0 0 2 17 26 18.00 2.000																			
43 Alexis Diaz, R (9.1) ERA: 2.25	1.0 4 1 0 0 2 0 0 0 0 0 0 0 12 19 0.00 1.000																			

Tampa Bay Rays @ Cincinnati Reds
Great American Ball Park, Cincinnati, OH
Sun Jul 10 2022, 1:42 PM - 5:01 PM EDT
Att: 21,748 - Sunny - 84 F

AB	38
R	5
H	12
RBI	5
BB	1
SO	14
LOB	23



Batter	1	2	3	4	5	6	7	8	9	AB	R	H	RBI	BB	SO	LOB	BOTTOM			
6 Jonathan India, R (1.4) OBP: 0.269, SLG: 0.311										5	1	1	2	0	1	1				
22 Brandon Drury, R (1.5) OBP: 0.333, SLG: 0.540										5	1	1	0	0	0	1				
28 Tommy Pham, R (1.7) OBP: 0.335, SLG: 0.406										5	2	2	0	0	0	0				
12 Tyler Naquin, L (1.9) OBP: 0.314, SLG: 0.452										4	2	1	2	0	1	0				
37 Tyler Stephenson, R (1.2) OBP: 0.372, SLG: 0.493										4	1	3	2	0	1	1				
7 Donovan Solano, R (1.10) OBP: 0.364, SLG: 0.424										4	1	3	1	0	1	2				
9 Mike Moustakas, L (1.3) OBP: 0.298, SLG: 0.318										4	1	1	2	0	1	5				
3 Albert Almora Jr., R (1.8) OBP: 0.259, SLG: 0.371										4	0	0	0	0	1	2				
4 Matt Reynolds, R (1.6) OBP: 0.333, SLG: 0.369										4	1	2	0	0	2	0				
Inning Stats	R: 0 E: 0 K: 0 S: 4	H: 0 LOB: 0 BB: 0 P: 6	R: 0 E: 0 K: 2 S: 16	H: 2 LOB: 2 BB: 0 P: 21	R: 7 E: 1 K: 2 S: 26	H: 6 LOB: 0 BB: 0 P: 36	R: 3 E: 0 K: 1 S: 22	H: 4 LOB: 1 BB: 0 P: 34	R: 0 E: 0 K: 1 S: 7	H: 1 LOB: 1 BB: 0 P: 8	R: 0 E: 0 K: 1 S: 18	H: 0 LOB: 0 BB: 0 P: 26	R: 0 E: 0 K: 1 S: 5	H: 0 LOB: 0 BB: 0 P: 7	R: 0 E: 0 K: 0 S: 7	H: 0 LOB: 0 BB: 0 P: 12	1B: 7 2B: 3 3B: 1 HR: 3	SF: 0 SAC: 0 DP: 0 HBP: 1	WP: 0 PB: 0 SB: 0 CS: 0	PA: 40
PITCHER	IP WLS BF H R ER SO BB IBB HBP BLK WP HR S P ERA WHIP																			
11 Shane Baz, R (1.1) ERA: 5.0	2.1 L 16 8 7 7 2 0 0 0 0 0 0 3 39 53 27.00 3.429																			
Phoenix Sanders, R (3.1) ERA: 3.07	1.2 9 4 3 3 3 0 0 0 0 0 0 0 29 44 16.20 2.400																			
64 Shawn Armstrong, R (5.1) ERA: 5.47	3.0 12 2 0 0 3 0 0 1 0 0 0 0 30 41 0.00 0.667																			
81 Ryan Thompson, R (8.1) ERA: 4.71	1.0 3 0 0 0 0 0 0 0 0 0 0 0 7 12 0.00 0.000																			

Tampa Bay Rays @ Cincinnati Reds
Great American Ball Park, Cincinnati, OH
Sun Jul 10 2022, 1:42 PM - 5:01 PM EDT
Att: 21,748 - Sunny - 84 F

AB	39
R	10
H	14
RBI	9
BB	0
SO	8
LOB	12



Batter	1	2	3	4	5	6	7	8	9	10	AB	R	H	RBI	BB	SO	LOB	TOP		
6 Jonathan India, R OBP: 0.277, SLG: 0.326	(1,4) F CH 91 B SL 90 D FF 93 C FC 88 D SL 83 4-2 28 G1-3 19 G6-3 22 1B	B FF 93 S FC 89 X FF 94 1-2 G5-3	C CU 78 X CH 83 0-1 19 2B	C SI 99 1 SAFE 1 SAFE 0-1 PO	C SI 99 1 SAFE 1 SAFE 0-1 PO	C SI 99 1 SAFE 1 SAFE 0-1 PO	C SI 99 1 SAFE 1 SAFE 0-1 PO	C SI 99 1 SAFE 1 SAFE 0-1 PO	B SI 95 F SI 99 S ST 84 1-3 K	B SI 95 F SI 99 S ST 84 1-3 K	4	2	1	0	1	2	1			
22 Brandon Drury, R OBP: 0.338, SLG: 0.535	(1,5) B SL 82 X FF 93 1-0 28 G1-3 1B	B FF 93 B FF 93 C CH 87 S FF 96 2-3 K	B FF 93 B FF 93 C CH 87 S FF 96 2-3 K	B FF 93 B FF 93 C CH 87 S FF 96 2-3 K	B FF 93 B FF 93 C CH 87 S FF 96 2-3 K	B FF 93 B FF 93 C CH 87 S FF 96 2-3 K	B FF 93 B FF 93 C CH 87 S FF 96 2-3 K	B FF 93 B FF 93 C CH 87 S FF 96 2-3 K	X SI 90 0-0 1B	X SI 90 0-0 1B	4	1	2	0	1	1	0			
28 Tommy Pham, R OBP: 0.332, SLG: 0.398	(1,7) F FF 95 B CH 85 T CH 86 X FC 88 2-2 G1-3	X FC 90 0-0 G4-1	X FC 90 0-0 G4-1	X FC 90 0-0 G4-1	X FC 90 0-0 G4-1	X FC 90 0-0 G4-1	X FC 90 0-0 G4-1	X FC 90 0-0 G4-1	D ST 85 B SI 95 S ST 84 0-2 F9	D ST 85 B SI 95 S ST 84 0-2 F9	5	0	1	0	0	1	6			
19 Joey Votto, L OBP: 0.328, SLG: 0.372	(1,3) F FF 94 X SL 82 0-2 G6-3	F FF 94 X SL 82 0-2 G6-3	F FF 94 X SL 82 0-2 G6-3	F FF 94 X SL 82 0-2 G6-3	F FF 94 X SL 82 0-2 G6-3	F FF 94 X SL 82 0-2 G6-3	F FF 94 X SL 82 0-2 G6-3	F FF 94 X SL 82 0-2 G6-3	D ST 85 B SI 95 S ST 84 3-1 G6-3	D ST 85 B SI 95 S ST 84 3-1 G6-3	5	0	1	2	0	2	4			
37 Tyler Stephenson, R OBP: 0.376, SLG: 0.487	(1,2) B FF 94 C FC 88 B CH 87 D SL 83 G SL 83 3-4 BB	C CU 80 X FF 95 0-1 F8	C CU 80 X FF 95 0-1 F8	C CU 80 X FF 95 0-1 F8	C CU 80 X FF 95 0-1 F8	C CU 80 X FF 95 0-1 F8	C CU 80 X FF 95 0-1 F8	C CU 80 X FF 95 0-1 F8	B SI 99 S ST 81 X ST 82 1-2 K	B SI 99 S ST 81 X ST 82 1-2 K	3	0	1	1	1	1	0			
12 Tyler Naquin, L OBP: 0.309, SLG: 0.449	(1,9) T SL 84 X FF 94 0-1 G4-3	B FF 94 X FF 94 0-1 G4-3	B FF 94 X FF 94 0-1 G4-3	B FF 94 X FF 94 0-1 G4-3	B FF 94 X FF 94 0-1 G4-3	B FF 94 X FF 94 0-1 G4-3	B FF 94 X FF 94 0-1 G4-3	B FF 94 X FF 94 0-1 G4-3	B SI 99 S ST 81 X ST 82 2-3 K	B SI 99 S ST 81 X ST 82 2-3 K	3	0	0	0	0	0	3			
15 Nick Goody, R OBP: 0.303, SLG: 0.415	(1,9) T SL 84 X FF 94 0-1 G4-3	B FF 94 X FF 94 0-1 G4-3	B FF 94 X FF 94 0-1 G4-3	B FF 94 X FF 94 0-1 G4-3	B FF 94 X FF 94 0-1 G4-3	B FF 94 X FF 94 0-1 G4-3	B FF 94 X FF 94 0-1 G4-3	B FF 94 X FF 94 0-1 G4-3	B SI 99 S ST 81 X ST 82 2-3 K	B SI 99 S ST 81 X ST 82 2-3 K	1	0	0	0	0	0	0			
4 Matt Reynolds, R OBP: 0.331, SLG: 0.387	(10,9) T SL 84 X FF 94 0-1 G4-3	B FF 94 X FF 94 0-1 G4-3	B FF 94 X FF 94 0-1 G4-3	B FF 94 X FF 94 0-1 G4-3	B FF 94 X FF 94 0-1 G4-3	B FF 94 X FF 94 0-1 G4-3	B FF 94 X FF 94 0-1 G4-3	B FF 94 X FF 94 0-1 G4-3	B SI 99 S ST 81 X ST 82 2-3 K	B SI 99 S ST 81 X ST 82 2-3 K	1	0	0	0	0	1	2			
17 Kyle Farmer, R OBP: 0.333, SLG: 0.397	(1,6) B FF 94 S FC 89 X SL 86 1-2 HR	B FF 94 S FC 89 X SL 86 1-2 HR	B FF 94 S FC 89 X SL 86 1-2 HR	B FF 94 S FC 89 X SL 86 1-2 HR	B FF 94 S FC 89 X SL 86 1-2 HR	B FF 94 S FC 89 X SL 86 1-2 HR	B FF 94 S FC 89 X SL 86 1-2 HR	B FF 94 S FC 89 X SL 86 1-2 HR	B SI 99 S ST 81 X ST 82 1-2 K	B SI 99 S ST 81 X ST 82 1-2 K	4	1	1	1	1	1	2			
9 Mike Moustakas, L OBP: 0.298, SLG: 0.337	(1,10) F FF 93 B CH 86 X SL 86 1-1 HR	F FF 93 B CH 86 X SL 86 1-1 HR	F FF 93 B CH 86 X SL 86 1-1 HR	F FF 93 B CH 86 X SL 86 1-1 HR	F FF 93 B CH 86 X SL 86 1-1 HR	F FF 93 B CH 86 X SL 86 1-1 HR	F FF 93 B CH 86 X SL 86 1-1 HR	F FF 93 B CH 86 X SL 86 1-1 HR	B SI 99 S ST 81 X ST 82 2-2 P6	B SI 99 S ST 81 X ST 82 2-2 P6	4	1	1	1	0	1	1			
57 Stuart Fairchild, R OBP: 0.200, SLG: 0.357	(1,8) F FF 92 X SL 88 0-0 HR	F FF 92 X SL 88 0-0 HR	F FF 92 X SL 88 0-0 HR	F FF 92 X SL 88 0-0 HR	F FF 92 X SL 88 0-0 HR	F FF 92 X SL 88 0-0 HR	F FF 92 X SL 88 0-0 HR	F FF 92 X SL 88 0-0 HR	B SI 99 S ST 81 X ST 82 4-2 BB	B SI 99 S ST 81 X ST 82 4-2 BB	3	1	2	1	1	1	0			
Inning Stats	R: 1 E: 0 K: 0 S: 14	H: 1 LOB: 2 BB: 2 P: 25	R: 3 E: 0 K: 13 S: 13	H: 3 LOB: 0 BB: 0 P: 18	R: 0 E: 0 K: 1 S: 8	H: 0 LOB: 0 BB: 0 P: 11	R: 0 E: 0 K: 2 S: 9	H: 0 LOB: 0 BB: 0 P: 9	R: 0 E: 0 K: 1 S: 8	H: 1 LOB: 0 BB: 0 P: 12	R: 0 E: 0 K: 2 S: 15	H: 1 LOB: 1 BB: 1 P: 20	R: 0 E: 0 K: 1 S: 11	H: 0 LOB: 1 BB: 1 P: 20	R: 0 E: 0 K: 1 S: 7	H: 1 LOB: 2 BB: 1 P: 10	1B: 5 2B: 2 3B: 0 HR: 3	SF: 1 SAC: 0 DP: 1 HBP: 0	WP: 0 PA: 44	
PITCHER	IP WLS BF H R ER SO	IP WLS BF H R ER SO	IP WLS BF H R ER SO	IP WLS BF H R ER SO	IP WLS BF H R ER SO	IP WLS BF H R ER SO	IP WLS BF H R ER SO	IP WLS BF H R ER SO	IP WLS BF H R ER SO	IP WLS BF H R ER SO	IP WLS BF H R ER SO	IP WLS BF H R ER SO	IP WLS BF H R ER SO	IP WLS BF H R ER SO	IP WLS BF H R ER SO	IP WLS BF H R ER SO	IP WLS BF H R ER SO	IP WLS BF H R ER SO	IP WLS BF H R ER SO	
40 Luis Severino, R ERA: 3.45	(1,1) 2.0	(3,1) 3.2	(6,1) 1.0	(7,1) 0.1	(8,1) 1.0	(9,1) 1.0	(10,1) 1.0	(10,1) 1.0	(10,1) 1.0	(10,1) 1.0	(10,1) 1.0	(10,1) 1.0	(10,1) 1.0	(10,1) 1.0	(10,1) 1.0	(10,1) 1.0	(10,1) 1.0	(10,1) 1.0	(10,1) 1.0	(10,1) 1.0
92 JP Sears, L ERA: 1.42	(3,1) 3.2	(6,1) 1.0	(7,1) 0.1	(8,1) 1.0	(9,1) 1.0	(10,1) 1.0	(10,1) 1.0	(10,1) 1.0	(10,1) 1.0	(10,1) 1.0	(10,1) 1.0	(10,1) 1.0	(10,1) 1.0	(10,1) 1.0	(10,1) 1.0	(10,1) 1.0	(10,1) 1.0	(10,1) 1.0	(10,1) 1.0	(10,1) 1.0
84 Albert Abreu, R ERA: 2.42	(6,1) 1.0	(7,1) 0.1	(8,1) 1.0	(9,1) 1.0	(10,1) 1.0	(10,1) 1.0	(10,1) 1.0	(10,1) 1.0	(10,1) 1.0	(10,1) 1.0	(10,1) 1.0	(10,1) 1.0	(10,1) 1.0	(10,1) 1.0	(10,1) 1.0	(10,1) 1.0	(10,1) 1.0	(10,1) 1.0	(10,1) 1.0	(10,1) 1.0
58 Wandy Peralta, L ERA: 2.41	(7,1) 0.1	(8,1) 1.0	(9,1) 1.0	(10,1) 1.0	(10,1) 1.0	(10,1) 1.0	(10,1) 1.0	(10,1) 1.0	(10,1) 1.0	(10,1) 1.0	(10,1) 1.0	(10,1) 1.0	(10,1) 1.0	(10,1) 1.0	(10,1) 1.0	(10,1) 1.0	(10,1) 1.0	(10,1) 1.0	(10,1) 1.0	(10,1) 1.0
54 Aroldis Chapman, L ERA: 4.5	(8,1) 1.0	(9,1) 1.0	(10,1) 1.0	(10,1) 1.0	(10,1) 1.0	(10,1) 1.0	(10,1) 1.0	(10,1) 1.0	(10,1) 1.0	(10,1) 1.0	(10,1) 1.0	(10,1) 1.0	(10,1) 1.0	(10,1) 1.0	(10,1) 1.0	(10,1) 1.0	(10,1) 1.0	(10,1) 1.0	(10,1) 1.0	(10,1) 1.0
Batter	1	2	3	4	5	6	7	8	9	10	AB	R	H	RBI	BB	SO	LOB	BOTTOM		
26 DJ LeMahieu, R OBP: 0.371, SLG: 0.398	(1,10) C FF 90 X CH 85 0-1 1B	C FF 90 X CH 85 0-1 1B	C SL 85 B FF 90 F CH 84 X FF 91 1-2 25 1B	B KC 78 C FF 90 F CH 84 X FF 91 3-2 K	B KC 78 C FF 90 F CH 84 X FF 91 3-2 K	B KC 78 C FF 90 F CH 84 X FF 91 3-2 K	B KC 78 C FF 90 F CH 84 X FF 91 3-2 K	B KC 78 C FF 90 F CH 84 X FF 91 3-2 K	C FF 95 B SI 97 F CH 92 X FF 96 2-2 G5-3	C FF 95 B SI 97 F CH 92 X FF 96 2-2 G5-3	5	2	2	0	0	1	0			
99 Aaron Judge, R OBP: 0.358, SLG: 0.601	(1,8) B FF 91 C CH 86 D SL 88 B FF 93 C CH 87 3-3 K	B FF 91 C CH 86 D SL 88 B FF 93 C CH 87 3-3 K	S SL 87 D SL 87 F CH 86 C CH 86 1-3 K	F FF 90 B CH 84 B FF 90 3-4 48 S BB	F FF 90 B CH 84 B FF 90 3-4 48 S BB	F FF 90 B CH 84 B FF 90 3-4 48 S BB	F FF 90 B CH 84 B FF 90 3-4 48 S BB	F FF 90 B CH 84 B FF 90 3-4 48 S BB	C SL 87 X SI 97 0-1 G6-3	C SL 87 X SI 97 0-1 G6-3	4	0	0	0	1	3	3			
48 Anthony Rizzo, L OBP: 0.336, SLG: 0.503	(1,3) D SL 88 X SL 88 1-1 F8	D SL 88 X SL 88 1-1 F8	X SL 88 0-0 FC4 25 1B	F FF 88 B CH 84 B FF 88 2-2 F7	F FF 88 B CH 84 B FF 88 2-2 F7	F FF 88 B CH 84 B FF 88 2-2 F7	F FF 88 B CH 84 B FF 88 2-2 F7	F FF 88 B CH 84 B FF 88 2-2 F7	B SI 97 B CH 92 C SL 88 1-3 K	B SI 97 B CH 92 C SL 88 1-3 K	4	1	0	1	1	1	3			
27 Giancarlo Stanton, R OBP: 0.318, SLG: 0.515	(1,9) F FF 92 B FF 92 C CH 86 C CH 86 1-3 K	F FF 92 B FF 92 C CH 86 C CH 86 1-3 K	C SL 87 B CH 86 F FF 91 X SL 88 2-2 F9	C SL 82 X SL 83 0-2 G4-3	C SL 82 X SL 83 0-2 G4-3	C SL 82 X SL 83 0-2 G4-3	C SL 82 X SL 83 0-2 G4-3	C SL 82 X SL 83 0-2 G4-3	C FF 96 B SI 97 F FF 97 X FF 96 2-2 HR	C FF 96 B SI 97 F FF 97 X FF 96 2-2 HR	5	1	1	1	0	1	3			
25 Gleyber Torres, R OBP: 0.331, SLG: 0.491	(1,4) F FF 91 X CH 86 0-1 F7	F FF 91 X CH 86 0-1 F7	X CH 85 0-0 12 2B 1B	C FF 90 B CH 89 B FF 90 3-3 K	C FF 90 B CH 89 B FF 90 3-3 K	C FF 90 B CH 89 B FF 90 3-3 K	C FF 90 B CH 89 B FF 90 3-3 K	C FF 90 B CH 89 B FF 90 3-3 K	S FF 97 B FF 94 F FF 96 S ST 97 3-3 K	S FF 97 B FF 94 F FF 96 S ST 97 3-3 K	4	1	1	1	0	2	0			
28 Josh Donaldson, R OBP: 0.310, SLG: 0.395	(1,5) C SL 87 B SL 87 X FF 92 1-1 P4	C SL 87 B SL 87 X FF 92 1-1 P4	C FF 90 B CH 85 F FF 91 B FF 91 4-2 12 2B BB	S SL 84 B CH 85 S FF 95 1-3 K	S SL 84 B CH 85 S FF 95 1-3 K	S SL 84 B CH 85 S FF 95 1-3 K	S SL 84 B CH 85 S FF 95 1-3 K	S SL 84 B CH 85 S FF 95 1-3 K	C FF 96 B SI 97 F FF 97 T FF 97 0-2 K	C FF 96 B SI 97 F FF 97 T FF 97 0-2 K	3	1	0	0	1	2	0			
12 Ishik Kiner-Falefa, R OBP: 0.318, SLG: 0.323	(1,8) F FF 92 B SL 87 C FF 91 X FF 91 3-1 2B	F FF 92 B SL 87 C FF 91 X FF 91 3-1 2B	B FF 90 B CH 86 X FF 91 3-1 2B	C FF 94 B CH 88 B FF 94 X FF 95 3-2 L8	C FF 94 B CH 88 B FF 94 X FF 95 3-2 L8	C FF 94 B CH 88 B FF 94 X FF 95 3-2 L8	C FF 94 B CH 88 B FF 94 X FF 95 3-2 L8	C FF 94 B CH 88 B FF 94 X FF 95 3-2 L8	C ST 86 F ST 87 B SL 88 C FF 97 1-3 K	C ST 86 F ST 87 B SL 88 C FF 97 1-3 K	4	0	2	3	0	1	0			
66 Kyle Higashioka, R OBP: 0.217, SLG: 0.323	(1,2) F FF 91 B FF 92 X CH 86 1-1 P4	F FF 91 B FF 92 X CH 86 1-1 P4	C SL 86 D SL 86 S KC 90 1-3 K	C FF 94 B CH 88 B FF 94 X FF 95 3-2 L8	C FF 94 B CH 88 B FF 94 X FF 95 3-2 L8	C FF 94 B CH 88 B FF 94 X FF 95 3-2 L8	C FF 94 B CH 88 B FF 94 X FF 95 3-2 L8	C FF 94 B CH 88 B FF 94 X FF 95 3-2 L8	X FF 96 0-0 F8	X FF 96 0-0 F8	3	0	0	0	0	2	2			
24 Matt Carpenter, L OBP: 0.442, SLG: 0.846	(9,PH) F FF 92 B FF 92 X CH 86 1-1 P4	F FF 92 B FF 92 X CH 86 1-1 P4	C SL 86 D SL 86 S KC 90 1-3 K	C FF 94 B CH 88 B FF 94 X FF 95 3-2 L8	C FF 94 B CH 88 B FF 94 X FF 95 3-2 L8	C FF 94 B CH 88 B FF 94 X FF 95 3-2 L8	C FF 94 B CH 88 B FF 94 X FF 95 3-2 L8	C FF 94 B CH 88 B FF 94 X FF 95 3-2 L8	X FF 96 0-0 F8	X FF 96 0-0 F8	1	0	0	0	0	0	0			
39 Jose Trevino, R OBP: 0.301, SLG: 0.429	(10,2) F FF 91 B FF 92 X CH 86 1-1 P4	F FF 91 B FF 92 X CH 86 1-1 P4	C SL 86 D SL 86 S KC 90 1-3 K	C FF 94 B CH 88 B FF 94 X FF 95 3-2 L8	C FF 94 B CH 88 B FF 94 X FF 95 3-2 L8	C FF 94 B CH 88 B FF 94 X FF 95 3-2 L8	C FF 94 B CH 88 B FF 94 X FF 95 3-2 L8	C FF 94 B CH 88 B FF 94 X FF 95 3-2 L8	X FF 96 0-0 F8	X FF 96 0-0 F8	0	0	0	0	0	0	0			
13 Joey Gallo, L OBP: 0.287, SLG: 0.336	(1,7) B FF 92 B FF 92 C CH 86 F FF 91 B FF 91 4-2 26 1B 48 FC4 BB	B FF 92 B FF 92 C CH 86 F FF 91 B FF 91 4-2 26 1B 48 FC4 BB	C SL 85 C CH 84 0-3 K	C FF 94 B CH 88 B FF 94 X FF 95 3-2 L8	C FF 94 B CH 88 B FF 94 X FF 95 3-2 L8	C FF 94 B CH 88 B FF 94 X FF 95 3-2 L8	C FF 94 B CH 88 B FF 94 X FF 95 3-2 L8	C FF 94 B CH 88 B FF 94 X FF 95 3-2 L8	B FF 96 B SI 95 F FF 96 C SL 85 2-3 K	B FF 96 B SI 95 F FF 96 C SL 85 2-3 K	3	1	0	0	1	3	0			

Batter	1	2	3	4	5	6	7	8	9	AB	R	H	RBI	BB	SO	LOB	TOP								
6 Jonathan India, R OBP: 0.290, SLG: 0.346										3	1	1	1	1	1	0	Cincinnati Reds @ St. Louis Cardinals Busch Stadium, St. Louis, MO Sat Jul 16 2022, 1:19 PM - 4:37 PM CDT Att: 41,014 - Sunny - 99 F								
22 Brandon Drury, R OBP: 0.330, SLG: 0.528										4	0	1	1	0	0	0									
17 Kyle Farmer, R OBP: 0.330, SLG: 0.388										3	0	0	0	0	0	0									
4 Matt Reynolds, R OBP: 0.330, SLG: 0.365										1	0	0	0	0	1	2									
19 Joey Votto, L OBP: 0.327, SLG: 0.373										4	0	1	0	0	2	2									
37 Tyler Stephenson, R OBP: 0.372, SLG: 0.462										4	0	0	0	0	1	1									
7 Donovan Solano, R OBP: 0.358, SLG: 0.397										3	0	1	0	1	0	0									
12 Tyler Naquin, L OBP: 0.305, SLG: 0.427										3	0	0	0	1	0	2									
15 Nick Senzel, R OBP: 0.315, SLG: 0.326										1	1	0	0	1	0	1									
32 Max Schrock, L OBP: 0.195, SLG: 0.154										1	0	0	0	0	0	1									
57 Stuart Fairchild, R OBP: 0.190, SLG: 0.263										3	1	0	0	0	1	3									
Inning Stats	R: 1 H: 1 E: 0 K: 1 S: 14	L: 1 LOB: 0 BB: 0 P: 19	R: 0 H: 1 E: 0 K: 0 S: 9	L: 1 LOB: 1 BB: 0 P: 13	R: 0 H: 0 E: 0 K: 2 S: 7	L: 0 LOB: 0 BB: 0 P: 11	R: 0 H: 0 E: 1 K: 0 S: 15	L: 0 LOB: 1 BB: 1 P: 24	R: 0 H: 0 E: 0 K: 0 S: 5	L: 0 LOB: 0 BB: 0 P: 6	R: 0 H: 1 E: 0 K: 0 S: 6	L: 0 LOB: 0 BB: 0 P: 9	R: 2 H: 1 E: 1 K: 2 S: 14	L: 1 LOB: 2 BB: 2 P: 25	R: 0 H: 0 E: 0 K: 0 S: 9	L: 0 LOB: 1 BB: 1 P: 16	1B: 3 2B: 0 3B: 0 HR: 1	SF: 0 SAC: 0 DP: 2 HBP: 0	WP: 1 PB: 0 SB: 0 CS: 0	PA: 35					
PITCHER	IP: 7.0 WLS: W BF: 24 ERA: 2.54	H: 3 R: 1 ER: 1 SO: 4	BB: 1 IBB: 0 HBP: 0 BLK: 0	WP: 0 HR: 1 S: 66 P: 95 ERA: 1.29 WHIP: 0.571	IP: 0.1 WLS: 4 BF: 0 ERA: 9.91	H: 0 R: 2 ER: 0 SO: 0	BB: 2 IBB: 0 HBP: 0 BLK: 0	WP: 0 HR: 0 S: 5 P: 14 ERA: 0.00 WHIP: 6.000	IP: 1.2 WLS: 7 BF: 1 ERA: 3.09	H: 1 R: 0 ER: 0 SO: 2	BB: 1 IBB: 0 HBP: 0 BLK: 0	WP: 1 HR: 0 S: 18 P: 27 ERA: 0.00 WHIP: 1.200	PITCHER	IP: 7.0 WLS: W BF: 24 ERA: 2.54	H: 3 R: 1 ER: 1 SO: 4	BB: 1 IBB: 0 HBP: 0 BLK: 0	WP: 0 HR: 1 S: 66 P: 95 ERA: 1.29 WHIP: 0.571	IP: 0.1 WLS: 4 BF: 0 ERA: 9.91	H: 0 R: 2 ER: 0 SO: 0	BB: 2 IBB: 0 HBP: 0 BLK: 0	WP: 0 HR: 0 S: 5 P: 14 ERA: 0.00 WHIP: 6.000	IP: 1.2 WLS: 7 BF: 1 ERA: 3.09	H: 1 R: 0 ER: 0 SO: 2	BB: 1 IBB: 0 HBP: 0 BLK: 0	WP: 1 HR: 0 S: 18 P: 27 ERA: 0.00 WHIP: 1.200

Batter	1	2	3	4	5	6	7	8	9	AB	R	H	RBI	BB	SO	LOB	BOTTOM											
19 Tommy Edman, S OBP: 0.322, SLG: 0.377										5	3	2	0	1	1	3	Cincinnati Reds @ St. Louis Cardinals Busch Stadium, St. Louis, MO Sat Jul 16 2022, 1:19 PM - 4:37 PM CDT Att: 41,014 - Sunny - 99 F											
3 Dylan Carlson, S OBP: 0.325, SLG: 0.410										6	1	1	1	0	2	5												
46 Paul Goldschmidt, R OBP: 0.246, SLG: 0.285										5	1	2	3	0	2	4												
35 Austin Romine, R OBP: 0.207, SLG: 0.148										1	0	0	0	0	0	1												
5 Albert Pujols, R OBP: 0.301, SLG: 0.376										4	2	1	0	1	0	4												
27 Tyler O'Neill, R OBP: 0.298, SLG: 0.352										3	0	1	0	1	0	4												
33 Brendan Donovan, L OBP: 0.395, SLG: 0.389										3	1	1	1	1	0	1												
63 Edmundo Sosa, R OBP: 0.246, SLG: 0.285										2	0	1	2	1	0	1												
16 Nolan Gorman, L OBP: 0.320, SLG: 0.444										1	1	1	0	0	0	0												
21 Lars Nootbaar, L OBP: 0.277, SLG: 0.378										4	2	1	3	1	2	7												
7 Andrew Knizner, R OBP: 0.300, SLG: 0.260										4	0	1	0	0	2	1												
Inning Stats	R: 2 H: 1 E: 0 K: 2 S: 13	L: 4 LOB: 3 BB: 3 P: 32	R: 3 H: 4 E: 0 K: 3 S: 21	L: 3 LOB: 0 BB: 0 P: 35	R: 2 H: 2 E: 0 K: 1 S: 15	L: 2 LOB: 1 BB: 1 P: 27	R: 0 H: 0 E: 0 K: 0 S: 6	L: 0 LOB: 1 BB: 1 P: 13	R: 0 H: 1 E: 0 K: 0 S: 10	L: 0 LOB: 0 BB: 0 P: 6	R: 1 H: 1 E: 2 K: 1 S: 13	L: 1 LOB: 3 BB: 1 P: 20	R: 3 H: 3 E: 0 K: 0 S: 11	L: 0 LOB: 1 BB: 0 P: 18	1B: 9 2B: 0 3B: 1 HR: 2	SF: 0 SAC: 0 DP: 0 HBP: 4	WP: 1 PB: 0 SB: 2 CS: 0	PA: 48										
PITCHER	IP: 2.0 WLS: L BF: 17 ERA: 5.91	H: 5 R: 5 ER: 5 SO: 5	BB: 3 IBB: 0 HBP: 0 BLK: 0	WP: 1 HR: 3 S: 34 P: 67 ERA: 22.50 WHIP: 4.000	IP: 1.0 WLS: 6 BF: 2 ERA: 3.92	H: 2 R: 2 ER: 2 SO: 1	BB: 1 IBB: 0 HBP: 0 BLK: 0	WP: 0 HR: 15 S: 27 P: 18.00 WHIP: 3.000	IP: 2.0 WLS: 7 BF: 0 ERA: 5.08	H: 0 R: 0 ER: 0 SO: 2	BB: 1 IBB: 0 HBP: 0 BLK: 0	WP: 0 HR: 13 S: 23 P: 0.00 WHIP: 0.500	IP: 1.0 WLS: 4 BF: 1 ERA: 7.88	H: 1 R: 0 ER: 0 SO: 0	BB: 0 IBB: 0 HBP: 0 BLK: 0	WP: 0 HR: 10 S: 13 P: 0.00 WHIP: 1.000	IP: 7.0 WLS: W BF: 24 ERA: 2.54	H: 3 R: 1 ER: 1 SO: 4	BB: 1 IBB: 0 HBP: 0 BLK: 0	WP: 0 HR: 1 S: 66 P: 95 ERA: 1.29 WHIP: 0.571	IP: 0.1 WLS: 4 BF: 0 ERA: 9.91	H: 0 R: 2 ER: 0 SO: 0	BB: 2 IBB: 0 HBP: 0 BLK: 0	WP: 0 HR: 0 S: 5 P: 14 ERA: 0.00 WHIP: 6.000	IP: 1.2 WLS: 7 BF: 1 ERA: 3.09	H: 1 R: 0 ER: 0 SO: 2	BB: 1 IBB: 0 HBP: 0 BLK: 0	WP: 1 HR: 0 S: 18 P: 27 ERA: 0.00 WHIP: 1.200

Batter	1	2	3	4	5	6	7	8	9	AB	R	H	RBI	BB	SO	LOB
40 Nick Lodolo, L ERA: 5.91																
23 Jeff Hoffman, R ERA: 3.92																
68 Ryan Hendrix, R ERA: 5.08																
52 Reiver Sanmartin, L ERA: 7.88																
43 Alexis Diaz, R ERA: 2.16																
PITCHER	IP: 1.0 WLS: L BF: 7 ERA: 5.91	H: 0 R: 3 ER: 3 SO: 0	BB: 0 IBB: 0 HBP: 0 BLK: 0	WP: 0 HR: 3 S: 3 P: 3 ERA: 27.00 WHIP: 3.000	PITCHER	IP: 1.0 WLS: L BF: 7 ERA: 5.91	H: 0 R: 3 ER: 3 SO: 0	BB: 0 IBB: 0 HBP: 0 BLK: 0	WP: 0 HR: 3 S: 3 P: 3 ERA: 27.00 WHIP: 3.000							

Batter	1	2	3	4	5	6	7	8	9	AB	R	H	RBI	BB	SO	LOB	TOP					
3 Dylan Carlson, S OBP: 0.331, SLG: 0.416	L9		27 1B	27 HR			L7		K	4	2	1	0	0	1	1	St. Louis Cardinals @ Cincinnati Reds Great American Ball Park, Cincinnati, OH Sat Jul 23, 2022, 6:43 PM - 10:08 PM EDT Att: 27,190 - Partly Cloudy - 92 F livebaseballscorecards.com AB 40 R 6 H 13 RBI 6 BB 4 SO 6 LOB 30					
27 Tyler O'Neill, R OBP: 0.303, SLG: 0.368	F8		46 1B				P3			5	2	2	3	0	0	3						
46 Paul Goldschmidt, R OBP: 0.416, SLG: 0.693			28 2B 33 FC1-2				F7		FC5-4	4	1	2	2	1	0	3						
28 Nolan Arenado, R OBP: 0.363, SLG: 0.534	F9		33 FC1-2						5 FC5-4	5	1	3	0	0	1	1						
5 Albert Pujols, R OBP: 0.303, SLG: 0.383			19 F8				F7		FC5-4	5	0	2	0	0	0	4						
19 Tommy Edman, S OBP: 0.378, SLG: 0.378	F8		33 FC1-2						P5	3	0	1	1	2	0	2						
33 Brendan Donovan, L OBP: 0.276, SLG: 0.366			1-2 2-3 3-H				L7		F9	4	0	0	0	1	0	7						
21 Lars Nootbaar, L OBP: 0.276, SLG: 0.366										0	0	0	0	0	0	0						
63 Edmundo Sosa, R OBP: 0.244, SLG: 0.270	K		K						K	5	0	1	0	0	4	6						
7 Andrew Knizner, R OBP: 0.297, SLG: 0.258	P3								P4	5	0	1	0	0	0	3						
Inning Stats	R: 0 E: 0 K: 0 S: 11	H: 0 LOB: 1 BB: 1 P: 21	R: 0 E: 0 K: 1 S: 12	H: 1 LOB: 2 BB: 1 P: 22	R: 2 E: 0 K: 1 S: 14	H: 4 LOB: 3 BB: 1 P: 21	R: 3 E: 0 K: 1 S: 15	H: 3 LOB: 2 BB: 1 P: 21	R: 0 E: 0 K: 0 S: 14	H: 1 LOB: 2 BB: 0 P: 22	R: 1 E: 0 K: 1 S: 15	H: 2 LOB: 1 BB: 0 P: 25	R: 0 E: 0 K: 0 S: 11	H: 1 LOB: 1 BB: 0 P: 18	R: 0 E: 0 K: 0 S: 9	H: 1 LOB: 1 BB: 0 P: 10	R: 0 E: 0 K: 2 S: 7	H: 0 LOB: 0 BB: 0 P: 9	1B: 5 2B: 6 3B: 0 HR: 2	SF: 0 SAC: 0 DP: 0 HBP: 2	WP: 0 PB: 0 SB: 1 CS: 0	PA: 46
PITCHER	IP WLS BF H R ER SO BB IBB HBP BLK WP HR S P ERA WHIP	PITCHER																				
31 Mike Minor, L ERA: 6.65	(1, 1) 4.0 L 25 8 5 5 3 2 2 1 0 0 0 2 52 85 11.25 2.500																					
23 Jeff Hoffman, R ERA: 3.53	(5, 1) 1.0 5 1 0 0 0 0 0 0 1 0 0 0 14 22 0.00 1.000																					
66 Joel Kuhnel, R ERA: 6.51	(6, 1) 1.0 5 2 1 1 1 0 0 0 0 0 0 0 15 25 9.00 2.000																					
55 Dauri Moreta, R ERA: 6.59	(7, 1) 2.0 8 2 0 0 0 0 0 0 0 0 0 0 20 28 0.00 1.000																					
79 Ian Gibaut, R ERA: 6.23	(9, 1) 1.0 3 0 0 0 2 0 0 0 0 0 0 0 7 9 0.00 0.000																					
Batter	1	2	3	4	5	6	7	8	9	AB	R	H	RBI	BB	SO	LOB	BOTTOM					
6 Jonathan India, R OBP: 0.292, SLG: 0.356	F9		22 2B						K	3	1	0	0	1	2	0	St. Louis Cardinals @ Cincinnati Reds Great American Ball Park, Cincinnati, OH Sat Jul 23, 2022, 6:43 PM - 10:08 PM EDT Att: 27,190 - Partly Cloudy - 92 F livebaseballscorecards.com AB 34 R 3 H 6 RBI 3 BB 2 SO 13 LOB 15					
22 Brandon Drury, R OBP: 0.333, SLG: 0.521	F9		28 F8						K	4	0	1	2	1	2	0						
28 Tommy Pham, R OBP: 0.325, SLG: 0.384										4	0	1	0	0	1	3						
19 Joey Votto, L OBP: 0.322, SLG: 0.377	K		G6-3							4	0	0	0	0	1	4						
17 Kyle Farmer, R OBP: 0.331, SLG: 0.387										4	0	0	0	0	2	1						
7 Donovan Solano, R OBP: 0.371, SLG: 0.450	P4									4	0	3	0	0	0	0						
15 Nick Senzel, R ERA: 5.7										2	0	0	0	0	0	1						
12 Tyler Naquin, L OBP: 0.306, SLG: 0.435	G3									2	0	0	0	0	1	3						
57 Stuart Fairchild, R OBP: 0.208, SLG: 0.238										2	0	0	0	0	2	1						
9 Mike Moustakas, L OBP: 0.297, SLG: 0.335			47 FC1-4							1	0	0	0	0	0	1						
47 Mark Kolozsvary, R OBP: 0.143, SLG: 0.429			6 BB							3	2	1	1	0	1	1						
4 Matt Reynolds, R OBP: 0.328, SLG: 0.363			22 2B							1	0	0	0	0	1	0						
Inning Stats	R: 0 E: 0 K: 1 S: 11	H: 1 LOB: 0 BB: 0 P: 15	R: 0 E: 0 K: 0 S: 7	H: 0 LOB: 0 BB: 0 P: 10	R: 2 E: 0 K: 0 S: 16	H: 1 LOB: 1 BB: 1 P: 29	R: 0 E: 0 K: 2 S: 12	H: 1 LOB: 0 BB: 0 P: 19	R: 0 E: 0 K: 3 S: 9	H: 0 LOB: 0 BB: 0 P: 12	R: 0 E: 1 K: 2 S: 12	H: 1 LOB: 2 BB: 0 P: 14	R: 1 E: 0 K: 1 S: 17	H: 1 LOB: 2 BB: 1 P: 27	R: 0 E: 0 K: 1 S: 13	H: 1 LOB: 1 BB: 0 P: 16	R: 0 E: 0 K: 3 S: 12	H: 0 LOB: 0 BB: 0 P: 16	1B: 4 2B: 1 3B: 0 HR: 1	SF: 0 SAC: 0 DP: 0 HBP: 2	WP: 0 PB: 0 SB: 0 CS: 0	PA: 38
PITCHER	IP WLS BF H R ER SO BB IBB HBP BLK WP HR S P ERA WHIP	PITCHER																				
44 Junior Fernandez, R ERA: 1.26	(6, 1) 1.0 6 2 1 1 2 0 0 0 1 0 0 1 15 19 9.00 2.000																					
65 Giovanni Gallegos, R ERA: 3.62	(7, 1) 1.1 H 6 1 0 0 1 1 0 0 0 0 0 20 30 0.00 1.500																					
56 Ryan Helsley, R ERA: 0.67	(8, 1) 1.1 S 4 0 0 0 3 0 0 0 0 0 0 0 14 19 0.00 0.000																					

Batter	1	2	3	4	5	6	7	8	9	AB	R	H	RBI	BB	SO	LOB	TOP										
3 Dylan Carlson, S OBP: 0.327, SLG: 0.410	G5-3		F9		G4-3			F8		4	0	0	0	0	0	2	St. Louis Cardinals @ Cincinnati Reds Great American Ball Park, Cincinnati, OH Sun Jul 24 2022, 1:41 PM - 4:25 PM EDT Att: 18,813 - Overcast - 92 F										
27 Tyler O'Neill, R OBP: 0.302, SLG: 0.362	G1-3			46 HR BB				L9		3	1	0	0	1	1	0											
46 Paul Goldschmidt, R OBP: 0.417, SLG: 0.619	K			1-H HR				G3		4	2	2	3	0	1	0											
28 Nolan Arenado, R OBP: 0.359, SLG: 0.528	G6-3			F9				G5-3		4	0	0	0	0	0	0											
16 Nolan Gorman, L OBP: 0.305, SLG: 0.421	F9			K				K		4	0	0	0	0	2	0											
19 Tommy Edman, S OBP: 0.323, SLG: 0.374	F9			P6				G5-3		4	0	0	0	0	0	0											
33 Brendan Donovan, L OBP: 0.393, SLG: 0.378			G4-3					5 1B BB		1	0	0	0	2	0	0											
21 Lars Nootbaar, L OBP: 0.271, SLG: 0.358			F8					7 G5-4-3 1B		2	0	0	0	0	1	1											
5 Albert Pujols, R OBP: 0.307, SLG: 0.387					K			1-2 1B		1	0	1	0	0	0	0											
63 Edmundo Sosa, R OBP: 0.244, SLG: 0.270								G5-4-3		0	0	0	0	0	0	0											
7 Andrew Knizner, R OBP: 0.298, SLG: 0.255					L8			1-2 G5-4-3		2	0	0	0	1	0	3											
Inning Stats	R: 0 E: 0 K: 1 S: 6	H: 0 LOB: 0 BB: 0 P: 7	R: 0 E: 0 K: 0 S: 5	H: 0 LOB: 0 BB: 0 P: 10	R: 0 E: 0 K: 0 S: 8	H: 0 LOB: 1 BB: 1 P: 15	R: 2 E: 0 K: 1 S: 10	H: 1 LOB: 0 BB: 1 P: 19	R: 0 E: 0 K: 1 S: 9	H: 0 LOB: 1 BB: 1 P: 15	R: 1 E: 0 K: 2 S: 9	H: 1 LOB: 0 BB: 0 P: 13	R: 0 E: 0 K: 0 S: 12	H: 1 LOB: 2 BB: 1 P: 21	R: 0 E: 0 K: 0 S: 6	H: 0 LOB: 0 BB: 0 P: 10	R: 0 E: 0 K: 0 S: 5	H: 0 LOB: 0 BB: 0 P: 9	1B: 1 2B: 0 3B: 0 HR: 2	SF: 0 SAC: 0 DP: 1 HBP: 0	WP: 0 PB: 0 SB: 0 CS: 0	PA: 33					
PITCHER	IP	WLS	BF	H	R	ER	SO	BB	IBB	HBP	BLK	WP	HR	S	P	ERA	WHIP										
30 Tyler Mahle, R ERA: 4.48	6.0	W	23	2	3	3	5	3	0	0	0	0	2	47	79	4.50	0.833										
52 Reiver Sanmartin, L ERA: 7.56	1.0	H	4	1	0	0	0	1	0	0	0	0	0	12	21	0.00	2.000										
43 Alexis Diaz, R ERA: 2.04	1.0	H	3	0	0	0	0	0	0	0	0	0	6	10	0.00	0.000											
54 Hunter Strickland, R ERA: 5.09	1.0	S	3	0	0	0	0	0	0	0	0	0	5	9	0.00	0.000											

Batter	1	2	3	4	5	6	7	8	9	AB	R	H	RBI	BB	SO	LOB	BOTTOM										
12 Tyler Naquin, L OBP: 0.310, SLG: 0.436	L6		28 SF9 19 HR 22 1B		22 CS 1B			P5		4	1	2	1	0	0	1	St. Louis Cardinals @ Cincinnati Reds Great American Ball Park, Cincinnati, OH Sun Jul 24 2022, 1:41 PM - 4:25 PM EDT Att: 18,813 - Overcast - 92 F										
22 Brandon Drury, R OBP: 0.332, SLG: 0.517	G4-3		19 HR 1B		CS			FC6-4 28 FC6-4		4	1	1	0	0	0	1											
28 Tommy Pham, R OBP: 0.321, SLG: 0.380	K		SF9 1B					FC6-4		3	0	0	1	0	2	1											
19 Joey Votto, L OBP: 0.324, SLG: 0.389	K		1-H HR		17 FC6-4 BB			F8		3	1	1	3	1	1	0											
17 Kyle Farmer, R OBP: 0.327, SLG: 0.382	G5-3		P3		FC6-4			K		4	0	0	0	0	1	1											
9 Mike Moustakas, L OBP: 0.300, SLG: 0.335					4 1B 12 1B BB			G6-3		3	1	1	0	1	1	0											
4 Matt Reynolds, R OBP: 0.328, SLG: 0.362	F9				12 1B 22 CS 1B			G6-3		3	1	1	0	0	0	1											
15 Nick Senzel, R OBP: 0.313, SLG: 0.323			22 1B 28 SF9 12 1B 1B		P6			G5-3		3	1	1	0	0	2												
26 Michael Papierski, S OBP: 0.287, SLG: 0.132			1 SAFE P5		K			22 FC6-4 BB		2	0	0	0	1	1	3											
Inning Stats	R: 0 E: 0 K: 1 S: 8	H: 0 LOB: 0 BB: 0 P: 13	R: 0 E: 0 K: 1 S: 13	H: 1 LOB: 1 BB: 0 P: 19	R: 4 E: 0 K: 0 S: 18	H: 4 LOB: 0 BB: 0 P: 23	R: 2 E: 0 K: 1 S: 17	H: 2 LOB: 0 BB: 1 P: 26	R: 0 E: 0 K: 1 S: 11	H: 0 LOB: 1 BB: 1 P: 19	R: 0 E: 0 K: 1 S: 7	H: 0 LOB: 0 BB: 0 P: 10	R: 0 E: 0 K: 0 S: 4	H: 0 LOB: 1 BB: 1 P: 10	R: 0 E: 0 K: 1 S: 12	H: 0 LOB: 0 BB: 0 P: 17		1B: 6 2B: 0 3B: 0 HR: 1	SF: 1 SAC: 0 DP: 0 HBP: 0	WP: 0 PB: 0 SB: 0 CS: 2	PA: 34						
PITCHER	IP	WLS	BF	H	R	ER	SO	BB	IBB	HBP	BLK	WP	HR	S	P	ERA	WHIP										
39 Miles Mikolas, R ERA: 2.87	5.0	L	23	7	6	6	4	2	0	0	0	0	0	67	100	10.80	1.800										
70 Packy Naughton, L ERA: 3.47	1.1		5	0	0	0	1	1	0	0	0	0	0	9	18	0.00	0.750										
68 James Naile, R ERA:	0.2		2	0	0	0	0	0	0	0	0	0	0	2	2	0.00	0.000										
57 Zack Thompson, L ERA: 2.45	1.0		3	0	0	0	1	0	0	0	0	0	0	12	17	0.00	0.000										

St. Louis Cardinals @ Cincinnati Reds
 Great American Ball Park, Cincinnati, OH
 Sun Jul 24 2022, 1:41 PM - 4:25 PM EDT
 Att: 18,813 - Overcast - 92 F

St. Louis Cardinals @ Cincinnati Reds
 Great American Ball Park, Cincinnati, OH
 Sun Jul 24 2022, 1:41 PM - 4:25 PM EDT
 Att: 18,813 - Overcast - 92 F

AB 29
 R 3
 H 3
 RBI 3
 BB 4
 SO 5
 LOB 6

AB 29
 R 6
 H 7
 RBI 5
 BB 3
 SO 6
 LOB 10



livebaseballscorecards.com

livebaseballscorecards.com

Batter	1	2	3	4	5	6	7	8	9	AB	R	H	RBI	BB	SO	LOB	TOP				
11 Miguel Rojas, R OBP: 0.288, SLG: 0.354										4	0	1	0	0	1	3	Miami Marlins @ Cincinnati Reds Great American Ball Park, Cincinnati, OH Mon Jul 25 2022, 6:43 PM - 9:58 PM EDT Att: 12,948 - Cloudy - 80 F				
54 Nick Fortes, R OBP: 0.344, SLG: 0.427										3	1	1	0	1	0	0					
99 Jesús Aguilar, R OBP: 0.295, SLG: 0.388										4	0	0	0	0	2	4					
24 Avisaíl García, R OBP: 0.265, SLG: 0.326										3	0	1	1	0	1	3					
7 Jesús Sánchez, L OBP: 0.207, SLG: 0.379										4	1	1	0	0	2	2					
67 JJ Bleday, L OBP: 0.444, SLG: 0.625										4	0	0	0	0	2	1					
14 Bryan De La Cruz, R OBP: 0.299, SLG: 0.363										4	0	1	0	0	0	1					
37 Williams Astudillo, R OBP: 0.261, SLG: 0.311										4	0	1	0	0	1	0					
46 Luke Williams, R OBP: 0.329, SLG: 0.359										2	0	1	0	1	1	2					
58 Jacob Stallings, R OBP: 0.253, SLG: 0.235										0	0	0	0	0	0	0					
6 Billy Hamilton, S OBP: 0.143, SLG: 0.143										0	0	0	0	0	0	0					
Inning Stats	R: 1 H: 2 E: 0 K: 2 S: 14	H: 2 LOB: 1 BB: 0 P: 22	R: 0 H: 0 E: 0 K: 2 S: 11	H: 0 LOB: 0 BB: 1 P: 15	R: 0 H: 2 E: 0 K: 1 S: 10	H: 2 LOB: 2 BB: 1 P: 16	R: 1 H: 1 E: 0 K: 1 S: 11	H: 1 LOB: 0 BB: 0 P: 10	R: 0 H: 0 E: 0 K: 3 S: 10	H: 0 LOB: 0 BB: 0 P: 14	R: 0 H: 2 E: 0 K: 1 S: 9	H: 2 LOB: 2 BB: 0 P: 13	R: 0 H: 0 E: 0 K: 0 S: 9	H: 0 LOB: 1 BB: 1 P: 16	R: 0 H: 0 E: 0 K: 0 S: 7	H: 0 LOB: 0 BB: 0 P: 9	1B: 6 2B: 2 3B: 0 HR: 0	SF: 0 SAC: 0 DP: 2 HBP: 0	WP: 2 PB: 0 SB: 1 CS: 0	PA: 35	
PITCHER	IP WLS BF H R ER SO BB IBB HBP BLK WP HR S P ERA WHIP	IP WLS BF H R ER SO BB IBB HBP BLK WP HR S P ERA WHIP	IP WLS BF H R ER SO BB IBB HBP BLK WP HR S P ERA WHIP	IP WLS BF H R ER SO BB IBB HBP BLK WP HR S P ERA WHIP	IP WLS BF H R ER SO BB IBB HBP BLK WP HR S P ERA WHIP	IP WLS BF H R ER SO BB IBB HBP BLK WP HR S P ERA WHIP	IP WLS BF H R ER SO BB IBB HBP BLK WP HR S P ERA WHIP	IP WLS BF H R ER SO BB IBB HBP BLK WP HR S P ERA WHIP	IP WLS BF H R ER SO BB IBB HBP BLK WP HR S P ERA WHIP	IP WLS BF H R ER SO BB IBB HBP BLK WP HR S P ERA WHIP	IP WLS BF H R ER SO BB IBB HBP BLK WP HR S P ERA WHIP	IP WLS BF H R ER SO BB IBB HBP BLK WP HR S P ERA WHIP	IP WLS BF H R ER SO BB IBB HBP BLK WP HR S P ERA WHIP	IP WLS BF H R ER SO BB IBB HBP BLK WP HR S P ERA WHIP	IP WLS BF H R ER SO BB IBB HBP BLK WP HR S P ERA WHIP	IP WLS BF H R ER SO BB IBB HBP BLK WP HR S P ERA WHIP	IP WLS BF H R ER SO BB IBB HBP BLK WP HR S P ERA WHIP	IP WLS BF H R ER SO BB IBB HBP BLK WP HR S P ERA WHIP	IP WLS BF H R ER SO BB IBB HBP BLK WP HR S P ERA WHIP	IP WLS BF H R ER SO BB IBB HBP BLK WP HR S P ERA WHIP	IP WLS BF H R ER SO BB IBB HBP BLK WP HR S P ERA WHIP
40 Nick Lodolo, L ERA: 4.73	6.0	W	23	5	2	0	9	2	0	0	0	0	0	0	0	0	0.00	1.167			
66 Joel Kuhnel, R ERA: 6.07	2.0		9	2	0	0	1	1	0	0	0	0	0	0	0	0	0.00	1.500			
55 Dauri Moreta, R ERA: 6.37	1.0		3	0	0	0	0	0	0	0	0	0	0	0	0	0	0.00	0.000			

Batter	1	2	3	4	5	6	7	8	9	AB	R	H	RBI	BB	SO	LOB	BOTTOM				
6 Jonathan India, R OBP: 0.306, SLG: 0.389										4	2	3	4	1	0	0	Miami Marlins @ Cincinnati Reds Great American Ball Park, Cincinnati, OH Mon Jul 25 2022, 6:43 PM - 9:58 PM EDT Att: 12,948 - Cloudy - 80 F				
22 Brandon Drury, R OBP: 0.333, SLG: 0.523										4	2	1	3	1	0	2					
28 Tommy Pham, R OBP: 0.322, SLG: 0.381										5	1	2	0	0	1	2					
19 Joey Votto, L OBP: 0.325, SLG: 0.386										4	0	1	0	1	3	3					
57 Stuart Fairchild, R OBP: 0.208, SLG: 0.238										0	0	0	0	0	0	0					
17 Kyle Farmer, R OBP: 0.331, SLG: 0.387										4	2	2	1	1	0	3					
7 Donovan Solano, R OBP: 0.383, SLG: 0.471										5	0	3	2	0	0	1					
4 Matt Reynolds, R OBP: 0.332, SLG: 0.365										4	1	2	1	0	1	2					
15 Nick Senzel, R OBP: 0.316, SLG: 0.327										3	2	1	0	1	1	4					
26 Michael Papierski, S OBP: 0.285, SLG: 0.143										4	1	1	0	0	1	5					
Inning Stats	R: 0 H: 1 E: 0 K: 2 S: 12	H: 1 LOB: 1 BB: 0 P: 17	R: 0 H: 1 E: 0 K: 2 S: 14	H: 1 LOB: 1 BB: 1 P: 21	R: 3 H: 4 E: 0 K: 1 S: 22	H: 4 LOB: 1 BB: 0 P: 28	R: 3 H: 4 E: 0 K: 0 S: 18	H: 4 LOB: 2 BB: 1 P: 28	R: 4 H: 3 E: 0 K: 0 S: 14	H: 3 LOB: 0 BB: 1 P: 25	R: 1 H: 3 E: 0 K: 2 S: 17	H: 3 LOB: 2 BB: 0 P: 26	R: 0 H: 0 E: 0 K: 0 S: 6	H: 0 LOB: 0 BB: 1 P: 13	R: 0 H: 0 E: 0 K: 0 S: 3	H: 0 LOB: 1 BB: 1 P: 8	1B: 10 2B: 4 3B: 0 HR: 2	SF: 0 SAC: 0 DP: 2 HBP: 0	WP: 0 PB: 0 SB: 0 CS: 0	PA: 42	
PITCHER	IP WLS BF H R ER SO BB IBB HBP BLK WP HR S P ERA WHIP	IP WLS BF H R ER SO BB IBB HBP BLK WP HR S P ERA WHIP	IP WLS BF H R ER SO BB IBB HBP BLK WP HR S P ERA WHIP	IP WLS BF H R ER SO BB IBB HBP BLK WP HR S P ERA WHIP	IP WLS BF H R ER SO BB IBB HBP BLK WP HR S P ERA WHIP	IP WLS BF H R ER SO BB IBB HBP BLK WP HR S P ERA WHIP	IP WLS BF H R ER SO BB IBB HBP BLK WP HR S P ERA WHIP	IP WLS BF H R ER SO BB IBB HBP BLK WP HR S P ERA WHIP	IP WLS BF H R ER SO BB IBB HBP BLK WP HR S P ERA WHIP	IP WLS BF H R ER SO BB IBB HBP BLK WP HR S P ERA WHIP	IP WLS BF H R ER SO BB IBB HBP BLK WP HR S P ERA WHIP	IP WLS BF H R ER SO BB IBB HBP BLK WP HR S P ERA WHIP	IP WLS BF H R ER SO BB IBB HBP BLK WP HR S P ERA WHIP	IP WLS BF H R ER SO BB IBB HBP BLK WP HR S P ERA WHIP	IP WLS BF H R ER SO BB IBB HBP BLK WP HR S P ERA WHIP	IP WLS BF H R ER SO BB IBB HBP BLK WP HR S P ERA WHIP	IP WLS BF H R ER SO BB IBB HBP BLK WP HR S P ERA WHIP	IP WLS BF H R ER SO BB IBB HBP BLK WP HR S P ERA WHIP	IP WLS BF H R ER SO BB IBB HBP BLK WP HR S P ERA WHIP	IP WLS BF H R ER SO BB IBB HBP BLK WP HR S P ERA WHIP	IP WLS BF H R ER SO BB IBB HBP BLK WP HR S P ERA WHIP
28 Trevor Rogers, L ERA: 5.85	3.2	L	20	6	6	5	2	0	0	0	0	0	0	0	0	0	54.00	9.000			
56 Zach Pop, R ERA: 4.24	0.2		8	5	4	4	0	1	0	0	0	0	0	0	0	0	18.00	26.000			
25 Jordan Holloway, R ERA: 3.36	2.2		11	3	1	1	2	1	0	0	0	0	0	0	0	0	28.00	48.000			
37 Williams Astudillo, R ERA:	1.0		3	0	0	0	0	1	0	0	0	0	0	0	0	0	0.00	1.000			

Miami Marlins @ Cincinnati Reds
Great American Ball Park, Cincinnati, OH
Mon Jul 25 2022, 6:43 PM - 9:58 PM EDT
Att: 12,948 - Cloudy - 80 F

AB 32
R 2
H 7
RBI 1
BB 3
SO 10
LOB 16



Miami Marlins @ Cincinnati Reds
Great American Ball Park, Cincinnati, OH
Mon Jul 25 2022, 6:43 PM - 9:58 PM EDT
Att: 12,948 - Cloudy - 80 F

AB 37
R 11
H 16
RBI 11
BB 5
SO 7
LOB 22



Batter	1	2	3	4	5	6	7	8	9	AB	R	H	RBI	BB	SO	LOB	TOP					
18 Joey Wendle, L (1,6) OBP: 0.339, SLG: 0.396	G4-3		P5		G4-3		K			4	0	0	0	0	1	2						
99 Jesús Aguilar, R (1,10) OBP: 0.292, SLG: 0.383	K		G4-3			P3		L9		4	0	0	0	0	1	0						
67 JJ Bleday, L (1,8) OBP: 0.278, SLG: 0.529	K					K		G4-3		4	1	1	1	0	2	0						
24 Avisail García, R (1,9) OBP: 0.267, SLG: 0.327		F7				G4-3		G6-3		4	0	1	0	0	0	0						
34 Lewin Díaz, L (1,3) OBP: 0.222, SLG: 0.235		1B			L4					3	1	2	0	1	0	1						
37 Williams Astudillo, R (1,4) OBP: 0.256, SLG: 0.296		1B			L9					4	0	1	0	0	0	3						
7 Jesús Sánchez, L (1,7) OBP: 0.270, SLG: 0.384					P5					4	0	1	1	0	1	3						
54 Nick Fortes, R (1,2) OBP: 0.344, SLG: 0.459					HR					3	1	1	1	0	1	2						
46 Luke Williams, R (1,5) OBP: 0.312, SLG: 0.338					K					3	0	0	0	0	2	2						
Inning Stats	R: 0 E: 0 K: 2 S: 10	H: 0 LOB: 0 BB: 0 P: 12	R: 0 E: 0 K: 1 S: 9	H: 1 LOB: 1 BB: 0 P: 11	R: 1 E: 0 K: 1 S: 9	H: 1 LOB: 0 BB: 0 P: 12	R: 1 E: 0 K: 0 S: 8	H: 2 LOB: 1 BB: 0 P: 13	R: 0 E: 0 K: 0 S: 4	H: 0 LOB: 0 BB: 0 P: 8	R: 0 E: 0 K: 1 S: 8	H: 0 LOB: 0 BB: 0 P: 13	R: 1 E: 0 K: 3 S: 14	H: 2 LOB: 2 BB: 1 P: 23	R: 0 E: 0 K: 0 S: 8	H: 0 LOB: 0 BB: 0 P: 9	R: 0 E: 0 K: 0 S: 8	H: 1 LOB: 0 BB: 0 P: 10	1B: 4 2B: 1 3B: 0 HR: 2	SF: 0 SAC: 0 DP: 1 HBP: 0	WP: 0 PB: 0 SB: 0 CS: 0	PA: 34
PITCHER	IP	WLS	BF	H	R	ER	SO	BB	IBB	HBP	BLK	WP	HR	S	P	ERA	WHIP					
58 Luis Castillo, R (1,1) ERA: 2.86	7.0	W	28	6	3	3	8	1	0	0	0	0	2	62	92	3.86	1.000					
43 Alexis Díaz, R (8,1) ERA: 1.98	1.0	H	3	0	0	0	0	0	0	0	0	0	0	8	9	0.00	0.000					
54 Hunter Strickland, R (9,1) ERA: 4.95	1.0	S	3	1	0	0	0	0	0	0	0	0	0	8	10	0.00	1.000					

Miami Marlins @ Cincinnati Reds
Great American Ball Park, Cincinnati, OH
Wed Jul 27 2022, 6:43 PM - 9:14 PM EDT
Att: 11,387 - Partly Cloudy - 83 F

AB 33
R 3
H 7
RBI 3
BB 1
SO 8
LOB 13



Batter	1	2	3	4	5	6	7	8	9	AB	R	H	RBI	BB	SO	LOB	BOTTOM				
6 Jonathan India, R (1,4) OBP: 0.304, SLG: 0.383	28 CS 22 BB 1B	F8			K		L7			4	0	1	0	0	1	0					
22 Brandon Drury, R (1,5) OBP: 0.329, SLG: 0.512	28 BB 17 2B BB	L8			K		K			3	1	0	0	1	2	0					
28 Tommy Pham, R (1,7) OBP: 0.322, SLG: 0.378	17 2B 1-2 2-3		7 F8 4 E 19 HBP 1B		G6-3		K			4	2	2	0	0	1	0					
19 Joey Votto, L (1,3) OBP: 0.321, SLG: 0.377	K		4 E 4 1B HBP		K		K			3	0	0	0	0	3	2					
17 Kyle Farmer, R (1,6) OBP: 0.327, SLG: 0.384	7 2B 1-1H 2-H		K		F9		G6-3			4	1	1	2	0	1	2					
7 Donovan Solano, R (1,10) OBP: 0.384, SLG: 0.489	4 WP 4 1B 2-H		F8				K			4	1	2	1	0	1	2					
4 Matt Reynolds, R (1,9) OBP: 0.337, SLG: 0.371	2-H		E4				K			3	0	2	2	0	1	1					
57 Stuart Fairchild, R (1,8) OBP: 0.185, SLG: 0.208	K		1-3 3-H		K		K			3	0	0	0	0	3	4					
26 Michael Papierski, S (1,2) OBP: 0.241, SLG: 0.128	K		P3				K			3	0	0	0	0	2	1					
Inning Stats	R: 4 E: 0 K: 2 S: 23	H: 5 LOB: 1 BB: 1 P: 36	R: 0 E: 0 K: 1 S: 7	H: 0 LOB: 0 BB: 0 P: 14	R: 1 E: 1 K: 2 S: 11	H: 2 LOB: 2 BB: 0 P: 17	R: 0 E: 0 K: 2 S: 8	H: 0 LOB: 0 BB: 0 P: 11	R: 0 E: 0 K: 1 S: 7	H: 0 LOB: 0 BB: 0 P: 9	R: 0 E: 0 K: 3 S: 12	H: 1 LOB: 1 BB: 0 P: 21	R: 0 E: 0 K: 2 S: 9	H: 0 LOB: 0 BB: 0 P: 15	R: 0 E: 0 K: 2 S: 11	H: 0 LOB: 0 BB: 0 P: 12	1B: 5 2B: 3 3B: 0 HR: 0	SF: 0 SAC: 0 DP: 0 HBP: 1	WP: 1 PB: 0 SB: 0 CS: 1	PA: 33	
PITCHER	IP	WLS	BF	H	R	ER	SO	BB	IBB	HBP	BLK	WP	HR	S	P	ERA	WHIP				
60 Braxton Garrett, L (1,1) ERA: 3.96	5.0	L	23	7	5	5	8	1	0	1	0	0	0	56	87	9.00	1.600				
81 Huascar Brazoban, R (6,1) ERA:	2.0		7	1	0	0	5	0	0	0	0	0	0	21	36	0.00	0.500				
36 Dylan Floro, R (8,1) ERA: 3.62	1.0		3	0	0	0	2	0	0	0	0	0	0	11	12	0.00	0.000				

Miami Marlins @ Cincinnati Reds
Great American Ball Park, Cincinnati, OH
Wed Jul 27 2022, 6:43 PM - 9:14 PM EDT
Att: 11,387 - Partly Cloudy - 83 F

AB 31
R 5
H 8
RBI 5
BB 1
SO 15
LOB 12



Batter	1	2	3	4	5	6	7	8	9	AB	R	H	RBI	BB	SO	LOB	TOP				
18 Joey Wendle, L (1,5) OBP: 0.341, SLG: 0.402										5	1	2	1	0	0	2					
99 Jesús Aguilar, R (1,10) OBP: 0.295, SLG: 0.399										4	1	3	4	0	1	1					
67 JJ Bleday, L (1,8) OBP: 0.217, SLG: 0.409										5	0	0	0	0	3	5					
24 Avisail García, R (1,9) OBP: 0.264, SLG: 0.323										4	0	0	0	0	1	1					
34 Lewin Díaz, L (1,3) OBP: 0.318, SLG: 0.263										2	1	1	0	2	1	0					
11 Miguel Rojas, R (1,6) OBP: 0.288, SLG: 0.352										4	0	1	1	0	0	2					
14 Bryan De La Cruz, R (1,7) OBP: 0.260, SLG: 0.357										3	0	0	0	0	2	2					
7 Jesús Sánchez, L (9,PH) OBP: 0.272, SLG: 0.396										1	1	1	1	0	0	0					
46 Luke Williams, R (1,4) OBP: 0.309, SLG: 0.324										3	1	0	0	1	1	1					
58 Jacob Stallings, R (1,2) OBP: 0.265, SLG: 0.250										3	1	2	0	0	0	0					
54 Nick Fortes, R (9,PR) OBP: 0.344, SLG: 0.459										0	1	0	0	0	0	0					
Inning Stats	R: 0 E: 0 K: 3 S: 13	H: 1 LOB: 1 BB: 0 P: 18	R: 0 E: 0 K: 0 S: 4	H: 0 LOB: 0 BB: 1 P: 10	R: 2 E: 0 K: 1 S: 9	H: 2 LOB: 0 BB: 0 P: 13	R: 1 E: 0 K: 1 S: 15	H: 2 LOB: 1 BB: 0 P: 22	R: 0 E: 0 K: 0 S: 8	H: 0 LOB: 1 BB: 1 P: 14	R: 1 E: 0 K: 1 S: 10	H: 2 LOB: 1 BB: 0 P: 15	R: 0 E: 0 K: 1 S: 7	H: 0 LOB: 0 BB: 0 P: 11	R: 3 E: 0 K: 1 S: 17	H: 2 LOB: 1 BB: 1 P: 26	1B: 5 2B: 3 3B: 0 HR: 2	SF: 1 SAC: 0 DP: 1 HBP: 1	WP: 0 PB: 1 SB: 0 CS: 1	PA: 39	
PITCHER	IP WLS BF H R ER SO BB IBB HBP BLK WP HR S P ERA WHIP	IP WLS BF H R ER SO BB IBB HBP BLK WP HR S P ERA WHIP	IP WLS BF H R ER SO BB IBB HBP BLK WP HR S P ERA WHIP	IP WLS BF H R ER SO BB IBB HBP BLK WP HR S P ERA WHIP	IP WLS BF H R ER SO BB IBB HBP BLK WP HR S P ERA WHIP	IP WLS BF H R ER SO BB IBB HBP BLK WP HR S P ERA WHIP	IP WLS BF H R ER SO BB IBB HBP BLK WP HR S P ERA WHIP	IP WLS BF H R ER SO BB IBB HBP BLK WP HR S P ERA WHIP	IP WLS BF H R ER SO BB IBB HBP BLK WP HR S P ERA WHIP	IP WLS BF H R ER SO BB IBB HBP BLK WP HR S P ERA WHIP	IP WLS BF H R ER SO BB IBB HBP BLK WP HR S P ERA WHIP	IP WLS BF H R ER SO BB IBB HBP BLK WP HR S P ERA WHIP	IP WLS BF H R ER SO BB IBB HBP BLK WP HR S P ERA WHIP	IP WLS BF H R ER SO BB IBB HBP BLK WP HR S P ERA WHIP	IP WLS BF H R ER SO BB IBB HBP BLK WP HR S P ERA WHIP	IP WLS BF H R ER SO BB IBB HBP BLK WP HR S P ERA WHIP	IP WLS BF H R ER SO BB IBB HBP BLK WP HR S P ERA WHIP	IP WLS BF H R ER SO BB IBB HBP BLK WP HR S P ERA WHIP	IP WLS BF H R ER SO BB IBB HBP BLK WP HR S P ERA WHIP	IP WLS BF H R ER SO BB IBB HBP BLK WP HR S P ERA WHIP	IP WLS BF H R ER SO BB IBB HBP BLK WP HR S P ERA WHIP
51 Graham Ashcraft, R (1,1) ERA: 4.64	6.2	29	8	4	3	6	2	0	0	0	0	0	1	63	100	4.05	1.500				
43 Alexis Díaz, R (7,1) ERA: 1.91	1.1	4	0	0	0	2	0	0	0	0	0	0	0	10	17	0.00	0.000				
54 Hunter Strickland, R (9,1) ERA: 5.7	0.0	3	1	3	3	0	1	0	1	0	0	1	9	16	∞	∞					
46 Buck Farmer, R (9,1) ERA: 4.5	1.0	3	1	0	0	1	0	0	0	0	0	0	0	8	10	0.00	1.000				

Miami Marlins @ Cincinnati Reds
Great American Ball Park, Cincinnati, OH
Thu Jul 28 2022, 12:41 PM - 4:19 PM EDT
Att: 14,506 - Partly Cloudy - 86 F

AB 34
R 7
H 10
RBI 7
BB 3
SO 9
LOB 14



Batter	1	2	3	4	5	6	7	8	9	AB	R	H	RBI	BB	SO	LOB	BOTTOM				
6 Jonathan India, R (1,4) OBP: 0.301, SLG: 0.374										4	1	0	0	1	0	1					
22 Brandon Drury, R (1,3) OBP: 0.332, SLG: 0.515										4	1	2	0	1	1	0					
28 Tommy Pham, R (1,7) OBP: 0.325, SLG: 0.385										5	1	3	2	0	1	1					
19 Joey Votto, L (1,10) OBP: 0.322, SLG: 0.375										4	0	1	0	0	1	3					
7 Donovan Solano, R (1,5) OBP: 0.379, SLG: 0.479										4	0	1	1	0	1	2					
4 Matt Reynolds, R (1,6) OBP: 0.335, SLG: 0.368										4	1	1	0	0	0	4					
15 Nick Senzel, R (1,8) OBP: 0.311, SLG: 0.322										4	1	1	0	0	1	0					
Tyler Naquin, L (1,9) OBP: 0.305, SLG: 0.444										3	1	1	2	0	0	1					
17 Kyle Farmer, R (9,PH) OBP: 0.326, SLG: 0.383										1	0	0	0	0	0	0					
47 Mark Kolozsvary, R (1,2) OBP: 0.176, SLG: 0.471										3	0	1	1	0	1	0					
57 Stuart Fairchild, R (9,PH) OBP: 0.179, SLG: 0.290										1	0	0	0	0	1	0					
Inning Stats	R: 1 E: 0 K: 0 S: 14	H: 2 LOB: 2 BB: 0 P: 28	R: 0 E: 0 K: 1 S: 8	H: 0 LOB: 0 BB: 0 P: 11	R: 0 E: 0 K: 1 S: 11	H: 1 LOB: 1 BB: 0 P: 15	R: 2 E: 0 K: 0 S: 17	H: 3 LOB: 1 BB: 0 P: 24	R: 1 E: 0 K: 0 S: 18	H: 1 LOB: 0 BB: 0 P: 14	R: 0 E: 0 K: 1 S: 10	H: 0 LOB: 0 BB: 0 P: 12	R: 0 E: 0 K: 1 S: 7	H: 0 LOB: 0 BB: 0 P: 10	R: 1 E: 0 K: 2 S: 16	H: 1 LOB: 2 BB: 2 P: 30	1B: 7 2B: 3 3B: 0 HR: 1	SF: 0 SAC: 0 DP: 1 HBP: 1	WP: 2 PB: 0 SB: 0 CS: 0	PA: 40	
PITCHER	IP WLS BF H R ER SO BB IBB HBP BLK WP HR S P ERA WHIP	IP WLS BF H R ER SO BB IBB HBP BLK WP HR S P ERA WHIP	IP WLS BF H R ER SO BB IBB HBP BLK WP HR S P ERA WHIP	IP WLS BF H R ER SO BB IBB HBP BLK WP HR S P ERA WHIP	IP WLS BF H R ER SO BB IBB HBP BLK WP HR S P ERA WHIP	IP WLS BF H R ER SO BB IBB HBP BLK WP HR S P ERA WHIP	IP WLS BF H R ER SO BB IBB HBP BLK WP HR S P ERA WHIP	IP WLS BF H R ER SO BB IBB HBP BLK WP HR S P ERA WHIP	IP WLS BF H R ER SO BB IBB HBP BLK WP HR S P ERA WHIP	IP WLS BF H R ER SO BB IBB HBP BLK WP HR S P ERA WHIP	IP WLS BF H R ER SO BB IBB HBP BLK WP HR S P ERA WHIP	IP WLS BF H R ER SO BB IBB HBP BLK WP HR S P ERA WHIP	IP WLS BF H R ER SO BB IBB HBP BLK WP HR S P ERA WHIP	IP WLS BF H R ER SO BB IBB HBP BLK WP HR S P ERA WHIP	IP WLS BF H R ER SO BB IBB HBP BLK WP HR S P ERA WHIP	IP WLS BF H R ER SO BB IBB HBP BLK WP HR S P ERA WHIP	IP WLS BF H R ER SO BB IBB HBP BLK WP HR S P ERA WHIP	IP WLS BF H R ER SO BB IBB HBP BLK WP HR S P ERA WHIP	IP WLS BF H R ER SO BB IBB HBP BLK WP HR S P ERA WHIP	IP WLS BF H R ER SO BB IBB HBP BLK WP HR S P ERA WHIP	IP WLS BF H R ER SO BB IBB HBP BLK WP HR S P ERA WHIP
20 Daniel Castano, L (1,1) ERA: 4.04	0.2	5	2	1	0	0	0	0	0	0	0	0	0	12	23	13.50	3.000				
43 Jeff Bringham, R (1,1) ERA: 4.03	2.2	11	3	2	2	2	0	0	0	0	0	0	0	31	44	6.75	1.125				
35 Richard Bleier, L (4,1) ERA: 4.03	1.0	7	4	1	1	0	0	0	0	0	0	0	0	21	30	9.00	4.000				
48 Steven Okert, L (5,1) ERA: 2.29	1.2	5	1	1	1	1	0	0	0	0	0	0	1	14	20	5.40	0.600				
52 Anthony Bass, R (7,1) ERA: 1.44	1.0	3	0	0	0	1	0	0	0	0	0	0	0	8	12	0.00	0.000				

Miami Marlins @ Cincinnati Reds
Great American Ball Park, Cincinnati, OH
Thu Jul 28 2022, 12:41 PM - 4:19 PM EDT
Att: 14,506 - Partly Cloudy - 86 F

AB 37
R 6
H 11
RBI 6
BB 2
SO 7
LOB 12



Batter	1	2	3	4	5	6	7	8	9	AB	R	H	RBI	BB	SO	LOB	TOP													
31 Cedric Mullins, L OBP: 0.321, SLG: 0.385	G3		G4-3		G4-3		F7		1B	5	1	1	2	0	0	2														
35 Adley Rutschman, S OBP: 0.340, SLG: 0.432	G6-3		P3			K		1B	1B	4	1	1	0	1	1	0														
16 Trey Mancini, R OBP: 0.352, SLG: 0.412 77 Terrin Vavra, L (9, PR)	G5-3				25 1B				1B	2	1	1	1	3	0	0														
25 Anthony Santander, S OBP: 0.356, SLG: 0.447 41 Tyler Nevin, R OBP: 0.313, SLG: 0.270	1B		21 1B		21 G6-4-3				1B	4	1	3	2	0	1	2														
6 Ryan Mountcastle, R OBP: 0.292, SLG: 0.439	K				1B				HBP	4	0	0	1	0	1	5														
21 Austin Hays, R OBP: 0.320, SLG: 0.438	1B									5	0	1	0	0	1	6														
29 Ramón Urias, R OBP: 0.305, SLG: 0.450 26 Ryan McKenna, R OBP: 0.302, SLG: 0.340	P2								BB	2	0	0	0	2	0	2														
12 Rougned Odor, L OBP: 0.261, SLG: 0.384	F9								BB	4	1	1	0	0	1	3														
3 Jorge Mateo, R OBP: 0.262, SLG: 0.372									F8	4	0	1	0	0	1	4														
Inning Stats	R: 0 E: 0 K: 0 S: 5	H: 0 LOB: 0 BB: 7	R: 0 E: 0 K: 1 S: 13	H: 2 LOB: 2 BB: 22	R: 0 E: 0 K: 1 S: 7	H: 0 LOB: 0 BB: 7	R: 0 E: 0 K: 0 S: 10	H: 1 LOB: 1 BB: 16	R: 0 E: 0 K: 1 S: 8	H: 0 LOB: 1 BB: 15	R: 2 E: 0 K: 1 S: 16	H: 1 LOB: 2 BB: 28	R: 0 E: 0 K: 0 S: 11	H: 1 LOB: 2 BB: 17	R: 0 E: 0 K: 1 S: 11	H: 1 LOB: 2 BB: 20	R: 4 E: 0 K: 1 S: 15	H: 3 LOB: 2 BB: 27	1B: 6 2B: 1 3B: 1 HR: 1	SF: 1 DP: 1 HBP: 1	WP: 0 PB: 0 SB: 1 CS: 0	PA: 42								
PITCHER	IP WLS BF H R ER SO BB IBB HBP BLK WP HR S P ERA WHIP																													
31 Mike Minor, L ERA: 6.31	(1, 1)	5.1	22	4	2	2	4	3	0	0	0	0	0	0	0	1	52	84	3.38	1.312										
66 Joel Kuhnel, R ERA: 5.87	(6, 1)	1.0	3	0	0	0	0	0	0	0	0	0	0	0	0	0	8	13	0.00	0.000										
52 Reiver Sanmartin, L ERA: 7.41	(7, 1)	0.2	3	1	0	0	0	0	0	0	0	0	0	0	0	0	10	15	0.00	1.500										
79 Ian Gibaut, R ERA: 5.06	(8, 1)	1.0	5	1	0	0	1	1	0	0	0	0	0	0	0	0	11	20	0.00	2.000										
46 Buck Farmer, R ERA: 6.2	(9, 1)	0.1	L 6	3	4	4	0	2	0	0	0	0	0	0	0	0	10	19	108.00	15.000										
PITCHER	IP WLS BF H R ER SO BB IBB HBP BLK WP HR S P ERA WHIP																													
55 Dauri Moreta, R ERA: 6.23	(9, 1)	0.2	3	0	0	0	1	0	0	0	0	0	0	0	0	0	5	8	0.00	0.000										

Baltimore Orioles @ Cincinnati Reds
Great American Ball Park, Cincinnati, OH
Fri Jul 29 2022, 6:42 PM - 10:10 PM EDT
Att: 23,658 - Clear - 82 F

AB 34
R 6
H 9
RBI 6
BB 6
SO 6
LOB 24



Batter	1	2	3	4	5	6	7	8	9	AB	R	H	RBI	BB	SO	LOB	BOTTOM													
6 Jonathan India, R OBP: 0.305, SLG: 0.383	2B		K		F8		1B			4	1	2	0	0	1	2														
22 Brandon Drury, R OBP: 0.332, SLG: 0.512	K		F7							4	0	1	0	0	1	2														
28 Tommy Pham, R OBP: 0.325, SLG: 0.381	K		K						1B	3	0	0	0	1	2	3														
19 Joey Votto, L OBP: 0.321, SLG: 0.385	HR				F8					4	1	1	2	0	0	2														
17 Kyle Farmer, R OBP: 0.325, SLG: 0.379	P5				L9					3	0	0	0	0	1	0														
9 Mike Moustakas, L OBP: 0.298, SLG: 0.346 7 Donovan Solano, R (6, FH) OBP: 0.371, SLG: 0.469	K				K					2	0	0	0	0	2	0														
4 Matt Reynolds, R OBP: 0.333, SLG: 0.365	K									4	0	1	0	0	3	0														
15 Nick Senzel, R OBP: 0.307, SLG: 0.318	G6-3									3	0	0	0	0	0	1														
26 Michael Papierski, S OBP: 0.281, SLG: 0.163	1B									2	0	2	0	1	0	0														
Inning Stats	R: 2 E: 0 K: 2 S: 12	H: 2 LOB: 0 BB: 0	R: 0 E: 0 K: 2 S: 12	H: 0 LOB: 0 BB: 0	R: 0 E: 0 K: 2 S: 15	H: 1 LOB: 1 BB: 23	R: 0 E: 0 K: 1 S: 6	H: 0 LOB: 0 BB: 13	R: 0 E: 0 K: 0 S: 7	H: 2 LOB: 1 BB: 8	R: 0 E: 0 K: 1 S: 14	H: 0 LOB: 2 BB: 28	R: 0 E: 0 K: 1 S: 9	H: 1 LOB: 2 BB: 17	R: 0 E: 0 K: 0 S: 7	H: 1 LOB: 0 BB: 9	R: 0 E: 0 K: 2 S: 9	H: 0 LOB: 0 BB: 11	1B: 5 2B: 1 3B: 0 HR: 1	SF: 0 DP: 2 HBP: 1	WP: 1 PB: 0 SB: 0 CS: 0	PA: 34								
PITCHER	IP WLS BF H R ER SO BB IBB HBP BLK WP HR S P ERA WHIP																													
56 Kyle Bradish, R ERA: 7.01	(1, 1)	5.0	19	5	2	2	7	1	0	0	0	0	0	0	0	1	52	81	3.60	1.000										
34 Joey Krehbiel, R ERA: 2.41	(6, 1)	0.2	4	0	0	0	0	1	0	1	0	0	0	0	0	11	23	0.00	1.500											
58 Cionel Pérez, L ERA: 1.26	(6, 1)	1.0	4	0	0	0	2	1	0	0	0	0	0	0	0	10	18	0.00	1.000											
55 Dillon Tate, R ERA: 2.22	(7, 1)	1.1	W 5	2	0	0	0	0	0	0	0	0	0	0	9	13	0.00	1.500												
43 Jorge López, R ERA: 1.68	(9, 1)	1.0	3	0	0	0	2	0	0	0	0	0	0	0	9	11	0.00	0.000												

Baltimore Orioles @ Cincinnati Reds
Great American Ball Park, Cincinnati, OH
Fri Jul 29 2022, 6:42 PM - 10:10 PM EDT
Att: 23,658 - Clear - 82 F

AB 31
R 2
H 7
RBI 2
BB 2
SO 11
LOB 12



Batter	1	2	3	4	5	6	7	8	9	AB	R	H	RBI	BB	SO	LOB	TOP				
31 Cedric Mullins, L OBP: 0.318, SLG: 0.381	F7	K			G3			G4-3		4	0	0	0	0	1	1					
35 Adley Rutschman, S OBP: 0.343, SLG: 0.433	1B		L8			K			1B	4	1	2	0	0	1	0					
16 Trey Mancini, R OBP: 0.351, SLG: 0.410	1B		G4-3			K			K	4	1	1	0	0	2	1					
25 Anthony Santander, S OBP: 0.335, SLG: 0.445	1B		P2			G4-3			G6-5-3	4	0	1	1	0	0	1					
21 Austin Hays, R OBP: 0.318, SLG: 0.434	K				G5-3			K		3	0	0	0	0	2	1					
12 Rowned Odor, L OBP: 0.299, SLG: 0.379	G4-3				K			K		3	0	0	0	0	2	1					
29 Ramón Urias, R OBP: 0.305, SLG: 0.449					K			G4-3		3	0	1	0	0	1	0					
77 Terrin Vavra, L (1, 10)		G4-6-3				G2-3		F7		3	0	0	0	0	0	1					
41 Tyler Nevin, R OBP: 0.313, SLG: 0.271					K			K		3	0	1	0	0	2	0					
Inning Stats	R: 2 H: 3 E: 0 K: 1 S: 20	H: 3 LOB: 1 BB: 0 P: 27	R: 0 H: 2 E: 0 K: 1 S: 12	H: 2 LOB: 1 BB: 0 P: 17	R: 0 H: 0 E: 0 K: 0 S: 7	H: 0 LOB: 0 BB: 0 P: 11	R: 0 H: 0 E: 0 K: 2 S: 9	H: 0 LOB: 0 BB: 0 P: 14	R: 0 H: 0 E: 0 K: 1 S: 8	H: 0 LOB: 0 BB: 0 P: 13	R: 0 H: 0 E: 0 K: 2 S: 11	H: 0 LOB: 0 BB: 0 P: 16	R: 0 H: 0 E: 0 K: 2 S: 9	H: 0 LOB: 0 BB: 0 P: 12	R: 0 H: 1 E: 0 K: 1 S: 9	H: 0 LOB: 0 BB: 0 P: 14	1B: 6 2B: 0 3B: 0 HR: 0	SF: 0 SAC: 0 DP: 2 HBP: 0	WP: 0 PB: 0 SB: 0 CS: 0	PA: 31	
PITCHER	IP WLS BF H R ER SO BB IBB HBP BLK WP HR S P ERA WHIP	IP WLS BF H R ER SO BB IBB HBP BLK WP HR S P ERA WHIP	IP WLS BF H R ER SO BB IBB HBP BLK WP HR S P ERA WHIP	IP WLS BF H R ER SO BB IBB HBP BLK WP HR S P ERA WHIP	IP WLS BF H R ER SO BB IBB HBP BLK WP HR S P ERA WHIP	IP WLS BF H R ER SO BB IBB HBP BLK WP HR S P ERA WHIP	IP WLS BF H R ER SO BB IBB HBP BLK WP HR S P ERA WHIP	IP WLS BF H R ER SO BB IBB HBP BLK WP HR S P ERA WHIP	IP WLS BF H R ER SO BB IBB HBP BLK WP HR S P ERA WHIP	IP WLS BF H R ER SO BB IBB HBP BLK WP HR S P ERA WHIP	IP WLS BF H R ER SO BB IBB HBP BLK WP HR S P ERA WHIP	IP WLS BF H R ER SO BB IBB HBP BLK WP HR S P ERA WHIP	IP WLS BF H R ER SO BB IBB HBP BLK WP HR S P ERA WHIP	IP WLS BF H R ER SO BB IBB HBP BLK WP HR S P ERA WHIP	IP WLS BF H R ER SO BB IBB HBP BLK WP HR S P ERA WHIP	IP WLS BF H R ER SO BB IBB HBP BLK WP HR S P ERA WHIP	IP WLS BF H R ER SO BB IBB HBP BLK WP HR S P ERA WHIP	IP WLS BF H R ER SO BB IBB HBP BLK WP HR S P ERA WHIP	IP WLS BF H R ER SO BB IBB HBP BLK WP HR S P ERA WHIP	IP WLS BF H R ER SO BB IBB HBP BLK WP HR S P ERA WHIP	IP WLS BF H R ER SO BB IBB HBP BLK WP HR S P ERA WHIP
30 Tyler Mahle, R ERA: 4.4	6.0	W	22	5	2	2	7	0	0	0	0	1	0	0	67	98	3.00	0.833			
52 Reiver Sanmartin, L ERA: 7.2	1.0		3	0	0	0	2	0	0	0	0	0	0	0	9	12	0.00	0.000			
75 Ross Detwiler, L ERA: 3.94	1.0		3	0	0	0	1	0	0	0	0	0	0	0	8	12	0.00	0.000			
68 Ryan Hendrix, R ERA: 4.26	1.0		3	1	0	0	1	0	0	0	0	0	0	0	9	14	0.00	1.000			

Baltimore Orioles @ Cincinnati Reds
Great American Ball Park, Cincinnati, OH
Sat Jul 30 2022, 6:42 PM - 9:35 PM EDT
Att: 29,104 - Cloudy - 81 F

AB	31
R	2
H	6
RBI	1
BB	0
SO	11
LOB	6



Batter	1	2	3	4	5	6	7	8	9	AB	R	H	RBI	BB	SO	LOB	BOTTOM				
6 Jonathan India, R OBP: 0.312, SLG: 0.410	F9-2			HR		2B		P3		5	2	3	2	0	0	2					
22 Brandon Drury, R OBP: 0.332, SLG: 0.513	F9		G6-3	2B		1B		K		5	0	2	1	0	1	1					
28 Tommy Pham, R OBP: 0.321, SLG: 0.377	K		K	G4-3		F8				4	0	0	0	0	2	3					
19 Joey Votto, L OBP: 0.327, SLG: 0.397	E4				HR			G4-3		2	1	1	1	2	0	1					
9 Mike Moustakas, L OBP: 0.293, SLG: 0.339	F8		K		P2			G4-3		4	0	0	0	0	1	5					
17 Kyle Farmer, R OBP: 0.327, SLG: 0.381		1B		F8		1B		G6-3		4	2	2	0	0	0	0					
15 Nick Senzel, R OBP: 0.307, SLG: 0.321		F8		2B		L3		L7		4	1	1	0	0	0	2					
27 Jake Fraley, L OBP: 0.250, SLG: 0.340		1B		2B		HR		P4		4	2	3	3	0	0	0					
26 Michael Papierski, S OBP: 0.279, SLG: 0.170		1B		L9		K		K		4	0	1	1	0	2	1					
Inning Stats	R: 0 H: 1 E: 1 K: 1 S: 15	H: 3 LOB: 2 BB: 0 P: 24	R: 1 H: 3 E: 0 K: 0 S: 12	H: 3 LOB: 0 BB: 0 P: 19	R: 0 H: 0 E: 0 K: 2 S: 10	H: 0 LOB: 1 BB: 1 P: 15	R: 3 H: 4 E: 0 K: 0 S: 16	H: 4 LOB: 1 BB: 0 P: 20	R: 3 H: 3 E: 0 K: 1 S: 12	H: 3 LOB: 0 BB: 0 P: 20	R: 1 H: 2 E: 0 K: 0 S: 9	H: 2 LOB: 1 BB: 1 P: 16	R: 0 H: 0 E: 0 K: 0 S: 9	H: 0 LOB: 0 BB: 0 P: 14	R: 0 H: 0 E: 0 K: 2 S: 8	H: 0 LOB: 0 BB: 0 P: 13	1B: 7 2B: 4 3B: 0 HR: 3	SF: 0 SAC: 0 DP: 2 HBP: 0	WP: 0 PB: 0 SB: 0 CS: 0	PA: 38	
PITCHER	IP WLS BF H R ER SO BB IBB HBP BLK WP HR S P ERA WHIP	IP WLS BF H R ER SO BB IBB HBP BLK WP HR S P ERA WHIP	IP WLS BF H R ER SO BB IBB HBP BLK WP HR S P ERA WHIP	IP WLS BF H R ER SO BB IBB HBP BLK WP HR S P ERA WHIP	IP WLS BF H R ER SO BB IBB HBP BLK WP HR S P ERA WHIP	IP WLS BF H R ER SO BB IBB HBP BLK WP HR S P ERA WHIP	IP WLS BF H R ER SO BB IBB HBP BLK WP HR S P ERA WHIP	IP WLS BF H R ER SO BB IBB HBP BLK WP HR S P ERA WHIP	IP WLS BF H R ER SO BB IBB HBP BLK WP HR S P ERA WHIP	IP WLS BF H R ER SO BB IBB HBP BLK WP HR S P ERA WHIP	IP WLS BF H R ER SO BB IBB HBP BLK WP HR S P ERA WHIP	IP WLS BF H R ER SO BB IBB HBP BLK WP HR S P ERA WHIP	IP WLS BF H R ER SO BB IBB HBP BLK WP HR S P ERA WHIP	IP WLS BF H R ER SO BB IBB HBP BLK WP HR S P ERA WHIP	IP WLS BF H R ER SO BB IBB HBP BLK WP HR S P ERA WHIP	IP WLS BF H R ER SO BB IBB HBP BLK WP HR S P ERA WHIP	IP WLS BF H R ER SO BB IBB HBP BLK WP HR S P ERA WHIP	IP WLS BF H R ER SO BB IBB HBP BLK WP HR S P ERA WHIP	IP WLS BF H R ER SO BB IBB HBP BLK WP HR S P ERA WHIP	IP WLS BF H R ER SO BB IBB HBP BLK WP HR S P ERA WHIP	IP WLS BF H R ER SO BB IBB HBP BLK WP HR S P ERA WHIP
64 Dean Kremer, R ERA: 3.86	4.1	L	24	10	6	6	3	1	0	0	0	0	0	0	60	88	12.46	2.538			
67 Beau Sulser, R ERA: 4.09	3.2		14	3	2	2	3	1	0	0	0	0	0	1	31	53	4.91	1.091			

Baltimore Orioles @ Cincinnati Reds
Great American Ball Park, Cincinnati, OH
Sat Jul 30 2022, 6:42 PM - 9:35 PM EDT
Att: 29,104 - Cloudy - 81 F

AB	36
R	8
H	13
RBI	8
BB	2
SO	6
LOB	15



Batter	1	2	3	4	5	6	7	8	9	AB R H RBI BB SO LOB	TOP											
6 Jonathan India, R OBP: 0.311, SLG: 0.403	G6-3	K		K			K		G5-3	5 0 0 0 0 3 2	Cincinnati Reds @ Miami Marlins loanDepot park, Miami, FL Tue Aug 02 2022, 6:42 PM - 9:28 PM EDT Att. 8,188 - Roof Closed - 72 F											
15 Nick Senzel, R OBP: 0.305, SLG: 0.320	19 BB 44 1B 2B	HBP			L6		L8			3 1 1 0 0 0 1												
17 Kyle Farmer, R OBP: 0.325, SLG: 0.373	19 BB 44 1B HBP	FC6-4			G1-3		HBP			2 1 0 0 0 0 1												
19 Joey Votto, L OBP: 0.333, SLG: 0.395	4 E 44 1B BB		K		K		G4-3			3 0 0 0 1 2 2												
7 Donovan Solano, R OBP: 0.350, SLG: 0.430	K		K		K		K			4 0 0 0 0 4 3												
44 Aristides Aquino, R OBP: 0.262, SLG: 0.319	4 E 1B		K2-3		K		K			4 0 1 2 0 3 0												
4 Matt Reynolds, R OBP: 0.327, SLG: 0.353	E1			K2-3		BB	G6-3			3 0 0 0 1 1 2												
3 Albert Almora Jr., R OBP: 0.264, SLG: 0.383	P3			L8		G1		G5-3		4 0 0 0 0 0 4												
47 Mark Kolozsvary, R OBP: 0.238, SLG: 0.450		K2-3				19 PB 17 HBP BB		K		3 0 1 0 1 2 0												
Inning Stats	R: 2 H: 2 E: 1 K: 1 S: 16	H: 2 LOB: 3 BB: 1 P: 26	R: 0 H: 0 E: 0 K: 2 S: 10	H: 0 LOB: 1 BB: 0 P: 17	R: 0 H: 0 E: 0 K: 3 S: 11	H: 0 LOB: 0 BB: 0 P: 15	R: 0 H: 1 E: 0 K: 2 S: 11	H: 0 LOB: 1 BB: 0 P: 14	R: 0 H: 0 E: 0 K: 1 S: 9	H: 0 LOB: 0 BB: 0 P: 14		R: 0 H: 0 E: 0 K: 2 S: 15	H: 0 LOB: 2 BB: 1 P: 23	R: 0 H: 0 E: 0 K: 1 S: 10	H: 0 LOB: 0 BB: 0 P: 20	R: 0 H: 0 E: 0 K: 2 S: 8	H: 0 LOB: 0 BB: 0 P: 12	R: 0 H: 0 E: 0 K: 1 S: 9	H: 0 LOB: 0 BB: 0 P: 10	1B: 2 2B: 1 3B: 0 HR: 0	SF: 0 SAC: 0 DP: 0 HBP: 3	WP: 0 PB: 1 CS: 0
PITCHER	IP WLS BF H R ER SO BB IBB HBP BLK WP HR S P ERA WHIP											IP WLS BF H R ER SO BB IBB HBP BLK WP HR S P ERA WHIP										
60 Braxton Garrett, L ERA: 3.88	5.2 L 25 3 2 2 11 2 0 2 0 0 0 68 104 3.18 0.882																					
81 Hussar Brazoban, R ERA: 1.29	1.1 6 0 0 0 1 1 0 1 0 0 0 14 25 0.00 0.750																					
55 Anthony Bender, R ERA: 4.2	1.0 3 0 0 0 2 0 0 0 0 0 0 8 12 0.00 0.000																					
66 Tanner Scott, L ERA: 4.33	1.0 3 0 0 0 1 0 0 0 0 0 0 9 10 0.00 0.000																					

Cincinnati Reds @ Miami Marlins
loanDepot park, Miami, FL
Tue Aug 02 2022, 6:42 PM - 9:28 PM EDT
Att. 8,188 - Roof Closed - 72 F

AB 31
R 2
H 3
RBI 2
BB 3
SO 15
LOB 15



Batter	1	2	3	4	5	6	7	8	9	AB R H RBI BB SO LOB	BOTTOM											
18 Joey Wendle, L OBP: 0.314, SLG: 0.368	L6		G1-3			E6		L7		4 0 0 0 0 0 1	Cincinnati Reds @ Miami Marlins loanDepot park, Miami, FL Tue Aug 02 2022, 6:42 PM - 9:28 PM EDT Att. 8,188 - Roof Closed - 72 F											
11 Miguel Rojas, R OBP: 0.287, SLG: 0.348	G1-3			K		SF8		F9		3 0 0 1 0 1 0												
99 Jesús Aguilar, R OBP: 0.288, SLG: 0.387	F7			L6		G5-3		F9		4 0 1 0 0 0 1												
46 Luke Williams, R OBP: 0.310, SLG: 0.316				L6		G5-3		2B		0 0 0 0 0 0 0												
34 Lewin Diaz, L OBP: 0.279, SLG: 0.211		G4-3		G3-1		F8		F8		4 0 0 0 0 0 1												
24 Avisail García, R OBP: 0.269, SLG: 0.322																						
67 JJ Bleday, L OBP: 0.225, SLG: 0.342		G6-3				L9				1 0 0 0 0 0 0												
6 Billy Hamilton, S OBP: 0.143, SLG: 0.143										2 0 1 0 0 0 0												
58 Jacob Stallings, R OBP: 0.272, SLG: 0.264										0 0 0 0 0 0 0												
54 Nick Fortes, R OBP: 0.346, SLG: 0.462		7 1B 2B								1 0 0 0 0 1 2												
7 Jesús Sánchez, L OBP: 0.271, SLG: 0.387						G6-3		G4-3		3 0 1 0 0 0 2												
14 Bryan De La Cruz, R OBP: 0.257, SLG: 0.348						G6-3		K		3 0 0 0 0 1 0												
83 Charles Leblanc, R OBP: 0.429, SLG: 0.786								L4		3 1 1 0 0 0 0												
Inning Stats	R: 0 H: 0 E: 0 K: 0 S: 8	H: 2 LOB: 2 BB: 0 P: 11	R: 0 H: 0 E: 0 K: 0 S: 9	H: 2 LOB: 0 BB: 0 P: 13	R: 0 H: 0 E: 0 K: 0 S: 6	H: 0 LOB: 0 BB: 0 P: 7	R: 0 H: 0 E: 0 K: 1 S: 7	H: 0 LOB: 0 BB: 0 P: 10	R: 0 H: 0 E: 0 K: 1 S: 5	H: 0 LOB: 0 BB: 0 P: 7	R: 1 H: 1 E: 1 K: 0 S: 18	H: 1 LOB: 1 BB: 0 P: 25	R: 0 H: 1 E: 1 K: 0 S: 9	H: 1 LOB: 2 BB: 0 P: 15	R: 0 H: 0 E: 0 K: 1 S: 7	H: 0 LOB: 0 BB: 0 P: 8	R: 0 H: 1 E: 0 K: 1 S: 10	H: 1 LOB: 2 BB: 0 P: 17	1B: 3 2B: 2 3B: 0 HR: 0	SF: 1 SAC: 0 DP: 0 HBP: 0	WP: 0 PB: 0 CS: 0	PA: 32
PITCHER	IP WLS BF H R ER SO BB IBB HBP BLK WP HR S P ERA WHIP											IP WLS BF H R ER SO BB IBB HBP BLK WP HR S P ERA WHIP										
51 Graham Ashcraft, R ERA: 4.12	8.1 W 30 5 1 0 3 0 0 0 0 0 0 75 107 0.00 0.600																					
43 Alexis Diaz, R ERA: 2.04	0.2 S 2 0 0 0 1 0 0 0 0 0 0 4 6 0.00 0.000																					

Cincinnati Reds @ Miami Marlins
loanDepot park, Miami, FL
Tue Aug 02 2022, 6:42 PM - 9:28 PM EDT
Att. 8,188 - Roof Closed - 72 F

AB 31
R 1
H 5
RBI 1
BB 0
SO 4
LOB 8



Batter	1	2	3	4	5	6	7	8	9	AB	R	H	RBI	BB	SO	LOB	TOP					
6 Jonathan India, R OBP: 0.308, SLG: 0.400										4	0	1	0	0	1	0						
27 Jake Fraley, L OBP: 0.297, SLG: 0.345										4	0	1	0	0	0	1						
9 Mike Moustakas, L OBP: 0.290, SLG: 0.332										3	0	0	0	1	0	1						
19 Joey Votto, L OBP: 0.335, SLG: 0.396											4	0	2	0	0	0						
7 Donovan Solano, R OBP: 0.350, SLG: 0.427											3	0	1	0	0	3						
44 Aristides Aquino, R OBP: 0.236, SLG: 0.319											3	0	1	0	0	3						
3 Albert Almora Jr., R OBP: 0.299, SLG: 0.376											3	0	0	0	0	2						
2 Jose Barrero, R OBP: 0.299, SLG: 0.376											3	0	0	0	1	0						
26 Michael Papierski, S OBP: 0.239, SLG: 0.143											3	0	0	0	1	0						
Inning Stats	R: 0 E: 0 K: 1 S: 14	H: 2 LOB: 3 BB: 1 P: 22	R: 0 E: 0 K: 1 S: 10	H: 0 LOB: 0 BB: 0 P: 13	R: 0 E: 0 K: 0 S: 5	H: 1 LOB: 0 BB: 0 P: 7	R: 0 E: 0 K: 0 S: 7	H: 1 LOB: 0 BB: 0 P: 11	R: 0 E: 0 K: 1 S: 7	H: 0 LOB: 2 BB: 0 P: 11	R: 0 E: 0 K: 1 S: 9	H: 0 LOB: 1 BB: 0 P: 13	R: 0 E: 0 K: 0 S: 9	H: 2 LOB: 1 BB: 0 P: 9	R: 0 E: 0 K: 0 S: 7	H: 0 LOB: 0 BB: 0 P: 9	R: 0 E: 0 K: 0 S: 7	H: 0 LOB: 0 BB: 0 P: 10	1B: 6 2B: 0 3B: 0 HR: 0	SF: 0 SAC: 0 DP: 2 HBP: 0	WP: 1 PB: 0 SB: 0 CS: 0	PA: 31
PITCHER 22 Sandy Alcantara, R ERA: 1.88	IP: 9.0 WLS: W BF: 31 H: 6 R: 0 ER: 0 SO: 3 BB: 1 IBB: 0 HBP: 0 BLK: 0 WP: 1 HR: 0 S: 75 P: 105 ERA: 0.00 WHIP: 0.778															PITCHER	IP: 9.0 WLS: W BF: 31 H: 6 R: 0 ER: 0 SO: 3 BB: 1 IBB: 0 HBP: 0 BLK: 0 WP: 1 HR: 0 S: 75 P: 105 ERA: 0.00 WHIP: 0.778					

Cincinnati Reds @ Miami Marlins
loanDepot park, Miami, FL
Wed Aug 03 2022, 6:43 PM - 8:52 PM EDT
Att: 8,656 - Roof Closed - 72 F

AB 30
R 0
H 6
RBI 0
BB 1
SO 3
LOB 10



Batter	1	2	3	4	5	6	7	8	9	AB	R	H	RBI	BB	SO	LOB	BOTTOM			
11 Miguel Rojas, R OBP: 0.284, SLG: 0.344										4	0	0	0	0	0	3				
26 Garrett Cooper, R OBP: 0.346, SLG: 0.427										4	0	1	2	0	1	0				
34 Lewin Diaz, L OBP: 0.279, SLG: 0.211										3	1	1	1	1	0	0				
99 Jesús Aguilar, R OBP: 0.290, SLG: 0.395										4	0	0	0	0	1	2				
14 Bryan De La Cruz, R OBP: 0.253, SLG: 0.342											4	0	2	0	0	1	0			
67 JJ Bleday, L OBP: 0.250, SLG: 0.357											3	0	0	0	1	2				
83 Charles Leblanc, R OBP: 0.389, SLG: 0.647											3	0	0	0	1	1	2			
58 Jacob Stallings, R OBP: 0.269, SLG: 0.261											3	0	0	0	0	2	1			
46 Luke Williams, R OBP: 0.333, SLG: 0.354											3	1	3	0	0	0				
6 Billy Hamilton, S OBP: 0.200, SLG: 0.111											2	1	0	0	1	1	1			
Inning Stats	R: 0 E: 0 K: 1 S: 8	H: 0 LOB: 0 BB: 0 P: 12	R: 0 E: 0 K: 3 S: 14	H: 0 LOB: 0 BB: 0 P: 18	R: 0 E: 0 K: 2 S: 8	H: 1 LOB: 1 BB: 0 P: 10	R: 1 E: 0 K: 0 S: 11	H: 2 LOB: 1 BB: 0 P: 16	R: 2 E: 0 K: 0 S: 10	H: 2 LOB: 2 BB: 2 P: 17	R: 0 E: 0 K: 1 S: 8	H: 1 LOB: 1 BB: 1 P: 16	R: 0 E: 0 K: 0 S: 7	H: 0 LOB: 0 BB: 0 P: 10	R: 0 E: 0 K: 0 S: 8	H: 1 LOB: 1 BB: 0 P: 13	1B: 4 2B: 2 3B: 0 HR: 1	SF: 0 SAC: 0 DP: 0 HBP: 0	WP: 0 PB: 0 SB: 4 CS: 2	PA: 34
PITCHER 31 Mike Minor, L ERA: 6.15 66 Joel Kuhnel, R ERA: 5.63 85 Luis Cessa, R ERA: 6.47 54 Hunter Strickland, R ERA: 5.63	IP: 5.1 WLS: L BF: 24 H: 5 R: 3 ER: 3 SO: 6 BB: 2 IBB: 0 HBP: 0 BLK: 0 WP: 0 HR: 0 S: 54 P: 82 ERA: 5.06 WHIP: 1.312															PITCHER	IP: 5.1 WLS: L BF: 24 H: 5 R: 3 ER: 3 SO: 6 BB: 2 IBB: 0 HBP: 0 BLK: 0 WP: 0 HR: 0 S: 54 P: 82 ERA: 5.06 WHIP: 1.312			

Cincinnati Reds @ Miami Marlins
loanDepot park, Miami, FL
Wed Aug 03 2022, 6:43 PM - 8:52 PM EDT
Att: 8,656 - Roof Closed - 72 F

AB 30
R 3
H 7
RBI 3
BB 3
SO 7
LOB 9



Batter	1	2	3	4	5	6	7	8	9	AB	R	H	RBI	BB	SO	LOB	TOP										
6 Jonathan India, R OBP: 0.307, SLG: 0.395	G4-3	FC5-4					P4		K	5	1	1	0	0	1	3	Cincinnati Reds @ Milwaukee Brewers American Family Field, Milwaukee, WI Fri Aug 05 2022, 7:33 PM - 10:47 PM CDT Att: 33,239 - Clear - 78 F										
15 Nick Senzel, R OBP: 0.308, SLG: 0.323	7 BB		G3				F9			4	0	2	0	0	0	0											
17 Kyle Farmer, R OBP: 0.327, SLG: 0.375	K		L9							4	0	2	1	0	1	1											
19 Joey Votto, L OBP: 0.337, SLG: 0.396	7 BB									3	0	1	0	1	0	3											
7 Donovan Solano, R OBP: 0.347, SLG: 0.416										3	0	0	0	1	1	1											
44 Aristides Aquino, R OBP: 0.230, SLG: 0.309										3	0	0	0	0	1	3											
27 Jake Fraley, L OBP: 0.279, SLG: 0.345	K		G3-1				F8			0	0	0	0	1	0	0											
3 Albert Almora Jr., R OBP: 0.265, SLG: 0.376										3	0	1	0	1	1	1											
2 Jose Barrero, R OBP: 0.293, SLG: 0.332										3	0	0	0	0	2	2											
9 Mike Moustakas, L OBP: 0.293, SLG: 0.332										0	0	0	0	1	0	0											
26 Michael Papierski, S OBP: 0.230, SLG: 0.136										3	0	0	0	0	0	1											
4 Matt Reynolds, R OBP: 0.325, SLG: 0.351										1	0	0	0	0	1	2											
Inning Stats	R: 0 E: 0 K: 2 S: 18	H: 2 LOB: 3 BB: 1 P: 27	R: 0 E: 0 K: 0 S: 6	H: 0 LOB: 1 BB: 1 P: 12	R: 0 E: 0 K: 0 S: 10	H: 0 LOB: 1 BB: 1 P: 15	R: 0 E: 0 K: 1 S: 7	H: 1 LOB: 1 BB: 0 P: 8	R: 1 E: 0 K: 0 S: 11	H: 3 LOB: 1 BB: 0 P: 15	R: 0 E: 0 K: 1 S: 10	H: 1 LOB: 1 BB: 0 P: 11	R: 0 E: 0 K: 1 S: 8	H: 1 LOB: 2 BB: 2 P: 10	R: 0 E: 0 K: 3 S: 18	H: 0 LOB: 2 BB: 2 P: 29	1B: 7 2B: 0 3B: 0 HR: 0	SF: 0 SAC: 0 DP: 2 HBP: 0	WP: 0 PB: 1 SB: 0 CS: 0	PA: 37							
PITCHER	IP	WLS	BF	H	R	ER	SO	BB	IBB	HBP	BLK	WP	HR	S	P	ERA	WHIP										
52 Eric Lauer, L ERA: 3.59	7.0	W	29	6	1	1	4	3	0	0	0	0	0	68	100	1.29	1.286										
48 Trevor Gott, R ERA: 4.25	1.1		6	1	0	0	2	2	0	0	0	0	0	18	30	0.00	2.250										
38 Devin Williams, R ERA: 1.74	0.2	S	2	0	0	0	2	0	0	0	0	0	0	8	10	0.00	0.000										

Batter	1	2	3	4	5	6	7	8	9	AB	R	H	RBI	BB	SO	LOB	BOTTOM										
22 Christian Yelich, L OBP: 0.363, SLG: 0.391	11 HR	P5								3	1	1	0	2	0	2	Cincinnati Reds @ Milwaukee Brewers American Family Field, Milwaukee, WI Fri Aug 05 2022, 7:33 PM - 10:47 PM CDT Att: 33,239 - Clear - 78 F										
27 Willy Adames, R OBP: 0.288, SLG: 0.460	K	F9								5	0	0	0	0	1	7											
11 Rowdy Tellez, L OBP: 0.323, SLG: 0.483	HR									3	1	1	2	1	1	2											
24 Andrew McCutchen, R OBP: 0.321, SLG: 0.388	F8									4	0	0	0	0	1	1											
16 Koltan Wong, L OBP: 0.338, SLG: 0.430	G4-3									4	0	1	0	0	1	1											
12 Hunter Renfroe, R OBP: 0.301, SLG: 0.506										3	1	1	0	1	2	1											
2 Luis Urias, R OBP: 0.323, SLG: 0.399										3	1	1	0	1	1	2											
7 Victor Caratini, S OBP: 0.357, SLG: 0.422										3	0	1	0	1	0	2											
15 Tyrone Taylor, R OBP: 0.280, SLG: 0.437										3	1	1	3	1	1	3											
Inning Stats	R: 2 E: 0 K: 1 S: 12	H: 1 LOB: 0 BB: 1 P: 22	R: 3 E: 0 K: 0 S: 12	H: 2 LOB: 0 BB: 1 P: 23	R: 0 E: 0 K: 1 S: 8	H: 0 LOB: 1 BB: 1 P: 13	R: 0 E: 0 K: 0 S: 7	H: 1 LOB: 2 BB: 1 P: 15	R: 0 E: 0 K: 1 S: 12	H: 1 LOB: 2 BB: 1 P: 23	R: 0 E: 0 K: 1 S: 11	H: 1 LOB: 2 BB: 1 P: 22	R: 0 E: 0 K: 3 S: 11	H: 0 LOB: 0 BB: 0 P: 18	R: 0 E: 0 K: 1 S: 13	H: 1 LOB: 2 BB: 1 P: 19		1B: 4 2B: 1 3B: 0 HR: 2	SF: 0 SAC: 0 DP: 0 HBP: 0	WP: 0 PB: 0 SB: 2 CS: 0	PA: 38						
PITCHER	IP	WLS	BF	H	R	ER	SO	BB	IBB	HBP	BLK	WP	HR	S	P	ERA	WHIP										
76 Robert Dugger, R ERA: 6.19	4.0	L	20	4	5	5	2	4	0	0	0	0	2	39	73	11.25	2.000										
75 Ross Detwiler, L ERA: 3.71	1.0		5	1	0	0	1	1	0	0	0	0	0	12	23	0.00	2.000										
85 Luis Cessa, R ERA: 4.27	1.0		5	1	0	0	1	1	0	0	0	0	0	11	22	0.00	2.000										
79 Ian Gibaut, R ERA: 3.95	1.2		6	1	0	0	4	0	0	0	0	0	0	21	30	0.00	0.600										
52 Reiver Sanmartin, L ERA: 7.0	0.1		2	0	0	0	0	1	0	0	0	0	0	3	7	0.00	3.000										

Batter	1	2	3	4	5	6	7	8	9	AB	R	H	RBI	BB	SO	LOB	TOP					
6 Jonathan India, R OBP: 0.308, SLG: 0.397										4	0	1	1	1	1	0	Cincinnati Reds @ Milwaukee Brewers American Family Field, Milwaukee, WI Sat Aug 06 2022, 6:18 PM - 9:47 PM CDT Att: 35,784 - Cloudy - 88 F					
15 Nick Senzel, R OBP: 0.302, SLG: 0.317										5	0	0	0	0	0	3						
17 Kyle Farmer, R OBP: 0.328, SLG: 0.371										3	0	0	0	1	0	0						
19 Joey Votto, L OBP: 0.341, SLG: 0.406									3	1	1	1	2	1	1							
7 Donovan Solano, R OBP: 0.357, SLG: 0.444									4	1	2	1	1	2	2							
44 Aristides Aquino, R OBP: 0.210, SLG: 0.307									4	1	1	0	1	1	2							
3 Albert Almora Jr., R OBP: 0.269, SLG: 0.380									3	2	1	1	1	0	4							
2 Jose Barrero, R OBP: 0.200, SLG: 0.800									4	2	2	3	0	1	3							
28 Austin Romine, R OBP: 0.200, SLG: 0.184									4	0	0	0	0	2	1							
Inning Stats	R: 0 E: 0 K: 2 S: 11	H: 0 LOB: 2 BB: 1 P: 21	R: 2 E: 0 K: 1 S: 16	H: 2 LOB: 1 BB: 1 P: 27	R: 0 E: 0 K: 1 S: 6	H: 0 LOB: 0 BB: 0 P: 11	R: 2 E: 1 K: 1 S: 13	H: 1 LOB: 1 BB: 1 P: 22	R: 0 E: 0 K: 0 S: 10	H: 0 LOB: 2 BB: 2 P: 20	R: 1 E: 0 K: 0 S: 5	H: 1 LOB: 0 BB: 0 P: 8	R: 1 E: 0 K: 1 S: 12	H: 3 LOB: 0 BB: 0 P: 16	R: 0 E: 0 K: 0 S: 7	H: 0 LOB: 0 BB: 1 P: 13		R: 1 E: 0 K: 2 S: 10	H: 1 LOB: 0 BB: 1 P: 17	1B: 2 2B: 3 3B: 0 HR: 4	SF: 0 SAC: 0 DP: 2 HBP: 1	WP: 0 PB: 0 SB: 0 CS: 1
PITCHER	IP: 4.2 ERA: 4.32	WLS: L BF: 24	H: 3 R: 4 ER: 4 SO: 5	BB: 5 IBB: 0 HBP: 1 BLK: 1	WP: 0 HR: 1 S: 53 P: 98	ERA: 7.71 WHIP: 1.714	IP: 5.1 ERA: 2.99	WLS: W BF: 3	H: 1 R: 1 ER: 1 SO: 1	BB: 0 IBB: 0 HBP: 0 BLK: 0	WP: 0 HR: 1 S: 11 P: 16	ERA: 6.75 WHIP: 0.750	IP: 7.1 ERA: 7.0	WLS: W BF: 6	H: 3 R: 1 ER: 1 SO: 1	BB: 0 IBB: 0 HBP: 0 BLK: 0	WP: 0 HR: 1 S: 12 P: 30	ERA: 4.50 WHIP: 1.500				

Batter	1	2	3	4	5	6	7	8	9	AB	R	H	RBI	BB	SO	LOB	BOTTOM									
22 Christian Yelich, L OBP: 0.368, SLG: 0.397										4	1	3	0	0	0	0	Cincinnati Reds @ Milwaukee Brewers American Family Field, Milwaukee, WI Sat Aug 06 2022, 6:18 PM - 9:47 PM CDT Att: 35,784 - Cloudy - 88 F									
27 Willy Adams, R OBP: 0.285, SLG: 0.456									5	0	1	1	0	2	2											
24 Andrew McCutchen, R OBP: 0.324, SLG: 0.397									2	1	1	2	2	0	0											
20 Mike Brosseau, R OBP: 0.359, SLG: 0.462									5	0	0	0	0	1	5											
12 Hunter Renfroe, R OBP: 0.303, SLG: 0.502									2	1	0	0	2	1	3											
18 Keston Hiura, R OBP: 0.354, SLG: 0.472									2	1	1	2	0	1	1											
11 Rowdy Tellez, L OBP: 0.324, SLG: 0.483									2	0	1	0	0	0	0											
2 Luis Urias, R OBP: 0.319, SLG: 0.394									4	0	0	0	0	1	2											
7 Victor Caratini, S OBP: 0.354, SLG: 0.424									2	0	0	0	1	0	0											
15 Tyrone Taylor, R OBP: 0.281, SLG: 0.434									2	0	0	0	1	0	0											
16 Koltan Wong, L OBP: 0.340, SLG: 0.432									1	1	1	0	0	0	0											
Inning Stats	R: 0 E: 0 K: 1 S: 11	H: 1 LOB: 1 BB: 1 P: 23	R: 0 E: 0 K: 2 S: 12	H: 0 LOB: 1 BB: 1 P: 21	R: 0 E: 0 K: 0 S: 5	H: 0 LOB: 0 BB: 0 P: 6	R: 3 E: 0 K: 0 S: 14	H: 2 LOB: 0 BB: 1 P: 24	R: 0 E: 0 K: 1 S: 17	H: 1 LOB: 3 BB: 1 P: 30	R: 0 E: 0 K: 0 S: 13	H: 2 LOB: 2 BB: 1 P: 21	R: 0 E: 0 K: 1 S: 12	H: 0 LOB: 0 BB: 0 P: 18	R: 0 E: 0 K: 1 S: 13	H: 1 LOB: 1 BB: 0 P: 21	R: 2 E: 0 K: 0 S: 9	H: 2 LOB: 0 BB: 0 P: 13	1B: 5 2B: 2 3B: 0 HR: 2	SF: 1 SAC: 0 DP: 0 HBP: 1	WP: 0 PB: 0 SB: 0 CS: 1	PA: 41				
PITCHER	IP: 4.2 ERA: 4.4	WLS: W BF: 5	H: 3 R: 3 ER: 3 SO: 4	BB: 4 IBB: 0 HBP: 0 BLK: 0	WP: 0 HR: 2 S: 56 P: 100	ERA: 5.79 WHIP: 2.000	IP: 5.1 ERA: 5.64	WLS: W BF: 1	H: 1 R: 0 ER: 0 SO: 0	BB: 0 IBB: 0 HBP: 0 BLK: 0	WP: 0 HR: 0 S: 3 P: 4	ERA: 0.00 WHIP: 3.000	IP: 7.1 ERA: 5.45	WLS: W BF: 1	H: 3 R: 0 ER: 0 SO: 1	BB: 0 IBB: 0 HBP: 0 BLK: 0	WP: 0 HR: 0 S: 12 P: 18	ERA: 0.00 WHIP: 1.000	IP: 9.1 ERA: 5.95	WLS: W BF: 2	H: 2 R: 2 ER: 2 SO: 2	BB: 0 IBB: 0 HBP: 0 BLK: 0	WP: 0 HR: 0 S: 9 P: 13	ERA: 18.00 WHIP: 2.000		

Batter	1	2	3	4	5	6	7	8	9	10	AB	R	H	RBI	BB	SO	LOB	TOP	
27 Jake Fraley, L OBP: 0.266, SLG: 0.326 44 Aristides Aquino, R OBP: 0.215, SLG: 0.311											3	0	0	0	0	2	1	Cincinnati Reds @ Milwaukee Brewers American Family Field, Milwaukee, WI Sun Aug 07 2022, 1:13 PM - 4:58 PM CDT Att: 40,063 - Roof Closed - 83 F	
7 Donovan Solano, R OBP: 0.351, SLG: 0.446											4	0	1	2	0	1	1		
9 Mike Moustakas, L OBP: 0.287, SLG: 0.325											5	0	0	0	0	2	2		
19 Joey Votto, L OBP: 0.336, SLG: 0.399											5	0	0	0	0	3	0		
17 Kyle Farmer, R OBP: 0.327, SLG: 0.370											4	0	1	0	0	1	0		
15 Nick Senzel, R OBP: 0.309, SLG: 0.324											3	0	2	0	0	1	0		
3 Albert Almora Jr., R OBP: 0.274, SLG: 0.376											2	0	0	0	2	0	0		
2 Jose Barrero, R OBP: 0.143, SLG: 0.571											4	0	0	0	0	4	5		
26 Michael Papierski, S OBP: 0.250, SLG: 0.194 6 Jonathan India, R OBP: 0.312, SLG: 0.400 28 Austin Romine, R OBP: 0.195, SLG: 0.175											1	1	1	1	1	0	0		
Inning Stats	R: 0 E: 0 K: 1 S: 9	H: 0 LOB: 0 BB: 0 P: 15	R: 0 E: 0 K: 2 S: 16	H: 0 LOB: 2 BB: 1 P: 26	R: 0 E: 0 K: 2 S: 13	H: 0 LOB: 1 BB: 1 P: 22	R: 0 E: 0 K: 1 S: 9	H: 1 LOB: 1 BB: 0 P: 7	R: 1 E: 0 K: 1 S: 9	H: 2 LOB: 1 BB: 0 P: 12	R: 0 E: 0 K: 1 S: 8	H: 2 LOB: 0 BB: 0 P: 12	R: 0 E: 0 K: 2 S: 14	H: 2 LOB: 3 BB: 1 P: 25	R: 2 E: 1 K: 1 S: 13	H: 1 LOB: 0 BB: 0 P: 16	1B: 4 2B: 2 3B: 0 HR: 1		SF: 1 SAC: 0 DP: 0 HBP: 1
PITCHER	IP 6.0	WLS 22	BF 22	H 2	R 1	ER 1	SO 9	BB 2	IBB 0	HBP 1	BLK 0	WP 0	HR 1	S 65	P 98	ERA 1.50	WHIP 0.667		
39 Corbin Burnes, R ERA: 2.45	50 Matt Bush, R ERA: 3.46	25 Taylor Rogers, L ERA: 4.36	45 Brad Boxberger, R ERA: 2.59	36 Devin Williams, R ERA: 1.7															

Cincinnati Reds @ Milwaukee Brewers
 American Family Field, Milwaukee, WI
 Sun Aug 07 2022, 1:13 PM - 4:58 PM CDT
 Att: 40,063 - Roof Closed - 83 F

livebaseballscorecards.com

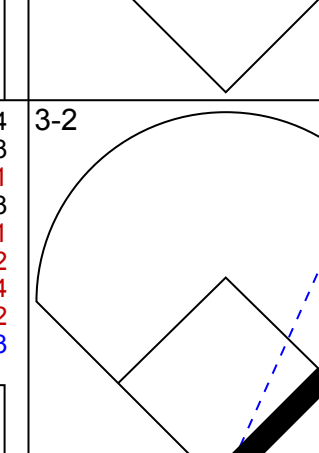
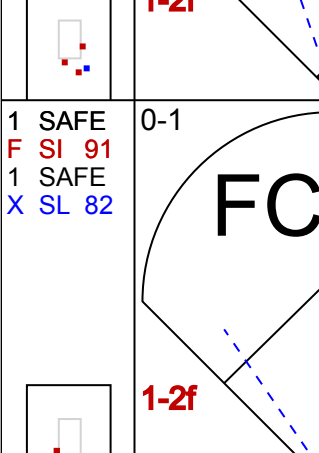

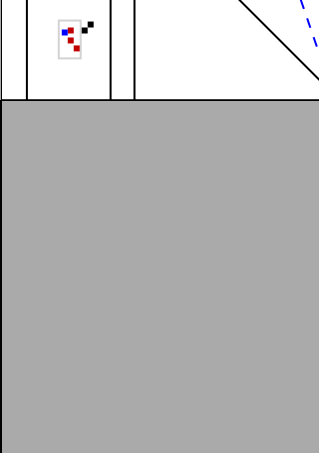

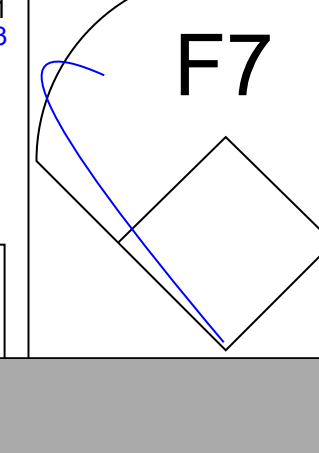

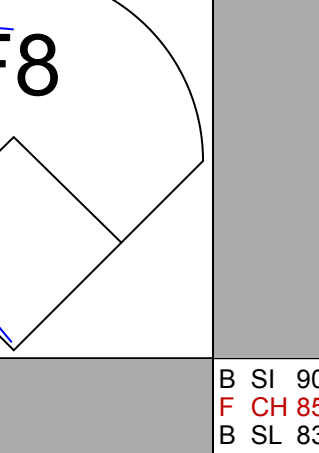
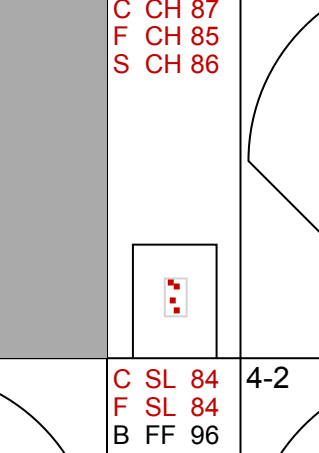



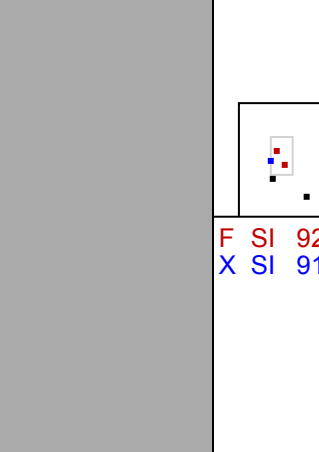


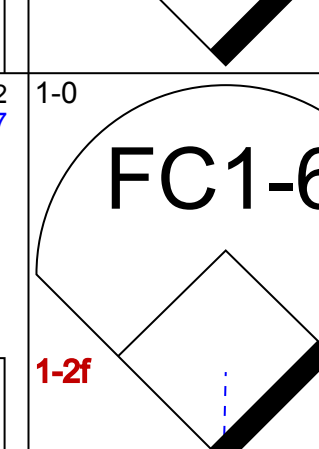
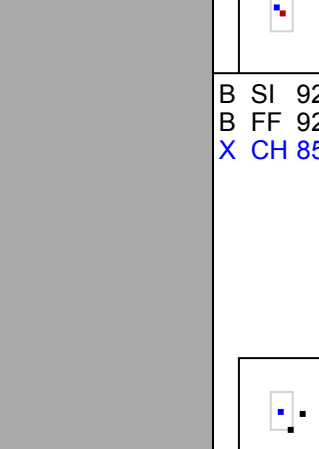

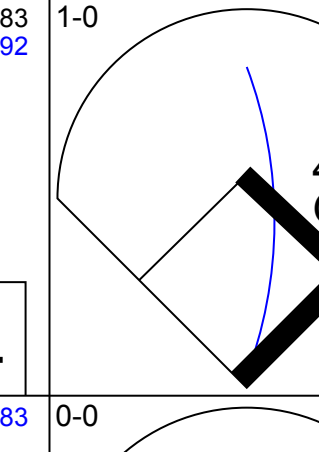

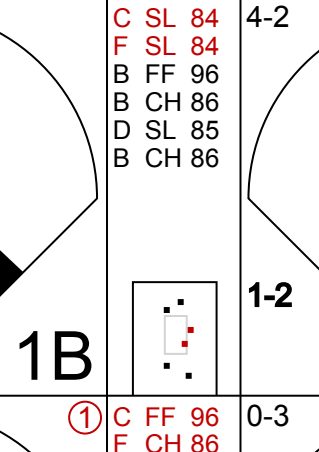

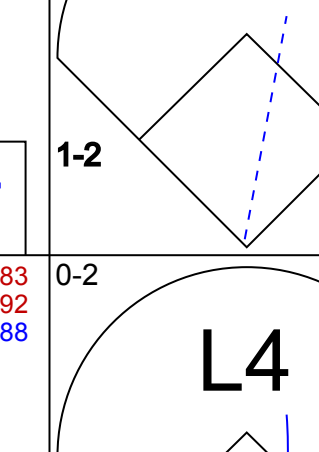
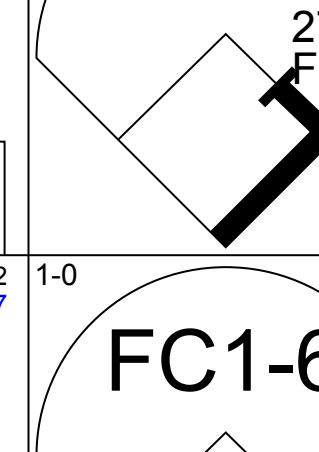

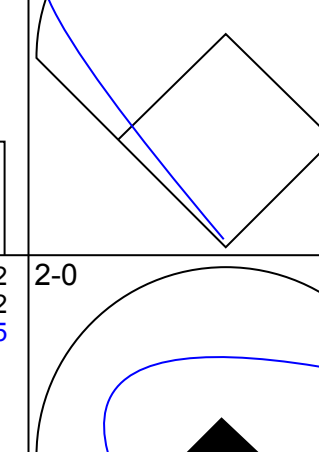

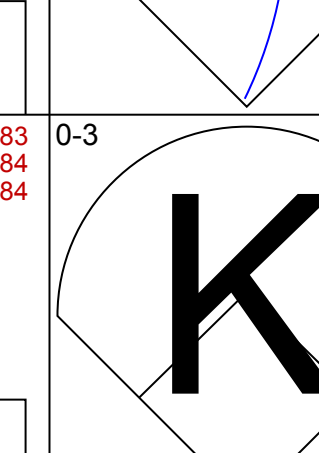
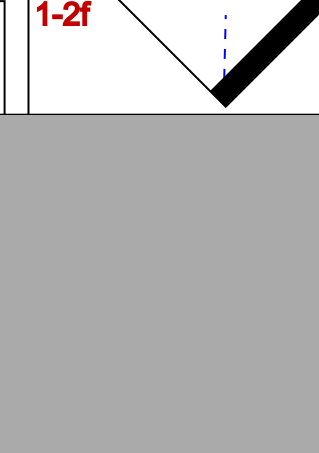
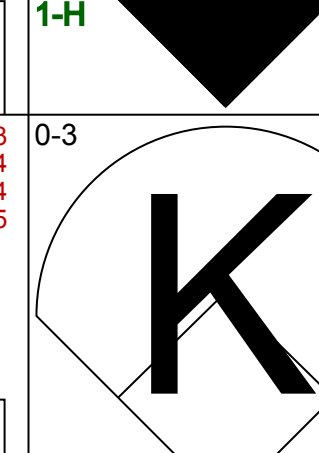

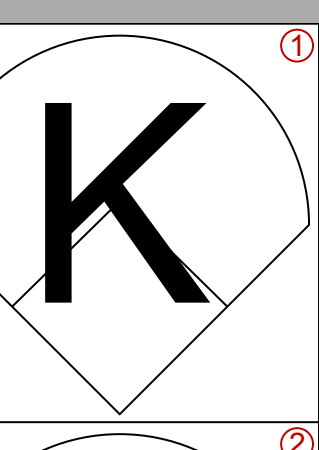
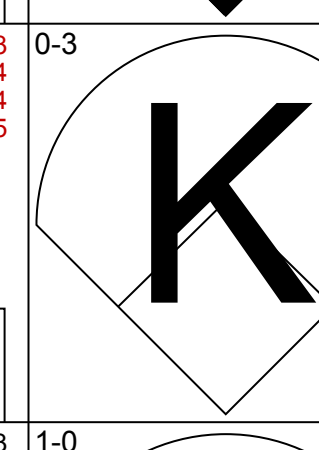

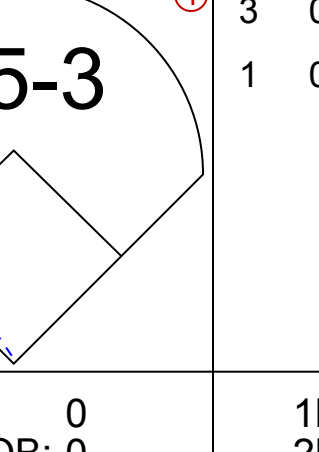
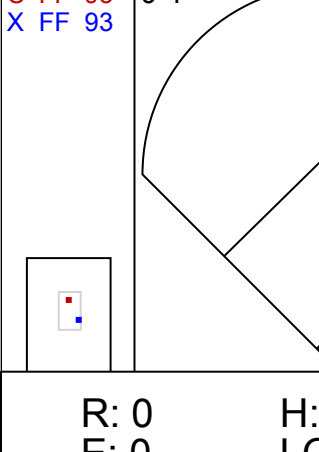
AB 35
R 4
H 7
RBI 3
BB 3
SO 15
LOB 13

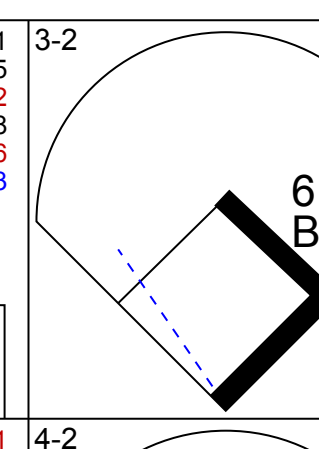
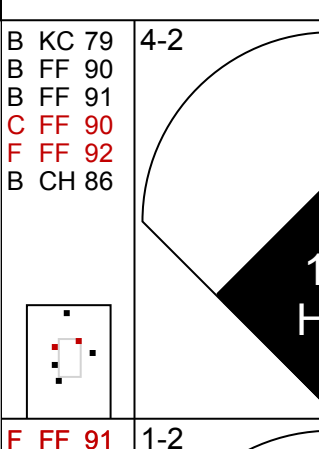
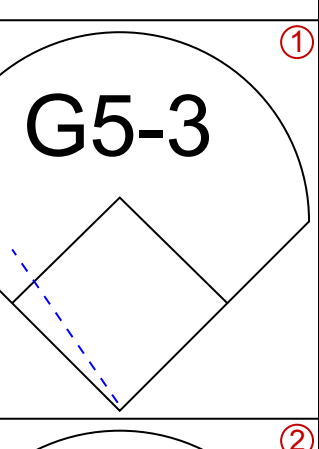


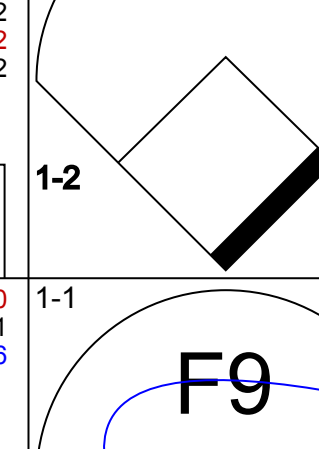
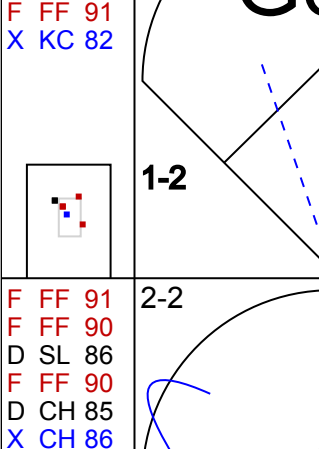
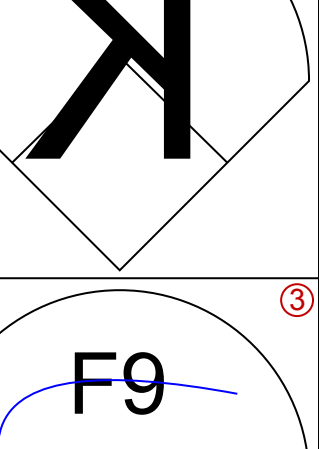
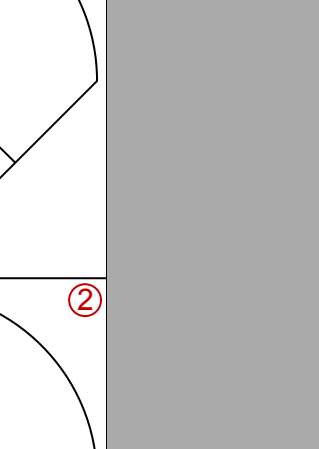
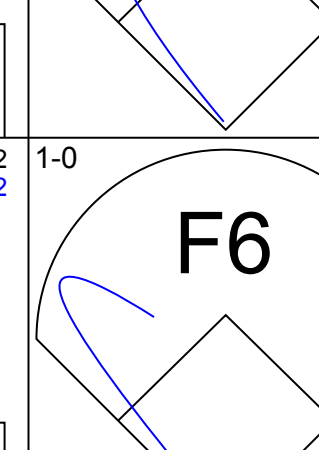
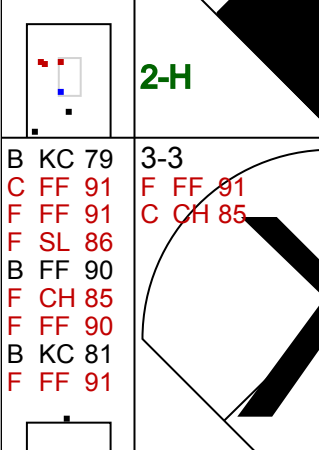
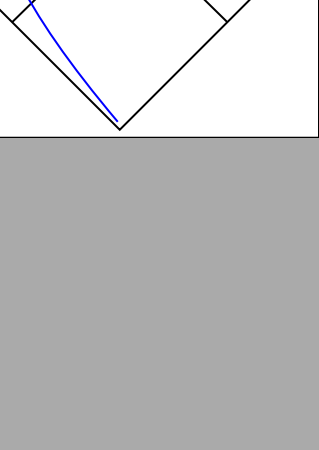
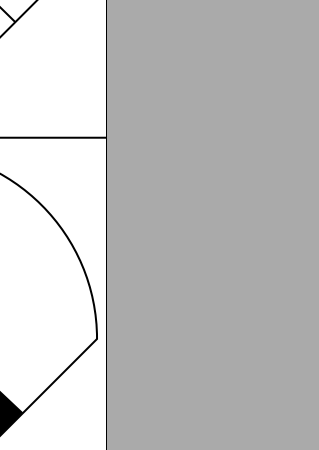
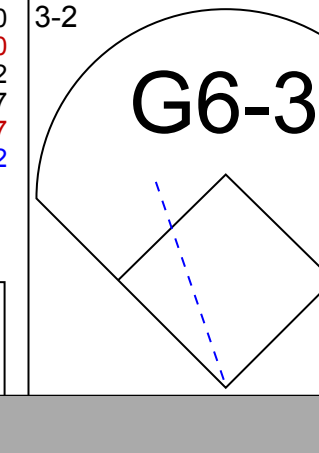
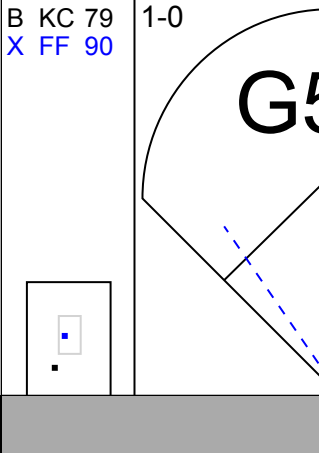

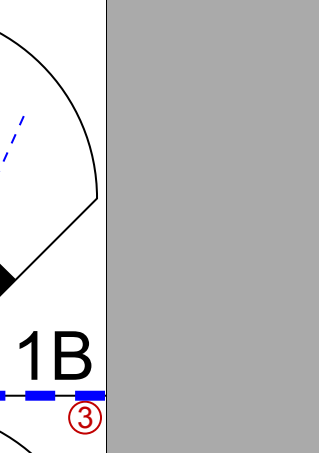



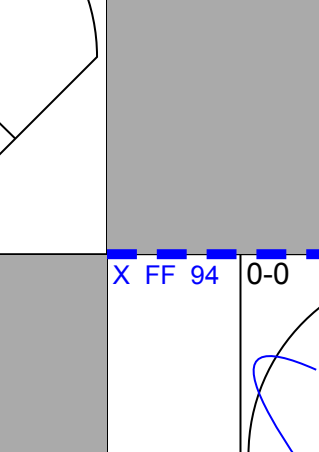
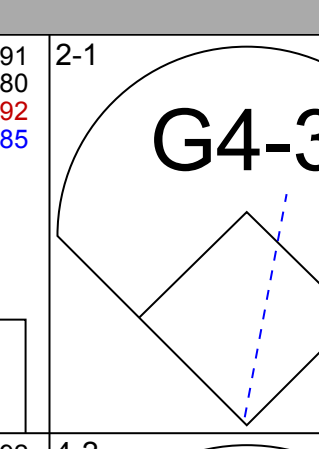
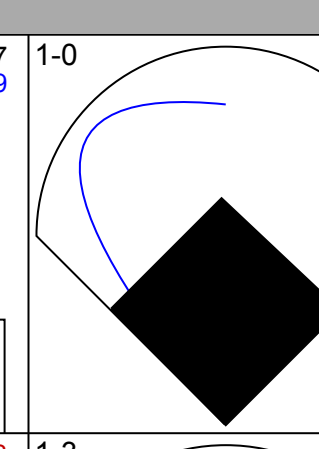
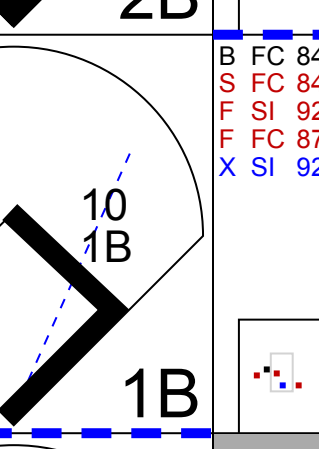

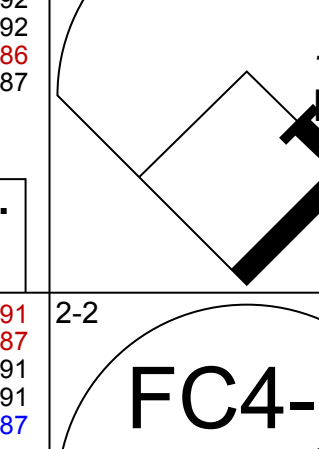
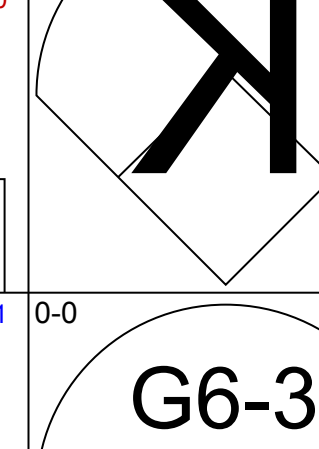
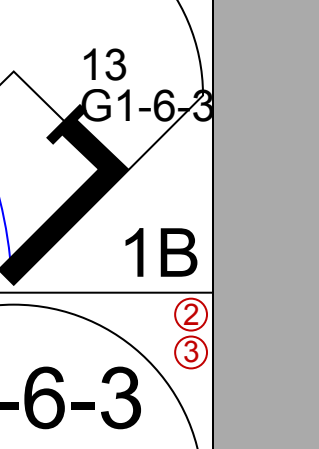

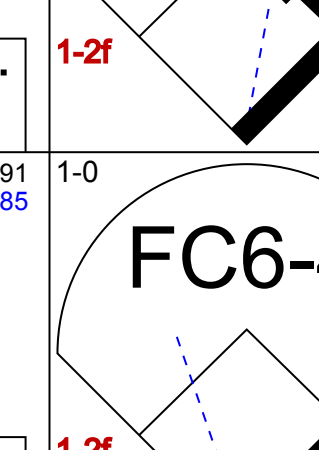
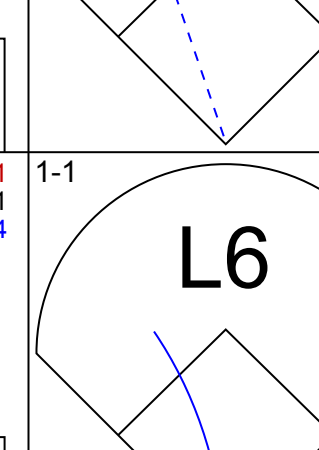
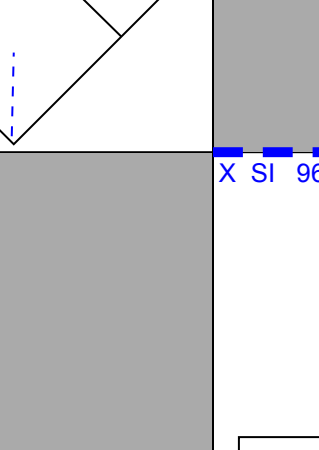

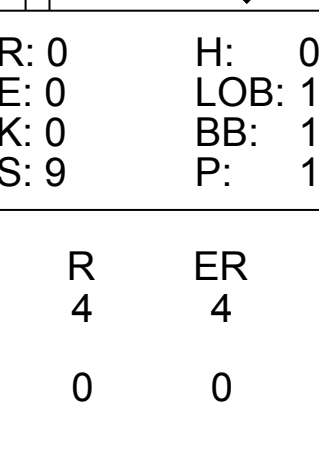
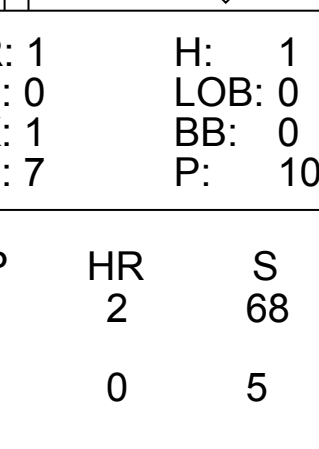
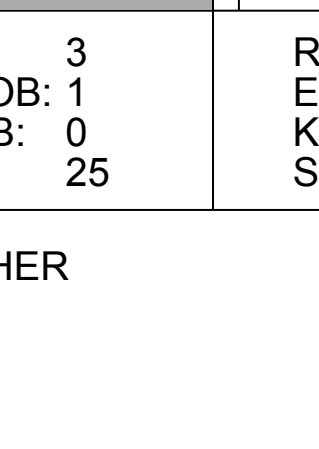
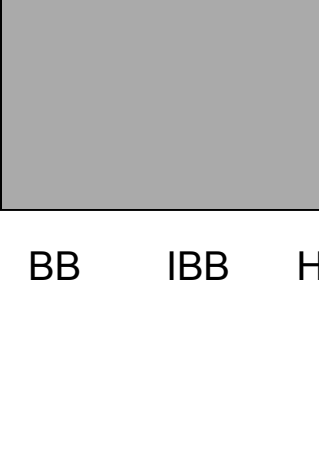
Batter	1	2	3	4	5	6	7	8	9	10	AB	R	H	RBI	BB	SO	LOB	BOTTOM
22 Christian Yelich, L OBP: 0.364, SLG: 0.392											5	0	0	0	0	2	3	Cincinnati Reds @ Milwaukee Brewers American Family Field, Milwaukee, WI Sun Aug 07 2022, 1:13 PM - 4:58 PM CDT Att: 40,063 - Roof Closed - 83 F
27 Willy Adames, R OBP: 0.284, SLG: 0.481											5	1	1	1	0	2	1	
11 Rowdy Tellez, L OBP: 0.323, SLG: 0.479 24 Andrew McCutchen, R OBP: 0.323, SLG: 0.396											3	0	0	0	1	2	0	
12 Hunter Renfroe, R OBP: 0.306, SLG: 0.500											3	0	1	0	1	0	0	
16 Kolten Wong, L OBP: 0.339, SLG: 0.427											3	0	0	0	1	1	3	
18 Keston Hiura, R OBP: 0.351, SLG: 0.488											4	1	1	1	0	1	1	
2 Luis Urias, R OBP: 0.324, SLG: 0.394 3 Jonathan Davis, R OBP: 0.377, SLG: 0.266 20 Mike Brosseau, R OBP: 0.359, SLG: 0.462											2	0	1	0	1	0	0	
7 Victor Caratini, S OBP: 0.352, SLG: 0.416											3	0	0	0	0	1	3	
15 Tyrone Taylor, R OBP: 0.280, SLG: 0.431											4	0	1	0	0	0	2	
Inning Stats	R: 0 E: 0 K: 0 S: 11	H: 1 LOB: 2 BB: 1 P: 20	R: 0 E: 0 K: 1 S: 17	H: 1 LOB: 0 BB: 0 P: 26	R: 1 E: 0 K: 0 S: 8	H: 1 LOB: 1 BB: 0 P: 15	R: 0 E: 0 K: 1 S: 10	H: 0 LOB: 1 BB: 0 P: 14	R: 0 E: 0 K: 3 S: 16	H: 0 LOB: 1 BB: 1 P: 25	R: 0 E: 0 K: 0 S: 9	H: 1 LOB: 1 BB: 1 P: 17	R: 0 E: 0 K: 2 S: 10	H: 0 LOB: 1 BB: 0 P: 12	1B: 3 2B: 0 3B: 0 HR: 2	SF: 0 SAC: 0 DP: 1 HBP: 2	WP: 0 PB: 0 SB: 0 CS: 0	
PITCHER	IP 5.2	WLS 23	BF 23	H 4	R 1	ER 1	SO 1	BB 2	IBB 0	HBP 1	BLK 0	WP 0	HR 1	S 61	P 102	ERA 1.59	WHIP 1.059	
51 Graham Ashcraft, R ERA: 3.94	46 Buck Farmer, R ERA: 5.96	66 Joel Kuhnel, R ERA: 5.39	52 Reiver Sammartin, L ERA: 6.87	43 Alexis Diaz, R ERA: 1.94														

Cincinnati Reds @ Milwaukee Brewers
 American Family Field, Milwaukee, WI
 Sun Aug 07 2022, 1:13 PM - 4:58 PM CDT
 Att: 40,063 - Roof Closed - 83 F

livebaseballscorecards.com

AB 33
R 2
H 5
RBI 2
BB 4
SO 10
LOB 14

Batter	1	2	3	4	5	6	7	8	9	AB	R	H	RBI	BB	SO	LOB	TOP					
6 Jonathan India, R OBP: 0.307, SLG: 0.392										5	0	1	0	0	3	1	<p>Cincinnati Reds @ New York Mets Citi Field, Flushing, NY Tue Aug 09 2022, 8:02 PM - 11:00 PM EDT Att: 30,816 - Partly Cloudy - 86 F</p> <p>livebaseballscorecards.com</p> <p>AB 35 R 2 H 8 RBI 2 BB 3 SO 13 LOB 17</p> 					
15 Nick Senzel, R OBP: 0.329, SLG: 0.319										5	0	0	0	0	2	3						
17 Kyle Farmer, R OBP: 0.329, SLG: 0.371										4	0	2	0	0	0	1						
19 Joey Votto, L OBP: 0.331, SLG: 0.389										4	0	0	0	0	2	2						
7 Donovan Solano, R OBP: 0.359, SLG: 0.445										3	1	2	0	1	0	0						
44 Aristides Aquino, R OBP: 0.297, SLG: 0.300										3	0	0	0	1	1	4						
27 Jake Fraley, L OBP: 0.292, SLG: 0.385										3	1	1	2	1	0	2						
2 Jose Barrero, R OBP: 0.190, SLG: 0.476										3	0	0	0	0	3	1						
35 Alejo Lopez, S OBP: 0.329, SLG: 0.274										1	0	0	0	0	1	3						
28 Austin Romine, R OBP: 0.227, SLG: 0.214										3	0	2	0	0	1	0						
3 Albert Almora Jr., R OBP: 0.274, SLG: 0.374										1	0	0	0	0	0	0						
Inning Stats	R: 0 E: 0 K: 2 S: 13	H: 1 LOB: 1 BB: 0 P: 19	R: 0 E: 0 K: 1 S: 8	H: 1 LOB: 1 BB: 0 P: 9	R: 0 E: 0 K: 1 S: 11	H: 1 LOB: 1 BB: 0 P: 12	R: 0 E: 0 K: 1 S: 7	H: 0 LOB: 1 BB: 0 P: 13	R: 0 E: 0 K: 3 S: 9	H: 0 LOB: 0 BB: 0 P: 11	R: 0 E: 0 K: 0 S: 5	H: 0 LOB: 0 BB: 0 P: 6	R: 2 E: 0 K: 2 S: 15	H: 4 LOB: 2 BB: 0 P: 22	R: 0 E: 0 K: 3 S: 19	H: 1 LOB: 3 BB: 2 P: 29	R: 0 E: 0 K: 0 S: 10	H: 0 LOB: 0 BB: 0 P: 14	1B: 7 2B: 0 3B: 0 HR: 1	SF: 0 SAC: 0 DP: 0 HBP: 0	WP: 0 PB: 0 SB: 0 CS: 0	PA: 38
PITCHER	IP	WLS	BF	H	R	ER	SO	BB	IBB	HBP	BLK	WP	HR	S	P	ERA	WHIP					
59 Carlos Carrasco, R ERA: 3.76	6.2	W	28	7	2	2	9	1	0	0	0	0	1	65	88	2.70	1.200					
60 Mychal Givens, R ERA: 3.71	0.1	H	1	0	0	0	1	0	0	0	0	0	0	3	4	0.00	0.000					
65 Trevor May, R ERA: 7.15	1.0		6	1	0	0	3	2	0	0	0	0	0	19	29	0.00	3.000					
67 Seth Lugo, R ERA: 3.59	1.0		3	0	0	0	0	0	0	0	0	0	0	10	14	0.00	0.000					

Batter	1	2	3	4	5	6	7	8	9	AB	R	H	RBI	BB	SO	LOB	BOTTOM					
19 Mark Canha, R OBP: 0.366, SLG: 0.370										2	2	1	0	1	0	0	<p>Cincinnati Reds @ New York Mets Citi Field, Flushing, NY Tue Aug 09 2022, 8:02 PM - 11:00 PM EDT Att: 30,816 - Partly Cloudy - 86 F</p> <p>livebaseballscorecards.com</p> <p>AB 31 R 6 H 9 RBI 6 BB 4 SO 4 LOB 18</p> 					
6 Starling Marte, R OBP: 0.344, SLG: 0.458										3	0	0	0	1	2	3						
12 Francisco Lindor, S OBP: 0.344, SLG: 0.462										4	1	1	2	0	0	4						
20 Pete Alonso, R OBP: 0.357, SLG: 0.541										3	0	0	0	1	1	2						
28 Darin Ruf, R OBP: 0.328, SLG: 0.378										4	1	2	2	0	0	2						
1 Jeff McNeil, L OBP: 0.362, SLG: 0.445										4	1	2	2	0	0	2						
10 Eduardo Escobar, S OBP: 0.273, SLG: 0.390										3	0	1	0	1	1	0						
13 Luis Guillorme, L OBP: 0.354, SLG: 0.355										4	0	1	0	0	0	3						
3 Tomás Nido, R OBP: 0.274, SLG: 0.269										4	1	1	0	0	0	2						
Inning Stats	R: 0 E: 0 K: 0 S: 12	H: 1 LOB: 2 BB: 1 P: 24	R: 0 E: 0 K: 0 S: 9	H: 0 LOB: 1 BB: 1 P: 18	R: 2 E: 0 K: 1 S: 19	H: 1 LOB: 0 BB: 1 P: 30	R: 1 E: 0 K: 1 S: 7	H: 1 LOB: 0 BB: 0 P: 10	R: 0 E: 0 K: 1 S: 9	H: 0 LOB: 0 BB: 0 P: 11	R: 1 E: 0 K: 0 S: 17	H: 3 LOB: 1 BB: 0 P: 25	R: 2 E: 0 K: 1 S: 14	H: 2 LOB: 2 BB: 1 P: 17	R: 0 E: 0 K: 0 S: 5	H: 1 LOB: 0 BB: 0 P: 8		1B: 6 2B: 1 3B: 0 HR: 2	SF: 0 SAC: 0 DP: 2 HBP: 1	WP: 0 PB: 0 SB: 0 CS: 0	PA: 36	
PITCHER	IP	WLS	BF	H	R	ER	SO	BB	IBB	HBP	BLK	WP	HR	S	P	ERA	WHIP					
31 Mike Minor, L ERA: 6.24	5.1	L	24	5	4	4	3	3	0	0	0	0	2	68	110	6.75	1.500					
85 Luis Cessa, R ERA: 5.97	0.2		2	1	0	0	0	0	0	0	0	0	0	5	8	0.00	1.500					
66 Joel Kuhnel, R ERA: 5.77	0.2		6	2	2	2	1	0	1	1	0	0	0	10	12	27.00	3.000					
75 Ross Detwiler, L ERA: 3.44	0.1		1	0	0	0	0	0	0	0	0	0	0	4	5	0.00	0.000					
68 Ryan Hendrix, R ERA: 5.4	1.0		3	1	0	0	0	0	0	0	0	0	0	5	8	0.00	1.000					

Batter	1	2	3	4	5	6	7	8	9	AB	R	H	RBI	BB	SO	LOB	TOP				
6 Jonathan India, R OBP: 0.306, SLG: 0.387 4 Matt Reynolds, R OBP: 0.319, SLG: 0.344	P3		P3				G2-3		G4-3	3	0	0	0	1	0	1	<p>Cincinnati Reds @ New York Mets</p> <p>Citi Field, Flushing, NY</p> <p>Wed Aug 10 2022, 1:11 PM - 4:12 PM EDT</p> <p>Att: 36,883 - Partly Cloudy - 83 F</p>				
15 Nick Senzel, R OBP: 0.304, SLG: 0.316	G6-3		G1-3						K	5	0	1	0	0	1	2					
17 Kyle Farmer, R OBP: 0.331, SLG: 0.373	P4									4	1	2	0	0	1	1					
19 Joey Votto, L OBP: 0.336, SLG: 0.395 35 Alejo Lopez, S OBP: 0.329, SLG: 0.274										3	1	2	1	0	0	1					
7 Donovan Solano, R OBP: 0.356, SLG: 0.435										3	0	0	0	1	1	5					
3 Albert Almora Jr., R OBP: 0.273, SLG: 0.388										3	0	0	0	1	1	2					
27 Jake Fraley, L OBP: 0.289, SLG: 0.373										2	0	0	1	1	0	2					
2 Jose Barrero, R OBP: 0.200, SLG: 0.440										4	0	1	0	0	2	3					
26 Michael Papierski, S OBP: 0.238, SLG: 0.176										4	0	0	0	0	1	2					
Inning Stats	R: 0 E: 0 K: 0 S: 6	H: 0 LOB: 0 BB: 0 P: 6	R: 0 E: 0 K: 1 S: 10	H: 1 LOB: 1 BB: 0 P: 14	R: 0 E: 1 K: 0 S: 4	H: 1 LOB: 1 BB: 0 P: 10	R: 2 E: 0 K: 1 S: 14	H: 2 LOB: 1 BB: 1 P: 23	R: 0 E: 0 K: 1 S: 8	H: 0 LOB: 1 BB: 1 P: 17	R: 0 E: 0 K: 2 S: 14	H: 1 LOB: 1 BB: 0 P: 12	R: 0 E: 0 K: 0 S: 6	H: 0 LOB: 1 BB: 1 P: 10	R: 0 E: 0 K: 1 S: 6	H: 0 LOB: 0 BB: 0 P: 8		1B: 5 2B: 1 3B: 0 HR: 0	SF: 1 SAC: 0 DP: 0 HBP: 1	WP: 0 PB: 0 SB: 0 CS: 0	PA: 38
PITCHER	IP	WLS	BF	H	R	ER	SO	BB	IBB	HBP	BLK	WP	HR	S	P	ERA	WHIP				
99 Taijuan Walker, R ERA: 3.43 67 Seth Lugo, R ERA: 3.5 29 Trevor Williams, R ERA: 3.11 68 Adonis Medina, R ERA: 2.86	6.0	W	27	5	2	2	5	3	0	1	0	0	0	56	91	3.00	1.333				

Batter	1	2	3	4	5	6	7	8	9	AB	R	H	RBI	BB	SO	LOB	BOTTOM				
9 Brandon Nimmo, L OBP: 0.355, SLG: 0.421										3	2	0	0	1	1	3	<p>Cincinnati Reds @ New York Mets</p> <p>Citi Field, Flushing, NY</p> <p>Wed Aug 10 2022, 1:11 PM - 4:12 PM EDT</p> <p>Att: 36,883 - Partly Cloudy - 83 F</p>				
12 Francisco Lindor, S OBP: 0.349, SLG: 0.464 10 Eduardo Escobar, S OBP: 0.273, SLG: 0.390										3	3	2	2	1	1	0					
20 Pete Alonso, R OBP: 0.360, SLG: 0.542										5	0	3	1	0	0	1					
32 Daniel Vogelbach, L OBP: 0.360, SLG: 0.452										5	1	2	3	0	2	2					
1 Jeff McNeil, L OBP: 0.361, SLG: 0.447										3	0	1	2	0	1	2					
25 Tyler Naquin, L OBP: 0.316, SLG: 0.502										4	2	2	1	0	1	2					
19 Mark Canha, R OBP: 0.368, SLG: 0.368										2	0	0	0	2	2	1					
13 Luis Guillorme, L OBP: 0.356, SLG: 0.357										4	1	2	0	0	0	1					
33 James McCann, R OBP: 0.252, SLG: 0.281										4	1	1	0	0	2	3					
Inning Stats	R: 2 E: 0 K: 0 S: 14	H: 1 LOB: 1 BB: 1 P: 25	R: 3 E: 0 K: 2 S: 21	H: 4 LOB: 2 BB: 1 P: 32	R: 1 E: 0 K: 2 S: 14	H: 1 LOB: 0 BB: 0 P: 22	R: 0 E: 0 K: 0 S: 5	H: 0 LOB: 0 BB: 0 P: 12	R: 1 E: 1 K: 1 S: 14	H: 2 LOB: 2 BB: 1 P: 23	R: 3 E: 0 K: 2 S: 21	H: 4 LOB: 1 BB: 1 P: 35	R: 0 E: 0 K: 1 S: 10	H: 1 LOB: 0 BB: 0 P: 14	R: 0 E: 0 K: 2 S: 12	H: 0 LOB: 0 BB: 0 P: 17		1B: 9 2B: 3 3B: 0 HR: 1	SF: 1 SAC: 0 DP: 2 HBP: 2	WP: 0 PB: 0 SB: 1 CS: 0	PA: 40
PITCHER	IP	WLS	BF	H	R	ER	SO	BB	IBB	HBP	BLK	WP	HR	S	P	ERA	WHIP				
67 T.J. Zeuch, R ERA: 13.5 52 Reiver Sanmartin, L ERA: 6.69 79 Ian Gibaut, R ERA: 5.06 75 Ross Detwiler, L ERA: 3.26 54 Hunter Strickland, R ERA: 5.88	4.0	L	21	6	6	6	4	2	0	2	0	0	0	14	23	13.50	2.000				

AB 32
R 2
H 6
RBI 2
BB 4
SO 7
LOB 19



AB 33
R 10
H 13
RBI 9
BB 4
SO 10
LOB 15



Batter	1	2	3	4	5	6	7	8	9	AB	R	H	RBI	BB	SO	LOB	TOP			
1 Nick Madrigal, R OBP: 0.299, SLG: 0.281	G6-3	K				40 WP 1B			16 S 1B	5	0	3	1	0	1	0	Chicago Cubs @ Cincinnati Reds Field of Dreams, Dyersville, IA Thu Aug 11 2022, 7:23 PM - 10:44 PM EDT Att. 7,823 - Clear - 77 F			
40 Wilson Contreras, R OBP: 0.362, SLG: 0.457	G1-3		16 1B BB	F9-5		G6-3			F8	4	0	0	0	1	0	4				
16 Patrick Wisdom, R OBP: 0.318, SLG: 0.441	27 2B HBP		27 S 1B				G5-3			3	1	1	0	1	1	0				
27 Seiya Suzuki, R OBP: 0.325, SLG: 0.426	2 1B 2B					2 BB BB	G6-3			3	1	1	1	2	1	2				
2 Nico Hoerner, R OBP: 0.342, SLG: 0.419	8 2B 1B		F7				G5-3			4	1	1	1	1	1	4				
8 Ian Happ, S OBP: 0.356, SLG: 0.434	2H 2B		K							4	0	2	1	0	2	4				
4 Nelson Velázquez, R OBP: 0.311, SLG: 0.479	G6-3			48 1B 1B	G5-3					4	1	1	0	0	1	4				
48 P.J. Higgins, R OBP: 0.357, SLG: 0.510		K		40 F9-5 1B		F8				4	0	1	0	0	2	1				
5 Christopher Morel, R OBP: 0.329, SLG: 0.454		K			P5					3	0	0	0	0	2	2				
66 Rafael Ortega, L OBP: 0.317, SLG: 0.342						K		K2-3		1	0	0	0	0	1	1				
Inning Stats	R: 3 E: 0 K: 0 S: 16	H: 3 LOB: 1 BB: 0 P: 19	R: 0 E: 0 K: 3 S: 12	H: 0 LOB: 0 BB: 0 P: 21	R: 0 E: 0 K: 1 S: 12	H: 1 LOB: 2 BB: 2 P: 22	R: 1 E: 0 K: 0 S: 11	H: 3 LOB: 1 BB: 0 P: 14	R: 0 E: 0 K: 2 S: 10	H: 0 LOB: 2 BB: 2 P: 25	R: 0 E: 0 K: 1 S: 10	H: 1 LOB: 1 BB: 0 P: 14	R: 0 E: 1 K: 3 S: 16	H: 1 LOB: 1 BB: 0 P: 21	R: 0 E: 0 K: 3 S: 10	H: 1 LOB: 2 BB: 1 P: 17	1B: 8 2B: 3 3B: 0 HR: 0	SF: 0 SAC: 0 DP: 1 HBP: 1	WP: 1 PB: 0 SB: 2 CS: 0	PA: 41
PITCHER	IP WLS BF H R ER SO BB IBB HBP BLK WP HR S P ERA WHIP	IP WLS BF H R ER SO BB IBB HBP BLK WP HR S P ERA WHIP	IP WLS BF H R ER SO BB IBB HBP BLK WP HR S P ERA WHIP	IP WLS BF H R ER SO BB IBB HBP BLK WP HR S P ERA WHIP	IP WLS BF H R ER SO BB IBB HBP BLK WP HR S P ERA WHIP	IP WLS BF H R ER SO BB IBB HBP BLK WP HR S P ERA WHIP	IP WLS BF H R ER SO BB IBB HBP BLK WP HR S P ERA WHIP	IP WLS BF H R ER SO BB IBB HBP BLK WP HR S P ERA WHIP	IP WLS BF H R ER SO BB IBB HBP BLK WP HR S P ERA WHIP	IP WLS BF H R ER SO BB IBB HBP BLK WP HR S P ERA WHIP	IP WLS BF H R ER SO BB IBB HBP BLK WP HR S P ERA WHIP	IP WLS BF H R ER SO BB IBB HBP BLK WP HR S P ERA WHIP	IP WLS BF H R ER SO BB IBB HBP BLK WP HR S P ERA WHIP	IP WLS BF H R ER SO BB IBB HBP BLK WP HR S P ERA WHIP	IP WLS BF H R ER SO BB IBB HBP BLK WP HR S P ERA WHIP	IP WLS BF H R ER SO BB IBB HBP BLK WP HR S P ERA WHIP	IP WLS BF H R ER SO BB IBB HBP BLK WP HR S P ERA WHIP			

AB	35
R	4
H	10
RBI	4
BB	5
SO	12
LOB	22



Batter	1	2	3	4	5	6	7	8	9	AB	R	H	RBI	BB	SO	LOB	BOTTOM					
6 Jonathan India, R OBP: 0.308, SLG: 0.385	17 1B HBP	K							K	1	0	0	0	0	1	2	Chicago Cubs @ Cincinnati Reds Field of Dreams, Dyersville, IA Thu Aug 11 2022, 7:23 PM - 10:44 PM EDT Att. 7,823 - Clear - 77 F					
4 Matt Reynolds, R OBP: 0.324, SLG: 0.354										3	0	2	2	0	1	0						
15 Nick Senzel, R OBP: 0.300, SLG: 0.312	K		G4-3							4	0	0	0	0	2	3						
26 Michael Papierski, S OBP: 0.238, SLG: 0.176										0	0	0	0	0	0	0						
17 Kyle Farmer, R OBP: 0.330, SLG: 0.371	2 2B 1B		K							4	0	1	0	0	1	2						
19 Joey Votto, L OBP: 0.335, SLG: 0.391	F7		7 1B BB							3	0	0	0	1	1	4						
7 Donovan Solano, R OBP: 0.360, SLG: 0.437	F9									4	0	2	0	0	1	2						
3 Albert Almora Jr., R OBP: 0.273, SLG: 0.362		44 1B BB								3	0	0	0	1	1	3						
44 Aristides Aquino, R OBP: 0.216, SLG: 0.296										4	0	1	0	0	2	0						
2 Jose Barrero, R OBP: 0.207, SLG: 0.448		K								4	1	1	0	0	3	2						
2B Austin Romine, R OBP: 0.217, SLG: 0.205										2	0	0	0	0	1	2						
27 Jake Fraley, L OBP: 0.295, SLG: 0.368										1	1	0	0	1	0	0						
Inning Stats	R: 0 E: 0 K: 1 S: 12	H: 1 LOB: 2 BB: 0 P: 20	R: 0 E: 0 K: 3 S: 15	H: 1 LOB: 2 BB: 1 P: 24	R: 0 E: 0 K: 2 S: 13	H: 1 LOB: 2 BB: 1 P: 19	R: 0 E: 0 K: 2 S: 9	H: 0 LOB: 0 BB: 0 P: 10	R: 0 E: 0 K: 1 S: 13	H: 1 LOB: 1 BB: 0 P: 18	R: 0 E: 0 K: 0 S: 8	H: 1 LOB: 0 BB: 0 P: 11	R: 2 E: 0 K: 1 S: 11	H: 2 LOB: 1 BB: 1 P: 20	R: 0 E: 0 K: 2 S: 7	H: 0 LOB: 0 BB: 0 P: 10	R: 0 E: 0 K: 2 S: 12	H: 0 LOB: 0 BB: 0 P: 19	1B: 5 2B: 2 3B: 0 HR: 0	SF: 0 SAC: 0 DP: 1 HBP: 1	WP: 0 PB: 1 SB: 0 CS: 0	PA: 37
PITCHER	IP WLS BF H R ER SO BB IBB HBP BLK WP HR S P ERA WHIP	IP WLS BF H R ER SO BB IBB HBP BLK WP HR S P ERA WHIP	IP WLS BF H R ER SO BB IBB HBP BLK WP HR S P ERA WHIP	IP WLS BF H R ER SO BB IBB HBP BLK WP HR S P ERA WHIP	IP WLS BF H R ER SO BB IBB HBP BLK WP HR S P ERA WHIP	IP WLS BF H R ER SO BB IBB HBP BLK WP HR S P ERA WHIP	IP WLS BF H R ER SO BB IBB HBP BLK WP HR S P ERA WHIP	IP WLS BF H R ER SO BB IBB HBP BLK WP HR S P ERA WHIP	IP WLS BF H R ER SO BB IBB HBP BLK WP HR S P ERA WHIP	IP WLS BF H R ER SO BB IBB HBP BLK WP HR S P ERA WHIP	IP WLS BF H R ER SO BB IBB HBP BLK WP HR S P ERA WHIP	IP WLS BF H R ER SO BB IBB HBP BLK WP HR S P ERA WHIP	IP WLS BF H R ER SO BB IBB HBP BLK WP HR S P ERA WHIP	IP WLS BF H R ER SO BB IBB HBP BLK WP HR S P ERA WHIP	IP WLS BF H R ER SO BB IBB HBP BLK WP HR S P ERA WHIP	IP WLS BF H R ER SO BB IBB HBP BLK WP HR S P ERA WHIP	IP WLS BF H R ER SO BB IBB HBP BLK WP HR S P ERA WHIP					

AB	33
R	2
H	7
RBI	2
BB	3
SO	14
LOB	20



Batter	1	2	3	4	5	6	7	8	9	AB R H RBI BB SO LOB	TOP											
1 Nick Madrigal, R OBP: 0.310, SLG: 0.282	L8		HBP		40 BB 8 1B		40 1B 8 HR		G5-3	3 2 1 0 1 0 0	Chicago Cubs @ Cincinnati Reds Great American Ball Park, Cincinnati, OH Sat Aug 13 2022, 6:42 PM - 10:02 PM EDT Att: 33,301 - Clear - 79 F											
40 Wilson Contreras, R OBP: 0.365, SLG: 0.466	G4-3		F8		27 G5-4-3 8 1B		8 HR		HR	4 2 2 1 1 0 2												
8 Ian Happ, S OBP: 0.356, SLG: 0.441	K				27 G5-4-3		HR		F7	5 1 2 4 0 1 0												
27 Seiya Suzuki, R OBP: 0.320, SLG: 0.418		G6-3			32 HR		G5-4-3		F7	5 1 0 0 0 1 2												
32 Franmil Reyes, R OBP: 0.260, SLG: 0.364		G5-4-3			HR		G4-3		K	4 1 2 2 0 1 1												
2 Nico Hoerner, R OBP: 0.344, SLG: 0.417		G5-4-3			4 G5-3 16 1B		G6-3		16 G5-3 BB	2 0 0 0 2 0 1												
16 Patrick Wisdom, R OBP: 0.317, SLG: 0.439					4 G5-3 1B		K		G5-3	4 0 1 0 0 2 1												
4 Nelson Velázquez, R OBP: 0.309, SLG: 0.470					6 G5-3 1B		G5-3		G5-3	4 0 1 0 0 1 3												
6 Zach McKinstry, L OBP: 0.200, SLG: 0.216					G5-3		G4-1		G5-3	4 0 0 0 0 1 4												
									K2-3													
Inning Stats	R: 0 E: 0 K: 1 S: 6	H: 0 LOB: 0 BB: 0 P: 9	R: 0 E: 0 K: 0 S: 6	H: 1 LOB: 0 BB: 0 P: 8	R: 0 E: 0 K: 1 S: 12	H: 1 LOB: 2 BB: 0 P: 16	R: 2 E: 1 K: 0 S: 21	H: 2 LOB: 2 BB: 1 P: 32	R: 1 E: 0 K: 0 S: 7	H: 2 LOB: 1 BB: 1 P: 15	R: 0 E: 0 K: 2 S: 11	H: 0 LOB: 0 BB: 0 P: 15	R: 3 E: 0 K: 2 S: 15	H: 2 LOB: 0 BB: 1 P: 23	R: 0 E: 0 K: 1 S: 9	H: 0 LOB: 1 BB: 1 P: 14	R: 1 E: 0 K: 0 S: 5	H: 1 LOB: 0 BB: 0 P: 6	1B: 6 2B: 0 3B: 0 HR: 3	SF: 0 SAC: 0 DP: 2 HBP: 1	WP: 0 PB: 0 SB: 0 CS: 0	PA: 40
PITCHER	IP WLS BF H R ER SO BB IBB HBP BLK WP HR S P ERA WHIP											IP WLS BF H R ER SO BB IBB HBP BLK WP HR S P ERA WHIP										
51 Graham Ashcraft, R ERA: 3.96	6.1 L 28 6 4 3 4 3 0 1 0 0 1 65 102 4.26 1.421																					
79 Ian Gibaut, R ERA: 5.94	0.2 4 2 2 2 2 0 0 0 0 0 1 13 16 27.00 3.000																					
85 Luis Cessa, R ERA: 5.8	1.0 4 0 0 0 1 1 0 0 0 0 0 1 9 14 0.00 1.000																					
75 Ross Detwiler, L ERA: 3.54	1.0 4 1 1 1 0 0 0 0 0 0 1 5 6 9.00 1.000																					

AB 35
R 7
H 9
RBI 7
BB 4
SO 7
LOB 14



Batter	1	2	3	4	5	6	7	8	9	AB R H RBI BB SO LOB	BOTTOM											
27 Jake Frately, L OBP: 0.325, SLG: 0.403	17 1B				15 BB 17 1B		15 WP BB		G4-3	4 2 3 0 1 0 0	Chicago Cubs @ Cincinnati Reds Great American Ball Park, Cincinnati, OH Sat Aug 13 2022, 6:42 PM - 10:02 PM EDT Att: 33,301 - Clear - 79 F											
15 Nick Senzel, R OBP: 0.302, SLG: 0.314	K				17 1B		G5-3		19 DI 2B	4 0 1 0 1 1 4												
17 Kyle Farmer, R OBP: 0.331, SLG: 0.372	19 C				G5-3		F8		K	5 0 2 2 0 1 1												
19 Joey Votto, L OBP: 0.331, SLG: 0.385	4 BB 7 BB				G4-3		K		G6-3	5 0 0 0 0 2 4												
7 Donovan Solano, R OBP: 0.370, SLG: 0.438	4 BB				G5-3		K		BB	2 0 1 0 2 1 2												
4 Matt Reynolds, R OBP: 0.323, SLG: 0.349	BB				F9		K		K	3 0 0 0 1 2 4												
44 Aristides Aquino, R OBP: 0.220, SLG: 0.291	K				K		15 WP 27 BB BB		L9	3 0 0 0 1 2 3												
2 Jose Barrero, R OBP: 0.182, SLG: 0.394		K			K		K		F7	4 0 0 0 0 3 1												
26 Michael Papierski, S OBP: 0.227, SLG: 0.167		F7			K		K		P5	4 0 0 0 0 2 1												
Inning Stats	R: 1 E: 0 K: 2 S: 18	H: 2 LOB: 3 BB: 2 P: 32	R: 0 E: 0 K: 1 S: 11	H: 1 LOB: 1 BB: 0 P: 16	R: 0 E: 0 K: 0 S: 6	H: 1 LOB: 1 BB: 0 P: 10	R: 0 E: 0 K: 3 S: 11	H: 0 LOB: 0 BB: 0 P: 15	R: 1 E: 0 K: 3 S: 16	H: 2 LOB: 2 BB: 1 P: 31	R: 0 E: 0 K: 2 S: 16	H: 0 LOB: 2 BB: 2 P: 27	R: 0 E: 0 K: 1 S: 13	H: 0 LOB: 1 BB: 1 P: 21	R: 0 E: 0 K: 0 S: 5	H: 0 LOB: 0 BB: 0 P: 8	R: 0 E: 0 K: 2 S: 9	H: 1 LOB: 1 BB: 0 P: 14	1B: 5 2B: 2 3B: 0 HR: 0	SF: 0 SAC: 0 DP: 0 HBP: 0	WP: 1 PB: 0 SB: 0 CS: 0	PA: 40
PITCHER	IP WLS BF H R ER SO BB IBB HBP BLK WP HR S P ERA WHIP											IP WLS BF H R ER SO BB IBB HBP BLK WP HR S P ERA WHIP										
Adrian Sampson, R ERA: 3.88	4.0 W 8 0 0 0 5 2 0 0 0 1 0 26 44 0.00 1.000																					
15 Sean Newcomb, L ERA: 8.22	2.0 4 0 0 0 1 1 0 0 0 0 0 13 21 0.00 1.000																					
47 Brandon Hughes, L ERA: 3.03	1.0 7 1 0 0 2 0 0 0 0 0 0 14 22 0.00 0.500																					

AB 34
R 2
H 7
RBI 2
BB 6
SO 14
LOB 20



Batter	1	2	3	4	5	6	7	8	9	AB	R	H	RBI	BB	SO	LOB	TOP																		
66 Rafael Ortega, L OBP: 0.319, SLG: 0.341 4 Nelson Velázquez, R OBP: 0.357, SLG: 0.471										1	0	0	1	0	0	0	Chicago Cubs @ Cincinnati Reds Great American Ball Park, Cincinnati, OH Sun Aug 14, 2022, 1:46 PM - 5:10 PM EDT Att: 23,959 - Overcast - 74 F																		
8 Ian Happ, S OBP: 0.348, SLG: 0.439										4	0	1	0	1	1	5																			
27 Seiya Suzuki, R OBP: 0.314, SLG: 0.410										5	0	0	0	0	0	4																			
32 Franmil Reyes, R OBP: 0.259, SLG: 0.364										5	0	1	0	0	3	1																			
2 Nico Hoerner, R OBP: 0.348, SLG: 0.425										5	1	3	0	0	1	0																			
16 Patrick Wisdom, R OBP: 0.318, SLG: 0.446										5	1	2	2	0	1	3																			
6 Zach McKinstry, L OBP: 0.222, SLG: 0.286										5	1	2	0	0	2	4																			
7 Yan Gomes, R OBP: 0.260, SLG: 0.361										3	1	1	2	1	0	1																			
5 Christopher Morel, R OBP: 0.331, SLG: 0.464										3	1	1	1	1	2	1																			
Inning Stats	R: 0 E: 0 K: 1 S: 15	H: 0 LOB: 0 BB: 1 P: 21	R: 2 E: 0 K: 2 S: 14	H: 3 LOB: 1 BB: 0 P: 18	R: 0 E: 0 K: 0 S: 8	H: 1 LOB: 2 BB: 1 P: 15	R: 3 E: 0 K: 2 S: 17	H: 5 LOB: 2 BB: 0 P: 29	R: 0 E: 0 K: 1 S: 11	H: 0 LOB: 1 BB: 1 P: 17	R: 0 E: 0 K: 1 S: 7	H: 0 LOB: 0 BB: 0 P: 9	R: 0 E: 0 K: 3 S: 13	H: 1 LOB: 3 BB: 2 P: 25	R: 0 E: 1 K: 2 S: 14	H: 1 LOB: 2 BB: 0 P: 18	1B: 4 2B: 5 3B: 0 HR: 3	SF: 0 SAC: 0 DP: 1 HBP: 0	WP: 1 PB: 0 SB: 0 CS: 0	PA: 43															
PITCHER	IP 3.2	WLS 18	BF 7	H 5	R 5	ER 5	SO 4	BB 2	IBB 0	HBP 0	BLK 0	WP 0	HR 3	S 48	P 72	ERA 12.27	WHIP 2.455	PITCHER	IP 1.2	WLS 7	BF 1	H 1	R 0	ER 0	SO 4	BB 0	IBB 0	HBP 0	BLK 0	WP 0	HR 0	S 21	P 29	ERA 0.00	WHIP 0.600
38 Justin Dunn, R ERA: 6.63																		43 Alexis Diaz, R ERA: 1.83																	
52 Reiver Sammartin, L ERA: 6.63																																			
66 Joel Kuhnel, R ERA: 5.3																																			
46 Buck Farmer, R ERA: 5.04																																			
54 Hunter Strickland, R ERA: 5.7																																			

Chicago Cubs @ Cincinnati Reds
Great American Ball Park, Cincinnati, OH
Sun Aug 14, 2022, 1:46 PM - 5:10 PM EDT
Att: 23,959 - Overcast - 74 F

AB	38
R	5
H	12
RBI	5
BB	5
SO	11
LOB	22



Batter	1	2	3	4	5	6	7	8	9	AB	R	H	RBI	BB	SO	LOB	BOTTOM																		
27 Jake Fratley, L OBP: 0.330, SLG: 0.416										5	1	2	0	0	0	2	Chicago Cubs @ Cincinnati Reds Great American Ball Park, Cincinnati, OH Sun Aug 14, 2022, 1:46 PM - 5:10 PM EDT Att: 23,959 - Overcast - 74 F																		
15 Nick Senzel, R OBP: 0.303, SLG: 0.313 35 Alejo Lopez, S OBP: 0.342, SLG: 0.292										1	0	0	0	1	1	0																			
17 Kyle Farmer, R OBP: 0.334, SLG: 0.373										4	0	2	1	1	1	2																			
19 Joey Votto, L OBP: 0.326, SLG: 0.379										5	0	0	0	0	1	6																			
7 Donovan Solano, R OBP: 0.377, SLG: 0.440										4	2	2	0	1	0	2																			
3 Albert Almora Jr., R OBP: 0.278, SLG: 0.357										3	2	0	0	2	1	4																			
44 Aristides Aquino, R OBP: 0.220, SLG: 0.314										4	1	1	3	0	1	2																			
2 Jose Barrero, R OBP: 0.216, SLG: 0.405										4	1	2	1	0	1	0																			
2B Austin Romine, R OBP: 0.240, SLG: 0.250										4	1	2	2	0	0	1																			
Inning Stats	R: 0 E: 0 K: 1 S: 22	H: 0 LOB: 1 BB: 1 P: 31	R: 4 E: 0 K: 2 S: 29	H: 3 LOB: 3 BB: 3 P: 53	R: 0 E: 0 K: 0 S: 6	H: 0 LOB: 0 BB: 0 P: 7	R: 1 E: 0 K: 0 S: 11	H: 2 LOB: 1 BB: 0 P: 19	R: 3 E: 0 K: 1 S: 19	H: 3 LOB: 1 BB: 1 P: 30	R: 0 E: 0 K: 2 S: 13	H: 2 LOB: 0 BB: 0 P: 14	R: 0 E: 1 K: 0 S: 11	H: 1 LOB: 1 BB: 0 P: 19	R: 0 E: 0 K: 0 S: 11	H: 2 LOB: 2 BB: 0 P: 16	1B: 10 2B: 2 3B: 0 HR: 1	SF: 0 SAC: 0 DP: 0 HBP: 0	WP: 0 PB: 0 SB: 0 CS: 0	PA: 42															
PITCHER	IP 1.2	WLS 10	BF 4	H 4	R 4	ER 4	SO 2	BB 3	IBB 0	HBP 0	BLK 1	WP 0	HR 1	S 43	P 70	ERA 21.60	WHIP 3.000	PITCHER	IP 1.2	WLS 14	BF 1	H 1	R 0	ER 0	SO 3	BB 0	IBB 0	HBP 0	BLK 0	WP 0	HR 0	S 21	P 29	ERA 10.12	WHIP 2.250
71 Keegan Thompson, R ERA: 3.67																																			
51 Anderson Espinoza, R ERA: 4.11																																			
59 Michael Rucker, R ERA: 4.75																																			
74 Kervin Castro, R ERA: 12.71																																			

Chicago Cubs @ Cincinnati Reds
Great American Ball Park, Cincinnati, OH
Sun Aug 14, 2022, 1:46 PM - 5:10 PM EDT
Att: 23,959 - Overcast - 74 F

AB	37
R	8
H	13
RBI	8
BB	5
SO	6
LOB	20



Batter	1	2	3	4	5	6	7	8	9	AB	R	H	RBI	BB	SO	LOB	TOP									
5 Bryson Stott, L OBP: 0.286, SLG: 0.342										5	0	3	0	0	0	0										
17 Rhys Hoskins, R OBP: 0.343, SLG: 0.480										4	0	1	0	1	1	2										
28 Alec Bohm, R OBP: 0.321, SLG: 0.399										5	1	1	0	0	2	4										
10 J.T. Realmuto, R OBP: 0.332, SLG: 0.440										4	1	2	0	1	1	2										
8 Nick Castellanos, R OBP: 0.304, SLG: 0.378										5	1	1	1	0	2	6										
2 Jean Segura, R OBP: 0.325, SLG: 0.409										4	1	1	0	1	1	1										
33 Edmundo Sosa, R OBP: 0.260, SLG: 0.289										4	0	2	3	0	0	0										
16 Brandon Marsh, L OBP: 0.283, SLG: 0.347										4	0	1	0	0	1	3										
19 Matt Vierling, R OBP: 0.281, SLG: 0.312										4	0	0	0	0	1	1										
Inning Stats	R: 0 E: 0 K: 1 S: 10	H: 2 LOB: 2 BB: 0 P: 15	R: 0 E: 0 K: 0 S: 13	H: 1 LOB: 1 BB: 0 P: 21	R: 3 E: 0 K: 0 S: 19	H: 4 LOB: 2 BB: 1 P: 30	R: 0 E: 0 K: 1 S: 14	H: 1 LOB: 1 BB: 0 P: 20	R: 1 E: 0 K: 2 S: 15	H: 2 LOB: 1 BB: 0 P: 19	R: 0 E: 0 K: 3 S: 15	H: 1 LOB: 3 BB: 2 P: 28	R: 0 E: 0 K: 0 S: 8	H: 0 LOB: 0 BB: 0 P: 11	R: 0 E: 0 K: 0 S: 5	H: 0 LOB: 0 BB: 0 P: 7	R: 0 E: 0 K: 2 S: 13	H: 1 LOB: 1 BB: 0 P: 20	1B: 9 2B: 3 3B: 0 HR: 0	SF: 0 SAC: 0 DP: 0 HBP: 0	WP: 1 PB: 0 SB: 4 CS: 0	PA: 42				
PITCHER	IP WLS BF H R ER SO BB IBB HBP BLK WP HR S P ERA WHIP	IP WLS BF H R ER SO BB IBB HBP BLK WP HR S P ERA WHIP	IP WLS BF H R ER SO BB IBB HBP BLK WP HR S P ERA WHIP	IP WLS BF H R ER SO BB IBB HBP BLK WP HR S P ERA WHIP	IP WLS BF H R ER SO BB IBB HBP BLK WP HR S P ERA WHIP	IP WLS BF H R ER SO BB IBB HBP BLK WP HR S P ERA WHIP	IP WLS BF H R ER SO BB IBB HBP BLK WP HR S P ERA WHIP	IP WLS BF H R ER SO BB IBB HBP BLK WP HR S P ERA WHIP	IP WLS BF H R ER SO BB IBB HBP BLK WP HR S P ERA WHIP	IP WLS BF H R ER SO BB IBB HBP BLK WP HR S P ERA WHIP	IP WLS BF H R ER SO BB IBB HBP BLK WP HR S P ERA WHIP	IP WLS BF H R ER SO BB IBB HBP BLK WP HR S P ERA WHIP	IP WLS BF H R ER SO BB IBB HBP BLK WP HR S P ERA WHIP	IP WLS BF H R ER SO BB IBB HBP BLK WP HR S P ERA WHIP	IP WLS BF H R ER SO BB IBB HBP BLK WP HR S P ERA WHIP	IP WLS BF H R ER SO BB IBB HBP BLK WP HR S P ERA WHIP	IP WLS BF H R ER SO BB IBB HBP BLK WP HR S P ERA WHIP	IP WLS BF H R ER SO BB IBB HBP BLK WP HR S P ERA WHIP	IP WLS BF H R ER SO BB IBB HBP BLK WP HR S P ERA WHIP	IP WLS BF H R ER SO BB IBB HBP BLK WP HR S P ERA WHIP	IP WLS BF H R ER SO BB IBB HBP BLK WP HR S P ERA WHIP	IP WLS BF H R ER SO BB IBB HBP BLK WP HR S P ERA WHIP	IP WLS BF H R ER SO BB IBB HBP BLK WP HR S P ERA WHIP	IP WLS BF H R ER SO BB IBB HBP BLK WP HR S P ERA WHIP	IP WLS BF H R ER SO BB IBB HBP BLK WP HR S P ERA WHIP	
31 Mike Minor, L ERA: 6.31	5.0	26	10	4	4	4	1	0	0	0	0	1	0	71	105	7.20	2.200									
79 Ian Gibaut, R ERA: 5.6	1.0	6	1	0	0	3	2	0	0	0	0	0	0	15	28	0.00	3.000									
85 Luis Cessa, R ERA: 5.5	2.0	6	0	0	0	0	0	0	0	0	0	0	0	13	18	0.00	0.000									
54 Hunter Strickland, R ERA: 5.56	1.0	4	1	0	0	2	0	0	0	0	0	0	0	13	20	0.00	1.000									
Batter	1	2	3	4	5	6	7	8	9	AB	R	H	RBI	BB	SO	LOB	BOTTOM									
27 Jake Fraley, L OBP: 0.326, SLG: 0.444										4	1	1	1	0	0	1										
7 Donovan Solano, R OBP: 0.374, SLG: 0.434										4	0	1	0	0	2	0										
17 Kyle Farmer, R OBP: 0.338, SLG: 0.380										4	0	3	0	0	0	1										
19 Joey Votto, L OBP: 0.323, SLG: 0.374										4	0	0	0	0	0	3										
3 Albert Almora Jr., R OBP: 0.275, SLG: 0.360										4	1	1	0	0	3	1										
4 Matt Reynolds, R OBP: 0.321, SLG: 0.347										4	1	1	0	0	1	0										
44 Aristides Aquino, R OBP: 0.221, SLG: 0.312										4	0	1	0	0	1	2										
2 Jose Barrero, R OBP: 0.200, SLG: 0.375										3	0	0	0	0	1	3										
26 Michael Papierski, S OBP: 0.231, SLG: 0.173										3	0	1	2	0	0	0										
Inning Stats	R: 0 E: 0 K: 0 S: 8	H: 1 LOB: 1 BB: 0 P: 9	R: 2 E: 0 K: 1 S: 12	H: 3 LOB: 1 BB: 0 P: 14	R: 0 E: 0 K: 2 S: 10	H: 1 LOB: 1 BB: 0 P: 13	R: 0 E: 0 K: 1 S: 7	H: 0 LOB: 0 BB: 0 P: 8	R: 0 E: 0 K: 0 S: 7	H: 0 LOB: 0 BB: 0 P: 8	R: 0 E: 0 K: 2 S: 7	H: 0 LOB: 0 BB: 0 P: 11	R: 0 E: 0 K: 0 S: 7	H: 1 LOB: 0 BB: 0 P: 8	R: 1 E: 0 K: 1 S: 10	H: 2 LOB: 0 BB: 0 P: 16	R: 0 E: 0 K: 1 S: 6	H: 0 LOB: 0 BB: 0 P: 8	1B: 6 2B: 2 3B: 0 HR: 1	SF: 0 SAC: 0 DP: 2 HBP: 0	WP: 0 PB: 0 SB: 1 CS: 0	PA: 34				
PITCHER	IP WLS BF H R ER SO BB IBB HBP BLK WP HR S P ERA WHIP	IP WLS BF H R ER SO BB IBB HBP BLK WP HR S P ERA WHIP	IP WLS BF H R ER SO BB IBB HBP BLK WP HR S P ERA WHIP	IP WLS BF H R ER SO BB IBB HBP BLK WP HR S P ERA WHIP	IP WLS BF H R ER SO BB IBB HBP BLK WP HR S P ERA WHIP	IP WLS BF H R ER SO BB IBB HBP BLK WP HR S P ERA WHIP	IP WLS BF H R ER SO BB IBB HBP BLK WP HR S P ERA WHIP	IP WLS BF H R ER SO BB IBB HBP BLK WP HR S P ERA WHIP	IP WLS BF H R ER SO BB IBB HBP BLK WP HR S P ERA WHIP	IP WLS BF H R ER SO BB IBB HBP BLK WP HR S P ERA WHIP	IP WLS BF H R ER SO BB IBB HBP BLK WP HR S P ERA WHIP	IP WLS BF H R ER SO BB IBB HBP BLK WP HR S P ERA WHIP	IP WLS BF H R ER SO BB IBB HBP BLK WP HR S P ERA WHIP	IP WLS BF H R ER SO BB IBB HBP BLK WP HR S P ERA WHIP	IP WLS BF H R ER SO BB IBB HBP BLK WP HR S P ERA WHIP	IP WLS BF H R ER SO BB IBB HBP BLK WP HR S P ERA WHIP	IP WLS BF H R ER SO BB IBB HBP BLK WP HR S P ERA WHIP	IP WLS BF H R ER SO BB IBB HBP BLK WP HR S P ERA WHIP	IP WLS BF H R ER SO BB IBB HBP BLK WP HR S P ERA WHIP	IP WLS BF H R ER SO BB IBB HBP BLK WP HR S P ERA WHIP	IP WLS BF H R ER SO BB IBB HBP BLK WP HR S P ERA WHIP	IP WLS BF H R ER SO BB IBB HBP BLK WP HR S P ERA WHIP	IP WLS BF H R ER SO BB IBB HBP BLK WP HR S P ERA WHIP	IP WLS BF H R ER SO BB IBB HBP BLK WP HR S P ERA WHIP	IP WLS BF H R ER SO BB IBB HBP BLK WP HR S P ERA WHIP	IP WLS BF H R ER SO BB IBB HBP BLK WP HR S P ERA WHIP
43 Noah Syndergaard, R ERA: 3.95	7.0	28	3	3	3	6	0	0	0	0	0	0	0	61	77	3.86	1.143									
30 David Robertson, R ERA: 1.99	1.0	3	1	0	0	1	0	0	0	0	0	0	0	7	10	0.00	1.000									
58 Seranthony Dominguez, R ERA: 1.45	1.0	3	0	0	0	1	0	0	0	0	0	0	0	6	8	0.00	0.000									

Philadelphia Phillies @ Cincinnati Reds
Great American Ball Park, Cincinnati, OH
Mon Aug 15 2022, 6:41 PM - 9:33 PM EDT
Att: 14,635 - Cloudy - 79 F

AB 39
R 4
H 12
RBI 4
BB 3
SO 9
LOB 19



Philadelphia Phillies @ Cincinnati Reds
Great American Ball Park, Cincinnati, OH
Mon Aug 15 2022, 6:41 PM - 9:33 PM EDT
Att: 14,635 - Cloudy - 79 F

AB 34
R 3
H 9
RBI 3
BB 0
SO 8
LOB 11



Batter	1	2	3	4	5	6	7	8	9	AB	R	H	RBI	BB	SO	LOB	TOP				
2 Jean Segura, R OBP: 0.326, SLG: 0.406	F9	P6			G6-3			K		4	0	0	0	0	1	2	Philadelphia Phillies @ Cincinnati Reds Great American Ball Park, Cincinnati, OH Wed Aug 17 2022, 12:38 PM - 3:05 PM EDT Att: 13,622 - Sunny - 79 F				
17 Rhys Hoskins, R OBP: 0.346, SLG: 0.493	K				BB			P3		3	0	1	0	1	1	0					
28 Alec Bohm, R OBP: 0.321, SLG: 0.400					G6-4-3			G1-3		4	0	1	0	0	0	2					
10 J.T. Realmuto, R OBP: 0.331, SLG: 0.436					K			K		3	0	0	0	0	3	0					
8 Nick Castellanos, R OBP: 0.306, SLG: 0.390	K							K		4	0	1	0	0	2	2					
33 Edmundo Sosa, R OBP: 0.285, SLG: 0.283					K					3	0	0	0	0	2	1					
12 Kyle Schwarber, L OBP: 0.313, SLG: 0.499					K					1	0	0	0	0	0	0					
5 Bryson Stott, L OBP: 0.290, SLG: 0.334										0	0	0	0	0	0	0					
25 Darick Hall, L OBP: 0.299, SLG: 0.555										3	0	1	0	0	1	0					
19 Matt Vierling, R OBP: 0.284, SLG: 0.316										3	0	1	0	0	0	2					
29 Nick Maton, L OBP: 0.455, SLG: 0.842										2	0	0	0	1	1	2					
Inning Stats	R: 0 E: 0 K: 2 S: 9	H: 1 LOB: 2 BB: 0 P: 15	R: 0 E: 0 K: 2 S: 13	H: 1 LOB: 2 BB: 1 P: 20	R: 0 E: 0 K: 1 S: 6	H: 0 LOB: 0 BB: 1 P: 12	R: 0 E: 0 K: 1 S: 6	H: 2 LOB: 2 BB: 0 P: 17	R: 0 E: 0 K: 0 S: 6	H: 0 LOB: 0 BB: 0 P: 8	R: 0 E: 0 K: 1 S: 11	H: 0 LOB: 0 BB: 0 P: 17	R: 0 E: 0 K: 1 S: 7	H: 0 LOB: 0 BB: 0 P: 7	R: 0 E: 0 K: 2 S: 7	H: 0 LOB: 0 BB: 0 P: 10	1B: 4 2B: 2 3B: 0 HR: 0	SF: 0 SAC: 0 DP: 2 HBP: 1	WP: 0 PB: 0 CS: 0	PA: 33	
PITCHER	IP WLS BF H R ER SO BB IBB HBP BLK WP HR S P ERA WHIP	IP WLS BF H R ER SO BB IBB HBP BLK WP HR S P ERA WHIP	IP WLS BF H R ER SO BB IBB HBP BLK WP HR S P ERA WHIP	IP WLS BF H R ER SO BB IBB HBP BLK WP HR S P ERA WHIP	IP WLS BF H R ER SO BB IBB HBP BLK WP HR S P ERA WHIP	IP WLS BF H R ER SO BB IBB HBP BLK WP HR S P ERA WHIP	IP WLS BF H R ER SO BB IBB HBP BLK WP HR S P ERA WHIP	IP WLS BF H R ER SO BB IBB HBP BLK WP HR S P ERA WHIP	IP WLS BF H R ER SO BB IBB HBP BLK WP HR S P ERA WHIP	IP WLS BF H R ER SO BB IBB HBP BLK WP HR S P ERA WHIP	IP WLS BF H R ER SO BB IBB HBP BLK WP HR S P ERA WHIP	IP WLS BF H R ER SO BB IBB HBP BLK WP HR S P ERA WHIP	IP WLS BF H R ER SO BB IBB HBP BLK WP HR S P ERA WHIP	IP WLS BF H R ER SO BB IBB HBP BLK WP HR S P ERA WHIP	IP WLS BF H R ER SO BB IBB HBP BLK WP HR S P ERA WHIP	IP WLS BF H R ER SO BB IBB HBP BLK WP HR S P ERA WHIP	IP WLS BF H R ER SO BB IBB HBP BLK WP HR S P ERA WHIP	IP WLS BF H R ER SO BB IBB HBP BLK WP HR S P ERA WHIP	IP WLS BF H R ER SO BB IBB HBP BLK WP HR S P ERA WHIP	IP WLS BF H R ER SO BB IBB HBP BLK WP HR S P ERA WHIP	IP WLS BF H R ER SO BB IBB HBP BLK WP HR S P ERA WHIP
40 Nick Lodolo, L ERA: 4.12	7.0	27	5	0	0	8	2	0	0	0	0	0	0	0	0	0	0.00	1.000			
43 Alexis Diaz, R ERA: 1.75	2.0	6	0	0	0	3	0	0	0	0	0	0	0	0	0	0	0.00	0.000			

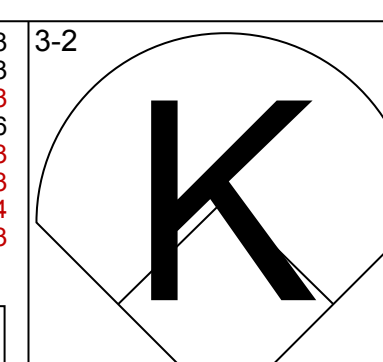
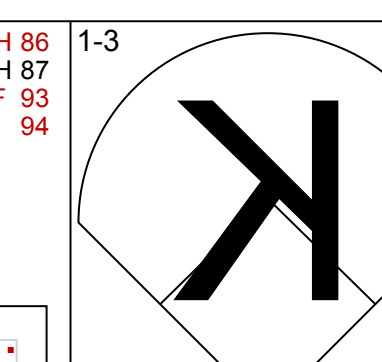
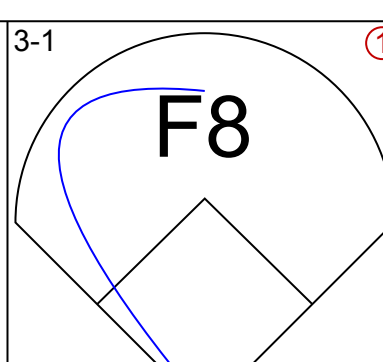
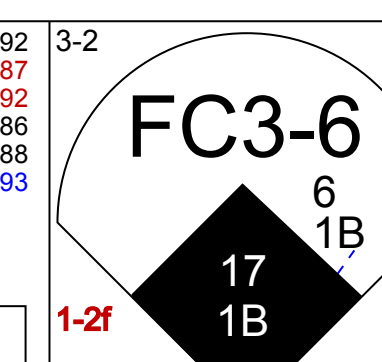
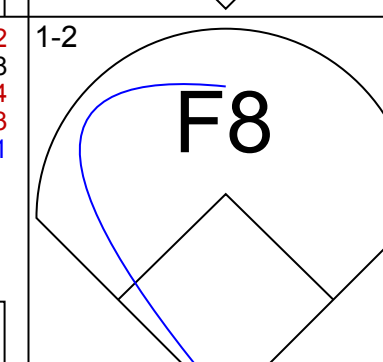
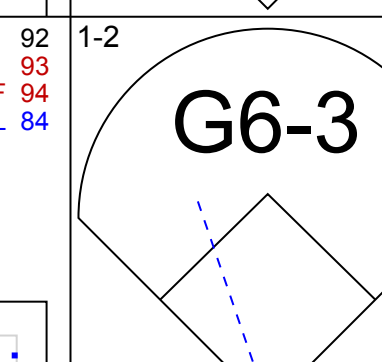
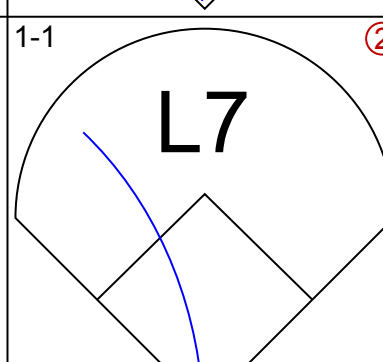
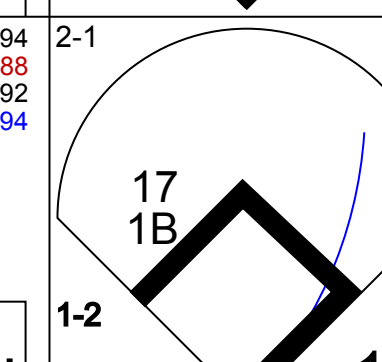
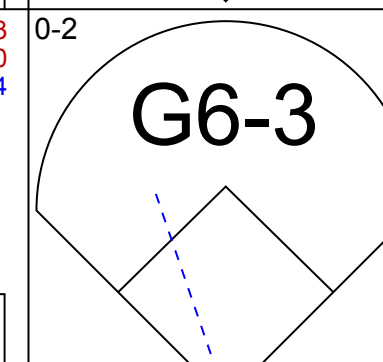
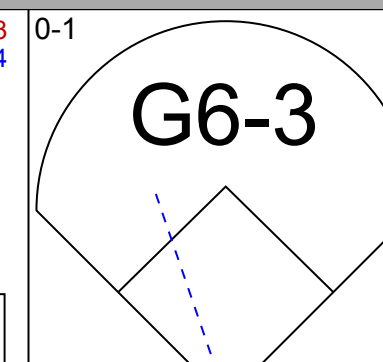
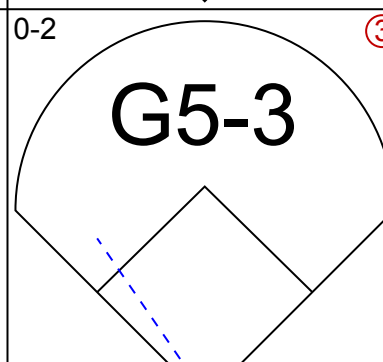
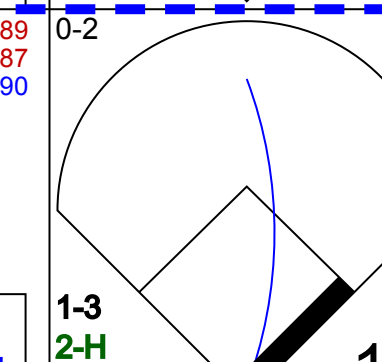
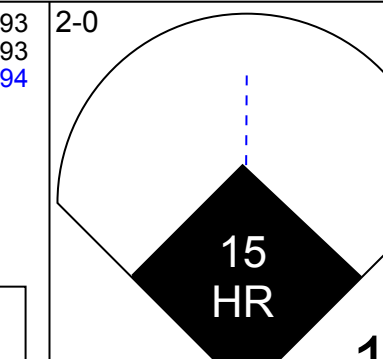
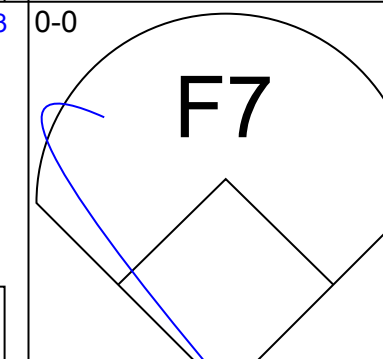
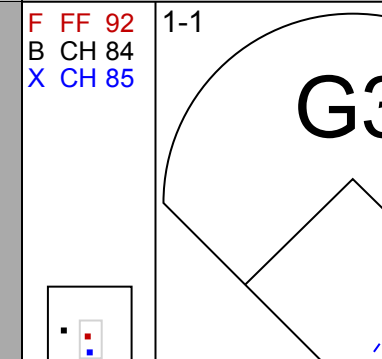
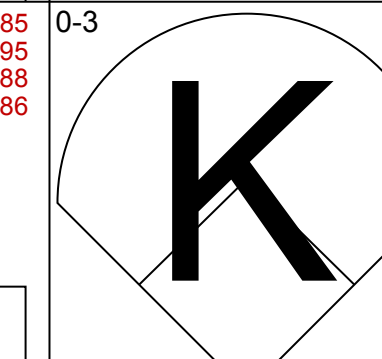
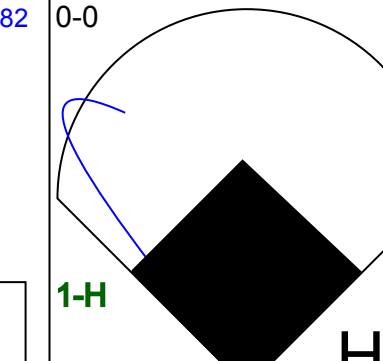
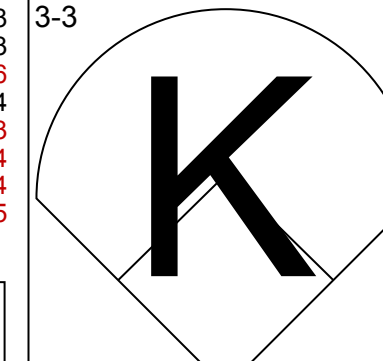
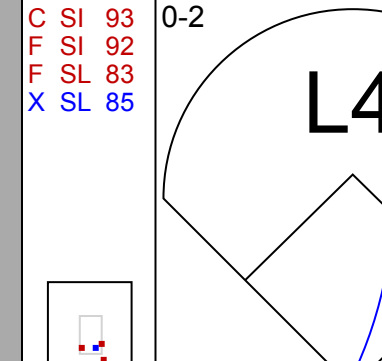
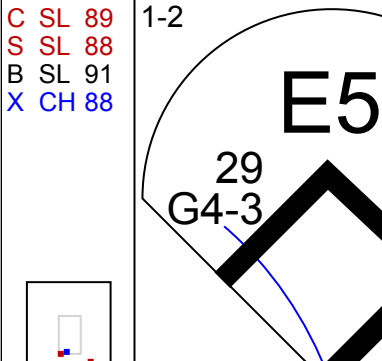
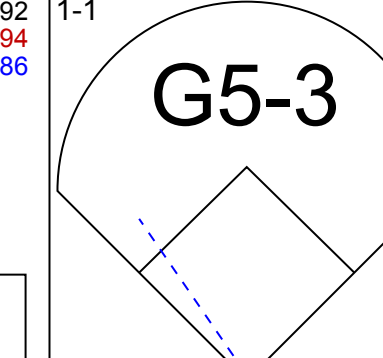
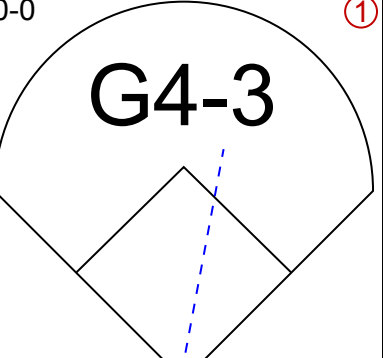
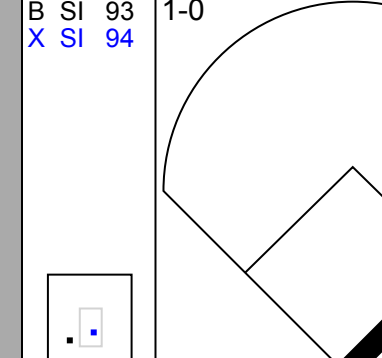
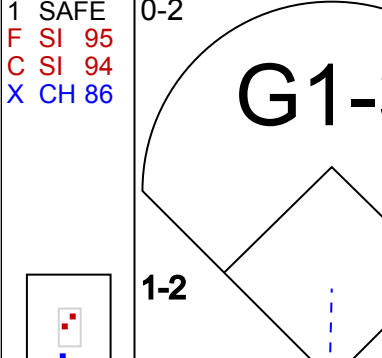
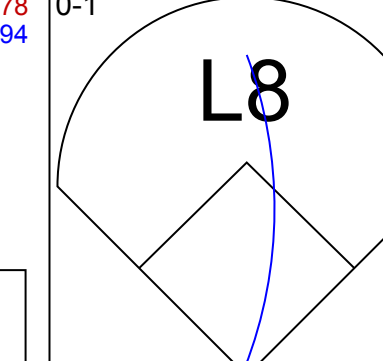
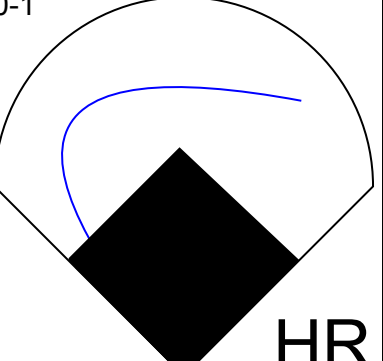
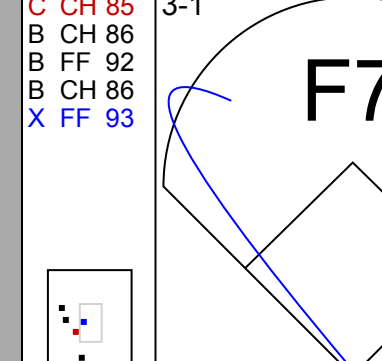
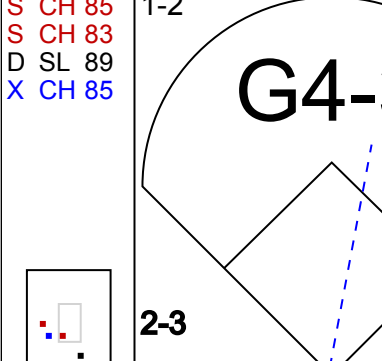
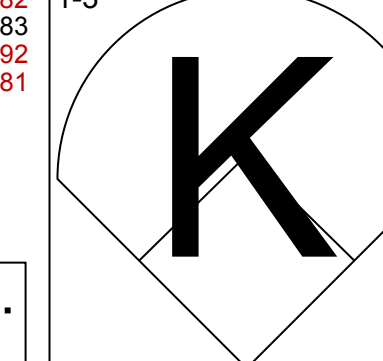
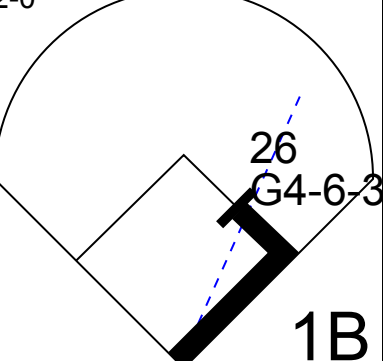
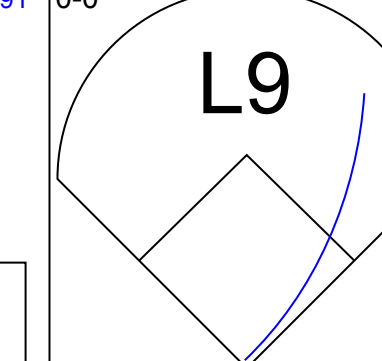
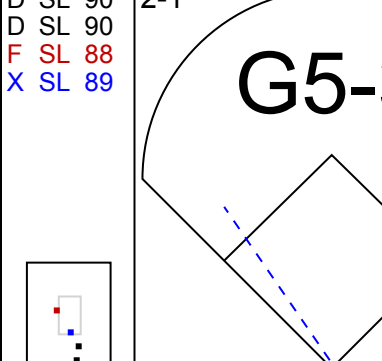
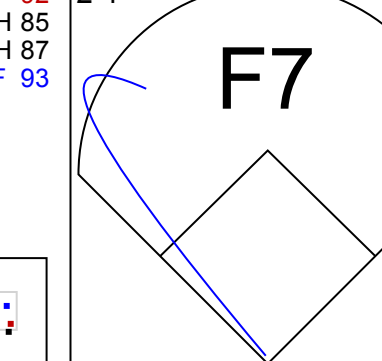
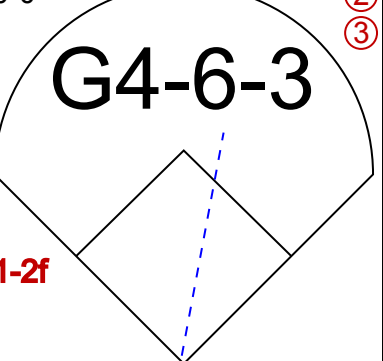
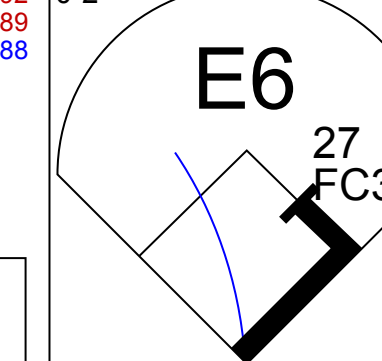
AB	30
R	0
H	5
RBI	0
BB	2
SO	11
LOB	11



Batter	1	2	3	4	5	6	7	8	9	AB	R	H	RBI	BB	SO	LOB	BOTTOM					
6 Jonathan India, R OBP: 0.306, SLG: 0.393	K				G6-3			P6		4	0	1	0	0	1	2	Philadelphia Phillies @ Cincinnati Reds Great American Ball Park, Cincinnati, OH Wed Aug 17 2022, 12:38 PM - 3:05 PM EDT Att: 13,622 - Sunny - 79 F					
27 Jake Fraley, L OBP: 0.320, SLG: 0.461	K				BB			K		4	0	0	0	0	2	2						
26 Michael Papierski, S OBP: 0.234, SLG: 0.190	K									0	0	0	0	0	0	0						
17 Kyle Farmer, R OBP: 0.337, SLG: 0.377	L8							F9		4	0	0	0	0	1	2						
4 Matt Reynolds, R OBP: 0.316, SLG: 0.340										4	0	0	0	0	3	0						
3 Albert Almora Jr., R OBP: 0.283, SLG: 0.356										1	1	0	0	3	0	0						
44 Aristides Aquino, R OBP: 0.229, SLG: 0.283										4	0	0	0	0	2	3						
35 Alejo Lopez, S OBP: 0.364, SLG: 0.333										4	0	3	0	0	0	1						
2 Jose Barrero, R OBP: 0.188, SLG: 0.333										4	0	1	1	0	2	4						
28 Austin Romine, R OBP: 0.231, SLG: 0.240										2	0	0	0	0	0	1						
29 TJ Friedl, L OBP: 0.267, SLG: 0.305										1	0	1	0	0	0	0						
Inning Stats	R: 0 E: 0 K: 2 S: 12	H: 0 LOB: 0 BB: 0 P: 17	R: 0 E: 0 K: 2 S: 11	H: 1 LOB: 2 BB: 1 P: 17	R: 0 E: 0 K: 1 S: 8	H: 1 LOB: 1 BB: 0 P: 12	R: 0 E: 0 K: 1 S: 6	H: 0 LOB: 0 BB: 0 P: 10	R: 0 E: 0 K: 0 S: 6	H: 1 LOB: 1 BB: 0 P: 7	R: 0 E: 0 K: 0 S: 7	H: 0 LOB: 0 BB: 0 P: 11	R: 0 E: 0 K: 2 S: 11	H: 0 LOB: 1 BB: 1 P: 21	R: 0 E: 0 K: 1 S: 15	H: 1 LOB: 1 BB: 0 P: 22	R: 1 E: 0 K: 2 S: 10	H: 2 LOB: 2 BB: 1 P: 18	1B: 5 2B: 2 3B: 0 HR: 0	SF: 0 SAC: 0 DP: 0 HBP: 0	WP: 0 PB: 0 CS: 0	PA: 35
PITCHER	IP WLS BF H R ER SO BB IBB HBP BLK WP HR S P ERA WHIP	IP WLS BF H R ER SO BB IBB HBP BLK WP HR S P ERA WHIP	IP WLS BF H R ER SO BB IBB HBP BLK WP HR S P ERA WHIP	IP WLS BF H R ER SO BB IBB HBP BLK WP HR S P ERA WHIP	IP WLS BF H R ER SO BB IBB HBP BLK WP HR S P ERA WHIP	IP WLS BF H R ER SO BB IBB HBP BLK WP HR S P ERA WHIP	IP WLS BF H R ER SO BB IBB HBP BLK WP HR S P ERA WHIP	IP WLS BF H R ER SO BB IBB HBP BLK WP HR S P ERA WHIP	IP WLS BF H R ER SO BB IBB HBP BLK WP HR S P ERA WHIP	IP WLS BF H R ER SO BB IBB HBP BLK WP HR S P ERA WHIP	IP WLS BF H R ER SO BB IBB HBP BLK WP HR S P ERA WHIP	IP WLS BF H R ER SO BB IBB HBP BLK WP HR S P ERA WHIP	IP WLS BF H R ER SO BB IBB HBP BLK WP HR S P ERA WHIP	IP WLS BF H R ER SO BB IBB HBP BLK WP HR S P ERA WHIP	IP WLS BF H R ER SO BB IBB HBP BLK WP HR S P ERA WHIP	IP WLS BF H R ER SO BB IBB HBP BLK WP HR S P ERA WHIP	IP WLS BF H R ER SO BB IBB HBP BLK WP HR S P ERA WHIP	IP WLS BF H R ER SO BB IBB HBP BLK WP HR S P ERA WHIP	IP WLS BF H R ER SO BB IBB HBP BLK WP HR S P ERA WHIP	IP WLS BF H R ER SO BB IBB HBP BLK WP HR S P ERA WHIP	IP WLS BF H R ER SO BB IBB HBP BLK WP HR S P ERA WHIP	
55 Ranger Suarez, L ERA: 3.31	7.0	26	3	0	0	1	2	0	0	0	0	0	0	0	0	0	0.00	1.000				
30 David Robertson, R ERA: 1.94	1.0	4	1	0	0	1	0	0	0	0	0	0	0	0	0	0	0.00	1.000				
58 Seranthony Dominguez, R ERA: 1.64	0.2	5	2	1	1	2	1	0	0	0	0	0	0	0	0	0	13.50	4.500				

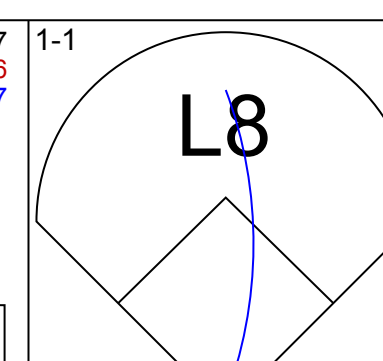
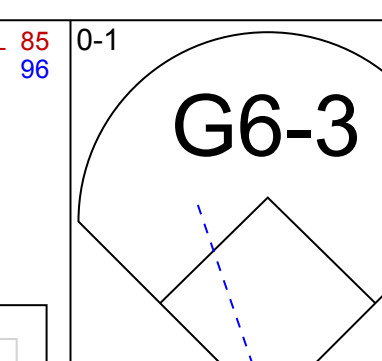
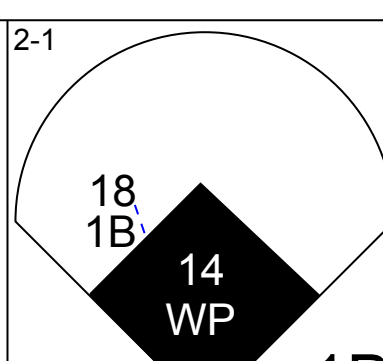
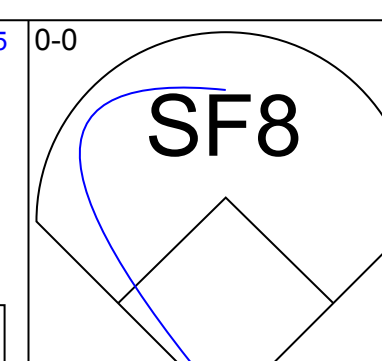
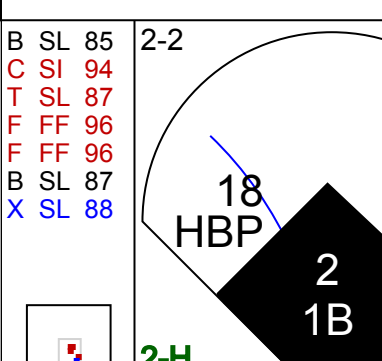
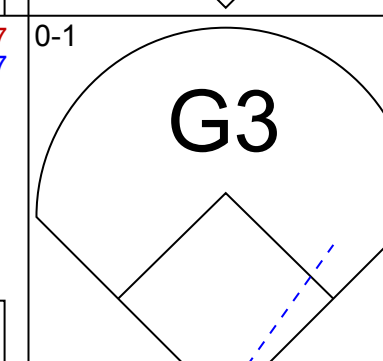
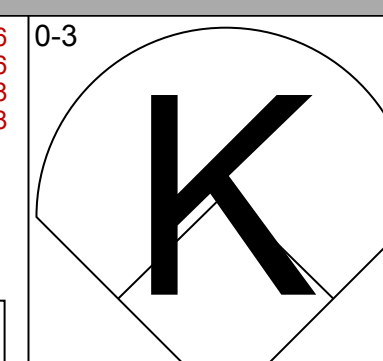
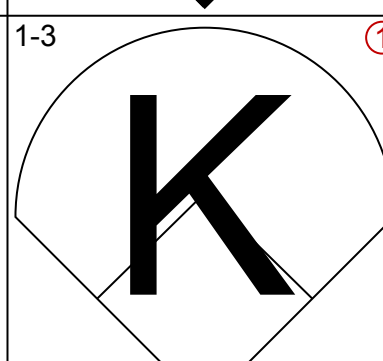
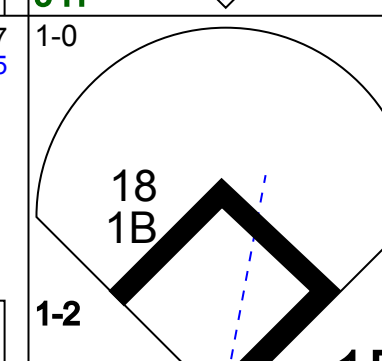
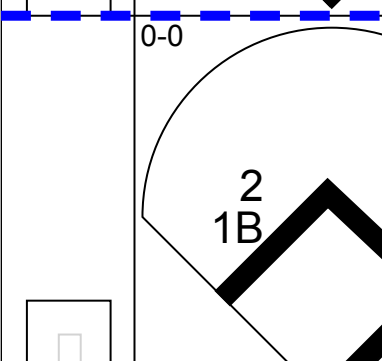
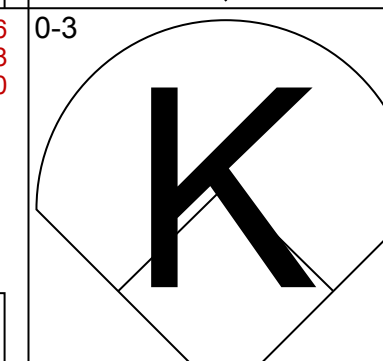
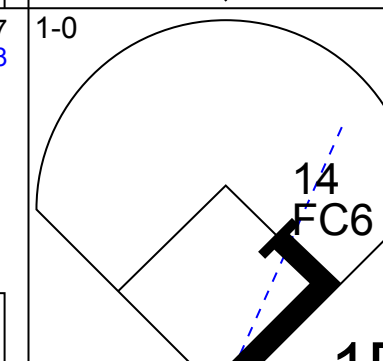
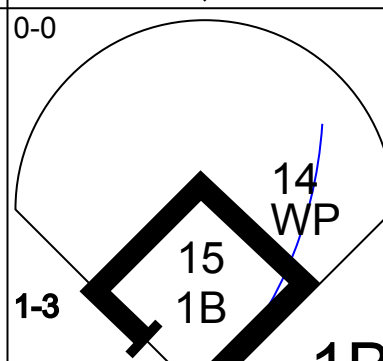
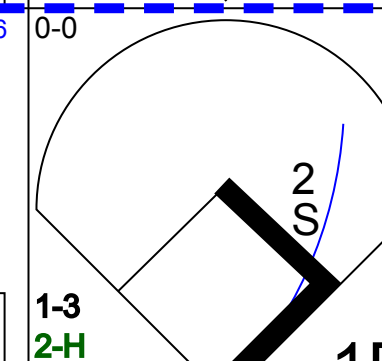
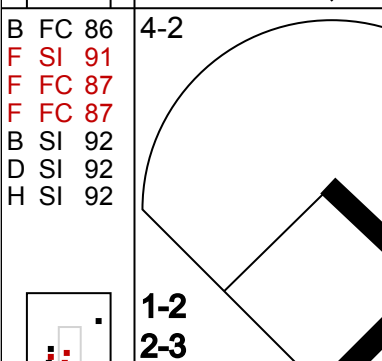
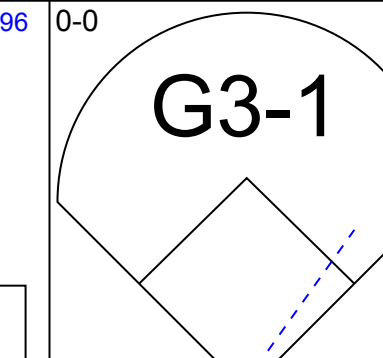
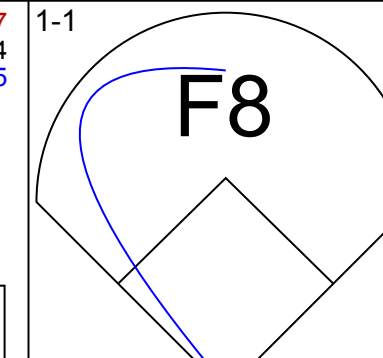
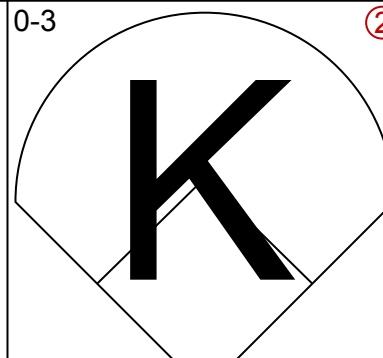
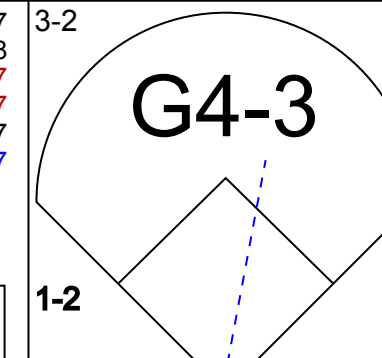
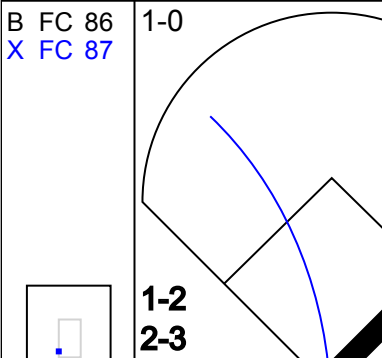
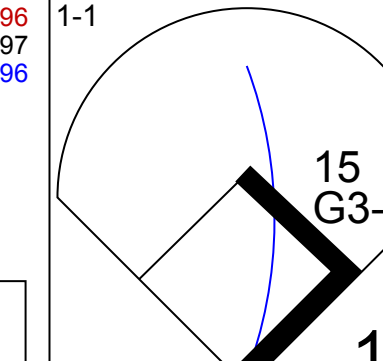
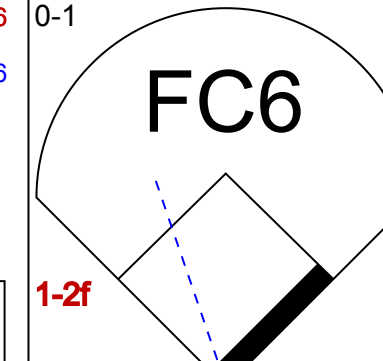
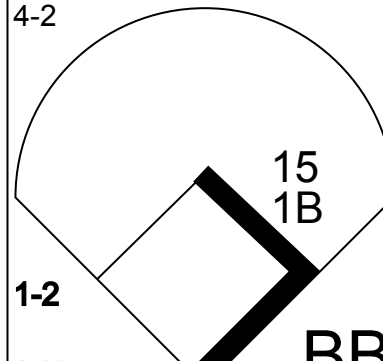
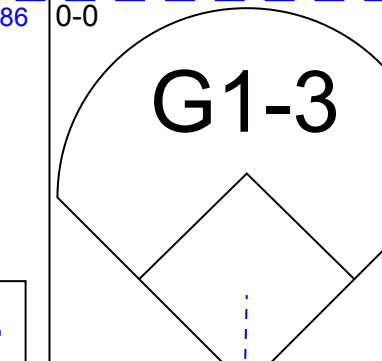
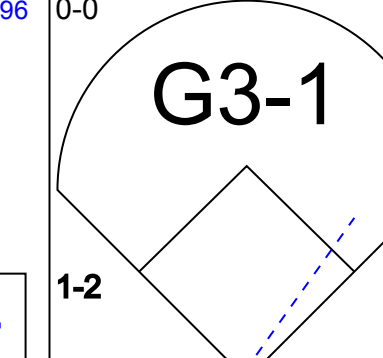
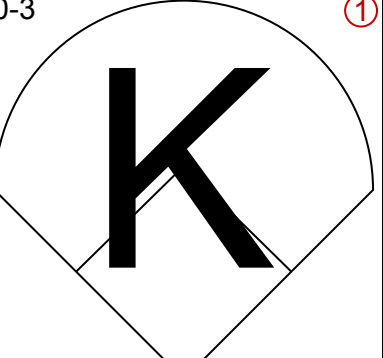
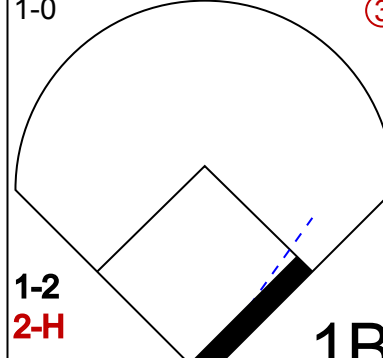
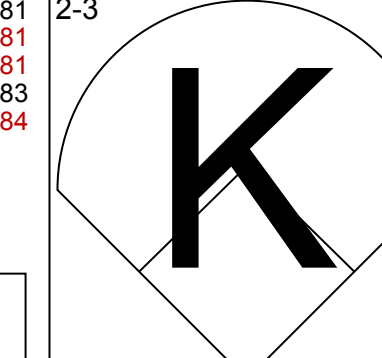
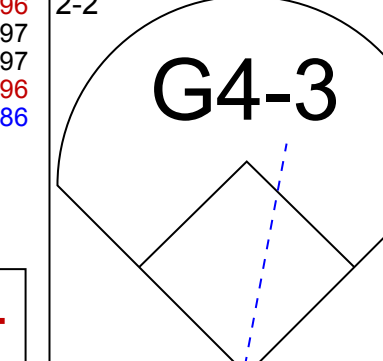
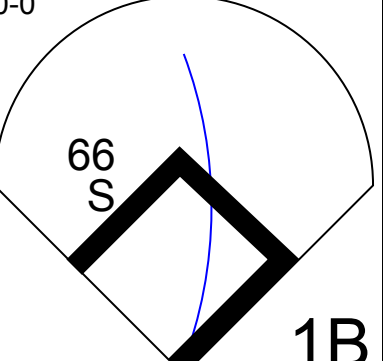

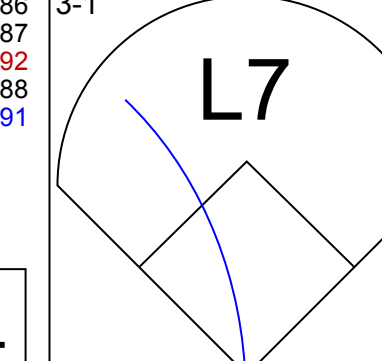
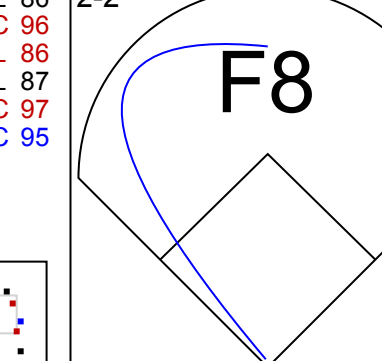
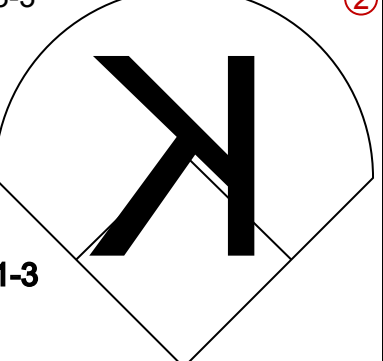

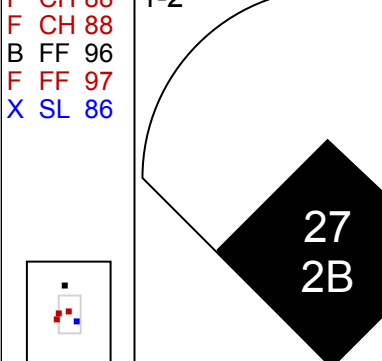
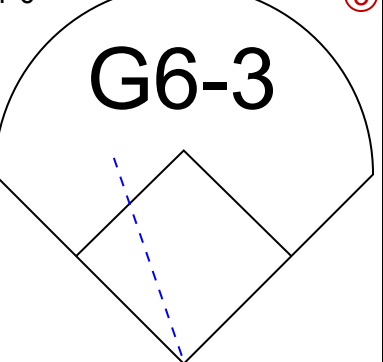

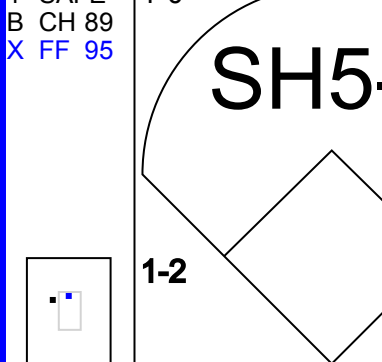
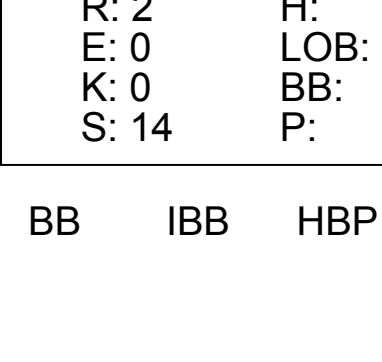
AB	32
R	1
H	6
RBI	1
BB	3
SO	11
LOB	15



Batter	1	2	3	4	5	6	7	8	9	AB	R	H	RBI	BB	SO	LOB	TOP						
27 Jake Fraley, L (1,9) OBP: 0.308, SLG: 0.441										4	1	0	0	0	2	1	<p>Cincinnati Reds @ Pittsburgh Pirates PNC Park, Pittsburgh, PA Fri Aug 19 2022, 7:09 PM - 9:55 PM EDT Att: 17,706 - Partly Cloudy - 85 F</p>						
6 Jonathan India, R (1,4) OBP: 0.305, SLG: 0.391										4	0	1	0	0	0	0							
17 Kyle Farmer, R (1,5) OBP: 0.336, SLG: 0.376										4	0	1	1	0	0	0							
9 Mike Moustakas, L (1,3) OBP: 0.288, SLG: 0.325										4	1	1	0	0	1	2							
15 Nick Senzel, R (1,10) OBP: 0.303, SLG: 0.323										4	1	1	2	0	1	0							
3 Albert Almora Jr., R (1,8) OBP: 0.263, SLG: 0.354										4	0	1	0	0	0	1							
29 TJ Friedl, L (1,7) OBP: 0.266, SLG: 0.333										4	1	1	1	0	0	2							
2 Jose Barrero, R (1,6) OBP: 0.192, SLG: 0.327										4	0	1	0	0	1	1							
26 Michael Papierski, S (1,2) OBP: 0.227, SLG: 0.184										3	0	0	0	0	0	1							
Inning Stats	R: 0 E: 0 K: 1 S: 12	H: 0 LOB: 0 BB: 0 P: 16	R: 2 E: 0 K: 1 S: 9	H: 2 LOB: 0 BB: 0 P: 13	R: 0 E: 0 K: 1 S: 8	H: 0 LOB: 0 BB: 0 P: 12	R: 0 E: 0 K: 1 S: 8	H: 0 LOB: 0 BB: 0 P: 11	R: 1 E: 0 K: 0 S: 5	H: 2 LOB: 0 BB: 0 P: 7	R: 0 E: 0 K: 0 S: 7	H: 0 LOB: 0 BB: 0 P: 11	R: 0 E: 0 K: 0 S: 9	H: 1 LOB: 1 BB: 0 P: 14	R: 1 E: 1 K: 1 S: 16	H: 2 LOB: 2 BB: 0 P: 21	R: 0 E: 1 K: 0 S: 11	H: 0 LOB: 1 BB: 0 P: 15	1B: 5 2B: 0 HR: 2	SF: 0 SAC: 0 HBP: 0	WP: 0 PB: 0 SB: 0 CS: 0	PA: 35	
PITCHER	IP WLS BF H R ER SO BB IBB HBP BLK WP HR S P ERA WHIP	IP WLS BF H R ER SO BB IBB HBP BLK WP HR S P ERA WHIP	IP WLS BF H R ER SO BB IBB HBP BLK WP HR S P ERA WHIP	IP WLS BF H R ER SO BB IBB HBP BLK WP HR S P ERA WHIP	IP WLS BF H R ER SO BB IBB HBP BLK WP HR S P ERA WHIP	IP WLS BF H R ER SO BB IBB HBP BLK WP HR S P ERA WHIP	IP WLS BF H R ER SO BB IBB HBP BLK WP HR S P ERA WHIP	IP WLS BF H R ER SO BB IBB HBP BLK WP HR S P ERA WHIP	IP WLS BF H R ER SO BB IBB HBP BLK WP HR S P ERA WHIP	IP WLS BF H R ER SO BB IBB HBP BLK WP HR S P ERA WHIP	IP WLS BF H R ER SO BB IBB HBP BLK WP HR S P ERA WHIP	IP WLS BF H R ER SO BB IBB HBP BLK WP HR S P ERA WHIP	IP WLS BF H R ER SO BB IBB HBP BLK WP HR S P ERA WHIP	IP WLS BF H R ER SO BB IBB HBP BLK WP HR S P ERA WHIP	IP WLS BF H R ER SO BB IBB HBP BLK WP HR S P ERA WHIP	IP WLS BF H R ER SO BB IBB HBP BLK WP HR S P ERA WHIP	IP WLS BF H R ER SO BB IBB HBP BLK WP HR S P ERA WHIP	IP WLS BF H R ER SO BB IBB HBP BLK WP HR S P ERA WHIP	IP WLS BF H R ER SO BB IBB HBP BLK WP HR S P ERA WHIP	IP WLS BF H R ER SO BB IBB HBP BLK WP HR S P ERA WHIP	IP WLS BF H R ER SO BB IBB HBP BLK WP HR S P ERA WHIP	IP WLS BF H R ER SO BB IBB HBP BLK WP HR S P ERA WHIP	IP WLS BF H R ER SO BB IBB HBP BLK WP HR S P ERA WHIP

AB	35
R	4
H	7
RBI	4
BB	0
SO	5
LOB	8



Batter	1	2	3	4	5	6	7	8	9	AB	R	H	RBI	BB	SO	LOB	BOTTOM						
27 Kevin Newman, R (1,4) OBP: 0.323, SLG: 0.378										4	2	2	2	0	0	0	<p>Cincinnati Reds @ Pittsburgh Pirates PNC Park, Pittsburgh, PA Fri Aug 19 2022, 7:09 PM - 9:55 PM EDT Att: 17,706 - Partly Cloudy - 85 F</p>						
10 Bryan Reynolds, S (1,8) OBP: 0.350, SLG: 0.476										4	0	1	0	1	2	1							
18 Ben Gamel, L (1,9) OBP: 0.337, SLG: 0.383										4	0	3	1	0	1	0							
2 Michael Chavis, R (1,3) OBP: 0.278, SLG: 0.417										5	0	1	1	0	1	5							
14 Rodolfo Castro, S (1,5) OBP: 0.293, SLG: 0.368										3	0	1	0	1	0	1							
15 Oneil Cruz, L (1,6) OBP: 0.242, SLG: 0.390										4	0	1	0	0	2	1							
24 Greg Allen, S (1,7) OBP: 0.256, SLG: 0.268										4	1	2	0	0	0	1							
66 Bligh Madris, L (1,10) OBP: 0.234, SLG: 0.260										4	2	2	0	0	1	1							
61 Jason Delay, R (1,2) OBP: 0.306, SLG: 0.329										3	0	0	0	0	2	3							
30 Tucupita Marcano, L (9,PH) OBP: 0.276, SLG: 0.325										0	0	0	0	0	0	0							
Inning Stats	R: 0 E: 0 K: 1 S: 7	H: 0 LOB: 0 BB: 0 P: 8	R: 0 E: 0 K: 0 S: 7	H: 1 LOB: 1 BB: 0 P: 10	R: 0 E: 0 K: 1 S: 10	H: 0 LOB: 0 BB: 0 P: 12	R: 0 E: 0 K: 1 S: 9	H: 1 LOB: 1 BB: 0 P: 11	R: 0 E: 0 K: 2 S: 9	H: 1 LOB: 0 BB: 0 P: 13	R: 1 E: 0 K: 2 S: 13	H: 3 LOB: 2 BB: 1 P: 21	R: 2 E: 0 K: 1 S: 11	H: 4 LOB: 2 BB: 0 P: 17	R: 0 E: 0 K: 1 S: 6	H: 0 LOB: 0 BB: 0 P: 11	R: 2 E: 0 K: 0 S: 14	H: 3 LOB: 3 BB: 1 P: 23	1B: 12 2B: 1 HR: 0	SF: 1 SAC: 1 HBP: 1	WP: 1 PB: 0 SB: 3 CS: 0	PA: 40	
PITCHER	IP WLS BF H R ER SO BB IBB HBP BLK WP HR S P ERA WHIP	IP WLS BF H R ER SO BB IBB HBP BLK WP HR S P ERA WHIP	IP WLS BF H R ER SO BB IBB HBP BLK WP HR S P ERA WHIP	IP WLS BF H R ER SO BB IBB HBP BLK WP HR S P ERA WHIP	IP WLS BF H R ER SO BB IBB HBP BLK WP HR S P ERA WHIP	IP WLS BF H R ER SO BB IBB HBP BLK WP HR S P ERA WHIP	IP WLS BF H R ER SO BB IBB HBP BLK WP HR S P ERA WHIP	IP WLS BF H R ER SO BB IBB HBP BLK WP HR S P ERA WHIP	IP WLS BF H R ER SO BB IBB HBP BLK WP HR S P ERA WHIP	IP WLS BF H R ER SO BB IBB HBP BLK WP HR S P ERA WHIP	IP WLS BF H R ER SO BB IBB HBP BLK WP HR S P ERA WHIP	IP WLS BF H R ER SO BB IBB HBP BLK WP HR S P ERA WHIP	IP WLS BF H R ER SO BB IBB HBP BLK WP HR S P ERA WHIP	IP WLS BF H R ER SO BB IBB HBP BLK WP HR S P ERA WHIP	IP WLS BF H R ER SO BB IBB HBP BLK WP HR S P ERA WHIP	IP WLS BF H R ER SO BB IBB HBP BLK WP HR S P ERA WHIP	IP WLS BF H R ER SO BB IBB HBP BLK WP HR S P ERA WHIP	IP WLS BF H R ER SO BB IBB HBP BLK WP HR S P ERA WHIP	IP WLS BF H R ER SO BB IBB HBP BLK WP HR S P ERA WHIP	IP WLS BF H R ER SO BB IBB HBP BLK WP HR S P ERA WHIP	IP WLS BF H R ER SO BB IBB HBP BLK WP HR S P ERA WHIP	IP WLS BF H R ER SO BB IBB HBP BLK WP HR S P ERA WHIP	IP WLS BF H R ER SO BB IBB HBP BLK WP HR S P ERA WHIP



Batter	1	2	3	4	5	6	7	8	9	AB	R	H	RBI	BB	SO	LOB	TOP										
27 Jake Fraley, L OBP: 0.318, SLG: 0.464	K2-3		G5-3	HR		BB			K	4	2	1	2	2	2	2											
6 Jonathan India, R OBP: 0.337, SLG: 0.387	P2		G5-3	G5-3		P4			1B	5	1	1	0	0	0	4											
17 Kyle Farmer, R OBP: 0.307, SLG: 0.376	1B		E6		L8				1B	5	1	2	0	0	1	0											
9 Mike Moustakas, L OBP: 0.290, SLG: 0.326	1B		P6		K				1B	5	1	2	1	0	1	1											
7 Donovan Solano, R OBP: 0.381, SLG: 0.440	FC5-4				K				1B	5	2	3	1	0	1	2											
15 Nick Senzel, R OBP: 0.302, SLG: 0.322	G3				K				1B	4	1	1	1	0	1	2											
29 TJ Friedl, L ERA: 4.13									1B																		
44 Aristides Aquino, R ERA: 0.75	F6								1B	3	1	1	0	0	0	0											
2 Jose Barrero, R OBP: 0.193, SLG: 0.316	F7								1B	5	0	1	1	0	2	4											
28 Austin Romine, R OBP: 0.228, SLG: 0.255	G6-3								1B	5	1	1	2	0	2	4											
Inning Stats	R: 0 H: 2 E: 0 K: 1 S: 12	H: 2 LOB: 2 BB: 0 P: 18	R: 0 H: 0 E: 0 K: 0 S: 6	LOB: 0 BB: 0 P: 11	R: 1 H: 0 E: 1 K: 0 S: 8	LOB: 1 BB: 1 P: 16	R: 4 H: 4 E: 0 K: 1 S: 15	LOB: 0 BB: 0 P: 20	R: 0 H: 0 E: 0 K: 2 S: 14	LOB: 3 BB: 1 P: 17	R: 0 H: 0 E: 0 K: 1 S: 10	H: 1 LOB: 0 BB: 0 P: 17	R: 0 H: 0 E: 0 K: 1 S: 10	H: 0 LOB: 0 BB: 0 P: 13	R: 5 H: 7 E: 0 K: 2 S: 27	LOB: 2 BB: 0 P: 39	1B: 12 2B: 1 3B: 0 HR: 1	SF: 0 SAC: 0 DP: 0 HBP: 1	WP: 0 PB: 0 SB: 0 CS: 0	PA: 46							
PITCHER	IP	WLS	BF	H	R	ER	SO	BB	IBB	HBP	BLK	WP	HR	S	P	ERA	WHIP										
48 Tyler Beede, R ERA: 4.13	4.0	L	20	6	5	4	2	1	0	0	0	0	1	41	65	9.00	1.750										
37 Chase De Jong, R ERA: 2.23	2.0		9	0	0	0	4	1	0	1	0	0	0	25	37	0.00	0.500										
46 Yohan Ramirez, R ERA: 0.75	2.0		7	1	0	0	2	0	0	0	0	0	0	20	30	0.00	0.500										
52 Eric Stout, L ERA: 5.93	0.1		7	6	5	5	1	0	0	0	0	0	0	22	32	135.00	18.000										
56 Duane Underwood Jr., R ERA: 4.18	0.2		3	1	0	0	1	0	0	0	0	0	0	5	7	0.00	1.500										

Cincinnati Reds @ Pittsburgh Pirates
PNC Park, Pittsburgh, PA
Sat Aug 20 2022, 7:09 PM - 10:41 PM EDT
Att: 31,761 - Cloudy - 85 F

AB 42
R 10
H 14
RBI 9
BB 2
SO 10
LOB 19



Batter	1	2	3	4	5	6	7	8	9	AB	R	H	RBI	BB	SO	LOB	BOTTOM										
30 Tucupita Marcano, L OBP: 0.281, SLG: 0.331	L9		L9		L8				BB	4	0	1	0	1	0	0											
27 Kevin Newman, R OBP: 0.320, SLG: 0.370	K		G5-3						K	4	0	0	0	1	2	3											
10 Bryan Reynolds, S OBP: 0.347, SLG: 0.471	K		G3-1		L9				K	4	0	0	0	0	2	1											
18 Ben Gamel, L OBP: 0.339, SLG: 0.383									1B	3	0	1	0	1	1	0											
14 Rodolfo Castro, S OBP: 0.300, SLG: 0.400									1B	4	1	2	1	0	1	2											
15 Oneil Cruz, L OBP: 0.247, SLG: 0.386									1B	2	0	0	0	2	2	2											
24 Greg Allen, S OBP: 0.268, SLG: 0.260									BB	2	0	0	0	2	0	3											
66 Bligh Madris, L OBP: 0.234, SLG: 0.252									BB	3	0	0	0	1	0	4											
54 Tyler Heineman, S OBP: 0.250, SLG: 0.248									F7	4	0	0	0	0	0	4											
Inning Stats	R: 0 H: 1 E: 0 K: 2 S: 9	H: 1 LOB: 3 BB: 2 P: 14	R: 0 H: 0 E: 0 K: 1 S: 16	LOB: 0 BB: 0 P: 33	R: 1 H: 1 E: 0 K: 1 S: 8	LOB: 1 BB: 1 P: 16	R: 0 H: 0 E: 0 K: 0 S: 8	LOB: 0 BB: 1 P: 17	R: 0 H: 1 E: 0 K: 1 S: 11	LOB: 2 BB: 1 P: 17	R: 0 H: 0 E: 0 K: 2 S: 6	H: 0 LOB: 0 BB: 0 P: 11	R: 0 H: 0 E: 0 K: 2 S: 11	H: 0 LOB: 1 BB: 1 P: 19	R: 0 H: 0 E: 0 K: 1 S: 17	LOB: 2 BB: 2 P: 30	1B: 2 2B: 1 3B: 0 HR: 1	SF: 0 SAC: 0 DP: 0 HBP: 0	WP: 0 PB: 0 SB: 1 CS: 1	PA: 38							
PITCHER	IP	WLS	BF	H	R	ER	SO	BB	IBB	HBP	BLK	WP	HR	S	P	ERA	WHIP										
38 Justin Dunn, R ERA: 6.08	5.0	W	21	3	1	1	4	4	0	0	0	0	0	11	17	0.00	2.000										
79 Ian Gibaut, R ERA: 5.3	1.0		5	1	0	0	1	1	0	0	0	0	0	6	11	0.00	0.000										
46 Buck Farmer, R ERA: 4.5	1.0		3	0	0	0	0	0	0	0	0	0	0	6	11	0.00	0.000										
54 Hunter Strickland, R ERA: 5.44	1.0		4	0	0	0	2	1	0	0	0	0	0	11	19	0.00	1.000										
77 Art Warren, R ERA: 6.67	1.0		5	0	0	0	1	2	0	0	0	0	0	17	30	0.00	2.000										

Cincinnati Reds @ Pittsburgh Pirates
PNC Park, Pittsburgh, PA
Sat Aug 20 2022, 7:09 PM - 10:41 PM EDT
Att: 31,761 - Cloudy - 85 F

AB 30
R 1
H 4
RBI 1
BB 8
SO 8
LOB 19



Batter	1	2	3	4	5	6	7	8	9	AB	R	H	RBI	BB	SO	LOB	TOP							
27 Jake Freley, L (1, 10) OBP: 0.348, SLG: 0.505										2	4	2	3	3	0	0								
6 Jonathan India, R (1, 4) OBP: 0.305, SLG: 0.393										4	2	1	1	0	0	3								
7 Donovan Solano, R (1, 5) OBP: 0.387, SLG: 0.445										5	0	3	2	0	1	1								
9 Mike Moustakas, L (1, 3) OBP: 0.292, SLG: 0.340										5	1	2	2	0	1	4								
15 Nick Senzel, R (1, 8) OBP: 0.307, SLG: 0.324										4	0	2	1	1	1	2								
4 Matt Reynolds, R (1, 6) OBP: 0.314, SLG: 0.338										4	0	1	0	0	1	2								
2 Jose Barrero, R (7, 6) OBP: 0.190, SLG: 0.310										1	0	0	0	0	1	2								
29 TJ Friedl, L (1, 7) OBP: 0.280, SLG: 0.330										4	1	1	0	1	1	2								
44 Aristides Aquino, R (1, 9) OBP: 0.214, SLG: 0.290										4	1	0	0	1	3	1								
26 Michael Papierski, S (1, 2) OBP: 0.228, SLG: 0.187										4	0	1	0	0	0	2								
Inning Stats	R: 1 H: 2 E: 0 K: 1 S: 13	H: 2 LOB: 1 BB: 0 P: 15	R: 0 H: 1 E: 0 K: 2 S: 12	H: 1 LOB: 1 BB: 0 P: 14	R: 2 H: 3 E: 0 K: 1 S: 12	H: 3 LOB: 2 BB: 1 P: 23	R: 0 H: 1 E: 0 K: 1 S: 8	H: 1 LOB: 1 BB: 1 P: 14	R: 0 H: 1 E: 0 K: 0 S: 8	H: 1 LOB: 1 BB: 1 P: 12	R: 4 H: 3 E: 0 K: 1 S: 17	H: 3 LOB: 1 BB: 2 P: 32	R: 0 H: 0 E: 0 K: 1 S: 9	H: 0 LOB: 0 BB: 0 P: 14	R: 2 H: 2 E: 1 K: 1 S: 13	H: 2 LOB: 2 BB: 1 P: 25	R: 0 H: 0 E: 1 K: 1 S: 7	H: 0 LOB: 0 BB: 0 P: 7	1B: 10 2B: 0 3B: 1 HR: 2	SF: 0 SAC: 1 DP: 3 HBP: 1	WP: 1 PB: 0 SB: 2 CS: 0	PA: 45		
PITCHER	IP WLS BF H R ER SO BB IBB HBP BLK WP HR S P ERA WHIP	5.0 L 24 8 3 3 5 3 0 0 0 1 2 53 78 5.40 2.200	1.0 8 3 4 4 1 2 0 0 0 0 0 17 32 36.00 5.000	1.1 7 1 2 2 1 1 0 1 0 0 0 17 32 13.50 1.500	1.2 6 1 0 0 2 0 0 0 0 0 0 12 14 0.00 0.600																			

Cincinnati Reds @ Pittsburgh Pirates
PNC Park, Pittsburgh, PA
Sun Aug 21 2022, 1:39 PM - 5:00 PM EDT
Att: 15,046 - Cloudy - 74 F

AB	37
R	9
H	13
RBI	9
BB	6
SO	9
LOB	19



Batter	1	2	3	4	5	6	7	8	9	AB	R	H	RBI	BB	SO	LOB	BOTTOM					
27 Kevin Newman, R (1, 6) OBP: 0.322, SLG: 0.376										5	0	2	0	0	1	1						
10 Bryan Reynolds, S (1, 10) OBP: 0.343, SLG: 0.465										5	1	0	0	0	2							
2 Michael Chavis, R (1, 3) OBP: 0.278, SLG: 0.415										4	1	1	0	0	0	1						
18 Ben Gamel, L (1, 9) OBP: 0.341, SLG: 0.384										4	1	2	1	0	1	0						
14 Rodolfo Castro, S (1, 4) OBP: 0.306, SLG: 0.412										4	0	2	1	0	0	1						
24 Greg Allen, S (1, 8) OBP: 0.291, SLG: 0.267										2	1	1	0	1	0	2						
5 Kevin Padlo, R (1, 5) OBP: 0.147, SLG: 0.152										4	0	0	0	0	1	5						
30 Tucupiti Marciano, L (1, 7) OBP: 0.280, SLG: 0.336										4	1	1	2	0	1	3						
61 Jason Delay, R (1, 2) OBP: 0.302, SLG: 0.325										4	0	1	1	0	2	0						
Inning Stats	R: 2 H: 4 E: 0 K: 0 S: 12	H: 4 LOB: 1 BB: 0 P: 18	R: 0 H: 0 E: 0 K: 1 S: 13	H: 0 LOB: 0 BB: 0 P: 18	R: 0 H: 1 E: 0 K: 0 S: 8	H: 1 LOB: 2 BB: 0 P: 13	R: 0 H: 1 E: 0 K: 0 S: 11	H: 1 LOB: 1 BB: 0 P: 15	R: 3 H: 4 E: 1 K: 1 S: 17	H: 4 LOB: 1 BB: 0 P: 29	R: 0 H: 0 E: 0 K: 1 S: 8	H: 0 LOB: 0 BB: 0 P: 10	R: 0 H: 0 E: 0 K: 2 S: 15	H: 0 LOB: 1 BB: 1 P: 26	R: 0 H: 0 E: 0 K: 1 S: 9	H: 0 LOB: 0 BB: 0 P: 11	1B: 7 2B: 4 3B: 0 HR: 0	SF: 0 SAC: 0 DP: 1 HBP: 1	WP: 0 PB: 0 SB: 0 CS: 0	PA: 38		
PITCHER	IP WLS BF H R ER SO BB IBB HBP BLK WP HR S P ERA WHIP	5.2 W 26 9 0 0 1 0 0 0 0 0 0 6 11 0.00 3.000	1.2 H 6 0 0 0 2 1 0 0 0 0 0 19 30 0.00 0.600	0.1 1 0 0 0 1 0 0 0 0 0 0 4 6 0.00 0.000	1.0 3 0 0 0 1 0 0 0 0 0 0 9 11 0.00 0.000																	

Cincinnati Reds @ Pittsburgh Pirates
PNC Park, Pittsburgh, PA
Sun Aug 21 2022, 1:39 PM - 5:00 PM EDT
Att: 15,046 - Cloudy - 74 F

AB	36
R	5
H	10
RBI	5
BB	1
SO	6
LOB	15



Batter	1	2	3	4	5	6	7	8	9	AB	R	H	RBI	BB	SO	LOB	TOP										
27 Jake Freley, L OBP: 0.336, SLG: 0.485	G3		G3		L7			G4-3		4	0	0	0	0	0	0	<p>Cincinnati Reds @ Philadelphia Phillies</p> <p>Citizens Bank Park, Philadelphia, PA</p> <p>Mon Aug 22 2022, 8:02 PM - 10:42 PM EDT</p> <p>Att: 19,166 - Drizzlie - 82 F</p>										
6 Jonathan India, R OBP: 0.311, SLG: 0.394	L8		BB		BB		G4-6-3		BB	2	0	1	0	2	0	0											
17 Kyle Farmer, R OBP: 0.333, SLG: 0.372	K		FC6-4		G4-6-3				K	4	0	0	0	0	2	3											
9 Mike Moustakas, L OBP: 0.292, SLG: 0.339		1B			F9				K	4	0	1	0	0	1	1											
7 Donovan Solano, R OBP: 0.379, SLG: 0.434	F8				G5-3				F9	4	0	0	0	0	2												
15 Nick Senzel, R OBP: 0.341, SLG: 0.321	G1				F8					3	0	0	0	0	0	1											
29 TJ Friedl, L OBP: 0.281, SLG: 0.324		BB			F8					2	0	0	0	1	0	0											
2 Jose Barrero, R OBP: 0.180, SLG: 0.295	F8				G5-3					3	0	0	0	0	1	2											
28 Austin Romine, R OBP: 0.233, SLG: 0.310					G6-3					3	1	1	1	0	1	0											
Inning Stats	R: 0 E: 0 K: 1 S: 12	H: 0 LOB: 0 BB: 0 P: 17	R: 0 E: 0 K: 0 S: 9	H: 1 LOB: 2 BB: 1 P: 17	R: 0 E: 0 K: 0 S: 5	H: 0 LOB: 1 BB: 1 P: 11	R: 0 E: 0 K: 0 S: 7	H: 0 LOB: 0 BB: 0 P: 8	R: 1 E: 0 K: 0 S: 8	H: 1 LOB: 0 BB: 0 P: 14	R: 0 E: 0 K: 0 S: 7	H: 1 LOB: 0 BB: 0 P: 10	R: 0 E: 0 K: 0 S: 9	H: 0 LOB: 0 BB: 0 P: 12	R: 0 E: 0 K: 2 S: 8	H: 0 LOB: 0 BB: 0 P: 11	R: 0 E: 0 K: 2 S: 10	H: 0 LOB: 1 BB: 1 P: 18	1B: 2 2B: 0 3B: 0 HR: 1	SF: 0 SAC: 0 DP: 1 HBP: 0	WP: 0 PB: 0 SB: 0 CS: 0	PA: 32					
PITCHER	IP	WLS	BF	H	R	ER	SO	BB	IBB	HBP	BLK	WP	HR	S	P	ERA	WHIP										
43 Noah Syndergaard, R ERA: 3.77	7.0	W	25	3	1	1	1	2	0	0	0	0	1	57	89	1.29	0.714										
54 Sam Coonrod, R ERA:	1.0	H	3	0	0	0	2	0	0	0	0	0	0	8	11	0.00	0.000										
64 Andrew Bellatti, R ERA: 3.76	1.0	S	4	0	0	0	2	1	0	0	0	0	0	10	18	0.00	1.000										

Batter	1	2	3	4	5	6	7	8	9	AB	R	H	RBI	BB	SO	LOB	BOTTOM										
12 Kyle Schwarber, L OBP: 0.316, SLG: 0.495	K		K		K					4	0	0	0	0	4	1	<p>Cincinnati Reds @ Philadelphia Phillies</p> <p>Citizens Bank Park, Philadelphia, PA</p> <p>Mon Aug 22 2022, 8:02 PM - 10:42 PM EDT</p> <p>Att: 19,166 - Drizzlie - 82 F</p>										
17 Rhys Hoskins, R OBP: 0.338, SLG: 0.477	G5-3		K		F8				K	4	0	0	0	0	2	0											
28 Alec Bohm, R OBP: 0.323, SLG: 0.414			G6-3							4	1	3	0	0	0	0											
33 Edmundo Sosa, R OBP: 0.253, SLG: 0.280	1B				1B					0	0	0	0	0	0	0											
10 J.T. Realmuto, R OBP: 0.336, SLG: 0.446	L8		1B		1B				L8	4	1	2	1	0	0	2											
8 Nick Castellanos, R OBP: 0.310, SLG: 0.398		HR			2B					4	1	2	2	0	0	1											
19 Matt Vierling, R OBP: 0.279, SLG: 0.301			2B						F8	0	0	0	0	0	0	0											
5 Bryson Stott, L OBP: 0.284, SLG: 0.353		HR			L6				K	4	1	1	1	0	1	1											
2 Jean Segura, R OBP: 0.339, SLG: 0.418	G1-3				K				G4-3	3	0	0	0	0	1	0											
29 Nick Maton, L OBP: 0.412, SLG: 0.643					K				K	2	0	0	0	1	2	1											
18 Bradley Zimmer, L OBP: 0.202, SLG: 0.236	K				K				G4-3	3	0	0	0	0	2	2											
Inning Stats	R: 0 E: 0 K: 1 S: 12	H: 1 LOB: 1 BB: 0 P: 17	R: 2 E: 0 K: 2 S: 13	H: 2 LOB: 1 BB: 1 P: 24	R: 1 E: 0 K: 1 S: 13	H: 2 LOB: 1 BB: 0 P: 19	R: 0 E: 0 K: 3 S: 11	H: 0 LOB: 0 BB: 0 P: 15	R: 1 E: 0 K: 1 S: 14	H: 2 LOB: 1 BB: 0 P: 21	R: 0 E: 0 K: 1 S: 9	H: 0 LOB: 1 BB: 0 P: 13	R: 0 E: 0 K: 2 S: 12	H: 1 LOB: 2 BB: 0 P: 14	R: 0 E: 0 K: 1 S: 5	H: 0 LOB: 0 BB: 0 P: 7	1B: 4 2B: 2 3B: 0 HR: 2	SF: 0 SAC: 0 DP: 0 HBP: 1	WP: 0 PB: 0 SB: 1 CS: 0	PA: 34							
PITCHER	IP	WLS	BF	H	R	ER	SO	BB	IBB	HBP	BLK	WP	HR	S	P	ERA	WHIP										
85 Luis Cessa, R ERA: 5.67	2.0	L	10	3	2	2	3	1	0	0	0	0	0	25	41	9.00	2.000										
66 Joel Kuhnel, R ERA: 5.67	2.0		8	2	1	1	4	0	0	0	0	0	0	24	34	4.50	1.000										
77 Art Warren, R ERA: 6.75	1.0		5	2	1	1	1	0	0	0	0	0	0	14	21	9.00	2.000										
75 Ross Detwiler, L ERA: 3.13	1.2		7	1	0	0	3	0	0	1	0	0	0	19	25	0.00	0.600										
54 Hunter Strickland, R ERA: 5.28	1.1		4	0	0	0	1	0	0	0	0	0	0	7	9	0.00	0.000										

Batter	1	2	3	4	5	6	7	8	9	AB	R	H	RBI	BB	SO	LOB	TOP										
6 Jonathan India, R OBP: 0.310, SLG: 0.397 29 T.J. Friedl, L OBP: 0.282, SLG: 0.345										3	0	1	1	0	1	0	<p>Cincinnati Reds @ Philadelphia Phillies</p> <p>Citizens Bank Park, Philadelphia, PA</p> <p>Wed Aug 24 2022, 7:10 PM - 10:24 PM EDT</p> <p>Att: 24,400 - Clear - 86 F</p>										
15 Nick Senzel, R OBP: 0.307, SLG: 0.320										3	0	1	0	2	1	1											
17 Kyle Farmer, R OBP: 0.333, SLG: 0.377										5	1	1	1	0	0	6											
7 Donovan Solano, R OBP: 0.389, SLG: 0.449										4	0	2	0	0	0	1											
44 Aristides Aquino, R OBP: 0.221, SLG: 0.295										4	1	0	0	0	1	2											
57 Stuart Fairchild, R OBP: 0.171, SLG: 0.281 28 Austin Romine, R OBP: 0.219, SLG: 0.286										3	1	1	1	0	1	1											
35 Alejo Lopez, S OBP: 0.354, SLG: 0.338										4	0	1	1	0	1	1											
2 Jose Barrero, R OBP: 0.203, SLG: 0.284										4	1	1	0	0	2	1											
73 Chuckie Robinson, R OBP: 0.500, SLG: 0.500 27 Jake Fraley, L OBP: 0.339, SLG: 0.495										2	1	1	0	0	1	0											
										2	0	1	0	0	0	0											
Inning Stats	R: 0 E: 0 K: 1 S: 10	H: 1 LOB: 1 BB: 0 P: 13	R: 1 E: 0 K: 2 S: 13	H: 1 LOB: 0 BB: 0 P: 19	R: 0 E: 0 K: 2 S: 12	H: 0 LOB: 0 BB: 0 P: 16	R: 1 E: 0 K: 1 S: 11	H: 2 LOB: 1 BB: 0 P: 14	R: 0 E: 0 K: 1 S: 10	H: 0 LOB: 0 BB: 0 P: 9	R: 1 E: 0 K: 0 S: 16	H: 2 LOB: 2 BB: 1 P: 25	R: 1 E: 0 K: 2 S: 12	H: 2 LOB: 1 BB: 0 P: 16	R: 0 E: 1 K: 1 S: 12	H: 0 LOB: 1 BB: 1 P: 19	1B: 5 2B: 3 3B: 0 HR: 2	SF: 1 SAC: 0 DP: 1 HBP: 0	WP: 1 PB: 0 SB: 0 CS: 0	PA: 39							
PITCHER	IP	WLS	BF	H	R	ER	SO	BB	IBB	HBP	BLK	WP	HR	S	P	ERA	WHIP										
61 Christopher Sánchez, L ERA: 3.94	6.0	W	24	6	3	3	7	0	0	0	0	0	2	62	83	4.50	1.000										
57 Nick Nelson, R ERA: 4.91	0.2	H	5	2	1	1	0	0	0	0	0	0	0	14	22	13.50	4.500										
64 Andrew Bellatti, R ERA: 3.73	0.1	H	1	0	0	0	0	0	0	0	0	0	0	2	3	0.00	0.000										
75 Connor Brogdon, R ERA: 2.73	1.0	H	5	2	1	1	2	0	0	0	0	0	0	12	16	9.00	2.000										
30 David Robertson, R ERA: 2.16	1.0	S	4	0	0	0	1	1	0	0	0	1	0	12	19	0.00	1.000										

Batter	1	2	3	4	5	6	7	8	9	AB	R	H	RBI	BB	SO	LOB	BOTTOM										
12 Kyle Schwarber, L OBP: 0.314, SLG: 0.489										4	0	1	1	1	0	1	<p>Cincinnati Reds @ Philadelphia Phillies</p> <p>Citizens Bank Park, Philadelphia, PA</p> <p>Wed Aug 24 2022, 7:10 PM - 10:24 PM EDT</p> <p>Att: 24,400 - Clear - 86 F</p>										
17 Rhys Hoskins, R OBP: 0.340, SLG: 0.474										4	0	2	3	1	0	2											
28 Alec Bohm, R OBP: 0.326, SLG: 0.412										4	0	1	1	0	0	3											
10 J.T. Realmuto, R OBP: 0.343, SLG: 0.465										5	1	4	1	0	0	3											
8 Nick Castellanos, R OBP: 0.310, SLG: 0.397 18 Bradley Zimmer, L OBP: 0.262, SLG: 0.236										5	0	2	0	0	0	3											
5 Bryson Stott, L OBP: 0.288, SLG: 0.360										4	1	1	0	1	0	3											
2 Jean Segura, R OBP: 0.343, SLG: 0.417										5	2	3	0	0	1	2											
29 Nick Maton, L OBP: 0.410, SLG: 0.594 41 Yairo Muñoz, R OBP: 0.246, SLG: 0.407										3	1	0	0	1	1	6											
19 Matt Vierling, R OBP: 0.286, SLG: 0.327										3	2	2	1	1	0	0											
Inning Stats	R: 0 E: 0 K: 0 S: 15	H: 2 LOB: 2 BB: 0 P: 22	R: 2 E: 0 K: 0 S: 20	H: 3 LOB: 2 BB: 1 P: 34	R: 4 E: 0 K: 0 S: 16	H: 3 LOB: 3 BB: 4 P: 38	R: 0 E: 0 K: 2 S: 14	H: 1 LOB: 1 BB: 0 P: 20	R: 0 E: 0 K: 0 S: 7	H: 3 LOB: 3 BB: 0 P: 15	R: 1 E: 0 K: 0 S: 8	H: 3 LOB: 2 BB: 0 P: 12	R: 0 E: 0 K: 0 S: 9	H: 1 LOB: 1 BB: 0 P: 11	R: 0 E: 0 K: 0 S: 9	H: 0 LOB: 0 BB: 0 P: 11		1B: 12 2B: 2 3B: 1 HR: 1	SF: 0 SAC: 0 DP: 1 HBP: 1	WP: 0 PB: 0 SB: 0 CS: 0	PA: 44						
PITCHER	IP	WLS	BF	H	R	ER	SO	BB	IBB	HBP	BLK	WP	HR	S	P	ERA	WHIP										
67 T.J. Zeuch, R ERA: 15.19	2.2	L	19	7	6	6	0	4	0	1	0	0	1	44	81	20.25	4.125										
77 Art Warren, R ERA: 6.47	1.1		7	2	0	0	2	1	0	0	0	0	0	21	33	0.00	2.250										
66 Joel Kuhnel, R ERA: 5.49	1.1		6	2	0	0	0	0	0	0	0	0	0	12	18	0.00	1.500										
52 Reiver Sanmartin, L ERA: 7.23	1.2		8	4	1	1	0	0	0	0	0	0	0	16	21	5.40	2.400										
75 Ross Detwiler, L ERA: 3.0	1.0		4	1	0	0	0	0	0	0	0	0	0	9	11	0.00	1.000										

AB	36
R	5
H	10
RBI	5
BB	2
SO	10
LOB	15



AB	38
R	7
H	16
RBI	7
BB	5
SO	2
LOB	24



Batter	1	2	3	4	5	6	7	8	9	AB	R	H	RBI	BB	SO	LOB	TOP					
27 Jake Fraley, L OBP: 0.315, SLG: 0.456	G6-3	CS	K	F7		L8			G4-3	5	0	0	0	0	1	0						
6 Jonathan India, R OBP: 0.318, SLG: 0.400	HBP		1B			G5-3			1B	3	3	2	0	1	0	0						
17 Kyle Farmer, R OBP: 0.387, SLG: 0.449	K		2B						G4-3	5	1	2	0	0	2	2						
7 Donovan Solano, R OBP: 0.387, SLG: 0.449	E6		2B			FC4-6			K	5	2	2	2	0	1	3						
29 T.J. Friedl, L OBP: 0.303, SLG: 0.388	2B		K							3	1	2	1	0	1	1						
44 Aristides Aquino, R OBP: 0.228, SLG: 0.301	K2-3									3	0	1	3	1	1	2						
57 Stuart Fairchild, R OBP: 0.179, SLG: 0.257		HBP	K			FC5-2			G4-3	3	0	0	0	0	1	3						
2 Jose Barrero, R OBP: 0.184, SLG: 0.257	L9					K			G6-3	4	0	0	0	0	1	2						
73 Chuckie Robinson, R OBP: 0.167, SLG: 0.167	K					G3-1			K	4	0	0	0	0	3	1						
Inning Stats	R: 2 H: 2 E: 1 K: 2 S: 17	H: 2 LOB: 1 BB: 0 P: 27	R: 0 H: 0 E: 0 K: 1 S: 10	H: 0 LOB: 0 BB: 0 P: 16	R: 2 H: 3 E: 0 K: 3 S: 16	H: 3 LOB: 2 BB: 1 P: 28	R: 0 H: 0 E: 0 K: 0 S: 5	H: 0 LOB: 0 BB: 0 P: 9	R: 3 H: 2 E: 1 K: 1 S: 17	H: 2 LOB: 1 BB: 1 P: 30	R: 0 H: 0 E: 0 K: 1 S: 6	H: 0 LOB: 0 BB: 0 P: 7	R: 0 H: 1 E: 0 K: 1 S: 15	H: 0 LOB: 1 BB: 0 P: 20	R: 0 H: 0 E: 0 K: 1 S: 8	H: 0 LOB: 0 BB: 0 P: 11	R: 0 H: 1 E: 0 K: 1 S: 11	H: 1 LOB: 1 BB: 0 P: 14	1B: 4 2B: 4 3B: 1 HR: 0	SF: 0 SAC: 0 DP: 0 HBP: 3	WP: 0 PB: 1 CS: 0	PA: 41
PITCHER	IP	WLS	BF	H	R	ER	SO	BB	IBB	HBP	BLK	WP	HR	S	P	ERA	WHIP					
54 Cade Cavalli, R ERA: 14.54	4.1	L	23	6	7	7	6	2	0	3	0	0	0	57	99	14.54	1.846					
61 Erasmo Ramirez, R ERA: 3.12	2.2		10	2	0	0	3	0	0	0	0	0	0	29	38	0.00	0.750					
33 Steve Cishek, R ERA: 4.05	1.0		3	0	0	0	1	0	0	0	0	0	0	8	11	0.00	0.000					
47 Jake McGee, L ERA: 6.12	1.0		4	1	0	0	1	0	0	0	0	0	0	11	14	0.00	1.000					

Cincinnati Reds @ Washington Nationals
 Nationals Park, Washington, DC
 Fri Aug 26 2022, 7:05 PM - 10:11 PM EDT
 Att: 31,256 - Partly Cloudy - 87 F

AB	35
R	7
H	9
RBI	6
BB	2
SO	11
LOB	14



Batter	1	2	3	4	5	6	7	8	9	AB	R	H	RBI	BB	SO	LOB	BOTTOM					
28 Lane Thomas, R OBP: 0.286, SLG: 0.396	P6		P4			F8			45 PB	3	1	0	0	1	0	2						
2 Luis Garcia Jr., L OBP: 0.300, SLG: 0.414	K		45 S			G1-3			K	4	0	1	1	0	2	2						
45 Joey Meneses, R OBP: 0.346, SLG: 0.577	G6-3		K						K	4	0	1	1	0	2	1						
34 Luke Voit, R OBP: 0.316, SLG: 0.417		K				G5-3			HR	4	1	2	1	0	1	0						
23 Nelson Cruz, R OBP: 0.314, SLG: 0.349			1B			K			G5-3	4	0	1	0	0	1	2						
20 Keibert Ruiz, S OBP: 0.310, SLG: 0.356		P4				1B			G3-4-1	4	0	1	0	0	0	1						
5 C.J. Abrams, L OBP: 0.283, SLG: 0.284		P4				K				4	0	0	0	0	1	2						
14 Ildemaro Vargas, S OBP: 0.326, SLG: 0.430			2B			F7			F8	3	1	1	0	1	0	0						
16 Victor Robles, R OBP: 0.282, SLG: 0.302			F7						K	4	0	1	0	0	1	2						
Inning Stats	R: 0 H: 0 E: 0 K: 1 S: 6	H: 1 LOB: 1 BB: 0 P: 11	R: 0 H: 1 E: 0 K: 1 S: 11	H: 1 LOB: 0 BB: 0 P: 16	R: 1 H: 2 E: 0 K: 1 S: 10	H: 2 LOB: 1 BB: 0 P: 15	R: 0 H: 1 E: 0 K: 2 S: 11	H: 1 LOB: 1 BB: 0 P: 14	R: 0 H: 1 E: 0 K: 0 S: 10	H: 1 LOB: 1 BB: 0 P: 16	R: 1 H: 1 E: 0 K: 1 S: 15	H: 1 LOB: 0 BB: 0 P: 23	R: 0 H: 0 E: 0 K: 1 S: 8	H: 0 LOB: 0 BB: 0 P: 10	R: 1 H: 2 E: 0 K: 1 S: 15	H: 2 LOB: 1 BB: 1 P: 25	R: 0 H: 0 E: 0 K: 0 S: 7	H: 0 LOB: 1 BB: 1 P: 12	1B: 6 2B: 1 3B: 0 HR: 1	SF: 0 SAC: 0 DP: 1 HBP: 0	WP: 0 PB: 1 CS: 0	PA: 36
PITCHER	IP	WLS	BF	H	R	ER	SO	BB	IBB	HBP	BLK	WP	HR	S	P	ERA	WHIP					
31 Mike Minor, L ERA: 6.1	7.0	W	27	6	2	2	7	0	0	0	0	0	0	71	105	2.57	0.857					
54 Hunter Strickland, R ERA: 5.25	1.0		5	2	1	1	1	1	0	0	0	0	0	15	25	9.00	3.000					
46 Buck Farmer, R ERA: 4.02	1.0		4	0	0	0	0	1	0	0	0	0	0	7	12	0.00	1.000					

Cincinnati Reds @ Washington Nationals
 Nationals Park, Washington, DC
 Fri Aug 26 2022, 7:05 PM - 10:11 PM EDT
 Att: 31,256 - Partly Cloudy - 87 F

AB	34
R	3
H	8
RBI	3
BB	2
SO	8
LOB	12



Batter	1	2	3	4	5	6	7	8	9	AB	R	H	RBI	BB	SO	LOB	TOP								
27 Jake Freley, L (1, 7) OBP: 0.326, SLG: 0.458										4	1	2	0	1	1	2	<p>Cincinnati Reds @ Washington Nationals Nationals Park, Washington, DC Sat Aug 27 2022, 7:08 PM - 10:12 PM EDT Att: 30,325 - Partly Cloudy - 85 F</p> <p>livebaseballscorecards.com</p>								
6 Jonathan India, R (1, 4) OBP: 0.316, SLG: 0.400										5	0	1	1	0	1	2									
17 Kyle Farmer, R (1, 5) OBP: 0.331, SLG: 0.384										5	2	2	1	0	0	2									
7 Donovan Solano, R (1, 10) OBP: 0.384, SLG: 0.450										4	1	1	0	0	0	0									
29 TJ Friedl, L (1, 8) OBP: 0.316, SLG: 0.425										4	1	3	3	0	0	0									
44 Aristides Aquino, R (1, 9) OBP: 0.223, SLG: 0.293										4	0	0	0	0	3	2									
16 Colin Moran, L (1, 3) OBP: 0.298, SLG: 0.385										4	1	1	1	0	2	2									
2 Jose Barrero, R (1, 6) OBP: 0.188, SLG: 0.256										4	0	1	0	0	2	0									
73 Chuckie Robinson, R (1, 2) OBP: 0.200, SLG: 0.200										4	0	1	0	0	2	0									
Inning Stats	R: 1 E: 0 K: 10 S: 10	H: 1 LOB: 0 BB: 0 P: 14	R: 0 E: 0 K: 0 S: 7	H: 1 LOB: 0 BB: 0 P: 10	R: 0 E: 0 K: 1 S: 12	H: 1 LOB: 1 BB: 0 P: 19	R: 0 E: 0 K: 0 S: 6	H: 0 LOB: 0 BB: 0 P: 10	R: 0 E: 0 K: 2 S: 17	H: 2 LOB: 2 BB: 0 P: 23	R: 4 E: 0 K: 2 S: 24	H: 4 LOB: 0 BB: 0 P: 31	R: 0 E: 0 K: 2 S: 11	H: 0 LOB: 1 BB: 1 P: 19	R: 0 E: 0 K: 2 S: 11	H: 1 LOB: 1 BB: 0 P: 15		R: 1 E: 0 K: 1 S: 15	H: 2 LOB: 1 BB: 0 P: 22	1B: 7 2B: 3 3B: 0 HR: 3	SF: 0 SAC: 0 DP: 1 HBP: 0	WP: 0 PB: 0 SB: 1 CS: 0	PA: 39		
PITCHER	IP	WLS	BF	H	R	ER	SO	BB	IBB	HBP	BLK	WP	HR	S	P	ERA	WHIP								
30 Paolo Espino, R (1, 1) ERA: 4.35	5.1	L	22	7	3	3	4	0	0	0	0	0	1	62	89	5.06	1.312								
47 Jake McGee, L (6, 1) ERA: 6.55	0.2		4	2	2	2	2	0	0	0	0	0	2	14	18	27.00	3.000								
64 Victor Arano, R (7, 1) ERA: 4.73	1.0		4	0	0	0	2	1	0	0	0	0	0	11	19	0.00	1.000								
73 Hunter Harvey, R (8, 1) ERA: 2.91	1.0		4	1	0	0	2	0	0	0	0	0	0	11	15	0.00	1.000								
58 Carl Edwards Jr., R (9, 1) ERA: 3.19	1.0		5	2	1	1	1	0	0	0	0	0	0	15	22	9.00	2.000								

Batter	1	2	3	4	5	6	7	8	9	AB	R	H	RBI	BB	SO	LOB	BOTTOM								
2 Luis Garcia Jr., L (1, 4) OBP: 0.299, SLG: 0.411										4	0	1	0	0	0	0	<p>Cincinnati Reds @ Washington Nationals Nationals Park, Washington, DC Sat Aug 27 2022, 7:08 PM - 10:12 PM EDT Att: 30,325 - Partly Cloudy - 85 F</p> <p>livebaseballscorecards.com</p>								
45 Joey Meneses, R (1, 9) OBP: 0.365, SLG: 0.593										3	1	2	0	1	0	1									
34 Luke Voit, R (1, 3) OBP: 0.316, SLG: 0.415										4	0	1	1	0	0	2									
23 Nelson Cruz, R (1, 10) OBP: 0.313, SLG: 0.346										3	0	0	0	1	2	1									
20 Keibert Ruiz, S (1, 2) OBP: 0.310, SLG: 0.355										4	0	1	0	0	0	2									
5 CJ Abrams, L (1, 6) OBP: 0.257, SLG: 0.277										4	0	0	0	0	1	1									
28 Lane Thomas, R (1, 7) OBP: 0.289, SLG: 0.405										4	1	2	1	0	1	0									
14 Ildemaro Vargas, S (1, 5) OBP: 0.333, SLG: 0.427										3	0	1	0	1	0	2									
16 Victor Robles, R (1, 8) OBP: 0.278, SLG: 0.298										4	0	0	0	0	1	1									
Inning Stats	R: 0 E: 0 K: 0 S: 12	H: 1 LOB: 1 BB: 0 P: 17	R: 1 E: 0 K: 0 S: 11	H: 2 LOB: 0 BB: 0 P: 17	R: 0 E: 0 K: 0 S: 6	H: 1 LOB: 0 BB: 0 P: 10	R: 0 E: 0 K: 1 S: 9	H: 0 LOB: 0 BB: 0 P: 13	R: 0 E: 0 K: 0 S: 8	H: 0 LOB: 1 BB: 1 P: 13	R: 0 E: 0 K: 1 S: 8	H: 2 LOB: 2 BB: 0 P: 11	R: 1 E: 0 K: 1 S: 13	H: 2 LOB: 1 BB: 1 P: 22	R: 0 E: 0 K: 2 S: 14	H: 0 LOB: 1 BB: 1 P: 25		1B: 6 2B: 1 3B: 0 HR: 1	SF: 0 SAC: 0 DP: 1 HBP: 0	WP: 0 PB: 0 SB: 0 CS: 1	PA: 37				
PITCHER	IP	WLS	BF	H	R	ER	SO	BB	IBB	HBP	BLK	WP	HR	S	P	ERA	WHIP								
85 Luis Cessa, R (1, 1) ERA: 5.36	4.0		14	4	1	1	1	0	0	0	0	0	1	38	57	2.25	1.000								
79 Ian Gibaut, R (5, 1) ERA: 4.91	2.0	W	7	0	0	0	0	1	0	0	0	0	0	15	28	0.00	0.500								
66 Joel Kuhnel, R (7, 1) ERA: 5.36	1.0		5	2	0	0	1	0	0	0	0	0	0	8	11	0.00	2.000								
46 Buck Farmer, R (8, 1) ERA: 4.22	0.2		5	2	1	1	1	1	0	0	0	0	0	12	21	13.50	4.500								
43 Alexis Diaz, R (8, 1) ERA: 1.82	1.1	S	5	0	0	0	2	1	0	0	0	0	0	15	26	0.00	0.750								

AB 38
R 6
H 12
RBI 6
BB 1
SO 11
LOB 10



AB 33
R 2
H 8
RBI 2
BB 3
SO 5
LOB 10



Batter	1	2	3	4	5	6	7	8	9	AB	R	H	RBI	BB	SO	LOB	TOP				
6 Jonathan India, R OBP: 0.319, SLG: 0.401										4	1	2	0	0	0	0	Cincinnati Reds @ Washington Nationals Nationals Park, Washington, DC Sun Aug 28 2022, 1:36 PM - 3:57 PM EDT Att: 31,411 - Partly Cloudy - 84 F				
35 Alejo Lopez, S OBP: 0.348, SLG: 0.333										4	0	1	0	0	0	1					
17 Kyle Farmer, R OBP: 0.330, SLG: 0.381										3	0	0	1	1	0	1					
7 Donovan Solano, R OBP: 0.376, SLG: 0.440										4	0	0	0	0	2	2					
44 Aristides Aquino, R OBP: 0.219, SLG: 0.286										4	0	0	0	0	1	1					
57 Stuart Fairchild, R OBP: 0.159, SLG: 0.351										2	1	1	1	0	0	0					
27 Jake Fraley, L OBP: 0.329, SLG: 0.458										3	0	0	0	0	2	1					
28 Austin Romine, R OBP: 0.197, SLG: 0.261										3	0	0	0	0	2	1					
2 Jose Barrero, R OBP: 0.181, SLG: 0.247										3	0	0	0	0	2	1					
29 T.J. Friedl, L OBP: 0.309, SLG: 0.415										3	0	0	0	0	1	1					
Inning Stats	R: 1 H: 2 E: 1 K: 1 S: 11	H: 2 LOB: 1 BB: 0 P: 14	R: 1 H: 1 E: 0 K: 2 S: 9	H: 1 LOB: 0 BB: 0 P: 12	R: 0 H: 0 E: 0 K: 0 S: 7	H: 0 LOB: 1 BB: 1 P: 14	R: 0 H: 0 E: 0 K: 1 S: 7	H: 1 LOB: 1 BB: 0 P: 17	R: 0 H: 0 E: 0 K: 1 S: 10	H: 0 LOB: 0 BB: 0 P: 13	R: 0 H: 1 E: 0 K: 2 S: 13	H: 1 LOB: 1 BB: 0 P: 16	R: 0 H: 0 E: 0 K: 0 S: 7	H: 0 LOB: 0 BB: 0 P: 9	R: 0 H: 0 E: 0 K: 1 S: 7	H: 0 LOB: 0 BB: 0 P: 10	1B: 4 2B: 0 3B: 0 HR: 1	SF: 0 SAC: 0 DP: 0 HBP: 0	WP: 0 PB: 0 SB: 0 CS: 0	PA: 33	
PITCHER	IP WLS BF H R ER SO BB IBB HBP BLK WP HR S P ERA WHIP	6.0 W 23 4 2 1 5 1 0 0 0 0 1 52 82 1.50 0.833	7.0 H 4 1 0 0 2 0 0 0 0 0 0 0 13 16 0.00 1.000	8.1 H 3 0 0 0 0 0 0 0 0 0 0 0 7 9 0.00 0.000	9.1 S 3 0 0 0 1 0 0 0 0 0 0 0 7 10 0.00 0.000																

Batter	1	2	3	4	5	6	7	8	9	AB	R	H	RBI	BB	SO	LOB	BOTTOM			
1 César Hernández, S OBP: 0.305, SLG: 0.311										4	1	1	0	0	1	0	Cincinnati Reds @ Washington Nationals Nationals Park, Washington, DC Sun Aug 28 2022, 1:36 PM - 3:57 PM EDT Att: 31,411 - Partly Cloudy - 84 F			
45 Joey Meneses, R OBP: 0.371, SLG: 0.583										3	1	1	0	0	2	0				
34 Luke Voit, R OBP: 0.318, SLG: 0.414										3	0	1	0	0	0	1				
68 Joshua Palacios, L OBP: 0.167, SLG: 0.222										0	0	0	0	0	0	0				
23 Nelson Cruz, R OBP: 0.315, SLG: 0.346										3	0	1	1	1	0	1				
28 Lane Thomas, R OBP: 0.286, SLG: 0.402										3	0	0	0	0	1	4				
5 CJ Abrams, L OBP: 0.253, SLG: 0.272										3	0	0	0	0	1	3				
15 Riley Adams, R OBP: 0.277, SLG: 0.310										3	0	1	1	0	0	0				
14 Ildemaro Vargas, S OBP: 0.333, SLG: 0.457										3	1	1	1	0	0	0				
16 Victor Robles, R OBP: 0.276, SLG: 0.295										3	0	0	0	0	1	0				
Inning Stats	R: 0 H: 0 E: 0 K: 2 S: 8	H: 0 LOB: 0 BB: 0 P: 12	R: 0 H: 1 E: 0 K: 0 S: 8	H: 1 LOB: 0 BB: 0 P: 12	R: 0 H: 0 E: 0 K: 1 S: 8	H: 0 LOB: 0 BB: 0 P: 14	R: 2 H: 2 E: 0 K: 1 S: 16	H: 2 LOB: 2 BB: 1 P: 30	R: 1 H: 2 E: 0 K: 0 S: 10	H: 2 LOB: 1 BB: 0 P: 16	R: 0 H: 0 E: 0 K: 1 S: 6	H: 0 LOB: 0 BB: 0 P: 8	R: 0 H: 0 E: 0 K: 0 S: 10	H: 0 LOB: 0 BB: 0 P: 12	R: 0 H: 1 E: 0 K: 1 S: 11	H: 1 LOB: 2 BB: 0 P: 19	1B: 4 2B: 1 3B: 0 HR: 1	SF: 0 SAC: 0 DP: 1 HBP: 2	WP: 0 PB: 0 SB: 1 CS: 0	PA: 31
PITCHER	IP WLS BF H R ER SO BB IBB HBP BLK WP HR S P ERA WHIP	7.0 L 27 4 1 0 3 1 0 0 0 0 0 0 11 19 0.00 1.000																		

Batter	1	2	3	4	5	6	7	8	9	AB	R	H	RBI	BB	SO	LOB	TOP					
21 Lars Nootbaar, L (1,9) OBP: 0.357, SLG: 0.460										5	2	1	1	1	3	1						
33 Brendan Donovan, L (1,4) OBP: 0.401, SLG: 0.392										5	1	1	2	0	0	1						
46 Paul Goldschmidt, R (1,10) OBP: 0.419, SLG: 0.624 3 Dylan Carlson, S (7,PH) OBP: 0.317, SLG: 0.391										4	0	0	0	0	3	3						
28 Nolan Arenado, R (1,5) OBP: 0.371, SLG: 0.569 11 Paul DeJong, R (8,PH) OBP: 0.296, SLG: 0.327										4	1	2	2	0	0	1						
27 Tyler O'Neill, R (1,8) OBP: 0.307, SLG: 0.397										4	3	2	3	1	2	1						
5 Albert Pujols, R (1,3) OBP: 0.351, SLG: 0.532 16 Nolan Gorman, L (8,4) OBP: 0.311, SLG: 0.435										4	2	2	2	1	0	0						
25 Corey Dickerson, L (1,7) OBP: 0.316, SLG: 0.435										5	2	3	1	0	1	0						
7 Andrew Knizner, R (1,2) OBP: 0.330, SLG: 0.300										4	1	1	0	1	0	2						
19 Tommy Edman, S (1,6) OBP: 0.315, SLG: 0.382										5	1	2	2	0	1	3						
Inning Stats	R: 0 E: 0 K: 2 S: 9	H: 0 LOB: 0 BB: 0 P: 15	R: 6 E: 0 K: 1 S: 19	H: 6 LOB: 1 BB: 1 P: 34	R: 2 E: 0 K: 1 S: 16	H: 2 LOB: 1 BB: 1 P: 23	R: 0 E: 0 K: 2 S: 10	H: 1 LOB: 1 BB: 0 P: 14	R: 0 E: 0 K: 2 S: 11	H: 1 LOB: 2 BB: 0 P: 18	R: 4 E: 1 K: 0 S: 15	H: 3 LOB: 2 BB: 2 P: 30	R: 0 E: 0 K: 2 S: 8	H: 0 LOB: 0 BB: 0 P: 13	R: 0 E: 0 K: 2 S: 8	H: 0 LOB: 0 BB: 0 P: 13	R: 1 E: 0 K: 0 S: 7	H: 1 LOB: 0 BB: 0 P: 9	1B: 7 2B: 3 3B: 0 HR: 4	SF: 0 SAC: 0 DP: 0 HBP: 0	WP: 0 PB: 0 CS: 0	PA: 46
PITCHER	IP WLS BF H R ER SO BB IBB HBP BLK WP HR S P ERA WHIP																					
48 Chase Anderson, R (1,1) ERA: 33.75	1.1 L 9 4 5 5 2 1 0 0 0 0 0 1 21 36 33.75 3.750																					
75 Ross Detwiler, L (2,1) ERA: 4.44	1.2 10 4 3 3 2 1 0 0 0 0 0 1 23 36 16.20 3.000																					
66 Joel Kuhnel, R (4,1) ERA: 5.23	1.0 4 1 0 0 2 0 0 0 0 0 0 0 10 14 0.00 1.000																					
52 Reiver Sammartin, L (5,1) ERA: 7.27	1.0 6 1 2 2 2 1 0 0 0 0 0 0 15 28 18.00 2.000																					
54 Hunter Strickland, R (6,1) ERA: 5.51	1.0 7 3 2 1 0 1 0 0 0 0 0 1 11 20 9.00 4.000																					
77 Art Warren, R (7,1) ERA: 6.09	1.0 3 0 0 0 2 0 0 0 0 0 0 0 0 8 13 0.00 0.000																					
79 Ian Gibaut, R (8,1) ERA: 4.7	1.0 3 0 0 0 2 0 0 0 0 0 0 0 0 8 13 0.00 0.000																					
35 Alejo Lopez, R (9,1) ERA: 5.4	1.0 4 1 1 1 0 0 0 0 0 0 0 0 1 7 9 9.00 1.000																					

St. Louis Cardinals @ Cincinnati Reds
Great American Ball Park, Cincinnati, OH
Mon Aug 29 2022, 8:12 PM - 11:47 PM EDT
Att: 11,051 - Partly Cloudy - 85 F

AB 42
R 13
H 14
RBI 13
BB 4
SO 12
LOB 12



Batter	1	2	3	4	5	6	7	8	9	AB	R	H	RBI	BB	SO	LOB	BOTTOM					
6 Jonathan India, R (1,4) OBP: 0.318, SLG: 0.399										4	0	1	0	0	2	0						
27 Jake Freley, L (1,9) OBP: 0.326, SLG: 0.447										3	0	0	0	1	1	0						
17 Kyle Farmer, R (1,6) OBP: 0.330, SLG: 0.379										4	0	1	0	0	2	2						
7 Donovan Solano, R (1,5) OBP: 0.379, SLG: 0.439										3	0	1	0	1	0	3						
29 T.J. Friedl, L (1,8) OBP: 0.308, SLG: 0.433										4	1	1	1	0	1	2						
15 Nick Senzel, R (1,10) OBP: 0.306, SLG: 0.316										3	0	0	0	1	0	1						
57 Stuart Fairchild, R (1,7) OBP: 0.222, SLG: 0.439										4	1	2	1	0	0	1						
16 Colin Moran, L (1,3) OBP: 0.296, SLG: 0.374										3	1	0	0	1	0	2						
73 Chuckie Robinson, R (1,2) OBP: 0.214, SLG: 0.429										4	1	1	2	0	1	0						
Inning Stats	R: 0 E: 0 K: 2 S: 7	H: 0 LOB: 0 BB: 0 P: 10	R: 0 E: 0 K: 0 S: 6	H: 1 LOB: 0 BB: 0 P: 9	R: 0 E: 0 K: 1 S: 9	H: 0 LOB: 0 BB: 0 P: 13	R: 0 E: 0 K: 0 S: 9	H: 1 LOB: 1 BB: 0 P: 13	R: 4 E: 0 K: 1 S: 28	H: 4 LOB: 2 BB: 2 P: 46	R: 0 E: 0 K: 1 S: 8	H: 0 LOB: 1 BB: 1 P: 14	R: 0 E: 0 K: 1 S: 7	H: 0 LOB: 0 BB: 0 P: 12	R: 0 E: 0 K: 1 S: 10	H: 0 LOB: 1 BB: 1 P: 17	R: 0 E: 0 K: 0 S: 6	H: 1 LOB: 0 BB: 0 P: 10	1B: 4 2B: 0 3B: 0 HR: 3	SF: 0 SAC: 0 DP: 2 HBP: 0	WP: 0 PB: 0 CS: 0	PA: 36
PITCHER	IP WLS BF H R ER SO BB IBB HBP BLK WP HR S P ERA WHIP																					
39 Miles Mikolas, R (1,1) ERA: 3.48	4.1 W 7 6 4 4 3 2 2 0 0 0 0 0 14 25 0.00 1.200																					
30 Chris Stratton, R (5,1) ERA: 4.75	2.0 7 0 0 0 2 1 0 0 0 0 0 0 17 29 0.00 0.500																					
57 Zack Thompson, L (7,1) ERA: 2.25	1.0 3 1 0 0 0 0 0 0 0 0 0 0 6 10 0.00 1.000																					

St. Louis Cardinals @ Cincinnati Reds
Great American Ball Park, Cincinnati, OH
Mon Aug 29 2022, 8:12 PM - 11:47 PM EDT
Att: 11,051 - Partly Cloudy - 85 F

AB 32
R 4
H 7
RBI 4
BB 4
SO 7
LOB 11



Batter	1	2	3	4	5	6	7	8	9	AB	R	H	RBI	BB	SO	LOB	TOP										
21 Lars Nootbaar, L (1,9) OBP: 0.351, SLG: 0.451	G3		F7			G3		G6-3		4	0	0	0	0	0	0											
33 Brendan Donovan, L (1,4) OBP: 0.399, SLG: 0.390	K		K			1B		K		4	0	1	0	0	3	0											
46 Paul Goldschmidt, R (1,3) OBP: 0.417, SLG: 0.620	K		G6-3			K		27 DI BB		3	0	0	0	1	2	1											
28 Nolan Arenado, R (1,5) OBP: 0.370, SLG: 0.566		K			27 G6-4-3 1B			L8		4	0	1	0	0	1	2											
27 Tyler O'Neill, R (1,8) OBP: 0.303, SLG: 0.392	G5-3		G6-4-3			G5-3		K		4	0	0	0	0	1	2											
5 Albert Pujols, R (1,10)	25 1B HBP		P6			G5-3				2	0	0	0	0	0	0											
25 Corey Dickerson, L (1,7) OBP: 0.317, SLG: 0.433			F7			G6-3				3	0	1	0	0	0	0											
4 Yadier Molina, R (1,2) OBP: 0.220, SLG: 0.255			F9			P4		L9		3	0	0	0	0	0	2											
19 Tommy Edman, S (1,6) OBP: 0.315, SLG: 0.388			HR			G3		G4-3		3	1	1	1	0	0	0											
Inning Stats	R: 0 E: 0 K: 2 S: 10	H: 0 LOB: 0 BB: 0 P: 16	R: 0 E: 0 K: 1 S: 13	H: 1 LOB: 2 BB: 0 P: 17	R: 1 E: 0 K: 1 S: 14	H: 1 LOB: 0 BB: 0 P: 23	R: 0 E: 0 K: 0 S: 5	H: 1 LOB: 0 BB: 0 P: 7	R: 0 E: 0 K: 0 S: 8	H: 0 LOB: 0 BB: 0 P: 10	R: 0 E: 0 K: 1 S: 9	H: 1 LOB: 1 BB: 0 P: 14	R: 0 E: 0 K: 0 S: 6	H: 0 LOB: 0 BB: 0 P: 13	R: 0 E: 0 K: 0 S: 9	H: 0 LOB: 0 BB: 0 P: 13	R: 0 E: 0 K: 2 S: 11	H: 0 LOB: 1 BB: 0 P: 19	1B: 3 2B: 0 3B: 0 HR: 1	SF: 0 SAC: 0 DP: 1 HBP: 1	WP: 0 PB: 0 SB: 0 CS: 0	PA: 32					
PITCHER	IP	WLS	BF	H	R	ER	SO	BB	IBB	HBP	BLK	WP	HR	S	P	ERA	WHIP										
38 Justin Dunn, R (1,1) ERA: 4.63	4.0		15	3	1	1	4	0	0	1	0	0	1	42	63	2.25	0.750										
58 Derek Law, R (5,1) ERA: 2.25	2.0	W	7	1	0	0	1	0	0	0	0	0	0	17	24	0.00	0.500										
66 Joel Kuhnel, R (7,1) ERA: 5.11	1.0		3	0	0	0	0	0	0	0	0	0	0	6	13	0.00	0.000										
46 Buck Farmer, R (8,1) ERA: 4.09	1.0		3	0	0	0	0	0	0	0	0	0	0	9	13	0.00	0.000										
43 Alexis Diaz, R (9,1) ERA: 1.79	1.0		4	0	0	0	2	1	0	0	0	0	0	11	19	0.00	1.000										

St. Louis Cardinals @ Cincinnati Reds
Great American Ball Park, Cincinnati, OH
Tue Aug 30 2022, 6:42 PM - 9:14 PM EDT
Att: 13,271 - Clear - 82 F

AB 30
R 1
H 4
RBI 1
BB 1
SO 7
LOB 7



Batter	1	2	3	4	5	6	7	8	9	AB	R	H	RBI	BB	SO	LOB	BOTTOM										
6 Jonathan India, R (1,4) OBP: 0.323, SLG: 0.402	17 FC5-4 BB		27 2B		17 1B 7 G6-4-3		G6-3			3	2	2	0	1	0	0											
27 Jake Fraley, L (1,10)	K		17 1B		7 1B		L6			4	1	2	1	0	1	1											
17 Kyle Farmer, R (1,6) OBP: 0.331, SLG: 0.381	FC5-4		2B		7 1B		P3			4	0	2	1	0	0	1											
7 Donovan Solano, R (1,3) OBP: 0.371, SLG: 0.429	K		F8		G6-4-3		G6-3			4	0	0	0	0	1	4											
29 TJ Friedl, L (1,7) OBP: 0.306, SLG: 0.427		L9	L4		P4		1B			4	0	1	0	0	0	2											
15 Nick Senzel, R (1,8) OBP: 0.303, SLG: 0.312	P4		G1-3		E6 35 1B		K			4	0	0	0	0	1	2											
44 Aristides Aquino, R (1,9) OBP: 0.213, SLG: 0.219	P4		F7		P6		K			4	0	0	0	0	1	2											
35 Alejo Lopez, S (1,5) OBP: 0.370, SLG: 0.357			28 HR		28 G6-4-3		G6-3			3	1	3	0	0	0	0											
28 Austin Romine, R (1,2) OBP: 0.203, SLG: 0.306			HR		G6-4-3		G4-6-3			3	1	1	2	0	0	3											
Inning Stats	R: 0 E: 0 K: 2 S: 9	H: 0 LOB: 1 BB: 1 P: 17	R: 0 E: 0 K: 0 S: 6	H: 0 LOB: 0 BB: 0 P: 8	R: 4 E: 0 K: 0 S: 21	H: 5 LOB: 1 BB: 0 P: 31	R: 0 E: 0 K: 0 S: 6	H: 1 LOB: 0 BB: 0 P: 11	R: 1 E: 0 K: 0 S: 9	H: 3 LOB: 1 BB: 0 P: 10	R: 0 E: 1 K: 0 S: 13	H: 1 LOB: 1 BB: 0 P: 18	R: 0 E: 0 K: 0 S: 9	H: 0 LOB: 0 BB: 0 P: 14	R: 0 E: 0 K: 2 S: 13	H: 1 LOB: 1 BB: 0 P: 15	1B: 9 2B: 1 3B: 0 HR: 1	SF: 0 SAC: 0 DP: 3 HBP: 0	WP: 0 PB: 0 SB: 0 CS: 0	PA: 34							
PITCHER	IP	WLS	BF	H	R	ER	SO	BB	IBB	HBP	BLK	WP	HR	S	P	ERA	WHIP										
43 Dakota Hudson, R (1,1) ERA: 4.43	4.2	L	22	9	5	5	2	0	0	0	0	0	0	37	49	0.00	0.600										
40 Jake Woodford, R (5,1) ERA: 2.16	3.1		12	2	0	0	2	0	0	0	0	0	0	37	49	0.00	0.600										

St. Louis Cardinals @ Cincinnati Reds
Great American Ball Park, Cincinnati, OH
Tue Aug 30 2022, 6:42 PM - 9:14 PM EDT
Att: 13,271 - Clear - 82 F

AB 33
R 5
H 11
RBI 4
BB 1
SO 4
LOB 15



Batter	1	2	3	4	5	6	7	8	9	10	11	12	13	AB	R	H	RBI	BB	SO	LOB	TOP						
19 Tommy Edman, S OBP: 0.316, SLG: 0.390 (9, 6)														5	0	2	0	0	0	2							
3 Dylan Carlson, S OBP: 0.317, SLG: 0.391 25 Corey Dickerson, L (7, PH) OBP: 0.313, SLG: 0.429 (7, 7)														3	0	1	0	0	0	2							
16 Nolan Gorman, L OBP: 0.310, SLG: 0.433 (11, 4)														4	2	1	0	2	0	4							
46 Paul Goldschmidt, R OBP: 0.416, SLG: 0.617 (1, 3)														4	2	1	0	2	0	4							
28 Nolan Arenado, R OBP: 0.370, SLG: 0.571 (1, 5)														6	1	2	2	0	0	2							
5 Albert Pujols, R OBP: 0.342, SLG: 0.515 (1, 10)														5	0	0	1	0	1	1							
27 Tyler O'Neill, R OBP: 0.304, SLG: 0.386 (7, 8)														4	1	0	0	2	0	2							
11 Paul DeJong, R OBP: 0.254, SLG: 0.321 21 Lars Nootbaar, L (9, PH) OBP: 0.359, SLG: 0.466 (9, 9)															3	0	0	0	0	2							
4 Yadier Molina, R OBP: 0.219, SLG: 0.254 7 Andrew Knizner, R OBP: 0.329, SLG: 0.299 (12, PR) (12, 2)															5	0	1	0	0	1	4						
33 Brendan Donovan, L OBP: 0.396, SLG: 0.375 (9, 4) (11, 7)														4	0	0	0	1	0	2							
Inning Stats	R: 0 E: 0 K: 0 S: 14	H: 1 LOB: 0 BB: 1 P: 21	R: 0 E: 0 K: 0 S: 5	H: 0 LOB: 0 BB: 0 P: 7	R: 0 E: 0 K: 1 S: 10	H: 0 LOB: 1 BB: 0 P: 15	R: 2 E: 0 K: 1 S: 20	H: 2 LOB: 1 BB: 1 P: 33	R: 0 E: 0 K: 0 S: 8	H: 1 LOB: 1 BB: 0 P: 12	R: 0 E: 0 K: 1 S: 15	H: 2 LOB: 2 BB: 0 P: 21	R: 0 E: 0 K: 0 S: 7	H: 0 LOB: 0 BB: 0 P: 13	R: 0 E: 0 K: 0 S: 10	H: 0 LOB: 2 BB: 1 P: 16	R: 0 E: 0 K: 1 S: 11	H: 0 LOB: 2 BB: 1 P: 18	R: 0 E: 0 K: 0 S: 8	H: 0 LOB: 1 BB: 1 P: 14	R: 3 E: 0 K: 0 S: 11	H: 1 LOB: 0 BB: 1 P: 19	1B: 4 2B: 2 3B: 0 HR: 2	SF: 1 SAC: 0 DP: 2 HBP: 1	W/P: 0 PB: 0 SB: 2 CS: 0	PA: 53	
PITCHER	IP ERA WLS BF H R ER SO BB IBB HBP BLK W/P HR S P ERA WHIP	4.2 5.98 1.1 20 5 4 2 2 2 0 0 0 0 0 1 57 8.7 3.86 1.286	1.1 5 1 0 0 0 0 0 0 0 0 0 0 0 10 15 0.00 0.750	0.1 3 2 0 0 0 0 0 0 0 0 0 0 0 8 12 0.00 6.000	0.2 2 0 0 0 0 1 0 0 0 0 0 0 0 7 9 0.00 0.000	1.0 3 0 0 0 0 0 0 0 0 0 0 0 0 7 13 0.00 0.000	43 Alexis Diaz, R ERA: 1.75 52 Reiver Sammartin, L ERA: 6.95 58 Derek Law, R ERA: 1.3 48 Chase Anderson, R ERA: 27.0	(9, 1) (10, 1) (12, 1) (13, 1)	1.0 2.0 2.0 1.0	WLS BF H R ER SO BB IBB HBP BLK W/P HR S P ERA WHIP	4 7 4 0 0 0 0 1 0 0 0 0 0 0 12 20 0.00 1.000	7 0 0 0 0 0 2 2 0 0 0 0 0 21 34 0.00 1.000	4 0 0 0 0 0 0 1 0 0 0 0 0 0 8 14 0.00 1.000	1 0 0 0 0 0 0 1 0 0 0 0 0 1 11 19 18.00 2.000													

St. Louis Cardinals @ Cincinnati Reds
Great American Ball Park, Cincinnati, OH
Wed Aug 31 2022, 6:43 PM - 11:29 PM EDT
Att. 13,613 - Clear - 80 F

livebaseballscores.com

AB 44
R 5
H 8
RBI 5
BB 7
SO 4
LOB 24

Batter	1	2	3	4	5	6	7	8	9	10	11	12	13	AB	R	H	RBI	BB	SO	LOB	BOTTOM		
6 Jonathan India, R OBP: 0.332, SLG: 0.404 (1, 10)															4	0	2	1	3	0			
15 Nick Senzel, R OBP: 0.300, SLG: 0.315 28 Austin Romine, R OBP: 0.195, SLG: 0.293 (8, 2)															4	0	2	1	0	1			
17 Kyle Farmer, R OBP: 0.327, SLG: 0.375 (1, 5)															6	0	0	0	3	6			
7 Donovan Solano, R OBP: 0.370, SLG: 0.423 (1, 3) (11, 4)															5	0	1	0	1	2			
35 Alejandro Lopez, S OBP: 0.357, SLG: 0.337 (1, 4) (11, 9)															5	0	0	0	1	3			
57 Stuart Fairchild, R OBP: 0.265, SLG: 0.455 (1, 7) (8, 8) (9, 7)															3	0	2	0	1	0			
16 Colin Moran, L OBP: 0.299, SLG: 0.376 (10, PH) (11, 3)															2	0	1	0	0	1			
44 Aristides Aquino, R OBP: 0.226, SLG: 0.292 29 T.J. Friedl, L OBP: 0.313, SLG: 0.433 (8, PH) (9, 8)															3	1	3	0	0	0			
2 Jose Barrero, R OBP: 0.180, SLG: 0.233 (1, 6)															5	1	0	0	1	0	7		
73 Chuckie Robinson, R OBP: 0.188, SLG: 0.375 27 Jake Freely, L OBP: 0.329, SLG: 0.490 (7, PH) (8, 7) (9, 9) (11, 7)															2	0	0	0	0	2			
Inning Stats	R: 0 E: 0 K: 0 S: 10	H: 0 LOB: 0 BB: 0 P: 14	R: 0 E: 0 K: 0 S: 3	H: 1 LOB: 0 BB: 0 P: 7	R: 2 E: 0 K: 1 S: 15	H: 3 LOB: 2 BB: 1 P: 24	R: 0 E: 0 K: 0 S: 12	H: 2 LOB: 1 BB: 0 P: 20	R: 0 E: 0 K: 1 S: 10	H: 1 LOB: 1 BB: 0 P: 17	R: 0 E: 0 K: 0 S: 14	H: 0 LOB: 0 BB: 1 P: 19	R: 0 E: 0 K: 2 S: 11	H: 1 LOB: 3 BB: 1 P: 13	R: 0 E: 0 K: 0 S: 7	H: 1 LOB: 3 BB: 1 P: 7	R: 1 E: 0 K: 1 S: 8	H: 1 LOB: 2 BB: 1 P: 13	1B: 14 2B: 0 3B: 0 HR: 0	SF: 0 SAC: 1 DP: 2 HBP: 0	W/P: 0 PB: 0 SB: 0 CS: 1	PA: 58	
PITCHER	IP ERA WLS BF H R ER SO BB IBB HBP BLK W/P HR S P ERA WHIP	4.2 3.47 1.1 20 6 7 2 2 1 1 0 0 0 0 13 28 0.00 1.714	1.1 5 1 0 0 0 0 0 0 0 0 0 0 0 13 20 0.00 1.500	1.2 7 1 0 0 0 2 1 0 0 0 0 0 0 13 16 0.00 1.200	1.0 3 1 0 0 0 1 0 0 0 0 0 0 0 13 16 0.00 1.000	1.1 6 0 0 0 0 2 1 1 0 0 0 0 0 13 18 0.00 0.750	53 Andre Pallante, R ERA: 2.87 (11, 1)	(11, 1)	3.0	WLS BF H R ER SO BB IBB HBP BLK W/P HR S P ERA WHIP	3 15 3 1 0 0 1 1 2 0 0 0 0 22 33 0.00 1.333												

St. Louis Cardinals @ Cincinnati Reds
Great American Ball Park, Cincinnati, OH
Wed Aug 31 2022, 6:43 PM - 11:29 PM EDT
Att. 13,613 - Clear - 80 F


livebaseballscores.com

AB 49
R 3
H 14
RBI 3
BB 7
SO 8
LOB 35

Batter	1	2	3	4	5	6	7	8	9	AB	R	H	RBI	BB	SO	LOB	TOP										
24 Ryan McMahon, L (1.5) OBP: 0.330, SLG: 0.395	F7		19 2B		L6-3			K		4	0	1	0	0	1	2	Colorado Rockies @ Cincinnati Reds Great American Ball Park, Cincinnati, OH Fri Sep 02 2022, 6:43 PM - 9:40 PM EDT Att: 16,763 - Partly Cloudy - 85 F										
Brendan Rodgers, R (1.4) OBP: 0.325, SLG: 0.416	G5-3		F8			K		L9-3		4	0	0	0	0	1	2											
19 Charlie Blackmon, L (1.10) OBP: 0.317, SLG: 0.433	G4-3		2B		F7			P4		4	0	1	0	0	0	0											
25 C.J. Cron, R (1.3) OBP: 0.323, SLG: 0.484 1 Garrett Hampson, R (9, PR) (9.8) OBP: 0.295, SLG: 0.312	G6-3		K		K			WP 1B		4	0	1	0	0	2	2											
11 Jose Iglesias, R (1.6) OBP: 0.339, SLG: 0.394	G3-1		G6-4-3 BB		1B			K		3	0	1	0	1	1	1											
Randal Grichuk, R (1.8) (9.9) OBP: 0.315, SLG: 0.423	K2-3		G6-4-3 1-2f		K			F8		4	0	0	0	0	2	3											
29 Michael Toglia, S (1.9) (9.3) OBP: 0.214, SLG: 0.500	L1		K		F7					3	0	0	0	0	1	1											
35 Elias Diaz, R (1.2) OBP: 0.289, SLG: 0.378	12 HR 1B		K		K					3	1	1	0	0	2	1											
12 Sean Bouchard, R (1.7) OBP: 0.348, SLG: 0.333	1-H HR		24 L6-3 BB					L9-3 BB		1	1	1	2	2	0	0											
Inning Stats	R: 0 E: 0 K: 0 S: 7	H: 0 LOB: 0 BB: 0 P: 12	R: 0 E: 0 K: 1 S: 8	H: 0 LOB: 0 BB: 0 P: 11	R: 2 E: 0 K: 1 S: 12	H: 4 LOB: 2 BB: 0 P: 20	R: 0 E: 0 K: 1 S: 10	H: 0 LOB: 0 BB: 1 P: 16	R: 0 E: 0 K: 2 S: 6	H: 0 LOB: 0 BB: 1 P: 10	R: 0 E: 0 K: 2 S: 8	H: 0 LOB: 0 BB: 0 P: 12	R: 0 E: 0 K: 2 S: 13	H: 1 LOB: 1 BB: 0 P: 17	R: 0 E: 0 K: 1 S: 9	H: 0 LOB: 0 BB: 1 P: 17		R: 0 E: 0 K: 1 S: 9	H: 1 LOB: 2 BB: 0 P: 16	1B: 4 2B: 3 3B: 0 HR: 1	SF: 0 SAC: 0 DP: 3 HBP: 0	WP: 1 PB: 0 SB: 0 CS: 0	PA: 33				
PITCHER	IP	WLS	BF	H	R	ER	SO	BB	IBB	HBP	BLK	WP	HR	S	P	ERA	WHIP										
85 Luis Cessa, R (1.1) ERA: 5.18	5.0		19	4	2	2	4	2	0	0	0	0	1	43	69	3.60	1.200										
63 Fernando Cruz, R (6.1) ERA: 5.0	1.0		3	0	0	0	2	0	0	0	0	0	0	8	12	0.00	0.000										
66 Joel Kuhnel, R (7.1) ERA: 5.0	1.0		4	1	0	0	2	0	0	0	0	0	0	13	17	0.00	1.000										
46 Buck Farmer, R (8.1) ERA: 3.89	1.0		3	0	0	0	1	1	0	0	0	0	0	9	17	0.00	1.000										
43 Alexis Diaz, R (9.1) ERA: 1.72	1.0	W	4	1	0	0	1	0	0	0	0	1	0	9	16	0.00	1.000										

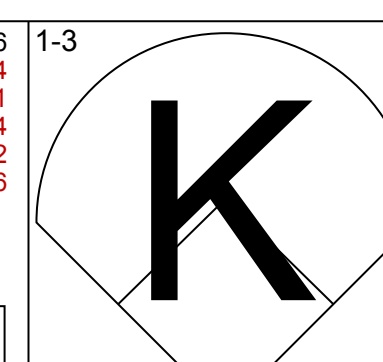
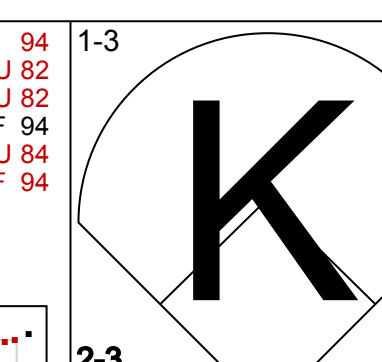
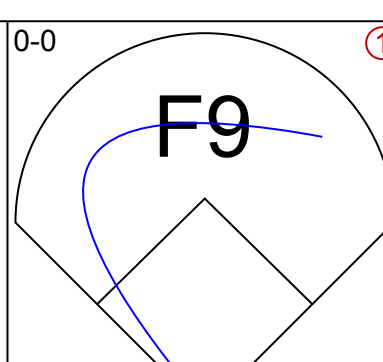
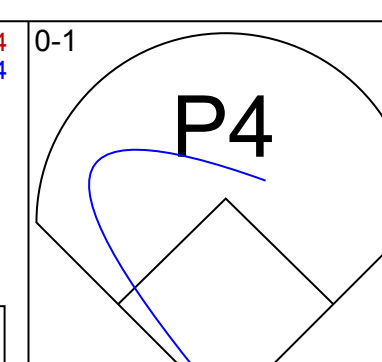
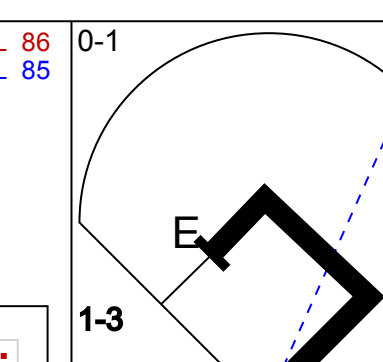
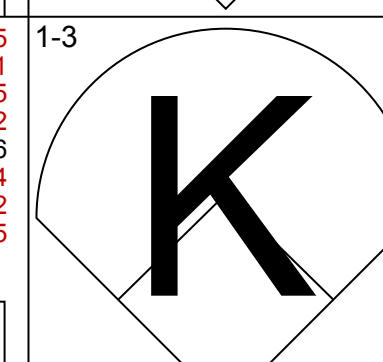
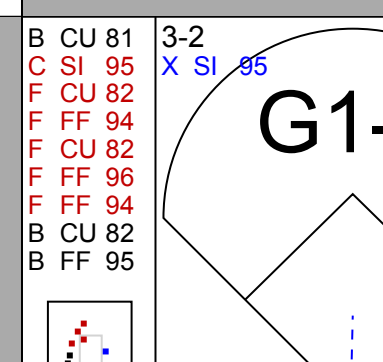
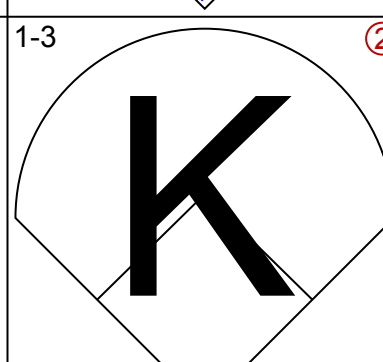
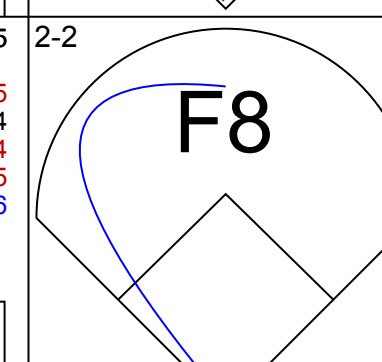
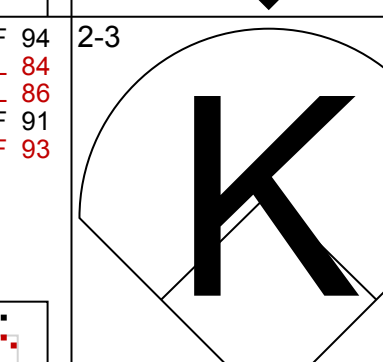
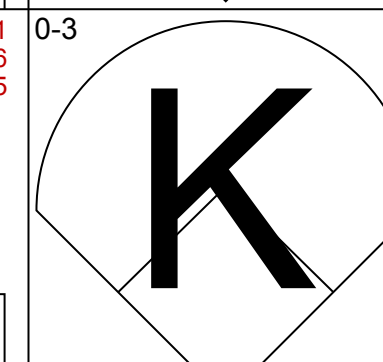
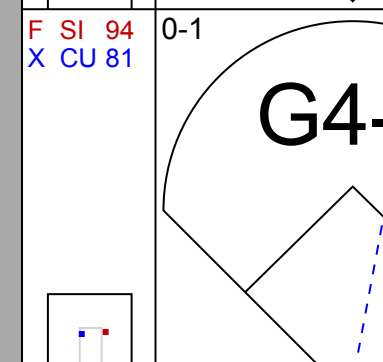
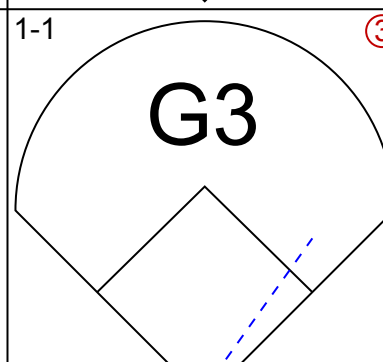
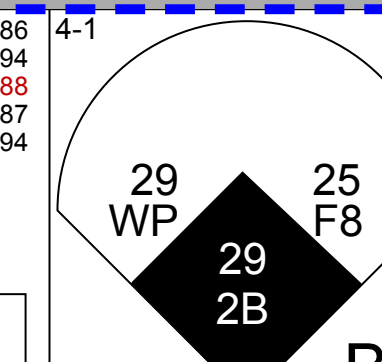
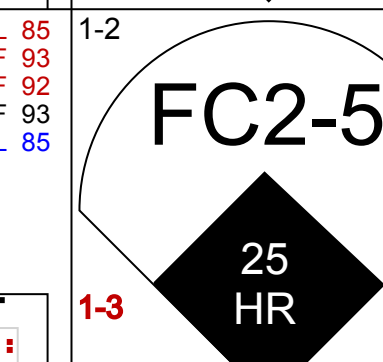
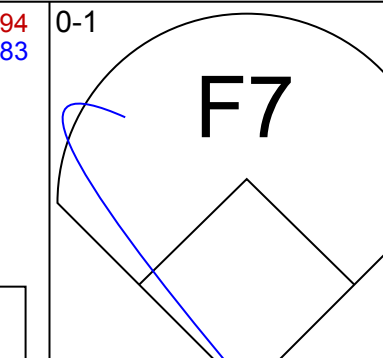
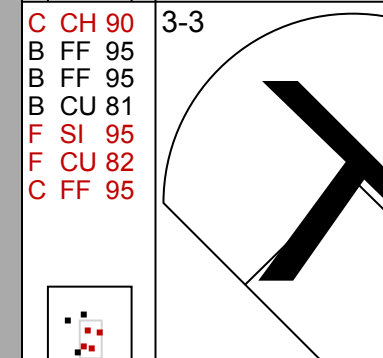
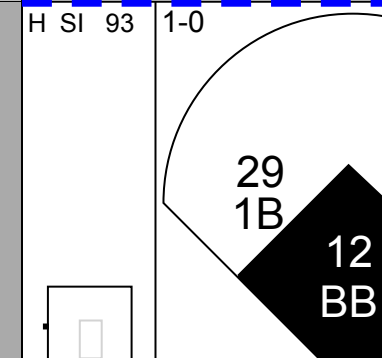
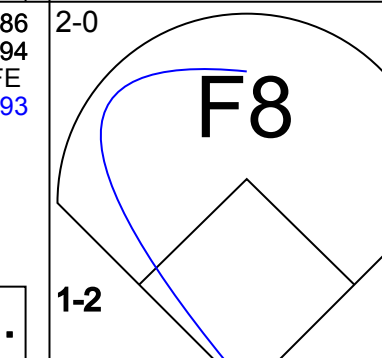
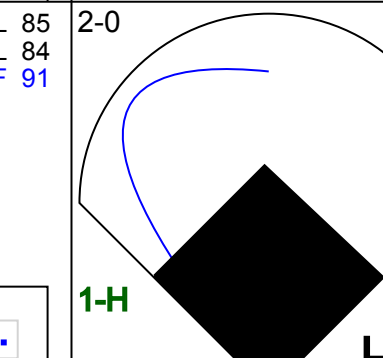

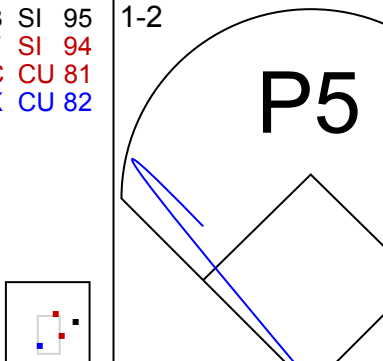
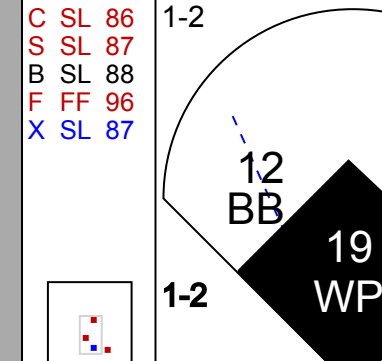
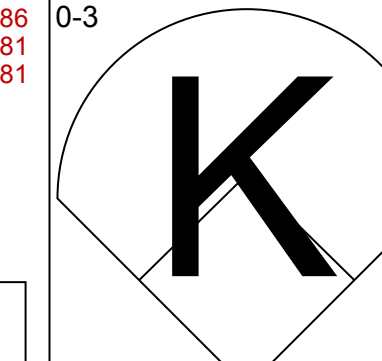
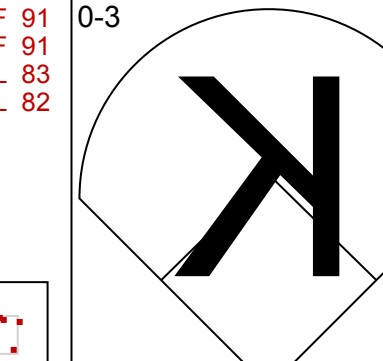

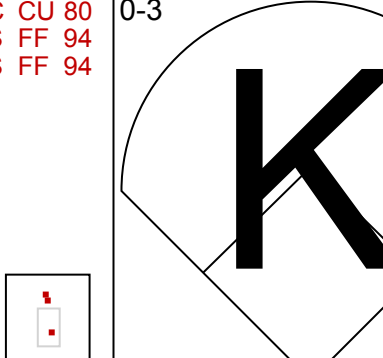
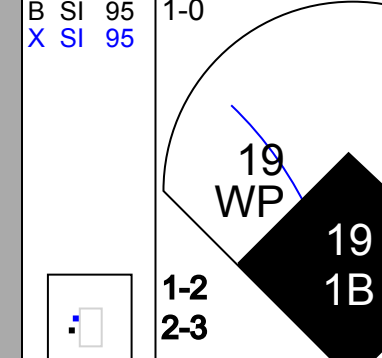
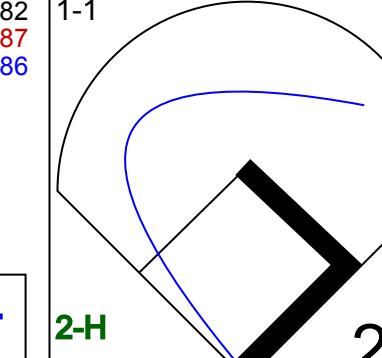
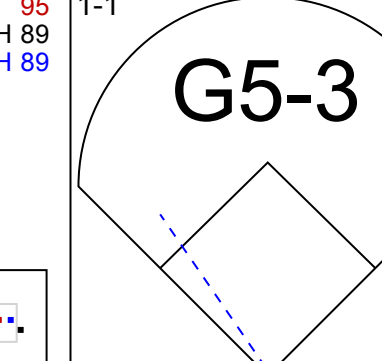
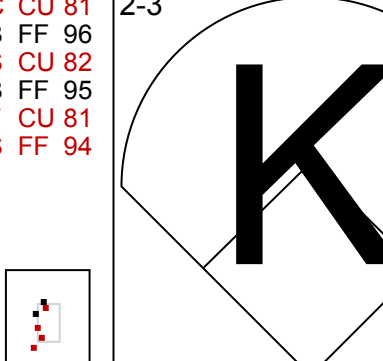
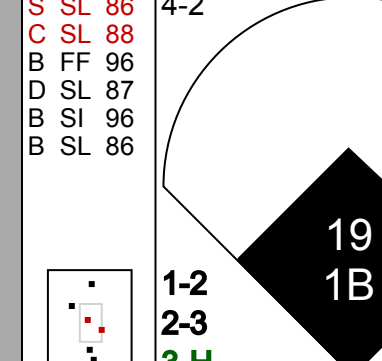
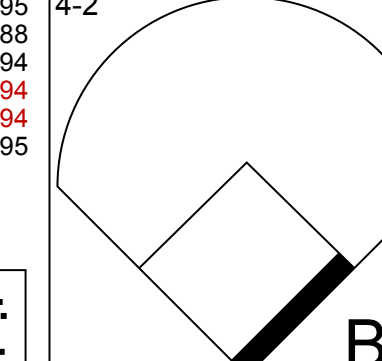

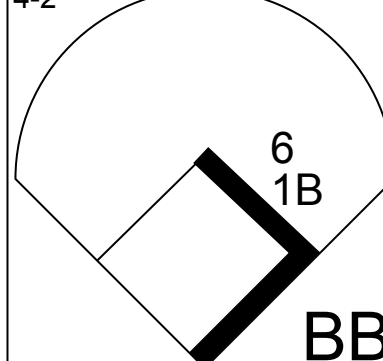
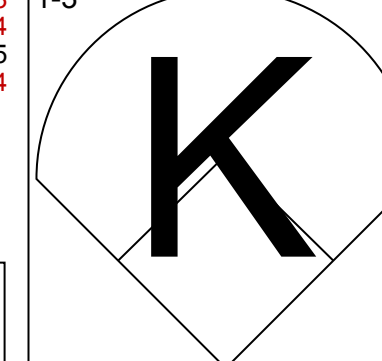
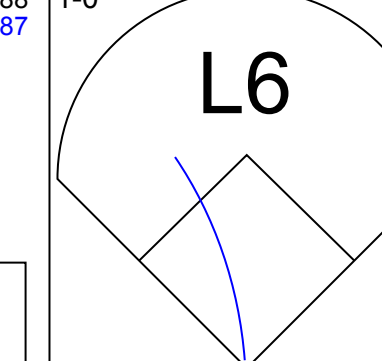
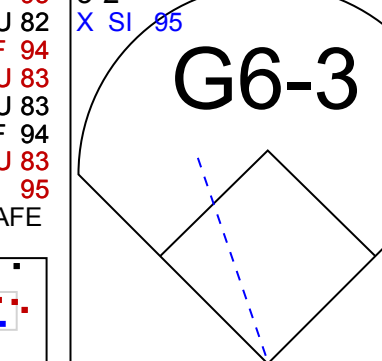
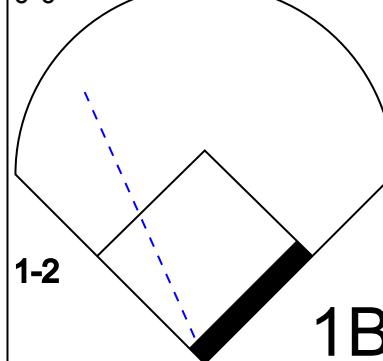


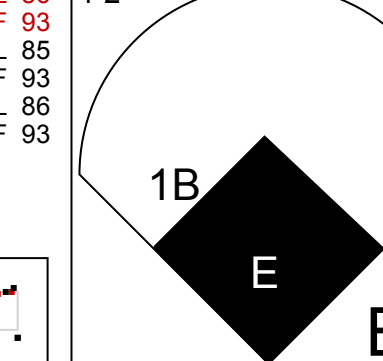
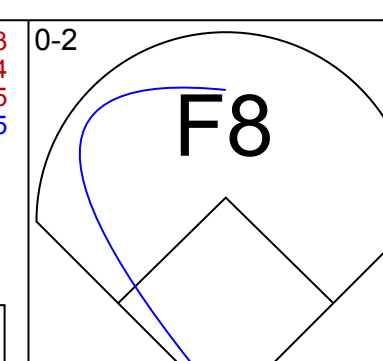
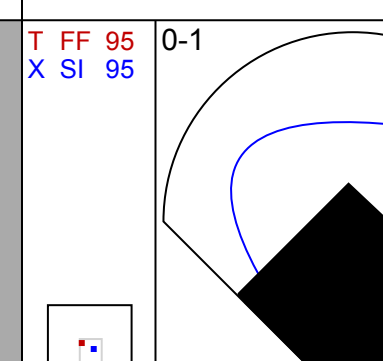
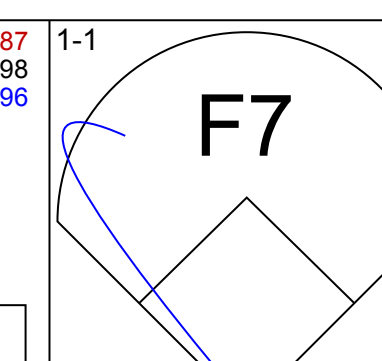
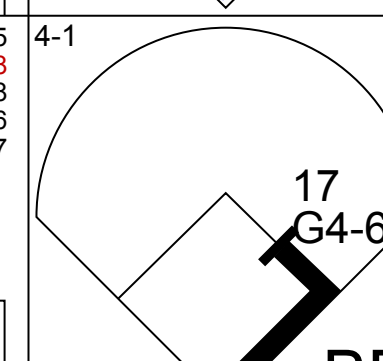
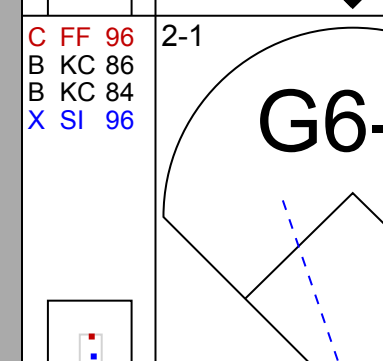
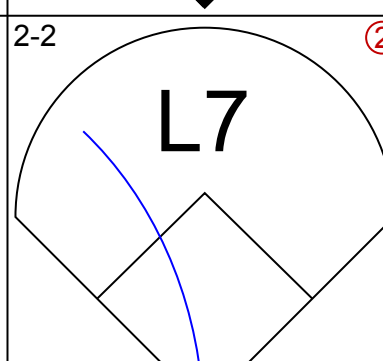
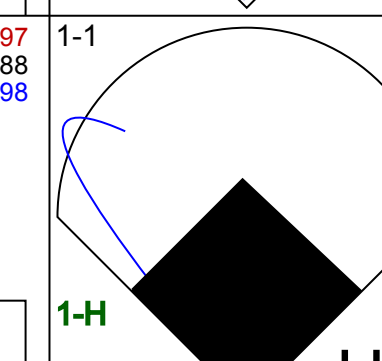
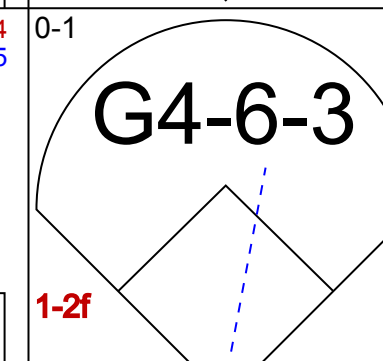
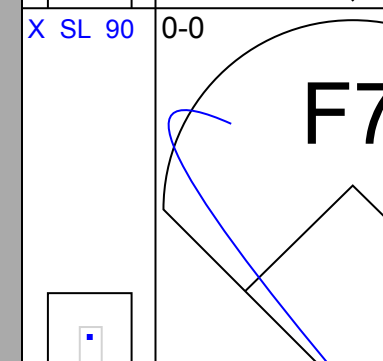
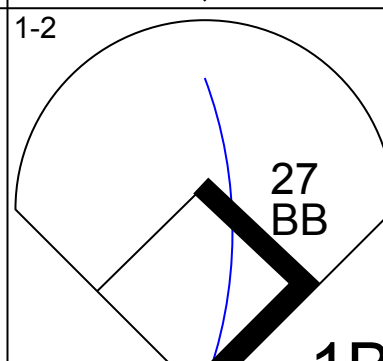
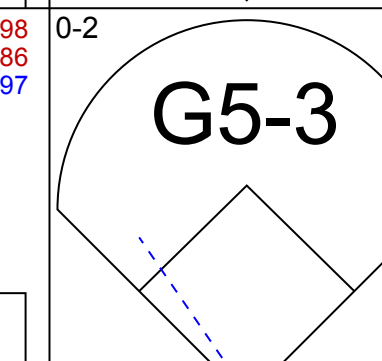
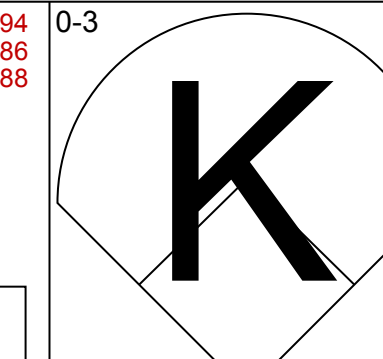
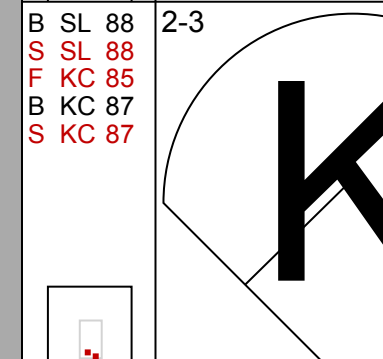
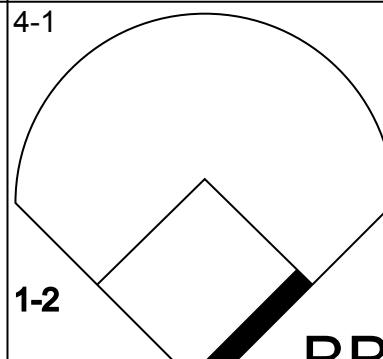
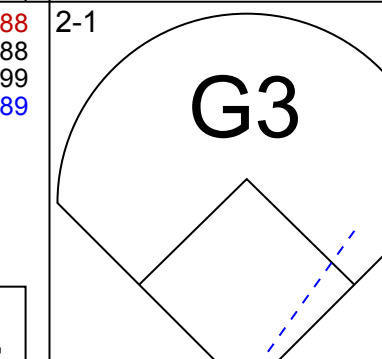


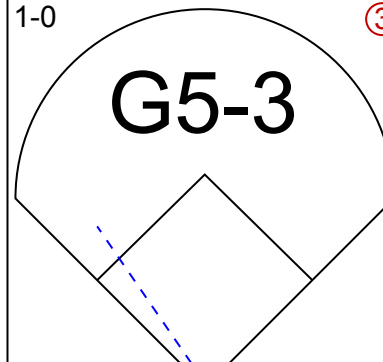


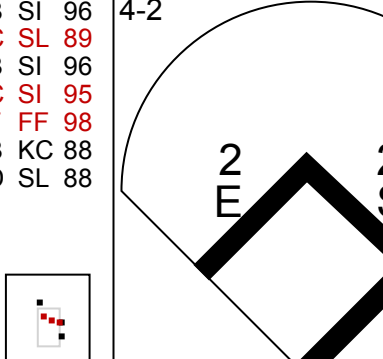












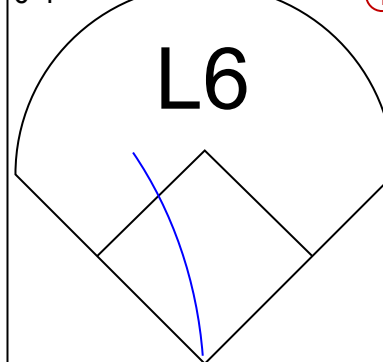
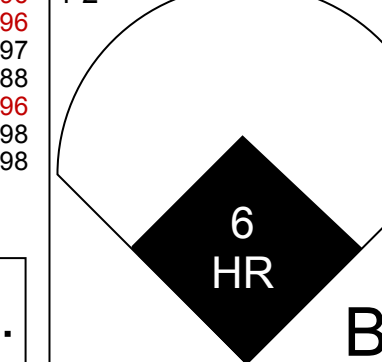
Batter	1	2	3	4	5	6	7	8	9	AB	R	H	RBI	BB	SO	LOB	BOTTOM										
6 Jonathan India, R (1.4) OBP: 0.337, SLG: 0.407	15 FC5-4 1B		G5-3		1B			K		5	0	3	1	0	1	0	Colorado Rockies @ Cincinnati Reds Great American Ball Park, Cincinnati, OH Fri Sep 02 2022, 6:43 PM - 9:40 PM EDT Att: 16,763 - Partly Cloudy - 85 F										
15 Nick Senzel, R (1.8) OBP: 0.301, SLG: 0.311	FC5-4 7 F9 17 1B 57 CS 1-2f		F8		L8			K		4	0	0	0	0	1	2											
17 Kyle Farmer, R (1.10) OBP: 0.326, SLG: 0.374	57 CS 1B		K		F9			G4-3		4	0	1	0	0	1	0											
7 Donovan Solano, R (1.3) OBP: 0.368, SLG: 0.420	F9		L8		L8			K		4	0	1	0	0	1	2											
57 Stuart Fairchild, R (1.7) OBP: 0.269, SLG: 0.447 1 SAFE 2 B FC 90	CS		K		P3			G4-3		3	0	1	0	0	1	0											
28 Austin Romine, R (8.2) OBP: 0.192, SLG: 0.289	1-2 3-H		K		44 G6-3 1B			G4-3		1	0	0	0	0	0	0											
44 Aristides Aquino, R (1.9) OBP: 0.221, SLG: 0.285	G6-3		K		G6-3			K		4	0	0	0	0	2	2											
12 Spencer Steer, R (1.5) OBP: 1.000, SLG: 3.000	2 1B BB				HR			BB		2	2	2	1	2	0	0											
2 Jose Barrero, R (1.6) OBP: 0.194, SLG: 0.244					73 G4-6-3 1B			K		4	0	2	0	0	2	4											
73 Chuckie Robinson, R (1.2) OBP: 0.167, SLG: 0.333 27 Jake Fraley, L (7, PH) (8.7) OBP: 0.338, SLG: 0.477	G4-3		G4-6-3		G4-6-3			HR		2	0	0	0	0	0	3											
Inning Stats	R: 0 E: 0 K: 0 S: 9	H: 2 LOB: 1 BB: 0 P: 15	R: 0 E: 0 K: 1 S: 15	H: 1 LOB: 2 BB: 1 P: 23	R: 0 E: 0 K: 1 S: 7	H: 0 LOB: 0 BB: 0 P: 10	R: 0 E: 0 K: 1 S: 9	H: 0 LOB: 0 BB: 0 P: 11	R: 1 E: 0 K: 0 S: 12	H: 3 LOB: 1 BB: 0 P: 20	R: 0 E: 0 K: 1 S: 15	H: 2 LOB: 3 BB: 1 P: 22	R: 1 E: 0 K: 2 S: 12	H: 1 LOB: 0 BB: 0 P: 18	R: 0 E: 0 K: 2 S: 12	H: 0 LOB: 0 BB: 0 P: 16	R: 1 E: 0 K: 1 S: 10	H: 2 LOB: 2 BB: 1 P: 19	1B: 8 2B: 1 3B: 0 HR: 2	SF: 0 SAC: 0 DP: 1 HBP: 0	WP: 1 PB: 0 SB: 0 CS: 2	PA: 38					
PITCHER	IP	WLS	BF	H	R	ER	SO	BB	IBB	HBP	BLK	WP	HR	S	P	ERA	WHIP										
21 Kyle Freeland, L (1.1) ERA: 4.75	5.2		24	8	1	1	3	1	0	0	0	0	0	4	9	0.00	3.000										
61 Justin Lawrence, R (7.1) ERA: 4.13	1.0	B	4	1	1	1	2	0	0	0	0	0	1	12	18	9.00	1.000										
32 Dinelson Lamet, R (8.1) ERA: 6.26	1.0		3	0	0	0	2	0	0	0	0	0	0	12	16	0.00	0.000										
54 Carlos Estévez, R (9.1) ERA: 3.51	0.1	L	4	2	1	1	1	0	1	0	0	1	0	10	19	27.00	6.000										

AB 30
R 2
H 6
RBI 2
BB 3
SO 10
LOB 12



AB 34
R 3
H 11
RBI 3
BB 3
SO 9
LOB 13



Batter	1	2	3	4	5	6	7	8	9	AB	R	H	RBI	BB	SO	LOB	TOP								
Randal Grichuk, R OBP: 0.314, SLG: 0.421 (1, 9)											5	0	1	0	0	2	4								
11 Jose Iglesias, R OBP: 0.337, SLG: 0.392 13 Alan Trejo, R OBP: 0.233, SLG: 0.310 (1, 6) (4, 6)											2	0	0	0	0	1	0								
Brendan Rodgers, R OBP: 0.324, SLG: 0.413 (1, 4)											4	2	0	0	1	1	3								
25 C.J. Cron, R OBP: 0.323, SLG: 0.488 (1, 10)											4	2	1	2	0	1	1								
44 Elehuris Montero, R OBP: 0.282, SLG: 0.421 24 Ryan McMahon, L OBP: 0.330, SLG: 0.395 (1, 5) (9, 5)											5	1	1	0	0	2	1								
29 Michael Toglia, S OBP: 0.278, SLG: 0.556 (1, 3)											4	1	2	1	0	2	0								
12 Sean Bouchard, R OBP: 0.370, SLG: 0.300 (1, 7)											2	1	0	1	2	1	0								
1 Garrett Hampson, R OBP: 0.294, SLG: 0.318 (1, 8)											3	0	1	0	1	1	5								
6 Brian Serven, R OBP: 0.282, SLG: 0.368 19 Charlie Blackmon, L OBP: 0.319, SLG: 0.434 35 Elias Diaz, R OBP: 0.292, SLG: 0.378 (1, 2) (7, PH) (7, 2)											2	0	1	0	0	0	1								
											1	0	1	2	0	0	0								
											0	1	0	0	1	0	0								
Inning Stats	R: 0 E: 0 K: 3 S: 15	H: 0 LOB: 0 BB: 0 P: 17	R: 0 E: 0 K: 1 S: 10	H: 0 LOB: 0 BB: 0 P: 15	R: 0 E: 0 K: 1 S: 15	H: 1 LOB: 1 BB: 0 P: 22	R: 0 E: 0 K: 1 S: 13	H: 0 LOB: 0 BB: 0 P: 19	R: 0 E: 0 K: 2 S: 10	H: 0 LOB: 0 BB: 0 P: 13	R: 0 E: 0 K: 1 S: 9	H: 1 LOB: 2 BB: 1 P: 15	R: 4 E: 0 K: 1 S: 17	H: 3 LOB: 1 BB: 1 P: 29	R: 1 E: 0 K: 1 S: 10	H: 1 LOB: 2 BB: 2 P: 22	R: 3 E: 1 K: 2 S: 16	H: 2 LOB: 0 BB: 1 P: 25	1B: 5 2B: 2 3B: 0 HR: 1	SF: 0 SAC: 0 DP: 0 HBP: 1	WP: 2 PB: 0 SB: 1 CS: 0	PA: 41			
PITCHER	IP WLS BF H R ER SO BB IBB HBP BLK WP HR S P ERA WHIP	IP WLS BF H R ER SO BB IBB HBP BLK WP HR S P ERA WHIP	IP WLS BF H R ER SO BB IBB HBP BLK WP HR S P ERA WHIP	IP WLS BF H R ER SO BB IBB HBP BLK WP HR S P ERA WHIP	IP WLS BF H R ER SO BB IBB HBP BLK WP HR S P ERA WHIP	IP WLS BF H R ER SO BB IBB HBP BLK WP HR S P ERA WHIP	IP WLS BF H R ER SO BB IBB HBP BLK WP HR S P ERA WHIP	IP WLS BF H R ER SO BB IBB HBP BLK WP HR S P ERA WHIP	IP WLS BF H R ER SO BB IBB HBP BLK WP HR S P ERA WHIP	IP WLS BF H R ER SO BB IBB HBP BLK WP HR S P ERA WHIP	IP WLS BF H R ER SO BB IBB HBP BLK WP HR S P ERA WHIP	IP WLS BF H R ER SO BB IBB HBP BLK WP HR S P ERA WHIP	IP WLS BF H R ER SO BB IBB HBP BLK WP HR S P ERA WHIP	IP WLS BF H R ER SO BB IBB HBP BLK WP HR S P ERA WHIP	IP WLS BF H R ER SO BB IBB HBP BLK WP HR S P ERA WHIP	IP WLS BF H R ER SO BB IBB HBP BLK WP HR S P ERA WHIP	IP WLS BF H R ER SO BB IBB HBP BLK WP HR S P ERA WHIP	IP WLS BF H R ER SO BB IBB HBP BLK WP HR S P ERA WHIP	IP WLS BF H R ER SO BB IBB HBP BLK WP HR S P ERA WHIP	IP WLS BF H R ER SO BB IBB HBP BLK WP HR S P ERA WHIP	IP WLS BF H R ER SO BB IBB HBP BLK WP HR S P ERA WHIP	IP WLS BF H R ER SO BB IBB HBP BLK WP HR S P ERA WHIP	IP WLS BF H R ER SO BB IBB HBP BLK WP HR S P ERA WHIP		
40 Nick Lodolo, L ERA: 3.95 66 Joel Kuhnel, R ERA: 5.8 46 Buck Farmer, R ERA: 3.79 63 Fernando Cruz, R ERA: 4.5 77 Art Warren, R ERA: 5.86 (1, 1) (7, 1) (7, 1) (8, 1) (9, 1)	6.0 0.0 1.0 1.0 1.0	21 L B 6 6	2 4 2 1 2	0 4 1 1 3	0 4 0 1 0	9 4 1 1 2	1 1 0 0 1	0 0 0 0 0	0 1 0 0 0	0 0 1 0 1	0 7 14 10 22	0 14 15 22 25	0.00 ∞ 0.00 9.00 0.00	0.500 ∞ 1.000 3.000 3.000											
Batter	1	2	3	4	5	6	7	8	9	AB	R	H	RBI	BB	SO	LOB	BOTTOM								
29 T.J. Friedl, L OBP: 0.318, SLG: 0.478 (1, 9)										4	2	2	2	0	0	1									
6 Jonathan India, R OBP: 0.339, SLG: 0.417 (1, 4)										3	1	1	2	1	0	0									
17 Kyle Farmer, R OBP: 0.329, SLG: 0.373 73 Chuckie Robinson, R OBP: 0.167, SLG: 0.333 (1, 5) (9, 2)										4	0	1	0	0	0	0									
27 Jake Fraley, L OBP: 0.335, SLG: 0.467 (1, 7)										3	0	0	0	1	2	0									
7 Donovan Solano, R OBP: 0.362, SLG: 0.412 (1, 10)										4	0	0	0	0	0	2									
15 Nick Senzel, R OBP: 0.301, SLG: 0.308 (1, 8)										3	0	0	0	1	0	0									
12 Spencer Steer, R OBP: 0.625, SLG: 1.200 (1, 3) (9, 5)										3	0	0	0	1	2	1									
2 Jose Barrero, R OBP: 0.186, SLG: 0.234 (1, 6)										4	0	0	0	0	0	2									
28 Austin Romine, R OBP: 0.188, SLG: 0.282 16 Colin Moran, L OBP: 0.305, SLG: 0.376 (1, 2) (8, PH) (9, 3)										2	0	0	0	0	0	0									
										0	1	0	0	1	0	0									
Inning Stats	R: 0 E: 0 K: 0 S: 7	H: 0 LOB: 0 BB: 1 P: 11	R: 0 E: 0 K: 1 S: 5	H: 0 LOB: 0 BB: 0 P: 5	R: 0 E: 0 K: 1 S: 6	H: 0 LOB: 0 BB: 0 P: 9	R: 1 E: 0 K: 1 S: 8	H: 1 LOB: 0 BB: 0 P: 12	R: 0 E: 0 K: 1 S: 12	H: 0 LOB: 1 BB: 1 P: 19	R: 1 E: 0 K: 0 S: 14	H: 2 LOB: 2 BB: 1 P: 24	R: 0 E: 0 K: 0 S: 5	H: 0 LOB: 0 BB: 0 P: 7	R: 2 E: 0 K: 0 S: 12	H: 1 LOB: 1 BB: 1 P: 20	R: 0 E: 0 K: 0 S: 11	H: 0 LOB: 1 BB: 1 P: 18	1B: 1 2B: 0 3B: 0 HR: 3	SF: 0 SAC: 0 DP: 1 HBP: 0	WP: 0 PB: 0 SB: 1 CS: 0	PA: 35			
PITCHER	IP WLS BF H R ER SO BB IBB HBP BLK WP HR S P ERA WHIP	IP WLS BF H R ER SO BB IBB HBP BLK WP HR S P ERA WHIP	IP WLS BF H R ER SO BB IBB HBP BLK WP HR S P ERA WHIP	IP WLS BF H R ER SO BB IBB HBP BLK WP HR S P ERA WHIP	IP WLS BF H R ER SO BB IBB HBP BLK WP HR S P ERA WHIP	IP WLS BF H R ER SO BB IBB HBP BLK WP HR S P ERA WHIP	IP WLS BF H R ER SO BB IBB HBP BLK WP HR S P ERA WHIP	IP WLS BF H R ER SO BB IBB HBP BLK WP HR S P ERA WHIP	IP WLS BF H R ER SO BB IBB HBP BLK WP HR S P ERA WHIP	IP WLS BF H R ER SO BB IBB HBP BLK WP HR S P ERA WHIP	IP WLS BF H R ER SO BB IBB HBP BLK WP HR S P ERA WHIP	IP WLS BF H R ER SO BB IBB HBP BLK WP HR S P ERA WHIP	IP WLS BF H R ER SO BB IBB HBP BLK WP HR S P ERA WHIP	IP WLS BF H R ER SO BB IBB HBP BLK WP HR S P ERA WHIP	IP WLS BF H R ER SO BB IBB HBP BLK WP HR S P ERA WHIP	IP WLS BF H R ER SO BB IBB HBP BLK WP HR S P ERA WHIP	IP WLS BF H R ER SO BB IBB HBP BLK WP HR S P ERA WHIP	IP WLS BF H R ER SO BB IBB HBP BLK WP HR S P ERA WHIP	IP WLS BF H R ER SO BB IBB HBP BLK WP HR S P ERA WHIP	IP WLS BF H R ER SO BB IBB HBP BLK WP HR S P ERA WHIP	IP WLS BF H R ER SO BB IBB HBP BLK WP HR S P ERA WHIP	IP WLS BF H R ER SO BB IBB HBP BLK WP HR S P ERA WHIP	IP WLS BF H R ER SO BB IBB HBP BLK WP HR S P ERA WHIP		
48 Germán Márquez, R ERA: 4.86 54 Carlos Estévez, R ERA: 3.81 52 Daniel Bard, R ERA: 2.23 (1, 1) (8, 1) (9, 1)	7.0 1.0 1.0	W H 4	26 5 0	3 1 0	2 2 0	0 2 0	0 1 0	0 12 11	0 20 18	0 18.00 0.00	0.857 2.000 1.000														

Colorado Rockies @ Cincinnati Reds
Great American Ball Park, Cincinnati, OH
Sun Sep 04 2022, 12:14 PM - 3:10 PM EDT
Overcast - 76 F

livebaseballscorecards.com

AB 35
R 8
H 8
RBI 6
BB 5
SO 13
LOB 20

WP: 2 PA: 41
PB: 0
SB: 1
CS: 0

AB 30
R 4
H 4
RBI 4
BB 5
SO 4
LOB 7

WP: 0 PA: 35
PB: 0
SB: 1
CS: 0



Batter	1	2	3	4	5	6	7	8	9	AB	R	H	RBI	BB	SO	LOB	TOP																			
24 Ryan McMahon, L (1.5) OBP: 0.331, SLG: 0.394										2	0	0	0	2	1	4																				
Brendan Rodgers, R (1.4) OBP: 0.323, SLG: 0.410										3	0	0	0	1	0	3																				
19 Charlie Blackmon, L (1.10) OBP: 0.316, SLG: 0.430										4	0	0	0	0	2	3																				
25 C.J. Cron, R (1.3) OBP: 0.322, SLG: 0.485										3	0	0	0	0	0	0																				
44 Elehuris Montero, R (7.3) OBP: 0.284, SLG: 0.421										3	0	1	0	1	2	1																				
29 Michael Toglia, S (1.9) OBP: 0.318, SLG: 0.571										3	0	1	0	1	2	1																				
35 Elias Diaz, R (1.2) OBP: 0.288, SLG: 0.372										4	0	0	0	0	2	2																				
9 Connor Joe, R (1.7) OBP: 0.342, SLG: 0.357										3	0	1	0	1	1	0																				
1 Garrett Hampson, R (1.8) OBP: 0.302, SLG: 0.322										1	0	1	0	1	0	0																				
Randal Grichuk, R (5.8) OBP: 0.313, SLG: 0.419										2	0	0	0	0	0	2																				
13 Alan Trejo, R (1.6) OBP: 0.255, SLG: 0.333										3	0	1	0	1	1	2																				
Inning Stats	R: 0 E: 0 K: 1 S: 4	H: 0 LOB: 0 BB: 1 P: 12	R: 0 E: 0 K: 1 S: 10	H: 0 LOB: 0 BB: 1 P: 19	R: 0 E: 0 K: 2 S: 14	H: 0 LOB: 2 BB: 2 P: 26	R: 0 E: 0 K: 1 S: 12	H: 1 LOB: 1 BB: 0 P: 18	R: 0 E: 0 K: 1 S: 16	H: 2 LOB: 3 BB: 1 P: 26	R: 0 E: 0 K: 1 S: 8	H: 0 LOB: 0 BB: 0 P: 12	R: 0 E: 0 K: 0 S: 8	H: 1 LOB: 1 BB: 1 P: 16	R: 0 E: 0 K: 1 S: 7	H: 0 LOB: 1 BB: 1 P: 13	R: 0 E: 0 K: 1 S: 8	H: 0 LOB: 1 BB: 1 P: 16	1B: 2 2B: 2 3B: 0 HR: 0	SF: 0 SAC: 0 DP: 2 HBP: 0	WP: 0 PB: 0 SB: 2 CS: 1	PA: 36														
PITCHER	IP WLS BF H R ER SO BB IBB HBP BLK WP HR S P ERA WHIP																																			
48 Chase Anderson, R (1.1) ERA: 1.29	2.2	10	0	0	0	4	4	0	0	0	0	0	0	27	56	0.00	1.500																			
58 Derek Law, R (3.1) ERA: 1.29	2.0	W	10	3	0	2	1	0	0	0	0	0	0	26	39	0.00	2.000																			
79 Ian Gibaut, R (5.1) ERA: 4.21	1.1	H	4	0	0	0	1	0	0	0	0	0	0	11	18	0.00	0.000																			
55 Dauri Moreta, R (7.1) ERA: 5.61	2.0		8	1	0	0	2	0	0	0	0	0	0	15	29	0.00	1.500																			
54 Hunter Strickland, R (9.1) ERA: 5.29	1.0		4	0	0	0	1	0	0	0	0	0	0	8	16	0.00	1.000																			

Colorado Rockies @ Cincinnati Reds
Great American Ball Park, Cincinnati, OH
Sun Sep 04 2022, 3:55 PM - 6:53 PM EDT
Att: 23,060 - Partly Cloudy - 80 F

AB 28
R 0
H 4
RBI 0
BB 8
SO 9
LOB 17



Batter	1	2	3	4	5	6	7	8	9	AB	R	H	RBI	BB	SO	LOB	BOTTOM																				
29 TJ Friedl, L (1.9) OBP: 0.327, SLG: 0.479										4	1	2	0	1	0	0																					
6 Jonathan India, R (1.10) OBP: 0.335, SLG: 0.412										2	0	0	0	0	0	2																					
44 Aristides Aquino, R (5. PH) OBP: 0.225, SLG: 0.306										2	1	1	4	0	1	0																					
17 Kyle Farmer, R (1.5) OBP: 0.325, SLG: 0.370										3	1	0	0	1	1	1																					
16 Colin Moran, L (7.3) OBP: 0.305, SLG: 0.376										0	0	0	0	0	0	0																					
27 Jake Fraley, L (1.7) OBP: 0.333, SLG: 0.468										4	1	1	1	0	0	1																					
15 Nick Senzel, R (1.8) OBP: 0.306, SLG: 0.314										3	2	2	1	1	0	0																					
57 Stuart Fairchild, R (8.8) OBP: 0.269, SLG: 0.447										0	0	0	0	0	0	0																					
12 Spencer Steer, R (1.3) OBP: 0.417, SLG: 0.667										4	0	0	0	0	0	3																					
35 Alejandro Lopez, S (1.4) OBP: 0.363, SLG: 0.344										4	2	2	1	0	0	1																					
2 Jose Barrero, R (1.6) OBP: 0.198, SLG: 0.237										3	2	1	1	1	0	1																					
73 Chuckie Robinson, R (1.2) OBP: 0.136, SLG: 0.273										4	0	0	1	0	1	2																					
Inning Stats	R: 0 E: 0 K: 0 S: 8	H: 1 LOB: 1 BB: 0 P: 13	R: 0 E: 0 K: 0 S: 9	H: 1 LOB: 0 BB: 0 P: 13	R: 0 E: 0 K: 0 S: 7	H: 1 LOB: 0 BB: 0 P: 13	R: 0 E: 0 K: 1 S: 15	H: 4 LOB: 0 BB: 1 P: 25	R: 0 E: 0 K: 1 S: 7	H: 0 LOB: 0 BB: 0 P: 11	R: 5 E: 0 K: 1 S: 13	H: 2 LOB: 2 BB: 2 P: 29	R: 0 E: 0 K: 0 S: 8	H: 0 LOB: 1 BB: 1 P: 17	R: 0 E: 0 K: 1 S: 7	H: 0 LOB: 0 BB: 0 P: 10	1B: 6 2B: 2 3B: 0 HR: 1	SF: 0 SAC: 0 DP: 1 HBP: 0	WP: 1 PB: 0 SB: 3 CS: 0	PA: 37																	
PITCHER	IP WLS BF H R ER SO BB IBB HBP BLK WP HR S P ERA WHIP																																				
51 José Ureña, R (1.1) ERA: 6.13	5.1	L	25	8	7	6	1	0	0	0	0	0	0	0	0	0	10.12	1.688																			
56 Chad Smith, R (6.1) ERA: 12.96	0.2		5	1	3	3	2	0	0	0	1	1	8	20	40.50	4.500																					
43 Jhoulys Chacin, R (7.1) ERA: 7.83	1.0		4	0	0	0	1	0	0	0	0	0	8	17	0.00	1.000																					
50 Ty Blach, L (8.1) ERA: 6.3	1.0		3	0	0	0	0	0	0	0	0	0	7	10	0.00	0.000																					

Colorado Rockies @ Cincinnati Reds
Great American Ball Park, Cincinnati, OH
Sun Sep 04 2022, 3:55 PM - 6:53 PM EDT
Att: 23,060 - Partly Cloudy - 80 F

AB 33
R 10
H 9
RBI 9
BB 4
SO 3
LOB 11



Batter	1	2	3	4	5	6	7	8	9	AB	R	H	RBI	BB	SO	LOB	TOP															
6 Jonathan India, R OBP: 0.334, SLG: 0.408										3	1	0	0	1	2	0	Cincinnati Reds @ Chicago Cubs Wrigley Field, Chicago, IL Tue Sep 06 2022, 6:41 PM - 9:48 PM CDT Att: 27,600 - Clear - 71 F															
3 Albert Almora Jr., R OBP: 0.292, SLG: 0.349										3	1	0	0	1	1																	
17 Kyle Farmer, R OBP: 0.326, SLG: 0.383										4	1	2	3	0	0																	
7 Donovan Solano, R OBP: 0.355, SLG: 0.404										4	0	0	0	0	1																	
12 Spencer Steer, R OBP: 0.438, SLG: 0.667										3	0	1	0	1	0																	
44 Aristides Aquino, R OBP: 0.236, SLG: 0.305										4	0	1	0	0	2																	
57 Stuart Fairchild, R OBP: 0.299, SLG: 0.429										2	0	0	0	0	2																	
27 Jake Fraley, L OBP: 0.329, SLG: 0.461										2	0	0	0	0	2																	
2 Jose Barrero, R OBP: 0.190, SLG: 0.228										4	0	0	0	0	3																	
28 Austin Romine, R OBP: 0.181, SLG: 0.272										3	0	0	0	0	1																	
Inning Stats	R: 2 H: 1 E: 0 K: 2 S: 17	LOB: 2 BB: 2 P: 30	R: 0 H: 0 E: 0 K: 2 S: 9	H: 0 LOB: 0 BB: 0 P: 13	R: 1 H: 1 E: 0 K: 0 S: 7	LOB: 0 BB: 0 P: 11	R: 0 H: 0 E: 0 K: 2 S: 9	H: 0 LOB: 0 BB: 0 P: 15	R: 0 H: 0 E: 0 K: 1 S: 6	H: 0 LOB: 0 BB: 0 P: 7	R: 0 H: 0 E: 0 K: 2 S: 8	H: 0 LOB: 0 BB: 0 P: 12	R: 0 H: 0 E: 0 K: 1 S: 6	H: 0 LOB: 0 BB: 0 P: 7	R: 0 H: 2 E: 0 K: 2 S: 14	LOB: 2 BB: 0 P: 21	1B: 1 2B: 1 3B: 1 HR: 1	SF: 0 SAC: 0 DP: 0 HBP: 0	WP: 0 PA: 35 PB: 0 SB: 0 CS: 0													
PITCHER	IP WLS BF H R ER SO BB IBB HBP BLK WP HR S P ERA WHIP																															
20 Wade Miley, L ERA: 3.13	4.0	17	2	3	2	6	2	0	0	0	0	0	1	42	69	4.50	1.000															
19 Hayden Wesneski, R ERA:	5.0	W	18	2	0	0	8	1	0	0	0	0	0	43	61	0.00	0.600															

AB	32
R	3
H	4
RBI	3
BB	3
SO	14
LOB	11



Batter	1	2	3	4	5	6	7	8	9	AB	R	H	RBI	BB	SO	LOB	BOTTOM																
1 Nick Madrigal, R OBP: 0.317, SLG: 0.294										4	0	2	2	1	0		Cincinnati Reds @ Chicago Cubs Wrigley Field, Chicago, IL Tue Sep 06 2022, 6:41 PM - 9:48 PM CDT Att: 27,600 - Clear - 71 F																
27 Seiya Suzuki, R OBP: 0.336, SLG: 0.425										3	1	1	3	2	1																		
8 Ian Happ, S OBP: 0.350, SLG: 0.459										4	1	1	1	1	2																		
32 Franmil Reyes, R OBP: 0.273, SLG: 0.391										4	1	1	0	1	1																		
2 Nico Hoerner, R OBP: 0.333, SLG: 0.403										3	3	2	0	1	0																		
66 Rafael Ortega, L OBP: 0.326, SLG: 0.343										2	1	0	1	2	1																		
7 Yan Gomes, R OBP: 0.247, SLG: 0.336										4	0	0	0	0	4																		
36 Alfonso Rivas III, L OBP: 0.320, SLG: 0.325										1	1	1	0	1	0																		
48 P.J. Higgins, R OBP: 0.268, SLG: 0.392										1	1	0	0	1	0																		
5 Christopher Morel, R OBP: 0.313, SLG: 0.442										2	0	1	2	1	0																		
Inning Stats	R: 1 H: 1 E: 0 K: 0 S: 11	H: 1 LOB: 1 BB: 1 P: 19	R: 0 H: 1 E: 0 K: 0 S: 9	H: 1 LOB: 0 BB: 0 P: 15	R: 0 H: 1 E: 0 K: 1 S: 15	H: 1 LOB: 0 BB: 0 P: 22	R: 0 H: 0 E: 0 K: 0 S: 3	H: 0 LOB: 2 BB: 2 P: 12	R: 2 H: 1 E: 0 K: 0 S: 11	H: 1 LOB: 1 BB: 2 P: 21	R: 2 H: 2 E: 0 K: 1 S: 23	H: 2 LOB: 3 BB: 3 P: 42	R: 3 H: 2 E: 0 K: 2 S: 18	H: 2 LOB: 3 BB: 3 P: 38	R: 1 H: 1 E: 0 K: 0 S: 14	H: 1 LOB: 0 BB: 0 P: 21	1B: 5 2B: 1 3B: 1 HR: 2	SF: 1 SAC: 2 DP: 1 HBP: 1	WP: 0 PA: 43 PB: 0 SB: 2 CS: 0														
PITCHER	IP WLS BF H R ER SO BB IBB HBP BLK WP HR S P ERA WHIP																																
38 Justin Dunn, R ERA: 4.82	(1, 1)	4.2	21	4	3	3	1	4	0	0	0	0	0	2	45	81	5.79	1.714															
79 Ian Gibaut, R ERA: 4.5	(5, 1)	0.1	L	3	1	1	1	1	0	0	0	0	0	10	16	27.00	6.000																
52 Reiver Sanmartin, L ERA: 7.04	(6, 1)	0.2		3	0	0	0	1	0	0	0	0	0	7	15	0.00	1.500																
63 Fernando Cruz, R ERA: 3.86	(6, 1)	0.1		4	1	1	1	2	0	0	0	0	0	10	19	27.00	9.000																
77 Art Warren, R ERA: 6.5	(7, 1)	0.2		8	2	3	3	3	0	1	0	0	0	15	33	40.50	7.500																
PITCHER	IP WLS BF H R ER SO BB IBB HBP BLK WP HR S P ERA WHIP																																
54 Hunter Strickland, R ERA: 5.33	(7, 1)	1.1		5	1	1	2	0	0	0	0	0	0	17	26	6.75	0.750																



Batter	1	2	3	4	5	6	7	8	9	AB	R	H	RBI	BB	SO	LOB	TOP							
29 TJ Friedl, L OBP: 0.329, SLG: 0.490	G3		1B			K	G3-1		3B	5	0	2	0	0	1	0								
6 Jonathan India, R OBP: 0.332, SLG: 0.405	G5-3		F7			1B	P3		F7	5	1	1	0	0	0	2								
17 Kyle Farmer, R OBP: 0.326, SLG: 0.382	G6-3				K	1B	K			4	1	1	0	0	2	0								
27 Jake Fraley, L OBP: 0.333, SLG: 0.479		G1-3			HR	1B		L6		3	2	1	1	1	0	0								
12 Spencer Steer, R OBP: 0.400, SLG: 0.563		K			K	1B	E5		K	4	1	1	1	0	3	0								
7 Donovan Solano, R OBP: 0.353, SLG: 0.401					G3-1	1B	1B		G6-3	4	0	1	1	0	1	0								
44 Aristides Aquino, R OBP: 0.237, SLG: 0.346			HR			P2	1B		HR	4	2	3	3	0	0	0								
2 Jose Barrero, R OBP: 0.193, SLG: 0.221			BB			K	FC4		K	3	0	0	0	1	2	2								
73 Chuckie Robinson, R OBP: 0.115, SLG: 0.231			L9			G1-3	K		G3-1	4	0	0	0	0	1	3								
Inning Stats	R: 0 E: 0 K: 0 S: 9	H: 0 LOB: 0 BB: 0 P: 13	R: 0 E: 0 K: 2 S: 10	H: 0 LOB: 0 BB: 0 P: 14	R: 1 E: 0 K: 0 S: 14	H: 2 LOB: 1 BB: 1 P: 24	R: 1 E: 0 K: 2 S: 10	H: 1 LOB: 0 BB: 0 P: 15	R: 0 E: 0 K: 1 S: 9	H: 0 LOB: 0 BB: 0 P: 12	R: 4 E: 1 K: 2 S: 19	H: 5 LOB: 2 BB: 1 P: 34	R: 0 E: 0 K: 1 S: 11	H: 0 LOB: 0 BB: 0 P: 13	R: 0 E: 0 K: 1 S: 10	H: 0 LOB: 0 BB: 0 P: 16	R: 1 E: 0 K: 1 S: 14	H: 2 LOB: 1 BB: 0 P: 23	1B: 6 2B: 0 3B: 1 HR: 3	SF: 0 SAC: 0 DP: 0 HBP: 0	WP: 0 PB: 0 SB: 0 CS: 1	PA: 38		
PITCHER	IP	WLS	BF	H	R	ER	SO	BB	IBB	HBP	BLK	WP	HR	S	P	ERA	WHIP							
72 Javier Assad, R ERA: 2.93	5.1	L	21	5	4	4	6	1	0	0	0	0	2	59	89	6.75	1.125							
46 Erich Uelmen, R ERA: 5.79	0.0		3	2	1	1	0	1	0	0	0	0	0	4	11	∞	∞							
59 Michael Rucker, R ERA: 4.3	1.2		6	1	1	1	2	0	0	0	0	0	0	19	25	5.40	0.600							
15 Sean Newcomb, L ERA: 9.85	1.0		3	0	0	0	1	0	0	0	0	0	0	10	16	0.00	0.000							
56 Jeremiah Estrada, R ERA: 6.75	1.0		5	2	1	1	1	0	0	0	0	0	1	14	23	9.00	2.000							

Cincinnati Reds @ Chicago Cubs
Wrigley Field, Chicago, IL
Wed Sep 07 2022, 6:42 PM - 9:35 PM CDT
Att: 27,945 - Clear - 71 F

AB 36
R 7
H 10
RBI 6
BB 2
SO 10
LOB 7



Batter	1	2	3	4	5	6	7	8	9	AB	R	H	RBI	BB	SO	LOB	BOTTOM							
1 Nick Madrigal, R OBP: 0.309, SLG: 0.286	G6-3	G1-4-3			G6-3				G6-3	5	0	0	0	0	1	4								
27 Seiya Suzuki, R OBP: 0.335, SLG: 0.423	1B		F7		G5-3				K	4	0	1	0	0	1	1								
8 Ian Happ, S OBP: 0.347, SLG: 0.456	K		L9		G6-3				G4-3	4	0	0	0	0	1	2								
32 Franmil Reyes, R OBP: 0.276, SLG: 0.392	1B		K			1B			K	4	0	2	0	0	2	0								
2 Nico Hoerner, R OBP: 0.332, SLG: 0.401	F9				G6-4-3				F9	4	0	1	0	0	0	3								
4 Nelson Velazquez, R OBP: 0.268, SLG: 0.379	1B		1B		G5-4-3				K	3	1	1	0	1	1	1								
7 Yan Gomes, R OBP: 0.259, SLG: 0.348	1B		1B		1B				1B	4	0	4	0	0	0	0								
48 P.J. Higgins, R OBP: 0.291, SLG: 0.395	1B		1B		1B				K	4	0	2	1	0	1	3								
5 Christopher Morel, R OBP: 0.312, SLG: 0.443	K				FC6-4				K	4	0	1	0	0	2	5								
Inning Stats	R: 0 E: 0 K: 1 S: 10	H: 2 LOB: 2 BB: 0 P: 13	R: 1 E: 0 K: 1 S: 12	H: 3 LOB: 1 BB: 0 P: 16	R: 0 E: 0 K: 1 S: 8	H: 0 LOB: 0 BB: 0 P: 13	R: 0 E: 0 K: 0 S: 11	H: 3 LOB: 2 BB: 0 P: 17	R: 0 E: 0 K: 0 S: 8	H: 0 LOB: 0 BB: 0 P: 10	R: 0 E: 0 K: 0 S: 10	H: 2 LOB: 2 BB: 1 P: 17	R: 0 E: 0 K: 2 S: 10	H: 1 LOB: 1 BB: 0 P: 14	R: 0 E: 0 K: 2 S: 8	H: 0 LOB: 0 BB: 0 P: 13	R: 0 E: 0 K: 2 S: 13	H: 1 LOB: 1 BB: 0 P: 15	1B: 11 2B: 1 3B: 0 HR: 0	SF: 0 SAC: 0 DP: 3 HBP: 0	WP: 0 PB: 0 SB: 0 CS: 0	PA: 37		
PITCHER	IP	WLS	BF	H	R	ER	SO	BB	IBB	HBP	BLK	WP	HR	S	P	ERA	WHIP							
31 Mike Minor, L ERA: 5.7	5.2	W	25	10	1	1	3	1	0	0	0	0	0	57	83	1.59	1.941							
58 Derek Law, R ERA: 1.09	1.1		5	1	0	0	2	0	0	0	0	0	0	12	17	0.00	0.750							
66 Joel Kuhnel, R ERA: 5.55	2.0		7	1	0	0	4	0	0	0	0	0	0	21	28	0.00	0.500							

Cincinnati Reds @ Chicago Cubs
Wrigley Field, Chicago, IL
Wed Sep 07 2022, 6:42 PM - 9:35 PM CDT
Att: 27,945 - Clear - 71 F

AB 36
R 1
H 12
RBI 1
BB 1
SO 9
LOB 19



Batter	1	2	3	4	5	6	7	8	9	AB R H RBI BB SO LOB	TOP											
29 TJ Friedl, L OBP: 0.328, SLG: 0.494										5 2 2 1 0 1 2	Cincinnati Reds @ Milwaukee Brewers American Family Field, Milwaukee, WI Fri Sep 09 2022, 7:12 PM - 9:53 PM CDT Att: 33,660 - Clear - 77 F											
6 Jonathan India, R OBP: 0.337, SLG: 0.424										5 2 2 2 0 0 0												
17 Kyle Farmer, R OBP: 0.330, SLG: 0.394										5 1 3 1 0 1 0												
27 Jake Fraley, L OBP: 0.349, SLG: 0.500										4 2 2 1 0 2 1												
7 Donovan Solano, R OBP: 0.357, SLG: 0.401										5 1 2 1 0 0 3												
44 Aristides Aquino, R OBP: 0.251, SLG: 0.367										4 0 3 0 1 0 2												
15 Nick Senzel, R OBP: 0.301, SLG: 0.307										5 0 0 0 0 1 5												
2 Jose Barrero, R OBP: 0.197, SLG: 0.223										4 0 2 1 0 2 0												
28 Austin Romine, R OBP: 0.191, SLG: 0.276										4 0 1 0 0 1 1												
Inning Stats	R: 5 H: 5 E: 0 K: 1 S: 20	H: 5 LOB: 1 BB: 1 P: 32	R: 0 H: 0 E: 0 K: 0 S: 8	H: 0 LOB: 0 BB: 0 P: 12	R: 0 H: 2 E: 0 K: 1 S: 11	H: 1 LOB: 1 BB: 0 P: 16	R: 0 H: 0 E: 0 K: 1 S: 6	H: 0 LOB: 0 BB: 0 P: 8	R: 0 H: 1 E: 0 K: 1 S: 10	H: 3 LOB: 2 BB: 0 P: 13		R: 0 H: 0 E: 0 K: 1 S: 12	H: 0 LOB: 0 BB: 0 P: 16	R: 0 H: 0 E: 0 K: 1 S: 6	H: 0 LOB: 0 BB: 0 P: 7	R: 3 H: 4 E: 0 K: 2 S: 18	H: 1 LOB: 1 BB: 0 P: 28	1B: 9 2B: 4 3B: 1 HR: 3	SF: 0 SAC: 0 DP: 1 HBP: 1	WP: 0 PB: 0 SB: 0 CS: 1	PA: 43	
PITCHER	IP WLS BF H R ER SO BB IBB HBP BLK WP HR S P ERA WHIP	IP WLS BF H R ER SO BB IBB HBP BLK WP HR S P ERA WHIP	IP WLS BF H R ER SO BB IBB HBP BLK WP HR S P ERA WHIP	IP WLS BF H R ER SO BB IBB HBP BLK WP HR S P ERA WHIP	IP WLS BF H R ER SO BB IBB HBP BLK WP HR S P ERA WHIP	IP WLS BF H R ER SO BB IBB HBP BLK WP HR S P ERA WHIP	IP WLS BF H R ER SO BB IBB HBP BLK WP HR S P ERA WHIP	IP WLS BF H R ER SO BB IBB HBP BLK WP HR S P ERA WHIP	IP WLS BF H R ER SO BB IBB HBP BLK WP HR S P ERA WHIP	IP WLS BF H R ER SO BB IBB HBP BLK WP HR S P ERA WHIP	IP WLS BF H R ER SO BB IBB HBP BLK WP HR S P ERA WHIP	IP WLS BF H R ER SO BB IBB HBP BLK WP HR S P ERA WHIP	IP WLS BF H R ER SO BB IBB HBP BLK WP HR S P ERA WHIP	IP WLS BF H R ER SO BB IBB HBP BLK WP HR S P ERA WHIP	IP WLS BF H R ER SO BB IBB HBP BLK WP HR S P ERA WHIP	IP WLS BF H R ER SO BB IBB HBP BLK WP HR S P ERA WHIP	IP WLS BF H R ER SO BB IBB HBP BLK WP HR S P ERA WHIP	IP WLS BF H R ER SO BB IBB HBP BLK WP HR S P ERA WHIP	IP WLS BF H R ER SO BB IBB HBP BLK WP HR S P ERA WHIP	IP WLS BF H R ER SO BB IBB HBP BLK WP HR S P ERA WHIP	IP WLS BF H R ER SO BB IBB HBP BLK WP HR S P ERA WHIP	IP WLS BF H R ER SO BB IBB HBP BLK WP HR S P ERA WHIP
41 Jason Alexander, R ERA: 5.29	5.1 L 25 9 5 5 4 1 0 0 0 0 0 1 58 88 8.44 1.875	5.1 L 25 9 5 5 4 1 0 0 0 0 0 0 20 32 0.00 2.400	5.1 L 25 9 5 5 4 1 0 0 0 0 0 0 6 7 0.00 0.000	5.1 L 25 9 5 5 4 1 0 0 0 0 0 2 18 28 27.00 4.000																		
56 Justin Topa, R ERA:																						
46 Luis Perdomo, R ERA: 3.45																						
35 Brent Suter, L ERA: 4.03																						

AB	41
R	8
H	17
RBI	7
BB	1
SO	8
LOB	14



Batter	1	2	3	4	5	6	7	8	9	AB R H RBI BB SO LOB	BOTTOM											
24 Andrew McCutchen, R OBP: 0.312, SLG: 0.389										4 0 0 0 0 2 0	Cincinnati Reds @ Milwaukee Brewers American Family Field, Milwaukee, WI Fri Sep 09 2022, 7:12 PM - 9:53 PM CDT Att: 33,660 - Clear - 77 F											
27 Willy Adames, R OBP: 0.287, SLG: 0.447										4 0 1 0 0 2 0												
22 Christian Yelich, L OBP: 0.350, SLG: 0.390										4 0 0 0 0 1 1												
12 Hunter Renfroe, R OBP: 0.316, SLG: 0.497										3 0 0 0 0 2 0												
20 Mike Brosseau, R OBP: 0.350, SLG: 0.419										3 0 2 0 0 0 0												
18 Keston Hiura, R OBP: 0.325, SLG: 0.473										3 0 0 0 0 1 2												
2 Luis Urias, R OBP: 0.326, SLG: 0.388										3 1 1 0 0 1 0												
7 Victor Caratini, S OBP: 0.307, SLG: 0.352										3 0 0 0 0 1 1												
15 Tyrone Taylor, R OBP: 0.278, SLG: 0.435										2 1 1 2 0 1 0												
Inning Stats	R: 0 H: 0 E: 0 K: 2 S: 7	H: 1 LOB: 0 BB: 0 P: 9	R: 0 H: 1 E: 0 K: 1 S: 7	H: 1 LOB: 0 BB: 0 P: 13	R: 2 H: 3 E: 0 K: 3 S: 15	H: 3 LOB: 1 BB: 0 P: 21	R: 0 H: 0 E: 0 K: 0 S: 10	H: 0 LOB: 0 BB: 0 P: 15	R: 0 H: 0 E: 0 K: 1 S: 6	H: 0 LOB: 0 BB: 0 P: 13		R: 0 H: 0 E: 0 K: 2 S: 9	H: 0 LOB: 0 BB: 0 P: 11	R: 0 H: 0 E: 0 K: 2 S: 9	H: 0 LOB: 0 BB: 0 P: 12	R: 0 H: 0 E: 0 K: 0 S: 9	H: 0 LOB: 0 BB: 0 P: 15	1B: 3 2B: 1 3B: 0 HR: 1	SF: 0 SAC: 0 DP: 2 HBP: 1	WP: 0 PB: 0 SB: 0 CS: 1	PA: 31	
PITCHER	IP WLS BF H R ER SO BB IBB HBP BLK WP HR S P ERA WHIP	IP WLS BF H R ER SO BB IBB HBP BLK WP HR S P ERA WHIP	IP WLS BF H R ER SO BB IBB HBP BLK WP HR S P ERA WHIP	IP WLS BF H R ER SO BB IBB HBP BLK WP HR S P ERA WHIP	IP WLS BF H R ER SO BB IBB HBP BLK WP HR S P ERA WHIP	IP WLS BF H R ER SO BB IBB HBP BLK WP HR S P ERA WHIP	IP WLS BF H R ER SO BB IBB HBP BLK WP HR S P ERA WHIP	IP WLS BF H R ER SO BB IBB HBP BLK WP HR S P ERA WHIP	IP WLS BF H R ER SO BB IBB HBP BLK WP HR S P ERA WHIP	IP WLS BF H R ER SO BB IBB HBP BLK WP HR S P ERA WHIP	IP WLS BF H R ER SO BB IBB HBP BLK WP HR S P ERA WHIP	IP WLS BF H R ER SO BB IBB HBP BLK WP HR S P ERA WHIP	IP WLS BF H R ER SO BB IBB HBP BLK WP HR S P ERA WHIP	IP WLS BF H R ER SO BB IBB HBP BLK WP HR S P ERA WHIP	IP WLS BF H R ER SO BB IBB HBP BLK WP HR S P ERA WHIP	IP WLS BF H R ER SO BB IBB HBP BLK WP HR S P ERA WHIP	IP WLS BF H R ER SO BB IBB HBP BLK WP HR S P ERA WHIP	IP WLS BF H R ER SO BB IBB HBP BLK WP HR S P ERA WHIP	IP WLS BF H R ER SO BB IBB HBP BLK WP HR S P ERA WHIP	IP WLS BF H R ER SO BB IBB HBP BLK WP HR S P ERA WHIP	IP WLS BF H R ER SO BB IBB HBP BLK WP HR S P ERA WHIP	IP WLS BF H R ER SO BB IBB HBP BLK WP HR S P ERA WHIP
40 Nick Lodolo, L ERA: 3.78	8.0 W 27 5 2 2 11 0 0 0 0 0 0 0 9 17 0.00 0.625	8.0 W 27 5 2 2 11 0 0 0 0 0 0 0 9 15 0.00 0.000																				
58 Derek Law, R ERA: 0.96																						

AB	29
R	2
H	5
RBI	2
BB	0
SO	11
LOB	4




Batter	1	2	3	4	5	6	7	8	9	AB	R	H	RBI	BB	SO	LOB	TOP				
29 TJ Friedl, L (1, 8) OBP: 0.320, SLG: 0.484										3	0	0	1	0	0	0	Cincinnati Reds @ Milwaukee Brewers American Family Field, Milwaukee, WI Sat Sep 10 2022, 6:16 PM - 8:49 PM CDT Att: 34,615 - Cloudy - 75 F				
6 Jonathan India, R (1, 4) OBP: 0.336, SLG: 0.420										3	0	0	0	1	0	0					
17 Kyle Farmer, R (1, 5) OBP: 0.327, SLG: 0.391										4	0	0	0	0	0	1					
27 Jake Fraley, L (1, 7) OBP: 0.343, SLG: 0.490										3	0	0	0	0	1	1					
7 Donovan Solano, R (1, 10) OBP: 0.353, SLG: 0.395										3	0	0	0	0	0	0					
44 Aristides Aquino, R (1, 9) OBP: 0.352, SLG: 0.361										3	0	0	0	0	1	0					
12 Spencer Steer, R (1, 3) OBP: 0.333, SLG: 0.409										3	0	0	0	0	1	0					
2 Jose Barrero, R (1, 6) OBP: 0.208, SLG: 0.237										2	1	1	0	1	1	0					
73 Chuckie Robinson, R (1, 2) OBP: 0.107, SLG: 0.214										2	0	0	0	0	0	2					
35 Alejandro Lopez, S (8, PH) OBP: 0.352, SLG: 0.365										1	0	0	0	0	1	0					
28 Austin Romine, R (8, 2) OBP: 0.191, SLG: 0.276										0	0	0	0	0	0	0					
Inning Stats	R: 0 H: 0 E: 0 K: 0 S: 6	H: 0 LOB: 1 BB: 1 P: 16	R: 0 H: 0 E: 0 K: 0 S: 5	H: 0 LOB: 0 BB: 0 P: 7	R: 1 H: 1 E: 0 K: 0 S: 15	H: 1 LOB: 0 BB: 0 P: 23	R: 0 H: 0 E: 0 K: 0 S: 8	H: 0 LOB: 0 BB: 0 P: 11	R: 0 H: 0 E: 0 K: 0 S: 10	H: 0 LOB: 1 BB: 1 P: 14	R: 0 H: 0 E: 0 K: 0 S: 7	H: 0 LOB: 0 BB: 0 P: 11	R: 0 H: 0 E: 0 K: 2 S: 11	H: 0 LOB: 0 BB: 0 P: 14	R: 0 H: 0 E: 0 K: 3 S: 10	H: 0 LOB: 0 BB: 0 P: 13	R: 0 H: 0 E: 0 K: 0 S: 6	H: 0 LOB: 0 BB: 0 P: 11	1B: 0 2B: 1 3B: 0 HR: 0	SF: 1 SAC: 0 DP: 0 HBP: 0	WP: 0 PA: 30 PB: 0 SB: 1 CS: 0
PITCHER	IP WLS BF H R ER SO BB IBB HBP BLK WP HR S P ERA WHIP	6.0 W 21 1 1 1 0 2 0 0 0 0 0 0 11 14 1.50 0.500	7.1 H 3 0 0 0 2 0 0 0 0 0 0 11 14 0.00 0.000	8.1 H 3 0 0 0 3 0 0 0 0 0 0 10 13 0.00 0.000	9.1 H 3 0 0 0 0 0 0 0 0 0 0 6 11 0.00 0.000	PITCHER										IP WLS BF H R ER SO BB IBB HBP BLK WP HR S P ERA WHIP	6.0 W 21 1 1 1 0 2 0 0 0 0 0 0 11 14 1.50 0.500				

Batter	1	2	3	4	5	6	7	8	9	AB	R	H	RBI	BB	SO	LOB	BOTTOM		
22 Christian Yelich, L (1, 7) OBP: 0.361, SLG: 0.394										3	1	2	1	1	0	1	Cincinnati Reds @ Milwaukee Brewers American Family Field, Milwaukee, WI Sat Sep 10 2022, 6:16 PM - 8:49 PM CDT Att: 34,615 - Cloudy - 75 F		
27 Willy Adams, R (1, 6) OBP: 0.288, SLG: 0.453										3	1	1	2	1	0	1			
11 Rowdy Tellez, L (1, 3) OBP: 0.314, SLG: 0.457										3	0	0	0	1	3	0			
12 Hunter Renfroe, R (1, 9) OBP: 0.316, SLG: 0.497										4	1	1	0	0	0	3			
16 Koltan Wong, L (1, 4) OBP: 0.332, SLG: 0.414										3	0	0	0	1	2	1			
24 Andrew McCutchen, R (1, 10) OBP: 0.312, SLG: 0.384										4	1	1	2	0	2	1			
14 Jace Peterson, L (1, 5) OBP: 0.323, SLG: 0.418										4	0	0	0	0	2	0			
10 Omar Narváez, L (1, 2) OBP: 0.304, SLG: 0.327										3	0	0	0	0	1	0			
15 Tyrone Taylor, R (1, 8) OBP: 0.281, SLG: 0.441										2	1	1	0	1	1	0			
Inning Stats	R: 2 H: 1 E: 0 K: 2 S: 13	H: 1 LOB: 2 BB: 2 P: 26	R: 0 H: 0 E: 0 K: 1 S: 9	H: 0 LOB: 1 BB: 1 P: 18	R: 0 H: 0 E: 0 K: 1 S: 15	H: 0 LOB: 0 BB: 0 P: 22	R: 0 H: 0 E: 0 K: 1 S: 12	H: 0 LOB: 0 BB: 0 P: 18	R: 0 H: 1 E: 0 K: 1 S: 11	H: 1 LOB: 3 BB: 2 P: 23	R: 0 H: 0 E: 0 K: 2 S: 12	H: 0 LOB: 0 BB: 0 P: 17	R: 1 H: 2 E: 0 K: 0 S: 7	H: 2 LOB: 2 BB: 0 P: 10	R: 2 H: 2 E: 0 K: 3 S: 15	H: 2 LOB: 0 BB: 0 P: 22		1B: 1 2B: 2 3B: 1 HR: 2	SF: 0 SAC: 0 DP: 1 HBP: 0
PITCHER	IP WLS BF H R ER SO BB IBB HBP BLK WP HR S P ERA WHIP	4.0 L 16 1 2 2 5 3 0 0 0 0 0 0 8 17 4.50 1.000	5.1 H 1 0 0 1 1 1 0 0 0 0 0 0 8 17 0.00 3.000	5.1 H 4 0 0 0 2 0 0 0 0 0 0 0 15 23 0.00 0.000	7.1 H 4 2 1 1 0 0 0 0 0 0 0 7 10 9.00 2.000	8.1 H 5 2 2 2 3 0 0 0 0 0 1 15 22 18.00 2.000	PITCHER										IP WLS BF H R ER SO BB IBB HBP BLK WP HR S P ERA WHIP	4.0 L 16 1 2 2 5 3 0 0 0 0 0 0 8 17 4.50 1.000	

Batter	1	2	3	4	5	6	7	8	9	AB	R	H	RBI	BB	SO	LOB	TOP			
29 TJ Friedl, L OBP: 0.311, SLG: 0.472										4	0	0	1	0	3	2				
6 Jonathan India, R OBP: 0.331, SLG: 0.413										5	0	0	0	0	0	5				
7 Donovan Solano, R OBP: 0.351, SLG: 0.393										4	0	1	0	0	1	0				
27 Jake Freley, L OBP: 0.343, SLG: 0.494																				
57 Stuart Fairchild, R OBP: 0.273, SLG: 0.429																				
44 Aristides Aquino, R OBP: 0.243, SLG: 0.354																				
12 Spencer Steer, R OBP: 0.355, SLG: 0.462																				
35 Alejo Lopez, S OBP: 0.385, SLG: 0.424																				
4 Matt Reynolds, R OBP: 0.313, SLG: 0.336																				
15 Nick Senzel, R OBP: 0.301, SLG: 0.307																				
28 Austin Romine, R OBP: 0.196, SLG: 0.278																				
17 Kyle Farmer, R OBP: 0.326, SLG: 0.390																				
Inning Stats	R: 0 E: 0 K: 3 S: 10	H: 0 LOB: 0 BB: 0 P: 15	R: 2 E: 0 K: 2 S: 16	H: 4 LOB: 2 BB: 0 P: 24	R: 0 E: 0 K: 1 S: 10	H: 0 LOB: 0 BB: 0 P: 15	R: 0 E: 0 K: 2 S: 9	H: 0 LOB: 1 BB: 1 P: 17	R: 0 E: 0 K: 1 S: 7	H: 1 LOB: 0 BB: 0 P: 11	R: 2 E: 0 K: 0 S: 10	H: 2 LOB: 0 BB: 0 P: 17	R: 0 E: 0 K: 2 S: 11	H: 0 LOB: 1 BB: 0 P: 16	R: 2 E: 1 K: 2 S: 15	H: 2 LOB: 1 BB: 0 P: 21	1B: 5 2B: 3 HR: 1	SF: 1 SAC: 0 HBP: 1	WP: 0 PB: 0 SB: 0 CS: 0	PA: 38
PITCHER	IP WLS BF H R ER SO BB IBB HBP BLK WP HR S P ERA WHIP	IP WLS BF H R ER SO BB IBB HBP BLK WP HR S P ERA WHIP	IP WLS BF H R ER SO BB IBB HBP BLK WP HR S P ERA WHIP	IP WLS BF H R ER SO BB IBB HBP BLK WP HR S P ERA WHIP	IP WLS BF H R ER SO BB IBB HBP BLK WP HR S P ERA WHIP	IP WLS BF H R ER SO BB IBB HBP BLK WP HR S P ERA WHIP	IP WLS BF H R ER SO BB IBB HBP BLK WP HR S P ERA WHIP	IP WLS BF H R ER SO BB IBB HBP BLK WP HR S P ERA WHIP	IP WLS BF H R ER SO BB IBB HBP BLK WP HR S P ERA WHIP	IP WLS BF H R ER SO BB IBB HBP BLK WP HR S P ERA WHIP	IP WLS BF H R ER SO BB IBB HBP BLK WP HR S P ERA WHIP	IP WLS BF H R ER SO BB IBB HBP BLK WP HR S P ERA WHIP	IP WLS BF H R ER SO BB IBB HBP BLK WP HR S P ERA WHIP	IP WLS BF H R ER SO BB IBB HBP BLK WP HR S P ERA WHIP	IP WLS BF H R ER SO BB IBB HBP BLK WP HR S P ERA WHIP	IP WLS BF H R ER SO BB IBB HBP BLK WP HR S P ERA WHIP	IP WLS BF H R ER SO BB IBB HBP BLK WP HR S P ERA WHIP	IP WLS BF H R ER SO BB IBB HBP BLK WP HR S P ERA WHIP	IP WLS BF H R ER SO BB IBB HBP BLK WP HR S P ERA WHIP	IP WLS BF H R ER SO BB IBB HBP BLK WP HR S P ERA WHIP

Cincinnati Reds @ Milwaukee Brewers
American Family Field, Milwaukee, WI
Sun Sep 11 2022, 1:13 PM - 4:16 PM CDT
Att. 42,482 - Roof Closed - 73 F


AB 35
R 6
H 9
RBI 6
BB 1
SO 15
LOB 11



Batter	1	2	3	4	5	6	7	8	9	AB	R	H	RBI	BB	SO	LOB	BOTTOM			
22 Christian Yelich, L OBP: 0.361, SLG: 0.394										5	2	2	1	0	0	5				
27 Willy Adames, R OBP: 0.291, SLG: 0.459										4	2	2	2	1	2	0				
11 Rowdy Tellez, L OBP: 0.317, SLG: 0.474										5	2	3	4	0	0	3				
12 Hunter Renfroe, R OBP: 0.313, SLG: 0.492										4	0	0	0	0	0	1				
16 Koltan Wong, L OBP: 0.331, SLG: 0.412										4	0	1	0	0	0	1				
24 Andrew McCutchen, R OBP: 0.311, SLG: 0.382										3	0	0	0	0	2	2				
14 Jace Peterson, L OBP: 0.329, SLG: 0.418										2	1	1	0	2	1	0				
10 Omar Narváez, L OBP: 0.304, SLG: 0.323										3	0	0	0	1	0	3				
5 Garrett Mitchell, L OBP: 0.242, SLG: 0.276										3	0	0	0	1	1	3				
Inning Stats	R: 2 E: 0 K: 0 S: 13	H: 3 LOB: 1 BB: 0 P: 21	R: 4 E: 0 K: 1 S: 17	H: 3 LOB: 0 BB: 1 P: 29	R: 0 E: 0 K: 0 S: 10	H: 0 LOB: 3 BB: 2 P: 25	R: 1 E: 0 K: 2 S: 16	H: 2 LOB: 1 BB: 0 P: 24	R: 0 E: 0 K: 1 S: 10	H: 0 LOB: 0 BB: 0 P: 13	R: 0 E: 0 K: 1 S: 7	H: 0 LOB: 0 BB: 0 P: 8	R: 0 E: 0 K: 1 S: 7	H: 0 LOB: 0 BB: 0 P: 13	1B: 5 2B: 1 3B: 0 HR: 3	SF: 0 SAC: 0 DP: 1 HBP: 1	WP: 0 PB: 0 SB: 0 CS: 0	PA: 39		
PITCHER	IP WLS BF H R ER SO BB IBB HBP BLK WP HR S P ERA WHIP	IP WLS BF H R ER SO BB IBB HBP BLK WP HR S P ERA WHIP	IP WLS BF H R ER SO BB IBB HBP BLK WP HR S P ERA WHIP	IP WLS BF H R ER SO BB IBB HBP BLK WP HR S P ERA WHIP	IP WLS BF H R ER SO BB IBB HBP BLK WP HR S P ERA WHIP	IP WLS BF H R ER SO BB IBB HBP BLK WP HR S P ERA WHIP	IP WLS BF H R ER SO BB IBB HBP BLK WP HR S P ERA WHIP	IP WLS BF H R ER SO BB IBB HBP BLK WP HR S P ERA WHIP	IP WLS BF H R ER SO BB IBB HBP BLK WP HR S P ERA WHIP	IP WLS BF H R ER SO BB IBB HBP BLK WP HR S P ERA WHIP	IP WLS BF H R ER SO BB IBB HBP BLK WP HR S P ERA WHIP	IP WLS BF H R ER SO BB IBB HBP BLK WP HR S P ERA WHIP	IP WLS BF H R ER SO BB IBB HBP BLK WP HR S P ERA WHIP	IP WLS BF H R ER SO BB IBB HBP BLK WP HR S P ERA WHIP	IP WLS BF H R ER SO BB IBB HBP BLK WP HR S P ERA WHIP	IP WLS BF H R ER SO BB IBB HBP BLK WP HR S P ERA WHIP	IP WLS BF H R ER SO BB IBB HBP BLK WP HR S P ERA WHIP	IP WLS BF H R ER SO BB IBB HBP BLK WP HR S P ERA WHIP	IP WLS BF H R ER SO BB IBB HBP BLK WP HR S P ERA WHIP	IP WLS BF H R ER SO BB IBB HBP BLK WP HR S P ERA WHIP

Cincinnati Reds @ Milwaukee Brewers
American Family Field, Milwaukee, WI
Sun Sep 11 2022, 1:13 PM - 4:16 PM CDT
Att. 42,482 - Roof Closed - 73 F

AB 33
R 7
H 9
RBI 7
BB 5
SO 6
LOB 18



Batter	1	2	3	4	5	6	7	8	9	AB	R	H	RBI	BB	SO	LOB	TOP					
27 Kevin Newman, R (1, 6) OBP: 0.308, SLG: 0.363										5	1	1	0	0	2	2	Pittsburgh Pirates @ Cincinnati Reds Great American Ball Park, Cincinnati, OH Mon Sep 12, 2022, 6:42 PM - 9:35 PM EDT Att: 12,083 - Cloudy - 69 F					
10 Bryan Reynolds, S (1, 8) OBP: 0.337, SLG: 0.449										4	2	2	1	1	0	1						
14 Rodolfo Castro, S (1, 4) OBP: 0.297, SLG: 0.426										4	1	1	3	1	1	2						
13 Ke'Bryan Hayes, R (1, 5) OBP: 0.314, SLG: 0.343										5	1	2	0	0	1	0						
2 Michael Chavis, R (1, 3) OBP: 0.269, SLG: 0.403										4	0	1	0	1	1	4						
65 Jack Suwinski, L (1, 9) OBP: 0.289, SLG: 0.419										5	0	0	0	0	1	6						
64 Diego Castillo, R (1, 10) 31 Cal Mitchell, L (7, PH) OBP: 0.289, SLG: 0.363										2	1	1	2	1	0	1						
24 Greg Allen, S (1, 7) OBP: 0.286, SLG: 0.307										5	0	1	0	0	3	5						
61 Jason Delay, R (1, 2) OBP: 0.281, SLG: 0.277										4	0	0	0	0	0	3						
Inning Stats	R: 1 H: 2 E: 0 K: 2 S: 17	H: 2 LOB: 2 BB: 1 P: 27	R: 0 H: 0 E: 0 K: 1 S: 8	H: 0 LOB: 1 BB: 1 P: 14	R: 0 H: 0 E: 0 K: 2 S: 9	H: 0 LOB: 0 BB: 0 P: 14	R: 0 H: 1 E: 0 K: 0 S: 12	H: 1 LOB: 2 BB: 1 P: 21	R: 5 H: 4 E: 1 K: 1 S: 9	H: 0 LOB: 1 BB: 0 P: 13	R: 0 H: 2 E: 0 K: 2 S: 10	H: 2 LOB: 2 BB: 0 P: 14	R: 0 H: 0 E: 0 K: 0 S: 7	H: 0 LOB: 1 BB: 2 P: 15	R: 0 H: 1 E: 1 K: 1 S: 11	H: 2 LOB: 2 BB: 1 P: 18		1B: 7 2B: 0 3B: 0 HR: 3	SF: 0 SAC: 0 DP: 0 HBP: 0	WP: 1 PB: 0 SB: 4 CS: 0	PA: 44	
PITCHER	IP WLS BF H R ER SO BB IBB HBP BLK WP HR S P ERA WHIP	IP WLS BF H R ER SO BB IBB HBP BLK WP HR S P ERA WHIP	IP WLS BF H R ER SO BB IBB HBP BLK WP HR S P ERA WHIP	IP WLS BF H R ER SO BB IBB HBP BLK WP HR S P ERA WHIP	IP WLS BF H R ER SO BB IBB HBP BLK WP HR S P ERA WHIP	IP WLS BF H R ER SO BB IBB HBP BLK WP HR S P ERA WHIP	IP WLS BF H R ER SO BB IBB HBP BLK WP HR S P ERA WHIP	IP WLS BF H R ER SO BB IBB HBP BLK WP HR S P ERA WHIP	IP WLS BF H R ER SO BB IBB HBP BLK WP HR S P ERA WHIP	IP WLS BF H R ER SO BB IBB HBP BLK WP HR S P ERA WHIP	IP WLS BF H R ER SO BB IBB HBP BLK WP HR S P ERA WHIP	IP WLS BF H R ER SO BB IBB HBP BLK WP HR S P ERA WHIP	IP WLS BF H R ER SO BB IBB HBP BLK WP HR S P ERA WHIP	IP WLS BF H R ER SO BB IBB HBP BLK WP HR S P ERA WHIP	IP WLS BF H R ER SO BB IBB HBP BLK WP HR S P ERA WHIP	IP WLS BF H R ER SO BB IBB HBP BLK WP HR S P ERA WHIP	IP WLS BF H R ER SO BB IBB HBP BLK WP HR S P ERA WHIP					
31 Mike Minor, L (1, 1) ERA: 5.78	5.0	L	26	7	6	4	5	3	0	0	0	0	1	3	63	101	7.20	2.000				
66 Joel Kuhnel, R (6, 1) ERA: 5.69	1.0		4	0	0	0	1	0	0	0	0	0	0	0	9	13	0.00	0.000				
58 Derek Law, R (7, 1) ERA: 0.97	1.0		5	2	0	0	2	0	0	0	0	0	0	10	14	0.00	2.000					
46 Buck Farmer, R (8, 1) ERA: 3.62	1.0		4	0	0	0	0	1	0	0	0	0	0	7	15	0.00	1.000					
54 Hunter Strickland, R (9, 1) ERA: 5.15	1.0		5	1	0	0	1	1	0	0	0	0	0	11	18	0.00	2.000					
Batter	1	2	3	4	5	6	7	8	9	AB	R	H	RBI	BB	SO	LOB	BOTTOM					
29 T.J. Friedl, L (1, 7) OBP: 0.309, SLG: 0.464										5	1	1	0	0	2	2	Pittsburgh Pirates @ Cincinnati Reds Great American Ball Park, Cincinnati, OH Mon Sep 12, 2022, 6:42 PM - 9:35 PM EDT Att: 12,083 - Cloudy - 69 F					
12 Spencer Steer, R (1, 3) OBP: 0.333, SLG: 0.419										5	1	1	0	0	1	3						
17 Kyle Farmer, R (1, 5) OBP: 0.328, SLG: 0.390										3	0	1	0	1	0	1						
27 Jake Fraley, L (1, 10) OBP: 0.341, SLG: 0.484										3	0	0	0	1	0	4						
44 Aristides Aquino, R (1, 9) OBP: 0.252, SLG: 0.374										3	1	2	2	1	0	0						
35 Alejo Lopez, S (1, 4) OBP: 0.381, SLG: 0.417										4	0	1	1	0	1	2						
15 Nick Senzel, R (1, 8) OBP: 0.303, SLG: 0.307										3	0	1	0	1	0	3						
2 Jose Barrero, R (1, 6) OBP: 0.211, SLG: 0.239										3	0	1	0	0	1	1						
7 Donovan Solano, R (9, PH) OBP: 0.354, SLG: 0.396										1	0	1	0	0	0	0						
73 Chuckie Robinson, R (1, 2) OBP: 0.097, SLG: 0.194										3	0	0	0	0	2	1						
6 Jonathan India, R (9, PH) OBP: 0.330, SLG: 0.412										1	0	0	0	0	1	2						
Inning Stats	R: 0 H: 1 E: 0 K: 1 S: 8	H: 0 LOB: 0 BB: 0 P: 12	R: 0 H: 0 E: 0 K: 1 S: 8	H: 0 LOB: 0 BB: 0 P: 12	R: 0 H: 1 E: 0 K: 0 S: 8	H: 1 LOB: 0 BB: 0 P: 13	R: 2 H: 2 E: 0 K: 0 S: 13	H: 2 LOB: 0 BB: 0 P: 17	R: 0 H: 1 E: 0 K: 1 S: 5	H: 1 LOB: 0 BB: 0 P: 10	R: 1 H: 2 E: 0 K: 1 S: 11	H: 2 LOB: 3 BB: 2 P: 20	R: 0 H: 0 E: 0 K: 3 S: 9	H: 0 LOB: 0 BB: 0 P: 13	R: 0 H: 1 E: 0 K: 0 S: 10	H: 1 LOB: 2 BB: 1 P: 18	R: 0 H: 1 E: 0 K: 1 S: 16	H: 1 LOB: 2 BB: 1 P: 26	1B: 8 2B: 0 3B: 0 HR: 1	SF: 0 SAC: 0 DP: 2 HBP: 0	WP: 0 PB: 0 SB: 0 CS: 0	PA: 38
PITCHER	IP WLS BF H R ER SO BB IBB HBP BLK WP HR S P ERA WHIP	IP WLS BF H R ER SO BB IBB HBP BLK WP HR S P ERA WHIP	IP WLS BF H R ER SO BB IBB HBP BLK WP HR S P ERA WHIP	IP WLS BF H R ER SO BB IBB HBP BLK WP HR S P ERA WHIP	IP WLS BF H R ER SO BB IBB HBP BLK WP HR S P ERA WHIP	IP WLS BF H R ER SO BB IBB HBP BLK WP HR S P ERA WHIP	IP WLS BF H R ER SO BB IBB HBP BLK WP HR S P ERA WHIP	IP WLS BF H R ER SO BB IBB HBP BLK WP HR S P ERA WHIP	IP WLS BF H R ER SO BB IBB HBP BLK WP HR S P ERA WHIP	IP WLS BF H R ER SO BB IBB HBP BLK WP HR S P ERA WHIP	IP WLS BF H R ER SO BB IBB HBP BLK WP HR S P ERA WHIP	IP WLS BF H R ER SO BB IBB HBP BLK WP HR S P ERA WHIP	IP WLS BF H R ER SO BB IBB HBP BLK WP HR S P ERA WHIP	IP WLS BF H R ER SO BB IBB HBP BLK WP HR S P ERA WHIP	IP WLS BF H R ER SO BB IBB HBP BLK WP HR S P ERA WHIP	IP WLS BF H R ER SO BB IBB HBP BLK WP HR S P ERA WHIP						
32 Bryce Wilson, R (1, 1) ERA: 6.03	1.1	H	4	0	0	0	3	0	0	0	0	0	0	11	15	0.00	0.000					
Robert Stephenson, R (6, 1) ERA: 5.82	1.1		4	0	0	0	3	0	0	0	0	0	0	11	15	0.00	0.000					
29 Wil Crowe, R (8, 1) ERA: 3.64	2.0	S	10	2	0	0	1	2	0	0	0	0	0	26	44	0.00	2.000					

Batter	1	2	3	4	5	6	7	8	9	AB	R	H	RBI	BB	SO	LOB	TOP					
15 Oneil Cruz, L OBP: 0.277, SLG: 0.459										4	0	1	0	1	2	1						
10 Bryan Reynolds, S OBP: 0.337, SLG: 0.455										5	1	2	2	0	0	2						
14 Rodolfo Castro, S OBP: 0.299, SLG: 0.428										4	0	1	0	1	1	2						
65 Jack Suwinski, L OBP: 0.284, SLG: 0.412										5	0	0	0	0	4	2						
13 Ke'Bryan Hayes, R OBP: 0.317, SLG: 0.353										4	2	2	1	1	0	0						
18 Ben Gamel, L OBP: 0.320, SLG: 0.376										5	0	2	1	0	0	2						
2 Michael Chavis, R OBP: 0.271, SLG: 0.406										5	2	2	0	0	1	2						
31 Cal Mitchell, L OBP: 0.288, SLG: 0.378										4	1	1	2	0	1	2						
24 Greg Allen, S OBP: 0.266, SLG: 0.307										0	0	0	0	0	0	0						
54 Tyler Heineman, S OBP: 0.275, SLG: 0.280										3	0	1	0	0	0	1						
Inning Stats	R: 0 E: 0 K: 1 S: 6	H: 0 LOB: 0 BB: 0 P: 10	R: 0 E: 0 K: 1 S: 10	H: 0 LOB: 0 BB: 0 P: 16	R: 1 E: 0 K: 1 S: 14	H: 2 LOB: 2 BB: 1 P: 20	R: 1 E: 0 K: 1 S: 12	H: 2 LOB: 1 BB: 0 P: 14	R: 1 E: 0 K: 1 S: 11	H: 2 LOB: 1 BB: 0 P: 15	R: 2 E: 0 K: 0 S: 9	H: 2 LOB: 2 BB: 2 P: 20	R: 0 E: 0 K: 1 S: 10	H: 0 LOB: 2 BB: 2 P: 19	R: 0 E: 0 K: 1 S: 13	H: 2 LOB: 2 BB: 0 P: 18	R: 1 E: 0 K: 2 S: 13	H: 2 LOB: 1 BB: 0 P: 17	1B: 5 2B: 4 3B: 0 HR: 3	SF: 0 SAC: 0 DP: 0 HBP: 1	WP: 0 PB: 1 CS: 0	PA: 43
PITCHER	IP WLS BF H R ER SO BB IBB HBP BLK WP HR S P ERA WHIP																					
85 Luis Cessa, R ERA: 5.25	(1, 1) 5.2 L 26 8 5 5 5 1 0 0 0 0 3 61 91 7.94 1.588																					
72 Kyle Dowdy, R ERA:	(6, 1) 2.1 12 2 0 0 2 2 0 1 0 0 0 24 41 0.00 1.714																					
54 Hunter Strickland, R ERA: 5.2	(9, 1) 1.0 5 2 1 1 2 0 0 0 0 0 0 13 17 9.00 2.000																					

Pittsburgh Pirates @ Cincinnati Reds
Great American Ball Park, Cincinnati, OH
Tue Sep 13 2022, 12:38 PM - 3:33 PM EDT
Att: 9,338 - Partly Cloudy - 70 F

AB 39
R 6
H 12
RBI 6
BB 3
SO 9
LOB 14



Batter	1	2	3	4	5	6	7	8	9	AB	R	H	RBI	BB	SO	LOB	BOTTOM					
29 TJ Friedl, L OBP: 0.313, SLG: 0.468										3	1	1	0	1	0	0						
6 Jonathan India, R OBP: 0.330, SLG: 0.410										4	0	1	0	0	0	2						
17 Kyle Farmer, R OBP: 0.327, SLG: 0.388										4	0	1	1	0	1	0						
27 Jake Freley, L OBP: 0.344, SLG: 0.479										2	0	0	0	1	0	0						
57 Stuart Fairchild, R OBP: 0.273, SLG: 0.429										0	0	0	0	0	0	0						
44 Aristides Aquino, R OBP: 0.252, SLG: 0.371										4	0	1	0	0	0	2						
15 Nick Senzel, R OBP: 0.300, SLG: 0.303										4	0	0	0	0	1	2						
12 Spencer Steer, R OBP: 0.325, SLG: 0.490										4	0	1	0	0	1	0						
2 Jose Barrero, R OBP: 0.205, SLG: 0.231										4	0	0	0	0	3	1						
28 Austin Romine, R OBP: 0.200, SLG: 0.272										2	0	0	0	1	0	1						
Inning Stats	R: 0 E: 0 K: 1 S: 7	H: 0 LOB: 0 BB: 0 P: 10	R: 0 E: 0 K: 0 S: 6	H: 0 LOB: 0 BB: 0 P: 9	R: 0 E: 0 K: 1 S: 11	H: 0 LOB: 2 BB: 2 P: 25	R: 0 E: 0 K: 0 S: 5	H: 0 LOB: 0 BB: 0 P: 8	R: 0 E: 0 K: 2 S: 15	H: 1 LOB: 0 BB: 0 P: 22	R: 1 E: 0 K: 0 S: 12	H: 3 LOB: 2 BB: 1 P: 20	R: 0 E: 0 K: 1 S: 6	H: 0 LOB: 0 BB: 0 P: 10	R: 0 E: 0 K: 0 S: 9	H: 1 LOB: 2 BB: 0 P: 16	R: 0 E: 0 K: 1 S: 9	H: 0 LOB: 0 BB: 0 P: 13	1B: 4 2B: 1 3B: 0 HR: 0	SF: 0 SAC: 0 DP: 0 HBP: 1	WP: 0 PB: 0 CS: 0	PA: 35
PITCHER	IP WLS BF H R ER SO BB IBB HBP BLK WP HR S P ERA WHIP																					
24 Johan Oviedo, R ERA: 3.34	(1, 1) 5.0 W 18 1 0 0 4 7 0 0 0 0 0 44 74 0.00 0.600																					
39 Zach Thompson, R ERA: 5.2	(6, 1) 2.2 12 4 1 1 1 1 0 0 0 0 0 24 41 3.38 1.875																					
53 Manny Bañuelos, L ERA: 3.44	(8, 1) 1.1 5 0 0 0 1 0 0 1 0 0 0 12 18 0.00 0.000																					

Pittsburgh Pirates @ Cincinnati Reds
Great American Ball Park, Cincinnati, OH
Tue Sep 13 2022, 12:38 PM - 3:33 PM EDT
Att: 9,338 - Partly Cloudy - 70 F

AB 31
R 1
H 5
RBI 1
BB 3
SO 6
LOB 8



Batter	1	2	3	4	5	6	7	8	9	AB	R	H	RBI	BB	SO	LOB	TOP										
15 Oneil Cruz, L OBP: 0.273, SLG: 0.452	F9			K		G6-3			K	4	0	0	0	0	2	0	Pittsburgh Pirates @ Cincinnati Reds Great American Ball Park, Cincinnati, OH Tue Sep 13 2022, 6:41 PM - 9:12 PM EDT Att: 13,156 - Partly Cloudy - 74 F										
10 Bryan Reynolds, S OBP: 0.336, SLG: 0.452	L4-3			G6-3 BB			K		L7	3	0	0	0	1	1	0											
14 Rodolfo Castro, S OBP: 0.299, SLG: 0.429	F9			G6-3			G6-3 27 1B		K	4	1	1	0	0	1	1											
18 Ben Gamel, L OBP: 0.320, SLG: 0.376		P6				G6-3 31 G3			G6-3	3	0	1	0	0	0	1											
27 Kevin Newman, R OBP: 0.309, SLG: 0.364		L8				SH1-3				2	0	1	1	0	0	0											
31 Cal Mitchell, L OBP: 0.283, SLG: 0.371																											
65 Jack Suwinski, L OBP: 0.284, SLG: 0.412																											
6 Zack Collins, L OBP: 0.256, SLG: 0.400				K						3	0	0	0	0	1	1											
2 Michael Chavis, R OBP: 0.271, SLG: 0.406						G3				0	0	0	0	0	0	0											
24 Greg Allen, S OBP: 0.278, SLG: 0.298				G1-3						3	0	0	0	0	0	0											
61 Jason Delay, R OBP: 0.275, SLG: 0.270				K						3	0	0	0	0	2	0											
Inning Stats	R: 0 H: 0 E: 0 K: 0 S: 7	H: 0 LOB: 0 BB: 0 P: 11	R: 0 H: 0 E: 0 K: 0 S: 7	H: 0 LOB: 0 BB: 0 P: 10	R: 0 H: 1 E: 0 K: 2 S: 11	H: 0 LOB: 0 BB: 0 P: 16	R: 0 H: 0 E: 0 K: 1 S: 6	H: 0 LOB: 1 BB: 0 P: 14	R: 0 H: 0 E: 0 K: 1 S: 9	H: 0 LOB: 1 BB: 0 P: 13	R: 0 H: 0 E: 0 K: 1 S: 8	H: 0 LOB: 0 BB: 0 P: 11	R: 1 H: 2 E: 0 K: 1 S: 13	H: 2 LOB: 1 BB: 0 P: 20	R: 0 H: 0 E: 0 K: 0 S: 5	H: 0 LOB: 0 BB: 0 P: 8	R: 0 H: 0 E: 0 K: 2 S: 8	H: 0 LOB: 0 BB: 0 P: 12	1B: 2 2B: 1 3B: 0 HR: 0	SF: 0 SAC: 1 DP: 1 HBP: 0	WP: 0 PA: 30 PB: 0 SB: 1 CS: 0						
PITCHER	IP	WLS	BF	H	R	ER	SO	BB	IBB	HBP	BLK	WP	HR	S	P	ERA	WHIP										
63 Fernando Cruz, R ERA: 1.42	1.2		5	0	0	0	0	0	0	0	0	0	0	12	19	0.00	0.000										
52 Reiver Sanmartin, L ERA: 6.61	2.1		7	0	0	0	3	1	0	0	0	0	0	19	32	0.00	0.429										
75 Raynel Espinal, R ERA: 3.86	2.1	L	9	2	1	1	2	0	0	0	0	0	0	22	32	3.86	0.857										
79 Ian Gibaut, R ERA: 4.25	1.2		6	1	0	0	0	0	0	0	0	0	0	13	20	0.00	0.600										
43 Alexis Diaz, R ERA: 1.8	1.0		3	0	0	0	2	0	0	0	0	0	0	8	12	0.00	0.000										

Batter	1	2	3	4	5	6	7	8	9	AB	R	H	RBI	BB	SO	LOB	BOTTOM										
29 T.J. Friedl, L OBP: 0.311, SLG: 0.460	B2									3	0	0	0	1	0	1	Pittsburgh Pirates @ Cincinnati Reds Great American Ball Park, Cincinnati, OH Tue Sep 13 2022, 6:41 PM - 9:12 PM EDT Att: 13,156 - Partly Cloudy - 74 F										
28 Austin Romine, R OBP: 0.200, SLG: 0.272			F7						G4-3	0	0	0	0	0	0	0											
15 Nick Senzel, R OBP: 0.297, SLG: 0.300										4	0	0	0	0	1	1											
7 Donovan Solano, R OBP: 0.348, SLG: 0.389										4	0	0	0	0	2	1											
44 Aristides Aquino, R OBP: 0.252, SLG: 0.366										3	0	0	0	1	1	1											
35 Alejo Lopez, S OBP: 0.371, SLG: 0.406										3	0	0	0	0	0	1											
17 Kyle Farmer, R OBP: 0.327, SLG: 0.388										1	0	0	0	0	0	1											
12 Spencer Steer, R OBP: 0.326, SLG: 0.378										2	0	0	0	1	1	0											
4 Matt Reynolds, R OBP: 0.314, SLG: 0.333										2	0	0	0	1	1	1											
57 Stuart Fairchild, R OBP: 0.293, SLG: 0.451										2	0	1	0	1	1	0											
73 Chuckie Robinson, R OBP: 0.091, SLG: 0.162										2	0	0	0	0	3												
6 Jonathan India, R OBP: 0.329, SLG: 0.409										1	0	0	0	0	0	0											
Inning Stats	R: 0 H: 0 E: 0 K: 0 S: 6	H: 0 LOB: 0 BB: 0 P: 9	R: 0 H: 0 E: 0 K: 1 S: 11	H: 0 LOB: 0 BB: 0 P: 16	R: 0 H: 1 E: 0 K: 0 S: 9	H: 1 LOB: 0 BB: 0 P: 12	R: 0 H: 0 E: 1 K: 1 S: 10	H: 0 LOB: 1 BB: 0 P: 11	R: 0 H: 0 E: 0 K: 1 S: 10	H: 0 LOB: 1 BB: 2 P: 18	R: 0 H: 0 E: 0 K: 2 S: 11	H: 0 LOB: 1 BB: 1 P: 18	R: 0 H: 0 E: 0 K: 1 S: 8	H: 0 LOB: 1 BB: 1 P: 17	R: 0 H: 0 E: 0 K: 1 S: 8	H: 0 LOB: 0 BB: 0 P: 14	R: 0 H: 0 E: 0 K: 0 S: 8	H: 0 LOB: 1 BB: 1 P: 16	1B: 0 2B: 2 3B: 0 HR: 0	SF: 0 SAC: 0 DP: 2 HBP: 0	WP: 0 PA: 32 PB: 0 SB: 0 CS: 1						
PITCHER	IP	WLS	BF	H	R	ER	SO	BB	IBB	HBP	BLK	WP	HR	S	P	ERA	WHIP										
Luis Ortiz, R ERA: 2.34	5.2		21	0	0	0	5	3	0	0	0	0	0	9	18	0.00	0.706										
37 Chase De Jong, R ERA: 2.34	1.1	W	4	0	0	0	1	1	0	0	0	0	0	9	18	0.00	0.750										
46 Yohan Ramirez, R ERA: 5.81	1.0	H	3	0	0	0	1	0	0	0	0	0	0	8	14	0.00	0.000										
56 Duane Underwood Jr., R ERA: 4.41	1.0	S	4	0	0	0	0	1	0	0	0	0	0	8	16	0.00	1.000										



Batter	1	2	3	4	5	6	7	8	9	AB	R	H	RBI	BB	SO	LOB	TOP				
13 Ke'Bryan Hayes, R OBP: 0.320, SLG: 0.358	F SI 93 B CU 82 X CU 80	1-1 P3	C CU 79 B FF 94 S CU 82	0-3 K	B SI 94 C CH 88 B FF 94 C CH 87 F CU 82 X FF 93	2-2 10 G6-3 1B	B FC 89 X SL 85	1-0 10 1B	C FF 93 B SL 83 D CU 80 X SL 84	2-2 14 1B 2B	5	1	3	1	0	1	1				
10 Bryan Reynolds, S OBP: 0.337, SLG: 0.451	S CU 80 B FF 94 F CU 80 S CU 82	3-3 K	B CU 79 C FF 93 D CU 82 F CU 80 S CU 82	3-2 14 HR 1B	X SI 94 0-0 G6-3	1-2 1-2 1B	C SL 84 F FC 91 D SL 86 X FF 94	1-2 1-2 1B	D CU 79 F SL 84 F SL 83 F CU 80 S CU 82	3-3 K	5	1	2	0	0	2	3				
14 Rodolfo Castro, S OBP: 0.301, SLG: 0.444	F SI 93 C CU 81 B FF 94 S CU 81	2-3 K	C CU 80 B FF 94 F CU 80 S CU 81	2-2 1-2H HR	C FF 94 B SL 88 X FF 93	0-2 G6-3	B CU 76 D CH 86 X FC 81	2-1 G3-1	C CU 79 X FF 91	0-1 2 1B	5	2	2	4	0	1	2				
2 Michael Chavis, R OBP: 0.273, SLG: 0.404	C SI 94 B FF 94 F CU 82 C FF 95	1-3 K	S SI 94 T FF 94	0-2 K	S FF 94 B CH 87 F CU 80 C FF 95 C FF 94	3-3 K	B SI 95 B FF 97 B FF 97	4-0 15 SH1-3 BB	C FF 92 T FF 94 F FF 93 X SL 85	2-2 27 BB 1B	4	2	1	2	1	3	0				
27 Kevin Newman, R OBP: 0.312, SLG: 0.364	C CU 80 X FF 93	0-1 64 HBP 1B	X SI 92 0-0 G5-3	C CU 80 B FF 94 S CU 81	1-1 G6-3	C CU 80 B FF 94 X SI 93	1-1 G6-3	B SL 89 1 SAFE C SI 95 B FF 93 X SL 88	B CU 77 B FF 93 B FF 92 X SL 81	2-1 SH1-3 BB	3	0	1	0	1	0	0				
6 Zack Collins, L OBP: 0.256, SLG: 0.400	C SI 94 S CU 80 H CU 82	1-2 HBP	B SI 94 B FF 94 C SL 83 S CU 81	3-3 K	B SI 94 B FF 94 C SL 83 S CU 81	3-3 K	X CU 81 0-0 F8	2-2 F8	D FF 92 B FF 91 X SL 81	2-0 F9	2	0	0	0	0	1	0				
64 Diego Castillo, R OBP: 0.251, SLG: 0.379	C SI 94 S CU 80 H CU 82	1-2 HBP	B SI 94 B FF 94 C SL 83 S CU 81	3-3 K	B SI 94 B FF 94 C SL 83 S CU 81	3-3 K	X CU 81 0-0 F8	2-2 F8	D FF 92 B FF 91 X SL 81	2-0 F9	2	0	0	0	0	1	0				
65 Jack Suwinski, L OBP: 0.282, SLG: 0.409	B SI 94 B CU 80 B SL 83 S CU 81	3-3 K	B SI 94 B CU 80 B SL 83 S CU 81	3-3 K	B SI 94 B CU 80 B SL 83 S CU 81	3-3 K	B SI 94 B CU 80 B SL 83 S CU 81	3-3 K	B SI 94 B CU 80 B SL 83 S CU 81	3-3 K	5	1	1	2	0	4	3				
15 Oneil Cruz, L OBP: 0.272, SLG: 0.458	B SI 94 B CU 80 B SL 83 S CU 81	3-3 K	B SI 94 B CU 80 B SL 83 S CU 81	3-3 K	B SI 94 B CU 80 B SL 83 S CU 81	3-3 K	B SI 94 B CU 80 B SL 83 S CU 81	3-3 K	B SI 94 B CU 80 B SL 83 S CU 81	3-3 K	5	1	1	2	0	4	3				
24 Greg Allen, S OBP: 0.286, SLG: 0.299	S CU 80 C SI 93 S CU 81	1-3 K	S CU 80 C SI 93 S CU 81	1-3 K	S CU 80 C SI 93 S CU 81	1-3 K	S CU 80 C SI 93 S CU 81	1-3 K	S CU 80 C SI 93 S CU 81	1-3 K	3	1	1	0	1	2	2				
54 Tyler Heineman, S OBP: 0.282, SLG: 0.283	B SI 92 C SI 91 X SI 93	2-1 10 HR 1B	B SI 92 C SI 91 X SI 93	2-1 10 HR 1B	B SI 92 C SI 91 X SI 93	2-1 10 HR 1B	B SI 92 C SI 91 X SI 93	2-1 10 HR 1B	B SI 92 C SI 91 X SI 93	2-1 10 HR 1B	2	2	1	0	1	0	1				
Inning Stats	R: 0 E: 0 K: 2 S: 8	H: 0 LOB: 0 BB: 0 P: 14	R: 0 E: 0 K: 3 S: 14	H: 1 LOB: 2 BB: 0 P: 20	R: 3 E: 0 K: 2 S: 18	H: 3 LOB: 0 BB: 0 P: 25	R: 0 E: 0 K: 2 S: 11	H: 1 LOB: 1 BB: 0 P: 18	R: 0 E: 0 K: 1 S: 9	H: 0 LOB: 0 BB: 0 P: 10	R: 1 E: 0 K: 1 S: 17	H: 2 LOB: 2 BB: 1 P: 26	R: 2 E: 0 K: 1 S: 10	H: 1 LOB: 0 BB: 1 P: 20	R: 4 E: 1 K: 2 S: 18	H: 3 LOB: 1 BB: 2 P: 37	1B: 9 2B: 1 3B: 0 HR: 2	SF: 0 SAC: 2 DP: 1 HBP: 1	WP: 0 PB: 0 SB: 1 CS: 0	PA: 43	
PITCHER	IP	WLS	BF	H	R	ER	SO	BB	IBB	HBP	BLK	WP	HR	S	P	ERA	WHIP				
40 Nick Lodolo, L ERA: 3.81	(1, 1)	6.1	L	25	6	3	3	11	0	0	1	0	0	69	102	4.26	0.947				
58 Derek Law, R ERA: 1.54	(7, 1)	0.2		5	2	1	1	0	1	0	0	0	0	14	22	13.50	4.500				
66 Joel Kuhnel, R ERA: 5.94	(8, 1)	1.0		5	1	2	2	1	1	0	0	0	1	10	20	18.00	2.000				
32 Luke Farrell, R ERA: 5.4	(9, 1)	1.0		8	3	4	3	2	2	0	0	0	0	18	37	27.00	5.000				
PITCHER	IP	WLS	BF	H	R	ER	SO	BB	IBB	HBP	BLK	WP	HR	S	P	ERA	WHIP				
29 T.J. Friedl, L OBP: 0.310, SLG: 0.455	C FF 94 X FF 95	0-1 F9	B CU 79 X FF 94	1-0 P4	C FF 97 P CH 86 B FF 97 X CU 80	1-2 1B	B CU 83 F FF 94 S FF 95 B FF 97 D CU 84 X FF 95	3-2 F9	S CU 82 X CH 90	0-1 L7	4	0	1	0	0	0	1				
6 Jonathan India, R OBP: 0.325, SLG: 0.404	C FF 96 B FF 94 X SL 83	1-1 G5-3	B SL 83 B SL 83 S SL 83 X SL 82	3-2 G4-3	D SL 87 C CH 85 X CH 84	1-1 L4	S CU 82 X CH 90	0-1 L7	B FF 94 B FF 93 B CU 82 X FC 89	3-1 HR	4	0	0	0	0	1					
17 Kyle Farmer, R OBP: 0.328, SLG: 0.395	X FF 95	0-0 L7	B FF 93 C SI 91 S CU 82	1-3 K	C SL 86 F CH 85 F CH 85 X CU 79	0-2 1B	B SI 95 B FF 96 C SI 96 X CH 84	1-2 F8	C FF 94 C CH 89 X CH 89	0-2 G6-3	4	1	2	1	0	1	0				
7 Donovan Solano, R OBP: 0.346, SLG: 0.391	C FF 94 B SL 82 B FF 95 X SL 83	3-2 F8	C SI 81 X SL 83	0-1 2B	B SI 95 B FF 96 C SI 96 X CH 84	1-2 F8	C FF 94 C CH 89 X CH 89	0-2 G6-3	C FF 94 C CH 89 X CH 89	0-2 G6-3	4	0	1	0	0	0	1				
44 Aristides Aquino, R OBP: 0.252, SLG: 0.368	B SL 82 X FF 95	1-0 12 1B 2B	B FF 94 B FF 95 X SL 82	2-1 P5	F SL 86 B FF 96 B FF 95 X SL 87	2-2 F8	S CU 82 C CU 84	1-3 K	B CU 82 F FF 94 C CU 84	1-3 K	4	1	1	0	0	1	2				
15 Nick Senzel, R OBP: 0.294, SLG: 0.297	2 SAFE F CU 79 T FF 96 B FF 96 D SL 83 X FF 94	3-2 F7	S FF 94 X FF 95	0-1 F8	X FF 96	0-0 F8	X FF 96	0-0 F8	X FF 96	0-0 F8	4	0	0	0	0	0	3				
12 Spencer Steer, R OBP: 0.340, SLG: 0.375	C CU 79 C FF 95 D CU 79 2 SAFE X FF 95	2-2 2H 1B	C CU 79 C FF 95 D CU 79 2 SAFE X FF 95	2-2 2H 1B	F FF 95 B FF 96 B CU 79 B CH 86 F FF 97 X FF 95	3-2 F9	X FF 94	0-0 F8	X FF 94	0-0 F8	3	1	1	1	1	0	0				
2 Jose Barrero, R OBP: 0.198, SLG: 0.224	D SL 84 S SL 82 S SL 82 S SL 82	2-3 K	S SL 84 S SL 82 S SL 82 S SL 82	2-3 K	S SL 84 S SL 82 S SL 82 S SL 82	2-3 K	C CU 82 X CU 84	0-2 G3	C CU 82 X CU 84	0-2 G3	4	0	0	1	0	2	1				
2B Austin Romine, R OBP: 0.212, SLG: 0.313	B FF 93 C SI 91 X SI 93	2-3 K	B FF 93 C SI 91 X SI 93	2-3 K	B FF 93 C SI 91 X SI 93	2-3 K	X FF 96	0-0 HR	B FF 93 C SI 91 X SI 93	2-3 K	4	1	2	1	0	2	0				
Inning Stats	R: 0 E: 0 K: 0 S: 5	H: 0 LOB: 0 BB: 0 P: 6	R: 1 E: 0 K: 1 S: 13	H: 2 LOB: 1 BB: 0 P: 24	R: 0 E: 0 K: 1 S: 7	H: 0 LOB: 0 BB: 0 P: 13	R: 0 E: 0 K: 1 S: 9	H: 1 LOB: 1 BB: 0 P: 12	R: 1 E: 0 K: 1 S: 14	H: 2 LOB: 1 BB: 0 P: 21	R: 0 E: 0 K: 0 S: 11	H: 1 LOB: 1 BB: 0 P: 14	R: 0 E: 0 K: 0 S: 10	H: 1 LOB: 0 BB: 0 P: 14	R: 1 E: 0 K: 1 S: 11	H: 0 LOB: 1 BB: 1 P: 19	1B: 4 2B: 2 3B: 0 HR: 2	SF: 0 SAC: 0 DP: 0 HBP: 0	WP: 1 PB: 0 SB: 0 CS: 0	PA: 36	
PITCHER	IP	WLS	BF	H	R	ER	SO	BB	IBB	HBP	BLK	WP	HR	S	P	ERA	WHIP				
59 Roansy Contreras, R ERA: 3.24	(1, 1)	4.0		15	3	1	1	3	0	0	0	0	0	34	55	2.25	0.750				
48 Tyler Beede, R ERA: 5.14	(5, 1)	2.0	W	9	3	1	1	1	0	0	0	0	1	25	35	4.50	1.500				
89 Miguel Yajure, R ERA: 9.27	(7, 1)	3.0	S	12	2	2	2	2	1	0	0	1	1	32	49	6.00	1.000				

Pittsburgh Pirates @ Cincinnati Reds
Great American Ball Park, Cincinnati, OH
Wed Sep 14 2022, 12:38 PM - 3:42 PM EDT
Att: 11,449 - Parly Cloudy - 74 F

AB 36
R 10
H 12
RBI 9
BB 4
SO 14
LOB 14



Pittsburgh Pirates @ Cincinnati Reds
Great American Ball Park, Cincinnati, OH
Wed Sep 14 2022, 12:38 PM - 3:42 PM EDT
Att: 11,449 - Parly Cloudy - 74 F

AB 35
R 4
H 8
RBI 4
BB 1
SO 6
LOB 9




Batter	1	2	3	4	5	6	7	8	9	10	11	AB	R	H	RBI	BB	SO	LOB	TOP							
6 Jonathan India, R OBP: 0.323, SLG: 0.394	(1,4) G6-3		(2,3) K			(2,1) F9			(3,2) 1B		(1,1) G5-3	5	0	1	0	0	1	1								
12 Spencer Steer, R OBP: 0.322, SLG: 0.333	(1,5) G4-3			(1,1) L9		(3,3) K			(1,3) K			4	0	0	0	0	2	1								
17 Kyle Farmer, R OBP: 0.323, SLG: 0.392	(1,10) K			(0,1) L9			(2,0) G6-3		(0,0) F8			4	0	0	0	0	1	1								
7 Donovan Solano, R OBP: 0.340, SLG: 0.380		(2,1) 2B		(2,2) G2-3			(0,2) G3		(0,2) G6-3			4	0	1	0	0	0	1								
4 Matt Reynolds, R OBP: 0.321, SLG: 0.346												0	0	0	0	0	0	0								
44 Aristides Aquino, R OBP: 0.252, SLG: 0.302	(1,9) G1-3			(1,1) G5-3		(3,2) P2			(1,3) K			4	0	0	0	0	1	1								
15 Nick Senzel, R OBP: 0.292, SLG: 0.304	(1,8) F4			(0,1) G6-3				(1,2) G5-3		(1,3) K		4	0	0	0	0	1	1								
57 Stuart Fairchild, R OBP: 0.311, SLG: 0.472	(1,7) K			(3,3) HBP				(1,0) 2B		(2,2) P5		2	0	1	0	0	1	1								
29 T.J. Friedl, L OBP: 0.221, SLG: 0.455	(10, PH)											1	0	0	0	0	0	0								
2 Jose Barrero, R OBP: 0.193, SLG: 0.217	(1,6) G5-3		(0,0) K			(1,3) L8			(3,2) F7			4	0	0	0	0	1	2								
28 Austin Romine, R OBP: 0.211, SLG: 0.295	(1,2) G6-3			(0,1) K		(0,3) K			(3,2) P3		(2,3) K	4	0	0	0	0	2	2								
Inning Stats	R: 0 E: 0 K: 1 S: 8	H: 0 LOB: 0 BB: 0 P: 9	R: 0 E: 0 K: 1 S: 9	H: 1 LOB: 1 BB: 0 P: 15	R: 0 E: 0 K: 1 S: 6	H: 0 LOB: 0 BB: 0 P: 8	R: 0 E: 0 K: 0 S: 7	H: 0 LOB: 0 BB: 0 P: 10	R: 0 E: 0 K: 1 S: 8	H: 0 LOB: 0 BB: 0 P: 13	R: 0 E: 0 K: 2 S: 9	H: 0 LOB: 0 BB: 0 P: 14	R: 0 E: 0 K: 0 S: 8	H: 1 LOB: 1 BB: 0 P: 13	R: 0 E: 0 K: 1 S: 14	H: 1 LOB: 1 BB: 0 P: 22	R: 0 E: 0 K: 1 S: 14	H: 1 LOB: 1 BB: 0 P: 18	R: 0 E: 0 K: 2 S: 9	H: 0 LOB: 0 BB: 0 P: 13	R: 0 E: 0 K: 1 S: 8	H: 0 LOB: 1 BB: 1 P: 11	1B: 1 2B: 2 3B: 0 HR: 0	SF: 0 SAC: 0 DP: 0 HBP: 1	WP: 0 PB: 0 SB: 0 CS: 0	PA: 37
PITCHER	IP ERA WLS BF H R ER SO BB IBB HBP BLK WP HR S P ERA WHIP	62 Jose Quintana, L ERA: 3.16	56 Ryan Helsley, R ERA: 1.19	65 Giovanny Gallegos, R ERA: 3.09	32 Steven Matz, L ERA: 5.56	PITCHER										IP ERA WLS BF H R ER SO BB IBB HBP BLK WP HR S P ERA WHIP										

Cincinnati Reds @ St. Louis Cardinals
 Busch Stadium, St. Louis, MO
 Sat Sep 17 2022, 6:16 PM - 9:26 PM CDT
 Att: 48,299 - Clear - 86 F

livebaseballscorecards.com

AB 36
 R 0
 H 3
 RBI 0
 BB 0
 SO 10
 LOB 11




Batter	1	2	3	4	5	6	7	8	9	10	11	AB	R	H	RBI	BB	SO	LOB	BOTTOM								
33 Brendan Donovan, L OBP: 0.392, SLG: 0.376	(1,5) K		(0,3) K		(0,3) K			(4,1) BB			(4,1) 46 E 19 1B BB	3	0	0	0	2	3	0									
19 Tommy Edman, S OBP: 0.327, SLG: 0.411	(1,6) 46 S 1B		(0,1) 1B			(2,3) K		(2,3) K			(0,0) 46 E 1B	5	0	3	0	0	2	1									
46 Paul Goldschmidt, R OBP: 0.411, SLG: 0.599	(1,3) K		(3,3) K			(1,3) K			(1,3) K		(1,2) FC8	5	0	0	0	0	4	4									
28 Nolan Arenado, R OBP: 0.361, SLG: 0.547	(1,10) L9			(1,1) G6-3		(0,1) P6			(4,1) 25 64-6-3 BB			3	0	0	0	1	0	1									
25 Corey Dickerson, L OBP: 0.317, SLG: 0.427		(1,2) 21 WP 1B		(2,0) G6-3			(0,2) G4-3		(0,0) G4-6-3		(0,0) SH1-4 7 F7-2	4	0	1	0	0	0	1									
41 Alec Burleson, L OBP: 0.222, SLG: 0.176	(1,9) K											2	0	1	0	0	1	1									
5 Albert Pujols, R OBP: 0.337, SLG: 0.520	(7, PH)											1	0	0	0	0	1	0									
26 Ben DeLuzio, R OBP: 0.444, SLG: 0.167	(8, 8)											0	0	0	0	0	0	0									
21 Lars Nootbaar, L OBP: 0.336, SLG: 0.433	(1,8) K											2	0	0	0	0	1	2									
3 Dylan Carlson, S OBP: 0.316, SLG: 0.387	(7, PH)											1	0	0	0	1	1	0									
16 Nolan Gorman, L OBP: 0.300, SLG: 0.423	(1,4) K											3	0	0	0	1	2	1									
11 Paul DeJong, R OBP: 0.252, SLG: 0.301	(11,6) K											0	0	0	0	0	0	0									
7 Andrew Knizner, R OBP: 0.313, SLG: 0.295	(1,2) K											4	1	0	0	0	2	3									
Inning Stats	R: 0 E: 0 K: 2 S: 10	H: 1 LOB: 1 BB: 0 P: 16	R: 0 E: 0 K: 3 S: 14	H: 1 LOB: 1 BB: 0 P: 19	R: 0 E: 0 K: 3 S: 11	H: 1 LOB: 1 BB: 0 P: 15	R: 0 E: 0 K: 0 S: 5	H: 1 LOB: 1 BB: 0 P: 9	R: 0 E: 0 K: 1 S: 10	H: 0 LOB: 0 BB: 0 P: 11	R: 0 E: 0 K: 2 S: 8	H: 0 LOB: 0 BB: 0 P: 12	R: 0 E: 0 K: 3 S: 11	H: 0 LOB: 0 BB: 1 P: 21	R: 0 E: 0 K: 1 S: 6	H: 0 LOB: 0 BB: 1 P: 11	R: 0 E: 0 K: 0 S: 9	H: 0 LOB: 2 BB: 2 P: 15	R: 1 E: 1 K: 0 S: 5	H: 1 LOB: 3 BB: 1 P: 10	1B: 5 2B: 1 3B: 0 HR: 0	SF: 0 SAC: 1 DP: 2 HBP: 0	WP: 1 PB: 0 SB: 1 CS: 0	PA: 39			
PITCHER	IP ERA WLS BF H R ER SO BB IBB HBP BLK WP HR S P ERA WHIP	21 Hunter Greene, R ERA: 4.97	52 Reiver Sanmartin, L ERA: 6.53	46 Buck Farmer, R ERA: 3.38	43 Alexis Diaz, R ERA: 1.86	63 Fernando Cruz, R ERA: 1.13	PITCHER										IP ERA WLS BF H R ER SO BB IBB HBP BLK WP HR S P ERA WHIP										

Cincinnati Reds @ St. Louis Cardinals
 Busch Stadium, St. Louis, MO
 Sat Sep 17 2022, 6:16 PM - 9:26 PM CDT
 Att: 48,299 - Clear - 86 F

livebaseballscorecards.com

AB 33
 R 1
 H 5
 RBI 0
 BB 5
 SO 17
 LOB 14



Batter	1	2	3	4	5	6	7	8	9	AB	R	H	RBI	BB	SO	LOB	TOP				
6 Jonathan India, R OBP: 0.326, SLG: 0.393	F7		12 BB		BB		12 FC5-4		F8-2	3	0	1	0	2	0	2	Cincinnati Reds @ St. Louis Cardinals Busch Stadium, St. Louis, MO Sun Sep 18 2022, 1:18 PM - 4:06 PM CDT Att: 47,909 - Sunny - 87 F				
12 Spencer Steer, R OBP: 0.317, SLG: 0.327	K		1B		K		FC5-4			4	0	1	1	0	2	3					
17 Kyle Farmer, R OBP: 0.321, SLG: 0.389	G5-3		G6-3		K		FC6-4			4	0	0	0	0	1	5					
44 Aristides Aquino, R OBP: 0.248, SLG: 0.376		K		F8		K				4	0	0	0	0	3	0					
15 Nick Senzel, R OBP: 0.297, SLG: 0.306		G5-3		G5-3		57 HR				4	1	2	0	0	1	0					
57 Stuart Fairchild, R OBP: 0.353, SLG: 0.526		K				HR				4	1	2	2	0	1	1					
4 Matt Reynolds, R OBP: 0.320, SLG: 0.344	CS		G4-3		K					4	0	1	0	0	2	1					
2 Jose Barrero, R OBP: 0.201, SLG: 0.226			12 BB		K		G2-3			4	1	2	0	0	1	0					
73 Chuckie Robinson, R OBP: 0.103, SLG: 0.205			K				G4-3		SH5-3	3	0	1	0	0	1	1					
Inning Stats	R: 0 E: 0 K: 1 S: 12	H: 0 LOB: 0 BB: 0 P: 15	R: 0 E: 0 K: 2 S: 9	H: 1 LOB: 0 BB: 0 P: 10	R: 1 E: 0 K: 1 S: 25	H: 2 LOB: 2 BB: 1 P: 35	R: 0 E: 0 K: 1 S: 10	H: 1 LOB: 1 BB: 0 P: 11	R: 0 E: 0 K: 3 S: 12	H: 1 LOB: 2 BB: 0 P: 18	R: 2 E: 0 K: 2 S: 11	H: 2 LOB: 0 BB: 0 P: 17	R: 0 E: 0 K: 0 S: 9	H: 0 LOB: 0 BB: 0 P: 12	R: 0 E: 0 K: 2 S: 7	H: 2 LOB: 1 BB: 0 P: 10	1B: 8 2B: 2 3B: 0 HR: 1	SF: 0 SAC: 1 DP: 1 HBP: 0	WP: 0 PB: 0 SB: 0 CS: 1	PA: 38	
PITCHER	IP	WLS	BF	H	R	ER	SO	BB	IBB	HBP	BLK	WP	HR	S	P	ERA	WHIP				
48 Jordan Montgomery, L ERA: 3.26	5.1	L	24	7	3	3	9	2	0	0	0	0	1	74	100	5.06	1.688				
40 Jake Woodford, R ERA: 2.53	2.2		9	1	0	0	3	0	0	0	0	0	0	23	31	0.00	0.375				
70 Packy Naughton, L ERA: 4.8	0.1		3	2	0	0	0	0	0	0	0	0	0	5	7	0.00	6.000				
30 Chris Stratton, R ERA: 4.42	0.2		1	0	0	0	0	0	0	0	0	0	0	2	3	0.00	0.000				

Batter	1	2	3	4	5	6	7	8	9	AB	R	H	RBI	BB	SO	LOB	BOTTOM					
33 Brendan Donovan, L OBP: 0.391, SLG: 0.373	G1-3		FC4							3	0	0	0	1	0	2	Cincinnati Reds @ St. Louis Cardinals Busch Stadium, St. Louis, MO Sun Sep 18 2022, 1:18 PM - 4:06 PM CDT Att: 47,909 - Sunny - 87 F					
25 Corey Dickerson, L OBP: 0.313, SLG: 0.420	G5-3		G6-4-3				L4			4	0	0	0	0	4							
5 Albert Pujols, R OBP: 0.332, SLG: 0.513	G5-3				P6		G4-3			4	0	0	0	0	1							
28 Nolan Arenado, R OBP: 0.358, SLG: 0.543		G6-3			G5-3		P4			4	0	0	0	0	0							
41 Alec Burleson, L OBP: 0.227, SLG: 0.150					L7		G6-3			3	0	0	0	1	0							
21 Lars Nootbaar, L OBP: 0.336, SLG: 0.429						F9				2	0	0	0	1	0							
4 Yadier Molina, R OBP: 0.243, SLG: 0.315			G6-3		K					3	0	1	0	0	1							
16 Nolan Gorman, L OBP: 0.300, SLG: 0.420					P4					2	0	0	0	1	1							
11 Paul DeJong, R OBP: 0.254, SLG: 0.302						G5-3				3	0	1	0	0	0							
Inning Stats	R: 0 E: 0 K: 0 S: 9	H: 0 LOB: 0 BB: 0 P: 12	R: 0 E: 0 K: 0 S: 6	H: 0 LOB: 0 BB: 1 P: 14	R: 0 E: 1 K: 0 S: 14	H: 1 LOB: 2 BB: 1 P: 26	R: 0 E: 0 K: 0 S: 6	H: 0 LOB: 0 BB: 0 P: 7	R: 0 E: 0 K: 1 S: 9	H: 0 LOB: 0 BB: 0 P: 16	R: 0 E: 0 K: 0 S: 5	H: 0 LOB: 1 BB: 1 P: 12	R: 0 E: 0 K: 1 S: 11	H: 1 LOB: 2 BB: 1 P: 16	R: 0 E: 0 K: 0 S: 7	H: 0 LOB: 0 BB: 0 P: 11	R: 0 E: 0 K: 0 S: 4	H: 0 LOB: 0 BB: 0 P: 6	1B: 2 2B: 0 3B: 0 HR: 0	SF: 0 SAC: 0 DP: 2 HBP: 0	WP: 0 PB: 0 SB: 0 CS: 0	PA: 32
PITCHER	IP	WLS	BF	H	R	ER	SO	BB	IBB	HBP	BLK	WP	HR	S	P	ERA	WHIP					
85 Luis Cessa, R ERA: 4.85	5.0	W	17	1	0	0	0	2	0	0	0	0	0	13	25	0.00	1.800					
58 Derek Law, R ERA: 1.32	1.2	H	8	1	0	0	0	2	0	0	0	0	0	10	14	0.00	0.000					
66 Joel Kuhnel, R ERA: 5.75	1.1	H	4	0	0	0	1	0	0	0	0	0	0	4	6	0.00	0.000					
46 Buck Farmer, R ERA: 3.29	1.0	S	3	0	0	0	0	0	0	0	0	0	0	4	6	0.00	0.000					

Batter	1	2	3	4	5	6	7	8	9	AB	R	H	RBI	BB	SO	LOB	TOP
22 Tommy Pham, R OBP: 0.319, SLG: 0.384										3	0	0	0	0	3	0	Boston Red Sox @ Cincinnati Reds Great American Ball Park, Cincinnati, OH Wed Sep 21, 2022, 6:43 PM - 9:20 PM EDT Att: 13,074 - Partly Cloudy - 90 F
11 Rafael Devers, L OBP: 0.352, SLG: 0.530										4	1	2	0	0	1	1	
2 Xander Bogaerts, R OBP: 0.385, SLG: 0.471										4	0	2	0	0	0	1	
99 Alex Verdugo, L OBP: 0.329, SLG: 0.397										3	0	1	1	0	0	3	
28 J.D. Martinez, R OBP: 0.341, SLG: 0.431										3	0	0	0	0	1	2	
36 Triston Casas, L OBP: 0.205, SLG: 0.237										3	0	0	0	0	0	1	
30 Rob Refsnyder, R OBP: 0.386, SLG: 0.493										3	0	1	0	0	1	0	
3 Reese McGuire, L OBP: 0.311, SLG: 0.356										3	0	0	0	0	1	1	
5 Enrique Hernández, R OBP: 0.293, SLG: 0.350										3	0	0	0	0	0	1	
Inning Stats	R: 0 H: 0 E: 0 K: 0 S: 9	H: 0 W: 18 LOB: 1 BB: 0 P: 15	R: 0 R: 0 ER: 0 SO: 9	H: 0 R: 0 LOB: 0 BB: 0 P: 16	R: 0 H: 0 E: 0 K: 1 S: 9	H: 2 R: 1 LOB: 0 BB: 0 P: 16	R: 0 H: 1 E: 0 K: 1 S: 11	H: 0 R: 0 LOB: 0 BB: 0 P: 13	R: 0 H: 0 E: 0 K: 2 S: 8	H: 1 R: 0 LOB: 1 BB: 0 P: 11	R: 0 H: 0 E: 0 K: 0 S: 6	H: 2 R: 0 LOB: 1 BB: 0 P: 10	H: 2 R: 0 LOB: 1 BB: 0 P: 16	1B: 6 2B: 0 3B: 0 HR: 0	SF: 1 SAC: 0 DP: 2 HBP: 1	WP: 0 PB: 0 SB: 0 CS: 1	
PITCHER	IP WLS BF H R ER SO BB IBB HBP BLK WP HR S P ERA WHIP																
48 Chase Anderson, R ERA: 5.21	5.0	W 18	3	1	1	4	0	0	1	0	0	0	55	89	1.80	0.600	
63 Fernando Cruz, R ERA: 1.0	1.0	H 3	0	0	0	2	0	0	0	0	0	0	8	14	0.00	0.000	
52 Reiver Sanmartin, L ERA: 0.32	1.0	H 3	1	0	0	0	0	0	0	0	0	0	7	11	0.00	1.000	
58 Derek Law, R ERA: 1.2	1.1	H 6	2	0	0	1	0	0	0	0	0	0	15	22	0.00	1.500	
43 Alexis Diaz, R ERA: 1.94	0.2	S 1	0	0	0	0	0	0	0	0	0	0	2	4	0.00	0.000	

Batter	1	2	3	4	5	6	7	8	9	AB	R	H	RBI	BB	SO	LOB	BOTTOM		
29 T.J. Friedl, L OBP: 0.318, SLG: 0.459										3	1	0	0	1	1	2	Boston Red Sox @ Cincinnati Reds Great American Ball Park, Cincinnati, OH Wed Sep 21, 2022, 6:43 PM - 9:20 PM EDT Att: 13,074 - Partly Cloudy - 90 F		
6 Jonathan India, R OBP: 0.329, SLG: 0.391										4	1	2	2	0	1	1			
17 Kyle Farmer, R OBP: 0.319, SLG: 0.385										3	0	1	2	0	0	1			
27 Jake Fraley, L OBP: 0.341, SLG: 0.467										4	0	1	0	0	2	2			
7 Donovan Solano, R OBP: 0.344, SLG: 0.399										4	1	1	1	0	0	0			
44 Aristides Aquino, R OBP: 0.284, SLG: 0.364										4	0	0	0	0	0	0			
35 Alejo Lopez, S OBP: 0.352, SLG: 0.377										3	0	0	0	0	0	0			
4 Matt Reynolds, R OBP: 0.320, SLG: 0.344										0	0	0	0	0	0	0			
57 Stuart Fairchild, R OBP: 0.352, SLG: 0.556										3	2	2	0	0	1	0			
73 Chuckie Robinson, R OBP: 0.119, SLG: 0.214										3	0	1	0	0	1	2			
Inning Stats	R: 0 H: 0 E: 0 K: 3 S: 11	H: 0 W: 22 LOB: 0 BB: 0 P: 16	R: 0 R: 0 ER: 0 SO: 8	H: 0 R: 0 LOB: 0 BB: 0 P: 12	R: 1 H: 2 E: 1 K: 0 S: 13	H: 2 R: 1 LOB: 1 BB: 0 P: 20	R: 0 H: 1 E: 0 K: 0 S: 8	H: 1 R: 0 LOB: 0 BB: 0 P: 11	R: 3 H: 3 E: 0 K: 1 S: 18	H: 3 R: 0 LOB: 1 BB: 1 P: 26	R: 0 H: 0 E: 0 K: 0 S: 5	H: 0 R: 0 LOB: 0 BB: 0 P: 8	R: 0 H: 1 E: 0 K: 1 S: 10	H: 1 R: 0 LOB: 0 BB: 0 P: 16	R: 1 H: 1 E: 0 K: 1 S: 7	1B: 7 2B: 0 3B: 0 HR: 1	SF: 0 SAC: 0 DP: 0 HBP: 1	WP: 4 PB: 0 SB: 1 CS: 0	PA: 33
PITCHER	IP WLS BF H R ER SO BB IBB HBP BLK WP HR S P ERA WHIP																		
67 Connor Seabold, R ERA: 10.47	5.0	L 22	6	4	4	4	1	0	1	0	0	0	5	8	0.00	0.000			
83 Eduard Bazarzo, R ERA: 4.0	1.0	3	0	0	0	0	0	0	0	0	0	0	5	8	0.00	0.000			
60 Tyler Danish, R ERA: 3.96	1.0	4	1	0	0	1	0	0	0	0	0	0	10	16	0.00	1.000			
71 Frank German, R ERA: 45.0	1.0	4	1	1	1	1	0	0	0	0	1	7	10	9.00	1.000				

AB	29
R	1
H	6
RBI	1
BB	0
SO	7
LOB	10



Batter	1	2	3	4	5	6	7	8	9	AB	R	H	RBI	BB	SO	LOB	TOP											
22 Christian Yelich, L OBP: 0.360, SLG: 0.587										3	0	1	0	2	1	2	Milwaukee Brewers @ Cincinnati Reds Great American Ball Park, Cincinnati, OH Fri Sep 23 2022, 6:44 PM - 10:04 PM EDT Att: 16,658 - Partly Cloudy - 68 F											
27 Willy Adams, R OBP: 0.308, SLG: 0.482										5	0	1	0	0	1	6												
11 Rowdy Tellez, L OBP: 0.308, SLG: 0.459										4	1	1	0	1	1	3												
12 Hunter Renfroe, R OBP: 0.311, SLG: 0.472										4	1	1	0	1	1	4												
16 Koltan Wong, L OBP: 0.336, SLG: 0.440										5	1	2	0	0	0	3												
24 Andrew McCutchen, R OBP: 0.313, SLG: 0.393										4	1	1	3	1	0	3												
2 Luis Urias, R OBP: 0.327, SLG: 0.386										5	1	1	0	0	2	3												
7 Victor Caratini, S OBP: 0.306, SLG: 0.347										4	0	1	1	1	2	2												
5 Garrett Mitchell, L OBP: 0.340, SLG: 0.356										4	0	2	0	0	1	2												
Inning Stats	R: 0 E: 0 K: 0 S: 7	H: 0 LOB: 1 BB: 1 P: 13	R: 2 E: 0 K: 1 S: 16	H: 2 LOB: 2 BB: 2 P: 27	R: 0 E: 0 K: 1 S: 10	H: 0 LOB: 1 BB: 1 P: 16	R: 0 E: 0 K: 1 S: 12	H: 2 LOB: 2 BB: 0 P: 19	R: 1 E: 0 K: 1 S: 12	H: 2 LOB: 1 BB: 0 P: 18	R: 0 E: 0 K: 0 S: 8	H: 0 LOB: 1 BB: 1 P: 14	R: 2 E: 0 K: 2 S: 16	H: 2 LOB: 1 BB: 1 P: 30	R: 0 E: 0 K: 2 S: 14	H: 2 LOB: 2 BB: 0 P: 20		R: 0 E: 0 K: 1 S: 9	H: 1 LOB: 1 BB: 0 P: 17	1B: 9 2B: 2 3B: 0 HR: 0	SF: 0 SAC: 0 DP: 0 HBP: 0	WP: 0 PB: 0 SB: 4 CS: 0	PA: 44					
PITCHER	IP	WLS	BF	H	R	ER	SO	BB	IBB	HBP	BLK	WP	HR	S	P	ERA	WHIP											
85 Luis Cessa, R ERA: 4.78	(1, 1)	4.2	L	24	6	3	2	3	4	0	0	0	0	0	54	88	3.86	2.143										
63 Fernando Cruz, R ERA: 0.87	(5, 1)	1.1		5	0	0	0	1	1	0	0	0	0	11	19	0.00	0.750											
46 Buck Farmer, R ERA: 3.64	(7, 1)	1.0		6	2	2	2	2	1	0	0	0	0	16	30	18.00	3.000											
79 Ian Gibaut, R ERA: 4.36	(8, 1)	1.0		5	2	0	0	2	0	0	0	0	0	14	20	0.00	2.000											
54 Hunter Strickland, R ERA: 5.16	(9, 1)	1.0		4	1	0	0	1	0	0	0	0	0	9	17	0.00	1.000											
Batter	1	2	3	4	5	6	7	8	9	AB	R	H	RBI	BB	SO	LOB	BOTTOM											
6 Jonathan India, R OBP: 0.327, SLG: 0.385										4	1	1	0	1	2	0	Milwaukee Brewers @ Cincinnati Reds Great American Ball Park, Cincinnati, OH Fri Sep 23 2022, 6:44 PM - 10:04 PM EDT Att: 16,658 - Partly Cloudy - 68 F											
12 Spencer Steer, R OBP: 0.324, SLG: 0.322										4	1	1	0	0	1	1												
28 Austin Romine, R OBP: 0.202, SLG: 0.282										0	0	0	0	0	0	0												
17 Kyle Farmer, R OBP: 0.318, SLG: 0.391										4	0	1	2	0	1	1												
44 Aristides Aquino, R OBP: 0.244, SLG: 0.360										3	1	0	0	1	2	1												
57 Stuart Fairchild, R OBP: 0.368, SLG: 0.552										3	0	2	0	1	0	0												
35 Alejo Lopez, S OBP: 0.353, SLG: 0.377										4	0	1	0	0	0	3												
4 Matt Reynolds, R OBP: 0.320, SLG: 0.341										2	0	1	0	1	1	2												
29 T.J. Friedl, L OBP: 0.320, SLG: 0.452										1	0	0	0	0	0	1												
54 Hunter Strickland, R ERA: 5.16										4	0	0	0	0	2	6												
2 Jose Barrero, R OBP: 0.190, SLG: 0.213										2	0	0	0	0	1	0												
73 Chuckie Robinson, R OBP: 0.114, SLG: 0.205										2	0	0	0	0	1	0												
27 Jake Fraley, L OBP: 0.336, SLG: 0.455										2	0	0	0	0	2	0												
Inning Stats	R: 2 E: 0 K: 1 S: 18	H: 2 LOB: 3 BB: 3 P: 39	R: 0 E: 0 K: 1 S: 11	H: 1 LOB: 0 BB: 0 P: 17	R: 0 E: 0 K: 2 S: 10	H: 2 LOB: 2 BB: 0 P: 13	R: 0 E: 0 K: 2 S: 7	H: 0 LOB: 0 BB: 0 P: 10	R: 0 E: 0 K: 1 S: 6	H: 0 LOB: 0 BB: 0 P: 6	R: 0 E: 0 K: 0 S: 6	H: 1 LOB: 0 BB: 0 P: 8	R: 0 E: 0 K: 2 S: 8	H: 0 LOB: 0 BB: 0 P: 13	R: 1 E: 1 K: 0 S: 7	H: 1 LOB: 1 BB: 1 P: 14	R: 0 E: 0 K: 3 S: 10	H: 0 LOB: 0 BB: 0 P: 16	1B: 6 2B: 1 3B: 0 HR: 0	SF: 0 SAC: 0 DP: 1 HBP: 0	WP: 0 PB: 0 SB: 0 CS: 0	PA: 37						
PITCHER	IP	WLS	BF	H	R	ER	SO	BB	IBB	HBP	BLK	WP	HR	S	P	ERA	WHIP											
52 Eric Lauer, L ERA: 3.96	(1, 1)	2.2		16	5	2	2	3	3	0	0	0	0	0	36	66	6.75	3.000										
46 Luis Perdomo, R ERA: 3.6	(3, 1)	3.1	W	10	1	0	0	4	0	0	0	0	0	22	27	0.00	0.300											
45 Brad Boxberger, R ERA: 3.26	(7, 1)	1.0	H	3	0	0	0	2	0	0	0	0	0	8	13	0.00	0.000											
50 Matt Bush, R ERA: 3.38	(8, 1)	0.2	H	4	1	1	0	0	1	0	0	0	0	6	12	0.00	3.000											
38 Devin Williams, R ERA: 1.72	(8, 1)	1.1	S	4	0	0	0	3	0	0	0	0	0	11	18	0.00	0.000											

Batter	1	2	3	4	5	6	7	8	9	AB	R	H	RBI	BB	SO	LOB	TOP			
24 Andrew McCutchen, R (1, 10) OBP: 0.310, SLG: 0.390										4	0	0	0	0	1	1				
27 Willy Adames, R (1, 6) OBP: 0.305, SLG: 0.477										4	0	0	0	0	2	0				
22 Christian Yelich, L (1, 7) OBP: 0.350, SLG: 0.352										4	0	0	0	0	2	0				
12 Hunter Renfroe, R (1, 9) OBP: 0.316, SLG: 0.494										4	1	1	1	0	2	0				
20 Mike Brosseau, R (1, 5) OBP: 0.356, SLG: 0.442										2	0	1	0	0	1	0				
16 Kolten Wong, L (7, PH) OBP: 0.336, SLG: 0.437										1	0	0	0	0	1	0				
2 Luis Urias, R (1, 4) OBP: 0.328, SLG: 0.385										3	0	1	0	0	0	1				
18 Keston Hiura, R (1, 3) OBP: 0.324, SLG: 0.464										1	0	1	0	1	0	0				
11 Rowdy Tellez, L (7, PH) OBP: 0.310, SLG: 0.464										1	0	0	0	0	0	1				
7 Victor Caratini, S (1, 2) OBP: 0.303, SLG: 0.343										3	0	0	0	0	1	3				
15 Tyrone Taylor, R (1, 8) OBP: 0.281, SLG: 0.439										2	0	1	0	0	0	1				
14 Jace Peterson, L (8, PH) OBP: 0.321, SLG: 0.357										1	0	0	0	0	0	0				
5 Garrett Mitchell, L (8, 8) OBP: 0.340, SLG: 0.356										0	0	0	0	0	0	0				
Inning Stats	R: 0 E: 0 K: 0 S: 7	H: 0 LOB: 0 BB: 0 P: 10	R: 1 E: 0 K: 1 S: 14	H: 4 LOB: 3 BB: 0 P: 21	R: 0 E: 0 K: 1 S: 8	H: 0 LOB: 0 BB: 0 P: 15	R: 0 E: 0 K: 1 S: 10	H: 0 LOB: 1 BB: 0 P: 17	R: 0 E: 0 K: 3 S: 10	H: 0 LOB: 0 BB: 0 P: 18	R: 0 E: 0 K: 1 S: 7	H: 1 LOB: 0 BB: 0 P: 10	R: 0 E: 0 K: 0 S: 9	H: 0 LOB: 0 BB: 0 P: 14	R: 0 E: 0 K: 3 S: 10	H: 0 LOB: 0 BB: 0 P: 14	1B: 3 2B: 1 3B: 0 HR: 1	SF: 0 SAC: 0 DP: 1 HBP: 0	WP: 0 PB: 0 SB: 0 CS: 0	PA: 31
PITCHER	IP WLS BF H R ER SO BB IBB HBP BLK WP HR S P ERA WHIP																			
40 Nick Lodolo, L (1, 1) ERA: 3.75	6.0	22	4	1	1	6	1	0	0	0	0	0	0	1	59	99	1.50	0.833		
58 Derek Law, R (7, 1) ERA: 1.13	1.0	3	1	0	0	1	0	0	0	0	0	0	0	7	10	0.00	1.000			
46 Buck Farmer, R (8, 1) ERA: 3.56	1.0	W 3	0	0	0	0	0	0	0	0	0	0	0	9	14	0.00	0.000			
43 Alexis Diaz, R (9, 1) ERA: 1.81	1.0	S 3	0	0	0	3	0	0	0	0	0	0	0	10	14	0.00	0.000			

Milwaukee Brewers @ Cincinnati Reds
Great American Ball Park, Cincinnati, OH
Sun Sep 25 2022, 1:41 PM - 4:26 PM EDT
Att: 19,952 - Partly Cloudy - 75 F

AB 30
R 1
H 5
RBI 1
BB 1
SO 10
LOB 7



Batter	1	2	3	4	5	6	7	8	9	AB	R	H	RBI	BB	SO	LOB	BOTTOM			
29 T.J. Friedl, L (1, 7) OBP: 0.322, SLG: 0.449										3	0	1	0	0	0	3				
6 Jonathan India, R (1, 4) OBP: 0.326, SLG: 0.384										4	0	1	0	0	1	5				
17 Kyle Farmer, R (1, 6) OBP: 0.315, SLG: 0.386										4	0	0	0	0	2	3				
12 Spencer Steer, R (1, 5) OBP: 0.329, SLG: 0.364										4	1	2	1	0	1	1				
57 Stuart Fairchild, R (1, 8) OBP: 0.369, SLG: 0.527										4	0	1	0	0	1	0				
35 Alejo Lopez, S (1, 10) OBP: 0.340, SLG: 0.362										4	1	0	0	0	2	1				
44 Aristides Aquino, R (1, 9) OBP: 0.249, SLG: 0.395										2	0	0	0	2	0	0				
4 Matt Reynolds, R (1, 3) OBP: 0.327, SLG: 0.342										2	0	1	0	1	0	0				
28 Austin Romine, R (1, 2) OBP: 0.205, SLG: 0.277										2	0	0	1	0	1	2				
Inning Stats	R: 0 E: 0 K: 1 S: 13	H: 1 LOB: 1 BB: 0 P: 19	R: 0 E: 0 K: 2 S: 15	H: 1 LOB: 2 BB: 1 P: 25	R: 0 E: 0 K: 0 S: 9	H: 1 LOB: 2 BB: 0 P: 13	R: 0 E: 0 K: 0 S: 17	H: 1 LOB: 3 BB: 2 P: 34	R: 0 E: 0 K: 2 S: 8	H: 0 LOB: 0 BB: 0 P: 9	R: 0 E: 0 K: 0 S: 9	H: 0 LOB: 1 BB: 0 P: 14	R: 0 E: 0 K: 2 S: 12	H: 1 LOB: 0 BB: 0 P: 19	R: 1 E: 0 K: 1 S: 12	H: 1 LOB: 0 BB: 0 P: 19	1B: 4 2B: 1 3B: 0 HR: 1	SF: 0 SAC: 0 DP: 0 HBP: 2	WP: 0 PB: 0 SB: 0 CS: 0	PA: 34
PITCHER	IP WLS BF H R ER SO BB IBB HBP BLK WP HR S P ERA WHIP																			
51 Freddy Peralta, R (1, 1) ERA: 3.58	2.0	9	2	0	0	3	1	0	0	0	0	0	0	28	44	0.00	1.500			
26 Aaron Ashby, L (3, 1) ERA: 4.5	1.2	10	2	1	1	0	2	0	2	0	0	0	0	22	40	5.40	2.400			
32 Peter Strzelecki, R (4, 1) ERA: 3.13	1.1	4	0	0	0	2	0	0	0	0	0	0	0	12	16	0.00	0.000			
48 Trevor Gott, R (6, 1) ERA: 3.76	1.0	3	0	0	0	0	0	0	0	0	0	0	0	9	14	0.00	0.000			
45 Brad Boxberger, R (7, 1) ERA: 3.2	1.0	4	1	0	0	2	0	0	0	0	0	0	0	8	14	0.00	1.000			

Milwaukee Brewers @ Cincinnati Reds
Great American Ball Park, Cincinnati, OH
Sun Sep 25 2022, 1:41 PM - 4:26 PM EDT
Att: 19,952 - Partly Cloudy - 75 F

AB 29
R 2
H 6
RBI 2
BB 3
SO 8
LOB 15



Batter	1	2	3	4	5	6	7	8	9	AB	R	H	RBI	BB	SO	LOB	TOP										
29 T.J. Friedl, L (1.7) OBP: 0.321, SLG: 0.459										4	1	1	1	0	1	0											
6 Jonathan India, R (1.4) OBP: 0.325, SLG: 0.385										4	1	1	0	0	0	0											
17 Kyle Farmer, R (1.10) OBP: 0.313, SLG: 0.384										3	0	0	1	0	0	1											
12 Spencer Steer, R (1.5) OBP: 0.325, SLG: 0.357										4	0	1	0	0	1	0											
57 Stuart Fairchild, R (1.8) OBP: 0.352, SLG: 0.500										4	0	0	0	0	0	1											
44 Aristides Aquino, R (1.9) ERA: 5.29										4	1	2	1	0	1	0											
4 Matt Reynolds, R (1.3) OBP: 0.326, SLG: 0.338										3	0	0	0	1	1	2											
2 Jose Barrero, R (1.6) OBP: 0.187, SLG: 0.208										3	0	0	0	0	2	3											
73 Chuckie Robinson, R (1.2) OBP: 0.100, SLG: 0.180										3	0	0	0	0	1	1											
Inning Stats	R: 1 E: 0 K: 0 S: 9	H: 1 LOB: 0 BB: 0 P: 15	R: 0 E: 0 K: 1 S: 9	H: 0 LOB: 0 BB: 0 P: 10	R: 1 E: 0 K: 0 S: 13	H: 1 LOB: 0 BB: 0 P: 19	R: 0 E: 0 K: 1 S: 6	H: 0 LOB: 0 BB: 0 P: 10	R: 0 E: 0 K: 2 S: 12	H: 0 LOB: 1 BB: 1 P: 22	R: 0 E: 0 K: 0 S: 8	H: 0 LOB: 2 BB: 0 P: 17	R: 0 E: 1 K: 1 S: 10	H: 0 LOB: 1 BB: 0 P: 11	R: 1 E: 0 K: 1 S: 12	H: 1 LOB: 0 BB: 0 P: 14	1B: 2 2B: 1 3B: 0 HR: 2	SF: 1 SAC: 0 DP: 0 HBP: 0	WP: 1 PB: 0 SB: 0 CS: 0	PA: 34							
PITCHER	IP	WLS	BF	H	R	ER	SO	BB	IBB	HBP	BLK	WP	HR	S	P	ERA	WHIP										
59 Roansy Contreras, R (1.1) ERA: 3.72	4.0	14	2	2	2	2	2	0	0	0	0	1	1	37	54	4.50	0.500										
37 Chase De Jong, R (5.1) ERA: 2.25	2.0	7	0	0	0	0	2	1	0	0	0	0	0	20	33	0.00	0.500										
46 Yohan Ramirez, R (7.1) ERA: 5.29	2.0	W	9	2	0	0	2	0	0	0	0	0	0	23	28	0.00	1.000										
Robert Stephenson, R (9.1) ERA: 5.63	1.0	4	1	1	1	1	1	0	0	0	0	0	1	12	14	9.00	1.000										

Cincinnati Reds @ Pittsburgh Pirates
PNC Park, Pittsburgh, PA
Mon Sep 26 2022, 6:39 PM - 10:21 PM EDT
Att: 8,766 - Partly Cloudy - 60 F

AB 32
R 3
H 5
RBI 3
BB 1
SO 7
LOB 8

Batter	1	2	3	4	5	6	7	8	9	AB	R	H	RBI	BB	SO	LOB	BOTTOM										
15 Oneil Cruz, L (1.6) OBP: 0.281, SLG: 0.454										5	2	4	0	0	0	0											
10 Bryan Reynolds, S (1.8) OBP: 0.345, SLG: 0.465										5	1	1	0	0	1	3											
26 Miguel Andujar, R (1.10) OBP: 0.257, SLG: 0.283										3	1	1	1	1	1	0											
65 Jack Suwinski, L (1.7) OBP: 0.280, SLG: 0.408										4	1	2	2	1	0	1											
13 Ke'Bryan Hayes, R (1.5) OBP: 0.318, SLG: 0.353										4	1	2	1	0	1	4											
31 Cal Mitchell, L (1.9) OBP: 0.274, SLG: 0.335										3	0	0	0	1	2	2											
18 Ben Gamel, L (8.9) OBP: 0.323, SLG: 0.365										1	0	1	0	0	0	0											
27 Kevin Newman, R (1.4) OBP: 0.316, SLG: 0.380										4	1	2	1	1	0	3											
6 Zack Collins, L (1.3) OBP: 0.240, SLG: 0.333										2	1	0	1	1	0	1											
70 José Godoy, L (1.2) OBP: 0.240, SLG: 0.333										4	0	0	0	0	2	5											
Inning Stats	R: 0 E: 0 K: 1 S: 15	H: 0 LOB: 0 BB: 0 P: 23	R: 0 E: 0 K: 2 S: 10	H: 1 LOB: 1 BB: 0 P: 12	R: 0 E: 0 K: 1 S: 11	H: 1 LOB: 1 BB: 0 P: 19	R: 0 E: 0 K: 1 S: 15	H: 1 LOB: 3 BB: 3 P: 36	R: 2 E: 0 K: 0 S: 16	H: 2 LOB: 2 BB: 3 P: 25	R: 0 E: 0 K: 0 S: 16	H: 0 LOB: 1 BB: 1 P: 29	R: 4 E: 0 K: 1 S: 17	H: 4 LOB: 2 BB: 0 P: 30	R: 2 E: 0 K: 0 S: 17	H: 4 LOB: 2 BB: 0 P: 30	1B: 11 2B: 2 3B: 0 HR: 0	SF: 2 SAC: 0 DP: 0 HBP: 1	WP: 1 PB: 0 SB: 0 CS: 0	PA: 43							
PITCHER	IP	WLS	BF	H	R	ER	SO	BB	IBB	HBP	BLK	WP	HR	S	P	ERA	WHIP										
48 Chase Anderson, R (1.1) ERA: 4.7	4.0	16	4	1	1	5	0	0	0	0	0	0	0	54	79	2.25	1.000										
52 Reiver Sanmartin, L (5.1) ERA: 6.45	0.1	3	1	0	0	1	1	0	0	0	0	0	0	6	12	0.00	6.000										
63 Fernando Cruz, R (5.1) ERA: 0.82	0.2	B	4	0	1	1	0	2	0	0	0	0	0	8	19	13.50	3.000										
79 Ian Gibaut, R (6.1) ERA: 4.24	1.0	4	0	0	0	0	1	0	0	0	0	0	0	16	25	0.00	1.000										
56 Derek Law, R (7.1) ERA: 3.37	0.1	L	6	3	4	4	1	1	0	1	0	0	0	11	22	108.00	12.000										

Cincinnati Reds @ Pittsburgh Pirates
PNC Park, Pittsburgh, PA
Mon Sep 26 2022, 6:39 PM - 10:21 PM EDT
Att: 8,766 - Partly Cloudy - 60 F

AB 35
R 8
H 13
RBI 6
BB 5
SO 7
LOB 19

Batter	1	2	3	4	5	6	7	8	9	AB	R	H	RBI	BB	SO	LOB	TOP										
29 T.J. Friedl, L OBP: 0.320, SLG: 0.455	G4-3		G3		P6		G4-6-3			4	0	1	0	0	0	0	Cincinnati Reds @ Pittsburgh Pirates PNC Park, Pittsburgh, PA Tue Sep 27 2022, 6:38 PM - 9:38 PM EDT Att: 8,723 - Rain - 52 F										
6 Jonathan India, R OBP: 0.327, SLG: 0.383	FC5-4 12 WP 17 BB		FC4-6 17 BB		K		K			2	1	0	0	1	2	1											
17 Kyle Farmer, R OBP: 0.316, SLG: 0.385	FC5-4 12 WP		FC4-6		1B		G4-6-3			3	0	2	0	1	0	1											
27 Jake Fraley, L OBP: 0.335, SLG: 0.451	FC5-4 12 WP		FC4-6 12 HBP		1B		L7			4	0	1	0	0	0	4											
12 Spencer Steer, R OBP: 0.333, SLG: 0.347	G1-3		HBP		BB		G5-3			2	0	0	0	1	0	1											
44 Aristides Aquino, R OBP: 0.248, SLG: 0.364	G5-3		K		F9		K			4	0	0	0	0	2	6											
67 Michael Siani, L 57 Stuart Fairchild, R OBP: 0.348, SLG: 0.494	1B		1B		P4		K			3	0	2	0	0	0	0											
2 Jose Barrero, R OBP: 0.182, SLG: 0.203	F8		K		K		K			4	0	0	0	0	3	2											
28 Austin Romine, R 35 Alejo Lopez, S OBP: 0.338, SLG: 0.359	K		K		G6-3		G3			3	0	0	0	0	2	2											
Inning Stats	R: 1 E: 0 K: 0 S: 11	H: 1 LOB: 1 BB: 1 P: 17	R: 0 E: 0 K: 1 S: 10	H: 1 LOB: 1 BB: 0 P: 15	R: 0 E: 0 K: 1 S: 10	H: 0 LOB: 3 BB: 1 P: 22	R: 0 E: 0 K: 2 S: 9	H: 1 LOB: 0 BB: 0 P: 14	R: 0 E: 0 K: 1 S: 17	H: 2 LOB: 3 BB: 1 P: 29	R: 0 E: 0 K: 1 S: 8	H: 0 LOB: 0 BB: 0 P: 15	R: 0 E: 0 K: 1 S: 8	H: 1 LOB: 0 BB: 0 P: 9	R: 0 E: 0 K: 1 S: 9	H: 0 LOB: 0 BB: 0 P: 12	R: 0 E: 0 K: 2 S: 13	H: 0 LOB: 0 BB: 0 P: 18	1B: 6 2B: 0 3B: 0 HR: 0	SF: 0 SAC: 0 DP: 1 HBP: 2	WP: 1 PB: 0 SB: 1 CS: 1	PA: 36					
PITCHER	IP	WLS	BF	H	R	ER	SO	BB	IBB	HBP	BLK	WP	HR	S	P	ERA	WHIP										
23 Mitch Keller, R ERA: 3.92	5.0		24	5	1	1	5	3	0	2	0	1	0	57	97	1.80	1.600										
29 Wil Crowe, R ERA: 4.38	2.0	W	6	1	0	0	2	0	0	0	0	0	0	16	24	0.00	0.500										
56 Duane Underwood Jr., R ERA: 4.87	1.0	H	3	0	0	0	1	0	0	0	0	0	0	9	12	0.00	0.000										
51 David Bednar, R ERA: 2.72	1.0	S	3	0	0	0	2	0	0	0	0	0	0	13	18	0.00	0.000										

Batter	1	2	3	4	5	6	7	8	9	AB	R	H	RBI	BB	SO	LOB	BOTTOM										
15 Oneil Cruz, L OBP: 0.283, SLG: 0.456	L7		E4 10 G6-3		2B		G6-3			5	1	2	0	0	0	2	Cincinnati Reds @ Pittsburgh Pirates PNC Park, Pittsburgh, PA Tue Sep 27 2022, 6:38 PM - 9:38 PM EDT Att: 8,723 - Rain - 52 F										
10 Bryan Reynolds, S OBP: 0.346, SLG: 0.463	K		G6-3		HBP		BB			2	1	0	0	1	1	1											
14 Rodolfo Castro, S OBP: 0.300, SLG: 0.450	K		BB		K		K			3	0	0	0	1	3	5											
65 Jack Suwinski, L OBP: 0.282, SLG: 0.406	BB		K		K		BB			2	1	0	0	2	2	4											
26 Miquel Andujar, R OBP: 0.257, SLG: 0.291	K		K		G5-3		BB			4	0	1	3	0	2	4											
31 Cal Mitchell, L 18 Ben Gamel, L OBP: 0.279, SLG: 0.335 OBP: 0.323, SLG: 0.365	1B		BB		K		K			3	0	1	0	1	1	1											
6 Zack Collins, L OBP: 0.231, SLG: 0.320	K		K		BB		CS			4	0	0	0	0	3	3											
61 Jason Delay, R OBP: 0.268, SLG: 0.267	L9		F8		1B		F7			4	0	1	0	0	0	3											
Ji Hwan Bae, L OBP: 0.375, SLG: 0.429	15 E 10 G6-3 HBP		15 E 10 G6-3 HBP		1B		2B			3	1	2	0	0	1	1											
Inning Stats	R: 0 E: 0 K: 2 S: 9	H: 0 LOB: 0 BB: 0 P: 12	R: 0 E: 0 K: 2 S: 12	H: 1 LOB: 2 BB: 1 P: 19	R: 1 E: 1 K: 1 S: 11	H: 0 LOB: 1 BB: 1 P: 19	R: 0 E: 0 K: 2 S: 8	H: 0 LOB: 1 BB: 1 P: 16	R: 0 E: 0 K: 2 S: 12	H: 2 LOB: 3 BB: 0 P: 17	R: 0 E: 0 K: 1 S: 10	H: 1 LOB: 0 BB: 0 P: 14	R: 3 E: 0 K: 2 S: 18	H: 2 LOB: 0 BB: 2 P: 37	R: 0 E: 0 K: 1 S: 10	H: 1 LOB: 1 BB: 0 P: 14	1B: 4 2B: 3 3B: 0 HR: 0	SF: 0 SAC: 0 DP: 1 HBP: 2	WP: 0 PB: 0 SB: 2 CS: 1	PA: 38							
PITCHER	IP	WLS	BF	H	R	ER	SO	BB	IBB	HBP	BLK	WP	HR	S	P	ERA	WHIP										
21 Hunter Greene, R ERA: 4.66	6.0		27	4	1	0	10	3	0	2	0	0	0	62	97	0.00	1.167										
46 Buck Farmer, R ERA: 4.09	1.0	L	6	2	3	3	2	2	0	0	0	0	0	18	37	27.00	4.000										
54 Hunter Strickland, R ERA: 5.07	1.0		4	1	0	0	1	0	0	0	0	0	0	10	14	0.00	1.000										



Batter	1	2	3	4	5	6	7	8	9	10	AB	R	H	RBI	BB	SO	LOB	TOP			
29 TJ Friedl, L OBP: 0.319, SLG: 0.449 28 Austin Romine, R OBP: 0.198, SLG: 0.287											3	0	0	0	1	1	3				
12 Spencer Steer, R OBP: 0.326, SLG: 0.338											5	1	1	0	0	0	2				
17 Kyle Farmer, R OBP: 0.315, SLG: 0.390											4	1	1	2	0	1	0				
27 Jake Fraley, L OBP: 0.333, SLG: 0.462											4	1	1	1	0	1	0				
57 Stuart Fairchild, R OBP: 0.333, SLG: 0.476											4	0	0	0	0	0	0				
35 Alejo Lopez, S OBP: 0.328, SLG: 0.348											4	0	0	0	0	1	0				
4 Matt Reynolds, R OBP: 0.325, SLG: 0.340											4	0	1	0	0	2	0				
2 Jose Barrero, R OBP: 0.196, SLG: 0.224											4	0	3	0	0	0	1				
73 Chuckie Robinson, R OBP: 0.096, SLG: 0.173 7 Donovan Solano, R OBP: 0.345, SLG: 0.397 67 Michael Siani, L OBP: 0.299, SLG: 0.200											2	0	0	0	0	0	2				
Inning Stats	R: 0 E: 0 K: 2 S: 9	H: 0 LOB: 0 BB: 0 P: 13	R: 0 E: 0 K: 1 S: 6	H: 0 LOB: 0 BB: 0 P: 9	R: 0 E: 0 K: 1 S: 7	H: 1 LOB: 1 BB: 0 P: 9	R: 0 E: 0 K: 1 S: 7	H: 0 LOB: 0 BB: 0 P: 10	R: 0 E: 0 K: 0 S: 8	H: 1 LOB: 1 BB: 1 P: 13	R: 0 E: 0 K: 0 S: 10	H: 0 LOB: 0 BB: 0 P: 14	R: 0 E: 1 K: 1 S: 10	H: 1 LOB: 2 BB: 0 P: 16	R: 3 E: 0 K: 0 S: 15	H: 4 LOB: 1 BB: 0 P: 22	R: 0 E: 0 K: 0 S: 3	H: 0 LOB: 1 BB: 0 P: 6	1B: 3 2B: 2 3B: 0 HR: 2	SF: 0 SAC: 0 DP: 1 HBP: 1	WP: 0 PA: 38
PITCHER	IP 8.0	WLS 28	BF 3	H 0	R 0	ER 0	SO 6	BB 1	IBB 0	HBP 1	BLK 0	WP 0	HR 0	S 61	P 90	ERA 0.00	WHIP 0.500				
32 Bryce Wilson, R ERA: 5.53 37 Chase De Jong, R ERA: 2.61 46 Yohan Ramirez, R ERA: 5.13	IP 1.0	WLS B	BF 7	H 4	R 3	ER 3	SO 0	BB 0	IBB 0	HBP 0	BLK 0	WP 0	HR 2	S 15	P 22	ERA 27.00	WHIP 4.000				

Cincinnati Reds @ Pittsburgh Pirates
PNC Park, Pittsburgh, PA
Wed Sep 28 2022, 12:38 PM - 3:14 PM EDT
Att: 9,127 - Overcast - 57 F

AB 36
R 3
H 7
RBI 3
BB 1
SO 6
LOB 8



Batter	1	2	3	4	5	6	7	8	9	10	AB	R	H	RBI	BB	SO	LOB	BOTTOM			
15 Oneil Cruz, L OBP: 0.285, SLG: 0.458											5	1	2	2	0	0	0				
10 Bryan Reynolds, S OBP: 0.345, SLG: 0.480											4	0	0	0	0	3	0				
26 Miguel Andujar, R OBP: 0.265, SLG: 0.308 64 Diego Castillo, R OBP: 0.247, SLG: 0.372 14 Rodolfo Castro, S OBP: 0.300, SLG: 0.450											4	0	2	1	0	1	2				
18 Ben Gamel, L OBP: 0.324, SLG: 0.362											3	0	0	0	2	1	1				
13 Ke'Bryan Hayes, R OBP: 0.317, SLG: 0.351											5	0	1	0	0	2	4				
31 Cal Mitchell, L OBP: 0.283, SLG: 0.338 65 Jack Suwinski, L OBP: 0.282, SLG: 0.405											4	1	2	0	0	0	0				
27 Kevin Newman, R OBP: 0.317, SLG: 0.378											4	0	1	1	1	0	1				
70 José Godoy, L OBP: 0.150, SLG: 0.056											4	1	1	0	0	2	3				
Ji Hwan Bae, L OBP: 0.350, SLG: 0.353											3	0	0	0	1	1	0				
Inning Stats	R: 1 E: 0 K: 0 S: 15	H: 2 LOB: 1 BB: 0 P: 21	R: 2 E: 0 K: 0 S: 14	H: 3 LOB: 2 BB: 1 P: 27	R: 0 E: 0 K: 1 S: 5	H: 0 LOB: 0 BB: 0 P: 7	R: 0 E: 0 K: 0 S: 4	H: 0 LOB: 0 BB: 0 P: 7	R: 0 E: 0 K: 0 S: 11	H: 1 LOB: 2 BB: 1 P: 19	R: 0 E: 0 K: 1 S: 7	H: 0 LOB: 0 BB: 0 P: 11	R: 0 E: 0 K: 3 S: 13	H: 2 LOB: 3 BB: 1 P: 25	R: 0 E: 0 K: 1 S: 10	H: 0 LOB: 1 BB: 0 P: 11	R: 1 E: 0 K: 1 S: 9	H: 1 LOB: 2 BB: 1 P: 11	1B: 7 2B: 2 3B: 0 HR: 0	SF: 0 SAC: 0 DP: 0 HBP: 1	WP: 1 PA: 43
PITCHER	IP 6.0	WLS 26	BF 3	H 3	R 3	ER 2	SO 2	BB 2	IBB 0	HBP 0	BLK 0	WP 0	HR 0	S 57	P 90	ERA 4.50	WHIP 1.333				
85 Luis Cessa, R ERA: 4.76 52 Reiver Sanmartin, L ERA: 5.33 63 Fernando Cruz, R ERA: 0.76 43 Alexis Diaz, R ERA: 1.76	IP 1.0	WLS 3	BF 0	H 0	R 0	ER 0	SO 1	BB 0	IBB 0	HBP 0	BLK 0	WP 0	HR 7	S 11	P 11	ERA 0.00	WHIP 0.000				
63 Fernando Cruz, R ERA: 0.76 43 Alexis Diaz, R ERA: 1.76	IP 1.0	WLS 6	BF 2	H 0	R 0	ER 3	SO 1	BB 0	IBB 0	HBP 0	BLK 0	WP 0	HR 13	S 25	P 25	ERA 0.00	WHIP 3.000				
43 Alexis Diaz, R ERA: 1.76	IP 1.2	WLS L	BF 8	H 1	R 1	ER 0	SO 2	BB 0	IBB 1	HBP 1	BLK 0	WP 0	HR 19	S 22	P 22	ERA 0.00	WHIP 0.600				

Cincinnati Reds @ Pittsburgh Pirates
PNC Park, Pittsburgh, PA
Wed Sep 28 2022, 12:38 PM - 3:14 PM EDT
Att: 9,127 - Overcast - 57 F

AB 38
R 4
H 9
RBI 4
BB 4
SO 8
LOB 16



Batter	1	2	3	4	5	6	7	8	9	AB	R	H	RBI	BB	SO	LOB	TOP										
29 T.J. Friedl, L (1.7) OBP: 0.317, SLG: 0.443	L8		BB			P5		L6		3	0	0	0	1	0	0	Cincinnati Reds @ Chicago Cubs Wrigley Field, Chicago, IL Fri Sep 30 2022, 1:22 PM - 3:50 PM CDT Att: 24,297 - Sunny - 62 F										
6 Jonathan India, R (1.10) OBP: 0.324, SLG: 0.379	K		G4-3			G6-3		P4		4	0	0	0	0	1												
17 Kyle Farmer, R (1.5) OBP: 0.313, SLG: 0.387	G5-3					F9		F8		4	0	0	0	0	0												
27 Jake Fraley, L (1.9) OBP: 0.341, SLG: 0.483	HR					G6-3		1B		4	1	3	1	0	0												
7 Donovan Solano, R (1.3) OBP: 0.347, SLG: 0.396	K					BB		1B		3	0	1	0	1	2	1											
12 Spencer Steer, R (1.4) OBP: 0.315, SLG: 0.325	K					L1		FC4-6		3	0	0	0	1	3												
67 Michael Siani, L (1.8) OBP: 0.154, SLG: 0.154	P3					G3		G3-6		3	0	0	0	0	2												
2 Jose Barrero, R (1.6) OBP: 0.193, SLG: 0.219	K					F9		G6-3		3	0	0	0	0	1												
2B Austin Romine, R (1.2) OBP: 0.194, SLG: 0.261	K					K		G4-3		3	0	0	0	0	2												
Inning Stats	R: 0 E: 0 K: 1 S: 8	H: 0 LOB: 0 BB: 0 P: 13	R: 1 E: 0 K: 2 S: 13	H: 1 LOB: 0 BB: 21 P: 21	R: 0 E: 0 K: 2 S: 7	H: 0 LOB: 1 BB: 1 P: 16	R: 0 E: 0 K: 0 S: 8	H: 0 LOB: 0 BB: 0 P: 14	R: 0 E: 0 K: 1 S: 7	H: 0 LOB: 0 BB: 0 P: 9	R: 0 E: 0 K: 0 S: 6	H: 0 LOB: 0 BB: 0 P: 11	R: 0 E: 0 K: 0 S: 11	H: 2 LOB: 1 BB: 0 P: 13	R: 0 E: 0 K: 0 S: 6	H: 0 LOB: 0 BB: 0 P: 7		R: 0 E: 0 K: 1 S: 13	H: 1 LOB: 1 BB: 0 P: 17	1B: 3 2B: 0 3B: 0 HR: 1	SF: 0 SAC: 0 DP: 1 HBP: 0	WP: 0 PB: 0 SB: 0 CS: 0	PA: 32				
PITCHER	IP	WLS	BF	H	R	ER	SO	BB	IBB	HBP	BLK	WP	HR	S	P	ERA	WHIP										
41 Adrian Sampson, R (1.1) ERA: 3.1	7.0	W	25	3	1	1	6	2	0	0	0	0	1	60	97	1.29	0.714										
46 Erich Uelmen, R (8.1) ERA: 4.97	1.0		3	0	0	0	0	0	0	0	0	0	0	6	7	0.00	0.000										
50 Rowan Wick, R (9.1) ERA: 4.35	1.0		4	1	0	0	1	0	0	0	0	0	0	13	17	0.00	1.000										

AB	30
R	1
H	4
RBI	1
BB	2
SO	7
LOB	7



Batter	1	2	3	4	5	6	7	8	9	AB	R	H	RBI	BB	SO	LOB	BOTTOM										
43 Esteban Quiroz, L (1.4) OBP: 0.378, SLG: 0.303	G4-3	G2-3		P6			L7			4	0	0	0	0	1	Cincinnati Reds @ Chicago Cubs Wrigley Field, Chicago, IL Fri Sep 30 2022, 1:22 PM - 3:50 PM CDT Att: 24,297 - Sunny - 62 F											
27 Seiya Suzuki, R (1.9) OBP: 0.339, SLG: 0.438	G4-3		BB	L3		G4-3				4	1	1	0	0	0												
16 Patrick Wisdom, R (1.5) OBP: 0.303, SLG: 0.434	G3-1		K	P5		K				4	0	0	0	2	1												
8 Ian Happ, S (1.7) OBP: 0.342, SLG: 0.444	BB	BB	BB	P5			1B			3	2	2	0	1	0												
32 Franmil Reyes, R (1.10) OBP: 0.270, SLG: 0.360	BB	BB	BB	F9			P4			3	1	1	0	1	0		1										
2 Nico Hoerner, R (1.6) OBP: 0.330, SLG: 0.412	BB	BB	BB	F9			K			4	2	1	3	0	1		2										
7 Yan Gomes, R (1.2) OBP: 0.260, SLG: 0.361	G3-1		BB	L3			1B			4	0	2	1	0	0		1										
48 P.J. Higgins, R (1.3) OBP: 0.304, SLG: 0.385	L6		BB	G5-3			G4-3			3	0	0	0	1	0		3										
5 Christopher Morel, R (1.8) OBP: 0.311, SLG: 0.443	BB		F8	K						3	0	1	1	0	1		2										
Inning Stats	R: 0 E: 0 K: 0 S: 7	H: 0 LOB: 0 BB: 0 P: 10	R: 3 E: 0 K: 0 S: 17	H: 4 LOB: 1 BB: 0 P: 27	R: 3 E: 1 K: 1 S: 18	H: 2 LOB: 2 BB: 3 P: 37	R: 0 E: 0 K: 0 S: 6	H: 0 LOB: 0 BB: 0 P: 9	R: 0 E: 0 K: 0 S: 6	H: 0 LOB: 0 BB: 0 P: 7	R: 0 E: 0 K: 1 S: 8	H: 0 LOB: 0 BB: 0 P: 12	R: 0 E: 0 K: 1 S: 12	H: 0 LOB: 0 BB: 0 P: 17	R: 0 E: 0 K: 1 S: 9		H: 2 LOB: 2 BB: 0 P: 12	R: 0 E: 0 K: 1 S: 9	H: 2 LOB: 2 BB: 0 P: 12	1B: 4 2B: 4 3B: 0 HR: 0	SF: 0 SAC: 0 DP: 0 HBP: 0	WP: 0 PB: 0 SB: 0 CS: 0	PA: 35				
PITCHER	IP	WLS	BF	H	R	ER	SO	BB	IBB	HBP	BLK	WP	HR	S	P	ERA	WHIP										
51 Graham Ashcraft, R (1.1) ERA: 4.52	2.2	L	16	6	6	5	1	2	0	0	0	0	0	39	67	16.88	3.000										
42 Connor Overton, R (3.1) ERA: 2.73	5.1		19	2	0	0	3	1	0	0	0	0	0	44	64	0.00	0.562										

AB	32
R	6
H	8
RBI	5
BB	3
SO	4
LOB	11



Batter	1	2	3	4	5	6	7	8	9	AB	R	H	RBI	BB	SO	LOB	TOP										
6 Jonathan India, R OBP: 0.321, SLG: 0.375										4	0	0	0	0	1	1											
12 Spencer Steer, R OBP: 0.313, SLG: 0.333										4	1	1	0	0	0	1											
73 Chuckie Robinson, R OBP: 0.096, SLG: 0.173										0	0	0	0	0	0	0											
17 Kyle Farmer, R OBP: 0.314, SLG: 0.388										4	0	2	1	0	1	0											
7 Donovan Solano, R OBP: 0.343, SLG: 0.390										4	0	0	0	0	0	2											
57 Stuart Fairchild, R OBP: 0.323, SLG: 0.453										3	0	0	0	0	0	0											
27 Jake Fraley, L OBP: 0.343, SLG: 0.483										0	0	0	0	1	0	0											
44 Aristides Aquino, R OBP: 0.249, SLG: 0.367										3	0	0	0	0	1	1											
29 TJ Friedl, L OBP: 0.317, SLG: 0.443										3	0	0	0	0	1	1											
35 Alejo Lopez, S OBP: 0.327, SLG: 0.346										3	0	0	0	0	2	1											
4 Matt Reynolds, R OBP: 0.321, SLG: 0.336										3	0	0	0	0	1	0											
2 Jose Barrero, R OBP: 0.189, SLG: 0.215										3	0	0	0	0	2	1											
2B Austin Romine, R OBP: 0.189, SLG: 0.254										3	0	0	0	0	1	0											
67 Michael Siani, L OBP: 0.154, SLG: 0.154										0	0	0	0	0	0	0											
Inning Stats	R: 0 H: 1 E: 0 K: 1 S: 11	H: 1 LOB: 1 BB: 0 P: 16	R: 0 H: 1 E: 0 K: 1 S: 11	H: 1 LOB: 1 BB: 0 P: 20	R: 1 H: 2 E: 0 K: 0 S: 17	H: 2 LOB: 1 BB: 0 P: 26	R: 0 H: 0 E: 0 K: 1 S: 10	H: 0 LOB: 0 BB: 0 P: 12	R: 0 H: 0 E: 0 K: 2 S: 7	H: 0 LOB: 0 BB: 0 P: 10	R: 0 H: 0 E: 0 K: 1 S: 8	H: 0 LOB: 0 BB: 0 P: 11	R: 0 H: 0 E: 1 K: 0 S: 3	H: 0 LOB: 1 BB: 0 P: 4	R: 0 H: 0 E: 1 K: 0 S: 7	H: 0 LOB: 1 BB: 1 P: 8	R: 0 H: 0 E: 0 K: 1 S: 9	H: 0 LOB: 1 BB: 1 P: 16	1B: 2 2B: 2 3B: 0 HR: 0	SF: 0 SAC: 0 DP: 0 HBP: 0	WP: 0 PB: 0 SB: 0 CS: 0	PA: 33					
PITCHER	IP	WLS	BF	H	R	ER	SO	BB	IBB	HBP	BLK	WP	HR	S	P	ERA	WHIP										
11 Drew Smyly, L ERA: 3.47	3.0		13	4	1	1	2	0	0	0	0	0	0	39	62	3.00	1.333										
73 Albert Alzola, R ERA: 4.09	3.0		9	0	0	0	4	0	0	0	0	0	0	25	33	0.00	0.000										
20 Wade Miley, L ERA: 3.16	2.0	W	7	0	0	0	0	0	0	0	0	0	0	10	12	0.00	0.000										
39 Manuel Rodriguez, R ERA: 2.7	0.2	H	3	0	0	0	0	1	0	0	0	0	0	6	13	0.00	1.500										
47 Brandon Hughes, L ERA: 3.92	0.1	S	1	0	0	0	1	0	0	0	0	0	0	3	3	0.00	0.000										

Cincinnati Reds @ Chicago Cubs
Wrigley Field, Chicago, IL
Sat Oct 01 2022, 1:23 PM - 3:53 PM CDT
Att: 31,256 - Sunny - 64 F

AB 32
R 1
H 4
RBI 1
BB 1
SO 7
LOB 7



Batter	1	2	3	4	5	6	7	8	9	AB	R	H	RBI	BB	SO	LOB	BOTTOM										
40 Willson Contreras, R OBP: 0.345, SLG: 0.461										3	0	0	0	1	0	2											
27 Seiya Suzuki, R OBP: 0.340, SLG: 0.445										3	1	1	1	1	1	3											
8 Ian Happ, S OBP: 0.343, SLG: 0.443										2	0	0	0	2	0	1											
16 Patrick Wisdom, R OBP: 0.300, SLG: 0.430										4	0	0	0	0	4	3											
2 Nico Hoerner, R OBP: 0.327, SLG: 0.408										4	0	0	0	0	0	1											
32 Franmil Reyes, R OBP: 0.266, SLG: 0.357										4	0	0	0	0	2	0											
13 David Bote, R OBP: 0.306, SLG: 0.399										2	1	0	0	1	0	0											
36 Alfonso Rivas III, L OBP: 0.321, SLG: 0.314										1	0	0	0	0	0	0											
4 Nelson Velazquez, R OBP: 0.273, SLG: 0.352										2	0	1	1	0	1	0											
5 Christopher Morel, R OBP: 0.314, SLG: 0.443										2	0	1	0	1	0	0											
Inning Stats	R: 0 H: 0 E: 0 K: 2 S: 9	H: 0 LOB: 1 BB: 1 P: 16	R: 1 H: 1 E: 0 K: 1 S: 16	H: 1 LOB: 3 BB: 3 P: 31	R: 0 H: 0 E: 0 K: 1 S: 6	H: 0 LOB: 0 BB: 0 P: 9	R: 0 H: 1 E: 0 K: 0 S: 12	H: 1 LOB: 2 BB: 0 P: 20	R: 0 H: 0 E: 0 K: 1 S: 12	H: 0 LOB: 1 BB: 1 P: 19	R: 0 H: 0 E: 0 K: 2 S: 9	H: 0 LOB: 0 BB: 0 P: 14	R: 1 H: 1 E: 0 K: 1 S: 15	H: 1 LOB: 1 BB: 1 P: 24	R: 0 H: 0 E: 0 K: 0 S: 9	H: 0 LOB: 0 BB: 0 P: 13	1B: 1 2B: 0 3B: 1 HR: 1	SF: 0 SAC: 0 DP: 0 HBP: 1	WP: 0 PB: 0 SB: 0 CS: 0	PA: 34							
PITCHER	IP	WLS	BF	H	R	ER	SO	BB	IBB	HBP	BLK	WP	HR	S	P	ERA	WHIP										
40 Nick Lodolo, L ERA: 3.66	5.0		23	2	1	1	5	5	0	0	0	0	0	55	95	1.80	1.400										
58 Derek Law, R ERA: 3.5	1.2	L	7	1	1	1	2	1	0	0	0	0	1	19	30	5.40	1.200										
46 Buck Farmer, R ERA: 3.97	1.1		4	0	0	0	1	0	0	0	0	0	0	14	21	0.00	0.000										

Cincinnati Reds @ Chicago Cubs
Wrigley Field, Chicago, IL
Sat Oct 01 2022, 1:23 PM - 3:53 PM CDT
Att: 31,256 - Sunny - 64 F

AB 27
R 2
H 3
RBI 2
BB 6
SO 8
LOB 10



Batter	1	2	3	4	5	6	7	8	9	AB	R	H	RBI	BB	SO	LOB	TOP										
29 TJ Friedl, L OBP: 0.313, SLG: 0.435	G4-3	G4-3			K		K			4	0	0	0	0	2	3	Cincinnati Reds @ Chicago Cubs Wrigley Field, Chicago, IL Sun Oct 02 2022, 1:21 PM - 4:14 PM CDT Att: 30,029 - Partly Cloudy - G3 F										
6 Jonathan India, R OBP: 0.325, SLG: 0.377	27 BB		G6-3		1B		2H 1B			3	0	2	1	1	0	0											
17 Kyle Farmer, R OBP: 0.346, SLG: 0.385	K		G4-3		G5-3		F7			4	0	0	0	0	1	3											
27 Jake Fraley, L OBP: 0.346, SLG: 0.480	1B					G4-3		K		3	0	1	0	1	1	0											
7 Donovan Solano, R OBP: 0.338, SLG: 0.384	K		G4-3			K		K		4	0	0	0	0	3	3											
57 Stuart Fairchild, R OBP: 0.303, SLG: 0.444			G5-3		K			K		4	0	1	0	0	2	0											
35 Alejo Lopez, S OBP: 0.325, SLG: 0.343		73 2B			G3			G4-3		4	0	1	0	0	0	1											
67 Michael Siani, L OBP: 0.176, SLG: 0.176			K		K		73 6 1B	F7		4	1	1	0	0	2	1											
73 Chuckie Robinson, R OBP: 0.107, SLG: 0.196					G4-3		G5-3	K		4	0	1	0	0	1	1											
Inning Stats	R: 0 E: 0 K: 2 S: 9	H: 1 LOB: 2 BB: 1 P: 15	R: 0 E: 0 K: 1 S: 10	H: 2 LOB: 1 BB: 0 P: 13	R: 0 E: 0 K: 0 S: 10	H: 0 LOB: 1 BB: 1 P: 17	R: 0 E: 0 K: 2 S: 8	H: 0 LOB: 0 BB: 0 P: 9	R: 0 E: 0 K: 1 S: 8	H: 1 LOB: 1 BB: 0 P: 12	R: 0 E: 0 K: 1 S: 10	H: 1 LOB: 1 BB: 0 P: 15	R: 1 E: 0 K: 1 S: 12	H: 2 LOB: 1 BB: 0 P: 18	R: 0 E: 0 K: 3 S: 11	H: 0 LOB: 0 BB: 0 P: 14	R: 0 E: 0 K: 1 S: 7	H: 0 LOB: 0 BB: 0 P: 7	1B: 6 2B: 1 3B: 0 HR: 0	SF: 0 SAC: 0 DP: 0 HBP: 0	WP: 0 PB: 0 SB: 0 CS: 0	PA: 36					
PITCHER	IP	WLS	BF	H	R	ER	SO	BB	IBB	HBP	BLK	WP	HR	S	P	ERA	WHIP										
0 Marcus Stroman, R ERA: 3.5	6.0	W	25	5	0	0	7	2	0	0	0	0	0	55	81	0.00	1.167										
62 Mark Leiter Jr., R ERA: 4.05	1.0		5	2	1	1	1	0	0	0	0	0	0	12	18	9.00	2.000										
50 Rowan Wick, R ERA: 4.29	1.0		3	0	0	0	3	0	0	0	0	0	0	11	14	0.00	0.000										
46 Erich Uelmen, R ERA: 4.78	1.0		3	0	0	0	1	0	0	0	0	0	0	7	7	0.00	0.000										

Batter	1	2	3	4	5	6	7	8	9	AB	R	H	RBI	BB	SO	LOB	BOTTOM										
6 Zach McKinstry, L OBP: 0.266, SLG: 0.344	2B		G4-3		G3		K			5	1	1	0	0	2	5	Cincinnati Reds @ Chicago Cubs Wrigley Field, Chicago, IL Sun Oct 02 2022, 1:21 PM - 4:14 PM CDT Att: 30,029 - Partly Cloudy - G3 F										
40 Wilson Contreras, R OBP: 0.346, SLG: 0.458	2 SAFE									3	1	0	0	1	0	0											
36 Alfonso Rivas III, L OBP: 0.321, SLG: 0.314	8 BB 2 FC3-4 HBP		G5-3		L8		G5-3		FC6-4 8 BB	0	0	0	0	0	0	0											
27 Seiya Suzuki, R OBP: 0.343, SLG: 0.446	FC3-4 2 BB 32 1B				8 2B 2 SF7 1B		F9		K	4	2	2	0	1	1	1											
8 Ian Happ, S OBP: 0.347, SLG: 0.447	2 FC3-4 BB				2 SF7 2B		F9		FC6-4 2 1B	4	0	3	1	1	0	0											
2 Nico Hoerner, R OBP: 0.326, SLG: 0.407	FC3-4 48 BB 4 2B		F8		SF7				FC6-4 32 2B 4 3B 1B	4	2	1	2	0	0	6											
32 Franmil Reyes, R OBP: 0.269, SLG: 0.360	48 BB 4 2B		L7		G5-3				K	5	2	2	1	0	1	5											
48 P.J. Higgins, R OBP: 0.303, SLG: 0.379	4 2B BB				G5-3		L9		K	3	0	0	0	1	1	2											
13 David Bote, R OBP: 0.303, SLG: 0.393	K				G6-3		K		K	4	0	1	0	0	2	5											
4 Nelson Velázquez, R OBP: 0.282, SLG: 0.374					F8				3B	3	0	2	4	1	0	1											
Inning Stats	R: 5 E: 0 K: 2 S: 31	H: 3 LOB: 2 BB: 3 P: 51	R: 0 E: 0 K: 0 S: 9	H: 2 LOB: 0 BB: 0 P: 14	R: 0 E: 0 K: 0 S: 9	H: 1 LOB: 1 BB: 0 P: 16	R: 1 E: 0 K: 0 S: 15	H: 2 LOB: 1 BB: 0 P: 25	R: 0 E: 0 K: 0 S: 13	H: 0 LOB: 1 BB: 1 P: 21	R: 0 E: 0 K: 0 S: 6	H: 0 LOB: 0 BB: 0 P: 8	R: 2 E: 0 K: 3 S: 17	H: 3 LOB: 1 BB: 0 P: 27	R: 0 E: 0 K: 2 S: 14	H: 1 LOB: 2 BB: 1 P: 26	1B: 6 2B: 5 3B: 1 HR: 0	SF: 1 SAC: 0 DP: 0 HBP: 1	WP: 0 PB: 0 SB: 0 CS: 0	PA: 42							
PITCHER	IP	WLS	BF	H	R	ER	SO	BB	IBB	HBP	BLK	WP	HR	S	P	ERA	WHIP										
48 Chase Anderson, R ERA: 6.56	0.1	L	7	2	5	5	0	3	0	0	0	0	0	20	37	135.00	15.000										
63 Fernando Cruz, R ERA: 0.66	1.2		8	3	0	0	2	0	0	0	0	0	0	20	28	0.00	1.800										
66 Joel Kuhnel, R ERA: 5.77	2.0		9	3	1	1	0	0	0	0	0	0	0	24	41	4.50	1.500										
52 Reiver Sanmartin, L ERA: 6.11	2.0		7	0	0	0	0	1	0	0	0	0	0	19	29	0.00	0.500										
79 Ian Gibaut, R ERA: 4.63	1.0		6	3	2	2	3	0	0	0	0	0	0	17	27	18.00	3.000										
PITCHER	IP	WLS	BF	H	R	ER	SO	BB	IBB	HBP	BLK	WP	HR	S	P	ERA	WHIP										
54 Hunter Strickland, R ERA: 4.99	1.0		5	1	0	0	2	1	0	0	0	0	0	14	26	0.00	2.000										

Batter	1	2	3	4	5	6	7	8	9	AB R H RBI BB SO LOB	TOP									
6 Zach McKinstry, L OBP: 0.271, SLG: 0.344										3 1 1 0 1 2 1	Chicago Cubs @ Cincinnati Reds Great American Ball Park, Cincinnati, OH Mon Oct 03 2022, 6:42 PM - 9:12 PM EDT Att: 11,291 - Clear - 66 F									
43 Esteban Quiroz, L OBP: 0.390, SLG: 0.286										2 0 0 0 1 2 1										
27 Seiya Suzuki, R OBP: 0.340, SLG: 0.441										4 0 0 0 0 1 4										
8 Ian Happ, S OBP: 0.344, SLG: 0.444										4 0 0 0 0 2 1										
2 Nico Hoerner, R OBP: 0.324, SLG: 0.404										3 0 0 0 0 0 0										
32 Franmil Reyes, R OBP: 0.269, SLG: 0.358										2 0 0 0 1 0 0										
36 Alfonso Rivas III, L OBP: 0.321, SLG: 0.312										2 0 0 0 1 1 1										
7 Yan Gomes, R OBP: 0.260, SLG: 0.365										3 0 1 0 0 1 1										
5 Christopher Morel, R OBP: 0.312, SLG: 0.439										3 0 0 0 0 0 2										
Inning Stats	R: 0 E: 0 K: 3 S: 10	H: 0 LOB: 0 BB: 0 P: 17	R: 0 E: 0 K: 2 S: 16	H: 1 LOB: 1 BB: 1 P: 22	R: 0 E: 0 K: 2 S: 12	H: 0 LOB: 0 BB: 0 P: 9	R: 0 E: 0 K: 1 S: 7	H: 0 LOB: 0 BB: 0 P: 14	R: 0 E: 0 K: 0 S: 9	H: 1 LOB: 1 BB: 0 P: 14		R: 0 E: 0 K: 0 S: 7	H: 0 LOB: 0 BB: 0 P: 9	R: 0 E: 0 K: 1 S: 7	H: 0 LOB: 0 BB: 1 P: 12	R: 1 E: 0 K: 0 S: 10	H: 0 LOB: 0 BB: 2 P: 20	1B: 1 2B: 2 HR: 0	SF: 0 SAC: 0 DP: 3 HBP: 1	WP: 0 PB: 0 SB: 2 CS: 0
PITCHER	IP WLS BF H R ER SO BB IBB HBP BLK WP HR S P ERA WHIP											IP WLS BF H R ER SO BB IBB HBP BLK WP HR S P ERA WHIP								
21 Hunter Greene, R ERA: 4.44	6.0 W 21 2 0 0 8 1 0 1 0 0 0 65 90 0.00 0.500																			
58 Derek Law, R ERA: 3.32	1.0 H 3 0 0 0 0 0 0 0 0 0 7 9 0.00 0.000																			
46 Buck Farmer, R ERA: 3.88	1.0 H 3 0 0 0 1 1 0 0 0 0 0 7 12 0.00 1.000																			
43 Alexis Diaz, R ERA: 1.88	1.0 S 4 0 1 1 0 2 0 0 0 0 0 0 10 20 9.00 2.000																			

Batter	1	2	3	4	5	6	7	8	9	AB R H RBI BB SO LOB	BOTTOM									
29 TJ Friedl, L OBP: 0.314, SLG: 0.436										2 0 1 0 0 0 0	Chicago Cubs @ Cincinnati Reds Great American Ball Park, Cincinnati, OH Mon Oct 03 2022, 6:42 PM - 9:12 PM EDT Att: 11,291 - Clear - 66 F									
57 Stuart Fairchild, R OBP: 0.354, SLG: 0.457										2 1 1 0 0 1 0										
6 Jonathan India, R OBP: 0.329, SLG: 0.380										3 0 1 1 1 0 1										
17 Kyle Farmer, R OBP: 0.314, SLG: 0.387										4 0 0 0 0 1 3										
27 Jake Fraley, L OBP: 0.340, SLG: 0.471										3 0 2 0 1 0 0										
7 Donovan Solano, R OBP: 0.343, SLG: 0.387										4 0 0 0 0 2 5										
12 Spencer Steer, R OBP: 0.300, SLG: 0.318										3 0 0 0 0 2 2										
44 Aristides Aquino, R OBP: 0.246, SLG: 0.363										2 1 0 0 1 1 1										
2 Jose Barrero, R OBP: 0.192, SLG: 0.213										3 0 0 0 0 2 1										
2B Austin Romine, R OBP: 0.185, SLG: 0.248										1B: 3 2B: 3 HR: 0										
Inning Stats	R: 0 E: 0 K: 1 S: 9	H: 0 LOB: 0 BB: 0 P: 14	R: 0 E: 0 K: 1 S: 11	H: 1 LOB: 1 BB: 0 P: 15	R: 2 E: 1 K: 1 S: 11	H: 2 LOB: 1 BB: 1 P: 20	R: 0 E: 0 K: 1 S: 9	H: 1 LOB: 1 BB: 0 P: 15	R: 0 E: 0 K: 1 S: 6	H: 0 LOB: 0 BB: 0 P: 9	R: 0 E: 0 K: 1 S: 10	H: 0 LOB: 0 BB: 0 P: 13	R: 0 E: 0 K: 3 S: 10	H: 0 LOB: 0 BB: 0 P: 13	R: 1 E: 0 K: 1 S: 12	H: 2 LOB: 2 BB: 2 P: 26	1B: 3 2B: 3 HR: 0	SF: 0 SAC: 0 DP: 1 HBP: 2	WP: 1 PB: 0 SB: 1 CS: 2	PA: 33
PITCHER	IP WLS BF H R ER SO BB IBB HBP BLK WP HR S P ERA WHIP											IP WLS BF H R ER SO BB IBB HBP BLK WP HR S P ERA WHIP								
19 Hayden Wesneski, R ERA: 2.18	6.0 L 24 4 2 1 6 1 0 2 0 0 0 0 10 13 1.50 0.833																			
59 Michael Rucker, R ERA: 4.02	1.0 3 0 0 0 3 0 0 0 0 0 0 10 13 0.00 0.000																			
39 Manuel Rodriguez, R ERA: 3.25	0.1 5 2 1 1 1 2 0 0 0 0 1 0 10 24 27.00 12.000																			
46 Erich Uelmen, R ERA: 4.67	0.2 1 0 0 0 0 0 0 0 0 0 0 0 2 2 0.00 0.000																			

Batter	1	2	3	4	5	6	7	8	9	AB	R	H	RBI	BB	SO	LOB	TOP					
43 Esteban Quiroz, L OBP: 0.356, SLG: 0.256	F9		L4			K		G3-1		4	0	0	0	0	1	2						
40 Wilson Contreras, R OBP: 0.369, SLG: 0.469	K			HR						3	1	2	1	1	1	0						
27 Seiya Suzuki, R OBP: 0.337, SLG: 0.437	K			G4-3				FC4		4	0	0	0	0	2	3						
8 Ian Happ, S OBP: 0.342, SLG: 0.441	F9			G6-3				F8		4	0	0	0	0	0	4						
2 Nico Hoerner, R OBP: 0.324, SLG: 0.409	F9			G4-3						4	1	1	1	0	1	0						
32 Franmil Reyes, R OBP: 0.289, SLG: 0.356																						
6 Zach McKinstry, L OBP: 0.271, SLG: 0.344																						
16 Patrick Wisdom, R OBP: 0.298, SLG: 0.427																						
36 Alfonso Rivas III, L OBP: 0.320, SLG: 0.308																						
5 Christopher Morel, R OBP: 0.309, SLG: 0.436																						
Inning Stats	R: 0 K: 2 S: 9	H: 0 LOB: 0 BB: 12	R: 0 K: 0 S: 5	H: 0 LOB: 0 BB: 6	R: 0 K: 1 S: 9	H: 0 LOB: 1 BB: 15	R: 1 K: 0 S: 8	H: 1 LOB: 0 BB: 11	R: 0 K: 1 S: 7	H: 0 LOB: 0 BB: 0	R: 0 K: 2 S: 14	H: 0 LOB: 2 BB: 28	R: 1 K: 3 S: 11	H: 1 LOB: 0 BB: 18	R: 0 K: 1 S: 10	H: 1 LOB: 2 BB: 14	R: 0 K: 2 S: 11	H: 0 LOB: 2 BB: 18	1B: 1 2B: 0 3B: 0 HR: 2	SF: 0 SAC: 0 DP: 0 HBP: 1	WP: 0 PB: 0 SB: 2 CS: 0	PA: 35
PITCHER	IP WLS BF H R ER SO BB IBB HBP BLK WP HR S P ERA WHIP																					
85 Luis Cessa, R ERA: 4.57	5.0 18 1 1 1 4 1 0 0 0 0 0 1 40 61 1.80 0.400																					
79 Ian Gibaut, R ERA: 4.5	1.0 4 0 0 0 2 1 0 0 0 0 0 0 12 24 0.00 1.000																					
63 Fernando Cruz, R ERA: 1.23	1.0 4 1 1 1 3 0 0 0 0 0 0 1 11 18 9.00 1.000																					
46 Buck Farmer, R ERA: 3.83	0.2 4 1 0 0 1 0 0 0 0 0 0 0 8 12 0.00 1.500																					
43 Alexis Diaz, R ERA: 1.84	1.1 W 5 0 0 0 2 0 0 1 0 0 0 0 13 20 0.00 0.000																					

Chicago Cubs @ Cincinnati Reds
Great American Ball Park, Cincinnati, OH
Tue Oct 04 2022, 6:41 PM - 9:33 PM EDT
Att: 13,738 - Partly Cloudy - 67 F

AB 32
R 2
H 3
RBI 2
BB 2
SO 12
LOB 13



Batter	1	2	3	4	5	6	7	8	9	AB	R	H	RBI	BB	SO	LOB	BOTTOM					
6 Jonathan India, R OBP: 0.327, SLG: 0.378	K		F9			P3				2	0	0	0	0	1	0						
4 Matt Reynolds, R OBP: 0.319, SLG: 0.333										2	0	0	0	0	0	1						
27 Jake Freley, L OBP: 0.343, SLG: 0.469	1B		F7							3	0	1	0	1	1	0						
17 Kyle Farmer, R OBP: 0.315, SLG: 0.386	1B									3	0	1	0	1	0	0						
7 Donovan Solano, R OBP: 0.339, SLG: 0.382	1B									4	0	0	0	0	2	5						
57 Stuart Fairchild, R OBP: 0.321, SLG: 0.442										3	1	0	0	1	1	3						
12 Spencer Steer, R OBP: 0.298, SLG: 0.326										4	0	1	1	0	2	0						
67 Michael Siani, L OBP: 0.200, SLG: 0.200										3	0	1	0	0	2	0						
2 Jose Barrero, R OBP: 0.194, SLG: 0.210										2	1	0	0	1	0	1						
73 Chuckie Robinson, R OBP: 0.136, SLG: 0.271										3	1	2	2	0	0	0						
Inning Stats	R: 0 K: 1 S: 13	H: 2 LOB: 1 BB: 0 P: 20	R: 0 K: 2 S: 12	H: 1 LOB: 0 BB: 0 P: 19	R: 0 K: 0 S: 6	H: 0 LOB: 0 BB: 0 P: 7	R: 0 K: 0 S: 9	H: 0 LOB: 0 BB: 0 P: 12	R: 0 K: 1 S: 9	H: 0 LOB: 0 BB: 0 P: 14	R: 0 K: 1 S: 17	H: 1 LOB: 3 BB: 2 P: 29	R: 2 K: 2 S: 14	H: 1 LOB: 0 BB: 1 P: 21	R: 0 K: 2 S: 11	H: 0 LOB: 0 BB: 0 P: 13	R: 1 K: 0 S: 1	H: 1 LOB: 1 BB: 1 P: 5	1B: 4 2B: 1 3B: 0 HR: 1	SF: 0 SAC: 0 DP: 1 HBP: 0	WP: 0 PB: 0 SB: 0 CS: 0	PA: 33
PITCHER	IP WLS BF H R ER SO BB IBB HBP BLK WP HR S P ERA WHIP																					
72 Javier Assad, R ERA: 3.11	5.1 20 1 2 2 5 2 0 0 0 0 0 1 32 48 6.75 1.125																					
71 Keegan Thompson, R ERA: 3.79	2.2 B 11 1 2 2 5 2 0 0 0 0 0 1 32 48 6.75 1.125																					
47 Brandon Hughes, L ERA: 3.18	0.0 L 2 1 1 1 0 1 0 0 0 0 0 0 1 5 ∞ ∞																					

Chicago Cubs @ Cincinnati Reds
Great American Ball Park, Cincinnati, OH
Tue Oct 04 2022, 6:41 PM - 9:33 PM EDT
Att: 13,738 - Partly Cloudy - 67 F

AB 29
R 3
H 6
RBI 3
BB 4
SO 9
LOB 10



